

San Francisco Giants - 1987

Batter	1	2	3	4	5	6	7	8	9	10	11	12	AB	R	H	RBI	BB	SO	LOB	TOP		
Marvell Wynne, L OBP: 0.200, SLG: 0.200	0-3 K		0-0 F8			0-0 G3		0-0 E7 1B		0-0 F7			5	0	1	1	0	1	2			
Garry Templeton, S OBP: 0.400, SLG: 0.250	0-0 4-3			0-0 F6			0-0 SH5-3 1B	0-0 G3		4-0 FC6-4 BB			4	1	1	0	1	0	1			
Tony Gwynn, L OBP: 0.250, SLG: 0.250	0-0 1-3			0-0 8-3 1B			0-0 SH5-3 1-3		0-3 K	0-0 FC6-4			4	0	1	0	0	1	3			
Carmelo Martinez, R OBP: 0.400, SLG: 1.000		0-0 HR		0-0 8-3 1-2f			0-0 1B 1B		0-0 4-3		0-0 F9		5	1	2	2	0	0	1			
Kevin Mitchell, R OBP: 0.400, SLG: 0.400		0-0 6-3			0-0 F8		0-0 1B 1B		0-0 1B		0-0 5-3		5	0	2	0	0	0	0			
Steve Garvey, R Jim Steels, L		0-0 5-3			0-0 F2		0-0 1B 1B		0-3 K2-3		0-0 F7		3	0	0	0	0	0	2			
Benito Santiago, R OBP: 0.200, SLG: 0.200		0-0 6-3			0-0 2-3				0-0 F3		0-0 FC5-6 1B		5	0	1	0	0	1	0			
Joey Cora, S OBP: 0.400, SLG: 0.400			0-0 L6			0-0 B5		0-0 S 1B		0-0 FC5-6 1B			5	1	2	0	0	0	1			
Eric Show, R Lance McCullers, S John Kruk, L Craig Lefferts, L Tim Flannery, L Dave Dravecky, R			0-0 F3			0-3 K		0-3 K		0-0 BB 1B		0-0 L4	3	0	0	0	0	2	1			
<b>Inning Stats</b>	R: 0 E: 0 K: 1 S: 5	H: 0 LOB: 0 BB: 0 P: 5	R: 1 E: 0 K: 0 S: 4	H: 1 LOB: 0 BB: 0 P: 4	R: 0 E: 0 K: 0 S: 3	H: 1 LOB: 0 BB: 0 P: 3	R: 0 E: 0 K: 1 S: 5	H: 0 LOB: 0 BB: 0 P: 5	R: 1 E: 0 K: 0 S: 5	H: 3 LOB: 1 BB: 0 P: 5	R: 1 E: 1 K: 1 S: 7	H: 2 LOB: 1 BB: 0 P: 7	R: 0 E: 0 K: 2 S: 8	H: 1 LOB: 1 BB: 0 P: 8	R: 0 E: 0 K: 0 S: 3	H: 0 LOB: 0 BB: 0 P: 3	R: 0 E: 0 K: 1 S: 5	H: 1 LOB: 0 BB: 0 P: 5	1B: 10 2B: 1 3B: 0 HR: 1	SF: 0 SAC: 1 DP: 2 HBP: 0	WP: 0 PB: 0 SB: 2 CS: 1	PA: 45
<b>PITCHER</b>	IP WLS BF H R ER SO P ERA WHIP																					
Mike Krukow, R ERA: 3.38	8.0	29	7	3	3	3	0	0	0	0	0	0	0	0	0	0	0	0	0	0	3.38	0.875
Scott Garrelts, R ERA:	2.0	10	3	0	0	2	1	0	0	0	0	0	0	0	0	0	0	0	0	0	0.00	2.000
Jeff Robinson, R ERA:	2.0	6	1	0	0	1	0	0	0	0	0	0	0	0	0	0	0	0	0	0	0.00	0.500

San Diego Padres @ San Francisco Giants  
Candlestick Park, San Francisco, CA  
Mon Apr 06 1987, 6:33 AM EDT  
Att. 52,020 - Unknown

AB	43
R	3
H	11
RBI	3
BB	1
SO	6
LOB	13



Batter	1	2	3	4	5	6	7	8	9	10	11	12	AB	R	H	RBI	BB	SO	LOB
Will Clark, L OBP: 0.500, SLG: 0.833 (1, 3)	0-0 F8		0-0 G6-4-3 1B		0-0 L9			0-0 2B 1-2 2B 1B		0-0 FC1-2 3B		0-0 1-3	6	1	3	0	0	0	1
Chris Brown, R OBP: 0.333, SLG: 0.400 (1, 5)	0-3 K		0-0 G6-4-3 1-2f		0-0 6-3			0-0 1-3 2-H 2B 2B		4-0 FC1-2 IBB		0-3 K	5	1	1	1	1	2	1
Jeffrey Leonard, R OBP: 0.500, SLG: 0.400 (1, 7)	0-0 6-3			0-0 5-3 1B		0-0 5-3		0-0 F4		4-0 FC1-2 IBB		0-0 1B 1B	5	1	2	0	1	0	3
Candy Maldonado, R OBP: 0.500, SLG: 0.667 Scott Garrelts, R (9, 1)		4-0 5-3 S BB		0-0 5-3		0-0 L8		0-0		0-0 FC1-2 5-3		0-0 1B 1B	3	0	1	2	1	0	1
Joel Youngblood, R (10, PH)				1-2				2-H 3-H 2B		1-2 2-3 3-H 1B		1-2 1B	0	0	0	0	0	0	0
Jeff Robinson, R (11, 1)													0	0	0	0	0	0	0
Bob Melvin, R OBP: 1.000, SLG: 1.000 (12, PH)													1	0	1	0	0	0	0
Chili Davis, S OBP: 0.500, SLG: 0.250 (9, 9)		4-0 5-3 1-2 BB		0-0 F7		0-0 B5-3		4-0 FC4-6 IBB		0-0 5-3		0-0 1-2 2-H	4	0	1	1	2	0	4
Bob Brenly, R (1, 2)		0-3 K		0-3 K		0-0 F8		0-0 FC4-6 1-2f				0-0 F3	5	0	0	0	0	2	5
Robby Thompson, R (1, 4)		0-0 5-3 1-2 2-3		0-3 K		0-3 K		0-0 L5				1-0 HBP	4	0	0	0	0	2	2
Jose Uribe, S OBP: 0.500, SLG: 0.500 Eddie Milner, L (8, PH) (9, 8)		0-0 F6		0-0 SH1-4 1B		0-3 K		0-0 4-3		0-0 F7		0-0 F9	2	0	1	0	0	0	2
Mike Krukow, R (1, 1)			0-3 K		0-0 SH1-4		0-0 4-3		0-0 F8		0-0 4-3	1	0	0	0	0	1	0	
Mike Aldrete, L (8, PH)					0-0 SH1-4								0	0	0	0	1	0	0
Chris Speier, R (8, PR) (9, 6)					1-2								2	1	0	0	0	0	1

Inning Stats	R: 0	H: 0	E: 0	K: 1	S: 5	LOB: 0	BB: 0	P: 5	R: 0	H: 0	E: 0	K: 1	S: 5	LOB: 2	BB: 2	P: 13	R: 0	H: 1	E: 0	K: 1	S: 5	LOB: 0	BB: 0	P: 5	R: 0	H: 1	E: 0	K: 1	S: 6	LOB: 1	BB: 0	P: 6	R: 0	H: 1	E: 0	K: 1	S: 6	LOB: 1	BB: 0	P: 6	R: 0	H: 0	E: 0	K: 0	S: 3	LOB: 0	BB: 0	P: 3	R: 0	H: 0	E: 0	K: 1	S: 5	LOB: 0	BB: 0	P: 5	R: 3	H: 3	E: 0	K: 0	S: 6	LOB: 2	BB: 2	P: 14	R: 0	H: 0	E: 0	K: 0	S: 3	LOB: 0	BB: 0	P: 3	R: 0	H: 1	E: 0	K: 0	S: 3	LOB: 2	BB: 2	P: 11	R: 0	H: 0	E: 0	K: 0	S: 3	LOB: 1	BB: 0	P: 4	R: 1	H: 3	E: 0	K: 1	S: 7	LOB: 2	BB: 0	P: 7	1B: 7	2B: 3	3B: 1	HR: 0	SF: 0	SAC: 1	DP: 2	HBP: 1	WP: 0	PA: 50
--------------	------	------	------	------	------	--------	-------	------	------	------	------	------	------	--------	-------	-------	------	------	------	------	------	--------	-------	------	------	------	------	------	------	--------	-------	------	------	------	------	------	------	--------	-------	------	------	------	------	------	------	--------	-------	------	------	------	------	------	------	--------	-------	------	------	------	------	------	------	--------	-------	-------	------	------	------	------	------	--------	-------	------	------	------	------	------	------	--------	-------	-------	------	------	------	------	------	--------	-------	------	------	------	------	------	------	--------	-------	------	-------	-------	-------	-------	-------	--------	-------	--------	-------	--------

PITCHER	IP	WLS	BF	H	R	ER	SO	BB	IBB	HBP	BLK	WP	HR	S	P	ERA	WHIP
Eric Show, R ERA: 3.68 (1, 1)	7.1		29	5	3	3	6	3	0	0	0	0	0	38	50	3.68	1.091
Lance McCullers, R ERA: (8, 1)	1.2		7	1	0	0	0	0	1	0	0	0	0	6	10	0.00	0.600
Craig Lefferts, L ERA: (10, 1)	2.0		9	1	0	0	0	0	2	1	0	0	0	6	15	0.00	0.500
Dave Dravecky, L ERA: 13.5 (12, 1)	0.2	L	5	3	1	1	1	0	0	0	0	0	0	7	7	13.50	4.500

**San Diego Padres @ San Francisco Giants**  
 Candlestick Park, San Francisco, CA  
 Mon Apr 06 1987, 6:33 AM EDT  
 Att: 52,020 - Unknown

AB	R	H	RBI	BB	SO	LOB
42	4	10	4	6	7	24

**GIANTS**

Batter	1	2	3	4	5	6	7	8	9	AB R H RBI BB SO LOB	TOP	
Stan Jefferson, S (1, 8) C X	0-1 1-3		1-2 6-3	0-2 L3			0-0 4-3			4 0 0 0 0 0 4	<b>San Diego Padres @ San Francisco Giants</b> Candlestick Park, San Francisco, CA Tue Apr 07 1987, 10:05 PM EDT Att. 11,670 - Unknown <a href="http://livebaseballscorecards.com">livebaseballscorecards.com</a>	
Garry Templeton, S (1, 6) OBP: 0.222, SLG: 0.125 B C F B F X	2-2 F8		1-1 F8		0-1 5-3		0-1 4-3			4 0 0 0 0 0 1		
Tony Gwynn, L (1, 9) OBP: 0.250, SLG: 0.250 B C X	1-1 3B 1B		0-3 K		2-3 K			0-0 1-3		4 1 1 0 0 2 0		
Carmelo Martinez, R (1, 7) OBP: 0.444, SLG: 1.111 Jim Steels, L (8, PR) (8, 7) B X	1-0 1-H 3B		3-2 E5 G1-6-3 1B E		3-1 5-3		1-0 2B			4 1 2 1 0 0 0 0 0 0 0 0 0 0		
Kevin Mitchell, R (1, 5) OBP: 0.333, SLG: 0.333 X	0-0 F8		1-0 E 1B G1-6-3 1-2		0-1 L6		3-3 K2-3			4 0 1 0 0 1 2		
Steve Garvey, R (1, 3) Craig Lefferts, L (8, 1) X		0-0 5-3		0-0 F5		1-0 F8		1-2 F9		4 0 0 0 0 0 3 0 0 0 0 0 0 0		
Benito Santiago, R (1, 2) OBP: 0.333, SLG: 0.667 C B B T C X		2-2 HR		2-2 G1-6-3		0-1 6-3		1-2 4-6 SH3 1B		4 1 2 1 0 0 2		
Joey Cora, S (1, 4) OBP: 0.500, SLG: 0.333 B T B T C B X		2-2 2-3		4-0 E IBB		4-1 4-3 SH1-4 BB		0-0 SH3		1 0 0 0 2 0 0		
Ed Whitson, R (1, 1) John Kruk, L (8, 3) OBP: 0.500, SLG: 0.500 C B T T C B X		1-3 K		1-0 FC6		0-2 SH1-4		2-2 4-6		2 0 0 0 0 1 2 1 0 0 0 0 0 1		
<b>Inning Stats</b>	R: 1 H: 2 E: 0 LOB: 1 K: 0 BB: 0 S: 10 P: 14	R: 1 H: 1 E: 0 LOB: 0 K: 1 BB: 0 S: 12 P: 17	R: 0 H: 0 E: 0 LOB: 0 K: 1 BB: 0 S: 9 P: 11	R: 1 H: 1 E: 2 LOB: 3 K: 0 BB: 1 S: 12 P: 23	R: 0 H: 0 E: 0 LOB: 0 K: 1 BB: 0 S: 7 P: 12	R: 0 H: 0 E: 0 LOB: 0 K: 0 BB: 0 S: 5 P: 6	R: 0 H: 0 E: 0 LOB: 1 K: 0 BB: 1 S: 7 P: 11	R: 0 H: 1 E: 0 LOB: 1 K: 1 BB: 0 S: 8 P: 13	R: 0 H: 1 E: 0 LOB: 0 K: 0 BB: 0 S: 8 P: 11	1B: 3 SF: 0 2B: 2 SAC: 2 3B: 1 DP: 1 HR: 1 HBP: 0		WP: 0 PA: 36 PB: 0 SB: 0 CS: 0
<b>PITCHER</b> Michael LaCoss, R (1, 1) ERA: 2.45 Jeff Robinson, R (8, 1) ERA:	IP WLS BF H R ER SO BB IBB HBP BLK WP HR S P ERA WHIP	7.1 W 31 5 3 2 3 1 1 0 0 0 1 64 97 2.46 0.818	1.2 S 5 1 0 0 1 0 0 0 0 0 0 0 14 21 0.00 0.600									IP WLS BF H R ER SO BB IBB HBP BLK WP HR S P ERA WHIP

AB	32
R	3
H	6
RBI	2
BB	2
SO	4
LOB	15



Batter	1	2	3	4	5	6	7	8	9
Will Clark, L OBP: 0.400, SLG: 0.600 (1, 3)	1-1 PB E 2B 1B		2-1 L7		2-2 L9			2-1 F9	
Chris Brown, R OBP: 0.300, SLG: 0.333 (1, 5)	1-2 FC1 PB 2B		0-0 F8		0-0 1-3			1-2 1B	
Jeffrey Leonard, R OBP: 0.400, SLG: 0.444 (1, 7)	1-2 CS 1-H 2-H 2B		1-1 E4		0-0 6-3			0-0 F6	
Candy Maldonado, R OBP: 0.250, SLG: 0.286 (1, 9)	0-0 5-3		0-3 K		0-0 F8			2-1 F7	
Chili Davis, S OBP: 0.444, SLG: 0.167 (1, 8)	4-1 2-3 BB		0-0 L9		1-0 F6				
Bob Melvin, R OBP: 0.750, SLG: 2.250 (1, 2)	1-0 5-3		2-2 HR		1-0 HR				
Robby Thompson, R (1, 4)		1-1 G4-1	2-3 K		1-1 F5				
Jose Uribe, S OBP: 0.200, SLG: 0.200 (1, 6)		2-0 F7	0-0 5-3		0-3 K				
Michael LaCoss, R (1, 1)		1-1 F8			0-1 5-3				
Jeff Robinson, R (8, 1)									

Inning Stats	R: 2	H: 2	E: 1	LOB: 1	K: 0	P: 20	R: 0	H: 0	E: 0	LOB: 0	K: 0	P: 5	R: 0	H: 0	E: 1	LOB: 1	K: 1	BB: 0	S: 8	R: 1	H: 1	E: 0	LOB: 0	K: 1	BB: 0	S: 11	R: 0	H: 0	E: 0	LOB: 0	K: 0	P: 8	R: 0	H: 0	E: 0	LOB: 0	K: 0	P: 4	R: 1	H: 1	E: 0	LOB: 0	K: 1	BB: 0	S: 7	P: 10	R: 0	H: 1	E: 0	LOB: 1	K: 0	BB: 0	S: 10	P: 14
--------------	------	------	------	--------	------	-------	------	------	------	--------	------	------	------	------	------	--------	------	-------	------	------	------	------	--------	------	-------	-------	------	------	------	--------	------	------	------	------	------	--------	------	------	------	------	------	--------	------	-------	------	-------	------	------	------	--------	------	-------	-------	-------

PITCHER	IP	WLS	BF	H	R	ER	SO	BB	IBB	HBP	BLK	WP	HR	S	P	ERA	WHIP
Ed Whitson, R ERA: 3.86 (1, 1)	7.0	L	27	4	4	3	3	1	0	0	0	0	2	52	77	3.86	0.714
Craig Lefferts, L ERA: (8, 1)	1.0		4	1	0	0	0	0	0	0	0	0	0	10	14	0.00	1.000

**BOTTOM**

**San Diego Padres @ San Francisco Giants**  
Candlestick Park, San Francisco, CA


Tue Apr 07 1987, 10:05 PM EDT  
Att. 11,670 - Unknown

AB	R	H	RBI	BB	SO	LOB
4	1	1	0	0	0	0
4	1	1	0	0	0	1
4	0	1	2	0	0	1
4	0	0	0	0	1	3
2	0	0	0	1	0	0
3	2	2	2	0	0	1
3	0	0	0	0	1	0
3	0	0	0	0	0	0
0	0	0	0	0	0	0

AB	30
R	4
H	5
RBI	4
BB	1
SO	3
LOB	6

**GIANTS**

WP	HR	S	P	ERA	WHIP
0	0	0	0	0	0

Batter	1	2	3	4	5	6	7	8	9	AB R H RBI BB SO LOB	TOP									
Stan Jefferson, S (1, 8) OBP: 0.125, SLG: 0.125	0-0 6-3		0-0 4-3			0-0 F9		0-0 CS 2-H 1B		4 0 1 1 0 0 2	<b>San Diego Padres @ San Francisco Giants</b> Candlestick Park, San Francisco, CA Wed Apr 08 1987, 6:33 AM EDT Att. 9,618 - Unknown  <b>livebaseballscorecards.com</b>  <b>AB 31</b> <b>R 1</b> <b>H 6</b> <b>RBI 1</b> <b>BB 0</b> <b>SO 7</b> <b>LOB 9</b>  									
Garry Templeton, S (1, 6) OBP: 0.154, SLG: 0.083	0-3 K			0-3 K		0-0 F8		0-0 CS 1-2	0-3 K	4 0 0 0 0 3 1										
Tony Gwynn, L (1, 9) OBP: 0.167, SLG: 0.167	0-0 6-3			0-0 4-3		0-0 G3			0-0 4-3	4 0 0 0 0 0 1										
Carmelo Martinez, R (1, 7) OBP: 0.308, SLG: 0.769		0-3 K		0-0 F8			0-3 K		0-0 L1	4 0 0 0 0 2 0										
Kevin Mitchell, R (1, 5) OBP: 0.333, SLG: 0.333		0-0 G6-3 1B			0-3 K		0-0 F9			3 0 1 0 0 1 0										
Steve Garvey, R (1, 3)		0-0 G6-3 1-2f			0-0 4-3		0-0 F4			3 0 0 0 0 0 1										
Benito Santiago, R (1, 2) OBP: 0.417, SLG: 0.750			0-0 6-3		0-0 S 1B			0-0 1B 2B		3 1 2 0 0 0 0										
Joey Cora, S (1, 4) OBP: 0.455, SLG: 0.444			0-0 6-3 2B		0-0 L5 1-2			0-3 K		3 0 1 0 0 1 2										
Andy Hawkins, R (1, 1)			0-0 6-3			0-0 1B		0-0 F7		1 0 0 0 0 0 1										
Jim Steels, L (6, PH) OBP: 0.333, SLG: 0.333										1 0 1 0 0 0 0										
Dave Dravecky, R (6, 1)										0 0 0 0 0 0 0										
John Kruk, L (8, PH) OBP: 0.333, SLG: 0.333										1 0 0 0 0 0 1										
Lance McCullers, S (8, 1)			2-3							0 0 0 0 0 0 0										
<b>Inning Stats</b>	R: 0 E: 0 K: 1 S: 5	H: 0 LOB: 0 BB: 0 P: 5	R: 0 E: 0 K: 1 S: 5	H: 1 LOB: 0 BB: 0 P: 5	R: 0 E: 0 K: 0 S: 4	H: 1 LOB: 1 BB: 0 P: 4	R: 0 E: 0 K: 1 S: 5	H: 0 LOB: 0 BB: 0 P: 5	R: 0 E: 0 K: 1 S: 6	H: 1 LOB: 1 BB: 0 P: 6	R: 0 E: 0 K: 1 S: 5	H: 0 LOB: 0 BB: 0 P: 5	R: 1 E: 0 K: 1 S: 6	H: 2 LOB: 0 BB: 0 P: 6	R: 0 E: 0 K: 1 S: 5	H: 0 LOB: 0 BB: 0 P: 5	1B: 4 2B: 2 3B: 0 HR: 0	SF: 0 SAC: 0 DP: 1 HBP: 0	WP: 0 PB: 0 SB: 1 CS: 1	PA: 32
<b>PITCHER</b>	IP WLS BF H R ER SO BB IBB HBP BLK WP HR S P ERA WHIP																			
Roger Mason, R (1, 1) ERA: 1.17	7.2 W 28 6 1 1 6 0 0 0 0 0 0 0 40 40 1.17 0.783																			
Scott Garrelts, R (8, 1) ERA:	1.1 S 3 0 0 0 1 0 0 0 0 0 0 0 5 5 0.00 0.000																			

Batter	1	2	3	4	5	6	7	8	9
Eddie Milner, L (1, 8) BBB	4-0 BB		0-0 6-3			0-0 1-3		0-0 F8	
Will Clark, L (1, 3) OBP: 0.308, SLG: 0.462 SSS	0-3 K			0-0 F7		0-3 K			
Jeffrey Leonard, R (1, 7) OBP: 0.462, SLG: 0.583 SSS	0-3 K			0-0 F8 HR 2B		0-0 1B			
Candy Maldonado, R (1, 9) OBP: 0.273, SLG: 0.300		0-0 G1-6-3 1B		0-0 F8 2-3		0-0 4-3			
Chris Brown, R (1, 5) OBP: 0.308, SLG: 0.583		0-0 G1-6-3 1-2f		0-0 HR 3-H		0-0 6-3			
Bob Melvin, R (1, 2) OBP: 0.429, SLG: 1.286		0-0 F7		0-0 F4		0-0 F7			
Robby Thompson, R (1, 4) Scott Garrelts, R (8, 1)			0-0 F9		4-0 CS BB	0-3 K			
Jose Uribe, S (1, 6) OBP: 0.250, SLG: 0.250			0-0 1B		0-3 K 1-2		0-3 K		
Roger Mason, R (1, 1) Chris Speier, R (8, 4) OBP: 0.333, SLG: 0.333			0-3 K		0-3 K		0-0 CS 1B		

Inning Stats	R: 0 E: 0 K: 2 S: 6	H: 0 LOB: 0 BB: 1 P: 10	R: 0 E: 0 K: 0 S: 3	H: 1 LOB: 0 BB: 0 P: 3	R: 0 E: 0 K: 1 S: 6	H: 1 LOB: 1 BB: 0 P: 6	R: 2 E: 0 K: 0 S: 5	H: 2 LOB: 0 BB: 0 P: 5	R: 0 E: 0 K: 2 S: 6	H: 0 LOB: 0 BB: 1 P: 10	R: 0 E: 0 K: 1 S: 6	H: 1 LOB: 1 BB: 0 P: 6	R: 0 E: 0 K: 1 S: 5	H: 0 LOB: 0 BB: 0 P: 5	R: 0 E: 0 K: 1 S: 5	H: 1 LOB: 0 BB: 0 P: 5
1B: 4 2B: 1 3B: 0 HR: 1	SF: 0 SAC: 0 DP: 1 HBP: 0	WP: 0 PB: 0 SB: 0 CS: 2														

PITCHER	IP	WLS	BF	H	R	ER	SO	BB	IBB	HBP	BLK	WP	HR	S	P	ERA	WHIP
Andy Hawkins, R (1, 1) ERA: 3.6	5.0	L	18	4	2	2	5	2	0	0	0	0	1	26	34	3.60	1.200
Dave Dravecky, L (6, 1) ERA: 3.38	2.0		7	1	0	0	2	0	0	0	0	0	0	11	11	0.00	0.500
Lance McCullers, R (8, 1) ERA:	1.0		3	1	0	0	1	0	0	0	0	0	0	5	5	0.00	1.000

**BOTTOM**

**San Diego Padres @ San Francisco Giants**  
Candlestick Park, San Francisco, CA

Wed Apr 08 1987, 6:33 AM EDT  
Att. 9,618 - Unknown

AB	26
R	2
H	6
RBI	2
BB	2
SO	8
LOB	8

WP	HR	S	P	ERA	WHIP
0	1	0	0	3.60	1.200

Batter	1	2	3	4	5	6	7	8	9	AB R H RBI BB SO LOB	TOP											
Will Clark, L (1, 3) OBP: 0.353, SLG: 0.500 Mike Aldrete, L (7, 3) OBP: 1.000, SLG: 1.000	0-0 HR 1B	0-0 F7			0-0 1B S 1B	0-0 SF8			0-0 FC5-4 1B	3 2 2 1 0 0 1 1 0 1 0 0 0 0												
Chili Davis, S (1, 8) OBP: 0.429, SLG: 0.545	0-0 1-H HR		0-0 F7		0-0 CS 1B 1B	0-0 4-3			0-0 FC5-4 G4-6-3 1-2f	5 1 2 2 0 0 1												
Jeffrey Leonard, R (1, 7) OBP: 0.563, SLG: 0.643 Eddie Milner, L (5, 8)	0-0 G5-4-3 1B		4-0 BB BB		0-0 1-2 3-H 2B 1B				0-0 G4-6-3 1-2f	2 1 2 1 1 0 0 2 0 0 0 0 1 1												
Candy Maldonado, R (1, 9) OBP: 0.333, SLG: 0.429	0-0 1-2f G5-4-3		0-0 F6		0-0 1-H 2-3 HR 2B			0-0 1B		4 1 2 1 0 0 2												
Chris Brown, R (1, 5) OBP: 0.294, SLG: 0.688	0-3 K		0-0 F8		0-0 2-H HR			0-3 K		4 1 1 2 0 2 2												
Bob Brenly, R (1, 2)		4-0 5-3 2B BB		0-3 K	4-0 BB			0-0 F7		2 1 0 0 2 1 1												
Robby Thompson, R (1, 4)		0-0 1-2 5-3		0-3 K	0-3 K			0-0 F6		4 0 0 0 0 2 2												
Jose Uribe, S (1, 6) OBP: 0.250, SLG: 0.333		0-0 F5		0-0 F8		0-0 SH1-3 SF8 2B		0-0 5-3		4 1 1 0 0 0 1												
Mark Davis, L (1, 1) OBP: 0.500, SLG: 1.000 Harry Spilman, L (8, PH) Greg Minton, S (8, 1) Jim Gott, R (9, 1)		0-0 2-H 2B		0-0 3-1	0-0 SH1-3			0-3 K		2 0 1 1 0 0 0 1 0 0 0 0 1 0 0 0 0 0 0 0 0 0 0 0 0 0 0 0												
<b>Inning Stats</b>	R: 2 E: 0 K: 1 S: 7	H: 3 LOB: 0 BB: 0 P: 7	R: 1 E: 0 K: 0 S: 4	H: 1 LOB: 1 BB: 1 P: 8	R: 0 E: 0 K: 0 S: 3	H: 0 LOB: 1 BB: 1 P: 7	R: 0 E: 0 K: 2 S: 7	H: 0 LOB: 0 BB: 0 P: 7	R: 4 E: 0 K: 1 S: 9	H: 5 LOB: 1 BB: 1 P: 13	R: 1 E: 0 K: 0 S: 4	H: 1 LOB: 0 BB: 0 P: 4	R: 0 E: 0 K: 2 S: 8	H: 1 LOB: 1 BB: 0 P: 8	R: 0 E: 0 K: 1 S: 5	H: 0 LOB: 0 BB: 0 P: 5	R: 0 E: 0 K: 0 S: 3	H: 1 LOB: 0 BB: 0 P: 3	1B: 7 2B: 3 3B: 0 HR: 2	SF: 1 SAC: 1 DP: 2 HBP: 0	WP: 0 PB: 0 SB: 1 CS: 1	PA: 39
<b>PITCHER</b>	IP WLS BF H R ER SO BB IBB HBP BLK WP HR S P ERA WHIP											<b>PITCHER</b>	IP WLS BF H R ER SO BB IBB HBP BLK WP HR S P ERA WHIP									
Bob Welch, R (1, 1) ERA: 13.5	4.2 L 23 9 7 7 3 2 0 0 0 0 2 27 35 13.50 2.357																					
Tim Leary, R (5, 1) ERA:	0.1 2 0 0 0 1 1 0 0 0 0 0 0 3 7 0.00 3.000																					
Jerry Reuss, L (6, 1) ERA: 4.5	2.0 8 2 1 1 2 0 0 0 0 0 0 0 12 12 4.50 1.000																					
Ken Howell, R (8, 1) ERA: 18.0	1.0 3 0 0 0 1 0 0 0 0 0 0 0 5 5 0.00 0.000																					
Brian Holton, R (9, 1) ERA:	1.0 3 1 0 0 0 0 0 0 0 0 0 0 3 3 0.00 1.000																					

San Francisco Giants @ Los Angeles Dodgers  
Dodger Stadium, Los Angeles, CA  
Thu Apr 09 1987, 7:05 PM PDT  
Att: 46,289 - Unknown

AB	34
R	8
H	12
RBI	8
BB	3
SO	7
LOB	11





Batter	1	2	3	4	5	6	7	8	9	AB	R	H	RBI	BB	SO	LOB
Steve Sax, R (1, 4) OBP: 0.389, SLG: 0.438	0-0 5-3		0-0 4-3		0-0 FC4-6 1B			0-0 1B 2B		4	0	2	0	0	0	0
Mike Ramsey, S (1, 8) OBP: 0.375, SLG: 0.500	0-0 1B SF7 1B		0-0 F8		0-0 FC4-6 1-2f			0-0 F7		4	1	1	0	0	0	2
Mariano Duncan, R (1, 6) OBP: 0.250, SLG: 0.200	0-0 1B 1-3 1B		0-3 K			0-3 K		0-0 G4-6-3 1B		4	0	2	0	0	2	0
Mike Marshall, R (1, 9) Ken Landreaux, L (7, 9) OBP: 0.267, SLG: 0.385 OBP: 0.100, SLG: 0.100	0-0 SF7			1-0 WP FC6 HBP		0-0 6-3		0-0 G4-6-3 1-2f		1	0	0	1	0	0	0
Franklin Stubbs, L (1, 7) OBP: 0.438, SLG: 0.625	0-0 1-3 1B		0-3 K		0-3 K			0-3 K		4	0	1	0	0	3	1
Tracy Woodson, R (1, 3) OBP: 0.125, SLG: 0.125	0-0 5-3		0-0 FC6		0-0 FC6 3-H		0-0 F7		0-0 1B 1B	4	0	1	0	0	0	3
Mike Scioscia, L (1, 2) Alex Trevino, R (8, 2) OBP: 0.400, SLG: 0.417		0-0 4-3		0-0 6-3		0-0 2B		0-3 K		3	0	1	0	0	0	1
Dave Anderson, R (1, 5) OBP: 0.250, SLG: 0.250		0-0 F8		0-0 F3		0-0 F3		0-0 1B 1B		4	0	1	0	0	0	1
Bob Welch, R (1, 1) Tim Leary, R (5, 1) Len Matuszek, L (5, PH) Jerry Reuss, L (6, 1) Pedro Guerrero, R (7, PH) Ken Howell, R (8, 1) Brian Holton, R (9, 1) Fernando Valenzuela, L (9, PH) OBP: 0.250, SLG: 0.250		0-0 4-3		0-0 4-3		0-3 K		0-3 K		1	0	0	0	0	0	0

Inning Stats	R: 1 E: 0 K: 0 S: 6	H: 3 LOB: 2 BB: 0 P: 6	R: 0 E: 0 K: 0 S: 3	H: 0 LOB: 0 BB: 0 P: 3	R: 0 E: 0 K: 1 S: 5	H: 0 LOB: 0 BB: 0 P: 5	R: 0 E: 0 K: 1 S: 5	H: 0 LOB: 1 BB: 0 P: 6	R: 0 E: 0 K: 0 S: 4	H: 1 LOB: 1 BB: 0 P: 4	R: 0 E: 0 K: 2 S: 7	H: 0 LOB: 0 BB: 0 P: 7	R: 0 E: 0 K: 1 S: 6	H: 1 LOB: 1 BB: 0 P: 6	R: 0 E: 0 K: 0 S: 4	H: 2 LOB: 1 BB: 0 P: 4	R: 0 E: 0 K: 3 S: 11	H: 2 LOB: 2 BB: 0 P: 11	1B: 7 2B: 2 3B: 0 HR: 0	SF: 1 SAC: 0 DP: 1 HBP: 1	WP: 2 PB: 0 SB: 0 CS: 0	PA: 36 ERA WHIP
<b>PITCHER</b>	IP	WLS	BF	H	R	ER	SO	BB	IBB	HBP	BLK	WP	HR	S	P	ERA	WHIP					
Mark Davis, L (1, 1) ERA: 1.29	7.0		27	5	1	1	5	0	0	1	0	1	0	36	37	1.29	0.714					
Greg Minton, R (8, 1) ERA:	1.0		4	2	0	0	0	0	0	0	0	0	0	4	4	0.00	2.000					
Jim Gott, R (9, 1) ERA:	1.0		5	2	0	0	3	0	0	0	0	0	0	11	11	0.00	2.000					

**BOTTOM**

**San Francisco Giants @ Los Angeles Dodgers**  
**Dodger Stadium, Los Angeles, CA**

Thu Apr 09 1987, 7:05 PM PDT  
 Att. 46,289 - Unknown

livebaseballscorecards.com

<b>AB</b>	<b>34</b>
<b>R</b>	<b>1</b>
<b>H</b>	<b>9</b>
<b>RBI</b>	<b>1</b>
<b>BB</b>	<b>0</b>
<b>SO</b>	<b>8</b>
<b>LOB</b>	<b>14</b>



Batter	1	2	3	4	5	6	7	8	9	10	11	AB R H RBI BB SO LOB	TOP										
Eddie Milner, L OBP: 0.200, SLG: 0.143 (1, 8)	0-3 K		X 0-0 E4		X 0-0 CS 1B		X 0-0 E4 HR		X 0-0 CS 1B		X 0-0 L3	6 1 2 0 0 1 1	San Francisco Giants @ Los Angeles Dodgers Dodger Stadium, Los Angeles, CA Fri Apr 10 1987, 7:05 PM PDT Att. 41,338 - Unknown										
Will Clark, L OBP: 0.364, SLG: 0.619 (1, 3)	0-0 FC6-5 E 1B		0-3 K		0-3 K		0-0 3-H 1-H HR		0-0 G3			5 1 2 2 0 2 4											
Chili Davis, S OBP: 0.316, SLG: 0.375 (1, 9)	0-0 FC6-5 1B		0-0 6-3		0-3 K		0-3 K					5 0 0 0 0 3 3											
Candy Maldonado, R OBP: 0.350, SLG: 0.421 (1, 7)	0-0 1-H 1B				0-0 F9 1B 1B		0-0 F2		0-0 5-3		0-0 F3	5 1 2 0 0 0 0											
Chris Brown, R OBP: 0.273, SLG: 0.571 (1, 5) (11, 6)			0-0 F9		0-0 1B F9 1B		0-0 L4		0-0 6-3		0-0 P3	5 0 1 0 0 0 0											
Bob Melvin, R OBP: 0.250, SLG: 0.750 (1, 2)			0-3 K		0-0 F9		0-0 F6		0-0 E6		0-0 F9	5 0 0 0 0 1 2											
Chris Speier, R OBP: 0.500, SLG: 0.571 (1, 4)			4-0 BB		0-0 SH3 1B		0-0 F8		0-0 F8		0-0 F9	4 1 2 1 1 0 1											
Jose Uribe, S OBP: 0.313, SLG: 0.438 Bob Brenly, R (11, 5)			0-0 F8		0-0 SH3		0-0 F8		0-0 SH3 2B		0-0 S 1B 1B	4 1 2 0 0 0 2 0 0 0 0 0 0 0											
Kelly Downs, R Jeff Robinson, R Robby Thompson, R Scott Garretts, R Harry Spilman, L Mark Grant, R (1, 1) (7, 1) (9, PH) (9, 1) (11, PH) (11, 1)			0-3 K		0-3 K		0-0 3-1		0-0 SH3		0-0 1-H 1B	3 0 0 0 0 0 2 3 0 1 0 1 1 0 0 0 0 0 0 0 0 0 0 0 0											
<b>Inning Stats</b>	R: 0 E: 1 K: 1 S: 6	H: 2 LOB: 2 BB: 0 P: 6	R: 0 E: 0 K: 1 S: 5	H: 0 LOB: 1 BB: 1 P: 9	R: 0 E: 1 K: 2 S: 8	H: 0 LOB: 1 BB: 0 P: 8	R: 1 E: 0 K: 1 S: 8	H: 3 LOB: 2 BB: 0 P: 8	R: 0 E: 0 K: 0 S: 3	H: 1 LOB: 0 BB: 0 P: 3	R: 3 E: 1 K: 1 S: 8	H: 2 LOB: 0 BB: 0 P: 8		R: 0 E: 1 K: 0 S: 4	H: 0 LOB: 1 BB: 0 P: 4	R: 0 E: 0 K: 0 S: 5	H: 0 LOB: 0 BB: 0 P: 5	R: 1 E: 0 K: 0 S: 5	H: 2 LOB: 1 BB: 0 P: 5	1B: 9 2B: 2 3B: 0 HR: 1	SF: 0 SAC: 2 DP: 0 HBP: 0	WP: 0 PB: 0 SB: 1 CS: 2	PA: 46
<b>PITCHER</b>	IP WLS BF H R ER SO BB IBB HBP BLK WP HR S P ERA WHIP																						
Alejandro Pena, R ERA: 1.35 (1, 1)	6.2	29	8	4	1	7	1	0	0	0	0	0	0	1	42	46	1.35	1.350					
Ken Howell, R ERA: 13.5 (7, 1)	0.1	1	0	0	0	1	0	0	0	0	0	0	0	3	3	0.00	0.000						
Matt Young, L ERA: 16.2 (8, 1)	2.0	8	2	0	0	0	0	0	0	0	0	0	0	8	8	0.00	1.000						
Tom Niedenfuer, R ERA: 13.5 (10, 1)	1.0	3	0	0	0	1	0	0	0	0	0	0	0	5	5	0.00	0.000						
Tim Leary, R ERA: 6.75 (11, 1)	1.0	L 5	2	1	1	0	0	0	0	0	0	0	0	5	5	9.00	2.000						

livebaseballscorecards.com

AB	43
R	5
H	12
RBI	4
BB	1
SO	9
LOB	16



Batter	1	2	3	4	5	6	7	8	9	10	11	AB R H RBI BB SO LOB
Steve Sax, R OBP: 0.375, SLG: 0.381 (1, 4)	0-3 K			0-0 1B		4-0 CS BB		0-0 F8	0-3 K		0-0 4-3	5 0 1 0 1 2 4
Mike Ramsey, S OBP: 0.364, SLG: 0.429 (1, 8)	0-0 G3			0-0 1B		0-3 K		0-0 4-3		4-0 1B BB	0-0 F7	5 0 1 0 1 1 2
Mike Marshall, R OBP: 0.250, SLG: 0.333 (1, 9)	0-0 6-3			0-0 F9			0-3 K	0-3 K		0-0 1B IBB		5 0 1 0 0 2 2
Pedro Guerrero, R OBP: 0.286, SLG: 0.167 (1, 7)		0-3 K		0-0 P4			0-0 BB 2B 1B		0-3 K	4-0 1B IBB		4 1 1 0 1 2 2
Franklin Stubbs, L OBP: 0.381, SLG: 0.500 (1, 3)		0-0 F8		0-3 K			4-0 2B WP BB		0-0 P5	0-3 K		4 1 0 0 1 2 5
Mike Scioscia, L OBP: 0.421, SLG: 0.467 Reggie Williams, R (9, PR) Tom Niedenfuer, R (10, 1) Fernando Valenzuela, L (10, PH) Tim Leary, R (11, 1)		0-0 F8			0-0 L3		0-0 WP 4-3 2B		4-0 1B E BB	0-3 K		3 1 1 1 1 0 0 0 1 0 0 0 0 0 0 0 0 0 0 0 0 1 0 0 0 0 1 3 0 0 0 0 0 0 0
Tracy Woodson, R OBP: 0.100, SLG: 0.100 Ken Landreaux, L (7, PH) Dave Anderson, R (8, 5) Alex Trevino, R (9, PH)			0-0 F5		0-0 6-3		0-0 4-3	2-H 3-H	0-0 E 1B	0-3 K		2 0 0 0 0 0 0 1 0 0 1 0 0 0 0 0 0 0 0 0 0 2 0 1 0 0 1 3
Mariano Duncan, R OBP: 0.381, SLG: 0.333 (1, 6)			0-0 CS 1B		0-0 6-3		4-0 BB		4-0 E BB		0-0 SH5-3 2B	3 0 2 0 2 0 0
Alejandro Pena, R (1, 1) Ken Howell, R (7, 1) Len Matuszek, L (7, PH) Matt Young, L (8, 1) Mickey Hatcher, R (9, PH)			0-0 4-3			0-0 F3	0-0 F8		0-0 E5		0-0 SH5-3	2 0 0 0 0 0 1 0 0 0 0 0 0 0 1 0 0 0 0 0 1 0 0 0 0 0 0 0 1 0 0 0 0 0 2

Inning Stats	R: 0	H: 0	R: 0	H: 0	R: 0	H: 1	R: 0	H: 2	R: 0	H: 0	R: 3	H: 2	R: 0	H: 0	R: 1	H: 1	R: 0	H: 1	R: 0	H: 1	1B: 6	SF: 0	WP: 1	PA: 47			
	E: 0	LOB: 0	E: 0	LOB: 0	E: 0	LOB: 0	E: 0	LOB: 2	E: 0	LOB: 0	E: 0	LOB: 1	E: 0	LOB: 0	E: 1	LOB: 3	E: 0	LOB: 3	E: 0	LOB: 1	2B: 2	SAC: 1	PB: 0				
	K: 1	BB: 0	K: 1	BB: 0	K: 0	BB: 0	K: 1	BB: 0	K: 0	BB: 0	K: 1	BB: 2	K: 1	BB: 1	K: 2	BB: 2	K: 3	BB: 2	K: 0	BB: 0	3B: 0	DP: 0	SB: 0				
	S: 5	P: 5	S: 5	P: 5	S: 3	P: 3	S: 7	P: 7	S: 3	P: 3	S: 4	P: 8	S: 5	P: 5	S: 9	P: 17	S: 10	P: 18	S: 4	P: 4	HR: 0	HBP: 0	CS: 2				
PITCHER	IP	WLS	BF	H	R	ER	SO	BB	IBB	HBP	BLK	WP	HR	S	P	ERA	WHIP										
Kelly Downs, R (1, 1) ERA: 4.26	6.1		24	5	3	3	5	2	0	0	0	0	0	32	40	4.26	1.105										
Jeff Robinson, R (7, 1) ERA:	1.2		6	0	0	0	1	1	0	0	0	1	0	7	11	0.00	0.600										
Scott Garrelts, R (9, 1) ERA:	2.0	W	13	2	1	0	5	3	1	0	0	0	0	19	35	0.00	2.500										
Mark Grant, R (11, 1) ERA:	1.0	S	4	1	0	0	0	0	0	0	0	0	0	4	4	0.00	1.000										

BOTTOM

San Francisco Giants @ Los Angeles Dodgers  
 Dodger Stadium, Los Angeles, CA  
 Fri Apr 10 1987, 7:05 PM PDT  
 Att. 41,338 - Unknown

livebaseballscores.com

AB	39
R	4
H	8
RBI	2
BB	7
SO	11
LOB	25



Batter	1	2	3	4	5	6	7	8	9	AB R H RBI BB SO LOB	TOP									
Will Clark, L (1, 3) OBP: 0.308, SLG: 0.520	0-3 K		0-0 4-3			0-3 K			0-0 G3	4 0 0 0 0 2 1	<p>San Francisco Giants @ Los Angeles Dodgers            Dodger Stadium, Los Angeles, CA</p> <p>Sat Apr 11 1987, 3:33 AM PDT            Att. 31,000 - Unknown</p> <p>livebaseballscorecards.com</p>									
Chili Davis, S (1, 8) OBP: 0.304, SLG: 0.350	0-0 F8			0-0 1-3		0-3 K		0-0 1B	4 1 1 0 0 1 0											
Mike Aldrete, L (1, 7) OBP: 0.500, SLG: 0.400	0-0 4-3			0-0 1B		0-0 6-3		0-3 K	4 0 1 0 0 1 1											
Candy Maldonado, R (1, 9) OBP: 0.417, SLG: 0.455		0-0 3-1		0-0 1B		4-0 BB		0-0 1B	3 0 2 1 1 0 0											
Chris Brown, R (1, 5) OBP: 0.231, SLG: 0.480		0-0 1-3		0-0 G1-4-3		0-3 K		0-0 F9	4 0 0 0 0 1 4											
Bob Brenly, R (1, 2)		0-3 K		0-3 K		0-0 G6-4-3			3 0 0 0 0 2 1											
Matt Williams, R (1, 6) OBP: 0.333, SLG: 0.333			0-0 L5		0-3 K		0-0 G6-3		3 0 1 0 0 1 0											
Robby Thompson, R (1, 4) OBP: 0.167, SLG: 0.063			0-0 L6		0-0 WP		0-3 K		3 0 1 0 0 1 1											
Mike Krukow, R (1, 1) OBP: 0.500, SLG: 1.000			0-0 2B		0-0 4-3		0-0 G6-3		1 0 1 0 0 0 0											
Eddie Milner, L (5, PH) OBP: 0.188, SLG: 0.133									1 0 0 0 0 0 1											
Jim Gott, R (5, 1)									0 0 0 0 0 0 0											
Harry Spilman, L (8, PH) OBP: 0.333, SLG: 0.333									1 0 0 0 0 0 1											
Greg Minton, S (8, 1)									0 0 0 0 0 0 0											
<b>Inning Stats</b>	R: 0 E: 0 K: 1 S: 5	H: 0 LOB: 0 BB: 0 P: 5	R: 0 E: 0 K: 1 S: 5	H: 0 LOB: 0 BB: 0 P: 5	R: 0 E: 0 K: 0 S: 4	H: 1 LOB: 1 BB: 0 P: 4	R: 0 E: 0 K: 0 S: 4	H: 2 LOB: 1 BB: 0 P: 4	R: 0 E: 0 K: 2 S: 7	H: 0 LOB: 0 BB: 0 P: 7	R: 0 E: 0 K: 1 S: 4	H: 0 LOB: 0 BB: 1 P: 8	R: 0 E: 0 K: 1 S: 5	H: 1 LOB: 0 BB: 0 P: 5	R: 1 E: 0 K: 1 S: 7	H: 2 LOB: 1 BB: 0 P: 7	1B: 6 2B: 1 3B: 0 HR: 0	SF: 0 SAC: 0 DP: 3 HBP: 0	WP: 1 PB: 0 SB: 1 CS: 0	PA: 32
<b>PITCHER</b> Orel Hershiser, R (1, 1) ERA: 2.25	IP: 9.0 WLS: W BF: 32 H: 7 R: 1 ER: 1 SO: 9 BB: 1 IBB: 0 HBP: 0 BLK: 0 WP: 1 HR: 0 S: 49 P: 53 ERA: 1.00 WHIP: 0.889											<b>PITCHER</b>	IP: 0.0 WLS: 0 BF: 0 H: 0 R: 0 ER: 0 SO: 0 BB: 0 IBB: 0 HBP: 0 BLK: 0 WP: 0 HR: 0 S: 0 P: 0 ERA: 0.00 WHIP: 0.000							



Batter	1	2	3	4	5	6	7	8	9
Steve Sax, R OBP: 0.333, SLG: 0.333 (1, 4)	0-0 F7		0-0 SH1-3	0-0 L6			0-0 3-1		
Mike Ramsey, S OBP: 0.308, SLG: 0.375 (1, 8)	0-0 4-3		0-0 SF9		0-0 6-3		0-0 F7		
Mike Marshall, R OBP: 0.250, SLG: 0.318 (1, 9)	0-0 G3		0-3 K		0-0 5-3		0-0 G3 WP 1B		
Pedro Guerrero, R OBP: 0.273, SLG: 0.500 (1, 7)		0-0 HR		0-0 6-3	0-0 6-3		0-0 F9		
Franklin Stubbs, L OBP: 0.360, SLG: 0.500 (1, 3)		0-3 K2-3		0-0 1B 2B		0-3 K	0-0 G3		
Mike Scioscia, L OBP: 0.478, SLG: 0.647 (1, 2)		0-0 HR		4-0 1B SF7 IBB		0-0 F7	4-0 IBB		
Tracy Woodson, R OBP: 0.214, SLG: 0.286 (1, 5)		0-0 F8		0-0 1B 1B		0-0 2B	0-0 F9		
Mariano Duncan, R OBP: 0.333, SLG: 0.300 (1, 6)		0-3 K		0-0 SF7		0-0 6-3			
Orel Hershiser, R OBP: 0.500, SLG: 0.667 (1, 1)			0-0 SH1-3 SF9 2B	0-0 1-2 1B			0-0 1-3		

Inning Stats	R: 0	H: 0	E: 0	K: 0	S: 3	R: 2	H: 2	E: 0	K: 2	S: 9	R: 1	H: 1	E: 0	K: 1	S: 6	R: 2	H: 3	E: 0	K: 0	S: 6	R: 0	H: 0	E: 0	K: 0	S: 3	R: 0	H: 1	E: 0	K: 1	S: 6	R: 0	H: 0	E: 0	K: 0	S: 3	R: 0	H: 1	E: 0	K: 0	S: 4	R: 0	H: 1	E: 0	K: 0	S: 4	
	0	0	0	0	3	2	2	0	2	9	1	1	0	1	6	2	3	0	0	0	6	0	0	0	0	3	0	1	0	0	3	0	0	0	0	3	0	0	0	4	0	1	0	1	0	1

PITCHER	IP	WLS	BF	H	R	ER	SO	BB	IBB	HBP	BLK	WP	HR	S	P	ERA	WHIP
Mike Krukow, R ERA: 6.0 (1, 1)	4.0	L	19	6	5	5	3	0	1	0	0	0	2	24	28	11.25	1.500
Jim Gott, R ERA: (5, 1)	3.0		10	1	0	0	1	0	0	0	0	0	0	12	12	0.00	0.333
Greg Minton, R ERA: (8, 1)	1.0		5	1	0	0	0	0	1	0	0	1	0	4	8	0.00	1.000

**BOTTOM**

AB	R	H	RBI	BB	SO	LOB
3	0	0	0	0	0	2
3	0	0	1	0	0	0
4	0	1	0	0	1	0
4	1	1	1	0	0	1
4	1	1	0	0	2	1
2	2	1	1	2	0	0
4	0	2	1	0	0	2
2	0	0	1	0	1	1
3	1	2	0	0	0	0


<b>AB</b>	<b>29</b>
<b>R</b>	<b>5</b>
<b>H</b>	<b>8</b>
<b>RBI</b>	<b>5</b>
<b>BB</b>	<b>2</b>
<b>SO</b>	<b>4</b>
<b>LOB</b>	<b>7</b>



WP	PA
1	34

San Francisco Giants @ Los Angeles Dodgers  
 Dodger Stadium, Los Angeles, CA  
 Sat Apr 11 1987, 3:33 AM PDT  
 Att. 31,000 - Unknown

livebaseballscorecards.com

Batter	1	2	3	4	5	6	7	8	9	AB R H RBI BB SO LOB	TOP											
Will Clark, L (1, 3) OBP: 0.323, SLG: 0.500	0-3 K		0-0 E CS 1B		0-0 F9		0-0 1B	0-0 F7		5 0 2 0 0 1 3	<p>San Francisco Giants @ Los Angeles Dodgers Dodger Stadium, Los Angeles, CA</p> <p>Sun Apr 12 1987, 3:33 AM PDT Att: 48,771 - Unknown</p>											
Chili Davis, S (1, 8) OBP: 0.296, SLG: 0.333	0-0 F9		0-3 K		0-0 F9		0-0 1B	0-0 F4		4 0 1 0 0 1 2												
Greg Minton, S (7, 1)										0 0 0 0 0 0 0												
Jeffrey Leonard, R (8, PH) OBP: 0.529, SLG: 0.600										1 0 0 0 0 0 2												
Jeff Robinson, R (8, 1)										0 0 0 0 0 0 0												
Bob Brenly, R (1, 2) OBP: 0.235, SLG: 0.143	0-0 2B		4-0 E 1-2 BB		0-0 CS 1-2	0-0 5-3	0-0 F7		0-0 F8	4 0 1 0 1 0 2												
Candy Maldonado, R (1, 9) OBP: 0.448, SLG: 0.481	0-0 F4		0-3 K 1-2 2-3		0-0 WP 1B			0-0 2B 1B	0-0 1B	5 2 3 0 0 1 3												
Chris Brown, R (1, 5) OBP: 0.290, SLG: 0.517		4-0 FC6-4 BB	0-3 K		0-0 F7 1-2			0-0 1B 1-3 2B	0-0 1B	4 1 2 0 1 1 3												
Joel Youngblood, R (1, 7) OBP: 0.250, SLG: 0.250		0-0 FC6-4		0-0 5-3		0-0 1B		0-0 1B 2-3 3-H	0-3 K	3 1 1 1 0 0 1												
Mike Aldrete, L (8, PH) OBP: 0.571, SLG: 0.500		1-4-3 1B				2-H 1B				1 1 1 1 0 0 0												
Bob Melvin, R (9, PH) OBP: 0.231, SLG: 0.692										1 0 0 0 0 1 2												
Matt Williams, R (1, 6) OBP: 0.125, SLG: 0.125		0-0 1-4-3		0-3 K		0-3 K		0-3 K	0-3 K2-3	5 0 0 0 0 4 6	<b>AB</b> 41 <b>R</b> 5 <b>H</b> 15 <b>RBI</b> 5 <b>BB</b> 2 <b>SO</b> 9 <b>LOB</b> 25											
Robby Thompson, R (1, 4) OBP: 0.200, SLG: 0.111		0-0 1B		0-0 F8			0-0 F7	0-0 1B		2 0 1 1 0 0 0												
Mark Grant, R (4, 1)								1-3 3-H 1B		0 0 0 0 0 0 0												
Eddie Milner, L (7, PH) OBP: 0.222, SLG: 0.176		2-H 1B								2 0 1 1 0 0 0												
Michael LaCoss, R (1, 1)		0-0 6-3			0-0 CS 1B		0-0 L6	0-0 1B		1 0 0 0 0 0 1												
Chris Speier, R (4, 4) OBP: 0.545, SLG: 0.600								1-3 3-H 1B		3 0 2 1 0 0 0												
<b>Inning Stats</b>	R: 0 E: 0 K: 1 S: 6	H: 1 LOB: 1 BB: 0 P: 6	R: 1 E: 0 K: 0 S: 4	H: 1 LOB: 1 BB: 1 P: 8	R: 0 E: 1 K: 3 S: 10	H: 1 LOB: 2 BB: 1 P: 14	R: 0 E: 0 K: 1 S: 5	H: 0 LOB: 0 BB: 0 P: 5	R: 0 E: 0 K: 0 S: 3	H: 1 LOB: 0 BB: 0 P: 3	R: 1 E: 0 K: 1 S: 7	H: 2 LOB: 1 BB: 0 P: 7	R: 0 E: 0 K: 0 S: 5	H: 2 LOB: 2 BB: 0 P: 5	R: 3 E: 0 K: 1 S: 10	H: 5 LOB: 2 BB: 0 P: 10	R: 0 E: 0 K: 2 S: 9	H: 2 LOB: 2 BB: 0 P: 9	1B: 13 2B: 2 3B: 0 HR: 0	SF: 0 SAC: 0 DP: 0 HBP: 0	WP: 1 PB: 0 SB: 0 CS: 2	PA: 44
<b>PITCHER</b>	IP WLS BF H R ER SO BB IBB HBP BLK WP HR S P ERA WHIP																					
Fernando Valenzuela, L (1, 1) ERA: 2.57	7.0 W 30 8 2 2 6 2 0 0 0 1 0 40 48 2.57 1.429																					
Ken Howell, R (8, 1) ERA: 33.75	0.0 3 3 3 3 0 0 0 0 0 0 0 3 3 ∞ ∞																					
Tom Niedenfuer, R (8, 1) ERA: 11.57	0.1 3 2 0 0 1 0 0 0 0 0 0 5 5 0.00 6.000																					
Matt Young, L (8, 1) ERA: 10.8	1.2 S 7 2 0 0 2 0 0 0 0 0 0 11 11 0.00 1.200																					

Batter	1	2	3	4	5	6	7	8	9
Steve Sax, R OBP: 0.313, SLG: 0.310 (1, 4)	0-0 5-3	0-0 6-3		0-0 1B 2B 1B		0-0 F8		0-0 4-3	
Mike Ramsey, S OBP: 0.367, SLG: 0.429 (1, 8)	0-0 BB 1B 1B		0-0 WP 4-3 1B 1B	0-0 1-3 2B 1B		0-0 F6			
Pedro Guerrero, R OBP: 0.400, SLG: 0.846 (1, 7)	4-0 1B 1-2 BB		0-0 4-3	0-0 1-H 3-H 1B 2B		0-0 HR			
Mike Marshall, R OBP: 0.321, SLG: 0.385 (1, 9)	0-0 1-2 2-H 1B		0-0 1B 2B 1B	0-0 2-H 1B		0-3 K			
Mike Scioscia, L OBP: 0.444, SLG: 0.571 (1, 2)	0-0 F9		0-0 2B 1-3 1B	0-0 P5		0-0 L1			
Franklin Stubbs, L OBP: 0.345, SLG: 0.500 (1, 3)	0-0 G3		0-0 1-3 3-H 2B	0-0 G3		0-0 F6			
Tracy Woodson, R OBP: 0.222, SLG: 0.278 (8, 1) Ken Howell, R (8, 1) Tom Niedenfuer, R (8, 1) Matt Young, L (8, 1)		0-0 G1 S 1B	0-0 F4		0-0 6-3		0-0 F4		
Mariano Duncan, R OBP: 0.286, SLG: 0.250 (1, 6)		0-3 K 1-2	0-0 5-3		0-0 F3		0-3 K		
Fernando Valenzuela, L OBP: 0.125, SLG: 0.125 (1, 1) Dave Anderson, R OBP: 0.222, SLG: 0.222 (8, 5)		0-0 G1 2-3		0-0 4-3		0-0 F6		0-0 G3	

Inning Stats	R: 1	H: 2	E: 0	LOB: 2	K: 0	S: 5	R: 0	H: 1	E: 0	LOB: 1	K: 1	S: 6	R: 0	H: 4	E: 0	LOB: 2	K: 0	S: 7	R: 3	H: 4	E: 0	LOB: 1	K: 0	S: 7	R: 0	H: 0	E: 0	LOB: 0	K: 0	S: 3	R: 1	H: 1	E: 0	LOB: 0	K: 1	S: 6	R: 0	H: 0	E: 0	LOB: 0	K: 0	S: 3	R: 0	H: 0	E: 0	LOB: 0	K: 1	S: 5	R: 0	H: 0	E: 0	LOB: 0	K: 1	S: 5
--------------	------	------	------	--------	------	------	------	------	------	--------	------	------	------	------	------	--------	------	------	------	------	------	--------	------	------	------	------	------	--------	------	------	------	------	------	--------	------	------	------	------	------	--------	------	------	------	------	------	--------	------	------	------	------	------	--------	------	------

PITCHER	IP	WLS	BF	H	R	ER	SO	BB	IBB	HBP	BLK	WP	HR	S	P	ERA	WHIP
Michael LaCoss, R ERA: 6.75 (1, 1)	3.1	L	22	11	6	6	1	1	0	0	0	1	0	23	27	16.20	3.600
Mark Grant, R ERA: 2.45 (4, 1)	2.2		9	1	1	1	1	0	0	0	0	0	1	11	11	3.38	0.375
Greg Minton, R ERA: (7, 1)	1.0		3	0	0	0	0	0	0	0	0	0	0	3	3	0.00	0.000
Jeff Robinson, R ERA: (8, 1)	1.0		3	0	0	0	1	0	0	0	0	0	0	5	5	0.00	0.000

**BOTTOM**

AB	R	H	RBI	BB	SO	LOB
5	1	1	0	0	0	1
4	3	3	0	0	0	0
3	2	2	3	1	0	1
4	1	3	3	0	1	0
4	0	1	0	0	0	3
4	0	1	1	0	0	3
4	0	1	0	0	0	2
4	0	0	0	0	2	3
3	0	0	0	0	0	1
1	0	0	0	0	0	0

<b>AB</b>	<b>36</b>
<b>R</b>	<b>7</b>
<b>H</b>	<b>12</b>
<b>RBI</b>	<b>7</b>
<b>BB</b>	<b>1</b>
<b>SO</b>	<b>3</b>
<b>LOB</b>	<b>14</b>



WP	PA	ERA	WHIP
1	37		
0			
1			
0			

**San Francisco Giants @ Los Angeles Dodgers**  
**Dodger Stadium, Los Angeles, CA**  
 Sun Apr 12 1987, 3:33 AM PDT  
 Att. 48,771 - Unknown

livebaseballscorecards.com

Batter	1	2	3	4	5	6	7	8	9	AB R H RBI BB SO LOB	TOP																										
Will Clark, L OBP: 0.378, SLG: 0.629 (1, 3) X	0-0 BLK 6-3 2B		0-0 HR		0-0 2B 1B	0-3 K		0-0 F6	4-0 FC6-4 BB	5 3 3 1 1 1 0																											
Chili Davis, S OBP: 0.303, SLG: 0.367 (1, 8) (7, 9) X	0-0 6-3 2-H		0-0 F8		0-0 FC1-4 2B	0-0 4-3		0-0 1B 1B	0-0 FC6-4	6 0 2 3 0 0 3																											
Jeffrey Leonard, R OBP: 0.476, SLG: 0.684 Eddie Milner, L OBP: 0.263, SLG: 0.222 (1, 7) X (7, 8) X	0-0 HR		0-0 3-1		0-0 FC1-4 BB 1B		0-3 K	0-0 1B		4 2 1 1 0 1 1 1 0 1 0 0 0 0																											
Candy Maldonado, R OBP: 0.382, SLG: 0.406 (1, 9) X (7, 7) X	0-0 F9		0-3 K		0-3 K		0-3 K	0-0 6-3		5 0 0 0 0 3 2																											
Chris Brown, R OBP: 0.333, SLG: 0.515 (1, 5) X	0-0 6-3			0-0 F8	4-0 1B 1B BB		0-0 BB HR 1B		0-0 PB 1B 1B	4 3 2 0 1 0 0																											
Bob Melvin, R OBP: 0.389, SLG: 0.889 (1, 2) X		0-3 K		0-0 HR	0-0 1B 1B		0-0 BB HR 1B		0-0 1B PB 1B	5 2 4 2 0 1 0																											
Matt Williams, R OBP: 0.231, SLG: 0.167 (1, 6) X		0-3 K		0-0 F9	0-0 1B		4-0 HR BB		0-3 K	4 1 1 1 1 2 2																											
Robby Thompson, R OBP: 0.280, SLG: 0.348 (1, 4) X		0-0 1B		0-0 F8	0-0 L1		0-0 HR		0-0 BB 1B	5 1 3 5 0 0 2																											
Roger Mason, R (1, 1) Jim Gott, R (3, 1) Jeff Robinson, R (6, 1)		0-0 F9			0-0 E5 1B 2B	0-3 K	0-0 L6		0-3 K	1 0 0 0 0 0 1 2 1 0 0 0 1 0 2 0 0 0 0 1 2																											
Inning Stats	R: 2 E: 0 K: 0 S: 5	H: 2 LOB: 0 BB: 0 P: 5	R: 0 E: 0 K: 2 S: 8	H: 1 LOB: 1 BB: 0 P: 8	R: 1 E: 0 K: 1 S: 6	H: 1 LOB: 0 BB: 0 P: 6	R: 1 E: 0 K: 0 S: 4	H: 1 LOB: 0 BB: 0 P: 4	R: 4 E: 1 K: 1 S: 10	H: 4 LOB: 2 BB: 1 P: 14	R: 0 E: 0 K: 2 S: 7	H: 0 LOB: 0 BB: 0 P: 7	R: 4 E: 0 K: 2 S: 10	H: 3 LOB: 0 BB: 1 P: 14	R: 0 E: 0 K: 0 S: 4	H: 2 LOB: 1 BB: 0 P: 4	R: 1 E: 0 K: 2 S: 10	H: 3 LOB: 3 BB: 1 P: 14	1B: 11 2B: 2 3B: 0 HR: 4	SF: 0 SAC: 0 DP: 0 HBP: 0	WP: 0 PB: 1 SB: 0 CS: 0	PA: 47															
PITCHER	IP WLS BF H R ER SO BB IBB HBP BLK WP HR S P ERA WHIP																					PITCHER	IP WLS BF H R ER SO BB IBB HBP BLK WP HR S P ERA WHIP														
Andy Hawkins, R ERA: 6.0 (1, 1)	4.0		5	4	4	3	0	0	0	0	1	0	3	23	23	9.00	1.250																				
Dave Dravecky, L ERA: 5.06 (5, 1)	0.0	L	0	0	0	0	0	0	0	0	0	0	0	0	0	∞	∞																				
Craig Lefferts, L ERA: 2.16 (5, 1)	1.1		4	0	0	0	2	0	0	0	0	0	0	8	8	0.00	0.000																				
Tom Gorman, L ERA: 7.2 (7, 1)	2.0		11	5	4	4	2	1	0	0	0	0	1	14	18	18.00	3.000																				
Lance McCullers, R ERA: 1.93 (9, 1)	1.0		7	3	1	1	2	1	0	0	0	0	0	10	14	9.00	4.000																				

San Francisco Giants @ San Diego Padres

Jack Murphy Stadium, San Diego, CA

Mon Apr 13 1987, 10:05 PM EDT

Att: 48,686 - Unknown

livebaseballscorecards.com

AB 44  
R 13  
H 17  
RBI 13  
BB 3  
SO 10  
LOB 13





Batter	1	2	3	4	5	6	7	8	9	AB	R	H	RBI	BB	SO	LOB
Marvell Wynne, L OBP: 0.300, SLG: 0.600 (1, 8)	0-0 HR	0-0 FC6-2		0-0 CS 1B		0-0 1-2f G3-6-1			0-3 K	5	1	2	2	0	1	4
Tony Gwynn, L OBP: 0.357, SLG: 0.444 (1, 9)	0-0 HR		0-0 1B 1B	4-0 1-2 BB			0-0 G6-4-3 1B			3	2	3	1	1	0	0
John Kruk, L OBP: 0.500, SLG: 0.733 (1, 7)	0-0 HR		0-0 L1-3 1B	0-3 K			0-0 F8			4	1	2	1	0	1	2
Steve Garvey, R OBP: 0.130, SLG: 0.261 (1, 3)	0-0 F8		0-0 L1-3		0-0 5-3		0-0 G6-4-3			4	0	0	0	0	0	3
Kevin Mitchell, R OBP: 0.250, SLG: 0.357 (1, 5)	0-0 6-3		0-0 FC6 1B		0-0 6-3			0-3 K		4	0	1	1	0	1	0
Benito Santiago, R OBP: 0.321, SLG: 0.536 (1, 2)	0-0 F8		0-0 FC6		0-0 F9			0-0 5-3		4	0	0	0	0	0	1
Garry Templeton, S OBP: 0.250, SLG: 0.296 Lance McCullers, S (9, 1)		0-0 1B BLK FC6-2 1B		0-3 K		0-0 BB 1B		0-0 G3		4	0	2	0	0	1	0
Tim Flannery, L OBP: 0.444, SLG: 0.167 (9, 6)		0-0 SH3 1B		1-0 3B HBP		4-0 1-2 G3-6-1 BB		0-0 6-3		2	1	1	0	1	0	0
Andy Hawkins, R Jim Steels, L Dave Drivebecky, R Craig Lefferts, L Joey Cora, S Tom Gorman, L Randy Ready, R (9, 4)		0-0 SH3		0-0 1B 3B		0-0 1-H P3		0-0 5-3		0	0	0	0	0	0	0

Inning Stats	R: 3	H: 3	E: 0	K: 0	S: 6	H: 3	LOB: 0	BB: 0	P: 6	R: 0	H: 2	E: 0	K: 0	S: 4	R: 1	H: 3	E: 0	K: 0	S: 5	R: 2	H: 2	E: 0	K: 2	S: 8	R: 0	H: 0	E: 0	K: 0	S: 3	R: 0	H: 1	E: 0	K: 0	S: 3	R: 0	H: 1	E: 0	K: 1	S: 5	R: 0	H: 0	E: 0	K: 1	S: 5	R: 0	H: 0	E: 0	K: 1	S: 5	1B: 8	SF: 0	2B: 2	3B: 1	HR: 3	SAC: 1	DP: 4	HBP: 1	WP: 0	PA: 37
--------------	------	------	------	------	------	------	--------	-------	------	------	------	------	------	------	------	------	------	------	------	------	------	------	------	------	------	------	------	------	------	------	------	------	------	------	------	------	------	------	------	------	------	------	------	------	------	------	------	------	------	-------	-------	-------	-------	-------	--------	-------	--------	-------	--------

PITCHER	IP	WLS	BF	H	R	ER	SO	BB	IBB	HBP	BLK	WP	HR	S	P	ERA	WHIP
Roger Mason, R ERA: 4.35 (1, 1)	2.2		14	8	4	4	0	0	0	0	1	0	0	13	22	7.71	2.143
Jim Gott, R ERA: 2.84 (3, 1)	2.1	W	12	3	2	2	2	2	0	1	0	0	0	13	22	7.71	2.143
Jeff Robinson, R ERA: (6, 1)	4.0	S	11	1	0	0	2	0	0	0	0	0	0	15	15	0.00	0.250

BOTTOM

San Francisco Giants @ San Diego Padres  
Jack Murphy Stadium, San Diego, CA  
Mon Apr 13 1987, 10:05 PM EDT  
Att. 48,686 - Unknown

livebaseballscorecards.com

AB	33
R	6
H	12
RBI	6
BB	2
SO	4
LOB	12



Batter	1	2	3	4	5	6	7	8	9	AB R H RBI BB SO LOB	TOP		
Will Clark, L (1, 3) OBP: 0.366, SLG: 0.579	3-2 3-1		4-1 4-3 BB		1-2 G3-1		2-3 K			3 0 0 0 1 1 1			
Chili Davis, S (1, 8) OBP: 0.324, SLG: 0.382	1-0 1B WP 1B		2-0 4-3		2-1 1B		0-1 1-3			4 1 2 1 0 0 2			
Jeffrey Leonard, R (1, 7) OBP: 0.480, SLG: 0.696 Eddie Milner, L (8, PR) OBP: 0.263, SLG: 0.222	0-0 L3-6 WP 1B		0-3 K		2-3 K			0-0 4-3 2B		4 0 2 0 0 2 2 0 0 0 0 0 0 0			
Candy Maldonado, R (1, 9) OBP: 0.368, SLG: 0.417	3-1 L3-6		2-2 4-3		0-0 2B			0-0 4-3		4 0 1 0 0 0 3			
Chris Brown, R (1, 5) OBP: 0.325, SLG: 0.486		1-1 6-3		0-1 CS 1B		0-1 6-3		1-3 K		4 0 1 0 0 1 3			
Bob Melvin, R (1, 2) OBP: 0.409, SLG: 0.952		0-1 HR		4-0 CS BB 1-2		3-1 5-3		1-2 F7		3 1 1 1 1 0 3			
Matt Williams, R (1, 6) OBP: 0.235, SLG: 0.133		3-3 K		4-2 BB 1-2		1-3 K			1-3 K	3 0 0 0 1 3 1	AB 33 R 3 H 9 RBI 2 BB 3 SO 9 LOB 16		
Robby Thompson, R (1, 4) OBP: 0.241, SLG: 0.296		1-0 1-3		2-1 5-3		3-1 F7			1-3 K	4 0 0 0 0 1 1			
Mark Davis, L (1, 1) OBP: 0.500, SLG: 1.250 Mark Grant, R (5, 1) Joel Youngblood, R (7, PH) OBP: 0.400, SLG: 0.400 Scott Garrelts, R (7, 1)			0-0 4-3 3B		0-0 4-3		2-0 1B		2-3 K	2 1 1 0 0 0 0 0 0 0 0 0 0 0 1 0 1 0 0 0 0 1 0 0 0 0 1 0	WP: 1 PA: 36 PB: 0 SB: 0 CS: 2		
<b>Inning Stats</b>	R: 1 H: 2 E: 0 LOB: 0 K: 0 BB: 0 S: 8 P: 15	R: 1 H: 1 E: 0 LOB: 0 K: 1 BB: 0 S: 8 P: 13	R: 1 H: 1 E: 0 LOB: 1 K: 1 BB: 1 S: 9 P: 17	R: 0 H: 1 E: 0 LOB: 1 K: 0 BB: 2 S: 8 P: 16	R: 0 H: 1 E: 0 LOB: 1 K: 1 BB: 0 S: 9 P: 14	R: 0 H: 1 E: 0 LOB: 1 K: 1 BB: 0 S: 8 P: 12	R: 0 H: 1 E: 0 LOB: 1 K: 1 BB: 0 S: 10 P: 17	R: 0 H: 1 E: 0 LOB: 2 K: 1 BB: 0 S: 8 P: 10	R: 0 H: 0 E: 0 LOB: 0 K: 3 BB: 0 S: 9 P: 13	1B: 5 SF: 0 2B: 3 SAC: 0 3B: 1 DP: 1 HR: 1 HBP: 0	WP: 1 PA: 36 PB: 0 SB: 0 CS: 2		
<b>PITCHER</b>	IP WLS BF H R ER SO BB IBB HBP BLK WP HR S P ERA WHIP											<b>PITCHER</b>	IP WLS BF H R ER SO BB IBB HBP BLK WP HR S P ERA WHIP
Ed Wojna, R (1, 1) ERA: 3.38	6.0 L 25 7 3 3 4 3 0 0 0 1 1 50 87 4.50 1.667												
Craig Lefferts, L (7, 1) ERA: 1.74	2.0 8 2 0 0 2 0 0 0 0 0 0 18 27 0.00 1.000												
Lance McCullers, R (9, 1) ERA: 1.59	1.0 3 0 0 0 3 0 0 0 0 0 0 9 13 0.00 0.000												

San Francisco Giants @ San Diego Padres  
 Jack Murphy Stadium, San Diego, CA  
 Tue Apr 14 1987, 10:05 PM EDT  
 Att. 13,327 - Unknown

livebaseballscorecards.com



BOTTOM

San Francisco Giants @ San Diego Padres  
Jack Murphy Stadium, San Diego, CA

livebaseballscores.com

AB 37  
R 2  
H 10  
RBI 2  
BB 2  
SO 10  
LOB 21



WP: 1 PA: 39  
PB: 0  
SB: 2  
CS: 0

Tue Apr 14 1987, 10:05 PM EDT  
Att. 13,327 - Unknown

AB	R	H	RBI	BB	SO	LOB
5	1	3	0	0	1	0
5	1	2	0	0	0	1
5	0	1	1	0	3	3
4	0	0	0	0	1	4
3	0	2	1	1	1	2
4	0	2	0	0	0	2
4	0	0	0	0	2	4
3	0	0	0	0	1	2
0	0	0	0	1	0	0
0	0	0	0	0	0	0
2	0	0	0	0	1	0
1	0	0	0	0	0	0
0	0	0	0	0	0	0
1	0	0	0	0	0	3

Batter	1	2	3	4	5	6	7	8	9
<b>Joey Cora, S</b> OBP: 0.440, SLG: 0.381 (1, 4)	3-2 6-3 S 1B		2-1 1B		1-0 1B S 1B		2-3 K		2-2 6-3
<b>Tony Gwynn, L</b> OBP: 0.364, SLG: 0.438 (1, 9)	2-2 6-3 1-2 1B		3-1 F2		1-0 1B 1-3 1B		1-2 5-3		1-0 1-3
<b>Carmelo Martinez, R</b> OBP: 0.269, SLG: 0.520 (1, 7)	2-0 P5		2-3 K		1-1 WP 1-2 1B 3-H 1B		2-3 K		1-3 K
<b>Steve Garvey, R</b> OBP: 0.111, SLG: 0.222 (1, 3)	1-2 6-3 1-2 2-3			1-2 F4		0-3 K		0-2 4-3	
<b>Kevin Mitchell, R</b> OBP: 0.313, SLG: 0.387 (1, 5)	2-3 K			4-2 1B BB		1-1 WP 1-2 2-H 1B		3-2 BB 1B	
<b>Benito Santiago, R</b> OBP: 0.344, SLG: 0.531 (1, 2)		0-1 5-3		0-2 1B		2-2 F8 1-2 2-3		2-2 BB 1B	
<b>Garry Templeton, S</b> OBP: 0.219, SLG: 0.258 (1, 6)		2-3 K		0-1 L7		0-1 4-3		1-3 K	
<b>Marvell Wynne, L</b> OBP: 0.231, SLG: 0.462 (1, 8)		2-1 F8		3-2 P5		0-3 K		4-2 BB	
<b>John Kruk, L</b> OBP: 0.529, SLG: 0.733 (8, PH)								1-2 2-3 BB	
<b>Lance McCullers, S</b> (9, 1)									
<b>Ed Wojna, R</b> (1, 1)			1-3 K		0-2 5-3		1-0 L4		0-2 F5
<b>Tim Flannery, L</b> OBP: 0.400, SLG: 0.143 (6, PH)									
<b>Craig Lefferts, L</b> (7, 1)									
<b>Jim Steels, L</b> OBP: 0.333, SLG: 0.667 (8, PH)									
<b>Jim Steels, L</b> (9, 8)									

Inning	R	H	E	K	S	H	LOB	BB	P
1	0	2	0	1	24	0	0	0	11
2	0	0	0	1	7	0	0	0	18
3	0	1	0	2	12	1	1	0	23
4	0	1	0	0	15	0	2	1	23
5	2	4	0	2	16	0	2	0	22
6	0	0	0	1	6	0	0	0	7
7	0	0	0	2	11	0	0	0	16
8	0	2	0	1	20	0	3	1	30
9	0	0	0	1	8	0	0	0	12

PITCHER	IP	WLS	BF	H	R	ER	SO	BB	IBB	HBP	BLK	WP	HR	S	P	ERA	WHIP
<b>Mark Davis, L</b> ERA: 2.31 (1, 1)	4.2		23	8	2	2	5	1	0	0	0	0	0	62	93	3.86	1.929
<b>Mark Grant, R</b> ERA: 1.8 (5, 1)	1.1	W	4	0	0	0	1	0	0	0	0	1	0	9	12	0.00	0.000
<b>Scott Garrelts, R</b> ERA: (7, 1)	3.0	S	12	2	0	0	4	1	0	0	0	0	0	39	58	0.00	1.000



Batter	1	2	3	4	5	6	7	8	9	AB R H RBI BB SO LOB
Joey Cora, S OBP: 0.379, SLG: 0.320 (1, 4)	0-0 B5-3		0-0 4-3			0-0 3-1			0-0 E4	4 0 0 0 0 0 1
Tony Gwynn, L OBP: 0.324, SLG: 0.389 (1, 9)	0-0 5-3		0-0 F8			0-3 K			0-0 F7	4 0 0 0 0 1 2
John Kruk, L OBP: 0.429, SLG: 0.579 (1, 7)	0-3 K			0-0 F7		0-0 6-3			0-3 K	4 0 0 0 0 2 1
Kevin Mitchell, R OBP: 0.333, SLG: 0.412 (1, 5)		0-3 K		0-0 2B			4-0 G5-4-3 BB		0-0 F4	3 0 1 0 1 1 1
Benito Santiago, R OBP: 0.314, SLG: 0.486 (1, 2)		0-0 G1-4-3		0-0 6-3						3 0 0 0 0 0 2
Steve Garvey, R OBP: 0.143, SLG: 0.222 Carmelo Martinez, R OBP: 0.250, SLG: 0.481 (2, PR) (3, 3)		1-0 HBP		0-0 4-3						0 0 0 0 0 0 0 2 0 0 0 0 0 2
Garry Templeton, S OBP: 0.229, SLG: 0.265 (1, 6)		0-0 F2			0-0 CS 1B				0-3 K	3 0 1 0 0 1 1
Marvell Wynne, L OBP: 0.250, SLG: 0.438 (1, 8)			0-0 4-3 BLK 1B		0-0 F8				0-0 F9	3 0 1 0 0 0 1
Storm Davis, R (1, 1) Tim Flannery, L OBP: 0.364, SLG: 0.125 Dave Dravecky, R (9, 1)			0-3 K		0-3 K				0-0 F8	2 0 0 0 0 2 2 1 0 0 0 0 0 0 0 0 0 0 0 0 0

Inning Stats	R: 0 E: 0 K: 1 S: 5	H: 0 LOB: 0 BB: 0 P: 5	R: 0 E: 0 K: 1 S: 5	H: 0 LOB: 1 BB: 0 P: 6	R: 0 E: 0 K: 1 S: 6	H: 1 LOB: 1 BB: 0 P: 6	R: 0 E: 0 K: 0 S: 4	H: 1 LOB: 1 BB: 0 P: 4	R: 0 E: 0 K: 1 S: 5	H: 1 LOB: 0 BB: 0 P: 5	R: 0 E: 0 K: 1 S: 5	H: 0 LOB: 0 BB: 0 P: 5	R: 0 E: 0 K: 0 S: 2	H: 0 LOB: 0 BB: 1 P: 6	R: 0 E: 1 K: 1 S: 6	H: 0 LOB: 1 BB: 0 P: 6	1B: 2 2B: 1 3B: 0 HR: 0	SF: 0 SAC: 0 DP: 1 HBP: 1	WP: 0 PB: 0 SB: 0 CS: 1	PA: 31
PITCHER Kelly Downs, R ERA: 1.76 (1, 1)	IP 9.0 WLS W BF 31 H 3 R 0 ER 0 SO 7 BB 1 IBB 0 HBP 1 BLK 1 WP 0 HR 0 S 43 P 48 ERA 0.00 WHIP 0.444																			

BOTTOM

San Francisco Giants @ San Diego Padres  
Jack Murphy Stadium, San Diego, CA

Wed Apr 15 1987, 10:05 PM EDT  
Att. 14,616 - Unknown

livebaseballscorecards.com

AB	29
R	0
H	3
RBI	0
BB	1
SO	7
LOB	13




Batter	1	2	3	4	5	6	7	8	9	AB	R	H	RBI	BB	SO	LOB	TOP
Dion James, L (1, 8) X OBP: 0.488, SLG: 0.500	0-0 SH1-3 2B 1B	0-3 K	[Greyed Out]		0-0 K	[Greyed Out]		0-3 K	0-3 K	5	1	2	0	0	3	2	
Ken Oberkfell, L (1, 5) X OBP: 0.469, SLG: 0.483	0-0 1-2 SH1-3 2B 1B	0-0 4-3	[Greyed Out]		0-0 1-3	[Greyed Out]		0-0 F7	[Greyed Out]		4	1	1	0	0	0	
Gerald Perry, L (1, 3) X OBP: 0.176, SLG: 0.176	0-0 SH1-3 1-2 2-3	[Greyed Out]		0-0 G6-3 1B	0-0 3-1	[Greyed Out]		0-0 6-3 1B	[Greyed Out]		3	0	2	0	0	0	
Dale Murphy, R (1, 9) S S OBP: 0.410, SLG: 0.667	0-3 K	[Greyed Out]		0-0 G6-3 1B	[Greyed Out]		0-3 K	0-0 6-3	[Greyed Out]		4	0	1	0	0	2	3
Ken Griffey, L (1, 7) X OBP: 0.469, SLG: 0.640	4-0 2B IBB	[Greyed Out]		0-0 G6-3 1-2 2-3	[Greyed Out]		0-0 4-3	4-0 IBB	[Greyed Out]		2	0	0	0	2	0	2
Andres Thomas, R (1, 6) X OBP: 0.306, SLG: 0.471	0-0 1-3 2-H 3-H 2B	[Greyed Out]		0-3 K	[Greyed Out]		0-0 L3	0-0 1-3	[Greyed Out]		4	0	1	2	0	1	3
Ozzie Virgil, R (1, 2) H OBP: 0.261, SLG: 0.300	1-0 FC6-4 HBP	[Greyed Out]		0-3 K	[Greyed Out]		0-3 K	[Greyed Out]		3	0	0	0	0	3	0	
Glenn Hubbard, R (1, 4) X OBP: 0.568, SLG: 0.462	0-0 FC6-4 1-2f	[Greyed Out]		0-0 6-3	[Greyed Out]		0-0 2B	0-0 SH3-4 BB	[Greyed Out]		3	0	1	0	1	0	3
Zane Smith, L (1, 1) X OBP: 0.000, SLG: 0.000	0-0 F5	[Greyed Out]		0-3 K	[Greyed Out]		0-0 F9	0-0 SH3-4	[Greyed Out]		3	0	0	0	0	1	1
<b>Inning Stats</b>	R: 2 E: 0 K: 1 S: 8 H: 3 LOB: 3 BB: 1 P: 13	R: 0 E: 0 K: 1 S: 5 H: 0 LOB: 0 BB: 0 P: 5	R: 0 E: 0 K: 1 S: 6 H: 2 LOB: 1 BB: 0 P: 6	R: 0 E: 0 K: 2 S: 7 H: 0 LOB: 0 BB: 0 P: 7	R: 0 E: 0 K: 0 S: 3 H: 1 LOB: 0 BB: 0 P: 3	R: 0 E: 0 K: 1 S: 5 H: 0 LOB: 0 BB: 0 P: 5	R: 0 E: 0 K: 2 S: 8 H: 1 LOB: 1 BB: 0 P: 8	R: 0 E: 0 K: 0 S: 4 H: 1 LOB: 2 BB: 1 P: 8	R: 0 E: 0 K: 2 S: 7 H: 0 LOB: 1 BB: 1 P: 11	1B: 6 2B: 2 3B: 0 HR: 0 SF: 0 SAC: 2 DP: 1 HBP: 1	WP: 0 PB: 0 SB: 0 CS: 0 PA: 37						
<b>PITCHER</b>	<b>IP</b> <b>WLS</b> <b>BF</b> <b>H</b> <b>R</b> <b>ER</b> <b>SO</b> <b>BB</b> <b>IBB</b> <b>HBP</b> <b>BLK</b> <b>WP</b> <b>HR</b> <b>S</b> <b>P</b> <b>ERA</b> <b>WHIP</b>																
Mike Krukow, R (1, 1) ERA: 4.5	8.0 L 33 8 2 2 8 0 2 1 0 0 0 46 55 2.25 1.000																
Jeff Robinson, R (9, 1) ERA:	1.0 4 0 0 0 2 1 0 0 0 0 0 7 11 0.00 1.000																

**Atlanta Braves @ San Francisco Giants**  
Candlestick Park, San Francisco, CA

AB	31
R	2
H	8
RBI	2
BB	3
SO	10
LOB	14



Fri Apr 17 1987, 10:05 PM EDT  
Att. 20,459 - Unknown

Batter	1	2	3	4	5	6	7	8	9	AB R H RBI BB SO LOB	BOTTOM																						
Will Clark, L OBP: 0.327, SLG: 0.500 (1, 3) X	0-0 4-3 ①		0-0 G3 ③			0-3 K ②		0-0 F7 ③		4 0 0 0 0 1 0	<b>Atlanta Braves @ San Francisco Giants</b> Candlestick Park, San Francisco, CA Fri Apr 17 1987, 10:05 PM EDT Att. 20,459 - Unknown  <b>AB 29</b> <b>R 0</b> <b>H 4</b> <b>RBI 0</b> <b>BB 0</b> <b>SO 8</b> <b>LOB 6</b>  																						
Chili Davis, S OBP: 0.311, SLG: 0.381 (1, 8) X	0-0 4-3 ②			0-0 4-3 ①		0-0 2B ②		0-0 6-3 ①	4 0 1 0 0 0 0																								
Jeffrey Leonard, R OBP: 0.394, SLG: 0.581 (1, 7) X	0-0 1-3 ③			0-0 G3 2B ②		0-3 K ③		0-0 5-3 ②	4 0 1 0 0 1 1																								
Candy Maldonado, R OBP: 0.378, SLG: 0.500 (1, 9)		0-0 5-3 ①		0-0 G3 2-3 ②		0-0 SH5-4 2B ②		0-0 G3 ③	4 0 1 0 0 0 1																								
Chris Brown, R OBP: 0.348, SLG: 0.463 (1, 5)		0-0 6-3 ②		0-0 F9 ③		1-0 L4-6 SH5-4 HBP ②			2 0 0 0 0 0 1																								
Bob Brenly, R OBP: 0.263, SLG: 0.188 (1, 2)		0-0 1B ③			0-3 K ①		0-0 SH5-4 1-2 2-3 ①		2 0 1 0 0 1 0																								
Matt Williams, R OBP: 0.200, SLG: 0.111 (1, 6)		0-3 K ③			0-3 K ②		0-0 L4-6 2-3 ② ③		3 0 0 0 0 2 3																								
Robby Thompson, R OBP: 0.206, SLG: 0.250 Chris Speier, R OBP: 0.400, SLG: 0.429 (8, PH) (9, 4)			0-0 6-3 ①		0-3 K ③			0-0 5-3 ①	2 0 0 0 0 1 0 1 0 0 0 0 0 0																								
Mike Krukow, R OBP: 0.250, SLG: 0.500 Joel Youngblood, R OBP: 0.333, SLG: 0.333 Jeff Robinson, R (9, 1)			0-3 K ②			0-3 K ①		0-0 5-3 ②	2 0 0 0 0 2 0 1 0 0 0 0 0 0 0 0 0 0 0 0 0																								
<b>Inning Stats</b>	R: 0 E: 0 K: 0 S: 3	H: 0 LOB: 0 BB: 0 P: 3	R: 0 E: 0 K: 1 S: 6	H: 1 LOB: 1 BB: 0 P: 6	R: 0 E: 0 K: 1 S: 5	H: 0 LOB: 0 BB: 0 P: 5	R: 0 E: 0 K: 0 S: 4	H: 1 LOB: 1 BB: 0 P: 4	R: 0 E: 0 K: 3 S: 9	H: 0 LOB: 0 BB: 0 P: 9		R: 0 E: 0 K: 3 S: 10	H: 1 LOB: 1 BB: 0 P: 10	R: 0 E: 0 K: 0 S: 3	H: 0 LOB: 0 BB: 0 P: 3	R: 0 E: 0 K: 0 S: 3	H: 0 LOB: 0 BB: 0 P: 3	1B: 1 2B: 4 3B: 0 HR: 0	SF: 0 SAC: 1 DP: 1 HBP: 1	WP: 0 PB: 0 SB: 0 CS: 0	PA: 31												
<b>PITCHER</b> Zane Smith, L ERA: 3.92 (1, 1)	IP 9.0	WLS W	BF 31	H 4	R 0	ER 0	SO 8	BB 0	IBB 0	HBP 1	BLK 0	WP 0	HR 0	S 46	P 47	ERA 0.00	WHIP 0.444																
											<b>PITCHER</b>	IP 9.0	WLS W	BF 31	H 4	R 0	ER 0	SO 8	BB 0	IBB 0	HBP 1	BLK 0	WP 0	HR 0	S 46	P 47	ERA 0.00	WHIP 0.444					

Batter	1	2	3	4	5	6	7	8	9	10	AB R H RBI BB SO LOB	TOP																			
<b>Dion James, L</b> (1, 8) OBP: 0.438, SLG: 0.436	0-3 K		0-0 F8		0-0 1-3		0-3 K		0-0 1-3		5 0 0 0 0 2 4																				
<b>Ken Oberkfell, L</b> (1, 5) OBP: 0.486, SLG: 0.469	4-0 BB G4-6-3		0-0 F7			0-0 F8	0-0 1B 1-2 2-H		4-0 BB 4-3		3 0 1 1 2 0 2																				
<b>Gerald Perry, L</b> (1, 3) OBP: 0.273, SLG: 0.238	0-0 G4-6-3 1-2f			4-0 BB BB		0-0 1B 2B	0-0 1B 1-2 2-H		0-0 4-3		4 0 2 0 1 0 2																				
<b>Dale Murphy, R</b> (1, 9) OBP: 0.386, SLG: 0.600		0-3 K		4-0 BB 1-2		0-0 F7		0-0 F8	0-3 K2-3		4 0 0 0 1 2 2																				
<b>Ken Griffey, L</b> (1, 7) OBP: 0.459, SLG: 0.633		0-0 L8		0-0 L8		0-0 2B 1-3		0-0 BB FC4-2 1B		0-0 3-1	5 0 2 0 0 0 2																				
<b>Andres Thomas, R</b> (1, 6) OBP: 0.317, SLG: 0.432		0-0 6-3		0-0 F7		0-0 F7		4-0 FC4-2 BB 1-2		4-0 BB G1-6-3	3 0 0 0 2 0 4																				
<b>Bruce Benedict, R</b> (1, 2) OBP: 0.353, SLG: 0.154			4-0 BB BB	0-0 F7			4-0 FC2-5 BB	4-0 FC4-2 BB 1-2 2-3		0-0 BB G1-6-3 1-2f	2 0 0 0 3 0 3																				
<b>Glenn Hubbard, R</b> (1, 4) OBP: 0.561, SLG: 0.448			4-0 BB 1-2		0-0 F9		0-0 1B FC2-5	0-0 FC4-2 1-2 2-3 3-Hf			3 1 1 0 1 0 3																				
<b>David Palmer, R</b> (1, 1) OBP: 0.125, SLG: 0.125			0-3 K		0-0 6-3		0-0 1B FC2-5		0-0 4-3		3 0 0 0 0 1 4																				
<b>Graig Nettles, L</b> (8, PH) <b>Gene Garber, R</b> (8, 1)											1 0 0 0 0 0 3																				
											0 0 0 0 0 0 0																				
<b>Inning Stats</b>	R: 0 E: 0 K: 1 S: 4	H: 0 LOB: 0 BB: 1 P: 8	R: 0 E: 0 K: 1 S: 5	H: 0 LOB: 0 BB: 0 P: 5	R: 0 E: 0 K: 1 S: 5	H: 0 LOB: 2 BB: 2 P: 13	R: 0 E: 0 K: 0 S: 3	H: 0 LOB: 2 BB: 2 P: 11	R: 0 E: 0 K: 0 S: 3	H: 2 LOB: 2 BB: 0 P: 5	R: 1 E: 0 K: 1 S: 7	H: 3 LOB: 2 BB: 1 P: 11	R: 0 E: 0 K: 0 S: 4	H: 1 LOB: 3 BB: 2 P: 12	R: 0 E: 0 K: 1 S: 5	H: 0 LOB: 1 BB: 1 P: 9	R: 0 E: 0 K: 0 S: 2	H: 0 LOB: 0 BB: 1 P: 6	R: 0 E: 0 K: 0 S: 2	H: 0 LOB: 0 BB: 1 P: 6	1B: 5 2B: 1 3B: 0 HR: 0	SF: 0 SAC: 0 DP: 2 HBP: 0	WP: 1 PB: 0 SB: 0 CS: 0	PA: 43							
<b>PITCHER</b>	IP WLS BF H R ER SO BB IBB HBP BLK WP HR S P ERA WHIP																														
<b>Roger Mason, R</b> (1, 1) ERA: 3.12	7.0		30	5	1	1	4	6	0	0	0	0	0	0	0	32	56	1.29	1.571												
<b>Michael LaCoss, R</b> (8, 1) ERA: 5.68	2.0		10	1	0	0	1	3	0	0	0	1	0	9	21	0.00	2.000														
<b>Scott Garrelts, R</b> (10, 1) ERA:	1.0	W	3	0	0	0	0	1	0	0	0	0	0	2	6	0.00	1.000														

**Atlanta Braves @ San Francisco Giants**  
Candlestick Park, San Francisco, CA  
Sat Apr 18 1987, 6:33 AM EDT  
Att. 22,054 - Unknown

<b>AB</b>	<b>33</b>
<b>R</b>	<b>1</b>
<b>H</b>	<b>6</b>
<b>RBI</b>	<b>1</b>
<b>BB</b>	<b>10</b>
<b>SO</b>	<b>5</b>
<b>LOB</b>	<b>29</b>





Batter	1	2	3	4	5	6	7	8	9	10	AB	R	H	RBI	BB	SO	LOB
Will Clark, L (1, 3) OBP: 0.340, SLG: 0.490	G3		CS BB			SH5-4		F6		1B	3	0	1	1	1	0	2
Chili Davis, S (1, 8) OBP: 0.286, SLG: 0.348	K		K			6-3		6-3			4	0	0	0	0	2	4
Jeffrey Leonard, R (1, 7) OBP: 0.378, SLG: 0.600	5-3			4-3		F7			1B		4	1	1	0	0	0	1
Candy Maldonado, R (1, 9) OBP: 0.367, SLG: 0.478		5-3				6-3			3B		4	0	1	1	0	1	0
Chris Brown, R (1, 5) OBP: 0.320, SLG: 0.422		E6 1B				5-3			G1-6-3 1B		4	0	0	0	0	0	1
Bob Brenly, R (1, 2) Michael LaCoss, R (8, 1) Mike Aldrete, L (9, PH) Scott Garrelts, R (10, 1)			BB 1B			K		F8	L5		3	0	1	0	0	1	0
Chris Speier, R (1, 4) (9, 6)		4-0 1-2 BB				6-3		6-3		1-3	3	0	0	0	1	0	0
Matt Williams, R (1, 6) Harry Spilman, L (8, PH) Robby Thompson, R (8, PR)			F8			K		1B BB		1B 2B	2	0	0	0	0	1	2
Roger Mason, R (1, 1) Bob Melvin, R (8, 2)			K			6-3 SH5-4 1B		1-3 1B		1B	2	0	1	0	0	1	0

Inning Stats	R: 0	H: 0	E: 0	K: 1	S: 5	H: 0	LOB: 0	BB: 0	P: 5	R: 0	H: 1	E: 1	K: 0	S: 4	H: 0	LOB: 2	BB: 1	P: 8	R: 0	H: 0	E: 0	K: 2	S: 6	H: 0	LOB: 0	BB: 1	P: 10	R: 0	H: 0	E: 0	K: 1	S: 5	R: 0	H: 0	E: 0	K: 2	S: 7	H: 0	LOB: 0	BB: 0	P: 7	R: 0	H: 1	E: 0	K: 0	S: 4	H: 0	LOB: 1	BB: 0	P: 4	R: 0	H: 0	E: 0	K: 0	S: 3	H: 0	LOB: 0	BB: 0	P: 3	R: 0	H: 1	E: 0	K: 0	S: 4	H: 1	LOB: 2	BB: 1	P: 8	R: 1	H: 2	E: 0	K: 0	S: 4	H: 0	LOB: 0	BB: 0	P: 4	R: 1	H: 3	E: 0	K: 0	S: 4	H: 0	LOB: 2	BB: 0	P: 4	R: 0	H: 0	E: 0	K: 0	S: 4	H: 0	LOB: 0	BB: 0	P: 4	R: 1	H: 0	E: 0	K: 0	S: 4	H: 0	LOB: 0	BB: 0	P: 4	R: 1	H: 0	E: 0	K: 0	S: 4	H: 0	LOB: 0	BB: 0	P: 4	1B: 6	SF: 0	2B: 1	SAC: 1	3B: 1	DP: 1	HR: 0	HBP: 0	WP: 0	PA: 37
--------------	------	------	------	------	------	------	--------	-------	------	------	------	------	------	------	------	--------	-------	------	------	------	------	------	------	------	--------	-------	-------	------	------	------	------	------	------	------	------	------	------	------	--------	-------	------	------	------	------	------	------	------	--------	-------	------	------	------	------	------	------	------	--------	-------	------	------	------	------	------	------	------	--------	-------	------	------	------	------	------	------	------	--------	-------	------	------	------	------	------	------	------	--------	-------	------	------	------	------	------	------	------	--------	-------	------	------	------	------	------	------	------	--------	-------	------	------	------	------	------	------	------	--------	-------	------	-------	-------	-------	--------	-------	-------	-------	--------	-------	--------

PITCHER	IP	WLS	BF	H	R	ER	SO	BB	IBB	HBP	BLK	WP	HR	S	P	ERA	WHIP
David Palmer, R (1, 1) ERA: 2.7	7.0		24	2	0	0	6	2	0	0	0	0	0	34	42	0.00	0.571
Gene Garber, R (8, 1) ERA: 3.24	2.1	L	13	6	2	2	0	1	0	0	0	0	0	12	16	7.71	3.000


**BOTTOM**

**Atlanta Braves @ San Francisco Giants**  
Candlestick Park, San Francisco, CA

Sat Apr 18 1987, 6:33 AM EDT  
Att: 22,054 - Unknown

livebaseballscorecards.com

<b>AB</b>	33
<b>R</b>	2
<b>H</b>	8
<b>RBI</b>	2
<b>BB</b>	3
<b>SO</b>	6
<b>LOB</b>	10



Batter	1	2	3	4	5	6	7	8	9	AB R H RBI BB SO LOB	TOP																								
Dion James, L (1, 8) OBP: 0.415, SLG: 0.409	0-3 K		0-3 K		0-0 F9		0-0 2B 1B		0-3 K	5 1 1 0 0 3 2	<p>Atlanta Braves @ San Francisco Giants</p> <p>Candlestick Park, San Francisco, CA</p> <p>Sun Apr 19 1987, 6:33 AM EDT</p> <p>Att. 34,794 - Unknown</p> <p>livebaseballscorecards.com</p>																								
Ken Oberkfell, L (1, 5) OBP: 0.452, SLG: 0.432	0-0 F9			0-0 F7		0-0 6-3	0-0 F5		0-0 1B	5 0 1 0 0 0 1																									
Gerald Perry, L (1, 3) OBP: 0.333, SLG: 0.346	0-0 F5			0-0 1B 1B		0-0 1B 1B	0-0 1-H 2B		0-3 K	5 0 3 1 0 1 1																									
Dale Murphy, R (1, 9) OBP: 0.375, SLG: 0.568		0-3 K		0-0 F5		0-0 FC4-6 1B	0-3 K			4 0 1 0 0 2 2																									
Ken Griffey, L (1, 7) OBP: 0.463, SLG: 0.618		0-0 CS 1B		0-0 FC6-4 1B		0-0 F6		0-0 L4		4 0 2 0 0 0 2																									
Andres Thomas, R (1, 6) OBP: 0.311, SLG: 0.415		0-3 K		0-0 FC6-4		0-0 FC4-6		0-0 G3 1B		4 0 1 0 0 1 5																									
Zane Smith, L (8, PR)										0 0 0 0 0 0 0																									
Paul Assenmacher, L (8, 1)										0 0 0 0 0 0 0																									
Gene Garber, R (9, 1)										0 0 0 0 0 0 0																									
Ozzie Virgil, R (1, 2) OBP: 0.259, SLG: 0.261	0-0 CS 1-2		0-3 K		1-0 CS HBP		0-0 6-3	0-0 G3		3 0 0 0 0 1 1																									
Glenn Hubbard, R (1, 4) OBP: 0.556, SLG: 0.438			4-0 BB		0-3 K 1-2		0-0 HR 1B	0-0 5-3		3 1 1 0 1 1 2																									
Rick Mahler, R (1, 1) OBP: 0.300, SLG: 0.333			0-0 F5		0-0 1B		0-0 HR		0-0 3-1	2 0 1 0 0 0 1																									
Graig Nettles, L (7, PH) OBP: 0.167, SLG: 0.667										1 1 1 2 0 0 0																									
Jeff Dedmon, L (7, 1)										0 0 0 0 0 0 0																									
Rafael Ramirez, R (8, 6) OBP: 0.385, SLG: 0.273										1 0 0 0 0 0 0																									
<b>Inning Stats</b>	R: 0 E: 0 K: 1 S: 5	H: 0 LOB: 0 BB: 0 P: 5	R: 0 E: 0 K: 2 S: 7	H: 1 LOB: 0 BB: 0 P: 7	R: 0 E: 0 K: 2 S: 7	H: 0 LOB: 1 BB: 1 P: 11	R: 0 E: 0 K: 0 S: 5	H: 2 LOB: 2 BB: 0 P: 5	R: 0 E: 0 K: 0 S: 5	H: 2 LOB: 2 BB: 0 P: 5	R: 3 E: 0 K: 1 S: 9	H: 4 LOB: 1 BB: 0 P: 9	R: 0 E: 0 K: 0 S: 4	H: 1 LOB: 1 BB: 0 P: 4	R: 0 E: 0 K: 2 S: 8	H: 1 LOB: 1 BB: 0 P: 8	1B: 10 2B: 2 3B: 0 HR: 1	SF: 0 SAC: 0 DP: 1 HBP: 1	WP: 0 PB: 0 SB: 0 CS: 2	PA: 40															
<b>PITCHER</b>	IP WLS BF H R ER SO BB IBB HBP BLK WP HR S P ERA WHIP																																		
Mark Grant, R (1, 1) ERA: 3.09	6.2	30	10	3	3	6	1	0	1	0	0	1	40	45	4.05	1.650																			
Jeff Robinson, R (7, 1) ERA:	2.1	9	2	0	0	3	0	0	0	0	0	0	15	15	0.00	0.857																			



Batter	1	2	3	4	5	6	7	8	9	AB	R	H	RBI	BB	SO	LOB
<b>Will Clark, L</b> OBP: 0.351, SLG: 0.481 (1, 3) BBB	4-0 CS BB		X 0-0 1B 1-2 2-3		X 0-0 F8			X 0-0 G3		3	0	1	0	1	0	0
<b>Chili Davis, S</b> OBP: 0.283, SLG: 0.327 (1, 8) SSS	0-3 K 1-2		X 0-0 F5			BBB 4-0 FC6-4 BB		X 0-0 4-3		3	0	0	0	1	1	4
<b>Jeffrey Leonard, R</b> OBP: 0.366, SLG: 0.564 (1, 7) X	0-0 5-3		X 0-0 1B 1-3 2-H 3-H			SSS 0-3 K		SSS 0-3 K		4	0	1	2	0	2	1
<b>Candy Maldonado, R</b> OBP: 0.340, SLG: 0.440 (1, 9) SSS		0-3 K	X 0-0 4-3			X 0-0 FC6-4 1-2f		X 0-0 6-3		4	0	0	0	0	1	3
<b>Chris Brown, R</b> OBP: 0.315, SLG: 0.429 (1, 5) X		0-0 5-3		X 0-0 5-3		X 0-0 F8 1-2		X 0-0 F8 2B		4	1	1	0	0	0	1
<b>Bob Melvin, R</b> OBP: 0.387, SLG: 0.759 (1, 2) X		0-0 6-3		X 0-0 F9		X 0-0 1-3		X 4-0 E IBB		3	0	0	0	1	0	0
<b>Chris Speier, R</b> OBP: 0.364, SLG: 0.350 (1, 4) <b>Harry Spilman, L</b> OBP: 0.400, SLG: 0.250 (9, PH)			X 0-0 FC5-6 BB 1B		X 0-0 6-3		X 0-0 F8	X 0-0 F8 2-3		3	0	1	0	0	0	0
<b>Matt Williams, R</b> OBP: 0.231, SLG: 0.261 (1, 6) BBB			X 4-0 1B 1-2 BB FC5-6		SSS 0-3 K		X 0-0 HR	X 0-0 E4 1-2 3-H		3	2	1	1	1	1	1
<b>Mark Grant, R</b> (1, 1) <b>Jeff Robinson, R</b> (7, 1)			X 0-0 FC5-6 1B 1-2 2-3f		SSS 0-3 K		SSS 0-3 K			2	1	0	0	0	1	2
										1	0	0	0	0	1	0

Inning Stats	R: 0	H: 0	E: 0	K: 1	S: 4	LOB: 0	BB: 1	P: 8	R: 0	H: 0	E: 0	K: 1	S: 5	LOB: 0	BB: 0	P: 5	R: 2	H: 3	E: 0	K: 0	S: 6	LOB: 2	BB: 1	P: 10	R: 0	H: 0	E: 0	K: 0	S: 3	LOB: 0	BB: 0	P: 3	R: 0	H: 0	E: 0	K: 2	S: 7	LOB: 0	BB: 0	P: 7	R: 1	H: 1	E: 0	K: 1	S: 6	LOB: 0	BB: 0	P: 6	R: 0	H: 0	E: 0	K: 1	S: 5	LOB: 0	BB: 0	P: 5	R: 1	H: 1	E: 1	K: 0	S: 4	LOB: 2	BB: 1	P: 8	1B: 3	SF: 0	2B: 1	SAC: 0	3B: 0	DP: 0	HR: 1	HBP: 0	WP: 0	PA: 35
--------------	------	------	------	------	------	--------	-------	------	------	------	------	------	------	--------	-------	------	------	------	------	------	------	--------	-------	-------	------	------	------	------	------	--------	-------	------	------	------	------	------	------	--------	-------	------	------	------	------	------	------	--------	-------	------	------	------	------	------	------	--------	-------	------	------	------	------	------	------	--------	-------	------	-------	-------	-------	--------	-------	-------	-------	--------	-------	--------

PITCHER	IP	WLS	BF	H	R	ER	SO	BB	IBB	HBP	BLK	WP	HR	S	P	ERA	WHIP
<b>Rick Mahler, R</b> ERA: 2.42 (1, 1)	6.0		23	3	2	2	5	3	0	0	0	0	0	30	42	3.00	1.000
<b>Jeff Dedmon, R</b> ERA: 5.4 (7, 1)	1.0		4	1	1	1	1	0	0	0	0	0	1	6	6	9.00	1.000
<b>Paul Assenmacher, L</b> ERA: (8, 1)	1.1	L	6	1	1	0	1	0	1	0	0	0	0	7	11	0.00	0.750
<b>Gene Garber, R</b> ERA: 3.12 (9, 1)	0.1		2	0	0	0	0	0	0	0	0	0	0	2	2	0.00	0.000

**BOTTOM**

**Atlanta Braves @ San Francisco Giants**  
Candlestick Park, San Francisco, CA

Sun Apr 19 1987, 6:33 AM EDT  
Att. 34,794 - Unknown

livebaseballscorecards.com

<b>AB</b>	<b>31</b>
<b>R</b>	<b>4</b>
<b>H</b>	<b>5</b>
<b>RBI</b>	<b>3</b>
<b>BB</b>	<b>4</b>
<b>SO</b>	<b>7</b>
<b>LOB</b>	<b>14</b>



Batter	1	2	3	4	5	6	7	8	9	AB R H RBI BB SO LOB	TOP											
Steve Sax, R (1, 4) OBP: 0.257, SLG: 0.281	1-0 6-3		2-0 F9		2-3 K			4-2 2B BB	1-1 1-3	4 1 0 0 1 1 2	<p>Los Angeles Dodgers @ San Francisco Giants</p> <p>Candlestick Park, San Francisco, CA</p> <p>Mon Apr 20 1987, 10:05 PM EDT Att. 27,656 - Unknown</p>											
Mariano Duncan, R (1, 6) OBP: 0.350, SLG: 0.365	0-2 1-3		1-2 5-3		0-0 5-3			2-1 2B 1B		4 1 1 0 0 0 1												
Pedro Guerrero, R (1, 7) OBP: 0.333, SLG: 0.638	2-2 4-3			1-2 SF9 3B		1-2 L5		0-1 F7		4 1 1 0 0 0 2												
Mike Marshall, R (1, 9) OBP: 0.356, SLG: 0.472		0-1 F4		1-0 HBP		0-3 K		1-0 1-H 2-H 2B		3 0 1 2 0 1 0												
Mickey Hatcher, R (1, 3) Franklin Stubbs, L (8, PH) OBP: 0.339, SLG: 0.537		0-0 1B		1-1 SF9		4-0 BB		1-3 K		1 0 1 1 1 0 0 1 0 0 0 0 1 1												
Mike Scioscia, L (1, 2) OBP: 0.344, SLG: 0.434		2-0 1-3 1B		3-H 0-1 F8		1-0 4-3		0-0 4-3		4 0 1 0 0 0 3												
Tracy Woodson, R (1, 5) Ken Landreaux, L (9, PH) OBP: 0.300, SLG: 0.176		1-3 K		1-2 5-3			1-1 L8		4-2 SH5-4 BB	3 0 0 0 0 1 3 0 0 0 0 1 0 0												
Mike Ramsey, S (1, 8) OBP: 0.290, SLG: 0.298		1-0 F4		2-2 5-3			2-2 1-3		0-1 SH5-4	3 0 0 0 0 0 2												
Orel Hershiser, R (1, 1) Tom Niedenfuer, R (7, 1) Len Matuszek, L (9, PH)			1-3 K		0-0 BLK 1B		1-0 6-3		1-3 K	3 0 1 0 0 1 0 0 0 0 0 0 0 0 1 0 0 0 0 1 1												
<b>Inning Stats</b>	R: 0 E: 0 K: 0 S: 8	H: 0 LOB: 0 BB: 0 P: 11	R: 0 E: 0 K: 1 S: 9	H: 2 LOB: 2 BB: 0 P: 13	R: 0 E: 0 K: 1 S: 7	H: 0 LOB: 0 BB: 0 P: 11	R: 1 E: 0 K: 0 S: 10	H: 1 LOB: 1 BB: 0 P: 14	R: 0 E: 0 K: 1 S: 9	H: 1 LOB: 1 BB: 0 P: 13		R: 0 E: 0 K: 1 S: 7	H: 0 LOB: 1 BB: 1 P: 13	R: 0 E: 0 K: 0 S: 8	H: 0 LOB: 0 BB: 0 P: 12	R: 2 E: 0 K: 1 S: 12	H: 2 LOB: 1 BB: 1 P: 20	R: 0 E: 0 K: 1 S: 10	H: 0 LOB: 1 BB: 1 P: 16	1B: 4 2B: 1 3B: 1 HR: 0	SF: 1 SAC: 1 DP: 0 HBP: 1	WP: 0 PB: 0 SB: 0 CS: 0
<b>PITCHER</b>	IP WLS BF H R ER SO BB IBB HBP BLK WP HR S P ERA WHIP												IP WLS BF H R ER SO BB IBB HBP BLK WP HR S P ERA WHIP									
Mark Davis, L (1, 1) ERA: 2.41	7.0 W 28 4 2 2 4 2 0 1 1 0 0 61 94 2.57 0.857																					
Scott Garrelts, R (8, 1) ERA: 0.79	2.0 S 9 2 1 1 2 1 0 0 0 0 0 0 19 29 4.50 1.500																					

livebaseballscorecards.com

AB	31
R	3
H	6
RBI	3
BB	3
SO	6
LOB	15



Batter	1	2	3	4	5	6	7	8	9	AB	R	H	RBI	BB	SO	LOB
Mike Aldrete, L OBP: 0.667, SLG: 0.727 (1, 3)	0-0 WP 1B 2B		3-1 1B 1B		0-1 G4-6-3 1B		1-1 SF8 1B			4	1	4	0	0	0	0
Chili Davis, S OBP: 0.298, SLG: 0.346 (1, 8)	3-1 2B 1B		3-2 SAFE SAFE 1-3 1B		1-0 G4-6-3 1-2f		0-0 SF8			3	0	2	2	0	0	1
Jeffrey Leonard, R OBP: 0.356, SLG: 0.558 (1, 7)	1-0 1-H 2B		0-0 G5-4-3 1-2f		1-3 K		3-2 P3			4	0	1	0	0	1	3
Candy Maldonado, R OBP: 0.351, SLG: 0.444 (1, 9)	3-3 K			3-2 E S 4-3 1B		2-1 F2		1-1 P3-1 1B		4	1	2	0	0	1	1
Chris Brown, R OBP: 0.298, SLG: 0.404 Robby Thompson, R OBP: 0.222, SLG: 0.294 (1, 5) (8, 4)	3-2 L8			2-1 4-3 1-H		1-1 6-3		2-0 B3		3	0	0	1	0	0	1
Bob Melvin, R OBP: 0.343, SLG: 0.667 (1, 2)		0-3 K		1-0 F8		2-3 K		2-2 P3-1 1-2f		4	0	0	0	0	2	1
Chris Speier, R OBP: 0.440, SLG: 0.565 (1, 4) (8, 5)		1-0 G4-3 1B		1-2 FC4-6 PB 1B			0-0 HR			3	1	3	1	0	0	0
Matt Williams, R OBP: 0.241, SLG: 0.240 (1, 6)		0-0 G4-3 1-2f		4-0 FC4-6 BB			0-2 1-3			2	0	0	0	1	0	1
Mark Davis, L OBP: 0.429, SLG: 0.857 Scott Garrelts, R (8, 1)			1-0 G3		0-0 FC4-6 1-2f 2-3		0-1 1B SF8 1B			3	1	1	0	0	0	2
										0	0	0	0	0	0	0

Inning Stats	R: 1	H: 3	E: 0	K: 1	S: 11	LOB: 1	BB: 0	P: 21	R: 0	H: 1	E: 0	K: 1	S: 5	LOB: 0	BB: 0	P: 6	R: 0	H: 2	E: 0	K: 0	S: 9	LOB: 1	BB: 0	P: 16	R: 1	H: 2	E: 0	K: 0	S: 15	LOB: 2	BB: 1	P: 25	R: 0	H: 1	E: 0	K: 1	S: 7	LOB: 0	BB: 0	P: 8	R: 0	H: 0	E: 0	K: 1	S: 9	LOB: 0	BB: 0	P: 14	R: 2	H: 3	E: 0	K: 0	S: 15	LOB: 1	BB: 0	P: 19	R: 0	H: 1	E: 0	K: 0	S: 8	LOB: 0	BB: 0	P: 12
PITCHER	IP	WLS	BF	H	R	ER	SO	BB	IBB	HBP	BLK	WP	HR	S	P	ERA	WHIP																																															
Orel Hershiser, R ERA: 3.07 (1, 1)	6.1	L	28	12	4	4	4	1	0	0	0	1	1	64	99	5.68	2.053																																															
Tom Niedenfuer, R ERA: 3.86 (7, 1)	1.2		5	1	0	0	0	0	0	0	0	0	0	15	22	0.00	0.600																																															

**Los Angeles Dodgers @ San Francisco Giants**  
Candlestick Park, San Francisco, CA

Mon Apr 20 1987, 10:05 PM EDT  
Att. 27,656 - Unknown

AB	31
R	4
H	13
RBI	4
BB	1
SO	4
LOB	11

1B: 10	SF: 1	WP: 1	PA: 33
2B: 3	SAC: 0	PB: 1	
3B: 0	DP: 4	SB: 1	
HR: 1	HBP: 0	CS: 0	

Batter	1	2	3	4	5	6	7	8	9	10	AB	R	H	RBI	BB	SO	LOB	TOP								
Mariano Duncan, R (1, 6) OBP: 0.354, SLG: 0.357	0-0 6-3		0-0 SH5-3		0-0 1B	4-0 FC6-4 BB		0-0 G1		0-3 K	4	1	1	0	1	1	0									
Mike Ramsey, S (1, 8) OBP: 0.309, SLG: 0.306	0-0 1B		0-0 F9		0-0 1B	0-0 FC6-4 BB		0-3 K		4-0 HR	5	2	2	0	1	1	2									
Pedro Guerrero, R (1, 7) OBP: 0.404, SLG: 0.680	0-0 G5-4-3 1B		4-0 WP IBB		0-0 1B	4-0 FC6-4 BB		0-0 1B	0-0 2B	4-0 HR	3	3	3	1	3	0	0									
Mike Marshall, R (1, 9) OBP: 0.338, SLG: 0.492	0-0 G5-4-3		0-0 5-3		0-0 F4	0-0 FC6-4		0-3 K	0-0 HR	0-0 HR	6	1	1	3	0	1	9									
Mike Scioscia, L (1, 2) OBP: 0.379, SLG: 0.466		0-0 E8		0-0 HR	0-0 6-3 1B	0-0 4-3		0-0 HR	0-0 4-3	0-0 4-3	5	1	4	2	0	0	2									
Reggie Williams, R (9, PR)					1-3 3-H 1B			2-H HR			0	1	0	0	0	0	0									
Alex Trevino, R (9, 2) OBP: 0.167, SLG: 0.167											1	0	0	0	0	0	0									
Franklin Stubbs, L (1, 3) OBP: 0.359, SLG: 0.644	0-3 K		0-0 HR		0-0 6-3 1B		0-0 3-1	0-0 HR			5	2	3	5	0	1	1									
Mickey Hatcher, R (1, 5) OBP: 0.222, SLG: 0.143	0-3 K		0-0 F4		0-0 6-3		0-0 F6	0-3 K			4	0	0	0	0	1	3									
Matt Young, L (7, 1)											0	0	0	0	0	0	0									
Ken Landreaux, L (9, PH) OBP: 0.286, SLG: 0.167											1	0	0	0	0	1	1									
Ken Howell, R (9, 1) OBP: 1.000, SLG: 1.000											0	0	0	0	0	0	0									
Dave Anderson, R (1, 4) OBP: 0.176, SLG: 0.125	0-3 K		0-0 5-3		4-0 IBB		0-3 K	0-0 5-3			4	0	0	0	1	2	2									
Tim Leary, R (1, 1) OBP: 0.333, SLG: 0.333			0-0 WP SH5-3 1B		0-0 F8		0-3 K		0-3 K		3	0	1	0	0	1	3									
Brian Holton, R (5, 1) OBP: 0.333, SLG: 0.333											0	0	0	0	0	0	0									
Tracy Woodson, R (7, 5) OBP: 0.260, SLG: 0.326											1	0	0	0	0	1	0									
Steve Sax, R (10, PH) OBP: 0.254, SLG: 0.277											1	0	0	0	0	1	0									
<b>Inning Stats</b>	R: 0 E: 0 K: 0 S: 4	H: 2 LOB: 1 BB: 0 P: 4	R: 0 E: 1 K: 3 S: 10	H: 1 LOB: 1 BB: 0 P: 10	R: 0 E: 0 K: 0 S: 4	H: 1 LOB: 2 BB: 1 P: 8	R: 2 E: 0 K: 1 S: 7	H: 2 LOB: 0 BB: 0 P: 7	R: 3 E: 0 K: 0 S: 8	H: 5 LOB: 3 BB: 1 P: 12	R: 0 E: 0 K: 0 S: 3	H: 0 LOB: 2 BB: 2 P: 11	R: 0 E: 0 K: 1 S: 5	H: 0 LOB: 0 BB: 0 P: 5	R: 0 E: 0 K: 2 S: 7	H: 0 LOB: 0 BB: 0 P: 7	R: 3 E: 0 K: 2 S: 10	H: 3 LOB: 1 BB: 0 P: 10	R: 3 E: 0 K: 2 S: 8	H: 1 LOB: 0 BB: 2 P: 16	1B: 11 2B: 1 3B: 0 HR: 3	SF: 0 SAC: 1 DP: 1 HBP: 0	WP: 1 PB: 0 SB: 1 CS: 0	PA: 50		
<b>PITCHER</b>	IP WLS BF H R ER SO BB IBB HBP BLK WP HR S P ERA WHIP	IP WLS BF H R ER SO BB IBB HBP BLK WP HR S P ERA WHIP	IP WLS BF H R ER SO BB IBB HBP BLK WP HR S P ERA WHIP	IP WLS BF H R ER SO BB IBB HBP BLK WP HR S P ERA WHIP	IP WLS BF H R ER SO BB IBB HBP BLK WP HR S P ERA WHIP	IP WLS BF H R ER SO BB IBB HBP BLK WP HR S P ERA WHIP	IP WLS BF H R ER SO BB IBB HBP BLK WP HR S P ERA WHIP	IP WLS BF H R ER SO BB IBB HBP BLK WP HR S P ERA WHIP	IP WLS BF H R ER SO BB IBB HBP BLK WP HR S P ERA WHIP	IP WLS BF H R ER SO BB IBB HBP BLK WP HR S P ERA WHIP	IP WLS BF H R ER SO BB IBB HBP BLK WP HR S P ERA WHIP	IP WLS BF H R ER SO BB IBB HBP BLK WP HR S P ERA WHIP	IP WLS BF H R ER SO BB IBB HBP BLK WP HR S P ERA WHIP	IP WLS BF H R ER SO BB IBB HBP BLK WP HR S P ERA WHIP	IP WLS BF H R ER SO BB IBB HBP BLK WP HR S P ERA WHIP	IP WLS BF H R ER SO BB IBB HBP BLK WP HR S P ERA WHIP	IP WLS BF H R ER SO BB IBB HBP BLK WP HR S P ERA WHIP	IP WLS BF H R ER SO BB IBB HBP BLK WP HR S P ERA WHIP	IP WLS BF H R ER SO BB IBB HBP BLK WP HR S P ERA WHIP	IP WLS BF H R ER SO BB IBB HBP BLK WP HR S P ERA WHIP	IP WLS BF H R ER SO BB IBB HBP BLK WP HR S P ERA WHIP	IP WLS BF H R ER SO BB IBB HBP BLK WP HR S P ERA WHIP	IP WLS BF H R ER SO BB IBB HBP BLK WP HR S P ERA WHIP	IP WLS BF H R ER SO BB IBB HBP BLK WP HR S P ERA WHIP	IP WLS BF H R ER SO BB IBB HBP BLK WP HR S P ERA WHIP	IP WLS BF H R ER SO BB IBB HBP BLK WP HR S P ERA WHIP
Kelly Downs, R (1, 1) ERA: 3.72	4.0																									
Greg Minton, R (5, 1) ERA:	1.0																									
Michael LaCoss, R (6, 1) ERA: 5.27	1.0																									
Jeff Robinson, R (7, 1) ERA: 1.13	2.1																									
Scott Garrelts, R (9, 1) ERA: 3.46	1.2	L																								

Los Angeles Dodgers @ San Francisco Giants  
Candlestick Park, San Francisco, CA  
Tue Apr 21 1987, 10:05 PM EDT  
Att. 31,512 - Unknown

livebaseballscorecards.com

AB	43
R	11
H	15
RBI	11
BB	6
SO	11
LOB	23



BOTTOM

Los Angeles Dodgers @ San Francisco Giants  
Candlestick Park, San Francisco, CA

Tue Apr 21 1987, 10:05 PM EDT  
Att: 31,512 - Unknown

livebaseballscorecards.com

AB	41
R	8
H	11
RBI	7
BB	5
SO	11
LOB	16



WP:	0	PA:	46
PB:	1		
SB:	2		
CS:	0		

AB R H RBI BB SO LOB

6 1 2 1 0 1 0  
4 0 1 0 0 1 2  
1 2 1 0 0 0 0

4 3 3 3 1 0 1

4 0 0 0 1 2 2

4 0 0 0 0 1 3  
1 0 1 1 0 0 0  
0 0 0 0 0 0 0

3 1 2 2 2 0 0

4 0 0 0 0 2 4  
1 0 0 0 0 0 2

4 1 1 0 1 1 0

1 0 0 0 0 1 0  
0 0 0 0 0 0 0  
1 0 0 0 0 0 1  
0 0 0 0 0 0 0  
1 0 0 0 0 0 1  
1 0 0 0 0 1 0  
0 0 0 0 0 0 0  
1 0 0 0 0 1 0

1B: 3 SF: 0  
2B: 4 2B: 0  
3B: 1 3B: 0  
HR: 3 HBP: 0

Batter	1	2	3	4	5	6	7	8	9	10
Will Clark, L OBP: 0.349, SLG: 0.517 (1, 3)	F7				HR 3B		F8	1-3		K
Mike Aldrete, L OBP: 0.563, SLG: 0.600 Randy Kutcher, R OBP: 1.000, SLG: 2.000 (7, PR) (8, 8)	K		1-3		F9		E S PB 1B		2B	
Jeffrey Leonard, R OBP: 0.400, SLG: 0.702 (1, 8) (8, 7)	HR			S 1B	HR		E 1B BB		F3	
Candy Maldonado, R OBP: 0.339, SLG: 0.414 (1, 9)	K			F4	K		1B 1-2 IBB		6-3	
Bob Melvin, R OBP: 0.308, SLG: 0.595 Harry Spilman, L OBP: 0.500, SLG: 0.600 Bob Brenly, R OBP: 0.273, SLG: 0.211 (9, PH) (9, PR) (10, 2)		5-3		5-3		K2-3	F8		2B	
Chris Speier, R OBP: 0.500, SLG: 0.692 (1, 6)		6-3		BB		HR	1-3 2-H 1B		IBB	
Matt Williams, R OBP: 0.212, SLG: 0.207 Chris Brown, R OBP: 0.293, SLG: 0.396 (9, PH) (10, 5)		K		K		F9	4-3		6-3	
Robby Thompson, R OBP: 0.244, SLG: 0.316 (1, 4)			F7		6-3 3B 2B		BB		F9	K
Kelly Downs, R Greg Minton, S Joel Youngblood, R Michael LaCoss, R Chili Davis, S Jeff Robinson, R Scott Garretts, R Mark Davis, L OBP: 0.375, SLG: 0.750 (1, 1) (5, 1) (5, PH) (6, 1) (6, PH) (7, 1) (9, 1) (10, PH)			K		6-3		F5		K	K

Inning Stats	R: 1	H: 1	E: 0	K: 2	S: 8	P: 8	R: 0	H: 0	E: 0	K: 1	S: 5	P: 5	R: 0	H: 1	E: 0	K: 1	S: 6	R: 0	H: 1	E: 0	K: 1	S: 6	P: 10	R: 3	H: 3	E: 0	K: 1	S: 8	P: 8	R: 1	H: 1	E: 0	K: 1	S: 6	R: 2	H: 2	E: 1	K: 0	S: 5	P: 13	R: 0	H: 0	E: 0	K: 1	S: 5	P: 5	R: 1	H: 2	E: 0	K: 0	S: 5	P: 9	R: 0	H: 0	E: 0	K: 3	S: 9	P: 9	1B: 3	SF: 0	2B: 4	3B: 1	HR: 3	WP: 0 <th>PA: 46 </th>	PA: 46
--------------	------	------	------	------	------	------	------	------	------	------	------	------	------	------	------	------	------	------	------	------	------	------	-------	------	------	------	------	------	------	------	------	------	------	------	------	------	------	------	------	-------	------	------	------	------	------	------	------	------	------	------	------	------	------	------	------	------	------	------	-------	-------	-------	-------	-------	------------------------	--------

PITCHER	IP	WLS	BF	H	R	ER	SO	BB	IBB	HBP	BLK	WP	HR	S	P	ERA	WHIP
Tim Leary, R ERA: 6.3 (1, 1)	4.2		21	6	4	4	5	1	0	0	0	0	2	30	34	7.71	1.500
Brian Holton, R ERA: 2.57 (5, 1)	1.1		6	1	1	1	2	1	0	0	0	0	1	9	13	6.75	1.500
Matt Young, L ERA: 11.05 (7, 1)	2.0		10	2	2	2	1	1	1	0	0	0	0	10	18	9.00	1.500
Ken Howell, R ERA: 5.23 (9, 1)	2.0	W	9	2	1	1	3	0	1	0	0	0	0	14	18	4.50	1.000

Batter	1	2	3	4	5	6	7	8	9	AB R H RBI BB SO LOB	TOP	
Mariano Duncan, R (1, 6) OBP: 0.333, SLG: 0.333	0-0 4-3		0-0 F9		0-0 4-3		0-0 K		0-0 SH	4 0 0 0 0 1 2	<p>Los Angeles Dodgers @ San Francisco Giants Candlestick Park, San Francisco, CA</p> <p>Wed Apr 22 1987, 10:05 PM EDT Att. 45,668 - Unknown</p> <p>livebaseballscorecards.com</p>	
Mike Ramsey, S (1, 8) OBP: 0.301, SLG: 0.313	0-0 L4			0-3 K		0-0 G3 2B	0-0 E3		0-3 K	5 0 1 0 0 2 3		
Ken Landreaux, L (1, 9) OBP: 0.280, SLG: 0.143 Mike Marshall, R (9, PH) OBP: 0.333, SLG: 0.483 Tom Niedenfuer, R (9, 1)	4-0 BB			0-0 6-3		0-0 G3	0-0 4-3		0-3 K	3 0 0 0 1 0 3 1 0 0 0 0 1 2 0 0 0 0 0 0 0		
Pedro Guerrero, R (1, 7) OBP: 0.387, SLG: 0.655	0-0 F9			0-0 1B 2B		0-0 P3		0-0 F9	0-0 F9	5 1 1 0 0 0 4		
Mike Scioscia, L (1, 2) OBP: 0.400, SLG: 0.492		0-0 F9		0-0 1B		4-0 BB		0-0 L4-6 2B		3 0 2 1 1 0 0		
Franklin Stubbs, L (1, 3) OBP: 0.353, SLG: 0.613		0-3 K		4-0 IBB		0-0 F3		0-0 L4-6		3 0 0 0 1 1 3		
Mickey Hatcher, R (1, 5) OBP: 0.167, SLG: 0.100 Len Matuszek, L (9, PH) Dave Anderson, R (9, PR) OBP: 0.176, SLG: 0.125		0-3 K		0-0 6-3			0-0 1-3		0-0 E1 2B	3 0 0 0 0 1 2 1 0 0 0 0 0 0 0 1 0 0 0 0 0		
Steve Sax, R (1, 4) OBP: 0.267, SLG: 0.290			0-0 6-3		0-0 5-3		0-0 1B E 1B		0-0 E3 2B 1B	4 2 2 0 0 0 0		
Fernando Valenzuela, L (1, 1) OBP: 0.200, SLG: 0.200 Alex Trevino, R (9, PH) OBP: 0.286, SLG: 0.429 Reggie Williams, R (9, 9)			0-0 F8		0-0 G3		0-0 1B E 1B		0-0 SH WP 2B	3 0 1 0 0 0 0 1 1 1 2 0 0 0 0 0 0 0 0 0 0		
<b>Inning Stats</b>	R: 0 H: 0 E: 0 LOB: 1 K: 0 BB: 1 S: 3 P: 7	R: 0 H: 0 E: 0 LOB: 0 K: 2 BB: 0 S: 7 P: 7	R: 0 H: 0 E: 0 LOB: 0 K: 0 BB: 0 S: 3 P: 3	R: 1 H: 2 E: 0 LOB: 2 K: 1 BB: 1 S: 7 P: 11	R: 0 H: 0 E: 0 LOB: 0 K: 0 BB: 0 S: 3 P: 3	R: 0 H: 1 E: 0 LOB: 2 K: 0 BB: 1 S: 4 P: 8	R: 1 H: 2 E: 1 LOB: 2 K: 1 BB: 0 S: 8 P: 8	R: 0 H: 1 E: 0 LOB: 0 K: 0 BB: 0 S: 3 P: 3	R: 3 H: 2 E: 2 LOB: 2 K: 2 BB: 0 S: 11 P: 11	1B: 4 SF: 0 2B: 5 SAC: 1 3B: 0 DP: 1 HR: 0 HBP: 0		WP: 1 PA: 40 PB: 0 SB: 0 CS: 0
<b>PITCHER</b>	IP WLS BF H R ER SO BB IBB HBP BLK WP HR S P ERA WHIP											
Mike Krukow, R (1, 1) ERA: 3.54	8.0 L 35 7 4 2 4 2 1 0 0 0 0 0 40 52 2.25 1.125											
Scott Garrelts, R (9, 1) ERA: 4.05	0.1 3 1 1 0 1 0 0 0 0 0 1 0 5 5 0.00 3.000											
Mark Davis, L (9, 1) ERA: 2.37	0.1 1 0 0 0 1 0 0 0 0 0 0 0 3 3 0.00 0.000											
Jeff Robinson, R (9, 1) ERA: 1.1	0.1 1 0 0 0 0 0 0 0 0 0 0 0 1 1 0.00 0.000											

AB	36
R	5
H	8
RBI	3
BB	3
SO	6
LOB	19





Batter	1	2	3	4	5	6	7	8	9	AB	R	H	RBI	BB	SO	LOB						
Will Clark, L OBP: 0.328, SLG: 0.484 (1, 3)	0-3 K		0-0 B1-3		0-3 K			0-0 F7		4	0	0	0	0	2	1						
Chili Davis, S OBP: 0.306, SLG: 0.351 (1, 8)	0-0 1B		0-3 K		0-0 PO	0-3 K		0-0 CS		4	0	2	0	0	2	0						
Jeffrey Leonard, R OBP: 0.370, SLG: 0.647 (1, 7)	0-0 F2			0-0 F8		0-0 WP		0-3 K		4	1	0	0	0	1	2						
Candy Maldonado, R OBP: 0.364, SLG: 0.452 (1, 9)	0-0 1B			0-0 2B		0-0 WP		0-0 2B		4	1	3	1	0	0	0						
Bob Brenly, R OBP: 0.308, SLG: 0.273 (1, 2)	0-3 K			0-0 WP		0-0 2B		0-0 F5		3	1	1	0	1	1	3						
Chris Speier, R OBP: 0.441, SLG: 0.600 (1, 6)		0-0 F8		0-3 K		0-0 6-3		0-3 K		4	0	0	0	0	2	4						
Matt Williams, R OBP: 0.194, SLG: 0.188 Harry Spilman, L OBP: 0.429, SLG: 0.500 (9, PH)		0-3 K		0-3 K				0-3 K		3	0	0	0	0	3	0						
Robby Thompson, R OBP: 0.273, SLG: 0.325 (1, 4)		0-3 K			4-0 WP			0-0 CS		2	0	1	0	1	1	0						
Mike Krukow, R OBP: 0.167, SLG: 0.333 Scott Garrelts, R Mark Davis, L OBP: 0.375, SLG: 0.750 Jeff Robinson, R (9, 1)			0-0 1-3		0-0 SH1-4			0-3 K		2	0	0	0	0	1	1						
										0	0	0	0	0	0	0						
										0	0	0	0	0	0	0						
										0	0	0	0	0	0	0						
Inning Stats	R: 0 E: 0 K: 2 S: 9	H: 2 LOB: 2 BB: 0 P: 9	R: 0 E: 0 K: 2 S: 7	H: 0 LOB: 0 BB: 0 P: 7	R: 0 E: 0 K: 1 S: 5	H: 0 LOB: 0 BB: 0 P: 5	R: 2 E: 0 K: 2 S: 9	H: 2 LOB: 0 BB: 0 P: 9	R: 0 E: 0 K: 1 S: 4	H: 0 LOB: 0 BB: 1 P: 8	R: 1 E: 1 K: 1 S: 7	H: 1 LOB: 1 BB: 0 P: 7	R: 0 E: 0 K: 2 S: 7	H: 1 LOB: 0 BB: 0 P: 7	R: 0 E: 0 K: 1 S: 5	H: 1 LOB: 0 BB: 0 P: 5	R: 0 E: 0 K: 1 S: 5	H: 0 LOB: 1 BB: 1 P: 9	1B: 5 2B: 2 3B: 0 HR: 0	SF: 0 SAC: 1 DP: 0 HBP: 0	WP: 5 PB: 0 SB: 0 CS: 2	PA: 35
PITCHER	IP	WLS	BF	H	R	ER	SO	BB	IBB	HBP	BLK	WP	HR	S	P	ERA	WHIP					
Fernando Valenzuela, L ERA: 2.61 Tom Niedenfuer, R ERA: 3.38	(1, 1)	8.0	W	30	7	3	2	12	1	0	0	3	0	53	57	2.25	1.000					
	(9, 1)	1.0	S	4	0	0	0	1	1	0	0	0	0	5	9	0.00	1.000					

BOTTOM

Los Angeles Dodgers @ San Francisco Giants  
Candlestick Park, San Francisco, CA  
Wed Apr 22 1987, 10:05 PM EDT  
Att. 45,668 - Unknown

livebaseballscorecards.com

AB	31
R	3
H	7
RBI	1
BB	2
SO	13
LOB	12



San Francisco Giants @ Atlanta Braves  
 Atlanta-Fulton County Stadium, Atlanta, GA

Fri Apr 24 1987, 7:05 PM EDT  
 Att. 11,398 - Unknown

AB	37
R	7
H	12
RBI	7
BB	1
SO	5
LOB	13



Batter	1	2	3	4	5	6	7	8	9	AB R H RBI BB SO LOB
Will Clark, L (1, 3) OBP: 0.347, SLG: 0.545	0-0 G3		4-0 WP 5-3 BB		0-0 HR			0-0 F5	0-0 1B 2B	4 2 2 1 1 0 0
Chili Davis, S (1, 8) OBP: 0.313, SLG: 0.355	0-0 6-3		0-0 5-3 1-2		0-0 1-3			0-0 1B	0-0 1B	5 1 2 1 0 0 1
Jeffrey Leonard, R (1, 7) OBP: 0.356, SLG: 0.625	0-0 HR 2B		0-0 6-3				0-0 4-3	0-3 K	0-0 F2	5 1 1 0 0 1 3
Candy Maldonado, R (1, 9) OBP: 0.371, SLG: 0.500	0-0 2-H HR		0-0 5-3 2-3				0-3 K	0-0 1B 2-H		4 2 2 3 0 1 1
Chris Brown, R (1, 5) OBP: 0.306, SLG: 0.456	0-0 HR			0-0 5-3			0-0 F5	0-0 1B 1-2		4 1 2 1 0 0 0
Bob Brenly, R (1, 2) OBP: 0.333, SLG: 0.308	0-3 K			0-3 K			0-0 SH 1B	0-0 1B 1-2 2-H		4 0 2 1 0 2 0
Matt Williams, R (1, 6) OBP: 0.205, SLG: 0.200		0-0 FC1-6 1B		0-0 F8			0-0 SH 1B G6-4-3	0-0 F7		3 0 1 0 0 0 2
Robby Thompson, R (1, 4) OBP: 0.250, SLG: 0.295		0-0 FC1-6 B3-6 1-2f		0-3 K			0-0 F4		0-0 5-3	4 0 0 0 0 1 3
Roger Mason, R (1, 1) OBP: 0.143, SLG: 0.143		0-0 B3-6		0-0 1-3			0-0 G6-4-3 1-2f		0-0 2-3	2 0 0 0 0 0 1
Jim Gott, R (6, 1)										0 0 0 0 0 0 0
Mike Aldrete, L (7, PH) OBP: 0.663, SLG: 0.600										0 0 0 0 0 0 0
Joel Youngblood, R (7, PH) OBP: 0.250, SLG: 0.250										1 0 0 0 0 0 2
Greg Minton, S (7, 1)										1 0 0 0 0 0 0
Jeff Robinson, R (8, 1)										0 0 0 0 0 0 0

Inning Stats	R: 3	H: 3	E: 0	LOB: 0	K: 1	BB: 0	S: 8	P: 8	R: 0	H: 1	E: 0	LOB: 0	K: 0	BB: 0	S: 3	P: 3	R: 0	H: 0	E: 0	LOB: 0	K: 0	BB: 1	S: 3	P: 7	R: 0	H: 0	E: 0	LOB: 0	K: 1	BB: 0	S: 6	P: 6	R: 0	H: 0	E: 0	LOB: 0	K: 1	BB: 0	S: 5	P: 5	R: 0	H: 1	E: 1	LOB: 1	K: 0	BB: 0	S: 4	P: 4	R: 2	H: 4	E: 0	LOB: 2	K: 1	BB: 0	S: 9	P: 9	R: 1	H: 2	E: 0	LOB: 1	K: 0	BB: 0	S: 5	P: 5	1B: 7	SF: 0	2B: 2	SAC: 1	3B: 0	DP: 2	HR: 3	HBP: 0	WP: 1	PA: 39
--------------	------	------	------	--------	------	-------	------	------	------	------	------	--------	------	-------	------	------	------	------	------	--------	------	-------	------	------	------	------	------	--------	------	-------	------	------	------	------	------	--------	------	-------	------	------	------	------	------	--------	------	-------	------	------	------	------	------	--------	------	-------	------	------	------	------	------	--------	------	-------	------	------	-------	-------	-------	--------	-------	-------	-------	--------	-------	--------

PITCHER	IP	WLS	BF	H	R	ER	SO	BB	IBB	HBP	BLK	WP	HR	S	P	ERA	WHIP
Randy O'Neal, R (1, 1) ERA: 5.4	5.0		20	5	4	4	3	1	0	0	0	1	3	25	29	7.20	1.200
Charlie Puleo, R (6, 1) ERA: 6.0	1.1		6	1	0	0	1	0	0	0	0	0	0	8	8	0.00	0.750
Ed Olwine, L (7, 1) ERA: 4.15	0.2		1	0	0	0	0	0	0	0	0	0	0	1	1	0.00	0.000
Jim Acker, R (8, 1) ERA: 4.91	2.0	L	12	6	3	3	1	0	0	0	0	0	0	14	14	13.50	3.000

PITCHER	IP	WLS	BF	H	R	ER	SO	BB	IBB	HBP	BLK	WP	HR	S	P	ERA	WHIP
---------	----	-----	----	---	---	----	----	----	-----	-----	-----	----	----	---	---	-----	------

**BOTTOM**

**San Francisco Giants @ Atlanta Braves**  
Atlanta-Fulton County Stadium, Atlanta, GA

Fri Apr 24 1987, 7:05 PM EDT  
Att. 11,398 - Unknown

livebaseballscorecards.com

<b>AB</b>	<b>32</b>
<b>R</b>	<b>5</b>
<b>H</b>	<b>11</b>
<b>RBI</b>	<b>3</b>
<b>BB</b>	<b>7</b>
<b>SO</b>	<b>6</b>
<b>LOB</b>	<b>24</b>



WP: 1	PA: 41
PB: 2	
SB: 0	
CS: 0	

AB R H RBI BB SO LOB

1 1 0 0 2 0 2

5 1 2 0 0 0 4

4 0 0 0 1 1 4

4 0 3 1 1 1 2

4 1 0 0 1 1 6

4 0 1 1 0 1 1

4 1 3 1 0 0 1

3 0 1 0 1 1 2

1B: 8 SF: 0  
2B: 3 SAC: 1  
3B: 0 DP: 5  
HR: 0 HBP: 1

Batter	1	2	3	4	5	6	7	8	9
Dion James, L OBP: 0.435, SLG: 0.388 (1, 8)	4-0 BB G6-4-3		0-0 BB G6-4-3			4-0 BB G1-4-3 1B PB	0-0 BB SH1-4		1-0 BB G1-2-3 HBP
Ken Oberkfell, L OBP: 0.439, SLG: 0.400 (1, 5)	0-0 BB G6-4-3			0-0 BB F7		0-0 BB G1-4-3 1B PB	0-0 BB G1-6-3		0-0 BB G1-2-3
Gerald Perry, L OBP: 0.342, SLG: 0.343 (1, 3)	0-3 SS K			0-0 BB G4-1		0-0 BB G1-4-3	0-0 BB G1-6-3		4-0 BB BB
Dale Murphy, R OBP: 0.433, SLG: 0.633 (1, 9)		0-0 BB G3-6-1 1B		0-0 BB 1B		0-3 SS K		0-0 BB 2B	4-0 BB BB
Ken Griffey, L OBP: 0.412, SLG: 0.512 (1, 7)		0-0 BB G3-6-1 1B		0-3 SS K		4-0 BB 1B BB		0-0 BB L5	0-0 BB G3
Rafael Ramirez, R OBP: 0.333, SLG: 0.393 (1, 6)		0-3 SS K2-3			0-0 BB 6-3	0-0 BB 1B 1B		0-0 BB 6-3	
Ozzie Virgil, R OBP: 0.282, SLG: 0.343 (1, 2)			0-0 BB FC2-5 1B		0-0 BB WP 2B	0-0 BB 1B 1B		0-0 BB F9	
Glenn Hubbard, R OBP: 0.525, SLG: 0.444 (1, 4)			4-0 BB FC2-5 BB		0-3 SS K	0-0 BB F4			0-0 BB G1-2-3 2B
Randy O'Neal, R Albert Hall, S Charlie Pulido, R Ed Olwine, R Graig Nettles, L Zane Smith, L Jim Acker, R Ted Simmons, S (1, 1) (5, PH) (6, 1) (7, 1) (7, PH) (7, PR) (8, 1) (9, PH)			0-0 BB FC2-5		0-3 SS K		4-0 BB 1B SH1-4 BB		0-0 BB G1-2-3 HBP BB 1B

Inning Stats	R: 0 H: 0 E: 0 K: 1 S: 4	H: 0 LOB: 0 BB: 1 P: 8	R: 0 H: 1 E: 0 K: 1 S: 5	LOB: 0 BB: 0 P: 5	R: 0 H: 1 E: 0 K: 0 S: 3	LOB: 1 BB: 1 P: 7	R: 0 H: 1 E: 0 K: 1 S: 6	LOB: 1 BB: 0 P: 6	R: 1 H: 1 E: 0 K: 2 S: 8	LOB: 0 BB: 0 P: 8	R: 3 H: 3 E: 0 K: 1 S: 8	LOB: 2 BB: 2 P: 16	R: 0 H: 1 E: 0 K: 0 S: 3	LOB: 1 BB: 1 P: 7	R: 0 H: 1 E: 0 K: 0 S: 4	LOB: 1 BB: 0 P: 4	R: 1 H: 2 E: 0 K: 0 S: 4	LOB: 3 BB: 2 P: 13	1B: 8 2B: 3 3B: 0 HR: 0	SF: 0 SAC: 1 DP: 5 HBP: 1	WP: 1 PB: 2 SB: 0 CS: 0	PA: 41
--------------	--------------------------	------------------------	--------------------------	-------------------	--------------------------	-------------------	--------------------------	-------------------	--------------------------	-------------------	--------------------------	--------------------	--------------------------	-------------------	--------------------------	-------------------	--------------------------	--------------------	-------------------------	---------------------------	-------------------------	--------

PITCHER	IP	WLS	BF	H	R	ER	SO	BB	IBB	HBP	BLK	WP	HR	S	P	ERA	WHIP
Roger Mason, R ERA: 3.18 (1, 1)	5.1		21	5	3	2	5	3	0	0	0	1	0	28	40	3.38	1.500
Jim Gott, R ERA: 3.86 (6, 1)	0.2		5	2	1	1	1	1	0	0	0	0	0	6	10	13.50	4.500
Greg Minton, R ERA: 1.5 (7, 1)	2.0	W	10	4	1	1	0	1	0	0	0	0	0	9	13	4.50	2.500
Jeff Robinson, R ERA: 1.04 (9, 1)	1.0	S	5	0	0	0	0	2	0	1	0	0	0	2	11	0.00	2.000

Batter	1	2	3	4	5	6	7	8	9	AB R H RBI BB SO LOB	TOP			
Will Clark, L (1, 3) OBP: 0.342, SLG: 0.522	2-2 4-3	2-2 P6			3-1 4-3			4-1 BB		3 0 0 0 1 0 1				
Chili Davis, S (1, 8) OBP: 0.310, SLG: 0.394	1-0 F9		0-0 4-3			2-0 HR		3-1 F7		4 1 1 1 0 0 1				
Jeffrey Leonard, R (1, 7) OBP: 0.365, SLG: 0.617	0-2 FC5 S 1B		1-0 G6-4-3 1B			0-0 P3		0-0 F2		4 0 2 0 0 0 1				
Candy Maldonado, R (1, 9) OBP: 0.365, SLG: 0.478	4-2 1-2 BB		0-1 G6-4-3 1-2f			1-2 F7		2-0 6-3		3 0 0 0 1 0 2				
Chris Brown, R (1, 5) OBP: 0.303, SLG: 0.443	3-1 FC5 2-3f			2-2 F9		1-0 F9			0-0 2B SF9 1B	4 1 1 0 0 0 2				
Bob Melvin, R (1, 2) OBP: 0.326, SLG: 0.610		0-0 5-3		1-2 5-3			3-1 CS 1B		0-0 SF9 1-3 2B	4 0 2 0 0 0 0				
Matt Williams, R (1, 6) OBP: 0.209, SLG: 0.263		2-1 1B 3B		3-3 K			3-1 F9		1-0 SF9	3 1 1 1 0 1 1				
Robby Thompson, R (1, 4) OBP: 0.269, SLG: 0.298		1-2 SH2-4 1B			3-3 K		4-1 1-2 BB		3-0 6-3	3 0 1 1 1 1 1				
Mark Grant, R (1, 1) Michael LaCoss, R (6, 1) Scott Garrelts, R (8, 1)		0-1 SH2-4			1-1 4-3		1 SAFE 0-3 K		0-2 6-3	1 0 0 0 0 0 0 1 0 0 0 0 1 1 1 0 0 0 0 0 1				
<b>Inning Stats</b>	R: 0 H: 1 E: 0 LOB: 2 K: 0 BB: 1 S: 12 P: 22	R: 1 H: 2 E: 0 LOB: 1 K: 0 BB: 0 S: 12 P: 17	R: 0 H: 1 E: 0 LOB: 0 K: 0 BB: 0 S: 4 P: 5	R: 0 H: 0 E: 0 LOB: 0 K: 1 BB: 0 S: 9 P: 15	R: 0 H: 0 E: 0 LOB: 0 K: 1 BB: 0 S: 9 P: 16	R: 1 H: 1 E: 0 LOB: 0 K: 0 BB: 0 S: 6 P: 10	R: 0 H: 1 E: 0 LOB: 1 K: 1 BB: 1 S: 8 P: 18	R: 0 H: 0 E: 0 LOB: 1 K: 0 BB: 1 S: 5 P: 14	R: 1 H: 2 E: 0 LOB: 1 K: 0 BB: 0 S: 7 P: 11	1B: 5 SF: 1 2B: 1 SAC: 1 3B: 1 DP: 1 HR: 1 HBP: 0	WP: 0 PA: 36 PB: 0 SB: 1 CS: 1			
<b>PITCHER</b>	IP WLS BF H R ER SO BB IBB HBP BLK WP HR S P ERA WHIP													
Zane Smith, L (1, 1) ERA: 3.21	6.0		5 2 2 2 1 0 0 0 0 0 0 1 52 85 3.00 1.000											
Jeff Dedmon, R (7, 1) ERA: 5.68	2.0		10 3 1 1 1 2 0 0 0 0 0 0 15 34 4.50 2.500											
Gene Garber, R (9, 1) ERA: 4.66	1.0	W	3 0 0 0 0 0 0 0 0 0 0 0 5 9 0.00 0.000											

San Francisco Giants @ Atlanta Braves  
Atlanta-Fulton County Stadium, Atlanta, GA

Sat Apr 25 1987, 3:33 AM EDT  
Att. 13,949 - Unknown

livebaseballscorecards.com

AB	31
R	3
H	8
RBI	3
BB	3
SO	3
LOB	11



Batter	1	2	3	4	5	6	7	8	9	AB R H RBI BB SO LOB
Dion James, L OBP: 0.463, SLG: 0.423 (1, 8)	0-1 6-3		4-2 BB BB		4-2 1-2 BB		2-1 4-3 SF7 2B		3-2 BLK HR 1B	3 2 2 0 2 0 0
Ken Oberkfell, L OBP: 0.452, SLG: 0.385 (1, 5) (9, 4)	4-2 BB 1B BB		4-1 1 SAFE 1 SAFE G6-4-3 BB		1-0 F9		1-0 4-3		4-2 HR BB	2 1 0 0 3 0 3
Gerald Perry, L OBP: 0.349, SLG: 0.436 (1, 3)	2-2 1-2 BB 1B		1-0 G6-4-3 1-2f		0-0 1-3		0-0 SF7		0-0 HR	4 1 2 4 0 0 4
Dale Murphy, R OBP: 0.437, SLG: 0.635 (1, 9)	4-2 1-2 2-3 BB			2-1 2B		3-3 K		0-0 F8		3 0 1 0 1 1 0
Ken Griffey, L OBP: 0.418, SLG: 0.500 (1, 7)	2-1 G4-6-3 1-2f		4-1 G6-4-3 BB		1-1 E 1B		2-2 4-3			3 1 1 0 1 0 3
Rafael Ramirez, R OBP: 0.294, SLG: 0.344 (1, 6)		0-1 6-3		0-2 F4		1-0 E7 BB 1B		1-2 4-3		4 0 0 0 0 0 3
Ozzie Virgil, R OBP: 0.302, SLG: 0.342 (1, 2)		0-0 F9		0-1 G6-4-3 1-2f		2-0 BB 1-2 2-H 1B		4-0 BB		3 0 1 1 1 0 2
Glenn Hubbard, R OBP: 0.508, SLG: 0.417 (1, 4)		1-1 6-3			0-0 F4		4-2 G4-6-3 1-2 2-3 BB		1-0 1-3	3 0 0 0 1 0 1
Zane Smith, L OBP: 0.111, SLG: 0.111 (1, 1)			1-3 K		1-2 BB 1B		1-2 G4-6-3		2-3 K	2 0 1 0 0 1 0
Ted Simmons, S OBP: 0.200, SLG: 0.250 (6, PH)										1 0 0 0 0 0 3
Jeff Dedmon, L (7, 1)										0 0 0 0 0 0 0
Gene Garber, R (9, 1)										0 0 0 0 0 0 0
Graig Nettles, L OBP: 0.357, SLG: 0.500 (9, 5)										1 0 0 0 0 1 0

Inning Stats	R: 0 E: 0 K: 12 S: 12	H: 1 LOB: 2 BB: 2 P: 24	R: 0 E: 0 K: 5 S: 5	H: 0 LOB: 0 BB: 6 P: 6	R: 0 E: 0 K: 1 S: 7	H: 0 LOB: 1 BB: 2 P: 17	R: 0 E: 0 K: 0 S: 9	H: 1 LOB: 1 BB: 1 P: 15	R: 0 E: 0 K: 10 S: 10	H: 1 LOB: 2 BB: 1 P: 16	R: 1 E: 1 K: 15 S: 15	H: 2 LOB: 2 BB: 1 P: 27	R: 1 E: 0 K: 0 S: 5	H: 1 LOB: 0 BB: 0 P: 8	R: 0 E: 0 K: 0 S: 7	H: 0 LOB: 1 BB: 1 P: 15	R: 3 E: 0 K: 1 S: 10	H: 2 LOB: 0 BB: 1 P: 19	1B: 5 2B: 2 3B: 0 HR: 1	SF: 1 SAC: 0 DP: 4 HBP: 0
--------------	--------------------------------	----------------------------------	------------------------------	---------------------------------	------------------------------	----------------------------------	------------------------------	----------------------------------	--------------------------------	----------------------------------	--------------------------------	----------------------------------	------------------------------	---------------------------------	------------------------------	----------------------------------	-------------------------------	----------------------------------	----------------------------------	------------------------------------

PITCHER	IP	WLS	BF	H	R	ER	SO	BB	IBB	HBP	BLK	WP	HR	S	P	ERA	WHIP
Mark Grant, R ERA: 2.12 (1, 1)	5.1		25	5	1	0	2	6	0	0	0	0	0	50	92	0.00	2.062
Michael LaCoss, R ERA: 5.28 (6, 1)	1.2		6	1	1	1	0	1	0	0	0	0	0	13	21	5.40	1.200
Scott Garrelts, R ERA: 5.52 (8, 1)	1.1	L	8	2	3	3	1	2	0	0	1	0	1	17	34	20.25	3.000

**BOTTOM**

**San Francisco Giants @ Atlanta Braves**  
 Atlanta-Fulton County Stadium, Atlanta, GA  
 Sat Apr 25 1987, 3:33 AM EDT  
 Att. 13,949 - Unknown

livebaseballscorecards.com

AB	29
R	5
H	8
RBI	5
BB	9
SO	3
LOB	19



WP: 0	PA: 39
PB: 0	
SB: 0	
CS: 0	

Batter	1	2	3	4	5	6	7	8	9	AB R H RBI BB SO LOB	TOP	
Mike Aldrete, L (1, 3) OBP: 0.524, SLG: 0.556	0-0 4-3	0-0 F8			4-0 BB 1B BB	0-0 1-3 1B		0-0 2-H SF7		3 1 1 1 1 0 1		
Chili Davis, S (1, 8) OBP: 0.316, SLG: 0.386	0-0 1B 1B		0-0 5-3		4-0 1B E BB	0-3 K		0-3 K		4 2 1 0 1 2 2		
Jeffrey Leonard, R (1, 7) OBP: 0.397, SLG: 0.672	0-0 1B 1-3 1B		4-0 CS BB		0-0 E 1-3 2-H 1B		0-0 F8		0-0 HR	4 1 3 2 1 0 0		
Candy Maldonado, R (1, 9) OBP: 0.380, SLG: 0.500	0-0 1-2 3-H 1B		0-3 K		0-0 E1 HBP 1-3 3-H		0-0 2B 1B		0-0 1B 2B	5 1 3 1 0 1 2		
Chris Brown, R (1, 5) OBP: 0.338, SLG: 0.469	0-0 F4			4-0 CS BB	1-0 HBP		0-0 1-3 2B		0-0 2-H 1B	3 0 2 1 1 0 2		
Bob Melvin, R (1, 2) OBP: 0.292, SLG: 0.543	0-3 K			0-0 F9	0-0 F7		0-0 F3		0-0 L6	5 0 0 0 0 1 9		
Matt Williams, R (1, 6) OBP: 0.208, SLG: 0.256		0-0 G3 G1 1B		0-0 F7		0-3 K	0-0 F7		0-3 K	5 0 1 0 0 2 4		
Robby Thompson, R (1, 4) OBP: 0.298, SLG: 0.300		0-0 G1		0-0 CS	0-0 2-3	0-0 FC1-6 1B		4-0 S SH2-4 BB SF7	4-0 IBB	3 1 1 0 2 0 1		
Mark Davis, L (1, 1) OBP: 0.273, SLG: 0.545		0-0 G3			0-3 K	0-0 FC1-6 1B		0-0 SH2-4	0-0 F4	3 0 0 0 0 1 2		
Greg Minton, S (6, 1)										0 0 0 0 0 0 0		
Jeff Robinson, R (8, 1)										1 0 0 0 0 0 2		
<b>Inning Stats</b>	R: 1 E: 0 K: 1 S: 8 H: 3 LOB: 2 BB: 0 P: 8	R: 0 E: 0 K: 0 S: 4 H: 1 LOB: 1 BB: 0 P: 4	R: 0 E: 0 K: 1 S: 4 H: 0 LOB: 0 BB: 1 P: 8	R: 0 E: 0 K: 0 S: 2 H: 0 LOB: 0 BB: 1 P: 6	R: 2 E: 1 K: 1 S: 7 H: 1 LOB: 3 BB: 2 P: 16	R: 0 E: 0 K: 2 S: 9 H: 2 LOB: 2 BB: 0 P: 9	R: 0 E: 0 K: 0 S: 5 H: 2 LOB: 2 BB: 0 P: 5	R: 1 E: 0 K: 1 S: 5 H: 0 LOB: 0 BB: 1 P: 9	R: 2 E: 0 K: 1 S: 8 H: 3 LOB: 2 BB: 1 P: 12	1B: 9 2B: 2 3B: 0 HR: 1 SF: 1 SAC: 1 DP: 0 HBP: 1	WP: 0 PB: 0 SB: 1 CS: 2	PA: 46
<b>PITCHER</b>	IP WLS BF H R ER SO BB IBB HBP BLK WP HR S P ERA WHIP											
David Palmer, R (1, 1) ERA: 3.56	5.0 L 24 5 3 2 3 4 0 1 0 0 0 0 25 42 3.60 1.800											
Charlie Puleo, R (6, 1) ERA: 3.6	2.0 10 4 0 0 2 0 0 0 0 0 0 0 14 14 0.00 2.000											
Jim Acker, R (8, 1) ERA: 6.23	2.0 11 3 3 3 2 1 1 0 0 0 1 13 21 13.50 2.000											

San Francisco Giants @ Atlanta Braves  
Atlanta-Fulton County Stadium, Atlanta, GA

Sun Apr 26 1987, 3:33 AM EDT  
Att: 18,058 - Unknown

AB	36
R	6
H	12
RBI	5
BB	6
SO	7
LOB	25





San Francisco Giants @ Atlanta Braves  
 Atlanta-Fulton County Stadium, Atlanta, GA

Mon Apr 27 1987, 7:05 PM EDT  
 Att. 6,474 - Unknown

livebaseballscorecards.com

AB	37
R	7
H	11
RBI	7
BB	3
SO	7
LOB	8



WP:	0	PA:	40
PB:	0		
SB:	0		
CS:	1		

AB R H RBI BB SO LOB

4	0	0	0	1	2	0
5	1	3	3	0	1	0
5	0	2	0	0	0	3
4	1	1	0	1	0	2
4	1	2	2	0	1	0
4	0	0	0	0	1	3
4	1	1	0	0	1	0
3	2	1	1	1	1	0
3	1	1	1	0	0	0
1	0	0	0	0	0	0

Batter 1 2 3 4 5 6 7 8 9

Will Clark, L (1, 3) OBP: 0.333, SLG: 0.493 	Chili Davis, S (1, 8) OBP: 0.333, SLG: 0.440 	Jeffrey Leonard, R (1, 7) OBP: 0.397, SLG: 0.652 	Candy Maldonado, R (1, 9) OBP: 0.381, SLG: 0.487 	Chris Brown, R (1, 5) OBP: 0.347, SLG: 0.515 	Bob Brenly, R (1, 2) OBP: 0.294, SLG: 0.267 	Matt Williams, R (1, 6) OBP: 0.212, SLG: 0.255 	Robby Thompson, R (1, 4) OBP: 0.311, SLG: 0.358 	Kelly Downs, R (1, 1) OBP: 0.100, SLG: 0.100 Scott Garrelts, R (7, 1) 	G3 	CS 1B 	F7 1B 	F9 1B 	F7 	HR 	L9 1-2 	4-3 	5-3 	5-3 	5-3 BB 1B 	F9 	F4 1B BB 	5-3 BB 1B 	F9 
--	---	---	---	---	--	---	--	---	--------	--------------	--------------	--------------	--------	--------	---------------	---------	---------	---------	---------------------	--------	--------------------	---------------------	--------

R: 0	H: 2	R: 0	H: 0	R: 0	H: 0	R: 1	H: 1	R: 0	H: 1	R: 3	H: 3	R: 2	H: 2	R: 1	H: 2	1B: 8	SF: 0	WP: 0	PA: 40
E: 0	LOB: 3	E: 0	LOB: 0	E: 0	LOB: 0	E: 0	LOB: 0	E: 0	LOB: 0	E: 0	LOB: 2	E: 0	LOB: 0	E: 0	LOB: 1	2B: 0	SAC: 0	PB: 0	
K: 2	BB: 1	K: 1	BB: 0	K: 1	BB: 0	K: 2	BB: 0	K: 0	BB: 0	K: 0	BB: 2	K: 0	BB: 0	K: 0	BB: 0	3B: 0	DP: 0	SB: 0	
S: 9	P: 13	S: 5	P: 5	S: 5	P: 5	S: 7	P: 7	S: 6	P: 6	S: 6	P: 14	S: 5	P: 5	S: 5	P: 5	HR: 3	HBP: 0	CS: 1	

PITCHER	IP	WLS	BF	H	R	ER	SO	BB	IBB	HBP	BLK	WP	HR	S	P	ERA	WHIP
Rick Mahler, R (1, 1) ERA: 3.46	6.2	L	29	7	4	4	7	3	0	0	0	0	1	40	52	5.40	1.500
Jeff Dedmon, R (7, 1) ERA: 5.4	0.1		1	0	0	0	0	0	0	0	0	0	0	1	1	0.00	0.000
Gene Garber, R (8, 1) ERA: 6.17	2.0		10	4	3	3	0	0	0	0	0	0	2	10	10	13.50	2.000

PITCHER	IP	WLS	BF	H	R	ER	SO	BB	IBB	HBP	BLK	WP	HR	S	P	ERA	WHIP
---------	----	-----	----	---	---	----	----	----	-----	-----	-----	----	----	---	---	-----	------



Batter	1	2	3	4	5	6	7	8	9	AB	R	H	RBI	BB	SO	LOB
Dion James, L (1, 8) OBP: 0.480, SLG: 0.492	0-0 4-3			0-0 1B		0-0 1B	0-0 G6-4-3			4	0	2	0	0	0	3
Ken Oberkfell, L (1, 5) OBP: 0.429, SLG: 0.356	0-0 G3			0-0 F7		0-0 F7		0-0 6-3		4	0	0	0	0	0	1
Gerald Perry, L (1, 3) OBP: 0.327, SLG: 0.383	0-0 1-3			4-0 BB		0-0 4-3		0-0 5-3		3	0	0	0	1	0	1
Dale Murphy, R (1, 9) OBP: 0.425, SLG: 0.586		0-3 K		0-0 F5			0-0 2B 1B	0-3 K		4	1	1	0	0	2	1
Ken Griffey, L (1, 7) OBP: 0.429, SLG: 0.509		0-3 K			0-3 K		0-0 2B 2B		0-3 K	4	1	1	1	0	3	0
Rafael Ramirez, R (1, 6) OBP: 0.256, SLG: 0.317		0-0 F9			0-0 4-3		0-0 SH1-3 2B		0-3 K	4	0	1	1	0	1	0
Ozzie Virgil, R (1, 2) OBP: 0.353, SLG: 0.419			4-0 BB		0-0 HR		4-0 SH1-3 BB		0-3 K	2	1	1	1	2	1	0
Glenn Hubbard, R (1, 4) OBP: 0.493, SLG: 0.407			0-0 G6-4-3		0-0 6-3		0-0 SH1-3			2	0	0	0	0	0	1
Rick Mahler, R (1, 1) OBP: 0.214, SLG: 0.231			0-0 F3			0-3 K		4-0 G6-4-3 IBB		2	0	0	0	0	1	0
Jeff Dedmon, L (7, 1)										0	0	0	0	0	0	0
Graig Nettles, L (7, PH) OBP: 0.375, SLG: 0.462										0	0	0	0	1	0	0
Gene Garber, R (8, 1)										0	0	0	0	0	0	0

Inning Stats	R: 0	H: 0	E: 0	K: 0	S: 3	R: 0	H: 0	E: 0	K: 2	S: 7	R: 0	H: 0	E: 0	K: 0	S: 2	R: 0	H: 1	E: 0	K: 0	S: 3	R: 1	H: 1	E: 0	K: 1	S: 6	R: 0	H: 1	E: 0	K: 1	S: 6	R: 2	H: 3	E: 0	K: 0	S: 5	R: 0	H: 0	E: 0	K: 1	S: 5	R: 0	H: 0	E: 0	K: 3	S: 9	R: 0	H: 0	E: 0	K: 3	S: 9	1B: 3	SF: 0	2B: 2	SAC: 1	3B: 0	DP: 2	HR: 1	HBP: 0	WP: 0	PA: 34
--------------	------	------	------	------	------	------	------	------	------	------	------	------	------	------	------	------	------	------	------	------	------	------	------	------	------	------	------	------	------	------	------	------	------	------	------	------	------	------	------	------	------	------	------	------	------	------	------	------	------	------	-------	-------	-------	--------	-------	-------	-------	--------	-------	--------

PITCHER	IP	WLS	BF	H	R	ER	SO	BB	IBB	HBP	BLK	WP	HR	S	P	ERA	WHIP
Kelly Downs, R (1, 1) ERA: 3.91	6.0	W	25	6	3	3	4	3	0	0	0	0	1	30	42	4.50	1.500
Scott Garrelts, R (7, 1) ERA: 4.58	3.0	S	9	0	0	0	4	0	1	0	0	0	0	16	20	0.00	0.000

BOTTOM

San Francisco Giants @ Atlanta Braves  
Atlanta-Fulton County Stadium, Atlanta, GA

livebaseballscorecards.com

AB	29
R	3
H	6
RBI	3
BB	4
SO	8
LOB	7



Mon Apr 27 1987, 7:05 PM EDT  
Att. 6,474 - Unknown

Batter	1	2	3	4	5	6	7	8	9	AB R H RBI BB SO LOB	TOP	
<b>Mike Aldrete, L</b> (1, 3) OBP: 0.458, SLG: 0.476 <b>Joel Youngblood, R</b> (6, PH) OBP: 0.222, SLG: 0.222 <b>Will Clark, L</b> (6, 3) OBP: 0.329, SLG: 0.486	0-3 		0-0 F8 		0-3 K 	0-3 K 		0-3 K 		3 0 0 0 0 2 1 1 0 0 0 0 1 3 1 0 0 0 0 1 2	<b>San Francisco Giants @ Chicago Cubs</b> Wrigley Field, Chicago, IL Tue Apr 28 1987, 3:33 AM CDT Att: 10,097 - Unknown	
<b>Chili Davis, S</b> (1, 8) OBP: 0.349, SLG: 0.429	4-0 1B 		0-0 4-3 		HR 	BB 		0-0 4-3 		2 2 0 0 3 0 0		
<b>Jeffrey Leonard, R</b> (1, 7) OBP: 0.397, SLG: 0.676	0-0 		0-0 4-3 		HR 	FC6-4 		0-0 F8 		5 1 2 2 0 0 3		
<b>Candy Maldonado, R</b> (1, 9) OBP: 0.382, SLG: 0.494	0-0 SF7 		4-0 		0-0 2B 	2B 		0-0 4-3 		3 1 1 1 1 0 0		
<b>Chris Brown, R</b> (1, 5) OBP: 0.354, SLG: 0.528	0-3 K 		0-0 		1-2 1B 	FC6-4 	2B 	0-0 3-1 		4 1 2 1 0 1 1		
<b>Bob Brenly, R</b> (1, 2) OBP: 0.289, SLG: 0.242		0-0 6-3 		0-0 G6-4-3 		4-0 FC6-4 	BB 	0-0 5-3 		3 0 0 0 1 0 2		
<b>Matt Williams, R</b> (1, 6) OBP: 0.196, SLG: 0.235		0-0 L9 		0-3 K 		0-0 FC6-4 	1-2 2-3 	0-3 K 		4 1 0 0 0 2 2		
<b>Chris Speier, R</b> (1, 4) OBP: 0.474, SLG: 0.594		0-0 F7 		0-0 		4-0 PB 	1-2 BB 	4-0 CS 	BB 	2 0 1 0 2 0 0		
<b>Mike Krukow, R</b> (1, 1) OBP: 0.222, SLG: 0.250			0-3 K 		0-0 SH1-4 		0-0 E6 	1-2 2-3 3-H 	4-0 BB 	2 0 0 1 1 1 2		
<b>Inning Stats</b>	R: 1 H: 1 E: 0 LOB: 1 K: 2 BB: 1 S: 8 P: 12	R: 0 H: 0 E: 0 LOB: 0 K: 0 BB: 0 S: 3 P: 3	R: 0 H: 0 E: 0 LOB: 0 K: 1 BB: 0 S: 5 P: 5	R: 0 H: 1 E: 0 LOB: 1 K: 0 BB: 1 S: 3 P: 7	R: 0 H: 1 E: 0 LOB: 1 K: 2 BB: 0 S: 8 P: 8	R: 5 H: 3 E: 1 LOB: 3 K: 1 BB: 4 S: 9 P: 25	R: 0 H: 0 E: 0 LOB: 0 K: 0 BB: 0 S: 3 P: 3	R: 0 H: 0 E: 0 LOB: 2 K: 2 BB: 2 S: 6 P: 14	R: 0 H: 0 E: 0 LOB: 0 K: 0 BB: 0 S: 3 P: 3	1B: 3 SF: 1 2B: 3 SAC: 1 3B: 0 DP: 2 HR: 1 HBP: 0	WP: 0 PA: 40 PB: 1 SB: 3 CS: 1	
<b>PITCHER</b> <b>Rick Sutcliffe, R</b> (1, 1) ERA: 4.11 <b>Frank DiPino, L</b> (6, 1) ERA: <b>Ed Lynch, R</b> (8, 1) ERA: 3.63	IP WLS BF H R ER SO BB IBB HBP BLK WP HR S P ERA WHIP 5.0 L 24 6 6 5 5 4 0 0 0 0 1 30 46 9.00 2.000 2.0 9 0 0 0 1 2 0 0 0 0 0 9 17 0.00 1.000 2.0 7 0 0 0 2 2 0 0 0 0 0 9 17 0.00 1.000											<b>PITCHER</b> IP WLS BF H R ER SO BB IBB HBP BLK WP HR S P ERA WHIP

AB	30
R	6
H	6
RBI	5
BB	8
SO	8
LOB	16



Batter	1	2	3	4	5	6	7	8	9	AB	R	H	RBI	BB	SO	LOB
<b>Chico Walker, S</b> (1, 7) OBP: 0.273, SLG: 0.237	0-0 F8		0-0 F8			0-0 F8	0-0 CS	0-0 5-3		4	0	0	0	0	0	1
<b>23 Ryne Sandberg, R</b> (1, 4) OBP: 0.416, SLG: 0.462	0-0 F7			0-0 5-3		0-0 FC6-4 1B		0-0 1B		4	0	2	0	0	0	0
<b>Andre Dawson, R</b> (1, 9) OBP: 0.304, SLG: 0.500	0-0 F2			0-0 6-3		0-0 FC6-4 BLK		0-3 K		4	0	0	0	0	1	2
<b>Keith Moreland, R</b> (1, 5) OBP: 0.203, SLG: 0.246		0-0 6-3		0-0 F9		0-0 6-3		0-0 1-3		4	0	0	0	0	0	2
<b>Leon Durham, L</b> (1, 3) OBP: 0.360, SLG: 0.576		0-0 2-3			0-0 F7		0-0 HR		0-0 1-3	4	1	1	1	0	0	0
<b>Jody Davis, R</b> (1, 2) OBP: 0.404, SLG: 0.642		0-0 F8			0-0 WP		0-0 HR		0-0 F7	4	1	2	1	0	0	0
<b>Shawon Dunston, R</b> (1, 6) OBP: 0.225, SLG: 0.286			0-0 F3		0-0 L7		0-0 6-3		0-0 F7	4	0	0	0	0	0	1
<b>Dave Martinez, L</b> (1, 8) OBP: 0.294, SLG: 0.250			0-0		0-0	4-0 BB	0-0 F7			2	0	1	0	1	0	0
<b>Rick Sutcliffe, L</b> (1, 1) OBP: 0.455, SLG: 0.556			0-0 L9		0-0	0-0	0-0			2	0	0	0	0	0	3
<b>Frank DiPino, L</b> (6, 1)					0-0	4-3				0	0	0	0	0	0	0
<b>Gary Matthews, R</b> (7, PH) OBP: 0.333, SLG: 0.500										1	0	1	0	0	0	0
<b>Greg Maddux, R</b> (7, PR)										0	0	0	0	0	0	0
<b>Ed Lynch, R</b> (8, 1)										0	0	0	0	0	0	0

Inning Stats	R: 0 E: 0 K: 0 S: 3	H: 0 LOB: 0 BB: 0 P: 3	R: 0 E: 0 K: 0 S: 3	H: 0 LOB: 0 BB: 0 P: 3	R: 0 E: 0 K: 0 S: 4	H: 1 LOB: 1 BB: 0 P: 4	R: 0 E: 0 K: 0 S: 3	H: 0 LOB: 0 BB: 0 P: 3	R: 0 E: 0 K: 0 S: 4	H: 1 LOB: 2 BB: 1 P: 8	R: 0 E: 0 K: 0 S: 4	H: 1 LOB: 1 BB: 0 P: 4	R: 2 E: 0 K: 0 S: 5	H: 3 LOB: 1 BB: 0 P: 5	R: 0 E: 0 K: 1 S: 6	H: 1 LOB: 1 BB: 0 P: 6	R: 0 E: 0 K: 0 S: 3	H: 0 LOB: 0 BB: 0 P: 3	1B: 3 2B: 2 3B: 0 HR: 2	SF: 0 SAC: 0 DP: 0 HBP: 0
--------------	------------------------------	---------------------------------	------------------------------	---------------------------------	------------------------------	---------------------------------	------------------------------	---------------------------------	------------------------------	---------------------------------	------------------------------	---------------------------------	------------------------------	---------------------------------	------------------------------	---------------------------------	------------------------------	---------------------------------	----------------------------------	------------------------------------

PITCHER	<b>Mike Krukow, R</b> (1, 1) ERA: 3.16	IP: 9.0	WLS: 7	BF: 34	H: 7	R: 2	ER: 2	SO: 1	BB: 1	IBB: 0	HBP: 0	BLK: 1	WP: 1	HR: 2	S: 35	P: 39	ERA: 2.00	WHIP: 0.889
PITCHER		IP: 0.0	WLS: 0	BF: 0	H: 0	R: 0	ER: 0	SO: 0	BB: 0	IBB: 0	HBP: 0	BLK: 0	WP: 0	HR: 0	S: 0	P: 0	ERA: 0.00	WHIP: 0.000

**BOTTOM**

# San Francisco Giants @ Chicago Cubs

Wrigley Field, Chicago, IL

Tue Apr 28 1987, 3:33 AM CDT

Att. 10,097 - Unknown

[livebaseballscorecards.com](http://livebaseballscorecards.com)

<b>AB</b>	<b>33</b>
<b>R</b>	<b>2</b>
<b>H</b>	<b>7</b>
<b>RBI</b>	<b>2</b>
<b>BB</b>	<b>1</b>
<b>SO</b>	<b>1</b>
<b>LOB</b>	<b>9</b>



WP: 1	PA: 35
PB: 0	
SB: 0	
CS: 1	

Batter	1	2	3	4	5	6	7	8	9	AB R H RBI BB SO LOB	TOP											
Randy Kutcher, R (1, 5) OBP: 0.250, SLG: 0.500 Will Clark, L (6, PH) OBP: 0.337, SLG: 0.486 Michael LaCoss, R (6, 1) Joel Youngblood, R (8, PH) OBP: 0.200, SLG: 0.200 Jim Gott, R (8, 1)	0-3 K		0-3 K	0-0 F8		4-0 BB		0-0 F8		3 0 0 0 0 2 2 0 0 0 0 1 0 0 0 0 0 0 0 0 0 1 0 0 0 0 0 0 0 0 0 0 0 0 0	<b>San Francisco Giants @ Chicago Cubs</b> Wrigley Field, Chicago, IL Wed Apr 29 1987, 3:33 AM CDT Att. 11,120 - Unknown											
Chili Davis, S (1, 8) OBP: 0.363, SLG: 0.444	0-0 2B		0-0 1B	0-0 4-1		0-0 4-3		4-0 BB		4 2 2 0 1 0 4												
Jeffrey Leonard, R (1, 7) OBP: 0.398, SLG: 0.654	0-0 F7		0-0 BLK 1B		0-0 1-3		4-0 1B SF7 BB	0-0 F9		4 1 1 1 1 0 2												
Candy Maldonado, R (1, 9) OBP: 0.383, SLG: 0.500	0-0 2B		0-3 K		0-3 K		0-0 FC5 SF7 1B		0-0 6-3	5 0 2 1 0 2 1												
Harry Spilman, L (1, 3) OBP: 0.417, SLG: 0.500	0-3 K		0-0 4-3		0-0 FC6-4 1B		0-0 SF7	0-0 G6-4-3 1B		4 0 2 1 0 1 2												
Bob Melvin, R (1, 2) OBP: 0.264, SLG: 0.490		0-3 K		0-0 1-6-3		0-0 FC6-4		0-0 F7	0-0 G6-4-3	5 0 0 0 0 1 3												
Matt Williams, R (1, 6) OBP: 0.217, SLG: 0.296		0-0 F8		0-0 HR		0-0 F8		4-0 BB		3 1 1 1 1 0 0												
Chris Speier, R (1, 4) OBP: 0.500, SLG: 0.588		0-0 1B		4-0 BB BB		4-0 PB BB		0-0 FC5		2 0 1 0 2 0 2												
Roger Mason, R (1, 1) OBP: 0.222, SLG: 0.125 Greg Minton, S (4, 1) Mike Aldrete, L (6, PH) OBP: 0.423, SLG: 0.435		0-0 L9-3		4-0 BB		0-3 K		0-0 4-3		1 0 0 0 1 0 1 0 0 0 0 0 0 0 2 0 0 0 0 1 1												
<b>Inning Stats</b>	R: 1 E: 0 K: 2 S: 9	H: 2 LOB: 1 BB: 0 P: 9	R: 0 E: 0 K: 1 S: 6	H: 1 LOB: 1 BB: 0 P: 6	R: 1 E: 1 K: 2 S: 9	H: 2 LOB: 1 BB: 0 P: 9	R: 1 E: 0 K: 0 S: 4	H: 1 LOB: 2 BB: 2 P: 12	R: 0 E: 0 K: 1 S: 6	H: 1 LOB: 1 BB: 0 P: 6	R: 0 E: 0 K: 1 S: 5	H: 0 LOB: 2 BB: 2 P: 13	R: 1 E: 0 K: 0 S: 4	H: 1 LOB: 2 BB: 2 P: 12	R: 0 E: 0 K: 0 S: 3	H: 0 LOB: 1 BB: 1 P: 7	R: 0 E: 0 K: 0 S: 3	H: 1 LOB: 0 BB: 0 P: 3	1B: 6 2B: 2 3B: 0 HR: 1	SF: 1 SAC: 0 DP: 1 HBP: 0	WP: 0 PB: 1 SB: 0 CS: 0	PA: 42
<b>PITCHER</b>	IP WLS BF H R ER SO BB IBB HBP BLK WP HR S P ERA WHIP																					
Greg Maddux, R (1, 1) ERA: 5.96	5.0 W 24 7 3 2 6 2 0 0 1 0 1 34 42 3.60 1.800																					
Dickie Noles, R (6, 1) ERA: 4.7	1.1 8 1 1 1 1 3 0 0 0 0 0 7 19 6.75 3.000																					
Ed Lynch, R (7, 1) ERA: 3.15	2.2 S 10 1 0 0 0 2 0 0 0 0 0 8 16 0.00 1.125																					

AB	34
R	4
H	9
RBI	4
BB	7
SO	7
LOB	18



Batter	1	2	3	4	5	6	7	8	9
Chico Walker, S (1, 7) OBP: 0.282, SLG: 0.250	0-3 K		0-0 2B 1B	0-0 1B 1B	0-0 G4-6-3		0-0 4-3		
23 Ryne Sandberg, R (1, 4) OBP: 0.402, SLG: 0.435	0-0 6-3		4-0 2B BB	0-0 F5		0-0 6-3		0-3 K2-3	
Andre Dawson, R (1, 9) OBP: 0.345, SLG: 0.610	0-0 HR		0-0 2B	0-0 1B		0-0 3B		0-0 SH3-4 1B	
Keith Moreland, R (1, 5) OBP: 0.192, SLG: 0.233 Ed Lynch, R (7, 1)	0-0 4-3		0-3 K	0-0 1-3		0-0 6-3		0-0 SH3-4	
Leon Durham, L (1, 3) OBP: 0.375, SLG: 0.571		0-0 F4		0-0 3B 1B	0-0 2B E 1B	0-0 F8		4-0 IBB	
Jody Davis, R (1, 2) OBP: 0.387, SLG: 0.621	0-3 K		0-0 F3	0-0 E 2B	0-0 6-3		0-0 5-3		
Shawon Dunston, R (1, 6) OBP: 0.227, SLG: 0.274	0-0 6-3		0-0 E8 3B	0-0 F4		4-0 S 1B BB			
Dave Martinez, L (1, 8) OBP: 0.345, SLG: 0.340		0-0 E9 1B	0-0 1B 3B	0-0 E IBB	4-0 6-3 1B		0-0 6-3 1B		
Greg Maddux, R (1, 1) Jerry Mumphrey, S (5, PH) Dickie Noles, R (6, 1) Manny Trillo, R (7, 5) OBP: 0.200, SLG: 0.077		0-0 6-3	0-0 FC 1B 1B	0-0 E4 G4-6-3		0-0 6-3			

Inning Stats	R: 1 E: 0 K: 1 S: 6	H: 1 LOB: 0 BB: 0 P: 6	R: 0 E: 0 K: 1 S: 5	H: 0 LOB: 0 BB: 0 P: 5	R: 2 E: 1 K: 1 S: 7	H: 3 LOB: 1 BB: 1 P: 11	R: 3 E: 1 K: 0 S: 9	H: 4 LOB: 3 BB: 0 P: 9	R: 1 E: 1 K: 0 S: 5	H: 2 LOB: 2 BB: 1 P: 9	R: 0 E: 0 K: 0 S: 4	H: 1 LOB: 1 BB: 0 P: 4	R: 1 E: 0 K: 0 S: 4	H: 1 LOB: 1 BB: 1 P: 8	R: 0 E: 0 K: 1 S: 6	H: 1 LOB: 2 BB: 1 P: 10
--------------	------------------------------	---------------------------------	------------------------------	---------------------------------	------------------------------	----------------------------------	------------------------------	---------------------------------	------------------------------	---------------------------------	------------------------------	---------------------------------	------------------------------	---------------------------------	------------------------------	----------------------------------

PITCHER	IP	WLS	BF	H	R	ER	SO	BB	IBB	HBP	BLK	WP	HR	S	P	ERA	WHIP
Roger Mason, R (1, 1) ERA: 4.5	3.1	L	17	6	6	5	3	1	0	0	0	0	1	22	26	13.50	2.100
Greg Minton, R (4, 1) ERA: 2.79	1.2		11	4	1	1	0	0	1	0	0	0	0	10	14	5.40	2.400
Michael LaCoss, R (6, 1) ERA: 5.19	2.0		9	2	1	1	0	1	0	0	0	0	0	8	12	4.50	1.500
Jim Gott, R (8, 1) ERA: 3.38	1.0		5	1	0	0	1	0	1	0	0	0	0	6	10	0.00	1.000

AB R H RBI BB SO LOB

5	1	2	2	0	1	4
4	0	0	0	1	1	2
5	1	5	2	0	0	0
4	0	0	0	0	1	5
0	0	0	0	0	0	0
4	2	2	0	1	0	1
5	0	1	0	0	1	3
3	2	0	0	1	0	3
3	2	3	3	1	0	0
2	0	0	0	0	0	2
1	0	0	1	0	0	2
0	0	0	0	0	0	0
1	0	0	0	0	0	1

1B: 8	SF: 0	WP: 0	PA: 42
2B: 2	SAC: 1	PB: 0	
3B: 2	DP: 1	SB: 2	
HR: 1	HBP: 0	CS: 0	

AB	37
R	8
H	13
RBI	8
BB	4
SO	4
LOB	23



San Francisco Giants @ Chicago Cubs  
 Wrigley Field, Chicago, IL  
 Wed Apr 29 1987, 3:33 AM CDT  
 Att. 11,120 - Unknown

livebaseballscorecards.com

Batter	1	2	3	4	5	6	7	8	9	AB R H RBI BB SO LOB	TOP														
Will Clark, L (1, 3) OBP: 0.330, SLG: 0.468	0-0 F7		0-0 L3			0-0 4-3 BB 1B	0-0 F6		0-0 F8	5 1 1 0 0 0 2															
Chili Davis, S (1, 8) OBP: 0.365, SLG: 0.453	0-3 K			0-0 F4		0-0 BB 4-3 1B		0-0 1B 2B	0-0 G3	5 2 2 0 0 1 2															
Jeffrey Leonard, R (1, 7) OBP: 0.391, SLG: 0.634	0-0 F6			0-0 6-3		0-0 4-3		0-0 CS 1B		4 0 1 1 0 0 2															
Candy Maldonado, R (1, 9) OBP: 0.378, SLG: 0.483		0-0 5-3		0-0 4-3		4-0 BB 1B IBB		0-3 K		3 1 0 0 1 1 1															
Chris Brown, R (1, 5) OBP: 0.350, SLG: 0.521		0-0 1-3			0-3 K	4-0 1B BB		0-0 1B		1 0 0 0 0 0 0															
Jose Uribe, S (5, PH) OBP: 0.368, SLG: 0.444					0-0 K	1-2 2-3 3-H BB		0-0 1B		2 0 1 1 1 1 0															
Bob Melvin, R (1, 2) OBP: 0.281, SLG: 0.491		0-0 6-3			0-0 1B E 1B	0-0 1B		0-3 K		4 0 2 2 0 1 1															
Matt Williams, R (1, 6) OBP: 0.219, SLG: 0.293			0-3 K		0-0 CS 1B	0-3 K		0-3 K		4 0 1 0 0 3 2															
Chris Speier, R (1, 4) OBP: 0.500, SLG: 0.595			4-0 S BB		0-0 L7		0-0 6-3		0-0 WP 1B 2B	3 1 1 0 1 0 2															
Mark Grant, R (1, 1)			0-3 K		0-3 K		0-0 6-3		0-0 F8 1B	2 0 0 0 0 0 2 1															
Jeff Robinson, R (6, 1)										0 0 0 0 0 0 0 0															
Mike Aldrete, L (7, PH) OBP: 0.497, SLG: 0.417										1 0 0 0 0 0 0 0															
Scott Garretts, R (7, 1)										0 0 0 0 0 0 0 0															
Harry Spilman, L (9, PH) OBP: 0.482, SLG: 0.545										1 0 1 1 0 0 0 0															
Randy Kutcher, R (9, PR) OBP: 0.250, SLG: 0.500										0 0 0 0 0 0 0 0															
Greg Minton, S (9, 1)										0 0 0 0 0 0 0 0															
<b>Inning Stats</b>	R: 0 E: 0 K: 1 S: 5	H: 0 LOB: 0 BB: 0 P: 5	R: 0 E: 0 K: 0 S: 3	H: 0 LOB: 0 BB: 0 P: 3	R: 0 E: 0 K: 2 S: 7	H: 0 LOB: 1 BB: 1 P: 11	R: 0 E: 0 K: 0 S: 3	H: 0 LOB: 0 BB: 0 P: 3	R: 0 E: 1 K: 1 S: 6	H: 2 LOB: 1 BB: 0 P: 6	R: 3 E: 0 K: 2 S: 10	H: 3 LOB: 2 BB: 2 P: 18	R: 0 E: 0 K: 0 S: 3	H: 0 LOB: 0 BB: 0 P: 3	R: 1 E: 0 K: 2 S: 9	H: 3 LOB: 1 BB: 0 P: 9	R: 1 E: 0 K: 1 S: 7	H: 2 LOB: 2 BB: 0 P: 7	1B: 8 2B: 3 3B: 0 HR: 0	SF: 0 SAC: 0 DP: 1 HBP: 0	WP: 1 PB: 0 SB: 2 CS: 2	PA: 38			
<b>PITCHER</b>	IP WLS BF H R ER SO BB IBB HBP BLK WP HR S P ERA WHIP																								
Jamie Moyer, L (1, 1) ERA: 3.38	6.0		25	5	3	3	6	2	1	0	0	0	0	34	46	4.50	1.167								
Ed Lynch, R (7, 1) ERA: 3.0	1.0		3	0	0	0	0	0	0	0	0	0	0	3	3	0.00	0.000								
Lee Smith, R (8, 1) ERA: 2.45	2.0	L	10	5	2	2	3	0	0	0	0	1	0	16	16	9.00	2.500								

**San Francisco Giants @ Chicago Cubs**  
 Wrigley Field, Chicago, IL  
 Thu Apr 30 1987, 3:33 AM CDT  
 Att: 11,934 - Unknown

AB	35
R	5
H	10
RBI	5
BB	3
SO	9
LOB	13



BOTTOM

San Francisco Giants @ Chicago Cubs  
Wrigley Field, Chicago, IL

Thu Apr 30 1987, 3:33 AM CDT  
Att. 11,934 - Unknown

livebaseballscorecards.com

AB	30
R	4
H	7
RBI	3
BB	5
SO	3
LOB	15



WP:	0	PA:	39
PB:	0		
SB:	1		
CS:	0		

AB	R	H	RBI	BB	SO	LOB
2	0	0	1	1	1	0
5	0	0	0	0	1	4
4	0	2	1	1	0	1
4	1	2	0	0	0	2
2	1	0	0	1	1	2
3	1	1	0	0	0	1
4	0	0	0	0	0	3
0	0	0	0	0	0	0
3	0	1	1	1	0	0
2	1	1	0	0	0	2
0	0	0	0	1	0	0
0	0	0	0	0	0	0
0	0	0	0	0	0	0
1	0	0	0	0	0	0

Batter	1	2	3	4	5	6	7	8	9
Chico Walker, S (1, 7) OBP: 0.280, SLG: 0.242	0-3 K		0-0 F1		0-0 SH5-4	0-0 SF8			4-0 BB
23 Ryne Sandberg, R (1, 4) OBP: 0.379, SLG: 0.405	0-3 K		0-0 F9		0-0 6-3	0-0 FC6-4			0-0 F4
Andre Dawson, R (1, 9) OBP: 0.360, SLG: 0.605	0-0 6-3		0-0 1B		0-0 1B				0-0 5-3
Leon Durham, L (1, 3) OBP: 0.381, SLG: 0.568		0-0 F8	0-0 1B		0-0 F6				0-0 G3-6-3
Jody Davis, R (1, 2) OBP: 0.385, SLG: 0.600		0-0 SH5-3	0-3 K			4-0 SH			0-0 1-6-3
Manny Trillo, R (1, 5) OBP: 0.222, SLG: 0.125		0-0 F8		0-0 1B		0-0 SH			0-0 F4
Shawon Dunston, R (1, 6) OBP: 0.215, SLG: 0.260		0-0 E5		0-0 G5-4-3		0-0 F2			0-0 1-3
Keith Moreland, R (9, 5) OBP: 0.192, SLG: 0.233		0-0 S		0-0 1-2f		0-0 SF8			0-0 F7
Dave Martinez, L (1, 8) OBP: 0.356, SLG: 0.340		4-0 IBB		0-0 F5		0-0 SF8			0-0 F7
Jamie Moyer, L (1, 1) OBP: 0.250, SLG: 0.250		0-0 L5			0-0 23 6-3	4-0 23 FC6-4			0-0 1-3
Jerry Mumphrey, S (6, PH) OBP: 0.600, SLG: 0.857									
Ed Lynch, R (7, 1)									
Lee Smith, R (8, 1)									
Gary Matthews, R (9, PH) OBP: 0.286, SLG: 0.429									

Inning Stats	R: 0	H: 0	E: 0	K: 2	S: 7	H: 0	LOB: 0	BB: 0	P: 7	R: 1	H: 1	E: 1	K: 0	S: 5	R: 0	H: 2	E: 0	K: 1	S: 7	R: 0	H: 1	E: 0	K: 0	S: 3	R: 1	H: 2	E: 0	K: 0	S: 5	R: 2	H: 1	E: 1	K: 0	S: 5	R: 0	H: 0	E: 0	K: 0	S: 2	R: 0	H: 0	E: 0	K: 0	S: 3	R: 0	H: 0	E: 0	K: 0	S: 3	R: 0	H: 0	E: 0	K: 0	S: 3	1B: 7	SF: 1	2B: 0	SAC: 3	3B: 0	DP: 2	HR: 0	HBP: 0	WP: 0	PA: 39
--------------	------	------	------	------	------	------	--------	-------	------	------	------	------	------	------	------	------	------	------	------	------	------	------	------	------	------	------	------	------	------	------	------	------	------	------	------	------	------	------	------	------	------	------	------	------	------	------	------	------	------	------	------	------	------	------	-------	-------	-------	--------	-------	-------	-------	--------	-------	--------

PITCHER	IP	WLS	BF	H	R	ER	SO	BB	IBB	HBP	BLK	WP	HR	S	P	ERA	WHIP
Mark Grant, R (1, 1) ERA: 2.42	5.1		25	6	4	2	3	1	1	0	0	0	0	29	37	3.38	1.312
Jeff Robinson, R (6, 1) ERA: 1.86	0.2		4	1	0	0	0	1	0	0	0	0	0	3	7	0.00	3.000
Scott Garrelts, R (7, 1) ERA: 4.12	2.0	W	6	0	0	0	0	1	0	0	0	0	0	5	9	0.00	0.500
Greg Minton, R (9, 1) ERA: 2.53	1.0	S	4	0	0	0	0	1	0	0	0	0	0	3	7	0.00	1.000

Batter	1	2	3	4	5	6	7	8	9	AB R H RBI BB SO LOB	TOP									
Will Clark, L (1, 3) OBP: 0.326, SLG: 0.458	3-2 4-3		2-1 WP 1B		2-1 3-1			3-2 F7		4 1 1 0 0 0 2	<b>San Francisco Giants @ Pittsburgh Pirates</b> Three Rivers Stadium, Pittsburgh, PA Fri May 01 1987, 7:05 PM EDT Att. 10,651 - Unknown <a href="http://livebaseballscorecards.com">livebaseballscorecards.com</a>									
Chili Davis, S (1, 8) OBP: 0.360, SLG: 0.438	0-1 4-3		4-2 G6-4-3 1-H BB			2-2 5-3		0-1 E8 1-3 1-H		3 0 0 0 1 0 0										
Jeffrey Leonard, R (1, 7) OBP: 0.396, SLG: 0.640	1-0 2B		0-1 G6-4-3 1-2f			0-1 FC6-4 1B		0-0 1-3 2-3		4 0 2 0 0 0 2										
Candy Maldonado, R (1, 9) OBP: 0.363, SLG: 0.462	0-0 5-3					1-1 F9		3-3 K		4 0 0 0 0 1 3										
Chris Brown, R (1, 5) OBP: 0.333, SLG: 0.494		1-3 K				0-1 FC6-4 1-2f		0-1 F9		4 0 0 0 0 1 1										
Bob Brenly, R (1, 2) OBP: 0.310, SLG: 0.278		0-0 2B				3-3 K		2-1 1-3 HBP		3 0 1 0 0 1 0										
Matt Williams, R (1, 6) OBP: 0.224, SLG: 0.283 Mike Aldrete, L (9, PH) OBP: 0.393, SLG: 0.400		1-1 F7				4-2 CS BB		1-2 1-3 1-2		2 0 0 0 1 1 1 1 0 0 0 0 0 1										
Chris Speier, R (1, 4) OBP: 0.480, SLG: 0.550		0-0 6-3				2-1 4-3 1-2 HBP		0-3 K		3 0 0 0 0 1 2										
Mark Davis, L (1, 1) OBP: 0.231, SLG: 0.462 Harry Spilman, L (8, PH) OBP: 0.500, SLG: 0.545 Jim Gott, R (8, 1)			0-0 1-4-3			0-1 4-3 1-2		4-1 E BB		2 0 0 0 0 0 1 0 1 0 0 1 0 0 0 0 0 0 0 0 0										
<b>Inning Stats</b>	R: 0 E: 0 K: 0 S: 8	H: 1 LOB: 1 BB: 0 P: 12	R: 0 E: 0 K: 1 S: 7	H: 1 LOB: 1 BB: 0 P: 9	R: 1 E: 0 K: 0 S: 8	H: 1 LOB: 0 BB: 1 P: 14	R: 0 E: 0 K: 1 S: 9	H: 0 LOB: 0 BB: 0 P: 13	R: 0 E: 0 K: 0 S: 9	H: 1 LOB: 1 BB: 0 P: 12	R: 0 E: 0 K: 2 S: 10	H: 0 LOB: 0 BB: 0 P: 12	R: 1 E: 1 K: 1 S: 10	H: 0 LOB: 1 BB: 1 P: 20	R: 0 E: 0 K: 0 S: 9	H: 0 LOB: 1 BB: 0 P: 12	1B: 2 2B: 2 3B: 0 HR: 0	SF: 0 SAC: 0 DP: 1 HBP: 2	WP: 2 PB: 0 SB: 0 CS: 1	PA: 35
<b>PITCHER</b> Rick Reuschel, R (1, 1) ERA: 2.08	IP 0.0	WLS W	BF 0	H 0	R 0	ER 0	SO 0	BB 0	IBB 0	HBP 0	BLK 0	WP 0	HR 0	S 0	P 0	ERA ∞	WHIP ∞			
<b>PITCHER</b>	IP	WLS	BF	H	R	ER	SO	BB	IBB	HBP	BLK	WP	HR	S	P	ERA	WHIP			





Batter	1	2	3	4	5	6	7	8	9	AB R H RBI BB SO LOB	TOP
Will Clark, L (1, 3) OBP: 0.323, SLG: 0.448	3-1 4-3		1-2 CS 1B			0-0 P6		1-3 K		4 0 1 0 0 1 0	
Chili Davis, S (1, 8) OBP: 0.346, SLG: 0.419	1-1 G3		3-1 CS 1-2	0-0 F9		1-1 P4		1-3 K		4 0 0 0 0 1 0	
Jeffrey Leonard, R (1, 7) OBP: 0.379, SLG: 0.611	1-1 6-3			1-0 4-3		2-2 F9			2-0 P4	4 0 0 0 0 0 0	
Candy Maldonado, R (1, 9) OBP: 0.368, SLG: 0.464		0-0 S 1B		0-0 F8			0-1 E5 FC5 BB		0-0 E9 1B	4 0 2 0 0 0 0	
Chris Brown, R (1, 5) OBP: 0.341, SLG: 0.481		2-3 SAFE SAFE K 1-2			3-2 6-3		4-0 BB 1-2		4-1 BB BB	2 0 0 0 2 1 1	
Bob Brenly, R (1, 2) OBP: 0.304, SLG: 0.275		2-3 K			3-0 BB 1B		2-2 P6 BB		1-3 K	4 0 1 0 0 2 5	
Matt Williams, R (1, 6) OBP: 0.217, SLG: 0.274		0-3 K			1-1 F7		3-3 K		0-0 1-3	2 0 0 0 0 1 2	
Harry Spilman, L (7, PH) OBP: 0.437, SLG: 0.500										1 0 0 0 0 1 2	
Jose Uribe, S (7, 6) OBP: 0.368, SLG: 0.444										0 0 0 0 0 0 0	
Mike Aldrete, L (9, PH) OBP: 0.379, SLG: 0.385										1 0 0 0 0 0 2	
Randy Kutcher, R (1, 4) OBP: 0.286, SLG: 0.333			3-2 6-3		4-2 BB 1-2		0-0 FC5 2-3f			2 0 0 0 1 0 2	
Kelly Downs, R (1, 1) OBP: 0.077, SLG: 0.077			3-2 6-3		1-1 F8			0-3 K		3 0 0 0 0 1 2	
Inning Stats	R: 0 E: 0 K: 0 S: 6 H: 0 LOB: 0 BB: 0 P: 11	R: 0 E: 0 K: 3 S: 12 H: 1 LOB: 1 BB: 0 P: 16	R: 0 E: 0 K: 0 S: 12 H: 1 LOB: 0 BB: 0 P: 22	R: 0 E: 0 K: 0 S: 3 H: 0 LOB: 0 BB: 0 P: 4	R: 0 E: 0 K: 0 S: 10 H: 1 LOB: 2 BB: 1 P: 22	R: 0 E: 0 K: 0 S: 7 H: 0 LOB: 0 BB: 0 P: 10	R: 0 E: 1 K: 1 S: 9 H: 0 LOB: 2 BB: 1 P: 18	R: 0 E: 0 K: 3 S: 10 H: 0 LOB: 0 BB: 0 P: 12	R: 0 E: 1 K: 1 S: 7 H: 1 LOB: 2 BB: 1 P: 14	1B: 4 2B: 0 3B: 0 HR: 0 SF: 0 SAC: 0 DP: 0 HBP: 0	WP: 0 PB: 0 SB: 1 CS: 1 PA: 35

PITCHER	IP	WLS	BF	H	R	ER	SO	BB	IBB	HBP	BLK	WP	HR	S	P	ERA	WHIP
Bob Walk, R (1, 1) ERA: 2.75	6.0		23	3	0	0	3	2	0	0	0	0	0	52	91	0.00	0.833
Logan Easley, R (7, 1) ERA: 3.38	1.0		3	0	0	0	1	0	0	0	0	0	0	7	12	0.00	0.000
John Smiley, L (8, 1) ERA: 2.25	1.1	W	6	1	0	0	3	1	0	0	0	0	0	13	21	0.00	1.500
Don Robinson, R (9, 1) ERA: 4.76	0.2	S	2	0	0	0	1	0	0	0	0	0	0	4	5	0.00	0.000

San Francisco Giants @ Pittsburgh Pirates  
Three Rivers Stadium, Pittsburgh, PA  
Sat May 02 1987, 7:05 PM EDT  
Att. 14,736 - Unknown

livebaseballscorecards.com

AB	31
R	0
H	4
RBI	0
BB	3
SO	8
LOB	16




Batter	1	2	3	4	5	6	7	8	9	AB	R	H	RBI	BB	SO	LOB
Barry Bonds, L OBP: 0.333, SLG: 0.412 (1, 8) X	0-0 F8		4-2 BB		3-2 4-3		1-0 4-3			3	0	0	0	1	0	3
Andy Van Slyke, L OBP: 0.364, SLG: 0.393 (1, 9) C B B C B X	3-2 F8		1-1 G3-2-5 3-Hr			0-1 S S 1B		0-2 F7		4	0	1	0	0	0	2
Johnny Ray, S OBP: 0.315, SLG: 0.400 (1, 4) B C B X	2-1 2B			0-1 FC4-6 1B		1 SAFE X F8		1-0 L6		4	0	2	0	0	0	1
Sid Bream, L OBP: 0.408, SLG: 0.621 (1, 3) F X	0-1 L4			2-1 L4		1 SAFE SAFE 1 F P B I 1	4-1 1-2 IBB	2-2 E6 1B		3	1	0	0	1	0	2
Jim Morrison, R OBP: 0.386, SLG: 0.557 (1, 5) S B B C X		1-2 E6 CS		0-1 FC4-6 1-2r		S S S C X	0-3 K	3-0 1B 1B		4	0	1	0	0	1	3
R.J. Reynolds, S OBP: 0.394, SLG: 0.500 (1, 7) 1 SAFE		3-3 K		3-3 K		S B B C B X	1-2 G3	1-0 1B		4	0	1	1	0	2	4
Don Robinson, R (9, 1) 1 SAFE		1-2 K		1-2 K		S B B C X	2-3 1B	1-3 2-H 1B		0	0	0	0	0	0	0
Michael LaValliere, L OBP: 0.467, SLG: 0.474 (1, 2) B C B X		2-3 K2-3			0-0 2B	X		2-2 F9 SH3-4 1B		3	0	2	0	0	1	0
Bill Almon, R (7, PR) 1 SAFE										0	0	0	0	0	0	0
Junior Ortiz, R (8, 2) 1 SAFE										1	0	0	0	0	1	2
Michael LaValliere, L (1, 2) B C B X																
Rafael Belliard, R OBP: 0.255, SLG: 0.245 (1, 6) B C B X			1-1 WP SH3-4 G3-2-5 1B		0-2 5-3	F F F X		0-0 SH3-4		2	0	1	0	0	0	1
Bob Walk, R (1, 1) X																
Logan Easley, R (7, 1)																
Mike Diaz, R (7, PH) 1 SAFE																
John Smiley, L (8, 1)																
Bobby Bonilla, S (9, 7) 1 SAFE																
Bobby Bonilla, S (9, 7)																
Inning Stats	R: 0 H: 1 E: 0 LOB: 1 K: 0 BB: 0 S: 8 P: 13	R: 0 H: 0 E: 1 LOB: 0 K: 2 BB: 0 S: 10 P: 16	R: 0 H: 1 E: 0 LOB: 1 K: 0 BB: 1 S: 9 P: 15	R: 0 H: 1 E: 0 LOB: 1 K: 1 BB: 0 S: 9 P: 14	R: 0 H: 1 E: 0 LOB: 1 K: 1 BB: 0 S: 10 P: 15	R: 0 H: 1 E: 0 LOB: 2 K: 1 BB: 1 S: 11 P: 15	R: 0 H: 1 E: 0 LOB: 2 K: 0 BB: 0 S: 8 P: 12	R: 1 H: 2 E: 1 LOB: 2 K: 1 BB: 0 S: 13 P: 20			1B: 6 SF: 0 2B: 4 SAC: 2 3B: 0 DP: 2 HR: 0 HBP: 0	WP: 1 PA: 34 PB: 0 SB: 3 CS: 1				
PITCHER Kelly Downs, R (1, 1) ERA: 2.97	IP: 8.0 WLS: L BF: 34 H: 8 R: 1 ER: 0 SO: 6 BB: 1 IBB: 1 HBP: 0 BLK: 0 WP: 1 HR: 0 S: 78 P: 120 ERA: 0.00 WHIP: 1.125							PITCHER	IP: WLS: BF: H: R: ER: SO: BB: IBB: HBP: BLK: WP: HR: S: P: ERA: WHIP:							

# San Francisco Giants @ Pittsburgh Pirates

Three Rivers Stadium, Pittsburgh, PA

Sat May 02 1987, 7:05 PM EDT  
Att. 14,736 - Unknown

<b>AB</b>	<b>30</b>
<b>R</b>	<b>1</b>
<b>H</b>	<b>8</b>
<b>RBI</b>	<b>1</b>
<b>BB</b>	<b>2</b>
<b>SO</b>	<b>6</b>
<b>LOB</b>	<b>21</b>



Batter	1	2	3	4	5	6	7	8	9	AB	R	H	RBI	BB	SO	LOB	TOP										
Mike Aldrete, L (1, 3) OBP: 0.412, SLG: 0.419	0-0 2B 1B	0-0 G3		0-0 FC6-4		0-0 1B		0-0 HR 1B	0-0 SH1-3	5	2	3	1	0	0	4	<p>San Francisco Giants @ St. Louis Cardinals</p> <p>Busch Stadium, St. Louis, MO</p> <p>Mon May 04 1987, 7:05 PM CDT</p> <p>Att: 22,833 - Unknown</p>										
Chili Davis, S (1, 8) OBP: 0.345, SLG: 0.459	0-0 1H 2B		0-0 6-3	0-0 F8		0-0 4-3		0-0 HR	0-0 SF7	5	1	2	5	0	0	3											
Jeffrey Leonard, R (1, 7) OBP: 0.396, SLG: 0.635	0-0 G6-4-3 1B		0-0 F6		0-0 6-3 6-3 1B		0-0 5-3	0-0 E5 3B	0-0 2B 1B	6	2	4	0	0	0	0											
Candy Maldonado, R (1, 9) OBP: 0.384, SLG: 0.534	0-0 L9		0-0 3B	0-0 6-3	0-0 6-3		0-0 HR	0-0 1B 1B	0-0 1H 2B	6	2	4	2	0	0	3											
Chris Brown, R (1, 5) OBP: 0.348, SLG: 0.469	0-0 G6-4-3		4-0 BB	0-0 6-3	0-0 6-3		1-0 HBP	0-0 1B 1B	0-0 F9	2	0	0	0	1	0	3											
Joel Youngblood, R (7, PR) OBP: 0.273, SLG: 0.273	0-0 1-2f						2-3			1	0	1	0	0	0	0											
Jeff Robinson, R (8, 1)										1	0	0	0	0	0	1											
Bob Brenly, R (1, 2) OBP: 0.558, SLG: 0.279		0-0 FC4-6 1B	0-3 K	0-0 F6	0-0 F6		0-3 K	0-0 1-2 2-H 1B		3	0	1	0	0	1	3											
Atlee Hammaker, S (5, 1)										0	0	0	0	0	0	0											
Will Clark, L (7, PH) OBP: 0.320, SLG: 0.443										1	0	0	0	0	1	1											
Michael Leticos, R (7, 1)										0	0	0	0	0	0	0											
Jose Uribe, S (8, PH) OBP: 0.400, SLG: 0.474										1	0	1	1	0	0	0											
Chris Speier, R (1, 4) OBP: 0.491, SLG: 0.548		0-0 FC4-6 2B		4-0 FC6-4 1B	0-0 FC5-4 1B		0-0 4-3	0-0 F8		2	0	1	0	1	0	1											
Mike Woodard, L (6, PR) (6, 4)		1-2f		BB						2	0	0	0	0	0	3											
Matt Williams, R (1, 6) OBP: 0.230, SLG: 0.299		0-0 1-3 2B		0-0 FC6-4 1B	0-0 FC5-4 1B		0-0 G3	0-0 F7		5	1	2	0	0	0	3											
Mike Krukow, R (1, 1) OBP: 0.182, SLG: 0.200		0-0 F3		0-3 K	0-0 P3		0-0 HR 1B	0-0 SH1-3 SF7		2	0	0	0	0	1	4											
Bob Melvin, R (5, 2) OBP: 0.300, SLG: 0.517										3	2	2	0	0	0	2											
<b>Inning Stats</b>	R: 1 E: 0 K: 0 S: 5	H: 3 LOB: 1 BB: 0 P: 5	R: 0 E: 0 K: 0 S: 5	H: 2 LOB: 2 BB: 0 P: 5	R: 0 E: 0 K: 1 S: 6	H: 1 LOB: 2 BB: 1 P: 10	R: 0 E: 0 K: 1 S: 6	H: 1 LOB: 2 BB: 1 P: 10	R: 0 E: 0 K: 0 S: 4	H: 1 LOB: 1 BB: 0 P: 4	R: 1 E: 1 K: 0 S: 5	H: 2 LOB: 1 BB: 0 P: 5	R: 1 E: 0 K: 1 S: 6	H: 1 LOB: 1 BB: 0 P: 7	R: 5 E: 1 K: 0 S: 10	H: 7 LOB: 2 BB: 0 P: 10	R: 2 E: 0 K: 0 S: 6	H: 3 LOB: 1 BB: 0 P: 6	1B: 13 2B: 4 3B: 2 HR: 2	SF: 1 SAC: 1 DP: 1 HBP: 1	WP: 0 PB: 0 SB: 0 CS: 0	PA: 50					
<b>PITCHER</b>	IP	WLS	BF	H	R	ER	SO	BB	IBB	HBP	BLK	WP	HR	S	P	ERA	WHIP										
Danny Cox, R (1, 1) ERA: 3.29	6.1		32	11	3	2	2	2	0	1	0	0	1	33	42	2.84	2.053										
Pat Perry, L (7, 1) ERA: 2.79	1.0		6	3	3	3	1	0	0	0	0	0	1	8	8	27.00	3.000										
Bill Dawley, R (8, 1) ERA: 5.52	0.0	L	3	3	1	1	0	0	0	0	0	0	0	3	3	∞	∞										
Ricky Horton, L (8, 1) ERA: 1.42	0.1		2	1	1	1	0	0	0	0	0	0	0	2	2	27.00	3.000										
Todd Worrell, R (8, 1) ERA: 10.57	1.1		7	3	2	2	0	0	0	0	0	0	0	7	7	13.50	2.250										

livebaseballscores.com

AB 45  
R 10  
H 21  
RBI 9  
BB 2  
SO 3  
LOB 31



Batter	1	2	3	4	5	6	7	8	9	AB	R	H	RBI	BB	SO	LOB
Vince Coleman, S OBP: 0.381, SLG: 0.287 (1, 7)	4-0 BB 2B	0-3 K		0-3 K		0-0 4-3			0-0 F9	4	1	0	0	1	2	0
Ozzie Smith, S OBP: 0.333, SLG: 0.273 (1, 6)	0-0 1-H 2B	0-0 5-3			0-0 4-3	0-0 6-3			0-0 1B	5	1	2	1	0	0	0
Terry Pendleton, S OBP: 0.343, SLG: 0.391 (1, 5)	0-0 F7	0-0 F7			0-0 E 1B				0-0 3-4-1	5	1	1	0	0	0	2
Jack Clark, R OBP: 0.426, SLG: 0.646 (1, 3)	4-0 2B SF8		0-0 E5		0-0 E 1B			0-0 6-3		3	2	1	0	1	0	0
Willie McGee, S OBP: 0.316, SLG: 0.438 Todd Worrell, R (8, 1)	0-0 SF8 1B		0-0 FC6-4		0-0 1B WP			0-0 6-3		4	2	1	1	0	0	3
Jim Lindeman, R OBP: 0.227, SLG: 0.468 John Morris, L OBP: 0.250, SLG: 0.250 (8, 8)	0-0 SF8		0-0 F9		0-0 F3			0-0 G3		2	0	0	1	0	0	4
Rod Booker, L OBP: 0.500, SLG: 0.471 (1, 4)	0-0 1B		0-0 F8		0-0 WP 1B			0-3 K		4	0	2	3	0	1	1
Steve Lake, R OBP: 0.328, SLG: 0.448 (1, 2)	0-0 1-2 1B			0-0 5-3		0-0 6-3		0-0 5-3		4	0	1	0	0	0	1
Danny Cox, R OBP: 0.154, SLG: 0.154 Pat Perry, L (7, 1)	0-0 5-3			0-3 K		0-3 K			0-0 F7	3	0	0	0	0	2	2
Bill Dawley, R (8, 1)										0	0	0	0	0	0	0
Ricky Horton, L OBP: 0.333, SLG: 0.333 Curt Ford, L OBP: 0.500, SLG: 0.625 (8, 9)										0	0	0	0	0	0	0

Inning Stats	R: 4	H: 4	E: 0	LOB: 2	K: 0	P: 7	R: 0	H: 0	E: 0	LOB: 0	K: 1	P: 5	R: 0	H: 0	E: 1	LOB: 1	K: 0	P: 4	R: 0	H: 0	E: 0	LOB: 0	K: 2	P: 7	R: 0	H: 0	E: 0	LOB: 0	K: 0	P: 3	R: 0	H: 0	E: 0	LOB: 0	K: 1	P: 5	R: 0	H: 1	E: 0	LOB: 1	K: 0	P: 4	1B: 6	SF: 1	2B: 2	SAC: 0	3B: 0	DP: 0	HR: 0	HBP: 0
--------------	------	------	------	--------	------	------	------	------	------	--------	------	------	------	------	------	--------	------	------	------	------	------	--------	------	------	------	------	------	--------	------	------	------	------	------	--------	------	------	------	------	------	--------	------	------	-------	-------	-------	--------	-------	-------	-------	--------

PITCHER	IP	WLS	BF	H	R	ER	SO	BB	IBB	HBP	BLK	WP	HR	S	P	ERA	WHIP
Mike Krukow, R ERA: 3.67 (1, 1)	4.2		25	7	7	4	3	2	0	0	0	0	0	29	37	7.71	1.929
Atlee Hammaker, L ERA: (5, 1)	1.1		4	0	0	0	1	0	0	0	0	1	0	6	6	0.00	0.000
Michael LaCoss, R ERA: 4.91 (7, 1)	1.0	W	3	0	0	0	0	0	0	0	0	0	0	3	3	0.00	0.000
Jeff Robinson, R ERA: 1.69 (8, 1)	2.0	S	7	1	0	0	1	0	0	0	0	0	0	9	9	0.00	0.500

**BOTTOM**

**San Francisco Giants @ St. Louis Cardinals**  
**Busch Stadium, St. Louis, MO**  
 Mon May 04 1987, 7:05 PM CDT  
 Att. 22,833 - Unknown

livebaseballscorecards.com

<b>AB</b>	<b>36</b>
<b>R</b>	<b>7</b>
<b>H</b>	<b>8</b>
<b>RBI</b>	<b>6</b>
<b>BB</b>	<b>2</b>
<b>SO</b>	<b>5</b>
<b>LOB</b>	<b>13</b>



WP: 1	PA: 39
PB: 0	
SB: 0	
CS: 0	

Batter	1	2	3	4	5	6	7	8	9	AB R H RBI BB SO LOB	TOP							
Mike Woodard, L (1, 4) X	0-0 F9		0-0 4-3			0-0 5-3	0-0 P5	0-0 F5		5 0 0 0 0 0 2	<p>San Francisco Giants @ St. Louis Cardinals</p> <p>Busch Stadium, St. Louis, MO</p> <p>Tue May 05 1987, 3:33 AM CDT</p> <p>Att: 25,574 - Unknown</p>							
Chili Davis, S (1, 8) X OBP: 0.339, SLG: 0.476	0-0 5-3		0-0 F8			0-0 HR	0-0 F9		0-0 G3	5 1 1 1 0 0 0								
Jeffrey Leonard, R (1, 7) X OBP: 0.406, SLG: 0.653	0-0 F9			0-0 5-3		0-0 2B		0-0 2B	0-0 2B	5 2 3 0 0 0 0								
Candy Maldonado, R (1, 9) X OBP: 0.393, SLG: 0.551		4-0 1B BB		0-0 F7		0-0 BB HR 2B		0-0 2B	0-0 F8	4 3 2 2 1 0 1								
Bob Melvin, R (1, 2) X OBP: 0.292, SLG: 0.484		0-0 P9		0-0 F8		4-0 HR BB IBB		0-3 K	0-0 F9	4 1 0 0 1 1 3								
Mike Aldrete, L (1, 3) X OBP: 0.474, SLG: 0.500		0-0 1B 1B			0-0 G1-6-3 1B	4-0 HR BB		0-0 6-3 1B 2B		3 2 3 1 1 0 0								
Chris Speier, R (1, 5) X OBP: 0.491, SLG: 0.609		0-0 G6-4-3 1B		0-0 G1-6-3 1B		0-0 HR		0-0 6-3		4 1 2 5 0 0 2								
Matt Williams, R (1, 6) X OBP: 0.231, SLG: 0.286		0-0 G6-4-3		0-0 6-3		0-0 F7		4-0 1B IBB		3 0 0 0 1 0 2								
Mark Grant, R (1, 1) X			0-0 6-3			0-0 F8	0-3 K	0-0 1B		1 0 0 0 0 0 0								
Atlee Hammaker, S (5, 1)										0 0 0 0 0 0 0								
Jim Gott, R (5, 1)										1 0 0 0 0 0 0								
Scott Garrelts, R (6, 1)								1-2 3-H		2 0 1 1 0 1 0								
<b>Inning Stats</b>	R: 0 H: 0 E: 0 K: 0 S: 3	H: 0 LOB: 0 BB: 0 P: 3	R: 1 H: 2 E: 0 K: 0 S: 4	H: 2 LOB: 1 BB: 1 P: 8	R: 0 H: 0 E: 0 K: 0 S: 3	H: 0 LOB: 0 BB: 0 P: 3	R: 0 H: 1 E: 0 K: 0 S: 3	H: 1 LOB: 0 BB: 0 P: 3	R: 6 H: 4 E: 0 K: 1 S: 7	H: 4 LOB: 0 BB: 2 P: 15	R: 0 H: 0 E: 0 K: 1 S: 5	H: 0 LOB: 0 BB: 0 P: 5	R: 3 H: 4 E: 0 K: 1 S: 9	H: 4 LOB: 2 BB: 1 P: 13	R: 0 H: 1 E: 0 K: 0 S: 4	H: 1 LOB: 1 BB: 0 P: 4	1B: 5 SF: 0 2B: 5 SAC: 0 3B: 0 DP: 2 HR: 2 HBP: 0	WP: 0 PA: 41 PB: 0 SB: 0 CS: 0
<b>PITCHER</b>	IP WLS BF H R ER SO BB IBB HBP BLK WP HR S P ERA WHIP																	
Greg Mathews, L (1, 1) ERA: 6.23	5.2 L 24 6 6 6 0 2 1 0 0 0 0 1 21 33 9.53 1.412																	
Ray Soff, R (6, 1) ERA: 1.23	0.1 2 1 1 1 0 0 0 0 0 0 0 1 2 2 27.00 3.000																	
Bill Dawley, R (7, 1) ERA: 6.11	3.0 15 5 3 3 2 0 1 0 0 0 0 0 18 22 9.00 1.667																	

livebaseballscorecards.com

AB	37
R	10
H	12
RBI	10
BB	4
SO	2
LOB	10



BOTTOM

San Francisco Giants @ St. Louis Cardinals  
Busch Stadium, St. Louis, MO  
Tue May 05 1987, 3:33 AM CDT  
Att. 25,574 - Unknown

livebaseballscorecards.com

AB	39
R	6
H	13
RBI	5
BB	2
SO	10
LOB	21



WP:	0	PA:	42
PB:	0		
SB:	1		
CS:	1		

Batter	1	2	3	4	5	6	7	8	9	AB	R	H	RBI	BB	SO	LOB	
Vince Coleman, S (1, 7) OBP: 0.382, SLG: 0.293	0-0 4-3 ①		0-3 K ③			0-0 BB 1B 1-2 2-3		0-0 FC4-6 CS 1-2f 2-H		0-0 1B 1B 1-2	5	0	2	0	0	1	1
Ozzie Smith, S (1, 6) OBP: 0.316, SLG: 0.256	0-0 G3 ②			0-0 6-3 ①	0-0 L3 ②	0-0 CS 1-2		0-0 F7 ①		0-3 K ①	5	0	0	0	0	1	5
Terry Pendleton, S (1, 5) OBP: 0.356, SLG: 0.406	0-0 P6 ③			0-0 2B BB BB BB	4-0 BB 1-2 2-3 3-H			0-3 K ②		0-0 1B 1-3 2-H	4	0	2	2	1	1	0
Jack Clark, R (1, 3) OBP: 0.414, SLG: 0.619		0-3 K ①		0-3 K ②	0-0 P4 ③			0-0 1B		0-3 K ②	5	0	1	0	0	3	6
Willie McGee, S (1, 8) OBP: 0.321, SLG: 0.436		0-0 BLK 1B		0-0 G1 ③		0-0 S 3B 1B		0-3 K ③		0-0 6-3 ③	5	1	2	0	0	1	4
Curt Ford, L (1, 9) OBP: 0.500, SLG: 0.679		0-0 F7 ②				0-0 FC5-4 1B 1B		0-0 1B 3B 1-H		0-3 K ①	4	2	2	1	0	1	1
José Oquendo, S (1, 4) OBP: 0.512, SLG: 0.559		0-0 F6 ③				0-0 FC5-4 1B 1-2		0-0 E 4-3 1B 3-H		0-3 K ②	4	1	2	1	0	1	1
Tom Pagnozzi, R (1, 2) OBP: 0.273, SLG: 0.400			0-0 F9 ①			0-0 FC5-4 1B 1B BB 1-2f 2-3		0-0 4-3 ①		0-0 F8 ③	4	1	0	0	0	0	3
Greg Mathews, R (1, 1) OBP: 0.333, SLG: 0.333 Ray Soff, R (6, 1)			0-3 K ②			0-0 BB 1B 1-2 3-H		4-0 FC4-6 BB		0-0 1B 1B	2	0	1	1	0	1	0
Rod Booker, L (6, PH) OBP: 0.524, SLG: 0.471 Bill Dawley, R (7, 1)											0	0	0	0	0	0	0
John Morris, L (9, PH) OBP: 0.400, SLG: 0.400											0	0	0	0	1	0	0
											0	0	0	0	0	0	0
											1	1	1	0	0	0	0

Inning Stats	R: 0	H: 0	E: 0	K: 0	S: 3	R: 0	H: 1	E: 0	K: 1	S: 6	R: 0	H: 0	E: 0	K: 2	S: 7	R: 0	H: 1	E: 0	K: 1	S: 6	R: 2	H: 4	E: 0	K: 0	S: 7	R: 3	H: 3	E: 1	K: 0	S: 5	R: 0	H: 1	E: 0	K: 2	S: 8	R: 0	H: 0	E: 0	K: 2	S: 7	R: 1	H: 3	E: 0	K: 2	S: 10	1B: 11	SF: 0	2B: 1	SAC: 0	3B: 1	DP: 0	HR: 0	HBP: 0	WP: 0	PA: 42
--------------	------	------	------	------	------	------	------	------	------	------	------	------	------	------	------	------	------	------	------	------	------	------	------	------	------	------	------	------	------	------	------	------	------	------	------	------	------	------	------	------	------	------	------	------	-------	--------	-------	-------	--------	-------	-------	-------	--------	-------	--------

PITCHER	IP	WLS	BF	H	R	ER	SO	BB	IBB	HBP	BLK	WP	HR	S	P	ERA	WHIP
Mark Grant, R (1, 1) ERA: 2.67	4.2		20	6	2	2	4	0	0	0	1	0	0	28	28	3.86	1.286
Atlee Hammaker, L (5, 1) ERA:	0.0		1	0	0	0	0	1	0	0	0	0	0	4	4	∞	∞
Jim Gott, R (5, 1) ERA: 4.82	0.1		4	3	3	2	0	0	0	0	0	0	0	4	4	54.00	9.000
Scott Garrelts, R (6, 1) ERA: 3.8	4.0	W	16	4	1	1	6	1	0	0	0	0	0	27	31	2.25	1.250

Batter	1	2	3	4	5	6	7	8	9	AB	R	H	RBI	BB	SO	LOB	TOP
<b>Bob Dernier, R</b> (1, 8) <small>OBP: 0.375, SLG: 0.613</small> <b>Dave Martinez, L</b> (9, PH) <small>OBP: 0.351, SLG: 0.311</small> (9, 8)	0-0 		0-0 		0-0 	0-0 			4-0 	4	0	0	0	0	0	1	
<b>23 Ryne Sandberg, R</b> (1, 4) <small>OBP: 0.398, SLG: 0.484</small>	0-0 		4-0 		4-0 		0-0 		4-0 	2	2	1	0	3	0	0	
<b>Andre Dawson, R</b> (1, 9) <small>OBP: 0.374, SLG: 0.660</small>	0-0 		0-0 		0-0 		0-0 		0-0 	5	0	2	2	0	0	3	
<b>Jody Davis, R</b> (1, 2) <small>OBP: 0.372, SLG: 0.638</small>		0-0 		4-0 	0-0 		0-0 		0-0 	4	3	2	3	1	0	2	
<b>Brian Dayett, R</b> (1, 7) <small>OBP: 0.467, SLG: 0.577</small>		4-0 		4-0 	0-0 		0-3 		4-0 	2	1	1	0	3	1	1	
<b>Keith Moreland, R</b> (1, 5) <small>OBP: 0.225, SLG: 0.284</small>		0-0 		0-0 	1-2 		0-0 		0-0 	4	1	2	1	1	0	1	
<b>Manny Trillo, R</b> (1, 3) <small>OBP: 0.267, SLG: 0.407</small>		0-0 		0-0 	0-0 		0-3 		0-0 	4	0	1	2	0	1	3	
<b>Shawon Dunston, R</b> (1, 6) <small>OBP: 0.214, SLG: 0.271</small>		0-3 		0-0 		0-0 		0-0 		4	0	0	0	0	1	2	
<b>Scott Sanderson, R</b> (1, 1) <small>OBP: 0.286, SLG: 0.667</small> <b>Lee Smith, R</b> (8, 1) <b>Leon Durham, L</b> (8, 3) <small>OBP: 0.400, SLG: 0.628</small>		4-0 		0-3 		0-3 		0-0 		2	0	0	0	1	2	1	
<b>Inning Stats</b>	R: 0 H: 1 E: 0 LOB: 0 K: 0 BB: 0 S: 3 P: 3	R: 1 H: 1 E: 0 LOB: 1 K: 1 BB: 1 S: 6 P: 10	R: 0 H: 0 E: 0 LOB: 1 K: 0 BB: 2 S: 2 P: 10	R: 3 H: 2 E: 0 LOB: 0 K: 1 BB: 2 S: 6 P: 14	R: 2 H: 2 E: 0 LOB: 2 K: 0 BB: 2 S: 5 P: 13	R: 0 H: 0 E: 0 LOB: 0 K: 1 BB: 0 S: 5 P: 5	R: 0 H: 1 E: 0 LOB: 1 K: 1 BB: 0 S: 6 P: 6	R: 0 H: 0 E: 0 LOB: 0 K: 1 BB: 0 S: 5 P: 5	R: 3 H: 3 E: 0 LOB: 2 K: 0 BB: 3 S: 5 P: 17	1B: 6 SF: 0 2B: 3 SAC: 0 3B: 0 DP: 3 HR: 2 HBP: 0	WP: 0 PA: 43 PB: 1 SB: 0 CS: 1						
<b>PITCHER</b>	IP WLS BF H R ER SO BB IBB HBP BLK WP HR S P ERA WHIP																
<b>Mark Davis, L</b> (1, 1) <small>ERA: 3.63</small>	3.0	L	15	3	4	4	1	5	0	0	0	0	1	12	32	12.00	2.667
<b>Greg Minton, R</b> (4, 1) <small>ERA: 3.55</small>	2.0		10	3	2	2	1	2	0	0	0	0	1	10	18	9.00	2.500
<b>Jim Gott, R</b> (6, 1) <small>ERA: 5.11</small>	3.0		12	2	2	2	3	1	0	0	0	0	0	17	21	6.00	1.000
<b>Jeff Robinson, R</b> (9, 1) <small>ERA: 2.01</small>	1.0		6	2	1	1	0	2	0	0	0	0	0	4	12	9.00	4.000

**Chicago Cubs @ San Francisco Giants**  
 Candlestick Park, San Francisco, CA  
 Wed May 06 1987, 10:05 PM EDT  
 Att: 15,123 - Unknown

AB	33
R	9
H	10
RBI	8
BB	10
SO	5
LOB	16





Batter	1	2	3	4	5	6	7	8	9	AB	R	H	RBI	BB	SO	LOB
Mike Woodard, L (1, 4) Harry Spilman, L (9, PH) OBP: 0.091, SLG: 0.182 OBP: 0.438, SLG: 0.462	0-0 F8		0-0 F8		0-0		0-0 F6		0-0 F8	4	0	1	0	0	0	0
Chili Davis, S (1, 8) OBP: 0.342, SLG: 0.467	0-3 K		0-0 F9		4-0		0-3 K		0-0	4	0	1	0	1	2	0
Jeffrey Leonard, R (1, 7) OBP: 0.396, SLG: 0.642	0-0 F4		0-3 K		0-0		0-0 F9		0-0	5	1	1	0	0	2	4
Candy Maldonado, R (1, 9) OBP: 0.397, SLG: 0.604		0-0 HR		0-0 F4		0-0		0-0	0-0	4	2	2	2	0	0	1
Mike Aldrete, L (1, 3) OBP: 0.476, SLG: 0.526		0-0		0-0	4-3		0-0	0-0	0-0	4	0	2	0	0	0	1
Bob Melvin, R (1, 2) OBP: 0.319, SLG: 0.538		4-0		0-0	FC4-6		0-0	0-0	0-0	3	1	2	2	1	0	1
Chris Speier, R (1, 5) OBP: 0.459, SLG: 0.560		0-0		0-0	FC5-4		0-0	0-0	0-3	4	0	0	0	0	1	4
Matt Williams, R (1, 6) Joel Youngblood, R (9, PH) OBP: 0.222, SLG: 0.274 OBP: 0.333, SLG: 0.333		0-3		0-3	K		0-3	0-3	0-0	3	0	0	0	0	3	2
Mark Davis, L (1, 1) Greg Minton, S (4, 1) Will Clark, L (5, PH) Jim Gott, R (6, 1) Jeff Robinson, R (9, 1) Bob Brenly, R (9, 5) OBP: 0.214, SLG: 0.429 OBP: 0.316, SLG: 0.438 OBP: 0.500, SLG: 0.273		0-0		0-0	F7		0-0	0-0	0-3	1	0	0	0	0	0	2

Inning Stats	R: 0	H: 0	E: 0	K: 1	S: 5	R: 1	H: 2	E: 0	K: 1	S: 7	R: 0	H: 0	E: 0	K: 1	S: 5	R: 0	H: 1	E: 0	K: 0	S: 4	R: 0	H: 1	E: 0	K: 1	S: 6	R: 2	H: 2	E: 0	K: 1	S: 7	R: 0	H: 0	E: 0	K: 1	S: 5	R: 1	H: 2	E: 0	K: 1	S: 7	R: 0	H: 2	E: 0	K: 2	S: 9	1B: 4	2B: 3	3B: 0	HR: 3	SF: 0	SAC: 0	DP: 0	HBP: 0	WP: 0	PA: 39
PITCHER Scott Sanderson, R (1, 1) ERA: 4.82 Lee Smith, R (8, 1) ERA: 1.84	IP	WLS	BF	H	R	ER	SO	BB	IBB	HBP	BLK	WP	HR	S	P	ERA	WHIP	IP	WLS	BF	H	R	ER	SO	BB	IBB	HBP	BLK	WP	HR	S	P	ERA	WHIP	IP	WLS	BF	H	R	ER	SO	BB	IBB	HBP	BLK	WP	HR	S	P	ERA	WHIP				

BOTTOM


Chicago Cubs @ San Francisco Giants  
Candlestick Park, San Francisco, CA

Wed May 06 1987, 10:05 PM EDT  
Att. 15,123 - Unknown

livebaseballscorecards.com

AB	37
R	4
H	10
RBI	4
BB	2
SO	9
LOB	17



Batter	1	2	3	4	5	6	7	8	9	AB R H RBI BB SO LOB	TOP										
Chico Walker, S (1, 7) OBP: 0.260, SLG: 0.212	0-0 F8		0-0 F8		0-3 K		4-0 BB			3 0 0 0 1 1 0											
23 Ryne Sandberg, R (1, 4) OBP: 0.402, SLG: 0.515	0-0 6-3		0-0 1B		0-0 HR		0-0 1-3			4 1 2 1 0 0 2											
Andre Dawson, R (1, 9) OBP: 0.370, SLG: 0.645	0-0 1B		0-0 5-3		0-0 3-1			0-0 F7		4 0 1 0 0 0 1											
Leon Durham, L (1, 3) OBP: 0.394, SLG: 0.612	0-0 1B		0-3 K			0-3 K		0-0 F8		4 0 1 0 0 2 1											
Keith Moreland, R (1, 5) OBP: 0.229, SLG: 0.286 Ron Davis, R (6, 1) Jerry Mumphrey, S (8, PH) Frank DiPino, L (8, 1)	0-0 F9			0-0 6-3 1B		0-0 F8		0-0 6-3		3 0 1 0 0 0 2 0 0 0 0 0 0 0 1 0 0 0 0 0 0 0 0 0 0 0 0 0											
Shawon Dunston, R (1, 6) OBP: 0.206, SLG: 0.260		0-0 5-3		0-0 L4		0-3 K2-3		0-0 F3		4 0 0 0 0 1 1											
Jim Sundberg, R (1, 2) OBP: 0.462, SLG: 0.476		0-0 1B		0-0 6-3			0-0 5-3		0-3 K	4 0 1 0 0 1 1	AB 34 R 1 H 7 RBI 1 BB 1 SO 11 LOB 12										
Dave Martinez, L (1, 8) OBP: 0.346, SLG: 0.308		0-3 K		0-3 K			0-0 BB 1B		0-3 K	4 0 1 0 0 3 2											
Ed Lynch, R (1, 1) Manny Trillo, R (6, 5) OBP: 0.258, SLG: 0.393		0-3 K			0-3 K		0-3 K			2 0 0 0 0 2 1 1 0 0 0 0 1 1											
<b>Inning Stats</b>	R: 0 E: 0 K: 0 S: 5	H: 2 LOB: 2 BB: 0 P: 5	R: 0 E: 0 K: 2 S: 8	H: 1 LOB: 1 BB: 0 P: 8	R: 0 E: 0 K: 1 S: 6	H: 1 LOB: 1 BB: 0 P: 6	R: 1 E: 0 K: 2 S: 8	H: 1 LOB: 0 BB: 0 P: 8	R: 0 E: 0 K: 2 S: 7	H: 0 LOB: 0 BB: 0 P: 7	R: 0 E: 0 K: 1 S: 6	H: 1 LOB: 2 BB: 1 P: 10	R: 0 E: 0 K: 0 S: 3	H: 0 LOB: 0 BB: 0 P: 3	R: 0 E: 0 K: 2 S: 7	H: 0 LOB: 0 BB: 0 P: 7	1B: 6 2B: 0 3B: 0 HR: 1	SF: 0 SAC: 0 DP: 0 HBP: 0	WP: 0 PB: 0 SB: 1 CS: 0	PA: 35	
<b>PITCHER</b> Michael LaCoss, R (1, 1) ERA: 3.96 Jeff Robinson, R (7, 1) ERA: 1.82	IP 6.2	WLS W	BF 28	H 7	R 1	ER 1	SO 9	BB 1	IBB 0	HBP 0	BLK 0	WP 0	HR 1	S 45	P 49	ERA 1.35	WHIP 1.200				
<b>PITCHER</b>	IP	WLS	BF	H	R	ER	SO	BB	IBB	HBP	BLK	WP	HR	S	P	ERA	WHIP				

Chicago Cubs @ San Francisco Giants  
 Candlestick Park, San Francisco, CA  
 Thu May 07 1987, 10:05 PM EDT  
 Att: 12,228 - Unknown

livebaseballscorecards.com

Batter	1	2	3	4	5	6	7	8	9
Rob Wilfong, L (1, 4) OBP: 0.200, SLG: 0.800 Mike Woodard, L (8, 4) OBP: 0.091, SLG: 0.182	0-0 G3		0-0 HR	0-0 4-3		0-3 K	0-0 4-3		
Chili Davis, S (1, 8) OBP: 0.336, SLG: 0.450	0-0 F7		4-0 FC5-4 BB		0-3 K	0-0 F8		0-0 F9	
Jeffrey Leonard, R (1, 7) OBP: 0.405, SLG: 0.676	0-0 1B		0-0 FC5-4 CS		0-0 2B		0-0 F8	0-0 HR	
Candy Maldonado, R (1, 9) OBP: 0.389, SLG: 0.612	0-0 F8		0-0 P3		0-0 5-3		0-0 5-3	0-0 HR	
Mike Aldrete, L (1, 3) OBP: 0.511, SLG: 0.561		0-0 1B	0-0 CS	0-0 4-1	4-0 2B IBB		4-0 2B BB	0-0 E 1B 2B	
Bob Melvin, R (1, 2) OBP: 0.338, SLG: 0.565		0-0 F7		4-0 2B BB	0-0 2B		0-0 E 2B	0-0 E5 1B	
Chris Speier, R (1, 5) OBP: 0.477, SLG: 0.549 Mark Wasinger, R (8, PH) (9, 5)		0-0 F9		4-0 2B BB	4-0 IBB		4-0 E 1B IBB	0-3 K	
Matt Williams, R (1, 6) OBP: 0.233, SLG: 0.295		0-0 F8		0-0 2B	0-0 F7		0-0 E6 1B	0-0 1B	
Michael LaCoss, R (1, 1) Jeff Robinson, R (7, 1) OBP: 0.125, SLG: 0.125			0-0 E5 HR	0-0 5-3		0-0 6-3	0-0 1B	0-3 K	

Inning Stats	R: 0 E: 0 K: 0 S: 4	H: 1 LOB: 1 BB: 0 P: 4	R: 0 E: 0 K: 0 S: 4	H: 1 LOB: 1 BB: 0 P: 4	R: 2 E: 1 K: 0 S: 4	H: 1 LOB: 0 BB: 1 P: 8	R: 1 E: 0 K: 0 S: 4	H: 1 LOB: 2 BB: 2 P: 12	R: 2 E: 0 K: 1 S: 7	H: 2 LOB: 2 BB: 2 P: 15	R: 0 E: 0 K: 1 S: 5	H: 0 LOB: 0 BB: 0 P: 5	R: 3 E: 1 K: 0 S: 6	H: 2 LOB: 2 BB: 2 P: 14	R: 3 E: 1 K: 2 S: 12	H: 4 LOB: 2 BB: 0 P: 12
1B: 4 2B: 5 3B: 0 HR: 3	SF: 0 SAC: 0 DP: 0 HBP: 0	WP: 0 PB: 0 SB: 0 CS: 1	1B: 4 2B: 5 3B: 0 HR: 3	SF: 0 SAC: 0 DP: 0 HBP: 0	WP: 0 PB: 0 SB: 0 CS: 1	1B: 4 2B: 5 3B: 0 HR: 3	SF: 0 SAC: 0 DP: 0 HBP: 0	WP: 0 PB: 0 SB: 0 CS: 1	1B: 4 2B: 5 3B: 0 HR: 3	SF: 0 SAC: 0 DP: 0 HBP: 0	WP: 0 PB: 0 SB: 0 CS: 1	1B: 4 2B: 5 3B: 0 HR: 3	SF: 0 SAC: 0 DP: 0 HBP: 0	WP: 0 PB: 0 SB: 0 CS: 1	1B: 4 2B: 5 3B: 0 HR: 3	

PITCHER	IP	WLS	BF	H	R	ER	SO	BB	IBB	HBP	BLK	WP	HR	S	P	ERA	WHIP
Ed Lynch, R (1, 1) ERA: 3.38	5.0	L	26	6	5	4	1	3	2	0	0	0	1	23	43	7.20	1.800
Ron Davis, R (6, 1) ERA: 2.35	2.0		11	2	3	1	1	1	1	0	0	0	0	11	19	4.50	1.500
Frank DiPino, L (8, 1) ERA: 2.45	1.0		8	4	3	2	2	0	0	0	0	0	2	12	12	18.00	4.000

**BOTTOM**

AB R H RBI BB SO LOB

5	1	1	2	0	1	4
0	0	0	0	0	0	0
4	0	0	0	1	1	0
5	2	3	1	0	0	1
5	1	1	1	0	0	3
3	3	2	0	2	0	0
4	2	2	3	1	0	2
1	1	0	0	3	0	1
1	0	0	0	0	1	2
5	0	2	2	0	0	4
3	1	0	0	0	0	2
2	0	1	1	0	1	2

**AB 38**  
**R 11**  
**H 12**  
**RBI 10**  
**BB 7**  
**SO 4**  
**LOB 21**

**GIANTS**

WP: 0 PA: 46  
PB: 0  
SB: 0  
CS: 1

ERA WHIP

**Chicago Cubs @ San Francisco Giants**  
Candlestick Park, San Francisco, CA

Thu May 07 1987, 10:05 PM EDT  
Att. 12,228 - Unknown

livebaseballscorecards.com

Batter	1	2	3	4	5	6	7	8	9	AB R H RBI BB SO LOB	TOP
Barry Bonds, L (1, 8) OBP: 0.350, SLG: 0.437	4-0 G4-6-3 1B BB		0-0 G3			0-0 4-3		0-0 CS 1B		3 0 1 0 1 0 0	<b>Pittsburgh Pirates @ San Francisco Giants</b> Candlestick Park, San Francisco, CA Fri May 08 1987, 10:05 PM EDT Att. 17,985 - Unknown
Andy Van Slyke, L (1, 9) OBP: 0.315, SLG: 0.367	0-0 G4-6-3 1-2 1B		0-0 E4 CS			0-0 3-1		0-0 F7		4 0 1 0 0 0 1	
Johnny Ray, S (1, 4) OBP: 0.316, SLG: 0.385	0-0 G4-6-3 1-2f 2-3		0-0 CS 1-2	4-0 BB BB BB		4-0 BB BB		0-3 K 1-2		2 0 0 0 2 1 3	
Sid Bream, L (1, 3) OBP: 0.398, SLG: 0.609	0-0 F9			0-3 K		0-0 F7			0-0 F8	4 0 0 0 0 1 3	
R.J. Reynolds, S (1, 7) OBP: 0.408, SLG: 0.543		0-3 K		0-0 F7		0-0 HR 1B			0-3 K	4 1 1 0 0 2 1	
Bobby Bonilla, S (1, 5) OBP: 0.246, SLG: 0.313		0-0 3-1		0-3 K		0-0 1-H HR			0-3 K	4 1 1 2 0 2 1	
Michael LaValliere, L (1, 2) OBP: 0.475, SLG: 0.480		0-0 1B			0-0 F8		0-0 5-3			3 0 1 0 0 0 0	
Rafael Belliard, R (1, 6) OBP: 0.314, SLG: 0.391		0-0 4-3			0-0 K2-3		0-0 5-3			3 0 0 0 0 1 1	
Brian Fisher, R (1, 1)			0-3 K		0-3 K		0-0 1-3			2 0 0 0 0 2 0	
Bob Walk, R (5, 1)										0 0 0 0 0 0 0	
John Cangelosi, S (7, PH) OBP: 0.452, SLG: 0.241										1 0 0 0 0 0 0	
Don Robinson, R (7, 1)										0 0 0 0 0 0 0	
<b>Inning Stats</b>	R: 0 H: 1 E: 0 LOB: 1 K: 0 BB: 1 S: 3 P: 7	R: 0 H: 1 E: 0 LOB: 1 K: 1 BB: 0 S: 6 P: 6	R: 0 H: 0 E: 1 LOB: 0 K: 1 BB: 0 S: 5 P: 5	R: 0 H: 0 E: 0 LOB: 1 K: 2 BB: 1 S: 7 P: 11	R: 0 H: 0 E: 0 LOB: 0 K: 2 BB: 0 S: 7 P: 7	R: 0 H: 0 E: 0 LOB: 1 K: 0 BB: 1 S: 3 P: 7	R: 2 H: 2 E: 0 LOB: 0 K: 0 BB: 0 S: 5 P: 5	R: 0 H: 1 E: 0 LOB: 1 K: 1 BB: 0 S: 5 P: 5	R: 0 H: 0 E: 0 LOB: 0 K: 2 BB: 0 S: 7 P: 7	1B: 4 SF: 0 2B: 1 SAC: 0 3B: 0 DP: 2 HR: 1 HBP: 0	WP: 0 PA: 34 PB: 0 SB: 0 CS: 2
<b>PITCHER</b>	IP WLS BF H R ER SO BB IBB HBP BLK WP HR S P ERA WHIP										
Kelly Downs, R (1, 1) ERA: 2.9	7.0 W 27 4 2 2 6 3 0 0 0 0 0 1 36 48 2.57 1.000										
Scott Garrelts, R (8, 1) ERA: 3.51	2.0 S 6 1 0 0 3 0 0 0 0 0 0 0 12 12 0.00 0.500										

livebaseballscorecards.com

<b>AB</b>	30
<b>R</b>	2
<b>H</b>	5
<b>RBI</b>	2
<b>BB</b>	3
<b>SO</b>	9
<b>LOB</b>	10



Batter	1	2	3	4	5	6	7	8	9	AB	R	H	RBI	BB	SO	LOB
Rob Wilfong, L (1, 4) OBP: 0.222, SLG: 0.500	0-0 5-3		0-0 4-3		4-0 G3 HR BB	0-3 K				3	1	0	0	1	1	1
Chili Davis, S (1, 8) OBP: 0.333, SLG: 0.439	0-0 6-3		0-0 6-3		0-0 G3		4-0 FC6-4 BB			3	0	0	0	1	0	2
Jeffrey Leonard, R (1, 7) OBP: 0.408, SLG: 0.693	0-0 F8			4-0 1B BB	0-0 HR		0-0 F8			3	2	1	2	1	0	1
Candy Maldonado, R (1, 9) OBP: 0.392, SLG: 0.633		0-0 E6		0-0 E 1B	0-0 HR		0-0 FC6-4 CS			4	1	2	2	0	0	1
Mike Aldrete, L (1, 3) OBP: 0.471, SLG: 0.511		0-0 6-3		0-3 K	0-0 4-3		0-0 CS	0-0 6-3		4	0	0	0	0	1	2
Bob Melvin, R (1, 2) OBP: 0.333, SLG: 0.542		0-0 F9		0-0 E9	4-0 FC6-4 BB			0-0 F8		3	0	0	0	1	0	2
Chris Speier, R (1, 5) OBP: 0.464, SLG: 0.519		0-0 F3		4-0 IBB	0-0 FC6-4			0-0 F8		3	0	0	0	1	0	2
Matt Williams, R (1, 6) OBP: 0.236, SLG: 0.296			0-0 4-3 1B	0-3 K		0-0 6-3				3	0	1	0	0	1	3
Kelly Downs, R (1, 1) OBP: 0.063, SLG: 0.063			0-3 K	0-3 K		0-0 6-3				3	0	0	0	0	2	4
Scott Garrelts, R (8, 1) OBP: 0.200, SLG: 0.200										0	0	0	0	0	0	0

Inning Stats	R: 0	H: 0	E: 0	K: 0	S: 3	R: 0	H: 0	E: 1	K: 0	S: 4	R: 0	H: 1	E: 0	K: 1	S: 6	R: 1	H: 1	E: 1	K: 3	S: 11	R: 3	H: 2	E: 0	K: 0	S: 5	R: 0	H: 0	E: 0	K: 1	S: 5	R: 0	H: 0	E: 0	K: 0	S: 2	R: 0	H: 0	E: 0	K: 0	S: 3	R: 0	H: 0	E: 0	K: 0	S: 3	1B: 2	2B: 0	3B: 0	HR: 2	SF: 0	SAC: 0	DP: 0	HBP: 0	WP: 0	PB: 0	SB: 2	CS: 1	PA: 35
--------------	------	------	------	------	------	------	------	------	------	------	------	------	------	------	------	------	------	------	------	-------	------	------	------	------	------	------	------	------	------	------	------	------	------	------	------	------	------	------	------	------	------	------	------	------	------	-------	-------	-------	-------	-------	--------	-------	--------	-------	-------	-------	-------	--------

PITCHER	IP	WLS	BF	H	R	ER	SO	BB	IBB	HBP	BLK	WP	HR	S	P	ERA	WHIP
Brian Fisher, R (1, 1) ERA: 6.5	4.1	L	21	3	3	3	4	2	1	0	0	0	1	26	38	6.23	1.154
Bob Walk, R (5, 1) ERA: 2.78	1.2		7	1	1	1	1	1	0	0	0	0	1	8	12	5.40	1.200
Don Robinson, R (7, 1) ERA: 4.91	2.0		6	0	0	0	0	1	0	0	0	0	0	5	9	0.00	0.500

**BOTTOM**

**Pittsburgh Pirates @ San Francisco Giants**  
 Candlestick Park, San Francisco, CA  
 Fri May 08 1987, 10:05 PM EDT  
 Att. 17,985 - Unknown

[livebaseballscorecards.com](http://livebaseballscorecards.com)

<b>AB</b>	<b>29</b>
<b>R</b>	<b>4</b>
<b>H</b>	<b>4</b>
<b>RBI</b>	<b>4</b>
<b>BB</b>	<b>5</b>
<b>SO</b>	<b>5</b>
<b>LOB</b>	<b>18</b>



Batter	1	2	3	4	5	6	7	8	9	AB R H RBI BB SO LOB	TOP																	
<b>Barry Bonds, L</b> (1, 8) OBP: 0.361, SLG: 0.451	0-0 1B 2B	0-0 1-2 1B 1B		0-3 K			0-0 E8 4-3		4-0 FC4-6 BB	4 2 2 0 1 1 0																		
<b>R.J. Reynolds, S</b> (1, 7) (8, 9) OBP: 0.389, SLG: 0.510	0-0 1B SF7 1B	0-0 4-3		0-0 F8			0-0 4-3		0-0 FC4-6 FC6	5 1 1 1 0 0 4																		
<b>Johnny Ray, S</b> (1, 4) OBP: 0.319, SLG: 0.385	0-0 SF7 1-3 1B	0-0					0-3 K		0-0 F8	5 0 2 2 0 1 2																		
<b>Sid Bream, L</b> (1, 3) OBP: 0.379, SLG: 0.576	0-3 K	0-0 F4					0-0 L3		0-0 FC6	5 0 0 0 0 1 5																		
<b>Jim Morrison, R</b> (1, 5) (8, 6) OBP: 0.352, SLG: 0.505	0-0 SF7 1-2 3-H						0-0 6-3		0-0 5-3	3 0 1 1 0 0 0																		
<b>Michael LaValiere, L</b> (1, 2) <b>Junior Ortiz, R</b> (8, PH) OBP: 0.468, SLG: 0.462 OBP: 0.289, SLG: 0.293	4-0 BB			0-0 F7			0-3 K		0-0 BB 1B	2 0 0 0 1 1 1 1 0 1 0 0 0 0																		
<b>Bobby Bonilla, S</b> (1, 9) (8, 5) OBP: 0.260, SLG: 0.314	0-0 G3			0-0 F4			0-0 1B		4-0 1-2 BB	3 0 1 0 1 0 3																		
<b>Rafael Belliard, R</b> (1, 6) <b>Mike Diaz, R</b> (8, PH) OBP: 0.301, SLG: 0.373 OBP: 0.298, SLG: 0.604				0-0 F7			0-3 K		0-3 K	3 0 0 0 0 1 2 1 0 0 0 0 1 2																		
<b>Bob Patterson, R</b> (1, 1) OBP: 0.100, SLG: 0.100 <b>Bob Walk, R</b> (5, 1) <b>Logan Easley, R</b> (5, 1) <b>Bill Almon, R</b> (8, PH) OBP: 0.167, SLG: 0.176 <b>John Smiley, L</b> (8, 1)		0-0 4-3 1B 1B		0-0 6-3			0-0 5-3		0-0 6-3	2 1 1 0 0 0 0 0 0 0 0 0 0 0 1 0 0 0 0 0 1 1 0 0 0 0 0 2 0 0 0 0 0 0 0																		
<b>Inning Stats</b>	R: 2 E: 0 K: 1 S: 8	H: 3 LOB: 2 BB: 1 P: 12	R: 2 E: 0 K: 0 S: 6	H: 3 LOB: 1 BB: 0 P: 6	R: 0 E: 0 K: 0 S: 4	H: 1 LOB: 1 BB: 0 P: 4	R: 0 E: 0 K: 1 S: 5	H: 0 LOB: 0 BB: 0 P: 5	R: 0 E: 0 K: 2 S: 8	H: 1 LOB: 1 BB: 0 P: 8	R: 0 E: 1 K: 1 S: 6	H: 0 LOB: 1 BB: 0 P: 6	R: 0 E: 0 K: 1 S: 6	H: 1 LOB: 2 BB: 1 P: 10	R: 0 E: 0 K: 0 S: 3	H: 0 LOB: 1 BB: 1 P: 7	1B: 8 2B: 1 3B: 0 HR: 0	SF: 1 SAC: 0 DP: 0 HBP: 0	WP: 0 PB: 0 SB: 0 CS: 0	PA: 40								
<b>PITCHER</b>	IP WLS BF H R ER SO BB IBB HBP BLK WP HR S P ERA WHIP																											
<b>Mike Krukow, R</b> (1, 1) ERA: 4.14	4.0		20	7	4	4	2	1	0	0	0	0	0	0	23	27	9.00	2.000										
<b>Atee Hammaker, L</b> (5, 1) ERA:	5.0	W	20	2	0	0	4	2	0	0	0	0	0	0	26	34	0.00	0.800										

**Pittsburgh Pirates @ San Francisco Giants**  
 Candlestick Park, San Francisco, CA  
 Sat May 09 1987, 6:33 AM EDT  
 Att: 17,609 - Unknown

AB	36
R	4
H	9
RBI	4
BB	3
SO	6
LOB	22



Batter	1	2	3	4	5	6	7	8	9
Mark Wasinger, R OBP: 0.667, SLG: 1.667 (1, 5)	0-0 HR		0-0 2B		0-0 1B 2B	0-0 G1 1B 2B		0-0 F9	
Chill Davis, S OBP: 0.328, SLG: 0.429 (1, 8)	0-3 K		0-0 5-3		0-0 BLK HBP HR 1B	0-0 G1		0-3 K	
Jeffrey Leonard, R OBP: 0.408, SLG: 0.706 (1, 7)	0-0 F7		0-0 F4		0-3 K	0-0 WP BB 1B		0-0 HR	
Candy Maldonado, R OBP: 0.393, SLG: 0.629 (1, 9)	0-0 F7			0-0 1B 2B	1-0 BLK HR HBP	0-0 F2		0-3 K	
Bob Brenly, R OBP: 0.315, SLG: 0.261 (1, 2)		0-0 F3		0-0 P3	4-0 HR IBB	4-0 WP BB			
Chris Speier, R OBP: 0.466, SLG: 0.569 (1, 4)		0-0 1B		0-0 F4	0-0 HR	0-0 P3			
Will Clark, L OBP: 0.314, SLG: 0.430 (1, 3)		0-0 F6		0-0 1B 1B	0-0 F6		0-0 1-3		
Matt Williams, R OBP: 0.247, SLG: 0.318 (1, 6)		0-0 F6		0-0 1B 1B	0-0 2B		0-0 6-3		
Mike Krukow, R OBP: 0.167, SLG: 0.182 Joel Youngblood, R OBP: 0.308, SLG: 0.308 Atlee Hammaker, S (5, 1)			0-3 K	0-3 K	0-0 F7		0-3 K		

Inning Stats	R: 1	H: 1	E: 0	K: 1	S: 6	R: 0	H: 1	E: 0	K: 0	S: 4	R: 0	H: 1	E: 0	K: 1	S: 6	R: 1	H: 3	E: 0	K: 1	S: 8	R: 5	H: 4	E: 0	K: 1	S: 9	R: 1	H: 2	E: 0	K: 0	S: 5	R: 0	H: 0	E: 0	K: 1	S: 5	R: 1	H: 1	E: 0	K: 2	S: 8
	LOB: 0	BB: 0	P: 6	LOB: 1	BB: 0	P: 4	LOB: 1	BB: 0	P: 6	LOB: 2	BB: 0	P: 8	LOB: 1	BB: 1	P: 14	LOB: 0	BB: 1	P: 9	LOB: 0	BB: 0	P: 5	LOB: 0	BB: 0	P: 8	LOB: 0	BB: 0	P: 8	LOB: 0	BB: 0	P: 8	LOB: 0	BB: 0	P: 8	LOB: 0	BB: 0	P: 8	LOB: 0	BB: 0	P: 8	

PITCHER	IP	WLS	BF	H	R	ER	SO	BB	IBB	HBP	BLK	WP	HR	S	P	ERA	WHIP
Bob Patterson, L ERA: 7.29 (1, 1)	4.0		20	8	4	4	3	0	0	0	0	0	1	26	26	9.00	2.000
Bob Walk, R ERA: 3.13 (5, 1)	0.1	L	2	0	0	0	1	0	0	1	0	0	0	3	4	0.00	0.000
Logan Easley, R ERA: 4.26 (5, 1)	2.2		14	4	4	4	1	1	1	0	1	1	1	14	22	13.50	1.875
John Smiley, L ERA: 3.76 (8, 1)	1.0		4	1	1	1	2	0	0	0	0	0	1	8	8	9.00	1.000

**AB R H RBI BB SO LOB**

5	3	4	1	0	0	0
5	1	1	1	0	2	2
5	1	2	2	0	1	2
4	2	1	0	0	1	1
2	1	0	0	2	0	1
4	1	2	4	0	0	3
4	0	1	1	0	0	1
4	0	2	0	0	0	1
1	0	0	0	0	1	0
1	0	0	0	0	1	2
2	0	0	0	0	1	1

**AB 37**  
**R 9**  
**H 13**  
**RBI 9**  
**BB 2**  
**SO 7**  
**LOB 14**

**WP: 1** **PA: 40**  
**PB: 0**  
**SB: 0**  
**CS: 0**

**GIANTS**

**Pittsburgh Pirates @ San Francisco Giants**  
Candlestick Park, San Francisco, CA  
Sat May 09 1987, 6:33 AM EDT  
Att. 17,609 - Unknown

livebaseballscorecards.com

Batter	1	2	3	4	5	6	7	8	9	10	11	AB R H RBI BB SO LOB	TOP																
Barry Bonds, L OBP: 0.380, SLG: 0.474 (1, 8)	F7		6-3		K		3-1 2B	F7			1B 3B	6 1 2 0 0 1 2	<b>Pittsburgh Pirates @ San Francisco Giants</b> Candlestick Park, San Francisco, CA Sun May 10 1987, 6:33 AM EDT Att. 29,652 - Unknown																
Andy Van Slyke, L OBP: 0.326, SLG: 0.361 (1, 9)	FC1-6 1B		S BB			F7	3-1 BB		F6		K	4 0 1 0 2 1 1																	
Johnny Ray, S OBP: 0.320, SLG: 0.383 (1, 4)	FC1-6 1B		4-3			1B 2B 1B	3-1		6-3		HR 1B	6 2 2 1 0 0 4																	
Sid Bream, L OBP: 0.394, SLG: 0.598 (1, 3)	1-2 1B			6-3		2B 1B	1-2 IBB		3B		K	5 0 3 0 1 1 1																	
Jim Morrison, R OBP: 0.351, SLG: 0.534 (1, 5)	F2			F7		1-3 2-H 2B	K		K		HR	6 1 2 3 0 2 6																	
Mike Diaz, R OBP: 0.300, SLG: 0.589 Houston Jimenez, R (6, 6)			K			F7		6-3		SH1-3 BB	K	3 0 1 0 0 1 2 2 0 0 0 1 1 0																	
Michael LaValiere, L OBP: 0.470, SLG: 0.455 Bill Almon, R OBP: 0.167, SLG: 0.176 Junior Ortiz, R OBP: 0.289, SLG: 0.293 (1, 2) (8, PR) (8, 2)			F8		4-3		IBB		BB 1B	SH1-3		3 0 1 0 1 0 1 0 0 0 0 0 0 0 0 0 0 0 0 0 0																	
Rafael Belliard, R OBP: 0.293, SLG: 0.362 R.J. Reynolds, S OBP: 0.368, SLG: 0.481 (1, 6) (6, PH) (6, 7)			6-3		6-3	K		K		F7		2 0 0 0 0 0 0 3 0 0 0 0 2 5																	
Dorn Taylor, R OBP: 0.270, SLG: 0.314 Bobby Bonilla, S OBP: 0.270, SLG: 0.314 Don Robinson, R (8, 1) (8, 1)			4-3		K		5-3	1-2 BB		6-3		3 0 0 0 0 1 0 0 0 0 0 1 0 0 1 0 0 0 0 0 1																	
<b>Inning Stats</b>	R: 0 E: 0 K: 5 S: 5	H: 2 LOB: 2 BB: 0 P: 5	R: 0 E: 0 K: 1 S: 5	H: 0 LOB: 0 BB: 0 P: 5	R: 0 E: 0 K: 0 S: 3	H: 0 LOB: 1 BB: 1 P: 7	R: 0 E: 0 K: 2 S: 7	H: 0 LOB: 0 BB: 0 P: 7	R: 1 E: 0 K: 1 S: 8	H: 3 LOB: 3 BB: 1 P: 12	R: 0 E: 0 K: 1 S: 6	H: 1 LOB: 3 BB: 2 P: 14		R: 0 E: 0 K: 1 S: 6	H: 1 LOB: 2 BB: 1 P: 10	R: 0 E: 0 K: 1 S: 6	H: 1 LOB: 1 BB: 0 P: 6	R: 0 E: 0 K: 0 S: 3	H: 0 LOB: 1 BB: 1 P: 7	R: 3 E: 0 K: 3 S: 12	H: 3 LOB: 0 BB: 0 P: 12	1B: 7 2B: 2 3B: 2 HR: 1	SF: 0 SAC: 1 DP: 0 HBP: 0	WP: 0 PB: 0 SB: 1 CS: 0	PA: 51				
<b>PITCHER</b>	IP WLS BF H R ER SO BB IBB HBP BLK WP HR S P ERA WHIP													IP WLS BF H R ER SO BB IBB HBP BLK WP HR S P ERA WHIP															
Mark Grant, R ERA: 2.51 (1, 1)	5.1		23	6	1	1	3	1	0	0	0	0	0	0	28	32	1.69	1.312											
Jeff Robinson, R ERA: 1.67 (6, 1)	2.1		13	2	0	0	3	2	2	0	0	0	0	0	15	31	0.00	1.714											
Scott Garrelts, R ERA: 4.03 (8, 1)	3.1	L	15	4	3	3	4	1	0	0	0	0	0	1	22	26	8.10	1.500											

AB	44
R	4
H	12
RBI	4
BB	6
SO	10
LOB	23



livebaseballscorecards.com



Batter	1	2	3	4	5	6	7	8	9	10	11	AB R H RBI BB SO LOB
Mark Wasinger, R (1, 5) OBP: 0.500, SLG: 1.100 Harry Spilman, L (11, PH) OBP: 0.412, SLG: 0.429	0-0 E7 WP 1B		0-0 4-3			0-0 F8			0-3 K		0-3 K	4 1 1 0 0 1 0 1 0 0 0 0 1 1
Chili Davis, S (1, 8) OBP: 0.331, SLG: 0.418	0-3 K		0-0 F9			4-0 FC5-4 BB			4-0 E S BB		0-0 F8	3 0 0 0 2 1 2
Jeffrey Leonard, R (1, 7) OBP: 0.400, SLG: 0.685	0-0 5-3			0-0 CS 1B		0-0 FC5-4 1-2f			0-3 K		0-0 6-3	5 0 1 0 0 1 4
Candy Maldonado, R (1, 9) OBP: 0.388, SLG: 0.617	0-0 2-H 1B			0-3 K 1-2			0-0 F4		0-0 6-3			4 0 1 1 0 1 2
Mike Aldrete, L (1, 3) OBP: 0.463, SLG: 0.500 Will Clark, L (7, PR) OBP: 0.311, SLG: 0.426 (8, 3)	0-0 G3			0-0 4-3			0-0 L4-3 1B			0-3 K		3 0 1 0 0 0 1 1 0 0 0 0 1 0
Bob Melvin, R (1, 2) OBP: 0.321, SLG: 0.520 Scott Garrelts, R OBP: 0.167, SLG: 0.167 (8, 1)		0-0 G3			0-0 5-3		0-0 L4-3 1-2			0-3 K		3 0 0 0 0 0 1 1 0 0 0 0 1 0
Chris Speier, R (1, 4) OBP: 0.455, SLG: 0.548 Mike Woodard, L (10, PR) OBP: 0.091, SLG: 0.182 (11, 4)		0-0 5-3			0-3 K			0-0 F8		0-0 FC6-4 1B		4 0 1 0 0 1 0 0 0 0 0 0 0 0
Matt Williams, R (1, 6) OBP: 0.237, SLG: 0.303		0-0 F9			0-0 2-3			0-3 K		0-0 FC6-4 1-2f		4 0 0 0 0 1 1
Mark Grant, R (1, 1) Jeff Robinson, R (6, 1) OBP: 0.111, SLG: 0.111 Bob Brenly, R (8, 2) OBP: 0.321, SLG: 0.271			0-0 4-3			0-0 6-3		0-0 6-3			0-0 WP 1B	1 0 0 0 0 0 0 1 0 0 0 0 0 0 2 0 1 0 0 0 0

BOTTOM

Pittsburgh Pirates @ San Francisco Giants  
Candlestick Park, San Francisco, CA  
Sun May 10 1987, 6:33 AM EDT  
Att. 29,652 - Unknown

livebaseballscorecards.com

AB	37
R	1
H	6
RBI	1
BB	2
SO	9
LOB	12



Inning Stats	R: 1	H: 2	R: 0	H: 0	R: 0	H: 0	R: 0	H: 1	R: 0	H: 0	R: 0	H: 0	R: 0	H: 1	R: 0	H: 0	R: 0	H: 0	R: 0	H: 1	R: 0	H: 1	1B: 6	SF: 0	WP: 2	PA: 39	
	E: 1	LOB: 1	E: 0	LOB: 0	E: 0	LOB: 0	E: 0	LOB: 0	E: 0	LOB: 1	E: 0	LOB: 0	E: 0	LOB: 1	E: 0	LOB: 1	E: 0	LOB: 1	E: 0	LOB: 1	E: 0	LOB: 1	2B: 1	SAC: 0	PB: 0		
	K: 1	BB: 0	K: 0	BB: 0	K: 0	BB: 0	K: 1	BB: 0	K: 0	BB: 0	K: 1	BB: 0	K: 0	BB: 1	K: 2	BB: 1	K: 1	BB: 0	K: 0	BB: 0	K: 1	BB: 0	3B: 0	DP: 1	SB: 1		
	S: 7	P: 7	S: 3	P: 3	S: 3	P: 3	S: 5	P: 5	S: 5	P: 5	S: 3	P: 7	S: 3	P: 3	S: 7	P: 11	S: 8	P: 8	S: 6	P: 6	S: 6	P: 6	HR: 0	HBP: 0	CS: 1		
PITCHER	IP	WLS	BF	H	R	ER	SO	BB	IBB	HBP	BLK	WP	HR	S	P	ERA	WHIP										
Don Taylor, R (1, 1) ERA: 5.02	7.0		24	4	1	1	3	1	0	0	0	1	0	29	33	1.29	0.714										
Don Robinson, R (8, 1) ERA: 3.86	4.0	W	15	2	0	0	6	1	0	0	0	1	0	26	30	0.00	0.750										

Batter	1	2	3	4	5	6	7	8	9	AB R H RBI BB SO LOB	TOP			
Vince Coleman, S (1, 7) OBP: 0.393, SLG: 0.311	0-3 K	0-0 F9			0-0 G5-4-3 1B		0-0 CS 1B		4-0 BB	4 0 2 0 1 1 1	<b>St. Louis Cardinals @ San Francisco Giants</b> <b>Candlestick Park, San Francisco, CA</b> Tue May 12 1987, 10:05 PM EDT Att. 14,318 - Unknown <a href="http://livebaseballscorecards.com">livebaseballscorecards.com</a>			
Ozzie Smith, S (1, 6) OBP: 0.357, SLG: 0.305	0-0 6-3		0-0 G3		0-0 G5-4-3 1-2f		0-3 K2-3	0-0 L3	5 0 0 0 0 1 3					
Terry Pendleton, S (1, 5) OBP: 0.371, SLG: 0.408	0-0 1B		0-0 HR 1B		0-0 4-3		0-0 F7		4 1 2 0 0 0 0					
Jack Clark, R (1, 3) OBP: 0.437, SLG: 0.676	0-0 6-3 1-1		0-3 K		0-0 F8		0-0 5-3		4 0 0 0 0 1 2					
Willie McGee, S (1, 8) OBP: 0.306, SLG: 0.402		4-0 2B 1B BB	0-0 HR		0-0 1-3		0-0 4-3		3 2 1 2 1 0 0					
José Oquendo, S (1, 4) OBP: 0.478, SLG: 0.473		0-0 F7	0-0 F8		4-0 S BB		0-3 K		3 0 0 0 1 1 1					
Steve Lake, R (1, 2) OBP: 0.342, SLG: 0.447 Rod Booker, L (9, PH) OBP: 0.565, SLG: 0.632 Tom Pagnozzi, R (9, 2) OBP: 0.222, SLG: 0.320		0-0 1B 2B		0-0 6-3		0-3 K		0-0 3B 3B	3 1 1 0 0 1 1 1 1 1 0 0 0 0 0 0 0 0 0 0 0					
Curt Ford, L (1, 9) OBP: 0.389, SLG: 0.560		0-0 SH1-4 1B		0-3 K		0-3 K		0-0 SH5-3 3B	4 1 2 3 0 2 0					
Joe Magrane, R (1, 1) Ricky Horton, L (9, 1) OBP: 0.250, SLG: 0.250 Todd Worrell, R (9, 1)		0-0 SH1-4		0-3 K		0-0 4-3		0-0 SH5-3	2 0 0 1 0 1 0 0 0 0 0 0 0 0 0 0 0 0 0 0 0					
<b>Inning Stats</b>	R: 0 E: 0 K: 1 S: 6 H: 1 LOB: 1 BB: 0 P: 6	R: 2 E: 0 K: 0 S: 5 H: 2 LOB: 1 BB: 1 P: 9	R: 2 E: 0 K: 1 S: 7 H: 2 LOB: 0 BB: 0 P: 7	R: 0 E: 0 K: 2 S: 7 H: 0 LOB: 0 BB: 0 P: 7	R: 0 E: 0 K: 1 S: 3 H: 1 LOB: 0 BB: 0 P: 3	R: 0 E: 0 K: 1 S: 5 H: 0 LOB: 1 BB: 1 P: 9	R: 0 E: 0 K: 2 S: 8 H: 1 LOB: 1 BB: 0 P: 8	R: 0 E: 0 K: 0 S: 3 H: 0 LOB: 0 BB: 0 P: 3	R: 2 E: 0 K: 1 S: 7 H: 2 LOB: 1 BB: 1 P: 11	1B: 5 2B: 1 3B: 2 HR: 1 SF: 0 SAC: 2 DP: 1 HBP: 0		WP: 0 PB: 0 SB: 1 CS: 2 PA: 38		
<b>PITCHER</b>	IP WLS BF H R ER SO BB IBB HBP BLK WP HR S P ERA WHIP												<b>PITCHER</b>	IP WLS BF H R ER SO BB IBB HBP BLK WP HR S P ERA WHIP
Mark Davis, L (1, 1) ERA: 4.08	5.0 L 21 6 4 4 4 1 0 0 0 0 0 1 28 32 7.20 1.400													
Jim Gott, R (6, 1) ERA: 4.4	2.0 8 1 0 0 3 1 0 0 0 0 0 0 13 17 0.00 1.000													
Michael LaCoss, R (8, 1) ERA: 4.33	2.0 9 2 2 2 1 1 0 0 0 0 0 0 10 14 9.00 1.500													



Batter	1	2	3	4	5	6	7	8	9	AB R H RBI BB SO LOB
Mark Wasinger, R (1, 5) Harry Spilman, L (9, PH) OBP: 0.429, SLG: 0.857 OBP: 0.389, SLG: 0.400	0-3 K		0-0 BB 1B		0-0 5-3			0-3 K	0-3 K	4 0 1 0 0 2 0 1 0 0 0 0 1 0
Chill Davis, S (1, 8) OBP: 0.333, SLG: 0.413	4-0 BLK 1B BB		0-0 BB 1B		0-0 F9			0-0 3-1	0-3 K	4 1 1 0 0 1 1 0
Jeffrey Leonard, R (1, 7) OBP: 0.403, SLG: 0.680	0-0 FC6-4 1B		0-0 F4		0-0 5-3			0-0 FC6-4 1B		4 0 2 1 0 0 2
Candy Maldonado, R (1, 9) OBP: 0.385, SLG: 0.603	0-0 F7		4-0 BB		0-0 F9			0-0 FC6-4		3 0 0 0 0 1 0 2
Bob Melvin, R (1, 2) OBP: 0.318, SLG: 0.519	0-0 FC6-4		0-0 F9		0-0 F9				0-0 1B 1B 2B	4 1 1 0 0 0 4
Chris Speier, R (1, 4) OBP: 0.444, SLG: 0.530		0-0 F8		0-0 F7			0-3 K		0-0 F8 1B HR 1B	4 1 1 0 0 0 1 0
Will Clark, L (1, 3) OBP: 0.308, SLG: 0.418		0-0 F7		0-0 G3			0-0 4-3		0-0 HR 1B	4 1 1 1 0 0 0 0
Matt Williams, R (1, 6) OBP: 0.238, SLG: 0.293		0-0 6-3		0-0 F9			4-0 BB		0-0 F8	3 0 0 0 0 1 0 2
Mark Davis, L (1, 1) Jim Cott, R (5, PH) Joel Youngblood, R (7, PH) Michael LaCoss, R (8, 1) Bob Brenly, R (9, PH) OBP: 0.220, SLG: 0.400 OBP: 0.288, SLG: 0.296 OBP: 0.333, SLG: 0.347			0-0 F6		0-3 K		0-3 K		0-0 HR	1 0 0 0 0 0 0 0 1 0 0 0 0 0 1 0 1 0 0 0 0 0 1 1 0 0 0 0 0 0 0 0 1 1 1 3 0 0 0 0

Inning Stats	R: 1	H: 1	E: 0	K: 1	S: 6	LOB: 1	BB: 1	P: 10	R: 0	H: 0	E: 0	K: 0	S: 3	LOB: 0	BB: 0	P: 3	R: 0	H: 2	E: 0	K: 0	S: 5	LOB: 3	BB: 1	P: 9	R: 0	H: 0	E: 0	K: 0	S: 3	LOB: 0	BB: 0	P: 3	R: 0	H: 0	E: 0	K: 1	S: 5	LOB: 0	BB: 0	P: 5	R: 0	H: 0	E: 0	K: 2	S: 7	LOB: 1	BB: 1	P: 11	R: 0	H: 1	E: 0	K: 1	S: 6	LOB: 1	BB: 0	P: 6	R: 4	H: 4	E: 0	K: 2	S: 11	LOB: 0	BB: 0	P: 11	1B: 6	SF: 0	2B: 1	SAC: 0	3B: 0	DP: 0	HR: 1	HBP: 0	WP: 0	PA: 38
PITCHER	IP	WLS	BF	H	R	ER	SO	BB	IBB	HBP	BLK	WP	HR	S	P	ERA	WHIP																																																									
Joe Magrane, L (1, 1) ERA: 1.74	8.0	W	33	6	3	3	5	3	0	0	1	0	0	40	52	3.38	1.125																																																									
Ricky Horton, L (9, 1) ERA: 2.28	0.1		3	2	2	2	0	0	0	0	0	0	1	3	3	54.00	6.000																																																									
Todd Worrell, R (9, 1) ERA: 8.38	0.2	S	2	0	0	0	2	0	0	0	0	0	0	6	6	0.00	0.000																																																									


**BOTTOM**

St. Louis Cardinals @ San Francisco Giants  
Candlestick Park, San Francisco, CA

Tue May 12 1987, 10:05 PM EDT  
Att. 14,318 - Unknown

livebaseballscorecards.com

AB	35
R	5
H	8
RBI	5
BB	3
SO	7
LOB	11



Batter	1	2	3	4	5	6	7	8	9	AB	R	H	RBI	BB	SO	LOB	TOP										
Vince Coleman, S (1, 7) OBP: 0.386, SLG: 0.301 Ray Soff, R (8, 1) Ozzie Smith, S (9, 6) OBP: 0.357, SLG: 0.305	0-3 K		4-0 1B 2B BB	0-0 FC5-4 1-2f		0-0 5-3		0-3 K		4	1	0	0	1	2	4											
Tom Herr, S (1, 4) OBP: 0.394, SLG: 0.491	0-3 K2-3		0-0 1-3 2B 1B		0-0 F3		0-0 F5		0-0 HR 2B	5	1	2	0	0	1	0											
Terry Pendleton, S (1, 5) OBP: 0.380, SLG: 0.448	0-0 4-3		0-0 1-H 1B 2B 3-H		0-0 FC6-4 1B		0-0 6-3		0-0 HR	5	2	3	3	0	0	0											
Jack Clark, R (1, 3) OBP: 0.435, SLG: 0.670		0-0 G3 2B	0-0 F9		0-0 FC6-4 1B 1-2f		0-0 BB		0-0 1-3	4	1	1	0	1	0	2											
Willie McGee, S (1, 8) OBP: 0.319, SLG: 0.421		0-0 G3 2-3	0-0 1B 3-H		0-0 S 1B 1-3		0-0 G3		0-0 1B 2B	5	1	3	1	0	0	2											
Curt Ford, L (1, 9) OBP: 0.390, SLG: 0.564		0-0 2B 3-H	0-0 5-3		0-0 3-1 1-2				0-0 1-3 CS 1B 2-H	5	0	2	2	0	0	3											
José Oquendo, S (1, 6) OBP: 0.472, SLG: 0.458 Todd Worrell, R (9, 1)		0-0 6-3		0-0 5-3		0-0 F9		0-0 FC4-6 1B 1B 1-2	4-0 BB	4	0	1	0	1	0	1											
Tom Pagnozzi, R (1, 2) OBP: 0.233, SLG: 0.321 John Morris, L (8, PH) OBP: 0.400, SLG: 0.400 (8, 7)		0-3 K		0-0 1B		0-0 1-3		0-0 FC4-6 1B 1-2	0-3 K	3	0	1	0	0	1	1											
Bob Forsch, R (1, 1) OBP: 0.389, SLG: 0.722 Pat Perry, L (6, 1) Bill Dawley, R (6, 1) Rod Booker, L (8, PH) OBP: 0.542, SLG: 0.600 Steve Lake, R (8, 2) OBP: 0.342, SLG: 0.447			0-0 HR	0-0 E6 FC5-4		0-0 2B		0-0 FC4-6 1-2f 2-3		3	1	2	1	0	0	0											
<b>Inning Stats</b>	R: 0 E: 0 K: 2 S: 7	H: 0 LOB: 0 BB: 0 P: 7	R: 1 E: 0 K: 1 S: 7	H: 2 LOB: 1 BB: 0 P: 7	R: 3 E: 0 K: 0 S: 6	H: 4 LOB: 1 BB: 1 P: 10	R: 0 E: 1 K: 0 S: 4	H: 1 LOB: 1 BB: 0 P: 4	R: 0 E: 0 K: 0 S: 5	H: 2 LOB: 2 BB: 0 P: 5	R: 0 E: 0 K: 0 S: 4	H: 1 LOB: 1 BB: 0 P: 4	R: 0 E: 0 K: 0 S: 3	H: 0 LOB: 1 BB: 1 P: 7	R: 0 E: 0 K: 1 S: 7	H: 2 LOB: 2 BB: 0 P: 7	R: 3 E: 0 K: 1 S: 8	H: 4 LOB: 1 BB: 1 P: 12	1B: 8 2B: 6 3B: 0 HR: 2	SF: 0 SAC: 0 DP: 0 HBP: 0	WP: 0 PB: 0 SB: 1 CS: 1	PA: 44					
<b>PITCHER</b>	IP	WLS	BF	H	R	ER	SO	BB	IBB	HBP	BLK	WP	HR	S	P	ERA	WHIP										
Kelly Downs, R (1, 1) ERA: 3.56	2.2		14	6	4	4	3	1	0	0	0	0	1	19	23	13.50	2.625										
Atlee Hammaker, L (3, 1) ERA:	4.0		17	4	0	0	0	1	0	0	0	0	0	16	20	0.00	1.250										
Jeff Robinson, R (7, 1) ERA: 2.51	1.2	L	10	5	3	3	1	0	0	0	0	0	1	12	12	16.20	3.000										
Scott Garrelts, R (9, 1) ERA: 3.94	0.2		3	1	0	0	1	1	0	0	0	0	0	4	8	0.00	3.000										

St. Louis Cardinals @ San Francisco Giants  
 Candlestick Park, San Francisco, CA  
 Wed May 13 1987, 6:33 AM EDT  
 Att: 16,891 - Unknown

livebaseballscorecards.com

AB	41
R	7
H	16
RBI	7
BB	3
SO	5
LOB	16



Batter	1	2	3	4	5	6	7	8	9	AB	R	H	RBI	BB	SO	LOB	BOTTOM	
<b>Mark Wasinger, R</b> (1, 5) <small>OBP: 0.389, SLG: 0.722</small> <b>Joel Youngblood, R</b> (9, PH) <small>OBP: 0.333, SLG: 0.400</small> <b>Mike Woodard, L</b> (9, PR) <small>OBP: 0.091, SLG: 0.182</small>	0-0 		0-0 			0-0 	0-0 		0-0 	4	1	1	0	0	0	0	<b>St. Louis Cardinals @ San Francisco Giants</b> <b>Candlestick Park, San Francisco, CA</b> Wed May 13 1987, 6:33 AM EDT Att. 16,891 - Unknown  <b>AB 38</b> <b>R 6</b> <b>H 12</b> <b>RBI 6</b> <b>BB 1</b> <b>SO 7</b> <b>LOB 12</b>  	
<b>Chili Davis, S</b> (1, 8) <small>OBP: 0.349, SLG: 0.431</small>	0-0 		0-0 			0-0 	0-0 		4-0 	4	1	3	0	1	0	0		
<b>Jeffrey Leonard, R</b> (1, 7) <small>OBP: 0.396, SLG: 0.669</small>	0-0 		0-0 			0-0 	0-3 		0-0 	5	0	1	0	0	1	6		
<b>Candy Maldonado, R</b> (1, 9) <small>OBP: 0.381, SLG: 0.593</small>	0-0 			0-0 		0-0 		0-0 		4	1	1	1	0	0	1		
<b>Will Clark, L</b> (1, 3) <small>OBP: 0.324, SLG: 0.490</small> <b>Scott Garrelts, R</b> (9, 1) <small>OBP: 0.167, SLG: 0.167</small>		0-0 		0-0 		0-0 		0-3 		4	2	3	4	0	1	0		
<b>Bob Melvin, R</b> (1, 2) <small>OBP: 0.315, SLG: 0.506</small>		0-0 		0-0 		0-0 		0-0 		4	0	1	0	0	0	1		
<b>Chris Speier, R</b> (1, 4) <small>OBP: 0.435, SLG: 0.514</small>		0-0 			0-0 	0-0 			0-0 	4	1	1	0	0	0	1		
<b>Matt Williams, R</b> (1, 6) <small>OBP: 0.231, SLG: 0.284</small> <b>Harry Spilman, L</b> (9, PH) <small>OBP: 0.368, SLG: 0.375</small>		0-0 			0-0 	0-3 			0-3 	3	0	0	0	0	1	1		
<b>Kelly Downs, R</b> (1, 1) <small>OBP: 0.063, SLG: 0.063</small> <b>Atlee Hammaker, S</b> (3, 1)  <b>Jeff Robinson, R</b> (7, 1) <small>OBP: 0.100, SLG: 0.100</small> <b>Mike Aldrete, L</b> (9, 3) <small>OBP: 0.455, SLG: 0.490</small>			0-3 		0-3 		0-0 		0-3 	2	0	0	0	0	2	0		
<b>Inning Stats</b>	R: 0 H: 1 E: 0 LOB: 1 K: 0 BB: 0 S: 4 P: 4	R: 1 H: 1 E: 0 LOB: 0 K: 0 BB: 0 S: 4 P: 4	R: 0 H: 1 E: 0 LOB: 1 K: 1 BB: 0 S: 6 P: 6	R: 0 H: 1 E: 0 LOB: 0 K: 0 BB: 0 S: 3 P: 3	R: 0 H: 0 E: 0 LOB: 0 K: 1 BB: 0 S: 5 P: 5	R: 4 H: 5 E: 0 LOB: 1 K: 1 BB: 0 S: 10 P: 10	R: 0 H: 1 E: 0 LOB: 1 K: 1 BB: 0 S: 6 P: 6	R: 0 H: 0 E: 0 LOB: 0 K: 1 BB: 0 S: 5 P: 5	R: 1 H: 2 E: 0 LOB: 2 K: 2 BB: 1 S: 9 P: 13	1B: 7 SF: 0 2B: 3 SAC: 0 3B: 0 DP: 1 HR: 2 HBP: 0	WP: 0 PA: 39 PB: 0 SB: 0 CS: 0							
<b>PITCHER</b> <b>Bob Forsch, R</b> (1, 1) <small>ERA: 5.01</small> <b>Pat Perry, L</b> (6, 1) <small>ERA: 3.68</small> <b>Bill Dawley, R</b> (6, 1) <small>ERA: 5.59</small> <b>Ray Soff, R</b> (8, 1) <small>ERA: 5.59</small> <b>Todd Worrell, R</b> (9, 1) <small>ERA: 8.44</small>	IP WLS BF H R ER SO BB IBB HBP BLK WP HR S P ERA WHIP 5.1 0 22 7 4 4 2 0 0 0 0 0 1 2 2 ∞ ∞ 0.0 2 2 1 1 0 0 0 0 0 0 0 0 2 2 ∞ ∞ 1.2 6 1 0 0 2 0 0 0 0 1 0 0 10 10 0.00 0.600 1.0 W 3 0 0 0 1 0 0 0 0 0 0 0 5 5 0.00 0.000 1.0 S 6 2 1 1 2 1 0 0 0 0 0 0 9 13 9.00 3.000	<b>PITCHER</b> IP WLS BF H R ER SO BB IBB HBP BLK WP HR S P ERA WHIP 0.0 0 0 0 0 0 0 0 0 0 0 0 1 2 2 ∞ ∞ 1.2 6 1 0 0 2 0 0 0 0 1 0 0 10 10 0.00 0.600 1.0 W 3 0 0 0 1 0 0 0 0 0 0 0 5 5 0.00 0.000 1.0 S 6 2 1 1 2 1 0 0 0 0 0 0 9 13 9.00 3.000																

Batter	1	2	3	4	5	6	7	8	9	AB R H RBI BB SO LOB	TOP	
<b>Mark Wasinger, R</b> (1, 4) <small>OBP: 0.435, SLG: 0.667</small> (4, 5)	4-0 		0-0 6-3 			4-0 	0-0 		0-0 F8 	3 0 1 1 2 0 0		
<b>Chili Davis, S</b> (1, 8) <small>OBP: 0.340, SLG: 0.418</small> (4, 5)	0-3 K 			0-3 K 		0-0 FC4-6 HBP 1B 	0-3 K 			4 1 0 0 0 3 3		
<b>Jeffrey Leonard, R</b> (1, 7) <small>OBP: 0.399, SLG: 0.662</small> (4, 5)	0-3 K 			0-3 K 		1-0 	0-0 			3 0 1 0 0 2 1		
<b>Candy Maldonado, R</b> (1, 9) <small>OBP: 0.377, SLG: 0.580</small> (4, 5)	0-0 F9 			4-0 		0-0 FC3-6 1B 2B 	0-3 K 			3 1 0 0 1 1 5		
<b>Joel Youngblood, R</b> (1, 5) <small>OBP: 0.353, SLG: 0.375</small> <b>Greg Minton, S</b> (4, 1) <b>Mike Aldrete, L</b> (6, PH) <small>OBP: 0.456, SLG: 0.490</small> (6, 3)		4-0 		0-0 F9 		0-0 		0-0 F8 		1 0 0 0 1 0 1		
<b>Bob Melvin, R</b> (1, 3) <small>OBP: 0.312, SLG: 0.506</small> (6, 2)		0-0 9-3 			0-3 K 	0-0 		0-0 5-3 		4 0 1 1 0 1 1		
<b>Bob Brenly, R</b> (1, 2) <small>OBP: 0.333, SLG: 0.333</small> <b>Jim Gott, R</b> (6, 1) <b>Will Clark, L</b> (8, PH) <small>OBP: 0.321, SLG: 0.485</small> <b>Michael LaCoss, R</b> (8, 1)		0-3 K 			4-0 	0-0 F6 		0-0 F8 		2 0 0 0 1 1 2		
<b>Matt Williams, R</b> (1, 6) <small>OBP: 0.234, SLG: 0.286</small> <b>Harry Spilman, L</b> (9, PH) <small>OBP: 0.350, SLG: 0.353</small>			0-0 F5 		0-0 F8 		0-0 		0-0 F5 	3 1 1 0 0 0 1		
<b>Mike Krukow, R</b> (1, 1) <small>OBP: 0.154, SLG: 0.167</small> <b>Mike Woodard, L</b> (4, 4) <small>OBP: 0.071, SLG: 0.143</small>			0-3 K 		0-0 F8 		0-0 		0-0 3-1 	1 0 0 0 0 1 0		
<b>Inning Stats</b>	R: 0 H: 0 E: 0 LOB: 1 K: 2 BB: 1 S: 7 P: 11	R: 0 H: 0 E: 0 LOB: 0 K: 1 BB: 1 S: 4 P: 8	R: 0 H: 0 E: 0 LOB: 0 K: 1 BB: 0 S: 5 P: 5	R: 0 H: 0 E: 0 LOB: 1 K: 2 BB: 1 S: 7 P: 11	R: 0 H: 0 E: 0 LOB: 1 K: 1 BB: 1 S: 5 P: 9	R: 2 H: 2 E: 0 LOB: 2 K: 0 BB: 1 S: 5 P: 10	R: 1 H: 3 E: 0 LOB: 2 K: 2 BB: 0 S: 10 P: 10	R: 0 H: 0 E: 0 LOB: 0 K: 0 BB: 0 S: 3 P: 3	R: 0 H: 0 E: 0 LOB: 0 K: 0 BB: 0 S: 3 P: 3	1B: 4 SF: 0 2B: 2 SAC: 0 3B: 0 DP: 1 HR: 0 HBP: 1	WP: 0 PA: 37 PB: 0 SB: 1 CS: 0	
<b>PITCHER</b> <b>Sid Fernandez, L</b> (1, 1) <small>ERA: 2.21</small> <b>Doug Sisk, R</b> (6, 1) <small>ERA: 4.74</small> <b>Roger McDowell, R</b> (7, 1) <small>ERA:</small>	IP WLS BF H R ER SO BB IBB HBP BLK WP HR S P ERA WHIP											<b>PITCHER</b> IP WLS BF H R ER SO BB IBB HBP BLK WP HR S P ERA WHIP
Sid Fernandez, L (1, 1) Doug Sisk, R (6, 1) Roger McDowell, R (7, 1)	5.0 W 18 0 0 0 7 4 0 0 0 0 0 0 28 44 0.00 0.800 1.0 8 3 3 3 0 1 0 1 0 0 0 0 6 11 27.00 4.000 3.0 S 11 2 0 0 2 0 0 0 0 0 0 0 0 15 15 0.00 0.667											

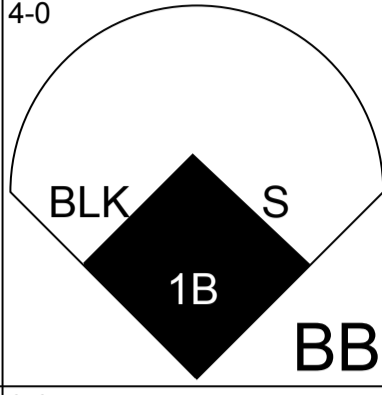
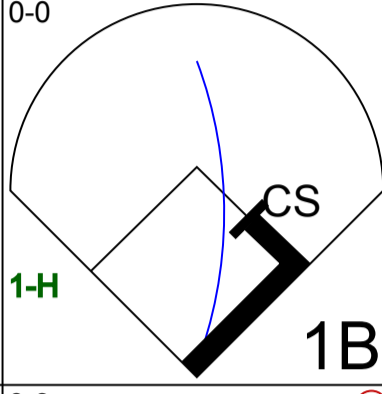
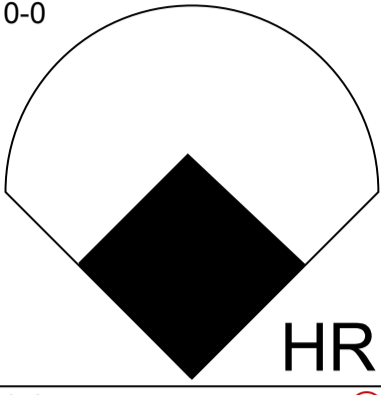
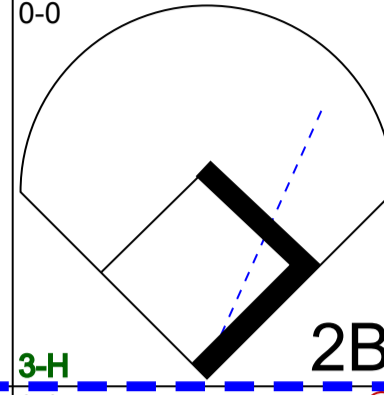
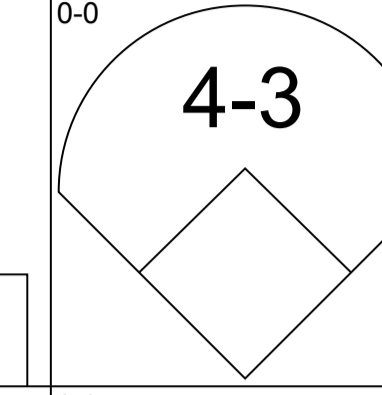

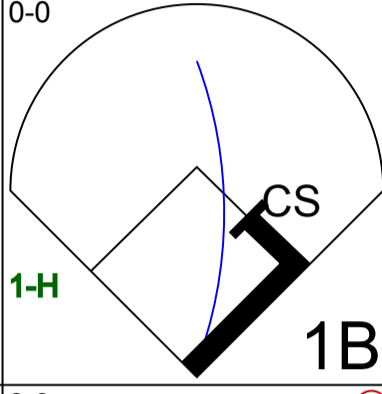
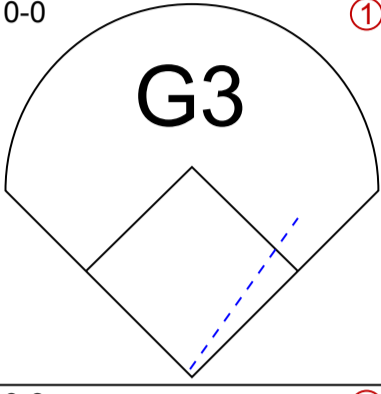
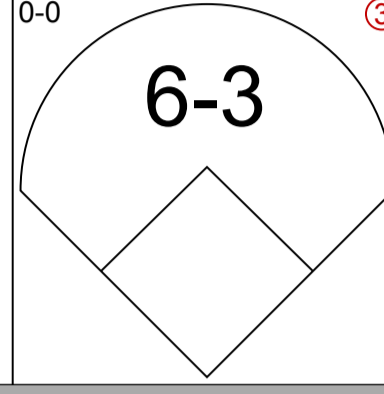
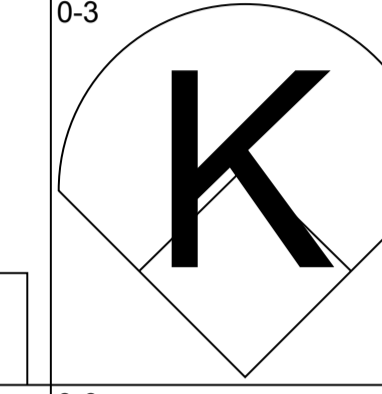

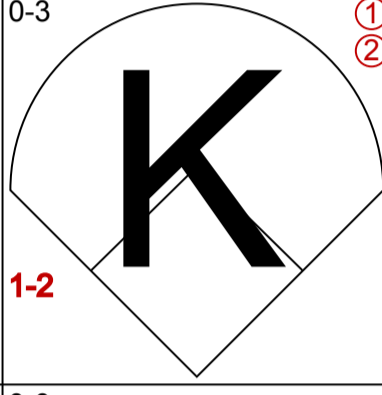

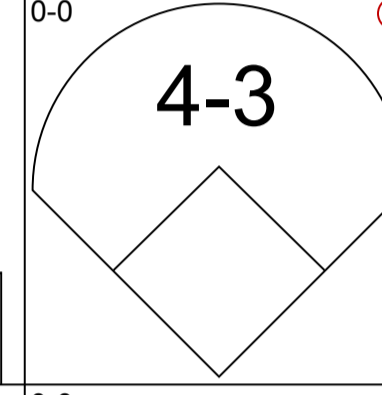
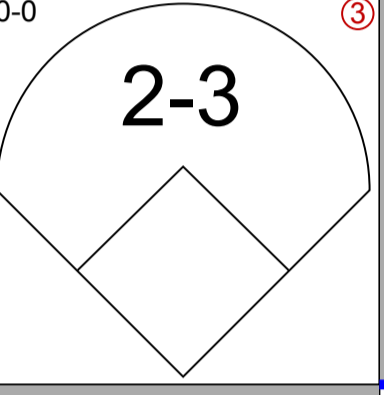
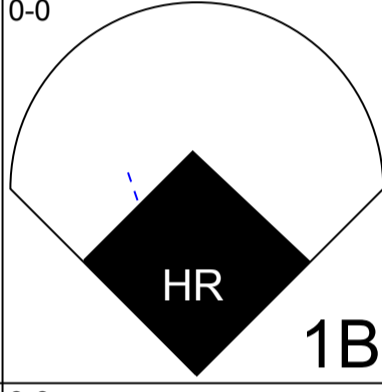
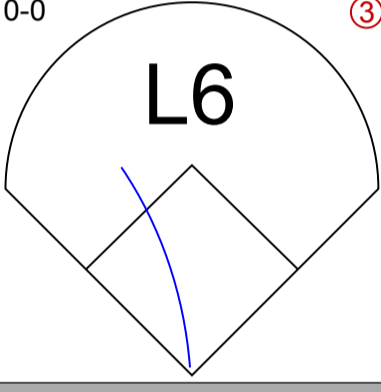
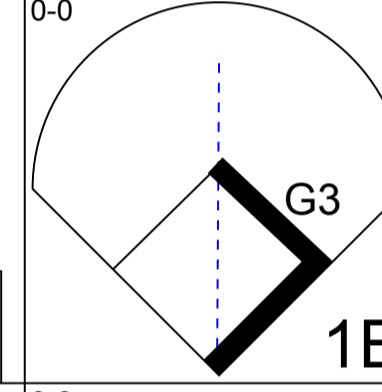
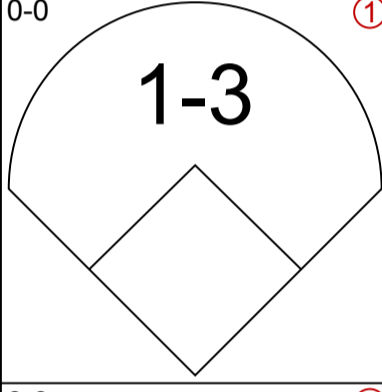
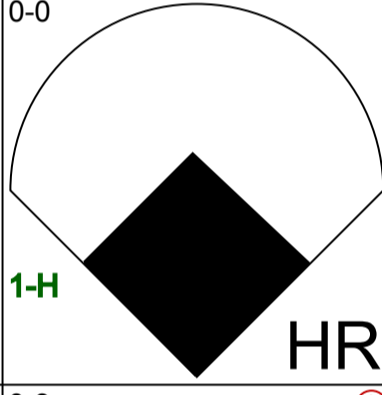
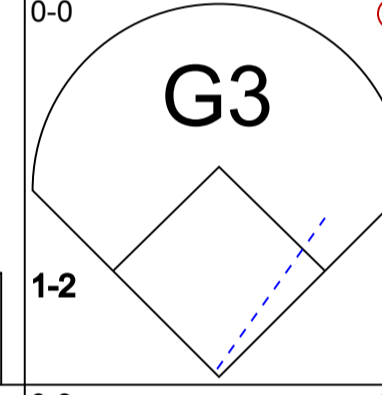
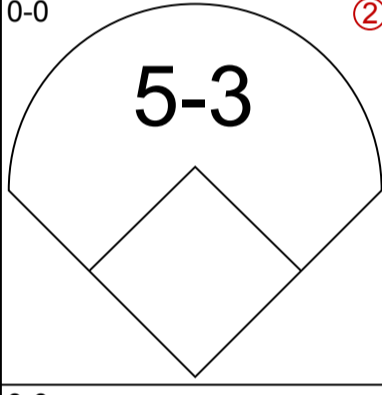
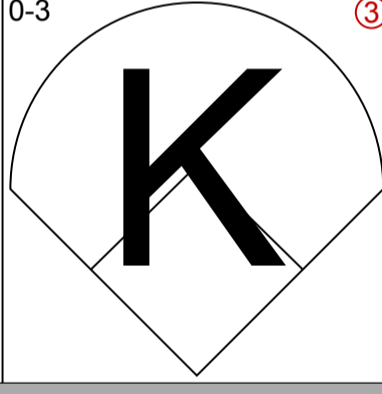
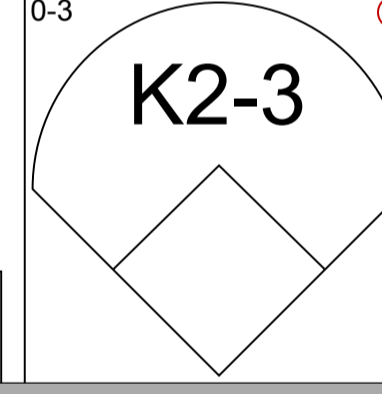
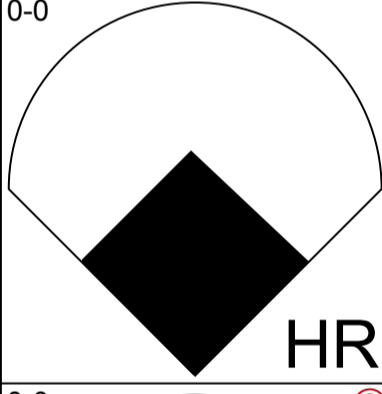
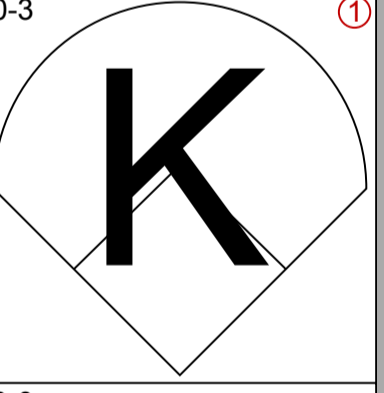
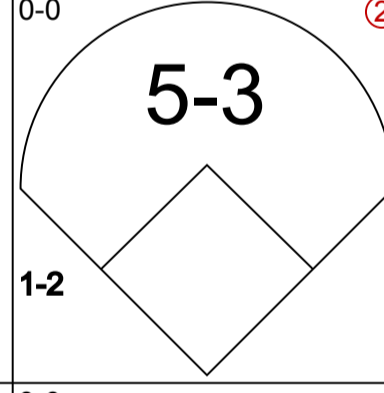
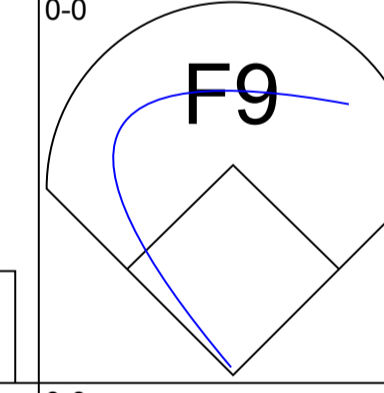
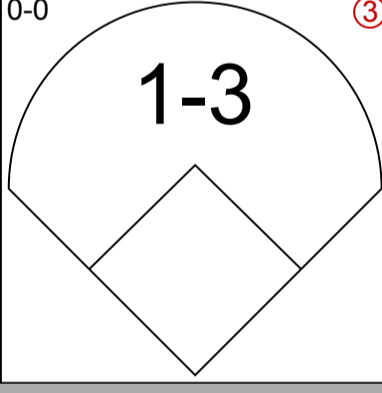
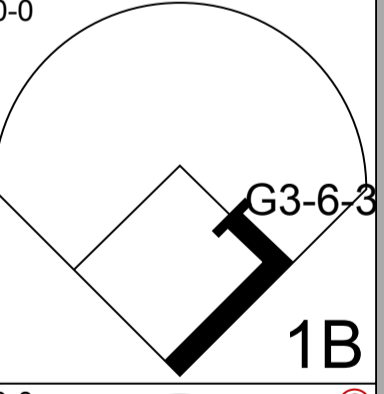
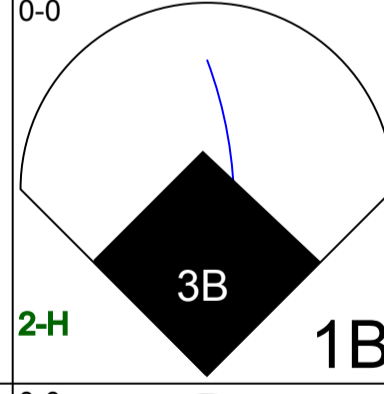
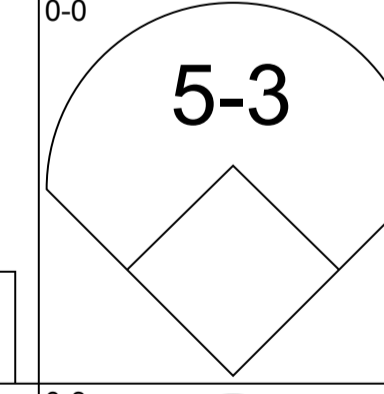
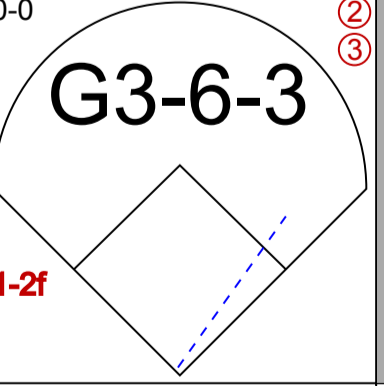
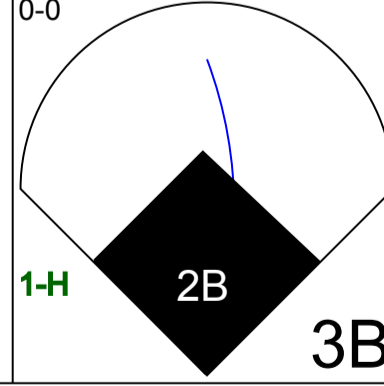
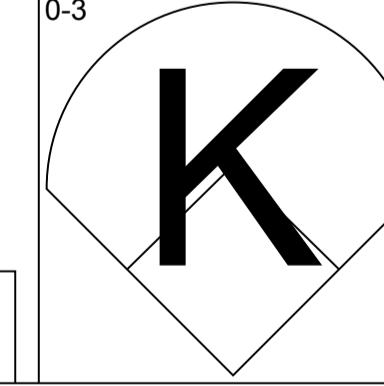
**San Francisco Giants @ New York Mets**  
 Shea Stadium, Flushing, NY  
 Fri May 15 1987, 7:05 PM EDT  
 Att: 35,502 - Unknown

livebaseballscorecards.com

AB	31
R	3
H	5
RBI	3
BB	5
SO	9
LOB	16



Batter	1	2	3	4	5	6	7	8	9	AB R H RBI BB SO LOB
--------	---	---	---	---	---	---	---	---	---	----------------------

<b>Lenny Dykstra, L</b> <small>(1, 8)</small> <small>OBP: 0.386, SLG: 0.511</small> 		<div style="background-color: #cccccc; height: 100%; width: 100%;"></div>			<div style="background-color: #cccccc; height: 100%; width: 100%;"></div>		<div style="background-color: #cccccc; height: 100%; width: 100%;"></div>		
<b>Wally Backman, S</b> <small>(1, 4)</small> <small>OBP: 0.280, SLG: 0.261</small> 									
<b>Keith Hernandez, L</b> <small>(1, 3)</small> <small>OBP: 0.382, SLG: 0.431</small> 									
<b>Kevin McReynolds, R</b> <small>(1, 7)</small> <small>OBP: 0.361, SLG: 0.518</small> 									
<b>Darryl Strawberry, L</b> <small>(1, 9)</small> <small>OBP: 0.331, SLG: 0.563</small> 									
<b>Howard Johnson, S</b> <small>(1, 5)</small> <small>OBP: 0.333, SLG: 0.436</small> 									
<b>Barry Lyons, R</b> <small>(1, 2)</small> <small>OBP: 0.238, SLG: 0.524</small> 									
<b>Rafael Santana, R</b> <small>(1, 6)</small> <small>OBP: 0.263, SLG: 0.276</small> 									
<b>Sid Fernandez, L</b> <small>(1, 1)</small> <small>OBP: 0.250, SLG: 0.375</small> <b>Doug Sisk, R</b> <small>(6, 1)</small> <b>Roger McDowell, R</b> <small>(7, 1)</small>									

Inning Stats	R: 3	H: 3	LOB: 0	K: 2	S: 9	P: 13	R: 0	H: 1	LOB: 0	K: 1	S: 5	R: 1	H: 1	LOB: 0	K: 1	S: 6	R: 3	H: 4	LOB: 1	K: 0	S: 6	R: 0	H: 1	LOB: 1	K: 1	S: 6	R: 0	H: 0	LOB: 0	K: 1	S: 5	R: 0	H: 0	LOB: 0	K: 1	S: 5	R: 1	H: 1	LOB: 0	K: 0	S: 4	1B: 6	SF: 0	2B: 2	SAC: 0	3B: 1	DP: 2	HR: 3	HBP: 0
--------------	------	------	--------	------	------	-------	------	------	--------	------	------	------	------	--------	------	------	------	------	--------	------	------	------	------	--------	------	------	------	------	--------	------	------	------	------	--------	------	------	------	------	--------	------	------	-------	-------	-------	--------	-------	-------	-------	--------

<b>PITCHER</b> <b>Mike Krukow, R</b> <small>(1, 1)</small> <small>ERA: 5.11</small> <b>Greg Minton, R</b> <small>(4, 1)</small> <small>ERA: 3.21</small> <b>Jim Gott, R</b> <small>(6, 1)</small> <small>ERA: 3.86</small> <b>Michael LaCoss, R</b> <small>(8, 1)</small> <small>ERA: 4.5</small>	<b>PITCHER</b> <small>IP WLS BF H R ER SO BB IBB HBP BLK WP HR S P ERA WHIP</small> <b>Mike Krukow, R</b> <small>(1, 1)</small> <small>3.2 0 19 9 7 7 4 2 0 0 0 0 0 0 17.18 3.000</small> <b>Greg Minton, R</b> <small>(4, 1)</small> <small>1.1 5 1 0 0 1 0 0 0 0 0 0 7 7 0.00 0.750</small> <b>Jim Gott, R</b> <small>(6, 1)</small> <small>2.0 6 0 0 0 2 0 0 0 0 0 0 10 10 0.00 0.000</small> <b>Michael LaCoss, R</b> <small>(8, 1)</small> <small>1.0 4 1 1 1 0 0 0 0 0 0 0 4 4 9.00 1.000</small>
---	--

**BOTTOM**

<b>AB 32</b>	
<b>R 8</b>	
<b>H 11</b>	
<b>RBI 8</b>	
<b>BB 2</b>	
<b>SO 7</b>	
<b>LOB 6</b>	

<b>WP: 0</b> <b>PB: 0</b> <b>SB: 2</b> <b>CS: 2</b>	<b>PA: 34</b>
--	---------------



**San Francisco Giants @ New York Mets**  
 Shea Stadium, Flushing, NY  
 Fri May 15 1987, 7:05 PM EDT  
 Att. 35,502 - Unknown  
[livebaseballscorecards.com](http://livebaseballscorecards.com)

Batter	1	2	3	4	5	6	7	8	9	10	AB R H RBI BB SO LOB	TOP												
Mark Wasinger, R (1, 5) OBP: 0.370, SLG: 0.560	0-0 1-3	0-0 1-3			0-3 K		0-0 SH3-4		0-3 K		4 0 0 0 0 2 3	<b>San Francisco Giants @ New York Mets</b> Shea Stadium, Flushing, NY Sat May 16 1987, 7:05 PM EDT Att. 48,128 - Unknown												
Mike Aldrete, L (1, 9) OBP: 0.419, SLG: 0.446	0-0 6-3		0-0 6-3		0-3 K		0-3 K		0-0 4-3	5 0 0 0 0 2 2														
Jeffrey Leonard, R (1, 7) OBP: 0.399, SLG: 0.681	0-0 F9		0-0 4-3			0-0 FC1-5 2B	0-0 F7		0-0 HR	5 1 2 1 0 0 1														
Chili Davis, S (1, 8) OBP: 0.342, SLG: 0.413		0-0 HR 1B	0-0 4-3			4-0 FC1-5 2B BB		0-3 K	0-0 5-3	4 2 1 0 1 1 0														
Will Clark, L (1, 3) OBP: 0.325, SLG: 0.509		0-0 HR 1B		0-0 F7		0-0 FC1-5 2B 1B		0-0 L3	0-0 BLK 1B	5 2 2 2 0 0 2														
Bob Melvin, R (1, 2) OBP: 0.337, SLG: 0.527		0-0 5-3		0-0 G6-4-3 1B		0-0 1B 2B		0-0 1B	4-0 1-2 IBB	4 0 3 1 1 0 0														
Matt Williams, R (1, 6) OBP: 0.234, SLG: 0.284		0-0 4-3		0-0 G6-4-3 1-2f		0-0 G2-6-3 1B		0-0 6-3	0-3 K	4 0 1 1 0 0 2														
Mike Woodard, L (1, 4) OBP: 0.188, SLG: 0.250		0-0 BB 1B			0-0 SH3-4 1B	0-0 G2-6-3 1-2f			0-0 4-3	2 0 2 0 0 0 0														
Harry Spilman, L (6, PH) OBP: 0.333, SLG: 0.333										1 0 0 0 0 0 2														
Chris Speier, R (6, 4) OBP: 0.430, SLG: 0.507										1 0 0 0 0 0 0														
Mark Grant, R (1, 1) OBP: 0.200, SLG: 0.400		4-0 BB 1B			0-0 SH3-4 1B		0-0 SH3-4 1B		0-3 K	0 0 0 0 1 0 0														
Mark Davis, L (5, 1) OBP: 0.182, SLG: 0.182										0 0 0 0 0 0 0														
Jeff Robinson, R (6, 1) OBP: 0.143, SLG: 0.143										1 0 1 0 0 0 0														
Scott Garrelts, R (8, 1) OBP: 0.306, SLG: 0.352		1-2 BB								1 0 0 0 0 1 2														
Robby Thompson, R (8, 4)										1 0 0 0 0 1 0														
<b>Inning Stats</b>	R: 0 E: 0 K: 0 S: 3	H: 0 LOB: 0 BB: 0 P: 3	R: 2 E: 0 K: 0 S: 6	H: 3 LOB: 2 BB: 1 P: 10	R: 0 E: 0 K: 0 S: 3	H: 0 LOB: 0 BB: 0 P: 3	R: 0 E: 0 K: 0 S: 3	H: 1 LOB: 0 BB: 0 P: 3	R: 0 E: 0 K: 2 S: 8	H: 1 LOB: 1 BB: 0 P: 8	R: 2 E: 0 K: 0 S: 5	H: 3 LOB: 1 BB: 1 P: 9	R: 0 E: 0 K: 1 S: 6	H: 1 LOB: 1 BB: 0 P: 6	R: 0 E: 0 K: 1 S: 6	H: 1 LOB: 1 BB: 0 P: 6	R: 0 E: 0 K: 2 S: 7	H: 0 LOB: 0 BB: 0 P: 7	R: 1 E: 0 K: 1 S: 7	H: 2 LOB: 2 BB: 1 P: 11	1B: 8 2B: 2 3B: 0 HR: 2	SF: 0 SAC: 2 DP: 2 HBP: 0	WP: 0 PB: 0 SB: 0 CS: 0	PA: 43
<b>PITCHER</b> Rick Aguilera, R (1, 1) ERA: 4.15	IP: 8.0 WLS: L BF: 34	H: 10 R: 4 ER: 4 SO: 4	BB: 2 IBB: 0 HBP: 0 BLK: 0	WP: 0 HR: 1 S: 40 P: 48	ERA: 4.50 WHIP: 1.500																			
Jeff Innis, R (9, 1) ERA: 4.5	IP: 2.0 WLS: L BF: 9	H: 2 R: 1 ER: 1 SO: 3	BB: 0 IBB: 1 HBP: 0 BLK: 1	WP: 0 HR: 1 S: 14 P: 18	ERA: 4.50 WHIP: 1.000																			

livebaseballscorecards.com

**AB 38**  
**R 5**  
**H 12**  
**RBI 5**  
**BB 3**  
**SO 7**  
**LOB 14**





BOTTOM

San Francisco Giants @ New York Mets  
Shea Stadium, Flushing, NY  
Sat May 16 1987, 7:05 PM EDT  
Att: 48,128 - Unknown

livebaseballscorecards.com

AB 34  
R 4  
H 11  
RBI 4  
BB 9  
SO 9  
LOB 26



WP: 0 PA: 45  
PB: 0  
SB: 0  
CS: 2

AB R H RBI BB SO LOB  
2 1 2 1 1 0 0  
1 0 0 0 1 0 1

3 1 1 0 0 0 3  
1 0 0 0 1 1 2

4 1 3 1 1 0 1

4 0 1 0 1 0 3

3 0 1 0 2 1 2

4 0 0 1 1 1 5

4 0 0 1 1 2 3

5 1 2 0 0 3 5

2 0 0 0 0 1 1  
1 0 1 0 0 0 0  
0 0 0 0 0 0 0

1B: 8 SF: 0  
2B: 4 2B: 4 SAC: 1  
3B: 0 DP: 3  
HR: 1 HBP: 0

Batter	1	2	3	4	5	6	7	8	9	10
Lenny Dykstra, L (1, 8) OBP: 0.404, SLG: 0.554 Mookie Wilson, S (6, PH) OBP: 0.398, SLG: 0.556	0-0 HR	0-0 CS 1B		4-0 IBB		4-0 1B 1B BB		0-0 L9-5		
Wally Backman, S (1, 4) OBP: 0.281, SLG: 0.264 Tim Teufel, R (6, PH) OBP: 0.483, SLG: 0.551	0-0 BB BLK 1B	0-0 F7		0-0 4-3		0-3 K		4-0 CS BB		
Dave Magadan, L (1, 3) OBP: 0.456, SLG: 0.617	0-0 F8		0-0 1B 1B		0-0 4-3 6-3 2B	0-0 1B		0-0 CS	4-0 L4-3 BB	
Kevin McReynolds, R (1, 7) OBP: 0.362, SLG: 0.509	0-0 L6		0-0 1B		0-0 4-3		4-0 3-1 1B BB		0-0 L4-3	
Darryl Strawberry, L (1, 9) OBP: 0.340, SLG: 0.558	4-0 BB BB 1-2 BB		0-0 F8		4-0 6-3 IBB		0-0 3-1 1B		0-3 K	
Gary Carter, R (1, 2) OBP: 0.274, SLG: 0.328	4-0 BB 1-2 2-3 BB		0-0 G5-4-3		0-0 6-3		0-3 K			0-0 6-3
Howard Johnson, S (1, 5) OBP: 0.328, SLG: 0.421	4-0 1-2 2-3 3-H BB			0-3 K	0-3 K		0-0 3-1			0-0 F7
Rafael Santana, R (1, 6) OBP: 0.271, SLG: 0.284	0-3 K			0-0 SH1-4 1B		0-0 1B 1B		0-3 K		0-3 K
Rick Aguilera, R (1, 1) OBP: 0.278, SLG: 0.294 Lee Mazzilli, S (8, PH) OBP: 0.455, SLG: 0.526 Jeff Innis, R (9, 1)		0-0 5-3		0-0 SH1-4		0-3 K		0-0 L9-5 2B		

Inning Stats	R: 2	H: 2	E: 0	K: 1	S: 7	R: 0	H: 1	E: 0	K: 0	S: 3	R: 0	H: 2	E: 0	K: 0	S: 4	R: 0	H: 1	E: 0	K: 1	S: 6	R: 1	H: 1	E: 0	K: 2	S: 8	R: 0	H: 1	E: 0	K: 2	S: 8	R: 0	H: 1	E: 0	K: 0	S: 2	R: 0	H: 0	E: 0	K: 1	S: 4	R: 0	H: 0	E: 0	K: 1	S: 5
--------------	------	------	------	------	------	------	------	------	------	------	------	------	------	------	------	------	------	------	------	------	------	------	------	------	------	------	------	------	------	------	------	------	------	------	------	------	------	------	------	------	------	------	------	------	------

PITCHER	IP	WLS	BF	H	R	ER	SO	BB	IBB	HBP	BLK	WP	HR	S	P	ERA	WHIP
Mark Grant, R (1, 1) ERA: 2.92	4.2		24	7	3	3	2	3	2	0	1	0	1	23	43	5.79	2.143
Mark Davis, L (5, 1) ERA: 4.24	0.2		4	1	1	2	1	0	0	0	0	0	0	7	11	13.50	3.000
Jeff Robinson, R (6, 1) ERA: 2.37	1.2		8	3	0	3	1	0	0	0	0	0	0	13	17	0.00	2.400
Scott Garrelts, R (8, 1) ERA: 3.58	3.0	W	8	0	0	2	2	0	0	0	0	0	0	10	18	0.00	0.667

PITCHER	IP	WLS	BF	H	R	ER	SO	BB	IBB	HBP	BLK	WP	HR	S	P	ERA	WHIP
---------	----	-----	----	---	---	----	----	----	-----	-----	-----	----	----	---	---	-----	------


Batter	1	2	3	4	5	6	7	8	9	AB R H RBI BB SO LOB
Chris Speier, R (1, 5) OBP: 0.407, SLG: 0.480	0-0 F5		0-0 SF9		0-0 L3		0-0 F7		0-0 G6-4-3	4 0 0 1 0 0 3
Will Clark, L (1, 3) OBP: 0.322, SLG: 0.495	0-0 F7		0-0 F9			4-0 1B BB		0-0 F8		3 0 0 0 1 0 1
Jeffrey Leonard, R (1, 7) OBP: 0.395, SLG: 0.676	0-3 K		0-0 4-3			0-3 K		0-0 3B 2B		4 1 1 0 0 2 2
Candy Maldonado, R (1, 9) OBP: 0.387, SLG: 0.599		0-0 CS 1B		0-0 6-3		0-0 1-2 1B		0-0 2-H 3B		4 1 3 1 0 0 0
Chili Davis, S (1, 8) OBP: 0.340, SLG: 0.415		0-0 4-3		0-0 6-3 CS 2B		0-0 F7		0-0 6-3		4 0 1 1 0 0 3
Bob Melvin, R (1, 2) OBP: 0.333, SLG: 0.511		4-0 BB		0-0 6-3		0-3 K		0-3 K		3 0 0 0 1 2 3
Matt Williams, R (1, 6) OBP: 0.237, SLG: 0.286		0-0 5-3		0-0 CS		0-0 FC5-6 1B		0-0 5-3		3 0 1 0 0 0 1
Mike Aldrete, L (9, PH) OBP: 0.413, SLG: 0.439										1 0 0 0 0 0 0
Robby Thompson, R (1, 4) OBP: 0.323, SLG: 0.386			0-0 E 1B SF9 1B		0-3 K		0-0 2B		0-0 1B 2B	3 1 2 0 0 1 1
Jim Gott, R (7, 1)										0 0 0 0 0 0 0
Harry Spilman, L (9, PH) OBP: 0.364, SLG: 0.421										1 1 1 0 0 0 0
Atlee Hammaker, S (1, 1) OBP: 0.167, SLG: 0.167			0-0 E1		0-0 FC5-6		0-3 K		0-0 G6-4-3 1B	2 0 1 0 0 0 1
Greg Minton, S (5, 1)										0 0 0 0 0 0 0
Mark Davis, L (5, 1) OBP: 0.200, SLG: 0.400										0 0 0 0 0 0 0
Mike Woodard, L (7, PH) OBP: 0.222, SLG: 0.278			1-3 1B		1-2f				2-H	2 0 1 1 0 1 1

Inning Stats	R: 0 E: 0 K: 1 S: 5	H: 0 LOB: 0 BB: 0 P: 5	R: 0 E: 0 K: 0 S: 3	H: 1 LOB: 1 BB: 1 P: 7	R: 1 E: 1 K: 0 S: 5	H: 2 LOB: 1 BB: 0 P: 5	R: 0 E: 0 K: 0 S: 3	H: 1 LOB: 0 BB: 0 P: 3	R: 0 E: 0 K: 1 S: 6	H: 1 LOB: 1 BB: 0 P: 6	R: 0 E: 0 K: 2 S: 8	H: 1 LOB: 2 BB: 1 P: 12	R: 0 E: 0 K: 1 S: 6	H: 1 LOB: 1 BB: 0 P: 6	R: 2 E: 0 K: 1 S: 7	H: 2 LOB: 0 BB: 0 P: 7	R: 1 E: 0 K: 0 S: 4	H: 2 LOB: 0 BB: 0 P: 4	1B: 6 2B: 4 3B: 1 HR: 0	SF: 1 SAC: 0 DP: 1 HBP: 0	WP: 0 PB: 0 SB: 0 CS: 2	PA: 38
--------------	------------------------------	---------------------------------	------------------------------	---------------------------------	------------------------------	---------------------------------	------------------------------	---------------------------------	------------------------------	---------------------------------	------------------------------	----------------------------------	------------------------------	---------------------------------	------------------------------	---------------------------------	------------------------------	---------------------------------	----------------------------------	------------------------------------	----------------------------------	--------

PITCHER	IP	WLS	BF	H	R	ER	SO	BB	IBB	HBP	BLK	WP	HR	S	P	ERA	WHIP
David Cone, R (1, 1) ERA: 4.66	8.0	W	33	9	3	2	6	2	0	0	0	0	0	43	51	2.25	1.375
Roger McDowell, R (9, 1) ERA: 1.93	1.0	S	4	2	1	1	0	0	0	0	0	0	0	4	4	9.00	2.000

**San Francisco Giants @ New York Mets**  
Shea Stadium, Flushing, NY  
Sun May 17 1987, 3:33 AM EDT  
Att: 46,744 - Unknown

<b>AB</b>	<b>34</b>
<b>R</b>	<b>4</b>
<b>H</b>	<b>11</b>
<b>RBI</b>	<b>4</b>
<b>BB</b>	<b>2</b>
<b>SO</b>	<b>6</b>
<b>LOB</b>	<b>16</b>



Batter	1	2	3	4	5	6	7	8	9
Mookie Wilson, S OBP: 0.376, SLG: 0.523 Roger McDowell, R (9, 1)	0-3 K		0-3 K		0-0 F8	0-0 5-3		0-3 K	
Tim Teufel, R OBP: 0.508, SLG: 0.585 (1, 4)	0-0 BLK S 1B		0-0 2-3 1B		0-0 1B 2B	4-0 BB		0-0 F8	
Keith Hernandez, L OBP: 0.383, SLG: 0.430 (1, 3)	0-3 K 1-2		0-0 F9		0-0 2B 1B 2-H	0-0 F8		0-0 FC5-4 1B	
Kevin McReynolds, R OBP: 0.356, SLG: 0.496 (1, 7)	0-3 K 2-3			0-0 F9	0-0 2B 1B 1-2	0-3 K		0-0 FC5-4 1-2f	
Gary Carter, R OBP: 0.288, SLG: 0.349 Darryl Strawberry, L OBP: 0.340, SLG: 0.558 (9, 9)		0-3 K		0-0 1B 1B	0-0 HR 2B 1-H 2-H		0-0 1B 1B		
Barry Lyons, R OBP: 0.240, SLG: 0.458 (1, 2)		0-0 1-3		0-0 L7	4-0 HR BB		0-3 K		
Howard Johnson, S OBP: 0.333, SLG: 0.449 (1, 5)		0-0 5-3		0-0 1B	0-0 HR 1-H 2-H		0-0 F7		
Rafael Santana, R OBP: 0.292, SLG: 0.306 (1, 6)			0-0 1B BLK 1B	0-0 F3	0-0 1B		0-0 1-2 1B		
David Cone, L (1, 1)			0-3 K		1-3 K		0-3 K		
Lenny Dykstra, L OBP: 0.404, SLG: 0.554 (9, 8)									

Inning Stats	R: 0 E: 0 K: 3 S: 10	H: 1 LOB: 1 BB: 0 P: 10	R: 0 E: 0 K: 1 S: 5	H: 0 LOB: 0 BB: 0 P: 5	R: 0 E: 0 K: 2 S: 9	H: 2 LOB: 2 BB: 0 P: 9	R: 0 E: 0 K: 0 S: 5	H: 2 LOB: 2 BB: 0 P: 5	R: 6 E: 0 K: 1 S: 11	H: 6 LOB: 1 BB: 1 P: 15	R: 0 E: 0 K: 1 S: 5	H: 0 LOB: 1 BB: 1 P: 9	R: 0 E: 0 K: 2 S: 9	H: 2 LOB: 2 BB: 0 P: 9	R: 0 E: 0 K: 1 S: 6	H: 1 LOB: 1 BB: 0 P: 6
1B: 11 2B: 2 3B: 0 HR: 1	SF: 0 SAC: 0 DP: 0 HBP: 0	WP: 0 PA: 40														

PITCHER	IP	WLS	BF	H	R	ER	SO	BB	IBB	HBP	BLK	WP	HR	S	P	ERA	WHIP
Atlee Hammaker, L ERA: 1.8 (1, 1)	4.2	L	22	8	3	3	6	0	0	0	2	0	0	34	34	5.79	1.714
Greg Minton, R ERA: 4.5 (5, 1)	0.0		2	1	0	0	0	1	0	0	0	0	0	1	5	∞	∞
Mark Davis, L ERA: 4.32 (5, 1)	1.1		7	2	3	3	2	1	0	0	0	0	1	10	14	20.25	2.250
Jim Gott, R ERA: 3.44 (7, 1)	2.0		9	3	0	0	3	0	0	0	0	0	0	15	15	0.00	1.500


**BOTTOM**

**San Francisco Giants @ New York Mets**  
Shea Stadium, Flushing, NY  
Sun May 17 1987, 3:33 AM EDT  
Att. 46,744 - Unknown

AB	R	H	RBI	BB	SO	LOB
5	0	0	0	0	3	1
0	0	0	0	0	0	0
4	1	3	0	1	0	0
5	1	2	1	0	1	4
5	1	1	0	0	2	3
4	1	3	2	0	1	0
0	0	0	0	0	0	0
3	1	0	0	1	1	2
4	1	2	3	0	0	1
4	0	3	0	0	0	2
4	0	0	0	0	3	4
0	0	0	0	0	0	0

livebaseballscorecards.com

AB	38
R	6
H	14
RBI	6
BB	2
SO	11
LOB	17





Batter	1	2	3	4	5	6	7	8	9
Casey Candaele, S OBP: 0.375, SLG: 0.388 (1, 6)	4-0 1B FC4-6 BB	0-0 F5	0-0 FC4-6 1-2 1B			0-3 K		0-3 K	
Mitch Webster, S OBP: 0.344, SLG: 0.385 (1, 9)	0-0 FC4-6 1-3 1B	0-0 F9	0-0 FC4-6 1-2f			0-0 F8		0-0 G3 2-3	
Tim Raines, S OBP: 0.427, SLG: 0.578 (1, 7)	0-0 FC4-6 1-2f 3-H		4-0 5-3 2B BB	0-0 5-3		0-3 K		4-0 CS BB 3-H	
Tim Wallach, R OBP: 0.355, SLG: 0.519 (1, 5)	4-0 FC6-4 1-2 BB		0-0 5-3	0-0 2B			4-0 SH1-3 1B SF8 BB	0-0 CS 1-2	
Andres Galarraga, R OBP: 0.424, SLG: 0.516 (1, 3)	0-3 K		0-0 2B 2B 2-H	0-0 F8			0-0 SF8 SH1-3 CS 1B 1-2		
Vance Law, R OBP: 0.396, SLG: 0.512 (1, 4)	0-0 FC6-4 1-2f		0-0 4-3 1B 2B 2-H	0-0 F8			0-0 SH1-3 1-2 2-3		
Herm Winningham, L OBP: 0.321, SLG: 0.431 (1, 8)		0-0 1B 2B	4-0 4-3 1B IBB		0-0 5-3		4-0 IBB		
Mike Fitzgerald, R OBP: 0.284, SLG: 0.246 (1, 2)		0-0 2-3 1B	0-0 4-3 1-2 2-3		0-0 5-3		0-0 SF8 2-3 3-H		
Neal Heaton, L OBP: 0.304, SLG: 0.318 (1, 1)		0-3 K	0-0 1B 2-H 3-H		0-3 K		0-0 CS 3-H	0-0 G3 WP 2B	

Inning Stats	R: 1	H: 1	E: 0	K: 1	S: 6	LOB: 2	BB: 2	P: 14
	R: 0	H: 2	E: 0	K: 1	S: 7	LOB: 2	BB: 0	P: 7
	R: 4	H: 4	E: 0	K: 0	S: 7	LOB: 2	BB: 2	P: 15
	R: 0	H: 1	E: 0	K: 0	S: 4	LOB: 1	BB: 0	P: 4
	R: 0	H: 0	E: 0	K: 1	S: 5	LOB: 0	BB: 0	P: 5
	R: 0	H: 0	E: 0	K: 2	S: 7	LOB: 0	BB: 0	P: 7
	R: 1	H: 1	E: 0	K: 0	S: 3	LOB: 1	BB: 2	P: 11
	R: 1	H: 1	E: 0	K: 1	S: 5	LOB: 0	BB: 1	P: 9

PITCHER	IP	WLS	BF	H	R	ER	SO	BB	IBB	HBP	BLK	WP	HR	S	P	ERA	WHIP
Kelly Downs, R ERA: 4.34 (1, 1)	2.2	L	19	7	5	5	2	3	3	0	0	0	0	19	35	16.88	3.750
Greg Minton, R ERA: 3.63 (3, 1)	3.1		11	1	0	0	3	0	0	0	0	0	0	17	17	0.00	0.300
Jeff Robinson, R ERA: 2.78 (7, 1)	2.0		9	2	2	2	1	2	1	0	0	1	0	8	20	9.00	2.000


**BOTTOM**

AB	R	H	RBI	BB	SO	LOB
4	1	1	0	1	2	3
5	0	1	0	0	0	5
3	1	0	1	2	1	1
2	1	1	0	2	0	1
4	1	2	1	0	1	3
3	1	1	1	0	0	3
2	1	1	0	2	0	0
3	0	1	1	0	0	2
4	1	2	2	0	2	2

**San Francisco Giants @ Montreal Expos**  
Olympic Stadium, Montreal, QB  
Mon May 18 1987, 7:05 PM EDT  
Att. 11,921 - Unknown

AB	30
R	7
H	10
RBI	6
BB	7
SO	6
LOB	20

livebaseballscorecards.com



WP	PA
1	41
PB	0
SB	1
CS	2

San Francisco Giants @ Montreal Expos  
 Olympic Stadium, Montreal, QB  
 Tue May 19 1987, 7:05 PM EDT  
 Att. 15,042 - Unknown

AB	36
R	6
H	10
RBI	6
BB	4
SO	7
LOB	15



WP	0	PA	42
PB	0		
SB	3		
CS	1		

Batter	1	2	3	4	5	6	7	8	9	AB	R	H	RBI	BB	SO	LOB						
Mark Wasinger, R (1, 5) OBP: 0.333, SLG: 0.484	0-3 K		0-3 K	0-0 E2 1B		0-0 6-3		0-0 FC6-4		5	0	1	1	0	2	2						
Will Clark, L (1, 3) OBP: 0.323, SLG: 0.479	0-0 3-1		0-0 HR 1B	4-0 S BB			0-0 HBP 1B		0-0 4-3	4	1	2	0	1	0	0						
Jeffrey Leonard, R (1, 7) OBP: 0.391, SLG: 0.695	0-0 HR		0-0 HR 1B	0-0 6-3			0-0 F8		0-0 4-3 1B	5	2	3	3	0	0	3						
Candy Maldonado, R (1, 9) OBP: 0.393, SLG: 0.585	4-0 CS BB		0-0 F8		0-0 F9		1-0 HBP		0-0 4-3	2	0	0	0	1	0	0						
Joel Youngblood, R (7, PR) OBP: 0.333, SLG: 0.353							1-2 HBP		1-2 4-3	1	0	0	0	0	0	1						
Chili Davis, S (1, 8) OBP: 0.333, SLG: 0.411	0-0 CS	0-0 G3		0-0 1-3	0-0 1-3		0-3 K		0-3 K	5	0	0	0	0	2	3						
Bob Melvin, R (1, 2) OBP: 0.345, SLG: 0.564		0-3 K		0-0 HR	0-0 5-3		0-0 4-3			4	1	1	1	0	1	2						
Robby Thompson, R (1, 4) OBP: 0.338, SLG: 0.393		4-0 BB		0-0 1B 2B		4-0 S BB		0-0 5-3		1	1	1	0	2	0	0						
Chris Speier, R (7, 4) OBP: 0.396, SLG: 0.463										1	0	0	0	0	0	0						
Matt Williams, R (1, 6) OBP: 0.231, SLG: 0.277		0-3 K		0-0 S E 1B		0-0 F2		0-0 5-3		4	1	1	1	0	1	2						
Michael LaCoss, R (1, 1) OBP: 0.083, SLG: 0.083			0-0 F3		0-0 F9		0-3 K		0-0 FC6-4 1B	4	0	1	0	0	1	2						
Scott Garrelts, R (8, 1) OBP: 0.143, SLG: 0.143										0	0	0	0	0	0	0						
Inning Stats	R: 1 E: 0 K: 1 S: 5	H: 1 LOB: 0 BB: 1 P: 9	R: 0 E: 0 K: 2 S: 7	H: 0 LOB: 1 BB: 1 P: 11	R: 2 E: 0 K: 1 S: 7	H: 2 LOB: 0 BB: 0 P: 7	R: 3 E: 1 K: 0 S: 7	H: 4 LOB: 2 BB: 1 P: 11	R: 0 E: 0 K: 0 S: 3	H: 0 LOB: 0 BB: 0 P: 3	R: 0 E: 0 K: 1 S: 5	H: 0 LOB: 1 BB: 1 P: 9	R: 0 E: 0 K: 1 S: 6	H: 1 LOB: 2 BB: 0 P: 7	R: 0 E: 0 K: 0 S: 4	H: 1 LOB: 1 BB: 0 P: 4	R: 0 E: 0 K: 1 S: 6	H: 1 LOB: 1 BB: 0 P: 6	1B: 6 2B: 1 3B: 0 HR: 3	SF: 0 SAC: 0 DP: 0 HBP: 1	WP: 0 PB: 0 SB: 3 CS: 1	PA: 42
PITCHER	IP	WLS	BF	H	R	ER	SO	BB	IBB	HBP	BLK	WP	HR	S	P	ERA	WHIP					
Floyd Youmans, R (1, 1) ERA: 6.75	3.2	L	19	7	6	6	4	2	0	0	0	0	3	25	33	14.73	2.455					
Bob Sebra, R (4, 1) ERA: 3.92	1.1		5	0	0	0	0	1	0	0	0	0	0	4	8	0.00	0.750					
Andy McGaffigan, R (6, 1) ERA: 2.15	2.0		9	1	0	0	2	1	0	1	0	0	0	11	16	0.00	1.000					
Curt Brown, R (8, 1) ERA:	2.0		8	2	0	0	1	0	0	0	0	0	0	10	10	0.00	1.000					

livebaseballscorecards.com

BOTTOM

San Francisco Giants @ Montreal Expos  
Olympic Stadium, Montreal, QB  
Tue May 19 1987, 7:05 PM EDT  
Att. 15,042 - Unknown

livebaseballscorecards.com

AB 35  
R 2  
H 9  
RBI 1  
BB 1  
SO 9  
LOB 19



WP: 0 PA: 36  
PB: 0  
SB: 1  
CS: 0

AB R H RBI BB SO LOB

4 1 2 1 0 0 0

3 0 0 0 1 0 2

4 0 3 0 0 0 1

4 0 1 0 0 1 4

4 0 1 0 0 1 4

4 0 0 0 0 3 4

4 0 0 0 0 3 1

3 1 2 0 0 0 1

0 0 0 0 0 0 0

1 0 0 0 0 0 0

1 0 0 0 0 0 1  
0 0 0 0 0 0 0  
1 0 0 0 0 0 0  
0 0 0 0 0 0 0  
2 0 0 0 0 1 1

1B: 8 SF: 0  
2B: 1 SAC: 0  
3B: 1 DP: 2  
HR: 0 HBP: 0

Batter	1	2	3	4	5	6	7	8	9
Casey Candaele, S OBP: 0.378, SLG: 0.406 (1, 6)	0-0 1B BB G4-6-3 1B		0-0 E4		0-0 F8		0-0 1-H 3B		
Mitch Webster, S OBP: 0.341, SLG: 0.377 (1, 9)	4-0 G4-6-3 1B 1-2 BB		0-0 F8		0-0 F9		0-0 F9		
Tim Raines, S OBP: 0.443, SLG: 0.588 (1, 7)	0-0 G4-6-3 1-2 2-3 1B		0-0 F7		0-0 6-4 1B 1B		0-0 F9 S 1B		
Tim Wallach, R OBP: 0.352, SLG: 0.511 (1, 5)	0-0 G4-6-3 1-2f 2-3 3-H		0-0 F9		0-0 1-2 1B		0-3 K 1-2		
Andres Galarraga, R OBP: 0.420, SLG: 0.508 (1, 3)	0-0 5-3			0-0 1B		0-3 K 1B		0-0 F9 2-3	
Vance Law, R OBP: 0.386, SLG: 0.496 (1, 4)		0-3 K		0-3 K		0-0 6-4 2-3f		0-3 K	
Herm Winningham, L OBP: 0.300, SLG: 0.400 (1, 8)		0-3 K		0-3 K			0-0 F7		0-3 K
Mike Fitzgerald, R OBP: 0.300, SLG: 0.267 (1, 2)		0-0 FC5-4 1B		0-0 F3			0-0 3B 1B		0-0 F8
Curt Brown, R (8, 1)									
Dave Engle, R OBP: 0.286, SLG: 0.308 (9, PH)									
Floyd Youmans, R OBP: 0.273, SLG: 0.636 (1, 1)		0-0 FC5-4			0-0 F7		0-3 K		0-0 F3
Bob Seefelt, R OBP: 0.214, SLG: 0.184 (4, 1)									
Wallace Johnson, S OBP: 0.189, SLG: 0.320 (5, PH)									
Andy McGaffigan, R (8, 1)									
John Stefero, L OBP: 0.241, SLG: 0.289 (7, PH)									
John Stefero, L OBP: 0.241, SLG: 0.289 (8, 2)									

Inning Stats	R: 1	H: 2	E: 0	K: 0	S: 4	H: 2	LOB: 1	BB: 1	P: 8	R: 0	H: 1	E: 0	K: 2	S: 8	H: 1	LOB: 1	BB: 0	P: 8	R: 0	H: 0	E: 1	K: 0	S: 4	H: 1	LOB: 1	BB: 0	P: 4	R: 0	H: 0	E: 0	K: 2	S: 8	R: 0	H: 2	E: 0	K: 1	S: 6	H: 2	LOB: 1	BB: 0	P: 6	R: 1	H: 2	E: 0	K: 1	S: 7	H: 2	LOB: 1	BB: 0	P: 7	R: 0	H: 1	E: 0	K: 2	S: 8	H: 1	LOB: 1	BB: 0	P: 8	R: 0	H: 0	E: 0	K: 1	S: 5	H: 0	LOB: 0	BB: 0	P: 5	1B: 8	SF: 0	2B: 1	SAC: 0	3B: 1	DP: 2	HR: 0	HBP: 0	WP: 0	PA: 36
--------------	------	------	------	------	------	------	--------	-------	------	------	------	------	------	------	------	--------	-------	------	------	------	------	------	------	------	--------	-------	------	------	------	------	------	------	------	------	------	------	------	------	--------	-------	------	------	------	------	------	------	------	--------	-------	------	------	------	------	------	------	------	--------	-------	------	------	------	------	------	------	------	--------	-------	------	-------	-------	-------	--------	-------	-------	-------	--------	-------	--------

PITCHER	IP	WLS	BF	H	R	ER	SO	BB	IBB	HBP	BLK	WP	HR	S	P	ERA	WHIP
Michael LaCoss, R ERA: 4.11 (1, 1)	7.0	W	30	9	2	2	6	1	0	0	0	0	0	41	45	2.57	1.429
Scott Garrelts, R ERA: 3.38 (8, 1)	2.0		6	0	0	0	3	0	0	0	0	0	0	12	12	0.00	0.000

Batter	1	2	3	4	5	6	7	8	9	AB R H RBI BB SO LOB	TOP																									
Jose Uribe, S (1, 6) OBP: 0.360, SLG: 0.417	0-0 6-3		0-0 3-1	0-0 F8		0-3 K		0-0 1B 1B		5 1 1 0 0 1 1																										
Chili Davis, S (1, 8) OBP: 0.347, SLG: 0.423	0-0 1B CS		0-0 1B	0-0 2B 1B		0-0 3-1		0-0 1B WP		5 2 4 1 0 0 0																										
Jeffrey Leonard, R (1, 7) OBP: 0.398, SLG: 0.711	0-0 1B 1-2		0-0 4-3	0-0 2B 1-H 2-H		0-0 1B 3B		0-0 1B 1-3		5 1 3 2 0 0 2																										
Candy Maldonado, R (1, 9) OBP: 0.399, SLG: 0.589	0-0 4-3 1-2			0-0 1B 2B HBP		0-0 1B 1B 3-H		0-0 6-3 3-H		4 1 2 1 0 0 1																										
Mike Aldrete, L (1, 3) OBP: 0.418, SLG: 0.443		0-0 4-3		0-0 1B K		0-0 1B FC6-4		0-0 F8		4 1 2 1 0 1 2																										
Jeff Robinson, R (6, 1) OBP: 0.167, SLG: 0.167										1 0 0 0 0 0 0																										
Bob Melvin, R (1, 2) OBP: 0.339, SLG: 0.543		0-0 E6		4-0 2B BB	0-3 K	0-0 FC6-4		0-0 F8		4 1 0 0 1 1 2																										
Robby Thompson, R (1, 4) OBP: 0.316, SLG: 0.364		0-3 K		0-0 6-3 1-2 2-3	0-3 K		0-0 L5		0-3 K	5 0 0 0 0 3 3																										
Matt Williams, R (1, 5) OBP: 0.238, SLG: 0.291		0-0 6-3		0-0 1B 2B 2-H 3-H	0-0 1B		0-3 K		0-0 5-3	5 1 2 2 0 1 1																										
Mike Krukow, R (1, 1) OBP: 0.200, SLG: 0.214			0-3 K	0-0 1B 2B	0-3 K		0-0 F9			2 1 1 1 0 1 0																										
Mark Grant, R (4, 1)										0 0 0 0 0 0 0																										
Will Clark, L (5, PH) OBP: 0.321, SLG: 0.475										1 0 0 0 0 1 1																										
Greg Minton, S (5, 1)										0 0 0 0 0 0 0																										
Harry Spilman, L (6, 3) OBP: 0.348, SLG: 0.400										1 0 0 0 0 0 0																										
<b>Inning Stats</b>	R: 0 E: 0 K: 0 S: 4	H: 2 LOB: 1 BB: 0 P: 4	R: 0 E: 1 K: 1 S: 6	H: 0 LOB: 1 BB: 0 P: 6	R: 0 E: 0 K: 1 S: 6	H: 1 LOB: 1 BB: 0 P: 6	R: 6 E: 0 K: 1 S: 11	H: 6 LOB: 2 BB: 1 P: 16	R: 0 E: 0 K: 3 S: 10	H: 1 LOB: 1 BB: 0 P: 10	R: 1 E: 0 K: 1 S: 8	H: 3 LOB: 2 BB: 0 P: 8	R: 0 E: 0 K: 1 S: 5	H: 0 LOB: 0 BB: 0 P: 5	R: 2 E: 0 K: 0 S: 5	H: 2 LOB: 0 BB: 0 P: 5	R: 0 E: 0 K: 1 S: 5	H: 0 LOB: 0 BB: 0 P: 5	1B: 11 2B: 3 3B: 1 HR: 0	SF: 0 SAC: 0 DP: 0 HBP: 1	WP: 2 PB: 0 SB: 3 CS: 1	PA: 44														
<b>PITCHER</b>	IP WLS BF H R ER SO BB IBB HBP BLK WP HR S P ERA WHIP																																			
Jay Tibbs, R (1, 1) ERA: 4.98	3.1		18	7	5	5	2	1	0	0	0	1	0	21	25	13.50	2.400																			
Lary Sorensen, R (4, 1) ERA: 2.36	2.2		15	6	2	2	5	0	0	1	0	0	0	24	25	6.75	2.250																			
Randy St. Claire, R (7, 1) ERA: 5.33	3.0	L	11	2	2	2	2	0	0	0	0	1	0	15	15	6.00	0.667																			

San Francisco Giants @ Montreal Expos  
Olympic Stadium, Montreal, QB  
Wed May 20 1987, 7:05 PM EDT  
Att: 10,703 - Unknown

livebaseballscorecards.com

AB	42
R	9
H	15
RBI	8
BB	1
SO	9
LOB	13





BOTTOM

San Francisco Giants @ Montreal Expos  
Olympic Stadium, Montreal, QB  
Wed May 20 1987, 7:05 PM EDT  
Att. 10,703 - Unknown

livebaseballscorecards.com

AB	36
R	7
H	11
RBI	7
BB	1
SO	7
LOB	7



WP	0	PA	39
PB	0		
SB	0		
CS	1		

AB	R	H	RBI	BB	SO	LOB
5	0	2	1	0	0	1

4	0	0	0	0	1	3
0	0	0	0	0	0	0
1	0	0	0	0	0	0

4	0	1	0	0	1	0
---	---	---	---	---	---	---

4	1	1	0	0	0	0
---	---	---	---	---	---	---

3	3	2	1	1	1	0
---	---	---	---	---	---	---

4	2	2	2	0	1	0
---	---	---	---	---	---	---

4	1	2	3	0	1	0
---	---	---	---	---	---	---

4	0	0	0	0	1	2
---	---	---	---	---	---	---

1	0	0	0	0	1	1
0	0	0	0	0	0	0
2	0	1	0	0	0	0

1B	7	SF	0
2B	3	SAC	1
3B	0	DP	0
HR	1	HBP	0

Batter	1	2	3	4	5	6	7	8	9
Casey Candaele, S OBP: 0.379, SLG: 0.406 (1, 9) (7, 4)	0-0 F7	0-0 G3		0-0 1B		0-0 1B			0-0 G3
Vance Law, R OBP: 0.376, SLG: 0.482 Randy St. Claire, R OBP: 0.250, SLG: 0.250 Wallace Johnson, S OBP: 0.154, SLG: 0.308 (1, 4) (7, 1) (9, PH)	0-0 F8		0-3 K	0-0 F7		0-0 6-3			0-0 4-3
Tim Raines, S OBP: 0.434, SLG: 0.569 (1, 7)	0-0 1B		0-0 6-3		0-0 F8		0-3 K		
Tim Wallach, R OBP: 0.349, SLG: 0.504 (1, 5)	0-0 CS	0-0 1B	0-0 F7		0-0 F9		0-0 6-3		
Andres Galarraga, R OBP: 0.429, SLG: 0.535 (1, 3)		4-0 1B		0-0 1B	0-0 HR		0-3 K		
Mike Fitzgerald, R OBP: 0.311, SLG: 0.313 (1, 2)		0-0 2B		0-0 2B	0-3 K		0-0 4-3		
Herm Winningham, L OBP: 0.313, SLG: 0.424 (1, 8)		0-0 2B		0-0 1B		0-0 4-3		0-3 K	
Luis Rivera, R OBP: 0.107, SLG: 0.143 (1, 6)		0-0 4-3		0-0 F8		0-0 F9		0-3 K	
Jay Tibbs, R OBP: 0.227, SLG: 0.158 Lary Sorensen, R OBP: 0.343, SLG: 0.378 (1, 1) (4, 1) (6, PH) (7, 9)		0-3 K		0-0 SH3-4		0-0 1B		0-0 4-3	

Inning Stats	R: 0	H: 1	E: 0	K: 0	S: 3	LOB: 0	BB: 0	P: 3
R: 3	H: 3	E: 1	K: 1	S: 8	LOB: 1	BB: 1	P: 12	
R: 0	H: 0	E: 0	K: 1	S: 5	LOB: 0	BB: 0	P: 5	
R: 3	H: 4	E: 0	K: 0	S: 7	LOB: 1	BB: 0	P: 7	
R: 1	H: 1	E: 0	K: 1	S: 6	LOB: 0	BB: 0	P: 6	
R: 0	H: 2	E: 0	K: 0	S: 5	LOB: 2	BB: 0	P: 5	
R: 0	H: 0	E: 0	K: 2	S: 7	LOB: 0	BB: 0	P: 7	
R: 0	H: 0	E: 0	K: 2	S: 7	LOB: 0	BB: 0	P: 7	
R: 0	H: 0	E: 0	K: 0	S: 3	LOB: 0	BB: 0	P: 3	

PITCHER	IP	WLS	BF	H	R	ER	SO	BB	IBB	HBP	BLK	WP	HR	S	P	ERA	WHIP
Mike Krukow, R ERA: 5.77 (1, 1)	3.2		19	8	6	6	2	1	0	0	0	0	0	22	26	14.73	2.455
Mark Grant, R ERA: 2.89 (4, 1)	0.1		1	0	0	0	0	0	0	0	0	0	1	1	0.00	0.000	
Greg Minton, R ERA: 3.79 (5, 1)	1.2		8	3	1	1	1	0	0	0	0	0	1	10	10	5.40	1.800
Jeff Robinson, R ERA: 2.52 (6, 1)	3.1	W	10	0	0	0	4	0	0	0	0	0	0	18	18	0.00	0.000

Batter	1	2	3	4	5	6	7	8	9	AB R H RBI BB SO LOB	TOP
Jose Uribe, S (1, 6) OBP: 0.345, SLG: 0.393	2-2 F4			2-1 SF8 S 1B	3-1 F8			0-0 F7		4 1 1 0 0 0 2	<b>San Francisco Giants @ Philadelphia Phillies</b> <b>Veterans Stadium, Philadelphia, PA</b> Fri May 22 1987, 7:05 PM EDT Att. 18,744 - Unknown
Chili Davis, S (1, 8) OBP: 0.339, SLG: 0.413	0-2 5-3			1-2 4-3 1-3		0-0 F6		1-0 6-3		4 0 0 0 0 0 1	
Jeffrey Leonard, R (1, 7) OBP: 0.388, SLG: 0.698	0-0 F8			0-0 SF8 3-H		1-1 F8		1-3 K		3 0 0 1 0 1 0	
Candy Maldonado, R (1, 9) OBP: 0.313, SLG: 0.574		1-3 K		2-1 5-3		1-3 K		0-2 6-3		4 0 0 0 0 2 0	
Bob Melvin, R (1, 2) OBP: 0.336, SLG: 0.541		1-1 F6			1-2 F8 1B 2B		2-2 E4 CS		0-1 5-3	4 1 1 0 0 0 0	
Bob Brenly, R (1, 3) OBP: 0.313, SLG: 0.309		1-0 F8			2-3 K		3-3 K 1-2		1-2 G3	3 0 0 0 0 2 2	
Will Clark, L (7, 3) OBP: 0.318, SLG: 0.471										1 0 0 0 0 0 0	
Robby Thompson, R (1, 4) OBP: 0.329, SLG: 0.368			0-0 F8		3-2 1B HBP		1-2 E S 1B			2 0 1 0 0 0 0	
Matt Williams, R (1, 5) OBP: 0.240, SLG: 0.286			1-1 5-3		1-0 F8 2-3		4-0 SAFE 1B IBB			2 0 0 0 1 0 2	
Atlee Hammaker, S (1, 1) OBP: 0.222, SLG: 0.222			0-3 K		0-1 1B 3-H		0-1 F2			3 0 1 1 0 1 2	
Scott Garrelts, R (7, 1) OBP: 0.143, SLG: 0.143										0 0 0 0 0 0 0	
<b>Inning Stats</b>	R: 0 E: 0 K: 0 S: 7 H: 0 LOB: 0 BB: 0 P: 9	R: 0 E: 0 K: 1 S: 6 H: 0 LOB: 0 BB: 0 P: 9	R: 0 E: 0 K: 1 S: 6 H: 0 LOB: 0 BB: 0 P: 7	R: 1 E: 0 K: 0 S: 8 H: 1 LOB: 0 BB: 0 P: 13	R: 1 E: 0 K: 1 S: 15 H: 2 LOB: 2 BB: 0 P: 25	R: 0 E: 0 K: 1 S: 6 H: 0 LOB: 0 BB: 0 P: 8	R: 0 E: 1 K: 1 S: 12 H: 1 LOB: 2 BB: 1 P: 22	R: 0 E: 0 K: 1 S: 5 H: 0 LOB: 0 BB: 0 P: 7	R: 0 E: 0 K: 0 S: 8 H: 0 LOB: 0 BB: 0 P: 9	1B: 3 2B: 1 3B: 0 HR: 0 SF: 1 SAC: 0 DP: 0 HBP: 1	WP: 0 PB: 0 SB: 2 CS: 1 PA: 33
<b>PITCHER</b>	IP WLS BF H R ER SO BB IBB HBP BLK WP HR S P ERA WHIP										
Don Carman, L (1, 1) ERA: 3.21	8.0 L 30 4 2 2 6 0 1 1 0 0 0 0 65 100 2.25 0.500										
Kent Tekulve, R (9, 1) ERA: 2.9	1.0 3 0 0 0 0 0 0 0 0 0 0 0 8 9 0.00 0.000										

livebaseballscorecards.com

AB	30
R	2
H	4
RBI	2
BB	1
SO	6
LOB	9





Batter	1	2	3	4	5	6	7	8	9	AB	R	H	RBI	BB	SO	LOB	TOP					
Jose Uribe, S (1, 6) OBP: 0.382, SLG: 0.515	0-0 6-3		1-1 1B		0-0 1B	0-1 HR		1-0 B1		5	1	3	2	0	0	1						
Chili Davis, S (1, 8) OBP: 0.333, SLG: 0.405	0-1 4-3		0-3 K		0-0 G6-4-3	0-0 3B		2-2 F7		3	0	0	0	0	1	2						
Greg Minton, S (6, 1)										0	0	0	0	0	0	0						
Harry Spilman, L (8, PH) OBP: 0.333, SLG: 0.381										1	0	0	0	0	0	1						
Jeff Robinson, R (8, 1) OBP: 0.167, SLG: 0.167										0	0	0	0	0	0	0						
Jeffrey Leonard, R (1, 7) OBP: 0.394, SLG: 0.705	0-0 F9				1-2 FC6-5	1-3 2B		4-0 IBB		4	2	2	0	1	0	1						
Candy Maldonado, R (1, 9) OBP: 0.390, SLG: 0.566		0-0 5-3			4-0 FC6-5	1-3 BB		0-0 F7		4	1	1	1	1	0	2						
Bob Melvin, R (1, 2) OBP: 0.331, SLG: 0.526		2-1 4-3			0-0 1-3	1-2 2-3		2-1 5-3		5	0	1	0	0	1	3						
Bob Brenly, R (1, 3) OBP: 0.333, SLG: 0.339		0-0 4-3			0-1 FC6-5	1B		4-2 BB		4	1	2	2	1	0	2						
Robby Thompson, R (1, 4) OBP: 0.333, SLG: 0.371		0-2 4-3			1-1 FC5-4	1B		0-1 F8		2	0	1	0	0	0	1						
Chris Speier, R (6, PH) OBP: 0.394, SLG: 0.470					1-2 1B			0-1 F8		3	1	1	1	0	0	2						
Matt Williams, R (1, 5) OBP: 0.239, SLG: 0.298					0-1 FC5-4	1B		1-0 4-3		2	0	1	0	0	0	1						
Jim Gott, R (1, 1)					2-0 6-3			0-0 5-3		5	1	1	0	0	1	4						
Mark Wasinger, R (5, PH) OBP: 0.324, SLG: 0.469					2-2 G3			0-0 FC4		1	0	0	0	0	0	0						
Mark Davis, L (5, 1) OBP: 0.230, SLG: 0.400								0-0 FC4		1	0	0	0	0	1	0						
Mark Grant, R (5, 1)										0	0	0	0	0	0	0						
Mike Aldrete, L (5, 8) OBP: 0.420, SLG: 0.444										0	0	0	0	0	0	0						
Will Clark, L (6, PH) OBP: 0.323, SLG: 0.492										2	1	1	2	0	0	0						
										1	0	1	0	0	0	0						
<b>Inning Stats</b>	R: 0 E: 0 K: 0 S: 4	H: 0 LOB: 0 BB: 0 P: 4	R: 0 E: 0 K: 0 S: 8	H: 1 LOB: 1 BB: 0 P: 10	R: 0 E: 0 K: 1 S: 10	H: 1 LOB: 1 BB: 0 P: 15	R: 1 E: 0 K: 0 S: 10	H: 2 LOB: 2 BB: 1 P: 16	R: 0 E: 0 K: 1 S: 5	H: 1 LOB: 0 BB: 0 P: 7	R: 6 E: 0 K: 0 S: 14	H: 7 LOB: 1 BB: 0 P: 20	R: 0 E: 0 K: 1 S: 10	H: 0 LOB: 1 BB: 1 P: 16	R: 1 E: 0 K: 0 S: 7	H: 1 LOB: 2 BB: 1 P: 14	R: 0 E: 0 K: 1 S: 9	H: 1 LOB: 1 BB: 0 P: 10	1B: 7 2B: 4 3B: 2 HR: 1	SF: 0 SAC: 0 DP: 1 HBP: 0	WP: 0 PB: 0 SB: 0 CS: 0	PA: 44
<b>PITCHER</b>	IP	WLS	BF	H	R	ER	SO	BB	IBB	HBP	BLK	WP	HR	S	P	ERA	WHIP					
Bruce Ruffin, L (1, 1) ERA: 6.02	5.1		25	9	5	5	2	1	0	0	0	0	0	44	62	8.44	1.875					
Wally Ritchie, L (6, 1) ERA: 3.21	0.1		4	3	2	2	0	0	0	0	0	0	1	6	9	54.00	9.000					
Kent Tekulve, R (6, 1) ERA: 2.78	1.1		5	0	0	0	1	1	0	0	0	0	0	11	17	0.00	0.750					
Steve Bedrosian, R (8, 1) ERA: 4.64	2.0	W	10	2	1	1	1	0	1	0	1	0	0	16	24	4.50	1.000					

San Francisco Giants @ Philadelphia Phillies  
Veterans Stadium, Philadelphia, PA

livebaseballscorecards.com

AB	41
R	8
H	14
RBI	8
BB	3
SO	4
LOB	19



Sat May 23 1987, 7:05 PM EDT  
Att: 21,841 - Unknown

Batter	1	2	3	4	5	6	7	8	9	AB	R	H	RBI	BB	SO	LOB
Milt Thompson, L (1, 9) OBP: 0.338, SLG: 0.395	4-0 S 1B BB	3-3 K		3-1 1-2 1B	0-0 F4			2-2 6-3		4	1	1	0	1	1	0
Jeff Stone, L (1, 8) OBP: 0.362, SLG: 0.381	2-2 1B SF7 1B	3-2 4-3		0-1 F6		2-1 L8		0-1 L8		5	1	1	1	0	0	2
Juan Samuel, R (1, 4) OBP: 0.324, SLG: 0.497	1-2 S 2B 1B		0-1 4-3	1-1 5-3		0-1 F2			4-1 CS BB	4	1	1	0	1	0	2
Mike Easter, L (1, 7) OBP: 0.288, SLG: 0.329	0-0 SF7		2-2 1-3		4-2 HR BB		1-1 F8		4-1 BLK 1B BB	2	1	0	1	1	0	0
Glenn Wilson, R (7, 9) OBP: 0.301, SLG: 0.451										0	1	0	0	1	0	0
Von Hayes, L (1, 3) OBP: 0.426, SLG: 0.345	3-1 2B BB		4-0 1B BB		2-1 HR		1-1 F8		4-0 1B IBB	2	2	1	2	3	0	0
Lance Parrish, R (1, 2) OBP: 0.292, SLG: 0.352	2-1 1B 2B		3-1 1B		4-2 HR BB		2-3 K		1-0 1B	4	1	3	3	1	1	0
Rick Schu, R (1, 5) OBP: 0.194, SLG: 0.345	1-3 K		0-3 K		1-1 HR		1-0 HBP			3	1	1	2	0	2	3
Luis Aguayo, R (1, 6) OBP: 0.277, SLG: 0.533	0-0 F2			1-1 1B HBP		1-0 F6		0-0 F8		3	0	0	0	0	0	2
Steve Bedrosian, R (8, 1)										0	0	0	0	0	0	0
Bruce Ruffin, S (1, 1) OBP: 0.100, SLG: 0.150		1-3 K		1-3 K		1-2 F9		1-1 F7		3	0	0	0	0	2	1
Wally Ritchie, L (6, 1) OBP: 1.000, SLG: 1.000										0	0	0	0	0	0	0
Kent Tekulve, R (6, 1)										0	0	0	0	0	0	0
Steve Jeltz, S (8, 6) OBP: 0.275, SLG: 0.138										1	0	0	0	0	0	0

Inning Stats	R: 4	H: 3	E: 0	K: 1	S: 17	H: 3	LOB: 1	BB: 2	P: 29	R: 0	H: 0	E: 0	K: 2	S: 12	H: 0	LOB: 0	BB: 0	P: 19	R: 0	H: 1	E: 0	K: 1	S: 10	H: 1	LOB: 2	BB: 1	P: 19	R: 0	H: 1	E: 0	K: 1	S: 10	H: 1	LOB: 2	BB: 0	P: 16	R: 4	H: 2	E: 0	K: 0	S: 14	H: 0	LOB: 0	BB: 2	P: 27	R: 0	H: 0	E: 0	K: 1	S: 6	H: 0	LOB: 1	BB: 0	P: 10	R: 0	H: 0	E: 0	K: 0	S: 7	H: 0	LOB: 0	BB: 0	P: 10	R: 1	H: 1	E: 0	K: 0	S: 4	H: 1	LOB: 2	BB: 3	P: 16	1B: 5	SF: 1	2B: 1	SAC: 0	3B: 0	DP: 0	HR: 2	HBP: 2	WP: 0	PA: 42
--------------	------	------	------	------	-------	------	--------	-------	-------	------	------	------	------	-------	------	--------	-------	-------	------	------	------	------	-------	------	--------	-------	-------	------	------	------	------	-------	------	--------	-------	-------	------	------	------	------	-------	------	--------	-------	-------	------	------	------	------	------	------	--------	-------	-------	------	------	------	------	------	------	--------	-------	-------	------	------	------	------	------	------	--------	-------	-------	-------	-------	-------	--------	-------	-------	-------	--------	-------	--------

PITCHER	IP	WLS	BF	H	R	ER	SO	BB	IBB	HBP	BLK	WP	HR	S	P	ERA	WHIP
Jim Gott, R ERA: 4.43	(1, 1)	4.0	21	5	4	4	5	3	0	1	0	0	0	49	83	9.00	2.000
Mark Davis, L ERA: 4.97	(5, 1)	0.0	3	1	3	3	0	2	0	0	0	0	1	7	17	∞	∞
Mark Grant, R ERA: 3.05	(5, 1)	1.0	4	1	1	1	0	0	0	0	0	0	1	7	10	9.00	1.000
Greg Minton, R ERA: 3.43	(6, 1)	2.0	7	0	0	0	1	0	0	1	0	0	0	12	19	0.00	0.000
Jeff Robinson, R ERA: 2.68	(8, 1)	1.1	L 7	1	1	1	0	2	1	0	1	0	0	11	26	6.75	2.250


**BOTTOM**

San Francisco Giants @ Philadelphia Phillies  
Veterans Stadium, Philadelphia, PA

Sat May 23 1987, 7:05 PM EDT  
Att. 21,841 - Unknown

livebaseballscorecards.com

AB	31
R	9
H	8
RBI	9
BB	8
SO	6
LOB	10



Batter	1	2	3	4	5	6	7	8	9	AB R H RBI BB SO LOB	TOP																
Jose Uribe, S (1, 6) OBP: 0.410, SLG: 0.514	0-0 3B 1B	4-0 BB			0-0 F7		0-0 WP 1B		0-0 F4	4 1 2 0 1 0 0	<p>San Francisco Giants @ Philadelphia Phillies</p> <p>Veterans Stadium, Philadelphia, PA</p> <p>Sun May 24 1987, 3:33 AM EDT</p> <p>Att. 28,541 - Unknown</p> <p>livebaseballscorecards.com</p>																
Mike Aldrete, L (1, 8) OBP: 0.419, SLG: 0.433	0-0 F8	0-0 CS		4-0 BB	0-0 G6-4-3 1B		0-3 K		0-0 4-3	4 0 1 0 1 1 2																	
Jeffrey Leonard, R (1, 7) OBP: 0.391, SLG: 0.706	0-0 1B 3B		0-0 F2		0-0 G6-4-3 1-2f			0-0 6-3		4 1 1 1 0 0 2																	
Candy Maldonado, R (1, 9) OBP: 0.392, SLG: 0.568	0-3 K		0-3 K			1-0 3B HBP		0-0 HR 2B		3 2 1 0 0 2 2																	
Will Clark, L (1, 3) OBP: 0.336, SLG: 0.512	0-0 1B		0-0 4-3			0-0 CS 3B		4-0 HR IBB		3 1 2 2 1 0 1																	
Bob Melvin, R (1, 2) OBP: 0.331, SLG: 0.517	0-0 F9			4-0 1B CS BB		0-3 K		0-0 F6		2 0 0 0 1 1 2																	
Harry Spilman, L (8, PH) OBP: 0.320, SLG: 0.364										1 0 0 0 0 0 2																	
Scott Garrelts, R (8, 1) OBP: 0.143, SLG: 0.143										0 0 0 0 0 0 0																	
Jeff Robinson, R (9, 1) OBP: 0.167, SLG: 0.167										0 0 0 0 0 0 0																	
Robby Thompson, R (1, 4) OBP: 0.353, SLG: 0.432		0-0 4-3 CS 1B		0-0 1-3 1B		0-3 K		0-0 HR		4 1 3 3 0 1 1																	
Matt Williams, R (1, 5) OBP: 0.232, SLG: 0.289		0-0 4-3		0-0 G3			0-0 F8		0-0 6-3	4 0 0 0 0 0 3																	
Michael LaCoss, R (1, 1) OBP: 0.067, SLG: 0.067		0-0 B2		0-3 K			0-3 K		0-0 5-3	3 0 0 0 0 2 3																	
Bob Brenly, R (8, 2) OBP: 0.329, SLG: 0.333				3-H						1 0 0 0 0 0 0																	
<b>Inning Stats</b>	R: 2 E: 0 K: 1 S: 8	H: 3 LOB: 1 BB: 0 P: 8	R: 0 E: 0 K: 0 S: 3	H: 1 LOB: 1 BB: 1 P: 7	R: 0 E: 0 K: 1 S: 5	H: 0 LOB: 1 BB: 1 P: 9	R: 0 E: 0 K: 1 S: 5	H: 1 LOB: 2 BB: 1 P: 9	R: 0 E: 0 K: 0 S: 3	H: 1 LOB: 0 BB: 0 P: 3	R: 1 E: 0 K: 2 S: 7	H: 1 LOB: 0 BB: 0 P: 8	R: 0 E: 0 K: 2 S: 8	H: 1 LOB: 1 BB: 0 P: 8	R: 3 E: 0 K: 0 S: 5	H: 2 LOB: 0 BB: 1 P: 9	R: 0 E: 0 K: 0 S: 3	H: 0 LOB: 0 BB: 0 P: 3	1B: 6 2B: 2 3B: 2 HR: 1	SF: 0 SAC: 0 DP: 2 HBP: 1	WP: 1 PB: 0 SB: 2 CS: 3	PA: 39					
<b>PITCHER</b>	IP WLS BF H R ER SO BB IBB HBP BLK WP HR S P ERA WHIP											<b>PITCHER</b>	IP WLS BF H R ER SO BB IBB HBP BLK WP HR S P ERA WHIP														
Kevin Gross, R (1, 1) ERA: 4.24	6.0		25	7	3	3	5	3	0	1	0	0	0	31	44	4.50	1.667										
Tom Hume, R (7, 1) ERA: 5.4	1.0		4	1	0	0	2	0	0	0	0	1	0	8	8	0.00	1.000										
Kent Tekulve, R (8, 1) ERA: 3.51	1.0	L	6	2	3	3	0	0	1	0	0	0	1	5	9	27.00	2.000										
Dan Schatzeder, L (9, 1) ERA: 2.88	1.0		3	0	0	0	0	0	0	0	0	0	0	3	3	0.00	0.000										



BOTTOM

San Francisco Giants @ Philadelphia Phillies  
Veterans Stadium, Philadelphia, PA  
Sun May 24 1987, 3:33 AM EDT  
Att. 28,541 - Unknown

livebaseballscores.com

AB	34
R	3
H	8
RBI	3
BB	4
SO	4
LOB	14



WP:	0	PA:	38
PB:	0		
SB:	2		
CS:	0		

AB R H RBI BB SO LOB

4	0	1	0	1	0	3
3	0	0	0	0	1	2
0	0	0	0	0	0	0
0	0	0	0	0	0	0
1	0	1	0	0	0	0
1	0	0	0	0	0	1
4	0	2	0	0	0	1
4	1	1	0	0	0	3
3	1	0	0	1	0	1
3	1	1	3	1	1	0
3	0	0	0	0	0	0
1	0	0	0	0	1	3
0	0	0	0	0	0	0
4	0	1	0	0	1	0
1	0	0	0	0	0	0
2	0	1	0	1	0	0

1B:	5	SF:	0
2B:	2	SAC:	0
3B:	0	DP:	2
HR:	1	HBP:	0

WP:	0	PA:	38
PB:	0		
SB:	2		
CS:	0		

Batter	1	2	3	4	5	6	7	8	9
Milt Thompson, L OBP: 0.339, SLG: 0.391 (1, 8)	0-0 F7		4-0 BB			0-0 1B	0-0 1-3		0-0 G4-3
Jeff Stone, L Tom Hume, R Kent Tekulve, R Steve Jeltz, S Mike Easter, L	0-3 K		0-0 4-3			0-0 F6		0-0 G6-4-3 1B	0-0 G3
Juan Samuel, R OBP: 0.328, SLG: 0.503 (1, 4)	0-0 2B			0-0 5-3		0-0 6-3		0-0 G6-4-3 1B	
Glenn Wilson, R OBP: 0.299, SLG: 0.445 (1, 9)	0-0 6-3			0-0 F7			0-0 HR 1B	0-0 G6-4-3	
Von Hayes, L OBP: 0.421, SLG: 0.336 (1, 3)		0-0 1-3		0-0 F7			0-0 E3 HR	4-0 BB	
Darren Daulton, L OBP: 0.500, SLG: 1.333 (1, 2)		0-3 K			0-0 F9		0-0 HR	4-0 BB	
Rick Schu, R Mike Schmidt, R Dan Schatzeder, L		0-0 F4			0-0 4-3		0-0 L7	0-3 K	
Luis Aguayo, R OBP: 0.276, SLG: 0.532 (9, 5)			0-0 F4		0-0 4-3		0-3 K		0-0 G4-3 2B
Kevin Gross, R Greg Gross, L			0-0 1-3			0-0 4-3			4-0 G4-3 BB

Inning Stats	R: 0	H: 1	E: 0	K: 1	S: 6	R: 0	H: 0	E: 0	K: 1	S: 5	R: 0	H: 0	E: 0	K: 0	S: 3	R: 0	H: 0	E: 0	K: 0	S: 3	R: 0	H: 1	E: 0	K: 0	S: 4	R: 3	H: 3	E: 1	K: 1	S: 9	R: 0	H: 2	E: 0	K: 1	S: 6	R: 0	H: 1	E: 0	K: 0	S: 3
--------------	------	------	------	------	------	------	------	------	------	------	------	------	------	------	------	------	------	------	------	------	------	------	------	------	------	------	------	------	------	------	------	------	------	------	------	------	------	------	------	------

PITCHER	IP	WLS	BF	H	R	ER	SO	BB	IBB	HBP	BLK	WP	HR	S	P	ERA	WHIP
Michael LaCoss, R ERA: 3.86 (1, 1)	7.0	W	28	5	3	2	3	1	0	0	0	0	1	33	37	2.57	0.857
Scott Garrelts, R ERA: 3.03 (8, 1)	1.0		8	3	0	0	1	3	0	0	0	0	0	7	19	0.00	6.000
Jeff Robinson, R ERA: 2.61 (9, 1)	1.0	S	2	0	0	0	0	0	0	0	0	0	0	2	2	0.00	0.000

Batter	1	2	3	4	5	6	7	8	9	AB R H RBI BB SO LOB	TOP											
Mookie Wilson, S (1, 8) OBP: 0.404, SLG: 0.590 Doug Sisk, R (6, 1) Lee Mazzilli, S (8, PH) OBP: 0.448, SLG: 0.615 Roger McDowell, R (8, 1) Jesse Orosco, R (9, 1)	0-0 1B 1B	0-0 F8 1B		0-0 F8 3B		0-0 3B		0-0 FC3-6 1B		4 1 2 2 0 0 0 0 0 0 0 0 0 0 1 0 0 0 0 0 2 0 0 0 0 0 0 0 0 0 0 0 0 0 0	<b>New York Mets @ San Francisco Giants</b> Candlestick Park, San Francisco, CA Mon May 25 1987, 6:33 AM EDT Att: 42,266 - Unknown											
Wally Backman, S (1, 4) OBP: 0.303, SLG: 0.301	0-0 1B 1B	0-0 F7 1B			0-0 1B G6-3	0-3 K		0-0 1B		5 2 3 1 0 1 0												
Keith Hernandez, L (1, 3) OBP: 0.407, SLG: 0.446	0-0 E9 2B 1B	4-0 BB			0-0 1B G6-3		0-0 BB 1B	0-0 5-3		4 1 3 1 1 0 2												
Kevin McReynolds, R (1, 7) OBP: 0.333, SLG: 0.459	0-0 5-3	0-0 F6			0-0 G6-3		0-0 F8		0-0 5-3	5 0 0 0 0 0 4												
Darryl Strawberry, L (1, 9) OBP: 0.370, SLG: 0.565	4-0 2B IBB		0-3 K		4-0 BB		4-0 BB G6-4-3	0-3 K		2 1 0 0 3 2 0												
Gary Carter, R (1, 2) OBP: 0.288, SLG: 0.352	0-0 L6		0-0 F4		0-0 F8		0-0 G6-4-3	0-0 6-3		5 0 0 0 0 0 5												
Dave Magadan, L (1, 5) OBP: 0.412, SLG: 0.526	4-0 2B BB		0-3 K							3 0 0 0 1 1 0												
Rafael Santana, R (1, 6) OBP: 0.291, SLG: 0.314	0-0 2B			0-0 6-3		0-0 2B 3B 1B		0-0 FC3-6 1B 1B		4 2 3 2 0 0 0												
John Mitchell, R (1, 1) Terry Leach, R (3, 1) Lenny Dykstra, L (6, PH) OBP: 0.408, SLG: 0.613	0-0 4-3			0-3 K		0-0 3B 2B		0-0 FC3-6 1B		1 0 0 0 0 0 2 1 0 0 0 0 1 0 2 1 2 0 0 0 0												
<b>Inning Stats</b>	R: 4 E: 1 K: 0 S: 7	H: 4 LOB: 2 BB: 2 P: 15	R: 0 E: 0 K: 0 S: 3	H: 0 LOB: 1 BB: 1 P: 7	R: 0 E: 0 K: 2 S: 7	H: 0 LOB: 0 BB: 0 P: 7	R: 0 E: 0 K: 1 S: 5	H: 0 LOB: 0 BB: 0 P: 5	R: 1 E: 0 K: 0 S: 4	H: 2 LOB: 1 BB: 1 P: 8	R: 2 E: 0 K: 1 S: 7	H: 3 LOB: 0 BB: 0 P: 7	R: 0 E: 0 K: 0 S: 3	H: 1 LOB: 1 BB: 1 P: 7	R: 1 E: 0 K: 0 S: 6	H: 3 LOB: 2 BB: 0 P: 6	R: 0 E: 0 K: 1 S: 5	H: 0 LOB: 0 BB: 0 P: 5	1B: 10 2B: 2 3B: 1 HR: 0	SF: 0 SAC: 0 DP: 2 HBP: 0	WP: 0 PB: 0 SB: 0 CS: 0	PA: 42
<b>PITCHER</b>	IP WLS BF H R ER SO BB IBB HBP BLK WP HR S P ERA WHIP																					
Mike Krukow, R (1, 1) ERA: 6.37	0.2																					
Mark Grant, R (1, 1) ERA: 3.35	4.2 L																					
Greg Minton, R (6, 1) ERA: 3.47	2.1																					
Mark Davis, L (8, 1) ERA: 4.81	1.1																					

livebaseballscorecards.com





Batter	1	2	3	4	5	6	7	8	9	AB R H RBI BB SO LOB
Jose Uribe, S OBP: 0.386, SLG: 0.463 (1, 6)	0-3 K2-3	0-0 4-3		0-0 L1		0-0 3-1			4-0 2B 2B BB	4 1 0 0 1 1 1
Mike Aldrete, L OBP: 0.405, SLG: 0.408 (1, 8) (9, 3)	4-0 1B 2B BB	0-0 3-1		0-0 3-1			0-0 G3		0-3 K	4 1 0 0 1 1 2
Jeffrey Leonard, R OBP: 0.397, SLG: 0.709 (1, 7)	0-0 1B 1-2 2B 1B		0-0 6-3		0-0 1B 1B		0-3 K		0-0 1-3 2B	5 2 3 0 0 1 0
Candy Maldonado, R OBP: 0.392, SLG: 0.569 (1, 9)	0-0 F8		0-3 K		0-3 K		0-0 1B		0-0 1B 2B 2-H 3-H	5 1 2 2 0 2 3
Will Clark, L OBP: 0.348, SLG: 0.519 (1, 3)	0-0 2B 1-2 2-3 1B		0-0 WP 1B 1B		0-0 FC4-6 1B		0-0 G3		0-0 6-3	4 1 3 0 0 0 1 0 0 0 0 0 0 0 1 0 0 0 0 0 1
Bob Brenly, R OBP: 0.342, SLG: 0.365 (1, 2)	0-0 1B		0-0 S 2B 1B		0-3 K		0-0 2B		0-0 2-3 1B	3 1 2 3 0 1 2 0 0 0 0 0 0 0 2 0 2 0 0 0 0 0 0 0 0 0 0 0
Greg Minton, S (6, 1)	0-0 1B		0-0 1B		0-0 FC4-6		0-0 6-3		0-0 1-2 1B	5 0 2 2 0 0 5
Harry Spilman, L OBP: 0.370, SLG: 0.458 (8, 3) (9, 5)	1-3 2-H 3-H 2B		0-0 1-H 2B 1B		0-0 1-2 2B		0-0 6-3		0-0 1-2 1B	3 0 1 0 0 0 1 2 0 0 0 0 2 3
Mark Wasinger, R OBP: 0.324, SLG: 0.469 (9, PR)	0-0 1-3		0-0 1-H 2B		0-0 FC4-6		0-0 6-3		0-0 1-2 1B	5 0 2 2 0 0 5
Robby Thompson, R OBP: 0.356, SLG: 0.443 (1, 4)	0-0 1-3		0-0 1-H 2B		0-0 FC4-6		0-0 6-3		0-0 1-2 1B	5 0 2 2 0 0 5
Matt Williams, R OBP: 0.234, SLG: 0.290 (1, 5)		0-0 4-3 SH5-4 1B		0-0 4-3		0-0 F8		0-3 K	0-3 K	3 0 1 0 0 0 1 2 0 0 0 0 2 3
Chili Davis, S OBP: 0.330, SLG: 0.400 (8, PH) (9, 8)		0-0 SH5-4 1B		0-0 4-3		0-3 K		0-0 1-3		0 0 0 0 0 0 0 1 0 0 0 0 0 0 2 0 0 0 0 1 1
Mike Krukow, R OBP: 0.200, SLG: 0.214 (1, 1)		0-0 SH5-4 1B		0-0 6-3		0-3 K				0 0 0 0 0 0 0 1 0 0 0 0 0 0 2 0 0 0 0 1 1
Mark Grant, R (1, 1)		0-0 SH5-4 1B		0-0 6-3		0-3 K				0 0 0 0 0 0 0 1 0 0 0 0 0 0 2 0 0 0 0 1 1
Bob Melvin, R OBP: 0.326, SLG: 0.508 (6, 2)		0-0 SH5-4 1B		0-0 6-3		0-3 K				0 0 0 0 0 0 0 1 0 0 0 0 0 0 2 0 0 0 0 1 1

Inning Stats	R: 2 E: 0 K: 1 S: 8	H: 3 LOB: 2 BB: 1 P: 12	R: 0 E: 0 K: 0 S: 4	H: 1 LOB: 1 BB: 0 P: 4	R: 2 E: 0 K: 1 S: 8	H: 3 LOB: 1 BB: 0 P: 8	R: 0 E: 0 K: 0 S: 3	H: 0 LOB: 0 BB: 0 P: 3	R: 0 E: 0 K: 2 S: 9	H: 2 LOB: 2 BB: 0 P: 9	R: 0 E: 0 K: 1 S: 5	H: 0 LOB: 0 BB: 0 P: 5	R: 0 E: 0 K: 1 S: 6	H: 1 LOB: 1 BB: 0 P: 6	R: 0 E: 0 K: 1 S: 6	H: 1 LOB: 1 BB: 0 P: 6	R: 3 E: 0 K: 2 S: 11	H: 4 LOB: 2 BB: 1 P: 15	1B: 10 2B: 5 3B: 0 HR: 0	SF: 0 SAC: 1 DP: 0 HBP: 0
--------------	------------------------------	----------------------------------	------------------------------	---------------------------------	------------------------------	---------------------------------	------------------------------	---------------------------------	------------------------------	---------------------------------	------------------------------	---------------------------------	------------------------------	---------------------------------	------------------------------	---------------------------------	-------------------------------	----------------------------------	-----------------------------------	------------------------------------

**BOTTOM**


**New York Mets @ San Francisco Giants**  
Candlestick Park, San Francisco, CA

Mon May 25 1987, 6:33 AM EDT  
Att. 42,266 - Unknown

AB	41
R	7
H	15
RBI	7
BB	2
SO	9
LOB	20

livebaseballscorecards.com

WP	1	PA	44
PB	0		
SB	1		
CS	0		



PITCHER	IP	WLS	BF	H	R	ER	SO	BB	IBB	HBP	BLK	WP	HR	S	P	ERA	WHIP
John Mitchell, R ERA: 7.36 (1, 1)	2.2		16	7	4	4	2	1	0	0	0	1	0	19	23	13.50	3.000
Terry Leach, R ERA: 2.63 (3, 1)	2.1	W	9	2	0	0	2	0	0	0	0	0	0	13	13	0.00	0.857
Doug Sisk, R ERA: 4.22 (6, 1)	2.0		7	1	0	0	2	0	0	0	0	0	0	11	11	0.00	0.500
Roger McDowell, R ERA: 4.38 (8, 1)	1.2		11	5	3	3	2	1	0	0	0	0	0	14	18	16.20	3.600
Jesse Orosco, L ERA: 5.59 (9, 1)	0.1	S	1	0	0	0	1	0	0	0	0	0	0	3	3	0.00	0.000

Batter	1	2	3	4	5	6	7	8	9	AB R H RBI BB SO LOB	TOP												
Lenny Dykstra, L OBP: 0.403, SLG: 0.609 Doug Sisk, R (7, 1) Jesse Orosco, R (8, 1)	0-3 K		0-0 F5		0-0 1-H 2B		0-3 K		0-3 K2-3	4 0 1 1 0 2 1 0 0 0 0 0 0 0 1 0 0 0 0 1 0	<b>New York Mets @ San Francisco Giants</b> Candlestick Park, San Francisco, CA Tue May 26 1987, 10:05 PM EDT Att. 23,988 - Unknown <a href="http://livebaseballscorecards.com">livebaseballscorecards.com</a>												
Wally Backman, S OBP: 0.290, SLG: 0.288	0-0 6-3		0-0 6-3		0-0 F7		0-0 6-3		0-3 K	5 0 0 0 0 1 2													
Keith Hernandez, L OBP: 0.403, SLG: 0.441	0-3 K		0-3 K		0-0 F7			0-0 1B WP 1B		4 1 1 0 0 2 1													
Darryl Strawberry, L OBP: 0.384, SLG: 0.568		0-0 2B 1B		4-0 E S BB		4-0 4-3 S BB		4-0 WP 1B 1-2 WP BB		1 1 1 0 3 0 0													
Mookie Wilson, S OBP: 0.407, SLG: 0.596 (7, 8)		0-0 1-3 2B		0-0 6-3 1-3		0-0 F6		0-0 WP WP 1-2 2-3 1B		4 0 2 0 0 0 2													
Howard Johnson, S OBP: 0.331, SLG: 0.436		0-3 K		0-0 F5		0-0 4-3		0-3 K2-3 1-2 2-3 3-H		4 0 0 0 0 2 6													
Barry Lyons, R OBP: 0.189, SLG: 0.314		0-3 K		0-0 G3		0-0 F9		0-3 K		4 0 0 0 0 2 6													
Rafael Santana, R OBP: 0.307, SLG: 0.333		4-0 FC5-4 IBB			0-0 2B 1B		0-0 2B	0-3 K 2-3 3-H		3 1 2 0 1 1 1													
Jeff Innis, R (1, 1) Dave Magadan, L OBP: 0.406, SLG: 0.517 Randy Myers, L (5, 1) Lee Mazzilli, S OBP: 0.419, SLG: 0.571 (7, 7)		0-0 FC5-4 1-2			0-0 F7		0-0 F8		0-0 G3	1 0 0 0 0 0 3 1 0 0 0 0 0 1 0 0 0 0 0 0 0 2 0 0 0 0 0 1													
<b>Inning Stats</b>	R: 0 E: 0 K: 2 S: 7	H: 0 LOB: 0 BB: 0 P: 7	R: 0 E: 0 K: 2 S: 9	H: 2 LOB: 3 BB: 1 P: 13	R: 0 E: 0 K: 1 S: 5	H: 0 LOB: 0 BB: 0 P: 5	R: 0 E: 0 K: 0 S: 3	H: 0 LOB: 1 BB: 1 P: 7	R: 1 E: 0 K: 0 S: 5	H: 2 LOB: 1 BB: 0 P: 5		R: 0 E: 0 K: 0 S: 3	H: 0 LOB: 1 BB: 1 P: 7	R: 0 E: 0 K: 1 S: 6	H: 1 LOB: 1 BB: 0 P: 6	R: 2 E: 0 K: 3 S: 11	H: 2 LOB: 1 BB: 1 P: 15	R: 0 E: 0 K: 2 S: 7	H: 0 LOB: 0 BB: 0 P: 7	1B: 4 2B: 3 3B: 0 HR: 0	SF: 0 SAC: 0 DP: 0 HBP: 0	WP: 2 PB: 0 SB: 2 CS: 0	PA: 38
<b>PITCHER</b>	IP WLS BF H R ER SO BB IBB HBP BLK WP HR S P ERA WHIP																						
Kelly Downs, R ERA: 4.01 Jeff Robinson, R ERA: 3.0 Scott Garrelts, R ERA: 2.88	(1, 1) 6.0 25 4 1 1 5 2 1 0 0 0 0 32 44 1.50 1.000	(7, 1) 1.0 L 7 3 2 2 1 1 0 0 0 0 0 8 12 18.00 4.000	(8, 1) 2.0 6 0 0 0 5 0 0 0 0 2 0 16 16 0.00 0.000																				



Batter	1	2	3	4	5	6	7	8	9	AB	R	H	RBI	BB	SO	LOB
Jose Uribe, S (1, 6) OBP: 0.354, SLG: 0.422 Bob Melvin, R (9, PH) OBP: 0.323, SLG: 0.504	0-0 4-3		0-0 6-3	0-0 F7			0-0 F8		0-0 F9	4	0	0	0	0	0	2
Chili Davis, S (1, 8) OBP: 0.332, SLG: 0.406	0-0 S 1B		0-0 1B 2B		0-0 6-3		0-0 4-3		0-0 F8	5	1	2	0	0	0	0
Jeffrey Leonard, R (1, 7) OBP: 0.399, SLG: 0.704	0-0 F7 1-2		0-0 S 1B		0-0 E1		0-0 1B			4	0	2	1	0	0	1
Candy Maldonado, R (1, 9) OBP: 0.384, SLG: 0.556	0-0 5-3		0-3 K 1-2		0-3 K		0-0 6-3			4	0	0	0	0	2	4
Will Clark, L (1, 3) OBP: 0.352, SLG: 0.549		0-0 3-1 2B		0-0 HR		0-0 F8		0-3 K		4	1	2	1	0	1	1
Bob Brenly, R (1, 2) OBP: 0.338, SLG: 0.348		0-0 F8		0-0 F8		4-0 BB		0-0 F7		3	0	0	0	1	0	1
Robby Thompson, R (1, 4) OBP: 0.351, SLG: 0.434		0-0 3-1 2-3		0-3 K		0-3 K		0-0 FC6-4 1B		4	0	1	0	0	2	2
Matt Williams, R (1, 5) OBP: 0.236, SLG: 0.291 Chris Speier, R (8, PH) OBP: 0.390, SLG: 0.464 (9, 5)		0-0 F9		0-0 1B 1B		0-0 F8		0-0 FC6-4		3	0	1	0	0	0	2
Kelly Downs, R (1, 1) OBP: 0.105, SLG: 0.105 Joel Youngblood, R (6, PH) OBP: 0.300, SLG: 0.316 Jeff Robinson, R (7, 1) OBP: 0.167, SLG: 0.167 Scott Garrelts, R (8, 1) OBP: 0.143, SLG: 0.143 Mike Aldrete, L (8, 9) OBP: 0.400, SLG: 0.403			0-3 K	0-0 1-2 1B		0-0 F9			0-0 6-3	2	0	1	0	0	1	0

Inning Stats	R: 0	H: 1	E: 0	LOB: 1	K: 0	BB: 0	S: 4	P: 4	R: 0	H: 1	E: 0	LOB: 1	K: 0	BB: 0	S: 4	P: 4	R: 1	H: 2	E: 0	LOB: 1	K: 2	BB: 0	S: 9	P: 9	R: 1	H: 3	E: 0	LOB: 2	K: 1	BB: 0	S: 8	P: 8	R: 0	H: 0	E: 1	LOB: 1	K: 1	BB: 0	S: 6	P: 6	R: 0	H: 0	E: 0	LOB: 1	K: 1	BB: 1	S: 5	P: 9	R: 0	H: 1	E: 0	LOB: 1	K: 0	BB: 0	S: 4	P: 4	R: 0	H: 1	E: 0	LOB: 1	K: 1	BB: 0	S: 6	P: 6	R: 0	H: 0	E: 0	LOB: 0	K: 0	BB: 0	S: 3	P: 3	1B: 6	SF: 0	2B: 2	SAC: 0	3B: 0	DP: 0	HR: 1	HBP: 0	WP: 0	PA: 38
--------------	------	------	------	--------	------	-------	------	------	------	------	------	--------	------	-------	------	------	------	------	------	--------	------	-------	------	------	------	------	------	--------	------	-------	------	------	------	------	------	--------	------	-------	------	------	------	------	------	--------	------	-------	------	------	------	------	------	--------	------	-------	------	------	------	------	------	--------	------	-------	------	------	------	------	------	--------	------	-------	------	------	-------	-------	-------	--------	-------	-------	-------	--------	-------	--------

PITCHER	IP	WLS	BF	H	R	ER	SO	BB	IBB	HBP	BLK	WP	HR	S	P	ERA	WHIP
Jeff Innis, R (1, 1) ERA: 3.86	4.0		19	7	2	2	3	0	0	0	0	0	1	25	25	4.50	1.750
Randy Myers, L (5, 1) ERA: 10.45	2.0		8	0	0	0	2	1	0	0	0	0	0	11	15	0.00	0.500
Doug Sisk, R (7, 1) ERA: 4.03	1.0	W	4	1	0	0	0	0	0	0	0	0	0	4	4	0.00	1.000
Jesse Orosco, L (8, 1) ERA: 5.06	2.0	S	7	1	0	0	1	0	0	0	0	0	0	9	9	0.00	0.500

**BOTTOM**

**New York Mets @ San Francisco Giants**  
Candlestick Park, San Francisco, CA  
Tue May 26 1987, 10:05 PM EDT  
Att. 23,988 - Unknown

livebaseballscores.com

<b>AB</b>	<b>37</b>
<b>R</b>	<b>2</b>
<b>H</b>	<b>9</b>
<b>RBI</b>	<b>2</b>
<b>BB</b>	<b>1</b>
<b>SO</b>	<b>6</b>
<b>LOB</b>	<b>15</b>



Batter	1	2	3	4	5	6	7	8	9	AB R H RBI BB SO LOB	TOP																									
Mookie Wilson, S OBP: 0.398, SLG: 0.574 (1, 8)	0-3 K		4-0 CS BB		0-0 FC4-6		0-3 K		0-3 K	4 0 0 0 1 3 4																										
Tim Teufel, R OBP: 0.475, SLG: 0.530 (1, 4)	0-0 1B		0-0 CS	0-0 6-3	0-0 5-3			0-0 F9		4 0 1 0 0 0 2																										
Keith Hernandez, L OBP: 0.411, SLG: 0.455 (1, 3)	0-0 1B			0-0 HR				0-3 K		4 1 3 0 0 1 0																										
Kevin McReynolds, R OBP: 0.325, SLG: 0.447 (1, 7)	0-0 G5-4-3			0-0 L9				0-0 F8		4 0 0 0 0 0 4																										
Darryl Strawberry, L OBP: 0.392, SLG: 0.609 (1, 9)		0-0 F8		0-0 HR					0-0 HR	3 2 2 3 1 0 0																										
Gary Carter, R OBP: 0.287, SLG: 0.369 (1, 2)		0-3 K		0-0 F9					0-0 HR	4 1 1 1 0 1 1																										
Howard Johnson, S OBP: 0.329, SLG: 0.431 (1, 5)		0-0 F9			0-0 6-3				0-0 F9	4 0 1 0 0 0 0																										
Rafael Santana, R OBP: 0.305, SLG: 0.330 (1, 6)			0-0 5-3		0-0 FC4-6 HBP				0-0 6-3	4 0 1 0 0 0 1																										
David Cone, L (1, 1)			0-0 F7		1-0 FC4-6 HBP				0-0 2B	1 0 0 0 0 0 0																										
Terry Leach, R (5, 1)										0 0 0 0 0 0 0																										
Lee Mazzilli, S OBP: 0.438, SLG: 0.571 (7, PH)										0 0 0 0 1 0 0																										
Roger McDowell, R OBP: 0.500, SLG: 1.000 (7, 1)										1 0 1 0 0 0 0																										
Jesse Orosco, R (9, 1)										0 0 0 0 0 0 0																										
<b>Inning Stats</b>	R: 0 E: 0 K: 1 S: 6	H: 2 LOB: 1 BB: 0 P: 6	R: 0 E: 0 K: 1 S: 5	H: 0 LOB: 0 BB: 0 P: 5	R: 0 E: 0 K: 0 S: 2	H: 0 LOB: 0 BB: 1 P: 6	R: 2 E: 0 K: 0 S: 5	H: 2 LOB: 0 BB: 0 P: 5	R: 0 E: 0 K: 0 S: 4	H: 1 LOB: 2 BB: 0 P: 5	R: 0 E: 0 K: 0 S: 3	H: 1 LOB: 1 BB: 1 P: 7	R: 0 E: 0 K: 1 S: 5	H: 1 LOB: 1 BB: 1 P: 9	R: 0 E: 0 K: 1 S: 5	H: 0 LOB: 0 BB: 0 P: 5	R: 2 E: 0 K: 1 S: 8	H: 3 LOB: 1 BB: 0 P: 8	1B: 5 2B: 2 3B: 0 HR: 3	SF: 0 SAC: 0 DP: 2 HBP: 1	WP: 0 PB: 0 SB: 1 CS: 2	PA: 38														
<b>PITCHER</b>	IP WLS BF H R ER SO BB IBB HBP BLK WP HR S P ERA WHIP																				<b>PITCHER</b>	IP WLS BF H R ER SO BB IBB HBP BLK WP HR S P ERA WHIP														
Atlee Hammaker, L ERA: 1.86 (1, 1)	8.0		31	7	2	2	4	3	0	1	0	0	1	35	48	2.25	1.250																			
Mark Davis, L ERA: 5.02 (9, 1)	0.0		1	1	1	1	0	0	0	0	0	0	1	1	1	∞	∞																			
Jeff Robinson, R ERA: 3.18 (9, 1)	0.2	L	4	2	1	1	0	0	0	0	0	0	1	4	4	13.50	3.000																			
Scott Garrelts, R ERA: 2.85 (9, 1)	0.1		1	0	0	0	1	0	0	0	0	0	0	3	3	0.00	0.000																			

**New York Mets @ San Francisco Giants**  
 Candlestick Park, San Francisco, CA  
 Wed May 27 1987, 6:33 AM EDT  
 Att: 19,455 - Unknown

livebaseballscorecards.com

**AB 33**  
**R 4**  
**H 10**  
**RBI 4**  
**BB 3**  
**SO 5**  
**LOB 12**



Batter	1	2	3	4	5	6	7	8	9
<b>Jose Uribe, S</b> (1, 6) OBP: 0.360, SLG: 0.426 <b>Matt Williams, R</b> (3, PR) OBP: 0.234, SLG: 0.289 (4, 6) <b>Harry Spilman, L</b> (9, PH) OBP: 0.370, SLG: 0.458 <b>Joel Youngblood, R</b> (9, PH) OBP: 0.286, SLG: 0.300	0-0 3-1		0-0 1B		0-0 6-3			0-0 SH1-4	0-3 K
<b>Chili Davis, S</b> (1, 8) OBP: 0.325, SLG: 0.397	0-3 K		0-0 F8		0-0 F7			0-3 K	
<b>Jeffrey Leonard, R</b> (1, 7) OBP: 0.401, SLG: 0.703	0-0 F9		4-0 BB			0-0 P3		0-0 1B 2B	
<b>Candy Maldonado, R</b> (1, 9) OBP: 0.381, SLG: 0.549		0-3 K	0-0 F8			0-3 K		0-0 HBP 1B	
<b>Will Clark, L</b> (1, 3) OBP: 0.349, SLG: 0.537		0-3 K	0-0 F5			0-0 F8		1-0 HBP	
<b>Bob Brenly, R</b> (1, 2) OBP: 0.346, SLG: 0.338 <b>Mark Davis, L</b> (9, 1) OBP: 0.200, SLG: 0.400 <b>Jeff Robinson, R</b> (9, 1) OBP: 0.167, SLG: 0.167 <b>Scott Garrelts, R</b> (9, 1) OBP: 0.143, SLG: 0.143		4-0 1B BB		4-0 CS BB		0-0 5-3		0-3 K	
<b>Robby Thompson, R</b> (1, 4) OBP: 0.357, SLG: 0.437		0-0 BB 1B		0-0 F9		0-0 5-3			0-0 SH3-4 1B
<b>Chris Speier, R</b> (1, 5) OBP: 0.388, SLG: 0.453		4-0 BB BB		0-0 L6		0-0 F7			0-0 SH3-4
<b>Atlee Hammaker, S</b> (1, 1) OBP: 0.182, SLG: 0.182 <b>Mike Aldrete, L</b> (8, PH) OBP: 0.407, SLG: 0.411 <b>Bob Melvin, R</b> (9, 2) OBP: 0.321, SLG: 0.500		0-0 F7			0-3 K			0-0 SH1-4 2B 1B	0-0 1-3

Inning Stats	R: 0	H: 0	E: 0	K: 1	S: 5	R: 1	H: 1	E: 0	K: 2	S: 8	R: 0	H: 1	E: 0	K: 0	S: 4	R: 0	H: 0	E: 0	K: 1	S: 5	R: 0	H: 0	E: 0	K: 1	S: 5	R: 0	H: 0	E: 0	K: 0	S: 3	R: 2	H: 3	E: 0	K: 2	S: 10	R: 0	H: 1	E: 0	K: 1	S: 6	1B: 5	2B: 1	3B: 0	HR: 0	SF: 0	SAC: 2	DP: 0	HBP: 1	WP: 0	PA: 37
--------------	------	------	------	------	------	------	------	------	------	------	------	------	------	------	------	------	------	------	------	------	------	------	------	------	------	------	------	------	------	------	------	------	------	------	-------	------	------	------	------	------	-------	-------	-------	-------	-------	--------	-------	--------	-------	--------

PITCHER	IP	WLS	BF	H	R	ER	SO	BB	IBB	HBP	BLK	WP	HR	S	P	ERA	WHIP
<b>David Cone, R</b> (1, 1) ERA: 4.6	4.0		17	2	1	1	3	4	0	0	0	0	0	19	35	2.25	1.500
<b>Terry Leach, R</b> (5, 1) ERA: 2.45	2.0		6	0	0	0	2	0	0	0	0	0	0	10	10	0.00	0.000
<b>Roger McDowell, R</b> (7, 1) ERA: 4.8	2.2	W	13	4	2	2	2	0	0	1	0	0	0	16	17	6.75	1.500
<b>Jesse Orosco, L</b> (9, 1) ERA: 4.98	0.1	S	1	0	0	0	1	0	0	0	0	0	0	3	3	0.00	0.000


**BOTTOM**

**New York Mets @ San Francisco Giants**  
 Candlestick Park, San Francisco, CA  
 Wed May 27 1987, 6:33 AM EDT  
 Att. 19,455 - Unknown

<b>AB</b>	<b>30</b>
<b>R</b>	<b>3</b>
<b>H</b>	<b>6</b>
<b>RBI</b>	<b>3</b>
<b>BB</b>	<b>4</b>
<b>SO</b>	<b>8</b>
<b>LOB</b>	<b>14</b>



PITCHER	IP	WLS	BF	H	R	ER	SO	BB	IBB	HBP	BLK	WP	HR	S	P	ERA	WHIP
<b>David Cone, R</b> (1, 1) ERA: 4.6	4.0		17	2	1	1	3	4	0	0	0	0	0	19	35	2.25	1.500
<b>Terry Leach, R</b> (5, 1) ERA: 2.45	2.0		6	0	0	0	2	0	0	0	0	0	0	10	10	0.00	0.000
<b>Roger McDowell, R</b> (7, 1) ERA: 4.8	2.2	W	13	4	2	2	2	0	0	1	0	0	0	16	17	6.75	1.500
<b>Jesse Orosco, L</b> (9, 1) ERA: 4.98	0.1	S	1	0	0	0	1	0	0	0	0	0	0	3	3	0.00	0.000

Batter	1	2	3	4	5	6	7	8	9	AB R H RBI BB SO LOB	TOP														
Casey Candaele, S OBP: 0.382, SLG: 0.401 (1, 4) (6, 6)	0-0 L6		0-0 SH1-3 2B 1B	0-0 G4-6-3		4-0 2B BB	0-0 F8		0-0 F7	5 2 1 0 1 0 3	<p><b>Montreal Expos @ San Francisco Giants</b> Candlestick Park, San Francisco, CA</p> <p>Fri May 29 1987, 10:05 PM EDT Att. 12,210 - Unknown</p> <p>livebaseballscorecards.com</p> <table border="1"> <tr><td>AB</td><td>40</td></tr> <tr><td>R</td><td>10</td></tr> <tr><td>H</td><td>17</td></tr> <tr><td>RBI</td><td>10</td></tr> <tr><td>BB</td><td>6</td></tr> <tr><td>SO</td><td>3</td></tr> <tr><td>LOB</td><td>25</td></tr> </table> 	AB	40	R	10	H	17	RBI	10	BB	6	SO	3	LOB	25
AB	40																								
R	10																								
H	17																								
RBI	10																								
BB	6																								
SO	3																								
LOB	25																								
Mitch Webster, S OBP: 0.360, SLG: 0.399 (1, 9)	0-0 1B		0-0 SH1-3 1-2		0-3 K	0-0 1B 2B	4-0 1B BB		0-0 HR 1B	4 2 3 1 1 1 0															
Tim Raines, S OBP: 0.457, SLG: 0.586 (1, 7)	0-0 F8		4-0 2B 6-3 IBB		0-0 1B 2B	4-0 1B IBB	0-0 1B 1-3 2-H		0-0 HR	4 4 3 3 2 0 1															
Tim Wallach, R OBP: 0.335, SLG: 0.458 (1, 5)	0-0 F8		0-0 6-3 2B		0-0 F8	0-0 1B 1B	0-0 4-3		0-0 F7	6 0 2 2 0 0 4															
Andres Galarraga, R OBP: 0.416, SLG: 0.522 (1, 3)		0-0 1B FC1-5-2 2B	0-0 6-3		0-0 BB BB 1B	0-3 K		0-0 6-3 SF7 1B		5 1 3 2 0 1 3															
Hubie Brooks, R OBP: 0.290, SLG: 0.217 Vance Law, R OBP: 0.383, SLG: 0.459 (1, 6) (6, 4)		0-0 FC1-5-2 1B	0-0 6-3		4-0 BB BB	0-0 FC6-4 1B		0-0 6-3		3 0 2 1 1 0 1 1 0 0 0 0 0 1															
Herm Winningham, L OBP: 0.366, SLG: 0.507 (1, 8)		0-0 FC1-5-2		0-0 1B 1B	4-0 BB	0-0 FC6-4		0-0 SF7		3 0 1 1 1 0 4															
Mike Fitzgerald, R OBP: 0.290, SLG: 0.280 Tim Burke, R (1, 2) (7, 1)		0-3 K		0-0 F3	0-0 3-1		0-0 SH1-3 1B		0-0 4-3	4 1 1 0 0 1 6 1 0 0 0 0 0 0															
Neal Heaton, L OBP: 0.300, SLG: 0.310 Jeff Reed, L OBP: 0.175, SLG: 0.162 (1, 1) (7, PH) (7, 2)		0-0 6-3		0-0 G4-6-3 1B		0-0 6-3	0-0 SH1-3		0-0 5-3	3 0 1 0 0 0 2 1 0 0 0 0 0 0															
<b>Inning Stats</b>	R: 0 E: 0 K: 0 S: 4	H: 1 LOB: 1 BB: 0 P: 4	R: 0 E: 0 K: 1 S: 7	H: 2 LOB: 2 BB: 0 P: 7	R: 2 E: 0 K: 0 S: 5	H: 2 LOB: 1 BB: 1 P: 9	R: 0 E: 0 K: 0 S: 4	H: 2 LOB: 1 BB: 0 P: 4	R: 1 E: 0 K: 1 S: 7	H: 2 LOB: 3 BB: 2 P: 15	R: 3 E: 0 K: 1 S: 8	H: 3 LOB: 2 BB: 2 P: 16	R: 1 E: 0 K: 0 S: 5	H: 2 LOB: 2 BB: 1 P: 9	R: 1 E: 0 K: 0 S: 4	H: 1 LOB: 0 BB: 0 P: 4	R: 2 E: 0 K: 0 S: 5	H: 2 LOB: 0 BB: 0 P: 5	1B: 12 2B: 4 3B: 0 HR: 1	SF: 1 SAC: 2 DP: 1 HBP: 0	WP: 0 PB: 0 SB: 1 CS: 0	PA: 49			
<b>PITCHER</b>	IP WLS BF H R ER SO BB IBB HBP BLK WP HR S P ERA WHIP											<b>PITCHER</b>	IP WLS BF H R ER SO BB IBB HBP BLK WP HR S P ERA WHIP												
Michael LaCoss, R ERA: 4.02 (1, 1)	5.0 L 26 9 3 3 2 2 1 0 0 0 0 27 39 5.40 2.200																								
Jim Gott, R ERA: 5.56 (6, 1)	0.1 5 2 3 3 0 1 1 0 0 0 0 3 11 81.00 9.000																								
Keith Comstock, L ERA: (6, 1)	0.2 3 1 0 0 1 0 0 0 0 0 0 5 5 0.00 1.500																								
Mark Grant, R ERA: 3.91 (7, 1)	3.0 15 5 4 4 0 1 0 0 0 0 1 14 18 12.00 2.000																								

BOTTOM

Montreal Expos @ San Francisco Giants  
Candlestick Park, San Francisco, CA

Fri May 29 1987, 10:05 PM EDT  
Att. 12,210 - Unknown

livebaseballscorecards.com

AB	36
R	4
H	8
RBI	3
BB	2
SO	1
LOB	18



WP:	1	PA:	38
PB:	0	SB:	0
CS:	0		

AB	R	H	RBI	BB	SO	LOB
3	0	1	0	1	0	1
1	0	0	0	0	0	0

5	1	2	1	0	1	1
---	---	---	---	---	---	---

4	0	0	0	0	0	5
---	---	---	---	---	---	---

4	0	1	0	0	0	4
---	---	---	---	---	---	---

4	0	0	0	0	0	1
---	---	---	---	---	---	---

4	1	2	0	0	0	1
---	---	---	---	---	---	---

4	0	0	0	0	0	2
---	---	---	---	---	---	---

4	2	2	2	0	0	2
---	---	---	---	---	---	---


1	0	0	0	0	0	1
0	0	0	0	1	0	0
0	0	0	0	0	0	0
0	0	0	0	0	0	0
0	0	0	0	0	0	0
1	0	0	0	0	0	0
0	0	0	0	0	0	0
1	0	0	0	0	0	0

1B:	6	SF:	0
2B:	1	SAC:	0
3B:	0	DP:	0
HR:	1	HBP:	0

Batter	1	2	3	4	5	6	7	8	9
Mark Wasinger, R (1, 5) Harry Spilman, L (9, PH) OBP: 0.342, SLG: 0.457 OBP: 0.357, SLG: 0.440	0-0 4-3		0-0 4-3		0-0 1B 1B		4-0 FC4-6 BB		0-0 F9
Chili Davis, S (1, 8) OBP: 0.327, SLG: 0.397	0-0 F9			0-0 BLK E 1B	0-0 1B		0-0 FC4-6 5-3		0-3 K
Jeffrey Leonard, R (1, 7) OBP: 0.393, SLG: 0.688	0-0 F3			0-0 F9	0-0 F4		0-0 5-3		
Candy Maldonado, R (1, 9) OBP: 0.379, SLG: 0.542		0-0 F8		0-0 E1 WP 1B	0-0 F9		0-0 5-3		
Bob Melvin, R (1, 2) OBP: 0.311, SLG: 0.484		0-0 F8		0-0 F4		0-0 5-3		0-0 6-3	
Will Clark, L (1, 3) OBP: 0.353, SLG: 0.543		0-0 F8		0-0 G3		0-0 HR 2B		0-0 1B	
Robby Thompson, R (1, 4) OBP: 0.343, SLG: 0.418			0-0 E6 4-3		0-0 F3	0-0 F7		0-0 F3	
Matt Williams, R (1, 6) OBP: 0.242, SLG: 0.317			0-0 4-3		0-0 1B BB 1B	0-0 HR		0-0 1-3	
Michael LaCoss, R (1, 1) Joel Youngblood, R (5, PH) Jim Gott, R (6, 1) Keith Comstock, L (6, 1) Chris Speier, R (6, PH) Mark Grant, R (7, 1) Mike Aldrete, L (9, PH)			0-0 F7		4-0 1B 1B BB	0-0 F9		0-0 6-3	

Inning Stats	R: 0	H: 0	E: 0	LOB: 0	K: 0	BB: 0	S: 3	P: 3	R: 0	H: 0	E: 0	LOB: 0	K: 0	BB: 0	S: 3	P: 3	R: 0	H: 0	E: 0	LOB: 1	K: 0	BB: 0	S: 4	P: 4	R: 1	H: 2	E: 1	LOB: 1	K: 0	BB: 0	S: 5	P: 5	R: 1	H: 3	E: 0	LOB: 3	K: 0	BB: 1	S: 6	P: 10	R: 2	H: 2	E: 0	LOB: 0	K: 0	BB: 0	S: 5	P: 5	R: 0	H: 0	E: 0	LOB: 1	K: 0	BB: 1	S: 3	P: 7	R: 0	H: 1	E: 0	LOB: 1	K: 0	BB: 0	S: 4	P: 4	R: 0	H: 0	E: 0	LOB: 0	K: 1	BB: 0	S: 5	P: 5
--------------	------	------	------	--------	------	-------	------	------	------	------	------	--------	------	-------	------	------	------	------	------	--------	------	-------	------	------	------	------	------	--------	------	-------	------	------	------	------	------	--------	------	-------	------	-------	------	------	------	--------	------	-------	------	------	------	------	------	--------	------	-------	------	------	------	------	------	--------	------	-------	------	------	------	------	------	--------	------	-------	------	------

PITCHER	IP	WLS	BF	H	R	ER	SO	BB	IBB	HBP	BLK	WP	HR	S	P	ERA	WHIP
Neal Heaton, L (1, 1) ERA: 4.04	6.0	W	27	7	4	4	0	1	0	0	1	1	1	26	30	6.00	1.333
Tim Burke, R (7, 1) ERA: 1.16	3.0	S	11	1	0	0	1	1	0	0	0	0	0	12	16	0.00	0.667

Batter	1	2	3	4	5	6	7	8	9	AB R H RBI BB SO LOB	TOP											
Casey Candaele, S (1, 6) OBP: 0.381, SLG: 0.400	0-0 CS 1B		0-0 4-3		0-0 5-3			0-0 SH1-3		3 0 1 0 0 0 2												
Mitch Webster, S (1, 9) OBP: 0.363, SLG: 0.394	4-0 G6-4-3 1-2 BB			4-0 2B 1B BB	0-0 6-3			0-3 K		2 1 0 0 2 1 2												
Tim Raines, S (1, 7) OBP: 0.458, SLG: 0.588	0-0 G6-4-3 1-2f			0-0 1B 2B	0-0 3-1			4-0 HR IBB		3 2 1 0 1 0 1												
Tim Wallach, R (1, 5) OBP: 0.339, SLG: 0.477		0-3 K		0-0 3B 1B	0-0 F8			0-0 HR		4 2 2 5 0 1 0												
Andres Galarraga, R (1, 3) OBP: 0.412, SLG: 0.516		0-0 F8		0-0 F3	0-0 CS 1B			0-0 F4		4 0 1 0 0 0 1												
Herm Winningham, L (1, 8) OBP: 0.360, SLG: 0.520		0-0 1-3		0-0 CS 3B	0-0 B1			0-3 K		4 0 1 1 0 1 0												
Vance Law, R (1, 4) OBP: 0.380, SLG: 0.460			0-0 2B	0-0 FC5-2-3 3-H	0-0 1-3			0-0 5-3		4 0 1 0 0 0 1	AB 32 R 6 H 10 RBI 6 BB 3 SO 4 LOB 11											
Jeff Reed, L (1, 2) OBP: 0.205, SLG: 0.220			0-0 F5		0-0 4-3			0-0 1B		4 0 2 0 0 0 1												
Floyd Youmans, R (1, 1) OBP: 0.250, SLG: 0.500 Wallace Johnson, S (8, PH) OBP: 0.214, SLG: 0.393 Andy McGaffigan, R (8, 1) Lary Sorensen, R (9, 1) Randy St. Claire, R (9, 1) OBP: 0.250, SLG: 0.250			0-3 K		0-0 F6			0-0 SH1-3 HR 1B	0-0 F9	2 0 0 0 0 1 2 1 1 1 0 0 0 0 1 0 0 0 0 0 1 0 0 0 0 0 0 0 0 0 0 0 0 0 0												
Inning Stats	R: 0 E: 0 K: 0 S: 2	H: 1 LOB: 0 BB: 1 P: 6	R: 0 E: 0 K: 1 S: 5	H: 0 LOB: 0 BB: 0 P: 5	R: 0 E: 0 K: 1 S: 6	H: 1 LOB: 1 BB: 0 P: 6	R: 3 E: 0 K: 0 S: 5	H: 3 LOB: 0 BB: 1 P: 9	R: 0 E: 0 K: 0 S: 4	H: 1 LOB: 1 BB: 0 P: 4	R: 0 E: 0 K: 0 S: 3	H: 1 LOB: 0 BB: 0 P: 3	R: 0 E: 0 K: 0 S: 3	H: 0 LOB: 0 BB: 0 P: 3	R: 3 E: 0 K: 1 S: 7	H: 2 LOB: 0 BB: 1 P: 11	R: 0 E: 0 K: 1 S: 6	H: 1 LOB: 1 BB: 0 P: 6	1B: 5 2B: 4 3B: 1 HR: 1	SF: 0 SAC: 1 DP: 2 HBP: 0	WP: 0 PB: 0 SB: 1 CS: 2	PA: 37
PITCHER Mike Krukow, R (1, 1) ERA: 6.32	IP 9.0 WLS L BF 36 H 10 R 6 ER 6 SO 4 BB 2 IBB 1 HBP 0 BLK 0 WP 0 HR 1 S 41 P 53 ERA 6.00 WHIP 1.333											PITCHER	IP WLS BF H R ER SO BB IBB HBP BLK WP HR S P ERA WHIP									

**Montreal Expos @ San Francisco Giants**  
 Candlestick Park, San Francisco, CA  
 Sat May 30 1987, 6:33 AM EDT  
 Att. 15,382 - Unknown

[livebaseballscorecards.com](http://livebaseballscorecards.com)



Batter	1	2	3	4	5	6	7	8	9	AB R H RBI BB SO LOB
Mark Wasinger, R (1, 5) OBP: 0.357, SLG: 0.447 Joel Youngblood, R (9, PH) OBP: 0.348, SLG: 0.333	0-0 PB 1B BLK 1B		0-0 F5		4-0 G6-4-3 S BB		0-0 F8		0-0 BB 1B	3 1 1 0 1 0 0 1 0 1 1 0 0 0
Chili Davis, S (1, 8) OBP: 0.333, SLG: 0.396	0-0 BLK PB 1-2 1B		0-3 K		4-0 G6-4-3 BB		0-3 K		4-0 BB 1B	3 0 1 0 2 2 0
Jeffrey Leonard, R (1, 7) OBP: 0.363, SLG: 0.670	0-3 K		0-0 L7		0-0 G6-4-3 1-2f 2-3			0-0 3-1	0-0 G1-2-3 3-Hf	5 0 0 0 0 1 6
Candy Maldonado, R (1, 9) OBP: 0.376, SLG: 0.536	0-3 K			0-0 F9	0-0 P3			0-0 1B		4 0 1 0 0 1 2
Will Clark, L (1, 3) OBP: 0.357, SLG: 0.583	0-0 F8			0-0 HR		0-0 HR		0-3 K		4 2 2 2 0 1 2
Bob Brenly, R (1, 2) OBP: 0.353, SLG: 0.329		4-0 S BB		4-0 2B BB		0-3 K		0-0 F9		2 0 0 0 2 1 1
Robby Thompson, R (1, 4) OBP: 0.349, SLG: 0.432		0-3 K		0-0 1-3 2B		0-3 K			0-0 BB 1B	4 1 2 0 0 2 1
Matt Williams, R (1, 6) OBP: 0.237, SLG: 0.310 Mike Aldrete, L (9, PH) OBP: 0.398, SLG: 0.400		0-3 K		0-3 K		0-3 K			0-3 K	3 0 0 0 0 3 3 1 0 0 0 0 1 1
Mike Krukow, R (1, 1) OBP: 0.167, SLG: 0.176 Harry Spilman, L (9, PH) OBP: 0.379, SLG: 0.440		0-3 K		0-0 F8			0-3 K		4-0 BB 1B 1-2 G1-2-3 BB	3 0 0 0 0 2 3 0 0 0 0 1 0 0

Inning Stats	R: 1	H: 2	E: 0	K: 2	S: 9	H: 0	LOB: 1	BB: 0	P: 9	R: 0	H: 0	E: 0	K: 3	S: 9	R: 0	H: 0	E: 0	K: 1	S: 5	R: 1	H: 2	E: 0	K: 1	S: 7	R: 0	H: 0	E: 0	K: 0	S: 2	R: 1	H: 1	E: 0	K: 3	S: 10	R: 0	H: 0	E: 0	K: 2	S: 7	R: 0	H: 1	E: 0	K: 1	S: 6	R: 1	H: 2	E: 0	K: 1	S: 6	1B: 5	SF: 0	2B: 1	3B: 0	HR: 2	WP: 0	PB: 1	SB: 2	CS: 0	PA: 39
--------------	------	------	------	------	------	------	--------	-------	------	------	------	------	------	------	------	------	------	------	------	------	------	------	------	------	------	------	------	------	------	------	------	------	------	-------	------	------	------	------	------	------	------	------	------	------	------	------	------	------	------	-------	-------	-------	-------	-------	-------	-------	-------	-------	--------

PITCHER	IP	WLS	BF	H	R	ER	SO	BB	IBB	HBP	BLK	WP	HR	S	P	ERA	WHIP
Floyd Youmans, R (1, 1) ERA: 5.31	7.0	W	29	5	3	2	12	4	0	0	1	0	2	49	65	2.57	1.286
Andy McGaffigan, R (8, 1) ERA: 2.1	1.1		7	2	1	1	2	1	0	0	0	0	0	10	14	6.75	2.250
Lary Sorensen, R (9, 1) ERA: 2.18	0.0		2	1	0	0	0	1	0	0	0	0	0	1	5	∞	∞
Randy St. Claire, R (9, 1) ERA: 5.06	0.2	S	1	0	0	0	0	0	0	0	0	0	0	1	1	0.00	0.000

**BOTTOM**

**Montreal Expos @ San Francisco Giants**  
Candlestick Park, San Francisco, CA

Sat May 30 1987, 6:33 AM EDT  
Att. 15,382 - Unknown

livebaseballscorecards.com

<b>AB</b>	<b>33</b>
<b>R</b>	<b>4</b>
<b>H</b>	<b>8</b>
<b>RBI</b>	<b>3</b>
<b>BB</b>	<b>6</b>
<b>SO</b>	<b>14</b>
<b>LOB</b>	<b>19</b>



Batter	1	2	3	4	5	6	7	8	9	AB R H RBI BB SO LOB	TOP	
Wallace Johnson, S (1, 3) OBP: 0.188, SLG: 0.344	0-0 E4 FC6-4		0-0 G3		0-0 4-3			0-0 6-3		4 0 0 0 0 0 2	<b>Montreal Expos @ San Francisco Giants</b> Candlestick Park, San Francisco, CA Sun May 31 1987, 6:33 AM EDT Att: 29,740 - Unknown <a href="http://livebaseballscorecards.com">livebaseballscorecards.com</a>	
Mitch Webster, S (1, 9) OBP: 0.368, SLG: 0.410 Reid Nichols, R (6, 9) OBP: 0.327, SLG: 0.392	0-0 FC6-4 G3 1-2f			0-0 G3 2B		0-0 7-4 2B		0-0 F3		3 0 2 0 0 0 1 1 0 0 0 0 0 0		
Tim Raines, S (1, 7) OBP: 0.444, SLG: 0.566	0-0 G3 1-2			0-0 G3 2-3		0-0 F4		0-0 F4		4 0 0 0 0 0 3		
Tim Wallach, R (1, 5) OBP: 0.332, SLG: 0.466 (8, 1)	0-3 K			0-3 K		0-0 7-4 2-3f			0-0 5-3	4 0 0 0 0 2 3		
Hubie Brooks, R (1, 6) OBP: 0.276, SLG: 0.222		0-0 G4-6-3 1B		0-0 F8			0-0 5-3		0-0 F8	4 0 1 0 0 0 1		
Herm Winningham, L (1, 8) OBP: 0.356, SLG: 0.506		0-0 G4-6-3 1-2f			0-0 6-3		0-0 WP WP 1B		0-3 K	4 0 1 0 0 1 1		
Vance Law, R (1, 4) OBP: 0.379, SLG: 0.458 (8, 5)		0-3 K			0-0 SH2-4 HBP 1B		0-3 K			3 0 1 0 0 2 1		
Jeff Reed, L (1, 2) OBP: 0.234, SLG: 0.214 Curt Brown, R (7, 1) Casey Candaele, S (8, 4) OBP: 0.381, SLG: 0.400			0-3 K		1-0 SH2-4 HBP		4-0 SH2-4 HBP BB			1 0 0 0 1 1 0 0 0 0 0 0 0 0 0 0 0 0 0 0 0		
Bob Sebra, R (1, 1) OBP: 0.158, SLG: 0.111 Jay Tibbs, R (5, 1) OBP: 0.227, SLG: 0.158 Dave Engle, R (7, PH) OBP: 0.273, SLG: 0.293 (7, 2)			0-3 K		0-0 SH2-4		0-0 5-3			1 0 0 0 0 1 0 0 0 0 0 0 0 0 1 0 0 0 0 0 2		
<b>Inning Stats</b>	R: 0 E: 1 K: 1 S: 6 H: 0 LOB: 1 BB: 0 P: 6	R: 0 E: 0 K: 1 S: 5 H: 1 LOB: 0 BB: 0 P: 5	R: 0 E: 0 K: 2 S: 7 H: 0 LOB: 0 BB: 0 P: 7	R: 0 E: 0 K: 1 S: 6 H: 1 LOB: 1 BB: 0 P: 6	R: 0 E: 0 K: 0 S: 4 H: 1 LOB: 2 BB: 0 P: 5	R: 0 E: 0 K: 0 S: 3 H: 1 LOB: 0 BB: 0 P: 3	R: 0 E: 0 K: 1 S: 6 H: 1 LOB: 2 BB: 1 P: 10	R: 0 E: 0 K: 0 S: 3 H: 0 LOB: 0 BB: 0 P: 3	R: 0 E: 0 K: 1 S: 5 H: 0 LOB: 0 BB: 0 P: 5	1B: 3 2B: 3 3B: 0 HR: 0 SF: 0 SAC: 1 DP: 2 HBP: 1		WP: 2 PB: 0 SB: 0 CS: 0 PA: 33
<b>PITCHER</b> Kelly Downs, R (1, 1) ERA: 3.41	IP: 9.0 WLS: W BF: 33 H: 5 R: 0 ER: 0 SO: 7 BB: 1 IBB: 0 HBP: 1 BLK: 0 WP: 2 HR: 0 S: 45 P: 50 ERA: 0.00 WHIP: 0.667											<b>PITCHER</b> IP: WLS: BF: H: R: ER: SO: BB: IBB: HBP: BLK: WP: HR: S: P: ERA: WHIP

AB	30
R	0
H	5
RBI	0
BB	1
SO	7
LOB	14



Batter	1	2	3	4	5	6	7	8	9	AB	R	H	RBI	BB	SO	LOB
Chris Speier, R OBP: 0.385, SLG: 0.440 (1, 5) (7, 4)	0-0 CS 1B		0-0 6-3	4-0 BB	0-0 1-3		0-0 5-3			4	0	1	0	1	0	1
Chill Davis, S OBP: 0.330, SLG: 0.390 (1, 8)	0-3 K 1-2		0-0 BB 1B	0-0 3-1		0-0 3-1	0-0 G3			5	1	1	0	0	1	4
Jeffrey Leonard, R OBP: 0.398, SLG: 0.697 (1, 7)	0-0 1B		4-0 1B BB		0-0 1B 2B	0-0 HR	0-0 1B			4	2	4	1	1	0	0
Candy Maldonado, R OBP: 0.377, SLG: 0.532 (1, 9)	0-0 6-3		0-0 1-3 2-H 1B		0-0 4-3 1B 1B	0-0 6-3	0-0 F8			5	1	2	2	0	0	2
Will Clark, L OBP: 0.352, SLG: 0.577 (1, 3)		0-0 F7	0-0 F8		0-0 4-3	0-0 1B 2B		0-0 G3		5	1	1	0	0	0	3
Bob Brenly, R OBP: 0.378, SLG: 0.360 (1, 2)		0-0 5-3 1B		0-0 F9	0-0 HR 1B	0-0 1B 2B 1B		0-0 G5-4-3 1B		5	2	4	2	0	0	0
Robby Thompson, R OBP: 0.358, SLG: 0.469 (1, 4)		0-0 5-3		0-0 SH5-4 1B	0-0 1B	0-0 HR	0-0 2B 1B			3	1	2	2	0	0	1
Mark Wasinger, R OBP: 0.364, SLG: 0.450 (6, PH) (7, 5)		1-2		1-2 SH5-4 1B	1-2 HR	2-3 1B		0-0 G5-4-3		2	0	1	0	0	0	1
Matt Williams, R OBP: 0.250, SLG: 0.324 (1, 6)		0-3 K		0-0 SH5-4 1B	0-0 SH1-4 BB	0-0 2B		0-0 1-3 3-H 2B		3	0	2	1	1	1	1
Kelly Downs, R OBP: 0.095, SLG: 0.095 (1, 1)			0-3 K	0-0 SH5-4	0-0 SH1-4	0-3 K				2	0	0	0	0	2	2

Inning Stats	R: 0	H: 2	E: 0	LOB: 1	K: 1	S: 6	P: 6	R: 0	H: 1	E: 0	LOB: 1	K: 1	S: 6	P: 6	R: 1	H: 2	E: 0	LOB: 2	K: 1	S: 7	P: 11	R: 0	H: 2	E: 0	LOB: 3	K: 0	S: 5	P: 9	R: 4	H: 4	E: 0	LOB: 1	K: 0	S: 7	P: 11	R: 3	H: 5	E: 0	LOB: 2	K: 1	S: 10	P: 10	R: 0	H: 1	E: 0	LOB: 1	K: 0	S: 4	P: 4	R: 0	H: 1	E: 0	LOB: 0	K: 0	S: 3	P: 3
1B: 13	SF: 0	2B: 4	SAC: 2	3B: 0	DP: 2	HR: 2	HBP: 0	WP: 0	PA: 43	WP: 0	PA: 43	PB: 0	SB: 0	CS: 1																																										

PITCHER	IP	WLS	BF	H	R	ER	SO	BB	IBB	HBP	BLK	WP	HR	S	P	ERA	WHIP
Bob Sebra, R ERA: 4.28 (1, 1)	4.1	L	25	11	5	5	3	2	0	0	0	0	1	29	37	10.38	3.000
Jay Tibbs, R ERA: 5.13 (5, 1)	1.2		11	5	3	3	1	1	0	0	0	0	1	12	16	16.20	3.600
Curt Brown, R ERA: 2.08 (7, 1)	1.0		4	1	0	0	0	0	0	0	0	0	0	4	4	0.00	1.000
Tim Wallach, R ERA: (8, 1)	1.0		3	1	0	0	0	0	0	0	0	0	0	3	3	0.00	1.000

BOTTOM

Montreal Expos @ San Francisco Giants  
Candlestick Park, San Francisco, CA  
Sun May 31 1987, 6:33 AM EDT  
Att. 29,740 - Unknown

livebaseballscorecards.com

AB	38
R	8
H	18
RBI	8
BB	3
SO	4
LOB	15



Batter	1	2	3	4	5	6	7	8	9	AB R H RBI BB SO LOB	TOP									
<b>Jeff Stone, L</b> (1, 8) <small>OBP: 0.333, SLG: 0.321</small>	0-3 K2-3		0-3 K			4-0 WP BLK 4-3 BB		0-3 K		3 1 0 0 1 3 0	<b>Philadelphia Phillies @ San Francisco Giants</b> <b>Candlestick Park, San Francisco, CA</b> Mon Jun 01 1987, 10:05 PM EDT Att. 6,655 - Unknown									
<b>Von Hayes, L</b> (1, 3) <small>OBP: 0.415, SLG: 0.352</small> <b>Kent Tekulve, R</b> (8, 1)	4-0 2B BB		4-0 BLK BB			0-0 4-3		0-3 K		2 0 0 0 2 1 1 0 0 0 0 0 0 0										
<b>Juan Samuel, R</b> (1, 4) <small>OBP: 0.317, SLG: 0.484</small>	0-3 K		0-0 F9			0-0 F9		0-3 K		4 0 0 0 0 2 3										
<b>Lance Parrish, R</b> (1, 2) <small>OBP: 0.295, SLG: 0.345</small>	0-0 1-3 2B			0-3 K		0-0 3-1		0-3 K		4 0 1 0 0 2 0										
<b>Glenn Wilson, R</b> (1, 9) <small>OBP: 0.299, SLG: 0.463</small>	0-0 5-3			0-0 F8		0-0 G6-4-3 1B		0-0 HR		4 1 2 1 0 0 2										
<b>John Russell, R</b> (1, 7) <small>OBP: 0.140, SLG: 0.214</small>		0-0 6-3		0-0 F8		0-0 G6-4-3		0-0 5-3		4 0 0 0 0 0 1										
<b>Rick Schu, R</b> (1, 5) <small>OBP: 0.214, SLG: 0.320</small>		0-3 K			0-0 F8	0-0 E6				3 0 0 0 0 1 0										
<b>Steve Jeltz, S</b> (1, 6) <small>OBP: 0.263, SLG: 0.138</small>		0-0 3-1			0-3 K	0-0 1-3				3 0 0 0 0 1 1										
<b>Don Carman, L</b> (1, 1) <small>OBP: 0.100, SLG: 0.100</small> <b>Tom Hume, R</b> (6, 1) <b>Wally Ritchie, L</b> (7, 1) <small>OBP: 1.000, SLG: 1.000</small> <b>Greg Gross, L</b> (8, PH) <small>OBP: 0.410, SLG: 0.367</small>			0-0 G3			0-0 6-3		0-0 4-3		2 0 1 0 0 0 0 0 0										
<b>Inning Stats</b>	R: 0 E: 0 K: 2 S: 8	H: 1 LOB: 2 BB: 1 P: 12	R: 0 E: 0 K: 1 S: 5	H: 0 LOB: 0 BB: 0 P: 5	R: 0 E: 0 K: 1 S: 5	H: 0 LOB: 1 BB: 1 P: 9	R: 0 E: 0 K: 1 S: 5	H: 0 LOB: 0 BB: 0 P: 5	R: 1 E: 0 K: 0 S: 3	H: 0 LOB: 0 BB: 1 P: 7	R: 0 E: 1 K: 0 S: 4	H: 1 LOB: 1 BB: 0 P: 4	R: 0 E: 0 K: 2 S: 7	H: 0 LOB: 0 BB: 0 P: 7	R: 1 E: 0 K: 2 S: 8	H: 1 LOB: 0 BB: 0 P: 8	1B: 1 2B: 1 3B: 0 HR: 1	SF: 0 SAC: 0 DP: 1 HBP: 0	WP: 1 PB: 0 SB: 0 CS: 0	PA: 33
<b>PITCHER</b>	IP WLS BF H R ER SO BB IBB HBP BLK WP HR S P ERA WHIP																			
<b>Atlee Hammaker, L</b> (1, 1) <small>ERA: 1.75</small>	7.0 W 26 2 1 1 6 3 0 0 2 1 0 35 47 1.29 0.714																			
<b>Jeff Robinson, R</b> (8, 1) <small>ERA: 3.1</small>	1.0 3 0 0 0 2 0 0 0 0 0 0 7 7 0.00 0.000																			
<b>Scott Garrelts, R</b> (9, 1) <small>ERA: 3.0</small>	1.0 4 1 1 1 2 0 0 0 0 0 1 8 8 9.00 1.000																			

livebaseballscorecards.com

<b>AB</b>	30
<b>R</b>	2
<b>H</b>	3
<b>RBI</b>	1
<b>BB</b>	3
<b>SO</b>	10
<b>LOB</b>	8



Batter	1	2	3	4	5	6	7	8	9
Chris Speier, R OBP: 0.395, SLG: 0.505 (1, 5) BB (8, 4) BB	4-0 BB		0-0 5-3		0-0 HR		0-0 HR	0-3 K	
Robby Thompson, R OBP: 0.354, SLG: 0.461 Jeff Robinson, R OBP: 0.167, SLG: 0.167 Mike Aldrete, L OBP: 0.393, SLG: 0.395 (8, PH) (9, 3)	0-0 F4		0-0 F9		0-0 HR 1B		0-3 K	0-3 K	
Jeffrey Leonard, R OBP: 0.400, SLG: 0.692 (1, 7)	0-0 F2		4-0 CS BB		0-3 K 1-2		0-0 HR 1B		
Candy Maldonado, R OBP: 0.374, SLG: 0.542 (1, 9)	0-0 F7		0-0 CS 1-2	0-3 K	0-0 HR 2-H		0-0 E9 HR 1-3		
Chili Davis, S OBP: 0.329, SLG: 0.403 (1, 8)		0-0 F9		0-3 K	0-0 5-3		0-0 HR 1-H 3-H		
Will Clark, L OBP: 0.361, SLG: 0.588 Scott Garrelts, R OBP: 0.143, SLG: 0.143 (9, 1)		0-0 HR 2B		0-0 BB 1B		0-3 K	0-0 BB 1B		
Bob Brenly, R OBP: 0.394, SLG: 0.403 (1, 2)		0-0 HR 2-H		4-0 BB 1-2		0-0 F9	4-0 BB 1-2		
Matt Williams, R OBP: 0.244, SLG: 0.315 (1, 6)		0-0 F7		0-0 F7		0-0 F2	0-0 F7		
Atlee Hammaker, S OBP: 0.143, SLG: 0.143 Mark Wasinger, R OBP: 0.356, SLG: 0.439 (8, 5)		0-0 B1-3			0-3 K		0-0 F9	0-0 G3	

Inning Stats	R: 0 E: 0 K: 3 S: 3	H: 0 LOB: 1 BB: 1 P: 7	R: 2 E: 0 K: 0 S: 5	H: 2 LOB: 0 BB: 0 P: 5	R: 0 E: 0 K: 0 S: 2	H: 0 LOB: 0 BB: 1 P: 6	R: 0 E: 0 K: 2 S: 8	H: 1 LOB: 2 BB: 1 P: 12	R: 3 E: 0 K: 2 S: 10	H: 3 LOB: 0 BB: 0 P: 10	R: 0 E: 0 K: 1 S: 5	H: 0 LOB: 0 BB: 0 P: 5	R: 4 E: 1 K: 1 S: 10	H: 4 LOB: 2 BB: 1 P: 14	R: 0 E: 0 K: 2 S: 7	H: 0 LOB: 0 BB: 0 P: 7
--------------	------------------------------	---------------------------------	------------------------------	---------------------------------	------------------------------	---------------------------------	------------------------------	----------------------------------	-------------------------------	----------------------------------	------------------------------	---------------------------------	-------------------------------	----------------------------------	------------------------------	---------------------------------

PITCHER										PITCHER																							
IP	WLS	BF	H	R	ER	SO	BB	IBB	HBP	BLK	WP	HR	S	P	ERA	WHIP	IP	WLS	BF	H	R	ER	SO	BB	IBB	HBP	BLK	WP	HR	S	P	ERA	WHIP
Don Carman, L ERA: 3.52 (1, 1)	5.0	L	23	6	5	5	4	3	0	0	0	3	28	40	9.00	1.800																	
Tom Hume, R ERA: 5.4 (6, 1)	1.2		11	4	4	1	2	1	0	0	0	2	14	18	5.40	3.000																	
Wally Ritchie, L ERA: 3.45 (7, 1)	0.1		1	0	0	0	0	0	0	0	0	0	1	1	0.00	0.000																	
Kent Tekulve, R ERA: 3.57 (8, 1)	1.0		3	0	0	0	2	0	0	0	0	0	7	7	0.00	0.000																	

**BOTTOM**

Philadelphia Phillies @ San Francisco Giants  
Candlestick Park, San Francisco, CA  
Mon Jun 01 1987, 10:05 PM EDT  
Att. 6,655 - Unknown

[livebaseballscorecards.com](http://livebaseballscorecards.com)

AB	34
R	9
H	10
RBI	9
BB	4
SO	8
LOB	9



1B:	4	SF:	0	WP:	0	PA:	39
2B:	1	SAC:	0	PB:	0		
3B:	0	DP:	0	SB:	1		
HR:	5	HBP:	0	CS:	1		

Batter	1	2	3	4	5	6	7	8	9	AB	R	H	RBI	BB	SO	LOB	TOP										
Chris James, R (1, 8) OBP: 0.314, SLG: 0.413 Darren Daulton, L (8, PH) OBP: 0.385, SLG: 0.667 Steve Bedrosian, R (8, 1)	0-0 F9		0-0 HR		0-0 SF7	0-0 5-3		0-3 K		3	1	1	3	0	0	1											
Greg Gross, L (1, 3) OBP: 0.409, SLG: 0.400	0-0 L5		0-0 4-3		0-0 1B HR		0-3 K		0-0 2B	5	1	2	0	0	1	0											
Juan Samuel, R (1, 4) OBP: 0.319, SLG: 0.482	0-0 6-3			0-0 S 1B	0-0 HR 1B		0-3 K		0-0 B1-3	5	1	2	1	0	1	0											
Lance Parrish, R (1, 2) OBP: 0.292, SLG: 0.361		0-0 5-3		0-3 K2-3	0-0 HR		0-0 F9		0-3 K	5	1	1	3	0	2	1											
Glenn Wilson, R (1, 9) OBP: 0.303, SLG: 0.461		0-3 K		0-0 F3	0-0 FC4-6 1B			4-0 1B BB		3	0	1	0	1	1	1											
Mike Easler, L (1, 7) OBP: 0.286, SLG: 0.323 Milt Thompson, L (8, PR) OBP: 0.318, SLG: 0.349		0-3 K		0-0 6-3	0-0 FC4-6			0-0 1B		4	0	1	0	0	1	2											
Rick Schu, R (1, 5) OBP: 0.217, SLG: 0.315			0-0 5-3		0-0 FC3-6 1B	0-3 K		0-0 F8		4	0	1	0	0	1	2											
Steve Jeltz, S (1, 6) OBP: 0.275, SLG: 0.147			0-0 SH2-4 HR 1B		0-0 FC3-6 WP SF7	0-0 6-3		4-0 BB		3	2	1	0	1	0	1											
Michael Jackson, R (1, 1) Wally Ritchie, L (5, 1) OBP: 1.000, SLG: 1.000 Jeff Stone, L (6, PH) OBP: 0.844, SLG: 0.351 Kent Tekulve, R (6, 1) Von Hayes, L (8, PH) OBP: 0.413, SLG: 0.350			0-0 SH2-4		4-0 1B BB	0-0 2B		0-3 K		0	1	0	0	1	0	0											
<b>Inning Stats</b>	R: 0 E: 0 K: 0 S: 3	H: 0 LOB: 0 BB: 0 P: 3	R: 0 E: 0 K: 2 S: 7	H: 0 LOB: 0 BB: 0 P: 7	R: 2 E: 0 K: 0 S: 5	H: 2 LOB: 0 BB: 0 P: 5	R: 0 E: 0 K: 1 S: 6	H: 1 LOB: 1 BB: 0 P: 6	R: 5 E: 0 K: 0 S: 8	H: 5 LOB: 1 BB: 1 P: 12	R: 0 E: 0 K: 1 S: 6	H: 1 LOB: 1 BB: 0 P: 6	R: 0 E: 0 K: 2 S: 7	H: 0 LOB: 0 BB: 0 P: 7	R: 0 E: 0 K: 2 S: 8	H: 1 LOB: 3 BB: 2 P: 16	R: 0 E: 0 K: 1 S: 5	H: 1 LOB: 0 BB: 0 P: 5	1B: 7 2B: 2 3B: 0 HR: 2	SF: 1 SAC: 1 DP: 0 HBP: 0	WP: 2 PB: 0 SB: 1 CS: 0	PA: 40					
<b>PITCHER</b>	IP	WLS	BF	H	R	ER	SO	BB	IBB	HBP	BLK	WP	HR	S	P	ERA	WHIP										
Mark Davis, L (1, 1) ERA: 5.32	4.1	L	18	4	4	4	3	1	0	0	0	1	1	23	27	8.31	1.154										
Keith Comstock, L (5, 1) ERA: 18.0	0.1		3	2	0	0	0	0	0	0	0	0	0	3	3	0.00	6.000										
Mark Grant, R (5, 1) ERA: 3.99	1.1		7	3	3	3	1	0	0	0	0	0	1	9	9	20.25	2.250										
Jim Gott, R (7, 1) ERA: 5.11	2.0		9	1	0	0	4	2	0	0	0	0	0	15	23	0.00	1.500										
Jeff Robinson, R (9, 1) ERA: 3.02	1.0		3	1	0	0	1	0	0	0	0	0	0	5	5	0.00	1.000										

Philadelphia Phillies @ San Francisco Giants  
Candlestick Park, San Francisco, CA  
Tue Jun 02 1987, 10:05 PM EDT  
Att: 10,826 - Unknown

AB	35
R	7
H	11
RBI	7
BB	3
SO	9
LOB	14



Batter	1	2	3	4	5	6	7	8	9	AB	R	H	RBI	BB	SO	LOB
<b>Chris Speier, R</b> OBP: 0.387, SLG: 0.490 (1, 5) (9, 6)	0-0 5-3 HR 1B		0-0 G3 HR 1B	0-0 6-3		0-0 4-3		0-0 F3		5	1	1	0	0	0	3
<b>Will Clark, L</b> OBP: 0.368, SLG: 0.589 (1, 3)	0-0 4-3		0-0 G3 1-2		0-0 HR 1B		0-0 G6-3 1B		0-0 1B PB 1B	5	1	3	0	0	0	1
<b>Jeffrey Leonard, R</b> OBP: 0.391, SLG: 0.675 (1, 7)	0-0 F7		0-0 F7		0-3 K		0-0 G6-3 1-2f		0-0 F8	5	0	0	0	0	1	4
<b>Candy Maldonado, R</b> OBP: 0.384, SLG: 0.579 (1, 9)		0-0 E5 WP FC5-2 1B	0-0 HR 2-H		0-0 HR 1-H		0-3 K		0-0 1B 1-3	5	2	4	4	0	1	0
<b>Chili Davis, S</b> OBP: 0.339, SLG: 0.404 (1, 8)		4-0 BB FC5-2 BB 2-3	4-0 BB		0-0 G5-6-3				0-0 1B 2B 1B	2	1	1	0	3	0	0
<b>Bob Brenly, R</b> OBP: 0.381, SLG: 0.388 <b>Bob Melvin, R</b> OBP: 0.314, SLG: 0.484 (1, 2) (7, 2)		0-0 FC5-2 BB 1-2 3-H	0-0 F4		0-0 F7				0-0 2B 1-3 1B	3	0	0	0	0	0	3
<b>Robby Thompson, R</b> OBP: 0.350, SLG: 0.448 (1, 4)		4-0 1-2 2-3 BB			0-0 F8		0-0 4-3		0-3 K	3	0	0	0	1	1	2
<b>Matt Williams, R</b> OBP: 0.245, SLG: 0.336 <b>Harry Spilman, L</b> OBP: 0.400, SLG: 0.500 (8, PH) (9, 5)		0-3 K			0-0 HR		0-0 P3		0-0 1-3 3-H 2B	3	1	1	1	0	1	3
<b>Mark Davis, L</b> OBP: 0.176, SLG: 0.353 <b>Keith Comstock, L</b> OBP: 0.400, SLG: 0.500 <b>Mark Grant, R</b> OBP: 0.400, SLG: 0.500 <b>Mike Aldrete, L</b> OBP: 0.211, SLG: 0.263 <b>Jim Gott, R</b> OBP: 0.167, SLG: 0.167 (8, PH) (7, 1) (8, PH) (9, 1)		0-3 K			0-0 3-1		0-0 1B		0-0 6-3	2	0	0	0	0	1	3

**BOTTOM**

Philadelphia Phillies @ San Francisco Giants  
Candlestick Park, San Francisco, CA

livebaseballscores.com

AB 38  
R 6  
H 13  
RBI 6  
BB 4  
SO 6  
LOB 23



WP: 1 PA: 42  
PB: 1  
SB: 0  
CS: 0

PITCHER	IP	WLS	BF	H	R	ER	SO	BB	IBB	HBP	BLK	WP	HR	S	P	ERA	WHIP
<b>Michael Jackson, R</b> ERA: 5.0 (1, 1)	4.1		22	6	5	5	3	3	0	0	0	1	3	25	37	10.38	2.077
<b>Wally Ritchie, L</b> ERA: 3.31 (5, 1)	0.2	W	2	0	0	0	0	0	0	0	0	0	0	2	2	0.00	0.000
<b>Kent Tekulve, R</b> ERA: 3.38 (6, 1)	2.0		7	2	0	0	1	0	0	0	0	0	0	9	9	0.00	1.000
<b>Steve Bedrosian, R</b> ERA: 3.64 (8, 1)	2.0	S	11	5	1	1	2	0	1	0	0	0	0	14	18	4.50	2.500

Tue Jun 02 1987, 10:05 PM EDT  
Att. 10,826 - Unknown

Batter	1	2	3	4	5	6	7	8	9	AB R H RBI BB SO LOB	TOP									
Milt Thompson, L (1, 8) OBP: 0.311, SLG: 0.341	0-3 K		0-0 5-3		0-0 4-3			0-0 4-3		4 0 0 0 0 1 2	Philadelphia Phillies @ San Francisco Giants Candlestick Park, San Francisco, CA Wed Jun 03 1987, 6:33 AM EDT Att: 10,522 - Unknown									
Von Hayes, L (1, 3) OBP: 0.415, SLG: 0.367	0-0 G3			0-0 2B		0-0 2B		0-0 F8		4 0 2 0 0 0 0										
Juan Samuel, R (1, 4) OBP: 0.313, SLG: 0.472	0-0 F7			0-0 F3		0-0 F8		0-3 K		4 0 0 0 0 1 2										
Mike Easler, L (1, 7) OBP: 0.294, SLG: 0.330		0-0 CS 1B		0-0 1-3		0-0 1-3		0-0 G5-4-3 1B		4 0 2 0 0 0 2										
Glenn Wilson, R (1, 9) OBP: 0.297, SLG: 0.450	0-3 K		0-0 F3		0-0 F7			0-0 G5-4-3		4 0 0 0 0 1 4										
Darren Daulton, L (1, 2) OBP: 0.412, SLG: 0.667	0-0 4-3			4-0 WP PB 1B BB		0-0 2B		0-3 K		3 1 1 0 1 1 0										
Rick Schu, R (1, 5) OBP: 0.238, SLG: 0.321			0-0 B5-6-4 1B		4-0 G5-6-3 1B BB		0-0 6-3			2 0 1 0 1 0 1										
Steve Jeltz, S (1, 6) OBP: 0.301, SLG: 0.171			0-0 B5-6-4 1B		0-0 G5-6-3 1B		4-0 G1-4-3 BB			2 0 2 1 1 0 0										
Bruce Ruffin, S (1, 1) OBP: 0.091, SLG: 0.136			0-0 B5-6-4		0-0 G5-6-3		0-0 G1-4-3			1 0 0 0 0 0 2										
Tom Hume, R (4, 1)										1 0 0 0 0 0 2										
Wally Ritchie, L (5, 1) OBP: 1.000, SLG: 1.000										0 0 0 0 0 0 0										
Lance Parrish, R (7, PH) OBP: 0.290, SLG: 0.358			1-2f 2-3		1-2 2-3f		1-2f			1 0 0 0 0 0 2										
Kent Tekulve, R (7, 1)										0 0 0 0 0 0 0										
<b>Inning Stats</b>	R: 0 E: 0 K: 1 S: 5	H: 0 LOB: 0 BB: 0 P: 5	R: 0 E: 0 K: 1 S: 5	H: 1 LOB: 0 BB: 0 P: 5	R: 0 E: 0 K: 0 S: 4	H: 1 LOB: 1 BB: 0 P: 4	R: 1 E: 0 K: 0 S: 3	H: 1 LOB: 1 BB: 2 P: 11	R: 0 E: 0 K: 0 S: 4	H: 1 LOB: 1 BB: 0 P: 4	R: 0 E: 0 K: 0 S: 3	H: 1 LOB: 1 BB: 1 P: 7	R: 0 E: 0 K: 1 S: 5	H: 0 LOB: 0 BB: 0 P: 5	R: 0 E: 0 K: 1 S: 5	H: 1 LOB: 0 BB: 0 P: 5	1B: 5 2B: 4 3B: 0 HR: 0	SF: 0 SAC: 0 DP: 5 HBP: 0	WP: 1 PB: 1 SB: 0 CS: 1	PA: 33
<b>PITCHER</b>	IP WLS BF H R ER SO BB IBB HBP BLK WP HR S P ERA WHIP																			
Michael LaCoss, R (1, 1) ERA: 3.54	6.1 W 26 7 1 0 2 3 0 0 0 1 0 27 39 0.00 1.579																			
Jeff Robinson, R (7, 1) ERA: 2.84	2.2 S 7 1 0 0 2 0 0 0 0 0 0 11 11 0.00 0.375																			

livebaseballscores.com

AB 30  
R 1  
H 8  
RBI 1  
BB 3  
SO 4  
LOB 17





Batter	1	2	3	4	5	6	7	8	9
Chris Speier, R OBP: 0.379, SLG: 0.476 (1, 5)	0-0 G6-4-3 1B		0-0 G6-4-3 1-2f	0-0 FC5-4 1-2f 2-3 3-H		0-0 5-3		0-3 K	
Robby Thompson, R OBP: 0.347, SLG: 0.468 (1, 4)	0-0 G6-4-3 1-2f		0-0 6-3		0-0 HR	0-3 K			
Jeffrey Leonard, R OBP: 0.393, SLG: 0.670 (1, 7)	0-0 FC6-4 1B			0-0 F7	4-0 1B FC5-2 BB		0-0 1-3		
Candy Maldonado, R OBP: 0.386, SLG: 0.577 (1, 9)	0-0 FC6-4 1-2f			0-0 2B 1B	0-0 FC5-2 1B		0-0 6-3		
Chili Davis, S OBP: 0.347, SLG: 0.413 (1, 8)		0-0 4-3 1B		0-0 1B 2B	4-0 FC5 FC5-2 BB		0-0 6-3		
Bob Melvin, R OBP: 0.312, SLG: 0.477 (1, 2)		0-0 4-3		0-0 BB 1B E 1B	0-0 FC5-2		0-3 K		
Will Clark, L OBP: 0.371, SLG: 0.586 (1, 3)		0-3 K		0-0 E BB 1B	0-3 K		0-0 E 1B		
Matt Williams, R OBP: 0.246, SLG: 0.329 (1, 6)		0-3 K		4-0 FC5-4 1-2 2-3 BB	0-0 FC5		0-0 E6 S		
Michael LaCoss, R OBP: 0.105, SLG: 0.105 (1, 1)			0-0 G6-4-3 1B		0-3 K		0-0 F4		
Jeff Robinson, R OBP: 0.154, SLG: 0.154 (7, 1)								0-3 K	

Inning Stats	R: 0 E: 0 K: 0 S: 4	H: 2 LOB: 1 BB: 0 P: 4	R: 0 E: 0 K: 2 S: 8	H: 1 LOB: 1 BB: 0 P: 8	R: 0 E: 0 K: 0 S: 3	H: 1 LOB: 0 BB: 0 P: 3	R: 3 E: 1 K: 1 S: 9	H: 4 LOB: 2 BB: 1 P: 13	R: 1 E: 0 K: 1 S: 7	H: 2 LOB: 3 BB: 2 P: 15	R: 0 E: 0 K: 1 S: 5	H: 0 LOB: 0 BB: 0 P: 5	R: 0 E: 0 K: 0 S: 3	H: 0 LOB: 0 BB: 0 P: 3	R: 0 E: 1 K: 3 S: 11	H: 1 LOB: 2 BB: 0 P: 11
1B: 9 2B: 1 3B: 0 HR: 1	SF: 0 SAC: 0 DP: 2 HBP: 0	WP: 0 PA: 37	ERA WHIP	ERA WHIP	ERA WHIP	ERA WHIP	ERA WHIP	ERA WHIP	ERA WHIP	ERA WHIP	ERA WHIP	ERA WHIP	ERA WHIP	ERA WHIP	ERA WHIP	

PITCHER	IP	WLS	BF	H	R	ER	SO	BB	IBB	HBP	BLK	WP	HR	S	P	ERA	WHIP
Bruce Ruffin, L ERA: 6.34 (1, 1)	3.1	L	17	8	3	2	2	1	0	0	0	0	0	20	24	5.40	2.700
Tom Hume, R ERA: 5.61 (4, 1)	0.2		5	2	1	1	1	1	0	0	0	0	1	6	10	13.50	4.500
Wally Ritchie, L ERA: 2.95 (5, 1)	2.0		7	0	0	0	2	1	0	0	0	0	0	10	14	0.00	0.500
Kent Tekulve, R ERA: 3.2 (7, 1)	2.0		8	1	0	0	3	0	0	0	0	0	0	14	14	0.00	0.500

BOTTOM

Philadelphia Phillies @ San Francisco Giants  
Candlestick Park, San Francisco, CA  
Wed Jun 03 1987, 6:33 AM EDT  
Att. 10,522 - Unknown

livebaseballscores.com

AB	34
R	4
H	11
RBI	3
BB	3
SO	8
LOB	25



WP: 0	PA: 37
PB: 0	SB: 1
CS: 0	

Batter	1	2	3	4	5	6	7	8	9	AB R H RBI BB SO LOB	TOP		
Chris Speier, R (1, 5) OBP: 0.381, SLG: 0.477 Mark Wasinger, R (3, 5) OBP: 0.362, SLG: 0.429	0-0 WP 1B		0-3 K			0-0 F9		4-0 FC4-6 BB		2 1 1 0 0 1 0 1 0 0 0 1 0 0	<b>San Francisco Giants @ Houston Astros</b> Astrodome, Houston, TX Fri Jun 05 1987, 8:05 PM EDT Att: 39,250 - Unknown		
Will Clark, L (1, 3) OBP: 0.369, SLG: 0.578 Scott Garrelts, R (8, 1) OBP: 0.143, SLG: 0.143	0-0 WP 1B		0-0 F8			0-0 F6		0-0 FC4-6		4 0 1 0 0 0 2 0 0 0 0 0 0 0			
Jeffrey Leonard, R (1, 7) OBP: 0.390, SLG: 0.662	0-3 K		0-3 K			0-0 F2				4 0 1 0 0 2 2			
Candy Maldonado, R (1, 9) OBP: 0.379, SLG: 0.566	0-0 P5 1-2 3-H		0-3 K			0-3 K				4 0 0 0 0 2 2			
Chili Davis, S (1, 8) OBP: 0.345, SLG: 0.407	4-0 BB		0-0 6-3			0-3 K				3 0 0 0 1 1 1			
Bob Melvin, R (1, 2) OBP: 0.303, SLG: 0.463	0-0 F7		0-3 K			0-3 K				4 0 0 0 0 3 3			
Robby Thompson, R (1, 4) OBP: 0.339, SLG: 0.455		0-3 K			0-3 K			0-3 K		3 0 0 0 0 3 0			
Matt Williams, R (1, 6) OBP: 0.243, SLG: 0.325 Mike Aldrete, L (8, PH) OBP: 0.395, SLG: 0.397		0-3 K			0-3 K			0-0 3-1		2 0 0 0 0 2 0 1 0 0 0 0 0 0			
Mike Krukow, R (1, 1) OBP: 0.150, SLG: 0.158 Keith Comstock, L (5, 1) Randy Bockus, L (7, 1) Harry Spilman, L (8, PH) Ivan De Jesus, R (8, PR)		0-0 5-3			0-3 K			4-0 BB BB		2 0 0 0 0 1 0 0 0 0 0 0 0 0 0 0 0 0 0 0 0 0 0 0 0 1 0 0 0 0 0 0 0 0 0			
<b>Inning Stats</b>	R: 1 H: 2 E: 0 LOB: 2 K: 1 BB: 1 S: 7 P: 11	R: 0 H: 0 E: 0 LOB: 0 K: 2 BB: 0 S: 7 P: 7	R: 0 H: 0 E: 0 LOB: 0 K: 2 BB: 0 S: 7 P: 7	R: 0 H: 0 E: 0 LOB: 0 K: 2 BB: 0 S: 7 P: 7	R: 0 H: 0 E: 0 LOB: 0 K: 3 BB: 0 S: 9 P: 9	R: 0 H: 0 E: 0 LOB: 0 K: 3 BB: 0 S: 3 P: 3	R: 0 H: 0 E: 0 LOB: 0 K: 3 BB: 0 S: 9 P: 9	R: 0 H: 0 E: 0 LOB: 2 K: 1 BB: 2 S: 5 P: 13	R: 0 H: 1 E: 0 LOB: 1 K: 1 BB: 0 S: 6 P: 6	1B: 3 SF: 0 2B: 0 SAC: 0 3B: 0 DP: 0 HR: 0 HBP: 0	WP: 1 PA: 33 PB: 0 SB: 0 CS: 0		
<b>PITCHER</b>	IP WLS BF H R ER SO BB IBB HBP BLK WP HR S P ERA WHIP											<b>PITCHER</b>	IP WLS BF H R ER SO BB IBB HBP BLK WP HR S P ERA WHIP
Mike Scott, R (1, 1) ERA: 2.37 Larry Andersen, R (8, 1) ERA: 3.77	7.0 W 24 2 1 1 13 1 0 0 0 1 0 49 53 1.29 0.429												

<b>AB</b>	30
<b>R</b>	1
<b>H</b>	3
<b>RBI</b>	0
<b>BB</b>	3
<b>SO</b>	15
<b>LOB</b>	10



Batter	1	2	3	4	5	6	7	8	9	AB	R	H	RBI	BB	SO	LOB	BOTTOM	
--------	---	---	---	---	---	---	---	---	---	----	---	---	-----	----	----	-----	--------	--

<b>Billy Hatcher, R</b> <small>OBP: 0.390, SLG: 0.488</small> (1, 8) X										5	2	2	1	0	2	0		
<b>Bill Doran, S</b> <small>OBP: 0.323, SLG: 0.368</small> (1, 4) B B B B										2	1	1	1	1	0	1		
<b>Denny Walling, L</b> <small>OBP: 0.349, SLG: 0.412</small> (1, 3) X										4	1	2	2	0	0	1		
<b>Jose Cruz, L</b> <small>OBP: 0.324, SLG: 0.426</small> (1, 7) S S S										4	0	1	0	0	2	1		
<b>Kevin Bass, S</b> <small>OBP: 0.332, SLG: 0.440</small> (1, 9) X										4	0	2	1	0	0	1		
<b>Alan Ashby, S</b> <small>OBP: 0.396, SLG: 0.425</small> (1, 2) B B B B										1	1	0	0	3	0	2		
<b>Craig Reynolds, L</b> <small>OBP: 0.336, SLG: 0.363</small> (1, 6) X										4	0	1	0	0	0	5		
<b>Chuck Jackson, R</b> <small>OBP: 0.500, SLG: 0.727</small> (1, 5) X S S S										4	1	2	1	0	1	0		
<b>Mike Scott, R</b> <small>OBP: 0.179, SLG: 0.080</small> <b>Larry Andersen, R</b> (8, 1) S S S										2	0	0	0	0	2	2		
										1	0	0	0	0	1	0		
<b>Inning Stats</b>	R: 0 H: 0 E: 0 LOB: 0 K: 0 BB: 1 S: 2 P: 6	R: 0 H: 0 E: 0 LOB: 1 K: 1 BB: 1 S: 5 P: 9	R: 2 H: 2 E: 0 LOB: 0 K: 0 BB: 0 S: 5 P: 5	R: 1 H: 3 E: 0 LOB: 2 K: 1 BB: 1 S: 7 P: 11	R: 2 H: 4 E: 0 LOB: 2 K: 0 BB: 0 S: 7 P: 7	R: 0 H: 0 E: 0 LOB: 0 K: 3 BB: 0 S: 9 P: 9	R: 1 H: 2 E: 0 LOB: 2 K: 1 BB: 1 S: 7 P: 11	R: 0 H: 0 E: 0 LOB: 0 K: 2 BB: 0 S: 7 P: 7		1B: 9 SF: 1 2B: 2 SAC: 1 3B: 0 DP: 1 HR: 0 HBP: 0	WP: 0 PA: 37 PB: 1 SB: 2 CS: 1							

**San Francisco Giants @ Houston Astros**  
 Astrodome, Houston, TX  
 Fri Jun 05 1987, 8:05 PM EDT  
 Att. 39,250 - Unknown

<b>AB</b>	<b>31</b>
<b>R</b>	<b>6</b>
<b>H</b>	<b>11</b>
<b>RBI</b>	<b>6</b>
<b>BB</b>	<b>4</b>
<b>SO</b>	<b>8</b>
<b>LOB</b>	<b>13</b>



PITCHER	IP	WLS	BF	H	R	ER	SO	BB	IBB	HBP	BLK	WP	HR	S	P	ERA	WHIP
<b>Mike Krukow, R</b> <small>ERA: 6.45</small>	(1, 1)	4.1	22	8	5	4	2	3	0	0	1	0	0	23	35	8.31	2.538
<b>Keith Comstock, L</b> <small>ERA: 6.75</small>	(5, 1)	1.2	6	1	0	0	3	0	0	0	0	0	0	12	12	0.00	0.600
<b>Randy Bockus, R</b> <small>ERA: 9.0</small>	(7, 1)	1.0	6	2	1	1	1	1	0	0	0	0	0	7	11	9.00	3.000
<b>Scott Garrelts, R</b> <small>ERA: 2.93</small>	(8, 1)	1.0	3	0	0	0	2	0	0	0	0	0	0	7	7	0.00	0.000

<b>PITCHER</b>	<b>IP</b>	<b>WLS</b>	<b>BF</b>	<b>H</b>	<b>R</b>	<b>ER</b>	<b>SO</b>	<b>BB</b>	<b>IBB</b>	<b>HBP</b>	<b>BLK</b>	<b>WP</b>	<b>HR</b>	<b>S</b>	<b>P</b>	<b>ERA</b>	<b>WHIP</b>
----------------	-----------	------------	-----------	----------	----------	-----------	-----------	-----------	------------	------------	------------	-----------	-----------	----------	----------	------------	-------------

Batter	1	2	3	4	5	6	7	8	9	10	11	12	AB R H RBI BB SO LOB	TOP										
Chris Speier, R OBP: 0.379, SLG: 0.478 (1, 5)	F4		6-3		1-2 1B		1-2 K			0-3 K		0-0 SH5-4 1B 2B	6 1 2 0 0 2 1	<b>San Francisco Giants @ Houston Astros</b> Astrodome, Houston, TX Sat Jun 06 1987, 8:05 PM EDT Att. 28,878 - Unknown <a href="http://livebaseballscorecards.com">livebaseballscorecards.com</a>										
Robby Thompson, R OBP: 0.349, SLG: 0.452 (1, 4)	2B 1B		5-3		F4			4-0 G5-4-3 1B BB		4-0 1B BB		0-0 SH5-4	3 1 1 0 2 0 2											
Jeffrey Leonard, R OBP: 0.389, SLG: 0.653 (1, 7)	F8		E5		G3			0-0 G5-4-3 1B		0-0 S 1B		0-0 1-3	6 0 2 0 0 0 4											
Candy Maldonado, R OBP: 0.378, SLG: 0.564 (1, 9)	WP HR 2B		F8					0-0 G5-4-3 1B		0-3 K		0-0 FC6-4 1B	6 1 2 2 0 1 5											
Chili Davis, S OBP: 0.349, SLG: 0.419 (1, 8)	2-H HR		F8					4-0 S IBB		4-0 1-2 IBB		0-0 FC6-4	4 1 1 2 2 0 1											
Bob Brenly, R OBP: 0.370, SLG: 0.373 Jeff Robinson, R OBP: 0.154, SLG: 0.154 Mike Andretti, L OBP: 0.391, SLG: 0.392 Scott Garretts, R OBP: 0.143, SLG: 0.143 Harry Spillman, L OBP: 0.406, SLG: 0.481 Keith Comstock, L (1, 3) (6, 1) (8, PH) (8, 1) (10, PH) (10, 1)	K		5-3		L5			0-0 F7		0-0 F6			3 0 0 0 0 1 0 0 0 0 0 0 0 0 1 0 0 0 0 0 2 0 0 0 0 0 0 0 1 0 0 0 0 0 3 0 0 0 0 0 0 0											
Bob Melvin, R OBP: 0.293, SLG: 0.446 (1, 2)		0-0 5-3		0-0 5-3			0-0 F4		0-3 K		0-0 6-3		5 0 0 0 0 1 0											
Matt Williams, R OBP: 0.237, SLG: 0.317 Ivan De Jesus, R (11, PH) (11, 6)		0-3 K			4-3		0-3 K		0-3 K		0-0 F9		4 0 0 0 0 3 0 1 0 0 0 0 0 0											
Kelly Downs, R OBP: 0.130, SLG: 0.130 Will Clark, L OBP: 0.368, SLG: 0.574 (1, 1) (6, 3)		0-3 K			1B		0-0 S 1B		0-3 K		0-0 4-3		2 0 1 0 0 1 0 3 0 1 0 0 1 0											
<b>Inning Stats</b>	R: 3 E: 0 K: 1 S: 8	H: 3 LOB: 0 BB: 0 P: 8	R: 0 E: 0 K: 2 S: 7	H: 0 LOB: 0 BB: 0 P: 7	R: 0 E: 0 K: 0 S: 4	H: 0 LOB: 0 BB: 0 P: 4	R: 0 E: 0 K: 0 S: 5	H: 2 LOB: 2 BB: 0 P: 5	R: 0 E: 0 K: 2 S: 8	H: 1 LOB: 1 BB: 0 P: 8	R: 0 E: 0 K: 0 S: 3	H: 1 LOB: 2 BB: 2 P: 11	R: 0 E: 0 K: 3 S: 8		H: 0 LOB: 0 BB: 0 P: 9	R: 0 E: 0 K: 2 S: 8	H: 0 LOB: 3 BB: 2 P: 16	R: 0 E: 0 K: 0 S: 3	H: 0 LOB: 0 BB: 0 P: 3	R: 1 E: 0 K: 0 S: 5	H: 2 LOB: 1 BB: 0 P: 5	1B: 7 2B: 2 3B: 0 HR: 1	SF: 0 SAC: 1 DP: 1 HBP: 0	WP: 1 PA: 50 PB: 0 SB: 3 CS: 0
<b>PITCHER</b>	IP WLS BF H R ER SO BB IBB HBP BLK WP HR S P ERA WHIP																							
Jim Deshaies, L ERA: 4.5 (1, 1)	6.0		24	5	3	3	3	0	0	0	0	1	1		30	30	4.50	0.833						
Danny Darwin, R ERA: 3.72 (7, 1)	2.0		9	2	0	0	2	1	1	0	0	0	0	11	19	0.00	1.500							
Dave Smith, R ERA: (9, 1)	2.0		9	1	0	0	5	1	1	0	0	0	0	17	25	0.00	1.000							
Larry Andersen, R ERA: 3.82 (11, 1)	2.0	L	8	2	1	1	0	0	0	0	0	0	0	8	8	4.50	1.000							




Batter	1	2	3	4	5	6	7	8	9	10	11	12	AB	R	H	RBI	BB	SO	LOB
Billy Hatcher, R OBP: 0.384, SLG: 0.479 (1, 8)	0-0 F8		0-3 K		0-0 F8		0-0 5-3		0-0 G3 2B 1B		0-0 G4-6-3		6	1	1	0	0	1	1
Bill Doran, S OBP: 0.324, SLG: 0.364 (1, 4)	0-0 F5		0-3 K		0-0 BB 1B		4-0 CS BB		0-0 G3			0-0 F4	5	0	1	0	1	1	1
Denny Walling, L OBP: 0.375, SLG: 0.436 (1, 3)	0-0 2B 1B			0-0 1B 1B	4-0 1-2 BB		4-0 1-2 BB		0-0 2B			0-3 K	4	1	3	1	2	1	0
Jose Cruz, L OBP: 0.324, SLG: 0.429 (1, 7)	0-0 1-3 2B			0-0 1-2 1B	0-0 6-3		0-0 F2		0-3 K			0-3 K	6	0	2	0	0	2	4
Kevin Bass, S OBP: 0.324, SLG: 0.429 (1, 9)	0-3 K			0-0 F7		0-0 F8		0-3 K		0-0 P3			5	0	0	0	0	2	4
Alan Ashby, S OBP: 0.405, SLG: 0.438 Phil Garner, R OBP: 0.267, SLG: 0.352 (8, PR) Dave Smith, R OBP: 0.500, SLG: 0.500 (9, 1) Dickie Thorn, R OBP: 0.340, SLG: 0.250 (10, PH) Larry Andersen, R OBP: 0.340, SLG: 0.250 (11, 1)		0-3 K		0-0 1-2 2-H 1B		0-0 G3 1B		4-0 BB		0-0 F9			3	1	2	1	1	1	0
Craig Reynolds, L OBP: 0.322, SLG: 0.346 (1, 6)		0-0 G3		0-0 F6		0-0 G3		0-0 F9		0-0 F6			5	0	0	0	0	0	4
Chuck Jackson, R OBP: 0.471, SLG: 0.600 (1, 5)		0-0 6-3		0-0 6-3		0-0 3-H 1B		0-3 K			4-0 CS BB		4	0	1	1	1	1	3
Jim Deshaies, L OBP: 0.308, SLG: 0.100 Terry Puhl, L OBP: 0.296, SLG: 0.320 (6, PH) Danny Darwin, R OBP: 0.174, SLG: 0.304 Mark Bailey, S OBP: 0.309, SLG: 0.220 (9, 2)			0-3 K		0-0 5-3	0-0 4-3		0-3 K			4-0 G4-6-3 BB		2	0	0	0	0	1	0
													1	0	0	0	0	0	1
													0	0	0	0	0	0	0
													1	0	0	0	1	1	0

Inning Stats	R: 0	H: 2	E: 0	LOB: 2	K: 1	BB: 0	S: 7	R: 0	H: 0	E: 0	LOB: 0	K: 1	BB: 0	S: 5	R: 0	H: 0	E: 0	LOB: 0	K: 3	BB: 0	S: 9	R: 0	H: 0	E: 0	LOB: 0	K: 3	BB: 0	S: 9	R: 1	H: 3	E: 0	LOB: 2	K: 0	BB: 0	S: 6	R: 0	H: 1	E: 0	LOB: 2	K: 0	BB: 1	S: 4	R: 1	H: 2	E: 0	LOB: 1	K: 0	BB: 2	S: 5	R: 0	H: 0	E: 0	LOB: 1	K: 2	BB: 1	S: 7	R: 0	H: 0	E: 0	LOB: 1	K: 2	BB: 1	S: 11	R: 1	H: 2	E: 0	LOB: 1	K: 2	BB: 0	S: 9	R: 0	H: 0	E: 0	LOB: 0	K: 0	BB: 0	S: 3	R: 0	H: 0	E: 0	LOB: 0	K: 0	BB: 0	S: 3	R: 0	H: 0	E: 0	LOB: 0	K: 0	BB: 2	S: 1	R: 0	H: 0	E: 0	LOB: 0	K: 2	BB: 0	S: 7	R: 0	H: 0	E: 0	LOB: 0	K: 2	BB: 0	S: 7	R: 0	H: 0	E: 0	LOB: 0	K: 2	BB: 0	S: 7	1B: 7	2B: 3	3B: 0	HR: 0	SF: 0	SAC: 0	DP: 1	HBP: 0	WP: 0	PA: 49
PITCHER	IP	WLS	BF	H	R	ER	SO	BB	IBB	HBP	BLK	WP	HR	S	P	ERA	WHIP																																																																																																									
Kelly Downs, R ERA: 3.39 (1, 1)	5.2		26	8	2	2	5	1	0	0	0	0	0	35	39	3.18	1.588																																																																																																									
Jeff Robinson, R ERA: 2.76 (6, 1)	1.1		5	0	0	0	0	2	0	0	0	0	0	3	11	0.00	1.500																																																																																																									
Scott Garrelts, R ERA: 3.0 (8, 1)	2.0		9	2	1	1	4	1	0	0	0	0	0	16	20	4.50	1.500																																																																																																									
Keith Comstock, L ERA: 3.18 (10, 1)	3.0	W	9	0	0	0	2	2	0	0	0	0	0	11	19	0.00	0.667																																																																																																									

**San Francisco Giants @ Houston Astros**  
Astrodome, Houston, TX  
Sat Jun 06 1987, 8:05 PM EDT  
Att: 28,878 - Unknown

AB	43
R	3
H	10
RBI	3
BB	6
SO	11
LOB	18



WP	PA
0	49
0	0
0	0
0	2

Batter	1	2	3	4	5	6	7	8	9	AB R H RBI BB SO LOB	TOP											
Chris Speier, R OBP: 0.368, SLG: 0.462 (1, 5) X	0-0 F8		0-3 K			0-3 K		0-0 F2		4 0 0 0 0 2 1												
Will Clark, L OBP: 0.371, SLG: 0.570 Jim Gott, R (8, 1)	0-0 1B		0-0 F7			0-3 K		1-0 HBP		3 0 1 0 0 1 0 0 0 0 0 0 0 0												
Jeffrey Leonard, R OBP: 0.382, SLG: 0.641 (1, 7) X	0-0 F7			0-0 L5		0-3 K		0-3 K		4 0 0 0 0 2 3												
Candy Maldonado, R OBP: 0.385, SLG: 0.567 (1, 9) X	0-0 1B			0-0 1B			0-0 1B		0-0 F8	4 0 3 0 0 0 0												
Chili Davis, S OBP: 0.343, SLG: 0.411 (1, 8) S S S	0-3 K			0-0 F5			0-0 F9		0-0 4-3	4 0 0 0 0 1 4												
Bob Brenly, R OBP: 0.356, SLG: 0.356 (1, 2)		0-3 K		0-3 K			0-3 K		0-3 K	4 0 0 0 0 4 2												
Robby Thompson, R OBP: 0.348, SLG: 0.449 (1, 4)			0-0 4-3		0-0 B3-6-4 1B		0-3 K			3 0 1 0 0 1 1												
Ivan De Jesus, R Mike Aldrete, L OBP: 0.386, SLG: 0.388 (8, 3) (8, PH)		0-3 K			0-3 K			0-0 F7		2 0 0 0 0 2 1 1 0 0 0 0 0 0												
Atlee Hammaker, S OBP: 0.125, SLG: 0.125 Harry Spilman, L OBP: 0.424, SLG: 0.500 Matt Williams, R OBP: 0.237, SLG: 0.317 (1, 1) (8, PH) (8, 6)			0-3 K		0-0 B3-6-4 1-2f			0-0 HBP 1B		2 0 0 0 0 1 1 1 0 1 0 0 0 0 0 0 0 0 0 0 0												
<b>Inning Stats</b>	R: 0 E: 0 K: 1 S: 7	H: 2 LOB: 2 BB: 0 P: 7	R: 0 E: 0 K: 2 S: 7	H: 0 LOB: 0 BB: 0 P: 7	R: 0 E: 0 K: 2 S: 7	H: 0 LOB: 0 BB: 0 P: 7	R: 0 E: 0 K: 1 S: 6	H: 1 LOB: 1 BB: 0 P: 6	R: 0 E: 0 K: 1 S: 5	H: 1 LOB: 0 BB: 0 P: 5	R: 0 E: 0 K: 3 S: 9	H: 0 LOB: 0 BB: 0 P: 9	R: 0 E: 0 K: 2 S: 8	H: 1 LOB: 1 BB: 0 P: 8	R: 0 E: 0 K: 1 S: 6	H: 1 LOB: 2 BB: 0 P: 7	R: 0 E: 0 K: 1 S: 5	H: 0 LOB: 0 BB: 0 P: 5	1B: 6 2B: 0 3B: 0 HR: 0	SF: 0 SAC: 0 DP: 1 HBP: 1	WP: 0 PB: 0 SB: 0 CS: 0	PA: 33
<b>PITCHER</b>	IP WLS BF H R ER SO BB IBB HBP BLK WP HR S P ERA WHIP																					
Nolan Ryan, R ERA: 2.96 (1, 1)	7.0 W 25 5 0 0 12 0 0 0 0 0 0 0 49 49 0.00 0.714																					
Aurelio Lopez, R ERA: 3.72 (8, 1)	0.2 4 1 0 0 0 0 0 0 1 0 0 0 3 4 0.00 1.500																					
Dave Smith, R ERA: (8, 1)	1.1 S 4 0 0 0 2 0 0 0 0 0 0 0 8 8 0.00 0.000																					

San Francisco Giants @ Houston Astros  
Astrodome, Houston, TX  
Sun Jun 07 1987, 4:33 AM EDT  
Att: 17,234 - Unknown

AB	32
R	0
H	6
RBI	0
BB	0
SO	14
LOB	13



Batter	1	2	3	4	5	6	7	8	9	AB R H RBI BB SO LOB
--------	---	---	---	---	---	---	---	---	---	----------------------

<b>Billy Hatcher, R</b> OBP: 0.382, SLG: 0.474 (1, 7) S S S	0-3 K			x 0-0 E4 SH1-3 1B		x 0-0 1B S WP 1B	x 0-0 E6 1B			4 1 1 0 0 1 2
<b>Bill Doran, S</b> OBP: 0.327, SLG: 0.369 (1, 4) X	0-0 4-3			x 0-0 SH1-3 1-2 1B		x 0-0 WP F8 1-3 1B	x 0-0 SF9			3 0 2 1 0 0 0
<b>Chuck Jackson, R</b> OBP: 0.450, SLG: 0.556 (1, 8) X	0-0 4-3			x 0-0 SH1-3 1-2 2-3		x 0-0 F8 1-2	x 0-0 FC6-4 1-3 2-H 1B			3 0 1 1 0 0 2
<b>Alan Ashby, S</b> OBP: 0.395, SLG: 0.426 (1, 2) S S S		x 0-0 F9		x 0-3 K		x 0-3 K	x 0-0 FC6-4 1-2f			4 0 0 0 0 2 5
<b>Kevin Bass, S</b> OBP: 0.327, SLG: 0.425 (1, 9) X		x 0-0 6-3		x 4-0 IBB		x 4-0 S IBB	x 0-0 F8			2 0 0 0 2 0 0
<b>Denny Walling, L</b> OBP: 0.362, SLG: 0.419 (1, 3) X		x 0-0 1-3		x 0-0 F7		x 0-0 5-3 1-2	x 0-0 4-3			4 0 0 0 0 0 5
<b>Phil Garner, R</b> OBP: 0.267, SLG: 0.349 (1, 5) X			x 0-0 F9		x 0-0 F9		x 0-0 E E SF9 1B	x 0-3 K		4 1 1 0 0 1 0
<b>Dickie Thon, R</b> OBP: 0.321, SLG: 0.233 (1, 6) X		x 0-0 6-3		x 0-0 F8		x 0-0 FC 1-2 1B				3 1 0 0 0 0 1
<b>Nolan Ryan, R</b> OBP: 0.095, SLG: 0.200 (1, 1) <b>Jim Pankovits, R</b> OBP: 0.130, SLG: 0.091 (7, PH) <b>Aurelio Lopez, R</b> (8, 1) <b>Dave Smith, R</b> OBP: 0.500, SLG: 0.500 (8, 1)			x 0-0 F8		x 0-0 5-3		x 0-3 K			2 0 0 0 0 0 0 1 0 0 0 0 1 2 0 0 0 0 0 0 0 0 0 0 0 0 0 0

Inning Stats	R: 0 E: 0 K: 1 S: 5	H: 0 LOB: 0 BB: 0 P: 5	R: 0 E: 0 K: 0 S: 3	H: 0 LOB: 0 BB: 0 P: 3	R: 0 E: 0 K: 0 S: 3	H: 0 LOB: 0 BB: 0 P: 3	R: 0 E: 1 K: 1 S: 7	H: 1 LOB: 3 BB: 1 P: 11	R: 0 E: 0 K: 0 S: 3	H: 0 LOB: 0 BB: 0 P: 3	R: 1 E: 0 K: 1 S: 7	H: 2 LOB: 2 BB: 1 P: 11	R: 2 E: 2 K: 1 S: 9	H: 2 LOB: 2 BB: 0 P: 9	R: 0 E: 0 K: 1 S: 5	H: 0 LOB: 0 BB: 0 P: 5	1B: 5 2B: 0 3B: 0 HR: 0	SF: 1 SAC: 1 DP: 0 HBP: 0	WP: 1 PB: 0 SB: 2 CS: 0	PA: 34
--------------	------------------------------	---------------------------------	------------------------------	---------------------------------	------------------------------	---------------------------------	------------------------------	----------------------------------	------------------------------	---------------------------------	------------------------------	----------------------------------	------------------------------	---------------------------------	------------------------------	---------------------------------	----------------------------------	------------------------------------	----------------------------------	--------

PITCHER	IP	WLS	BF	H	R	ER	SO	BB	IBB	HBP	BLK	WP	HR	S	P	ERA	WHIP	PITCHER	IP	WLS	BF	H	R	ER	SO	BB	IBB	HBP	BLK	WP	HR	S	P	ERA	WHIP	
<b>Atlee Hammaker, L</b> ERA: 1.67 (1, 1)	7.0	L	31	5	3	1	4	0	2	0	0	1	0	37	45	1.29	0.714																			
<b>Jim Gott, R</b> ERA: 4.91 (8, 1)	1.0		3	0	0	0	1	0	0	0	0	0	0	5	5	0.00	0.000																			

**BOTTOM**

**San Francisco Giants @ Houston Astros**  
Astrodome, Houston, TX  
Sun Jun 07 1987, 4:33 AM EDT  
Att. 17,234 - Unknown

livebaseballscorecards.com

<b>AB</b>	<b>30</b>
<b>R</b>	<b>3</b>
<b>H</b>	<b>5</b>
<b>RBI</b>	<b>2</b>
<b>BB</b>	<b>2</b>
<b>SO</b>	<b>5</b>
<b>LOB</b>	<b>17</b>







**BOTTOM**

**San Francisco Giants @ Cincinnati Reds**  
 Riverfront Stadium, Cincinnati, OH  
 Mon Jun 08 1987, 7:05 PM EDT  
 Att. 23,566 - Unknown


livebaseballscores.com

**AB** 31  
**R** 7  
**H** 9  
**RBI** 7  
**BB** 7  
**SO** 3  
**LOB** 14



Batter	1	2	3	4	5	6	7	8	9	AB	R	H	RBI	BB	SO	LOB
Kal Daniels, L (1, 7) OBP: 0.411, SLG: 0.605	0-0 F7			0-0 1B	0-0 4-3		4-0 F8 SH3 BB		4-0 SH1-4 1B BB	3	2	1	1	2	0	1
Barry Larkin, R (1, 6) OBP: 0.279, SLG: 0.358	0-0 4-3			0-0 F8	0-0 4-3		0-0 SH3		0-0 SH1-4	3	0	0	1	0	0	1
Eric Davis, R (1, 8) OBP: 0.417, SLG: 0.729	0-3 K			4-0 1B	0-0 HR		0-0 F8		4-0 1B BB	3	2	1	0	2	1	1
Dave Parker, L (1, 9) OBP: 0.351, SLG: 0.533		0-0 6-3		0-0 F7	0-0 HR		0-0 P5		0-0 1B	5	1	2	4	0	0	3
Buddy Bell, R (1, 5) OBP: 0.363, SLG: 0.420		0-0 1-3		0-0 BB	0-0 5-3			0-0 F8		4	0	1	1	0	0	0
Nick Esasky, R (1, 3) OBP: 0.348, SLG: 0.672		0-0 F8		4-0 FC6-4		0-3 K		0-0 P6		3	0	0	0	1	1	0
Bo Diaz, R (1, 2) OBP: 0.295, SLG: 0.362			4-0 G4-6-3	0-0 BB	0-0 FC6-4		0-0 4-3		4-0 1B	2	0	1	0	2	0	3
Lloyd McClendon, R (8, PR) OBP: 0.242, SLG: 0.406				0-0 1-2f			0-0 1B		0-0 BB	0	0	0	0	0	0	0
Ron Oester, S (1, 4) OBP: 0.301, SLG: 0.330			0-0 G4-6-3		0-0 2B		0-0 4-3		0-0 1B	4	1	2	0	0	0	2
Tom Browning, L Terry Francona, L Frank Williams, R Kurt Stewart, S Rob Murphy, L Tracy Jones, R Ron Robinson, R Paul O'Neill, L John Franco, L			0-0 3-1		0-0 4-3		0-0 6-3		0-3 K	0	0	0	0	0	0	0

Inning Stats	R: 0	H: 0	E: 0	K: 1	S: 5	LOB: 0	P: 5	R: 0	H: 0	E: 0	K: 0	S: 3	LOB: 0	P: 3	R: 0	H: 0	E: 0	K: 0	S: 2	LOB: 0	P: 6	R: 1	H: 2	E: 0	K: 0	S: 5	LOB: 3	P: 13	R: 4	H: 4	E: 0	K: 0	S: 7	LOB: 0	P: 7	R: 0	H: 1	E: 0	K: 1	S: 6	LOB: 1	P: 6	R: 0	H: 0	E: 0	K: 0	S: 3	LOB: 1	P: 7	R: 0	H: 1	E: 0	K: 1	S: 6	LOB: 2	P: 10	R: 2	H: 1	E: 0	K: 0	S: 2	LOB: 1	P: 10	1B: 7	2B: 1	3B: 0	HR: 1	SF: 0	SAC: 2	DP: 1	HBP: 0	WP: 0	PA: 40	ERA	WHIP
<b>PITCHER</b>	IP	WLS	BF	H	R	ER	SO	BB	IBB	HBP	BLK	WP	HR	S	P	ERA	WHIP																																																										
Michael LaCoss, R (1, 1) ERA: 4.03	4.2		22	6	5	5	1	3	0	0	0	0	0	21	33	9.64	1.929																																																										
Jeff Robinson, R (5, 1) ERA: 2.57	3.1		14	2	0	0	2	2	0	0	0	0	0	16	24	0.00	1.200																																																										
Scott Garrelts, R (9, 1) ERA: 3.38	0.1	L	3	0	2	2	0	2	0	0	0	0	0	1	9	54.00	6.000																																																										
Keith Comstock, L (9, 1) ERA: 3.18	0.0		1	1	0	0	0	0	0	0	0	0	0	1	1	∞	∞																																																										

Batter	1	2	3	4	5	6	7	8	9	AB R H RBI BB SO LOB	TOP											
Chris Speier, R OBP: 0.374, SLG: 0.472 (1, 5) (6, 4)	0-0 1B 1B	0-0 2-H HR 2B		0-0 L9		0-0 E8 2B 1B	0-3 K		4-0 BB 1-2 BB	5 2 3 1 1 1 0												
Will Clark, L OBP: 0.374, SLG: 0.583 (1, 3)	0-0 F8	0-0 2-H HR			4-0 1B 1B BB	0-0 PB BB 2B	0-0 1B		0-0 F7	5 3 3 4 1 0 3												
Jeffrey Leonard, R OBP: 0.378, SLG: 0.626 Eddie Milner, L OBP: 0.250, SLG: 0.211 (1, 7) (6, PR) (6, 8)	0-0 BB 1-3 1B	0-3 K			0-0 F9	1-0 BB PB SF9 HBP	0-0 F8			3 0 1 0 0 1 1 1 1 0 0 0 0 1												
Candy Maldonado, R OBP: 0.393, SLG: 0.577 Mark Wasinger, R OBP: 0.354, SLG: 0.419 (1, 9) (6, 5)	4-0 1-2 BB		0-0 F8 SF9 2B		0-0 1B 1-2 1B	0-0 4-3		0-0 F3		3 1 2 0 1 0 2 1 0 0 0 0 0 0												
Chili Davis, S OBP: 0.351, SLG: 0.428 (1, 8) (6, 7)	0-3 K		0-0 F8		0-0 WP 1-3 2-H 1B	4-0 BB IBB		0-0 F9		4 0 1 1 1 1 4												
Bob Brenly, R OBP: 0.349, SLG: 0.344 (1, 2)	0-0 F8		0-0 SF9		0-3 K 1-2	4-0 BB		0-0 6-3		3 0 0 2 1 1 5												
Robby Thompson, R OBP: 0.338, SLG: 0.432 Joel Youngblood, R OBP: 0.320, SLG: 0.318 (1, 4) (6, PH) (6, 9)		0-0 P6	0-0 P4		0-3 K	0-0 SF9			0-0 F9	3 0 0 0 0 1 2 1 0 0 1 0 0 0	AB 37 R 10 H 13 RBI 10 BB 6 SO 6 LOB 20											
Matt Williams, R OBP: 0.247, SLG: 0.339 (1, 6)		4-0 SH1-4 2B BB		0-0 G1		0-0 HR K			0-0 L7	4 2 1 1 1 1 2												
Mark Davis, L OBP: 0.238, SLG: 0.381 (1, 1)		0-0 SH1-4		0-0 F8		0-0 E 2B 1B	0-0 F2		0-0 BB 1B	4 1 2 0 0 0 0												
<b>Inning Stats</b>	R: 0 E: 0 K: 1 S: 7	H: 2 LOB: 3 BB: 1 P: 11	R: 3 E: 0 K: 1 S: 7	H: 2 LOB: 0 BB: 1 P: 11	R: 1 E: 0 K: 0 S: 4	H: 1 LOB: 0 BB: 0 P: 4	R: 0 E: 0 K: 0 S: 3	H: 0 LOB: 0 BB: 0 P: 3	R: 1 E: 0 K: 2 S: 9	H: 2 LOB: 2 BB: 1 P: 13	R: 5 E: 1 K: 1 S: 9	H: 4 LOB: 2 BB: 2 P: 18	R: 0 E: 0 K: 1 S: 6	H: 1 LOB: 1 BB: 0 P: 6	R: 0 E: 0 K: 0 S: 3	H: 0 LOB: 0 BB: 0 P: 3	R: 0 E: 0 K: 0 S: 4	H: 1 LOB: 2 BB: 1 P: 8	1B: 8 2B: 3 3B: 0 HR: 2	SF: 2 SAC: 1 DP: 0 HBP: 1	WP: 1 PB: 1 SB: 0 CS: 0	PA: 47
<b>PITCHER</b>	IP WLS BF H R ER SO BB IBB HBP BLK WP HR S P ERA WHIP																					
Pat Pacillo, R ERA: 6.88 (1, 1)	5.0 L 25 7 5 5 4 3 0 0 0 1 1 30 42 9.00 2.000																					
Rob Murphy, L ERA: 2.85 (6, 1)	0.0 4 4 4 4 0 0 0 0 0 0 0 1 4 4 ∞ ∞																					
Guy Hoffman, L ERA: 2.86 (6, 1)	2.0 10 1 1 1 2 1 1 1 0 0 0 0 11 20 4.50 1.000																					
Tom Browning, L ERA: 7.76 (8, 1)	2.0 8 1 0 0 0 1 0 0 0 0 0 0 7 11 0.00 1.000																					

San Francisco Giants @ Cincinnati Reds  
Riverfront Stadium, Cincinnati, OH  
Tue Jun 09 1987, 7:05 PM EDT  
Att. 26,178 - Unknown

livebaseballscorecards.com

BOTTOM

San Francisco Giants @ Cincinnati Reds  
Riverfront Stadium, Cincinnati, OH

AB	34
R	2
H	9
RBI	2
BB	1
SO	4
LOB	15



WP:	0	PA:	35
PB:	0		
SB:	2		
CS:	0		

Tue Jun 09 1987, 7:05 PM EDT  
Att. 26,178 - Unknown

livebaseballscorecards.com

AB R H RBI BB SO LOB

4	0	3	1	0	0	0
4	0	1	0	0	0	2
3	0	0	0	0	1	3
1	0	0	0	0	0	1
2	0	0	0	0	1	1
2	0	0	0	0	0	1
3	1	1	0	1	0	0
4	0	1	0	0	0	1
4	0	2	1	0	1	0
4	0	0	0	0	1	4
1	1	1	0	0	0	0
1	0	0	0	0	0	0
0	0	0	0	0	0	0
0	0	0	0	0	0	0
1	0	0	0	0	0	2
0	0	0	0	0	0	0

Batter	1	2	3	4	5	6	7	8	9
Tracy Jones, R OBP: 0.400, SLG: 0.603 (1, 7) (5, 9) (7, 8)	0-0 1B		0-0 2B			0-0 P4		0-0 1B	
Barry Larkin, R OBP: 0.279, SLG: 0.354 (1, 6)	0-0 P6		0-0 1B			0-0 5-3		0-0 F7	
Eric Davis, R OBP: 0.411, SLG: 0.717 Paul O'Neill, L OBP: 0.281, SLG: 0.464 (1, 8) (7, 9)	0-3 K		0-0 G6-4-3			0-0 F9		0-0 F8	
Dave Parker, L OBP: 0.348, SLG: 0.529 Kal Daniels, L OBP: 0.407, SLG: 0.597 (1, 9) (5, 7)	0-0 F8			0-3 K			0-0 4-3	0-0 F9	
Buddy Bell, R OBP: 0.366, SLG: 0.425 (1, 5)		0-0 F9		0-0 F8			0-0 1B 2B		4-0 1B BB
Nick Esasky, R OBP: 0.342, SLG: 0.646 (1, 3)		0-0 F8		0-0 F8			0-0 2B 1B	0-0 F8	
Bo Diaz, R OBP: 0.299, SLG: 0.370 (1, 2)		0-0 6-3			0-3 K		0-0 1-3 2B	0-0 1-2 1B	
Dave Concepcion, R OBP: 0.352, SLG: 0.339 (1, 4)			0-0 6-3		0-0 6-3		0-3 K	0-0 G4-6-3	
Pat Pacillo, R OBP: 0.250, SLG: 0.500 Kurt Stillwell, S OBP: 0.358, SLG: 0.392 Rob Murphy, L OBP: 0.250, SLG: 0.250 Guy Hoffman, L OBP: 0.235, SLG: 0.384 Lloyd McClendon, R OBP: 0.250, SLG: 0.214 (1, 1) (5, PH) (6, 1) (6, 1) (7, PH) (8, 1)			0-0 2B		0-0 6-3		0-0 6-3		0-0 1-2f

Inning Stats	R: 0 E: 0 K: 1 S: 6	H: 1 LOB: 1 BB: 0 P: 6	R: 0 E: 0 K: 0 S: 3	H: 0 LOB: 0 BB: 0 P: 3	R: 1 E: 0 K: 0 S: 5	H: 3 LOB: 1 BB: 0 P: 5	R: 0 E: 0 K: 1 S: 5	H: 0 LOB: 0 BB: 0 P: 5	R: 0 E: 0 K: 1 S: 5	H: 0 LOB: 0 BB: 0 P: 5	R: 0 E: 0 K: 0 S: 3	H: 0 LOB: 0 BB: 0 P: 3	R: 1 E: 0 K: 1 S: 8	H: 3 LOB: 2 BB: 0 P: 8	R: 0 E: 0 K: 0 S: 4	H: 1 LOB: 1 BB: 0 P: 4	R: 0 E: 0 K: 0 S: 3	H: 1 LOB: 1 BB: 1 P: 7	1B: 5 2B: 4 3B: 0 HR: 0	SF: 0 SAC: 0 DP: 2 HBP: 0	WP: 0 PB: 0 SB: 2 CS: 0	PA: 35
--------------	------------------------------	---------------------------------	------------------------------	---------------------------------	------------------------------	---------------------------------	------------------------------	---------------------------------	------------------------------	---------------------------------	------------------------------	---------------------------------	------------------------------	---------------------------------	------------------------------	---------------------------------	------------------------------	---------------------------------	----------------------------------	------------------------------------	----------------------------------	--------

PITCHER	IP	WLS	BF	H	R	ER	SO	BB	IBB	HBP	BLK	WP	HR	S	P	ERA	WHIP
Mark Davis, L ERA: 4.79 (1, 1)	9.0	W	35	9	2	2	4	1	0	0	0	0	0	42	46	2.00	1.111

PITCHER	IP	WLS	BF	H	R	ER	SO	BB	IBB	HBP	BLK	WP	HR	S	P	ERA	WHIP
---------	----	-----	----	---	---	----	----	----	-----	-----	-----	----	----	---	---	-----	------



Batter	1	2	3	4	5	6	7	8	9	AB	R	H	RBI	BB	SO	LOB
Kal Daniels, L (1, 7) OBP: 0.409, SLG: 0.633	0-0 HR		0-0 HR		0-0 FC4-6 PO			0-0 4-3		4	2	2	3	0	0	2
Kurt Stillwell, S (1, 6) OBP: 0.355, SLG: 0.388	0-3 K		0-0 CS 1B		0-0 PO	0-0 F5		0-0 G3		4	0	1	0	0	1	1
Eric Davis, R (1, 8) OBP: 0.408, SLG: 0.706	4-0 G4-6-3 BB		0-3 K			0-0 5-3		0-3 K		3	0	0	0	1	2	2
Dave Parker, L (1, 9) OBP: 0.347, SLG: 0.537	0-0 G4-6-3		0-0 CS	0-0 F2		0-0 HR		0-0 L9		4	1	1	1	0	0	1
Buddy Bell, R (1, 5) OBP: 0.364, SLG: 0.417		0-0 5-3		4-0 G3-7-5 BB		0-0 5-3		0-3 K		3	0	0	0	1	1	0
Terry Francona, L (1, 3) OBP: 0.245, SLG: 0.250		0-3 K		0-0 G3-7-5			0-3 K		0-3 K	2	0	0	0	0	1	1
Nick Esasky, R (7, PH) OBP: 0.333, SLG: 0.627										2	0	0	0	0	2	0
Lloyd McClendon, R (1, 2) OBP: 0.216, SLG: 0.361		0-0 F7			0-3 K		0-0 4-3			3	0	0	0	0	1	1
Ron Robinson, R (8, 1)										0	0	0	0	0	0	0
Bill Scherrer, L (9, 1)										0	0	0	0	0	0	0
Ron Oester, S (1, 4) OBP: 0.301, SLG: 0.335		0-3 K			0-0 1B FC4-6 2B		0-0 L7			3	1	1	0	0	1	1
Bill Gullickson, R (1, 1) OBP: 0.250, SLG: 0.393			0-3 K					4-0 G3 4-3 BB		2	0	1	0	0	1	0
Rob Murphy, L (8, 1) OBP: 0.250, SLG: 0.250										0	0	0	0	0	0	0
Bo Diaz, R (8, 2) OBP: 0.302, SLG: 0.370										0	0	0	0	1	0	0

Inning Stats	R: 1	H: 1	E: 0	K: 1	S: 5	LOB: 0	BB: 1	P: 9	R: 0	H: 0	E: 0	K: 2	S: 8	LOB: 1	BB: 0	P: 8	R: 1	H: 2	E: 0	K: 2	S: 8	LOB: 0	BB: 0	P: 8	R: 0	H: 0	E: 0	K: 0	S: 2	LOB: 0	BB: 1	P: 6	R: 1	H: 2	E: 0	K: 1	S: 6	LOB: 0	BB: 0	P: 6	R: 0	H: 1	E: 0	K: 0	S: 4	LOB: 0	BB: 0	P: 4	R: 0	H: 0	E: 0	K: 1	S: 5	LOB: 0	BB: 1	P: 9	R: 0	H: 0	E: 0	K: 2	S: 7	LOB: 0	BB: 0	P: 7	1B: 2	2B: 2	3B: 0	HR: 3	SF: 0	SAC: 0	DP: 2	HBP: 0	WP: 0	PA: 35
--------------	------	------	------	------	------	--------	-------	------	------	------	------	------	------	--------	-------	------	------	------	------	------	------	--------	-------	------	------	------	------	------	------	--------	-------	------	------	------	------	------	------	--------	-------	------	------	------	------	------	------	--------	-------	------	------	------	------	------	------	--------	-------	------	------	------	------	------	------	--------	-------	------	-------	-------	-------	-------	-------	--------	-------	--------	-------	--------


PITCHER	IP	WLS	BF	H	R	ER	SO	BB	IBB	HBP	BLK	WP	HR	S	P	ERA	WHIP
Jim Gott, R (1, 1) ERA: 5.12	6.0		23	6	4	4	6	2	0	0	0	0	3	33	41	6.00	1.333
Keith Comstock, L (7, 1) ERA: 2.7	1.0	W	3	0	0	0	1	0	0	0	0	0	0	5	5	0.00	0.000
Scott Garrelts, R (8, 1) ERA: 3.23	2.0	S	7	0	0	0	3	1	0	0	0	0	0	12	16	0.00	0.500

**BOTTOM**

**San Francisco Giants @ Cincinnati Reds**  
Riverfront Stadium, Cincinnati, OH

Wed Jun 10 1987, 3:33 AM EDT  
Att. 32,320 - Unknown

AB	30
R	4
H	6
RBI	4
BB	3
SO	10
LOB	9



Batter	1	2	3	4	5	6	7	8	9	AB R H RBI BB SO LOB	TOP
<b>Tim Flannery, L</b> (1, 4) <small>OBP: 0.298, SLG: 0.247</small>	0-0 F8		0-0 E 1B	4-0 FC6-4 IBB			0-0 4-3		0-0 G6-4-3 1B	4 0 2 0 1 0 0	<b>San Diego Padres @ San Francisco Giants</b> Candlestick Park, San Francisco, CA Thu Jun 11 1987, 10:05 PM EDT Att. 6,982 - Unknown <a href="http://livebaseballscorecards.com">livebaseballscorecards.com</a>
<b>Randy Ready, R</b> (1, 7) <small>OBP: 0.407, SLG: 0.431</small>	0-0 E5		0-0 E 1B	0-0 FC6-4 1-2f			4-0 BB		0-0 G6-4-3 1-2f	4 0 1 0 1 0 5	
<b>Tony Gwynn, L</b> (1, 9) <b>Jim Steels, L</b> (3, PR) <small>OBP: 0.440, SLG: 0.518</small> <small>OBP: 0.311, SLG: 0.240</small>	0-0 F7		0-0 E6 1-2 2-3		0-3 K2-3		0-3 K			2 0 0 0 0 0 3 2 0 0 0 0 2 1	
<b>John Kruk, L</b> (1, 3) <small>OBP: 0.459, SLG: 0.519</small>	0-3 K		0-3 K		0-0 4-3			0-0 6-3		4 0 0 0 0 2 4	
<b>Kevin Mitchell, R</b> (1, 5) <small>OBP: 0.299, SLG: 0.340</small>		4-0 BB 4-3 BB	0-3 K		0-0 6-3			0-0 F7		3 0 0 0 1 1 3	
<b>Benito Santiago, R</b> (1, 2) <small>OBP: 0.302, SLG: 0.400</small>		0-0 4-3 1-2		0-0 G3 1B 1B		0-0 G3-6-3 1B		0-0 S 1B		4 0 3 0 0 0 1	
<b>Shane Mack, R</b> (1, 8) <small>OBP: 0.286, SLG: 0.271</small>		0-0 5-3		0-0 G3 1-2 1B		0-0 F3		0-0 6-3 1-2		4 0 1 0 0 0 3	
<b>Garry Templeton, S</b> (1, 6) <small>OBP: 0.272, SLG: 0.254</small>		0-0 4-3		0-0 G3 1-2 2-3		0-0 G3-6-3 1-2f		4-0 BB 1B BB		3 0 0 0 1 0 4	
<b>Eric Show, R</b> (1, 1) <small>OBP: 0.032, SLG: 0.032</small> <b>Luis Salazar, R</b> (7, PH) <small>OBP: 0.340, SLG: 0.384</small> <b>Lance McCullers, S</b> (7, 1) <small>OBP: 0.322, SLG: 0.348</small> <b>Carmelo Martinez, R</b> (9, PH)			0-0 6-3	0-3 K			0-0 5-3	0-0 F2		2 0 0 0 0 1 2 1 0 0 0 0 0 0 0 0 0 0 0 0 0 1 0 0 0 0 0 1	
<b>Inning Stats</b>	R: 0 H: 0 E: 1 LOB: 1 K: 1 BB: 0 S: 6 P: 6	R: 0 H: 0 E: 0 LOB: 1 K: 0 BB: 1 S: 3 P: 7	R: 0 H: 2 E: 1 LOB: 3 K: 2 BB: 0 S: 10 P: 10	R: 0 H: 2 E: 0 LOB: 3 K: 1 BB: 1 S: 7 P: 11	R: 0 H: 0 E: 0 LOB: 0 K: 1 BB: 0 S: 5 P: 5	R: 0 H: 1 E: 0 LOB: 0 K: 0 BB: 0 S: 3 P: 3	R: 0 H: 0 E: 0 LOB: 1 K: 1 BB: 1 S: 5 P: 9	R: 0 H: 1 E: 0 LOB: 1 K: 0 BB: 0 S: 4 P: 4	R: 0 H: 1 E: 0 LOB: 1 K: 0 BB: 1 S: 3 P: 7	1B: 7 SF: 0 2B: 0 SAC: 0 3B: 0 DP: 2 HR: 0 HBP: 0	
<b>PITCHER</b> <b>Kelly Downs, R</b> (1, 1) <small>ERA: 2.99</small>	IP 9.0 WLS W BF 38 H 7 R 0 ER 0 SO 6 BB 3 IBB 1 HBP 0 BLK 0 WP 0 HR 0 S 46 P 62 ERA 0.00 WHIP 1.111										

AB	34
R	0
H	7
RBI	0
BB	4
SO	6
LOB	27



Batter	1	2	3	4	5	6	7	8	9	AB	R	H	RBI	BB	SO	LOB
--------	---	---	---	---	---	---	---	---	---	----	---	---	-----	----	----	-----

<b>Eddie Milner, L</b> (1, 8) <small>OBP: 0.321, SLG: 0.269</small>	0-0 		4-0 			0-0 				2	0	1	0	1	0	0
<b>Chris Speier, R</b> (1, 4) <small>OBP: 0.361, SLG: 0.452</small>	0-0 		0-0 			0-3 				3	0	0	1	0	1	3
<b>Will Clark, L</b> (1, 3) <b>Mike Aldrete, L</b> (8, 3) <small>OBP: 0.368, SLG: 0.586</small> <small>OBP: 0.378, SLG: 0.378</small>	0-0 		0-0 			0-0 				3	0	0	0	0	0	2
<b>Candy Maldonado, R</b> (1, 9) <small>OBP: 0.396, SLG: 0.585</small>		4-0 		0-0 			0-0 			2	0	0	0	1	0	0
<b>Chili Davis, S</b> (1, 7) <small>OBP: 0.349, SLG: 0.418</small>		4-0 		0-0 			0-3 			2	0	0	0	1	1	0
<b>Bob Melvin, R</b> (1, 2) <small>OBP: 0.297, SLG: 0.459</small>		0-0 		0-0 			0-3 			3	0	0	0	0	1	1
<b>Ivan De Jesus, R</b> (1, 6) <b>Joel Youngblood, R</b> (8, PH) <b>Mark Wasinger, R</b> (9, 5) <small>OBP: 0.250, SLG: 0.250</small> <small>OBP: 0.308, SLG: 0.304</small> <small>OBP: 0.354, SLG: 0.419</small>			0-0 			0-0 				2	0	0	0	0	0	0
<b>Matt Williams, R</b> (1, 5) <small>OBP: 0.243, SLG: 0.337</small>			0-0 			0-3 			0-0 	3	1	1	0	0	1	0
<b>Kelly Downs, R</b> (1, 1) <small>OBP: 0.154, SLG: 0.154</small>			0-0 			0-0 			0-3 	3	0	1	0	0	1	0

Inning Stats	R: 0	H: 1	E: 0	K: 0	S: 3	LOB: 0	BB: 0	P: 3	R: 0	H: 0	E: 0	K: 0	S: 1	LOB: 0	BB: 2	P: 9	R: 1	H: 2	E: 0	K: 0	S: 5	LOB: 2	BB: 1	P: 9	R: 0	H: 0	E: 0	K: 0	S: 3	LOB: 0	BB: 0	P: 3	R: 0	H: 0	E: 0	K: 1	S: 5	LOB: 0	BB: 0	P: 5	R: 0	H: 0	E: 0	K: 1	S: 5	LOB: 0	BB: 0	P: 5	R: 0	H: 0	E: 0	K: 2	S: 7	LOB: 0	BB: 0	P: 7	R: 0	H: 0	E: 0	K: 2	S: 7	LOB: 0	BB: 0	P: 7	R: 0	H: 0	E: 0	K: 2	S: 7	LOB: 0	BB: 0	P: 7
--------------	------	------	------	------	------	--------	-------	------	------	------	------	------	------	--------	-------	------	------	------	------	------	------	--------	-------	------	------	------	------	------	------	--------	-------	------	------	------	------	------	------	--------	-------	------	------	------	------	------	------	--------	-------	------	------	------	------	------	------	--------	-------	------	------	------	------	------	------	--------	-------	------	------	------	------	------	------	--------	-------	------

PITCHER	IP	WLS	BF	H	R	ER	SO	BB	IBB	HBP	BLK	WP	HR	S	P	ERA	WHIP
<b>Eric Show, R</b> (1, 1) <small>ERA: 3.89</small>	6.0	L	21	3	1	1	2	3	0	0	0	0	0	22	34	1.50	1.000
<b>Lance McCullers, R</b> (7, 1) <small>ERA: 4.1</small>	2.0		6	0	0	0	4	0	0	0	0	0	0	14	14	0.00	0.000

**BOTTOM**

**San Diego Padres @ San Francisco Giants**  
 Candlestick Park, San Francisco, CA  
 Thu Jun 11 1987, 10:05 PM EDT  
 Att. 6,982 - Unknown

AB	24
R	1
H	3
RBI	1
BB	3
SO	6
LOB	6



WP	PA	ERA	WHIP
0	27		

Batter	1	2	3	4	5	6	7	8	9	AB R H RBI BB SO LOB	TOP										
Tim Flannery, L (1, 4) OBP: 0.315, SLG: 0.269	0-0 FC4-6 1B	0-0 2-H 1B			0-0 4-3		0-0 BB 1B		0-0 F9	5 1 3 1 0 0 1	<b>San Diego Padres @ San Francisco Giants</b> Candlestick Park, San Francisco, CA Fri Jun 12 1987, 10:05 PM EDT Att. 12,577 - Unknown <a href="http://livebaseballscorecards.com">livebaseballscorecards.com</a>										
Randy Ready, R (1, 7) OBP: 0.407, SLG: 0.430	0-0 FC4-6 1B	0-0 5-3			0-0 CS 1B		0-3 K		0-0 F9	5 0 2 0 0 1 4											
Tony Gwynn, L (1, 9) OBP: 0.438, SLG: 0.511	0-0 FC4-6 1B			0-0 6-3	0-0 4-3		4-0 BB BB			3 1 0 1 1 0 2											
Jim Steels, L (7, PR) OBP: 0.311, SLG: 0.240	1-2f 3-H 1B				1-2		1-2 2-3 BB			0 0 0 0 0 0 0											
John Kruk, L (1, 3) OBP: 0.450, SLG: 0.506	0-3 K			0-0 4-3		0-0 L5		0-3 K		4 0 0 0 0 2 4											
Benito Santiago, R (1, 2) OBP: 0.306, SLG: 0.402	0-0 2-H 1B			0-0 S 1B		0-0 F8		0-3 K		4 0 2 1 0 1 0											
Shane Mack, R (1, 8) OBP: 0.284, SLG: 0.286		0-0 WP FC3-6 2B		0-0 G1-4-3		0-0 4-3		0-3 K		4 1 1 0 0 1 1											
Kevin Mitchell, R (1, 5) OBP: 0.304, SLG: 0.361		4-0 FC3-6 BB		0-0 5-3		0-0 HR		0-3 K		3 1 1 1 1 1 0											
Garry Templeton, S (1, 6) OBP: 0.276, SLG: 0.260		0-0 FC3-6 SH1-3 1B		0-3 K		0-0 FC2-6 1B			0-0 1B	4 1 2 1 0 1 1											
Ed Whitson, R (1, 1) OBP: 0.080, SLG: 0.080		0-0 SH1-3		0-3 K		0-0 FC2-6 BB 1B			0-3 K	3 0 0 0 0 2 2											
<b>Inning Stats</b>	R: 2 E: 0 K: 1 S: 7	H: 3 LOB: 1 BB: 0 P: 7	R: 2 E: 0 K: 0 S: 5	H: 2 LOB: 1 BB: 1 P: 9	R: 0 E: 0 K: 0 S: 4	H: 1 LOB: 1 BB: 0 P: 4	R: 0 E: 0 K: 2 S: 7	H: 0 LOB: 0 BB: 0 P: 7	R: 0 E: 0 K: 0 S: 3	H: 0 LOB: 0 BB: 0 P: 3	R: 1 E: 0 K: 2 S: 10	H: 3 LOB: 3 BB: 1 P: 14	R: 0 E: 0 K: 3 S: 9	H: 0 LOB: 0 BB: 0 P: 9	R: 0 E: 0 K: 1 S: 6	H: 1 LOB: 1 BB: 0 P: 6	1B: 9 2B: 1 3B: 0 HR: 1	SF: 0 SAC: 1 DP: 0 HBP: 0	WP: 1 PB: 0 SB: 3 CS: 1	PA: 38	
<b>PITCHER</b>	IP WLS BF H R ER SO BB IBB HBP BLK WP HR S P ERA WHIP																			<b>PITCHER</b>	IP WLS BF H R ER SO BB IBB HBP BLK WP HR S P ERA WHIP
Michael LaCoss, R (1, 1) ERA: 4.53	1.2 L 10 5 4 4 1 1 0 0 0 1 0 11 15 21.60 3.600																				
Randy Bockus, R (2, 1) ERA: 1.69	4.1 14 2 0 0 2 0 0 0 0 0 0 0 18 18 0.00 0.462																				
Keith Comstock, L (7, 1) ERA: 3.12	2.0 10 3 1 1 5 1 0 0 0 0 0 1 19 23 4.50 2.000																				
Jeff Robinson, R (9, 1) ERA: 2.52	1.0 4 1 0 0 1 0 0 0 0 0 0 0 6 6 0.00 1.000																				

AB	35
R	5
H	11
RBI	5
BB	2
SO	9
LOB	15





Batter	1	2	3	4	5	6	7	8	9	AB	R	H	RBI	BB	SO	LOB
Eddie Milner, L (1, 8) OBP: 0.290, SLG: 0.241 Keith Comstock, L (7, 1) Will Clark, L (8, PH) OBP: 0.366, SLG: 0.583 Jeff Robinson, R (9, 1) OBP: 0.143, SLG: 0.143	0-0 F7		0-0 1-3			0-3 K		0-3 K		3	0	0	0	0	1	1
Chris Speier, R (1, 4) OBP: 0.352, SLG: 0.439	0-0 G3			0-0 G3		0-0 6-3			0-0 5-3	4	0	0	0	0	0	0
Jeffrey Leonard, R (1, 7) OBP: 0.372, SLG: 0.616	0-0 F8			0-0 6-3			0-0 6-3		0-0 F8	4	0	0	0	0	0	0
Candy Maldonado, R (1, 9) OBP: 0.390, SLG: 0.575		0-0 F7		0-0 6-3			0-0 F9		0-0 5-3	4	0	0	0	0	0	0
Mike Aldrete, L (1, 3) OBP: 0.376, SLG: 0.376		0-0 F7			0-0 F7		0-0 1B			3	0	1	0	0	0	0
Bob Brenly, R (1, 2) OBP: 0.357, SLG: 0.365		0-3 K			0-0 1B		0-0 F6			3	0	1	0	0	1	1
Mark Wasinger, R (1, 5) OBP: 0.360, SLG: 0.422 Joel Youngblood, R (8, PH) OBP: 0.296, SLG: 0.292 Ivan De Jesus, R (9, 6) OBP: 0.250, SLG: 0.250			0-0 1B		0-0 F8			0-0 G3		2	0	1	0	0	0	1
Matt Williams, R (1, 6) OBP: 0.241, SLG: 0.333 Harry Spilman, L (8, PH) OBP: 0.429, SLG: 0.517		0-3 K		0-0 F7			0-0 1B		0-0 K	2	0	0	0	0	1	2
Michael LaCoss, R (1, 1) OBP: 0.143, SLG: 0.100 Randy Bockus, L (2, 1) Chili Davis, S (6, PH) OBP: 0.346, SLG: 0.414			0-3 K		0-0 4-3			0-3 K		1	0	0	0	0	1	1
										2	0	0	0	0	1	1

Inning Stats	R: 0	H: 0	E: 0	K: 0	S: 3	R: 0	H: 0	E: 0	K: 1	S: 5	R: 0	H: 1	E: 0	K: 2	S: 8	R: 0	H: 0	E: 0	K: 0	S: 3	R: 0	H: 1	E: 0	K: 0	S: 4	R: 0	H: 0	E: 0	K: 1	S: 5	R: 0	H: 1	E: 0	K: 2	S: 8	R: 0	H: 1	E: 0	K: 0	S: 8	R: 0	H: 0	E: 0	K: 0	S: 3																		
PITCHER Ed Whitson, R (1, 1) ERA: 4.55	IP	WLS	BF	H	R	ER	SO	BB	IBB	HBP	BLK	WP	HR	S	P	ERA	WHIP																			IP	WLS	BF	H	R	ER	SO	BB	IBB	HBP	BLK	WP	HR	S	P	ERA	WHIP											
	9.0	W	31	4	0	0	6	0	0	0	0	0	0	43	43	0.00	0.444																																														


**BOTTOM**

**San Diego Padres @ San Francisco Giants**  
Candlestick Park, San Francisco, CA

Fri Jun 12 1987, 10:05 PM EDT  
Att. 12,577 - Unknown

AB	31
R	0
H	4
RBI	0
BB	0
SO	6
LOB	8

WP: 0 PA: 31  
PB: 0  
SB: 0  
CS: 0



Batter	1	2	3	4	5	6	7	8	9	AB R H RBI BB SO LOB	TOP											
Randy Ready, R (1, 7) OBP: 0.424, SLG: 0.439 Craig Lefferts, L (6, 1) OBP: 0.500, SLG: 0.500	0-0 2B 1B	0-0 E9 1B 1B			4-0 2B BB	4-0 2B BB		0-0 L4-3 1B		2 4 2 0 2 0 0 1 0 1 0 0 0 0	<b>San Diego Padres @ San Francisco Giants</b> Candlestick Park, San Francisco, CA Sat Jun 13 1987, 6:33 AM EDT Att: 19,499 - Unknown <a href="http://livebaseballscorecards.com">livebaseballscorecards.com</a>											
Garry Templeton, S (1, 6) OBP: 0.275, SLG: 0.258	0-0 F9	0-0 1B			0-3 K	0-3 K		0-0 L4-3		5 0 1 2 0 2 5												
Carmelo Martinez, R (1, 3) OBP: 0.330, SLG: 0.364	0-0 6-3 1-H 2B	0-3 K			4-0 2B 1B BB	0-0 4-3 2B		0-0 6-3		4 1 2 3 1 1 1												
Benito Santiago, R (1, 2) OBP: 0.303, SLG: 0.402	0-0 6-3 2-3				0-0 1B 2B	0-0 4-3		0-3 K		5 1 1 1 0 2 2												
Kevin Mitchell, R (1, 5) OBP: 0.307, SLG: 0.354	0-0 4-3				4-0 1B WP IBB	0-3 K		4-0 BB E BB		3 2 0 0 2 1 2												
Shane Mack, R (1, 8) OBP: 0.292, SLG: 0.338		0-0 HR			0-0 1B			0-3 K		5 1 2 3 0 1 1												
Luis Salazar, R (1, 9) OBP: 0.333, SLG: 0.367		0-0 F9			0-0 5-3	0-0 F9		0-0 4-3		4 0 0 0 1 0 1												
Tim Flannery, L (1, 4) OBP: 0.330, SLG: 0.272		4-0 E 1B BB			0-0 F6	0-0 F7		4-0 BB		3 1 1 1 2 0 1												
Andy Hawkins, R (1, 1) OBP: 0.160, SLG: 0.160 Jim Steels, L (6, PH) OBP: 0.313, SLG: 0.245		0-3 K			0-0 4-3			0-0 BB 2B 1B		2 0 0 0 0 1 1 3 1 1 0 0 1 3												
<b>Inning Stats</b>	R: 1 E: 0 K: 0 S: 5	H: 2 LOB: 1 BB: 0 P: 5	R: 3 E: 1 K: 2 S: 10	H: 3 LOB: 1 BB: 1 P: 14	R: 0 E: 0 K: 1 S: 5	H: 0 LOB: 0 BB: 0 P: 5	R: 0 E: 0 K: 0 S: 3	H: 0 LOB: 0 BB: 0 P: 3	R: 4 E: 0 K: 1 S: 7	H: 2 LOB: 1 BB: 3 P: 19	R: 2 E: 0 K: 2 S: 9	H: 2 LOB: 1 BB: 1 P: 13	R: 0 E: 0 K: 1 S: 5	H: 0 LOB: 1 BB: 1 P: 9	R: 0 E: 0 K: 0 S: 3	H: 1 LOB: 0 BB: 0 P: 3	R: 1 E: 1 K: 2 S: 8	H: 1 LOB: 2 BB: 2 P: 16	1B: 7 2B: 4 3B: 0 HR: 1	SF: 0 SAC: 0 DP: 1 HBP: 0	WP: 1 PB: 0 SB: 2 CS: 0	PA: 45
<b>PITCHER</b>	IP WLS BF H R ER SO BB IBB HBP BLK WP HR S P ERA WHIP																					
Atlee Hammaker, L (1, 1) ERA: 2.85	4.1 L 24 7 8 7 4 3 1 0 0 0 1 28 44 14.54 2.308																					
Jon Perlman, R (5, 1) ERA:	0.2 2 0 0 0 0 0 0 0 0 0 1 0 2 2 0.00 0.000																					
Jim Gott, R (6, 1) ERA: 5.35	2.0 10 2 2 2 3 2 0 0 0 0 0 0 14 22 9.00 2.000																					
Michael LaCoss, R (8, 1) ERA: 4.45	1.0 3 1 0 0 0 0 0 0 0 0 0 0 3 3 0.00 1.000																					
Scott Garrelts, R (9, 1) ERA: 3.35	1.0 6 1 1 1 2 2 0 0 0 0 0 0 8 16 9.00 3.000																					





Batter	1	2	3	4	5	6	7	8	9	AB R H RBI BB SO LOB	TOP	
Chris Speier, R (1, 5) OBP: 0.359, SLG: 0.432	0-0 HR 1B		0-0 5-3		0-0 F9			0-0 F8		4 1 1 0 0 0 0		
Will Clark, L (1, 3) OBP: 0.379, SLG: 0.602	0-0 1-H HR		0-0 1B			0-0 1-3		0-0 4-3		4 1 2 2 0 0 0		
Jeffrey Leonard, R (1, 7) OBP: 0.364, SLG: 0.597	0-0 G4-6-3 1B		0-0 F8			0-3 K			0-0 F9	4 0 1 0 0 1 1		
Candy Maldonado, R (1, 9) OBP: 0.380, SLG: 0.555	0-0 F5		0-3 K			0-3 K			0-0 F3	4 0 0 0 0 2 2		
Chili Davis, S (1, 8) OBP: 0.335, SLG: 0.395	0-0 G4-6-3 1-2f		0-0 F8			4-0 FC6-4 BB			0-0 4-3	3 0 0 0 1 0 1		
Bob Melvin, R (1, 2) OBP: 0.286, SLG: 0.436		0-0 FC6 1B		0-0 F4		0-0 FC6-4 1-2f				3 0 1 0 0 0 1		
Robby Thompson, R (1, 4) OBP: 0.344, SLG: 0.445		0-3 K		0-0 F8		0-3 K				3 0 0 0 0 2 2		
Matt Williams, R (1, 6) OBP: 0.240, SLG: 0.328		0-3 K			0-0 F3		0-0 F8			2 0 0 0 0 1 1		
Mike Aldrete, L (7, PH) OBP: 0.361, SLG: 0.360										1 0 0 0 0 0 1		
Ivan De Jesus, R (7, 6) OBP: 0.200, SLG: 0.200										0 0 0 0 0 0 0		
Kelly Downs, R (1, 1) OBP: 0.143, SLG: 0.143		0-0 FC6		0-3 K			0-0 F5			2 0 0 0 0 1 1		
Jon Perlman, L (6, 1)										0 0 0 0 0 0 0		
Keith Comstock, L (7, 1)										0 0 0 0 0 0 0		
Eddie Milner, L (8, PH) OBP: 0.281, SLG: 0.233		1-2f								1 0 0 0 0 0 0		
Jim Gott, R (8, 1)										0 0 0 0 0 0 0		
<b>Inning Stats</b>	R: 2 H: 3 E: 0 LOB: 0 K: 0 BB: 0 S: 5 P: 5	R: 0 H: 1 E: 0 LOB: 1 K: 2 BB: 0 S: 8 P: 8	R: 0 H: 1 E: 0 LOB: 1 K: 1 BB: 0 S: 6 P: 6	R: 0 H: 0 E: 0 LOB: 0 K: 0 BB: 0 S: 3 P: 3	R: 0 H: 0 E: 0 LOB: 0 K: 1 BB: 0 S: 5 P: 5	R: 0 H: 0 E: 0 LOB: 0 K: 2 BB: 0 S: 7 P: 7	R: 0 H: 0 E: 0 LOB: 1 K: 1 BB: 1 S: 5 P: 9	R: 0 H: 0 E: 0 LOB: 0 K: 0 BB: 0 S: 3 P: 3	R: 0 H: 0 E: 0 LOB: 0 K: 0 BB: 0 S: 3 P: 3	1B: 4 SF: 0 2B: 0 SAC: 0 3B: 0 DP: 1 HR: 1 HBP: 0	WP: 0 PA: 32 PB: 0 SB: 0 CS: 0	
<b>PITCHER</b> Doyle Alexander, R (1, 1) ERA: 2.7	IP WLS BF H R ER SO BB IBB HBP BLK WP HR S P ERA WHIP	9.0 W 32 5 2 2 7 1 0 0 0 0 1 45 49 2.00 0.667										

San Francisco Giants @ Atlanta Braves  
Atlanta-Fulton County Stadium, Atlanta, GA

Tue Jun 16 1987, 7:05 PM EDT  
Att. 9,218 - Unknown

livebaseballscorecards.com

AB 31  
R 2  
H 5  
RBI 2  
BB 1  
SO 7  
LOB 10



Batter	1	2	3	4	5	6	7	8	9
Dion James, L OBP: 0.383, SLG: 0.423 (1, 8)	0-3 K			0-0 F8	0-0 S 2B 1B		0-0 WP 6-3 1B		
Ken Oberkfell, L OBP: 0.365, SLG: 0.388 (1, 5)	0-0 F8			0-0 1B 1B	0-0 F6		0-0 6-3 1-2		
Gerald Perry, L OBP: 0.309, SLG: 0.332 (1, 3)	0-0 5-3			0-0 1B 1-2 HR 1B	0-0 1-H 2B		0-3 K 2-3		
Dale Murphy, R OBP: 0.451, SLG: 0.636 (1, 9)		0-0 6-3		0-0 1-3 2-H HR 1B	0-0 6-3		4-0 IBB		
Ken Griffey, L OBP: 0.386, SLG: 0.582 (1, 7)		0-0 CS 1B		0-0 1-H 3-H HR		0-3 K	0-0 F8		
Andres Thomas, R OBP: 0.278, SLG: 0.345 (1, 6)		0-3 K 1-2		4-0 BB BB		0-0 S HR 1B		0-0 G3	
Ozzie Virgil, R OBP: 0.345, SLG: 0.553 (1, 2)			0-0 F9	0-0 F3		0-0 1-H HR		0-0 1-3	
Glenn Hubbard, R OBP: 0.437, SLG: 0.454 (1, 4)			0-0 6-3	0-3 K		0-0 F8		0-0 E6 FC4-6	
Doyle Alexander, R OBP: 0.143, SLG: 0.077 (1, 1)			0-0 F7		0-0 F9	0-0 4-3		0-0 FC4-6 1-2f	

Inning Stats	R: 0	H: 0	E: 0	K: 1	S: 5	LOB: 0	BB: 0	P: 5	R: 0	H: 1	E: 0	K: 1	S: 5	LOB: 0	BB: 0	P: 5	R: 0	H: 0	E: 0	K: 0	S: 3	LOB: 0	BB: 0	P: 3	R: 4	H: 4	E: 0	K: 1	S: 9	LOB: 1	BB: 1	P: 13	R: 1	H: 2	E: 0	K: 0	S: 5	LOB: 1	BB: 0	P: 5	R: 2	H: 2	E: 0	K: 1	S: 7	LOB: 0	BB: 0	P: 7	R: 0	H: 1	E: 0	K: 1	S: 6	LOB: 2	BB: 1	P: 10	R: 0	H: 0	E: 1	K: 0	S: 4	LOB: 1	BB: 0	P: 4
--------------	------	------	------	------	------	--------	-------	------	------	------	------	------	------	--------	-------	------	------	------	------	------	------	--------	-------	------	------	------	------	------	------	--------	-------	-------	------	------	------	------	------	--------	-------	------	------	------	------	------	------	--------	-------	------	------	------	------	------	------	--------	-------	-------	------	------	------	------	------	--------	-------	------

AB	R	H	RBI	BB	SO	LOB
4	1	2	0	0	1	0
4	1	1	0	0	0	2
4	1	2	1	0	1	1
3	1	1	1	1	0	1
4	1	2	3	0	1	2
3	1	1	0	1	1	1
4	1	1	2	0	0	1
4	0	0	0	0	1	1
4	0	0	0	0	0	1

**BOTTOM**

**San Francisco Giants @ Atlanta Braves**  
Atlanta-Fulton County Stadium, Atlanta, GA

Tue Jun 16 1987, 7:05 PM EDT  
Att. 9,218 - Unknown

livebaseballscorecards.com

AB	34
R	7
H	10
RBI	7
BB	2
SO	5
LOB	10

**Braves**

1B:	7	SF:	0	WP:	1	PA:	36
2B:	1	SAC:	0	PB:	0		
3B:	0	DP:	0	SB:	2		
HR:	2	HBP:	0	CS:	1		

PITCHER	IP	WLS	BF	H	R	ER	SO	BB	IBB	HBP	BLK	WP	HR	S	P	ERA	WHIP
Kelly Downs, R ERA: 3.57 (1, 1)	5.1	L	25	9	7	7	4	1	0	0	0	0	2	32	36	11.81	1.875
Jon Perlman, R ERA: (6, 1)	0.2		2	0	0	0	0	0	0	0	0	0	2	2	0.00	0.000	
Keith Comstock, L ERA: 2.79 (7, 1)	1.0		5	1	0	0	1	0	1	0	0	1	0	6	10	0.00	1.000
Jim Gott, R ERA: 5.19 (8, 1)	1.0		4	0	0	0	0	0	0	0	0	0	0	4	4	0.00	0.000

Batter	1	2	3	4	5	6	7	8	9	AB R H RBI BB SO LOB	TOP											
Eddie Milner, L (1, 8) OBP: 0.250, SLG: 0.206	0-3 K			0-0 1-3		0-0 5-3			0-0 1-3	4 0 0 0 0 1 0	<b>San Francisco Giants @ Atlanta Braves</b> Atlanta-Fulton County Stadium, Atlanta, GA Wed Jun 17 1987, 7:05 PM EDT Att. 9,913 - Unknown <a href="http://livebaseballscorecards.com">livebaseballscorecards.com</a>											
Will Clark, L (1, 3) OBP: 0.381, SLG: 0.598	0-0 F8			0-3 K			0-0 F7 1B		4-0 G6-4-3 BB	3 0 1 0 1 1 0												
Mike Aldrete, L (1, 7) OBP: 0.350, SLG: 0.348 Randy Bockus, L (7, 1) Jeffrey Leonard, R (7, 7) OBP: 0.363, SLG: 0.594	0-0 4-3			0-3 K			0-0 F7 1-2		0-0 G6-4-3 1-2f	3 0 0 0 0 1 1 0 0 0 0 0 0 0 1 0 0 0 0 0 1												
Chili Davis, S (1, 9) OBP: 0.331, SLG: 0.390 (7, 7) (7, 9)		0-0 1-3			0-0 F6			0-3 K		3 0 0 0 0 1 1												
Chris Speier, R (1, 5) OBP: 0.353, SLG: 0.424 Jon Periman, L (7, 1)		0-0 F9			0-0 G3			0-0 F8		3 0 0 0 0 0 1 0 0 0 0 0 0 0												
Bob Brenly, R (1, 2) OBP: 0.352, SLG: 0.382		0-0 5-3			0-0 HR			0-0 5-3		3 1 1 1 0 0 0												
Robby Thompson, R (1, 4) OBP: 0.344, SLG: 0.443			0-0 6-3		0-0 L5			0-0 1-3 1B		3 0 1 0 0 0 0												
Matt Williams, R (1, 6) OBP: 0.238, SLG: 0.324 Joel Youngblood, R (8, PH) OBP: 0.287, SLG: 0.259 Ivan De Jesus, R (8, 6) OBP: 0.200, SLG: 0.200			0-3 K		0-0 6-3			0-0 1-3 1-2		2 0 0 0 0 1 0 1 0 0 0 0 0 1 0 0 0 0 0 0 0												
Michael LaCoss, R (1, 1) OBP: 0.130, SLG: 0.091 Jeff Robinson, R (6, 1) OBP: 0.143, SLG: 0.143 Keith Comstock, L (6, 1) (7, 9) (7, 1) Harry Spilman, L (7, 5) OBP: 0.417, SLG: 0.500			0-3 K		0-0 F7			0-0 4-3		2 0 0 0 0 1 0 0 0 0 0 0 0 0 0 0 0 0 0 0 0 1 0 0 0 0 0 1												
<b>Inning Stats</b>	R: 0 E: 0 K: 1 S: 5	H: 0 LOB: 0 BB: 0 P: 5	R: 0 E: 0 K: 0 S: 3	H: 0 LOB: 0 BB: 0 P: 3	R: 0 E: 0 K: 2 S: 7	H: 0 LOB: 0 BB: 0 P: 7	R: 0 E: 0 K: 2 S: 7	H: 0 LOB: 0 BB: 0 P: 7	R: 1 E: 0 K: 0 S: 4	H: 1 LOB: 0 BB: 0 P: 4		R: 0 E: 0 K: 0 S: 3	H: 0 LOB: 0 BB: 0 P: 3	R: 0 E: 0 K: 1 S: 6	H: 1 LOB: 1 BB: 0 P: 6	R: 0 E: 0 K: 0 S: 4	H: 1 LOB: 1 BB: 0 P: 4	R: 0 E: 0 K: 0 S: 2	H: 0 LOB: 0 BB: 1 P: 6	1B: 2 2B: 0 3B: 0 HR: 1	SF: 0 SAC: 0 DP: 1 HBP: 0	WP: 0 PB: 0 SB: 0 CS: 0
<b>PITCHER</b>	IP WLS BF H R ER SO BB IBB HBP BLK WP HR S P ERA WHIP																					
Rick Mahler, R (1, 1) ERA: 5.05	6.0 W 19 1 1 1 5 0 0 0 0 0 0 1 29 29 1.50 0.167																					
Jim Acker, R (7, 1) ERA: 4.45	1.0 4 1 0 0 1 0 0 0 0 0 0 0 6 6 0.00 1.000																					
Gene Garber, R (8, 1) ERA: 3.93	2.0 7 1 0 0 0 1 0 0 0 0 0 0 6 10 0.00 1.000																					

**San Francisco Giants @ Atlanta Braves**  
Atlanta-Fulton County Stadium, Atlanta, GA  
Wed Jun 17 1987, 7:05 PM EDT  
Att. 9,913 - Unknown

<b>AB</b>	29
<b>R</b>	1
<b>H</b>	3
<b>RBI</b>	1
<b>BB</b>	1
<b>SO</b>	6
<b>LOB</b>	6



Batter	1	2	3	4	5	6	7	8	9	AB	R	H	RBI	BB	SO	LOB
Dion James, L OBP: 0.386, SLG: 0.423 Albert Hall, S OBP: 0.400, SLG: 0.443	4-0 BB BB BB		0-0 F7		0-0 1B	4-0 1B	0-0 IBB	1-2 3-H 1B		2	0	1	0	1	0	1
Ken Oberkfell, L OBP: 0.362, SLG: 0.384	0-0 F8		0-0 F7		0-0 1B	0-0 1-3	0-0 3-1			5	0	1	0	0	0	7
Gerald Perry, L OBP: 0.306, SLG: 0.324	4-0 1-2 BB BB		0-0 F7		0-0 G6-4-3 1-2 1B		0-0 5-3	0-0 F8		4	0	0	0	1	0	3
Dale Murphy, R OBP: 0.460, SLG: 0.652	4-0 1-2 2-3 BB			0-0 2B 1B		4-0 BB BB 1B BB	0-0 HR	1-0 FC4-6 HBP		2	2	2	1	2	0	0
Ken Griffey, L OBP: 0.392, SLG: 0.586	0-0 L4-3 1-2			0-0 1-3 2B		4-0 1B BB 1-2 4-3 BB	0-0 1B E 1B	0-0 FC4-6 1B		4	2	2	0	1	0	4
Andres Thomas, R OBP: 0.287, SLG: 0.349		0-3 K		0-0 6-3		4-0 4-3 1-2 2-3 BB	0-0 BB BB SF9 1B	0-0 1-3 1B		4	1	2	0	1	1	2
Ozzie Virgil, R OBP: 0.346, SLG: 0.546		0-0 6-3		4-0 L1-3 IBB		0-0 4-3 1-2 2-3 3-H 1B	0-0 SF9 E1 BB 1B	0-0 F3		4	1	1	2	1	0	3
Glenn Hubbard, R OBP: 0.434, SLG: 0.447		0-0 6-3		0-0 L1-3		0-3 K	4-0 BB BB 1B			3	0	0	0	1	1	6
Rick Mahler, R OBP: 0.162, SLG: 0.194 Graig Nettles, L OBP: 0.286, SLG: 0.292 Jim Acker, R OBP: 0.286, SLG: 0.286 Ted Simmons, S OBP: 0.318, SLG: 0.438 Gene Garber, R			0-0 2B		0-0 6-3	0-0 4-3	0-0 SF9			2	0	1	0	0	0	0

Inning Stats	R: 0	H: 0	E: 0	K: 0	S: 2	LOB: 2	BB: 3	P: 14	R: 0	H: 0	E: 0	K: 1	S: 5	LOB: 0	BB: 0	P: 5	R: 0	H: 1	E: 0	K: 0	S: 4	LOB: 1	BB: 0	P: 4	R: 0	H: 2	E: 0	K: 0	S: 4	LOB: 2	BB: 1	P: 8	R: 0	H: 2	E: 0	K: 0	S: 4	LOB: 1	BB: 0	P: 4	R: 2	H: 1	E: 0	K: 1	S: 6	LOB: 3	BB: 4	P: 22	R: 4	H: 4	E: 1	K: 0	S: 8	LOB: 2	BB: 1	P: 12	R: 0	H: 1	E: 0	K: 0	S: 4	LOB: 2	BB: 0	P: 5
--------------	------	------	------	------	------	--------	-------	-------	------	------	------	------	------	--------	-------	------	------	------	------	------	------	--------	-------	------	------	------	------	------	------	--------	-------	------	------	------	------	------	------	--------	-------	------	------	------	------	------	------	--------	-------	-------	------	------	------	------	------	--------	-------	-------	------	------	------	------	------	--------	-------	------

PITCHER	IP	WLS	BF	H	R	ER	SO	BB	IBB	HBP	BLK	WP	HR	S	P	ERA	WHIP
Michael LaCoss, R ERA: 4.25	(1, 1)	5.0	22	5	1	1	1	4	1	0	0	0	0	19	39	1.80	1.800
Jeff Robinson, R ERA: 2.61	(6, 1)	0.2	L	5	1	1	1	2	0	0	0	0	0	5	13	13.50	4.500
Keith Comstock, L ERA: 3.48	(6, 1)	0.2		5	2	0	0	0	1	0	0	0	0	4	8	0.00	3.000
Randy Bockus, R ERA: 2.45	(7, 1)	0.0		1	1	1	0	0	0	0	0	0	1	1	1	∞	∞
Keith Comstock, L ERA: 3.48	(7, 1)	0.2		5	2	0	0	0	1	0	0	0	0	4	8	0.00	3.000

**BOTTOM**

**San Francisco Giants @ Atlanta Braves**  
Atlanta-Fulton County Stadium, Atlanta, GA

Wed Jun 17 1987, 7:05 PM EDT  
Att. 9,913 - Unknown

AB	32
R	6
H	11
RBI	6
BB	9
SO	2
LOB	28

WP: 0 PA: 43  
PB: 0 SB: 0  
CS: 0



PITCHER	IP	WLS	BF	H	R	ER	SO	BB	IBB	HBP	BLK	WP	HR	S	P	ERA	WHIP
Jon Perlman, R ERA:	(7, 1)	1.2	10	2	3	1	0	1	0	1	0	0	0	8	13	5.40	1.800

Batter	1	2	3	4	5	6	7	8	9	AB R H RBI BB SO LOB	TOP									
<b>Eddie Milner, L</b> (1, 8) OBP: 0.225, SLG: 0.184	0-0 F8		0-3 K			0-3 K		0-0 F7		4 0 0 0 0 2 0	<b>San Francisco Giants @ San Diego Padres</b> Jack Murphy Stadium, San Diego, CA Thu Jun 18 1987, 10:05 PM EDT Att: 13,856 - Unknown									
<b>Will Clark, L</b> (1, 3) OBP: 0.374, SLG: 0.586	0-3 K		0-0 3-1			0-0 F9		0-0 F8		4 0 0 0 0 1 0										
<b>Jeffrey Leonard, R</b> (1, 7) OBP: 0.365, SLG: 0.597	0-0 1B		0-0 4-3			0-0 6-3		0-0 G6-4-3 E 1B		4 1 2 0 0 0 0										
<b>Candy Maldonado, R</b> (1, 9) OBP: 0.381, SLG: 0.554	0-0 1B		0-0 L7			0-0 E8 1B		0-0 E6 G6-4-3 1-2		4 0 2 1 0 0 1										
<b>Chris Brown, R</b> (1, 5) OBP: 0.333, SLG: 0.447	0-3 K		0-3 K			0-0 6-3		0-0 G6-4-3 1-2f 2-3		4 0 0 0 0 2 4										
<b>Bob Brenly, R</b> (1, 2) OBP: 0.357, SLG: 0.381		4-0 FC6-4 1B CS BB	0-3 K			0-0 1B		0-0 F6		3 0 1 0 0 1 1										
<b>Robby Thompson, R</b> (1, 4) OBP: 0.344, SLG: 0.441		0-0 FC6-4 1B	0-3 K			0-0 F8		0-3 K		3 0 1 0 0 1 2										
<b>Matt Williams, R</b> (1, 6) OBP: 0.235, SLG: 0.321		0-0 FC6-4 CS	0-0 K			0-0 F7		0-0 3-1		2 0 0 0 0 0 2										
<b>Chili Davis, S</b> (7, PH) OBP: 0.330, SLG: 0.388		1-2f 2-3	0-3 K			0-0 F7		0-3 K		1 0 0 0 0 0 2										
<b>Chris Speier, R</b> (7, 6) OBP: 0.353, SLG: 0.424		1-2 3-H	0-0 K			0-0 F7		0-0 K		0 0 0 0 0 0 0										
<b>Atlee Hammaker, S</b> (1, 1) OBP: 0.105, SLG: 0.105		0-0 4-3	0-0 K			0-0 K		0-0 K		2 0 0 0 0 1 2										
<b>Jeff Robinson, R</b> (6, 1) OBP: 0.143, SLG: 0.143			0-0 K			0-0 K		0-0 K		0 0 0 0 0 0 0										
<b>Harry Spilman, L</b> (8, PH) OBP: 0.405, SLG: 0.484			0-0 K			0-0 K		0-0 K		1 0 0 0 0 1 0										
<b>Scott Garrelts, R</b> (8, 1) OBP: 0.143, SLG: 0.143			0-0 K			0-0 K		0-0 K		0 0 0 0 0 0 0										
<b>Inning Stats</b>	R: 1 E: 0 K: 2 S: 9	H: 2 LOB: 1 BB: 0 P: 9	R: 0 E: 0 K: 0 S: 3	H: 1 LOB: 1 BB: 1 P: 7	R: 0 E: 0 K: 1 S: 5	H: 0 LOB: 0 BB: 0 P: 5	R: 0 E: 0 K: 2 S: 7	H: 0 LOB: 0 BB: 0 P: 7	R: 0 E: 0 K: 1 S: 5	H: 0 LOB: 0 BB: 0 P: 5	R: 0 E: 1 K: 1 S: 7	H: 2 LOB: 2 BB: 0 P: 7	R: 0 E: 0 K: 1 S: 5	H: 0 LOB: 0 BB: 0 P: 5	R: 0 E: 0 K: 0 S: 4	H: 1 LOB: 1 BB: 0 P: 4	1B: 5 2B: 1 3B: 0 HR: 0	SF: 0 SAC: 0 DP: 1 HBP: 0	WP: 0 PB: 0 SB: 0 CS: 2	PA: 33
<b>PITCHER</b>	IP WLS BF H R ER SO BB IBB HBP BLK WP HR S P ERA WHIP																			
<b>Storm Davis, R</b> (1, 1) ERA: 6.04	6.0 W 21 3 1 1 7 1 0 0 0 0 0 0 34 38 1.50 0.667																			
<b>Jimmy Jones, R</b> (7, 1) ERA: 7.67	1.0 5 2 0 0 1 0 0 0 0 0 0 0 7 7 0.00 2.000																			
<b>Rich Gossage, R</b> (8, 1) ERA: 2.37	2.0 S 7 1 0 0 1 0 0 0 0 0 0 0 9 9 0.00 0.500																			

<b>AB</b>	32
<b>R</b>	1
<b>H</b>	6
<b>RBI</b>	1
<b>BB</b>	1
<b>SO</b>	9
<b>LOB</b>	14







Batter	1	2	3	4	5	6	7	8	9	AB R H RBI BB SO LOB	TOP																
Robby Thompson, R (1, 4) OBP: 0.346, SLG: 0.453	0-0 2B		0-0 2B			0-0 F8	0-0 F2		0-0 6-3	5 0 2 0 0 0 1																	
Chris Brown, R (1, 5) OBP: 0.317, SLG: 0.422	0-0 F9		0-0 F2			0-0 1-3		0-0 5-3	0-0 F9	5 0 0 0 0 0 2																	
Jeffrey Leonard, R (1, 7) OBP: 0.362, SLG: 0.589	0-0 5-3			0-0 5-3		0-0 4-3		0-0 2B 1B	0-0 F6	5 1 1 0 0 0 1																	
Candy Maldonado, R (1, 9) OBP: 0.383, SLG: 0.556	0-0 6-3			0-3 K			4-0 1B 2B BB	0-0 2B 1-H		3 2 1 1 1 1 1																	
Chili Davis, S (1, 8) OBP: 0.332, SLG: 0.394		0-0 F6		0-3 K			0-0 2B 1-3 1B	0-0 2B 2-H		4 2 2 1 0 1 0																	
Bob Melvin, R (1, 2) OBP: 0.282, SLG: 0.430		0-0 F9			0-0 5-3		0-3 K	4-0 2B BB		2 0 0 0 0 0 0																	
Bob Brenly, R (6, 2) OBP: 0.359, SLG: 0.377										1 1 0 0 1 1 2																	
Will Clark, L (1, 3) OBP: 0.372, SLG: 0.585		0-3 K			0-3 K		0-3 K	0-0 WP 1-H 2-H 2B		4 0 1 2 0 3 2																	
Matt Williams, R (1, 6) OBP: 0.238, SLG: 0.323			0-0 F9		0-0		0-0	0-0 F7		2 0 1 0 0 0 0																	
Eddie Milner, L (7, PH) OBP: 0.244, SLG: 0.231										1 1 1 1 0 0 0																	
Jeff Robinson, R (7, 1) OBP: 0.143, SLG: 0.143										0 0 0 0 0 0 0																	
Joel Youngblood, R (8, PH) OBP: 0.258, SLG: 0.250							1-3 E 2B			1 0 0 0 0 0 1																	
Scott Garrelts, R (8, 1) OBP: 0.143, SLG: 0.143							3-H			0 0 0 0 0 0 0																	
Mark Davis, L (1, 1) OBP: 0.217, SLG: 0.348			0-3 K		0-3 K		0-0 E5	0-3 K		1 0 0 0 0 1 0																	
Mike Aldrete, L (5, PH) OBP: 0.347, SLG: 0.344							2-H 3-H			1 0 0 0 0 1 1																	
Randy Bockus, L (5, 1)										0 0 0 0 0 0 0																	
Chris Speier, R (7, PH) OBP: 0.349, SLG: 0.418								2-3		2 0 0 0 0 1 1																	
Inning Stats	R: 0 E: 0 K: 0 S: 4	H: 1 LOB: 1 BB: 0 P: 4	R: 0 E: 0 K: 1 S: 5	H: 0 LOB: 0 BB: 0 P: 5	R: 0 E: 0 K: 1 S: 6	H: 1 LOB: 1 BB: 0 P: 6	R: 0 E: 0 K: 2 S: 7	H: 0 LOB: 0 BB: 0 P: 7	R: 0 E: 0 K: 2 S: 8	H: 1 LOB: 1 BB: 0 P: 8	R: 0 E: 0 K: 0 S: 3	H: 0 LOB: 0 BB: 0 P: 3	R: 3 E: 1 K: 2 S: 10	H: 2 LOB: 1 BB: 1 P: 14	R: 4 E: 0 K: 0 S: 9	H: 4 LOB: 1 BB: 1 P: 13	R: 0 E: 0 K: 0 S: 3	H: 0 LOB: 0 BB: 0 P: 3	1B: 3 2B: 6 3B: 0 HR: 0	SF: 0 SAC: 0 DP: 0 HBP: 0	WP: 1 PB: 0 SB: 0 CS: 0	PA: 39					
PITCHER	IP	WLS	BF	H	R	ER	SO	BB	IBB	HBP	BLK	WP	HR	S	P	ERA	WHIP										
Dave Dravecky, L (1, 1) ERA: 3.78	0.0		0	0	0	0	0	0	0	0	0	0	0	0	0	∞	∞										
Lance McCullers, R (7, 1) ERA: 4.44	1.1	L	10	4	5	4	2	1	0	0	0	0	0	13	17	27.00	3.750										
Craig Lefferts, L (8, 1) ERA: 4.44	0.2		3	1	0	0	1	0	0	0	0	1	0	5	5	0.00	1.500										
Jimmy Jones, R (9, 1) ERA: 7.39	1.0		3	0	0	0	0	0	0	0	0	0	0	3	3	0.00	0.000										

San Francisco Giants @ San Diego Padres  
 Jack Murphy Stadium, San Diego, CA  
 Fri Jun 19 1987, 10:05 PM EDT  
 Att: 19,288 - Unknown

livebaseballscorecards.com

AB	37
R	7
H	9
RBI	5
BB	2
SO	9
LOB	12



Batter	1	2	3	4	5	6	7	8	9	AB	R	H	RBI	BB	SO	LOB
Stan Jefferson, S OBP: 0.346, SLG: 0.361 (1, 7) (8, 8)	0-0 S 1B	0-0 2B		0-0 F9		0-3 K 1B		0-3 K		5	3	2	0	0	2	2
Randy Ready, R OBP: 0.412, SLG: 0.423 (1, 4)	0-3 K	0-0 2B		0-0 F9		0-0 1B			0-0 6-3	5	1	2	2	0	1	2
Tony Gwynn, L OBP: 0.443, SLG: 0.515 (1, 9)	0-0 F8 2B	0-0 1B			0-0 F7	0-0 F8			0-0 6-3 3B	5	2	3	2	0	0	1
Carmelo Martinez, R OBP: 0.359, SLG: 0.452 (1, 3)	0-0 F8	0-0 4-3			4-0 BB			0-0 5-3	0-0 6-3	4	0	0	1	1	0	2
Benito Santiago, R OBP: 0.303, SLG: 0.393 (1, 2)	4-0 2B BB			0-3 K		0-3 K		0-3 K	0-0 6-3	4	0	0	0	1	3	1
Shane Mack, R OBP: 0.308, SLG: 0.341 Craig Lefferts, L OBP: 0.500, SLG: 0.500 Jimmy Jones, R OBP: 0.300, SLG: 0.300 (1, 8) (8, 1) (9, 1)	0-0 2B			0-0 6-3		0-0 E5		0-0 6-3		4	0	1	1	0	0	1
Kevin Mitchell, R OBP: 0.300, SLG: 0.362 (1, 5)	0-0 F9			0-0 6-3		0-0 5-3		4-0 BB		3	0	0	0	1	0	4
Garry Templeton, S OBP: 0.270, SLG: 0.248 John Kruk, L OBP: 0.450, SLG: 0.506 Luis Salazar, R OBP: 0.340, SLG: 0.371 (1, 6) (8, PH) (9, 6)		0-0 4-3		0-3 K		0-3 K		0-3 K		3	0	0	0	0	2	0
Dave Dravecky, R OBP: 0.267, SLG: 0.214 Lance McCullers, S Jim Steels, L OBP: 0.308, SLG: 0.241 (1, 1) (7, 1) (8, 7)		0-3 K		4-0 BB		0-0 1-3		0-3 K		1	0	0	0	0	1	1

Inning Stats	R: 2	H: 3	E: 0	LOB: 2	K: 1	BB: 1	S: 8	P: 12	R: 2	H: 3	E: 0	LOB: 1	K: 1	BB: 0	S: 8	P: 8	R: 0	H: 0	E: 0	LOB: 0	K: 1	BB: 0	S: 5	P: 5	R: 0	H: 0	E: 1	LOB: 2	K: 1	BB: 1	S: 6	P: 10	R: 1	H: 1	E: 0	LOB: 1	K: 2	BB: 0	S: 9	P: 9	R: 0	H: 0	E: 0	LOB: 0	K: 1	BB: 0	S: 5	P: 5	R: 0	H: 0	E: 0	LOB: 1	K: 3	BB: 1	S: 9	P: 13	R: 1	H: 1	E: 0	LOB: 0	K: 0	BB: 0	S: 4	P: 4
--------------	------	------	------	--------	------	-------	------	-------	------	------	------	--------	------	-------	------	------	------	------	------	--------	------	-------	------	------	------	------	------	--------	------	-------	------	-------	------	------	------	--------	------	-------	------	------	------	------	------	--------	------	-------	------	------	------	------	------	--------	------	-------	------	-------	------	------	------	--------	------	-------	------	------


PITCHER	IP	WLS	BF	H	R	ER	SO	BB	IBB	HBP	BLK	WP	HR	S	P	ERA	WHIP
Mark Davis, L ERA: 5.12 (1, 1)	4.0		20	6	4	4	4	2	0	0	0	0	0	26	34	9.00	2.000
Randy Bockus, R ERA: 1.93 (5, 1)	2.0		10	1	1	0	3	1	0	0	0	0	0	15	19	0.00	1.000
Jeff Robinson, R ERA: 2.5 (7, 1)	1.0	W	3	0	0	0	1	0	0	0	0	0	0	5	5	0.00	0.000
Scott Garrelts, R ERA: 3.33 (8, 1)	2.0	S	8	1	1	1	3	1	0	0	0	0	0	13	17	4.50	1.000

**BOTTOM**

**San Francisco Giants @ San Diego Padres**  
**Jack Murphy Stadium, San Diego, CA**

Fri Jun 19 1987, 10:05 PM EDT  
 Att. 19,288 - Unknown

<b>AB</b>	<b>37</b>
<b>R</b>	<b>6</b>
<b>H</b>	<b>8</b>
<b>RBI</b>	<b>6</b>
<b>BB</b>	<b>4</b>
<b>SO</b>	<b>11</b>
<b>LOB</b>	<b>15</b>



WP	PA	ERA	WHIP
0	41		

Batter	1	2	3	4	5	6	7	8	9	AB R H RBI BB SO LOB	TOP																
<b>Robby Thompson, R</b> (1, 4) OBP: 0.343, SLG: 0.444	0-0 5-3		4-0 BB		0-0 F8			0-0 5-3		3 0 0 0 1 0 0	<b>San Francisco Giants @ San Diego Padres</b> Jack Murphy Stadium, San Diego, CA Sat Jun 20 1987, 10:05 PM EDT Att: 50,494 - Unknown <a href="http://livebaseballscorecards.com">livebaseballscorecards.com</a>																
<b>Will Clark, L</b> (1, 3) OBP: 0.366, SLG: 0.573	0-0 F9		0-0 4-3			0-3 K		0-0 G3		4 0 0 0 0 1 1																	
<b>Jeffrey Leonard, R</b> (1, 7) OBP: 0.357, SLG: 0.580	0-0 F8		0-0 F4			0-3 K			0-0 F9	4 0 0 0 0 1 1																	
<b>Candy Maldonado, R</b> (1, 9) OBP: 0.385, SLG: 0.555		0-0 G4-6-3 1B		0-0 5-3		0-0 5-3			0-0 1B 1B	4 0 2 0 0 0 0																	
<b>Chili Davis, S</b> (1, 8) OBP: 0.335, SLG: 0.408		0-0 G4-6-3 1-2f		0-0 G3			0-0 HR		0-0 1B 1B	4 1 2 1 0 0 1																	
<b>Chris Brown, R</b> (1, 5) OBP: 0.305, SLG: 0.404		0-0 G1-3		0-0 1-3			0-0 4-3		0-3 K	4 0 0 0 0 1 2																	
<b>Bob Brenly, R</b> (1, 2) OBP: 0.359, SLG: 0.404			0-0 6-3		0-0 HR		0-0 F7		0-0 F7	3 1 1 1 0 0 0																	
<b>Harry Spilman, L</b> (9, PH) OBP: 0.395, SLG: 0.469										1 0 0 0 0 0 2																	
<b>Matt Williams, R</b> (1, 6) OBP: 0.239, SLG: 0.328			0-0 HR 2B		0-3 K		0-0 5-3			3 1 1 0 0 1 0																	
<b>Jim Gott, R</b> (1, 1) OBP: 0.100, SLG: 0.400			0-0 2-H HR		0-0 F9			0-3 K		2 1 1 2 0 0 0																	
<b>Keith Comstock, L</b> (5, 1) OBP: 0.143, SLG: 0.143										0 0 0 0 0 0 0																	
<b>Jeff Robinson, R</b> (7, 1) OBP: 0.236, SLG: 0.225										0 0 0 0 0 0 0																	
<b>Eddie Milner, L</b> (8, PH) OBP: 0.130, SLG: 0.091										1 0 0 0 0 1 0																	
<b>Randy Bockus, L</b> (8, 1)										0 0 0 0 0 0 0																	
<b>Michael LaCoss, R</b> (8, 1)										0 0 0 0 0 0 0																	
<b>Inning Stats</b>	R: 0 E: 0 K: 0 S: 3	H: 0 LOB: 0 BB: 0 P: 3	R: 0 E: 0 K: 0 S: 3	H: 1 LOB: 0 BB: 0 P: 3	R: 2 E: 0 K: 0 S: 5	H: 2 LOB: 1 BB: 1 P: 9	R: 0 E: 0 K: 0 S: 3	H: 0 LOB: 0 BB: 0 P: 3	R: 1 E: 0 K: 1 S: 6	H: 1 LOB: 0 BB: 0 P: 6	R: 0 E: 0 K: 2 S: 7	H: 0 LOB: 0 BB: 0 P: 7	R: 1 E: 0 K: 0 S: 4	H: 1 LOB: 0 BB: 0 P: 4	R: 0 E: 0 K: 1 S: 5	H: 0 LOB: 0 BB: 0 P: 5	R: 0 E: 0 K: 1 S: 7	H: 2 LOB: 2 BB: 0 P: 7	1B: 3 2B: 1 3B: 0 HR: 3	SF: 0 SAC: 0 DP: 1 HBP: 0	WP: 0 PB: 0 SB: 0 CS: 0	PA: 34					
<b>PITCHER</b>	IP WLS BF H R ER SO BB IBB HBP BLK WP HR S P ERA WHIP																										
<b>Andy Hawkins, R</b> (1, 1) ERA: 5.03	6.0		22	4	3	3	3	1	0	0	0	0	2	27	31	4.50	0.833										
<b>Jimmy Jones, R</b> (7, 1) ERA: 7.45	1.0	W	4	1	1	1	0	0	0	0	0	0	1	4	4	9.00	1.000										
<b>Lance McCullers, R</b> (8, 1) ERA: 4.25	2.0	S	8	2	0	0	2	0	0	0	0	0	0	12	12	0.00	1.000										



Batter	1	2	3	4	5	6	7	8	9
Stan Jefferson, S OBP: 0.348, SLG: 0.363 (1, 8) (8, 7)	0-0 FC5-4 1B		0-3 K		0-0 1B 1B	0-3 K		0-3 K	
Tim Flannery, L OBP: 0.343, SLG: 0.276 (1, 4)	0-0 FC5-4 1-2f FC5-4		4-0 1B BB		0-0 1B WP 1B	0-0 G3		4-0 CS BB	
Tony Gwynn, L OBP: 0.446, SLG: 0.525 (1, 9)	0-0 FC5-4 E S 1B		0-0 1-2 1B		0-0 WP S 1B	0-0 F7		0-0 1-2 2B 3B	
Carmelo Martinez, R OBP: 0.362, SLG: 0.450 Shane Mack, R OBP: 0.315, SLG: 0.360 (1, 7) (7, PR) (8, 8)	0-0 1-H 1B		0-0 F2		0-3 K 1-2		4-0 6-3 1B SH1-4 BB	0-0 WP HR 2B	
John Kruk, L OBP: 0.456, SLG: 0.503 (1, 3)	0-3 K2-3			4-0 WP BB	4-0 WP IBB		0-0 SH1-4 1-2	4-0 WP HR IBB	
Benito Santiago, R OBP: 0.300, SLG: 0.402 (1, 2)		0-0 F8		0-0 L9	0-3 K		0-0 6-3	0-0 1-H 2-H HR	
Kevin Mitchell, R OBP: 0.303, SLG: 0.359 (1, 5)		0-0 6-3		0-0 L7	4-0 1-2 2-3 3-H BB		0-0 HR 1B	0-0 F9	
Garry Templeton, S OBP: 0.274, SLG: 0.263 (1, 6)		0-0 5-3		4-0 1-2 IBB	0-3 K		0-0 1-H HR		
Andy Hawkins, R OBP: 0.148, SLG: 0.148 Randy Ready, R OBP: 0.416, SLG: 0.427 Jimmy Jones, R OBP: 0.300, SLG: 0.300 Jim Steels, L OBP: 0.303, SLG: 0.236 Lance McCullers, S (1, 1) (6, PH) (7, 1) (7, PH) (8, 1)			0-0 6-3	0-0 1-3		0-0 G3 S 1B	0-0 F8		

Inning Stats	R: 1 E: 0 K: 1 S: 7	H: 2 LOB: 1 BB: 0 P: 7	R: 0 E: 0 K: 0 S: 3	H: 0 LOB: 0 BB: 0 P: 3	R: 0 E: 0 K: 1 S: 6	H: 1 LOB: 2 BB: 1 P: 10	R: 0 E: 0 K: 0 S: 3	H: 0 LOB: 2 BB: 2 P: 11	R: 2 E: 0 K: 3 S: 12	H: 3 LOB: 3 BB: 2 P: 20	R: 0 E: 0 K: 1 S: 6	H: 1 LOB: 1 BB: 0 P: 6	R: 3 E: 0 K: 0 S: 5	H: 2 LOB: 1 BB: 1 P: 9	R: 4 E: 0 K: 1 S: 7	H: 3 LOB: 0 BB: 2 P: 15
--------------	------------------------------	---------------------------------	------------------------------	---------------------------------	------------------------------	----------------------------------	------------------------------	----------------------------------	-------------------------------	----------------------------------	------------------------------	---------------------------------	------------------------------	---------------------------------	------------------------------	----------------------------------

PITCHER	IP	WLS	BF	H	R	ER	SO	BB	IBB	HBP	BLK	WP	HR	S	P	ERA	WHIP
Jim Gott, R ERA: 5.26 (1, 1)	4.2		25	6	3	3	4	3	2	0	0	2	0	28	48	5.79	1.929
Keith Comstock, L ERA: 3.75 (5, 1)	1.2		7	1	2	2	2	1	0	0	0	0	0	10	14	10.80	1.200
Jeff Robinson, R ERA: 2.8 (7, 1)	0.2	L	4	2	1	1	0	0	0	0	0	0	1	4	4	13.50	3.000
Randy Bockus, R ERA: 4.5 (8, 1)	0.2		5	2	3	3	1	1	1	0	0	0	0	5	13	40.50	4.500
Michael LaCoss, R ERA: 4.36 (8, 1)	0.1		2	1	1	1	0	0	0	0	0	1	1	2	2	27.00	3.000

AB R H RBI BB SO LOB

5	1	2	0	0	3	1
3	1	1	0	2	0	2
5	2	3	1	0	0	2
3	0	1	1	1	1	4
1	2	1	1	0	0	0
1	1	0	0	3	1	1
5	1	1	3	0	1	6
4	1	1	1	1	0	1
3	1	1	2	1	1	3
2	0	0	0	0	0	2
1	0	1	0	0	0	0
0	0	0	0	0	0	0
1	0	0	0	0	0	1
0	0	0	0	0	0	0


AB	34
R	10
H	12
RBI	9
BB	8
SO	7
LOB	23



WP: 3	PA: 43
PB: 0	
SB: 3	
CS: 1	
1B: 8	SF: 0
2B: 1	SAC: 1
3B: 1	DP: 0
HR: 2	HBP: 0
WP: 3	PA: 43
ERA	WHIP

San Francisco Giants @ San Diego Padres  
Jack Murphy Stadium, San Diego, CA  
Sat Jun 20 1987, 10:05 PM EDT  
Att. 50,494 - Unknown

livebaseballscorecards.com

Batter	1	2	3	4	5	6	7	8	9	AB R H RBI BB SO LOB	TOP										
Robby Thompson, R OBP: 0.333, SLG: 0.429 (1, 4)	0-0 E6 2B	0-0 F4	0-0 F7		0-0 L6			0-0 P3		5 1 0 0 0 0 2											
Jeffrey Leonard, R OBP: 0.354, SLG: 0.576 (1, 7) Scott Garrelts, R OBP: 0.143, SLG: 0.143 (8, 1)	0-0 FC3 1-H FC5-4 2B	0-0 4-3	0-0 FC5-4			0-0 F4		0-0 5-3		5 1 1 1 0 0 1 0 0 0 0 0 0 0											
Will Clark, L OBP: 0.366, SLG: 0.581 (1, 3)	0-0 FC3 2-3 FC5-4	4-0 1B BB		0-0 6-3		0-0 HR		0-0 4-3		4 1 1 1 1 0 1											
Candy Maldonado, R OBP: 0.389, SLG: 0.554 (1, 9)	0-0 FC5-4 1-2f 2B 3-H	0-0 1-3 1B		0-0 6-3		0-0 G4-6-3 1B		4-0 G3 E BB		4 2 2 1 1 0 1											
Chili Davis, S OBP: 0.332, SLG: 0.408 (1, 8) (8, 7)	0-0 PB 1-H 1B 2B	0-0 6-3		0-3 K2-3		0-0 G4-6-3		0-0 G3		5 1 1 1 0 1 4											
Chris Brown, R OBP: 0.300, SLG: 0.394 (1, 5)	0-0 1B 2-H FC4-2 1B		0-0 G3		0-0 5-3		0-0 5-3		0-0 6-3	5 0 1 1 0 0 1											
Bob Brenly, R OBP: 0.368, SLG: 0.434 (1, 2)	0-0 FC4-2 1-3 1B		4-0 1B S S BB		0-0 HR		0-0 6-3		0-0 E3 HR 2-H	4 3 2 1 1 0 0	AB 41 R 11 H 12 RBI 9 BB 4 SO 1 LOB 15										
Matt Williams, R OBP: 0.248, SLG: 0.350 (1, 6)	0-0 FC4-2 1-2 3-H		0-0 E S 1B 1B		0-0 1-3		0-0 FC6-4 1B		0-0 HR 1-H	5 2 3 2 0 0 2											
Kelly Downs, R OBP: 0.188, SLG: 0.161 (1, 1) Eddie Milner, L OBP: 0.233, SLG: 0.220 (8, 8)	0-0 4-3		0-0 1-H 3-H FC5-4 1B		4-0 BB		0-0 FC6-4		0-0 4-3	3 0 1 1 1 0 3 1 0 0 0 0 0 0											
<b>Inning Stats</b>	R: 4 E: 1 K: 0 S: 9	H: 4 LOB: 2 BB: 0 P: 9	R: 0 E: 0 K: 0 S: 4	H: 1 LOB: 2 BB: 1 P: 8	R: 2 E: 0 K: 0 S: 5	H: 2 LOB: 1 BB: 1 P: 9	R: 0 E: 0 K: 1 S: 5	H: 0 LOB: 0 BB: 0 P: 5	R: 1 E: 0 K: 0 S: 4	H: 1 LOB: 1 BB: 1 P: 8	R: 1 E: 0 K: 0 S: 4	H: 2 LOB: 0 BB: 0 P: 4	R: 0 E: 0 K: 0 S: 4	H: 1 LOB: 1 BB: 0 P: 4	R: 0 E: 0 K: 0 S: 3	H: 0 LOB: 0 BB: 0 P: 3	R: 3 E: 1 K: 0 S: 5	H: 1 LOB: 0 BB: 1 P: 9	1B: 7 2B: 2 3B: 0 HR: 3	SF: 0 SAC: 0 DP: 1 HBP: 0	WP: 0 PA: 45 PB: 1 SB: 3 CS: 0
<b>PITCHER</b>	IP WLS BF H R ER SO BB IBB HBP BLK WP HR S P ERA WHIP																				
Eric Show, R ERA: 4.14 (1, 1)	0.1 L 7 4 4 3 0 0 0 0 0 0 0 0 7 7 81.00 12.000																				
Greg Booker, R ERA: 4.13 (1, 1)	2.2 13 3 2 1 0 2 0 0 0 0 0 0 11 19 3.38 1.875																				
Ray Hayward, L ERA: 13.5 (4, 1)	3.0 12 3 2 2 1 1 0 0 0 0 0 2 13 17 6.00 1.333																				
Jimmy Jones, R ERA: 6.75 (7, 1)	3.0 13 2 3 0 0 1 0 0 0 0 0 1 12 16 0.00 1.000																				

San Francisco Giants @ San Diego Padres  
 Jack Murphy Stadium, San Diego, CA  
 Sun Jun 21 1987, 6:33 AM EDT  
 Att. 19,856 - Unknown

AB	41
R	11
H	12
RBI	9
BB	4
SO	1
LOB	15

WP	0	PA	45
PB	1		
SB	3		
CS	0		

Batter	1	2	3	4	5	6	7	8	9	AB	R	H	RBI	BB	SO	LOB
Stan Jefferson, S OBP: 0.338, SLG: 0.350 (1, 8) (7, 7)	0-3 K		0-3 K		0-0 F8			0-0 3-1		4	0	0	0	0	2	0
Tim Flannery, L OBP: 0.330, SLG: 0.264 (1, 4)	0-0 4-3		0-0 F8			0-0 F7		0-0 G1		4	0	0	0	0	0	0
Tony Gwynn, L OBP: 0.443, SLG: 0.520 (1, 9)	0-0 ES 1B			0-0 F8		0-0 4-3		0-3 K		4	0	1	0	0	1	0
Carmelo Martinez, R OBP: 0.364, SLG: 0.445 (1, 7) (7, 3)	4-0 1-3 BB			0-0 F7		4-0 FC5-4 BB		0-0 F9		2	0	0	0	2	0	0
John Kruk, L OBP: 0.455, SLG: 0.500 Jimmy Jones, R OBP: 0.300, SLG: 0.300 Luis Salazar, R OBP: 0.336, SLG: 0.367 (1, 3) (7, 1) (9, PH)	0-0 F7			0-0 HR 1B		0-0 FC5-4 1-2f		0-0 F6		3	1	1	0	0	0	3
Randy Ready, R OBP: 0.418, SLG: 0.449 (1, 5)		0-0 F8		0-0 1-H HR		0-0 F8		0-0 1B 1B		4	1	2	2	0	0	0
Benito Santiago, R OBP: 0.300, SLG: 0.399 (1, 2)		0-0 F7		0-3 K		0-0 F7		0-0 1-3 1B		4	0	1	0	0	1	0
Garry Templeton, S OBP: 0.274, SLG: 0.263 (1, 6)		0-0 3-1			0-0 4-3		0-0 1B	0-3 K		4	0	1	0	0	1	2
Eric Show, R OBP: 0.030, SLG: 0.030 Greg Booker, R OBP: 0.299, SLG: 0.232 Ray Hayward, L OBP: 0.312, SLG: 0.356 (1, 1) (1, 1) (3, PH) (4, 1) (7, 8)			0-0 F7		0-0 F8		0-0 F8			0	0	0	0	0	0	0

Inning Stats	R: 0	H: 1	E: 0	K: 1	S: 6	LOB: 2	BB: 1	P: 10	R: 0	H: 0	E: 0	K: 0	S: 3	LOB: 0	BB: 0	P: 3	R: 0	H: 0	E: 0	K: 1	S: 5	LOB: 0	BB: 0	P: 5	R: 2	H: 2	E: 0	K: 1	S: 7	LOB: 0	BB: 0	P: 7	R: 0	H: 0	E: 0	K: 0	S: 3	LOB: 1	BB: 1	P: 7	R: 0	H: 1	E: 0	K: 0	S: 4	LOB: 1	BB: 0	P: 4	R: 0	H: 0	E: 0	K: 1	S: 5	LOB: 0	BB: 0	P: 5	R: 0	H: 2	E: 0	K: 1	S: 7	LOB: 2	BB: 0	P: 7	1B: 5	2B: 0	3B: 0	HR: 1	SF: 0	SAC: 0	DP: 0	HBP: 0	WP: 0	PB: 0	SB: 1	CS: 0	PA: 35
--------------	------	------	------	------	------	--------	-------	-------	------	------	------	------	------	--------	-------	------	------	------	------	------	------	--------	-------	------	------	------	------	------	------	--------	-------	------	------	------	------	------	------	--------	-------	------	------	------	------	------	------	--------	-------	------	------	------	------	------	------	--------	-------	------	------	------	------	------	------	--------	-------	------	-------	-------	-------	-------	-------	--------	-------	--------	-------	-------	-------	-------	--------


PITCHER	IP	WLS	BF	H	R	ER	SO	BB	IBB	HBP	BLK	WP	HR	S	P	ERA	WHIP
Kelly Downs, R ERA: 3.49 (1, 1)	7.0	W	27	4	2	2	3	2	0	0	0	0	1	31	39	2.57	0.857
Scott Garrelts, R ERA: 3.21 (8, 1)	2.0		8	2	0	0	2	0	0	0	0	0	0	12	12	0.00	1.000

**BOTTOM**

**San Francisco Giants @ San Diego Padres**  
**Jack Murphy Stadium, San Diego, CA**

Sun Jun 21 1987, 6:33 AM EDT  
 Att. 19,856 - Unknown

AB	33
R	2
H	6
RBI	2
BB	2
SO	5
LOB	6



PITCHER	IP	WLS	BF	H	R	ER	SO	BB	IBB	HBP	BLK	WP	HR	S	P	ERA	WHIP
---------	----	-----	----	---	---	----	----	----	-----	-----	-----	----	----	---	---	-----	------

Batter	1	2	3	4	5	6	7	8	9	AB R H RBI BB SO LOB	TOP
Kal Daniels, L (1, 7) x OBP: 0.423, SLG: 0.651	0-0 1-3 ①			x 0-0 6-3 ①		B B B 4-0 CS BB		x 0-0 1B 1-2 1B		3 0 1 0 1 0 0	
Tracy Jones, R (1, 9) x OBP: 0.394, SLG: 0.589	0-0 6-3 ②			x 0-0 4-3 ②		x 0-0 SF9 ②		x 0-0 1B 1-3 2-H		3 0 1 2 0 0 0	
Eric Davis, R (1, 8) S S S OBP: 0.398, SLG: 0.677	0-3 K ③			S S S 0-3 K ③		0-0 CS 1-2	0-0 G6-3 1B 2B 1B	S S S 0-3 K ③		4 1 1 0 0 3 1	
Dave Parker, L (1, 3) x OBP: 0.341, SLG: 0.511		x 0-0 4-3 ①			x 0-0 FC4-6 1B		x 0-0 G6-3 1B 1-2		B B B 4-0 BLK 2B BB	3 1 2 0 1 0 0	
Buddy Bell, R (1, 5) x OBP: 0.345, SLG: 0.413		x 0-0 F9 ②			x 0-0 F9 ①		x 0-0 G6-3 ① ② 1-2f 2-3		x 0-0 G3-6-3 2B 1-H	4 0 1 1 0 0 3	
Bo Diaz, R (1, 2) x OBP: 0.312, SLG: 0.372		x 0-0 1-3 ③			x 0-0 FC4-6 1-2f		x 0-0 2B 3-H		B B B 4-0 G3-6-3 BB	3 0 1 1 1 0 1	
Kurt Stillwell, S (1, 6) x OBP: 0.333, SLG: 0.385			x 0-0 F9 ①		x 0-0 1-3 ③		S S S 0-3 K ③		x 0-0 G3-6-3 ① ② 1-2f 2-3	4 0 0 0 0 1 4	
Dave Concepcion, R (1, 4) x OBP: 0.379, SLG: 0.364			x 0-0 4-3 ②			x 0-0 SH2 SF9 2B		x 0-0 FC3-6 1B 1B		3 1 2 0 1 0 0	
Ron Robinson, R (1, 1) x OBP: 0.167, SLG: 0.167			x 0-0 5-3 ③			x 0-0 SH2 ① 2-3		x 0-0 FC3-6 1B 1-2f 1B		1 0 0 0 0 0 0	
Frank Williams, R (7, 1)										0 0 0 0 0 0 0	
Rob Murphy, L (7, 1)										0 0 0 0 0 0 0	
Barry Larkin, R (8, PH)										1 1 0 0 0 0 1	
John Franco, L (8, 1)										1 0 0 0 0 0 2	
<b>Inning Stats</b>	R: 0 H: 0 E: 0 LOB: 0 K: 1 BB: 0 S: 5 P: 5	R: 0 H: 0 E: 0 LOB: 0 K: 0 BB: 0 S: 3 P: 3	R: 0 H: 0 E: 0 LOB: 0 K: 0 BB: 0 S: 3 P: 3	R: 0 H: 0 E: 0 LOB: 0 K: 1 BB: 0 S: 5 P: 5	R: 0 H: 1 E: 0 LOB: 1 K: 0 BB: 0 S: 4 P: 4	R: 1 H: 1 E: 0 LOB: 0 K: 0 BB: 1 S: 3 P: 7	R: 1 H: 3 E: 0 LOB: 1 K: 1 BB: 0 S: 7 P: 7	R: 1 H: 3 E: 0 LOB: 1 K: 1 BB: 0 S: 7 P: 7	R: 1 H: 1 E: 0 LOB: 2 K: 0 BB: 3 S: 3 P: 15	1B: 6 SF: 1 2B: 3 SAC: 1 3B: 0 DP: 2 HR: 0 HBP: 0	WP: 0 PA: 37 PB: 0 SB: 0 CS: 1
<b>PITCHER</b>	IP WLS BF H R ER SO BB IBB HBP BLK WP HR S P ERA WHIP										
Atlee Hammaker, L (1, 1) ERA: 2.85	7.0 L 25 5 2 2 3 1 0 0 0 0 0 0 30 34 2.57 0.857										
Scott Garrelts, R (8, 1) ERA: 3.31	1.0 5 3 1 1 1 0 0 0 0 0 0 0 7 7 9.00 3.000										
Jeff Robinson, R (9, 1) ERA: 2.91	1.0 6 1 1 1 0 2 1 0 1 0 0 0 3 15 9.00 3.000										

**Cincinnati Reds @ San Francisco Giants**  
 Candlestick Park, San Francisco, CA  
 Tue Jun 23 1987, 10:05 PM EDT  
 Att. 23,906 - Unknown

AB	30
R	4
H	9
RBI	4
BB	4
SO	4
LOB	12







Batter	1	2	3	4	5	6	7	8	9	10	AB R H RBI BB SO LOB	TOP												
Kal Daniels, L OBP: 0.419, SLG: 0.638 (1, 7) X	0-0 F9 X	0-0 F8 X			0-0 F8 X	0-0 4-3 X			4-0 FC6-4 BB 1-2 X		4 0 0 0 1 0 3	<p>Cincinnati Reds @ San Francisco Giants</p> <p>Candlestick Park, San Francisco, CA</p> <p>Wed Jun 24 1987, 6:33 AM EDT</p> <p>Att. 27,985 - Unknown</p>												
Tracy Jones, R OBP: 0.389, SLG: 0.583 (1, 9) X	0-0 2B X	0-0 FC5-4 1-2f X			0-0 F9 X		0-0 5-3 X		0-0 FC6-4 1-2f X		5 1 1 0 0 0 2													
Eric Davis, R OBP: 0.402, SLG: 0.680 (1, 8) X	0-0 2B 2-H X				0-3 K X		0-0 4-3 X		0-0 E E 1B X		5 2 3 1 0 1 0													
Dave Parker, L OBP: 0.339, SLG: 0.509 (1, 3) X	0-0 2B 6-3 2-H X				0-3 K 1-2 X		0-0 E5 2B 6-3 X	0-0 F7 X		0-3 K 1-H X	5 1 1 1 0 2 1													
Buddy Bell, R OBP: 0.342, SLG: 0.413 (1, 5) X	0-0 6-3 2-3 X				0-0 F8 X			0-0 L6 X		0-3 K X	5 1 1 0 0 1 1													
Bo Diaz, R OBP: 0.310, SLG: 0.366 (1, 2) B B B	4-0 BB X				0-0 F8 X			0-0 6-3 X		0-0 4-3 X	4 0 0 1 1 0 1													
Kurt Stillwell, S OBP: 0.332, SLG: 0.387 John Franco, L (9, 1)	0-0 L6 X				0-0 3-1 2B X			0-0 F2 X		0-0 4-3 X	4 0 1 0 0 0 3 0 0 0 0 0 0 0													
Ron Oester, S OBP: 0.307, SLG: 0.356 (1, 4)					0-0 3-1 2-3 X			4-0 1B IBB X		0-3 K X	3 0 1 0 1 1 1													
Guy Hoffman, L OBP: 0.133, SLG: 0.133 Rob Murphy, L OBP: 0.250, SLG: 0.250 Frank Williams, R OBP: 0.277, SLG: 0.390 (1, 1) (8, 1) (8, 1) (8, 6)					0-0 1-3 X			0-0 1B 1-3 2-H X		4-0 CS BB X	3 0 1 1 0 1 2 0 0 0 0 0 0 0 0 0 0 0 0 0 0 0 0 0 0 1 0 0													
<b>Inning Stats</b>	R: 2 E: 0 K: 0 S: 6	H: 3 LOB: 2 BB: 1 P: 10	R: 0 E: 0 K: 1 S: 6	H: 1 LOB: 1 BB: 0 P: 6	R: 0 E: 0 K: 1 S: 5	H: 1 LOB: 0 BB: 0 P: 5	R: 0 E: 0 K: 0 S: 4	H: 1 LOB: 1 BB: 0 P: 4	R: 0 E: 0 K: 1 S: 5	H: 0 LOB: 0 BB: 0 P: 5	R: 2 E: 1 K: 0 S: 6		H: 2 LOB: 2 BB: 1 P: 10	R: 0 E: 0 K: 0 S: 3	H: 0 LOB: 0 BB: 0 P: 3	R: 0 E: 0 K: 0 S: 3	H: 0 LOB: 0 BB: 0 P: 3	R: 0 E: 0 K: 1 S: 4	H: 0 LOB: 1 BB: 2 P: 12	R: 1 E: 1 K: 2 S: 8	H: 1 LOB: 0 BB: 0 P: 8	1B: 4 2B: 5 3B: 0 HR: 0	SF: 0 SAC: 0 DP: 0 HBP: 0	WP: 0 PB: 0 SB: 0 CS: 2
<b>PITCHER</b>	IP WLS BF H R ER SO BB IBB HBP BLK WP HR S P ERA WHIP																							
Mark Grant, R ERA: 3.91 (1, 1)	5.2	27	8	4	2	3	1	1	0	0	0	0	0	0	0	0	31	39	3.18	1.588				
Keith Comstock, L ERA: 3.38 (6, 1)	1.1	4	0	0	0	0	0	0	0	0	0	0	0	0	0	0	4	4	0.00	0.000				
Jeff Robinson, R ERA: 2.81 (8, 1)	2.0	7	0	0	0	1	2	0	0	0	0	0	0	0	0	0	7	15	0.00	1.000				
Scott Garrelts, R ERA: 3.25 (10, 1)	1.0	L 4	1	1	0	2	0	0	0	0	0	0	0	0	0	0	8	8	0.00	1.000				

AB	38
R	5
H	9
RBI	4
BB	4
SO	6
LOB	14



livebaseballscorecards.com

Batter	1	2	3	4	5	6	7	8	9	10	AB	R	H	RBI	BB	SO	LOB
<b>Robby Thompson, R</b> (1, 4) OBP: 0.318, SLG: 0.409	F6		FC6-4 2B		5-3			K	SH		4	1	0	1	0	1	2
<b>Jeffrey Leonard, R</b> (1, 7) OBP: 0.346, SLG: 0.574	K		SF8					6-3	L6		4	1	1	2	0	1	2
<b>Scott Garrelts, R</b> (10, 1) OBP: 0.143, SLG: 0.143	K		SF8					6-3	L6		0	0	0	0	0	0	0
<b>Will Clark, L</b> (1, 3) OBP: 0.369, SLG: 0.585	F8		2B					1B	K		5	0	2	1	0	2	2
<b>Candy Maldonado, R</b> (1, 9) OBP: 0.384, SLG: 0.543		E4	K					5-3		1B	5	0	2	0	0	1	1
<b>Chili Davis, S</b> (1, 8) OBP: 0.332, SLG: 0.401		FC1-6	K					5-3		1B	4	0	0	0	1	3	2
<b>Chris Brown, R</b> (1, 5) OBP: 0.291, SLG: 0.377		K						4-3			3	0	0	0	0	1	1
<b>Harry Spilman, L</b> (8, PH) OBP: 0.390, SLG: 0.457		K						4-3			2	0	1	0	0	0	3
<b>Bob Brenly, R</b> (1, 2) OBP: 0.359, SLG: 0.429		F7						5-3			4	0	0	0	0	0	1
<b>Eddie Milner, L</b> (9, PR) OBP: 0.227, SLG: 0.214		F7						5-3			1	1	0	0	0	1	2
<b>Matt Williams, R</b> (1, 6) OBP: 0.252, SLG: 0.350			FC6-4 1B					6-3			2	1	1	0	0	0	0
<b>Chris Speier, R</b> (7, PH) OBP: 0.350, SLG: 0.418			SF8 1B					6-3			3	0	1	0	0	0	3
<b>Mark Grant, R</b> (1, 1) OBP: 0.193, SLG: 0.100								4-3			2	0	1	0	0	0	0
<b>Keith Comstock, L</b> (6, 1)								4-3			0	0	0	0	0	0	0
<b>Joel Youngblood, R</b> (7, PH) OBP: 0.242, SLG: 0.233								4-3			1	0	0	0	0	1	1
<b>Jeff Robinson, R</b> (8, 1) OBP: 0.143, SLG: 0.143								4-3			0	0	0	0	0	0	0
<b>Bob Melvin, R</b> (9, PH) OBP: 0.263, SLG: 0.425			FC6-4 1B					4-3			0	0	0	0	1	0	0

Inning Stats	R: 0	H: 0	E: 0	K: 1	S: 5	R: 0	H: 0	E: 1	K: 1	S: 6	R: 2	H: 3	E: 0	K: 1	S: 8	R: 0	H: 0	E: 0	K: 1	S: 5	R: 0	H: 1	E: 0	K: 2	S: 8	R: 0	H: 1	E: 0	K: 1	S: 6	R: 0	H: 2	E: 0	K: 1	S: 7	R: 1	H: 0	E: 1	K: 1	S: 7	R: 0	H: 2	E: 0	K: 2	S: 9	1B: 7	SF: 1	2B: 1	3B: 0	HR: 1	WP: 0	PA: 44	
	0	0	0	1	5	0	0	1	1	6	2	3	0	1	8	0	1	0	1	1	5	0	1	0	2	8	0	2	0	1	6	0	2	0	1	7	0	0	1	1	7	0	2	0	9	7	1	1	0	1	0	0	44

PITCHER	IP	WLS	BF	H	R	ER	SO	BB	IBB	HBP	BLK	WP	HR	S	P	ERA	WHIP
<b>Guy Hoffman, L</b> (1, 1) ERA: 3.13	7.2		31	7	3	3	8	0	0	0	0	0	1	47	47	3.52	0.913
<b>Rob Murphy, L</b> (8, 1) ERA: 2.79	0.0		1	0	0	0	0	1	0	0	0	0	0	0	4	∞	∞
<b>Frank Williams, R</b> (8, 1) ERA: 2.7	0.2		3	0	1	0	0	0	0	0	0	0	0	3	3	0.00	0.000
<b>John Franco, L</b> (9, 1) ERA: 0.85	1.2	W	9	2	0	0	3	1	0	0	0	0	0	14	18	0.00	1.800

**BOTTOM**

**Cincinnati Reds @ San Francisco Giants**  
Candlestick Park, San Francisco, CA

Wed Jun 24 1987, 6:33 AM EDT  
Att: 27,985 - Unknown

livebaseballscorecards.com

<b>AB</b>	40
<b>R</b>	4
<b>H</b>	9
<b>RBI</b>	4
<b>BB</b>	2
<b>SO</b>	11
<b>LOB</b>	20



Batter	1	2	3	4	5	6	7	8	9	AB	R	H	RBI	BB	SO	LOB	TOP								
Kal Daniels, L (1, 7) OBP: 0.414, SLG: 0.627	0-3 K		0-0 1B	0-3 K		0-0 F7		0-0 4-3		5	0	1	0	0	2	3									
Tracy Jones, R (1, 9) OBP: 0.384, SLG: 0.571	0-0 6-3		0-3 K	0-0 6-3		0-0 1B		0-0 6-3		5	0	1	0	0	1	3									
Eric Davis, R (1, 8) OBP: 0.410, SLG: 0.699	0-0 PB 1B			0-0 HR	4-0 E FC G5-4-3 BB	0-0 F8			0-0 6-3 SF7 2B	4	3	3	1	1	0	2									
Dave Parker, L (1, 3) OBP: 0.340, SLG: 0.505	0-0 F9 1-2			0-0 1B SF9 1B	0-0 FC G5-4-3 1-3		1-0 6-3 HBP		0-0 6-3 2-3	4	1	1	0	0	0	3									
Kurt Stillwell, S (1, 6) OBP: 0.329, SLG: 0.384		0-0 F5		0-0 SF9 1B 1B	0-0 G5-4-3 1-2f		0-0 6-3		0-0 SF7	4	1	1	1	0	0	2									
John Franco, L (9, 1)				1-2 1B 1B	0-0 3-H		1-2 K		0-0 SF7 3-H	0	0	0	0	0	0	0									
Bo Diaz, R (1, 2) OBP: 0.311, SLG: 0.367		0-0 F9		0-0 1B 1B	0-0 1B		0-3 K		0-3 K	5	1	2	0	0	2	1									
Dave Concepcion, R (1, 5) OBP: 0.376, SLG: 0.359		0-0 6-3		0-0 SF9	0-0 5-3		4-0 IBB			2	0	0	1	1	0	1									
Ron Oester, S (1, 4) OBP: 0.310, SLG: 0.355			0-0 F6	0-0 1B		4-0 1B BB		0-3 K		3	0	1	1	1	1	2									
Bill Landrum, R (7, 1) OBP: 0.250, SLG: 0.250				1-2 1B						0	0	0	0	0	0	0									
Rob Murphy, L (9, 1) OBP: 0.250, SLG: 0.250				3-H 1B						0	0	0	0	0	0	0									
Frank Williams, R (9, 1)										0	0	0	0	0	0	0									
Buddy Bell, R (9, 5) OBP: 0.342, SLG: 0.413				0-0 5-3	0-0 1B					0	0	0	0	0	0	0									
Bill Gullickson, R (1, 1) OBP: 0.235, SLG: 0.353			0-0 5-3	0-0 1B		0-3 K			0-3 K	3	0	1	1	0	1	1									
Barry Larkin, R (7, 6) OBP: 0.276, SLG: 0.387				1-2 2-H 1B						1	0	0	0	0	1	0									
<b>Inning Stats</b>	R: 0 E: 0 K: 1 S: 6	H: 1 LOB: 1 BB: 0 P: 6	R: 0 E: 0 K: 0 S: 3	H: 0 LOB: 0 BB: 0 P: 3	R: 0 E: 0 K: 1 S: 6	H: 1 LOB: 1 BB: 0 P: 6	R: 4 E: 0 K: 1 S: 11	H: 6 LOB: 2 BB: 0 P: 11	R: 1 E: 1 K: 0 S: 4	H: 1 LOB: 1 BB: 1 P: 8	R: 0 E: 0 K: 1 S: 6	H: 1 LOB: 2 BB: 1 P: 10	R: 0 E: 0 K: 2 S: 7	H: 0 LOB: 2 BB: 1 P: 12	R: 0 E: 0 K: 1 S: 5	H: 0 LOB: 0 BB: 0 P: 5	R: 1 E: 0 K: 1 S: 6	H: 1 LOB: 0 BB: 0 P: 6	1B: 9 2B: 1 3B: 0 HR: 1	SF: 2 SAC: 0 DP: 1 HBP: 1	WP: 0 PB: 1 SB: 0 CS: 0	PA: 42			
<b>PITCHER</b>	IP	WLS	BF	H	R	ER	SO	BB	IBB	HBP	BLK	WP	HR	S	P	ERA	WHIP								
Mike Krukow, R (1, 1) ERA: 6.65	3.1		18	8	4	4	2	0	0	0	0	0	1	22	22	10.80	2.400								
Jim Gott, R (4, 1) ERA: 5.05	1.2		7	1	1	0	1	1	0	0	0	0	0	8	12	0.00	1.200								
Mark Davis, L (6, 1) ERA: 4.97	2.0		10	1	0	0	3	1	1	1	0	0	0	13	22	0.00	1.000								
Scott Garrelts, R (8, 1) ERA: 3.3	2.0	W	7	1	1	1	2	0	0	0	0	0	0	11	11	4.50	0.500								

Cincinnati Reds @ San Francisco Giants  
 Candlestick Park, San Francisco, CA  
 Thu Jun 25 1987, 10:05 PM EDT  
 Att: 22,112 - Unknown

AB	36
R	6
H	11
RBI	5
BB	3
SO	8
LOB	18



livebaseballscorecards.com

BOTTOM

Cincinnati Reds @ San Francisco Giants  
Candlestick Park, San Francisco, CA  
Thu Jun 25 1987, 10:05 PM EDT  
Att. 22,112 - Unknown

livebaseballscorecards.com

AB	36
R	7
H	9
RBI	7
BB	2
SO	6
LOB	6



WP	0	PA	38
PB	0		
SB	0		
CS	1		

AB R H RBI BB SO LOB

4	1	1	1	1	1	0
5	0	1	1	0	1	2
4	0	0	0	0	0	1
4	1	1	1	0	1	1
4	0	0	0	0	1	0
4	1	1	1	0	0	0
3	2	2	1	1	0	0
3	0	0	0	0	0	2
0	0	0	0	0	0	0
1	1	1	0	0	0	0
1	0	0	0	0	0	1
0	0	0	0	0	0	0
1	0	1	1	0	0	0

Batter	1	2	3	4	5	6	7	8	9
<b>Robby Thompson, R</b> (1, 4) OBP: 0.321, SLG: 0.423	0-0 F9		0-3 K		0-0 HR		0-0 6-3		4-0 FC8 BB
<b>Will Clark, L</b> (1, 3) OBP: 0.366, SLG: 0.576	0-0 CS 1B		0-0 F8		0-0 F8		0-3 K		0-0 FC8 1-2f 2-3 3-H
<b>Jeffrey Leonard, R</b> (1, 7) OBP: 0.341, SLG: 0.566	0-0 F9 1-2			0-0 4-3	0-0 E6			0-0 6-3	
<b>Candy Maldonado, R</b> (1, 9) OBP: 0.382, SLG: 0.549		0-0 F4		0-0 HR	0-3 K			0-0 F9	
<b>Chili Davis, S</b> (1, 8) OBP: 0.328, SLG: 0.395		0-0 F7		0-0 6-3		0-0 G3		0-3 K	
<b>Chris Speier, R</b> (1, 5) OBP: 0.348, SLG: 0.432		0-0 E6 2B		0-0 HR		0-0 F9			0-0 4-3
<b>Bob Brenly, R</b> (1, 2) OBP: 0.370, SLG: 0.467		0-0 2B 1-3		0-0 6-3		0-0 HR			4-0 1B 2B BB
<b>Matt Williams, R</b> (1, 6) OBP: 0.249, SLG: 0.345									0-0 2B FC8 1B
<b>Harry Spilman, L</b> (9, PH) OBP: 0.390, SLG: 0.457									0-0 1-3 2B
<b>Chris Brown, R</b> (9, PH) OBP: 0.297, SLG: 0.383									0-0 1-3 2B
<b>Mike Krukow, R</b> (1, 1) OBP: 0.153, SLG: 0.150			0-3 K				0-0 HR		0-0 FC8 1B
<b>Jim Gott, R</b> (4, 1) OBP: 0.190, SLG: 0.400									0-0 2B
<b>Mike Aldrete, L</b> (5, PH) OBP: 0.353, SLG: 0.383									0-0 2B
<b>Mark Davis, L</b> (6, 1) OBP: 0.217, SLG: 0.348									0-0 2B
<b>Eddie Milner</b> (7, PH) OBP: 0.222, SLG: 0.209									0-0 2B
<b>Scott Garretts, R</b> (8, 1) OBP: 0.143, SLG: 0.143									0-0 2B
<b>Joel Youngblood, R</b> (9, PH) OBP: 0.265, SLG: 0.290									0-0 2B

Inning Stats	R: 0	H: 1	E: 0	LOB: 0	K: 0	S: 3	P: 3	R: 0	H: 1	E: 1	LOB: 2	K: 0	S: 5	P: 5	R: 0	H: 0	E: 0	LOB: 0	K: 2	S: 7	R: 2	H: 2	E: 0	LOB: 0	K: 0	S: 5	P: 5	R: 2	H: 2	E: 1	LOB: 1	K: 1	S: 8	P: 8	R: 1	H: 1	E: 0	LOB: 0	K: 0	S: 4	P: 4	R: 0	H: 0	E: 0	LOB: 0	K: 2	S: 7	P: 7	R: 0	H: 0	E: 0	LOB: 0	K: 1	S: 5	P: 5	R: 2	H: 2	E: 0	LOB: 3	K: 0	S: 4	P: 12	1B: 2	SF: 0	2B: 2	SAC: 0	3B: 0	DP: 0	HR: 5	HBP: 0	WP: 0	PA: 38
--------------	------	------	------	--------	------	------	------	------	------	------	--------	------	------	------	------	------	------	--------	------	------	------	------	------	--------	------	------	------	------	------	------	--------	------	------	------	------	------	------	--------	------	------	------	------	------	------	--------	------	------	------	------	------	------	--------	------	------	------	------	------	------	--------	------	------	-------	-------	-------	-------	--------	-------	-------	-------	--------	-------	--------

PITCHER	IP	WLS	BF	H	R	ER	SO	BB	IBB	HBP	BLK	WP	HR	S	P	ERA	WHIP
<b>Bill Gullickson, R</b> (1, 1) ERA: 4.73	6.0		26	7	5	5	3	0	0	0	0	0	5	32	32	7.50	1.167
<b>Bill Landrum, R</b> (7, 1) ERA: 3.98	2.1		8	0	1	1	3	1	0	0	0	0	0	13	17	3.86	0.429
<b>Rob Murphy, L</b> (9, 1) ERA: 2.98	0.0	L	1	1	0	0	0	0	0	0	0	0	0	1	1	∞	∞
<b>Frank Williams, R</b> (9, 1) ERA: 2.7	0.0		2	1	0	0	0	1	0	0	0	0	0	1	5	∞	∞
<b>John Franco, L</b> (9, 1) ERA: 0.84	0.1		1	0	1	1	0	0	0	0	0	0	0	1	1	27.00	0.000

**Houston Astros @ San Francisco Giants**  
 Candlestick Park, San Francisco, CA

Fri Jun 26 1987, 10:05 PM EDT  
 Att: 17,110 - Unknown

AB	36
R	9
H	13
RBI	9
BB	3
SO	6
LOB	7



Batter	1	2	3	4	5	6	7	8	9	AB R H RBI BB SO LOB
<b>Billy Hatcher, R</b> OBP: 0.368, SLG: 0.454 (1, 8) X	0-0 4-3		0-3 K		0-0 2-3 1B		0-0 2B		0-0 6-3	5 0 2 0 0 1 0
<b>Bill Doran, S</b> OBP: 0.343, SLG: 0.389 (1, 4) X	0-0 1-3		0-0 5-3		0-0 SF9		0-0 1B		0-0 HR 2B	4 1 2 1 0 0 0
<b>Denny Walling, L</b> OBP: 0.342, SLG: 0.418 (1, 5) X	0-0 6-3			0-3 K	0-3 K		0-3 K		0-0 HR 2B	5 1 1 2 0 3 2
<b>Glenn Davis, R</b> OBP: 0.349, SLG: 0.510 (1, 3) X		0-0 6-3		0-0 F2		0-3 K	0-0 F6		0-0 5-3	5 0 0 0 0 1 1
<b>Kevin Bass, S</b> OBP: 0.332, SLG: 0.423 (1, 9) X		0-0 6-3		4-0 1B BB		0-0 1B HR 1B		4-0 CS BB	0-0 F7	3 1 1 0 2 0 0
<b>Jose Cruz, L</b> OBP: 0.332, SLG: 0.416 (1, 7) X		0-0 HR 1B		0-0 1-3 1B		0-0 1-3 HR 1B		0-0 F5		4 2 3 0 0 0 1
<b>Craig Reynolds, L</b> OBP: 0.331, SLG: 0.405 (1, 6) X		0-0 HR		0-0 F9		0-0 HR		4-0 BB		3 2 2 5 1 0 2
<b>Ronn Reynolds, R</b> OBP: 0.159, SLG: 0.186 (1, 2) X		0-0 F8			0-0 1B SF9 SH1-4 1B	0-0 6-3		0-3 K		4 1 1 0 0 1 1
<b>Bob Knepper, L</b> OBP: 0.150, SLG: 0.211 (1, 1) X			0-0 4-3			0-0 SH1-4	0-0 F8			2 0 0 0 0 0 0
<b>Larry Andersen, R</b> (8, 1)									0-0 HR	0 0 0 0 0 0 0
<b>Alan Ashby, S</b> OBP: 0.386, SLG: 0.441 (8, 2)										1 1 1 1 0 0 0
<b>Dave Smith, R</b> OBP: 0.667, SLG: 0.500 (8, 1)										0 0 0 0 0 0 0

Inning Stats	R: 0	H: 0	E: 0	K: 0	S: 3	P: 3	R: 2	H: 2	E: 0	K: 0	S: 5	P: 5	R: 0	H: 0	E: 0	K: 1	S: 5	P: 5	R: 0	H: 1	E: 0	K: 1	S: 6	P: 10	R: 1	H: 2	E: 0	K: 1	S: 7	P: 7	R: 3	H: 3	E: 0	K: 1	S: 8	P: 8	R: 0	H: 2	E: 0	K: 1	S: 6	P: 6	R: 0	H: 0	E: 0	K: 1	S: 4	P: 12	R: 3	H: 3	E: 0	K: 0	S: 6	P: 6	1B: 7	SF: 1	2B: 2	SAC: 1	3B: 0	DP: 0	HR: 4	HBP: 0	WP: 0	PA: 41
--------------	------	------	------	------	------	------	------	------	------	------	------	------	------	------	------	------	------	------	------	------	------	------	------	-------	------	------	------	------	------	------	------	------	------	------	------	------	------	------	------	------	------	------	------	------	------	------	------	-------	------	------	------	------	------	------	-------	-------	-------	--------	-------	-------	-------	--------	-------	--------

PITCHER	IP	WLS	BF	H	R	ER	SO	BB	IBB	HBP	BLK	WP	HR	S	P	ERA	WHIP
<b>Michael LaCoss, R</b> ERA: 4.75 (1, 1)	6.0	L	27	8	6	6	4	1	0	0	0	0	2	34	38	9.00	1.500
<b>Keith Comstock, L</b> ERA: 2.93 (7, 1)	2.0		8	2	0	0	2	2	0	0	0	0	0	10	18	0.00	2.000
<b>Jeff Robinson, R</b> ERA: 3.22 (9, 1)	1.0		6	3	3	3	0	0	0	0	0	0	2	6	6	27.00	3.000

WP: 0	PA: 41
PB: 0	
SB: 0	
CS: 1	

Batter	1	2	3	4	5	6	7	8	9	AB	R	H	RBI	BB	SO	LOB
Robby Thompson, R (1, 4) OBP: 0.339, SLG: 0.456	0-0 3-1 1B 2B		0-0 HR			4-0 G6-4-3 BB		0-0 1B HBP 1B	4-0 2B BB	3	4	3	1	2	0	0
Chris Speier, R (1, 6) OBP: 0.349, SLG: 0.437	0-0 3-1 2-3		0-0 5-3			0-0 F3		0-0 HBP BB 1-3 1B	0-0 1-H 2B	5	0	2	1	0	0	2
Joel Youngblood, R (1, 7) OBP: 0.270, SLG: 0.294 Harry Spilman, L (8, PH) OBP: 0.405, SLG: 0.457 Eddie Milner, L (8, PR) OBP: 0.217, SLG: 0.205	0-0 FC6-4 1B 3-H		0-3 K			0-0 G6-4-3 1-2f		4-0 HBP BB 1-2	0-0 1-3 K	3	0	1	1	0	1	1
Candy Maldonado, R (1, 9) OBP: 0.383, SLG: 0.558	0-0 FC6-4 1-2f		0-0 5-3			0-0 5-3		1-0 HR 1-2 2-3 3-H HBP		3	1	1	2	0	0	1
Chili Davis, S (1, 8) OBP: 0.323, SLG: 0.389 Jeff Robinson, R (9, 1) OBP: 0.143, SLG: 0.143	0-0 1-3		0-3 K			0-0 5-3		0-3 K		4	0	0	0	0	2	4
Chris Brown, R (1, 5) OBP: 0.295, SLG: 0.378			0-0 5-3			0-0 F8		0-0 F3		4	0	1	0	0	0	3
Will Clark, L (1, 3) OBP: 0.360, SLG: 0.567			0-0 L8			0-0 3-1		0-0 F5 1B		4	0	0	0	0	1	4
Bob Melvin, R (1, 2) OBP: 0.278, SLG: 0.417 Mike Aldrete, L (9, PH) OBP: 0.350, SLG: 0.379			0-0 6-3			0-0 5-3		0-0 F9		3	0	0	0	0	0	1
Michael LaCoss, R (1, 1) OBP: 0.120, SLG: 0.083 Keith Comstock, L (7, 1) Jeffrey Leonard, R (8, PH) OBP: 0.342, SLG: 0.576			0-3 K			0-0 6-3		0-0 HR		2	0	0	0	0	1	0

Inning Stats	R: 1	H: 2	E: 0	K: 5	S: 5	LOB: 1	BB: 0	P: 5	R: 0	H: 0	E: 0	K: 3	S: 3	LOB: 0	BB: 0	P: 3	R: 0	H: 0	E: 0	K: 3	S: 3	LOB: 0	BB: 0	P: 3	R: 0	H: 0	E: 0	K: 2	S: 8	LOB: 0	BB: 0	P: 8	R: 0	H: 0	E: 0	K: 1	S: 5	LOB: 0	BB: 0	P: 5	R: 0	H: 0	E: 0	K: 0	S: 2	LOB: 0	BB: 1	P: 6	R: 1	H: 2	E: 0	K: 0	S: 5	LOB: 1	BB: 0	P: 5	R: 2	H: 3	E: 0	K: 2	S: 10	LOB: 3	BB: 1	P: 15	R: 1	H: 1	E: 0	K: 1	S: 6	LOB: 1	BB: 1	P: 10	1B: 4	SF: 0	2B: 2	SAC: 0	3B: 0	DP: 1	HR: 3	HBP: 1	WP: 0	PA: 39
--------------	------	------	------	------	------	--------	-------	------	------	------	------	------	------	--------	-------	------	------	------	------	------	------	--------	-------	------	------	------	------	------	------	--------	-------	------	------	------	------	------	------	--------	-------	------	------	------	------	------	------	--------	-------	------	------	------	------	------	------	--------	-------	------	------	------	------	------	-------	--------	-------	-------	------	------	------	------	------	--------	-------	-------	-------	-------	-------	--------	-------	-------	-------	--------	-------	--------

PITCHER	IP	WLS	BF	H	R	ER	SO	BB	IBB	HBP	BLK	WP	HR	S	P	ERA	WHIP
Bob Knepper, L (1, 1) ERA: 6.57	7.0		27	6	4	4	3	1	0	0	0	0	3	32	36	5.14	1.000
Larry Andersen, R (8, 1) ERA: 3.25	0.0		3	2	0	0	0	1	0	0	0	0	0	2	6	∞	∞
Dave Smith, R (8, 1) ERA: 0.57	2.0	S	9	1	2	2	3	1	0	1	0	0	0	13	18	9.00	1.000

**BOTTOM**

**Houston Astros @ San Francisco Giants**  
Candlestick Park, San Francisco, CA

Fri Jun 26 1987, 10:05 PM EDT  
Att. 17,110 - Unknown

livebaseballscorecards.com

<b>AB</b>	<b>35</b>
<b>R</b>	<b>6</b>
<b>H</b>	<b>9</b>
<b>RBI</b>	<b>6</b>
<b>BB</b>	<b>3</b>
<b>SO</b>	<b>6</b>
<b>LOB</b>	<b>17</b>



Batter	1	2	3	4	5	6	7	8	9	AB R H RBI BB SO LOB	TOP											
<b>Billy Hatcher, R</b> OBP: 0.366, SLG: 0.449 (1, 8) X	0-0 F4	0-0 1B		X 0-0 F8		X 0-0 F3		X 0-0 4-3	5 0 1 0 0 0 0													
<b>Bill Doran, S</b> OBP: 0.347, SLG: 0.391 (1, 4) S S S	0-3 K	0-0 1B			X 0-0 1B PB 1B	S S S 0-3 K		B B B B 4-0 CS BB	4 1 2 1 1 2 0													
<b>Denny Walling, L</b> OBP: 0.349, SLG: 0.416 (1, 5) B B B B	4-0 1B 2B BB	0-0 4-3			X 0-0 1B PB HR 1B		X 0-0 4-3	B B B B 4-0 FC6-4 BB	3 2 1 0 2 0 2													
<b>Glenn Davis, R</b> OBP: 0.347, SLG: 0.504 (1, 3) X	0-0 1-2 2B 1B		X 0-0 F5		X 0-0 F8		X 0-0 F9	X 0-0 FC6-4 BB	5 1 1 0 0 0 2													
<b>Kevin Bass, S</b> OBP: 0.341, SLG: 0.457 (1, 9) X	0-0 1-H 2-H 2B		X 0-0 3B		X 0-0 HR		X 0-0 2B		4 1 4 4 0 0 0													
<b>Jose Cruz, L</b> OBP: 0.331, SLG: 0.413 (1, 7) X	0-0 F6		S S S 0-3 K		X 0-0 WP 1B		S S S 0-3 K		4 0 1 0 0 2 3													
<b>Alan Ashby, S</b> OBP: 0.378, SLG: 0.430 (1, 2) S S S		0-3 K	0-0 3-1		X 0-0 F2		S S S 0-3 K		4 0 0 0 0 2 2													
<b>Craig Reynolds, L</b> OBP: 0.329, SLG: 0.401 (1, 6) X		0-0 1B SH5-4 1B 1B		X 0-0 G3	X 0-0 G3		S S S 0-3 K		4 1 1 0 0 1 1													
<b>Jim Deshaies, L</b> OBP: 0.243, SLG: 0.097 (1, 1) X		0-0 SH5-4		S S S 0-3 K		S S S 0-3 K		S S S 0-3 K	2 0 0 0 0 2 0													
<b>Davey Lopes, R</b> (8, PH)									1 0 0 0 0 1 0													
<b>Danny Darwin, R</b> OBP: 0.125, SLG: 0.219 (8, 1)									0 0 0 0 0 0 0													
<b>Dave Meads, L</b> OBP: 0.500, SLG: 0.333 (9, 1)									0 0 0 0 0 0 0													
<b>Larry Andersen, R</b> (9, 1)									0 0 0 0 0 0 0													
<b>Inning Stats</b>	R: 2 E: 0 K: 1 S: 7	H: 2 LOB: 1 BB: 1 P: 11	R: 1 E: 0 K: 1 S: 8	H: 3 LOB: 2 BB: 0 P: 8	R: 0 E: 0 K: 1 S: 6	H: 1 LOB: 1 BB: 0 P: 6	R: 0 E: 0 K: 1 S: 5	H: 0 LOB: 0 BB: 0 P: 5	R: 3 E: 0 K: 0 S: 7	H: 4 LOB: 1 BB: 0 P: 7	R: 0 E: 0 K: 2 S: 7	H: 0 LOB: 0 BB: 0 P: 7	R: 0 E: 0 K: 1 S: 6	H: 1 LOB: 1 BB: 0 P: 6	R: 0 E: 0 K: 3 S: 9	H: 0 LOB: 0 BB: 0 P: 9	R: 0 E: 0 K: 0 S: 2	H: 0 LOB: 1 BB: 2 P: 10	1B: 7 2B: 2 3B: 1 HR: 1	SF: 0 SAC: 1 DP: 0 HBP: 0	WP: 1 PB: 1 SB: 0 CS: 1	PA: 40
<b>PITCHER</b>	IP WLS BF H R ER SO BB IBB HBP BLK WP HR S P ERA WHIP																					
<b>Kelly Downs, R</b> ERA: 3.91 (1, 1)	4.1 L 23 9 6 6 4 1 0 0 0 0 0 1 30 34 12.46 2.308																					
<b>Mark Davis, L</b> ERA: 4.78 (5, 1)	2.2 10 2 0 0 3 0 0 0 0 1 0 16 16 0.00 0.750																					
<b>Jim Gott, R</b> ERA: 4.81 (8, 1)	2.0 7 0 0 0 3 2 0 0 0 0 0 0 11 19 0.00 1.000																					

Houston Astros @ San Francisco Giants  
Candlestick Park, San Francisco, CA  
Sat Jun 27 1987, 6:33 AM EDT  
Att. 34,290 - Unknown

AB	36
R	6
H	11
RBI	5
BB	3
SO	10
LOB	10



WP	1	PA	40
PB	1		
SB	0		
CS	1		

1B	7	SF	0
2B	2	SAC	1
3B	1	DP	0
HR	1	HBP	0



Batter	1	2	3	4	5	6	7	8	9	AB	R	H	RBI	BB	SO	LOB
Robby Thompson, R (1, 4) OBP: 0.332, SLG: 0.446	0-0 F7		0-0 5-3		0-0 F9			0-0 F8		4	0	0	0	0	0	0
Will Clark, L (1, 3) OBP: 0.358, SLG: 0.565	0-0 3-1		0-0 2B			0-0 E4 FC5-4		0-0 G3		4	0	1	0	0	0	0
Jeffrey Leonard, R (1, 7) OBP: 0.341, SLG: 0.571	0-0 1B		0-0 5-3			0-0 L7		0-0 G3		4	0	1	0	0	0	2
Candy Maldonado, R (1, 9) OBP: 0.382, SLG: 0.556	0-3 K			0-0 F9		0-0 FC5-4			4-0 HR BB	1	0	0	0	0	1	1
Joel Youngblood, R (3, 9) OBP: 0.256, SLG: 0.278						1-2f				2	0	0	0	0	0	1
Mike Aldrete, L (9, PH) OBP: 0.356, SLG: 0.379										0	1	0	0	1	0	0
Chili Davis, S (1, 8) OBP: 0.326, SLG: 0.413		0-0 HR		0-0 F4		0-0 F8			0-0 HR 1-H	4	2	2	3	0	0	1
Chris Brown, R (1, 5) OBP: 0.290, SLG: 0.372		0-0 F8		0-0 P3			0-3 K2-3		0-3 K	2	0	0	0	0	0	0
Mark Davis, L (5, 1) OBP: 0.217, SLG: 0.348										0	0	0	0	0	0	0
Eddie Milner, L (7, PH) OBP: 0.213, SLG: 0.200										1	0	0	0	0	1	0
Jim Gott, R (8, 1) OBP: 0.100, SLG: 0.400										0	0	0	0	0	0	0
Harry Spilman, L (9, PH) OBP: 0.395, SLG: 0.444										1	0	0	0	0	1	0
Bob Brenly, R (1, 2) OBP: 0.360, SLG: 0.452		0-0 1-3			0-3 K		0-0 F2		0-0 F9	4	0	0	0	0	1	0
Matt Williams, R (1, 6) OBP: 0.253, SLG: 0.376		0-3 K				0-0 HR		0-0 K		4	2	2	2	0	2	0
Kelly Downs, R (1, 1) OBP: 0.182, SLG: 0.156			0-0 F7				0-3 K			1	0	0	0	0	0	0
Chris Speier, R (5, 5) OBP: 0.346, SLG: 0.432					0-0 F7					2	0	0	0	0	1	0

Inning Stats	R: 0	H: 1	E: 0	K: 1	S: 6	LOB: 1	BB: 0	P: 6	R: 1	H: 1	E: 0	K: 1	S: 6	LOB: 0	BB: 0	P: 6	R: 0	H: 0	E: 0	K: 0	S: 3	LOB: 0	BB: 0	P: 3	R: 1	H: 1	E: 0	K: 1	S: 6	LOB: 0	BB: 0	P: 6	R: 0	H: 0	E: 1	K: 0	S: 4	LOB: 1	BB: 0	P: 4	R: 1	H: 1	E: 0	K: 2	S: 8	LOB: 0	BB: 0	P: 8	R: 0	H: 0	E: 0	K: 0	S: 3	LOB: 0	BB: 0	P: 3	R: 2	H: 1	E: 0	K: 2	S: 8	LOB: 0	BB: 1	P: 12	1B: 1	SF: 0	2B: 1	SAC: 0	3B: 0	DP: 0	HR: 4	HBP: 0	WP: 0	PA: 35
--------------	------	------	------	------	------	--------	-------	------	------	------	------	------	------	--------	-------	------	------	------	------	------	------	--------	-------	------	------	------	------	------	------	--------	-------	------	------	------	------	------	------	--------	-------	------	------	------	------	------	------	--------	-------	------	------	------	------	------	------	--------	-------	------	------	------	------	------	------	--------	-------	-------	-------	-------	-------	--------	-------	-------	-------	--------	-------	--------

PITCHER	IP	WLS	BF	H	R	ER	SO	BB	IBB	HBP	BLK	WP	HR	S	P	ERA	WHIP
Jim Deshaies, L (1, 1) ERA: 3.48	7.0		27	5	3	3	5	0	0	0	0	0	3	37	37	3.86	0.714
Danny Darwin, R (8, 1) ERA: 3.33	1.0		5	1	2	2	0	1	0	0	0	0	1	4	8	18.00	2.000
Dave Meads, L (9, 1) ERA: 6.28	0.1		1	0	0	0	1	0	0	0	0	0	0	3	3	0.00	0.000
Larry Andersen, R (9, 1) ERA: 3.2	0.2	S	2	0	0	0	1	0	0	0	0	0	0	4	4	0.00	0.000

**BOTTOM**

**Houston Astros @ San Francisco Giants**  
Candlestick Park, San Francisco, CA

Sat Jun 27 1987, 6:33 AM EDT  
Att. 34,290 - Unknown

livebaseballscorecards.com

**AB 34**  
**R 5**  
**H 6**  
**RBI 5**  
**BB 1**  
**SO 7**  
**LOB 5**

**GIANTS**

Batter	1	2	3	4	5	6	7	8	9	AB R H RBI BB SO LOB	TOP											
<b>Billy Hatcher, R</b> (1, 8) OBP: 0.364, SLG: 0.447	0-3 K HR	0-0 S 1B			0-0 5-3		0-0 L6			4 1 1 0 0 1 0												
<b>Bill Doran, S</b> (1, 4) OBP: 0.348, SLG: 0.413	0-0 1-H HR	0-3 K			0-0 HR			0-0 F3		4 2 2 3 0 1 2												
<b>Chuck Jackson, R</b> (1, 5) OBP: 0.295, SLG: 0.327	0-0 5-3		0-0 6-3		0-3 K			0-3 K		4 0 0 0 0 2 0												
<b>Glenn Davis, R</b> (1, 3) OBP: 0.346, SLG: 0.511	0-0 HR		0-0 L5		0-0 5-3			0-0 4-3		4 1 1 1 0 0 0												
<b>Kevin Bass, S</b> (1, 9) OBP: 0.343, SLG: 0.457	0-0 4-3 1B		0-3 K		0-3 K			0-0 G3-6-1 1B		4 0 2 0 0 2 0												
<b>Jose Cruz, L</b> (1, 7) OBP: 0.325, SLG: 0.405	0-0 4-3 1-2f		0-0 1-3		0-0 3-1			0-0 G3-6-1 1-2f		4 0 0 0 0 0 2												
<b>Ronn Reynolds, R</b> (1, 2) OBP: 0.149, SLG: 0.174 <b>Ron Mathis, R</b> (6, 1) <b>Davey Lopes, R</b> (9, PH)		0-0 6-3		0-0 L5		0-3 K		0-0 F9		3 0 0 0 0 1 0 0 0 0 0 0 0 0 1 0 0 0 0 0 0	<b>AB 33</b> <b>R 4</b> <b>H 7</b> <b>RBI 4</b> <b>BB 1</b> <b>SO 9</b> <b>LOB 6</b>											
<b>Dickie Thon, R</b> (1, 6) OBP: 0.351, SLG: 0.258		4-0 1B S BB		0-0 1B		0-3 K				2 0 1 0 1 1 0												
<b>Nolan Ryan, R</b> (1, 1) OBP: 0.103, SLG: 0.179 <b>Alan Ashby, S</b> (6, 2) OBP: 0.376, SLG: 0.428		0-3 K		0-0 G3		0-0 6-3				2 0 0 0 0 1 2 1 0 0 0 0 0 0												
<b>Inning Stats</b>	R: 3 E: 0 K: 1 S: 8	H: 3 LOB: 0 BB: 0 P: 8	R: 0 E: 0 K: 2 S: 8	H: 1 LOB: 2 BB: 1 P: 12	R: 0 E: 0 K: 1 S: 5	H: 0 LOB: 0 BB: 0 P: 5	R: 0 E: 0 K: 0 S: 4	H: 1 LOB: 1 BB: 0 P: 4	R: 1 E: 0 K: 1 S: 6	H: 1 LOB: 0 BB: 0 P: 6	R: 0 E: 0 K: 2 S: 7	H: 0 LOB: 0 BB: 0 P: 7	R: 0 E: 0 K: 1 S: 5	H: 0 LOB: 0 BB: 0 P: 5	R: 0 E: 0 K: 1 S: 5	H: 0 LOB: 0 BB: 0 P: 5	R: 0 E: 0 K: 0 S: 3	H: 1 LOB: 0 BB: 0 P: 3	1B: 4 2B: 1 3B: 0 HR: 3	SF: 0 SAC: 0 DP: 2 HBP: 0	WP: 1 PB: 0 SB: 2 CS: 0	PA: 34
<b>PITCHER</b>	IP WLS BF H R ER SO BB IBB HBP BLK WP HR S P ERA WHIP																					
<b>Atlee Hammaker, L</b> (1, 1) ERA: 3.18 <b>Keith Comstock, L</b> (6, 1) ERA: 2.33	5.0 W 22 6 4 4 5 1 0 0 0 1 3 31 35 7.20 1.400																					
	4.0 S 12 1 0 0 4 0 0 0 0 0 0 20 20 0.00 0.250																					

**Houston Astros @ San Francisco Giants**  
**Candlestick Park, San Francisco, CA**  
 Sun Jun 28 1987, 6:33 AM EDT  
 Att. 30,742 - Unknown

livebaseballscorecards.com





Batter	1	2	3	4	5	6	7	8	9	AB R H RBI BB SO LOB	TOP									
Dion James, L (1, 8) OBP: 0.394, SLG: 0.430	0-0 6-3			0-0 G3			0-0 SH1-3 1B		0-0 F8	4 1 1 0 0 0 0	<b>Atlanta Braves @ San Francisco Giants</b> Candlestick Park, San Francisco, CA Mon Jun 29 1987, 10:05 PM EDT Att. 5,921 - Unknown  <b>livebaseballscorecards.com</b>									
Rafael Ramirez, R (1, 6) OBP: 0.304, SLG: 0.353	0-0 6-3			0-0 L4			0-0 SH1-3		0-0 F8	3 0 0 0 0 0 0										
Gerald Perry, L (1, 3) OBP: 0.308, SLG: 0.354	0-3 K			0-0 G3			0-0 F3 2-H 1B		0-0 F8	4 0 1 1 0 1 0										
Dale Murphy, R (1, 9) OBP: 0.451, SLG: 0.648		0-0 F8			0-0 6-3		0-0 F3			3 0 0 0 0 0 1										
Ken Griffey, L (1, 7) OBP: 0.382, SLG: 0.552		0-0 G3-6-3 1B			0-0 F8		4-0 IBB			2 0 1 0 1 0 0										
Graig Nettles, L (1, 5) OBP: 0.292, SLG: 0.341		0-0 G3-6-3 1-2f			0-0 F8		0-0 G3			3 0 0 0 0 0 3										
Ozzie Virgil, R (1, 2) OBP: 0.332, SLG: 0.551			0-0 G3			0-0 L5		0-3 K G4-6-3		3 0 0 0 0 1 0										
Glenn Hubbard, R (1, 4) OBP: 0.436, SLG: 0.441			0-0 F9			0-0 4-3		0-0 G4-6-3 1-2f		3 0 0 0 0 0 1										
Zane Smith, L (1, 1) OBP: 0.171, SLG: 0.175			0-0 4-3			0-3 K		0-0 6-3		3 0 0 0 0 1 0										
<b>Inning Stats</b>	R: 0 E: 0 K: 1 S: 5	H: 0 LOB: 0 BB: 0 P: 5	R: 0 E: 0 K: 0 S: 3	H: 1 LOB: 0 BB: 0 P: 3	R: 0 E: 0 K: 0 S: 3	H: 0 LOB: 0 BB: 0 P: 3	R: 0 E: 0 K: 0 S: 3	H: 0 LOB: 0 BB: 0 P: 3	R: 0 E: 0 K: 1 S: 5	H: 0 LOB: 0 BB: 0 P: 5	R: 1 E: 0 K: 0 S: 5	H: 2 LOB: 2 BB: 1 P: 9	R: 0 E: 0 K: 1 S: 5	H: 0 LOB: 0 BB: 0 P: 5	R: 0 E: 0 K: 0 S: 3	H: 0 LOB: 0 BB: 0 P: 3	1B: 3 2B: 0 3B: 0 HR: 0	SF: 0 SAC: 1 DP: 2 HBP: 0	WP: 1 PB: 0 SB: 0 CS: 0	PA: 30
<b>PITCHER</b>	IP WLS BF H R ER SO BB IBB HBP BLK WP HR S P ERA WHIP																			
Mark Grant, R (1, 1) ERA: 3.54	8.0 L 27 3 1 1 3 0 1 0 0 1 0 32 36 1.12 0.375																			
Scott Garrelts, R (9, 1) ERA: 3.24	1.0 3 0 0 0 0 0 0 0 0 0 0 3 3 0.00 0.000																			

**Atlanta Braves @ San Francisco Giants**  
 Candlestick Park, San Francisco, CA  
 Mon Jun 29 1987, 10:05 PM EDT  
 Att. 5,921 - Unknown

<b>AB</b>	28
<b>R</b>	1
<b>H</b>	3
<b>RBI</b>	1
<b>BB</b>	1
<b>SO</b>	3
<b>LOB</b>	5



Batter	1	2	3	4	5	6	7	8	9	AB	R	H	RBI	BB	SO	LOB
<b>Robby Thompson, R</b> (1, 4) OBP: 0.327, SLG: 0.432	0-0 F8			0-0 F4		H 1-0 F3 6-3 HBP		0-0 6-3		3	0	0	0	0	0	0
<b>Will Clark, L</b> (1, 3) OBP: 0.366, SLG: 0.578	0-0 F7			0-0 CS 1B 1B		0-0 6-3		0-0 6-3	0-0 FC1-6 1B	4	0	2	0	0	0	1
<b>Jeffrey Leonard, R</b> (1, 7) OBP: 0.338, SLG: 0.559	0-0 6-3			0-0 CS 1B 1B		0-0 F3		0-0 2-3	0-0 FC1-6 G4-6-3 1-2f	4	0	1	0	0	0	2
<b>Chris Brown, R</b> (1, 5) OBP: 0.281, SLG: 0.359		0-0 6-3		0-0 F9		0-0 6-3		0-0 6-3	0-0 G4-6-3 1-2f	4	0	0	0	0	0	4
<b>Chili Davis, S</b> (1, 8) OBP: 0.322, SLG: 0.406		0-0 4-3			0-0 4-3			0-0 6-3		3	0	0	0	0	0	0
<b>Joel Youngblood, R</b> (1, 9) OBP: 0.282, SLG: 0.282		0-0 4-3			0-0 1B FC1 1B			0-0 F4		3	0	1	0	0	0	0
<b>Bob Melvin, R</b> (1, 2) OBP: 0.279, SLG: 0.416			0-0 F8		0-0 FC1 1B		0-3 K			3	0	1	0	0	1	0
<b>Matt Williams, R</b> (1, 6) OBP: 0.247, SLG: 0.366			0-0 F9		0-0 FC1			0-0 5-3		2	0	0	0	0	0	2
<b>Bob Brenly, R</b> (8, PH) OBP: 0.361, SLG: 0.446					1-2 3-H					1	0	0	0	0	0	0
<b>Scott Garrelts, R</b> (9, 1) OBP: 0.143, SLG: 0.143										0	0	0	0	0	0	0
<b>Mark Grant, R</b> (1, 1) OBP: 0.154, SLG: 0.083			0-3 K		0-0 1-3			0-0 4-3		2	0	0	0	0	1	2
<b>Chris Speier, R</b> (8, PH) OBP: 0.350, SLG: 0.424										1	0	0	0	0	0	0

Inning Stats	R: 0	H: 0	E: 0	K: 0	S: 3	R: 0	H: 0	E: 0	K: 0	S: 3	R: 0	H: 0	E: 0	K: 1	S: 5	R: 0	H: 2	E: 0	K: 0	S: 4	R: 0	H: 2	E: 0	K: 0	S: 5	R: 0	H: 0	E: 0	K: 1	S: 5	R: 0	H: 0	E: 0	K: 0	S: 3	R: 0	H: 1	E: 0	K: 0	S: 3	R: 0	H: 0	E: 0	K: 0	S: 3	R: 0	H: 0	E: 0	K: 0	S: 3	1B: 5	2B: 0	3B: 0	HR: 0	SF: 0	SAC: 0	DP: 1	HBP: 1	WP: 0	PB: 0	SB: 0	CS: 2	PA: 31
--------------	------	------	------	------	------	------	------	------	------	------	------	------	------	------	------	------	------	------	------	------	------	------	------	------	------	------	------	------	------	------	------	------	------	------	------	------	------	------	------	------	------	------	------	------	------	------	------	------	------	------	-------	-------	-------	-------	-------	--------	-------	--------	-------	-------	-------	-------	--------

PITCHER	IP	WLS	BF	H	R	ER	SO	BB	IBB	HBP	BLK	WP	HR	S	P	ERA	WHIP	PITCHER	IP	WLS	BF	H	R	ER	SO	BB	IBB	HBP	BLK	WP	HR	S	P	ERA	WHIP																			
<b>Zane Smith, L</b> (1, 1) ERA: 4.07	9.0	W	31	5	0	0	2	0	0	1	0	0	0	34	35	0.00	0.556																																					


**BOTTOM**

**Atlanta Braves @ San Francisco Giants**  
Candlestick Park, San Francisco, CA

<b>AB</b>	<b>30</b>
<b>R</b>	<b>0</b>
<b>H</b>	<b>5</b>
<b>RBI</b>	<b>0</b>
<b>BB</b>	<b>0</b>
<b>SO</b>	<b>2</b>
<b>LOB</b>	<b>11</b>



Mon Jun 29 1987, 10:05 PM EDT  
Att. 5,921 - Unknown

Batter	1	2	3	4	5	6	7	8	9	AB R H RBI BB SO LOB	TOP					
Dion James, L (1, 8) OBP: 0.395, SLG: 0.444 Paul Assenmacher, L (7, 1) Jim Acker, R (7, 1) Trench Davis, L (9, PH)	0-0 HR		0-0 B1-4 1B		0-0 4-3		0-0 FC3-6 1-2f 2-3		0-0 E4	4 1 2 1 0 0 2 0 0 0 0 0 0 0 0 0 0 0 0 0 0 1 0 0 0 0 0 0	<p><b>Atlanta Braves @ San Francisco Giants</b> Candlestick Park, San Francisco, CA</p> <p>Tue Jun 30 1987, 10:05 PM EDT Att. 8,246 - Unknown</p> <p>livebaseballscorecards.com</p> <p><b>AB 33</b> <b>R 2</b> <b>H 7</b> <b>RBI 2</b> <b>BB 5</b> <b>SO 6</b> <b>LOB 15</b></p> 					
Rafael Ramirez, R (1, 6) OBP: 0.301, SLG: 0.349	0-3 K		0-0 B1-4 1-2f		0-0 1B		0-0 F9		0-0 F6	5 0 1 0 0 1 4						
Gerald Perry, L (1, 3) OBP: 0.307, SLG: 0.352 (7, 7)	0-3 K		0-0 6-3		0-0 F7			0-0 FC4-6 1B		4 0 1 0 0 1 1						
Dale Murphy, R (1, 9) OBP: 0.446, SLG: 0.639	0-0 F4			0-0 6-3		0-3 K		0-0 F8		4 0 0 0 0 1 1						
Ken Griffey, L (1, 7) OBP: 0.376, SLG: 0.541 (7, 8)		0-0 F7		0-0 4-3		0-0 4-3		0-0 FC4-6 BB 1-2f		4 0 0 0 0 0 1						
Graig Nettles, L (1, 5) OBP: 0.300, SLG: 0.340		0-0 F7		0-0 1B		0-3 K		4-0 BB 1-2		3 0 1 0 1 1 0						
Bruce Benedict, R (1, 2) OBP: 0.282, SLG: 0.203 Ozzie Virgil, R (8, PH) (8, 2)		4-0 BB BB		0-3 K			0-0 5-3	0-0 F5		2 0 0 0 1 1 1 1 0 0 0 0 0 2						
Glenn Hubbard, R (1, 4) OBP: 0.444, SLG: 0.459		4-0 BB 1-2			0-0 HR		0-0 FC3-6 BB 1B		4-0 G4-3 BB	2 1 2 1 2 0 0						
Doyle Alexander, R (1, 1) OBP: 0.095, SLG: 0.050 Ted Simmons, S (7, PH) (7, 3)		0-3 K		0-0 4-3			4-0 FC3-6 BB 1-2	0-0 G4-3 1-2f		2 0 0 0 0 1 2 1 0 0 0 1 0 1						
<b>Inning Stats</b>	R: 1 E: 0 K: 2 S: 8 H: 1 LOB: 0 BB: 0 P: 8	R: 0 E: 0 K: 1 S: 5 H: 0 LOB: 2 BB: 2 P: 13	R: 0 E: 0 K: 0 S: 3 H: 1 LOB: 0 BB: 0 P: 3	R: 0 E: 0 K: 1 S: 6 H: 1 LOB: 1 BB: 0 P: 6	R: 1 E: 0 K: 0 S: 5 H: 2 LOB: 1 BB: 0 P: 5	R: 0 E: 0 K: 2 S: 7 H: 0 LOB: 0 BB: 0 P: 7	R: 0 E: 0 K: 0 S: 4 H: 1 LOB: 2 BB: 1 P: 8	R: 0 E: 0 K: 0 S: 4 H: 1 LOB: 2 BB: 1 P: 8	R: 0 E: 1 K: 0 S: 3 H: 0 LOB: 1 BB: 1 P: 7	1B: 5 2B: 1 3B: 0 HR: 2 SF: 0 SAC: 0 DP: 2 HBP: 0		WP: 0 PB: 0 SB: 0 CS: 0 PA: 38				
<b>PITCHER</b>	IP WLS BF H R ER SO BB IBB HBP BLK WP HR S P ERA WHIP															
Mike Krukow, R (1, 1) ERA: 6.45	5.0	21	5	2	2	4	2	0	0	0	0	2	27	35	3.60	1.400
Jeff Robinson, R (6, 1) ERA: 3.12	2.0	W	8	1	0	0	2	1	0	0	0	0	11	15	0.00	1.000
Scott Garrelts, R (8, 1) ERA: 3.13	2.0	S	9	1	0	0	0	2	0	0	0	0	7	15	0.00	1.500

Batter	1	2	3	4	5	6	7	8	9
<b>Eddie Milner, L</b> OBP: 0.235, SLG: 0.286 (1, 8)	0-0 4-3		0-0 1B FC3-2 1B		0-0 HR		0-0 F7		
<b>Mike Aldrete, L</b> OBP: 0.378, SLG: 0.396 (1, 9) <b>Chili Davis, S</b> OBP: 0.321, SLG: 0.404 (7, PH) (8, 9)	0-0 1B		0-0 FC3-2 1B 1-2 2-3 1B		4-0 BB G4-6-3		0-0 6-3		
<b>Jeffrey Leonard, R</b> OBP: 0.340, SLG: 0.562 (1, 7)	0-0 F8		0-0 FC3-2 1B 1-2 2-3 3-H		0-0 G4-6-3 1-2f		0-0 1B 2B		
<b>Will Clark, L</b> OBP: 0.365, SLG: 0.573 (1, 3)	0-0 4-3		0-0 FC3-2 1-2 2-3 3-H		0-3 K		0-0 1B 2-H		
<b>Chris Brown, R</b> OBP: 0.280, SLG: 0.355 (1, 5)		0-0 F9	0-0 F9		0-0 2B SF8 1B		0-3 K		
<b>Chris Speier, R</b> OBP: 0.348, SLG: 0.426 (1, 4)		0-3 K		0-0 F9		0-0 SF8 1-3 2B		0-3 K	
<b>Bob Melvin, R</b> OBP: 0.273, SLG: 0.408 (1, 2)		0-0 F9		0-0 5-3		0-0 SF8		0-0 5-3	
<b>Matt Williams, R</b> OBP: 0.247, SLG: 0.361 (1, 6)			4-0 1B 1B 1B BB	0-0 F7		0-3 K		0-0 6-3	
<b>Mike Krukow, R</b> OBP: 0.136, SLG: 0.143 (1, 1) <b>Mark Wasinger, R</b> OBP: 0.353, SLG: 0.413 (5, PH) <b>Jeff Robinson, R</b> OBP: 0.143, SLG: 0.143 (6, 1) <b>Joel Youngblood, R</b> OBP: 0.279, SLG: 0.375 (7, PH) <b>Scott Garrelts, R</b> OBP: 0.143, SLG: 0.143 (8, 1)			0-3 K		0-0 5-3		0-0 HR		

AB	R	H	RBI	BB	SO	LOB
4	1	2	1	0	0	0
2	0	2	0	1	0	0
1	0	0	0	0	0	0
4	1	2	1	0	0	2
4	0	1	1	0	1	4
4	1	1	0	0	1	4
4	0	1	0	0	2	0
3	0	0	1	0	0	0
3	1	0	0	1	1	1
1	0	0	0	0	1	1
1	0	0	0	0	0	0
0	0	0	0	0	0	0
1	1	1	1	0	0	0
0	0	0	0	0	0	0


WP	HR	S	P	ERA	WHIP
0	0	32	40	4.50	1.500
0	1	5	5	27.00	4.500
0	0	8	8	0.00	0.000

Inning Stats		R	H	E	K	S	R		H	E	K	S	R		H	E	K	S	R		H	E	K	S	R		H	E	K	S	R		H	E	K	S													
R: 0 H: 1 E: 0 K: 0 S: 4		0	1	0	0	4	R: 0 H: 0 E: 0 K: 1 S: 5		0	0	0	5	R: 1 H: 3 E: 0 K: 1 S: 8		3	3	0	1	12	R: 0 H: 0 E: 0 K: 0 S: 3		0	0	0	R: 1 H: 1 E: 0 K: 0 S: 3		1	1	0	2	7	R: 1 H: 2 E: 0 K: 2 S: 9		2	1	0	9	R: 2 H: 3 E: 0 K: 1 S: 8		3	1	0	8	R: 0 H: 0 E: 0 K: 1 S: 5		0	0	0	5

PITCHER		IP	WLS	BF	H	R	ER	SO	BB	IBB	HBP	BLK	WP	HR	S	P	ERA	WHIP
<b>Doyle Alexander, R</b> ERA: 3.32 (1, 1)		6.0	L	26	7	3	3	4	2	0	0	0	0	1	32	40	4.50	1.500
<b>Paul Assenmacher, L</b> ERA: 5.09 (7, 1)		0.2		5	3	2	2	0	0	0	0	0	0	1	5	5	27.00	4.500
<b>Jim Acker, R</b> ERA: 4.38 (7, 1)		1.1		4	0	0	0	2	0	0	0	0	0	0	8	8	0.00	0.000

**Atlanta Braves @ San Francisco Giants**  
Candlestick Park, San Francisco, CA  
Tue Jun 30 1987, 10:05 PM EDT  
Att. 8,246 - Unknown

AB 32  
R 5  
H 10  
RBI 5  
BB 2  
SO 6  
LOB 12



Batter	1	2	3	4	5	6	7	8	9	AB R H RBI BB SO LOB	TOP		
Dion James, L OBP: 0.395, SLG: 0.439 (1, 8)	3-2 4-3		0-0 4-3	4-0 1B 1B IBB		4-1 BB	1-0 L4			3 1 0 0 2 0 2			
Rafael Ramirez, R OBP: 0.305, SLG: 0.352 Andres Thomas, R OBP: 0.295, SLG: 0.339 (1, 6) (2, 6)	0-0 1B 1B		1-0 1-3	1-0 1B 1-2 2-H 3-H 1B		0-0 F7		1-0 L6		1 0 1 0 0 0 0 4 0 1 2 0 0 1			
Gerald Perry, L OBP: 0.309, SLG: 0.353 (1, 3)	0-1 1-2 1B		1-3 K	0-0 1-2 2-H 1B			2-1 E7 WP FC3	3-1 F8		5 1 2 1 0 1 0			
Dale Murphy, R OBP: 0.443, SLG: 0.631 (1, 9)	0-1 F8			0-0 2B 1B K			2-3 K	0-0 5-3		5 1 1 0 0 2 5			
Ken Griffey, L OBP: 0.373, SLG: 0.534 Gary Roenicke, R OBP: 0.306, SLG: 0.254 (1, 7) (7, 7)	1-0 F8			1-1 F7 1B CS BB	4-1		3-2 FC3 1B 1B 2-H	1-0 E5 1B FC5-2-5		3 1 0 1 1 0 3 1 0 0 0 0 0 0			
Graig Nettles, L OBP: 0.313, SLG: 0.364 (1, 5)		2-1 3-1		0-0 1B 2B	0-1 F9		3-2 1B 1B	2-1 FC6-4 1B 1B		5 2 3 1 0 0 1			
Ozzie Virgil, R OBP: 0.332, SLG: 0.545 (1, 2)		0-1 5-3		3-0 SH1-4 E 1B 1B 2-H	1-1 4-3		1-2 1B 1B	2-2 FC5-2-5 FC6-4		5 1 2 2 0 0 3			
Glenn Hubbard, R OBP: 0.444, SLG: 0.456 (1, 4)		1-1 HBP		1-2 E6 SH1-4 1B		1-0 F9	2-0 1B 1B 2-H	0-2 FC6-4		4 1 1 1 0 0 3			
Rick Mahler, R OBP: 0.178, SLG: 0.205 (1, 1)		0-3 K		0-0 SH1-4		2-2 6-3	1-3 K	0-2 F8		4 0 0 0 0 2 5			
<b>Inning Stats</b>	R: 0 E: 0 K: 0 S: 9 H: 2 LOB: 2 BB: 0 P: 13	R: 0 E: 0 K: 1 S: 8 H: 0 LOB: 1 BB: 0 P: 11	R: 0 E: 0 K: 1 S: 5 H: 0 LOB: 0 BB: 0 P: 7	R: 5 E: 1 K: 1 S: 15 H: 5 LOB: 2 BB: 1 P: 28	R: 0 E: 0 K: 0 S: 6 H: 0 LOB: 0 BB: 1 P: 10	R: 0 E: 0 K: 0 S: 6 H: 0 LOB: 1 BB: 1 P: 13	R: 3 E: 1 K: 2 S: 22 H: 3 LOB: 2 BB: 0 P: 37	R: 0 E: 0 K: 0 S: 4 H: 0 LOB: 0 BB: 0 P: 8	R: 0 E: 1 K: 0 S: 14 H: 1 LOB: 2 BB: 0 P: 19	1B: 10 2B: 1 3B: 0 HR: 0 SF: 0 SAC: 1 DP: 0 HBP: 1	WP: 1 PB: 0 SB: 0 CS: 1 PA: 45		
<b>PITCHER</b>	IP WLS BF H R ER SO BB IBB HBP BLK WP HR S P ERA WHIP											<b>PITCHER</b>	IP WLS BF H R ER SO BB IBB HBP BLK WP HR S P ERA WHIP
Michael LaCoss, R ERA: 4.74 (1, 1)	4.0 L 23 7 5 2 3 1 1 1 0 0 0 38 64 4.50 2.000												
Mark Davis, L ERA: 4.71 (5, 1)	1.0 2 0 0 0 0 0 0 0 0 0 0 5 5 0.00 0.000												
Jim Gott, R ERA: 4.67 (6, 1)	1.1 6 0 1 1 1 1 1 0 0 0 0 11 22 6.75 0.750												
Keith Comstock, L ERA: 3.26 (7, 1)	0.0 3 2 1 0 0 0 0 0 0 1 0 11 18 ∞ ∞												
Jeff Robinson, R ERA: 2.98 (7, 1)	2.2 11 2 1 1 1 0 0 0 0 0 0 24 37 3.38 0.750												

Atlanta Braves @ San Francisco Giants  
Candlestick Park, San Francisco, CA  
Wed Jul 01 1987, 6:33 AM EDT  
Att. 11,814 - Overcast

AB	40
R	8
H	11
RBI	8
BB	3
SO	5
LOB	23





Batter	1	2	3	4	5	6	7	8	9	AB	R	H	RBI	BB	SO	LOB
<b>Eddie Milner, L</b> OBP: 0.218, SLG: 0.264 (1, 8)	0-0 B5-3		1-2 4-3		0-0 F6		1-1 G3			4	0	0	0	0	0	0
<b>Mike Aldrete, L</b> OBP: 0.383, SLG: 0.410 (1, 9)	3-1 2B		3-0 G4-6-3 1B			3-1 F7		3-2 L8		4	0	2	0	0	0	0
<b>Jeffrey Leonard, R</b> OBP: 0.339, SLG: 0.568 (1, 7)	3-2 L6		0-0 G4-6-3 1-2f			1-1 HR		2-3 K		4	1	1	1	0	1	2
<b>Will Clark, L</b> OBP: 0.363, SLG: 0.567 (1, 3)	3-2 F6			1-0 F7		0-0 2B 1B		2-2 L9		4	1	1	0	0	0	1
<b>Chris Brown, R</b> OBP: 0.301, SLG: 0.403 (1, 5)		4-1 1B BB		3-2 1B 1B		2-0 1-H 2B		3-1 HR		3	1	3	2	1	0	0
<b>Chris Speier, R</b> OBP: 0.356, SLG: 0.430 (1, 4)		0-0 1-2 1B		2-0 1-2 1B G5-4-3		2-1 4-3		4-2 G4-6-3 BB		3	0	2	0	1	0	1
<b>Bob Melvin, R</b> OBP: 0.269, SLG: 0.401 (1, 2)		1-3 K		0-0 G5-4-3 1-2f		2-2 5-3		1-1 G4-6-3 1-2f		3	0	0	0	0	1	5
<b>Keith Comstock, L</b> (7, 1)										0	0	0	0	0	0	0
<b>Jeff Robinson, R</b> OBP: 0.143, SLG: 0.143 (7, 1)										0	0	0	0	0	0	0
<b>Harry Spilman, L</b> OBP: 0.400, SLG: 0.526 (9, PH)										1	0	0	0	0	0	1
<b>Matt Williams, R</b> OBP: 0.244, SLG: 0.356 (1, 6)		3-3 K		0-2 4-3		2-2 6-3		2-2 F6		3	0	0	0	0	1	2
<b>Joel Youngblood, R</b> OBP: 0.273, SLG: 0.366 (9, PH)										1	0	0	0	0	0	0
<b>Michael LaCoss, R</b> OBP: 0.115, SLG: 0.080 (1, 1)		1-0 6-3		2-3 K		0-0 5-3				1	0	0	0	0	0	2
<b>Mark Davis, L</b> OBP: 0.217, SLG: 0.348 (5, 1)										0	0	0	0	0	0	0
<b>Chilli Davis, S</b> OBP: 0.319, SLG: 0.403 (5, PH)										1	0	0	0	0	1	0
<b>Jim Gott, R</b> OBP: 0.100, SLG: 0.400 (6, 1)										0	0	0	0	0	0	0
<b>Bob Brenly, R</b> OBP: 0.359, SLG: 0.443 (7, 2)										1	0	0	0	0	0	0

Inning Stats	R: 0	H: 1	E: 0	LOB: 1	K: 0	P: 20	R: 0	H: 1	E: 0	LOB: 2	K: 2	P: 9	R: 0	H: 1	E: 0	LOB: 0	K: 0	P: 10	R: 0	H: 2	E: 0	LOB: 1	K: 0	P: 12	R: 0	H: 0	E: 0	LOB: 0	K: 1	P: 9	R: 2	H: 3	E: 0	LOB: 1	K: 0	P: 21	R: 0	H: 0	E: 0	LOB: 0	K: 0	P: 9	R: 0	H: 0	E: 0	LOB: 0	K: 1	P: 17	R: 1	H: 1	E: 0	LOB: 0	K: 0	P: 20	1B: 5	SF: 0	2B: 2	SAC: 0	3B: 0	DP: 3	HR: 2	HBP: 0	WP: 0	PA: 35
<b>PITCHER</b> <b>Rick Mahler, R</b> ERA: 5.09 (1, 1)	IP	WLS	BF	H	R	ER	SO	BB	IBB	HBP	BLK	WP	HR	S	P	ERA	WHIP															IP	WLS	BF	H	R	ER	SO	BB	IBB	HBP	BLK	WP	HR	S	P	ERA	WHIP																
																	9.0	W	35	9	3	3	4	2	0	0	0	0	2	76	136	3.00	1.222															9.0	W	35	9	3	3	4	2	0	0	0	0	2	76	136	3.00	1.222

**BOTTOM**

**Atlanta Braves @ San Francisco Giants**  
Candlestick Park, San Francisco, CA

Wed Jul 01 1987, 6:33 AM EDT  
Att. 11,814 - Overcast

<b>AB</b>	<b>33</b>
<b>R</b>	<b>3</b>
<b>H</b>	<b>9</b>
<b>RBI</b>	<b>3</b>
<b>BB</b>	<b>2</b>
<b>SO</b>	<b>4</b>
<b>LOB</b>	<b>14</b>



Batter	1	2	3	4	5	6	7	8	9	AB R H RBI BB SO LOB	TOP									
<b>Robby Thompson, R</b> (1, 4) OBP: 0.325, SLG: 0.428	0-0 5-3		0-3 K			0-0 5-3		0-0 CS 1B		4 0 1 1 0 1 1										
<b>Will Clark, L</b> (1, 3) OBP: 0.361, SLG: 0.563	0-0 F8		0-3 K			0-0 F9		0-0 CS 1B	0-0 E1 1B	4 1 1 0 0 1 0										
<b>Jeffrey Leonard, R</b> (1, 7) OBP: 0.341, SLG: 0.567	0-0 E5 E WP S			0-0 4-3			0-0 G3 1-3 1B		0-0 1B 1B	4 1 2 0 0 0 0										
<b>Chris Brown, R</b> (1, 5) OBP: 0.300, SLG: 0.398	0-0 E6 1-3			0-0 5-3			0-0 1-3 1-2		0-0 1B 1B	4 0 1 1 0 0 2										
<b>Chili Davis, S</b> (1, 8) OBP: 0.319, SLG: 0.399 (7, 9)	0-3 K 3-H		0-3 K				0-0 G3 2-3		4-0 FC6-4 IBB	3 0 0 0 1 2 2										
<b>Joel Youngblood, R</b> (1, 9) OBP: 0.277, SLG: 0.349		0-3 K			1-0 CS HBP				0-3 K	2 0 0 0 0 1 1										
<b>Eddie Milner, L</b> (7, 8) OBP: 0.214, SLG: 0.259										1 0 0 0 0 1 2										
<b>Bob Brenly, R</b> (1, 2) OBP: 0.358, SLG: 0.436		0-3 K				0-0 1-3 1-2			4-0 5-3 SH1-3 1B BB	2 0 0 0 1 1 1										
<b>Mark Wasinger, R</b> (8, PR) OBP: 0.353, SLG: 0.413										0 1 0 0 0 0 0										
<b>Bob Melvin, R</b> (8, 2) OBP: 0.267, SLG: 0.399										1 0 0 0 0 0 2										
<b>Matt Williams, R</b> (1, 6) OBP: 0.242, SLG: 0.353		0-3 K				0-0 F2			0-0 SH1-3 1-2	2 0 0 0 0 1 0										
<b>Kelly Downs, R</b> (1, 1) OBP: 0.200, SLG: 0.176			0-3 K						0-0 5-3 2-3	2 0 1 0 0 1 0										
<b>Chris Speier, R</b> (8, PH) OBP: 0.354, SLG: 0.428										1 0 0 0 0 0 1										
<b>Jeff Robinson, R</b> (8, 1) OBP: 0.143, SLG: 0.143										0 0 0 0 0 0 0										
<b>Inning Stats</b>	R: 1 E: 2 K: 1 S: 7	H: 0 LOB: 1 BB: 0 P: 7	R: 0 E: 0 K: 3 S: 9	H: 0 LOB: 0 BB: 0 P: 9	R: 0 E: 0 K: 1 S: 5	H: 0 LOB: 0 BB: 0 P: 5	R: 0 E: 0 K: 0 S: 2	H: 0 LOB: 0 BB: 0 P: 3	R: 0 E: 0 K: 0 S: 3	H: 1 LOB: 0 BB: 0 P: 3	R: 0 E: 0 K: 0 S: 4	H: 1 LOB: 1 BB: 0 P: 4	R: 1 E: 0 K: 0 S: 3	H: 1 LOB: 1 BB: 1 P: 7	R: 1 E: 1 K: 1 S: 7	H: 3 LOB: 2 BB: 1 P: 11	1B: 6 2B: 0 3B: 0 HR: 0	SF: 0 SAC: 1 DP: 0 HBP: 1	WP: 1 PB: 0 SB: 1 CS: 3	PA: 35
<b>PITCHER</b>	IP WLS BF H R ER SO BB IBB HBP BLK WP HR S P ERA WHIP																			
<b>Jamie Moyer, L</b> (1, 1) ERA: 3.98	8.0 L 30 5 3 2 8 1 0 1 0 1 0 0 44 49 2.25 0.750																			
<b>Ed Lynch, R</b> (9, 1) ERA: 4.48	0.1 2 1 0 0 0 0 0 1 0 0 0 0 1 5 0.00 3.000																			
<b>Frank DiPino, L</b> (9, 1) ERA: 2.67	0.2 2 0 0 0 0 1 0 0 0 0 0 0 4 4 0.00 0.000																			

**San Francisco Giants @ Chicago Cubs**  
 Wrigley Field, Chicago, IL  
 Fri Jul 03 1987, 3:33 AM CDT  
 Att: 37,650 - Unknown

<b>AB</b>	30
<b>R</b>	3
<b>H</b>	6
<b>RBI</b>	2
<b>BB</b>	2
<b>SO</b>	9
<b>LOB</b>	12



Batter	1	2	3	4	5	6	7	8	9
<b>Dave Martinez, L</b> (1, 8) OBP: 0.394, SLG: 0.400	0-0 G3		0-0 4-3			0-0 BB 1-2 1B	0-0 FC4 1-2 1B		0-0 L9
<b>Jerry Mumphrey, S</b> (1, 7) OBP: 0.395, SLG: 0.500	0-0 E 1B			0-0 6-3		0-3 K	0-0 FC4 1-2f		
<b>Andre Dawson, R</b> (1, 9) OBP: 0.320, SLG: 0.528	0-3 K			0-0 WP BLK 1B		4-0 BB 1-2 2-3		0-0 5-3	
<b>Leon Durham, L</b> (1, 3) OBP: 0.358, SLG: 0.518	0-0 4-3 1-2			0-0 F9		0-0 L9		0-0 4-3	
<b>Keith Moreland, R</b> (1, 5) OBP: 0.264, SLG: 0.399		0-3 K		0-0 6-3 1-3		0-0 F7		4-0 BB	
<b>Bob Dernier, R</b> (8, PR) OBP: 0.415, SLG: 0.529									
<b>Manny Trillo, R</b> (9, 5) OBP: 0.336, SLG: 0.427									
<b>Paul Noce, R</b> (1, 4) OBP: 0.333, SLG: 0.395		0-0 1-3			0-0 E5 G4-6-3		0-0 HR	0-3 K	
<b>Jim Sundberg, R</b> (1, 2) OBP: 0.319, SLG: 0.367		0-3 K			0-0 G4-6-3 1-2f		0-0 6-3		0-3 K
<b>Mike Brumley, S</b> (1, 6) OBP: 0.220, SLG: 0.291			0-0 G3		0-3 K		0-3 K		0-3 K
<b>Brian Dayett, R</b> (9, PH) OBP: 0.424, SLG: 0.608									
<b>Jamie Moyer, L</b> (1, 1) OBP: 0.222, SLG: 0.182			0-0 5-3			0-0 BB 1B	0-0 1B		0-0 1B
<b>Ed Lynch, R</b> (9, 1) OBP: 0.100, SLG: 0.100									
<b>Frank DiPino, L</b> (9, 1)									
<b>Rafael Palmeiro, L</b> (9, PH) OBP: 0.366, SLG: 0.571									

Inning Stats	R: 0 E: 1 K: 1 S: 6	H: 1 LOB: 1 BB: 0 P: 6	R: 0 E: 0 K: 2 S: 7	H: 0 LOB: 0 BB: 0 P: 7	R: 0 E: 0 K: 0 S: 3	H: 0 LOB: 0 BB: 0 P: 3	R: 0 E: 0 K: 0 S: 4	H: 1 LOB: 1 BB: 0 P: 4	R: 0 E: 1 K: 1 S: 5	H: 0 LOB: 0 BB: 0 P: 5	R: 0 E: 0 K: 1 S: 7	H: 2 LOB: 3 BB: 1 P: 11	R: 1 E: 0 K: 1 S: 8	H: 3 LOB: 2 BB: 0 P: 8	R: 0 E: 0 K: 1 S: 5	H: 0 LOB: 1 BB: 1 P: 9	R: 0 E: 0 K: 2 S: 8	H: 1 LOB: 1 BB: 0 P: 8	1B: 7 2B: 0 3B: 0 HR: 1	SF: 0 SAC: 0 DP: 1 HBP: 0
--------------	------------------------------	---------------------------------	------------------------------	---------------------------------	------------------------------	---------------------------------	------------------------------	---------------------------------	------------------------------	---------------------------------	------------------------------	----------------------------------	------------------------------	---------------------------------	------------------------------	---------------------------------	------------------------------	---------------------------------	----------------------------------	------------------------------------


PITCHER	IP	WLS	BF	H	R	ER	SO	BB	IBB	HBP	BLK	WP	HR	S	P	ERA	WHIP
<b>Kelly Downs, R</b> (1, 1) ERA: 3.73	7.0	W	29	7	1	1	6	1	0	0	1	1	1	40	44	1.29	1.143
<b>Jeff Robinson, R</b> (8, 1) ERA: 2.89	2.0	S	8	1	0	0	3	1	0	0	0	0	0	13	17	0.00	1.000

**BOTTOM**

**San Francisco Giants @ Chicago Cubs**  
Wrigley Field, Chicago, IL

Fri Jul 03 1987, 3:33 AM CDT  
Att. 37,650 - Unknown

AB	35
R	1
H	8
RBI	1
BB	2
SO	9
LOB	17



PITCHER	IP	WLS	BF	H	R	ER	SO	BB	IBB	HBP	BLK	WP	HR	S	P	ERA	WHIP
---------	----	-----	----	---	---	----	----	----	-----	-----	-----	----	----	---	---	-----	------

Batter	1	2	3	4	5	6	7	8	9	AB R H RBI BB SO LOB	TOP											
Robby Thompson, R (1, 4) OBP: 0.321, SLG: 0.421	0-0 F8		0-0 F9		0-0 F9		0-3 K		0-3 K	3 0 0 0 0 0 3	<b>San Francisco Giants @ Chicago Cubs</b> Wrigley Field, Chicago, IL Sat Jul 04 1987, 3:33 AM CDT Att: 30,929 - Unknown											
Harry Spilman, L (7, PH) OBP: 0.391, SLG: 0.513										1 0 0 0 0 0 1												
Keith Comstock, L (7, 1)										0 0 0 0 0 0 0												
Jeff Robinson, R (8, 1) OBP: 0.143, SLG: 0.143										0 0 0 0 0 0 0												
Bob Melvin, R (9, PH) OBP: 0.266, SLG: 0.397										1 0 0 0 0 0 1												
Mike Aldrete, L (1, 9) OBP: 0.370, SLG: 0.394	0-3 K		0-0 P5		0-3 K		0-0 6-3			4 0 0 0 0 2 4												
Jeffrey Leonard, R (1, 7) OBP: 0.336, SLG: 0.559	0-3 K		0-3 K		0-3 K			0-0 F9		4 0 0 0 0 3 3												
Will Clark, L (1, 3) OBP: 0.363, SLG: 0.560		0-3 K		0-0 HR		0-3 K		4-0 BB		3 1 1 0 1 2 0												
Chris Brown, R (1, 5) OBP: 0.306, SLG: 0.424		0-0 1B		0-0 HR		0-0 F8		0-0 F9		4 1 2 2 0 0 1												
Chris Speier, R (1, 6) OBP: 0.348, SLG: 0.418		0-3 K		0-0 P4		0-0 F8		0-0 5-3		4 0 0 0 0 1 2												
Chili Davis, S (1, 8) OBP: 0.321, SLG: 0.411		0-3 K		0-0 6-3			0-0 HR		0-0 5-3	4 1 2 1 0 1 1												
Bob Brenly, R (1, 2) OBP: 0.362, SLG: 0.445			0-0 1B	0-0 F7			0-0 1B		0-3 K	4 0 2 0 0 1 1												
Atlee Hammaker, S (1, 1) OBP: 0.125, SLG: 0.125			0-0 2B		4-0 BB		0-0 E4		0-0 5-3	1 0 1 0 0 0 0												
Jim Gott, R (3, 1) OBP: 0.100, SLG: 0.400										0 0 0 0 0 0 0												
Eddie Milner, L (5, PH) OBP: 0.259, SLG: 0.259										0 0 0 0 0 1 0												
Michael LaCoss, R (5, 1) OBP: 0.115, SLG: 0.080										0 0 0 0 0 0 0												
Jose Uribe, S (7, PH) OBP: 0.353, SLG: 0.417										1 0 0 0 0 0 0												
Joel Youngblood, R (9, PH) OBP: 0.271, SLG: 0.341			2-3 1B						1-2	1 0 0 0 0 0 1												
<b>Inning Stats</b>	R: 0 E: 0 K: 2 S: 7	H: 0 LOB: 0 BB: 0 P: 7	R: 0 E: 0 K: 3 S: 10	H: 1 LOB: 1 BB: 0 P: 10	R: 0 E: 0 K: 1 S: 7	H: 2 LOB: 2 BB: 0 P: 7	R: 2 E: 0 K: 0 S: 5	H: 2 LOB: 0 BB: 0 P: 5	R: 0 E: 0 K: 2 S: 7	H: 0 LOB: 1 BB: 1 P: 11	R: 0 E: 0 K: 1 S: 5	H: 0 LOB: 0 BB: 0 P: 5	R: 1 E: 1 K: 1 S: 7	H: 2 LOB: 1 BB: 0 P: 7	R: 0 E: 0 K: 0 S: 3	H: 0 LOB: 1 BB: 1 P: 7	R: 0 E: 0 K: 2 S: 8	H: 1 LOB: 1 BB: 0 P: 8	1B: 5 2B: 1 3B: 0 HR: 2	SF: 0 SAC: 0 DP: 0 HBP: 0	WP: 0 PB: 0 SB: 2 CS: 0	PA: 37
<b>PITCHER</b>	IP WLS BF H R ER SO BB IBB HBP BLK WP HR S P ERA WHIP																					
Rick Sutcliffe, R (1, 1) ERA: 3.54	8.0 W 34 8 3 3 10 2 0 0 0 0 0 2 52 60 3.38 1.250																					
Lee Smith, R (9, 1) ERA: 2.87	1.0 S 3 0 0 0 2 0 0 0 0 0 0 0 7 7 0.00 0.000																					

livebaseballscorecards.com

<b>AB</b>	35
<b>R</b>	3
<b>H</b>	8
<b>RBI</b>	3
<b>BB</b>	2
<b>SO</b>	12
<b>LOB</b>	18



Batter	1	2	3	4	5	6	7	8	9
Bob Demier, R OBP: 0.434, SLG: 0.571 (1, 8)	0-0 HR		4-0 1B BB	0-0 1B		0-0 E4 S 1B	0-0 P6		
Manny Trillo, R OBP: 0.348, SLG: 0.436 (1, 3) (9, 5)	0-3 K		0-0 1B 1-2 2-H	0-0 1B 1-2		0-3 K		0-0 BB WP 1B	
Andre Dawson, R OBP: 0.324, SLG: 0.527 (1, 9)	0-0 G6-4-3 1B		0-0 1B 1-2 2-H	0-0 F7		4-0 S IBB		0-0 5-3 1-2	
Gary Matthews, R OBP: 0.286, SLG: 0.237 Dave Martinez, L OBP: 0.394, SLG: 0.400 (6, PR) (7, 7) Brian Dayett, R OBP: 0.430, SLG: 0.608 (8, PH) (9, 7)	0-0 G6-4-3		0-3 K	0-3 K		4-0 G6-4-3 IBB		4-0 FC5 BB BB	
Keith Moreland, R OBP: 0.260, SLG: 0.392 (1, 5)		0-0 P4	0-0 F7		0-0 F9	0-0 G6-4-3		0-3 K	
Jim Sundberg, R OBP: 0.351, SLG: 0.371 (1, 2)		4-0 1B BB	0-0 F7		0-0 2B 1B		4-0 FC6-4 BB	4-0 1-2 2-3 BB	
Paul Noce, R OBP: 0.349, SLG: 0.420 (1, 4)		0-0 L4-3 1B		0-0 1B WP	0-0 1B 1B		0-0 FC6-4 1B BLK	0-0 FC5	
Mike Brumley, S OBP: 0.254, SLG: 0.310 (1, 6)		0-0 L4-3		0-0 1B WP	4-0 G6-4-3 IBB		0-0 FC3-2-5 1B		
Rick Sutcliffe, L OBP: 0.240, SLG: 0.205 Lee Smith, R Leon Durham, L OBP: 0.358, SLG: 0.518 (1, 1) (9, 1) (9, 3)			0-0 1B BB	0-3 K	0-0 G6-4-3		0-0 FC3-2-5		

Inning Stats	R: 1	H: 2	E: 0	K: 1	S: 6	R: 0	H: 1	E: 0	K: 0	S: 3	R: 2	H: 3	E: 0	K: 1	S: 8	R: 2	H: 4	E: 0	K: 2	S: 11	R: 0	H: 2	E: 0	K: 0	S: 4	R: 1	H: 1	E: 0	K: 0	S: 5	R: 0	H: 1	E: 0	K: 0	S: 4	R: 0	H: 1	E: 0	K: 1	S: 6
	LOB: 0	BB: 0	P: 6	LOB: 1	BB: 1	P: 7	LOB: 2	BB: 1	P: 12	LOB: 2	BB: 0	P: 11	LOB: 2	BB: 1	P: 8	LOB: 3	BB: 2	P: 13	LOB: 2	BB: 1	P: 8	LOB: 2	BB: 1	P: 8	LOB: 3	BB: 2	P: 14	LOB: 0	BB: 0	P: 0	LOB: 0	BB: 0	P: 0	LOB: 0	BB: 0	P: 0	LOB: 0	BB: 0	P: 0	

AB	R	H	RBI	BB	SO	LOB
4	2	3	1	1	0	2
5	0	3	2	0	2	1
4	0	2	1	1	0	3
3	0	0	0	1	2	5
0	0	0	0	0	0	0
0	0	0	0	1	0	0
5	0	0	0	0	1	7
2	0	1	0	3	0	2
5	1	3	0	0	0	4
3	1	2	0	1	0	2
4	1	1	0	0	1	6
0	0	0	0	0	0	0
0	0	0	0	0	0	0
1B: 13	SF: 0	2B: 2	SAC: 0	3B: 0	DP: 4	HR: 1

**BOTTOM**

**San Francisco Giants @ Chicago Cubs**  
Wrigley Field, Chicago, IL

Sat Jul 04 1987, 3:33 AM CDT  
Att. 30,929 - Unknown

AB	35
R	5
H	15
RBI	4
BB	8
SO	6
LOB	32



WP: 2	PA: 43
PB: 0	
SB: 2	
CS: 0	

PITCHER	IP	WLS	BF	H	R	ER	SO	BB	IBB	HBP	BLK	WP	HR	S	P	ERA	WHIP	
Atlee Hammaker, L ERA: 3.49 (1, 1)	2.0	L	12	6	3	3	3	1	2	0	0	0	1	0	16	16	9.00	2.000
Jim Gott, R ERA: 4.86 (3, 1)	2.0		10	4	2	2	3	0	0	0	0	0	0	9	21	0.00	1.500	
Michael LaCoss, R ERA: 4.62 (5, 1)	2.0		10	3	0	0	1	0	3	0	0	0	0	6	14	0.00	3.000	
Keith Comstock, L ERA: 3.05 (7, 1)	1.1		8	2	0	0	0	2	0	0	1	1	0	4	8	0.00	1.500	
Jeff Robinson, R ERA: 2.86 (8, 1)	0.2		3	0	0	0	1	1	0	0	0	0	0	4	8	0.00	1.500	

Batter	1	2	3	4	5	6	7	8	9	AB	R	H	RBI	BB	SO	LOB	TOP										
<b>Robby Thompson, R</b> (1, 4) OBP: 0.322, SLG: 0.418	0-3 K		4-0 WP BLK BB		0-0 P6	0-3 K		0-0 2B 1B		4	1	1	1	1	2	2											
<b>Mike Aldrete, L</b> (1, 9) OBP: 0.389, SLG: 0.402 <b>Joel Youngblood, R</b> (6, PH) OBP: 0.271, SLG: 0.341 <b>Harry Spilman, L</b> (6, PH) OBP: 0.449, SLG: 0.513 <b>Joe Price, R</b> (6, 1) <b>Chris Speier, R</b> (8, PH) OBP: 0.351, SLG: 0.427 <b>Scott Garretts, R</b> (8, 1)	0-0 F7		0-3 K		0-0 WP 2B	4-0 1-2 BB		0-0 1-H 2-H 2B		3	0	1	0	0	1	1											
<b>Jeffrey Leonard, R</b> (1, 7) OBP: 0.331, SLG: 0.550	0-0 F7		0-0 F3		0-3 K	0-0 F9		0-0 F3		5	0	0	0	0	1	6											
<b>Will Clark, L</b> (1, 3) OBP: 0.360, SLG: 0.553		0-3 K		0-0 F7	0-0 4-3		0-0 CS 1B	0-0 L9		5	0	1	0	0	1	3											
<b>Chili Davis, S</b> (1, 8) OBP: 0.325, SLG: 0.417		0-0 HR 2B		0-0 BLK 1B		0-0 BLK HR 1B	0-3 K	0-0 F7		5	2	3	0	0	1	1											
<b>Kevin Mitchell, R</b> (1, 5) OBP: 0.324, SLG: 0.432		0-0 HR		4-0 1-2 BB		0-0 HR	0-0 F8	4-0 G1-4-3 BB		3	2	2	4	2	0	0											
<b>Bob Brenly, R</b> (1, 2) OBP: 0.357, SLG: 0.437		0-0 P4		0-0 F9		0-0 1B 1B		0-3 K	0-0 G1-4-3	5	0	1	0	0	1	3											
<b>Jose Uribe, S</b> (1, 6) OBP: 0.340, SLG: 0.400 <b>Craig Lefferts, L</b> (4, 1) OBP: 0.333, SLG: 0.333 <b>Eddie Milner, L</b> (6, PH) OBP: 0.237, SLG: 0.268		0-0 F7		0-3 K		0-3 K		0-0 1B 1B		2	0	0	0	0	1	2											
<b>Mike Krukow, R</b> (1, 1) OBP: 0.130, SLG: 0.136 <b>Jim Gott, R</b> (3, 1) OBP: 0.100, SLG: 0.400 <b>Mark Wasinger, R</b> (4, 6) OBP: 0.370, SLG: 0.429		0-0 F9		0-3 K		0-0 BB 1B		0-0 1B 2B 1B		1	0	0	0	0	0	0											
<b>Inning Stats</b>	R: 0 E: 0 K: 1 S: 5	H: 0 LOB: 0 BB: 0 P: 5	R: 2 E: 0 K: 1 S: 7	H: 2 LOB: 0 BB: 0 P: 7	R: 0 E: 0 K: 1 S: 5	H: 0 LOB: 1 BB: 1 P: 9	R: 0 E: 0 K: 1 S: 6	H: 1 LOB: 2 BB: 1 P: 10	R: 0 E: 0 K: 2 S: 9	H: 1 LOB: 2 BB: 0 P: 9	R: 2 E: 0 K: 2 S: 11	H: 4 LOB: 3 BB: 1 P: 15	R: 0 E: 0 K: 1 S: 5	H: 1 LOB: 0 BB: 0 P: 5	R: 3 E: 0 K: 1 S: 9	H: 4 LOB: 1 BB: 0 P: 9	R: 0 E: 0 K: 0 S: 2	H: 0 LOB: 0 BB: 1 P: 6	1B: 8 2B: 4 3B: 0 HR: 2	SF: 0 SAC: 0 DP: 2 HBP: 0	WP: 2 PB: 0 SB: 0 CS: 1	PA: 43					
<b>PITCHER</b>	IP	WLS	BF	H	R	ER	SO	BB	IBB	HBP	BLK	WP	HR	S	P	ERA	WHIP										
<b>Les Lancaster, R</b> (1, 1) ERA: 4.0	5.0		25	7	4	4	6	2	0	0	3	2	2	35	43	7.20	1.800										
<b>Frank DiPino, L</b> (6, 1) ERA: 2.62	0.2		3	1	0	0	2	0	0	0	0	0	0	7	7	0.00	1.500										
<b>Ed Lynch, R</b> (6, 1) ERA: 4.73	2.1	L	12	5	3	3	2	1	0	0	0	0	0	15	19	11.57	2.571										
<b>Ron Davis, R</b> (9, 1) ERA: 3.8	1.0		3	0	0	0	0	1	0	0	0	0	0	2	6	0.00	1.000										

**San Francisco Giants @ Chicago Cubs**  
Wrigley Field, Chicago, IL  
Sun Jul 05 1987, 3:33 AM CDT  
Att. 32,304 - Unknown

AB	39
R	7
H	13
RBI	7
BB	4
SO	10
LOB	19



BOTTOM

San Francisco Giants @ Chicago Cubs  
Wrigley Field, Chicago, IL

livebaseballscorecards.com

AB	36
R	5
H	9
RBI	5
BB	8
SO	13
LOB	33



WP	0	PA	44
PB	0		
SB	0		
CS	0		

ERA	18.00	WHIP	3.500
IP	2.0		
WLS	1.1		
BF	8		
H	1		
R	0		
ER	0		
SO	2		
BB	0		
IBB	0		
HBP	0		
BLK	0		
WP	0		
HR	0		
S	9		
P	17		

AB R H RBI BB SO LOB

3	2	2	0	1	0	1
1	0	0	0	0	1	1
2	1	1	0	3	1	1
5	1	2	4	0	2	4
2	1	0	0	1	0	1
1	0	0	0	1	0	1
5	0	1	0	0	2	6
5	0	1	0	0	3	7
4	0	2	0	1	1	1
3	0	0	1	1	1	4
1	0	0	0	0	0	1
3	0	0	0	0	1	4
0	0	0	0	0	0	0
1	0	0	0	0	1	1
0	0	0	0	0	0	0

1B	4	SF	0
2B	3	SAC	0
3B	1	DP	1
HR	1	HBP	0

IP	2.0	WLS	1.1	BF	8	H	1	R	0	ER	0	SO	2	BB	0	IBB	0	HBP	0	BLK	0	WP	0	HR	0	S	9	P	17	ERA	18.00	WHIP	3.500
----	-----	-----	-----	----	---	---	---	---	---	----	---	----	---	----	---	-----	---	-----	---	-----	---	----	---	----	---	---	---	---	----	-----	-------	------	-------

9

0-0	K	1B
0-0	K	1B
0-0	K	1B
0-0	L5	
0-3	K	
0-0	K	3B
0-3	K	3-1 IBB
0-3	K	3-1
0-0	K	F9

R: 0	H: 1
E: 0	LOB: 1
K: 1	BB: 0
S: 6	P: 6

IP	2.0	WLS	1.1	BF	8	H	1	R	0	ER	0	SO	2	BB	0	IBB	0	HBP	0	BLK	0	WP	0	HR	0	S	9	P	17	ERA	18.00	WHIP	3.500
----	-----	-----	-----	----	---	---	---	---	---	----	---	----	---	----	---	-----	---	-----	---	-----	---	----	---	----	---	---	---	---	----	-----	-------	------	-------

8

0-0	K	1B
0-0	K	1B
0-0	K	1B
0-0	L5	
0-3	K	
0-0	K	3B
0-3	K	3-1 IBB
0-0	K	3-1
0-0	K	F9

R: 0	H: 0
E: 0	LOB: 0
K: 0	BB: 1
S: 2	P: 6

IP	2.0	WLS	1.1	BF	8	H	1	R	0	ER	0	SO	2	BB	0	IBB	0	HBP	0	BLK	0	WP	0	HR	0	S	9	P	17	ERA	18.00	WHIP	3.500
----	-----	-----	-----	----	---	---	---	---	---	----	---	----	---	----	---	-----	---	-----	---	-----	---	----	---	----	---	---	---	---	----	-----	-------	------	-------

7

0-3	K	
0-0	K	1B
0-0	K	1B
0-0	K	1B
0-0	L5	
0-3	K	
0-0	K	3B
0-3	K	3-1 IBB
0-0	K	3-1
0-0	K	F9

R: 0	H: 0
E: 0	LOB: 1
K: 2	BB: 1
S: 7	P: 11

IP	2.0	WLS	1.1	BF	8	H	1	R	0	ER	0	SO	2	BB	0	IBB	0	HBP	0	BLK	0	WP	0	HR	0	S	9	P	17	ERA	18.00	WHIP	3.500
----	-----	-----	-----	----	---	---	---	---	---	----	---	----	---	----	---	-----	---	-----	---	-----	---	----	---	----	---	---	---	---	----	-----	-------	------	-------

6

0-0	K	1B
0-0	K	1B
0-0	K	1B
0-0	L5	
0-3	K	
0-0	K	3B
0-3	K	3-1 IBB
0-0	K	3-1
0-0	K	F9

R: 0	H: 0
E: 0	LOB: 2
K: 2	BB: 2
S: 7	P: 15

IP	2.0	WLS	1.1	BF	8	H	1	R	0	ER	0	SO	2	BB	0	IBB	0	HBP	0	BLK	0	WP	0	HR	0	S	9	P	17	ERA	18.00	WHIP	3.500
----	-----	-----	-----	----	---	---	---	---	---	----	---	----	---	----	---	-----	---	-----	---	-----	---	----	---	----	---	---	---	---	----	-----	-------	------	-------

5

0-0	F7	
0-0	K	1B
0-0	K	1B
0-0	K	1B
0-0	L5	
0-3	K	
0-0	K	3B
0-3	K	3-1 IBB
0-0	K	3-1
0-0	K	F9

R: 0	H: 1
E: 0	LOB: 1
K: 0	BB: 0
S: 4	P: 4

IP	2.0	WLS	1.1	BF	8	H	1	R	0	ER	0	SO	2	BB	0	IBB	0	HBP	0	BLK	0	WP	0	HR	0	S	9	P	17	ERA	18.00	WHIP	3.500
----	-----	-----	-----	----	---	---	---	---	---	----	---	----	---	----	---	-----	---	-----	---	-----	---	----	---	----	---	---	---	---	----	-----	-------	------	-------

4

4-0	1B	BB
0-0	K	1B
0-0	K	1B
0-0	K	1B
0-0	L5	
0-3	K	
0-0	K	3B
0-3	K	3-1 IBB
0-0	K	3-1
0-0	K	F9

R: 0	H: 1
E: 0	LOB: 3
K: 2	BB: 2
S: 8	P: 16

IP	2.0	WLS	1.1	BF	8	H	1	R	0	ER	0	SO	2	BB	0	IBB	0	HBP	0	BLK	0	WP	0	HR	0	S	9	P	17	ERA	18.00	WHIP	3.500
----	-----	-----	-----	----	---	---	---	---	---	----	---	----	---	----	---	-----	---	-----	---	-----	---	----	---	----	---	---	---	---	----	-----	-------	------	-------

3

0-0	HR	1B
0-0	K	1B
0-0	K	1B
0-0	K	1B
0-0	L5	
0-3	K	
0-0	K	3B
0-3	K	3-1 IBB
0-0	K	3-1
0-0	K	F9

R: 4	H: 3
E: 1	LOB: 2
K: 1	BB: 2
S: 9	P: 17

IP	2.0	WLS	1.1	BF	8	H	1	R	0	ER	0	SO	2	BB	0	IBB	0	HBP	0	BLK	0	WP	0	HR	0	S	9	P	17	ERA	18.00	WHIP	3.500
----	-----	-----	-----	----	---	---	---	---	---	----	---	----	---	----	---	-----	---	-----	---	-----	---	----	---	----	---	---	---	---	----	-----	-------	------	-------

2

0-0	HR	1B
0-0	K	1B
0-0	K	1B
0-0	K	1B
0-0	L5	
0-3	K	
0-0	K	3B
0-3	K	3-1 IBB
0-0	K	3-1
0-0	K	F9

R: 0	H: 0
E: 0	LOB: 2
K: 2	BB: 2
S: 7	P: 15

IP	2.0	WLS	1.1	BF	8	H	1	R	0	ER	0	SO	2	BB	0	IBB	0	HBP	0	BLK	0	WP	0	HR	0	S	9	P	17	ERA	18.00	WHIP	3.500
----	-----	-----	-----	----	---	---	---	---	---	----	---	----	---	----	---	-----	---	-----	---	-----	---	----	---	----	---	---	---	---	----	-----	-------	------	-------

1

0-0	2B	1B
0-0	K	1B
0-0	K	1B
0-0	K	1B
0-0	L5	
0-3	K	
0-0	K	3B
0-3	K	3-1 IBB
0-0	K	3-1
0-0	K	F9

R: 1	H: 2
E: 0	LOB: 1
K: 2	BB: 0
S: 9	P: 9

IP	2.0	WLS	1.1	BF	8	H	1	R	0	ER	0	SO	2	BB	0	IBB	0	HBP	0	BLK	0	WP	0	HR	0	S	9	P	17	ERA	18.00	WHIP	3.500
----	-----	-----	-----	----	---	---	---	---	---	----	---	----	---	----	---	-----	---	-----	---	-----	---	----	---	----	---	---	---	---	----	-----	-------	------	-------

Batter

Dave Martinez, L (1, 8) OBP: 0.400, SLG: 0.404	Bob Dernier, R (7, PH) OBP: 0.430, SLG: 0.565	Manny Trillo, R (1, 5) OBP: 0.368, SLG: 0.437	Andre Dawson, R (1, 9) OBP: 0.325, SLG: 0.538	Jerry Mumphrey, S (1, 7) OBP: 0.384, SLG: 0.494	Brian Dayett, R (6, PH) OBP: 0.432, SLG: 0.600	Leon Durham, L (1, 3) OBP: 0.356, SLG: 0.516	Paul Noce, R (1, 4) OBP: 0.341, SLG: 0.430	Jody Davis, R (1, 2) OBP: 0.316, SLG: 0.415	Mike Brumley, S (1, 6) OBP: 0.254, SLG: 0.295	Rafael Palmeiro, L (9, PH) OBP: 0.357, SLG: 0.556	Les Lancaster, R (1, 1)	Frank DiPino, L (6, 1)	Ed Lynch, R (6, 1) OBP: 0.091, SLG: 0.091	Ron Davis, R (9, 1)
---	--	--	--	--	---	---	---	--	--	--	-------------------------	------------------------	--	---------------------

Inning Stats

PITCHER	IP	WLS	BF	H	R	ER	SO	BB	IBB	HBP	BLK	WP	HR	S	P	ERA	WHIP
Mike Krukow, R (1, 1) ERA: 6.75	2.0		14	6	5	4	5	1	0	0	0	0	0	23	27	18.00	3.500
Jim Gott, R (3, 1) ERA: 4.72	1.1		8	1	0	0	2	2	1	0	0	0	0	9	21	0.00	2.250
Craig Lefferts, L (4, 1) ERA: 4.25	1.2		6	1	0	0	1	0	0	0	0	0	0	8	8	0.00	0.600
Joe Price, L (6, 1) ERA:	2.0	W	9	0	0	0	4	3	0	0	0	0	0	14	26	0.00	1.500
Scott Garrelts, R (8, 1) ERA: 3.03	2.0	S	7	1	0	0	1	1	0	0	0	0	0	8	12	0.00	1.000

Batter	1	2	3	4	5	6	7	8	9	AB R H RBI BB SO LOB	TOP											
Robby Thompson, R (1, 4) OBP: 0.320, SLG: 0.412	0-3 K	0-0 1B		0-3 K BB		0-0 F3		0-0 5-3		5 0 1 1 0 2 0												
Mike Aldrete, L (1, 9) Eddie Milner, L (6, 8) OBP: 0.373, SLG: 0.400 OBP: 0.233, SLG: 0.263	0-0 1B G3	0-3 K		4-0 1-2 BB		0-0 5-3		0-0 6-3		3 1 1 0 1 1 1 1 0 0 0 0 0 0												
Jeffrey Leonard, R (1, 7) OBP: 0.335, SLG: 0.561	0-0 1B G3		0-0 1B	0-0 1B		0-0 F8		0-0 6-3		5 3 3 1 0 0 2												
Will Clark, L (1, 3) OBP: 0.358, SLG: 0.546	0-0 G3		0-0 1B	0-0 1B		0-0 F8		0-0 F7		5 1 1 1 0 0 3												
Chili Davis, S (1, 8) OBP: 0.329, SLG: 0.422	0-0 2B		0-0 1B	0-0 1B		0-0 F8		4-0 1B		4 1 2 2 1 0 2												
Kevin Mitchell, R (1, 5) Chris Speier, R (7, 5) OBP: 0.323, SLG: 0.429 OBP: 0.349, SLG: 0.425	0-0 1-3		0-0 6-3		0-0 5-3		0-0 1B		0-0 F8	4 0 1 0 0 0 2 1 0 0 0 0 0 0												
Bob Melvin, R (1, 2) OBP: 0.260, SLG: 0.390		0-0 E5 1B		0-0 SF8		0-0 3-1		0-0 F3		3 1 0 1 0 0 2												
Jose Uribe, S (1, 6) OBP: 0.351, SLG: 0.426		0-0 6-3		0-0 2B		0-0 1B		0-0 F8		4 0 2 0 0 0 3												
Dave Dravecky, R (1, 1) Jeff Robinson, R (6, 1) Craig Lefferts, L (8, 1) Scott Garrelts, R (8, 1) OBP: 0.182, SLG: 0.143 OBP: 0.133, SLG: 0.133 OBP: 0.333, SLG: 0.333 OBP: 0.143, SLG: 0.143		0-0 4-3		0-0 G3		0-0 L1		0-0 6-3		3 0 0 0 0 0 3 1 0												
<b>Inning Stats</b>	R: 2 E: 0 K: 1 S: 8	H: 3 LOB: 1 BB: 0 P: 8	R: 1 E: 1 K: 1 S: 7	H: 1 LOB: 1 BB: 0 P: 7	R: 3 E: 0 K: 0 S: 7	H: 4 LOB: 1 BB: 0 P: 7	R: 0 E: 0 K: 1 S: 6	H: 0 LOB: 2 BB: 1 P: 10	R: 0 E: 0 K: 0 S: 4	H: 1 LOB: 1 BB: 0 P: 4	R: 0 E: 0 K: 0 S: 3	H: 0 LOB: 0 BB: 0 P: 3	R: 0 E: 0 K: 0 S: 4	H: 1 LOB: 2 BB: 1 P: 8	R: 0 E: 0 K: 0 S: 3	H: 0 LOB: 0 BB: 0 P: 3	R: 1 E: 0 K: 0 S: 4	H: 1 LOB: 0 BB: 0 P: 4	1B: 8 2B: 2 3B: 0 HR: 1	SF: 1 SAC: 0 DP: 0 HBP: 0	WP: 1 PB: 0 SB: 0 CS: 0	PA: 42
<b>PITCHER</b>	IP WLS BF H R ER SO BB IBB HBP BLK WP HR S P ERA WHIP																					
Mike Dunne, R (1, 1) ERA: 4.4	5.0 L 27 9 6 5 3 1 0 0 0 1 1 0 32 36 9.00 2.000																					
Brett Gideon, R (6, 1) ERA:	1.0 3 0 0 0 0 0 0 0 0 0 0 0 3 3 0.00 0.000																					
John Smiley, L (7, 1) ERA: 5.26	2.0 8 1 0 0 0 1 0 0 0 0 0 0 7 11 0.00 1.000																					
Don Robinson, R (9, 1) ERA: 4.25	1.0 4 1 1 1 0 0 0 0 0 0 0 0 1 4 9.00 1.000																					

San Francisco Giants @ Pittsburgh Pirates  
 Three Rivers Stadium, Pittsburgh, PA  
 Mon Jul 06 1987, 7:05 PM EDT  
 Unknown

AB	39
R	7
H	11
RBI	6
BB	2
SO	3
LOB	18



WP: 1	PA: 42
PB: 0	
SB: 0	
CS: 0	

PITCHER	IP	WLS	BF	H	R	ER	SO	BB	IBB	HBP	BLK	WP	HR	S	P	ERA	WHIP
---------	----	-----	----	---	---	----	----	----	-----	-----	-----	----	----	---	---	-----	------



Batter	1	2	3	4	5	6	7	8	9	AB	R	H	RBI	BB	SO	LOB
<b>John Cangelosi, S</b> OBP: 0.509, SLG: 0.301 (1, 7)	0-0 F4		0-0 2B		0-0 F7		4-0 2B SF8 BB		4-0 FC3-6 BB	3	1	1	0	2	0	0
<b>Al Pedrique, R</b> OBP: 0.290, SLG: 0.322 (1, 6)	0-3 K		0-0 6-3			0-0 HR 1B	0-0 F7		0-0 FC3-6	4	1	1	0	0	1	2
<b>Michael LaValliere, L</b> OBP: 0.389, SLG: 0.347 (9, PH)									1-2f	1	0	0	0	0	0	1
<b>Rafael Belliard, R</b> OBP: 0.273, SLG: 0.240 (9, PR)										0	0	0	0	0	0	0
<b>Bobby Bonilla, S</b> OBP: 0.326, SLG: 0.454 (1, 5)	4-0 BB BB		0-0 5-3			0-0 FC6 HR	0-0 2B		0-0 F7	4	1	1	0	1	0	3
<b>Mike Diaz, R</b> OBP: 0.321, SLG: 0.540 (1, 3) (7, 2)	4-0 1-2 BB				0-0 F5	0-0 HR	0-0 SF8		0-3 K	3	1	1	4	1	1	1
<b>Andy Van Slyke, L</b> OBP: 0.369, SLG: 0.542 (1, 8)	0-3 K				0-0 1B	4-0 1B BB	0-3 K			3	0	1	0	1	2	3
<b>Jim Morrison, R</b> OBP: 0.311, SLG: 0.419 (1, 4)		4-0 BB BB BB	4-0 G6-4-3 BB		0-0 F9	0-0 1B		0-0 L6		3	0	1	0	1	0	1
<b>Terry Harper, R</b> OBP: 0.289, SLG: 0.365 (1, 9)		0-0 G6-4-3			0-0 F9	0-3 K		0-0 HR		2	0	0	0	0	0	2
<b>Barry Bonds, L</b> OBP: 0.317, SLG: 0.465 (6, PH) (7, 9)		1-2f								2	1	1	1	0	1	2
<b>Junior Ortiz, R</b> OBP: 0.298, SLG: 0.320 (1, 2)		0-3 K			0-3 K	0-0 F9		0-0 3-1		2	0	0	0	0	2	0
<b>Sid Bream, L</b> OBP: 0.352, SLG: 0.471 (6, PH) (7, 3)										2	0	0	0	0	0	2
<b>Mike Dunne, R</b> OBP: 0.118, SLG: 0.063 (5, PH)					0-0 4-3	0-0 G3	0-0 F8		0-3 K	1	0	0	0	0	0	0
<b>Johnny Ray, S</b> OBP: 0.306, SLG: 0.342 (6, 1)										0	0	0	0	0	0	0
<b>Brett Gideon, R</b> (6, PH)										0	0	0	0	0	0	0
<b>R.J. Reynolds, S</b> OBP: 0.368, SLG: 0.467 (6, PH)										1	0	0	0	0	0	2
<b>John Smiley, L</b> OBP: 0.330, SLG: 0.667 (7, 1)										0	0	0	0	0	0	0
<b>Don Robinson, R</b> OBP: 0.290, SLG: 0.143 (8, PH) (9, 1)										1	0	0	0	0	1	0

Inning Stats	R: 0	H: 0	E: 0	LOB: 2	K: 2	P: 7	R: 0	H: 0	E: 0	LOB: 0	K: 1	P: 8	R: 0	H: 1	E: 0	LOB: 1	K: 0	P: 4	R: 0	H: 1	E: 0	LOB: 1	K: 0	P: 4	R: 0	H: 0	E: 0	LOB: 0	K: 1	P: 5	R: 3	H: 3	E: 1	LOB: 2	K: 1	P: 9	R: 1	H: 1	E: 0	LOB: 1	K: 1	P: 10	R: 1	H: 1	E: 0	LOB: 0	K: 1	P: 6	R: 0	H: 0	E: 0	LOB: 1	K: 1	P: 9	1B: 3	SF: 1	2B: 2	SAC: 0	3B: 0	DP: 1	HR: 2	HBP: 0	WP: 0	PA: 40
--------------	------	------	------	--------	------	------	------	------	------	--------	------	------	------	------	------	--------	------	------	------	------	------	--------	------	------	------	------	------	--------	------	------	------	------	------	--------	------	------	------	------	------	--------	------	-------	------	------	------	--------	------	------	------	------	------	--------	------	------	-------	-------	-------	--------	-------	-------	-------	--------	-------	--------

PITCHER	IP	WLS	BF	H	R	ER	SO	BB	IBB	HBP	BLK	WP	HR	S	P	ERA	WHIP
<b>Dave Dravecky, L</b> ERA: 3.75 (1, 1)	5.0		24	5	3	2	4	4	0	0	0	0	1	28	44	3.60	1.800
<b>Jeff Robinson, R</b> ERA: 3.03 (6, 1)	2.1		10	2	2	2	2	1	0	0	0	0	1	13	17	7.71	1.286
<b>Craig Lefferts, L</b> ERA: 4.22 (8, 1)	0.1		1	0	0	0	0	0	0	0	0	0	0	1	1	0.00	0.000
<b>Scott Garrelts, R</b> ERA: 2.97 (8, 1)	1.1	S	5	0	0	0	2	1	0	0	0	0	0	8	12	0.00	0.750

BOTTOM

San Francisco Giants @ Pittsburgh Pirates  
 Three Rivers Stadium, Pittsburgh, PA  
 Mon Jul 06 1987, 7:05 PM EDT  
 Unknown

livebaseballscorecards.com

AB	33
R	5
H	7
RBI	5
BB	6
SO	8
LOB	19



Batter	1	2	3	4	5	6	7	8	9	AB R H RBI BB SO LOB	TOP		
<b>Eddie Milner, L</b> (1, 8) OBP: 0.262, SLG: 0.306	0-0 4-3			0-0 E 2B		0-0 1-2 HR 1B	0-0 1-2 2-H 1B		0-0 FC4-6 G6-4-3	5 2 3 1 0 0 1	<b>San Francisco Giants @ Pittsburgh Pirates</b> Three Rivers Stadium, Pittsburgh, PA Mon Jul 06 1987, 7:05 PM EDT Att: 11,204 - Unknown <a href="http://livebaseballscorecards.com">livebaseballscorecards.com</a>		
<b>Mike Aldrete, L</b> (1, 9) OBP: 0.374, SLG: 0.420	0-0 4-3			0-0 2-H 4-3		0-0 1-H 2-H HR 1B	4-0 1-2 2-3 BB		0-0 G6-4-3	4 1 1 3 1 0 1			
<b>Jeffrey Leonard, R</b> (1, 7) OBP: 0.331, SLG: 0.553	0-0 G3			0-0 6-3		0-0 6-3	0-3 K			4 0 0 0 0 1 3			
<b>Harry Spilman, L</b> (1, 3) OBP: 0.373, SLG: 0.465				0-0 4-3		0-0 L7	0-3 K			4 0 0 0 0 1 3			
<b>Kevin Mitchell, R</b> (1, 5) OBP: 0.322, SLG: 0.425						0-3 K			0-0 4-3	4 0 1 0 0 1 0			
<b>Chris Speier, R</b> (1, 6) OBP: 0.347, SLG: 0.418						0-0 F3			0-0 FC6-4 1B	3 1 0 0 1 1 1			
<b>Bob Brenly, R</b> (1, 2) OBP: 0.366, SLG: 0.445						0-0 F2			0-0 1B 1B	4 1 3 0 0 0 0			
<b>Mark Wasinger, R</b> (1, 4) OBP: 0.362, SLG: 0.415						0-0 G3-6-3 1B			0-0 1B 1B	4 1 1 0 0 0 3			
<b>Michael LaCoss, R</b> (1, 1) OBP: 0.172, SLG: 0.111						0-0 G3-6-3			0-0 G6-4-3	2 1 1 2 1 1 0			
<b>Joel Youngblood, R</b> (9, PH) OBP: 0.286, SLG: 0.356						0-3 K			0-0 FC4-6 1B	1 0 1 0 0 0 0			
<b>Jeff Robinson, R</b> (9, 1) OBP: 0.133, SLG: 0.133										0 0 0 0 0 0 0			
<b>Craig Lefferts, L</b> (9, 1) OBP: 0.333, SLG: 0.333										0 0 0 0 0 0 0			
<b>Inning Stats</b>	R: 0 E: 0 K: 0 S: 3 H: 0 LOB: 0 BB: 0 P: 3	R: 0 E: 0 K: 1 S: 5 H: 0 LOB: 0 BB: 0 P: 5	R: 0 E: 0 K: 1 S: 5 H: 1 LOB: 0 BB: 0 P: 5	R: 1 E: 1 K: 0 S: 4 H: 1 LOB: 0 BB: 0 P: 4	R: 0 E: 0 K: 1 S: 5 H: 0 LOB: 0 BB: 0 P: 5	R: 3 E: 0 K: 0 S: 5 H: 2 LOB: 0 BB: 1 P: 9	R: 3 E: 0 K: 2 S: 12 H: 5 LOB: 3 BB: 1 P: 16	R: 0 E: 0 K: 0 S: 3 H: 1 LOB: 1 BB: 1 P: 7	R: 0 E: 0 K: 0 S: 3 H: 1 LOB: 0 BB: 0 P: 3	1B: 9 2B: 1 3B: 0 HR: 1 SF: 0 SAC: 0 DP: 3 HBP: 0	WP: 0 PB: 0 SB: 0 CS: 0 PA: 38		
<b>PITCHER</b>	IP WLS BF H R ER SO BB IBB HBP BLK WP HR S P ERA WHIP											<b>PITCHER</b>	IP WLS BF H R ER SO BB IBB HBP BLK WP HR S P ERA WHIP
<b>Doug Drabek, R</b> (1, 1) ERA: 4.92	6.1 L 25 6 6 5 3 1 0 0 0 0 0 1 30 34 7.11 1.105												
<b>Barry Jones, R</b> (7, 1) ERA: 11.3	1.2 10 4 1 1 2 2 0 0 0 0 0 0 12 20 5.40 3.600												
<b>Brett Gideon, R</b> (9, 1) ERA:	1.0 3 1 0 0 0 0 0 0 0 0 0 0 3 3 0.00 1.000												



BOTTOM

San Francisco Giants @ Pittsburgh Pirates  
Three Rivers Stadium, Pittsburgh, PA

Mon Jul 06 1987, 7:05 PM EDT  
Att. 11,204 - Unknown

livebaseballscorecards.com

AB	36
R	4
H	12
RBI	3
BB	2
SO	4
LOB	17



WP:	0	PA:	38
PB:	0	SB:	0
CS:	1		

AB R H RBI BB SO LOB

5	0	2	0	0	1	2
5	0	0	0	0	0	4
4	1	2	0	0	1	1
4	0	2	2	0	0	1
4	0	0	0	0	0	3
2	1	0	0	2	0	0
4	1	4	0	0	0	0
4	0	1	1	0	0	4
2	0	0	0	0	1	1
0	0	0	0	0	0	0
1	1	1	0	0	0	0
0	0	0	0	0	0	0
1	0	0	0	0	1	1

Batter	1	2	3	4	5	6	7	8	9
Barry Bonds, L OBP: 0.319, SLG: 0.467 (1, 7)	0-0 CS 4-3 1B		0-0 F8			0-0 4-3 2B		0-0 F7	0-3 K
Andy Van Slyke, L OBP: 0.362, SLG: 0.531 (1, 8)	0-0 4-3 1-2		0-0 6-3			0-0 6-3		0-0 F7	0-0 F3
Johnny Ray, S OBP: 0.307, SLG: 0.344 (1, 4)	0-0 2-3 1B			0-3 K		0-0 4-3 2-3		0-0 1-2 2B 1B	
Sid Bream, L OBP: 0.354, SLG: 0.475 (1, 3)	0-0 1-2 1B			0-0 6-3		0-0 5-3		0-0 1-H 2-H 2B	
R.J. Reynolds, S OBP: 0.361, SLG: 0.457 (1, 9)	0-0 F7			0-0 4-3			0-0 6-3	0-0 F8	
Bobby Bonilla, S OBP: 0.329, SLG: 0.449 (1, 5)		0-0 4-3			4-0 4-6 1B BB		0-0 F9		4-0 1B E BB
Jim Morrison, R OBP: 0.320, SLG: 0.431 (1, 6)		0-0 G6-4-3 1B			0-0 1-2 1B		0-0 2B		0-0 1-H 2B 1B
Michael LaValliere, L OBP: 0.386, SLG: 0.350 (1, 2)		0-0 G6-4-3 1-2f			0-0 4-6 2-3f		0-0 F7		0-0 3-H 2B
Doug Drabek, R OBP: 0.222, SLG: 0.200 (1, 1)			0-3 K			0-0 F4		0-0 2B 1B	0-3 K
Barry Jones, R (7, 1)									
John Cangelosi, S OBP: 0.514, SLG: 0.311 (8, PH)									
Brett Gideon, R (9, 1)									
Mike Diaz, R OBP: 0.319, SLG: 0.536 (9, PH)									

Inning Stats	R: 0	H: 3	E: 0	K: 0	S: 5	R: 0	H: 1	E: 0	K: 0	S: 3	R: 0	H: 0	E: 0	K: 1	S: 5	R: 0	H: 0	E: 0	K: 1	S: 5	R: 0	H: 1	E: 0	K: 0	S: 3	R: 0	H: 1	E: 0	K: 0	S: 4	R: 0	H: 1	E: 0	K: 0	S: 4	R: 2	H: 3	E: 0	K: 0	S: 6	R: 2	H: 2	E: 1	K: 2	S: 9	1B: 8	SF: 0	2B: 5	SAC: 0	3B: 0	DP: 2	HR: 0	HBP: 0
--------------	------	------	------	------	------	------	------	------	------	------	------	------	------	------	------	------	------	------	------	------	------	------	------	------	------	------	------	------	------	------	------	------	------	------	------	------	------	------	------	------	------	------	------	------	------	-------	-------	-------	--------	-------	-------	-------	--------

PITCHER	IP	WLS	BF	H	R	ER	SO	BB	IBB	HBP	BLK	WP	HR	S	P	ERA	WHIP
Michael LaCoss, R ERA: 4.4 (1, 1)	8.0		32	10	2	2	2	1	0	0	0	0	0	35	39	2.25	1.375
Jeff Robinson, R ERA: 3.16 (9, 1)	0.0		3	2	2	1	0	1	0	0	0	0	0	2	6	∞	∞
Craig Lefferts, L ERA: 4.14 (9, 1)	1.0	S	3	0	0	0	2	0	0	0	0	0	0	7	7	0.00	0.000

PITCHER	IP	WLS	BF	H	R	ER	SO	BB	IBB	HBP	BLK	WP	HR	S	P	ERA	WHIP
---------	----	-----	----	---	---	----	----	----	-----	-----	-----	----	----	---	---	-----	------

Batter	1	2	3	4	5	6	7	8	9	10	11	12	AB	R	H	RBI	BB	SO	LOB	TOP						
Eddie Milner, L OBP: 0.268, SLG: 0.299 (1, 8)	0-0 CS 1B	4-0 BB		0-0 F2			0-0 5-3		0-0 F9		0-0 5-3		5	0	1	0	1	0	3							
Mike Aldrete, L OBP: 0.366, SLG: 0.413 Jeffrey Leonard, R OBP: 0.334, SLG: 0.556 (7, PH) (7, 7)	0-0 4-3	0-0 SF7			0-0 4-3		0-0 2B		4-0 FC6 IBB		0-0 F3		2	0	0	1	0	0	1							
Joel Youngblood, R OBP: 0.283, SLG: 0.333 (7, 9) Harry Spilman, L OBP: 0.268, SLG: 0.455 Scott Carrigata, R OBP: 0.143, SLG: 0.143 Mark Wasinger, R OBP: 0.352, SLG: 0.407 Joe Price, R (12, 1)	4-0 1B WP BB	0-3 K			0-0 F9		0-0 5-3		0-0 FC6 1-2f		0-3 K		3	1	0	0	1	1	3							
Will Clark, L OBP: 0.361, SLG: 0.544 (1, 3)	0-0 1B WP		1-0 HBP		0-0 1B WP		0-0 F9				0-0 4-3		5	2	2	0	0	1	1							
Kevin Mitchell, R OBP: 0.323, SLG: 0.425 (1, 5) (9, 9)	0-0 1B		0-0 G5-4-3		0-0 1B		0-0 F8				0-0 6-3		5	0	2	2	0	0	1							
Bob Melvin, R OBP: 0.254, SLG: 0.379 (1, 2)	0-0 F7		0-0 1-3		0-3 K		0-3 K				0-0 6-3		5	0	0	0	0	2	2							
Robby Thompson, R OBP: 0.317, SLG: 0.404 (1, 4)		4-0 E SF7 BB		0-0 F8		0-0 F8		0-0 F8			0-0 6-3		4	1	0	0	1	0	0							
Jose Uribe, S OBP: 0.355, SLG: 0.414 (1, 6)		0-0 E1 SH3-4		0-0 E6 SH3-4		0-0 F7		4-0 6-3 BB		0-0 6-3 1B		4	0	1	0	1	0	1								
Kelly Downs, R OBP: 0.194, SLG: 0.171 Chris Speier, R OBP: 0.344, SLG: 0.414 (9, PH) (9, 5)		0-0 SH3-4		0-0 SH3-4		0-0 4-3			0-0 6-3		0-0 6-3		1	0	0	0	0	0	0							
		1-2		1-2					1-2		1-2		2	0	0	0	0	0	2							
<b>Inning Stats</b>	R: 2 E: 0 K: 0 S: 5	H: 3 LOB: 1 BB: 1 P: 9	R: 1 E: 1 K: 1 S: 6	H: 0 LOB: 2 BB: 2 P: 14	R: 0 E: 0 K: 0 S: 2	H: 0 LOB: 0 BB: 0 P: 3	R: 0 E: 1 K: 0 S: 4	H: 0 LOB: 1 BB: 0 P: 4	R: 1 E: 0 K: 1 S: 7	H: 2 LOB: 1 BB: 0 P: 7	R: 0 E: 0 K: 0 S: 3	H: 0 LOB: 0 BB: 0 P: 3	R: 0 E: 0 K: 0 S: 4	H: 1 LOB: 1 BB: 0 P: 4	R: 0 E: 0 K: 1 S: 5	H: 0 LOB: 0 BB: 0 P: 5	R: 0 E: 0 K: 0 S: 3	H: 0 LOB: 0 BB: 0 P: 3	R: 0 E: 0 K: 0 S: 4	H: 1 LOB: 1 BB: 0 P: 4	R: 0 E: 0 K: 2 S: 7	H: 0 LOB: 0 BB: 0 P: 7	1B: 6 2B: 1 3B: 0 HR: 0	SF: 1 SAC: 2 DP: 1 HBP: 1	WP: 2 PB: 0 SB: 0 CS: 1	PA: 49
<b>PITCHER</b>	IP	WLS	BF	H	R	ER	SO	BB	IBB	HBP	BLK	WP	HR	S	P	ERA	WHIP									
Bob Walk, R ERA: 4.17 (1, 1)	6.0		27	5	4	3	2	3	0	1	0	2	0	27	40	4.50	1.333									
John Smiley, L ERA: 5.15 (7, 1)	1.0		4	1	0	0	0	0	0	0	0	0	0	4	4	0.00	1.000									
Don Robinson, R ERA: 4.17 (8, 1)	1.0		3	0	0	0	1	0	0	0	0	0	0	5	5	0.00	0.000									
Barry Jones, R ERA: 9.35 (9, 1)	3.0		12	1	0	0	0	1	1	0	0	0	0	10	18	0.00	0.667									
Brett Gideon, R ERA: (12, 1)	1.0	W	3	0	0	0	2	0	0	0	0	0	0	7	7	0.00	0.000									

San Francisco Giants @ Pittsburgh Pirates  
Three Rivers Stadium, Pittsburgh, PA  
Tue Jul 07 1987, 7:05 PM EDT  
Att: 7,027 - Unknown

AB	40
R	4
H	7
RBI	3
BB	5
SO	5
LOB	16




Batter	1	2	3	4	5	6	7	8	9	10	11	12	AB R H RBI BB SO LOB
Barry Bonds, L OBP: 0.316, SLG: 0.460 (1, 7) X	0-0 F8		4-0 1B BB		0-0 G3		0-3 K		0-0 G3		0-0 4-3		5 1 0 0 1 1 1
Andy Van Slyke, L OBP: 0.362, SLG: 0.527 (1, 8) X	0-0 CS 1B		0-0 1B 1B		0-0 F8		0-3 K		0-3 K			0-3 K	6 0 2 1 0 3 1
Johnny Ray, S OBP: 0.305, SLG: 0.341 (1, 4) X	0-0 F9		0-0 G6-3 1B		0-0 L5		0-0 F9		0-0 G3			0-0 F4	6 0 1 1 0 0 2
Sid Bream, L OBP: 0.354, SLG: 0.472 (1, 3) X	0-0 CS	0-0 F6	0-0 G6-3			0-0 BLK 1B		0-0 3-1		0-0 G3		0-0 HR 1B	6 2 2 0 0 0 2
Jim Morrison, R OBP: 0.321, SLG: 0.439 (1, 5)		0-3 K		0-3 K		0-0 F8		0-0 1B 1B		0-3 K		0-0 HR	6 1 2 2 0 3 1
R.J. Reynolds, S OBP: 0.357, SLG: 0.450 (1, 9)		0-0 F8		0-3 K		0-3 K		0-3 K		0-0 1B			5 0 1 0 0 3 2
Michael LaValiere, L OBP: 0.386, SLG: 0.368 (1, 2)			0-0 F9 1B	0-0 HBP 1B		0-0 1-H 1B		0-0 BB 1B		0-0 4-3			5 1 4 1 0 0 1
Al Pedrique, R OBP: 0.292, SLG: 0.311 Bobby Bonilla, S OBP: 0.332, SLG: 0.449 (8, PH) Rafael Belliard, R OBP: 0.272, SLG: 0.238 (9, 6)			0-0 F9 2B	1-0 HBP 1B		0-0 4-3		4-0 BB			0-0 4-3		2 0 0 0 0 0 2 0 0 0 0 1 0 0 1 0 0 0 0 0 0
Bob Walk, R OBP: 0.400, SLG: 0.400 (1, 1) John Smiley OBP: 0.333, SLG: 0.667 (7, 1) John Camargo, S OBP: 0.318, SLG: 0.320 (8, 1) Don Robinson, R OBP: 0.290, SLG: 0.143 (8, PH) Mike Diaz, R OBP: 0.317, SLG: 0.532 (9, 1) Barry Jones, R OBP: 0.286, SLG: 0.360 (11, PH) Terry Harner, R OBP: 0.286, SLG: 0.360 (12, 1) Brett Gideon, R			0-0 WP 1B	0-0 FC6		0-0 1-2		0-0 S 1B			0-3 K		2 1 1 1 0 0 2 0 0 0 0 0 0 0 1 0 1 0 0 0 0 0 0 0 0 0 0 0 1 0 0 0 0 1 3 0 0 0 0 0 0 0 1 0 0 0 0 1 0 0 0 0 0 0 0 0

Inning Stats	R: 0	H: 1	R: 0	H: 0	R: 3	H: 4	R: 0	H: 1	R: 0	H: 2	R: 0	H: 1	R: 0	H: 0	R: 0	H: 1	R: 2	H: 2	1B: 12	SF: 0	WP: 2	PA: 51	
E: 0	LOB: 0	E: 0	LOB: 0	E: 0	LOB: 1	E: 0	LOB: 2	E: 0	LOB: 1	E: 0	LOB: 3	E: 0	LOB: 0	E: 0	LOB: 1	E: 0	LOB: 0	E: 0	LOB: 0	2B: 1	SAC: 0	PB: 0	
K: 0	BB: 0	K: 1	BB: 0	K: 0	BB: 1	K: 2	BB: 0	K: 1	BB: 0	K: 1	BB: 1	K: 1	BB: 0	K: 1	BB: 0	K: 1	BB: 0	K: 1	BB: 0	3B: 0	DP: 1	SB: 1	
S: 3	P: 3	S: 5	P: 5	S: 6	P: 10	S: 8	P: 9	S: 7	P: 7	S: 8	P: 13	S: 5	P: 5	S: 6	P: 6	S: 5	P: 5	S: 6	P: 6	HR: 1	HBP: 1	CS: 1	

PITCHER	IP	WLS	BF	H	R	ER	SO	BB	IBB	HBP	BLK	WP	HR	S	P	ERA	WHIP
Kelly Downs, R ERA: 3.79 (1, 1)	8.0		36	11	4	4	8	2	0	1	1	1	0	49	58	4.50	1.625
Scott Garrelts, R ERA: 2.84 (9, 1)	3.0		10	1	0	0	3	0	0	0	0	0	0	16	16	0.00	0.333
Joe Price, L ERA: 6.75 (12, 1)	0.2	L	4	2	2	2	1	0	0	0	0	0	1	6	6	27.00	3.000

**San Francisco Giants @ Pittsburgh Pirates**  
 Three Rivers Stadium, Pittsburgh, PA  
 Tue Jul 07 1987, 7:05 PM EDT  
 Att. 7,027 - Unknown

AB	47
R	6
H	14
RBI	6
BB	2
SO	12
LOB	17



PITCHER	IP	WLS	BF	H	R	ER	SO	BB	IBB	HBP	BLK	WP	HR	S	P	ERA	WHIP
---------	----	-----	----	---	---	----	----	----	-----	-----	-----	----	----	---	---	-----	------

Batter	1	2	3	4	5	6	7	8	9	10	11	12	13	14	AB	R	H	RBI	BB	SO	LOB
<b>Eddie Milner, L</b> (1, 8) OBP: 0.253, SLG: 0.282 <b>Chili Davis, S</b> (10, PH) OBP: 0.335, SLG: 0.439	F7		F9		FC4-6		F9			G6-4-3			F8	HR	4	0	0	1	0	0	2
<b>Mike Aldrete, L</b> (1, 9) OBP: 0.367, SLG: 0.413 <b>Jeff Robinson, R</b> (10, 1) OBP: 0.118, SLG: 0.118	6-3		1B		1-3		1B			F5			F8	K	5	0	2	0	0	0	2
<b>Jeffrey Leonard, R</b> (1, 7) OBP: 0.328, SLG: 0.544	4-3		F8		G3		L4			G6-4-3			F3	F4	7	0	0	0	0	0	6
<b>Will Clark, L</b> (1, 3) OBP: 0.367, SLG: 0.559		1B			F8		HR			L4-6			6-3	IBB	5	1	3	1	1	0	0
<b>Kevin Mitchell, R</b> (1, 5) OBP: 0.315, SLG: 0.413		5-3			4-3		5-3			4-3			P4	F6	6	0	0	0	0	0	4
<b>Bob Brenly, R</b> (1, 2) OBP: 0.364, SLG: 0.460 <b>Scott Garrelts, R</b> (8, 1) OBP: 0.143, SLG: 0.143 <b>Craig Lefferts, L</b> (9, 1) OBP: 0.333, SLG: 0.333 <b>Joel Youngblood, R</b> (10, 9) OBP: 0.291, SLG: 0.340		F7			L5		HR			L4-6			6-3	1B	4	1	1	1	0	0	2
<b>Robby Thompson, R</b> (1, 4) OBP: 0.313, SLG: 0.397		K			1B		5-3			F7			P4	5-3	6	1	1	0	0	1	2
<b>Jose Uribe, S</b> (1, 6) OBP: 0.353, SLG: 0.406			L1		1B		4-3			K			L8	1B	6	2	2	0	0	1	0
<b>Atlee Hammaker, S</b> (1, 1) OBP: 0.185, SLG: 0.154 <b>Bob Melvin, R</b> (8, 2) OBP: 0.255, SLG: 0.378			1B		1B		4-3			F8			5-3	HR	2	0	1	1	1	0	0

Inning Stats	R: 0	H: 0	E: 0	K: 0	S: 3	R: 0	H: 1	E: 0	K: 1	S: 6	R: 0	H: 1	E: 0	K: 1	S: 4	R: 0	H: 0	E: 0	K: 0	S: 3	R: 2	H: 3	E: 0	K: 0	S: 6	R: 0	H: 2	E: 0	K: 0	S: 5	R: 0	H: 1	E: 0	K: 0	S: 4	R: 0	H: 0	E: 0	K: 1	S: 5	R: 0	H: 0	E: 0	K: 0	S: 2	R: 0	H: 0	E: 0	K: 0	S: 3	R: 0	H: 0	E: 0	K: 0	S: 3	R: 0	H: 1	E: 0	K: 0	S: 4	R: 4	H: 4	E: 0	K: 1	S: 9	R: 0	H: 1	E: 0	K: 1	S: 9	1B: 9	2B: 3	3B: 0	HR: 3	SF: 0	SAC: 0	DP: 2	HBP: 0	WP: 0	PA: 57
--------------	------	------	------	------	------	------	------	------	------	------	------	------	------	------	------	------	------	------	------	------	------	------	------	------	------	------	------	------	------	------	------	------	------	------	------	------	------	------	------	------	------	------	------	------	------	------	------	------	------	------	------	------	------	------	------	------	------	------	------	------	------	------	------	------	------	------	------	------	------	------	-------	-------	-------	-------	-------	--------	-------	--------	-------	--------

PITCHER	IP	WLS	BF	H	R	ER	SO	BB	IBB	HBP	BLK	WP	HR	S	P	ERA	WHIP
<b>Rick Reuschel, R</b> (1, 1) ERA: 2.32	0.0		0	0	0	0	0	0	0	0	0	0	0	0	0	∞	∞
<b>Don Robinson, R</b> (8, 1) ERA: 4.02	2.0		6	1	0	0	1	0	0	0	0	0	0	8	8	0.00	0.500
<b>John Smiley, L</b> (10, 1) ERA: 4.86	3.0		9	0	0	0	0	1	0	0	0	0	0	8	12	0.00	0.333
<b>Brett Gideon, R</b> (13, 1) ERA: 6.0	2.0	L	12	5	4	4	1	0	1	0	0	0	1	13	17	18.00	2.500

**San Francisco Giants @ Pittsburgh Pirates**  
**Three Rivers Stadium, Pittsburgh, PA**  
 Wed Jul 08 1987, 7:05 PM EDT  
 Att: 10,868 - Unknown

<b>AB</b>	<b>54</b>
<b>R</b>	<b>8</b>
<b>H</b>	<b>14</b>
<b>RBI</b>	<b>8</b>
<b>BB</b>	<b>3</b>
<b>SO</b>	<b>3</b>
<b>LOB</b>	<b>19</b>



Batter	1	2	3	4	5	6	7	8	9	10	11	12	13	14	AB	R	H	RBI	BB	SO	LOB
Barry Bonds, L (1, 7) OBP: 0.313, SLG: 0.454	0-0 G3 5-3 1B		0-0 G3			0-3 K		0-0 B1-3	0-0 G3-2-3 3-Hr			0-0 3-1			6	0	1	0	0	1	3
Al Pedrique, R (1, 6) OBP: 0.294, SLG: 0.302	0-0 5-3		4-0 S BB			0-0 F9		0-0 1B 1B		0-0 6-3		0-0 5-3			2	0	0	0	1	0	1
John Cangelosi, S (8, PH) OBP: 0.522, SLG: 0.329	1-2														1	0	1	0	0	0	0
Felix Fermin, R (9, 6)															2	0	0	0	0	0	0
Bobby Bonilla, S (1, 9) OBP: 0.332, SLG: 0.446	0-0 G3		0-0 5-3			0-0 1B HR 1B		0-0 1B 1B G5-4-3		0-0 5-3		0-0 6-3			6	1	2	0	0	0	2
Mike Diaz, R (1, 3) OBP: 0.312, SLG: 0.517	0-0 6-3					0-0 HR 1B		0-0 G5-4-3 1-2f		0-3 K2-3		0-0 5-3			6	1	1	0	0	1	3
Jim Morrison, R (1, 5) OBP: 0.321, SLG: 0.447		0-0 5-3		0-3 K		0-0 HR		0-0 L4		0-0 6-3		0-0 6-3			6	1	2	3	0	1	0
Andy Van Slyke, L (1, 8) OBP: 0.358, SLG: 0.530		0-0 1-3		0-3 K		0-0 4-3		0-0 HR		0-0 F7		0-0 L7			6	1	1	1	0	1	1
Johnny Ray, S (1, 4) OBP: 0.305, SLG: 0.340		0-0 FC6-4 1B				0-3 K		0-0 P4		0-0 F7		0-0 F7			6	0	2	0	0	1	1
Junior Ortiz, R (1, 2) OBP: 0.299, SLG: 0.313		0-0 FC6-4				4-0 CS BB		0-0 L8		0-0 L8		0-0 K			2	0	0	0	1	0	1
Michael LaValliere, L (9, PH) OBP: 0.385, SLG: 0.368		1-2f				0-3 K		0-0 F8		0-0 L8		0-3 K			3	0	1	0	0	1	1
Rick Reuschel, R (1, 11) OBP: 0.146, SLG: 0.234			0-0 L8			0-3 K		0-0 F8		4-0 1B		0-0 L8			2	0	0	0	0	1	1
Terry Harper, R (7, PH) OBP: 0.282, SLG: 0.355						1-2				1-2					1	0	0	0	0	0	0
Don Robinson, R (8, 11) OBP: 0.290, SLG: 0.143															0	0	0	0	0	0	0
R.J. Reynolds, S (9, PH) OBP: 0.300, SLG: 0.450															0	0	0	0	1	0	0
John Smiley, L (10, 11) OBP: 0.334, SLG: 0.667															0	0	0	0	0	0	0
Sid Bream, (12, PH) OBP: 0.353, SLG: 0.470															1	0	0	0	0	0	0
Brett Gideon, R (13, 11)															0	0	0	0	0	0	0

Inning Stats	R: 0	H: 1	E: 0	LOB: 1	K: 0	BB: 0	S: 4	P: 4	R: 0	H: 1	E: 0	LOB: 1	K: 0	BB: 0	S: 4	P: 4	R: 0	H: 0	E: 0	LOB: 0	K: 0	BB: 1	S: 3	P: 7	R: 0	H: 0	E: 0	LOB: 0	K: 2	BB: 0	S: 7	P: 7	R: 0	H: 0	E: 0	LOB: 0	K: 2	BB: 1	S: 6	P: 10	R: 3	H: 3	E: 0	LOB: 0	K: 1	BB: 0	S: 8	P: 8	R: 0	H: 0	E: 0	LOB: 0	K: 0	BB: 0	S: 3	P: 3	R: 0	H: 2	E: 0	LOB: 1	K: 0	BB: 0	S: 4	P: 4	R: 1	H: 3	E: 0	LOB: 2	K: 0	BB: 1	S: 5	P: 9	R: 0	H: 0	E: 0	LOB: 0	K: 1	BB: 0	S: 5	P: 5	R: 0	H: 0	E: 0	LOB: 0	K: 0	BB: 0	S: 3	P: 3	R: 0	H: 0	E: 0	LOB: 0	K: 1	BB: 0	S: 5	P: 5	R: 0	H: 0	E: 0	LOB: 0	K: 0	BB: 0	S: 3	P: 3	R: 0	H: 0	E: 0	LOB: 0	K: 1	BB: 0	S: 5	P: 5	R: 0	H: 0	E: 0	LOB: 0	K: 0	BB: 0	S: 3	P: 3	R: 0	H: 0	E: 0	LOB: 0	K: 0	BB: 0	S: 3	P: 3	R: 0	H: 0	E: 0	LOB: 0	K: 1	BB: 0	S: 5	P: 5
<b>AB</b>	50																																																																																																																																							
<b>R</b>	4																																																																																																																																							
<b>H</b>	11																																																																																																																																							
<b>RBI</b>	4																																																																																																																																							
<b>BB</b>	3																																																																																																																																							
<b>SO</b>	7																																																																																																																																							
<b>LOB</b>	14																																																																																																																																							
<b>WP</b>	0																																																																																																																																							
<b>PA</b>	53																																																																																																																																							
<b>CS</b>	1																																																																																																																																							

PITCHER	IP	WLS	BF	H	R	ER	SO	BB	IBB	HBP	BLK	WP	HR	S	P	ERA	WHIP
Altee Hammaker, L (1, 1) ERA: 3.51	7.1		30	7	3	3	5	2	0	0	0	0	1	38	46	3.68	1.227
Scott Garrelts, R (8, 1) ERA: 2.85	1.0		4	2	1	1	0	0	0	0	0	0	1	4	4	9.00	2.000
Craig Lefferts, L (9, 1) ERA: 4.04	1.1		5	1	0	0	0	0	1	0	0	0	0	4	8	0.00	0.750
Jeff Robinson, R (10, 1) ERA: 2.97	4.1	W	14	1	0	0	2	0	0	0	0	0	0	18	18	0.00	0.231

PITCHER	IP	WLS	BF	H	R	ER	SO	BB	IBB	HBP	BLK	WP	HR	S	P	ERA	WHIP
Altee Hammaker, L (1, 1) ERA: 3.51	7.1		30	7	3	3	5	2	0	0	0	0	1	38	46	3.68	1.227
Scott Garrelts, R (8, 1) ERA: 2.85	1.0		4	2	1	1	0	0	0	0	0	0	1	4	4	9.00	2.000
Craig Lefferts, L (9, 1) ERA: 4.04	1.1		5	1	0	0	0	0	1	0	0	0	0	4	8	0.00	0.750
Jeff Robinson, R (10, 1) ERA: 2.97	4.1	W	14	1	0	0	2	0	0	0	0	0	0	18	18	0.00	0.231

**San Francisco Giants @ Pittsburgh Pirates**  
**Three Rivers Stadium, Pittsburgh, PA**  
 Wed Jul 08 1987, 7:05 PM EDT  
 Att. 10,868 - Unknown

livebaseballscorecards.com

<b>AB</b>	50
<b>R</b>	4
<b>H</b>	11
<b>RBI</b>	4
<b>BB</b>	3
<b>SO</b>	7
<b>LOB</b>	14









Batter	1	2	3	4	5	6	7	8	9	10	11	12	13	AB R H RBI BB SO LOB	TOP																					
<b>Chris Speier, R</b> OBP: 0.343, SLG: 0.421 (1, 4)	0-0 CS 1B		0-0 L8		0-0 F8		0-3 K		0-0 6-3		0-0 HR			6 1 2 1 0 1 2																						
<b>Kevin Mitchell, R</b> OBP: 0.317, SLG: 0.430 (1, 5)	0-0 F7			0-0 HR	0-0 2B		0-0 1-H 2-H 2B		0-3 K		0-3 K			6 1 3 3 0 2 1																						
<b>Jeffrey Leonard, R</b> OBP: 0.329, SLG: 0.539 (1, 7)	0-3 K 1-2			0-0 WP 1B	0-0 P6		4-0 IBB		0-0 5-3		0-0 P4			5 1 1 0 1 1 2																						
<b>Chili Davis, S</b> OBP: 0.332, SLG: 0.440 (1, 8) (8, 9)		0-0 6-3		0-0 5-3		0-0 6-3	0-3 K		0-0 4-3				0-3 K	6 0 0 0 0 2 3																						
<b>Joel Youngblood, R</b> OBP: 0.286, SLG: 0.321 <b>Eddie Milner, L</b> OBP: 0.253, SLG: 0.260 (1, 9) (8, 8)		0-0 4-3		4-0 1B 2-3 BB		0-0 5-3		0-0 1-3			4-0 CS BB		0-0 L6	3 0 0 0 1 0 0 1 0 0 0 1 0 0																						
<b>Bob Brenly, R</b> OBP: 0.371, SLG: 0.488 <b>Mike Aldrete, L</b> OBP: 0.368, SLG: 0.412 (1, 3) (12, 3)		0-0 2B		0-0 F2		0-0 6-3		0-0 CS 3B		0-3 K 1-2			0-0 4-3	5 0 2 0 0 1 3 1 0 0 0 0 0 0																						
<b>Bob Melvin, R</b> OBP: 0.263, SLG: 0.381 <b>Harry Spilman, L</b> OBP: 0.377, SLG: 0.489 (1, 2) (12, 2)		0-0 F7		0-0 1-2 3-H 1B		0-0 1B 2B 1B	0-0 L9			4-0 BB BB				4 1 2 1 1 0 2 0 0 0 0 0 0 0																						
<b>Jose Uribe, S</b> OBP: 0.346, SLG: 0.375 (1, 6)			0-3 K	0-3 K			0-3 K		0-0 4-3		0-0 4-3			5 0 0 0 0 3 4																						
<b>Dave Dravecky, R</b> OBP: 0.167, SLG: 0.130 <b>Robby Thompson, R</b> OBP: 0.216, SLG: 0.400 <b>Jim Scott, R</b> OBP: 0.190, SLG: 0.400 <b>Will Clark, L</b> OBP: 0.358, SLG: 0.545 <b>Jeff Robinson, R</b> OBP: 0.118, SLG: 0.118 <b>Mark Washington, R</b> OBP: 0.307, SLG: 0.400 <b>Michael LeCoss, R</b> OBP: 0.172, SLG: 0.111 <b>Craig Lefferts, L</b> OBP: 0.333, SLG: 0.333 (1, 1) (7, PH) (7, 1) (8, PH) (9, 1) (12, PH) (12, 1) (12, 1)			0-3 K		0-3 K		0-0 2B 1B		0-0 1-3			0-0 F8		2 0 0 0 0 0 2 0 1 1 1 0 0 0 0 0 0 0 0 0 0 0 0 0 1 0 0 0 0 0 0 0 0 0 0 0 0 0 0 0 1 0																						
<b>Inning Stats</b>	R: 0 E: 0 K: 1 S: 5	H: 1 LOB: 0 BB: 0 P: 5	R: 0 E: 0 K: 0 S: 4	H: 1 LOB: 1 BB: 0 P: 4	R: 0 E: 0 K: 2 S: 7	H: 0 LOB: 0 BB: 0 P: 7	R: 2 E: 0 K: 1 S: 8	H: 3 LOB: 2 BB: 1 P: 12	R: 0 E: 0 K: 0 S: 3	H: 0 LOB: 0 BB: 0 P: 3	R: 2 E: 0 K: 3 S: 12	H: 3 LOB: 2 BB: 1 P: 16	R: 0 E: 0 K: 0 S: 3	H: 1 LOB: 0 BB: 0 P: 3	R: 0 E: 0 K: 0 S: 3	H: 0 LOB: 0 BB: 0 P: 3	R: 0 E: 0 K: 1 S: 5	H: 0 LOB: 0 BB: 0 P: 5	R: 0 E: 0 K: 1 S: 4	H: 0 LOB: 1 BB: 2 P: 12	R: 1 E: 0 K: 1 S: 6	H: 1 LOB: 0 BB: 0 P: 6	R: 0 E: 0 K: 1 S: 5	H: 0 LOB: 0 BB: 0 P: 5	R: 0 E: 0 K: 1 S: 5	H: 0 LOB: 0 BB: 0 P: 5	1B: 5 2B: 3 3B: 1 HR: 2	SF: 0 SAC: 0 DP: 0 HBP: 0	WP: 1 PA: 51 PB: 0 SB: 1 CS: 3							
<b>PITCHER</b>	IP WLS BF H R ER SO BB IBB HBP BLK WP HR S P ERA WHIP																																			
<b>Greg Mathews, L</b> ERA: 3.98 (1, 1)	6.1																																			
<b>Ken Dayley, L</b> ERA: 1.8 (7, 1)	1.2																																			
<b>Bill Dawley, R</b> ERA: 4.22 (9, 1)	2.2																																			
<b>Pat Perry, L</b> ERA: 3.6 (11, 1)	1.1																																			
<b>Lee Tunnell, R</b> ERA: 5.05 (13, 1)	1.0	W																																		

San Francisco Giants @ St. Louis Cardinals  
 Busch Stadium, St. Louis, MO  
 Fri Jul 10 1987, 7:05 PM CDT  
 Att. 43,845 - Unknown

livebaseballscores.com

AB	47
R	5
H	11
RBI	5
BB	4
SO	12
LOB	17



Batter	1	2	3	4	5	6	7	8	9	10	11	12	13	AB R H RBI BB SO LOB
Ozzie Smith, S OBP: 0.398, SLG: 0.370 (1, 6)	0-0 F5		0-0 5-3		0-0 3-1 1B 1B	0-0 F7			0-0 L3		0-0 L3		0-0 4-3	7 1 1 0 0 0 1
Terry Pendleton, S OBP: 0.374, SLG: 0.409 (1, 5)	0-0 1B 2B		0-0 BB 1B		0-0 3-1 1B 1B		4-0 BB		0-0 F8		0-0 F8		0-0 L3	6 2 3 0 1 0 0
Tom Herr, S OBP: 0.365, SLG: 0.340 (1, 4)	0-0 F9		0-0 L9		0-0 3-1 1-2 2-3	0-0 F7			0-3 K			4-0 1B 2B BB	4-0 HR BB	5 2 0 0 2 1 5
Jack Clark, R OBP: 0.455, SLG: 0.651 (1, 3)	0-0 2-H 1B		4-0 1-2 BB		4-0 1B IBB	0-3 K			0-0 6-3			0-0 2B FC6-2 1B	0-0 HR	5 1 3 3 2 1 1
Willie McGee, S OBP: 0.325, SLG: 0.453 (1, 8)	0-0 5-3		0-3 K		0-0 1-3 2-H 3-H 1B	0-0 L5			0-0 1-3			0-0 FC6-2 1-3 3-H 2B		6 0 2 3 0 1 4
Jim Lindeman, R OBP: 0.217, SLG: 0.391 (1, 9)		0-0 6-3		0-0 6-3		0-0 1B SF8 2B		0-0 6-3		0-0 1B		0-0 F8		3 1 1 0 0 0 0 3 0 1 0 0 0 2
Curt Ford, L OBP: 0.365, SLG: 0.497 (8, PH) (9, 9)		0-0 6-3		0-0 G6-4-3 1B		0-0 SH1-4 2-3 1B		4-0 BB		4-0 IBB		4-0 FC6-2 IBB		3 0 2 0 2 0 0 0 0 0 0 0 0 0 0 0 0 0 1 0 0
José Oquendo, S OBP: 0.438, SLG: 0.383 (1, 7)		0-0 6-3		0-0 G6-4-3 1-2r 1B		0-0 SF8 3-H		0-0 F7		0-0 6-3		0-0 FC6-2		4 0 0 1 1 0 7 0 0 0 0 0 0 0
Pat Perry, L OBP: 0.167, SLG: 0.167 (11, 1)		4-0 BB		0-0 K		0-0 L7		0-0 6-3		0-0 G4-3		0-0 1-3		2 0 0 0 0 1 1 0 0 0 0 0 0 0 1 0 0 0 0 0 1 0 0 0 0 0 0 0 2 0 0 0 0 0 3
Steve Lake, R OBP: 0.317, SLG: 0.392 (12, PH) (13, 2)		0-3 K		0-0 L7		0-0 SH1-4 1-2		0-0 6-3		0-0 G4-3		0-0 1-3		2 0 0 0 0 1 1 0 0 0 0 0 0 0 1 0 0 0 0 0 1 0 0 0 0 0 0 0 2 0 0 0 0 0 3
Tony Peña, R OBP: 0.331, SLG: 0.348 (1, 2)		0-0 BB		0-0 K		0-0 L7		0-0 6-3		0-0 G4-3		0-0 1-3		2 0 0 0 0 1 1 0 0 0 0 0 0 0 1 0 0 0 0 0 1 0 0 0 0 0 0 0 2 0 0 0 0 0 3
Lee Tunnell, R OBP: 0.250, SLG: 0.250 (13, 1)		0-0 BB		0-0 K		0-0 L7		0-0 6-3		0-0 G4-3		0-0 1-3		2 0 0 0 0 1 1 0 0 0 0 0 0 0 1 0 0 0 0 0 1 0 0 0 0 0 0 0 2 0 0 0 0 0 3
Greg Mathews, R OBP: 0.297, SLG: 0.286 (1, 1)		0-3 K		0-0 L7		0-0 SH1-4 1-2		0-0 6-3		0-0 G4-3		0-0 1-3		2 0 0 0 0 1 1 0 0 0 0 0 0 0 1 0 0 0 0 0 1 0 0 0 0 0 0 0 2 0 0 0 0 0 3
Ken Dayley, L (7, 1)		0-3 K		0-0 L7		0-0 SH1-4 1-2		0-0 6-3		0-0 G4-3		0-0 1-3		2 0 0 0 0 1 1 0 0 0 0 0 0 0 1 0 0 0 0 0 1 0 0 0 0 0 0 0 2 0 0 0 0 0 3
John Morris, L OBP: 0.348, SLG: 0.508 (8, PH) (9, 1)		0-3 K		0-0 L7		0-0 SH1-4 1-2		0-0 6-3		0-0 G4-3		0-0 1-3		2 0 0 0 0 1 1 0 0 0 0 0 0 0 1 0 0 0 0 0 1 0 0 0 0 0 0 0 2 0 0 0 0 0 3
Bill Dawley, R OBP: 0.333, SLG: 0.200 (9, 1) (11, 7)		0-3 K		0-0 L7		0-0 SH1-4 1-2		0-0 6-3		0-0 G4-3		0-0 1-3		2 0 0 0 0 1 1 0 0 0 0 0 0 0 1 0 0 0 0 0 1 0 0 0 0 0 0 0 2 0 0 0 0 0 3
Lance Johnson, L (11, 7)		0-3 K		0-0 L7		0-0 SH1-4 1-2		0-0 6-3		0-0 G4-3		0-0 1-3		2 0 0 0 0 1 1 0 0 0 0 0 0 0 1 0 0 0 0 0 1 0 0 0 0 0 0 0 2 0 0 0 0 0 3

BOTTOM	
AB R H RBI BB SO LOB	7 1 1 0 0 0 1 6 2 3 0 1 0 0 5 2 0 0 2 1 5 5 1 3 3 2 1 1 6 0 2 3 0 1 4 3 1 1 0 0 0 0 3 0 1 0 0 0 2 3 0 2 0 2 0 0 0 0 0 0 0 0 0 0 0 0 0 1 0 0 4 0 0 1 1 0 7 0 0 0 0 0 0 0 2 0 0 0 0 1 1 0 0 0 0 0 0 0 1 0 0 0 0 0 1 0 0 0 0 0 0 0 2 0 0 0 0 0 3
WP: 0 PA: 58	

San Francisco Giants @ St. Louis Cardinals  
 Busch Stadium, St. Louis, MO  
 Fri Jul 10 1987, 7:05 PM CDT  
 Att: 43,845 - Unknown

livebaseballscorecards.com

AB	47
R	7
H	13
RBI	7
BB	9
SO	4
LOB	25



INNING STATS															PITCHER														
R	H	E	K	S	IP	WLS	BF	H	R	ER	SO	BB	IBB	HBP	BLK	WP	HR	S	P	ERA	WHIP								
1	2	0	1	5	6.0		28	9	4	4	2	2	1	0	0	0	0	0	29	41	6.00	1.833							
2	0	0	0		2.0		8	0	0	0	1	2	0	0	0	0	0	8	16	0.00	1.000								
3	1	0	0		3.0		11	1	0	0	1	0	1	0	0	0	0	12	16	0.00	0.333								
4	1	1	1		0.0		2	1	1	1	0	1	0	0	0	0	0	1	5	∞	∞								
5	2	2	2		1.2	L	9	2	2	2	0	1	1	0	0	0	1	7	15	10.80	1.800								

Batter	1	2	3	4	5	6	7	8	9	AB R H RBI BB SO LOB	TOP											
Mark Wasinger, R (1, 4) OBP: 0.328, SLG: 0.373	0-0 6-3		0-3 K		0-0 E5		0-0 FC6-4			4 0 0 0 0 1 2	<b>San Francisco Giants @ St. Louis Cardinals</b> <b>Busch Stadium, St. Louis, MO</b> Sat Jul 11 1987, 7:05 PM CDT Att. 49,652 - Unknown <a href="http://livebaseballscorecards.com">livebaseballscorecards.com</a>											
Kevin Mitchell, R (1, 5) OBP: 0.316, SLG: 0.427	0-3 K		0-0 1B		0-0 F9		0-0 F9			4 0 1 1 0 1 1												
Jeffrey Leonard, R (1, 7) OBP: 0.328, SLG: 0.538	0-0 2B		0-0 G3		0-0 F4		0-0 5-3			4 0 1 0 0 0 1												
Chili Davis, S (1, 8) (6, 9)	0-0 6-3			0-0 BLK 1B		0-0 6-3		0-3 K		4 1 1 0 0 1 1												
Bob Brenly, R (1, 2) OBP: 0.374, SLG: 0.506		0-3 K		0-0 1B		0-0 HR		0-3 K		4 1 2 2 0 2 0												
Joel Youngblood, R (1, 9) Eddie Milner, L (6, 8) OBP: 0.274, SLG: 0.304 OBP: 0.250, SLG: 0.256		0-0 L4		0-0 G6-4-3 1B		0-3 K		0-3 K		3 0 0 0 0 1 1 1 0 0 0 0 1 0												
Will Clark, L (1, 3) OBP: 0.354, SLG: 0.538		0-0 F8		0-3 K		0-3 K		0-0 3-1		4 0 0 0 0 2 0												
Jose Uribe, S (1, 6) OBP: 0.346, SLG: 0.373			0-0 SH4-3 1B		0-0 6-3		0-0 L5			3 1 1 0 0 0 0												
Kelly Downs, R (1, 1) Scott Garrelts, R (7, 1) OBP: 0.211, SLG: 0.189 OBP: 0.143, SLG: 0.143			0-0 SH4-3		0-0 5-3		0-0 FC6-4 1B			2 0 1 0 0 0 0 0 0 0 0 0 0 0												
<b>Inning Stats</b>	R: 0 E: 0 K: 1 S: 6	H: 1 LOB: 1 BB: 0 P: 6	R: 0 E: 0 K: 1 S: 5	H: 0 LOB: 0 BB: 0 P: 5	R: 1 E: 0 K: 1 S: 7	H: 2 LOB: 1 BB: 0 P: 7	R: 1 E: 0 K: 1 S: 6	H: 2 LOB: 0 BB: 0 P: 6	R: 0 E: 1 K: 0 S: 4	H: 0 LOB: 1 BB: 0 P: 4		R: 1 E: 0 K: 1 S: 6	H: 1 LOB: 0 BB: 0 P: 6	R: 0 E: 0 K: 1 S: 6	H: 1 LOB: 1 BB: 0 P: 6	R: 0 E: 0 K: 1 S: 5	H: 0 LOB: 0 BB: 0 P: 5	R: 0 E: 0 K: 2 S: 7	H: 0 LOB: 0 BB: 0 P: 7	1B: 5 2B: 1 3B: 0 HR: 1	SF: 0 SAC: 1 DP: 1 HBP: 0	WP: 0 PB: 0 SB: 0 CS: 0
<b>PITCHER</b>	IP WLS BF H R ER SO BB IBB HBP BLK WP HR S P ERA WHIP																					
Joe Magrane, L (1, 1) ERA: 3.34	7.0 L 28 7 3 3 6 0 0 0 0 0 0 1 40 40 3.86 1.000																					
Bob Forsch, R (8, 1) ERA: 4.74	1.1 4 0 0 0 2 0 0 0 0 0 0 0 8 8 0.00 0.000																					
Ken Dayley, L (9, 1) ERA: 1.74	0.2 2 0 0 0 1 0 0 0 0 0 0 0 4 4 0.00 0.000																					



**BOTTOM**

**San Francisco Giants @ St. Louis Cardinals**  
**Busch Stadium, St. Louis, MO**  
 Sat Jul 11 1987, 7:05 PM CDT  
 Att. 49,652 - Unknown

[livebaseballscorecards.com](http://livebaseballscorecards.com)

<b>AB</b>	<b>34</b>
<b>R</b>	<b>1</b>
<b>H</b>	<b>8</b>
<b>RBI</b>	<b>1</b>
<b>BB</b>	<b>4</b>
<b>SO</b>	<b>9</b>
<b>LOB</b>	<b>19</b>



WP: 1	PA: 38
PB: 1	
SB: 0	
CS: 0	

AB R H RBI BB SO LOB

4	0	2	0	1	0	1
5	0	1	0	0	1	4
4	1	1	1	0	1	3
0	0	0	0	0	0	0
0	0	0	0	0	0	0
2	0	1	0	2	1	0
4	0	0	0	0	2	3
3	0	0	0	1	2	2
4	0	1	0	0	0	4
2	0	1	0	0	0	0
2	0	0	0	0	2	1
2	0	1	0	0	0	0
1	0	0	0	0	0	0
1	0	0	0	0	0	1

Batter	1	2	3	4	5	6	7	8	9
Ozzie Smith, S OBP: 0.401, SLG: 0.372 (1, 6)	0-0 4-3 ①		0-0 F8 ①		0-0 1B ①		4-0 1B BB ①		0-0 1-2 1B ①
Curt Ford, L OBP: 0.360, SLG: 0.488 (1, 7)	0-0 4-3 ②		0-0 G3 ②		0-0 L9 ③		0-0 1-3 1B ③		0-3 K ③
Terry Pendleton, S OBP: 0.373, SLG: 0.416 (1, 5)	0-0 G3 ③		0-0 F7 ③			0-0 HR ③	0-3 K ③		
Bob Forsch, R OBP: 0.394, SLG: 0.594 (8, 1)									
Ken Dayley, L (9, 1)									
Jack Clark, R OBP: 0.458, SLG: 0.649 (1, 3)		0-0 1B BB 1B ①		4-0 4-3 PB BB ①		4-0 4-3 WP BB ①		0-3 K ①	
Willie McGee, S OBP: 0.321, SLG: 0.447 (1, 8)		0-3 K ①		0-0 4-3 ①		0-0 F7 ①		0-3 K ②	
John Morris, L OBP: 0.343, SLG: 0.484 (1, 9)		4-0 1B BB ②		0-3 K ②		0-0 4-3 ②		0-3 K ③	
José Oquendo, S OBP: 0.434, SLG: 0.379 (8, 5)		0-0 F7 ②		0-0 6-3 ③		0-0 F7 ③			0-0 1B 1B ①
Steve Lake, R OBP: 0.319, SLG: 0.394 (1, 2)		0-0 1-2 2-H 1B ③			0-0 5-3 ①		0-3 K ①		0-3 K ①
Tom Herr, S OBP: 0.362, SLG: 0.337 (7, PH)									
Joe Magrane, R OBP: 0.130, SLG: 0.136 (1, 1)			0-0 G3 2B ②		0-0 F3 ②		0-0 G3 ②		0-0 F6 ②
Lance Johnson, L (7, PH)									
Tony Peña, R OBP: 0.330, SLG: 0.346 (8, 2)									

Inning Stats	R: 0	H: 0	R: 0	H: 2	R: 0	H: 1	R: 0	H: 1	R: 1	H: 1	R: 0	H: 1	R: 0	H: 0	R: 0	H: 2	R: 0	H: 2	1B: 6	SF: 0	WP: 1	PA: 38
	E: 0	LOB: 0	E: 0	LOB: 2	E: 0	LOB: 1	E: 0	LOB: 1	E: 0	LOB: 1	E: 0	LOB: 2	E: 0	LOB: 0	E: 0	LOB: 2	E: 0	LOB: 2	2B: 1	SAC: 0	PB: 1	
	K: 0	BB: 0	K: 1	BB: 1	K: 0	BB: 0	K: 1	BB: 1	K: 0	BB: 1	K: 2	BB: 1	K: 3	BB: 0	K: 2	BB: 0	K: 2	BB: 0	3B: 0	DP: 0	SB: 0	
	S: 3	P: 3	S: 6	P: 10	S: 4	P: 4	S: 5	P: 9	S: 4	P: 8	S: 8	P: 12	S: 9	P: 9	S: 9	P: 9	S: 9	P: 9	HR: 1	HBP: 0	CS: 0	

PITCHER	IP	WLS	BF	H	R	ER	SO	BB	IBB	HBP	BLK	WP	HR	S	P	ERA	WHIP
Kelly Downs, R ERA: 3.64 (1, 1)	6.2	W	29	6	1	1	3	4	0	0	0	1	1	31	47	1.35	1.500
Scott Garrelts, R ERA: 3.2 (7, 1)	2.1	S	9	2	0	0	6	0	0	0	0	0	0	21	21	0.00	0.857

Batter	1	2	3	4	5	6	7	8	9	AB R H RBI BB SO LOB	TOP
Mark Wasinger, R (1, 4) OBP: 0.338, SLG: 0.371	2-2 1B 1B		0-0 F8		2-0 FC6-4			4-1 1B BB		3 1 1 0 1 0 1	<b>San Francisco Giants @ St. Louis Cardinals</b> <b>Busch Stadium, St. Louis, MO</b> Sun Jul 12 1987, 3:33 AM CDT Att: 41,562 - Cloudy
Kevin Mitchell, R (1, 5) OBP: 0.323, SLG: 0.430	0-0 1-2 1B		4-0 FC6-4 BB			2-0 F9		2-2 1B 1B		3 0 2 0 1 0 0	
Jeffrey Leonard, R (1, 7) OBP: 0.327, SLG: 0.535	1-0 F7		0-0 FC6-4			3-1 F8		2-2 G4-6-3 1B		4 0 1 1 0 0 3	
Chili Davis, S (1, 8) OBP: 0.328, SLG: 0.432	2-3 K			1-0 4-3		2-3 K		2-1 G4-6-3		4 0 0 0 0 2 4	
Bob Brenly, R (1, 2) OBP: 0.371, SLG: 0.518	1-0 F7			2-2 5-3			3-1 HR		2-2 F8	4 1 1 1 0 0 2	
Joel Youngblood, R (1, 9) OBP: 0.282, SLG: 0.288		0-0 6-3		1-1 4-3			1-1 G1-3		3-1 G3-4 1B	3 0 0 0 0 0 0	
Harry Spilman, L (8, 3) OBP: 0.389, SLG: 0.500										1 0 1 0 0 0 0	
Eddie Milner, L (9, PR) OBP: 0.250, SLG: 0.256										0 0 0 0 0 0 0	
Mike Aldrete, L (1, 3) OBP: 0.365, SLG: 0.407		0-0 F7			0-1 FC3-6 1B		3-2 1-3		1-2 G3-4	4 0 1 0 0 0 1	
Jose Uribe, S (1, 6) OBP: 0.333, SLG: 0.359		1-0 5-3			1-1 F9		2-2 5-3			3 0 0 0 0 0 1	
Atlee Hammaker, S (1, 1) OBP: 0.172, SLG: 0.143			0-3 K		0-2 FC3-6 FC6-4			1-2 F8		2 0 0 0 0 1 1	
Jon Perlman, L (7, 1)										0 0 0 0 0 0 0	
Craig Lefferts, L (7, 1) OBP: 0.333, SLG: 0.333										0 0 0 0 0 0 0	
Robby Thompson, R (8, PH) OBP: 0.315, SLG: 0.398										1 0 0 0 0 0 0	
Jeff Robinson, R (8, 1) OBP: 0.118, SLG: 0.118										0 0 0 0 0 0 0	
<b>Inning Stats</b>	R: 0 H: 2 E: 0 LOB: 2 K: 1 BB: 0 S: 9 P: 15	R: 0 H: 0 E: 0 LOB: 0 K: 0 BB: 0 S: 3 P: 4	R: 0 H: 0 E: 0 LOB: 1 K: 1 BB: 1 S: 5 P: 9	R: 0 H: 0 E: 0 LOB: 0 K: 0 BB: 0 S: 6 P: 10	R: 0 H: 1 E: 0 LOB: 1 K: 0 BB: 0 S: 8 P: 11	R: 0 H: 0 E: 0 LOB: 0 K: 1 BB: 0 S: 7 P: 14	R: 1 H: 1 E: 0 LOB: 0 K: 0 BB: 0 S: 10 P: 19	R: 1 H: 2 E: 0 LOB: 1 K: 0 BB: 1 S: 15 P: 26	R: 0 H: 1 E: 0 LOB: 1 K: 0 BB: 0 S: 9 P: 15	1B: 6 SF: 0 2B: 0 SAC: 0 3B: 0 DP: 2 HR: 1 HBP: 0	WP: 0 PA: 34 PB: 0 SB: 0 CS: 0
<b>PITCHER</b>	IP WLS BF H R ER SO BB IBB HBP BLK WP HR S P ERA WHIP										
Ricky Horton, L (1, 1) ERA: 3.23	6.1 W 24 4 1 1 3 1 0 0 0 0 0 1 42 71 1.42 0.789										
Pat Perry, L (7, 1) ERA: 3.72	1.0 4 0 1 1 0 1 0 0 0 0 0 0 12 22 9.00 1.000										
Todd Worrell, R (8, 1) ERA: 3.17	1.0 4 2 0 0 0 0 0 0 0 0 0 0 13 21 0.00 2.000										
Ken Dayley, L (9, 1) ERA: 1.69	0.2 S 2 1 0 0 0 0 0 0 0 0 0 0 5 9 0.00 1.500										

livebaseballscorecards.com

AB	32
R	2
H	7
RBI	2
BB	2
SO	3
LOB	13





Batter	1	2	3	4	5	6	7	8	9	AB R H RBI BB SO LOB	TOP											
<b>Bob Dernier, R</b> (1, 8) OBP: 0.414, SLG: 0.544 <b>Dave Martinez, L</b> (7, PH) OBP: 0.394, SLG: 0.423 (7, 8)	2-1 6-3		1-1 5-3		1-0 2B 1B		1-3 K			3 1 1 0 0 0 1 1 0 0 0 0 1 0	<b>Chicago Cubs @ San Francisco Giants</b> Candlestick Park, San Francisco, CA Thu Jul 16 1987, 10:05 PM EDT Att. 14,024 - Unknown											
<b>23 Ryne Sandberg, R</b> (1, 4) OBP: 0.368, SLG: 0.510	0-1 5-3		1-1 P6		1-0 SF9		2-2 1-3			3 0 0 1 0 0 1												
<b>Andre Dawson, R</b> (1, 9) OBP: 0.336, SLG: 0.567	0-0 F8			2-2 F8	0-1 1-H 3-H 2B		1-3 K			4 0 1 2 0 1 0												
<b>Brian Dayett, R</b> (1, 7) OBP: 0.422, SLG: 0.581		0-1 SH1-3 2B		1-2 1B	3-3 K		0-0 F9			4 0 2 0 0 1 1												
<b>Keith Moreland, R</b> (1, 5) OBP: 0.262, SLG: 0.415		0-1 SH1-3 2-3		1-3 K		0-2 G3		0-1 1-3		3 0 0 0 0 1 1												
<b>Leon Durham, L</b> (1, 3) OBP: 0.362, SLG: 0.519		1-3 K		0-0 4-3		0-0 HR		2-1 F7		4 1 1 1 0 1 2												
<b>Jody Davis, R</b> (1, 2) OBP: 0.318, SLG: 0.417		1-2 F9			4-2 1B 23 SF9 BB	1-0 F8		1-1 3-1		3 1 0 0 1 0 1												
<b>Paul Noce, R</b> (1, 6) OBP: 0.315, SLG: 0.441			4-0 SH1-4 BB		1-2 23 SF9 2B 1B	0-1 5-3		0-0 6-3		3 1 1 0 1 0 0												
<b>Jamie Moyer, L</b> (1, 1) OBP: 0.205, SLG: 0.167 <b>Scott Sanderson, R</b> (7, 1) OBP: 0.167, SLG: 0.227		0-0 SH1-4		1-3 K			2-3 K			2 0 0 0 0 2 2 0 0 0 0 0 0 0												
<b>Inning Stats</b>	R: 0 E: 0 K: 0 S: 5	H: 0 LOB: 0 BB: 0 P: 7	R: 0 E: 0 K: 1 S: 10	H: 1 LOB: 1 BB: 0 P: 12	R: 0 E: 0 K: 0 S: 5	H: 0 LOB: 1 BB: 1 P: 11	R: 0 E: 0 K: 1 S: 12	H: 1 LOB: 1 BB: 0 P: 16	R: 3 E: 0 K: 2 S: 18	H: 3 LOB: 1 BB: 1 P: 29		R: 1 E: 0 K: 0 S: 7	H: 1 LOB: 0 BB: 0 P: 8	R: 0 E: 0 K: 2 S: 10	H: 0 LOB: 0 BB: 0 P: 15	R: 0 E: 0 K: 1 S: 7	H: 0 LOB: 0 BB: 0 P: 8	R: 0 E: 0 K: 0 S: 5	H: 0 LOB: 0 BB: 0 P: 8	1B: 3 2B: 2 3B: 0 HR: 1	SF: 1 SAC: 2 DP: 0 HBP: 0	WP: 0 PB: 0 SB: 0 CS: 0
<b>PITCHER</b>	IP WLS BF H R ER SO BB IBB HBP BLK WP HR S P ERA WHIP																					
<b>Dave Dravecky, L</b> (1, 1) ERA: 4.03 <b>Jim Gott, R</b> (7, 1) ERA: 4.44 <b>Jeff Robinson, R</b> (8, 1) ERA: 2.78 <b>Craig Lefferts, L</b> (9, 1) ERA: 4.01	6.0 L 26 6 4 4 4 2 0 0 0 0 0 1 57 83 6.00 1.333																					

livebaseballscorecards.com

<b>AB</b>	30
<b>R</b>	4
<b>H</b>	6
<b>RBI</b>	4
<b>BB</b>	2
<b>SO</b>	7
<b>LOB</b>	9





**BOTTOM**

**Chicago Cubs @ San Francisco Giants**  
Candlestick Park, San Francisco, CA

Thu Jul 16 1987, 10:05 PM EDT  
Att. 14,024 - Unknown

livebaseballscorecards.com

<b>AB</b>	<b>32</b>
<b>R</b>	<b>1</b>
<b>H</b>	<b>4</b>
<b>RBI</b>	<b>1</b>
<b>BB</b>	<b>2</b>
<b>SO</b>	<b>6</b>
<b>LOB</b>	<b>13</b>



WP: 0	PA: 34
PB: 0	
SB: 2	
CS: 0	

AB R H RBI BB SO LOB

3	0	0	0	0	0	2
1	0	0	0	0	0	2
0	0	0	0	0	0	0
0	0	0	0	0	0	0
4	0	0	0	0	2	1
4	0	0	0	0	0	0
4	0	1	0	0	3	0
4	1	1	0	0	1	1
2	0	0	0	1	0	2
1	0	0	0	0	0	0
4	0	0	0	0	0	3
3	0	0	0	0	0	2
1	0	1	0	1	0	0
0	0	0	0	0	0	0
1	0	1	1	0	0	0

Batter	1	2	3	4	5	6	7	8	9
Robby Thompson, R (1, 4) OBP: 0.311, SLG: 0.393 Harry Spilman, L (7, PH) OBP: 0.382, SLG: 0.489 Jeff Robinson, R (8, 1) OBP: 0.118, SLG: 0.118 Craig Lefferts, L (9, 1) OBP: 0.333, SLG: 0.333	3-2 L1		1-0 F4		0-2 FC6-4		1-0 F2		
Kevin Mitchell, R (1, 5) OBP: 0.318, SLG: 0.423	0-2 6-3		1-3 K			0-3 K		2-2 L3	
Jeffrey Leonard, R (1, 7) OBP: 0.323, SLG: 0.529	0-0 F7			0-0 F3		2-1 F9		2-2 4-3	
Bob Brenly, R (1, 2) OBP: 0.369, SLG: 0.512		0-3 K		2-2 F7 1B		2-3 K		1-3 K	
Chili Davis, S (1, 8) OBP: 0.327, SLG: 0.429		1-0 E5		1-0 F7		1-2 BB 1B		1-3 K	
Joel Youngblood, R (1, 9) OBP: 0.265, SLG: 0.279 Mike Aldrete, L (9, PH) OBP: 0.362, SLG: 0.404		1-1 FC5-4		1-2 F8		4-1 BB 1B		1-2 4-3	
Will Clark, L (1, 3) OBP: 0.349, SLG: 0.531		2-1 P6			0-1 4-3		1-2 F5		2-0 F7
Jose Uribe, S (1, 6) OBP: 0.322, SLG: 0.346			1-0 5-3		3-2 L8		3-2 F7		
Dave Dravecky, R (1, 1) OBP: 0.231, SLG: 0.167 Jim Gott, R (7, 1) OBP: 0.100, SLG: 0.400 Chris Speier, R (7, PH) OBP: 0.346, SLG: 0.424			0-0		4-1 FC6-4		1-1 BB 1B		

Inning Stats	R: 0	H: 0	E: 0	K: 0	S: 9	R: 0	H: 0	E: 1	K: 1	S: 8	R: 0	H: 1	E: 0	K: 1	S: 6	R: 0	H: 1	E: 0	K: 0	S: 9	R: 0	H: 0	E: 0	K: 2	S: 11	R: 1	H: 2	E: 0	K: 0	S: 13	R: 0	H: 0	E: 0	K: 1	S: 9	R: 0	H: 0	E: 0	K: 1	S: 8	1B: 4	2B: 0	3B: 0	HR: 0	SF: 0	SAC: 0	DP: 0	HBP: 0	WP: 0	PA: 34
--------------	------	------	------	------	------	------	------	------	------	------	------	------	------	------	------	------	------	------	------	------	------	------	------	------	-------	------	------	------	------	-------	------	------	------	------	------	------	------	------	------	------	-------	-------	-------	-------	-------	--------	-------	--------	-------	--------

PITCHER	IP	WLS	BF	H	R	ER	SO	BB	IBB	HBP	BLK	WP	HR	S	P	ERA	WHIP
Jamie Moyer, L (1, 1) ERA: 4.26	6.2	W	27	4	1	1	4	2	0	0	0	0	0	65	100	1.35	0.900
Scott Sanderson, R (7, 1) ERA: 4.67	2.1	S	7	0	0	0	2	0	0	0	0	0	0	18	28	0.00	0.000



Batter	1	2	3	4	5	6	7	8	9	AB	R	H	RBI	BB	SO	LOB
<b>Mike Aldrete, L</b> OBP: 0.364, SLG: 0.404 (1, 9) (7, 3)	0-0 F5			0-0 P6		0-0 BB 1B 1-2 1B	0-0 4-3		0-0 1B	5	0	2	0	0	0	2
<b>Kevin Mitchell, R</b> OBP: 0.312, SLG: 0.414 (1, 5)	0-0 6-3			0-0 6-3		0-0 F9 2-3	0-0 5-3		0-3 K	5	0	0	0	0	1	5
<b>Jeffrey Leonard, R</b> OBP: 0.322, SLG: 0.526 (1, 7)	0-0 F7			0-3 K		0-0 BB 1B 1-2 3-H		0-0 6-3		4	0	1	1	0	1	0
<b>Bob Brenly, R</b> OBP: 0.371, SLG: 0.509 (1, 2)		0-0 1-3			4-0 FC6-4 BB	0-0 F7		0-0 1B		3	0	1	0	1	0	2
<b>Chili Davis, S</b> OBP: 0.331, SLG: 0.430 (1, 8) (7, 9)		1-0 G4-6-3 HBP			0-3 K	4-0 1-2 2-3 BB		0-0 1B		2	0	1	0	1	1	1
<b>Will Clark, L</b> OBP: 0.349, SLG: 0.527 (1, 3) <b>Jim Gott, R</b> OBP: 0.100, SLG: 0.400 (7, 1) <b>Harry Spilman, L</b> OBP: 0.375, SLG: 0.479 (8, PH) <b>Scott Garrelts, R</b> OBP: 0.143, SLG: 0.143 (9, 1)		0-0 G4-6-3			4-0 FC6-4 BB	0-0 P6		0-0 P9		2	0	0	0	1	0	4
<b>Robby Thompson, R</b> OBP: 0.305, SLG: 0.385 (1, 4)			0-0 6-3		0-0 FC6-4 1-2 2-3		0-0 5-3	0-0 P7		4	0	0	0	0	0	4
<b>Jose Uribe, S</b> OBP: 0.322, SLG: 0.345 (1, 6) <b>Mackey Sasser, L</b> (9, PH)			0-3 K		0-0 P1		0-0 4-3 1B 1B		0-0 P6	3	0	1	0	0	1	2
<b>Kelly Downs, R</b> OBP: 0.205, SLG: 0.184 (1, 1) <b>Joe Price, R</b> (5, 1) <b>Eddie Milner, L</b> OBP: 0.264, SLG: 0.263 (6, PH) (7, 8)			0-0 5-3			4-0 F9 1B BB	0-0 4-3 1B		0-0 P8	1	0	0	0	0	0	0

Inning Stats		R: 0	H: 0	E: 0	LOB: 0	K: 0	BB: 0	S: 3	P: 3	R: 0	H: 0	E: 0	LOB: 0	K: 0	BB: 0	S: 2	P: 3	R: 0	H: 0	E: 0	LOB: 0	K: 1	BB: 0	S: 5	P: 5	R: 0	H: 0	E: 0	LOB: 2	K: 1	BB: 2	S: 5	P: 13	R: 1	H: 2	E: 0	LOB: 3	K: 0	BB: 2	S: 5	P: 13	R: 0	H: 2	E: 0	LOB: 2	K: 0	BB: 0	S: 5	P: 5	R: 0	H: 2	E: 0	LOB: 2	K: 0	BB: 0	S: 5	P: 5	R: 0	H: 1	E: 0	LOB: 1	K: 1	BB: 0	S: 6	P: 6	1B: 7	SF: 0	2B: 0	SAC: 0	3B: 0	DP: 1	HR: 0	HBP: 1	WP: 0	PA: 38
<b>PITCHER</b> <b>Rick Sutcliffe, R</b> ERA: 3.35 <b>Lee Smith, R</b> ERA: 2.96	(1, 1) (8, 1)	7.1	WLS	W	32	H	6	R	1	ER	1	SO	3	BB	4	IBB	0	HBP	1	BLK	0	WP	0	HR	0	S	33	P	50	ERA	1.23	WHIP	1.364	<b>PITCHER</b>	IP	WLS	BF	H	R	ER	SO	BB	IBB	HBP	BLK	WP	HR	S	P	ERA	WHIP																								

**BOTTOM**

**Chicago Cubs @ San Francisco Giants**  
Candlestick Park, San Francisco, CA

Fri Jul 17 1987, 10:05 PM EDT  
Att. 13,868 - Unknown

<b>AB</b>	<b>33</b>
<b>R</b>	<b>1</b>
<b>H</b>	<b>7</b>
<b>RBI</b>	<b>1</b>
<b>BB</b>	<b>4</b>
<b>SO</b>	<b>4</b>
<b>LOB</b>	<b>22</b>



<b>WP: 0</b>	<b>PA: 38</b>
<b>PB: 0</b>	
<b>SB: 0</b>	
<b>CS: 0</b>	

<b>ERA</b>	<b>WHIP</b>
------------	-------------

livebaseballscorecards.com

Batter	1	2	3	4	5	6	7	8	9	AB R H RBI BB SO LOB	TOP																						
Bob Dernier, R OBP: 0.409, SLG: 0.533 (1, 8) X	0-0 1-3		0-0 4-3			0-0 L6-3 1B		0-0 6-3		4 0 1 0 0 0 0																							
23 Ryne Sandberg, R OBP: 0.365, SLG: 0.506 (1, 4) X	0-0 G6-4-3 1B		0-0 F9			0-0 F8		0-0 5-3		4 0 1 0 0 0 1																							
Andre Dawson, R OBP: 0.332, SLG: 0.557 (1, 9) X	0-0 G6-4-3 1-2f		0-0 L7			0-0 L6-3 1-2			0-0 6-3	4 0 0 0 0 0 2																							
Brian Dayett, R OBP: 0.417, SLG: 0.561 (1, 7)		B B B B 4-0 G4-6-3 1B BB		0-0 5-3			0-0 F8		0-0 1B 1B	3 0 1 0 1 0 0																							
Keith Moreland, R OBP: 0.292, SLG: 0.430 (1, 5)		X 0-0 G4-6-3 1-2 1B		B B B B 4-0 1B BB			0-0 HR 1B		0-0 1-3 1B	3 1 3 0 1 0 0																							
Manny Trillo, R OBP: 0.402, SLG: 0.500 (1, 3)		X 0-0 G4-6-3 1-2f 2-3		X 0-0 1-3 WP 1B			0-0 1-H HR		0-0 L5	4 1 2 2 0 0 4																							
Jody Davis, R OBP: 0.313, SLG: 0.407 (1, 2)		X 0-0 F7		X 0-0 5-3 1-2			0-0 F9		0-0 F8	4 0 0 0 0 0 5																							
Paul Noce, R OBP: 0.305, SLG: 0.424 (1, 6)			0-3 K		X 0-0 5-3			0-0 F9		3 0 0 0 0 1 2																							
Greg Maddux, R OBP: 0.161, SLG: 0.161 (3, PH)			0-0 F8		X 0-0 P3			0-0 6-3		0 0 0 0 0 0 0																							
Luis Quiñones, S (3, PH)										1 0 0 0 0 0 0																							
Ed Lynch, R OBP: 0.091, SLG: 0.091 (5, PH)										0 0 0 0 0 0 0																							
Rafael Palmeiro, L OBP: 0.395, SLG: 0.554 (5, 1)										1 0 0 0 0 0 2																							
Ron Davis, R (5, 1)										0 0 0 0 0 0 0																							
Jim Sundberg, R OBP: 0.381, SLG: 0.429 (8, PH)										1 0 0 0 0 0 0																							
Frank DiPino, L (8, 1)										0 0 0 0 0 0 0																							
<b>Inning Stats</b>	R: 0 E: 0 K: 0 S: 3	H: 1 LOB: 0 BB: 0 P: 3	R: 0 E: 0 K: 0 S: 3	H: 1 LOB: 1 BB: 1 P: 7	R: 0 E: 0 K: 1 S: 5	H: 0 LOB: 0 BB: 0 P: 5	R: 0 E: 0 K: 0 S: 3	H: 0 LOB: 0 BB: 0 P: 3	R: 0 E: 0 K: 0 S: 4	H: 1 LOB: 2 BB: 1 P: 8	R: 0 E: 0 K: 0 S: 3	H: 1 LOB: 0 BB: 0 P: 3	R: 2 E: 0 K: 0 S: 5	H: 2 LOB: 0 BB: 0 P: 5	R: 0 E: 0 K: 0 S: 3	H: 0 LOB: 0 BB: 0 P: 3	R: 0 E: 0 K: 0 S: 5	H: 2 LOB: 2 BB: 0 P: 5	1B: 7 2B: 1 3B: 0 HR: 1	SF: 0 SAC: 0 DP: 3 HBP: 0	WP: 1 PB: 0 SB: 0 CS: 0	PA: 34											
<b>PITCHER</b> Atee Hammaker, L ERA: 3.43 (1, 1)	IP 9.0	WLS W	BF 34	H 8	R 2	ER 2	SO 1	BB 2	IBB 0	HBP 0	BLK 0	WP 1	HR 1	S 34	P 42	ERA 2.00	WHIP 1.111																
											<b>PITCHER</b>	IP	WLS	BF	H	R	ER	SO	BB	IBB	HBP	BLK	WP	HR	S	P	ERA	WHIP					

Chicago Cubs @ San Francisco Giants  
Candlestick Park, San Francisco, CA

livebaseballscorecards.com

AB	32
R	2
H	8
RBI	2
BB	2
SO	1
LOB	16



Sat Jul 18 1987, 6:33 AM EDT  
Att. 26,504 - Unknown

Batter	1	2	3	4	5	6	7	8	9
<b>Eddie Milner, L</b> OBP: 0.261, SLG: 0.259 (1, 8) X	0-0 1-3 X	0-0 1B X		0-0 F9 X		0-0 G3 X		0-0 6-3 X	
<b>Mike Aldrete, L</b> OBP: 0.367, SLG: 0.403 (1, 9) B B B	4-0 1B BB X	0-0 4-3 1B 1-H X		0-0 F8 X		0-3 K S S X			
<b>Jeffrey Leonard, R</b> OBP: 0.322, SLG: 0.523 (1, 7) X	0-0 1B 1-2 E 1B S S S X	0-3 K X		0-0 FC5-4 1-2f X		0-3 K S S X			
<b>Will Clark, L</b> OBP: 0.345, SLG: 0.520 (1, 3) X	0-0 F8 X	0-0 4-3 2-3 X		0-0 F7 X		0-0 3-1 X			
<b>Bob Brenly, R</b> OBP: 0.379, SLG: 0.536 (1, 2) X	0-0 1-3 2-H E 1B X	0-3 K X		0-0 HR 2B X		0-0 HR X			
<b>Kevin Mitchell, R</b> OBP: 0.308, SLG: 0.407 (1, 5) X	0-0 E8 1B 1-H 3-H X		0-3 K X	0-3 K X		0-0 F8 X			
<b>Robby Thompson, R</b> OBP: 0.309, SLG: 0.401 (1, 4) X	0-0 2B 1B 3-H X		0-3 K X	0-0 HR 2-H X		0-3 K X			
<b>Jose Uribe, S</b> OBP: 0.330, SLG: 0.364 (1, 6) X	0-0 1-H 2B X		0-0 P6 X	0-0 1B X		0-0 F2 X			
<b>Atlee Hammaker, S</b> OBP: 0.182, SLG: 0.156 (1, 1) X	0-0 5-3 X		0-0 FC5-4 1B X	0-0 F9 X		0-3 K X			

Inning Stats	R: 5	H: 4	E: 1	LOB: 1	K: 0	BB: 1	S: 8	P: 12
	R: 1	H: 2	E: 0	LOB: 1	K: 2	BB: 0	S: 9	P: 9
	R: 0	H: 0	E: 0	LOB: 0	K: 2	BB: 0	S: 7	P: 7
	R: 0	H: 1	E: 0	LOB: 1	K: 0	BB: 0	S: 4	P: 4
	R: 2	H: 3	E: 0	LOB: 1	K: 1	BB: 0	S: 8	P: 8
	R: 0	H: 0	E: 0	LOB: 0	K: 2	BB: 0	S: 7	P: 7
	R: 1	H: 1	E: 0	LOB: 0	K: 1	BB: 0	S: 6	P: 6
	R: 0	H: 0	E: 0	LOB: 0	K: 1	BB: 0	S: 5	P: 5

PITCHER	IP	WLS	BF	H	R	ER	SO	BB	IBB	HBP	BLK	WP	HR	S	P	ERA	WHIP
<b>Greg Maddux, R</b> ERA: 4.46 (1, 1)	2.0	L	14	6	6	2	2	1	0	0	0	0	0	17	21	9.00	3.500
<b>Ed Lynch, R</b> ERA: 4.4 (3, 1)	2.0		7	1	0	0	2	0	0	0	0	0	0	11	11	0.00	0.500
<b>Ron Davis, R</b> ERA: 5.28 (5, 1)	3.0		13	4	3	3	4	0	0	0	0	0	2	21	21	9.00	1.333
<b>Frank DiPino, L</b> ERA: 2.41 (8, 1)	1.0		3	0	0	0	1	0	0	0	0	0	0	5	5	0.00	0.000

**BOTTOM**

**Chicago Cubs @ San Francisco Giants**  
Candlestick Park, San Francisco, CA

Sat Jul 18 1987, 6:33 AM EDT  
Att. 26,504 - Unknown

AB	R	H	RBI	BB	SO	LOB
5	1	1	0	0	0	1
3	1	1	1	1	1	1
4	1	1	0	0	2	2
4	0	0	0	0	0	3
4	3	3	2	0	1	1
4	1	0	0	0	2	1
4	2	2	3	0	2	0
4	0	2	1	0	0	0
4	0	1	0	0	1	2

<b>AB</b>	36
<b>R</b>	9
<b>H</b>	11
<b>RBI</b>	7
<b>BB</b>	1
<b>SO</b>	9
<b>LOB</b>	11

**GIANTS**

1B	2B	3B	HR	SF	SAC	DP	HBP
7	2	0	2	0	0	0	0

WP	PA
0	37

PITCHER	IP	WLS	BF	H	R	ER	SO	BB	IBB	HBP	BLK	WP	HR	S	P	ERA	WHIP
<b>Greg Maddux, R</b> ERA: 4.46 (1, 1)	2.0	L	14	6	6	2	2	1	0	0	0	0	0	17	21	9.00	3.500
<b>Ed Lynch, R</b> ERA: 4.4 (3, 1)	2.0		7	1	0	0	2	0	0	0	0	0	0	11	11	0.00	0.500
<b>Ron Davis, R</b> ERA: 5.28 (5, 1)	3.0		13	4	3	3	4	0	0	0	0	0	2	21	21	9.00	1.333
<b>Frank DiPino, L</b> ERA: 2.41 (8, 1)	1.0		3	0	0	0	1	0	0	0	0	0	0	5	5	0.00	0.000

Batter	1	2	3	4	5	6	7	8	9	AB R H RBI BB SO LOB	TOP																			
Dave Martinez, L (1, 8) OBP: 0.399, SLG: 0.425	0-3 K		0-0 F8			0-0 WP 23 1B 6-3	0-0 23 S 1B			4 1 2 1 0 1 0																				
23 Ryne Sandberg, R (1, 4) OBP: 0.374, SLG: 0.512	0-0 1B			0-0 1B		0-0 WP 1-2 1B	4-0 1-2 IBB			3 1 3 0 1 0 0																				
Leon Durham, L (1, 3) OBP: 0.353, SLG: 0.505	0-3 K			0-3 K		0-0 6-3	0-0 3-1			4 0 0 1 0 2 5																				
Scott Sanderson, R (7, 1) OBP: 0.167, SLG: 0.227						1-2 2-H				0 0 0 0 0 0 0																				
Andre Dawson, R (1, 9) OBP: 0.328, SLG: 0.550	0-3 K			0-0 F8		0-0 F8		0-0 4-3		4 0 0 0 0 1 3																				
Jerry Mumphy, S (1, 7) OBP: 0.378, SLG: 0.481			0-0 F7		0-0 F7			0-3 K		4 0 1 1 0 1 1																				
Manny Trillo, R (1, 5) OBP: 0.397, SLG: 0.500			0-3 K			0-0 6-3 2B	0-0 5-3			4 0 1 0 0 2 1																				
Jody Davis, R (1, 2) OBP: 0.313, SLG: 0.404						0-0 6-3				2 0 0 0 1 0 1																				
Greg Maddux, R (7, PR) OBP: 0.161, SLG: 0.161			0-0 F8			2-3				0 1 0 0 0 0 0																				
Keith Moreland, R (7, 5) OBP: 0.292, SLG: 0.429										1 0 0 0 0 1 0																				
Paul Noce, R (1, 6) OBP: 0.301, SLG: 0.417						0-3 K				2 0 0 0 0 1 1																				
Luis Quinones, S (9, PH)						0-0 B1-3				1 0 0 0 0 1 0																				
Les Lancaster, R (1, 1) OBP: 0.349, SLG: 0.544			0-3 K			0-0 6-3				2 0 0 0 0 1 1																				
Rafael Palmeiro, L (7, PH) OBP: 0.349, SLG: 0.544										1 0 0 0 0 1 2																				
Jim Sundberg, R (7, 2) OBP: 0.376, SLG: 0.423										1 0 0 0 0 1 0																				
<b>Inning Stats</b>	R: 0 E: 0 K: 3 S: 10	H: 1 LOB: 1 BB: 0 P: 10	R: 0 E: 0 K: 1 S: 5	H: 0 LOB: 0 BB: 0 P: 5	R: 0 E: 0 K: 1 S: 5	H: 0 LOB: 0 BB: 0 P: 5	R: 0 E: 0 K: 1 S: 6	H: 1 LOB: 1 BB: 0 P: 6	R: 0 E: 0 K: 1 S: 6	H: 1 LOB: 1 BB: 0 P: 6	R: 2 E: 0 K: 0 S: 6	H: 3 LOB: 1 BB: 0 P: 6	R: 1 E: 0 K: 1 S: 6	H: 1 LOB: 2 BB: 2 P: 14	R: 0 E: 0 K: 2 S: 7	H: 0 LOB: 0 BB: 0 P: 7	R: 0 E: 0 K: 3 S: 9	H: 0 LOB: 0 BB: 0 P: 9	1B: 6 2B: 1 3B: 0 HR: 0	SF: 0 SAC: 1 DP: 0 HBP: 0	WP: 1 PB: 0 SB: 1 CS: 0	PA: 36								
<b>PITCHER</b>	IP WLS BF H R ER SO BB IBB HBP BLK WP HR S P ERA WHIP																													
Mike Krukow, R (1, 1) ERA: 6.3	5.2		23	6	2	2	7	0	0	0	0	1	0	37	37	3.18	1.059													
Jeff Robinson, R (6, 1) ERA: 2.86	1.0		6	1	1	1	1	1	1	0	0	0	0	6	14	9.00	2.000													
Craig Lefferts, L (7, 1) ERA: 3.98	0.1		1	0	0	0	0	0	0	0	0	0	0	1	1	0.00	0.000													
Scott Garrelts, R (8, 1) ERA: 3.07	2.0	W	6	0	0	0	5	0	0	0	0	0	0	16	16	0.00	0.000													

Chicago Cubs @ San Francisco Giants  
 Candlestick Park, San Francisco, CA  
 Sun Jul 19 1987, 6:33 AM EDT  
 Att: 35,865 - Unknown

livebaseballscorecards.com

AB	33
R	3
H	7
RBI	3
BB	2
SO	13
LOB	15



Batter	1	2	3	4	5	6	7	8	9
Mike Aldrete, L (1, 9) OBP: 0.370, SLG: 0.432	0-3 K		0-0 2B		0-0 6-3			0-0 HR	
Kevin Mitchell, R (1, 5) OBP: 0.307, SLG: 0.409	0-0 WP 1B 2B		0-0 6-3			0-0 F8		0-3 K	
Jeffrey Leonard, R (1, 7) OBP: 0.321, SLG: 0.518	4-0 1B HR BB		0-3 K			0-0 F9		0-0 5-3	
Will Clark, L (1, 3) OBP: 0.347, SLG: 0.520	0-0 CS 1B		0-0 4-3			0-0 E4 BB		0-0 1B	
Chili Davis, S (1, 8) OBP: 0.333, SLG: 0.438	0-0 HR			0-3 K		4-0 FC4-6 BB		0-0 G3	
Bob Brenly, R (1, 2) OBP: 0.378, SLG: 0.530	0-3 K			4-0 F9 BB		0-0 FC4-6			
Robby Thompson, R (1, 4) OBP: 0.305, SLG: 0.396		0-0 F3		0-0 F9			0-0 6-3		
Jose Uribe, S (1, 6) OBP: 0.320, SLG: 0.352		0-3 K			0-0 F8		0-3 K		
Mike Krukow, R (1, 1) OBP: 0.143, SLG: 0.148		0-3 K			0-3 K		0-0 F2		
Jeff Robinson, R (6, 1) OBP: 0.118, SLG: 0.118									
Craig Lefferts, L (7, 1) OBP: 0.333, SLG: 0.333									
Eddie Milner, L (7, PH) OBP: 0.258, SLG: 0.256									
Scott Garrelts, R (8, 1) OBP: 0.143, SLG: 0.143									

Inning Stats	R: 3	H: 3	E: 0	LOB: 0	K: 2	P: 13	R: 0	H: 0	E: 0	LOB: 0	K: 2	P: 7	R: 0	H: 1	E: 0	LOB: 1	K: 1	P: 6	R: 0	H: 0	E: 0	LOB: 0	K: 1	P: 8	R: 0	H: 0	E: 1	LOB: 2	K: 0	P: 8	R: 0	H: 0	E: 0	LOB: 0	K: 1	P: 5	R: 1	H: 2	E: 0	LOB: 1	K: 1	P: 7				
	S: 9	BB: 1					S: 7	BB: 0					S: 4	BB: 1					S: 5	BB: 0					S: 5	BB: 0																				

PITCHER	IP	WLS	BF	H	R	ER	SO	BB	IBB	HBP	BLK	WP	HR	S	P	ERA	WHIP
Les Lancaster, R (1, 1) ERA: 4.99	6.0		24	4	3	3	7	3	0	0	0	1	1	35	47	4.50	1.167
Scott Sanderson, R (7, 1) ERA: 4.66	2.0	L	8	2	1	1	2	0	0	0	0	0	1	12	12	4.50	1.000

**BOTTOM**

AB	R	H	RBI	BB	SO	LOB
4	1	2	1	0	1	0
4	1	1	0	0	1	1
3	1	0	0	1	1	1
4	0	2	1	0	0	1
3	1	1	2	1	1	1
2	0	0	0	1	1	2
3	0	0	0	0	0	1
3	0	0	0	0	2	0
2	0	0	0	0	2	0
0	0	0	0	0	0	0
0	0	0	0	0	0	0
1	0	0	0	0	0	0
0	0	0	0	0	0	0

<b>AB</b>	<b>29</b>
<b>R</b>	<b>4</b>
<b>H</b>	<b>6</b>
<b>RBI</b>	<b>4</b>
<b>BB</b>	<b>3</b>
<b>SO</b>	<b>9</b>
<b>LOB</b>	<b>7</b>



WP	PA
1	32

WP	HR	S	P	ERA	WHIP
1	1	12	12	4.50	1.000

**Chicago Cubs @ San Francisco Giants**  
**Candlestick Park, San Francisco, CA**  
 Sun Jul 19 1987, 6:33 AM EDT  
 Att. 35,865 - Unknown

[livebaseballscorecards.com](http://livebaseballscorecards.com)

Pittsburgh Pirates @ San Francisco Giants  
 Candlestick Park, San Francisco, CA

Mon Jul 20 1987, 10:05 PM EDT  
 Att. 6,919 - Unknown

AB	36
R	7
H	9
RBI	7
BB	2
SO	7
LOB	8



WP	0	PA	38
PB	0		
SB	0		
CS	0		

Batter	1	2	3	4	5	6	7	8	9	AB	R	H	RBI	BB	SO	LOB											
Barry Bonds, L (1, 7) OBP: 0.321, SLG: 0.453	0-0 6-3		0-0 4-3		0-0 F7		0-0 HR 1B		0-0 F7	5	1	1	0	0	0	0											
Andy Van Slyke, L (1, 8) OBP: 0.356, SLG: 0.535	0-0 L4-3 1B		0-0 F8		0-0 1B		0-0 1-H 2-H HR		0-0 F8	5	1	3	3	0	0	0											
Johnny Ray, S (1, 4) OBP: 0.316, SLG: 0.348	0-0 L4-3 1-2		0-0 4-3		0-0 F9		0-0 F9			4	0	0	0	0	0	2											
Sid Bream, L (1, 3) OBP: 0.350, SLG: 0.445		0-0 G1-6-3		0-0 HR 1B		0-0 F9		0-0 1B		4	1	2	0	0	0	1											
R.J. Reynolds, S (1, 9) OBP: 0.342, SLG: 0.419		0-3 K		0-0 5-3 1-2		0-3 K		0-0 1-3		4	0	0	0	0	2	2											
Bobby Bonilla, S (1, 5) OBP: 0.342, SLG: 0.454		0-0 E7 1B		0-0 F8		0-0 1-3		0-0 F7		4	1	0	0	0	0	1											
Michael LaValliere, L (1, 2) OBP: 0.378, SLG: 0.345 Junior Ortiz, R (8, PH) OBP: 0.299, SLG: 0.306 (8, 2)		0-0 1B 2-H 1B		4-0 HR IBB		0-3 K		0-0 F8		2	1	1	1	1	1	0											
Al Pedrique, R (1, 6) OBP: 0.300, SLG: 0.360		0-0 1-3 1B		0-0 1-H 2-H HR		0-3 K		0-3 K		4	1	2	3	0	2	0											
Brian Fisher, R (1, 1) OBP: 0.200, SLG: 0.357 John Smiley, L (8, 1) OBP: 0.200, SLG: 0.400 Don Robinson, R (9, 1) OBP: 0.250, SLG: 0.143		0-3 K		0-0 4-3		4-0 1B HR BB		0-3 K		2	1	0	0	1	1	2											
<b>Inning Stats</b>	R: 0 E: 0 K: 0 S: 3	H: 1 LOB: 0 BB: 0 P: 3	R: 1 E: 1 K: 2 S: 10	H: 2 LOB: 2 BB: 0 P: 10	R: 0 E: 0 K: 0 S: 3	H: 0 LOB: 0 BB: 0 P: 3	R: 3 E: 0 K: 0 S: 5	H: 2 LOB: 0 BB: 1 P: 9	R: 0 E: 0 K: 2 S: 7	H: 0 LOB: 0 BB: 0 P: 7	R: 3 E: 0 K: 1 S: 8	H: 3 LOB: 1 BB: 1 P: 12	R: 0 E: 0 K: 1 S: 5	H: 0 LOB: 0 BB: 0 P: 5	R: 0 E: 0 K: 1 S: 5	H: 0 LOB: 0 BB: 0 P: 5	1B: 7 2B: 1 3B: 0 HR: 2	SF: 0 SAC: 0 DP: 1 HBP: 0	WP: 0 PB: 0 SB: 0 CS: 0	PA: 38							
<b>PITCHER</b>	IP	WLS	BF	H	R	ER	SO	BB	IBB	HBP	BLK	WP	HR	S	P	ERA	WHIP										
Michael LaCoss, R (1, 1) ERA: 4.57	4.1	L	20	6	4	3	2	0	1	0	0	0	1	23	27	6.23	1.385										
Joe Price, L (5, 1) ERA: 5.79	0.2		2	0	0	0	0	0	0	0	0	0	0	2	2	0.00	0.000										
Jim Gott, R (6, 1) ERA: 4.61	2.0		10	3	3	3	3	1	0	0	0	0	1	15	19	13.50	2.000										
Craig Lefferts, L (8, 1) ERA: 3.86	2.0		6	0	0	0	2	0	0	0	0	0	0	10	10	0.00	0.000										

livebaseballscorecards.com



Batter	1	2	3	4	5	6	7	8	9	AB	R	H	RBI	BB	SO	LOB
Eddie Milner, L (1, 8) OBP: 0.250, SLG: 0.247 Jeffrey Leonard, R (8, PH) OBP: 0.319, SLG: 0.515 (9, 7)	0-0 F7		0-0 F7		0-0 F2			0-0 5-3	0-0 F8	3	0	0	0	0	0	0
Kevin Mitchell, R (1, 5) OBP: 0.310, SLG: 0.422	0-0 F4		0-0 6-3		0-0 1B			0-0 HR		4	1	2	1	0	0	0
Mike Aldrete, L (1, 7) OBP: 0.373, SLG: 0.430 (9, 9)	0-0 1B			4-0 HR	0-0 L5			0-0 4-3		3	1	1	0	1	0	1
Will Clark, L (1, 3) OBP: 0.348, SLG: 0.528	4-0 1-2 BB			0-0 HR			0-0 F8	0-3 K2-3		3	1	1	2	1	1	0
Chili Davis, S (1, 9) OBP: 0.332, SLG: 0.434 (9, 8)	0-0 L6			0-0 4-3			0-0 4-3		4-0 1B	3	1	0	0	1	0	2
Mackey Sasser, L (1, 2) Bob Brenly, R (9, PH) OBP: 0.381, SLG: 0.533		0-0 L4		0-0 F9			0-0 F7		0-0 1B	3	0	0	0	0	0	0
Robby Thompson, R (1, 4) OBP: 0.304, SLG: 0.397		0-0 L4		0-0 6-3				0-0 6-3	0-0 1B	4	0	1	2	0	0	0
Jose Uribe, S (1, 6) OBP: 0.320, SLG: 0.383		0-0 5-3			0-0 HR			0-0 G3	0-0 SH1-4	3	1	1	1	0	0	0
Michael LaCoss, R (1, 1) Joe Price, R (5, 1) Joel Youngblood, R (5, PH) Jim Gott, R (6, 1) Chris Speier, R (7, PH) Craig Lefferts, L (8, 1) Harry Spilman, L (9, PH) OBP: 0.182, SLG: 0.107 OBP: 0.281, SLG: 0.274 OBP: 0.100, SLG: 0.400 OBP: 0.333, SLG: 0.333 OBP: 0.368, SLG: 0.469			0-0 F4		0-0 F9			0-0 6-3	0-3 K	1	0	0	0	0	0	0

Inning Stats	R: 0	H: 1	E: 0	LOB: 2	K: 0	BB: 1	S: 4	P: 8	R: 0	H: 0	E: 0	LOB: 0	K: 0	BB: 0	S: 3	P: 3	R: 0	H: 0	E: 0	LOB: 0	K: 0	BB: 0	S: 3	P: 3	R: 2	H: 1	E: 0	LOB: 0	K: 0	BB: 1	S: 4	P: 8	R: 1	H: 2	E: 0	LOB: 1	K: 0	BB: 0	S: 5	P: 5	R: 0	H: 0	E: 0	LOB: 0	K: 0	BB: 0	S: 3	P: 3	R: 1	H: 1	E: 0	LOB: 0	K: 1	BB: 0	S: 6	P: 6	R: 2	H: 2	E: 0	LOB: 1	K: 1	BB: 1	S: 7	P: 11	1B: 3	SF: 0	2B: 1	SAC: 1	3B: 0	DP: 0	HR: 3	HBP: 0
--------------	------	------	------	--------	------	-------	------	------	------	------	------	--------	------	-------	------	------	------	------	------	--------	------	-------	------	------	------	------	------	--------	------	-------	------	------	------	------	------	--------	------	-------	------	------	------	------	------	--------	------	-------	------	------	------	------	------	--------	------	-------	------	------	------	------	------	--------	------	-------	------	-------	-------	-------	-------	--------	-------	-------	-------	--------

PITCHER	IP	WLS	BF	H	R	ER	SO	BB	IBB	HBP	BLK	WP	HR	S	P	ERA	WHIP
Brian Fisher, R (1, 1) ERA: 5.02	7.0	W	27	4	3	3	0	2	0	0	0	0	2	25	33	3.86	0.857
John Smiley, L (8, 1) ERA: 4.87	1.0		5	1	2	2	1	1	0	0	0	0	1	6	10	18.00	2.000
Don Robinson, R (9, 1) ERA: 4.22	1.0	S	5	2	1	1	1	0	0	0	0	0	0	7	7	9.00	2.000

**BOTTOM**

**Pittsburgh Pirates @ San Francisco Giants**  
Candlestick Park, San Francisco, CA

Mon Jul 20 1987, 10:05 PM EDT  
Att. 6,919 - Unknown

livebaseballscorecards.com

<b>AB</b>	<b>33</b>
<b>R</b>	<b>6</b>
<b>H</b>	<b>7</b>
<b>RBI</b>	<b>6</b>
<b>BB</b>	<b>3</b>
<b>SO</b>	<b>2</b>
<b>LOB</b>	<b>5</b>



<b>WP: 0</b>	<b>PA: 37</b>
<b>PB: 0</b>	
<b>SB: 1</b>	
<b>CS: 0</b>	

Batter	1	2	3	4	5	6	7	8	9	AB R H RBI BB SO LOB	TOP																													
<b>Bobby Bonilla, S</b> OBP: 0.345, SLG: 0.455 (1, 7) (6, 5)	0-0 4-3		0-0 5-3			0-0 FC1-6 1-2 1B		0-0 1-2 1B		4 0 2 0 0 0 1	<b>Pittsburgh Pirates @ San Francisco Giants</b> Candlestick Park, San Francisco, CA Tue Jul 21 1987, 10:05 PM EDT Att. 8,382 - Unknown <a href="http://livebaseballscorecards.com">livebaseballscorecards.com</a>																													
<b>Al Pedrique, R</b> OBP: 0.289, SLG: 0.346 <b>Barry Jones, R</b> (6, 1) <b>R.J. Reynolds, S</b> OBP: 0.340, SLG: 0.417 <b>Brett Gideon, R</b> (8, 1)	0-0 L1			0-0 6-3		0-0 FC1-6		0-0 6-3		3 0 0 0 0 0 2 0 0 0 0 0 0 0 1 0 0 0 0 0 2 0 0 0 0 0 0 0																														
<b>Andy Van Slyke, L</b> OBP: 0.352, SLG: 0.528 (1, 8)	0-0 F9			0-0 F6		0-0 F8			0-3 K	4 0 0 0 0 1 2																														
<b>Jim Morrison, R</b> OBP: 0.323, SLG: 0.433 (1, 5) (6, 6)		0-0 5-3		0-0 6-3					0-3 K	4 0 0 0 0 1 0																														
<b>Mike Diaz, R</b> OBP: 0.333, SLG: 0.513 (1, 3)		4-0 G5-4-3 BB			0-0 G6-4-3 1B		0-0 5-3		0-0 F7	3 0 1 0 1 0 0																														
<b>Terry Harper, R</b> OBP: 0.301, SLG: 0.361 (1, 9)		0-0 G5-4-3 1-2f			0-0 L7		0-3 K			3 0 0 0 0 1 2																														
<b>Johnny Ray, S</b> OBP: 0.314, SLG: 0.346 (1, 4)			0-0 5-3		0-0 G6-4-3 1-2f			0-0 F9		3 0 0 0 0 0 1																														
<b>Junior Ortiz, R</b> OBP: 0.300, SLG: 0.306 (1, 2)			0-0 6-3			0-0 FC1-6 1B 1B		0-0 F9		3 0 1 0 0 0 0																														
<b>Bob Kipper, R</b> OBP: 0.250, SLG: 0.313 <b>Bob Walk, R</b> OBP: 0.400, SLG: 0.400 <b>John Cangelosi, S</b> OBP: 0.512, SLG: 0.379 (6, 7)			0-0 1B			0-3 K		0-0 1B 1B		1 0 1 0 0 0 0 0 0 0 0 0 0 0 2 0 1 0 0 1 1																														
<b>Inning Stats</b>	R: 0 E: 0 K: 0 S: 3	H: 0 LOB: 0 BB: 0 P: 3	R: 0 E: 0 K: 0 S: 2	H: 0 LOB: 0 BB: 1 P: 6	R: 0 E: 0 K: 0 S: 4	H: 1 LOB: 1 BB: 0 P: 4	R: 0 E: 0 K: 0 S: 3	H: 0 LOB: 0 BB: 0 P: 3	R: 0 E: 0 K: 1 S: 7	H: 1 LOB: 0 BB: 0 P: 3		R: 0 E: 0 K: 1 S: 7	H: 2 LOB: 2 BB: 0 P: 7	R: 0 E: 0 K: 2 S: 7	H: 0 LOB: 0 BB: 0 P: 7	R: 0 E: 0 K: 0 S: 5	H: 2 LOB: 2 BB: 0 P: 5	R: 0 E: 0 K: 1 S: 5	H: 0 LOB: 0 BB: 0 P: 5	1B: 6 2B: 0 3B: 0 HR: 0	SF: 0 SAC: 0 DP: 2 HBP: 0	WP: 0 PB: 0 SB: 0 CS: 0	PA: 32																	
<b>PITCHER</b> <b>Dave Dravecky, L</b> ERA: 3.69 (1, 1)	IP 9.0	WLS W	BF 32	H 6	R 0	ER 0	SO 4	BB 1	IBB 0	HBP 0	BLK 0	WP 0	HR 0	S 39	P 43	ERA 0.00	WHIP 0.778						PITCHER	IP	WLS	BF	H	R	ER	SO	BB	IBB	HBP	BLK	WP	HR	S	P	ERA	WHIP



Batter	1	2	3	4	5	6	7	8	9	AB R H RBI BB SO LOB
Mike Aldrete, L (1, 9) OBP: 0.374, SLG: 0.445	0-0 3-1		0-0 F5	0-0 4-3		4-0 BB 2-3		0-0 HR		4 1 1 1 1 0 0
Kevin Mitchell, R (1, 5) OBP: 0.315, SLG: 0.425	0-0 1B SF7 2B		4-0 2B BB	0-0 F8		0-0 2-3 1-2		4-0 BB		3 2 1 0 2 0 1
Jeffrey Leonard, R (1, 7) OBP: 0.323, SLG: 0.522	0-0 2-3 1B		0-0 1-H 3B 2B	0-0 2B		0-0 6-3		0-3 K		5 1 3 1 0 1 2
Bob Brenly, R (1, 2) OBP: 0.388, SLG: 0.552	0-0 SF7		4-0 3B S BB	4-0 BB		0-0 HR				1 2 1 2 2 0 0
Chili Davis, S (1, 8) OBP: 0.332, SLG: 0.438	0-0 3-H F8		0-0 1-H 2-H SH1-2-3 3B	0-0 L5		0-0 F7				4 1 1 2 0 0 3
Will Clark, L (1, 3) OBP: 0.345, SLG: 0.523		0-0 4-3	0-0 SH1-2-3		0-0 5-3		0-0 4-3			3 0 0 1 0 0 0
Robby Thompson, R (1, 4) OBP: 0.303, SLG: 0.395		0-0 5-3	0-0 3-H 1B 1B		0-0 6-3		0-3 K			4 0 1 0 0 1 0
Jose Uribe, S (1, 6) OBP: 0.327, SLG: 0.388		0-0 1B	0-0 1-3 1B		0-0 F2			0-0 L9		4 0 2 0 0 0 0
Dave Dravecky, R (1, 1) OBP: 0.200, SLG: 0.143		0-0 L9	0-0 5-3			0-3 K2-3		0-0 L1		4 0 0 0 0 1 3

Inning Stats	R: 1 E: 0 K: 0 S: 5	H: 2 LOB: 1 BB: 0 P: 5	R: 0 E: 0 K: 0 S: 4	H: 1 LOB: 1 BB: 0 P: 4	R: 4 E: 0 K: 0 S: 7	H: 4 LOB: 2 BB: 2 P: 15	R: 0 E: 0 K: 0 S: 4	H: 1 LOB: 2 BB: 1 P: 8	R: 0 E: 0 K: 0 S: 3	H: 0 LOB: 0 BB: 0 P: 3	R: 0 E: 0 K: 1 S: 5	H: 0 LOB: 1 BB: 1 P: 9	R: 1 E: 0 K: 1 S: 6	H: 1 LOB: 0 BB: 0 P: 6	R: 1 E: 0 K: 1 S: 6	H: 1 LOB: 1 BB: 1 P: 10
1B: 4 2B: 3 3B: 1 HR: 2	SF: 1 SAC: 1 DP: 0 HBP: 0	WP: 0 PA: 39	WP: 0 PA: 39	WP: 0 PA: 39	WP: 0 PA: 39	WP: 0 PA: 39	WP: 0 PA: 39	WP: 0 PA: 39	WP: 0 PA: 39	WP: 0 PA: 39	WP: 0 PA: 39	WP: 0 PA: 39	WP: 0 PA: 39	WP: 0 PA: 39	WP: 0 PA: 39	

PITCHER	IP	WLS	BF	H	R	ER	SO	BB	IBB	HBP	BLK	WP	HR	S	P	ERA	WHIP
Bob Kipper, L (1, 1) ERA: 5.6	2.2	L	16	6	5	5	0	2	0	0	0	0	0	14	22	16.88	3.000
Bob Walk, R (3, 1) ERA: 3.99	2.1		10	2	0	0	0	1	0	0	0	0	0	9	13	0.00	1.286
Barry Jones, R (6, 1) ERA: 7.66	2.0		8	1	1	1	2	1	0	0	0	0	1	11	15	4.50	1.000
Brett Gideon, R (8, 1) ERA: 3.86	1.0		5	1	1	1	1	1	0	0	0	0	1	6	10	9.00	2.000

**BOTTOM**

**Pittsburgh Pirates @ San Francisco Giants**  
**Candlestick Park, San Francisco, CA**  
 Tue Jul 21 1987, 10:05 PM EDT  
 Att. 8,382 - Unknown

[livebaseballscorecards.com](http://livebaseballscorecards.com)

<b>AB</b>	<b>32</b>
<b>R</b>	<b>7</b>
<b>H</b>	<b>10</b>
<b>RBI</b>	<b>7</b>
<b>BB</b>	<b>5</b>
<b>SO</b>	<b>3</b>
<b>LOB</b>	<b>9</b>



Batter	1	2	3	4	5	6	7	8	9	AB R H RBI BB SO LOB	TOP											
Barry Bonds, L (1, 7) OBP: 0.322, SLG: 0.449	0-3 K		4-0 1B BB		0-0 4-3			0-0 P3	4-0 WP IBB	3 0 0 0 2 1 0	<b>Pittsburgh Pirates @ San Francisco Giants</b> Candlestick Park, San Francisco, CA Wed Jul 22 1987, 6:33 AM EDT Att: 14,472 - Unknown <a href="http://livebaseballscorecards.com">livebaseballscorecards.com</a>											
Andy Van Slyke, L (1, 8) OBP: 0.350, SLG: 0.523	0-0 F9		0-0 F9		0-0 FC5-4 1B		0-0 F7	0-0 4-3	5 0 1 0 0 0 4													
Jim Morrison, R (1, 4) OBP: 0.322, SLG: 0.430	0-0 F8		0-0 1B		0-0 FC5-4		0-0 F9		4 0 1 1 0 0 1													
Sid Bream, L (1, 3) OBP: 0.352, SLG: 0.444		0-0 1B	4-3		0-0 F6			4-0 E SF8 BB	3 1 1 0 1 0 2													
R.J. Reynolds, S (1, 9) OBP: 0.335, SLG: 0.409	0-3 K			0-0 F7		0-0 3-1		0-0 E1 1B	4 1 0 0 0 1 2													
Bobby Bonilla, S (1, 5) OBP: 0.339, SLG: 0.449	0-3 K			0-3 K		0-0 G3		0-0 SF8	3 0 0 1 0 2 1													
Michael LaValliere, L (1, 2) OBP: 0.380, SLG: 0.344	0-0 4-3			0-0 1B		0-0 F6		4-0 SH1-4 WP IBB	3 1 1 0 1 0 1													
Al Pedrique, R (1, 6) OBP: 0.287, SLG: 0.341			0-0 6-3	0-0 5-3		0-0 6-3		0-0 WP SH1-4 1B	4 0 1 1 0 0 1													
Rick Reuschel, R (1, 1) OBP: 0.151, SLG: 0.216			4-0 BB		0-0 F6		0-0 F7	0-0 SH1-4	0 1 0 0 0 0 0													
<b>Inning Stats</b>	R: 0 E: 0 K: 1 S: 5	H: 0 LOB: 0 BB: 0 P: 5	R: 0 E: 0 K: 2 S: 8	H: 1 LOB: 1 BB: 0 P: 8	R: 1 E: 0 K: 0 S: 4	H: 1 LOB: 2 BB: 2 P: 12	R: 0 E: 0 K: 1 S: 6	H: 1 LOB: 1 BB: 0 P: 6	R: 0 E: 0 K: 0 S: 4	H: 1 LOB: 1 BB: 0 P: 4	R: 0 E: 0 K: 0 S: 3	H: 0 LOB: 0 BB: 0 P: 3	R: 0 E: 0 K: 0 S: 3	H: 0 LOB: 0 BB: 0 P: 3	R: 0 E: 0 K: 0 S: 3	H: 0 LOB: 0 BB: 0 P: 3	R: 3 E: 1 K: 0 S: 5	H: 1 LOB: 2 BB: 3 P: 17	1B: 5 2B: 0 3B: 0 HR: 0	SF: 1 SAC: 1 DP: 0 HBP: 0	WP: 1 PB: 1 SB: 0 CS: 0	PA: 38
<b>PITCHER</b>	IP WLS BF H R ER SO BB IBB HBP BLK WP HR S P ERA WHIP																					
Kelly Downs, R (1, 1) ERA: 3.69	8.1 L 35 5 4 2 4 3 1 0 0 0 0 39 55 2.16 0.960																					
Jeff Robinson, R (9, 1) ERA: 2.85	0.1 2 0 0 0 0 0 1 0 0 0 0 1 5 0.00 0.000																					
Craig Lefferts, L (9, 1) ERA: 3.84	0.1 1 0 0 0 0 0 0 0 0 1 0 1 1 0.00 0.000																					



Batter	1	2	3	4	5	6	7	8	9	AB R H RBI BB SO LOB	BOTTOM
--------	---	---	---	---	---	---	---	---	---	----------------------	--------

<b>Mike Aldrete, L</b> <small>OBP: 0.371, SLG: 0.440</small> <small>(1, 9)</small> 										4 0 1 0 0 1 0	<b>Pittsburgh Pirates @ San Francisco Giants</b> Candlestick Park, San Francisco, CA Wed Jul 22 1987, 6:33 AM EDT Att. 14,472 - Unknown
--	--	--	--	--	--	--	--	--	--	---------------	--

<b>Kevin Mitchell, R</b> <small>OBP: 0.310, SLG: 0.418</small> <small>(1, 5)</small> 										4 0 0 0 0 1 1	
--	--	--	--	--	--	--	--	--	--	---------------	--

<b>Jeffrey Leonard, R</b> <small>OBP: 0.325, SLG: 0.520</small> <small>(1, 7)</small> 										3 0 1 0 1 0 0	
---	--	--	--	--	--	--	--	--	--	---------------	--

<b>Will Clark, L</b> <small>OBP: 0.344, SLG: 0.519</small> <small>(1, 3)</small> 										4 0 1 0 0 1 3	
--	--	--	--	--	--	--	--	--	--	---------------	--

<b>Chili Davis, S</b> <small>OBP: 0.332, SLG: 0.437</small> <small>(1, 8)</small> 										3 0 1 0 0 0 1	
---	--	--	--	--	--	--	--	--	--	---------------	--

<b>Bob Brenly, R</b> <small>OBP: 0.387, SLG: 0.548</small> <small>(1, 2)</small> 										3 0 1 0 0 0 2	
--	--	--	--	--	--	--	--	--	--	---------------	--

<b>Robby Thompson, R</b> <small>OBP: 0.301, SLG: 0.391</small> <small>(1, 4)</small> 										2 0 0 0 0 0 2	
--	--	--	--	--	--	--	--	--	--	---------------	--

<b>Jose Uribe, S</b> <small>OBP: 0.318, SLG: 0.376</small> <small>(1, 6)</small> 										3 0 0 0 0 0 1	
--	--	--	--	--	--	--	--	--	--	---------------	--

<b>Kelly Downs, R</b> <small>OBP: 0.195, SLG: 0.175</small> <small>(1, 1)</small> <b>Jeff Robinson, R</b> <small>OBP: 0.118, SLG: 0.118</small> <small>(9, 1)</small> <b>Craig Lefferts, L</b> <small>OBP: 0.333, SLG: 0.333</small> <small>(9, 1)</small> <b>Harry Spilman, L</b> <small>OBP: 0.362, SLG: 0.460</small> <small>(9, PH)</small> 										2 0 1 0 0 0 0 1 0	
--	--	--	--	--	--	--	--	--	--	--	--

Inning Stats	R: 0	H: 0	E: 0	K: 1	S: 5	LOB: 0	BB: 0	P: 5	R: 0	H: 2	E: 0	K: 0	S: 4	LOB: 1	BB: 0	P: 4	R: 0	H: 0	E: 0	K: 0	S: 3	LOB: 0	BB: 0	P: 3	R: 0	H: 0	E: 0	K: 1	S: 5	LOB: 0	BB: 0	P: 5	R: 0	H: 0	E: 0	K: 0	S: 3	LOB: 0	BB: 0	P: 3	R: 0	H: 1	E: 0	K: 1	S: 6	LOB: 1	BB: 0	P: 6	R: 0	H: 1	E: 0	K: 0	S: 3	LOB: 0	BB: 0	P: 3	R: 0	H: 1	E: 0	K: 1	S: 6	LOB: 2	BB: 1	P: 10	1B: 5	SF: 0	2B: 1	SAC: 1	3B: 0	DP: 2	HR: 0	HBP: 0	WP: 0	PA: 31
--------------	------	------	------	------	------	--------	-------	------	------	------	------	------	------	--------	-------	------	------	------	------	------	------	--------	-------	------	------	------	------	------	------	--------	-------	------	------	------	------	------	------	--------	-------	------	------	------	------	------	------	--------	-------	------	------	------	------	------	------	--------	-------	------	------	------	------	------	------	--------	-------	-------	-------	-------	-------	--------	-------	-------	-------	--------	-------	--------

<b>PITCHER</b> <b>Rick Reuschel, R</b> <small>OBP: 0.362, SLG: 0.460</small> <small>(1, 1)</small> <small>ERA: 2.19</small>	IP: 9.0	WLS: 5	BF: 31	H: 5	R: 0	ER: 0	SO: 4	BB: 1	IBB: 0	HBP: 0	BLK: 0	WP: 0	HR: 0	S: 38	P: 42	ERA: 0.00	WHIP: 0.667	<b>PITCHER</b> <small>(1, 1)</small> <small>ERA: 2.19</small>	IP: 9.0	WLS: 5	BF: 31	H: 5	R: 0	ER: 0	SO: 4	BB: 1	IBB: 0	HBP: 0	BLK: 0	WP: 0	HR: 0	S: 38	P: 42	ERA: 0.00	WHIP: 0.667	<b>PITCHER</b> <small>(1, 1)</small> <small>ERA: 2.19</small>	IP: 9.0	WLS: 5	BF: 31	H: 5	R: 0	ER: 0	SO: 4	BB: 1	IBB: 0	HBP: 0	BLK: 0	WP: 0	HR: 0	S: 38	P: 42	ERA: 0.00	WHIP: 0.667	<b>PITCHER</b> <small>(1, 1)</small> <small>ERA: 2.19</small>	IP: 9.0	WLS: 5	BF: 31	H: 5	R: 0	ER: 0	SO: 4	BB: 1	IBB: 0	HBP: 0	BLK: 0	WP: 0	HR: 0	S: 38	P: 42	ERA: 0.00	WHIP: 0.667	<b>PITCHER</b> <small>(1, 1)</small> <small>ERA: 2.19</small>	IP: 9.0	WLS: 5	BF: 31	H: 5	R: 0	ER: 0	SO: 4	BB: 1	IBB: 0	HBP: 0	BLK: 0	WP: 0	HR: 0	S: 38	P: 42	ERA: 0.00	WHIP: 0.667	<b>PITCHER</b> <small>(1, 1)</small> <small>ERA: 2.19</small>	IP: 9.0	WLS: 5	BF: 31	H: 5	R: 0	ER: 0	SO: 4	BB: 1	IBB: 0	HBP: 0	BLK: 0	WP: 0	HR: 0	S: 38	P: 42	ERA: 0.00	WHIP: 0.667	<b>PITCHER</b> <small>(1, 1)</small> <small>ERA: 2.19</small>	IP: 9.0	WLS: 5	BF: 31	H: 5	R: 0	ER: 0	SO: 4	BB: 1	IBB: 0	HBP: 0	BLK: 0	WP: 0	HR: 0	S: 38	P: 42	ERA: 0.00	WHIP: 0.667	<b>PITCHER</b> <small>(1, 1)</small> <small>ERA: 2.19</small>	IP: 9.0	WLS: 5	BF: 31	H: 5	R: 0	ER: 0	SO: 4	BB: 1	IBB: 0	HBP: 0	BLK: 0	WP: 0	HR: 0	S: 38	P: 42	ERA: 0.00	WHIP: 0.667	<b>PITCHER</b> <small>(1, 1)</small> <small>ERA: 2.19</small>	IP: 9.0	WLS: 5	BF: 31	H: 5	R: 0	ER: 0	SO: 4	BB: 1	IBB: 0	HBP: 0	BLK: 0	WP: 0	HR: 0	S: 38	P: 42	ERA: 0.00	WHIP: 0.667
---	---------	--------	--------	------	------	-------	-------	-------	--------	--------	--------	-------	-------	-------	-------	-----------	-------------	---	---------	--------	--------	------	------	-------	-------	-------	--------	--------	--------	-------	-------	-------	-------	-----------	-------------	---	---------	--------	--------	------	------	-------	-------	-------	--------	--------	--------	-------	-------	-------	-------	-----------	-------------	---	---------	--------	--------	------	------	-------	-------	-------	--------	--------	--------	-------	-------	-------	-------	-----------	-------------	---	---------	--------	--------	------	------	-------	-------	-------	--------	--------	--------	-------	-------	-------	-------	-----------	-------------	---	---------	--------	--------	------	------	-------	-------	-------	--------	--------	--------	-------	-------	-------	-------	-----------	-------------	---	---------	--------	--------	------	------	-------	-------	-------	--------	--------	--------	-------	-------	-------	-------	-----------	-------------	---	---------	--------	--------	------	------	-------	-------	-------	--------	--------	--------	-------	-------	-------	-------	-----------	-------------	---	---------	--------	--------	------	------	-------	-------	-------	--------	--------	--------	-------	-------	-------	-------	-----------	-------------

Batter	1	2	3	4	5	6	7	8	9	AB R H RBI BB SO LOB	TOP
Vince Coleman, S (1, 7) OBP: 0.369, SLG: 0.325	0-0 S CS 2B		0-0 FC6-4 1-2f 2B		0-3 K			0-0 CS 1B		4 1 2 0 0 1 1	<b>St. Louis Cardinals @ San Francisco Giants</b> <b>Candlestick Park, San Francisco, CA</b> Fri Jul 24 1987, 10:05 PM EDT Att: 18,071 - Unknown <a href="http://livebaseballscorecards.com">livebaseballscorecards.com</a>
Ozzie Smith, S (1, 6) OBP: 0.389, SLG: 0.362	0-3 K 2-3		0-0 1-H 2B			0-0 F7		0-0 1-2 G1-4-3		4 0 1 1 0 1 2	
Tom Herr, S (1, 4) OBP: 0.359, SLG: 0.338	0-0 L9		0-0 4-3			0-0 WP S 1B		0-0 L1		4 0 1 0 0 0 2	
Jack Clark, R (1, 3) OBP: 0.458, SLG: 0.643	4-0 BB			4-0 1B G6-4-3 BB		4-0 1-3 G4-6-3 BB		0-3 K	1 1 0 0 3 1 0		
Willie McGee, S (1, 8) OBP: 0.333, SLG: 0.460	0-0 CS 3-H	0-0 G6-4-3 1B		0-0 1-3 G6-4-3 1B		0-0 1-2f G4-6-3		0-0 6-3	4 0 2 0 0 0 2		
Terry Pendleton, S (1, 5) OBP: 0.377, SLG: 0.429		0-0 G6-4-3 1-2f		0-0 1-2f G6-4-3 3-H		4-0 E G6-4-3 BB		0-3 K	3 1 0 0 1 1 2		
Jim Lindeman, R (1, 9) OBP: 0.219, SLG: 0.364 Curt Ford, L (7, PH) OBP: 0.354, SLG: 0.470		0-0 F8		0-0 F6		0-0 E6 G6-4-3			2 0 0 0 0 0 0 1 0 0 0 0 0 1		
Tony Peña, R (1, 2) OBP: 0.322, SLG: 0.325			0-0 FC6-4 1B		0-0 5-3		0-0 1-2f G6-4-3 3-H		3 0 1 0 0 0 1		
Ricky Horton, L (1, 1) OBP: 0.200, SLG: 0.211 Lee Tunnell, R (6, 1) OBP: 0.250, SLG: 0.250 John Morris, L (7, PH) OBP: 0.355, SLG: 0.478 Pat Perry, L (7, 1) OBP: 0.167, SLG: 0.167			0-3 K		0-3 K		0-3 K		2 0 0 0 0 2 1 0 0 0 0 0 0 0 1 0 0 0 0 1 0 0 0 0 0 0 0 0		
<b>Inning Stats</b>	R: 0 H: 1 E: 0 LOB: 1 K: 1 BB: 1 S: 5 P: 9	R: 0 H: 1 E: 0 LOB: 0 K: 0 BB: 0 S: 3 P: 3	R: 1 H: 2 E: 0 LOB: 1 K: 1 BB: 0 S: 7 P: 7	R: 1 H: 1 E: 0 LOB: 0 K: 0 BB: 1 S: 3 P: 7	R: 0 H: 0 E: 0 LOB: 0 K: 2 BB: 0 S: 7 P: 7	R: 0 H: 1 E: 0 LOB: 1 K: 0 BB: 1 S: 3 P: 7	R: 1 H: 0 E: 1 LOB: 0 K: 1 BB: 1 S: 5 P: 9	R: 0 H: 1 E: 0 LOB: 0 K: 0 BB: 0 S: 3 P: 3	R: 0 H: 0 E: 0 LOB: 0 K: 2 BB: 0 S: 7 P: 7	1B: 5 SF: 0 2B: 2 SAC: 0 3B: 0 DP: 4 HR: 0 HBP: 0	WP: 1 PA: 34 PB: 0 SB: 2 CS: 2
<b>PITCHER</b> Atlee Hammaker, L (1, 1) ERA: 3.4 Jeff Robinson, R (7, 1) ERA: 2.74	IP WLS BF H R ER SO BB IBB HBP BLK WP HR S P ERA WHIP	6.0 W 23 6 2 2 4 3 0 0 0 1 0 28 40 3.00 1.500	3.0 S 10 1 1 0 3 1 0 0 0 0 0 0 15 19 0.00 0.667	<b>PITCHER</b> IP WLS BF H R ER SO BB IBB HBP BLK WP HR S P ERA WHIP							

<b>AB</b>	29
<b>R</b>	3
<b>H</b>	7
<b>RBI</b>	1
<b>BB</b>	4
<b>SO</b>	7
<b>LOB</b>	12



Batter	1	2	3	4	5	6	7	8	9	AB	R	H	RBI	BB	SO	LOB
Mark Wasinger, R (1, 5) OBP: 0.333, SLG: 0.354	0-0 5-3		0-0 F7		4-0 3B BB	0-0 1-3				3	1	0	0	1	0	3
Mike Aldrete, L (1, 9) OBP: 0.369, SLG: 0.448	0-0 3-1		0-0 4-3		0-0 1-H SF9 3B		0-3 K			4	1	1	1	0	1	0
Jeffrey Leonard, R (1, 7) OBP: 0.324, SLG: 0.522	0-0 2B		0-0 F8		0-0 3-H SF9		0-0 G1-4-3			3	0	1	1	0	0	0
Bob Brenly, R (1, 2) OBP: 0.390, SLG: 0.537	0-0 6-3			0-0 3-1	0-0 F7		0-0 F8			4	0	0	0	0	0	1
Chili Davis, S (1, 8) OBP: 0.331, SLG: 0.433		0-0 F7		0-0 1-3		4-0 CS BB		0-3 K		3	0	0	0	1	1	0
Will Clark, L (1, 3) OBP: 0.343, SLG: 0.514		0-0 F8		4-0 2B BB		0-0 1-2 5-3		0-0 F8		3	1	0	0	1	0	1
Robby Thompson, R (1, 4) OBP: 0.304, SLG: 0.406		0-0 1B 3B		0-0 1-H 2B		0-3 K 2B		0-0 6-3		4	1	2	1	0	1	0
Jose Uribe, S (1, 6) OBP: 0.327, SLG: 0.394		0-0 3-H 1B		0-0 5-3		0-0 1-3 2B				3	0	2	1	0	0	1
Atlee Hammaker, S (1, 1) OBP: 0.171, SLG: 0.147		0-3 K			0-0 F6		4-0 IBB			2	0	0	0	0	1	1
Eddie Milner, L (6, PH) OBP: 0.258, SLG: 0.247										0	0	0	0	1	0	0
Jeff Robinson, R (7, 1) OBP: 0.118, SLG: 0.118										0	0	0	0	0	0	0

Inning Stats		R: 0	H: 1	E: 0	K: 0	S: 4	R: 1	H: 2	E: 0	K: 1	S: 7	R: 0	H: 0	E: 0	K: 0	S: 3	R: 1	H: 1	E: 0	K: 0	S: 4	R: 2	H: 1	E: 0	K: 0	S: 4	R: 0	H: 1	E: 0	K: 1	S: 6	R: 0	H: 0	E: 0	K: 1	S: 5	R: 0	H: 0	E: 0	K: 1	S: 5
PITCHER		IP	WLS	BF	H	R	ER	SO	BB	IBB	HBP	BLK	WP	HR	S	P	ERA	WHIP																							
Ricky Horton, L (1, 1) ERA: 3.53	(1, 1)	5.2	L	26	6	4	4	2	3	0	0	0	1	0	27	39	6.35	1.588																							
Lee Tunnell, R (6, PH) ERA: 4.77	(6, 1)	0.1		2	0	0	0	0	0	1	0	0	0	0	1	5	0.00	0.000																							
Pat Perry, L (7, 1) ERA: 3.96	(7, 1)	2.0		6	0	0	0	2	0	0	0	0	0	0	10	10	0.00	0.000																							

**BOTTOM**

St. Louis Cardinals @ San Francisco Giants  
Candlestick Park, San Francisco, CA

Fri Jul 24 1987, 10:05 PM EDT  
Att. 18,071 - Unknown

AB	29
R	4
H	6
RBI	4
BB	4
SO	4
LOB	7

[livebaseballscorecards.com](http://livebaseballscorecards.com)

Inning Stats		1B: 1	2B: 3	3B: 2	HR: 0	SF: 1	SAC: 0	DP: 0	HBP: 0	WP: 1	PA: 34							
PITCHER		IP	WLS	BF	H	R	ER	SO	BB	IBB	HBP	BLK	WP	HR	S	P	ERA	WHIP

Batter	1	2	3	4	5	6	7	8	9	AB R H RBI BB SO LOB	TOP																		
Vince Coleman, S OBP: 0.370, SLG: 0.327 (1, 7) X	0-0 F7		0-0 4-3			0-0 G6-3 1B 1-2 CS 1B	0-0 1-2 1B			4 0 2 0 0 0 0	<b>St. Louis Cardinals @ San Francisco Giants</b> <b>Candlestick Park, San Francisco, CA</b> Sat Jul 25 1987, 6:33 AM EDT Att: 26,751 - Unknown																		
Ozzie Smith, S OBP: 0.390, SLG: 0.364 (1, 6) X	0-0 6-3			0-0 S 1B		0-0 G6-3 1B 1-2 2-3	0-0 1-3			4 0 2 0 0 0 2																			
Tom Herr, S OBP: 0.355, SLG: 0.333 (1, 4) X	0-0 3-1			0-3 K 1-2		0-0 G6-3 1-2f 2-3 3-H		0-0 4-3		4 0 0 0 0 1 3																			
Jack Clark, R OBP: 0.461, SLG: 0.641 (1, 3)		4-0 FC4-6 BB		4-0 G6-3 BB		0-0 CS 3-H	4-0 2B G3 BB	0-3 K		1 1 0 0 3 1 0																			
Willie McGee, S OBP: 0.335, SLG: 0.463 (1, 8)		0-0 FC4-6 1-2f BB		0-0 G6-3 1-2f			0-0 G3 HR 2B	0-0 1B		4 1 2 0 0 0 3																			
Terry Pendleton, S OBP: 0.378, SLG: 0.427 (1, 5)		4-0 G1-6-3 1-2 BB		4-0 G6-4-3 BB		0-0 G3 2-3 3-H	0-0 F3			2 0 0 1 2 0 2																			
Curt Ford, L OBP: 0.350, SLG: 0.464 José Oquendo, S OBP: 0.431, SLG: 0.388 (7, PH) (7, 9)		0-0 G1-6-3 1-2f		0-0 F9		0-0 HR 3-H			0-3 K	2 0 0 0 0 0 3 2 1 1 2 0 1 0																			
Tony Peña, R OBP: 0.317, SLG: 0.318 (1, 2)			0-3 K		0-0 G6-4-3 1-2f		0-0 1-3		0-3 K	4 0 0 0 0 2 1																			
Dave LaPoint, L Rod Booker, L OBP: 0.447, SLG: 0.455 Bill Dawley, R OBP: 0.308, SLG: 0.182 Ken Dayley, L John Morris, L OBP: 0.351, SLG: 0.471 (9, PH) (1, 1) (6, PH) (6, 1) (7, 1)			0-0 F8			0-0 1B G6-3 1B	0-0 E5 1B		0-3 K	1 0 0 0 0 0 0 1 1 1 0 0 0 0 1 0 0 0 0 0 0 0 0 0 0 0 0 0 1 0 0 0 0 1 0																			
<b>Inning Stats</b>	R: 0 E: 0 K: 0 S: 3	H: 0 LOB: 0 BB: 0 P: 3	R: 0 E: 0 K: 0 S: 2	H: 0 LOB: 1 BB: 2 P: 10	R: 0 E: 0 K: 1 S: 5	H: 0 LOB: 0 BB: 0 P: 5	R: 0 E: 0 K: 1 S: 5	H: 1 LOB: 1 BB: 1 P: 9	R: 0 E: 0 K: 0 S: 2	H: 0 LOB: 0 BB: 1 P: 6	R: 1 E: 0 K: 0 S: 4	H: 3 LOB: 0 BB: 0 P: 4	R: 3 E: 1 K: 0 S: 7	H: 3 LOB: 2 BB: 1 P: 11	R: 0 E: 0 K: 1 S: 6	H: 1 LOB: 1 BB: 0 P: 6	R: 0 E: 0 K: 3 S: 9	H: 0 LOB: 0 BB: 0 P: 9	1B: 6 2B: 1 3B: 0 HR: 1	SF: 0 SAC: 0 DP: 4 HBP: 0	WP: 0 PB: 0 SB: 1 CS: 1	PA: 37							
<b>PITCHER</b>	IP WLS BF H R ER SO BB IBB HBP BLK WP HR S P ERA WHIP																												
Mike Krukow, R ERA: 6.06 (1, 1)	5.0		20	4	1	1	2	4	0	0	0	0	0	0	20	36	1.80	1.600											
Craig Lefferts, L ERA: 4.15 (6, 1)	1.2		8	3	3	3	0	1	0	0	0	0	1	7	11	16.20	2.400												
Scott Garrelts, R ERA: 2.97 (7, 1)	2.1	W	8	1	0	0	4	0	0	0	0	0	0	16	16	0.00	0.429												

livebaseballscores.com

AB	31
R	4
H	8
RBI	3
BB	5
SO	6
LOB	14





Batter	1	2	3	4	5	6	7	8	9
Mark Wasinger, R (1, 5) OBP: 0.342, SLG: 0.362	0-0 G4-6-3 E 1B	0-0 F9		0-3 K			0-0 2B 1B		
Mike Aldrete, L (1, 3) OBP: 0.372, SLG: 0.455	0-0 E6 G4-6-3 1-2 1B	0-0 1B		0-3 K			0-0 1-H 1B 2B		
Jeffrey Leonard, R (1, 7) OBP: 0.321, SLG: 0.516	0-0 G4-6-3 1-2f 2-3	0-3 K			0-0 5-3		0-3 K		
Bob Brenly, R (1, 2) OBP: 0.382, SLG: 0.552	0-0 F8		0-0 HR		0-0 6-3		0-0 BB 1B		
Chili Davis, S (1, 8) (6, 9) OBP: 0.335, SLG: 0.444		0-0 HR	0-0 F8		0-0 1B		4-0 1-2 BB		
Joel Youngblood, R (1, 9) OBP: 0.250, SLG: 0.262 Eddie Milner, L (6, 8) OBP: 0.255, SLG: 0.244		0-0 L6	0-0 1-3		0-0 5-3		0-3 K		
Robby Thompson, R (1, 4) OBP: 0.307, SLG: 0.416		0-0 2B 1B 1B	0-0 4-3			0-0 CS 3B		0-3 K	
Jose Uribe, S (1, 6) OBP: 0.325, SLG: 0.398		0-0 1B 2B		0-0 4-3		0-3 K		0-3 K	
Mike Krukow, R (1, 1) OBP: 0.200, SLG: 0.207 Craig Lefferts, L (6, 1) OBP: 0.250, SLG: 0.250 Scott Garrelts, R (7, 1) OBP: 0.125, SLG: 0.125		0-0 1B 1B		0-0 1B		0-3 K		0-3 K	

Inning Stats	R: 0 E: 1 K: 0 S: 4	H: 1 LOB: 1 BB: 0 P: 4	R: 3 E: 0 K: 1 S: 10	H: 5 LOB: 2 BB: 0 P: 10	R: 1 E: 0 K: 0 S: 4	H: 1 LOB: 0 BB: 0 P: 4	R: 0 E: 0 K: 2 S: 8	H: 1 LOB: 1 BB: 0 P: 8	R: 0 E: 0 K: 0 S: 4	H: 1 LOB: 1 BB: 0 P: 4	R: 0 E: 0 K: 2 S: 7	H: 1 LOB: 1 BB: 0 P: 7	R: 1 E: 0 K: 2 S: 9	H: 3 LOB: 2 BB: 1 P: 13	R: 0 E: 0 K: 3 S: 9	H: 0 LOB: 0 BB: 0 P: 9
--------------	------------------------------	---------------------------------	-------------------------------	----------------------------------	------------------------------	---------------------------------	------------------------------	---------------------------------	------------------------------	---------------------------------	------------------------------	---------------------------------	------------------------------	----------------------------------	------------------------------	---------------------------------

PITCHER	IP	WLS	BF	H	R	ER	SO	BB	IBB	HBP	BLK	WP	HR	S	P	ERA	WHIP
Dave LaPoint, L (1, 1) ERA: 6.75	5.0		24	9	4	4	3	0	0	0	0	0	2	30	30	7.20	1.800
Bill Dawley, R (6, 1) ERA: 4.39	1.2	L	8	4	1	1	3	1	0	0	0	0	0	13	17	5.40	3.000
Ken Dayley, L (7, 1) ERA: 1.57	1.1		4	0	0	0	4	0	0	0	0	0	0	12	12	0.00	0.000

AB R H RBI BB SO LOB

4	0	2	0	0	1	2
4	1	2	0	0	1	2
4	0	0	0	0	2	5
4	1	2	2	0	0	1
3	1	2	1	1	0	0
3	0	0	0	0	0	1
1	0	0	0	0	1	2
4	1	2	0	0	1	0
4	1	1	0	0	2	1
2	0	2	2	0	0	0
1	0	0	0	0	1	1
1	0	0	0	0	1	0


AB	35
R	5
H	13
RBI	5
BB	1
SO	10
LOB	15



St. Louis Cardinals @ San Francisco Giants  
Candlestick Park, San Francisco, CA  
Sat Jul 25 1987, 6:33 AM EDT  
Att. 26,751 - Unknown

livebaseballscores.com

WP	PA
0	36
0	
0	
1	

Batter	1	2	3	4	5	6	7	8	9	10	AB R H RBI BB SO LOB	TOP
Vince Coleman, S OBP: 0.373, SLG: 0.329 (1, 7)	4-0 S 1B 5-3 BB		X 0-0 CS 1B			X 0-0 L5		X 0-0 S 4-3 E 1B		S 0-3 K	4 2 2 0 1 1 0	<b>St. Louis Cardinals @ San Francisco Giants</b> Candlestick Park, San Francisco, CA Sun Jul 26 1987, 6:33 AM EDT Unknown  <a href="http://livebaseballscorecards.com">livebaseballscorecards.com</a>  <b>AB 34</b> <b>R 3</b> <b>H 8</b> <b>RBI 2</b> <b>BB 3</b> <b>SO 8</b> <b>LOB 15</b>  
Ozzie Smith, S OBP: 0.388, SLG: 0.361 (1, 6)	X 0-0 5-3 S 1-2 1B		X 0-0 F9			S 0-3 K		X 0-0 4-3		X 0-0 5-3	5 0 1 0 0 1 3	
Tom Herr, S OBP: 0.351, SLG: 0.330 (1, 4)	S 0-3 K 1-2 2-3		X 0-0 5-3			X 0-0 F9		X 0-0 SF8			3 0 0 1 0 1 3	
Jack Clark, R OBP: 0.461, SLG: 0.637 (1, 3)	4-0 5-3 IBB			S 0-3 K			S 0-3 K	S 4-0 E BB			2 0 0 0 2 2 0	
Willie McGee, S OBP: 0.334, SLG: 0.460 Todd Worrell, R (8, 1)	X 0-0 5-3 1-2 2-3 3-H		X 0-0 6-3			X 0-0 1B		X 0-0 F5			4 0 1 1 0 0 3 0 0 0 0 0 0 0	
Terry Pendleton, S OBP: 0.377, SLG: 0.425 (1, 5)	X 0-0 F3		X 0-0 CS 1B			S 0-3 K		S 0-3 K			4 0 1 0 0 2 3	
José Oquendo, S OBP: 0.433, SLG: 0.391 (1, 9)		X 0-0 G6-3 1B		X 0-0 CS	X 0-0 5-3		X 0-0 1B		X 0-0 4-3		4 0 2 0 0 0 0	
Steve Lake, R OBP: 0.307, SLG: 0.376 (1, 2)		X 0-0 G6-3 1-2			X 0-0 6-3		X 0-0 5-3		X 0-0 6-3		4 0 0 0 0 0 3	
Bob Forsch, R OBP: 0.400, SLG: 0.667 Curt Ford, L OBP: 0.352, SLG: 0.465 (8, PH)		S 0-3 K		X 0-0 6-3				X 0-0 4-3 1B SF8 1B		X 0-0 4-3	2 0 0 0 0 1 0 2 1 1 0 0 0 0	
<b>Inning Stats</b>	R: 1 H: 1 E: 0 LOB: 2 K: 1 BB: 2 S: 6 P: 14	R: 0 H: 1 E: 0 LOB: 0 K: 1 BB: 0 S: 5 P: 5	R: 0 H: 1 E: 0 LOB: 0 K: 0 BB: 0 S: 3 P: 3	R: 0 H: 1 E: 0 LOB: 0 K: 1 BB: 0 S: 5 P: 5	R: 0 H: 0 E: 0 LOB: 0 K: 0 BB: 0 S: 3 P: 3	R: 0 H: 0 E: 0 LOB: 0 K: 1 BB: 0 S: 5 P: 5	R: 0 H: 2 E: 0 LOB: 2 K: 2 BB: 0 S: 9 P: 9	R: 2 H: 2 E: 0 LOB: 1 K: 0 BB: 1 S: 5 P: 9	R: 0 H: 0 E: 0 LOB: 0 K: 1 BB: 0 S: 5 P: 5	R: 0 H: 0 E: 0 LOB: 0 K: 1 BB: 0 S: 5 P: 5	1B: 8 SF: 1 2B: 0 SAC: 0 3B: 0 DP: 1 HR: 0 HBP: 0	
<b>PITCHER</b>	IP WLS BF H R ER SO BB IBB HBP BLK WP HR S P ERA WHIP											
Dave Dravecky, L ERA: 3.54 (1, 1)	7.0											
Jeff Robinson, R ERA: 2.83 (8, 1)	0.2											
Scott Garrelts, R ERA: 2.88 (8, 1)	2.1											

Batter	1	2	3	4	5	6	7	8	9	10	AB R H RBI BB SO LOB
Eddie Milner, L (1, 8) OBP: 0.243, SLG: 0.232	0-0 4-3		0-0 G3		0-0 6-3		0-0 F6		0-0 F7		5 0 0 0 0 0 3
Chris Speier, R (1, 5) OBP: 0.338, SLG: 0.411	0-0 4-3		0-0 4-3		0-0 F7		0-0 E5 1B		0-3 K		5 0 0 0 0 1 2
Mike Aldrete, L (1, 7) OBP: 0.374, SLG: 0.453	0-0 1-3		4-0 HBP BB		0-0 F8		0-0 1B			0-3 K	3 0 1 1 1 0 0
Jeff Robinson, R (8, 1) OBP: 0.118, SLG: 0.118											0 0 0 0 0 0 0
Scott Garrelts, R (8, 1) OBP: 0.125, SLG: 0.125											0 0 0 0 0 0 0
Harry Spilman, L (10, PH) OBP: 0.356, SLG: 0.451											1 0 0 0 0 1 0
Bob Brenly, R (1, 2) OBP: 0.387, SLG: 0.551		0-0 WP FC4-5 1B	1-0 HBP			0-0 6-3	0-0 P3			0-0 BB HR 1B	4 0 2 0 0 0 2
Mark Wasinger, R (10, PR) OBP: 0.342, SLG: 0.362			1-2 HBP								0 1 0 0 0 0 0
Chili Davis, S (1, 9) OBP: 0.336, SLG: 0.442	0-0 WP 1B		0-0 4-3			0-0 1-3			0-0 4-3	4-0 BB HR BB	4 2 1 0 1 0 2
Will Clark, L (1, 3) OBP: 0.341, SLG: 0.519	0-3 K			0-0 4-3		0-0 F9			0-0 F8	0-0 HR	5 1 1 3 0 1 2
Robby Thompson, R (1, 4) OBP: 0.310, SLG: 0.415	0-0 FC4-5 1B			0-0 1B			4-0 SH1-4 E BB		0-0 6-3		3 1 1 0 1 0 2
Jose Uribe, S (1, 6) OBP: 0.333, SLG: 0.405	0-0 1B			0-0 F7			0-0 SH1-4		0-0 1B		3 0 2 1 0 0 1
Dave Dravecky, R (1, 1) OBP: 0.188, SLG: 0.133	0-3 K			0-0 5-3			4-0 E 1B IBB		0-3 K		2 0 0 0 0 1 3
Jeffrey Leonard, R (7, PH) OBP: 0.322, SLG: 0.515											1 1 0 0 1 1 1


Inning Stats	R: 0	H: 0	E: 0	K: 0	S: 3	H: 0	LOB: 0	BB: 0	P: 3	R: 1	H: 3	E: 0	K: 2	S: 10	R: 0	H: 0	E: 0	K: 0	S: 3	R: 0	H: 1	E: 0	K: 0	S: 4	R: 0	H: 0	E: 0	K: 0	S: 3	R: 2	H: 1	E: 1	K: 0	S: 5	R: 0	H: 0	E: 0	K: 0	S: 3	R: 0	H: 1	E: 0	K: 2	S: 8	R: 3	H: 2	E: 0	K: 1	S: 5	1B: 7	SF: 0	2B: 0	3B: 0	HR: 1	WP: 1	PA: 42
--------------	------	------	------	------	------	------	--------	-------	------	------	------	------	------	-------	------	------	------	------	------	------	------	------	------	------	------	------	------	------	------	------	------	------	------	------	------	------	------	------	------	------	------	------	------	------	------	------	------	------	------	-------	-------	-------	-------	-------	-------	--------

PITCHER	IP	WLS	BF	H	R	ER	SO	BB	IBB	HBP	BLK	WP	HR	S	P	ERA	WHIP
Bob Forsch, R (1, 1) ERA: 4.46	7.0		31	5	3	1	2	2	1	1	0	1	0	31	44	1.29	1.000
Todd Worrell, R (8, 1) ERA: 3.5	2.1	L	11	3	3	3	3	1	0	0	0	0	1	16	20	11.57	1.714

**BOTTOM**

St. Louis Cardinals @ San Francisco Giants  
 Candlestick Park, San Francisco, CA  
 Sun Jul 26 1987, 6:33 AM EDT  
 Unknown

<b>AB</b>	36
<b>R</b>	6
<b>H</b>	8
<b>RBI</b>	5
<b>BB</b>	4
<b>SO</b>	5
<b>LOB</b>	18





Batter	1	2	3	4	5	6	7	8	9	AB	R	H	RBI	BB	SO	LOB
Mike Aldrete, L (1, 9) OBP: 0.377, SLG: 0.451	0-0 G6-4-3 1B			0-0 6-3	0-0 1-3		4-0 IBB			3	0	1	0	1	0	1
Kevin Mitchell, R (1, 5) OBP: 0.313, SLG: 0.421	0-0 G6-4-3 1-2f			4-0 1B BB	0-0 2B		0-3 K			3	1	1	1	1	1	3
Jeffrey Leonard, R (1, 7) OBP: 0.321, SLG: 0.512	0-0 4-3			0-0 1B SF8	0-3 K		0-0 F8			4	1	1	0	0	1	3
Bob Melvin, R (1, 2) OBP: 0.263, SLG: 0.378		0-0 F9		0-0 FC6-4 1B		0-3 K		0-3 K		4	0	1	1	0	2	0
Chili Davis, S (1, 8) OBP: 0.332, SLG: 0.438		0-3 K		0-0 SF8		0-3 K		0-0 4-3		3	0	0	1	0	2	0
Chris Speier, R (1, 4) OBP: 0.336, SLG: 0.413		0-0 F9		0-0 FC6-4 1-2f		0-3 K		0-0 2B		4	0	1	0	0	1	1
Will Clark, L (1, 3) OBP: 0.346, SLG: 0.529			0-0 FC6-4 1B		0-0 HR		0-0 F8		4-0 FC6-4 IBB	3	1	2	1	1	0	0
Jose Uribe, S (1, 6) OBP: 0.339, SLG: 0.409			0-0 FC6-4 CS 1-2f		0-0 SH1-4 2B 1B		0-0 E6 2B 1B		0-0 FC6-4 1-2f	4	2	2	0	0	0	3
Michael LaCoss, R (1, 1) OBP: 0.161, SLG: 0.103			0-0 F8		0-0 SH1-4		0-0 2B			1	0	0	0	0	0	1
Craig Lefferts, L (7, 1) OBP: 0.400, SLG: 0.600			1-2		1-2		2-H			1	0	1	1	0	0	0

Inning Stats	R: 0	H: 1	E: 0	K: 0	S: 3	LOB: 0	BB: 0	P: 3	R: 0	H: 0	E: 0	K: 1	S: 5	LOB: 0	BB: 0	P: 5	R: 0	H: 1	E: 0	K: 0	S: 3	LOB: 0	BB: 0	P: 3	R: 2	H: 2	E: 0	K: 0	S: 5	LOB: 1	BB: 1	P: 9	R: 2	H: 3	E: 0	K: 1	S: 8	LOB: 1	BB: 0	P: 8	R: 0	H: 0	E: 0	K: 3	S: 9	LOB: 0	BB: 0	P: 9	R: 1	H: 2	E: 1	K: 1	S: 7	LOB: 2	BB: 1	P: 11	R: 0	H: 1	E: 0	K: 1	S: 6	LOB: 2	BB: 1	P: 10
1B: 6	SF: 1	2B: 3	SAC: 1	3B: 0	DP: 1	HR: 1	HBP: 0	WP: 0	PA: 35	1B: 6	SF: 1	2B: 3	SAC: 1	3B: 0	DP: 1	HR: 1	HBP: 0	WP: 0	PA: 35	1B: 6	SF: 1	2B: 3	SAC: 1	3B: 0	DP: 1	HR: 1	HBP: 0	WP: 0	PA: 35																																			

PITCHER	IP	WLS	BF	H	R	ER	SO	BB	IBB	HBP	BLK	WP	HR	S	P	ERA	WHIP
Greg Mathews, L (1, 1) ERA: 3.86	4.2	L	20	7	4	4	1	1	0	0	0	0	1	21	25	7.71	1.714
Lee Tunnell, R (5, 1) ERA: 4.75	0.1		1	0	0	0	1	0	0	0	0	0	0	3	3	0.00	0.000
Bill Dawley, R (6, 1) ERA: 4.2	3.0		14	3	1	0	5	0	2	0	0	0	0	22	30	0.00	1.000

BOTTOM

St. Louis Cardinals @ San Francisco Giants  
Candlestick Park, San Francisco, CA

AB	30
R	5
H	10
RBI	5
BB	3
SO	7
LOB	12



WP: 0	PA: 35
PB: 0	
SB: 0	
CS: 1	

PITCHER	IP	WLS	BF	H	R	ER	SO	BB	IBB	HBP	BLK	WP	HR	S	P	ERA	WHIP
Greg Mathews, L (1, 1) ERA: 3.86	4.2	L	20	7	4	4	1	1	0	0	0	0	1	21	25	7.71	1.714
Lee Tunnell, R (5, 1) ERA: 4.75	0.1		1	0	0	0	1	0	0	0	0	0	0	3	3	0.00	0.000
Bill Dawley, R (6, 1) ERA: 4.2	3.0		14	3	1	0	5	0	2	0	0	0	0	22	30	0.00	1.000

Sun Jul 26 1987, 6:38 AM EDT  
Att. 41,256 - Unknown

livebaseballscorecards.com

Batter	1	2	3	4	5	6	7	8	9	10	11	12	AB	R	H	RBI	BB	SO	LOB	TOP								
<b>Mike Aldrete, L</b> (1, 9) OBP: 0.378, SLG: 0.455 <b>Mark Wasinger, R</b> (9, PR) OBP: 0.342, SLG: 0.362 <b>Jeff Robinson, R</b> (9, 1) OBP: 0.118, SLG: 0.118 <b>Joel Youngblood, R</b> (11, PH) OBP: 0.280, SLG: 0.273 <b>Scott Garrelts, R</b> (11, 1) OBP: 0.125, SLG: 0.125	K	4-3			1B 2B		F9		E7 1B		E8 1B 2B		5	1	2	0	0	1	2									
<b>Kevin Mitchell, R</b> (1, 5) OBP: 0.317, SLG: 0.421	1B CS 1B			F8-3 BB	L3		6-3		WP 1B		1B		5	1	2	1	1	0	2									
<b>Jeffrey Leonard, R</b> (1, 7) OBP: 0.321, SLG: 0.508	F8			F7	1B		BB		F8		F9		5	0	1	1	1	0	4									
<b>Will Clark, L</b> (1, 3) OBP: 0.343, SLG: 0.523	CS 1B			F8-3	K		F9		WP				7	0	1	0	0	2	5									
<b>Bob Brenly, R</b> (1, 2) OBP: 0.386, SLG: 0.542	CS				1B		6-3		K		K		5	0	1	0	1	2	0									
<b>Chili Davis, S</b> (1, 8) OBP: 0.333, SLG: 0.439					1B 2B		5-3		K		K		6	1	2	0	0	1	2									
<b>Robby Thompson, R</b> (1, 4) OBP: 0.311, SLG: 0.412					1B		2-3		BB		F7		4	0	1	0	1	1	2									
<b>Jose Uribe, S</b> (1, 6) OBP: 0.341, SLG: 0.412					1-4-3		1-2		4-3		K		4	0	1	1	1	0	2									
<b>Kelly Downs, R</b> (1, 1) OBP: 0.195, SLG: 0.175 <b>Joe Price, R</b> (1, 1) OBP: 0.360, SLG: 0.442 <b>Harry Spillman, L</b> (6, PH) OBP: 0.600, SLG: 0.600 <b>Eddie Milner, L</b> (9, PH) OBP: 0.246, SLG: 0.247					K		4-3		3-1		F8		0	0	0	0	0	0	0									
<b>Inning Stats</b>	R: 1 E: 0 K: 1 S: 6	H: 2 LOB: 0 BB: 0 P: 6	R: 1 E: 0 K: 1 S: 8	H: 3 LOB: 2 BB: 0 P: 8	R: 0 E: 0 K: 0 S: 2	H: 0 LOB: 0 BB: 1 P: 6	R: 0 E: 0 K: 0 S: 4	H: 1 LOB: 1 BB: 0 P: 4	R: 0 E: 0 K: 2 S: 9	H: 2 LOB: 1 BB: 0 P: 9	R: 0 E: 0 K: 0 S: 3	H: 0 LOB: 2 BB: 1 P: 7	R: 0 E: 0 K: 2 S: 7	H: 0 LOB: 1 BB: 1 P: 11	R: 1 E: 1 K: 0 S: 4	H: 2 LOB: 1 BB: 0 P: 4	R: 0 E: 0 K: 2 S: 7	H: 0 LOB: 0 BB: 0 P: 7	R: 1 E: 1 K: 1 S: 7	H: 2 LOB: 1 BB: 0 P: 7	R: 0 E: 0 K: 0 S: 3	H: 0 LOB: 1 BB: 1 P: 7	R: 0 E: 0 K: 0 S: 3	H: 0 LOB: 1 BB: 1 P: 7	1B: 9 2B: 5 3B: 0 HR: 0	SF: 0 SAC: 0 DP: 1 HBP: 0	WP: 1 PB: 0 SB: 2 CS: 1	PA: 53
<b>PITCHER</b>	IP WLS BF H R ER SO BB IBB HBP BLK WP HR S P ERA WHIP																											
<b>Bob Welch, R</b> (1, 1) ERA: 3.47	7.0		31	9	3	3	4	2	1	0	0	0	0	0	0	0	0	0	0	0	3.86	1.571						
<b>Tim Crews, R</b> (8, 1) ERA:	1.2		8	2	1	0	2	1	0	0	0	0	0	0	0	0	0	0	0	0	0.00	1.800						
<b>Matt Young, L</b> (9, 1) ERA: 4.81	0.1		1	0	0	0	0	0	0	0	0	0	1	0	0	0	0	0	0	0	0.00	0.000						
<b>Brian Holton, R</b> (10, 1) ERA: 3.41	2.0		8	2	1	0	3	0	0	0	0	0	0	0	0	0	0	0	0	0	0.00	1.000						
<b>Tim Leary, R</b> (12, 1) ERA: 5.2	1.0	W	4	0	0	0	0	1	0	0	0	0	0	0	0	0	0	0	0	0	0.00	1.000						

San Francisco Giants @ Los Angeles Dodgers  
 Dodger Stadium, Los Angeles, CA  
 Mon Jul 27 1987, 7:05 PM PDT  
 Att. 33,741 - Unknown

livebaseballscorecards.com

AB 47  
 R 5  
 H 13  
 RBI 4  
 BB 5  
 SO 9  
 LOB 23



Batter	1	2	3	4	5	6	7	8	9	10	11	12	AB	R	H	RBI	BB	SO	LOB
<b>Dave Anderson, R</b> OBP: 0.297, SLG: 0.332 (1, 6)	0-0 E5 1B WP	0-0 5-3		4-0 BB			0-0 SH3-4		4-0 BB BB		0-0 SF9		2	1	0	1	2	0	0
<b>Ken Landreaux, L</b> OBP: 0.301, SLG: 0.355 (7, PH)	0-0 WP	0-3 K		0-0 4-3			0-0 6-3		0-0 F8		0-3 K		3	1	1	0	0	1	1
<b>Tito Landrum, R</b> OBP: 0.292, SLG: 0.234 (8, 9)	1-3 1B												2	0	0	0	0	0	2
<b>Brian Holton, R</b> OBP: 0.250, SLG: 0.250 (10, 1)	1-3 1B												0	0	0	0	0	0	0
<b>Alex Trevino, R</b> OBP: 0.200, SLG: 0.391 (11, PH)													1	0	0	0	0	1	1
<b>Tim Leary, R</b> OBP: 0.231, SLG: 0.231 (12, 1)													0	0	0	0	0	0	0
<b>Pedro Guerrero, R</b> OBP: 0.414, SLG: 0.569 (1, 7)	4-0 1B 1-2 1B 3-H		4-0 S E BB		0-3 K		4-0 IBB		4-0 BB		0-3 K		2	1	0	0	4	2	1
<b>Franklin Stubbs, L</b> OBP: 0.313, SLG: 0.452 (1, 3)	0-0 F4		0-0 F9		0-3 K		0-3 K		0-3 K				6	1	1	1	0	3	7
<b>Mickey Hatcher, R</b> OBP: 0.362, SLG: 0.510 (1, 5)	0-0 1B 1-3 2-H		0-0 FC5		0-0 F8			0-0 HR		0-3 K			5	1	2	2	0	1	1
<b>John Shelby, S</b> OBP: 0.281, SLG: 0.409 (1, 8)	0-0 1-2 1B		0-3 K			0-0 F8		0-0 5-3		0-3 K			5	0	1	1	0	2	2
<b>Mike Scioscia, L</b> OBP: 0.329, SLG: 0.348 (1, 2)	0-0 L1		0-0 F9			0-0 F4		0-0 4-3		0-0 F8			5	0	0	0	0	0	4
<b>Steve Sax, R</b> OBP: 0.309, SLG: 0.336 (1, 4)	0-0 F2			0-0 4-3		0-0 4-3		0-0 4-3			0-0 SH SF9 1B		5	1	1	0	0	0	2
<b>Bob Welch, R</b> OBP: 0.143, SLG: 0.127 (7, PH)		0-3 K					0-0 1-3		0-0 6-3 SH3-4 1B		0-0 SH		2	0	0	0	0	1	0
<b>Phil Gairner, R</b> OBP: 0.281, SLG: 0.327 (8, 1)													1	0	1	0	0	0	0
<b>Tim Crews, R</b> OBP: 0.281, SLG: 0.327 (8, 1)													0	0	0	0	0	0	0
<b>Matt Young, L</b> OBP: 0.281, SLG: 0.327 (8, 1)													0	0	0	0	0	0	0
<b>Danny Heep, L</b> OBP: 0.111, SLG: 0.154 (10, 9)													1	0	0	0	0	1	0

Inning Stats	R: 3	H: 3	E: 1	LOB: 2	K: 0	P: 7	R: 0	H: 0	E: 0	LOB: 0	K: 2	P: 7	R: 0	H: 0	E: 0	LOB: 0	K: 2	P: 7	R: 0	H: 0	E: 0	LOB: 0	K: 0	P: 3	R: 0	H: 1	E: 0	LOB: 2	K: 1	P: 10	R: 1	H: 1	E: 0	LOB: 0	K: 0	P: 4	R: 0	H: 0	E: 0	LOB: 2	K: 2	P: 15	R: 0	H: 0	E: 0	LOB: 0	K: 2	P: 7	R: 1	H: 1	E: 1	LOB: 1	K: 2	P: 9	R: 1	H: 1	E: 0	LOB: 0	K: 0	P: 1	1B: 5	SF: 1	2B: 0	SAC: 2	3B: 0	DP: 0	HR: 2	HBP: 0
--------------	------	------	------	--------	------	------	------	------	------	--------	------	------	------	------	------	--------	------	------	------	------	------	--------	------	------	------	------	------	--------	------	-------	------	------	------	--------	------	------	------	------	------	--------	------	-------	------	------	------	--------	------	------	------	------	------	--------	------	------	------	------	------	--------	------	------	-------	-------	-------	--------	-------	-------	-------	--------


PITCHER	IP	WLS	BF	H	R	ER	SO	BB	IBB	HBP	BLK	WP	HR	S	P	ERA	WHIP
<b>Kelly Downs, R</b> ERA: 3.83 (1, 1)	0.1		6	3	3	2	0	1	0	0	0	1	0	5	9	54.00	12.000
<b>Joe Price, L</b> ERA: 2.89 (1, 1)	4.2		17	0	0	0	5	2	0	0	0	0	0	25	33	0.00	0.429
<b>Craig Lefferts, L</b> ERA: 3.93 (6, 1)	3.0		12	2	1	1	1	0	1	0	0	0	1	13	17	3.00	0.667
<b>Jeff Robinson, R</b> ERA: 2.76 (9, 1)	2.0		8	0	0	0	4	2	0	0	0	0	0	14	22	0.00	1.000
<b>Scott Garrelts, R</b> ERA: 2.96 (11, 1)	1.0	L	6	2	2	1	2	0	0	0	0	0	1	10	10	9.00	2.000

**San Francisco Giants @ Los Angeles Dodgers**  
**Dodger Stadium, Los Angeles, CA**  
 Mon Jul 27 1987, 7:05 PM PDT  
 Att: 33,741 - Unknown

livebaseballscorecards.com

**AB 40**  
**R 6**  
**H 7**  
**RBI 5**  
**BB 6**  
**SO 12**  
**LOB 21**

WP: 1 PA: 49  
 PB: 0  
 SB: 1  
 CS: 0



Batter	1	2	3	4	5	6	7	8	9	AB R H RBI BB SO LOB	TOP
Mike Aldrete, L (1, 9) OBP: 0.370, SLG: 0.445	0-0 4-3		0-0 3-1			0-3 K		0-0 4-3		4 0 0 1 0 1 1	<b>San Francisco Giants @ Los Angeles Dodgers</b> <b>Dodger Stadium, Los Angeles, CA</b> Tue Jul 28 1987, 7:05 PM PDT Att. 38,834 - Unknown
Kevin Mitchell, R (1, 5) OBP: 0.313, SLG: 0.415 Jim Gott, R (8, 1) OBP: 0.100, SLG: 0.400	0-0 F9				0-3 K	0-0 F9		0-0 6-3		4 0 0 0 0 1 1 0 0 0 0 0 0 0	
Jeffrey Leonard, R (1, 7) OBP: 0.323, SLG: 0.508	0-0 3-4-1				0-0 BLK 1B	0-0 5-3		0-0 1B 1B		4 1 2 0 0 0 0	
Harry Spilman, L (1, 3) OBP: 0.391, SLG: 0.482 Eddie Milner, L (9, PR) OBP: 0.248, SLG: 0.247		0-0 1B			0-0 FC5-4 1B		0-0 CS 1B	0-0 G6-4-3 1B		4 0 4 1 0 0 0 0 0 0 0 0 0 0	
Bob Brenly, R (1, 2) OBP: 0.379, SLG: 0.531		0-0 F9			0-0 FC5-4		0-0 F8	0-0 F3		4 0 0 0 0 0 5	
Chili Davis, S (1, 8) OBP: 0.329, SLG: 0.434		0-3 K			0-0 3-1		0-0 F6	0-0 G6-4-3		4 0 0 0 0 1 5	
Robby Thompson, R (1, 4) OBP: 0.312, SLG: 0.409		0-0 F9			0-3 K			4-0 S 4-3 BB BB		2 1 0 0 1 1 1	
Jose Uribe, S (1, 6) OBP: 0.341, SLG: 0.405			0-0 6-3		0-3 K			4-0 4-3 S 1-2 BB BB		2 0 0 0 1 1 0	
Atlee Hammaker, S (1, 1) OBP: 0.162, SLG: 0.139 Will Clark, L (8, PH) OBP: 0.342, SLG: 0.521 Chris Speier, R (8, 5) OBP: 0.336, SLG: 0.413			0-0 5-3		0-3 K			0-0 F5		2 0 0 0 0 1 0 1 0 0 0 0 0 2 0 0 0 0 0 0 0	
<b>Inning Stats</b>	R: 0 H: 0 E: 0 LOB: 0 K: 0 BB: 0 S: 3 P: 3	R: 0 H: 1 E: 0 LOB: 1 K: 1 BB: 0 S: 6 P: 6	R: 0 H: 0 E: 0 LOB: 0 K: 0 BB: 0 S: 3 P: 3	R: 1 H: 2 E: 0 LOB: 1 K: 1 BB: 0 S: 7 P: 7	R: 0 H: 0 E: 0 LOB: 0 K: 3 BB: 0 S: 9 P: 9	R: 0 H: 0 E: 0 LOB: 0 K: 1 BB: 0 S: 5 P: 5	R: 0 H: 1 E: 0 LOB: 0 K: 0 BB: 0 S: 3 P: 3	R: 1 H: 0 E: 0 LOB: 1 K: 0 BB: 2 S: 3 P: 11	R: 0 H: 2 E: 0 LOB: 2 K: 0 BB: 0 S: 4 P: 4	1B: 6 SF: 0 2B: 0 SAC: 0 3B: 0 DP: 1 HR: 0 HBP: 0	WP: 0 PA: 33 PB: 0 SB: 2 CS: 1
<b>PITCHER</b> Orel Hershiser, R (1, 1) ERA: 2.51 Ken Howell, R (9, 1) ERA: 4.07	IP WLS BF H R ER SO BB IBB HBP BLK WP HR S P ERA WHIP	8.0 W 29 4 2 2 6 2 0 0 0 0 0 0 4 4 2.25 0.750	1.0 S 4 2 0 0 0 0 0 0 0 0 0 0 0 0 0.00 2.000								

<b>AB</b>	31
<b>R</b>	2
<b>H</b>	6
<b>RBI</b>	2
<b>BB</b>	2
<b>SO</b>	6
<b>LOB</b>	15





Batter	1	2	3	4	5	6	7	8	9
<b>Dave Anderson, R</b> OBP: 0.300, SLG: 0.332 (1, 6)	4-0 1B SF9 BB	0-0 E4 1B		0-0 F9			0-0 CS 1B		
<b>Steve Sax, R</b> OBP: 0.311, SLG: 0.338 (1, 4)	0-0 1B 1-3 1B	0-0 1B 1-2 1B			0-0 6-3		0-0 F9		
<b>John Shelby, S</b> OBP: 0.281, SLG: 0.408 (1, 8)	0-0 SF9 3-H	0-0 1B 1-2 2-H			0-0 5-3		0-0 CS 1-2	0-0 5-3	
<b>Pedro Guerrero, R</b> OBP: 0.412, SLG: 0.565 (1, 7)	0-0 1B 1-2 G1-2-3	0-3 K			0-0 4-3			0-3 K	
<b>Mickey Hatcher, R</b> OBP: 0.363, SLG: 0.510 <b>Phil Garner, R</b> OBP: 0.284, SLG: 0.329 (1, 5) (4, 5)	0-0 HBP 1-3 2-H 1B		0-0 F8			0-0 L4		0-0 1B E 1B	
<b>Tito Landrum, R</b> OBP: 0.309, SLG: 0.233 <b>Ken Landreaux, L</b> OBP: 0.306, SLG: 0.360 (1, 9) (8, PH) (9, 9)	1-0 1-2 HBP		0-0 CS 1B		0-3 K		0-0 E 1-2 1B		
<b>Franklin Stubbs, L</b> OBP: 0.313, SLG: 0.450 (1, 3)	0-0 G1-2-3 3-H		0-0 G3 1-2		0-0 S 1B		0-0 E3 FC4-6 1-3 2-H		
<b>Alex Trevino, R</b> OBP: 0.291, SLG: 0.379 <b>Mike Scioscia, L</b> OBP: 0.328, SLG: 0.347 (1, 2) (8, PH) (9, 2)		0-0 F8		0-0 F7		0-3 K 1-2	0-0 FC4-6 1-2		
<b>Orel Hershiser, R</b> OBP: 0.271, SLG: 0.316 <b>Ken Howell, R</b> OBP: 0.333, SLG: 0.333 (1, 1) (9, 1)		0-0 4-3		0-3 K		0-0 6-3			

Inning Stats		R: 2	H: 3	LOB: 2	K: 0	S: 5	P: 10	R: 1	H: 2	LOB: 2	K: 1	S: 8	R: 0	H: 1	LOB: 0	K: 0	S: 3	R: 0	H: 0	LOB: 0	K: 0	S: 3	R: 0	H: 1	LOB: 1	K: 2	S: 8	R: 0	H: 1	LOB: 0	K: 0	S: 3	R: 1	H: 2	LOB: 2	K: 1	S: 8	P: 8
<b>PITCHER</b>		IP	WLS	BF	H	R	ER	SO	BB	IBB	HBP	BLK	WP	HR	S	P	ERA	WHIP																				
<b>Atlee Hammaker, L</b> ERA: 3.34 (1, 1)		7.0	L	29	8	3	2	4	1	0	1	0	0	0	35	40	2.57	1.286																				
<b>Jim Gott, R</b> ERA: 4.53 (8, 1)		1.0		6	2	1	0	1	0	0	0	0	0	0	8	8	0.00	2.000																				


**BOTTOM**

San Francisco Giants @ Los Angeles Dodgers  
 Dodger Stadium, Los Angeles, CA  
 Tue Jul 28 1987, 7:05 PM PDT  
 Att. 38,834 - Unknown

AB	R	H	RBI	BB	SO	LOB
3	2	1	0	1	0	0
4	1	2	0	0	0	1
3	0	1	2	0	0	0
4	0	1	0	0	2	2
2	0	1	1	0	0	0
2	1	1	0	0	0	0
2	0	1	0	0	1	0
1	0	1	0	0	0	0
4	0	1	0	0	0	5
3	0	0	0	0	1	1
1	0	0	0	0	0	2
3	0	0	0	0	1	0
0	0	0	0	0	0	0

AB	32
R	4
H	10
RBI	3
BB	1
SO	5
LOB	11

**WP: 0 PA: 36**  
**PB: 0 SB: 1 CS: 2**



1B	2B	3B	HR	SF	SAC	DP	HBP	WP	HR	S	P	ERA	WHIP
10	0	0	0	1	0	1	0	0	0	0	0	2.57	1.286
0	0	0	0	0	0	0	0	0	0	0	0	0.00	2.000

Batter	1	2	3	4	5	6	7	8	9	AB R H RBI BB SO LOB	TOP									
Jose Uribe, S OBP: 0.326, SLG: 0.386 (1, 6)	0-0 5-3	0-0 L9		0-0 1-3	0-3 K			0-0 F6	0-0 F7	6 0 0 0 0 1 2	<p>San Francisco Giants @ Los Angeles Dodgers Dodger Stadium, Los Angeles, CA</p> <p>Wed Jul 29 1987, 7:05 PM PDT Att: 39,908 - Unknown</p>									
Kevin Mitchell, R OBP: 0.319, SLG: 0.428 Chris Speier, R OBP: 0.336, SLG: 0.409 (1, 5) (4, 5)	0-0 2B HR 1B		0-0 FC5-4 1B 2B	0-0 1B 2B	0-0 4-3			4-0 BB G1-6-3	0-3 K	3 3 3 0 0 0 0 2 0 0 0 1 1 1										
Jeffrey Leonard, R OBP: 0.327, SLG: 0.510 Bob Melvin, R OBP: 0.262, SLG: 0.376 (1, 7) (6, 2)	0-0 1-3 HR 2B		4-0 FC5-4 BB	4-0 1B 2B BB	0-0 4-3			0-0 G1-6-3 1-2f		2 2 1 0 2 0 0 1 0 0 0 0 0 1										
Bob Brenly, R OBP: 0.380, SLG: 0.528 (1, 2) (6, 3)	0-3 K		0-0 FC5-4 1B 1-2f 2-3	0-0 2B 1B 1B			0-0 F9	0-0 1B 1B	5 3 2 0 0 1 4											
Chili Davis, S OBP: 0.333, SLG: 0.447 (1, 8) (6, 9)	0-0 HR		4-0 1B WP BB 1-2	0-0 1B 2B 1-3 2-H 3-H			0-0 3-1	0-0 1B 1B 1-2	3 3 2 5 1 0 0 1 1 1 0 0 0 0											
Will Clark, L OBP: 0.343, SLG: 0.519 Eddie Milner, L OBP: 0.255, SLG: 0.255 (1, 3) (6, 8)	0-0 3-1		0-0 WP 1B 1-3 2-H 3-H	4-0 1B E IBB			0-0 L3	0-0 F9 1B 1B 1-3 2-H	3 2 1 2 1 0 0 1 1 1 1 0 0 0											
Robby Thompson, R OBP: 0.310, SLG: 0.405 (1, 4)		0-0 4-3	0-0 4-3	0-3 K			0-3 K	0-0 2B 1B 1-2 3-H	5 1 1 1 0 2 4											
Mike Aldrete, L OBP: 0.371, SLG: 0.444 (1, 9) (6, 7)		0-0 F8	0-0 1B	0-0 E7 1B 1-H 2-H 3-H			0-3 K	0-0 F9 2-3	5 0 2 3 0 1 2											
Mike Krukow, R OBP: 0.229, SLG: 0.265 (1, 1)		0-0 1B	0-0 F8	0-0 1-3			0-3 K	0-0 2B 1-H 3-H	5 0 2 2 0 1 2											
<b>Inning Stats</b>	R: 3 E: 0 K: 1 S: 8	H: 3 LOB: 0 BB: 0 P: 8	R: 0 E: 0 K: 0 S: 4	H: 1 LOB: 1 BB: 0 P: 4	R: 4 E: 0 K: 0 S: 6	H: 3 LOB: 1 BB: 2 P: 14	R: 5 E: 1 K: 1 S: 9	H: 4 LOB: 1 BB: 2 P: 17	R: 0 E: 0 K: 1 S: 5	H: 0 LOB: 0 BB: 0 P: 5		R: 0 E: 0 K: 3 S: 9	H: 0 LOB: 0 BB: 0 P: 9	R: 0 E: 0 K: 0 S: 2	H: 0 LOB: 0 BB: 1 P: 6	R: 4 E: 0 K: 1 S: 10	H: 5 LOB: 1 BB: 0 P: 10	1B: 10 2B: 5 3B: 0 HR: 1	SF: 0 SAC: 0 DP: 1 HBP: 0	WP: 2 PB: 0 SB: 0 CS: 0
<b>PITCHER</b>	IP WLS BF H R ER SO BB IBB HBP BLK WP HR S P ERA WHIP	IP WLS BF H R ER SO BB IBB HBP BLK WP HR S P ERA WHIP																		
Rick Honeycutt, L ERA: 4.23 (1, 1)	2.1 L 14 5 6 6 1 2 0 0 0 0 1 14 22 23.14 3.000																			
Brad Havens, L ERA: 2.96 (3, 1)	0.2 4 2 1 1 0 0 0 0 0 0 0 0 4 4 13.50 3.000																			
Tim Leary, R ERA: 5.35 (4, 1)	5.0 21 4 5 4 5 2 1 0 0 0 0 28 40 7.20 1.200																			
Brian Holton, R ERA: 3.97 (9, 1)	1.0 8 5 4 4 1 0 0 0 0 0 0 10 10 36.00 5.000																			

AB	42
R	16
H	16
RBI	14
BB	5
SO	7
LOB	16



Batter	1	2	3	4	5	6	7	8	9	AB	R	H	RBI	BB	SO	LOB
<b>Dave Anderson, R</b> OBP: 0.295, SLG: 0.325 (1, 6)	0-0 1-3		0-3 K		0-3 K			0-0 F9		4	0	0	0	0	2	3
<b>John Shelby, S</b> OBP: 0.281, SLG: 0.416 (1, 8)	0-0 HR		0-0 1-3		0-0 L7			0-0 F5		4	1	1	1	0	0	3
<b>Ken Landreaux, L</b> OBP: 0.305, SLG: 0.365 (1, 9)	0-0 6-3			0-0 P3		0-0 F7		0-0 2B		4	0	1	0	0	0	0
<b>Pedro Guerrero, R</b> OBP: 0.412, SLG: 0.567 (1, 7)	0-0 F8			0-0 G3 2B		0-0 F8		0-0 F2		2	0	1	0	0	0	0
<b>Danny Heep, L</b> OBP: 0.103, SLG: 0.143 (5, 7)										2	0	0	0	0	0	1
<b>Brian Holton, R</b> OBP: 0.250, SLG: 0.250 (9, 1)										0	0	0	0	0	0	0
<b>Franklin Stubbs, L</b> OBP: 0.309, SLG: 0.444 (1, 3)		0-0 F8		0-0 G3		0-0 F7		0-0 F8		4	0	0	0	0	0	1
<b>Phil Garner, R</b> OBP: 0.277, SLG: 0.320 (1, 5) (9, 4)		0-0 6-3		0-0 F9		0-3 K		0-0 6-3		4	0	0	0	0	1	1
<b>Mike Scioscia, L</b> OBP: 0.327, SLG: 0.343 (1, 2)		0-0 G3			4-0 SH5-3 1B BB		0-0 F9		0-0 G3	3	0	0	0	1	0	0
<b>Steve Sax, R</b> OBP: 0.311, SLG: 0.338 (1, 4) (9, 7)			0-0 1-3		0-0 SH5-3 1B		0-0 P3			3	0	1	0	0	0	0
<b>Rick Honeycutt, L</b> OBP: 0.287, SLG: 0.250 (3, 1)			0-0 1B		0-0 SH5-3					0	0	0	0	0	0	0
<b>Brad Havers, L</b> (3, PH)										0	0	0	0	0	0	0
<b>Tito Landrum, R</b> OBP: 0.319, SLG: 0.246 (4, 1)										1	0	1	0	0	0	0
<b>Tim Leary, R</b> OBP: 0.231, SLG: 0.231 (8, PH)										0	0	0	0	0	0	0
<b>Alex Trevino, R</b> OBP: 0.286, SLG: 0.417 (9, 5)								0-0 HR		1	1	1	1	0	0	0

Inning Stats	R: 1	H: 1	E: 0	LOB: 0	K: 0	BB: 0	S: 4	P: 4	R: 0	H: 0	E: 0	LOB: 0	K: 0	BB: 0	S: 3	P: 3	R: 0	H: 1	E: 0	LOB: 1	K: 1	BB: 0	S: 6	P: 6	R: 0	H: 1	E: 0	LOB: 2	K: 1	BB: 1	S: 6	P: 10	R: 0	H: 0	E: 0	LOB: 0	K: 0	BB: 0	S: 3	P: 3	R: 0	H: 0	E: 0	LOB: 0	K: 1	BB: 0	S: 5	P: 5	R: 1	H: 2	E: 0	LOB: 1	K: 0	BB: 0	S: 5	P: 5	R: 0	H: 0	E: 0	LOB: 0	K: 0	BB: 0	S: 3	P: 3	R: 0	H: 0	E: 0	LOB: 0	K: 0	BB: 0	S: 3	P: 3	1B: 2	SF: 0	2B: 2	SAC: 1	3B: 0	DP: 0	HR: 2	HBP: 0	WP: 0	PA: 34	PB: 0	SB: 0	CS: 0
<b>PITCHER</b> <b>Mike Krukow, R</b> ERA: 5.71 (1, 1)	IP	WLS	BF	H	R	ER	SO	BB	IBB	HBP	BLK	WP	HR	S	P	ERA	WHIP	IP	WLS	BF	H	R	ER	SO	BB	IBB	HBP	BLK	WP	HR	S	P	ERA	WHIP	IP	WLS	BF	H	R	ER	SO	BB	IBB	HBP	BLK	WP	HR	S	P	ERA	WHIP																																		

**BOTTOM**

San Francisco Giants @ Los Angeles Dodgers  
 Dodger Stadium, Los Angeles, CA  
 Wed Jul 29 1987, 7:05 PM PDT  
 Att. 39,908 - Unknown

livebaseballscorecards.com

**AB 32**  
**R 2**  
**H 6**  
**RBI 2**  
**BB 1**  
**SO 3**  
**LOB 9**



San Francisco Giants @ Cincinnati Reds  
Riverfront Stadium, Cincinnati, OH

Fri Jul 31 1987, 7:05 PM EDT  
Att. 38,753 - Overcast

livebaseballscorecards.com

AB	33
R	2
H	7
RBI	2
BB	3
SO	5
LOB	13



Batter	1	2	3	4	5	6	7	8	9	AB	R	H	RBI	BB	SO	LOB
Mike Aldrete, L (1, 9) OBP: 0.368, SLG: 0.440	2-2 4-3		0-1 1B		1-2 L7			0-0 F7		4	1	1	0	0	0	0
Kevin Mitchell, R (1, 5) OBP: 0.318, SLG: 0.426	1-3 K		1-0 1B		0-0 6-3			1-3 K		4	0	1	0	0	2	0
Jeffrey Leonard, R (1, 7) OBP: 0.324, SLG: 0.505	3-3 K		2-1 F9				0-1 F8	1-2 5-3		4	0	0	0	0	1	2
Will Clark, L (1, 3) OBP: 0.348, SLG: 0.525		0-0 2B	3-0 1B				2-2 1B		1-0 F8	4	1	3	1	0	0	0
Chili Davis, S (1, 8) OBP: 0.330, SLG: 0.442		3-2 L7	0-0 F5				2-2 F8		2-2 E5	4	0	0	0	0	0	3
Bob Brenly, R (1, 2) OBP: 0.378, SLG: 0.528		1-1 2B		1-1 F8			1-3 K		3-3 K	4	0	1	1	0	2	1
Robby Thompson, R (1, 4) OBP: 0.309, SLG: 0.402		0-1 5-3		0-0 6-3			0-1 L8		1-1 1B	4	0	1	0	0	0	1
Jose Uribe, S (1, 6) OBP: 0.338, SLG: 0.383		4-0 IBB		2-2 F6			4-1 BB		4-2 BB	1	0	0	0	3	0	0
Dave Dravecky, R (1, 1) OBP: 0.176, SLG: 0.125		0-1 L5		1-1 6-3			1-0 6-3		1-2 F8	2	0	0	0	0	0	2
Jeff Robinson, R (6, 1) OBP: 0.118, SLG: 0.118										0	0	0	0	0	0	0
Jim Gott, R (6, 1) OBP: 0.100, SLG: 0.400										0	0	0	0	0	0	0
Harry Spilman, L (7, PH) OBP: 0.385, SLG: 0.474										1	0	0	0	0	0	1
Jon Perlman, L (7, 1) OBP: 0.125, SLG: 0.125										0	0	0	0	0	0	0
Scott Garretts, R (8, 1) OBP: 0.125, SLG: 0.125										0	0	0	0	0	0	0
Joel Youngblood, R (9, PH) OBP: 0.267, SLG: 0.279										1	0	0	0	0	0	3

Inning Stats	R: 0	H: 0	E: 0	K: 2	S: 10	P: 16	R: 1	H: 2	E: 0	K: 0	S: 10	P: 18	R: 1	H: 3	E: 0	K: 0	S: 7	P: 13	R: 0	H: 0	E: 0	K: 0	S: 8	P: 11	R: 0	H: 1	E: 0	K: 0	S: 8	P: 12	R: 0	H: 0	E: 0	K: 1	S: 7	P: 13	R: 0	H: 0	E: 0	K: 1	S: 10	P: 12	R: 0	H: 1	E: 0	K: 1	S: 15	P: 27	1B: 5	SF: 0	2B: 2	SAC: 0	3B: 0	DP: 0	HR: 0	HBP: 0	WP: 0	PA: 36	PB: 0	SB: 0	CS: 1
--------------	------	------	------	------	-------	-------	------	------	------	------	-------	-------	------	------	------	------	------	-------	------	------	------	------	------	-------	------	------	------	------	------	-------	------	------	------	------	------	-------	------	------	------	------	-------	-------	------	------	------	------	-------	-------	-------	-------	-------	--------	-------	-------	-------	--------	-------	--------	-------	-------	-------

PITCHER	IP	WLS	BF	H	R	ER	SO	BB	IBB	HBP	BLK	WP	HR	S	P	ERA	WHIP
Ron Robinson, R (1, 1) ERA: 3.92	6.0	W	23	6	2	2	2	0	1	0	0	0	0	50	79	3.00	1.000
Frank Williams, R (7, 1) ERA: 2.61	2.0		7	0	0	0	2	1	0	0	0	0	0	17	25	0.00	0.500
Rob Murphy, L (9, 1) ERA: 3.34	1.0		6	1	0	0	1	1	0	0	0	0	0	15	27	0.00	2.000

PITCHER	IP	WLS	BF	H	R	ER	SO	BB	IBB	HBP	BLK	WP	HR	S	P	ERA	WHIP
---------	----	-----	----	---	---	----	----	----	-----	-----	-----	----	----	---	---	-----	------



Batter	1	2	3	4	5	6	7	8	9	AB	R	H	RBI	BB	SO	LOB	TOP								
<b>Mike Aldrete, L</b> (1, 9) OBP: 0.364, SLG: 0.439 <b>Eddie Milner, L</b> (8, 8) OBP: 0.255, SLG: 0.255	1-0 F7	2-0 F8			3-2 F9 1B 2B	0-0 F7		1-2 3-1		5 0	1 0	1 0	0 0	0 0	0 0	0 0									
<b>Kevin Mitchell, R</b> (1, 5) OBP: 0.320, SLG: 0.436	0-3 K		0-0 HR		2-1 F9 2-3	0-0 6-3		0-1 1B		5	1	2	1	0	1	1									
<b>Jeffrey Leonard, R</b> (1, 7) OBP: 0.327, SLG: 0.506	0-2 HR 1B		3-2 F9 1B		1-0 PB 1B 1B		3-2 BB 1-3 1B	2-0 F8		5	2	3	1	0	0	1									
<b>Will Clark, L</b> (1, 3) OBP: 0.351, SLG: 0.538	2-2 HR 1-H		3-0 G3 2B		1-1 1B 1B		1-2 1-3 1-2		0-0 4-3	5	2	3	3	0	0	1									
<b>Chili Davis, S</b> (1, 8) OBP: 0.333, SLG: 0.446 (8, 9)	2-1 E7		0-0 G3 2-3		1-0 1B 1-2 1B		4-0 BB IBB	0-0 1B 2B		4	0	2	0	1	0	1									
<b>Bob Brenly, R</b> (1, 2) OBP: 0.374, SLG: 0.520	1-1 F6		3-3 K		2-3 K		2-1 F2	0-2 1B 2-H		5	0	1	0	0	2	6									
<b>Robby Thompson, R</b> (1, 4) OBP: 0.314, SLG: 0.411		2-0 SF9 3B		3-3 K	0-0 1B 1-2 2-H		4-2 BB 1-2 2-3	1-0 F9 2-H		4	1	2	1	1	1	1									
<b>Jose Uribe, S</b> (1, 6) OBP: 0.329, SLG: 0.374		1-2 SF9		2-1 F8	0-0 F9		1-1 3-1			3	0	0	1	0	0	5									
<b>Michael LaCoss, R</b> (1, 1) OBP: 0.147, SLG: 0.094 <b>Don Robinson, R</b> (6, 1) OBP: 0.222, SLG: 0.125 <b>Scott Garrelts, R</b> (9, 1) OBP: 0.125, SLG: 0.125		2-3 K		0-3 K		0-0 5-3		0-3 K		3	0	0	0	0	2	0									
<b>Inning Stats</b>	R: 2 E: 1 K: 1 S: 16	H: 2 LOB: 1 BB: 0 P: 22	R: 1 E: 0 K: 1 S: 9	H: 1 LOB: 0 BB: 0 P: 16	R: 1 E: 0 K: 1 S: 10	H: 2 LOB: 1 BB: 0 P: 19	R: 0 E: 0 K: 2 S: 10	H: 0 LOB: 0 BB: 0 P: 15	R: 3 E: 0 K: 1 S: 14	H: 5 LOB: 2 BB: 0 P: 24	R: 0 E: 0 K: 0 S: 3	H: 0 LOB: 0 BB: 0 P: 3	R: 0 E: 0 K: 0 S: 13	H: 1 LOB: 3 BB: 2 P: 28	R: 0 E: 0 K: 1 S: 9	H: 1 LOB: 1 BB: 0 P: 12	R: 0 E: 0 K: 0 S: 6	H: 2 LOB: 1 BB: 0 P: 7	1B: 8 2B: 3 3B: 1 HR: 2	SF: 1 SAC: 0 DP: 0 HBP: 0	WP: 0 PB: 1 SB: 1 CS: 0	PA: 43			
<b>PITCHER</b>	IP	WLS	BF	H	R	ER	SO	BB	IBB	HBP	BLK	WP	HR	S	P	ERA	WHIP								
<b>Bill Gullickson, R</b> (1, 1) ERA: 4.75	4.1	L	21	7	6	6	5	0	0	0	0	0	2	51	84	12.46	1.615								
<b>Bill Scherrer, L</b> (5, 1) ERA: 4.32	0.2		5	3	1	1	1	0	0	0	0	0	0	8	12	13.50	4.500								
<b>Jeff Montgomery, R</b> (6, 1) ERA:	2.0		9	1	0	0	0	1	1	0	0	0	0	16	31	0.00	1.000								
<b>Rob Murphy, L</b> (8, 1) ERA: 3.24	2.0		8	3	0	0	1	0	0	0	0	0	0	15	19	0.00	1.500								

San Francisco Giants @ Cincinnati Reds  
 Riverfront Stadium, Cincinnati, OH  
 Sat Aug 01 1987, 3:33 AM EDT  
 Att: 35,911 - Cloudy

AB 40  
 R 7  
 H 14  
 RBI 7  
 BB 2  
 SO 7  
 LOB 16



WP: 0 PA: 43  
 ERA: 3.24 WHIP: 1.500

BOTTOM

San Francisco Giants @ Cincinnati Reds  
Riverfront Stadium, Cincinnati, OH

Sat Aug 01 1987, 3:33 AM EDT  
Att. 35,911 - Cloudy

livebaseballscorecards.com

AB	34
R	3
H	10
RBI	3
BB	1
SO	5
LOB	16



WP	0	PA	36
PB	0		
SB	0		
CS	0		

AB R H RBI BB SO LOB

4	1	2	0	0	1	1
4	0	1	0	0	1	3
3	0	0	1	0	2	3
4	0	2	1	0	1	2
4	0	0	0	0	0	3
4	0	1	0	0	0	0
2	0	0	0	0	0	1
0	0	0	0	0	0	0
1	0	1	0	0	0	0
4	1	1	1	0	0	2
1	0	0	0	0	0	0
0	0	0	0	0	0	0
2	1	1	0	1	0	1

Batter	1	2	3	4	5	6	7	8	9
Barry Larkin, R OBP: 0.307, SLG: 0.373 (1, 6)	1-3 K			0-0 FC4-6 1B		0-0 FC4-6 1B 1-2f		1-2 1B 1-2	
Buddy Bell, R OBP: 0.358, SLG: 0.411 (1, 5)	2-1 6-3			1-3 K		0-0 1-3 1B		2-2 F9	
Eric Davis, R OBP: 0.413, SLG: 0.667 (1, 8)	1-3 K			0-0 FC4-6 1-2f		0-0 SF9 3-H		1-3 K	
Dave Parker, L OBP: 0.321, SLG: 0.465 (1, 9)		1-0 G4-6-3 1B		0-0 4-3		1-3 K		1-0 1-3 2-H 1B	
Paul O'Neill, L OBP: 0.273, SLG: 0.363 (1, 7)		1-0 G4-6-3 1-2f			0-0 F8		2-2 F2	0-0 L8	
Bo Diaz, R OBP: 0.329, SLG: 0.453 (1, 2)		0-0 F9			0-0 G5-4-3 1B		0-2 F8	1-1 F5	
Nick Esasky, R OBP: 0.306, SLG: 0.552 (1, 3)			0-0 6-3		0-0 G5-4-3 1-2f		1-1 1B	0-1 FC4-6 1B	
Jeff Montgomery, R (6, 1)									
Lloyd McClendon, R OBP: 0.246, SLG: 0.333 (7, PH)									
Rob Murphy, L OBP: 0.200, SLG: 0.200 (8, 1)									
Dave Collins, S OBP: 0.346, SLG: 0.360 (9, PH)									
Kurt Stillwell, S OBP: 0.312, SLG: 0.380 (1, 4)			0-1 1-6-3			0-0 HR	1-2 G3	2-1 F8	
Bill Gullickson, R OBP: 0.213, SLG: 0.319 (1, 1)			1-2 F9			4-0 FC4-6 BB		0-0 1B 1B	1-2 FC4-6
Bill Scherrer, L (5, 1)									
Terry Francona, L OBP: 0.257, SLG: 0.296 (6, 3)									

Inning Stats	R: 0	H: 0	E: 0	K: 2	S: 8	LOB: 0	BB: 0	P: 12
	0	1	0	0	5	0	0	5
	0	0	0	0	7	0	0	7
	0	1	0	1	3	0	0	3
	2	2	0	1	13	1	1	13
	0	1	0	0	15	0	0	15
	1	3	0	1	20	0	0	20
	0	1	0	0	13	0	0	13

PITCHER	IP	WLS	BF	H	R	ER	SO	BB	IBB	HBP	BLK	WP	HR	S	P	ERA	WHIP
Michael LaCoss, R ERA: 4.32 (1, 1)	5.1		20	5	2	2	3	1	0	0	0	0	1	29	41	3.38	1.125
Don Robinson, R ERA: 3.84 (6, 1)	2.2		12	4	1	1	2	0	0	0	0	0	0	31	41	3.38	1.500
Scott Garrelts, R ERA: 3.22 (9, 1)	1.0		4	1	0	0	0	0	0	0	0	0	0	9	13	0.00	1.000

Batter	1	2	3	4	5	6	7	8	9	10	11	AB R H RBI BB SO LOB	TOP					
Mike Aldrete, L (1, 9) OBP: 0.367, SLG: 0.445 Eddie Milner, L (8, PR) OBP: 0.262, SLG: 0.255 (8, 8)	0-0 HR 2B		0-0 F8		0-0 F8			0-0 1B SF8 1B		4-0 CS BB		4 1 2 0 0 0 0 0 1 0 0 1 0 0						
Kevin Mitchell, R (1, 5) OBP: 0.318, SLG: 0.432	0-3 K		0-3 K			0-0 P3		0-0 CS 1B		0-0 CS	0-0 F4	5 0 1 0 0 2 1						
Jeffrey Leonard, R (1, 7) OBP: 0.326, SLG: 0.504	0-0 P4			0-0 G6-4-3 HBP 1B		0-3 K		0-0 SF8			0-0 6-3	4 0 1 1 0 1 1						
Chili Davis, S (1, 8) OBP: 0.336, SLG: 0.453 (8, 9)	0-0 2-H HR			1-0 G6-4-3 HBP		0-0 F8		0-0 6-3			4-0 S BB	3 1 1 2 1 0 1						
Bob Melvin, R (1, 2) OBP: 0.256, SLG: 0.367	0-0 L9			0-0 G6-4-3			0-0 F8		0-0 5-3		0-3 K	5 0 0 0 0 1 3						
Will Clark, L (1, 3) OBP: 0.353, SLG: 0.535		0-3 K		4-0 BB			4-0 6-3 BB		0-0 F8			2 0 0 0 2 1 0						
Chris Speier, R (1, 4) OBP: 0.335, SLG: 0.406		0-0 G5-4-3 1B		0-0 5-3			0-0 6-3		0-0 F8			4 0 1 0 0 0 3						
Jose Uribe, S (1, 6) OBP: 0.320, SLG: 0.363		0-0 G5-4-3			0-0 F6		0-0 L4			0-0 4-3		4 0 0 0 0 0 2						
Atlee Hammaker, S (1, 1) OBP: 0.154, SLG: 0.132 Joel Youngblood, R (8, PH) OBP: 0.279, SLG: 0.333 Craig Lefferts, L (8, 1) OBP: 0.400, SLG: 0.600 Scott Garretts, R (8, 1) OBP: 0.125, SLG: 0.125 Harry Spilman, L (10, PH) OBP: 0.379, SLG: 0.466 Jeff Robinson, R (10, 1) OBP: 0.118, SLG: 0.118			0-0 F9		0-0 4-3			0-0 HR		0-0 4-3		2 0 0 0 0 0 0 1 1 1 1 0 0 0 0 0 0 0 0 0 0 0 0 0 0 0 0 0 1 0 0 0 0 0 0 0 0 0 0 0 0 0						
<b>Inning Stats</b>	R: 2 H: 2 E: 0 LOB: 0 K: 1 BB: 0 S: 7 P: 7	R: 0 H: 1 E: 0 LOB: 0 K: 1 BB: 0 S: 5 P: 5	R: 0 H: 0 E: 0 LOB: 0 K: 1 BB: 0 S: 5 P: 5	R: 0 H: 1 E: 0 LOB: 2 K: 0 BB: 1 S: 3 P: 8	R: 0 H: 0 E: 0 LOB: 0 K: 0 BB: 0 S: 3 P: 3	R: 0 H: 0 E: 0 LOB: 0 K: 1 BB: 0 S: 5 P: 5	R: 0 H: 0 E: 0 LOB: 1 K: 0 BB: 1 S: 3 P: 7	R: 2 H: 3 E: 0 LOB: 1 K: 0 BB: 0 S: 5 P: 5	R: 0 H: 0 E: 0 LOB: 0 K: 0 BB: 0 S: 3 P: 3	R: 0 H: 0 E: 0 LOB: 0 K: 0 BB: 0 S: 2 P: 6	R: 0 H: 0 E: 0 LOB: 1 K: 1 BB: 1 S: 5 P: 9	1B: 4 SF: 1 2B: 1 SAC: 0 3B: 0 DP: 2 HR: 2 HBP: 1	WP: 0 PA: 42 PB: 0 SB: 1 CS: 2					
<b>PITCHER</b>	IP WLS BF H R ER SO BB IBB HBP BLK WP HR S P ERA WHIP																	
Tom Browning, L (1, 1) ERA: 6.48	7.0		4	2	2	4	2	0	1	0	0	0	0	1	5	5	18.00	3.000
John Franco, L (8, 1) ERA: 2.06	1.0		5	3	2	0	0	0	0	0	0	0	0	1	5	9	0.00	0.500
Frank Williams, R (9, 1) ERA: 2.54	2.0		6	0	0	0	1	0	0	0	0	0	0	5	9	0.00	1.000	
Jeff Montgomery, R (11, 1) ERA:	1.0	W	4	0	0	0	1	1	0	0	0	0	0	5	9	0.00	1.000	

San Francisco Giants @ Cincinnati Reds  
Riverfront Stadium, Cincinnati, OH  
Sun Aug 02 1987, 3:33 AM EDT  
Att. 44,368 - Unknown

livebaseballscorecards.com

AB	35
R	4
H	7
RBI	4
BB	4
SO	5
LOB	11





Batter	1	2	3	4	5	6	7	8	9	10	11	AB R H RBI BB SO LOB	BOTTOM												
Barry Larkin, R OBP: 0.307, SLG: 0.373 (1, 6)	F9	6-3		F9			F7		FC6-4 1B	F7 1B		6 0 2 0 0 0 3	<b>San Francisco Giants @ Cincinnati Reds</b> Riverfront Stadium, Cincinnati, OH Sun Aug 02 1987, 3:33 AM EDT Att. 44,368 - Unknown												
Buddy Bell, R OBP: 0.355, SLG: 0.405 (1, 5)	1B 1B 1B BB		G1		F8		6-3		FC6-4 FC6 BB 1-2	F7 1-2		5 1 0 0 1 0 3													
Eric Davis, R OBP: 0.417, SLG: 0.674 (1, 8)	1B 1-2 1B 1B		6-3		S S BB		F9		FC6 BB 1-2		HR	4 2 2 1 2 0 0													
Dave Parker, L OBP: 0.318, SLG: 0.459 (1, 9)	F9		G3		S S 1-2		K		FC6 1-2 2-3			5 0 0 0 0 1 5													
Tracy Jones, R OBP: 0.349, SLG: 0.483 (1, 7)	1B 1-2 2-3 1B			F8		2-3	5-3		S S E 1B	K		5 1 2 0 0 1 4													
Bo Diaz, R OBP: 0.332, SLG: 0.455 Terry McGriff, R OBP: 0.400, SLG: 0.600 (1, 2) (7, 2)	1-3 2-H 3-H 1B			BLK 1B 1B		S S K	K		E9 F9 1-H 1B	F4		3 0 2 2 0 1 0 2 0 1 1 0 0 3													
Nick Esasky, R OBP: 0.303, SLG: 0.541 (1, 3)	K			1-2 BLK 1B		6-3		F9 2-3		F8		5 0 1 0 0 1 3													
Dave Concepcion, R OBP: 0.367, SLG: 0.361 (1, 4)		5-3		1-2 2-3 IBB HR		HR		S IBB		1B 1B		3 1 2 1 2 0 0													
Tom Browning, L OBP: 0.148, SLG: 0.120 John Franco, L OBP: 0.311, SLG: 0.379 Kurt Stillwell, S OBP: 0.311, SLG: 0.379 Frank Williams, R OBP: 0.299, SLG: 0.294 Terry Francona, L OBP: 0.299, SLG: 0.294 Jeff Montgomery, R OBP: 0.299, SLG: 0.294 (1, 1) (8, 1) (8, PH) (9, 1) (10, PH) (11, 1)		1-3		F8		K		K 1-2		K		3 0 0 0 0 0 1 3 0 0 0 0 0 0 0 0 1 0 0 0 0 0 1 2 0 0 0 0 0 0 0 0 1 0 0 0 0 0 1 1 0 0 0 0 0 0 0 0													
<b>Inning Stats</b>	R: 2 E: 0 K: 1 S: 8	H: 3 LOB: 2 BB: 1 P: 12	R: 0 E: 0 K: 0 S: 3	H: 0 LOB: 0 BB: 0 P: 3	R: 0 E: 0 K: 0 S: 3	H: 0 LOB: 0 BB: 0 P: 3	R: 0 E: 0 K: 1 S: 5	H: 0 LOB: 1 BB: 1 P: 9	R: 1 E: 0 K: 2 S: 8	H: 1 LOB: 0 BB: 0 P: 8	R: 0 E: 0 K: 0 S: 3	H: 0 LOB: 0 BB: 0 P: 3		R: 1 E: 1 K: 1 S: 7	H: 2 LOB: 2 BB: 1 P: 11	R: 0 E: 0 K: 1 S: 7	H: 1 LOB: 3 BB: 1 P: 11	R: 0 E: 0 K: 1 S: 7	H: 2 LOB: 2 BB: 0 P: 7	R: 1 E: 0 K: 0 S: 1	H: 1 LOB: 0 BB: 0 P: 1	1B: 10 2B: 0 3B: 0 HR: 2	SF: 0 SAC: 0 DP: 0 HBP: 0	WP: 0 PB: 0 SB: 4 CS: 0	PA: 48
<b>PITCHER</b>	IP	WLS	BF	H	R	ER	SO	BB	IBB	HBP	BLK	WP		HR	S	P	ERA	WHIP							
Atlee Hamaker, L ERA: 3.38 (1, 1)	7.0		30	6	3	3	4	2	1	0	1	0	1	35	47	3.86	1.143								
Craig Lefferts, L ERA: 4.04 (8, 1)	0.1		2	1	1	1	0	0	0	0	0	0	0	2	2	27.00	3.000								
Scott Garrelts, R ERA: 3.16 (8, 1)	1.2		10	2	0	0	2	1	1	0	0	0	0	12	20	0.00	1.800								
Jeff Robinson, R ERA: 2.84 (10, 1)	1.0	L	6	3	1	1	1	0	0	0	0	0	1	8	8	9.00	3.000								

AB	43
R	5
H	12
RBI	5
BB	5
SO	7
LOB	27



Batter	1	2	3	4	5	6	7	8	9	10	11	12	13	AB R H RBI BB SO LOB	TOP	
<b>Mike Aldrete, L</b> (1, 9) <small>OBP: 0.372, SLG: 0.443</small> <b>Randy Kutcher, R</b> (11, PR) <small>OBP: 0.250, SLG: 0.286</small>	 <small>FC5-4 1B</small>		 <small>F7 5-3 BB</small>		 <small>4-3</small>			 <small>4-3</small>			 <small>5-3 BB</small>		 <small>F9</small>	3 1 1 0 2 0 0 1 0 0 0 0 0 0	<b>San Francisco Giants @ Houston Astros</b> Astrodome, Houston, TX Mon Aug 03 1987, 8:05 PM EDT Att. 28,287 - Unknown  <a href="http://livebaseballscorecards.com">livebaseballscorecards.com</a>	
<b>Chris Speier, R</b> (1, 5) <small>OBP: 0.327, SLG: 0.396</small>	 <small>FC5-4 1B</small>		 <small>F7</small>		 <small>5-3</small>			 <small>F9</small>			 <small>5-3 SAFE</small>		 <small>4-3</small>	6 1 0 0 0 0 3		
<b>Jeffrey Leonard, R</b> (1, 7) <small>OBP: 0.321, SLG: 0.496</small>	 <small>K</small>		 <small>5-3</small>					 <small>F6</small>			 <small>K</small>		 <small>5-3</small>	6 0 0 1 0 3 3		
<b>Will Clark, L</b> (1, 3) <small>OBP: 0.356, SLG: 0.543</small>	 <small>1B</small>		 <small>HR</small>					 <small>F6</small>		 <small>G4-1</small>	 <small>IBB</small>			4 1 2 2 1 0 0		
<b>Chili Davis, S</b> (1, 8) <small>OBP: 0.335, SLG: 0.449</small>	 <small>F4</small>		 <small>K</small>					 <small>K</small>		 <small>4-3</small>	 <small>F5</small>			5 0 1 0 0 1 3		
<b>Bob Brenly, R</b> (1, 2) <small>OBP: 0.371, SLG: 0.513</small>		 <small>F7</small>		 <small>K</small>				 <small>K</small>		 <small>K</small>	 <small>K</small>			5 0 1 0 0 3 1		
<b>Robby Thompson, R</b> (1, 4) <small>OBP: 0.312, SLG: 0.411</small>		 <small>K</small>		 <small>K</small>				 <small>K</small>		 <small>K</small>	 <small>2B</small>			5 0 1 0 0 4 0		
<b>Jose Uribe, S</b> (1, 6) <small>OBP: 0.316, SLG: 0.357</small>		 <small>1B</small>		 <small>3-1</small>				 <small>K</small>		 <small>K</small>	 <small>4-3</small>		 <small>K</small>	5 0 1 0 0 2 1		
<b>Mike Krukow, R</b> (1, 1) <small>OBP: 0.211, SLG: 0.243</small> <b>Craig Lefferts, L</b> (8, 1) <small>OBP: 0.400, SLG: 0.600</small> <b>Eddie Milner, L</b> (10, PH) <small>OBP: 0.269, SLG: 0.253</small> <b>Don Robinson, R</b> (10, 1) <small>OBP: 0.222, SLG: 0.125</small> <b>Joel Youngblood, R</b> (12, PH) <small>OBP: 0.273, SLG: 0.329</small> <b>Joe Price, R</b> (12, 1)		 <small>K</small>		 <small>K</small>				 <small>K</small>		 <small>K</small>	 <small>K</small>	 <small>5-3</small>	3 0 0 0 0 3 1 0 0 0 0 0 0 0 1 0 0 0 0 1 0 0 0 0 0 0 0 0 1 0 0 0 0 0 1 0 0 0 0 0 0 0			
<b>Inning Stats</b>	R: 1 H: 2 E: 0 LOB: 1 K: 1 BB: 0 S: 13 P: 17	R: 0 H: 1 E: 0 LOB: 1 K: 2 BB: 0 S: 14 P: 18	R: 2 H: 1 E: 0 LOB: 0 K: 1 BB: 1 S: 10 P: 18	R: 0 H: 0 E: 0 LOB: 0 K: 2 BB: 0 S: 8 P: 11	R: 0 H: 0 E: 0 LOB: 0 K: 1 BB: 0 S: 11 P: 14	R: 0 H: 1 E: 0 LOB: 1 K: 2 BB: 0 S: 11 P: 18	R: 0 H: 0 E: 0 LOB: 0 K: 3 BB: 0 S: 9 P: 12	R: 0 H: 0 E: 0 LOB: 0 K: 0 BB: 0 S: 6 P: 7	R: 0 H: 1 E: 0 LOB: 1 K: 0 BB: 0 S: 9 P: 12	R: 0 H: 0 E: 0 LOB: 0 K: 2 BB: 0 S: 9 P: 14	R: 0 H: 0 E: 0 LOB: 2 K: 1 BB: 2 S: 8 P: 17	R: 0 H: 1 E: 0 LOB: 1 K: 2 BB: 0 S: 11 P: 14	R: 0 H: 0 E: 0 LOB: 0 K: 0 BB: 0 S: 5 P: 7	1B: 5 SF: 0 2B: 1 SAC: 0 3B: 0 DP: 0 HR: 1 HBP: 0		WP: 0 PA: 48 PB: 1 SB: 2 CS: 0
<b>PITCHER</b> <b>Nolan Ryan, R</b> (1, 1) <small>ERA: 3.11</small> <b>Larry Andersen, R</b> (8, 1) <small>ERA: 3.22</small> <b>Dave Smith, R</b> (11, 1) <small>ERA: 0.82</small> <b>Juan Agosto, L</b> (13, 1) <small>ERA:</small>	IP WLS BF H R ER SO BB IBB HBP BLK WP HR S P ERA WHIP 7.0 27 5 3 2 12 1 0 0 0 0 1 76 108 2.57 0.857 3.0 9 1 0 0 2 0 0 0 0 0 0 24 33 0.00 0.333 2.0 9 1 0 0 3 1 1 0 0 0 0 19 31 0.00 1.000 1.0 W 3 0 0 0 0 0 0 0 0 0 0 5 7 0.00 0.000							<b>PITCHER</b> IP WLS BF H R ER SO BB IBB HBP BLK WP HR S P ERA WHIP								


Batter	1	2	3	4	5	6	7	8	9	10	11	12	13	AB R H RBI BB SO LOB
Gerald Young, S OBP: 0.314, SLG: 0.308 (1, 8)	1-1 1B 1B	2-2 3-1			0-1 F6			0-0 F8		0-0 4-3		2-2 1B		6 1 2 0 0 0 1
Billy Hatcher, R OBP: 0.362, SLG: 0.422 (1, 7)	2-2 1B 1B		2-0 F2		0-1 6-3			0-0 5-3		1-3 K		0-3 K		6 1 1 0 0 2 2
Bill Doran, S OBP: 0.348, SLG: 0.411 (1, 4)	4-2 1B BB		2-3 K		1-3 K			3-1 1B			0-2 CS 1B		3-1 5-3	5 0 2 0 1 2 0
Alan Ashby, S OBP: 0.401, SLG: 0.483 (1, 2)	2-2 1B		2-0 1B		3-1 F7			2-2 4-3			3-1 F5		4-2 HR BB	5 1 2 2 1 0 2
Denny Walling, L OBP: 0.357, SLG: 0.432 Glenn Davis, R OBP: 0.320, SLG: 0.474 (9, PH) (10, 3)	0-0 F5		0-0 G3		0-2 F5			1-0 F4			2-0 2B		2-2 F8	3 0 0 0 0 0 3 3 0 1 0 0 0 1
Kevin Bass, S OBP: 0.335, SLG: 0.450 (1, 9)	3-1 F6			2-0 HR			1-1 F5		1-0 F8		4-0 IBB		0-1 HR	5 2 2 3 1 0 2
Ken Caminiti, S OBP: 0.279, SLG: 0.424 (1, 5)	2-2 F2			0-3 K			1-0 G3		2-2 F7		1-3 K			5 0 0 0 0 2 4
Craig Reynolds, L OBP: 0.313, SLG: 0.354 Buddy Biancalana, S OBP: 0.208, SLG: 0.269 (12, PH) (13, 6)		1-3 K2-3		3-2 B1-4-6 1B			0-0 F4			1-0 4-3 1B		0-3 K		4 0 2 0 0 1 0 1 0 0 0 0 1 0
Nolan Ryan, R OBP: 0.079, SLG: 0.135 Jose Cruz, L OBP: 0.206, SLG: 0.400 Larry Andersen, R OBP: 0.239, SLG: 0.500 Dave Smith, R OBP: 0.304, SLG: 0.370 Davey Lopes, R OBP: 0.304, SLG: 0.370 Juan Agosto, L OBP: 0.304, SLG: 0.370 (1, 1) (7, PH) (8, 1) (10, PH) (11, 1) (12, PH) (13, 1)		0-0 6-3		1-0 B1-4-6			2-3 K			3-1 B2		2-1 F7		2 0 0 0 0 0 1 1 0 0 0 0 0 1 0 0 0 0 0 0 0 1 0 0 0 0 0 1 0 0 0 0 0 0 0 1 0 0 0 0 0 0 0 0 0 0 0 0 0

Inning Stats	R: 2	H: 3	E: 0	LOB: 2	K: 0	S: 22	P: 35	R: 0	H: 0	E: 0	LOB: 0	K: 1	S: 9	P: 12	R: 0	H: 1	E: 0	LOB: 1	K: 1	S: 7	P: 13	R: 1	H: 2	E: 0	LOB: 0	K: 1	S: 8	P: 14	R: 0	H: 0	E: 0	LOB: 0	K: 1	S: 7	P: 8	R: 0	H: 0	E: 0	LOB: 0	K: 0	S: 7	P: 11	R: 0	H: 1	E: 0	LOB: 1	K: 0	S: 8	P: 12	R: 0	H: 0	E: 0	LOB: 0	K: 0	S: 6	P: 10	R: 0	H: 1	E: 0	LOB: 1	K: 1	S: 7	P: 12	R: 0	H: 2	E: 0	LOB: 2	K: 1	S: 13	P: 21	R: 0	H: 1	E: 0	LOB: 1	K: 2	S: 11	P: 15	R: 2	H: 1	E: 0	LOB: 0	K: 0	S: 10	P: 19	1B: 9	2B: 1	3B: 0	HR: 2	SF: 0	SAC: 0	DP: 1	HBP: 0	WP: 0	PA: 51
--------------	------	------	------	--------	------	-------	-------	------	------	------	--------	------	------	-------	------	------	------	--------	------	------	-------	------	------	------	--------	------	------	-------	------	------	------	--------	------	------	------	------	------	------	--------	------	------	-------	------	------	------	--------	------	------	-------	------	------	------	--------	------	------	-------	------	------	------	--------	------	------	-------	------	------	------	--------	------	-------	-------	------	------	------	--------	------	-------	-------	------	------	------	--------	------	-------	-------	-------	-------	-------	-------	-------	--------	-------	--------	-------	--------

PITCHER	IP	WLS	BF	H	R	ER	SO	BB	IBB	HBP	BLK	WP	HR	S	P	ERA	WHIP
Mike Krukow, R ERA: 5.59 (1, 1)	7.0		27	6	3	3	5	1	0	0	0	0	0	65	101	3.86	1.000
Craig Lefferts, L ERA: 3.93 (8, 1)	2.0		7	1	0	0	0	0	0	0	0	0	0	14	22	0.00	0.500
Don Robinson, R ERA: 3.73 (10, 1)	2.0		9	3	0	0	2	0	1	0	0	0	0	20	33	0.00	1.500
Joe Price, L ERA: 4.09 (12, 1)	1.2	L	8	2	2	2	2	1	0	0	0	0	1	21	34	10.80	1.800

**San Francisco Giants @ Houston Astros**  
Astrodome, Houston, TX  
Mon Aug 03 1987, 8:05 PM EDT  
Att: 28,287 - Unknown

AB	48
R	5
H	12
RBI	5
BB	3
SO	9
LOB	17



Batter	1	2	3	4	5	6	7	8	9	AB R H RBI BB SO LOB	TOP						
Mike Aldrete, L (1, 9) OBP: 0.366, SLG: 0.435	0-0 4-3		0-0 4-3			0-0 1-3	0-0 4-3			4 0 0 0 0 0 2	<b>San Francisco Giants @ Houston Astros</b> Astrodome, Houston, TX Tue Aug 04 1987, 8:05 PM EDT Att: 22,607 - Unknown						
Kevin Mitchell, R (1, 5) OBP: 0.320, SLG: 0.443	0-0 HR		0-0 F8			0-0 CS 1B		0-0 5-3		4 1 2 1 0 0 0							
Jeffrey Leonard, R (1, 7) OBP: 0.320, SLG: 0.494	0-0 S 1B		0-3 K			0-0 F8 1-2		0-0 L1		4 1 1 0 0 1 1							
Chili Davis, S (1, 8) OBP: 0.334, SLG: 0.446 Scott Garrelts, R (8, 1) OBP: 0.125, SLG: 0.125	4-0 1B 1-3 BB			0-0 1-3			0-0 6-3	0-0 F9		3 0 0 0 1 0 0 0 0 0 0 0 0 0							
Bob Melvin, R (1, 2) OBP: 0.252, SLG: 0.361 Bob Brenly, R (9, PH) OBP: 0.369, SLG: 0.511	0-0 F9			0-0 G3			0-0 F3		0-0 3-1	3 0 0 0 0 0 2 1 0 0 0 0 0 0							
Will Clark, L (1, 3) OBP: 0.358, SLG: 0.545	0-0 1-3 3-H 1B			0-0 G3			0-0 WP 1B 2B		0-0 F6	4 1 2 1 0 0 0							
Robby Thompson, R (1, 4) OBP: 0.311, SLG: 0.407		0-0 F8			0-0 4-3		4-0 1B 2-3 BB		0-3 K	3 1 0 0 1 1 0							
Jose Uribe, S (1, 6) OBP: 0.312, SLG: 0.352 Chris Speier, R (7, PH) OBP: 0.327, SLG: 0.396 Harry Spilman, L (7, PH) OBP: 0.388, SLG: 0.475 Randy Kutcher, R (7, 6) OBP: 0.250, SLG: 0.286		0-3 K			0-0 5-3		0-0 1B 1-3 3-H 1B			2 0 0 0 0 1 0 0 0 0 0 0 0 0 1 0 1 1 0 0 0 0 0 0 0 0 0 0							
Kelly Downs, R (1, 1) OBP: 0.186, SLG: 0.167 Jeff Robinson, R (6, 1) OBP: 0.118, SLG: 0.118 Joel Youngblood, R (7, PH) OBP: 0.282, SLG: 0.338 Craig Lefferts, L (7, 1) OBP: 0.400, SLG: 0.600 Eddie Milner, L (8, 8) OBP: 0.259, SLG: 0.253		0-0 F9			0-3 K		0-0 1-3 3-H 1B			2 0 0 0 0 1 0 0 0 0 0 0 0 0 1 0 1 1 0 0 0 0 0 0 0 0 0 0 0 0 0 0 0 0 0							
<b>Inning Stats</b>	R: 2 H: 3 E: 0 LOB: 2 K: 0 BB: 1 S: 5 P: 9	R: 0 H: 0 E: 0 LOB: 0 K: 1 BB: 0 S: 5 P: 5	R: 0 H: 0 E: 0 LOB: 0 K: 1 BB: 0 S: 5 P: 5	R: 0 H: 0 E: 0 LOB: 0 K: 0 BB: 0 S: 3 P: 3	R: 0 H: 0 E: 0 LOB: 0 K: 1 BB: 0 S: 5 P: 5	R: 0 H: 1 E: 0 LOB: 0 K: 0 BB: 0 S: 3 P: 3	R: 2 H: 3 E: 0 LOB: 2 K: 0 BB: 1 S: 6 P: 10	R: 0 H: 0 E: 0 LOB: 0 K: 0 BB: 0 S: 3 P: 3	R: 0 H: 0 E: 0 LOB: 0 K: 1 BB: 0 S: 5 P: 5	1B: 5 SF: 0 2B: 1 SAC: 0 3B: 0 DP: 0 HR: 1 HBP: 0		WP: 1 PA: 34 PB: 0 SB: 2 CS: 1					
<b>PITCHER</b>	IP WLS BF H R ER SO BB IBB HBP BLK WP HR S P ERA WHIP																
Bob Knepper, L (1, 1) ERA: 5.99	6.2		25	5	4	4	3	2	0	0	0	1	1	29	37	5.40	1.050
Rocky Childress, R (7, 1) ERA: 2.08	0.0		2	2	0	0	0	0	0	0	0	0	0	2	2	∞	∞
Dave Meads, L (7, 1) ERA: 4.57	0.1		1	0	0	0	0	0	0	0	0	0	0	1	1	0.00	0.000
Jeff Heathcock, R (8, 1) ERA: 6.75	1.0	W	3	0	0	0	0	0	0	0	0	0	0	3	3	0.00	0.000
Dave Smith, R (9, 1) ERA: 0.8	1.0	S	3	0	0	0	1	0	0	0	0	0	0	5	5	0.00	0.000

livebaseballscorecards.com

<b>AB</b>	32
<b>R</b>	4
<b>H</b>	7
<b>RBI</b>	4
<b>BB</b>	2
<b>SO</b>	4
<b>LOB</b>	5



Batter	1	2	3	4	5	6	7	8	9
Gerald Young, S OBP: 0.322, SLG: 0.317 (1, 8)	0-0 F9		0-0 FC5-4 1B			0-0 E 4-3 1B	0-0 F7		
Billy Hatcher, R OBP: 0.361, SLG: 0.420 (1, 7)	0-0 E 1B		0-0 FC5-4 CS			0-0 4-3		0-0 F9	
Bill Doran, S OBP: 0.351, SLG: 0.413 (1, 4)	0-0 1B		0-0 CS	0-0 6-3		0-0 E 1B BB		0-0 WP 1B 1B	
Buddy Biancalana, S OBP: 0.208, SLG: 0.269 (8, PR) (9, 4)	1-H 1B		1-2			4-0 1B BB		1-2 1B 1B	
Alan Ashby, S OBP: 0.402, SLG: 0.483 (1, 2)	0-3 K			0-0 4-3		0-0 FC5-4 1B		0-0 1B 1B	
Kevin Bass, S OBP: 0.332, SLG: 0.446 (1, 9)	0-3 K			0-0 F9		0-3 K		0-3 K	
Glenn Davis, R OBP: 0.319, SLG: 0.471 (1, 3)		0-0 F2			0-0 F4	0-0 FC5-4		0-0 1B	
Denny Walling, L OBP: 0.355, SLG: 0.428 (1, 5)		0-3 K2-3			0-0 6-3		0-0 SH3-4 1B	0-0 4-3	
Ken Caminiti, S OBP: 0.286, SLG: 0.426 (7, PH) (8, 5)									
Craig Reynolds, L OBP: 0.311, SLG: 0.351 (1, 6)		0-0 G3			0-0 4-3		0-0 SH3-4		
Bob Knepper, L OBP: 0.143, SLG: 0.222 (1, 1)			0-0 3-1			0-0 1B 4-3 2B	0-0 6-3		
Rocky Childress, R OBP: 0.500, SLG: 0.333 (7, PH)									
Dave Meads, L OBP: 0.353, SLG: 0.357 (7, PH)									
Davey Lopes, R OBP: 0.667, SLG: 0.500 (8, 1)									
Jeff Heathcock, R OBP: 0.667, SLG: 0.500 (9, 1)									
Dave Smith, R OBP: 0.667, SLG: 0.500 (9, 1)									

Inning Stats	R: 1	H: 2	E: 1	LOB: 1	K: 2	P: 9	R: 0	H: 0	E: 0	LOB: 0	K: 1	P: 5	R: 0	H: 1	E: 0	LOB: 0	K: 0	P: 3	R: 0	H: 0	E: 0	LOB: 0	K: 0	P: 3	R: 0	H: 0	E: 0	LOB: 0	K: 0	P: 3	R: 3	H: 3	E: 1	LOB: 1	K: 1	P: 12	R: 0	H: 1	E: 0	LOB: 1	K: 0	P: 4	R: 1	H: 3	E: 0	LOB: 2	K: 1	P: 8
	S: 9	BB: 0	S: 5	BB: 5	S: 5	BB: 0	S: 3	BB: 0	S: 3	BB: 0	S: 3	BB: 0	S: 3	BB: 0	S: 3	BB: 0	S: 3	BB: 0	S: 3	BB: 0	S: 3	BB: 0	S: 3	BB: 0	S: 3	BB: 0	S: 3	BB: 0	S: 3	BB: 0	S: 3	BB: 0	S: 8	BB: 1	S: 8	BB: 1	S: 4	BB: 0	S: 8	BB: 0	S: 8	BB: 0	S: 8	BB: 0	S: 8	BB: 0	S: 8	BB: 0

PITCHER	IP	WLS	BF	H	R	ER	SO	BB	IBB	HBP	BLK	WP	HR	S	P	ERA	WHIP
Kelly Downs, R ERA: 3.81 (1, 1)	5.1		22	6	4	2	3	1	0	0	0	0	0	27	31	3.38	1.312
Jeff Robinson, R ERA: 2.81 (6, 1)	0.2		2	0	0	0	1	0	0	0	0	0	0	4	4	0.00	0.000
Craig Lefferts, L ERA: 3.98 (7, 1)	1.1	L	7	3	1	1	0	0	0	0	0	0	0	7	7	6.75	2.250
Scott Garrelts, R ERA: 3.13 (8, 1)	0.2		3	1	0	0	1	0	0	0	0	1	0	5	5	0.00	1.500

**BOTTOM**

AB	R	H	RBI	BB	SO	LOB
4	1	2	0	0	0	1
4	1	1	1	0	0	2
3	1	2	1	1	0	0
0	1	0	0	0	0	0
4	0	2	2	0	1	1
4	0	0	0	0	3	4
4	0	1	1	0	0	1
2	0	0	0	0	1	0
2	0	1	0	0	0	2
2	0	0	0	0	0	0
2	1	1	0	0	0	0
0	0	0	0	0	0	0
0	0	0	0	0	0	0
1	0	0	0	0	0	1
0	0	0	0	0	0	0
0	0	0	0	0	0	0

**AB 32**  
**R 5**  
**H 10**  
**RBI 5**  
**BB 1**  
**SO 5**  
**LOB 12**



WP: 1 PA: 35  
PB: 0  
SB: 0  
CS: 1

**San Francisco Giants @ Houston Astros**  
Astrodome, Houston, TX  
Tue Aug 04 1987, 8:05 PM EDT  
Att. 22,607 - Unknown

livebaseballscorecards.com

Batter	1	2	3	4	5	6	7	8	9	10	11	AB R H RBI BB SO LOB	TOP						
Eddie Milner, L (1, 8) OBP: 0.289, SLG: 0.314	0-0 L4-6 1B		0-0 1-H E 2B		0-0 1B G4-6-3 1B		0-0 4-3		0-0 F6 2B		0-0 1B 2B	6 2 5 1 0 0 0	<b>San Francisco Giants @ Houston Astros</b> Astrodome, Houston, TX Wed Aug 05 1987, 8:05 PM EDT Att. 26,483 - Unknown						
Kevin Mitchell, R (1, 5) OBP: 0.323, SLG: 0.444	0-0 1-2 1B		0-3 K		0-0 G4-6-3 1-2 1B		0-0 1B		0-0 F6 2-3 1B		0-0 F8	6 0 3 0 0 1 3							
Mike Aldrete, L (1, 7) OBP: 0.372, SLG: 0.441 Jeffrey Leonard, R (9, PH) OBP: 0.324, SLG: 0.495 (9, 7)	0-0 L4-6 2-3 1B		0-0 E8 2-H HR 1B		0-0 G4-6-3 1-2 2-3 1B		0-0 1-2 1B		4-0 4-3 IBB 1B		0-0 2-H 1B	4 1 3 1 0 0 2 1 0 1 0 1 0 0							
Will Clark, L (1, 3) OBP: 0.356, SLG: 0.549	0-0 F9		0-0 2-H HR		0-0 G4-6-3 1-2 2-3 3-H 1B		0-0 F9		0-0 4-3 1-2			5 1 1 2 0 0 7							
Chili Davis, S (1, 9) OBP: 0.333, SLG: 0.441		4-0 FC5-6 BB 1B	0-3 K		0-0 F8			0-0 3-1		0-0 1-3		4 0 0 0 1 1 1							
Bob Brenly, R (1, 2) OBP: 0.366, SLG: 0.504		0-0 1-2 FC5-6 1B		0-3 K		0-0 F8		0-0 5-3		0-3 K		5 0 1 0 0 2 0							
Robby Thompson, R (1, 4) OBP: 0.313, SLG: 0.408		0-0 1-2 2-3 FC5-6 CS 1B		0-0 F3		0-0 F7		4-0 BB		0-0 2B		4 0 1 0 1 0 2							
Jose Uribe, S (1, 6) OBP: 0.308, SLG: 0.347	0-0 1-2 CS		0-0 G3	0-0 S 1B		0-0 F9		0-0 F8		0-0 FC		5 0 1 0 0 0 2							
Dave Dravecky, R (1, 1) OBP: 0.189, SLG: 0.118 Don Robinson, R (8, 1) OBP: 0.222, SLG: 0.125 Craig Lefferts, L (8, 1) OBP: 0.333, SLG: 0.500 Scott Garretts, R (9, 1) OBP: 0.125, SLG: 0.125 Harry Spilman, L (11, PH) OBP: 0.382, SLG: 0.487 Jeff Robinson, R (11, 1) OBP: 0.118, SLG: 0.118			4-0 2B BB	0-3 K		0-3 K			0-0 F5		0-0 6-3	2 1 0 0 0 1 2 1 0 0 0 0 0 0 0 0 1 0 0 0 0 0 0 0 0 0 0 0 0 0 0 0 1 0 0 0 0 0 0 0 0 0 0 0 0 0 0 0							
<b>Inning Stats</b>	R: 0 H: 2 E: 0 LOB: 1 K: 0 BB: 0 S: 4 P: 4	R: 0 H: 1 E: 0 LOB: 0 K: 0 BB: 1 S: 2 P: 6	R: 4 H: 3 E: 1 LOB: 0 K: 2 BB: 1 S: 10 P: 14	R: 0 H: 1 E: 0 LOB: 1 K: 2 BB: 0 S: 8 P: 8	R: 1 H: 3 E: 0 LOB: 1 K: 0 BB: 0 S: 5 P: 5	R: 0 H: 0 E: 0 LOB: 0 K: 0 BB: 0 S: 3 P: 3	R: 0 H: 2 E: 0 LOB: 2 K: 1 BB: 0 S: 7 P: 7	R: 0 H: 0 E: 0 LOB: 1 K: 0 BB: 1 S: 3 P: 7	R: 0 H: 1 E: 0 LOB: 2 K: 0 BB: 1 S: 4 P: 8	R: 0 H: 1 E: 0 LOB: 1 K: 1 BB: 0 S: 6 P: 6	R: 0 H: 2 E: 0 LOB: 2 K: 0 BB: 0 S: 4 P: 4	1B: 11 SF: 0 2B: 5 SAC: 0 3B: 0 DP: 3 HR: 1 HBP: 0		WP: 0 PA: 49 PB: 0 SB: 1 CS: 1					
<b>PITCHER</b>	IP WLS BF H R ER SO BB IBB HBP BLK WP HR S P ERA WHIP																		
Danny Darwin, R (1, 1) ERA: 3.59	4.0	20	9	5	5	4	2	0	0	0	0	0	0	1	26	34	11.25	2.750	<b>PITCHER</b> Larry Andersen, R (10, 1) ERA: 3.13
Jeff Heathcock, R ERA: 4.5	(5, 1)	2.2	10	3	0	0	1	0	0	0	0	0	0	0	12	12	0.00	1.125	
Juan Agosto, L ERA:	(7, 1)	0.1	1	0	0	0	0	0	0	0	0	0	0	0	1	1	0.00	0.000	
Rocky Childress, R ERA: 1.93	(8, 1)	1.2	7	1	0	0	0	1	0	0	0	0	0	0	6	10	0.00	1.200	
Dave Meads, L ERA: 4.54	(9, 1)	0.1	2	0	0	0	0	0	1	0	0	0	0	0	1	5	0.00	0.000	

AB	44
R	5
H	16
RBI	4
BB	4
SO	6
LOB	18



livebaseballscores.com



Batter	1	2	3	4	5	6	7	8	9	AB R H RBI BB SO LOB	TOP	
<b>Kal Daniels, L</b> (1, 7) OBP: 0.412, SLG: 0.611	4-0 1B 1B BB		x 0-0 F8		4-0 IBB			4-0 WP BB		1 1 0 0 3 0 0	<b>Cincinnati Reds @ San Francisco Giants</b> Candlestick Park, San Francisco, CA Fri Aug 07 1987, 10:05 PM EDT Att: 35,801 - Unknown <a href="http://livebaseballscorecards.com">livebaseballscorecards.com</a>	
<b>Buddy Bell, R</b> (1, 5) OBP: 0.360, SLG: 0.405	x 0-0 G3-6-3 1-3 1B		x 0-0 E1 1B		x 0-0 F7			x 0-0 F8		4 0 2 0 0 0 3		
<b>Eric Davis, R</b> (1, 8) OBP: 0.414, SLG: 0.658	x 0-0 G3-6-3 1-2 1B		x 0-0 4-3		x 0-0 F7			x 0-0 6-3		4 0 1 1 0 0 2		
<b>Dave Parker, L</b> (1, 9) OBP: 0.318, SLG: 0.452	x 0-0 G3-6-3 1-2f 2-3			x 0-0 L3 1B		x 0-0 G3			x 0-0 F2	4 0 1 0 0 0 2		
<b>Bo Diaz, R</b> (1, 2) OBP: 0.332, SLG: 0.474	x 0-0 6-3			x 0-0 L3 1-2		x 0-0 F7			x 0-3 K	4 0 0 0 0 1 2		
<b>Terry Francona, L</b> (1, 3) OBP: 0.251, SLG: 0.288		x 0-0 F8		x 0-0 F8			x 0-0 4-3		x 0-0 F7	4 0 0 0 0 0 0		
<b>Kurt Stillwell, S</b> (1, 4) OBP: 0.314, SLG: 0.385		x 0-0 6-3			S.S. 0-3 K		x 0-0 G3			3 0 0 0 0 1 0		
<b>Barry Larkin, R</b> (1, 6) OBP: 0.300, SLG: 0.358		x 0-0 F8			x 0-0 SH2-4 1B		x 0-0 5-3			3 0 1 0 0 0 0		
<b>Bill Gullickson, R</b> (1, 1) OBP: 0.208, SLG: 0.313			x 0-0 6-3		x 0-0 SH2-4			x 0-0 F7		1 0 0 0 0 0 0		
<b>Dave Collins, S</b> (8, PH) OBP: 0.313, SLG: 0.323										1 0 0 0 0 0 0		
<b>Frank Williams, R</b> (8, 1)										0 0 0 0 0 0 0		
<b>Inning Stats</b>	R: 1 H: 2 E: 0 LOB: 1 K: 0 BB: 1 S: 4 P: 8	R: 0 H: 0 E: 0 LOB: 0 K: 0 BB: 0 S: 3 P: 3	R: 0 H: 1 E: 1 LOB: 1 K: 0 BB: 0 S: 4 P: 4	R: 0 H: 1 E: 0 LOB: 0 K: 0 BB: 0 S: 3 P: 3	R: 0 H: 1 E: 0 LOB: 2 K: 1 BB: 1 S: 6 P: 10	R: 0 H: 0 E: 0 LOB: 0 K: 0 BB: 0 S: 3 P: 3	R: 0 H: 0 E: 0 LOB: 0 K: 0 BB: 0 S: 3 P: 3	R: 0 H: 0 E: 0 LOB: 1 K: 0 BB: 1 S: 3 P: 7	R: 0 H: 0 E: 0 LOB: 0 K: 1 BB: 0 S: 5 P: 5	1B: 5 SF: 0 2B: 1 SAC: 1 3B: 0 DP: 2 HR: 0 HBP: 0	WP: 1 PA: 33 PB: 0 SB: 0 CS: 0	
<b>PITCHER</b> <b>Michael LaCoss, R</b> (1, 1) ERA: 4.05	IP WLS BF H R ER SO BB IBB HBP BLK WP HR S P ERA WHIP	9.0 W 33 5 1 1 2 2 1 0 0 1 0 34 46 1.00 0.778										





Batter	1	2	3	4	5	6	7	8	9
Eddie Milner, L (1, 8) OBP: 0.288, SLG: 0.312	0-0 B5-3		0-0 4-3			0-0 HR		0-0 3-1	
Kevin Mitchell, R (1, 5) OBP: 0.328, SLG: 0.458	0-0 1B			0-0 L4		0-0 HR		0-0 1B	
Mike Aldrete, L (1, 7) Jeffrey Leonard, R (7, 7) OBP: 0.368, SLG: 0.435 OBP: 0.323, SLG: 0.494	0-0 F7			0-0 L6		0-0 4-3		0-0 4-3	
Will Clark, L (1, 3) OBP: 0.360, SLG: 0.557	0-0 4-3			0-0 HR		4-0 BB		4-0 IBB	
Chili Davis, S (1, 9) OBP: 0.330, SLG: 0.437		0-0 L4		0-0 6-3		0-0 6-3		0-0 F8	
Bob Brenly, R (1, 2) OBP: 0.362, SLG: 0.498		0-0 4-3			0-0 4-3	0-0 6-3			
Robby Thompson, R (1, 4) OBP: 0.309, SLG: 0.404		0-0 F8			0-0 F8		0-0 6-3		
Jose Uribe, S (1, 6) OBP: 0.309, SLG: 0.347			0-0 F8		0-0 1B		0-3 K		
Michael LaCoss, R (1, 1) OBP: 0.135, SLG: 0.086			0-0 F7		0-0 F2		0-0 F4		

Inning Stats	R: 0	H: 1	E: 0	LOB: 1	K: 0	BB: 0	S: 4	P: 4
	R: 0	H: 0	E: 0	LOB: 0	K: 0	BB: 0	S: 3	P: 3
	R: 0	H: 0	E: 0	LOB: 0	K: 0	BB: 0	S: 3	P: 3
	R: 1	H: 1	E: 0	LOB: 0	K: 0	BB: 0	S: 4	P: 4
	R: 0	H: 1	E: 0	LOB: 1	K: 0	BB: 0	S: 4	P: 4
	R: 2	H: 2	E: 0	LOB: 1	K: 0	BB: 1	S: 5	P: 9
	R: 0	H: 0	E: 0	LOB: 0	K: 1	BB: 0	S: 5	P: 5
	R: 0	H: 1	E: 0	LOB: 2	K: 0	BB: 1	S: 4	P: 8

PITCHER	IP	WLS	BF	H	R	ER	SO	BB	IBB	HBP	BLK	WP	HR	S	P	ERA	WHIP
Bill Gullickson, R (1, 1) ERA: 4.7	7.0	L	27	5	3	3	1	1	0	0	0	0	2	28	32	3.86	0.857
Frank Williams, R (8, 1) ERA: 2.5	1.0		5	1	0	0	0	0	1	0	0	0	0	4	8	0.00	1.000

AB	R	H	RBI	BB	SO	LOB
4	1	1	0	0	0	0
4	1	3	2	0	0	0
3	0	0	0	0	0	1
1	0	0	0	0	0	1
2	1	1	1	2	0	1
4	0	0	0	0	0	3
3	0	0	0	0	0	1
3	0	0	0	0	0	0
3	0	1	0	0	1	0
3	0	0	0	0	0	1


WP	PA
0	32

<b>AB</b>	<b>30</b>
<b>R</b>	<b>3</b>
<b>H</b>	<b>6</b>
<b>RBI</b>	<b>3</b>
<b>BB</b>	<b>2</b>
<b>SO</b>	<b>1</b>
<b>LOB</b>	<b>8</b>



**Cincinnati Reds @ San Francisco Giants**  
 Candlestick Park, San Francisco, CA  
 Fri Aug 07 1987, 10:05 PM EDT  
 Att. 35,801 - Unknown

[livebaseballscorecards.com](http://livebaseballscorecards.com)

Batter	1	2	3	4	5	6	7	8	9	AB R H RBI BB SO LOB	TOP														
Barry Larkin, R (1, 6) OBP: 0.299, SLG: 0.354	0-0 5-3		0-0 5-3		0-0 L5			4-0 L6-3 BB		3 0 0 0 1 0 0	<p>Cincinnati Reds @ San Francisco Giants</p> <p>Candlestick Park, San Francisco, CA</p> <p>Sat Aug 08 1987, 6:33 AM EDT</p> <p>Att: 28,281 - Unknown</p> <p>livebaseballscorecards.com</p> <table border="1"> <tr><td>AB</td><td>32</td></tr> <tr><td>R</td><td>2</td></tr> <tr><td>H</td><td>4</td></tr> <tr><td>RBI</td><td>2</td></tr> <tr><td>BB</td><td>4</td></tr> <tr><td>SO</td><td>5</td></tr> <tr><td>LOB</td><td>16</td></tr> </table> 	AB	32	R	2	H	4	RBI	2	BB	4	SO	5	LOB	16
AB	32																								
R	2																								
H	4																								
RBI	2																								
BB	4																								
SO	5																								
LOB	16																								
Buddy Bell, R (1, 5) OBP: 0.357, SLG: 0.400	0-0 5-3		0-0 4-3			0-0 1-3		0-0 L6-3		4 0 0 0 0 0 1															
Eric Davis, R (1, 8) OBP: 0.415, SLG: 0.664	4-0 BB		0-0 5-3			0-3 K		0-0 HR		3 1 1 1 1 1 0															
Dave Parker, L (1, 9) OBP: 0.315, SLG: 0.448	0-0 6-3			0-0 F8		0-0 F6		0-0 4-3		4 0 0 0 0 0 1															
Tracy Jones, R (1, 7) OBP: 0.350, SLG: 0.478		0-0 1B		0-0 E3			0-0 E5		0-0 5-3	4 0 1 0 0 0 0															
Bo Diaz, R (1, 2) OBP: 0.331, SLG: 0.475		0-0 F7		0-0 F9			0-3 K		0-0 1B 2B	4 1 1 0 0 1 3															
Dave Concepcion, R (1, 3) OBP: 0.376, SLG: 0.362		4-0 1-2 BB		0-0 5-3			4-0 1-2 BB		0-0 2-H 1B	2 0 1 1 2 0 1															
Kurt Stillwell, S (1, 4) OBP: 0.310, SLG: 0.379		0-0 F7			0-0 5-3		0-3 K		0-0 F9	4 0 0 0 0 1 5															
Tom Browning, L (1, 1) OBP: 0.138, SLG: 0.111		0-0 6-3			0-3 K		0-3 K		0-0 4-3	2 0 0 0 0 1 2															
Nick Esasky, R (7, PH) OBP: 0.298, SLG: 0.514										1 0 0 0 0 1 2															
Jeff Montgomery, R (7, 1)										0 0 0 0 0 0 0															
Dave Collins, S (9, PH) OBP: 0.303, SLG: 0.313										1 0 0 0 0 0 1															
<b>Inning Stats</b>	R: 0 E: 0 K: 0 S: 3	H: 0 LOB: 1 BB: 1 P: 7	R: 0 E: 0 K: 0 S: 4	H: 1 LOB: 2 BB: 1 P: 8	R: 0 E: 0 K: 0 S: 3	H: 0 LOB: 0 BB: 0 P: 3	R: 0 E: 1 K: 0 S: 4	H: 0 LOB: 1 BB: 0 P: 4	R: 0 E: 0 K: 1 S: 5	H: 0 LOB: 0 BB: 0 P: 5	R: 0 E: 0 K: 1 S: 5	H: 0 LOB: 0 BB: 0 P: 5	R: 0 E: 1 K: 3 S: 10	H: 0 LOB: 2 BB: 1 P: 14	R: 1 E: 0 K: 0 S: 3	H: 1 LOB: 0 BB: 1 P: 7	R: 1 E: 0 K: 0 S: 5	H: 2 LOB: 1 BB: 0 P: 5	1B: 2 2B: 2 3B: 0 HR: 1	SF: 0 SAC: 0 DP: 1 HBP: 0	WP: 0 PB: 0 SB: 2 CS: 0	PA: 36			
<b>PITCHER</b> Atee Hammaker, L (1, 1) ERA: 3.27	IP: 9.0 WLS: W BF: 36 H: 4 R: 2 ER: 2 SO: 5 BB: 4 IBB: 0 HBP: 0 BLK: 0 WP: 0 HR: 1 S: 42 P: 58 ERA: 2.00 WHIP: 0.889											<b>PITCHER</b>	IP: 0.0 WLS: 0 BF: 0 H: 0 R: 0 ER: 0 SO: 0 BB: 0 IBB: 0 HBP: 0 BLK: 0 WP: 0 HR: 0 S: 0 P: 0 ERA: 0.00 WHIP: 0.000												

Batter	1	2	3	4	5	6	7	8	9	AB	R	H	RBI	BB	SO	LOB
Robby Thompson, R OBP: 0.312, SLG: 0.406 (1, 4)	0-0 1B 2B	0-0 F9			4-0 BB		0-0 F7			3	1	1	0	1	0	0
Kevin Mitchell, R OBP: 0.333, SLG: 0.460 (1, 5)	0-0 1B 2B 2-H		4-0 BB		0-0 F7		0-0 F7			3	1	2	1	1	0	1
Jeffrey Leonard, R OBP: 0.322, SLG: 0.492 (1, 7)	0-0 1B 2B 1-2 4-3		0-0 F8		0-0 F7		0-0 F4			4	1	1	0	0	0	3
Candy Maldonado, R OBP: 0.380, SLG: 0.555 (1, 9)	0-0 1B 2B 4-3 1-3 2-H		0-0 F6		0-0 F7		0-3 K			4	1	1	1	0	1	2
Chili Davis, S OBP: 0.327, SLG: 0.432 (1, 8)	0-0 1B 2B 4-3 2-3 3-H		0-0 F8		0-3 K		0-0 4-3			4	0	0	1	0	1	2
Will Clark, L OBP: 0.361, SLG: 0.566 (1, 3)	0-0 1B 2B SF7 3-H			0-3 K		0-0 HR		0-0 1B CS		3	1	2	2	0	1	0
Bob Brenly, R OBP: 0.360, SLG: 0.498 (1, 2)	0-0 1B 2B P3			0-0 P3		0-0 2B		0-0 F6 1-2		4	0	1	0	0	0	1
Jose Uribe, S OBP: 0.309, SLG: 0.342 (1, 6)		0-0 F9		0-0 F9		4-0 IBB				2	0	0	0	1	0	0
Atlee Hammaker, S OBP: 0.143, SLG: 0.122 (1, 1)		0-0 4-3			0-0 E1		0-0 5-3			3	0	0	0	0	0	2

Inning Stats	R: 4	H: 4	E: 0	LOB: 0	K: 0	BB: 0	S: 7	P: 7	R: 0	H: 0	E: 0	LOB: 0	K: 0	BB: 0	S: 3	P: 3	R: 0	H: 0	E: 0	LOB: 0	K: 1	BB: 0	S: 5	P: 5	R: 0	H: 0	E: 1	LOB: 1	K: 0	BB: 1	S: 3	P: 7	R: 1	H: 2	E: 0	LOB: 2	K: 1	BB: 1	S: 7	P: 11	R: 0	H: 1	E: 0	LOB: 1	K: 1	BB: 0	S: 3	P: 6	R: 0	H: 1	E: 0	LOB: 0	K: 0	BB: 0	S: 3	P: 3
<b>1B: 4</b>	<b>SF: 1</b>	<b>2B: 3</b>	<b>SAC: 0</b>	<b>3B: 0</b>	<b>DP: 0</b>	<b>HR: 1</b>	<b>HBP: 0</b>	<b>WP: 0</b>	<b>PA: 34</b>	<b>ERA: 7.50</b>	<b>WHIP: 1.333</b>	<b>ERA: 0.00</b>	<b>WHIP: 1.000</b>	<b>ERA: 0.00</b>	<b>WHIP: 1.000</b>	<b>ERA: 0.00</b>	<b>WHIP: 1.000</b>	<b>ERA: 0.00</b>	<b>WHIP: 1.000</b>	<b>ERA: 0.00</b>	<b>WHIP: 1.000</b>	<b>ERA: 0.00</b>	<b>WHIP: 1.000</b>	<b>ERA: 0.00</b>	<b>WHIP: 1.000</b>	<b>ERA: 0.00</b>	<b>WHIP: 1.000</b>	<b>ERA: 0.00</b>	<b>WHIP: 1.000</b>	<b>ERA: 0.00</b>	<b>WHIP: 1.000</b>	<b>ERA: 0.00</b>	<b>WHIP: 1.000</b>	<b>ERA: 0.00</b>	<b>WHIP: 1.000</b>	<b>ERA: 0.00</b>	<b>WHIP: 1.000</b>	<b>ERA: 0.00</b>	<b>WHIP: 1.000</b>	<b>ERA: 0.00</b>	<b>WHIP: 1.000</b>	<b>ERA: 0.00</b>	<b>WHIP: 1.000</b>	<b>ERA: 0.00</b>	<b>WHIP: 1.000</b>	<b>ERA: 0.00</b>	<b>WHIP: 1.000</b>									


**BOTTOM**

**Cincinnati Reds @ San Francisco Giants**  
Candlestick Park, San Francisco, CA

Sat Aug 08 1987, 6:33 AM EDT  
Att. 28,281 - Unknown

livebaseballscores.com

**AB 30**  
**R 5**  
**H 8**  
**RBI 5**  
**BB 3**  
**SO 3**  
**LOB 11**



Batter	1	2	3	4	5	6	7	8	9	AB R H RBI BB SO LOB	TOP									
<b>Kal Daniels, L</b> (1, 7) <small>OBP: 0.410, SLG: 0.605</small>	0-0 F5			0-3 K		0-0 6-3			0-0 HR	4 1 1 0 0 1 2	<b>Cincinnati Reds @ San Francisco Giants</b> Candlestick Park, San Francisco, CA Sun Aug 09 1987, 6:33 AM EDT Unknown <a href="http://livebaseballscorecards.com">livebaseballscorecards.com</a>									
<b>Buddy Bell, R</b> (1, 5) <small>OBP: 0.353, SLG: 0.395</small>	0-0 5-3			0-0 F3		0-0 F7			0-0 F5	4 0 0 0 0 0 3										
<b>Eric Davis, R</b> (1, 8) <small>OBP: 0.413, SLG: 0.668</small>	0-0 F7			0-3 K			0-3 K		0-0 HR	4 1 1 2 0 2 0										
<b>Dave Parker, L</b> (1, 9) <small>OBP: 0.312, SLG: 0.444</small>		0-0 F8			0-0 F8		0-0 F6		0-0 F4	4 0 0 0 0 0 0										
<b>Bo Diaz, R</b> (1, 2) <small>OBP: 0.328, SLG: 0.470</small>		0-0 F7			0-0 F7		0-0 F9		0-0 5-3	4 0 0 0 0 0 0										
<b>Nick Esasky, R</b> (1, 3) <small>OBP: 0.299, SLG: 0.511</small>		0-0 F8			0-0 F7					3 0 1 0 0 0 0										
<b>Dave Concepcion, R</b> (1, 4) <small>OBP: 0.371, SLG: 0.356</small>			0-3 K			0-3 K		0-0 FC6-3		3 0 0 0 0 2 1										
<b>Barry Larkin, R</b> (1, 6) <small>OBP: 0.299, SLG: 0.354</small>			0-0 F4			0-0 6-3		0-0 6-3		3 0 1 0 0 0 1										
<b>Ted Power, R</b> (1, 1) <small>OBP: 0.188, SLG: 0.222</small> <b>Terry Francona, L</b> (8, PH) <small>OBP: 0.256, SLG: 0.292</small> <b>Rob Murphy, L</b> (8, 1) <small>OBP: 0.230, SLG: 0.200</small> <b>Paul O'Neill, L</b> (8, PH) <small>OBP: 0.263, SLG: 0.379</small> <b>Bill Scherrer, L</b> (8, 1) <b>Frank Williams, R</b> (8, 1)			0-3 K			0-0 6-3		0-3 K		1 0 0 0 0 1 0 1 0 1 0 0 0 0 0 0 0 0 0 0 0 1 0 0 0 0 1 1 0 0 0 0 0 0 0 0 0 0 0 0 0 0										
<b>Inning Stats</b>	R: 0 E: 0 K: 0 S: 3	H: 0 LOB: 0 BB: 0 P: 3	R: 0 E: 0 K: 0 S: 3	H: 0 LOB: 0 BB: 0 P: 3	R: 0 E: 0 K: 2 S: 7	H: 0 LOB: 0 BB: 0 P: 7	R: 0 E: 0 K: 2 S: 7	H: 0 LOB: 0 BB: 0 P: 7	R: 0 E: 0 K: 1 S: 7	H: 2 LOB: 2 BB: 0 P: 7	R: 0 E: 0 K: 1 S: 5	H: 0 LOB: 0 BB: 0 P: 5	R: 0 E: 1 K: 1 S: 6	H: 1 LOB: 1 BB: 0 P: 6	R: 2 E: 0 K: 0 S: 5	H: 2 LOB: 0 BB: 0 P: 5	1B: 4 2B: 0 3B: 0 HR: 1	SF: 0 SAC: 0 DP: 0 HBP: 0	WP: 0 PB: 0 SB: 0 CS: 0	PA: 32
<b>PITCHER</b>	IP WLS BF H R ER SO BB IBB HBP BLK WP HR S P ERA WHIP																			
<b>Mike Krukow, R</b> (1, 1) <small>ERA: 5.35</small>	8.1 W 30 5 2 2 7 0 0 0 0 0 0 1 44 44 2.16 0.600																			
<b>Craig Lefferts, L</b> (9, 1) <small>ERA: 4.14</small>	0.1 1 0 0 0 0 0 0 0 0 0 0 0 1 1 0.00 0.000																			
<b>Don Robinson, R</b> (9, 1) <small>ERA: 3.68</small>	0.1 S 1 0 0 0 0 0 0 0 0 0 0 0 1 1 0.00 0.000																			





Batter	1	2	3	4	5	6	7	8	9	AB R H RBI BB SO LOB	TOP									
<b>Kal Daniels, L</b> (1, 7) OBP: 0.406, SLG: 0.601	0-0 4-3		0-0 F7		0-0 4-3			0-0 2B	0-0 4-3	5 0 1 0 0 0 2										
<b>Kurt Stillwell, S</b> (1, 4) OBP: 0.306, SLG: 0.374	0-0 F7		0-0 F5		0-0 4-3			0-0 F8		4 0 0 0 0 0 1										
<b>Eric Davis, R</b> (1, 8) OBP: 0.412, SLG: 0.662	4-0 S BB BB			0-0 5-3		0-0 L6		0-0 F9		3 0 0 0 1 0 1										
<b>Buddy Bell, R</b> (1, 5) OBP: 0.357, SLG: 0.399	4-0 1-2 BB			0-0 2B		4-0 BB		0-0 5-3		2 0 1 0 2 0 1										
<b>Tracy Jones, R</b> (1, 9) OBP: 0.349, SLG: 0.475	0-0 F7 2-3			0-0 6-3		0-0 P3			0-0 1B SF9 1B	4 1 1 0 0 0 4										
<b>Terry Francona, L</b> (1, 3) OBP: 0.261, SLG: 0.293		0-0 3-1		1-0 HBP		0-0 6-3			0-0 1B 1B	3 0 1 0 0 0 1										
<b>Terry McGriff, R</b> (1, 2) OBP: 0.333, SLG: 0.500		0-0 F8		0-3 K		0-3 K			0-0 1B 1B	3 0 0 0 0 2 2										
<b>Paul O'Neill, L</b> (9, PH) OBP: 0.263, SLG: 0.379									1-2 2-3	0 0 0 0 0 0 0										
<b>Nick Esasky, R</b> (9, PH) OBP: 0.302, SLG: 0.514										1 0 1 0 0 0 0										
<b>Barry Larkin, R</b> (1, 6) OBP: 0.299, SLG: 0.363		0-0 G3				0-0 HR		0-0 4-3		4 1 1 1 0 0 3										
<b>Guy Hoffman, L</b> (1, 1) OBP: 0.125, SLG: 0.156			0-0 F9		0-0 F5		0-0 1-3		0-0 SF9 3-H	2 0 0 0 0 0 0										
<b>Dave Collins, S</b> (7, PH) OBP: 0.294, SLG: 0.303										1 0 0 0 0 0 0										
<b>Rob Murphy, L</b> (7, 1) OBP: 0.200, SLG: 0.200										0 0 0 0 0 0 0										
<b>Bo Diaz, R</b> (9, PH) OBP: 0.327, SLG: 0.470										0 0 0 1 0 0 0										
<b>Inning Stats</b>	R: 0 E: 0 K: 0 S: 3	H: 0 LOB: 2 BB: 2 P: 11	R: 0 E: 0 K: 0 S: 3	H: 0 LOB: 0 BB: 0 P: 3	R: 0 E: 0 K: 1 S: 6	H: 1 LOB: 2 BB: 0 P: 7	R: 1 E: 0 K: 0 S: 4	H: 1 LOB: 0 BB: 0 P: 4	R: 0 E: 0 K: 0 S: 3	H: 0 LOB: 1 BB: 1 P: 7	R: 0 E: 0 K: 1 S: 5	H: 0 LOB: 0 BB: 0 P: 5	R: 0 E: 0 K: 0 S: 4	H: 1 LOB: 1 BB: 0 P: 4	R: 1 E: 0 K: 0 S: 6	H: 3 LOB: 2 BB: 0 P: 6	1B: 3 2B: 2 3B: 0 HR: 1	SF: 1 SAC: 0 DP: 0 HBP: 1	WP: 0 PB: 0 SB: 1 CS: 0	PA: 37
<b>PITCHER</b>	IP WLS BF H R ER SO BB IBB HBP BLK WP HR S P ERA WHIP																			
<b>Kelly Downs, R</b> (1, 1) ERA: 3.72	8.0 W 33 5 2 2 2 3 0 1 0 0 1 33 46 2.25 1.000																			
<b>Craig Lefferts, L</b> (9, 1) ERA: 4.09	1.0 S 4 1 0 0 0 0 0 0 0 0 0 4 4 0.00 1.000																			

**Cincinnati Reds @ San Francisco Giants**  
 Candlestick Park, San Francisco, CA  
 Sun Aug 09 1987, 6:38 AM EDT  
 Att: 46,434 - Unknown

AB	32
R	2
H	6
RBI	2
BB	3
SO	2
LOB	15



Batter	1	2	3	4	5	6	7	8	9
Chris Speier, R OBP: 0.322, SLG: 0.389 (1, 4) (5, 5)	0-0 5-3 SUS	0-3 K			0-0 6-3			0-3 K SUS	
Kevin Mitchell, R OBP: 0.333, SLG: 0.459 Robby Thompson, R OBP: 0.310, SLG: 0.403 (1, 5) (5, 4)	0-0 6-3		0-0 F9			0-0 CS 1B		0-0 F9	
Jeffrey Leonard, R OBP: 0.323, SLG: 0.491 (1, 7)	0-0 F6		0-0 F8			0-3 K 1-2		0-0 3B 1B	
Candy Maldonado, R OBP: 0.382, SLG: 0.560 (1, 9)		0-0 E6 1B 1B	0-0 L5			4-0 BB BB		0-0 1-H 3B	
Chili Davis, S OBP: 0.330, SLG: 0.433 (1, 8)		0-0 1B E 1B 1-2		0-3 K		4-0 BB BB 1-2		0-3 K	
Will Clark, L OBP: 0.362, SLG: 0.574 (1, 3)		0-0 E2 E 1B 1-H 2-H		0-0 F7		0-0 1-3			
Bob Melvin, R OBP: 0.249, SLG: 0.356 (1, 2)		0-0 5-3		0-0 5-3			0-3 K		
Jose Uribe, S OBP: 0.310, SLG: 0.338 (1, 6)		0-0 E9 SH1-4 1B 2-H			0-0 F7		0-0 6-3		
Kelly Downs, R OBP: 0.178, SLG: 0.159 Craig Lefferts, L OBP: 0.333, SLG: 0.500 (1, 1) (9, 1)		0-0 SH1-4 3-H			0-0 5-3		0-0 6-3		

Inning Stats	R: 0	H: 0	E: 0	K: 0	S: 3	LOB: 0	BB: 0	P: 3	R: 4	H: 3	E: 3	K: 1	S: 9	LOB: 0	BB: 0	P: 9	R: 0	H: 0	E: 0	K: 0	S: 3	LOB: 0	BB: 0	P: 3	R: 0	H: 0	E: 0	K: 0	S: 3	LOB: 0	BB: 0	P: 3	R: 0	H: 1	E: 0	K: 1	S: 5	LOB: 2	BB: 2	P: 13	R: 0	H: 0	E: 0	K: 1	S: 5	LOB: 0	BB: 0	P: 5	R: 1	H: 2	E: 0	K: 2	S: 9	LOB: 1	BB: 0	P: 9
--------------	------	------	------	------	------	--------	-------	------	------	------	------	------	------	--------	-------	------	------	------	------	------	------	--------	-------	------	------	------	------	------	------	--------	-------	------	------	------	------	------	------	--------	-------	-------	------	------	------	------	------	--------	-------	------	------	------	------	------	------	--------	-------	------

PITCHER	IP	WLS	BF	H	R	ER	SO	BB	IBB	HBP	BLK	WP	HR	S	P	ERA	WHIP
Guy Hoffman, L ERA: 4.14 (1, 1)	6.0	L	24	4	4	1	3	2	0	0	0	0	0	28	36	1.50	1.000
Rob Murphy, L ERA: 3.24 (7, 1)	2.0		8	2	1	1	3	0	0	0	0	0	0	14	14	4.50	1.000

**BOTTOM**

**Cincinnati Reds @ San Francisco Giants**  
Candlestick Park, San Francisco, CA

Sun Aug 09 1987, 6:38 AM EDT  
Att. 46,434 - Unknown


AB	29
R	5
H	6
RBI	4
BB	2
SO	6
LOB	5

livebaseballscorecards.com



1B: 5	SF: 0	WP: 0	PA: 32
2B: 0	SAC: 1	PB: 0	
3B: 1	DP: 0	SB: 0	
HR: 0	HBP: 0	CS: 1	

Batter	1	2	3	4	5	6	7	8	9	AB R H RBI BB SO LOB
Gerald Young, S (1, 8) OBP: 0.313, SLG: 0.298	0-0 1B 1B		0-0 F9		0-0 F3			0-3 K		4 1 1 0 0 1 0
Billy Hatcher, R (1, 7) OBP: 0.361, SLG: 0.417	0-0 1-3 CS 1B		0-0 5-3		0-0 1B			0-0 1B 2B		4 1 3 0 0 0 0
Bill Doran, S (1, 4) OBP: 0.353, SLG: 0.407	0-0 1-2 3-H 1B		0-0 1-3		0-0 F5			0-0 2-H 1B		4 0 2 2 0 0 1
Alan Ashby, S (1, 2) OBP: 0.407, SLG: 0.473	0-0 G5-4-3 1-2f			0-0 CS 1B		0-3 K		0-0 F2		4 0 1 0 0 1 2
Kevin Bass, S (1, 9) OBP: 0.336, SLG: 0.446		0-0 L6		0-0 F3 1-2		0-3 K		0-3 K		4 0 0 0 0 2 2
Glenn Davis, R (1, 3) OBP: 0.313, SLG: 0.464		0-0 2B		0-0 HR 1B		0-0 5-3		0-0 5-3		4 2 2 0 0 0 0
Ken Caminiti, S (1, 5) OBP: 0.303, SLG: 0.453		0-0 5-3 2-H 2B		0-0 1-H HR		0-0 L4		0-0 G3		4 1 2 3 0 0 0
Buddy Biancalana, S (1, 6) OBP: 0.206, SLG: 0.246 Craig Reynolds, L (9, PH) OBP: 0.314, SLG: 0.348		0-0 5-3 2-3		0-3 K		0-0 F6		0-0 F8		3 0 0 0 0 1 1 1 0 0 0 0 0 0
Danny Darwin, R (1, 1) OBP: 0.185, SLG: 0.212 Juan Agosto, L (7, 1) Dave Meads, L (8, 1) OBP: 0.500, SLG: 0.333		0-0 6-3		0-0 6-3		0-3 K				3 0 0 0 0 1 1 0 0 0 0 0 0 0 0 0 0 0 0 0 0

TOP	
<b>Houston Astros @ San Francisco Giants</b> Candlestick Park, San Francisco, CA Mon Aug 10 1987, 10:05 PM EDT Att: 15,447 - Unknown	<b>AB 35</b> <b>R 5</b> <b>H 11</b> <b>RBI 5</b> <b>BB 0</b> <b>SO 6</b> <b>LOB 7</b>
	<b>WP: 0 PA: 35</b> <b>PB: 0</b> <b>SB: 0</b> <b>CS: 2</b>

Inning Stats		PITCHER																			
R	H	E	K	S	IP	WLS	BF	H	R	ER	SO	BB	IBB	HBP	BLK	WP	HR	S	P	ERA	WHIP
1	3	0	0	4	5.0		21	9	4	4	1	0	0	0	0	0	1	23	23	7.20	1.800
2	2	0	0	5	1.0		3	0	0	0	2	0	0	0	0	0	0	7	7	0.00	0.000
3	2	0	0	5	2.0		8	2	1	1	3	0	0	0	0	0	0	14	14	4.50	1.000
4	2	0	0	5	1.0	W	3	0	0	0	0	0	0	0	0	0	0	3	3	0.00	0.000

BOTTOM	
<b>AB 35</b> <b>R 5</b> <b>H 11</b> <b>RBI 5</b> <b>BB 0</b> <b>SO 6</b> <b>LOB 7</b>	<b>WP: 0 PA: 35</b> <b>PB: 0</b> <b>SB: 0</b> <b>CS: 2</b>



Batter	1	2	3	4	5	6	7	8	9	AB	R	H	RBI	BB	SO	LOB
<b>Eddie Milner, L</b> (1, 8) OBP: 0.299, SLG: 0.336	0-3 K		0-0 F8 1B		0-0 F8		0-0 HR	4-0 1B BB		4	1	2	1	1	1	1
<b>Chris Speier, R</b> (1, 5) OBP: 0.327, SLG: 0.391	4-0 BB		0-0 F8		0-0 1B 1-3 1B		0-0 3-1	0-0 K 1-3 1B		4	0	2	0	1	0	1
<b>Mike Aldrete, L</b> (1, 7) OBP: 0.369, SLG: 0.432 <b>Kevin Mitchell, R</b> (8, PH) OBP: 0.332, SLG: 0.457 (9, 7)	0-0 F7		0-0 F8 1-3		0-0 1-3 3-H 1B		4-0 WP 2B BB	0-3 K 1-2		3	1	1	1	1	0	2
<b>Candy Maldonado, R</b> (1, 9) OBP: 0.382, SLG: 0.571	0-3 K		0-0 F1		0-0 F4		0-0 3-1 1-H 2B 2B		0-0 HR	5	2	2	2	0	1	4
<b>Will Clark, L</b> (1, 3) OBP: 0.363, SLG: 0.580		0-0 F9		0-0 1B		0-0 G3		0-0 3-1 2-3	0-0 HR	5	1	2	1	0	0	3
<b>Bob Brenly, R</b> (1, 2) OBP: 0.358, SLG: 0.496		0-0 BB 1B		0-0 L4		0-0 5-3		0-0 3-H 2B		4	0	2	1	0	0	1
<b>Robby Thompson, R</b> (1, 4) OBP: 0.309, SLG: 0.399		4-0 BB 1-2 BB		0-0 F3		0-3 K		0-0 6-3		3	0	0	0	1	1	2
<b>Jose Uribe, S</b> (1, 6) OBP: 0.309, SLG: 0.331		0-0 F7		0-0 G3		4-0 BB		0-0 6-3		3	0	0	0	1	0	3
<b>Dave Dravecky, R</b> (1, 1) OBP: 0.184, SLG: 0.114 <b>Joel Youngblood, R</b> (5, PH) OBP: 0.291, SLG: 0.347 <b>Jeff Robinson, R</b> (6, 1) OBP: 0.116, SLG: 0.118 <b>Chili Davis, S</b> (6, PH) OBP: 0.329, SLG: 0.432 <b>Scott Garrelts, R</b> (7, 1) OBP: 0.125, SLG: 0.125 <b>Bob Melvin, R</b> (8, PH) OBP: 0.248, SLG: 0.354 <b>Don Robinson, R</b> (9, 1) OBP: 0.222, SLG: 0.125		0-3 K		0-0 1B 1B		0-3 K		0-0 6-3		1	0	0	0	0	1	2

Inning Stats	R: 0	H: 0	E: 0	K: 2	S: 7	H: 0	LOB: 1	BB: 1	P: 11	R: 0	H: 1	E: 0	K: 1	S: 6	H: 1	LOB: 2	BB: 1	P: 10	R: 0	H: 1	E: 0	K: 0	S: 4	R: 0	H: 1	E: 0	K: 0	S: 4	R: 1	H: 3	E: 0	K: 0	S: 6	R: 0	H: 0	E: 0	K: 2	S: 7	R: 3	H: 3	E: 0	K: 0	S: 6	R: 0	H: 1	E: 0	K: 1	S: 6	R: 2	H: 2	E: 0	K: 0	S: 2	1B: 7	2B: 2	3B: 0	HR: 3	SF: 0	SAC: 0	DP: 0	HBP: 0	WP: 1	PA: 41
--------------	------	------	------	------	------	------	--------	-------	-------	------	------	------	------	------	------	--------	-------	-------	------	------	------	------	------	------	------	------	------	------	------	------	------	------	------	------	------	------	------	------	------	------	------	------	------	------	------	------	------	------	------	------	------	------	------	-------	-------	-------	-------	-------	--------	-------	--------	-------	--------

PITCHER	IP	WLS	BF	H	R	ER	SO	BB	IBB	HBP	BLK	WP	HR	S	P	ERA	WHIP
<b>Danny Darwin, R</b> (1, 1) ERA: 3.68	6.1		31	8	4	4	5	4	0	0	0	1	1	37	53	5.68	1.895
<b>Juan Agosto, L</b> (7, 1) ERA: 7.71	1.1		7	2	0	0	0	1	0	0	0	0	0	6	10	0.00	2.250
<b>Dave Meads, L</b> (8, 1) ERA: 5.1	0.1	L	3	2	2	2	1	0	0	0	0	0	2	5	5	54.00	6.000

**BOTTOM**

**Houston Astros @ San Francisco Giants**  
Candlestick Park, San Francisco, CA

Mon Aug 10 1987, 10:05 PM EDT  
Att. 15,447 - Unknown

<b>AB</b>	<b>36</b>
<b>R</b>	<b>6</b>
<b>H</b>	<b>12</b>
<b>RBI</b>	<b>6</b>
<b>BB</b>	<b>5</b>
<b>SO</b>	<b>6</b>
<b>LOB</b>	<b>22</b>

livebaseballscorecards.com



Batter	1	2	3	4	5	6	7	8	9	AB R H RBI BB SO LOB	TOP									
<b>Billy Hatcher, R</b> (1, 8) OBP: 0.360, SLG: 0.414	0-0 5-3		0-0 5-3		0-0 5-3		0-0 HR 1B		0-0 6-3	5 1 1 0 0 0 0	<b>Houston Astros @ San Francisco Giants</b> Candlestick Park, San Francisco, CA Tue Aug 11 1987, 10:05 PM EDT Att. 22,065 - Unknown <a href="http://livebaseballscorecards.com">livebaseballscorecards.com</a>									
<b>Bill Doran, S</b> (1, 4) OBP: 0.353, SLG: 0.409	0-3 K		0-0 1-3		0-0 F7		0-0 HR 1B		0-0 E 2B	5 2 2 0 0 1 0										
<b>Jose Cruz, L</b> (1, 7) OBP: 0.307, SLG: 0.419	0-0 F8		0-0 HR		0-0 1B		0-0 HR 1B		0-0 E6 1B	5 2 3 4 0 0 0										
<b>Alan Ashby, S</b> (1, 2) OBP: 0.407, SLG: 0.472		0-0 5-3	0-0 1B		0-0 F7		0-0 F7		0-0 1B	5 0 2 0 0 0 1										
<b>Kevin Bass, S</b> (1, 9) OBP: 0.334, SLG: 0.445		0-0 1B 2B	0-0 G3			0-0 4-3	0-0 F8		0-0 F7	5 1 1 0 0 0 3										
<b>Glenn Davis, R</b> (1, 3) OBP: 0.313, SLG: 0.462		0-3 K		0-0 S 1B		0-3 K		0-3 K		4 0 1 0 0 3 1										
<b>Ken Caminiti, S</b> (1, 5) OBP: 0.301, SLG: 0.444		0-0 1B 1B		0-3 K 1-2		0-0 F8		0-3 K		4 0 1 1 0 2 1										
<b>Juan Agosto, L</b> (8, 1)		2-H 1B 1B		1-2 K						0 0 0 0 0 0 0										
<b>Larry Andersen, R</b> (8, 1)										0 0 0 0 0 0 0										
<b>Craig Reynolds, L</b> (1, 6) OBP: 0.317, SLG: 0.362		0-0 1-2 1B		0-3 K		0-0 HR		0-0 4-3		4 1 2 1 0 1 1										
<b>Jeff Heathcock, R</b> (1, 1)		0-3 K		0-0 1-3		0-0 1-3		0-0 6-3		3 0 0 0 0 1 3										
<b>Denny Walling, L</b> (8, 5) OBP: 0.356, SLG: 0.429										1 0 0 0 0 0 0										
<b>Inning Stats</b>	R: 0 E: 0 K: 1 S: 5	H: 0 LOB: 0 BB: 0 P: 5	R: 1 E: 0 K: 2 S: 10	H: 3 LOB: 2 BB: 0 P: 10	R: 1 E: 0 K: 0 S: 5	H: 2 LOB: 1 BB: 0 P: 5	R: 0 E: 0 K: 2 S: 8	H: 1 LOB: 1 BB: 0 P: 8	R: 0 E: 0 K: 1 S: 5	H: 0 LOB: 0 BB: 0 P: 5	R: 4 E: 0 K: 0 S: 7	H: 4 LOB: 0 BB: 0 P: 7	R: 0 E: 0 K: 2 S: 7	H: 0 LOB: 0 BB: 0 P: 7	R: 1 E: 1 K: 0 S: 6	H: 2 LOB: 2 BB: 0 P: 6	1B: 8 2B: 2 3B: 0 HR: 3	SF: 0 SAC: 0 DP: 0 HBP: 0	WP: 0 PB: 0 SB: 1 CS: 0	PA: 41
<b>PITCHER</b>	IP WLS BF H R ER SO BB IBB HBP BLK WP HR S P ERA WHIP																			
<b>Michael LaCoss, R</b> (1, 1) ERA: 4.14	6.1 L 28 9 4 4 6 0 0 0 0 0 0 2 40 40 5.68 1.421																			
<b>Craig Lefferts, L</b> (7, 1) ERA: 4.29	0.2 4 2 2 2 0 0 0 0 0 0 0 1 4 4 27.00 3.000																			
<b>Jeff Robinson, R</b> (8, 1) ERA: 2.81	2.0 9 2 1 0 2 0 0 0 0 0 0 0 13 13 0.00 1.000																			



Batter	1	2	3	4	5	6	7	8	9	AB R H RBI BB SO LOB
Eddie Milner, L (1, 8) OBP: 0.288, SLG: 0.322	0-0 1-3 		0-0 G3 		0-0 F3 		0-0 4-3 		0-3 K 	5 0 0 0 0 1 3
Kevin Mitchell, R (1, 5) OBP: 0.337, SLG: 0.461	0-0 G5-3 1B 		0-0 1B 		0-0 F8 			0-0 BB 1B 		4 0 3 1 0 0 1
Mike Aldrete, L (1, 7) OBP: 0.376, SLG: 0.435	0-0 1-2 1B 		0-0 1-3 1B 			0-0 3-1 		4-0 BB 		3 0 2 0 1 0 0
Candy Maldonado, R (1, 9) OBP: 0.377, SLG: 0.563	0-0 G5-3 		0-0 F3 			0-0 5-3 		0-3 K 		4 0 0 0 0 1 6
Will Clark, L (1, 3) OBP: 0.362, SLG: 0.584		0-0 F9 		0-0 F9 		0-0 HR 		0-3 K 		4 1 1 1 0 1 2
Bob Brenly, R (1, 2) OBP: 0.355, SLG: 0.490		0-0 4-3 		0-0 F2 			0-0 F5 		0-3 K 	3 0 0 0 0 0 0
Harry Spilman, L (8, PH) OBP: 0.371, SLG: 0.452										1 0 0 0 0 1 2
Bob Melvin, R (9, 2) OBP: 0.248, SLG: 0.354										0 0 0 0 0 0 0
Chris Speier, R (1, 4) OBP: 0.326, SLG: 0.386		0-3 K 		0-0 F8 			0-0 B1-3 		4-0 BB 	3 0 0 0 1 1 0
Jose Uribe, S (1, 6) OBP: 0.313, SLG: 0.348			0-0 1B 3B 		0-0 1B 		0-0 G3 		0-3 K 	4 1 2 0 0 1 1
Michael LaCoss, R (1, 1) OBP: 0.128, SLG: 0.081			0-0 F8 		0-0 B3 		0-0 HR 		0-3 K 	2 0 0 0 0 0 2
Craig Lefferts, L (7, 1) OBP: 0.333, SLG: 0.500										0 0 0 0 0 0 0
Joel Youngblood, R (7, PH) OBP: 0.300, SLG: 0.397										1 1 1 1 0 0 0
Jeff Robinson, R (8, 1) OBP: 0.118, SLG: 0.118										0 0 0 0 0 0 0
Chili Davis, S (9, PH) OBP: 0.328, SLG: 0.431								1-2 K 		1 0 0 0 0 1 1

Inning Stats	R: 0	H: 2	E: 0	LOB: 1	K: 0	BB: 0	S: 4	P: 4	R: 0	H: 0	E: 0	LOB: 0	K: 1	BB: 0	S: 5	P: 5	R: 1	H: 3	E: 0	LOB: 2	K: 0	BB: 0	S: 6	P: 6	R: 0	H: 0	E: 0	LOB: 0	K: 0	BB: 0	S: 3	P: 3	R: 0	H: 1	E: 0	LOB: 1	K: 0	BB: 0	S: 4	P: 4	R: 1	H: 1	E: 0	LOB: 0	K: 0	BB: 0	S: 4	P: 4	R: 1	H: 1	E: 0	LOB: 0	K: 0	BB: 0	S: 4	P: 4	R: 0	H: 1	E: 0	LOB: 2	K: 3	BB: 1	S: 10	P: 14	R: 0	H: 0	E: 0	LOB: 1	K: 3	BB: 1	S: 9	P: 13	1B: 6	SF: 0	2B: 0	SAC: 0	3B: 1	DP: 1	HR: 2	HBP: 0
--------------	------	------	------	--------	------	-------	------	------	------	------	------	--------	------	-------	------	------	------	------	------	--------	------	-------	------	------	------	------	------	--------	------	-------	------	------	------	------	------	--------	------	-------	------	------	------	------	------	--------	------	-------	------	------	------	------	------	--------	------	-------	------	------	------	------	------	--------	------	-------	-------	-------	------	------	------	--------	------	-------	------	-------	-------	-------	-------	--------	-------	-------	-------	--------

PITCHER	IP	WLS	BF	H	R	ER	SO	BB	IBB	HBP	BLK	WP	HR	S	P	ERA	WHIP
Jeff Heathcock, R (1, 1) ERA: 4.11	7.1	W	31	9	3	3	2	1	0	0	0	0	2	34	38	3.68	1.364
Juan Agosto, L (8, 1) ERA: 7.2	0.1		1	0	0	0	1	0	0	0	0	0	0	3	3	0.00	0.000
Larry Andersen, R (8, 1) ERA: 2.95	1.1	S	5	0	0	0	4	1	0	0	0	0	0	12	16	0.00	0.750

**BOTTOM**

**Houston Astros @ San Francisco Giants**  
Candlestick Park, San Francisco, CA

Tue Aug 11 1987, 10:05 PM EDT  
Att. 22,065 - Unknown

<b>AB</b>	<b>35</b>
<b>R</b>	<b>3</b>
<b>H</b>	<b>9</b>
<b>RBI</b>	<b>3</b>
<b>BB</b>	<b>2</b>
<b>SO</b>	<b>7</b>
<b>LOB</b>	<b>18</b>

livebaseballscorecards.com

**Houston Astros @ San Francisco Giants**  
 Candlestick Park, San Francisco, CA

Wed Aug 12 1987, 6:33 AM EDT  
 Att: 23,331 - Unknown

AB	30
R	1
H	3
RBI	1
BB	4
SO	4
LOB	13



Batter	1	2	3	4	5	6	7	8	9	AB R H RBI BB SO LOB
<b>Billy Hatcher, R</b> (1, 8) OBP: 0.356, SLG: 0.410	0-0 F7		0-0 F8			0-0 F8		0-0 6-3		4 0 0 0 0 0 2
<b>Bill Doran, S</b> (1, 4) OBP: 0.350, SLG: 0.406	0-0 1-3			0-0 F7		0-0 5-3		0-0 4-3		4 0 0 0 0 0 2
<b>Jose Cruz, L</b> (1, 7) OBP: 0.309, SLG: 0.417	0-3 K			0-0 F5			4-0 4-3 BB		4-0 BB BB	2 0 0 0 2 1 0
<b>Alan Ashby, S</b> (1, 2) OBP: 0.402, SLG: 0.466		0-0 5-3		0-0 F9			0-0 4-3		0-3 K	4 0 0 0 0 1 2
<b>Kevin Bass, S</b> (1, 9) OBP: 0.333, SLG: 0.442		0-0 F3			0-0 6-3		0-0 1-3		4-0 1-2 BB	3 0 0 0 1 0 1
<b>Glenn Davis, R</b> (1, 3) OBP: 0.314, SLG: 0.468		0-0 HR			0-0 F7		4-0 BB		0-0 F8	3 1 1 1 1 0 2
<b>Ken Caminiti, S</b> (1, 5) OBP: 0.289, SLG: 0.426		0-0 F9			0-0 F8		0-0 G3		0-3 K	4 0 0 0 0 1 4
<b>Buddy Biancalana, S</b> (1, 6) OBP: 0.200, SLG: 0.238			0-0 5-3			0-3 K		0-0 3-1		2 0 0 0 0 1 0
<b>Craig Reynolds, L</b> (8, PH) OBP: 0.316, SLG: 0.361										1 0 0 0 0 0 0
<b>Mike Scott, R</b> (1, 1) OBP: 0.172, SLG: 0.127			0-0 G3			0-0 1B		0-0 2B		2 0 1 0 0 0 0
<b>Rocky Childress, R</b> (7, 1)										0 0 0 0 0 0 0
<b>Denny Walling, L</b> (8, PH) OBP: 0.359, SLG: 0.435										1 0 1 0 0 0 0
<b>Juan Agosto, L</b> (8, 1)										0 0 0 0 0 0 0

Inning Stats	R: 0	H: 0	E: 0	K: 1	S: 5	P: 5	R: 1	H: 1	E: 0	K: 0	S: 4	P: 4	R: 0	H: 0	E: 0	K: 0	S: 3	P: 3	R: 0	H: 0	E: 0	K: 0	S: 3	P: 3	R: 0	H: 1	E: 0	K: 1	S: 6	P: 6	R: 0	H: 0	E: 0	K: 0	S: 3	P: 11	R: 0	H: 1	E: 0	K: 0	S: 4	P: 4	R: 0	H: 0	E: 0	K: 2	S: 7	P: 15	1B: 1	SF: 0	2B: 1	SAC: 0	3B: 0	DP: 0	HR: 1	HBP: 0	WP: 0	PA: 34
--------------	------	------	------	------	------	------	------	------	------	------	------	------	------	------	------	------	------	------	------	------	------	------	------	------	------	------	------	------	------	------	------	------	------	------	------	-------	------	------	------	------	------	------	------	------	------	------	------	-------	-------	-------	-------	--------	-------	-------	-------	--------	-------	--------

PITCHER	IP	WLS	BF	H	R	ER	SO	BB	IBB	HBP	BLK	WP	HR	S	P	ERA	WHIP
<b>Atlee Hammaker, L</b> (1, 1) ERA: 3.18	6.0	W	20	2	1	1	2	0	0	0	0	0	1	24	24	1.50	0.333
<b>Don Robinson, R</b> (7, 1) ERA: 3.48	3.0	S	14	1	0	0	2	4	0	0	0	0	0	14	30	0.00	1.667

WP: 0	PA: 34
PB: 0	
SB: 0	
CS: 0	



Batter	1	2	3	4	5	6	7	8	9	10	11	AB R H RBI BB SO LOB	TOP																		
Gerald Young, S OBP: 0.308, SLG: 0.294 (1, 8)	F9		3-1			HR 1B		G3		F4		5 1 1 0 0 0 1	<b>Houston Astros @ San Francisco Giants</b> Candlestick Park, San Francisco, CA Thu Aug 13 1987, 6:33 AM EDT Att. 20,122 - Unknown																		
Billy Hatcher, R OBP: 0.357, SLG: 0.420 (1, 9)	F8			1B 2B		HR		K2-3		6-3		5 2 2 2 0 1 0																			
Bill Doran, S OBP: 0.349, SLG: 0.404 (1, 4)	6-3			G1-6-3 1B 2-H		G3		4-3		P3		5 0 1 1 0 0 0																			
Alan Ashby, S OBP: 0.402, SLG: 0.463 (1, 2)		BB BB BB BB		G6-4-3 BB		G1-6-3 1-2f		K		K		4 0 1 0 1 2 1																			
Jose Cruz, L OBP: 0.307, SLG: 0.411 (1, 7)				4-3		K		K		WP 1B BB		4 1 0 0 1 1 2																			
Glenn Davis, R OBP: 0.315, SLG: 0.473 (1, 3)				G6-4-3 1-2f		6-3		HR		1B 1-2 BB		4 1 1 1 1 0 2																			
Ken Caminiti, S OBP: 0.290, SLG: 0.417 (1, 5)						K		HR		1-3 2-H 1B		2 0 0 0 1 2 0																			
Denny Walling, L OBP: 0.359, SLG: 0.435 (9, PH)				SH3-4 BB		K		K				0 0 0 0 0 0 0																			
Davey Lopes, R OBP: 0.395, SLG: 0.367 (9, PH)												1 0 1 1 0 0 0																			
Buddy Biancalana, S OBP: 0.197, SLG: 0.234 (9, 6)												1 0 0 0 0 0 1																			
Craig Reynolds, L OBP: 0.315, SLG: 0.371 (1, 6)				F9		HR		3-1		K		4 1 1 1 0 1 3																			
Noian Ryan, R OBP: 0.071, SLG: 0.122 (1, 1)				SH3-4		1-3		6-3		K		2 0 0 0 0 0 0																			
Juan Agosto, L (7, 1)												0 0 0 0 0 0 0																			
Larry Andersen, R (7, 1)												0 0 0 0 0 0 0																			
Kevin Bass, S OBP: 0.333, SLG: 0.441 (9, PH)				1-2								1 0 0 0 0 1 2																			
Rocky Childress, R (9, 1)												0 0 0 0 0 0 0																			
<b>Inning Stats</b>	R: 0 E: 0 K: 0 S: 3	H: 0 LOB: 0 BB: 0 P: 3	R: 0 E: 0 K: 0 S: 2	H: 0 LOB: 0 BB: 1 P: 6	R: 0 E: 0 K: 0 S: 3	H: 0 LOB: 1 BB: 1 P: 7	R: 1 E: 0 K: 0 S: 4	H: 2 LOB: 0 BB: 0 P: 4	R: 1 E: 0 K: 1 S: 6	H: 1 LOB: 0 BB: 0 P: 6	R: 2 E: 0 K: 2 S: 9	H: 2 LOB: 0 BB: 0 P: 9	R: 0 E: 0 K: 1 S: 5	H: 0 LOB: 0 BB: 0 P: 5	R: 1 E: 0 K: 3 S: 10	H: 1 LOB: 2 BB: 2 P: 18	R: 0 E: 0 K: 0 S: 3	H: 0 LOB: 0 BB: 0 P: 3	R: 0 E: 0 K: 0 S: 4	H: 1 LOB: 1 BB: 0 P: 4	1B: 4 2B: 1 3B: 0 HR: 3	SF: 0 SAC: 1 DP: 2 HBP: 0	WP: 1 PB: 0 SB: 0 CS: 0	PA: 43							
<b>PITCHER</b>	IP WLS BF H R ER SO BB IBB HBP BLK WP HR S P ERA WHIP																														
Mike Krukow, R ERA: 5.46 (1, 1)	6.0		24	6	5	5	3	2	0	0	0	0	0	3	28	36	7.50	1.333													
Jeff Robinson, R ERA: 2.78 (7, 1)	1.0		3	0	0	0	1	0	0	0	0	0	0	0	5	5	0.00	0.000													
Scott Garrelts, R ERA: 3.17 (8, 1)	1.1		6	0	1	1	2	2	0	0	0	1	0	8	16	6.75	1.500														
Craig Lefferts, L ERA: 4.15 (9, 1)	2.2	W	10	2	0	0	2	0	0	0	0	0	0	0	14	14	0.00	0.750													

AB	38
R	6
H	8
RBI	6
BB	4
SO	8
LOB	12



WP: 1	PA: 43
PB: 0	
SB: 0	
CS: 0	

livebaseballscores.com

Batter	1	2	3	4	5	6	7	8	9	10	11	AB R H RBI BB SO LOB
Mike Aldrete, L (1, 8) OBP: 0.373, SLG: 0.430 Joel Youngblood, R (7, PH) OBP: 0.286, SLG: 0.392 Scott Garrelts, R (8, 1) OBP: 0.125, SLG: 0.125 Craig Lefferts, L (9, 1) OBP: 0.286, SLG: 0.429 Eddie Milner, L (11, PH) OBP: 0.284, SLG: 0.317	0-0 4-3	0-0 F4			0-3 K		0-0 E6 HR		0-3 K		0-3 K	3 0 0 0 0 1 2 1 1 0 0 0 0 1 0 0 0 0 0 0 0 1 0 0 0 0 1 0 1 0 0 0 0 1 2
Kevin Mitchell, R (1, 5) OBP: 0.344, SLG: 0.473	0-0 F9	0-0 1B			0-0 4-3		0-0 HR			0-0 1B	0-0 E6 1B	6 1 4 4 0 0 0
Jeffrey Leonard, R (1, 7) OBP: 0.325, SLG: 0.490	0-0 1B	0-3 K			0-0 5-3		0-0 1B			0-0 4-3		5 0 2 0 0 1 3
Candy Maldonado, R (1, 9) OBP: 0.370, SLG: 0.561	0-0 F5				0-3 K		0-0 F9			0-0 6-3		5 0 0 0 0 2 3
Will Clark, L (1, 3) OBP: 0.366, SLG: 0.579		4-0 1B BB			0-3 K			0-0 F6		4-0 IBB		3 1 0 0 2 2 0
Bob Brenly, R (1, 2) OBP: 0.354, SLG: 0.496		0-0 2B 1B			0-3 K			0-3 K		0-0 F9		5 1 1 1 0 3 2
Chris Speier, R (1, 4) OBP: 0.324, SLG: 0.379		0-0 F8			0-0 F9		4-0 FC6-4 BB		0-0 F9		0-0 5-3	4 0 0 0 1 0 1
Jose Uribe, S (1, 6) OBP: 0.319, SLG: 0.365 Harry Spilman, L (7, PH) OBP: 0.366, SLG: 0.444 Robby Thompson, R (8, 4) OBP: 0.310, SLG: 0.401		0-0 WP 1B 2B			0-0 F5		0-3 K		0-0 5-3		0-0 1B E 2B	2 1 1 1 0 0 0 1 0 0 0 0 1 1 2 1 1 0 0 0 0
Mike Krukow, R (1, 1) OBP: 0.186, SLG: 0.214 Jeff Robinson, R (7, 1) OBP: 0.118, SLG: 0.118 Chili Davis, S (7, PH) OBP: 0.328, SLG: 0.429		0-3 K 1B			0-0 5-3		0-0 FC6-4 HR		0-0 6-3		4-0 E IBB	2 0 0 0 0 1 1 0 0 0 0 0 0 0 2 1 0 0 1 0 1

BOTTOM

Houston Astros @ San Francisco Giants  
Candlestick Park, San Francisco, CA  
Thu Aug 13 1987, 6:33 AM EDT  
Att. 20,122 - Unknown

livebaseballscores.com

AB	43
R	7
H	9
RBI	6
BB	4
SO	13
LOB	17



Inning Stats	R: 0	H: 1	E: 0	LOB: 1	K: 0	BB: 0	S: 4	P: 4	R: 3	H: 3	E: 0	LOB: 2	K: 2	BB: 1	S: 11	P: 15	R: 0	H: 0	E: 0	LOB: 0	K: 3	BB: 0	S: 9	P: 9	R: 0	H: 0	E: 0	LOB: 0	K: 0	BB: 0	S: 3	P: 3	R: 0	H: 0	E: 0	LOB: 0	K: 1	BB: 0	S: 5	P: 5	R: 0	H: 0	E: 0	LOB: 0	K: 3	BB: 0	S: 9	P: 9	R: 3	H: 2	E: 1	LOB: 1	K: 1	BB: 1	S: 8	P: 12	R: 0	H: 0	E: 0	LOB: 0	K: 1	BB: 0	S: 5	P: 5	R: 0	H: 0	E: 0	LOB: 0	K: 1	BB: 0	S: 5	P: 5	R: 0	H: 1	E: 0	LOB: 2	K: 0	BB: 1	S: 4	P: 8	R: 1	H: 2	E: 1	LOB: 2	K: 1	BB: 1	S: 6	P: 10	1B: 6	SF: 0	2B: 2	SAC: 0	3B: 0	DP: 0	HR: 1	HBP: 0	WP: 1	PA: 47
--------------	------	------	------	--------	------	-------	------	------	------	------	------	--------	------	-------	-------	-------	------	------	------	--------	------	-------	------	------	------	------	------	--------	------	-------	------	------	------	------	------	--------	------	-------	------	------	------	------	------	--------	------	-------	------	------	------	------	------	--------	------	-------	------	-------	------	------	------	--------	------	-------	------	------	------	------	------	--------	------	-------	------	------	------	------	------	--------	------	-------	------	------	------	------	------	--------	------	-------	------	-------	-------	-------	-------	--------	-------	-------	-------	--------	-------	--------

PITCHER	IP	WLS	BF	H	R	ER	SO	BB	IBB	HBP	BLK	WP	HR	S	P	ERA	WHIP
Nolan Ryan, R (1, 1) ERA: 3.09	6.1		26	4	4	4	10	2	0	0	0	1	0	44	52	5.68	0.947
Juan Agosto, L (7, 1) ERA: 5.68	0.1		2	0	0	0	0	0	0	0	0	0	0	2	2	0.00	0.000
Larry Andersen, R (7, 1) ERA: 3.01	1.1		6	2	2	0	1	0	0	0	0	0	1	8	8	0.00	1.500
Rocky Childress, R (9, 1) ERA: 1.84	2.2	L	13	3	1	0	2	0	2	0	0	0	0	15	23	0.00	1.125

Batter	1	2	3	4	5	6	7	8	9	AB R H RBI BB SO LOB	TOP		
Mariano Duncan, R (1, 6) OBP: 0.273, SLG: 0.329	0-0 F8		0-0 B5		0-0 F5		0-0 6-3		0-3 K	5 0 0 0 0 1 1	<b>Los Angeles Dodgers @ San Francisco Giants</b> <b>Candlestick Park, San Francisco, CA</b> Fri Aug 14 1987, 10:05 PM EDT Att. 34,108 - Unknown <a href="http://livebaseballscorecards.com">livebaseballscorecards.com</a>		
Danny Heep, L (1, 9) OBP: 0.182, SLG: 0.171 Tim Crews, R (7, 1)	0-0 F7		0-0 F9		0-0 6-3		0-0 F9			4 0 0 0 0 0 0 0 0 0 0 0 0 0			
Ken Landreaux, L (1, 8) OBP: 0.295, SLG: 0.357	0-0 F8		0-0 F8		0-0 F6		0-3 K			4 0 0 0 0 1 0			
Pedro Guerrero, R (1, 3) OBP: 0.407, SLG: 0.554		0-0 F9		4-0 2B BB		0-0 F8		0-3 K		3 1 0 0 1 1 0			
Mickey Hatcher, R (1, 5) OBP: 0.353, SLG: 0.474 Craig Shipley, R (5, 5)		0-0 5-3		0-0 4-3 1B 2B 1-H		0-3 K		0-0 F7		2 1 1 1 0 0 0 2 0 0 0 0 1 0			
Mike Scioscia, L (1, 2) OBP: 0.348, SLG: 0.385		0-0 1B 1B		0-0 4-3 2B		0-0 1B 2B		0-0 4-3		4 2 2 0 0 0 1			
Chris Gwynn, L (1, 7) OBP: 0.750, SLG: 0.750		0-0 1B 1B		0-0 2-3 1B		0-0 1B			0-0 E6 SH2-3	4 0 3 2 0 0 0			
Phil Garner, R (1, 4) OBP: 0.280, SLG: 0.317		0-0 1B		0-0 3-H 1B		4-0 1B			0-0 SH2-3	2 0 1 1 1 0 1			
Shawn Hillegas, R (1, 1) Rick Honeycutt, L (6, 1) OBP: 0.267, SLG: 0.250 Brian Holton, R (6, 1) OBP: 0.250, SLG: 0.250 Tito Landrum, R (7, 9) OBP: 0.325, SLG: 0.268		0-3 K		0-0 F8		0-0 IBB			0-0 SH2-3	1-2		2 0 1 1 1 0 1	
		0-3 K		0-3 K2-3		0-3 K			0-0 6-3	1-2	3 0 0 0 0 3 5 0 0 0 0 0 0 0 0 0 0 0 0 0 0 1 0 0 0 0 0 1		
<b>Inning Stats</b>	R: 0 H: 0 E: 0 LOB: 0 K: 0 BB: 0 S: 3 P: 3	R: 1 H: 3 E: 0 LOB: 2 K: 1 BB: 0 S: 8 P: 8	R: 0 H: 0 E: 0 LOB: 0 K: 0 BB: 0 S: 3 P: 3	R: 2 H: 2 E: 0 LOB: 1 K: 1 BB: 1 S: 7 P: 11	R: 0 H: 0 E: 0 LOB: 0 K: 0 BB: 0 S: 3 P: 3	R: 1 H: 2 E: 0 LOB: 2 K: 2 BB: 1 S: 9 P: 13	R: 0 H: 0 E: 0 LOB: 0 K: 1 BB: 0 S: 5 P: 5	R: 0 H: 0 E: 0 LOB: 0 K: 1 BB: 0 S: 5 P: 5	R: 0 H: 0 E: 1 LOB: 1 K: 1 BB: 0 S: 6 P: 6	1B: 5 SF: 0 2B: 2 SAC: 1 3B: 0 DP: 0 HR: 0 HBP: 0	WP: 0 PA: 37 PB: 0 SB: 0 CS: 0		
<b>PITCHER</b>	IP WLS BF H R ER SO BB IBB HBP BLK WP HR S P ERA WHIP											<b>PITCHER</b>	IP WLS BF H R ER SO BB IBB HBP BLK WP HR S P ERA WHIP
Kelly Downs, R (1, 1) ERA: 3.78	5.0 L 21 5 3 3 2 1 0 0 0 0 0 0 24 28 5.40 1.200												
Joe Price, L (6, 1) ERA: 4.15	2.0 9 2 1 1 3 0 1 0 0 0 0 14 18 4.50 1.000												
Jeff Robinson, R (8, 1) ERA: 2.72	2.0 7 0 0 0 2 0 0 0 0 0 0 11 11 0.00 0.000												







Batter	1	2	3	4	5	6	7	8	9	AB R H RBI BB SO LOB	TOP																						
Mariano Duncan, R (1, 6) OBP: 0.269, SLG: 0.324	0-0 L3		0-0 5-3			0-0 P3			0-0 6-3	4 0 0 0 0 0 0	<p>Los Angeles Dodgers @ San Francisco Giants</p> <p>Candlestick Park, San Francisco, CA</p> <p>Sat Aug 15 1987, 6:33 AM EDT</p> <p>Att: 43,480 - Unknown</p>																						
Steve Sax, R (1, 4) OBP: 0.310, SLG: 0.339	0-3 K			0-0 5-3			0-0 FC1-6 1B		0-0 F7	4 0 1 0 0 1 0																							
John Shelby, S (1, 8) OBP: 0.290, SLG: 0.458	0-0 F7			4-0 G6-4-3 BB			0-3 K		0-0 1B	3 0 1 0 1 1 1																							
Pedro Guerrero, R (1, 3) OBP: 0.403, SLG: 0.548		0-0 F9		0-0 G6-4-3 1-2f			0-0 FC1-6 1-2f		0-3 K	4 0 0 0 0 1 3																							
Tito Landrum, R (1, 9) OBP: 0.313, SLG: 0.257		0-0 6-3			0-0 F3		0-3 K			3 0 0 0 0 1 1																							
Mike Scioscia, L (1, 2) OBP: 0.353, SLG: 0.389		0-0 E3 1B			0-0 F9 1B			4-0 3-1 5-3 BB		2 0 2 0 1 0 0																							
Phil Garner, R (1, 5) OBP: 0.276, SLG: 0.311		0-0 F9			0-0 F9 1-2			0-0 5-3 1-2		3 0 0 0 0 0 3																							
Chris Gwynn, L (1, 7) OBP: 0.429, SLG: 0.429			0-3 K			0-3 K		0-0 3-1 2-3		3 0 0 0 0 2 1																							
Fernando Valenzuela, L (1, 1) OBP: 0.159, SLG: 0.159			0-0 1-3			0-0 5-3		0-3 K		2 0 0 0 0 0 0																							
Alex Trevino, R (8, PH) OBP: 0.283, SLG: 0.390										1 0 0 0 0 1 1																							
Ken Howell, R (8, 1) OBP: 0.250, SLG: 0.250										0 0 0 0 0 0 0																							
<b>Inning Stats</b>	R: 0 E: 0 K: 1 S: 5	H: 0 LOB: 0 BB: 0 P: 5	R: 0 E: 1 K: 0 S: 4	H: 1 LOB: 1 BB: 0 P: 4	R: 0 E: 0 K: 1 S: 5	H: 0 LOB: 0 BB: 0 P: 5	R: 0 E: 0 K: 0 S: 2	H: 0 LOB: 0 BB: 1 P: 6	R: 0 E: 0 K: 0 S: 3	H: 1 LOB: 0 BB: 0 P: 3	R: 0 E: 0 K: 1 S: 5	H: 0 LOB: 0 BB: 0 P: 5	R: 0 E: 0 K: 2 S: 8	H: 1 LOB: 1 BB: 0 P: 8	R: 0 E: 0 K: 1 S: 5	H: 0 LOB: 1 BB: 1 P: 9	R: 0 E: 0 K: 1 S: 6	H: 1 LOB: 1 BB: 0 P: 6	1B: 4 2B: 0 3B: 0 HR: 0	SF: 0 SAC: 0 DP: 1 HBP: 0	WP: 0 PB: 0 SB: 0 CS: 0	PA: 31											
<b>PITCHER</b> Dave Dravecky, L (1, 1) ERA: 3.57	IP 9.0	WLS W	BF 31	H 4	R 0	ER 0	SO 7	BB 2	IBB 0	HBP 0	BLK 0	WP 0	HR 0	S 43	P 51	ERA 0.00	WHIP 0.667																
											<b>PITCHER</b>	IP	WLS	BF	H	R	ER	SO	BB	IBB	HBP	BLK	WP	HR	S	P	ERA	WHIP					

livebaseballscorecards.com

AB	29
R	0
H	4
RBI	0
BB	2
SO	7
LOB	10



Batter	1	2	3	4	5	6	7	8	9
<b>Robby Thompson, R</b> OBP: 0.313, SLG: 0.400 (1, 4)	0-0 1B 1B	0-0 F9		0-0 FC6-5 1-3		0-0 2-H 1B		0-0 1B	
<b>Kevin Mitchell, R</b> OBP: 0.346, SLG: 0.469 (1, 5)	0-0 1B 1B	4-0 E S BB		0-0 F9		0-0 F8		0-3 K	
<b>Jeffrey Leonard, R</b> OBP: 0.328, SLG: 0.490 (1, 7)	0-0 1B FC6-4 1B	0-3 K			0-0 CS 1B		0-0 6-3		
<b>Candy Maldonado, R</b> OBP: 0.370, SLG: 0.558 (1, 9)	0-0 1-3 2-H FC6-4 1B	0-3 K			0-0 F8 1-2		0-0 2B		
<b>Chili Davis, S</b> OBP: 0.327, SLG: 0.426 (1, 8)	0-0 FC6-4 2B		0-3 K		0-0 E8 1B		0-0 P3		
<b>Eddie Milner, L</b> OBP: 0.281, SLG: 0.315 (8, 8)	0-0 1-3 2B		0-0 F7		0-0 6-3		0-3 K		
<b>Will Clark, L</b> OBP: 0.364, SLG: 0.574 (1, 3)	0-0 1-3 2B		0-0 6-3		0-0 F9		0-0 6-3		
<b>Bob Melvin, R</b> OBP: 0.243, SLG: 0.348 (1, 2)	0-0 5-3		0-0 6-3		0-0 5-3		0-0 SH5-4 1B		
<b>Jose Uribe, S</b> OBP: 0.326, SLG: 0.379 (1, 6)	4-0 IBB			0-0 5-3		0-0 SH5-4 1B		0-0 E 3B	
<b>Dave Dravecky, R</b> OBP: 0.195, SLG: 0.108 (1, 1)	0-3 K			4-0 FC6-5 S BB		0-0 SH5-4 1-2		0-3 K	

Inning Stats	R: 3	H: 5	E: 0	LOB: 3	K: 1	S: 10	P: 14	R: 0	H: 0	E: 0	LOB: 1	K: 2	S: 7	P: 11	R: 0	H: 0	E: 0	LOB: 0	K: 1	S: 5	P: 5	R: 0	H: 2	E: 1	LOB: 1	K: 0	S: 4	P: 4	R: 1	H: 2	E: 0	LOB: 1	K: 0	S: 5	P: 5	R: 0	H: 1	E: 0	LOB: 1	K: 1	S: 6	P: 6	R: 1	H: 2	E: 1	LOB: 1	K: 2	S: 9	P: 9
--------------	------	------	------	--------	------	-------	-------	------	------	------	--------	------	------	-------	------	------	------	--------	------	------	------	------	------	------	--------	------	------	------	------	------	------	--------	------	------	------	------	------	------	--------	------	------	------	------	------	------	--------	------	------	------

PITCHER	IP	WLS	BF	H	R	ER	SO	BB	IBB	HBP	BLK	WP	HR	S	P	ERA	WHIP
<b>Fernando Valenzuela, L</b> ERA: 4.36 (1, 1)	7.0	L	33	10	4	4	5	2	1	0	0	0	0	40	52	5.14	1.714
<b>Ken Howell, R</b> ERA: 4.91 (8, 1)	1.0		5	2	1	1	2	0	0	0	0	0	0	9	9	9.00	2.000

**Los Angeles Dodgers @ San Francisco Giants**  
**Candlestick Park, San Francisco, CA**  
 Sat Aug 15 1987, 6:33 AM EDT  
 Att. 43,480 - Unknown

AB	R	H	RBI	BB	SO	LOB
5	1	3	1	0	0	1
4	1	1	0	1	1	3
4	1	2	1	0	1	1
4	0	2	1	0	1	2
4	0	1	1	0	1	2
4	0	1	0	0	1	2
4	0	0	0	0	0	2
3	2	2	0	1	0	0
2	0	0	0	1	2	3

AB	34
R	5
H	12
RBI	4
BB	3
SO	7
LOB	16

WP: 0 PA: 38  
 PB: 0  
 SB: 2  
 CS: 1



Batter	1	2	3	4	5	6	7	8	9	10	AB R H RBI BB SO LOB	TOP										
Mariano Duncan, R OBP: 0.267, SLG: 0.322 Craig Shipley, R (4, 6)	0-0 B3		0-0 FC6-4			0-0 5-3			0-0 G6-4-3		2 0 0 0 0 0 1 2 0 0 0 0 0 1	<b>Los Angeles Dodgers @ San Francisco Giants</b> <b>Candlestick Park, San Francisco, CA</b> Sun Aug 16 1987, 6:33 AM EDT Att. 52,374 - Unknown										
Danny Heep, L OBP: 0.188, SLG: 0.159 (1, 3)	0-0 L5			0-0 F8			0-0 1-3			4-0 SH5-4 BB	3 0 0 0 1 0 0											
Ken Landreaux, L OBP: 0.296, SLG: 0.352 (1, 9)	0-0 1-3			0-0 4-3			4-0 G6-3 BB			0-0 SH5-4 1-2	2 0 0 0 1 0 0											
John Shelby, S OBP: 0.267, SLG: 0.453 (1, 8)		0-0 F8		0-3 K			0-0 G6-3 1-2f			0-3 K	4 0 0 0 0 2 2											
Mike Scioscia, L OBP: 0.352, SLG: 0.385 (1, 2)		0-0 6-3			0-0 4-3			0-0 F8		4-0 FC4-6 IBB	3 0 0 0 1 0 0											
Steve Sax, R OBP: 0.309, SLG: 0.338 (1, 4)		0-0 1B			0-0 F9			0-0 4-3		0-0 FC4-6 1-2f	4 0 1 0 0 0 2											
Chris Gwynn, L OBP: 0.300, SLG: 0.300 (1, 7)			0-0 F7		0-0 F7			0-3 K			3 0 0 0 0 1 0											
Phil Garner, R OBP: 0.277, SLG: 0.311 (1, 5)			0-0 6-3			0-3 K2-3			0-0 FC1-6 1B		3 0 1 0 0 1 0											
Bob Welch, R OBP: 0.185, SLG: 0.159 Tim Leary, R OBP: 0.375, SLG: 0.375 (1, 1) (9, 1)			0-0 FC6-4 1B			0-0 1-3			0-0 FC1-6 G6-4-3 1-2f		3 0 1 0 0 0 1 0 0 0 0 0 0 0											
<b>Inning Stats</b>	R: 0 E: 0 K: 0 S: 3	H: 0 LOB: 0 BB: 0 P: 3	R: 0 E: 0 K: 0 S: 3	H: 1 LOB: 1 BB: 0 P: 3	R: 0 E: 0 K: 0 S: 4	H: 1 LOB: 1 BB: 0 P: 4	R: 0 E: 0 K: 1 S: 5	H: 0 LOB: 0 BB: 0 P: 5	R: 0 E: 0 K: 1 S: 5	H: 0 LOB: 0 BB: 0 P: 5	R: 0 E: 0 K: 0 S: 2		H: 0 LOB: 0 BB: 1 P: 6	R: 0 E: 0 K: 1 S: 5	H: 0 LOB: 0 BB: 0 P: 5	R: 0 E: 0 K: 0 S: 3	H: 1 LOB: 0 BB: 0 P: 3	R: 0 E: 0 K: 1 S: 5	H: 0 LOB: 2 BB: 2 P: 13	1B: 3 2B: 0 3B: 0 HR: 0	SF: 0 SAC: 1 DP: 2 HBP: 0	WP: 0 PB: 0 SB: 0 CS: 0
<b>PITCHER</b> Michael LaCoss, R ERA: 3.82 (1, 1)	IP 10.0	WLS W	BF 33	H 3	R 0	ER 0	SO 4	BB 2	IBB 1	HBP 0	BLK 0	WP 0	HR 0	S 38	P 50	ERA 0.00	WHIP 0.500					

<b>AB</b>	29
<b>R</b>	0
<b>H</b>	3
<b>RBI</b>	0
<b>BB</b>	3
<b>SO</b>	4
<b>LOB</b>	7



livebaseballscores.com

Batter	1	2	3	4	5	6	7	8	9	10	AB	R	H	RBI	BB	SO	LOB
Mike Aldrete, L (1, 8) OBP: 0.375, SLG: 0.451 Eddie Milner, L (8, PR) OBP: 0.287, SLG: 0.328	0-0 1-3		4-0 FC4-6 BB		0-3 K			4-0 FC5-2 IBB		0-0 1-H 2B	2	0	0	0	2	1	2
Kevin Mitchell, R (1, 5) OBP: 0.342, SLG: 0.463	0-3 K		0-0 FC4-6 1-2f				0-3 K		0-0 FC5-2 1-3 3-H		4	0	0	0	0	2	4
Jeffrey Leonard, R (1, 7) OBP: 0.326, SLG: 0.485	0-3 K			0-0 F8			0-3 K		0-0 F8		4	0	0	0	0	2	3
Candy Maldonado, R (1, 9) OBP: 0.366, SLG: 0.551		0-0 5-3		0-0 F9			0-0 6-3		0-0 F9		4	0	0	0	0	0	0
Will Clark, L (1, 3) OBP: 0.363, SLG: 0.573	0-0 1-3			0-0 3-1			0-0 SH1-4 CS 2B		0-3 K		4	0	1	0	0	1	0
Bob Brenly, R (1, 2) OBP: 0.352, SLG: 0.491	0-0 5-3			0-0 CS 1B			0-0 SH1-4 2-3		0-0 F7		3	0	1	0	0	0	0
Robby Thompson, R (1, 4) OBP: 0.313, SLG: 0.396			0-0 F9		4-0 SH1-4 E 1-2 BB		0-0 1-3 3-H		0-3 K		3	0	0	0	1	1	1
Jose Uribe, S (1, 6) OBP: 0.330, SLG: 0.388			0-0 SH1-4 2B		0-0 E6 SH1-4 1-2		0-0 SH1-4 FC5-2 1B		0-0 4-3		4	0	2	0	0	0	1
Michael LaCoss, R (1, 1) OBP: 0.125, SLG: 0.079 Chili Davis, S (10, PH) OBP: 0.328, SLG: 0.428			0-0 5-3		0-0 SH1-4 1-2 2-3		0-0 SH1-4 1-3		0-0 2B 1B		1	0	0	0	0	0	1

Inning Stats	R: 0	H: 0	E: 0	K: 2	S: 7	R: 0	H: 0	E: 0	K: 0	S: 3	R: 0	H: 1	E: 0	K: 0	S: 4	R: 0	H: 0	E: 0	K: 0	S: 3	R: 0	H: 1	E: 1	K: 1	S: 6	R: 0	H: 0	E: 0	K: 2	S: 7	R: 0	H: 1	E: 0	K: 0	S: 3	R: 0	H: 1	E: 0	K: 0	S: 4	R: 0	H: 1	E: 0	K: 0	S: 5	R: 0	H: 2	E: 1	K: 1	S: 6	1B: 3	SF: 0	2B: 3	SAC: 3	3B: 0	DP: 0	HR: 0	HBP: 0	WP: 0	PA: 37
--------------	------	------	------	------	------	------	------	------	------	------	------	------	------	------	------	------	------	------	------	------	------	------	------	------	------	------	------	------	------	------	------	------	------	------	------	------	------	------	------	------	------	------	------	------	------	------	------	------	------	------	-------	-------	-------	--------	-------	-------	-------	--------	-------	--------

PITCHER	IP	WLS	BF	H	R	ER	SO	BB	IBB	HBP	BLK	WP	HR	S	P	ERA	WHIP
Bob Welch, R (1, 1) ERA: 3.27	8.0		30	4	0	0	5	2	1	0	0	0	0	37	49	0.00	0.750
Tim Leary, R (9, 1) ERA: 5.0	1.2	L	7	2	1	1	2	0	0	0	0	0	0	11	11	5.40	1.200

**Los Angeles Dodgers @ San Francisco Giants**  
**Candlestick Park, San Francisco, CA**  
 Sun Aug 16 1987, 6:33 AM EDT  
 Att: 52,374 - Unknown

livebaseballscorecards.com

AB	31
R	1
H	6
RBI	1
BB	3
SO	7
LOB	12



Batter	1	2	3	4	5	6	7	8	9	AB R H RBI BB SO LOB	TOP																								
Mike Aldrete, L OBP: 0.372, SLG: 0.444 (1, 8) (7, 7)	0-0 6-3	0-0 F7		0-3 K			4-0 BB BB		0-0 6-3	4 0 0 0 1 1 3																									
Kevin Mitchell, R OBP: 0.344, SLG: 0.461 (1, 5) (8, 6)	4-0 E 1B BB		0-3 K		0-0 6-3		4-0 BB BB			2 1 0 0 2 1 0																									
Jeffrey Leonard, R OBP: 0.323, SLG: 0.481 Scott Garrelts, R OBP: 0.125, SLG: 0.125 (1, 7) (7, 1)	0-0 1-3		0-0 5-3		0-0 F8		0-0 G1-2-3			4 0 0 0 0 0 4 0 0 0 0 0 0 0																									
Candy Maldonado, R OBP: 0.367, SLG: 0.551 (1, 9)	0-0 3-H 1B		0-0 1B		0-0 F8			0-0 L8		4 0 2 1 0 0 0																									
Will Clark, L OBP: 0.359, SLG: 0.568 (1, 3)	0-0 6-3		0-0 F7		0-0 4-3			0-0 L8		4 0 0 0 0 0 2																									
Bob Brenly, R OBP: 0.354, SLG: 0.500 (1, 2)		0-0 HR		4-0 4-3 1B BB		0-3 K		0-0 E5 FC6-4		3 1 1 1 1 1 0																									
Robby Thompson, R OBP: 0.316, SLG: 0.399 Harry Spilman, L OBP: 0.356, SLG: 0.431 (1, 4) (8, PH) (8, 5)		0-0 4-3 6-3 1B		0-0 1-2 4-3 1B		0-3 K		0-0 FC6-4		3 0 2 0 0 1 0 1 0 0 0 0 0 1																									
Chris Speier, R OBP: 0.324, SLG: 0.376 (1, 6) (8, 4)		0-0 6-3		0-0 4-3			0-0 L7		0-0 6-3	4 0 0 0 0 0 3																									
Atlee Hammaker, S OBP: 0.133, SLG: 0.114 Joe Price, R OBP: 0.336, SLG: 0.426 Chili Davis, S OBP: 0.111, SLG: 0.111 Jeff Robinson, R OBP: 0.290, SLG: 0.339 (1, 1) (3, 1) (4, PH) (4, 1) (7, PH) (7, 8)		0-0 4-3		0-3 K			0-0 BB G1-2-3 2B		0-0 4-3	1 0 0 0 0 0 1 0 0 0 0 0 0 0 1 0 0 0 0 0 1 0 0 0 0 0 0 0 2 0 1 0 0 0 0																									
<b>Inning Stats</b>	R: 1 E: 1 K: 0 S: 4	H: 1 LOB: 1 BB: 1 P: 8	R: 1 E: 0 K: 0 S: 5	H: 2 LOB: 1 BB: 0 P: 5	R: 0 E: 0 K: 1 S: 6	H: 1 LOB: 1 BB: 0 P: 6	R: 0 E: 0 K: 2 S: 8	H: 1 LOB: 2 BB: 1 P: 12	R: 0 E: 0 K: 0 S: 3	H: 0 LOB: 0 BB: 0 P: 3	R: 0 E: 0 K: 2 S: 7	H: 0 LOB: 0 BB: 0 P: 7	R: 0 E: 0 K: 0 S: 3	H: 1 LOB: 2 BB: 2 P: 11	R: 0 E: 1 K: 0 S: 4	H: 0 LOB: 1 BB: 0 P: 4	R: 0 E: 0 K: 0 S: 3	H: 0 LOB: 0 BB: 0 P: 3	1B: 4 2B: 1 3B: 0 HR: 1	SF: 0 SAC: 0 DP: 1 HBP: 0	WP: 0 PB: 0 SB: 0 CS: 0	PA: 37													
<b>PITCHER</b> Dwight Gooden, R ERA: 3.09 Roger McDowell, R ERA: 3.92 (1, 1) (8, 1)	IP 7.0	WLS W	BF 30	H 6	R 2	ER 1	SO 5	BB 4	IBB 0	HBP 0	BLK 0	WP 0	HR 1	S 36	P 52	ERA 1.29	WHIP 1.429	<b>PITCHER</b>	IP 2.0	WLS W	BF 7	H 0	R 0	ER 0	SO 0	BB 0	IBB 0	HBP 0	BLK 0	WP 0	HR 0	S 7	P 7	ERA 0.00	WHIP 0.000

**San Francisco Giants @ New York Mets**  
 Shea Stadium, Flushing, NY  
 Tue Aug 18 1987, 7:05 PM EDT  
 Att: 41,587 - Unknown

AB	33
R	2
H	6
RBI	2
BB	4
SO	5
LOB	16



Batter	1	2	3	4	5	6	7	8	9	AB	R	H	RBI	BB	SO	LOB
Mookie Wilson, S (1, 8) OBP: 0.352, SLG: 0.465	0-0 2B	0-0 2B	0-3 K		4-0 BB		0-3 K			4	1	2	0	1	2	1
Tim Teufel, R (1, 4) OBP: 0.417, SLG: 0.597	0-0 4-3 2B	4-0 IBB		0-0 HR	0-0 5-3			0-0 F4		4	1	2	2	1	0	2
Keith Hernandez, L (1, 3) OBP: 0.390, SLG: 0.452	0-3 K	0-3 K		0-0 2B		0-0 L1		0-0 6-3		5	0	1	0	0	2	4
Darryl Strawberry, L (1, 9) OBP: 0.401, SLG: 0.589	4-0 4-3 BB	0-0 4-3		0-3 K		0-3 K		0-3 K		4	0	0	0	1	3	4
Kevin McReynolds, R (1, 7) OBP: 0.335, SLG: 0.516	0-0 4-3 1-2 2-3		0-0 HR 1B	0-0 L4		0-0 HR				4	2	2	1	0	0	3
Gary Carter, R (1, 2) OBP: 0.299, SLG: 0.409	0-0 F9		0-0 HR 1B	0-0 5-3		0-0 L7				4	1	1	0	0	0	3
Howard Johnson, S (1, 5) OBP: 0.366, SLG: 0.531		0-0 6-3	0-0 HR 1B		0-3 K		0-0 F7			4	1	1	3	0	1	0
Rafael Santana, R (1, 6) OBP: 0.315, SLG: 0.382		0-0 1B 2B	0-0 5-3		0-3 K		0-0 F8			4	1	1	0	0	1	0
Dwight Gooden, R (1, 1) Dave Magadan, L (7, PH) Roger McDowell, R (8, 1)		0-0 2B 1B	0-0 5-3		0-0 L6		0-0 1B			3	0	1	1	0	0	1

Inning Stats	R: 1	H: 2	E: 0	K: 1	S: 7	H: 2	LOB: 2	BB: 1	P: 11	R: 1	H: 3	E: 0	K: 1	S: 8	H: 3	LOB: 3	BB: 1	P: 12	R: 3	H: 3	E: 0	K: 1	S: 8	H: 2	LOB: 0	BB: 0	P: 8	R: 1	H: 2	E: 0	K: 1	S: 7	H: 2	LOB: 1	BB: 0	P: 7	R: 0	H: 0	E: 0	K: 2	S: 8	H: 0	LOB: 2	BB: 1	P: 12	R: 1	H: 1	E: 0	K: 1	S: 6	H: 1	LOB: 0	BB: 0	P: 6	R: 0	H: 1	E: 0	K: 1	S: 6	H: 0	LOB: 1	BB: 0	P: 6	R: 0	H: 0	E: 0	K: 1	S: 5	H: 0	LOB: 0	BB: 0	P: 5
1B: 4	SF: 0	2B: 5	SAC: 0	3B: 0	DP: 0	HR: 3	HBP: 0	WP: 1	PA: 40																																																															

PITCHER	IP	WLS	BF	H	R	ER	SO	BB	IBB	HBP	BLK	WP	HR	S	P	ERA	WHIP
Atlee Hammaker, L (1, 1) ERA: 3.49	2.0	L	16	8	5	5	2	1	1	0	0	0	1	18	26	22.50	4.500
Joe Price, L (3, 1) ERA: 3.86	1.0		3	0	0	0	1	0	0	0	0	0	0	5	5	0.00	0.000
Jeff Robinson, R (4, 1) ERA: 2.82	3.0		14	3	2	2	4	1	0	0	0	1	2	21	25	6.00	1.333
Scott Garrelts, R (7, 1) ERA: 3.1	2.0		7	1	0	0	2	0	0	0	0	0	0	11	11	0.00	0.500

**BOTTOM**

**San Francisco Giants @ New York Mets**  
 Shea Stadium, Flushing, NY  
 Tue Aug 18 1987, 7:05 PM EDT  
 Att. 41,587 - Unknown

[livebaseballscorecards.com](http://livebaseballscorecards.com)

<b>AB</b>	<b>37</b>
<b>R</b>	<b>7</b>
<b>H</b>	<b>12</b>
<b>RBI</b>	<b>7</b>
<b>BB</b>	<b>3</b>
<b>SO</b>	<b>9</b>
<b>LOB</b>	<b>18</b>



TOP

San Francisco Giants @ New York Mets  
Shea Stadium, Flushing, NY

Wed Aug 19 1987, 7:05 PM EDT  
Att. 50,511 - Unknown

livebaseballscorecards.com

AB	41
R	10
H	9
RBI	9
BB	5
SO	7
LOB	21



WP:	0	PA:	47
PB:	0		
SB:	0		
CS:	0		

AB R H RBI BB SO LOB

6	2	3	2	0	1	3
6	1	0	0	0	3	3
5	0	1	1	0	0	1
4	2	0	2	1	1	2
5	2	1	0	0	1	2
4	0	1	2	0	0	0
3	1	1	0	2	0	1
1	0	0	0	1	0	1
2	1	1	1	1	0	2
1	0	0	0	0	1	1
0	0	0	0	0	0	0
1	0	0	0	0	0	1
0	0	0	0	0	0	0
1	0	0	0	0	0	3
1	0	0	0	0	0	1
1	1	1	1	1	0	0

Batter	1	2	3	4	5	6	7	8	9	10
<b>Robby Thompson, R</b> (1, 4) OBP: 0.319, SLG: 0.404	0-0 FC6 FC5-4 2B		0-0 F3			0-0 1B K			0-0 6-3	0-0 E8 1B
<b>Kevin Mitchell, R</b> (1, 5) OBP: 0.339, SLG: 0.453	0-3 K		0-3 K			0-0 1B FC6-4 E5	0-3 K		0-0 F9	0-0 6-3
<b>Jeffrey Leonard, R</b> (1, 7) OBP: 0.322, SLG: 0.478	0-0 FC6 FC5-4 2-3		0-0 5-3			0-0 1B FC6-4 1-3 3-H	0-0 5-3		0-0 1-3	
<b>Candy Maldonado, R</b> (1, 9) OBP: 0.365, SLG: 0.544	0-0 FC5-4 1-2f 3-H		0-3 K			0-0 1B FC6-4 FC3 1-2f 3-H	0-0 F9			4-0 1B SF7 BB
<b>Will Clark, L</b> (1, 3) OBP: 0.357, SLG: 0.563	0-0 F7		0-0 F8			0-0 1B FC3 E 1-2		0-3 K		0-0 1B SF7 2B
<b>Chili Davis, S</b> (1, 8) OBP: 0.326, SLG: 0.425		0-0 F8		0-0 F7		0-0 1B E 1-3 2-H		0-0 6-3		0-0 1B SF7
<b>Bob Brenly, R</b> (1, 2) OBP: 0.358, SLG: 0.502		4-0 BB				0-0 6-3		0-0 1B 2B		0-0 6-3
<b>Jose Uribe, S</b> (1, 6) OBP: 0.332, SLG: 0.385		0-0 F8				4-0 BB G6-3		0-0 1B		4-0 2B E IBB
<b>Chris Speier, R</b> (6, PH) OBP: 0.327, SLG: 0.377		0-0 K				0-0 1-2f G6-3 BB		0-0 1B		0-0 2B E IBB
<b>Mike Krukow, R</b> (1, 1) OBP: 0.152, SLG: 0.209		0-3 K				0-0 1-2f G6-3 BB		0-0 1-3		0-0 1-3 2-H E 2B

Inning Stats	R: 1	H: 1	LOB: 1	BB: 0	S: 7	P: 7	R: 0	H: 0	LOB: 1	BB: 1	S: 5	P: 9	R: 0	H: 0	LOB: 0	BB: 0	S: 5	P: 5	R: 0	H: 0	LOB: 0	BB: 0	S: 5	P: 5	R: 0	H: 0	LOB: 0	BB: 0	S: 5	P: 6	R: 4	H: 3	LOB: 3	BB: 1	S: 11	P: 15	R: 0	H: 0	LOB: 0	BB: 0	S: 5	P: 5	R: 1	H: 2	LOB: 1	BB: 0	S: 7	P: 7	R: 0	H: 0	LOB: 0	BB: 0	S: 3	P: 3	R: 4	H: 3	LOB: 1	BB: 2	S: 6	P: 14	1B: 6	2B: 3	3B: 0	HR: 0	SF: 1	SAC: 0	DP: 1	HBP: 0	WP: 0	PA: 47
--------------	------	------	--------	-------	------	------	------	------	--------	-------	------	------	------	------	--------	-------	------	------	------	------	--------	-------	------	------	------	------	--------	-------	------	------	------	------	--------	-------	-------	-------	------	------	--------	-------	------	------	------	------	--------	-------	------	------	------	------	--------	-------	------	------	------	------	--------	-------	------	-------	-------	-------	-------	-------	-------	--------	-------	--------	-------	--------

PITCHER	IP	WLS	BF	H	R	ER	SO	BB	IBB	HBP	BLK	WP	HR	S	P	ERA	WHIP
<b>John Mitchell, R</b> (1, 1) ERA: 4.3	6.0		28	4	5	3	5	2	1	0	0	0	0	35	47	4.50	1.000
<b>Doug Sisk, R</b> (7, 1) ERA: 3.61	2.0		8	2	1	1	2	0	0	0	0	0	0	12	12	4.50	1.000
<b>Roger McDowell, R</b> (9, 1) ERA: 4.33	2.0	L	11	3	4	4	0	1	1	0	0	0	0	9	17	18.00	2.000



BOTTOM

San Francisco Giants @ New York Mets  
Shea Stadium, Flushing, NY  
Wed Aug 19 1987, 7:05 PM EDT  
Att: 50,511 - Unknown

livebaseballscorecards.com

AB	42
R	6
H	11
RBI	5
BB	4
SO	9
LOB	18



WP	0	PA	47
PB	0		
SB	0		
CS	0		

AB	R	H	RBI	BB	SO	LOB
3	1	0	0	1	0	2
0	0	0	0	0	0	0
1	0	0	0	0	0	1
0	0	0	0	0	0	0
1	0	1	0	0	0	0

6	2	2	0	0	1	3
---	---	---	---	---	---	---

3	0	1	1	1	2	2
0	0	0	0	0	0	0

4	1	2	2	1	0	0
---	---	---	---	---	---	---

5	0	0	0	0	1	4
---	---	---	---	---	---	---

4	0	0	0	1	1	1
---	---	---	---	---	---	---

5	2	2	1	0	2	3
---	---	---	---	---	---	---

3	0	1	0	0	0	0
2	0	1	1	0	0	0

2	0	1	0	0	1	1
3	0	0	0	0	1	1

1B	8	SF	1
2B	1	SAC	0
3B	0	DP	1
HR	2	HBP	0

Batter	1	2	3	4	5	6	7	8	9	10	AB	R	H	RBI	BB	SO	LOB					
Lenny Dykstra, L OBP: 0.350, SLG: 0.450 Doug Sisk, R (7, 1)	E6 1B SF7	F7		F9		BB 4-0		G3			3	1	0	0	1	0	2					
Lee Mazzilli, S OBP: 0.403, SLG: 0.459 Roger McDowell, R OBP: 0.333, SLG: 0.364 Tim Teufel, R OBP: 0.420, SLG: 0.599											0	0	0	0	0	0	0					
Wally Backman, S OBP: 0.298, SLG: 0.274	HR 1-3 1B	1-3 1B			E1 1B G1-4-3	1-3			B1	K	6	2	2	0	0	1	3					
Keith Hernandez, L OBP: 0.390, SLG: 0.451 Bill Almon, R OBP: 0.333, SLG: 0.311	SF7	K			G1-4-3 1-3 1B		K	1B BB			3	0	1	1	1	2	2					
Darryl Strawberry, L OBP: 0.403, SLG: 0.595	HR 1-H			F8	G1-4-3 BB		3-1	BB 1-3 1B			4	1	2	2	1	0	0					
Kevin McReynolds, R OBP: 0.332, SLG: 0.510	F7			L7	G1-4-3		6-3	K			5	0	0	0	0	1	4					
Gary Carter, R OBP: 0.297, SLG: 0.405	F7			L3	6-3			K	1-2 BB		4	0	0	0	1	1	1					
Howard Johnson, S OBP: 0.366, SLG: 0.537		HR		K			F5	2B 1B	K		5	2	2	1	0	2	3					
Rafael Santana, R OBP: 0.315, SLG: 0.382 Dave Magadan, L OBP: 0.400, SLG: 0.457		F2		1B			6-3	F9 1-H 2B		F7	3	0	1	0	0	0	0					
John Mitchell, R OBP: 0.121, SLG: 0.152 Mookie Wilson, S OBP: 0.349, SLG: 0.460		1B		K			E4 BB	F9 2-3		K	2	0	1	0	0	1	1					
Inning Stats	R: 3 E: 1 K: 0 S: 6	H: 2 LOB: 0 BB: 0 P: 6	R: 1 E: 0 K: 1 S: 8	H: 3 LOB: 2 BB: 0 P: 8	R: 0 E: 0 K: 0 S: 3	H: 0 LOB: 0 BB: 0 P: 3	R: 0 E: 0 K: 2 S: 8	H: 1 LOB: 1 BB: 0 P: 8	R: 1 E: 1 K: 0 S: 4	H: 1 LOB: 2 BB: 1 P: 8	R: 0 E: 0 K: 1 S: 5	H: 0 LOB: 0 BB: 0 P: 5	R: 1 E: 0 K: 1 S: 7	H: 2 LOB: 1 BB: 0 P: 7	R: 0 E: 0 K: 2 S: 8	H: 1 LOB: 3 BB: 2 P: 16	R: 0 E: 0 K: 2 S: 8	H: 1 LOB: 1 BB: 0 P: 8	1B: 8 2B: 1 3B: 0 HR: 2	SF: 1 SAC: 0 DP: 1 HBP: 0	WP: 0 PB: 0 SB: 0 CS: 0	PA: 47
PITCHER	IP	WLS	BF	H	R	ER	SO	BB	IBB	HBP	BLK	WP	HR	S	P	ERA	WHIP					
Mike Krukow, R ERA: 5.6	(1, 1)	1.2	11	5	4	3	0	0	0	0	0	0	2	11	11	16.20	3.000					
Joe Price, L ERA: 3.31	(2, 1)	2.1	8	1	0	0	3	0	0	0	0	0	0	14	14	0.00	0.429					
Craig Lefferts, L ERA: 4.09	(5, 1)	1.0	5	1	1	0	0	1	0	0	0	0	0	4	8	0.00	2.000					
Don Robinson, R ERA: 3.45	(6, 1)	3.1	16	3	1	1	2	2	0	0	0	0	0	18	26	2.70	1.500					
Scott Garrelts, R ERA: 3.04	(9, 1)	1.2	W 7	1	0	0	4	1	0	0	0	0	0	14	18	0.00	1.200					

San Francisco Giants @ New York Mets  
 Shea Stadium, Flushing, NY  
 Thu Aug 20 1987, 3:33 AM EDT  
 Att: 35,950 - Unknown

livebaseballscorecards.com

AB	35
R	4
H	8
RBI	4
BB	1
SO	12
LOB	12



WP:	0	PA:	36
PB:	0		
SB:	2		
CS:	0		

Batter	1	2	3	4	5	6	7	8	9	AB	R	H	RBI	BB	SO	LOB
Eddie Milner, L (1, 8) OBP: 0.280, SLG: 0.326	0-0 F9	0-3 K		0-0 F9			0-3 K			4	0	0	0	0	2	1
Robby Thompson, R (1, 4) OBP: 0.321, SLG: 0.405	0-0 2B	0-0 F8			0-0 1B		0-3 K			4	1	2	0	0	1	1
Mike Aldrete, L (1, 7) OBP: 0.375, SLG: 0.449	0-0 2B			4-0 3B		0-3 K				2	1	1	1	1	1	1
Jeffrey Leonard, R (7, PH) OBP: 0.321, SLG: 0.477	3-1 2B						5-3			1	0	0	0	0	0	0
Will Clark, L (1, 3) OBP: 0.357, SLG: 0.565	0-0 3-1			1-2 FC1-2		0-3 K		0-0 F7		4	0	1	1	0	1	2
Chili Davis, S (1, 9) OBP: 0.323, SLG: 0.421	0-0 4-3			0-0 F6		0-3 K		0-3 K		4	0	0	0	0	2	3
Bob Brenly, R (1, 2) OBP: 0.357, SLG: 0.498		0-0 1B		0-0 FC1-2			0-0 F8		0-0 F4	4	1	1	0	0	0	1
Chris Speier, R (1, 5) OBP: 0.323, SLG: 0.371		0-0 F7		0-0 F8			0-3 K		0-3 K	4	0	0	0	0	2	2
Jose Uribe, S (1, 6) OBP: 0.337, SLG: 0.390		0-0 2B		0-0 F9			0-0 1B		0-0 5-3	3	1	2	0	0	0	0
Joel Youngblood, R (9, PH) OBP: 0.289, SLG: 0.382		1-2 2B					0-3 K		0-3 K	1	0	0	0	0	0	0
Kelly Downs, R (1, 1) OBP: 0.184, SLG: 0.188		0-0 2B		0-3 K			0-3 K		0-3 K	3	0	1	2	0	2	1
Craig Lefferts, L (6, 1) OBP: 0.286, SLG: 0.429										0	0	0	0	0	0	0
Jeff Robinson, R (8, 1) OBP: 0.111, SLG: 0.111										0	0	0	0	0	0	0
Candy Maldonado, R (9, PH) OBP: 0.364, SLG: 0.542		1-2 2B								1	0	0	0	0	1	0

Inning Stats	R: 1	H: 2	E: 0	K: 0	S: 5	LOB: 1	P: 5	R: 2	H: 3	E: 0	K: 1	S: 8	LOB: 1	P: 8	R: 1	H: 1	E: 0	K: 0	S: 4	LOB: 1	P: 8	R: 0	H: 0	E: 0	K: 1	S: 5	LOB: 0	P: 5	R: 0	H: 1	E: 0	K: 3	S: 10	LOB: 1	P: 10	R: 0	H: 1	E: 0	K: 2	S: 8	LOB: 1	P: 8	R: 0	H: 0	E: 0	K: 2	S: 7	LOB: 0	P: 7	R: 0	H: 0	E: 0	K: 1	S: 5	LOB: 0	P: 5	R: 0	H: 0	E: 0	K: 2	S: 7	LOB: 0	P: 7
1B: 5	SF: 0	2B: 2	SAC: 0	3B: 1	DP: 0	HR: 0	HBP: 0	WP: 0	HR: 0	S: 0	P: 0	ERA: 18.00	WHIP: 3.500	WP: 0	PA: 36																																																

PITCHER	IP	WLS	BF	H	R	ER	SO	BB	IBB	HBP	BLK	WP	HR	S	P	ERA	WHIP
Terry Leach, R (1, 1) ERA: 3.3	2.0		13	6	4	4	1	1	0	0	0	0	0	14	18	18.00	3.500
David Cone, R (3, 1) ERA: 4.58	4.0	W	14	2	0	0	6	0	0	0	0	0	0	26	26	0.00	0.500
Randy Myers, L (7, 1) ERA: 4.42	3.0	S	9	0	0	0	5	0	0	0	0	0	0	19	19	0.00	0.000

BOTTOM

San Francisco Giants @ New York Mets  
Shea Stadium, Flushing, NY  
Thu Aug 20 1987, 3:33 AM EDT  
Att. 35,950 - Unknown

livebaseballscorecards.com

AB	33
R	7
H	11
RBI	7
BB	1
SO	8
LOB	7



WP:	0	PA:	35
PB:	0	SB:	0
CS:	1		

AB	R	H	RBI	BB	SO	LOB	
4	1	1	0	0	1	1	
4	0	1	0	0	1	0	
4	0	1	1	0	0	0	
4	1	1	0	0	2	2	
4	2	2	1	0	1	1	
3	2	1	0	1	1	0	
4	1	1	4	0	0	1	
3	0	2	1	0	1	0	
1	0	0	0	0	0	1	
1	0	0	0	0	1	1	
1	0	1	0	0	0	0	
0	0	0	0	0	0	0	
1B:	8	SF:	0	WP:	0	PA:	35
2B:	1	SAC:	0	PB:	0		
3B:	0	DP:	1	SB:	0		
HR:	2	HBP:	0	CS:	1		

Batter	1	2	3	4	5	6	7	8	9
Lenny Dykstra, L OBP: 0.349, SLG: 0.448 (1, 8)	0-0 E9 1B 1B		0-3 K		0-0 4-3	0-0 FC1-6 CS 1-2f			
Wally Backman, S OBP: 0.297, SLG: 0.273 (1, 4)	0-0 G4-6-3 2-3 1B 1B		0-0 6-3		0-3 K	0-0 CS 1-2	0-0 F9		
Keith Hernandez, L OBP: 0.389, SLG: 0.449 (1, 3)	0-0 G4-6-3 1-2 3-H 1B		0-0 G3		0-0 L6		0-0 4-3		
Darryl Strawberry, L OBP: 0.402, SLG: 0.592 (1, 9)	0-0 G4-6-3 1-2f 2-3		0-3 K		0-0 1B HR 1B	0-3 K			
Kevin McReynolds, R OBP: 0.333, SLG: 0.517 (1, 7)	0-0 6-3		0-0 HR		0-0 1-3 HR 1B	0-3 K			
Howard Johnson, S OBP: 0.367, SLG: 0.536 (1, 5)		0-0 F9	0-0 BLK 2B 1B		4-0 HR IBB	0-3 K			
Barry Lyons, R OBP: 0.270, SLG: 0.353 (1, 2)		0-0 6-3	0-0 6-3 1-2		0-0 1-4 2-H 3-H HR	0-0 F8			
Rafael Santana, R OBP: 0.318, SLG: 0.387 (1, 6)		0-0 1B	0-0 2-H 2B		0-3 K				
Terry Leach, R OBP: 0.121, SLG: 0.065 David Cone, L (3, 1) Mookie Wilson, S OBP: 0.351, SLG: 0.462 Randy Myers, L OBP: 0.200, SLG: 0.200 (7, 1)		0-0 5-3	0-3 K		0-0 FC1-6 1B				

Inning Stats	R: 1	H: 3	E: 1	K: 0	S: 5	H: 3	LOB: 1	BB: 0	P: 5	R: 0	H: 1	E: 0	K: 0	S: 4	H: 0	LOB: 0	BB: 0	P: 4	R: 0	H: 0	E: 0	K: 1	S: 5	H: 3	LOB: 1	BB: 0	P: 10	R: 0	H: 0	E: 0	K: 1	S: 5	H: 4	LOB: 0	BB: 1	P: 12	R: 0	H: 0	E: 0	K: 1	S: 5	H: 0	LOB: 0	BB: 0	P: 5	R: 0	H: 0	E: 0	K: 2	S: 7	H: 0	LOB: 0	BB: 0	P: 7
--------------	------	------	------	------	------	------	--------	-------	------	------	------	------	------	------	------	--------	-------	------	------	------	------	------	------	------	--------	-------	-------	------	------	------	------	------	------	--------	-------	-------	------	------	------	------	------	------	--------	-------	------	------	------	------	------	------	------	--------	-------	------

PITCHER	IP	WLS	BF	H	R	ER	SO	BB	IBB	HBP	BLK	WP	HR	S	P	ERA	WHIP
Kelly Downs, R ERA: 4.06 (1, 1)	5.1	L	27	11	7	7	5	0	1	0	1	0	2	36	40	11.81	2.062
Craig Lefferts, L ERA: 4.01 (6, 1)	1.2		4	0	0	0	1	0	0	0	0	0	0	6	6	0.00	0.000
Jeff Robinson, R ERA: 2.79 (8, 1)	1.0		3	0	0	0	2	0	0	0	0	0	0	7	7	0.00	0.000

# San Francisco Giants @ Montreal Expos

Olympic Stadium, Montreal, QB

Fri Aug 21 1987, 7:05 PM EDT  
Att: 30,294 - Unknown

[livebaseballscorecards.com](http://livebaseballscorecards.com)



AB	36
R	6
H	10
RBI	5
BB	3
SO	6
LOB	14

WP	0	PA	41
PB	0		
SB	0		
CS	0		

Batter	1	2	3	4	5	6	7	8	9	AB	R	H	RBI	BB	SO	LOB
Robby Thompson, R (1, 4) OBP: 0.325, SLG: 0.409	0-0 1B HR	0-0 2B L4-6		0-0 5-3		1-0 1B E HBP		0-3 K		4	2	2	1	0	1	0
Mike Aldrete, L (1, 8) OBP: 0.381, SLG: 0.453	0-0 1B HR	0-0 1B		0-0 F5		0-0 1B E7		0-3 K		4	1	3	1	0	0	0
Bob Brenly, R (7, 2) OBP: 0.356, SLG: 0.496	0-0 1B HR	0-0 1B		0-0 F5		0-0 1B E7		0-3 K		1	0	0	0	0	1	0
Jeffrey Leonard, R (1, 7) OBP: 0.320, SLG: 0.480	0-0 1B HR	0-0 1B L4-6		0-0 6-3		0-0 1B F9		0-0 L5		5	1	1	3	0	0	3
Candy Maldonado, R (1, 9) OBP: 0.359, SLG: 0.534	0-0 1B F7	0-0 1B 5-3		0-0 F7		0-0 F8		0-3 K		5	0	0	0	0	1	1
Will Clark, L (1, 3) OBP: 0.359, SLG: 0.566	4-0 1B BB		0-0 1B 3-1		4-0 1B BB FC5-4		0-0 2B		0-0 F7		3	0	1	0	2	0
Chris Speier, R (1, 5) OBP: 0.325, SLG: 0.370	0-0 1B		1-0 HBP		0-0 1B FC5-4		0-0 F8		0-0 F7		3	0	1	0	0	2
Bob Melvin, R (1, 2) OBP: 0.240, SLG: 0.343	0-3 K		0-0 F9		0-0 K		4-0 IBB		0-0 F7		3	0	0	0	0	2
Eddie Milner, L (7, PH) OBP: 0.285, SLG: 0.326	0-3 K		0-0 F9		0-3 K		4-0 IBB		0-0 F7		0	0	0	0	1	0
Jose Uribe, S (1, 6) OBP: 0.330, SLG: 0.382	0-3 K		0-0 F4		0-0 F7		0-0 P3		0-0 F7		4	0	0	0	0	1
Dave Dravecky, R (1, 1) OBP: 0.227, SLG: 0.175		0-0 2B		0-0 5-3		0-0 1B HBP		0-0 F2		3	2	2	0	0	0	0
Don Robinson, R (6, 1) OBP: 0.154, SLG: 0.083		0-0 2B		0-0 5-3		0-0 1B HBP		0-0 F2		1	0	0	0	0	0	0

Inning Stats	R	H	E	K	S	WLS	BF	H	R	ER	SO	BB	IBB	HBP	BLK	WP	HR	S	P	ERA	WHIP
R: 3 E: 0 K: 2 S: 11	4 LOB: 2 BB: 1 P: 15	R: 1 E: 0 K: 0 S: 5	H: 3 LOB: 1 BB: 0 P: 5	R: 0 E: 0 K: 0 S: 3	H: 0 LOB: 1 BB: 0 P: 4	R: 0 E: 0 K: 0 S: 3	H: 0 LOB: 0 BB: 0 P: 3	R: 0 E: 0 K: 0 S: 3	H: 0 LOB: 1 BB: 1 P: 7	R: 2 E: 1 K: 1 S: 7	H: 2 LOB: 1 BB: 0 P: 8	R: 0 E: 0 K: 0 S: 4	H: 1 LOB: 2 BB: 1 P: 8	R: 0 E: 0 K: 2 S: 7	H: 0 LOB: 0 BB: 0 P: 7	R: 0 E: 0 K: 1 S: 5	H: 0 LOB: 0 BB: 0 P: 5	1B: 6 2B: 4 3B: 0 HR: 1	SF: 0 SAC: 0 DP: 1 HBP: 2	WP: 0 PB: 0 SB: 0 CS: 0	PA: 41

PITCHER	IP	WLS	BF	H	R	ER	SO	BB	IBB	HBP	BLK	WP	HR	S	P	ERA	WHIP
Dennis Martinez, R (1, 1) ERA: 3.24	6.1	L	32	10	6	5	3	2	0	2	0	0	1	34	44	7.11	1.895
Jeff Parrett, R (7, 1) ERA: 3.77	2.2		9	0	0	0	3	0	1	0	0	0	0	14	18	0.00	0.000

Batter	1	2	3	4	5	6	7	8	9	AB	R	H	RBI	BB	SO	LOB
Tim Raines, S OBP: 0.421, SLG: 0.551 (1, 7)	0-0 1B 1B		0-3 K		0-3 K		0-0 F7			4	0	1	0	0	2	1
Mitch Webster, S OBP: 0.369, SLG: 0.443 (1, 9)	0-0 F4			0-0 HR		0-0 5-3		0-0 F8		4	1	1	1	0	0	1
Hubie Brooks, R OBP: 0.302, SLG: 0.421 (1, 6)	0-0 CS 1-3 1B			0-0 1B 2B		0-0 1-3		4-0 4-3 BB		3	1	2	0	1	0	0
Tim Wallach, R OBP: 0.346, SLG: 0.523 (1, 5)	0-3 K 1-2			0-0 6-3		0-0 1B 1B		0-0 4-3 1-2f		4	1	1	0	0	1	4
Andres Galarraga, R OBP: 0.391, SLG: 0.501 (1, 3)		0-3 K		0-0 PO 1B		0-0 1B 1B			0-0 4-3	4	0	2	1	0	1	0
Vance Law, R OBP: 0.364, SLG: 0.460 Jeff Parrett, R Wallace Johnson, S OBP: 0.254, SLG: 0.308 (1, 4) (7, 1) (9, PH)		0-0 1-3		0-3 K		0-0 1-3 3-H 1B			0-0 4-3	3	0	1	1	0	1	1
Reid Nichols, R OBP: 0.311, SLG: 0.409 Tom Foley, L Casey Candaele, S OBP: 0.343, SLG: 0.359 (1, 8) (6, PH) (7, 8) (7, 4)		0-0 E7 1B		0-0 PO 1-2		0-0 F8 F4			0-0 F8	2	0	1	0	0	0	0
Jeff Reed, L OBP: 0.239, SLG: 0.253 (1, 2)			0-0 3-1		0-0 FC1-6 1B		0-0 F8			3	0	1	0	0	0	0
Dennis Martinez, R OBP: 0.129, SLG: 0.036 Herm Winningham, L OBP: 0.308, SLG: 0.353 (1, 1) (7, 8)			0-0 6-3		0-0 FC1-6 1-2f		0-0 G3			2	0	0	0	0	0	1

Inning Stats	R: 0	H: 2	E: 0	LOB: 2	K: 1	BB: 0	S: 6	R: 0	H: 1	E: 1	LOB: 1	K: 1	BB: 0	S: 5	R: 0	H: 0	E: 0	LOB: 0	K: 1	BB: 0	S: 5	R: 2	H: 3	E: 0	LOB: 0	K: 1	BB: 0	S: 7	R: 0	H: 1	E: 0	LOB: 1	K: 1	BB: 0	S: 6	R: 1	H: 3	E: 0	LOB: 2	K: 0	BB: 0	S: 6	R: 0	H: 0	E: 0	LOB: 0	K: 0	BB: 1	S: 3	R: 0	H: 0	E: 0	LOB: 0	K: 0	BB: 1	S: 2	R: 0	H: 0	E: 0	LOB: 0	K: 0	BB: 0	S: 3	R: 0	H: 0	E: 0	LOB: 0	K: 0	BB: 0	S: 3	1B: 8	SF: 0	2B: 3	SAC: 0	3B: 0	DP: 2	HR: 1	HBP: 0	WP: 0	PA: 35
--------------	------	------	------	--------	------	-------	------	------	------	------	--------	------	-------	------	------	------	------	--------	------	-------	------	------	------	------	--------	------	-------	------	------	------	------	--------	------	-------	------	------	------	------	--------	------	-------	------	------	------	------	--------	------	-------	------	------	------	------	--------	------	-------	------	------	------	------	--------	------	-------	------	------	------	------	--------	------	-------	------	-------	-------	-------	--------	-------	-------	-------	--------	-------	--------

PITCHER	IP	WLS	BF	H	R	ER	SO	BB	IBB	HBP	BLK	WP	HR	S	P	ERA	WHIP
Dave Dravecky, L ERA: 3.62 (1, 1)	5.2	W	24	10	3	3	5	0	0	0	0	0	1	34	34	4.76	1.765
Don Robinson, R ERA: 3.31 (6, 1)	3.1	S	10	0	0	0	0	1	0	0	0	0	0	9	13	0.00	0.300

BOTTOM

San Francisco Giants @ Montreal Expos  
Olympic Stadium, Montreal, QB  
Fri Aug 21 1987, 7:05 PM EDT  
Att. 30,294 - Unknown

livebaseballscorecards.com

AB	33
R	3
H	10
RBI	3
BB	1
SO	5
LOB	10



Batter	1	2	3	4	5	6	7	8	9	10	AB R H RBI BB SO LOB	TOP												
Robby Thompson, R (1, 4) OBP: 0.323, SLG: 0.409	0-0 1B		0-0 G6-4-3		0-3 K		0-0 F8		0-0 E5		5 1 1 0 0 1 3	<b>San Francisco Giants @ Montreal Expos</b> Olympic Stadium, Montreal, QB Sat Aug 22 1987, 7:05 PM EDT Att. 33,294 - Unknown												
Mike Aldrete, L (1, 8) Eddie Milner, L (8, 8) OBP: 0.386, SLG: 0.460 OBP: 0.283, SLG: 0.323	0-0 G6-4-3 1B			0-0 2B	4-0 1B IBB		0-0 G3		0-3 K2-3		3 0 2 1 1 0 0 1 0 0 0 0 1 1													
Jeffrey Leonard, R (1, 7) OBP: 0.318, SLG: 0.477	0-0 G6-4-3			0-0 5-3	0-0 1B		0-3 K			0-0 5-3	5 0 1 2 0 1 2													
Will Clark, L (1, 3) OBP: 0.355, SLG: 0.559	0-0 6-3			0-0 1-3	0-3 K			0-3 K		0-3 K	5 0 0 0 0 3 3													
Chili Davis, S (1, 9) OBP: 0.331, SLG: 0.422		4-0 CS BB		4-0 FC4 BB		4-0 6-3 BB		4-0 BB		0-0 1B	1 0 1 0 4 0 0													
Kevin Mitchell, R (1, 5) Craig Leferts, L (10, 1) OBP: 0.335, SLG: 0.448 OBP: 0.266, SLG: 0.429		0-3 K		0-0 FC4		0-0 6-3		0-0 F9		0-3 K	4 0 0 0 0 1 5 0 0 0 0 0 0 0													
Bob Brenly, R (1, 2) OBP: 0.358, SLG: 0.495		0-0 6-3			0-0 SH1-4 1B 1B		4-0 BB		0-0 F6		3 1 1 0 1 0 1													
Jose Uribe, S (1, 6) OBP: 0.333, SLG: 0.389			0-0 3-1		0-0 SH1-4 1B 1B		0-0 F9		0-0 4-3 E 2B		4 2 2 0 0 0 2													
Michael LaCoss, R (1, 1) Scott Garrelts, R (8, 1) Chris Speier, R (8, 5) Harry Spilman, L (10, PH) OBP: 0.143, SLG: 0.077 OBP: 0.222, SLG: 0.333 OBP: 0.324, SLG: 0.369 OBP: 0.351, SLG: 0.424			4-0 G6-4-3 BB		0-0 SH1-4		0-3 K		0-0 4-3		1 0 0 0 1 1 2 0 0 0 0 0 0 0 1 0 0 0 0 0 1 1 0 0 0 0 1 1													
<b>Inning Stats</b>	R: 1 E: 0 K: 0 S: 4	H: 2 LOB: 0 BB: 0 P: 4	R: 0 E: 0 K: 1 S: 4	H: 0 LOB: 0 BB: 1 P: 8	R: 0 E: 0 K: 0 S: 2	H: 1 LOB: 2 BB: 1 P: 8	R: 2 E: 0 K: 2 S: 10	H: 3 LOB: 2 BB: 1 P: 14	R: 0 E: 0 K: 1 S: 5	H: 0 LOB: 0 BB: 0 P: 5	R: 0 E: 0 K: 1 S: 5		H: 0 LOB: 1 BB: 1 P: 9	R: 1 E: 1 K: 1 S: 6	H: 1 LOB: 0 BB: 0 P: 6	R: 0 E: 0 K: 2 S: 8	H: 1 LOB: 1 BB: 0 P: 8	1B: 5 2B: 3 3B: 0 HR: 0	SF: 0 SAC: 1 DP: 2 HBP: 0	WP: 0 PB: 0 SB: 0 CS: 2	PA: 42			
<b>PITCHER</b>	IP WLS BF H R ER SO BB IBB HBP BLK WP HR S P ERA WHIP																							
Pascual Perez, R (1, 1) ERA: 5.4	5.0																							
Andy McGaffigan, R (6, 1) ERA: 2.49	3.0																							
Tim Burke, R (9, 1) ERA: 1.43	2.0	W	8	2	1	0	3	0	0	0	0	0	0	14	14	0.00	1.000							

AB	34
R	4
H	8
RBI	3
BB	7
SO	9
LOB	21



WP: 0	PA: 42
PB: 0	
SB: 0	
CS: 2	



**San Francisco Giants @ Montreal Expos**  
 Olympic Stadium, Montreal, QB  
 Sun Aug 23 1987, 3:33 AM EDT  
 Att. 35,250 - Sunny

AB	37
R	5
H	10
RBI	5
BB	6
SO	9
LOB	24

WP:	0	PA:	44
PB:	0		
SB:	4		
CS:	0		



Batter	1	2	3	4	5	6	7	8	9	AB	R	H	RBI	BB	SO	LOB									
<b>Robby Thompson, R</b> (1, 4) OBP: 0.323, SLG: 0.411 <b>Will Clark, L</b> (6, PH) OBP: 0.354, SLG: 0.557 <b>Kelly Downs, R</b> (6, 1) OBP: 0.184, SLG: 0.188 <b>Don Robinson, R</b> (7, PH) OBP: 0.143, SLG: 0.077	1-0 6-3	0-2 FC5-4			0-0 FC6-2 2B	2-0 F7	0-1 4-3			3	0	1	0	0	0	2									
<b>Mike Aldrete, L</b> (1, 3) OBP: 0.387, SLG: 0.471	0-1 HR		1-1 3-1		1-0 4-3		0-1 5-3 1B	0-1 6-3		5	2	2	1	0	0	1									
<b>Jeffrey Leonard, R</b> (1, 7) OBP: 0.316, SLG: 0.473 <b>Eddie Milner, L</b> (7, 8) OBP: 0.281, SLG: 0.321	0-1 5-3		3-1 4-3		0-1 FC6-2 E S		0-1 5-3 1-2	0-0 6-3		4	0	0	0	0	0	2									
<b>Candy Maldonado, R</b> (1, 9) OBP: 0.362, SLG: 0.533	0-0 1B		1-3 K		4-0 1-3 BB		1-2 2-H 1B	0-3 K		4	1	2	1	1	2	0									
<b>Chili Davis, S</b> (1, 8) OBP: 0.331, SLG: 0.420	2-1 F6			0-1 S S 1B	0-3 K		4-2 1B 1B BB		3-2 E3	4	1	1	0	1	1	3									
<b>Bob Brenly, R</b> (1, 2) OBP: 0.355, SLG: 0.489		2-3 K		0-3 K 1-2		1-2 6-3	3-2 1B SH1-3 1B		1-3 2-H 1B	1	SAFE	1	SAFE	1	SAFE	1	SAFE								
<b>Chris Speier, R</b> (1, 5) OBP: 0.332, SLG: 0.378		3-1 BB 1B		4-2 2-3 BB		0-1 2B	1-2 1-3 3-H 1B		0-3 K	4	0	3	1	1	1	1									
<b>Jose Uribe, S</b> (1, 6) OBP: 0.336, SLG: 0.385		4-0 FC5-4 BB		0-0 F5		4-1 BB	1-0 SH1-3		0-0 L5	2	0	0	1	2	0	3									
<b>Atlee Hammaker, S</b> (1, 1) OBP: 0.128, SLG: 0.109 <b>Harry Spilman, L</b> (6, PH) OBP: 0.347, SLG: 0.418 <b>Kevin Mitchell, R</b> (6, 5) OBP: 0.337, SLG: 0.448		0-0 B5		1-3 K		1-3 K	4-0 IBB			2	0	0	0	0	1	4									
<b>Inning Stats</b>	R: 1 E: 0 K: 0 S: 8	H: 2 LOB: 1 BB: 0 P: 11	R: 0 E: 0 K: 1 S: 9	H: 1 LOB: 2 BB: 1 P: 18	R: 0 E: 0 K: 1 S: 7	H: 0 LOB: 0 BB: 0 P: 12	R: 0 E: 0 K: 2 S: 11	H: 1 LOB: 2 BB: 1 P: 16	R: 0 E: 0 K: 1 S: 7	H: 1 LOB: 2 BB: 1 P: 12	R: 0 E: 0 K: 1 S: 12	H: 1 LOB: 2 BB: 1 P: 20	R: 4 E: 0 K: 0 S: 21	H: 4 LOB: 2 BB: 2 P: 35	R: 0 E: 0 K: 1 S: 6	H: 0 LOB: 0 BB: 0 P: 6	R: 0 E: 1 K: 2 S: 11	H: 0 LOB: 1 BB: 0 P: 15	1B: 7 2B: 2 3B: 0 HR: 1	SF: 0 SAC: 1 DP: 0 HBP: 0	WP: 0 PB: 0 SB: 4 CS: 0	PA: 44			
<b>PITCHER</b>	IP	WLS	BF	H	R	ER	SO	BB	IBB	HBP	BLK	WP	HR	S	P	ERA	WHIP								
<b>Bob Sebra, R</b> (1, 1) ERA: 3.87	6.1	L	34	10	5	5	6	5	0	0	0	0	1	72	116	7.11	2.368								
<b>Joe Hesketh, L</b> (7, 1) ERA: 2.84	1.2		6	0	0	0	1	0	1	0	0	0	0	9	14	0.00	0.000								
<b>Jeff Parrett, R</b> (9, 1) ERA: 3.69	1.0		4	0	0	0	2	0	0	0	0	0	0	11	15	0.00	0.000								

livebaseballscorecards.com



Batter	1	2	3	4	5	6	7	8	9	AB R H RBI BB SO LOB
Tim Raines, S (1, 7) OBP: 0.423, SLG: 0.561	1-0 FC6-4 BLK 1B	4-0 IBB			3-3 K		1-2 SF8 3B		1-2 1-3	4 2 2 0 1 1 0
Mitch Webster, S (1, 9) OBP: 0.370, SLG: 0.444	0-0 FC6-4 1B	3-3 K			1-3 K		2-1 SF8			3 0 1 1 0 2 2
Hubie Brooks, R (1, 6) OBP: 0.294, SLG: 0.410	0-1 FC6-4 BLK 1-2f 2-3		1-3 K		2-2 F7		0-3 K			4 0 0 0 0 2 2
Tim Wallach, R (1, 5) OBP: 0.345, SLG: 0.521	2-3 K 1-2 3-H		2-1 K		2-3 6-3		1-0 K 1B			4 0 2 0 0 2 1
Andres Galarraga, R (1, 3) OBP: 0.386, SLG: 0.494	1-3 K		2-3 K		0-0 6-3		2-1 F9 1B			4 0 0 0 0 2 3
Reid Nichols, R (1, 8) OBP: 0.314, SLG: 0.438		2-1 HR	2-2 F2		1-2 K 1B		2-3 K			2 1 1 1 0 0 1
Herm Winningham, L (6, PH) OBP: 0.305, SLG: 0.349										2 0 1 0 0 1 1
Vance Law, R (1, 4) OBP: 0.366, SLG: 0.459		1-3 K		0-0 5-3		4-1 FC6 IBB		0-3 K		2 0 0 0 1 1 0
Joe Hesketh, R (7, 1)										0 0 0 0 0 0 0
Tom Foley, L (8, PH) OBP: 0.344, SLG: 0.483										1 0 0 0 0 1 1
Jeff Parrett, R (9, 1)										0 0 0 0 0 0 0
Mike Fitzgerald, R (1, 2) OBP: 0.339, SLG: 0.316		2-1 SH3-4 1B		2-0 5-3		2-1 FC6				3 0 1 0 0 0 2
Wallace Johnson, S (9, PH) OBP: 0.260, SLG: 0.313										1 0 0 0 0 0 0
Bob Sebra, R (1, 1) OBP: 0.184, SLG: 0.170		1-2 SH3-4		0-0 F8			2-3 K			1 0 0 0 0 0 0
Casey Candaele, S (7, 4) OBP: 0.340, SLG: 0.356										2 0 0 0 0 1 0

Inning Stats	R: 1 E: 0 K: 2 S: 10	H: 2 LOB: 1 BB: 0 P: 14	R: 1 E: 0 K: 2 S: 13	H: 2 LOB: 2 BB: 1 P: 26	R: 0 E: 0 K: 2 S: 14	H: 1 LOB: 1 BB: 0 P: 21	R: 0 E: 0 K: 0 S: 3	H: 0 LOB: 0 BB: 0 P: 5	R: 0 E: 0 K: 1 S: 11	H: 1 LOB: 2 BB: 1 P: 20	R: 1 E: 0 K: 2 S: 11	H: 1 LOB: 0 BB: 0 P: 16	R: 0 E: 0 K: 2 S: 10	H: 1 LOB: 1 BB: 0 P: 15	R: 0 E: 0 K: 0 S: 6	H: 0 LOB: 0 BB: 0 P: 8	1B: 5 2B: 1 3B: 1 HR: 1	SF: 1 SAC: 1 DP: 0 HBP: 0	WP: 0 PB: 0 SB: 1 CS: 0	PA: 37
PITCHER	IP	WLS	BF	H	R	ER	SO	BB	IBB	HBP	BLK	WP	HR	S	P	ERA	WHIP			
Atlee Hammaker, L (1, 1) ERA: 3.49	5.0		21	5	2	2	8	0	1	0	1	0	0	12	20	0.00	1.000			
Kelly Downs, R (6, 1) ERA: 4.04	1.0	W	5	1	0	0	1	0	0	0	0	0	0	27	39	3.00	0.667			
Don Robinson, R (7, 1) ERA: 3.3	3.0	S	11	2	1	1	4	0	0	0	0	0	0							

BOTTOM

San Francisco Giants @ Montreal Expos  
Olympic Stadium, Montreal, QB  
Sun Aug 23 1987, 3:33 AM EDT  
Att. 35,250 - Sunny

livebaseballscorecards.com

AB	33
R	3
H	8
RBI	2
BB	2
SO	13
LOB	13







Batter	1	2	3	4	5	6	7	8	9	AB R H RBI BB SO LOB	TOP											
<b>Robby Thompson, R</b> (1, 4) OBP: 0.326, SLG: 0.413	0-0 5-3	0-0 5-3			4-0 CS BB			0-0 F7		3 0 0 0 1 0 3												
<b>Chris Speier, R</b> (1, 5) OBP: 0.339, SLG: 0.402	0-0 F9		0-0 G4-6-3 1B		0-3 K			0-0 HR		4 1 2 1 0 1 1												
<b>Mike Aldrete, L</b> (1, 7) OBP: 0.388, SLG: 0.479 <b>Eddie Milner, L</b> (8, 8) OBP: 0.277, SLG: 0.316	0-0 F9		0-0 G4-6-3		4-0 1B BB			0-0 4-3		3 0 0 0 1 0 1 0 0 0 0 0 0 0												
<b>Candy Maldonado, R</b> (1, 9) OBP: 0.361, SLG: 0.536		4-0 1B BB	0-0 HR		0-0 F9			0-0 1-3		3 2 1 1 1 0 1												
<b>Chili Davis, S</b> (1, 8) OBP: 0.329, SLG: 0.416 (8, 7)		0-0 1B S 1B	0-0 F8		0-3 K			0-0 G3		4 0 1 0 0 1 1												
<b>Will Clark, L</b> (1, 3) OBP: 0.354, SLG: 0.555		0-3 K		0-3 K			0-0 1B	0-0 F6		4 0 1 0 0 2 2												
<b>Bob Brenly, R</b> (1, 2) OBP: 0.356, SLG: 0.486		4-0 1B IBB		0-0 5-3			0-0 6-3	0-3 K		3 0 0 0 1 1 0	<b>AB 30</b>											
<b>Jose Uribe, S</b> (1, 6) OBP: 0.335, SLG: 0.379		0-0 1B		0-3 K			0-0 F9			3 0 1 1 0 1 0	<b>R 3</b>											
<b>Kelly Downs, R</b> (1, 1) OBP: 0.176, SLG: 0.180 <b>Harry Spilman, L</b> (7, PH) OBP: 0.342, SLG: 0.412 <b>Craig Lefferts, L</b> (7, 1) OBP: 0.286, SLG: 0.429 <b>Scott Garrelts, R</b> (7, 1) OBP: 0.222, SLG: 0.333		0-3 K		0-0 4-3			0-0 6-3			2 0 0 0 0 1 3 1 0	<b>H 6</b>											
<b>Inning Stats</b>	R: 0 E: 0 K: 0 S: 3	H: 0 LOB: 0 BB: 0 P: 3	R: 1 E: 0 K: 2 S: 9	H: 2 LOB: 3 BB: 2 P: 17	R: 1 E: 0 K: 0 S: 4	H: 2 LOB: 0 BB: 0 P: 4	R: 0 E: 0 K: 2 S: 7	H: 0 LOB: 0 BB: 0 P: 7	R: 0 E: 0 K: 1 S: 4	H: 0 LOB: 1 BB: 1 P: 8	R: 0 E: 0 K: 1 S: 5	H: 1 LOB: 2 BB: 1 P: 9	R: 0 E: 0 K: 0 S: 3	H: 0 LOB: 0 BB: 0 P: 3	R: 1 E: 0 K: 0 S: 4	H: 1 LOB: 0 BB: 0 P: 4	R: 0 E: 0 K: 1 S: 5	H: 0 LOB: 0 BB: 0 P: 5	1B: 4 2B: 1 3B: 0 HR: 2	SF: 0 SAC: 0 DP: 2 HBP: 0	WP: 0 PB: 0 SB: 1 CS: 1	PA: 34
<b>PITCHER</b>	IP WLS BF H R ER SO BB IBB HBP BLK WP HR S P ERA WHIP												<b>PITCHER</b>	IP WLS BF H R ER SO BB IBB HBP BLK WP HR S P ERA WHIP								
<b>Kevin Gross, R</b> (1, 1) ERA: 4.41 <b>Jeff Calhoun, L</b> (8, 1) ERA: 1.48	7.1 L 29 6 3 3 6 3 1 0 0 0 0 2 37 53 3.68 1.227													1.2 5 0 0 0 1 0 0 0 0 0 0 7 7 0.00 0.000								

San Francisco Giants @ Philadelphia Phillies  
Veterans Stadium, Philadelphia, PA  
Tue Aug 25 1987, 7:05 PM EDT  
Att: 28,841 - Unknown

livebaseballscorecards.com



Batter	1	2	3	4	5	6	7	8	9	AB	R	H	RBI	BB	SO	LOB
Juan Samuel, R OBP: 0.347, SLG: 0.510 (1, 4)	0-0 5-3		0-0 1-3	0-0 FC6-4		0-0 F8			0-0 F8	5	0	0	0	0	0	4
Milt Thompson, L OBP: 0.373, SLG: 0.474 (1, 8)	0-0 F8		0-0 1B		0-0 6-3		0-0 4-3		0-3 K	5	1	1	1	0	1	0
Von Hayes, L OBP: 0.437, SLG: 0.529 (1, 3)	0-0 G3		4-0 1B		0-0 F9		0-0 4-3			3	0	0	0	1	0	0
Mike Schmidt, R OBP: 0.403, SLG: 0.552 (1, 5)		0-0 5-3	0-0 1B		4-0 2B		0-0 6-3			3	0	1	1	1	0	0
Chris James, R OBP: 0.363, SLG: 0.588 (1, 7)		0-0 6-3	0-0 F8		0-0 2B			4-0 F9		3	0	1	0	1	0	2
Glenn Wilson, R OBP: 0.312, SLG: 0.388 (1, 9)		4-0 BB		0-0 6-3	0-0 L4			0-0 F9		3	0	0	0	1	0	3
Darren Daulton, L OBP: 0.287, SLG: 0.318 (1, 2)	0-0 F7			0-3 K		0-0 FC6		0-0 F7		4	0	1	0	0	1	2
Steve Jeltz, S OBP: 0.313, SLG: 0.284 (1, 6)			4-0 1B	0-0 E		0-0 FC6		0-3 K		2	1	1	0	1	0	1
Greg Gross, L OBP: 0.395, SLG: 0.380 (8, PH)			1-3 2B	0-0 E		1-2 FC6-4				1	0	0	0	0	1	1
Luis Aguayo, R OBP: 0.279, SLG: 0.406 (9, 6)			1-3 2B	0-0 E		1-2 FC6-4				0	0	0	0	0	0	0
Kevin Gross, R OBP: 0.212, SLG: 0.200 (1, 1)			0-0 SH1-4	0-0 E		0-0 SH3-4			0-3 K	1	0	1	0	0	0	0
Jeff Calhoun, L OBP: 0.343, SLG: 0.371 (8, 1)			1-2 SH1-4	1-3 FC6-4						0	0	0	0	0	0	0
Jeff Stone, L OBP: 0.343, SLG: 0.371 (9, PH)			1-2 SH1-4	1-3 FC6-4						1	0	0	0	0	1	0

Inning Stats	R: 0	H: 0	E: 0	K: 0	S: 3	R: 0	H: 0	E: 0	K: 0	S: 3	R: 2	H: 2	E: 0	K: 0	S: 5	R: 0	H: 1	E: 0	K: 0	S: 4	R: 0	H: 1	E: 0	K: 0	S: 4	R: 0	H: 0	E: 0	K: 0	S: 3	R: 0	H: 0	E: 0	K: 1	S: 5	R: 0	H: 0	E: 0	K: 2	S: 7	R: 0	H: 0	E: 0	K: 0	S: 7	1B: 4	2B: 2	3B: 0	HR: 0	SF: 0	SAC: 2	DP: 0	HBP: 0	WP: 0	PB: 0	SB: 0	CS: 0	PA: 38
--------------	------	------	------	------	------	------	------	------	------	------	------	------	------	------	------	------	------	------	------	------	------	------	------	------	------	------	------	------	------	------	------	------	------	------	------	------	------	------	------	------	------	------	------	------	------	-------	-------	-------	-------	-------	--------	-------	--------	-------	-------	-------	-------	--------

PITCHER	IP	WLS	BF	H	R	ER	SO	BB	IBB	HBP	BLK	WP	HR	S	P	ERA	WHIP
Kelly Downs, R ERA: 4.0 (1, 1)	6.0		28	6	2	2	1	4	0	0	0	0	0	26	42	3.00	1.667
Craig Lefferts, L ERA: 4.09 (7, 1)	0.2		2	0	0	0	0	0	0	0	0	0	0	2	2	0.00	0.000
Scott Garrelts, R ERA: 3.0 (7, 1)	2.1	W	8	0	0	0	3	1	0	0	0	0	0	13	17	0.00	0.429


**BOTTOM**

**San Francisco Giants @ Philadelphia Phillies**  
Veterans Stadium, Philadelphia, PA

Tue Aug 25 1987, 7:05 PM EDT  
Att. 28,841 - Unknown

[livebaseballscorecards.com](http://livebaseballscorecards.com)

<b>AB</b>	<b>31</b>
<b>R</b>	<b>2</b>
<b>H</b>	<b>6</b>
<b>RBI</b>	<b>2</b>
<b>BB</b>	<b>5</b>
<b>SO</b>	<b>4</b>
<b>LOB</b>	<b>13</b>



Batter	1	2	3	4	5	6	7	8	9	AB R H RBI BB SO LOB	TOP																													
<b>Robby Thompson, R</b> (1, 4) OBP: 0.323, SLG: 0.409	0-3 K			0-0 F7		0-0 F4			0-0 5-3	4 0 0 0 0 1 1																														
<b>Chris Speier, R</b> (1, 5) OBP: 0.341, SLG: 0.404	0-3 K			0-3 K			0-0 CS 1B		0-0 HR 1B	4 1 2 0 0 2 0																														
<b>Bob Brenly, R</b> (1, 2) OBP: 0.359, SLG: 0.495	0-0 6-3			0-3 K			4-0 FC6-4 BB		0-0 HR	3 1 1 2 1 1 0																														
<b>Candy Maldonado, R</b> (1, 9) OBP: 0.360, SLG: 0.531		0-3 K			4-0 BB		0-0 F8		0-0 5-3	3 0 0 0 1 1 1																														
<b>Chili Davis, S</b> (1, 8) OBP: 0.327, SLG: 0.413		0-3 K			0-0 G6-4-3		0-0 FC6-4			3 0 0 0 0 1 2																														
<b>Joel Youngblood, R</b> (1, 7) OBP: 0.281, SLG: 0.366					0-3 K			0-0 F9		3 0 0 0 0 1 0																														
<b>Eddie Milner, L</b> (9, 8) OBP: 0.277, SLG: 0.316										0 0 0 0 0 0 0																														
<b>Mike Aldrete, L</b> (1, 3) OBP: 0.388, SLG: 0.477				0-0 F7		0-0 S 1B		0-0 L7		3 0 1 0 0 0 0																														
<b>Jose Uribe, S</b> (1, 6) OBP: 0.330, SLG: 0.373				0-0 6-3		0-0 F6		0-0 4-3		3 0 0 0 0 0 1																														
<b>Dave Dravecky, R</b> (1, 1) OBP: 0.217, SLG: 0.167				0-3 K		0-3 K			0-3 K	2 0 0 0 0 2 1																														
<b>Don Robinson, R</b> (8, 1) OBP: 0.133, SLG: 0.071										1 0 0 0 0 1 0																														
<b>Inning Stats</b>	R: 0 E: 0 K: 2 S: 7	H: 0 LOB: 0 BB: 0 P: 7	R: 0 E: 0 K: 2 S: 7	H: 0 LOB: 0 BB: 0 P: 7	R: 0 E: 0 K: 1 S: 5	H: 0 LOB: 0 BB: 0 P: 5	R: 0 E: 0 K: 2 S: 7	H: 0 LOB: 0 BB: 0 P: 7	R: 0 E: 0 K: 1 S: 4	H: 0 LOB: 0 BB: 1 P: 8	R: 0 E: 0 K: 1 S: 6	H: 1 LOB: 1 BB: 0 P: 6	R: 0 E: 0 K: 0 S: 3	H: 1 LOB: 1 BB: 1 P: 7	R: 0 E: 0 K: 0 S: 3	H: 0 LOB: 0 BB: 0 P: 3	R: 2 E: 0 K: 1 S: 7	H: 2 LOB: 0 BB: 0 P: 7	1B: 3 2B: 0 3B: 0 HR: 1	SF: 0 SAC: 0 DP: 1 HBP: 0	WP: 0 PB: 0 SB: 1 CS: 1	PA: 31																		
<b>PITCHER</b> <b>Shane Rawley, L</b> (1, 1) ERA: 3.83	IP 9.0	WLS L	BF 31	H 4	R 2	ER 2	SO 10	BB 2	IBB 0	HBP 0	BLK 0	WP 0	HR 1	S 49	P 57	ERA 2.00	WHIP 0.667						<b>PITCHER</b>	IP 9.0	WLS L	BF 31	H 4	R 2	ER 2	SO 10	BB 2	IBB 0	HBP 0	BLK 0	WP 0	HR 1	S 49	P 57	ERA 2.00	WHIP 0.667

San Francisco Giants @ Philadelphia Phillies  
Veterans Stadium, Philadelphia, PA  
Wed Aug 26 1987, 7:05 PM EDT  
Att: 23,776 - Unknown

AB	29
R	2
H	4
RBI	2
BB	2
SO	10
LOB	6



Batter	1	2	3	4	5	6	7	8	9	AB	R	H	RBI	BB	SO	LOB
Juan Samuel, R OBP: 0.347, SLG: 0.507 (1, 4)	0-3 K		0-0 6-3		0-3 K		4-0 IBB			3	0	0	0	1	2	3
Milt Thompson, L OBP: 0.369, SLG: 0.469 (1, 8)	0-3 K		0-0 L7		0-0 6-3		0-0 F6			4	0	0	0	0	1	5
Chris James, R OBP: 0.359, SLG: 0.580 (1, 7)	0-0 6-3			0-0 4-3		0-0 F8		0-0 E6		4	0	0	0	0	0	0
Mike Schmidt, R OBP: 0.400, SLG: 0.546 (1, 5)		0-0 4-3		0-0 F4		0-3 K		0-0 G6-4-3		4	0	0	0	0	1	1
Von Hayes, L OBP: 0.437, SLG: 0.527 (1, 3)		0-3 K		0-3 K		0-0 1B		4-0 FC6-4 BB		3	0	1	0	1	2	0
Glenn Wilson, R OBP: 0.312, SLG: 0.387 (1, 9)		0-0 1B			0-0 6-3	0-0 F8		0-0 FC6-4		4	0	1	0	0	0	2
Lance Parrish, R OBP: 0.305, SLG: 0.396 (1, 2)		0-0 1B			0-0 1B		4-0 SH3-4 BB		0-0 5-3	3	0	2	0	1	0	0
Steve Jeltz, S OBP: 0.314, SLG: 0.281 Greg Gross, L OBP: 0.392, SLG: 0.376 (1, 6) (9, PH)		0-0 F9			4-0 1B		0-3 K		0-0 F7	2	0	0	0	1	1	3
Shane Rawley, R OBP: 0.191, SLG: 0.224 Jeff Stone, L OBP: 0.340, SLG: 0.367 (1, 1) (9, PH)			0-0 5-3		0-0 1B		0-0 SH3-4		0-3 K2-3	1	0	0	0	0	0	0

Inning Stats	R: 0	H: 0	E: 0	K: 2	S: 7	R: 0	H: 2	E: 0	K: 1	S: 7	R: 0	H: 0	E: 0	K: 0	S: 3	R: 0	H: 0	E: 0	K: 1	S: 5	R: 0	H: 2	E: 0	K: 1	S: 7	R: 0	H: 1	E: 0	K: 1	S: 6	R: 0	H: 0	E: 1	K: 0	S: 3	R: 0	H: 0	E: 0	K: 1	S: 5	R: 0	H: 0	E: 0	K: 1	S: 5	R: 0	H: 0	E: 0	K: 1	S: 5	
	0	0	0	2	7	0	2	0	0	7	0	0	0	0	3	0	0	0	0	0	5	0	2	3	1	11	0	1	0	1	6	0	0	0	1	7	0	0	0	0	5	0	0	0	0	5	0	0	0	0	5

**BOTTOM**

San Francisco Giants @ Philadelphia Phillies  
Veterans Stadium, Philadelphia, PA

Wed Aug 26 1987, 7:05 PM EDT  
Att. 23,776 - Unknown

livebaseballscorecards.com

AB	31
R	0
H	5
RBI	0
BB	4
SO	8
LOB	14



WP: 0	PA: 36
PB: 0	SB: 0
CS: 0	

Batter	1	2	3	4	5	6	7	8	9	AB R H RBI BB SO LOB	TOP								
Lenny Dykstra, L OBP: 0.349, SLG: 0.445 (1, 8) X	0-0 G6-4-3 1B			X 0-0 G3		X 0-0 F7			X 0-0 S 1B	4 1 2 0 0 0 0									
Wally Backman, S OBP: 0.290, SLG: 0.261 (1, 4) X	0-0 B4		X 0-0 6-3			X 0-0 F7			X 0-0 F5	4 0 0 0 0 0 2									
Keith Hernandez, L OBP: 0.391, SLG: 0.453 (1, 3) X	0-0 G6-4-3 1-2f		X 0-0 F7				X 0-0 4-3		X 0-0 G3 1-H 3B 1B	4 1 1 1 0 0 1									
Darryl Strawberry, L OBP: 0.396, SLG: 0.578 (1, 9)		0-3 K		X 0-0 F8			X 4-0 BB BB		X 0-0 G3 1-2	3 0 0 0 1 1 1									
Kevin McReynolds, R OBP: 0.329, SLG: 0.503 (1, 7)		0-3 K		X 0-0 6-3			X 0-0 F8		X 0-0 2-H 2B 3B	4 1 1 1 0 1 1									
Gary Carter, R OBP: 0.295, SLG: 0.404 (1, 2)		0-0 5-3		X 0-0 5-3				X 0-3 K	X 0-0 2B	4 0 1 1 0 1 0									
Howard Johnson, S OBP: 0.370, SLG: 0.540 (1, 5)			0-3 K			X 0-0 HR		X 0-0 FC4-8 1B	X 4-0 IBB	3 1 2 1 1 1 0									
Rafael Santana, R OBP: 0.312, SLG: 0.373 (1, 6)			X 0-0 6-3			X 0-0 5-3		X 0-0 FC4-6 FC6-4 1-2f	X 0-3 K	4 0 0 0 0 1 3									
Dwight Gooden, R OBP: 0.229, SLG: 0.229 (1, 1)			X 0-0 5-3			X 0-0 6-3		X 0-0 FC6-4 1-2f		3 0 0 0 0 0 1									
<b>Inning Stats</b>	R: 0 E: 0 K: 0 S: 3	H: 1 LOB: 0 BB: 0 P: 3	R: 0 E: 0 K: 2 S: 7	H: 0 LOB: 0 BB: 0 P: 7	R: 0 E: 0 K: 1 S: 5	H: 0 LOB: 0 BB: 0 P: 5	R: 0 E: 0 K: 0 S: 3	H: 0 LOB: 0 BB: 0 P: 3	R: 0 E: 0 K: 0 S: 3	H: 0 LOB: 1 BB: 1 P: 7	R: 0 E: 0 K: 1 S: 6	H: 1 LOB: 1 BB: 0 P: 6	R: 3 E: 0 K: 1 S: 9	H: 4 LOB: 2 BB: 1 P: 13	1B: 4 2B: 1 3B: 1 HR: 1	SF: 0 SAC: 0 DP: 1 HBP: 0	WP: 0 PB: 0 SB: 1 CS: 0	PA: 35	
<b>PITCHER</b>	IP WLS BF H R ER SO BB IBB HBP BLK WP HR S P ERA WHIP																		
Michael LaCoss, R ERA: 3.69 (1, 1)	7.0 L 23 2 1 1 3 1 0 0 0 0 0 1 28 32 1.29 0.429																		
Scott Garrelts, R ERA: 3.05 (8, 1)	1.1 6 2 1 1 1 0 0 0 0 0 0 0 8 8 6.75 1.500																		
Craig Lefferts, L ERA: 4.18 (9, 1)	0.1 2 1 0 0 0 0 0 0 0 0 0 0 2 2 0.00 3.000																		
Don Robinson, R ERA: 3.34 (9, 1)	0.1 4 2 2 2 1 0 1 0 0 0 0 0 5 9 54.00 6.000																		

**New York Mets @ San Francisco Giants**  
 Candlestick Park, San Francisco, CA  
 Fri Aug 28 1987, 10:05 PM EDT  
 Att: 36,507 - Unknown

AB	33
R	4
H	7
RBI	4
BB	2
SO	5
LOB	9



WP: 0	PA: 35
PB: 0	
SB: 1	
CS: 0	



Batter	1	2	3	4	5	6	7	8	9	AB	R	H	RBI	BB	SO	LOB
<b>Robby Thompson, R</b> (1, 4) OBP: 0.319, SLG: 0.404	0-0 P3	0-0 1-3			0-3 K			0-0 F3		4	0	0	0	0	1	1
<b>Chris Speier, R</b> (1, 5) OBP: 0.340, SLG: 0.399 <b>Don Robinson, R</b> (9, 1) OBP: 0.133, SLG: 0.071	4-0 1B BB		0-0 6-3		0-3 K			0-0 F2		3	0	0	0	1	1	0
<b>Mike Aldrete, L</b> (1, 7) OBP: 0.393, SLG: 0.481	0-0 1-3 BB 1B		0-0 1B			0-0 S 1B		0-0 6-3		4	0	3	0	0	0	0
<b>Candy Maldonado, R</b> (1, 9) OBP: 0.359, SLG: 0.526	0-0 L5		0-3 K		0-3 K				4-0 FC6-4 BB	3	0	0	0	1	2	4
<b>Chili Davis, S</b> (1, 8) OBP: 0.327, SLG: 0.411	4-0 1-2 BB		0-3 K			0-0 6-3			0-0 FC6-4 FC5-4	3	0	0	0	1	1	3
<b>Will Clark, L</b> (1, 3) OBP: 0.351, SLG: 0.549	0-0 G3			0-3 K		0-0 4-3			0-0 F7	4	0	0	0	0	1	5
<b>Bob Brenly, R</b> (1, 2) OBP: 0.358, SLG: 0.490		4-0 B1-5-4 1B BB			0-0 B3			0-0 F8		3	0	0	0	1	0	1
<b>Jose Uribe, S</b> (1, 6) OBP: 0.330, SLG: 0.373		0-0 B1-5-4 1B			0-0 6-3			0-0 F7		3	0	1	0	0	0	0
<b>Michael LaCoss, R</b> (1, 1) OBP: 0.136, SLG: 0.073 <b>Harry Spilman, L</b> (7, PH) OBP: 0.338, SLG: 0.406 <b>Scott Garrelts, R</b> (8, 1) OBP: 0.222, SLG: 0.333 <b>Craig Lefferts, L</b> (9, 1) OBP: 0.286, SLG: 0.429 <b>Kevin Mitchell, R</b> (9, 5) OBP: 0.337, SLG: 0.448		0-0 B1-5-4				0-0 F8		0-0 F2		2	0	0	0	0	0	2

Inning Stats	R: 0	H: 1	E: 0	LOB: 3	K: 0	BB: 2	S: 4	R: 0	H: 1	E: 0	LOB: 1	K: 0	BB: 1	S: 3	R: 0	H: 0	E: 0	LOB: 0	K: 1	BB: 0	S: 5	R: 0	H: 0	E: 0	LOB: 0	K: 2	BB: 0	S: 7	R: 0	H: 1	E: 0	LOB: 1	K: 0	BB: 0	S: 3	R: 0	H: 0	E: 0	LOB: 0	K: 0	BB: 0	S: 3	R: 0	H: 0	E: 0	LOB: 1	K: 0	BB: 1	S: 3	1B: 4	SF: 0	2B: 0	SAC: 0	3B: 0	DP: 1	HR: 0	HBP: 0	WP: 0	PA: 34
--------------	------	------	------	--------	------	-------	------	------	------	------	--------	------	-------	------	------	------	------	--------	------	-------	------	------	------	------	--------	------	-------	------	------	------	------	--------	------	-------	------	------	------	------	--------	------	-------	------	------	------	------	--------	------	-------	------	-------	-------	-------	--------	-------	-------	-------	--------	-------	--------


PITCHER	IP	WLS	BF	H	R	ER	SO	BB	IBB	HBP	BLK	WP	HR	S	P	ERA	WHIP
<b>Dwight Gooden, R</b> (1, 1) ERA: 2.86	9.0	W	34	4	0	0	6	4	0	0	0	0	0	42	58	0.00	0.889


**BOTTOM**

**New York Mets @ San Francisco Giants**  
Candlestick Park, San Francisco, CA

Fri Aug 28 1987, 10:05 PM EDT  
Att. 36,507 - Unknown

<b>AB</b>	<b>30</b>
<b>R</b>	<b>0</b>
<b>H</b>	<b>4</b>
<b>RBI</b>	<b>0</b>
<b>BB</b>	<b>4</b>
<b>SO</b>	<b>6</b>
<b>LOB</b>	<b>16</b>



Batter	1	2	3	4	5	6	7	8	9	AB R H RBI BB SO LOB	TOP														
Mookie Wilson, S OBP: 0.351, SLG: 0.457 (1, 8) X	0-0 CS 1B		0-0 E4 BB		0-0 1-2 1B			0-0 G5-4-3 1B		4 0 3 0 0 0 0	<p><b>New York Mets @ San Francisco Giants</b> Candlestick Park, San Francisco, CA</p> <p>Sat Aug 29 1987, 6:33 AM EDT Att: 35,842 - Unknown</p> <p>livebaseballscorecards.com</p> <table> <tr><td>AB</td><td>33</td></tr> <tr><td>R</td><td>1</td></tr> <tr><td>H</td><td>8</td></tr> <tr><td>RBI</td><td>1</td></tr> <tr><td>BB</td><td>2</td></tr> <tr><td>SO</td><td>3</td></tr> <tr><td>LOB</td><td>15</td></tr> </table> 	AB	33	R	1	H	8	RBI	1	BB	2	SO	3	LOB	15
AB	33																								
R	1																								
H	8																								
RBI	1																								
BB	2																								
SO	3																								
LOB	15																								
Tim Teufel, R OBP: 0.432, SLG: 0.602 (1, 4) X	0-0 E6 G3-6-3 1-2		4-0 BB		0-0 F8			0-0 G5-4-3 1-2f		3 0 0 0 1 0 4															
Keith Hernandez, L OBP: 0.390, SLG: 0.450 (1, 3) X	0-0 G3-6-3 1-2f		0-3 K			4-0 BB 1B		0-3 K		3 0 0 0 1 2 3															
Darryl Strawberry, L OBP: 0.395, SLG: 0.575 (1, 9)		0-0 4-3		0-0 G3		0-0 G6-4-3 1B		0-0 F8		4 0 1 0 0 0 0															
Kevin McReynolds, R OBP: 0.328, SLG: 0.501 (1, 7)		0-0 F9		0-0 P3		0-0 F7		0-0 2B 3-1 1B		4 1 1 0 0 0 2															
Gary Carter, R OBP: 0.296, SLG: 0.410 (1, 2)		0-0 2B		0-0 F4		0-0 G6-4-3 1-2f		0-0 3-1 2B		4 0 2 0 0 0 2															
Howard Johnson, S OBP: 0.367, SLG: 0.535 (1, 5)		0-0 F8		0-0 L5		0-3 K		0-0 3-1 2-3 3-H		4 0 0 1 0 1 2															
Rafael Santana, R OBP: 0.312, SLG: 0.372 Dave Magadan, L OBP: 0.395, SLG: 0.449 (1, 6) (9, PH)			0-0 4-3		0-0 1B 1B		0-0 F3		0-0 F4	3 0 1 0 0 0 0 1 0 0 0 0 0 1															
Sid Fernandez, L OBP: 0.179, SLG: 0.216 Terry Leach, R OBP: 0.118, SLG: 0.063 Bill Almon, R OBP: 0.119, SLG: 0.297 Doug Sisk, R Randy Myers, L OBP: 0.200, SLG: 0.200 Lenny Dykstra, L OBP: 0.348, SLG: 0.444 Jesse Orosco, R (1, 1) (1, 1) (5, PH) (5, 1) (5, 1) (7, PH) (7, 1)			0-0 1-3		0-0 F7		0-0 F6			0 0 0 0 0 0 0 1 0 0 0 0 0 0 1 0 0 0 0 0 1 0 0 0 0 0 0 0 0 0 0 0 0 0 0 1 0 0 0 0 0 0 0 0 0 0 0 0 0															
<b>Inning Stats</b>	R: 0 H: 1 E: 1 LOB: 0 K: 0 BB: 0 S: 3 P: 3	R: 0 H: 1 E: 0 LOB: 1 K: 0 BB: 0 S: 4 P: 4	R: 0 H: 0 E: 1 LOB: 2 K: 1 BB: 1 S: 6 P: 10	R: 0 H: 0 E: 0 LOB: 0 K: 0 BB: 0 S: 3 P: 3	R: 0 H: 2 E: 0 LOB: 2 K: 0 BB: 0 S: 5 P: 5	R: 0 H: 1 E: 0 LOB: 1 K: 0 BB: 1 S: 3 P: 7	R: 0 H: 0 E: 0 LOB: 0 K: 1 BB: 0 S: 5 P: 5	R: 0 H: 1 E: 0 LOB: 0 K: 1 BB: 0 S: 5 P: 5	R: 1 H: 2 E: 0 LOB: 1 K: 0 BB: 0 S: 5 P: 5	1B: 6 SF: 0 2B: 2 SAC: 0 3B: 0 DP: 3 HR: 0 HBP: 0	WP: 0 PA: 35 PB: 0 SB: 0 CS: 1														
<b>PITCHER</b> Atlee Hammaker, L ERA: 3.32 Kelly Downs, R ERA: 4.0 (1, 1) (8, 1)	IP WLS BF H R ER SO BB IBB HBP BLK WP HR S P ERA WHIP	7.0 W 27 5 0 0 2 2 0 0 0 0 0 0 29 37 0.00 1.000	2.0 8 3 1 1 1 0 0 0 0 0 0 0 10 10 4.50 1.500	<b>PITCHER</b> IP WLS BF H R ER SO BB IBB HBP BLK WP HR S P ERA WHIP																					

Batter	1	2	3	4	5	6	7	8	9
<b>Robby Thompson, R</b> OBP: 0.323, SLG: 0.405 (1, 4)									
<b>Kevin Mitchell, R</b> OBP: 0.340, SLG: 0.458 (1, 5)									
<b>Bob Brenly, R</b> OBP: 0.360, SLG: 0.490 (1, 2)									
<b>Candy Maldonado, R</b> OBP: 0.355, SLG: 0.525 (1, 9)									
<b>Chili Davis, S</b> OBP: 0.326, SLG: 0.408 (8, 1)									
<b>Joel Youngblood, R</b> OBP: 0.281, SLG: 0.366 (1, PH)									
<b>Will Clark, L</b> OBP: 0.352, SLG: 0.549 (2, 3)									
<b>Mike Aldrete, L</b> OBP: 0.391, SLG: 0.478 (2, 7)									
<b>Jose Uribe, S</b> OBP: 0.335, SLG: 0.386 (1, 6)									
<b>Atlee Hammaker, S</b> OBP: 0.122, SLG: 0.104 (8, 8)									

Inning Stats	R: 5 E: 0 K: 11 S: 15	H: 5 LOB: 2 BB: 1 P: 15	R: 0 E: 0 K: 5 S: 5	H: 0 LOB: 0 BB: 0 P: 5	R: 0 E: 0 K: 3 S: 3	H: 0 LOB: 0 BB: 0 P: 3	R: 0 E: 0 K: 0 S: 3	H: 1 LOB: 0 BB: 0 P: 3	R: 1 E: 0 K: 6 S: 10	H: 1 LOB: 1 BB: 1 P: 10	R: 0 E: 0 K: 5 S: 5	H: 0 LOB: 0 BB: 0 P: 5	R: 2 E: 0 K: 6 S: 10	H: 1 LOB: 0 BB: 1 P: 10	R: 1 E: 0 K: 12 S: 12	H: 3 LOB: 2 BB: 0 P: 12
--------------	--------------------------------	----------------------------------	------------------------------	---------------------------------	------------------------------	---------------------------------	------------------------------	---------------------------------	-------------------------------	----------------------------------	------------------------------	---------------------------------	-------------------------------	----------------------------------	--------------------------------	----------------------------------

AB	R	H	RBI	BB	SO	LOB
4	2	2	0	1	1	3
5	3	3	0	0	1	2
2	1	1	1	1	1	0
1	0	0	3	0	0	0
3	1	0	0	1	1	1
0	0	0	0	0	0	0
4	2	2	2	0	1	1
4	0	1	1	0	1	1
3	0	2	2	0	0	0
2	0	0	0	0	1	1
1	0	0	0	0	1	1

**BOTTOM**

**New York Mets @ San Francisco Giants**  
Candlestick Park, San Francisco, CA

Sat Aug 29 1987, 6:33 AM EDT  
Att. 35,842 - Unknown

<b>AB</b>	<b>29</b>
<b>R</b>	<b>9</b>
<b>H</b>	<b>11</b>
<b>RBI</b>	<b>9</b>
<b>BB</b>	<b>3</b>
<b>SO</b>	<b>8</b>
<b>LOB</b>	<b>10</b>

<b>WP: 0</b>	<b>PA: 38</b>
<b>PB: 0</b>	
<b>SB: 1</b>	
<b>CS: 0</b>	

PITCHER	IP	WLS	BF	H	R	ER	SO	BB	IBB	HBP	BLK	WP	HR	S	P	ERA	WHIP
<b>Sid Fernandez, L</b> ERA: 3.69 (1, 1)	0.0	L	2	2	2	2	0	0	0	0	0	0	0	2	2	∞	∞
<b>Terry Leach, R</b> ERA: 3.41 (1, 1)	4.0		17	4	3	3	2	0	1	0	0	0	0	20	24	6.75	1.000
<b>Doug Sisk, R</b> ERA: 3.74 (5, 1)	0.2		4	1	1	1	0	1	0	0	0	0	0	3	7	13.50	3.000
<b>Randy Myers, L</b> ERA: 4.5 (5, 1)	1.1		4	0	0	0	2	0	0	0	0	0	0	8	8	0.00	0.000
<b>Jesse Orosco, L</b> ERA: 5.18 (7, 1)	2.0		11	4	3	3	4	1	0	0	0	0	0	18	22	13.50	2.500



Batter	1	2	3	4	5	6	7	8	9	AB	R	H	RBI	BB	SO	LOB
Robby Thompson, R (1, 4) Harry Spilman, L (7, PH) Chris Speier, R (8, 4) OBP: 0.323, SLG: 0.407 OBP: 0.333, SLG: 0.400 OBP: 0.339, SLG: 0.398	0-0 2B	0-0 FC5-4 1-2f			0-0 F2		0-0 F8		0-0 5-3	3	0	1	0	0	0	2
Kevin Mitchell, R (1, 5) OBP: 0.342, SLG: 0.459	0-0 1-3		0-0 2-3 1B		0-0 F7			0-0 G4-6-3 1B		4	0	2	0	0	0	1
Mike Aldrete, L (1, 7) OBP: 0.386, SLG: 0.471	0-0 F7		0-0 2-3 1-2		0-0 F8			0-0 G4-6-3 1-2f		4	0	0	0	0	0	3
Candy Maldonado, R (1, 9) OBP: 0.352, SLG: 0.519	0-0 F6		0-0 5-3		0-0 F5			0-3 K		4	0	0	0	0	1	2
Chili Davis, S (1, 8) Craig Lefferts, L (7, 1) Joe Price, R (9, 1) Joel Youngblood, R (9, PH) OBP: 0.324, SLG: 0.405 OBP: 0.286, SLG: 0.429 OBP: 0.278, SLG: 0.361		0-0 6-3	0-3 K		0-0 F7			0-3 K		3	0	0	0	0	1	1
Will Clark, L (1, 3) OBP: 0.353, SLG: 0.558		0-0 1B 2B		0-0 B1-3			0-0 F7		0-0 HR	4	2	2	1	0	0	0
Bob Brenly, R (1, 2) OBP: 0.361, SLG: 0.498		0-0 P3		0-3 K			1-0 2B HBP		0-0 HR	3	1	1	1	0	1	1
Jose Uribe, S (1, 6) OBP: 0.333, SLG: 0.384		0-0 1B 2-H 1B		0-0 G3			0-0 F2		0-0 F8	4	0	1	1	0	0	1
Rick Reuschel, R (1, 1) Mike Krukow, R (1, 1) Eddie Milner, L (7, 8) OBP: 0.191, SLG: 0.219 OBP: 0.196, SLG: 0.222 OBP: 0.285, SLG: 0.326		0-0 1-3 1B			0-0 F8			0-0 1-3 2B		0	0	0	0	0	0	0
									4-0 BB BB BB BB BB	2	0	1	0	0	0	0
										1	0	1	0	1	0	0

Inning Stats	R: 0	H: 1	E: 0	K: 0	S: 4	H: 1	LOB: 1	BB: 0	P: 4	R: 1	H: 3	E: 0	K: 0	S: 6	H: 1	LOB: 2	BB: 0	P: 6	R: 0	H: 0	E: 0	K: 1	S: 5	H: 0	LOB: 0	BB: 0	P: 5	R: 0	H: 0	E: 0	K: 0	S: 3	H: 0	LOB: 0	BB: 0	P: 3	R: 0	H: 0	E: 0	K: 0	S: 3	H: 1	LOB: 2	BB: 0	P: 5	R: 0	H: 1	E: 0	K: 1	S: 5	H: 1	LOB: 0	BB: 0	P: 5	R: 2	H: 2	E: 0	K: 1	S: 7	H: 2	LOB: 1	BB: 1	P: 11	1B: 4	2B: 3	3B: 0	HR: 2	SF: 0	SAC: 0	DP: 1	HBP: 1	WP: 0	PB: 0	SB: 0	CS: 0	PA: 37
PITCHER	IP	WLS	BF	H	R	ER	SO	BB	IBB	HBP	BLK	WP	HR	S	P	ERA	WHIP																																																											
Rick Aguilera, R (1, 1) ERA: 3.51	8.2	W	36	9	3	3	4	1	0	1	0	0	2	42	47	3.12	1.154																																																											
Roger McDowell, R (9, 1) ERA: 4.01	0.1	S	1	0	0	0	0	0	0	0	0	0	0	1	1	0.00	0.000																																																											


**BOTTOM**

**New York Mets @ San Francisco Giants**  
Candlestick Park, San Francisco, CA

Sun Aug 30 1987, 6:33 AM EDT  
Att. 36,362 - Unknown

livebaseballscorecards.com

<b>AB</b>	<b>35</b>
<b>R</b>	<b>3</b>
<b>H</b>	<b>9</b>
<b>RBI</b>	<b>3</b>
<b>BB</b>	<b>1</b>
<b>SO</b>	<b>4</b>
<b>LOB</b>	<b>14</b>



Batter	1	2	3	4	5	6	7	8	9	AB R H RBI BB SO LOB	TOP											
Tim Raines, S (1, 7) x OBP: 0.420, SLG: 0.541	0-0 4-3 ①		x 0-0 1B			0-3 K ①		x 0-0 4-3 ②		4 0 1 0 0 1 0												
Mitch Webster, S (1, 9) x OBP: 0.367, SLG: 0.433	0-0 F3 ②		x 0-0 F8 ③			x 0-0 F4 ②		x 0-3 K ③		4 0 0 0 0 1 1												
Reid Nichols, R (1, 8) x OBP: 0.323, SLG: 0.442	0-0 F9 ③			x 0-0 F7 ①		B B B B 4-0 2B BB		x 0-0 F5 ①		3 0 0 0 1 0 0												
Andres Galarraga, R (1, 3) x OBP: 0.376, SLG: 0.478		x 0-0 4-3 ①		x 0-0 6-3 ②		x 0-0 1-3 2B		x 0-0 4-3 ②		4 0 1 0 0 0 0												
Vance Law, R (1, 5) x OBP: 0.359, SLG: 0.442		x 0-0 6-3 ②		B B B B 4-0 CS BB		x 0-0 F9 ③		B B B B 4-0 BB		2 0 0 0 2 0 2												
Mike Fitzgerald, R (1, 2) x OBP: 0.345, SLG: 0.319		x 0-0 1B		0-0 CS ③ B B B B 1-2	4-0 1B B1-5 BB		x 0-0 G4-6-3 1B		x 0-0 5-3 ③	3 0 2 0 1 0 1												
Casey Candaele, S (1, 4) x OBP: 0.337, SLG: 0.351		x 0-0 5-3 ③			x 0-0 1-3 1B		x 0-0 G4-6-3 ① ② 1-2f			3 0 1 0 0 0 2												
Tom Foley, L (1, 6) x OBP: 0.333, SLG: 0.461			0-3 K ①		x 0-0 F7 ①		x 0-0 F5 ③			3 0 0 0 0 1 2												
Dennis Martinez, R (1, 1) x OBP: 0.114, SLG: 0.031			x 0-0 1-3 ②		x 0-0 B1-5 ② ③ 3-Hr			0-3 K ①		2 0 0 0 0 0 2												
Dave Engle, R (8, PH) x OBP: 0.282, SLG: 0.315										1 0 0 0 0 1 0												
Joe Hesketh, R (8, 1) x OBP: 0.282, SLG: 0.315										0 0 0 0 0 0 0												
<b>Inning Stats</b>	R: 0 H: 0 E: 0 K: 0 S: 3	H: 0 LOB: 0 BB: 0 P: 3	R: 0 H: 1 E: 0 K: 0 S: 4	H: 1 LOB: 1 BB: 0 P: 4	R: 0 H: 1 E: 0 K: 1 S: 6	H: 1 LOB: 1 BB: 0 P: 6	R: 0 H: 0 E: 0 K: 0 S: 2	H: 0 LOB: 0 BB: 1 P: 6	R: 0 H: 1 E: 0 K: 0 S: 3	H: 1 LOB: 1 BB: 1 P: 7	R: 0 H: 1 E: 0 K: 1 S: 6	H: 1 LOB: 2 BB: 1 P: 10	R: 0 H: 1 E: 0 K: 0 S: 3	H: 1 LOB: 0 BB: 0 P: 3	R: 0 H: 0 E: 0 K: 2 S: 7	H: 0 LOB: 0 BB: 0 P: 7	R: 0 H: 0 E: 0 K: 0 S: 3	H: 0 LOB: 1 BB: 1 P: 7	R: 0 H: 0 E: 0 K: 0 S: 3	H: 0 LOB: 1 BB: 1 P: 7	1B: 4 SF: 0 2B: 2 SAC: 0 3B: 0 DP: 2 HR: 0 HBP: 0	WP: 0 PA: 34 PB: 0 SB: 0 CS: 1
<b>PITCHER</b> Dave Dravecky, L (1, 1) ERA: 3.24	IP 9.0 WLS W BF 33 H 5 R 0 ER 0 SO 4 BB 4 IBB 0 HBP 0 BLK 0 WP 0 HR 0 S 37 P 53 ERA 0.00 WHIP 1.000											<b>PITCHER</b>	IP WLS BF H R ER SO BB IBB HBP BLK WP HR S P ERA WHIP									

**Montreal Expos @ San Francisco Giants**  
 Candlestick Park, San Francisco, CA  
 Mon Aug 31 1987, 10:05 PM EDT  
 Att: 13,633 - Unknown

AB	29
R	0
H	5
RBI	0
BB	4
SO	4
LOB	10



Batter	1	2	3	4	5	6	7	8	9
<b>Eddie Milner, L</b> (1, 8) OBP: 0.284, SLG: 0.324	0-0 6-3		0-0 4-3		0-0 1-2 1B		0-0 F6		
<b>Kevin Mitchell, R</b> (1, 5) OBP: 0.343, SLG: 0.467	0-0 6-3		0-0 1-2 1B			0-0 F8	0-0 HR		
<b>Mike Aldrete, L</b> (1, 7) OBP: 0.364, SLG: 0.468	0-0 F8			0-0 3-1		0-0 BB 1B	0-3 K		
<b>Candy Maldonado, R</b> (1, 9) OBP: 0.353, SLG: 0.526		H 1-0 6-3 HBP		0-3 K		0-0 F7	0-0 HR		
<b>Will Clark, L</b> (1, 3) OBP: 0.352, SLG: 0.554		X 0-0 F9		0-3 K		4-0 BB 1B 1-2 1B BB	0-3 K		
<b>Robby Thompson, R</b> (1, 4) OBP: 0.325, SLG: 0.408		X 0-0 6-3			X 0-0 E6 S 1B	X 0-0 1B 1-3 2-H 1B	0-0 6-3		
<b>Jose Uribe, S</b> (1, 6) OBP: 0.332, SLG: 0.381		0-0 K			X 0-0 F7	X 0-0 1-3 3-H 1B	X 0-0 F8		
<b>Bob Melvin, R</b> (1, 2) OBP: 0.237, SLG: 0.338			X 0-0 F3		X 0-0 E6 1-3 1B WP	X 0-0 5-3			
<b>Dave Dravecky, R</b> (1, 1) OBP: 0.224, SLG: 0.178			X 0-0 K 4-3 1B 1B		X 0-3 K 1-2 1B 1B		X 0-3 K		

Inning Stats	R: 0 E: 0 K: 0 S: 3	H: 0 LOB: 0 BB: 0 P: 3	R: 0 E: 0 K: 1 S: 5	H: 0 LOB: 1 BB: 0 P: 6	R: 0 E: 0 K: 0 S: 4	H: 2 LOB: 2 BB: 0 P: 4	R: 0 E: 0 K: 2 S: 7	H: 0 LOB: 0 BB: 0 P: 7	R: 1 E: 1 K: 1 S: 7	H: 2 LOB: 2 BB: 0 P: 7	R: 2 E: 0 K: 0 S: 6	H: 3 LOB: 2 BB: 1 P: 10	R: 1 E: 0 K: 2 S: 8	H: 1 LOB: 0 BB: 0 P: 8	R: 1 E: 0 K: 1 S: 6	H: 1 LOB: 0 BB: 0 P: 6
1B: 7 2B: 0 3B: 0 HR: 2	SF: 0 SAC: 0 DP: 0 HBP: 1	WP: 1 PB: 0 SB: 1 CS: 0	PA: 34													

PITCHER	IP	WLS	BF	H	R	ER	SO	BB	IBB	HBP	BLK	WP	HR	S	P	ERA	WHIP
<b>Dennis Martinez, R</b> (1, 1) ERA: 3.44	7.0	L	30	8	4	3	6	1	0	1	0	1	1	40	45	3.86	1.286
<b>Joe Hesketh, L</b> (8, 1) ERA: 2.92	1.0		4	1	1	1	1	0	0	0	0	0	1	6	6	9.00	1.000

**BOTTOM**

**Montreal Expos @ San Francisco Giants**  
**Candlestick Park, San Francisco, CA**  
 Mon Aug 31 1987, 10:05 PM EDT  
 Att. 13,633 - Unknown

[livebaseballscorecards.com](http://livebaseballscorecards.com)

<b>AB</b>	<b>32</b>
<b>R</b>	<b>5</b>
<b>H</b>	<b>9</b>
<b>RBI</b>	<b>5</b>
<b>BB</b>	<b>1</b>
<b>SO</b>	<b>7</b>
<b>LOB</b>	<b>10</b>



Batter	1	2	3	4	5	6	7	8	9	AB R H RBI BB SO LOB	TOP	
<b>Tim Raines, S</b> (1, 7) X <small>OBP: 0.419, SLG: 0.541</small> <b>Tom Romano, R</b> (9, PH) X	0-0 4-3		0-0 FC1 1-3 3B 2B	0-0 6-3			0-0 F7		0-0 F7	4 1 1 0 0 0 1 1 0 0 0 0 0 1		
<b>Mitch Webster, S</b> (1, 9) S <small>OBP: 0.366, SLG: 0.431</small>	0-3 K		0-0 FC1 2-3 3-H 3B			0-3 K		0-0 BB 1B 1B	0-0 F9	5 1 1 0 0 2 3		
<b>Tom Foley, L</b> (1, 6) X <small>OBP: 0.336, SLG: 0.471</small> (8, 5) X	0-0 WP 1B		0-0 1-H 3-H 3B			0-0 F8		0-0 F7		4 0 2 2 0 0 1		
<b>Andres Galarraga, R</b> (1, 3) S <small>OBP: 0.375, SLG: 0.476</small>	0-3 K 1-2		0-3 K2-3			0-3 K		0-0 BB 1-2 1B		4 0 1 0 0 3 2		
<b>Herm Winningham, L</b> (1, 8) X <small>OBP: 0.299, SLG: 0.339</small>		0-0 6-3		0-0 3-1		0-0 F7		BB BB BB 1-2 2-3 BB		3 0 0 0 1 0 0		
<b>Vance Law, R</b> (1, 5) X <small>OBP: 0.358, SLG: 0.440</small>		0-0 F8		0-0 1B 1B		0-0 F8		0-0 F4		4 1 1 0 0 0 3		
<b>Casey Candaele, S</b> (1, 4) S <small>OBP: 0.336, SLG: 0.350</small>		0-3 K		0-0 1B 1-2 FC6-4 1B		0-0 6-3		0-0 5-3		4 1 1 0 0 1 3		
<b>Jeff Reed, L</b> (1, 2) X <small>OBP: 0.245, SLG: 0.253</small>			0-0 E3 2B FC1	0-0 1-3 2-H 1B			0-0 F9		0-0 L1	4 0 1 1 0 0 0		
<small>Floyd Youmans, R            Bob Setra, S            Jack Daugherty, S            Randy St. Claire, R            Dave Egan, R            Jose Hernandez, R            Jeff Parrett, R            Vance Law, R            Luis Rivera, R</small>			0-3 K	0-0 FC6-4 1-2f 3-H 1B			0-0 F8		0-0 2B	1 0 0 0 0 0 1 1 0 0 0 0 0 0 0 0 1 0 0 0 1 0 0 0 1 0 0 0 0 0 0 0 0 1 0 4 1 1 0 0 0 0 3 1 0 1 0 0 0 0 0		
<b>Inning Stats</b>	R: 0 H: 1 E: 0 LOB: 1 K: 2 BB: 0 S: 8 P: 8	R: 0 H: 0 E: 0 LOB: 0 K: 1 BB: 0 S: 5 P: 5	R: 2 H: 2 E: 1 LOB: 1 K: 2 BB: 0 S: 10 P: 10	R: 2 H: 3 E: 0 LOB: 1 K: 0 BB: 0 S: 6 P: 6	R: 0 H: 0 E: 0 LOB: 0 K: 2 BB: 0 S: 7 P: 7	R: 0 H: 0 E: 0 LOB: 0 K: 0 BB: 0 S: 3 P: 3	R: 0 H: 0 E: 0 LOB: 0 K: 0 BB: 0 S: 3 P: 3	R: 0 H: 2 E: 0 LOB: 3 K: 0 BB: 1 S: 5 P: 9	R: 0 H: 1 E: 0 LOB: 1 K: 0 BB: 0 S: 4 P: 4	1B: 6 SF: 0 2B: 2 SAC: 0 3B: 1 DP: 0 HR: 0 HBP: 0	WP: 1 PA: 38 PB: 0 SB: 0 CS: 0	
<b>PITCHER</b>	IP WLS BF H R ER SO BB IBB HBP BLK WP HR S P ERA WHIP											
<b>Rick Reuschel, R</b> (1, 1) ERA: 2.92 <b>Don Robinson, R</b> (8, 1) ERA: 3.32 <b>Scott Garrelts, R</b> (8, 1) ERA: 3.02 <b>Craig Leferts, L</b> (9, 1) ERA: 4.08	7.0 W 28 6 4 2 7 0 0 0 0 1 0 42 42 2.57 0.857											

**Montreal Expos @ San Francisco Giants**  
 Candlestick Park, San Francisco, CA  
 Tue Sep 01 1987, 10:05 PM EDT  
 Att. 14,644 - Unknown

[livebaseballscorecards.com](http://livebaseballscorecards.com)

<b>AB</b>	37
<b>R</b>	4
<b>H</b>	9
<b>RBI</b>	4
<b>BB</b>	1
<b>SO</b>	7
<b>LOB</b>	16





Batter	1	2	3	4	5	6	7	8	9
<b>Eddie Milner, L</b> (1, 8) OBP: 0.294, SLG: 0.336	0-0 F7		0-0 1B 2B		0-0 F5		4-0 G3 1B BB	0-0 HR 1B	
<b>Kevin Mitchell, R</b> (1, 5) OBP: 0.346, SLG: 0.476	0-0 F9		4-0 1B E BB		0-0 F2		0-0 1-2 1B 1B	0-0 HR	
<b>Mike Aldrete, L</b> (1, 7) OBP: 0.384, SLG: 0.467	0-0 4-3		0-0 E6 1B		0-0 F7		0-0 G3	0-0 WP 1B 1B	
<b>Candy Maldonado, R</b> (1, 9) OBP: 0.355, SLG: 0.524 <b>Dave Henderson, R</b> (8, PH) OBP: 0.311, SLG: 0.416	0-0 F8		0-0 E6		0-0 FC3-6 1B		4-0 1B IBB	0-3 K	
<b>Will Clark, L</b> (1, 3) OBP: 0.353, SLG: 0.552 <b>Harry Spilman, L</b> (8, PH) OBP: 0.342, SLG: 0.408	0-3 K		4-0 CS BB		0-0 FC3-6 Cl		0-0 1-3 2-H 3-H 1B	0-0 1-H 1B	
<b>Bob Brenly, R</b> (1, 2) OBP: 0.358, SLG: 0.493 <b>Scott Garrelts, R</b> (8, 1) OBP: 0.200, SLG: 0.300 <b>Craig Lefferts, L</b> (9, 1) OBP: 0.286, SLG: 0.429	0-0 3-1		0-3 K		0-1 Cl		0-3 K	0-0 F8	
<b>Robby Thompson, R</b> (1, 4) OBP: 0.326, SLG: 0.416			0-0 2B 1B 1B		0-0 5-3		0-0 F3	HR K	
<b>Jose Uribe, S</b> (1, 6) OBP: 0.335, SLG: 0.388			0-0 1B 2B		0-0 1-3		0-0 F9	0-0 S 1B 1B	
<b>Rick Reuschel, R</b> (1, 1) OBP: 0.197, SLG: 0.224 <b>Don Robinson, R</b> (8, 1) OBP: 0.133, SLG: 0.071 <b>Bob Melvin, R</b> (8, 2) OBP: 0.240, SLG: 0.338			0-0 2B 1B		0-0 6-3		0-3 K	4-0 1-2 HR BB	

Inning Stats	R: 0 E: 0 K: 0 S: 3	H: 0 LOB: 0 BB: 0 P: 3	R: 0 E: 0 K: 1 S: 5	H: 0 LOB: 0 BB: 0 P: 5	R: 6 E: 1 K: 1 S: 9	H: 5 LOB: 0 BB: 2 P: 17	R: 0 E: 0 K: 0 S: 3	H: 0 LOB: 0 BB: 0 P: 3	R: 0 E: 1 K: 0 S: 5	H: 1 LOB: 2 BB: 0 P: 5	R: 2 E: 0 K: 2 S: 9	H: 2 LOB: 2 BB: 2 P: 17	R: 6 E: 0 K: 2 S: 13	H: 6 LOB: 1 BB: 1 P: 17
1B: 10 2B: 2 3B: 0 HR: 2	SF: 0 SAC: 0 DP: 0 HBP: 0	WP: 1 PB: 0 SB: 1 CS: 1	PA: 43											

PITCHER	IP	WLS	BF	H	R	ER	SO	BB	IBB	HBP	BLK	WP	HR	S	P	ERA	WHIP
<b>Floyd Youmans, R</b> (1, 1) ERA: 4.56	2.0	L	12	5	6	5	1	1	0	0	0	0	0	13	17	22.50	3.000
<b>Bob Sebra, R</b> (3, 1) ERA: 3.95	1.0		3	0	0	0	1	1	0	0	0	0	0	4	8	0.00	1.000
<b>Randy St. Claire, R</b> (4, 1) ERA: 4.33	3.0		11	1	0	0	0	0	0	0	0	0	0	11	11	0.00	0.333
<b>Joe Hesketh, L</b> (7, 1) ERA: 4.15	0.2		6	2	2	2	1	1	1	0	0	0	0	6	14	27.00	4.500
<b>Jeff Parrett, R</b> (7, 1) ERA: 4.44	0.1		6	4	5	5	1	1	0	0	0	0	2	7	11	135.00	15.000

**BOTTOM**

**Montreal Expos @ San Francisco Giants**  
Candlestick Park, San Francisco, CA

Tue Sep 01 1987, 10:05 PM EDT  
Att. 14,644 - Unknown

AB	R	H	RBI	BB	SO	LOB
4	3	2	2	1	0	0
4	3	2	3	1	0	0
5	1	2	1	0	0	2
3	1	1	1	1	0	0
1	0	0	0	0	1	1
3	0	1	2	1	1	1
1	0	1	1	0	0	0
3	0	0	0	0	2	3
1	0	0	0	0	0	1
0	0	0	0	0	0	0
5	2	2	1	0	1	3
4	2	2	0	0	0	2
3	1	1	2	0	1	0
0	0	0	0	0	0	0
0	1	0	0	1	0	0

livebaseballscorecards.com

AB	37
R	14
H	14
RBI	13
BB	5
SO	6
LOB	13





**BOTTOM**

**Montreal Expos @ San Francisco Giants**  
**Candlestick Park, San Francisco, CA**  
 Wed Sep 02 1987, 6:33 AM EDT  
 Att. 18,154 - Unknown

[livebaseballscorecards.com](http://livebaseballscorecards.com)

<b>AB</b>	<b>33</b>
<b>R</b>	<b>3</b>
<b>H</b>	<b>9</b>
<b>RBI</b>	<b>3</b>
<b>BB</b>	<b>1</b>
<b>SO</b>	<b>6</b>
<b>LOB</b>	<b>15</b>



WP: 0	PA: 35
PB: 0	
SB: 1	
CS: 1	

PITCHER	IP	WLS	BF	H	R	ER	SO	BB	IBB	HBP	BLK	WP	HR	S	P	ERA	WHIP
Pascual Perez, R (1, 1)	6.0	W	23	6	3	3	3	1	0	0	1	0	1	28	32	4.50	1.167
Andy McGaffigan, R (7, 1)	1.0		3	0	0	0	1	0	0	0	0	0	0	5	5	0.00	0.000
Tim Burke, R (8, 1)	2.0	S	9	3	0	0	2	0	0	0	0	0	0	13	13	0.00	1.500

AB	R	H	RBI	BB	SO	LOB
4	0	2	0	0	0	0
4	1	1	0	0	1	2
3	1	1	0	1	1	1
3	1	3	3	0	0	0
4	0	2	0	0	1	0
4	0	0	0	0	0	4
4	0	0	0	0	1	4
2	0	0	0	0	1	0
1	0	0	0	0	0	2
2	0	0	0	0	1	0
0	0	0	0	0	0	0
1	0	0	0	0	0	0
0	0	0	0	0	0	0

Batter	1	2	3	4	5	6	7	8	9
<b>Eddie Milner, L</b> (1, 8) OBP: 0.299, SLG: 0.340	0-0 FC4-6 1B		0-0 5-3			0-0 1-3		0-0 S 1B	
<b>Kevin Mitchell, R</b> (1, 5) OBP: 0.345, SLG: 0.473	0-0 FC4-6 1B BLK SF8-3-6 1-2f			0-0 CS 1B		0-0 F8		0-3 S S S K	
<b>Mike Aldrete, L</b> (1, 7) OBP: 0.386, SLG: 0.466	0-0 SF8-3-6 1B 1-3			4-0 HR BB		0-0 1-3		0-3 S S S K	
<b>Candy Maldonado, R</b> (1, 9) OBP: 0.359, SLG: 0.539	0-0 SF8-3-6 1-2 3-H			0-0 HR			0-0 1B 2B		0-0 F9 1B 1B
<b>Will Clark, L</b> (1, 3) OBP: 0.355, SLG: 0.552		0-3 K		0-0 F9			0-0 2-3 1B		0-0 1-2 1B
<b>Bob Brenly, R</b> (1, 2) OBP: 0.354, SLG: 0.487		0-0 P3		0-0 6-3			0-0 F6		0-0 F8
<b>Chris Speier, R</b> (1, 4) (8, 6) (9, 4)		0-0 F9			0-0 1-3		0-3 K		0-0 F9 2-3
<b>Jose Uribe, S</b> (1, 0) OBP: 0.352, SLG: 0.385 <b>Chili Davis, S</b> (7, PH) OBP: 0.323, SLG: 0.404 <b>Robby Thompson, R</b> (8, 4) OBP: 0.328, SLG: 0.416 <b>Don Robinson, R</b> (8, 1) OBP: 0.153, SLG: 0.071 <b>Craig Lefferts, L</b> (9, 1) OBP: 0.286, SLG: 0.429 <b>Kelly Downs, R</b> (9, 1) OBP: 0.176, SLG: 0.180 <b>Joel Youngblood, R</b> (9, PH) OBP: 0.275, SLG: 0.357		0-3 S S K		0-0 1-3		0-0 1-3		0-0 F2	0-0 F8
<b>Michael LaCoss, R</b> (1, 1) OBP: 0.130, SLG: 0.070 <b>Mark Wasinger, R</b> (8, 4) OBP: 0.342, SLG: 0.362 <b>Harry Spilman, L</b> (8, PH) OBP: 0.338, SLG: 0.403 <b>Matt Williams, R</b> (9, 6) OBP: 0.242, SLG: 0.353		0-0 5-3		0-3 K				0-0 F8	

Inning Stats	R	H	E	K	S	H	LOB	BB	P	R	H	E	K	S	H	LOB	BB	P	1B	2B	3B	HR	SF	SAC	DP	HBP
	1	2	0	4		0	0	1	5	0	0	0	1	5	2	2	0	8	0	0	0	0	1	0	0	0
	0	0	0	0		0	0	1	0	2	2	0	1	3	0	2	0	7	7	2	0	0	0	0	0	0
	0	0	0	0		0	0	1	5	0	0	0	1	5	0	2	0	8	0	0	0	0	0	0	0	0

PITCHER	IP	WLS	BF	H	R	ER	SO	BB	IBB	HBP	BLK	WP	HR	S	P	ERA	WHIP
Pascual Perez, R (1, 1)	6.0	W	23	6	3	3	3	1	0	0	1	0	1	28	32	4.50	1.167
Andy McGaffigan, R (7, 1)	1.0		3	0	0	0	1	0	0	0	0	0	0	5	5	0.00	0.000
Tim Burke, R (8, 1)	2.0	S	9	3	0	0	2	0	0	0	0	0	0	13	13	0.00	1.500

Batter	1	2	3	4	5	6	7	8	9	10	AB R H RBI BB SO LOB	TOP												
Juan Samuel, R (1, 4) OBP: 0.347, SLG: 0.516	0-3 K		0-0 HR			0-0 HR		0-0 F5			4 2 2 2 0 1 0	Philadelphia Phillies @ San Francisco Giants Candlestick Park, San Francisco, CA Fri Sep 04 1987, 10:05 PM EDT Att. 16,644 - Unknown												
Von Hayes, L (1, 3) OBP: 0.433, SLG: 0.513	0-0 5-3		0-3 K			0-0 F5		0-0 G3			4 0 0 0 0 1 0													
Chris James, R (1, 7) OBP: 0.343, SLG: 0.559	0-0 6-3			0-0 4-3		0-0 F9		0-0 F8			4 0 0 0 0 0 0													
Mike Schmidt, R (1, 5) OBP: 0.401, SLG: 0.550		0-0 5-3		0-0 F3		0-0 L1			0-0 F6		4 0 0 0 0 0 0													
Lance Parrish, R (1, 2) OBP: 0.311, SLG: 0.402		0-0 F8		0-0 L3			0-3 K		0-0 F7		4 0 0 0 0 1 0													
Glenn Wilson, R (1, 9) OBP: 0.312, SLG: 0.390		0-0 2B			0-0 FC3-6 1B		0-0 BB 1B		0-0 6-3		4 0 3 0 0 0 0													
Milt Thompson, L (1, 8) OBP: 0.362, SLG: 0.454		0-0 4-3			0-0 FC3-6 CS 1-2f		4-0 BB 1-2		4-0 CS BB		2 0 0 0 2 0 2													
Steve Jeltz, S (1, 6) OBP: 0.326, SLG: 0.296			0-0 4-3		4-0 BB 1-2		0-3 K		0-0 F7 1-2		2 0 0 0 1 1 2													
Greg Gross, L (10, PH) OBP: 0.387, SLG: 0.371					0-0 BB						1 0 0 0 0 0 1													
Wally Ritchie, L (10, 1) OBP: 0.250, SLG: 0.250											0 0 0 0 0 0 0													
Bruce Ruffin, S (1, 1) OBP: 0.042, SLG: 0.066											2 0 0 0 0 0 1													
Rick Schu, R (7, PH) OBP: 0.318, SLG: 0.468											1 0 0 0 0 0 2													
Kent Tekulve, R (7, 1) OBP: 0.318, SLG: 0.468											0 0 0 0 0 0 0													
Jeff Calhoun, L (7, 1) OBP: 0.318, SLG: 0.468											0 0 0 0 0 0 0													
Michael Jackson, R (8, 1) OBP: 0.176, SLG: 0.125											0 0 0 0 0 0 0													
Keiin Hughes, L (10, PH) OBP: 0.400, SLG: 0.409											1 0 0 0 0 1 0													
Luis Aquino, R (10, 6) OBP: 0.279, SLG: 0.406											0 0 0 0 0 0 0													
<b>Inning Stats</b>	R: 0 E: 0 K: 1 S: 5	H: 0 LOB: 0 BB: 0 P: 5	R: 0 E: 0 K: 0 S: 4	H: 1 LOB: 1 BB: 0 P: 4	R: 1 E: 0 K: 1 S: 6	H: 1 LOB: 0 BB: 0 P: 6	R: 0 E: 0 K: 0 S: 3	H: 0 LOB: 0 BB: 0 P: 3	R: 0 E: 0 K: 0 S: 3	H: 1 LOB: 1 BB: 1 P: 7	R: 1 E: 0 K: 0 S: 4	H: 1 LOB: 0 BB: 0 P: 4	R: 0 E: 0 K: 2 S: 8	H: 1 LOB: 2 BB: 1 P: 12	R: 0 E: 0 K: 0 S: 3	H: 0 LOB: 0 BB: 0 P: 3	R: 0 E: 0 K: 0 S: 3	H: 0 LOB: 0 BB: 0 P: 3	R: 0 E: 0 K: 1 S: 4	H: 0 LOB: 0 BB: 1 P: 8	1B: 2 2B: 1 3B: 0 HR: 2	SF: 0 SAC: 0 DP: 0 HBP: 0	WP: 0 PB: 0 SB: 0 CS: 2	PA: 36
<b>PITCHER</b>	IP WLS BF H R ER SO BB IBB HBP BLK WP HR S P ERA WHIP																							
Atlee Hammaker, L (1, 1) ERA: 3.28	7.0		5	2	2	4	2	0	0	0	0	0	0	0	0	2.57	1.000							
Kelly Downs, R (8, 1) ERA: 3.94	2.0	6	0	0	0	0	0	0	0	0	0	0	0	0	0.00	0.000								
Don Robinson, R (10, 1) ERA: 3.58	1.0	W 3	0	0	0	1	1	0	0	0	0	0	0	4	8	0.00	1.000							

livebaseballscorecards.com

AB	33
R	2
H	5
RBI	2
BB	3
SO	5
LOB	8



BOTTOM

Philadelphia Phillies @ San Francisco Giants  
Candlestick Park, San Francisco, CA

Fri Sep 04 1987, 10:05 PM EDT  
Att: 16,644 - Unknown

livebaseballscorecards.com

AB 34  
R 3  
H 10  
RBI 3  
BB 5  
SO 2  
LOB 21



WP: 0 PA: 43  
PB: 0  
SB: 0  
CS: 1

AB R H RBI BB SO LOB

1 0 1 0 2 0 0

5 0 0 0 0 1 7

4 0 1 0 1 0 2

5 0 1 0 0 1 3

3 0 0 0 0 0 1  
2 0 1 0 0 0 0

5 2 3 1 0 0 1

3 1 2 1 1 0 2

2 0 0 0 1 0 2  
1 0 0 0 0 0 2  
0 0 0 0 0 0 0

1 0 0 1 0 0 0  
1 0 0 0 0 0 1  
0 0 0 0 0 0 0  
1 0 1 0 0 0 0  
0 0 0 0 0 0 0

1B: 8 SF: 0  
2B: 0 SAC: 2  
3B: 0 DP: 1  
HR: 2 HBP: 1

Batter	1	2	3	4	5	6	7	8	9	10
Robby Thompson, R (1, 4) OBP: 0.333, SLG: 0.418	4-0 BB G4-6-3		0-0 1B		1-0 HBP		4-0 BB		0-0 SH3-4 1-2	
Kevin Mitchell, R (1, 5) OBP: 0.341, SLG: 0.467	0-0 G4-6-3 1-2f		0-0 F8		0-0 F9		0-3 K		0-0 F6	
Mike Aldrete, L (1, 7) OBP: 0.386, SLG: 0.463	0-0 1B			0-0 6-3		0-0 F7	0-0 4-3		4-0 IBB	
Candy Maldonado, R (1, 9) OBP: 0.357, SLG: 0.534	0-0 F9			0-0 6-3		0-0 1B		0-3 K	0-0 F7	
Dave Henderson, R (1, 8) OBP: 0.307, SLG: 0.410 Chili Davis, S (8, PH) OBP: 0.324, SLG: 0.404 (9, 8)		0-0 6-3		0-0 F4		0-0 F9		0-0 FC6-4 1B 1B		0-0 5-3
Will Clark, L (1, 3) OBP: 0.357, SLG: 0.559		0-0 F7			0-0 FC6-4 1B SH3-4 1B	0-0 G3		0-0 FC6-4 1-2 1B		0-0 HR
Bob Brenly, R (1, 2) OBP: 0.359, SLG: 0.498		4-0 CS BB			0-0 FC6-4 1-2 1B		0-0 HR	0-0 F2		
Jose Uribe, S (1, 6) OBP: 0.332, SLG: 0.381 Francisco Melendez, L (8, PH) Chris Speier, R (9, 6) OBP: 0.334, SLG: 0.392		0-0 CS 1-2	0-0 4-3		0-0 FC6-4 SH3-4	0-0 1-2f 2-3	4-0 4-3 BB	0-0 FC6-4 1-2f 2-3		
Atlee Hammaker, S (1, 1) OBP: 0.120, SLG: 0.102 Mark Wasinger, R (7, PH) Kelly Downs, R (8, 1) OBP: 0.176, SLG: 0.180 Eddie Milner, L (9, PH) Don Robinson, R (10, 1) OBP: 0.133, SLG: 0.071			0-0 3-1		0-0 SH3-4		0-0 4-3		0-0 SH3-4 1B	

Inning Stats	R: 0	H: 1	E: 0	LOB: 1	K: 0	BB: 1	S: 3	P: 7	R: 0	H: 0	E: 0	LOB: 0	K: 0	BB: 1	S: 2	P: 6	R: 0	H: 1	E: 0	LOB: 1	K: 0	BB: 0	S: 4	P: 4	R: 0	H: 0	E: 0	LOB: 0	K: 0	BB: 0	S: 3	P: 3	R: 1	H: 2	E: 0	LOB: 2	K: 0	BB: 0	S: 5	P: 6	R: 0	H: 1	E: 0	LOB: 1	K: 0	BB: 0	S: 4	P: 4	R: 1	H: 1	E: 0	LOB: 2	K: 1	BB: 2	S: 6	P: 14	R: 0	H: 2	E: 0	LOB: 2	K: 1	BB: 0	S: 7	P: 7	R: 0	H: 1	E: 0	LOB: 2	K: 0	BB: 1	S: 4	P: 8	R: 1	H: 1	E: 0	LOB: 0	K: 0	BB: 0	S: 2	P: 2
--------------	------	------	------	--------	------	-------	------	------	------	------	------	--------	------	-------	------	------	------	------	------	--------	------	-------	------	------	------	------	------	--------	------	-------	------	------	------	------	------	--------	------	-------	------	------	------	------	------	--------	------	-------	------	------	------	------	------	--------	------	-------	------	-------	------	------	------	--------	------	-------	------	------	------	------	------	--------	------	-------	------	------	------	------	------	--------	------	-------	------	------

PITCHER	IP	WLS	BF	H	R	ER	SO	BB	IBB	HBP	BLK	WP	HR	S	P	ERA	WHIP
Bruce Ruffin, L (1, 1) ERA: 4.31	6.0		24	5	1	1	0	2	0	1	0	0	0	21	30	1.50	1.167
Kent Tekulve, R (7, 1) ERA: 3.1	0.2		5	1	1	1	1	2	0	0	0	0	1	5	13	13.50	4.500
Jeff Calhoun, L (7, 1) ERA: 2.03	0.1		1	0	0	0	0	0	0	0	0	0	0	1	1	0.00	0.000
Michael Jackson, R (8, 1) ERA: 4.2	2.0		10	3	0	0	1	0	1	0	0	0	0	11	15	0.00	1.500
Wally Ritchie, L (10, 1) ERA: 3.81	0.1	L	2	1	1	1	0	0	0	0	0	0	1	2	2	27.00	3.000

Batter	1	2	3	4	5	6	7	8	9	AB R H RBI BB SO LOB	TOP											
Juan Samuel, R (1, 4) OBP: 0.346, SLG: 0.513	0-3 K		0-3 K		0-0 E SF8 BB 1B	0-0 5-3		0-3 K		5 1 1 0 0 3 4												
Von Hayes, L (1, 3) OBP: 0.432, SLG: 0.510	0-0 F3		0-0 F9		4-0 E 1B BB	0-3 K			4-0 BB	3 1 0 0 1 1 2												
Kent Tekulve, R (6, 1)					1-2 1B					0 0 0 0 0 0 0												
Jeff Stone, L (9, PH) OBP: 0.339, SLG: 0.368										0 0 0 0 1 0 0												
Mike Schmidt, R (1, 5) OBP: 0.399, SLG: 0.546	0-0 PB 1B		0-0 G3		0-0 E3 1B 1-2 2-3		0-3 K		0-3 K	5 0 1 0 0 2 4												
Lance Parrish, R (1, 2) OBP: 0.309, SLG: 0.400	0-3 K			0-0 G4-6-3 1B	0-0 SF8		0-0 F8		0-3 K	4 0 1 1 0 2 2												
Glenn Wilson, R (1, 9) OBP: 0.313, SLG: 0.392		0-0 2B		0-0 G4-6-3 1-2f	0-0 1B 1-3 2-H		0-0 5-3		0-3 K	5 0 2 1 0 1 2												
Chris James, R (1, 7) OBP: 0.343, SLG: 0.560		0-3 K		0-0 2B	0-0 F9			0-0 G6-3 1B		3 0 1 0 0 1 3												
Milt Thompson, L (8, PH) OBP: 0.363, SLG: 0.456										1 0 1 0 0 0 0												
Ron Roenicke, S (1, 8) OBP: 0.309, SLG: 0.294		0-3 K		4-0 BB	0-0 2B 2B		0-0 G6-3		0-0 G6-3 1-2f	3 1 1 0 1 1 2												
Steve Jeltz, S (1, 6) OBP: 0.324, SLG: 0.293		0-3 K		0-0 F3		0-0 F4		0-0 1B 1B		2 0 0 0 0 0 1 3												
Michael Jackson, R (4, 1) OBP: 0.176, SLG: 0.125										0 0 0 0 0 0 0 0												
Greg Jelts, R (6, PH)										1 0 0 0 0 0 0 1												
Greg Gross, L (8, PH) OBP: 0.391, SLG: 0.376										1 0 1 0 0 0 0 0												
Shane Rawley, R (1, 1) OBP: 0.181, SLG: 0.211			0-0 E6		0-3 K	0-0 2B		0-0 1B		1 0 0 0 0 0 0 0												
Mike Maddux, L (3, 1)										0 0 0 0 0 0 0 0												
Luis Aguayo, R (4, 6) OBP: 0.281, SLG: 0.413										2 0 1 1 0 1 0 0												
Keith Hughes, L (8, PH) OBP: 0.423, SLG: 0.435										1 0 1 0 0 0 0 0												
Rick Schu, R (8, 5) OBP: 0.318, SLG: 0.468						2-H 2B		1-2 1B		0 0 0 0 0 0 0 0												
<b>Inning Stats</b>	R: 0 E: 0 K: 2 S: 8	H: 1 LOB: 1 BB: 0 P: 8	R: 0 E: 0 K: 3 S: 10	H: 1 LOB: 1 BB: 0 P: 10	R: 0 E: 1 K: 1 S: 6	H: 0 LOB: 1 BB: 0 P: 6	R: 0 E: 0 K: 0 S: 4	H: 2 LOB: 2 BB: 1 P: 8	R: 2 E: 1 K: 1 S: 8	H: 2 LOB: 2 BB: 1 P: 12	R: 1 E: 0 K: 1 S: 7	H: 2 LOB: 1 BB: 0 P: 7	R: 0 E: 0 K: 1 S: 5	H: 0 LOB: 0 BB: 0 P: 5	R: 0 E: 0 K: 1 S: 7	H: 3 LOB: 2 BB: 0 P: 7	R: 0 E: 0 K: 3 S: 9	H: 0 LOB: 1 BB: 1 P: 13	1B: 7 2B: 4 3B: 0 HR: 0	SF: 1 SAC: 0 DP: 2 HBP: 0	WP: 0 PB: 1 SB: 1 CS: 0	PA: 41
<b>PITCHER</b>	IP WLS BF H R ER SO BB IBB HBP BLK WP HR S P ERA WHIP																					
Dave Dravecky, L (1, 1) ERA: 3.19	5.1 W 27 8 3 1 7 2 0 0 0 0 0 0 39 47 1.69 1.875																					
Kelly Downs, R (6, 1) ERA: 3.86	3.2 S 14 3 0 0 6 1 0 0 0 0 0 0 25 29 0.00 1.091																					

Philadelphia Phillies @ San Francisco Giants  
 Candlestick Park, San Francisco, CA  
 Sat Sep 05 1987, 6:33 AM EDT  
 Att: 22,694 - Unknown

livebaseballscorecards.com

AB	37
R	3
H	11
RBI	3
BB	3
SO	13
LOB	23




Batter	1	2	3	4	5	6	7	8	9
<b>Robby Thompson, R</b> (1, 4) OBP: 0.338, SLG: 0.431	0-0 CS 1B		0-0 HR	0-0 BB 1B		0-3 K		0-0 1B 1B	
<b>Kevin Mitchell, R</b> (1, 7) OBP: 0.342, SLG: 0.465	4-0 CS BB		0-3 K	0-0 BB 1B		0-0 P3		0-0 F8	
<b>Bob Brenly, R</b> (1, 2) OBP: 0.362, SLG: 0.502	0-3 K		0-0 2B	0-0 BB		0-3 K		0-0 1B	
<b>Candy Maldonado, R</b> (1, 9) OBP: 0.355, SLG: 0.529		0-0 F6	4-0 2B IBB	0-0 F9		0-3 K		0-0 F3	
<b>Dave Henderson, R</b> (1, 8) OBP: 0.306, SLG: 0.411		0-3 K	0-0 2B		0-3 K		0-0 F8		
<b>Chris Speier, R</b> (1, 5) OBP: 0.331, SLG: 0.388		0-0 F7	0-3 K		0-0 E5 BLK		0-0 2B		
<b>Eddie Milner, L</b> (7, PH) OBP: 0.307, SLG: 0.355									
<b>Will Clark, L</b> (1, 3) OBP: 0.360, SLG: 0.559			0-0 HR 1B	0-0 CS BB	0-0 3-1		4-0 IBB		
<b>Jose Uribe, S</b> (1, 6) OBP: 0.339, SLG: 0.398			0-0 HR	0-0 1B CS 1B	4-0 BLK IBB		0-0 4-3		
<b>Dave Dravecky, R</b> (1, 1) OBP: 0.212, SLG: 0.167			0-0 4-3	0-3 K	0-3 K			0-0 4-3	
<b>Kelly Downs, R</b> (6, 1) OBP: 0.173, SLG: 0.176									

AB	R	H	RBI	BB	SO	LOB
5	1	4	1	0	1	0
4	0	1	1	1	1	1
4	1	2	0	1	2	1
4	0	0	0	1	1	5
4	0	1	1	0	2	0
3	1	0	0	0	1	2
1	0	1	0	0	0	0
2	1	1	0	2	0	1
3	2	2	2	1	0	2
3	0	0	0	0	2	3
1	0	0	0	0	0	0

BOTTOM	
<b>Philadelphia Phillies @ San Francisco Giants</b> Candlestick Park, San Francisco, CA	
Sat Sep 05 1987, 6:33 AM EDT Att. 22,694 - Unknown	
<b>AB</b> 34	
<b>R</b> 6	
<b>H</b> 12	
<b>RBI</b> 5	
<b>BB</b> 6	
<b>SO</b> 10	
<b>LOB</b> 15	
WP: 0 PA: 40	
PB: 0	
SB: 1	
CS: 4	

Inning Stats		R	H	E	K	S	P	IP	WLS	BF	H	R	ER	SO	BB	IBB	HBP	BLK	WP	HR	S	P	ERA	WHIP
<b>Shane Rawley, L</b> (1, 1) ERA: 3.89		0	1	0	1	8		2.2	L	14	6	4	4	3	1	0	0	0	0	0	2	26	13.50	2.625
<b>Mike Maddux, R</b> (3, 1) ERA: 2.25		0	0	0	0	5		1.0		6	3	1	2	1	0	0	0	0	0	0	9	13	9.00	4.000
<b>Michael Jackson, R</b> (4, 1) ERA: 4.14		0	0	0	0	3		1.1		7	0	1	0	2	1	1	0	1	0	0	9	17	0.00	0.750
<b>Kent Tekulve, R</b> (6, 1) ERA: 3.0		0	0	0	0	5		3.0		13	3	0	0	3	0	1	0	0	0	0	18	22	0.00	1.000

PITCHER		IP	WLS	BF	H	R	ER	SO	BB	IBB	HBP	BLK	WP	HR	S	P	ERA	WHIP
<b>Shane Rawley, L</b>		2.2	L	14	6	4	4	3	1	0	0	0	0	2	26	13.50	2.625	
<b>Mike Maddux, R</b>		1.0		6	3	1	2	1	0	0	0	0	0	9	13	9.00	4.000	
<b>Michael Jackson, R</b>		1.1		7	0	1	0	2	1	1	0	1	0	9	17	0.00	0.750	
<b>Kent Tekulve, R</b>		3.0		13	3	0	0	3	0	1	0	0	0	18	22	0.00	1.000	

Batter	1	2	3	4	5	6	7	8	9	AB R H RBI BB SO LOB	TOP							
Juan Samuel, R (1, 4) OBP: 0.345, SLG: 0.511	0-0 F8			0-0 5-3 2B 1B		0-0 5-3			0-3 K	4 1 1 0 0 1 0	Philadelphia Phillies @ San Francisco Giants Candlestick Park, San Francisco, CA Sun Sep 06 1987, 6:33 AM EDT Att: 40,768 - Unknown  livebaseballscorecards.com							
Milt Thompson, L (1, 8) OBP: 0.360, SLG: 0.452	0-0 6-3			0-0 5-3 1-2		0-0 F8			0-0 6-3	4 0 0 0 0 0 1								
Keith Hughes, L (1, 7) OBP: 0.367, SLG: 0.370	0-0 F8			0-0 1-3			0-0 L4		0-0 G1-4-3	4 0 0 0 0 0 1								
Mike Schmidt, R (1, 5) OBP: 0.398, SLG: 0.547		0-0 F4		0-0 2-H 2B			0-0 6-3			3 0 1 1 0 0 0								
Von Hayes, L (1, 3) OBP: 0.429, SLG: 0.507		0-0 6-3		0-0 4-3			0-0 F9			3 0 0 0 0 0 1								
Glenn Wilson, R (1, 9) OBP: 0.311, SLG: 0.389		0-0 F8			0-0 F8			0-0 P3		3 0 0 0 0 0 0								
Darren Daulton, L (1, 2) OBP: 0.268, SLG: 0.286			0-0 6-3		0-0 6-3			0-0 4-3		3 0 0 0 0 0 0								
Steve Jeltz, S (1, 6) OBP: 0.322, SLG: 0.291			0-0 3-1		0-0 F8			0-0 E3		2 0 0 0 0 0 0								
Jeff Stone, L (8, PH) OBP: 0.336, SLG: 0.364										1 0 0 0 0 0 0								
Luis Aguayo, R (8, 6) OBP: 0.281, SLG: 0.413										0 0 0 0 0 0 0								
Freddie Toliver, R (1, 1)			0-3 K			0-3 K			0-0 6-3	2 0 0 0 0 2 0								
Jeff Calhoun, L (6, 1)									0 0 0 0 0 0 0									
Greg Gross, L (8, PH) OBP: 0.388, SLG: 0.373									1 0 0 0 0 0 1									
Steve Bedrosian, R (8, 1)										0 0 0 0 0 0 0								
<b>Inning Stats</b>	R: 0 E: 0 K: 0 S: 3	H: 0 LOB: 0 BB: 0 P: 3	R: 0 E: 0 K: 0 S: 3	H: 0 LOB: 0 BB: 0 P: 3	R: 1 E: 0 K: 1 S: 5	H: 2 LOB: 1 BB: 0 P: 5	R: 0 E: 0 K: 0 S: 3	H: 0 LOB: 0 BB: 0 P: 3	R: 0 E: 0 K: 1 S: 5	H: 0 LOB: 0 BB: 0 P: 5	R: 0 E: 1 K: 0 S: 4	H: 0 LOB: 1 BB: 0 P: 4	R: 0 E: 0 K: 1 S: 5	H: 0 LOB: 0 BB: 0 P: 5	1B: 1 2B: 1 3B: 0 HR: 0	SF: 0 SAC: 0 DP: 0 HBP: 0	WP: 0 PB: 0 SB: 0 CS: 0	PA: 30
<b>PITCHER</b> Rick Reuschel, R (1, 1) ERA: 2.83	IP: 9.0 WLS: W BF: 30 H: 2 R: 1 ER: 1 SO: 3 BB: 0 IBB: 0 HBP: 0 BLK: 0 WP: 0 HR: 0 S: 36 P: 36 ERA: 1.00 WHIP: 0.222																	



Batter	1	2	3	4	5	6	7	8	9
<b>Eddie Milner, L</b> OBP: 0.312, SLG: 0.355 (1, 8) BBB	4-0 1B BB	0-0 F7			0-0 5-3		0-0 SH1-3 BB 1B		
<b>Kevin Mitchell, R</b> OBP: 0.346, SLG: 0.466 (1, 5) X	0-0 1B 1-3 2B 1B		0-0 5-3			0-0 4-3 SH 1B	4-0 SH1-3 BB		
<b>Mike Aldrete, L</b> OBP: 0.385, SLG: 0.461 (1, 7) X	0-0 2B 1-2 1B 3-H		0-3 K			0-0 4-3	0-0 SH1-3		
<b>Will Clark, L</b> OBP: 0.360, SLG: 0.556 (1, 3) SSS	0-3 K		0-0 F4			0-0 SH 1B 2B 3-H	4-0 IBB		
<b>Chili Davis, S</b> OBP: 0.326, SLG: 0.408 (1, 9) X	0-0 1-3 2-H 2B			0-0 L5		0-0 2B 1-3 1B	0-3 K		
<b>Bob Brenly, R</b> OBP: 0.361, SLG: 0.502 (1, 2) X	0-0 F6			0-0 4-3		0-0 FC5 1-3 2B 3-H	0-0 F5		
<b>Robby Thompson, R</b> OBP: 0.337, SLG: 0.428 (1, 4) X	0-0 5-3			0-0 F8		0-0 IBB	0-3 K		
<b>Jose Uribe, S</b> OBP: 0.337, SLG: 0.396 (1, 6) X		0-0 6-3			0-0 G4-3 1B	0-0 F8	0-0 F6		
<b>Rick Reuschel, R</b> OBP: 0.187, SLG: 0.211 (1, 1) X		0-0 G3			0-0 G4-3 1-2f	0-0 FC5 2-3f	0-0 6-3		

Inning Stats	R: 2 E: 0 K: 1 S: 8	H: 3 LOB: 2 BB: 1 P: 12	R: 0 E: 0 K: 0 S: 3	H: 0 LOB: 0 BB: 0 P: 3	R: 0 E: 0 K: 1 S: 5	H: 0 LOB: 0 BB: 0 P: 5	R: 0 E: 0 K: 0 S: 3	H: 0 LOB: 0 BB: 0 P: 3	R: 0 E: 0 K: 0 S: 3	H: 1 LOB: 0 BB: 0 P: 3	R: 2 E: 0 K: 0 S: 7	H: 3 LOB: 3 BB: 1 P: 11	R: 0 E: 0 K: 1 S: 6	H: 1 LOB: 3 BB: 2 P: 14	R: 0 E: 0 K: 1 S: 5	H: 0 LOB: 0 BB: 0 P: 5
--------------	------------------------------	----------------------------------	------------------------------	---------------------------------	------------------------------	---------------------------------	------------------------------	---------------------------------	------------------------------	---------------------------------	------------------------------	----------------------------------	------------------------------	----------------------------------	------------------------------	---------------------------------

PITCHER	IP	WLS	BF	H	R	ER	SO	BB	IBB	HBP	BLK	WP	HR	S	P	ERA	WHIP
<b>Freddie Toliver, R</b> ERA: 6.27 (1, 1)	5.1	L	24	7	4	4	2	1	0	0	0	0	0	27	31	6.75	1.500
<b>Jeff Calhoun, L</b> ERA: 1.91 (6, 1)	1.2		9	1	0	0	1	1	2	0	0	0	0	8	20	0.00	1.200
<b>Steve Bedrosian, R</b> ERA: 2.59 (8, 1)	1.0		3	0	0	0	1	0	0	0	0	0	0	5	5	0.00	0.000

**BOTTOM**

Philadelphia Phillies @ San Francisco Giants  
Candlestick Park, San Francisco, CA

Sun Sep 06 1987, 6:33 AM EDT  
Att. 40,768 - Unknown

AB	R	H	RBI	BB	SO	LOB
3	1	1	0	1	0	0
3	2	2	0	1	0	0
3	0	1	1	0	1	1
2	1	0	1	1	1	2
4	0	2	1	0	1	3
4	0	1	1	0	0	5
3	0	0	0	1	1	2
4	0	1	0	0	0	3
4	0	0	0	0	0	4

AB	30
R	4
H	8
RBI	4
BB	4
SO	4
LOB	20

livebaseballscores.com

**GIANTS**

WP: 0	PA: 36
PB: 0	
SB: 1	
CS: 0	

Batter	1	2	3	4	5	6	7	8	9	AB R H RBI BB SO LOB	TOP									
Eddie Milner, L (1, 8) OBP: 0.305, SLG: 0.346	0-0 F8		0-0 4-3			0-0 F8			0-0 1-3	4 0 0 0 0 0 0	<b>San Francisco Giants @ Houston Astros</b> Astrodome, Houston, TX Mon Sep 07 1987, 8:05 PM EDT Att: 22,074 - Unknown <a href="http://livebaseballscorecards.com">livebaseballscorecards.com</a>									
Kevin Mitchell, R (1, 5) OBP: 0.345, SLG: 0.472	0-0 HR		0-0 F9			0-3 K			0-3 K	4 1 1 1 0 2 0										
Mike Aldrete, L (1, 7) OBP: 0.384, SLG: 0.462	0-0 2B		0-0 F9			0-0 F6			0-3 K	4 1 1 0 0 1 0										
Candy Maldonado, R (1, 9) OBP: 0.355, SLG: 0.530	0-0 2B			0-0 6-3			0-0 F6			3 0 1 1 0 0 0										
Will Clark, L (1, 3) OBP: 0.358, SLG: 0.553	0-0 2-3			0-0 L3			0-0 6-3			3 0 0 0 0 0 1										
Bob Brenly, R (1, 2) OBP: 0.358, SLG: 0.497	0-0 F2			0-0 F7			0-0 F8			3 0 0 0 0 0 1										
Robby Thompson, R (1, 4) OBP: 0.336, SLG: 0.426		0-3 K			0-3 K			0-0 6-3		2 0 0 0 0 2 0										
Chili Davis, S (8, PH) OBP: 0.325, SLG: 0.407										1 0 0 0 0 0 0										
Mark Wasinger, R (8, 4) OBP: 0.338, SLG: 0.357										0 0 0 0 0 0 0										
Jose Uribe, S (1, 6) OBP: 0.335, SLG: 0.392		0-0 4-3			0-0 4-3			0-0 G3		2 0 0 0 0 0 0										
Harry Spilman, L (8, PH) OBP: 0.333, SLG: 0.397										1 0 0 0 0 0 0										
Chris Speier, R (8, 6) OBP: 0.331, SLG: 0.388										0 0 0 0 0 0 0										
Michael LaCoss, R (1, 1) OBP: 0.125, SLG: 0.067		0-0 F5			0-3 K			0-3 K		2 0 0 0 0 1 0										
Craig Lefferts, L (7, 1) OBP: 0.286, SLG: 0.429										0 0 0 0 0 0 0										
Joel Youngblood, R (8, PH) OBP: 0.272, SLG: 0.353										1 0 0 0 0 1 0										
Joe Price, R (8, 1) OBP: 0.133, SLG: 0.071										0 0 0 0 0 0 0										
<b>Inning Stats</b>	R: 2 E: 0 K: 0 S: 6	H: 3 LOB: 1 BB: 0 P: 6	R: 0 E: 0 K: 1 S: 5	H: 0 LOB: 0 BB: 0 P: 5	R: 0 E: 0 K: 0 S: 3	H: 0 LOB: 0 BB: 0 P: 3	R: 0 E: 0 K: 0 S: 7	H: 0 LOB: 0 BB: 0 P: 7	R: 0 E: 0 K: 1 S: 5	H: 0 LOB: 0 BB: 0 P: 5	R: 0 E: 0 K: 0 S: 3	H: 0 LOB: 0 BB: 0 P: 3	R: 0 E: 0 K: 1 S: 5	H: 0 LOB: 0 BB: 0 P: 5	R: 0 E: 0 K: 2 S: 7	H: 0 LOB: 0 BB: 0 P: 7	1B: 0 2B: 2 3B: 0 HR: 1	SF: 0 SAC: 0 DP: 0 HBP: 0	WP: 0 PB: 0 SB: 0 CS: 0	PA: 30
<b>PITCHER</b> Mike Scott, R (1, 1) ERA: 2.98	IP: 9.0 WLS: W BF: 30 H: 3 R: 2 ER: 2 SO: 7 BB: 0 IBB: 0 HBP: 0 BLK: 0 WP: 0 HR: 1 S: 44 P: 44 ERA: 2.00 WHIP: 0.333																			



Batter	1	2	3	4	5	6	7	8	9
Gerald Young, S (1, 8) OBP: 0.360, SLG: 0.356	0-0 4-3		4-0 BB		0-0 3-1		0-0 2B		
Bill Doran, S (1, 4) OBP: 0.360, SLG: 0.417	0-0 F6		0-0 F7			0-0 F8	4-0 IBB		
Denny Walling, L (1, 5) OBP: 0.352, SLG: 0.422 Davey Lopes, R (7, PH) OBP: 0.422, SLG: 0.400 Ken Caminiti, S (8, 5) OBP: 0.290, SLG: 0.359	0-3 K		0-0 F8			0-0 F7	0-3 K		
Alan Ashby, S (1, 2) OBP: 0.379, SLG: 0.445		0-0 6-3		0-3 K		0-0 1B 2B		0-0 P3	
Kevin Bass, S (1, 9) OBP: 0.349, SLG: 0.458		0-0 FC6-4 1B		4-0 PB BB		0-0 1B		0-0 6-3	
Jose Cruz, L (1, 7) OBP: 0.310, SLG: 0.420		0-0 FC6-4 CS		0-0 F6		0-0 F7		0-0 HR	
Glenn Davis, R (1, 3) OBP: 0.303, SLG: 0.458		0-0 CS	0-0 2B E 1B	0-0 5-3		0-0 HR		0-3 K	
Craig Reynolds, L (1, 6) OBP: 0.322, SLG: 0.371			0-0 E9 2B		4-0 B1-6-4 BB		0-3 K		
Mike Scott, R (1, 1) OBP: 0.176, SLG: 0.141			0-3 K		0-0 B1-6-4		0-0 5-3		

Inning Stats	R: 0	H: 0	E: 0	K: 1	S: 5	R: 0	H: 1	E: 0	K: 0	S: 3	R: 1	H: 2	E: 1	K: 1	S: 7	R: 0	H: 0	E: 0	K: 1	S: 5	R: 0	H: 0	E: 0	K: 0	S: 2	R: 1	H: 2	E: 0	K: 0	S: 5	R: 1	H: 2	E: 0	K: 2	S: 9	R: 1	H: 1	E: 0	K: 1	S: 6
	LOB: 0	BB: 0	LOB: 0	BB: 0		LOB: 0	BB: 0	LOB: 0	BB: 0		LOB: 0	BB: 0	LOB: 0	BB: 0		LOB: 0	BB: 0	LOB: 0	BB: 0		LOB: 0	BB: 0	LOB: 0	BB: 0		LOB: 0	BB: 0	LOB: 0	BB: 0		LOB: 0	BB: 0	LOB: 0	BB: 0		LOB: 0	BB: 0		LOB: 0	BB: 0

PITCHER															PITCHER																												
IP	WLS	BF	H	R	ER	SO	BB	IBB	HBP	BLK	WP	HR	S	P	ERA	WHIP	IP	WLS	BF	H	R	ER	SO	BB	IBB	HBP	BLK	WP	HR	S	P	ERA	WHIP										
Michael LaCoss, R (1, 1) ERA: 3.76	6.2	L	29	7	3	3	4	3	1	0	0	1	33	49	4.05	1.500																											
Craig Lefferts, L (7, 1) ERA: 4.03	0.1		1	0	0	0	1	0	0	0	0	0	3	3	0.00	0.000																											
Joe Price, L (8, 1) ERA: 3.15	0.2		3	1	1	0	0	0	0	0	0	1	3	3	13.50	1.500																											
Don Robinson, R (8, 1) ERA: 3.57	0.1		1	0	0	0	1	0	0	0	0	0	3	3	0.00	0.000																											

**BOTTOM**


**San Francisco Giants @ Houston Astros**  
Astrodome, Houston, TX

Mon Sep 07 1987, 8:05 PM EDT  
Att. 22,074 - Unknown

AB	R	H	RBI	BB	SO	LOB
3	0	1	0	1	0	0
3	0	0	0	1	0	2
3	0	0	0	0	1	2
1	0	0	0	0	1	2
0	0	0	0	0	0	0
4	1	1	0	0	1	0
3	0	2	1	1	0	0
4	1	1	1	0	0	3
4	2	2	1	0	1	1
2	0	1	0	1	1	0
3	0	0	0	0	1	2

AB	30
R	4
H	8
RBI	3
BB	4
SO	6
LOB	12

livebaseballscorecards.com



1B:	3	SF:	0	WP:	0	PA:	35
2B:	3	SAC:	0	PB:	1		
3B:	0	DP:	1	SB:	0		
HR:	2	HBP:	0	CS:	1		

**San Francisco Giants @ Houston Astros**  
Astrodome, Houston, TX

Tue Sep 08 1987, 8:05 PM EDT  
Att. 22,119 - Unknown

AB	36
R	6
H	10
RBI	5
BB	5
SO	8
LOB	19



Batter	1	2	3	4	5	6	7	8	9	AB R H RBI BB SO LOB
<b>Robby Thompson, R</b> (1, 4) OBP: 0.336, SLG: 0.430 <b>Chris Speier, R</b> (7, PH) OBP: 0.332, SLG: 0.389 (7, 4)	2-1 SF9 3B		0-1 F7 BB		2-1 E5 HR		2-1 G1 S 1B		1-1 FC1-5 FC6-4 2B	3 2 1 0 0 0 0 2 0 1 0 0 0 1
<b>Kevin Mitchell, R</b> (1, 5) OBP: 0.348, SLG: 0.478	4-1 S BB		4-2 S BB		1-0 HR 1-H		2-2 G1 1-3		1-2 FC6-4 1B BB 2B 1-2f	3 3 1 2 2 0 2
<b>Bob Brenly, R</b> (1, 2) OBP: 0.356, SLG: 0.491	2-3 K 1		2-2 F8 1-H		2-1 5-3 1		0-0 4-3 3		4-1 1B 1-2 2B BB	4 1 0 0 1 1 3
<b>Candy Maldonado, R</b> (1, 9) OBP: 0.355, SLG: 0.529	0-0 SF9 3-H		0-0 5-3 3		1-0 CS 1B		2-2 F4 1		1-0 2B 1-2 2-3 1B	4 0 2 1 0 0 0
<b>Chili Davis, S</b> (1, 7) OBP: 0.323, SLG: 0.404 <b>Mike Aldrete, L</b> (8, PH) OBP: 0.387, SLG: 0.469 (8, 7)	1-3 K 1-2 3			0-3 K 1-2 1	3-3 K 1-2 2 3		3-2 1B 1B 2	2-2 2B 1-3 2-H 3-H 2B 3	3 0 0 0 0 3 2 2 0 2 2 0 0 0	
<b>Dave Henderson, R</b> (1, 8) OBP: 0.311, SLG: 0.412 <b>Eddie Milner, L</b> (8, PH) OBP: 0.301, SLG: 0.342 (8, 8)		4-1 S BB		2-0 S 1B		1-2 6-3 1		2-3 K 2	0-1 F8 3	2 0 1 0 1 0 0 2 0 0 0 0 1 3
<b>Will Clark, L</b> (1, 3) OBP: 0.357, SLG: 0.550		1-1 F9 1		1-3 K 2		3-2 F4 2		1-0 1B 1-3 1B		4 0 1 0 0 1 2
<b>Jose Uribe, S</b> (1, 6) OBP: 0.333, SLG: 0.387		0-3 K 1-2 2		4-0 IBB 1-2 3		1-1 F8 3		0-0 F2 3		3 0 0 0 1 1 3
<b>Mike Krukow, R</b> (1, 1) OBP: 0.184, SLG: 0.208 <b>Craig Lefferts, L</b> (7, 1) OBP: 0.286, SLG: 0.429 <b>Kelly Downs, R</b> (7, 1) OBP: 0.173, SLG: 0.176 <b>Don Robinson, R</b> (7, 1) OBP: 0.188, SLG: 0.200		2-3 K 3		0-1 F8 3		0-0 F8 1		1-1 FC1-5 2B		3 0 0 0 0 1 3 0 0 0 0 0 0 0 0 0 0 0 0 0 0 1 0 1 0 0 0 0

Inning Stats	R: 1	H: 1	E: 0	K: 2	S: 13	P: 21	R: 0	H: 0	E: 0	K: 2	S: 9	P: 16	R: 1	H: 0	E: 0	K: 0	S: 11	P: 16	R: 0	H: 1	E: 0	K: 2	S: 11	P: 17	R: 2	H: 2	E: 1	K: 1	S: 11	P: 18	R: 0	H: 0	E: 0	K: 0	S: 10	P: 15	R: 0	H: 1	E: 0	K: 0	S: 7	P: 11	R: 0	H: 2	E: 0	K: 1	S: 17	P: 24	R: 2	H: 3	E: 0	K: 0	S: 15	P: 25	1B: 6	2B: 2	3B: 1	HR: 1	SF: 1	SAC: 0	DP: 0	HBP: 0	WP: 0	PA: 42
--------------	------	------	------	------	-------	-------	------	------	------	------	------	-------	------	------	------	------	-------	-------	------	------	------	------	-------	-------	------	------	------	------	-------	-------	------	------	------	------	-------	-------	------	------	------	------	------	-------	------	------	------	------	-------	-------	------	------	------	------	-------	-------	-------	-------	-------	-------	-------	--------	-------	--------	-------	--------

PITCHER	IP	WLS	BF	H	R	ER	SO	BB	IBB	HBP	BLK	WP	HR	S	P	ERA	WHIP
<b>Jim Deshaies, L</b> (1, 1) ERA: 4.31	5.0		23	4	4	3	7	3	1	0	0	0	1	55	88	5.40	1.400
<b>Jeff Heathcock, R</b> (6, 1) ERA: 2.9	2.0		7	1	0	0	0	0	0	0	0	0	0	17	26	0.00	0.500
<b>Larry Andersen, R</b> (8, 1) ERA: 3.39	1.2	L	11	5	2	2	1	1	0	0	0	0	0	30	47	10.80	3.600
<b>Juan Agosto, L</b> (9, 1) ERA: 2.95	0.1		1	0	0	0	0	0	0	0	0	0	0	2	2	0.00	0.000

WP: 0	PA: 42
PB: 0	
SB: 6	
CS: 1	

Batter	1	2	3	4	5	6	7	8	9	AB	R	H	RBI	BB	SO	LOB
<b>Gerald Young, S</b> OBP: 0.370, SLG: 0.364 (1, 8) C B B B B	4-1 BB		0-3 K		0-1 1B		0-2 2B 1B	1-0 1B		4	1	3	1	1	1	0
<b>Bill Doran, S</b> OBP: 0.360, SLG: 0.419 (1, 4) 1 SAFE 1 SAFE 1 P 1 SAFE X	1-1 F8		2-0 1B		1-1 F7		1-0 1B 2B	0-2 F8		5	1	2	2	0	0	4
<b>Denny Walling, L</b> OBP: 0.349, SLG: 0.417 (1, 5) <b>Ken Caminiti, S</b> OBP: 0.287, SLG: 0.354 (7, PH) (8, 5) 1 SAFE 1 SAFE 1 SAFE 1 F 1 X	1-2 4-3		3-1 F7			2-1 3-1	0-0 F4	2-3 K		3	0	0	0	0	0	2
<b>Alan Ashby, S</b> OBP: 0.377, SLG: 0.443 (1, 2) <b>Chuck Jackson, R</b> OBP: 0.276, SLG: 0.300 (7, PR) <b>Ronn Reynolds, R</b> OBP: 0.173, SLG: 0.196 (8, 2) <b>Jim Pankovits, R</b> OBP: 0.233, SLG: 0.200 (9, PH) B B F X	2-1 F7		1-0 F4			1-0 F9	0-2 1B 1B		0-1 F8	4	0	1	1	0	0	2
<b>Kevin Bass, S</b> OBP: 0.351, SLG: 0.459 (1, 9) C B X		1-1 2B		1-3 K		4-0 BB	4-0 1B IBB		3-2 F7	3	0	1	0	2	1	0
<b>Jose Cruz, L</b> OBP: 0.312, SLG: 0.419 (1, 7) <b>Larry Andersen, R</b> (8, 1) <b>Juan Agosto, L</b> (9, 1) <b>Davey Lopes, R</b> OBP: 0.435, SLG: 0.417 (9, PH) B B B S B S	4-1 BB		1-0 F9		1-0 F9	2-3 K	1-1 1B	2-1 DI 1B		3	0	1	0	1	1	1
<b>Glenn Davis, R</b> OBP: 0.302, SLG: 0.455 (1, 3) S B S B S B S	1-3 K		0-1 F8						4-2 BB	4	1	0	0	1	1	5
<b>Craig Reynolds, L</b> OBP: 0.320, SLG: 0.369 (1, 6) C T C B X	1-3 K		0-2 F9		0-2 F9		3-2 FC6-4 1B	1-0 F8	1-0 F7	5	0	1	0	0	1	4
<b>Jim Deshaies, L</b> OBP: 0.200, SLG: 0.091 (1, 1) <b>Ty Gainey, L</b> OBP: 0.154, SLG: 0.083 (5, PH) <b>Jeff Heathcock, R</b> (6, 1) <b>Terry Puhl, L</b> OBP: 0.288, SLG: 0.266 (7, PH) (8, 7) C S B B S B B	0-0 1-3		1-3 K				0-1 FC6-4 1B 2B	4-2 BB		1	0	0	0	0	0	2

Inning Stats	R: 0	H: 0	E: 0	K: 0	S: 10	H: 0	LOB: 1	BB: 1	P: 16	R: 0	H: 1	E: 0	K: 2	S: 10	H: 1	LOB: 2	BB: 1	P: 17	R: 0	H: 1	E: 0	K: 1	S: 8	R: 0	H: 0	E: 0	K: 1	S: 7	H: 0	LOB: 0	BB: 0	P: 9	R: 0	H: 1	E: 0	K: 1	S: 11	H: 0	LOB: 1	BB: 0	P: 13	R: 0	H: 0	E: 0	K: 1	S: 7	H: 0	LOB: 1	BB: 1	P: 16	R: 4	H: 5	E: 1	K: 0	S: 19	H: 5	LOB: 3	BB: 1	P: 29	R: 0	H: 1	E: 0	K: 1	S: 10	H: 1	LOB: 2	BB: 1	P: 18	R: 0	H: 1	E: 0	K: 0	S: 10	H: 1	LOB: 2	BB: 1	P: 20	1B: 8	2B: 2	3B: 0	HR: 0	SF: 0	SAC: 0	DP: 0	HBP: 0	WP: 1	PB: 0	SB: 0	CS: 0	PA: 44
--------------	------	------	------	------	-------	------	--------	-------	-------	------	------	------	------	-------	------	--------	-------	-------	------	------	------	------	------	------	------	------	------	------	------	--------	-------	------	------	------	------	------	-------	------	--------	-------	-------	------	------	------	------	------	------	--------	-------	-------	------	------	------	------	-------	------	--------	-------	-------	------	------	------	------	-------	------	--------	-------	-------	------	------	------	------	-------	------	--------	-------	-------	-------	-------	-------	-------	-------	--------	-------	--------	-------	-------	-------	-------	--------


PITCHER	IP	WLS	BF	H	R	ER	SO	BB	IBB	HBP	BLK	WP	HR	S	P	ERA	WHIP
<b>Mike Krukow, R</b> ERA: 5.22 (1, 1)	6.1		28	5	3	2	6	3	0	0	0	0	0	63	98	2.84	1.263
<b>Craig Lefferts, L</b> ERA: 4.12 (7, 1)	0.1		3	2	1	1	0	0	0	0	0	0	0	6	7	27.00	6.000
<b>Kelly Downs, R</b> ERA: 3.86 (7, 1)	0.0		2	1	0	0	0	0	1	0	0	1	0	2	7	∞	∞
<b>Don Robinson, R</b> ERA: 3.47 (7, 1)	2.1	W	11	2	0	0	1	2	0	0	0	0	0	21	39	0.00	1.714

**BOTTOM**

**San Francisco Giants @ Houston Astros**  
Astrodome, Houston, TX

Tue Sep 08 1987, 8:05 PM EDT  
Att. 22,119 - Unknown

<b>AB</b>	<b>38</b>
<b>R</b>	<b>4</b>
<b>H</b>	<b>10</b>
<b>RBI</b>	<b>4</b>
<b>BB</b>	<b>6</b>
<b>SO</b>	<b>7</b>
<b>LOB</b>	<b>25</b>



Batter	1	2	3	4	5	6	7	8	9	AB	R	H	RBI	BB	SO	LOB	TOP					
<b>Eddie Milner, L</b> (1, 8) OBP: 0.306, SLG: 0.345	3-3 K		0-0 6-3 S 1B		0-0 1B 2-H 1B		2-2 F6			4	1	2	1	0	1	0						
<b>Chris Speier, R</b> (1, 4) OBP: 0.334, SLG: 0.390	2-2 3-1 1B		3-1 6-3 1-3		1-0 1-3 1B 1B		0-3 K			4	0	2	0	0	1	1						
<b>Mike Aldrete, L</b> (1, 7) OBP: 0.389, SLG: 0.467	1-1 3-1 1-2		4-0 BB		1-1 1-2 1B		1-3 K			3	0	1	1	1	1	1						
<b>Candy Maldonado, R</b> (1, 9) OBP: 0.352, SLG: 0.524	2-2 6-3		1-2 5-3		1-3 K			3-3 K		4	0	0	0	0	2	5						
<b>Will Clark, L</b> (1, 3) OBP: 0.354, SLG: 0.545		0-3 K		0-1 F8	2-3 K			1-3 K		4	0	0	0	0	3	2						
<b>Bob Brenly, R</b> (1, 2) OBP: 0.352, SLG: 0.485		0-1 6-3		1-2 6-3		1-3 K		0-3 K		4	0	0	0	0	2	0						
<b>Matt Williams, R</b> (1, 5) OBP: 0.244, SLG: 0.351		2-2		1-3 K		0-3 K			2-2 F8	1	0	0	0	0	1	0						
<b>Chili Davis, S</b> (6, PH) OBP: 0.322, SLG: 0.403										1	0	0	0	0	1	0						
<b>Mark Wasinger, R</b> (6, 5) OBP: 0.338, SLG: 0.357										0	0	0	0	0	0	0						
<b>Joel Youngblood, R</b> (9, PH) OBP: 0.269, SLG: 0.349										1	0	0	0	0	0	0						
<b>Jose Uribe, S</b> (1, 6) OBP: 0.336, SLG: 0.387		1-3 K			4-2 S 1B BB	2-2 1B		2-1 L8		3	1	1	0	1	1	1						
<b>Atlee Hammaker, S</b> (1, 1) OBP: 0.118, SLG: 0.100			1-3 K		1-3 K	0-3 K		2-1 G3		1	0	0	0	0	1	0						
<b>Kelly Downs, R</b> (3, 1) OBP: 0.173, SLG: 0.176										0	0	0	0	0	0	0						
<b>Francisco Melendez, L</b> (5, PH)										1	0	0	0	0	1	1						
<b>Joe Price, R</b> (5, 1)										0	0	0	0	0	0	0						
<b>Jessie Reid, L</b> (6, PH)										1	0	0	0	0	1	1						
<b>Craig Lefferts, L</b> (6, 1) OBP: 0.286, SLG: 0.429										0	0	0	0	0	0	0						
<b>Harry Spilman, L</b> (9, PH) OBP: 0.329, SLG: 0.392										1	0	0	0	0	0	0						
<b>Inning Stats</b>	R: 0 E: 0 K: 1 S: 13	H: 1 LOB: 1 BB: 0 P: 21	R: 0 E: 0 K: 2 S: 10	H: 0 LOB: 1 BB: 0 P: 13	R: 0 E: 0 K: 1 S: 9	H: 1 LOB: 2 BB: 1 P: 18	R: 0 E: 0 K: 1 S: 8	H: 0 LOB: 0 BB: 0 P: 10	R: 2 E: 0 K: 3 S: 18	H: 3 LOB: 2 BB: 1 P: 28	R: 0 E: 0 K: 3 S: 12	H: 1 LOB: 1 BB: 0 P: 15	R: 0 E: 0 K: 2 S: 9	H: 0 LOB: 0 BB: 0 P: 12	R: 0 E: 0 K: 3 S: 10	H: 0 LOB: 0 BB: 0 P: 14	R: 0 E: 0 K: 0 S: 8	H: 0 LOB: 0 BB: 0 P: 14	1B: 6 2B: 0 3B: 0 HR: 0	SF: 0 SAC: 0 DP: 0 HBP: 1	WP: 0 PB: 0 SB: 2 CS: 0	PA: 36
<b>PITCHER</b>	IP	WLS	BF	H	R	ER	SO	BB	IBB	HBP	BLK	WP	HR	S	P	ERA	WHIP					
<b>Nolan Ryan, R</b> (1, 1) ERA: 2.76	8.0	W	33	6	2	2	16	2	0	1	0	0	0	89	131	2.25	1.000					
<b>Dave Smith, R</b> (9, 1) ERA: 1.19	1.0	S	3	0	0	0	0	0	0	0	0	0	0	8	14	0.00	0.000					

**San Francisco Giants @ Houston Astros**  
Astrodome, Houston, TX  
Wed Sep 09 1987, 8:05 PM EDT  
Att: 25,620 - Unknown

[livebaseballscorecards.com](http://livebaseballscorecards.com)

**AB 33**  
**R 2**  
**H 6**  
**RBI 2**  
**BB 2**  
**SO 16**  
**LOB 12**



Batter	1	2	3	4	5	6	7	8	9
Gerald Young, S OBP: 0.374, SLG: 0.374 (1, 8)	0-0 L5	0-0 2B		2-0 1B		1-0 1B		1-3 K	
Bill Doran, S OBP: 0.359, SLG: 0.417 (1, 4)	0-0 5-3	4-0 IBB		1-0 G3-6-3		2-1 F3			
Jose Cruz, L OBP: 0.311, SLG: 0.417 (1, 7)	1-1 1B	3-3 K		0-0 F7		1-1 G3			
Alan Ashby, S OBP: 0.376, SLG: 0.441 (1, 2)	1-3 K		0-0 HR		2-3 K		0-0 6-3		
Kevin Bass, S OBP: 0.352, SLG: 0.465 (1, 9)		2-1 1B	1-0 HR		0-0 4-3		0-0 6-3		
Glenn Davis, R OBP: 0.303, SLG: 0.453 (1, 3)		4-2 2B	2-3 K		1-2 HBP		0-0 L7		
Ken Caminiti, S OBP: 0.280, SLG: 0.344 (1, 5)		1-3 K	0-0 4-3		1-3 K		0-1 L4		
Dale Berra, R OBP: 0.303, SLG: 0.259 (1, 6)		1-3 K	4-2 BB		1-0 1-3		0-0 F9		
Craig Reynolds, L OBP: 0.320, SLG: 0.366 (3, PH) (4, 6)			FC5-4 BB						
Nolan Ryan, R OBP: 0.096, SLG: 0.137 (1, 1)		1-0 2B	1-2 FC5-4						
Davey Lopes, R OBP: 0.447, SLG: 0.417 (8, PH)		1-2 2-H	1-2f						
Dave Smith, R OBP: 0.667, SLG: 0.500 (9, 1)									

Inning Stats	R: 0	H: 1	E: 0	LOB: 1	K: 1	P: 9	R: 2	H: 3	E: 0	LOB: 3	K: 3	P: 33	R: 2	H: 2	E: 0	LOB: 1	K: 1	P: 19	R: 0	H: 1	E: 0	LOB: 0	K: 0	P: 6	R: 0	H: 0	E: 0	LOB: 1	K: 2	P: 15	R: 0	H: 2	E: 0	LOB: 2	K: 0	P: 13	R: 0	H: 0	E: 0	LOB: 0	K: 0	P: 3	R: 0	H: 0	E: 0	LOB: 1	K: 1	P: 13
	7	1	0	0	0	0	1	0	0	0	0	0	1	0	0	0	0	0	0	0	0	0	0	0	0	0	0	0	0	0	0	0	0	0	0	0	0	0	0	0	0	0	0	0	0	0	0	0

PITCHER	IP	WLS	BF	H	R	ER	SO	BB	IBB	HBP	BLK	WP	HR	S	P	ERA	WHIP
Atlee Hammaker, L ERA: 3.48 (1, 1)	2.0	L	14	6	4	4	4	1	1	0	0	0	1	26	45	18.00	3.500
Kelly Downs, R ERA: 3.81 (3, 1)	2.0		7	1	0	0	1	1	0	0	0	0	0	13	22	0.00	1.000
Joe Price, L ERA: 3.0 (5, 1)	1.0		4	0	0	0	2	0	0	1	0	0	0	11	15	0.00	0.000
Craig Lefferts, L ERA: 3.99 (6, 1)	3.0		12	2	0	0	1	1	0	0	0	0	0	19	29	0.00	1.000

AB	R	H	RBI	BB	SO	LOB
5	0	3	1	0	1	1
3	0	0	0	1	0	3
4	0	1	0	0	1	5
4	1	1	0	0	2	1
4	2	2	2	0	0	0
2	1	0	0	1	1	0
4	0	0	0	0	2	3
1	0	0	0	0	1	2
2	0	0	0	1	0	0
3	0	2	1	0	0	1
0	0	0	0	1	0	0
0	0	0	0	0	0	0

AB	32
R	4
H	9
RBI	4
BB	4
SO	8
LOB	16

WP	PA
0	37

ERA	WHIP
0.00	1.000

1B	SF	2B	SAC	3B	DP	HR	HBP
7	0	1	0	0	1	1	1

BB	IBB	HBP	BLK
4	0	1	0

WP	HR	S	P	ERA	WHIP
0	0	0	0	0.00	1.000

CS
0



San Francisco Giants @ Houston Astros  
Astrodome, Houston, TX  
Wed Sep 09 1987, 8:05 PM EDT  
Att. 25,620 - Unknown

livebaseballscorecards.com

Batter	1	2	3	4	5	6	7	8	9	AB R H RBI BB SO LOB	TOP											
Chris Speier, R (1, 4) OBP: 0.335, SLG: 0.404	0-0 HR		0-3 K		0-0 1-3 3-H 2B		0-0 1-3		0-3 K	5 1 2 2 0 2 3												
Kevin Mitchell, R (1, 5) OBP: 0.345, SLG: 0.474	0-0 F8			0-0 L5	0-0 F8			0-3 K		4 0 0 0 0 1 2												
Bob Brenly, R (1, 2) Randy Kutcher, R (8, PR) OBP: 0.250, SLG: 0.286	0-0 6-3			0-3 K		0-0 CS 1B		0-0 PB 1B		4 0 2 0 0 1 0 0 0 0 0 0 0 0												
Candy Maldonado, R (1, 9) OBP: 0.351, SLG: 0.520	4-0 CS BB			0-0 6-3		0-0 L4 1-2		0-0 F7		3 0 0 0 1 0 2												
Chili Davis, S (1, 7) OBP: 0.324, SLG: 0.401	0-0 CS 1-2	0-3 K			4-0 F8 1B FC5-4 BB	0-0 F9		4-0 BB 1-2		2 1 0 0 2 1 0												
Dave Henderson, R (1, 8) Eddie Milner, L (7, 8) Robby Thompson, R (8, PH) Bob Melvin, R (8, 2) OBP: 0.240, SLG: 0.338		0-0 F7			0-0 FC5-4 1B 1-2		4-0 1B SH1-4 BB	0-0 F7		2 0 1 0 1 0 0 0 0 0 0 0 0 0 1 0 0 0 0 0 2 0 0 0 0 0 0 0												
Mike Aldrete, L (1, 3) OBP: 0.385, SLG: 0.463		0-3 K			0-0 F8 2-3		0-0 SH1-4		0-0 6-3	3 0 0 0 0 1 2												
Jose Uribe, S (1, 6) OBP: 0.335, SLG: 0.384			0-3 K		0-0 FC5-4 1B 2B 1-2f 3-H		0-0 2-3 1B		0-0 F4	4 1 1 1 0 1 1												
Dave Dravecky, R Kelly Downs, R Joel Youngblood, R Jon Peirman, L Mark Wasinger, R Craig Loftis, L Randy Bookus, L Jeffrey Leonard, R Matt Williams, R			0-0 F7		0-0 2B 1-3 1B		0-3 K		0-0 1B	1 0												
<b>Inning Stats</b>	R: 1 E: 0 K: 0 S: 3	H: 1 LOB: 0 BB: 1 P: 7	R: 0 E: 0 K: 2 S: 7	H: 0 LOB: 0 BB: 0 P: 7	R: 0 E: 0 K: 2 S: 7	H: 0 LOB: 0 BB: 0 P: 7	R: 0 E: 0 K: 1 S: 5	H: 0 LOB: 0 BB: 0 P: 5	R: 2 E: 0 K: 0 S: 6	H: 3 LOB: 2 BB: 1 P: 10	R: 0 E: 0 K: 0 S: 3	H: 1 LOB: 0 BB: 0 P: 3	R: 0 E: 0 K: 1 S: 6	H: 1 LOB: 2 BB: 1 P: 10	R: 0 E: 0 K: 1 S: 6	H: 1 LOB: 2 BB: 1 P: 10	R: 0 E: 0 K: 1 S: 6	H: 1 LOB: 1 BB: 0 P: 6	1B: 6 2B: 1 3B: 0 HR: 1	SF: 0 SAC: 1 DP: 0 HBP: 0	WP: 0 PB: 1 SB: 0 CS: 2	PA: 38
<b>PITCHER</b>	IP WLS BF H R ER SO BB IBB HBP BLK WP HR S P ERA WHIP																					
Dennis Rasmussen, L (1, 1) ERA: 4.82	6.0 W 23 5 3 3 5 2 0 0 0 0 0 1 31 39 4.50 1.167																					
Pat Perry, L (7, 1) ERA: 4.11	1.0 5 1 0 0 1 1 0 0 0 0 0 0 6 10 0.00 2.000																					
Frank Williams, R (8, 1) ERA: 2.27	0.2 4 1 0 0 1 1 0 0 0 0 0 0 5 9 0.00 3.000																					
Rob Murphy, L (8, 1) ERA: 3.22	1.1 S 5 1 0 0 1 0 0 0 0 0 0 0 7 7 0.00 0.750																					

**San Francisco Giants @ Cincinnati Reds**  
Riverfront Stadium, Cincinnati, OH  
Fri Sep 11 1987, 7:05 PM EDT  
Att. 28,444 - Unknown

AB	32
R	3
H	8
RBI	3
BB	4
SO	8
LOB	14



WP	0	PA	38
PB	1		
SB	0		
CS	2		

PITCHER	IP	WLS	BF	H	R	ER	SO	BB	IBB	HBP	BLK	WP	HR	S	P	ERA	WHIP
---------	----	-----	----	---	---	----	----	----	-----	-----	-----	----	----	---	---	-----	------



Batter	1	2	3	4	5	6	7	8	9
Kal Daniels, L OBP: 0.438, SLG: 0.628 Leo Garcia, L OBP: 0.258, SLG: 0.185 (7, PR) (8, 8)	0-0 F8 BB	4-0 S 2B BB		0-0 3-1			4-0 CS BB		
Dave Concepcion, R OBP: 0.370, SLG: 0.373 (1, 4)	0-0 2B 2B	0-0 1-H 2-H 2B			0-0 CS 1B		0-0 F9 1-2 2-3		
Tracy Jones, R OBP: 0.339, SLG: 0.442 (1, 8) (8, 7)	0-0 2B 1B	0-0 1-3			0-0 F8 1-2		0-0 P4		
Dave Parker, L OBP: 0.311, SLG: 0.428 (1, 9)	0-0 1-H 2-H 1B 2B		0-0 BB BB	4-0 1B BB	0-0 4-3		0-0 4-3		
Buddy Bell, R OBP: 0.370, SLG: 0.408 (1, 5)	0-0 2-H 1B		0-0 1-2 1B	G6-4-3 1B		0-0 6-3	0-0 F8		
Bo Diaz, R OBP: 0.302, SLG: 0.427 (1, 2)	0-0 F6		0-0 P4			0-0 5-3			
Nick Esasky, R OBP: 0.319, SLG: 0.521 (1, 3)		0-0 FC4-5 2B	0-0 G6-4-3 1-2f			0-0 5-3			
Barry Larkin, R OBP: 0.302, SLG: 0.358 (1, 6)		0-0 FC4-5 S 2B 2-3		0-3 K			0-0 CS BLK 1B		
Dennis Rasmussen, L Pat Perry, L Dave Collins, S Frank Williams, R Rob Murphy, L (1, 1) (7, 1) (7, PH) (8, 1) (8, 1)		0-3 K		0-0 6-3			0-3 K		

AB	R	H	RBI	BB	SO	LOB
2	1	0	0	2	0	0
0	0	0	0	0	0	0
4	1	3	2	0	0	2
4	1	1	0	0	0	2
3	0	1	2	1	0	0
4	0	2	0	0	0	0
3	0	0	0	0	0	3
3	0	1	0	0	0	2
3	1	1	0	0	1	1
2	0	0	0	0	1	1
0	0	0	0	0	0	0
1	0	0	0	0	1	1
0	0	0	0	0	0	0
0	0	0	0	0	0	0

**BOTTOM**

**San Francisco Giants @ Cincinnati Reds**  
Riverfront Stadium, Cincinnati, OH

Fri Sep 11 1987, 7:05 PM EDT  
Att. 28,444 - Unknown

livebaseballscorecards.com

AB	29
R	4
H	9
RBI	4
BB	3
SO	3
LOB	12



Inning Stats		R: 2	H: 4	E: 0	LOB: 1	K: 0	BB: 0	S: 6	P: 6
R: 2	H: 2	E: 0	LOB: 1	K: 1	BB: 1	S: 7	P: 11		
R: 0	H: 1	E: 0	LOB: 1	K: 0	BB: 1	S: 3	P: 7		
R: 0	H: 0	E: 0	LOB: 0	K: 1	BB: 0	S: 5	P: 5		
R: 0	H: 1	E: 0	LOB: 0	K: 0	BB: 0	S: 3	P: 3		
R: 0	H: 0	E: 0	LOB: 0	K: 0	BB: 0	S: 3	P: 3		
R: 0	H: 1	E: 0	LOB: 2	K: 1	BB: 1	S: 5	P: 9		
R: 0	H: 0	E: 0	LOB: 0	K: 0	BB: 0	S: 3	P: 3		

PITCHER		IP	WLS	BF	H	R	ER	SO	BB	IBB	HBP	BLK	WP	HR	S	P	ERA	WHIP
Dave Dravecky, L	(1, 1)	2.0	L	14	7	4	4	1	2	0	0	0	0	0	14	22	18.00	4.500
Kelly Downs, R	(3, 1)	2.0		5	0	0	0	1	0	0	0	0	0	0	7	7	0.00	0.000
Jon Perlman, R	(5, 1)	2.0		6	1	0	0	0	0	0	0	0	0	0	6	6	0.00	0.500
Craig Lefferts, L	(7, 1)	0.1		3	1	0	0	1	1	0	0	1	0	0	4	8	0.00	6.000
Randy Bockus, R	(7, 1)	1.2		4	0	0	0	0	0	0	0	0	0	0	4	4	0.00	0.000

WP	PA	ERA	WHIP
0	32		
0			
3			
3			

Batter	1	2	3	4	5	6	7	8	9	AB R H RBI BB SO LOB	TOP												
Eddie Milner, L (1, 8) OBP: 0.308, SLG: 0.349	0-0 1B 2B		0-3 K		0-0 G3	0-0 1-3			4-0 G6-4-3 BB	4 1 1 0 1 1 1													
Kevin Mitchell, R (1, 5) OBP: 0.343, SLG: 0.473	0-3 K		0-0 4-3		0-0 F8			0-0 G3 2B	0-0 G6-4-3	5 0 1 0 0 1 2													
Mike Aldrete, L (1, 7) OBP: 0.383, SLG: 0.459	0-0 HR 2-H 1B		0-0 F8		0-3 K			0-0 G3 2-3	0-0 4-3	5 1 1 1 0 1 1													
Candy Maldonado, R (1, 9) OBP: 0.352, SLG: 0.527	0-0 F9			0-0 HR		0-0 1B FC4-2 1B		0-0 F5		4 1 2 1 0 0 2													
Will Clark, L (1, 3) OBP: 0.355, SLG: 0.550	0-0 HR 1-H			4-0 FC6 BB		0-3 K		0-0 F7		3 1 1 2 1 1 2													
Bob Brenly, R (1, 2) OBP: 0.352, SLG: 0.481	0-0 F7			0-0 FC6 1-2f		4-0 FC4-2 1B 2B BB		0-0 F7		3 1 0 0 1 0 1													
Chris Speier, R (1, 4) OBP: 0.337, SLG: 0.405		0-3 K		0-3 K		0-0 FC4-2 2B 1B		0-0 1B		4 1 2 0 0 2 1													
Jose Uribe, S (1, 6) OBP: 0.333, SLG: 0.380		0-0 3-1		4-0 IBB		0-0 FC4-2 2B		0-0 F9		3 1 0 0 1 0 4													
Rick Reuschel, R (1, 1) OBP: 0.190, SLG: 0.227		0-0 4-3		0-0 F7		0-0 2B 1-H 2-H 3-H		0-3 K		4 0 1 3 0 1 3													
<b>Inning Stats</b>	R: 3 E: 0 K: 1 S: 8	H: 3 LOB: 0 BB: 0 P: 8	R: 0 E: 0 K: 1 S: 5	H: 0 LOB: 0 BB: 0 P: 5	R: 0 E: 0 K: 1 S: 5	H: 0 LOB: 0 BB: 0 P: 5	R: 1 E: 1 K: 1 S: 6	H: 1 LOB: 2 BB: 2 P: 14	R: 0 E: 0 K: 1 S: 5	H: 0 LOB: 0 BB: 0 P: 5	R: 3 E: 0 K: 1 S: 8	H: 3 LOB: 1 BB: 1 P: 12	R: 0 E: 0 K: 0 S: 4	H: 1 LOB: 1 BB: 0 P: 4	R: 0 E: 0 K: 1 S: 6	H: 1 LOB: 1 BB: 0 P: 6	R: 0 E: 0 K: 0 S: 2	H: 0 LOB: 0 BB: 1 P: 6	1B: 4 2B: 3 3B: 0 HR: 2	SF: 0 SAC: 0 DP: 1 HBP: 0	WP: 0 PB: 0 SB: 1 CS: 0	PA: 39	
<b>PITCHER</b>	IP WLS BF H R ER SO BB IBB HBP BLK WP HR S P ERA WHIP																					<b>PITCHER</b>	IP WLS BF H R ER SO BB IBB HBP BLK WP HR S P ERA WHIP
Ted Power, R (1, 1) ERA: 4.33	5.0 L 21 4 4 4 5 1 1 0 0 0 0 2 29 37 7.20 1.000																						
Bill Landrum, R (6, 1) ERA: 5.4	0.2 6 3 3 3 1 1 0 0 0 0 0 7 11 40.50 6.000																						
Pat Perry, L (6, 1) ERA: 4.03	1.1 5 1 0 0 0 0 0 0 0 0 0 5 5 0.00 0.750																						
Tom Hume, R (8, 1) ERA: 5.27	1.0 4 1 0 0 1 0 0 0 0 0 0 6 6 0.00 1.000																						
Pat Pacillo, R (9, 1) ERA: 5.97	1.0 3 0 0 0 0 1 0 0 0 0 0 2 6 0.00 1.000																						

**San Francisco Giants @ Cincinnati Reds**  
Riverfront Stadium, Cincinnati, OH

Sat Sep 12 1987, 7:05 PM EDT  
Att: 35,714 - Unknown

AB	35
R	7
H	9
RBI	7
BB	4
SO	7
LOB	17



WP: 0	PA: 39
PB: 0	
SB: 1	
CS: 0	

BOTTOM

San Francisco Giants @ Cincinnati Reds  
Riverfront Stadium, Cincinnati, OH

AB	31
R	1
H	6
RBI	1
BB	1
SO	2
LOB	10



WP	0	PA	33
PB	0		
SB	0		
CS	0		

ERA	1.00	WHIP	0.778
-----	------	------	-------

Sat Sep 12 1987, 7:05 PM EDT  
Att. 35,714 - Unknown


livebaseballscorecards.com

AB	R	H	RBI	BB	SO	LOB
4	0	1	1	0	2	1
4	0	2	0	0	0	1
4	0	0	0	0	0	3
4	0	0	0	0	0	2
3	0	1	0	1	0	1
4	0	0	0	0	0	2
3	0	0	0	0	0	0
3	1	1	0	0	0	0
0	0	0	0	0	0	0
1	0	1	0	0	0	0
0	0	0	0	0	0	0
0	0	0	0	0	0	0
0	0	0	0	0	0	0
0	0	0	0	0	0	0
1	0	0	0	0	0	0
0	0	0	0	0	0	0

Batter	1	2	3	4	5	6	7	8	9
<b>Kal Daniels, L</b> (1, 7) OBP: 0.436, SLG: 0.623	0-3 K		0-0 FC6-4 2-H 1B		0-3 K			0-0 1-3	
<b>Jeff Treadway, L</b> (1, 4) OBP: 0.300, SLG: 0.367	0-0 1B		0-0 F7			0-0 1B		0-0 F7	
<b>Paul O'Neill, L</b> (1, 8) OBP: 0.317, SLG: 0.496	0-0 F7		0-0 FC6-4 1-2f			0-0 F7		0-0 3-1	
<b>Dave Parker, L</b> (1, 9) OBP: 0.309, SLG: 0.425	0-0 F8			0-0 F5		0-0 F7		0-0 F8	
<b>Buddy Bell, R</b> (1, 5) OBP: 0.371, SLG: 0.408		0-0 G6-4-3 1B		0-0 6-3		0-0 5-3		4-0 BB	
<b>Bo Diaz, R</b> (1, 2) OBP: 0.300, SLG: 0.424		0-0 G6-4-3 1-2f		0-0 F8			0-0 F7	0-0 F7	
<b>Nick Esasky, R</b> (1, 3) OBP: 0.316, SLG: 0.516		0-0 F8			0-0 6-3		0-0 F9		
<b>Barry Larkin, R</b> (1, 6) OBP: 0.302, SLG: 0.357			0-0 SH3-4 1B		0-0 1-3		0-0 5-3		
<b>Ted Power, R</b> (1, 1) OBP: 0.179, SLG: 0.192			0-0 SH3-4		0-0 3B			0-0 G3	
<b>Kurt Stillwell, S</b> (5, PH) OBP: 0.312, SLG: 0.372									
<b>Bill Landrum, R</b> (6, 1) OBP: 0.200, SLG: 0.200									
<b>Pat Perry, L</b> (6, 1) OBP: 0.143, SLG: 0.143									
<b>Tom Hume, R</b> (8, 1) OBP: 0.200, SLG: 0.267									
<b>Dave Collins, S</b> (8, PH) OBP: 0.339, SLG: 0.302									
<b>Pat Pacillo, R</b> (9, 1) OBP: 0.111, SLG: 0.222									

Inning	R	H	E	K	S	H	LOB	BB	IBB	HBP	BLK	WP	HR	S	P	ERA	WHIP
1	0	1	0	1	6	1	1	0	0	0	0	0	0	36	40	1.00	0.778
2	0	1	0	0	3	0	0	0	0	0	0	0	0	3	3		
3	1	2	0	0	5	1	1	0	0	0	0	0	0	5	6		
4	0	0	0	0	3	0	0	0	0	0	0	0	0	3	3		
5	0	1	0	1	6	0	1	0	0	0	0	0	0	6	6		
6	0	1	0	0	4	0	1	0	0	0	0	0	0	4	4		
7	0	0	0	0	3	0	0	0	0	0	0	0	0	3	3		
8	0	0	0	0	3	0	0	0	0	0	0	0	0	3	3		
9	0	0	0	0	7	0	1	0	0	0	0	0	0	7	7		

PITCHER	IP	WLS	BF	H	R	ER	SO	BB	IBB	HBP	BLK	WP	HR	S	P	ERA	WHIP
<b>Rick Reuschel, R</b> (1, 1) ERA: 2.75	9.0	W	33	6	1	1	2	1	0	0	0	0	0	36	40	1.00	0.778

Batter	1	2	3	4	5	6	7	8	9	AB R H RBI BB SO LOB	TOP														
Robby Thompson, R (1, 4) OBP: 0.333, SLG: 0.426 Harry Spilman, L (7, PH) OBP: 0.337, SLG: 0.400 Chris Speier, R (7, PR) OBP: 0.336, SLG: 0.404 (7, 4)	0-0 6-3		0-0 5-3		0-3 K		0-0 2B 1B		0-0 F7	3 0 0 0 0 1 0 1 0 1 1 0 0 0 1 1 0 0 0 0 0	<p><b>San Francisco Giants @ Cincinnati Reds</b></p> <p>Riverfront Stadium, Cincinnati, OH</p> <p>Sun Sep 13 1987, 3:33 AM EDT Att: 25,835 - Unknown</p> <p>livebaseballscorecards.com</p> <table border="1"> <tr><td>AB</td><td>36</td></tr> <tr><td>R</td><td>6</td></tr> <tr><td>H</td><td>12</td></tr> <tr><td>RBI</td><td>6</td></tr> <tr><td>BB</td><td>2</td></tr> <tr><td>SO</td><td>7</td></tr> <tr><td>LOB</td><td>15</td></tr> </table> 	AB	36	R	6	H	12	RBI	6	BB	2	SO	7	LOB	15
AB	36																								
R	6																								
H	12																								
RBI	6																								
BB	2																								
SO	7																								
LOB	15																								
Kevin Mitchell, R (1, 5) OBP: 0.344, SLG: 0.482	0-0 F7			0-0 HR	0-0 6-3		0-0 2B		0-0 E6 1B	5 1 2 3 0 0 0															
Mike Aldrete, L (1, 7) OBP: 0.382, SLG: 0.461 Joel Youngblood, R (7, PH) OBP: 0.274, SLG: 0.352 Don Robinson, R (7, 1) OBP: 0.235, SLG: 0.250	0-3 K			0-0 2B		0-3 K	0-0 F8		0-0 1B	3 1 1 0 0 2 0 1 0 0 0 0 0 2 1 0 1 0 0 0 0															
Candy Maldonado, R (1, 9) OBP: 0.353, SLG: 0.528		0-0 CS 1B		0-0 2B		0-0 F4		0-0 F9	0-0 F9	5 0 2 1 0 0 1															
Chili Davis, S (1, 8) OBP: 0.324, SLG: 0.403 Eddie Milner, L (7, 8) OBP: 0.312, SLG: 0.349		0-0 2B		0-3 K		0-0 F6		4-0 E S 1B BB		3 0 1 0 0 1 1 0 1 0 0 1 0 0															
Will Clark, L (1, 3) OBP: 0.359, SLG: 0.553		0-0 F9		1-0 HBP		0-0 SH1-3 FC6-2 2B		0-0 1B	0-0 1B	3 0 2 1 0 0 1															
Bob Melvin, R (1, 2) OBP: 0.238, SLG: 0.335 Bob Brenly, R (7, PH) OBP: 0.351, SLG: 0.479 (7, 2)		0-0 5-3		0-0 F6		0-0 SH1-3		0-3 K		2 0 0 0 0 0 3 1 0 0 0 0 1 1															
Jose Uribe, S (1, 6) OBP: 0.336, SLG: 0.382			0-0 B2-3 1B		0-0 F7		0-0 FC6-2 BB 1B		0-0 1B	4 1 2 0 0 0 3															
Michael LaCoss, R (1, 1) OBP: 0.120, SLG: 0.064 Craig Lefferts, L (6, 1) OBP: 0.286, SLG: 0.429 Dave Henderson, R (7, PH) OBP: 0.318, SLG: 0.413 Randy Kutcher, R (7, PR) OBP: 0.222, SLG: 0.250 (7, 7)			0-0 B2-3		0-3 K		4-0 1B 2B BB		0-3 K	2 0 0 0 0 1 1 0 0 0 0 0 0 0 0 0 0 0 1 0 0 1 1 0 0 0 1 2															
<b>Inning Stats</b>	R: 0 E: 0 K: 1 S: 5	H: 0 LOB: 0 BB: 0 P: 5	R: 0 E: 0 K: 0 S: 4	H: 2 LOB: 1 BB: 0 P: 4	R: 0 E: 0 K: 0 S: 3	H: 1 LOB: 0 BB: 0 P: 3	R: 2 E: 0 K: 1 S: 8	H: 3 LOB: 2 BB: 0 P: 9	R: 0 E: 0 K: 2 S: 7	H: 0 LOB: 0 BB: 0 P: 7	R: 0 E: 0 K: 1 S: 5	H: 0 LOB: 0 BB: 0 P: 5	R: 3 E: 0 K: 0 S: 6	H: 3 LOB: 2 BB: 1 P: 10	R: 1 E: 0 K: 2 S: 9	H: 2 LOB: 2 BB: 1 P: 13	R: 0 E: 1 K: 0 S: 4	H: 1 LOB: 1 BB: 0 P: 4	1B: 6 2B: 6 3B: 0 HR: 1	SF: 0 SAC: 1 DP: 1 HBP: 1	WP: 0 PB: 0 SB: 1 CS: 1	PA: 40			
<b>PITCHER</b>	IP WLS BF H R ER SO BB IBB HBP BLK WP HR S P ERA WHIP																			<b>PITCHER</b>	IP WLS BF H R ER SO BB IBB HBP BLK WP HR S P ERA WHIP				
Tom Browning, L (1, 1) ERA: 5.62	6.2 L 27 7 4 4 5 1 0 1 0 0 1 35 40 5.40 1.200																								
Frank Williams, R (7, 1) ERA: 2.36	0.0 2 2 1 1 0 0 0 0 0 0 0 0 2 2 ∞ ∞																								
Pat Perry, L (7, 1) ERA: 4.01	0.1 1 0 0 0 0 0 0 0 0 0 0 0 1 1 0.00 0.000																								
Rob Murphy, L (8, 1) ERA: 3.29	1.0 6 2 1 1 2 1 0 0 0 0 0 0 9 13 9.00 3.000																								
Bill Landrum, R (9, 1) ERA: 5.3	1.0 4 1 0 0 0 0 0 0 0 0 0 0 4 4 0.00 1.000																								

BOTTOM

San Francisco Giants @ Cincinnati Reds  
Riverfront Stadium, Cincinnati, OH

Sun Sep 13 1987, 3:33 AM EDT  
Att. 25,835 - Unknown

livebaseballscorecards.com

AB	30
R	1
H	6
RBI	1
BB	0
SO	3
LOB	11



WP	0	PA	33
PB	0		
SB	0		
CS	0		

AB R H RBI BB SO LOB

3	0	0	1	0	0	0
4	0	1	0	0	1	0
4	0	0	0	0	1	1
4	0	1	0	0	0	1
3	0	0	0	0	0	0
4	0	1	0	0	0	2
3	0	1	0	0	0	3
2	1	1	0	0	1	1
1	0	1	0	0	0	0
0	0	0	0	0	0	0
1	0	0	0	0	0	2
0	0	0	0	0	0	0
0	0	0	0	0	0	0

1B	4	SF	1
2B	2	SAC	1
3B	0	DP	1
HR	0	HBP	1

Batter	1	2	3	4	5	6	7	8	9
Barry Larkin, R OBP: 0.300, SLG: 0.354 (1, 6)	0-0 5-3		0-0 SF8			0-0 5-3		0-0 F2	
Jeff Treadway, L OBP: 0.294, SLG: 0.353 (1, 4)	0-0 F8		0-0 4-3			0-0 1B		0-3 K	
Kal Daniels, L OBP: 0.431, SLG: 0.616 (1, 7)	0-0 G3			0-0 6-3		0-3 K		0-0 4-3	
Dave Parker, L OBP: 0.309, SLG: 0.425 (1, 9)		0-0 F8 2B		0-0 3-1		0-0 5-3		0-0 F7	
Buddy Bell, R OBP: 0.370, SLG: 0.405 (1, 5)		1-0 G6-4-3 HBP		0-0 1-3			0-0 P3	0-0 F9	
Paul O'Neill, L OBP: 0.315, SLG: 0.489 (1, 8)		0-0 F8 2-3			0-0 F8 1B		0-0 F4	0-0 F8	
Nick Esasky, R OBP: 0.316, SLG: 0.517 (1, 3)		0-0 G6-4-3 1-2f			0-0 F8 1-2		0-0 1B 2B		
Terry McGriff, R OBP: 0.324, SLG: 0.444 (1, 2)			0-0 SH1-3 BLK SF8 1B		0-3 K		0-0 2-3 1B		
Kurt Stillwell, S OBP: 0.313, SLG: 0.374 (7, PH)					0-0 1-3				
Bo Diaz, R OBP: 0.300, SLG: 0.424 (8, 2)							0-0 4-3		
Tom Browning, L OBP: 0.182, SLG: 0.146 (7, 1)									
Pat Perry, L OBP: 0.143, SLG: 0.143 (7, 1)									
Terry Francona, L OBP: 0.259, SLG: 0.293 (7, PH)									
Rob Murphy, L OBP: 0.200, SLG: 0.200 (8, 1)									
Bill Landrum, R OBP: 0.200, SLG: 0.200 (9, 1)									

Inning Stats	R: 0	H: 0	R: 0	H: 1	R: 1	H: 1	R: 0	H: 0	R: 0	H: 1	R: 0	H: 2	R: 0	H: 0	R: 0	H: 0	1B: 4	SF: 1
	E: 0	LOB: 0	E: 0	LOB: 1	E: 0	LOB: 0	E: 0	LOB: 0	E: 0	LOB: 1	E: 0	LOB: 2	E: 0	LOB: 0	E: 0	LOB: 0	2B: 2 <td>SAC: 1 </td>	SAC: 1
	K: 0	BB: 0	K: 0	BB: 0	K: 0	BB: 0	K: 1	BB: 0	K: 1	BB: 0	K: 0	BB: 0	K: 1	BB: 0	K: 0	BB: 0	3B: 0 <td>DP: 1 </td>	DP: 1
	S: 3	P: 3	S: 3	P: 4	S: 4	P: 4	S: 3	P: 3	S: 6	P: 6	S: 5	P: 5	S: 5	P: 5	S: 3	P: 3	HR: 0 <td>HBP: 1 </td>	HBP: 1

PITCHER	IP	WLS	BF	H	R	ER	SO	BB	IBB	HBP	BLK	WP	HR	S	P	ERA	WHIP
Michael LaCoss, R ERA: 3.69 (1, 1)	5.1	W	20	4	1	1	1	0	0	0	1	0	0	21	22	1.69	0.750
Craig Lefferts, L ERA: 3.94 (6, 1)	0.2		2	0	0	0	1	0	0	0	0	0	0	4	4	0.00	0.000
Don Robinson, R ERA: 3.36 (7, 1)	3.0	S	11	2	0	0	1	0	0	0	0	0	0	13	13	0.00	0.667

Batter	1	2	3	4	5	6	7	8	9	AB R H RBI BB SO LOB	TOP																
Tony Gwynn, L (1, 9) OBP: 0.446, SLG: 0.518	0-0 S S 1B		4-0 CS BB		0-0 FC6-4 1-2f			0-3 K		3 1 1 0 1 1 1	<b>San Diego Padres @ San Francisco Giants</b> Candlestick Park, San Francisco, CA Mon Sep 14 1987, 10:05 PM EDT Att: 11,378 - Unknown <a href="http://livebaseballscorecards.com">livebaseballscorecards.com</a>																
Stan Jefferson, S (1, 8) OBP: 0.313, SLG: 0.365	0-0 6-3 1-2		0-0 5-3 1-2			0-0 F3 S 1B		0-0 F4		4 1 1 0 0 0 2																	
Carmelo Martinez, R (1, 7) OBP: 0.379, SLG: 0.432	0-0 6-3			0-0 HR		0-0 F3 1-3		0-0 6-3		4 1 1 1 0 0 2																	
John Kruk, L (1, 3) OBP: 0.409, SLG: 0.495	0-0 CS 2-H 1B			0-3 K		0-0 G3		0-0 6-3		4 0 1 1 0 1 1																	
Benito Santiago, R (1, 2) OBP: 0.324, SLG: 0.458	0-0 CS 1-2	0-3 K		0-3 K		0-0 CS 1B 3-H		0-0 5-3		4 0 1 1 0 2 0																	
Chris Brown, R (1, 5) OBP: 0.299, SLG: 0.394		1-0 H		0-0 F4		0-0 CS 1-2	0-0 F9			0 0 0 0 0 0 0																	
Randy Ready, R (2, PR) OBP: 0.423, SLG: 0.491										2 0 0 0 0 0 0																	
Garry Templeton, S (1, 6) OBP: 0.287, SLG: 0.299		0-3 K			0-0 6-3		0-0 4-3			3 0 0 0 0 1 1																	
Tim Flannery, L (1, 4) OBP: 0.341, SLG: 0.268		0-3 K			0-0 B4		0-0 F7			3 0 0 0 0 1 1																	
Lance McCullers, S (7, 1) OBP: 0.133, SLG: 0.071										0 0 0 0 0 0 0																	
Ed Whitson, R (1, 1) OBP: 0.148, SLG: 0.150			0-0 F7		0-0 FC6-4 1B			0-0 F7		2 0 1 0 0 0 0																	
Luis Salazar, R (7, 5) OBP: 0.309, SLG: 0.341										1 0 0 0 0 0 0																	
<b>Inning Stats</b>	R: 1 E: 0 K: 0 S: 4	H: 2 LOB: 0 BB: 0 P: 4	R: 0 E: 0 K: 3 S: 9	H: 0 LOB: 1 BB: 0 P: 10	R: 0 E: 0 K: 0 S: 2	H: 0 LOB: 0 BB: 1 P: 6	R: 1 E: 0 K: 2 S: 8	H: 1 LOB: 0 BB: 0 P: 8	R: 0 E: 0 K: 0 S: 4	H: 1 LOB: 1 BB: 0 P: 4	R: 1 E: 0 K: 0 S: 4	H: 2 LOB: 0 BB: 0 P: 4	R: 0 E: 0 K: 0 S: 3	H: 0 LOB: 0 BB: 0 P: 3	R: 0 E: 0 K: 1 S: 5	H: 0 LOB: 0 BB: 0 P: 5	R: 0 E: 0 K: 0 S: 3	H: 0 LOB: 0 BB: 0 P: 3	1B: 5 2B: 0 3B: 0 HR: 1	SF: 0 SAC: 0 DP: 0 HBP: 1	WP: 0 PB: 0 SB: 3 CS: 3	PA: 34					
<b>PITCHER</b>	IP WLS BF H R ER SO BB IBB HBP BLK WP HR S P ERA WHIP																										
Mike Krukow, R (1, 1) ERA: 5.23	1.1		6	2	1	1	1	0	0	1	0	0	0	7	8	6.75	1.500										
Joe Price, L (2, 1) ERA: 2.92	3.2		13	2	1	1	4	1	0	0	0	0	1	20	24	2.46	0.818										
Randy Bockus, R (6, 1) ERA: 3.95	2.0		7	2	1	1	0	0	0	0	0	0	0	7	7	4.50	1.000										
Craig Lefferts, L (8, 1) ERA: 3.86	2.0	W	6	0	0	0	1	0	0	0	0	0	0	8	8	0.00	0.000										

AB	30
R	3
H	6
RBI	3
BB	1
SO	6
LOB	8



Batter	1	2	3	4	5	6	7	8	9	AB	R	H	RBI	BB	SO	LOB
Eddie Milner, L OBP: 0.316, SLG: 0.366 (1, 8)	0-0 HR	0-0 G3			4-0 1B BB		0-0 4-3			3	2	1	1	1	0	0
Kevin Mitchell, R OBP: 0.345, SLG: 0.480 (1, 5)	1-0 1B HBP		0-0 5-3		0-0 F8		0-0 1B			3	1	1	0	0	0	1
Mike Aldrete, L OBP: 0.361, SLG: 0.458 (1, 7)	0-0 6-3		0-3 K		0-0 1B		0-3 K			4	0	1	1	0	2	2
Candy Maldonado, R OBP: 0.352, SLG: 0.525 (1, 9)	0-0 2B G5-2-3 1B		0-0 5-3		0-3 K			0-0 4-3		4	0	1	1	0	1	1
Will Clark, L OBP: 0.358, SLG: 0.553 (1, 3)	0-0 2B			0-3 K		0-0 F7		0-0 F7		4	0	1	0	0	1	0
Bob Brenly, R OBP: 0.354, SLG: 0.479 (1, 2)	0-1 CI			0-0 1B		4-0 6-3 BB		0-0 F8		2	0	1	0	1	0	0
Robby Thompson, R OBP: 0.329, SLG: 0.421 (1, 4)	0-0 G5-2-3			0-3 K		0-0 6-3			0-0 F7	4	0	0	0	0	1	5
Jose Uribe, S OBP: 0.335, SLG: 0.391 (1, 6)		0-0 G3		0-0 F8		0-0 F9			0-0 HR	4	1	1	1	0	0	2
Mike Krukow, R OBP: 0.184, SLG: 0.208 (1, 1)		0-3 K			0-0 F6			0-0 F9		0	0	0	0	0	0	0
Joe Price, R (2, 1)										1	0	0	0	0	1	0
Francisco Melendez, L (5, PH)										1	0	0	0	0	0	0
Randy Bockus, L (6, 1)										0	0	0	0	0	0	0
Chil Davis, S (7, PH)										1	0	0	0	0	0	0
Craig Lefferts, L (8, 1)										0	0	0	0	0	0	0

Inning Stats	R: 2	H: 3	E: 1	K: 0	S: 6	LOB: 2	BB: 0	P: 7	R: 0	H: 0	E: 0	K: 1	S: 5	R: 0	H: 0	E: 0	K: 1	S: 5	R: 0	H: 1	E: 0	K: 2	S: 8	R: 1	H: 1	E: 0	K: 1	S: 6	R: 0	H: 0	E: 0	K: 0	S: 3	R: 0	H: 1	E: 0	K: 1	S: 6	R: 0	H: 0	E: 0	K: 0	S: 3	R: 1	H: 1	E: 0	K: 0	S: 2	1B: 4	SF: 0	2B: 1	3B: 0	HR: 2	WP: 0	PB: 0	SB: 2	CS: 0	PA: 35
--------------	------	------	------	------	------	--------	-------	------	------	------	------	------	------	------	------	------	------	------	------	------	------	------	------	------	------	------	------	------	------	------	------	------	------	------	------	------	------	------	------	------	------	------	------	------	------	------	------	------	-------	-------	-------	-------	-------	-------	-------	-------	-------	--------

PITCHER	IP	WLS	BF	H	R	ER	SO	BB	IBB	HBP	BLK	WP	HR	S	P	ERA	WHIP
Ed Whitson, R ERA: 4.76 (1, 1)	6.0		26	5	3	3	5	2	0	1	0	0	1	33	42	4.50	1.167
Lance McCullers, R ERA: 3.9 (7, 1)	2.1	L	9	2	1	1	1	0	0	0	0	0	1	11	11	3.86	0.857

**BOTTOM**

**San Diego Padres @ San Francisco Giants**  
Candlestick Park, San Francisco, CA

Mon Sep 14 1987, 10:05 PM EDT  
Att. 11,378 - Unknown

livebaseballscorecards.com

AB	31
R	4
H	7
RBI	4
BB	2
SO	6
LOB	11



Batter	1	2	3	4	5	6	7	8	9	AB R H RBI BB SO LOB
--------	---	---	---	---	---	---	---	---	---	----------------------

<b>Tony Gwynn, L</b> (1, 9) <small>OBP: 0.447, SLG: 0.519</small> <b>Andy Hawkins, R</b> (5, 1) <small>OBP: 0.156, SLG: 0.156</small> <b>Shane Mack, R</b> (7, PH) <small>OBP: 0.394, SLG: 0.382</small> <b>Mark Davis, L</b> (7, 1) <small>OBP: 0.233, SLG: 0.333</small> <b>Greg Booker, R</b> (8, 1) <small>OBP: 0.317, SLG: 0.351</small> <b>Marvell Wynne, L</b> (9, PH)	0-0 S 1B		0-0 BLK 1B		0-0 G6-4-3 1-2f		0-3 K		4-0 BB 1-2 2-3 BB	3 0 2 0 0 0 1 0 0 0 0 0 0 0 1 0 0 0 0 0 1 0 0 0 0 0 0 0 0 0 0 0 0 0 0 0 0 0 0 1 0 0
---	----------------	--	------------------	--	-----------------------	--	----------	--	-------------------------------	--

<b>Stan Jefferson, S</b> (1, 8) <small>OBP: 0.309, SLG: 0.360</small>	0-0 F9 1-2		0-0 F5		0-0 6-3		0-0 F7		0-0 F4	5 0 0 0 0 0 5
--	------------------	--	-----------	--	------------	--	-----------	--	-----------	---------------

<b>Carmelo Martinez, R</b> (1, 7) <small>OBP: 0.381, SLG: 0.440</small> <b>Randy Byers, L</b> (6, 7) <small>OBP: 0.500, SLG: 0.500</small>	4-0 IBB		0-0 L6 1-2		0-0 HR		0-0 1B			2 1 1 1 1 0 1 1 0 1 0 0 0 0
---	------------	--	------------------	--	-----------	--	-----------	--	--	--------------------------------

<b>John Kruk, L</b> (1, 3) <small>OBP: 0.407, SLG: 0.492</small> <b>Rob Nelson, L</b> (6, PH) <small>OBP: 0.185, SLG: 0.222</small> <small>(6, 3)</small>	0-0 F7		0-0 F7		0-3 K		0-3 K			2 0 0 0 0 0 2 2 0 0 0 0 2 1
---	-----------	--	-----------	--	----------	--	----------	--	--	--------------------------------

<b>Benito Santiago, R</b> (1, 2) <small>OBP: 0.325, SLG: 0.460</small> <b>Mark Parent, R</b> (5, 2) <small>OBP: 0.125, SLG: 0.125</small>	0-3 K		0-0 6-3 2B		0-0 4-3		0-0 P3			2 0 1 0 0 1 2 2 0 0 0 0 0 1
--	----------	--	------------------	--	------------	--	-----------	--	--	--------------------------------

<b>Randy Ready, R</b> (1, 4) <small>OBP: 0.421, SLG: 0.491</small> <small>(5, 5)</small>		0-0 6-3		0-0 6-3 2-3		0-0 HR 2B		0-0 F3		4 1 1 0 0 0 1
--	--	------------	--	-------------------	--	-----------------	--	-----------	--	---------------

<b>Garry Templeton, S</b> (1, 6) <small>OBP: 0.286, SLG: 0.298</small> <b>Joey Cora, S</b> (5, 4) <small>OBP: 0.330, SLG: 0.291</small>		0-3 K		0-0 F9		0-0 F9		0-0 E6 BB 1B		2 0 0 0 0 1 1 2 0 0 0 0 0 1
--	--	----------	--	-----------	--	-----------	--	-----------------------	--	--------------------------------

<b>Luis Salazar, R</b> (1, 5) <small>OBP: 0.314, SLG: 0.345</small> <small>(5, 6)</small>		0-0 L6		0-0 G6-4-3 1B		0-0 F8		0-0 BB 1-2 1B		4 0 2 0 0 0 1
---	--	-----------	--	---------------------	--	-----------	--	------------------------	--	---------------

<b>Eric Nolte, L</b> (1, 1) <small>OBP: 0.118, SLG: 0.063</small> <b>Keith Comstock, L</b> (3, 1) <small>OBP: 0.286, SLG: 0.291</small> <b>Dave Leiper, L</b> (4, 1) <small>OBP: 0.286, SLG: 0.291</small> <b>Shawn Abner, R</b> (5, PH) <small>OBP: 0.286, SLG: 0.571</small> <small>(5, 9)</small>		0-0 6-3		0-3 K		0-0 2-H HR		0-0 F9		1 0 3 1 1 2 0 1 3
--	--	------------	--	----------	--	------------------	--	-----------	--	--

Inning Stats	R: 0 E: 0 K: 1 S: 6	H: 1 LOB: 2 BB: 1 P: 10	R: 0 E: 0 K: 1 S: 5	H: 0 LOB: 0 BB: 0 P: 5	R: 0 E: 0 K: 0 S: 4	H: 1 LOB: 1 BB: 0 P: 4	R: 0 E: 0 K: 0 S: 4	H: 1 LOB: 1 BB: 0 P: 4	R: 0 E: 0 K: 1 S: 5	H: 1 LOB: 0 BB: 0 P: 5	R: 1 E: 0 K: 1 S: 6	H: 1 LOB: 0 BB: 0 P: 6	R: 2 E: 0 K: 1 S: 7	H: 2 LOB: 0 BB: 0 P: 7	R: 0 E: 0 K: 1 S: 6	H: 1 LOB: 1 BB: 0 P: 6	R: 0 E: 1 K: 0 S: 5	H: 1 LOB: 3 BB: 1 P: 9	1B: 5 2B: 2 3B: 0 HR: 2	SF: 0 SAC: 0 DP: 1 HBP: 0	WP: 0 PB: 0 SB: 1 CS: 0	PA: 38
--------------	------------------------------	----------------------------------	------------------------------	---------------------------------	------------------------------	---------------------------------	------------------------------	---------------------------------	------------------------------	---------------------------------	------------------------------	---------------------------------	------------------------------	---------------------------------	------------------------------	---------------------------------	------------------------------	---------------------------------	----------------------------------	------------------------------------	----------------------------------	--------

PITCHER	IP	WLS	BF	H	R	ER	SO	BB	IBB	HBP	BLK	WP	HR	S	P	ERA	WHIP
<b>Atlee Hammaker, L</b> (1, 1) <small>ERA: 3.37</small>	5.0	W	19	4	0	0	3	0	1	0	1	0	0	24	28	0.00	0.800
<b>John Burkett, R</b> (6, 1) <small>ERA: 13.5</small>	2.0		9	3	3	3	2	0	0	0	0	0	2	13	13	13.50	1.500
<b>Jon Perlman, R</b> (8, 1) <small>ERA: 1.8</small>	2.0		10	2	0	0	1	1	0	0	0	0	0	11	15	0.00	1.500

**TOP**

**San Diego Padres @ San Francisco Giants**  
 Candlestick Park, San Francisco, CA

Tue Sep 15 1987, 6:33 AM EDT  
 Att: 16,252 - Unknown

<b>AB</b>	36
<b>R</b>	3
<b>H</b>	9
<b>RBI</b>	3
<b>BB</b>	2
<b>SO</b>	6
<b>LOB</b>	20





Batter	1	2	3	4	5	6	7	8	9
Robby Thompson, R (1,4) Harry Spilman, L (5,3) Francisco Melendez, L (9,3)	4-0 BB 4-3	0-0 5-3		4-0 HR BB	0-0 F7		4-0 WP 1B 5-3 BB	0-0 6-3	
Kevin Mitchell, R (1,5) Joel Youngblood, R (5,9) (6,7)	0-0 F9		0-0 1B WP 1B	0-0 1B HR	0-0 1B		0-0 WP 1-2 1B		
Mike Aldrete, L (1,7) Eddie Milner, L (4, PR) (5,8)	0-0 4-3 1-2		0-0 WP 1B HR 1B	4-0 1B BB	0-0 4-3		0-0 L6 1-2 2-3		
Candy Maldonado, R (1,9) Chris Speier, R (5,4)	0-0 5-3		0-3 K 1-2 3-H	0-3 K 2		0-0 HR 1B	0-0 5-3		
Chili Davis, S (1,8) (5,7) (6,9)		0-0 1B HR 1B	0-0 1B HR 1B	0-0 1B 1B		0-0 HR 1-H	4-0 BB		
Jon Perleman, L (8,1)									
Will Clark, L (1,3) Matt Williams, R (5,6)		0-0 HR 1-2 1B	0-0 FC5-4 1B	0-0 1B 1-2 2-H 1B		0-0 F5 1-2 2-H	0-3 K2-3		
Bob Melvin, R (1,2) Kirt Manwaring, R (6,2)		0-0 HR 1-H 2-H	0-0 F8 1-2 2-H	0-0 FC6-4 1B		0-0 F8		0-0 6-3	
Jose Uribe, S (1,6) Mark Wasinger, R (5,5)		0-0 1-3	0-0 FC5-4 1-2f	0-0 FC6-4 1-2f		0-0 WP 1B		0-0 1B	
Atlee Hammaker, S (1,1) Jessie Reid, L (5, PH) John Burkett, R (6,1) Randy Kutcher, R (8,9)		0-0 4-3		0-0 6-3	0-3 K	0-3 K		0-0 F9	

Inning Stats	1	2	3	4	5	6	7	8	9
R: 0 H: 0 E: 0 LOB: 1 K: 0 BB: 1 S: 3 P: 7	R: 3 H: 3 E: 0 LOB: 0 K: 0 BB: 0 S: 6 P: 6	R: 3 H: 4 E: 0 LOB: 1 K: 1 BB: 0 S: 9 P: 9	R: 4 H: 4 E: 0 LOB: 3 K: 1 BB: 2 S: 9 P: 17	R: 0 H: 1 E: 0 LOB: 1 K: 1 BB: 0 S: 6 P: 6	R: 2 H: 3 E: 0 LOB: 1 K: 1 BB: 0 S: 8 P: 8	R: 1 H: 1 E: 0 LOB: 2 K: 1 BB: 2 S: 6 P: 14	R: 0 H: 1 E: 0 LOB: 1 K: 0 BB: 0 S: 4 P: 4		

PITCHER	IP	WLS	BF	H	R	ER	SO	BB	IBB	HBP	BLK	WP	HR	S	P	ERA	WHIP
Eric Nolte, L (1,1) ERA: 3.18	2.1	L	14	6	6	6	1	1	0	0	0	1	2	15	19	23.14	3.000
Keith Comstock, L (3,1) ERA: 4.7	1.1		11	5	4	4	1	2	0	0	0	0	1	11	19	27.00	5.250
Dave Leiper, L (4,1) ERA: 3.97	0.1		1	0	0	0	0	0	0	0	0	0	0	1	1	0.00	0.000
Andy Hawkins, R (5,1) ERA: 5.3	2.0		10	4	2	2	2	0	0	0	0	1	1	14	14	9.00	2.000
Mark Davis, L (7,1) ERA: 4.19	1.0		6	1	1	1	1	2	0	0	0	1	0	6	14	9.00	3.000

AB R H RBI BB SO LOB

1 1 0 0 2 0 0	2 1 0 0 1 0 1	0 0 0 0 0 0 0
3 2 2 2 0 0 1	2 0 2 0 0 0 0	
2 1 1 0 1 0 1	2 1 0 0 0 0 3	
3 0 0 0 0 2 3	2 1 1 1 0 0 1	
4 4 4 4 1 0 0		
0 0 0 0 0 0 0		
3 1 3 1 0 0 0	2 0 0 0 0 1 2	
3 1 2 4 0 0 1	2 0 0 0 0 0 0	
3 0 0 0 0 0 4	2 0 2 0 0 0 0	
2 0 0 0 0 0 0	1 0 0 0 0 1 0	
1 0 0 0 0 1 1	1 0 0 0 0 0 1	

1B: 13 SF: 0	2B: 0 SAC: 0	3B: 0 DP: 0	HR: 4 HBP: 0	WP: 3 PA: 46	PB: 0 SB: 0 CS: 0
--------------	--------------	-------------	--------------	--------------	-------------------

AB	41
R	13
H	17
RBI	12
BB	5
SO	5
LOB	19



San Diego Padres @ San Francisco Giants  
Candlestick Park, San Francisco, CA  
Tue Sep 15 1987, 6:33 AM EDT  
Att. 16,252 - Unknown

livebaseballscores.com

Batter	1	2	3	4	5	6	7	8	9	AB R H RBI BB SO LOB	TOP																													
Gerald Young, S (1, 8) OBP: 0.380, SLG: 0.391	0-3 K			0-0 F8		0-0 HR			0-0 G6-4-3 1B	4 1 2 1 0 1 0																														
Billy Hatcher, R (1, 7) OBP: 0.359, SLG: 0.433	0-0 6-3			0-0 4-3		0-0 F3			0-0 G6-4-3 1-2f	4 0 0 0 0 0 1																														
Bill Doran, S (1, 4) OBP: 0.356, SLG: 0.409	0-0 F6			0-0 6-3			0-0 F6		0-0 F7	4 0 0 0 0 0 0																														
Glenn Davis, R (1, 3) OBP: 0.301, SLG: 0.460		0-3 K			0-0 F6		0-0 F8			3 0 0 0 0 1 0																														
Kevin Bass, S (1, 9) OBP: 0.351, SLG: 0.464		0-3 K			0-0 P3		0-0 F8			3 0 0 0 0 1 0																														
Ken Caminiti, S (1, 5) OBP: 0.276, SLG: 0.338		0-0 5-3			0-0 1B			0-0 5-3		3 0 1 0 0 0 0																														
Dale Berra, R (1, 6) OBP: 0.306, SLG: 0.267				0-0 G5-6-3 1B		0-0 F4		0-0 F4		3 0 1 0 0 0 1																														
Ronn Reynolds, R (1, 2) OBP: 0.194, SLG: 0.234				0-0 F7		0-0 6-3		4-0 FC5-4 BB		2 0 0 0 1 0 1																														
Mike Scott, R (1, 1) OBP: 0.171, SLG: 0.137				0-0 G5-6-3		0-0 6-3		0-0 FC5-4		2 0 0 0 0 0 1																														
Rob Mallicoat, L (6, 1)										0 0 0 0 0 0 0																														
Davey Lopes, R (8, PH) OBP: 0.438, SLG: 0.405										1 0 0 0 0 0 1																														
Dave Meads, L (8, 1) OBP: 0.500, SLG: 0.333										0 0 0 0 0 0 0																														
<b>Inning Stats</b>	R: 0 E: 0 K: 1 S: 5	H: 0 LOB: 0 BB: 0 P: 5	R: 0 E: 0 K: 2 S: 7	H: 0 LOB: 0 BB: 0 P: 7	R: 0 E: 0 K: 0 S: 3	H: 1 LOB: 0 BB: 0 P: 3	R: 0 E: 0 K: 0 S: 3	H: 0 LOB: 0 BB: 0 P: 3	R: 0 E: 0 K: 0 S: 4	H: 1 LOB: 1 BB: 0 P: 4	R: 1 E: 0 K: 0 S: 4	H: 1 LOB: 0 BB: 0 P: 4	R: 0 E: 0 K: 0 S: 3	H: 0 LOB: 0 BB: 0 P: 3	R: 0 E: 0 K: 0 S: 3	H: 1 LOB: 0 BB: 0 P: 3	R: 0 E: 0 K: 0 S: 3	H: 1 LOB: 0 BB: 0 P: 3	1B: 3 2B: 0 3B: 0 HR: 1	SF: 0 SAC: 0 DP: 2 HBP: 0	WP: 0 PB: 0 SB: 0 CS: 0	PA: 30																		
<b>PITCHER</b> Dave Dravecky, L (1, 1) ERA: 3.25	IP 9.0	WLS W	BF 30	H 4	R 1	ER 1	SO 3	BB 1	IBB 0	HBP 0	BLK 0	WP 0	HR 1	S 35	P 39	ERA 1.00	WHIP 0.556						<b>PITCHER</b>	IP 9.0	WLS W	BF 30	H 4	R 1	ER 1	SO 3	BB 1	IBB 0	HBP 0	BLK 0	WP 0	HR 1	S 35	P 39	ERA 1.00	WHIP 0.556

Houston Astros @ San Francisco Giants  
 Candlestick Park, San Francisco, CA  
 Wed Sep 16 1987, 6:33 AM EDT  
 Att: 25,762 - Unknown

livebaseballscorecards.com

AB	29
R	1
H	4
RBI	1
BB	1
SO	3
LOB	5



Batter	1	2	3	4	5	6	7	8	9
Eddie Milner, L OBP: 0.311, SLG: 0.376 (1, 8) X	0-0 HR		0-0 F8		0-3 K		0-3 K		
Kevin Mitchell, R OBP: 0.349, SLG: 0.487 (1, 5) BBB	4-0 BB		4-0 HR BB		0-3 K			0-3 K	
Mike Aldrete, L OBP: 0.387, SLG: 0.469 (1, 7) X	0-0 9-3 1-2f		0-0 HR			0-0 HR 1B		4-0 HR BB	
Will Clark, L OBP: 0.362, SLG: 0.568 (1, 3) X	0-0 F9		0-0 F7			0-0 HR		0-0 HR	
Chili Davis, S OBP: 0.331, SLG: 0.418 (1, 9)		4-0 BB	0-0 6-3			4-0 BB		0-0 F7	
Chris Speier, R OBP: 0.339, SLG: 0.402 (1, 4) X		0-0 F5		0-0 5-3		4-0 BB		4-0 BB	
Bob Melvin, R OBP: 0.244, SLG: 0.348 (1, 2) BBB		4-0 BB		0-0 F9		0-0 F8		0-0 FC6-4	
Jose Uribe, S OBP: 0.327, SLG: 0.382 (1, 6) X		0-0 F9		0-0 G3			0-0 6-3		
Dave Dravecky, R OBP: 0.196, SLG: 0.154 (1, 1) X		0-0 F2			0-3 K		0-3 K		

Inning Stats	R: 1	H: 1	E: 0	K: 0	S: 3	LOB: 0	BB: 1	P: 7
	R: 0	H: 0	E: 0	K: 0	S: 3	LOB: 2	BB: 2	P: 11
	R: 2	H: 1	E: 1	K: 0	S: 4	LOB: 0	BB: 1	P: 8
	R: 0	H: 0	E: 0	K: 0	S: 3	LOB: 0	BB: 2	P: 3
	R: 0	H: 0	E: 0	K: 3	S: 9	LOB: 0	BB: 0	P: 9
	R: 2	H: 2	E: 0	K: 0	S: 3	LOB: 0	BB: 2	P: 11
	R: 0	H: 0	E: 0	K: 2	S: 7	LOB: 0	BB: 0	P: 7
	R: 2	H: 1	E: 0	K: 1	S: 6	LOB: 1	BB: 2	P: 14

PITCHER	IP	WLS	BF	H	R	ER	SO	BB	IBB	HBP	BLK	WP	HR	S	P	ERA	WHIP
Mike Scott, R ERA: 3.36 (1, 1)	5.0	L	23	4	5	5	3	5	0	0	0	0	3	24	44	9.00	1.800
Rob Mallicoat, L ERA: 1.8 (6, 1)	2.0		5	0	0	0	2	1	0	0	0	0	0	8	12	0.00	0.500
Dave Meads, L ERA: 5.44 (8, 1)	1.0		6	1	2	2	1	2	0	0	0	0	1	6	14	18.00	3.000

**AB R H RBI BB SO LOB**

**4 1 1 1 0 2 0**

**2 1 0 0 2 2 0**

**3 3 2 2 1 0 1**

**4 2 2 4 0 0 0**

**2 0 0 0 2 0 0**

**2 0 0 0 2 0 1**

**3 0 0 0 1 0 2**

**3 0 0 0 0 0 2**

**3 0 0 0 0 2 2**

**AB 26**

**R 7**

**H 5**

**RBI 7**

**BB 8**

**SO 6**

**LOB 8**

**WP: 0 PA: 34**

**PB: 0**

**SB: 2**

**CS: 2**

**1B: 1 SF: 0**

**2B: 1 SAC: 0**

**3B: 0 DP: 1**

**HR: 4 HBP: 0**

**GIANTS**

**Houston Astros @ San Francisco Giants**

**Candlestick Park, San Francisco, CA**

**Wed Sep 16 1987, 6:33 AM EDT**

**Att. 25,762 - Unknown**

[livebaseballscorecards.com](http://livebaseballscorecards.com)

Batter	1	2	3	4	5	6	7	8	9	AB R H RBI BB SO LOB	TOP	
Gerald Young, S OBP: 0.378, SLG: 0.388 (1, 8) X	0-0 F7 ①		0-0 G3 ③			0-0 G5-4-3 1B			0-0 F9 ②	4 0 1 0 0 0 0	<b>Houston Astros @ San Francisco Giants</b> Candlestick Park, San Francisco, CA Thu Sep 17 1987, 6:33 AM EDT Att. 23,317 - Unknown <a href="http://livebaseballscorecards.com">livebaseballscorecards.com</a>	
Billy Hatcher, R OBP: 0.357, SLG: 0.430 (1, 7) X	0-0 F8 ②			0-0 4-3 ①		0-0 G5-4-3 ② ③ 1-2f			0-0 F4 ③	4 0 0 0 0 0 1		
Bill Doran, S OBP: 0.356, SLG: 0.409 (1, 4) X	0-0 1B			0-0 3-1 ②			0-0 F5 ①			3 0 1 0 0 0 0		
Glenn Davis, R OBP: 0.299, SLG: 0.457 (1, 3) S S S	0-3 K ③			0-3 K ③			0-0 F8 ②			3 0 0 0 0 2 1		
Kevin Bass, S OBP: 0.351, SLG: 0.462 (1, 9)		0-0 F5 ①			4-0 FC4-6 BB		0-0 F8 ③			2 0 0 0 1 0 0		
Denny Walling, L OBP: 0.354, SLG: 0.421 (1, 5)		0-0 3-1 ②			0-0 F7 ①			0-0 F7 ①		3 0 0 0 0 0 1		
Craig Reynolds, L OBP: 0.311, SLG: 0.354 Troy Afenir, R (8, 2)		0-0 F8 ③			0-0 FC4-6 FC5-4 1-2f			0-0 F4 ②		3 0 0 0 0 0 1 0 0 0 0 0 0 0		
Ronn Reynolds, R OBP: 0.188, SLG: 0.227 Terry Puhl, L OBP: 0.294, SLG: 0.273 Dave Smith, R OBP: 0.667, SLG: 0.500 (1, 2) (8, PH) (8, 1)			0-0 F3 ①		0-0 FC5-4 1-2f			0-0 4-3 ③		2 0 0 0 0 0 1 1 0 0 0 0 0 0 0 0 0 0 0 0 0		
Danny Darwin, R OBP: 0.219, SLG: 0.258 Jeff Heathcock, R (7, 1) Juan Agosto, L (7, 1) Buddy Biancalana, S OBP: 0.188, SLG: 0.224 Jose Cruz, L OBP: 0.309, SLG: 0.406 (9, PH)		0-3 K ②			0-3 K ①				0-3 K ①	2 0 0 0 0 2 0 1 0 0 0 0 1 0		
<b>Inning Stats</b>	R: 0 H: 1 E: 0 LOB: 1 K: 1 BB: 0 S: 6 P: 6	R: 0 H: 0 E: 0 LOB: 0 K: 0 BB: 0 S: 3 P: 3	R: 0 H: 0 E: 0 LOB: 0 K: 1 BB: 0 S: 5 P: 5	R: 0 H: 0 E: 0 LOB: 0 K: 1 BB: 0 S: 5 P: 5	R: 0 H: 0 E: 0 LOB: 1 K: 0 BB: 1 S: 3 P: 7	R: 0 H: 1 E: 0 LOB: 0 K: 1 BB: 0 S: 5 P: 5	R: 0 H: 0 E: 0 LOB: 0 K: 0 BB: 0 S: 3 P: 3	R: 0 H: 0 E: 0 LOB: 0 K: 0 BB: 0 S: 3 P: 3	R: 0 H: 0 E: 0 LOB: 0 K: 1 BB: 0 S: 5 P: 5	1B: 2 SF: 0 2B: 0 SAC: 0 3B: 0 DP: 1 HR: 0 HBP: 0		WP: 0 PA: 29 PB: 0 SB: 0 CS: 0
<b>PITCHER</b> Rick Reuschel, R OBP: 0.333 ERA: 2.64 (1, 1)	IP WLS BF H R ER SO BB IBB HBP BLK WP HR S P ERA WHIP											<b>PITCHER</b> IP WLS BF H R ER SO BB IBB HBP BLK WP HR S P ERA WHIP

AB	28
R	0
H	2
RBI	0
BB	1
SO	5
LOB	5



Batter	1	2	3	4	5	6	7	8	9	AB	R	H	RBI	BB	SO	LOB
Eddie Milner, L OBP: 0.308, SLG: 0.377 (1, 8)	0-0 F9		0-0 F6		0-0 F6		0-0 1B 2B	0-0 FC4-6		5	1	1	0	0	0	3
Chris Speier, R OBP: 0.338, SLG: 0.398 (1, 5)	0-3 K			0-3 K 4-3		0-0 6-3	4-0 1B 1B BB			3	1	0	0	1	2	0
Mike Aldrete, L OBP: 0.368, SLG: 0.468 (1, 7)	4-0 S BB			0-0 4-3 1-2		0-3 K	0-0 1B 1B			3	0	1	1	1	1	1
Candy Maldonado, R OBP: 0.351, SLG: 0.520 (1, 9)	0-3 K 1-2			0-0 F6		4-0 BB 2B BB	0-0 1-3 2-H 1B			3	1	1	1	1	1	2
Will Clark, L OBP: 0.363, SLG: 0.565 (1, 3)		0-3 K		4-0 IBB		4-0 1-2 2B BB	0-0 F5			2	1	0	0	2	1	1
Bob Brenly, R OBP: 0.355, SLG: 0.483 (1, 2)		0-0 6-3		0-0 F8		0-0 1-H 2-H 2B	0-0 BB 1B			4	0	2	2	0	0	2
Robby Thompson, R OBP: 0.333, SLG: 0.418 (1, 4)		0-0 5-3			4-0 1B CS BB	1-0 HBP	0-0 F5			2	0	0	0	1	0	1
Jose Uribe, S OBP: 0.326, SLG: 0.380 (1, 6)			0-0 G3		0-0 CS 1B	0-0 F5		0-0 P3		4	0	1	0	0	0	3
Rick Reuschel, R OBP: 0.193, SLG: 0.218 (1, 1)			0-0 F9		0-0 F6 1-2 3-H		0-0 F3	4-0 FC4-6 BB		3	0	0	0	1	0	2

Inning Stats	R: 0	H: 0	E: 0	K: 2	S: 7	LOB: 1	BB: 1	P: 11	R: 0	H: 0	E: 0	K: 1	S: 5	LOB: 0	BB: 0	P: 5	R: 0	H: 0	E: 0	K: 0	S: 3	LOB: 0	BB: 0	P: 3	R: 0	H: 0	E: 0	K: 1	S: 6	LOB: 2	BB: 1	P: 10	R: 0	H: 1	E: 0	K: 0	S: 3	LOB: 1	BB: 1	P: 7	R: 2	H: 1	E: 0	K: 1	S: 6	LOB: 2	BB: 2	P: 15	R: 2	H: 3	E: 0	K: 0	S: 5	LOB: 1	BB: 1	P: 9	R: 0	H: 1	E: 0	K: 0	S: 4	LOB: 2	BB: 1	P: 8
--------------	------	------	------	------	------	--------	-------	-------	------	------	------	------	------	--------	-------	------	------	------	------	------	------	--------	-------	------	------	------	------	------	------	--------	-------	-------	------	------	------	------	------	--------	-------	------	------	------	------	------	------	--------	-------	-------	------	------	------	------	------	--------	-------	------	------	------	------	------	------	--------	-------	------

PITCHER																	1B	2B	3B	HR	SF	SAC	DP	HBP	WP	HR	S	P	ERA	WHIP
Danny Darwin, R ERA: 3.58 (1, 1)	6.0	WLS	BF	H	R	ER	SO	BB	IBB	HBP	BLK	WP	HR	S	P	ERA	WHIP	4	2	0	0	0	0	0	3.00	1.000				
Jeff Heathcock, R ERA: 3.51 (7, 1)	0.1	L	3	1	2	2	0	1	0	0	0	0	0	2	6	54.00	6.000	0	0	0	0	0	0	0						
Juan Agosto, L ERA: 2.74 (7, 1)	0.2		3	2	0	0	0	0	0	0	0	0	0	3	3	0.00	3.000	0	0	0	0	0	0	0						
Dave Smith, R ERA: 1.17 (8, 1)	1.0		5	1	0	0	0	1	0	0	0	0	0	4	8	0.00	2.000	0	0	0	0	0	0	0						

**BOTTOM**

**Houston Astros @ San Francisco Giants**  
Candlestick Park, San Francisco, CA

Thu Sep 17 1987, 6:33 AM EDT  
Att. 23,317 - Unknown

livebaseballscorecards.com

AB	29
R	4
H	6
RBI	4
BB	7
SO	5
LOB	15



WP: 0	PA: 37
PB: 1	
SB: 1	
CS: 2	

Batter	1	2	3	4	5	6	7	8	9	AB	R	H	RBI	BB	SO	LOB	TOP								
<b>Kal Daniels, L</b> OBP: 0.430, SLG: 0.616 (1, 7) B X	1-0 HR		3-2 S 1B		1-2 F7		2-1 G4-6-3 1-2f		2-2 4-3	5	1	2	1	0	0	4									
<b>Jeff Treadway, L</b> OBP: 0.319, SLG: 0.370 (1, 4) C F B B B B <b>Kurt Stillwell, S</b> OBP: 0.315, SLG: 0.373 (8, PH) B B B B (8, 4)	4-2 BB BB		2-2 3-1 1-3		0-1 L6			4-2 2B BB		2	0	0	0	1	0	2									
<b>Eric Davis, R</b> OBP: 0.402, SLG: 0.610 (1, 8) X	0-0 F2		3-0 5-3		0-0 F4			1-0 F6		4	0	0	0	0	0	3									
<b>Dave Parker, L</b> OBP: 0.314, SLG: 0.440 (1, 9) F B B B B B 1 SAFE 1 SAFE	4-1 L1-3 1-2 BB		2-3 K		3-2 CS 1B 1B			2-1 F8		3	0	1	0	1	1	2									
<b>Buddy Bell, R</b> OBP: 0.369, SLG: 0.414 (1, 5) X	0-0 L1-3 1-2			2-1 5-3		2-2 1-2 1B		0-2 1-3 2B		4	0	2	0	0	0	2									
<b>Nick Esasky, R</b> OBP: 0.320, SLG: 0.538 (1, 3) B X		1-0 1B		1-2 4-3		3-3 K 2-3		0-0 F7		4	0	1	0	0	1	4									
<b>Terry McGriff, R</b> OBP: 0.250, SLG: 0.392 (1, 2) <b>Dave Collins, S</b> OBP: 0.333, SLG: 0.298 (7, PH) <b>Bo Diaz, R</b> OBP: 0.301, SLG: 0.422 (7, 2)		2-2 4-3		1-0 6-3			3-3 K		1-3 K	2	0	0	0	0	0	0									
<b>Barry Larkin, R</b> OBP: 0.299, SLG: 0.359 (1, 6)		3-2 2B			0-0 F7		1-0 1B 1B		0-0 F4	4	0	2	0	0	0	0									
<b>Tom Browning, L</b> OBP: 0.196, SLG: 0.163 (1, 1) <b>Terry Francona, L</b> OBP: 0.260, SLG: 0.294 (7, PH) <b>Bill Landrum, R</b> OBP: 0.200, SLG: 0.200 (7, 1) <b>Paul O'Neill, L</b> OBP: 0.322, SLG: 0.496 (9, PH)		2-3 K			0-0 1B		3-2 G4-6-3 1-3 1B		4-2 BB	2	0	1	0	0	1	1									
<b>Inning Stats</b>	R: 1 E: 0 K: 0 S: 8	H: 1 LOB: 1 BB: 2 P: 17	R: 0 E: 0 K: 1 S: 14	H: 2 LOB: 1 BB: 0 P: 22	R: 0 E: 0 K: 1 S: 13	H: 1 LOB: 1 BB: 0 P: 22	R: 0 E: 0 K: 0 S: 7	H: 0 LOB: 0 BB: 0 P: 11	R: 0 E: 0 K: 0 S: 7	H: 1 LOB: 1 BB: 0 P: 8	R: 0 E: 0 K: 1 S: 11	H: 2 LOB: 2 BB: 0 P: 19	R: 0 E: 0 K: 1 S: 9	H: 2 LOB: 1 BB: 0 P: 18	R: 0 E: 0 K: 0 S: 9	H: 1 LOB: 2 BB: 1 P: 16	R: 0 E: 0 K: 1 S: 10	H: 0 LOB: 1 BB: 1 P: 17	1B: 7 2B: 4 3B: 0 HR: 1	SF: 0 SAC: 0 DP: 3 HBP: 0	WP: 0 PB: 0 SB: 1 CS: 1	PA: 37			
<b>PITCHER</b>	IP	WLS	BF	H	R	ER	SO	BB	IBB	HBP	BLK	WP	HR	S	P	ERA	WHIP								
<b>Michael LaCoss, R</b> ERA: 3.63 (1, 1)	5.1	W	23	7	1	1	2	2	0	0	0	0	1	57	93	1.69	1.688								
<b>Kelly Downs, R</b> ERA: 3.74 (6, 1)	1.0		4	2	0	0	2	0	0	0	0	0	0	10	20	0.00	2.000								
<b>Craig Lefferts, L</b> ERA: 3.83 (7, 1)	0.2		2	0	0	0	0	1	0	0	0	0	0	4	10	0.00	1.500								
<b>Don Robinson, R</b> ERA: 3.29 (8, 1)	2.0	S	8	1	0	0	1	1	0	0	0	0	0	17	27	0.00	1.000								

**Cincinnati Reds @ San Francisco Giants**  
Candlestick Park, San Francisco, CA

Sat Sep 19 1987, 6:33 AM EDT  
Att. 44,665 - Sunny

livebaseballscorecards.com

<b>AB</b>	33
<b>R</b>	1
<b>H</b>	10
<b>RBI</b>	1
<b>BB</b>	4
<b>SO</b>	5
<b>LOB</b>	18



Batter	1	2	3	4	5	6	7	8	9	AB	R	H	RBI	BB	SO	LOB
Robby Thompson, R OBP: 0.333, SLG: 0.415 (1, 4)	2-1 G5-3		1-3 K		2-0 1B G5-4-3 HBP	1-1 F7				3	1	0	0	0	1	1
Kevin Mitchell, R OBP: 0.350, SLG: 0.487 (1, 5)	1-3 K		1-0 F7		0-0 1B G5-4-3 BB		3-2 CS SH1-3 1B			4	0	2	0	0	1	0
Joel Youngblood, R OBP: 0.296, SLG: 0.385 Dave Henderson, R OBP: 0.324, SLG: 0.416 Eddie Milner, L OBP: 0.308, SLG: 0.377 (1, 7) (2, 8) (7, 8)	1-0 2B		2-1 1B BB		4-1 1B BB G5-4-3		1-1 SH1-3			1	0	1	0	0	0	0
Candy Maldonado, R OBP: 0.352, SLG: 0.517 (1, 9)	1-1 F3		4-2 1B BB		0-0 G5-4-3		4-2 BB			2	0	0	0	2	0	3
Chili Davis, S OBP: 0.330, SLG: 0.417 (1, 8) (2, 7)		0-2 F9	2-0 1B 1-2 2-H		1-0 F8		1-1 L7			4	0	1	1	0	0	2
Will Clark, L OBP: 0.363, SLG: 0.569 (1, 3)		2-3 K	0-1 F7		0-0 F8		2-1 HR			4	1	1	1	0	1	2
Bob Melvin, R OBP: 0.245, SLG: 0.348 Randy Kutcher, R OBP: 0.200, SLG: 0.222 Bob Brenly, R OBP: 0.357, SLG: 0.483 (1, 2) (6, PR) (7, 2)		2-2 1B 1B		2-3 K		0-1 HR E5		4-2 BB CS		3	0	1	0	0	1	0
Jose Uribe, S OBP: 0.329, SLG: 0.393 (1, 6)		1-0 1B	1-1 4-3		1-1 4-3		0-1 F6			4	1	2	2	0	0	1
Michael LaCoss, R OBP: 0.115, SLG: 0.061 Kelly Downs, R OBP: 0.170, SLG: 0.173 Craig Lefferts, L OBP: 0.286, SLG: 0.429 Don Robinson, R OBP: 0.222, SLG: 0.235 (1, 1) (6, 1) (7, 1) (8, 1)		0-0 F7	2-3 K		2-3 K		2-1 6-3			2	0	0	0	0	1	2

Inning Stats	R: 0	H: 1	E: 0	K: 1	S: 8	H: 1	LOB: 1	BB: 0	P: 13	R: 0	H: 2	E: 0	K: 1	S: 12	H: 2	LOB: 2	BB: 0	P: 17	R: 1	H: 2	E: 0	K: 1	S: 12	R: 0	H: 0	E: 0	K: 2	S: 8	R: 1	H: 1	E: 0	K: 0	S: 4	R: 2	H: 1	E: 1	K: 1	S: 9	R: 0	H: 1	E: 0	K: 0	S: 12	R: 1	H: 1	E: 0	K: 0	S: 8	R: 0	H: 1	E: 0	K: 0	S: 8	R: 1	H: 1	E: 0	K: 0	S: 8	1B: 6	SF: 0	2B: 1	SAC: 1	3B: 0	DP: 1	HR: 2	HBP: 1	WP: 0	PA: 36
--------------	------	------	------	------	------	------	--------	-------	-------	------	------	------	------	-------	------	--------	-------	-------	------	------	------	------	-------	------	------	------	------	------	------	------	------	------	------	------	------	------	------	------	------	------	------	------	-------	------	------	------	------	------	------	------	------	------	------	------	------	------	------	------	-------	-------	-------	--------	-------	-------	-------	--------	-------	--------

PITCHER	IP	WLS	BF	H	R	ER	SO	BB	IBB	HBP	BLK	WP	HR	S	P	ERA	WHIP
Tom Browning, L ERA: 5.58 (1, 1)	6.0	L	28	7	4	3	6	2	0	1	0	0	1	53	87	4.50	1.500
Bill Landrum, R ERA: 5.28 (7, 1)	2.0		8	2	1	1	0	2	0	0	0	0	1	20	37	4.50	2.000


**BOTTOM**

**Cincinnati Reds @ San Francisco Giants**  
Candlestick Park, San Francisco, CA

Sat Sep 19 1987, 6:33 AM EDT  
Att. 44,665 - Sunny

livebaseballscorecards.com

<b>AB</b>	<b>30</b>
<b>R</b>	<b>5</b>
<b>H</b>	<b>9</b>
<b>RBI</b>	<b>4</b>
<b>BB</b>	<b>4</b>
<b>SO</b>	<b>6</b>
<b>LOB</b>	<b>13</b>



Batter	1	2	3	4	5	6	7	8	9	AB R H RBI BB SO LOB	TOP														
Kal Daniels, L (1, 7) OBP: 0.437, SLG: 0.641 Tracy Jones, R (9, PR) OBP: 0.332, SLG: 0.431 (9, 7)	4-0 BB 1B		2-1 HR		1-0 1-H HR		1-1 SH1-3 SF7 2B		1-2 BB 1B SF8 1B	4 3 4 3 1 0 0 0 1 0 0 0 0 0	<p>Cincinnati Reds @ San Francisco Giants</p> <p>Candlestick Park, San Francisco, CA</p> <p>Sun Sep 20 1987, 6:33 AM EDT Att. 48,274 - Sunny</p> <p>livebaseballscorecards.com</p>														
Jeff Treadway, L (1, 4) OBP: 0.353, SLG: 0.400 Kurt Stillwell, S (9, PR) OBP: 0.315, SLG: 0.373 (9, 4)	0-0 1B		0-0 F7		3-2 F8 BB 1B		0-0 SH1-3		1-1 SAFE SF8 BB HR 1B	4 0 3 1 0 0 0 0 1 0 0 0 0 0															
Eric Davis, R (1, 8) OBP: 0.402, SLG: 0.607	0-3 K		2-1 5-3		4-2 SAFE 1B BB		3-0 SF7		4-2 BB HR BB	2 1 0 1 2 1 2															
Dave Parker, L (1, 9) OBP: 0.312, SLG: 0.437 John Franco, L (9, 1)	0-3 K		1-1 F2		3-3 K		0-1 3-H 3-1		0-0 SF8	4 0 0 1 0 2 4 0 0 0 0 0 0 0															
Buddy Bell, R (1, 5) OBP: 0.367, SLG: 0.411	0-0 F9			2-0 5-3	0-1 F8		1-3 K		4-0 HR BB	4 1 0 0 1 1 4															
Nick Esasky, R (1, 3) OBP: 0.318, SLG: 0.543		0-3 K		2-0 6-3	2-2 5-3		0-2 F4		1-2 1-H 2-H 3-H HR	5 1 1 4 0 1 2															
Terry McGriff, R (1, 2) OBP: 0.246, SLG: 0.364		1-3 K		4-1 BB		0-3 K		0-0 L6	1-2 F9	4 0 0 0 1 2 1															
Barry Larkin, R (1, 6) OBP: 0.301, SLG: 0.360		1-2 1B		2-0 SAFE G3		0-0 6-3		0-2 1B 1B		4 1 2 0 0 0 1															
Ron Robinson, R (1, 1) OBP: 0.194, SLG: 0.200 Frank Williams, R (7, 1) Rob Murphy, L (7, 1) OBP: 0.200, SLG: 0.200 Paul O'Neill, L (9, PH) OBP: 0.320, SLG: 0.493 (9, 9)		2-3 K		0-1 HR 1B		0-0 F8		1-0 SAFE F7		3 1 1 0 0 1 1 0 0 0 0 0 0 0 0 0 0 0 0 0 0 1 0 0 0 0 0 1															
<b>Inning Stats</b>	R: 0 E: 0 K: 2 S: 8	H: 1 LOB: 2 BB: 1 P: 12	R: 0 E: 0 K: 3 S: 12	H: 1 LOB: 1 BB: 0 P: 16	R: 1 E: 0 K: 0 S: 7	H: 1 LOB: 0 BB: 0 P: 12	R: 0 E: 0 K: 0 S: 4	H: 0 LOB: 1 BB: 1 P: 14	R: 2 E: 0 K: 1 S: 16	H: 3 LOB: 2 BB: 1 P: 29		R: 0 E: 0 K: 1 S: 5	H: 0 LOB: 0 BB: 0 P: 5	R: 1 E: 0 K: 0 S: 6	H: 1 LOB: 0 BB: 0 P: 10	R: 0 E: 0 K: 1 S: 7	H: 0 LOB: 0 BB: 0 P: 8	R: 6 E: 0 K: 0 S: 23	H: 4 LOB: 1 BB: 2 P: 36	1B: 7 2B: 1 3B: 0 HR: 3	SF: 2 SAC: 1 DP: 0 HBP: 0	WP: 0 PB: 0 SB: 0 CS: 0	PA: 43		
<b>PITCHER</b>	IP WLS BF H R ER SO BB IBB HBP BLK WP HR S P ERA WHIP	IP WLS BF H R ER SO BB IBB HBP BLK WP HR S P ERA WHIP	IP WLS BF H R ER SO BB IBB HBP BLK WP HR S P ERA WHIP	IP WLS BF H R ER SO BB IBB HBP BLK WP HR S P ERA WHIP	IP WLS BF H R ER SO BB IBB HBP BLK WP HR S P ERA WHIP	IP WLS BF H R ER SO BB IBB HBP BLK WP HR S P ERA WHIP	IP WLS BF H R ER SO BB IBB HBP BLK WP HR S P ERA WHIP	IP WLS BF H R ER SO BB IBB HBP BLK WP HR S P ERA WHIP	IP WLS BF H R ER SO BB IBB HBP BLK WP HR S P ERA WHIP	IP WLS BF H R ER SO BB IBB HBP BLK WP HR S P ERA WHIP	IP WLS BF H R ER SO BB IBB HBP BLK WP HR S P ERA WHIP	IP WLS BF H R ER SO BB IBB HBP BLK WP HR S P ERA WHIP	IP WLS BF H R ER SO BB IBB HBP BLK WP HR S P ERA WHIP	IP WLS BF H R ER SO BB IBB HBP BLK WP HR S P ERA WHIP	IP WLS BF H R ER SO BB IBB HBP BLK WP HR S P ERA WHIP	IP WLS BF H R ER SO BB IBB HBP BLK WP HR S P ERA WHIP	IP WLS BF H R ER SO BB IBB HBP BLK WP HR S P ERA WHIP	IP WLS BF H R ER SO BB IBB HBP BLK WP HR S P ERA WHIP	IP WLS BF H R ER SO BB IBB HBP BLK WP HR S P ERA WHIP	IP WLS BF H R ER SO BB IBB HBP BLK WP HR S P ERA WHIP	IP WLS BF H R ER SO BB IBB HBP BLK WP HR S P ERA WHIP	IP WLS BF H R ER SO BB IBB HBP BLK WP HR S P ERA WHIP	IP WLS BF H R ER SO BB IBB HBP BLK WP HR S P ERA WHIP	IP WLS BF H R ER SO BB IBB HBP BLK WP HR S P ERA WHIP	IP WLS BF H R ER SO BB IBB HBP BLK WP HR S P ERA WHIP

AB	35
R	10
H	11
RBI	10
BB	5
SO	8
LOB	16





Batter	1	2	3	4	5	6	7	8	9	AB	R	H	RBI	BB	SO	LOB
Eddie Milner, L (1, 8) Dave Henderson, R (7, PH) Don Robinson, R (8, 1) Kelly Downs, R (9, 1) Craig Lefferts, L (9, 1) Jon Perlman, L (9, 1) Matt Williams, R (9, PH)	0-0 5-3			2-2 CS 1B		0-1 F7	0-0 F8		1-2 5-3	3	0	1	0	0	0	0
Kevin Mitchell, R (1, 5)	0-0 F7			3-2 L7 1-2		0-3 K		1-2 1B 2B 1B	0-1 5-3	5	1	1	0	0	1	1
Mike Aldrete, L (1, 7)	3-1 G3			3-3 K		1-0 F8		0-2 2B 1-2 1B		4	0	1	0	0	1	0
Candy Maldonado, R (1, 9)			2-2 F8		0-0 HR 1B		3-1 HR	0-2 F4		4	2	2	1	0	0	2
Will Clark, L (1, 3)			0-0 F8		1-2 HR 1-H		4-1 1B 6-3 BB	0-0 2B 1-3 2-H		3	2	2	3	1	0	0
Bob Brenly, R (1, 2)			0-0 5-3		0-1 3B 1B		0-0 6-3	0-2 F4		4	1	1	0	0	0	3
Chris Speier, R (1, 4) Chili Davis, S (7, PH)			1-2 4-3		1-2 F9		4-0 1B IBB	4-0 IBB		2	0	0	0	0	0	1
Jose Uribe, S (1, 6)			2-2 F6		0-0 1-H 3B		3-2 1B 1-3 2-H	0-0 P3		4	0	2	2	0	0	3
Mike Krukow, R (1, 1) Francisco Melendez, L (7, PH) Robby Thompson, R (8, 4)			0-0 6-3		0-0 5-3		0-1 G3		2-1 F8	2	0	0	0	0	0	0

Inning Stats	R: 0	H: 0	E: 0	LOB: 0	K: 0	BB: 0	S: 4	R: 0	H: 0	E: 0	LOB: 0	K: 0	BB: 0	S: 5	R: 0	H: 1	E: 0	LOB: 0	K: 1	BB: 0	S: 14	R: 3	H: 4	E: 0	LOB: 0	K: 0	BB: 0	S: 12	R: 0	H: 0	E: 0	LOB: 0	K: 1	BB: 0	S: 6	R: 2	H: 2	E: 0	LOB: 2	K: 0	BB: 2	S: 12	R: 1	H: 3	E: 0	LOB: 3	K: 0	BB: 1	S: 16	R: 0	H: 0	E: 0	LOB: 0	K: 0	BB: 0	S: 7	1B: 6	SF: 0	2B: 1	SAC: 0	3B: 1	DP: 0	HR: 2	HBP: 0	WP: 0	PA: 38
--------------	------	------	------	--------	------	-------	------	------	------	------	--------	------	-------	------	------	------	------	--------	------	-------	-------	------	------	------	--------	------	-------	-------	------	------	------	--------	------	-------	------	------	------	------	--------	------	-------	-------	------	------	------	--------	------	-------	-------	------	------	------	--------	------	-------	------	-------	-------	-------	--------	-------	-------	-------	--------	-------	--------

PITCHER	IP	WLS	BF	H	R	ER	SO	BB	IBB	HBP	BLK	WP	HR	S	P	ERA	WHIP
Ron Robinson, R (1, 1) ERA: 3.78	6.0		23	6	5	5	2	1	0	0	0	0	2	52	75	7.50	1.167
Frank Williams, R (7, 1) ERA: 2.32	0.2		4	1	0	0	0	0	1	0	0	0	0	8	15	0.00	1.500
Rob Murphy, L (7, 1) ERA: 3.28	1.1	W	8	3	1	1	0	0	1	0	0	0	0	17	22	6.75	2.250
John Franco, L (9, 1) ERA: 2.65	1.0		3	0	0	0	0	0	0	0	0	0	0	7	10	0.00	0.000

BOTTOM

Cincinnati Reds @ San Francisco Giants  
Candlestick Park, San Francisco, CA  
Sun Sep 20 1987, 6:33 AM EDT  
Att. 48,274 - Sunny

livebaseballscores.com

AB	35
R	6
H	10
RBI	6
BB	3
SO	2
LOB	14



Batter	1	2	3	4	5	6	7	8	9	AB R H RBI BB SO LOB	TOP													
<b>Steve Sax, R</b> OBP: 0.324, SLG: 0.351 (1, 4) X	0-0 FC3-5 S 1B		4-0 WP 1B BB		0-0 F9		0-0 F8		4-0 FC4-6 IBB	3 1 1 0 2 0 1														
<b>Mike Devereaux, R</b> OBP: 0.266, SLG: 0.333 (1, 7) X	0-0 FC3-5 CS 1-3		0-0 5-3		0-0 1B 1B		4-0 G6-4-3 BB 1-2f		0-0 FC4-6 1-2f	3 1 1 0 0 0 2 0 0 0 0 1 0 0 0 0 0 0 0 0 0 1 0 0 0 0 0 2														
<b>Ralph Bryant, L</b> OBP: 0.361, SLG: 0.442 (8, PH)																								
<b>Jose Gonzalez, R</b> OBP: 0.298, SLG: 0.391 (8, PR)																								
<b>Chris Gwynn, L</b> OBP: 0.236, SLG: 0.238 (9, PH)																								
<b>Tito Landrum, R</b> OBP: 0.280, SLG: 0.278 (9, PH)																								
<b>Pedro Guerrero, R</b> OBP: 0.412, SLG: 0.538 (1, 3) X	0-0 F8 1-2		0-0 1B		0-0 F9		0-0 G6-4-3 1-2f		0-0 K	4 0 1 1 0 0 3														
<b>Mike Marshall, R</b> OBP: 0.323, SLG: 0.458 (1, 9) X		0-0 FC4-6 1B 1B	0-0 F8		0-0 1B 1-3 1B		0-3 K			4 0 2 0 0 1 2														
<b>John Shelby, S</b> OBP: 0.303, SLG: 0.449 (1, 8) X		0-0 FC4-6 1B		0-0 F8		0-0 G4-6-3 1B 1-3 3-H		0-3 K		4 0 2 1 0 1 0														
<b>Mike Scioscia, L</b> OBP: 0.346, SLG: 0.357 (1, 2) X		0-0 FC4-6		0-0 F8		0-0 G4-6-3 1B 1-2f		0-0 G3 2B 1B		4 0 1 0 0 0 4 0 1 0 0 0 0 0 0 0 0 0 0 0 0														
<b>Mike Ramsey, S</b> OBP: 0.287, SLG: 0.296 (9, PR)																								
<b>Alex Trevino, R</b> OBP: 0.270, SLG: 0.348 (9, 2) X		1-2f 2-3		6-3		0-0 G4-6-3 1-2f																		
<b>Glenn Hoffman, R</b> OBP: 0.284, SLG: 0.273 (1, 6) X				6-3			0-3 K		0-0 G3	3 0 0 0 0 1 2 1 0 0 0 0 0 1 0 0 0 0 0 0 0														
<b>Ken Landreaux, L</b> OBP: 0.276, SLG: 0.333 (9, PH)									1-2															
<b>Craig Shipley, R</b> OBP: 0.276, SLG: 0.310 (9, 6) X																								
<b>Phil Garner, R</b> OBP: 0.282, SLG: 0.296 (1, 5) X									4-0															
<b>Franklin Stubbs, L</b> OBP: 0.287, SLG: 0.405 (9, PH)																								
<b>Dave Anderson, R</b> OBP: 0.299, SLG: 0.313 (9, 5) X																								
<b>Bob Welch, R</b> OBP: 0.226, SLG: 0.156 (1, 1) X									0-0															
<b>Danny Heep, L</b> OBP: 0.216, SLG: 0.207 (9, PH)																								
<b>Tim Leary, R</b> OBP: 0.304, SLG: 0.348 (9, 1) X																								
<b>Inning Stats</b>	R: 0 E: 0 K: 0 S: 3	H: 1 LOB: 0 BB: 0 P: 3	R: 0 E: 0 K: 0 S: 5	H: 2 LOB: 2 BB: 0 P: 5	R: 1 E: 0 K: 1 S: 6	H: 1 LOB: 1 BB: 1 P: 10	R: 0 E: 0 K: 0 S: 3	H: 0 LOB: 0 BB: 0 P: 3	R: 0 E: 0 K: 0 S: 3	H: 0 LOB: 0 BB: 0 P: 3	R: 1 E: 0 K: 0 S: 5	H: 3 LOB: 1 BB: 0 P: 5	R: 0 E: 0 K: 2 S: 8	H: 1 LOB: 1 BB: 0 P: 8	R: 0 E: 0 K: 1 S: 4	H: 0 LOB: 1 BB: 1 P: 8	R: 2 E: 0 K: 1 S: 7	H: 2 LOB: 2 BB: 2 P: 15	1B: 9 2B: 1 3B: 0 HR: 0	SF: 0 SAC: 0 DP: 2 HBP: 0	WP: 2 PB: 0 SB: 1 CS: 1	PA: 38		
<b>PITCHER</b>	IP	WLS	BF	H	R	ER	SO	BB	IBB	HBP	BLK	WP	HR	S	P	ERA	WHIP							
<b>Atlee Hammaker, L</b> ERA: 3.33 (1, 1)	7.0		28	8	2	2	3	1	0	0	0	2	0	33	37	2.57	1.286							
<b>Kelly Downs, R</b> ERA: 3.86 (8, 1)	1.2	L	9	2	2	2	2	1	2	0	0	0	0	10	22	10.80	1.800							
<b>Craig Lefferts, L</b> ERA: 3.9 (9, 1)	0.1		1	0	0	0	0	0	0	0	0	0	0	1	1	0.00	0.000							

Los Angeles Dodgers @ San Francisco Giants  
 Candlestick Park, San Francisco, CA  
 Mon Sep 21 1987, 10:05 PM EDT  
 Att: 22,522 - Unknown

AB	34
R	4
H	10
RBI	4
BB	4
SO	5
LOB	19



WP	2	PA	38
PB	0		
SB	1		
CS	1		

Batter	1	2	3	4	5	6	7	8	9	AB	R	H	RBI	BB	SO	LOB
--------	---	---	---	---	---	---	---	---	---	----	---	---	-----	----	----	-----

<b>Eddie Milner, L</b> OBP: 0.313, SLG: 0.372 (1, 8) BBB	4-0 HR BB	0-0 4-3			0-0 F6			4-0 FC5-8 BB		2	1	0	0	2	0	0
<b>Kevin Mitchell, R</b> OBP: 0.345, SLG: 0.479 (1, 5) SSS	0-3 K		0-0 F9		0-0 1-3			0-0 FC5-6 CS 1-2f		4	0	0	0	0	1	2
<b>Mike Aldrete, L</b> OBP: 0.368, SLG: 0.473 (1, 7) X	0-0 1-H HR		4-0 S BB		0-0 G3			0-0 6-3 1-2		3	1	1	2	1	0	1
<b>Candy Maldonado, R</b> OBP: 0.352, SLG: 0.521 (1, 9) X	0-0 G3		4-0 1-2 BB		0-0 4-3			0-0 L3		3	0	0	0	1	0	0
<b>Will Clark, L</b> OBP: 0.365, SLG: 0.575 (1, 3) X	0-0 1B 1B		0-3 S K		0-0 4-3			0-3 K		4	0	1	0	0	2	2
<b>Bob Brenly, R</b> OBP: 0.356, SLG: 0.479 (1, 2) X	0-0 1-2 1B		0-0 G3		0-0 F9			0-3 K		3	0	1	0	0	0	2
<b>Harry Spilman, L</b> OBP: 0.333, SLG: 0.385 (9, PH)										1	0	0	0	0	1	0
<b>Robby Thompson, R</b> OBP: 0.330, SLG: 0.411 (1, 4) SSS	0-3 K				0-0 F8			0-0 4-3		3	0	0	0	0	1	2
<b>Jose Uribe, S</b> OBP: 0.328, SLG: 0.398 (1, 6) X			0-0 F5		0-3 K			0-0 G3		3	0	0	0	0	1	0
<b>Atlee Hammaker, S</b> OBP: 0.109, SLG: 0.093 (1, 1) X			0-3 K		0-3 K			0-0 L3		2	0	0	0	0	2	0
<b>Chili Davis, S</b> OBP: 0.332, SLG: 0.416 (7, PH)										1	0	0	0	0	0	0
<b>Kelly Downs, R</b> OBP: 0.170, SLG: 0.173 (8, 1)										0	0	0	0	0	0	0
<b>Craig Lefferts, L</b> OBP: 0.286, SLG: 0.429 (9, 1)										0	0	0	0	0	0	0

Inning Stats	R: 2	H: 3	E: 0	K: 2	S: 10	H: 3	LOB: 2	BB: 1	P: 14	R: 0	H: 0	E: 0	K: 1	S: 5	R: 0	H: 0	E: 0	K: 1	S: 5	R: 0	H: 0	E: 0	K: 2	S: 7	R: 0	H: 0	E: 0	K: 0	S: 3	R: 0	H: 0	E: 0	K: 0	S: 3	R: 0	H: 0	E: 0	K: 0	S: 2	R: 0	H: 0	E: 0	K: 2	S: 7	R: 0	H: 0	E: 0	K: 2	S: 7	1B: 2	2B: 0	3B: 0	HR: 1	SF: 0	SAC: 0	DP: 0	HBP: 0	WP: 0	PB: 0	SB: 1	CS: 1	PA: 33
--------------	------	------	------	------	-------	------	--------	-------	-------	------	------	------	------	------	------	------	------	------	------	------	------	------	------	------	------	------	------	------	------	------	------	------	------	------	------	------	------	------	------	------	------	------	------	------	------	------	------	------	------	-------	-------	-------	-------	-------	--------	-------	--------	-------	-------	-------	-------	--------

PITCHER	IP	WLS	BF	H	R	ER	SO	BB	IBB	HBP	BLK	WP	HR	S	P	ERA	WHIP
<b>Bob Welch, R</b> ERA: 3.43 (1, 1)	8.0	W	30	3	2	2	6	4	0	0	0	0	1	38	54	2.25	0.875
<b>Tim Leary, R</b> ERA: 4.73 (9, 1)	1.0	S	3	0	0	0	2	0	0	0	0	0	0	7	7	0.00	0.000


**BOTTOM**

**Los Angeles Dodgers @ San Francisco Giants**  
Candlestick Park, San Francisco, CA  
Mon Sep 21 1987, 10:05 PM EDT  
Att. 22,522 - Unknown

<b>AB</b>	29
<b>R</b>	2
<b>H</b>	3
<b>RBI</b>	2
<b>BB</b>	4
<b>SO</b>	8
<b>LOB</b>	9



WP	HR	S	P	ERA	WHIP
0	0	0	0	0.00	0.000

Batter	1	2	3	4	5	6	7	8	9	AB R H RBI BB SO LOB	TOP												
Steve Sax, R (1, 4) OBP: 0.326, SLG: 0.357	0-0 4-3		0-3 K			0-0 1B 1B		0-0 HR	4-0 1-2 2-3 IBB	4 2 2 1 1 1 1													
Mike Devereaux, R (1, 7) OBP: 0.275, SLG: 0.306 Ken Landreaux, L (9, PH) OBP: 0.274, SLG: 0.331 Alejandro Pena, R (9, 1) OBP: 0.083, SLG: 0.083	0-0 F5		0-3 K			0-0 B1		0-3 K	0-0 6-3	4 0 0 0 0 2 1 1 0 0 0 0 0 3 0 0 0 0 0 0 0													
Pedro Guerrero, R (1, 3) OBP: 0.413, SLG: 0.538 Franklin Stubbs, L (8, 3) OBP: 0.287, SLG: 0.405	0-0 F3			0-0 5-3		0-0 1B 1-2 1B		0-0 1B		4 0 2 0 0 0 0 0 0 0 0 0 0 0													
Mike Marshall, R (1, 9) OBP: 0.320, SLG: 0.453		0-0 L1		0-0 5-3		0-3 K		0-3 K		4 0 0 0 0 2 3													
John Shelby, S (1, 8) OBP: 0.303, SLG: 0.447		0-0 F7			0-3 K	0-0 1B 1-2 2-H		0-3 K		4 0 1 1 0 2 1													
Mike Scioscia, L (1, 2) OBP: 0.343, SLG: 0.354		0-0 1-3			0-0 F7	0-3 K			0-0 F8	4 0 0 0 0 1 2													
Glenn Hoffman, R (1, 6) OBP: 0.289, SLG: 0.275			0-0 1B		1-0 HR HBP		0-0 6-3		0-0 E5 WP BB	3 1 1 0 0 0 0	AB 35 R 4 H 7 RBI 4 BB 2 SO 10 LOB 14												
Phil Garner, R (1, 5) OBP: 0.282, SLG: 0.310 Ralph Bryant, L (9, PH) OBP: 0.355, SLG: 0.434 Dave Anderson, R (9, 5) OBP: 0.299, SLG: 0.313			0-3 K		0-0 HR 1-H		0-0 5-3		0-3 K	3 1 1 2 0 1 1 1 0 0 0 0 1 1 0 0 0 0 0 0 0													
Fernando Valenzuela, L (1, 1) OBP: 0.140, SLG: 0.174 Danny Heep, L (9, PH) OBP: 0.225, SLG: 0.207 Jose Gonzalez, R (9, 7)		0-0 F8		0-0 G3		0-0 F7			4-0 1-2 WP BB	3 0 0 0 0 0 1 0 0 0 0 1 0 0 0 0 0 0 0 0 0													
<b>Inning Stats</b>	R: 0 E: 0 K: 0 S: 3	H: 0 LOB: 0 BB: 0 P: 3	R: 0 E: 0 K: 0 S: 3	H: 0 LOB: 0 BB: 0 P: 3	R: 0 E: 0 K: 2 S: 8	H: 1 LOB: 1 BB: 0 P: 8	R: 0 E: 0 K: 1 S: 5	H: 0 LOB: 0 BB: 0 P: 5	R: 2 E: 0 K: 1 S: 6	H: 1 LOB: 0 BB: 0 P: 7	R: 1 E: 0 K: 2 S: 10	H: 3 LOB: 2 BB: 0 P: 10	R: 0 E: 0 K: 0 S: 3	H: 0 LOB: 0 BB: 0 P: 3	R: 1 E: 0 K: 3 S: 11	H: 2 LOB: 1 BB: 0 P: 11	R: 0 E: 1 K: 1 S: 6	H: 0 LOB: 3 BB: 2 P: 14	1B: 5 2B: 0 3B: 0 HR: 2	SF: 0 SAC: 0 DP: 0 HBP: 1	WP: 1 PB: 0 SB: 0 CS: 0	PA: 38	
<b>PITCHER</b> Dave Dravecky, L (1, 1) ERA: 3.29 Joe Price, L (7, 1) ERA: 3.04 Don Robinson, R (9, 1) ERA: 3.49	IP 6.0	WLS L	BF 24	H 5	R 3	ER 3	SO 6	BB 0	IBB 0	HBP 1	BLK 0	WP 0	HR 1	S 35	P 36	ERA 4.50	WHIP 0.833						<b>PITCHER</b> IP WLS BF H R ER SO BB IBB HBP BLK WP HR S P ERA WHIP

Los Angeles Dodgers @ San Francisco Giants  
Candlestick Park, San Francisco, CA  
Tue Sep 22 1987, 10:05 PM EDT  
Att. 27,317 - Unknown

Batter	1	2	3	4	5	6	7	8	9	AB	R	H	RBI	BB	SO	LOB
Chris Speier, R (1, 4) OBP: 0.337, SLG: 0.394	0-0 F8		0-0 2B 1B		0-0 E8 G5-3		4-0 2B BB	0-0 F3		4	0	1	0	1	0	2
Kevin Mitchell, R (1, 5) OBP: 0.344, SLG: 0.478	0-0 1-3		0-0 1-3 2B		0-3 K		0-0 F2	0-0 F8		5	0	1	0	0	1	4
Dave Henderson, R (1, 8) OBP: 0.330, SLG: 0.420 Mike Aldrete, L (9, PH) OBP: 0.387, SLG: 0.472	4-0 BB		0-0 F2		4-0 BB		0-0 1-3 2B		0-0 L6	2	0	1	0	2	0	2
Candy Maldonado, R (1, 9) OBP: 0.349, SLG: 0.514	0-0 F3		0-0 F8		0-0 G5-3		0-3 K		0-0 F9	1	0	0	0	0	0	0
Chili Davis, S (1, 7) OBP: 0.335, SLG: 0.423		0-0 HR		0-3 K		0-0 2B 1B	4-0 IBB		0-0 F7	4	1	2	1	1	1	0
Will Clark, L (1, 3) OBP: 0.364, SLG: 0.574		0-0 B1-3		0-0 3-1		0-0 1-3 2B	0-0 F9			4	0	1	0	0	0	3
Bob Melvin, R (1, 2) OBP: 0.249, SLG: 0.377		0-0 5-3		0-0 HR		0-0 F4		0-0 HR		4	2	2	2	0	0	2
Jose Uribe, S (1, 6) OBP: 0.327, SLG: 0.396		0-0 F3		0-0 5-3		0-3 K		0-0 SH1-4 1B		4	0	1	0	0	1	2
Dave Dravecky, R (1, 1) OBP: 0.207, SLG: 0.167 Bob Brenly, R (6, PH) OBP: 0.355, SLG: 0.477 Joe Price, R (7, 1) Robby Thompson, R (8, PH) OBP: 0.330, SLG: 0.411 Don Robinson, R (9, 1) OBP: 0.222, SLG: 0.235			0-3 K		0-0 E 1B		0-3 K		0-0 SH1-4 1-2	2	0	1	0	0	1	0
<b>Inning Stats</b>	R: 0 H: 0 E: 0 K: 3	R: 1 H: 1 E: 0 K: 4	R: 0 H: 2 E: 0 K: 7	R: 1 H: 1 E: 0 K: 6	R: 0 H: 1 E: 1 K: 6	R: 0 H: 2 E: 0 K: 9	R: 0 H: 1 E: 0 K: 14	R: 1 H: 2 E: 0 K: 5	R: 0 H: 0 E: 0 K: 3	1B: 4 2B: 3 3B: 0 HR: 3	SF: 0 SAC: 1 DP: 1 HBP: 0	WP: 0 PB: 0 SB: 0 CS: 0	PA: 41			

**BOTTOM**

Los Angeles Dodgers @ San Francisco Giants  
Candlestick Park, San Francisco, CA  
Tue Sep 22 1987, 10:05 PM EDT  
Att. 27,317 - Unknown

[livebaseballscorecards.com](http://livebaseballscorecards.com)

AB	36
R	3
H	10
RBI	3
BB	4
SO	6
LOB	25



PITCHER															IP	WLS	BF	H	R	ER	SO	BB	IBB	HBP	BLK	WP	HR	S	P	ERA	WHIP	
Fernando Valenzuela, L (1, 1) ERA: 4.01															8.0	W	38	10	3	3	6	3	1	0	0	0	0	3	46	62	3.38	1.625
Alejandro Pena, R (9, 1) ERA: 3.81															1.0	S	3	0	0	0	0	0	0	0	0	0	0	3	3	0.00	0.000	

Batter	1	2	3	4	5	6	7	8	9	AB	R	H	RBI	BB	SO	LOB	TOP					
<b>Steve Sax, R</b> OBP: 0.326, SLG: 0.357 (1, 4)	0-0 F7	0-0 1B 2-H 3-H		0-0 F8		0-0 F4		0-0 1B 1-2	0-0 6-3	6	0	2	2	0	0	2						
<b>Chris Gwynn, L</b> OBP: 0.320, SLG: 0.333 (1, 7)	0-0	0-0 F9		4-0 1B			0-0 G4-6-3 1B	0-3 K		3	0	2	0	1	0	1						
<b>Mike Ramsey, S</b> OBP: 0.287, SLG: 0.296 (7, PR)										0	1	0	0	0	0	0						
<b>Ralph Bryant, L</b> OBP: 0.349, SLG: 0.426 (8, PH)										1	0	0	0	0	1	2						
<b>Shawn Hillegas, R</b> (8, 1)										0	0	0	0	0	0	0						
<b>Pedro Guerrero, R</b> OBP: 0.415, SLG: 0.537 (1, 3)	0-0 5-3	0-0 1B		0-0 1B			4-0 G4-6-3 1B	0-0 F9		4	0	2	0	1	0	3						
<b>Mike Marshall, R</b> OBP: 0.318, SLG: 0.449 (1, 9)	0-0 6-3	0-3 K		0-0 G5-4-3			0-0 G4-6-3	0-0		5	0	1	1	0	1	7						
<b>John Shelby, S</b> OBP: 0.306, SLG: 0.450 (1, 8)		0-0 1B		0-0 F8			4-0 1B	0-0 4-3		4	1	2	0	1	0	2						
<b>Mike Scioscia, L</b> OBP: 0.346, SLG: 0.366 (1, 2)		0-0 1B		0-0 E3 WP			0-0 G3	0-0 HR		5	3	3	2	0	0	1						
<b>Glenn Hoffman, R</b> OBP: 0.290, SLG: 0.276 (1, 6)		0-0 1B		0-3 K			0-3 K	0-3 K		3	1	1	2	0	2	2						
<b>Ken Landreaux, L</b> OBP: 0.274, SLG: 0.331 (7, PH)		1-3 1B					1-3 1B			0	0	0	0	0	0	0						
<b>Tito Landrum, R</b> OBP: 0.286, SLG: 0.278 (7, PH)		SH5-4 1B					3-H 4-0 1B			0	0	0	0	1	0	0						
<b>Craig Shipley, R</b> OBP: 0.276, SLG: 0.310 (7, 6)		2-H 3-H 1B					2-3			0	0	0	0	0	0	0						
<b>Franklin Stubbs, L</b> OBP: 0.286, SLG: 0.404 (9, PH)										1	0	0	0	0	1	0						
<b>Phil Garner, R</b> OBP: 0.288, SLG: 0.310 (1, 5)		4-0 1B		4-0 S			0-0 6-3	0-0 F8		3	1	1	0	2	0	3						
<b>Jose Gonzalez, R</b> (9, PR)		1-2 1B		1-H BB						0	0	0	0	0	0	0						
<b>Orel Hershiser, R</b> OBP: 0.218, SLG: 0.259 (1, 1)		0-0 SH5-4		0-3 K			0-0 4-3			2	0	0	0	0	1	1						
<b>Brad Havens, L</b> (7, 1)										0	0	0	0	0	0	0						
<b>Tim Crews, R</b> (7, 1)										0	0	0	0	0	0	0						
<b>Danny Heep, L</b> OBP: 0.231, SLG: 0.214 (8, PH)		1-2 2-3		1-2 K						2	1	1	0	0	0	1						
<b>Inning Stats</b>	R: 0 E: 0 K: 0 S: 4	H: 1 LOB: 1 BB: 0 P: 4	R: 4 E: 0 K: 1 S: 10	H: 5 LOB: 2 BB: 1 P: 14	R: 1 E: 1 K: 2 S: 8	H: 0 LOB: 1 BB: 1 P: 12	R: 0 E: 0 K: 0 S: 3	H: 1 LOB: 1 BB: 1 P: 7	R: 0 E: 0 K: 1 S: 5	H: 1 LOB: 0 BB: 0 P: 5	R: 0 E: 0 K: 0 S: 3	H: 0 LOB: 0 BB: 0 P: 3	R: 1 E: 0 K: 0 S: 4	H: 2 LOB: 3 BB: 3 P: 16	R: 1 E: 0 K: 1 S: 8	H: 3 LOB: 2 BB: 0 P: 8	R: 1 E: 0 K: 1 S: 7	H: 2 LOB: 2 BB: 0 P: 7	1B: 11 2B: 3 3B: 0 HR: 1	SF: 0 SAC: 1 DP: 2 HBP: 0	WP: 2 PB: 0 SB: 3 CS: 0	PA: 46
<b>PITCHER</b>	IP	WLS	BF	H	R	ER	SO	BB	IBB	HBP	BLK	WP	HR	S	P	ERA	WHIP					
<b>Rick Reuschel, R</b> ERA: 2.78 (1, 1)	1.2		12	6	4	4	0	1	0	0	0	0	0	11	15	21.60	4.200					
<b>Kelly Downs, R</b> ERA: 3.83 (2, 1)	1.2		9	1	1	0	3	2	0	0	0	1	0	13	21	0.00	1.800					
<b>Randy Bockus, R</b> ERA: 3.52 (4, 1)	1.2		4	1	0	0	1	0	0	0	0	0	0	6	6	0.00	0.600					
<b>Michael LaCoss, R</b> ERA: 3.64 (6, 1)	1.2		8	2	1	1	0	2	0	0	0	0	0	6	14	5.40	2.400					
<b>Craig Lefferts, L</b> ERA: 3.88 (7, 1)	0.1	W	2	0	0	0	0	1	0	0	0	0	0	1	5	0.00	3.000					
<b>PITCHER</b>	IP	WLS	BF	H	R	ER	SO	BB	IBB	HBP	BLK	WP	HR	S	P	ERA	WHIP					
<b>Don Robinson, R</b> ERA: 3.6 (8, 1)	2.0	S	11	5	2	2	2	0	0	0	0	0	0	15	15	9.00	2.500					

**Los Angeles Dodgers @ San Francisco Giants**  
**Candlestick Park, San Francisco, CA**  
 Wed Sep 23 1987, 10:05 PM EDT  
 Att: 29,827 - Unknown

livebaseballscorecards.com

<b>AB</b>	<b>39</b>
<b>R</b>	<b>8</b>
<b>H</b>	<b>15</b>
<b>RBI</b>	<b>7</b>
<b>BB</b>	<b>6</b>
<b>SO</b>	<b>6</b>
<b>LOB</b>	<b>25</b>



Batter	1	2	3	4	5	6	7	8	9
Eddie Milner, L (1, 8) OBP: 0.310, SLG: 0.373	0-0 3-1		0-0 5-3		0-0 F8		0-0 1B 2B	0-3 K	
Kevin Mitchell, R (1, 5) OBP: 0.344, SLG: 0.476	0-0 6-3		0-3 K			0-3 K	0-0 2B 1B	4-0 BB	
Mike Aldrete, L (1, 7) OBP: 0.387, SLG: 0.469 Candy Maldonado, R (7, PH) OBP: 0.347, SLG: 0.512 (8, 9)	0-0 5-3		0-0 6-3			4-0 E 1B SF7 BB	0-0 F8	0-3 K	
Will Clark, L (1, 3) OBP: 0.365, SLG: 0.576		0-0 F8		0-3 K		0-0 E 1B	0-0 BB 2B		
Chili Davis, S (1, 9) OBP: 0.338, SLG: 0.427 (8, 7)		0-0 1B 2B		0-0 FC5-4 1B		0-0 E6 1B	4-0 BB 2B 1BB		
Bob Brenly, R (1, 2) OBP: 0.355, SLG: 0.477 Craig Lefferts, L (7, 1) OBP: 0.286, SLG: 0.429 Dave Henderson, R (7, PH) OBP: 0.333, SLG: 0.420 Don Robinson, R (8, 1) OBP: 0.222, SLG: 0.235		0-0 3B 1B		0-0 FC5-4 FC5-4		0-0 SF7	4-0 2B BB		
Robby Thompson, R (1, 4) OBP: 0.330, SLG: 0.416 Harry Spilman, L (6, PH) OBP: 0.330, SLG: 0.380 Chris Speier, R (7, 4) OBP: 0.339, SLG: 0.399		0-0 6-3 3B		0-0 FC5-4		0-0 G3	0-0 2B		
Jose Uribe, S (1, 6) OBP: 0.326, SLG: 0.394		0-0 6-3		0-0 3-1		0-0 3-1			
Rick Reuschel, R (1, 1) OBP: 0.193, SLG: 0.218 Kelly Downs, R (2, 1) OBP: 0.167, SLG: 0.170 Randy Buckius, L (4, 1) Francisco Melendez, L (5, PH) Michael LaCoss, R (6, 1) OBP: 0.115, SLG: 0.061 Bob Melvin, R (7, 2) OBP: 0.247, SLG: 0.373		0-3 K		0-3 K2-3		0-0 FC6-4 2B 1B	0-0 F9		

AB	R	H	RBI	BB	SO	LOB
5	1	1	0	0	1	0
4	1	1	2	1	2	0
2	1	0	0	1	0	0
2	0	0	0	0	1	2
4	1	2	1	0	1	0
3	2	2	0	1	0	2
2	1	1	2	0	0	1
0	0	0	0	0	0	0
0	0	0	0	1	0	0
0	0	0	0	0	0	0
2	1	1	1	0	0	1
1	0	0	0	0	0	2
1	0	1	2	0	0	0
4	0	1	1	0	0	2
0	0	0	0	0	0	0
1	0	0	0	0	1	0
0	0	0	0	0	0	0
2	1	0	0	0	0	1

BOTTOM	
Los Angeles Dodgers @ San Francisco Giants Candlestick Park, San Francisco, CA	livebaseballscorecards.com
<b>AB</b> 34 <b>R</b> 9 <b>H</b> 10 <b>RBI</b> 9 <b>BB</b> 4 <b>SO</b> 7 <b>LOB</b> 11	<b>WP:</b> 0 <b>PA:</b> 39 <b>PB:</b> 0 <b>SB:</b> 0 <b>CS:</b> 0

PITCHER		IP	WLS	BF	H	R	ER	SO	BB	IBB	HBP	BLK	WP	HR	S	P	ERA	WHIP
Orel Hershiser, R (1, 1) ERA: 2.86	(1, 1)	6.1	L	29	8	7	6	5	1	0	0	0	0	0	38	42	8.53	1.421
Brad Havens, L (7, 1) ERA: 4.11	(7, 1)	0.1		3	1	0	0	0	0	1	0	0	0	0	2	6	0.00	3.000
Tim Crews, R (7, 1) ERA: 2.39	(7, 1)	0.1		3	1	2	2	0	1	0	0	0	0	0	2	6	54.00	6.000
Shawn Hillegas, R (8, 1) ERA: 3.91	(8, 1)	1.0		4	0	0	0	2	1	0	0	0	0	0	7	11	0.00	1.000

Wed Sep 23 1987, 10:05 PM EDT  
Att. 29,827 - Unknown



Batter	1	2	3	4	5	6	7	8	9	AB	R	H	RBI	BB	SO	LOB
<b>Robby Thompson, R</b> (1, 4) OBP: 0.331, SLG: 0.418	0-0 F8		0-0 6-3		0-0 1B 2B	0-0 G6-4-3		0-0 3B 1B		5	2	2	0	0	0	2
<b>Kevin Mitchell, R</b> (1, 5) OBP: 0.347, SLG: 0.475	0-3 K		4-0 BB		0-0 WP 1B	0-0 F8		4-0 3B BB		3	1	1	1	2	1	0
<b>Jeffrey Leonard, R</b> (1, 7) OBP: 0.314, SLG: 0.469	0-0 6-3		0-0 1-3		0-0 F3		0-0 1-3	0-0 F7		5	0	0	0	0	0	5
<b>Candy Maldonado, R</b> (1, 9) OBP: 0.345, SLG: 0.513		0-0 6-3		0-0 4-3	0-3 K		0-0 6-3	0-0 3B		5	0	1	2	0	1	1
<b>Chili Davis, S</b> (1, 8) OBP: 0.338, SLG: 0.432		0-3 K		0-0 HR	4-0 BB		0-0 F9	0-0 F7		4	1	1	1	1	1	1
<b>Bob Brenly, R</b> (1, 2) OBP: 0.355, SLG: 0.475		0-0 1B		0-0 6-3	0-0 F8			4-0 3B BB	0-0 F5	4	1	1	0	1	0	2
<b>Will Clark, L</b> (1, 3) OBP: 0.367, SLG: 0.575		0-3 K		0-0 1B		4-0 HBP 1B BB		0-0 1B 1B	0-0 F6	4	2	2	1	1	1	1
<b>Jose Uribe, S</b> (1, 6) OBP: 0.330, SLG: 0.395			0-0 5-3	0-0 1B	1-2 1B	1-0 1B G6-4-3 HBP		0-0 1B SH1-3 WP 1B	0-3 K	4	2	2	1	0	1	0
<b>Mike Krukow, R</b> (1, 1) OBP: 0.204, SLG: 0.212			4-0 6-3 BB	0-3 K		0-0 1B G6-4-3		0-0 SH1-3		2	0	1	1	1	1	2
<b>Kelly Downs, R</b> (9, 1) OBP: 0.167, SLG: 0.170										0	0	0	0	0	0	0

Inning Stats	R: 0	H: 0	E: 0	K: 1	S: 5	P: 5	R: 0	H: 1	E: 0	K: 2	S: 8	P: 8	R: 0	H: 0	E: 0	K: 0	S: 3	R: 1	H: 3	E: 0	K: 1	S: 8	P: 8	R: 1	H: 2	E: 0	K: 1	S: 7	P: 11	R: 2	H: 1	E: 0	K: 0	S: 3	P: 8	R: 0	H: 0	E: 0	K: 0	S: 3	P: 3	R: 5	H: 4	E: 0	K: 0	S: 7	P: 15	R: 0	H: 0	E: 0	K: 1	S: 5	P: 5	1B: 8	SF: 0	2B: 1	SAC: 1	3B: 1	DP: 1	HR: 1	HBP: 1	WP: 2	PA: 44
--------------	------	------	------	------	------	------	------	------	------	------	------	------	------	------	------	------	------	------	------	------	------	------	------	------	------	------	------	------	-------	------	------	------	------	------	------	------	------	------	------	------	------	------	------	------	------	------	-------	------	------	------	------	------	------	-------	-------	-------	--------	-------	-------	-------	--------	-------	--------

PITCHER	IP	WLS	BF	H	R	ER	SO	BB	IBB	HBP	BLK	WP	HR	S	P	ERA	WHIP
<b>Tom Glavine, L</b> (1, 1) ERA: 6.44	5.0	L	26	6	4	4	5	4	0	1	0	1	1	31	48	7.20	2.000
<b>Rick Mahler, R</b> (6, 1) ERA: 4.98	2.1		11	4	4	4	0	1	0	0	0	0	0	10	14	15.43	2.143
<b>Jeff Dedmon, R</b> (8, 1) ERA: 3.61	0.2		4	1	1	1	0	1	0	0	0	1	0	3	7	13.50	3.000
<b>Chuck Cary, L</b> (9, 1) ERA: 3.75	1.0		3	0	0	0	1	0	0	0	0	0	0	5	5	0.00	0.000

**San Francisco Giants @ Atlanta Braves**  
Atlanta-Fulton County Stadium, Atlanta, GA

Fri Sep 25 1987, 7:05 PM EDT  
Att. 6,520 - Unknown

<b>AB</b>	<b>36</b>
<b>R</b>	<b>9</b>
<b>H</b>	<b>11</b>
<b>RBI</b>	<b>7</b>
<b>BB</b>	<b>6</b>
<b>SO</b>	<b>6</b>
<b>LOB</b>	<b>14</b>





Batter	1	2	3	4	5	6	7	8	9	AB	R	H	RBI	BB	SO	LOB
Albert Hall, S OBP: 0.375, SLG: 0.431 (1, 8)	0-0 5-3	0-0 G1-2-3		4-0 BB			0-0 G3	4-0 BB		3	0	0	1	2	0	3
Ron Gant, R OBP: 0.308, SLG: 0.404 (1, 4)	0-0 4-3 2B		0-0 F9	0-0 1-3			0-0 1B	0-0 F9		5	0	2	0	0	0	6
Dion James, L OBP: 0.394, SLG: 0.468 (1, 7)	0-0 4-3		0-0 F6		0-0 1-3 2-3 1B		0-0 1B		0-0 4-3	5	0	2	0	0	0	1
Dale Murphy, R OBP: 0.416, SLG: 0.584 (1, 9)	0-3 K		0-0 5-3		0-0 2-3		0-0 F9		0-3 K	5	0	0	0	0	2	4
Gerald Perry, L OBP: 0.329, SLG: 0.403 (1, 3)		0-0 4-3		0-0 F7	0-0 1-3		0-0 4-3		4-0 BB	4	0	0	0	1	0	3
Ozzie Virgil, R OBP: 0.331, SLG: 0.478 (1, 2)		0-0 WP FC3 1B		4-0 1B BB	0-0 F9			0-0 BB 1B	4-0 1B	3	1	2	0	2	0	1
Ken Oberkfell, L OBP: 0.343, SLG: 0.369 (1, 5)		0-0 FC3 1B WP G1-2-3		0-0 E BB 1B		0-0 G6-4-3 1B		0-0 F9	0-3 K	5	1	2	0	0	1	4
Jeff Blauser, R OBP: 0.329, SLG: 0.366 (1, 6)		4-0 1B BB		0-0 FC6-2-5 BB E		0-0 G6-4-3		0-0 F9		3	0	0	0	1	0	4
Tom Glavine, L OBP: 0.133, SLG: 0.133 (1, 1)		0-0 1B		0-0 E6 BB		0-3 K		0-0 BB 1B		2	0	1	1	0	0	2
Rick Mahler, R OBP: 0.197, SLG: 0.234 (6, 1)										1	0	0	0	0	1	0
Jeff Dedmon, L OBP: 0.294, SLG: 0.313 (8, 1)										0	0	0	0	0	0	0
Graig Nettles, L OBP: 0.292, SLG: 0.359 (8, PH)										1	0	1	0	0	0	0
Chuck Cary, L (9, 1)										0	0	0	0	0	0	0

Inning Stats	R: 0	H: 1	E: 0	LOB: 1	K: 1	S: 6	P: 6	R: 1	H: 2	E: 0	LOB: 2	K: 0	BB: 1	S: 5	R: 0	H: 0	E: 0	LOB: 0	K: 0	BB: 0	S: 3	R: 1	H: 1	E: 1	LOB: 3	K: 0	BB: 2	S: 5	R: 0	H: 1	E: 0	LOB: 1	K: 0	BB: 0	S: 4	R: 0	H: 1	E: 0	LOB: 0	K: 1	BB: 0	S: 5	R: 0	H: 2	E: 0	LOB: 2	K: 0	BB: 0	S: 5	R: 0	H: 2	E: 0	LOB: 3	K: 2	BB: 2	S: 7	R: 0	H: 0	E: 0	LOB: 2	K: 2	BB: 2	S: 7	1B: 9	SF: 0	2B: 1	SAC: 0	3B: 0	DP: 2	HR: 0	HBP: 0	WP: 1	PA: 43
--------------	------	------	------	--------	------	------	------	------	------	------	--------	------	-------	------	------	------	------	--------	------	-------	------	------	------	------	--------	------	-------	------	------	------	------	--------	------	-------	------	------	------	------	--------	------	-------	------	------	------	------	--------	------	-------	------	------	------	------	--------	------	-------	------	------	------	------	--------	------	-------	------	-------	-------	-------	--------	-------	-------	-------	--------	-------	--------

PITCHER	IP	WLS	BF	H	R	ER	SO	BB	IBB	HBP	BLK	WP	HR	S	P	ERA	WHIP
Mike Krukow, R ERA: 5.02 (1, 1)	8.0	W	38	10	2	1	2	4	0	0	0	1	0	38	54	1.12	1.750
Kelly Downs, R ERA: 3.81 (9, 1)	1.0		5	0	0	0	2	2	0	0	0	0	0	7	15	0.00	2.000

BOTTOM

San Francisco Giants @ Atlanta Braves  
Atlanta-Fulton County Stadium, Atlanta, GA

livebaseballscorecards.com

AB	37
R	2
H	10
RBI	2
BB	6
SO	4
LOB	28



WP: 1	PA: 43
PB: 0	CS: 0
SB: 0	
CS: 0	

Fri Sep 25 1987, 7:05 PM EDT  
Att. 6,520 - Unknown

San Francisco Giants @ Atlanta Braves  
Atlanta-Fulton County Stadium, Atlanta, GA

Sat Sep 26 1987, 7:05 PM EDT  
Att: 15,837 - Unknown

AB	35
R	5
H	8
RBI	4
BB	8
SO	8
LOB	31



AB R H RBI BB SO LOB

3	0	1	3	1	0	2
1	0	0	0	0	1	0
3	0	0	0	1	2	5
1	0	0	0	0	0	0
3	0	0	0	1	0	5
1	1	1	0	0	0	0
3	0	1	0	1	1	1
1	1	1	0	0	0	0
4	0	0	0	1	1	3
2	1	0	0	2	1	3
1	0	0	0	0	0	1
3	2	1	0	1	0	2
0	0	0	0	0	0	0
1	0	1	1	0	0	0
5	0	2	0	0	0	4
1	0	0	0	0	1	3
1	0	0	0	0	0	2
0	0	0	0	0	0	0
0	0	0	0	0	0	0
0	0	0	0	0	0	0
0	0	0	0	0	0	0
0	0	0	0	0	0	0
1	0	0	0	0	1	0

Batter	1	2	3	4	5	6	7	8	9
Eddie Milner, L (1, 8) OBP: 0.313, SLG: 0.372 Dave Henderson, R (8, PH) OBP: 0.332, SLG: 0.418	0-0 4-3	0-0 1-3 2-H 3-H 1B		4-0 1-2 2-3 3-H BB		0-0 F9		0-3 K	
Kevin Mitchell, R (1, 5) OBP: 0.346, SLG: 0.472 Candy Maldonado, R (9, PH) OBP: 0.345, SLG: 0.512	0-0 F8	0-3 K		0-3 K		4-0 1-2 2-3 BB		0-0 F7	
Mike Aldrete, L (1, 7) OBP: 0.385, SLG: 0.465 Matt Williams, R (9, PH) OBP: 0.244, SLG: 0.349	4-0 BB		0-0 L7	0-0 4-3		0-0 F7		0-0 1B E 1B	
Will Clark, L (1, 3) OBP: 0.368, SLG: 0.576 Jeffrey Leonard, R (9, PH) OBP: 0.315, SLG: 0.471	0-3 K		0-0 F7		4-0 CS BB BB		0-0 2B	0-0 1-2 E 1B 1B	
Chili Davis, S (1, 9) OBP: 0.337, SLG: 0.428		0-0 1-3	0-0 4-3		4-0 1-2 CS BB		0-0 P3	0-3 K	
Chris Speier, R (1, 4) OBP: 0.341, SLG: 0.396 Bob Brenly, R (9, PH) OBP: 0.354, SLG: 0.474		4-0 1B BB 1B BB		4-0 FC2-5 1B BB		0-3 K		0-0 E8 1B	
Bob Melvin, R (1, 2) OBP: 0.251, SLG: 0.373 John Burkett, R (7, 1) Robby Thompson, R (9, PH) OBP: 0.333, SLG: 0.420		4-0 1B BB 1B BB		0-0 E FC2-5 BB 1B		0-0 F6		0-0 1-2 3-H 1B	
Jose Uribe, S (1, 6) OBP: 0.331, SLG: 0.395		0-0 1B 1-2 2-3 1B		0-0 FC2-5 BB E 1B		0-0 CS SH 1B		0-0 F8	0-0 F9
Michael LaCoss, R (1, 1) OBP: 0.113, SLG: 0.060 Francisco Melendez, L (4, PH) Randy Bockus, L (4, 1) Joe Price, R (4, 1) Rick Reuschel, R (4, 1) OBP: 0.183, SLG: 0.218 Craig Lefferts, L (6, 1) OBP: 0.286, SLG: 0.429 Kirt Manwaring, R (7, 2)		0-3 K		0-0 E3 BB		0-0 SH CS		0-3 K	

Inning Stats	R: 0 E: 0 K: 1 S: 5	H: 0 LOB: 1 BB: 1 P: 9	R: 2 E: 0 K: 2 S: 9	H: 2 LOB: 2 BB: 2 P: 17	R: 0 E: 0 K: 0 S: 3	H: 0 LOB: 0 BB: 0 P: 3	R: 1 E: 1 K: 1 S: 7	H: 1 LOB: 3 BB: 2 P: 15	R: 0 E: 0 K: 1 S: 4	H: 0 LOB: 1 BB: 2 P: 12	R: 0 E: 0 K: 0 S: 4	H: 1 LOB: 2 BB: 1 P: 8	R: 0 E: 0 K: 0 S: 4	H: 1 LOB: 1 BB: 0 P: 4	R: 0 E: 0 K: 2 S: 7	H: 0 LOB: 0 BB: 0 P: 7	R: 2 E: 1 K: 1 S: 9	H: 3 LOB: 2 BB: 0 P: 9	1B: 7 2B: 2 3B: 0 HR: 0	SF: 0 SAC: 1 DP: 1 HBP: 0	WP: 0 PB: 0 SB: 0 CS: 4	PA: 44
--------------	------------------------------	---------------------------------	------------------------------	----------------------------------	------------------------------	---------------------------------	------------------------------	----------------------------------	------------------------------	----------------------------------	------------------------------	---------------------------------	------------------------------	---------------------------------	------------------------------	---------------------------------	------------------------------	---------------------------------	----------------------------------	------------------------------------	----------------------------------	--------

PITCHER	IP	WLS	BF	H	R	ER	SO	BB	IBB	HBP	BLK	WP	HR	S	P	ERA	WHIP
David Palmer, R (1, 1) ERA: 4.75	4.0		21	3	3	2	4	5	0	0	0	0	0	24	44	4.50	2.000
Charlie Puleo, R (5, 1) ERA: 4.36	2.0	W	9	1	0	0	1	3	0	0	0	0	0	8	20	0.00	2.000
Paul Assenmacher, L (7, 1) ERA: 4.96	3.0	S	14	4	2	0	3	0	0	0	0	0	0	20	20	0.00	1.333

livebaseballscorecards.com

Batter	1	2	3	4	5	6	7	8	9
Albert Hall, S OBP: 0.382, SLG: 0.436 (1, 8)	0-0 2B 1B		0-0 G4-6-3 1B		0-0 L6	4-0 BB 1B BB		0-0 E 1B	
Ron Gant, R OBP: 0.316, SLG: 0.393 (1, 4)	0-0 2B 1B		0-0 G4-6-3 1-2f		0-0 3-1	4-0 1B BB		0-0 F9	
Dion James, L OBP: 0.398, SLG: 0.474 (1, 7)	0-0 G6-4-3 1-H 2-H 2B		0-0 3-1			0-0 2B 1B		0-0 E6 1-H 1B	
Dale Murphy, R OBP: 0.421, SLG: 0.593 (1, 9)	4-0 G6-4-3 BB			0-0 HR		0-0 2B		1-0 HBP	
Gary Roenicke, R OBP: 0.358, SLG: 0.459 (9, 9)						0-0 IBB			
Gerald Perry, L OBP: 0.328, SLG: 0.403 (1, 3)	0-0 G6-4-3 1-2f 2-3			0-3 K		0-0 2B		0-0 F9	
Ozzie Virgil, R OBP: 0.330, SLG: 0.473 (1, 2)	0-3 K			0-3 K		0-0 L9 2-3		0-0 F5	
Ken Oberkfell, L OBP: 0.342, SLG: 0.367 (1, 5)		0-3 K		0-0 F7		4-0 4-3 BB 1B IBB		0-0 G1-6-3 1-2f	
Jeff Blauser, R OBP: 0.340, SLG: 0.380 (1, 6)		0-0 L6			1-0 SH1-4 HBP	0-0 BB 1B 4-3 1B		0-0 2B	
David Palmer, R OBP: 0.149, SLG: 0.217 (1, 1)		0-0 5-3			0-0 SH1-4 1-2	0-0 4-3 1-2 2-3 3-H		0-0 F7	
Charlie Puleo, R OBP: 0.207, SLG: 0.286 (5, 1)									
Graig Nettles, L OBP: 0.290, SLG: 0.357 (6, PH)									
Paul Assenmacher, L (7, 1)									

Inning Stats	R: 2	H: 3	E: 0	K: 1	S: 7	LOB: 1	BB: 1	P: 11	R: 0	H: 0	E: 0	K: 1	S: 5	LOB: 0	BB: 0	P: 5	R: 0	H: 1	E: 0	K: 0	S: 3	LOB: 0	BB: 0	P: 3	R: 1	H: 1	E: 0	K: 2	S: 8	LOB: 0	BB: 0	P: 8	R: 0	H: 0	E: 0	K: 0	S: 3	LOB: 1	BB: 0	P: 4	R: 6	H: 5	E: 0	K: 0	S: 8	LOB: 3	BB: 4	P: 24	R: 0	H: 1	E: 0	K: 0	S: 3	LOB: 1	BB: 1	P: 7	R: 1	H: 2	E: 1	K: 0	S: 5	LOB: 2	BB: 0	P: 6
--------------	------	------	------	------	------	--------	-------	-------	------	------	------	------	------	--------	-------	------	------	------	------	------	------	--------	-------	------	------	------	------	------	------	--------	-------	------	------	------	------	------	------	--------	-------	------	------	------	------	------	------	--------	-------	-------	------	------	------	------	------	--------	-------	------	------	------	------	------	------	--------	-------	------

PITCHER															PITCHER																																	
Michael LaCoss, R ERA: 3.68 (1, 1)	Randy Bockus, R ERA: 4.11 (4, 1)	Joe Price, L ERA: 3.0 (4, 1)	Rick Reuschel, R ERA: 2.96 (4, 1)	Craig Lefferts, L ERA: 3.95 (6, 1)	IP	WLS	BF	H	R	ER	SO	BB	IBB	HBP	BLK	WP	HR	S	P	ERA	WHIP	John Burkett, R ERA: 6.75 (7, 1)	IP	WLS	BF	H	R	ER	SO	BB	IBB	HBP	BLK	WP	HR	S	P	ERA	WHIP									
3.0	0.0	0.1	2.0	0.2	3.0		12	4	2	2	2	1	0	0	0	0	0	15	19	6.00	1.667	2.0	2.0	10	3	1	0	0	0	0	0	0	0	0	0	0	0	0	0	0.00	0.000	2.0	0.00	2.000				
4.11	4.11	3.0	2.96	3.95			1	1	1	1	0	0	0	0	0	0	0	3	3	0.00	0.000	6.75	6.75	10	3	1	0	0	0	0	0	0	0	0	0	0	0	0	0	0	0	0.00	2.000					
							1	0	0	0	1	0	0	0	0	0	0	0	0	0	0	6.75	6.75	10	3	1	0	0	0	0	0	0	0	0	0	0	0	0	0	0	0	0	0	0.00	2.000			
							1	0	0	0	1	0	0	0	0	0	0	0	0	0	0	6.75	6.75	10	3	1	0	0	0	0	0	0	0	0	0	0	0	0	0	0	0	0	0	0	0	0.00	2.000	
							1	0	0	0	1	0	0	0	0	0	0	0	0	0	0	6.75	6.75	10	3	1	0	0	0	0	0	0	0	0	0	0	0	0	0	0	0	0	0	0	0	0	0.00	2.000

**BOTTOM**

**San Francisco Giants @ Atlanta Braves**  
Atlanta-Fulton County Stadium, Atlanta, GA

Sat Sep 26 1987, 7:05 PM EDT  
Att. 15,837 - Unknown

AB	R	H	RBI	BB	SO	LOB
4	3	3	0	1	0	1
4	1	1	1	1	0	3
5	1	4	4	0	0	0
2	2	2	1	2	0	0
0	0	0	0	0	0	0
5	1	1	2	0	1	7
4	0	0	0	1	2	4
3	1	0	0	1	1	1
3	1	2	0	0	0	0
1	0	0	0	0	0	0
0	0	0	0	0	0	0
1	0	0	1	0	0	2
1	0	0	0	0	0	1

1B:	8	SF:	0	WP:	0	PA:	42
2B:	4	SAC:	1	PB:	0		
3B:	0	DP:	3	SB:	1		
HR:	1	HBP:	2	CS:	0		

livebaseballscorecards.com



San Francisco Giants @ Atlanta Braves  
 Atlanta-Fulton County Stadium, Atlanta, GA

Sun Sep 27 1987, 3:33 AM EDT  
 Att: 26,019 - Unknown

AB	41
R	15
H	19
RBI	15
BB	9
SO	2
LOB	25



WP	0	PA	52
PB	0		
SB	0		
CS	1		

Batter	1	2	3	4	5	6	7	8	9	AB	R	H	RBI	BB	SO	LOB
Eddie Milner, L (1, 8) OBP: 0.318, SLG: 0.373	F7	4-3		HR	1B		E4	1B		5	2	2	1	1	0	2
Kevin Mitchell, R (1, 5) OBP: 0.348, SLG: 0.473	F8		1B	HR	BB		G3	G4-3		5	1	2	2	1	0	4
Scott Garrelts, R (8, 1) OBP: 0.200, SLG: 0.300										0	0	0	0	0	0	0
Kirt Manwaring, R (9, 2)										0	0	0	0	0	0	0
Mike Aldrete, L (1, 7) OBP: 0.388, SLG: 0.466	BB	BB								1	0	1	0	1	0	0
Candy Maldonado, R (4, PH) OBP: 0.346, SLG: 0.519	BB	BB								4	2	2	6	0	0	3
Will Clark, L (1, 3) OBP: 0.372, SLG: 0.575	BB									2	1	1	0	2	0	2
Francisco Melendez, L (9, PH) (9, 3)	BB									1	0	0	0	0	0	0
Chili Davis, S (1, 9) OBP: 0.340, SLG: 0.429	BB									1	0	1	0	2	0	0
Jeffrey Leonard, R (6, PH) OBP: 0.318, SLG: 0.478	BB									3	1	2	2	0	0	1
Bob Brenly, R (1, 2) OBP: 0.350, SLG: 0.468	L5									4	0	0	1	0	1	9
Jessie Reid, L (9, PH)										1	0	0	0	0	1	0
Don Robinson, R (9, 1) OBP: 0.222, SLG: 0.235										0	0	0	0	0	0	0
Robby Thompson, R (1, 4) OBP: 0.333, SLG: 0.421		6-3								4	2	1	0	1	0	3
Mark Wasinger, R (9, PH) OBP: 0.346, SLG: 0.365										1	0	0	0	0	0	0
Jose Uribe, S (1, 6) OBP: 0.339, SLG: 0.416		F8								5	4	4	2	0	0	0
Atlee Hammaker, S (1, 1) OBP: 0.125, SLG: 0.109										1	0	1	0	0	0	0
Dave Henderson, R (4, PH) OBP: 0.335, SLG: 0.418										0	1	0	0	1	0	0
Joe Price, R (4, 1) OBP: 0.200, SLG: 0.200										2	1	1	1	0	0	1
Harry Spilman, L (8, PH) OBP: 0.337, SLG: 0.388										1	0	1	0	0	0	0
Matt Williams, R (8, 5) OBP: 0.244, SLG: 0.349										0	0	0	0	0	0	0

Batter	1	2	3	4	5	6	7	8	9
Eddie Milner, L (1, 8) OBP: 0.318, SLG: 0.373	F7	4-3		HR	1B		E4	1B	
Kevin Mitchell, R (1, 5) OBP: 0.348, SLG: 0.473	F8		1B	HR	BB		G3	G4-3	
Scott Garrelts, R (8, 1) OBP: 0.200, SLG: 0.300									
Kirt Manwaring, R (9, 2)									
Mike Aldrete, L (1, 7) OBP: 0.388, SLG: 0.466	BB	BB							
Candy Maldonado, R (4, PH) OBP: 0.346, SLG: 0.519	BB	BB							
Will Clark, L (1, 3) OBP: 0.372, SLG: 0.575	BB								
Francisco Melendez, L (9, PH) (9, 3)	BB								
Chili Davis, S (1, 9) OBP: 0.340, SLG: 0.429	BB								
Jeffrey Leonard, R (6, PH) OBP: 0.318, SLG: 0.478	BB								
Bob Brenly, R (1, 2) OBP: 0.350, SLG: 0.468	L5								
Jessie Reid, L (9, PH)									
Don Robinson, R (9, 1) OBP: 0.222, SLG: 0.235									
Robby Thompson, R (1, 4) OBP: 0.333, SLG: 0.421		6-3							
Mark Wasinger, R (9, PH) OBP: 0.346, SLG: 0.365									
Jose Uribe, S (1, 6) OBP: 0.339, SLG: 0.416		F8							
Atlee Hammaker, S (1, 1) OBP: 0.125, SLG: 0.109									
Dave Henderson, R (4, PH) OBP: 0.335, SLG: 0.418									
Joe Price, R (4, 1) OBP: 0.200, SLG: 0.200									
Harry Spilman, L (8, PH) OBP: 0.337, SLG: 0.388									
Matt Williams, R (8, 5) OBP: 0.244, SLG: 0.349									

Inning Stats	R	H	E	K	S	P	WLS	BF	H	R	ER	SO	BB	IBB	HBP	BLK	WP	HR	S	P	ERA	WHIP
	0	0	0	0	3	15		20	6	5	5	0	6	0	0	0	0	0	14	38	15.00	4.000
	0	0	0	0	3	15		3	2	1	1	0	0	0	1	0	0	1	2	3	∞	∞
	0	0	0	0	3	15		10	2	1	1	1	2	0	0	0	0	0	10	18	3.00	1.333
	0	0	0	0	3	15		3	2	3	3	0	1	0	0	0	0	0	2	6	∞	∞
	0	0	0	0	3	15		12	6	4	2	0	0	0	0	0	0	0	12	12	9.00	3.000

PITCHER	IP	WLS	BF	H	R	ER	SO	BB	IBB	HBP	BLK	WP	HR	S	P	ERA	WHIP
Phil Niekro, R (1, 1) ERA: 6.3	3.0		20	6	5	5	0	6	0	0	0	0	0	14	38	15.00	4.000
Chuck Cary, L (4, 1) ERA: 4.5	0.0	L	3	2	1	1	0	0	0	1	0	0	1	2	3	∞	∞
Rick Mahler, R (4, 1) ERA: 4.93	3.0		10	2	1	1	1	2	0	0	0	0	0	10	18	3.00	1.333
Jeff Dedmon, R (7, 1) ERA: 3.91	0.0		3	2	3	3	0	1	0	0	0	0	0	2	6	∞	∞
Marty Clary, R (7, 1) ERA: 3.48	2.0		12	6	4	2	0	0	0	0	0	0	0	12	12	9.00	3.000

PITCHER	IP	WLS	BF	H	R	ER	SO	BB	IBB	HBP	BLK	WP	HR	S	P	ERA	WHIP
Joe Boever, R (9, 1) ERA: 7.36	1.0		4	1	1	1	1	0	0	0	0	0	1	6	6	9.00	1.000

Inning Stats	R	H	E	K	S	P	WLS	BF	H	R	ER	SO	BB	IBB	HBP	BLK	WP	HR	S	P	ERA	WHIP
	0	0	0	0	3	15		20	6	5	5	0	6	0	0	0	0	0	14	38	15.00	4.000
	0	0	0	0	3	15		3	2	1	1	0	0	0	1	0	0	1	2	3	∞	∞
	0	0	0	0	3	15		10	2	1	1	1	2	0	0	0	0	0	10	18	3.00	1.333
	0	0	0	0	3	15		3	2	3	3	0	1	0	0	0	0	0	2	6	∞	∞
	0	0	0	0	3	15		12	6	4	2	0	0	0	0	0	0	0	12	12	9.00	3.000

Inning Stats	R	H	E	K	S	P	WLS	BF	H	R	ER	SO	BB	IBB	HBP	BLK	WP	HR	S	P	ERA	WHIP
	0	0	0	0	3	15		20	6	5	5	0	6	0	0	0	0	0	14	38	15.00	4.000
	0	0	0	0	3	15		3	2	1	1	0	0	0	1	0	0	1	2	3	∞	∞
	0	0	0	0	3	15		10	2	1	1	1	2	0	0	0	0	0	10	18	3.00	1.333
	0	0	0	0	3	15		3	2	3	3	0	1	0	0	0	0	0	2	6	∞	∞
	0	0	0	0	3	15		12	6	4	2	0	0	0	0	0	0	0	12	12	9.00	3.000

Batter	1	2	3	4	5	6	7	8	9	AB	R	H	RBI	BB	SO	LOB
Albert Hall, S OBP: 0.382, SLG: 0.433 (1, 8)	0-3 K		0-0 HBP FC4-2 1B	0-0 6-3			0-0 F9	4-0 BB		4	1	1	1	1	1	0
Ken Oberkfell, L OBP: 0.341, SLG: 0.365 (1, 5)	0-0 F9		0-0 FC4-2 HBP 1B		0-0 6-3		0-0 1B	0-0 F9		5	1	1	0	0	0	5
Gerald Perry, L OBP: 0.329, SLG: 0.402 (1, 3)	0-0 1B		1-0 S 1B HR		0-3 K		0-3 K		0-0 F6	4	1	1	0	0	2	1
Dale Murphy, R OBP: 0.422, SLG: 0.592 (1, 9)	4-0 1B		0-0 S HR		4-0 BB		0-3 K		0-0 L6	3	1	1	2	2	1	1
Gary Roenicke, R OBP: 0.365, SLG: 0.489 (1, 7)	0-0 L7		0-0 1B HR		0-3 K			4-0 BB BB BB	0-0 2B	4	2	2	3	1	1	3
Jeff Blausler, R OBP: 0.335, SLG: 0.369 (1, 6)		0-0 5-3	0-0 G3		0-0 B3			4-0 BB BB BB	0-0 F9	4	0	0	0	1	0	1
Bruce Benedict, R OBP: 0.277, SLG: 0.189 (1, 2)		0-0 F3	0-3 K		0-0 1B			0-0 F4		4	0	1	0	0	1	2
Glenn Hubbard, R OBP: 0.379, SLG: 0.382 (1, 4)		0-3 K		0-0 F4		0-0 L8		0-0 F5		4	0	0	0	0	1	3
Phil Niekro, R (1, 1)			0-0 E6 1B FC4-2		0-3 K		0-0 F5		4-0 BB BB BB	1	0	0	0	0	0	0
Chuck Cary, L (4, 1)										0	0	0	0	0	0	0
Rick Mahler, R (4, 1)										0	0	0	0	0	1	0
Rafael Ramirez, R (6, PH)										1	0	0	0	0	0	1
Jeff Dedmon, L (7, 1)										0	0	0	0	0	0	0
Marty Clary, R (7, 1)										0	0	0	0	0	0	0
Graig Nettles, L (8, PH)										0	0	0	0	1	0	0
Joe Boever, R (9, 1)										0	0	0	0	0	0	0

Inning Stats	R: 0	H: 1	E: 0	LOB: 2	K: 1	P: 10	R: 0	H: 0	E: 0	LOB: 0	K: 1	P: 5	R: 5	H: 3	E: 1	LOB: 0	K: 1	P: 9	R: 0	H: 0	E: 0	LOB: 0	K: 1	P: 5	R: 0	H: 0	E: 0	LOB: 1	K: 2	P: 11	R: 0	H: 1	E: 0	LOB: 1	K: 0	P: 4	R: 0	H: 1	E: 0	LOB: 1	K: 2	P: 8	R: 1	H: 0	E: 0	LOB: 3	K: 0	P: 19	R: 0	H: 1	E: 0	LOB: 1	K: 0	P: 4	R: 0	H: 1	E: 0	LOB: 1	K: 0	P: 4	1B: 5	SF: 0	2B: 1	SAC: 0	3B: 0	DP: 0	HR: 1	HBP: 1	WP: 0	PA: 42
--------------	------	------	------	--------	------	-------	------	------	------	--------	------	------	------	------	------	--------	------	------	------	------	------	--------	------	------	------	------	------	--------	------	-------	------	------	------	--------	------	------	------	------	------	--------	------	------	------	------	------	--------	------	-------	------	------	------	--------	------	------	------	------	------	--------	------	------	-------	-------	-------	--------	-------	-------	-------	--------	-------	--------

PITCHER	IP	WLS	BF	H	R	ER	SO	BB	IBB	HBP	BLK	WP	HR	S	P	ERA	WHIP
Atlee Hammaker, L (1, 1)	3.0		16	4	5	4	3	0	0	0	0	0	1	20	25	12.00	1.333
Joe Price, L (4, 1)	4.0	W	15	2	0	0	5	1	0	0	0	0	0	24	28	0.00	0.750
Scott Garrelts, R (8, 1)	1.0		7	0	1	1	0	4	0	0	0	0	0	3	19	9.00	4.000
Don Robinson, R (9, 1)	1.0		4	1	0	0	0	0	0	0	0	0	0	4	4	0.00	1.000

**BOTTOM**

**San Francisco Giants @ Atlanta Braves**  
Atlanta-Fulton County Stadium, Atlanta, GA

Sun Sep 27 1987, 3:33 AM EDT  
Att. 26,019 - Unknown

livebaseballscorecards.com

AB	35
R	6
H	7
RBI	6
BB	6
SO	8
LOB	17



Batter	1	2	3	4	5	6	7	8	9	AB R H RBI BB SO LOB	TOP											
Eddie Milner, L (1, 8) OBP: 0.320, SLG: 0.374 Jeffrey Leonard, R (4, PH) OBP: 0.318, SLG: 0.483 (4, 7)	0-0 1-3		0-0 1B	0-0 HR		0-0 F4		0-0 6-3		2 0 1 0 0 0 0 3 1 1 2 0 0 0	<b>San Francisco Giants @ San Diego Padres</b> <b>Jack Murphy Stadium, San Diego, CA</b> Mon Sep 28 1987, 10:05 PM EDT Att: 29,844 - Unknown											
Kevin Mitchell, R (1, 5) OBP: 0.349, SLG: 0.472	0-0 F8		0-0 1B	0-0 F9		0-0 1B		0-0 E5		5 1 2 0 0 0 0												
Mike Aldrete, L (1, 7) OBP: 0.392, SLG: 0.466 (4, 8)	4-0		4-0 1B		4-0 HR	0-3 K		4-0 FC1-2		0 0 0 0 2 0 0 2 1 1 1 1 1 1												
Chili Davis, S (5, PH) OBP: 0.342, SLG: 0.436 (5, 8)	BB		BB					1-3 FC1-2		4 0 2 1 1 0 3												
Candy Maldonado, R (1, 9) OBP: 0.349, SLG: 0.519	0-0 F8		0-0 1B	1-2 2-H	4-0 2B	0-0 FC5-2	0-0 1B	0-0 FC1-2		5 0 2 0 0 1 4												
Will Clark, L (1, 3) OBP: 0.372, SLG: 0.576		0-3 K	0-0 1B	1-2 2-3	0-0 FC5-2	0-0 F5		0-0 F8		5 0 0 0 0 1 5												
Bob Brenly, R (1, 2) OBP: 0.346, SLG: 0.462	0-0 L7		0-0 3-1		0-0 L5		0-3 K	0-0 F9		3 0 1 0 2 0 0												
Robby Thompson, R (1, 4) OBP: 0.336, SLG: 0.422		4-0 BB			0-0 F9	4-0 FC5-2	0-0 2B	0-0 F9		5 1 1 0 0 0 4												
Jose Uribe, S (1, 6) OBP: 0.336, SLG: 0.412	0-0 4-3			SH2-4 HR	0-0 FC5-2	1-2 2-3 3-H	0-0 F9	0-0 6-3		0 0 0 0 0 0 0 1 0 0 0 0 0 3 1 1 1 1 0 0 0												
Dave Dravecky, R (1, 1) OBP: 0.203, SLG: 0.164 Dave Henderson, R (5, PH) OBP: 0.333, SLG: 0.416 Don Robinson, R (5, 1) OBP: 0.263, SLG: 0.444			0-0 F9	0-0 SH2-4	0-0 F6			0-0 HR														
<b>Inning Stats</b>	R: 0 H: 0 E: 0 K: 0 S: 3	H: 0 LOB: 1 BB: 1 P: 7	R: 0 H: 0 E: 0 K: 1 S: 5	H: 0 LOB: 1 BB: 1 P: 9	R: 1 H: 4 E: 0 K: 0 S: 6	H: 4 LOB: 3 BB: 1 P: 10	R: 2 H: 2 E: 0 K: 0 S: 5	H: 2 LOB: 0 BB: 0 P: 5	R: 1 H: 2 E: 0 K: 0 S: 5	H: 2 LOB: 3 BB: 2 P: 13	R: 0 H: 2 E: 0 K: 1 S: 7	H: 2 LOB: 2 BB: 0 P: 7	R: 0 H: 1 E: 0 K: 1 S: 5	H: 1 LOB: 0 BB: 0 P: 5	R: 1 H: 1 E: 1 K: 0 S: 5	H: 1 LOB: 2 BB: 1 P: 9	R: 0 H: 0 E: 0 K: 0 S: 3	H: 0 LOB: 0 BB: 0 P: 3	1B: 7 SF: 0 2B: 2 SAC: 1 3B: 0 DP: 0 HR: 3 HBP: 0	WP: 1 PA: 44 PB: 0 SB: 2 CS: 0		
<b>PITCHER</b>	IP WLS BF H R ER SO BB IBB HBP BLK WP HR S P ERA WHIP																					
Eric Show, R (1, 1) ERA: 3.84	3.0		15 4 1 1 1 1 3 0 0 0 0 0 14 26 3.00 2.333																			
Dave Leiper, L (4, 1) ERA: 3.9	1.0		5 2 2 2 0 0 0 0 0 0 0 0 1 5 5 18.00 2.000																			
Mark Davis, L (5, 1) ERA: 4.08	2.0		12 4 1 1 1 1 1 1 0 0 0 0 1 12 20 4.50 2.500																			
Lance McCullers, R (7, 1) ERA: 3.85	2.0	L	9 2 1 1 1 1 1 0 0 0 1 1 10 14 4.50 1.500																			
Greg Booker, R (9, 1) ERA: 3.43	1.0		3 0 0 0 0 0 0 0 0 0 0 0 0 3 3 0.00 0.000																			

livebaseballscorecards.com

AB	36
R	5
H	12
RBI	5
BB	6
SO	3
LOB	20



Batter	1	2	3	4	5	6	7	8	9	AB R H RBI BB SO LOB
Tony Gwynn, L (1, 9) OBP: 0.447, SLG: 0.514	0-0 E8 6-3 1B		0-0 FC6-4 1B BB	0-0 1B 2-H		0-0 G3			0-0 SH3-4 1B	5 1 3 1 0 0 3
Shane Mack, R (1, 8) OBP: 0.305, SLG: 0.370	0-0 6-3 2-3		4-0 1B BB	0-3 K			0-0 P3		0-0 SH3-4 1-2	3 0 0 0 1 1 2
Carmelo Martinez, R (1, 7) Stan Jefferson, S (7, PR) OBP: 0.300, SLG: 0.341	0-0 5-3		0-0 1B 2-H		0-0 F6		0-0 3B 1B		0-0 4-3 2-3	4 0 2 1 0 0 1 1 1 0 0 0 0 1
John Kruk, L (1, 3) OBP: 0.410, SLG: 0.499	0-0 F8		0-3 K		4-0 BB G5-4-3		0-3 K		0-0 F7	4 0 0 0 1 2 5
Benito Santiago, R (1, 2) OBP: 0.324, SLG: 0.460		0-0 3-1 WP 1B	0-0 F7		0-0 G5-4-3 1-2f		0-0 3B			4 0 2 1 0 0 3
Randy Ready, R (1, 5) OBP: 0.417, SLG: 0.508		0-0 F9 1-2		0-0 HR		0-0 5-3		0-0 5-3		4 1 1 1 0 0 3
Garry Templeton, S (1, 6) OBP: 0.283, SLG: 0.304		0-0 3-1 2-3		0-0 SH1 1B		0-0 F8		0-0 6-3		4 1 1 0 0 0 1
Joey Cora, S (1, 4) Rob Nelson, L (8, PH) Luis Salazar, R (9, 5) OBP: 0.319, SLG: 0.281 OBP: 0.188, SLG: 0.194 OBP: 0.307, SLG: 0.335		0-0 G3		0-0 SH1 1-2		0-0 E4 BB		0-3 K		2 0 0 0 0 0 1 1 0 0 0 0 1 0 0 0 0 0 0 0 0
Eric Show, R Shawn Abner, R Dave Lisper, L Bruce Boddy, R Mark Casper, L Randy Barnes, L Lance McCullers, S Marvell Wynne, L Greg Booker, R			0-0 FC6-4 1B	0-3 K		4-0 BB		0-0 F6		0 0 0 0 0 0 0 1 0 0 1 0 0 0 0 0 0 0 0 0 0 0 0 1 0 0 0 0 0 1 1 0 1 0 0 0 0 0 0 0 0 0 0 0 0 0 0 0

Inning Stats	R: 0 E: 1 K: 0 S: 4	H: 1 LOB: 1 BB: 0 P: 4	R: 0 E: 0 K: 0 S: 4	H: 1 LOB: 1 BB: 0 P: 4	R: 1 E: 0 K: 1 S: 7	H: 2 LOB: 2 BB: 1 P: 11	R: 2 E: 0 K: 2 S: 10	H: 3 LOB: 1 BB: 0 P: 10	R: 0 E: 0 K: 0 S: 2	H: 0 LOB: 0 BB: 1 P: 6	R: 0 E: 1 K: 0 S: 4	H: 0 LOB: 2 BB: 1 P: 8	R: 1 E: 0 K: 1 S: 7	H: 2 LOB: 2 BB: 0 P: 7	R: 0 E: 0 K: 1 S: 5	H: 0 LOB: 0 BB: 0 P: 5	R: 0 E: 0 K: 0 S: 4	H: 1 LOB: 1 BB: 0 P: 4	1B: 8 2B: 0 3B: 1 HR: 1	SF: 0 SAC: 2 DP: 1 HBP: 0	WP: 1 PB: 0 SB: 1 CS: 0	PA: 40	
PITCHER	IP	WLS	BF	H	R	ER	SO	BB	IBB	HBP	BLK	WP	HR	S	P	ERA	WHIP						
Dave Dravecky, L (1, 1) ERA: 3.36	4.0		20	7	3	3	3	1	0	0	0	1	1	25	29	6.75	2.000						
Don Robinson, R (5, 1) ERA: 3.48	5.0	W	20	3	1	1	2	2	0	0	0	0	0	22	30	1.80	1.000						

BOTTOM

San Francisco Giants @ San Diego Padres  
 Jack Murphy Stadium, San Diego, CA  
 Mon Sep 28 1987, 10:05 PM EDT  
 Att. 29,844 - Unknown

livebaseballscores.com

AB	35
R	4
H	10
RBI	4
BB	3
SO	5
LOB	21



Batter	1	2	3	4	5	6	7	8	9	AB R H RBI BB SO LOB	TOP											
Jeffrey Leonard, R (1, 7) OBP: 0.317, SLG: 0.480	0-0 5-3	0-0 L6		0-0 4-3		0-0 1-3			0-0 G5-4-3 1B	5 0 1 0 0 0 1												
Matt Williams, R (1, 6) OBP: 0.243, SLG: 0.343	0-0 6-3		4-0 1B 3-1 BB		0-0 6-3		0-0 L3		0-0 G5-4-3 1-2f	4 1 0 0 1 0 1												
Francisco Melendez, L (1, 3) OBP: 0.364, SLG: 0.364	0-0		0-0 3-1 FC4-2 1B		0-0 5-3 E 1B		0-0	0-0 1B		4 1 4 0 0 0 0												
Harry Spilman, L (1, 5) OBP: 0.323, SLG: 0.369	0-0 F7		0-0 3-1		0-0 5-3		0-0 F7			4 0 0 1 0 0 4												
Jessie Reid, L (1, 9) OBP: 0.286, SLG: 0.667		0-0 HR	0-0 FC4-2		4-0 E BB		0-3 K			3 1 1 1 1 1 2												
Randy Kutcher, R (1, 8) OBP: 0.214, SLG: 0.385		0-0 E 3B	0-0 F9		0-0 E5		0-3 K			4 1 1 0 0 1 2												
Mark Wasinger, R (1, 4) OBP: 0.341, SLG: 0.351		0-0 E5 6-3 SF7		0-0 6-3	0-0 6-3		4-0 G5-4-3 BB			3 1 0 0 1 0 2												
Kirt Manwaring, R (1, 2)		0-0 6-3		1-0 HBP		0-0 F9		0-0 G5-4-3		3 0 0 0 0 0 2												
Kelly Downs, R (1, 1) OBP: 0.158, SLG: 0.164		0-0 SF7		0-3 K		0-0 6-3		0-3 K		2 0 0 1 0 1 1												
Scott Garrelts, R (7, 1) OBP: 0.200, SLG: 0.300										0 0 0 0 0 0 0												
Bob Melvin, R (9, PH) OBP: 0.250, SLG: 0.371										1 0 0 0 0 1 0												
Craig Lefferts, L (9, 1) OBP: 0.286, SLG: 0.429										0 0 0 0 0 0 0												
<b>Inning Stats</b>	R: 0 E: 0 K: 0 S: 4	H: 1 LOB: 1 BB: 0 P: 4	R: 3 E: 1 K: 0 S: 6	H: 2 LOB: 0 BB: 0 P: 6	R: 1 E: 0 K: 0 S: 4	H: 1 LOB: 1 BB: 1 P: 8	R: 0 E: 0 K: 1 S: 5	H: 0 LOB: 1 BB: 0 P: 6	R: 1 E: 1 K: 0 S: 5	H: 1 LOB: 2 BB: 1 P: 9	R: 0 E: 0 K: 0 S: 3	H: 0 LOB: 0 BB: 0 P: 3	R: 0 E: 0 K: 1 S: 6	H: 1 LOB: 1 BB: 0 P: 6	R: 0 E: 0 K: 1 S: 4	H: 0 LOB: 0 BB: 1 P: 8	R: 0 E: 0 K: 1 S: 5	H: 1 LOB: 0 BB: 0 P: 5	1B: 5 2B: 0 3B: 1 HR: 1	SF: 1 SAC: 0 DP: 2 HBP: 1	WP: 0 PB: 0 SB: 0 CS: 0	PA: 38
<b>PITCHER</b>	IP WLS BF H R ER SO BB IBB HBP BLK WP HR S P ERA WHIP																					
Jimmy Jones, R (1, 1) ERA: 4.35	3.0 L 15 4 4 2 0 1 0 0 0 0 1 14 18 6.00 1.667																					
Greg Booker, R (4, 1) ERA: 3.32	2.0 10 1 1 0 1 1 0 1 0 0 0 10 15 0.00 1.000																					
Ed Whitson, R (6, 1) ERA: 4.62	2.0 7 1 0 0 1 0 0 0 0 0 0 9 9 0.00 0.500																					
Keith Comstock, L (8, 1) ERA: 4.53	2.0 6 1 0 0 2 1 0 0 0 0 0 9 13 0.00 1.000																					

San Francisco Giants @ San Diego Padres  
 Jack Murphy Stadium, San Diego, CA  
 Tue Sep 29 1987, 10:05 PM EDT  
 Att. 9,682 - Unknown

livebaseballscorecards.com

AB	33
R	5
H	7
RBI	3
BB	3
SO	4
LOB	15







Batter	1	2	3	4	5	6	7	8	9	AB R H RBI BB SO LOB	TOP		
<b>Eddie Milner, L</b> (1, 8) OBP: 0.320, SLG: 0.374 <b>Chili Davis, S</b> (6, 8) OBP: 0.343, SLG: 0.436	0-0 F9		0-0 F5		0-0 CS 1B			0-0 5-3	0-0 1B	3 0 1 0 0 0 0 2 0 1 1 0 0 0			
<b>Jeffrey Leonard, R</b> (1, 7) OBP: 0.313, SLG: 0.476	0-0 F7		0-0 F8		0-0 CS 1-2	0-0 F8		0-0 4-3	0-0 L5	5 0 0 0 0 0 2			
<b>Mike Aldrete, L</b> (1, 3) OBP: 0.395, SLG: 0.468 (6, 9)	0-3 K			0-0 F7 1B		4-0 BB G6-4-3		0-0 1B		3 0 2 0 1 1 0			
<b>Candy Maldonado, R</b> (1, 9) OBP: 0.349, SLG: 0.517 <b>Will Clark, L</b> (6, 3) OBP: 0.371, SLG: 0.574		0-3 K		0-0 F7 1B		0-0 G6-4-3 1-2f		0-0 F4		3 0 1 0 0 1 1 1 0 0 0 0 0 1			
<b>Harry Spilman, L</b> (1, 5) OBP: 0.333, SLG: 0.372 <b>Jose Uribe, S</b> (8, 6) OBP: 0.338, SLG: 0.414		4-0 BB BB		0-0 F7		0-0 SH3-4 E 1B		0-0 1B 1B		2 1 1 0 1 0 2 1 1 1 0 0 0 0			
<b>Chris Speier, R</b> (1, 4) OBP: 0.342, SLG: 0.395 <b>Mark Wasinger, R</b> (6, 4) OBP: 0.341, SLG: 0.351 <b>Robby Thompson, R</b> (8, 4) OBP: 0.336, SLG: 0.421		4-0 BB BB BB		0-3 K		0-0 SH3-4		0-3 K		1 0 0 0 1 1 2 0 0 0 0 0 0 0 1 0 0 0 0 1 1			
<b>Bob Melvin, R</b> (1, 2) OBP: 0.254, SLG: 0.373		0-3 K		0-3 K		0-0 E2 2-H 1B		0-0 1B 1B		4 1 2 0 0 2 4			
<b>Matt Williams, R</b> (1, 6) OBP: 0.243, SLG: 0.342 (8, 5)		0-0 FC6 1-2f		0-0 F9		0-0 F8		0-0 1B 1B		4 0 1 1 0 0 3			
<b>Mike Krukow, R</b> (1, 1) OBP: 0.196, SLG: 0.204 <b>Francisco Melendez, L</b> (7, PH) OBP: 0.333, SLG: 0.333 <b>Joe Price, R</b> (7, 1) OBP: 0.167, SLG: 0.167			0-0 F9		0-3 K		0-0 6-3		0-0 B3	2 0 0 0 0 1 0 1 0 0 0 0 0 1 1 0 0 0 0 0 2			
<b>Inning Stats</b>	R: 0 E: 0 K: 1 S: 5 H: 0 LOB: 0 BB: 0 P: 5	R: 0 E: 0 K: 2 S: 7 H: 0 LOB: 2 BB: 2 P: 15	R: 0 E: 0 K: 0 S: 3 H: 0 LOB: 0 BB: 0 P: 3	R: 0 E: 0 K: 2 S: 9 H: 2 LOB: 2 BB: 0 P: 9	R: 0 E: 0 K: 1 S: 5 H: 1 LOB: 0 BB: 0 P: 5	R: 0 E: 0 K: 0 S: 2 H: 0 LOB: 0 BB: 1 P: 6	R: 1 E: 1 K: 0 S: 5 H: 2 LOB: 1 BB: 0 P: 5	R: 0 E: 0 K: 0 S: 4 H: 1 LOB: 1 BB: 0 P: 4	R: 2 E: 0 K: 1 S: 9 H: 4 LOB: 2 BB: 0 P: 9	1B: 10 2B: 0 3B: 0 HR: 0 SF: 0 SAC: 1 DP: 1 HBP: 0	WP: 0 PB: 0 SB: 0 CS: 1 PA: 39		
<b>PITCHER</b>	IP WLS BF H R ER SO BB IBB HBP BLK WP HR S P ERA WHIP											<b>PITCHER</b>	IP WLS BF H R ER SO BB IBB HBP BLK WP HR S P ERA WHIP
<b>Tim Belcher, R</b> (1, 1) ERA: 2.38 <b>Tim Leary, R</b> (8, 1) ERA: 4.61	7.0 L 27 5 1 0 6 3 0 0 0 0 0 0 36 48 0.00 1.143												2.0 L 11 5 2 2 1 0 0 0 0 0 0 13 13 9.00 2.500

San Francisco Giants @ Los Angeles Dodgers  
 Dodger Stadium, Los Angeles, CA  
 Wed Sep 30 1987, 7:05 PM PDT  
 Att: 28,468 - Unknown

AB	34
R	3
H	10
RBI	2
BB	3
SO	7
LOB	19



Batter	1	2	3	4	5	6	7	8	9	AB	R	H	RBI	BB	SO	LOB
Steve Sax, R (1, 4) OBP: 0.326, SLG: 0.353	0-0 E5 FC6-4		0-0 F7		0-0 B2			0-0 S S 1B		4	0	1	0	0	0	1
Chris Gwynn, L (1, 7) Tito Landrum, R (8, PH) OBP: 0.242, SLG: 0.250 OBP: 0.289, SLG: 0.282	0-0 FC6-4 1B 1-2f		0-0 G3			0-0 F8		0-3 K 1-2		3	0	0	0	0	0	1
Pedro Guerrero, R (1, 3) OBP: 0.414, SLG: 0.539	0-0 F9		0-3 K			0-0 FC4-6 1B		4-0 G6-4-3 IBB		3	0	1	0	1	1	1
John Shelby, S (1, 8) OBP: 0.307, SLG: 0.446	0-0 1-2 1B			0-0 1-3		0-0 FC4-6 1-2f		0-0 G6-4-3 1-2f 2-3		4	0	1	0	0	0	3
Mike Scioscia, L (1, 2) Alex Trevino, R (9, PH) OBP: 0.346, SLG: 0.364 OBP: 0.271, SLG: 0.347	0-3 K			0-0 L4		0-0 F4 1-2		0-0 FC6 1B		3	0	0	0	0	1	3
Danny Heep, L (1, 9) Mike Devereaux, R (7, PH) OBP: 0.235, SLG: 0.211 OBP: 0.264, SLG: 0.294		0-0 F7		0-3 K			0-0 6-3		0-3 K	2	0	0	0	0	1	0
Glenn Hoffman, R (1, 6) Mike Ramsey, S (7, PR) Craig Shipley, R (8, 6) Jose Gonzalez, R (9, PH) OBP: 0.283, SLG: 0.276 OBP: 0.287, SLG: 0.296 OBP: 0.267, SLG: 0.300 OBP: 0.250, SLG: 0.500		0-0 1-3			0-0 F7		0-0 2B		0-3 K	3	0	1	0	0	0	0
Mike Sharperson, R (1, 5) OBP: 0.274, SLG: 0.278		4-0 BB			0-0 FC3-6 1B		0-0 F8		0-0 FC6 1-2f	3	0	1	0	1	0	2
Tim Belcher, R (1, 1) Phil Garner, R (7, PH) Tim Leary, R (8, 1) OBP: 0.200, SLG: 0.200 OBP: 0.286, SLG: 0.308 OBP: 0.304, SLG: 0.348		0-3 K			0-0 FC3-6 1-2f		0-3 K			2	0	0	0	0	1	2

Inning Stats	R: 0	H: 1	E: 1	K: 1	S: 7	LOB: 2	BB: 0	P: 7	R: 0	H: 0	E: 0	K: 1	S: 5	LOB: 1	BB: 1	P: 9	R: 0	H: 0	E: 0	K: 1	S: 5	LOB: 0	BB: 0	P: 5	R: 0	H: 0	E: 0	K: 1	S: 5	LOB: 1	BB: 0	P: 4	R: 0	H: 1	E: 0	K: 0	S: 4	LOB: 1	BB: 0	P: 4	R: 0	H: 1	E: 0	K: 1	S: 6	LOB: 1	BB: 0	P: 6	R: 0	H: 1	E: 0	K: 1	S: 5	LOB: 1	BB: 1	P: 8	R: 0	H: 1	E: 0	K: 2	S: 8	LOB: 1	BB: 0	P: 8
PITCHER	IP	WLS	BF	H	R	ER	SO	BB	IBB	HBP	BLK	WP	HR	S	P	ERA	WHIP																																															
Mike Krukow, R (1, 1) ERA: 4.83	6.0	W	23	3	0	0	4	1	0	0	0	0	0	30	34	0.00	0.667																																															
Joe Price, L (7, 1) ERA: 2.38	3.0	S	12	3	0	0	4	0	1	0	0	0	0	19	23	0.00	1.000																																															

**BOTTOM**

**San Francisco Giants @ Los Angeles Dodgers**  
**Dodger Stadium, Los Angeles, CA**

Wed Sep 30 1987, 7:05 PM PDT  
 Att. 28,468 - Unknown

AB	33
R	0
H	6
RBI	0
BB	2
SO	8
LOB	17

WP: 0 PA: 35  
 PB: 0  
 SB: 3  
 CS: 0



WP	HR	S	P	ERA	WHIP
0	0	0	0	0.00	0.667
0	0	0	0	0.00	1.000

Batter	1	2	3	4	5	6	7	8	9	AB R H RBI BB SO LOB	TOP	
Mike Aldrete, L (1, 9) OBP: 0.394, SLG: 0.466 (7, 7)	0-0 4-3			0-0 E7		0-0 G6-4-3 1-2 1B			0-0 3-1	4 0 1 0 0 0 0	San Francisco Giants @ Los Angeles Dodgers Dodger Stadium, Los Angeles, CA Thu Oct 01 1987, 7:05 PM PDT Att: 31,914 - Unknown  <a href="http://livebaseballscorecards.com">livebaseballscorecards.com</a>  <b>AB 28</b> <b>R 0</b> <b>H 1</b> <b>RBI 0</b> <b>BB 1</b> <b>SO 7</b> <b>LOB 5</b>	
Jeffrey Leonard, R (1, 7) OBP: 0.312, SLG: 0.473 Craig Lefferts, L (6, 1) OBP: 0.286, SLG: 0.429 Scott Garrelts, R (7, 1) OBP: 0.200, SLG: 0.300 Dave Henderson, R (9, PH) OBP: 0.332, SLG: 0.414	0-0 F8			0-0 F5		0-0 G6-4-3 1-2f			0-0 5-3	3 0 0 0 0 0 3 0 0 0 0 0 0 0 0 0 0 0 0 0 0 1 0 0 0 0 0 0		
Will Clark, L (1, 3) OBP: 0.369, SLG: 0.571 Kirt Manwaring, R (8, 2)	0-3 K			0-0 1-3					0-0 F9	3 0 0 0 0 1 1 0 0 0 0 0 0 0		
Chili Davis, S (1, 8) OBP: 0.342, SLG: 0.434 Jessie Reid, L (7, PH) OBP: 0.250, SLG: 0.571 (7, 9)		0-0 5-3		0-3 K					0-3 K	2 0 0 0 0 1 1 1 0 0 0 0 1 0		
Harry Spilman, L (1, 5) OBP: 0.323, SLG: 0.360		0-3 K			0-0 3-1				0-0 F7	3 0 0 0 0 1 0		
Bob Brenly, R (1, 2) OBP: 0.344, SLG: 0.459 Francisco Melendez, L (8, PH) OBP: 0.308, SLG: 0.308 (8, 3)		0-0 F4			0-3 K				0-0 F5	2 0 0 0 0 1 0 1 0 0 0 0 0 0		
Robby Thompson, R (1, 4) OBP: 0.334, SLG: 0.419 Mark Wasinger, R (8, PH) OBP: 0.337, SLG: 0.346 (8, 6)				0-3 K		0-0 F8			0-0 F7	2 0 0 0 0 1 0 1 0 0 0 0 0 0		
Matt Williams, R (1, 6) OBP: 0.241, SLG: 0.339 Randy Kutcher, R (8, PH) OBP: 0.200, SLG: 0.357 (8, 4)				0-0 F4		0-3 K			0-0 F3	2 0 0 0 0 1 0 1 0 0 0 0 0 0		
Rick Reuschel, R (1, 1) OBP: 0.190, SLG: 0.215 Eddie Milner, L (6, PH) OBP: 0.322, SLG: 0.372 (6, 8)				0-0 6-3		4-0 1B BB			0-0 F7	1 0 0 0 0 0 0 1 0 0 0 1 0 0		
<b>Inning Stats</b>	R: 0 H: 0 E: 0 LOB: 0 K: 1 BB: 0 S: 5 P: 5	R: 0 H: 0 E: 0 LOB: 0 K: 1 BB: 0 S: 5 P: 5	R: 0 H: 0 E: 0 LOB: 0 K: 1 BB: 0 S: 5 P: 5	R: 0 H: 0 E: 1 LOB: 1 K: 1 BB: 0 S: 6 P: 6	R: 0 H: 0 E: 0 LOB: 0 K: 1 BB: 0 S: 5 P: 5	R: 0 H: 1 E: 0 LOB: 1 K: 1 BB: 1 S: 5 P: 9	R: 0 H: 0 E: 0 LOB: 0 K: 1 BB: 0 S: 5 P: 5	R: 0 H: 0 E: 0 LOB: 0 K: 0 BB: 0 S: 3 P: 3	R: 0 H: 0 E: 0 LOB: 0 K: 0 BB: 0 S: 3 P: 3	1B: 1 SF: 0 2B: 0 SAC: 0 3B: 0 DP: 1 HR: 0 HBP: 0		WP: 0 PA: 29 PB: 0 SB: 0 CS: 0
<b>PITCHER</b> Bob Welch, R (1, 1) ERA: 3.22	IP WLS BF H R ER SO BB IBB HBP BLK WP HR S P ERA WHIP											<b>PITCHER</b> IP WLS BF H R ER SO BB IBB HBP BLK WP HR S P ERA WHIP



Batter	1	2	3	4	5	6	7	8	9
Steve Sax, R (1, 4) OBP: 0.327, SLG: 0.354 Craig Shipley, R (7, 5) OBP: 0.256, SLG: 0.290	0-0 6-3	0-0 E4		0-0 1B		0-0 1B		0-3 K2-3	
Danny Heep, L (1, 3) OBP: 0.235, SLG: 0.213	0-0 F4	0-0 6-3		0-0 F7		0-0 1B			
John Shelby, S (1, 8) OBP: 0.308, SLG: 0.445 Jose Gonzalez, R (4, PH) OBP: 0.200, SLG: 0.400 (5, 8)	0-0 4-3		1-0 E HBP	0-0 F7		0-0 F9			
Mike Marshall, R (1, 9) OBP: 0.327, SLG: 0.455 Chris Gwynn, L (6, 7) Reggie Williams, R (6, PH) OBP: 0.220, SLG: 0.114 (7, 7)		0-0 FC3-6 1B	0-3 K		0-0 1B G4-6-3	0-0 1B			
Mike Scioscia, L (1, 2) OBP: 0.345, SLG: 0.363 Orlando Mercado, R (8, 2) OBP: 0.200, SLG: 0.130		0-0 FC3-6 2B 1B	0-0 F8		0-0 G4-6-3 1B		0-0 F9		
Ralph Bryant, L (1, 7) OBP: 0.347, SLG: 0.419 Mike Ramsey, S (8, 9) OBP: 0.287, SLG: 0.296		0-0 FC5-2 2B	0-0 E4		4-0 BB 1B	0-0 G4-6-3 BB	0-0 F8		
Glenn Hoffman, R (1, 6) OBP: 0.277, SLG: 0.270		0-0 FC5-2 1B	0-0 FC4-6		0-0 G4-6-3		0-0 F7		
Mike Sharperson, R (1, 5) OBP: 0.289, SLG: 0.288 (7, 4)		4-0 1B E IBB		0-0 SH1-4 1B	0-0 FC5-4 1B		0-0 F6		
Bob Welch, R (1, 1) OBP: 0.222, SLG: 0.157		0-0 E9 E 1B		0-0 SH1-4	0-0 FC5-4		0-0 6-3		

AB	R	H	RBI	BB	SO	LOB
4	0	2	1	0	0	0
1	0	0	0	0	1	0
4	0	1	0	0	0	2
1	0	0	0	0	0	0
2	0	0	0	0	0	3
3	1	2	0	0	1	1
0	0	0	0	0	0	0
1	0	0	0	0	0	2
4	2	1	0	0	0	2
0	0	0	0	0	0	0
3	0	1	0	1	0	1
0	0	0	0	0	0	0
4	1	0	0	0	0	6
3	2	2	1	1	0	0
3	1	1	2	0	0	1


AB	R	H	RBI	BB	SO	LOB
33	7	10	4	2	2	18

Inning Stats	R: 0	H: 0	E: 0	LOB: 0	K: 0	BB: 0	S: 3	P: 3					
R: 4 E: 2 K: 0 S: 7	H: 3 LOB: 1 BB: 1 P: 11	R: 0 E: 1 K: 1 S: 6	H: 0 LOB: 2 BB: 0 P: 7	R: 1 E: 0 K: 0 S: 5	H: 2 LOB: 1 BB: 0 P: 5	R: 2 E: 0 K: 0 S: 5	H: 3 LOB: 1 BB: 1 P: 9	R: 0 E: 0 K: 0 S: 4	H: 2 LOB: 1 BB: 0 P: 4	R: 0 E: 0 K: 0 S: 3	H: 0 LOB: 0 BB: 0 P: 3	R: 0 E: 0 K: 1 S: 5	H: 0 LOB: 0 BB: 0 P: 5

WP	HR	S	P	ERA	WHIP
0	0	0	0	9.00	1.800
0	0	4	4	0.00	2.000
0	0	8	8	0.00	0.000

**San Francisco Giants @ Los Angeles Dodgers**  
**Dodger Stadium, Los Angeles, CA**  
 Thu Oct 01 1987, 7:05 PM PDT  
 Att. 31,914 - Unknown

livebaseballscorecards.com



Batter	1	2	3	4	5	6	7	8	9	AB R H RBI BB SO LOB	TOP	
Albert Hall, S (1, 8) OBP: 0.370, SLG: 0.418	0-0 5-3		0-0 FC6-4		4-0 PB SF8 BB	0-0 1B		0-3 K		4 1 1 1 1 1 3		
Ron Gant, R (1, 4) OBP: 0.289, SLG: 0.378	0-0 5-3		0-0 6-3		0-0 SF8	0-0 F4		0-3 K		4 0 0 1 0 1 4		
Gerald Perry, L (1, 3) OBP: 0.332, SLG: 0.414	0-0 4-3			0-0 F9	0-0 E4		0-0 4-3		0-0 F7	5 0 0 0 0 0 0		
Dale Murphy, R (1, 9) OBP: 0.417, SLG: 0.575		0-3 K		0-0 1B HBP 1B	0-0 F2		4-0 BB BB		0-0 6-3	4 1 1 0 1 1 1		
Gary Roenicke, R (1, 7) OBP: 0.356, SLG: 0.462		0-0 F4		H 1-0 1B HBP		4-0 1B WP 4-3 BB		0-0 F8	0-3 K	3 2 0 0 1 1 1		
Ozzie Virgil, R (1, 2) OBP: 0.333, SLG: 0.475		0-0 F9		X 0-0 1B 1B		X 0-0 FC1-5 4-3 1B		4-0 1-2 BB		3 0 2 0 1 0 0		
Paul Runge, R (1, 5) OBP: 0.296, SLG: 0.364			X 0-0 FC1 E 1B		0-3 K		X 0-0 4-3		0-3 K	2 0 1 0 0 1 3		
Graig Nettles, L (6, PH) OBP: 0.291, SLG: 0.352										2 0 0 1 0 1 3		
Jeff Blauser, R (1, 6) OBP: 0.341, SLG: 0.367			X 0-0 FC1 FC6-4 S		0-0 1B		X 0-0 FC1-5 1B		0-0 SH5-4 1B	4 2 3 2 0 0 1		
Kevin Coffman, R (1, 1) OBP: 0.182, SLG: 0.100			B 4-0 FC6-4		0-3 K		X 0-0 FC1-5 1B		0-0 SH5-4	2 0 0 0 1 1 4		
Rick Mahler, R (7, 1) OBP: 0.194, SLG: 0.231			B 1-2 FC6-4 BB							0 0 0 0 0 0 0		
Paul Assenmacher, L (7, 1)										0 0 0 0 0 0 0		
Jim Acker, R (8, 1) OBP: 0.267, SLG: 0.214										0 0 0 0 0 0 0		
<b>Inning Stats</b>	R: 0 H: 0 E: 0 LOB: 0 K: 0 BB: 0 S: 3 P: 3	R: 0 H: 0 E: 0 LOB: 0 K: 1 BB: 0 S: 5 P: 5	R: 1 H: 1 E: 1 LOB: 1 K: 0 BB: 1 S: 4 P: 8	R: 2 H: 3 E: 0 LOB: 2 K: 2 BB: 0 S: 10 P: 11	R: 1 H: 0 E: 1 LOB: 0 K: 0 BB: 1 S: 3 P: 7	R: 2 H: 3 E: 0 LOB: 2 K: 0 BB: 1 S: 6 P: 10	R: 0 H: 0 E: 0 LOB: 2 K: 1 BB: 2 S: 5 P: 13	R: 0 H: 1 E: 0 LOB: 1 K: 2 BB: 0 S: 8 P: 8	R: 0 H: 0 E: 0 LOB: 0 K: 1 BB: 0 S: 5 P: 5	1B: 8 SF: 1 2B: 0 SAC: 1 3B: 0 DP: 0 HR: 0 HBP: 1	WP: 1 PA: 41 PB: 1 SB: 5 CS: 1	
<b>PITCHER</b>	IP WLS BF H R ER SO BB IBB HBP BLK WP HR S P ERA WHIP											
Dave Dravecky, L (1, 1) ERA: 3.43	4.0 L 18 4 3 3 3 1 0 1 0 0 0 0 22 27 6.75 1.250											
Jon Perlman, R (5, 1) ERA: 3.97	1.0 6 1 3 2 0 2 0 0 0 0 1 0 4 12 18.00 3.000											
Randy Bockus, R (6, 1) ERA: 3.86	1.0 5 2 0 0 0 0 0 0 0 0 0 0 5 5 0.00 2.000											
John Burkett, R (7, 1) ERA: 4.5	2.0 9 1 0 0 3 2 0 0 0 0 0 0 13 21 0.00 1.500											
Don Robinson, R (9, 1) ERA: 3.45	1.0 3 0 0 0 1 0 0 0 0 0 0 0 5 5 0.00 0.000											

Atlanta Braves @ San Francisco Giants  
Candlestick Park, San Francisco, CA

AB	33
R	6
H	8
RBI	5
BB	5
SO	7
LOB	20



Fri Oct 02 1987, 10:05 PM EDT  
Att: 30,735 - Unknown

livebaseballscorecards.com

Batter	1	2	3	4	5	6	7	8	9
Eddie Milner, L (1, 8) John Burkett, R (7, 1) Jeffrey Leonard, R (8, PH) Don Robinson, R (9, 1)	0-0 E4		0-0 1B		4-0 FC5 S BB	0-0 G3		0-0 P1	
Kevin Mitchell, R (1, 5) Randy Kutcher, R (7, PR) (8, 5)	0-0 4-3		0-0 1-3 1B		0-3 K		0-0 WP 1B	0-0 2B 1B	
Mike Aldrete, L (1, 7) (7, 8) (8, 7)	4-0 L1-3 BB		0-0 1-3		4-0 FC5 BB		4-0 1B 1B BB	0-0 1-H 2B	
Candy Maldonado, R (1, 9) OBP: 0.349, SLG: 0.515	0-0 L1-3		0-3 K		0-0 FC5		0-0 1-2 2-H 1B	4-0 BB	
Will Clark, L (1, 3) Kirt Manwaring, R (7, 2) Bob Melvin, R (8, PH) OBP: 0.293, SLG: 0.372		4-0 FC1-5 S BB		0-0 4-3	0-3 K		0-0 1-2 2-3 1B	0-0 F3	
Bob Brenly, R (1, 2) Francisco Melendez, L (6, PH) OBP: 0.313, SLG: 0.500		0-3 K		4-0 4-3 BB BB		0-0 HR	0-3 K	0-0 G3	
Robby Thompson, R (1, 4) Jessie Reid, L (6, PH) OBP: 0.222, SLG: 0.500		0-0 FC1-5 FC6-4		4-0 4-3 BB		0-0 F7	0-3 K		0-0 F5
Dave Henderson, R (7, PH) OBP: 0.329, SLG: 0.410		2-3		1-2 BB					
Jose Uribe, S (1, 6) Matt Williams, R (6, PH) OBP: 0.242, SLG: 0.343		0-0 FC6-4		0-0 4-3		0-0 2B	0-0 F8		0-0 F8
Dave Dravecky, R (1, 1) Harry Spillman, L (4, PH) Jon Fierman, L (5, 1) Randy Bockus, L (6, 1) Chil Davis, S (6, PH) Mark Wasinger, R (7, 4) OBP: 0.347, SLG: 0.350			0-0 5-3	0-0 4-3		0-0 F7		0-0 E4 1B 1B	0-0 F8

Inning Stats	R: 0 E: 1 K: 0 S: 3	H: 0 LOB: 1 BB: 1 P: 7	R: 0 E: 0 K: 1 S: 5	H: 0 LOB: 1 BB: 1 P: 9	R: 0 E: 0 K: 1 S: 7	H: 2 LOB: 2 BB: 0 P: 7	R: 0 E: 0 K: 0 S: 3	H: 0 LOB: 2 BB: 2 P: 11	R: 0 E: 0 K: 2 S: 7	H: 0 LOB: 2 BB: 2 P: 15	R: 1 E: 0 K: 0 S: 5	H: 2 LOB: 1 BB: 0 P: 5	R: 1 E: 0 K: 2 S: 10	H: 3 LOB: 3 BB: 1 P: 14	R: 2 E: 1 K: 0 S: 6	H: 3 LOB: 2 BB: 1 P: 10	R: 0 E: 0 K: 0 S: 3	H: 0 LOB: 0 BB: 0 P: 3	1B: 7 2B: 3 3B: 0 HR: 1	SF: 0 SAC: 0 DP: 1 HBP: 0
--------------	------------------------------	---------------------------------	------------------------------	---------------------------------	------------------------------	---------------------------------	------------------------------	----------------------------------	------------------------------	----------------------------------	------------------------------	---------------------------------	-------------------------------	----------------------------------	------------------------------	----------------------------------	------------------------------	---------------------------------	----------------------------------	------------------------------------

PITCHER	IP	WLS	BF	H	R	ER	SO	BB	IBB	HBP	BLK	WP	HR	S	P	ERA	WHIP
Kevin Coffman, R (1, 1) ERA: 4.62	6.0	W	28	4	1	1	4	6	0	0	0	0	1	30	54	1.50	1.667
Rick Mahler, R (7, 1) ERA: 4.98	0.0		4	3	1	1	0	1	0	0	0	1	0	3	7	∞	∞
Paul Assenmacher, L (7, 1) ERA: 5.1	1.1		8	3	2	2	2	1	0	0	0	0	0	11	15	13.50	3.000
Jim Acker, R (8, 1) ERA: 4.15	1.2	S	5	0	0	0	0	0	0	0	0	0	0	5	5	0.00	0.000

**BOTTOM**

**Atlanta Braves @ San Francisco Giants**  
Candlestick Park, San Francisco, CA

Fri Oct 02 1987, 10:05 PM EDT  
Att. 30,735 - Unknown

AB	37
R	4
H	10
RBI	4
BB	8
SO	6
LOB	35

WP: 1 PA: 45  
PB: 0  
SB: 2  
CS: 0



PITCHER	IP	WLS	BF	H	R	ER	SO	BB	IBB	HBP	BLK	WP	HR	S	P	ERA	WHIP
Kevin Coffman, R (1, 1) ERA: 4.62	6.0	W	28	4	1	1	4	6	0	0	0	0	1	30	54	1.50	1.667
Rick Mahler, R (7, 1) ERA: 4.98	0.0		4	3	1	1	0	1	0	0	0	1	0	3	7	∞	∞
Paul Assenmacher, L (7, 1) ERA: 5.1	1.1		8	3	2	2	2	1	0	0	0	0	0	11	15	13.50	3.000
Jim Acker, R (8, 1) ERA: 4.15	1.2	S	5	0	0	0	0	0	0	0	0	0	0	5	5	0.00	0.000

Batter	1	2	3	4	5	6	7	8	9	AB R H RBI BB SO LOB	TOP											
Albert Hall, S (1, 8) OBP: 0.366, SLG: 0.412	0-0 F8		0-0 4-3			0-0 1-3		0-3 K		4 0 0 0 0 1 1	<b>Atlanta Braves @ San Francisco Giants</b> Candlestick Park, San Francisco, CA Sat Oct 03 1987, 6:33 AM EDT Att. 25,061 - Unknown  livebaseballscorecards.com  <b>AB 31</b> <b>R 3</b> <b>H 5</b> <b>RBI 3</b> <b>BB 3</b> <b>SO 5</b> <b>LOB 8</b>											
Ron Gant, R (1, 4) OBP: 0.288, SLG: 0.410	0-0 1-3			0-0 F4		0-0 F7		0-0 HR		4 1 1 2 0 0 0												
Dion James, L (1, 7) OBP: 0.399, SLG: 0.474	0-3 K			0-0 G3			0-0 4-3 6-3 2B	0-0 1B		4 1 2 0 0 1 0												
Gerald Perry, L (1, 3) OBP: 0.330, SLG: 0.411		0-0 6-3		0-0 F7			0-0 4-3 2-3	0-0 G3		4 0 0 0 0 0 2												
Ted Simmons, S (1, 2) OBP: 0.350, SLG: 0.390		0-0 PB 1B			0-0 F8		0-0 6-3	4-0 G6-4-3 BB		3 0 1 1 1 0 0												
Gary Roenicke, R (1, 9) OBP: 0.353, SLG: 0.453		0-0 F5 1-2			0-3 K		3-H 4-0 BB	0-0 G6-4-3 1-2f		3 0 0 0 1 1 2												
Ken Oberkfell, L (1, 5) OBP: 0.342, SLG: 0.362		0-0 G3			0-0 1B		0-0 F8	0-0 G3		4 0 1 0 0 0 2												
Jeff Blauser, R (1, 6) OBP: 0.335, SLG: 0.360			0-3 K		0-3 K			0-0 G3		3 0 0 0 0 2 1												
Marty Clary, R (1, 1) Ed Olowine, R (5, 1) Glenn Hubbard, R (6, PH) Charlie Puleo, R (6, 1) Craig Nettles, L (8, PH) Chuck Cary, L (8, 1)			0-0 F4			0-0 F7		4-0 HR BB		1 0 0 0 0 0 0 0 0 0 0 0 0 0 1 0 0 0 0 0 0 0 0 0 0 0 0 0 0 0 1 0 0 1 0 0 0 0 0 0 0 0												
<b>Inning Stats</b>	R: 0 E: 0 K: 1 S: 5	H: 0 LOB: 0 BB: 0 P: 5	R: 0 E: 0 K: 0 S: 4	H: 1 LOB: 1 BB: 0 P: 4	R: 0 E: 0 K: 1 S: 5	H: 0 LOB: 0 BB: 0 P: 5	R: 0 E: 0 K: 0 S: 3	H: 0 LOB: 0 BB: 0 P: 3	R: 0 E: 0 K: 2 S: 8	H: 1 LOB: 1 BB: 0 P: 8	R: 0 E: 0 K: 0 S: 3	H: 0 LOB: 0 BB: 0 P: 3	R: 1 E: 0 K: 0 S: 4	H: 1 LOB: 1 BB: 1 P: 8	R: 2 E: 0 K: 1 S: 7	H: 2 LOB: 1 BB: 1 P: 11	R: 0 E: 0 K: 0 S: 2	H: 0 LOB: 0 BB: 1 P: 6	1B: 3 2B: 1 3B: 0 HR: 1	SF: 0 SAC: 0 DP: 1 HBP: 0	WP: 0 PB: 1 SB: 0 CS: 0	PA: 34
<b>PITCHER</b>	IP WLS BF H R ER SO BB IBB HBP BLK WP HR S P ERA WHIP																					
Kelly Downs, R (1, 1) ERA: 3.63	5.0 W 17 2 0 0 4 0 0 0 0 0 0 0 25 25 0.00 0.400																					
Mike Krukow, R (6, 1) ERA: 4.8	1.0 3 0 0 0 0 0 0 0 0 0 0 0 3 3 0.00 0.000																					
Joe Price, L (7, 1) ERA: 2.57	1.0 5 1 1 1 0 1 0 0 0 0 0 0 4 8 9.00 2.000																					
Scott Garrelts, R (8, 1) ERA: 3.25	2.0 9 2 2 2 1 2 0 0 0 0 0 1 9 17 9.00 2.000																					





Batter	1	2	3	4	5	6	7	8	9
<b>Robby Thompson, R</b> (1, 4) OBP: 0.337, SLG: 0.419 <b>Chris Speier, R</b> (7, 4) OBP: 0.341, SLG: 0.394	0-0 F2		1-0 HR HBP	0-0 1B			0-0 5-3		
<b>Kevin Mitchell, R</b> (1, 5) OBP: 0.349, SLG: 0.477 <b>Scott Garrelts, R</b> (8, 1) OBP: 0.200, SLG: 0.300	0-0 5-3		0-0 HR	0-0 F4			0-0 4-3		
<b>Jeffrey Leonard, R</b> (1, 7) OBP: 0.311, SLG: 0.470	0-0 1B		0-0 F8		0-3 K		0-0 G3		
<b>Candy Maldonado, R</b> (1, 9) OBP: 0.348, SLG: 0.513 <b>Eddie Milner, L</b> (5, 8) OBP: 0.331, SLG: 0.377	0-0 F4		0-0 F8		0-0 1B		0-0 CS 1B		
<b>Will Clark, L</b> (1, 3) OBP: 0.369, SLG: 0.570 <b>Mike Krukow, R</b> (6, 1) OBP: 0.196, SLG: 0.204 <b>Joe Price, R</b> (7, 1) OBP: 0.167, SLG: 0.167 <b>Matt Williams, R</b> (8, 5) OBP: 0.241, SLG: 0.342		0-3 K		0-0 1B 2B	0-0 F8		0-3 K		
<b>Chili Davis, S</b> (1, 8) OBP: 0.344, SLG: 0.436 (5, 9)		0-0 CS 1B		0-0 2B 1B 6-3	0-0 F9		0-0 1B		
<b>Bob Melvin, R</b> (1, 2) OBP: 0.249, SLG: 0.366		0-0 F7		0-0 6-3		0-0 F3		0-0 F7	
<b>Jose Uribe, S</b> (1, 6) OBP: 0.339, SLG: 0.417			0-0 SH1-4 HR 1B	0-0 1B 2B		0-0 F6			
<b>Kelly Downs, R</b> (1, 1) OBP: 0.155, SLG: 0.161 <b>Mike Aldrete, L</b> (6, 3) OBP: 0.398, SLG: 0.467			0-0 SH1-4	0-0 4-3		0-3 K			

AB	R	H	RBI	BB	SO	LOB
2	1	1	2	0	0	0
1	0	0	0	0	0	0
4	1	1	3	0	0	1
0	0	0	0	0	0	0
4	0	1	0	0	1	0
2	0	0	0	0	0	1
2	0	2	0	0	0	0
3	1	1	0	0	1	1
0	0	0	0	0	0	0
0	0	0	0	0	0	0
1	0	0	0	0	1	1
4	1	3	1	0	0	1
4	0	0	0	0	0	3
3	2	2	0	0	0	0
1	0	0	0	0	0	2
1	0	0	0	0	1	0
1B: 8	SF: 0	WP: 0	PA: 34			
2B: 2	SAC: 1	PB: 0				
3B: 0	DP: 0	SB: 0				
HR: 1	HBP: 1	CS: 2				

**BOTTOM**

**Atlanta Braves @ San Francisco Giants**  
Candlestick Park, San Francisco, CA

Sat Oct 03 1987, 6:33 AM EDT  
Att. 25,061 - Unknown

livebaseballscorecards.com

<b>AB</b>	<b>32</b>
<b>R</b>	<b>6</b>
<b>H</b>	<b>11</b>
<b>RBI</b>	<b>6</b>
<b>BB</b>	<b>0</b>
<b>SO</b>	<b>4</b>
<b>LOB</b>	<b>10</b>



Inning	R	H	E	K	S	P	IP	WLS	BF	H	R	ER	SO	BB	IBB	HBP	BLK	WP	HR	S	P	ERA	WHIP
1	0	1	0	4	5	6	4.1		22	9	6	6	2	0	0	0	0	0	1	25	26	12.46	2.077
2	0	1	0	0	5	4	0.2		2	0	0	0	0	0	0	0	0	0	0	2	2	0.00	0.000
3	0	1	0	1	5	6	2.0		6	0	0	0	1	0	0	0	0	0	0	8	8	0.00	0.000
4	0	1	0	0	5	4	1.0		4	2	0	0	1	0	0	0	0	0	0	6	6	0.00	2.000

PITCHER	IP	WLS	BF	H	R	ER	SO	BB	IBB	HBP	BLK	WP	HR	S	P	ERA	WHIP
<b>Marty Clary, R</b> (1, 1) ERA: 6.14	4.1		22	9	6	6	2	0	0	0	0	0	1	25	26	12.46	2.077
<b>Ed Olwine, L</b> (5, 1) ERA: 5.01	0.2		2	0	0	0	0	0	0	0	0	0	0	2	2	0.00	0.000
<b>Charlie Puleo, R</b> (6, 1) ERA: 4.23	2.0		6	0	0	0	1	0	0	0	0	0	0	8	8	0.00	0.000
<b>Chuck Cary, L</b> (8, 1) ERA: 3.66	1.0		4	2	0	0	1	0	0	0	0	0	0	6	6	0.00	2.000

Batter	1	2	3	4	5	6	7	8	9	10	AB R H RBI BB SO LOB	TOP													
Albert Hall, S OBP: 0.369, SLG: 0.411 (1, 8)	4-0 BB S		x 0-0 5-3		x 0-0 1B		BBB 4-0 BB S		SSS 0-3 S	0-3 K	3 0 1 0 2 1 0	<p>Atlanta Braves @ San Francisco Giants</p> <p>Candlestick Park, San Francisco, CA</p> <p>Sun Oct 04 1987, 6:33 AM EDT</p> <p>Att. 51,216 - Unknown</p> <p>livebaseballscorecards.com</p> <p>AB 36 R 4 H 5 RBI 4 BB 3 SO 6 LOB 10</p> <p>Braves</p>													
Ron Gant, R OBP: 0.271, SLG: 0.386 (1, 4)	0-0 F3		SSS 0-3 K		x 0-0 F9		SSS 0-3 1-2 K		x 0-0 E	0-0 E5	5 0 0 0 0 2 3														
Gerald Perry, L OBP: 0.329, SLG: 0.411 (1, 3)	0-3 K			x 0-0 1B 2B	x 0-0 F3			x 0-0 F9	x 0-0 1-3	0-0 4-3	5 1 1 0 0 1 3														
Dale Murphy, R OBP: 0.417, SLG: 0.580 (1, 9)	4-0 BB			x 0-0 5-3		x 0-0 HR		SSS 0-3 K			3 1 1 1 1 1 1														
Gary Roenicke, R OBP: 0.353, SLG: 0.450 Chuck Cary, L (6, 1) Rafael Ramirez, R OBP: 0.300, SLG: 0.346 Jim Acker, R OBP: 0.267, SLG: 0.214 (8, 1)	0-0 4-3			x 0-0 FC4-6 1B	x 0-0 F9		x 0-0 6-3				3 0 1 1 0 0 2 0 0 0 0 0 0 0 1 0 0 0 0 0 0 0 0 0 0 0 0 0														
Ozzie Virgil, R OBP: 0.331, SLG: 0.471 (1, 2)		x 0-0 F4		x 0-0 FC4-6 HR	x 0-3 K		x 0-0 F8				4 1 0 0 0 1 1														
Paul Runge, R OBP: 0.288, SLG: 0.426 Graig Nettles, L (9, PH) (9, 5)		x 0-0 6-3		x 0-0 HR	x 0-0 F9		x 0-0 F7				3 1 1 2 0 0 0 1 0 0 0 0 0 0														
Jeff Blauser, R OBP: 0.328, SLG: 0.352 (1, 6)		x 0-0 6-3		x 0-0 L6		x 0-0 5-3		x 0-0 F8			4 0 0 0 0 0 0														
Pete Smith, R OBP: 0.091, SLG: 0.091 Dion James, L OBP: 0.397, SLG: 0.472 (6, 7)			x 0-0 F4		x 0-0 6-3		x 0-0 F7		x 0-0 G3		2 0 0 0 0 0 0 2 0 0 0 0 0 0														
Inning Stats	R: 0 E: 0 K: 1 S: 5	H: 0 LOB: 2 BB: 2 P: 13	R: 0 E: 0 K: 0 S: 3	H: 0 LOB: 0 BB: 0 P: 3	R: 0 E: 0 K: 1 S: 5	H: 0 LOB: 0 BB: 0 P: 5	R: 3 E: 0 K: 0 S: 6	H: 3 LOB: 0 BB: 0 P: 6	R: 0 E: 0 K: 0 S: 4	H: 1 LOB: 1 BB: 0 P: 4	R: 1 E: 0 K: 1 S: 6		H: 1 LOB: 0 BB: 0 P: 6	R: 0 E: 0 K: 1 S: 5	H: 0 LOB: 1 BB: 1 P: 9	R: 0 E: 0 K: 1 S: 5	H: 0 LOB: 0 BB: 0 P: 5	R: 0 E: 0 K: 0 S: 3	H: 0 LOB: 0 BB: 0 P: 3	R: 0 E: 2 K: 1 S: 6	H: 0 LOB: 1 BB: 0 P: 6	1B: 2 2B: 1 3B: 0 HR: 2	SF: 0 SAC: 0 DP: 0 HBP: 0	WP: 0 PB: 0 SB: 3 CS: 0	PA: 39
PITCHER	IP	WLS	BF	H	R	ER	SO	BB	IBB	HBP	BLK	WP	HR	S	P	ERA	WHIP								
Atlee Hammaker, L ERA: 3.58 (1, 1)	6.0		25	5	4	4	3	2	0	0	0	0	2	29	37	6.00	1.167								
Scott Garrelts, R ERA: 3.22 (7, 1)	1.0		4	0	0	0	1	1	0	0	0	0	0	5	9	0.00	1.000								
Craig Lefferts, L ERA: 3.83 (8, 1)	1.0		3	0	0	0	1	0	0	0	0	0	0	5	5	0.00	0.000								
Don Robinson, R ERA: 3.42 (9, 1)	1.0		3	0	0	0	0	0	0	0	0	0	0	3	3	0.00	0.000								
Randy Bockus, R ERA: 3.63 (10, 1)	1.0	W	4	0	0	0	1	0	0	0	0	0	0	6	6	0.00	0.000								

BOTTOM

Atlanta Braves @ San Francisco Giants  
Candlestick Park, San Francisco, CA

Sun Oct 04 1987, 6:33 AM EDT  
Att: 51,216 - Unknown

livebaseballscorecards.com

AB 36  
R 5  
H 10  
RBI 5  
BB 6  
SO 3  
LOB 17



WP: 1 PA: 42  
PB: 0  
SB: 0  
CS: 0

AB R H RBI BB SO LOB

3 1 0 0 2 0 2

3 0 0 0 0 0 3  
2 0 0 0 0 1 1

4 2 2 3 1 0 0

4 0 0 0 1 0 2

4 1 2 1 1 0 0

2 0 1 0 0 0 2  
2 0 1 0 0 0 0

2 0 2 0 0 0 0  
2 0 0 0 0 0 2

2 0 1 0 0 0 2  
1 0 0 0 0 1 0  
0 0 0 0 0 0 0  
0 0 0 0 0 0 0  
0 0 0 0 1 0 0  
0 0 0 0 0 0 0  
0 0 0 0 0 0 0  
0 0 0 0 0 0 0

1B: 5 SF: 0  
2B: 1 SAC: 0  
3B: 0 DP: 1  
HR: 4 HBP: 0

Table with columns for Batter, Inning (1-10), and statistical data. Each batter's entry includes their name, OBP, SLG, and a baseball diamond diagram showing the play. Batter names include Candy Maldonado, Kevin Mitchell, Jeffrey Leonard, Eddie Milner, Will Clark, Mike Aldrete, Bob Brenly, Robby Thompson, Chris Speier, Jose Uribe, Matt Williams, Atlee Hammaker, Randy Kutcher, Scott Garretts, Craig Lefferts, Harry Spilman, Mark Wasinger, Don Robinson, and Randy Bockus.

Inning Stats table with columns for R, H, E, K, S, P, BB, IBB, HBP, BLK, WP, HR, S, P, ERA, WHIP for each of the 10 innings.

Pitcher stats table with columns for PITCHER, IP, WLS, BF, H, R, ER, SO, BB, IBB, HBP, BLK, WP, HR, S, P, ERA, WHIP for Pete Smith, Chuck Cary, and Jim Acker.

Batter	1	2	3	4	5	6	7	8	9	AB R H RBI BB SO LOB	TOP											
Robby Thompson, R (1, 4) X	0-0 E3 F8 1B 5-3		0-3 K		0-0 6-3			4-0 1B 2B BB		3 2 0 0 1 1 1	San Francisco Giants @ St. Louis Cardinals Busch Stadium, St. Louis, MO Tue Oct 06 1987, 7:05 PM CDT Att. 55,331 - Unknown - 55 F											
Kevin Mitchell, R (1, 5) X	0-0 F8 1B		0-0 F7		0-0 6-3		0-0 F9		4 0 1 0 0 0 2													
Jeffrey Leonard, R (1, 7) X	0-0 F8			0-0 HR		0-0 F9		0-0 2B 1B	4 1 2 1 0 0 2													
Candy Maldonado, R (1, 9) X	0-0 5-3			0-0 F8		0-0 F4		0-0 2B	4 0 1 2 0 0 1													
Chili Davis, S (1, 8) S S S	0-3 K			0-0 5-3		0-3 K		4-0 BB	3 0 0 0 1 2 1													
Will Clark, L (1, 3) X		0-0 4-3		0-0 S 1B		0-0 6-3		0-0 F9	4 0 1 0 0 0 3													
Bob Brenly, R (1, 2)		0-3 K		0-3 K		0-0 F4		0-3 K	4 0 0 0 0 3 1													
Jose Uribe, S (1, 6) S S S		0-3 K			0-0 6-3 SH2-4 1B		0-3 K		4 0 2 0 0 2 0													
Rick Reuschel, R (1, 1)			0-0 F7		0-0 SH2-4		0-0 F3		0-0 G6-4-3	1 0 0 0 0 0 0												
Craig Lefferts, L (7, 1)										0 0 0 0 0 0 0												
Chris Speier, R (8, PH)										1 0 0 0 0 0 0												
Scott Garrelts, R (8, 1)										0 0 0 0 0 0 0												
Bob Melvin, R (9, PH)										1 0 0 0 0 0 1												
<b>Inning Stats</b>	R: 1 E: 1 K: 1 S: 7	H: 1 LOB: 1 BB: 0 P: 7	R: 0 E: 0 K: 2 S: 7	H: 0 LOB: 0 BB: 0 P: 7	R: 0 E: 0 K: 1 S: 5	H: 0 LOB: 0 BB: 0 P: 5	R: 1 E: 0 K: 1 S: 7	H: 2 LOB: 1 BB: 0 P: 7	R: 0 E: 0 K: 0 S: 4	H: 1 LOB: 1 BB: 0 P: 4	R: 0 E: 0 K: 1 S: 5	H: 0 LOB: 0 BB: 0 P: 5	R: 0 E: 0 K: 1 S: 5	H: 0 LOB: 0 BB: 0 P: 5	R: 1 E: 0 K: 0 S: 5	H: 2 LOB: 3 BB: 2 P: 13	R: 0 E: 0 K: 1 S: 5	H: 1 LOB: 0 BB: 0 P: 5	1B: 5 2B: 1 3B: 0 HR: 1	SF: 0 SAC: 1 DP: 1 HBP: 0	WP: 0 PB: 0 SB: 1 CS: 0	PA: 36
<b>PITCHER</b>	IP WLS BF H R ER SO BB IBB HBP BLK WP HR S P ERA WHIP																					
Greg Mathews, L (1, 1) ERA: 2.45	7.1 W 28 4 3 2 7 1 0 0 0 0 0 1 41 45 2.46 0.682																					
Todd Worrell, R (8, 1) ERA:	0.1 4 2 0 0 0 1 0 0 0 0 0 0 3 7 0.00 9.000																					
Ken Dayley, L (8, 1) ERA:	1.1 S 4 1 0 0 1 0 0 0 0 0 0 0 6 6 0.00 0.750																					

livebaseballscorecards.com

AB	33
R	3
H	7
RBI	3
BB	2
SO	8
LOB	12



Batter	1	2	3	4	5	6	7	8	9	AB	R	H	RBI	BB	SO	LOB
Vince Coleman, S OBP: 0.500, SLG: 0.333 (1, 7)	L8		CS 2-H 1B			4-3 BB				3	0	1	1	1	0	2
Ozzie Smith, S OBP: 0.500, SLG: 1.000 (1, 6)	6-3		CS 1-2	1B 3B	4-3				BB BB BB BB	3	1	1	0	1	0	2
Tom Herr, S (1, 4)	F7			F7		F9	G1-4-6-3 1-2f			4	0	0	0	0	0	2
Dan Driessen, L OBP: 0.500, SLG: 1.000 (1, 3)		G3		F7		1B 2B		2B		4	1	2	0	0	0	1
Willie McGee, S OBP: 0.500, SLG: 0.500 (1, 8)		L9		1B		1B 1B		L8		4	1	2	1	0	0	1
Terry Pendleton, S OBP: 0.250, SLG: 0.250 (1, 5)		4-3		K		1B 1B		K		4	1	1	1	0	2	1
Curt Ford, L OBP: 0.250, SLG: 0.250 (1, 9)			F9		5-3	1B 1B		3-1		4	0	1	0	0	0	0
Tony Peña, R OBP: 0.500, SLG: 0.333 (1, 2)			SH1-4 1B		SH1-4 BB	F5		K		3	1	1	0	1	1	3
Greg Mathews, R OBP: 1.000, SLG: 1.000 (1, 1)			SH1-4		SH1-4					1	0	1	2	0	0	0
Todd Worrell, R (8, 1)										0	0	0	0	0	0	0
Ken Dayley, L (8, 1)										0	0	0	0	0	0	0

Inning Stats	R: 0	H: 0	E: 0	K: 0	S: 3	R: 0	H: 0	E: 0	K: 0	S: 3	R: 1	H: 2	E: 0	K: 1	S: 7	R: 0	H: 0	E: 0	K: 0	S: 3	R: 3	H: 5	E: 0	K: 0	S: 8	R: 0	H: 1	E: 0	K: 2	S: 7	R: 0	H: 0	E: 0	K: 0	S: 7
	LOB: 0	BB: 0	P: 3	LOB: 0	BB: 0	LOB: 0	BB: 0	LOB: 1	BB: 0	P: 7	LOB: 2	BB: 2	LOB: 2	BB: 2	P: 11	LOB: 2	BB: 0	LOB: 2	BB: 0	P: 8	LOB: 1	BB: 1	LOB: 0	BB: 0	P: 7	LOB: 0	BB: 0	LOB: 0	BB: 0	P: 7	LOB: 0	SF: 0	SAC: 2	DP: 1	HBP: 0

PITCHER	IP	WLS	BF	H	R	ER	SO	BB	IBB	HBP	BLK	WP	HR	S	P	ERA	WHIP
Rick Reuschel, R ERA: 7.5 (1, 1)	6.0	L	28	9	5	5	1	2	0	0	0	0	0	28	36	7.50	1.833
Craig Lefferts, L ERA: (7, 1)	1.0		4	1	0	0	0	1	0	0	0	0	0	3	7	0.00	2.000
Scott Garrelts, R ERA: (8, 1)	1.0		3	0	0	0	2	0	0	0	0	0	0	7	7	0.00	0.000

**BOTTOM**

**San Francisco Giants @ St. Louis Cardinals**  
**Busch Stadium, St. Louis, MO**  
 Tue Oct 06 1987, 7:05 PM CDT  
 Att: 55,331 - Unknown - 55 F

livebaseballscorecards.com

<b>AB</b>	<b>30</b>
<b>R</b>	<b>5</b>
<b>H</b>	<b>10</b>
<b>RBI</b>	<b>5</b>
<b>BB</b>	<b>3</b>
<b>SO</b>	<b>3</b>
<b>LOB</b>	<b>12</b>



WP	PA	ERA	WHIP
0	36		

Batter	1	2	3	4	5	6	7	8	9	AB R H RBI BB SO LOB	TOP		
Robby Thompson, R (1, 4) X	0-0 F8		1-2 1-3		0-3 K		X 0-0 F3		0-3 K	5 0 0 0 0 2 2			
Kevin Mitchell, R (1, 5) OBP: 0.111, SLG: 0.111	0-3 K		1-2 G3		0-0 L5		X 0-0 F4		2-0 F9	5 0 0 0 0 1 1			
Jeffrey Leonard, R (1, 7) OBP: 0.625, SLG: 1.375	0-0 4-3			0-1 HR		X 0-0 1-3 1B		X 0-0 SH5-4 1B		4 2 3 1 0 0 0			
Candy Maldonado, R (1, 9) OBP: 0.375, SLG: 0.500		2-1 HR 1B		2-3 K		0-3 K		X 0-0 SH5-4 1B		4 2 2 0 0 2 1			
Chili Davis, S (1, 8) OBP: 0.286, SLG: 0.167		2-3 K		2-2 F3		X 0-0 1-3 1B		X 0-0 SH5-4		3 0 1 0 0 1 1			
Eddie Milner, L (6, 8)						1-2 1B		1-2 2-3		0 0 0 0 0 0 0			
Will Clark, L (1, 3) OBP: 0.500, SLG: 0.857		1-0 HR		3-2 1B		X 0-0 1-3		4-0 CS IBB		3 1 2 2 1 0 2			
Bob Melvin, R (1, 2)		2-2 F9		1-1 F7		4-0 FC6-4 IBB		1-3 K		3 0 0 0 1 1 4			
Jose Uribe, S (1, 6) OBP: 0.375, SLG: 0.500		0-2 F3			X 0-0 1B CS 2B	X 0-0 FC6-4		X 0-0 E6		4 0 1 0 0 0 4			
Dave Dravecky, R (1, 1) OBP: 0.250, SLG: 0.250			1-2 6-3		X 0-0 CS 1B		X 0-0 F9	0-0 CS	0-3 K	4 0 1 0 0 1 0			
<b>Inning Stats</b>	R: 0 H: 0 E: 0 LOB: 0 K: 1 BB: 0 S: 5 P: 5	R: 2 H: 2 E: 0 LOB: 0 K: 1 BB: 0 S: 12 P: 19	R: 0 H: 0 E: 0 LOB: 0 K: 0 BB: 0 S: 11 P: 14	R: 1 H: 2 E: 0 LOB: 1 K: 1 BB: 0 S: 14 P: 22	R: 0 H: 2 E: 0 LOB: 1 K: 1 BB: 0 S: 6 P: 6	R: 0 H: 2 E: 0 LOB: 3 K: 1 BB: 1 S: 7 P: 11	R: 0 H: 0 E: 0 LOB: 0 K: 0 BB: 0 S: 3 P: 3	R: 2 H: 2 E: 1 LOB: 1 K: 1 BB: 1 S: 7 P: 12	R: 0 H: 0 E: 0 LOB: 0 K: 2 BB: 0 S: 7 P: 9	1B: 7 SF: 0 2B: 1 SAC: 1 3B: 0 DP: 0 HR: 2 HBP: 0	WP: 0 PA: 39 PB: 0 SB: 0 CS: 3		
<b>PITCHER</b>	IP WLS BF H R ER SO BB IBB HBP BLK WP HR S P ERA WHIP											<b>PITCHER</b>	IP WLS BF H R ER SO BB IBB HBP BLK WP HR S P ERA WHIP
John Tudor, L (1, 1) ERA: 3.38	8.0 L 35 10 5 3 6 0 2 0 0 0 0 2 65 92 3.38 1.250												
Bob Forsch, R (9, 1) ERA:	1.0 3 0 0 0 0 2 0 0 0 0 0 0 7 9 0.00 0.000												

San Francisco Giants @ St. Louis Cardinals  
 Busch Stadium, St. Louis, MO  
 Wed Oct 07 1987, 3:33 AM CDT  
 Att. 55,331 - Cloudy - 55 F

livebaseballscorecards.com

AB 35  
 R 5  
 H 10  
 RBI 3  
 BB 2  
 SO 8  
 LOB 15





Batter	1	2	3	4	5	6	7	8	9	AB R H RBI BB SO LOB	TOP																																
Vince Coleman, S (1, 7) OBP: 0.385, SLG: 0.200	0-0 5-3			1-1 5-3		2-2 4-3	2-2 SH1-4 1-H 3-H 1B 1B		4-0 G6-4-3 BB	4 1 1 2 1 0 0																																	
Ozzie Smith, S (1, 6) OBP: 0.462, SLG: 0.545	3-2 L8-3 1B			3-1 F8		1-1 HR 1B	0-0 SF7 SH1-4 1-2 1B		1-0 B1-3	5 1 3 0 0 0 1																																	
Tom Herr, S (1, 4) OBP: 0.083, SLG: 0.083	0-2 L8-3 1-2			0-1 E5		1-2 F8	0-1 SH1-4 1-2 2-3		2-1 G6-4-3 1-2f	4 0 0 0 0 0 3																																	
Jim Lindeman, R (1, 3) OBP: 0.286, SLG: 0.833		0-0 6-3		2-3 K 1-2		1-1 HR 1-H	1-1 SF7 2-3 3-H			3 1 1 3 0 1 1																																	
Willie McGee, S (1, 8) OBP: 0.273, SLG: 0.455		1-3 K			1-3 K	0-1 3B	2-1 6-3			4 0 1 0 0 2 2																																	
Tony Peña, R (1, 2) OBP: 0.364, SLG: 0.222		3-1 F8			1-1 1B 1B	3-1 G3		1-0 F4		4 0 1 0 0 0 1																																	
José Oquendo, S (1, 9) OBP: 0.286, SLG: 0.167 (7, 5)			1-1 6-3		1-2 F7		3-2 1B 1B	0-1 4-3		4 1 1 0 0 0 1																																	
Tom Lawless, R (1, 5) OBP: 0.500, SLG: 0.500 (7, PH)			2-2 6-3		1-2 1B 1B		2-1 1B 1B	4-1 BB		2 0 1 0 0 0 0 1 1 1 0 1 0 0																																	
Curt Ford, L (7, 9) OBP: 0.500, SLG: 0.400 (7, 9)			1-2 F4		2-3 K		3-2 1B 1B	1-3 K		1 0 0 0 0 0 0 1 0 0 0 0 1 2 0 0 0 0 0 0 0 1 0 1 1 0 0 0 0 1 0 0 0 0 0 1 0 0 0 0 0 1 1																																	
Joe Magrane, R (1, 1)																																											
Jack Clark, R (5, PH)																																											
Bob Forsch, R (5, 1)																																											
Dan Driessen, L (7, PH) OBP: 0.600, SLG: 1.000																																											
Lance Johnson, L (7, PR)																																											
Todd Worrell, R (7, 1)																																											
Inning Stats	R: 0 E: 0 K: 0 S: 7	H: 1 LOB: 0 BB: 0 P: 10	R: 0 E: 0 K: 1 S: 8	H: 0 LOB: 0 BB: 0 P: 12	R: 0 E: 0 K: 0 S: 10	H: 0 LOB: 0 BB: 0 P: 14	R: 0 E: 1 K: 1 S: 9	H: 2 LOB: 1 BB: 0 P: 15	R: 2 E: 0 K: 0 S: 21	H: 3 LOB: 1 BB: 0 P: 28	R: 4 E: 0 K: 0 S: 19	H: 5 LOB: 2 BB: 0 P: 32	R: 0 E: 0 K: 1 S: 7	H: 0 LOB: 1 BB: 1 P: 13	R: 0 E: 0 K: 0 S: 5	H: 0 LOB: 0 BB: 1 P: 10	1B: 9 2B: 1 3B: 1 HR: 1	SF: 1 SAC: 1 DP: 2 HBP: 0	WP: 0 PB: 0 SB: 2 CS: 0	PA: 39																							
PITCHER	IP	WLS	BF	H	R	ER	SO	BB	IBB	HBP	BLK	WP	HR	S	P	ERA	WHIP	PITCHER								IP	WLS	BF	H	R	ER	SO	BB	IBB	HBP	BLK	WP	HR	S	P	ERA	WHIP	
Atlee Hammaker, L (1, 1) ERA: 4.5	6.0		25	7	3	3	4	0	0	0	0	0	1	73	106	4.50	1.167																										
Don Robinson, R (7, 1) ERA:	0.0	L	3	3	2	2	0	0	0	0	0	0	0	8	15	∞	∞																										
Craig Lefferts, L (7, 1) ERA:	1.0		4	1	1	1	0	0	0	0	0	0	0	7	10	9.00	1.000																										
Michael LaCoss, R (8, 1) ERA:	2.0		7	0	0	0	1	2	0	0	0	0	0	12	23	0.00	1.000																										

St. Louis Cardinals @ San Francisco Giants  
 Candlestick Park, San Francisco, CA  
 Fri Oct.09 1987, 10:05 PM EDT  
 Att. 57,913 - Unknown - 65 F

livebaseballscorecards.com

AB	35
R	6
H	11
RBI	6
BB	2
SO	5
LOB	12





Batter	1	2	3	4	5	6	7	8	9	AB R H RBI BB SO LOB
Robby Thompson, R (1, 4) Harry Spilman, L (9, PH) OBP: 1.000, SLG: 4.000	4-0 BB G3	4-1 BB S 3-H			0-0 B2-3		2-3 K		3-2 HR	2 0 0 0 2 1 0 1 1 1 1 0 0 0
Kevin Mitchell, R (1, 5) OBP: 0.143, SLG: 0.143	1-0 F8	2-0 5-3 1-2			2-1 E HBP 1B		3-1 F8		2-2 F8	5 0 1 0 0 0 2
Jeffrey Leonard, R (1, 7) OBP: 0.583, SLG: 1.364	2-1 G3 1-2				2-1 E HBP 1-2		0-0 6-3			3 1 1 1 0 0 1
Candy Maldonado, R (1, 9) OBP: 0.250, SLG: 0.333	2-1 1-3				1-0 FC6 1-2 2-3			1-1 F3		4 0 0 0 0 0 3
Chili Davis, S (1, 8) Eddie Milner, L (6, 8) OBP: 0.300, SLG: 0.333		1-0 1B 2B			0-1 F6			3-3 K		3 1 1 0 0 0 3 1 0 0 0 0 1 0
Will Clark, L (1, 3) OBP: 0.500, SLG: 0.818		1-1 2B 1B 2-H			2-2 F9			0-0 2B		4 1 2 1 0 1 3
Bob Brenly, R (1, 2) OBP: 0.125, SLG: 0.250		0-0 F7 1-H WP 2B			1-1 F2		1-3 K		2-3 K	4 1 1 1 0 2 1
Jose Uribe, S (1, 6) OBP: 0.250, SLG: 0.333		1-0 F7 2-3			1-2 6-3		2-2 1-3		1-2 F9	4 0 0 0 0 0 1
Atlee Hammaker, S (1, 1) Don Robinson, R (7, 1) Craig Lefferts, L (7, 1) Michael LaCoss, R (8, 1) Mike Aldrete, L (9, PH)		1-3 K			0-3 K		1-0 5-3		0-3 K	3 0 0 0 0 0 2 1 0 1 0 0 0 0 0 1 0

Inning Stats	R: 0 E: 0 K: 5	H: 0 LOB: 1 BB: 1 P: 14	R: 3 E: 0 K: 12	H: 3 LOB: 1 BB: 1 P: 21	R: 1 E: 0 K: 15	H: 1 LOB: 0 BB: 0 P: 20	R: 0 E: 0 K: 8	H: 0 LOB: 0 BB: 0 P: 10	R: 0 E: 1 K: 10	H: 1 LOB: 3 BB: 0 P: 17	R: 0 E: 0 K: 8	H: 0 LOB: 0 BB: 0 P: 12	R: 0 E: 0 K: 7	H: 0 LOB: 0 BB: 0 P: 12	R: 0 E: 0 K: 9	H: 1 LOB: 1 BB: 0 P: 15	R: 1 E: 0 K: 12	H: 1 LOB: 0 BB: 0 P: 18	1B: 2 2B: 3 3B: 0 HR: 2	SF: 0 SAC: 0 DP: 0 HBP: 1
--------------	----------------------	----------------------------------	-----------------------	----------------------------------	-----------------------	----------------------------------	----------------------	----------------------------------	-----------------------	----------------------------------	----------------------	----------------------------------	----------------------	----------------------------------	----------------------	----------------------------------	-----------------------	----------------------------------	----------------------------------	------------------------------------

PITCHER	IP	WLS	BF	H	R	ER	SO	BB	IBB	HBP	BLK	WP	HR	S	P	ERA	WHIP
Joe Magrane, L (1, 1) ERA: 9.0	4.0		18	4	4	4	3	2	0	0	0	1	1	40	65	9.00	1.500
Bob Forsch, R (5, 1) ERA:	2.0	W	9	1	0	0	1	0	0	1	0	0	0	18	29	0.00	0.500
Todd Worrell, R (7, 1) ERA: 2.7	3.0	S	11	2	1	1	4	0	0	0	0	0	1	28	45	3.00	0.667

**BOTTOM**

**St. Louis Cardinals @ San Francisco Giants**  
**Candlestick Park, San Francisco, CA**  
 Fri Oct 09 1987, 10:05 PM EDT  
 Att: 57,913 - Unknown - 65 F

livebaseballscorecards.com

<b>AB</b>	<b>35</b>
<b>R</b>	<b>5</b>
<b>H</b>	<b>7</b>
<b>RBI</b>	<b>4</b>
<b>BB</b>	<b>2</b>
<b>SO</b>	<b>8</b>
<b>LOB</b>	<b>15</b>



<b>WP:</b> 1	<b>PA:</b> 38
<b>PB:</b> 0	
<b>SB:</b> 1	
<b>CS:</b> 0	

Batter	1	2	3	4	5	6	7	8	9	AB R H RBI BB SO LOB	TOP														
Vince Coleman, S OBP: 0.412, SLG: 0.286 (1, 7)	0-2 3-1	2-1 L4-3 1B			3-2 E3 1B		0-0 G1-6-3 1-2f			4 0 2 1 0 0 1	<b>St. Louis Cardinals @ San Francisco Giants</b> <b>Candlestick Park, San Francisco, CA</b> Sat Oct 10 1987, 10:05 PM EDT Att. 57,997 - Unknown - 65 F														
Ozzie Smith, S OBP: 0.353, SLG: 0.400 (1, 6)	1-1 E4 BB	1-0 L4-3 1-2			1-1 F9			1-2 1-3		4 0 0 0 0 0 3															
Tom Herr, S OBP: 0.125, SLG: 0.125 (1, 4)	1-0 L9				1-2 G3			0-0 G3-6 1B		4 0 1 0 0 0 2															
Dan Driessen, L OBP: 0.444, SLG: 0.625 (1, 3)	4-0 1-2 BB				0-1 F9			0-0 G3-6 1-2f		3 0 0 0 1 1 1															
Willie McGee, S OBP: 0.267, SLG: 0.400 (1, 8)	1-1 F8				1-2 4-3			0-2 3-1		4 0 1 0 0 0 2															
Terry Pendleton, S OBP: 0.182, SLG: 0.182 (1, 5)					3-2 4-3			0-0 G4-6-3 1B		4 0 1 0 0 0 1															
Curt Ford, L OBP: 0.400, SLG: 0.333 (1, 9)					2-3 K			0-0 G4-6-3 1-2f		4 1 1 0 0 1 2															
Tony Peña, R OBP: 0.429, SLG: 0.333 (1, 2)					0-0 5-3			1-2 G1-6-3 1B		3 1 2 0 0 0 0															
Danny Cox, R OBP: 0.333, SLG: 0.333 (1, 1)					0-3 K			0-0 B3		3 0 1 1 0 1 1															
<b>Inning Stats</b>	R: 0 E: 1 K: 0 S: 9	H: 0 LOB: 2 BB: 1 P: 15	R: 2 E: 0 K: 0 S: 11	H: 4 LOB: 1 BB: 0 P: 14	R: 0 E: 0 K: 0 S: 9	H: 0 LOB: 0 BB: 0 P: 10	R: 0 E: 0 K: 1 S: 7	H: 0 LOB: 0 BB: 0 P: 12	R: 0 E: 1 K: 1 S: 14	H: 1 LOB: 1 BB: 0 P: 19	R: 0 E: 0 K: 1 S: 10	H: 1 LOB: 1 BB: 0 P: 13	R: 0 E: 0 K: 0 S: 5	H: 1 LOB: 0 BB: 0 P: 6	R: 0 E: 0 K: 0 S: 5	H: 1 LOB: 0 BB: 0 P: 6	R: 0 E: 0 K: 0 S: 6	H: 1 LOB: 0 BB: 0 P: 6	R: 0 E: 0 K: 0 S: 6	H: 1 LOB: 0 BB: 0 P: 6	1B: 9 2B: 1 3B: 0 HR: 0	SF: 0 SAC: 0 DP: 4 HBP: 0	WP: 0 PB: 0 SB: 0 CS: 0	PA: 34	
<b>PITCHER</b> Mike Krukow, R ERA: 2.0 (1, 1)	IP 9.0	WLS W	BF 34	H 9	R 2	ER 2	SO 3	BB 1	IBB 0	HBP 0	BLK 0	WP 0	HR 0	S 76	P 101	ERA 2.00	WHIP 1.111								

livebaseballscorecards.com

AB	33
R	2
H	9
RBI	2
BB	1
SO	3
LOB	13



Batter	1	2	3	4	5	6	7	8	9	AB	R	H	RBI	BB	SO	LOB
Eddie Milner, L (1, 8) C S X	0-2 6-3 ①		0-3 K ①		1-1 F9 ②		0-1 4-3 ①			4	0	0	0	0	1	1
Kevin Mitchell, R (1, 5) OBP: 0.222, SLG: 0.278 F C X	1-2 6-3 ②		0-0 1-2 1B ②		1-0 HR 2B		2-0 F2 ②			4	1	2	0	0	0	0
Jeffrey Leonard, R (1, 7) OBP: 0.625, SLG: 1.462 B B C B	4-1 BB		2-3 K ②		0-0 2-H HR		4-1 2B BB			2	1	1	2	2	1	2
Will Clark, L (1, 3) OBP: 0.500, SLG: 0.800 B X	1-0 3-1 ③		3-3 K ③		2-1 1B 1B		0-0 1-H 2B ③			4	0	2	0	0	1	3
Mike Aldrete, L (1, 9) OBP: 0.200, SLG: 0.200 B C X		2-2 F7 ①		2-0 3-1 ①	0-2 1-2 1B		1-0 1-3 ①			4	0	1	0	0	0	0
Bob Brenly, R (1, 2) OBP: 0.250, SLG: 0.583 B C X		1-1 1B		0-3 K ②	1-1 1-3 ③		1-1 HR			4	1	2	1	0	1	2
Robby Thompson, R (1, 4) OBP: 0.235, SLG: 0.286 B C X		0-3 K ②		1-1 HR		2-2 F8 ①	1-2 1-3 ②			4	1	1	1	0	1	1
Jose Uribe, S (1, 6) OBP: 0.188, SLG: 0.250 C C C		0-3 K ③		1-0 F9 ③		1-0 F4 ②	1-1 G3 ③			4	0	0	0	0	1	1
Mike Krukow, R (1, 1) B B C B			4-1 1B BB		1-1 5-3 ①	0-1 6-3 ③				2	0	0	0	1	0	0

Inning Stats	R: 0	H: 0	E: 0	K: 0	S: 8	H: 0	LOB: 1	BB: 1	P: 14	R: 0	H: 1	E: 0	K: 2	S: 11	H: 1	LOB: 1	BB: 0	P: 14	R: 0	H: 1	E: 0	K: 3	S: 13	H: 1	LOB: 2	BB: 1	P: 22	R: 1	H: 1	E: 0	K: 1	S: 8	H: 1	LOB: 0	BB: 0	P: 12	R: 2	H: 4	E: 0	K: 0	S: 13	H: 0	LOB: 2	BB: 0	P: 19	R: 0	H: 0	E: 0	K: 0	S: 7	H: 1	LOB: 2	BB: 1	P: 11	R: 1	H: 1	E: 0	K: 0	S: 8	H: 1	LOB: 0	BB: 0	P: 12
1B: 4	SF: 0	2B: 2	SAC: 0	3B: 0	DP: 0	HR: 3	HBP: 0	CS: 0	WP: 0	PA: 35																																																					


PITCHER	IP	WLS	BF	H	R	ER	SO	BB	IBB	HBP	BLK	WP	HR	S	P	ERA	WHIP
Danny Cox, R (1, 1) ERA: 4.5	8.0	L	35	9	4	4	6	3	0	0	0	0	3	73	114	4.50	1.500

**BOTTOM**

**St. Louis Cardinals @ San Francisco Giants**  
**Candlestick Park, San Francisco, CA**

Sat Oct 10 1987, 10:05 PM EDT  
 Att: 57,997 - Unknown - 65 F

AB	32
R	4
H	9
RBI	4
BB	3
SO	6
LOB	10



WP	HR	S	P	ERA	WHIP
0	3	73	114	4.50	1.500

Batter	1	2	3	4	5	6	7	8	9	AB R H RBI BB SO LOB	TOP	
Vince Coleman, S (1, 7) OBP: 0.429, SLG: 0.389	0-0 SH1-3 SF8 2B		0-0 G4-6-3 1-2 2-3 1B		3-2 F3		0-3 K			4 1 2 0 0 1 1		
Ozzie Smith, S (1, 6) OBP: 0.300, SLG: 0.353	0-0 SH1-3 2-3		0-0 SF8		1-3 K			2-1 F3		2 0 0 1 0 1 0		
Tom Herr, S (1, 4) OBP: 0.100, SLG: 0.105	0-0 SF8 3-H		2-0 G4-6-3 1-2f		0-0 4-3			0-1 F8		3 0 0 1 0 0 2		
Dan Driessen, L (1, 3) OBP: 0.333, SLG: 0.455 Jim Lindeman, R (8, PH) OBP: 0.250, SLG: 0.714 (8, 3)	0-0 G3			2-1 P6		1-1 F8		2-3 K		3 0 0 0 0 0 0 1 0 0 0 0 1 0		
Willie McGee, S (1, 8) OBP: 0.316, SLG: 0.421		0-1 6-3		1-2 CS 1B		1-2 1B		0-3 K		4 0 2 0 0 1 0		
Terry Pendleton, S (1, 5) OBP: 0.200, SLG: 0.333		0-0 L6		3-2 E 3B		1-3 K		0-0 6-3		4 1 1 0 0 1 1		
John Morris, L (1, 9) Bob Forsch, R (4, 1) Ricky Horton, L (4, 1) Tom Lawless, R (7, PH) OBP: 0.250, SLG: 0.250 (7, 9)		0-1 F7		0-0 E1 WP			0-1 L5		0-1 4-3	2 0 2 0 0 0 0 0 0	AB 30 R 3 H 7 RBI 2 BB 1 SO 7 LOB 6	
Tony Peña, R (1, 2) OBP: 0.471, SLG: 0.357			0-1 1B SF8 1B	2-3 K			4-1 BB			2 1 1 0 1 1 1		
Greg Mathews, R (1, 1) OBP: 1.000, SLG: 1.000 Curt Ford, L (4, 9) OBP: 0.400, SLG: 0.333 José Oquendo, S (5, PH) OBP: 0.222, SLG: 0.125 (5, 9) Ken Dayley, L (7, 1)			1-1 1B		1-1 F4		0-3 K			1 0 1 0 0 0 0 0 0 0 0 0 0 0 2 0 0 0 0 1 1 0 0 0 0 0 0 0		
<b>Inning Stats</b>	R: 1 H: 1 E: 0 LOB: 0 K: 0 BB: 0 S: 4 P: 4	R: 0 H: 0 E: 0 LOB: 0 K: 0 BB: 0 S: 5 P: 5	R: 1 H: 3 E: 0 LOB: 1 K: 0 BB: 0 S: 7 P: 10	R: 1 H: 2 E: 1 LOB: 1 K: 1 BB: 0 S: 12 P: 20	R: 0 H: 0 E: 0 LOB: 0 K: 1 BB: 0 S: 8 P: 13	R: 0 H: 1 E: 0 LOB: 1 K: 1 BB: 0 S: 11 P: 14	R: 0 H: 0 E: 0 LOB: 1 K: 2 BB: 1 S: 9 P: 13	R: 0 H: 0 E: 0 LOB: 0 K: 1 BB: 0 S: 9 P: 13	R: 0 H: 0 E: 0 LOB: 0 K: 1 BB: 0 S: 6 P: 6	1B: 5 SF: 2 2B: 1 SAC: 1 3B: 1 DP: 1 HR: 0 HBP: 0	WP: 1 PA: 34 PB: 0 SB: 0 CS: 1	
<b>PITCHER</b> Rick Reuschel, R (1, 1) ERA: 6.3 Joe Price, L (5, 1) ERA:	IP WLS BF H R ER SO BB IBB HBP BLK WP HR S P ERA WHIP	4.0 17 6 3 2 1 0 0 0 0 1 0 28 39 4.50 1.500	5.0 17 1 0 0 6 1 0 0 0 0 0 43 59 0.00 0.400	<b>PITCHER</b> IP WLS BF H R ER SO BB IBB HBP BLK WP HR S P ERA WHIP								

St. Louis Cardinals @ San Francisco Giants  
 Candlestick Park, San Francisco, CA  
 Sun Oct 11 1987, 6:33 AM EDT  
 Att. 59,363 - Cloudy - 75 F

livebaseballscorecards.com



Batter	1	2	3	4	5	6	7	8	9	AB	R	H	RBI	BB	SO	LOB
<b>Robby Thompson, R</b> OBP: 0.333, SLG: 0.438 (1, 4)	4-1 S 1B BB		1-2 F8	2-2 2-H 3B			1-1 CS HBP			2	1	1	1	1	0	0
<b>Kevin Mitchell, R</b> OBP: 0.273, SLG: 0.455 (1, 5)	1-2 F8 S 1-H 1B		2-2 HR	2-2 F3			2-2 F9 1-2			4	1	2	2	0	0	2
<b>Jeffrey Leonard, R</b> OBP: 0.500, SLG: 1.118 (1, 7)	3-2 F8 1-3		2-0 5-3	2-3 K			0-0 F8			4	0	0	0	0	1	2
<b>Candy Maldonado, R</b> OBP: 0.250, SLG: 0.313 (1, 9)	1-3 K		1-2 F9		0-1 G5-4-3 1B		2-1 F5			4	0	1	0	0	1	1
<b>Chili Davis, S</b> OBP: 0.308, SLG: 0.333 (1, 8)	0-0 F8			0-0 1B		0-0 G5-4-3	2-3 K			3	1	1	0	0	0	2
<b>Eddie Milner, L</b> (8, 8)				1-2 1B		1-2 1B	2-3 K			1	0	0	0	0	1	0
<b>Will Clark, L</b> OBP: 0.500, SLG: 0.722 (1, 3)		1-3 K		0-1 1B		0-0 F9	4-2 BB			3	1	1	0	1	1	0
<b>Bob Brenly, R</b> OBP: 0.375, SLG: 0.538 (1, 2)		4-1 FC5-4 BB		4-2 1B		3-2 5-3	4-0 BB			1	1	0	0	3	0	0
<b>Jose Uribe, S</b> OBP: 0.200, SLG: 0.250 (1, 6)		0-2 FC5-4		0-0 S		1-0 5-3	1-3 K2-3			4	1	1	2	0	1	3
<b>Rick Reuschel, R</b> (1, 1)		0-3 K		1-3 2-H 3-H 3B		1-3 2-2 SF7	1-3 K			1	0	0	0	0	1	1
<b>Mike Aldrete, L</b> OBP: 0.167, SLG: 0.200 (4, PH)				2-2 3-H						0	0	0	1	0	0	0
<b>Joe Price, R</b> (5, 1)										1	0	0	0	0	1	0

Inning Stats	R: 1	H: 1	E: 0	LOB: 1	K: 1	S: 12	P: 20	R: 0	H: 0	E: 0	LOB: 1	K: 2	S: 10	P: 15	R: 1	H: 1	E: 0	LOB: 0	K: 0	S: 11	R: 4	H: 4	E: 0	LOB: 1	K: 1	S: 28	R: 0	H: 1	E: 0	LOB: 0	K: 0	S: 4	R: 0	H: 0	E: 0	LOB: 0	K: 1	S: 7	R: 0	H: 0	E: 0	LOB: 0	K: 0	S: 5	R: 0	H: 0	E: 0	LOB: 2	K: 2	S: 11	P: 24
--------------	------	------	------	--------	------	-------	-------	------	------	------	--------	------	-------	-------	------	------	------	--------	------	-------	------	------	------	--------	------	-------	------	------	------	--------	------	------	------	------	------	--------	------	------	------	------	------	--------	------	------	------	------	------	--------	------	-------	-------

PITCHER	IP	WLS	BF	H	R	ER	SO	BB	IBB	HBP	BLK	WP	HR	S	P	ERA	WHIP
<b>Greg Mathews, L</b> ERA: 3.48 (1, 1)	3.0		13	2	2	2	3	2	0	0	0	0	0	33	52	6.00	1.333
<b>Bob Forsch, R</b> ERA: 12.0 (4, 1)	0.0	L	4	3	4	4	0	1	0	0	0	0	0	8	12	∞	∞
<b>Ricky Horton, L</b> ERA: (4, 1)	3.0		10	2	0	0	2	0	0	0	0	0	0	31	44	0.00	0.667
<b>Ken Dayley, L</b> ERA: (7, 1)	2.0		8	0	0	0	2	2	0	1	0	0	0	16	32	0.00	1.000


**BOTTOM**

**St. Louis Cardinals @ San Francisco Giants**  
Candlestick Park, San Francisco, CA

Sun Oct 11 1987, 6:33 AM EDT  
Att. 59,363 - Cloudy - 75 F

<b>AB</b>	<b>28</b>
<b>R</b>	<b>6</b>
<b>H</b>	<b>7</b>
<b>RBI</b>	<b>6</b>
<b>BB</b>	<b>5</b>
<b>SO</b>	<b>7</b>
<b>LOB</b>	<b>11</b>

WP: 0 PA: 35  
PB: 0  
SB: 3  
CS: 1



PITCHER	IP	WLS	BF	H	R	ER	SO	BB	IBB	HBP	BLK	WP	HR	S	P	ERA	WHIP
---------	----	-----	----	---	---	----	----	----	-----	-----	-----	----	----	---	---	-----	------

Batter	1	2	3	4	5	6	7	8	9	AB R H RBI BB SO LOB	TOP											
Robby Thompson, R (1, 4) OBP: 0.320, SLG: 0.368	0-3 K		4-0 CS BB		0-0 F8		0-3 K			3 0 0 0 1 2 4	<b>San Francisco Giants @ St. Louis Cardinals</b> <b>Busch Stadium, St. Louis, MO</b> Tue Oct 13 1987, 7:05 PM CDT Att. 55,331 - Unknown - 55 F											
Kevin Mitchell, R (1, 5) OBP: 0.269, SLG: 0.423	0-0 1B		0-0 F3		0-0 F8			0-0 5-3		4 0 1 0 0 0 3												
Jeffrey Leonard, R (1, 7) OBP: 0.500, SLG: 1.000	0-3 K		0-3 K			0-0 FC4-6 1B		4-0 BB		3 0 1 0 1 2 1												
Candy Maldonado, R (1, 9) OBP: 0.211, SLG: 0.263 Mike Aldrete, L (8, PH) OBP: 0.143, SLG: 0.167 (8, 9)	0-0 F8			0-0 F8		0-0 FC4-6 1-2f		0-3 K		3 0 0 0 0 0 2 1 0 0 0 0 1 1												
Chili Davis, S (1, 8) OBP: 0.235, SLG: 0.250		0-3 K		0-0 F3		0-0 F3		0-0 F7		4 0 0 0 0 1 2												
Will Clark, L (1, 3) OBP: 0.458, SLG: 0.619		4-0 1B BB		0-3 K		0-0 F9		0-3 K		3 0 0 0 1 2 1												
Bob Melvin, R (1, 2) OBP: 0.500, SLG: 0.429 Eddie Milner, L (7, PR) Don Robinson, R (7, 1) Harry Spilman, L (9, PH) OBP: 1.000, SLG: 4.000 Chris Speier, R (9, PH)		0-0 1B			0-0 FC5-6 1B		0-0 SH1-3 1B	0-3 K		3 0 3 0 0 0 0 0 0 0 0 0 0 0 0 0 0 0 0 0 0 1 0 0 0 0 1 0												
Jose Uribe, S (1, 6) OBP: 0.217, SLG: 0.261		0-0 L8			0-0 FC5-6 1B		0-0 SH1-3	0-0 4-3		3 0 1 0 0 0 2												
Dave Dravecky, R (1, 1) OBP: 0.167, SLG: 0.167 Bob Brenly, R (7, PH) OBP: 0.353, SLG: 0.500 (7, 2)		0-0 G3			0-0 FC5-6 1-2 2-3f		0-0 F5			2 0 0 0 0 0 4 1 0 0 0 0 0 2												
<b>Inning Stats</b>	R: 0 E: 0 K: 2 S: 8	H: 1 LOB: 1 BB: 0 P: 8	R: 0 E: 0 K: 1 S: 6	H: 1 LOB: 2 BB: 1 P: 10	R: 0 E: 0 K: 1 S: 4	H: 0 LOB: 0 BB: 1 P: 8	R: 0 E: 0 K: 1 S: 5	H: 0 LOB: 0 BB: 0 P: 5	R: 0 E: 0 K: 0 S: 5	H: 2 LOB: 2 BB: 0 P: 5		R: 0 E: 0 K: 0 S: 4	H: 1 LOB: 1 BB: 0 P: 4	R: 0 E: 0 K: 1 S: 6	H: 1 LOB: 2 BB: 0 P: 6	R: 0 E: 0 K: 1 S: 5	H: 0 LOB: 1 BB: 1 P: 9	R: 0 E: 0 K: 2 S: 7	H: 0 LOB: 0 BB: 0 P: 7	1B: 6 2B: 0 3B: 0 HR: 0	SF: 0 SAC: 1 DP: 0 HBP: 0	WP: 0 PB: 0 SB: 0 CS: 1
<b>PITCHER</b>	IP WLS BF H R ER SO BB IBB HBP BLK WP HR S P ERA WHIP																					
John Tudor, L (1, 1) ERA: 1.76	7.1 W 30 6 0 0 6 3 0 0 0 0 0 0 39 51 0.00 1.227																					
Todd Worrell, R (8, 1) ERA: 2.08	1.0 3 0 0 0 2 0 0 0 0 0 0 0 7 7 0.00 0.000																					
Ken Dayley, L (9, 1) ERA:	0.2 S 2 0 0 0 1 0 0 0 0 0 0 0 4 4 0.00 0.000																					

livebaseballscorecards.com

<b>AB</b>	<b>31</b>
<b>R</b>	<b>0</b>
<b>H</b>	<b>6</b>
<b>RBI</b>	<b>0</b>
<b>BB</b>	<b>3</b>
<b>SO</b>	<b>9</b>
<b>LOB</b>	<b>22</b>





Batter	1	2	3	4	5	6	7	8	9	AB R H RBI BB SO LOB	TOP	
Mike Aldrete, L (1, 9) OBP: 0.091, SLG: 0.100	1-0 4-3		1-0 G3-6-1			3-2 F7		2-2 5-3		4 0 0 0 0 0 2	<p>San Francisco Giants @ St. Louis Cardinals</p> <p>Busch Stadium, St. Louis, MO</p> <p>Wed Oct 14 1987, 7:05 PM CDT</p> <p>Att. 55,331 - Unknown - 55 F</p>	
Kevin Mitchell, R (1, 5) OBP: 0.267, SLG: 0.400	2-2 L6		3-3 K			1-3 K		3-2 FC4-6 1B	4 0 1 0 0 2 1			
Jeffrey Leonard, R (1, 7) OBP: 0.500, SLG: 0.917	3-1 1B			0-1 G1-6-3 1B		0-1 L6		3-1 FC4-6 1-2f	4 0 2 0 0 0 1			
Will Clark, L (1, 3) OBP: 0.429, SLG: 0.560	0-0 G3			1-1 G1-6-3 1-2f			1-2 3-1 1B	2-3 K	4 0 1 0 0 1 3			
Chili Davis, S (1, 8) OBP: 0.190, SLG: 0.200		0-0 1-3		0-0 4-3			0-0 3-1	3-1 F7	4 0 0 0 0 0 2			
Bob Brenly, R (1, 2) OBP: 0.350, SLG: 0.471		1-3 K			1-2 G4-6-3 1B		0-0 6-3		3 0 1 0 0 1 1			
Chris Speier, R (1, 4)		2-1 6-3			2-1 G4-6-3 1-2f		3-3 K		3 0 0 0 0 1 2			
Jose Uribe, S (1, 6) OBP: 0.269, SLG: 0.308			0-0 G3-6-1 1B		0-1 1B		1-1 F3		3 0 2 0 0 0 0			
Altee Hammaker, S Eddie Milner, L Joe Price, R Kelly Downs, R Robby Thompson, R Scott Garretts, R Craig Lefferts, L Michael LaCoss, R Harry Spilman, L Don Robinson, R			0-1 G3-6-1 1B		0-0 F9		3-2 G3		0 0 0 0 0 0 0 1 0 1 0 0 0 0 0 0 0 0 0 0 0 0 0 0 0 0 0 0 1 0 1 0 0 0 0 0 0 0 0 0 0 0 0 0			
<b>Inning Stats</b>	R: 0 H: 1 E: 0 LOB: 1 K: 0 BB: 0 S: 7 P: 13	R: 0 H: 0 E: 0 LOB: 0 K: 1 BB: 0 S: 6 P: 9	R: 0 H: 2 E: 0 LOB: 1 K: 1 BB: 0 S: 7 P: 11	R: 0 H: 1 E: 0 LOB: 0 K: 0 BB: 0 S: 5 P: 6	R: 0 H: 2 E: 0 LOB: 1 K: 0 BB: 0 S: 8 P: 11	R: 0 H: 0 E: 0 LOB: 0 K: 1 BB: 0 S: 9 P: 13	R: 0 H: 1 E: 0 LOB: 1 K: 1 BB: 0 S: 8 P: 12	R: 0 H: 0 E: 0 LOB: 0 K: 0 BB: 0 S: 10 P: 16	R: 0 H: 1 E: 0 LOB: 1 K: 1 BB: 0 S: 10 P: 21	1B: 8 SF: 0 2B: 0 SAC: 0 3B: 0 DP: 3 HR: 0 HBP: 0		WP: 0 PA: 32 PB: 0 SB: 0 CS: 0
<b>PITCHER</b> Danny Cox, R (1, 1) ERA: 2.12	IP WLS BF H R ER SO BB IBB HBP BLK WP HR S P ERA WHIP	9.0 W 32 8 0 0 5 0 0 0 0 0 0 0 70 112 0.00 0.889										

livebaseballscorecards.com

AB	32
R	0
H	8
RBI	0
BB	0
SO	5
LOB	13





Batter	1	2	3	4	5	6	7	8	9
Vince Coleman, S OBP: 0.367, SLG: 0.308 (1, 7)	2-2 CS 4-3 1B	0-3 K		1-2 4-3		4-2 S 1B BB		0-3 K	
Ozzie Smith, S OBP: 0.276, SLG: 0.280 (1, 6)	2-0 4-3 1-2		0-0 E 1B 1B		1-3 K	4-2 1B BB		3-3 K	
Tom Herr, S OBP: 0.214, SLG: 0.222 (1, 4)	2-2 6-3 2-3		1-3 K		3-2 BB 1B	1-1 1B		0-0 F8	
Jim Lindeman, R OBP: 0.286, SLG: 0.538 Dan Driessen, L OBP: 0.308, SLG: 0.417 (1, 3) (6, PH) (7, 3)		1-3 K	2-2 F8		0-0 L5	3-2 F5			
Terry Pendleton, S OBP: 0.211, SLG: 0.316 Tom Lawless, R OBP: 0.429, SLG: 0.333 (1, 5) (3, PH) (4, 5)		2-2 1B 1B	2-2 E8 1B		4-1 1-2 BB		0-3 K		
Tony Peña, R OBP: 0.458, SLG: 0.476 (1, 2)		1-1 PB 1B HR 1B	0-1 F9		1-3 K		0-0 S 1B		
Willie McGee, S OBP: 0.308, SLG: 0.423 (1, 8)		0-0 PB HR 1B		0-1 F9		0-0 2B	0-1 F7		
José Oquendo, S OBP: 0.313, SLG: 0.417 (1, 9)		3-2 HR		2-2 6-3		4-1 WP SH3-4 1B BB	4-0 1-2 IBB		
Danny Cox, R OBP: 0.333, SLG: 0.333 (1, 1)		0-3 K		0-0 1B		0-0 SH3-4 1-2	3-2 1-3		

Inning Stats	R: 0	H: 1	E: 0	K: 0	S: 9	H: 1	LOB: 0	BB: 0	P: 15	R: 4	H: 4	E: 0	K: 3	S: 23	H: 2	LOB: 2	BB: 0	P: 19	R: 0	H: 1	E: 0	K: 0	S: 10	H: 1	LOB: 2	BB: 1	P: 26	R: 2	H: 2	E: 0	K: 0	S: 12	H: 2	LOB: 2	BB: 3	P: 28	R: 0	H: 1	E: 0	K: 1	S: 10	H: 0	LOB: 0	BB: 0	P: 10	R: 0	H: 0	E: 0	K: 2	S: 7	H: 0	LOB: 0	BB: 0	P: 10
	0	1	0	0	9	1	0	0	15	4	4	0	3	23	2	2	0	0	19	0	1	0	0	10	1	2	1	26	2	2	0	0	12	2	3	28	0	1	0	0	10	0	0	0	10	0	0	0	10					

PITCHER	IP	WLS	BF	H	R	ER	SO	BB	IBB	HBP	BLK	WP	HR	S	P	ERA	WHIP
Atlee Hammaker, L ERA: 7.88 (1, 1)	2.0	L	10	5	4	4	3	0	0	0	0	0	0	32	45	18.00	2.500
Joe Price, L ERA: (3, 1)	0.2		4	2	0	0	1	0	0	0	0	0	0	14	17	0.00	3.000
Kelly Downs, R ERA: (3, 1)	1.1		5	1	0	0	0	0	0	0	0	0	0	12	15	0.00	0.750
Scott Garrelts, R ERA: 6.75 (5, 1)	1.2		10	2	2	2	2	4	0	0	0	1	0	24	45	10.80	3.600
Craig Lefferts, L ERA: (6, 1)	0.0		1	1	0	0	0	0	0	0	0	0	0	2	3	∞	∞

**BOTTOM**

San Francisco Giants @ St. Louis Cardinals  
 Busch Stadium, St. Louis, MO  
 Wed Oct 14 1987, 7:05 PM CDT  
 Att: 55,331 - Unknown - 55 F

AB	R	H	RBI	BB	SO	LOB
4	1	1	0	1	2	1
4	0	1	0	1	2	1
5	0	2	2	0	1	2
3	0	0	0	0	1	2
1	0	0	0	0	0	2
1	1	1	0	0	0	0
2	0	1	0	1	1	0
4	1	2	0	0	1	4
4	1	2	1	0	0	1
2	2	1	3	2	0	0
3	0	1	0	0	1	2

AB	33
R	6
H	12
RBI	6
BB	5
SO	9
LOB	15

livebaseballscorecards.com

WP	1	PA	39
PB	1		
SB	2		
CS	1		

