

San Francisco Giants - 1987

Batter	1	2	3	4	5	6	7	8	9	AB	R	H	RBI	BB	SO	LOB	TOP	
Stan Jefferson, S (1,8) C X	0-1 1-3		1-2 6-3	0-2 L3			0-0 4-3			4	0	0	0	0	0	4		
Gary Templeton, S (1,6) OBP: 0.222, SLG: 0.125 B C X F B X	2-2 F8		1-1 F8		0-1 5-3		0-1 4-3			4	0	0	0	0	0	1		
Tony Gwynn, L (1,9) OBP: 0.250, SLG: 0.250 B C X	1-1 3B 1B		0-3 K		2-3 K			0-0 1-3		4	1	1	0	0	2	0		
Carmelo Martinez, R (1,7) OBP: 0.444, SLG: 1.111 Jim Steels, L (8,7) B C X F B X	1-0 1-H 3B		3-2 E5 G1-6-3 1B E		3-1 5-3			1-0 2B		4	1	2	1	0	0	0		
Kevin Mitchell, R (1,5) OBP: 0.333, SLG: 0.333 X	0-0 F8		1-0 E G1-6-3 1B		0-1 L6			3-3 K2-3		4	0	1	0	0	1	2		
Steve Garvey, R (1,3) Craig Lefferts, L (8,1) X		0-0 5-3		0-0 F5		1-0 F8		1-2 F9		4	0	0	0	0	0	3		
Benito Santiago, R (1,2) OBP: 0.333, SLG: 0.667 B C X F B X	2-2 HR		2-2 G1-6-3		0-1 6-3			1-2 4-6 SH3 1B		4	1	2	1	0	0	2		
Joey Cora, S (1,4) OBP: 0.500, SLG: 0.333 B C X F B X	2-2 2-3		4-0 E IBB			4-1 4-3 SH1-4 BB		0-0 SH3		1	0	0	0	2	0	0		
Ed Whitson, R (1,1) John Kruk, L (8,3) B C X F B X	1-3 K		1-0 FC6			0-2 SH1-4		2-2 4-6		2	0	0	0	0	1	2		
Inning Stats	R: 1 E: 0 K: 0 S: 10	H: 2 LOB: 1 BB: 0 P: 14	R: 0 E: 0 K: 1 S: 12	H: 0 LOB: 0 BB: 0 P: 11	R: 1 E: 2 K: 0 S: 12	H: 1 LOB: 3 BB: 1 P: 23	R: 0 E: 0 K: 0 S: 7	H: 0 LOB: 0 BB: 0 P: 6	R: 0 E: 0 K: 0 S: 7	H: 0 LOB: 1 BB: 1 P: 11	R: 0 E: 0 K: 1 S: 8	H: 1 LOB: 1 BB: 0 P: 13	R: 0 E: 0 K: 0 S: 8	H: 1 LOB: 0 BB: 0 P: 11	1B: 3 2B: 2 3B: 1 HR: 1	SF: 0 SAC: 2 DP: 1 HBP: 0	WP: 0 PA: 36 PB: 0 SB: 0 CS: 0	
PITCHER	IP	WLS	BF	H	R	ER	SO	BB	IBB	HBP	BLK	WP	HR	S	P	ERA	WHIP	
Michael LaCoss, R (1,1) ERA: 2.45	7.1	W	31	5	3	2	3	1	1	0	0	0	1	64	97	2.46	0.818	
Jeff Robinson, R (8,1) ERA:	1.2	S	5	1	0	0	1	0	0	0	0	0	0	14	21	0.00	0.600	

San Diego Padres @ San Francisco Giants
Candlestick Park, San Francisco, CA
Tue Apr 07 1987, 10:05 PM EDT
Att: 11,670 - Unknown

livebaseballscores.com

AB 32
R 3
H 6
RBI 2
BB 2
SO 4
LOB 15



Batter	1	2	3	4	5	6	7	8	9	AB	R	H	RBI	BB	SO	LOB	BOTTOM		
Will Clark, L (1,3) OBP: 0.400, SLG: 0.600 B C X F B X	1-1 PB E 2B 1B		2-1 L7		2-2 L9			2-1 F9		4	1	1	0	0	0	0			
Chris Brown, R (1,5) OBP: 0.300, SLG: 0.333 B C X F B X	1-2 FC1 PB 2B		0-0 F8		0-0 1-3			1-2 1B		4	1	1	0	0	0	1			
Jeffrey Leonard, R (1,7) OBP: 0.400, SLG: 0.444 B C X F B X	1-2 CS 1-H 2-H 2B		1-1 E4		0-0 6-3			0-0 F6		4	0	1	2	0	0	1			
Candy Maldonado, R (1,9) OBP: 0.250, SLG: 0.286 X	0-0 5-3		0-3 K		0-0 F8			2-1 F7		4	0	0	0	0	1	3			
Chili Davis, S (1,8) OBP: 0.444, SLG: 0.167 B C X F B X	4-1 2-3 BB		0-0 L9		1-0 F6					2	0	0	0	1	0	0			
Bob Melvin, R (1,2) OBP: 0.750, SLG: 2.250 B C X F B X	1-0 5-3		2-2 HR		1-0 HR					3	2	2	2	0	0	1			
Robby Thompson, R (1,4) B C X F B X		1-1 G4-1		2-3 K		1-1 F5				3	0	0	0	0	1	0			
Jose Uribe, S (1,6) OBP: 0.200, SLG: 0.200 B C X F B X	2-0 F7		0-0 5-3		0-3 K					3	0	0	0	0	1	0			
Michael LaCoss, R (1,1) Jeff Robinson, R (8,1) B C X F B X	1-1 F8				0-1 5-3			1-0 5-3		3	0	0	0	0	0	0			
Inning Stats	R: 2 E: 1 K: 0 S: 12	H: 2 LOB: 1 BB: 1 P: 20	R: 0 E: 0 K: 0 S: 5	H: 0 LOB: 0 BB: 0 P: 9	R: 0 E: 1 K: 1 S: 8	H: 0 LOB: 1 BB: 0 P: 11	R: 1 E: 0 K: 1 S: 11	H: 1 LOB: 0 BB: 0 P: 15	R: 0 E: 0 K: 0 S: 6	H: 0 LOB: 0 BB: 0 P: 8	R: 0 E: 0 K: 0 S: 3	H: 0 LOB: 0 BB: 0 P: 4	R: 1 E: 0 K: 1 S: 7	H: 1 LOB: 0 BB: 0 P: 10	R: 0 E: 0 K: 0 S: 10	H: 1 LOB: 1 BB: 0 P: 14	1B: 2 2B: 1 3B: 0 HR: 2	SF: 0 SAC: 0 DP: 0 HBP: 0	WP: 0 PA: 31 PB: 1 SB: 0 CS: 1
PITCHER	IP	WLS	BF	H	R	ER	SO	BB	IBB	HBP	BLK	WP	HR	S	P	ERA	WHIP		
Ed Whitson, R (1,1) ERA: 3.86	7.0	L	27	4	4	3	3	1	0	0	0	0	0	10	14	0.00	1.000		
Craig Lefferts, L (8,1) ERA:	1.0		4	1	0	0	0	0	0	0	0	0	0	10	14	0.00	1.000		

San Diego Padres @ San Francisco Giants
Candlestick Park, San Francisco, CA
Tue Apr 07 1987, 10:05 PM EDT
Att: 11,670 - Unknown

livebaseballscores.com

AB 30
R 4
H 5
RBI 4
BB 1
SO 3
LOB 6



Batter	1	2	3	4	5	6	7	8	9	AB	R	H	RBI	BB	SO	LOB	TOP										
Stan Jefferson, S (1, 8) OBP: 0.125, SLG: 0.125	6-3		4-3			F9		CS 2H 1B		4	0	1	1	0	0	2											
Gary Templeton, S (1, 6) OBP: 0.154, SLG: 0.083	K			K		F8		CS	K	4	0	0	0	0	3	1											
Tony Gwynn, L (1, 9) OBP: 0.167, SLG: 0.167	6-3			4-3		G3			4-3	4	0	0	0	0	0	1											
Carmelo Martinez, R (1, 7) OBP: 0.308, SLG: 0.769		K		F8			K		L1	4	0	0	0	0	2	0											
Kevin Mitchell, R (1, 5) OBP: 0.333, SLG: 0.333		G6-3 1B			K		F9			3	0	1	0	0	1	0											
Steve Garvey, R (1, 3)		G6-3 1-2			4-3		F4			3	0	0	0	0	0	1											
Benito Santiago, R (1, 2) OBP: 0.417, SLG: 0.750			6-3							3	1	2	0	0	0	0											
Joey Cora, S (1, 4) OBP: 0.455, SLG: 0.444			6-3 2B		L5				K	3	0	1	0	0	1	2											
Andy Hawkins, R (1, 1) Jim Steels, L (6, PH) Dave Dravecky, R (6, 1) John Kruk, L (8, PH) Lance McCullers, S (8, 1)			6-3						F7	1	0	0	0	0	0	1											
Inning Stats	R: 0 E: 0 K: 1 S: 5	H: 0 LOB: 0 BB: 0 P: 5	R: 0 E: 0 K: 1 S: 5	H: 1 LOB: 0 BB: 0 P: 5	R: 0 E: 0 K: 0 S: 4	H: 1 LOB: 1 BB: 0 P: 4	R: 0 E: 0 K: 1 S: 5	H: 0 LOB: 0 BB: 0 P: 5	R: 0 E: 0 K: 0 S: 6	H: 1 LOB: 1 BB: 0 P: 6	R: 0 E: 0 K: 1 S: 5	H: 0 LOB: 0 BB: 0 P: 5	R: 0 E: 0 K: 1 S: 6	H: 2 LOB: 0 BB: 0 P: 6	R: 0 E: 0 K: 1 S: 5	H: 0 LOB: 0 BB: 0 P: 5	1B: 4 2B: 2 3B: 0 HR: 0	SF: 0 SAC: 0 DP: 1 HBP: 0	WP: 0 PB: 0 SB: 1 CS: 1	PA: 32							
PITCHER	IP	WLS	BF	H	R	ER	SO	BB	IBB	HBP	BLK	WP	HR	S	P	ERA	WHIP										
Roger Mason, R (1, 1) ERA: 1.17	7.2	W	28	6	1	1	6	0	0	0	0	0	0	40	40	1.17	0.783										
Scott Garrelts, R (8, 1) ERA:	1.1	S	3	0	0	0	1	0	0	0	0	0	0	5	5	0.00	0.000										

San Diego Padres @ San Francisco Giants
Candlestick Park, San Francisco, CA
Wed Apr 08 1987, 6:33 AM EDT
Att: 9,618 - Unknown

livebaseballscorecards.com

AB 31
R 1
H 6
RBI 1
BB 0
SO 7
LOB 9



Batter	1	2	3	4	5	6	7	8	9	AB	R	H	RBI	BB	SO	LOB	BOTTOM										
Eddie Milner, L (1, 8) BB			6-3			1-3		F8 1-2		3	0	0	0	1	0	2											
Will Clark, L (1, 3) OBP: 0.308, SLG: 0.462	K			F7		K				3	0	0	0	0	2	1											
Jeffrey Leonard, R (1, 7) OBP: 0.462, SLG: 0.583	K			F8 HR			1B			3	1	2	0	0	1	0											
Candy Maldonado, R (1, 9) OBP: 0.273, SLG: 0.300		G1-6-3 1B		F8		4-3				3	0	1	0	0	0	2											
Chris Brown, R (1, 5) OBP: 0.308, SLG: 0.583		G1-6-3 1-2			HR		6-3			3	1	1	2	0	0	1											
Bob Melvin, R (1, 2) OBP: 0.428, SLG: 1.286		F7		F4			F7			3	0	0	0	0	0	0											
Robby Thompson, R (1, 4) Scott Garrelts, R (8, 1)				F9						2	0	0	0	1	1	0											
Jose Uribe, S (1, 6) OBP: 0.250, SLG: 0.250					CS BB		K			0	0	0	0	0	0	0											
Roger Mason, R (1, 1) Chris Speier, R (8, 4) ERA:										3	0	1	0	0	2	1											
Inning Stats	R: 0 E: 0 K: 2 S: 6	H: 0 LOB: 1 BB: 1 P: 10	R: 0 E: 0 K: 0 S: 3	H: 1 LOB: 0 BB: 0 P: 3	R: 0 E: 0 K: 1 S: 6	H: 1 LOB: 1 BB: 0 P: 6	R: 2 E: 0 K: 0 S: 5	H: 2 LOB: 0 BB: 0 P: 5	R: 0 E: 0 K: 2 S: 6	H: 0 LOB: 0 BB: 1 P: 10	R: 0 E: 0 K: 1 S: 6	H: 1 LOB: 1 BB: 0 P: 6	R: 0 E: 0 K: 1 S: 5	H: 0 LOB: 0 BB: 0 P: 5	R: 0 E: 0 K: 1 S: 5	H: 1 LOB: 0 BB: 0 P: 5	1B: 4 2B: 1 3B: 0 HR: 1	SF: 0 SAC: 0 DP: 1 HBP: 0	WP: 0 PB: 0 SB: 0 CS: 2	PA: 28							
PITCHER	IP	WLS	BF	H	R	ER	SO	BB	IBB	HBP	BLK	WP	HR	S	P	ERA	WHIP										
Andy Hawkins, R (1, 1) ERA: 3.6	5.0	L	18	4	2	2	5	2	0	0	0	0	0	26	34	3.60	1.200										
Dave Dravecky, L (6, 1) ERA: 3.33	2.0		7	1	0	0	2	0	0	0	0	0	0	11	11	0.00	0.500										
Lance McCullers, R (8, 1) ERA:	1.0		3	1	0	0	1	0	0	0	0	0	0	5	5	0.00	1.000										

San Diego Padres @ San Francisco Giants
Candlestick Park, San Francisco, CA
Wed Apr 08 1987, 6:33 AM EDT
Att: 9,618 - Unknown

livebaseballscorecards.com

AB 26
R 2
H 6
RBI 2
BB 2
SO 8
LOB 8




Batter	1	2	3	4	5	6	7	8	9	10	11	AB	R	H	RBI	BB	SO	LOB	TOP								
Eddie Milner, L OBP: 0.200, SLG: 0.143	K		E4				E4 HR				L3	6	1	2	0	0	1	1									
Will Clark, L OBP: 0.364, SLG: 0.619	FC6-5 1B		K				K				G3	5	1	2	2	0	2	4									
Chili Davis, S OBP: 0.316, SLG: 0.375	FC6-5 1B		6-3				K				K	5	0	0	0	0	3	3									
Candy Maldonado, R OBP: 0.350, SLG: 0.421												5	1	2	0	0	0	0									
Chris Brown, R OBP: 0.273, SLG: 0.571												5	0	1	0	0	0	0									
Bob Melvin, R OBP: 0.250, SLG: 0.750												5	0	0	0	0	1	2									
Chris Speier, R OBP: 0.500, SLG: 0.571												4	1	2	1	1	0	1									
Jose Uribe, S OBP: 0.313, SLG: 0.438 Bob Brenly, R												4	1	2	0	0	0	2									
Kelly Downs, R Jeff Robinson, R Robby Thompson, R Scott Garrelts, R Harry Spilman, L Mark Grant, R												3	0	0	0	0	2	3									
Inning Stats	R: 0 E: 1 K: 1 S: 6	H: 2 LOB: 2 BB: 0 P: 6	R: 0 E: 0 K: 1 S: 5	H: 0 LOB: 1 BB: 1 P: 9	R: 0 E: 1 K: 2 S: 8	H: 0 LOB: 1 BB: 0 P: 8	R: 1 E: 0 K: 1 S: 8	H: 3 LOB: 2 BB: 0 P: 8	R: 0 E: 0 K: 2 S: 7	H: 1 LOB: 0 BB: 0 P: 7	R: 0 E: 0 K: 0 S: 3	H: 0 LOB: 0 BB: 0 P: 3	R: 3 E: 1 K: 1 S: 8	H: 2 LOB: 0 BB: 0 P: 8	R: 0 E: 1 K: 0 S: 4	H: 0 LOB: 1 BB: 0 P: 4	R: 0 E: 0 K: 0 S: 4	H: 2 LOB: 1 BB: 1 P: 4	R: 0 E: 0 K: 1 S: 5	H: 0 LOB: 0 BB: 0 P: 5	R: 1 E: 0 K: 0 S: 5	H: 2 LOB: 1 BB: 0 P: 5	1B: 9 2B: 2 3B: 0 HR: 1	SF: 0 SAC: 2 DP: 0 HBP: 0	WP: 0 PB: 0 SB: 1 CS: 2	PA: 46	
PITCHER	IP 6.2	WLS 0.1	BF 29	H 8	R 0	ER 0	SO 7	BB 1	IBB 0	HBP 0	BLK 0	WP 0	HR 0	S 42	P 46	ERA 1.35	WHIP 1.350										
Alejandro Pena, R ERA: 1.35	Ken Howell, R ERA: 13.5	Matt Young, L ERA: 16.2	Tom Niedenfuer, R ERA: 13.5	Tim Leary, R ERA: 6.75																							

San Francisco Giants @ Los Angeles Dodgers
Dodger Stadium, Los Angeles, CA
Fri Apr 10 1987, 7:05 PM PDT
Att: 41,338 - Unknown

livebaseballscores.com

AB 43
R 5
H 12
RBI 4
BB 1
SO 9
LOB 16




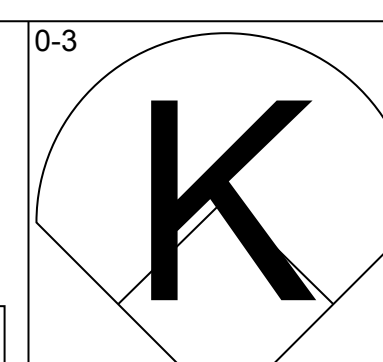
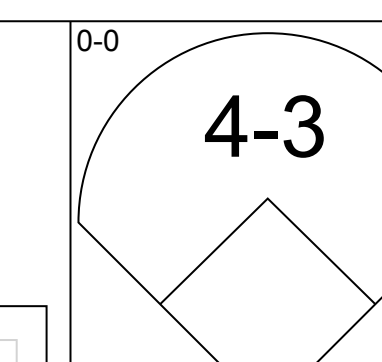
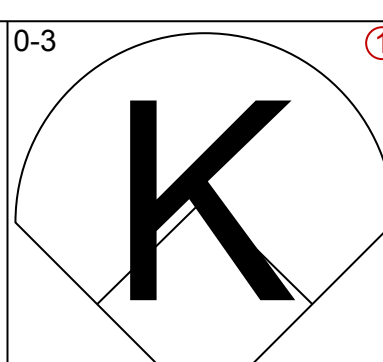
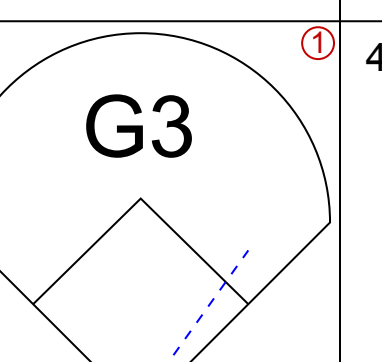
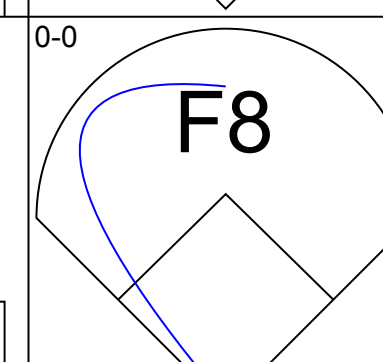
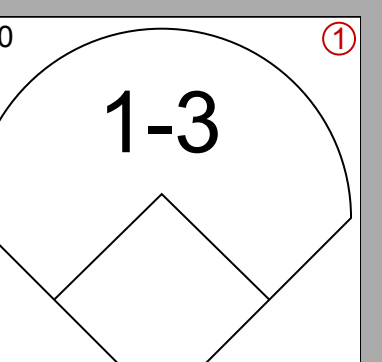
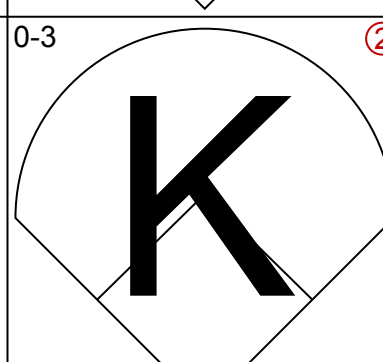
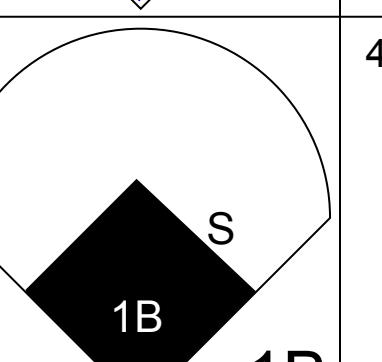
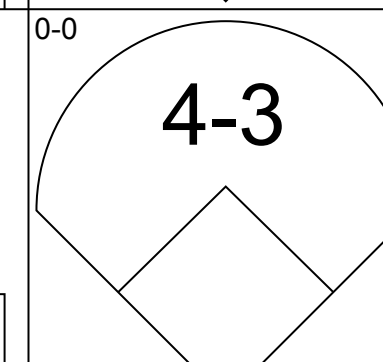
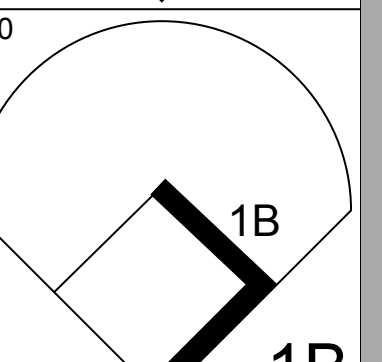
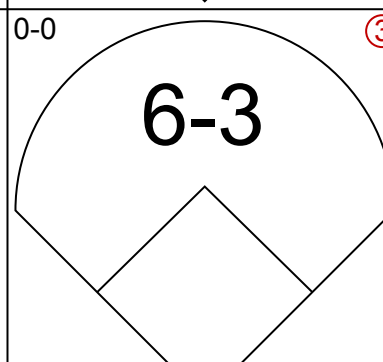
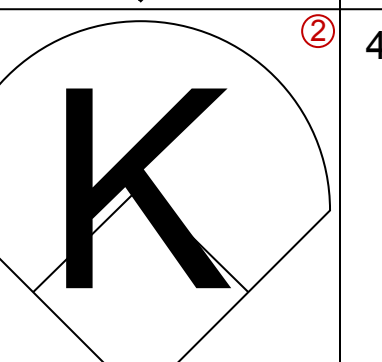
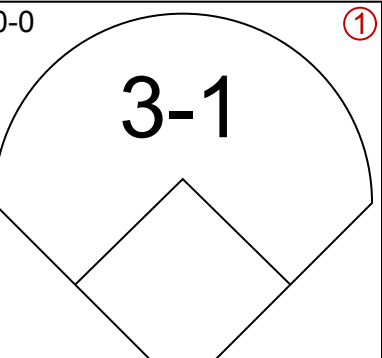
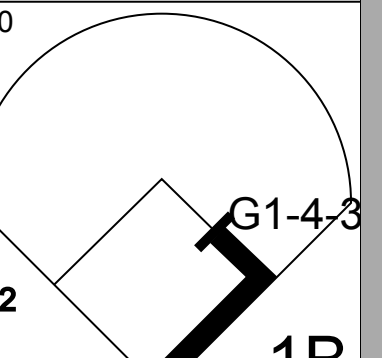
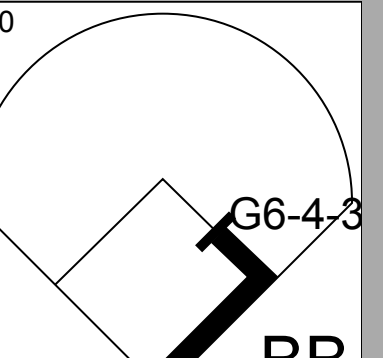
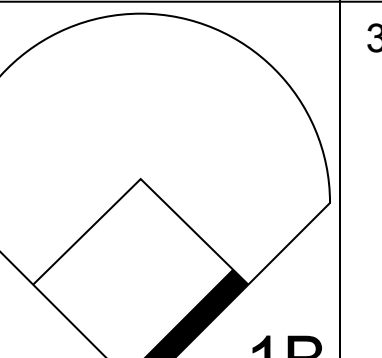
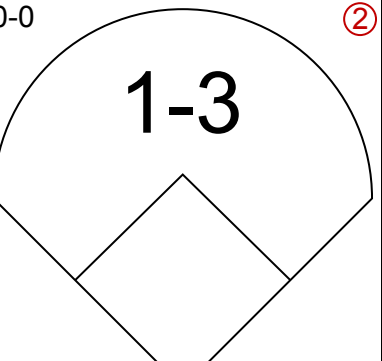
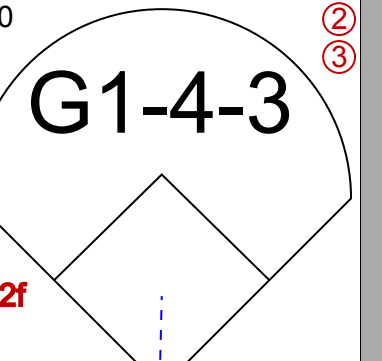

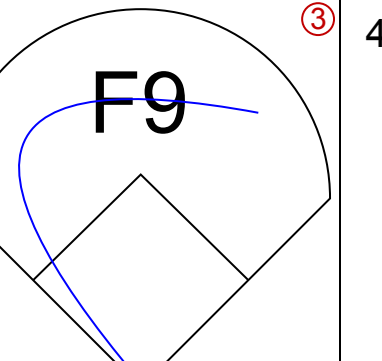
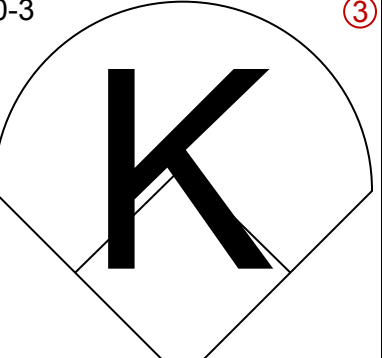
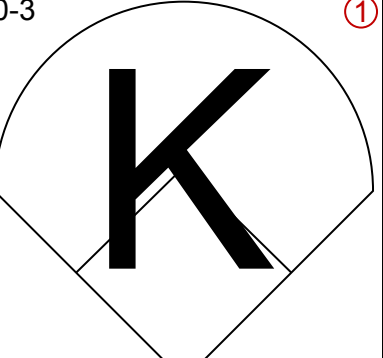
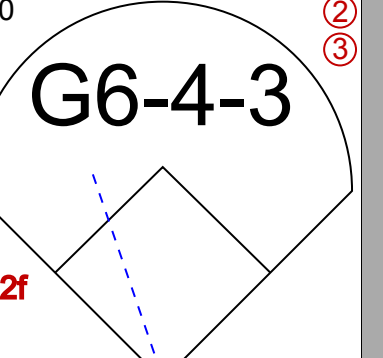
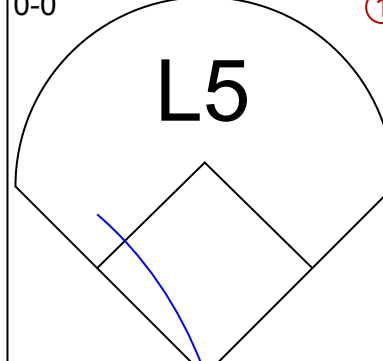
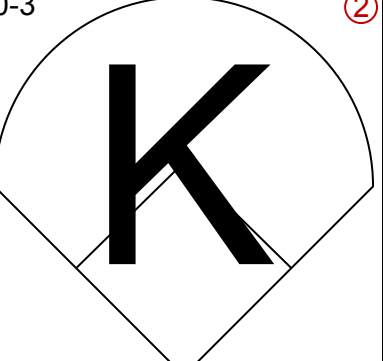
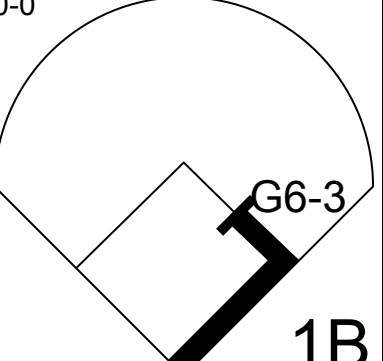
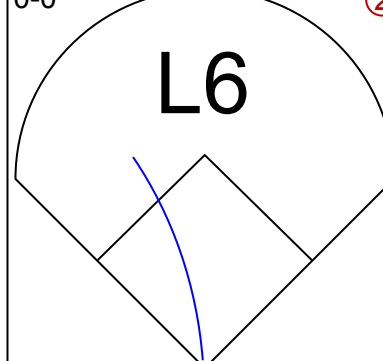
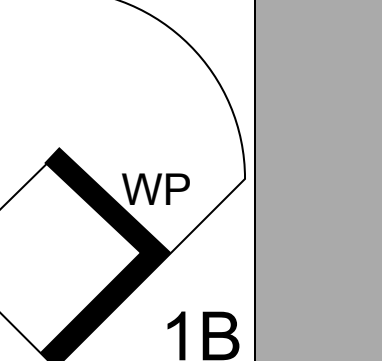
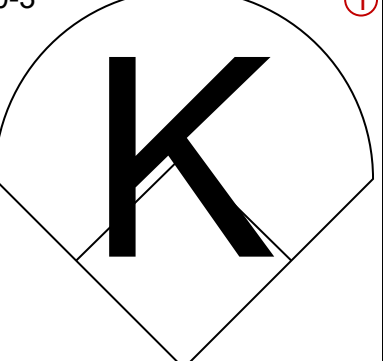
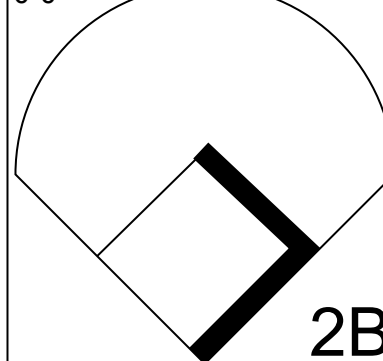
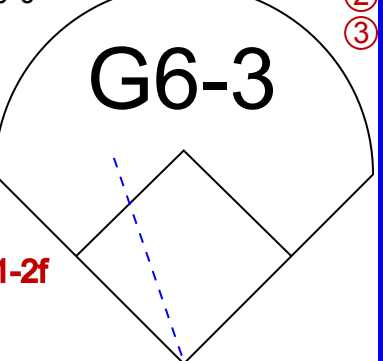
Batter	1	2	3	4	5	6	7	8	9	10	11	AB	R	H	RBI	BB	SO	LOB	BOTTOM								
Steve Sax, R OBP: 0.375, SLG: 0.381	K											5	0	1	0	1	2	4									
Mike Ramsey, S OBP: 0.364, SLG: 0.429	G3											5	0	1	0	1	1	2									
Mike Marshall, R OBP: 0.250, SLG: 0.333	6-3											5	0	1	0	0	2	2									
Pedro Guerrero, R OBP: 0.286, SLG: 0.167												4	1	1	0	1	2	2									
Franklin Stubbs, L OBP: 0.381, SLG: 0.500												4	1	0	0	1	2	5									
Mike Scapisa, L OBP: 0.421, SLG: 0.487 Reggie Williams, R Tom Niedenfuer, R Fernando Valenzuela, L Tim Leary, R												3	1	1	1	1	0	0									
Tracy Woodson, R OBP: 0.100, SLG: 0.100 Ken Landreaux, L Dave Anderson, R Alex Trevino, R												2	0	0	0	0	0	0									
Mariano Duncan, R OBP: 0.381, SLG: 0.333												3	0	2	0	2	0	0									
Alejandro Pena, R Ken Howell, R Len Matuszak, L Matt Young, L Mickey Hatcher, R												2	0	0	0	0	0	1									
Inning Stats	R: 0 E: 0 K: 1 S: 5	H: 0 LOB: 0 BB: 0 P: 5	R: 0 E: 0 K: 1 S: 5	H: 0 LOB: 0 BB: 0 P: 5	R: 0 E: 0 K: 0 S: 3	H: 1 LOB: 1 BB: 3 P: 3	R: 0 E: 0 K: 1 S: 7	H: 2 LOB: 2 BB: 0 P: 7	R: 0 E: 0 K: 0 S: 3	H: 0 LOB: 0 BB: 0 P: 3	R: 0 E: 0 K: 1 S: 4	H: 0 LOB: 0 BB: 1 P: 8	R: 3 E: 0 K: 1 S: 7	H: 2 LOB: 1 BB: 2 P: 15	R: 0 E: 0 K: 1 S: 5	H: 0 LOB: 0 BB: 0 P: 5	R: 1 E: 1 K: 2 S: 9	H: 1 LOB: 3 BB: 2 P: 17	R: 0 E: 0 K: 3 S: 10	H: 1 LOB: 3 BB: 2 P: 18	R: 0 E: 0 K: 0 S: 4	H: 1 LOB: 1 BB: 0 P: 4	1B: 6 2B: 2 3B: 0 HR: 0	SF: 0 SAC: 1 DP: 0 HBP: 0	WP: 1 PB: 0 SB: 0 CS: 2	PA: 47	
PITCHER	IP 6.1	WLS 1.2	BF 24	H 5	R 0	ER 3	SO 1	BB 2	IBB 0	HBP 0	BLK 0	WP 0	HR 0	S 32	P 40	ERA 4.26	WHIP 1.105										
Kelly Downs, R ERA: 4.26	Jeff Robinson, R ERA: 0.600	Scott Garrelts, R ERA: 2.500	Mark Grant, R ERA: 1.000																								

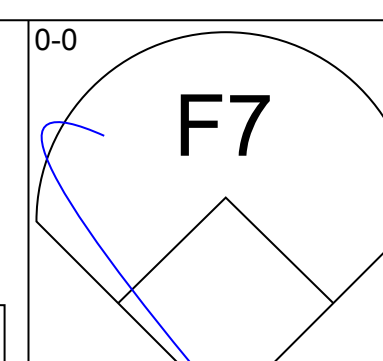
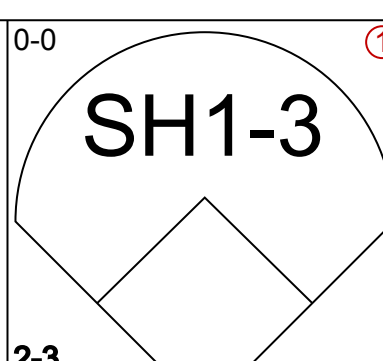
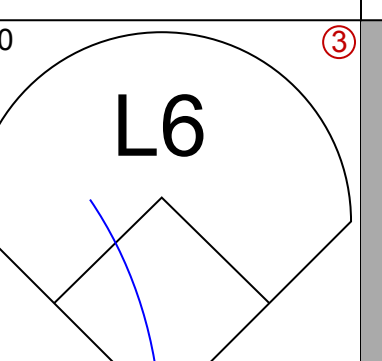
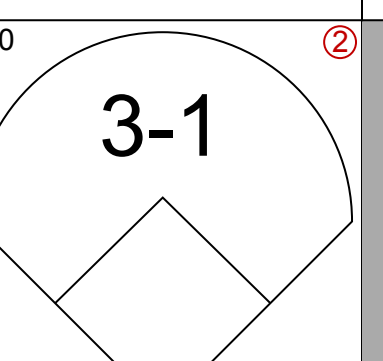
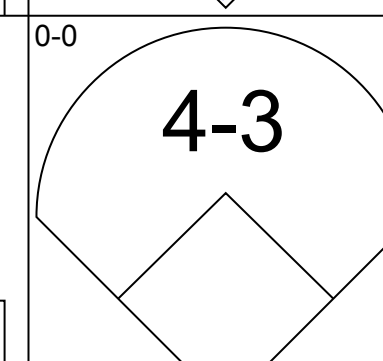
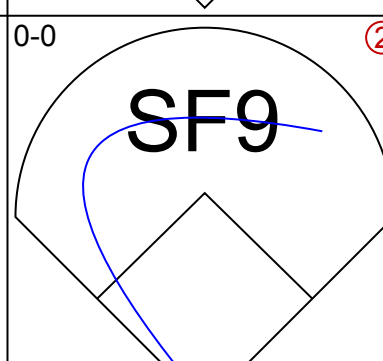
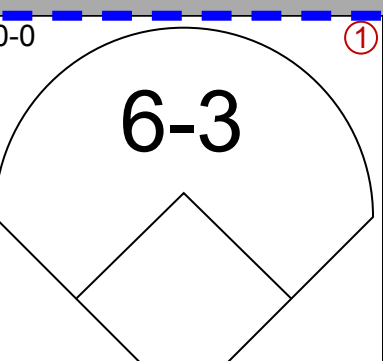
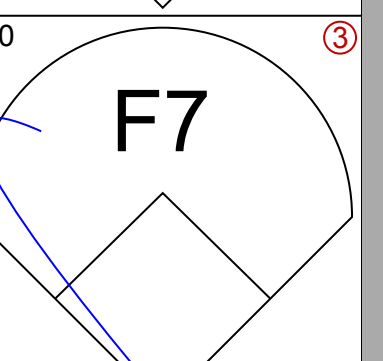
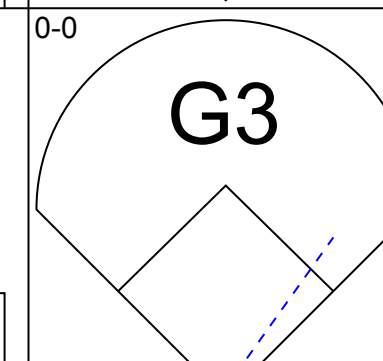
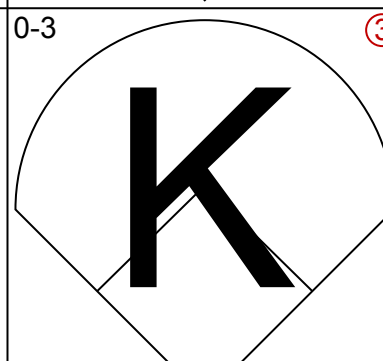
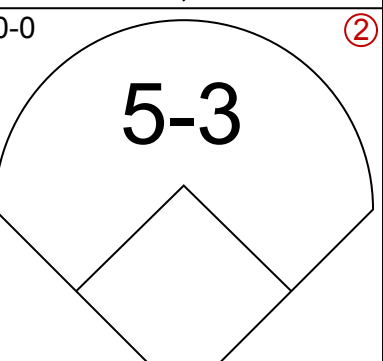
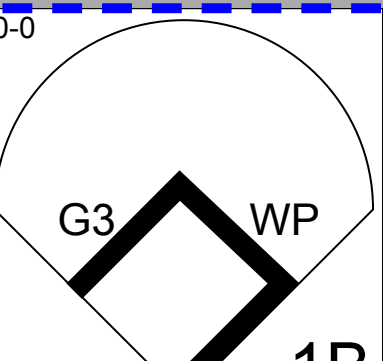
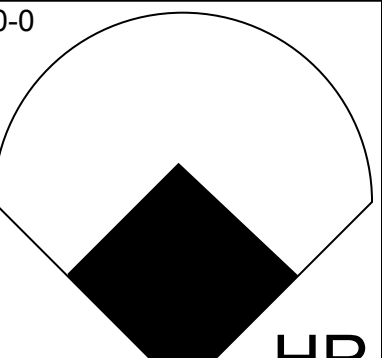
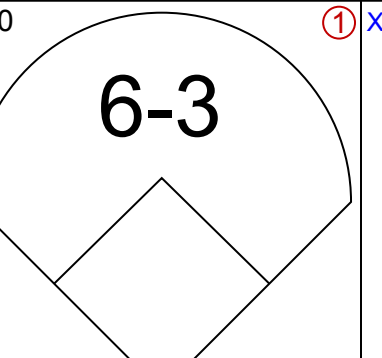
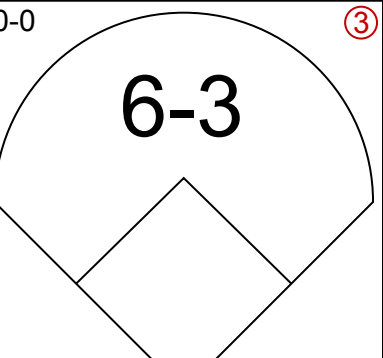
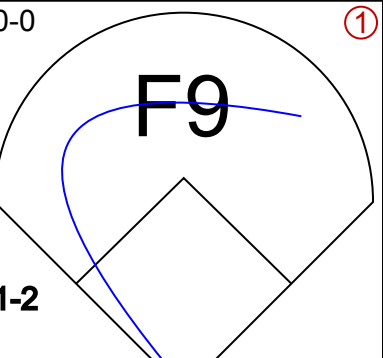
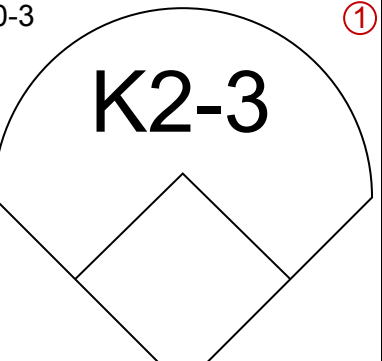
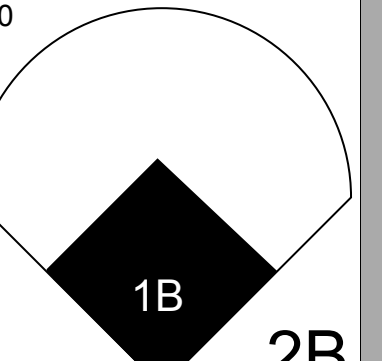
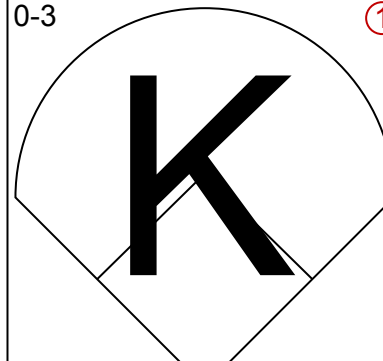
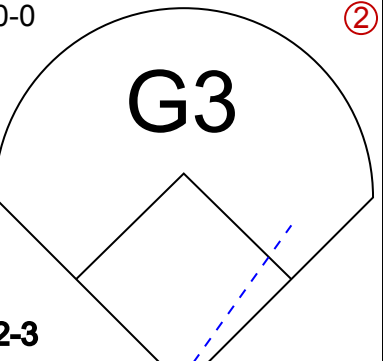
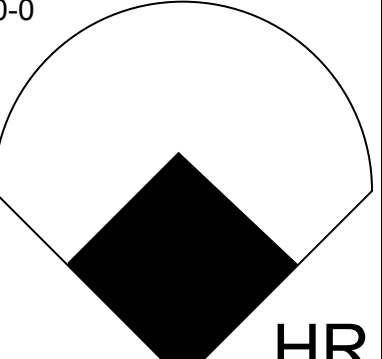
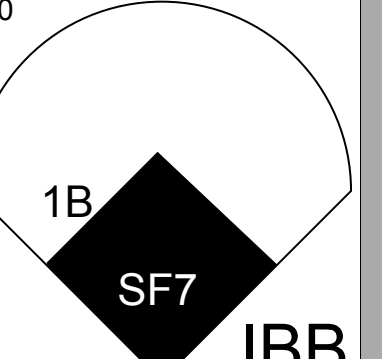
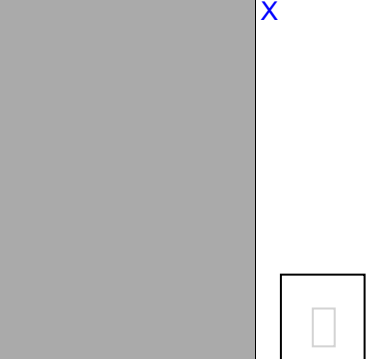
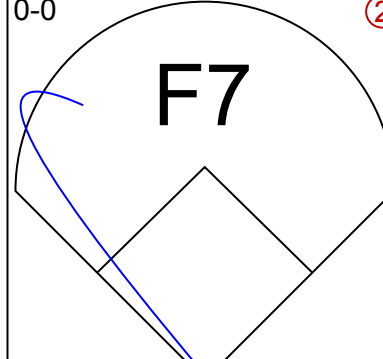
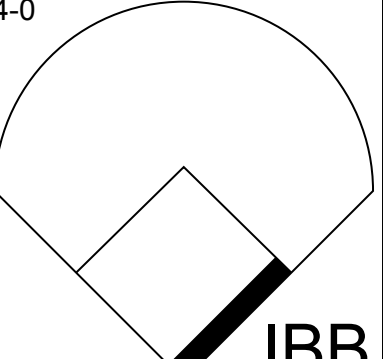
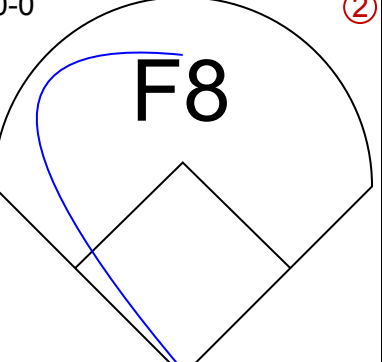
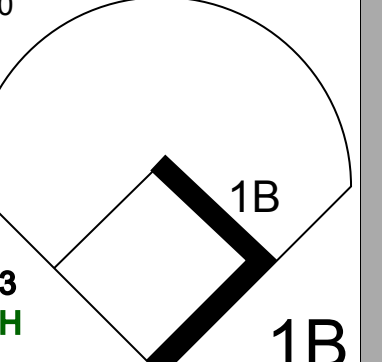
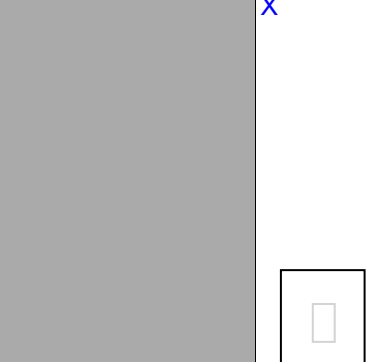

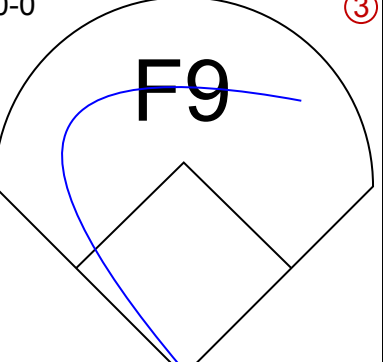
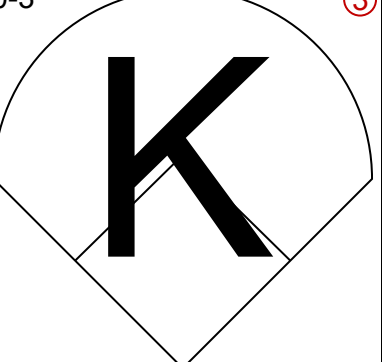
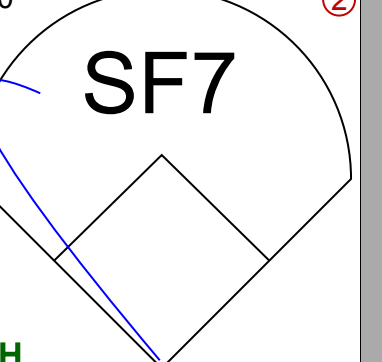
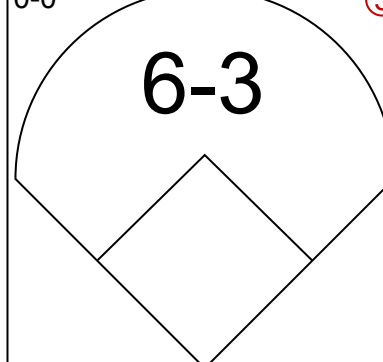
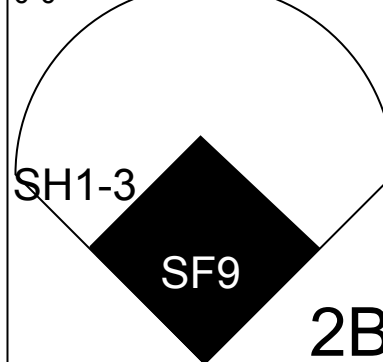
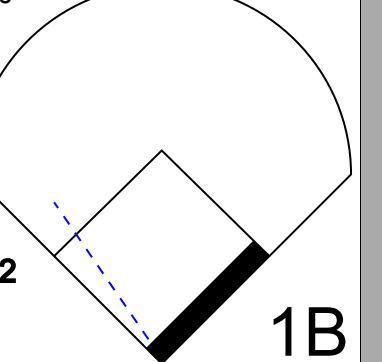
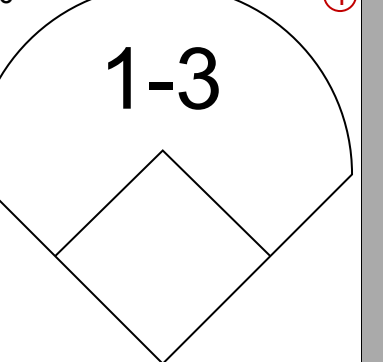
San Francisco Giants @ Los Angeles Dodgers
Dodger Stadium, Los Angeles, CA
Fri Apr 10 1987, 7:05 PM PDT
Att: 41,338 - Unknown

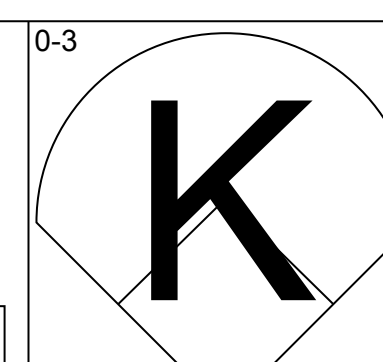
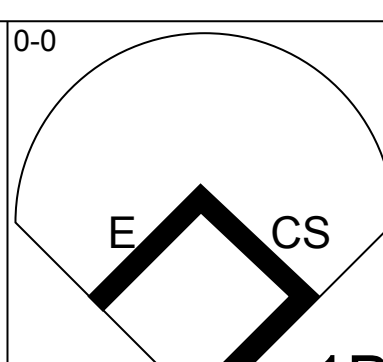
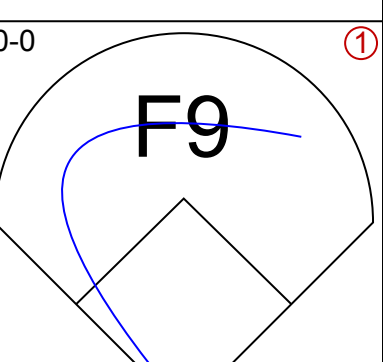
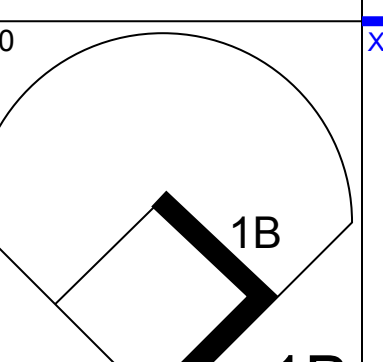
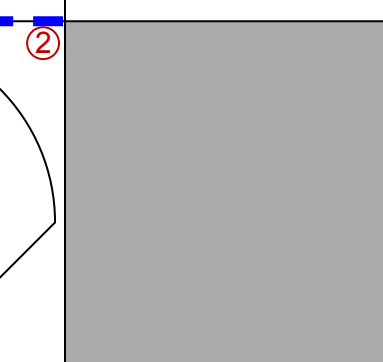
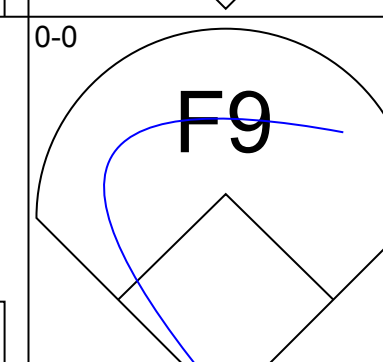
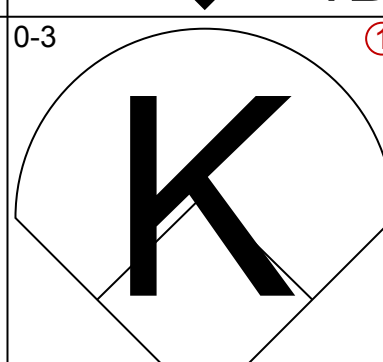
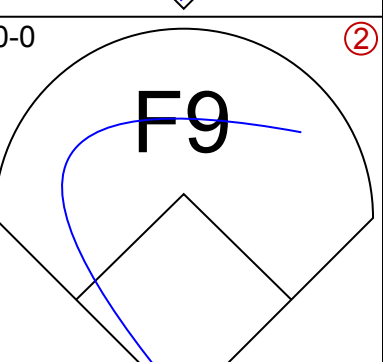
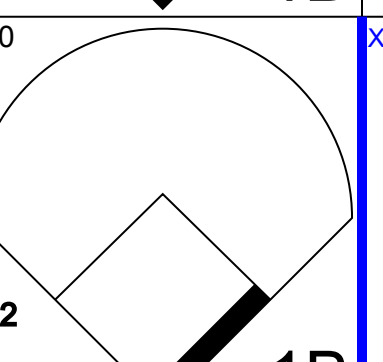
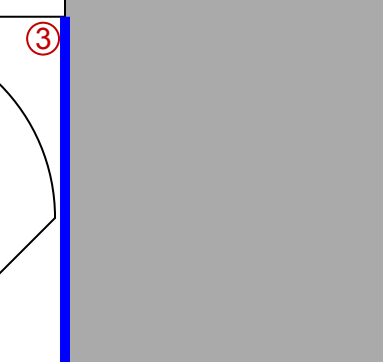
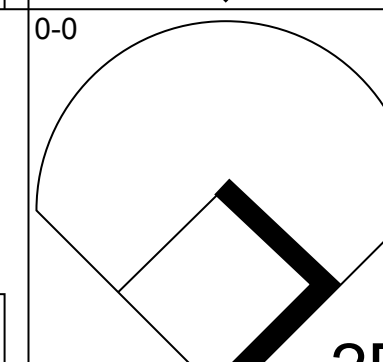
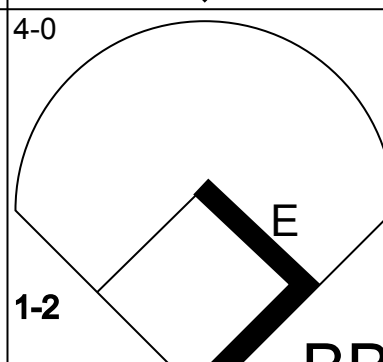
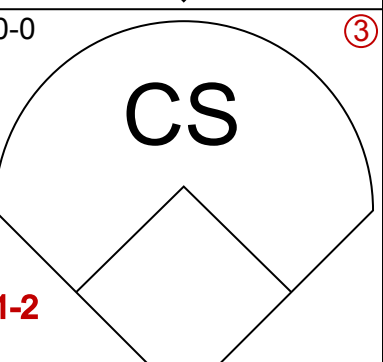
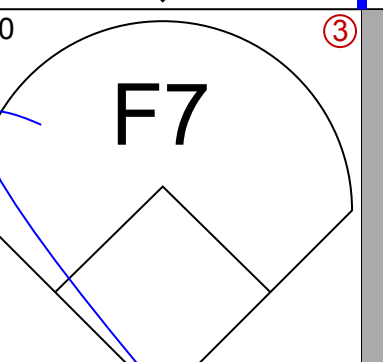
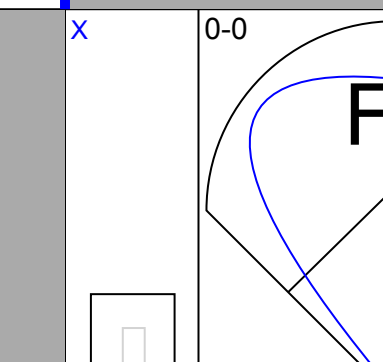
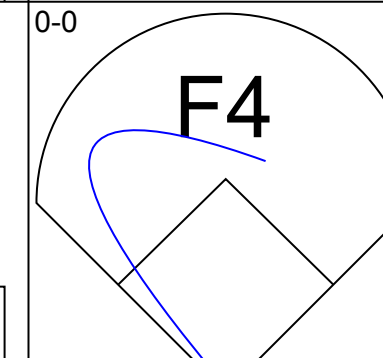
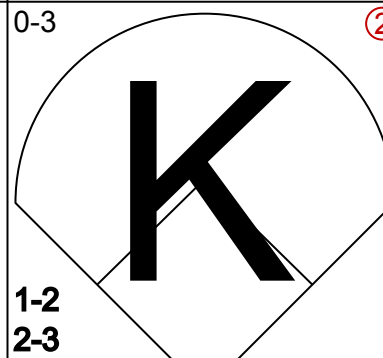

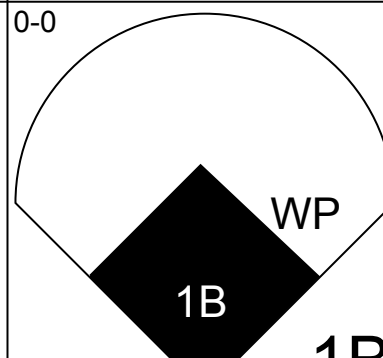
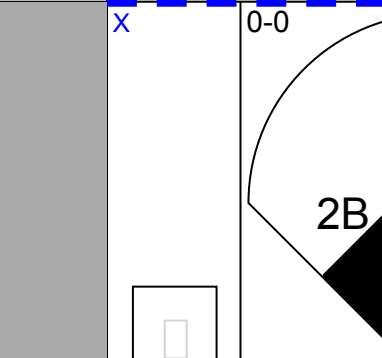
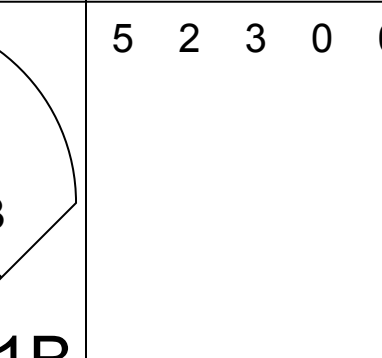

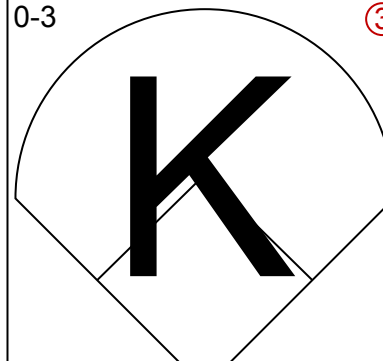
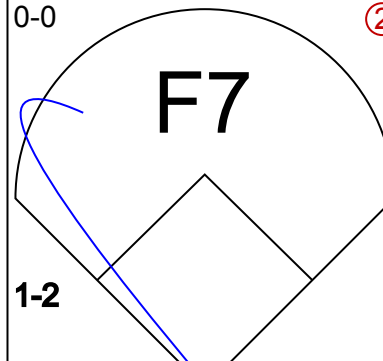
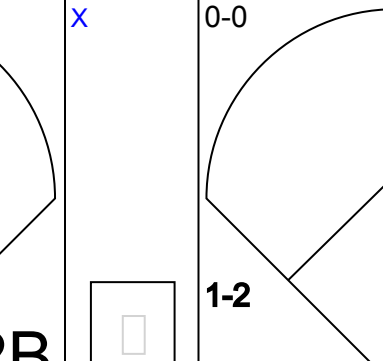
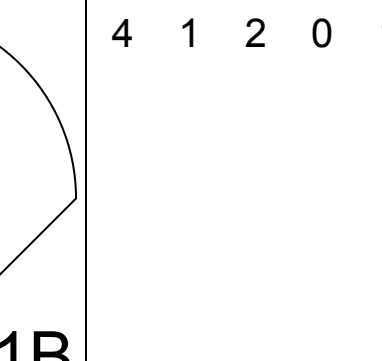
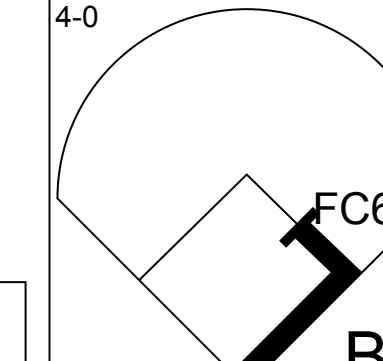
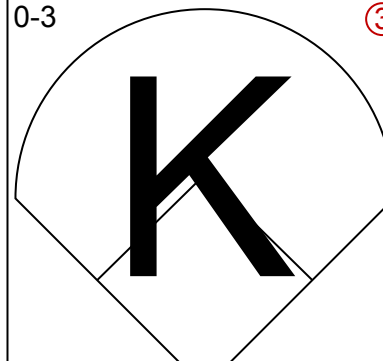
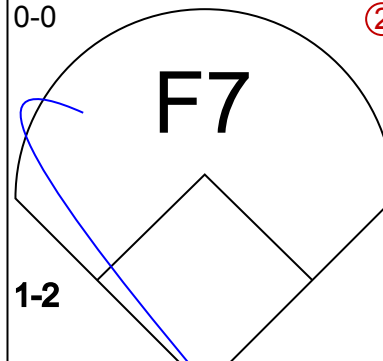
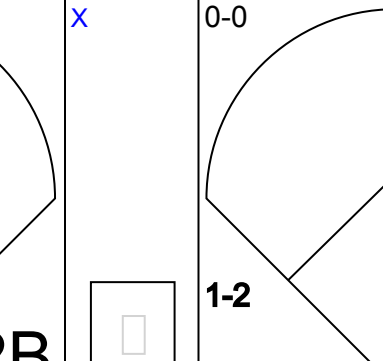
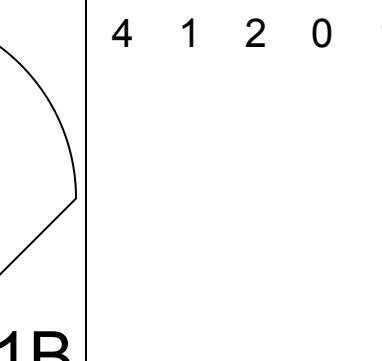
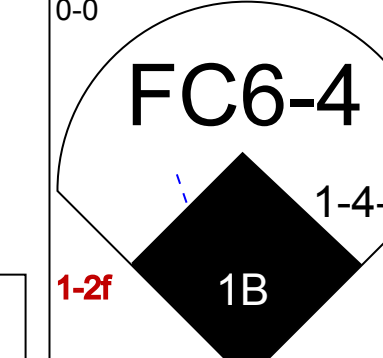
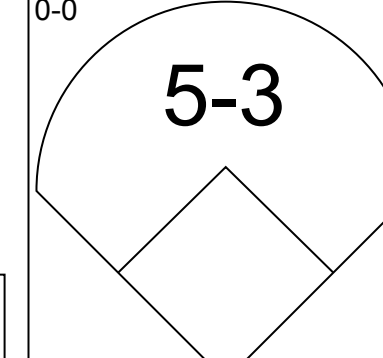
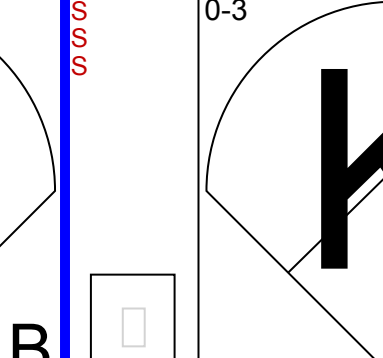
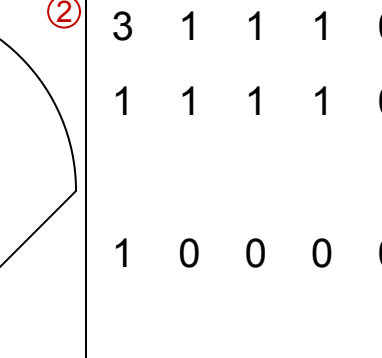
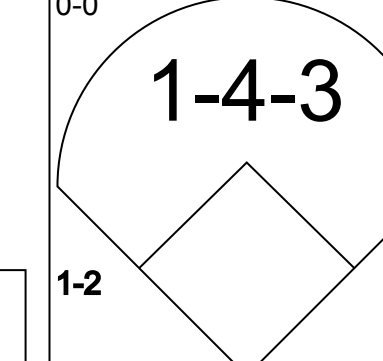
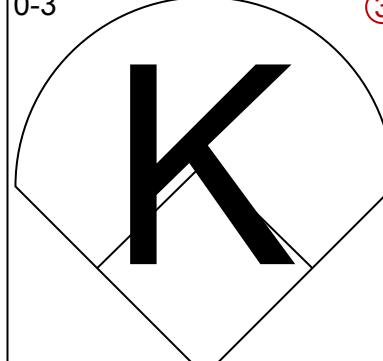
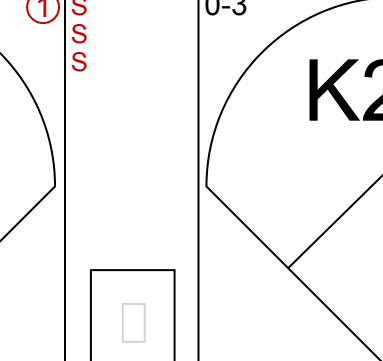
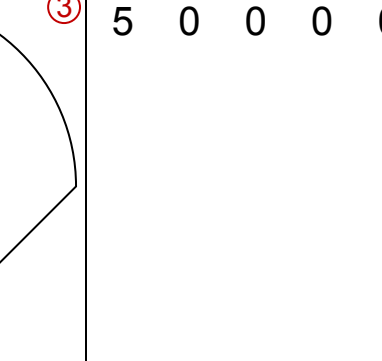
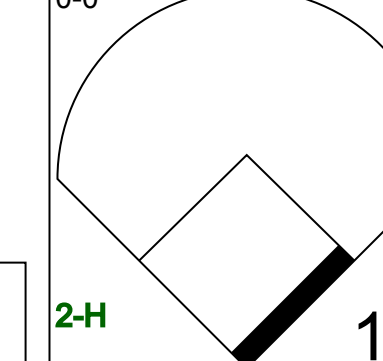
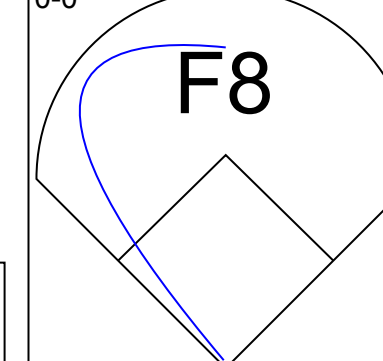

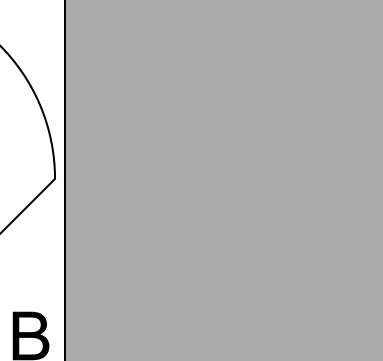

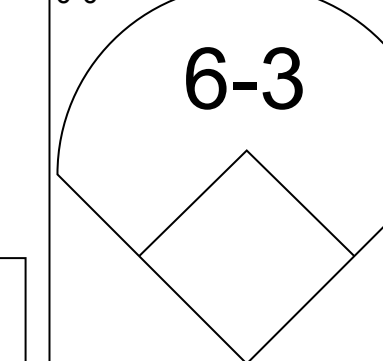

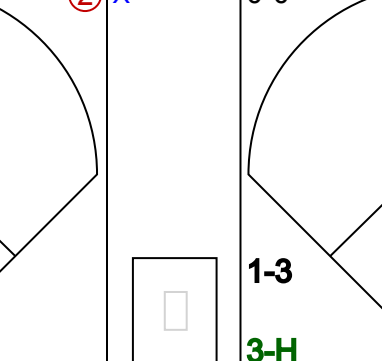
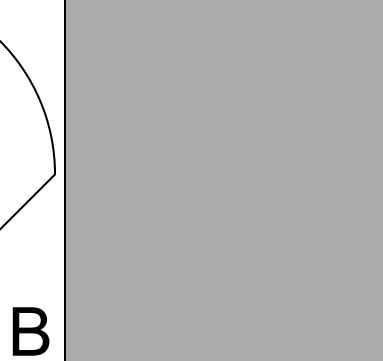
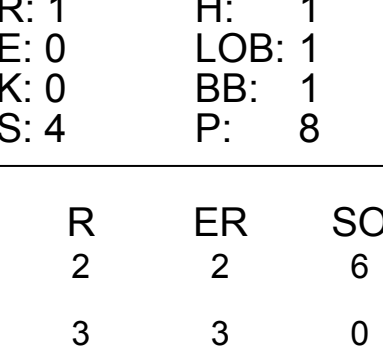
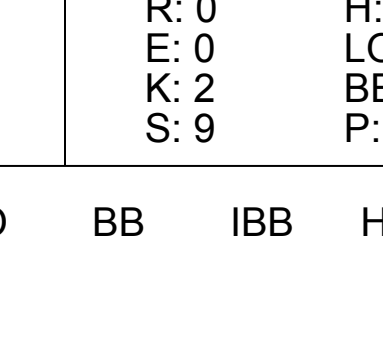





livebaseballscores.com

AB 39
R 4
H 8
RBI 2
BB 7
SO 11
LOB 25



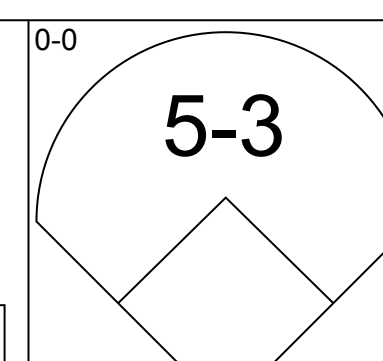
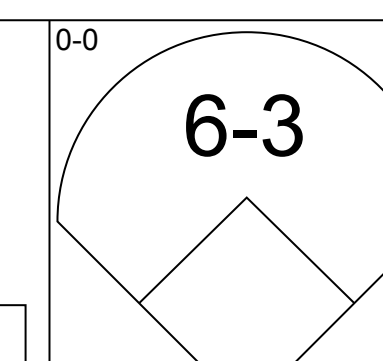
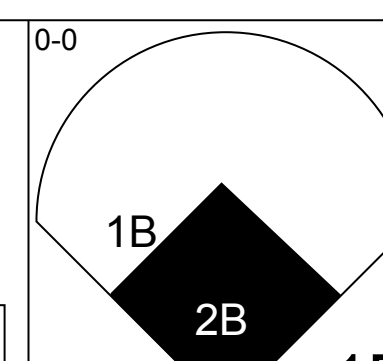
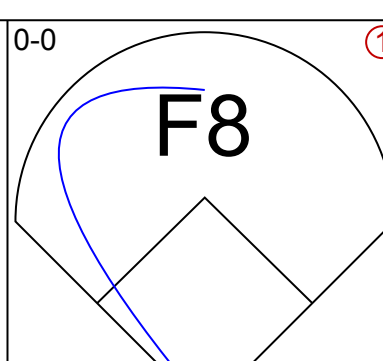
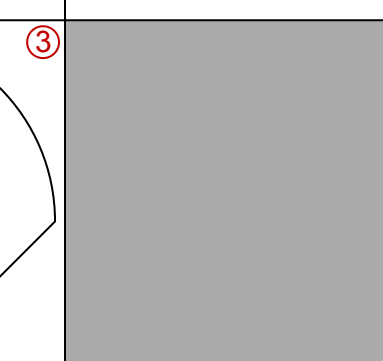
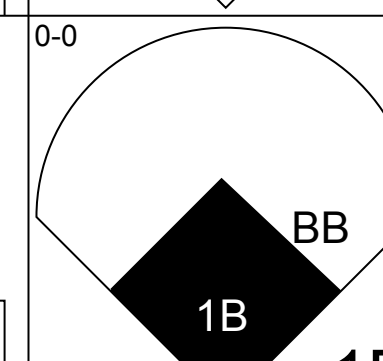
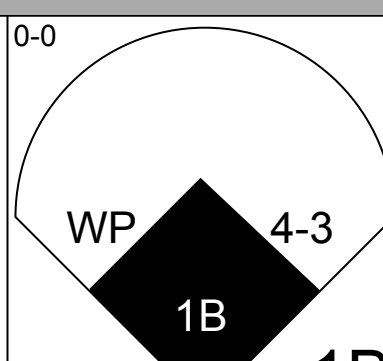
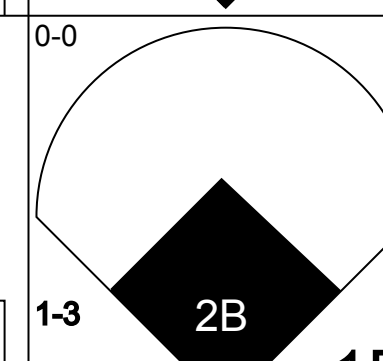
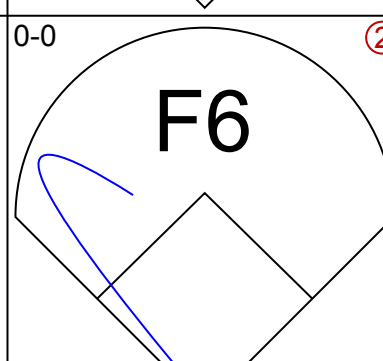
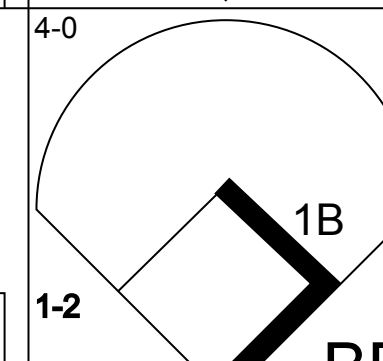
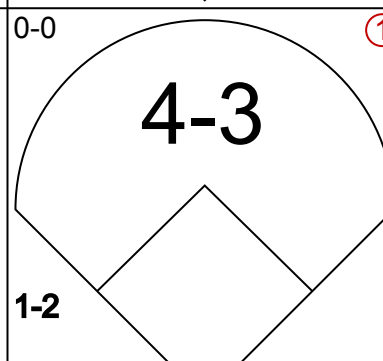
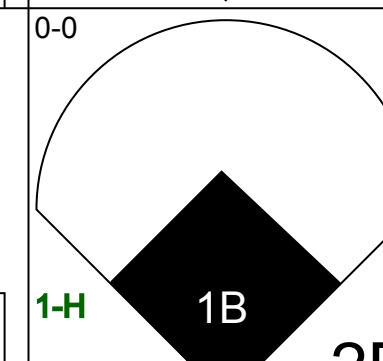
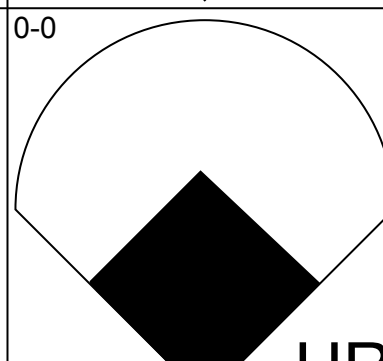
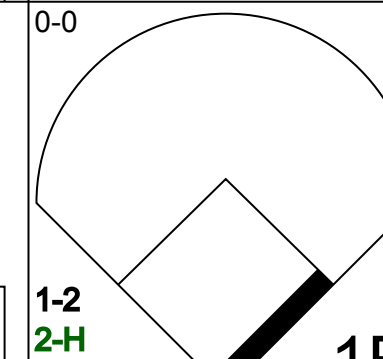
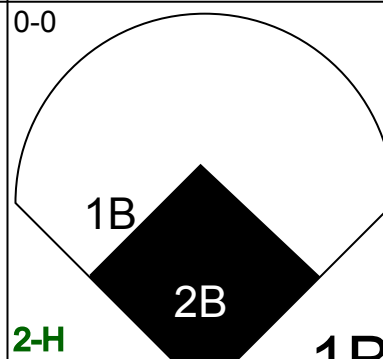
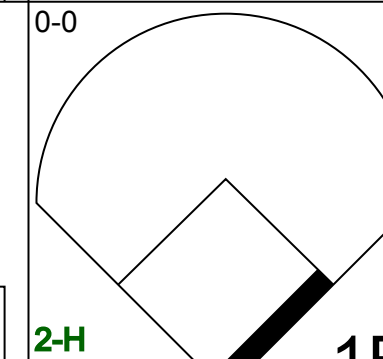
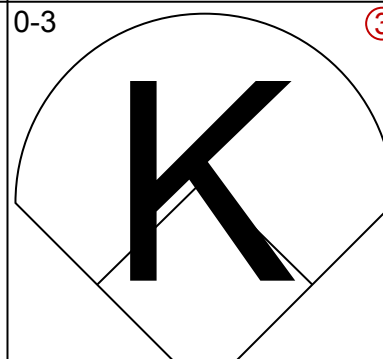
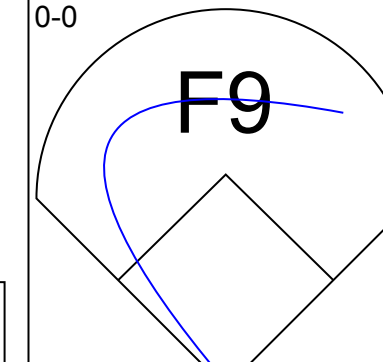
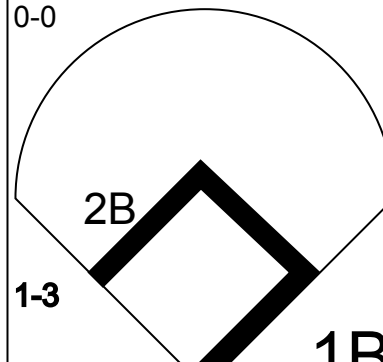
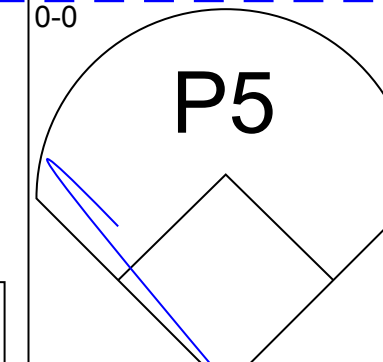
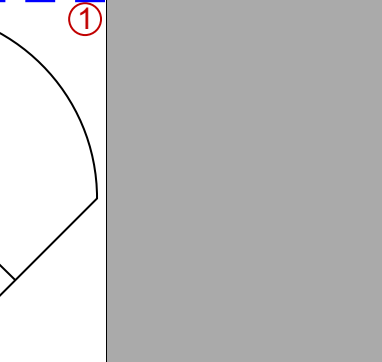
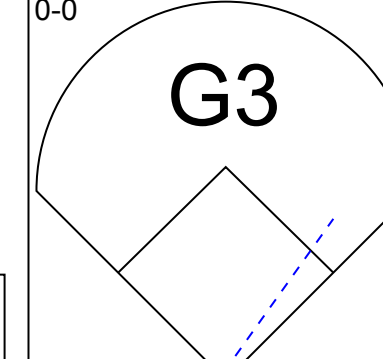
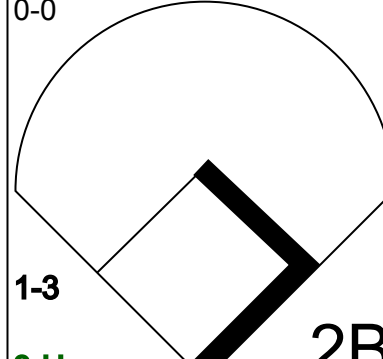
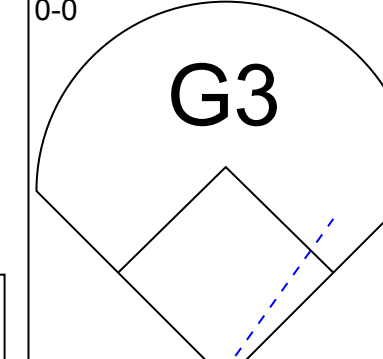
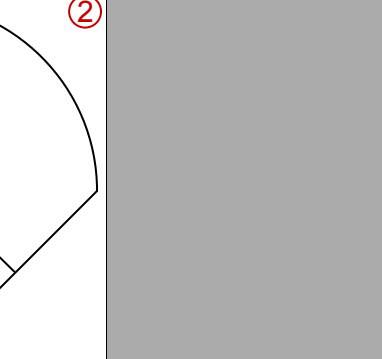
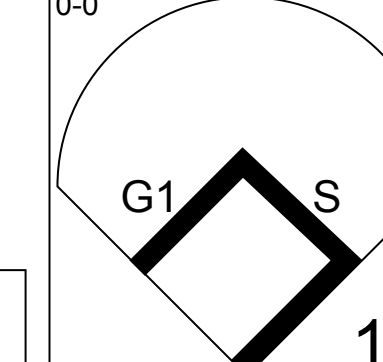
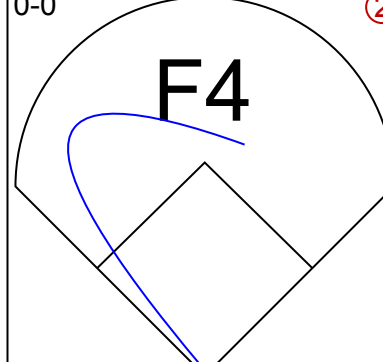
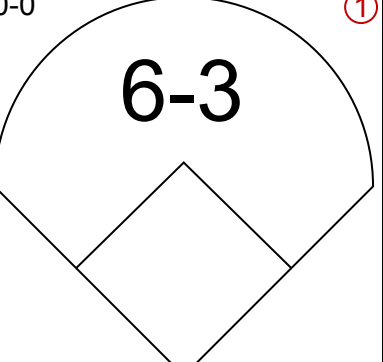
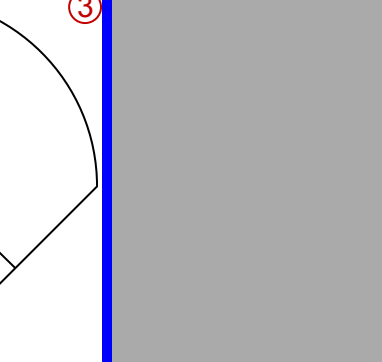
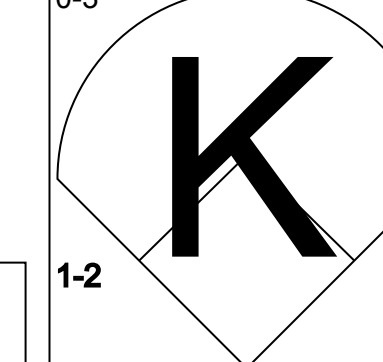
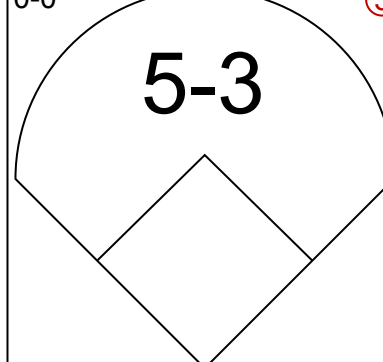
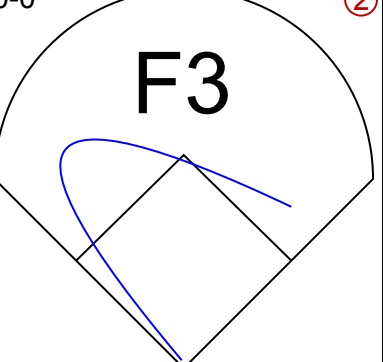
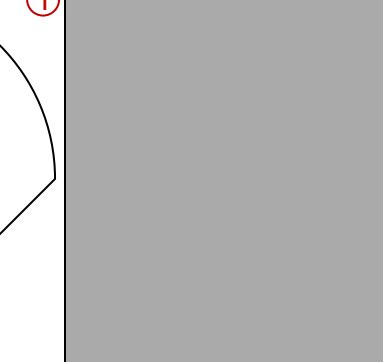
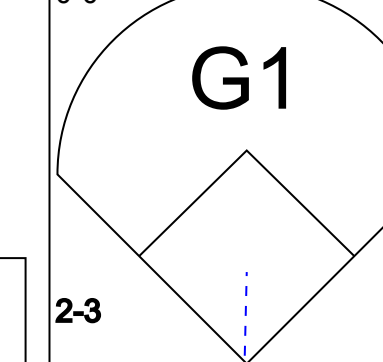
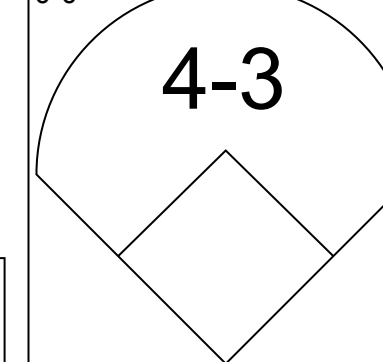
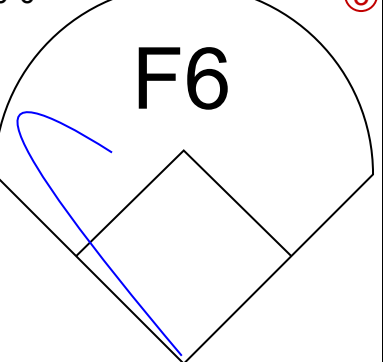
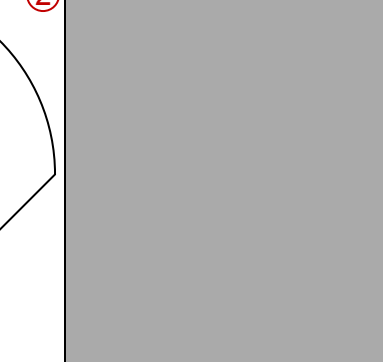
Batter	1	2	3	4	5	6	7	8	9	AB	R	H	RBI	BB	SO	LOB	TOP					
Will Clark, L OBP: 0.308, SLG: 0.520 (1, 3)										4	0	0	0	0	2	1	San Francisco Giants @ Los Angeles Dodgers Dodger Stadium, Los Angeles, CA Sat Apr 11 1987, 3:33 AM PDT Att: 31,000 - Unknown livebaseballscorecards.com					
Chili Davis, S OBP: 0.304, SLG: 0.350 (1, 8)										4	1	1	0	0	1	0						
Mike Aldrete, L OBP: 0.500, SLG: 0.400 (1, 7)										4	0	1	0	0	1	1						
Candy Maldonado, R OBP: 0.417, SLG: 0.455 (1, 9)										3	0	2	1	1	0	0						
Chris Brown, R OBP: 0.231, SLG: 0.480 (1, 5)										4	0	0	0	0	1	4						
Bob Brenly, R (1, 2)										3	0	0	0	0	2	1						
Matt Williams, R OBP: 0.333, SLG: 0.333 (1, 6)										3	0	1	0	0	1	0						
Robby Thompson, R OBP: 0.167, SLG: 0.063 (1, 4)										3	0	1	0	0	1	1						
Mike Krukow, R OBP: 0.500, SLG: 1.000 (5, PH)										1	0	1	0	0	0	0						
Eddie Milner, L OBP: 0.188, SLG: 0.133 (5, PH)										1	0	0	0	0	0	1						
Jim Gott, R (5, 1)										0	0	0	0	0	0	0						
Harry Spilman, L OBP: 0.333, SLG: 0.333 (8, PH)										1	0	0	0	0	0	1						
Greg Minton, S (8, 1)										0	0	0	0	0	0	0						
Inning Stats	R: 0 E: 0 K: 1 S: 5	H: 0 LOB: 0 BB: 0 P: 5	R: 0 E: 0 K: 1 S: 5	H: 0 LOB: 0 BB: 0 P: 5	R: 0 E: 0 K: 0 S: 4	H: 1 LOB: 1 BB: 0 P: 4	R: 0 E: 0 K: 0 S: 4	H: 2 LOB: 1 BB: 0 P: 4	R: 0 E: 0 K: 2 S: 8	H: 1 LOB: 1 BB: 0 P: 8	R: 0 E: 0 K: 1 S: 7	H: 0 LOB: 0 BB: 0 P: 7	R: 0 E: 0 K: 1 S: 4	H: 0 LOB: 0 BB: 1 P: 8	R: 0 E: 0 K: 1 S: 5	H: 1 LOB: 0 BB: 0 P: 5	R: 1 E: 0 K: 1 S: 7	H: 2 LOB: 1 BB: 0 P: 7	1B: 6 2B: 1 3B: 0 HR: 0	SF: 0 SAC: 0 DP: 3 HBP: 0	WP: 1 PB: 0 SB: 1 CS: 0	PA: 32
PITCHER Orel Hersheriser, R ERA: 2.25 (1, 1)	IP: 9.0 WLS: W BF: 32 H: 7 R: 1 ER: 1 SO: 9 BB: 1 IBB: 0 HBP: 0 BLK: 0 WP: 1 HR: 0 S: 49 P: 53 ERA: 1.00 WHIP: 0.889															PITCHER Orel Hersheriser, R ERA: 2.25 (1, 1)	IP: 9.0 WLS: W BF: 32 H: 7 R: 1 ER: 1 SO: 9 BB: 1 IBB: 0 HBP: 0 BLK: 0 WP: 1 HR: 0 S: 49 P: 53 ERA: 1.00 WHIP: 0.889					

Batter	1	2	3	4	5	6	7	8	9	AB	R	H	RBI	BB	SO	LOB	BOTTOM			
Steve Sax, R OBP: 0.333, SLG: 0.333 (1, 4)										3	0	0	0	0	0	2	San Francisco Giants @ Los Angeles Dodgers Dodger Stadium, Los Angeles, CA Sat Apr 11 1987, 3:33 AM PDT Att: 31,000 - Unknown livebaseballscorecards.com			
Mike Ramsay, S OBP: 0.308, SLG: 0.375 (1, 8)										3	0	0	1	0	0	0				
Mike Marshall, R OBP: 0.250, SLG: 0.318 (1, 9)										4	0	1	0	0	1	0				
Pedro Guerrero, R OBP: 0.273, SLG: 0.500 (1, 7)										4	1	1	1	0	0	1				
Franklin Stubbs, L OBP: 0.360, SLG: 0.500 (1, 3)										4	1	1	0	0	2	1				
Mike Scioscia, L OBP: 0.478, SLG: 0.647 (1, 2)										2	2	1	1	2	0	0				
Tracy Woodson, R OBP: 0.214, SLG: 0.286 (1, 5)										4	0	2	1	0	0	2				
Mariano Duncan, R OBP: 0.333, SLG: 0.300 (1, 6)										2	0	0	1	0	1	1				
Orel Hersheriser, R OBP: 0.500, SLG: 0.667 (1, 1)										3	1	2	0	0	0	0				
Inning Stats	R: 0 E: 0 K: 0 S: 3	H: 0 LOB: 0 BB: 0 P: 3	R: 2 E: 0 K: 2 S: 9	H: 2 LOB: 0 BB: 0 P: 9	R: 1 E: 0 K: 1 S: 6	H: 1 LOB: 0 BB: 0 P: 6	R: 2 E: 0 K: 0 S: 6	H: 3 LOB: 2 BB: 1 P: 10	R: 0 E: 0 K: 0 S: 3	H: 0 LOB: 0 BB: 0 P: 3	R: 0 E: 0 K: 1 S: 6	H: 1 LOB: 1 BB: 0 P: 6	R: 0 E: 0 K: 0 S: 3	H: 0 LOB: 0 BB: 0 P: 3	R: 0 E: 0 K: 0 S: 4	H: 1 LOB: 2 BB: 1 P: 8		1B: 3 2B: 3 3B: 0 HR: 2	SF: 2 SAC: 1 DP: 0 HBP: 0	WP: 1 PB: 0 SB: 0 CS: 0
PITCHER Mike Krukow, R ERA: 6.0 (5, 1)	IP: 3.0 WLS: L BF: 10 H: 1 R: 0 ER: 0 SO: 1 BB: 0 IBB: 0 HBP: 0 BLK: 0 WP: 0 HR: 0 S: 12 P: 12 ERA: 0.00 WHIP: 0.333															PITCHER Mike Krukow, R ERA: 6.0 (5, 1)	IP: 3.0 WLS: L BF: 10 H: 1 R: 0 ER: 0 SO: 1 BB: 0 IBB: 0 HBP: 0 BLK: 0 WP: 0 HR: 0 S: 12 P: 12 ERA: 0.00 WHIP: 0.333			
Jim Gott, R ERA: (8, 1)	IP: 1.0 WLS: L BF: 5 H: 1 R: 0 ER: 0 SO: 0 BB: 1 IBB: 0 HBP: 0 BLK: 0 WP: 1 HR: 0 S: 4 P: 8 ERA: 0.00 WHIP: 1.000															PITCHER Jim Gott, R ERA: (8, 1)	IP: 1.0 WLS: L BF: 5 H: 1 R: 0 ER: 0 SO: 0 BB: 1 IBB: 0 HBP: 0 BLK: 0 WP: 1 HR: 0 S: 4 P: 8 ERA: 0.00 WHIP: 1.000			

Batter	1	2	3	4	5	6	7	8	9	AB	R	H	RBI	BB	SO	LOB	TOP								
Will Clark, L OBP: 0.323, SLG: 0.500 (1, 3)										5	0	2	0	0	1	3	San Francisco Giants @ Los Angeles Dodgers Dodger Stadium, Los Angeles, CA Sun Apr 12 1987, 3:33 AM PDT Att: 48,771 - Unknown								
Chil Davis, S OBP: 0.296, SLG: 0.333 Greg Minton, S (7, 1)										4	0	1	0	0	1	2									
Jeffrey Leonard, R OBP: 0.609, SLG: 0.600 Jeff Robinson, R (8, PH)										0	0	0	0	0	0	0									
Bob Brenly, R OBP: 0.235, SLG: 0.143 (1, 2)										4	0	1	0	1	0	2									
Candy Maldonado, R OBP: 0.448, SLG: 0.481 (1, 9)										5	2	3	0	0	1	3									
Chris Brown, R OBP: 0.290, SLG: 0.517 (1, 5)										4	1	2	0	1	1	3									
Joel Youngblood, R OBP: 0.250, SLG: 0.250 Mike Aldrete, L OBP: 0.571, SLG: 0.500 (8, PH)										3	1	1	1	0	0	1									
Bob Melvin, R OBP: 0.231, SLG: 0.692 (9, PH)										1	0	0	0	0	1	2									
Matt Williams, R OBP: 0.125, SLG: 0.125 (1, 6)										5	0	0	0	0	4	6									
Robby Thompson, R OBP: 0.200, SLG: 0.111 Mark Grant, R (4, 1)										2	0	1	1	0	0	0									
Eddie Milner, L OBP: 0.222, SLG: 0.176 (7, PH)										0	0	0	0	0	0	0									
Michael LaCoss, R (1, 1)										1	0	0	0	0	0	1									
Chris Speier, R OBP: 0.545, SLG: 0.600 (4, 4)										3	0	2	1	0	0	0									
Inning Stats	R: 0 E: 0 K: 1 S: 6	H: 1 LOB: 1 BB: 0 P: 6	R: 1 E: 0 K: 0 S: 4	H: 1 LOB: 1 BB: 1 P: 8	R: 0 E: 1 K: 3 S: 10	H: 1 LOB: 2 BB: 1 P: 14	R: 0 E: 0 K: 1 S: 5	H: 0 LOB: 0 BB: 0 P: 5	R: 0 E: 0 K: 0 S: 3	H: 1 LOB: 0 BB: 0 P: 3	R: 1 E: 0 K: 1 S: 7	H: 2 LOB: 1 BB: 0 P: 7	R: 0 E: 0 K: 0 S: 5	H: 2 LOB: 2 BB: 0 P: 5	R: 3 E: 0 K: 1 S: 10	H: 5 LOB: 2 BB: 0 P: 10	R: 0 E: 0 K: 2 S: 9	H: 2 LOB: 2 BB: 0 P: 9	1B: 13 2B: 2 3B: 0 HR: 0	SF: 0 SAC: 0 DP: 0 HBP: 0	WP: 1 PB: 0 SB: 0 CS: 2	PA: 44			
PITCHER	IP WLS BF H R ER SO BB IBB HBP BLK WP HR S P ERA WHIP	IP WLS BF H R ER SO BB IBB HBP BLK WP HR S P ERA WHIP	IP WLS BF H R ER SO BB IBB HBP BLK WP HR S P ERA WHIP	IP WLS BF H R ER SO BB IBB HBP BLK WP HR S P ERA WHIP	IP WLS BF H R ER SO BB IBB HBP BLK WP HR S P ERA WHIP	IP WLS BF H R ER SO BB IBB HBP BLK WP HR S P ERA WHIP	IP WLS BF H R ER SO BB IBB HBP BLK WP HR S P ERA WHIP	IP WLS BF H R ER SO BB IBB HBP BLK WP HR S P ERA WHIP	IP WLS BF H R ER SO BB IBB HBP BLK WP HR S P ERA WHIP	IP WLS BF H R ER SO BB IBB HBP BLK WP HR S P ERA WHIP	IP WLS BF H R ER SO BB IBB HBP BLK WP HR S P ERA WHIP	IP WLS BF H R ER SO BB IBB HBP BLK WP HR S P ERA WHIP	IP WLS BF H R ER SO BB IBB HBP BLK WP HR S P ERA WHIP	IP WLS BF H R ER SO BB IBB HBP BLK WP HR S P ERA WHIP	IP WLS BF H R ER SO BB IBB HBP BLK WP HR S P ERA WHIP	IP WLS BF H R ER SO BB IBB HBP BLK WP HR S P ERA WHIP	IP WLS BF H R ER SO BB IBB HBP BLK WP HR S P ERA WHIP	IP WLS BF H R ER SO BB IBB HBP BLK WP HR S P ERA WHIP	IP WLS BF H R ER SO BB IBB HBP BLK WP HR S P ERA WHIP	IP WLS BF H R ER SO BB IBB HBP BLK WP HR S P ERA WHIP	IP WLS BF H R ER SO BB IBB HBP BLK WP HR S P ERA WHIP	IP WLS BF H R ER SO BB IBB HBP BLK WP HR S P ERA WHIP	IP WLS BF H R ER SO BB IBB HBP BLK WP HR S P ERA WHIP	IP WLS BF H R ER SO BB IBB HBP BLK WP HR S P ERA WHIP	IP WLS BF H R ER SO BB IBB HBP BLK WP HR S P ERA WHIP

AB 41
R 5
H 15
RBI 5
BB 2
SO 9
LOB 25



Batter	1	2	3	4	5	6	7	8	9	AB	R	H	RBI	BB	SO	LOB	BOTTOM							
Steve Sax, R OBP: 0.313, SLG: 0.310 (1, 4)										5	1	1	0	0	0	1	San Francisco Giants @ Los Angeles Dodgers Dodger Stadium, Los Angeles, CA Sun Apr 12 1987, 3:33 AM PDT Att: 48,771 - Unknown							
Mike Ramsey, S OBP: 0.387, SLG: 0.429 (1, 8)										4	3	3	0	0	0	0								
Pedro Guerrero, R OBP: 0.400, SLG: 0.846 (1, 7)										3	2	2	3	1	0	1								
Mike Marshall, R OBP: 0.321, SLG: 0.385 (1, 9)										4	1	3	3	0	1	0								
Mike Scioscia, L OBP: 0.444, SLG: 0.571 (1, 2)										4	0	1	0	0	0	3								
Franklin Stubbs, L OBP: 0.345, SLG: 0.500 (1, 3)										4	0	1	1	0	0	3								
Tracy Woodson, R OBP: 0.222, SLG: 0.278 Ken Howell, R (8, 1)										4	0	1	0	0	0	2								
Tom Niedenfuer, R (8, 1)										0	0	0	0	0	0	0								
Matt Young, L (8, 1)										0	0	0	0	0	0	0								
Mariano Duncan, R OBP: 0.286, SLG: 0.250 (1, 6)										4	0	0	0	0	2	3								
Fernando Valenzuela, L OBP: 0.125, SLG: 0.125 Dave Anderson, R OBP: 0.222, SLG: 0.222 (8, 5)										3	0	0	0	0	0	1								
Inning Stats	R: 1 E: 0 K: 0 S: 5	H: 2 LOB: 2 BB: 1 P: 9	R: 0 E: 0 K: 1 S: 6	H: 1 LOB: 0 BB: 0 P: 6	R: 2 E: 0 K: 0 S: 7	H: 4 LOB: 1 BB: 0 P: 7	R: 3 E: 0 K: 0 S: 7	H: 4 LOB: 1 BB: 0 P: 7	R: 0 E: 0 K: 0 S: 3	H: 0 LOB: 0 BB: 0 P: 3	R: 1 E: 0 K: 1 S: 6	H: 1 LOB: 0 BB: 0 P: 6	R: 0 E: 0 K: 0 S: 3	H: 0 LOB: 0 BB: 0 P: 3	R: 0 E: 0 K: 1 S: 5	H: 0 LOB: 0 BB: 0 P: 5	R: 0 E: 0 K: 2 S: 9	H: 2 LOB: 2 BB: 0 P: 9	1B: 9 2B: 2 3B: 0 HR: 1	SF: 0 SAC: 0 DP: 0 HBP: 0	WP: 1 PB: 0 SB: 1 CS: 0	PA: 37		
PITCHER	IP WLS BF H R ER SO BB IBB HBP BLK WP HR S P ERA WHIP	IP WLS BF H R ER SO BB IBB HBP BLK WP HR S P ERA WHIP	IP WLS BF H R ER SO BB IBB HBP BLK WP HR S P ERA WHIP	IP WLS BF H R ER SO BB IBB HBP BLK WP HR S P ERA WHIP	IP WLS BF H R ER SO BB IBB HBP BLK WP HR S P ERA WHIP	IP WLS BF H R ER SO BB IBB HBP BLK WP HR S P ERA WHIP	IP WLS BF H R ER SO BB IBB HBP BLK WP HR S P ERA WHIP	IP WLS BF H R ER SO BB IBB HBP BLK WP HR S P ERA WHIP	IP WLS BF H R ER SO BB IBB HBP BLK WP HR S P ERA WHIP	IP WLS BF H R ER SO BB IBB HBP BLK WP HR S P ERA WHIP	IP WLS BF H R ER SO BB IBB HBP BLK WP HR S P ERA WHIP	IP WLS BF H R ER SO BB IBB HBP BLK WP HR S P ERA WHIP	IP WLS BF H R ER SO BB IBB HBP BLK WP HR S P ERA WHIP	IP WLS BF H R ER SO BB IBB HBP BLK WP HR S P ERA WHIP	IP WLS BF H R ER SO BB IBB HBP BLK WP HR S P ERA WHIP	IP WLS BF H R ER SO BB IBB HBP BLK WP HR S P ERA WHIP	IP WLS BF H R ER SO BB IBB HBP BLK WP HR S P ERA WHIP	IP WLS BF H R ER SO BB IBB HBP BLK WP HR S P ERA WHIP	IP WLS BF H R ER SO BB IBB HBP BLK WP HR S P ERA WHIP	IP WLS BF H R ER SO BB IBB HBP BLK WP HR S P ERA WHIP	IP WLS BF H R ER SO BB IBB HBP BLK WP HR S P ERA WHIP	IP WLS BF H R ER SO BB IBB HBP BLK WP HR S P ERA WHIP	IP WLS BF H R ER SO BB IBB HBP BLK WP HR S P ERA WHIP	IP WLS BF H R ER SO BB IBB HBP BLK WP HR S P ERA WHIP

AB 36
R 7
H 12
RBI 7
BB 1
SO 3
LOB 14



Batter	1	2	3	4	5	6	7	8	9	AB	R	H	RBI	BB	SO	LOB	TOP										
Will Clark, L OBP: 0.366, SLG: 0.579 (1, 3)	3-1 1B		4-3 BB		G3-1 1B		K 2B			3	0	0	0	1	1	1	San Francisco Giants @ San Diego Padres Jack Murphy Stadium, San Diego, CA Tue Apr 14 1987, 10:05 PM EDT Att: 13,327 - Unknown livebaseballscorecards.com										
Chili Davis, S OBP: 0.324, SLG: 0.382 (1, 8) (8, 9)	1B WP		4-3 1B		1B		1-3 1B			4	1	2	1	0	0	2											
Jeffrey Leonard, R OBP: 0.460, SLG: 0.696 (1, 7) Eddie Milner, L OBP: 0.263, SLG: 0.222 (8, PR) (8, 8)	L3-6 WP 1B		K 1B		K 1B			4-3 2B		4	0	2	0	0	2	2											
Candy Maldonado, R OBP: 0.368, SLG: 0.417 (1, 9) (8, 7)	L3-6 1B		4-3 1B					4-3 2B		4	0	1	0	0	0	3											
Chris Brown, R OBP: 0.325, SLG: 0.486 (1, 5)		6-3 1B			6-3 1B			6-3 K		4	0	1	0	0	1	3											
Bob Melvin, R OBP: 0.409, SLG: 0.952 (1, 2)		HR			5-3 BB			5-3 F7		3	1	1	1	1	0	3											
Matt Williams, R OBP: 0.235, SLG: 0.133 (1, 6)		K			4-2 BB			K		3	0	0	0	1	3	1											
Robby Thompson, R OBP: 0.241, SLG: 0.296 (1, 4)		1-3			5-3 BB			F7		4	0	0	0	0	1	1											
Mark Davis, L OBP: 0.500, SLG: 1.250 (1, 1) Mark Grant, R (5, 1)					4-3 3B			2-0 1B		2	1	1	0	0	0	0											
Joel Youngblood, R OBP: 0.400, SLG: 0.400 (7, PH) Scott Garrelts, R (7, 1)										0	0	0	0	0	0	0											
Inning Stats	R: 1 E: 0 K: 0 S: 8	H: 2 LOB: 0 BB: 0 P: 15	R: 1 E: 0 K: 1 S: 8	H: 1 LOB: 0 BB: 0 P: 13	R: 1 E: 0 K: 1 S: 9	H: 1 LOB: 1 BB: 1 P: 17	R: 0 E: 0 K: 0 S: 8	H: 1 LOB: 1 BB: 0 P: 16	R: 0 E: 0 K: 1 S: 9	H: 1 LOB: 1 BB: 0 P: 14	R: 0 E: 0 K: 1 S: 8	H: 1 LOB: 1 BB: 0 P: 12	R: 0 E: 0 K: 1 S: 10	H: 1 LOB: 2 BB: 0 P: 17	R: 0 E: 0 K: 1 S: 8	H: 0 LOB: 0 BB: 0 P: 10	R: 0 E: 0 K: 3 S: 9	H: 0 LOB: 0 BB: 0 P: 13	1B: 5 2B: 3 3B: 1 HR: 1	SF: 0 SAC: 0 DP: 1 HBP: 0	WP: 1 PB: 0 SB: 0 CS: 2	PA: 36					
PITCHER	IP	WLS	BF	H	R	ER	SO	BB	IBB	HBP	BLK	WP	HR	S	P	ERA	WHIP										
Ed Wojna, R ERA: 3.38 (1, 1)	6.0	L	25	7	3	3	4	3	0	0	0	1	1	50	87	4.50	1.667										
Craig Lefferts, L ERA: 1.74 (7, 1)	2.0		8	2	0	0	2	0	0	0	0	0	0	18	27	0.00	1.000										
Lance McCullers, R ERA: 1.59 (9, 1)	1.0		3	0	0	0	3	0	0	0	0	0	0	9	13	0.00	0.000										

Batter	1	2	3	4	5	6	7	8	9	AB	R	H	RBI	BB	SO	LOB	BOTTOM										
Joey Cora, S OBP: 0.440, SLG: 0.381 (1, 4)	6-3 S 1B		2-1 1B		1B S 1B		K		6-3	5	1	3	0	0	1	0	San Francisco Giants @ San Diego Padres Jack Murphy Stadium, San Diego, CA Tue Apr 14 1987, 10:05 PM EDT Att: 13,327 - Unknown livebaseballscorecards.com										
Tony Gwynn, L OBP: 0.394, SLG: 0.438 (1, 9)	2-2 6-3 1B		F2		1B 1B		5-3		1-3	5	1	2	0	0	0	1											
Carmelo Martinez, R OBP: 0.289, SLG: 0.520 (1, 7)	P5		K		WP 1B 1B		K		K	5	0	1	1	0	3	3											
Steve Garvey, R OBP: 0.111, SLG: 0.222 (1, 3)	6-3 1-2 2-3		F4		K			4-3		4	0	0	0	0	1	4											
Kevin Mitchell, R OBP: 0.313, SLG: 0.387 (1, 5)	K		1B BB		1B WP 1B		BB 1B		BB 1B	3	0	2	1	1	1	2											
Benito Santiago, R OBP: 0.344, SLG: 0.531 (1, 2)		5-3			F8			4-3 BB		4	0	2	0	0	0	2											
Garry Templeton, S OBP: 0.219, SLG: 0.258 (1, 6)		K			L7			4-3		4	0	0	0	0	2	4											
Marvell Wynne, L OBP: 0.231, SLG: 0.462 (1, 8) John Kruk, L OBP: 0.529, SLG: 0.733 (8, PH) Lance McCullers, S (9, 1)		F8			P5			K		3	0	0	0	0	1	2											
Ed Wojna, R (1, 1) Tim Flannery, L OBP: 0.400, SLG: 0.143 (6, PH) Craig Lefferts, L (7, 1) Jim Steels, L OBP: 0.333, SLG: 0.667 (8, PH) (9, 8)					K			5-3 L4		2	0	0	0	0	1	0											
Inning Stats	R: 0 E: 0 K: 1 S: 15	H: 2 LOB: 2 BB: 0 P: 24	R: 0 E: 0 K: 1 S: 7	H: 0 LOB: 0 BB: 0 P: 11	R: 0 E: 0 K: 2 S: 12	H: 1 LOB: 1 BB: 0 P: 18	R: 0 E: 0 K: 0 S: 15	H: 1 LOB: 2 BB: 1 P: 23	R: 2 E: 0 K: 1 S: 16	H: 4 LOB: 0 BB: 0 P: 22	R: 0 E: 0 K: 1 S: 6	H: 0 LOB: 0 BB: 0 P: 7	R: 0 E: 0 K: 2 S: 11	H: 0 LOB: 0 BB: 0 P: 16	R: 0 E: 0 K: 1 S: 20	H: 2 LOB: 3 BB: 1 P: 30		R: 0 E: 0 K: 1 S: 8	H: 0 LOB: 0 BB: 0 P: 12	1B: 10 2B: 0 3B: 0 HR: 0	SF: 0 SAC: 0 DP: 0 HBP: 0	WP: 1 PB: 0 SB: 2 CS: 0	PA: 39				
PITCHER	IP	WLS	BF	H	R	ER	SO	BB	IBB	HBP	BLK	WP	HR	S	P	ERA	WHIP										
Mark Davis, L ERA: 2.31 (1, 1)	4.2		23	8	2	2	5	1	0	0	0	0	0	62	93	3.86	1.929										
Mark Grant, R ERA: 1.8 (5, 1)	1.1	W	4	0	0	0	1	0	0	0	0	1	0	9	12	0.00	0.000										
Scott Garrelts, R ERA: (7, 1)	3.0	S	12	2	0	0	4	1	0	0	0	0	0	39	58	0.00	1.000										



Batter	1	2	3	4	5	6	7	8	9	AB	R	H	RBI	BB	SO	LOB	TOP					
Dion James, L (1, 8) OBP: 0.498, SLG: 0.500	0-0 SH1-3 1B 2B	0-3 K			0-0 1B		0-3 K		0-3 K	5	1	2	0	0	3	2	Atlanta Braves @ San Francisco Giants Candlestick Park, San Francisco, CA Fri Apr 17 1987, 10:05 PM EDT Att: 20,459 - Unknown					
Ken Oberkfell, L (1, 5) OBP: 0.495, SLG: 0.483	0-0 SH1-3 1B 2B	4-3			1-3 1B			0-0 F7		4	1	1	0	0	0	0						
Gerald Perry, L (1, 3) OBP: 0.176, SLG: 0.176	0-0 SH1-3				0-0 1B G6-3			0-0 1B 6-3		3	0	2	0	0	0	0						
Dale Murphy, R (1, 9) OBP: 0.410, SLG: 0.667	0-3 K				0-0 1B G6-3		0-3 K	0-0 1B 6-3		4	0	1	0	0	2	3						
Ken Griffey, L (1, 7) OBP: 0.489, SLG: 0.640	4-0 2B IBB				0-0 1B G6-3		0-0 4-3	4-0 1B IBB		2	0	0	0	2	0	2						
Andres Thomas, R (1, 6) OBP: 0.306, SLG: 0.471	0-0 1B 2B				0-3 K		0-0 L3	0-0 1B 1-3		4	0	1	2	0	1	3						
Ozzie Virgil, R (1, 2) OBP: 0.261, SLG: 0.300	1-0 FC6-4 HBP				0-3 K		0-3 K		0-3 K	3	0	0	0	0	3	0						
Glenn Hubbard, R (1, 4) OBP: 0.568, SLG: 0.462	0-0 FC6-4				0-0 6-3		0-0 2B	4-0 1B SH3-4 BB		3	0	1	0	1	0	3						
Zane Smith, L (1, 1)					0-0 F5		0-0 K	0-0 F9	0-0 SH3-4 1-2	3	0	0	0	0	1	1						
Inning Stats	R: 2 E: 0 K: 1 S: 8	H: 3 LOB: 3 BB: 1 P: 13	R: 0 E: 0 K: 1 S: 5	H: 0 LOB: 0 BB: 0 P: 5	R: 0 E: 0 K: 1 S: 6	H: 2 LOB: 1 BB: 0 P: 6	R: 0 E: 0 K: 2 S: 7	H: 0 LOB: 0 BB: 0 P: 7	R: 0 E: 0 K: 0 S: 3	H: 1 LOB: 0 BB: 0 P: 3	R: 0 E: 0 K: 1 S: 5	H: 0 LOB: 0 BB: 0 P: 5	R: 0 E: 0 K: 2 S: 8	H: 1 LOB: 1 BB: 0 P: 8	R: 0 E: 0 K: 0 S: 4	H: 1 LOB: 2 BB: 1 P: 8		R: 0 E: 0 K: 2 S: 7	H: 0 LOB: 1 BB: 1 P: 11	1B: 6 2B: 2 3B: 0 HR: 0	SF: 0 SAC: 2 DP: 1 HBP: 1	WP: 0 PB: 0 SB: 0 CS: 0
PITCHER	IP WLS BF H R ER SO BB IBB HBP BLK WP HR S P ERA WHIP																					
Mike Krukow, R (1, 1) ERA: 4.5	8.0 L 33 8 2 2 8 0 2 1 0 0 0 0 0 46 55 2.25 1.000																					
Jeff Robinson, R (9, 1) ERA:	1.0 4 0 0 0 2 1 0 0 0 0 0 0 0 7 11 0.00 1.000																					

Batter	1	2	3	4	5	6	7	8	9	AB	R	H	RBI	BB	SO	LOB	BOTTOM					
Will Clark, L (1, 3) OBP: 0.327, SLG: 0.500	0-0 4-3		0-0 G3			0-3 K		0-0 F7		4	0	0	0	0	1	0	Atlanta Braves @ San Francisco Giants Candlestick Park, San Francisco, CA Fri Apr 17 1987, 10:05 PM EDT Att: 20,459 - Unknown					
Chili Davis, S (1, 8) OBP: 0.311, SLG: 0.381	0-0 4-3				0-0 4-3				0-0 6-3	4	0	1	0	0	0	0						
Jeffrey Leonard, R (1, 7) OBP: 0.394, SLG: 0.581	0-0 1-3				0-0 2B G3		0-3 K		0-0 5-3	4	0	1	0	0	1	1						
Candy Maldonado, R (1, 9) OBP: 0.378, SLG: 0.500					0-0 2B G3				0-0 G3	4	0	1	0	0	0	1						
Chris Brown, R (1, 5) OBP: 0.348, SLG: 0.463					0-0 2B F9				0-0 2B SH5-4	2	0	0	0	0	0	1						
Bob Brenly, R (1, 2) OBP: 0.263, SLG: 0.188					0-3 K				0-0 1B SH5-4	2	0	1	0	0	1	0						
Matt Williams, R (1, 6) OBP: 0.200, SLG: 0.111					0-3 K				0-0 1B L4-6	3	0	0	0	0	2	3						
Robby Thompson, R (1, 4) OBP: 0.206, SLG: 0.250					0-3 K				0-0 5-3	2	0	0	0	0	1	0						
Chris Speier, R (8, PH) OBP: 0.333, SLG: 0.429					0-3 K				0-0 5-3	1	0	0	0	0	0	0						
Mike Krukow, R (1, 1) OBP: 0.250, SLG: 0.500					0-3 K				0-0 5-3	2	0	0	0	0	2	0						
Joel Youngblood, R (8, PH) OBP: 0.333, SLG: 0.333										1	0	0	0	0	0	0						
Jeff Robinson, R (9, 1) ERA:										0	0	0	0	0	0	0						
Inning Stats	R: 0 E: 0 K: 0 S: 3	H: 0 LOB: 0 BB: 0 P: 3	R: 0 E: 0 K: 1 S: 6	H: 1 LOB: 0 BB: 0 P: 6	R: 0 E: 0 K: 1 S: 5	H: 0 LOB: 0 BB: 0 P: 5	R: 0 E: 0 K: 0 S: 4	H: 1 LOB: 1 BB: 0 P: 4	R: 0 E: 0 K: 3 S: 9	H: 0 LOB: 0 BB: 0 P: 9	R: 0 E: 0 K: 3 S: 10	H: 1 LOB: 1 BB: 0 P: 10	R: 0 E: 0 K: 0 S: 3	H: 1 LOB: 1 BB: 0 P: 4	R: 0 E: 0 K: 0 S: 3	H: 0 LOB: 0 BB: 0 P: 3	R: 0 E: 0 K: 0 S: 3	H: 0 LOB: 0 BB: 0 P: 3	1B: 1 2B: 4 3B: 0 HR: 0	SF: 0 SAC: 1 DP: 1 HBP: 1	WP: 0 PB: 0 SB: 0 CS: 0	PA: 31
PITCHER	IP WLS BF H R ER SO BB IBB HBP BLK WP HR S P ERA WHIP																					
Zane Smith, L (1, 1) ERA: 3.92	9.0 W 31 4 0 0 8 0 0 1 0 0 0 0 0 46 47 0.00 0.444																					

Batter	1	2	3	4	5	6	7	8	9	10	AB	R	H	RBI	BB	SO	LOB					
Dion James, L OBP: 0.438, SLG: 0.436 (1, 8)	K 0-3 ①		F8 0-0 ②		1-3 0-0 ③		K 0-3 ②		1-3 0-0 ①		5	0	0	0	0	2	4					
Ken Oberkfell, L OBP: 0.486, SLG: 0.469 (1, 5)	C4-6-3 BB 0-0 ②		F7 0-0 ③			F8 0-0 ①	1B 1-2 2-H ②		4-3 BB 0-0 ②		3	0	1	1	2	0	2					
Gerald Perry, L OBP: 0.273, SLG: 0.238 (1, 3)	G4-6-3 1-2f 0-0 ②			BB 4-0 ①		2B 1B 0-0 ①	1-2 2-H 1B 0-0 ③		4-3 1-2 0-0 ②		4	0	2	0	1	0	2					
Dale Murphy, R OBP: 0.366, SLG: 0.600 (1, 9)		K 0-3 ①		BB 4-0 ①		F7 0-0 ②		F8 0-0 ①	K2-3 0-3 ③		4	0	0	0	1	2	2					
Ken Griffey, L OBP: 0.459, SLG: 0.633 (1, 7)		L8 0-0 ②		L8 0-0 ①					BB WP FC4-2 1B 0-0 ①		5	0	2	0	0	0	2					
Andres Thomas, R OBP: 0.317, SLG: 0.432 (1, 6)		6-3 0-0 ③		F7 0-0 ②					FC4-2 BB 1-2 BB 0-0 ②		3	0	0	0	2	0	4					
Bruce Benedict, R OBP: 0.353, SLG: 0.154 (1, 2)			BB 4-0 ①		F7 0-0 ③				G1-6-3 BB 0-0 ②		2	0	0	0	3	0	3					
Glenn Hubbard, R OBP: 0.561, SLG: 0.448 (1, 4)			BB 4-0 ①		F9 0-0 ①				FC4-2 BB 1-2 2-3 3-H 0-0 ②		3	1	1	0	1	0	3					
David Palmer, R OBP: 0.125, SLG: 0.125 (1, 1)					6-3 0-0 ②				FC2-5 1B 1-2 2-3f 1B 0-0 ①		3	0	0	0	0	1	4					
Graig Nettles, L (8, PH)									FC2-5 1B 1-2 2-3f 1B 0-0 ①		1	0	0	0	0	0	3					
Gene Garber, R (8, 1)									4-3 0-0 ③		0	0	0	0	0	0	0					
Inning Stats	R: 0 E: 0 K: 1 S: 4	H: 0 LOB: 0 BB: 1 P: 8	R: 0 E: 0 K: 1 S: 5	H: 0 LOB: 0 BB: 0 P: 5	R: 0 E: 0 K: 1 S: 5	H: 0 LOB: 2 BB: 2 P: 13	R: 0 E: 0 K: 0 S: 3	H: 0 LOB: 2 BB: 2 P: 11	R: 0 E: 0 K: 0 S: 5	H: 2 LOB: 2 BB: 0 P: 5	R: 1 E: 0 K: 1 S: 7	H: 3 LOB: 2 BB: 1 P: 11	R: 0 E: 0 K: 0 S: 4	H: 1 LOB: 3 BB: 2 P: 12	R: 0 E: 0 K: 1 S: 5	H: 0 LOB: 1 BB: 1 P: 9	R: 0 E: 0 K: 0 S: 2	H: 0 LOB: 0 BB: 1 P: 6	1B: 5 2B: 1 3B: 0 HR: 0	SF: 0 SAC: 0 DP: 2 HBP: 0	WP: 1 PB: 0 SB: 0 CS: 0	PA: 43
PITCHER	IP 7.0	WLS 30	BF 5	H 1	R 1	ER 1	SO 4	BB 6	IBB 0	HBP 0	BLK 0	WP 0	HR 0	S 32	P 56	ERA 1.29	WHIP 1.571					
Roger Mason, R ERA: 3.12 (1, 1)	2.0	10	1	0	0	1	3	0	0	0	1	0	9	21	0.00	2.000						
Michael LaCoss, R ERA: 5.68 (8, 1)	1.0	3	0	0	0	0	1	0	0	0	0	0	2	6	0.00	1.000						
Scott Garrelts, R ERA: (10, 1)																						

TOP

Atlanta Braves @ San Francisco Giants
Candlestick Park, San Francisco, CA

Sat Apr 18 1987, 6:33 AM EDT
Att: 22,054 - Unknown

livebaseballscorecards.com

AB 33
R 1
H 6
RBI 1
BB 10
SO 5
LOB 29

Braves

Batter	1	2	3	4	5	6	7	8	9	10	AB	R	H	RBI	BB	SO	LOB					
Will Clark, L OBP: 0.340, SLG: 0.490 (1, 3)	G3 0-0 ①		CS BB 4-0 ①			SH5-4 1-2 0-0 ①		F6 0-0 ②		1B 1-2 3-H 0-0 ②	3	0	1	1	1	0	2					
Chili Davis, S OBP: 0.286, SLG: 0.348 (1, 8)	K 0-3 ②		K 0-3 ②			6-3 2-3 0-0 ②		6-3 0-0 ③			4	0	0	0	0	2	4					
Jeffrey Leonard, R OBP: 0.378, SLG: 0.600 (1, 7)	5-3 0-0 ③			4-3 0-0 ①		F7 0-0 ③			1B 3B 0-0 ①		4	1	1	0	0	0	1					
Candy Maldonado, R OBP: 0.367, SLG: 0.478 (1, 9)		5-3 0-0 ①		K 0-3 ②			6-3 0-0 ①		1B 3B 0-0 ①		4	0	1	1	0	1	0					
Chris Brown, R OBP: 0.320, SLG: 0.422 (1, 5)		E6 1B 0-0 ②		F8 0-0 ③			5-3 0-0 ②		G1-6-3 1B 0-0 ②		4	0	0	0	0	0	1					
Bob Brenly, R OBP: 0.273, SLG: 0.211 (1, 2)											3	0	1	0	0	1	0					
Michael LaCoss, R (8, 1)											0	0	0	0	0	0	0					
Mike Aldrete, L OBP: 0.500, SLG: 0.429 (9, PH)											1	0	0	0	0	0	0					
Scott Garrelts, R (10, 1)		1B 1-2 0-0 ②									0	0	0	0	0	0	0					
Chris Speier, R OBP: 0.368, SLG: 0.353 (1, 4)		BB 4-0 ②		6-3 1-2 0-0 ②				6-3 0-0 ①			3	0	0	0	1	0	0					
Matt Williams, R OBP: 0.182, SLG: 0.100 (1, 6)											2	0	0	0	0	1	2					
Harry Spilman, L OBP: 0.500, SLG: 0.333 (8, PH)											0	0	0	0	1	0	0					
Robby Thompson, R OBP: 0.229, SLG: 0.303 (8, PR)											1	1	1	0	0	0	0					
(9, 4)																						
Roger Mason, R OBP: 0.200, SLG: 0.200 (1, 1)											2	0	1	0	0	1	0					
Bob Melvin, R OBP: 0.407, SLG: 0.846 (8, 2)											2	0	2	0	0	0	0					
Inning Stats	R: 0 E: 0 K: 1 S: 5	H: 1 LOB: 2 BB: 1 P: 8	R: 0 E: 0 K: 2 S: 6	H: 0 LOB: 0 BB: 1 P: 10	R: 0 E: 0 K: 1 S: 5	H: 0 LOB: 0 BB: 0 P: 5	R: 0 E: 0 K: 2 S: 7	H: 1 LOB: 1 BB: 0 P: 4	R: 0 E: 0 K: 0 S: 3	H: 0 LOB: 0 BB: 0 P: 3	R: 0 E: 0 K: 0 S: 4	H: 1 LOB: 2 BB: 1 P: 8	R: 1 E: 0 K: 0 S: 4	H: 2 LOB: 0 BB: 0 P: 4	R: 1 E: 0 K: 0 S: 4	H: 3 LOB: 2 BB: 0 P: 4	1B: 6 2B: 1 3B: 1 HR: 0	SF: 0 SAC: 1 DP: 1 HBP: 0	WP: 0 PB: 0 SB: 0 CS: 1	PA: 37		
PITCHER	IP 7.0	WLS 24	BF 2	H 0	R 0	ER 0	SO 6	BB 2	IBB 0	HBP 0	BLK 0	WP 0	HR 0	S 34	P 42	ERA 0.00	WHIP 0.571					
David Palmer, R ERA: 2.7 (1, 1)	2.1	13	6	2	2	0	1	0	0	0	0	0	12	16	7.71	3.000						
Gene Garber, R ERA: (8, 1)																						

BOTTOM

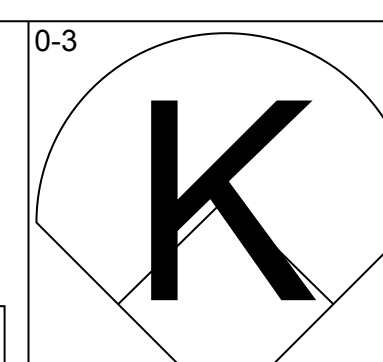
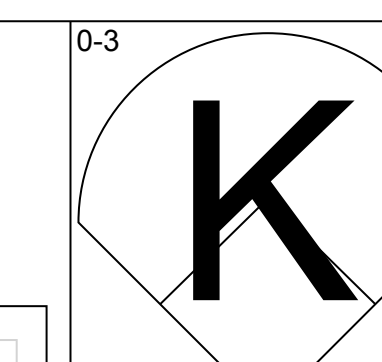
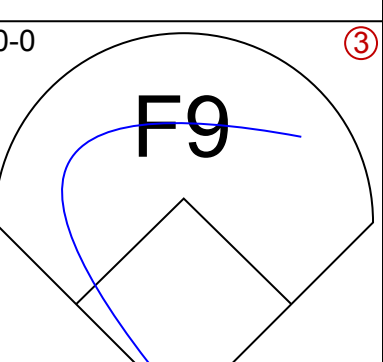
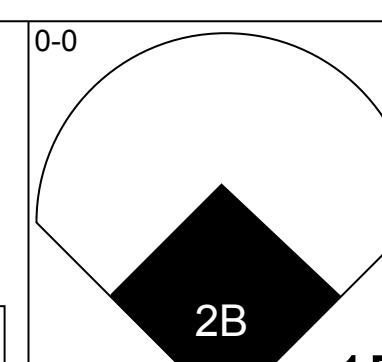
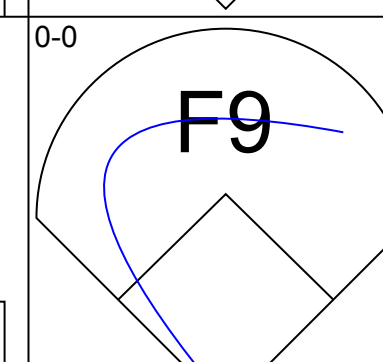
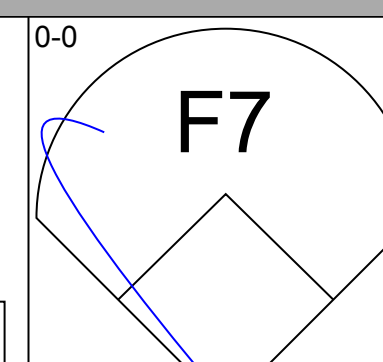
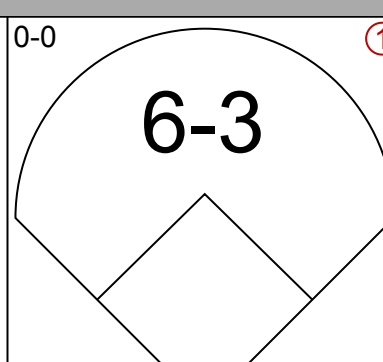
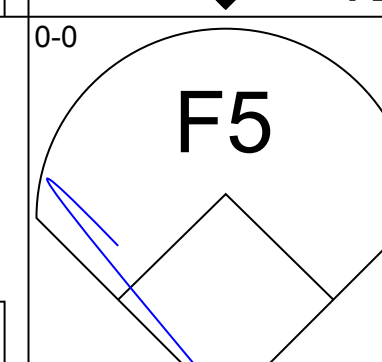
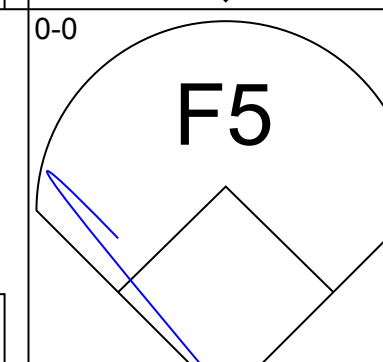
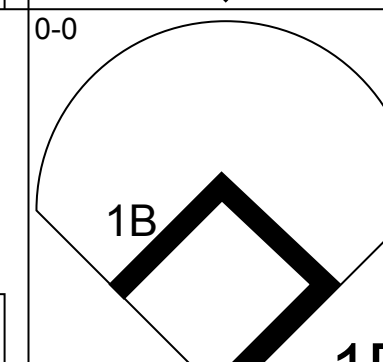
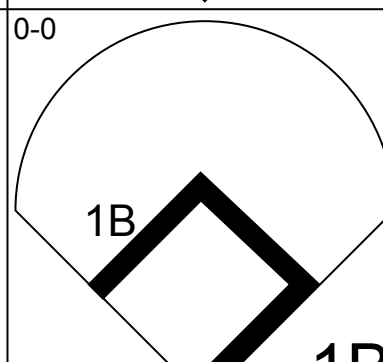
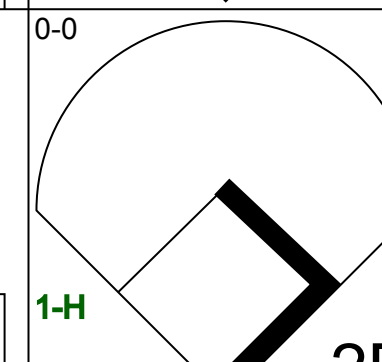
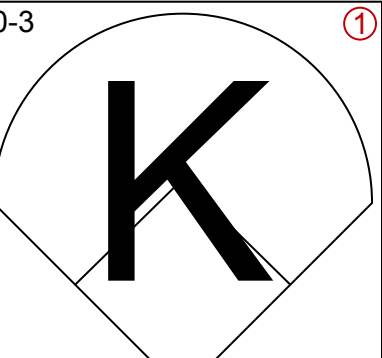
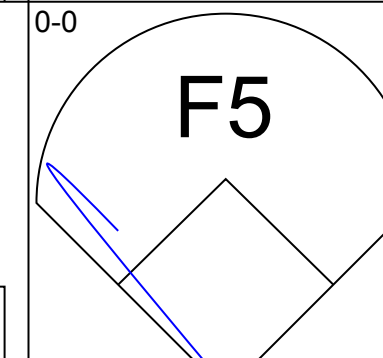
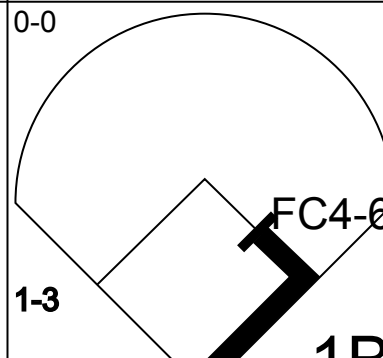
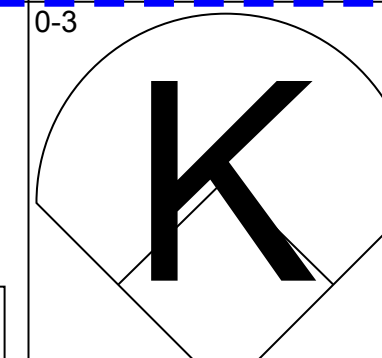
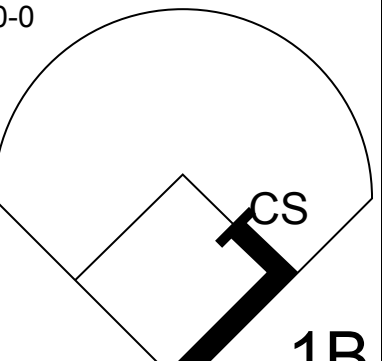
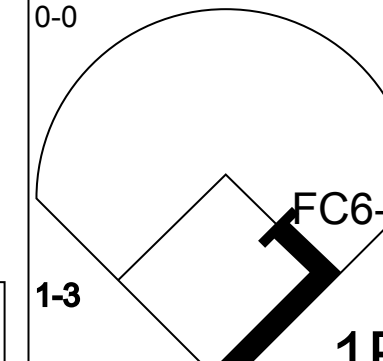
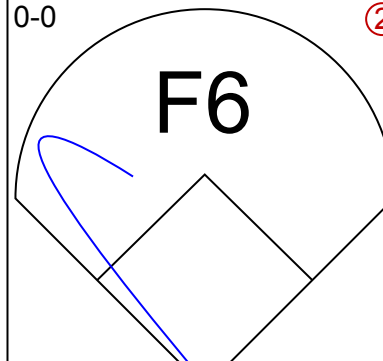
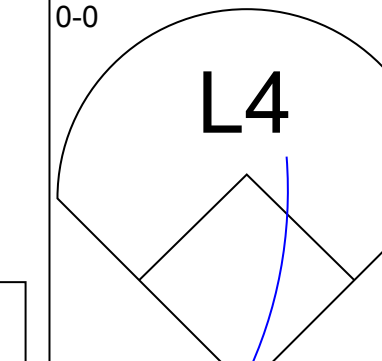
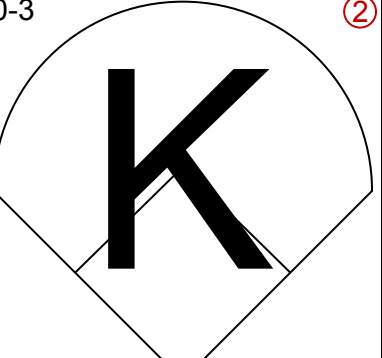
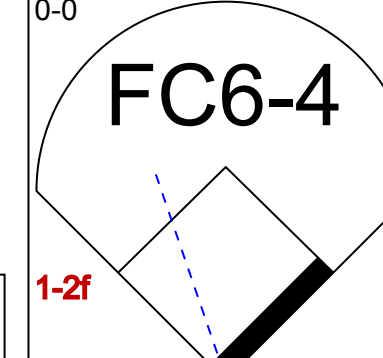
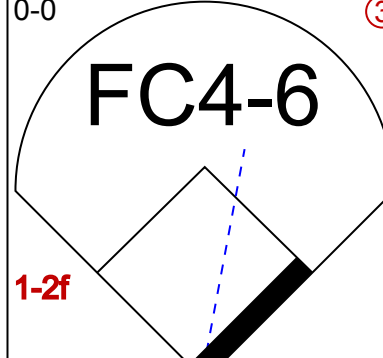
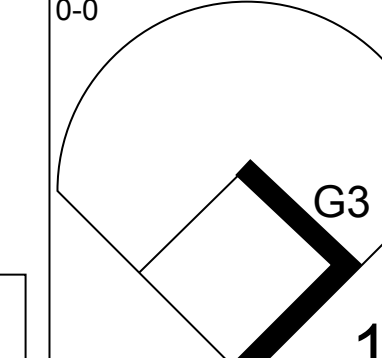
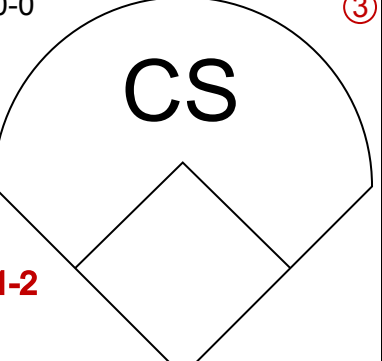


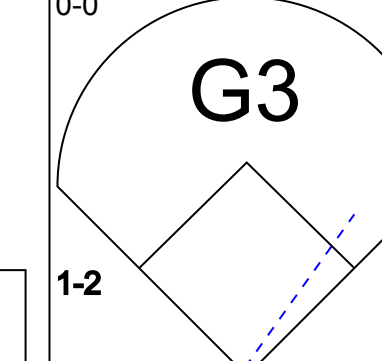

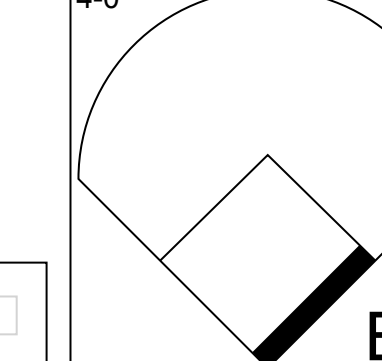
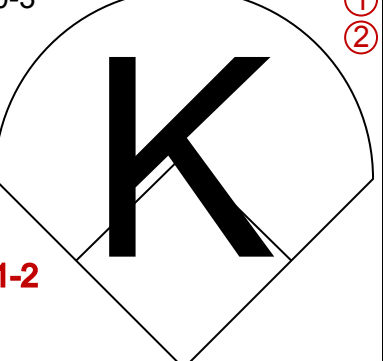
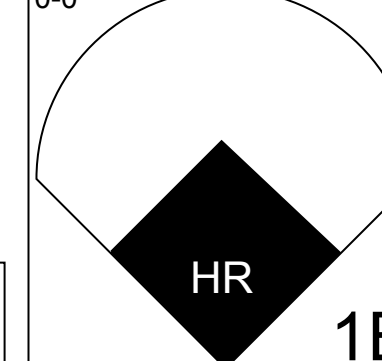
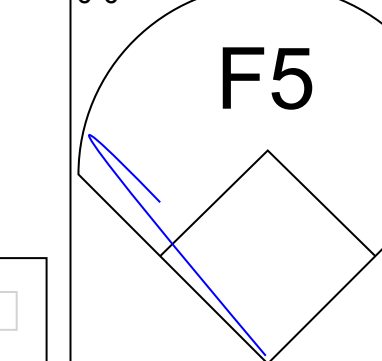
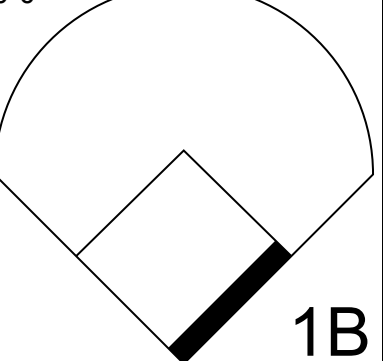

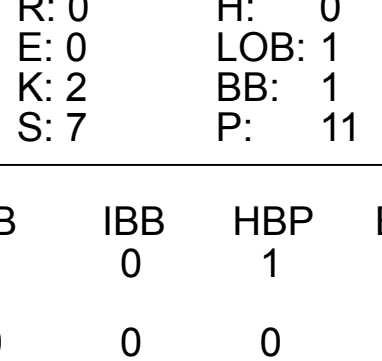
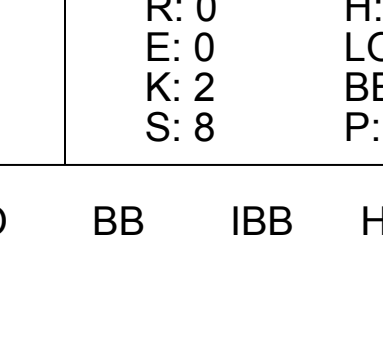
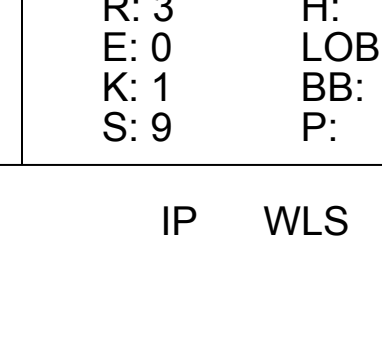

Atlanta Braves @ San Francisco Giants
Candlestick Park, San Francisco, CA

Sat Apr 18 1987, 6:33 AM EDT
Att: 22,054 - Unknown

livebaseballscorecards.com

AB 33
R 2
H 8
RBI 2
BB 3
SO 6
LOB 10

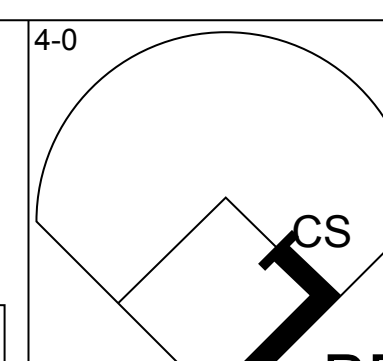
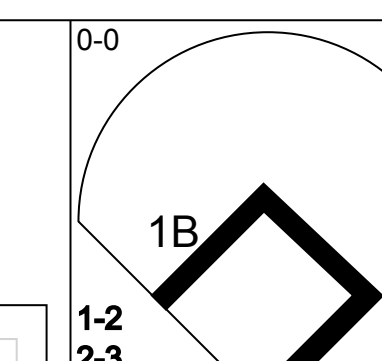
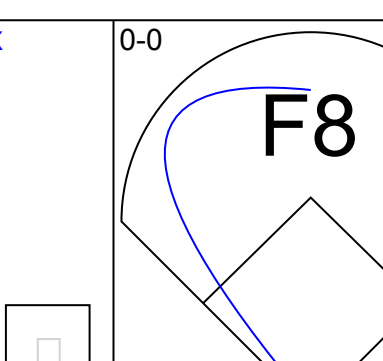
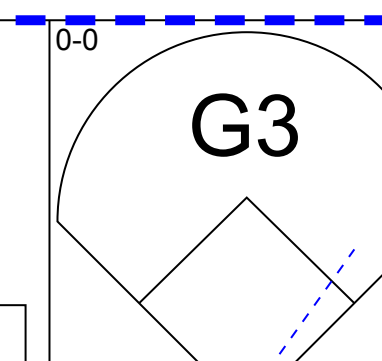
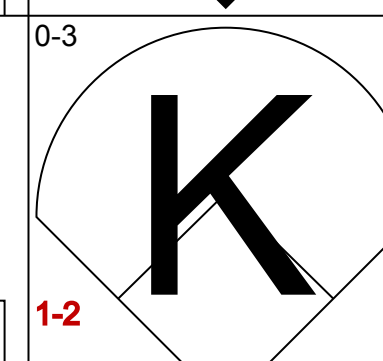
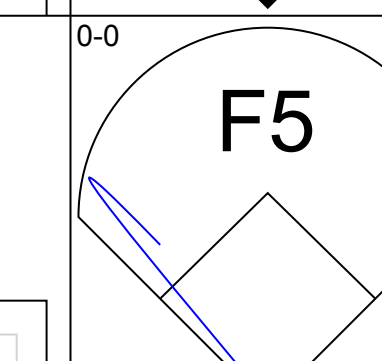
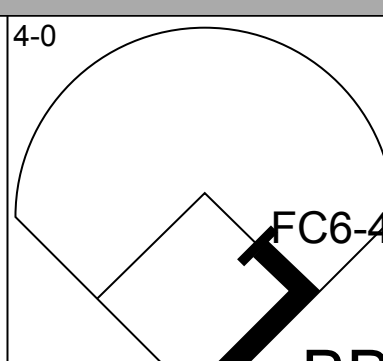
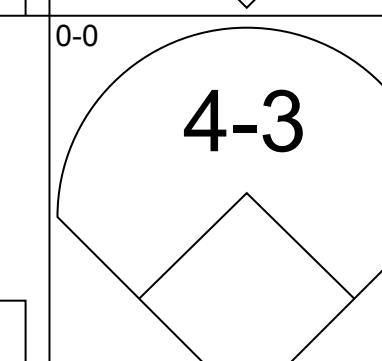
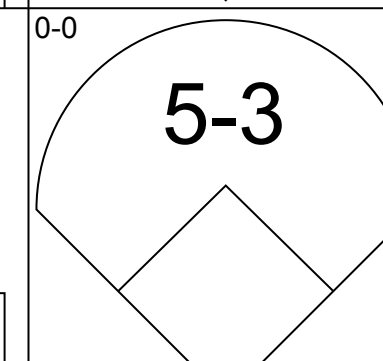
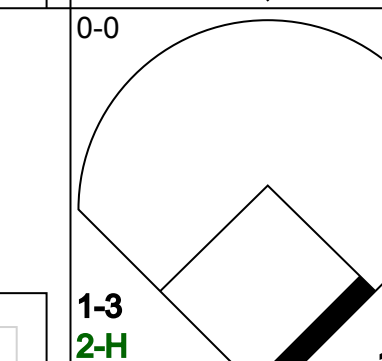
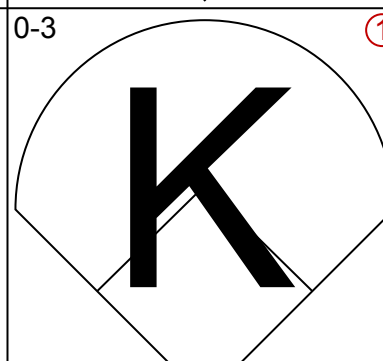
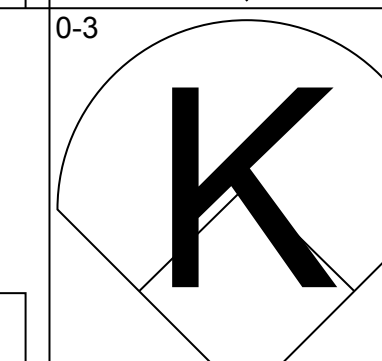
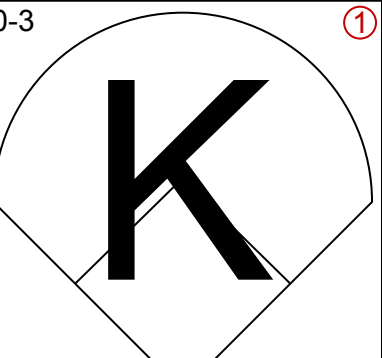
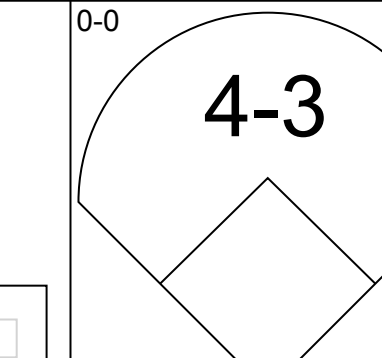
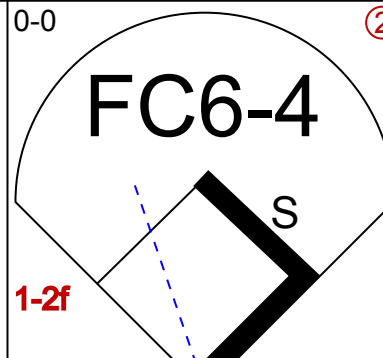

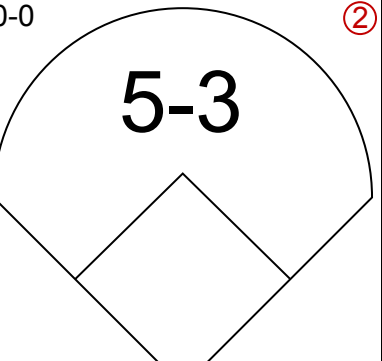
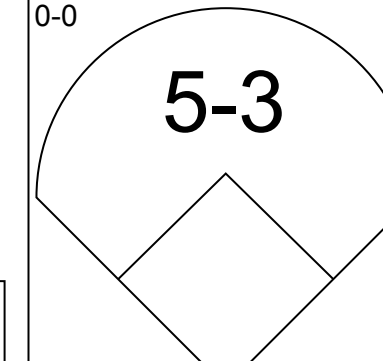
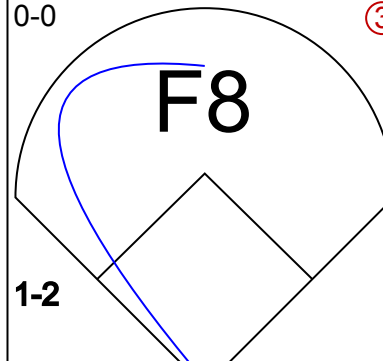

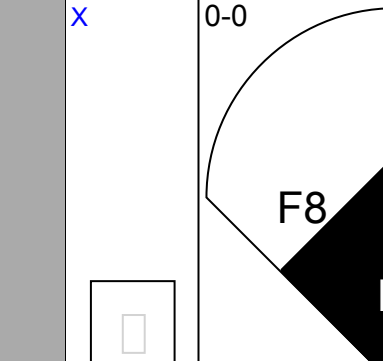
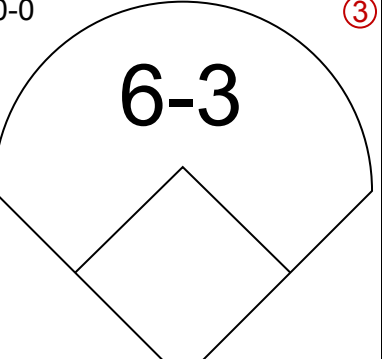
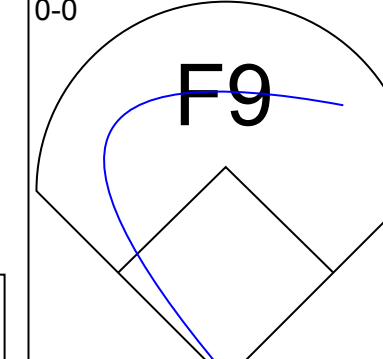
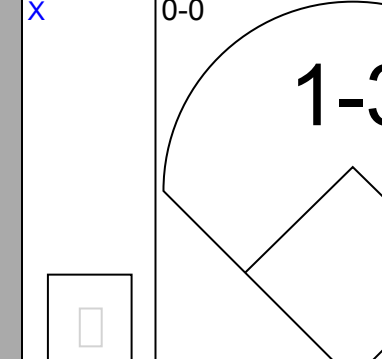
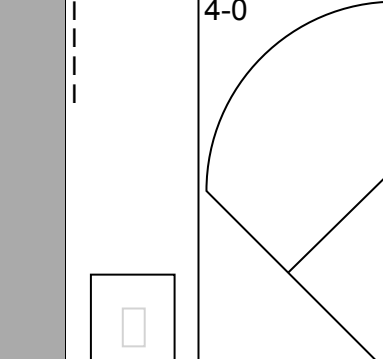
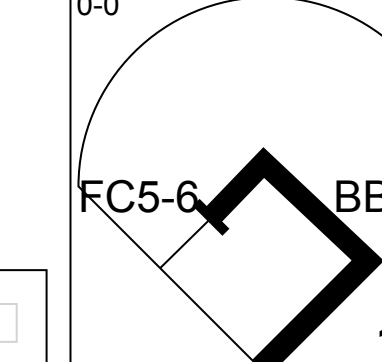
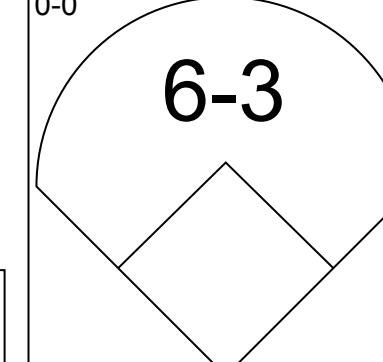
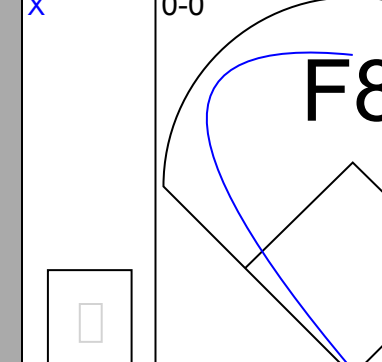
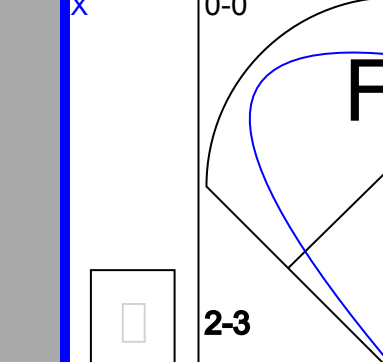
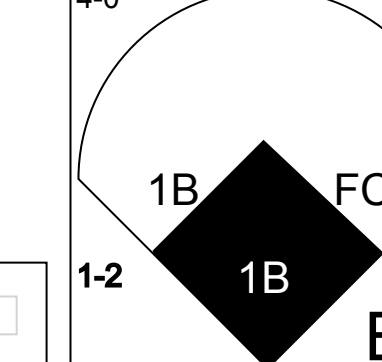
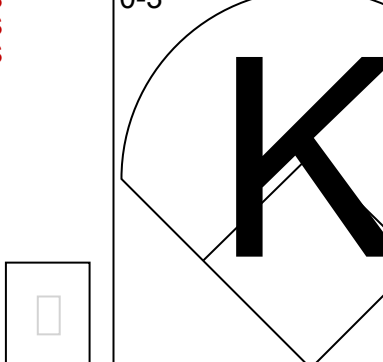
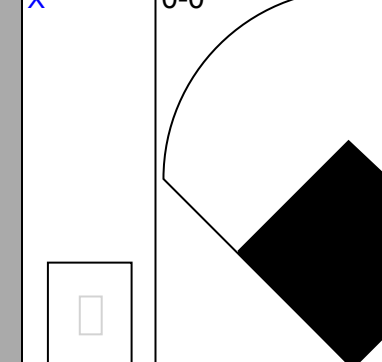
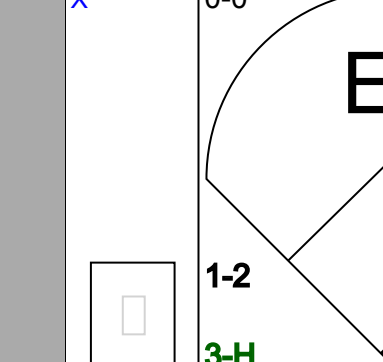
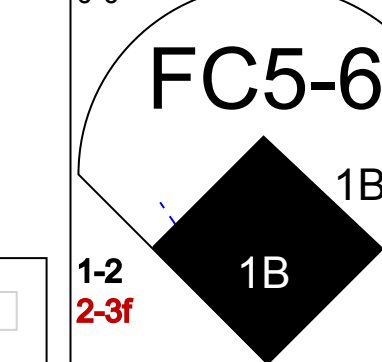
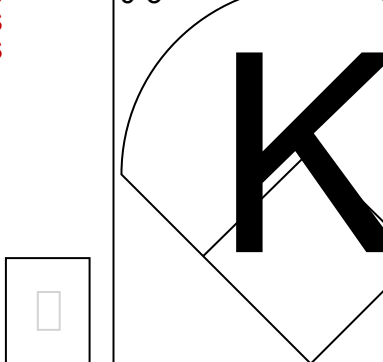
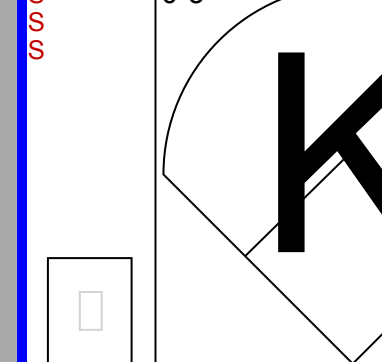
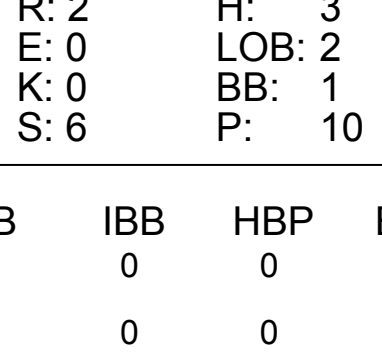
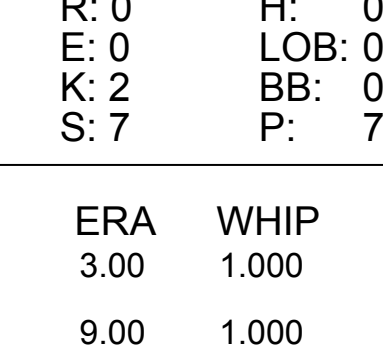
GIANTS

Batter	1	2	3	4	5	6	7	8	9	AB	R	H	RBI	BB	SO	LOB	TOP																			
Dion James, L OBP: 0.415, SLG: 0.409 (1, 8)																	5 1 1 0 0 3 2																			
Ken Oberkfell, L OBP: 0.452, SLG: 0.432 (1, 5)																	5 0 1 0 0 0 1																			
Gerald Perry, L OBP: 0.333, SLG: 0.346 (1, 3)																	5 0 3 1 0 1 1																			
Dale Murphy, R OBP: 0.375, SLG: 0.568 (1, 9)																	4 0 1 0 0 2 2																			
Ken Griffey, L OBP: 0.483, SLG: 0.618 (1, 7)																	4 0 2 0 0 0 2																			
Andres Thomas, R OBP: 0.311, SLG: 0.415 (8, PR)																	4 0 1 0 0 1 5																			
Paul Assenmacher, L Gene Garber, R (8, 1) (9, 1)																	0 0 0 0 0 0 0																			
Ozzie Virgil, R OBP: 0.259, SLG: 0.261 (1, 2)																	3 0 0 0 0 1 1																			
Glenn Hubbard, R OBP: 0.556, SLG: 0.438 (1, 4)																	3 1 1 0 1 1 2																			
Rick Mahler, R OBP: 0.300, SLG: 0.333 (1, 1)																	2 0 1 0 0 0 1																			
Graig Nettles, L OBP: 0.167, SLG: 0.667 (7, PH)																	1 1 1 2 0 0 0																			
Jeff Dedmon, L Rafael Ramirez, R OBP: 0.385, SLG: 0.273 (8, 6)																	0 0 0 0 0 0 0																			
																	1 0 0 0 0 0 0																			
Inning Stats	R: 0 E: 0 K: 1 S: 5	H: 0 LOB: 0 BB: 0 P: 5	R: 0 E: 0 K: 2 S: 7	H: 1 LOB: 0 BB: 0 P: 7	R: 0 E: 0 K: 2 S: 7	H: 0 LOB: 1 BB: 1 P: 11	R: 0 E: 0 K: 0 S: 5	H: 2 LOB: 2 BB: 0 P: 5	R: 0 E: 0 K: 1 S: 5	H: 1 LOB: 1 BB: 0 P: 6	R: 0 E: 0 K: 0 S: 5	H: 2 LOB: 2 BB: 0 P: 5	R: 3 E: 0 K: 1 S: 9	H: 4 LOB: 1 BB: 0 P: 9	R: 0 E: 0 K: 0 S: 4	H: 1 LOB: 1 BB: 0 P: 4	R: 0 E: 0 K: 2 S: 8	H: 1 LOB: 1 BB: 0 P: 8	1B: 10 2B: 2 3B: 0 HR: 1	SF: 0 SAC: 0 DP: 1 HBP: 1	WP: 0 PB: 0 SB: 0 CS: 2	PA: 40														
PITCHER	IP WLS BF H R ER SO BB IBB HBP BLK WP HR S P ERA WHIP																																			
Mark Grant, R ERA: 3.09 Jeff Robinson, R ERA:	(1, 1) (7, 1)	6.2 W 9	30 BF 9	10 H 2	3 R 0	3 ER 0	6 SO 3	1 BB 0	0 IBB 0	1 HBP 0	0 BLK 0	0 WP 0	1 HR 0	40 S 15	45 P 15	4.05 ERA 0.00	1.650 WHIP 0.857																			

Atlanta Braves @ San Francisco Giants
Candlestick Park, San Francisco, CA
Sun Apr 19 1987, 6:33 AM EDT
Att: 34,794 - Unknown

AB 37
R 3
H 12
RBI 3
BB 1
SO 9
LOB 17




Batter	1	2	3	4	5	6	7	8	9	AB	R	H	RBI	BB	SO	LOB	BOTTOM																			
Will Clark, L OBP: 0.351, SLG: 0.481 (1, 3)																	3 0 1 0 1 0 0																			
Chili Davis, S OBP: 0.283, SLG: 0.327 (1, 8)																	3 0 0 0 1 1 4																			
Jeffrey Leonard, R OBP: 0.366, SLG: 0.564 (1, 7)																	4 0 1 2 0 2 1																			
Candy Maldonado, R OBP: 0.340, SLG: 0.440 (1, 9)																	4 0 0 0 0 1 3																			
Chris Brown, R OBP: 0.315, SLG: 0.429 (1, 5)																	4 1 1 0 0 0 1																			
Bob Melvin, R OBP: 0.387, SLG: 0.759 (1, 2)																	3 0 0 0 1 0 0																			
Chris Speier, R ERA: 2.42 Harry Spilman, L OBP: 0.400, SLG: 0.250 (1, 4) (9, PH)																	3 0 1 0 0 0 0																			
Matt Williams, R OBP: 0.231, SLG: 0.261 (1, 6)																	3 2 1 1 1 1 1																			
Mark Grant, R Jeff Robinson, R (1, 1) (7, 1)																	2 1 0 0 0 1 2																			
																	1 0 0 0 0 1 0																			
Inning Stats	R: 0 E: 0 K: 1 S: 4	H: 0 LOB: 1 BB: 1 P: 8	R: 0 E: 0 K: 1 S: 5	H: 0 LOB: 0 BB: 0 P: 5	R: 2 E: 0 K: 0 S: 6	H: 3 LOB: 2 BB: 1 P: 10	R: 0 E: 0 K: 0 S: 3	H: 0 LOB: 0 BB: 0 P: 3	R: 0 E: 0 K: 2 S: 7	H: 0 LOB: 0 BB: 0 P: 7	R: 0 E: 0 K: 1 S: 5	H: 0 LOB: 1 BB: 1 P: 9	R: 1 E: 0 K: 1 S: 6	H: 1 LOB: 0 BB: 0 P: 6	R: 0 E: 0 K: 1 S: 5	H: 0 LOB: 0 BB: 0 P: 5	R: 1 E: 1 K: 0 S: 4	H: 1 LOB: 2 BB: 1 P: 8	1B: 3 2B: 1 3B: 0 HR: 1	SF: 0 SAC: 0 DP: 0 HBP: 0	WP: 0 PB: 0 SB: 1 CS: 1	PA: 35														
PITCHER	IP WLS BF H R ER SO BB IBB HBP BLK WP HR S P ERA WHIP																																			
Rick Mahler, R ERA: 5.4 Paul Assenmacher, L Gene Garber, R (1, 1) (8, 1) (9, 1)	(1, 1) (7, 1) (8, 1) (9, 1)	6.0 L 6	23 BF 6	3 H 1	2 R 1	2 ER 1	5 SO 1	3 BB 1	0 IBB 0	0 HBP 0	0 BLK 0	0 WP 0	1 HR 7	6 S 11	6 P 11	9.00 ERA 0.00	1.000 WHIP 0.750																			

Atlanta Braves @ San Francisco Giants
Candlestick Park, San Francisco, CA
Sun Apr 19 1987, 6:33 AM EDT
Att: 34,794 - Unknown

AB 31
R 4
H 5
RBI 3
BB 4
SO 7
LOB 14



Batter	1	2	3	4	5	6	7	8	9	10	AB	R	H	RBI	BB	SO	LOB	TOP									
Mariano Duncan, R OBP: 0.354, SLG: 0.357 (1, 6)	6-3		SH5-3		1B	FC6-4		G1		K	4	1	1	0	1	1	0	<p>Los Angeles Dodgers @ San Francisco Giants Candlestick Park, San Francisco, CA Tue Apr 21 1987, 10:05 PM EDT Att: 31,512 - Unknown</p> <p>livebaseballscorecards.com</p> <p>AB 43 R 11 H 15 RBI 11 BB 6 SO 11 LOB 23</p> 									
Mike Ramsey, S OBP: 0.309, SLG: 0.306 (1, 8)	1B		F9		1B	FC6-4		K		HR	5	2	2	0	1	1	2										
Pedro Guerrero, R OBP: 0.404, SLG: 0.680 (1, 7)	G5-4-3		WP		1B	FC6-4				HR	3	3	3	1	3	0	0										
Mike Marshall, R OBP: 0.338, SLG: 0.492 (1, 9)	G5-4-3		5-3		1B	FC6-4				HR	6	1	1	3	0	1	9										
Mike Scioscia, L OBP: 0.379, SLG: 0.466 Reggie Williams, R (1, 2)		E8				4-3				4-3	5	1	4	2	0	0	2										
Alex Trevino, R OBP: 0.167, SLG: 0.167 (9, 2)		1B			HR	1B				HR	0	1	0	0	0	0	0										
Franklin Stubbs, L OBP: 0.359, SLG: 0.644 (1, 3)	K				HR	1B				HR	5	2	3	5	0	1	1										
Mickey Hatcher, R OBP: 0.222, SLG: 0.143 Matt Young, L (7, 1)	K				HR	1B				HR	4	0	0	0	0	1	3										
Ken Landreaux, L OBP: 0.286, SLG: 0.167 Ken Howell, R OBP: 1.000, SLG: 1.000 (9, 1)	K				F4	6-3		F6		K	0	0	0	0	0	0	0										
Dave Anderson, R OBP: 0.176, SLG: 0.125 (10, 5)	K				5-3			K		5-3	4	0	0	0	1	2	2										
Tim Leary, R OBP: 0.333, SLG: 0.333 Brian Holton, R OBP: 0.333, SLG: 0.333 Tracy Woodson, R OBP: 0.260, SLG: 0.326 Steve Sax, R OBP: 0.254, SLG: 0.277 (10, 4)			WP		K	F8		K		K	3	0	1	0	0	1	3										
Inning Stats	R: 0 E: 0 K: 0 S: 4	H: 2 LOB: 1 BB: 0 P: 4	R: 0 E: 1 K: 3 S: 10	H: 1 LOB: 1 BB: 0 P: 10	R: 0 E: 0 K: 0 S: 4	H: 1 LOB: 2 BB: 1 P: 8	R: 2 E: 0 K: 1 S: 7	H: 2 LOB: 0 BB: 0 P: 7	R: 3 E: 0 K: 0 S: 8	H: 5 LOB: 3 BB: 1 P: 12	R: 0 E: 0 K: 0 S: 3	H: 0 LOB: 2 BB: 2 P: 11	R: 0 E: 0 K: 1 S: 5	H: 0 LOB: 0 BB: 0 P: 5	R: 0 E: 0 K: 2 S: 7	H: 0 LOB: 0 BB: 0 P: 7	R: 3 E: 0 K: 2 S: 10	H: 3 LOB: 1 BB: 0 P: 10	R: 3 E: 0 K: 2 S: 8	H: 1 LOB: 0 BB: 2 P: 16	1B: 11 2B: 1 3B: 0 HR: 3	SF: 0 SAC: 1 DP: 1 HBP: 0	WP: 1 PB: 0 SB: 1 CS: 0	PA: 50			
PITCHER	IP 4.0	WLS 21	BF 9	H 5	R 5	ER 5	SO 4	BB 0	IBB 1	HBP 0	BLK 0	WP 1	HR 1	S 28	P 32	ERA 11.25	WHIP 2.250										
Kelly Downs, R ERA: 3.72 Greg Minton, R ERA: 5.27 Michael LaCoss, R ERA: 5.27 Jeff Robinson, R ERA: 1.13 Scott Garrelts, R ERA: 3.46 (9, 1)	1.0	6	2	0	0	0	0	0	1	0	0	0	0	5	9	0.00	2.000										

Batter	1	2	3	4	5	6	7	8	9	10	AB	R	H	RBI	BB	SO	LOB	BOTTOM									
Will Clark, L OBP: 0.349, SLG: 0.517 (1, 3)	F7				HR			F8		1-3				K	6	1	2	1	0	1	0						
Mike Aldrete, L OBP: 0.563, SLG: 0.600 Randy Kutcher, R OBP: 1.000, SLG: 2.000 (8, 8)	K		1-3		F9			HR		2B	4	0	1	0	0	1	2	1	2	1	0	0					
Jeffrey Leonard, R OBP: 0.400, SLG: 0.702 (8, 7)	HR				HR			HR		2B	4	3	3	3	1	0	1	4	3	3	3	1	0				
Candy Maldonado, R OBP: 0.339, SLG: 0.414 (1, 9)	K				F4			HR		2B	4	0	0	0	1	2	2	4	0	0	0	1	2				
Bob Melvin, R OBP: 0.308, SLG: 0.595 Harry Spilman, L OBP: 0.500, SLG: 0.600 Bob Brenly, R OBP: 0.273, SLG: 0.211 (10, 2)		5-3			5-3			K2-3		F8	4	0	0	0	0	1	3	1	0	1	1	0	0				
Chris Speier, R OBP: 0.500, SLG: 0.692 (1, 6)		6-3			BB			HR		1B	3	1	2	2	2	0	0	3	1	2	2	2	0				
Matt Williams, R OBP: 0.212, SLG: 0.207 Chris Brown, R OBP: 0.293, SLG: 0.396 (10, 5)		K			K			F9		4-3	4	0	0	0	0	2	4	1	0	0	0	0	2				
Robby Thompson, R OBP: 0.244, SLG: 0.316 (1, 4)					F7			F9		K	4	1	1	0	1	1	0	4	1	1	0	1	0				
Kelly Downs, R Greg Minton, S Joel Youngblood, R Michael LaCoss, R Chili Davis, S Jeff Robinson, R Scott Garrelts, R Mark Davis, L OBP: 0.275, SLG: 0.750 (10, 7)					K			6-3		F5	1	0	0	0	0	1	0	1	0	0	0	0	1				
Inning Stats	R: 1 E: 0 K: 2 S: 8	H: 1 LOB: 0 BB: 0 P: 8	R: 0 E: 0 K: 1 S: 5	H: 0 LOB: 0 BB: 0 P: 5	R: 0 E: 0 K: 1 S: 6	H: 1 LOB: 1 BB: 0 P: 6	R: 0 E: 0 K: 1 S: 6	H: 1 LOB: 2 BB: 1 P: 10	R: 3 E: 0 K: 1 S: 8	H: 3 LOB: 0 BB: 1 P: 8	R: 1 E: 0 K: 1 S: 6	H: 1 LOB: 1 BB: 0 P: 10	R: 2 E: 1 K: 0 S: 5	H: 2 LOB: 2 BB: 2 P: 13	R: 0 E: 0 K: 1 S: 5	H: 0 LOB: 0 BB: 0 P: 5	R: 1 E: 0 K: 0 S: 5	H: 2 LOB: 2 BB: 1 P: 9	R: 0 E: 0 K: 3 S: 9	H: 0 LOB: 0 BB: 0 P: 9	1B: 3 2B: 4 3B: 1 HR: 3	SF: 0 SAC: 0 DP: 0 HBP: 0	WP: 0 PB: 1 SB: 2 CS: 0	PA: 46			
PITCHER	IP 4.2	WLS 6	BF 16	H 4	R 4	ER 4	SO 5	BB 1	IBB 0	HBP 0	BLK 0	WP 0	HR 2	S 30	P 34	ERA 7.71	WHIP 1.500										
Tim Leary, R ERA: 6.3 Brian Holton, R ERA: 2.97 Matt Young, L ERA: 11.85 Ken Howell, R ERA: 5.23 (9, 1)	1.1	6	1	1	1	2	1	1	0	0	0	0	1	9	13	6.75	1.500										

Los Angeles Dodgers @ San Francisco Giants
Candlestick Park, San Francisco, CA
Tue Apr 21 1987, 10:05 PM EDT
Att: 31,512 - Unknown



Batter	1	2	3	4	5	6	7	8	9	AB	R	H	RBI	BB	SO	LOB	TOP					
Will Clark, L OBP: 0.347, SLG: 0.545 (1, 3)	G3		WP 5-3 BB		HR			F5	1B 2B	4	2	2	1	1	0	0	San Francisco Giants @ Atlanta Braves Atlanta-Fulton County Stadium, Atlanta, GA Fri Apr 24 1987, 7:05 PM EDT Att: 11,398 - Unknown livebaseballscorecards.com					
Chili Davis, S OBP: 0.313, SLG: 0.355 (1, 8)	6-3		5-3		1-3			1B S	1B	5	1	2	1	0	0	1						
Jeffrey Leonard, R OBP: 0.356, SLG: 0.625 (1, 7)	HR		6-3			4-3		K	F2	5	1	1	0	0	1	3						
Candy Maldonado, R OBP: 0.371, SLG: 0.500 (1, 9)	HR		5-3			K		1B 2H		4	2	2	3	0	1	1						
Chris Brown, R OBP: 0.306, SLG: 0.456 (1, 5)	HR			5-3		F5		1B		4	1	2	1	0	0	0						
Bob Brenly, R OBP: 0.333, SLG: 0.308 (1, 2)	K			K			SH	1B	1B	4	0	2	1	0	2	0						
Matt Williams, R OBP: 0.205, SLG: 0.200 (1, 6)				F8			SH	G6-4-3	F7	3	0	1	0	0	0	2						
Robby Thompson, R OBP: 0.250, SLG: 0.295 (1, 4)	FC1-6		B3-6			K		F4	5-3	4	0	0	0	0	1	3						
Roger Mason, R OBP: 0.143, SLG: 0.143 (5, 1)						1-3				2	0	0	0	0	0	1						
Mike Aldrete, L OBP: 0.250, SLG: 0.600 (7, PH)			B3-6					G6-4-3	2-3	0	0	0	0	0	0	0						
Joel Youngblood, R OBP: 0.250, SLG: 0.250 (7, PH)										0	0	0	0	0	0	2						
Greg Minton, S (7, 1)										1	0	0	0	0	0	0						
Jeff Robinson, R (9, 1)										0	0	0	0	0	0	0						
Inning Stats	R: 3 E: 0 K: 1 S: 8	H: 3 LOB: 0 BB: 0 P: 8	R: 0 E: 0 K: 0 S: 3	H: 1 LOB: 0 BB: 0 P: 3	R: 0 E: 0 K: 0 S: 3	H: 0 LOB: 1 BB: 1 P: 7	R: 0 E: 0 K: 1 S: 5	H: 0 LOB: 0 BB: 0 P: 5	R: 1 E: 0 K: 1 S: 6	H: 1 LOB: 0 BB: 0 P: 6	R: 0 E: 0 K: 1 S: 5	H: 0 LOB: 0 BB: 0 P: 5	R: 0 E: 1 K: 0 S: 4	H: 1 LOB: 1 BB: 0 P: 4	R: 2 E: 0 K: 1 S: 9	H: 4 LOB: 2 BB: 0 P: 9	R: 1 E: 0 K: 0 S: 5	H: 2 LOB: 1 BB: 0 P: 5	1B: 7 2B: 2 3B: 0 HR: 3	SF: 0 SAC: 1 DP: 2 HBP: 0	WP: 1 PB: 0 SB: 1 CS: 0	PA: 39
PITCHER	IP WLS BF H R ER SO BB IBB HBP BLK WP HR S P ERA WHIP																					
Randy O'Neal, R ERA: 5.4 (1, 1)	5.0	20	5	4	4	3	1	0	0	0	0	1	3	25	29	7.20	1.200					
Charlie Fuleo, R ERA: 6.0 (6, 1)	1.1	6	1	0	0	1	0	0	0	0	0	0	0	8	8	0.00	0.750					
Ed Olwine, L ERA: 4.15 (7, 1)	0.2	1	0	0	0	0	0	0	0	0	0	0	0	1	1	0.00	0.000					
Jim Acker, R ERA: 4.91 (8, 1)	2.0	L 12	6	3	3	1	0	0	0	0	0	0	0	14	14	13.50	3.000					

Batter	1	2	3	4	5	6	7	8	9	AB	R	H	RBI	BB	SO	LOB	BOTTOM					
Dion James, L OBP: 0.435, SLG: 0.388 (1, 8)	G6-4-3		G6-4-3			G1-4-3	SH1-4		BB	1	1	0	0	2	0	2	San Francisco Giants @ Atlanta Braves Atlanta-Fulton County Stadium, Atlanta, GA Fri Apr 24 1987, 7:05 PM EDT Att: 11,398 - Unknown livebaseballscorecards.com					
Ken Oberkfell, L OBP: 0.435, SLG: 0.400 (1, 5)	G6-4-3			F7		PB		G1-2-3	HBP	5	1	2	0	0	0	4						
Gerald Perry, L OBP: 0.342, SLG: 0.343 (1, 3)	K			G4-1		G1-4-3		G1-6-3	BB	4	0	0	0	1	1	4						
Dale Murphy, R OBP: 0.433, SLG: 0.633 (1, 9)		G3-6-1				K			BB	4	0	3	1	1	1	2						
Ken Griffey, L OBP: 0.412, SLG: 0.512 (1, 7)	G3-6-1			K		1B		L5	G3	4	1	0	0	1	1	6						
Rafael Ramirez, R OBP: 0.333, SLG: 0.393 (1, 6)	K2-3				6-3			6-3		4	0	1	1	0	1	1						
Ozzie Virgil, R OBP: 0.282, SLG: 0.343 (1, 2)			FC2-5			PB		F9		4	1	3	1	0	0	1						
Glenn Hubbard, R OBP: 0.525, SLG: 0.444 (1, 4)			FC2-5			K			BB	3	0	1	0	1	1	2						
Randy O'Neal, R ERA: 5.4 (5, PH)			FC2-5							1	0	0	0	0	0	2						
Albert Hall, S ERA: 3.18 (5, PH)										1	0	0	0	0	1	0						
Charlie Fuleo, R ERA: 3.50 (5, 1)										0	0	0	0	0	0	0						
Ed Olwine, R (7, 1)										0	0	0	0	0	0	0						
Graig Nettles, L OBP: 0.280, SLG: 0.545 (7, PH)										0	0	0	0	1	0	0						
Zane Smith, L (7, PH)										0	0	0	0	0	0	0						
Jim Acker, R (8, 1)										0	0	0	0	0	0	0						
Ted Simmons, S ERA: 1.04 (9, PH)										1	1	1	0	0	0	0						
Inning Stats	R: 0 E: 0 K: 1 S: 4	H: 0 LOB: 0 BB: 1 P: 8	R: 0 E: 0 K: 1 S: 5	H: 1 LOB: 0 BB: 0 P: 5	R: 0 E: 0 K: 0 S: 3	H: 1 LOB: 1 BB: 1 P: 7	R: 0 E: 0 K: 1 S: 6	H: 1 LOB: 0 BB: 0 P: 6	R: 1 E: 0 K: 2 S: 8	H: 1 LOB: 0 BB: 0 P: 8	R: 3 E: 0 K: 1 S: 8	H: 3 LOB: 2 BB: 2 P: 16	R: 0 E: 0 K: 0 S: 3	H: 1 LOB: 1 BB: 0 P: 7	R: 0 E: 0 K: 0 S: 4	H: 1 LOB: 0 BB: 0 P: 4	R: 1 E: 0 K: 0 S: 4	H: 2 LOB: 3 BB: 2 P: 13	1B: 8 2B: 3 3B: 0 HR: 0	SF: 0 SAC: 1 DP: 5 HBP: 1	WP: 1 PB: 2 SB: 0 CS: 0	PA: 41
PITCHER	IP WLS BF H R ER SO BB IBB HBP BLK WP HR S P ERA WHIP																					
Roger Mason, R ERA: 3.18 (1, 1)	5.1	21	5	3	2	5	3	0	0	0	0	0	0	28	40	3.38	1.500					
Jim Gott, R ERA: 3.50 (6, 1)	0.2	5	2	1	1	1	1	0	0	0	0	0	6	10	13.50	4.500						
Greg Minton, R ERA: 1.5 (7, 1)	2.0	W 10	4	1	1	0	1	0	0	0	0	0	9	13	4.50	2.500						
Jeff Robinson, R ERA: 1.04 (9, 1)	1.0	S 5	0	0	0	0	2	0	1	0	0	0	2	11	0.00	2.000						

Batter	1	2	3	4	5	6	7	8	9	AB	R	H	RBI	BB	SO	LOB	TOP										
Will Clark, L OBP: 0.342, SLG: 0.522 (1, 3)	4-3	P6			4-3			BB		3	0	0	0	1	0	1	San Francisco Giants @ Atlanta Braves Atlanta-Fulton County Stadium, Atlanta, GA Sat Apr 25 1987, 3:33 AM EDT Att: 13,949 - Unknown livebaseballscorecards.com										
Chili Davis, S OBP: 0.310, SLG: 0.394 (1, 8)	F9		4-3			HR		F7		4	1	1	1	0	0	1											
Jeffrey Leonard, R OBP: 0.365, SLG: 0.617 (1, 7)	FC5			1B		P3		F2		4	0	2	0	0	0	1											
Candy Maldonado, R OBP: 0.365, SLG: 0.478 (1, 9)			G6-4-3			F7		6-3		3	0	0	0	1	0	2											
Chris Brown, R OBP: 0.303, SLG: 0.443 (1, 5)	FC5				F9				2B	4	1	1	0	0	0	2											
Bob Melvin, R OBP: 0.326, SLG: 0.610 (1, 2)		5-3							1B	4	0	2	0	0	0	0											
Matt Williams, R OBP: 0.209, SLG: 0.263 (1, 6)				K		F9		SF9		3	1	1	1	0	1	1											
Robby Thompson, R OBP: 0.269, SLG: 0.298 (1, 4)					K			6-3		3	0	1	1	1	1	1											
Mark Grant, R (1, 1)					4-3			6-3		1	0	0	0	0	0	0											
Michael LaCoss, R (6, 1)										1	0	0	0	0	1	1											
Scott Garrelts, R (8, 1)										1	0	0	0	0	0	1											
Inning Stats	R: 0 E: 0 K: 0 S: 12	H: 1 LOB: 2 BB: 1 P: 22	R: 1 E: 0 K: 0 S: 12	H: 2 LOB: 1 BB: 0 P: 17	R: 0 E: 0 K: 0 S: 4	H: 1 LOB: 0 BB: 0 P: 5	R: 0 E: 0 K: 1 S: 9	H: 0 LOB: 0 BB: 0 P: 15	R: 0 E: 0 K: 1 S: 9	H: 0 LOB: 0 BB: 0 P: 16	R: 1 E: 0 K: 0 S: 6	H: 1 LOB: 0 BB: 0 P: 10	R: 0 E: 0 K: 1 S: 8	H: 1 LOB: 1 BB: 1 P: 18	R: 0 E: 0 K: 0 S: 5	H: 0 LOB: 1 BB: 1 P: 14	R: 1 E: 0 K: 0 S: 7	H: 2 LOB: 1 BB: 0 P: 11	1B: 5 2B: 1 3B: 1 HR: 1	SF: 1 SAC: 1 DP: 1 HBP: 0	WP: 0 PA: 36 PB: 0 SB: 1 CS: 1						
PITCHER	IP	WLS	BF	H	R	ER	SO	BB	IBB	HBP	BLK	WP	HR	S	P	ERA	WHIP										
Zane Smith, L (1, 1) ERA: 3.21	6.0		23	5	2	2	2	1	0	0	0	0	1	52	85	3.00	1.000										
Jeff Dedmon, R (7, 1) ERA: 5.89	2.0		10	3	1	1	1	2	0	0	0	0	0	15	34	4.50	2.500										
Gene Garber, R (9, 1) ERA: 4.66	1.0	W	3	0	0	0	0	0	0	0	0	0	0	5	9	0.00	0.000										

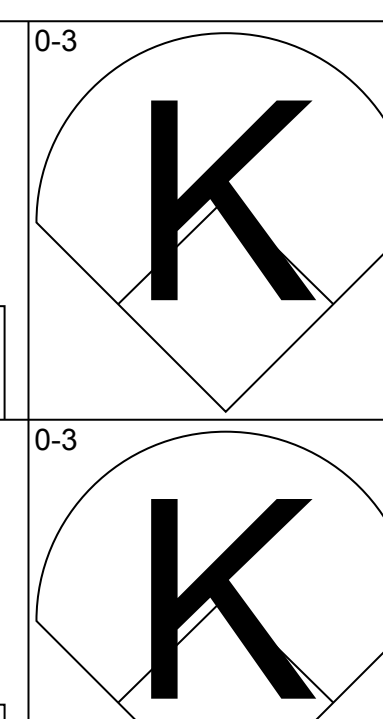
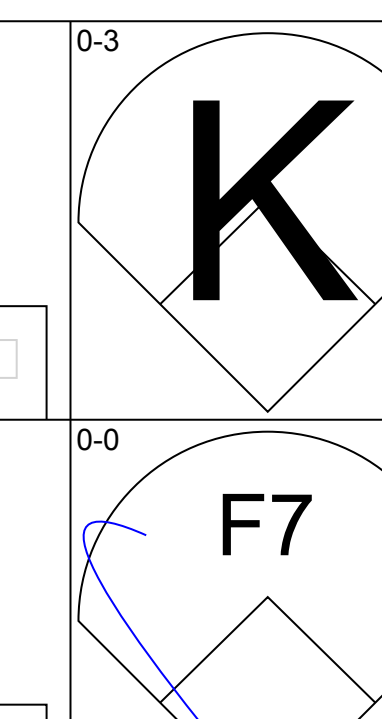
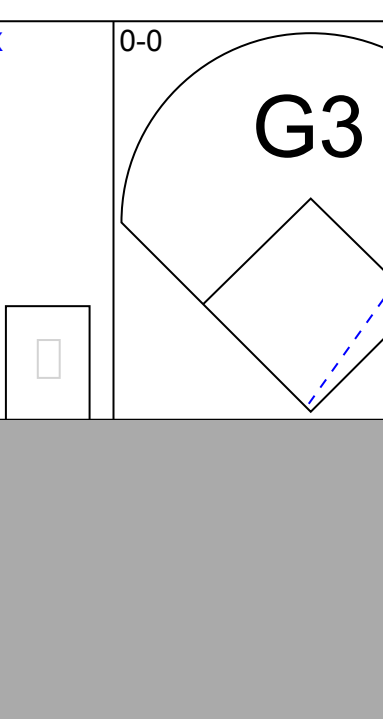
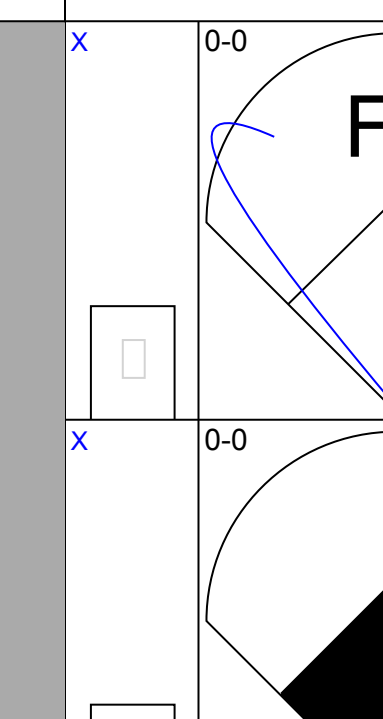
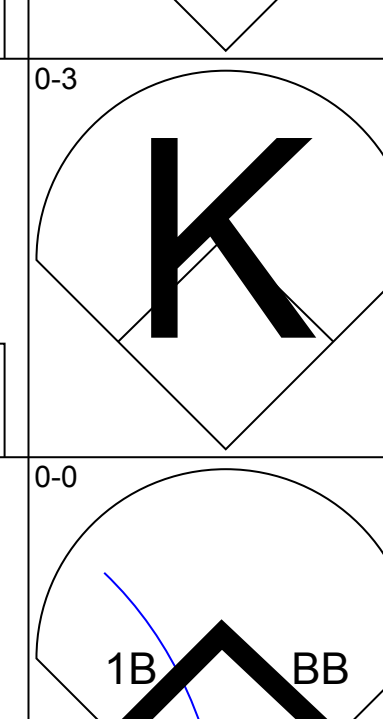
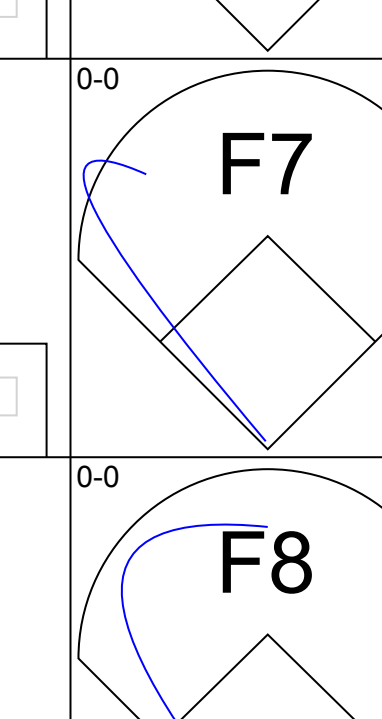
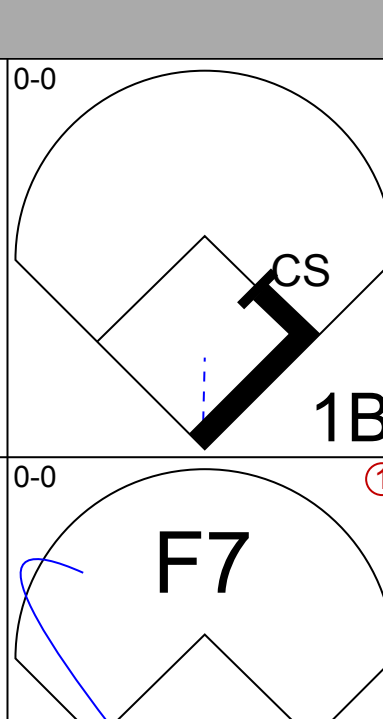
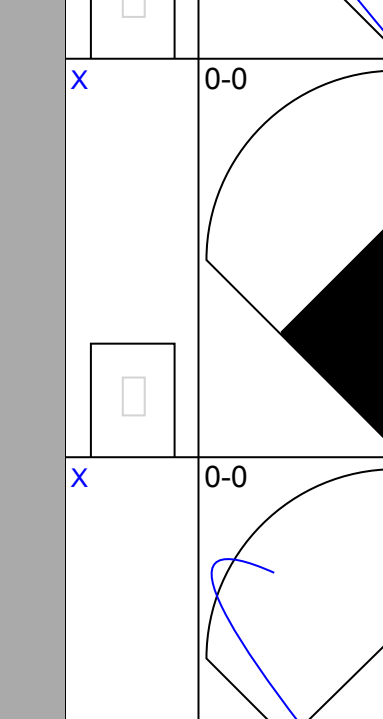
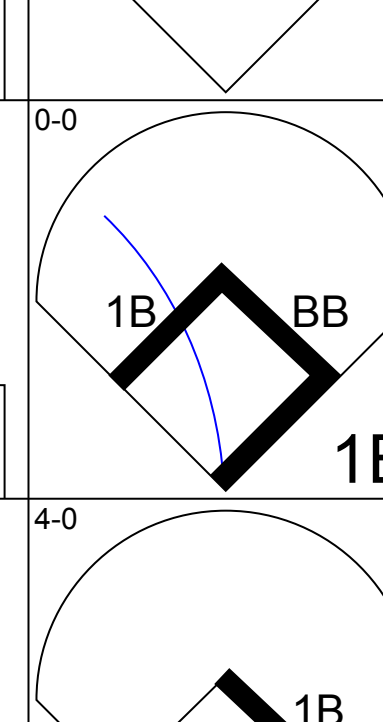
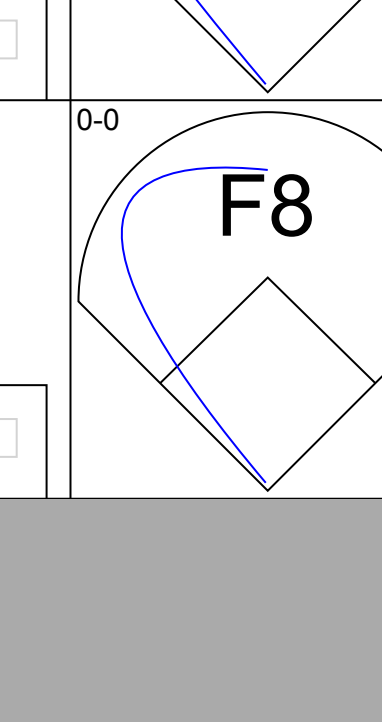
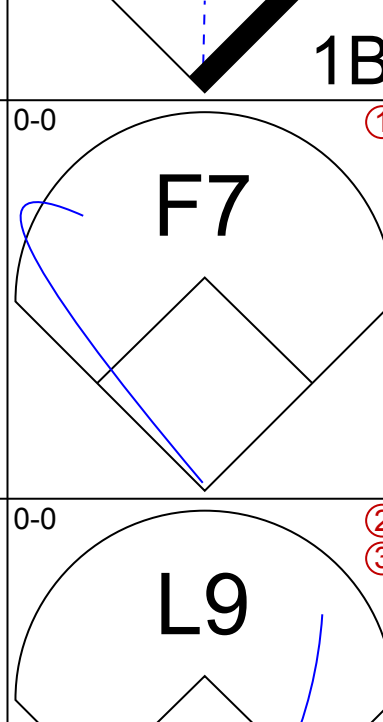
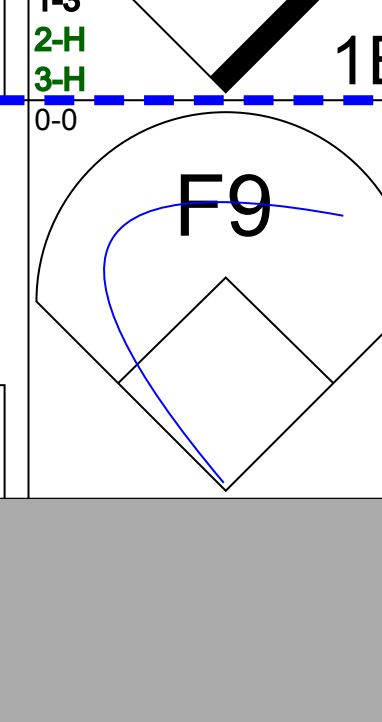
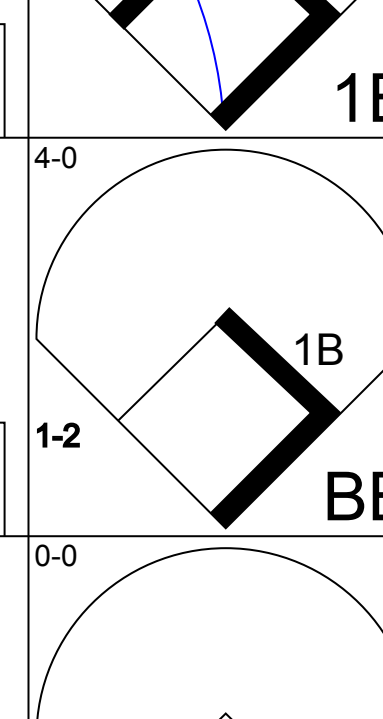
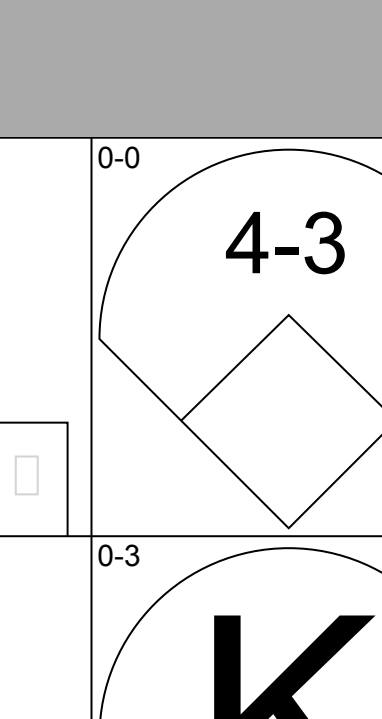
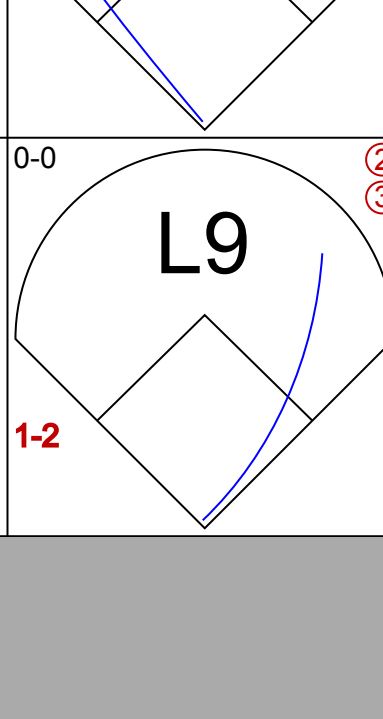
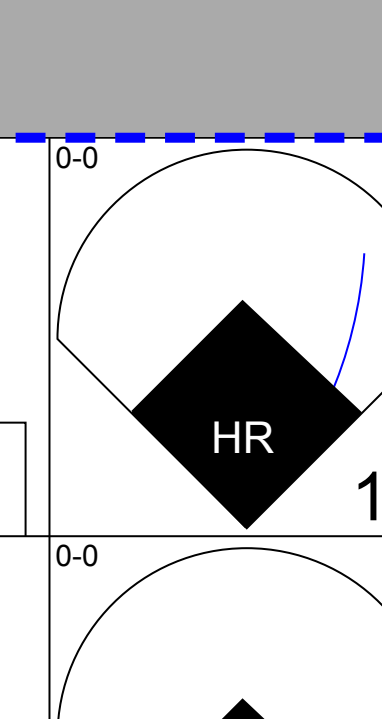
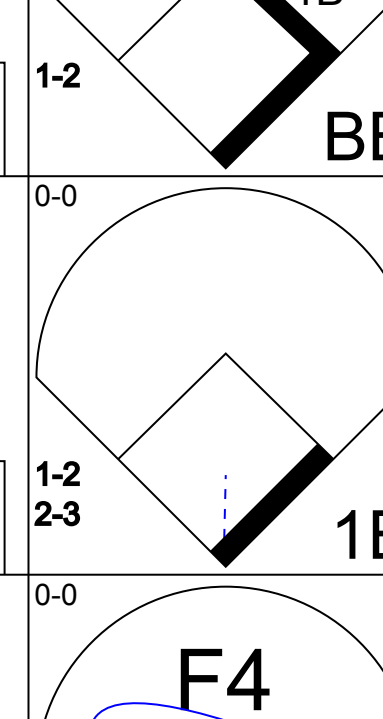
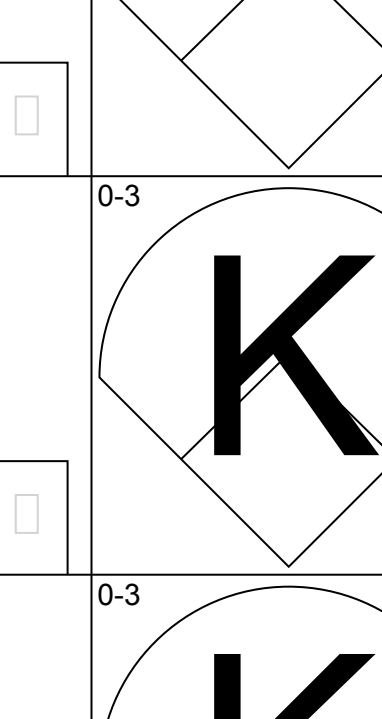
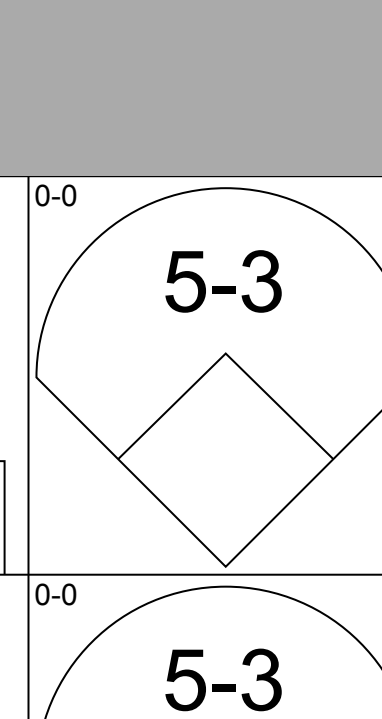
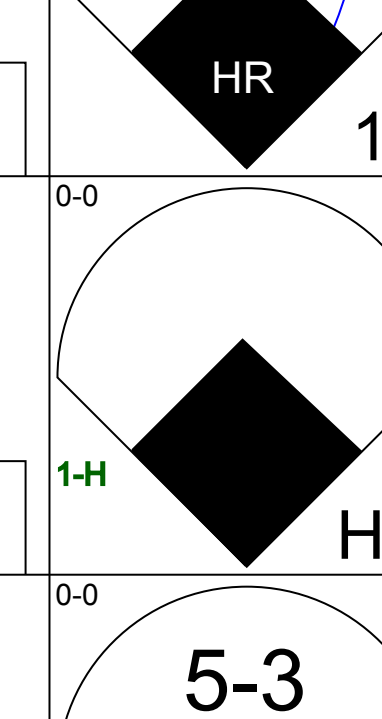
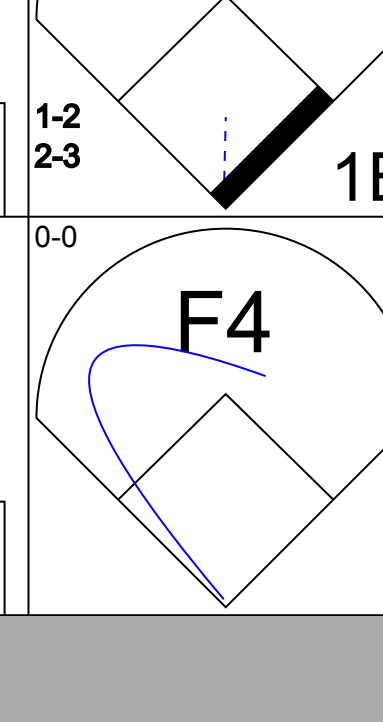

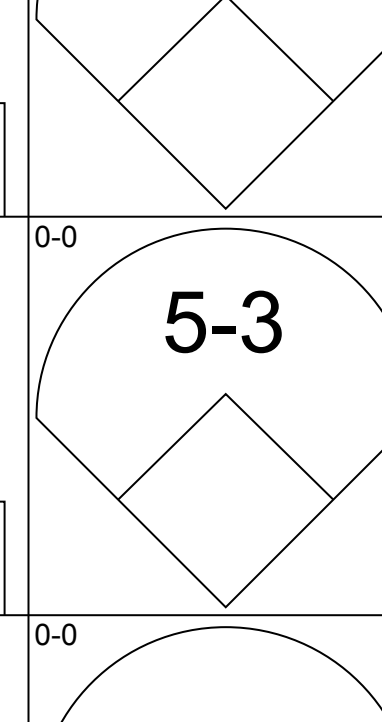
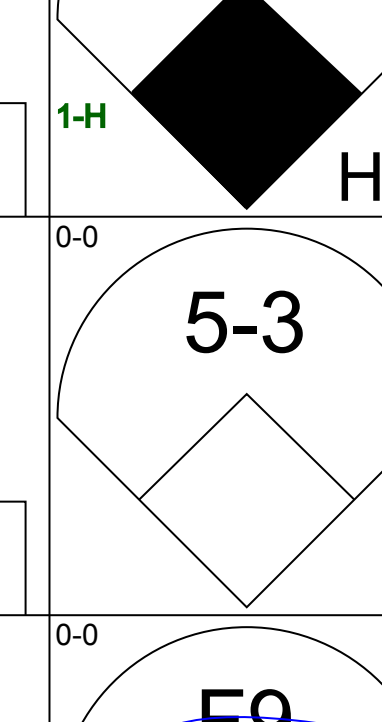
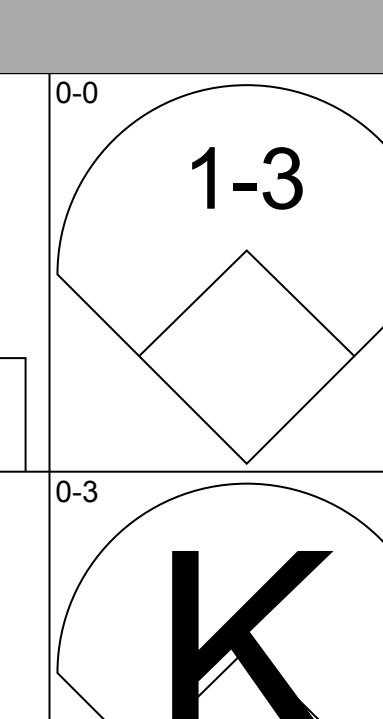
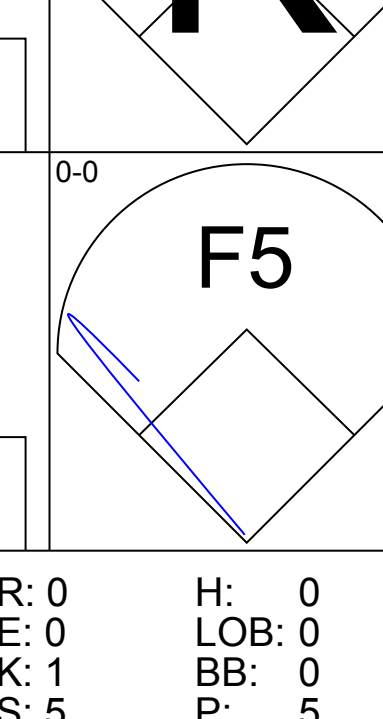
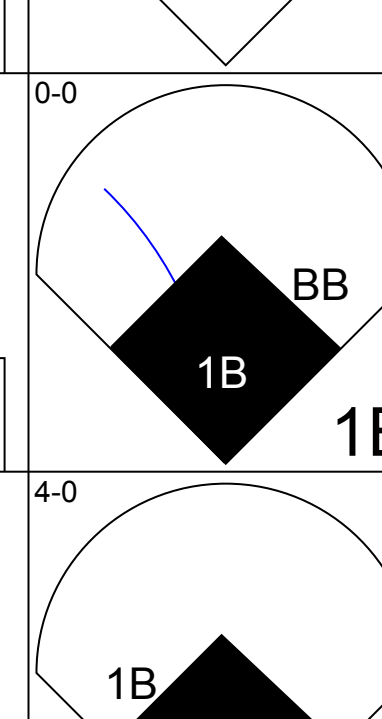
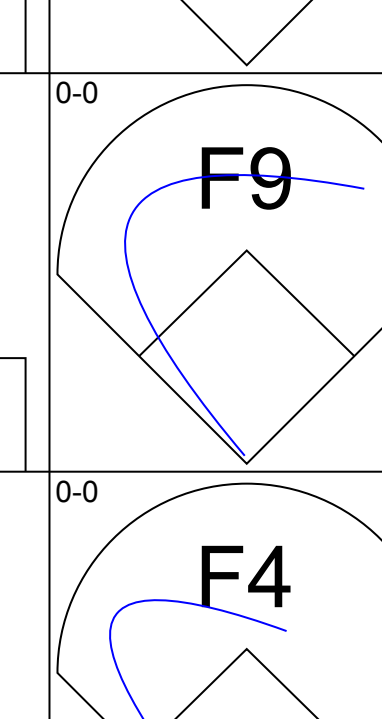
Batter	1	2	3	4	5	6	7	8	9	AB	R	H	RBI	BB	SO	LOB	BOTTOM										
Dion James, L OBP: 0.463, SLG: 0.423 (1, 8)	6-3									3	2	2	0	2	0	0	San Francisco Giants @ Atlanta Braves Atlanta-Fulton County Stadium, Atlanta, GA Sat Apr 25 1987, 3:33 AM EDT Att: 13,949 - Unknown livebaseballscorecards.com										
Ken Oberkfell, L OBP: 0.452, SLG: 0.385 (1, 5) (9, 4)	BB									2	1	0	0	3	0	3											
Gerald Perry, L OBP: 0.349, SLG: 0.436 (1, 3)	BB									4	1	2	4	0	0	4											
Dale Murphy, R OBP: 0.437, SLG: 0.635 (1, 9)										3	0	1	0	1	1	0											
Ken Griffey, L OBP: 0.418, SLG: 0.500 (1, 7)	G4-6-3									3	1	1	0	1	0	3											
Rafael Ramirez, R OBP: 0.294, SLG: 0.344 (1, 6)										4	0	0	0	0	0	3											
Ozzie Virgil, R OBP: 0.302, SLG: 0.342 (1, 2)										3	0	1	1	1	0	2											
Glenn Hubbard, R OBP: 0.508, SLG: 0.417 (1, 4)										3	0	0	0	1	0	1											
Zane Smith, L (1, 1) OBP: 0.111, SLG: 0.111										2	0	1	0	0	1	0											
Ted Simmons, S (6, PH) OBP: 0.200, SLG: 0.250										1	0	0	0	0	0	3											
Jeff Dedmon, L (7, 1)										0	0	0	0	0	0	0											
Gene Garber, R (9, 1)										0	0	0	0	0	0	0											
Graig Nettles, L OBP: 0.357, SLG: 0.500 (9, 5)										1	0	0	0	0	1	0											
Inning Stats	R: 0 E: 0 K: 0 S: 12	H: 1 LOB: 2 BB: 2 P: 24	R: 0 E: 0 K: 0 S: 5	H: 0 LOB: 0 BB: 0 P: 6	R: 0 E: 0 K: 1 S: 7	H: 0 LOB: 2 BB: 2 P: 17	R: 0 E: 0 K: 0 S: 9	H: 1 LOB: 1 BB: 1 P: 15	R: 0 E: 0 K: 0 S: 10	H: 1 LOB: 2 BB: 1 P: 16	R: 1 E: 1 K: 1 S: 15	H: 2 LOB: 2 BB: 1 P: 27	R: 1 E: 0 K: 0 S: 5	H: 1 LOB: 0 BB: 0 P: 8	R: 0 E: 0 K: 0 S: 7	H: 0 LOB: 1 BB: 1 P: 15	R: 3 E: 0 K: 1 S: 10	H: 2 LOB: 0 BB: 1 P: 19	1B: 5 2B: 2 3B: 0 HR: 1	SF: 1 SAC: 0 DP: 4 HBP: 0	WP: 0 PA: 39 PB: 0 SB: 0 CS: 0						
PITCHER	IP	WLS	BF	H	R	ER	SO	BB	IBB	HBP	BLK	WP	HR	S	P	ERA	WHIP										
Mark Grant, R (1, 1) ERA: 2.12	5.1		25	5	1	0	2	6	0	0	0	0	0	50	92	0.00	2.062										
Michael LaCoss, R (6, 1) ERA: 5.29	1.2		6	1	1	1	0	1	0	0	0	0	0	13	21	5.40	1.200										
Scott Garrelts, R (8, 1) ERA: 5.52	1.1	L	8	2	3	3	1	2	0	0	1	0	1	17	34	20.25	3.000										

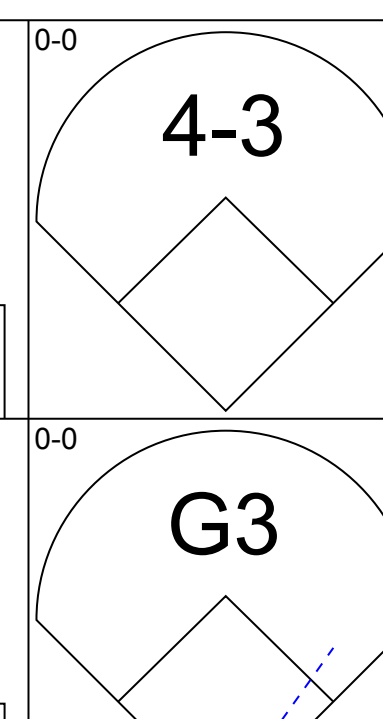
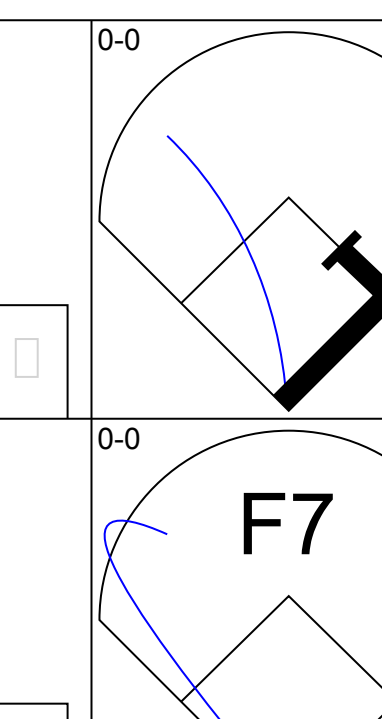
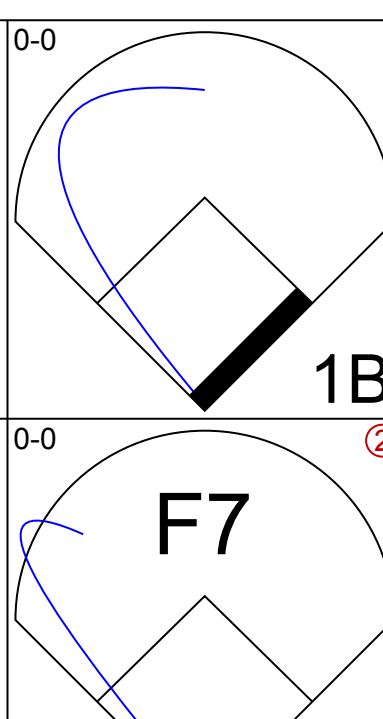
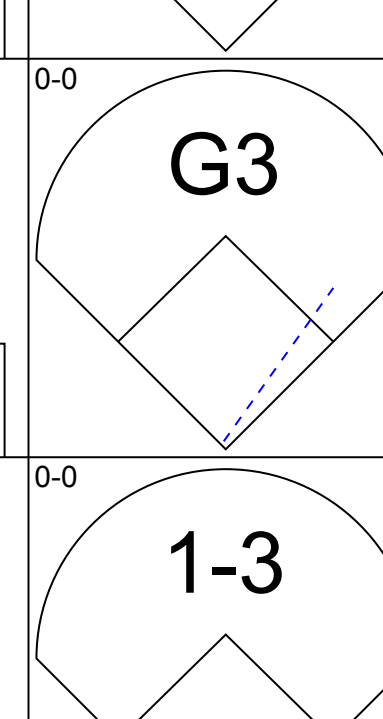
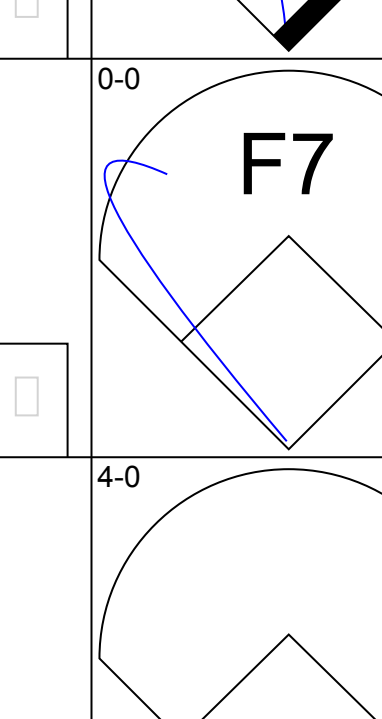
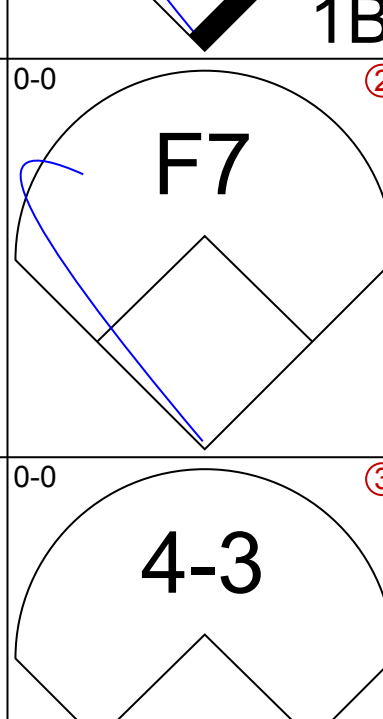
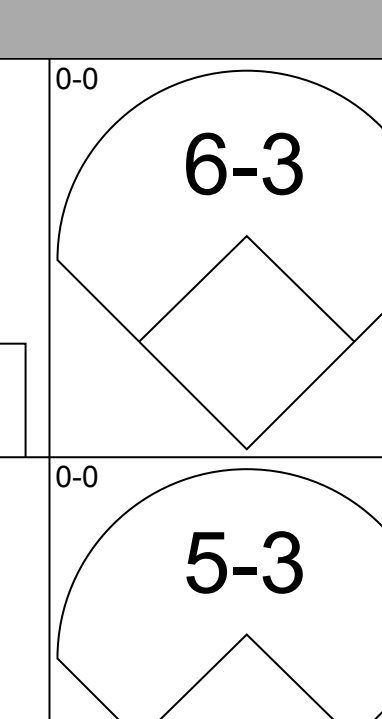
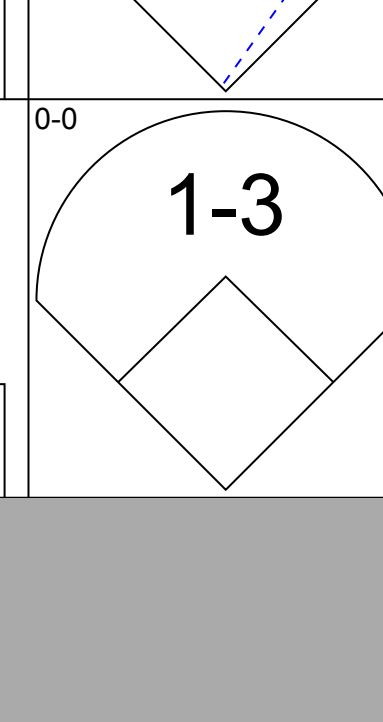

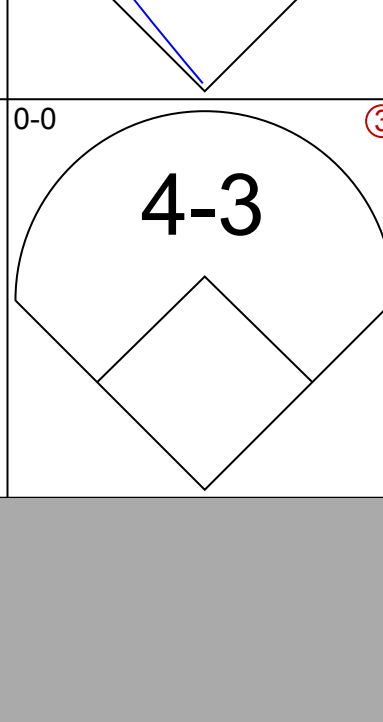
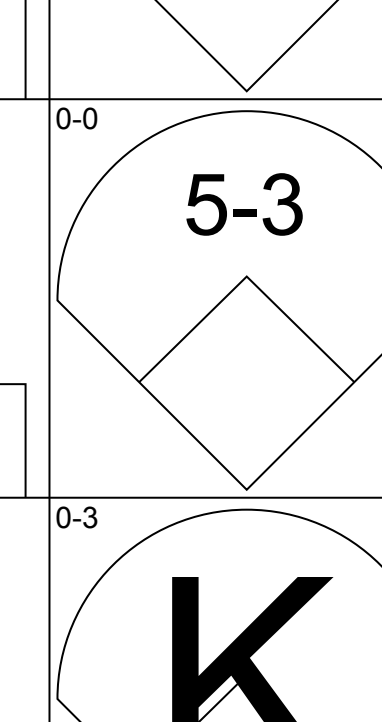
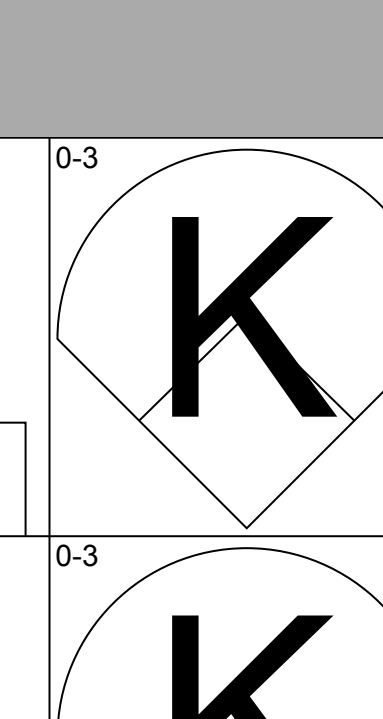

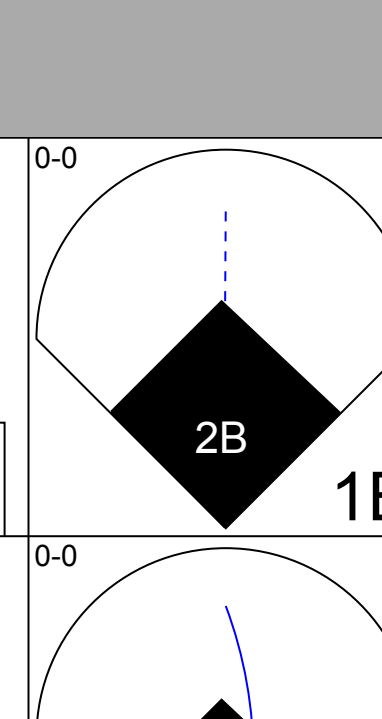
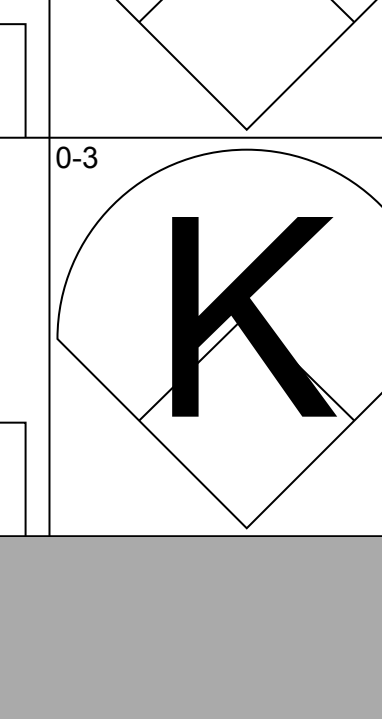
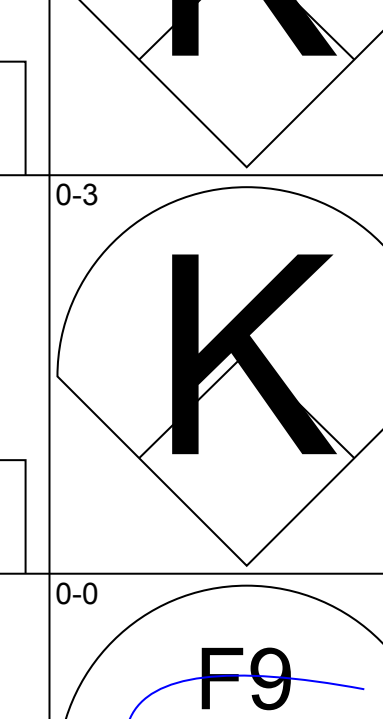

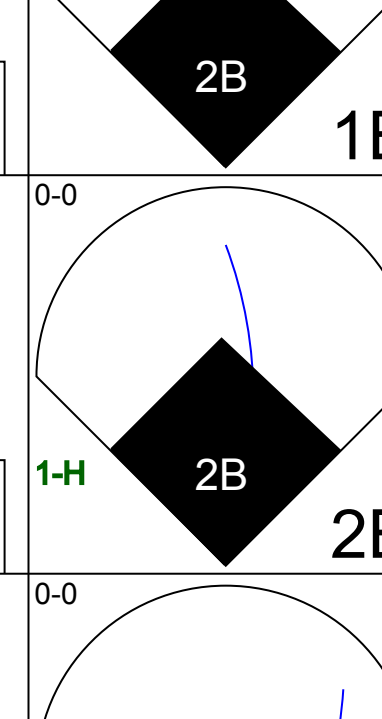

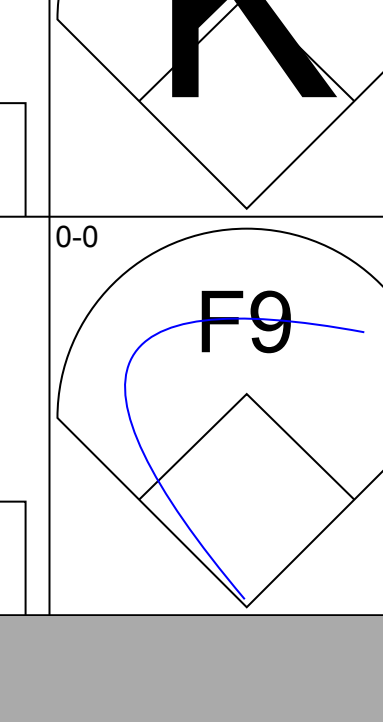
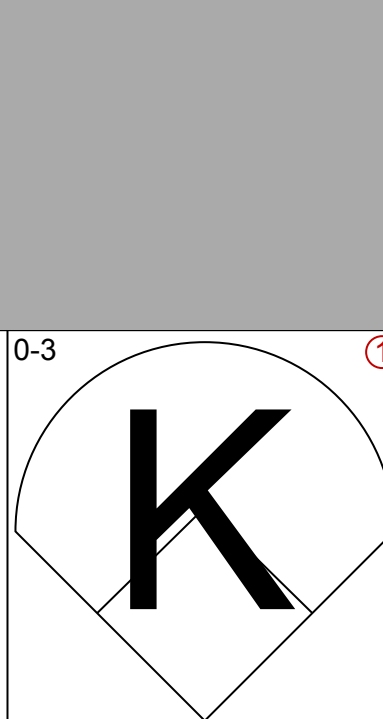
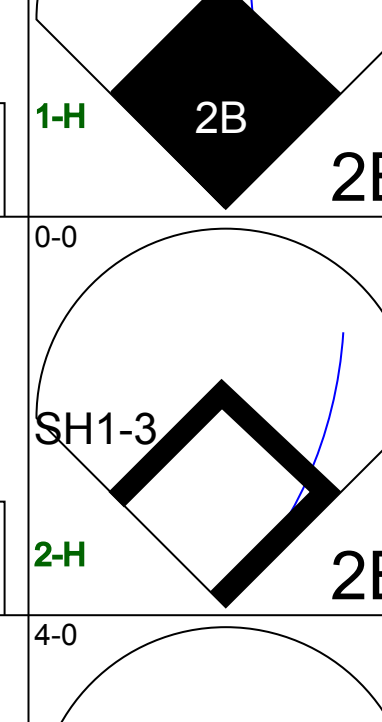

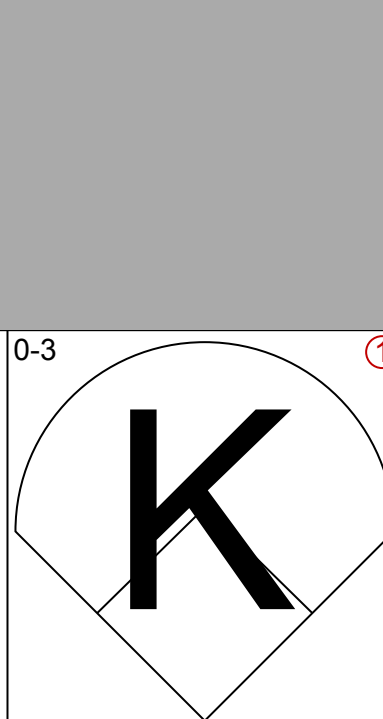
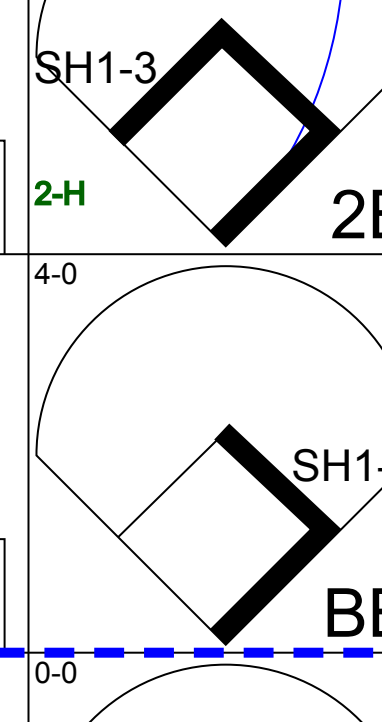

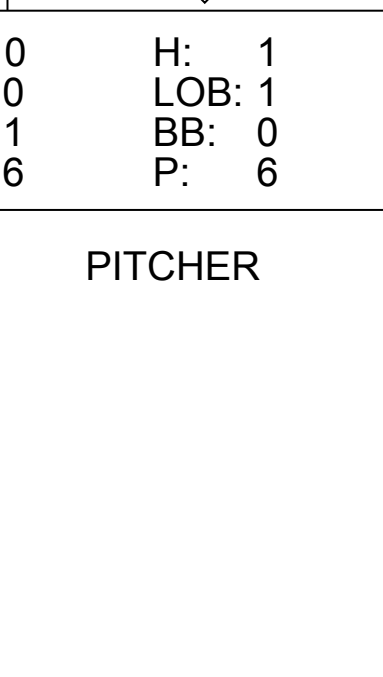


Batter	1	2	3	4	5	6	7	8	9	AB	R	H	RBI	BB	SO	LOB	TOP					
Mike Aldrete, L (1, 3) OBP: 0.524, SLG: 0.556	4-3	F8				BB 1B		SF7		3	1	1	1	1	0	1	San Francisco Giants @ Atlanta Braves Atlanta-Fulton County Stadium, Atlanta, GA Sun Apr 26 1987, 3:33 AM EDT Att: 18,058 - Unknown					
Chili Davis, S (1, 8) OBP: 0.316, SLG: 0.386	1B	1B	5-3		BB 1B	E	K	K		4	2	1	0	1	2	2						
Jeffrey Leonard, R (1, 7) OBP: 0.397, SLG: 0.672	1B	1B		CS	BB	E	F8		HR	4	1	3	2	1	0	0						
Candy Maldonado, R (1, 9) OBP: 0.380, SLG: 0.500	1-2	1B				1-3	2B	1B	2B	5	1	3	1	0	1	2						
Chris Brown, R (1, 5) OBP: 0.338, SLG: 0.469	F4			CS	BB	1-2	HBP	1B	1B	3	0	2	1	1	0	2						
Bob Melvin, R (1, 2) OBP: 0.292, SLG: 0.543	K				F9	F7	F3	L6		5	0	0	0	0	1	9						
Matt Williams, R (1, 6) OBP: 0.208, SLG: 0.256		G3	G1	1B	F7	K	F7	K		5	0	1	0	0	2	4						
Robby Thompson, R (1, 4) OBP: 0.298, SLG: 0.300		G1			CS	2-3	FC1-6	SH2-4	IBB	3	1	1	0	2	0	1						
Mark Davis, L (1, 1) OBP: 0.273, SLG: 0.545		G3				K	FC1-6	SH2-4	F4	3	0	0	0	0	1	2						
Greg Minton, S (6, 1)										0	0	0	0	0	0	0						
Jeff Robinson, R (8, 1)										1	0	0	0	0	0	2						
Inning Stats	R: 1 E: 0 K: 1 S: 8	H: 3 LOB: 2 BB: 0 P: 8	R: 0 E: 0 K: 0 S: 4	H: 1 LOB: 1 BB: 0 P: 4	R: 0 E: 0 K: 1 S: 4	H: 0 LOB: 0 BB: 1 P: 8	R: 0 E: 0 K: 0 S: 2	H: 0 LOB: 0 BB: 1 P: 6	R: 2 E: 1 K: 1 S: 7	H: 1 LOB: 3 BB: 2 P: 16	R: 0 E: 0 K: 2 S: 9	H: 2 LOB: 2 BB: 0 P: 9	R: 0 E: 0 K: 0 S: 5	H: 2 LOB: 2 BB: 0 P: 5	R: 1 E: 0 K: 1 S: 5	H: 0 LOB: 0 BB: 1 P: 9	R: 2 E: 0 K: 1 S: 8	H: 3 LOB: 2 BB: 1 P: 12	1B: 9 2B: 2 3B: 0 HR: 1	SF: 1 SAC: 1 DP: 0 HBP: 1	WP: 0 PB: 0 SB: 1 CS: 2	PA: 46
PITCHER	IP WLS BF H R ER SO BB IBB HBP BLK WP HR S P ERA WHIP																					
David Palmer, R (1, 1) ERA: 3.56	5.0 L 24 5 3 2 3 4 0 1 0 0 0 0 25 42 3.60 1.800																					
Charlie Puleo, R (6, 1) ERA: 3.6	2.0 10 4 0 0 2 0 0 0 0 0 0 0 14 14 0.00 2.000																					
Jim Acker, R (8, 1) ERA: 6.23	2.0 11 3 3 3 2 1 1 0 0 0 0 1 13 21 13.50 2.000																					

Batter	1	2	3	4	5	6	7	8	9	AB	R	H	RBI	BB	SO	LOB	BOTTOM			
Dion James, L (1, 8) OBP: 0.479, SLG: 0.491	FC4-6		SH			F9		G6-4-3	HR	3	1	2	2	1	0	1	San Francisco Giants @ Atlanta Braves Atlanta-Fulton County Stadium, Atlanta, GA Sun Apr 26 1987, 3:33 AM EDT Att: 18,058 - Unknown			
Rafael Ramirez, R (1, 6) OBP: 0.256, SLG: 0.297	K		FC5-6			6-3		G6-4-3	5-3	5	0	0	0	0	1	4				
Gerald Perry, L (1, 3) OBP: 0.333, SLG: 0.409	FC4-6		G6-4-3			F7		G4-6-3	E5	5	1	1	0	0	0	3				
Dale Murphy, R (1, 9) OBP: 0.434, SLG: 0.606	CS	1-3			F9	1B	BB	G4-6-3	K	3	1	0	0	2	1	1				
Ken Griffey, L (1, 7) OBP: 0.441, SLG: 0.510		1B			G1-4-3	BB	HBP	G4-6-3		3	0	2	0	1	0	2				
Ozzie Virgil, R (1, 2) OBP: 0.319, SLG: 0.341		F8			G1-4-3		BB	1B		3	0	1	1	0	0	2				
Ken Oberkfell, L (1, 5) OBP: 0.455, SLG: 0.382		FC5-4			F8		BB	G3		3	0	1	1	1	0	1				
Glenn Hubbard, R (1, 4) OBP: 0.507, SLG: 0.423		FC5-4						K	HR	4	1	2	0	0	1	5				
David Palmer, R (1, 1) OBP: 0.182, SLG: 0.182						F9			K	1	0	1	0	0	0	0				
Albert Hall, S (5, PH) OBP: 0.200, SLG: 0.200										1	0	0	0	0	0	0				
Charlie Puleo, R (8, 1) OBP: 0.200, SLG: 0.200										0	0	0	0	0	0	0				
Gary Roenicke, R (7, PH) OBP: 0.200, SLG: 0.200										0	0	0	0	0	0	0				
Jim Acker, R (8, 1) OBP: 0.200, SLG: 0.200										0	0	0	0	0	0	0				
Graig Nettles, L (5, PH) OBP: 0.200, SLG: 0.200										1	0	0	0	0	1	1				
Inning Stats	R: 0 E: 0 K: 1 S: 4	H: 0 LOB: 1 BB: 1 P: 8	R: 0 E: 0 K: 0 S: 4	H: 1 LOB: 2 BB: 1 P: 8	R: 0 E: 1 K: 0 S: 4	H: 1 LOB: 1 BB: 0 P: 4	R: 0 E: 0 K: 0 S: 3	H: 1 LOB: 0 BB: 0 P: 3	R: 0 E: 0 K: 1 S: 6	H: 1 LOB: 3 BB: 2 P: 15	R: 0 E: 0 K: 0 S: 3	H: 1 LOB: 0 BB: 0 P: 3	R: 1 E: 0 K: 0 S: 4	H: 2 LOB: 1 BB: 1 P: 8	R: 2 E: 1 K: 2 S: 10	H: 2 LOB: 1 BB: 0 P: 10	1B: 9 2B: 0 3B: 0 HR: 1	SF: 0 SAC: 1 DP: 4 HBP: 1	WP: 0 PB: 0 SB: 0 CS: 1	PA: 41
PITCHER	IP WLS BF H R ER SO BB IBB HBP BLK WP HR S P ERA WHIP																			
Mark Davis, L (1, 1) ERA: 2.19	5.2 W 25 5 1 1 1 4 0 1 0 0 0 0 22 39 1.59 1.588																			
Greg Minton, R (6, 1) ERA: 2.25	2.0 8 3 1 1 1 1 0 0 0 0 0 0 9 13 4.50 2.000																			
Jeff Robinson, R (8, 1) ERA: 1.93	1.1 S 7 2 2 2 2 0 0 0 0 0 0 1 11 11 13.50 1.500																			



Batter	1	2	3	4	5	6	7	8	9	AB	R	H	RBI	BB	SO	LOB	TOP			
Will Clark, L OBP: 0.333, SLG: 0.493 (1, 3)										4	0	0	0	1	2	0	San Francisco Giants @ Atlanta Braves Atlanta-Fulton County Stadium, Atlanta, GA Mon Apr 27 1987, 7:05 PM EDT Att: 6,474 - Unknown			
Chili Davis, S OBP: 0.333, SLG: 0.440 (1, 8)										5	1	3	3	0	1	0				
Jeffrey Leonard, R OBP: 0.397, SLG: 0.652 (1, 7)										5	0	2	0	0	0	3				
Candy Maldonado, R OBP: 0.381, SLG: 0.487 (1, 9)										4	1	1	0	1	0	2				
Chris Brown, R OBP: 0.347, SLG: 0.515 (1, 5)										4	1	2	2	0	1	0				
Bob Brenly, R OBP: 0.294, SLG: 0.267 (1, 2)										4	0	0	0	0	1	3				
Matt Williams, R OBP: 0.212, SLG: 0.255 (1, 6)										4	1	1	0	0	1	0				
Robby Thompson, R OBP: 0.311, SLG: 0.358 (1, 4)										3	2	1	1	1	1	0				
Kelly Downs, R OBP: 0.100, SLG: 0.100 (1, 1) Scott Garretts, R (7, 1)										3	1	1	1	0	0	0				
Inning Stats	R: 0 E: 0 K: 2 S: 9	H: 2 LOB: 3 BB: 1 P: 13	R: 0 E: 0 K: 1 S: 5	H: 0 LOB: 0 BB: 0 P: 5	R: 0 E: 0 K: 2 S: 7	H: 0 LOB: 0 BB: 0 P: 7	R: 1 E: 0 K: 1 S: 6	H: 1 LOB: 0 BB: 0 P: 6	R: 0 E: 0 K: 0 S: 3	H: 1 LOB: 0 BB: 0 P: 3	R: 3 E: 0 K: 0 S: 6	H: 3 LOB: 2 BB: 2 P: 14	R: 2 E: 0 K: 0 S: 5	H: 2 LOB: 0 BB: 0 P: 5	R: 1 E: 0 K: 0 S: 5	H: 2 LOB: 1 BB: 0 P: 5	1B: 8 2B: 0 3B: 0 HR: 3	SF: 0 SAC: 0 DP: 0 HBP: 0	WP: 0 PB: 0 SB: 0 CS: 1	PA: 40
PITCHER	IP WLS BF H R ER SO BB IBB HBP BLK WP HR S P ERA WHIP																			
Rick Mahler, R ERA: 3.46 (1, 1)	6.2 L 29 7 4 4 7 3 0 0 0 0 0 1 40 52 5.40 1.500																			
Jeff Dedmon, R ERA: 5.4 (7, 1)	0.1 1 0 0 0 0 0 0 0 0 0 0 0 1 1 0.00 0.000																			
Gene Garber, R ERA: 6.17 (8, 1)	2.0 10 4 3 3 0 0 0 0 0 0 0 2 10 10 13.50 2.000																			

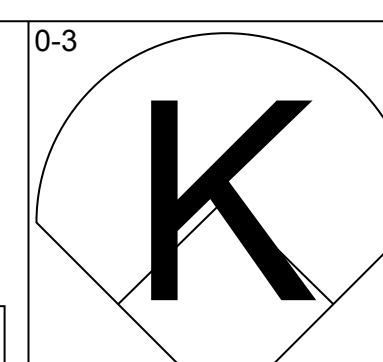
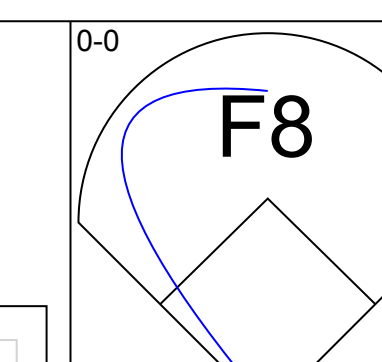
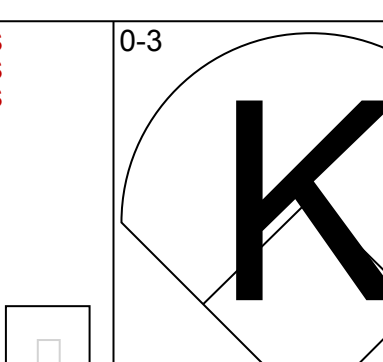
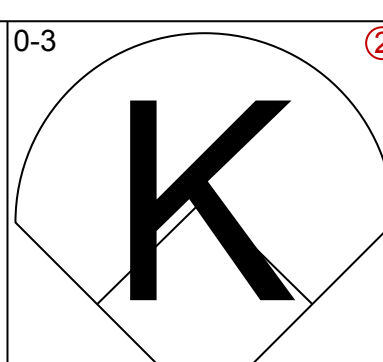
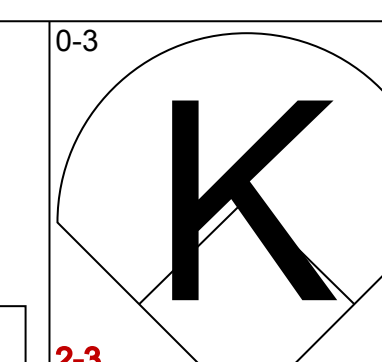
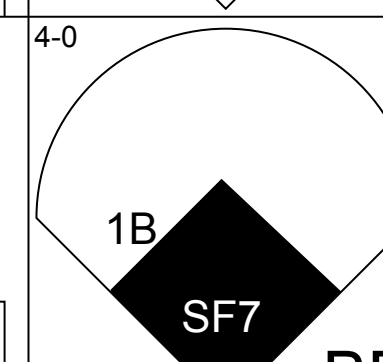
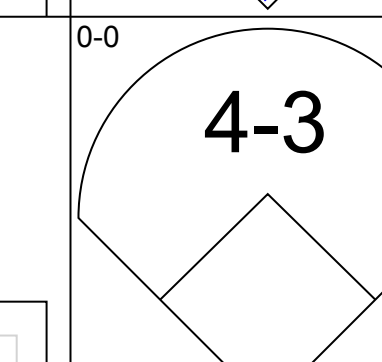
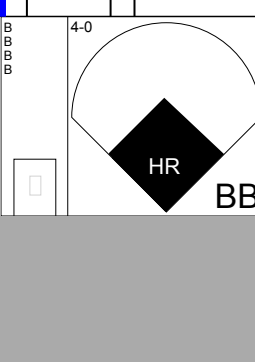
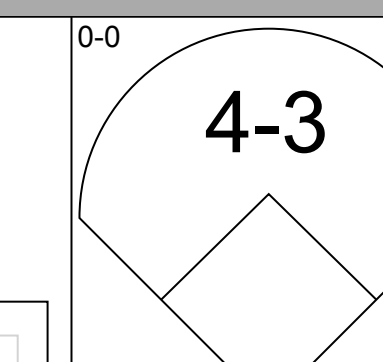
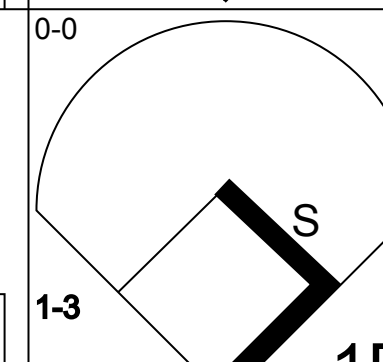
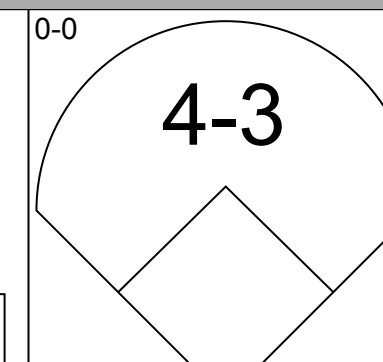
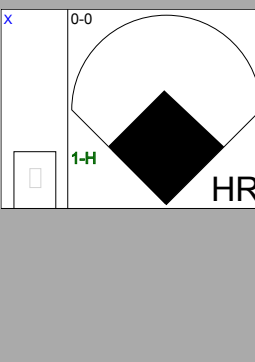
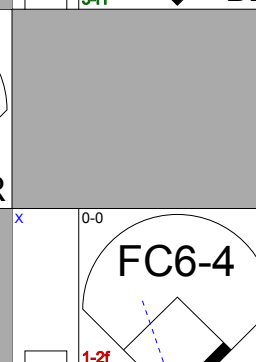
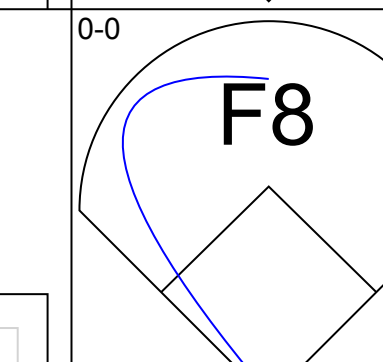
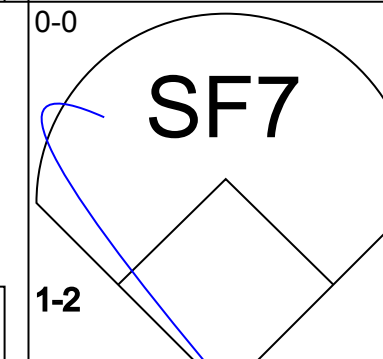
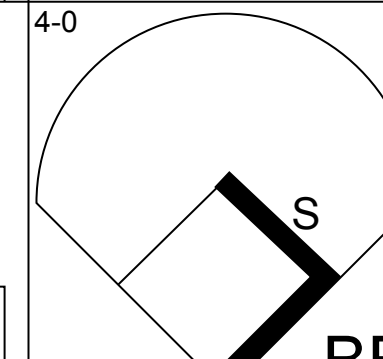
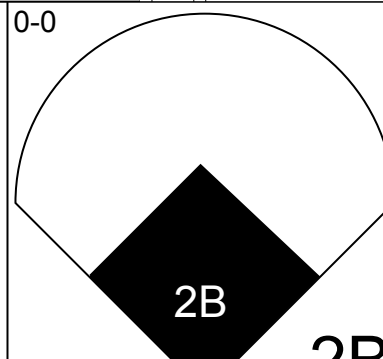
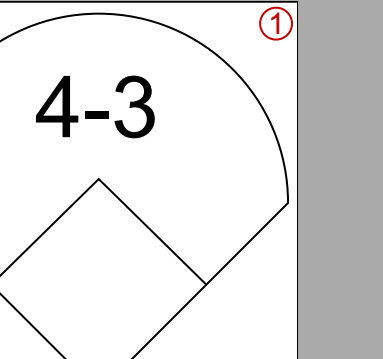
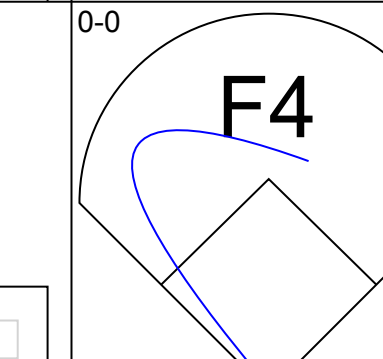
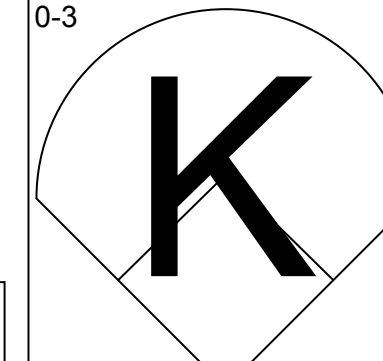
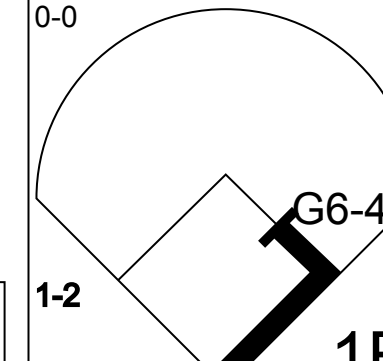
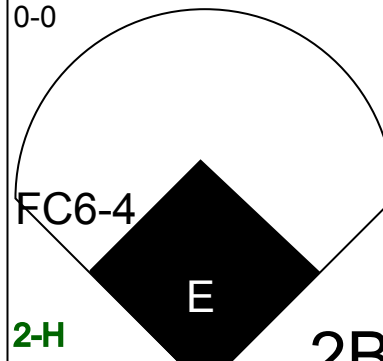
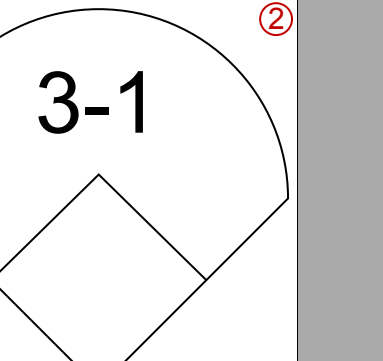
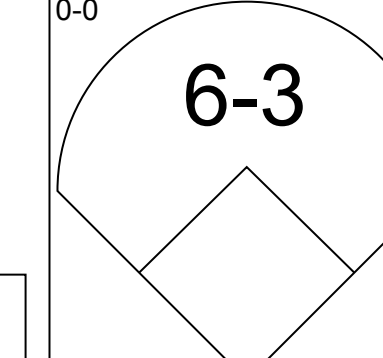
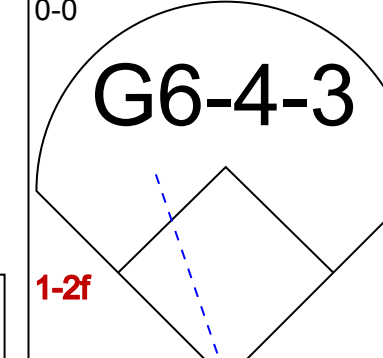
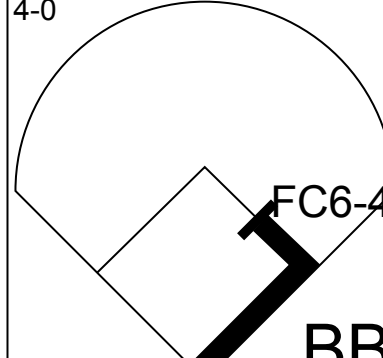
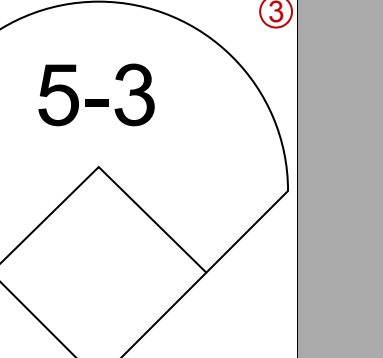
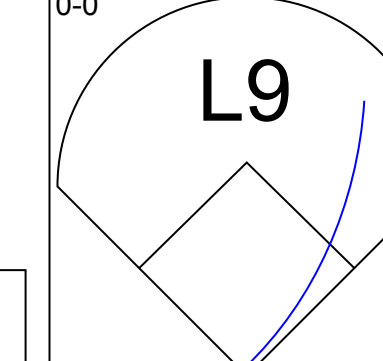
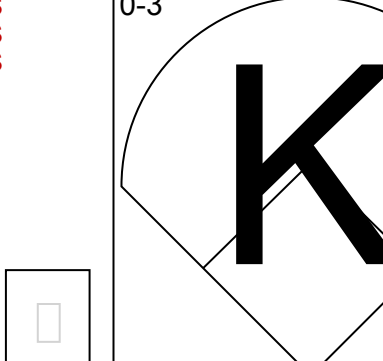
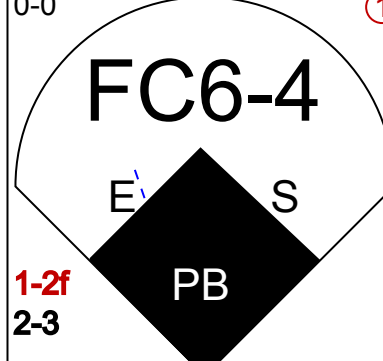
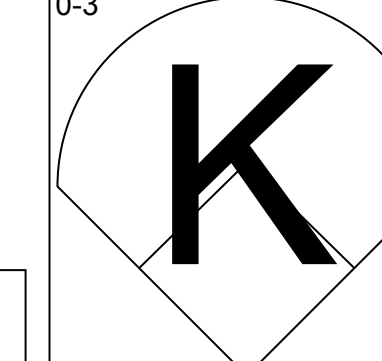
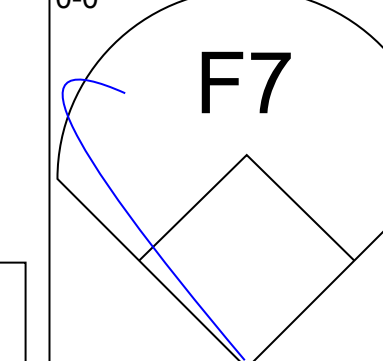
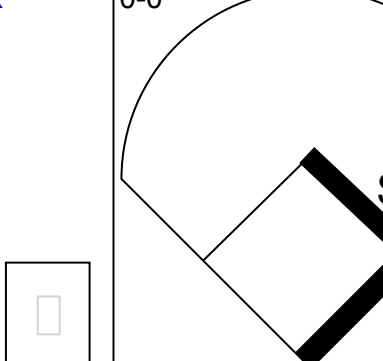
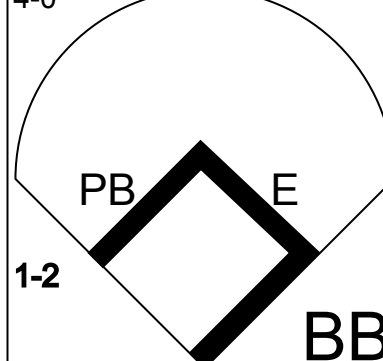
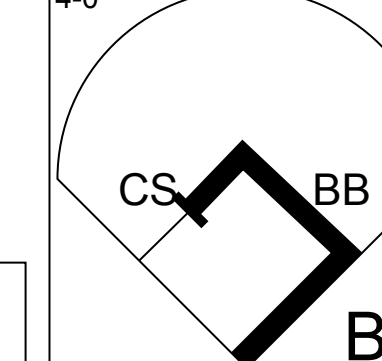
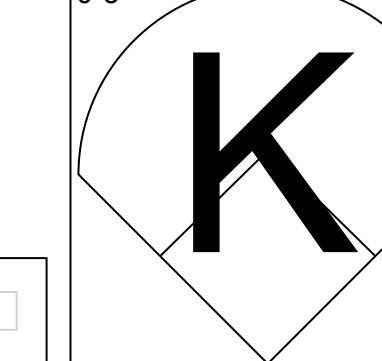
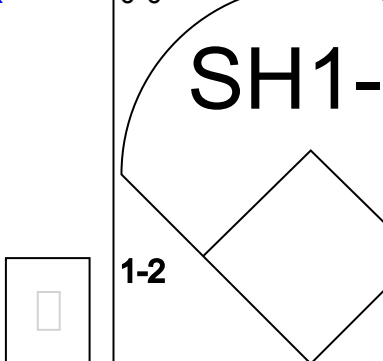
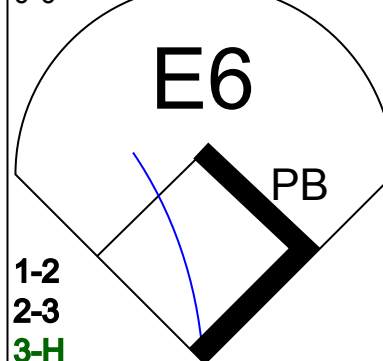
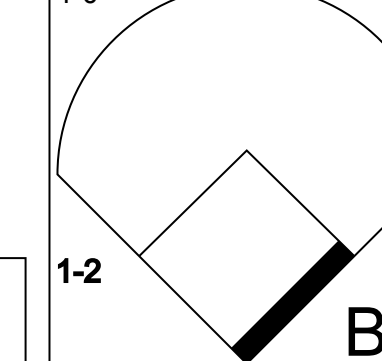
Batter	1	2	3	4	5	6	7	8	9	AB	R	H	RBI	BB	SO	LOB	BOTTOM					
Dion James, L OBP: 0.480, SLG: 0.492 (1, 8)										4	0	2	0	0	0	3	San Francisco Giants @ Atlanta Braves Atlanta-Fulton County Stadium, Atlanta, GA Mon Apr 27 1987, 7:05 PM EDT Att: 6,474 - Unknown					
Ken Oberkfell, L OBP: 0.425, SLG: 0.356 (1, 5)										4	0	0	0	0	0	1						
Gerald Perry, L OBP: 0.327, SLG: 0.383 (1, 3)										3	0	0	0	1	0	1						
Dale Murphy, R OBP: 0.425, SLG: 0.586 (1, 9)										4	1	1	0	0	2	1						
Ken Griffey, L OBP: 0.429, SLG: 0.509 (1, 7)										4	1	1	1	0	3	0						
Rafael Ramirez, R OBP: 0.256, SLG: 0.317 (1, 6)										4	0	1	1	0	1	0						
Ozzie Virgil, R OBP: 0.353, SLG: 0.419 (1, 2)										2	1	1	1	2	1	0						
Glenn Hubbard, R OBP: 0.493, SLG: 0.407 (1, 4)										2	0	0	0	0	0	1						
Rick Mahler, R OBP: 0.214, SLG: 0.231 (1, 1) Jeff Dedmon, L (7, 1)										2	0	0	0	0	0	1						
Graig Nettles, L OBP: 0.375, SLG: 0.462 (7, PH) Gene Garber, R (8, 1)										0	0	0	0	1	0	0						
Inning Stats	R: 0 E: 0 K: 0 S: 3	H: 0 LOB: 0 BB: 0 P: 3	R: 0 E: 0 K: 2 S: 7	H: 0 LOB: 0 BB: 0 P: 7	R: 0 E: 0 K: 0 S: 2	H: 0 LOB: 1 BB: 1 P: 6	R: 0 E: 0 K: 0 S: 3	H: 1 LOB: 1 BB: 1 P: 7	R: 1 E: 0 K: 1 S: 6	H: 1 LOB: 0 BB: 0 P: 6	R: 0 E: 0 K: 1 S: 6	H: 1 LOB: 1 BB: 0 P: 6	R: 2 E: 0 K: 0 S: 5	H: 3 LOB: 2 BB: 2 P: 13	R: 0 E: 0 K: 1 S: 5	H: 0 LOB: 0 BB: 0 P: 5	R: 0 E: 0 K: 3 S: 9	H: 0 LOB: 0 BB: 0 P: 9	1B: 3 2B: 2 3B: 0 HR: 1	SF: 0 SAC: 1 DP: 2 HBP: 0	WP: 0 PB: 0 SB: 0 CS: 0	PA: 34
PITCHER	IP WLS BF H R ER SO BB IBB HBP BLK WP HR S P ERA WHIP																					
Kelly Downs, R ERA: 3.91 (1, 1)	6.0 W 25 6 3 3 4 3 0 0 0 0 0 1 30 42 4.50 1.500																					
Scott Garretts, R ERA: 4.58 (7, 1)	3.0 S 9 0 0 0 4 0 1 0 0 0 0 0 16 20 0.00 0.000																					

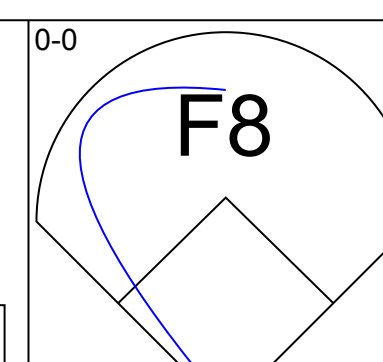
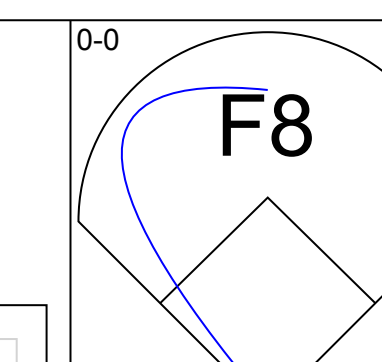
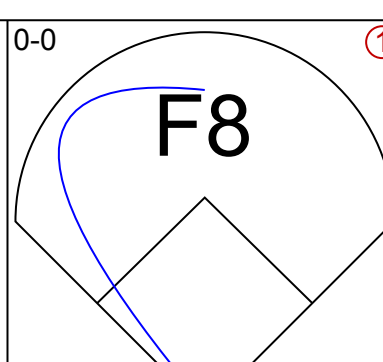
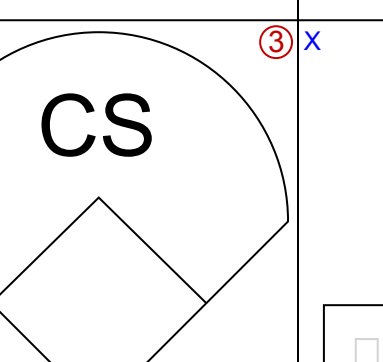
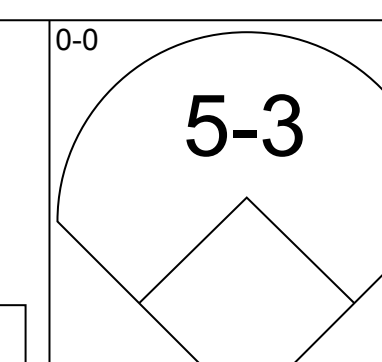
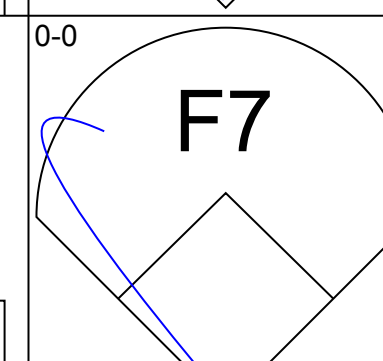
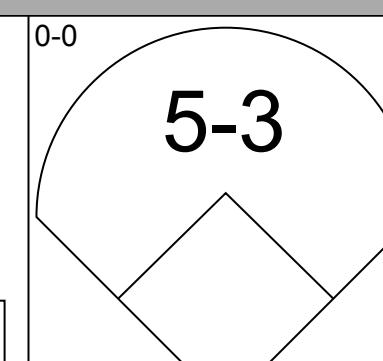
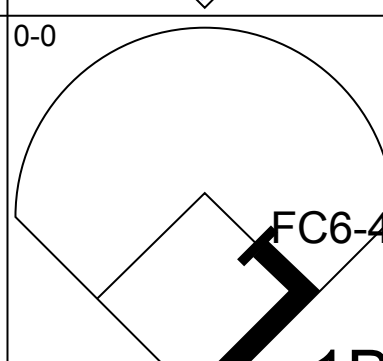
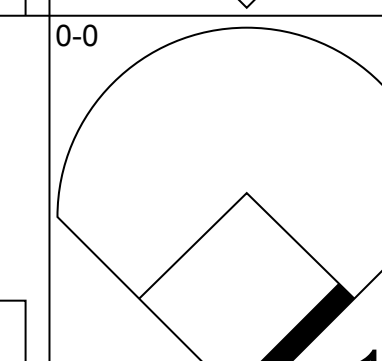
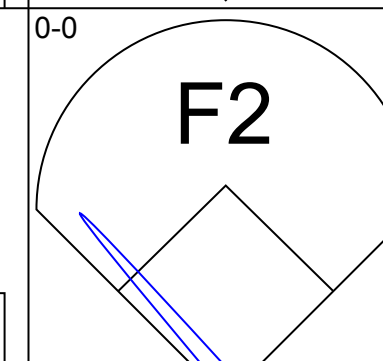
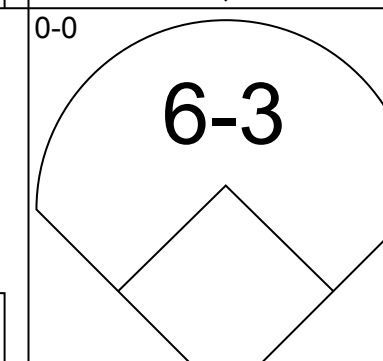
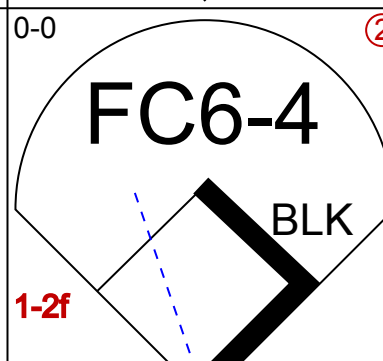
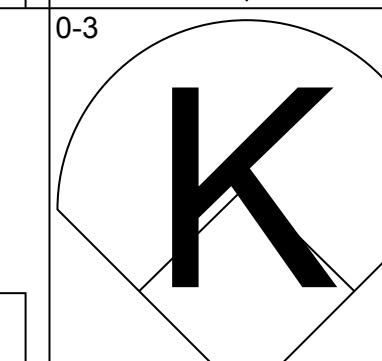
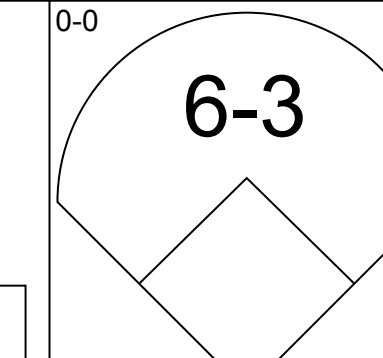
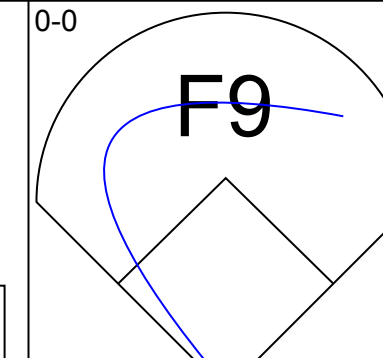
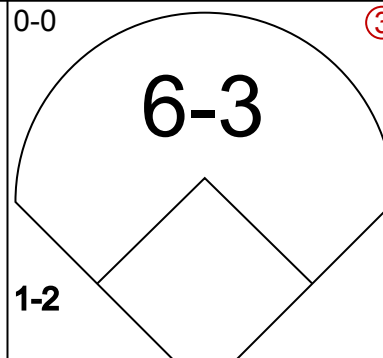
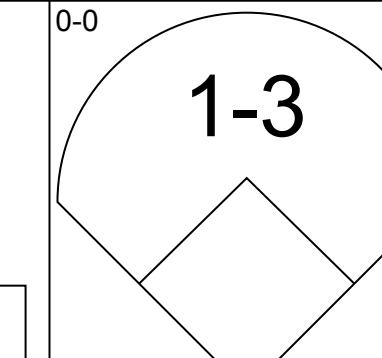
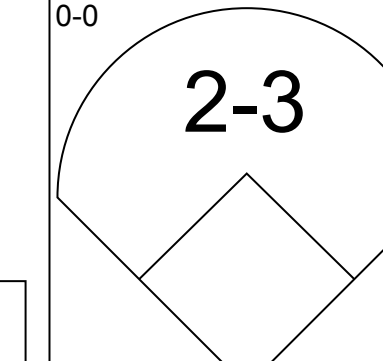
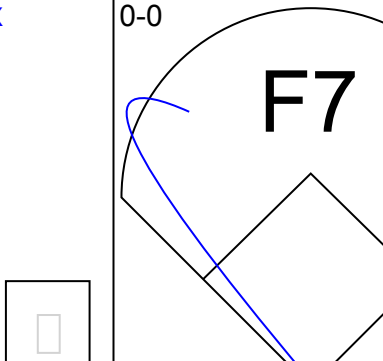
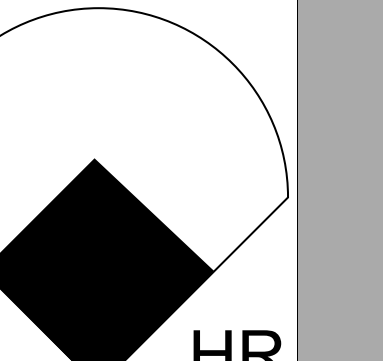
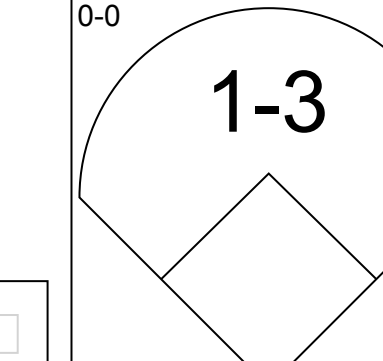
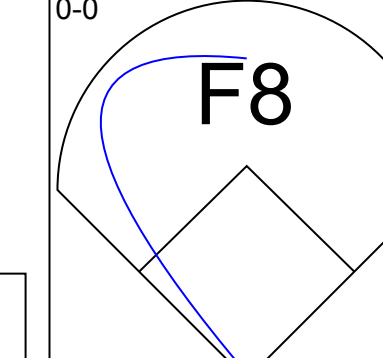
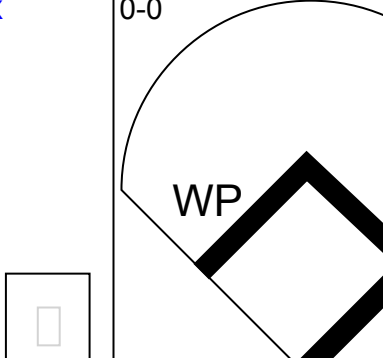

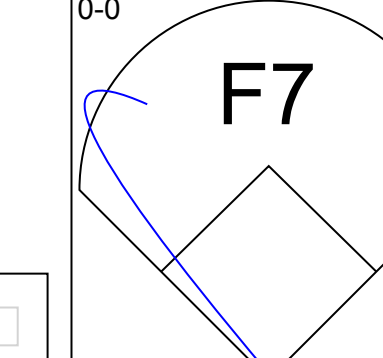
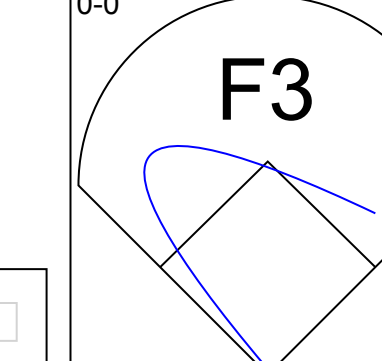
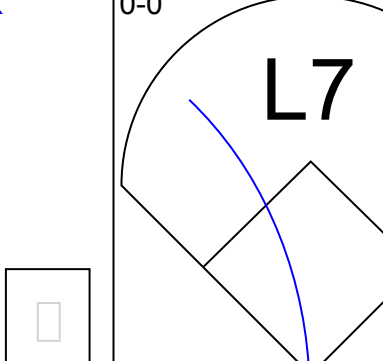
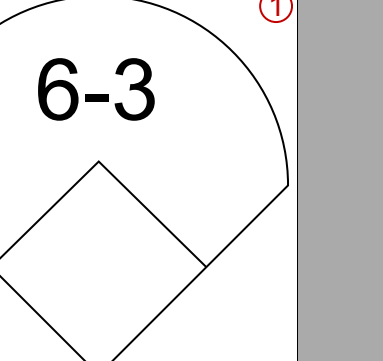
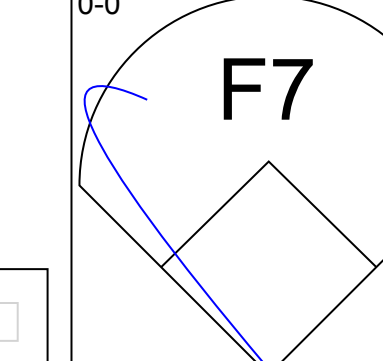
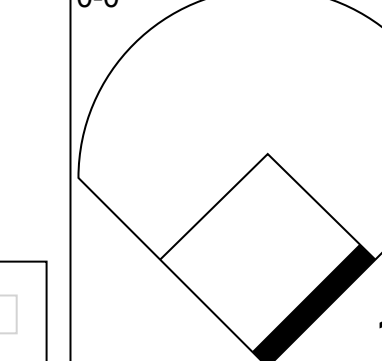
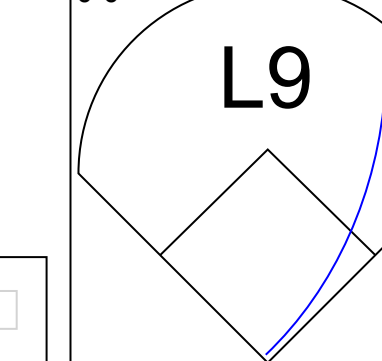
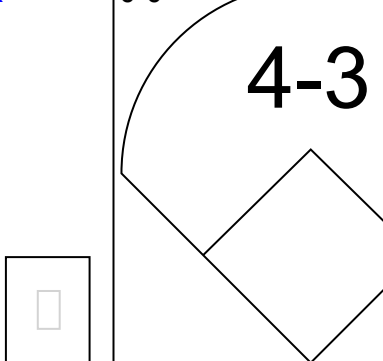
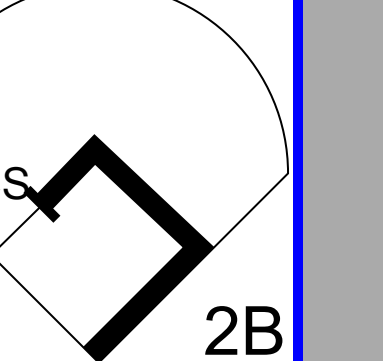
AB	37
R	7
H	11
RBI	7
BB	3
SO	7
LOB	8



AB	29
R	3
H	6
RBI	3
BB	4
SO	8
LOB	7



Batter	1	2	3	4	5	6	7	8	9	AB	R	H	RBI	BB	SO	LOB	TOP				
Mike Aldrete, L (1,3) OBP: 0.458, SLG: 0.476										3	0	0	0	0	2	1	San Francisco Giants @ Chicago Cubs Wrigley Field, Chicago, IL Tue Apr 28 1987, 3:33 AM CDT Att: 10,097 - Unknown				
Joel Youngblood, R (6,PH) OBP: 0.222, SLG: 0.222										1	0	0	0	0	1	3					
Will Clark, L (6,3) OBP: 0.329, SLG: 0.486										1	0	0	0	0	1	2					
Chili Davis, S (1,8) OBP: 0.349, SLG: 0.429										2	2	0	0	3	0	0					
Jeffrey Leonard, R (1,7) OBP: 0.397, SLG: 0.676										5	1	2	2	0	0	3					
Candy Maldonado, R (1,9) OBP: 0.382, SLG: 0.494										3	1	1	1	1	0	0					
Chris Brown, R (1,5) OBP: 0.354, SLG: 0.528										4	1	2	1	0	1	1					
Bob Brenly, R (1,2) OBP: 0.289, SLG: 0.242										3	0	0	0	1	0	2					
Matt Williams, R (1,6) OBP: 0.196, SLG: 0.235										4	1	0	0	0	2	2					
Chris Speier, R (1,4) OBP: 0.474, SLG: 0.594										2	0	1	0	2	0	0					
Mike Krukow, R (1,1) OBP: 0.222, SLG: 0.250										2	0	0	1	1	1	2					
Inning Stats	R: 1 E: 0 K: 2 S: 8	H: 1 LOB: 1 BB: 1 P: 12	R: 0 E: 0 K: 0 S: 3	H: 0 LOB: 0 BB: 0 P: 3	R: 0 E: 0 K: 1 S: 5	H: 0 LOB: 0 BB: 0 P: 5	R: 0 E: 0 K: 0 S: 3	H: 1 LOB: 1 BB: 1 P: 7	R: 0 E: 0 K: 2 S: 8	H: 1 LOB: 1 BB: 0 P: 8	R: 5 E: 1 K: 1 S: 9	H: 3 LOB: 3 BB: 4 P: 25	R: 0 E: 0 K: 0 S: 3	H: 0 LOB: 0 BB: 0 P: 3	R: 0 E: 0 K: 2 S: 6	H: 0 LOB: 2 BB: 2 P: 14	R: 0 E: 0 K: 0 S: 3	H: 0 LOB: 0 BB: 0 P: 3	1B: 3 2B: 3 3B: 0 HR: 1	SF: 1 SAC: 1 DP: 2 HBP: 0	WP: 0 PA: 40 PB: 1 SB: 3 CS: 1
PITCHER	IP WLS BF H R ER SO BB IBB HBP BLK WP HR S P ERA WHIP																				
Rick Sutcliffe, R (1,1) ERA: 4.11	5.0 L 24 6 6 5 5 4 0 0 0 0 0 1 30 46 9.00 2.000																				
Frank DiPino, L (6,1) ERA:	2.0 9 0 0 0 1 2 0 0 0 0 0 0 9 17 0.00 1.000																				
Ed Lynch, R (8,1) ERA: 3.63	2.0 7 0 0 0 2 2 0 0 0 0 0 0 9 17 0.00 1.000																				

Batter	1	2	3	4	5	6	7	8	9	AB	R	H	RBI	BB	SO	LOB	BOTTOM			
Chico Walker, S (1,7) OBP: 0.273, SLG: 0.237										4	0	0	0	0	0	1	San Francisco Giants @ Chicago Cubs Wrigley Field, Chicago, IL Tue Apr 28 1987, 3:33 AM CDT Att: 10,097 - Unknown			
23 Ryne Sandberg, R (1,4) OBP: 0.416, SLG: 0.462										4	0	2	0	0	0	0				
Andre Dawson, R (1,9) OBP: 0.304, SLG: 0.500										4	0	0	0	0	1	2				
Keith Moreland, R (1,5) OBP: 0.203, SLG: 0.246										4	0	0	0	0	0	2				
Leon Durham, L (1,3) OBP: 0.360, SLG: 0.576										4	1	1	1	0	0	0				
Jody Davis, R (1,2) OBP: 0.404, SLG: 0.642										4	1	2	1	0	0	0				
Shawon Dunston, R (1,6) OBP: 0.225, SLG: 0.286										4	0	0	0	0	0	1				
Dave Martinez, L (1,8) OBP: 0.294, SLG: 0.250										2	0	1	0	1	0	0				
Rick Sutcliffe, L (1,1) OBP: 0.455, SLG: 0.556										2	0	0	0	0	0	3				
Frank DiPino, L (6,1) ERA:										0	0	0	0	0	0	0				
Gary Matthews, R (7,PH) OBP: 0.333, SLG: 0.500										1	0	1	0	0	0	0				
Greg Maddux, R (7,FR) ERA:										0	0	0	0	0	0	0				
Ed Lynch, R (8,1) ERA:										0	0	0	0	0	0	0				
Inning Stats	R: 0 E: 0 K: 0 S: 3	H: 0 LOB: 0 BB: 0 P: 3	R: 0 E: 0 K: 0 S: 3	H: 0 LOB: 0 BB: 0 P: 3	R: 0 E: 0 K: 0 S: 4	H: 1 LOB: 1 BB: 0 P: 4	R: 0 E: 0 K: 0 S: 3	H: 0 LOB: 0 BB: 0 P: 3	R: 0 E: 0 K: 0 S: 4	H: 1 LOB: 2 BB: 1 P: 8	R: 2 E: 0 K: 0 S: 5	H: 3 LOB: 1 BB: 0 P: 5	R: 0 E: 0 K: 1 S: 6	H: 1 LOB: 1 BB: 0 P: 6	R: 0 E: 0 K: 0 S: 3	H: 0 LOB: 0 BB: 0 P: 3	1B: 3 2B: 2 3B: 0 HR: 2	SF: 0 SAC: 0 DP: 0 HBP: 0	WP: 1 PA: 35 PB: 0 SB: 0 CS: 1	
PITCHER	IP WLS BF H R ER SO BB IBB HBP BLK WP HR S P ERA WHIP																			
Mike Krukow, R (1,1) ERA: 3.16	9.0 W 34 7 2 2 1 1 0 0 0 1 2 35 39 2.00 0.889																			

AB	30
R	6
H	6
RBI	5
BB	8
SO	8
LOB	16



Batter	1	2	3	4	5	6	7	8	9	AB R H RBI BB SO LOB	TOP										
Will Clark, L OBP: 0.330, SLG: 0.468 (1, 3)	F7		L3				F6		F8	5 1 1 0 0 0 2	San Francisco Giants @ Chicago Cubs Wrigley Field, Chicago, IL Thu Apr 30 1987, 3:33 AM CDT Att: 11,934 - Unknown										
Chili Davis, S OBP: 0.365, SLG: 0.453 (1, 8)	K			F4					G3	5 2 2 0 0 1 2											
Jeffrey Leonard, R OBP: 0.391, SLG: 0.634 (1, 7)	F6			6-3						4 0 1 1 0 0 2											
Candy Maldonado, R OBP: 0.378, SLG: 0.483 (1, 9)		5-3		4-3						3 1 0 0 1 1 1											
Chris Brown, R OBP: 0.350, SLG: 0.521 (1, 5)										1 0 0 0 0 0 0											
Jose Uribe, S OBP: 0.368, SLG: 0.444 (5, PH)	1-3									2 0 1 1 1 1 0											
Bob Melvin, R OBP: 0.281, SLG: 0.491 (1, 2)										4 0 2 2 0 1 1											
Matt Williams, R OBP: 0.219, SLG: 0.293 (5, 5)										4 0 1 0 0 3 2											
Chris Speier, R OBP: 0.500, SLG: 0.595 (1, 4)										3 1 1 0 1 0 2											
Mark Grant, R Jeff Robinson, R Mike Aldrete, L Scott Garretts, R Harry Spilman, L Randy Kutcher, R Greg Minton, S										2 0 0 0 0 0 2 1 0 0 0 0 0 0 0 0 1 0 0 0 0 0 0 0 0 0 0 0 0 0 0 0 1 0 0 1 1 0 0 0 0 0 0 0 0 0 0 0 0 0 0 0 0 0 0 0											
Inning Stats	R: 0 E: 0 K: 1 S: 5	H: 0 LOB: 0 BB: 0 P: 5	R: 0 E: 0 K: 0 S: 3	H: 0 LOB: 0 BB: 0 P: 3	R: 0 E: 0 K: 2 S: 7	H: 0 LOB: 1 BB: 1 P: 11	R: 0 E: 0 K: 0 S: 3	H: 0 LOB: 0 BB: 0 P: 3	R: 0 E: 1 K: 1 S: 6	H: 2 LOB: 1 BB: 0 P: 6	R: 3 E: 0 K: 2 S: 10	H: 3 LOB: 2 BB: 2 P: 18	R: 0 E: 0 K: 0 S: 3	H: 0 LOB: 0 BB: 0 P: 3	R: 1 E: 0 K: 2 S: 9	H: 3 LOB: 1 BB: 0 P: 9	R: 1 E: 0 K: 1 S: 7	H: 2 LOB: 2 BB: 0 P: 7	1B: 8 2B: 3 3B: 0 HR: 0	SF: 0 SAC: 0 DP: 1 HBP: 0	WP: 1 PA: 38 PB: 0 SB: 2 CS: 2
PITCHER	IP WLS BF H R ER SO BB IBB HBP BLK WP HR S P ERA WHIP											IP WLS BF H R ER SO BB IBB HBP BLK WP HR S P ERA WHIP									
Jamie Moyer, L ERA: 3.38 (1, 1)	6.0 25 5 3 3 6 2 1 0 0 0 0 34 46 4.50 1.167																				
Ed Lynch, R ERA: 3.0 (7, 1)	1.0 3 0 0 0 0 0 0 0 0 0 0 3 3 0.00 0.000																				
Lee Smith, R ERA: 2.45 (8, 1)	2.0 L 10 5 2 2 3 0 0 0 0 0 1 0 16 16 9.00 2.500																				

Batter	1	2	3	4	5	6	7	8	9	AB R H RBI BB SO LOB	BOTTOM										
Chico Walker, S OBP: 0.280, SLG: 0.242 (1, 7)	K		F1		SH5-4	SF8				2 0 0 1 1 1 0	San Francisco Giants @ Chicago Cubs Wrigley Field, Chicago, IL Thu Apr 30 1987, 3:33 AM CDT Att: 11,934 - Unknown										
23 Ryne Sandberg, R OBP: 0.379, SLG: 0.405 (1, 4)	K		F9		6-3	FC6-4			F4	5 0 0 0 0 1 4											
Andre Dawson, R OBP: 0.360, SLG: 0.605 (1, 9)	6-3		1B							4 0 2 1 1 0 1											
Leon Durham, L OBP: 0.381, SLG: 0.568 (1, 3)										4 1 2 0 0 0 2											
Jody Davis, R OBP: 0.385, SLG: 0.600 (1, 2)										2 1 0 0 1 1 2											
Manny Trillo, R OBP: 0.222, SLG: 0.125 (1, 5)										3 1 1 0 0 0 1											
Shawon Dunston, R OBP: 0.215, SLG: 0.260 (6, PH)										4 0 0 0 0 0 3											
Keith Moreland, R OBP: 0.192, SLG: 0.233 (9, 5)										0 0 0 0 0 0 0											
Dave Martinez, L OBP: 0.356, SLG: 0.340 (1, 8)										3 0 1 1 1 0 0											
Jamie Moyer, L OBP: 0.250, SLG: 0.250 (1, 1)										2 1 1 0 0 0 2											
Jerry Mumphy, S OBP: 0.600, SLG: 0.857 (6, PH)										0 0 0 0 1 0 0											
Ed Lynch, R ERA: 1.99 (7, 1)										0 0 0 0 0 0 0											
Lee Smith, R ERA: 2.45 (8, 1)										0 0 0 0 0 0 0											
Gary Matthews, R OBP: 0.286, SLG: 0.429 (9, PH)										1 0 0 0 0 0 0											
Inning Stats	R: 0 E: 0 K: 2 S: 7	H: 0 LOB: 0 BB: 0 P: 7	R: 1 E: 1 K: 0 S: 5	H: 1 LOB: 2 BB: 1 P: 9	R: 0 E: 0 K: 1 S: 7	H: 2 LOB: 2 BB: 0 P: 7	R: 0 E: 0 K: 0 S: 3	H: 1 LOB: 0 BB: 0 P: 3	R: 1 E: 0 K: 0 S: 5	H: 2 LOB: 1 BB: 0 P: 5	R: 2 E: 1 K: 0 S: 5	H: 1 LOB: 1 BB: 2 P: 13	R: 0 E: 0 K: 0 S: 2	H: 0 LOB: 0 BB: 1 P: 6	R: 0 E: 0 K: 0 S: 3	H: 0 LOB: 0 BB: 0 P: 3	R: 0 E: 0 K: 0 S: 3	H: 0 LOB: 1 BB: 1 P: 7	1B: 7 2B: 0 3B: 0 HR: 0	SF: 1 SAC: 3 DP: 2 HBP: 0	WP: 0 PA: 39 PB: 0 SB: 1 CS: 0
PITCHER	IP WLS BF H R ER SO BB IBB HBP BLK WP HR S P ERA WHIP											IP WLS BF H R ER SO BB IBB HBP BLK WP HR S P ERA WHIP									
Mark Grant, R ERA: 2.42 (1, 1)	5.1 4 1 0 0 0 1 0 0 0 0 0 3 7 0.00 3.000																				
Jeff Robinson, R ERA: 1.99 (6, 1)	0.2 4 1 0 0 0 0 0 0 0 0 0 3 7 0.00 3.000																				
Scott Garretts, R ERA: 4.12 (7, 1)	2.0 W 6 0 0 0 0 1 0 0 0 0 0 5 9 0.00 0.500																				
Greg Minton, R ERA: 2.53 (9, 1)	1.0 S 4 0 0 0 0 1 0 0 0 0 0 3 7 0.00 1.000																				



Batter	1	2	3	4	5	6	7	8	9	AB	R	H	RBI	BB	SO	LOB	TOP			
Will Clark, L OBP: 0.326, SLG: 0.458 (1, 3)	3-2 4-3		2-1 WP 1B		2-1 3-1			3-2 F7		4	1	1	0	0	0	2	San Francisco Giants @ Pittsburgh Pirates Three Rivers Stadium, Pittsburgh, PA Fri May 01 1987, 7:05 PM EDT Att: 10,651 - Unknown livebaseballscorecards.com			
Chili Davis, S OBP: 0.360, SLG: 0.438 (1, 8)	0-1 4-3		4-2 G6-4-3 1-H BB			2-2 5-3		0-1 E8 1-3 1-H		3	0	0	0	1	0	0				
Jeffrey Leonard, R OBP: 0.396, SLG: 0.640 (1, 7)	1-0 2B		0-1 G6-4-3 1-2f			0-1 FC6-4 1B		0-0 1-3 2-3		4	0	2	0	0	0	2				
Candy Maldonado, R OBP: 0.363, SLG: 0.462 (1, 9)	0-0 5-3				0-1 5-3			3-3 K		4	0	0	0	0	1	3				
Chris Brown, R OBP: 0.333, SLG: 0.494 (1, 5)		1-3 K			1-2 L7			0-1 F9		4	0	0	0	0	1	1				
Bob Brenly, R OBP: 0.310, SLG: 0.278 (1, 2)		0-0 2B			3-3 K			2-1 1-3 HBP		3	0	1	0	0	1	0				
Matt Williams, R OBP: 0.224, SLG: 0.283 (9, PH) Mike Aldrete, L OBP: 0.393, SLG: 0.400 (8, PH)	1-1 F7				4-2 CS BB			1-2 1-3		2	0	0	0	1	1	1				
Chris Speier, R OBP: 0.480, SLG: 0.550 (1, 4)	0-0 6-3				2-1 1-2 HBP			0-1 6-3		3	0	0	0	0	1	2				
Mark Davis, L OBP: 0.231, SLG: 0.462 (8, PH) Harry Spilman, L OBP: 0.500, SLG: 0.545 (8, PH) Jim Gott, R (8, 1)			0-0 1-4-3		0-1 4-3 1-2			4-1 BB		2	0	0	0	0	0	1				
Inning Stats	R: 0 E: 0 K: 0 S: 8	H: 1 LOB: 1 BB: 0 P: 12	R: 0 E: 0 K: 1 S: 7	H: 1 LOB: 1 BB: 0 P: 9	R: 1 E: 0 K: 0 S: 8	H: 1 LOB: 0 BB: 1 P: 14	R: 0 E: 0 K: 1 S: 9	H: 0 LOB: 0 BB: 0 P: 13	R: 0 E: 0 K: 0 S: 9	H: 1 LOB: 1 BB: 0 P: 12	R: 0 E: 0 K: 2 S: 10	H: 0 LOB: 0 BB: 0 P: 12	R: 1 E: 1 K: 1 S: 10	H: 0 LOB: 1 BB: 1 P: 20	R: 0 E: 0 K: 0 S: 9	H: 0 LOB: 1 BB: 0 P: 12		1B: 2 2B: 2 3B: 0 HR: 0	SF: 0 SAC: 0 DP: 1 HBP: 2	WP: 2 PB: 0 SB: 0 CS: 1
PITCHER Rick Reuschel, R ERA: 2.08 (1, 1)	IP: 0.0 WLS: W BF: 0 H: 0 R: 0 ER: 0 SO: 0 BB: 0 IBB: 0 HBP: 0 BLK: 0 WP: 0 HR: 0 S: 0 P: 0 ERA: ∞ WHIP: ∞															PITCHER				

Batter	1	2	3	4	5	6	7	8	9	AB	R	H	RBI	BB	SO	LOB	BOTTOM			
John Cangelosi, S OBP: 0.472, SLG: 0.280 (1, 8)	4-0 G4-6-3 BB		2-3 K			1-1 6-3		3-2 1-3		3	0	0	0	1	1	0	San Francisco Giants @ Pittsburgh Pirates Three Rivers Stadium, Pittsburgh, PA Fri May 01 1987, 7:05 PM EDT Att: 10,651 - Unknown livebaseballscorecards.com			
Bobby Bonilla, S OBP: 0.246, SLG: 0.283 (1, 9)	0-0 G4-6-3 1-2f				1-3 K			2-2 CS 1B		3	0	1	0	0	1	1				
Johnny Ray, S OBP: 0.307, SLG: 0.383 (1, 4)	1-1 G3				1-2 5-3			2-2 CS 1-2		3	0	0	0	0	0	0				
Jim Morrison, R OBP: 0.393, SLG: 0.573 (1, 5)		1-1 4-3 BLK G1-4-3 1B			3-2 F8			2-0 6-3		3	1	1	0	0	0	0				
Mike Diaz, R OBP: 0.313, SLG: 0.659 (7, PR) R.J. Reynolds, S OBP: 0.414, SLG: 0.536 (8, 7)	0-1 4-3				0-1 HR			1-1 HR 1B		3	1	2	1	0	0	1				
Sid Bream, L OBP: 0.417, SLG: 0.651 (1, 3)	2-1 G1-4-3				3-2 G6-4-3 1B			1-1 HR		3	1	2	3	0	0	0				
Junior Ortiz, R OBP: 0.289, SLG: 0.294 (1, 2)	2-1 F7				2-2 G6-4-3 1-2f			0-2 6-3		3	0	0	0	0	0	2				
Rafael Belliard, R OBP: 0.245, SLG: 0.234 (1, 6)			2-1 CS 1B			3-3 K		2-2 5-3		3	0	1	0	0	1	0				
Rick Reuschel, R OBP: 0.154, SLG: 0.231 (1, 1)			1-2 F9			2-3 K		0-0 5-3		3	0	0	0	0	1	1				
Inning Stats	R: 0 E: 0 K: 0 S: 3	H: 0 LOB: 0 BB: 1 P: 8	R: 1 E: 0 K: 0 S: 8	H: 1 LOB: 0 BB: 0 P: 13	R: 0 E: 0 K: 1 S: 7	H: 1 LOB: 0 BB: 0 P: 13	R: 0 E: 0 K: 1 S: 10	H: 0 LOB: 0 BB: 0 P: 15	R: 1 E: 0 K: 1 S: 12	H: 2 LOB: 0 BB: 0 P: 20	R: 0 E: 0 K: 1 S: 12	H: 1 LOB: 0 BB: 0 P: 19	R: 2 E: 0 K: 0 S: 9	H: 2 LOB: 1 BB: 0 P: 13	R: 0 E: 0 K: 0 S: 10	H: 0 LOB: 0 BB: 0 P: 15		1B: 5 2B: 0 3B: 0 HR: 2	SF: 0 SAC: 0 DP: 2 HBP: 0	WP: 0 PB: 0 SB: 0 CS: 2
PITCHER Mark Davis, L ERA: 2.84 (1, 1) Jim Gott, R ERA: 3.0 (8, 1)	IP: 7.0 WLS: L BF: 25 H: 7 R: 4 ER: 4 SO: 4 BB: 1 IBB: 0 HBP: 0 BLK: 0 WP: 0 HR: 2 S: 61 P: 101 ERA: 5.14 WHIP: 1.143															PITCHER				



Batter	1	2	3	4	5	6	7	8	9	AB	R	H	RBI	BB	SO	LOB	TOP										
Will Clark, L OBP: 0.323, SLG: 0.448 (1, 3)	3-1 4-3		1-2 CS 1B			0-0 P6		1-3 K		4	0	1	0	0	1	0											
Chili Davis, S OBP: 0.346, SLG: 0.419 (1, 8)	1-1 G3		3-1 CS	0-0 F9		1-1 P4		1-3 K		4	0	0	0	0	1	0											
Jeffrey Leonard, R OBP: 0.379, SLG: 0.611 (1, 7)	1-1 6-3			1-0 4-3		2-2 F9			2-0 P4	4	0	0	0	0	0	0											
Candy Maldonado, R OBP: 0.368, SLG: 0.464 (1, 9)		0-0 S 1B		0-0 F8			0-1 FC5 BB		0-0 E9 1B	4	0	2	0	0	0	0											
Chris Brown, R OBP: 0.341, SLG: 0.481 (1, 5)		2-3 K 1-2			3-2 6-3		4-0 BB 1-2		4-1 BB	2	0	0	0	2	1	1											
Bob Brenly, R OBP: 0.304, SLG: 0.275 (1, 2)		2-3 K			3-0 BB 1B		2-2 P6		1-3 K	4	0	1	0	0	2	5											
Matt Williams, R OBP: 0.217, SLG: 0.274 (1, 6)					1-1 F7		3-3 K		0-0 1-3	2	0	0	0	0	1	2											
Harry Spilman, L OBP: 0.467, SLG: 0.500 (7, PH)										1	0	0	0	0	1	2											
Jose Uribe, S OBP: 0.368, SLG: 0.444 (7, 6)										0	0	0	0	0	0	0											
Mike Aldrete, L OBP: 0.379, SLG: 0.385 (9, PH)										1	0	0	0	0	0	2											
Randy Kutcher, R OBP: 0.286, SLG: 0.333 (1, 4)			3-2 6-3		4-2 BB		0-0 FC5			2	0	0	0	1	0	2											
Kelly Downs, R OBP: 0.077, SLG: 0.077 (1, 1)			3-2 6-3		1-1 F8		2-3 K			3	0	0	0	0	1	2											
Inning Stats	R: 0 E: 0 K: 0 S: 6	H: 0 LOB: 0 BB: 0 P: 11	R: 0 E: 0 K: 3 S: 12	H: 1 LOB: 1 BB: 0 P: 16	R: 0 E: 0 K: 0 S: 12	H: 1 LOB: 0 BB: 0 P: 22	R: 0 E: 0 K: 0 S: 3	H: 0 LOB: 0 BB: 0 P: 4	R: 0 E: 0 K: 0 S: 10	H: 1 LOB: 2 BB: 1 P: 22	R: 0 E: 0 K: 1 S: 9	H: 0 LOB: 0 BB: 1 P: 18	R: 0 E: 0 K: 3 S: 10	H: 0 LOB: 0 BB: 0 P: 12	R: 0 E: 1 K: 1 S: 7	H: 1 LOB: 2 BB: 1 P: 14	1B: 4 2B: 0 3B: 0 HR: 0	SF: 0 SAC: 0 DP: 0 HBP: 0	WP: 0 PB: 0 SB: 1 CS: 1	PA: 35							
PITCHER	IP	WLS	BF	H	R	ER	SO	BB	IBB	HBP	BLK	WP	HR	S	P	ERA	WHIP										
Bob Walk, R ERA: 2.75 (1, 1)	6.0		23	3	0	0	3	2	0	0	0	0	0	52	91	0.00	0.833										
Logan Easley, R ERA: 3.39 (7, 1)	1.0		3	0	0	0	1	0	0	0	0	0	0	7	12	0.00	0.000										
John Smiley, L ERA: 2.25 (8, 1)	1.1	W	6	1	0	0	3	1	0	0	0	0	0	13	21	0.00	1.500										
Don Robinson, R ERA: 4.76 (9, 1)	0.2	S	2	0	0	0	1	0	0	0	0	0	0	4	5	0.00	0.000										

San Francisco Giants @ Pittsburgh Pirates
Three Rivers Stadium, Pittsburgh, PA
Sat May 02 1987, 7:05 PM EDT
Att: 14,736 - Unknown

AB 31
R 0
H 4
RBI 0
BB 3
SO 8
LOB 16



Batter	1	2	3	4	5	6	7	8	9	AB	R	H	RBI	BB	SO	LOB	BOTTOM										
Barry Bonds, L OBP: 0.333, SLG: 0.412 (1, 8)	0-0 F8		4-2 BB		3-2 4-3		1-0 4-3			3	0	0	0	1	0	3											
Andy Van Slyke, L OBP: 0.394, SLG: 0.393 (1, 9)	3-2 F8		1-1 G3-2-5			0-1 S 1B		0-2 F7		4	0	1	0	0	0	2											
Johnny Ray, S OBP: 0.315, SLG: 0.400 (1, 4)	2-1 2B			0-1 FC4-6 1B		0-0 F8		1-0 L6		4	0	2	0	0	0	1											
Sid Bream, L OBP: 0.408, SLG: 0.621 (1, 3)	0-1 L4			2-1 L4		4-1 IBB		2-2 E6 1B		3	1	0	0	1	0	2											
Jim Morrison, R OBP: 0.386, SLG: 0.557 (1, 5)		1-2 E6 CS		0-1 FC4-6 1-2 S		0-3 K		3-0 1B 1B		4	0	1	0	0	1	3											
R.J. Reynolds, S OBP: 0.394, SLG: 0.500 (1, 7)		1 SAFE 3-3 K		3-3 K		1-2 G3		1-0 1B		4	0	1	1	0	2	4											
Don Robinson, R (9, 1)		1-2 K				2-3 K		1-3 2-H 1B		0	0	0	0	0	0	0											
Michael LaValliere, L OBP: 0.497, SLG: 0.474 (1, 2)		2-3 K2-3			0-0 2B		2-2 F9 SH3-4 1B		0-3 K	3	0	2	0	0	1	0											
Bill Almon, R OBP: 0.200, SLG: 0.214 (7, PR)										0	0	0	0	0	0	0											
Junior Ortiz, R OBP: 0.282, SLG: 0.286 (8, 2)										1	0	0	0	0	1	2											
Rafael Belliard, R OBP: 0.255, SLG: 0.245 (1, 6)			1-1 WP SH3-4 G3-2-5 1B		0-2 5-3		0-0 SH3-4		1-2 1B	2	0	1	0	0	0	1											
Bob Walk, R (1, 1)					0-0 SH3-4					1	0	0	0	0	1	1											
Logan Easley, R (7, 1)					2-3 K					0	0	0	0	0	0	0											
Mike Diaz, R OBP: 0.306, SLG: 0.644 (7, PH)										1	0	0	0	0	0	2											
John Smiley, L (8, 1)										0	0	0	0	0	0	0											
Bobby Bonilla, S OBP: 0.246, SLG: 0.283 (9, 7)										0	0	0	0	0	0	0											
Inning Stats	R: 0 E: 0 K: 0 S: 8	H: 1 LOB: 1 BB: 0 P: 13	R: 0 E: 1 K: 2 S: 10	H: 0 LOB: 0 BB: 0 P: 16	R: 0 E: 0 K: 0 S: 9	H: 1 LOB: 1 BB: 1 P: 15	R: 0 E: 0 K: 1 S: 9	H: 1 LOB: 1 BB: 0 P: 14	R: 0 E: 0 K: 1 S: 10	H: 1 LOB: 1 BB: 0 P: 15	R: 0 E: 0 K: 1 S: 11	H: 1 LOB: 2 BB: 1 P: 15	R: 0 E: 0 K: 0 S: 8	H: 1 LOB: 2 BB: 0 P: 12	R: 1 E: 1 K: 1 S: 13	H: 2 LOB: 2 BB: 0 P: 20	1B: 6 2B: 4 3B: 0 HR: 0	SF: 0 SAC: 2 DP: 2 HBP: 0	WP: 1 PB: 0 SB: 3 CS: 1	PA: 34							
PITCHER	IP	WLS	BF	H	R	ER	SO	BB	IBB	HBP	BLK	WP	HR	S	P	ERA	WHIP										
Kelly Downs, R ERA: 2.97 (1, 1)	8.0	L	34	8	1	0	6	1	1	0	0	1	0	78	120	0.00	1.125										

San Francisco Giants @ Pittsburgh Pirates
Three Rivers Stadium, Pittsburgh, PA
Sat May 02 1987, 7:05 PM EDT
Att: 14,736 - Unknown

AB 30
R 1
H 8
RBI 1
BB 2
SO 6
LOB 21



Batter	1	2	3	4	5	6	7	8	9	AB	R	H	RBI	BB	SO	LOB	TOP
Mike Woodard, L (1.4)	F9		4-3			5-3	P5	F5		5	0	0	0	0	0	2	San Francisco Giants @ St. Louis Cardinals Busch Stadium, St. Louis, MO Tue May 05 1987, 3:33 AM CDT Att: 25,574 - Unknown
Chili Davis, S (1.8) OBP: 0.339, SLG: 0.476	5-3		F8			HR	F9		G3	5	1	1	1	0	0		
Jeffrey Leonard, R (1.7) OBP: 0.406, SLG: 0.653	F9			5-3		2B		2B	2B	5	2	3	0	0	0		
Candy Maldonado, R (1.9) OBP: 0.393, SLG: 0.551		1B BB		F7		BB HR		2B	F8	4	3	2	2	1	0	1	
Bob Melvin, R (1.2) OBP: 0.292, SLG: 0.484	P9			F8		BB HR		2B	F9	4	1	0	0	1	1	3	
Mike Aldrete, L (1.3) OBP: 0.474, SLG: 0.500	1B				G1-6-3	HR		1B		3	2	3	1	1	0	0	
Chris Speier, R (1.5) OBP: 0.491, SLG: 0.609					G1-6-3	BB		2B		4	1	2	5	0	0	2	
Matt Williams, R (1.6) OBP: 0.231, SLG: 0.286	G6-4-3				6-3	HR				3	0	0	0	1	0	2	
Mark Grant, R (1.1)			6-3							1	0	0	0	0	0	0	
Atlee Hammaker, S (5.1)						F8				0	0	0	0	0	0	0	
Jim Gott, R (5.1)							K			1	0	0	0	0	0	0	
Scott Garrelts, R (6.1) OBP: 0.200, SLG: 0.200								1B		2	0	1	1	0	1	0	
Inning Stats	R: 0 E: 0 K: 0 S: 3	H: 0 LOB: 0 BB: 0 P: 3	R: 1 E: 0 K: 0 S: 4	H: 2 LOB: 1 BB: 1 P: 8	R: 0 E: 0 K: 0 S: 3	H: 0 LOB: 0 BB: 0 P: 3	R: 0 E: 0 K: 0 S: 3	H: 0 LOB: 0 BB: 0 P: 3	R: 0 E: 0 K: 1 S: 5	H: 0 LOB: 0 BB: 0 P: 5	R: 3 E: 0 K: 1 S: 9	H: 4 LOB: 2 BB: 1 P: 13	R: 0 E: 0 K: 0 S: 4	H: 1 LOB: 1 BB: 0 P: 4	1B: 5 2B: 5 3B: 0 HR: 2	SF: 0 SAC: 0 DP: 2 HBP: 0	WP: 0 PA: 41 PB: 0 SB: 0 CS: 0
PITCHER	IP WLS BF H R ER SO BB IBB HBP BLK WP HR S P ERA WHIP																
Greg Mathews, L (1.1) ERA: 6.23	5.2 L 24 6 6 6 0 2 1 0 0 0 1 21 33 9.53 1.412																
Ray Sofl, R (6.1) ERA: 1.23	0.1 2 1 1 1 0 0 0 0 0 0 1 2 2 27.00 3.000																
Bill Dawley, R (7.1) ERA: 6.11	3.0 15 5 3 3 2 0 1 0 0 0 0 18 22 9.00 1.667																

Batter	1	2	3	4	5	6	7	8	9	AB	R	H	RBI	BB	SO	LOB	BOTTOM				
Vince Coleman, S (1.7) OBP: 0.382, SLG: 0.293	4-3		K			FC4-6			1B	5	0	2	0	0	1	1	San Francisco Giants @ St. Louis Cardinals Busch Stadium, St. Louis, MO Tue May 05 1987, 3:33 AM CDT Att: 25,574 - Unknown				
Ozzie Smith, S (1.6) OBP: 0.316, SLG: 0.256	G3			6-3	L3	CS	F7		K	5	0	0	0	0	1	5					
Terry Pendleton, S (1.5) OBP: 0.356, SLG: 0.406	P6						K			4	0	2	2	1	1	0					
Jack Clark, R (1.3) OBP: 0.414, SLG: 0.619		K		K	P4				K	5	0	1	0	0	3	6					
Willie McGee, S (1.8) OBP: 0.321, SLG: 0.436		BLK 1B		G1		S 3B 1B		K		5	1	2	0	0	1	4					
Curt Ford, L (1.9) OBP: 0.500, SLG: 0.679		F7			FC5-4 1B	1B		K		4	2	2	1	0	1	1					
José Oquendo, S (1.4) OBP: 0.512, SLG: 0.559		F6				FC5-4 1B		K		4	1	2	1	0	1	1					
Tom Pagnozzi, R (1.2) OBP: 0.273, SLG: 0.400			F9		FC5-4 1B BB	4-3		F8		4	1	0	0	0	3						
Greg Mathews, R (1.1) OBP: 0.333, SLG: 0.333										2	0	1	1	0	1	0					
Ray Sofl, R (6.1)										0	0	0	0	0	0	0					
Rod Booker, L (6. PH) OBP: 0.524, SLG: 0.471										0	0	0	0	1	0	0					
Bill Dawley, R (7.1)										0	0	0	0	0	0	0					
John Morris, L (9. PH) OBP: 0.400, SLG: 0.400										1	1	1	0	0	0	0					
Inning Stats	R: 0 E: 0 K: 0 S: 3	H: 0 LOB: 0 BB: 0 P: 3	R: 0 E: 0 K: 1 S: 6	H: 1 LOB: 1 BB: 0 P: 6	R: 0 E: 0 K: 2 S: 7	H: 0 LOB: 0 BB: 0 P: 7	R: 0 E: 0 K: 1 S: 6	H: 1 LOB: 1 BB: 0 P: 6	R: 2 E: 0 K: 0 S: 7	H: 4 LOB: 3 BB: 1 P: 11	R: 3 E: 1 K: 0 S: 5	H: 3 LOB: 0 BB: 1 P: 9	R: 0 E: 0 K: 2 S: 8	H: 1 LOB: 1 BB: 0 P: 8	R: 0 E: 0 K: 2 S: 7	H: 0 LOB: 0 BB: 0 P: 7	R: 1 E: 0 K: 2 S: 10	H: 3 LOB: 2 BB: 0 P: 10	1B: 11 2B: 1 3B: 1 HR: 0	SF: 0 SAC: 0 DP: 0 HBP: 0	WP: 0 PA: 42 PB: 0 SB: 1 CS: 1
PITCHER	IP WLS BF H R ER SO BB IBB HBP BLK WP HR S P ERA WHIP																				
Mark Grant, R (1.1) ERA: 2.67	4.2 20 6 2 2 4 0 0 0 0 0 0 28 28 3.86 1.286																				
Atlee Hammaker, L (5.1) ERA	0.0 1 0 0 0 0 1 0 0 0 0 0 0 4																				
Jim Gott, R (5.1) ERA: 4.82	0.1 4 3 3 2 0 0 0 0 0 0 0 4 4 54.00 9.000																				
Scott Garrelts, R (6.1) ERA: 3.8	4.0 W 16 4 1 1 6 1 0 0 0 0 0 27 31 2.25 1.250																				


Batter	1	2	3	4	5	6	7	8	9	AB	R	H	RBI	BB	SO	LOB	TOP	
Chico Walker, S (1, 7) OBP: 0.260, SLG: 0.212	F8		F8		K		BB			3	0	0	0	1	1	0	Chicago Cubs @ San Francisco Giants Candlestick Park, San Francisco, CA Thu May 07 1987, 10:05 PM EDT Att: 12,228 - Unknown	
23 Ryne Sandberg, R (1, 4) OBP: 0.402, SLG: 0.515	6-3		1B		HR		1-2	1-3		4	1	2	1	0	0	2		
Andre Dawson, R (1, 9) OBP: 0.370, SLG: 0.645	1B		5-3		3-1			F7		4	0	1	0	0	0	1		
Leon Durham, L (1, 3) OBP: 0.394, SLG: 0.612	1B		K		K			F8		4	0	1	0	0	2	1		
Keith Moreland, R (1, 5) OBP: 0.229, SLG: 0.286 Ron Davis, R (6, 1)	F9							6-3		3	0	1	0	0	0	2		
Jerry Mumphy, S (8, PH) OBP: 0.643, SLG: 0.800 Frank DiPino, L (8, 1)			6-3		1B			F8		0	0	0	0	0	0	0		
Shawn Dunston, R (1, 6) OBP: 0.206, SLG: 0.260		5-3			L4			K2-3		4	0	0	0	0	1	1		
Jim Sundberg, R (1, 2) OBP: 0.462, SLG: 0.476					6-3			5-3		4	0	1	0	0	1	1		
Dave Martinez, L (1, 8) OBP: 0.346, SLG: 0.308			K		K			K		4	0	1	0	0	3	2		
Ed Lynch, R (1, 1) Manny Trillo, R (6, 5) OBP: 0.258, SLG: 0.393			K		K			K		2	0	0	0	0	2	1		
Inning Stats	R: 0 E: 0 K: 0 S: 5	H: 2 LOB: 2 BB: 0 P: 5	R: 0 E: 0 K: 2 S: 8	H: 1 LOB: 1 BB: 0 P: 8	R: 0 E: 0 K: 1 S: 6	H: 1 LOB: 1 BB: 0 P: 6	R: 0 E: 0 K: 1 S: 6	H: 0 LOB: 0 BB: 0 P: 7	R: 0 E: 0 K: 2 S: 7	H: 1 LOB: 2 BB: 1 P: 10	R: 0 E: 0 K: 0 S: 3	H: 0 LOB: 0 BB: 0 P: 3	R: 0 E: 0 K: 2 S: 7	H: 0 LOB: 0 BB: 0 P: 7	1B: 6 2B: 0 3B: 0 HR: 1	SF: 0 SAC: 0 DP: 0 HBP: 0	WP: 0 PA: 35 PB: 0 SB: 1 CS: 0	
PITCHER	IP	WLS	BF	H	R	ER	SO	BB	IBB	HBP	BLK	WP	HR	S	P	ERA	WHIP	
Michael LaCoss, R (1, 1) ERA: 3.96	6.2	W	28	7	1	1	9	1	0	0	0	0	1	45	49	1.35	1.200	
Jeff Robinson, R (7, 1) ERA: 1.92	2.1	S	7	0	0	0	2	0	0	0	0	0	0	11	11	0.00	0.000	

AB	34
R	1
H	7
RBI	1
BB	1
SO	11
LOB	12



Batter	1	2	3	4	5	6	7	8	9	AB	R	H	RBI	BB	SO	LOB	BOTTOM	
Rob Wilfong, L (1, 4) OBP: 0.200, SLG: 0.800 Mike Woodard, L (8, 4) OBP: 0.091, SLG: 0.182	G3		HR		4-3		K		4-3	5	1	1	2	0	1	4	Chicago Cubs @ San Francisco Giants Candlestick Park, San Francisco, CA Thu May 07 1987, 10:05 PM EDT Att: 12,228 - Unknown	
Chili Davis, S (1, 8) OBP: 0.336, SLG: 0.450	F7		FC5-4		K		F8		F9	4	0	0	0	1	1	0		
Jeffrey Leonard, R (1, 7) OBP: 0.405, SLG: 0.676			FC5-4		2B		F8		HR	5	2	3	1	0	0	1		
Candy Maldonado, R (1, 9) OBP: 0.389, SLG: 0.612	F8		P3		5-3		5-3		HR	5	1	1	1	0	0	3		
Mike Aldrete, L (1, 3) OBP: 0.511, SLG: 0.561			CS		4-1		2B		2B	3	3	2	0	2	0	0		
Bob Melvin, R (1, 2) OBP: 0.338, SLG: 0.565	F7		1-2		2B		2B		E5	4	2	2	3	1	0	2		
Chris Speier, R (1, 5) OBP: 0.477, SLG: 0.549 Mark Wasinger, R (8, PH) ERA: 2.35	F9		CS		2B		E		K	1	1	0	0	3	0	1		
Matt Williams, R (1, 6) OBP: 0.233, SLG: 0.295	F8		1-2		BB		1B		1B	1	0	0	0	0	1	2		
Michael LaCoss, R (1, 1) Jeff Robinson, R (7, 1) OBP: 0.125, SLG: 0.125			E5		5-3		6-3		K	3	1	0	0	0	0	2		
Inning Stats	R: 0 E: 0 K: 0 S: 4	H: 1 LOB: 1 BB: 0 P: 4	R: 2 E: 1 K: 0 S: 4	H: 1 LOB: 0 BB: 1 P: 8	R: 1 E: 0 K: 0 S: 4	H: 1 LOB: 2 BB: 2 P: 12	R: 2 E: 0 K: 1 S: 7	H: 2 LOB: 2 BB: 2 P: 15	R: 0 E: 0 K: 1 S: 5	H: 0 LOB: 0 BB: 0 P: 5	R: 3 E: 1 K: 0 S: 6	H: 2 LOB: 2 BB: 2 P: 14	R: 3 E: 1 K: 2 S: 12	H: 4 LOB: 2 BB: 0 P: 12	1B: 4 2B: 5 3B: 0 HR: 3	SF: 0 SAC: 0 DP: 0 HBP: 0		WP: 0 PA: 46 PB: 0 SB: 0 CS: 1
PITCHER	IP	WLS	BF	H	R	ER	SO	BB	IBB	HBP	BLK	WP	HR	S	P	ERA	WHIP	
Ed Lynch, R (1, 1) ERA: 3.38	5.0	L	26	6	5	4	1	3	2	0	0	0	0	23	43	7.20	1.800	
Ron Davis, R (6, 1) ERA: 2.35	2.0		11	2	3	1	1	1	1	0	0	0	0	11	19	4.50	1.500	
Frank DiPino, L (8, 1) ERA: 2.45	1.0		8	4	3	2	2	0	0	0	0	0	2	12	12	18.00	4.000	

AB	38
R	11
H	12
RBI	10
BB	7
SO	4
LOB	21



Batter	1	2	3	4	5	6	7	8	9	AB	R	H	RBI	BB	SO	LOB	TOP																
Barry Bonds, L OBP: 0.361, SLG: 0.451										4	2	2	0	1	1	0	Pittsburgh Pirates @ San Francisco Giants Candlestick Park, San Francisco, CA Sat May 09 1987, 6:33 AM EDT Att: 17,609 - Unknown livebaseballscorecards.com																
R.J. Reynolds, S OBP: 0.388, SLG: 0.510										5	1	1	1	1	0	4																	
Johnny Ray, S OBP: 0.319, SLG: 0.385										5	0	2	2	0	1	2																	
Sid Bream, L OBP: 0.379, SLG: 0.576										5	0	0	0	0	1	5																	
Jim Morrison, R OBP: 0.352, SLG: 0.505										3	0	1	1	0	0	0																	
Michael LaValliere, L OBP: 0.468, SLG: 0.462 Junior Ortiz, R OBP: 0.289, SLG: 0.293										2	0	0	0	1	1	1																	
Bobby Bonilla, S OBP: 0.260, SLG: 0.314										3	0	1	0	1	0	3																	
Rafael Belliard, R OBP: 0.301, SLG: 0.373 Mike Diaz, R OBP: 0.298, SLG: 0.604										3	0	0	0	0	1	2																	
Bob Patterson, R OBP: 0.100, SLG: 0.100 Bob Walk, R										2	1	1	0	0	0	0																	
Logan Easley, R Bill Almon, R John Smiley, L										0	0	0	0	0	0	0																	
Inning Stats	R: 2 E: 0 K: 1 S: 8	H: 3 LOB: 2 BB: 1 P: 12	R: 2 E: 0 K: 0 S: 6	H: 3 LOB: 1 BB: 0 P: 6	R: 0 E: 0 K: 0 S: 4	H: 1 LOB: 1 BB: 0 P: 4	R: 0 E: 0 K: 1 S: 5	H: 0 LOB: 0 BB: 0 P: 5	R: 0 E: 0 K: 2 S: 8	H: 1 LOB: 1 BB: 0 P: 8	R: 0 E: 1 K: 1 S: 6	H: 0 LOB: 1 BB: 0 P: 6	R: 0 E: 0 K: 1 S: 6	H: 1 LOB: 2 BB: 1 P: 10	R: 0 E: 0 K: 0 S: 3	H: 0 LOB: 1 BB: 1 P: 7	1B: 8 2B: 1 3B: 0 HR: 0	SF: 1 SAC: 0 DP: 0 HBP: 0	WP: 0 PB: 0 SB: 0 CS: 0	PA: 40													
PITCHER	IP WLS BF H R ER SO BB IBB HBP BLK WP HR S P ERA WHIP																																
Mike Krukow, R ERA: 4.14	(1, 1) 4.0	W 20	7	4	4	2	1	0	0	0	0	0	0	23	27	9.00	2.000																
Atlee Hammaker, L ERA:	(5, 1) 5.0	W 20	2	0	0	4	2	0	0	0	0	0	0	26	34	0.00	0.800																

Batter	1	2	3	4	5	6	7	8	9	AB	R	H	RBI	BB	SO	LOB	BOTTOM															
Mark Wasinger, R OBP: 0.667, SLG: 1.667										5	3	4	1	0	0	0	Pittsburgh Pirates @ San Francisco Giants Candlestick Park, San Francisco, CA Sat May 09 1987, 6:33 AM EDT Att: 17,609 - Unknown livebaseballscorecards.com															
Chili Davis, S OBP: 0.328, SLG: 0.429										5	1	1	1	0	2	2																
Jeffrey Leonard, R OBP: 0.408, SLG: 0.706										5	1	2	2	0	1	2																
Candy Maldonado, R OBP: 0.393, SLG: 0.629										4	2	1	0	0	1	1																
Bob Brenly, R OBP: 0.315, SLG: 0.261										2	1	0	0	2	0	1																
Chris Speier, R OBP: 0.486, SLG: 0.569										4	1	2	4	0	0	3																
Will Clark, L OBP: 0.314, SLG: 0.430										4	0	1	1	0	0	1																
Matt Williams, R OBP: 0.247, SLG: 0.318										4	0	2	0	0	0	1																
Mike Krukow, R OBP: 0.167, SLG: 0.182 Joel Youngblood, R OBP: 0.308, SLG: 0.308 Atlee Hammaker, S	(1, 1) 4.0	L 2	0	0	0	1	0	0	1	0	0	3	4	0.00	0.000																	
Inning Stats	R: 1 E: 0 K: 1 S: 6	H: 1 LOB: 0 BB: 0 P: 6	R: 0 E: 0 K: 0 S: 4	H: 1 LOB: 1 BB: 0 P: 4	R: 0 E: 0 K: 1 S: 6	H: 1 LOB: 1 BB: 0 P: 6	R: 1 E: 0 K: 1 S: 8	H: 3 LOB: 2 BB: 0 P: 8	R: 5 E: 0 K: 0 S: 9	H: 4 LOB: 1 BB: 1 P: 14	R: 1 E: 0 K: 0 S: 5	H: 2 LOB: 2 BB: 1 P: 9	R: 0 E: 0 K: 1 S: 5	H: 0 LOB: 0 BB: 0 P: 5	R: 1 E: 0 K: 2 S: 8	H: 1 LOB: 0 BB: 0 P: 8		1B: 5 2B: 5 3B: 0 HR: 3	SF: 0 SAC: 0 DP: 0 HBP: 1	WP: 1 PB: 0 SB: 0 CS: 0	PA: 40											
PITCHER	IP WLS BF H R ER SO BB IBB HBP BLK WP HR S P ERA WHIP																															
Bob Patterson, L ERA: 7.29	(1, 1) 4.0	L 2	0	0	0	1	0	0	1	0	0	3	4	0.00	0.000																	
Bob Walk, R ERA: 3.13	(5, 1) 0.1	L 2	0	0	0	1	0	0	1	0	0	3	4	0.00	0.000																	
Logan Easley, R ERA: 4.26	(5, 1) 2.2	14	4	4	4	1	1	1	0	1	1	14	22	13.50	1.875																	
John Smiley, L ERA: 3.78	(8, 1) 1.0	4	1	1	1	2	0	0	0	0	0	1	8	8	9.00	1.000																

Batter	1	2	3	4	5	6	7	8	9	10	11	AB	R	H	RBI	BB	SO	LOB	TOP	
Barry Bonds, L OBP: 0.360, SLG: 0.474 (1, 8)	F7		6-3		K		3-1 2B	F7			1B 3B	6	1	2	0	0	1	2		
Andy Van Slyke, L OBP: 0.326, SLG: 0.361 (1, 9)	FC1-6 1B		S BB			F7	3-1 BB		F6		K	4	0	1	0	2	1	1		
Johnny Ray, S OBP: 0.320, SLG: 0.383 (1, 4)	FC1-6 1B 1-2		4-3				3-1		6-3		HR 1B	6	2	2	1	0	0	4		
Sid Bream, L OBP: 0.394, SLG: 0.598 (1, 3)				6-3		2B 1B					K	5	0	3	0	1	1	1		
Jim Morrison, R OBP: 0.351, SLG: 0.534 (1, 5)	F2			F7		1-3 2-H 2B			K		HR	6	1	2	3	0	2	6		
Mike Diaz, R OBP: 0.300, SLG: 0.589 Houston Jimenez, R (6, 6)		K				F7			6-3		K	3	0	1	0	0	1	2		
Michael LaValliere, L OBP: 0.470, SLG: 0.455 Bill Almon, R OBP: 0.167, SLG: 0.176 Junior Ortiz, R OBP: 0.298, SLG: 0.293 (8, PR) (8, 2)		F8		4-3						SH1-3 BB		3	0	1	0	1	0	1		
Rafael Belliard, R OBP: 0.293, SLG: 0.362 R.J. Reynolds, S OBP: 0.388, SLG: 0.481 (6, PH) (6, 7)		6-3		6-3						F7		2	0	0	0	0	0	0		
Dom Taylor, R Bobby Bonilla, S OBP: 0.270, SLG: 0.314 Don Robinson, R (8, 1)			4-3		K		5-3			6-3		3	0	0	0	0	1	0		
Inning Stats	R: 0 E: 0 K: 0 S: 5	H: 2 LOB: 2 BB: 0 P: 5	R: 0 E: 0 K: 1 S: 5	H: 0 LOB: 0 BB: 0 P: 5	R: 0 E: 0 K: 0 S: 3	H: 0 LOB: 1 BB: 1 P: 7	R: 0 E: 0 K: 2 S: 7	H: 1 LOB: 1 BB: 0 P: 4	R: 0 E: 0 K: 1 S: 6	H: 1 LOB: 3 BB: 2 P: 14	R: 0 E: 0 K: 1 S: 6	H: 1 LOB: 2 BB: 1 P: 10	R: 0 E: 0 K: 0 S: 3	H: 0 LOB: 1 BB: 1 P: 7	R: 3 E: 0 K: 3 S: 12	H: 3 LOB: 0 BB: 0 P: 12	1B: 7 2B: 2 3B: 2 HR: 1	SF: 0 SAC: 1 DP: 0 HBP: 0	WP: 0 PB: 0 SB: 1 CS: 0	PA: 51
PITCHER	IP 5.1	WLS 2	BF 23	H 6	R 1	ER 1	SO 3	BB 1	IBB 0	HBP 0	BLK 0	WP 0	HR 0	S 28	P 32	ERA 1.69	WHIP 1.312			
Mark Grant, R ERA: 2.51 Jeff Robinson, R ERA: 1.67 Scott Garretts, R ERA: 4.03	(1, 1)	(6, 1)	(8, 1)																	

Pittsburgh Pirates @ San Francisco Giants
Candlestick Park, San Francisco, CA
Sun May 10 1987, 6:33 AM EDT
Att: 29,652 - Unknown

AB 44
R 4
H 12
RBI 4
BB 6
SO 10
LOB 23



Batter	1	2	3	4	5	6	7	8	9	10	11	AB	R	H	RBI	BB	SO	LOB	BOTTOM	
Mark Wasinger, R OBP: 0.500, SLG: 1.100 Harry Spilman, L OBP: 0.412, SLG: 0.429 (11, PH)	E7 WP 1B		4-3			F8					K	4	1	1	0	0	1	0		
Chili Davis, S OBP: 0.331, SLG: 0.418 (1, 8)	K		F9			FC5-4 BB			E S BB		F8	3	0	0	0	2	1	2		
Jeffrey Leonard, R OBP: 0.400, SLG: 0.685 (1, 7)	5-3					FC5-4 1-2			K		6-3	5	0	1	0	0	1	4		
Candy Maldonado, R OBP: 0.388, SLG: 0.617 (1, 9)				K			F4			6-3		4	0	1	1	0	1	2		
Mike Aldrete, L OBP: 0.463, SLG: 0.500 Will Clark, L OBP: 0.311, SLG: 0.426 (7, PR) (8, 3)				G3		4-3					K	3	0	1	0	0	0	1		
Bob Melvin, R OBP: 0.321, SLG: 0.520 Scott Garretts, R OBP: 0.167, SLG: 0.167 (8, 1)		G3				5-3					K	3	0	0	0	0	0	1		
Chris Speier, R OBP: 0.455, SLG: 0.548 Mike Woodard, L OBP: 0.091, SLG: 0.182 (10, PR) (11, 4)				5-3		K			F8		FC6-4 1B	4	0	1	0	0	1	0		
Matt Williams, R OBP: 0.237, SLG: 0.303 (1, 6)				F9		2-3					FC6-4 1-2	4	0	0	0	0	1	1		
Mark Grant, R Jeff Robinson, R Bob Brenly, R OBP: 0.351, SLG: 0.271 (1, 1) (6, 1) (8, 2)				4-3		6-3					6-3	1	0	0	0	0	0	0		
Inning Stats	R: 1 E: 1 K: 1 S: 7	H: 2 LOB: 1 BB: 0 P: 7	R: 0 E: 0 K: 0 S: 3	H: 0 LOB: 0 BB: 0 P: 3	R: 0 E: 0 K: 0 S: 3	H: 0 LOB: 0 BB: 0 P: 3	R: 0 E: 0 K: 1 S: 5	H: 1 LOB: 0 BB: 0 P: 5	R: 0 E: 0 K: 1 S: 5	H: 1 LOB: 1 BB: 0 P: 5	R: 0 E: 0 K: 1 S: 5	H: 0 LOB: 0 BB: 0 P: 5	R: 0 E: 0 K: 2 S: 7	H: 0 LOB: 1 BB: 1 P: 11	R: 0 E: 0 K: 1 S: 6	H: 1 LOB: 1 BB: 0 P: 6	1B: 6 2B: 1 3B: 0 HR: 0	SF: 0 SAC: 0 DP: 1 HBP: 0	WP: 2 PB: 0 SB: 1 CS: 1	PA: 39
PITCHER	IP 7.0	WLS 2	BF 24	H 4	R 1	ER 1	SO 3	BB 1	IBB 0	HBP 0	BLK 0	WP 1	HR 0	S 29	P 33	ERA 1.29	WHIP 0.714			
Dom Taylor, R ERA: 5.02 Don Robinson, R ERA: 3.86	(1, 1)	(8, 1)																		

Pittsburgh Pirates @ San Francisco Giants
Candlestick Park, San Francisco, CA
Sun May 10 1987, 6:33 AM EDT
Att: 29,652 - Unknown

AB 37
R 1
H 6
RBI 1
BB 2
SO 9
LOB 12



Batter	1	2	3	4	5	6	7	8	9	AB	R	H	RBI	BB	SO	LOB	TOP			
Vince Coleman, S (1, 7) OBP: 0.393, SLG: 0.311	K	F9																		
Ozzie Smith, S (1, 6) OBP: 0.357, SLG: 0.305	6-3		G3		G5-4-3		K2-3		L3											
Terry Pendleton, S (1, 5) OBP: 0.371, SLG: 0.408				HR	4-3				F7											
Jack Clark, R (1, 3) OBP: 0.437, SLG: 0.676	6-3		K						5-3											
Willie McGee, S (1, 8) OBP: 0.306, SLG: 0.402		2B							4-3											
José Oquendo, S (1, 4) OBP: 0.478, SLG: 0.473		F7	F8																	
Steve Lake, R (1, 2) OBP: 0.342, SLG: 0.447					6-3															
Rod Booker, L (9, FH) OBP: 0.565, SLG: 0.632																				
Tom Pagnozzi, R (9, 2) OBP: 0.222, SLG: 0.320																				
Curt Ford, L (1, 9) OBP: 0.389, SLG: 0.560																				
Joe Magrane, R (1, 1)																				
Ricky Horton, L (9, 1) OBP: 0.250, SLG: 0.250																				
Todd Worrell, R (9, 1)																				
Inning Stats	R: 0 E: 0 K: 1 S: 6	H: 1 LOB: 1 BB: 0 P: 6	R: 2 E: 0 K: 0 S: 5	H: 2 LOB: 1 BB: 1 P: 9	R: 2 E: 0 K: 1 S: 7	H: 2 LOB: 0 BB: 0 P: 7	R: 0 E: 0 K: 2 S: 7	H: 0 LOB: 0 BB: 0 P: 7	R: 0 E: 0 K: 0 S: 3	H: 1 LOB: 1 BB: 1 P: 9	R: 0 E: 0 K: 2 S: 8	H: 1 LOB: 1 BB: 0 P: 8	R: 0 E: 0 K: 0 S: 3	H: 0 LOB: 0 BB: 0 P: 3	R: 2 E: 0 K: 1 S: 7	H: 2 LOB: 1 BB: 1 P: 11	1B: 5 2B: 1 3B: 2 HR: 1	SF: 0 SAC: 2 DP: 1 HBP: 0	WP: 0 PB: 0 SB: 1 CS: 2	PA: 38
PITCHER	IP WLS BF H R ER SO BB IBB HBP BLK WP HR S P ERA WHIP																			
Mark Davis, L (1, 1) ERA: 4.08	5.0 L 21 6 4 4 4 1 0 0 0 0 1 28 32 7.20 1.400																			
Jim Gott, R (6, 1) ERA: 4.4	2.0 8 1 0 0 3 1 0 0 0 0 0 13 17 0.00 1.000																			
Michael LaCoss, R (8, 1) ERA: 4.33	2.0 9 2 2 2 1 1 0 0 0 0 0 10 14 9.00 1.500																			

St. Louis Cardinals @ San Francisco Giants
Candlestick Park, San Francisco, CA
Tue May 12 1987, 10:05 PM EDT
Att: 14,318 - Unknown

AB 33
R 6
H 9
RBI 6
BB 3
SO 8
LOB 8



Batter	1	2	3	4	5	6	7	8	9	AB	R	H	RBI	BB	SO	LOB	BOTTOM			
Mark Wasinger, R (1, 5) OBP: 0.428, SLG: 0.857	K																			
Harry Spilman, L (9, FH) OBP: 0.389, SLG: 0.400																				
Chili Davis, S (1, 8) OBP: 0.333, SLG: 0.413																				
Jeffrey Leonard, R (1, 7) OBP: 0.403, SLG: 0.680																				
Candy Maldonado, R (1, 9) OBP: 0.385, SLG: 0.603																				
Bob Melvin, R (1, 2) OBP: 0.318, SLG: 0.519																				
Chris Speier, R (1, 4) OBP: 0.444, SLG: 0.530																				
Will Clark, L (1, 3) OBP: 0.308, SLG: 0.418																				
Matt Williams, R (1, 6) OBP: 0.238, SLG: 0.293																				
Mark Davis, L (1, 1) OBP: 0.200, SLG: 0.400																				
Jim Gott, R (5, PH)																				
Joel Youngblood, R (7, PH) OBP: 0.300, SLG: 0.300																				
Michael LaCoss, R (9, 1) OBP: 0.333, SLG: 0.347																				
Bob Brenny, R (9, PH)																				
Inning Stats	R: 1 E: 0 K: 1 S: 6	H: 1 LOB: 1 BB: 1 P: 10	R: 0 E: 0 K: 0 S: 3	H: 0 LOB: 0 BB: 0 P: 3	R: 0 E: 0 K: 0 S: 5	H: 2 LOB: 3 BB: 1 P: 9	R: 0 E: 0 K: 0 S: 3	H: 0 LOB: 0 BB: 0 P: 3	R: 0 E: 0 K: 1 S: 5	H: 0 LOB: 0 BB: 0 P: 5	R: 0 E: 0 K: 2 S: 7	H: 0 LOB: 1 BB: 1 P: 11	R: 0 E: 0 K: 1 S: 6	H: 1 LOB: 1 BB: 0 P: 6	R: 4 E: 0 K: 2 S: 11	H: 4 LOB: 0 BB: 0 P: 11	1B: 6 2B: 1 3B: 0 HR: 1	SF: 0 SAC: 0 DP: 0 HBP: 0	WP: 0 PB: 0 SB: 0 CS: 0	PA: 38
PITCHER	IP WLS BF H R ER SO BB IBB HBP BLK WP HR S P ERA WHIP																			
Joe Magrane, L (1, 1) ERA: 1.74	8.0 W 33 3 2 2 2 0 0 0 0 0 1 40 52 3.38 1.125																			
Ricky Horton, L (9, 1) ERA: 2.29	0.1 3 2 2 2 0 0 0 0 0 0 1 3 3 54.00 6.000																			
Todd Worrell, R (9, 1) ERA: 8.38	0.2 S 2 0 0 0 2 0 0 0 0 0 0 6 6 0.00 0.000																			

St. Louis Cardinals @ San Francisco Giants
Candlestick Park, San Francisco, CA
Tue May 12 1987, 10:05 PM EDT
Att: 14,318 - Unknown

AB 35
R 5
H 8
RBI 5
BB 3
SO 7
LOB 11



Batter	1	2	3	4	5	6	7	8	9	AB	R	H	RBI	BB	SO	LOB	TOP
Vince Coleman, S (1, 7) Ray Sof, R (8, 1) Ozzie Smith, S (9, 6) Tom Herr, S (1, 4) Terry Pendleton, S (1, 5) Jack Clark, R (1, 3) Willie McGee, S (1, 8) Curt Ford, L (1, 9) José Quiendo, S (1, 6) Todd Worrell, R (9, 1) Tom Pagnozzi, R (1, 2) John Morris, L (8, 7) Bob Forsch, R (1, 1) Pat Perry, L (6, 1) Bill Dawley, R (6, 1) Rod Booker, L (8, 7) Steve Lake, R (8, 2) Inning Stats	K K2-3 4-3		1B 2B BB	FC5-4		5-3		K		4 0 0	1 0 0	0 0 0	1 0 0	2 0 0	4 0 0		
Jack Clark, R (1, 3) Willie McGee, S (1, 8) Curt Ford, L (1, 9) José Quiendo, S (1, 6) Todd Worrell, R (9, 1) Tom Pagnozzi, R (1, 2) John Morris, L (8, 7) Bob Forsch, R (1, 1) Pat Perry, L (6, 1) Bill Dawley, R (6, 1) Rod Booker, L (8, 7) Steve Lake, R (8, 2) Inning Stats		G3 2B	F9	FC6-4		FC6-4		6-3		4 1 1	1 0 1	0 1 0	1 0 2				
Willie McGee, S (1, 8) Curt Ford, L (1, 9) José Quiendo, S (1, 6) Todd Worrell, R (9, 1) Tom Pagnozzi, R (1, 2) John Morris, L (8, 7) Bob Forsch, R (1, 1) Pat Perry, L (6, 1) Bill Dawley, R (6, 1) Rod Booker, L (8, 7) Steve Lake, R (8, 2) Inning Stats		G3 2B	G3	1B		G3		G3		5 1 3	1 0 0	2 0 0					
Willie McGee, S (1, 8) Curt Ford, L (1, 9) José Quiendo, S (1, 6) Todd Worrell, R (9, 1) Tom Pagnozzi, R (1, 2) John Morris, L (8, 7) Bob Forsch, R (1, 1) Pat Perry, L (6, 1) Bill Dawley, R (6, 1) Rod Booker, L (8, 7) Steve Lake, R (8, 2) Inning Stats		G3 2B	5-3	3-1		3-1		1-3		5 0 2	2 0 0	3 0 0					
Willie McGee, S (1, 8) Curt Ford, L (1, 9) José Quiendo, S (1, 6) Todd Worrell, R (9, 1) Tom Pagnozzi, R (1, 2) John Morris, L (8, 7) Bob Forsch, R (1, 1) Pat Perry, L (6, 1) Bill Dawley, R (6, 1) Rod Booker, L (8, 7) Steve Lake, R (8, 2) Inning Stats		6-3	5-3	5-3		F9		FC4-6		4 0 1	0 1 0	1 0 1					
Willie McGee, S (1, 8) Curt Ford, L (1, 9) José Quiendo, S (1, 6) Todd Worrell, R (9, 1) Tom Pagnozzi, R (1, 2) John Morris, L (8, 7) Bob Forsch, R (1, 1) Pat Perry, L (6, 1) Bill Dawley, R (6, 1) Rod Booker, L (8, 7) Steve Lake, R (8, 2) Inning Stats		K	1B	1-3		1-3		FC4-6		3 0 1	1 0 0	1 0 1					
Willie McGee, S (1, 8) Curt Ford, L (1, 9) José Quiendo, S (1, 6) Todd Worrell, R (9, 1) Tom Pagnozzi, R (1, 2) John Morris, L (8, 7) Bob Forsch, R (1, 1) Pat Perry, L (6, 1) Bill Dawley, R (6, 1) Rod Booker, L (8, 7) Steve Lake, R (8, 2) Inning Stats			E6	FC5-4		FC4-6		FC4-6		3 1 2	1 0 0	0 0 0					
Willie McGee, S (1, 8) Curt Ford, L (1, 9) José Quiendo, S (1, 6) Todd Worrell, R (9, 1) Tom Pagnozzi, R (1, 2) John Morris, L (8, 7) Bob Forsch, R (1, 1) Pat Perry, L (6, 1) Bill Dawley, R (6, 1) Rod Booker, L (8, 7) Steve Lake, R (8, 2) Inning Stats		R: 0 H: 0 E: 0 LOB: 0 K: 2 BB: 0 S: 7 P: 7	R: 1 H: 2 E: 0 LOB: 1 K: 1 BB: 0 S: 7 P: 7	R: 3 H: 4 E: 0 LOB: 1 K: 0 BB: 1 S: 6 P: 10	R: 0 H: 1 E: 1 LOB: 1 K: 0 BB: 0 S: 4 P: 4	R: 0 H: 2 E: 0 LOB: 2 K: 0 BB: 0 S: 5 P: 5	R: 0 H: 1 E: 0 LOB: 1 K: 0 BB: 0 S: 4 P: 4	R: 0 H: 0 E: 0 LOB: 1 K: 0 BB: 1 S: 3 P: 7	R: 0 H: 2 E: 0 LOB: 2 K: 1 BB: 0 S: 7 P: 7	R: 3 H: 4 E: 0 LOB: 1 K: 1 BB: 1 S: 8 P: 12	1B: 8 SF: 0 2B: 6 SAC: 0 3B: 0 DP: 0 HR: 2 HBP: 0	WP: 0 PA: 44 PB: 0 SB: 1 CS: 1					
PITCHER	IP	WLS	BF	H	R	ER	SO	BB	IBB	HBP	BLK	WP	HR	S	P	ERA	WHIP
Kelly Downs, R (1, 1) Atlee Hammaker, L (3, 1) Jeff Robinson, R (7, 1) Scott Garrelts, R (9, 1)	2.2		14	6	4	4	3	1	0	0	0	0	1	19	23	13.50	2.625

St. Louis Cardinals @ San Francisco Giants
Candlestick Park, San Francisco, CA
Wed May 13 1987, 6:33 AM EDT
Att: 16,891 - Unknown

AB 41
R 7
H 16
RBI 7
BB 3
SO 5
LOB 16



Batter	1	2	3	4	5	6	7	8	9	AB	R	H	RBI	BB	SO	LOB	BOTTOM
Mark Wasinger, R (1, 5) Joel Youngblood, R (9, 7) Mike Woodard, L (9, 7) Chili Davis, S (1, 8) Jeffrey Leonard, R (1, 7) Candy Maldonado, R (1, 9) Willi Clark, L (1, 3) Scott Garrelts, R (9, 1) Bob Melvin, R (1, 2) Chris Speier, R (1, 4) Matt Williams, R (1, 6) Harry Spillman, L (9, 7) Kelly Downs, R (1, 1) Atlee Hammaker, S (3, 1) Jeff Robinson, R (7, 1) Mike Aldrete, L (9, 3) Inning Stats	F9		F6			1B 1B	G1		2B	4 1 0	1 0 1	1 1 0	0 0 0	0 0 0			
Willi Clark, L (1, 3) Scott Garrelts, R (9, 1) Bob Melvin, R (1, 2) Chris Speier, R (1, 4) Matt Williams, R (1, 6) Harry Spillman, L (9, 7) Kelly Downs, R (1, 1) Atlee Hammaker, S (3, 1) Jeff Robinson, R (7, 1) Mike Aldrete, L (9, 3) Inning Stats		6-3	2B	4-3		1B 1B	1B		BB	4 1 3	0 1 0	1 0 0					
Willi Clark, L (1, 3) Scott Garrelts, R (9, 1) Bob Melvin, R (1, 2) Chris Speier, R (1, 4) Matt Williams, R (1, 6) Harry Spillman, L (9, 7) Kelly Downs, R (1, 1) Atlee Hammaker, S (3, 1) Jeff Robinson, R (7, 1) Mike Aldrete, L (9, 3) Inning Stats			4-3			1B 1B	K		F3	5 0 1	0 1 0	0 0 1	1 6				
Willi Clark, L (1, 3) Scott Garrelts, R (9, 1) Bob Melvin, R (1, 2) Chris Speier, R (1, 4) Matt Williams, R (1, 6) Harry Spillman, L (9, 7) Kelly Downs, R (1, 1) Atlee Hammaker, S (3, 1) Jeff Robinson, R (7, 1) Mike Aldrete, L (9, 3) Inning Stats		1-3	F9			HR 1B	F9		F9	4 1 1	1 1 0	0 0 1					
Willi Clark, L (1, 3) Scott Garrelts, R (9, 1) Bob Melvin, R (1, 2) Chris Speier, R (1, 4) Matt Williams, R (1, 6) Harry Spillman, L (9, 7) Kelly Downs, R (1, 1) Atlee Hammaker, S (3, 1) Jeff Robinson, R (7, 1) Mike Aldrete, L (9, 3) Inning Stats			HR	G5-4-3		1B HR	K		K	4 2 3	4 0 1	0 0 1					
Willi Clark, L (1, 3) Scott Garrelts, R (9, 1) Bob Melvin, R (1, 2) Chris Speier, R (1, 4) Matt Williams, R (1, 6) Harry Spillman, L (9, 7) Kelly Downs, R (1, 1) Atlee Hammaker, S (3, 1) Jeff Robinson, R (7, 1) Mike Aldrete, L (9, 3) Inning Stats		5-3	G5-4-3			HR	6-3		6-3	4 0 1	0 1 0	0 0 1					
Willi Clark, L (1, 3) Scott Garrelts, R (9, 1) Bob Melvin, R (1, 2) Chris Speier, R (1, 4) Matt Williams, R (1, 6) Harry Spillman, L (9, 7) Kelly Downs, R (1, 1) Atlee Hammaker, S (3, 1) Jeff Robinson, R (7, 1) Mike Aldrete, L (9, 3) Inning Stats			F8			FC6-4	1B		2B	4 1 1	1 0 0	0 0 1					
Willi Clark, L (1, 3) Scott Garrelts, R (9, 1) Bob Melvin, R (1, 2) Chris Speier, R (1, 4) Matt Williams, R (1, 6) Harry Spillman, L (9, 7) Kelly Downs, R (1, 1) Atlee Hammaker, S (3, 1) Jeff Robinson, R (7, 1) Mike Aldrete, L (9, 3) Inning Stats			F9			1B	K		K	3 0 0	0 0 0	1 1					
Willi Clark, L (1, 3) Scott Garrelts, R (9, 1) Bob Melvin, R (1, 2) Chris Speier, R (1, 4) Matt Williams, R (1, 6) Harry Spillman, L (9, 7) Kelly Downs, R (1, 1) Atlee Hammaker, S (3, 1) Jeff Robinson, R (7, 1) Mike Aldrete, L (9, 3) Inning Stats			F9			1B	K		K	1 0 0	0 0 0	1 1					
Willi Clark, L (1, 3) Scott Garrelts, R (9, 1) Bob Melvin, R (1, 2) Chris Speier, R (1, 4) Matt Williams, R (1, 6) Harry Spillman, L (9, 7) Kelly Downs, R (1, 1) Atlee Hammaker, S (3, 1) Jeff Robinson, R (7, 1) Mike Aldrete, L (9, 3) Inning Stats			K2-3				F9		K	0 0 0	0 0 0	0 0 0					
Willi Clark, L (1, 3) Scott Garrelts, R (9, 1) Bob Melvin, R (1, 2) Chris Speier, R (1, 4) Matt Williams, R (1, 6) Harry Spillman, L (9, 7) Kelly Downs, R (1, 1) Atlee Hammaker, S (3, 1) Jeff Robinson, R (7, 1) Mike Aldrete, L (9, 3) Inning Stats		R: 0 H: 1 E: 0 LOB: 1 K: 0 BB: 0 S: 4 P: 4	R: 1 H: 1 E: 0 LOB: 0 K: 0 BB: 0 S: 4 P: 4	R: 0 H: 1 E: 0 LOB: 1 K: 1 BB: 0 S: 6 P: 6	R: 0 H: 1 E: 0 LOB: 0 K: 0 BB: 0 S: 3 P: 3	R: 0 H: 0 E: 0 LOB: 0 K: 1 BB: 0 S: 5 P: 5	R: 4 H: 5 E: 0 LOB: 1 K: 1 BB: 0 S: 10 P: 10	R: 0 H: 1 E: 0 LOB: 1 K: 1 BB: 0 S: 6 P: 6	R: 0 H: 0 E: 0 LOB: 0 K: 1 BB: 0 S: 5 P: 5	R: 1 H: 2 E: 0 LOB: 2 K: 2 BB: 1 S: 9 P: 13	1B: 7 SF: 0 2B: 3 SAC: 0 3B: 0 DP: 1 HR: 2 HBP: 0	WP: 0 PA: 39 PB: 0 SB: 0 CS: 0					
PITCHER	IP	WLS	BF	H	R	ER	SO	BB	IBB	HBP	BLK	WP	HR	S	P	ERA	WHIP
Bob Forsch, R (1, 1) Pat Perry, L (6, 1) Bill Dawley, R (6, 1) Ray Sof, R (8, 1) Todd Worrell, R (9, 1)	5.1		22	7	4	4	2	0	0	0	0	0	1	2	2	6.75	1.312

St. Louis Cardinals @ San Francisco Giants
Candlestick Park, San Francisco, CA
Wed May 13 1987, 6:33 AM EDT
Att: 16,891 - Unknown

AB 38
R 6
H 12
RBI 6
BB 1
SO 7
LOB 12



Batter	1	2	3	4	5	6	7	8	9	AB	R	H	RBI	BB	SO	LOB	TOP								
Mark Wasinger, R OBP: 0.435, SLG: 0.667 (1, 4)										3	0	1	1	2	0	0	San Francisco Giants @ New York Mets Shea Stadium, Flushing, NY Fri May 15 1987, 7:05 PM EDT Att: 35,502 - Unknown								
Chill Davis, S OBP: 0.340, SLG: 0.418 (1, 8)										4	1	0	0	0	3	3									
Jeffrey Leonard, R OBP: 0.399, SLG: 0.662 (1, 7)										3	0	1	0	0	2	1									
Candy Maldonado, R OBP: 0.377, SLG: 0.580 (1, 9)										3	1	0	0	1	1	5									
Joel Youngblood, R OBP: 0.353, SLG: 0.375 Greg Minton, S (4, 1)										1	0	0	0	1	0	1									
Mike Aldrete, L OBP: 0.456, SLG: 0.490 (6, PH)										0	0	0	0	0	0	0									
Bob Melvin, R OBP: 0.312, SLG: 0.506 (1, 3)										4	0	1	1	0	1	1									
Bob Brenly, R Jim Gott, R (1, 2)										2	0	0	0	1	1	2									
Will Clark, L OBP: 0.321, SLG: 0.485 Michael LaCoss, R (8, PH)										0	0	0	0	0	0	0									
Matt Williams, R OBP: 0.234, SLG: 0.286 Harry Spillman, L OBP: 0.350, SLG: 0.353 (9, PH)										3	1	1	0	0	0	1									
Mike Krukow, R OBP: 0.154, SLG: 0.167 Mike Woodard, L OBP: 0.071, SLG: 0.143 (1, 1)										1	0	0	0	0	1	0									
Inning Stats	R: 0 E: 0 K: 2 S: 7	H: 0 LOB: 1 BB: 1 P: 11	R: 0 E: 0 K: 1 S: 4	H: 0 LOB: 0 BB: 1 P: 8	R: 0 E: 0 K: 1 S: 5	H: 0 LOB: 0 BB: 0 P: 5	R: 0 E: 0 K: 2 S: 7	H: 0 LOB: 1 BB: 1 P: 11	R: 0 E: 0 K: 1 S: 5	H: 0 LOB: 1 BB: 1 P: 9	R: 2 E: 0 K: 0 S: 5	H: 2 LOB: 2 BB: 1 P: 10	R: 1 E: 0 K: 2 S: 10	H: 3 LOB: 3 BB: 0 P: 10	R: 0 E: 0 K: 0 S: 3	H: 0 LOB: 0 BB: 0 P: 3	R: 0 E: 0 K: 0 S: 3	H: 0 LOB: 0 BB: 0 P: 3	1B: 4 2B: 2 3B: 0 HR: 0	SF: 0 SAC: 0 DP: 1 HBP: 1	WP: 0 PB: 0 SB: 1 CS: 0	PA: 37			
PITCHER	IP	WLS	BF	H	R	ER	SO	BB	IBB	HBP	BLK	WP	HR	S	P	ERA	WHIP								
Sid Fernandez, L ERA: 2.21 (1, 1)	5.0	W	18	0	0	0	7	4	0	0	0	0	0	28	44	0.00	0.800								
Doug Sisk, R ERA: 4.74 (6, 1)	1.0		8	3	3	3	0	1	0	1	0	0	0	6	11	27.00	4.000								
Roger McDowell, R ERA: (7, 1)	3.0	S	11	2	0	0	2	0	0	0	0	0	0	15	15	0.00	0.667								

Batter	1	2	3	4	5	6	7	8	9	AB	R	H	RBI	BB	SO	LOB	BOTTOM								
Lenny Dykstra, L OBP: 0.386, SLG: 0.511 (1, 8)										3	2	2	2	1	0	0	San Francisco Giants @ New York Mets Shea Stadium, Flushing, NY Fri May 15 1987, 7:05 PM EDT Att: 35,502 - Unknown								
Wally Backman, S OBP: 0.280, SLG: 0.261 (1, 4)										4	0	1	1	0	1	1									
Keith Hernandez, L OBP: 0.382, SLG: 0.431 (1, 3)										4	0	0	0	0	2	1									
Kevin McReynolds, R OBP: 0.361, SLG: 0.518 (1, 7)										4	1	2	0	0	0	0									
Darryl Strawberry, L OBP: 0.331, SLG: 0.563 (1, 9)										4	1	2	2	0	0	1									
Howard Johnson, S OBP: 0.333, SLG: 0.436 (1, 5)										3	2	1	1	1	2	1									
Barry Lyons, R OBP: 0.238, SLG: 0.524 (1, 2)										4	0	0	0	0	1	1									
Rafael Santana, R OBP: 0.263, SLG: 0.276 (1, 6)										3	1	2	1	0	0	0									
Sid Fernandez, L OBP: 0.250, SLG: 0.375 Doug Sisk, R Roger McDowell, R (1, 1)										2	1	1	1	0	0	1									
Inning Stats	R: 3 E: 0 K: 2 S: 9	H: 3 LOB: 0 BB: 1 P: 13	R: 0 E: 0 K: 1 S: 5	H: 1 LOB: 0 BB: 0 P: 5	R: 1 E: 0 K: 1 S: 6	H: 1 LOB: 0 BB: 0 P: 6	R: 3 E: 0 K: 0 S: 6	H: 4 LOB: 1 BB: 1 P: 10	R: 0 E: 0 K: 1 S: 6	H: 1 LOB: 1 BB: 0 P: 6	R: 0 E: 0 K: 1 S: 5	H: 0 LOB: 0 BB: 0 P: 5	R: 0 E: 0 K: 1 S: 5	H: 0 LOB: 0 BB: 0 P: 5	R: 1 E: 0 K: 0 S: 4	H: 1 LOB: 0 BB: 0 P: 4		1B: 6 2B: 2 3B: 1 HR: 3	SF: 0 SAC: 0 DP: 2 HBP: 0	WP: 0 PB: 0 SB: 2 CS: 2	PA: 34				
PITCHER	IP	WLS	BF	H	R	ER	SO	BB	IBB	HBP	BLK	WP	HR	S	P	ERA	WHIP								
Mike Krukow, R ERA: 5.11 (1, 1)	3.2	L	19	9	7	7	4	2	0	0	1	0	0	25	33	0.00	3.000								
Greg Minton, R ERA: 3.21 (4, 1)	1.1		5	1	0	0	1	0	0	0	0	0	0	7	7	0.00	0.750								
Jim Gott, R ERA: 3.86 (6, 1)	2.0		6	0	0	0	2	0	0	0	0	0	0	10	10	0.00	0.000								
Michael LaCoss, R ERA: 4.5 (8, 1)	1.0		4	1	1	1	0	0	0	0	0	0	1	4	4	9.00	1.000								

AB	31
R	3
H	5
RBI	3
BB	5
SO	9
LOB	16



Batter	1	2	3	4	5	6	7	8	9	AB	R	H	RBI	BB	SO	LOB	TOP								
Chris Speier, R (1.5) OBP: 0.407, SLG: 0.480	F5		SF9		L3		F7		G6-4-3	4	0	0	1	0	0	3									
Will Clark, L (1.3) OBP: 0.322, SLG: 0.495	F7		F9			BB		F8		3	0	0	0	1	0	1									
Jeffrey Leonard, R (1.7) OBP: 0.395, SLG: 0.676	K		4-3			K		3B	2B	4	1	1	0	0	2	2									
Candy Maldonado, R (1.9) OBP: 0.387, SLG: 0.599		CS		6-3		1B		6-3		4	1	3	1	0	0	0									
Chili Davis, S (1.8) OBP: 0.340, SLG: 0.415	4-3		6-3	CS	2B	F7		6-3		4	0	1	1	0	0	3									
Bob Melvin, R (1.2) OBP: 0.333, SLG: 0.511		BB		6-3		K		K		3	0	0	0	1	2	3									
Matt Williams, R (1.6) OBP: 0.237, SLG: 0.286	5-3		CS		FC5-6	1B		4-3		3	0	1	0	0	0	1									
Mike Aldrete, L (9, PH) OBP: 0.413, SLG: 0.439										1	0	0	0	0	0	0									
Robby Thompson, R (1.4) OBP: 0.323, SLG: 0.386						K				3	1	2	0	0	1	1									
Jim Gott, R (7, 1) OBP: 0.364, SLG: 0.421			E	SF9	1B			1B	2B	0	0	0	0	0	0	0									
Harry Spilman, L (9, PH) OBP: 0.384, SLG: 0.421										1	1	1	0	0	0	0									
Atlee Hammaker, S (1, 1) OBP: 0.167, SLG: 0.167										2	0	1	0	0	0	1									
Greg Minton, S (5, 1) OBP: 0.200, SLG: 0.400										0	0	0	0	0	0	0									
Mark Davis, L (5, 1) OBP: 0.200, SLG: 0.400										0	0	0	0	0	0	0									
Mike Woodard, L (7, PH) OBP: 0.222, SLG: 0.278										2	0	1	1	0	1	1									
Inning Stats	R: 0 E: 0 K: 1 S: 5	H: 0 LOB: 0 BB: 0 P: 5	R: 0 E: 0 K: 0 S: 3	H: 1 LOB: 1 BB: 1 P: 7	R: 1 E: 1 K: 0 S: 5	H: 2 LOB: 1 BB: 0 P: 5	R: 0 E: 0 K: 0 S: 3	H: 1 LOB: 0 BB: 0 P: 3	R: 0 E: 0 K: 1 S: 6	H: 1 LOB: 1 BB: 0 P: 6	R: 0 E: 0 K: 2 S: 8	H: 1 LOB: 2 BB: 1 P: 12	R: 0 E: 0 K: 1 S: 6	H: 1 LOB: 1 BB: 0 P: 6	R: 2 E: 0 K: 1 S: 7	H: 2 LOB: 0 BB: 0 P: 7	R: 1 E: 0 K: 0 S: 4	H: 2 LOB: 0 BB: 0 P: 4	1B: 6 2B: 4 3B: 1 HR: 0	SF: 1 SAC: 0 DP: 1 HBP: 0	WP: 0 PB: 0 SB: 0 CS: 2	PA: 38			
PITCHER	IP	WLS	BF	H	R	ER	SO	BB	IBB	HBP	BLK	WP	HR	S	P	ERA	WHIP								
David Cone, R (1, 1) ERA: 4.66	8.0	W	33	9	3	2	6	2	0	0	0	0	0	43	51	2.25	1.375								
Roger McDowell, R (9, 1) ERA: 1.93	1.0	S	4	2	1	1	0	0	0	0	0	0	0	4	4	9.00	2.000								

San Francisco Giants @ New York Mets
Shea Stadium, Flushing, NY
Sun May 17 1987, 3:33 AM EDT
Att: 46,744 - Unknown

AB 34
R 4
H 11
RBI 4
BB 2
SO 6
LOB 16



Batter	1	2	3	4	5	6	7	8	9	AB	R	H	RBI	BB	SO	LOB	BOTTOM								
Mookie Wilson, S (1, 8) OBP: 0.376, SLG: 0.523	K		K		F8	5-3		K		5	0	0	0	0	3	1									
Roger McDowell, R (9, 1) ERA: 1.93										0	0	0	0	0	0	0									
Tim Lincecum, R (1, 4) OBP: 0.508, SLG: 0.585	BLK	S			1B			F8		4	1	3	0	1	0	0									
Keith Hernandez, L (1, 3) OBP: 0.383, SLG: 0.430	K		F9		2-3	1B				5	1	2	1	0	1	4									
Kevin McReynolds, R (1, 7) OBP: 0.356, SLG: 0.496	K				F9	2B	1B	FC5-4	1B	5	1	1	0	0	2	3									
Gary Carter, R (1, 9) OBP: 0.288, SLG: 0.349										4	1	3	2	0	1	0									
Daryl Strawberry, L (9, 9) OBP: 0.340, SLG: 0.558										0	0	0	0	0	0	0									
Bary Lyons, R (1, 2) OBP: 0.240, SLG: 0.458	1-3				L7	HR	BB			3	1	0	0	1	1	2									
Howard Johnson, S (1, 5) OBP: 0.333, SLG: 0.449	5-3									4	1	2	3	0	0	1									
Rafael Santana, R (1, 6) OBP: 0.292, SLG: 0.306					F3					4	0	3	0	0	0	2									
David Cone, L (1, 1) ERA: 1.8										4	0	0	0	0	3	4									
Lenny Dykstra, L (9, 8) OBP: 0.404, SLG: 0.554										0	0	0	0	0	0	0									
Inning Stats	R: 0 E: 0 K: 3 S: 10	H: 1 LOB: 1 BB: 0 P: 10	R: 0 E: 0 K: 1 S: 5	H: 0 LOB: 0 BB: 0 P: 5	R: 0 E: 0 K: 2 S: 9	H: 2 LOB: 2 BB: 0 P: 9	R: 0 E: 0 K: 0 S: 5	H: 2 LOB: 2 BB: 0 P: 5	R: 6 E: 0 K: 1 S: 11	H: 6 LOB: 1 BB: 1 P: 15	R: 0 E: 0 K: 1 S: 5	H: 0 LOB: 1 BB: 1 P: 9	R: 0 E: 0 K: 2 S: 9	H: 2 LOB: 2 BB: 0 P: 9	R: 0 E: 0 K: 1 S: 6	H: 1 LOB: 1 BB: 0 P: 6	1B: 11 2B: 2 3B: 0 HR: 1	SF: 0 SAC: 0 DP: 0 HBP: 0	WP: 0 PB: 0 SB: 1 CS: 0	PA: 40					
PITCHER	IP	WLS	BF	H	R	ER	SO	BB	IBB	HBP	BLK	WP	HR	S	P	ERA	WHIP								
Atlee Hammaker, L (1, 1) ERA: 1.8	4.2	L	22	8	3	3	6	1	0	0	0	0	0	1	5	∞	∞								
Greg Minton, R (5, 1) ERA: 4.5	0.0		2	1	0	0	0	1	0	0	0	0	0	1	5	∞	∞								
Mark Davis, L (5, 1) ERA: 4.32	1.1		7	2	3	3	2	1	0	0	0	0	1	10	14	20.25	2.250								
Jim Gott, R (7, 1) ERA: 3.44	2.0		9	3	0	0	3	0	0	0	0	0	0	15	15	0.00	1.500								

San Francisco Giants @ New York Mets
Shea Stadium, Flushing, NY
Sun May 17 1987, 3:33 AM EDT
Att: 46,744 - Unknown

AB 38
R 6
H 14
RBI 6
BB 2
SO 11
LOB 17



Batter	1	2	3	4	5	6	7	8	9	AB	R	H	RBI	BB	SO	LOB	TOP					
Chris Speier, R OBP: 0.400, SLG: 0.468 (1, 5)	0-0 4-3		0-0 F6			0-0 6-3		0-0 1B		4	0	1	0	0	0	0	San Francisco Giants @ Montreal Expos Olympic Stadium, Montreal, QB Mon May 18 1987, 7:05 PM EDT Att: 11,921 - Unknown livebaseballscorecards.com					
Chili Davis, S OBP: 0.343, SLG: 0.425 (1, 8)	0-0 G4-6-3 1B		0-3 K			0-0 BB 2B		0-3 K		4	0	2	0	0	2	1						
Jeffrey Leonard, R OBP: 0.385, SLG: 0.658 (1, 7)	0-0 G4-6-3 1-2			0-3 K		0-0 F3		0-0 F7		4	0	0	0	0	1	3						
Candy Maldonado, R OBP: 0.390, SLG: 0.593 (1, 9)		0-0 HR 1B		0-3 K		4-0 BB BB		0-0 F8		3	1	1	0	1	1	1						
Bob Melvin, R OBP: 0.349, SLG: 0.546 (1, 2)		0-0 1-H HR		0-0 1B		4-0 1-2 2-3 BB			0-0 4-3	3	1	2	2	1	0	0						
Will Clark, L OBP: 0.312, SLG: 0.478 (1, 3)		0-0 F8		0-3 K		0-0 G3			0-0 F9	4	0	0	0	0	1	4						
Matt Williams, R OBP: 0.231, SLG: 0.278 Bob Brenly, R OBP: 0.328, SLG: 0.327 (9, PH)		0-0 6-3			0-0 5-3				0-0 6-3	3	0	0	0	0	0	0						
Robby Thompson, R OBP: 0.309, SLG: 0.367 Jeff Robinson, R OBP: 0.182, SLG: 0.182 (7, 1)		0-0 L5			0-0 F8		0-3 K			3	0	0	0	0	1	0						
Kelly Downs, R OBP: 0.059, SLG: 0.059 Greg Minton, S (3, 1)					0-3 K					1	0	0	0	0	0	0						
Mark Wasinger, R OBP: 0.357, SLG: 0.538 (7, 5)			0-0 L5			0-0 F7				1	0	0	0	0	1	0						
										1	0	0	0	0	0	0						
Inning Stats	R: 0 E: 0 K: 0 S: 3	H: 1 LOB: 0 BB: 0 P: 3	R: 2 E: 0 K: 0 S: 5	H: 2 LOB: 0 BB: 0 P: 5	R: 0 E: 0 K: 1 S: 5	H: 0 LOB: 0 BB: 0 P: 5	R: 0 E: 0 K: 3 S: 10	H: 1 LOB: 1 BB: 0 P: 10	R: 0 E: 0 K: 1 S: 5	H: 0 LOB: 0 BB: 0 P: 5	R: 0 E: 0 K: 1 S: 4	H: 0 LOB: 0 BB: 0 P: 12	R: 0 E: 0 K: 1 S: 5	H: 0 LOB: 0 BB: 0 P: 5	R: 0 E: 0 K: 1 S: 6	H: 1 LOB: 1 BB: 0 P: 6	R: 0 E: 0 K: 0 S: 3	H: 0 LOB: 0 BB: 0 P: 3	1B: 4 2B: 1 3B: 0 HR: 1	SF: 0 SAC: 0 DP: 1 HBP: 0	WP: 0 PB: 0 SB: 0 CS: 0	PA: 34
PITCHER Neal Heaton, L ERA: 4.47 (1, 1)	IP: 9.0 WLS: W BF: 34 H: 6 R: 2 ER: 2 SO: 7 BB: 2 IBB: 0 HBP: 0 BLK: 0 WP: 0 HR: 1 S: 46 P: 54 ERA: 2.00 WHIP: 0.889															PITCHER						

Batter	1	2	3	4	5	6	7	8	9	AB	R	H	RBI	BB	SO	LOB	BOTTOM			
Casey Candaele, S OBP: 0.375, SLG: 0.388 (1, 6)	4-0 1B FC4-6 BB		0-0 F5			0-3 K		0-3 K		4	1	1	0	1	2	3	San Francisco Giants @ Montreal Expos Olympic Stadium, Montreal, QB Mon May 18 1987, 7:05 PM EDT Att: 11,921 - Unknown livebaseballscorecards.com			
Mitch Webster, S OBP: 0.344, SLG: 0.385 (1, 9)	0-0 FC4-6 1B		0-0 F9			0-0 F8		0-0 G3		5	0	1	0	0	0	5				
Tim Raines, S OBP: 0.427, SLG: 0.578 (1, 7)	0-0 FC4-6 1-2 3-H		4-0 2B 5-3 BB		0-0 5-3		0-3 K		4-0 CS BB	3	1	0	1	2	1	1				
Tim Wallach, R OBP: 0.355, SLG: 0.519 (1, 5)	4-0 FC6-4 BB		0-0 5-3		0-0 2B		4-0 SH1-3 SF8 BB		0-0 CS	2	1	1	0	2	0	1				
Andres Galarraga, R OBP: 0.424, SLG: 0.516 (1, 3)	0-3 K		0-0 2B 2B		0-0 F8		0-0 SF8 SH1-3 CS 1B			4	1	2	1	0	1	3				
Vance Law, R OBP: 0.396, SLG: 0.512 (1, 4)	0-0 FC6-4 1-2		0-0 4-3 1B 2B		0-0 F8		0-0 SH1-3		0-0 SH1-3	3	1	1	1	0	0	3				
Herm Winningham, L OBP: 0.321, SLG: 0.431 (1, 8)		0-0 1B 2B		4-0 4-3 1B IBB		0-0 5-3		4-0 IBB		2	1	1	0	2	0	0				
Mike Fitzgerald, R OBP: 0.284, SLG: 0.246 (1, 2)		0-0 2-3 1B		0-0 4-3		0-0 5-3		0-0 SF8		3	0	1	1	0	0	2				
Neal Heaton, L OBP: 0.304, SLG: 0.318 (1, 1)		0-3 K		0-0 2-H 3-H 1B		0-3 K		0-0 CS		4	1	2	2	0	2	2				
Inning Stats	R: 1 E: 0 K: 1 S: 6	H: 1 LOB: 2 BB: 2 P: 14	R: 0 E: 0 K: 1 S: 7	H: 2 LOB: 2 BB: 0 P: 7	R: 4 E: 0 K: 0 S: 7	H: 4 LOB: 2 BB: 2 P: 15	R: 0 E: 0 K: 0 S: 4	H: 1 LOB: 1 BB: 0 P: 4	R: 0 E: 0 K: 1 S: 5	H: 0 LOB: 0 BB: 0 P: 5	R: 0 E: 0 K: 2 S: 7	H: 0 LOB: 0 BB: 0 P: 7	R: 1 E: 0 K: 0 S: 3	H: 1 LOB: 1 BB: 2 P: 11	R: 1 E: 0 K: 1 S: 5	H: 1 LOB: 0 BB: 1 P: 9	1B: 5 2B: 5 3B: 0 HR: 0	SF: 1 SAC: 1 DP: 0 HBP: 0	WP: 1 PB: 0 SB: 1 CS: 2	PA: 41
PITCHER Kelly Downs, R ERA: 4.34 Greg Minton, R ERA: 3.63 Jeff Robinson, R ERA: 2.78 (1, 1)	IP: 2.2 WLS: L BF: 19 H: 7 R: 5 ER: 5 SO: 2 BB: 3 IBB: 0 HBP: 0 BLK: 0 WP: 0 HR: 0 S: 19 P: 35 ERA: 16.88 WHIP: 3.750															PITCHER				

Batter	1	2	3	4	5	6	7	8	9	AB	R	H	RBI	BB	SO	LOB	TOP					
Jose Uribe, S OBP: 0.360, SLG: 0.417 (1,6)	6-3		3-1	F8		K		1B		5	1	1	0	0	1	1	San Francisco Giants @ Montreal Expos Olympic Stadium, Montreal, QB Wed May 20 1987, 7:05 PM EDT Att: 10,703 - Unknown					
Chili Davis, S OBP: 0.347, SLG: 0.423 (1,8)	1B		1B	2B		3-1		1B		5	2	4	1	0	0	0						
Jeffrey Leonard, R OBP: 0.398, SLG: 0.711 (1,7)	1B		4-3	2B		1B		5-3		5	1	3	2	0	0	2						
Candy Maldonado, R OBP: 0.399, SLG: 0.589 (1,9)	4-3			2B		1B		6-3		4	1	2	1	0	0	1						
Mike Aldrete, L OBP: 0.418, SLG: 0.443 (1,3)		4-3		1B		1B		F8		4	1	2	1	0	1	2						
Jeff Robinson, R OBP: 0.167, SLG: 0.167 (6,1)				K		1B				1	0	0	0	0	0	0						
Bob Melvin, R OBP: 0.338, SLG: 0.543 (1,2)	E6			6-3		K		FC6-4		4	1	0	0	1	1	2						
Robby Thompson, R OBP: 0.316, SLG: 0.364 (1,4)	K		6-3	2B		K		K		5	0	0	0	0	3	3						
Matt Williams, R OBP: 0.238, SLG: 0.291 (1,5)	6-3		1B	2B		1B		5-3		5	1	2	2	0	1	1						
Mike Krukow, R OBP: 0.200, SLG: 0.214 (1,1)			K	2B		K		F9		2	1	1	1	0	1	0						
Mark Grant, R (4,1)				1B		K				0	0	0	0	0	0	0						
Will Clark, L OBP: 0.321, SLG: 0.475 (5, PH)				2B						1	0	0	0	0	1	1						
Greg Minton, S (5,1)				1B						0	0	0	0	0	0	0						
Harry Spilman, L (6,3)				2B		1B				1	0	0	0	0	0	0						
Inning Stats	R: 0 E: 0 K: 0 S: 4	H: 2 LOB: 1 BB: 0 P: 4	R: 0 E: 1 K: 1 S: 6	H: 0 LOB: 1 BB: 0 P: 6	R: 0 E: 0 K: 1 S: 6	H: 1 LOB: 1 BB: 0 P: 6	R: 6 E: 0 K: 1 S: 11	H: 6 LOB: 2 BB: 1 P: 16	R: 0 E: 0 K: 3 S: 10	H: 1 LOB: 1 BB: 0 P: 10	R: 1 E: 0 K: 1 S: 8	H: 3 LOB: 2 BB: 0 P: 8	R: 0 E: 0 K: 1 S: 5	H: 0 LOB: 0 BB: 0 P: 5	R: 2 E: 0 K: 0 S: 5	H: 2 LOB: 0 BB: 0 P: 5	R: 0 E: 0 K: 1 S: 5	H: 0 LOB: 0 BB: 0 P: 5	1B: 11 2B: 3 3B: 1 HR: 0	SF: 0 SAC: 0 DP: 0 HBP: 1	WP: 2 PB: 0 SB: 3 CS: 1	PA: 44
PITCHER	IP WLS BF H R ER SO BB IBB HBP BLK WP HR S P ERA WHIP																					
Jay Tibbs, R ERA: 4.98 (1,1)	3.1 18 7 5 5 2 1 0 0 0 0 1 0 21 25 13.50 2.400																					
Lary Sorensen, R ERA: 2.36 (4,1)	2.2 15 6 2 2 5 0 0 1 0 0 0 0 24 25 6.75 2.250																					
Randy St. Claire, R ERA: 5.33 (7,1)	3.0 L 11 2 2 2 2 0 0 0 0 0 1 0 15 15 6.00 0.667																					

Batter	1	2	3	4	5	6	7	8	9	AB	R	H	RBI	BB	SO	LOB	BOTTOM					
Casey Candaele, S OBP: 0.378, SLG: 0.406 (1,9)	F7	G3		1B		1B			G3	5	0	2	1	0	0	1	San Francisco Giants @ Montreal Expos Olympic Stadium, Montreal, QB Wed May 20 1987, 7:05 PM EDT Att: 10,703 - Unknown					
Vance Law, R OBP: 0.376, SLG: 0.482 (1,4)	F8		K	F7		6-3		4-3		4	0	0	0	0	1	3						
Randy St. Claire, R OBP: 0.250, SLG: 0.250 (7,1)										0	0	0	0	0	0	0						
Wallace Johnson, S OBP: 0.154, SLG: 0.308 (9, PH)										1	0	0	0	0	0	0						
Tim Raines, S OBP: 0.434, SLG: 0.569 (1,7)	1B		6-3			F8		K		4	0	1	0	0	1	0						
Tim Wallach, R OBP: 0.349, SLG: 0.504 (1,5)	CS	BB	F7	F9		6-3		6-3		4	1	1	0	0	0	0						
Andres Galarraga, R OBP: 0.429, SLG: 0.535 (1,3)		E		2B		1B		K		3	3	2	1	1	1	0						
Mike Fitzgerald, R OBP: 0.311, SLG: 0.313 (1,2)	E7	BB		1B		HR		4-3		4	2	2	2	0	1	0						
Herm Winningham, L OBP: 0.313, SLG: 0.424 (1,8)	2B		4-3	SH3-4		1B		K		4	1	2	3	0	1	0						
Luis Rivera, R OBP: 0.107, SLG: 0.143 (1,6)	4-3			F8		F9		K		4	0	0	0	0	1	2						
Jay Tibbs, R OBP: 0.227, SLG: 0.158 (1,1)				SH3-4		1B		4-3		1	0	0	0	0	1	1						
Lary Sorensen, R (4,1)										0	0	0	0	0	0	0						
Mitch Webster, S OBP: 0.343, SLG: 0.378 (6, PH)	K			1-2		1B				2	0	1	0	0	0	0						
Inning Stats	R: 0 E: 0 K: 0 S: 3	H: 1 LOB: 0 BB: 0 P: 3	R: 3 E: 1 K: 1 S: 8	H: 3 LOB: 1 BB: 1 P: 12	R: 0 E: 0 K: 1 S: 5	H: 0 LOB: 0 BB: 0 P: 5	R: 3 E: 0 K: 0 S: 7	H: 4 LOB: 1 BB: 0 P: 7	R: 1 E: 0 K: 1 S: 6	H: 1 LOB: 0 BB: 0 P: 6	R: 0 E: 0 K: 2 S: 7	H: 2 LOB: 2 BB: 0 P: 5	R: 0 E: 0 K: 2 S: 7	H: 0 LOB: 0 BB: 0 P: 7	R: 0 E: 0 K: 2 S: 7	H: 0 LOB: 0 BB: 0 P: 7	R: 0 E: 0 K: 0 S: 3	H: 0 LOB: 0 BB: 0 P: 3	1B: 7 2B: 3 3B: 0 HR: 1	SF: 0 SAC: 1 DP: 0 HBP: 0	WP: 0 PB: 0 SB: 0 CS: 1	PA: 39
PITCHER	IP WLS BF H R ER SO BB IBB HBP BLK WP HR S P ERA WHIP																					
Mike Krukow, R ERA: 5.77 (1,1)	3.2 19 8 6 6 2 1 0 0 0 0 0 0 22 26 14.73 2.455																					
Mark Grant, R ERA: 2.89 (4,1)	0.1 1 0 0 0 0 0 0 0 0 0 0 0 1 1 0.00 0.000																					
Greg Minton, R ERA: 3.79 (5,1)	1.2 8 3 1 1 1 0 0 0 0 0 0 1 10 10 5.40 1.800																					
Jeff Robinson, R ERA: 2.52 (6,1)	3.1 W 10 0 0 0 4 0 0 0 0 0 0 0 18 18 0.00 0.000																					

Batter	1	2	3	4	5	6	7	8	9	AB	R	H	RBI	BB	SO	LOB	TOP											
Jose Uribe, S OBP: 0.345, SLG: 0.393 (1, 6)	F4			SF8	F8			F7		4	1	1	0	0	0	2	San Francisco Giants @ Philadelphia Phillies Veterans Stadium, Philadelphia, PA Fri May 22 1987, 7:05 PM EDT Att: 18,744 - Unknown											
Chili Davis, S OBP: 0.339, SLG: 0.413 (1, 8)	5-3			4-3				6-3		4	0	0	0	0	0	1												
Jeffrey Leonard, R OBP: 0.388, SLG: 0.698 (1, 7)	F8			SF8				F8		3	0	0	1	0	1	0												
Candy Maldonado, R OBP: 0.390, SLG: 0.574 (1, 9)				5-3				K		4	0	0	0	0	2	0												
Bob Melvin, R OBP: 0.336, SLG: 0.541 (1, 2)	F6							5-3		4	1	1	0	0	0	0												
Bob Brenly, R OBP: 0.313, SLG: 0.309 Will Clark, L OBP: 0.318, SLG: 0.471 (7, 3)	F8							K		3	0	0	0	0	2	2												
Robby Thompson, R OBP: 0.329, SLG: 0.368 (1, 4)										2	0	1	0	0	0	0												
Matt Williams, R OBP: 0.240, SLG: 0.286 (1, 5)				5-3						2	0	0	0	1	0	2												
Atlee Hammaker, S OBP: 0.222, SLG: 0.222 Scott Garrelts, R OBP: 0.143, SLG: 0.143 (7, 1)				K				F2		3	0	1	1	0	1	2												
Inning Stats	R: 0 H: 0 E: 0 K: 0 S: 7	H: 0 LOB: 0 BB: 0 P: 9	R: 0 H: 0 E: 0 K: 1 S: 6	H: 0 LOB: 0 BB: 0 P: 9	R: 0 H: 0 E: 0 K: 1 S: 6	H: 0 LOB: 0 BB: 0 P: 7	R: 1 H: 1 E: 0 K: 0 S: 8	H: 1 LOB: 0 BB: 0 P: 13	R: 1 H: 2 E: 0 K: 1 S: 15	H: 2 LOB: 2 BB: 0 P: 25	R: 0 H: 0 E: 0 K: 1 S: 6	H: 0 LOB: 0 BB: 0 P: 8	R: 0 H: 1 E: 1 K: 1 S: 12	H: 1 LOB: 2 BB: 1 P: 22	R: 0 H: 0 E: 0 K: 1 S: 5	H: 0 LOB: 0 BB: 0 P: 7		R: 0 H: 0 E: 0 K: 0 S: 8	H: 0 LOB: 0 BB: 0 P: 9	1B: 3 2B: 1 3B: 0 HR: 0	SF: 1 SAC: 0 DP: 0 HBP: 1	WP: 0 PB: 0 SB: 2 CS: 1	PA: 33					
PITCHER	IP	WLS	BF	H	R	ER	SO	BB	IBB	HBP	BLK	WP	HR	S	P	ERA	WHIP											
Don Carman, L ERA: 3.21 Kent Tekulve, R ERA: 2.9 (9, 1)	8.0	L	30	4	2	2	6	0	0	0	0	0	0	0	8	9	0.00	0.000										

Batter	1	2	3	4	5	6	7	8	9	AB	R	H	RBI	BB	SO	LOB	BOTTOM											
Milt Thompson, L OBP: 0.335, SLG: 0.399 (1, 8)	5-3			6-3				F7		4	0	1	0	0	0	1	San Francisco Giants @ Philadelphia Phillies Veterans Stadium, Philadelphia, PA Fri May 22 1987, 7:05 PM EDT Att: 18,744 - Unknown											
Von Hayes, L OBP: 0.413, SLG: 0.316 (1, 3)	1-3			3-1				G6-3		4	1	1	0	0	1	1												
Juan Samuel, R OBP: 0.321, SLG: 0.503 (1, 4)	F9			6-3				G6-3		3	0	0	0	1	1	1												
Glenn Wilson, R OBP: 0.296, SLG: 0.451 (1, 9)	F9			5-3				G6-3		4	0	0	0	0	1	3												
Lance Parrish, R OBP: 0.273, SLG: 0.331 (1, 2)	F7			G6-4-3				G6-4-3		3	0	2	1	0	0	0												
John Russell, R OBP: 0.139, SLG: 0.229 (1, 7)	6-3			G6-4-3				F9		3	0	0	0	0	0	2												
Rick Schu, R OBP: 0.149, SLG: 0.231 Greg Gross, L OBP: 0.333, SLG: 0.208 Kent Tekulve, R (9, 1)	6-3							F8		2	0	0	0	0	0	0												
Luis Aguayo, R OBP: 0.278, SLG: 0.556 (1, 6)				K						3	0	1	0	0	1	1												
Don Carman, L OBP: 0.063, SLG: 0.063 Mike Schmidt, R OBP: 0.373, SLG: 0.609 (8, PH) (9, 5)				K						2	0	0	0	0	2	1												
Inning Stats	R: 0 H: 0 E: 0 K: 0 S: 9	H: 0 LOB: 0 BB: 0 P: 14	R: 0 H: 0 E: 0 K: 0 S: 6	H: 0 LOB: 0 BB: 0 P: 9	R: 0 H: 0 E: 0 K: 2 S: 9	H: 0 LOB: 0 BB: 0 P: 13	R: 0 H: 0 E: 0 K: 0 S: 7	H: 0 LOB: 0 BB: 0 P: 9	R: 0 H: 1 E: 0 K: 1 S: 7	H: 1 LOB: 1 BB: 0 P: 7	R: 1 H: 2 E: 0 K: 0 S: 11	H: 2 LOB: 1 BB: 1 P: 21	R: 0 H: 0 E: 0 K: 1 S: 6	H: 0 LOB: 0 BB: 1 P: 10	R: 0 H: 1 E: 0 K: 3 S: 14	H: 1 LOB: 0 BB: 0 P: 19		1B: 5 2B: 0 3B: 0 HR: 0	SF: 0 SAC: 0 DP: 3 HBP: 0	WP: 0 PB: 0 SB: 1 CS: 0	PA: 31							
PITCHER	IP	WLS	BF	H	R	ER	SO	BB	IBB	HBP	BLK	WP	HR	S	P	ERA	WHIP											
Atlee Hammaker, L ERA: 1.71 Scott Garrelts, R ERA: 3.11 (7, 1)	6.0	W	21	3	1	1	3	1	0	0	0	0	0	0	24	36	0.00	1.000										

AB	30
R	2
H	4
RBI	2
BB	1
SO	6
LOB	9



Batter	1	2	3	4	5	6	7	8	9	AB	R	H	RBI	BB	SO	LOB	TOP								
Jose Uribe, S OBP: 0.410, SLG: 0.514 (1, 6)										4	1	2	0	1	0	0	San Francisco Giants @ Philadelphia Phillies Veterans Stadium, Philadelphia, PA Sun May 24 1987, 3:33 AM EDT Att: 28,541 - Unknown								
Mike Aldrete, L OBP: 0.419, SLG: 0.433 (1, 8)										4	0	1	0	1	1	2									
Jeffrey Leonard, R OBP: 0.391, SLG: 0.706 (1, 7)										4	1	1	1	0	0	2									
Candy Maldonado, R OBP: 0.392, SLG: 0.568 (1, 9)										3	2	1	0	0	2	2									
Will Clark, L OBP: 0.336, SLG: 0.512 (1, 3)										3	1	2	2	1	0	1									
Bob Melvin, R Harry Spilman, L Scott Garretts, R Jeff Robinson, R OBP: 0.331, SLG: 0.517 OBP: 0.320, SLG: 0.364 OBP: 0.143, SLG: 0.143 OBP: 0.167, SLG: 0.167 (1, 2) (8, PH) (8, 1) (9, 1)										2	0	0	0	1	1	2									
Robby Thompson, R OBP: 0.353, SLG: 0.432 (1, 4)										4	1	3	3	0	1	1									
Matt Williams, R OBP: 0.232, SLG: 0.289 (1, 5)										4	0	0	0	0	0	3									
Michael LaCoss, R Bob Brenly, R OBP: 0.067, SLG: 0.067 OBP: 0.329, SLG: 0.333 (1, 1) (8, 2)										3	0	0	0	0	2	3									
										1	0	0	0	0	0	0									
Inning Stats	R: 2 E: 0 K: 1 S: 8	H: 3 LOB: 1 BB: 0 P: 8	R: 0 E: 0 K: 0 S: 3	H: 1 LOB: 1 BB: 1 P: 7	R: 0 E: 0 K: 1 S: 5	H: 0 LOB: 1 BB: 1 P: 9	R: 0 E: 0 K: 1 S: 5	H: 1 LOB: 2 BB: 1 P: 9	R: 0 E: 0 K: 0 S: 3	H: 1 LOB: 0 BB: 0 P: 3	R: 1 E: 0 K: 2 S: 7	H: 1 LOB: 0 BB: 0 P: 8	R: 0 E: 0 K: 2 S: 8	H: 1 LOB: 1 BB: 0 P: 8	R: 3 E: 0 K: 0 S: 5	H: 2 LOB: 2 BB: 1 P: 9	R: 0 E: 0 K: 0 S: 3	H: 0 LOB: 0 BB: 0 P: 3	1B: 6 2B: 2 3B: 2 HR: 1	SF: 0 SAC: 0 DP: 2 HBP: 1	WP: 1 PB: 0 CS: 3	PA: 39			
PITCHER	IP	WLS	BF	H	R	ER	SO	BB	IBB	HBP	BLK	WP	HR	S	P	ERA	WHIP								
Kevin Gross, R ERA: 4.24 (1, 1)	6.0		25	7	3	3	5	3	0	1	0	0	0	31	44	4.50	1.667								
Tom Hume, R ERA: 5.4 (7, 1)	1.0		4	1	0	0	2	0	0	0	0	1	0	8	8	0.00	1.000								
Kent Tekulve, R ERA: 3.51 (8, 1)	1.0	L	6	2	3	3	0	0	1	0	0	0	1	5	9	27.00	2.000								
Dan Schatzeder, L ERA: 2.88 (9, 1)	1.0		3	0	0	0	0	0	0	0	0	0	0	3	3	0.00	0.000								

Batter	1	2	3	4	5	6	7	8	9	AB	R	H	RBI	BB	SO	LOB	BOTTOM								
Mitt Thompson, L OBP: 0.339, SLG: 0.391 (1, 8)										4	0	1	0	1	0	3	San Francisco Giants @ Philadelphia Phillies Veterans Stadium, Philadelphia, PA Sun May 24 1987, 3:33 AM EDT Att: 28,541 - Unknown								
Jeff Stone, L Tom Hume, R Kent Tekulve, R Steve Jeltz, S Mike Easter, L OBP: 0.347, SLG: 0.356 OBP: 5.4 OBP: 0.286, SLG: 0.153 OBP: 0.284, SLG: 0.325 (1, 7) (7, 1) (8, 1) (8, PH) (9, PH)										3	0	0	0	0	1	2									
Juan Samuel, R OBP: 0.328, SLG: 0.503 (1, 4)										4	0	2	0	0	0	1									
Glenn Wilson, R OBP: 0.299, SLG: 0.445 (1, 9)										4	1	1	0	0	0	3									
Von Hayes, L OBP: 0.421, SLG: 0.336 (1, 3)										3	1	0	0	1	0	1									
Darren Daulton, L OBP: 0.500, SLG: 1.333 (1, 2)										3	1	1	3	1	1	0									
Rick Schu, R Mike Schmidt, R Dan Schatzeder, L OBP: 0.176, SLG: 0.313 OBP: 0.370, SLG: 0.604 OBP: 0.300, SLG: 0.222 (1, 5) (8, PH) (9, 1)										3	0	0	0	0	0	0									
Luis Aguayo, R OBP: 0.276, SLG: 0.532 (9, 5)										4	0	1	0	0	1	0									
Kevin Gross, R Greg Gross, L OBP: 0.364, SLG: 0.231 (1, 1) (6, PH) (7, 7)										1	0	0	0	0	0	0									
										2	0	1	0	1	0	0									
Inning Stats	R: 0 E: 0 K: 1 S: 6	H: 1 LOB: 0 BB: 0 P: 6	R: 0 E: 0 K: 1 S: 5	H: 0 LOB: 0 BB: 0 P: 5	R: 0 E: 0 K: 0 S: 3	H: 0 LOB: 0 BB: 1 P: 7	R: 0 E: 0 K: 0 S: 3	H: 0 LOB: 0 BB: 0 P: 3	R: 0 E: 0 K: 0 S: 4	H: 1 LOB: 1 BB: 0 P: 4	R: 3 E: 1 K: 1 S: 9	H: 3 LOB: 1 BB: 0 P: 9	R: 0 E: 0 K: 1 S: 6	H: 2 LOB: 2 BB: 2 P: 14	R: 0 E: 0 K: 0 S: 3	H: 1 LOB: 1 BB: 1 P: 7	1B: 5 2B: 2 3B: 0 HR: 1	SF: 0 SAC: 0 DP: 2 HBP: 0	WP: 0 PB: 0 CS: 0	PA: 38					
PITCHER	IP	WLS	BF	H	R	ER	SO	BB	IBB	HBP	BLK	WP	HR	S	P	ERA	WHIP								
Michael LaCoss, R ERA: 3.86 (1, 1)	7.0		28	5	3	2	3	1	0	0	0	0	0	33	37	2.57	0.857								
Scott Garretts, R ERA: 3.03 (8, 1)	1.0		8	3	0	0	1	3	0	0	0	0	0	7	19	0.00	6.000								
Jeff Robinson, R ERA: 2.61 (9, 1)	1.0	S	2	0	0	0	0	0	0	0	0	0	0	2	2	0.00	0.000								

Batter	1	2	3	4	5	6	7	8	9	AB	R	H	RBI	BB	SO	LOB	TOP				
Mookie Wilson, S OBP: 0.404, SLG: 0.590 Doug Sisk, R (6, 1)	0-0 1B	0-0 F8		0-0 F8		0-0 3B		0-0 FC3-6 1B		4	1	2	2	0	0	0	New York Mets @ San Francisco Giants Candlestick Park, San Francisco, CA Mon May 25 1987, 6:33 AM EDT Att: 42,266 - Unknown				
Lee Mazzilli, S OBP: 0.448, SLG: 0.615 Roger McDowell, R (8, 1)	1B					2-H 3-H		1-2 2-3		0	0	0	0	0	0	0					
Jesse Orosco, R (9, 1)	1B									0	0	0	0	0	0	0					
Wally Backman, S OBP: 0.303, SLG: 0.301 (1, 4)	0-0 1B	0-0 F7			0-0 1B			0-0 1B		5	2	3	1	0	1	0					
Keith Hernandez, L OBP: 0.407, SLG: 0.446 (1, 3)	0-0 E9 2B	4-0			0-0 1B			0-0 5-3		4	1	3	1	1	0	2					
Kevin McReynolds, R OBP: 0.333, SLG: 0.459 (1, 7)	0-0 5-3	0-0 F6			0-0 1B			0-0 5-3		5	0	0	0	0	0	4					
Darryl Strawberry, L OBP: 0.370, SLG: 0.565 (1, 9)	4-0 2B			0-3 K		4-0 BB		4-0 K		2	1	0	0	3	2	0					
Gary Carter, R OBP: 0.286, SLG: 0.352 (1, 2)	0-0 L6			0-0 F4		0-0 F8		0-0 G6-4-3		5	0	0	0	0	0	5					
Dave Magadan, L OBP: 0.312, SLG: 0.526 (1, 5)	4-0 2B			0-3 K		0-0 F7		0-0 3-1		3	0	0	0	1	1	0					
Rafael Santana, R OBP: 0.291, SLG: 0.314 (1, 6)	0-0 2B			0-0 6-3		0-0 2B		0-0 FC3-6 1B		4	2	3	2	0	0	0					
John Mitchell, R (1, 1)	0-0 4-3			0-3 K		0-0 3B		0-0 FC3-6 1B		1	0	0	0	0	0	2					
Terry Leach, R (3, 1)						1-3 3B				1	0	0	0	0	1	0					
Lenny Dykstra, L OBP: 0.408, SLG: 0.613 (6, 8)						1-3 3B				2	1	2	0	0	0	0					
Inning Stats	R: 4 E: 1 K: 0 S: 7	H: 4 LOB: 2 BB: 2 P: 15	R: 0 E: 0 K: 0 S: 3	H: 0 LOB: 1 BB: 1 P: 7	R: 0 E: 0 K: 2 S: 7	H: 0 LOB: 0 BB: 0 P: 7	R: 0 E: 0 K: 1 S: 5	H: 0 LOB: 0 BB: 0 P: 5	R: 1 E: 0 K: 0 S: 4	H: 2 LOB: 1 BB: 1 P: 8	R: 2 E: 0 K: 1 S: 7	H: 3 LOB: 0 BB: 0 P: 7	R: 0 E: 0 K: 1 S: 6	H: 1 LOB: 1 BB: 1 P: 7	R: 1 E: 0 K: 0 S: 6	H: 3 LOB: 2 BB: 0 P: 6	R: 0 E: 0 K: 1 S: 5	H: 0 LOB: 0 BB: 0 P: 5	1B: 10 2B: 2 3B: 1 HR: 0	SF: 0 SAC: 0 DP: 2 HBP: 0	WP: 0 PA: 42 PB: 0 SB: 0 CS: 0
PITCHER	IP WLS BF H R ER SO BB IBB HBP BLK WP HR S P ERA WHIP	IP WLS BF H R ER SO BB IBB HBP BLK WP HR S P ERA WHIP																			
Mike Krukow, R ERA: 6.37 (1, 1)	0.2	8	4	4	4	0	1	1	0	0	0	0	0	0	0	14	54.00	7.500			
Mark Grant, R ERA: 3.35 (1, 1)	4.2	L	19	4	3	3	3	2	0	0	0	0	0	0	23	31	5.79	1.286			
Greg Minton, R ERA: 3.47 (6, 1)	2.1		5	1	1	1	1	0	0	0	0	0	0	12	16	3.86	2.571				
Mark Davis, L ERA: 4.81 (8, 1)	1.1		4	0	0	1	0	0	0	0	0	0	0	6	6	0.00	0.000				

Batter	1	2	3	4	5	6	7	8	9	AB	R	H	RBI	BB	SO	LOB	BOTTOM				
Jose Uribe, S OBP: 0.386, SLG: 0.463 (1, 6)	0-3 K2-3	0-0 4-3		0-0 L1		0-0 3-1			4-0 2B	4	1	0	0	1	1	1	New York Mets @ San Francisco Giants Candlestick Park, San Francisco, CA Mon May 25 1987, 6:33 AM EDT Att: 42,266 - Unknown				
Mike Aldrete, L OBP: 0.405, SLG: 0.408 (1, 8)	4-0 1B	0-0 3-1		0-0 3-1			0-0 G3	0-3 K		4	1	0	0	1	1	2					
Jeffrey Leonard, R OBP: 0.397, SLG: 0.709 (1, 7)	0-0 2B			0-0 6-3		0-0 1B		0-0 2B		5	2	3	0	0	1	0					
Candy Maldonado, R OBP: 0.392, SLG: 0.569 (1, 9)	0-0 F8			0-3 K		0-3 K		0-0 1B		5	1	2	2	0	2	3					
Will Clark, L OBP: 0.348, SLG: 0.519 (1, 3)	0-0			0-0		0-0		0-0		4	1	3	0	0	0	1					
Mark Davis, L OBP: 0.200, SLG: 0.400 Joel Youngblood, R OBP: 0.316, SLG: 0.333 (8, 1)	2B			WP		FC4-6		6-3		0	0	0	0	0	0	0					
Bob Brenly, R OBP: 0.342, SLG: 0.365 Greg Minton, S (6, 1)	0-0 1B			0-0 1B		0-3 K				3	1	2	3	0	1	2					
Harry Spilman, L OBP: 0.370, SLG: 0.458 (8, 3)				S						2	0	2	0	0	0	0					
Mark Wasinger, R OBP: 0.324, SLG: 0.469 (9, PR)	1-3 2B			1-H		2B				0	0	0	0	0	0	0					
Robby Thompson, R OBP: 0.356, SLG: 0.443 (1, 4)	1-3			1-H		FC4-6		6-3		5	0	2	2	0	0	5					
Matt Williams, R OBP: 0.234, SLG: 0.290 Chili Davis, S OBP: 0.330, SLG: 0.400 (8, PH)		4-3 SH5-4		4-3		0-0 F8		0-3 K		3	0	1	0	0	0	1					
Mike Krukow, R OBP: 0.200, SLG: 0.214 Mark Grant, R (1, 1)		SH5-4				0-3 K		1-3		0	0	0	0	0	0	0					
Bob Melvin, R OBP: 0.326, SLG: 0.508 (6, 2)				6-3						2	0	0	0	0	1	1					
Inning Stats	R: 2 E: 0 K: 1 S: 8	H: 3 LOB: 1 BB: 1 P: 12	R: 0 E: 0 K: 0 S: 4	H: 1 LOB: 0 BB: 0 P: 4	R: 2 E: 0 K: 1 S: 8	H: 3 LOB: 1 BB: 0 P: 8	R: 0 E: 0 K: 0 S: 3	H: 0 LOB: 0 BB: 0 P: 3	R: 0 E: 0 K: 2 S: 9	H: 2 LOB: 2 BB: 0 P: 9	R: 0 E: 0 K: 1 S: 5	H: 0 LOB: 0 BB: 0 P: 5	R: 0 E: 0 K: 1 S: 6	H: 1 LOB: 1 BB: 0 P: 6	R: 0 E: 0 K: 1 S: 6	H: 1 LOB: 1 BB: 0 P: 6	R: 3 E: 0 K: 2 S: 11	H: 4 LOB: 2 BB: 1 P: 15	1B: 10 2B: 5 3B: 0 HR: 0	SF: 0 SAC: 1 DP: 0 HBP: 0	WP: 1 PA: 44 PB: 0 SB: 1 CS: 0
PITCHER	IP WLS BF H R ER SO BB IBB HBP BLK WP HR S P ERA WHIP	IP WLS BF H R ER SO BB IBB HBP BLK WP HR S P ERA WHIP																			
John Mitchell, R ERA: 7.36 (1, 1)	2.2			7	4	4	2	1	0	0	0	0	0	0	19	23	13.50	3.000			
Terry Leach, R ERA: 2.63 (3, 1)	2.1	W	9	2	0	0	2	0	0	0	0	0	0	13	13	0.00	0.857				
Doug Sisk, R ERA: 4.22 (6, 1)	2.0		7	1	0	0	2	0	0	0	0	0	0	11	11	0.00	0.500				
Roger McDowell, R ERA: 4.38 Jesse Orosco, L ERA: 5.59 (8, 1)	1.2		11	5	3	3	2	1	0	0	0	0	0	14	18	16.20	3.600				
Jesse Orosco, L ERA: 5.59 (9, 1)	0.1	S	1	0	0	0	1	0	0	0	0	0	0	3	3	0.00	0.000				

Batter	1	2	3	4	5	6	7	8	9	AB	R	H	RBI	BB	SO	LOB	TOP					
Lenny Dykstra, L OBP: 0.403, SLG: 0.609 Doug Sisk, R Jesse Orosco, R	0-3 K		0-0 F5		0-0 2B		0-3 K		0-3 K2-3	4	0	1	1	0	2	1	New York Mets @ San Francisco Giants Candlestick Park, San Francisco, CA Tue May 26 1987, 10:05 PM EDT Att: 23,988 - Unknown					
Wally Backman, S OBP: 0.290, SLG: 0.288	0-0 6-3		0-0 6-3		0-0 F7		0-0 6-3		0-3 K	5	0	0	0	0	1	2						
Keith Hernandez, L OBP: 0.403, SLG: 0.441	0-3 K		0-3 K		0-0 F7				0-0 1B WP 1B	4	1	1	0	0	2	1						
Darryl Strawberry, L OBP: 0.384, SLG: 0.568		0-0 2B 1B		4-0 E S BB		4-0 4-3 S BB			4-0 WP 1B WP BB	1	1	1	0	3	0	0						
Mookie Wilson, S OBP: 0.407, SLG: 0.596		0-0 1-3 2B		0-0 6-3		0-0 F6			0-0 WP WP 1B	4	0	2	0	0	0	2						
Howard Johnson, S OBP: 0.331, SLG: 0.436		0-3 K		0-0 F5		0-0 4-3			0-3 K2-3	4	0	0	0	0	2	6						
Barry Lyons, R OBP: 0.189, SLG: 0.314		0-3 K		0-0 G3		0-0 F9			0-3 K	4	0	0	0	0	2	6						
Rafael Santana, R OBP: 0.307, SLG: 0.333		4-0 FC5-4 IBB		0-0 2B 1B		0-0 F8			0-3 K	3	1	2	0	1	1	1						
Jeff Innis, R Dave Magadan, L Randy Myers, L Lee Mazzilli, S	0-0 FC5-4		0-0 F7		0-0 F7		0-0 F8		0-0 G3	1	0	0	0	0	0	3						
Inning Stats	R: 0 E: 0 K: 2 S: 7	H: 0 LOB: 0 BB: 0 P: 7	R: 0 E: 0 K: 2 S: 9	H: 2 LOB: 3 BB: 1 P: 13	R: 0 E: 0 K: 1 S: 5	H: 0 LOB: 1 BB: 0 P: 5	R: 0 E: 0 K: 0 S: 3	H: 0 LOB: 1 BB: 1 P: 7	R: 1 E: 0 K: 0 S: 5	H: 2 LOB: 1 BB: 0 P: 5	R: 0 E: 0 K: 0 S: 3	H: 0 LOB: 1 BB: 1 P: 7	R: 0 E: 0 K: 1 S: 6	H: 1 LOB: 1 BB: 0 P: 6	R: 2 E: 0 K: 3 S: 11	H: 2 LOB: 1 BB: 1 P: 15		R: 0 E: 0 K: 2 S: 7	H: 0 LOB: 0 BB: 0 P: 7	1B: 4 2B: 3 3B: 0 HR: 0	SF: 0 SAC: 0 DP: 0 HBP: 0	WP: 2 PB: 0 SB: 2 CS: 0
PITCHER	IP WLS BF H R ER SO BB IBB HBP BLK WP HR S P ERA WHIP	IP WLS BF H R ER SO BB IBB HBP BLK WP HR S P ERA WHIP	IP WLS BF H R ER SO BB IBB HBP BLK WP HR S P ERA WHIP	IP WLS BF H R ER SO BB IBB HBP BLK WP HR S P ERA WHIP	IP WLS BF H R ER SO BB IBB HBP BLK WP HR S P ERA WHIP	IP WLS BF H R ER SO BB IBB HBP BLK WP HR S P ERA WHIP	IP WLS BF H R ER SO BB IBB HBP BLK WP HR S P ERA WHIP	IP WLS BF H R ER SO BB IBB HBP BLK WP HR S P ERA WHIP	IP WLS BF H R ER SO BB IBB HBP BLK WP HR S P ERA WHIP	IP WLS BF H R ER SO BB IBB HBP BLK WP HR S P ERA WHIP	IP WLS BF H R ER SO BB IBB HBP BLK WP HR S P ERA WHIP	IP WLS BF H R ER SO BB IBB HBP BLK WP HR S P ERA WHIP	IP WLS BF H R ER SO BB IBB HBP BLK WP HR S P ERA WHIP	IP WLS BF H R ER SO BB IBB HBP BLK WP HR S P ERA WHIP	IP WLS BF H R ER SO BB IBB HBP BLK WP HR S P ERA WHIP	IP WLS BF H R ER SO BB IBB HBP BLK WP HR S P ERA WHIP						

AB	34
R	3
H	7
RBI	1
BB	4
SO	11
LOB	24



Batter	1	2	3	4	5	6	7	8	9	AB	R	H	RBI	BB	SO	LOB	BOTTOM						
Jose Uribe, S OBP: 0.354, SLG: 0.422 Bob Melvin, R Chili Davis, S	0-0 4-3		0-0 6-3		0-0 F7		0-0 F8		0-0 F9	4	0	0	0	0	0	2	New York Mets @ San Francisco Giants Candlestick Park, San Francisco, CA Tue May 26 1987, 10:05 PM EDT Att: 23,988 - Unknown						
Jeffrey Leonard, R Candy Maldonado, R	0-0 F7		0-0 1B		0-0 E1		0-0 1B		0-0 F8	4	0	2	1	0	0	1							
Willi Clark, L Bob Brenly, R		0-0 3-1 2B		0-0 HR		0-0 F8		0-3 K	4	1	2	1	0	1	1								
Robby Thompson, R Matt Williams, R Chris Speier, R	0-0 5-3		0-0 K		0-0 F8		0-0 K		0-0 F7	3	0	0	0	1	0	1							
Mike Aldrete, L Kelly Downs, R Joel Youngblood, R Jeff Robinson, R Scott Garrelts, R Mike Aldrete, L	0-0 F9		0-0 1B 1B		0-0 F8		0-0 K		0-0 FC6-4 1B	4	0	1	0	0	2	2							
Inning Stats	R: 0 E: 0 K: 0 S: 4	H: 1 LOB: 1 BB: 0 P: 4	R: 0 E: 0 K: 0 S: 4	H: 1 LOB: 1 BB: 0 P: 4	R: 1 E: 0 K: 2 S: 9	H: 2 LOB: 1 BB: 0 P: 9	R: 1 E: 0 K: 1 S: 8	H: 3 LOB: 2 BB: 0 P: 8	R: 0 E: 1 K: 1 S: 6	H: 0 LOB: 1 BB: 0 P: 6	R: 0 E: 0 K: 1 S: 5	H: 0 LOB: 1 BB: 1 P: 9	R: 0 E: 0 K: 0 S: 4	H: 1 LOB: 1 BB: 0 P: 4	R: 0 E: 0 K: 1 S: 6	H: 1 LOB: 1 BB: 0 P: 6		R: 0 E: 0 K: 0 S: 3	H: 0 LOB: 0 BB: 0 P: 3	1B: 6 2B: 2 3B: 0 HR: 1	SF: 0 SAC: 0 DP: 0 HBP: 0	WP: 0 PB: 0 SB: 0 CS: 0	PA: 38
PITCHER	IP WLS BF H R ER SO BB IBB HBP BLK WP HR S P ERA WHIP	IP WLS BF H R ER SO BB IBB HBP BLK WP HR S P ERA WHIP	IP WLS BF H R ER SO BB IBB HBP BLK WP HR S P ERA WHIP	IP WLS BF H R ER SO BB IBB HBP BLK WP HR S P ERA WHIP	IP WLS BF H R ER SO BB IBB HBP BLK WP HR S P ERA WHIP	IP WLS BF H R ER SO BB IBB HBP BLK WP HR S P ERA WHIP	IP WLS BF H R ER SO BB IBB HBP BLK WP HR S P ERA WHIP	IP WLS BF H R ER SO BB IBB HBP BLK WP HR S P ERA WHIP	IP WLS BF H R ER SO BB IBB HBP BLK WP HR S P ERA WHIP	IP WLS BF H R ER SO BB IBB HBP BLK WP HR S P ERA WHIP	IP WLS BF H R ER SO BB IBB HBP BLK WP HR S P ERA WHIP	IP WLS BF H R ER SO BB IBB HBP BLK WP HR S P ERA WHIP	IP WLS BF H R ER SO BB IBB HBP BLK WP HR S P ERA WHIP	IP WLS BF H R ER SO BB IBB HBP BLK WP HR S P ERA WHIP	IP WLS BF H R ER SO BB IBB HBP BLK WP HR S P ERA WHIP	IP WLS BF H R ER SO BB IBB HBP BLK WP HR S P ERA WHIP							

AB	37
R	2
H	9
RBI	2
BB	1
SO	6
LOB	15



Batter	1	2	3	4	5	6	7	8	9	AB	R	H	RBI	BB	SO	LOB	TOP										
Mookie Wilson, S OBP: 0.398, SLG: 0.574 (1, 8)										4	0	0	0	1	3	4	New York Mets @ San Francisco Giants Candlestick Park, San Francisco, CA Wed May 27 1987, 6:33 AM EDT Att: 19,455 - Unknown										
Tim Lincecum, R OBP: 0.475, SLG: 0.530 (1, 4)										4	0	1	0	0	0	2											
Keith Hernandez, L OBP: 0.411, SLG: 0.455 (1, 3)										4	1	3	0	0	1	0											
Kevin McReynolds, R OBP: 0.325, SLG: 0.447 (1, 7)										4	0	0	0	0	0	4											
Darryl Strawberry, L OBP: 0.392, SLG: 0.609 (1, 9)										3	2	2	3	1	0	0											
Gary Carter, R OBP: 0.287, SLG: 0.369 (1, 2)										4	1	1	1	0	1	1											
Howard Johnson, S OBP: 0.329, SLG: 0.431 (1, 5)										4	0	1	0	0	0	0											
Rafael Santana, R OBP: 0.305, SLG: 0.330 (1, 6)										4	0	1	0	0	0	1											
David Cone, L (1, 1)										1	0	0	0	0	0	0											
Terry Leach, R (5, 1)										0	0	0	0	0	0	0											
Lee Mazzilli, S OBP: 0.438, SLG: 0.571 (7, PH)										0	0	0	0	0	1	0											
Roger McDowell, R OBP: 0.500, SLG: 1.000 (7, 1)										1	0	1	0	0	0	0											
Jesse Orosco, L (9, 1)										0	0	0	0	0	0	0											
Inning Stats	R: 0 E: 0 K: 1 S: 6	H: 2 LOB: 1 BB: 0 P: 6	R: 0 E: 0 K: 1 S: 5	H: 0 LOB: 0 BB: 0 P: 5	R: 0 E: 0 K: 0 S: 2	H: 0 LOB: 0 BB: 1 P: 6	R: 2 E: 0 K: 0 S: 5	H: 2 LOB: 0 BB: 0 P: 5	R: 0 E: 0 K: 1 S: 4	H: 1 LOB: 2 BB: 0 P: 5	R: 0 E: 0 K: 0 S: 3	H: 1 LOB: 1 BB: 1 P: 7	R: 0 E: 0 K: 1 S: 5	H: 0 LOB: 0 BB: 0 P: 5	R: 2 E: 0 K: 1 S: 8	H: 3 LOB: 1 BB: 0 P: 8	1B: 5 2B: 2 3B: 0 HR: 3	SF: 0 SAC: 0 DP: 2 HBP: 1	WP: 0 PB: 0 SB: 1 CS: 2	PA: 38							
PITCHER	IP	WLS	BF	H	R	ER	SO	BB	IBB	HBP	BLK	WP	HR	S	P	ERA	WHIP										
Atee Hammaker, L ERA: 1.86 (1, 1)	8.0		31	7	2	2	4	3	0	1	0	0	1	35	48	2.25	1.250										
Mark Davis, L ERA: 5.02 (9, 1)	0.0		1	1	1	1	0	0	0	0	0	0	1	1	1	∞	∞										
Jeff Robinson, R ERA: 3.18 (9, 1)	0.2	L	4	2	1	1	0	0	0	0	0	0	1	4	4	13.50	3.000										
Scott Garrelts, R ERA: 2.85 (9, 1)	0.1		1	0	0	0	1	0	0	0	0	0	0	3	3	0.00	0.000										

Batter	1	2	3	4	5	6	7	8	9	AB	R	H	RBI	BB	SO	LOB	BOTTOM										
Jose Uribe, S OBP: 0.360, SLG: 0.426 (1, 6)										2	0	1	0	0	0	0	New York Mets @ San Francisco Giants Candlestick Park, San Francisco, CA Wed May 27 1987, 6:33 AM EDT Att: 19,455 - Unknown										
Matt Williams, R OBP: 0.234, SLG: 0.289 (3, FR)										1	0	0	0	0	0	0											
Harry Spilman, L OBP: 0.370, SLG: 0.458 (9, PH)										0	0	0	0	0	0	0											
Joel Youngblood, R OBP: 0.269, SLG: 0.300 (9, PH)										1	0	0	0	0	1	1											
Chili Davis, S OBP: 0.325, SLG: 0.397 (1, 8)										4	0	0	0	0	2	2											
Jeffrey Leonard, R OBP: 0.401, SLG: 0.703 (1, 7)										3	1	1	1	1	0	0											
Candy Maldonado, R OBP: 0.381, SLG: 0.549 (1, 9)										4	0	1	1	0	2	2											
Will Clark, L OBP: 0.349, SLG: 0.537 (1, 3)										3	0	0	0	0	1	2											
Bob Brenly, R OBP: 0.346, SLG: 0.338 (1, 2)										2	1	0	0	2	1	2											
Mark Davis, L OBP: 0.200, SLG: 0.400 (9, 1)										0	0	0	0	0	0	0											
Jeff Robinson, R OBP: 0.167, SLG: 0.167 (9, 1)										0	0	0	0	0	0	0											
Scott Garrelts, R OBP: 0.143, SLG: 0.143 (9, 1)										0	0	0	0	0	0	0											
Robby Thompson, R OBP: 0.357, SLG: 0.437 (1, 4)										4	0	2	1	0	0	1											
Chris Speier, R OBP: 0.388, SLG: 0.453 (1, 5)										2	0	0	0	1	0	1											
Atee Hammaker, S OBP: 0.182, SLG: 0.182 (1, 1)										2	0	0	0	0	1	2											
Mike Aldrete, L OBP: 0.407, SLG: 0.411 (8, PH)										1	1	1	0	0	0	0											
Bob Melvin, R OBP: 0.321, SLG: 0.500 (9, 2)										1	0	0	0	0	0	1											
Inning Stats	R: 0 E: 0 K: 1 S: 5	H: 0 LOB: 0 BB: 0 P: 5	R: 1 E: 0 K: 2 S: 8	H: 1 LOB: 2 BB: 2 P: 16	R: 0 E: 0 K: 0 S: 4	H: 1 LOB: 2 BB: 1 P: 8	R: 0 E: 0 K: 0 S: 2	H: 0 LOB: 0 BB: 1 P: 6	R: 0 E: 0 K: 1 S: 5	H: 0 LOB: 0 BB: 0 P: 5	R: 0 E: 0 K: 0 S: 3	H: 0 LOB: 0 BB: 0 P: 3	R: 2 E: 0 K: 2 S: 10	H: 3 LOB: 2 BB: 0 P: 11	R: 0 E: 0 K: 1 S: 6	H: 1 LOB: 1 BB: 0 P: 6	1B: 5 2B: 1 3B: 0 HR: 0	SF: 0 SAC: 2 DP: 0 HBP: 1	WP: 0 PB: 0 SB: 2 CS: 1	PA: 37							
PITCHER	IP	WLS	BF	H	R	ER	SO	BB	IBB	HBP	BLK	WP	HR	S	P	ERA	WHIP										
David Cone, R ERA: 4.6 (1, 1)	4.0		17	2	1	1	3	4	0	0	0	0	0	19	35	2.25	1.500										
Terry Leach, R ERA: 2.45 (5, 1)	2.0		6	0	0	0	2	0	0	0	0	0	0	10	10	0.00	0.000										
Roger McDowell, R ERA: 4.8 (7, 1)	2.2	W	13	4	2	2	2	0	0	1	0	0	0	16	17	6.75	1.500										
Jesse Orosco, L ERA: 4.98 (9, 1)	0.1	S	1	0	0	0	1	0	0	0	0	0	0	3	3	0.00	0.000										

AB	33
R	4
H	10
RBI	4
BB	3
SO	5
LOB	12



Batter	1	2	3	4	5	6	7	8	9	AB	R	H	RBI	BB	SO	LOB	TOP			
Casey Candaele, S (1, 6) OBP: 0.381, SLG: 0.400										3	0	1	0	0	0	2	Montreal Expos @ San Francisco Giants Candlestick Park, San Francisco, CA Sat May 30 1987, 6:33 AM EDT Att: 15,382 - Unknown			
Mitch Webster, S (1, 9) OBP: 0.363, SLG: 0.394										2	1	0	0	2	1	2				
Tim Raines, S (1, 7) OBP: 0.458, SLG: 0.588										3	2	1	0	1	0	1				
Tim Wallach, R (1, 5) OBP: 0.339, SLG: 0.477										4	2	2	5	0	1	0				
Andres Galarraga, R (1, 3) OBP: 0.412, SLG: 0.516										4	0	1	0	0	0	1				
Hern Wainwright, L (1, 8) OBP: 0.360, SLG: 0.520										4	0	1	1	0	1	0				
Vance Law, R (1, 4) OBP: 0.380, SLG: 0.460										4	0	1	0	0	0	1				
Jeff Reed, L (1, 2) OBP: 0.205, SLG: 0.220										4	0	2	0	0	0	1				
Floyd Youmans, R (1, 1) OBP: 0.250, SLG: 0.500										2	0	0	0	0	1	2				
Wallace Johnson, S (8, PH) OBP: 0.214, SLG: 0.393										1	1	0	0	0	0	0				
Andy McGaffigan, R (8, 1) OBP: 0.250, SLG: 0.250										1	0	0	0	0	0	1				
Lary Sorensen, R (9, 1)										0	0	0	0	0	0	0				
Randy St. Claire, R (9, 1)										0	0	0	0	0	0	0				
Inning Stats	R: 0 E: 0 K: 0 S: 2	H: 1 LOB: 0 BB: 1 P: 6	R: 0 E: 0 K: 1 S: 5	H: 0 LOB: 0 BB: 0 P: 5	R: 0 E: 0 K: 1 S: 6	H: 1 LOB: 1 BB: 0 P: 6	R: 3 E: 0 K: 0 S: 5	H: 3 LOB: 0 BB: 1 P: 9	R: 0 E: 0 K: 0 S: 4	H: 1 LOB: 0 BB: 0 P: 4	R: 0 E: 0 K: 0 S: 3	H: 0 LOB: 0 BB: 0 P: 3	R: 0 E: 0 K: 1 S: 7	H: 2 LOB: 0 BB: 1 P: 11	R: 0 E: 0 K: 1 S: 6	H: 1 LOB: 1 BB: 0 P: 6	1B: 5 2B: 4 3B: 1 HR: 1	SF: 0 SAC: 1 DP: 2 HBP: 0	WP: 0 PB: 0 SB: 1 CS: 2	PA: 37
PITCHER Mike Krukow, R (1, 1) ERA: 6.32	IP: 9.0 WLS: L BF: 36 H: 10 R: 6 ER: 6 SO: 4 BB: 2 IBB: 1 HBP: 0 BLK: 0 WP: 0 HR: 1 S: 41 P: 53 ERA: 6.00 WHIP: 1.333																			

AB	32
R	6
H	10
RBI	6
BB	3
SO	4
LOB	11



Batter	1	2	3	4	5	6	7	8	9	AB	R	H	RBI	BB	SO	LOB	BOTTOM					
Mark Wasinger, R (1, 5) OBP: 0.357, SLG: 0.447										3	1	1	0	1	0	0	Montreal Expos @ San Francisco Giants Candlestick Park, San Francisco, CA Sat May 30 1987, 6:33 AM EDT Att: 15,382 - Unknown					
Joel Youngblood, R (9, PH) OBP: 0.348, SLG: 0.333										3	0	1	0	2	2	0						
Chili Davis, S (1, 8) OBP: 0.333, SLG: 0.396										5	0	0	0	0	1	6						
Jeffrey Leonard, R (1, 7) OBP: 0.383, SLG: 0.670										4	0	1	0	0	1	2						
Candy Maldonado, R (1, 9) OBP: 0.376, SLG: 0.536										4	2	2	2	0	1	2						
Willi Clark, L (1, 3) OBP: 0.357, SLG: 0.583										2	0	0	0	2	1	1						
Bob Brenly, R (1, 2) OBP: 0.353, SLG: 0.329										4	1	2	0	0	2	1						
Robby Thompson, R (1, 4) OBP: 0.349, SLG: 0.432										4	1	2	0	0	2	1						
Matt Williams, R (1, 6) OBP: 0.237, SLG: 0.310										3	0	0	0	0	3	3						
Mike Aldrete, L (9, PH) OBP: 0.398, SLG: 0.400										1	0	0	0	0	1	1						
Mike Krukow, R (1, 1) OBP: 0.167, SLG: 0.176										3	0	0	0	0	2	3						
Harry Spilman, L (9, PH) OBP: 0.379, SLG: 0.440										0	0	0	0	1	0	0						
Inning Stats	R: 1 E: 0 K: 2 S: 9	H: 2 LOB: 1 BB: 0 P: 9	R: 0 E: 0 K: 3 S: 9	H: 0 LOB: 1 BB: 1 P: 13	R: 0 E: 0 K: 1 S: 5	H: 0 LOB: 0 BB: 0 P: 5	R: 1 E: 0 K: 1 S: 7	H: 2 LOB: 2 BB: 1 P: 11	R: 0 E: 0 K: 0 S: 2	H: 0 LOB: 1 BB: 2 P: 10	R: 1 E: 0 K: 3 S: 10	H: 1 LOB: 0 BB: 0 P: 10	R: 0 E: 0 K: 2 S: 7	H: 0 LOB: 0 BB: 0 P: 7	R: 0 E: 0 K: 1 S: 6	H: 1 LOB: 1 BB: 0 P: 6	R: 1 E: 0 K: 1 S: 6	H: 2 LOB: 2 BB: 2 P: 14	1B: 5 2B: 1 3B: 0 HR: 2	SF: 0 SAC: 0 DP: 2 HBP: 0	WP: 0 PB: 1 SB: 2 CS: 0	PA: 39
PITCHER Floyd Youmans, R (1, 1) ERA: 5.31	IP: 7.0 WLS: W BF: 29 H: 7 R: 3 ER: 3 SO: 12 BB: 4 IBB: 0 HBP: 0 BLK: 0 WP: 0 HR: 2 S: 49 P: 65 ERA: 2.57 WHIP: 1.286																					
Andy McGaffigan, R (8, 1) ERA: 2.1	1.1 WLS: S BF: 7 H: 2 R: 1 ER: 1 SO: 2 BB: 1 IBB: 0 HBP: 0 BLK: 0 WP: 0 HR: 1 S: 10 P: 14 ERA: 6.75 WHIP: 2.250																					
Lary Sorensen, R (9, 1) ERA: 2.18	0.0 WLS: S BF: 2 H: 1 R: 0 ER: 0 SO: 0 BB: 0 IBB: 0 HBP: 0 BLK: 0 WP: 0 HR: 0 S: 5 P: 5 ERA: ∞ WHIP: ∞																					
Randy St. Claire, R (9, 1) ERA: 5.06	0.2 WLS: S BF: 1 H: 0 R: 0 ER: 0 SO: 0 BB: 0 IBB: 0 HBP: 0 BLK: 0 WP: 0 HR: 1 S: 1 P: 1 ERA: 0.00 WHIP: 0.000																					

AB	33
R	4
H	8
RBI	3
BB	6
SO	14
LOB	19



Batter	1	2	3	4	5	6	7	8	9	AB	R	H	RBI	BB	SO	LOB	TOP			
Wallace Johnson, S OBP: 0.188, SLG: 0.344 (1, 3)	E4 FC6-4		G3		4-3			6-3		4	0	0	0	0	0	2	Montreal Expos @ San Francisco Giants Candlestick Park, San Francisco, CA Sun May 31 1987, 6:33 AM EDT Att: 29,740 - Unknown livebaseballscorecards.com			
Mitch Webster, S OBP: 0.398, SLG: 0.410 Reid Nichols, R OBP: 0.327, SLG: 0.392 (1, 9) (6, 9)	FC6-4 G3			G3 2B		7-4 2B		F3		3	0	2	0	0	0	1				
Tim Raines, S OBP: 0.444, SLG: 0.566 (1, 7)	G3			G3		F4		F4		4	0	0	0	0	0	3				
Tim Wallach, R OBP: 0.332, SLG: 0.466 (1, 5) (8, 1)	K			K		7-4 2-3f			5-3	4	0	0	0	0	2	3				
Hubie Brooks, R OBP: 0.276, SLG: 0.222 (1, 6)		G4-6-3 1B		F8				5-3	F8	4	0	1	0	0	0	1				
Herm Winningham, L OBP: 0.356, SLG: 0.506 (1, 8)	G4-6-3 1-2f				6-3		WP 1B		K	4	0	1	0	0	1	1				
Vance Law, R OBP: 0.379, SLG: 0.458 (1, 4) (8, 5)	K				SH2-4 HBP 1B			K		3	0	1	0	0	2	1				
Jeff Reed, L OBP: 0.234, SLG: 0.214 Curt Brown, R (7, 1) Casey Candaele, S OBP: 0.381, SLG: 0.400 (8, 4)			K			SH2-4 HBP				1	0	0	0	0	1	0				
Bob Sebra, R OBP: 0.158, SLG: 0.111 Jay Tibbs, R OBP: 0.227, SLG: 0.158 Dave Engle, R OBP: 0.273, SLG: 0.293 (7, PH) (7, 2)			K		SH2-4			5-3		0	0	0	0	0	0	0				
					1-2 2-3					1	0	0	0	0	0	2				
Inning Stats	R: 0 E: 1 K: 1 S: 6	H: 0 LOB: 1 BB: 0 P: 6	R: 0 E: 0 K: 1 S: 5	H: 1 LOB: 0 BB: 0 P: 5	R: 0 E: 0 K: 2 S: 7	H: 0 LOB: 0 BB: 0 P: 7	R: 0 E: 0 K: 1 S: 6	H: 1 LOB: 1 BB: 0 P: 6	R: 0 E: 0 K: 0 S: 4	H: 1 LOB: 2 BB: 0 P: 5	R: 0 E: 0 K: 0 S: 3	H: 1 LOB: 2 BB: 1 P: 10	R: 0 E: 0 K: 0 S: 3	H: 0 LOB: 0 BB: 0 P: 3	R: 0 E: 0 K: 1 S: 5	H: 0 LOB: 0 BB: 0 P: 5	1B: 3 2B: 3 3B: 0 HR: 0	SF: 0 SAC: 1 DP: 2 HBP: 1	WP: 2 PB: 0 SB: 0 CS: 0	PA: 33
PITCHER Kelly Downs, R ERA: 3.41 (1, 1)	IP: 9.0 WLS: W BF: 33 H: 5 R: 0 ER: 0 SO: 7 BB: 1 IBB: 0 HBP: 1 BLK: 0 WP: 2 HR: 0 S: 45 P: 50 ERA: 0.00 WHIP: 0.667											PITCHER	IP: 9.0 WLS: W BF: 33 H: 5 R: 0 ER: 0 SO: 7 BB: 1 IBB: 0 HBP: 1 BLK: 0 WP: 2 HR: 0 S: 45 P: 50 ERA: 0.00 WHIP: 0.667							

Batter	1	2	3	4	5	6	7	8	9	AB	R	H	RBI	BB	SO	LOB	BOTTOM			
Chris Speier, R OBP: 0.385, SLG: 0.440 (1, 5) (7, 4)	CS 1B		6-3		1-3		5-3			4	0	1	0	1	0	1	Montreal Expos @ San Francisco Giants Candlestick Park, San Francisco, CA Sun May 31 1987, 6:33 AM EDT Att: 29,740 - Unknown livebaseballscorecards.com			
Chili Davis, S OBP: 0.330, SLG: 0.390 (1, 8)	K		BB 1B		3-1		G3			5	1	1	0	0	1	4				
Jeffrey Leonard, R OBP: 0.398, SLG: 0.697 (1, 7)			1B BB			1B 2B			HR	4	2	4	1	1	0	0				
Candy Maldonado, R OBP: 0.377, SLG: 0.532 (1, 9)	6-3				4-3 1B		6-3		F8	5	1	2	2	0	0	2				
Will Clark, L OBP: 0.352, SLG: 0.577 (1, 3)		F7	F8		4-3			G3		5	1	1	0	0	0	3				
Bob Brenly, R OBP: 0.378, SLG: 0.360 (1, 2)		5-3 1B		F9		1B 2B				5	2	4	2	0	0	0				
Robby Thompson, R OBP: 0.358, SLG: 0.469 Mark Wasinger, R OBP: 0.364, SLG: 0.450 (6, PH) (7, 5)	5-3			SH5-4 1B		1B HR		G5-4-3 1B		3	1	2	2	0	0	1				
Matt Williams, R OBP: 0.250, SLG: 0.324 (1, 6)				SH5-4 1B		SH1-4 BB				3	0	2	1	1	1	1				
Kelly Downs, R OBP: 0.095, SLG: 0.095 (1, 1)			K		SH5-4		SH1-4			2	0	0	0	0	2	2				
					1-2 2-3					2	0	0	0	0	2	2				
Inning Stats	R: 0 E: 0 K: 1 S: 6	H: 2 LOB: 1 BB: 0 P: 6	R: 0 E: 0 K: 1 S: 6	H: 1 LOB: 0 BB: 0 P: 6	R: 1 E: 0 K: 1 S: 7	H: 2 LOB: 2 BB: 1 P: 11	R: 0 E: 0 K: 0 S: 5	H: 2 LOB: 3 BB: 1 P: 9	R: 4 E: 0 K: 0 S: 7	H: 4 LOB: 1 BB: 1 P: 11	R: 3 E: 0 K: 1 S: 10	H: 5 LOB: 2 BB: 0 P: 10	R: 0 E: 0 K: 0 S: 4	H: 1 LOB: 1 BB: 0 P: 4	R: 0 E: 0 K: 0 S: 3	H: 1 LOB: 0 BB: 0 P: 3	1B: 13 2B: 4 3B: 0 HR: 2	SF: 0 SAC: 2 DP: 2 HBP: 0	WP: 0 PB: 0 SB: 0 CS: 1	PA: 43
PITCHER Bob Sebra, R ERA: 4.28 Jay Tibbs, R ERA: 5.13 Curt Brown, R ERA: 2.08 Tim Wallach, R ERA:	IP: 4.1 WLS: L BF: 25 H: 11 R: 5 ER: 5 SO: 3 BB: 2 IBB: 0 HBP: 0 BLK: 0 WP: 0 HR: 1 S: 29 P: 37 ERA: 10.38 WHIP: 3.000											PITCHER	IP: 4.1 WLS: L BF: 25 H: 11 R: 5 ER: 5 SO: 3 BB: 2 IBB: 0 HBP: 0 BLK: 0 WP: 0 HR: 1 S: 29 P: 37 ERA: 10.38 WHIP: 3.000							

Batter	1	2	3	4	5	6	7	8	9	AB	R	H	RBI	BB	SO	LOB	TOP										
Jeff Stone, L OBP: 0.333, SLG: 0.321 (1, 8)	0-3 K2-3		0-3 K			4-0 WP BLK 4-3 BB		0-3 K		3	1	0	0	1	3	0	Philadelphia Phillies @ San Francisco Giants Candlestick Park, San Francisco, CA Mon Jun 01 1987, 10:05 PM EDT Att: 6,655 - Unknown										
Von Hayes, L OBP: 0.415, SLG: 0.352 Kent Tekulve, R (8, 1)	4-0 2B BB		4-0 BLK BB			0-0 4-3 1-2		0-3 K		2	0	0	0	2	1	1											
Juan Samuel, R OBP: 0.317, SLG: 0.484 (1, 4)	0-3 K		0-0 F9 1-2			0-0 F9 2-3		0-3 K		4	0	0	0	0	2	3											
Lance Parrish, R OBP: 0.295, SLG: 0.345 (1, 2)	0-0 1-3 2B			0-3 K		0-0 3-1		0-3 K		4	0	1	0	0	2	0											
Glenn Wilson, R OBP: 0.299, SLG: 0.463 (1, 9)	0-0 5-3			0-0 F8			0-0 G6-4-3 1B		0-0 HR	4	1	2	1	0	0	2											
John Russell, R OBP: 0.140, SLG: 0.214 (1, 7)		0-0 6-3		0-0 F8			0-0 G6-4-3 1-2		0-0 5-3	4	0	0	0	0	0	1											
Rick Schu, R OBP: 0.214, SLG: 0.320 (1, 5)		0-3 K			0-0 F8		0-0 E6			3	0	0	0	0	1	0											
Steve Jeltz, S OBP: 0.263, SLG: 0.138 (1, 6)		0-0 3-1			0-3 K		0-0 1-3			3	0	0	0	0	1	1											
Don Carman, L OBP: 0.100, SLG: 0.100 Tom Hume, R (6, 1)			0-0 G3			0-0 6-3		0-0 4-3		2	0	0	0	0	0	0											
Wally Ritchie, L OBP: 1.000, SLG: 1.000 Greg Gross, L OBP: 0.410, SLG: 0.367 (8, 3)										0	0	0	0	0	0	0											
Inning Stats	R: 0 E: 0 K: 2 S: 8	H: 1 LOB: 2 BB: 1 P: 12	R: 0 E: 0 K: 1 S: 5	H: 0 LOB: 0 BB: 0 P: 5	R: 0 E: 0 K: 1 S: 5	H: 0 LOB: 1 BB: 1 P: 9	R: 0 E: 0 K: 1 S: 5	H: 0 LOB: 0 BB: 0 P: 5	R: 1 E: 0 K: 0 S: 3	H: 0 LOB: 0 BB: 1 P: 7	R: 0 E: 1 K: 0 S: 4	H: 1 LOB: 1 BB: 0 P: 4	R: 0 E: 0 K: 2 S: 7	H: 0 LOB: 0 BB: 0 P: 7	R: 1 E: 0 K: 2 S: 8	H: 1 LOB: 0 BB: 0 P: 8	1B: 1 2B: 1 3B: 0 HR: 1	SF: 0 SAC: 0 DP: 1 HBP: 0	WP: 1 PB: 0 SB: 0 CS: 0	PA: 33							
PITCHER	IP	WLS	BF	H	R	ER	SO	BB	IBB	HBP	BLK	WP	HR	S	P	ERA	WHIP										
Atlee Hammaker, L ERA: 1.75 Jeff Robinson, R ERA: 3.1 Scott Garrelts, R ERA: 3.0	(1, 1) (8, 1) (9, 1)	7.0 1.0 1.0	W 3 4	26 0 1	1 0 1	1 0 1	6 2 2	3 0 0	0 0 0	0 0 0	2 0 0	1 0 0	0 7 8	35 7 8	47	1.29 0.00 9.00	0.714 0.000 1.000										

Batter	1	2	3	4	5	6	7	8	9	AB	R	H	RBI	BB	SO	LOB	BOTTOM										
Chris Speier, R OBP: 0.395, SLG: 0.505 (8, 4)	4-0 BB		0-0 5-3				0-0 HR	0-3 K		4	2	2	2	1	1	0	Philadelphia Phillies @ San Francisco Giants Candlestick Park, San Francisco, CA Mon Jun 01 1987, 10:05 PM EDT Att: 6,655 - Unknown										
Robby Thompson, R OBP: 0.354, SLG: 0.461 Jeff Robinson, R OBP: 0.167, SLG: 0.167 Mike Aldrete, L OBP: 0.393, SLG: 0.395 (9, 3)	0-0 F4		0-0 F9		0-0 HR	0-3 K	0-3 K	0-3 K		4	1	1	0	0	1	1											
Jeffrey Leonard, R OBP: 0.400, SLG: 0.692 (1, 7)	0-0 F2		4-0 CS BB		0-3 K	0-0 E HR 1B	0-0 E HR 1B			3	1	1	0	1	1	2											
Candy Maldonado, R OBP: 0.374, SLG: 0.542 (1, 9)	0-0 F7		0-0 CS	0-3 K	0-0 HR	0-0 E9 HR	0-0 E9 HR			4	2	1	2	0	1	2											
Chili Davis, S OBP: 0.329, SLG: 0.403 (1, 8)		0-0 F9		0-3 K	0-0 5-3	0-0 HR	0-0 HR			4	1	1	3	0	1	0											
Will Clark, L OBP: 0.361, SLG: 0.588 Scott Garrelts, R OBP: 0.143, SLG: 0.143 (9, 1)		0-0 HR 2B		0-0 BB 1B		0-3 K	0-0 BB 1B			4	1	3	0	0	1	0											
Bob Brenly, R OBP: 0.394, SLG: 0.403 (1, 2)		0-0 HR		4-0 BB 1B		0-0 F9	4-0 BB			2	1	1	2	2	0	0											
Matt Williams, R OBP: 0.244, SLG: 0.315 (1, 6)		0-0 F7		0-0 F7		0-0 F2	0-0 F7			4	0	0	0	0	0	4											
Atlee Hammaker, S OBP: 0.143, SLG: 0.143 Mark Wasinger, R OBP: 0.396, SLG: 0.439 (8, 5)		0-0 B1-3			0-3 K		0-0 F9	0-0 G3		3	0	0	0	0	1	0											
Inning Stats	R: 0 E: 0 K: 0 S: 3	H: 0 LOB: 1 BB: 1 P: 7	R: 2 E: 0 K: 0 S: 5	H: 2 LOB: 0 BB: 0 P: 5	R: 0 E: 0 K: 2 S: 8	H: 0 LOB: 1 BB: 1 P: 6	R: 0 E: 0 K: 2 S: 8	H: 1 LOB: 2 BB: 1 P: 12	R: 3 E: 0 K: 2 S: 10	H: 3 LOB: 0 BB: 0 P: 10	R: 0 E: 0 K: 1 S: 5	H: 0 LOB: 0 BB: 0 P: 5	R: 4 E: 1 K: 1 S: 10	H: 4 LOB: 2 BB: 1 P: 14	R: 0 E: 0 K: 2 S: 7	H: 0 LOB: 0 BB: 0 P: 7		1B: 4 2B: 1 3B: 0 HR: 5	SF: 0 SAC: 0 DP: 0 HBP: 0	WP: 0 PB: 0 SB: 1 CS: 1	PA: 39						
PITCHER	IP	WLS	BF	H	R	ER	SO	BB	IBB	HBP	BLK	WP	HR	S	P	ERA	WHIP										
Don Carman, L ERA: 3.52 Tom Hume, R ERA: 5.4 Wally Ritchie, L ERA: 3.45 Kent Tekulve, R ERA: 3.57	(1, 1) (6, 1) (7, 1) (8, 1)	5.0 1.2 0.1 1.0	L 11 1 3	23 4 0 0	5 4 0 0	5 1 0 0	4 2 0 2	3 1 0 0	0 0 0 0	0 0 0 0	0 0 0 0	0 0 0 0	0 2 0 0	28 14 1 7	40	9.00 5.40 0.00 0.00	1.800 3.000 0.000 0.000										

AB	30
R	2
H	3
RBI	1
BB	3
SO	10
LOB	8

AB	34
R	9
H	10
RBI	9
BB	4
SO	8
LOB	9



Batter	1	2	3	4	5	6	7	8	9	AB	R	H	RBI	BB	SO	LOB	TOP			
Milt Thompson, L (1, 8) OBP: 0.311, SLG: 0.341										4	0	0	0	0	1	2	Philadelphia Phillies @ San Francisco Giants Candlestick Park, San Francisco, CA Wed Jun 03 1987, 6:33 AM EDT Att: 10,522 - Unknown			
Von Hayes, L (1, 3) OBP: 0.415, SLG: 0.367										4	0	2	0	0	0	0				
Juan Samuel, R (1, 4) OBP: 0.313, SLG: 0.472										4	0	0	0	0	1	2				
Mike Easter, L (1, 7)										4	0	2	0	0	0	2				
Glenn Wilson, R (1, 9) OBP: 0.297, SLG: 0.450										4	0	0	0	0	1	4				
Darren Daulton, L (1, 2) OBP: 0.412, SLG: 0.667										3	1	1	0	1	1	0				
Rick Schu, R (1, 5) OBP: 0.238, SLG: 0.321										2	0	1	0	1	0	1				
Steve Jeltz, S (1, 6) OBP: 0.301, SLG: 0.171										2	0	2	1	1	0	0				
Bruce Ruffin, S (1, 1) OBP: 0.091, SLG: 0.136										1	0	0	0	0	0	2				
Tom Hume, R (4, 1)										1	0	0	0	0	0	2				
Wally Ritchie, L (5, 1) OBP: 1.000, SLG: 1.000										1	0	0	0	0	0	0				
Lance Parrish, R (7, PH) OBP: 0.290, SLG: 0.358										1	0	0	0	0	0	2				
Kent Tekulve, R (7, 1)										0	0	0	0	0	0	0				
Inning Stats	R: 0 E: 0 K: 1 S: 5	H: 0 LOB: 0 BB: 0 P: 5	R: 0 E: 0 K: 1 S: 5	H: 1 LOB: 0 BB: 0 P: 5	R: 0 E: 0 K: 0 S: 4	H: 2 LOB: 1 BB: 0 P: 4	R: 0 E: 0 K: 0 S: 4	H: 1 LOB: 1 BB: 0 P: 4	R: 1 E: 0 K: 0 S: 3	H: 1 LOB: 1 BB: 2 P: 11	R: 0 E: 0 K: 0 S: 4	H: 1 LOB: 1 BB: 1 P: 7	R: 0 E: 0 K: 1 S: 5	H: 0 LOB: 0 BB: 0 P: 5	R: 0 E: 0 K: 1 S: 5	H: 1 LOB: 0 BB: 0 P: 5	1B: 5 2B: 4 3B: 0 HR: 0	SF: 0 SAC: 0 DP: 5 HBP: 0	WP: 1 PB: 1 CS: 0	PA: 33
PITCHER	IP WLS BF H R ER SO BB IBB HBP BLK WP HR S P ERA WHIP																			
Michael LaCoss, R (1, 1) ERA: 3.54	6.1 W 26 7 1 0 2 3 0 0 0 1 0 27 39 0.00 1.579																			
Jeff Robinson, R (7, 1) ERA: 2.54	2.2 S 7 1 0 0 2 0 0 0 0 0 0 11 11 0.00 0.375																			

Batter	1	2	3	4	5	6	7	8	9	AB	R	H	RBI	BB	SO	LOB	BOTTOM				
Chris Speier, R (1, 5) OBP: 0.379, SLG: 0.476										5	0	1	0	0	1	5	Philadelphia Phillies @ San Francisco Giants Candlestick Park, San Francisco, CA Wed Jun 03 1987, 6:33 AM EDT Att: 10,522 - Unknown				
Robby Thompson, R (1, 4) OBP: 0.347, SLG: 0.468										4	1	1	1	0	1	1					
Jeffrey Leonard, R (1, 7) OBP: 0.393, SLG: 0.670										3	0	1	0	1	0	0					
Candy Maldonado, R (1, 9) OBP: 0.386, SLG: 0.577										4	1	2	0	0	0	1					
Chili Davis, S (1, 8) OBP: 0.347, SLG: 0.413										3	1	2	0	1	0	0					
Bob Melvin, R (1, 2) OBP: 0.312, SLG: 0.477										4	1	1	1	0	1	4					
Will Clark, L (1, 3) OBP: 0.371, SLG: 0.586										4	0	2	1	0	2	4					
Matt Williams, R (1, 6) OBP: 0.246, SLG: 0.329										3	0	0	0	1	1	5					
Michael LaCoss, R (1, 1) OBP: 0.105, SLG: 0.105										3	0	1	0	0	1	3					
Jeff Robinson, R (7, 1) OBP: 0.154, SLG: 0.154										1	0	0	0	0	1	2					
Inning Stats	R: 0 E: 0 K: 0 S: 4	H: 2 LOB: 1 BB: 0 P: 4	R: 0 E: 0 K: 2 S: 8	H: 1 LOB: 1 BB: 0 P: 8	R: 0 E: 0 K: 0 S: 3	H: 1 LOB: 0 BB: 0 P: 3	R: 3 E: 1 K: 1 S: 9	H: 4 LOB: 2 BB: 1 P: 13	R: 1 E: 0 K: 1 S: 7	H: 2 LOB: 3 BB: 2 P: 15	R: 0 E: 0 K: 1 S: 5	H: 0 LOB: 0 BB: 0 P: 5	R: 0 E: 0 K: 0 S: 3	H: 0 LOB: 0 BB: 0 P: 3	R: 0 E: 1 K: 3 S: 11	H: 1 LOB: 2 BB: 0 P: 11		1B: 9 2B: 1 3B: 0 HR: 1	SF: 0 SAC: 0 DP: 2 HBP: 0	WP: 0 PB: 1 SB: 1 CS: 0	PA: 37
PITCHER	IP WLS BF H R ER SO BB IBB HBP BLK WP HR S P ERA WHIP																				
Bruce Ruffin, L (1, 1) ERA: 6.34	3.1 L 17 8 3 2 2 1 0 0 0 0 0 1 6 24 5.40 2.700																				
Tom Hume, R (4, 1) ERA: 5.61	0.2 5 2 1 1 1 1 0 0 0 0 1 6 10 13.50 4.500																				
Wally Ritchie, L (5, 1) ERA: 2.95	2.0 7 0 0 0 2 1 0 0 0 0 0 0 10 14 0.00 0.500																				
Kent Tekulve, R (7, 1) ERA: 3.2	2.0 8 1 0 0 3 0 0 0 0 0 0 0 14 14 0.00 0.500																				

AB	30
R	1
H	8
RBI	1
BB	3
SO	4
LOB	17



AB	34
R	4
H	11
RBI	3
BB	3
SO	8
LOB	25



Batter	1	2	3	4	5	6	7	8	9	AB	R	H	RBI	BB	SO	LOB	TOP								
Chris Speier, R OBP: 0.368, SLG: 0.462 (1, 5)										4	0	0	0	0	2	1	San Francisco Giants @ Houston Astros Astrodome, Houston, TX Sun Jun 07 1987, 4:33 AM EDT Att: 17,234 - Unknown								
Will Clark, L OBP: 0.371, SLG: 0.570 Jim Gott, R (8, 1)										3	0	1	0	0	1	0									
Jeffrey Leonard, R OBP: 0.382, SLG: 0.641 (1, 7)										4	0	0	0	0	2	3									
Candy Maldonado, R OBP: 0.385, SLG: 0.567 (1, 9)											4	0	3	0	0	0									
Chili Davis, S OBP: 0.343, SLG: 0.411 (1, 8)											4	0	0	0	0	1		4							
Bob Brenly, R OBP: 0.356, SLG: 0.356 (1, 2)											4	0	0	0	0	4		2							
Robby Thompson, R OBP: 0.348, SLG: 0.449 (1, 4)											3	0	1	0	0	1		1							
Ivan De Jesus, R (1, 6)											2	0	0	0	0	2		1							
Mike Aldrete, L OBP: 0.386, SLG: 0.388 (8, PH)										1	0	0	0	0	0	0									
Atlee Hammaker, S OBP: 0.125, SLG: 0.125 Harry Spilman, L OBP: 0.424, SLG: 0.500 Matt Williams, R OBP: 0.237, SLG: 0.317 (8, PH)											2	0	0	0	0	1		1							
Inning Stats	R: 0 E: 0 K: 1 S: 7	H: 2 LOB: 2 BB: 0 P: 7	R: 0 E: 0 K: 2 S: 7	H: 0 LOB: 0 BB: 0 P: 7	R: 0 E: 0 K: 2 S: 7	H: 0 LOB: 0 BB: 0 P: 7	R: 0 E: 0 K: 1 S: 6	H: 1 LOB: 1 BB: 0 P: 6	R: 0 E: 0 K: 1 S: 5	H: 1 LOB: 0 BB: 0 P: 5	R: 0 E: 0 K: 3 S: 9	H: 0 LOB: 0 BB: 0 P: 9	R: 0 E: 0 K: 2 S: 8	H: 1 LOB: 1 BB: 0 P: 8	R: 0 E: 0 K: 1 S: 6	H: 1 LOB: 2 BB: 0 P: 7	R: 0 E: 0 K: 1 S: 5	H: 0 LOB: 0 BB: 0 P: 5	1B: 6 2B: 0 3B: 0 HR: 0	SF: 0 SAC: 0 DP: 1 HBP: 1	WP: 0 PB: 0 SB: 0 CS: 0	PA: 33			
PITCHER	IP	WLS	BF	H	R	ER	SO	BB	IBB	HBP	BLK	WP	HR	S	P	ERA	WHIP								
Nolan Ryan, R ERA: 2.96 (1, 1)	7.0	W	25	5	0	0	12	0	0	0	0	0	0	49	49	0.00	0.714								
Aurelio Lopez, R ERA: 3.72 (8, 1)	0.2		4	1	0	0	0	0	0	1	0	0	0	3	4	0.00	1.500								
Dave Smith, R ERA: (8, 1)	1.1	S	4	0	0	0	2	0	0	0	0	0	0	8	8	0.00	0.000								

Batter	1	2	3	4	5	6	7	8	9	AB	R	H	RBI	BB	SO	LOB	BOTTOM								
Billy Hatcher, R OBP: 0.382, SLG: 0.474 (1, 7)										4	1	1	0	0	1	2	San Francisco Giants @ Houston Astros Astrodome, Houston, TX Sun Jun 07 1987, 4:33 AM EDT Att: 17,234 - Unknown								
Bill Doran, S OBP: 0.327, SLG: 0.369 (1, 4)										3	0	2	1	0	0	0									
Chuck Jackson, R OBP: 0.450, SLG: 0.556 (1, 8)										3	0	1	1	0	0	2									
Alan Ashby, S OBP: 0.395, SLG: 0.426 (1, 2)										4	0	0	0	0	2	5									
Kevin Bass, S OBP: 0.327, SLG: 0.425 (1, 9)										2	0	0	0	2	0	0									
Denny Walling, L OBP: 0.362, SLG: 0.419 (1, 3)										4	0	0	0	0	0	5									
Phil Garner, R OBP: 0.267, SLG: 0.349 (1, 5)										4	1	1	0	0	1	0									
Dickie Thon, R OBP: 0.321, SLG: 0.233 (1, 6)										3	1	0	0	0	0	1									
Nolan Ryan, R OBP: 0.095, SLG: 0.200 Jim Pankovits, R OBP: 0.130, SLG: 0.091 Aurelio Lopez, R OBP: 0.500, SLG: 0.500 (7, PH)										2	0	0	0	0	0	0									
Dave Smith, R OBP: 0.500, SLG: 0.500 (8, 1)										1	0	0	0	0	0	0									
Inning Stats	R: 0 E: 0 K: 1 S: 5	H: 0 LOB: 0 BB: 0 P: 5	R: 0 E: 0 K: 0 S: 3	H: 0 LOB: 0 BB: 0 P: 3	R: 0 E: 0 K: 0 S: 3	H: 0 LOB: 0 BB: 0 P: 3	R: 0 E: 1 K: 1 S: 7	H: 1 LOB: 3 BB: 1 P: 11	R: 0 E: 0 K: 0 S: 3	H: 0 LOB: 0 BB: 0 P: 3	R: 1 E: 0 K: 1 S: 7	H: 2 LOB: 2 BB: 1 P: 11	R: 2 E: 2 K: 1 S: 9	H: 2 LOB: 2 BB: 0 P: 9	R: 0 E: 0 K: 1 S: 5	H: 0 LOB: 0 BB: 0 P: 5	R: 0 E: 0 K: 1 S: 5	H: 0 LOB: 0 BB: 0 P: 5	1B: 5 2B: 0 3B: 0 HR: 0	SF: 1 SAC: 1 DP: 0 HBP: 0	WP: 1 PB: 0 SB: 2 CS: 0	PA: 34			
PITCHER	IP	WLS	BF	H	R	ER	SO	BB	IBB	HBP	BLK	WP	HR	S	P	ERA	WHIP								
Atlee Hammaker, L ERA: 1.67 (1, 1)	7.0	L	31	5	3	1	4	0	0	0	0	0	0	37	45	0.00	0.714								
Jim Gott, R ERA: 4.91 (8, 1)	1.0		3	0	0	0	1	0	0	0	0	0	0	5	5	0.00	0.000								



Batter	1	2	3	4	5	6	7	8	9	AB	R	H	RBI	BB	SO	LOB	TOP										
Chris Speier, R OBP: 0.362, SLG: 0.459 (1, 5)										5	0	1	1	0	0	3											
Robby Thompson, R OBP: 0.346, SLG: 0.443 (1, 4)										4	0	1	1	0	2	1											
Jeffrey Leonard, R OBP: 0.376, SLG: 0.629 (1, 7)										4	0	0	0	0	0	3											
Candy Maldonado, R OBP: 0.387, SLG: 0.571 (1, 9)										4	2	2	0	0	1	0											
Chili Davis, S OBP: 0.350, SLG: 0.431 Eddie Milner, L OBP: 0.263, SLG: 0.222 (8, PR)										4	2	3	2	0	0	0											
Bob Melvin, R OBP: 0.299, SLG: 0.444 (1, 2)										3	1	1	1	1	1	1											
Will Clark, L OBP: 0.365, SLG: 0.560 Jeff Robinson, R OBP: 0.143, SLG: 0.143 Scott Garretts, R OBP: 0.143, SLG: 0.143 Keith Comstock, L (9, 1)										3	0	0	0	0	0	3											
Matt Williams, R OBP: 0.243, SLG: 0.323 (1, 6)										3	1	1	0	1	1	0											
Michael LaCoss, R OBP: 0.143, SLG: 0.100 Mike Aldrete, L OBP: 0.382, SLG: 0.383 (5, 3)										1	0	0	1	0	0	0											
Inning Stats	R: 0 E: 0 K: 0 S: 3	H: 0 LOB: 0 BB: 0 P: 3	R: 4 E: 0 K: 0 S: 7	H: 4 LOB: 2 BB: 1 P: 12	R: 2 E: 0 K: 0 S: 5	H: 2 LOB: 0 BB: 0 P: 5	R: 0 E: 0 K: 1 S: 6	H: 1 LOB: 1 BB: 0 P: 6	R: 0 E: 0 K: 1 S: 5	H: 0 LOB: 0 BB: 0 P: 5	R: 0 E: 0 K: 1 S: 5	H: 0 LOB: 0 BB: 0 P: 5	R: 0 E: 0 K: 2 S: 7	H: 1 LOB: 1 BB: 0 P: 7	R: 0 E: 0 K: 0 S: 3	H: 1 LOB: 1 BB: 0 P: 3	1B: 5 2B: 3 3B: 0 HR: 1	SF: 0 SAC: 1 DP: 0 HBP: 1	WP: 0 PB: 0 SB: 1 CS: 1	PA: 37							
PITCHER	IP	WLS	BF	H	R	ER	SO	BB	IBB	HBP	BLK	WP	HR	S	P	ERA	WHIP										
Tom Browning, L ERA: 8.01 (1, 1)	3.0		17	6	6	6	0	0	1	1	0	0	1	15	20	18.00	2.000										
Frank Williams, R ERA: 3.15 (4, 1)	2.0		8	1	0	0	2	1	0	0	0	0	0	11	15	0.00	1.000										
Rob Murphy, L ERA: 1.98 (6, 1)	1.0		3	0	0	0	1	0	0	0	0	0	0	5	5	0.00	0.000										
Ron Robinson, R ERA: 3.3 (7, 1)	2.0		6	1	0	0	3	0	0	0	0	0	0	12	12	0.00	0.500										
John Franco, L ERA: 0.75 (9, 1)	1.0	W	3	1	0	0	0	0	0	0	0	0	0	3	3	0.00	1.000										

San Francisco Giants @ Cincinnati Reds
Riverfront Stadium, Cincinnati, OH
Mon Jun 08 1987, 7:05 PM EDT
Att: 23,566 - Unknown

AB	33
R	6
H	9
RBI	6
BB	2
SO	6
LOB	12

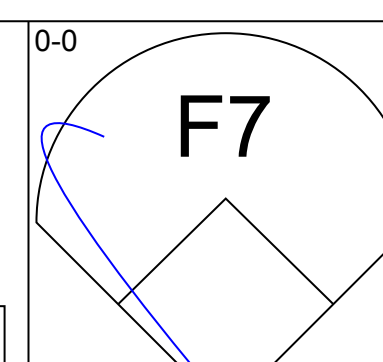
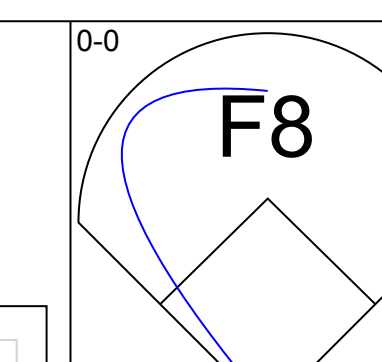
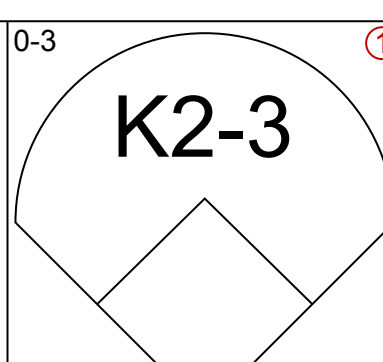
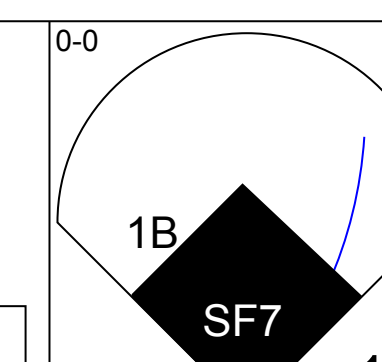
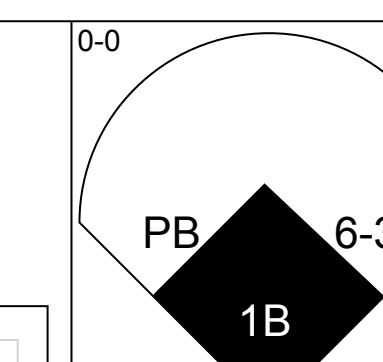
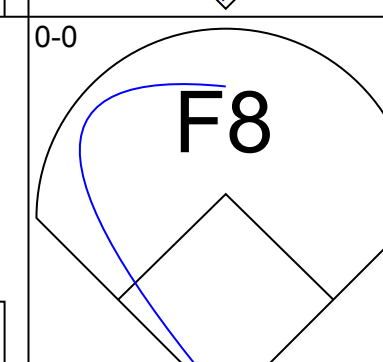
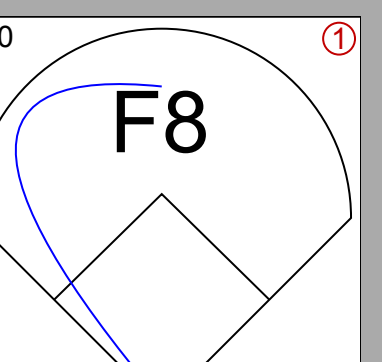
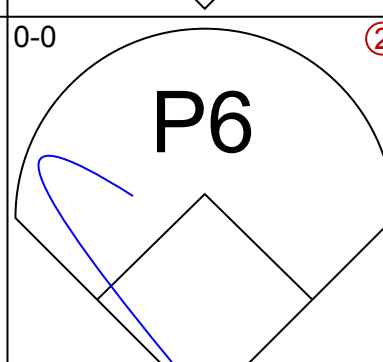
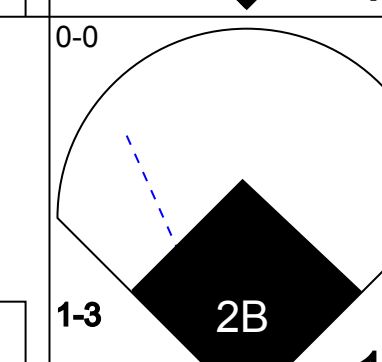
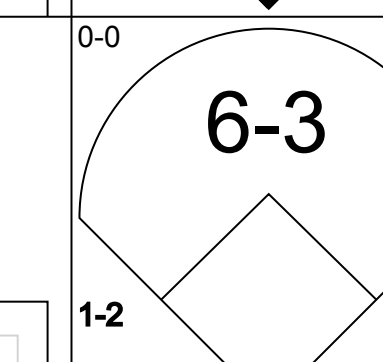
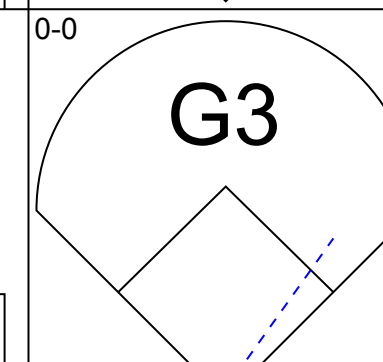
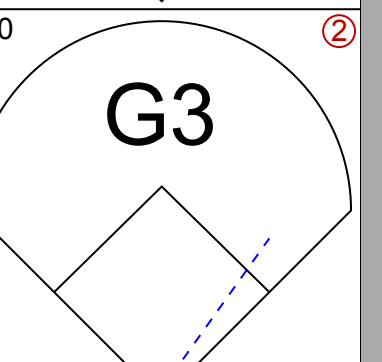
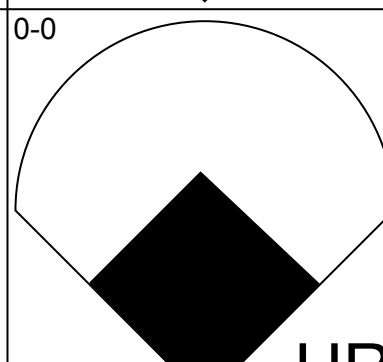
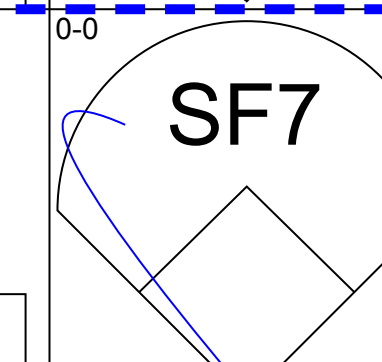
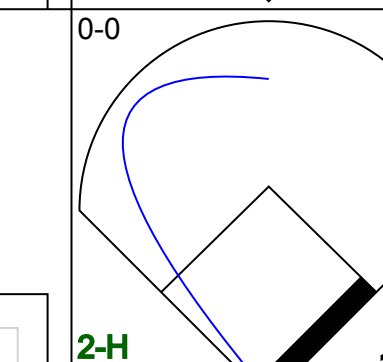
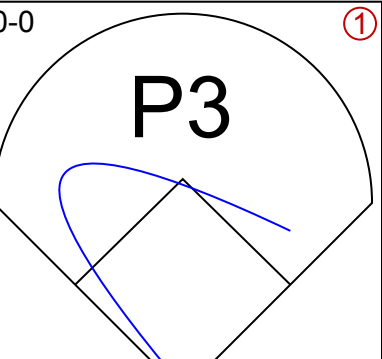
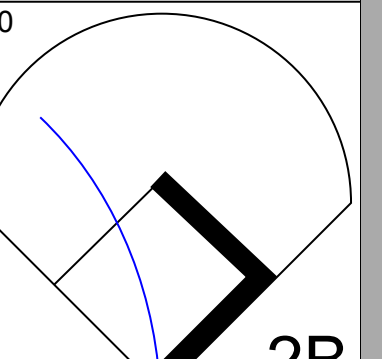
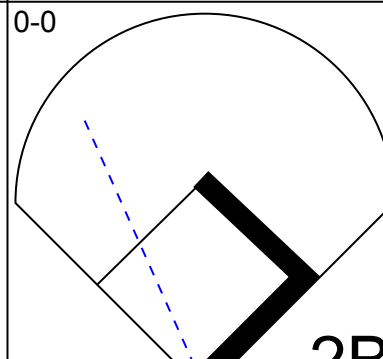
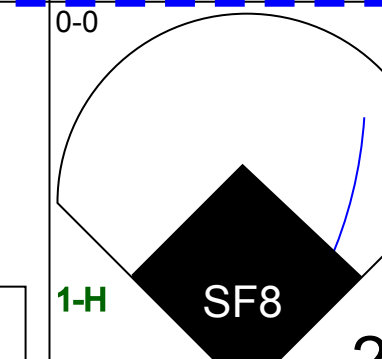
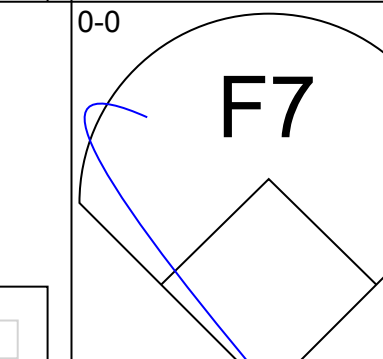
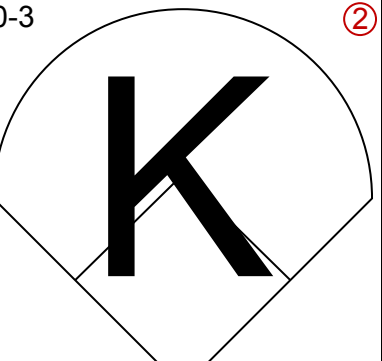
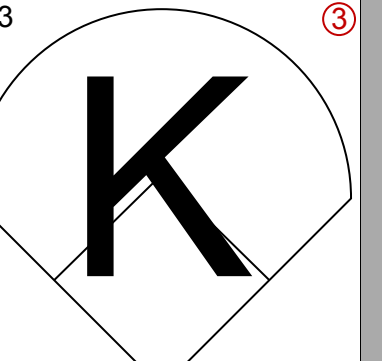
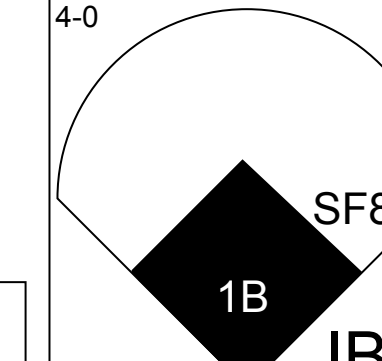
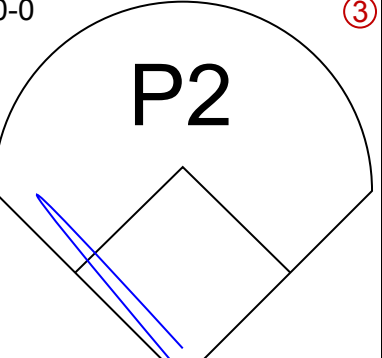
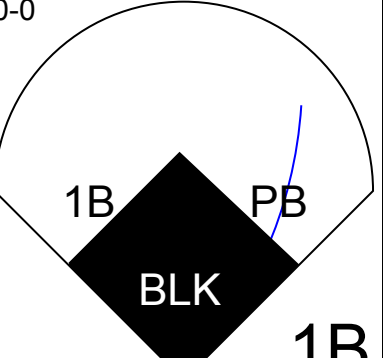
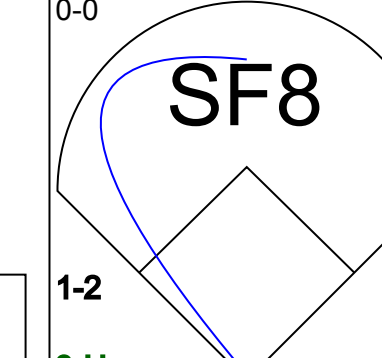
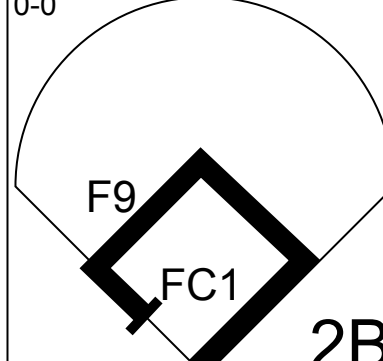
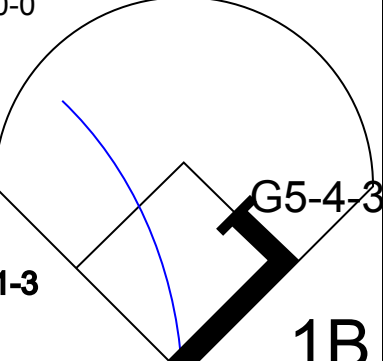
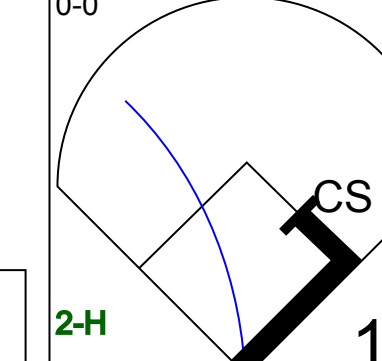
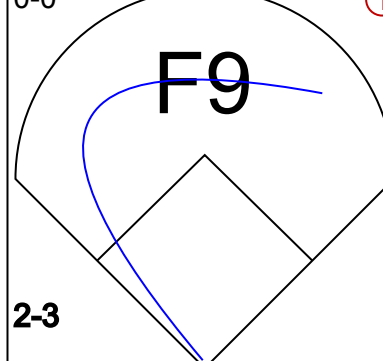
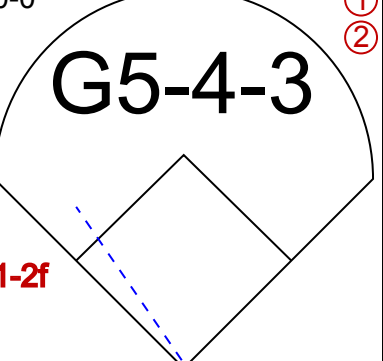
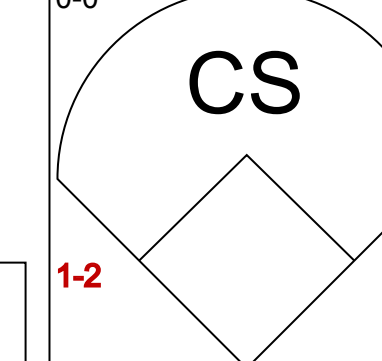
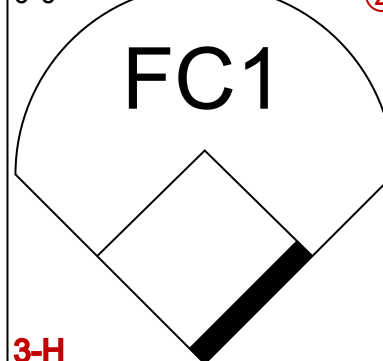
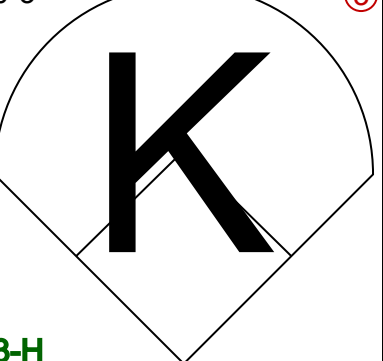
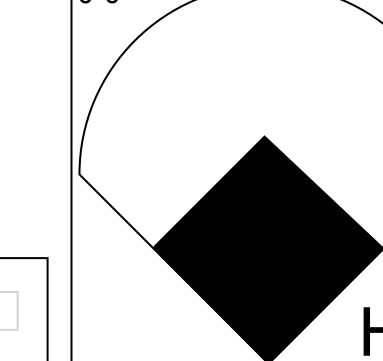


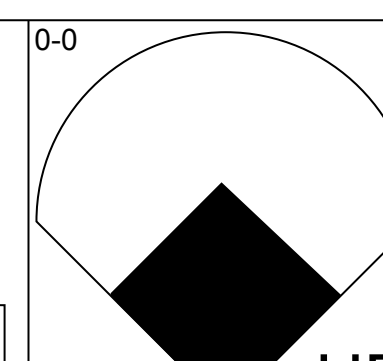
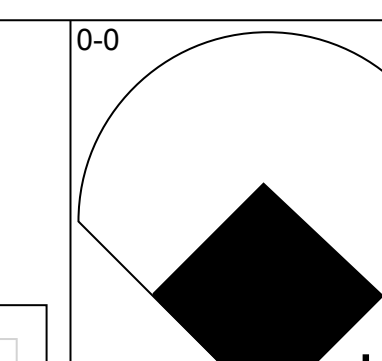
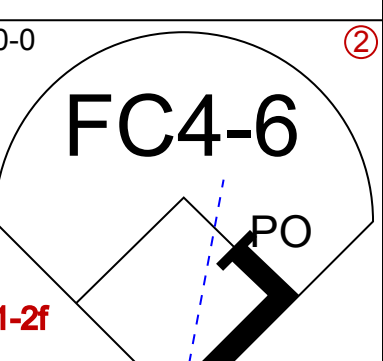
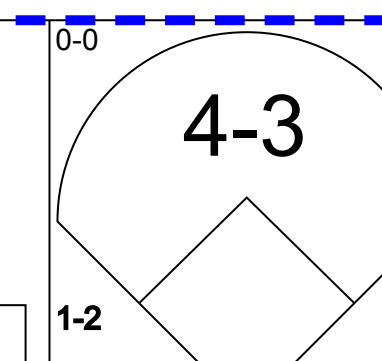
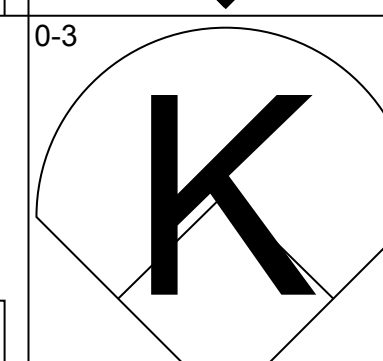
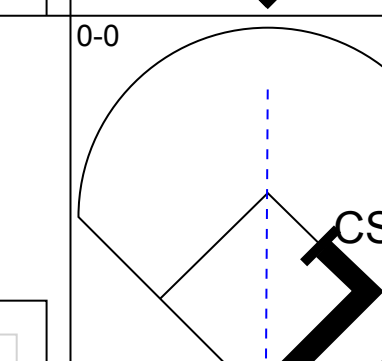
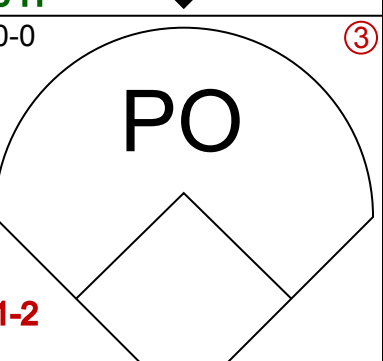
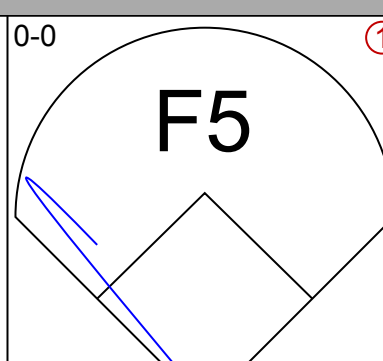
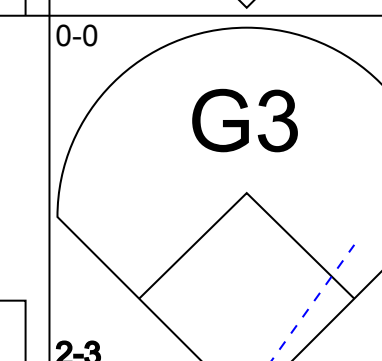
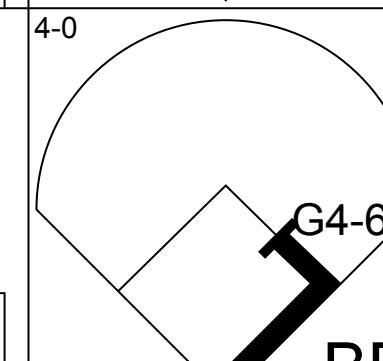
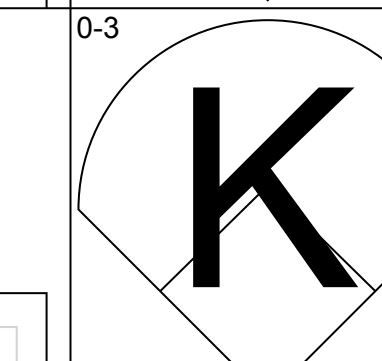
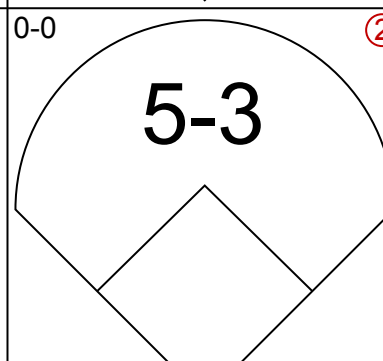
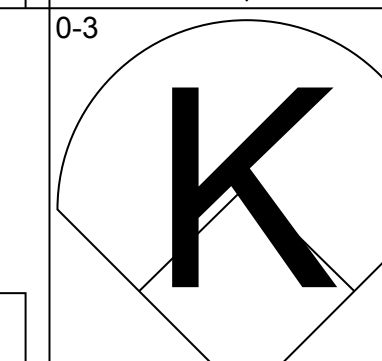
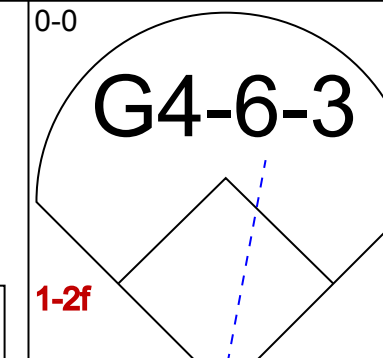
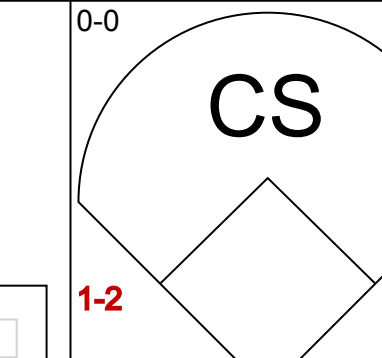
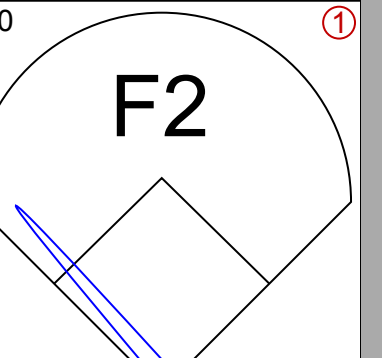
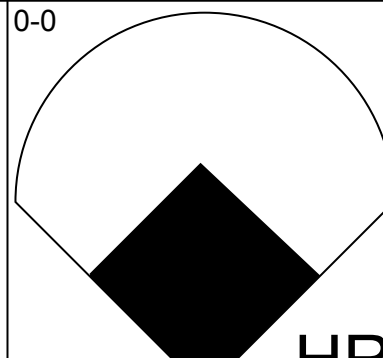
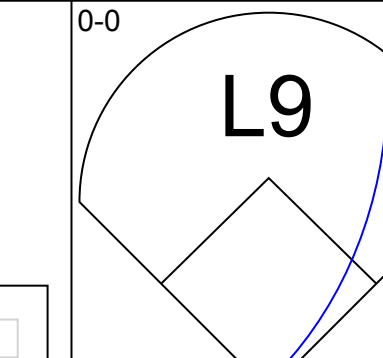
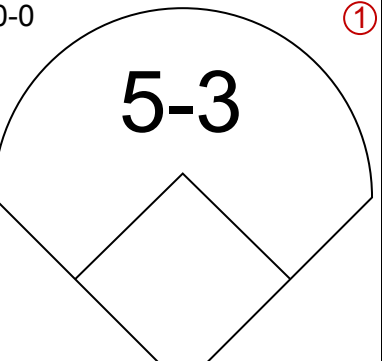
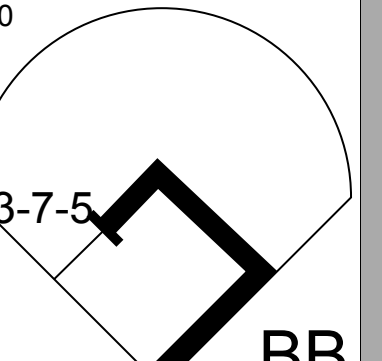
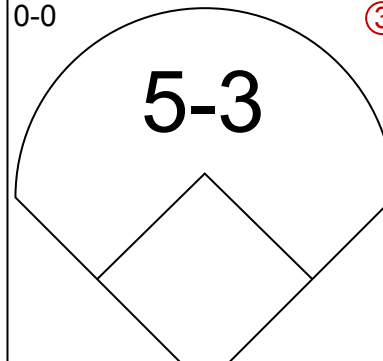
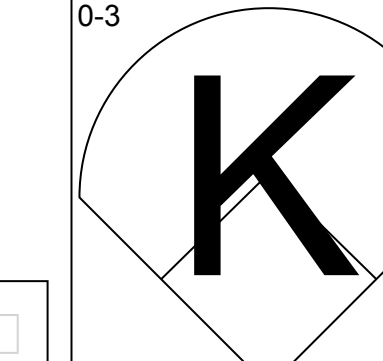
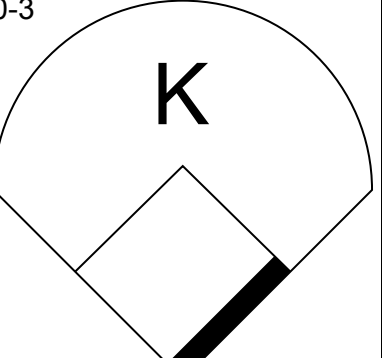
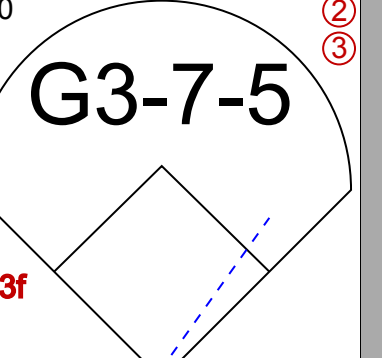
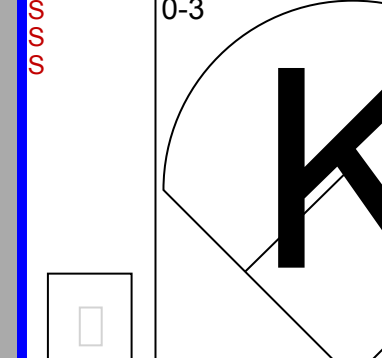
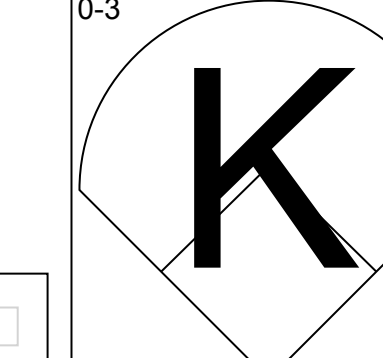
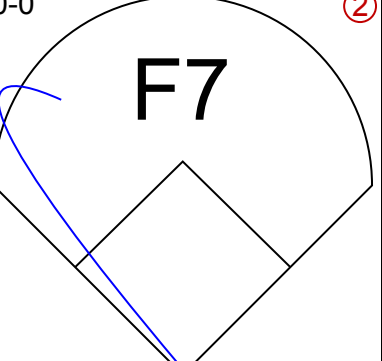
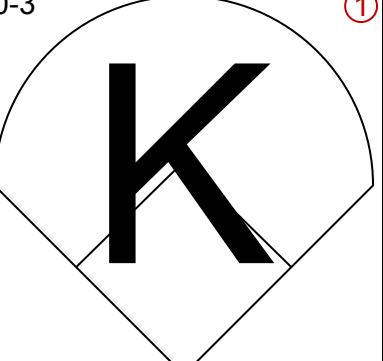
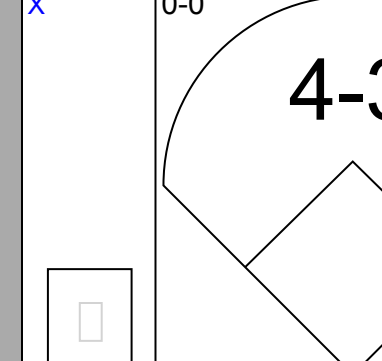
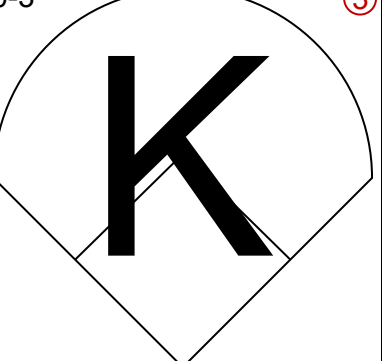
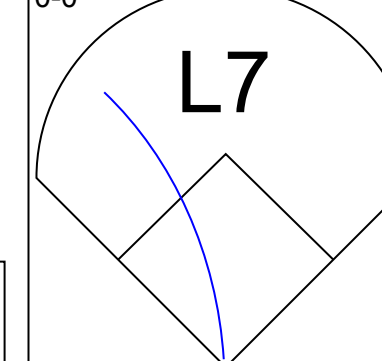
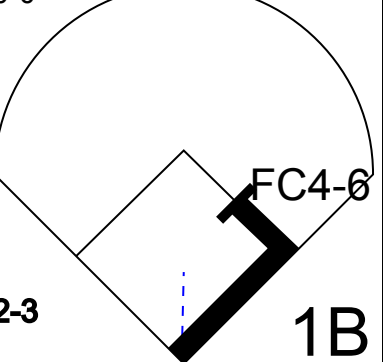
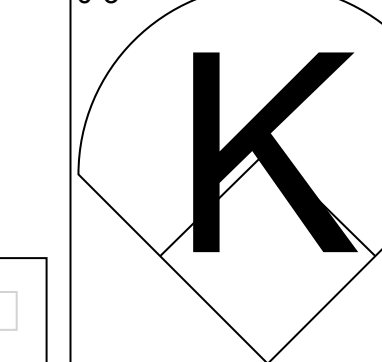
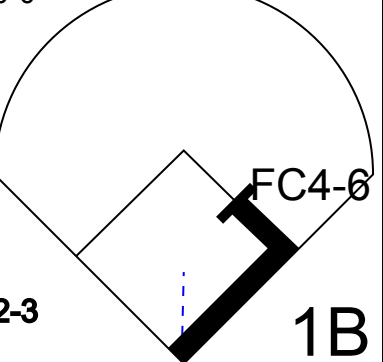
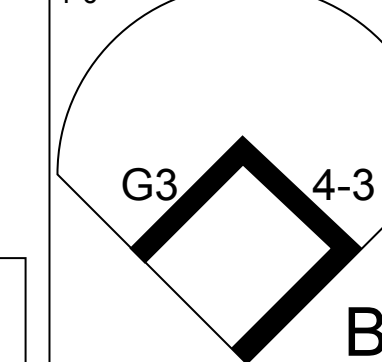
Batter	1	2	3	4	5	6	7	8	9	AB	R	H	RBI	BB	SO	LOB	BOTTOM										
Kal Daniels, L OBP: 0.411, SLG: 0.605 (1, 7)										3	2	1	1	2	0	1											
Barry Larkin, R OBP: 0.279, SLG: 0.358 (1, 6)										3	0	0	1	0	0	1											
Eric Davis, R OBP: 0.417, SLG: 0.729 (1, 8)										3	2	1	0	2	1	1											
Dave Parker, L OBP: 0.351, SLG: 0.533 (1, 9)										5	1	2	4	0	0	3											
Buddy Bell, R OBP: 0.363, SLG: 0.420 (1, 5)										4	0	1	1	0	0	0											
Nick Esasky, R OBP: 0.348, SLG: 0.672 (1, 3)										3	0	0	0	1	1	0											
Bo Diaz, R OBP: 0.295, SLG: 0.362 Lloyd McClendon, R OBP: 0.242, SLG: 0.406 (9, 2)										2	0	1	0	2	0	3											
Ron Oester, S OBP: 0.301, SLG: 0.330 (1, 4)										4	1	2	0	0	0	2											
Tom Browning, L Terry Franzen, L Frank Williams, R Karl Stewart, S Rob Murphy, L Troy Stuber, L Ron Robinson, R Paul O'Neill, L John Franco, L										0	0	0	0	0	0	0											
Inning Stats	R: 0 E: 0 K: 1 S: 5	H: 0 LOB: 0 BB: 0 P: 5	R: 0 E: 0 K: 0 S: 3	H: 0 LOB: 0 BB: 0 P: 3	R: 0 E: 0 K: 0 S: 2	H: 0 LOB: 1 BB: 1 P: 6	R: 1 E: 0 K: 0 S: 5	H: 2 LOB: 2 BB: 2 P: 13	R: 4 E: 0 K: 0 S: 7	H: 4 LOB: 0 BB: 0 P: 7	R: 0 E: 0 K: 1 S: 6	H: 1 LOB: 1 BB: 0 P: 6	R: 0 E: 0 K: 0 S: 3	H: 0 LOB: 1 BB: 1 P: 7	R: 0 E: 0 K: 1 S: 6	H: 1 LOB: 1 BB: 1 P: 10	R: 2 E: 0 K: 0 S: 2	H: 1 LOB: 1 BB: 2 P: 10	1B: 7 2B: 1 3B: 0 HR: 1	SF: 0 SAC: 2 DP: 1 HBP: 0	WP: 0 PB: 0 SB: 2 CS: 0	PA: 40					
PITCHER	IP	WLS	BF	H	R	ER	SO	BB	IBB	HBP	BLK	WP	HR	S	P	ERA	WHIP										
Michael LaCoss, R ERA: 4.03 (1, 1)	3.1		14	2	0	0	2	2	0	0	0	0	0	16	24	0.00	1.200										
Jeff Robinson, R ERA: 2.57 (5, 1)	0.1	L	3	0	2	2	0	2	0	0	0	0	0	1	9	54.00	6.000										
Scott Garretts, R ERA: 3.38 (9, 1)	0.0		1	1	0	0	0	0	0	0	0	0	0	1	1	∞	∞										

San Francisco Giants @ Cincinnati Reds
Riverfront Stadium, Cincinnati, OH
Mon Jun 08 1987, 7:05 PM EDT
Att: 23,566 - Unknown

AB	31
R	7
H	9
RBI	7
BB	7
SO	3
LOB	14



Batter	1	2	3	4	5	6	7	8	9	AB	R	H	RBI	BB	SO	LOB	TOP					
Eddie Milner, L OBP: 0.280, SLG: 0.250 (1, 8)										5	2	2	0	0	1	1	San Francisco Giants @ Cincinnati Reds Riverfront Stadium, Cincinnati, OH Wed Jun 10 1987, 3:33 AM EDT Att: 32,320 - Unknown livebaseballscorecards.com					
Chris Speier, R OBP: 0.368, SLG: 0.462 (1, 5) (4, 4)										5	1	1	0	0	0	1						
Will Clark, L OBP: 0.374, SLG: 0.596 Jeffrey Leonard, R OBP: 0.379, SLG: 0.627 (6, PH) (8, 7)										3	1	1	1	0	0	0						
Candy Maldonado, R OBP: 0.397, SLG: 0.590 (1, 9)										5	1	3	1	0	0	1						
Chili Davis, S OBP: 0.349, SLG: 0.422 Scott Garrelts, R OBP: 0.143, SLG: 0.143 (8, 1)										3	1	0	0	1	2	2						
Bob Brenly, R OBP: 0.357, SLG: 0.366 Harry Spilman, L OBP: 0.412, SLG: 0.500 (8, PH) (8, 3)										3	2	0	0	0	0	0						
Robby Thompson, R OBP: 0.378, SLG: 0.444 Ivan De Jesus, R OBP: 0.333, SLG: 0.333 (4, 6)										1	0	1	0	0	0	0						
Matt Williams, R OBP: 0.242, SLG: 0.331 (4, 5)										4	0	0	1	0	0	3						
Jim Gott, R (1, 1)										2	0	0	0	0	1	1						
Mike Aldrete, L OBP: 0.378, SLG: 0.378 Keith Comstock, L (7, 1)										1	0	0	0	0	0	0						
Bob Melvin, R OBP: 0.303, SLG: 0.469 (8, 2)										1	1	1	1	0	0	0						
Inning Stats	R: 0 E: 0 K: 0 S: 3	H: 0 LOB: 0 BB: 0 P: 3	R: 0 E: 0 K: 1 S: 5	H: 0 LOB: 0 BB: 0 P: 5	R: 0 E: 0 K: 0 S: 4	H: 1 LOB: 1 BB: 0 P: 4	R: 0 E: 0 K: 1 S: 6	H: 1 LOB: 1 BB: 0 P: 6	R: 0 E: 0 K: 1 S: 6	H: 2 LOB: 0 BB: 0 P: 6	R: 1 E: 0 K: 1 S: 7	H: 2 LOB: 1 BB: 0 P: 7	R: 1 E: 0 K: 0 S: 4	H: 1 LOB: 0 BB: 0 P: 4	R: 4 E: 0 K: 0 S: 6	H: 4 LOB: 0 BB: 0 P: 10	R: 2 E: 0 K: 0 S: 6	H: 3 LOB: 1 BB: 0 P: 6	1B: 7 2B: 5 3B: 0 HR: 2	SF: 2 SAC: 0 DP: 1 HBP: 0	WP: 0 PB: 2 SB: 0 CS: 1	PA: 41
PITCHER	IP	WLS	BF	H	R	ER	SO	BB	IBB	HBP	BLK	WP	HR	S	P	ERA	WHIP					
Bill Gullickson, R ERA: 4.14 (1, 1)	7.0	L	29	9	5	5	4	0	0	0	0	0	0	1	1	6.43	1.286					
Rob Murphy, L ERA: 2.53 (8, 1)	0.1		1	0	0	0	0	0	0	0	0	0	0	1	1	0.00	0.000					
Ron Robinson, R ERA: 3.64 (8, 1)	0.2		4	2	2	2	0	0	1	0	0	0	0	3	7	27.00	3.000					
Bill Scherrer, L ERA: 18.0 (9, 1)	1.0		6	3	2	2	0	0	0	0	0	0	1	6	6	18.00	3.000					

Batter	1	2	3	4	5	6	7	8	9	AB	R	H	RBI	BB	SO	LOB	BOTTOM					
Kal Daniels, L OBP: 0.409, SLG: 0.633 (1, 7)										4	2	2	3	0	0	2	San Francisco Giants @ Cincinnati Reds Riverfront Stadium, Cincinnati, OH Wed Jun 10 1987, 3:33 AM EDT Att: 32,320 - Unknown livebaseballscorecards.com					
Kurt Stillwell, S OBP: 0.355, SLG: 0.388 (1, 6)										4	0	1	0	0	1	1						
Eric Davis, R OBP: 0.408, SLG: 0.706 (1, 8)										3	0	0	0	1	2	2						
Dave Parker, L OBP: 0.347, SLG: 0.537 (1, 9)										4	1	1	1	0	0	1						
Buddy Bell, R OBP: 0.364, SLG: 0.417 (1, 5)										3	0	0	0	1	1	0						
Terry Francona, L OBP: 0.245, SLG: 0.250 Nick Esasky, R OBP: 0.333, SLG: 0.627 (7, PH) (8, 3)										2	0	0	0	0	1	1						
Lloyd McClendon, R OBP: 0.216, SLG: 0.361 Ron Robinson, R (8, 1)										3	0	0	0	0	1	1						
Bill Scherrer, L (9, 1)										0	0	0	0	0	0	0						
Ron Oester, S OBP: 0.301, SLG: 0.335 (1, 4)										3	1	1	0	0	1	1						
Bill Gullickson, R OBP: 0.250, SLG: 0.393 Rob Murphy, L OBP: 0.250, SLG: 0.250 Bo Diaz, R OBP: 0.302, SLG: 0.370 (8, 2)										2	0	1	0	0	1	0						
Inning Stats	R: 1 E: 0 K: 1 S: 5	H: 1 LOB: 0 BB: 1 P: 9	R: 0 E: 0 K: 2 S: 8	H: 0 LOB: 0 BB: 0 P: 8	R: 1 E: 0 K: 2 S: 8	H: 2 LOB: 0 BB: 0 P: 8	R: 0 E: 0 K: 0 S: 2	H: 0 LOB: 0 BB: 1 P: 6	R: 1 E: 0 K: 1 S: 6	H: 2 LOB: 0 BB: 0 P: 6	R: 1 E: 0 K: 0 S: 4	H: 1 LOB: 0 BB: 0 P: 4	R: 0 E: 0 K: 1 S: 5	H: 0 LOB: 1 BB: 1 P: 5	R: 0 E: 0 K: 1 S: 5	H: 0 LOB: 0 BB: 0 P: 7	R: 0 E: 0 K: 2 S: 7	H: 0 LOB: 0 BB: 0 P: 7	1B: 2 2B: 2 3B: 0 HR: 3	SF: 0 SAC: 0 DP: 2 HBP: 0	WP: 0 PB: 1 SB: 0 CS: 1	PA: 35
PITCHER	IP	WLS	BF	H	R	ER	SO	BB	IBB	HBP	BLK	WP	HR	S	P	ERA	WHIP					
Jim Gott, R ERA: 5.12 (1, 1)	6.0		23	6	4	4	6	2	0	0	0	0	0	3	33	6.00	1.333					
Keith Comstock, L ERA: 2.7 (7, 1)	1.0	W	3	0	0	0	1	0	0	0	0	0	0	5	5	0.00	0.000					
Scott Garrelts, R ERA: 3.23 (8, 1)	2.0	S	7	0	0	0	3	1	0	0	0	0	0	12	16	0.00	0.500					

Batter	1	2	3	4	5	6	7	8	9	AB	R	H	RBI	BB	SO	LOB	TOP					
Tim Flannery L (1.4) OBP: 0.298, SLG: 0.247	F8		E 1B	FC6-4 IBB			4-3		G6-4-3 1B	4	0	2	0	1	0	0	San Diego Padres @ San Francisco Giants Candlestick Park, San Francisco, CA Thu Jun 11 1987, 10:05 PM EDT Att: 6,982 - Unknown					
Randy Ready R (1.7) OBP: 0.407, SLG: 0.431	E5		E 1B	FC6-4					G6-4-3	4	0	1	0	1	0	5						
Tony Gwynn L (1.9) OBP: 0.440, SLG: 0.518	F7		E6							2	0	0	0	0	0	3						
Jim Steels L (3.9) OBP: 0.311, SLG: 0.240	K		E6							2	0	0	0	0	2	1						
John Kruk L (1.3) OBP: 0.459, SLG: 0.519	K		K							4	0	0	0	0	2	4						
Kevin Mitchell R (1.5) OBP: 0.299, SLG: 0.340			K							3	0	0	0	1	1	3						
Benito Santiago R (1.2) OBP: 0.302, SLG: 0.400										4	0	3	0	0	0	1						
Shane Mack R (1.8) OBP: 0.286, SLG: 0.271										4	0	1	0	0	0	3						
Garry Templeton S (1.6) OBP: 0.272, SLG: 0.254										3	0	0	0	1	0	4						
Eric Show R (1.1) OBP: 0.032, SLG: 0.032										2	0	0	0	0	1	2						
Luis Salazar R (7. PH) OBP: 0.340, SLG: 0.384										1	0	0	0	0	0	0						
Lance McCullers S (7.1) OBP: 0.378, SLG: 0.378										0	0	0	0	0	0	0						
Carmelo Martinez R (9. PH) OBP: 0.322, SLG: 0.348										1	0	0	0	0	0	1						
Inning Stats	R: 0 E: 1 K: 1 S: 6	H: 0 LOB: 1 BB: 0 P: 6	R: 0 E: 0 K: 0 S: 3	H: 0 LOB: 1 BB: 1 P: 7	R: 0 E: 1 K: 2 S: 10	H: 2 LOB: 3 BB: 0 P: 10	R: 0 E: 0 K: 1 S: 7	H: 2 LOB: 3 BB: 1 P: 11	R: 0 E: 0 K: 1 S: 5	H: 0 LOB: 0 BB: 0 P: 5	R: 0 E: 0 K: 0 S: 3	H: 1 LOB: 1 BB: 1 P: 3	R: 0 E: 0 K: 1 S: 5	H: 0 LOB: 1 BB: 1 P: 9	R: 0 E: 0 K: 0 S: 4	H: 1 LOB: 1 BB: 0 P: 4	R: 0 E: 0 K: 0 S: 3	H: 1 LOB: 1 BB: 1 P: 7	1B: 7 2B: 0 3B: 0 HR: 0	SF: 0 SAC: 0 DP: 2 HBP: 0	WP: 0 PB: 0 SB: 1 CS: 0	PA: 38
PITCHER Kelly Downs R (1.1) ERA: 2.99	IP: 9.0 WLS: W BF: 38 H: 7 R: 0 ER: 0 SO: 6 BB: 3 IBB: 1 HBP: 0 BLK: 0 WP: 0 HR: 0 S: 46 P: 62 ERA: 0.00 WHIP: 1.111															PITCHER	IP: 9.0 WLS: W BF: 38 H: 7 R: 0 ER: 0 SO: 6 BB: 3 IBB: 1 HBP: 0 BLK: 0 WP: 0 HR: 0 S: 46 P: 62 ERA: 0.00 WHIP: 1.111					

Batter	1	2	3	4	5	6	7	8	9	AB	R	H	RBI	BB	SO	LOB	BOTTOM					
Eddie Milner L (1.8) OBP: 0.321, SLG: 0.269	CS 1B		4-3 BB			F5				2	0	1	0	1	0	0	San Diego Padres @ San Francisco Giants Candlestick Park, San Francisco, CA Thu Jun 11 1987, 10:05 PM EDT Att: 6,982 - Unknown					
Chris Speier R (1.4) OBP: 0.381, SLG: 0.452	4-3		4-3			K				3	0	0	1	0	1	3						
Will Clark L (1.3) OBP: 0.368, SLG: 0.586	F7		L3			G3				3	0	0	0	0	0	2						
Mike Aldrete L (6.3) OBP: 0.378, SLG: 0.378										0	0	0	0	0	0	0						
Candy Maldonado R (1.9) OBP: 0.396, SLG: 0.585						5-3				2	0	0	0	1	0	0						
Chili Davis S (1.7) OBP: 0.349, SLG: 0.418						F6				2	0	0	0	1	1	0						
Bob Melvin R (1.2) OBP: 0.297, SLG: 0.459						F4				3	0	0	0	0	1	1						
Ivan De Jesus R (1.6) OBP: 0.250, SLG: 0.250										2	0	0	0	0	0	0						
Joel Youngblood R (6. PH) OBP: 0.308, SLG: 0.304										1	0	0	0	0	1	0						
Mark Wasinger R (9.5) OBP: 0.354, SLG: 0.419										0	0	0	0	0	0	0						
Matt Williams R (1.5) OBP: 0.243, SLG: 0.337										3	1	1	0	0	1	0						
Kelly Downs R (1.1) OBP: 0.154, SLG: 0.154										3	0	1	0	0	1	0						
Inning Stats	R: 0 E: 0 K: 0 S: 3	H: 1 LOB: 0 BB: 0 P: 3	R: 0 E: 0 K: 0 S: 1	H: 0 LOB: 0 BB: 2 P: 9	R: 1 E: 0 K: 0 S: 5	H: 2 LOB: 2 BB: 1 P: 9	R: 0 E: 0 K: 0 S: 3	H: 0 LOB: 0 BB: 0 P: 3	R: 0 E: 0 K: 1 S: 5	H: 0 LOB: 0 BB: 0 P: 5	R: 0 E: 0 K: 1 S: 5	H: 0 LOB: 0 BB: 0 P: 5	R: 0 E: 0 K: 2 S: 7	H: 0 LOB: 0 BB: 0 P: 7	R: 0 E: 0 K: 2 S: 7	H: 0 LOB: 0 BB: 0 P: 7	R: 0 E: 0 K: 2 S: 7	H: 0 LOB: 0 BB: 0 P: 7	1B: 2 2B: 1 3B: 0 HR: 0	SF: 0 SAC: 0 DP: 1 HBP: 0	WP: 0 PB: 0 SB: 0 CS: 2	PA: 27
PITCHER Eric Show R (1.1) ERA: 3.89	IP: 6.0 WLS: L BF: 21 H: 3 R: 1 ER: 1 SO: 2 BB: 3 IBB: 0 HBP: 0 BLK: 0 WP: 0 HR: 0 S: 22 P: 34 ERA: 1.50 WHIP: 1.000															PITCHER Lance McCullers R (7.1) ERA: 4.1	IP: 2.0 WLS: L BF: 6 H: 0 R: 0 ER: 0 SO: 4 BB: 0 IBB: 0 HBP: 0 BLK: 0 WP: 0 HR: 0 S: 14 P: 14 ERA: 0.00 WHIP: 0.000					



Batter	1	2	3	4	5	6	7	8	9	AB	R	H	RBI	BB	SO	LOB	TOP										
Tim Flannery, L OBP: 0.315, SLG: 0.269 (1, 4)										5	1	3	1	0	0	1											
Randy Ready, R OBP: 0.407, SLG: 0.430 (1, 7)										5	0	2	0	0	1	4											
Tony Gwynn, L OBP: 0.538, SLG: 0.511 (7, PR)										3	1	0	1	1	0	2											
Jim Steels, L OBP: 0.311, SLG: 0.240 (7, 9)										0	0	0	0	0	0	0											
John Kruk, L OBP: 0.450, SLG: 0.506 (1, 3)										4	0	0	0	0	2	4											
Bento Santiago, R OBP: 0.306, SLG: 0.402 (1, 2)										4	0	2	1	0	1	0											
Shane Mack, R OBP: 0.284, SLG: 0.286 (1, 8)										4	1	1	0	0	1	1											
Kevin Mitchell, R OBP: 0.304, SLG: 0.361 (1, 5)										3	1	1	1	1	1	0											
Garry Templeton, S OBP: 0.276, SLG: 0.260 (1, 6)										4	1	2	1	0	1	1											
Ed Whitson, R OBP: 0.080, SLG: 0.080 (1, 1)										3	0	0	0	0	2	2											
Inning Stats	R: 2 E: 0 K: 1 S: 7	H: 3 LOB: 1 BB: 0 P: 7	R: 2 E: 0 K: 0 S: 5	H: 2 LOB: 1 BB: 1 P: 9	R: 0 E: 0 K: 0 S: 4	H: 1 LOB: 1 BB: 0 P: 4	R: 0 E: 0 K: 2 S: 7	H: 0 LOB: 0 BB: 0 P: 7	R: 0 E: 0 K: 0 S: 3	H: 0 LOB: 0 BB: 0 P: 3	R: 1 E: 0 K: 3 S: 10	H: 3 LOB: 3 BB: 1 P: 14	R: 0 E: 0 K: 3 S: 9	H: 0 LOB: 0 BB: 0 P: 9	R: 0 E: 0 K: 1 S: 6	H: 1 LOB: 1 BB: 0 P: 6	1B: 9 2B: 1 3B: 0 HR: 1	SF: 0 SAC: 1 DP: 0 HBP: 0	WP: 1 PB: 0 SB: 3 CS: 1	PA: 38							
PITCHER	IP	WLS	BF	H	R	ER	SO	BB	IBB	HBP	BLK	WP	HR	S	P	ERA	WHIP										
Michael LaCoss, R ERA: 4.53 (1, 1)	1.2	L	10	5	4	4	1	1	0	0	0	1	0	11	15	21.60	3.600										
Randy Bockus, R ERA: 1.59 (2, 1)	4.1		14	2	0	0	2	0	0	0	0	0	0	18	18	0.00	0.462										
Keith Comstock, L ERA: 3.12 (7, 1)	2.0		10	3	1	1	5	1	0	0	0	0	1	19	23	4.50	2.000										
Jeff Robinson, R ERA: 2.52 (9, 1)	1.0		4	1	0	0	1	0	0	0	0	0	0	6	6	0.00	1.000										

San Diego Padres @ San Francisco Giants
Candlestick Park, San Francisco, CA
Fri Jun 12, 1987, 10:05 PM EDT
Att: 12,577 - Unknown

livebaseballscorecards.com

AB 35
R 5
H 11
RBI 5
BB 2
SO 9
LOB 15

Batter	1	2	3	4	5	6	7	8	9	AB	R	H	RBI	BB	SO	LOB	BOTTOM										
Eddie Milner, L OBP: 0.290, SLG: 0.241 (1, 8)										3	0	0	0	0	1	1											
Keith Comstock, L (7, 1)										0	0	0	0	0	0	0											
Will Clark, L OBP: 0.366, SLG: 0.583 (8, PH)										1	0	0	0	0	1	1											
Jeff Robinson, R OBP: 0.143, SLG: 0.143 (9, 1)										0	0	0	0	0	0	0											
Chris Speier, R OBP: 0.352, SLG: 0.439 (1, 4)										4	0	0	0	0	0	0											
Jeffrey Leonard, R OBP: 0.372, SLG: 0.616 (1, 7)										4	0	0	0	0	0	0											
Candy Maldonado, R OBP: 0.390, SLG: 0.575 (1, 9)										4	0	0	0	0	0	0											
Mike Aldrete, L OBP: 0.376, SLG: 0.376 (1, 3)										3	0	1	0	0	0	0											
Bob Brenly, R OBP: 0.357, SLG: 0.365 (1, 2)										3	0	1	0	0	1	1											
Mark Wasinger, R OBP: 0.360, SLG: 0.422 (1, 5)										2	0	1	0	0	0	1											
Joel Youngblood, R OBP: 0.296, SLG: 0.292 (8, PH)										1	0	0	0	0	0	0											
Ivan De Jesus, R OBP: 0.250, SLG: 0.250 (9, 6)										0	0	0	0	0	0	0											
Matt Williams, R OBP: 0.241, SLG: 0.333 (8, PH)										2	0	0	0	0	1	2											
Harry Spillman, L OBP: 0.429, SLG: 0.517 (9, 5)										1	0	1	0	0	0	0											
Michael LaCoss, R OBP: 0.143, SLG: 0.100 (2, 1)										0	0	0	0	0	0	0											
Randy Bockus, L (2, 1)										1	0	0	0	0	1	1											
Chili Davis, S OBP: 0.346, SLG: 0.414 (6, PH)										2	0	0	0	0	1	1											
Inning Stats	R: 0 E: 0 K: 0 S: 3	H: 0 LOB: 0 BB: 0 P: 3	R: 0 E: 0 K: 1 S: 5	H: 0 LOB: 0 BB: 0 P: 5	R: 0 E: 0 K: 2 S: 8	H: 1 LOB: 1 BB: 0 P: 8	R: 0 E: 0 K: 0 S: 3	H: 0 LOB: 0 BB: 0 P: 3	R: 0 E: 0 K: 0 S: 4	H: 0 LOB: 0 BB: 0 P: 3	R: 0 E: 0 K: 1 S: 5	H: 0 LOB: 0 BB: 0 P: 5	R: 0 E: 0 K: 0 S: 4	H: 1 LOB: 1 BB: 0 P: 4	R: 0 E: 0 K: 2 S: 8	H: 1 LOB: 1 BB: 0 P: 8	R: 0 E: 0 K: 0 S: 3	H: 0 LOB: 0 BB: 0 P: 3	1B: 4 2B: 0 3B: 0 HR: 0	SF: 0 SAC: 0 DP: 0 HBP: 0	WP: 0 PB: 0 SB: 0 CS: 0	PA: 31					
PITCHER	IP	WLS	BF	H	R	ER	SO	BB	IBB	HBP	BLK	WP	HR	S	P	ERA	WHIP										
Ed Whitson, R ERA: 4.55 (1, 1)	9.0	W	31	4	0	0	6	0	0	0	0	0	0	43	43	0.00	0.444										

San Diego Padres @ San Francisco Giants
Candlestick Park, San Francisco, CA
Fri Jun 12, 1987, 10:05 PM EDT
Att: 12,577 - Unknown

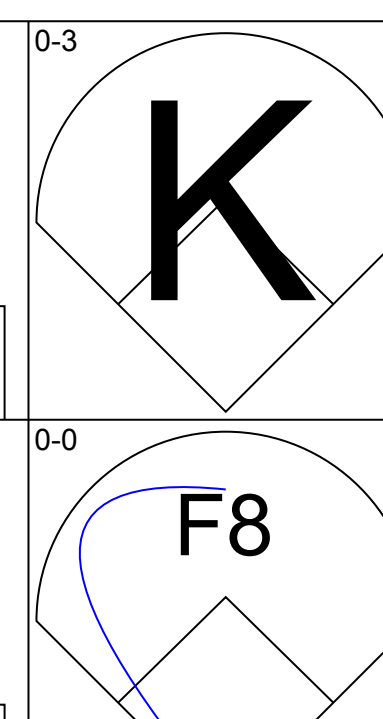
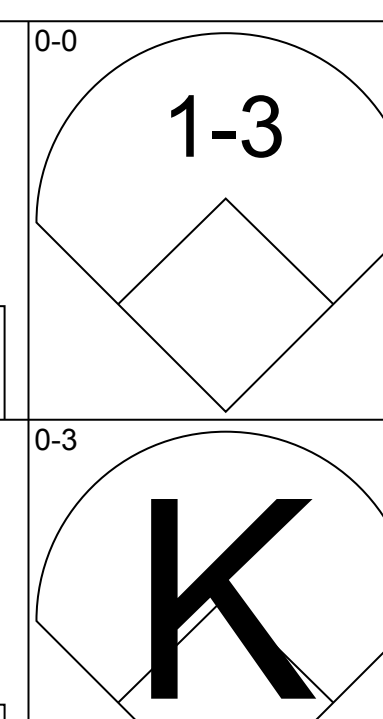
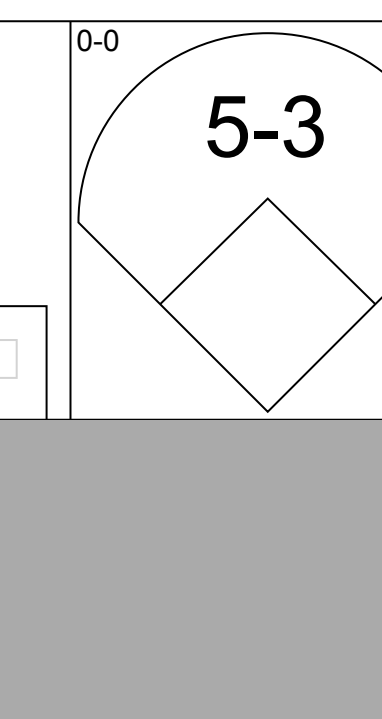
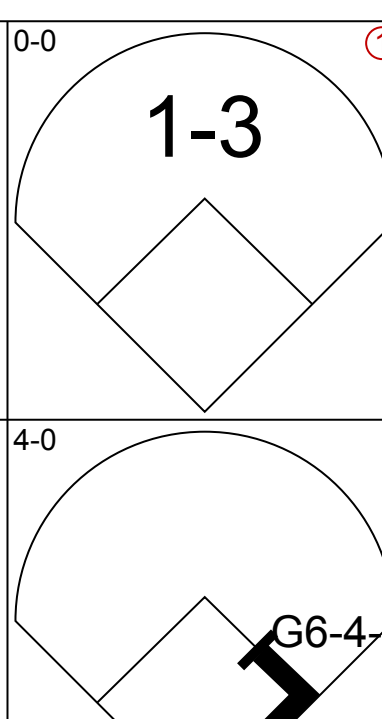
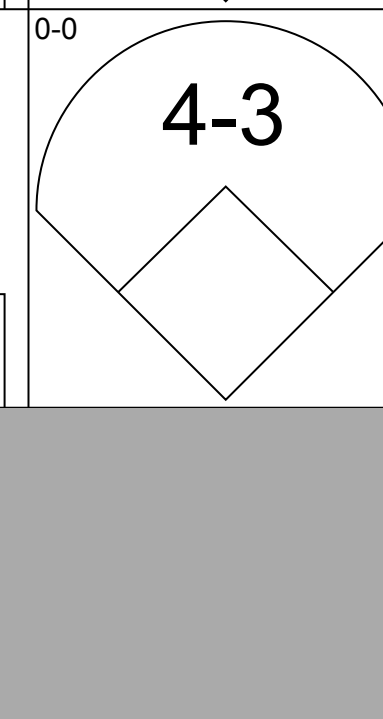
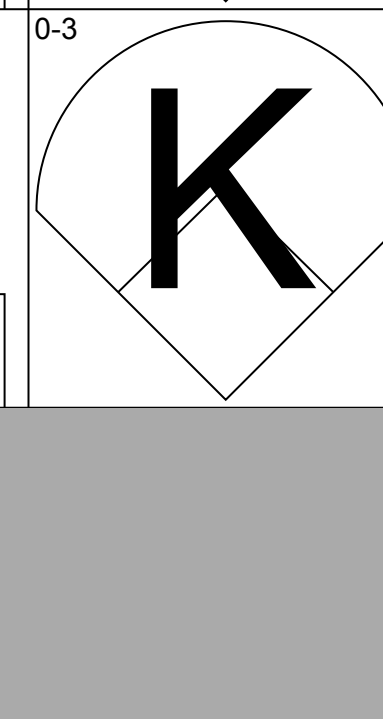
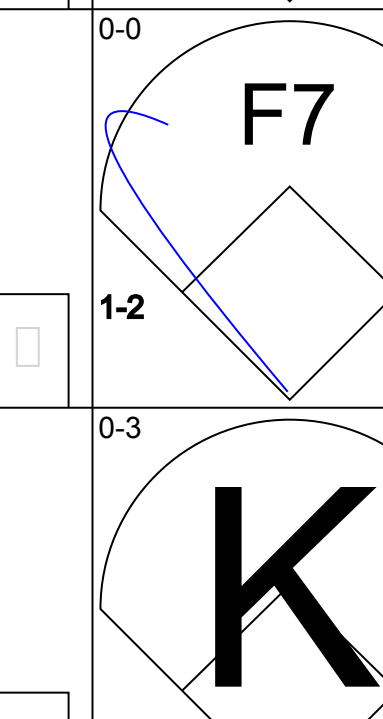
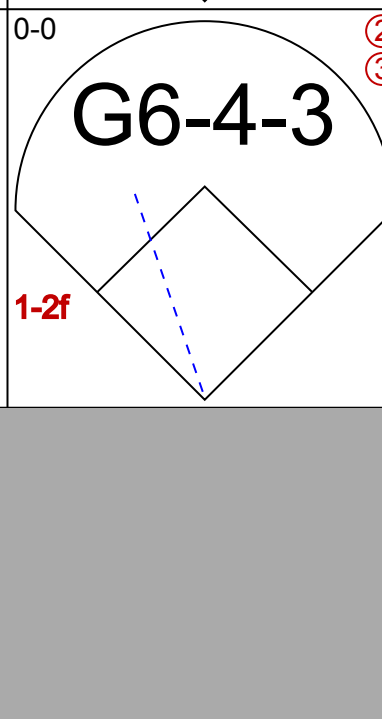


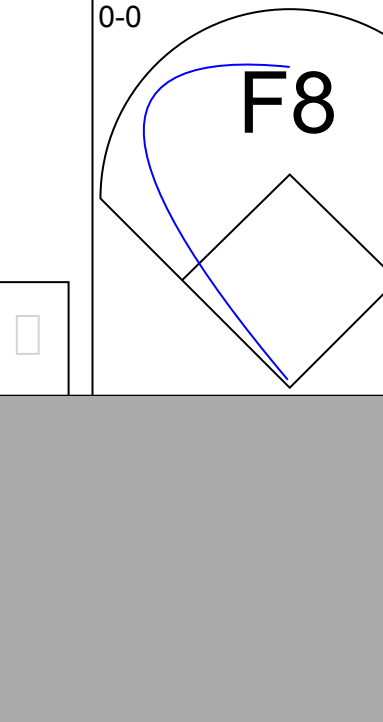

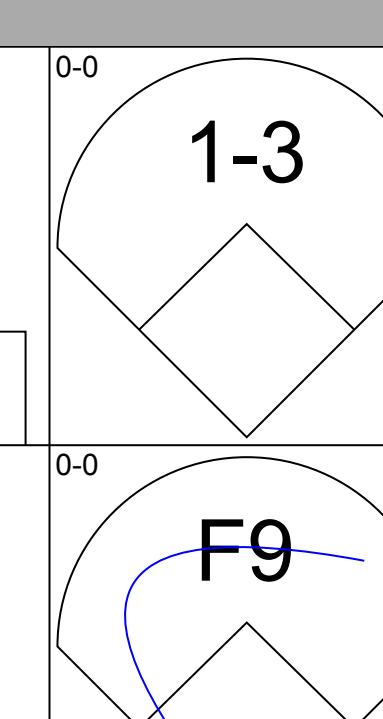
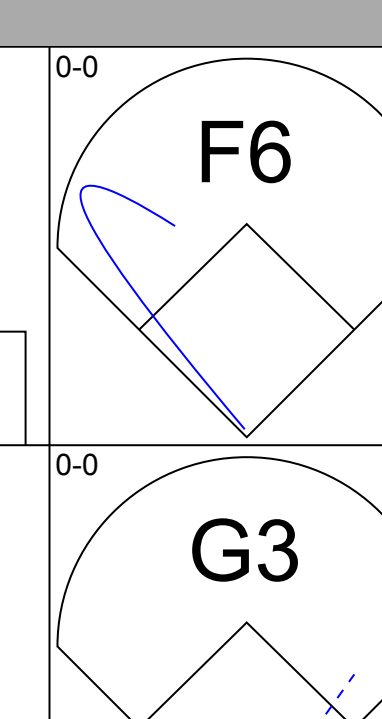
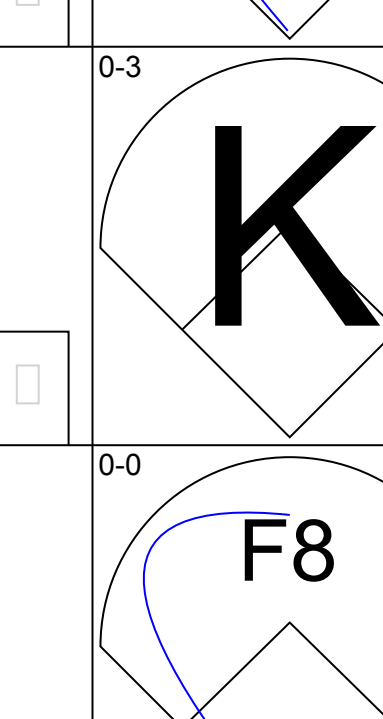

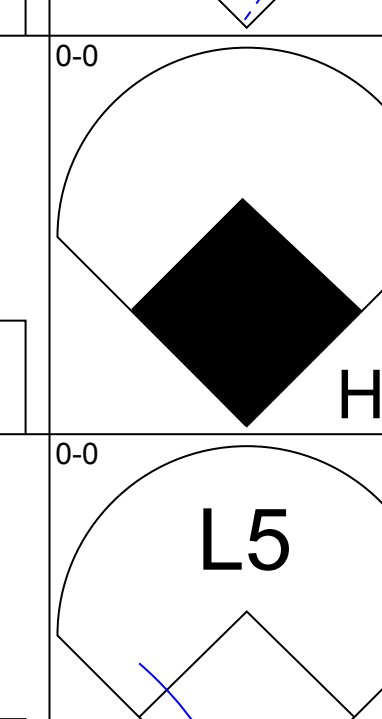



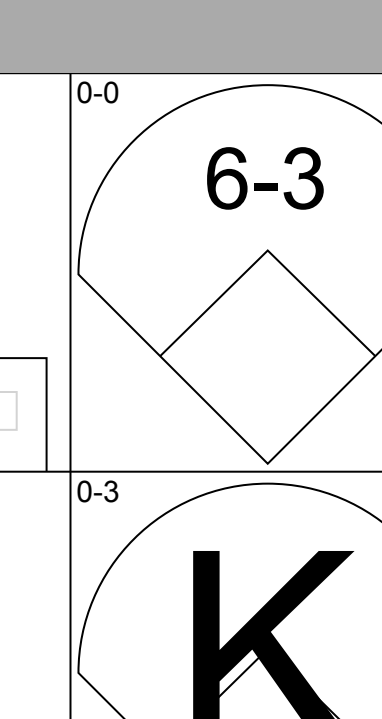
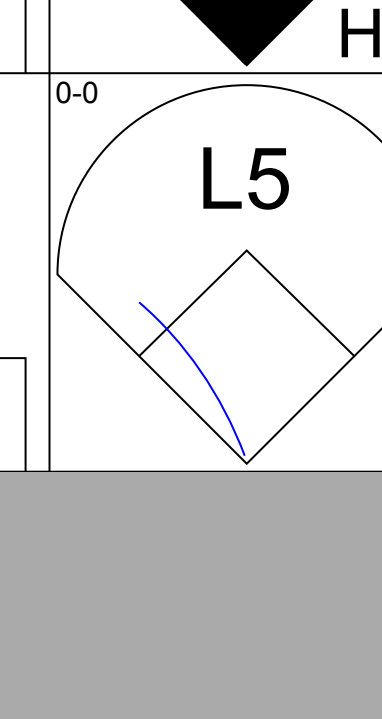
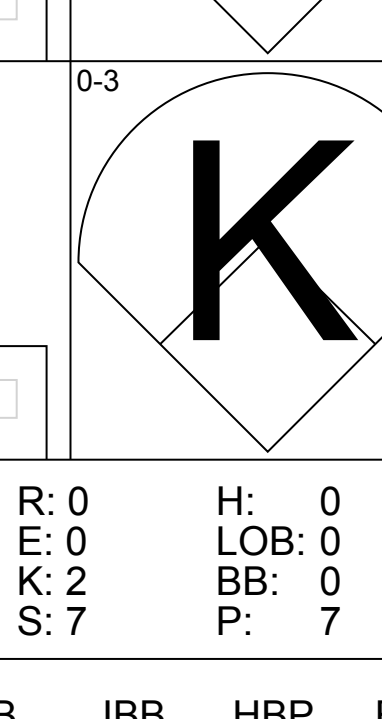
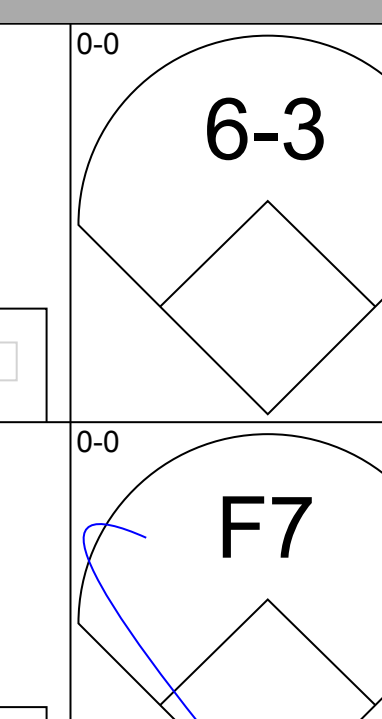
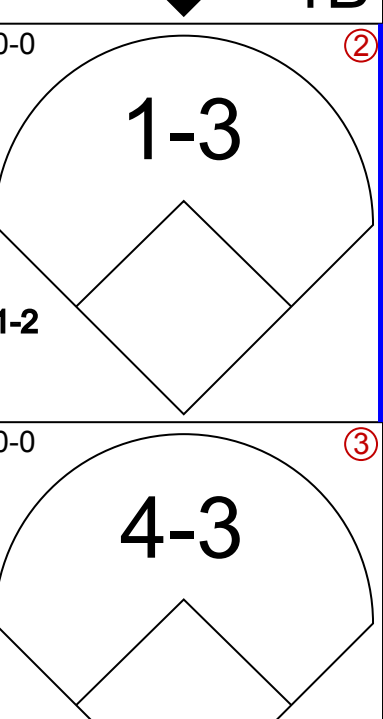

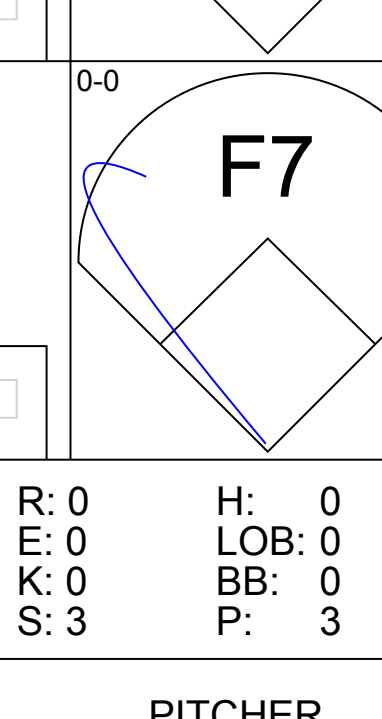
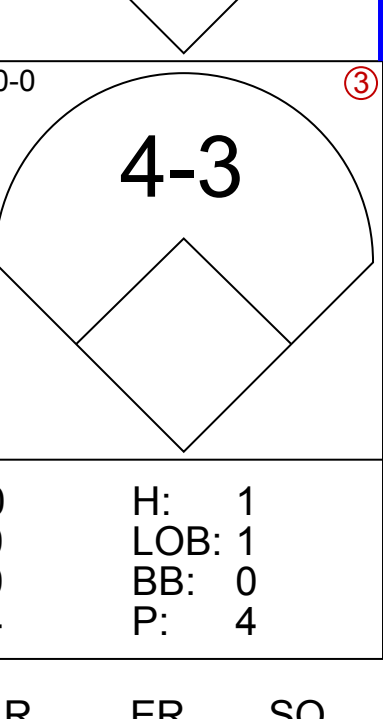
livebaseballscorecards.com

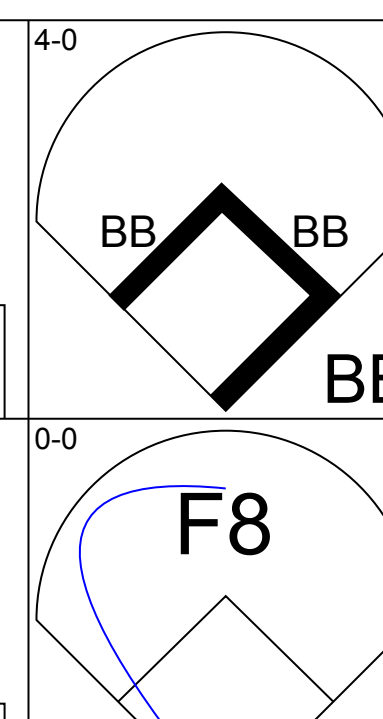
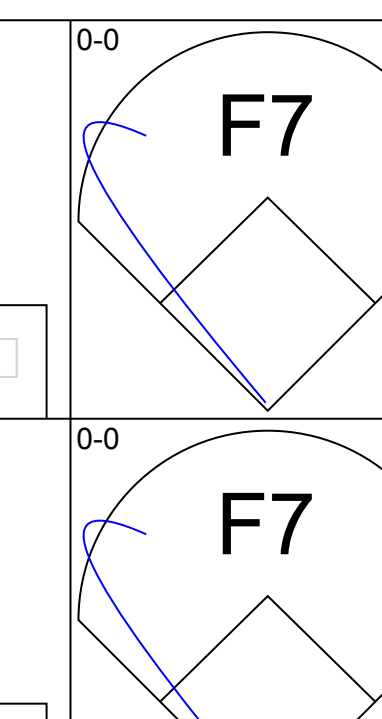
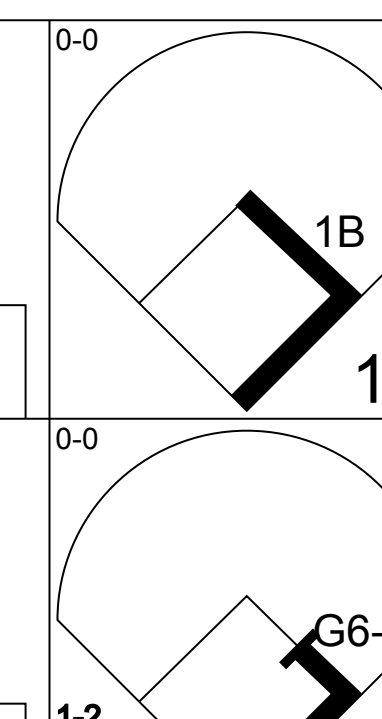
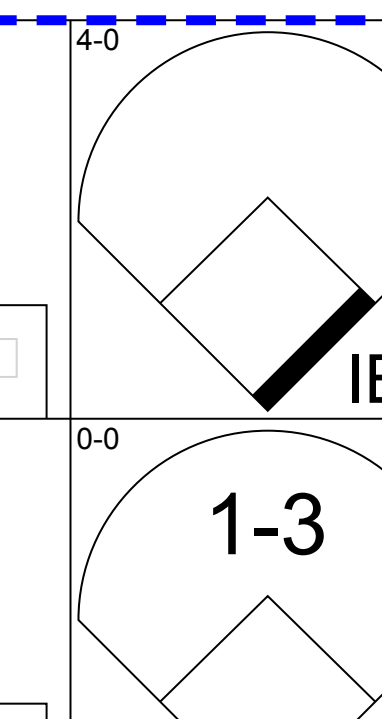
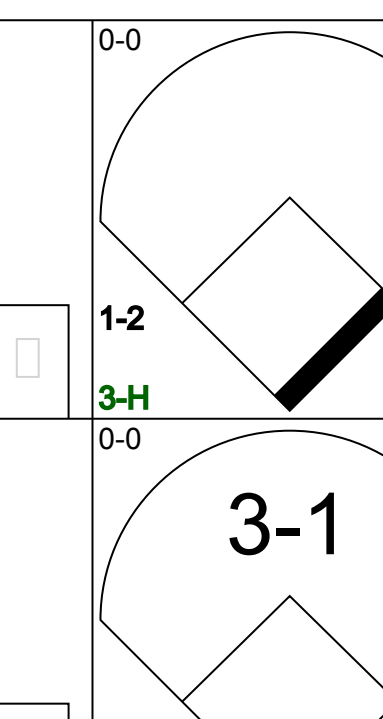
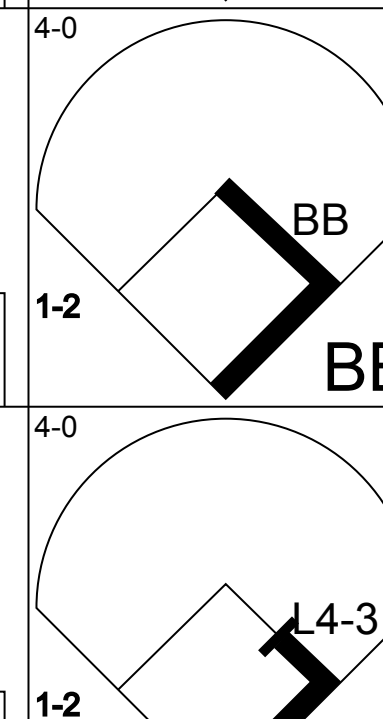
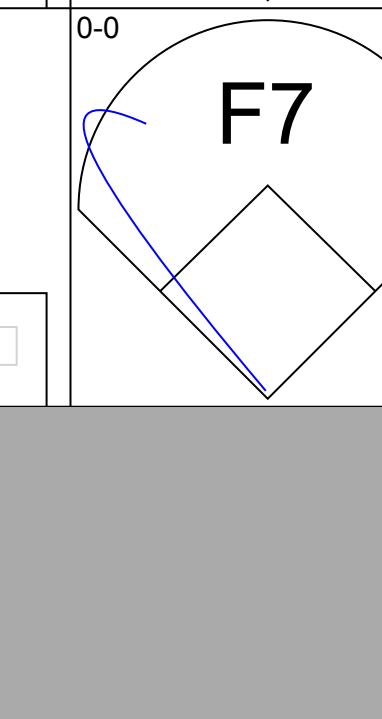
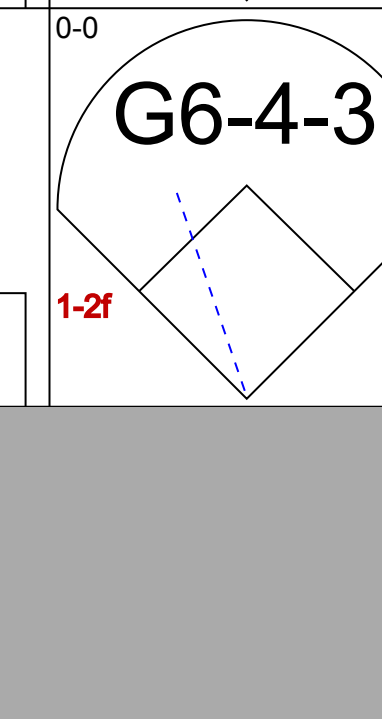
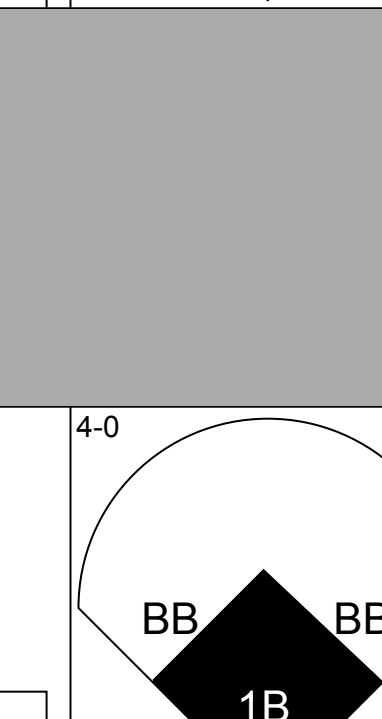
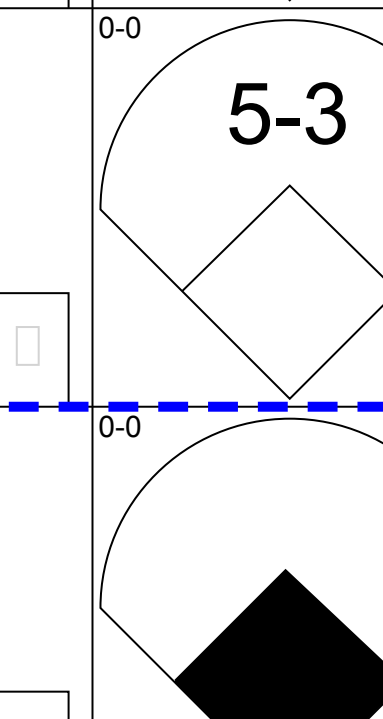
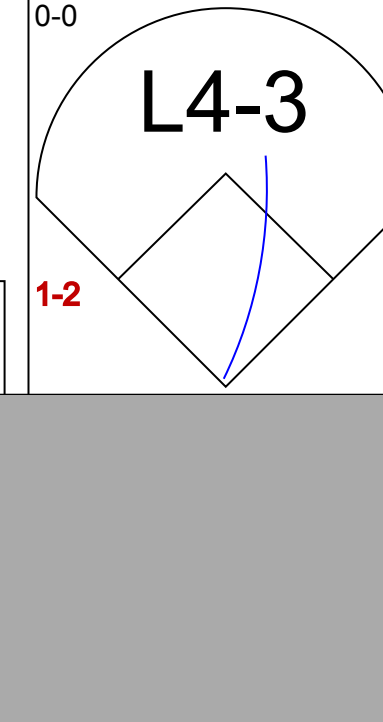


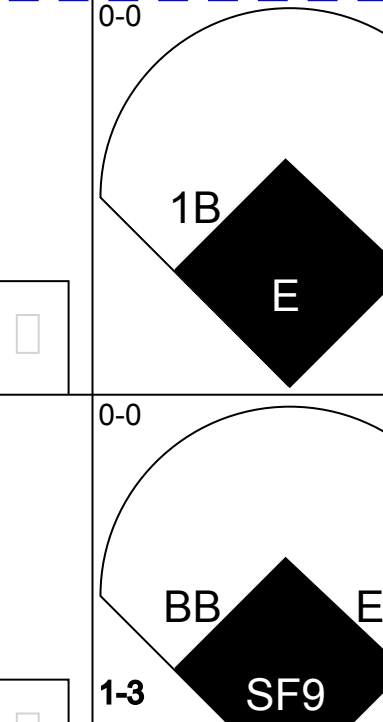
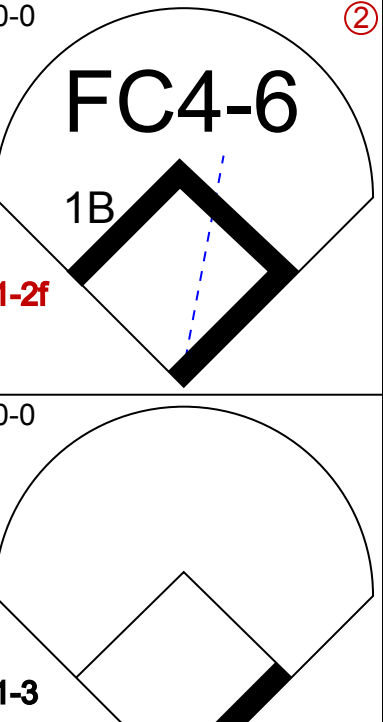

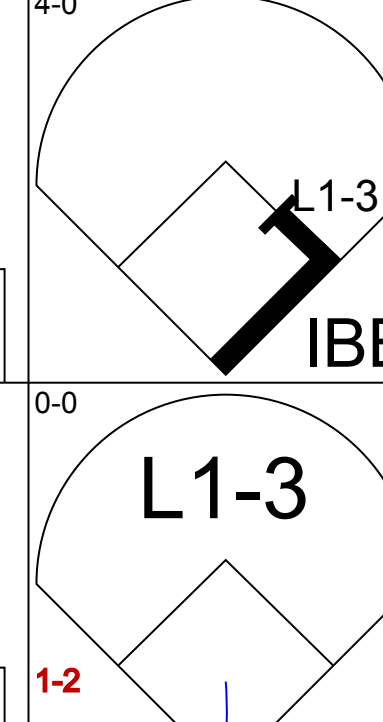
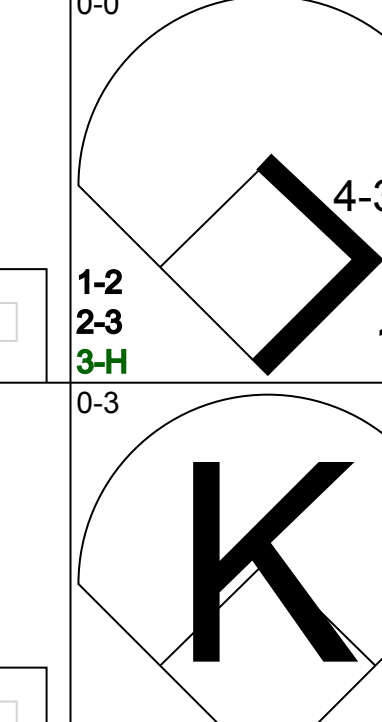
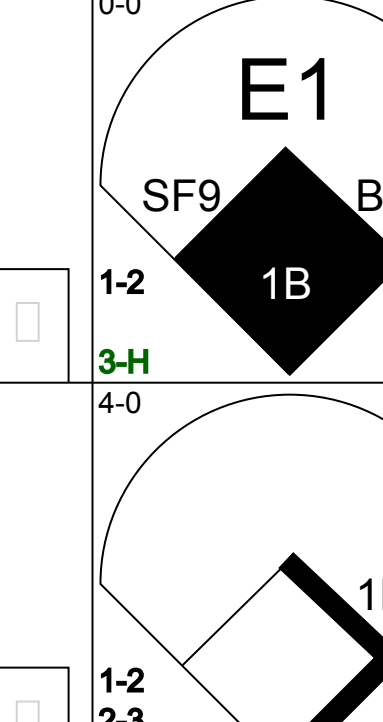
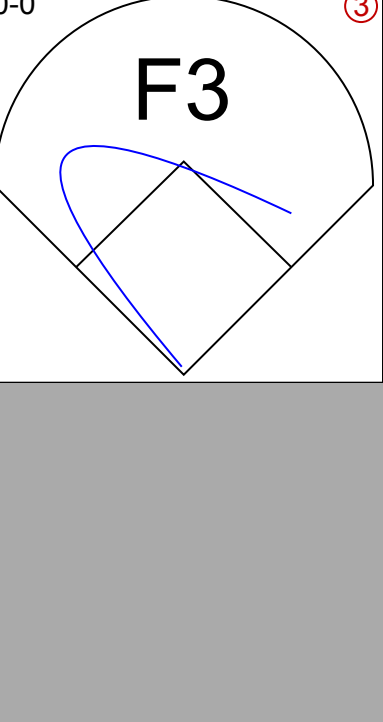
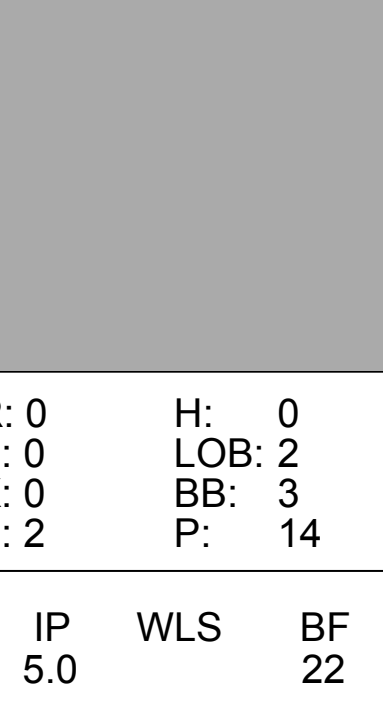

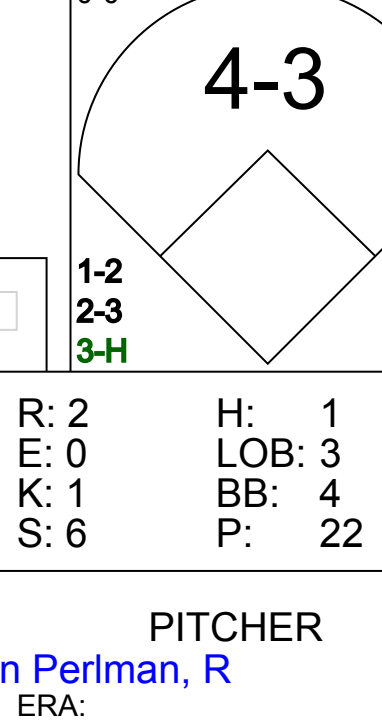
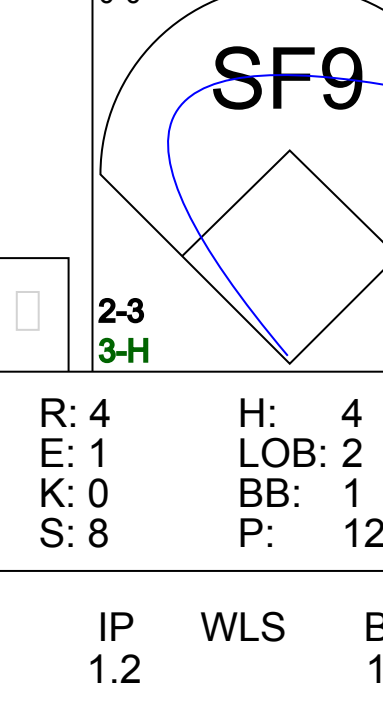
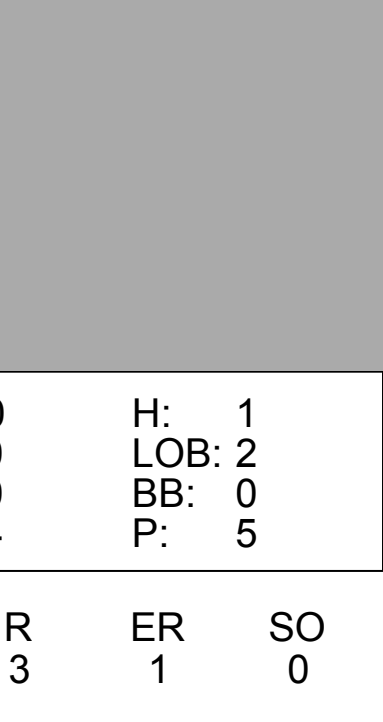
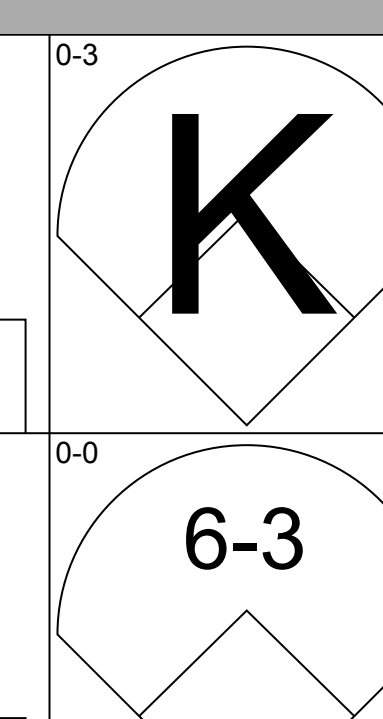
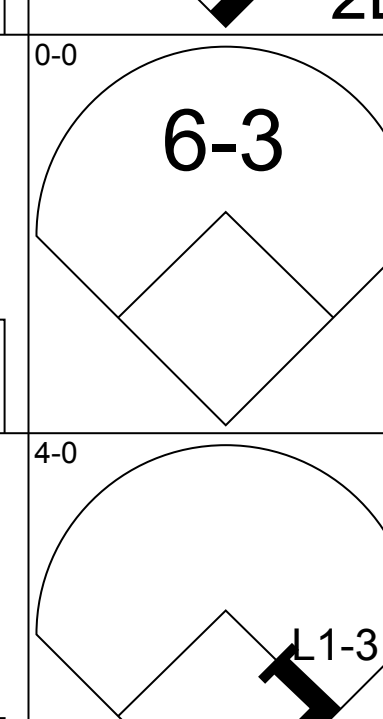
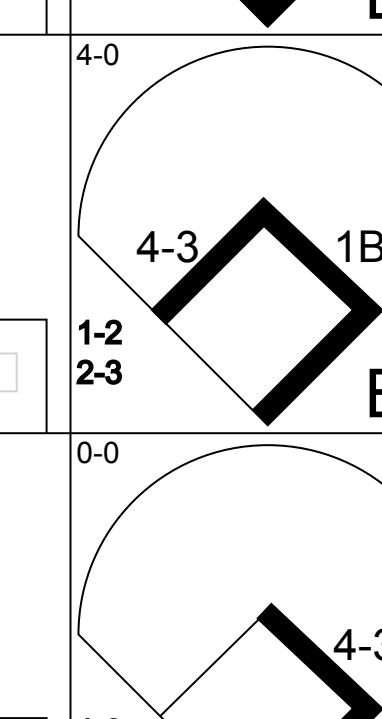
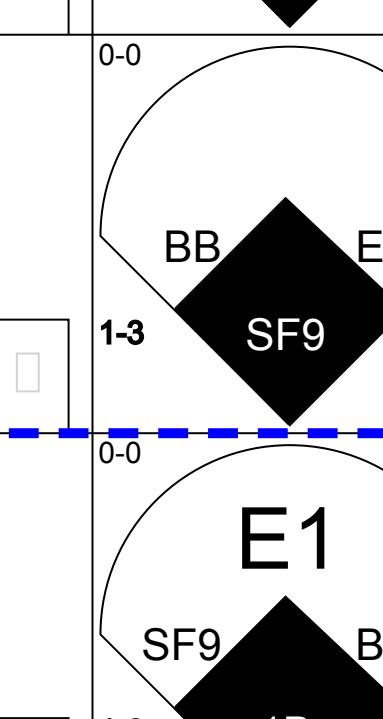
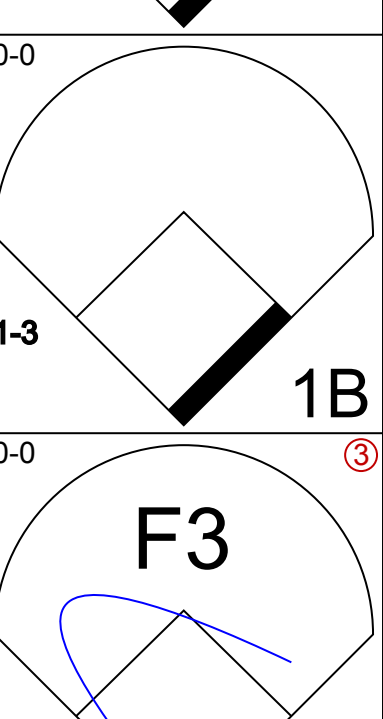
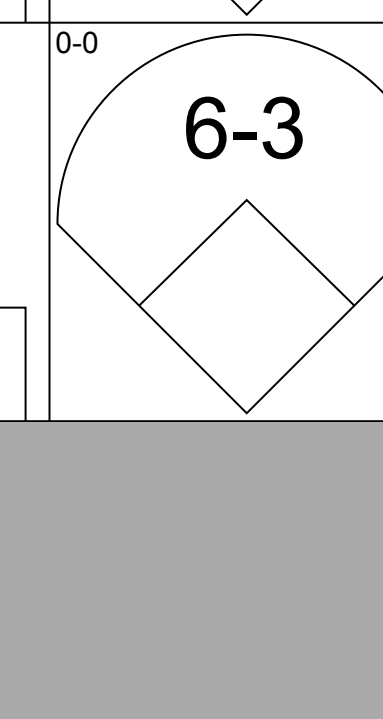
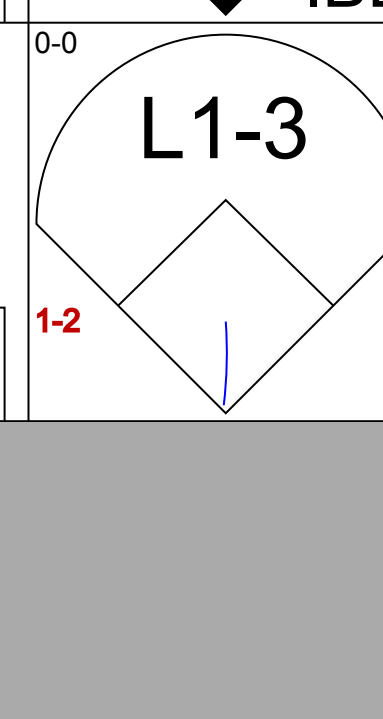
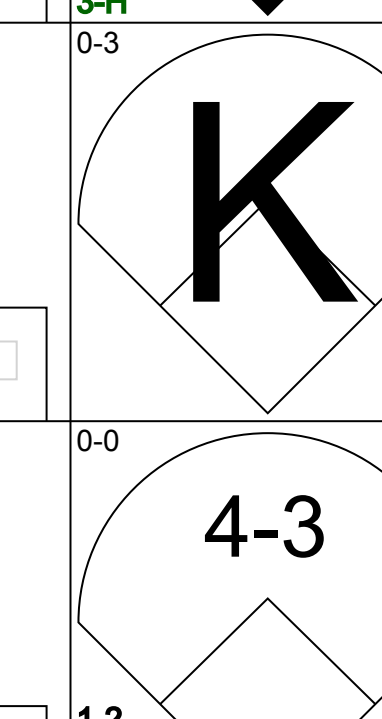
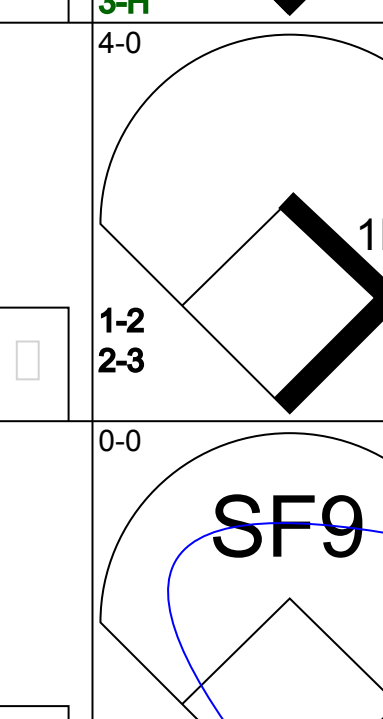

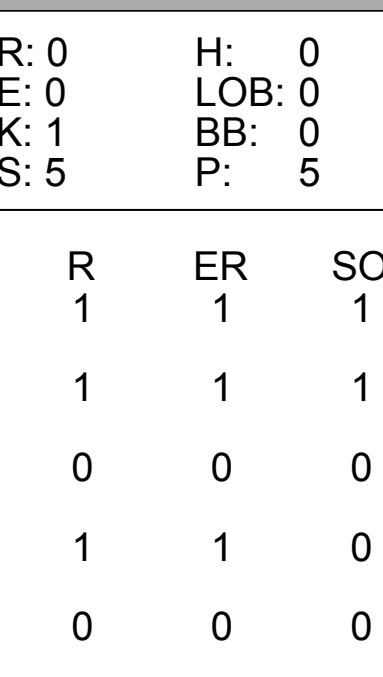
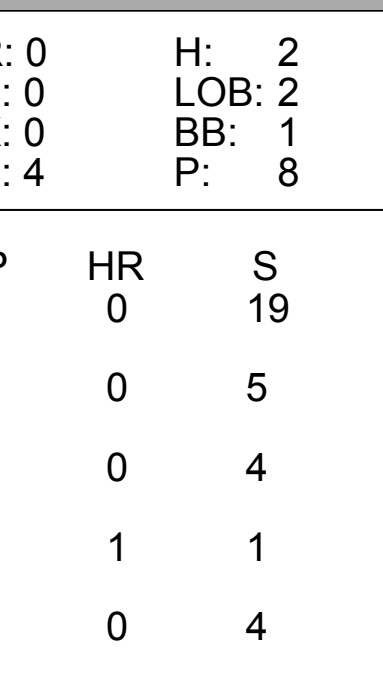
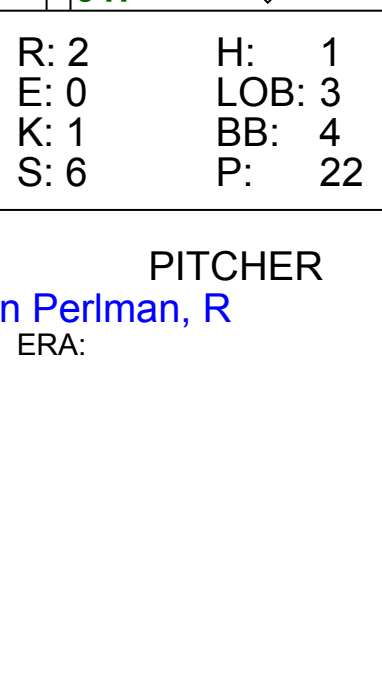
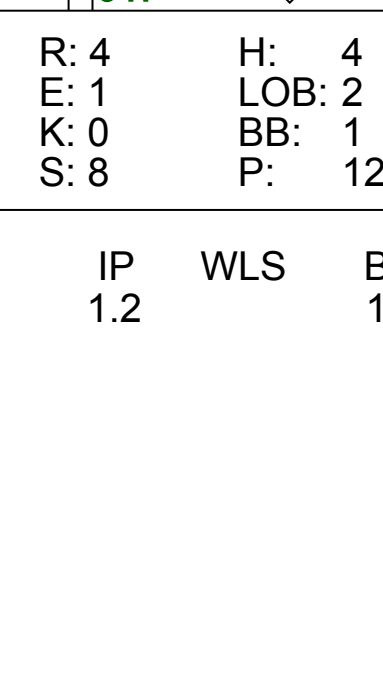

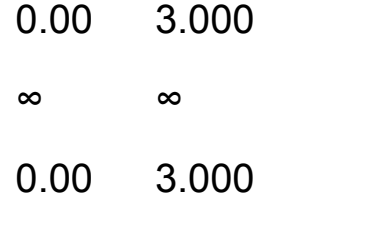


AB 31
R 0
H 4
RBI 0
BB 0
SO 6
LOB 8

Batter	1	2	3	4	5	6	7	8	9	AB	R	H	RBI	BB	SO	LOB	TOP											
Randy Ready, R (1, 7) OBP: 0.424, SLG: 0.439 Craig Lefferts, L (6, 1) OBP: 0.500, SLG: 0.500										2	4	2	0	2	0	0	San Diego Padres @ San Francisco Giants Candlestick Park, San Francisco, CA Sat Jun 13 1987, 6:33 AM EDT Att: 19,499 - Unknown											
Gary Templeton, S (1, 6) OBP: 0.275, SLG: 0.258										5	0	1	2	0	2	5												
Cameloto Martinez, R (1, 3) OBP: 0.330, SLG: 0.364										4	1	2	3	1	1	1												
Benito Santiago, R (1, 2) OBP: 0.303, SLG: 0.402										5	1	1	1	0	2	2												
Kevin Mitchell, R (1, 5) OBP: 0.307, SLG: 0.354										3	2	0	0	2	1	2												
Shane Mack, R (1, 8) OBP: 0.292, SLG: 0.338										5	1	2	3	0	1	1												
Luis Salazar, R (1, 9) OBP: 0.333, SLG: 0.367										4	0	0	0	1	0	1												
Tim Flannery, L (1, 4) OBP: 0.330, SLG: 0.272										3	1	1	1	2	0	1												
Andy Hawkins, R (1, 1) OBP: 0.160, SLG: 0.160 Jim Steels, L (6, PH) OBP: 0.313, SLG: 0.245										2	0	0	0	0	1	1												
Inning Stats	R: 1 E: 0 K: 0 S: 5	H: 2 LOB: 1 BB: 0 P: 5	R: 3 E: 1 K: 2 S: 10	H: 3 LOB: 1 BB: 1 P: 14	R: 0 E: 0 K: 1 S: 5	H: 0 LOB: 0 BB: 0 P: 5	R: 0 E: 0 K: 0 S: 3	H: 0 LOB: 0 BB: 0 P: 3	R: 4 E: 0 K: 1 S: 7	H: 2 LOB: 1 BB: 3 P: 19	R: 2 E: 0 K: 2 S: 9	H: 2 LOB: 1 BB: 1 P: 13	R: 0 E: 0 K: 1 S: 5	H: 0 LOB: 1 BB: 1 P: 9	R: 0 E: 0 K: 0 S: 3	H: 1 LOB: 0 BB: 0 P: 3		R: 1 E: 1 K: 2 S: 8	H: 1 LOB: 2 BB: 2 P: 16	1B: 7 2B: 4 3B: 0 HR: 1	SF: 0 SAC: 0 DP: 1 HBP: 0	WP: 1 PB: 0 SB: 2 CS: 0	PA: 45					
PITCHER	IP	WLS	BF	H	R	ER	SO	BB	IBB	HBP	BLK	WP	HR	S	P	ERA	WHIP	PITCHER										
Atlee Hammaker, L (1, 1) ERA: 2.85	4.1	L	24	7	8	7	4	3	1	0	0	0	1	0	28	44	14.54	2.308										
Jon Periman, R (5, 1) ERA	0.2		2	0	0	0	0	0	0	0	0	0	1	0	2	2	0.00	0.000										
Jim Gott, R (6, 1) ERA: 5.35	2.0		10	2	2	2	3	2	0	0	0	0	0	0	14	22	9.00	2.000										
Michael LaCoss, R (8, 1) ERA: 4.45	1.0		3	1	0	0	0	0	0	0	0	0	0	0	3	3	0.00	1.000										
Scott Garretts, R (9, 1) ERA: 3.35	1.0		6	1	1	1	2	2	0	0	0	0	0	0	8	16	9.00	3.000										
Batter	1	2	3	4	5	6	7	8	9	AB	R	H	RBI	BB	SO	LOB	BOTTOM											
Chris Speier, R (1, 5) OBP: 0.358, SLG: 0.440 Ivan De Jesus, R (7, 6) OBP: 0.200, SLG: 0.200										2	1	1	0	1	0	0	San Diego Padres @ San Francisco Giants Candlestick Park, San Francisco, CA Sat Jun 13 1987, 6:33 AM EDT Att: 19,499 - Unknown											
Will Clark, L (1, 3) OBP: 0.374, SLG: 0.586 Michael LaCoss, R (8, 1) OBP: 0.143, SLG: 0.100 Scott Garretts, R (9, 1) OBP: 0.143, SLG: 0.143 Bob Brently, R (9, PH) OBP: 0.353, SLG: 0.361										4	0	3	1	0	1	0												
Jeffrey Leonard, R (1, 7) OBP: 0.372, SLG: 0.613 Jim Gott, R (6, 1) Joel Youngblood, R (7, PH) OBP: 0.286, SLG: 0.280										3	0	1	0	0	1	2												
Candy Maldonado, R (1, 9) OBP: 0.388, SLG: 0.570										4	0	1	1	0	0	4												
Chili Davis, S (1, 8) OBP: 0.341, SLG: 0.407										4	0	0	0	0	1	2												
Bob Melvin, R (1, 2) OBP: 0.290, SLG: 0.447										4	0	0	0	0	0	1												
Robby Thompson, R (1, 4) OBP: 0.347, SLG: 0.454										4	1	2	0	0	0	1												
Matt Williams, R (1, 6) OBP: 0.246, SLG: 0.337										4	0	2	0	0	0	2												
Atlee Hammaker, S (1, 1) OBP: 0.118, SLG: 0.118 Jon Periman, L (5, 1) Mike Aldrete, L (5, PH) OBP: 0.365, SLG: 0.364										1	0	0	0	0	0	1												
Inning Stats	R: 1 E: 0 K: 0 S: 5	H: 2 LOB: 1 BB: 0 P: 5	R: 0 E: 0 K: 0 S: 4	H: 1 LOB: 1 BB: 0 P: 4	R: 0 E: 0 K: 2 S: 7	H: 0 LOB: 0 BB: 0 P: 7	R: 0 E: 0 K: 0 S: 3	H: 0 LOB: 0 BB: 0 P: 3	R: 1 E: 0 K: 0 S: 6	H: 3 LOB: 3 BB: 1 P: 10	R: 0 E: 0 K: 0 S: 4	H: 1 LOB: 1 BB: 0 P: 4	R: 0 E: 0 K: 1 S: 6	H: 1 LOB: 1 BB: 0 P: 6	R: 0 E: 0 K: 0 S: 4	H: 1 LOB: 1 BB: 0 P: 4		R: 0 E: 0 K: 0 S: 4	H: 1 LOB: 1 BB: 0 P: 4	1B: 9 2B: 1 3B: 0 HR: 0	SF: 0 SAC: 0 DP: 0 HBP: 0	WP: 0 PB: 0 SB: 0 CS: 0	PA: 38					
PITCHER	IP	WLS	BF	H	R	ER	SO	BB	IBB	HBP	BLK	WP	HR	S	P	ERA	WHIP	PITCHER										
Andy Hawkins, R (1, 1) ERA: 5.07	5.0	W	22	6	2	2	2	1	0	0	0	0	0	25	29	3.60	1.400											
Craig Lefferts, L (6, 1) ERA: 4.63	4.0	S	16	4	0	0	1	0	0	0	0	0	0	18	18	0.00	1.000											

Batter	1	2	3	4	5	6	7	8	9	AB	R	H	RBI	BB	SO	LOB	TOP					
Chris Speier, R (1, 5) OBP: 0.359, SLG: 0.432										4	1	1	0	0	0	0	San Francisco Giants @ Atlanta Braves Atlanta-Fulton County Stadium, Atlanta, GA Tue Jun 16 1987, 7:05 PM EDT Att: 9,218 - Unknown					
Will Clark, L (1, 3) OBP: 0.379, SLG: 0.602										4	1	2	2	0	0	0						
Jeffrey Leonard, R (1, 7) OBP: 0.364, SLG: 0.597										4	0	1	0	0	1	1						
Candy Maldonado, R (1, 9) OBP: 0.380, SLG: 0.555										4	0	0	0	0	2	2						
Chili Davis, S (1, 8) OBP: 0.335, SLG: 0.395										3	0	0	0	1	0	1						
Bob Melvin, R (1, 2) OBP: 0.286, SLG: 0.436										3	0	1	0	0	0	1						
Robby Thompson, R (1, 4) OBP: 0.344, SLG: 0.445										3	0	0	0	0	2	2						
Matt Williams, R (1, 6) OBP: 0.240, SLG: 0.328										2	0	0	0	0	1	1						
Mike Aldrete, L (7, PH) OBP: 0.361, SLG: 0.360										1	0	0	0	0	0	1						
Ivan De Jesus, R (7, 6) OBP: 0.200, SLG: 0.200										0	0	0	0	0	0	0						
Kelly Downs, R (1, 1) OBP: 0.143, SLG: 0.143										2	0	0	0	0	1	1						
Jon Perlman, L (6, 1)										0	0	0	0	0	0	0						
Keith Comstock, L (7, 1)										0	0	0	0	0	0	0						
Eddie Milner, L (8, PH)										1	0	0	0	0	0	0						
Jim Gott, R (8, 1)										0	0	0	0	0	0	0						
Inning Stats	R: 2 E: 0 K: 0 S: 5	H: 3 LOB: 0 BB: 0 P: 5	R: 0 E: 0 K: 2 S: 8	H: 1 LOB: 1 BB: 0 P: 8	R: 0 E: 0 K: 1 S: 6	H: 1 LOB: 1 BB: 0 P: 6	R: 0 E: 0 K: 0 S: 3	H: 0 LOB: 0 BB: 0 P: 3	R: 0 E: 0 K: 1 S: 5	H: 0 LOB: 0 BB: 0 P: 5	R: 0 E: 0 K: 2 S: 7	H: 0 LOB: 0 BB: 0 P: 7	R: 0 E: 0 K: 1 S: 5	H: 0 LOB: 0 BB: 1 P: 9	R: 0 E: 0 K: 0 S: 3	H: 0 LOB: 0 BB: 0 P: 3	R: 0 E: 0 K: 0 S: 3	H: 0 LOB: 0 BB: 0 P: 3	1B: 4 2B: 0 3B: 0 HR: 1	SF: 0 SAC: 0 DP: 1 HBP: 0	WP: 0 PB: 0 SB: 0 CS: 0	PA: 32
PITCHER Doyle Alexander, R (1, 1) ERA: 2.7	IP: 9.0 WLS: W BF: 32	H: 5 R: 2 ER: 2 SO: 7	BB: 1 IBB: 0 HBP: 0 BLK: 0	WP: 0 HR: 1 S: 45 P: 49	ERA: 2.00 WHIP: 0.667											WP: 0 HR: 1 S: 45 P: 49	ERA: 2.00 WHIP: 0.667					

Batter	1	2	3	4	5	6	7	8	9	AB	R	H	RBI	BB	SO	LOB	BOTTOM			
Dion James, L (1, 8) OBP: 0.393, SLG: 0.423										4	1	2	0	0	1	0	San Francisco Giants @ Atlanta Braves Atlanta-Fulton County Stadium, Atlanta, GA Tue Jun 16 1987, 7:05 PM EDT Att: 9,218 - Unknown			
Ken Oberkfell, L (1, 5) OBP: 0.365, SLG: 0.388										4	1	1	0	0	0	2				
Gerald Perry, L (1, 3) OBP: 0.309, SLG: 0.332										4	1	2	1	0	1	1				
Dale Murphy, R (1, 9) OBP: 0.451, SLG: 0.636										3	1	1	1	1	0	1				
Ken Griffey, L (1, 7) OBP: 0.386, SLG: 0.582										4	1	2	3	0	1	2				
Andres Thomas, R (1, 6) OBP: 0.276, SLG: 0.345										3	1	1	0	1	1	1				
Ozzie Virgil, R (1, 2) OBP: 0.345, SLG: 0.553										4	1	1	2	0	0	1				
Glenn Hubbard, R (1, 4) OBP: 0.437, SLG: 0.454										4	0	0	0	0	1	1				
Doyle Alexander, R (1, 1) OBP: 0.143, SLG: 0.077										4	0	0	0	0	0	1				
Inning Stats	R: 0 E: 0 K: 1 S: 5	H: 0 LOB: 0 BB: 0 P: 5	R: 0 E: 0 K: 1 S: 5	H: 1 LOB: 0 BB: 0 P: 5	R: 0 E: 0 K: 0 S: 3	H: 0 LOB: 0 BB: 0 P: 3	R: 4 E: 0 K: 1 S: 9	H: 4 LOB: 1 BB: 1 P: 13	R: 1 E: 0 K: 0 S: 5	H: 2 LOB: 1 BB: 0 P: 5	R: 2 E: 0 K: 1 S: 7	H: 2 LOB: 0 BB: 0 P: 7	R: 0 E: 0 K: 1 S: 6	H: 1 LOB: 2 BB: 1 P: 10	R: 0 E: 1 K: 0 S: 4	H: 0 LOB: 1 BB: 0 P: 4		1B: 7 2B: 1 3B: 0 HR: 2	SF: 0 SAC: 0 DP: 0 HBP: 0	WP: 1 PB: 0 SB: 2 CS: 1
PITCHER Kelly Downs, R (1, 1) ERA: 3.57	IP: 5.1 WLS: L BF: 25	H: 9 R: 7 ER: 7 SO: 4	BB: 1 IBB: 0 HBP: 0 BLK: 0	WP: 0 HR: 2 S: 32 P: 36	ERA: 11.81 WHIP: 1.875											WP: 0 HR: 2 S: 32 P: 36	ERA: 11.81 WHIP: 1.875			
Jon Perlman, R (6, 1) ERA	0.2	0	0	0	0	0	0	0	0	0	0	0	0	0	0	0	0.00	0.000		
Keith Comstock, L (7, 1) ERA: 2.79	1.0	5	1	0	0	1	0	1	0	6	10	0.00	1.000							
Jim Gott, R (8, 1) ERA: 5.19	1.0	4	0	0	0	0	0	0	0	4	4	0.00	0.000							

Batter	1	2	3	4	5	6	7	8	9	AB	R	H	RBI	BB	SO	LOB	TOP								
Eddie Milner, L OBP: 0.250, SLG: 0.206 (1, 8)										4	0	0	0	0	1	0	San Francisco Giants @ Atlanta Braves Atlanta-Fulton County Stadium, Atlanta, GA Wed Jun 17 1987, 7:05 PM EDT Att: 9,913 - Unknown livebaseballscorecards.com								
Will Clark, L OBP: 0.381, SLG: 0.598 (1, 3)									3	0	1	0	1	1	0										
Mike Aldrete, L OBP: 0.359, SLG: 0.348 Randy Bockus, L (7, 1)									3	0	0	0	0	1	1										
Jeffrey Leonard, R OBP: 0.363, SLG: 0.594 (7, 7)									0	0	0	0	0	0	0										
Chili Davis, S OBP: 0.331, SLG: 0.390 (1, 9) (7, 7) (7, 9)										3	0	0	0	0	1	1									
Chris Speier, R OBP: 0.353, SLG: 0.424 Jon Perlman, L (7, 1)										3	0	0	0	0	0	1									
Bob Brenly, R OBP: 0.352, SLG: 0.382 (1, 2)										3	1	1	1	0	0	0									
Robby Thompson, R OBP: 0.344, SLG: 0.443 (1, 4)										3	0	1	0	0	0	0									
Matt Williams, R OBP: 0.238, SLG: 0.324 Joel Youngblood, R OBP: 0.297, SLG: 0.259 Ivan De Jesus, R OBP: 0.200, SLG: 0.200 (1, 6) (8, PH) (8, 6)										2	0	0	0	0	1	0									
Michael LaCoss, R OBP: 0.136, SLG: 0.091 Jeff Robinson, R OBP: 0.143, SLG: 0.143 Keith Comstock, L (1, 1) (6, 1) (6, 1) (7, 9) (7, 1) (7, 9)										2	0	0	0	0	0	0									
Harry Spilman, L OBP: 0.417, SLG: 0.500 (7, 9)									1	0	0	0	0	0	1										
Inning Stats	R: 0 E: 0 K: 1 S: 5	H: 0 LOB: 0 BB: 0 P: 5	R: 0 E: 0 K: 0 S: 3	H: 0 LOB: 0 BB: 0 P: 3	R: 0 E: 0 K: 2 S: 7	H: 0 LOB: 0 BB: 0 P: 7	R: 0 E: 0 K: 0 S: 7	H: 0 LOB: 0 BB: 0 P: 7	R: 1 E: 0 K: 0 S: 4	H: 1 LOB: 0 BB: 0 P: 4	R: 0 E: 0 K: 0 S: 3	H: 0 LOB: 0 BB: 0 P: 3	R: 0 E: 0 K: 1 S: 6	H: 1 LOB: 1 BB: 0 P: 6	R: 0 E: 0 K: 0 S: 4	H: 1 LOB: 1 BB: 0 P: 4	R: 0 E: 0 K: 0 S: 2	H: 0 LOB: 0 BB: 1 P: 6	1B: 2 2B: 0 3B: 0 HR: 1	SF: 0 SAC: 0 DP: 1 HBP: 0	WP: 0 PB: 0 SB: 0 CS: 0	PA: 30			
PITCHER	IP	WLS	BF	H	R	ER	SO	BB	IBB	HBP	BLK	WP	HR	S	P	ERA	WHIP								
Rick Mahler, R ERA: 5.05 (1, 1)	6.0	W	19	1	1	1	5	0	0	0	0	0	1	29	29	1.50	0.167								
Jim Acker, R ERA: 4.45 (7, 1)	1.0		4	1	0	0	1	0	0	0	0	0	0	6	6	0.00	1.000								
Gene Garber, R ERA: 3.93 (8, 1)	2.0		7	1	0	0	0	1	0	0	0	0	0	6	10	0.00	1.000								

Batter	1	2	3	4	5	6	7	8	9	AB	R	H	RBI	BB	SO	LOB	BOTTOM								
Dion James, L OBP: 0.386, SLG: 0.423 Albert Hall, S OBP: 0.400, SLG: 0.443 (1, 8) (7, 8)										2	0	1	0	1	0	1	San Francisco Giants @ Atlanta Braves Atlanta-Fulton County Stadium, Atlanta, GA Wed Jun 17 1987, 7:05 PM EDT Att: 9,913 - Unknown livebaseballscorecards.com								
Ken Oberkfell, L OBP: 0.382, SLG: 0.384 (1, 5)										5	0	1	0	0	0	7									
Gerald Perry, L OBP: 0.306, SLG: 0.324 (1, 3)										4	0	0	0	1	0	3									
Dale Murphy, R OBP: 0.460, SLG: 0.652 (1, 9)										2	2	2	1	2	0	0									
Ken Griffey, L OBP: 0.392, SLG: 0.586 (1, 7)										4	2	2	0	1	0	4									
Andres Thomas, R OBP: 0.287, SLG: 0.349 (1, 6)										4	1	2	0	1	1	2									
Ozzie Virgil, R OBP: 0.346, SLG: 0.546 (1, 2)										4	1	1	2	1	0	3									
Glenn Hubbard, R OBP: 0.434, SLG: 0.447 (1, 4)									3	0	0	0	1	1	6										
Rick Mahler, R OBP: 0.162, SLG: 0.194 Graig Nettles, L OBP: 0.286, SLG: 0.292 Jim Acker, R OBP: 0.286, SLG: 0.286 Ted Simmons, S OBP: 0.318, SLG: 0.438 Gene Garber, R (1, 1) (6, PH) (7, 1) (7, PH) (8, 1)									2	0	1	0	0	0	0	0									
Inning Stats	R: 0 E: 0 K: 0 S: 2	H: 0 LOB: 2 BB: 3 P: 14	R: 0 E: 0 K: 1 S: 5	H: 0 LOB: 0 BB: 0 P: 5	R: 0 E: 0 K: 0 S: 4	H: 1 LOB: 1 BB: 0 P: 4	R: 0 E: 0 K: 0 S: 4	H: 2 LOB: 2 BB: 1 P: 8	R: 0 E: 0 K: 0 S: 4	H: 2 LOB: 1 BB: 0 P: 4	R: 2 E: 0 K: 1 S: 6	H: 1 LOB: 3 BB: 4 P: 22	R: 4 E: 1 K: 0 S: 8	H: 4 LOB: 2 BB: 1 P: 12	R: 0 E: 0 K: 0 S: 4	H: 1 LOB: 2 BB: 0 P: 5		1B: 8 2B: 4 3B: 0 HR: 1	SF: 1 SAC: 0 DP: 3 HBP: 1	WP: 0 PB: 0 SB: 0 CS: 0	PA: 43				
PITCHER	IP	WLS	BF	H	R	ER	SO	BB	IBB	HBP	BLK	WP	HR	S	P	ERA	WHIP								
Michael LaCoss, R ERA: 4.25 (1, 1)	5.0		22	5	1	1	1	2	0	0	0	0	0	5	13	13.50	4.500								
Jeff Robinson, R ERA: 2.91 (6, 1)	0.2	L	5	1	1	1	1	2	0	0	0	0	0	5	13	13.50	4.500								
Keith Comstock, L ERA: 3.48 (6, 1)	0.2		5	2	0	0	0	0	1	0	0	0	0	4	8	0.00	3.000								
Randy Bockus, R ERA: 2.45 (7, 1)	0.0		1	1	1	1	0	0	0	0	0	0	1	1	1	∞	∞								
Keith Comstock, L ERA: 3.48 (7, 1)	0.2		5	2	0	0	0	0	1	0	0	0	0	4	8	0.00	3.000								

Batter	1	2	3	4	5	6	7	8	9	AB	R	H	RBI	BB	SO	LOB	TOP			
Eddie Milner, L OBP: 0.225, SLG: 0.184 (1, 8)										4	0	0	0	0	2	0	San Francisco Giants @ San Diego Padres Jack Murphy Stadium, San Diego, CA Thu Jun 18 1987, 10:05 PM EDT Att: 13,856 - Unknown livebaseballscorecards.com			
Will Clark, L OBP: 0.374, SLG: 0.586 (1, 3)										4	0	0	0	0	1	0				
Jeffrey Leonard, R OBP: 0.365, SLG: 0.597 (1, 7)										4	1	2	0	0	0	0				
Candy Maldonado, R OBP: 0.381, SLG: 0.554 (1, 9)										4	0	2	1	0	0	1				
Chris Brown, R OBP: 0.333, SLG: 0.447 (1, 5)										4	0	0	0	0	2	4				
Bob Brenly, R OBP: 0.357, SLG: 0.381 (1, 2)										3	0	1	0	1	1	1				
Robby Thompson, R OBP: 0.344, SLG: 0.441 (1, 4)										3	0	1	0	0	1	2				
Matt Williams, R OBP: 0.235, SLG: 0.321 (7, PH)										2	0	0	0	0	0	2				
Chili Davis, S OBP: 0.330, SLG: 0.388 (7, PH)										1	0	0	0	0	0	2				
Chris Speier, R OBP: 0.353, SLG: 0.424 (7, 6)										0	0	0	0	0	0	0				
Atlee Hammaker, S OBP: 0.105, SLG: 0.105 (1, 1)										2	0	0	0	0	1	2				
Jeff Robinson, R OBP: 0.143, SLG: 0.143 (6, PH)										0	0	0	0	0	0	0				
Harry Spilman, L OBP: 0.405, SLG: 0.484 (8, PH)										1	0	0	0	1	0	0				
Scott Garrelts, R OBP: 0.143, SLG: 0.143 (8, 1)										0	0	0	0	0	0	0				
Inning Stats	R: 1 E: 0 K: 2 S: 9	H: 2 LOB: 1 BB: 0 P: 9	R: 0 E: 0 K: 0 S: 3	H: 1 LOB: 1 BB: 1 P: 7	R: 0 E: 0 K: 1 S: 5	H: 0 LOB: 0 BB: 0 P: 5	R: 0 E: 0 K: 2 S: 7	H: 0 LOB: 0 BB: 0 P: 7	R: 0 E: 0 K: 1 S: 5	H: 0 LOB: 0 BB: 0 P: 5	R: 0 E: 0 K: 1 S: 5	H: 2 LOB: 2 BB: 0 P: 7	R: 0 E: 0 K: 1 S: 5	H: 0 LOB: 0 BB: 0 P: 5	R: 0 E: 1 K: 0 S: 4	H: 1 LOB: 1 BB: 0 P: 4	1B: 5 2B: 1 3B: 0 HR: 0	SF: 0 SAC: 0 DP: 1 HBP: 0	WP: 0 PB: 0 SB: 0 CS: 2	PA: 33
PITCHER	IP	WLS	BF	H	R	ER	SO	BB	IBB	HBP	BLK	WP	HR	S	P	ERA	WHIP			
Storm Davis, R ERA: 6.04 (1, 1)	6.0	W	21	3	1	1	7	1	0	0	0	0	0	34	38	1.50	0.667			
Jimmy Jones, R ERA: 7.57 (7, 1)	1.0		5	2	0	0	1	0	0	0	0	0	0	7	7	0.00	2.000			
Rich Gossage, R ERA: 2.37 (8, 1)	2.0	S	7	1	0	0	1	0	0	0	0	0	0	9	9	0.00	0.500			

Batter	1	2	3	4	5	6	7	8	9	AB	R	H	RBI	BB	SO	LOB	BOTTOM			
Stan Jefferson, S OBP: 0.344, SLG: 0.350 (1, 7)										4	0	2	0	0	2	0	San Francisco Giants @ San Diego Padres Jack Murphy Stadium, San Diego, CA Thu Jun 18 1987, 10:05 PM EDT Att: 13,856 - Unknown livebaseballscorecards.com			
Randy Ready, R OBP: 0.413, SLG: 0.416 (1, 4)										4	1	0	0	0	2	0				
Rich Gossage, R (8, 1)										0	0	0	0	0	0	0				
Tony Gwynn, L OBP: 0.440, SLG: 0.504 (1, 9)										3	0	0	0	1	1	2				
Carmelo Martinez, R OBP: 0.363, SLG: 0.462 (1, 3)										2	2	2	2	2	0	0				
Benito Santiago, R OBP: 0.305, SLG: 0.400 (1, 2)										4	0	1	1	0	0	3				
Shane Mack, R OBP: 0.310, SLG: 0.333 (1, 8)										4	0	0	0	0	2	2				
Kevin Mitchell, R OBP: 0.301, SLG: 0.369 (1, 5)										2	0	1	0	0	0	0				
Luis Salazar, R OBP: 0.340, SLG: 0.371 (5, 5)										2	0	1	0	0	0	0				
Garry Templeton, S OBP: 0.274, SLG: 0.251 (1, 6)										4	0	1	0	0	2	1				
Storm Davis, R OBP: 0.063, SLG: 0.063 (1, 1)										2	0	0	0	0	1	2				
Jimmy Jones, R OBP: 0.300, SLG: 0.300 (7, 1)										0	0	0	0	0	0	0				
Tim Flannery, L OBP: 0.330, SLG: 0.274 (8, 4)										1	0	0	0	0	0	0				
Inning Stats	R: 1 E: 1 K: 3 S: 11	H: 1 LOB: 2 BB: 1 P: 15	R: 0 E: 0 K: 0 S: 3	H: 0 LOB: 0 BB: 0 P: 3	R: 0 E: 0 K: 0 S: 3	H: 1 LOB: 0 BB: 0 P: 3	R: 1 E: 0 K: 1 S: 8	H: 3 LOB: 2 BB: 0 P: 8	R: 0 E: 0 K: 1 S: 5	H: 0 LOB: 0 BB: 0 P: 5	R: 1 E: 0 K: 1 S: 7	H: 2 LOB: 1 BB: 0 P: 7	R: 0 E: 0 K: 0 S: 4	H: 1 LOB: 3 BB: 2 P: 12	R: 0 E: 0 K: 2 S: 7	H: 0 LOB: 0 BB: 0 P: 7	1B: 5 2B: 1 3B: 0 HR: 2	SF: 0 SAC: 0 DP: 1 HBP: 0	WP: 0 PB: 0 SB: 2 CS: 0	PA: 35
PITCHER	IP	WLS	BF	H	R	ER	SO	BB	IBB	HBP	BLK	WP	HR	S	P	ERA	WHIP			
Atlee Hammaker, L ERA: 2.89 (1, 1)	5.2	L	25	7	3	2	5	1	0	0	0	0	0	2	34	3.18	1.412			
Jeff Robinson, R ERA: 2.55 (6, 1)	1.1		7	1	0	0	1	1	1	0	0	0	0	7	15	0.00	1.500			
Scott Garrelts, R ERA: 3.28 (8, 1)	1.0		3	0	0	0	2	0	0	0	0	0	0	7	7	0.00	0.000			

Batter	1	2	3	4	5	6	7	8	9	AB	R	H	RBI	BB	SO	LOB	TOP					
Robby Thompson, R OBP: 0.346, SLG: 0.453 (1, 4)	0-0 2B		0-0 2B			0-0 F8	0-0 F2		0-0 6-3	5	0	2	0	0	0	1	San Francisco Giants @ San Diego Padres Jack Murphy Stadium, San Diego, CA Fri Jun 19 1987, 10:05 PM EDT Att: 19,288 - Unknown livebaseballscorecards.com					
Chris Brown, R OBP: 0.317, SLG: 0.422 (1, 5)	0-0 F9		0-0 F2			0-0 1-3		0-0 5-3	0-0 F9	5	0	0	0	0	0	2						
Jeffrey Leonard, R OBP: 0.362, SLG: 0.589 (1, 7)	0-0 5-3			0-0 5-3		0-0 4-3		0-0 2B 1B	0-0 F6	5	1	1	0	0	0	1						
Candy Maldonado, R OBP: 0.383, SLG: 0.556 (1, 9)	0-0 6-3			0-3 K		0-3 K		0-0 1B 2B BB	0-0 2B	3	2	1	1	1	1	1						
Chili Davis, S OBP: 0.332, SLG: 0.394 (1, 8)		0-0 F6		0-3 K				0-0 2B 2B	0-0 2B	4	2	2	1	0	1	0						
Bob Melvin, R OBP: 0.282, SLG: 0.430 (1, 2)		0-0 F9			0-0 5-3			0-3 K	0-0 2B	2	0	0	0	0	0	0						
Bob Brenly, R OBP: 0.359, SLG: 0.377 (6, 2)								0-3 K	4-0 2B BB	1	1	0	0	1	1	2						
Will Clark, L OBP: 0.372, SLG: 0.585 (1, 3)				0-3 K		0-3 K		0-3 K	0-0 WP 1-H 2-H 2B	4	0	1	2	0	3	2						
Matt Williams, R OBP: 0.238, SLG: 0.323 (1, 6)								0-0 E	0-0 F7	2	0	1	0	0	0	0						
Eddie Milner, L OBP: 0.244, SLG: 0.231 (7, PH)								0-0 E		1	1	1	1	0	0	0						
Jeff Robinson, R OBP: 0.143, SLG: 0.143 (7, 1)								0-0 E		0	0	0	0	0	0	0						
Joel Youngblood, R OBP: 0.259, SLG: 0.250 (8, PH)								1-3 3-H 2B		1	0	0	0	0	0	1						
Scott Garrelts, R OBP: 0.143, SLG: 0.143 (8, 1)								0-0 E		0	0	0	0	0	0	0						
Mark Davis, L OBP: 0.217, SLG: 0.348 (1, 1)								0-0 E5		1	0	0	0	0	1	0						
Mike Aldrete, L OBP: 0.347, SLG: 0.344 (5, PH)								0-0 E		1	0	0	0	0	1	1						
Randy Bockus, L (5, 1)								0-0 E		0	0	0	0	0	0	0						
Chris Speier, R OBP: 0.349, SLG: 0.418 (7, PH)								2-3 3-H 3-H	0-3 K	2	0	0	0	0	1	1						
Inning Stats	R: 0 E: 0 K: 0 S: 4	H: 1 LOB: 1 BB: 0 P: 4	R: 0 E: 0 K: 1 S: 5	H: 0 LOB: 0 BB: 0 P: 5	R: 0 E: 0 K: 1 S: 6	H: 1 LOB: 1 BB: 0 P: 6	R: 0 E: 0 K: 2 S: 7	H: 0 LOB: 0 BB: 0 P: 7	R: 0 E: 0 K: 2 S: 8	H: 1 LOB: 1 BB: 0 P: 8	R: 0 E: 0 K: 0 S: 3	H: 0 LOB: 0 BB: 0 P: 3	R: 3 E: 1 K: 2 S: 10	H: 2 LOB: 1 BB: 1 P: 14	R: 4 E: 0 K: 1 S: 9	H: 4 LOB: 1 BB: 1 P: 13	R: 0 E: 0 K: 0 S: 3	H: 0 LOB: 0 BB: 0 P: 3	1B: 3 2B: 6 3B: 0 HR: 0	SF: 0 SAC: 0 DP: 0 HBP: 0	WP: 1 PB: 0 SB: 0 CS: 0	PA: 39
PITCHER	IP	WLS	BF	H	R	ER	SO	BB	IBB	HBP	BLK	WP	HR	S	P	ERA	WHIP					
Dave Dravecky, L ERA: 3.78	0.0		0	0	0	0	0	0	0	0	0	0	0	0	13	17	27.00	3.750				
Lance McCullers, R ERA: 4.44	1.1	L	10	4	5	4	2	1	0	0	0	0	0	0	5	5	0.00	1.500				
Craig Lefferts, L ERA: 4.44	0.2		3	1	0	0	1	0	0	0	0	0	0	0	0	0	0.00	1.500				
Jimmy Jones, R ERA: 7.39	1.0		3	0	0	0	0	0	0	0	0	0	0	3	3	0.00	0.000					

Batter	1	2	3	4	5	6	7	8	9	AB	R	H	RBI	BB	SO	LOB	BOTTOM				
Stan Jefferson, S OBP: 0.346, SLG: 0.361 (1, 7)	0-0 1B	0-0 2B		0-0 F9		0-3 K		0-3 K		5	3	2	0	0	2	2	San Francisco Giants @ San Diego Padres Jack Murphy Stadium, San Diego, CA Fri Jun 19 1987, 10:05 PM EDT Att: 19,288 - Unknown livebaseballscorecards.com				
Randy Ready, R OBP: 0.412, SLG: 0.423 (1, 4)	0-3 K	0-0 1B		0-0 F9		0-0 1B		0-0 6-3		5	1	2	2	0	1	2					
Tony Gwynn, L OBP: 0.443, SLG: 0.515 (1, 9)	0-0 F8	0-0 1B		0-0 F7		0-0 F8		0-0 6-3		5	2	3	2	0	0	1					
Carmelo Martinez, R OBP: 0.359, SLG: 0.452 (1, 3)	0-0 F8	0-0 4-3		4-0 E		0-0 5-3		0-0 6-3		4	0	0	1	1	0	2					
Benito Santiago, R OBP: 0.303, SLG: 0.393 (1, 2)	4-0 2B		0-3 K		0-3 K		0-3 K		0-0 6-3	4	0	0	0	1	3	1					
Shane Mack, R OBP: 0.308, SLG: 0.341 (1, 8)	0-0 BB		0-0 6-3		0-0 E5		0-0 6-3			4	0	1	1	0	0	1					
Craig Lefferts, L OBP: 0.500, SLG: 0.500 (8, 1)	0-0 2B		0-0 6-3		0-0 E5		0-0 6-3			0	0	0	0	0	0	0					
Jimmy Jones, R OBP: 0.300, SLG: 0.300 (9, 1)	1-3 2B		0-0 6-3		0-0 5-3		0-0 6-3			0	0	0	0	0	0	0					
Kevin Mitchell, R OBP: 0.300, SLG: 0.362 (1, 5)	0-0 F9		0-0 6-3		0-0 5-3		0-0 BB			3	0	0	0	1	0	4					
Garry Templeton, S OBP: 0.270, SLG: 0.248 (1, 6)		0-0 4-3		0-3 K		0-3 K		0-3 K		3	0	0	0	0	2	0					
John Kruk, L OBP: 0.450, SLG: 0.506 (8, PH)										1	0	0	0	0	1	1					
Luis Salazar, R OBP: 0.340, SLG: 0.371 (9, 6)										0	0	0	0	0	0	0					
Dave Dravecky, R OBP: 0.267, SLG: 0.214 (1, 1)		0-3 K		4-0 BB		0-0 1-3		0-3 K		2	0	0	0	1	1	0					
Lance McCullers, S (7, 1)										0	0	0	0	0	0	0					
Jim Steels, L OBP: 0.308, SLG: 0.241 (8, 7)										1	0	0	0	0	1	1					
Inning Stats	R: 2 E: 0 K: 1 S: 8	H: 3 LOB: 2 BB: 1 P: 12	R: 2 E: 0 K: 1 S: 8	H: 3 LOB: 0 BB: 0 P: 8	R: 0 E: 0 K: 1 S: 5	H: 0 LOB: 0 BB: 0 P: 5	R: 0 E: 0 K: 1 S: 5	H: 0 LOB: 1 BB: 1 P: 9	R: 0 E: 0 K: 2 S: 9	H: 1 LOB: 1 BB: 0 P: 9	R: 0 E: 0 K: 1 S: 5	H: 0 LOB: 0 BB: 0 P: 5	R: 0 E: 0 K: 3 S: 9	H: 0 LOB: 1 BB: 1 P: 13	R: 1 E: 0 K: 0 S: 4	H: 1 LOB: 0 BB: 0 P: 4	1B: 4 2B: 3 3B: 1 HR: 0	SF: 0 SAC: 0 DP: 0 HBP: 0	WP: 0 PB: 1 SB: 4 CS: 0	PA: 41	
PITCHER	IP	WLS	BF	H	R	ER	SO	BB	IBB	HBP	BLK	WP	HR	S	P	ERA	WHIP				
Mark Davis, L ERA: 5.12	4.0		20	6	4	4	4	2	0	0	0	0	0	26	34	9.00	2.000				
Randy Bockus, R ERA: 1.53	2.0		10	1	1	0	3	1	0	0	0	0	0	15	19	0.00	1.000				
Jeff Robinson, R ERA: 2.5	1.0	W	3	0	0	0	1	0	0	0	0	0	0	5	5	0.00	0.000				
Scott Garrelts, R ERA: 3.33	2.0	S	8	1	1	1	3	1	0	0	0	0	0	13	17	4.50	1.000				

Batter	1	2	3	4	5	6	7	8	9	AB	R	H	RBI	BB	SO	LOB	TOP								
Robby Thompson, R OBP: 0.343, SLG: 0.444 (1,4)	0-0 5-3		4-0 BB		0-0 F8			0-0 5-3		3	0	0	0	1	0	0	San Francisco Giants @ San Diego Padres Jack Murphy Stadium, San Diego, CA Sat Jun 20 1987, 10:05 PM EDT Att: 50,494 - Unknown livebaseballscorecards.com								
Will Clark, L OBP: 0.366, SLG: 0.573 (1,3)	0-0 F9		4-3 1-2			0-3 K		0-0 G3		4	0	0	0	0	1	1									
Jeffrey Leonard, R OBP: 0.357, SLG: 0.580 (1,7)	0-0 F8		0-0 F4			0-3 K			0-0 F9	4	0	0	0	0	1	1									
Candy Maldonado, R OBP: 0.385, SLG: 0.555 (1,9)		0-0 G4-6-3 1B		0-0 5-3		0-0 5-3			0-0 1B	4	0	2	0	0	0	0									
Chili Davis, S OBP: 0.335, SLG: 0.408 (1,8)		0-0 G4-6-3 1-2		0-0 G3			0-0 HR		0-0 1B	4	1	2	1	0	0	1									
Chris Brown, R OBP: 0.305, SLG: 0.404 (1,5)		0-0 G1-3		0-0 1-3			0-0 4-3		0-3 K	4	0	0	0	0	1	2									
Bob Brenly, R OBP: 0.359, SLG: 0.404 (1,2)			0-0 6-3		0-0 HR		0-0 F7		0-0 F7	3	1	1	1	0	0	0									
Harry Spilman, L OBP: 0.395, SLG: 0.469 (9, PH)							0-3 K			1	0	0	0	0	0	2									
Matt Williams, R OBP: 0.239, SLG: 0.328 (1,6)			0-0 HR		0-3 K		0-0 5-3			3	1	1	0	0	1	0									
Jim Gott, R OBP: 0.130, SLG: 0.400 (5, 1)			0-0 2H		0-0 F9			0-3 K		2	1	1	2	0	0	0									
Inning Stats	R: 0 E: 0 K: 0 S: 3	H: 0 LOB: 0 BB: 0 P: 3	R: 0 E: 0 K: 0 S: 3	H: 1 LOB: 0 BB: 0 P: 3	R: 2 E: 0 K: 0 S: 5	H: 2 LOB: 1 BB: 1 P: 9	R: 0 E: 0 K: 0 S: 3	H: 0 LOB: 0 BB: 0 P: 3	R: 1 E: 0 K: 1 S: 6	H: 1 LOB: 0 BB: 0 P: 6	R: 0 E: 0 K: 2 S: 7	H: 0 LOB: 0 BB: 0 P: 7	R: 1 E: 0 K: 0 S: 4	H: 1 LOB: 0 BB: 0 P: 4	R: 0 E: 0 K: 1 S: 5	H: 0 LOB: 0 BB: 0 P: 5	R: 0 E: 0 K: 1 S: 7	H: 2 LOB: 2 BB: 0 P: 7	1B: 3 2B: 1 3B: 0 HR: 3	SF: 0 SAC: 0 DP: 1 HBP: 0	WP: 0 PB: 0 SB: 0 CS: 0	PA: 34			
PITCHER	IP	WLS	BF	H	R	ER	SO	BB	IBB	HBP	BLK	WP	HR	S	P	ERA	WHIP								
Andy Hawkins, R ERA: 5.03 (1, 1)	6.0		22	4	3	3	3	1	0	0	0	0	2	27	31	4.50	0.833								
Jimmy Jones, R ERA: 7.45 (7, 1)	1.0	W	4	1	1	1	0	0	0	0	0	0	1	4	4	9.00	1.000								
Lance McCullers, R ERA: 4.25 (8, 1)	2.0	S	8	2	0	0	2	0	0	0	0	0	0	12	12	0.00	1.000								

Batter	1	2	3	4	5	6	7	8	9	AB	R	H	RBI	BB	SO	LOB	BOTTOM								
Stan Jefferson, S OBP: 0.348, SLG: 0.363 (1,8)	0-0 FC5-4 1B		0-3 K		0-0 1B	0-3 K		0-3 K		5	1	2	0	0	3	1	San Francisco Giants @ San Diego Padres Jack Murphy Stadium, San Diego, CA Sat Jun 20 1987, 10:05 PM EDT Att: 50,494 - Unknown livebaseballscorecards.com								
Tim Flannery, L OBP: 0.343, SLG: 0.276 (1,4)	0-0 FC5-4 1-2		4-0 1B		0-0 1B	0-0 G3		4-0 CS		3	1	1	0	2	0	2									
Tony Gwynn, L OBP: 0.446, SLG: 0.525 (1,9)	0-0 FC5-4 1-2		0-0 1B		0-0 1B	0-0 F7		0-0 2B		5	2	3	1	0	0	2									
Carmelo Martinez, R OBP: 0.362, SLG: 0.450 (1,7)	0-0 1H		0-0 F2		0-3 K		4-0 6-3	0-0 SH1-4		3	0	1	1	1	1	4									
Shane Mack, R OBP: 0.315, SLG: 0.380 (7, PR)					1-2 K		0-0 1B	0-0 HR		1	2	1	1	0	0	0									
John Kruk, L OBP: 0.456, SLG: 0.503 (1,3)	0-3 K2-3			4-0 WP	4-0 WP		0-0 SH1-4	4-0 HR		1	1	0	0	3	1	1									
Benito Santiago, R OBP: 0.300, SLG: 0.402 (1,2)		0-0 F8		0-0 L9	0-3 K		0-0 6-3	0-0 HR		5	1	1	3	0	1	6									
Kevin Mitchell, R OBP: 0.303, SLG: 0.359 (1,5)		0-0 6-3		0-0 L7	4-0 BB		0-0 HR	0-0 F9		4	1	1	1	1	0	1									
Garry Templeton, S OBP: 0.274, SLG: 0.263 (1,6)		0-0 5-3		4-0 1B	0-3 K		0-0 HR			3	1	1	2	1	1	3									
Andy Hawkins, R OBP: 0.148, SLG: 0.148 (1, 1)			0-0 6-3		0-0 1-3		0-0 G3	0-0 F8		2	0	0	0	0	0	2									
Inning Stats	R: 1 E: 0 K: 1 S: 7	H: 2 LOB: 1 BB: 0 P: 7	R: 0 E: 0 K: 0 S: 3	H: 0 LOB: 0 BB: 0 P: 3	R: 0 E: 0 K: 1 S: 6	H: 1 LOB: 2 BB: 1 P: 10	R: 0 E: 0 K: 0 S: 3	H: 0 LOB: 2 BB: 2 P: 11	R: 2 E: 0 K: 3 S: 12	H: 3 LOB: 3 BB: 2 P: 20	R: 0 E: 0 K: 1 S: 6	H: 1 LOB: 1 BB: 0 P: 6	R: 3 E: 0 K: 0 S: 5	H: 2 LOB: 1 BB: 1 P: 9	R: 4 E: 0 K: 1 S: 7	H: 3 LOB: 0 BB: 2 P: 15	1B: 8 2B: 1 3B: 1 HR: 2	SF: 0 SAC: 1 DP: 0 HBP: 0	WP: 3 PB: 0 SB: 3 CS: 1	PA: 43					
PITCHER	IP	WLS	BF	H	R	ER	SO	BB	IBB	HBP	BLK	WP	HR	S	P	ERA	WHIP								
Jim Gott, R ERA: 5.26 (5, 1)	1.2		7	1	2	2	2	1	0	0	0	0	0	10	14	10.80	1.200								
Keith Comstock, L ERA: 3.75 (7, 1)	0.2	L	4	2	1	1	0	0	0	0	0	0	1	4	4	13.50	3.000								
Randy Bockus, R ERA: 4.5 (8, 1)	0.2		5	2	3	3	1	1	1	0	0	0	0	5	13	40.50	4.500								
Michael LaCoss, R ERA: 4.36 (8, 1)	0.1		2	1	1	1	0	0	0	0	0	1	1	2	2	27.00	3.000								

Batter	1	2	3	4	5	6	7	8	9	AB	R	H	RBI	BB	SO	LOB	TOP					
Robby Thompson, R OBP: 0.333, SLG: 0.429 (1,4)										5	1	0	0	0	0	2	San Francisco Giants @ San Diego Padres Jack Murphy Stadium, San Diego, CA Sun Jun 21 1987, 6:33 AM EDT Att: 19,856 - Unknown livebaseballscorecards.com					
Jeffrey Leonard, R OBP: 0.354, SLG: 0.576 (1,7)										5	1	1	1	0	0	1						
Scott Garrelts, R OBP: 0.143, SLG: 0.143 (8,1)										0	0	0	0	0	0	0						
Will Clark, L OBP: 0.366, SLG: 0.581 (1,3)										4	1	1	1	1	0	1						
Candy Maldonado, R OBP: 0.389, SLG: 0.554 (1,9)										4	2	2	1	1	0	1						
Chili Davis, S OBP: 0.332, SLG: 0.408 (1,8) (8,7)										5	1	1	1	0	1	4						
Chris Brown, R OBP: 0.300, SLG: 0.394 (1,5)											5	0	1	1	0	0		1				
Bob Brenly, R OBP: 0.368, SLG: 0.434 (1,2)											4	3	2	1	1	0		0				
Matt Williams, R OBP: 0.248, SLG: 0.350 (1,6)											5	2	3	2	0	0	2					
Kelly Downs, R OBP: 0.188, SLG: 0.161 (1,1)											3	0	1	1	1	0	3					
Eddie Milner, L OBP: 0.233, SLG: 0.220 (8,8)										1	0	0	0	0	0	0						
Inning Stats	R: 4 E: 1 K: 0 S: 9	H: 4 LOB: 2 BB: 0 P: 9	R: 0 E: 0 K: 0 S: 4	H: 1 LOB: 2 BB: 1 P: 8	R: 2 E: 0 K: 0 S: 5	H: 2 LOB: 1 BB: 1 P: 9	R: 0 E: 0 K: 1 S: 5	H: 0 LOB: 0 BB: 0 P: 5	R: 1 E: 0 K: 0 S: 4	H: 1 LOB: 1 BB: 0 P: 8	R: 1 E: 0 K: 0 S: 4	H: 2 LOB: 0 BB: 0 P: 4	R: 0 E: 0 K: 0 S: 4	H: 1 LOB: 1 BB: 0 P: 4	R: 0 E: 0 K: 0 S: 3	H: 0 LOB: 0 BB: 0 P: 3	R: 3 E: 1 K: 0 S: 5	H: 1 LOB: 0 BB: 1 P: 9	1B: 7 2B: 2 3B: 0 HR: 3	SF: 0 SAC: 0 DP: 1 HBP: 0	WP: 0 PB: 1 SB: 3 CS: 0	PA: 45
PITCHER	IP WLS BF H R ER SO BB IBB HBP BLK WP HR S P ERA WHIP	IP WLS BF H R ER SO BB IBB HBP BLK WP HR S P ERA WHIP																				
Eric Show, R ERA: 4.14 (1,1)	0.1 L 7 4 4 3 0 0 0 0 0 0 0 0 7 19 81.00 12.000																					
Greg Booker, R ERA: 4.13 (1,1)	2.2 13 3 2 1 0 2 0 0 0 0 0 0 11 17 3.38 1.875																					
Ray Hayward, L ERA: 13.5 (4,1)	3.0 12 3 2 2 1 1 0 0 0 0 0 2 13 17 6.00 1.333																					
Jimmy Jones, R ERA: 6.75 (7,1)	3.0 13 2 3 0 0 1 0 0 0 0 0 1 12 16 0.00 1.000																					

Batter	1	2	3	4	5	6	7	8	9	AB	R	H	RBI	BB	SO	LOB	BOTTOM					
Stan Jefferson, S OBP: 0.338, SLG: 0.350 (1,8) (7,7)										4	0	0	0	0	2	0	San Francisco Giants @ San Diego Padres Jack Murphy Stadium, San Diego, CA Sun Jun 21 1987, 6:33 AM EDT Att: 19,856 - Unknown livebaseballscorecards.com					
Tim Flannery, L OBP: 0.330, SLG: 0.264 (1,4)										4	0	0	0	0	0	0						
Tony Gwynn, L OBP: 0.443, SLG: 0.520 (1,9)										4	0	1	0	0	1	0						
Carmelo Martinez, R OBP: 0.364, SLG: 0.445 (1,7) (7,3)										2	0	0	0	2	0	0						
John Kruk, L OBP: 0.455, SLG: 0.500 (1,3)										3	1	1	0	0	0	3						
Jimmy Jones, R OBP: 0.300, SLG: 0.300 (7,1)										0	0	0	0	0	0	0						
Luis Salazar, R OBP: 0.336, SLG: 0.367 (9,PH)										1	0	0	0	0	0	0						
Randy Ready, R OBP: 0.418, SLG: 0.449 (1,5)										4	1	2	2	0	0	0						
Benito Santiago, R OBP: 0.300, SLG: 0.399 (1,2)										4	0	1	0	0	1	0						
Garry Templeton, S OBP: 0.274, SLG: 0.263 (1,6)										4	0	1	0	0	1	2						
Eric Show, R OBP: 0.030, SLG: 0.030 (1,1)										0	0	0	0	0	0	0						
Greg Booker, R OBP: 0.349, SLG: 0.321 (1,1)										0	0	0	0	0	0	0						
Jim Steels, L OBP: 0.299, SLG: 0.232 (3,PH)										1	0	0	0	0	0	0						
Ray Hayward, L OBP: 0.312, SLG: 0.356 (4,1)										1	0	0	0	0	0	0						
Shane Mack, R OBP: 0.312, SLG: 0.356 (7,8)										1	0	0	0	0	0	1						
Inning Stats	R: 0 E: 0 K: 1 S: 6	H: 1 LOB: 2 BB: 1 P: 10	R: 0 E: 0 K: 0 S: 3	H: 0 LOB: 0 BB: 0 P: 3	R: 0 E: 0 K: 1 S: 5	H: 0 LOB: 0 BB: 0 P: 5	R: 2 E: 0 K: 1 S: 7	H: 2 LOB: 0 BB: 0 P: 7	R: 0 E: 0 K: 0 S: 3	H: 0 LOB: 0 BB: 0 P: 3	R: 0 E: 0 K: 0 S: 3	H: 0 LOB: 1 BB: 1 P: 7	R: 0 E: 0 K: 0 S: 4	H: 1 LOB: 1 BB: 0 P: 4	R: 0 E: 0 K: 1 S: 5	H: 0 LOB: 2 BB: 0 P: 5	R: 0 E: 0 K: 1 S: 7	H: 2 LOB: 2 BB: 0 P: 7	1B: 5 2B: 0 3B: 0 HR: 1	SF: 0 SAC: 0 DP: 0 HBP: 0	WP: 0 PB: 0 SB: 1 CS: 0	PA: 35
PITCHER	IP WLS BF H R ER SO BB IBB HBP BLK WP HR S P ERA WHIP	IP WLS BF H R ER SO BB IBB HBP BLK WP HR S P ERA WHIP																				
Kelly Downs, R ERA: 3.49 (1,1)	7.0 W 27 4 2 2 3 2 0 0 0 0 0 0 31 39 2.57 0.857																					
Scott Garrelts, R ERA: 3.21 (8,1)	2.0 8 2 0 0 2 0 0 0 0 0 0 0 12 12 0.00 1.000																					

Batter	1	2	3	4	5	6	7	8	9	AB	R	H	RBI	BB	SO	LOB	TOP										
Kal Daniels, L OBP: 0.423, SLG: 0.651 (1, 7)	0-0 1-3			0-0 6-3		4-0 CS BB		0-0 1B 1-2 1B		3	0	1	0	1	0	0	Cincinnati Reds @ San Francisco Giants Candlestick Park, San Francisco, CA Tue Jun 23 1987, 10:05 PM EDT Att: 23,906 - Unknown										
Tracy Jones, R OBP: 0.394, SLG: 0.589 (1, 9)	0-0 6-3			0-0 4-3		0-0 SF9		0-0 1-3 2-H 1B		3	0	1	2	0	0	0											
Eric Davis, R OBP: 0.398, SLG: 0.677 (1, 8)	0-3 K			0-3 K		0-0 CS	0-0 G6-3 1B 2B	0-3 K		4	1	1	0	0	3	1											
Dave Parker, L OBP: 0.341, SLG: 0.511 (1, 3)		0-0 4-3			0-0 FC4-6 1B		0-0 G6-3 1B		4-0 BLK 2B	3	1	2	0	1	0	0											
Buddy Bell, R OBP: 0.345, SLG: 0.413 (1, 5)		0-0 F9			0-0 F9		0-0 G6-3		0-0 G3-6-3 1-H 2B	4	0	1	1	0	0	3											
Bo Diaz, R OBP: 0.312, SLG: 0.372 (1, 2)		0-0 1-3			0-0 FC4-6		0-0 1-2 2-3		4-0 G3-6-3 BB	3	0	1	1	1	0	1											
Kurt Stillwell, S OBP: 0.333, SLG: 0.385 (1, 6)			0-0 F9		0-0 1-3		0-0 3-H 0-3 K		0-0 G3-6-3	4	0	0	0	0	1	4											
Dave Concepcion, R OBP: 0.379, SLG: 0.364 (1, 4)			0-0 4-3			0-0 SH2 SF9 2B		0-0 FC3-6 1B	4-0 IBB	3	1	2	0	1	0	0											
Ron Robinson, R OBP: 0.167, SLG: 0.167 Frank Williams, R (7, 1)			0-0 5-3			0-0 SH2		0-0 FC3-6 1B	0-0 4-3	1	0	0	0	0	0	0											
Rob Murphy, L OBP: 0.250, SLG: 0.250 Barry Larkin, R OBP: 0.273, SLG: 0.390 John Franco, L (8, 1)						2-3		1-2 1B		1	0	0	0	0	0	0											
Inning Stats	R: 0 E: 0 K: 1 S: 5	H: 0 LOB: 0 BB: 0 P: 5	R: 0 E: 0 K: 0 S: 3	H: 0 LOB: 0 BB: 0 P: 3	R: 0 E: 0 K: 0 S: 3	H: 0 LOB: 0 BB: 0 P: 3	R: 0 E: 0 K: 1 S: 5	H: 0 LOB: 0 BB: 0 P: 5	R: 0 E: 0 K: 0 S: 4	H: 1 LOB: 1 BB: 0 P: 4	R: 1 E: 0 K: 0 S: 3	H: 1 LOB: 0 BB: 1 P: 7	R: 1 E: 0 K: 1 S: 7	H: 3 LOB: 1 BB: 0 P: 7	R: 1 E: 0 K: 1 S: 7	H: 3 LOB: 1 BB: 0 P: 7	R: 1 E: 0 K: 0 S: 3	H: 1 LOB: 2 BB: 3 P: 15	1B: 6 2B: 3 3B: 0 HR: 0	SF: 1 SAC: 1 DP: 2 HBP: 0	WP: 0 PA: 37 PB: 0 SB: 0 CS: 1						
PITCHER	IP	WLS	BF	H	R	ER	SO	BB	IBB	HBP	BLK	WP	HR	S	P	ERA	WHIP										
Atlee Hammaker, L ERA: 2.85	7.0	L	25	5	2	2	3	1	0	0	0	0	0	30	34	2.57	0.857										
Scott Garrelts, R ERA: 3.31	1.0		5	3	1	1	1	0	0	0	0	0	0	7	7	9.00	3.000										
Jeff Robinson, R ERA: 2.91	1.0		6	1	1	1	0	2	1	0	1	0	0	3	15	9.00	3.000										



Batter	1	2	3	4	5	6	7	8	9	AB	R	H	RBI	BB	SO	LOB	BOTTOM										
Robby Thompson, R OBP: 0.326, SLG: 0.419 (1, 4)	0-0 P3		0-3 K			0-0 F8		0-0 F8		4	0	0	0	0	1	0	Cincinnati Reds @ San Francisco Giants Candlestick Park, San Francisco, CA Tue Jun 23 1987, 10:05 PM EDT Att: 23,906 - Unknown										
Jeffrey Leonard, R OBP: 0.349, SLG: 0.568 (1, 7)	0-0 F8			0-0 F8		0-0 F9		0-0 G3		4	0	0	0	0	0	0											
Will Clark, L OBP: 0.369, SLG: 0.584 (1, 3)	0-0 F7			0-0 F6		0-0 1B		0-0 E 2B		4	0	2	0	0	0	0											
Candy Maldonado, R OBP: 0.383, SLG: 0.545 (1, 9)		0-0 F8		0-0 5-3		0-0 K		0-0 E6 BB		4	0	0	0	0	1	2											
Chili Davis, S OBP: 0.334, SLG: 0.407 Jeff Robinson, R OBP: 0.143, SLG: 0.143 (9, 1)		0-0 F6			0-0 4-3		0-0 E 1B 1B	4-0 BB		3	1	1	0	1	0	0											
Chris Brown, R OBP: 0.298, SLG: 0.388 (1, 5)		0-0 1B		0-0 F9		0-0 F9		0-0 4-3		4	0	1	0	0	0	4											
Bob Brenly, R OBP: 0.370, SLG: 0.443 Harry Spilman, L OBP: 0.385, SLG: 0.455 Scott Garrelts, R OBP: 0.143, SLG: 0.143 (8, 1)		0-0 F9			0-0 WP 2B		0-0 E6 1B		0-0 5-3	2	0	1	0	0	0	1											
Joel Youngblood, R OBP: 0.250, SLG: 0.241 (9, 8)							0-0 1-2		0-0 5-3	1	0	0	0	0	0	0											
Matt Williams, R OBP: 0.250, SLG: 0.348 Eddie Milner, L OBP: 0.233, SLG: 0.220 Chris Speier, R OBP: 0.350, SLG: 0.419 (7, 6)			0-0 F3		4-0 WP IBB		0-0 G6-4-3 1B		0-3 K	1	0	0	0	1	0	0											
Atlee Hammaker, S OBP: 0.095, SLG: 0.095 Bob Melvin, R OBP: 0.279, SLG: 0.425 (7, 2)			0-3 K		0-0 5-3		0-0 1-2 2-3		0-3 K	2	0	0	0	0	1	2											
Inning Stats	R: 0 E: 0 K: 0 S: 3	H: 0 LOB: 0 BB: 0 P: 3	R: 0 E: 0 K: 0 S: 4	H: 1 LOB: 1 BB: 0 P: 4	R: 0 E: 0 K: 2 S: 7	H: 0 LOB: 0 BB: 0 P: 7	R: 0 E: 0 K: 0 S: 3	H: 0 LOB: 0 BB: 0 P: 3	R: 0 E: 0 K: 0 S: 4	H: 1 LOB: 2 BB: 1 P: 8	R: 0 E: 0 K: 1 S: 6	H: 1 LOB: 1 BB: 0 P: 6	R: 1 E: 1 K: 0 S: 5	H: 2 LOB: 2 BB: 0 P: 5	R: 0 E: 1 K: 0 S: 5	H: 1 LOB: 3 BB: 1 P: 9	R: 0 E: 0 K: 2 S: 7	H: 0 LOB: 0 BB: 0 P: 7	1B: 4 2B: 2 3B: 0 HR: 0	SF: 0 SAC: 0 DP: 1 HBP: 0	WP: 1 PA: 36 PB: 0 SB: 0 CS: 0						
PITCHER	IP	WLS	BF	H	R	ER	SO	BB	IBB	HBP	BLK	WP	HR	S	P	ERA	WHIP										
Ron Robinson, R ERA: 3.08	6.1	W	24	4	1	1	3	0	0	0	0	0	0	29	33	1.42	0.632										
Frank Williams, R ERA: 2.74	0.0		1	0	0	0	0	0	0	0	0	0	0	1	1	∞	∞										
Rob Murphy, L ERA: 2.79	0.2		2	1	0	0	0	0	0	0	0	0	0	2	2	0.00	1.500										
John Franco, L ERA: 0.9	2.0	S	9	1	0	0	2	1	0	0	0	0	0	12	16	0.00	1.000										



Batter	1	2	3	4	5	6	7	8	9	10	AB	R	H	RBI	BB	SO	LOB	TOP			
Kal Daniels, L OBP: 0.419, SLG: 0.638 (1, 7)	F9	F8			F8	4-3			FC6-4 BB		4	0	0	0	1	0	3	Cincinnati Reds @ San Francisco Giants Candlestick Park, San Francisco, CA Wed Jun 24 1987, 6:33 AM EDT Att: 27,985 - Unknown			
Tracy Jones, R OBP: 0.389, SLG: 0.583 (1, 9)	2B	FC5-4			F9		5-3		FC6-4		5	1	1	0	0	0	2				
Eric Davis, R OBP: 0.402, SLG: 0.680 (1, 8)	2B				K		4-3			E 1B	5	2	3	1	0	1	0				
Dave Parker, L OBP: 0.339, SLG: 0.509 (1, 3)	2B				K	E5 2B 6-3	F7			K	5	1	1	1	0	2	1				
Buddy Bell, R OBP: 0.342, SLG: 0.413 (1, 5)	6-3				F8	1B 2B		L6		K	5	1	1	0	0	1	1				
Bo Diaz, R OBP: 0.310, SLG: 0.366 (1, 2)	BB				F8	6-3		6-3		4-3	4	0	0	1	1	0	1				
Kurt Stillwell, S OBP: 0.332, SLG: 0.387 John Franco, L (9, 1)	L6				3-1 2B	F2		4-3			4	0	1	0	0	0	3				
Ron Oester, S OBP: 0.307, SLG: 0.356 (1, 4)		FC5-4 1B			3-1	1B IBB			K		3	0	1	0	1	1	1				
Guy Hoffman, L OBP: 0.133, SLG: 0.133 Rob Murphy, L OBP: 0.250, SLG: 0.250 Frank Williams, R (8, 1) Barry Larkin, R OBP: 0.277, SLG: 0.390 (8, 6)		K			1-3	1-3 2H 1B			CS BB		3	0	1	1	0	1	2				
Inning Stats	R: 2 E: 0 K: 0 S: 6	H: 3 LOB: 2 BB: 1 P: 10	R: 0 E: 0 K: 1 S: 6	H: 1 LOB: 1 BB: 0 P: 6	R: 0 E: 0 K: 1 S: 5	H: 1 LOB: 0 BB: 0 P: 4	R: 0 E: 0 K: 1 S: 5	H: 0 LOB: 0 BB: 0 P: 5	R: 2 E: 1 K: 0 S: 6	H: 2 LOB: 2 BB: 1 P: 10	R: 0 E: 0 K: 0 S: 3	H: 0 LOB: 0 BB: 0 P: 3	R: 0 E: 0 K: 1 S: 4	H: 0 LOB: 1 BB: 2 P: 12	R: 1 E: 1 K: 2 S: 8	H: 1 LOB: 0 BB: 0 P: 8	1B: 4 2B: 5 3B: 0 HR: 0		SF: 0 SAC: 0 DP: 0 HBP: 0	WP: 0 PA: 42	
PITCHER	IP 5.2	WLS 27	H 8	R 4	ER 2	SO 3	BB 1	IBB 0	HBP 0	BLK 0	WP 0	HR 0	S 31	P 39	ERA 3.18	WHIP 1.588					
Mark Grant, R ERA: 3.91 (6, 1)	1.1	4	0	0	0	0	0	0	0	0	0	0	4	4	0.00	0.000					
Keith Comstock, L ERA: 3.38 (8, 1)	2.0	7	0	0	0	1	2	0	0	0	0	0	7	15	0.00	1.000					
Jeff Robinson, R ERA: 2.81 (10, 1)	1.0	L	4	1	1	0	2	0	0	0	0	0	8	8	0.00	1.000					
PITCHER	IP 7.2	WLS 31	H 7	R 3	ER 3	SO 8	BB 1	IBB 0	HBP 0	BLK 0	WP 0	HR 1	S 47	P 47	ERA 3.52	WHIP 0.913					
Guy Hoffman, L ERA: 3.13 (8, 1)	0.0	1	0	0	0	0	1	0	0	0	0	0	4	4	∞	∞					
Rob Murphy, L ERA: 2.79 (8, 1)	0.2	3	0	1	0	0	0	0	0	0	0	0	3	3	0.00	0.000					
Frank Williams, R ERA: 2.7 (9, 1)	1.2	W	9	2	0	0	3	1	0	0	0	0	14	18	0.00	1.800					
Inning Stats	R: 0 E: 0 K: 1 S: 5	H: 0 LOB: 0 BB: 0 P: 5	R: 0 E: 1 K: 1 S: 6	H: 0 LOB: 1 BB: 0 P: 6	R: 2 E: 0 K: 1 S: 8	H: 3 LOB: 1 BB: 0 P: 8	R: 0 E: 0 K: 1 S: 5	H: 0 LOB: 0 BB: 0 P: 5	R: 0 E: 0 K: 0 S: 3	H: 1 LOB: 1 BB: 0 P: 6	R: 0 E: 0 K: 1 S: 6	H: 1 LOB: 1 BB: 0 P: 6	R: 0 E: 0 K: 1 S: 7	H: 2 LOB: 3 BB: 1 P: 11	R: 1 E: 1 K: 1 S: 7	H: 0 LOB: 2 BB: 1 P: 11	R: 0 E: 0 K: 2 S: 9	H: 2 LOB: 2 BB: 0 P: 9	1B: 7 2B: 1 3B: 0 HR: 1	SF: 1 SAC: 1 DP: 0 HBP: 0	WP: 0 PA: 44
PITCHER	IP 7.2	WLS 31	H 7	R 3	ER 3	SO 8	BB 1	IBB 0	HBP 0	BLK 0	WP 0	HR 1	S 47	P 47	ERA 3.52	WHIP 0.913					
Guy Hoffman, L ERA: 3.13 (8, 1)	0.0	1	0	0	0	0	1	0	0	0	0	0	4	4	∞	∞					
Rob Murphy, L ERA: 2.79 (8, 1)	0.2	3	0	1	0	0	0	0	0	0	0	0	3	3	0.00	0.000					
Frank Williams, R ERA: 2.7 (9, 1)	1.2	W	9	2	0	0	3	1	0	0	0	0	14	18	0.00	1.800					

Cincinnati Reds @ San Francisco Giants
 Candlestick Park, San Francisco, CA
 Wed Jun 24 1987, 6:33 AM EDT
 Att: 27,985 - Unknown

AB	38
R	5
H	9
RBI	4
BB	4
SO	6
LOB	14

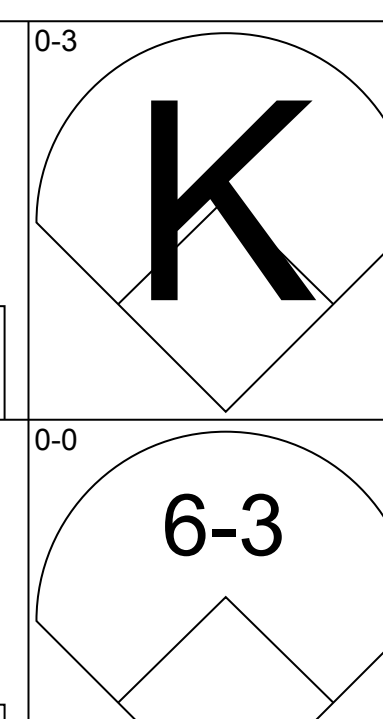
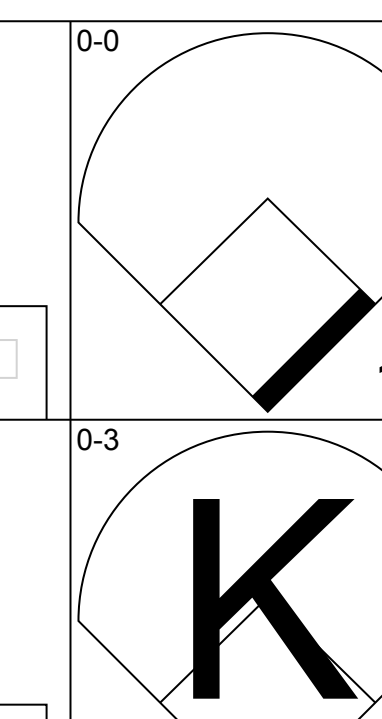
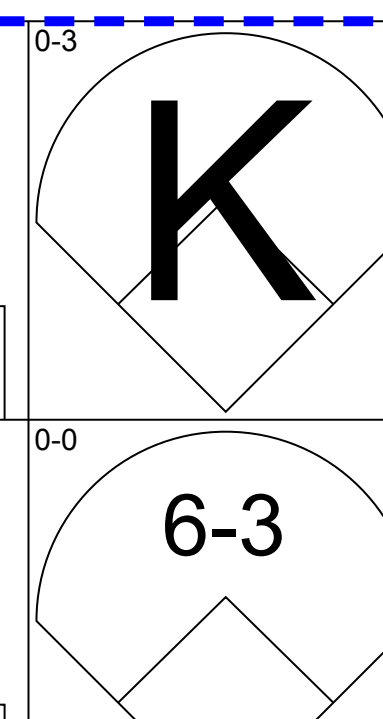
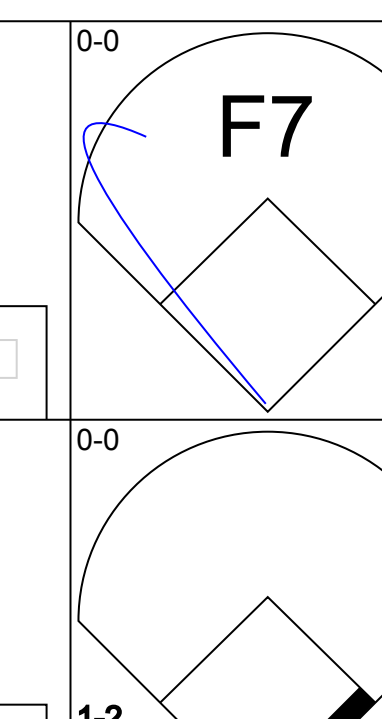
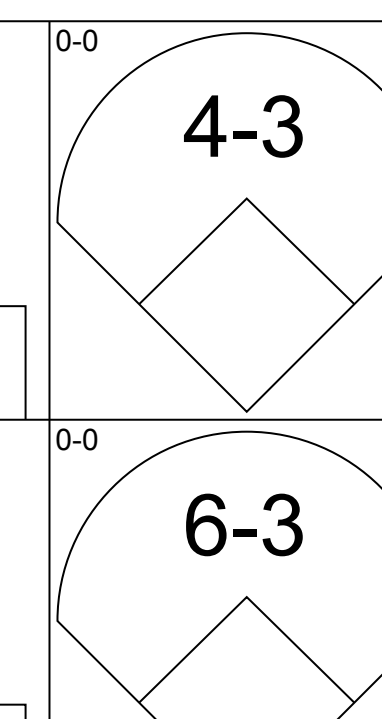
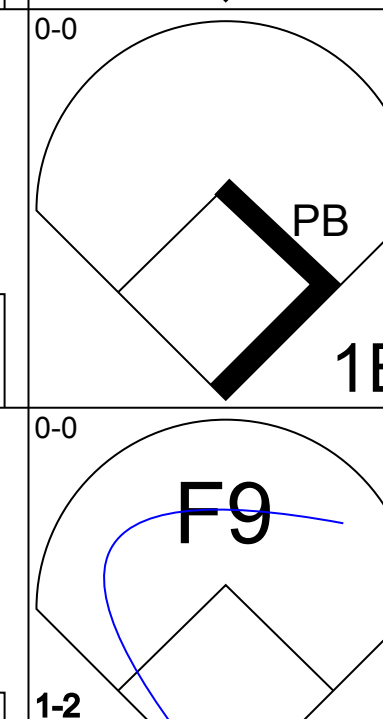

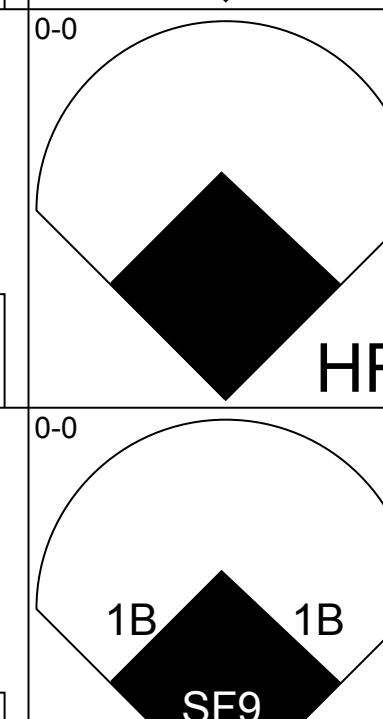
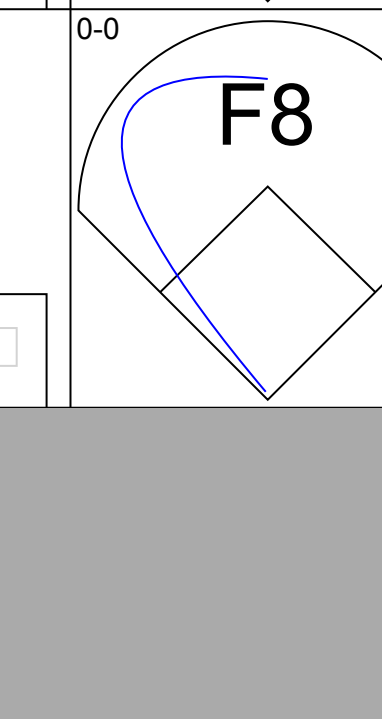


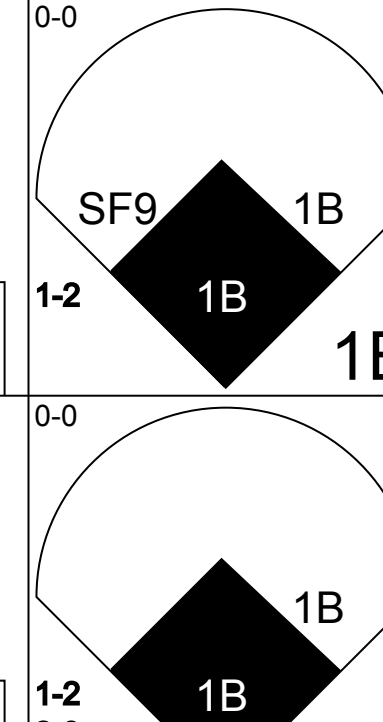
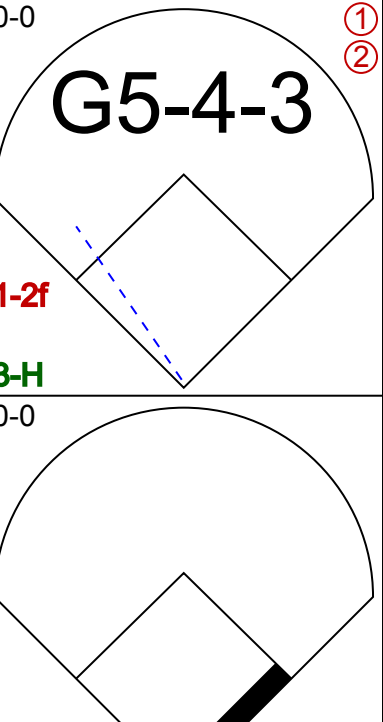

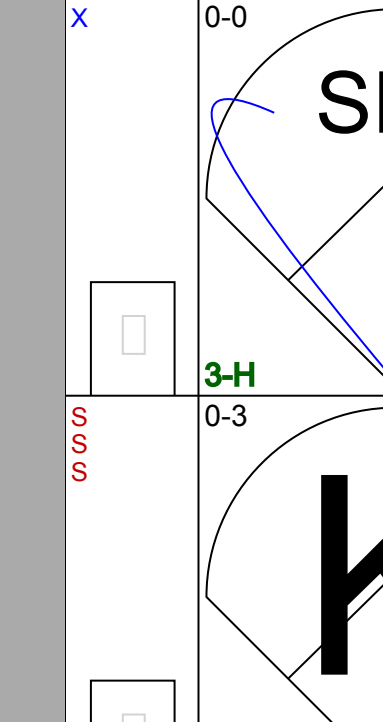

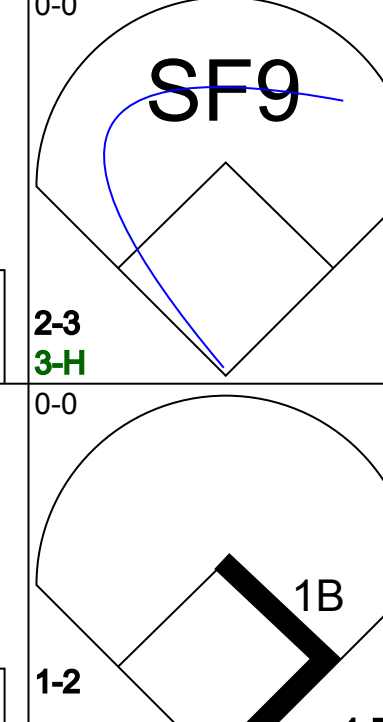
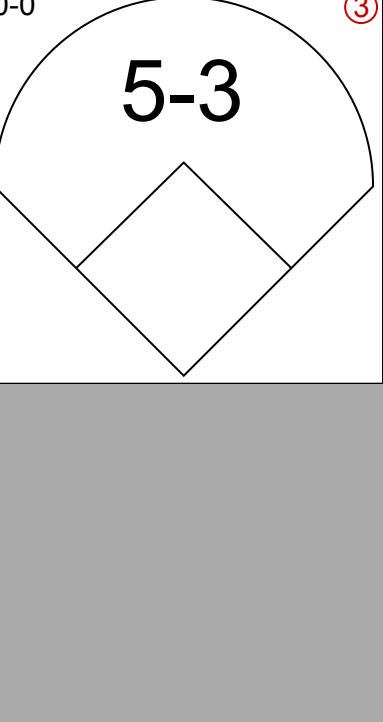
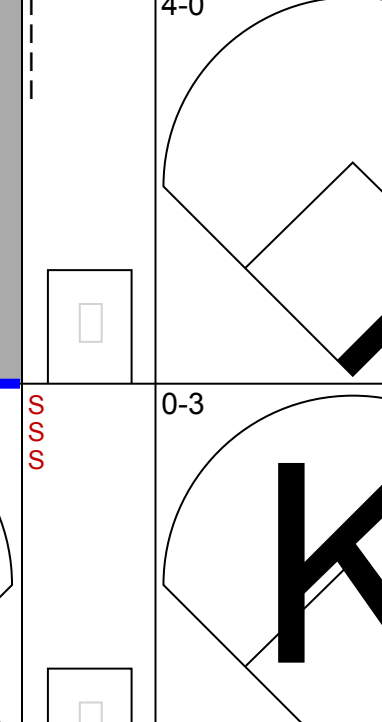

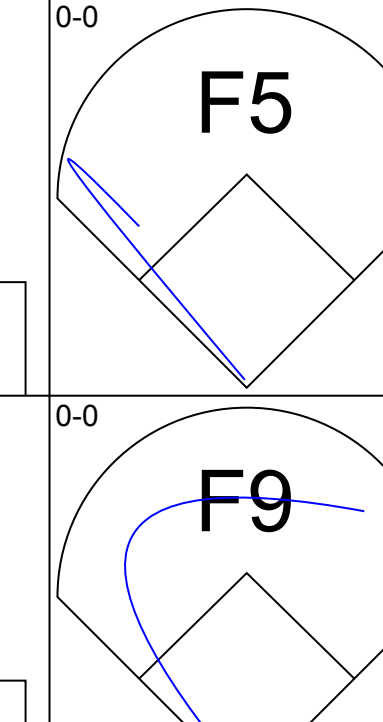
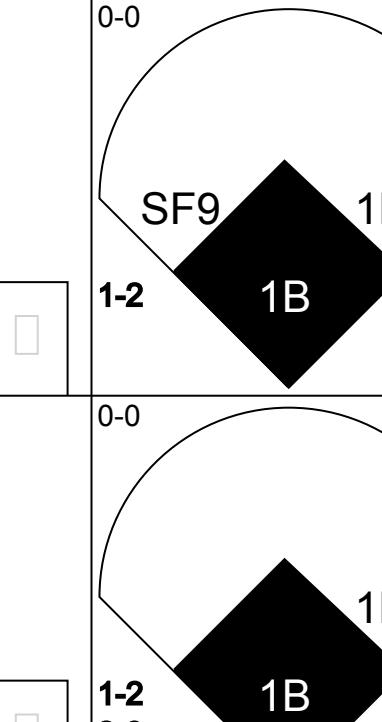
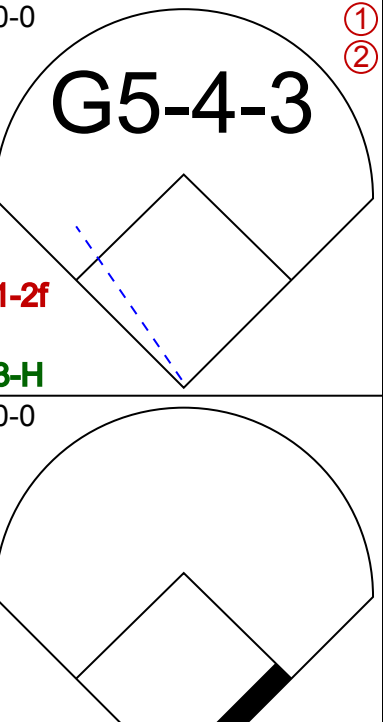
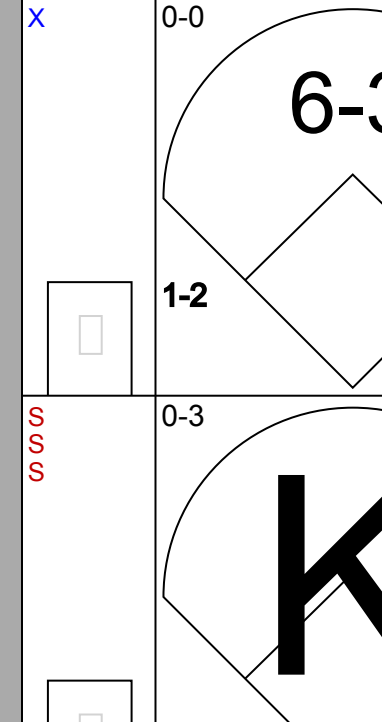
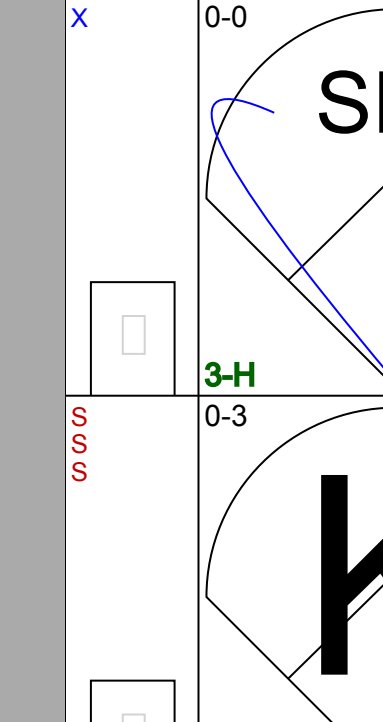
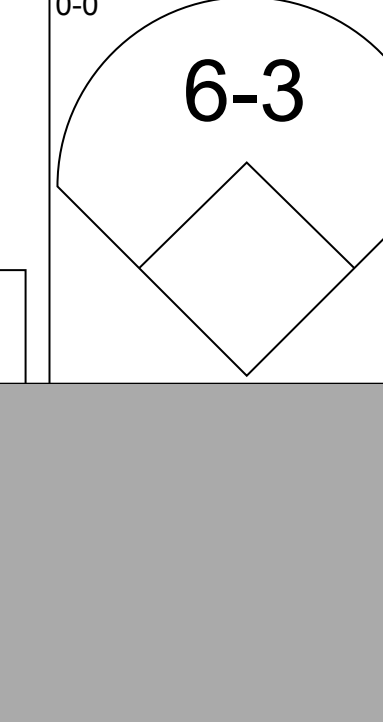
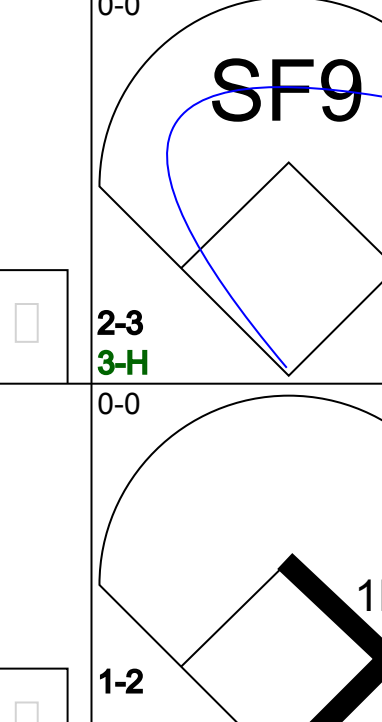
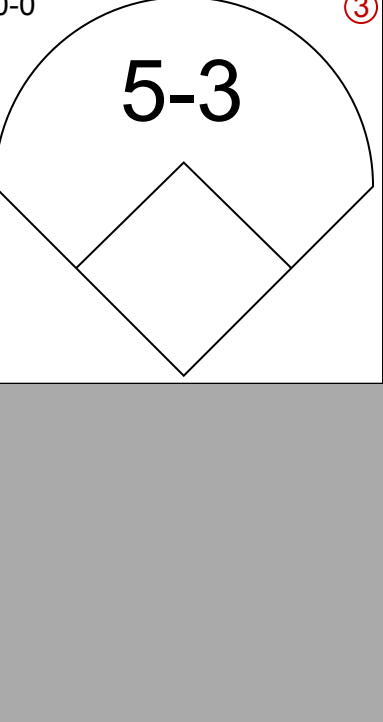
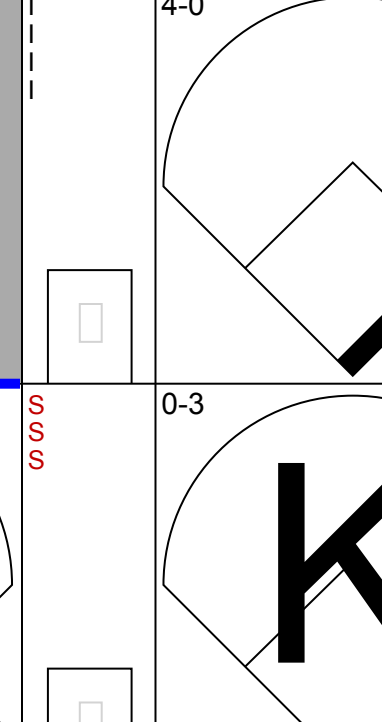


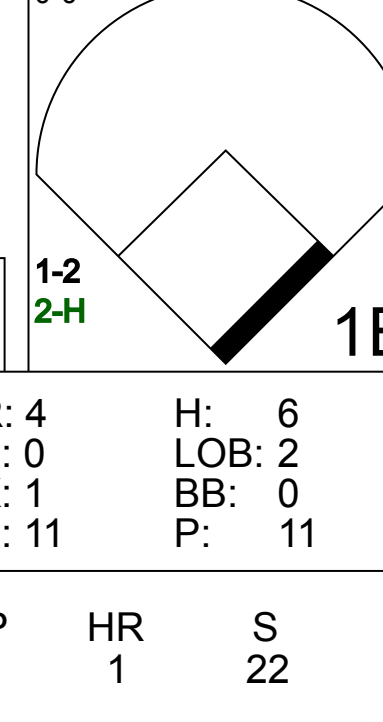

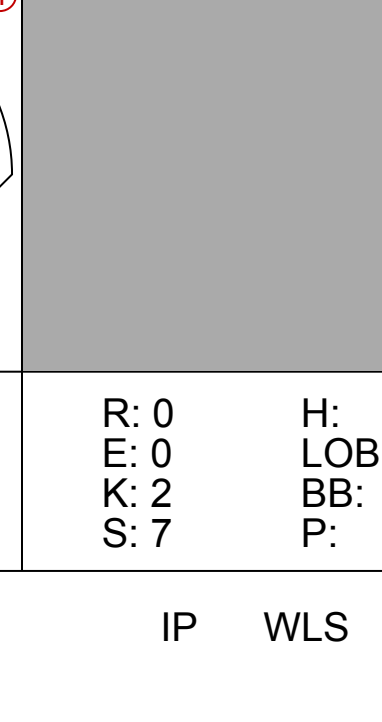
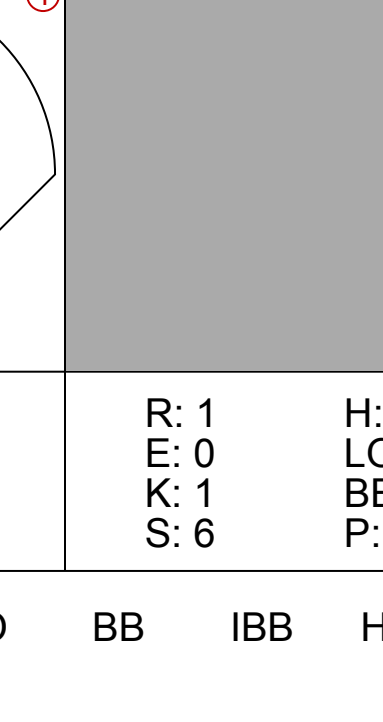
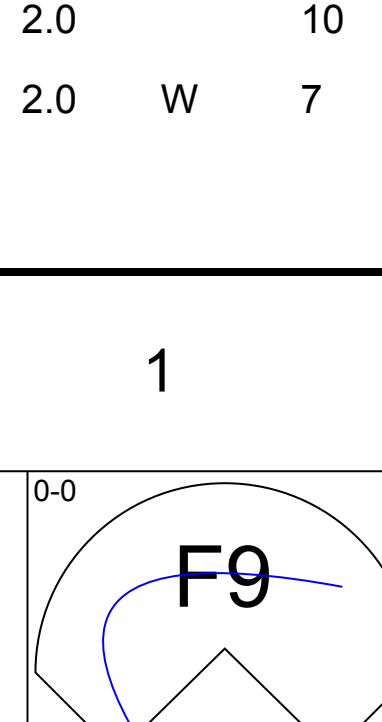
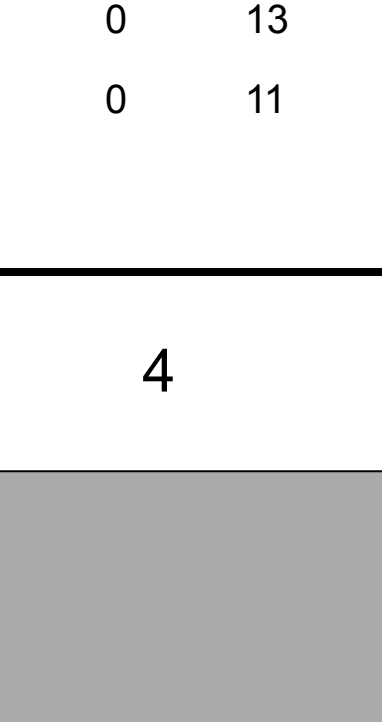
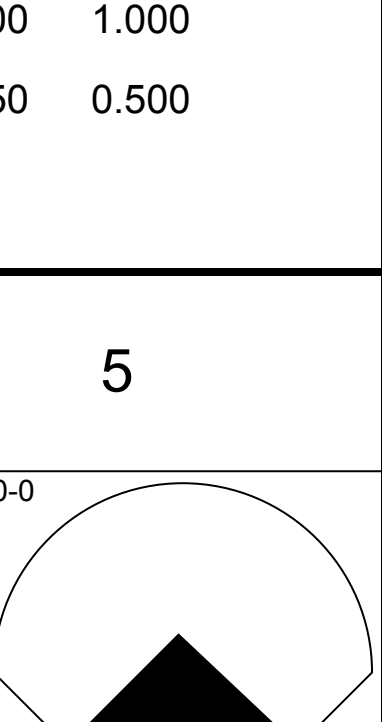
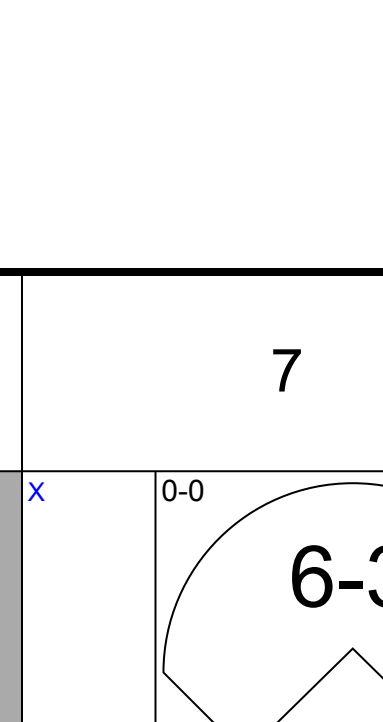
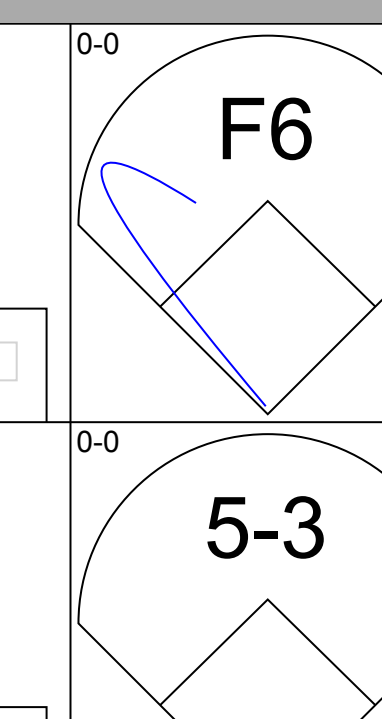
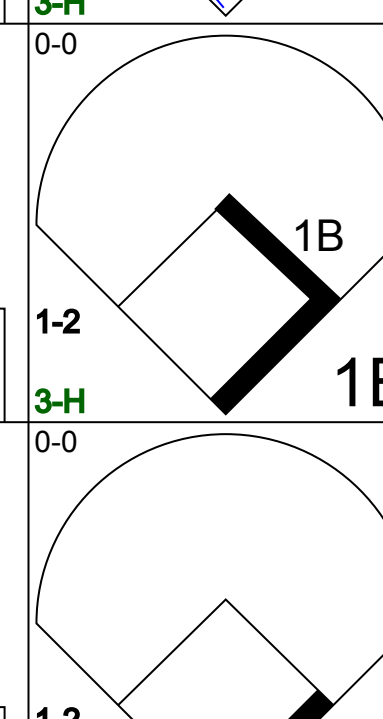
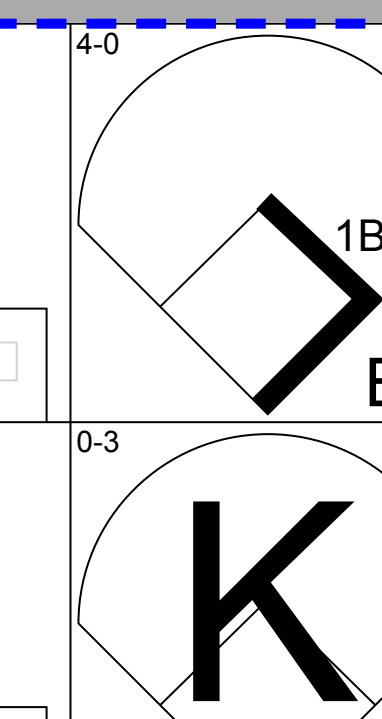
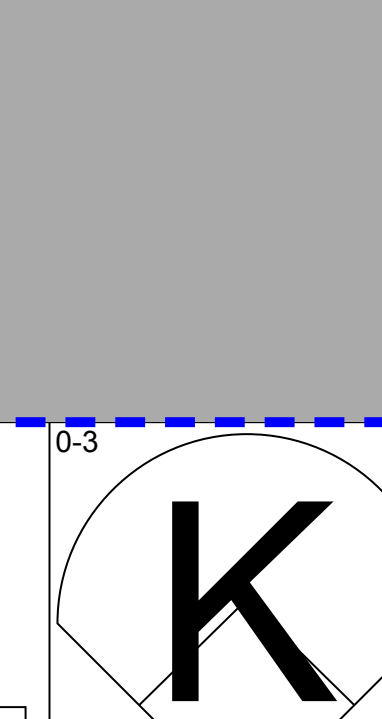
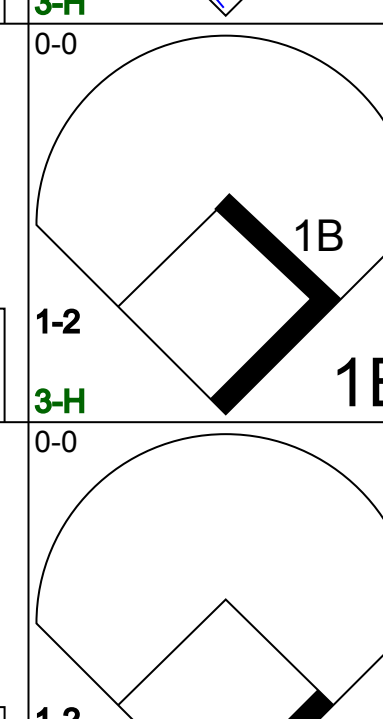

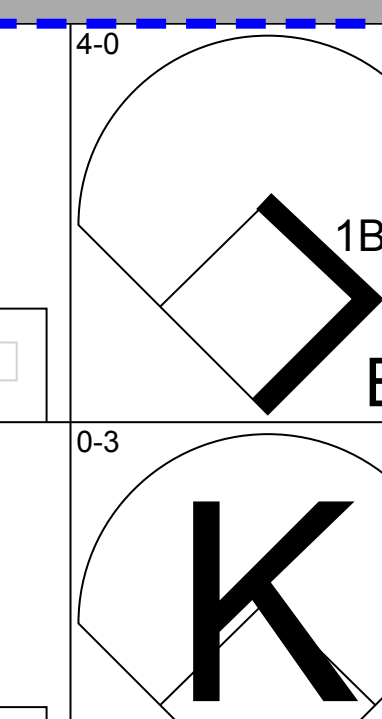
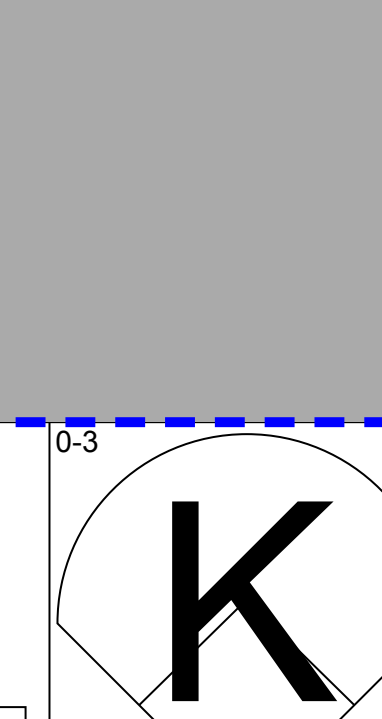
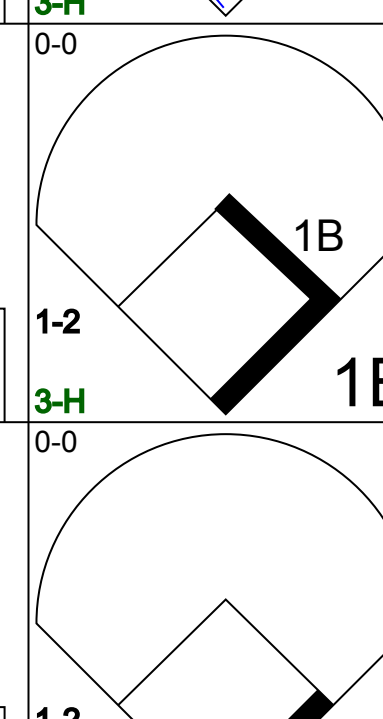

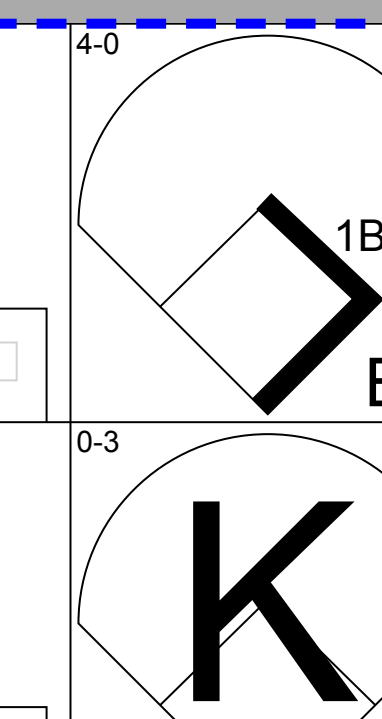
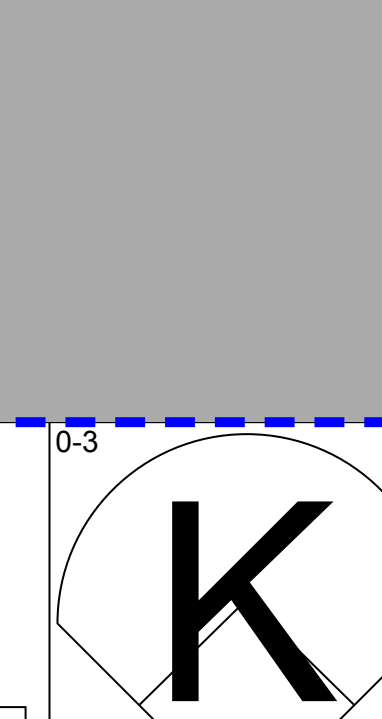
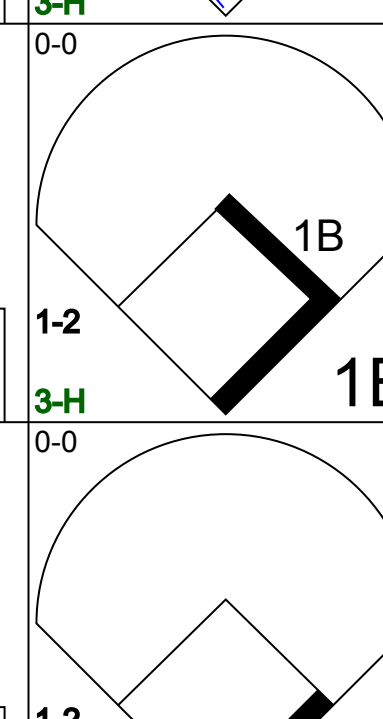

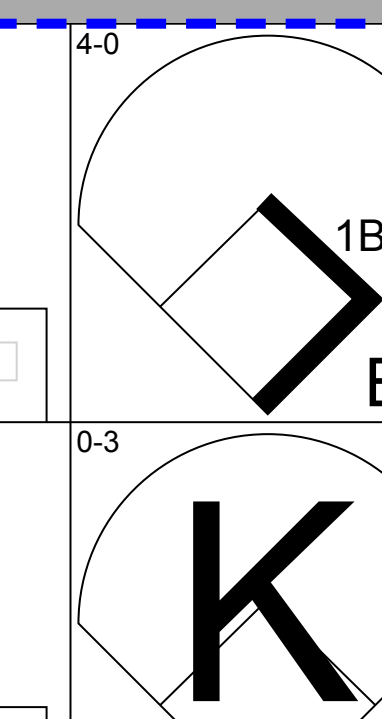
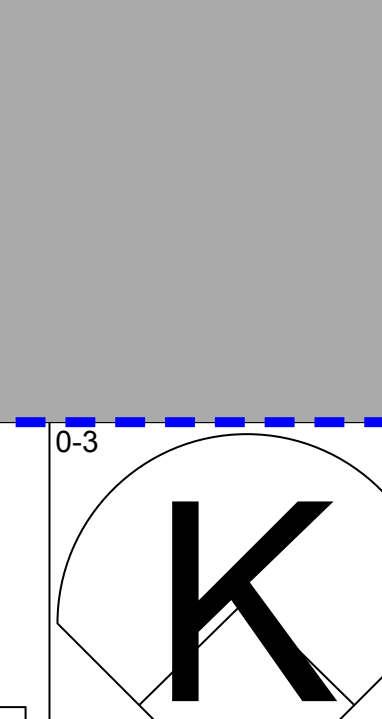
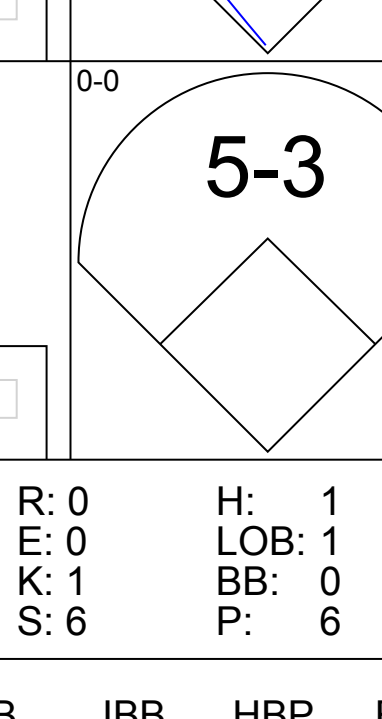
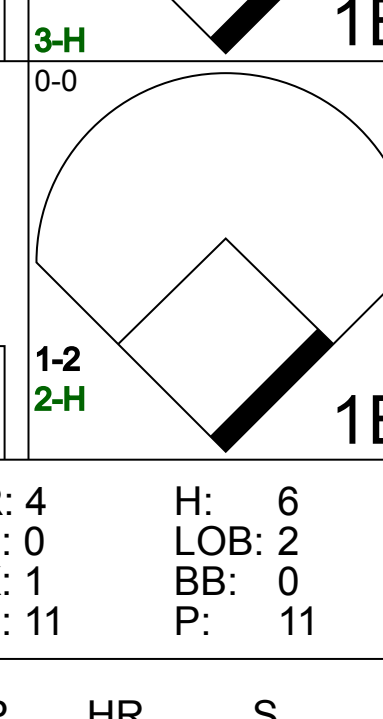
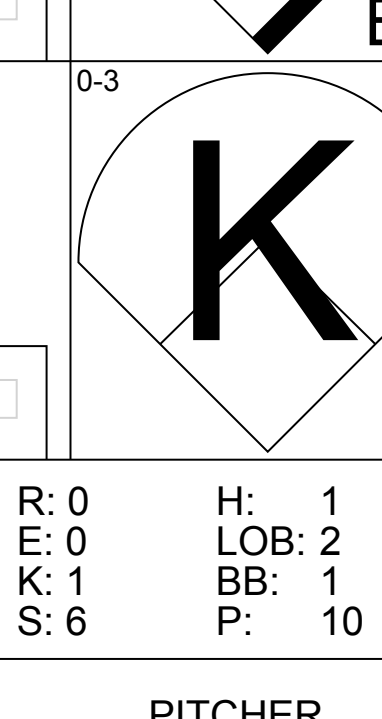
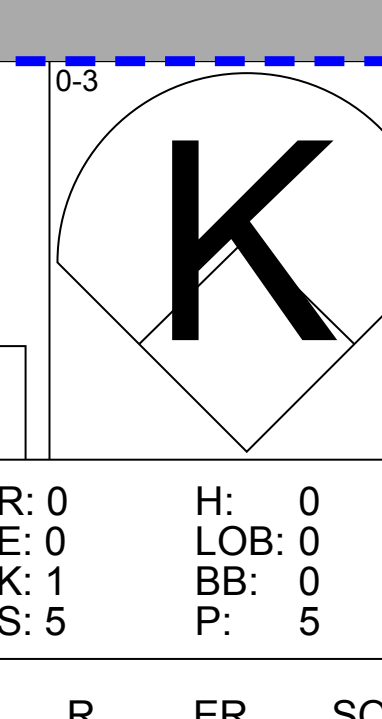
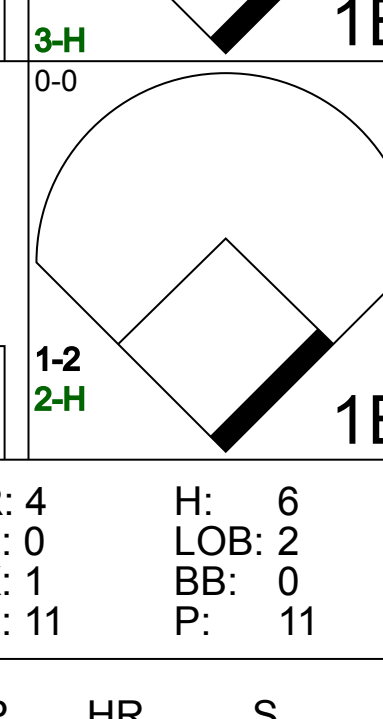
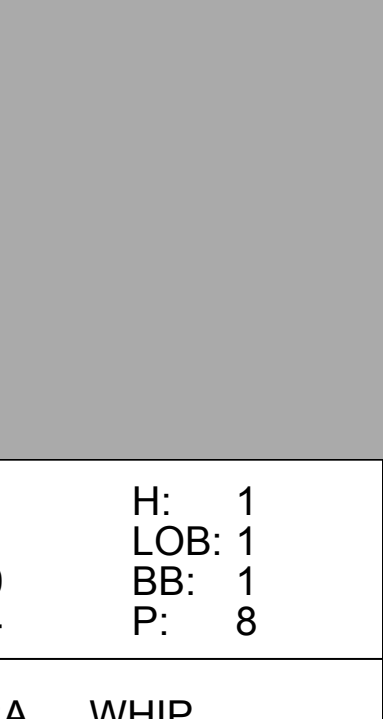
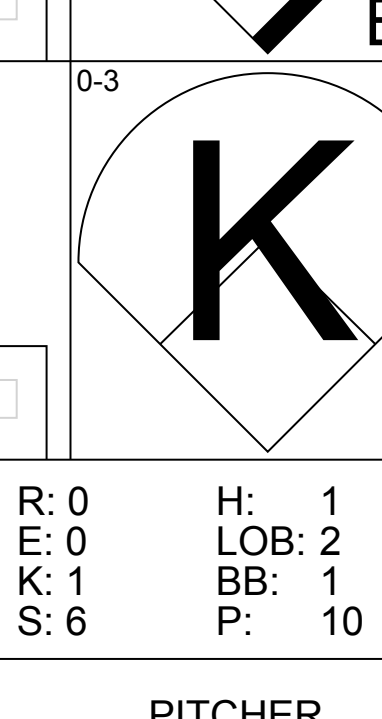
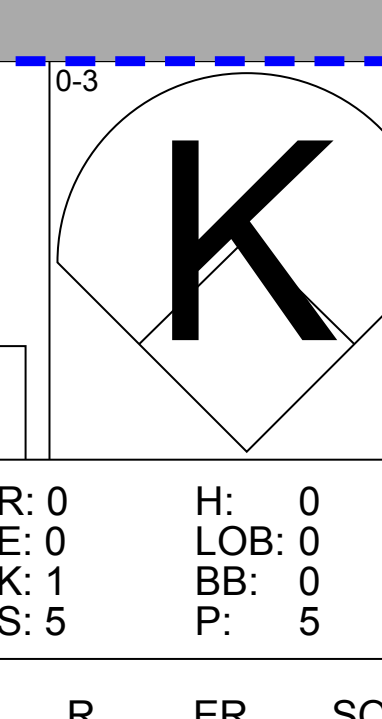


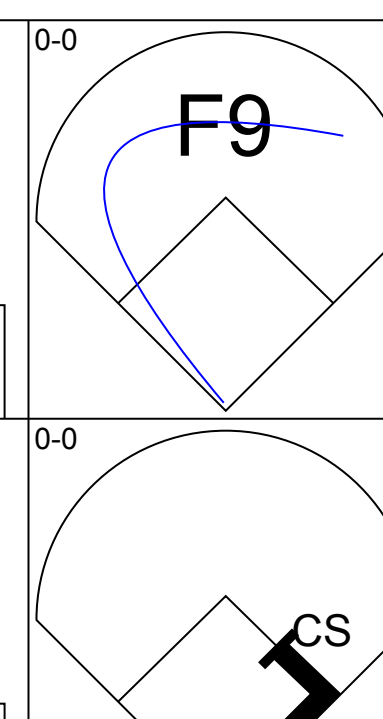
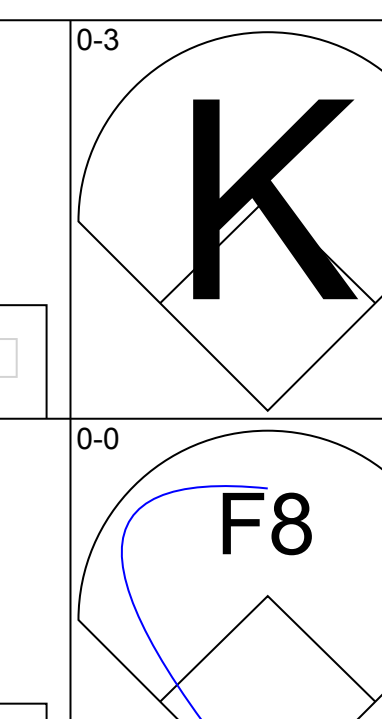
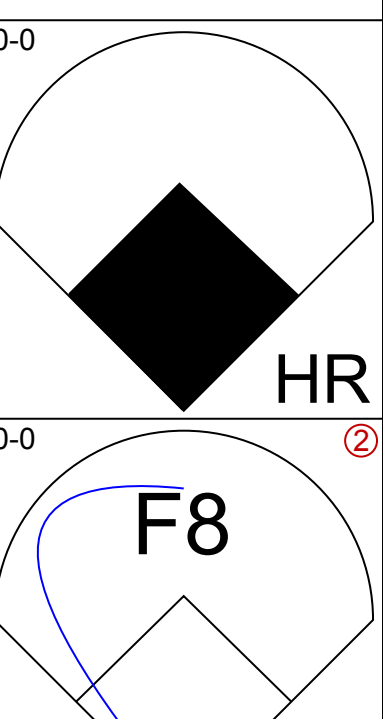
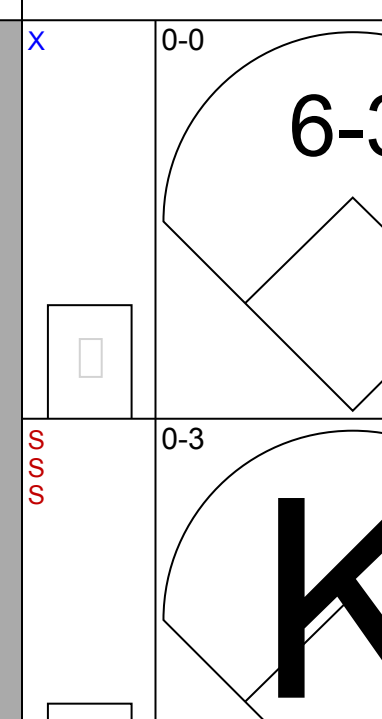
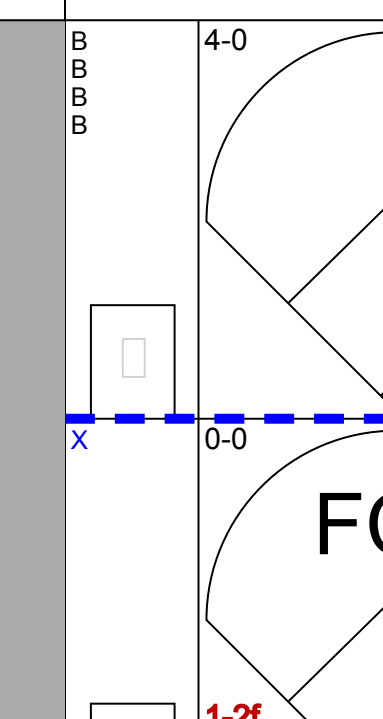
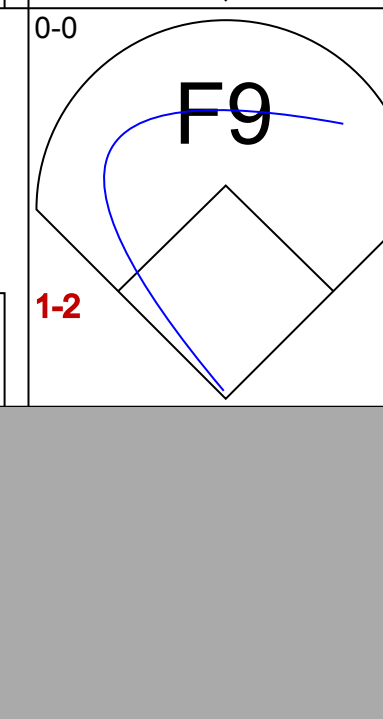

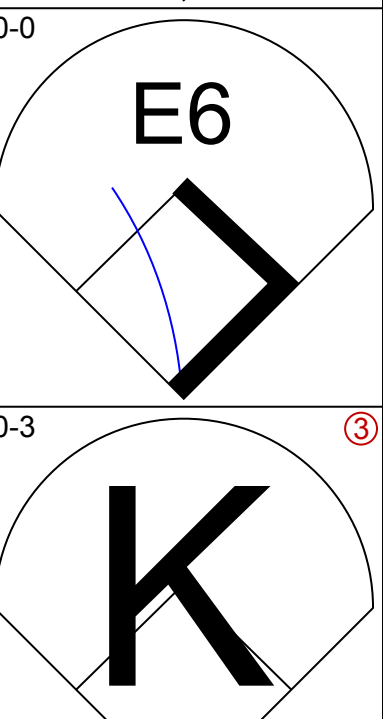

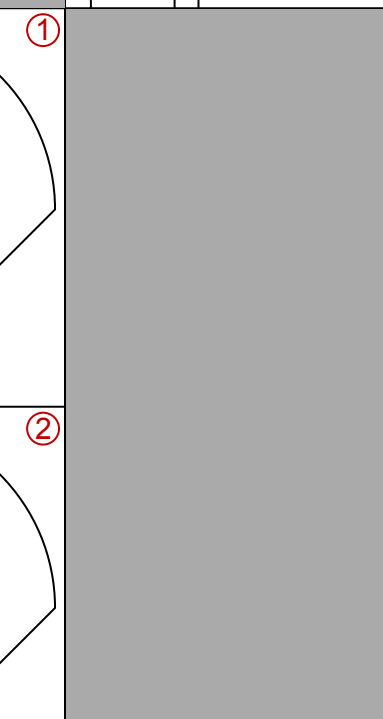

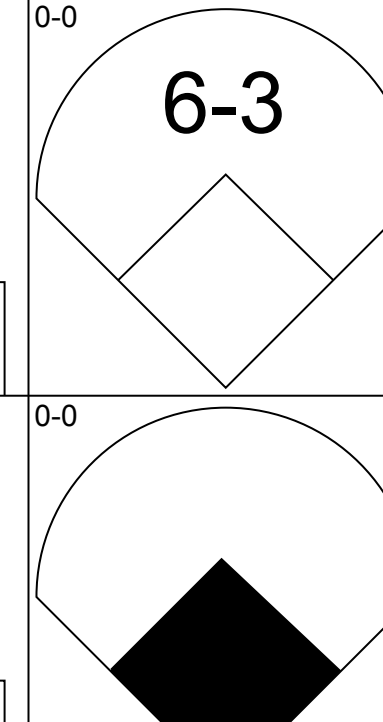


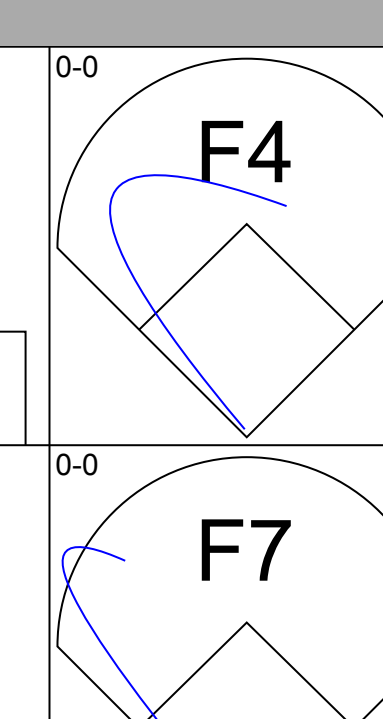
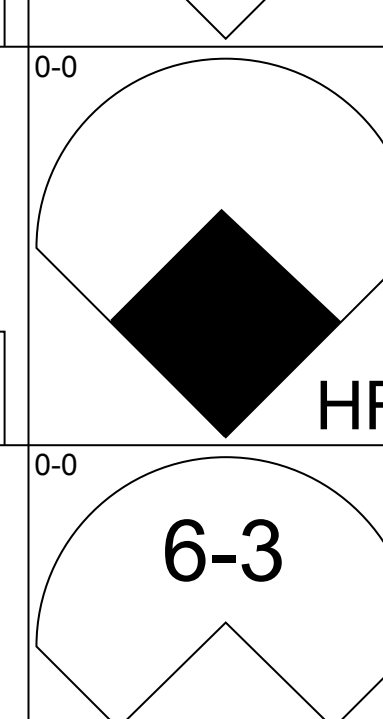
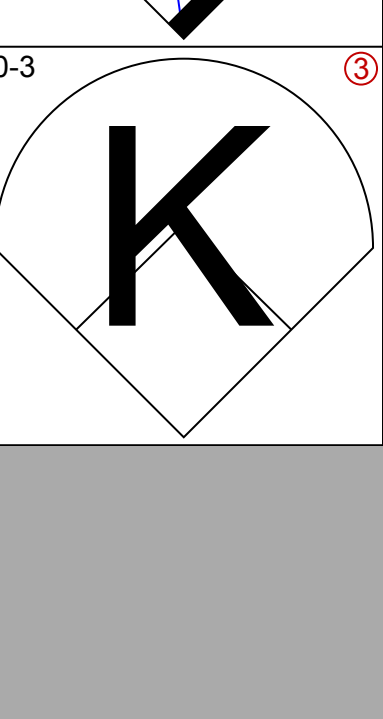
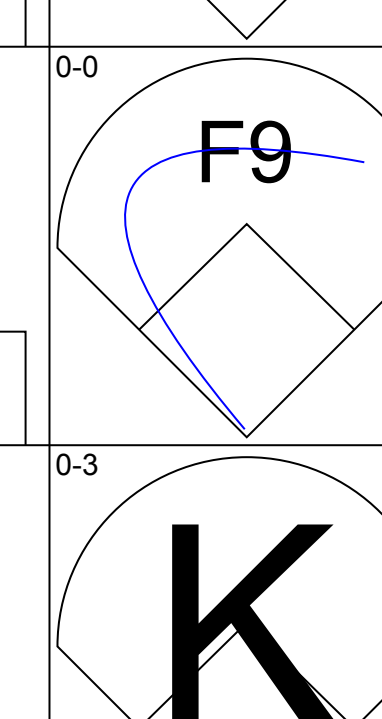
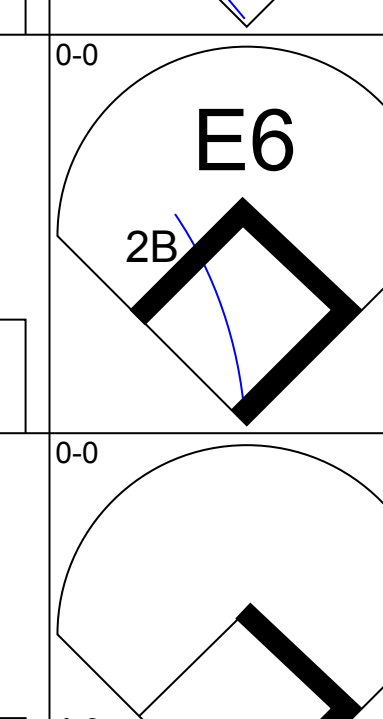
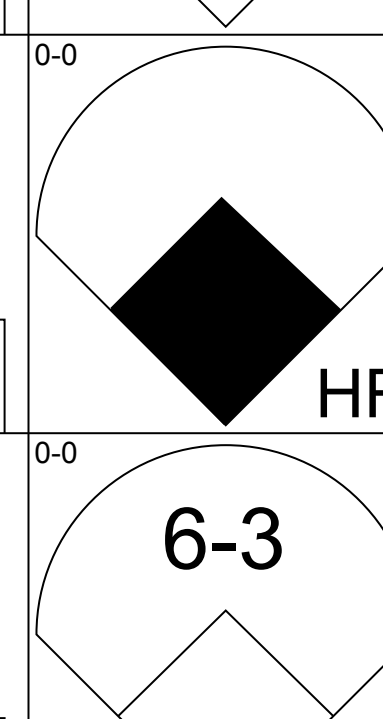
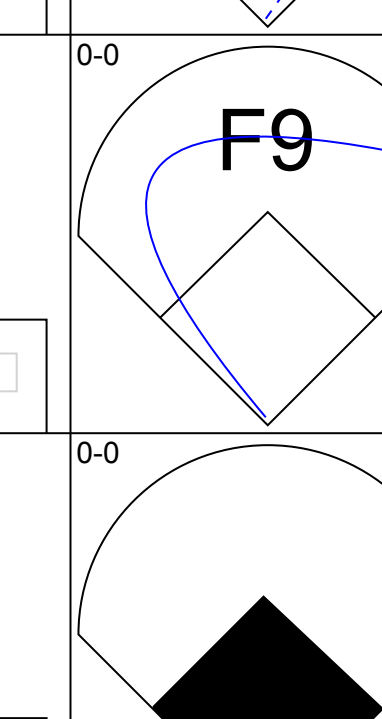

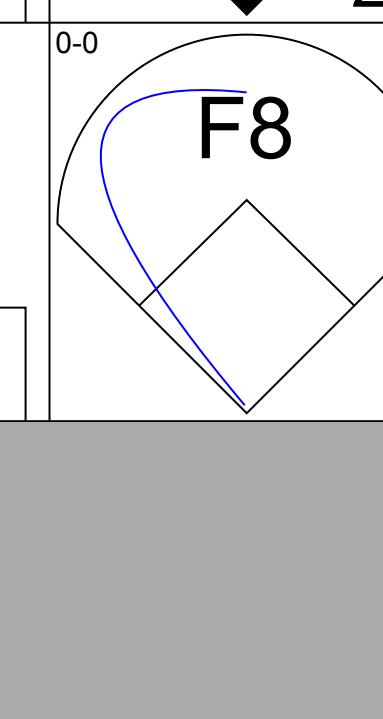

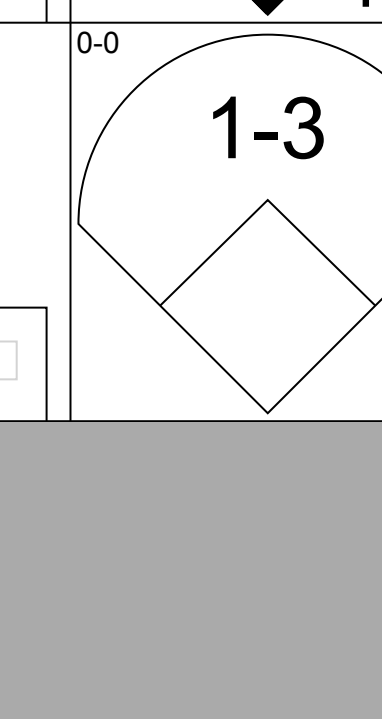
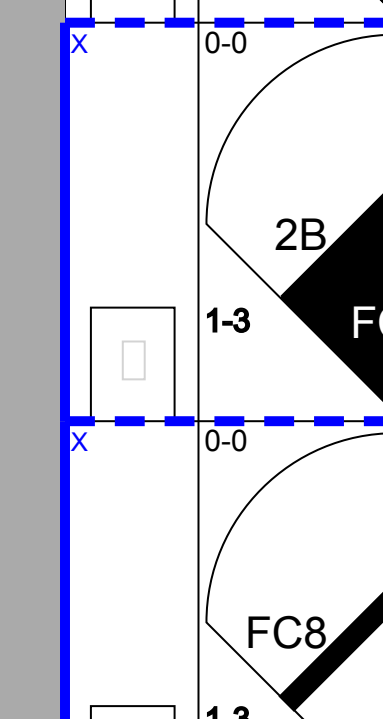
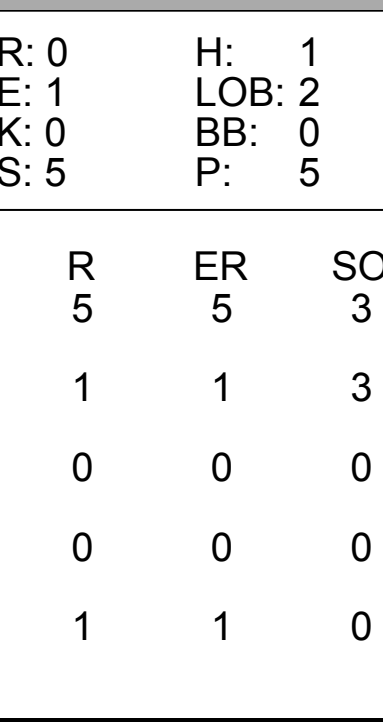
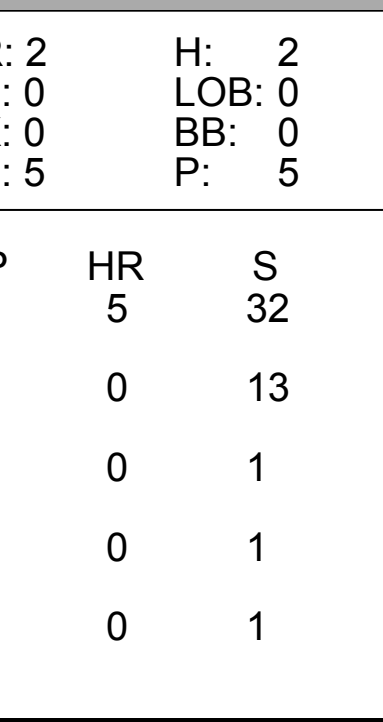
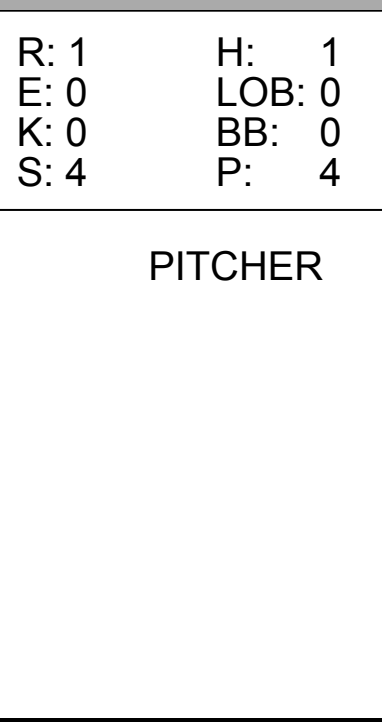
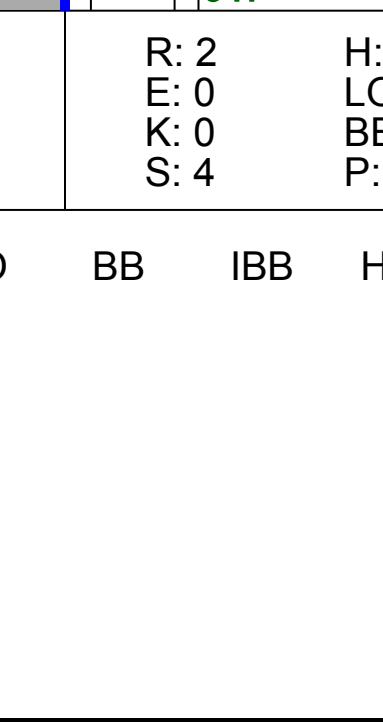
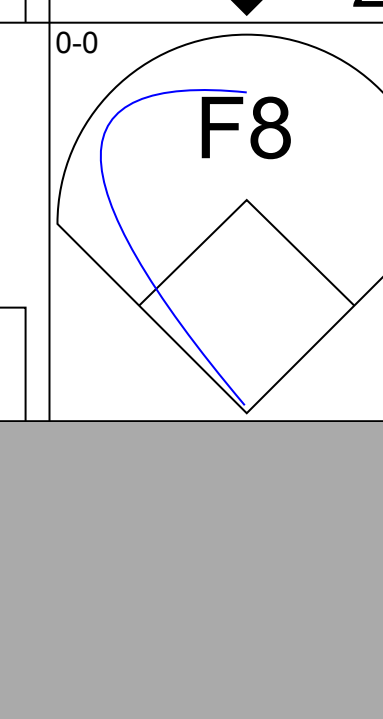
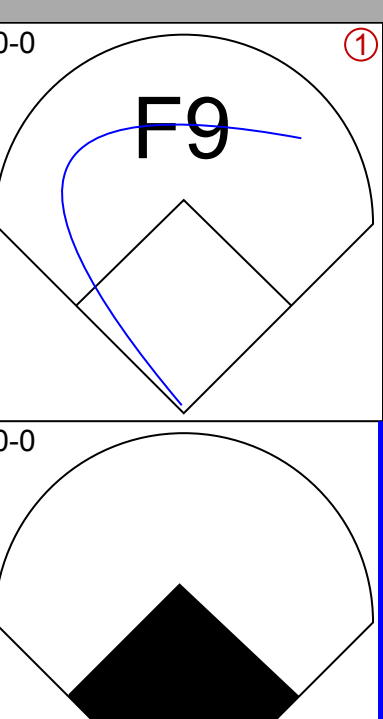
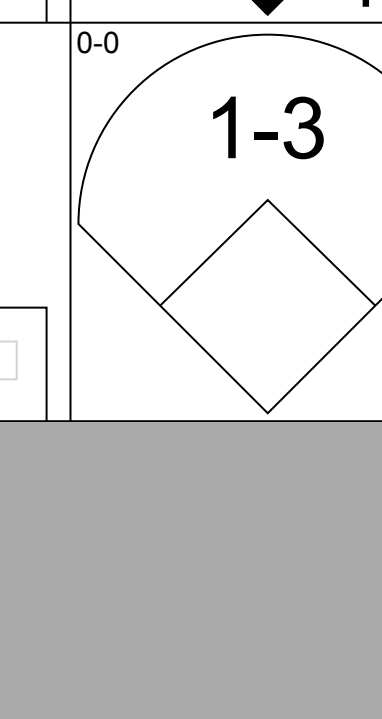
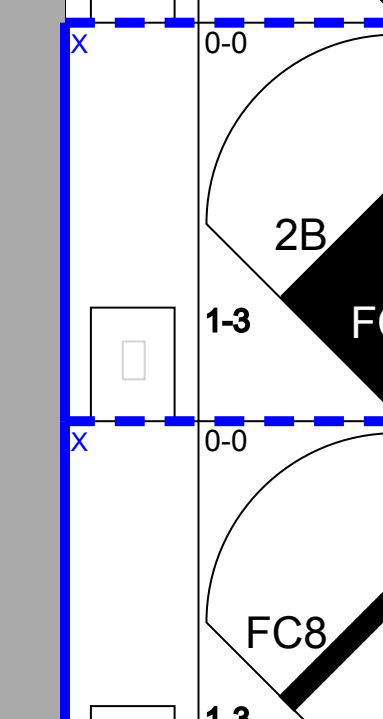
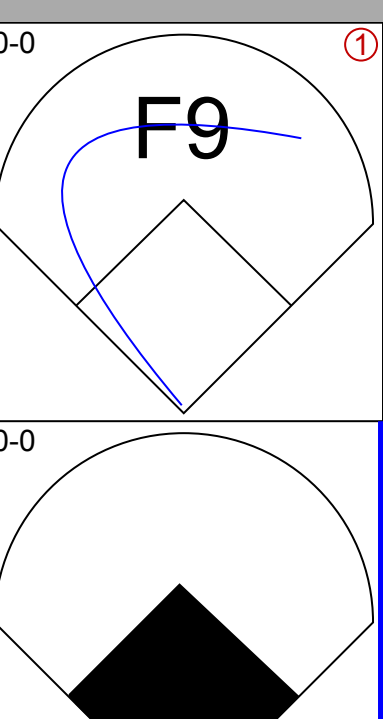
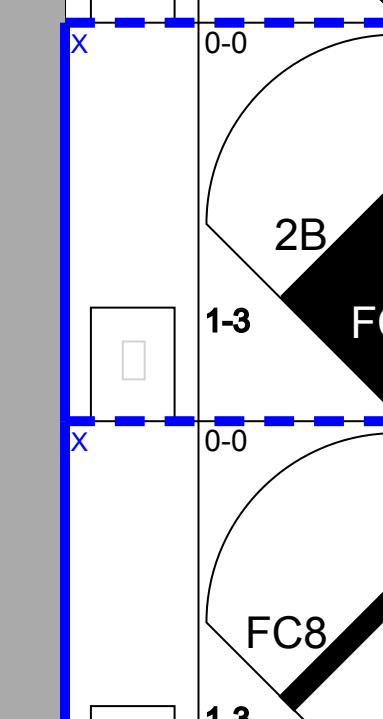
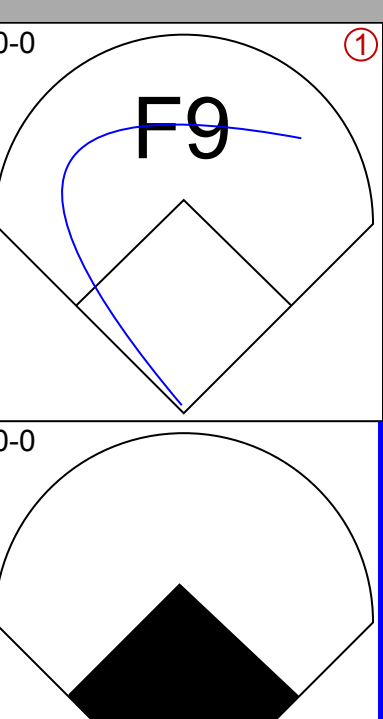
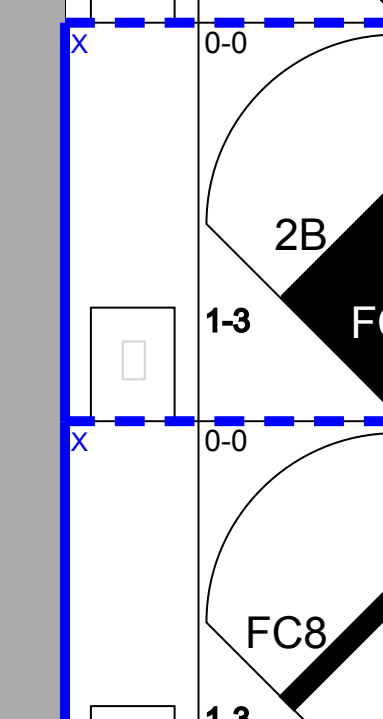
Batter	1	2	3	4	5	6	7	8	9	10	AB	R	H	RBI	BB	SO	LOB	BOTTOM	
Robby Thompson, R OBP: 0.318, SLG: 0.409 (1, 4)	F6		FC6-4 2B		5-3			K	SH		4	1	0	1	0	1	2	Cincinnati Reds @ San Francisco Giants Candlestick Park, San Francisco, CA Wed Jun 24 1987, 6:33 AM EDT Att: 27,985 - Unknown	
Jeffrey Leonard, R OBP: 0.348, SLG: 0.574 Scott Garrelts, R OBP: 0.143, SLG: 0.143 (1, 7)	K		SF8			HR		6-3	L6		4	1	1	2	0	1	2		
Will Clark, L OBP: 0.369, SLG: 0.585 (1, 3)	F8		2B			K		1B	K		5	0	2	1	0	2	2		
Candy Maldonado, R OBP: 0.384, SLG: 0.543 (1, 9)		E4 FC1-6	K			5-3		1B		1B	5	0	2	0	0	1	1		
Chili Davis, S OBP: 0.332, SLG: 0.401 (10, 7)		FC1-6			K			K		K	4	0	0	0	1	3	2		
Chris Brown, R OBP: 0.291, SLG: 0.377 Harry Spilman, L OBP: 0.390, SLG: 0.457 (8, PH)		K			4-3			P3	FC6-4 BB		3	0	0	0	0	1	1		
Bob Brently, R OBP: 0.359, SLG: 0.429 Eddie Milner, L OBP: 0.227, SLG: 0.214 (10, 8)		F7			5-3			F7		E5 SH	4	0	0	0	0	0	1		
Matt Williams, R OBP: 0.252, SLG: 0.350 Chris Speier, R OBP: 0.350, SLG: 0.418 (8, 6)			FC6-4 1B		6-3			1B	4-3	4-3	2	1	1	0	0	0	0		
Mark Grant, R OBP: 0.182, SLG: 0.180 Keith Comstock, L (7, PH)					4-3			K		SH	2	0	1	0	0	0	0		
Joel Youngblood, R OBP: 0.342, SLG: 0.333 Jeff Robinson, R OBP: 0.143, SLG: 0.143 Bob Melvin, R OBP: 0.303, SLG: 0.425 (10, 2)			FC6-4 1B						SH	BB	0	0	0	0	0	0	0		
Inning Stats	R: 0 E: 0 K: 1 S: 5	H: 0 LOB: 0 BB: 0 P: 5	R: 0 E: 1 K: 1 S: 6	H: 0 LOB: 1 BB: 0 P: 6	R: 2 E: 0 K: 1 S: 8	H: 3 LOB: 1 BB: 0 P: 8	R: 0 E: 0 K: 1 S: 5	H: 0 LOB: 0 BB: 0 P: 5	R: 1 E: 0 K: 2 S: 8	H: 1 LOB: 1 BB: 0 P: 6	R: 0 E: 0 K: 1 S: 7	H: 2 LOB: 3 BB: 1 P: 11	R: 1 E: 1 K: 1 S: 7	H: 0 LOB: 2 BB: 1 P: 11	R: 0 E: 0 K: 2 S: 9	H: 2 LOB: 2 BB: 0 P: 9	1B: 7 2B: 1 3B: 0 HR: 1	SF: 1 SAC: 1 DP: 0 HBP: 0	WP: 0 PA: 44
PITCHER	IP 7.2	WLS 31	H 7	R 3	ER 3	SO 8	BB 1	IBB 0	HBP 0	BLK 0	WP 0	HR 1	S 47	P 47	ERA 3.52	WHIP 0.913			
Guy Hoffman, L ERA: 3.13 (8, 1)	0.0	1	0	0	0	0	1	0	0	0	0	0	4	4	∞	∞			
Rob Murphy, L ERA: 2.79 (8, 1)	0.2	3	0	1	0	0	0	0	0	0	0	0	3	3	0.00	0.000			
Frank Williams, R ERA: 2.7 (9, 1)	1.2	W	9	2	0	0	3	1	0	0	0	0	14	18	0.00	1.800			

Cincinnati Reds @ San Francisco Giants
 Candlestick Park, San Francisco, CA
 Wed Jun 24 1987, 6:33 AM EDT
 Att: 27,985 - Unknown

AB	40
R	4
H	9
RBI	4
BB	2
SO	11
LOB	20



Batter	1	2	3	4	5	6	7	8	9	AB	R	H	RBI	BB	SO	LOB	TOP								
Kal Daniels, L OBP: 0.414, SLG: 0.627 (1, 7)										5	0	1	0	0	2	3	Cincinnati Reds @ San Francisco Giants Candlestick Park, San Francisco, CA Thu Jun 25 1987, 10:05 PM EDT Att: 22,112 - Unknown								
Tracy Jones, R OBP: 0.384, SLG: 0.571 (1, 9)										5	0	1	0	0	1	3									
Eric Davis, R OBP: 0.410, SLG: 0.699 (1, 8)										4	3	3	1	1	0	2									
Dave Parker, L OBP: 0.340, SLG: 0.505 (1, 3)										4	1	1	0	0	0	3									
Kurt Stillwell, S OBP: 0.329, SLG: 0.384 (7, 5)										4	1	1	1	0	0	2									
John Franco, L (9, 1)										0	0	0	0	0	0	0									
Bo Diaz, R OBP: 0.311, SLG: 0.367 (1, 2)										5	1	2	0	0	2	1									
Dave Concepcion, R OBP: 0.376, SLG: 0.359 (7, 4)										2	0	0	1	1	0	1									
Ron Oester, S OBP: 0.310, SLG: 0.355 (1, 4)										3	0	1	1	1	1	2									
Bill Landrum, R OBP: 0.250, SLG: 0.250 (9, 1)										0	0	0	0	0	0	0									
Rob Murphy, L OBP: 0.250, SLG: 0.250 (9, 1)										0	0	0	0	0	0	0									
Buddy Bell, R OBP: 0.342, SLG: 0.413 (9, 5)										0	0	0	0	0	0	0									
Bill Gullickson, R OBP: 0.235, SLG: 0.353 (1, 1)										3	0	1	1	0	1	1									
Barry Larkin, R OBP: 0.276, SLG: 0.387 (7, 6)										1	0	0	0	0	1	0									
Inning Stats	R: 0 E: 0 K: 1 S: 6	H: 1 LOB: 1 BB: 0 P: 6	R: 0 E: 0 K: 0 S: 3	H: 0 LOB: 0 BB: 0 P: 3	R: 0 E: 0 K: 1 S: 6	H: 1 LOB: 1 BB: 0 P: 6	R: 4 E: 0 K: 1 S: 11	H: 6 LOB: 2 BB: 0 P: 11	R: 1 E: 0 K: 0 S: 4	H: 1 LOB: 1 BB: 1 P: 8	R: 0 E: 0 K: 1 S: 6	H: 1 LOB: 2 BB: 1 P: 10	R: 0 E: 0 K: 2 S: 7	H: 0 LOB: 0 BB: 1 P: 12	R: 0 E: 0 K: 1 S: 5	H: 0 LOB: 0 BB: 0 P: 5	R: 1 E: 0 K: 1 S: 6	H: 1 LOB: 0 BB: 0 P: 6	1B: 9 2B: 1 3B: 0 HR: 1	SF: 2 SAC: 0 DP: 1 HBP: 1	WP: 0 PB: 1 SB: 0 CS: 0	PA: 42			
PITCHER	IP	WLS	BF	H	R	ER	SO	BB	IBB	HBP	BLK	WP	HR	S	P	ERA	WHIP								
Mike Krukow, R ERA: 6.65 (1, 1)	3.1		18	8	4	4	2	0	0	0	0	0	1	22	22	10.80	2.400								
Jim Gott, R ERA: 5.05 (4, 1)	1.2		7	1	1	0	1	1	0	0	0	0	0	8	12	0.00	1.200								
Mark Davis, L ERA: 4.97 (6, 1)	2.0		10	1	0	0	3	1	1	1	0	0	0	13	22	0.00	1.000								
Scott Garrelts, R ERA: 3.3 (8, 1)	2.0	W	7	1	1	1	2	0	0	0	0	0	0	11	11	4.50	0.500								

Batter	1	2	3	4	5	6	7	8	9	AB	R	H	RBI	BB	SO	LOB	BOTTOM								
Robby Thompson, R OBP: 0.321, SLG: 0.423 (1, 4)										4	1	1	1	1	1	0	Cincinnati Reds @ San Francisco Giants Candlestick Park, San Francisco, CA Thu Jun 25 1987, 10:05 PM EDT Att: 22,112 - Unknown								
Will Clark, L OBP: 0.366, SLG: 0.576 (1, 3)										5	0	1	1	0	1	2									
Jeffrey Leonard, R OBP: 0.341, SLG: 0.566 (1, 7)										4	0	0	0	0	0	1									
Candy Maldonado, R OBP: 0.382, SLG: 0.549 (1, 9)										4	1	1	1	0	1	1									
Chili Davis, S OBP: 0.328, SLG: 0.395 (1, 8)										4	0	0	0	0	1	0									
Chris Speier, R OBP: 0.348, SLG: 0.432 (1, 5)										4	1	1	1	0	0	0									
Bob Brenly, R OBP: 0.370, SLG: 0.467 (1, 2)										3	2	2	1	1	0	0									
Matt Williams, R OBP: 0.249, SLG: 0.345 (9, PH)										3	0	0	0	0	0	2									
Harry Spillman, L OBP: 0.330, SLG: 0.457 (9, PH)										0	0	0	0	0	0	0									
Chris Brown, R OBP: 0.297, SLG: 0.383 (9, PH)										1	1	1	0	0	0	0									
Inning Stats	R: 0 E: 0 K: 0 S: 3	H: 1 LOB: 0 BB: 0 P: 3	R: 0 E: 0 K: 0 S: 5	H: 1 LOB: 0 BB: 0 P: 5	R: 0 E: 0 K: 2 S: 7	H: 0 LOB: 0 BB: 0 P: 7	R: 2 E: 0 K: 0 S: 5	H: 2 LOB: 0 BB: 0 P: 5	R: 2 E: 0 K: 1 S: 8	H: 2 LOB: 1 BB: 0 P: 8	R: 1 E: 0 K: 0 S: 4	H: 1 LOB: 0 BB: 0 P: 4	R: 0 E: 0 K: 2 S: 7	H: 0 LOB: 0 BB: 0 P: 7	R: 0 E: 0 K: 1 S: 5	H: 0 LOB: 0 BB: 0 P: 5	R: 2 E: 0 K: 0 S: 4	H: 2 LOB: 3 BB: 2 P: 12	1B: 2 2B: 2 3B: 0 HR: 5	SF: 0 SAC: 0 DP: 0 HBP: 0	WP: 0 PB: 0 SB: 0 CS: 1	PA: 38			
PITCHER	IP	WLS	BF	H	R	ER	SO	BB	IBB	HBP	BLK	WP	HR	S	P	ERA	WHIP								
Bill Gullickson, R ERA: 4.73 (1, 1)	6.0		26	7	5	5	3	1	0	0	0	0	0	13	17	3.86	0.429								
Rob Murphy, L ERA: 2.98 (9, 1)	0.0	L	1	1	0	0	0	0	0	0	0	0	0	1	1	∞	∞								
Frank Williams, R ERA: 2.7 (9, 1)	0.0		2	1	0	0	0	1	0	0	0	0	0	1	5	∞	∞								
John Franco, L ERA: 0.84 (9, 1)	0.1		1	0	1	1	0	0	0	0	0	0	0	1	1	27.00	0.000								

Batter	1	2	3	4	5	6	7	8	9	AB	R	H	RBI	BB	SO	LOB	TOP										
Billy Hatcher, R OBP: 0.366, SLG: 0.449 (1, 8)	F4	1B		F8		F3			4-3	5	0	1	0	0	0	0	Houston Astros @ San Francisco Giants Candlestick Park, San Francisco, CA Sat Jun 27 1987, 6:33 AM EDT Att: 34,290 - Unknown										
Bill Doran, S OBP: 0.347, SLG: 0.391 (1, 4)	K	1B			1B	K			CS	4	1	2	1	1	2	0											
Denny Walling, L OBP: 0.349, SLG: 0.416 (1, 5)	2B	BB	4-3		HR				BB	3	2	1	0	2	0	2											
Glenn Davis, R OBP: 0.347, SLG: 0.504 (1, 3)	2B	1B		F5	F8	F9			FC6-4	5	1	1	0	0	0	2											
Kevin Bass, S OBP: 0.341, SLG: 0.457 (1, 9)	2B				HR					4	1	4	4	0	0	0											
Jose Cruz, L OBP: 0.331, SLG: 0.413 (1, 7)	F6			K	WP					4	0	1	0	0	2	3											
Alan Ashby, S OBP: 0.378, SLG: 0.430 (1, 2)			3-1			F2			K	4	0	0	0	0	2	2											
Craig Reynolds, L OBP: 0.329, SLG: 0.401 (1, 6)		1B		G3	G3				K	4	1	1	0	0	1	1											
Jim Deshaies, L OBP: 0.243, SLG: 0.097 (8, PH)		SH5-4							K	2	0	0	0	0	2	0											
Davey Lopes, R (8, PH)		SH5-4							K	1	0	0	0	0	1	0											
Danny Darwin, R OBP: 0.125, SLG: 0.219 (8, 1)				K						0	0	0	0	0	0	0											
Dave Meads, L OBP: 0.500, SLG: 0.333 (9, 1)										0	0	0	0	0	0	0											
Larry Andersen, R (9, 1)										0	0	0	0	0	0	0											
Inning Stats	R: 2 E: 0 K: 1 S: 7	H: 2 LOB: 1 BB: 1 P: 11	R: 1 E: 0 K: 1 S: 8	H: 3 LOB: 2 BB: 0 P: 8	R: 0 E: 0 K: 1 S: 6	H: 1 LOB: 1 BB: 0 P: 6	R: 0 E: 0 K: 1 S: 5	H: 0 LOB: 0 BB: 0 P: 5	R: 3 E: 0 K: 0 S: 7	H: 4 LOB: 1 BB: 0 P: 7	R: 0 E: 0 K: 2 S: 7	H: 0 LOB: 0 BB: 0 P: 7	R: 0 E: 0 K: 1 S: 6	H: 1 LOB: 1 BB: 0 P: 6	R: 0 E: 0 K: 3 S: 9	H: 0 LOB: 0 BB: 0 P: 9	R: 0 E: 0 K: 0 S: 2	H: 0 LOB: 0 BB: 2 P: 10	1B: 7 2B: 2 3B: 1 HR: 1	SF: 0 SAC: 1 DP: 0 HBP: 0	WP: 1 PB: 1 CS: 1 SB: 0	PA: 40					
PITCHER	IP	WLS	BF	H	R	ER	SO	BB	IBB	HBP	BLK	WP	HR	S	P	ERA	WHIP										
Kelly Downs, R ERA: 3.91 (1, 1)	4.1	L	23	9	6	6	4	1	0	0	0	0	1	30	34	12.46	2.308										
Mark Davis, L ERA: 4.79 (5, 1)	2.2		10	2	0	0	3	0	0	0	0	1	0	16	16	0.00	0.750										
Jim Gott, R ERA: 4.81 (8, 1)	2.0		7	0	0	0	3	2	0	0	0	0	0	11	19	0.00	1.000										

AB	36
R	6
H	11
RBI	5
BB	3
SO	10
LOB	10



Batter	1	2	3	4	5	6	7	8	9	AB	R	H	RBI	BB	SO	LOB	BOTTOM										
Robby Thompson, R OBP: 0.332, SLG: 0.446 (1, 4)	F7		5-3		F9			F8		4	0	0	0	0	0	0	Houston Astros @ San Francisco Giants Candlestick Park, San Francisco, CA Sat Jun 27 1987, 6:33 AM EDT Att: 34,290 - Unknown										
Will Clark, L OBP: 0.358, SLG: 0.565 (1, 3)	3-1					E4		G3		4	0	1	0	0	0	0											
Jeffrey Leonard, R OBP: 0.341, SLG: 0.571 (1, 7)			5-3			L7		G3		4	0	1	0	0	0	2											
Candy Maldonado, R OBP: 0.382, SLG: 0.556 (1, 9)					F9					1	0	0	0	0	1	1											
Joel Youngblood, R OBP: 0.276, SLG: 0.278 (3, 9)						FC5-4				2	0	0	0	0	0	1											
Mike Aldrete, L OBP: 0.356, SLG: 0.379 (9, PH)	K					1-2			HR	0	1	0	0	1	0	0											
Chili Davis, S OBP: 0.326, SLG: 0.413 (1, 8)					F4			F8		4	2	2	3	0	0	1											
Chris Brown, R OBP: 0.290, SLG: 0.372 (1, 5)										2	0	0	0	0	0	0											
Mark Davis, L OBP: 0.217, SLG: 0.348 (5, 1)	F8				P3			K2-3		0	0	0	0	0	0	0											
Eddie Milner, L OBP: 0.213, SLG: 0.200 (7, PH)										1	0	0	0	0	1	0											
Jim Gott, R OBP: 0.100, SLG: 0.400 (8, PH)										0	0	0	0	0	0	0											
Harry Spilman, L OBP: 0.395, SLG: 0.444 (9, PH)										1	0	0	0	0	1	0											
Bob Brenly, R OBP: 0.360, SLG: 0.452 (1, 2)		1-3						F2		4	0	0	0	0	1	0											
Matt Williams, R OBP: 0.253, SLG: 0.376 (1, 6)										4	2	2	2	0	2	0											
Kelly Downs, R OBP: 0.182, SLG: 0.156 (1, 1)					F7					1	0	0	0	0	0	0											
Chris Speier, R OBP: 0.346, SLG: 0.432 (5, 5)										2	0	0	0	0	1	0											
Inning Stats	R: 0 E: 0 K: 1 S: 6	H: 1 LOB: 0 BB: 0 P: 6	R: 1 E: 0 K: 1 S: 6	H: 1 LOB: 0 BB: 0 P: 6	R: 0 E: 0 K: 0 S: 4	H: 1 LOB: 1 BB: 0 P: 4	R: 0 E: 0 K: 0 S: 3	H: 0 LOB: 0 BB: 0 P: 3	R: 1 E: 0 K: 1 S: 6	H: 1 LOB: 0 BB: 0 P: 6	R: 0 E: 1 K: 0 S: 4	H: 0 LOB: 1 BB: 0 P: 4	R: 1 E: 0 K: 2 S: 8	H: 1 LOB: 0 BB: 0 P: 8	R: 0 E: 0 K: 0 S: 3	H: 0 LOB: 0 BB: 0 P: 3	R: 2 E: 0 K: 2 S: 8	H: 1 LOB: 0 BB: 1 P: 12	1B: 1 2B: 1 3B: 0 HR: 4	SF: 0 SAC: 0 DP: 0 HBP: 0	WP: 0 PB: 0 CS: 0 SB: 0	PA: 35					
PITCHER	IP	WLS	BF	H	R	ER	SO	BB	IBB	HBP	BLK	WP	HR	S	P	ERA	WHIP										
Jim Deshaies, L ERA: 3.48 (1, 1)	7.0	W	27	5	3	3	3	1	0	0	0	0	1	3	37	3.86	0.714										
Danny Darwin, R ERA: 3.33 (8, 1)	1.0		5	1	2	2	0	1	0	0	0	0	1	4	8	18.00	2.000										
Dave Meads, L ERA: 6.28 (9, 1)	0.1		1	0	0	0	1	0	0	0	0	0	0	3	3	0.00	0.000										
Larry Andersen, R ERA: 3.2 (9, 1)	0.2	S	2	0	0	0	1	0	0	0	0	0	0	4	4	0.00	0.000										



Batter	1	2	3	4	5	6	7	8	9	AB	R	H	RBI	BB	SO	LOB	TOP											
Billy Hatcher, R OBP: 0.364, SLG: 0.447 (1, 8)										4	1	1	0	0	1	0	Houston Astros @ San Francisco Giants Candlestick Park, San Francisco, CA Sun Jun 28 1987, 6:33 AM EDT Att: 30,742 - Unknown livebaseballscorecards.com											
Bill Doran, S OBP: 0.348, SLG: 0.413 (1, 4)										4	2	2	3	0	1	2												
Chuck Jackson, R OBP: 0.295, SLG: 0.327 (1, 5)										4	0	0	0	0	2	0												
Glenn Davis, R OBP: 0.346, SLG: 0.511 (1, 3)										4	1	1	1	0	0	0												
Kevin Bass, S OBP: 0.343, SLG: 0.457 (1, 9)										4	0	2	0	0	2	0												
Jose Cruz, L OBP: 0.325, SLG: 0.405 (1, 7)										4	0	0	0	0	0	2												
Ronn Reynolds, R OBP: 0.149, SLG: 0.174 Ron Mathis, R Davey Lopes, R (9, PH)										3	0	0	0	0	1	0												
Dickie Thon, R OBP: 0.351, SLG: 0.258 (1, 6)										2	0	1	0	1	1	0												
Nolan Ryan, R OBP: 0.103, SLG: 0.179 Alan Ashby, S OBP: 0.376, SLG: 0.428 (6, 2)										2	0	0	0	0	1	2												
Inning Stats	R: 3 E: 0 K: 1 S: 8	H: 3 LOB: 0 BB: 0 P: 8	R: 0 E: 0 K: 2 S: 8	H: 1 LOB: 2 BB: 1 P: 12	R: 0 E: 0 K: 1 S: 5	H: 0 LOB: 0 BB: 0 P: 5	R: 0 E: 0 K: 0 S: 4	H: 1 LOB: 1 BB: 0 P: 4	R: 1 E: 0 K: 1 S: 6	H: 1 LOB: 0 BB: 0 P: 6	R: 0 E: 0 K: 2 S: 7	H: 0 LOB: 0 BB: 0 P: 7	R: 0 E: 0 K: 1 S: 5	H: 0 LOB: 0 BB: 0 P: 5	R: 0 E: 0 K: 0 S: 3	H: 1 LOB: 0 BB: 0 P: 3		1B: 4 2B: 1 3B: 0 HR: 3	SF: 0 SAC: 0 DP: 2 HBP: 0	WP: 1 PB: 0 SB: 2 CS: 0	PA: 34							
PITCHER	IP	WLS	BF	H	R	ER	SO	BB	IBB	HBP	BLK	WP	HR	S	P	ERA	WHIP											
Atlee Hammaker, L ERA: 3.18 Keith Comstock, L ERA: 2.33	(1, 1)	5.0	W	22	6	4	4	5	1	0	0	0	1	3	31	35	7.20	1.400										
(6, 1)	4.0	S	12	1	0	0	4	0	0	0	0	0	0	0	20	20	0.00	0.250										

Batter	1	2	3	4	5	6	7	8	9	AB	R	H	RBI	BB	SO	LOB	BOTTOM											
Robby Thompson, R OBP: 0.328, SLG: 0.439 (1, 4)										5	1	1	0	0	3	0	Houston Astros @ San Francisco Giants Candlestick Park, San Francisco, CA Sun Jun 28 1987, 6:33 AM EDT Att: 30,742 - Unknown livebaseballscorecards.com											
Chris Speier, R OBP: 0.352, SLG: 0.427 (1, 5)										2	0	0	0	2	1	0												
Jeffrey Leonard, R OBP: 0.339, SLG: 0.563 (1, 7)										4	1	0	0	1	2	4												
Will Clark, L OBP: 0.364, SLG: 0.579 (1, 3)										3	1	2	3	1	0	0												
Chili Davis, S OBP: 0.325, SLG: 0.410 (8, 9)										4	2	1	0	0	1	3												
Mike Aldrete, L OBP: 0.381, SLG: 0.384 Eddie Milner, L OBP: 0.409, SLG: 0.200 (8, 8)										4	1	2	2	0	1	2												
Bob Brenly, R OBP: 0.364, SLG: 0.450 (1, 2)										3	1	1	0	1	0	0												
Matt Williams, R OBP: 0.249, SLG: 0.369 (1, 6)										4	0	0	0	0	2	5												
Atlee Hammaker, S OBP: 0.087, SLG: 0.087 Harry Spilman, L OBP: 0.409, SLG: 0.541 Keith Comstock, L (6, 1)										2	0	0	0	0	2	0												
Inning Stats	R: 1 E: 1 K: 3 S: 11	H: 2 LOB: 2 BB: 1 P: 15	R: 0 E: 0 K: 2 S: 7	H: 0 LOB: 0 BB: 0 P: 7	R: 3 E: 1 K: 3 S: 13	H: 3 LOB: 2 BB: 1 P: 17	R: 0 E: 0 K: 2 S: 7	H: 0 LOB: 1 BB: 0 P: 8	R: 4 E: 0 K: 1 S: 8	H: 3 LOB: 0 BB: 1 P: 12	R: 0 E: 0 K: 1 S: 5	H: 0 LOB: 1 BB: 1 P: 9	R: 0 E: 1 K: 0 S: 3	H: 0 LOB: 0 BB: 0 P: 3	R: 0 E: 0 K: 1 S: 5	H: 0 LOB: 1 BB: 1 P: 9		1B: 6 2B: 0 3B: 0 HR: 2	SF: 0 SAC: 0 DP: 0 HBP: 1	WP: 2 PB: 0 SB: 3 CS: 0	PA: 39							
PITCHER	IP	WLS	BF	H	R	ER	SO	BB	IBB	HBP	BLK	WP	HR	S	P	ERA	WHIP											
Nolan Ryan, R ERA: 3.35 Ron Mathis, R ERA: 3.72	(1, 1)	5.0	L	28	8	8	6	11	3	0	0	0	0	0	13	21	10.80	2.200										
(6, 1)	3.0		11	0	0	0	2	2	0	0	0	0	0	0	13	21	0.00	0.667										

Batter	1	2	3	4	5	6	7	8	9	AB	R	H	RBI	BB	SO	LOB	TOP
Dion James, L (1,8) OBP: 0.394, SLG: 0.430	0-0 6-3			0-0 G3			0-0 SH1-3 1B		0-0 F8	4	1	1	0	0	0	0	
Rafael Ramirez, R (1,6) OBP: 0.304, SLG: 0.353	0-0 6-3			0-0 L4			0-0 SH1-3		0-0 F8	3	0	0	0	0	0	0	
Gerald Perry, L (1,3) OBP: 0.308, SLG: 0.354	0-3 K			0-0 G3			0-0 F3 2-H 1B		0-0 F8	4	0	1	1	0	1	0	
Dale Murphy, R (1,9) OBP: 0.451, SLG: 0.648		0-0 F8			0-0 6-3				0-0 F3	3	0	0	0	0	0	1	
Ken Griffey, L (1,7) OBP: 0.382, SLG: 0.552		0-0 G3-6-3 1B			0-0 F8				4-0 IBB	2	0	1	0	1	0	0	
Graig Nettles, L (1,5) OBP: 0.292, SLG: 0.341		0-0 G3-6-3			0-0 F8				0-0 G3	3	0	0	0	0	0	3	
Ozzie Virgil, R (1,2) OBP: 0.332, SLG: 0.551			0-0 G3			0-0 L5		0-3 K G4-6-3		3	0	0	0	0	1	0	AB 28
Glenn Hubbard, R (1,4) OBP: 0.436, SLG: 0.441			0-0 F9			0-0 4-3		0-0 G4-6-3		3	0	0	0	0	0	1	R 1
Zane Smith, L (1,1) OBP: 0.171, SLG: 0.175			0-0 4-3			0-3 K		0-0 6-3		3	0	0	0	0	1	0	H 3
Inning Stats	R: 0 E: 0 K: 1 S: 5	H: 0 LOB: 0 BB: 0 P: 5	R: 0 E: 0 K: 0 S: 3	H: 1 LOB: 0 BB: 0 P: 3	R: 0 E: 0 K: 0 S: 3	H: 0 LOB: 0 BB: 0 P: 3	R: 0 E: 0 K: 0 S: 3	H: 0 LOB: 0 BB: 0 P: 3	R: 0 E: 0 K: 1 S: 5	H: 0 LOB: 0 BB: 0 P: 5	R: 1 E: 0 K: 0 S: 5	H: 2 LOB: 2 BB: 1 P: 9	R: 0 E: 0 K: 1 S: 3	H: 0 LOB: 0 BB: 0 P: 3	1B: 3 2B: 0 3B: 0 HR: 0	SF: 0 SAC: 1 DP: 2 HBP: 0	WP: 1 PA: 30 CS: 0
PITCHER	IP WLS BF H R ER SO BB IBB HBP BLK WP HR S P ERA WHIP																
Mark Grant, R (1,1) ERA: 3.54	8.0 L 27 3 1 1 3 0 0 0 0 0 0 0 0 3 3 1.12 0.375																
Scott Garrelts, R (9,1) ERA: 3.24	1.0 3 0 0 0 0 0 0 0 0 0 0 0 0 3 3 0.00 0.000																

Atlanta Braves @ San Francisco Giants
Candlestick Park, San Francisco, CA
Mon Jun 29 1987, 10:05 PM EDT
Att: 5,921 - Unknown

livebaseballscorecards.com

AB 28
R 1
H 3
RBI 1
BB 1
SO 3
LOB 5

Braves

Batter	1	2	3	4	5	6	7	8	9	AB	R	H	RBI	BB	SO	LOB	BOTTOM		
Robby Thompson, R (1,4) OBP: 0.327, SLG: 0.432	0-0 F8			0-0 F4		1-0 F3 6-3 HBP		0-0 6-3		3	0	0	0	0	0	0			
Will Clark, L (1,3) OBP: 0.366, SLG: 0.578	0-0 F7			0-0 CS 1B		0-0 6-3		0-0 1B		4	0	2	0	0	0	1			
Jeffrey Leonard, R (1,7) OBP: 0.338, SLG: 0.559	0-0 6-3			0-0 CS 1B		0-0 F3		0-0 FC1-6 1B		4	0	1	0	0	0	2			
Chris Brown, R (1,5) OBP: 0.281, SLG: 0.359		0-0 6-3		0-0 F9		0-0 6-3		0-0 G4-6-3		4	0	0	0	0	0	4			
Chili Davis, S (1,8) OBP: 0.322, SLG: 0.406		0-0 4-3			0-0 4-3			0-0 6-3		3	0	0	0	0	0	0			
Joel Youngblood, R (1,9) OBP: 0.282, SLG: 0.282		0-0 4-3			0-0 1B FC1 1B			0-0 F4		3	0	1	0	0	0	0			
Bob Melvin, R (1,2) OBP: 0.279, SLG: 0.416			0-0 F8		0-0 FC1 1B		0-3 K			3	0	1	0	0	1	0	AB 30		
Matt Williams, R (1,6) OBP: 0.247, SLG: 0.366			0-0 F9		0-0 FC1			0-0 5-3		2	0	0	0	0	0	2	R 0		
Bob Brenly, R (8,PH) OBP: 0.361, SLG: 0.446					1-2 1B					1	0	0	0	0	0	0	BB 0		
Scott Garrelts, R (9,1) OBP: 0.143, SLG: 0.143					3-H					0	0	0	0	0	0	0	SO 2		
Mark Grant, R (1,1) OBP: 0.154, SLG: 0.083			0-3 K		0-0 1-3			0-0 4-3		2	0	0	0	0	1	2	H 5		
Chris Speier, L (8,PH) OBP: 0.350, SLG: 0.424										1	0	0	0	0	0	0	RBI 0		
Inning Stats	R: 0 E: 0 K: 0 S: 3	H: 0 LOB: 0 BB: 0 P: 3	R: 0 E: 0 K: 0 S: 3	H: 0 LOB: 0 BB: 0 P: 3	R: 0 E: 0 K: 1 S: 5	H: 0 LOB: 0 BB: 0 P: 5	R: 0 E: 0 K: 0 S: 4	H: 2 LOB: 1 BB: 0 P: 4	R: 0 E: 0 K: 0 S: 5	H: 2 LOB: 2 BB: 0 P: 5	R: 0 E: 0 K: 1 S: 5	H: 0 LOB: 0 BB: 0 P: 5	R: 0 E: 0 K: 0 S: 3	H: 0 LOB: 0 BB: 0 P: 3	R: 0 E: 0 K: 0 S: 3	H: 1 LOB: 0 BB: 0 P: 3	1B: 5 2B: 0 3B: 0 HR: 0	SF: 0 SAC: 0 DP: 1 HBP: 1	WP: 0 PA: 31 CS: 2
PITCHER	IP WLS BF H R ER SO BB IBB HBP BLK WP HR S P ERA WHIP																		
Zane Smith, L (1,1) ERA: 4.07	9.0 W 31 5 0 0 2 0 0 0 0 0 0 0 34 35 0.00 0.556																		

Atlanta Braves @ San Francisco Giants
Candlestick Park, San Francisco, CA
Mon Jun 29 1987, 10:05 PM EDT
Att: 5,921 - Unknown

livebaseballscorecards.com

AB 30
R 0
H 5
RBI 0
BB 0
SO 2
LOB 11

GIANTS

Batter	1	2	3	4	5	6	7	8	9	AB	R	H	RBI	BB	SO	LOB	TOP										
Dion James, L (1, 8) OBP: 0.395, SLG: 0.444 Paul Assenmacher, L (7, 1) Jim Acker, R (7, 1) Trench Davis, L (8, PH)	0-0 HR		0-0 1B		0-0 4-3		0-0 FC3-6		0-0 E4	4	1	2	1	0	0	2	Atlanta Braves @ San Francisco Giants Candlestick Park, San Francisco, CA Tue Jun 30 1987, 10:05 PM EDT Att: 8,246 - Unknown livebaseballscorecards.com										
Rafael Ramirez, R (1, 6) OBP: 0.301, SLG: 0.349	0-3 K		0-0 B1-4		0-0 1B		0-0 F9		0-0 F6	5	0	1	0	0	1	4											
Gerald Perry, L (1, 3) OBP: 0.307, SLG: 0.352	0-3 K		0-0 6-3		0-0 F7				0-0 FC4-6	4	0	1	0	0	1	1											
Dale Murphy, R (1, 9) OBP: 0.446, SLG: 0.639	0-0 F4				0-0 6-3				0-0 F8	4	0	0	0	0	1	1											
Ken Griffey, L (1, 7) OBP: 0.376, SLG: 0.541			0-0 F7		0-0 4-3				0-0 FC4-6	4	0	0	0	0	0	1											
Graig Nettles, L (1, 5) OBP: 0.300, SLG: 0.340			0-0 F7		0-0 1B				0-0 BB	3	0	1	0	1	1	0											
Bruce Benedict, R (1, 2) Ozzie Virgil, R (8, PH)			4-0 BB		0-3 K				0-0 F5	2	0	0	0	1	1	1											
Glenn Hubbard, R (1, 4) OBP: 0.444, SLG: 0.459			4-0 1-2		0-0 HR				4-0 G4-3	2	1	2	1	2	0	0											
Doyle Alexander, R (1, 1) Ted Simmons, S (7, PH)			0-3 K		0-0 4-3				0-0 G4-3	2	0	0	0	0	1	2											
			0-3 K		0-0 4-3				0-0 G4-3	1	0	0	0	1	0	1											
Inning Stats	R: 1 E: 0 K: 2 S: 8	H: 1 LOB: 0 BB: 0 P: 8	R: 0 E: 0 K: 1 S: 5	H: 0 LOB: 2 BB: 2 P: 13	R: 0 E: 0 K: 0 S: 3	H: 1 LOB: 0 BB: 0 P: 3	R: 0 E: 0 K: 1 S: 6	H: 1 LOB: 1 BB: 0 P: 6	R: 1 E: 0 K: 0 S: 5	H: 2 LOB: 1 BB: 0 P: 5	R: 0 E: 0 K: 2 S: 7	H: 0 LOB: 0 BB: 0 P: 7	R: 0 E: 0 K: 0 S: 4	H: 1 LOB: 2 BB: 1 P: 8	R: 0 E: 0 K: 0 S: 4	H: 1 LOB: 2 BB: 1 P: 8	R: 0 E: 1 K: 0 S: 3	H: 0 LOB: 1 BB: 1 P: 7	1B: 5 2B: 1 3B: 0 HR: 2	SF: 0 SAC: 0 DP: 2 HBP: 0	WP: 0 PB: 0 SB: 0 CS: 0	PA: 38					
PITCHER	IP	WLS	BF	H	R	ER	SO	BB	IBB	HBP	BLK	WP	HR	S	P	ERA	WHIP										
Mike Krukow, R (1, 1) ERA: 6.45	5.0		21	5	2	2	4	2	0	0	0	0	2	27	35	3.60	1.400										
Jeff Robinson, R (6, 1) ERA: 3.12	2.0	W	8	1	0	0	2	1	0	0	0	0	0	11	15	0.00	1.000										
Scott Garrelts, R (8, 1) ERA: 3.13	2.0	S	9	1	0	0	0	2	0	0	0	0	0	7	15	0.00	1.500										

Batter	1	2	3	4	5	6	7	8	9	AB	R	H	RBI	BB	SO	LOB	BOTTOM										
Eddie Milner, L (1, 8) OBP: 0.235, SLG: 0.286	0-0 4-3		0-0 1B		0-0 HR		0-0 F7			4	1	2	1	0	0	0	Atlanta Braves @ San Francisco Giants Candlestick Park, San Francisco, CA Tue Jun 30 1987, 10:05 PM EDT Att: 8,246 - Unknown livebaseballscorecards.com										
Mike Aldrete, L (1, 9) OBP: 0.378, SLG: 0.396 Chili Davis, S (7, PH)	0-0 1B		0-0 FC3-2		4-0 G4-6-3		0-0 6-3			2	0	2	0	1	0	0											
Jeffrey Leonard, R (1, 7) OBP: 0.340, SLG: 0.562	0-0 F8		0-0 FC3-2		0-0 G4-6-3		0-0 1B			4	1	2	1	0	0	2											
Will Clark, L (1, 3) OBP: 0.365, SLG: 0.573	0-0 4-3		0-0 FC3-2		0-0 1-2		0-0 K		0-0 1B	4	0	1	1	0	1	4											
Chris Brown, R (1, 5) OBP: 0.280, SLG: 0.355			0-0 F9		0-0 F9		0-0 2B		0-0 K	4	1	1	0	0	1	4											
Chris Speier, R (1, 4) OBP: 0.348, SLG: 0.426	0-3 K				0-0 F9		0-0 SF8		0-3 K	4	0	1	0	0	2	0											
Bob Melvin, R (1, 2) OBP: 0.273, SLG: 0.408	0-0 F9				0-0 5-3		0-0 SF8		0-0 5-3	3	0	0	1	0	0	0											
Matt Williams, R (1, 6) OBP: 0.247, SLG: 0.361			4-0 1B		0-0 F7		0-0 K		0-0 6-3	3	1	0	0	1	1	1											
Mike Krukow, R (1, 1) OBP: 0.136, SLG: 0.143 Mark Wasinger, R (5, PH)			0-3 K				0-0 5-3			1	0	0	0	0	0	0											
Jeff Robinson, R (6, 1) OBP: 0.143, SLG: 0.143 Joel Youngblood, R (7, PH)										0	0	0	0	0	0	0											
Scott Garrelts, R (8, 1) OBP: 0.143, SLG: 0.143										1	1	1	1	0	0	0											
Inning Stats	R: 0 E: 0 K: 0 S: 4	H: 1 LOB: 1 BB: 0 P: 4	R: 0 E: 0 K: 1 S: 5	H: 0 LOB: 0 BB: 0 P: 5	R: 1 E: 0 K: 1 S: 8	H: 3 LOB: 3 BB: 1 P: 12	R: 0 E: 0 K: 0 S: 3	H: 0 LOB: 0 BB: 0 P: 3	R: 1 E: 0 K: 0 S: 3	H: 1 LOB: 0 BB: 1 P: 7	R: 1 E: 0 K: 2 S: 9	H: 2 LOB: 1 BB: 0 P: 9	R: 2 E: 0 K: 1 S: 8	H: 3 LOB: 1 BB: 0 P: 8	R: 0 E: 0 K: 1 S: 5	H: 0 LOB: 0 BB: 0 P: 5	1B: 6 2B: 2 3B: 0 HR: 2	SF: 1 SAC: 0 DP: 1 HBP: 0	WP: 0 PB: 0 SB: 0 CS: 0	PA: 35							
PITCHER	IP	WLS	BF	H	R	ER	SO	BB	IBB	HBP	BLK	WP	HR	S	P	ERA	WHIP										
Doyle Alexander, R (1, 1) ERA: 3.32	6.0	L	26	7	3	3	4	2	0	0	0	0	1	5	5	27.00	4.500										
Paul Assenmacher, L (7, 1) ERA: 5.09	0.2		5	3	2	2	0	0	0	0	0	0	1	5	5	27.00	4.500										
Jim Acker, R (7, 1) ERA: 4.38	1.1		4	0	0	0	2	0	0	0	0	0	0	8	8	0.00	0.000										



Batter	1	2	3	4	5	6	7	8	9	AB	R	H	RBI	BB	SO	LOB	TOP					
Dion James, L (1,8) OBP: 0.395, SLG: 0.439	3-2 4-3		0-0 4-3	4-0 1B 1B IBB		4-1 BB	1-0 L4			3	1	0	0	2	0	2						
Rafael Ramirez, R (1,6) OBP: 0.305, SLG: 0.352 Andres Thomas, R (2,6) OBP: 0.295, SLG: 0.339	0-0 1B		1-0 1-3	1-0 1B 1-2 2-H 3-H 0-0		0-0 F7		1-0 L6		1	0	1	0	0	0	0						
Gerald Perry, L (1,3) OBP: 0.309, SLG: 0.353	1 SAFE 0-1 1-2 1B		1-3 K	1-2 2-H 1B			2-1 E7 WP FC3	3-1 F8		5	1	2	1	0	1	0						
Dale Murphy, R (1,9) OBP: 0.443, SLG: 0.631	0-1 F8			1-2 2-H 1B K			2-3 K	0-0 5-3		5	1	1	0	0	2	5						
Ken Griffey, L (1,7) OBP: 0.373, SLG: 0.534 Gary Roenicke, R (7,7) OBP: 0.306, SLG: 0.254	1-0 F8			1-1 F7 1B CS BB	4-1		3-2 FC3 1B 1B 2-H	1-0 E5 1B CS-2-5		3	1	0	1	1	0	3						
Graig Nettles, L (1,5) OBP: 0.313, SLG: 0.364		2-1 3-1		0-0 1B 2B	0-1 F9		3-2 1B 1B	2-1 FC6-4 FC5-2-5 1B		5	2	3	1	0	0	1						
Ozzie Virgil, R (1,2) OBP: 0.332, SLG: 0.545		0-1 5-3		3-0 SH1-4 2-H 1B 1B	1-1 4-3		1-2 1B 1B	2-2 FC5-2-5 FC6-4		5	1	2	2	0	0	3						
Glenn Hubbard, R (1,4) OBP: 0.444, SLG: 0.456		1-1 HBP		1-2 E6 SH1-4 1B		1-0 F9	2-0 1B 1B	0-2 FC6-4		4	1	1	1	0	0	3						
Rick Mahler, R (1,1) OBP: 0.176, SLG: 0.205		0-3 K		0-0 SH1-4 1-2 2-S		2-2 6-3	1-3 K	0-2 F8		4	0	0	0	0	2	5						
Inning Stats	R: 0 E: 0 K: 0 S: 9	H: 2 LOB: 2 BB: 0 P: 13	R: 0 E: 0 K: 1 S: 8	H: 0 LOB: 1 BB: 0 P: 11	R: 0 E: 0 K: 1 S: 5	H: 0 LOB: 0 BB: 0 P: 7	R: 5 E: 1 K: 1 S: 15	H: 5 LOB: 2 BB: 1 P: 28	R: 0 E: 0 K: 0 S: 6	H: 0 LOB: 0 BB: 1 P: 10	R: 0 E: 0 K: 0 S: 6	H: 0 LOB: 1 BB: 1 P: 13	R: 3 E: 1 K: 2 S: 22	H: 3 LOB: 2 BB: 0 P: 37	R: 0 E: 0 K: 0 S: 4	H: 0 LOB: 0 BB: 0 P: 8	R: 0 E: 1 K: 0 S: 14	H: 1 LOB: 2 BB: 0 P: 19	1B: 10 2B: 1 3B: 0 HR: 0	SF: 0 SAC: 1 DP: 0 HBP: 1	WP: 1 PB: 0 SB: 0 CS: 1	PA: 45
PITCHER	IP WLS BF H R ER SO BB IBB HBP BLK WP HR S P ERA WHIP	IP WLS BF H R ER SO BB IBB HBP BLK WP HR S P ERA WHIP																				
Michael LaCoss, R (1,1) ERA: 4.74	4.0 L 23 7 5 2 3 1 1 1 0 0 0 38 64 4.50 2.000																					
Mark Davis, L (5,1) ERA: 4.71	1.0 0 0 0 0 0 0 0 0 0 0 0 5 5 0.00 0.000																					
Jim Gott, R (6,1) ERA: 4.67	1.1 6 0 1 1 1 1 0 0 0 0 0 11 22 6.75 0.750																					
Keith Comstock, L (7,1) ERA: 3.26	0.0 3 2 1 0 0 0 0 0 0 0 1 0 11 18 ∞ ∞																					
Jeff Robinson, R (7,1) ERA: 2.99	2.2 11 2 1 1 1 0 0 0 0 0 0 24 37 3.38 0.750																					

Atlanta Braves @ San Francisco Giants
Candlestick Park, San Francisco, CA
Wed Jul 01 1987, 6:33 AM EDT
Att: 11,814 - Overcast

AB 40
R 8
H 11
RBI 8
BB 3
SO 5
LOB 23



Batter	1	2	3	4	5	6	7	8	9	AB	R	H	RBI	BB	SO	LOB	BOTTOM					
Eddie Milner, L (1,8) OBP: 0.218, SLG: 0.264	0-0 B5-3		1-2 4-3		0-0 F6		1-1 G3			4	0	0	0	0	0	0						
Mike Aldrete, L (1,9) OBP: 0.383, SLG: 0.410	3-1 2B		3-0 G4-6-3 1B			3-1 F7		3-2 L8		4	0	2	0	0	0	0						
Jeffrey Leonard, R (1,7) OBP: 0.339, SLG: 0.568	3-2 L6		0-0 G4-6-3 1-2			1-1 HR		2-3 K		4	1	1	1	0	1	2						
Will Clark, L (1,3) OBP: 0.363, SLG: 0.567	3-2 F6			1-0 F7		0-0 2B 1B		2-2 L9		4	1	1	0	0	0	1						
Chris Brown, R (1,5) OBP: 0.301, SLG: 0.403		4-1 1B BB		3-2 1B 1B		2-0 1-H 2B		3-1 HR		3	1	3	2	1	0	0						
Chris Speier, R (1,4) OBP: 0.356, SLG: 0.430		0-0 1B		2-0 G5-4-3 1B		2-1 4-3		4-2 G4-6-3 BB		3	0	2	0	1	0	1						
Bob Melvin, R (1,2) OBP: 0.269, SLG: 0.401 Keith Comstock, L (7,1) OBP: 0.143, SLG: 0.143 Harry Spilman, L (9, PH) OBP: 0.400, SLG: 0.526		1-3 K		0-0 G5-4-3 1-2		2-2 5-3		1-1 G4-6-3 1-2		3	0	0	0	0	1	5						
Matt Williams, R (1,6) OBP: 0.244, SLG: 0.356 Joel Youngblood, R (9, PH) OBP: 0.273, SLG: 0.386		3-3 K			0-2 4-3		2-2 6-3		2-2 F6		3	0	0	0	1	2						
Michael LaCoss, R (1,1) OBP: 0.115, SLG: 0.080 Mark Davis, L (5,1) OBP: 0.217, SLG: 0.348 Chili Davis, S (5, PH) OBP: 0.319, SLG: 0.403 Jim Gott, R (6,1) OBP: 0.100, SLG: 0.400 Bob Brenly, R (7,2) OBP: 0.359, SLG: 0.443		1-0 6-3			2-3 K		0-0 5-3			1	0	0	0	0	0	2						
Inning Stats	R: 0 E: 0 K: 0 S: 11	H: 1 LOB: 1 BB: 0 P: 20	R: 0 E: 0 K: 2 S: 9	H: 1 LOB: 2 BB: 1 P: 18	R: 0 E: 0 K: 0 S: 6	H: 1 LOB: 0 BB: 0 P: 10	R: 0 E: 0 K: 0 S: 6	H: 2 LOB: 1 BB: 0 P: 12	R: 0 E: 0 K: 1 S: 7	H: 0 LOB: 0 BB: 0 P: 9	R: 2 E: 0 K: 0 S: 11	H: 3 LOB: 1 BB: 0 P: 21	R: 0 E: 0 K: 0 S: 6	H: 0 LOB: 0 BB: 0 P: 9	R: 0 E: 0 K: 1 S: 10	H: 0 LOB: 0 BB: 0 P: 17	R: 1 E: 0 K: 0 S: 10	H: 1 LOB: 1 BB: 1 P: 20	1B: 5 2B: 2 3B: 0 HR: 2	SF: 0 SAC: 0 DP: 3 HBP: 0	WP: 0 PB: 0 SB: 0 CS: 0	PA: 35
PITCHER	IP WLS BF H R ER SO BB IBB HBP BLK WP HR S P ERA WHIP	IP WLS BF H R ER SO BB IBB HBP BLK WP HR S P ERA WHIP																				
Rick Mahler, R (1,1) ERA: 5.09	9.0 W 35 9 3 3 4 2 0 0 0 0 2 76 136 3.00 1.222																					

Atlanta Braves @ San Francisco Giants
Candlestick Park, San Francisco, CA
Wed Jul 01 1987, 6:33 AM EDT
Att: 11,814 - Overcast

AB 33
R 3
H 9
RBI 3
BB 2
SO 4
LOB 14



Batter	1	2	3	4	5	6	7	8	9	AB	R	H	RBI	BB	SO	LOB	TOP								
Robby Thompson, R OBP: 0.325, SLG: 0.428 (1, 4)	5-3		K			5-3		CS		4	0	1	1	0	1	1	San Francisco Giants @ Chicago Cubs Wrigley Field, Chicago, IL Fri Jul 03 1987, 3:33 AM CDT Att: 37,650 - Unknown livebaseballscorecards.com								
Will Clark, L OBP: 0.361, SLG: 0.563 (1, 3)	F8		K			F9		CS	E1	4	1	1	0	0	1	0									
Jeffrey Leonard, R OBP: 0.341, SLG: 0.567 (1, 7)	E5			4-3			G3	1-3	1B	4	1	2	0	0	0	0									
Chris Brown, R OBP: 0.300, SLG: 0.398 (1, 5)	E6			5-3			1-3		1B	4	0	1	1	0	0	2									
Chili Davis, S OBP: 0.319, SLG: 0.399 (7, 9)	K			K			G3		1B	3	0	0	0	1	2	2									
Joel Youngblood, R OBP: 0.277, SLG: 0.349 (1, 9)										2	0	0	0	0	1	1									
Eddie Milner, L OBP: 0.214, SLG: 0.259 (7, 8)		K					L7		K	1	0	0	0	0	1	2									
Bob Brenly, R OBP: 0.356, SLG: 0.436 (8, PR)						1-3				2	0	0	0	1	1	1									
Mark Wasinger, R OBP: 0.353, SLG: 0.413 (8, PR)		K							FC6-4	0	1	0	0	0	0	0									
Bob Melvin, R OBP: 0.267, SLG: 0.399 (8, 2)									BB	1	0	0	0	0	0	2									
Matt Williams, R OBP: 0.242, SLG: 0.353 (1, 6)						F2			SH1-3	2	0	0	0	0	1	0									
Kelly Downs, R OBP: 0.200, SLG: 0.176 (1, 1)										2	0	1	0	0	1	0									
Chris Speier, R OBP: 0.354, SLG: 0.428 (8, PH)			K							1	0	0	0	0	0	1									
Jeff Robinson, R OBP: 0.143, SLG: 0.143 (8, 1)									5-3	0	0	0	0	0	0	0									
Inning Stats	R: 1 E: 2 K: 1 S: 7	H: 0 LOB: 1 BB: 0 P: 7	R: 0 E: 0 K: 3 S: 9	H: 0 LOB: 0 BB: 0 P: 9	R: 0 E: 0 K: 3 S: 9	H: 0 LOB: 0 BB: 0 P: 9	R: 0 E: 0 K: 1 S: 5	H: 0 LOB: 0 BB: 0 P: 5	R: 0 E: 0 K: 0 S: 3	H: 1 LOB: 0 BB: 0 P: 3	R: 0 E: 0 K: 0 S: 4	H: 1 LOB: 1 BB: 0 P: 4	R: 1 E: 0 K: 0 S: 3	H: 1 LOB: 1 BB: 1 P: 7	R: 1 E: 1 K: 1 S: 7	H: 3 LOB: 2 BB: 1 P: 11		1B: 6 2B: 0 3B: 0 HR: 0	SF: 0 SAC: 1 DP: 0 HBP: 1	WP: 1 PB: 0 SB: 1 CS: 3	PA: 35				
PITCHER	IP	WLS	BF	H	R	ER	SO	BB	IBB	HBP	BLK	WP	HR	S	P	ERA	WHIP								
Jamie Moyer, L ERA: 3.98 (1, 1)	8.0	L	30	5	3	2	8	1	0	1	0	1	0	44	49	2.25	0.750								
Ed Lynch, R ERA: 4.48 (9, 1)	0.1		2	1	0	0	0	0	1	0	0	0	0	1	5	0.00	3.000								
Frank DiPino, L ERA: 2.67 (9, 1)	0.2		2	0	0	0	1	0	0	0	0	0	0	4	4	0.00	0.000								

Batter	1	2	3	4	5	6	7	8	9	AB	R	H	RBI	BB	SO	LOB	BOTTOM								
Dave Martinez, L OBP: 0.394, SLG: 0.400 (1, 8)	G3		4-3						L9	5	0	2	0	0	0	1	San Francisco Giants @ Chicago Cubs Wrigley Field, Chicago, IL Fri Jul 03 1987, 3:33 AM CDT Att: 37,650 - Unknown livebaseballscorecards.com								
Jerry Mumphrey, S OBP: 0.395, SLG: 0.500 (1, 7)				6-3			K	FC4		4	0	1	0	0	1	4									
Andre Dawson, R OBP: 0.320, SLG: 0.528 (1, 9)										3	0	1	0	1	1	1									
Leon Durham, L OBP: 0.358, SLG: 0.518 (1, 3)										4	0	0	0	0	0	5									
Keith Moreland, R OBP: 0.264, SLG: 0.399 (8, PR)										3	0	0	0	1	1	4									
Bob Demier, R OBP: 0.415, SLG: 0.529 (8, PR)										0	0	0	0	0	0	0									
Manny Trillo, R OBP: 0.336, SLG: 0.427 (9, 5)										0	0	0	0	0	0	0									
Paul Nocco, R OBP: 0.333, SLG: 0.395 (1, 4)										4	1	1	1	0	1	1									
Jim Sundberg, R OBP: 0.319, SLG: 0.367 (1, 2)										4	0	0	0	0	2	1									
Mike Brumley, S OBP: 0.220, SLG: 0.291 (1, 6)										3	0	0	0	0	2	0									
Brian Dayett, R OBP: 0.424, SLG: 0.608 (9, PH)										1	0	0	0	0	1	0									
Jamie Moyer, L OBP: 0.222, SLG: 0.182 (1, 1)										3	0	2	0	0	0	0									
Ed Lynch, R OBP: 0.100, SLG: 0.100 (9, 1)										0	0	0	0	0	0	0									
Frank DiPino, L OBP: 0.366, SLG: 0.571 (9, PH)										1	0	1	0	0	0	0									
Inning Stats	R: 0 E: 1 K: 1 S: 6	H: 1 LOB: 1 BB: 0 P: 6	R: 0 E: 0 K: 2 S: 7	H: 0 LOB: 0 BB: 0 P: 7	R: 0 E: 0 K: 0 S: 3	H: 0 LOB: 0 BB: 0 P: 3	R: 0 E: 0 K: 0 S: 4	H: 1 LOB: 1 BB: 0 P: 4	R: 0 E: 0 K: 1 S: 5	H: 0 LOB: 0 BB: 0 P: 5	R: 0 E: 0 K: 1 S: 7	H: 2 LOB: 3 BB: 1 P: 11	R: 1 E: 0 K: 1 S: 8	H: 3 LOB: 2 BB: 0 P: 8	R: 0 E: 0 K: 1 S: 5	H: 0 LOB: 1 BB: 1 P: 9		R: 0 E: 0 K: 2 S: 8	H: 1 LOB: 1 BB: 0 P: 8	1B: 7 2B: 0 3B: 0 HR: 1	SF: 0 SAC: 0 DP: 1 HBP: 0	WP: 1 PB: 0 SB: 0 CS: 0	PA: 37		
PITCHER	IP	WLS	BF	H	R	ER	SO	BB	IBB	HBP	BLK	WP	HR	S	P	ERA	WHIP								
Kelly Downs, R ERA: 3.73 (1, 1)	7.0	W	29	7	1	1	6	1	0	0	1	0	0	40	44	1.29	1.143								
Jeff Robinson, R ERA: 2.89 (8, 1)	2.0	S	8	1	0	0	3	1	0	0	0	0	0	13	17	0.00	1.000								



Batter	1	2	3	4	5	6	7	8	9	AB	R	H	RBI	BB	SO	LOB	TOP					
Robby Thompson, R (1, 4) OBP: 0.321, SLG: 0.421	F8		F9		F9		K		K	3	0	0	0	0	0	3	San Francisco Giants @ Chicago Cubs Wrigley Field, Chicago, IL Sat Jul 04 1987, 3:33 AM CDT Att: 30,929 - Unknown					
Harry Spilman, L (7, PH) OBP: 0.391, SLG: 0.513										1	0	0	0	0	1							
Keith Comstock, L (7, 1)										0	0	0	0	0	0							
Jeff Robinson, R (8, 1) OBP: 0.143, SLG: 0.143										0	0	0	0	0	0							
Bob Melvin, R (9, PH) OBP: 0.295, SLG: 0.397										1	0	0	0	0	1							
Mike Aldrete, L (1, 9) OBP: 0.370, SLG: 0.394	K		P5		K		6-3			4	0	0	0	0	2							
Jeffrey Leonard, R (1, 7) OBP: 0.336, SLG: 0.559	K		K		K					4	0	0	0	0	3							
Will Clark, L (1, 3) OBP: 0.363, SLG: 0.560		K		HR		K				3	1	1	0	1	2							
Chris Brown, R (1, 5) OBP: 0.306, SLG: 0.424		S		HR		F8		F9		4	1	2	2	0	0							
Chris Speier, R (1, 6) OBP: 0.348, SLG: 0.418	K		P4		F8			5-3		4	0	0	0	0	1							
Chili Davis, S (1, 8) OBP: 0.321, SLG: 0.411	K		6-3				HR		5-3	4	1	2	1	0	1							
Bob Brenly, R (1, 2) OBP: 0.362, SLG: 0.445			1B		F7		1B		K	4	0	2	0	0	1							
Atlee Hammaker, S (1, 1) OBP: 0.125, SLG: 0.125										1	0	1	0	0	0							
Jim Gott, R (3, 1) OBP: 0.106, SLG: 0.400										0	0	0	0	0	0							
Eddie Miller, R (5, PH) OBP: 0.252, SLG: 0.252										0	0	0	0	0	0							
Michael LaCoss, R (5, 1) OBP: 0.142, SLG: 0.142										0	0	0	0	0	0							
Jose Uribe, S (7, PH) OBP: 0.351, SLG: 0.417										1	0	0	0	0	0							
Joel Youngblood, R (9, PH) OBP: 0.271, SLG: 0.341			2-3							1	0	0	0	0	0							
Inning Stats	R: 0 E: 0 K: 2 S: 7	H: 0 LOB: 0 BB: 7 P: 7	R: 0 E: 0 K: 3 S: 10	H: 1 LOB: 1 BB: 0 P: 10	R: 0 E: 0 K: 1 S: 7	H: 2 LOB: 2 BB: 0 P: 7	R: 2 E: 0 K: 0 S: 5	H: 2 LOB: 0 BB: 0 P: 5	R: 0 E: 0 K: 2 S: 7	H: 0 LOB: 1 BB: 1 P: 11	R: 0 E: 0 K: 1 S: 5	H: 0 LOB: 0 BB: 0 P: 5	R: 1 E: 1 K: 1 S: 7	H: 2 LOB: 1 BB: 0 P: 7	R: 0 E: 0 K: 0 S: 3	H: 0 LOB: 1 BB: 1 P: 7	R: 0 E: 0 K: 2 S: 8	H: 1 LOB: 1 BB: 0 P: 8	1B: 5 2B: 1 3B: 0 HR: 2	SF: 0 SAC: 0 DP: 0 HBP: 0	WP: 0 PB: 0 SB: 2 CS: 0	PA: 37
PITCHER	IP WLS BF H R ER SO BB IBB HBP BLK WP HR S P ERA WHIP																					
Rick Sutcliffe, R (1, 1) ERA: 3.54	8.0 W 34 8 3 3 10 2 0 0 0 0 2 52 60 3.38 1.250																					
Lee Smith, R (9, 1) ERA: 2.67	1.0 S 3 0 0 0 2 0 0 0 0 0 0 7 7 0.00 0.000																					

Batter	1	2	3	4	5	6	7	8	9	AB	R	H	RBI	BB	SO	LOB	BOTTOM			
Bob Dernier, R (1, 8) OBP: 0.434, SLG: 0.571	HR		1B	1B		E4	P6			4	2	3	1	1	0	2	San Francisco Giants @ Chicago Cubs Wrigley Field, Chicago, IL Sat Jul 04 1987, 3:33 AM CDT Att: 30,929 - Unknown			
Manny Trillo, R (1, 3) OBP: 0.348, SLG: 0.436	K		1B	1B		K		BB	WP	5	0	3	2	0	2					
Andre Dawson, R (1, 9) OBP: 0.324, SLG: 0.527			1B	1B						4	0	2	1	1	0	3				
Gary Matthews, R (1, 7) OBP: 0.286, SLG: 0.237	G6-4-3		1B							3	0	0	0	1	2	5				
Dave Martinez, L (6, PH) OBP: 0.394, SLG: 0.400	G6-4-3		K	K						0	0	0	0	0	0	0				
Brian Dayett, R (8, PH) OBP: 0.430, SLG: 0.608	1-2		K	K						0	0	0	0	1	0	0				
Keith Moreland, R (1, 5) OBP: 0.260, SLG: 0.392		P4	F7		F9	G6-4-3			K	5	0	0	0	0	1	7				
Jim Sundberg, R (1, 2) OBP: 0.351, SLG: 0.371	1B	BB	F7							2	0	1	0	3	0	2				
Paul Noce, R (1, 4) OBP: 0.349, SLG: 0.420				1B	1B					5	1	3	0	0	0	4				
Mike Brumley, S (1, 6) OBP: 0.254, SLG: 0.310	L4-3			1B	1B					3	1	2	0	1	0	2				
Rick Sutcliffe, L (1, 1) OBP: 0.240, SLG: 0.205				1B	1B					4	1	1	0	0	1	6				
Lee Smith, R (9, 1) ERA: 2.67				K						0	0	0	0	0	0	0				
Leon Durham, L (9, 3) OBP: 0.358, SLG: 0.518			BB	1B	1B					0	0	0	0	0	0	0				
Inning Stats	R: 1 E: 0 K: 1 S: 6	H: 2 LOB: 0 BB: 0 P: 6	R: 0 E: 0 K: 0 S: 3	H: 1 LOB: 1 BB: 1 P: 7	R: 2 E: 0 K: 1 S: 8	H: 3 LOB: 2 BB: 1 P: 12	R: 2 E: 0 K: 2 S: 11	H: 4 LOB: 2 BB: 0 P: 11	R: 0 E: 0 K: 0 S: 4	H: 2 LOB: 2 BB: 1 P: 8	R: 0 E: 1 K: 1 S: 5	H: 1 LOB: 3 BB: 2 P: 13	R: 0 E: 0 K: 0 S: 4	H: 1 LOB: 2 BB: 1 P: 8	R: 0 E: 0 K: 1 S: 6	H: 1 LOB: 3 BB: 2 P: 14	1B: 13 2B: 2 3B: 0 HR: 1	SF: 0 SAC: 0 DP: 4 HBP: 0	WP: 2 PB: 0 SB: 2 CS: 0	PA: 43
PITCHER	IP WLS BF H R ER SO BB IBB HBP BLK WP HR S P ERA WHIP																			
Atlee Hammaker, L (1, 1) ERA: 3.49	2.0 L 12 4 2 2 3 0 0 0 0 0 1 0 16 16 9.00 2.000																			
Jim Gott, R (3, 1) ERA: 4.89	2.0 10 3 0 0 1 0 3 0 0 0 0 0 9 21 0.00 1.500																			
Michael LaCoss, R (5, 1) ERA: 4.62	1.1 8 2 0 0 0 2 0 0 0 1 1 0 6 14 0.00 3.000																			
Keith Comstock, L (7, 1) ERA: 3.05	0.2 3 0 0 0 1 1 0 0 0 0 0 0 4 8 0.00 1.500																			
Jeff Robinson, R (8, 1) ERA: 2.88																				



Batter	1	2	3	4	5	6	7	8	9	AB	R	H	RBI	BB	SO	LOB	TOP										
Robby Thompson, R OBP: 0.322, SLG: 0.418 (1, 4)	K		WP BLK BB		P6	K		2B 1B		4	1	1	1	1	2	2	San Francisco Giants @ Chicago Cubs Wrigley Field, Chicago, IL Sun Jul 05 1987, 3:33 AM CDT Att: 32,304 - Unknown										
Mike Albrete, L OBP: 0.290, SLG: 0.452 Julie Youngblood, R OBP: 0.271, SLG: 0.341 Harry Sparano, L OBP: 0.402, SLG: 0.513 Chris Speier, R OBP: 0.251, SLG: 0.427 Scott Garretts, R OBP: 0.143, SLG: 0.143 (1, 9)	F7		K		WP 2B			1B		3	0	1	0	0	1	1											
Jeffrey Leonard, R OBP: 0.331, SLG: 0.550 (1, 7)	F7		F3		K	F9		F3		5	0	0	0	0	1	6											
Will Clark, L OBP: 0.360, SLG: 0.553 (1, 3)		K			F7	4-3		L9		5	0	1	0	0	1	3											
Chili Davis, S OBP: 0.325, SLG: 0.417 (1, 8)		HR 2B			BLK 1B			F7		5	2	3	0	0	1	1											
Kevin Mitchell, R OBP: 0.324, SLG: 0.432 (1, 5)		HR			BB			G1-4-3		3	2	2	4	2	0	0											
Bob Brenly, R OBP: 0.357, SLG: 0.437 (1, 2)	P4				F9	1B		G1-4-3		5	0	1	0	0	1	3											
Jose Uribe, S OBP: 0.340, SLG: 0.400 Craig Lefferts, L OBP: 0.333, SLG: 0.333 Eddie Milner, L OBP: 0.237, SLG: 0.268 (1, 6)	F7				K			1B 1B 1B		2	0	0	0	0	1	2											
Mike Krukow, R OBP: 0.130, SLG: 0.136 Jim Gott, R OBP: 0.100, SLG: 0.400 Mark Wasinger, R OBP: 0.370, SLG: 0.429 (1, 1)			F9		K			1B 2B 1B		1	0	0	0	0	0	0											
Inning Stats	R: 0 E: 0 K: 1 S: 5	H: 0 LOB: 0 BB: 0 P: 5	R: 2 E: 0 K: 1 S: 7	H: 2 LOB: 0 BB: 0 P: 7	R: 0 E: 0 K: 1 S: 5	H: 0 LOB: 1 BB: 1 P: 9	R: 0 E: 0 K: 1 S: 6	H: 1 LOB: 2 BB: 1 P: 10	R: 0 E: 0 K: 2 S: 9	H: 1 LOB: 2 BB: 0 P: 9	R: 2 E: 0 K: 2 S: 11	H: 4 LOB: 3 BB: 1 P: 15	R: 0 E: 0 K: 1 S: 5	H: 1 LOB: 0 BB: 0 P: 5	R: 3 E: 0 K: 1 S: 9	H: 4 LOB: 1 BB: 0 P: 9		R: 0 E: 0 K: 0 S: 2	H: 0 LOB: 0 BB: 1 P: 6	1B: 8 2B: 4 3B: 0 HR: 2	SF: 0 SAC: 0 DP: 2 HBP: 0	WP: 2 PB: 0 SB: 0 CS: 1	PA: 43				
PITCHER	IP	WLS	BF	H	R	ER	SO	BB	IBB	HBP	BLK	WP	HR	S	P	ERA	WHIP										
Les Lancaster, R ERA: 4.0 Frank DiPino, L ERA: 2.92 Ed Lynch, R ERA: 4.73 Ron Davis, R ERA: 3.8	(1, 1)	5.0	25	7	4	4	6	2	0	0	3	2	2	35	43	7.20	1.800										
(6, 1)	0.2	3	1	0	0	2	0	0	0	0	0	0	0	7	7	0.00	1.500										
(6, 1)	2.1	L	12	5	3	3	2	1	0	0	0	0	0	15	19	11.57	2.571										
(9, 1)	1.0	3	0	0	0	0	0	1	0	0	0	0	0	2	6	0.00	1.000										

Batter	1	2	3	4	5	6	7	8	9	AB	R	H	RBI	BB	SO	LOB	BOTTOM										
Dave Martinez, L OBP: 0.400, SLG: 0.404 Bob Demier, R OBP: 0.430, SLG: 0.565 (1, 8)	2B 1B		HR 1B	BB 1B	F7		K			3	2	2	0	1	0	1	San Francisco Giants @ Chicago Cubs Wrigley Field, Chicago, IL Sun Jul 05 1987, 3:33 AM CDT Att: 32,304 - Unknown										
Manny Trillo, R OBP: 0.368, SLG: 0.437 (1, 5)	K		HR BB	BB 1B		FC3-6 BB		G4-6-3 BB		2	1	1	0	3	1	1											
Andre Dawson, R OBP: 0.325, SLG: 0.538 (1, 9)	1-H 2B		1-H 2-H HR		K		K	P4		5	1	2	4	0	2	4											
Jerry Mumphy, S OBP: 0.394, SLG: 0.494 Brian Dayett, R OBP: 0.432, SLG: 0.600 (1, 7)	L5		E4	2B		FC3-6 BB		G4-6-3		2	1	0	0	1	0	1											
Leon Durham, L OBP: 0.356, SLG: 0.516 (1, 3)	K		3-1	BB		FC3-6		1-2 2-3		5	0	1	0	0	2	6											
Paul Noco, R OBP: 0.341, SLG: 0.430 (1, 4)			K	P8		K		K		5	0	1	0	0	3	7											
Jody Davis, R OBP: 0.316, SLG: 0.415 (1, 2)		K	3-1	IBB		G3		F3		4	0	2	0	1	1	1											
Mike Brumley, S OBP: 0.254, SLG: 0.295 Rafael Palmeiro, L OBP: 0.357, SLG: 0.556 (1, 6)	K		3-1			F8		G3		3	0	0	1	1	1	4											
Les Lancaster, R Frank DiPino, L Ed Lynch, R Ron Davis, R (1, 1)	K		F9			G3		K		3	0	0	0	0	0	0											
Inning Stats	R: 1 E: 0 K: 2 S: 9	H: 2 LOB: 1 BB: 0 P: 9	R: 0 E: 0 K: 3 S: 10	H: 1 LOB: 0 BB: 0 P: 10	R: 4 E: 1 K: 1 S: 9	H: 3 LOB: 2 BB: 2 P: 17	R: 0 E: 0 K: 2 S: 8	H: 1 LOB: 3 BB: 2 P: 16	R: 0 E: 0 K: 0 S: 4	H: 1 LOB: 1 BB: 0 P: 4	R: 0 E: 0 K: 2 S: 7	H: 0 LOB: 2 BB: 2 P: 15	R: 0 E: 0 K: 2 S: 7	H: 0 LOB: 1 BB: 1 P: 11	R: 0 E: 0 K: 0 S: 2	H: 0 LOB: 0 BB: 1 P: 6		R: 0 E: 0 K: 1 S: 6	H: 1 LOB: 1 BB: 0 P: 6	1B: 4 2B: 3 3B: 1 HR: 1	SF: 0 SAC: 0 DP: 1 HBP: 0	WP: 0 PB: 0 SB: 0 CS: 0	PA: 44				
PITCHER	IP	WLS	BF	H	R	ER	SO	BB	IBB	HBP	BLK	WP	HR	S	P	ERA	WHIP										
Mike Krukow, R ERA: 6.75 Jim Gott, R ERA: 4.25 Craig Lefferts, L ERA: 4.25 Joe Price, L ERA: Scott Garretts, R ERA: 3.03	(1, 1)	2.0	14	6	5	4	5	1	0	0	0	0	0	9	21	0.00	2.250										
(3, 1)	1.1	8	1	0	0	2	2	1	0	0	0	0	0	9	21	0.00	2.250										
(4, 1)	1.2	6	1	0	0	1	0	0	0	0	0	0	0	8	8	0.00	0.600										
(6, 1)	2.0	W	9	0	0	0	4	3	0	0	0	0	0	14	26	0.00	1.500										
(8, 1)	2.0	S	7	1	0	0	1	1	0	0	0	0	0	8	12	0.00	1.000										



Batter	1	2	3	4	5	6	7	8	9	AB	R	H	RBI	BB	SO	LOB	TOP								
Eddie Milner, L (1.8) OBP: 0.262, SLG: 0.306	4-3			E 2B		HR 1B	BB 1B		FC4-6 G6-4-3	5	2	3	1	0	0	1	San Francisco Giants @ Pittsburgh Pirates Three Rivers Stadium, Pittsburgh, PA Mon Jul 06 1987, 7:05 PM EDT Att: 11,204 - Unknown livebaseballscorecards.com								
Mike Aldrete, L (1.9) OBP: 0.374, SLG: 0.420	4-3			4-3		HR	BB		G6-4-3	4	1	1	3	1	0	1									
Jeffrey Leonard, R (1.7) OBP: 0.331, SLG: 0.553	G3			6-3		6-3	K			4	0	0	0	0	1	3									
Harry Spilman, L (1.3) OBP: 0.373, SLG: 0.465		L3		4-3		L7	K			4	0	0	0	0	1	3									
Kevin Mitchell, R (1.5) OBP: 0.322, SLG: 0.425		5-3			K		FC6-4 1B		4-3	4	0	1	0	0	1	0									
Chris Speier, R (1.6) OBP: 0.347, SLG: 0.418					F3		FC6-4 1B		BB	3	1	0	0	1	1	1									
Bob Brenly, R (1.2) OBP: 0.366, SLG: 0.445					F2		1B		G6-4-3 1B	4	1	3	0	0	0	0									
Mark Wasinger, R (1.4) OBP: 0.362, SLG: 0.415					G3-6-3		4-3		G6-4-3	4	1	1	0	0	0	3									
Michael LaCoss, R (1.1) OBP: 0.172, SLG: 0.111										2	1	1	2	1	1	0									
Joel Youngblood, R (9, PH) OBP: 0.286, SLG: 0.356										0	0	0	0	0	0	0									
Jeff Robinson, R (9.1) OBP: 0.133, SLG: 0.133										0	0	0	0	0	0	0									
Craig Lefferts, L (9.1) OBP: 0.333, SLG: 0.333									FC4-6 1B	0	0	0	0	0	0	0									
Inning Stats	R: 0 E: 0 K: 0 S: 3	H: 0 LOB: 0 BB: 0 P: 3	R: 0 E: 0 K: 1 S: 5	H: 0 LOB: 0 BB: 0 P: 5	R: 0 E: 0 K: 1 S: 5	H: 1 LOB: 0 BB: 0 P: 5	R: 1 E: 1 K: 0 S: 4	H: 1 LOB: 0 BB: 0 P: 4	R: 0 E: 0 K: 1 S: 5	H: 0 LOB: 0 BB: 0 P: 5	R: 3 E: 0 K: 0 S: 5	H: 2 LOB: 3 BB: 1 P: 9	R: 3 E: 0 K: 2 S: 12	H: 5 LOB: 3 BB: 1 P: 16	R: 0 E: 0 K: 0 S: 3	H: 1 LOB: 1 BB: 1 P: 7	R: 0 E: 0 K: 0 S: 3	H: 1 LOB: 0 BB: 0 P: 3	1B: 9 2B: 1 3B: 0 HR: 1	SF: 0 SAC: 0 DP: 3 HBP: 0	WP: 0 PB: 0 SB: 0 CS: 0	PA: 38			
PITCHER	IP	WLS	BF	H	R	ER	SO	BB	IBB	HBP	BLK	WP	HR	S	P	ERA	WHIP								
Doug Drabek, R (1.1) ERA: 4.92	6.1	L	25	6	6	5	3	1	0	0	0	0	1	30	34	7.11	1.105								
Barry Jones, R (7.1) ERA: 11.3	1.2		10	4	1	1	2	2	0	0	0	0	0	12	20	5.40	3.600								
Brett Gideon, R (9.1) ERA:	1.0		3	1	0	0	0	0	0	0	0	0	0	3	3	0.00	1.000								

Batter	1	2	3	4	5	6	7	8	9	AB	R	H	RBI	BB	SO	LOB	BOTTOM								
Barry Bonds, L (1.7) OBP: 0.319, SLG: 0.467	CS 4-3 1B		F8			4-3 2B		F7	K	5	0	2	0	0	1	2	San Francisco Giants @ Pittsburgh Pirates Three Rivers Stadium, Pittsburgh, PA Mon Jul 06 1987, 7:05 PM EDT Att: 11,204 - Unknown livebaseballscorecards.com								
Andy Van Slyke, L (1.8) OBP: 0.362, SLG: 0.531	4-3		6-3			6-3		F7	F3	5	0	0	0	0	0	4									
Johnny Ray, S (1.4) OBP: 0.307, SLG: 0.344	2-3 1B			K		4-3		2B	1B	4	1	2	0	0	1	1									
Sid Bream, L (1.3) OBP: 0.354, SLG: 0.475	1-2 1B			6-3		5-3		2B	2B	4	0	2	2	0	0	1									
R.J. Reynolds, S (1.9) OBP: 0.361, SLG: 0.457	F7			4-3		6-3		F8		4	0	0	0	0	0	3									
Bobby Bonilla, S (1.5) OBP: 0.329, SLG: 0.449		4-3			4-6 1B BB		F9		E BB	2	1	0	0	2	0	0									
Jim Morrison, R (1.6) OBP: 0.320, SLG: 0.431						1-2 1B		2B	1B	4	1	4	0	0	0	0									
Michael LaValliere, L (1.2) OBP: 0.386, SLG: 0.350		G6-4-3 1B				4-6		F7		4	0	1	1	0	0	4									
Doug Drabek, R (1.1) OBP: 0.222, SLG: 0.200										2	0	0	0	0	1	1									
Barry Jones, R (7.1)										0	0	0	0	0	0	0									
John Cangelosi, S (9, PH) OBP: 0.514, SLG: 0.311										1	1	1	0	0	0	0									
Brett Gideon, R (9.1)										0	0	0	0	0	0	0									
Mike Diaz, R (9, PH) OBP: 0.319, SLG: 0.536								2B 1B	K	1	0	0	0	0	1	1									
Inning Stats	R: 0 E: 0 K: 0 S: 5	H: 3 LOB: 2 BB: 0 P: 5	R: 0 E: 0 K: 0 S: 3	H: 1 LOB: 0 BB: 0 P: 3	R: 0 E: 0 K: 1 S: 5	H: 0 LOB: 0 BB: 0 P: 5	R: 0 E: 0 K: 1 S: 5	H: 0 LOB: 0 BB: 0 P: 5	R: 0 E: 0 K: 0 S: 3	H: 1 LOB: 1 BB: 1 P: 7	R: 0 E: 0 K: 0 S: 4	H: 1 LOB: 1 BB: 0 P: 4	R: 0 E: 0 K: 0 S: 4	H: 1 LOB: 1 BB: 0 P: 4	R: 2 E: 0 K: 0 S: 6	H: 3 LOB: 1 BB: 0 P: 6	R: 2 E: 1 K: 2 S: 9	H: 2 LOB: 1 BB: 1 P: 13	1B: 8 2B: 5 3B: 0 HR: 0	SF: 0 SAC: 0 DP: 2 HBP: 0	WP: 0 PB: 0 SB: 0 CS: 1	PA: 38			
PITCHER	IP	WLS	BF	H	R	ER	SO	BB	IBB	HBP	BLK	WP	HR	S	P	ERA	WHIP								
Michael LaCoss, R (1.1) ERA: 4.4	8.0	W	32	10	2	2	2	1	0	0	0	0	0	35	39	2.25	1.375								
Jeff Robinson, R (9.1) ERA: 3.16	0.0		3	2	2	1	0	1	0	0	0	0	0	2	6	∞	∞								
Craig Lefferts, L (9.1) ERA: 4.14	1.0	S	3	0	0	0	2	0	0	0	0	0	0	7	7	0.00	0.000								

Batter	1	2	3	4	5	6	7	8	9	10	11	12	13	14	AB	R	H	RBI	BB	SO	LOB	TOP								
Eddie Milner, L OBP: 0.253, SLG: 0.282 Chili Davis, S OBP: 0.335, SLG: 0.439	F7		F9		FC4-6		F9			G6-4-3 BB			S 2B	1H 3H HR	4	0	0	1	0	0	2	2	1	2	3	1	0	0		
Mike Aldrete, L OBP: 0.367, SLG: 0.413 Jeff Robinson, R OBP: 0.118, SLG: 0.118	6-3		1-3		1-3		1B			F5			F8	K	5	0	2	0	0	0	2	2	0	0	0	0	0	1		
Jeffrey Leonard, R OBP: 0.328, SLG: 0.544	4-3		F8		G3		L4			G6-4-3			F3	F4	7	0	0	0	0	0	6									
Will Clark, L OBP: 0.367, SLG: 0.559			5-3 1B		F8		HR		L4-6 2B			6-3			5	1	3	1	1	0	0									
Kevin Mitchell, R OBP: 0.315, SLG: 0.413		5-3 1-2			4-3		5-3		4-3			P4		F6	6	0	0	0	0	0	4									
Bob Brenly, R OBP: 0.364, SLG: 0.460 Scott Garretts, R OBP: 0.143, SLG: 0.143 Craig Lefferts, L OBP: 0.333, SLG: 0.333 Joel Youngblood, R OBP: 0.291, SLG: 0.340		F7			L5		HR		L4-6 2-3			6-3		1B 5-3 1B	4	1	1	1	0	0	2									
Robby Thompson, R OBP: 0.313, SLG: 0.397		K					5-3		F7				P4	5-3	6	1	1	0	0	1	2									
Jose Uribe, S OBP: 0.353, SLG: 0.406			L1				4-3		K				L8	1B HR 1B	6	2	2	0	0	1	0									
Atlee Hammaker, S OBP: 0.185, SLG: 0.154 Bob Melvin, R OBP: 0.255, SLG: 0.378									F8				5-3	2-3 3H HR 1B	2	0	1	1	1	0	0									
Inning Stats	R: 0 E: 0 K: 0 S: 3	H: 0 LOB: 0 BB: 0 P: 3	R: 0 E: 0 K: 1 S: 6	H: 1 LOB: 1 BB: 0 P: 6	R: 0 E: 0 K: 0 S: 4	H: 1 LOB: 2 BB: 1 P: 8	R: 0 E: 0 K: 0 S: 3	H: 0 LOB: 0 BB: 0 P: 3	R: 2 E: 0 K: 0 S: 6	H: 3 LOB: 1 BB: 0 P: 6	R: 2 E: 0 K: 0 S: 5	H: 2 LOB: 0 BB: 0 P: 5	R: 0 E: 0 K: 0 S: 4	H: 1 LOB: 1 BB: 0 P: 4	R: 0 E: 0 K: 0 S: 3	H: 1 LOB: 0 BB: 0 P: 3	R: 0 E: 0 K: 1 S: 5	H: 0 LOB: 0 BB: 1 P: 5	R: 0 E: 0 K: 0 S: 2	H: 0 LOB: 0 BB: 1 P: 6	R: 0 E: 0 K: 0 S: 3	H: 0 LOB: 0 BB: 0 P: 3	R: 0 E: 0 K: 0 S: 4	H: 0 LOB: 2 BB: 1 P: 8	R: 0 E: 0 K: 1 S: 9	H: 4 LOB: 0 BB: 0 P: 9	1B: 9 2B: 3 HR: 3	SF: 0 SAC: 0 DP: 0 HBP: 0	WP: 0 PB: 0 SB: 1 CS: 0	PA: 57
PITCHER	IP	WLS	BF	H	R	ER	SO	BB	IBB	HBP	BLK	WP	HR	S	P	ERA	WHIP													
Rick Reuschel, R ERA: 2.32	(1.1)	0.0	0	0	0	0	0	0	0	0	0	0	0	0	0	8.8	0.00	0.500												
Don Robinson, R ERA: 4.02	(8.1)	2.0	6	1	0	0	1	0	0	0	0	0	0	0	8	8	0.00	0.500												
John Smiley, L ERA: 4.86	(10.1)	3.0	9	0	0	0	0	1	0	0	0	0	0	0	8	12	0.00	0.333												
Brett Gideon, R ERA: 6.0	(13.1)	2.0	L	12	5	4	4	1	0	1	0	0	0	1	13	17	18.00	2.500												

San Francisco Giants @ Pittsburgh Pirates
Three Rivers Stadium, Pittsburgh, PA
Wed Jul 08 1987, 7:05 PM EDT
Att: 10,868 - Unknown

AB 54
R 8
H 14
RBI 8
BB 3
SO 3
LOB 19



Batter	1	2	3	4	5	6	7	8	9	10	11	12	13	14	AB	R	H	RBI	BB	SO	LOB	BOTTOM						
Barry Bonds, L OBP: 0.313, SLG: 0.454	G3 5-3 1B		G3			K		B1-3	G3-2-3			3-1			6	0	1	0	0	1	3							
Al Pedrique, R OBP: 0.294, SLG: 0.302 John Cangelosi, S OBP: 0.292, SLG: 0.329 Felix Fermin, R	5-3		F9			F9		1B		6-3			5-3		2	0	0	0	1	0	1							
Bobby Bonilla, S OBP: 0.332, SLG: 0.446	G3		5-3			1B		1B		5-3			6-3		6	1	2	0	0	0	2							
Mike Diaz, R OBP: 0.312, SLG: 0.517	6-3				4-3		HR	1B		G5-4-3			5-3		6	1	1	0	0	1	3							
Jim Morrison, R OBP: 0.321, SLG: 0.447		5-3			K		HR	1B		L4			6-3		6	1	2	3	0	1	0							
Andy Van Slyke, L OBP: 0.358, SLG: 0.530	1-3				K		4-3			HR			F7		6	1	1	1	0	1	1							
Johnny Ray, S OBP: 0.305, SLG: 0.340					K			P4		1B G3-2-3			F7		6	0	2	0	0	1	1							
Junior Ortiz, R OBP: 0.299, SLG: 0.313 Michael LaValliere, L OBP: 0.316, SLG: 0.368			FC6-4					L8		1B IBB			K		2	0	0	0	1	0	1							
Rick Reuschel, R ERA: 2.32 Henry Rodriguez, R ERA: 3.50 Don Robinson, R ERA: 4.02 R. J. Reynolds, R ERA: 4.00 John Smiley, L ERA: 4.86 Sid Bream, R ERA: 2.97 Brett Gideon, R ERA: 6.0			L8					F8		1-2 1B			L8		2	0	0	0	0	1	1							
Inning Stats	R: 0 E: 0 K: 0 S: 4	H: 1 LOB: 1 BB: 0 P: 4	R: 0 E: 0 K: 0 S: 4	H: 1 LOB: 1 BB: 0 P: 4	R: 0 E: 0 K: 2 S: 7	H: 0 LOB: 0 BB: 0 P: 7	R: 0 E: 0 K: 2 S: 8	H: 3 LOB: 0 BB: 0 P: 8	R: 0 E: 0 K: 0 S: 3	H: 0 LOB: 0 BB: 0 P: 3	R: 0 E: 0 K: 0 S: 4	H: 2 LOB: 1 BB: 0 P: 4	R: 0 E: 0 K: 1 S: 5	H: 0 LOB: 0 BB: 0 P: 5	R: 0 E: 0 K: 0 S: 3	H: 0 LOB: 0 BB: 0 P: 3	R: 0 E: 0 K: 0 S: 4	H: 0 LOB: 0 BB: 0 P: 3	R: 0 E: 0 K: 0 S: 3	H: 0 LOB: 0 BB: 0 P: 3	R: 0 E: 0 K: 0 S: 4	H: 1 LOB: 1 BB: 0 P: 4	1B: 9 2B: 0 HR: 2	SF: 0 SAC: 0 DP: 2 HBP: 0	WP: 0 PB: 0 SB: 1 CS: 1	PA: 53		
PITCHER	IP	WLS	BF	H	R	ER	SO	BB	IBB	HBP	BLK	WP	HR	S	P	ERA	WHIP											
Atlee Hammaker, L ERA: 3.51	(1.1)	7.1	30	7	3	3	5	2	0	0	0	0	0	0	38	46	3.58	1.227										
Scott Garretts, R ERA: 2.93	(8.1)	1.0	4	2	1	1	0	0	0	0	0	0	1	4	4	9.00	2.000											
Craig Lefferts, L ERA: 4.04	(9.1)	1.1	5	1	0	0	0	0	1	0	0	0	0	4	8	0.00	0.750											
Jeff Robinson, R ERA: 2.97	(10.1)	4.1	W	14	1	0	0	2	0	0	0	0	0	18	18	0.00	0.231											

San Francisco Giants @ Pittsburgh Pirates
Three Rivers Stadium, Pittsburgh, PA
Wed Jul 08 1987, 7:05 PM EDT
Att: 10,868 - Unknown

AB 50
R 4
H 11
RBI 4
BB 3
SO 7
LOB 14



Batter	1	2	3	4	5	6	7	8	9	10	11	12	13	AB R H RBI BB SO LOB	TOP																																																																																																																																																																																																																								
Chris Speier, R OBP: 0.343, SLG: 0.421 (1, 4)														6 1 2 1 0 1 2	<p>San Francisco Giants @ St. Louis Cardinals Busch Stadium, St. Louis, MO Fri Jul 10 1987, 7:05 PM CDT Att. 43,845 - Unknown</p> <p>livebaseballscores.com</p> <p>AB 47 R 5 H 11 RBI 5 BB 4 SO 12 LOB 17</p>																																																																																																																																																																																																																								
Kevin Mitchell, R OBP: 0.317, SLG: 0.430 (1, 5)														6 1 3 3 0 2 1																																																																																																																																																																																																																									
Jeffrey Leonard, R OBP: 0.329, SLG: 0.539 (1, 7)														5 1 1 0 1 1 2																																																																																																																																																																																																																									
Chili Davis, S OBP: 0.332, SLG: 0.440 (8, 9)														6 0 0 0 0 2 3																																																																																																																																																																																																																									
Joel Youngblood, R OBP: 0.288, SLG: 0.321 (8, 6)														3 0 0 0 1 0 0 1 0 0 0 1 0 0																																																																																																																																																																																																																									
Bob Brenly, R OBP: 0.371, SLG: 0.488 (12, 3)														5 0 2 0 0 1 3 1 0 0 0 0 0 0																																																																																																																																																																																																																									
Bob Melvin, R OBP: 0.263, SLG: 0.381 (12, 2)														4 1 2 1 1 0 2 0 0 0 0 0 0 0																																																																																																																																																																																																																									
Jose Uribe, S OBP: 0.346, SLG: 0.375 (1, 6)														5 0 0 0 0 3 4																																																																																																																																																																																																																									
Dave Dravecky, R OBP: 0.265, SLG: 0.331 (7, 1)														2 0 0 0 0 2 0 1 1 1 0 0 0 0 0 0 0 0 0 0 0 1 0 0 0 0 0 0 0 0 0 0 0 0 0 1 0																																																																																																																																																																																																																									
Inning Stats	R: 0 H: 1 E: 0 K: 1 S: 5		R: 0 H: 1 E: 0 K: 0 S: 4		R: 0 H: 0 E: 0 K: 2 S: 7		R: 2 H: 3 E: 0 K: 1 S: 8		R: 0 H: 1 E: 0 K: 1 S: 6		R: 0 H: 0 E: 0 K: 0 S: 3		R: 2 H: 3 E: 0 K: 3 S: 12			R: 0 H: 1 E: 0 K: 0 S: 3		R: 0 H: 0 E: 0 K: 1 S: 5		R: 0 H: 0 E: 0 K: 1 S: 4		R: 1 H: 1 E: 0 K: 1 S: 6		R: 0 H: 0 E: 0 K: 1 S: 5		1B: 5 2B: 3 3B: 1 HR: 2	SF: 0 SAC: 0 DP: 0 HBP: 0	WP: 1 PB: 0 SB: 1 CS: 3	PA: 51																																																																																																																																																																																																										
PITCHER	<table border="1"> <thead> <tr> <th>IP</th> <th>WLS</th> <th>BF</th> <th>H</th> <th>R</th> <th>ER</th> <th>SO</th> <th>BB</th> <th>IBB</th> <th>HBP</th> <th>BLK</th> <th>WP</th> <th>HR</th> <th>S</th> <th>P</th> <th>ERA</th> <th>WHIP</th> </tr> </thead> <tbody> <tr> <td>Greg Mathews, L</td> <td>6.1</td> <td>27</td> <td>8</td> <td>4</td> <td>4</td> <td>6</td> <td>1</td> <td>0</td> <td>0</td> <td>0</td> <td>1</td> <td>1</td> <td>38</td> <td>42</td> <td>5.68</td> <td>1.421</td> </tr> <tr> <td>Ken Dayley, L</td> <td>1.2</td> <td>7</td> <td>2</td> <td>0</td> <td>0</td> <td>2</td> <td>0</td> <td>1</td> <td>0</td> <td>0</td> <td>0</td> <td>0</td> <td>10</td> <td>14</td> <td>0.00</td> <td>1.200</td> </tr> <tr> <td>Bill Dawley, R</td> <td>2.2</td> <td>9</td> <td>0</td> <td>0</td> <td>0</td> <td>2</td> <td>2</td> <td>0</td> <td>0</td> <td>0</td> <td>0</td> <td>0</td> <td>11</td> <td>19</td> <td>0.00</td> <td>0.750</td> </tr> <tr> <td>Pat Perry, L</td> <td>1.1</td> <td>5</td> <td>1</td> <td>1</td> <td>1</td> <td>1</td> <td>0</td> <td>0</td> <td>0</td> <td>0</td> <td>0</td> <td>1</td> <td>7</td> <td>7</td> <td>6.75</td> <td>0.750</td> </tr> <tr> <td>Lee Tunnell, R</td> <td>1.0</td> <td>W</td> <td>3</td> <td>0</td> <td>0</td> <td>0</td> <td>0</td> <td>0</td> <td>0</td> <td>0</td> <td>0</td> <td>0</td> <td>5</td> <td>5</td> <td>0.00</td> <td>0.000</td> </tr> </tbody> </table>													IP		WLS	BF	H	R	ER	SO	BB	IBB	HBP	BLK	WP	HR	S	P	ERA	WHIP	Greg Mathews, L	6.1	27	8	4	4	6	1	0	0	0	1	1	38	42	5.68	1.421	Ken Dayley, L	1.2	7	2	0	0	2	0	1	0	0	0	0	10	14	0.00	1.200	Bill Dawley, R	2.2	9	0	0	0	2	2	0	0	0	0	0	11	19	0.00	0.750	Pat Perry, L	1.1	5	1	1	1	1	0	0	0	0	0	1	7	7	6.75	0.750	Lee Tunnell, R	1.0	W	3	0	0	0	0	0	0	0	0	0	5	5	0.00	0.000	<table border="1"> <thead> <tr> <th>IP</th> <th>WLS</th> <th>BF</th> <th>H</th> <th>R</th> <th>ER</th> <th>SO</th> <th>BB</th> <th>IBB</th> <th>HBP</th> <th>BLK</th> <th>WP</th> <th>HR</th> <th>S</th> <th>P</th> <th>ERA</th> <th>WHIP</th> </tr> </thead> <tbody> <tr> <td>Greg Mathews, L</td> <td>6.1</td> <td>27</td> <td>8</td> <td>4</td> <td>4</td> <td>6</td> <td>1</td> <td>0</td> <td>0</td> <td>0</td> <td>1</td> <td>1</td> <td>38</td> <td>42</td> <td>5.68</td> <td>1.421</td> </tr> <tr> <td>Ken Dayley, L</td> <td>1.2</td> <td>7</td> <td>2</td> <td>0</td> <td>0</td> <td>2</td> <td>0</td> <td>1</td> <td>0</td> <td>0</td> <td>0</td> <td>0</td> <td>10</td> <td>14</td> <td>0.00</td> <td>1.200</td> </tr> <tr> <td>Bill Dawley, R</td> <td>2.2</td> <td>9</td> <td>0</td> <td>0</td> <td>0</td> <td>2</td> <td>2</td> <td>0</td> <td>0</td> <td>0</td> <td>0</td> <td>0</td> <td>11</td> <td>19</td> <td>0.00</td> <td>0.750</td> </tr> <tr> <td>Pat Perry, L</td> <td>1.1</td> <td>5</td> <td>1</td> <td>1</td> <td>1</td> <td>1</td> <td>0</td> <td>0</td> <td>0</td> <td>0</td> <td>0</td> <td>1</td> <td>7</td> <td>7</td> <td>6.75</td> <td>0.750</td> </tr> <tr> <td>Lee Tunnell, R</td> <td>1.0</td> <td>W</td> <td>3</td> <td>0</td> <td>0</td> <td>0</td> <td>0</td> <td>0</td> <td>0</td> <td>0</td> <td>0</td> <td>0</td> <td>5</td> <td>5</td> <td>0.00</td> <td>0.000</td> </tr> </tbody> </table>													IP	WLS	BF	H	R	ER	SO	BB	IBB	HBP	BLK	WP	HR	S	P	ERA	WHIP	Greg Mathews, L	6.1	27	8	4	4	6	1	0	0	0	1	1	38	42	5.68	1.421	Ken Dayley, L	1.2	7	2	0	0	2	0	1	0	0	0	0	10	14	0.00	1.200	Bill Dawley, R	2.2	9	0	0	0	2	2	0	0	0	0	0	11	19	0.00	0.750	Pat Perry, L	1.1	5	1	1	1	1	0	0	0	0	0	1	7	7	6.75	0.750	Lee Tunnell, R	1.0	W	3	0	0	0	0	0	0	0	0	0	5	5	0.00	0.000
IP	WLS	BF	H	R	ER	SO	BB	IBB	HBP	BLK	WP	HR	S	P		ERA	WHIP																																																																																																																																																																																																																						
Greg Mathews, L	6.1	27	8	4	4	6	1	0	0	0	1	1	38	42		5.68	1.421																																																																																																																																																																																																																						
Ken Dayley, L	1.2	7	2	0	0	2	0	1	0	0	0	0	10	14		0.00	1.200																																																																																																																																																																																																																						
Bill Dawley, R	2.2	9	0	0	0	2	2	0	0	0	0	0	11	19		0.00	0.750																																																																																																																																																																																																																						
Pat Perry, L	1.1	5	1	1	1	1	0	0	0	0	0	1	7	7	6.75	0.750																																																																																																																																																																																																																							
Lee Tunnell, R	1.0	W	3	0	0	0	0	0	0	0	0	0	5	5	0.00	0.000																																																																																																																																																																																																																							
IP	WLS	BF	H	R	ER	SO	BB	IBB	HBP	BLK	WP	HR	S	P	ERA	WHIP																																																																																																																																																																																																																							
Greg Mathews, L	6.1	27	8	4	4	6	1	0	0	0	1	1	38	42	5.68	1.421																																																																																																																																																																																																																							
Ken Dayley, L	1.2	7	2	0	0	2	0	1	0	0	0	0	10	14	0.00	1.200																																																																																																																																																																																																																							
Bill Dawley, R	2.2	9	0	0	0	2	2	0	0	0	0	0	11	19	0.00	0.750																																																																																																																																																																																																																							
Pat Perry, L	1.1	5	1	1	1	1	0	0	0	0	0	1	7	7	6.75	0.750																																																																																																																																																																																																																							
Lee Tunnell, R	1.0	W	3	0	0	0	0	0	0	0	0	0	5	5	0.00	0.000																																																																																																																																																																																																																							

Batter	1	2	3	4	5	6	7	8	9	10	11	12	13	AB R H RBI BB SO LOB	BOTTOM																																																																				
Ozzie Smith, S OBP: 0.368, SLG: 0.370 (1, 6)														7 1 1 0 0 0 1	<p>San Francisco Giants @ St. Louis Cardinals Busch Stadium, St. Louis, MO Fri Jul 10 1987, 7:05 PM CDT Att. 43,845 - Unknown</p> <p>livebaseballscores.com</p> <p>AB 47 R 7 H 13 RBI 7 BB 9 SO 4 LOB 25</p>																																																																				
Terry Pendleton, S OBP: 0.374, SLG: 0.409 (1, 5)														6 2 3 0 1 0 0																																																																					
Tom Herr, S OBP: 0.385, SLG: 0.340 (1, 4)														5 2 0 0 2 1 5																																																																					
Jack Clark, R OBP: 0.455, SLG: 0.651 (1, 3)														5 1 3 3 2 1 1																																																																					
Willie McGee, S OBP: 0.325, SLG: 0.453 (1, 8)														6 0 2 3 0 1 4																																																																					
Jim Lindeman, R OBP: 0.217, SLG: 0.391 (8, PH)														3 1 1 0 0 0 0 3 0 1 0 0 0 2																																																																					
Curt Ford, L OBP: 0.365, SLG: 0.497 (8, 9)														3 0 2 0 2 0 0 0 0 0 0 0 0 0																																																																					
José Quiendo, S OBP: 0.438, SLG: 0.383 (11, 1)														0 0 0 0 1 0 0 0 0 0 0 1 0 0																																																																					
Steve Lake, R OBP: 0.317, SLG: 0.392 (12, PH)														4 0 0 1 1 0 7 0 0 0 0 0 0 0																																																																					
Tony Peña, R OBP: 0.331, SLG: 0.348 (13, 1)														2 0 0 0 0 1 1 0 0 0 0 0 0 0 1 0 0 0 0 0 1 0 0 0 0 0 0 0 2 0 0 0 0 0 3																																																																					
Lee Tunnell, R OBP: 0.250, SLG: 0.250 (13, 1)														2 0 0 0 0 1 1 0 0 0 0 0 0 0 1 0 0 0 0 0 1 0 0 0 0 0 0 0 2 0 0 0 0 0 3																																																																					
Greg Mathews, R OBP: 0.297, SLG: 0.286 (7, 1)														2 0 0 0 0 1 1 0 0 0 0 0 0 0 1 0 0 0 0 0 1 0 0 0 0 0 0 0 2 0 0 0 0 0 3																																																																					
John Morris, L OBP: 0.348, SLG: 0.508 (8, PH)														2 0 0 0 0 1 1 0 0 0 0 0 0 0 1 0 0 0 0 0 1 0 0 0 0 0 0 0 2 0 0 0 0 0 3																																																																					
Bill Dawley, R OBP: 0.353, SLG: 0.200 (11, 7)														2 0 0 0 0 1 1 0 0 0 0 0 0 0 1 0 0 0 0 0 1 0 0 0 0 0 0 0 2 0 0 0 0 0 3																																																																					
Lance Johnson, L OBP: 0.353, SLG: 0.200 (11, 7)														2 0 0 0 0 1 1 0 0 0 0 0 0 0 1 0 0 0 0 0 1 0 0 0 0 0 0 0 2 0 0 0 0 0 3																																																																					
Inning Stats	R: 1 H: 2 E: 0 K: 0 S: 5		R: 0 H: 0 E: 0 K: 1 S: 5		R: 0 H: 1 E: 0 K: 1 S: 10		R: 0 H: 1 E: 0 K: 0 S: 3		R: 2 H: 3 E: 0 K: 0 S: 5		R: 1 H: 2 E: 0 K: 0 S: 5		R: 0 H: 0 E: 0 K: 1 S: 9		R: 0 H: 0 E: 0 K: 0 S: 3		R: 0 H: 0 E: 0 K: 1 S: 5		R: 0 H: 0 E: 0 K: 0 S: 4		R: 0 H: 0 E: 0 K: 1 S: 3		R: 1 H: 2 E: 0 K: 0 S: 5		1B: 9 2B: 3 3B: 0 HR: 1	SF: 1 SAC: 1 DP: 1 HBP: 0	WP: 0 PB: 0 SB: 1 CS: 0	PA: 58																																																							
PITCHER	<table border="1"> <thead> <tr> <th>IP</th> <th>WLS</th> <th>BF</th> <th>H</th> <th>R</th> <th>ER</th> <th>SO</th> <th>BB</th> <th>IBB</th> <th>HBP</th> <th>BLK</th> <th>WP</th> <th>HR</th> <th>S</th> <th>P</th> <th>ERA</th> <th>WHIP</th> </tr> </thead> <tbody> <tr> <td>Dave Dravecky, L</td> <td>6.0</td> <td>28</td> <td>9</td> <td>4</td> <td>4</td> <td>2</td> <td>2</td> <td>1</td> <td>0</td> <td>0</td> <td>0</td> <td>0</td> <td>29</td> <td>41</td> <td>6.00</td> <td>1.833</td> </tr> <tr> <td>Jim Gott, R</td> <td>2.0</td> <td>8</td> <td>0</td> <td>0</td> <td>0</td> <td>1</td> <td>2</td> <td>0</td> <td>0</td> <td>0</td> <td>0</td> <td>0</td> <td>8</td> <td>16</td> <td>0.00</td> <td>1.000</td> </tr> <tr> <td>Jeff Robinson, R</td> <td>3.0</td> <td>11</td> <td>1</td> <td>0</td> <td>0</td> <td>1</td> <td>0</td> <td>1</td> <td>0</td> <td>0</td> <td>0</td> <td>0</td> <td>12</td> <td>16</td> <td>0.00</td> <td>0.333</td> </tr> <tr> <td>Michael LaCoss, R</td> <td>0.0</td></tr></tbody></table>													IP	WLS	BF	H	R	ER	SO	BB	IBB	HBP	BLK	WP	HR	S	P	ERA	WHIP	Dave Dravecky, L	6.0	28	9	4	4	2	2	1	0	0	0	0	29	41	6.00	1.833	Jim Gott, R	2.0	8	0	0	0	1	2	0	0	0	0	0	8	16	0.00	1.000	Jeff Robinson, R	3.0	11	1	0	0	1	0	1	0	0	0	0	12	16	0.00	0.333	Michael LaCoss, R	0.0
IP	WLS	BF	H	R	ER	SO	BB	IBB	HBP	BLK	WP	HR	S	P	ERA	WHIP																																																																			
Dave Dravecky, L	6.0	28	9	4	4	2	2	1	0	0	0	0	29	41	6.00	1.833																																																																			
Jim Gott, R	2.0	8	0	0	0	1	2	0	0	0	0	0	8	16	0.00	1.000																																																																			
Jeff Robinson, R	3.0	11	1	0	0	1	0	1	0	0	0	0	12	16	0.00	0.333																																																																			
Michael LaCoss, R	0.0																																																																																		

Batter	1	2	3	4	5	6	7	8	9	AB	R	H	RBI	BB	SO	LOB	TOP			
Mark Wasinger, R (1,4) OBP: 0.328, SLG: 0.373	6-3		K		E5		FC6-4			4	0	0	0	0	1	2	San Francisco Giants @ St. Louis Cardinals Busch Stadium, St. Louis, MO Sat Jul 11 1987, 7:05 PM CDT Att: 49,652 - Unknown			
Kevin Mitchell, R (1,5) OBP: 0.316, SLG: 0.427	K				F9			F9		4	0	1	1	0	1	1				
Jeffrey Leonard, R (1,7) OBP: 0.328, SLG: 0.538			G3					5-3		4	0	1	0	0	0	1				
Chili Davis, S (1,8) OBP: 0.331, SLG: 0.437	6-3							K		4	1	1	0	0	1	1				
Bob Brently, R (1,2) OBP: 0.374, SLG: 0.506		K						K		4	1	2	2	0	2	0				
Joel Youngblood, R (1,9) OBP: 0.274, SLG: 0.304		L4						K		3	0	0	0	0	1	1				
Eddie Milner, L (6,8) OBP: 0.250, SLG: 0.256			G6-4-3					K		1	0	0	0	0	1	0				
Will Clark, L (1,3) OBP: 0.354, SLG: 0.538		F8						K		4	0	0	0	0	2	0				
Jose Uribe, S (1,6) OBP: 0.346, SLG: 0.373								L5		3	1	1	0	0	0	0				
Kelly Downs, R (1,1) OBP: 0.211, SLG: 0.189										2	0	1	0	0	0	0				
Scott Garrelts, R (7,1) OBP: 0.143, SLG: 0.143			SH4-3					FC6-4		0	0	0	0	0	0	0				
Inning Stats	R: 0 E: 0 K: 1 S: 6	H: 1 LOB: 1 BB: 0 P: 6	R: 0 E: 0 K: 1 S: 5	H: 0 LOB: 0 BB: 0 P: 5	R: 1 E: 0 K: 1 S: 7	H: 2 LOB: 1 BB: 0 P: 7	R: 1 E: 0 K: 1 S: 6	H: 2 LOB: 0 BB: 0 P: 6	R: 0 E: 1 K: 0 S: 4	H: 0 LOB: 1 BB: 0 P: 4	R: 1 E: 0 K: 0 S: 6	H: 1 LOB: 0 BB: 0 P: 6	R: 0 E: 0 K: 1 S: 5	H: 0 LOB: 0 BB: 0 P: 5	R: 0 E: 0 K: 2 S: 7	H: 0 LOB: 0 BB: 0 P: 7	1B: 5 2B: 1 3B: 0 HR: 1	SF: 0 SAC: 1 DP: 1 HBP: 0	WP: 0 PB: 0 SB: 0 CS: 0	PA: 34
PITCHER	IP WLS BF H R ER SO BB IBB HBP BLK WP HR S P ERA WHIP	7.0 L 28 7 3 3 6 0 0 0 0 0 1 40 40 3.86 1.000	1.1 4 0 0 0 2 0 0 0 0 0 0 0 8 8 0.00 0.000	0.2 2 0 0 0 1 0 0 0 0 0 0 0 4 4 0.00 0.000											IP WLS BF H R ER SO BB IBB HBP BLK WP HR S P ERA WHIP					

Batter	1	2	3	4	5	6	7	8	9	AB	R	H	RBI	BB	SO	LOB	BOTTOM					
Ozzie Smith, S (1,6) OBP: 0.401, SLG: 0.372	4-3		F8							4	0	2	0	1	0	1	San Francisco Giants @ St. Louis Cardinals Busch Stadium, St. Louis, MO Sat Jul 11 1987, 7:05 PM CDT Att: 49,652 - Unknown					
Curt Ford, L (1,7) OBP: 0.360, SLG: 0.488	4-3		G3							5	0	1	0	0	1	4						
Terry Pendleton, S (1,5) OBP: 0.373, SLG: 0.416										4	1	1	1	0	1	3						
Bob Forsch, R (8,1) OBP: 0.394, SLG: 0.594			F7							0	0	0	0	0	0	0						
Ken Dayley, L (9,1) ERA: 1.74										0	0	0	0	0	0	0						
Jack Clark, R (1,3) OBP: 0.458, SLG: 0.649										2	0	1	0	2	1	0						
Willie McGee, S (1,8) OBP: 0.321, SLG: 0.447										4	0	0	0	0	2	3						
John Morris, L (1,9) OBP: 0.343, SLG: 0.484										3	0	0	0	1	2	2						
José Oquendo, S (1,4) OBP: 0.434, SLG: 0.379										4	0	1	0	0	0	4						
Steve Lake, R (1,2) OBP: 0.319, SLG: 0.394										2	0	1	0	0	0	0						
Tom Herr, S (7,PH) OBP: 0.362, SLG: 0.337										2	0	0	0	0	2	1						
Joe Magrane, R (1,1) OBP: 0.130, SLG: 0.136										2	0	1	0	0	0	0						
Lance Johnson, L (7,PH)										1	0	0	0	0	0	0						
Tony Peña, R (8,2) OBP: 0.330, SLG: 0.346										1	0	0	0	0	0	1						
Inning Stats	R: 0 E: 0 K: 0 S: 3	H: 0 LOB: 0 BB: 0 P: 3	R: 0 E: 0 K: 1 S: 6	H: 2 LOB: 2 BB: 1 P: 10	R: 0 E: 0 K: 0 S: 4	H: 1 LOB: 1 BB: 0 P: 4	R: 0 E: 0 K: 1 S: 5	H: 0 LOB: 1 BB: 1 P: 9	R: 0 E: 0 K: 0 S: 4	H: 1 LOB: 1 BB: 0 P: 4	R: 1 E: 0 K: 0 S: 4	H: 1 LOB: 1 BB: 1 P: 8	R: 0 E: 0 K: 2 S: 8	H: 1 LOB: 2 BB: 1 P: 12	R: 0 E: 0 K: 3 S: 9	H: 0 LOB: 0 BB: 0 P: 9	R: 0 E: 0 K: 2 S: 9	H: 2 LOB: 2 BB: 0 P: 9	1B: 6 2B: 1 3B: 0 HR: 1	SF: 0 SAC: 0 DP: 0 HBP: 0	WP: 1 PB: 1 SB: 0 CS: 0	PA: 38
PITCHER	IP WLS BF H R ER SO BB IBB HBP BLK WP HR S P ERA WHIP	6.2 W 29 6 1 1 3 4 0 0 0 0 0 31 47 1.35 1.500	2.1 S 9 2 0 0 6 0 0 0 0 0 0 21 21 0.00 0.857											IP WLS BF H R ER SO BB IBB HBP BLK WP HR S P ERA WHIP								

Batter	1	2	3	4	5	6	7	8	9	AB	R	H	RBI	BB	SO	LOB	TOP					
Mark Wasinger, R (1, 4) OBP: 0.338, SLG: 0.371	2-2 1B		0-0 F8		2-0 FC6-4			4-1 1B BB		3	1	1	0	1	0	1	San Francisco Giants @ St. Louis Cardinals Busch Stadium, St. Louis, MO Sun Jul 12 1987, 3:33 AM CDT Att: 41,562 - Cloudy					
Kevin Mitchell, R (1, 5) OBP: 0.323, SLG: 0.430	0-0 1B		4-0 FC6-4 BB		2-0 F9		2-2 1B			3	0	2	0	1	0	0						
Jeffrey Leonard, R (1, 7) OBP: 0.327, SLG: 0.535	1-0 F7		0-0 FC6-4		3-1 F8		2-2 1B			4	0	1	1	0	0	3						
Chili Davis, S (1, 8) OBP: 0.328, SLG: 0.432	2-3 K			1-0 4-3		2-3 K		2-1 G4-6-3 1B		4	0	0	0	0	2	4						
Bob Brently, R (1, 2) OBP: 0.371, SLG: 0.518	1-0 F7			2-2 5-3			3-1 HR		2-2 F8	4	1	1	1	0	0	2						
Joel Youngblood, R (1, 9) OBP: 0.282, SLG: 0.288		0-0 6-3		1-1 4-3		1-1 G1-3		3-1 1B		3	0	0	0	0	0	0						
Harry Spilman, L (8, 3) OBP: 0.389, SLG: 0.500										1	0	1	0	0	0	0						
Eddie Milner, L (8, FR) OBP: 0.250, SLG: 0.256										0	0	0	0	0	0	0						
Mike Aldrete, L (1, 3) OBP: 0.365, SLG: 0.407		0-0 F7		0-1 FC3-6 1B		3-2 1-3		1-2 G3-4 1B		4	0	1	0	0	0	1						
Jose Uribe, S (1, 6) OBP: 0.333, SLG: 0.359		1-0 5-3		1-1 F9		2-2 5-3				3	0	0	0	0	0	1						
Atlee Hammaker, S (1, 1) OBP: 0.172, SLG: 0.143			0-3 K		0-2 FC3-6 FC6-4			1-2 F8		2	0	0	0	0	1	1						
Jon Perlman, L (7, 1) OBP: 0.333, SLG: 0.333										0	0	0	0	0	0	0						
Craig Lefferts, L (8, PH) OBP: 0.315, SLG: 0.398										1	0	0	0	0	0	0						
Jeff Robinson, R (8, 1) OBP: 0.118, SLG: 0.118										0	0	0	0	0	0	0						
Inning Stats	R: 0 E: 0 K: 1 S: 9	H: 2 LOB: 2 BB: 0 P: 15	R: 0 E: 0 K: 0 S: 3	H: 0 LOB: 0 BB: 0 P: 4	R: 0 E: 0 K: 1 S: 5	H: 0 LOB: 1 BB: 1 P: 9	R: 0 E: 0 K: 0 S: 6	H: 0 LOB: 0 BB: 0 P: 10	R: 0 E: 0 K: 0 S: 8	H: 1 LOB: 1 BB: 0 P: 11	R: 0 E: 0 K: 1 S: 7	H: 0 LOB: 0 BB: 0 P: 14	R: 1 E: 0 K: 0 S: 10	H: 1 LOB: 0 BB: 0 P: 19	R: 1 E: 0 K: 0 S: 15	H: 2 LOB: 1 BB: 1 P: 26	R: 0 E: 0 K: 0 S: 9	H: 1 LOB: 1 BB: 0 P: 15	1B: 6 2B: 0 3B: 0 HR: 1	SF: 0 SAC: 0 DP: 2 HBP: 0	WP: 0 PB: 0 SB: 0 CS: 0	PA: 34
PITCHER	IP WLS BF H R ER SO BB IBB HBP BLK WP HR S P ERA WHIP	6.1 W 24 4 1 1 3 1 0 0 0 0 1 42 71 1.42 0.789	1.0 4 0 1 1 0 0 0 0 0 0 0 12 22 9.00 1.000	1.0 4 2 0 0 0 0 0 0 0 0 0 13 21 0.00 2.000	0.2 S 2 1 0 0 0 0 0 0 0 0 5 9 0.00 1.500	PITCHER										IP WLS BF H R ER SO BB IBB HBP BLK WP HR S P ERA WHIP						

Batter	1	2	3	4	5	6	7	8	9	AB	R	H	RBI	BB	SO	LOB	BOTTOM	
Ozzie Smith, S (1, 6) OBP: 0.398, SLG: 0.367	4-0 F8 1B BB		0-0 F9	0-0 5-3		0-0 FC6-4		0-0 4-3		4	1	0	0	1	0	4	San Francisco Giants @ St. Louis Cardinals Busch Stadium, St. Louis, MO Sun Jul 12 1987, 3:33 AM CDT Att: 41,562 - Cloudy	
Terry Pendleton, S (1, 5) OBP: 0.374, SLG: 0.426	0-3 K		0-0 E FC9-6 1B		0-0 6-3		0-0 HR			4	2	2	1	0	1	1		
Tom Herr, S (1, 4) OBP: 0.361, SLG: 0.336	0-0 F8		0-0 E7 FC9-6 1B		0-0 F9		0-0 E6 CS			4	0	1	0	0	0	1		
Jack Clark, R (1, 3) OBP: 0.459, SLG: 0.645	4-0 E 1B IBB		0-0 FC9-6 1B		4-0 S BB		0-3 K			2	0	0	1	2	1	2		
Willie McGee, S (1, 8) OBP: 0.326, SLG: 0.451	0-0 E8 1B		0-0 1-2 1B		0-0 F3		0-0 1B			4	0	3	1	0	0	1		
Jim Lindeman, R (1, 9) OBP: 0.221, SLG: 0.382	0-3 K		0-3 K		4-0 1B BB		0-3 K			2	0	0	0	1	2	4		
John Morris, L (6, FR) OBP: 0.338, SLG: 0.477										1	0	0	0	0	1	1		
Todd Worrell, R (8, 1) OBP: 0.358, SLG: 0.484										0	0	0	0	0	0	0		
Ken Dayley, L (8, 1) OBP: 0.358, SLG: 0.484										0	0	0	0	0	0	0		
Inning Stats	R: 1 E: 1 K: 2 S: 8	H: 1 LOB: 2 BB: 2 P: 16	R: 0 E: 0 K: 1 S: 4	H: 0 LOB: 0 BB: 1 P: 8	R: 1 E: 1 K: 1 S: 8	H: 3 LOB: 2 BB: 0 P: 8	R: 0 E: 0 K: 0 S: 3	H: 0 LOB: 1 BB: 1 P: 7	R: 0 E: 0 K: 0 S: 4	H: 1 LOB: 2 BB: 1 P: 8	R: 1 E: 1 K: 2 S: 9	H: 2 LOB: 1 BB: 0 P: 9	R: 0 E: 0 K: 1 S: 6	H: 1 LOB: 1 BB: 0 P: 6	1B: 7 2B: 1 3B: 0 HR: 1	SF: 0 SAC: 1 DP: 2 HBP: 0		WP: 0 PB: 0 SB: 2 CS: 1
PITCHER	IP WLS BF H R ER SO BB IBB HBP BLK WP HR S P ERA WHIP	6.0 L 30 6 3 3 4 5 0 0 0 0 4 4 0.00 1.500	0.2 2 1 0 0 1 0 0 0 0 0 0 4 4 0.00 1.500	0.1 1 0 0 0 1 0 0 0 0 0 0 3 3 0.00 0.000	1.0 4 1 0 0 1 0 0 0 0 0 0 6 6 0.00 1.000	PITCHER										IP WLS BF H R ER SO BB IBB HBP BLK WP HR S P ERA WHIP		

Batter	1	2	3	4	5	6	7	8	9	AB	R	H	RBI	BB	SO	LOB	TOP									
Bob Dernier, R OBP: 0.414, SLG: 0.544 Dave Martinez, L OBP: 0.394, SLG: 0.423 (7, 8)	2-1 6-3		1-1 5-3		1-0 2B 1B		1-3 K			3	1	1	0	0	0	1										
23 Ryne Sandberg, R OBP: 0.368, SLG: 0.510 (1, 4)	0-1 5-3		1-1 P6		1-0 SF9		2-2 1-3			3	0	0	1	0	0	1										
Andre Dawson, R OBP: 0.336, SLG: 0.567 (1, 9)	0-0 F8			2-2 F8	0-1 2B		1-3 K			4	0	1	2	0	1	0										
Brian Dayett, R OBP: 0.422, SLG: 0.581 (1, 7)		0-1 SH1-3 2B		1-2 1B	1-0 K		0-0 F9			4	0	2	0	0	1	1										
Keith Moreland, R OBP: 0.282, SLG: 0.415 (1, 5)	0-1 SH1-3			1-3 K		0-2 G3		0-1 1-3		3	0	0	0	0	1	1										
Leon Durham, L OBP: 0.362, SLG: 0.519 (1, 3)	1-3 K			0-0 4-3		0-0 HR			2-1 F7	4	1	1	1	0	1	2										
Jody Davis, R OBP: 0.318, SLG: 0.417 (1, 2)	1-2 F9				4-2 1B 23 SF9 BB	1-0 F8		1-1 3-1		3	1	0	0	1	0	1										
Paul Noce, R OBP: 0.315, SLG: 0.441 (1, 6)			4-0 SH1-4 BB		1-2 23 SF9 1B	0-1 5-3		0-0 6-3		3	1	1	0	1	0	0										
Jamie Moyer, L OBP: 0.205, SLG: 0.167 Scott Sanderson, R OBP: 0.167, SLG: 0.227 (7, 1)		0-0 SH1-4		1-3 K	1-3 K		2-3 K			2	0	0	0	0	2	2										
										0	0	0	0	0	0	0										
Inning Stats	R: 0 E: 0 K: 0 S: 5	H: 0 LOB: 0 BB: 0 P: 7	R: 0 E: 0 K: 1 S: 10	H: 1 LOB: 1 BB: 0 P: 12	R: 0 E: 0 K: 0 S: 5	H: 0 LOB: 1 BB: 1 P: 11	R: 0 E: 0 K: 1 S: 12	H: 1 LOB: 1 BB: 0 P: 16	R: 3 E: 0 K: 2 S: 18	H: 3 LOB: 1 BB: 1 P: 29	R: 1 E: 0 K: 0 S: 7	H: 1 LOB: 0 BB: 0 P: 8	R: 0 E: 0 K: 1 S: 10	H: 0 LOB: 0 BB: 0 P: 15	R: 0 E: 0 K: 0 S: 7	H: 0 LOB: 0 BB: 0 P: 8	R: 0 E: 0 K: 0 S: 5	H: 0 LOB: 0 BB: 0 P: 8	1B: 3 2B: 2 3B: 0 HR: 1	SF: 1 SAC: 2 DP: 0 HBP: 0	WP: 0 PB: 0 SB: 0 CS: 0	PA: 35				
PITCHER	IP	WLS	BF	H	R	ER	SO	BB	IBB	HBP	BLK	WP	HR	S	P	ERA	WHIP									
Dave Dravecky, L ERA: 4.03 Jim Gott, R ERA: 4.44 Jeff Robinson, R ERA: 2.78 Craig Lefferts, L ERA: 4.01	6.0	L	26	6	4	4	4	2	0	0	0	0	0	1	57	83	6.00	1.333								
	1.0		3	0	0	0	2	0	0	0	0	0	0	10	15	0.00	0.000									
	1.0		3	0	0	0	1	0	0	0	0	0	0	7	8	0.00	0.000									
	1.0		3	0	0	0	0	0	0	0	0	0	0	5	8	0.00	0.000									

Chicago Cubs @ San Francisco Giants
Candlestick Park, San Francisco, CA
Thu Jul 16 1987, 10:05 PM EDT
Att: 14,024 - Unknown

livebaseballscores.com

AB 30
R 4
H 6
RBI 4
BB 2
SO 7
LOB 9




Batter	1	2	3	4	5	6	7	8	9	AB	R	H	RBI	BB	SO	LOB	BOTTOM								
Robby Thompson, R OBP: 0.311, SLG: 0.393 Harry Spilman, L OBP: 0.362, SLG: 0.489 Jeff Robinson, R OBP: 0.116, SLG: 0.118 Craig Lefferts, L OBP: 0.333, SLG: 0.333 (1, 4)	3-2 L1		1-0 F4		0-2 FC6-4		1-0 F2			3	0	0	0	0	0	2									
Kevin Mitchell, R OBP: 0.318, SLG: 0.423 (1, 5)	0-2 6-3		1-3 K			0-3 K		2-2 L3		4	0	0	0	0	2	1									
Jeffrey Leonard, R OBP: 0.323, SLG: 0.529 (1, 7)	0-0 F7			0-0 F3		2-1 F9		2-2 4-3		4	0	0	0	0	0	0									
Bob Brenly, R OBP: 0.369, SLG: 0.512 (1, 2)		0-3 K		2-2 F7 1B		2-3 K		1-3 K		4	0	1	0	0	3	0									
Chili Davis, S OBP: 0.327, SLG: 0.429 (1, 8)	1-0 E5		1-3 F7		1-0 F7		1-2 BB 1B		1-3 K	4	1	1	0	0	1	1									
Joel Youngblood, R OBP: 0.285, SLG: 0.279 Mike Aldrete, L OBP: 0.362, SLG: 0.404 (9, PH)	1-1 FC5-4		1-2 F8		1-2 F8		4-1 BB 1B		1-2 4-3	2	0	0	0	1	0	2									
Will Clark, L OBP: 0.349, SLG: 0.531 (1, 3)	2-1 P6				0-1 4-3		1-2 F5		2-0 F7	4	0	0	0	0	0	3									
Jose Uribe, S OBP: 0.322, SLG: 0.346 (1, 6)			1-0 5-3		3-2 L8		3-2 F7			3	0	0	0	0	0	2									
Dave Dravecky, R OBP: 0.231, SLG: 0.167 Jim Gott, R OBP: 0.100, SLG: 0.400 Chris Speier, R OBP: 0.346, SLG: 0.424 (7, PH)		0-0 1B			4-1 BB		1-1 1B		1-2 1B	1	0	1	0	1	0	0									
										0	0	0	0	0	0	0									
										1	0	1	1	0	0	0									
Inning Stats	R: 0 E: 0 K: 0 S: 9	H: 0 LOB: 0 BB: 0 P: 12	R: 0 E: 1 K: 1 S: 8	H: 0 LOB: 1 BB: 0 P: 12	R: 0 E: 0 K: 1 S: 6	H: 1 LOB: 1 BB: 0 P: 9	R: 0 E: 0 K: 0 S: 9	H: 1 LOB: 1 BB: 0 P: 13	R: 0 E: 0 K: 2 S: 11	H: 0 LOB: 0 BB: 0 P: 15	R: 1 E: 0 K: 0 S: 13	H: 2 LOB: 2 BB: 1 P: 24	R: 0 E: 0 K: 1 S: 9	H: 0 LOB: 0 BB: 0 P: 14	R: 0 E: 0 K: 1 S: 8	H: 0 LOB: 0 BB: 0 P: 12	1B: 4 2B: 0 3B: 0 HR: 0	SF: 0 SAC: 0 DP: 0 HBP: 0	WP: 0 PB: 0 SB: 2 CS: 0	PA: 34					
PITCHER	IP	WLS	BF	H	R	ER	SO	BB	IBB	HBP	BLK	WP	HR	S	P	ERA	WHIP								
Jamie Moyer, L ERA: 4.26 Scott Sanderson, R ERA: 4.67	6.2	W	27	4	1	1	4	2	0	0	0	0	0	65	100	1.35	0.900								
	2.1	S	7	0	0	0	2	0	0	0	0	0	0	18	28	0.00	0.000								


Chicago Cubs @ San Francisco Giants
Candlestick Park, San Francisco, CA
Thu Jul 16 1987, 10:05 PM EDT
Att: 14,024 - Unknown

livebaseballscores.com

AB 32
R 1
H 4
RBI 1
BB 2
SO 6
LOB 13



Batter	1	2	3	4	5	6	7	8	9	AB	R	H	RBI	BB	SO	LOB	TOP											
Dave Martinez, L OBP: 0.398, SLG: 0.424 (1, 8)	G3		2B		2B		2B		4-3	4	2	2	1	1	0	1	Chicago Cubs @ San Francisco Giants Candlestick Park, San Francisco, CA Fri Jul 17 1987, 10:05 PM EDT Att: 13,868 - Unknown AB 34 R 5 H 7 RBI 5 BB 3 SO 13 LOB 12 											
23 Ryne Sandberg, R OBP: 0.397, SLG: 0.510 (1, 4)	1-3		2B				4-3			4	0	1	1	0	0	2												
Leon Durham, L OBP: 0.357, SLG: 0.512 (1, 3)	F9		K2-3				K			4	0	0	0	0	3	3												
Andre Dawson, R OBP: 0.335, SLG: 0.563 (1, 9)		6-3								4	1	1	1	0	1	0												
Jerry Mumphrey, S OBP: 0.381, SLG: 0.486 Brian Dayett, R OBP: 0.414, SLG: 0.568 (5, PH) (5, 7)		4-3								2	0	0	0	0	1	1												
Keith Moreland, R OBP: 0.285, SLG: 0.425 Lee Smith, R (8, 1)										2	0	0	0	0	2	1												
Keith Moreland, R OBP: 0.285, SLG: 0.425 Lee Smith, R (8, 1)										4	1	2	2	0	1	0												
Jody Davis, R OBP: 0.317, SLG: 0.413 (1, 2)										3	0	0	0	1	2	1												
Paul Noce, R OBP: 0.313, SLG: 0.434 (1, 6)										4	1	1	0	0	2	1												
Rick Sutcliffe, L OBP: 0.214, SLG: 0.180 Manny Trillo, R OBP: 0.398, SLG: 0.473 (8, 5)										3	0	0	0	0	1	2												
Inning Stats	R: 0 E: 0 K: 0 S: 3	H: 0 LOB: 0 BB: 0 P: 3	R: 0 E: 0 K: 1 S: 5	H: 0 LOB: 0 BB: 0 P: 5	R: 2 E: 1 K: 2 S: 10	H: 3 LOB: 1 BB: 0 P: 10	R: 2 E: 1 K: 2 S: 9	H: 1 LOB: 1 BB: 1 P: 13	R: 1 E: 0 K: 2 S: 8	H: 1 LOB: 1 BB: 0 P: 7	R: 0 E: 0 K: 1 S: 6	H: 1 LOB: 1 BB: 0 P: 6	R: 0 E: 0 K: 3 S: 10	H: 1 LOB: 1 BB: 0 P: 10	R: 0 E: 0 K: 0 S: 2	H: 0 LOB: 0 BB: 1 P: 6	1B: 5 2B: 1 3B: 0 HR: 1	SF: 0 SAC: 0 DP: 0 HBP: 0	WP: 1 PB: 0 SB: 2 CS: 1	PA: 37								
PITCHER	IP	WLS	BF	H	R	ER	SO	BB	IBB	HBP	BLK	WP	HR	S	P	ERA	WHIP											
Kelly Downs, R ERA: 3.8 (1, 1)	4.2	L	22	5	5	4	6	2	0	0	0	0	1	0	10	10	7.71	1.500										
Joe Price, L ERA: 6.75 (5, 1)	1.1		4	0	0	0	3	0	0	0	0	0	0	0	10	10	0.00	0.000										
Jim Gott, R ERA: 4.27 (7, 1)	2.0		8	2	0	0	4	0	0	0	0	0	0	0	16	16	0.00	1.000										
Scott Garrelts, R ERA: 3.15 (9, 1)	1.0		3	0	0	0	0	1	0	0	0	0	0	2	6	0.00	1.000											

Batter	1	2	3	4	5	6	7	8	9	AB	R	H	RBI	BB	SO	LOB	BOTTOM										
Mike Aldrete, L OBP: 0.364, SLG: 0.404 (1, 9) (7, 3)	F5									5	0	2	0	0	0	2	Chicago Cubs @ San Francisco Giants Candlestick Park, San Francisco, CA Fri Jul 17 1987, 10:05 PM EDT Att: 13,868 - Unknown AB 33 R 1 H 7 RBI 1 BB 4 SO 4 LOB 22 										
Kevin Mitchell, R OBP: 0.312, SLG: 0.414 (1, 5)	6-3									5	0	0	0	0	1	5											
Jeffrey Leonard, R OBP: 0.322, SLG: 0.526 (1, 7)	F7									4	0	1	1	0	1	0											
Bob Brenly, R OBP: 0.371, SLG: 0.509 (1, 2)		1-3								3	0	1	0	1	0	2											
Chili Davis, S OBP: 0.331, SLG: 0.430 (1, 8) (7, 9)										2	0	1	0	1	1	1											
Will Clark, L OBP: 0.346, SLG: 0.527 Jim Gott, R OBP: 0.100, SLG: 0.400 (8, PH) Harry Spilman, L OBP: 0.175, SLG: 0.479 Scott Garrelts, R OBP: 0.143, SLG: 0.143 (9, 1)										2	0	0	0	1	0	4											
Robby Thompson, R OBP: 0.305, SLG: 0.385 (1, 4)										4	0	0	0	0	0	4											
Jose Uribe, S OBP: 0.322, SLG: 0.345 Mackey Sasser, L (9, PH)										3	0	1	0	0	1	2											
Kelly Downs, R OBP: 0.205, SLG: 0.184 Joe Price, R (5, 1) Eddie Milner, L OBP: 0.264, SLG: 0.263 (6, PH) (7, 8)										1	0	0	0	0	0	0											
Inning Stats	R: 0 E: 0 K: 0 S: 3	H: 0 LOB: 0 BB: 0 P: 3	R: 0 E: 0 K: 1 S: 5	H: 0 LOB: 0 BB: 0 P: 5	R: 0 E: 0 K: 1 S: 5	H: 0 LOB: 0 BB: 0 P: 5	R: 0 E: 0 K: 1 S: 5	H: 0 LOB: 2 BB: 2 P: 13	R: 1 E: 0 K: 0 S: 5	H: 2 LOB: 2 BB: 2 P: 13	R: 0 E: 0 K: 0 S: 5	H: 2 LOB: 2 BB: 0 P: 5	R: 0 E: 0 K: 0 S: 5	H: 2 LOB: 2 BB: 0 P: 5	R: 0 E: 0 K: 1 S: 6	H: 1 LOB: 1 BB: 0 P: 6		1B: 7 2B: 0 3B: 0 HR: 0	SF: 0 SAC: 0 DP: 1 HBP: 1	WP: 0 PB: 0 SB: 0 CS: 0	PA: 38						
PITCHER	IP	WLS	BF	H	R	ER	SO	BB	IBB	HBP	BLK	WP	HR	S	P	ERA	WHIP										
Rick Sutcliffe, R ERA: 3.35 (8, 1)	7.1	S	32	6	1	1	3	4	0	0	0	0	0	8	8	0.00	0.600										
Lee Smith, R ERA: 2.95 (8, 1)	1.2		6	1	0	0	1	0	0	0	0	0	0	8	8	0.00	0.600										


Batter	1	2	3	4	5	6	7	8	9	AB	R	H	RBI	BB	SO	LOB	TOP			
Bob Dernier, R OBP: 0.409, SLG: 0.533 (1, 8)	0-0 1-3		0-0 4-3			0-0 L6-3 1B		0-0 6-3		4	0	1	0	0	0	0	Chicago Cubs @ San Francisco Giants Candlestick Park, San Francisco, CA Sat Jul 18 1987, 6:33 AM EDT Att: 26,504 - Unknown			
23 Ryne Sandberg, R OBP: 0.365, SLG: 0.566 (1, 4)	0-0 G6-4-3 1B			0-0 F9		0-0 F8		0-0 5-3		4	0	1	0	0	0	1				
Andre Dawson, R OBP: 0.332, SLG: 0.557 (1, 9)	0-0 G6-4-3 1-2			0-0 L7		0-0 L6-3 1-2			0-0 6-3	4	0	0	0	0	0	2				
Brian Dayett, R OBP: 0.417, SLG: 0.561 (1, 7)		4-0 G4-6-3 1B BB		0-0 5-3			0-0 F8		0-0 1B 1B	3	0	1	0	1	0	0				
Keith Moreland, R OBP: 0.292, SLG: 0.430 (1, 5)		0-0 G4-6-3 1-2 1B			4-0 1B BB		0-0 1B HR 1B		0-0 1-3 1B	3	1	3	0	1	0	0				
Manny Trillo, R OBP: 0.402, SLG: 0.500 (1, 3)		0-0 G4-6-3 1-2 2-3			0-0 WP 1-3 1B		0-0 1-H HR		0-0 L5	4	1	2	2	0	0	4				
Jody Davis, R OBP: 0.313, SLG: 0.407 (1, 2)					0-0 5-3 1-2		0-0 F9 2		0-0 F8 3	4	0	0	0	0	0	5				
Paul Noce, R OBP: 0.305, SLG: 0.424 (1, 6)			0-3 K		0-0 5-3		0-0 F9 3			3	0	0	0	0	1	2				
Greg Maddux, R Luis Guzman, S Ed Lynch, R Rafael Palmeiro, S Ron Davis, R Jim Sundberg, R Frank DiPino, L (1, 1) (3, PH) (3, 1) (5, PH) (5, 1) (5, PH) (8, 1)			0-0 F8			0-0 P3		0-0 6-3		0	0	0	0	0	0	0				
Inning Stats	R: 0 E: 0 K: 0 S: 3	H: 1 LOB: 0 BB: 0 P: 3	R: 0 E: 0 K: 0 S: 3	H: 1 LOB: 1 BB: 1 P: 7	R: 0 E: 0 K: 1 S: 5	H: 0 LOB: 0 BB: 0 P: 5	R: 0 E: 0 K: 0 S: 3	H: 0 LOB: 0 BB: 0 P: 3	R: 0 E: 0 K: 0 S: 4	H: 1 LOB: 2 BB: 1 P: 8	R: 2 E: 0 K: 0 S: 5	H: 2 LOB: 0 BB: 0 P: 5	R: 0 E: 0 K: 0 S: 3	H: 0 LOB: 0 BB: 0 P: 3	R: 0 E: 0 K: 0 S: 5	H: 2 LOB: 2 BB: 0 P: 5		1B: 7 2B: 1 3B: 0 HR: 1	SF: 0 SAC: 0 DP: 3 HBP: 0	WP: 1 PB: 0 SB: 0 CS: 0
PITCHER Atlee Hammaker, L ERA: 3.43 (1, 1)	IP: 9.0 WLS: W BF: 34 H: 8 R: 2 ER: 2 SO: 1 BB: 2 IBB: 0 HBP: 0 BLK: 0 WP: 1 HR: 1 S: 34 P: 42 ERA: 2.00 WHIP: 1.111																			

AB	32
R	2
H	8
RBI	2
BB	2
SO	1
LOB	16



Batter	1	2	3	4	5	6	7	8	9	AB	R	H	RBI	BB	SO	LOB	BOTTOM			
Eddie Milner, L OBP: 0.261, SLG: 0.259 (1, 8)	0-0 1-3	0-0 S 1B		0-0 F9		0-0 G3		0-0 6-3		5	1	1	0	0	0	1	Chicago Cubs @ San Francisco Giants Candlestick Park, San Francisco, CA Sat Jul 18 1987, 6:33 AM EDT Att: 26,504 - Unknown			
Mike Aldrete, L OBP: 0.367, SLG: 0.403 (1, 9)	4-0 1B BB	0-0 4-3 1-H 1B		0-0 F8		0-3 K				3	1	1	1	1	1	1				
Jeffrey Leonard, R OBP: 0.322, SLG: 0.523 (1, 7)	0-0 1B E 1-2	0-3 K		0-0 FC5-4 1-2		0-3 K				4	1	1	0	0	2	2				
Will Clark, L OBP: 0.345, SLG: 0.520 (1, 3)	0-0 F8	0-0 4-3 2-3			0-0 F7		0-0 3-1			4	0	0	0	0	0	3				
Bob Brenly, R OBP: 0.379, SLG: 0.536 (1, 2)	0-0 E 1-3 2-H 1B	0-3 K			0-0 HR 2B		0-0 HR			4	3	3	2	0	1	1				
Kevin Mitchell, R OBP: 0.308, SLG: 0.407 (1, 5)	0-0 E8 1-H 1B 3-H		0-3 K		0-3 K		0-0 F8			4	1	0	0	0	2	1				
Robby Thompson, R OBP: 0.309, SLG: 0.491 (1, 4)	0-0 S 2B 1B 3-H		0-3 K		0-0 HR 2-H		0-3 K			4	2	2	3	0	2	0				
Jose Uribe, S OBP: 0.330, SLG: 0.364 (1, 6)	0-0 1-H 2B		0-0 P6		0-0 1B		0-0 F2			4	0	2	1	0	0	0				
Atlee Hammaker, S OBP: 0.182, SLG: 0.156 (1, 1)	0-0 5-3			0-0 FC5-4 1B		0-0 F9		0-3 K		4	0	1	0	0	1	2				
Inning Stats	R: 5 E: 1 K: 0 S: 8	H: 4 LOB: 1 BB: 1 P: 12	R: 1 E: 0 K: 2 S: 9	H: 2 LOB: 1 BB: 0 P: 9	R: 0 E: 0 K: 2 S: 7	H: 0 LOB: 0 BB: 0 P: 7	R: 0 E: 0 K: 0 S: 4	H: 1 LOB: 1 BB: 0 P: 4	R: 2 E: 0 K: 1 S: 8	H: 3 LOB: 1 BB: 0 P: 8	R: 0 E: 0 K: 2 S: 7	H: 0 LOB: 0 BB: 0 P: 7	R: 1 E: 0 K: 1 S: 6	H: 1 LOB: 0 BB: 0 P: 6	R: 0 E: 0 K: 1 S: 5	H: 0 LOB: 0 BB: 0 P: 5		1B: 7 2B: 2 3B: 0 HR: 2	SF: 0 SAC: 0 DP: 0 HBP: 0	WP: 0 PB: 0 SB: 2 CS: 0
PITCHER Greg Maddux, R ERA: 4.46 Ed Lynch, R ERA: 4.4 Ron Davis, R ERA: 5.28 Frank DiPino, L ERA: 2.41 (1, 1) (3, 1) (5, 1) (8, 1)	IP: 2.0 WLS: L BF: 14 H: 6 R: 6 ER: 2 SO: 2 BB: 0 IBB: 0 HBP: 0 BLK: 0 WP: 0 HR: 0 S: 17 P: 21 ERA: 9.00 WHIP: 3.500																			

AB	36
R	9
H	11
RBI	7
BB	1
SO	9
LOB	11



Batter	1	2	3	4	5	6	7	8	9	AB	R	H	RBI	BB	SO	LOB	TOP								
Dave Martinez, L (1, 8) OBP: 0.399, SLG: 0.425										4	1	2	1	0	1	0	Chicago Cubs @ San Francisco Giants Candlestick Park, San Francisco, CA Sun Jul 19 1987, 6:33 AM EDT Att: 35,865 - Unknown livebaseballscorecards.com								
23 Ryne Sandberg, R (1, 4) OBP: 0.374, SLG: 0.512										3	1	3	0	1	0	0									
Leon Durham, L (1, 3) OBP: 0.353, SLG: 0.595 Scott Sanderson, R (7, 1) OBP: 0.167, SLG: 0.227										4	0	0	1	0	2	5									
Andre Dawson, R (1, 9) OBP: 0.328, SLG: 0.550										4	0	0	0	0	1	3									
Jerry Mumphrey, S (1, 7) OBP: 0.378, SLG: 0.481										4	0	1	1	0	1	1									
Manny Trillo, R (1, 5) OBP: 0.397, SLG: 0.500										4	0	1	0	0	2	1									
Jody Davis, R (1, 2) Greg Maddux, R (7, PR) OBP: 0.161, SLG: 0.161 Keith Moreland, R (7, 5) OBP: 0.292, SLG: 0.429										2	0	0	0	1	0	1									
Paul Noce, R (1, 6) OBP: 0.301, SLG: 0.417 Luis Quinones, S (9, PH)										2	0	0	0	0	1	1									
Les Lancaster, R (1, 1) Rafael Palmeiro, L (7, PH) OBP: 0.349, SLG: 0.544 Jim Sundberg, R (7, 2) OBP: 0.376, SLG: 0.423										2	0	0	0	0	1	1									
										1	0	0	0	0	1	2									
										1	0	0	0	0	1	0									
Inning Stats	R: 0 E: 0 K: 3 S: 10	H: 1 LOB: 1 BB: 0 P: 10	R: 0 E: 0 K: 1 S: 5	H: 0 LOB: 0 BB: 0 P: 5	R: 0 E: 0 K: 1 S: 5	H: 0 LOB: 0 BB: 0 P: 5	R: 0 E: 0 K: 1 S: 6	H: 1 LOB: 1 BB: 0 P: 6	R: 0 E: 0 K: 1 S: 6	H: 1 LOB: 1 BB: 0 P: 6	R: 2 E: 0 K: 0 S: 6	H: 3 LOB: 1 BB: 0 P: 6	R: 1 E: 0 K: 1 S: 6	H: 1 LOB: 2 BB: 2 P: 14	R: 0 E: 0 K: 2 S: 7	H: 0 LOB: 0 BB: 0 P: 7		R: 0 E: 0 K: 3 S: 9	H: 0 LOB: 0 BB: 0 P: 9	1B: 6 2B: 1 3B: 0 HR: 0	SF: 0 SAC: 1 DP: 0 HBP: 0	WP: 1 PB: 0 SB: 1 CS: 0	PA: 36		
PITCHER	IP	WLS	BF	H	R	ER	SO	BB	IBB	HBP	BLK	WP	HR	S	P	ERA		WHIP							
Mike Krukow, R (1, 1) ERA: 6.3	5.2		23	6	2	2	7	0	0	0	0	1	0	37	37	3.18	1.059								
Jeff Robinson, R (6, 1) ERA: 2.96	1.0		6	1	1	1	1	1	1	0	0	0	0	6	14	9.00	2.000								
Craig Lefferts, L (7, 1) ERA: 3.98	0.1		1	0	0	0	0	0	0	0	0	0	0	1	1	0.00	0.000								
Scott Garrelts, R (8, 1) ERA: 3.07	2.0	W	6	0	0	0	5	0	0	0	0	0	0	16	16	0.00	0.000								

Batter	1	2	3	4	5	6	7	8	9	AB	R	H	RBI	BB	SO	LOB	BOTTOM								
Mike Aldrete, L (1, 9) OBP: 0.370, SLG: 0.432										4	1	2	1	0	1	0	Chicago Cubs @ San Francisco Giants Candlestick Park, San Francisco, CA Sun Jul 19 1987, 6:33 AM EDT Att: 35,865 - Unknown livebaseballscorecards.com								
Kevin Mitchell, R (1, 5) OBP: 0.307, SLG: 0.409										4	1	1	0	0	1	1									
Jeffrey Leonard, R (1, 7) OBP: 0.321, SLG: 0.518										3	1	0	0	1	1	1									
Will Clark, L (1, 3) OBP: 0.347, SLG: 0.520										4	0	2	1	0	0	1									
Chili Davis, S (1, 8) OBP: 0.333, SLG: 0.438										3	1	1	2	1	1	1									
Bob Brenly, R (1, 2) OBP: 0.376, SLG: 0.530										2	0	0	0	1	1	2									
Robby Thompson, R (1, 4) OBP: 0.305, SLG: 0.396										3	0	0	0	0	0	1									
Jose Uribe, S (1, 6) OBP: 0.320, SLG: 0.352										3	0	0	0	0	2	0									
Mike Krukow, R (1, 1) OBP: 0.143, SLG: 0.148 Jeff Robinson, R (6, 1) OBP: 0.118, SLG: 0.118 Craig Lefferts, L (7, 1) OBP: 0.333, SLG: 0.333 Eddie Milner, L (7, PH) OBP: 0.258, SLG: 0.258 Scott Garrelts, R (8, 1) OBP: 0.143, SLG: 0.143										2	0	0	0	0	2	0									
										0	0	0	0	0	0	0									
										0	0	0	0	0	0	0									
										0	0	0	0	0	0	0									
										0	0	0	0	0	0	0									
Inning Stats	R: 3 E: 0 K: 2 S: 9	H: 3 LOB: 0 BB: 1 P: 13	R: 0 E: 0 K: 2 S: 7	H: 0 LOB: 0 BB: 0 P: 7	R: 0 E: 0 K: 1 S: 6	H: 1 LOB: 1 BB: 0 P: 6	R: 0 E: 0 K: 1 S: 4	H: 0 LOB: 0 BB: 1 P: 8	R: 0 E: 0 K: 0 S: 4	H: 0 LOB: 0 BB: 0 P: 5	R: 0 E: 0 K: 0 S: 4	H: 0 LOB: 2 BB: 1 P: 8	R: 0 E: 0 K: 1 S: 5	H: 0 LOB: 0 BB: 0 P: 5	R: 1 E: 0 K: 1 S: 7	H: 2 LOB: 1 BB: 0 P: 7	R: 0 E: 0 K: 3 S: 9	H: 0 LOB: 0 BB: 0 P: 9	1B: 2 2B: 2 3B: 0 HR: 2	SF: 0 SAC: 0 DP: 0 HBP: 0	WP: 1 PB: 0 SB: 0 CS: 1	PA: 32			
PITCHER	IP	WLS	BF	H	R	ER	SO	BB	IBB	HBP	BLK	WP	HR	S	P	ERA	WHIP								
Les Lancaster, R (1, 1) ERA: 4.99	6.0		24	4	3	3	7	3	0	0	0	0	1	35	47	4.50	1.167								
Scott Sanderson, R (7, 1) ERA: 4.66	2.0	L	8	2	1	1	2	0	0	0	0	0	1	12	12	4.50	1.000								

Batter	1	2	3	4	5	6	7	8	9	AB	R	H	RBI	BB	SO	LOB	TOP										
Barry Bonds, L OBP: 0.321, SLG: 0.453 (1, 7)	0-0 6-3 1		0-0 4-3 1		0-0 F7 1		0-0 HR 1B		0-0 F7 2	5	1	1	0	0	0	0	Pittsburgh Pirates @ San Francisco Giants Candlestick Park, San Francisco, CA Mon Jul 20 1987, 10:05 PM EDT Att: 6,919 - Unknown livebaseballscorecards.com										
Andy Van Slyke, L OBP: 0.356, SLG: 0.535 (1, 8)	0-0 L4-3 1B		0-0 F8 2		0-0 1B		0-0 1-H 2-H HR		0-0 F8 3	5	1	3	3	0	0	0											
Johnny Ray, S OBP: 0.316, SLG: 0.348 (1, 4)	0-0 L4-3 1-2		0-0 4-3 3		0-0 F9 2		0-0 F9 2			4	0	0	0	0	0	2											
Sid Bream, L OBP: 0.350, SLG: 0.445 (1, 3)		0-0 G1-6-3 1		0-0 5-3 HR 1B		0-0 F9 3		0-0 1B		4	1	2	0	0	0	1											
R.J. Reynolds, S OBP: 0.342, SLG: 0.419 (1, 9)		0-3 K 2		0-0 5-3 1-2 1		0-3 K 1		0-0 1-3 3		4	0	0	0	0	2	2											
Bobby Bonilla, S OBP: 0.342, SLG: 0.454 (1, 5)		0-0 E7 1B		0-0 F8 2		0-0 1-3 2		0-0 F7 1		4	1	0	0	0	0	1											
Michael LaValliere, L OBP: 0.379, SLG: 0.345 Junior Ortiz, R OBP: 0.299, SLG: 0.306 (8, PH) (8, 2)		0-0 1B 2-H 1B		4-0 HR IBB		0-3 K 3		0-0 F8 2		2	1	1	1	1	1	0											
Al Pedrique, R OBP: 0.300, SLG: 0.360 (1, 6)		0-0 1-3 1B		0-0 1-H 2-H HR		0-3 K 1		0-3 K 3		4	1	2	3	0	2	0											
Brian Fisher, R OBP: 0.200, SLG: 0.357 John Smiley, L OBP: 0.200, SLG: 0.400 Don Robinson, R OBP: 0.250, SLG: 0.143 (1, 1) (8, 1) (9, 1)		0-3 K 3		0-0 4-3 3		4-0 HR BB		0-3 K 1		2	1	0	0	1	1	2											
Inning Stats	R: 0 E: 0 K: 0 S: 3	H: 1 LOB: 0 BB: 0 P: 3	R: 1 E: 1 K: 2 S: 10	H: 2 LOB: 2 BB: 0 P: 10	R: 0 E: 0 K: 0 S: 3	H: 0 LOB: 0 BB: 0 P: 3	R: 3 E: 0 K: 0 S: 5	H: 2 LOB: 0 BB: 1 P: 9	R: 0 E: 0 K: 2 S: 4	H: 1 LOB: 1 BB: 0 P: 4	R: 0 E: 0 K: 2 S: 7	H: 0 LOB: 0 BB: 0 P: 7	R: 3 E: 0 K: 1 S: 8	H: 3 LOB: 1 BB: 1 P: 12	R: 0 E: 0 K: 1 S: 5	H: 0 LOB: 0 BB: 0 P: 5		R: 0 E: 0 K: 1 S: 5	H: 0 LOB: 0 BB: 0 P: 5	1B: 7 2B: 1 3B: 0 HR: 2	SF: 0 SAC: 0 DP: 1 HBP: 0	WP: 0 PB: 0 SB: 0 CS: 0	PA: 38				
PITCHER	IP	WLS	BF	H	R	ER	SO	BB	IBB	HBP	BLK	WP	HR	S	P	ERA	WHIP										
Michael LaCoss, R ERA: 4.57 (1, 1)	4.1	L	20	6	4	3	2	0	1	0	0	0	1	23	27	6.23	1.385										
Joe Price, L ERA: 5.79 (5, 1)	0.2		2	0	0	0	0	0	0	0	0	0	0	2	2	0.00	0.000										
Jim Gott, R ERA: 4.61 (6, 1)	2.0		10	3	3	3	3	1	0	0	0	0	1	15	19	13.50	2.000										
Craig Lefferts, L ERA: 3.86 (8, 1)	2.0		6	0	0	0	2	0	0	0	0	0	0	10	10	0.00	0.000										

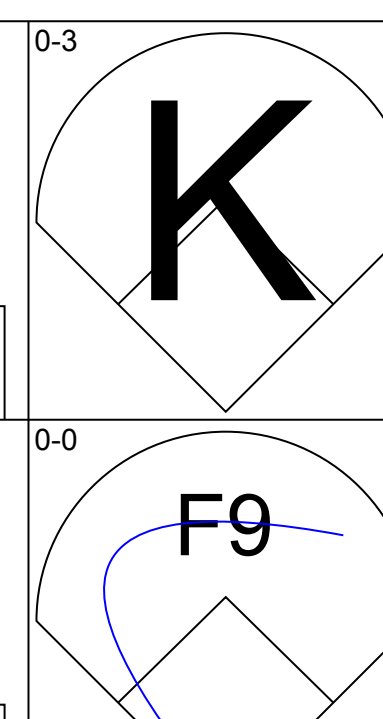
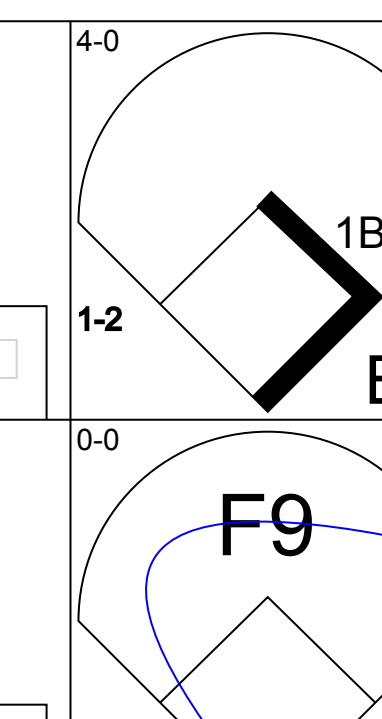
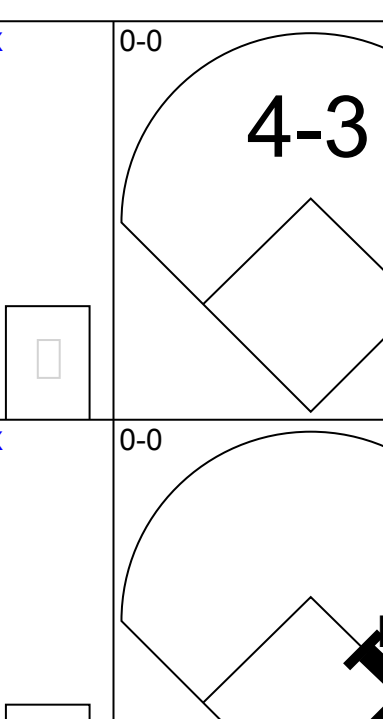
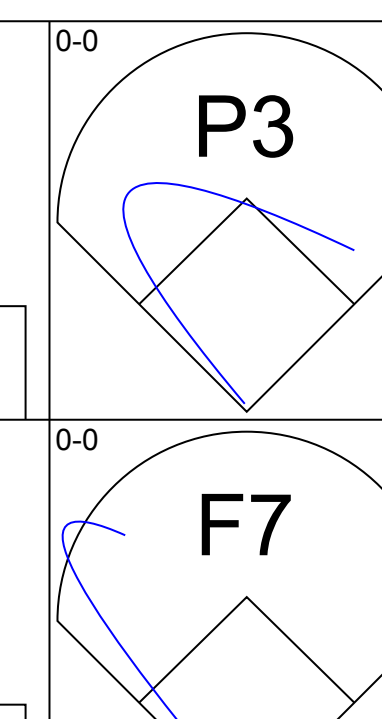
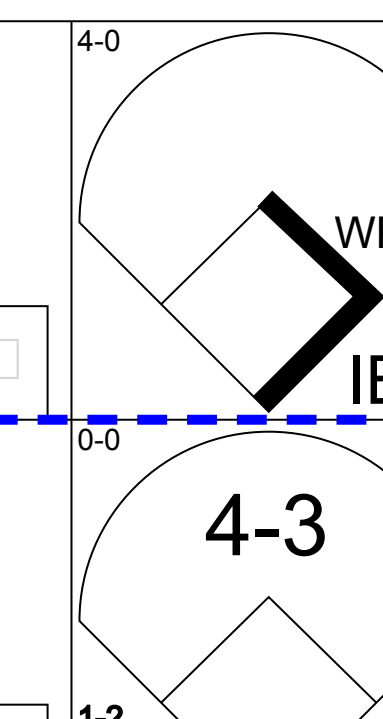
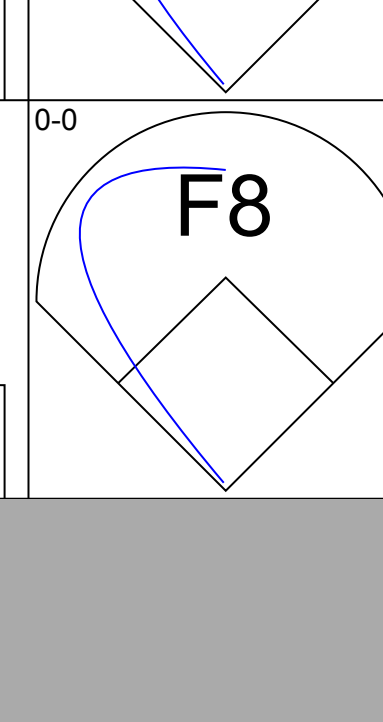
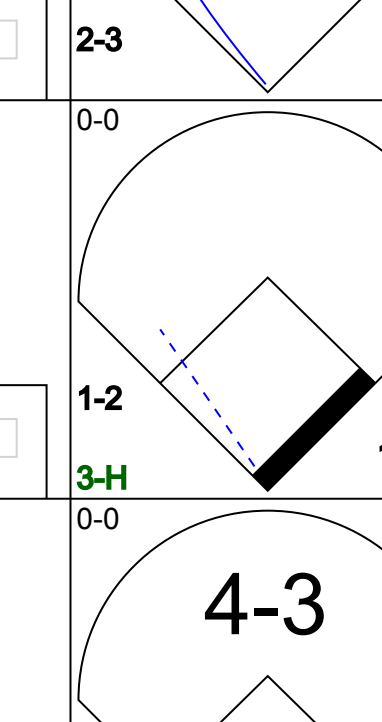
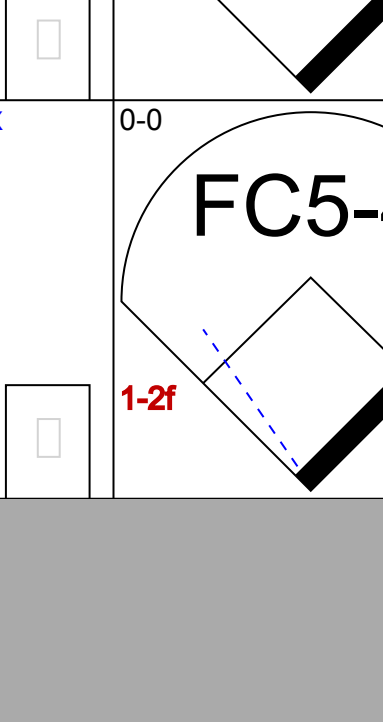
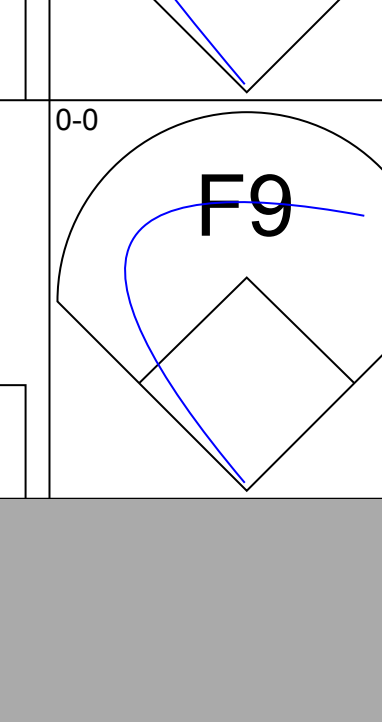
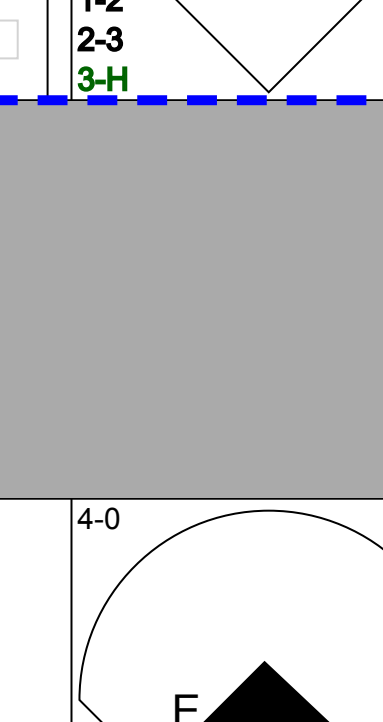




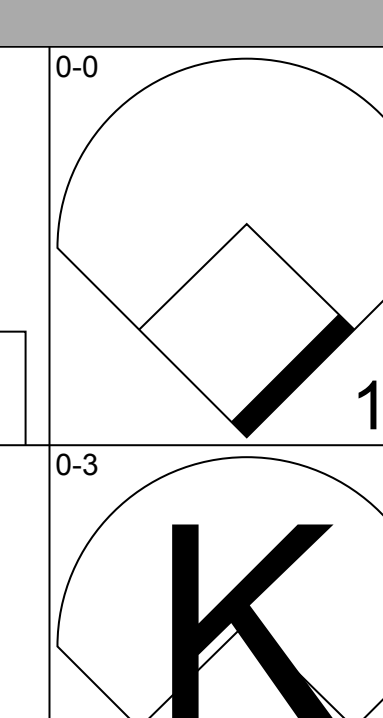
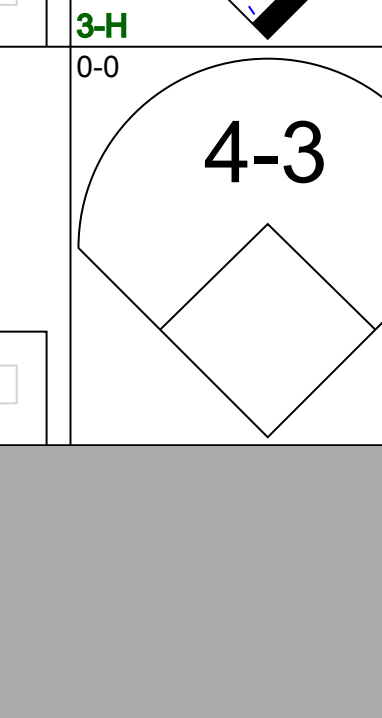
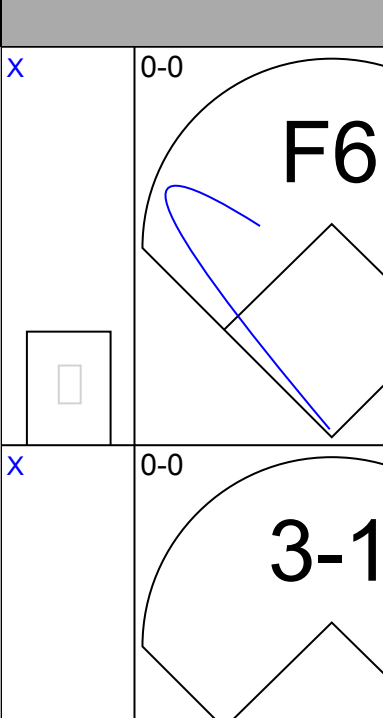
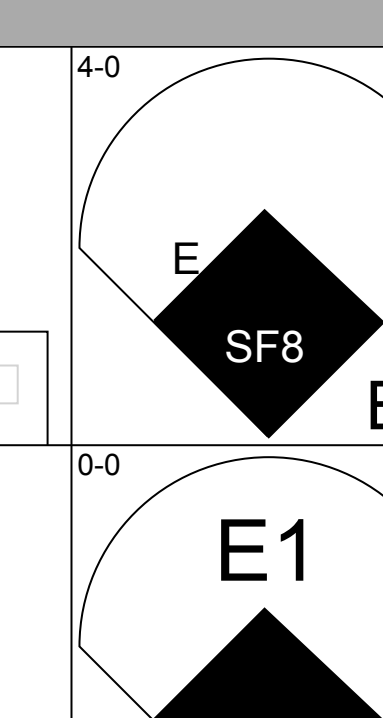
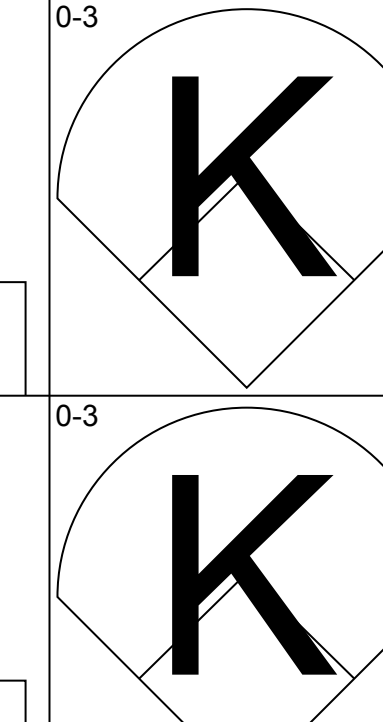
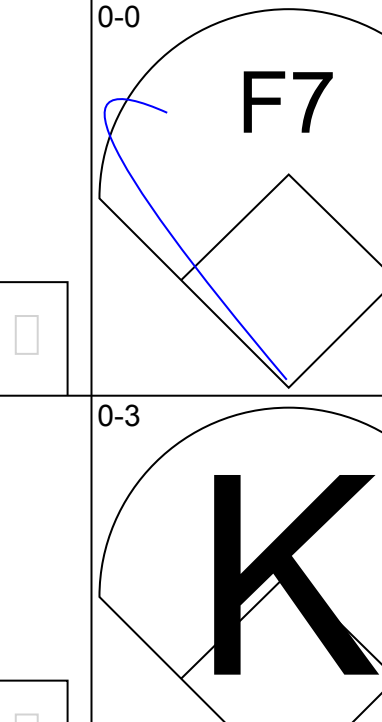
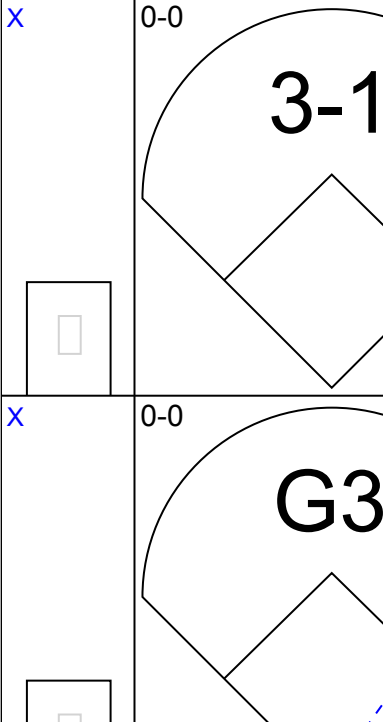
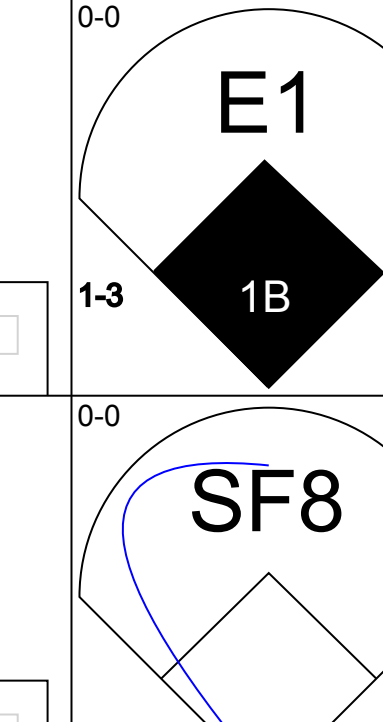
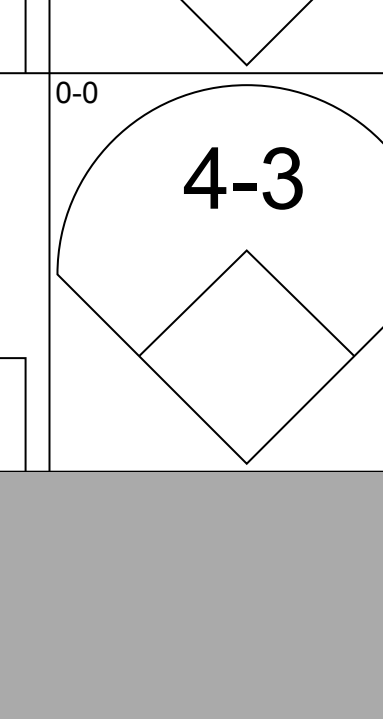
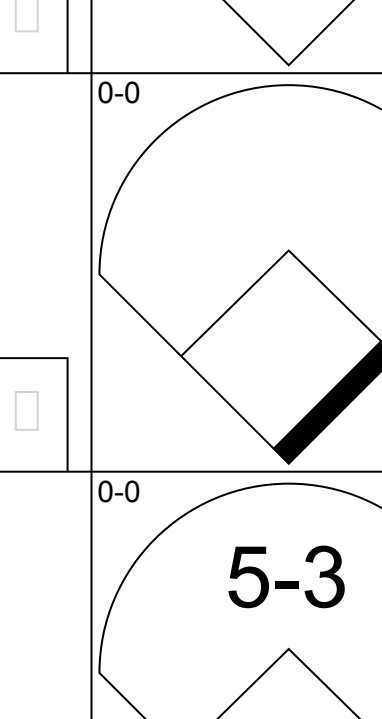

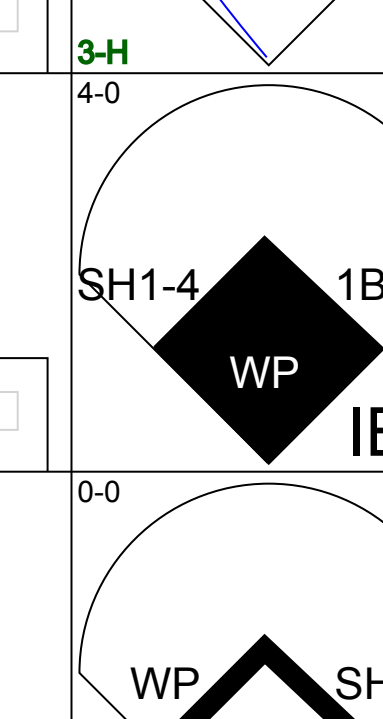


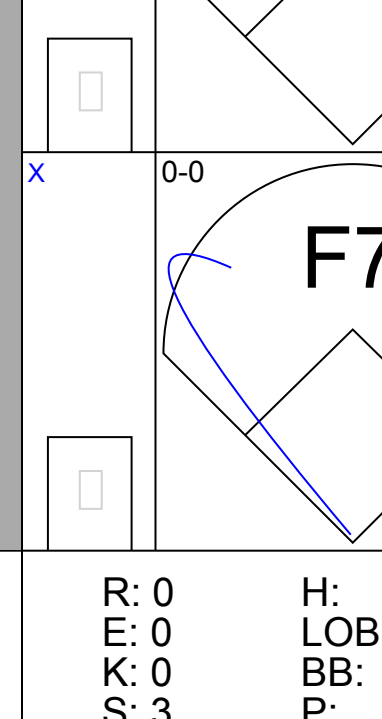
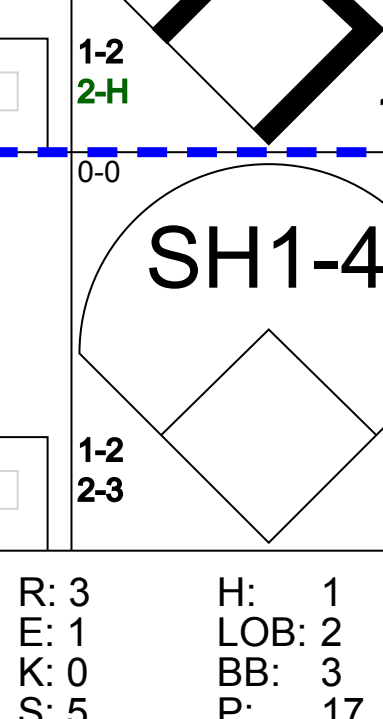
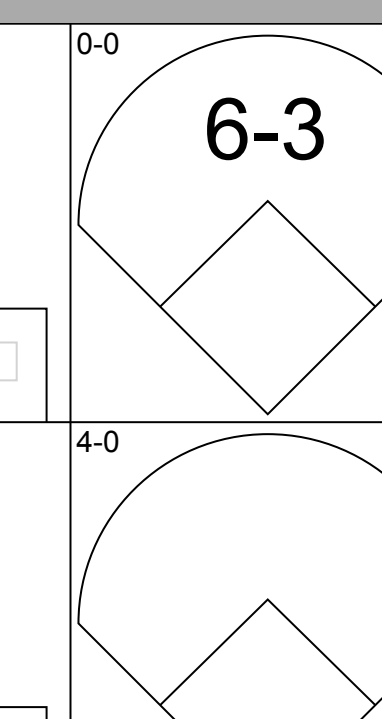
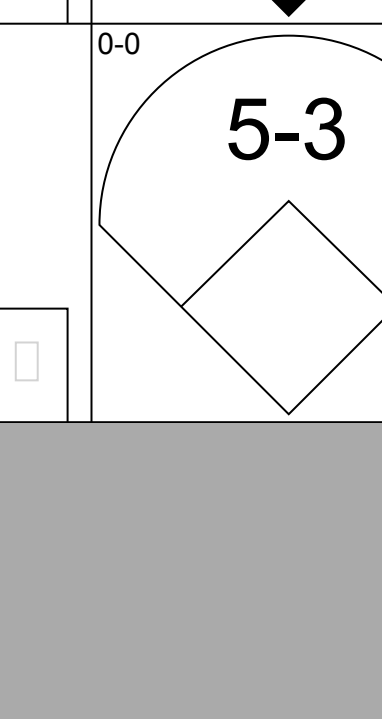
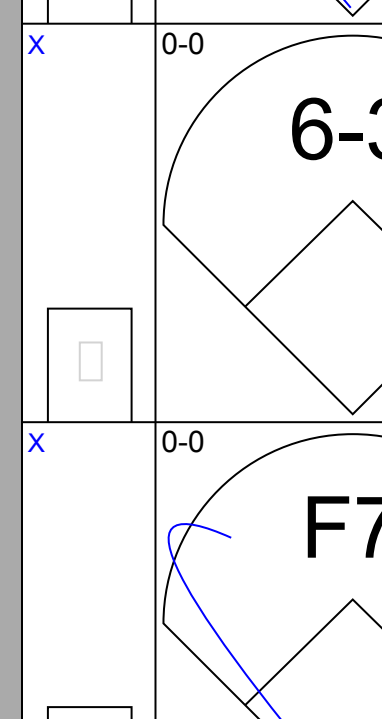
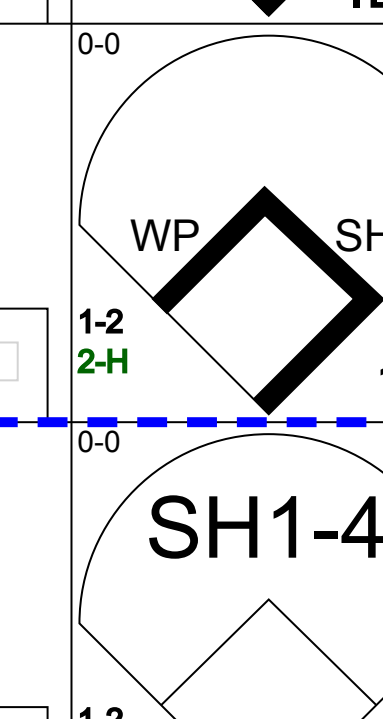
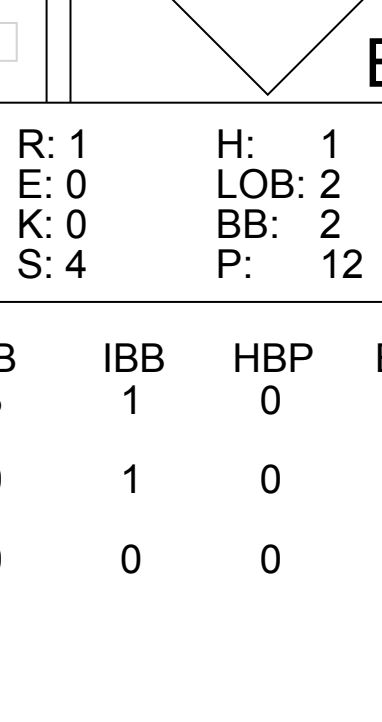
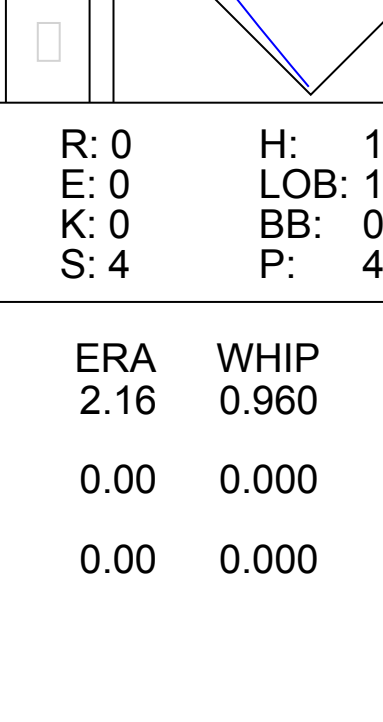
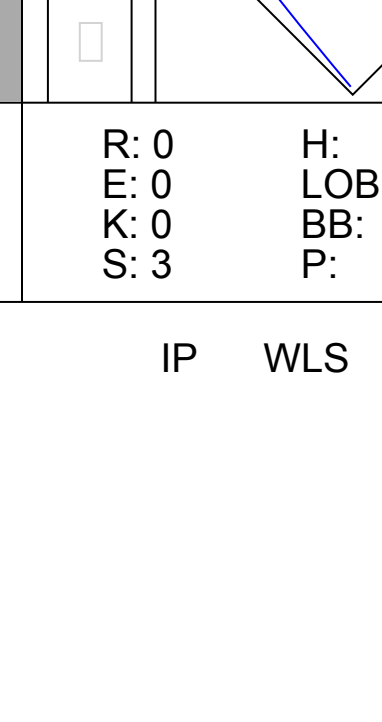
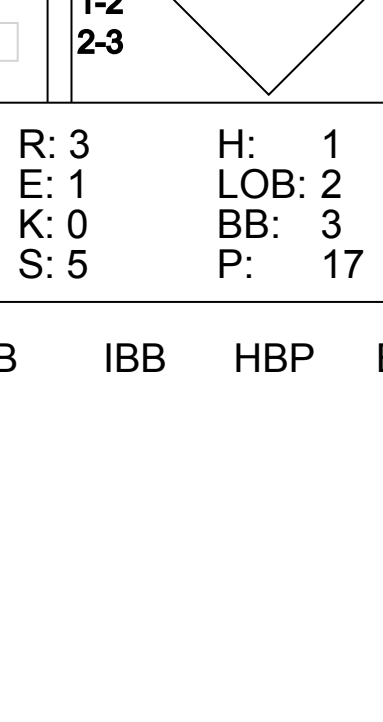
Batter	1	2	3	4	5	6	7	8	9	AB	R	H	RBI	BB	SO	LOB	BOTTOM										
Eddie Milner, L OBP: 0.250, SLG: 0.247 Jeffrey Leonard, R OBP: 0.319, SLG: 0.515 (8, PH) (9, 7)	0-0 F7 1		0-0 F7 2		0-0 F2 2			0-0 5-3 1	0-0 F8 3	3	0	0	0	0	0	0	Pittsburgh Pirates @ San Francisco Giants Candlestick Park, San Francisco, CA Mon Jul 20 1987, 10:05 PM EDT Att: 6,919 - Unknown livebaseballscorecards.com										
Kevin Mitchell, R OBP: 0.310, SLG: 0.422 (1, 5)	0-0 F4 2		0-0 6-3 3		0-0 S 1B			0-0 HR		4	1	2	1	0	0	0											
Mike Aldrete, L OBP: 0.373, SLG: 0.430 (1, 7) (9, 9)	0-0 BB 1B			4-0 HR BB	0-0 L5 1-2			0-0 4-3 2		3	1	1	0	1	0	1											
Will Clark, L OBP: 0.348, SLG: 0.528 (1, 3)	4-0 1-2 BB			0-0 1-H HR	0-0 L5 1-2		0-0 F8 1	0-3 K2-3 3		3	1	1	2	1	1	0											
Chili Davis, S OBP: 0.332, SLG: 0.434 (1, 9) (9, 8)	0-0 L6 3			0-0 4-3 1	0-0 4-3 2		0-0 4-3 3		4-0 1B BB 2B	3	1	0	0	1	0	2											
Mackey Sasser, L (1, 2)		0-0 L4 1		0-0 F9 2	0-0 F7 3			0-0 1B BB 2B 1B		3	0	0	0	0	0	0											
Bob Brenly, R OBP: 0.381, SLG: 0.533 (9, PH)		0-0 L4 2		0-0 F9 3	0-0 F7 3			0-0 1B BB 2B 1B		1	1	1	0	0	0	0											
Robby Thompson, R OBP: 0.304, SLG: 0.397 (1, 4)		0-0 L4 3		0-0 6-3 3	0-0 6-3 1			0-0 SH1-4 1-H 2-H 2B		4	0	1	2	0	0	0											
Jose Uribe, S OBP: 0.320, SLG: 0.383 (1, 6)		0-0 5-3 3			0-0 HR 1		0-0 G3 2	0-0 SH1-4 2-3 1		3	1	1	1	0	0	0											
Michael LaCoss, R OBP: 0.187, SLG: 0.107 Joe Price, R OBP: 0.187, SLG: 0.107 Joel Youngblood, R OBP: 0.187, SLG: 0.107 Jim Gott, R OBP: 0.187, SLG: 0.107 Chris Speier, R OBP: 0.187, SLG: 0.107 Craig Lefferts, L OBP: 0.187, SLG: 0.107 Harry Spilman, L OBP: 0.187, SLG: 0.107 (1, 1) (5, 1) (8, 1) (7, PH) (8, 1) (9, PH)			0-0 F4 1		0-0 F9 1		0-0 6-3 3	0-3 K 2		1	0	0	0	0	0	0											
Inning Stats	R: 0 E: 0 K: 0 S: 4	H: 1 LOB: 2 BB: 1 P: 8	R: 0 E: 0 K: 0 S: 3	H: 0 LOB: 0 BB: 0 P: 3	R: 0 E: 0 K: 0 S: 3	H: 0 LOB: 0 BB: 0 P: 3	R: 2 E: 0 K: 0 S: 4	H: 1 LOB: 1 BB: 1 P: 8	R: 1 E: 0 K: 0 S: 5	H: 2 LOB: 1 BB: 0 P: 5	R: 0 E: 0 K: 0 S: 3	H: 0 LOB: 0 BB: 0 P: 3	R: 0 E: 0 K: 1 S: 6	H: 1 LOB: 0 BB: 0 P: 6	R: 2 E: 0 K: 1 S: 7	H: 2 LOB: 1 BB: 1 P: 11	1B: 3 2B: 1 3B: 0 HR: 3	SF: 0 SAC: 1 DP: 0 HBP: 0	WP: 0 PB: 0 SB: 1 CS: 0	PA: 37							
PITCHER	IP	WLS	BF	H	R	ER	SO	BB	IBB	HBP	BLK	WP	HR	S	P	ERA	WHIP										
Brian Fisher, R ERA: 5.02 (1, 1)	7.0	W	27	4	3	3	0	2	0	0	0	0	0	25	33	3.86	0.857										
John Smiley, L ERA: 4.87 (8, 1)	1.0		5	1	2	2	1	1	0	0	0	0	1	6	10	18.00	2.000										
Don Robinson, R ERA: 4.22 (9, 1)	1.0	S	5	2	1	1	1	0	0	0	0	0	0	7	7	9.00	2.000										

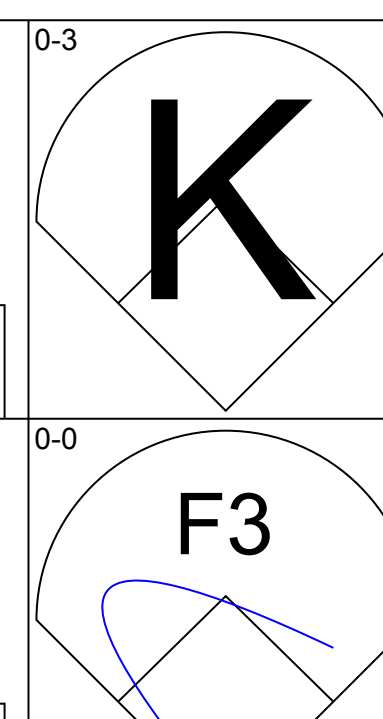
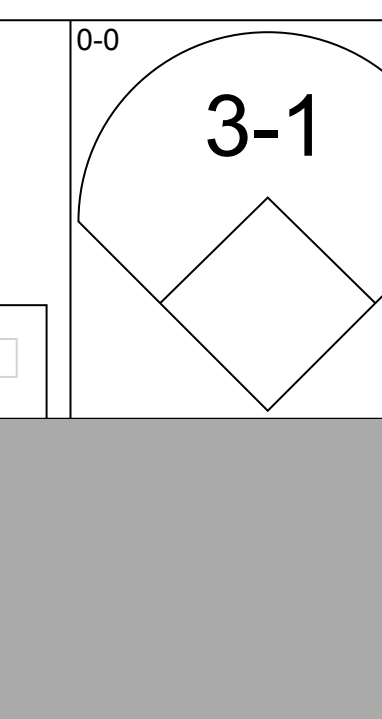
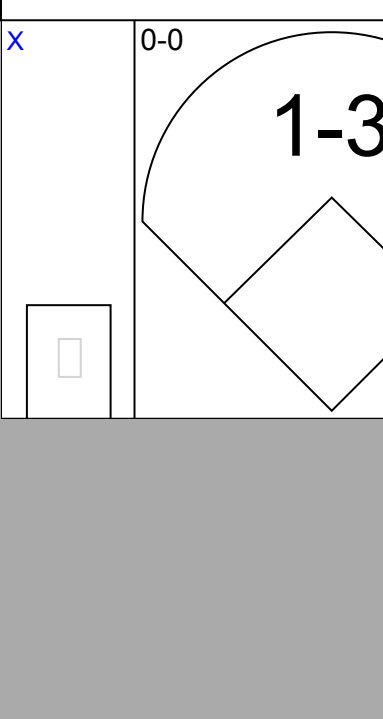
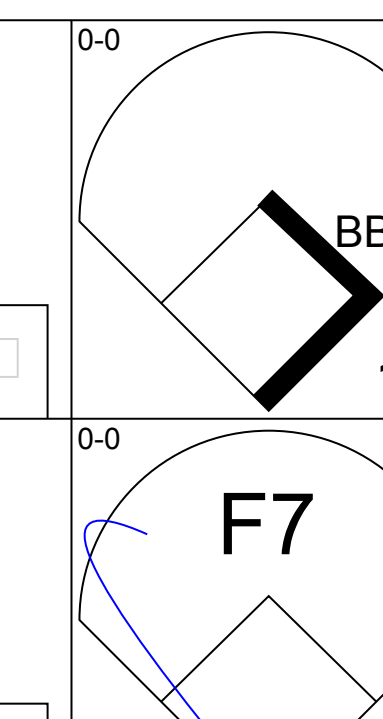
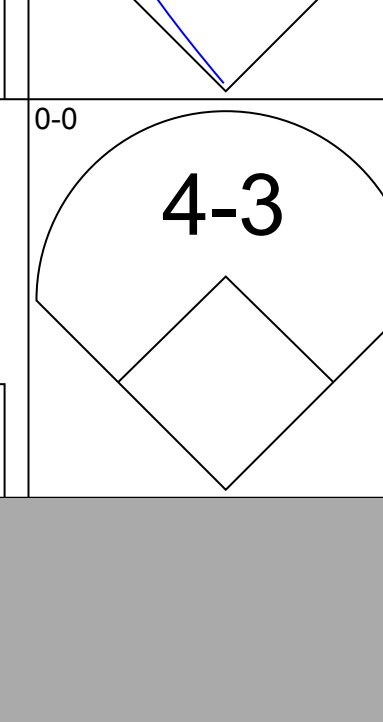
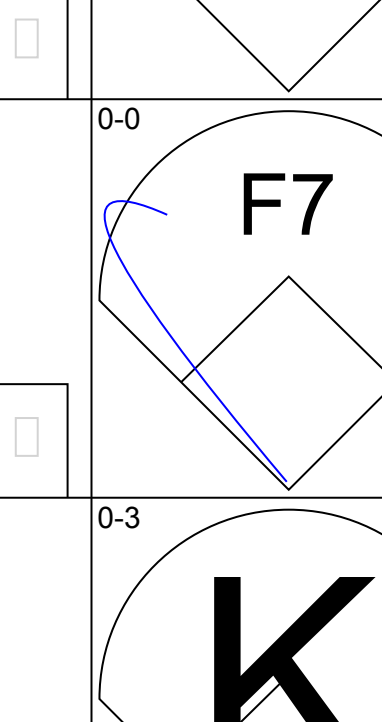
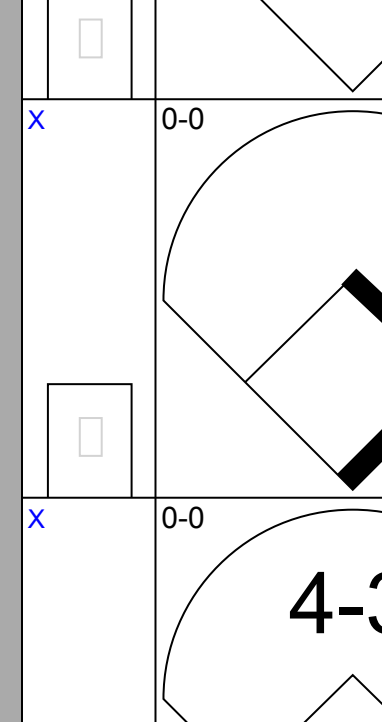
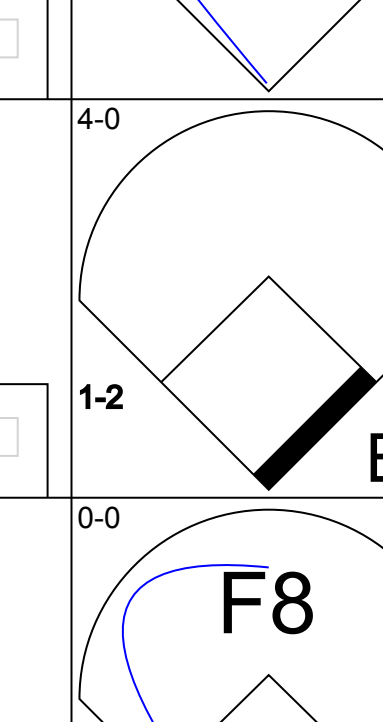


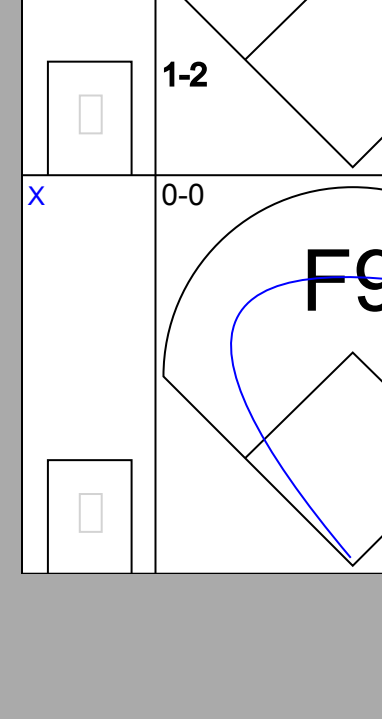

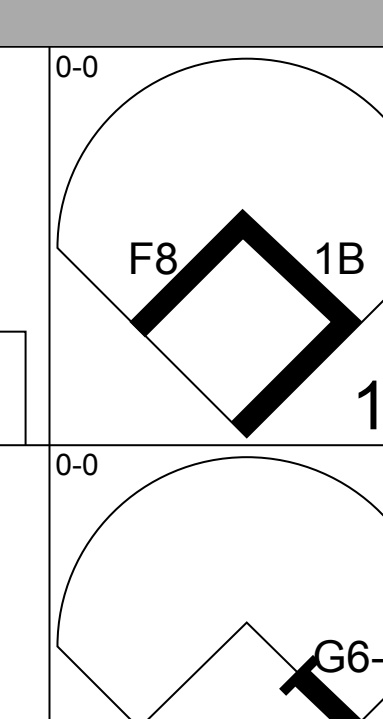
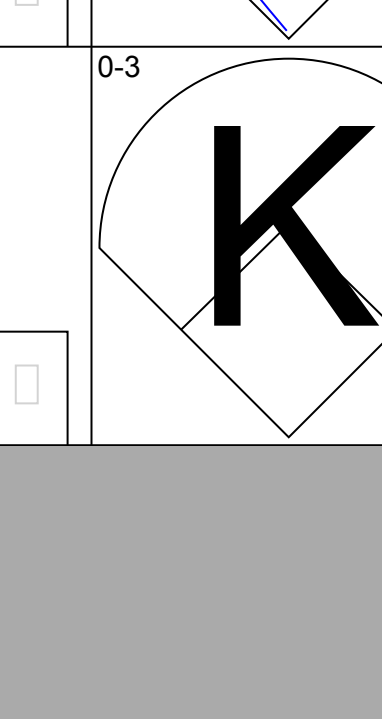
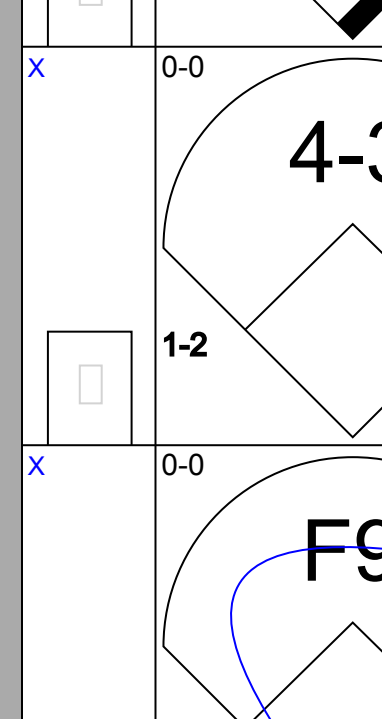
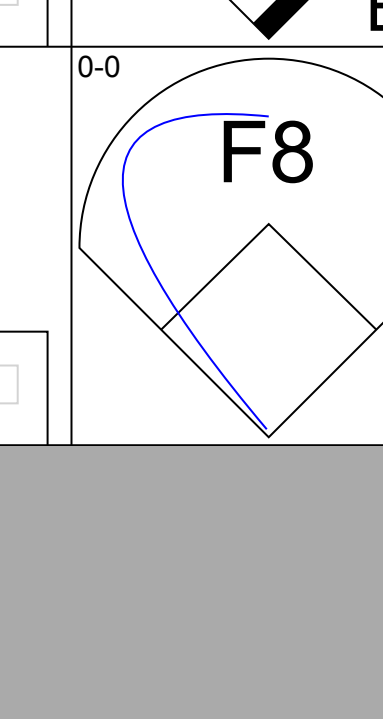
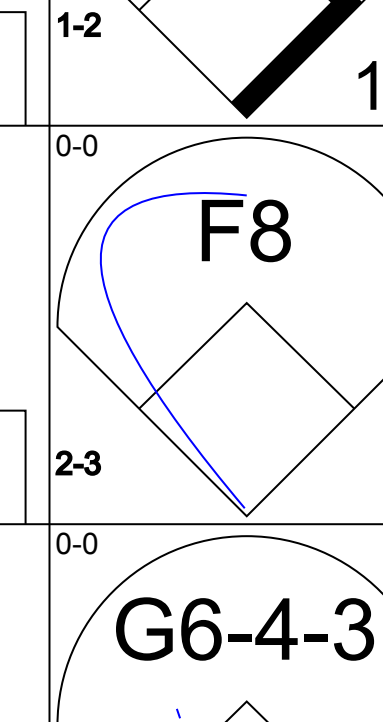
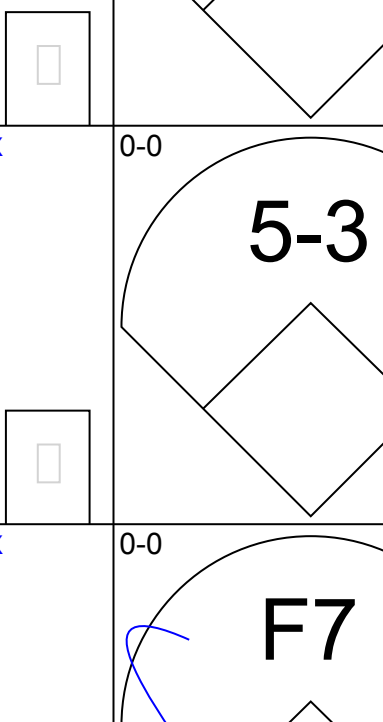

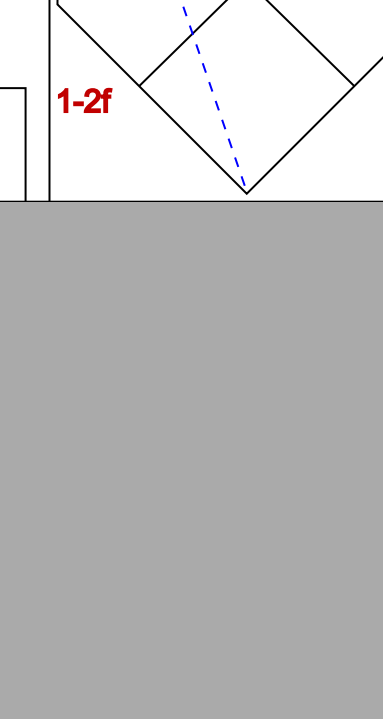
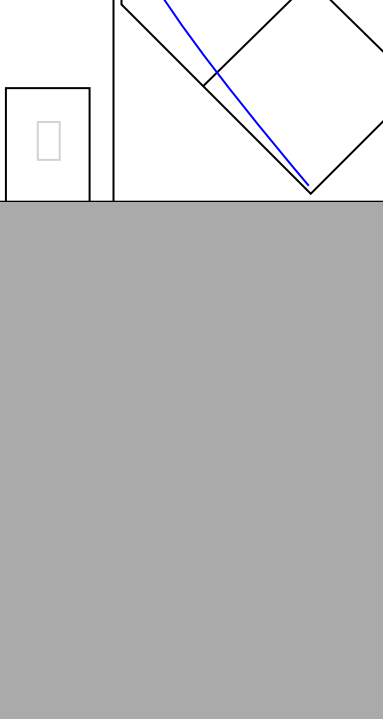
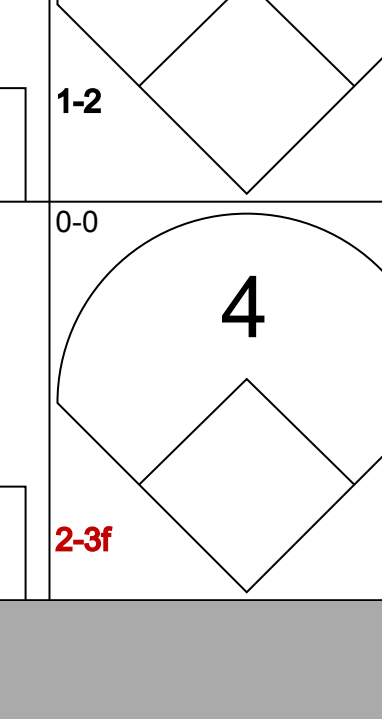
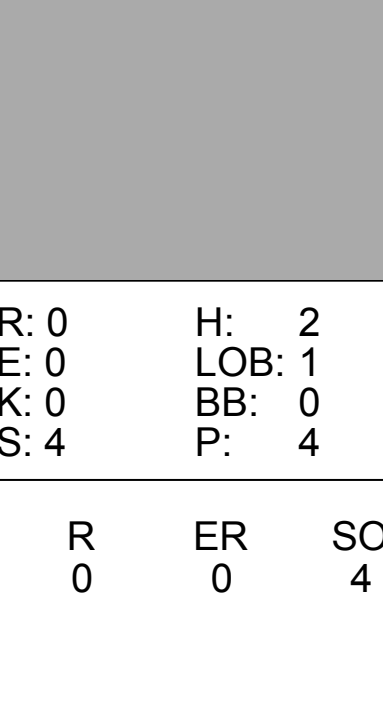
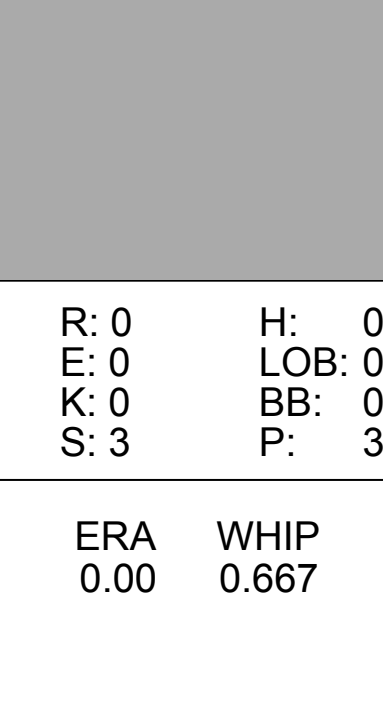
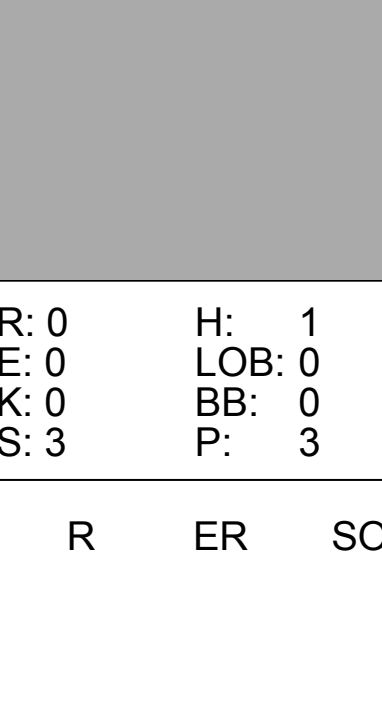
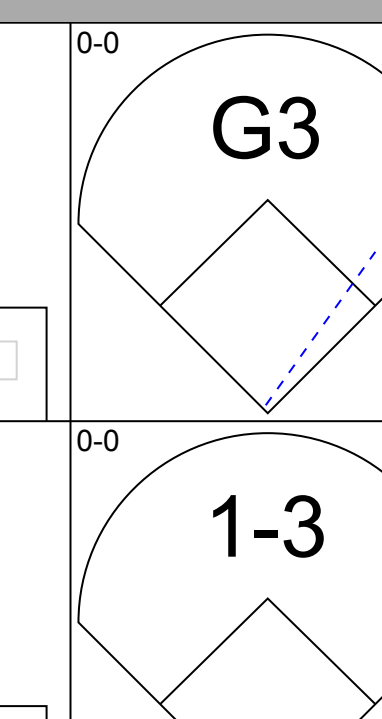
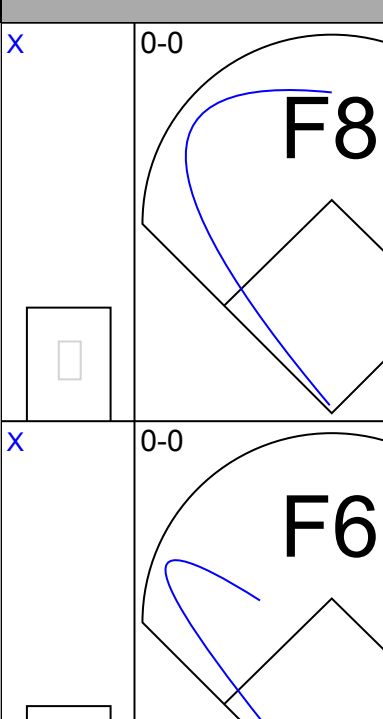
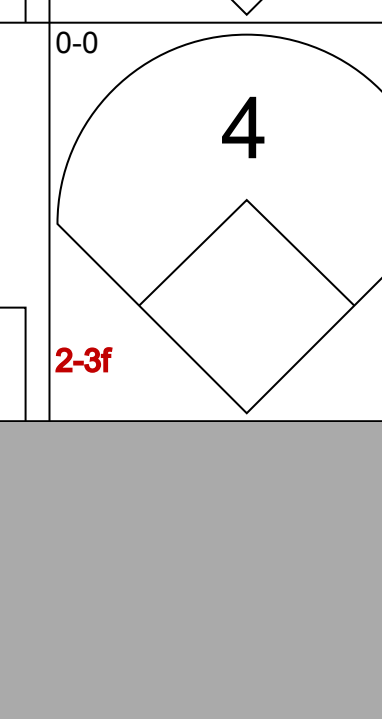
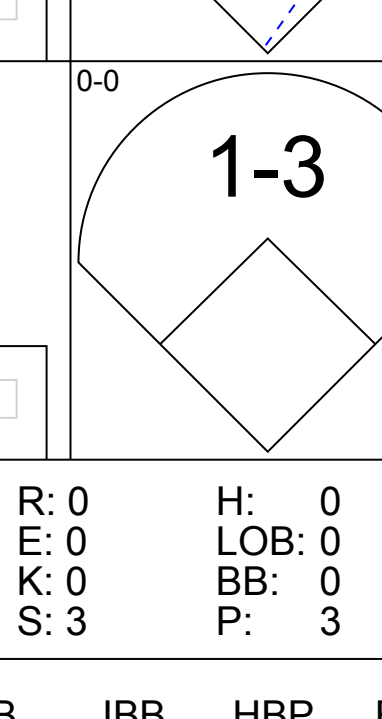
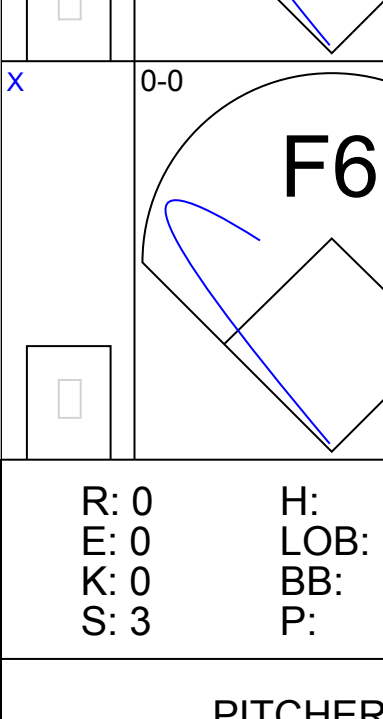
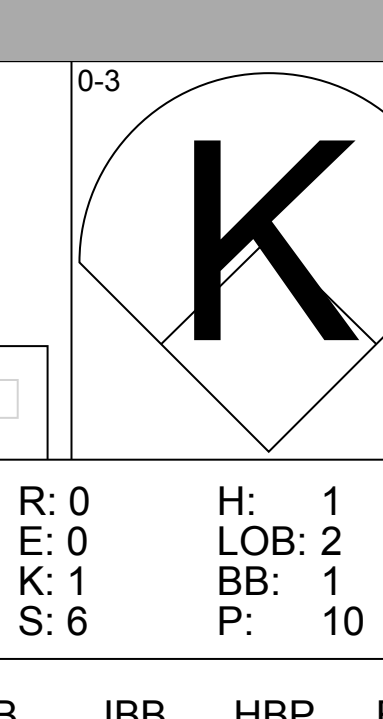


Batter	1	2	3	4	5	6	7	8	9	AB	R	H	RBI	BB	SO	LOB	TOP			
Bobby Bonilla, S OBP: 0.345, SLG: 0.455 (1, 7) (6, 5)	0-0 4-3		0-0 5-3			0-0 FC1-6 1-2 1B		0-0 1-2 1B		4	0	2	0	0	0	1	Pittsburgh Pirates @ San Francisco Giants Candlestick Park, San Francisco, CA Tue Jul 21 1987, 10:05 PM EDT Att: 8,382 - Unknown livebaseballscorecards.com			
Al Pedrique, R OBP: 0.289, SLG: 0.346 Barry Jones, R (6, 1)	0-0 L1			0-0 6-3		0-0 FC1-6		0-0 6-3		3	0	0	0	0	0	2				
R.J. Reynolds, S OBP: 0.340, SLG: 0.417 Brett Gideon, R (6, PH) (6, 1)						1-2 2-3				1	0	0	0	0	2	0				
Andy Van Slyke, L OBP: 0.352, SLG: 0.528 (1, 8)	0-0 F9			0-0 F6		0-0 F8			0-3 K	4	0	0	0	0	1	2				
Jim Morrison, R OBP: 0.323, SLG: 0.433 (1, 5) (6, 6)		0-0 5-3		0-0 6-3			0-3 K		0-0 6-3	4	0	0	0	0	1	0				
Mike Diaz, R OBP: 0.333, SLG: 0.513 (1, 3)		4-0 G5-4-3 BB			0-0 G6-4-3 1B		0-0 5-3		0-0 F7	3	0	1	0	1	0	0				
Terry Harper, R OBP: 0.501, SLG: 0.361 (1, 9)		0-0 G5-4-3 1-2			0-0 L7		0-3 K			3	0	0	0	0	1	2				
Johnny Ray, S OBP: 0.314, SLG: 0.346 (1, 4)			0-0 5-3		0-0 G6-4-3 1-2			0-0 F9		3	0	0	0	0	0	1				
Junior Ortiz, R OBP: 0.300, SLG: 0.306 (1, 2)			0-0 6-3			0-0 FC1-6 1B		0-0 F9		3	0	1	0	0	0	0				
Bob Kipper, R OBP: 0.250, SLG: 0.313 Bob Walk, R OBP: 0.400, SLG: 0.400 John Cangelosi, S OBP: 0.512, SLG: 0.379 (6, PH) (6, 7)						0-3 K		0-0 1B		1	0	1	0	0	0	0				
Inning Stats	R: 0 E: 0 K: 0 S: 3	H: 0 LOB: 0 BB: 0 P: 3	R: 0 E: 0 K: 0 S: 2	H: 0 LOB: 0 BB: 1 P: 6	R: 0 E: 0 K: 0 S: 4	H: 1 LOB: 0 BB: 0 P: 4	R: 0 E: 0 K: 0 S: 3	H: 0 LOB: 0 BB: 0 P: 3	R: 0 E: 0 K: 1 S: 7	H: 2 LOB: 2 BB: 0 P: 7	R: 0 E: 0 K: 2 S: 7	H: 0 LOB: 0 BB: 0 P: 7	R: 0 E: 0 K: 0 S: 5	H: 2 LOB: 2 BB: 0 P: 5	R: 0 E: 0 K: 1 S: 5	H: 0 LOB: 0 BB: 0 P: 5	1B: 6 2B: 0 3B: 0 HR: 0	SF: 0 SAC: 0 DP: 2 HBP: 0	WP: 0 PB: 0 SB: 0 CS: 0	PA: 32
PITCHER Dave Dravecky, L ERA: 3.69 (1, 1)	IP: 9.0 WLS: W BF: 32 H: 6 R: 0 ER: 0 SO: 4 BB: 1 IBB: 0 HBP: 0 BLK: 0 WP: 0 HR: 0 S: 39 P: 43 ERA: 0.00 WHIP: 0.778															PITCHER				

Batter	1	2	3	4	5	6	7	8	9	AB	R	H	RBI	BB	SO	LOB	BOTTOM			
Mike Aldrete, L OBP: 0.374, SLG: 0.445 (1, 9)	0-0 3-1		0-0 F5	0-0 4-3		4-0 2-3 BB		0-0 HR		4	1	1	1	1	0	0	Pittsburgh Pirates @ San Francisco Giants Candlestick Park, San Francisco, CA Tue Jul 21 1987, 10:05 PM EDT Att: 8,382 - Unknown livebaseballscorecards.com			
Kevin Mitchell, R OBP: 0.315, SLG: 0.425 (1, 5)	0-0 1B SF7 2B		4-0 2B BB	0-0 F8		0-0 2-3 1-2		4-0 BB		3	2	1	0	2	0	1				
Jeffrey Leonard, R OBP: 0.323, SLG: 0.522 (1, 7)	0-0 2-3 1B		0-0 1-H 3B 2B	0-0 2B		0-0 6-3		0-3 K		5	1	3	1	0	1	2				
Bob Brenly, R OBP: 0.388, SLG: 0.552 (1, 2)	0-0 SF7		4-0 3B BB	4-0 BB		0-0 HR				1	2	1	2	2	0	0				
Chili Davis, S OBP: 0.332, SLG: 0.438 (1, 8)	0-0 F8		0-0 1-H 2-H SH1-2-3 3B	0-0 L5		0-0 F7				4	1	1	2	0	0	3				
Will Clark, L OBP: 0.345, SLG: 0.523 (1, 3)		0-0 4-3	0-0 SH1-2-3 3B		0-0 5-3		0-0 4-3			3	0	0	1	0	0	0				
Robby Thompson, R OBP: 0.303, SLG: 0.395 (1, 4)		0-0 5-3	0-0 3-H 1B 1B		0-0 6-3		0-3 K			4	0	1	0	0	1	0				
Jose Uribe, S OBP: 0.327, SLG: 0.388 (1, 6)		0-0 1B	0-0 1-3 1B		0-0 F2			0-0 L9		4	0	2	0	0	0	0				
Dave Dravecky, R OBP: 0.200, SLG: 0.143 (1, 1)		0-0 L9	0-0 5-3			0-3 K2-3		0-0 L1		4	0	0	0	0	1	3				
Inning Stats	R: 1 E: 0 K: 0 S: 5	H: 2 LOB: 1 BB: 0 P: 5	R: 0 E: 0 K: 0 S: 4	H: 1 LOB: 1 BB: 0 P: 4	R: 4 E: 0 K: 0 S: 7	H: 4 LOB: 2 BB: 2 P: 15	R: 0 E: 0 K: 0 S: 4	H: 1 LOB: 2 BB: 1 P: 8	R: 0 E: 0 K: 0 S: 3	H: 0 LOB: 0 BB: 0 P: 3	R: 0 E: 0 K: 1 S: 5	H: 0 LOB: 1 BB: 1 P: 9	R: 1 E: 0 K: 1 S: 6	H: 1 LOB: 0 BB: 0 P: 6	R: 1 E: 0 K: 1 S: 6	H: 1 LOB: 1 BB: 1 P: 10		1B: 4 2B: 3 3B: 1 HR: 2	SF: 1 SAC: 1 DP: 0 HBP: 0	WP: 0 PB: 0 SB: 2 CS: 0
PITCHER Bob Kipper, L ERA: 5.6 Bob Walk, R ERA: 3.99 Barry Jones, R ERA: 7.66 Brett Gideon, R ERA: 3.86 (1, 1) (3, 1) (6, 1) (8, 1)	IP: 2.2 WLS: L BF: 16 H: 5 R: 5 ER: 5 SO: 0 BB: 2 IBB: 0 HBP: 0 BLK: 0 WP: 0 HR: 0 S: 14 P: 22 ERA: 16.88 WHIP: 3.000															PITCHER				



Batter	1	2	3	4	5	6	7	8	9	AB	R	H	RBI	BB	SO	LOB	TOP			
Barry Bonds, L OBP: 0.322, SLG: 0.449 (1, 7)										3	0	0	0	2	1	0	Pittsburgh Pirates @ San Francisco Giants Candlestick Park, San Francisco, CA Wed Jul 22 1987, 6:33 AM EDT Att: 14,472 - Unknown			
Andy Van Slyke, L OBP: 0.350, SLG: 0.523 (1, 8)										5	0	1	0	0	0	4				
Jim Morrison, R OBP: 0.322, SLG: 0.430 (1, 4)										4	0	1	1	0	0	1				
Sid Bream, L OBP: 0.352, SLG: 0.444 (1, 3)										3	1	1	0	1	0	2				
R.J. Reynolds, S OBP: 0.335, SLG: 0.409 (1, 9)										4	1	0	0	0	1	2				
Bobby Bonilla, S OBP: 0.339, SLG: 0.449 (1, 5)										3	0	0	1	0	2	1				
Michael LaValliere, L OBP: 0.360, SLG: 0.344 (1, 2)										3	1	1	0	1	0	1				
Al Pedrique, R OBP: 0.287, SLG: 0.341 (1, 6)										4	0	1	1	0	0	1				
Rick Reuschel, R OBP: 0.151, SLG: 0.216 (1, 1)										0	1	0	0	0	0	0				
Inning Stats	R: 0 E: 0 K: 1 S: 5	H: 0 LOB: 0 BB: 0 P: 5	R: 0 E: 0 K: 2 S: 8	H: 1 LOB: 1 BB: 0 P: 8	R: 1 E: 0 K: 0 S: 4	H: 1 LOB: 2 BB: 2 P: 12	R: 0 E: 0 K: 1 S: 6	H: 1 LOB: 1 BB: 0 P: 6	R: 0 E: 0 K: 0 S: 4	H: 0 LOB: 0 BB: 0 P: 3	R: 0 E: 0 K: 0 S: 3	H: 0 LOB: 0 BB: 0 P: 3	R: 0 E: 0 K: 0 S: 3	H: 0 LOB: 0 BB: 0 P: 3	R: 3 E: 1 K: 0 S: 5	H: 1 LOB: 2 BB: 3 P: 17	1B: 5 2B: 0 3B: 0 HR: 0	SF: 1 SAC: 1 DP: 0 HBP: 0	WP: 1 PB: 1 SB: 0 CS: 0	PA: 38
PITCHER	IP	WLS	BF	H	R	ER	SO	BB	IBB	HBP	BLK	WP	HR	S	P	ERA	WHIP			
Kelly Downs, R ERA: 3.69 (1, 1)	8.1	L	35	5	4	2	4	3	1	0	0	0	0	39	55	2.16	0.960			
Jeff Robinson, R ERA: 2.95 (9, 1)	0.1		2	0	0	0	0	0	1	0	0	0	0	1	5	0.00	0.000			
Craig Lefferts, L ERA: 3.84 (9, 1)	0.1		1	0	0	0	0	0	0	0	0	1	0	1	1	0.00	0.000			

Batter	1	2	3	4	5	6	7	8	9	AB	R	H	RBI	BB	SO	LOB	BOTTOM			
Mike Aldrete, L OBP: 0.371, SLG: 0.440 (1, 9)										4	0	1	0	0	1	0	Pittsburgh Pirates @ San Francisco Giants Candlestick Park, San Francisco, CA Wed Jul 22 1987, 6:33 AM EDT Att: 14,472 - Unknown			
Kevin Mitchell, R OBP: 0.310, SLG: 0.418 (1, 5)										4	0	0	0	0	1	1				
Jeffrey Leonard, R OBP: 0.325, SLG: 0.520 (1, 7)										3	0	1	0	1	0	0				
Will Clark, L OBP: 0.344, SLG: 0.519 (1, 3)										4	0	1	0	0	1	3				
Chili Davis, S OBP: 0.332, SLG: 0.437 (1, 8)										3	0	1	0	0	0	1				
Bob Brenly, R OBP: 0.387, SLG: 0.548 (1, 2)										3	0	1	0	0	0	2				
Robby Thompson, R OBP: 0.301, SLG: 0.391 (1, 4)										2	0	0	0	0	0	2				
Jose Uribe, S OBP: 0.318, SLG: 0.376 (1, 6)										3	0	0	0	0	0	1				
Kelly Downs, R OBP: 0.195, SLG: 0.175 (1, 1)										2	0	0	0	0	0	0				
Jeff Robinson, R OBP: 0.118, SLG: 0.118 (9, 1)										0	0	0	0	0	0	0				
Craig Lefferts, L OBP: 0.333, SLG: 0.333 (9, 1)										0	0	0	0	0	0	0				
Harry Spilman, L OBP: 0.362, SLG: 0.460 (9, PH)										1	0	0	0	0	1	0				
Inning Stats	R: 0 E: 0 K: 1 S: 5	H: 0 LOB: 0 BB: 0 P: 5	R: 0 E: 0 K: 0 S: 4	H: 2 LOB: 1 BB: 0 P: 4	R: 0 E: 0 K: 0 S: 3	H: 0 LOB: 0 BB: 0 P: 3	R: 0 E: 0 K: 1 S: 5	H: 0 LOB: 0 BB: 0 P: 5	R: 0 E: 0 K: 0 S: 3	H: 0 LOB: 0 BB: 0 P: 3	R: 0 E: 0 K: 0 S: 6	H: 1 LOB: 1 BB: 0 P: 6	R: 0 E: 0 K: 0 S: 3	H: 1 LOB: 0 BB: 0 P: 3	R: 0 E: 0 K: 1 S: 6	H: 1 LOB: 2 BB: 1 P: 10	1B: 5 2B: 1 3B: 0 HR: 0	SF: 0 SAC: 1 DP: 2 HBP: 0	WP: 0 PB: 0 SB: 0 CS: 0	PA: 31
PITCHER	IP	WLS	BF	H	R	ER	SO	BB	IBB	HBP	BLK	WP	HR	S	P	ERA	WHIP			
Rick Reuschel, R ERA: 2.19 (1, 1)	9.0	W	31	5	0	0	4	1	0	0	0	0	0	38	42	0.00	0.667			



Batter	1	2	3	4	5	6	7	8	9	AB	R	H	RBI	BB	SO	LOB	TOP									
Vince Coleman, S (1, 7) OBP: 0.370, SLG: 0.327	F7		4-3			G6-3 CS 1B	1-2 1B			4	0	2	0	0	0	0	St. Louis Cardinals @ San Francisco Giants Candlestick Park, San Francisco, CA Sat Jul 25 1987, 6:33 AM EDT Att: 26,751 - Unknown									
Ozzie Smith, S (1, 6) OBP: 0.390, SLG: 0.364	6-3					G6-3 1B	1-2 1B			4	0	2	0	0	0	2										
Tom Herr, S (1, 4) OBP: 0.355, SLG: 0.333	3-1					G6-3				4	0	0	0	0	1	3										
Jack Clark, R (1, 3) OBP: 0.461, SLG: 0.641						CS				1	1	0	0	3	1	0										
Willie McGee, S (1, 8) OBP: 0.335, SLG: 0.463	FC4-6 BB					G6-3 BB				4	1	2	0	0	0	3										
Terry Pendleton, S (1, 5) OBP: 0.376, SLG: 0.427						G6-3 BB				2	0	0	1	2	0	2										
Curt Ford, L (1, 9) José Oquendo, S (7, PH) OBP: 0.431, SLG: 0.388	G1-6-3 BB					F9				2	0	0	0	0	0	3										
Tony Peña, R (1, 2) OBP: 0.317, SLG: 0.318						G6-4-3				4	0	0	0	0	2	1										
Dave LaPoint, L (1, 1) Rod Booker, L (6, PH) Bill Dawley, R (6, 1) Ken Dayley, L (7, 1) John Morris, L (9, PH) OBP: 0.351, SLG: 0.471	F8					1B G6-3 1B	E5 1B			1	1	1	0	0	0	0										
Inning Stats	R: 0 E: 0 K: 0 S: 3	H: 0 LOB: 0 BB: 0 P: 3	R: 0 E: 0 K: 0 S: 2	H: 0 LOB: 1 BB: 2 P: 10	R: 0 E: 0 K: 1 S: 5	H: 0 LOB: 0 BB: 0 P: 5	R: 0 E: 0 K: 1 S: 5	H: 1 LOB: 1 BB: 1 P: 9	R: 0 E: 0 K: 0 S: 2	H: 0 LOB: 0 BB: 1 P: 6	R: 1 E: 0 K: 0 S: 4	H: 3 LOB: 0 BB: 0 P: 4	R: 3 E: 1 K: 0 S: 7	H: 3 LOB: 2 BB: 1 P: 11	R: 0 E: 0 K: 1 S: 6	H: 1 LOB: 1 BB: 0 P: 6		R: 0 E: 0 K: 3 S: 9	H: 0 LOB: 0 BB: 0 P: 9	1B: 6 2B: 1 3B: 0 HR: 1	SF: 0 SAC: 0 DP: 4 HBP: 0	WP: 0 PB: 0 SB: 1 CS: 1	PA: 37			
PITCHER	IP	WLS	BF	H	R	ER	SO	BB	IBB	HBP	BLK	WP	HR	S	P	ERA		WHIP								
Mike Krukow, R (1, 1) ERA: 6.06	5.0		20	4	1	1	2	4	0	0	0	0	0	20	36	1.80		1.600								
Craig Lefferts, L (6, 1) ERA: 4.15	1.2	W	8	3	3	3	0	1	0	0	0	0	1	7	11	16.20	2.400									
Scott Garrelts, R (7, 1) ERA: 2.97	2.1		8	1	0	0	4	0	0	0	0	0	0	16	16	0.00	0.429									

Batter	1	2	3	4	5	6	7	8	9	AB	R	H	RBI	BB	SO	LOB	BOTTOM								
Mark Wasinger, R (1, 5) OBP: 0.342, SLG: 0.362	G4-6-3 E 1B	F9					2B 1B			4	0	2	0	0	1	2	St. Louis Cardinals @ San Francisco Giants Candlestick Park, San Francisco, CA Sat Jul 25 1987, 6:33 AM EDT Att: 26,751 - Unknown								
Mike Aldrete, L (1, 3) OBP: 0.372, SLG: 0.455	E6 G4-6-3 1-2 1B						1B 2B			4	1	2	0	0	1	2									
Jeffrey Leonard, R (1, 7) OBP: 0.321, SLG: 0.516	G4-6-3 1-2 2-3						K			4	0	0	0	0	2	5									
Bob Brenly, R (1, 2) OBP: 0.382, SLG: 0.552	F8						HR			4	1	2	2	0	0	1									
Chili Davis, S (1, 8) OBP: 0.335, SLG: 0.444							F8			3	1	2	1	1	0	0									
Joel Youngblood, R (1, 9) Eddie Milner, L (6, 8) OBP: 0.250, SLG: 0.262							HR			3	0	0	0	0	0	1									
Eddie Milner, L (6, 8) OBP: 0.255, SLG: 0.244	L6						1-3			1	0	0	0	0	1	2									
Robby Thompson, R (1, 4) OBP: 0.307, SLG: 0.416							4-3			4	1	2	0	0	1	0									
Jose Uribe, S (1, 6) OBP: 0.325, SLG: 0.398							2B 1B			4	1	1	0	0	2	1									
Mike Krukow, R (1, 1) OBP: 0.200, SLG: 0.207							4-3			2	0	2	2	0	0	0									
Craig Lefferts, L (6, 1) OBP: 0.250, SLG: 0.250							1B			1	0	0	0	0	1	1									
Scott Garrelts, R (7, 1) OBP: 0.125, SLG: 0.125							2H 3H 1B			1	0	0	0	0	1	0									
Inning Stats	R: 0 E: 1 K: 0 S: 4	H: 1 LOB: 1 BB: 0 P: 4	R: 3 E: 0 K: 1 S: 10	H: 5 LOB: 2 BB: 0 P: 10	R: 1 E: 0 K: 0 S: 4	H: 1 LOB: 0 BB: 0 P: 4	R: 0 E: 0 K: 2 S: 8	H: 1 LOB: 1 BB: 0 P: 8	R: 0 E: 0 K: 0 S: 4	H: 1 LOB: 1 BB: 0 P: 4	R: 0 E: 0 K: 2 S: 7	H: 1 LOB: 1 BB: 0 P: 7	R: 1 E: 0 K: 2 S: 9	H: 3 LOB: 2 BB: 1 P: 13	R: 0 E: 0 K: 3 S: 9	H: 0 LOB: 0 BB: 0 P: 9	1B: 8 2B: 3 3B: 1 HR: 2	SF: 0 SAC: 0 DP: 2 HBP: 0	WP: 0 PB: 0 SB: 0 CS: 1	PA: 36					
PITCHER	IP	WLS	BF	H	R	ER	SO	BB	IBB	HBP	BLK	WP	HR	S	P	ERA	WHIP								
Dave LaPoint, L (1, 1) ERA: 6.75	5.0		24	9	4	4	3	0	0	0	0	0	0	30	30	7.20	1.800								
Bill Dawley, R (6, 1) ERA: 4.39	1.2	L	8	4	1	1	3	1	0	0	0	0	0	13	17	5.40	3.000								
Ken Dayley, L (7, 1) ERA: 1.57	1.1		4	0	0	0	4	0	0	0	0	0	0	12	12	0.00	0.000								

AB 31
R 4
H 8
RBI 3
BB 5
SO 6
LOB 14



AB 35
R 5
H 13
RBI 5
BB 1
SO 10
LOB 15



Batter	1	2	3	4	5	6	7	8	9	10	AB	R	H	RBI	BB	SO	LOB	TOP	
Vince Coleman, S OBP: 0.373, SLG: 0.329	(1, 7) 4-0 S 1B 5-3 BB		X 0-0 CS 1B			X 0-0 L5		X 0-0 S 4-3 E 1B		X 0-3 K	4	2	2	0	1	1	0	St. Louis Cardinals @ San Francisco Giants Candlestick Park, San Francisco, CA Sun Jul 26 1987, 6:33 AM EDT Unknown	
Ozzie Smith, S OBP: 0.388, SLG: 0.361	(1, 6) 0-0 5-3 S 1B		X 0-0 F9			X 0-3 K		X 0-0 4-3		X 0-0 5-3	5	0	1	0	0	1	3		
Tom Herr, S OBP: 0.351, SLG: 0.330	(1, 4) 0-3 K		X 0-0 5-3			X 0-0 F9		X 0-0 SF8			3	0	0	1	0	1	3		
Jack Clark, R OBP: 0.461, SLG: 0.637	(1, 3) 4-0 5-3 IBB			X 0-3 K		X 0-3 K		X 0-0 E BB			2	0	0	0	2	2	0		
Willie McGee, S OBP: 0.334, SLG: 0.460	(1, 8) 0-0 5-3			X 0-0 6-3		X 0-0 1B 1B		X 0-0 F5			4	0	1	1	0	0	3		
Todd Worrell, R (8, 1)	(8, 1) 1-2 2-3 5-H				X 0-0 6-3		X 0-0 5-3		X 0-0 6-3		4	0	0	0	0	0	0		
Terry Pendleton, S OBP: 0.377, SLG: 0.425	(1, 5) 0-0 F3			X 0-0 CS 1B		X 0-3 K		X 0-3 K			4	0	1	0	0	2	3		
José Oquendo, S OBP: 0.433, SLG: 0.391	(1, 9)	X 0-0 G6-3 1B		X 0-0 CS		X 0-0 5-3		X 0-0 4-3			4	0	2	0	0	0	0		
Steve Lake, R OBP: 0.307, SLG: 0.376	(1, 2) 0-0 G6-3			X 0-0 6-3		X 0-0 5-3		X 0-0 6-3			4	0	0	0	0	0	3		
Bob Forsch, R OBP: 0.400, SLG: 0.667	(1, 1)	X 0-3 K			X 0-0 6-3						2	0	0	0	0	1	0		
Curt Ford, L OBP: 0.352, SLG: 0.465	(8, PH) (8, 8)							X 0-0 4-3 1B SF8 1B		X 0-0 4-3	2	1	1	0	0	0	0		
Inning Stats	R: 1 E: 0 K: 1 S: 6	H: 1 LOB: 2 BB: 2 P: 14	R: 0 E: 0 K: 1 S: 5	H: 1 LOB: 0 BB: 0 P: 5	R: 0 E: 0 K: 0 S: 3	H: 1 LOB: 0 BB: 0 P: 3	R: 0 E: 0 K: 1 S: 5	H: 0 LOB: 0 BB: 0 P: 3	R: 0 E: 0 K: 2 S: 9	H: 2 LOB: 2 BB: 0 P: 9	R: 2 E: 0 K: 0 S: 5	H: 2 LOB: 1 BB: 1 P: 9	R: 0 E: 0 K: 1 S: 5	H: 0 LOB: 0 BB: 0 P: 5	R: 0 E: 0 K: 1 S: 5	H: 0 LOB: 0 BB: 0 P: 5	1B: 8 2B: 0 3B: 0 HR: 0	SF: 1 SAC: 0 DP: 1 HBP: 0	WP: 0 PA: 39 PB: 0 SB: 3 CS: 2
PITCHER	IP WLS BF H R ER SO BB IBB HBP BLK WP HR S P ERA WHIP	IP WLS BF H R ER SO BB IBB HBP BLK WP HR S P ERA WHIP	IP WLS BF H R ER SO BB IBB HBP BLK WP HR S P ERA WHIP	IP WLS BF H R ER SO BB IBB HBP BLK WP HR S P ERA WHIP	IP WLS BF H R ER SO BB IBB HBP BLK WP HR S P ERA WHIP	IP WLS BF H R ER SO BB IBB HBP BLK WP HR S P ERA WHIP	IP WLS BF H R ER SO BB IBB HBP BLK WP HR S P ERA WHIP	IP WLS BF H R ER SO BB IBB HBP BLK WP HR S P ERA WHIP	IP WLS BF H R ER SO BB IBB HBP BLK WP HR S P ERA WHIP	IP WLS BF H R ER SO BB IBB HBP BLK WP HR S P ERA WHIP	IP WLS BF H R ER SO BB IBB HBP BLK WP HR S P ERA WHIP	IP WLS BF H R ER SO BB IBB HBP BLK WP HR S P ERA WHIP	IP WLS BF H R ER SO BB IBB HBP BLK WP HR S P ERA WHIP	IP WLS BF H R ER SO BB IBB HBP BLK WP HR S P ERA WHIP	IP WLS BF H R ER SO BB IBB HBP BLK WP HR S P ERA WHIP	IP WLS BF H R ER SO BB IBB HBP BLK WP HR S P ERA WHIP	IP WLS BF H R ER SO BB IBB HBP BLK WP HR S P ERA WHIP	IP WLS BF H R ER SO BB IBB HBP BLK WP HR S P ERA WHIP	
Dave Dravecky, L ERA: 3.54	(1, 1)	(8, 1)	(8, 1)																
Jeff Robinson, R ERA: 2.89	(8, 1)																		
Scott Garrelts, R ERA: 2.88	(8, 1)																		

AB	34
R	3
H	8
RBI	2
BB	3
SO	8
LOB	15



Batter	1	2	3	4	5	6	7	8	9	10	AB	R	H	RBI	BB	SO	LOB	BOTTOM			
Eddie Milner, L OBP: 0.243, SLG: 0.232	(1, 8) 0-0 4-3		X 0-0 G3		X 0-0 6-3		X 0-0 F6		X 0-0 F7		5	0	0	0	0	0	3	St. Louis Cardinals @ San Francisco Giants Candlestick Park, San Francisco, CA Sun Jul 26 1987, 6:33 AM EDT Unknown			
Chris Speier, R OBP: 0.338, SLG: 0.411	(1, 5) 0-0 4-3		X 0-0 4-3		X 0-0 F7		X 0-0 E5 1B		X 0-3 K		5	0	0	0	0	1	2				
Mike Aldrete, L OBP: 0.374, SLG: 0.453	(1, 7) 0-0 1-3		X 0-0 HBP BB		X 0-0 F8		X 0-0 1-2 3-H 1B		X 0-3 K		3	0	1	1	1	0	0				
Jeff Robinson, R OBP: 0.118, SLG: 0.118	(8, 1)										0	0	0	0	0	0	0				
Scott Garrelts, R OBP: 0.125, SLG: 0.125	(8, 1)										0	0	0	0	0	0	0				
Harry Spilman, L OBP: 0.356, SLG: 0.451	(10, PH)										1	0	0	0	0	1	0				
Bob Brenly, R OBP: 0.374, SLG: 0.551	(1, 2)	X 0-0 WP FC4-5 1B		X 1-0 HBP		X 0-0 6-3		X 0-0 P3		X 0-0 BB HR 1B	4	0	2	0	0	0	2				
Mark Wasinger, R OBP: 0.342, SLG: 0.362	(10, PR)										0	1	0	0	0	0	0				
Chili Davis, S OBP: 0.336, SLG: 0.442	(1, 9) 0-0 1-2 1B 1B		X 0-0 4-3		X 0-0 1-3		X 0-0 4-3		X 4-0 HR BB		4	2	1	0	1	0	2				
Will Clark, L OBP: 0.341, SLG: 0.519	(1, 3) 0-3 K			X 0-0 4-3		X 0-0 F9		X 0-0 F8		X 0-0 HR	5	1	1	3	0	1	2				
Robby Thompson, R OBP: 0.310, SLG: 0.415	(1, 4) 0-0 FC4-5 1B			X 0-0 1B		X 4-0 SH1-4 E BB		X 0-0 6-3			3	1	1	0	1	0	2				
Jose Uribe, S OBP: 0.333, SLG: 0.405	(1, 6) 0-0 1-2 2-H 1B		X 0-0 F7		X 0-0 F7		X 0-0 SH1-4		X 0-0 S 1B		3	0	2	1	0	0	1				
Dave Dravecky, R OBP: 0.188, SLG: 0.133	(1, 1)	X 0-3 K		X 0-0 5-3		X 4-0 E 1B IBB		X 0-3 K			2	0	0	0	0	1	3				
Jeffrey Leonard, R OBP: 0.322, SLG: 0.515	(7, PH) (8, 7)										1	1	0	0	1	1	1				
Inning Stats	R: 0 E: 0 K: 0 S: 3	H: 0 LOB: 0 BB: 0 P: 3	R: 1 E: 0 K: 2 S: 10	H: 3 LOB: 2 BB: 0 P: 10	R: 0 E: 0 K: 0 S: 3	H: 0 LOB: 2 BB: 1 P: 8	R: 0 E: 0 K: 0 S: 4	H: 1 LOB: 1 BB: 0 P: 4	R: 0 E: 0 K: 0 S: 3	H: 0 LOB: 0 BB: 0 P: 3	R: 2 E: 1 K: 0 S: 5	H: 1 LOB: 2 BB: 2 P: 13	R: 0 E: 0 K: 0 S: 3	H: 0 LOB: 0 BB: 0 P: 3	R: 0 E: 0 K: 2 S: 8	H: 1 LOB: 1 BB: 0 P: 8	R: 3 E: 0 K: 1 S: 5	H: 2 LOB: 1 BB: 1 P: 9	1B: 7 2B: 0 3B: 0 HR: 1	SF: 0 SAC: 1 DP: 0 HBP: 1	WP: 1 PA: 42 PB: 0 SB: 1 CS: 0
PITCHER	IP WLS BF H R ER SO BB IBB HBP BLK WP HR S P ERA WHIP	IP WLS BF H R ER SO BB IBB HBP BLK WP HR S P ERA WHIP	IP WLS BF H R ER SO BB IBB HBP BLK WP HR S P ERA WHIP	IP WLS BF H R ER SO BB IBB HBP BLK WP HR S P ERA WHIP	IP WLS BF H R ER SO BB IBB HBP BLK WP HR S P ERA WHIP	IP WLS BF H R ER SO BB IBB HBP BLK WP HR S P ERA WHIP	IP WLS BF H R ER SO BB IBB HBP BLK WP HR S P ERA WHIP	IP WLS BF H R ER SO BB IBB HBP BLK WP HR S P ERA WHIP	IP WLS BF H R ER SO BB IBB HBP BLK WP HR S P ERA WHIP	IP WLS BF H R ER SO BB IBB HBP BLK WP HR S P ERA WHIP	IP WLS BF H R ER SO BB IBB HBP BLK WP HR S P ERA WHIP	IP WLS BF H R ER SO BB IBB HBP BLK WP HR S P ERA WHIP	IP WLS BF H R ER SO BB IBB HBP BLK WP HR S P ERA WHIP	IP WLS BF H R ER SO BB IBB HBP BLK WP HR S P ERA WHIP	IP WLS BF H R ER SO BB IBB HBP BLK WP HR S P ERA WHIP	IP WLS BF H R ER SO BB IBB HBP BLK WP HR S P ERA WHIP	IP WLS BF H R ER SO BB IBB HBP BLK WP HR S P ERA WHIP	IP WLS BF H R ER SO BB IBB HBP BLK WP HR S P ERA WHIP			
Bob Forsch, R ERA: 4.46	(1, 1)																				
Todd Worrell, R ERA: 3.5	(8, 1)																				

AB	36
R	6
H	8
RBI	5
BB	4
SO	5
LOB	18



Batter	1	2	3	4	5	6	7	8	9	AB	R	H	RBI	BB	SO	LOB	TOP			
Vince Coleman, S (1, 7) OBP: 0.373, SLG: 0.330	0-0 BB BB 1B	0-0 6-3			0-0 1B 1B		0-0 4-3		0-0 F8	5	1	2	0	0	0	2				
Ozzie Smith, S (1, 6) OBP: 0.389, SLG: 0.361	4-0 1B BB 1-2 BB		0-0 4-3		0-0 1B 1-2 BB		0-0 5-3			3	0	1	0	1	0	0				
Terry Pendleton, S (1, 5) OBP: 0.378, SLG: 0.424	4-0 1B 1-2 2-3 BB		0-3 K		0-0 1-3 2-H 1B		0-0 5-3			3	0	1	1	1	1	0				
Jack Clark, R (1, 3) OBP: 0.461, SLG: 0.634	0-0 G6-4-3 1-2 2-3 1B		4-0 FC4-6 BB		0-0 F3 1B		0-0 F8		0-0 F8	3	0	1	0	1	0	2				
Willie McGee, S (1, 8) OBP: 0.331, SLG: 0.456	0-0 G6-4-3 1-2		0-0 FC4-6		0-0 G3		0-0 F9		0-0 F9	4	0	0	0	0	0	6				
Curt Ford, L (1, 9) OBP: 0.351, SLG: 0.460		4-0 1B E BB		0-0 4-3		0-0 5-3		0-0 6-3		2	1	0	0	1	0	0				
Jim Lindeman, R (8, PH) OBP: 0.217, SLG: 0.360										1	0	0	0	0	0	0				
José Oquendo, S (1, 4) OBP: 0.434, SLG: 0.393		0-0 E1 1-H 1B		0-0 F7		0-0 FC6 1B		0-0 F8		4	0	2	0	0	0	0				
Tony Peña, R (1, 2) OBP: 0.311, SLG: 0.312		0-0 L4		0-0 L6		0-0 F4		0-0 L4		4	0	0	0	0	0	2				
Greg Mathews, R (1, 1) OBP: 0.250, SLG: 0.238		0-3 K		0-3 K		0-0 FC6		4-0 BB		2	0	0	0	0	2	1				
Lee Tunnel, R (5, 1) OBP: 0.259, SLG: 0.250										0	0	0	0	0	0	0				
John Morris, L (6, PH) OBP: 0.346, SLG: 0.465										1	0	0	0	0	0	1				
Bill Dawley, R (6, 1) OBP: 0.308, SLG: 0.182										0	0	0	0	0	0	0				
Tom Herr, S (9, PH) OBP: 0.353, SLG: 0.330										0	0	0	0	1	0	0				
Inning Stats	R: 0 E: 0 K: 0 S: 3	H: 2 LOB: 2 BB: 2 P: 11	R: 1 E: 1 K: 1 S: 6	H: 1 LOB: 1 BB: 1 P: 10	R: 0 E: 0 K: 1 S: 5	H: 0 LOB: 1 BB: 1 P: 9	R: 0 E: 0 K: 0 S: 3	H: 0 LOB: 0 BB: 0 P: 3	R: 1 E: 0 K: 1 S: 8	H: 3 LOB: 2 BB: 0 P: 8	R: 0 E: 0 K: 0 S: 4	H: 1 LOB: 1 BB: 0 P: 4	R: 0 E: 0 K: 0 S: 3	H: 0 LOB: 0 BB: 0 P: 3	R: 0 E: 0 K: 0 S: 3	H: 0 LOB: 0 BB: 1 P: 7	1B: 7 2B: 0 3B: 0 HR: 0	SF: 0 SAC: 0 DP: 1 HBP: 0	WP: 0 PB: 0 SB: 0 CS: 0	PA: 37
PITCHER	IP WLS BF H R ER SO BB IBB HBP BLK WP HR S P ERA WHIP																			
Michael LaCoss, R (1, 1) ERA: 4.38	6.0 W 27 7 2 1 3 4 0 0 0 0 0 0 29 45 1.50 1.833																			
Craig Lefferts, L (7, 1) ERA: 3.97	3.0 S 10 0 0 0 0 1 0 0 0 0 0 0 9 13 0.00 0.333																			

St. Louis Cardinals @ San Francisco Giants
Candlestick Park, San Francisco, CA
Sun Jul 26 1987, 6:38 AM EDT
Att: 41,256 - Unknown

AB 32
R 2
H 7
RBI 1
BB 5
SO 3
LOB 14



Batter	1	2	3	4	5	6	7	8	9	AB	R	H	RBI	BB	SO	LOB	BOTTOM			
Mike Aldrete, L (1, 9) OBP: 0.377, SLG: 0.451	0-0 G6-4-3 1B			0-0 6-3	0-0 1-3		4-0 IBB			3	0	1	0	1	0	1				
Kevin Mitchell, R (1, 5) OBP: 0.313, SLG: 0.421	0-0 G6-4-3 1-2			4-0 1B BB	0-0 2-3 2B		0-3 K			3	1	1	1	1	1	3				
Jeffrey Leonard, R (1, 7) OBP: 0.321, SLG: 0.512	0-0 4-3			0-0 1B SF8	0-3 K		0-0 F8			4	1	1	0	0	1	3				
Bob Melvin, R (1, 2) OBP: 0.263, SLG: 0.378		0-0 F9		0-0 FC6-4 1B	0-3 K		0-3 K			4	0	1	1	0	2	0				
Chili Davis, S (1, 8) OBP: 0.332, SLG: 0.438		0-3 K		1-3 3-H SF8	0-0 K		0-3 K		0-0 4-3	3	0	0	1	0	2	0				
Chris Speier, R (1, 4) OBP: 0.336, SLG: 0.413		0-0 F9		0-0 FC6-4	0-3 K		0-0 K		0-0 2B	4	0	1	0	0	1	1				
Will Clark, L (1, 3) OBP: 0.346, SLG: 0.529				0-0 FC6-4 1B	0-0 HR		0-0 F8		4-0 FC6-4 IBB	3	1	2	1	1	0	0				
Jose Uribe, S (1, 6) OBP: 0.339, SLG: 0.409				0-0 FC6-4 CS	0-0 1-3 SH1-4 2B 1B		0-0 E6 2B 1B		0-0 FC6-4	4	2	2	0	0	0	3				
Michael LaCoss, R (1, 1) ERA: 3.86				0-0 F8	0-0 SH1-4		0-0 2B			1	0	0	0	0	0	1				
Craig Lefferts, L (7, 1) OBP: 0.400, SLG: 0.600				0-0 F8	1-2		0-0 2B			1	0	1	1	0	0	0				
Inning Stats	R: 0 E: 0 K: 0 S: 3	H: 1 LOB: 0 BB: 0 P: 3	R: 0 E: 0 K: 1 S: 5	H: 0 LOB: 0 BB: 0 P: 5	R: 0 E: 0 K: 0 S: 3	H: 1 LOB: 0 BB: 0 P: 3	R: 2 E: 0 K: 0 S: 5	H: 2 LOB: 1 BB: 1 P: 9	R: 2 E: 0 K: 1 S: 8	H: 3 LOB: 1 BB: 0 P: 8	R: 0 E: 0 K: 3 S: 9	H: 0 LOB: 0 BB: 0 P: 9	R: 1 E: 1 K: 1 S: 7	H: 2 LOB: 2 BB: 1 P: 11	R: 0 E: 0 K: 1 S: 6	H: 1 LOB: 2 BB: 1 P: 10	1B: 6 2B: 3 3B: 0 HR: 1	SF: 1 SAC: 1 DP: 1 HBP: 0	WP: 0 PB: 0 SB: 0 CS: 1	PA: 35
PITCHER	IP WLS BF H R ER SO BB IBB HBP BLK WP HR S P ERA WHIP																			
Greg Mathews, L (1, 1) ERA: 3.86	4.2 L 20 7 4 4 1 0 0 0 0 0 0 0 3 3 0.00 0.000																			
Lee Tunnel, R (5, 1) ERA: 4.75	0.1 1 0 0 0 1 0 0 0 0 0 0 0 3 3 0.00 0.000																			
Bill Dawley, R (6, 1) ERA: 4.2	3.0 14 3 1 0 5 0 2 0 0 0 0 0 22 30 0.00 1.000																			

St. Louis Cardinals @ San Francisco Giants
Candlestick Park, San Francisco, CA
Sun Jul 26 1987, 6:38 AM EDT
Att: 41,256 - Unknown

AB 30
R 5
H 10
RBI 5
BB 3
SO 7
LOB 12



Batter	1	2	3	4	5	6	7	8	9	AB	R	H	RBI	BB	SO	LOB	TOP								
Mike Aldrete, L (1,9) OBP: 0.370, SLG: 0.445	0-0 4-3		0-0 3-1			0-3 K		0-0 4-3		4	0	0	1	0	1	1	San Francisco Giants @ Los Angeles Dodgers Dodger Stadium, Los Angeles, CA Tue Jul 28 1987, 7:05 PM PDT Att: 38,834 - Unknown livebaseballscorecards.com								
Kevin Mitchell, R (1,5) OBP: 0.313, SLG: 0.415 Jim Gott, R (8,1) OBP: 0.100, SLG: 0.400	0-0 F9			0-3 K		0-0 F9		0-0 6-3		4	0	0	0	0	1	1									
Jeffrey Leonard, R (1,7) OBP: 0.323, SLG: 0.508	0-0 3-4-1			0-0 BLK 1B		0-0 5-3			0-0 1B	4	1	2	0	0	0	0									
Harry Spilman, L (1,3) OBP: 0.391, SLG: 0.482 Eddie Milner, L (9, PR) OBP: 0.246, SLG: 0.247		0-0 1B		0-0 FC5-4 1B			0-0 CS 1B		0-0 G6-4-3 1B	4	0	4	1	0	0	0									
Bob Brently, R (1,2) OBP: 0.379, SLG: 0.531	0-0 F9		0-0 FC5-4			0-0 F8		0-0 F3		4	0	0	0	0	0	5									
Chili Davis, S (1,8) OBP: 0.329, SLG: 0.434	0-3 K		0-0 3-1			0-0 F6		0-0 G6-4-3		4	0	0	0	0	1	5									
Robby Thompson, R (1,4) OBP: 0.312, SLG: 0.409	0-0 F9				0-3 K			4-0 S BB 4-3 BB		2	1	0	0	1	1	1									
Jose Uribe, S (1,6) OBP: 0.341, SLG: 0.405			0-0 6-3		0-3 K			4-0 4-3 S BB		2	0	0	0	1	1	0									
Atlee Hammaker, S (1,1) OBP: 0.162, SLG: 0.139 Will Clark, L (8, PH) OBP: 0.342, SLG: 0.521 Chris Speier, R (8,5) OBP: 0.336, SLG: 0.413			0-0 5-3		0-3 K			0-0 F5		2	0	0	0	0	1	0									
Inning Stats	R: 0 E: 0 K: 0 S: 3	H: 0 LOB: 0 BB: 0 P: 3	R: 0 E: 0 K: 1 S: 6	H: 1 LOB: 1 BB: 0 P: 6	R: 0 E: 0 K: 0 S: 3	H: 0 LOB: 0 BB: 0 P: 3	R: 1 E: 0 K: 1 S: 7	H: 2 LOB: 1 BB: 0 P: 7	R: 0 E: 0 K: 3 S: 9	H: 0 LOB: 0 BB: 0 P: 9	R: 0 E: 0 K: 1 S: 5	H: 0 LOB: 0 BB: 0 P: 5	R: 0 E: 0 K: 0 S: 3	H: 1 LOB: 0 BB: 0 P: 3	R: 1 E: 0 K: 0 S: 3	H: 0 LOB: 1 BB: 2 P: 11		R: 0 E: 0 K: 0 S: 4	H: 2 LOB: 2 BB: 0 P: 4	1B: 6 2B: 0 3B: 0 HR: 0	SF: 0 SAC: 0 DP: 1 HBP: 0	WP: 0 PB: 0 SB: 2 CS: 1	PA: 33		
PITCHER	IP	WLS	BF	H	R	ER	SO	BB	IBB	HBP	BLK	WP	HR	S	P	ERA	WHIP								
Orel Hershiser, R (1,1) ERA: 2.51 Ken Howell, R (9,1) ERA: 4.07	8.0	W	29	4	2	2	6	2	0	0	1	0	0	39	47	2.25	0.750								

Batter	1	2	3	4	5	6	7	8	9	AB	R	H	RBI	BB	SO	LOB	BOTTOM								
Dave Anderson, R (1,6) OBP: 0.300, SLG: 0.332	4-0 1B SF9 BB	0-0 E4 1B		0-0 F9			0-0 CS 1B			3	2	1	0	1	0	0	San Francisco Giants @ Los Angeles Dodgers Dodger Stadium, Los Angeles, CA Tue Jul 28 1987, 7:05 PM PDT Att: 38,834 - Unknown livebaseballscorecards.com								
Steve Sax, R (1,4) OBP: 0.311, SLG: 0.338	0-0 1B	0-0 1B			0-0 6-3		0-0 F9			4	1	2	0	0	0	1									
John Shelby, S (1,8) OBP: 0.281, SLG: 0.408	0-0 SF9	0-0 1B			0-0 5-3		0-0 CS	0-0 5-3		3	0	1	2	0	0	0									
Pedro Guerrero, R (1,7) OBP: 0.412, SLG: 0.565	0-0 1B G1-2-3	0-3 K			0-0 4-3			0-3 K		4	0	1	0	0	2	2									
Mickey Hatcher, R (1,5) OBP: 0.363, SLG: 0.510 Phil Garner, R (4,5) OBP: 0.284, SLG: 0.329	0-0 HBP 1B		0-0 F8			0-0 L4		0-0 E 1B		2	0	1	1	0	0	0									
Tito Landrum, R (1,9) OBP: 0.309, SLG: 0.233 Ken Landreaux, L (8, PH) OBP: 0.306, SLG: 0.360	1-0 1B		0-0 CS		0-3 K			0-0 E 1B		2	0	1	0	0	1	0									
Franklin Stubbs, L (1,3) OBP: 0.313, SLG: 0.450	0-0 G1-2-3		0-0 G3			0-0 S 1B		0-0 E3 FC4-6		4	0	1	0	0	0	5									
Alex Trevino, R (1,2) OBP: 0.291, SLG: 0.379 Mike Scioscia, L (8, PH) OBP: 0.328, SLG: 0.347		0-0 F8		0-0 F7		0-3 K		0-0 FC4-6		3	0	0	0	0	1	1									
Orel Hershiser, R (1,1) OBP: 0.271, SLG: 0.316 Ken Howell, R (9,1) OBP: 0.333, SLG: 0.333		0-0 4-3		0-3 K			0-0 6-3			3	0	0	0	0	1	0									
Inning Stats	R: 2 E: 0 K: 0 S: 5	H: 3 LOB: 2 BB: 1 P: 10	R: 1 E: 1 K: 1 S: 8	H: 2 LOB: 2 BB: 0 P: 8	R: 0 E: 0 K: 0 S: 3	H: 1 LOB: 0 BB: 0 P: 3	R: 0 E: 0 K: 1 S: 5	H: 0 LOB: 0 BB: 0 P: 5	R: 0 E: 0 K: 0 S: 3	H: 0 LOB: 0 BB: 0 P: 3	R: 0 E: 0 K: 2 S: 8	H: 1 LOB: 1 BB: 0 P: 8	R: 0 E: 0 K: 0 S: 3	H: 1 LOB: 0 BB: 0 P: 3	R: 1 E: 1 K: 1 S: 8	H: 2 LOB: 2 BB: 0 P: 8		1B: 10 2B: 0 3B: 0 HR: 0	SF: 1 SAC: 0 DP: 1 HBP: 1	WP: 0 PB: 0 SB: 1 CS: 2	PA: 36				
PITCHER	IP	WLS	BF	H	R	ER	SO	BB	IBB	HBP	BLK	WP	HR	S	P	ERA	WHIP								
Atlee Hammaker, L (1,1) ERA: 3.34 Jim Gott, R (8,1) ERA: 4.53	7.0	L	29	8	3	2	4	1	0	0	0	0	0	35	40	2.57	1.286								

AB	31
R	2
H	6
RBI	2
BB	2
SO	6
LOB	15



Batter	1	2	3	4	5	6	7	8	9	AB	R	H	RBI	BB	SO	LOB	TOP						
Jose Uribe, S (1, 6) <small>OBP: 0.326, SLG: 0.386</small>	5-3	L9		1-3	K			F6	F7	6	0	0	0	0	1	2	San Francisco Giants @ Los Angeles Dodgers Dodger Stadium, Los Angeles, CA <small>Wed Jul 29 1987, 7:05 PM PDT</small> <small>Att: 39,908 - Unknown</small>						
Kevin Mitchell, R (1, 5) <small>OBP: 0.319, SLG: 0.428</small> Chris Speier, R (4, 5) <small>OBP: 0.336, SLG: 0.409</small>	2B HR		FC5-4 1B	1B 2B	4-3			G1-6-3 BB	K	3	3	3	0	0	0	0							
Jeffrey Leonard, R (1, 7) <small>OBP: 0.327, SLG: 0.510</small> Bob Melvin, R (6, 2) <small>OBP: 0.262, SLG: 0.376</small>	1-3 HR		FC5-4 BB	1B 2B	4-3			G1-6-3 1-2		2	2	1	0	2	0	0							
Bob Brenly, R (1, 2) <small>OBP: 0.380, SLG: 0.528</small>	K		FC5-4 1B	2B 1B					1B 1B	5	3	2	0	0	1	4							
Chili Davis, S (1, 8) <small>OBP: 0.333, SLG: 0.447</small>										3	3	2	5	1	0	0							
Joel Youngblood, R (8, 9) <small>OBP: 0.270, SLG: 0.284</small>	2-H 3-H HR		1-2 WP	1-3 2-H 3-H 2B					1B 1B	1	1	1	0	0	0	0							
Will Clark, L (1, 3) <small>OBP: 0.343, SLG: 0.519</small> Eddie Milner, L (6, 8) <small>OBP: 0.255, SLG: 0.255</small>	3-1		WP 1-3 2-H 3-H 1B	1-3 2-H 3-H 1B	E 1B				F9 1-3 2-H 1B	3	2	1	2	1	0	0							
Robby Thompson, R (1, 4) <small>OBP: 0.310, SLG: 0.405</small>			4-3	4-3	K				1-2 3-H 1B	5	1	1	1	0	2	4							
Mike Aldrete, L (1, 9) <small>OBP: 0.371, SLG: 0.444</small>			F8		E7				F9	5	0	2	3	0	1	2							
Mike Krukow, R (1, 1) <small>OBP: 0.229, SLG: 0.265</small>			F8		1-3				1-H 3-H 2B	5	0	2	2	0	1	2							
Inning Stats	R: 3 E: 0 K: 1 S: 8	H: 3 LOB: 0 BB: 0 P: 8	R: 0 E: 0 K: 0 S: 4	H: 1 LOB: 1 BB: 0 P: 4	R: 4 E: 0 K: 0 S: 6	H: 3 LOB: 1 BB: 2 P: 14	R: 5 E: 1 K: 1 S: 9	H: 4 LOB: 1 BB: 2 P: 17	R: 0 E: 0 K: 3 S: 3	H: 0 LOB: 0 BB: 0 P: 3	R: 0 E: 0 K: 3 S: 9	H: 0 LOB: 0 BB: 0 P: 9	R: 0 E: 0 K: 0 S: 2	H: 0 LOB: 0 BB: 0 P: 6	R: 4 E: 0 K: 1 S: 10	H: 5 LOB: 1 BB: 0 P: 10	1B: 10 2B: 5 3B: 0 HR: 1	SF: 0 SAC: 0 DP: 1 HBP: 0	WP: 2 PB: 0 SB: 0 CS: 0	PA: 47			
PITCHER	IP WLS BF H R ER SO	IP WLS BF H R ER SO	IP WLS BF H R ER SO	IP WLS BF H R ER SO	IP WLS BF H R ER SO	IP WLS BF H R ER SO	IP WLS BF H R ER SO	IP WLS BF H R ER SO	IP WLS BF H R ER SO	IP WLS BF H R ER SO	IP WLS BF H R ER SO	IP WLS BF H R ER SO	IP WLS BF H R ER SO	IP WLS BF H R ER SO	IP WLS BF H R ER SO	IP WLS BF H R ER SO	ERA WHIP	ERA WHIP					
Rick Honeycutt, L (1, 1) <small>ERA: 4.23</small>	2.1	L	14	5	6	6	1	2	0	0	0	0	0	1	14	22	23.14	3.000					
Brad Havens, L (3, 1) <small>ERA: 2.96</small>	0.2		4	2	1	1	0	0	0	0	0	0	1	0	4	4	13.50	3.000					
Tim Leary, R (4, 1) <small>ERA: 5.35</small>	5.0		21	4	5	4	5	2	1	0	0	0	0	0	28	40	7.20	1.200					
Brian Holton, R (9, 1) <small>ERA: 3.97</small>	1.0		8	5	4	4	1	0	0	0	0	0	0	0	10	10	36.00	5.000					
Dave Anderson, R (1, 6) <small>OBP: 0.295, SLG: 0.325</small>	1-3			K													4	0	0	0	0	2	3
John Shelby, S (1, 8) <small>OBP: 0.281, SLG: 0.416</small>	HR		1-3		L7												4	1	1	1	0	0	3
Ken Landreaux, L (1, 9) <small>OBP: 0.305, SLG: 0.365</small>	6-3			P3													4	0	1	0	0	0	0
Pedro Guerrero, R (1, 7) <small>OBP: 0.412, SLG: 0.567</small> Danny Heep, L (5, 7) <small>OBP: 0.103, SLG: 0.143</small> Brian Holton, R (9, 1) <small>OBP: 0.250, SLG: 0.250</small>	F8		G3 2B		F8												2	0	1	0	0	0	0
Franklin Stubbs, L (1, 3) <small>OBP: 0.309, SLG: 0.444</small>			F8		G3												4	0	0	0	0	0	1
Phil Garner, R (1, 5) <small>OBP: 0.277, SLG: 0.320</small>			6-3		F9												4	0	0	0	0	1	1
Mike Scioscia, L (1, 2) <small>OBP: 0.327, SLG: 0.343</small>			G3														3	0	0	0	1	0	0
Steve Sax, R (1, 4) <small>OBP: 0.311, SLG: 0.338</small>			1-3														3	0	1	0	0	0	0
Rick Honeycutt, L (1, 1) <small>ERA: 4.23</small> Brad Havens, L (3, 1) <small>ERA: 2.96</small> Tito Landrum, R (3, PH) <small>OBP: 0.245, SLG: 0.245</small> Tim Leary, R (4, 1) <small>OBP: 0.251, SLG: 0.251</small> Alex Trevino, R (8, PH) <small>OBP: 0.226, SLG: 0.417</small>				SH5-3 1B BB													0	0	0	0	0	0	0
Inning Stats	R: 1 E: 0 K: 0 S: 4	H: 1 LOB: 0 BB: 0 P: 4	R: 0 E: 0 K: 0 S: 3	H: 0 LOB: 0 BB: 0 P: 3	R: 0 E: 0 K: 1 S: 6	H: 1 LOB: 1 BB: 0 P: 6	R: 0 E: 0 K: 0 S: 4	H: 1 LOB: 1 BB: 0 P: 4	R: 0 E: 0 K: 1 S: 6	H: 0 LOB: 2 BB: 1 P: 10	R: 0 E: 0 K: 0 S: 3	H: 0 LOB: 0 BB: 0 P: 3	R: 0 E: 0 K: 1 S: 5	H: 0 LOB: 0 BB: 0 P: 5	R: 1 E: 0 K: 0 S: 5	H: 2 LOB: 1 BB: 0 P: 5	R: 0 E: 0 K: 0 S: 3	H: 0 LOB: 0 BB: 0 P: 3	1B: 2 2B: 2 3B: 0 HR: 2	SF: 0 SAC: 1 DP: 0 HBP: 0	WP: 0 PB: 0 SB: 0 CS: 0	PA: 34	
PITCHER	IP WLS BF H R ER SO	IP WLS BF H R ER SO	IP WLS BF H R ER SO	IP WLS BF H R ER SO	IP WLS BF H R ER SO	IP WLS BF H R ER SO	IP WLS BF H R ER SO	IP WLS BF H R ER SO	IP WLS BF H R ER SO	IP WLS BF H R ER SO	IP WLS BF H R ER SO	IP WLS BF H R ER SO	IP WLS BF H R ER SO	IP WLS BF H R ER SO	IP WLS BF H R ER SO	IP WLS BF H R ER SO	ERA WHIP	ERA WHIP					
Mike Krukow, R (1, 1) <small>ERA: 5.71</small>	9.0	W	34	6	2	2	3	1	0	0	0	0	0	2	39	43	2.00	0.778					

AB 42
R 16
H 16
RBI 14
BB 5
SO 7
LOB 16



AB 32
R 2
H 6
RBI 2
BB 1
SO 3
LOB 9



Batter	1	2	3	4	5	6	7	8	9	AB	R	H	RBI	BB	SO	LOB	TOP										
Mike Adrete, L (1.9) OBP: 0.368, SLG: 0.440	4-3		1B		L7			F7		4	1	1	0	0	0	0	San Francisco Giants @ Cincinnati Reds Riverfront Stadium, Cincinnati, OH Fri Jul 31 1987, 7:05 PM EDT Att: 38,753 - Overcast										
Kevin Mitchell, R (1.5) OBP: 0.318, SLG: 0.426	K		1B		6-3			K		4	0	1	0	0	2	0											
Jeffrey Leonard, R (1.7) OBP: 0.324, SLG: 0.505	K		F9					5-3		4	0	0	0	0	1	2											
Will Clark, L (1.3) OBP: 0.348, SLG: 0.525		2B	1B					F8		4	1	3	1	0	0	0											
Chili Davis, S (1.8) OBP: 0.330, SLG: 0.442	L7		F5					E5		4	0	0	0	0	0	3											
Bob Brenly, R (1.2) OBP: 0.378, SLG: 0.528					F8			K		4	0	1	1	0	2	1											
Robby Thompson, R (1.4) OBP: 0.309, SLG: 0.402	5-3				6-3			L8		4	0	1	0	0	0	1											
Jose Uribe, S (1.6) OBP: 0.338, SLG: 0.383					F6					1	0	0	0	3	0	0											
Dave Dravecky, R (1.1) Jeff Robinson, R (6.1) Jim Gott, R (6.1) Harry Spillane, R (7.7) Jon Perlman, L (7.1) Scott Garretts, R (8.1) Joel Youngblood, R (9.7)	L5				6-3			F8		2	0	0	0	0	0	2	livebaseballscorecards.com GIANTS										
Inning Stats	R: 0 E: 0 K: 2 S: 10	H: 0 LOB: 0 BB: 0 P: 16	R: 1 E: 0 K: 0 S: 10	H: 2 LOB: 2 BB: 1 P: 18	R: 1 E: 0 K: 0 S: 7	H: 3 LOB: 1 BB: 0 P: 13	R: 0 E: 0 K: 0 S: 8	H: 0 LOB: 0 BB: 0 P: 11	R: 0 E: 0 K: 0 S: 7	H: 0 LOB: 0 BB: 0 P: 9	R: 0 E: 0 K: 1 S: 8	H: 1 LOB: 1 BB: 0 P: 12	R: 0 E: 0 K: 1 S: 7	H: 0 LOB: 1 BB: 1 P: 13	R: 0 E: 0 K: 1 S: 10	H: 0 LOB: 0 BB: 0 P: 12		R: 0 E: 1 K: 1 S: 15	H: 1 LOB: 3 BB: 1 P: 27	1B: 5 2B: 2 3B: 0 HR: 0	SF: 0 SAC: 0 DP: 0 HBP: 0	WP: 0 PA: 36 PB: 0 SB: 0 CS: 1					
PITCHER	IP	WLS	BF	H	R	ER	SO	BB	IBB	HBP	BLK	WP	HR	S	P	ERA	WHIP										
Ron Robinson, R (1.1) ERA: 3.92	6.0	W	23	6	2	2	2	0	1	0	0	0	0	50	79	3.00	1.000										
Frank Williams, R (7.1) ERA: 2.51	2.0		7	0	0	0	2	1	0	0	0	0	0	17	25	0.00	0.500										
Rob Murphy, L (9.1) ERA: 3.34	1.0		6	1	0	0	1	1	0	0	0	0	0	15	27	0.00	2.000										

Batter	1	2	3	4	5	6	7	8	9	AB	R	H	RBI	BB	SO	LOB	BOTTOM										
Barry Larkin, R (1.6) OBP: 0.304, SLG: 0.371	CS		K		F8	FC6-4		F9		4	0	0	0	1	1	5	San Francisco Giants @ Cincinnati Reds Riverfront Stadium, Cincinnati, OH Fri Jul 31 1987, 7:05 PM EDT Att: 38,753 - Overcast										
Buddy Bell, R (1.5) OBP: 0.360, SLG: 0.413	1B		F8			1-6-3		F5		5	1	2	3	0	0	0											
Eric Davis, R (1.8) OBP: 0.417, SLG: 0.673	K							F8		5	2	2	1	0	2	2											
Dave Parker, L (1.9) OBP: 0.320, SLG: 0.464	F8							K		4	0	0	0	0	2	2											
Tracy Jones, R (1.7) OBP: 0.349, SLG: 0.485										2	1	2	0	2	0	0											
Bo Diaz, R (1.2) OBP: 0.330, SLG: 0.456										4	2	2	1	0	0	2											
Nick Esasky, R (1.3) OBP: 0.309, SLG: 0.558										2	1	0	0	2	2	2											
Dave Concepcion, R (1.4) OBP: 0.357, SLG: 0.340										3	1	0	1	1	0	4											
Ron Robinson, R (1.1) Terry Francona, L (6.7) Frank Williams, R (7.1) Paul O'Neill, L (8.7) Rob Murphy, L (9.1)										2	0	0	0	0	0	0	livebaseballscorecards.com REDS										
Inning Stats	R: 0 E: 0 K: 1 S: 10	H: 1 LOB: 1 BB: 1 P: 18	R: 0 E: 0 K: 1 S: 11	H: 0 LOB: 1 BB: 1 P: 18	R: 0 E: 0 K: 1 S: 7	H: 0 LOB: 0 BB: 0 P: 10	R: 1 E: 0 K: 2 S: 15	H: 2 LOB: 1 BB: 0 P: 20	R: 0 E: 0 K: 0 S: 9	H: 0 LOB: 0 BB: 0 P: 12	R: 3 E: 0 K: 1 S: 12	H: 2 LOB: 3 BB: 4 P: 34	R: 0 E: 0 K: 0 S: 7	H: 0 LOB: 0 BB: 0 P: 9	R: 5 E: 0 K: 1 S: 15	H: 4 LOB: 0 BB: 1 P: 26		1B: 5 2B: 3 3B: 0 HR: 2	SF: 0 SAC: 0 DP: 1 HBP: 0	WP: 0 PA: 39 PB: 0 SB: 2 CS: 1							
PITCHER	IP	WLS	BF	H	R	ER	SO	BB	IBB	HBP	BLK	WP	HR	S	P	ERA	WHIP										
Dave Dravecky, L (1.1) ERA: 3.67	5.2	L	25	5	4	4	6	4	0	0	0	0	0	60	98	6.35	1.588										
Jeff Robinson, R (6.1) ERA: 2.76	0.0		2	0	0	0	0	2	0	0	0	0	0	1	9												
Jim Gott, R (6.1) ERA: 4.5	0.1		1	0	0	0	0	0	0	0	0	0	0	3	5	0.00	0.000										
Jon Perlman, R (7.1) ERA: 3.0	1.0		5	2	2	2	0	0	0	0	0	0	0	9	12	18.00	2.000										
Scott Garretts, R (8.1) ERA: 3.25	1.0		6	2	3	3	1	1	0	0	0	0	1	13	23	27.00	3.000										

Batter	1	2	3	4	5	6	7	8	9	AB	R	H	RBI	BB	SO	LOB	TOP				
Mike Aldrete, L (1,9) OBP: 0.364, SLG: 0.439 Eddie Milner, L (8,8) OBP: 0.255, SLG: 0.255	F7	F8			F9	F7		3-1		5	1	1	0	0	0	0	San Francisco Giants @ Cincinnati Reds Riverfront Stadium, Cincinnati, OH Sat Aug 01 1987, 3:33 AM EDT Att: 35,911 - Cloudy				
Kevin Mitchell, R (1,5) OBP: 0.320, SLG: 0.436	K		HR		F9	6-3				5	1	2	1	0	1						
Jeffrey Leonard, R (1,7) OBP: 0.327, SLG: 0.506	HR		F9		PB			F8		5	2	3	1	0	0						
Will Clark, L (1,3) OBP: 0.351, SLG: 0.538	HR		G3		1B					5	2	3	3	0	0						
Chili Davis, S (1,8) OBP: 0.333, SLG: 0.446	E7		G3		1B					4	0	2	0	1	0						
Bob Brenly, R (1,2) OBP: 0.374, SLG: 0.520	F6		K		K					5	0	1	0	0	2						
Robby Thompson, R (1,4) OBP: 0.314, SLG: 0.411		SF9			1B					4	1	2	1	1	1						
Jose Uribe, S (1,6) OBP: 0.329, SLG: 0.374		SF9			F9					3	0	0	1	0	0						
Michael LaCoss, R (1,1) OBP: 0.147, SLG: 0.094 Don Robinson, R (6,1) OBP: 0.222, SLG: 0.125 Scott Garretts, R (9,1) OBP: 0.125, SLG: 0.125	K		K		5-3			K		3	0	0	0	0	2						
Inning Stats	R: 2 H: 2 E: 1 K: 1 S: 16	H: 2 R: 1 ER: 0 LOB: 1 BB: 0 P: 22	R: 1 H: 1 E: 0 K: 1 S: 9	H: 1 R: 0 ER: 0 LOB: 1 BB: 0 P: 16	R: 1 H: 2 E: 0 K: 1 S: 10	H: 1 R: 0 ER: 0 LOB: 1 BB: 0 P: 19	R: 0 H: 0 E: 0 K: 2 S: 10	H: 0 R: 0 ER: 0 LOB: 0 BB: 0 P: 15	R: 3 H: 5 E: 0 K: 1 S: 14	H: 2 R: 0 ER: 0 LOB: 2 BB: 0 P: 24	R: 0 H: 0 E: 0 K: 0 S: 3	H: 0 R: 0 ER: 0 LOB: 0 BB: 0 P: 3	R: 0 H: 1 E: 0 K: 0 S: 13	H: 3 R: 0 ER: 0 LOB: 3 BB: 2 P: 28	R: 0 H: 1 E: 0 K: 1 S: 9	H: 2 R: 0 ER: 0 LOB: 1 BB: 0 P: 12	R: 0 H: 2 E: 0 K: 0 S: 6	H: 1 R: 0 ER: 0 LOB: 1 BB: 0 P: 7	1B: 8 2B: 3 3B: 1 HR: 2	SF: 1 SAC: 0 DP: 0 HBP: 0	WP: 0 PA: 43 PB: 1 CS: 1 SB: 0
PITCHER	IP WLS BF H R ER SO BB IBB HBP BLK WP HR S P ERA WHIP																				
Bill Gullickson, R (1,1) ERA: 4.75	4.1 L 21 7 6 6 5 0 0 0 0 0 0 2 51 84 12.46 1.615																				
Bill Scherrer, L (5,1) ERA: 4.32	0.2 5 3 1 1 1 0 0 0 0 0 0 0 8 12 13.50 4.500																				
Jeff Montgomery, R (6,1) ERA:	2.0 9 1 0 0 0 1 1 0 0 0 0 0 16 31 0.00 1.000																				
Rob Murphy, L (8,1) ERA: 3.24	2.0 8 3 0 0 1 0 0 0 0 0 0 0 15 19 0.00 1.500																				



Batter	1	2	3	4	5	6	7	8	9	AB	R	H	RBI	BB	SO	LOB	BOTTOM				
Barry Larkin, R (1,6) OBP: 0.307, SLG: 0.373	K			FC4-6		FC4-6		1B		4	1	2	0	0	1	1	San Francisco Giants @ Cincinnati Reds Riverfront Stadium, Cincinnati, OH Sat Aug 01 1987, 3:33 AM EDT Att: 35,911 - Cloudy				
Buddy Bell, R (1,5) OBP: 0.356, SLG: 0.411	6-3			K				F9		4	0	1	0	0	1						
Eric Davis, R (1,8) OBP: 0.413, SLG: 0.667	K			FC4-6		SF9		K		3	0	0	1	0	2						
Dave Parker, L (1,9) OBP: 0.321, SLG: 0.465		G4-6-3		4-3		K				4	0	2	1	0	1						
Paul O'Neill, L (1,7) OBP: 0.273, SLG: 0.363		G4-6-3				F8		F2		4	0	0	0	0	0						
Bo Diaz, R (1,2) OBP: 0.329, SLG: 0.453		F9						F8		4	0	1	0	0	0						
Nick Esasky, R (1,3) OBP: 0.306, SLG: 0.552 Jeff Montgomery, R (6,1)				6-3		G5-4-3				2	0	0	0	0	0						
Lloyd McClendon, R (7, PH) OBP: 0.246, SLG: 0.333 Rob Murphy, L (8, PH) OBP: 0.200, SLG: 0.200 Dave Collins, S (9, PH) OBP: 0.346, SLG: 0.360										1	0	1	0	0	0						
Kurt Stillwell, S (1,4) OBP: 0.312, SLG: 0.380				1-6-3		HR		G3		4	1	1	1	0	0						
Bill Gullickson, R (1,1) OBP: 0.213, SLG: 0.319 Bill Scherrer, L (5,1) Terry Francona, L (6,3) OBP: 0.257, SLG: 0.296				F9		FC4-6		1B		1	0	0	0	0	0						
Inning Stats	R: 0 H: 0 E: 0 K: 2 S: 8	H: 1 R: 2 ER: 0 LOB: 0 BB: 0 P: 12	R: 0 H: 1 E: 0 K: 0 S: 3	H: 1 R: 0 ER: 0 LOB: 0 BB: 0 P: 5	R: 0 H: 0 E: 0 K: 0 S: 6	H: 0 R: 0 ER: 0 LOB: 0 BB: 0 P: 7	R: 0 H: 1 E: 0 K: 1 S: 6	H: 1 R: 0 ER: 0 LOB: 1 BB: 0 P: 7	R: 0 H: 1 E: 0 K: 0 S: 3	H: 1 R: 0 ER: 0 LOB: 0 BB: 0 P: 3	R: 2 H: 2 E: 0 K: 1 S: 8	H: 2 R: 0 ER: 0 LOB: 1 BB: 1 P: 13	R: 0 H: 1 E: 0 K: 0 S: 11	H: 1 R: 0 ER: 0 LOB: 1 BB: 0 P: 15	R: 1 H: 3 E: 0 K: 1 S: 15	H: 3 R: 0 ER: 0 LOB: 2 BB: 0 P: 20	R: 0 H: 1 E: 0 K: 0 S: 9	H: 1 R: 0 ER: 0 LOB: 1 BB: 0 P: 13	1B: 9 2B: 0 3B: 0 HR: 1	SF: 1 SAC: 0 DP: 2 HBP: 0	WP: 0 PA: 36 PB: 0 CS: 0
PITCHER	IP WLS BF H R ER SO BB IBB HBP BLK WP HR S P ERA WHIP																				
Michael LaCoss, R (1,1) ERA: 4.32	5.1 W 20 5 2 2 3 1 0 0 0 0 0 1 29 41 3.38 1.125																				
Don Robinson, R (6,1) ERA: 3.84	2.2 12 4 1 1 2 0 0 0 0 0 0 0 31 41 3.38 1.500																				
Scott Garretts, R (9,1) ERA: 3.22	1.0 4 1 0 0 0 0 0 0 0 0 0 0 9 13 0.00 1.000																				



Batter	1	2	3	4	5	6	7	8	9	10	11	AB	R	H	RBI	BB	SO	LOB	TOP			
Mike Aldrete, L OBP: 0.367, SLG: 0.445 Eddie Milner, L OBP: 0.262, SLG: 0.255	(1, 9) X 0-0 HR 2B		(1, 9) X 0-0 F8		(1, 9) X 0-0 F8			(1, 9) X 0-0 1B SF8		(1, 9) X 4-0 CS BB		4	1	2	0	0	0	0	0			
Kevin Mitchell, R OBP: 0.319, SLG: 0.432	(1, 5) X 0-3 K		(1, 5) X 0-3 K				(1, 5) X 0-0 P3		(1, 5) X 0-0 CS 1B		(1, 5) X 0-0 CS F4		5	0	1	0	0	2	1			
Jeffrey Leonard, R OBP: 0.326, SLG: 0.504	(1, 7) X 0-0 P4						(1, 7) X 0-3 G6-4-3 HBP 1B		(1, 7) X 0-0 K		(1, 7) X 0-0 SF8		4	0	1	1	0	1	1			
Chili Davis, S OBP: 0.336, SLG: 0.453	(1, 8) X 0-0 HR						(1, 8) X 1-0 G6-4-3 HBP 1B		(1, 8) X 0-0 F8		(1, 8) X 3-H 6-3		3	1	1	2	1	0	1			
Bob Melvin, R OBP: 0.256, SLG: 0.367	(1, 2) X 0-0 L9						(1, 2) X 0-0 G6-4-3 1-2 HBP		(1, 2) X 0-0 F8		(1, 2) X 0-0 5-3		5	0	0	0	0	1	3			
Willi Clark, L OBP: 0.353, SLG: 0.535			(1, 3) X 0-3 K				(1, 3) X 4-0 BB		(1, 3) X 4-0 6-3 BB		(1, 3) X 0-0 F8		2	0	0	0	2	1	0			
Chris Speier, R OBP: 0.335, SLG: 0.406							(1, 4) X 0-0 5-3		(1, 4) X 0-0 6-3		(1, 4) X 0-0 F8		4	0	1	0	0	0	3			
Jose Uribe, S OBP: 0.320, SLG: 0.363			(1, 6) X 0-0 G5-4-3 1B				(1, 6) X 0-0 5-3		(1, 6) X 0-0 L4		(1, 6) X 0-0 4-3		4	0	0	0	0	0	2			
Alice Hammaker, S OBP: 0.320, SLG: 0.363 Joe Youngblood, L OBP: 0.262, SLG: 0.255 Craig Lefferts, L OBP: 0.262, SLG: 0.255 Scott Garretts, R OBP: 0.262, SLG: 0.255 Harry Simpson, L OBP: 0.262, SLG: 0.255 Jeff Robinson, R OBP: 0.262, SLG: 0.255	(1, 1) X 0-0 F9		(1, 1) X 0-0 4-3				(1, 1) X 0-0 4-3		(1, 1) X 0-0 HR		(1, 1) X 0-0 4-3		2	0	0	0	0	0	0			
Inning Stats	R: 2 E: 0 K: 1 S: 7	H: 2 LOB: 0 BB: 0 P: 7	R: 0 E: 0 K: 1 S: 5	H: 1 LOB: 0 BB: 0 P: 5	R: 0 E: 0 K: 1 S: 5	H: 0 LOB: 0 BB: 0 P: 5	R: 0 E: 0 K: 0 S: 3	H: 1 LOB: 2 BB: 1 P: 8	R: 0 E: 0 K: 0 S: 3	H: 0 LOB: 0 BB: 0 P: 5	R: 0 E: 0 K: 0 S: 5	H: 0 LOB: 1 BB: 0 P: 5	R: 0 E: 0 K: 0 S: 3	H: 0 LOB: 0 BB: 0 P: 3	R: 0 E: 0 K: 0 S: 2	H: 0 LOB: 1 BB: 1 P: 6	R: 0 E: 0 K: 1 S: 5	H: 0 LOB: 1 BB: 1 P: 9	1B: 4 2B: 1 3B: 0 HR: 2	SF: 1 SAC: 0 DP: 2 HBP: 1	WP: 0 PB: 0 SB: 1 CS: 2	PA: 42
PITCHER	Tom Browning, L ERA: 6.46	John Franco, L ERA: 2.06	Frank Williams, R ERA: 2.54	Jeff Montgomery, R ERA:																		
	(1, 1) IP: 7.0, WLS: 26, BF: 4, H: 2, R: 2, ER: 2, SO: 4, BB: 2, IBB: 0, HBP: 0, BLK: 0, WP: 0, HR: 1, S: 31, P: 40, ERA: 2.57, WHIP: 0.857	(8, 1) (1, 0), WLS: 5, BF: 3, H: 2, R: 2, ER: 2, SO: 0, BB: 0, IBB: 0, HBP: 0, BLK: 0, WP: 0, HR: 1, S: 5, P: 5, ERA: 18.00, WHIP: 3.000	(9, 1) (2, 0), WLS: 6, BF: 0, H: 0, R: 0, ER: 0, SO: 1, BB: 0, IBB: 0, HBP: 0, BLK: 0, WP: 0, HR: 0, S: 5, P: 9, ERA: 0.00, WHIP: 0.500	(11, 1) (1, 0), WLS: 4, BF: 0, H: 0, R: 0, ER: 0, SO: 1, BB: 0, IBB: 0, HBP: 0, BLK: 0, WP: 0, HR: 0, S: 5, P: 9, ERA: 0.00, WHIP: 1.000																		

San Francisco Giants @ Cincinnati Reds
Riverfront Stadium, Cincinnati, OH
Sun Aug 02 1987, 3:33 AM EDT
Att: 44,368 - Unknown

livebaseballscores.com
AB 35
R 4
H 7
RBI 4
BB 4
SO 5
LOB 11



Batter	1	2	3	4	5	6	7	8	9	10	11	AB	R	H	RBI	BB	SO	LOB	BOTTOM					
Barry Larkin, R OBP: 0.307, SLG: 0.373	(1, 6) X 0-0 F9											6	0	2	0	0	0	3						
Buddy Bell, R OBP: 0.355, SLG: 0.405	(1, 5) X 4-0 1B 1B BB											5	1	0	0	1	0	3						
Eric Davis, R OBP: 0.417, SLG: 0.674	(1, 8) X 0-0 1B 1-2 1B											4	2	2	1	2	0	0						
Dave Parker, L OBP: 0.318, SLG: 0.459	(1, 9) X 0-0 F9											5	0	0	0	0	1	5						
Tracy Jones, R OBP: 0.349, SLG: 0.483	(1, 7) X 0-0 1B 1-2 2-3 1B											5	1	2	0	0	1	4						
Bo Diaz, R OBP: 0.332, SLG: 0.455	(1, 2) X 0-0											3	0	2	2	0	1	0						
Terry McGriff, R OBP: 0.400, SLG: 0.600	(7, 2) X 1-3 2-4 3-H 1B											2	0	1	1	0	0	3						
Nick Esasky, R OBP: 0.303, SLG: 0.541	(1, 3) X 0-3 K											5	0	1	0	0	1	3						
Dave Concepcion, R OBP: 0.367, SLG: 0.361	(1, 4) X 0-0 5-3											3	1	2	1	2	0	0						
Tom Browning, L OBP: 0.148, SLG: 0.120 John Franco, L OBP: 0.211, SLG: 0.279 Frank Williams, R OBP: 0.262, SLG: 0.255 Terry Francona, L OBP: 0.262, SLG: 0.255 Jeff Montgomery, R OBP: 0.262, SLG: 0.255	(1, 1) X 0-0 1-3											3	0	0	0	0	1	3						
Inning Stats	R: 2 E: 0 K: 1 S: 8	H: 3 LOB: 2 BB: 1 P: 12	R: 0 E: 0 K: 0 S: 3	H: 0 LOB: 0 BB: 0 P: 3	R: 0 E: 0 K: 0 S: 3	H: 0 LOB: 0 BB: 0 P: 3	R: 0 E: 0 K: 0 S: 5	H: 2 LOB: 3 BB: 1 P: 9	R: 0 E: 0 K: 1 S: 5	H: 1 LOB: 2 BB: 0 P: 8	R: 0 E: 0 K: 2 S: 8	H: 0 LOB: 0 BB: 0 P: 3	R: 1 E: 1 K: 1 S: 7	H: 2 LOB: 2 BB: 1 P: 11	R: 0 E: 0 K: 1 S: 7	H: 1 LOB: 3 BB: 1 P: 11	R: 0 E: 0 K: 1 S: 7	H: 2 LOB: 2 BB: 0 P: 7	R: 1 E: 0 K: 0 S: 1	H: 1 LOB: 0 BB: 0 P: 1	1B: 10 2B: 0 3B: 0 HR: 2	SF: 0 SAC: 0 DP: 0 HBP: 0	WP: 0 PB: 0 SB: 4 CS: 0	PA: 48
PITCHER	Alice Hammaker, L ERA: 3.38	Craig Lefferts, L ERA: 4.04	Scott Garretts, R ERA: 3.16	Jeff Robinson, R ERA: 2.84																				
	(1, 1) IP: 7.0, WLS: 1, BF: 30, H: 6, R: 3, ER: 3, SO: 4, BB: 2, IBB: 1, HBP: 0, BLK: 1, WP: 0, HR: 1, S: 35, P: 47, ERA: 3.86, WHIP: 1.143	(8, 1) (0, 1), WLS: 2, BF: 1, H: 1, R: 1, ER: 1, SO: 0, BB: 0, IBB: 0, HBP: 0, BLK: 0, WP: 0, HR: 2, S: 2, P: 2, ERA: 27.00, WHIP: 3.000	(8, 1) (1, 2), WLS: 10, BF: 2, H: 0, R: 0, ER: 0, SO: 2, BB: 1, IBB: 0, HBP: 0, BLK: 0, WP: 0, HR: 12, S: 20, ERA: 0.00, WHIP: 1.800	(10, 1) (1, 0), WLS: 6, BF: 3, H: 1, R: 1, ER: 1, SO: 0, BB: 0, IBB: 0, HBP: 0, BLK: 0, WP: 0, HR: 8, S: 8, ERA: 9.00, WHIP: 3.000																				

San Francisco Giants @ Cincinnati Reds
Riverfront Stadium, Cincinnati, OH
Sun Aug 02 1987, 3:33 AM EDT
Att: 44,368 - Unknown

livebaseballscores.com
AB 43
R 5
H 12
RBI 5
BB 5
SO 7
LOB 27



Batter	1	2	3	4	5	6	7	8	9	10	11	12	13	AB	R	H	RBI	BB	SO	LOB	TOP					
Mike Aldrete, L OBP: 0.372, SLG: 0.443 (1, 9)														3	1	1	0	2	0	0	0					
Randy Kutcher, R OBP: 0.290, SLG: 0.286 (11, 8)														1	0	0	0	0	0	0						
Chris Speier, R OBP: 0.327, SLG: 0.396 (1, 5)														6	1	0	0	0	0	0	3					
Jeffrey Leonard, R OBP: 0.321, SLG: 0.496 (1, 7)														6	0	0	1	0	3	3						
Will Clark, L OBP: 0.356, SLG: 0.543 (1, 3)														4	1	2	2	1	0	0						
Chili Davis, S OBP: 0.335, SLG: 0.449 (1, 8)														5	0	1	0	0	1	3						
Bob Brenly, R OBP: 0.371, SLG: 0.513 (1, 2)														5	0	1	0	0	3	1						
Robby Thompson, R OBP: 0.312, SLG: 0.411 (1, 4)														5	0	1	0	0	4	0						
Jose Uribe, S OBP: 0.316, SLG: 0.357 (1, 6)														5	0	1	0	0	2	1						
Mike Krukow, R OBP: 0.211, SLG: 0.240 (8, 1)														3	0	0	0	0	3	1						
Craig Lefferts, S OBP: 0.252, SLG: 0.293 (12, PH)														0	0	0	0	0	0	0						
Edgar Martinez, R OBP: 0.325, SLG: 0.400 (15, PH)														0	0	0	0	0	1	0						
Don Robinson, R OBP: 0.281, SLG: 0.325 (9, 1)														1	0	0	0	0	0	1						
Joe Price, L OBP: 0.292, SLG: 0.299 (10, 1)														0	0	0	0	0	0	0						
Joe Price, R OBP: 0.292, SLG: 0.299 (10, 1)														0	0	0	0	0	0	0						
Inning Stats	R: 1 E: 0 K: 1 S: 13	H: 2 LOB: 1 BB: 0 P: 17	R: 0 E: 0 K: 2 S: 14	H: 1 LOB: 1 BB: 0 P: 18	R: 0 E: 0 K: 2 S: 8	H: 0 LOB: 0 BB: 0 P: 11	R: 0 E: 0 K: 2 S: 11	H: 1 LOB: 1 BB: 0 P: 18	R: 0 E: 0 K: 3 S: 9	H: 0 LOB: 0 BB: 0 P: 7	R: 0 E: 0 K: 0 S: 6	H: 1 LOB: 1 BB: 0 P: 12	R: 0 E: 0 K: 2 S: 9	H: 0 LOB: 2 BB: 2 P: 17	R: 0 E: 0 K: 2 S: 11	H: 1 LOB: 1 BB: 0 P: 14	R: 0 E: 0 K: 0 S: 5	H: 0 LOB: 0 BB: 0 P: 7	1B: 5 2B: 1 3B: 0 HR: 1	SF: 0 SAC: 0 DP: 0 HBP: 0	WIP: 0 PB: 1 SB: 2 CS: 0	PA: 48				
PITCHER	IP 7.0	WLS 27	BF 5	H 3	ER 2	SO 12	BB 1	IBB 0	HBP 0	BLK 0	WP 0	HR 1	S 76	P 108	ERA 2.57	WHIP 0.857										
Nolan Ryan, R ERA: 3.11 (1, 1)																										
Larry Andersen, R ERA: 3.22 (8, 1)																										
Dave Smith, R ERA: 0.82 (11, 1)																										
Juan Agosto, L ERA: (13, 1)																										

San Francisco Giants @ Houston Astros
Astrodome, Houston, TX
Mon Aug 03 1987, 8:05 PM EDT
Att. 28,287 - Unknown

livebaseballscorecards.com

AB 45
R 3
H 7
RBI 3
BB 3
SO 17
LOB 13



Batter	1	2	3	4	5	6	7	8	9	10	11	12	13	AB	R	H	RBI	BB	SO	LOB	BOTTOM					
Gerald Young, S OBP: 0.314, SLG: 0.308 (1, 8)														6	1	2	0	0	0	1						
Billy Hatcher, R OBP: 0.362, SLG: 0.422 (1, 7)														6	1	1	0	0	2	2						
Bill Doran, S OBP: 0.348, SLG: 0.411 (1, 4)														5	0	2	0	1	2	0						
Alan Ashby, S OBP: 0.401, SLG: 0.483 (1, 2)														5	1	2	2	1	0	2						
Denny Walling, L OBP: 0.357, SLG: 0.432 (1, 3)														3	0	0	0	0	0	3						
Glenn Davis, R OBP: 0.320, SLG: 0.474 (9, PH)														3	0	1	0	0	0	1						
Kevin Bass, S OBP: 0.335, SLG: 0.450 (1, 9)														5	2	2	3	1	0	2						
Ken Caminiti, S OBP: 0.279, SLG: 0.424 (1, 5)														5	0	0	0	0	2	4						
Craig Reynolds, L OBP: 0.313, SLG: 0.354 (1, 6)														4	0	2	0	0	1	0						
Buddy Biancalana, S OBP: 0.208, SLG: 0.289 (13, 6)														1	0	0	0	0	1	0						
Nolan Ryan, R OBP: 0.372, SLG: 0.443 (1, 9)														2	0	0	0	0	0	1						
Joe Garza, L OBP: 0.179, SLG: 0.135 (7, PH)														1	0	0	0	0	1	0						
Larry Andersen, R ERA: 3.22 (8, 1)														0	0	0	0	0	0	0						
Terry Lundy, R OBP: 0.281, SLG: 0.299 (15, PH)														1	0	0	0	0	0	1						
Don Robinson, R OBP: 0.281, SLG: 0.325 (9, 1)														0	0	0	0	0	0	0						
Dave Smith, R ERA: 0.82 (11, 1)														1	0	0	0	0	0	0						
Juan Agosto, L ERA: (13, 1)														0	0	0	0	0	0	0						
Inning Stats	R: 2 E: 0 K: 0 S: 22	H: 3 LOB: 2 BB: 1 P: 35	R: 0 E: 0 K: 1 S: 9	H: 0 LOB: 0 BB: 0 P: 12	R: 0 E: 0 K: 1 S: 7	H: 1 LOB: 1 BB: 0 P: 13	R: 1 E: 0 K: 1 S: 8	H: 2 LOB: 0 BB: 0 P: 14	R: 0 E: 0 K: 1 S: 7	H: 0 LOB: 0 BB: 0 P: 8	R: 0 E: 0 K: 0 S: 5	H: 1 LOB: 1 BB: 0 P: 12	R: 0 E: 0 K: 1 S: 7	H: 2 LOB: 2 BB: 1 P: 21	R: 0 E: 0 K: 2 S: 11	H: 1 LOB: 1 BB: 0 P: 15	R: 2 E: 0 K: 0 S: 10	H: 1 LOB: 0 BB: 1 P: 19	1B: 9 2B: 1 3B: 0 HR: 2	SF: 0 SAC: 0 DP: 1 HBP: 0	WIP: 0 PB: 0 SB: 1 CS: 1	PA: 51				
PITCHER	IP 7.0	WLS 27	H 6	R 3	ER 3	SO 5	BB 1	IBB 0	HBP 0	BLK 0	WP 0	HR 1	S 65	P 101	ERA 3.86	WHIP 1.000										
Mike Krukow, R ERA: 5.59 (1, 1)																										
Craig Lefferts, L ERA: 3.93 (8, 1)																										
Don Robinson, R ERA: 3.73 (10, 1)																										
Joe Price, L ERA: 4.09 (12, 1)																										

San Francisco Giants @ Houston Astros
Astrodome, Houston, TX
Mon Aug 03 1987, 8:05 PM EDT
Att. 28,287 - Unknown

livebaseballscorecards.com

AB 48
R 5
H 12
RBI 5
BB 3
SO 9
LOB 17



Batter	1	2	3	4	5	6	7	8	9	AB	R	H	RBI	BB	SO	LOB	TOP																
Mike Aldrete, L (1.9) OBP: 0.366, SLG: 0.435	4-3		4-3			1-3	4-3			4	0	0	0	0	0	2	San Francisco Giants @ Houston Astros Astrodome, Houston, TX Tue Aug 04 1987, 8:05 PM EDT Att: 22,607 - Unknown																
Kevin Mitchell, R (1.5) OBP: 0.320, SLG: 0.443	HR		F8			CS 1B		5-3		4	1	2	1	0	0	0																	
Jeffrey Leonard, R (1.7) OBP: 0.320, SLG: 0.494	S 1B		K			F8		L1		4	1	1	0	0	1	1																	
Chili Davis, S (1.8) OBP: 0.334, SLG: 0.446	1B									3	0	0	0	1	0	0																	
Scott Garretts, R (8.1) OBP: 0.125, SLG: 0.125	1B					1-3		F9		0	0	0	0	0	0	0																	
Bob Melvin, R (1.2) OBP: 0.252, SLG: 0.361	F9					G3		F3		3	0	0	0	0	0	2																	
Bob Brenly, R (9, PH) OBP: 0.369, SLG: 0.511										1	0	0	0	0	0	0																	
Will Clark, L (1.3) OBP: 0.358, SLG: 0.545	1-3 3-H 1B					G3		WP 1B		4	1	2	1	0	0	0																	
Robby Thompson, R (1.4) OBP: 0.311, SLG: 0.407			F8			4-3		1B 1B		3	1	0	0	1	1	0																	
Jose Uribe, S (1.6) OBP: 0.312, SLG: 0.352			K			5-3				2	0	0	0	0	1	0																	
Chris Speier, R (7, PH) OBP: 0.327, SLG: 0.396										0	0	0	0	0	0	0																	
Harry Spilman, L (7, PH) OBP: 0.388, SLG: 0.475										1	0	1	1	0	0	0																	
Randy Kutcher, R (7.6) OBP: 0.250, SLG: 0.286								1B 3-H 1B		0	0	0	0	0	0	0																	
Kelly Downs, R (1.1) OBP: 0.186, SLG: 0.167			F9			K				2	0	0	0	0	1	0																	
Jeff Robinson, R (6.1) OBP: 0.118, SLG: 0.118										0	0	0	0	0	0	0																	
Joel Youngblood, R (7, PH) OBP: 0.282, SLG: 0.338										1	0	1	1	0	0	0																	
Craig Lefferts, L (7.1) OBP: 0.400, SLG: 0.600										0	0	0	0	0	0	0																	
Eddie Milner, L (8.8) OBP: 0.259, SLG: 0.253										0	0	0	0	0	0	0																	
Inning Stats	R: 2 E: 0 K: 0 S: 5	H: 3 LOB: 2 BB: 1 P: 9	R: 0 E: 0 K: 1 S: 5	H: 0 LOB: 0 BB: 0 P: 5	R: 0 E: 0 K: 1 S: 5	H: 0 LOB: 0 BB: 0 P: 5	R: 0 E: 0 K: 0 S: 3	H: 0 LOB: 0 BB: 0 P: 3	R: 0 E: 0 K: 0 S: 5	H: 1 LOB: 0 BB: 0 P: 3	R: 2 E: 0 K: 0 S: 6	H: 3 LOB: 2 BB: 1 P: 10	R: 0 E: 0 K: 0 S: 3	H: 0 LOB: 0 BB: 0 P: 3	R: 0 E: 0 K: 1 S: 5	H: 0 LOB: 0 BB: 0 P: 5	1B: 5 2B: 1 3B: 0 HR: 1	SF: 0 SAC: 0 DP: 0 HBP: 0	WP: 1 PB: 0 SB: 2 CS: 1	PA: 34													
PITCHER	IP WLS BF H R ER SO BB IBB HBP BLK WP HR S P ERA WHIP																																
Bob Knepper, L (1.1) ERA: 5.99	6.2	25	5	4	4	3	2	0	0	0	0	1	1	29	37	5.40	1.050																
Rocky Childress, R (7.1) ERA: 2.09	0.0	2	2	0	0	0	0	0	0	0	0	0	0	2	2	∞	∞																
Dave Meads, L (7.1) ERA: 4.57	0.1	1	0	0	0	0	0	0	0	0	0	0	0	1	1	0.00	0.000																
Jeff Heathcock, R (8.1) ERA: 6.75	1.0	W	3	0	0	0	0	0	0	0	0	0	0	3	3	0.00	0.000																
Dave Smith, R (9.1) ERA: 0.6	1.0	S	3	0	0	0	1	0	0	0	0	0	0	5	5	0.00	0.000																

Batter	1	2	3	4	5	6	7	8	9	AB	R	H	RBI	BB	SO	LOB	BOTTOM																
Gerald Young, S (1.8) OBP: 0.322, SLG: 0.317	F9		FC5-4 1B			E 4-3 1B	F7			4	1	2	0	0	0	1	San Francisco Giants @ Houston Astros Astrodome, Houston, TX Tue Aug 04 1987, 8:05 PM EDT Att: 22,607 - Unknown																
Billy Hatcher, R (1.7) OBP: 0.361, SLG: 0.420	E 1B		FC5-4 CS			4-3		F9		4	1	1	1	0	0	2																	
Bill Doran, S (1.4) OBP: 0.351, SLG: 0.413			CS							3	1	2	1	1	0	0																	
Buddy Biancalana, S (8, PR) OBP: 0.208, SLG: 0.269	1-H 1B		1-2			E 1B		WP 1B		0	1	0	0	0	0	0																	
Alan Ashby, S (1.2) OBP: 0.402, SLG: 0.483	K					4-3		1B		4	0	2	2	0	1	1																	
Kevin Bass, S (1.9) OBP: 0.332, SLG: 0.446	K									4	0	0	0	0	3	4																	
Glenn Davis, R (1.3) OBP: 0.319, SLG: 0.471			F2			F4		FC5-4		4	0	1	1	0	0	1																	
Denny Walling, L (1.5) OBP: 0.355, SLG: 0.428										2	0	0	0	0	1	0																	
Ken Caminiti, S (7, PH) OBP: 0.286, SLG: 0.426			K2-3			6-3		SH3-4 1B		2	0	1	0	0	0	2																	
Craig Reynolds, L (1.6) OBP: 0.311, SLG: 0.351			G3			4-3		SH3-4		2	0	0	0	0	0	0																	
Bob Knepper, L (1.1) ERA: 5.99										2	1	1	0	0	0	0																	
Rocky Childress, R (7.1) ERA: 2.09										0	0	0	0	0	0	0																	
Dave Meads, L (7.1) ERA: 4.57										0	0	0	0	0	0	0																	
Davey Lopes, R (7, PH) OBP: 0.355, SLG: 0.397										1	0	0	0	0	0	1																	
Jeff Heathcock, R (8.1) ERA: 6.75										0	0	0	0	0	0	0																	
Dave Smith, R (9.1) ERA: 0.6										0	0	0	0	0	0	0																	
Inning Stats	R: 1 E: 1 K: 2 S: 9	H: 2 LOB: 1 BB: 0 P: 9	R: 0 E: 0 K: 1 S: 5	H: 0 LOB: 0 BB: 0 P: 5	R: 0 E: 0 K: 0 S: 3	H: 0 LOB: 0 BB: 0 P: 3	R: 0 E: 0 K: 0 S: 3	H: 0 LOB: 0 BB: 0 P: 3	R: 3 E: 1 K: 1 S: 8	H: 3 LOB: 1 BB: 1 P: 12	R: 0 E: 0 K: 0 S: 4	H: 1 LOB: 1 BB: 0 P: 4	R: 1 E: 0 K: 1 S: 8	H: 3 LOB: 2 BB: 0 P: 8	R: 0 E: 0 K: 0 S: 3	H: 0 LOB: 0 BB: 0 P: 5	1B: 9 2B: 1 3B: 0 HR: 0	SF: 0 SAC: 1 DP: 0 HBP: 0	WP: 1 PB: 0 SB: 0 CS: 1	PA: 35													
PITCHER	IP WLS BF H R ER SO BB IBB HBP BLK WP HR S P ERA WHIP																																
Kelly Downs, R (1.1) ERA: 3.81	5.1	22	6	4	2	3	1	0	0	0	0	0	0	27	31	3.38	1.312																
Jeff Robinson, R (6.1) ERA: 2.51	0.2	2	0	0	0	1	0	0	0	0	0	0	0	4	4	0.00	0.000																
Craig Lefferts, L (7.1) ERA: 3.98	1.1	L	7	3	1	1	0	0	0	0	0	0	0	7	7	6.75	2.250																
Scott Garretts, R (8.1) ERA: 3.13	0.2	3	1	0	0	1	0	0	0	0	0	0	0	5	5	0.00	1.500																



Batter	1	2	3	4	5	6	7	8	9	10	11	AB	R	H	RBI	BB	SO	LOB	TOP						
Eddie Milner, L OBP: 0.289, SLG: 0.314 (1, 8)												6	2	5	1	0	0	0							
Kevin Mitchell, R OBP: 0.323, SLG: 0.444 (1, 5)												6	0	3	0	0	1	3							
Mike Aldrete, L OBP: 0.372, SLG: 0.441 Jeffrey Leonard, R OBP: 0.324, SLG: 0.495 (1, 7) (9, PH) (9, 7)												4	1	3	1	0	0	2							
Will Clark, L OBP: 0.366, SLG: 0.549 (1, 3)												5	1	1	2	0	0	7							
Chili Davis, S OBP: 0.333, SLG: 0.441 (1, 9)												4	0	0	0	1	1	1							
Bob Brenly, R OBP: 0.369, SLG: 0.504 (1, 2)												5	0	1	0	0	2	0							
Robby Thompson, R OBP: 0.313, SLG: 0.408 (1, 4)												4	0	1	0	1	0	2							
Jose Uribe, S OBP: 0.308, SLG: 0.347 (1, 6)												5	0	1	0	0	0	2							
Dave Dravecky, R OBP: 0.186, SLG: 0.116 Don Robinson, R OBP: 0.125, SLG: 0.125 Craig Lefferts, L OBP: 0.133, SLG: 0.100 Scott Garretts, R OBP: 0.125, SLG: 0.125 Harry Squires, L OBP: 0.141, SLG: 0.147 Jeff Robinson, R OBP: 0.116, SLG: 0.116 (1, 1) (8, 1) (8, 1) (11, PH) (11, PH) (11, 1)												2	1	0	0	1	2	1							
Inning Stats	R: 0 E: 0 K: 0 S: 4	H: 2 LOB: 1 BB: 0 P: 4	R: 0 E: 0 K: 0 S: 2	H: 1 LOB: 0 BB: 1 P: 6	R: 4 E: 1 K: 2 S: 10	H: 3 LOB: 0 BB: 1 P: 14	R: 0 E: 0 K: 2 S: 8	H: 1 LOB: 1 BB: 0 P: 8	R: 1 E: 0 K: 0 S: 5	H: 3 LOB: 1 BB: 0 P: 5	R: 0 E: 0 K: 1 S: 7	H: 2 LOB: 2 BB: 0 P: 7	R: 0 E: 0 K: 0 S: 3	H: 0 LOB: 1 BB: 1 P: 7	R: 0 E: 0 K: 0 S: 4	H: 1 LOB: 2 BB: 1 P: 8	R: 0 E: 0 K: 1 S: 6	H: 1 LOB: 0 BB: 0 P: 6	R: 0 E: 0 K: 0 S: 4	H: 2 LOB: 2 BB: 0 P: 4	1B: 11 2B: 5 3B: 0 HR: 1	SF: 0 SAC: 0 DP: 3 HBP: 0	WP: 0 PB: 0 SB: 1 CS: 1	PA: 49	
PITCHER	Danny Darwin, R ERA: 3.59	IP: 4.0 WLS: 2.0 BF: 20	H: 9 R: 5 ER: 5 SO: 4	BB: 2 IBB: 0 HBP: 0 BLK: 0	WP: 0 HR: 0 S: 26 P: 34	ERA: 4.00 WHIP: 1.125	Larry Andersen, R ERA: 3.13	IP: 2.0 WLS: 1.0 BF: 8	H: 3 R: 0 ER: 0 SO: 1	BB: 0 IBB: 0 HBP: 0 BLK: 0	WP: 0 HR: 0 S: 10 P: 10	ERA: 0.00 WHIP: 1.500													
Jeff Heathcock, R ERA: 4.5	(5, 1)	2.2	10	3	0	0	1	0	0	0	0	0	0	0	12	12	0.00	1.125							
Juan Agosto, L ERA: 1.93	(7, 1)	0.1	1	0	0	0	0	0	0	0	0	0	0	0	1	1	0.00	0.000							
Rocky Childress, R ERA: 1.93	(8, 1)	1.2	7	1	0	0	0	1	0	0	0	0	0	0	6	10	0.00	1.200							
Dave Meads, L ERA: 4.54	(9, 1)	0.1	2	0	0	0	0	0	1	0	0	0	0	0	1	5	0.00	0.000							
Batter	1	2	3	4	5	6	7	8	9	10	11	AB	R	H	RBI	BB	SO	LOB	BOTTOM						
Gerald Young, S OBP: 0.323, SLG: 0.330 (1, 8)												6	1	2	0	0	1	0							
Billy Hatcher, R OBP: 0.361, SLG: 0.420 (1, 7)												5	1	2	0	0	0	1							
Bill Doran, S OBP: 0.353, SLG: 0.413 (1, 4)												5	2	2	0	1	0	1							
Alan Ashby, S OBP: 0.408, SLG: 0.487 (1, 2)												4	2	3	0	1	0	0							
Terry Puhl, L OBP: 0.283, SLG: 0.239 Larry Andersen, R (9, PR) (10, 1)												0	0	0	0	0	0	0							
Denny Walling, L OBP: 0.357, SLG: 0.430 (11, PH)												1	0	1	1	0	0	0							
Kevin Bass, S OBP: 0.337, SLG: 0.453 (1, 9)												5	0	4	3	0	0	1							
Glenn Davis, R OBP: 0.315, SLG: 0.465 (1, 3)												5	0	0	0	0	1	6							
Ken Caminiti, S OBP: 0.293, SLG: 0.425 (1, 5)												5	0	2	2	0	2	3							
Buddy Biancalana, S OBP: 0.200, SLG: 0.259 Davey Lopes, R OBP: 0.343, SLG: 0.345 Craig Reynolds, L OBP: 0.312, SLG: 0.350 (1, 6) (6, PH) (7, 6)												2	0	0	0	0	2	4							
Danny Darwin, R OBP: 0.186, SLG: 0.224 Jeff Heathcock, R OBP: 0.313, SLG: 0.408 Juan Agosto, L OBP: 0.133, SLG: 0.100 Scott Garretts, R OBP: 0.125, SLG: 0.125 Rocky Childress, R OBP: 0.141, SLG: 0.147 Jeff Robinson, R OBP: 0.116, SLG: 0.116 (1, 1) (8, 1) (8, 1) (11, PH) (11, PH) (11, 1)												1	0	0	0	0	2	4							
Inning Stats	R: 0 E: 0 K: 0 S: 3	H: 0 LOB: 0 BB: 0 P: 3	R: 0 E: 0 K: 1 S: 7	H: 2 LOB: 2 BB: 0 P: 7	R: 0 E: 1 K: 2 S: 8	H: 1 LOB: 1 BB: 0 P: 8	R: 0 E: 0 K: 0 S: 3	H: 3 LOB: 2 BB: 0 P: 6	R: 1 E: 0 K: 0 S: 6	H: 3 LOB: 0 BB: 0 P: 6	R: 0 E: 0 K: 0 S: 3	H: 0 LOB: 0 BB: 0 P: 3	R: 2 E: 0 K: 0 S: 6	H: 3 LOB: 1 BB: 0 P: 6	R: 2 E: 0 K: 0 S: 5	H: 3 LOB: 2 BB: 1 P: 9	R: 0 E: 0 K: 2 S: 7	H: 0 LOB: 1 BB: 1 P: 11	R: 1 E: 0 K: 0 S: 3	H: 2 LOB: 2 BB: 1 P: 7	1B: 14 2B: 2 3B: 0 HR: 0	SF: 0 SAC: 1 DP: 0 HBP: 0	WP: 0 PB: 0 SB: 2 CS: 1	PA: 50	
PITCHER	Dave Dravecky, L ERA: 3.66	IP: 7.0 WLS: 3.0 BF: 31	H: 10 R: 3 ER: 3 SO: 5	BB: 0 IBB: 0 HBP: 0 BLK: 0	WP: 0 HR: 0 S: 41 P: 41	ERA: 3.86 WHIP: 1.429																			
Don Robinson, R ERA: 3.69	(8, 1)	0.2	3	1	0	0	0	0	0	0	0	0	0	3	3	0.00	1.500								
Craig Lefferts, L ERA: 4.16	(8, 1)	1.0	5	2	2	2	0	0	0	0	0	0	0	5	5	18.00	2.000								
Scott Garretts, R ERA: 3.08	(9, 1)	1.1	6	1	0	0	2	2	0	0	0	0	0	8	16	0.00	2.250								
Jeff Robinson, R ERA: 2.91	(11, 1)	0.1	L	4	2	1	1	0	0	1	0	0	0	3	7	27.00	6.000								

San Francisco Giants @ Houston Astros
Astrodome, Houston, TX
Wed Aug 05 1987, 8:05 PM EDT
Att: 26,483 - Unknown

livebaseballscores.com
AB 44
R 5
H 16
RBI 4
BB 4
SO 6
LOB 18



San Francisco Giants @ Houston Astros
Astrodome, Houston, TX
Wed Aug 05 1987, 8:05 PM EDT
Att: 26,483 - Unknown

livebaseballscores.com
AB 45
R 6
H 16
RBI 6
BB 3
SO 7
LOB 20



Batter	1	2	3	4	5	6	7	8	9	AB	R	H	RBI	BB	SO	LOB	TOP			
Kal Daniels, L OBP: 0.412, SLG: 0.611 (1,7)										1	1	0	0	3	0	0	Cincinnati Reds @ San Francisco Giants Candlestick Park, San Francisco, CA Fri Aug 07 1987, 10:05 PM EDT Att: 35,801 - Unknown			
Buddy Bell, R OBP: 0.360, SLG: 0.405 (1,5)										4	0	2	0	0	0	3				
Eric Davis, R OBP: 0.414, SLG: 0.658 (1,8)										4	0	1	1	0	0	2				
Dave Parker, L OBP: 0.318, SLG: 0.452 (1,9)										4	0	1	0	0	0	2				
Bo Diaz, R OBP: 0.332, SLG: 0.474 (1,2)										4	0	0	0	0	1	2				
Terry Francona, L OBP: 0.251, SLG: 0.288 (1,3)										4	0	0	0	0	0	0				
Kurt Stillwell, S OBP: 0.314, SLG: 0.385 (1,4)										3	0	0	0	0	1	0				
Barry Larkin, R OBP: 0.300, SLG: 0.358 (1,6)										3	0	1	0	0	0	0				
Bill Gullickson, R OBP: 0.208, SLG: 0.313 (8, PH)										1	0	0	0	0	0	0				
Dave Collins, S OBP: 0.313, SLG: 0.323 (8, PH)										1	0	0	0	0	0	0				
Frank Williams, R OBP: 0.313, SLG: 0.323 (8, 1)										0	0	0	0	0	0	0				
Inning Stats	R: 1 E: 0 K: 0 S: 4	H: 2 LOB: 1 BB: 1 P: 8	R: 0 E: 0 K: 0 S: 3	H: 0 LOB: 0 BB: 0 P: 3	R: 0 E: 1 K: 0 S: 4	H: 1 LOB: 1 BB: 0 P: 4	R: 0 E: 0 K: 0 S: 3	H: 1 LOB: 0 BB: 0 P: 3	R: 0 E: 0 K: 1 S: 6	H: 1 LOB: 2 BB: 1 P: 10	R: 0 E: 0 K: 0 S: 3	H: 0 LOB: 0 BB: 0 P: 3	R: 0 E: 0 K: 0 S: 3	H: 0 LOB: 1 BB: 1 P: 7	R: 0 E: 0 K: 1 S: 5	H: 0 LOB: 0 BB: 0 P: 5	1B: 5 2B: 1 3B: 0 HR: 0	SF: 0 SAC: 1 DP: 2 HBP: 0	WP: 1 PB: 0 SB: 0 CS: 0	PA: 33
PITCHER Michael LaCoss, R ERA: 4.05 (1,1)	IP: 9.0 WLS: W BF: 33 H: 5 R: 1 ER: 1 SO: 2 BB: 2 IBB: 1 HBP: 0 BLK: 0 WP: 1 HR: 0 S: 34 P: 46 ERA: 1.00 WHIP: 0.778																			



Batter	1	2	3	4	5	6	7	8	9	AB	R	H	RBI	BB	SO	LOB	BOTTOM			
Eddie Milner, L OBP: 0.288, SLG: 0.312 (1,8)										4	1	1	0	0	0	0	Cincinnati Reds @ San Francisco Giants Candlestick Park, San Francisco, CA Fri Aug 07 1987, 10:05 PM EDT Att: 35,801 - Unknown			
Kevin Mitchell, R OBP: 0.328, SLG: 0.458 (1,5)										4	1	3	2	0	0	0				
Mike Aldrete, L OBP: 0.368, SLG: 0.435 (7,7)										3	0	0	0	0	0	1				
Jeffrey Leonard, R OBP: 0.323, SLG: 0.494 (7,7)										1	0	0	0	0	0	1				
Will Clark, L OBP: 0.360, SLG: 0.557 (1,3)										2	1	1	1	2	0	1				
Chili Davis, S OBP: 0.330, SLG: 0.437 (1,9)										4	0	0	0	0	0	3				
Bob Brenly, R OBP: 0.362, SLG: 0.498 (1,2)									3	0	0	0	0	0	1					
Robby Thompson, R OBP: 0.309, SLG: 0.494 (1,4)									3	0	0	0	0	0	0					
Jose Uribe, S OBP: 0.309, SLG: 0.347 (1,6)										3	0	1	0	0	1	0				
Michael LaCoss, R OBP: 0.135, SLG: 0.086 (1,1)										3	0	0	0	0	0	1				
Inning Stats	R: 0 E: 0 K: 0 S: 4	H: 1 LOB: 1 BB: 0 P: 4	R: 0 E: 0 K: 0 S: 3	H: 0 LOB: 0 BB: 0 P: 3	R: 0 E: 0 K: 0 S: 3	H: 0 LOB: 0 BB: 0 P: 3	R: 1 E: 0 K: 0 S: 4	H: 1 LOB: 0 BB: 0 P: 4	R: 0 E: 0 K: 0 S: 5	H: 2 LOB: 1 BB: 1 P: 9	R: 0 E: 0 K: 1 S: 5	H: 0 LOB: 0 BB: 0 P: 5	R: 0 E: 0 K: 0 S: 4	H: 1 LOB: 2 BB: 1 P: 8	R: 0 E: 0 K: 0 S: 4	H: 1 LOB: 0 BB: 1 P: 8	1B: 4 2B: 0 3B: 0 HR: 2	SF: 0 SAC: 0 DP: 0 HBP: 0	WP: 0 PB: 0 SB: 1 CS: 0	PA: 32
PITCHER Bill Gullickson, R ERA: 4.7 (1,1)	IP: 7.0 WLS: L BF: 27 H: 5 R: 3 ER: 3 SO: 3 BB: 1 IBB: 0 HBP: 0 BLK: 0 WP: 0 HR: 2 S: 28 P: 32 ERA: 3.86 WHIP: 0.857																			
Frank Williams, R ERA: 2.5 (8,1)	IP: 1.0 WLS: 5 BF: 1 H: 0 R: 0 ER: 0 SO: 0 BB: 0 IBB: 1 HBP: 0 BLK: 0 WP: 0 HR: 0 S: 4 P: 8 ERA: 0.00 WHIP: 1.000																			




Batter	1	2	3	4	5	6	7	8	9	AB	R	H	RBI	BB	SO	LOB	TOP					
Barry Larkin, R OBP: 0.299, SLG: 0.354 (1, 6)	0-0 5-3		0-0 5-3		0-0 L5			4-0 L6-3 BB		3	0	0	0	1	0	0	Cincinnati Reds @ San Francisco Giants Candlestick Park, San Francisco, CA Sat Aug 08 1987, 6:33 AM EDT Att: 28,281 - Unknown					
Buddy Bell, R OBP: 0.357, SLG: 0.400 (1, 5)	0-0 5-3		0-0 4-3			0-0 1-3		0-0 L6-3 1-2		4	0	0	0	0	0	1						
Eric Davis, R OBP: 0.415, SLG: 0.664 (1, 8)	4-0 BB		0-0 5-3			0-3 K		0-0 HR		3	1	1	1	1	1	0						
Dave Parker, L OBP: 0.315, SLG: 0.448 (1, 9)	0-0 6-3			0-0 F8		0-0 F6		0-0 4-3		4	0	0	0	0	0	1						
Tracy Jones, R OBP: 0.350, SLG: 0.478 (1, 7)		0-0 S 1B		0-0 E3			0-0 E5 S		0-0 5-3	4	0	1	0	0	0	0						
Bo Diaz, R OBP: 0.331, SLG: 0.475 (1, 2)		0-0 F7		0-0 F9			0-3 K		0-0 1B 2B	4	1	1	0	0	1	3						
Dave Concepcion, R OBP: 0.376, SLG: 0.362 (1, 3)		4-0 1-2 BB		0-0 5-3			4-0 1-2 BB		0-0 1B 2H	2	0	1	1	2	0	1						
Kurt Stillwell, S OBP: 0.310, SLG: 0.379 (1, 4)		0-0 F7			0-0 5-3		0-3 K		0-0 F9	4	0	0	0	0	1	5						
Tom Browning, L OBP: 0.138, SLG: 0.111 (7, PH)		0-0 6-3			0-3 K		0-3 K		0-0 4-3	2	0	0	0	0	1	2						
Nick Esasky, R OBP: 0.298, SLG: 0.514 (7, PH)										1	0	0	0	0	1	2						
Jeff Montgomery, R (7, PH)										0	0	0	0	0	0	0						
Dave Collins, S OBP: 0.303, SLG: 0.313 (9, PH)										1	0	0	0	0	0	1						
Inning Stats	R: 0 E: 0 K: 0 S: 3	H: 0 LOB: 1 BB: 1 P: 7	R: 0 E: 0 K: 0 S: 4	H: 1 LOB: 2 BB: 1 P: 8	R: 0 E: 0 K: 0 S: 3	H: 0 LOB: 0 BB: 0 P: 3	R: 0 E: 1 K: 0 S: 4	H: 0 LOB: 1 BB: 0 P: 4	R: 0 E: 0 K: 1 S: 5	H: 0 LOB: 0 BB: 0 P: 5	R: 0 E: 0 K: 1 S: 5	H: 0 LOB: 0 BB: 0 P: 5	R: 0 E: 1 K: 3 S: 10	H: 0 LOB: 2 BB: 1 P: 14	R: 1 E: 0 K: 0 S: 3	H: 1 LOB: 0 BB: 1 P: 7	R: 1 E: 0 K: 0 S: 5	H: 2 LOB: 1 BB: 0 P: 5	1B: 2 2B: 2 3B: 0 HR: 1	SF: 0 SAC: 0 DP: 1 HBP: 0	WP: 0 PB: 0 SB: 2 CS: 0	PA: 36
PITCHER Atlee Hammaker, L ERA: 3.27 (1, 1)	IP: 9.0 WLS: W BF: 36 H: 4 R: 2 ER: 2 SO: 5 BB: 4 IBB: 0 HBP: 0 BLK: 0 WP: 0 HR: 1 S: 42 P: 58 ERA: 2.00 WHIP: 0.889															PITCHER	IP: WLS: BF: H: R: ER: SO: BB: IBB: HBP: BLK: WP: HR: S: P: ERA: WHIP:					



AB	32
R	2
H	4
RBI	2
BB	4
SO	5
LOB	16



Batter	1	2	3	4	5	6	7	8	9	AB	R	H	RBI	BB	SO	LOB	BOTTOM			
Robby Thompson, R OBP: 0.312, SLG: 0.406 (1, 4)	0-0 1B 2B	0-0 F9			4-0 BB		0-0 F7			3	1	1	0	1	0	0	Cincinnati Reds @ San Francisco Giants Candlestick Park, San Francisco, CA Sat Aug 08 1987, 6:33 AM EDT Att: 28,281 - Unknown			
Kevin Mitchell, R OBP: 0.333, SLG: 0.460 (1, 5)	0-0 1B 2B 2H		4-0 BB		0-0 F7		0-0 1B			3	1	2	1	1	0	1				
Jeffrey Leonard, R OBP: 0.322, SLG: 0.492 (1, 7)	0-0 2B 1-2 4-3 1B		0-0 F8		0-0 F7		0-0 F4			4	1	1	0	0	0	3				
Candy Maldonado, R OBP: 0.380, SLG: 0.555 (1, 9)	0-0 4-3 SF7 1-3 2H 2B		0-0 F6		0-0 F7		0-3 K			4	1	1	1	0	1	2				
Chili Davis, S OBP: 0.327, SLG: 0.432 (1, 8)	0-0 4-3		0-0 F8		0-3 K			0-0 4-3		4	0	0	1	0	1	2				
Will Clark, L OBP: 0.361, SLG: 0.566 (1, 3)	0-0 SF7 2-3 3H			0-3 K		0-0 HR		0-0 CS 1B		3	1	2	2	0	1	0				
Bob Brenly, R OBP: 0.360, SLG: 0.498 (1, 2)	0-0 P3			0-0 P3		0-0 2B		0-0 F6 1-2		4	0	1	0	0	0	1				
Jose Uribe, S OBP: 0.309, SLG: 0.342 (1, 6)		0-0 F9		0-0 F9		4-0 IBB				2	0	0	0	1	0	0				
Atlee Hammaker, S OBP: 0.143, SLG: 0.122 (1, 1)		0-0 4-3			0-0 E1		0-0 5-3			3	0	0	0	0	0	2				
Inning Stats	R: 4 E: 0 K: 0 S: 7	H: 4 LOB: 0 BB: 0 P: 7	R: 0 E: 0 K: 0 S: 3	H: 0 LOB: 0 BB: 0 P: 3	R: 0 E: 0 K: 1 S: 5	H: 0 LOB: 0 BB: 1 P: 7	R: 0 E: 0 K: 1 S: 5	H: 0 LOB: 0 BB: 0 P: 5	R: 0 E: 1 K: 0 S: 3	H: 0 LOB: 1 BB: 1 P: 7	R: 1 E: 0 K: 1 S: 7	H: 2 LOB: 2 BB: 1 P: 11	R: 0 E: 0 K: 1 S: 6	H: 1 LOB: 1 BB: 0 P: 6	R: 0 E: 0 K: 0 S: 3	H: 1 LOB: 0 BB: 0 P: 3	1B: 4 2B: 3 3B: 0 HR: 1	SF: 1 SAC: 0 DP: 0 HBP: 0	WP: 0 PB: 0 SB: 0 CS: 1	PA: 34
PITCHER Tom Browning, L ERA: 6.54 (7, 1)	IP: 6.0 WLS: L BF: 27 H: 6 R: 5 ER: 5 SO: 2 BB: 2 IBB: 1 HBP: 0 BLK: 0 WP: 0 HR: 1 S: 28 P: 40 ERA: 7.50 WHIP: 1.333															PITCHER	IP: WLS: BF: H: R: ER: SO: BB: IBB: HBP: BLK: WP: HR: S: P: ERA: WHIP:			



Batter	1	2	3	4	5	6	7	8	9	AB	R	H	RBI	BB	SO	LOB	TOP										
Kal Daniels, L OBP: 0.410, SLG: 0.605 (1, 7)	F5			K		6-3			HR	4	1	1	0	0	1	2	Cincinnati Reds @ San Francisco Giants Candlestick Park, San Francisco, CA Sun Aug 09 1987, 6:33 AM EDT Unknown										
Buddy Bell, R OBP: 0.353, SLG: 0.395 (1, 5)	5-3			F3		F7			F5	4	0	0	0	0	0	3											
Eric Davis, R OBP: 0.413, SLG: 0.668 (1, 8)	F7			K					HR	4	1	1	2	0	0	0											
Dave Parker, L OBP: 0.312, SLG: 0.444 (1, 9)		F8			F8				F4	4	0	0	0	0	0	0											
Bo Diaz, R OBP: 0.328, SLG: 0.470 (1, 2)		F7			F7				5-3	4	0	0	0	0	0	0											
Nick Esasky, R OBP: 0.299, SLG: 0.511 (1, 3)		F8			F7					3	0	1	0	0	0	0											
Dave Concepcion, R OBP: 0.371, SLG: 0.356 (1, 4)				K					FC6-3	3	0	0	0	0	2	1											
Barry Larkin, R OBP: 0.299, SLG: 0.354 (1, 6)				F4					6-3	3	0	1	0	0	0	1											
Ted Power, R OBP: 0.186, SLG: 0.222 (5, PH) Terry Francisco, L OBP: 0.296, SLG: 0.292 (6, 1) Rob Murphy, L OBP: 0.260, SLG: 0.290 (6, PH) Paul O'Neill, L OBP: 0.325, SLG: 0.379 (8, 1) Bill Scherrer, L OBP: 0.379, SLG: 0.379 (8, 1) Frank Williams, R OBP: 0.379, SLG: 0.379 (8, 1)				K					K	1	0	0	0	0	0	0	AB 32 R 2 H 5 RBI 2 BB 0 SO 7 LOB 8 										
Inning Stats	R: 0 E: 0 K: 0 S: 3	H: 0 LOB: 0 BB: 0 P: 3	R: 0 E: 0 K: 0 S: 3	H: 0 LOB: 0 BB: 0 P: 3	R: 0 E: 0 K: 2 S: 7	H: 0 LOB: 0 BB: 0 P: 7	R: 0 E: 0 K: 2 S: 7	H: 0 LOB: 0 BB: 0 P: 7	R: 0 E: 0 K: 1 S: 7	H: 2 LOB: 2 BB: 0 P: 7	R: 0 E: 0 K: 1 S: 5	H: 0 LOB: 0 BB: 0 P: 5	R: 0 E: 1 K: 1 S: 6	H: 1 LOB: 1 BB: 0 P: 6	R: 2 E: 0 K: 0 S: 5	H: 2 LOB: 0 BB: 0 P: 5		1B: 4 2B: 0 3B: 0 HR: 1	SF: 0 SAC: 0 DP: 0 HBP: 0	WP: 0 PB: 0 SB: 0 CS: 0	PA: 32						
PITCHER	IP	WLS	BF	H	R	ER	SO	BB	IBB	HBP	BLK	WP	HR	S	P	ERA	WHIP										
Mike Krukow, R ERA: 5.35 (1, 1)	8.1	W	30	5	2	2	7	0	0	0	0	0	1	44	44	2.16	0.600										
Craig Lefferts, L ERA: 4.14 (9, 1)	0.1		1	0	0	0	0	0	0	0	0	0	0	1	1	0.00	0.000										
Don Robinson, R ERA: 3.68 (9, 1)	0.1	S	1	0	0	0	0	0	0	0	0	0	0	1	1	0.00	0.000										

Batter	1	2	3	4	5	6	7	8	9	AB	R	H	RBI	BB	SO	LOB	BOTTOM										
Eddie Milner, L OBP: 0.287, SLG: 0.304 (1, 8)	F8		F7		G3		6-3			3	1	0	0	1	0	0	Cincinnati Reds @ San Francisco Giants Candlestick Park, San Francisco, CA Sun Aug 09 1987, 6:33 AM EDT Unknown										
Kevin Mitchell, R OBP: 0.335, SLG: 0.462 (1, 5)	F8		1B		G4-6-3		5-3			3	1	1	0	0	0	1											
Mike Aldrete, L OBP: 0.367, SLG: 0.433 (1, 7)	4-3				G4-6-3					3	0	1	2	0	0	1											
Jeffrey Leonard, R OBP: 0.324, SLG: 0.493 (6, PH) (9, 7)					G4-6-3					1	0	1	0	0	0	0											
Will Clark, L OBP: 0.363, SLG: 0.576 (1, 3)			F6							4	1	2	1	0	0	2											
Chili Davis, S OBP: 0.328, SLG: 0.434 (1, 9)	F7									3	0	1	0	1	0	1											
Bob Brenly, R OBP: 0.356, SLG: 0.492 (1, 2)		6-3								3	0	0	0	0	2	2											
Harry Spilman, L OBP: 0.377, SLG: 0.459 (8, PH) (9, 2)										1	0	0	0	0	0	2											
Bob Melvin, R OBP: 0.232, SLG: 0.361 (9, 2)										0	0	0	0	0	0	0											
Robby Thompson, R OBP: 0.309, SLG: 0.492 (1, 4)										3	0	0	0	0	2	2	AB 29 R 3 H 6 RBI 3 BB 3 SO 5 LOB 13 										
Jose Uribe, S OBP: 0.310, SLG: 0.338 (1, 6)										2	0	0	0	1	0	0											
Mike Krukow, R OBP: 0.195, SLG: 0.225 (1, 1)										3	0	0	0	0	1	2	AB 29 R 3 H 6 RBI 3 BB 3 SO 5 LOB 13 										
Craig Lefferts, L OBP: 0.333, SLG: 0.500 (9, 1)										0	0	0	0	0	0	0											
Don Robinson, R OBP: 0.222, SLG: 0.125 (9, 1)										0	0	0	0	0	0	0											
Inning Stats	R: 2 E: 0 K: 0 S: 4	H: 1 LOB: 1 BB: 1 P: 8	R: 0 E: 0 K: 1 S: 5	H: 0 LOB: 0 BB: 0 P: 5	R: 1 E: 0 K: 0 S: 5	H: 2 LOB: 1 BB: 0 P: 5	R: 0 E: 0 K: 2 S: 8	H: 1 LOB: 2 BB: 1 P: 12	R: 0 E: 0 K: 0 S: 2	H: 0 LOB: 0 BB: 0 P: 3	R: 0 E: 0 K: 2 S: 8	H: 1 LOB: 1 BB: 0 P: 8	R: 0 E: 0 K: 0 S: 3	H: 0 LOB: 0 BB: 0 P: 3	R: 0 E: 0 K: 0 S: 4	H: 1 LOB: 2 BB: 1 P: 8	1B: 2 2B: 3 3B: 0 HR: 1	SF: 0 SAC: 0 DP: 1 HBP: 1	WP: 0 PB: 0 SB: 2 CS: 0	PA: 33							
PITCHER	IP	WLS	BF	H	R	ER	SO	BB	IBB	HBP	BLK	WP	HR	S	P	ERA	WHIP										
Ted Power, R ERA: 4.52 (1, 1)	5.0	L	21	4	3	3	3	1	1	0	0	0	0	11	11	5.40	1.000										
Rob Murphy, L ERA: 3.2 (6, 1)	2.0		7	1	0	0	2	0	0	0	0	0	0	3	7	0.00	1.500										
Bill Scherrer, L ERA: 4.08 (8, 1)	0.2		4	1	0	0	0	0	1	0	0	0	0	3	7	0.00	1.500										
Frank Williams, R ERA: 2.49 (8, 1)	0.1		1	0	0	0	0	0	0	0	0	0	0	1	1	0.00	0.000										

Batter	1	2	3	4	5	6	7	8	9	AB	R	H	RBI	BB	SO	LOB	TOP			
Kal Daniels, L (1,7) OBP: 0.406, SLG: 0.601	4-3		F7		4-3			2B	4-3	5	0	1	0	0	0	2	Cincinnati Reds @ San Francisco Giants Candlestick Park, San Francisco, CA Sun Aug 09 1987, 6:38 AM EDT Att: 46,434 - Unknown			
Kurt Stillwell, S (1,4) OBP: 0.306, SLG: 0.374	F7		F5		4-3			F8		4	0	0	0	0	0	1				
Eric Davis, R (1,8) OBP: 0.412, SLG: 0.662	BB				5-3			F9		3	0	0	0	1	0	1				
Buddy Bell, R (1,5) OBP: 0.357, SLG: 0.399	BB				2B			5-3		2	0	1	0	2	0	1				
Tracy Jones, R (1,9) OBP: 0.349, SLG: 0.475	F7				6-3			P3		4	1	1	0	0	0	4				
Terry Francona, L (1,3)																				
Terry McGriff, R (1,2) OBP: 0.333, SLG: 0.500																				
Paul O'Neill, L (9, PH) OBP: 0.263, SLG: 0.379																				
Nick Esasky, R (9, PH) OBP: 0.302, SLG: 0.514																				
Barry Larkin, R (1,6) OBP: 0.299, SLG: 0.363																				
Guy Hoffman, L (1,1) OBP: 0.125, SLG: 0.156																				
Dave Collins, S (7, PH) OBP: 0.294, SLG: 0.303																				
Rob Murphy, L (7, PH) OBP: 0.200, SLG: 0.200																				
Bo Diaz, R (9, PH) OBP: 0.327, SLG: 0.470																				
Inning Stats	R: 0 E: 0 K: 0 S: 3	H: 0 LOB: 2 BB: 2 P: 11	R: 0 E: 0 K: 0 S: 3	H: 0 LOB: 0 BB: 0 P: 3	R: 0 E: 0 K: 0 S: 3	H: 1 LOB: 2 BB: 0 P: 7	R: 1 E: 0 K: 0 S: 4	H: 1 LOB: 0 BB: 0 P: 4	R: 0 E: 0 K: 0 S: 5	H: 0 LOB: 1 BB: 0 P: 7	R: 0 E: 0 K: 0 S: 5	H: 0 LOB: 0 BB: 0 P: 5	R: 0 E: 0 K: 0 S: 4	H: 1 LOB: 1 BB: 0 P: 4	R: 1 E: 0 K: 0 S: 6	H: 3 LOB: 2 BB: 0 P: 6	1B: 3 2B: 2 3B: 0 HR: 1	SF: 1 SAC: 0 DP: 0 HBP: 1	WP: 0 PB: 0 SB: 1 CS: 0	PA: 37
PITCHER	IP WLS BF H R ER SO BB IBB HBP BLK WP HR S P ERA WHIP																			
Kelly Downs, R (1,1) ERA: 3.72	8.0 W 33 5 2 2 2 3 0 1 0 0 1 33 46 2.25 1.000																			
Craig Lefferts, L (9,1) ERA: 4.09	1.0 S 4 1 0 0 0 0 0 0 0 0 0 4 4 0.00 1.000																			

AB	32
R	2
H	6
RBI	2
BB	3
SO	2
LOB	15



Batter	1	2	3	4	5	6	7	8	9	AB	R	H	RBI	BB	SO	LOB	BOTTOM	
Chris Speier, R (1,4) OBP: 0.322, SLG: 0.389	5-3				6-3					4	0	0	0	0	2	0	Cincinnati Reds @ San Francisco Giants Candlestick Park, San Francisco, CA Sun Aug 09 1987, 6:38 AM EDT Att: 46,434 - Unknown	
Kevin Mitchell, R (1,5) OBP: 0.333, SLG: 0.459	6-3									2	0	0	0	0	0	0		
Robby Thompson, R (5,4) OBP: 0.310, SLG: 0.403										2	0	1	0	0	0	0		
Jeffrey Leonard, R (1,7) OBP: 0.323, SLG: 0.491	F6									4	1	1	0	0	1	1		
Candy Maldonado, R (1,9) OBP: 0.382, SLG: 0.560										3	1	1	1	1	0	0		
Chili Davis, S (1,8) OBP: 0.330, SLG: 0.433										3	1	1	0	1	2	1		
Will Clark, L (1,3) OBP: 0.362, SLG: 0.574										3	1	1	1	0	0	2		
Bob Melvin, R (1,2) OBP: 0.249, SLG: 0.356										3	0	0	0	0	1	1		
Jose Uribe, S (1,6) OBP: 0.310, SLG: 0.338										3	1	1	1	0	0	0		
Kelly Downs, R (1,1) OBP: 0.178, SLG: 0.159										2	0	0	1	0	0	0		
Craig Lefferts, L (9,1) OBP: 0.333, SLG: 0.500										0	0	0	0	0	0	0		
Inning Stats	R: 0 E: 0 K: 0 S: 3	H: 3 LOB: 0 BB: 0 P: 9	R: 0 E: 0 K: 0 S: 3	H: 0 LOB: 0 BB: 0 P: 3	R: 0 E: 0 K: 1 S: 5	H: 0 LOB: 0 BB: 0 P: 5	R: 0 E: 0 K: 0 S: 3	H: 0 LOB: 0 BB: 0 P: 3	R: 0 E: 0 K: 0 S: 5	H: 1 LOB: 2 BB: 2 P: 13	R: 0 E: 0 K: 1 S: 5	H: 0 LOB: 0 BB: 0 P: 5	R: 1 E: 0 K: 2 S: 9	H: 2 LOB: 1 BB: 0 P: 9	1B: 5 2B: 0 3B: 1 HR: 0	SF: 0 SAC: 1 DP: 0 HBP: 0	WP: 0 PB: 0 SB: 0 CS: 1	PA: 32
PITCHER	IP WLS BF H R ER SO BB IBB HBP BLK WP HR S P ERA WHIP																	
Guy Hoffman, L (1,1) ERA: 4.14	6.0 L 24 4 4 1 3 2 0 0 0 0 0 0 28 36 1.50 1.000																	
Rob Murphy, L (7,1) ERA: 3.24	2.0 8 2 1 1 3 0 0 0 0 0 0 0 14 14 4.50 1.000																	

AB	29
R	5
H	6
RBI	4
BB	2
SO	6
LOB	5





Batter	1	2	3	4	5	6	7	8	9	AB	R	H	RBI	BB	SO	LOB	TOP							
Gerald Young, S OBP: 0.313, SLG: 0.298 (1, 8)										4	1	1	0	0	1	0	Houston Astros @ San Francisco Giants Candlestick Park, San Francisco, CA Mon Aug 10 1987, 10:05 PM EDT Att: 15,447 - Unknown							
Billy Hatcher, R OBP: 0.361, SLG: 0.417 (1, 7)										4	1	3	0	0	0	0								
Bill Doran, S OBP: 0.353, SLG: 0.407 (1, 4)										4	0	2	2	0	0	1								
Alan Ashby, S OBP: 0.407, SLG: 0.473 (1, 2)										4	0	1	0	0	1	2								
Kevin Bass, S OBP: 0.336, SLG: 0.446 (1, 9)										4	0	0	0	0	2	2								
Glenn Davis, R OBP: 0.313, SLG: 0.464 (1, 3)										4	2	2	0	0	0	0								
Ken Caminiti, S OBP: 0.303, SLG: 0.453 (1, 5)										4	1	2	3	0	0	0								
Buddy Biancalana, S OBP: 0.206, SLG: 0.246 (9, PH)										3	0	0	0	0	1	1								
Craig Reynolds, L OBP: 0.314, SLG: 0.348 (9, 6)										1	0	0	0	0	0	0								
Danny Darwin, R OBP: 0.185, SLG: 0.212 Juan Agosto, L (7, 1)										3	0	0	0	0	1	1								
Dave Meads, L OBP: 0.500, SLG: 0.333 (8, 1)										0	0	0	0	0	0	0								
										0	0	0	0	0	0	0								
Inning Stats	R: 1 E: 0 K: 0 S: 4	H: 3 LOB: 0 BB: 0 P: 4	R: 1 E: 0 K: 0 S: 5	H: 2 LOB: 1 BB: 0 P: 5	R: 0 E: 0 K: 0 S: 3	H: 0 LOB: 0 BB: 0 P: 3	R: 2 E: 0 K: 1 S: 7	H: 3 LOB: 0 BB: 0 P: 7	R: 0 E: 0 K: 0 S: 4	H: 1 LOB: 1 BB: 0 P: 4	R: 0 E: 0 K: 2 S: 7	H: 0 LOB: 0 BB: 0 P: 7	R: 0 E: 0 K: 1 S: 5	H: 0 LOB: 0 BB: 0 P: 5	R: 1 E: 0 K: 2 S: 9	H: 2 LOB: 1 BB: 0 P: 9	R: 0 E: 0 K: 0 S: 3	H: 0 LOB: 0 BB: 0 P: 3	1B: 7 2B: 3 3B: 0 HR: 1	SF: 0 SAC: 0 DP: 1 HBP: 0	WP: 0 PB: 0 SB: 0 CS: 2	PA: 35		
PITCHER	IP WLS BF H R ER SO BB IBB HBP BLK WP HR S P ERA WHIP																							
Dave Dravecky, L ERA: 3.82 Jeff Robinson, R ERA: 2.57 Scott Garretts, R ERA: 3.12 Don Robinson, R ERA: 3.63	(1, 1) (6, 1) (7, 1) (9, 1)	5.0 1.0 2.0 1.0	WLS 3 0 0 W	BF 21 3 8 3	H 9 0 2 0	R 4 0 1 0	ER 4 0 1 0	SO 1 2 3 0	BB 0 0 0 0	IBB 0 0 0 0	HBP 0 0 0 0	BLK 0 0 0 0	WP 0 0 0 0	HR 1 7 14 3	S 23 7 14 3	P 23 7 14 3	ERA 7.20 0.00 4.50 0.00	WHIP 1.800 0.000 1.000 0.000						

Batter	1	2	3	4	5	6	7	8	9	AB	R	H	RBI	BB	SO	LOB	BOTTOM								
Eddie Milner, L OBP: 0.299, SLG: 0.336 (1, 8)										4	1	2	1	1	1	1	Houston Astros @ San Francisco Giants Candlestick Park, San Francisco, CA Mon Aug 10 1987, 10:05 PM EDT Att: 15,447 - Unknown								
Chris Speier, R OBP: 0.327, SLG: 0.391 (1, 5)										4	0	2	0	1	0	1									
Mike Aldrete, L OBP: 0.369, SLG: 0.432 Kevin Mitchell, R OBP: 0.332, SLG: 0.457 (6, PH) (9, 7)										3	1	1	1	1	0	2									
Candy Maldonado, R OBP: 0.382, SLG: 0.571 (1, 9)										5	2	2	2	0	1	4									
Willi Clark, L OBP: 0.363, SLG: 0.580 (1, 3)										5	1	2	1	0	0	3									
Bob Brenly, R OBP: 0.358, SLG: 0.496 (1, 2)										4	0	2	1	0	0	1									
Robby Thompson, R OBP: 0.309, SLG: 0.399 (1, 4)										3	0	0	0	1	1	2									
Jose Uribe, S OBP: 0.309, SLG: 0.331 (1, 6)										3	0	0	0	1	0	3									
Dave Dravecky, R OBP: 0.184, SLG: 0.214 Joel Youngblood, R OBP: 0.391, SLG: 0.347 Jeff Robinson, R OBP: 0.319, SLG: 0.442 Chili Davis, S OBP: 0.252, SLG: 0.125 Scott Garretts, R OBP: 0.354, SLG: 0.354 Bob Melvin, R OBP: 0.252, SLG: 0.125 Don Robinson, R OBP: 0.252, SLG: 0.125 (1, 1) (5, PH) (6, 1) (6, PH) (7, 1) (8, PH) (9, 1)	(1, 1) (5, PH) (6, 1) (6, PH) (7, 1) (8, PH) (9, 1)	6.1 1.1 0.1	WLS 3 L	BF 31 7 3	H 8 2 2	R 4 0 2	ER 4 0 2	SO 5 0 1	BB 4 1 0	IBB 0 0 0	HBP 0 0 0	BLK 0 0 0	WP 0 0 0	HR 1 6 5	S 37 6 5	P 53 10 5		ERA 5.68 0.00 54.00	WHIP 1.895 2.250 6.000						
Inning Stats	R: 0 E: 0 K: 2 S: 7	H: 0 LOB: 1 BB: 1 P: 11	R: 0 E: 0 K: 1 S: 6	H: 1 LOB: 2 BB: 1 P: 10	R: 0 E: 0 K: 0 S: 4	H: 1 LOB: 1 BB: 0 P: 4	R: 0 E: 0 K: 0 S: 4	H: 1 LOB: 1 BB: 0 P: 4	R: 1 E: 0 K: 0 S: 6	H: 3 LOB: 2 BB: 0 P: 6	R: 0 E: 0 K: 2 S: 7	H: 0 LOB: 1 BB: 1 P: 11	R: 3 E: 0 K: 0 S: 6	H: 3 LOB: 1 BB: 1 P: 10	R: 0 E: 0 K: 1 S: 6	H: 1 LOB: 2 BB: 1 P: 10		R: 2 E: 0 K: 0 S: 2	H: 2 LOB: 0 BB: 0 P: 2	1B: 7 2B: 2 3B: 0 HR: 3	SF: 0 SAC: 0 DP: 0 HBP: 0	WP: 1 PB: 0 SB: 1 CS: 0	PA: 41		
PITCHER	IP WLS BF H R ER SO BB IBB HBP BLK WP HR S P ERA WHIP																								
Danny Darwin, R ERA: 3.68 Juan Agosto, L ERA: 7.71 Dave Meads, L ERA: 5.1	(1, 1) (7, 1) (8, 1)	6.1 1.1 0.1	WLS 3 L	BF 31 7 3	H 8 2 2	R 4 0 2	ER 4 0 2	SO 5 0 1	BB 4 1 0	IBB 0 0 0	HBP 0 0 0	BLK 0 0 0	WP 0 0 0	HR 1 6 5	S 37 6 5	P 53 10 5	ERA 5.68 0.00 54.00	WHIP 1.895 2.250 6.000							

AB	35
R	5
H	11
RBI	5
BB	0
SO	6
LOB	7



Batter	1	2	3	4	5	6	7	8	9	AB	R	H	RBI	BB	SO	LOB	TOP										
Billy Hatcher, R OBP: 0.360, SLG: 0.414 (1, 8)	5-3		5-3		5-3		1B HR		6-3	5	1	1	0	0	0	0	Houston Astros @ San Francisco Giants Candlestick Park, San Francisco, CA Tue Aug 11 1987, 10:05 PM EDT Att: 22,065 - Unknown AB 41 R 7 H 13 RBI 6 BB 0 SO 8 LOB 10 										
Bill Doran, S OBP: 0.353, SLG: 0.409 (1, 4)	K		1-3		F7		1-2 HR		E	5	2	2	0	0	1	0											
Jose Cruz, L OBP: 0.307, SLG: 0.419 (1, 7)	F8		HR				1-H 2-H		E6	5	2	3	4	0	0	0											
Alan Ashby, S OBP: 0.407, SLG: 0.472 (1, 2)		5-3			F7		F7			5	0	2	0	0	0	1											
Kevin Bass, S OBP: 0.334, SLG: 0.445 (1, 9)		1B								5	1	1	0	0	0	3											
Glenn Davis, R OBP: 0.313, SLG: 0.462 (1, 3)	K					K		K		4	0	1	0	0	3	1											
Ken Caminiti, S OBP: 0.301, SLG: 0.444 (1, 5)										4	0	1	1	0	2	1											
Juan Agosto, L OBP: 0.317, SLG: 0.362 (8, 1)		1B								0	0	0	0	0	0	0											
Larry Andersen, R OBP: 0.317, SLG: 0.362 (8, 1)		2-H								0	0	0	0	0	0	0											
Craig Reynolds, L OBP: 0.317, SLG: 0.362 (1, 6)		1-2								4	1	2	1	0	1	1											
Jeff Heathcock, R OBP: 0.356, SLG: 0.429 (1, 1)	K									3	0	0	0	0	1	3											
Denny Walling, L OBP: 0.356, SLG: 0.429 (8, 5)										1	0	0	0	0	0	0											
Inning Stats	R: 0 E: 0 K: 1 S: 5	H: 0 LOB: 0 BB: 0 P: 5	R: 1 E: 0 K: 2 S: 10	H: 3 LOB: 2 BB: 0 P: 10	R: 1 E: 0 K: 0 S: 5	H: 2 LOB: 1 BB: 0 P: 5	R: 0 E: 0 K: 2 S: 8	H: 1 LOB: 1 BB: 0 P: 8	R: 0 E: 0 K: 0 S: 4	H: 0 LOB: 0 BB: 0 P: 4	R: 4 E: 0 K: 0 S: 7	H: 4 LOB: 0 BB: 0 P: 7	R: 0 E: 0 K: 2 S: 10	H: 0 LOB: 2 BB: 0 P: 14	R: 1 E: 1 K: 0 S: 9	H: 2 LOB: 2 BB: 0 P: 13	1B: 8 2B: 2 3B: 0 HR: 3	SF: 0 SAC: 0 DP: 0 HBP: 0	WP: 0 PB: 0 SB: 1 CS: 0	PA: 41							
PITCHER	IP	WLS	BF	H	R	ER	SO	BB	IBB	HBP	BLK	WP	HR	S	P	ERA	WHIP										
Michael LaCoss, R ERA: 4.14 (1, 1)	6.1	L	28	9	4	4	6	0	0	0	0	0	2	40	40	5.68	1.421										
Craig Lefferts, L ERA: 4.29 (7, 1)	0.2		4	2	2	2	0	0	0	0	0	0	1	4	4	27.00	3.000										
Jeff Robinson, R ERA: 2.81 (8, 1)	2.0		9	2	1	0	2	0	0	0	0	0	0	13	13	0.00	1.000										

Batter	1	2	3	4	5	6	7	8	9	AB	R	H	RBI	BB	SO	LOB	BOTTOM										
Eddie Milner, L OBP: 0.288, SLG: 0.322 (1, 8)	1-3		G3		F3		4-3		K	5	0	0	0	0	1	3	Houston Astros @ San Francisco Giants Candlestick Park, San Francisco, CA Tue Aug 11 1987, 10:05 PM EDT Att: 22,065 - Unknown AB 35 R 3 H 9 RBI 3 BB 2 SO 7 LOB 18 										
Kevin Mitchell, R OBP: 0.337, SLG: 0.461 (1, 5)	G5-3		1B		F8					4	0	3	1	0	0	1											
Mike Aldrete, L OBP: 0.376, SLG: 0.435 (1, 7)			3-H							3	0	2	0	1	0	0											
Candy Maldonado, R OBP: 0.377, SLG: 0.563 (1, 9)	G5-3		F3							4	0	0	0	0	1	6											
Willi Clark, L OBP: 0.362, SLG: 0.584 (1, 3)					F9		HR		K	4	1	1	1	0	1	2											
Bob Brenly, R OBP: 0.355, SLG: 0.490 (1, 2)										3	0	0	0	0	0	0											
Harry Spilman, L OBP: 0.371, SLG: 0.452 (8, PH)					F2					1	0	0	0	0	1	2											
Bob Melvin, R OBP: 0.248, SLG: 0.354 (9, 2)										0	0	0	0	0	0	0											
Chris Speier, R OBP: 0.326, SLG: 0.386 (1, 4)					F8					3	0	0	0	1	1	0											
Jose Uribe, S OBP: 0.313, SLG: 0.348 (1, 6)										4	1	2	0	0	1	1											
Michael LaCoss, R OBP: 0.128, SLG: 0.081 (1, 1)										2	0	0	0	0	0	2											
Craig Lefferts, L OBP: 0.333, SLG: 0.590 (7, PH)					F8					0	0	0	0	0	0	0											
Joel Youngblood, R OBP: 0.300, SLG: 0.397 (7, PH)										1	1	1	1	0	0	0											
Jeff Robinson, R OBP: 0.118, SLG: 0.118 (8, PH)										0	0	0	0	0	0	0											
Chili Davis, S OBP: 0.328, SLG: 0.431 (9, PH)										1	0	0	0	0	1	1											
Inning Stats	R: 0 E: 0 K: 0 S: 4	H: 2 LOB: 1 BB: 0 P: 4	R: 0 E: 0 K: 1 S: 5	H: 0 LOB: 0 BB: 0 P: 5	R: 1 E: 0 K: 0 S: 6	H: 3 LOB: 2 BB: 0 P: 6	R: 0 E: 0 K: 0 S: 3	H: 0 LOB: 0 BB: 0 P: 3	R: 0 E: 0 K: 0 S: 4	H: 1 LOB: 1 BB: 0 P: 4	R: 1 E: 0 K: 0 S: 4	H: 1 LOB: 0 BB: 0 P: 4	R: 1 E: 0 K: 3 S: 10	H: 1 LOB: 2 BB: 1 P: 14	R: 0 E: 0 K: 3 S: 9	H: 0 LOB: 1 BB: 1 P: 13	1B: 6 2B: 0 3B: 1 HR: 2	SF: 0 SAC: 0 DP: 1 HBP: 0	WP: 0 PB: 0 SB: 1 CS: 0	PA: 37							
PITCHER	IP	WLS	BF	H	R	ER	SO	BB	IBB	HBP	BLK	WP	HR	S	P	ERA	WHIP										
Jeff Heathcock, R ERA: 4.11 (1, 1)	7.1		31	9	3	3	2	1	0	0	0	0	0	3	3	3.68	1.364										
Juan Agosto, L ERA: 7.2 (8, 1)	0.1		1	0	0	0	1	0	0	0	0	0	0	3	3	0.00	0.000										
Larry Andersen, R ERA: 2.95 (8, 1)	1.1	S	5	0	0	0	4	1	0	0	0	0	0	12	16	0.00	0.750										

Batter	1	2	3	4	5	6	7	8	9	AB	R	H	RBI	BB	SO	LOB	TOP			
Billy Hatcher, R OBP: 0.356, SLG: 0.410 (1, 8)										4	0	0	0	0	0	2	Houston Astros @ San Francisco Giants Candlestick Park, San Francisco, CA Wed Aug 12 1987, 6:33 AM EDT Att: 23,331 - Unknown			
Bill Doran, S OBP: 0.350, SLG: 0.406 (1, 4)										4	0	0	0	0	0	2				
Jose Cruz, L OBP: 0.309, SLG: 0.417 (1, 7)										2	0	0	0	2	1	0				
Alan Ashby, S OBP: 0.402, SLG: 0.466 (1, 2)										4	0	0	0	0	1	2				
Kevin Bass, S OBP: 0.333, SLG: 0.442 (1, 9)										3	0	0	0	1	0	1				
Glenn Davis, R OBP: 0.314, SLG: 0.468 (1, 3)										3	1	1	1	1	0	2				
Ken Caminiti, S OBP: 0.289, SLG: 0.426 (1, 5)										4	0	0	0	0	1	4				
Buddy Biancalana, S OBP: 0.200, SLG: 0.238 (8, PH)										2	0	0	0	0	1	0				
Craig Reynolds, L OBP: 0.316, SLG: 0.361 (8, 6)										1	0	0	0	0	0	0				
Mike Scott, R OBP: 0.172, SLG: 0.127 (7, 1)										2	0	1	0	0	0	0				
Denny Walling, L OBP: 0.359, SLG: 0.435 (8, PH)										0	0	0	0	0	0	0				
Juan Agosto, L (8, 1)										0	0	0	0	0	0	0				
Inning Stats	R: 0 E: 0 K: 1 S: 5	H: 0 LOB: 0 BB: 0 P: 5	R: 1 E: 0 K: 0 S: 4	H: 1 LOB: 0 BB: 0 P: 4	R: 0 E: 0 K: 0 S: 3	H: 0 LOB: 0 BB: 0 P: 3	R: 0 E: 0 K: 0 S: 3	H: 0 LOB: 0 BB: 0 P: 3	R: 0 E: 0 K: 1 S: 6	H: 1 LOB: 1 BB: 0 P: 6	R: 0 E: 0 K: 0 S: 3	H: 0 LOB: 2 BB: 0 P: 11	R: 0 E: 0 K: 0 S: 4	H: 1 LOB: 1 BB: 0 P: 4	R: 0 E: 0 K: 2 S: 7	H: 0 LOB: 2 BB: 2 P: 15	1B: 1 2B: 1 3B: 0 HR: 1	SF: 0 SAC: 0 DP: 0 HBP: 0	WP: 0 PB: 0 SB: 1 CS: 0	PA: 34
PITCHER	IP WLS BF H R ER SO BB IBB HBP BLK WP HR S P ERA WHIP																			
Atlee Hammaker, L ERA: 3.18 (1, 1)	6.0 W 20 2 1 1 2 0 0 0 0 0 1 24 24 1.50 0.333																			
Don Robinson, R ERA: 3.45 (7, 1)	3.0 S 14 1 0 0 2 4 0 0 0 0 0 0 14 30 0.00 1.667																			

AB	30
R	1
H	3
RBI	1
BB	4
SO	4
LOB	13



Batter	1	2	3	4	5	6	7	8	9	AB	R	H	RBI	BB	SO	LOB	BOTTOM			
Mike Aldrete, L OBP: 0.378, SLG: 0.436 (1, 8)										4	0	2	1	0	0	0	Houston Astros @ San Francisco Giants Candlestick Park, San Francisco, CA Wed Aug 12 1987, 6:33 AM EDT Att: 23,331 - Unknown			
Eddie Milner, L OBP: 0.286, SLG: 0.320 (7, PR)										3	1	1	0	1	0	0				
Kevin Mitchell, R OBP: 0.339, SLG: 0.460 (1, 5)										4	1	2	1	0	0	0				
Jeffrey Leonard, R OBP: 0.325, SLG: 0.491 (1, 7)										3	1	1	2	0	0	3				
Candy Maldonado, R OBP: 0.376, SLG: 0.571 (1, 9)										2	1	1	0	2	0	0				
Will Clark, L OBP: 0.365, SLG: 0.584 (1, 3)										4	1	2	4	0	1	1				
Bob Brenly, R OBP: 0.357, SLG: 0.502 (1, 2)										4	0	1	0	0	1	4				
Robby Thompson, R OBP: 0.309, SLG: 0.397 (1, 4)										4	0	1	0	0	1	4				
Jose Uribe, S OBP: 0.317, SLG: 0.357 (1, 6)										4	1	2	0	0	0	1				
Atlee Hammaker, S OBP: 0.136, SLG: 0.116 (7, 1)										2	0	0	0	0	2	1				
Don Robinson, R OBP: 0.182, SLG: 0.100 (7, 1)										2	1	0	0	0	0	1				
Inning Stats	R: 0 E: 0 K: 0 S: 3	H: 0 LOB: 0 BB: 0 P: 3	R: 1 E: 0 K: 1 S: 6	H: 2 LOB: 0 BB: 0 P: 6	R: 1 E: 0 K: 1 S: 8	H: 4 LOB: 2 BB: 0 P: 8	R: 0 E: 0 K: 0 S: 4	H: 1 LOB: 1 BB: 0 P: 4	R: 0 E: 0 K: 1 S: 5	H: 0 LOB: 0 BB: 0 P: 5	R: 0 E: 0 K: 0 S: 4	H: 1 LOB: 2 BB: 1 P: 8	R: 6 E: 0 K: 1 S: 9	H: 4 LOB: 1 BB: 2 P: 17	R: 0 E: 0 K: 0 S: 3	H: 0 LOB: 0 BB: 0 P: 3	1B: 9 2B: 2 3B: 0 HR: 2	SF: 1 SAC: 0 DP: 2 HBP: 0	WP: 0 PB: 0 SB: 1 CS: 0	PA: 37
PITCHER	IP WLS BF H R ER SO BB IBB HBP BLK WP HR S P ERA WHIP																			
Mike Scott, R ERA: 2.99 (1, 1)	6.2 L 33 12 8 8 3 3 0 0 0 0 0 0 36 48 10.80 2.250																			
Rocky Childress, R ERA: 2.03 (7, 1)	0.1 1 0 0 0 1 0 0 0 0 0 0 0 3 3 0.00 0.000																			
Juan Agosto, L ERA: 6.0 (8, 1)	1.0 3 0 0 0 0 0 0 0 0 0 0 0 3 3 0.00 0.000																			

AB	33
R	8
H	12
RBI	8
BB	3
SO	4
LOB	11



Batter	1	2	3	4	5	6	7	8	9	10	11	AB	R	H	RBI	BB	SO	LOB	TOP	
Gerald Young, S OBP: 0.308, SLG: 0.294 (1, 8)	F9		3-1			HR		G3		F4		5	1	1	0	0	0	1		
Billy Hatcher, R OBP: 0.307, SLG: 0.420 (1, 9)	F8			1B		HR		K2-3		6-3		5	2	2	2	0	1	0		
Bill Doran, S OBP: 0.349, SLG: 0.404 (1, 4)	6-3			2B		G3		4-3		P3		5	0	1	1	0	0	0		
Alan Ashby, S OBP: 0.402, SLG: 0.463 (1, 2)												4	0	1	0	1	2	1		
Jose Cruz, L OBP: 0.307, SLG: 0.411 (1, 7)												4	1	0	0	1	1	2		
Glenn Davis, R OBP: 0.315, SLG: 0.473 (1, 3)												4	1	1	1	1	0	2		
Ken Caminiti, S OBP: 0.290, SLG: 0.417 (9, PH)												2	0	0	0	1	2	0		
Denny Walling, L OBP: 0.359, SLG: 0.435 (9, PH)												0	0	0	0	0	0	0		
Davey Lopes, R OBP: 0.395, SLG: 0.367 (9, 6)												1	0	1	1	0	0	0		
Buddy Biancalana, S OBP: 0.197, SLG: 0.234 (9, 6)												1	0	0	0	0	0	1		
Craig Reynolds, L OBP: 0.315, SLG: 0.371 (9, 5)												4	1	1	1	0	1	3		
Nolan Ryan, R OBP: 0.122 (7, 1)												2	0	0	0	0	0	0		
Juan Agosto, L (7, 1)												0	0	0	0	0	0	0		
Larry Andersen, R (7, 1)												0	0	0	0	0	0	0		
Kevin Bass, S OBP: 0.333, SLG: 0.441 (9, PH)												1	0	0	0	0	1	2		
Rocky Childress, R (9, 1)												0	0	0	0	0	0	0		
Inning Stats	R: 0 E: 0 K: 0 S: 3	H: 0 LOB: 0 BB: 0 P: 3	R: 0 E: 0 K: 0 S: 2	H: 0 LOB: 1 BB: 1 P: 6	R: 0 E: 0 K: 0 S: 3	H: 0 LOB: 1 BB: 1 P: 7	R: 1 E: 0 K: 0 S: 4	H: 2 LOB: 0 BB: 0 P: 4	R: 1 E: 0 K: 1 S: 6	H: 1 LOB: 0 BB: 0 P: 6	R: 0 E: 0 K: 1 S: 5	H: 0 LOB: 0 BB: 0 P: 5	R: 1 E: 0 K: 3 S: 10	H: 1 LOB: 2 BB: 2 P: 18	R: 0 E: 0 K: 0 S: 3	H: 1 LOB: 1 BB: 0 P: 4	1B: 4 2B: 1 3B: 0 HR: 3	SF: 0 SAC: 1 DP: 2 HBP: 0	WP: 1 PB: 0 SB: 0 CS: 0	PA: 43
PITCHER	IP ERA WLS BF H R ER SO BB IBB HBP BLK WP HR S P ERA WHIP	IP ERA WLS BF H R ER SO BB IBB HBP BLK WP HR S P ERA WHIP	IP ERA WLS BF H R ER SO BB IBB HBP BLK WP HR S P ERA WHIP	IP ERA WLS BF H R ER SO BB IBB HBP BLK WP HR S P ERA WHIP	IP ERA WLS BF H R ER SO BB IBB HBP BLK WP HR S P ERA WHIP	IP ERA WLS BF H R ER SO BB IBB HBP BLK WP HR S P ERA WHIP	IP ERA WLS BF H R ER SO BB IBB HBP BLK WP HR S P ERA WHIP	IP ERA WLS BF H R ER SO BB IBB HBP BLK WP HR S P ERA WHIP	IP ERA WLS BF H R ER SO BB IBB HBP BLK WP HR S P ERA WHIP	IP ERA WLS BF H R ER SO BB IBB HBP BLK WP HR S P ERA WHIP	IP ERA WLS BF H R ER SO BB IBB HBP BLK WP HR S P ERA WHIP	IP ERA WLS BF H R ER SO BB IBB HBP BLK WP HR S P ERA WHIP	IP ERA WLS BF H R ER SO BB IBB HBP BLK WP HR S P ERA WHIP	IP ERA WLS BF H R ER SO BB IBB HBP BLK WP HR S P ERA WHIP	IP ERA WLS BF H R ER SO BB IBB HBP BLK WP HR S P ERA WHIP	IP ERA WLS BF H R ER SO BB IBB HBP BLK WP HR S P ERA WHIP	IP ERA WLS BF H R ER SO BB IBB HBP BLK WP HR S P ERA WHIP	IP ERA WLS BF H R ER SO BB IBB HBP BLK WP HR S P ERA WHIP	IP ERA WLS BF H R ER SO BB IBB HBP BLK WP HR S P ERA WHIP	IP ERA WLS BF H R ER SO BB IBB HBP BLK WP HR S P ERA WHIP
Mike Krukow, R ERA: 5.46 (1, 1)	6.0	24	3	0	0	0	1	0	0	0	0	0	0	0	5	5	0.00	0.000		
Jeff Robinson, R ERA: 2.78 (7, 1)	1.0	3	0	0	0	0	1	0	0	0	0	0	0	0	5	5	0.00	0.000		
Scott Garretts, R ERA: 3.17 (8, 1)	1.1	6	0	1	1	2	2	0	0	0	1	0	0	8	16	6.75	1.500			
Craig Lefferts, L ERA: 4.15 (9, 1)	2.2	W 10	2	0	0	2	0	0	0	0	0	0	0	14	14	0.00	0.750			

Houston Astros @ San Francisco Giants
Candlestick Park, San Francisco, CA
Thu Aug 13 1987, 6:33 AM EDT
Att: 20,122 - Unknown

AB 38
R 6
H 8
RBI 6
BB 4
SO 8
LOB 12



Batter	1	2	3	4	5	6	7	8	9	10	11	AB	R	H	RBI	BB	SO	LOB	BOTTOM			
Mike Aldrete, L OBP: 0.373, SLG: 0.430 (1, 8)	4-3											3	0	0	0	0	1	2				
Joel Youngblood, R OBP: 0.296, SLG: 0.392 (7, PH)		F4										1	1	0	0	0	0	1				
Scott Garretts, R OBP: 0.125, SLG: 0.125 (8, 1)												0	0	0	0	0	0	0				
Craig Lefferts, L OBP: 0.286, SLG: 0.429 (9, 1)												1	0	0	0	1	0	1				
Eddie Milner, L OBP: 0.284, SLG: 0.317 (11, PH)												1	0	0	0	0	1	2				
Kevin Mitchell, R OBP: 0.344, SLG: 0.473 (1, 5)	F9											6	1	4	4	0	0	0				
Jeffrey Leonard, R OBP: 0.325, SLG: 0.490 (1, 7)												5	0	2	0	0	1	3				
Candy Maldonado, R OBP: 0.370, SLG: 0.561 (1, 9)	F5											5	0	0	0	0	2	3				
Will Clark, L OBP: 0.366, SLG: 0.579 (1, 3)												3	1	0	0	2	2	0				
Bob Brenly, R OBP: 0.354, SLG: 0.496 (1, 2)												5	1	1	1	0	3	2				
Chris Speier, R OBP: 0.324, SLG: 0.379 (1, 4)												4	0	0	0	1	0	1				
Jose Uribe, S OBP: 0.319, SLG: 0.365 (1, 6)												2	1	1	1	0	0	0				
Harry Spilman, L OBP: 0.366, SLG: 0.444 (7, PH)												1	0	0	0	0	1	1				
Robby Thompson, R OBP: 0.310, SLG: 0.401 (8, 4)												2	1	1	0	0	0	0				
Mike Krukow, R OBP: 0.186, SLG: 0.214 (1, 1)												2	0	0	0	0	1	1				
Jeff Robinson, R OBP: 0.118, SLG: 0.118 (7, 1)												0	0	0	0	0	0	0				
Chili Davis, S OBP: 0.329, SLG: 0.429 (7, PH)												2	1	0	0	1	0	1				
Inning Stats	R: 0 E: 0 K: 0 S: 4	H: 1 LOB: 1 BB: 0 P: 4	R: 3 E: 0 K: 2 S: 11	H: 3 LOB: 2 BB: 1 P: 15	R: 0 E: 0 K: 3 S: 9	H: 0 LOB: 0 BB: 0 P: 9	R: 0 E: 0 K: 0 S: 3	H: 0 LOB: 0 BB: 0 P: 3	R: 0 E: 0 K: 1 S: 5	H: 0 LOB: 0 BB: 0 P: 5	R: 0 E: 0 K: 1 S: 5	H: 0 LOB: 0 BB: 0 P: 5	R: 0 E: 0 K: 0 S: 5	H: 0 LOB: 0 BB: 0 P: 5	R: 0 E: 0 K: 0 S: 4	H: 1 LOB: 2 BB: 1 P: 8	R: 1 E: 1 K: 1 S: 6	H: 2 LOB: 2 BB: 1 P: 10	1B: 6 2B: 2 3B: 0 HR: 1	SF: 0 SAC: 0 DP: 0 HBP: 0	WP: 1 PB: 0 SB: 0 CS: 0	PA: 47
PITCHER	IP ERA WLS BF H R ER SO BB IBB HBP BLK WP HR S P ERA WHIP	IP ERA WLS BF H R ER SO BB IBB HBP BLK WP HR S P ERA WHIP	IP ERA WLS BF H R ER SO BB IBB HBP BLK WP HR S P ERA WHIP	IP ERA WLS BF H R ER SO BB IBB HBP BLK WP HR S P ERA WHIP	IP ERA WLS BF H R ER SO BB IBB HBP BLK WP HR S P ERA WHIP	IP ERA WLS BF H R ER SO BB IBB HBP BLK WP HR S P ERA WHIP	IP ERA WLS BF H R ER SO BB IBB HBP BLK WP HR S P ERA WHIP	IP ERA WLS BF H R ER SO BB IBB HBP BLK WP HR S P ERA WHIP	IP ERA WLS BF H R ER SO BB IBB HBP BLK WP HR S P ERA WHIP	IP ERA WLS BF H R ER SO BB IBB HBP BLK WP HR S P ERA WHIP	IP ERA WLS BF H R ER SO BB IBB HBP BLK WP HR S P ERA WHIP	IP ERA WLS BF H R ER SO BB IBB HBP BLK WP HR S P ERA WHIP	IP ERA WLS BF H R ER SO BB IBB HBP BLK WP HR S P ERA WHIP	IP ERA WLS BF H R ER SO BB IBB HBP BLK WP HR S P ERA WHIP	IP ERA WLS BF H R ER SO BB IBB HBP BLK WP HR S P ERA WHIP	IP ERA WLS BF H R ER SO BB IBB HBP BLK WP HR S P ERA WHIP	IP ERA WLS BF H R ER SO BB IBB HBP BLK WP HR S P ERA WHIP	IP ERA WLS BF H R ER SO BB IBB HBP BLK WP HR S P ERA WHIP	IP ERA WLS BF H R ER SO BB IBB HBP BLK WP HR S P ERA WHIP	IP ERA WLS BF H R ER SO BB IBB HBP BLK WP HR S P ERA WHIP		
Nolan Ryan, R ERA: 3.09 (1, 1)	6.1	26	4	0	4	4	10	2	0	0	0	0	0	0	2	2	0.00	0.000				
Juan Agosto, L ERA: 5.68 (7, 1)	0.1	2	0	0	0	0	0	0	0	0	0	0	0	1	8	8	0.00	1.500				
Larry Andersen, R ERA: 3.01 (7, 1)	1.1	6	2	2	0	1	0	0	0	0	0	0	0	8	8	0.00	1.500					
Rocky Childress, R ERA: 1.84 (9, 1)	2.2	L 13	3	1	0	2	0	2	0	0	0	0	0	15	23	0.00	1.125					

Houston Astros @ San Francisco Giants
Candlestick Park, San Francisco, CA
Thu Aug 13 1987, 6:33 AM EDT
Att: 20,122 - Unknown

AB 43
R 7
H 9
RBI 6
BB 4
SO 13
LOB 17



Batter	1	2	3	4	5	6	7	8	9	AB	R	H	RBI	BB	SO	LOB	TOP					
Mariano Duncan, R OBP: 0.269, SLG: 0.324	L3		5-3			P3			6-3	4	0	0	0	0	0	0	Los Angeles Dodgers @ San Francisco Giants Candlestick Park, San Francisco, CA Sat Aug 15 1987, 6:33 AM EDT Att: 43,480 - Unknown AB 29 R 0 H 4 RBI 0 BB 2 SO 7 LOB 10					
Steve Sax, R OBP: 0.310, SLG: 0.339	K			5-3			FC1-6 1B		F7	4	0	1	0	0	1	0						
John Shelby, S OBP: 0.290, SLG: 0.458	F7			G6-4-3 BB			K			3	0	1	0	1	1	1						
Pedro Guerrero, R OBP: 0.403, SLG: 0.548		F9		G6-4-3			FC1-6		K	4	0	0	0	0	1	3						
Tito Landrum, R OBP: 0.313, SLG: 0.257		6-3				F3				3	0	0	0	0	1	1						
Mike Scioscia, L OBP: 0.353, SLG: 0.389		E3 1B				F9 1B			3-1 5-3 BB	2	0	2	0	1	0	0						
Phil Garner, R OBP: 0.276, SLG: 0.311		F9				F9			5-3	3	0	0	0	0	0	3						
Chris Gwynn, L OBP: 0.429, SLG: 0.429			K			K			3-1	3	0	0	0	0	2	1						
Fernando Valenzuela, L OBP: 0.199, SLG: 0.199				1-3						2	0	0	0	0	0	0						
Alex Trevino, R OBP: 0.253, SLG: 0.390										1	0	0	0	0	1	1						
Ken Howell, R OBP: 0.250, SLG: 0.250										0	0	0	0	0	0	0						
Inning Stats	R: 0 E: 0 K: 1 S: 5	H: 0 LOB: 0 BB: 0 P: 5	R: 0 E: 1 K: 0 S: 4	H: 1 LOB: 1 BB: 0 P: 4	R: 0 E: 0 K: 1 S: 5	H: 0 LOB: 0 BB: 0 P: 5	R: 0 E: 0 K: 0 S: 2	H: 0 LOB: 0 BB: 1 P: 6	R: 0 E: 0 K: 0 S: 3	H: 1 LOB: 0 BB: 0 P: 3	R: 0 E: 0 K: 1 S: 5	H: 0 LOB: 0 BB: 0 P: 5	R: 0 E: 0 K: 1 S: 8	H: 1 LOB: 1 BB: 0 P: 8	R: 0 E: 0 K: 1 S: 5	H: 0 LOB: 1 BB: 1 P: 9	R: 0 E: 0 K: 1 S: 6	H: 1 LOB: 1 BB: 0 P: 6	1B: 4 2B: 0 3B: 0 HR: 0	SF: 0 SAC: 0 DP: 1 HBP: 0	WP: 0 PB: 0 SB: 0 CS: 0	PA: 31
PITCHER Dave Dravecky, L ERA: 3.57	IP: 9.0 WLS: W BF: 31 H: 4 R: 0 ER: 0 SO: 7 BB: 2 IBB: 0 HBP: 0 BLK: 0 WP: 0 HR: 0 S: 43 P: 51 ERA: 0.00 WHIP: 0.667															PITCHER	IP: 9.0 WLS: W BF: 31 H: 4 R: 0 ER: 0 SO: 7 BB: 2 IBB: 0 HBP: 0 BLK: 0 WP: 0 HR: 0 S: 43 P: 51 ERA: 0.00 WHIP: 0.667					

Batter	1	2	3	4	5	6	7	8	9	AB	R	H	RBI	BB	SO	LOB	BOTTOM					
Robby Thompson, R OBP: 0.313, SLG: 0.400	1B 1B	F9		FC6-5						5	1	3	1	0	0	1	Los Angeles Dodgers @ San Francisco Giants Candlestick Park, San Francisco, CA Sat Aug 15 1987, 6:33 AM EDT Att: 43,480 - Unknown AB 34 R 5 H 12 RBI 4 BB 3 SO 7 LOB 16					
Kevin Mitchell, R OBP: 0.346, SLG: 0.469	1B 1B	E S BB		F9		2H 1B			K	4	1	1	0	1	1	3						
Jeffrey Leonard, R OBP: 0.328, SLG: 0.490	1B FC6-4	K				CS 1B			6-3	4	1	2	1	0	1	1						
Candy Maldonado, R OBP: 0.370, SLG: 0.558	FC6-4 1B	K				F8				4	0	2	1	0	1	2						
Chili Davis, S OBP: 0.327, SLG: 0.426	FC6-4 2B			K						4	0	1	1	0	1	2						
Eddie Milner, L OBP: 0.281, SLG: 0.315	FC6-4 2B			K		E8 1B			P3	0	0	0	0	0	0	0						
Will Clark, L OBP: 0.364, SLG: 0.574				F7		6-3			K	4	0	1	0	0	1	2						
Bob Melvin, R OBP: 0.243, SLG: 0.348	5-3			6-3		F9			6-3	4	0	0	0	0	0	2						
Jose Uribe, S OBP: 0.326, SLG: 0.379				5-3						3	2	2	0	1	0	0						
Dave Dravecky, R OBP: 0.195, SLG: 0.108	K			FC6-5 S BB		SH5-4 1B			SH5-4 3B	2	0	0	0	1	2	3						
Inning Stats	R: 3 E: 0 K: 1 S: 10	H: 5 LOB: 3 BB: 1 P: 14	R: 0 E: 0 K: 2 S: 7	H: 0 LOB: 1 BB: 1 P: 11	R: 0 E: 0 K: 1 S: 5	H: 0 LOB: 0 BB: 0 P: 5	R: 0 E: 0 K: 0 S: 3	H: 0 LOB: 1 BB: 1 P: 7	R: 0 E: 0 K: 0 S: 4	H: 2 LOB: 1 BB: 0 P: 4	R: 1 E: 0 K: 0 S: 5	H: 2 LOB: 1 BB: 0 P: 5	R: 0 E: 0 K: 1 S: 6	H: 1 LOB: 1 BB: 0 P: 6	R: 1 E: 1 K: 2 S: 9	H: 2 LOB: 1 BB: 0 P: 9	R: 1 E: 0 K: 2 S: 9	H: 2 LOB: 1 BB: 0 P: 9	1B: 9 2B: 2 3B: 1 HR: 0	SF: 0 SAC: 1 DP: 0 HBP: 0	WP: 0 PB: 0 SB: 0 CS: 1	PA: 38
PITCHER Fernando Valenzuela, L ERA: 4.38	IP: 7.0 WLS: L BF: 33 H: 10 R: 4 ER: 4 SO: 5 BB: 2 IBB: 1 HBP: 0 BLK: 0 WP: 0 HR: 0 S: 40 P: 52 ERA: 5.14 WHIP: 1.714															PITCHER	IP: 7.0 WLS: L BF: 33 H: 10 R: 4 ER: 4 SO: 5 BB: 2 IBB: 1 HBP: 0 BLK: 0 WP: 0 HR: 0 S: 40 P: 52 ERA: 5.14 WHIP: 1.714					
PITCHER Ken Howell, R ERA: 4.91	IP: 1.0 WLS: L BF: 5 H: 2 R: 1 ER: 1 SO: 2 BB: 0 IBB: 0 HBP: 0 BLK: 0 WP: 0 HR: 0 S: 9 P: 9 ERA: 9.00 WHIP: 2.000															PITCHER	IP: 1.0 WLS: L BF: 5 H: 2 R: 1 ER: 1 SO: 2 BB: 0 IBB: 0 HBP: 0 BLK: 0 WP: 0 HR: 0 S: 9 P: 9 ERA: 9.00 WHIP: 2.000					

Batter	1	2	3	4	5	6	7	8	9	10	AB	R	H	RBI	BB	SO	LOB	TOP		
Mariano Duncan, R OBP: 0.267, SLG: 0.322 Craig Shipley, R (4, 6)	B3		FC6-4			5-3			G6-4-3		2	0	0	0	0	0	1			
Danny Heep, L OBP: 0.188, SLG: 0.159 (1, 3)	L5			F8			1-3			SH5-4 BB	3	0	0	0	1	0	0			
Ken Landreaux, L OBP: 0.296, SLG: 0.352 (1, 9)	1-3			4-3			4-0	G6-3 BB		SH5-4	2	0	0	0	1	0	0			
John Shelby, S OBP: 0.287, SLG: 0.453 (1, 8)		F8			K			G6-3		K	4	0	0	0	0	2	2			
Mike Scioscia, L OBP: 0.332, SLG: 0.385 (1, 2)		6-3				4-3			F8		3	0	0	0	1	0	0			
Steve Sax, R OBP: 0.209, SLG: 0.338 (1, 4)						F9			4-3		4	0	1	0	0	0	2			
Chris Gwynn, L OBP: 0.300, SLG: 0.300 (1, 7)			F7			F7				K	3	0	0	0	0	1	0			
Phil Garner, R OBP: 0.277, SLG: 0.311 (1, 5)			6-3			K2-3				FC1-6 1B	3	0	1	0	0	1	0			
Bob Welch, R OBP: 0.185, SLG: 0.159 Tim Leary, R OBP: 0.375, SLG: 0.375 (9, 1)						1-3				FC1-6 G6-4-3	3	0	1	0	0	0	1			
											0	0	0	0	0	0	0			
Inning Stats	R: 0 E: 0 K: 0 S: 3	H: 0 LOB: 0 BB: 0 P: 3	R: 0 E: 0 K: 0 S: 3	H: 1 LOB: 1 BB: 0 P: 3	R: 0 E: 0 K: 0 S: 4	H: 1 LOB: 1 BB: 0 P: 4	R: 0 E: 0 K: 1 S: 5	H: 0 LOB: 0 BB: 0 P: 5	R: 0 E: 0 K: 0 S: 2	H: 0 LOB: 0 BB: 1 P: 6	R: 0 E: 0 K: 1 S: 5	H: 0 LOB: 0 BB: 0 P: 5	R: 0 E: 0 K: 0 S: 3	H: 1 LOB: 0 BB: 0 P: 3	R: 0 E: 0 K: 1 S: 5	H: 0 LOB: 2 BB: 2 P: 13	1B: 3 2B: 0 3B: 0 HR: 0	SF: 0 SAC: 1 DP: 2 HBP: 0	WP: 0 PA: 33 PB: 0 SB: 0 CS: 0	
PITCHER Michael LaCoss, R ERA: 3.82 (1, 1)	IP 10.0	WLS W 33	BF H 3	R ER 0	SO 4	BB 2	IBB 1	HBP 0	BLK 0	WP 0	HR 0	S 38	P 50	ERA 0.00	WHIP 0.500					

Los Angeles Dodgers @ San Francisco Giants
Candlestick Park, San Francisco, CA
Sun Aug 16 1987, 6:33 AM EDT
Att: 52,374 - Unknown

AB 29
R 0
H 3
RBI 0
BB 3
SO 4
LOB 7



Batter	1	2	3	4	5	6	7	8	9	10	AB	R	H	RBI	BB	SO	LOB	BOTTOM		
Mike Aldrete, L OBP: 0.375, SLG: 0.451 Eddie Milner, L OBP: 0.267, SLG: 0.328 (8, PR) (9, 8)	1-3		FC4-6 BB		K			FC5-2 IBB			2	0	0	0	2	1	2			
Kevin Mitchell, R OBP: 0.342, SLG: 0.483 (1, 5)	K		FC4-6			K		FC5-2			4	0	0	0	0	2	4			
Jeffrey Leonard, R OBP: 0.326, SLG: 0.485 (1, 7)	K				F8			F8			4	0	0	0	0	2	3			
Candy Maldonado, R OBP: 0.366, SLG: 0.551 (1, 9)		5-3			F9			6-3		F9	4	0	0	0	0	0	0			
Will Clark, L OBP: 0.393, SLG: 0.573 (1, 3)		1-3			3-1			SH1-4 CS 2B		K	4	0	1	0	0	1	0			
Bob Brenly, R OBP: 0.352, SLG: 0.491 (1, 2)		5-3						SH1-4 CS 1B		F7	3	0	1	0	0	0	0			
Robby Thompson, R OBP: 0.313, SLG: 0.396 (1, 4)			F9					1-3		K	3	0	0	0	1	1	1			
Jose Uribe, S OBP: 0.330, SLG: 0.388 (1, 6)								SH1-4 CS 1B		4-3	4	0	2	0	0	0	1			
Michael LaCoss, R OBP: 0.125, SLG: 0.079 Chili Davis, S OBP: 0.328, SLG: 0.428 (10, PH)			5-3					SH1-4			1	0	0	0	0	0	1			
											1	1	1	0	0	0	0			
Inning Stats	R: 0 E: 0 K: 2 S: 7	H: 0 LOB: 0 BB: 0 P: 7	R: 0 E: 0 K: 0 S: 3	H: 0 LOB: 0 BB: 0 P: 3	R: 0 E: 0 K: 0 S: 4	H: 1 LOB: 2 BB: 1 P: 8	R: 0 E: 0 K: 0 S: 3	H: 0 LOB: 0 BB: 0 P: 3	R: 0 E: 1 K: 1 S: 6	H: 1 LOB: 3 BB: 1 P: 8	R: 0 E: 0 K: 0 S: 4	H: 1 LOB: 0 BB: 0 P: 7	R: 0 E: 0 K: 0 S: 3	H: 0 LOB: 0 BB: 0 P: 5	R: 1 E: 0 K: 1 S: 6	H: 2 LOB: 1 BB: 0 P: 6	1B: 3 2B: 3 3B: 0 HR: 0	SF: 0 SAC: 3 DP: 0 HBP: 0	WP: 0 PA: 37 PB: 0 SB: 1 CS: 2	
PITCHER Bob Welch, R ERA: 3.27 Tim Leary, R ERA: 5.0 (9, 1)	IP 8.0	WLS L 7	BF H 2	R ER 1	SO 2	BB 0	IBB 0	HBP 0	BLK 0	WP 0	HR 0	S 37	P 49	ERA 0.00	WHIP 0.750					

Los Angeles Dodgers @ San Francisco Giants
Candlestick Park, San Francisco, CA
Sun Aug 16 1987, 6:33 AM EDT
Att: 52,374 - Unknown

AB 31
R 1
H 6
RBI 1
BB 3
SO 7
LOB 12



Batter	1	2	3	4	5	6	7	8	9	10	AB	R	H	RBI	BB	SO	LOB	TOP	
Robby Thompson, R OBP: 0.319, SLG: 0.404 (1, 4)											6	2	3	2	0	1	3		
Kevin Mitchell, R OBP: 0.339, SLG: 0.453 (1, 5)											6	1	0	0	0	3	3		
Jeffrey Leonard, R OBP: 0.322, SLG: 0.478 (1, 7)											5	0	1	1	0	0	1		
Candy Maldonado, R OBP: 0.365, SLG: 0.544 (1, 9)											4	2	0	2	1	1	2		
Will Clark, L OBP: 0.337, SLG: 0.563 (1, 3)											5	2	1	0	0	1	2		
Chili Davis, S OBP: 0.326, SLG: 0.425 (1, 8)											4	0	1	2	0	0	0		
Bob Brenly, R OBP: 0.358, SLG: 0.502 (1, 2)											3	1	1	0	2	0	1		
Jose Uribe, S OBP: 0.332, SLG: 0.385 (1, 6)											1	0	0	0	1	0	1		
Chris Speier, R OBP: 0.327, SLG: 0.377 (6, PH)											2	1	1	1	1	0	2		
Mike Krukow, R OBP: 0.312, SLG: 0.289 (2, 1)											1	0	0	0	0	1	1		
Eddie Milner, L OBP: 0.305, SLG: 0.336 (5, PH)											0	0	0	0	0	0	0		
Craig Lefferts, L OBP: 0.305, SLG: 0.425 (5, PH)											0	0	0	0	0	0	0		
Joe Youngblood, R OBP: 0.303, SLG: 0.387 (5, PH)											1	0	0	0	0	0	3		
Don Robinson, R OBP: 0.297, SLG: 0.391 (5, PH)											1	0	0	0	0	0	1		
Scott Garretts, R OBP: 0.322, SLG: 0.333 (9, PH)											1	1	1	1	0	0	1		
Inning Stats	R: 1 E: 0 K: 1 S: 7	H: 1 LOB: 1 BB: 0 P: 7	R: 0 E: 0 K: 1 S: 5	H: 0 LOB: 1 BB: 1 P: 9	R: 0 E: 0 K: 1 S: 5	H: 0 LOB: 0 BB: 0 P: 5	R: 0 E: 0 K: 1 S: 5	H: 0 LOB: 0 BB: 0 P: 5	R: 0 E: 0 K: 1 S: 5	H: 0 LOB: 0 BB: 0 P: 5	R: 1 E: 0 K: 1 S: 7	H: 2 LOB: 1 BB: 0 P: 7	R: 0 E: 0 K: 0 S: 3	H: 0 LOB: 0 BB: 0 P: 3	R: 4 E: 1 K: 0 S: 6	H: 3 LOB: 1 BB: 2 P: 14	1B: 6 2B: 3 3B: 0 HR: 0	SF: 1 SAC: 0 DP: 1 HBP: 0	WP: 0 PA: 47
PITCHER	IP WLS BF H R ER SO ERA WHIP	IP WLS BF H R ER SO ERA WHIP	IP WLS BF H R ER SO ERA WHIP	IP WLS BF H R ER SO ERA WHIP	IP WLS BF H R ER SO ERA WHIP	IP WLS BF H R ER SO ERA WHIP	IP WLS BF H R ER SO ERA WHIP	IP WLS BF H R ER SO ERA WHIP	IP WLS BF H R ER SO ERA WHIP	IP WLS BF H R ER SO ERA WHIP	IP WLS BF H R ER SO ERA WHIP	IP WLS BF H R ER SO ERA WHIP	IP WLS BF H R ER SO ERA WHIP	IP WLS BF H R ER SO ERA WHIP	IP WLS BF H R ER SO ERA WHIP	IP WLS BF H R ER SO ERA WHIP	IP WLS BF H R ER SO ERA WHIP	IP WLS BF H R ER SO ERA WHIP	
John Mitchell, R ERA: 4.3 (1, 1)	6.0	2.0	2.0	2.0	2.0	2.0	2.0	2.0	2.0	2.0	2.0	2.0	2.0	2.0	2.0	2.0	2.0	2.0	2.0
Doug Sisk, R ERA: 3.61 (7, 1)	8	8	11	11	11	11	11	11	11	11	11	11	11	11	11	11	11	11	11
Roger McDowell, R ERA: 4.33 (9, 1)	L	L	L	L	L	L	L	L	L	L	L	L	L	L	L	L	L	L	L

San Francisco Giants @ New York Mets
Shea Stadium, Flushing, NY
Wed Aug 19 1987, 7:05 PM EDT
Att. 50,511 - Unknown

AB 41
R 10
H 9
RBI 9
BB 5
SO 7
LOB 21



Batter	1	2	3	4	5	6	7	8	9	10	AB	R	H	RBI	BB	SO	LOB	BOTTOM			
Lenny Dykstra, L OBP: 0.350, SLG: 0.450 (1, 8)											3	1	0	0	1	0	2				
Doug Sisk, R (7, 1)											0	0	0	0	0	0	0				
Lee Mazzilli, S OBP: 0.403, SLG: 0.459 (8, PH)											1	0	0	0	0	0	1				
Roger McDowell, R OBP: 0.333, SLG: 0.364 (9, PH)											0	0	0	0	0	0	0				
Tim Teufel, R OBP: 0.420, SLG: 0.599 (10, PH)											1	0	1	0	0	0	0				
Wally Backman, S OBP: 0.298, SLG: 0.274 (1, 4)											6	2	2	0	0	1	3				
Keith Hernandez, L OBP: 0.398, SLG: 0.451 (1, 3)											3	0	1	1	1	2	2				
Bill Almon, R OBP: 0.333, SLG: 0.311 (9, PR)											0	0	0	0	0	0	0				
Darryl Strawberry, L OBP: 0.403, SLG: 0.595 (1, 9)											4	1	2	2	1	0	0				
Kevin McReynolds, R OBP: 0.332, SLG: 0.510 (1, 7)											5	0	0	0	0	1	4				
Gary Carter, R OBP: 0.297, SLG: 0.405 (1, 2)											4	0	0	0	1	1	1				
Howard Johnson, S OBP: 0.366, SLG: 0.537 (1, 5)											5	2	2	1	0	2	3				
Rafael Santana, R OBP: 0.315, SLG: 0.382 (1, 6)											3	0	1	0	0	0	0				
Dave Magadan, L OBP: 0.400, SLG: 0.457 (8, PH)											2	0	1	1	0	0	0				
John Mitchell, R OBP: 0.121, SLG: 0.152 (1, 1)											2	0	1	0	0	1	1				
Mookie Wilson, S OBP: 0.349, SLG: 0.460 (6, PH)											3	0	0	0	0	1	1				
Inning Stats	R: 3 E: 1 K: 0 S: 6	H: 2 LOB: 0 BB: 0 P: 6	R: 1 E: 0 K: 1 S: 8	H: 3 LOB: 2 BB: 0 P: 8	R: 0 E: 0 K: 0 S: 3	H: 0 LOB: 0 BB: 0 P: 3	R: 0 E: 0 K: 2 S: 8	H: 1 LOB: 1 BB: 0 P: 8	R: 1 E: 1 K: 0 S: 4	H: 1 LOB: 2 BB: 1 P: 8	R: 0 E: 0 K: 1 S: 5	H: 0 LOB: 0 BB: 0 P: 5	R: 1 E: 0 K: 1 S: 7	H: 2 LOB: 1 BB: 0 P: 7	R: 0 E: 0 K: 2 S: 8	H: 1 LOB: 3 BB: 2 P: 16	R: 0 E: 0 K: 2 S: 8	H: 1 LOB: 1 BB: 0 P: 8	1B: 8 2B: 1 3B: 0 HR: 2	SF: 1 SAC: 0 DP: 1 HBP: 0	WP: 0 PA: 47
PITCHER	IP WLS BF H R ER SO ERA WHIP	IP WLS BF H R ER SO ERA WHIP	IP WLS BF H R ER SO ERA WHIP	IP WLS BF H R ER SO ERA WHIP	IP WLS BF H R ER SO ERA WHIP	IP WLS BF H R ER SO ERA WHIP	IP WLS BF H R ER SO ERA WHIP	IP WLS BF H R ER SO ERA WHIP	IP WLS BF H R ER SO ERA WHIP	IP WLS BF H R ER SO ERA WHIP	IP WLS BF H R ER SO ERA WHIP	IP WLS BF H R ER SO ERA WHIP	IP WLS BF H R ER SO ERA WHIP	IP WLS BF H R ER SO ERA WHIP	IP WLS BF H R ER SO ERA WHIP	IP WLS BF H R ER SO ERA WHIP	IP WLS BF H R ER SO ERA WHIP	IP WLS BF H R ER SO ERA WHIP			
Mike Krukow, R ERA: 5.6 (1, 1)	1.2	2.1	1.0	1.0	1.0	1.0	1.0	1.0	1.0	1.0	1.0	1.0	1.0	1.0	1.0	1.0	1.0	1.0	1.0		
Joe Price, L ERA: 3.31 (2, 1)	8	8	5	5	5	5	5	5	5	5	5	5	5	5	5	5	5	5	5		
Craig Lefferts, L ERA: 4.09 (5, 1)	5	5	16	16	16	16	16	16	16	16	16	16	16	16	16	16	16	16	16		
Don Robinson, R ERA: 3.45 (6, 1)	7	7	7	7	7	7	7	7	7	7	7	7	7	7	7	7	7	7	7		
Scott Garretts, R ERA: 3.04 (9, 1)	W	W	W	W	W	W	W	W	W	W	W	W	W	W	W	W	W	W	W		

San Francisco Giants @ New York Mets
Shea Stadium, Flushing, NY
Wed Aug 19 1987, 7:05 PM EDT
Att. 50,511 - Unknown

AB 42
R 6
H 11
RBI 5
BB 4
SO 9
LOB 18



Batter	1	2	3	4	5	6	7	8	9	AB	R	H	RBI	BB	SO	LOB	TOP										
Eddie Milner, L OBP: 0.280, SLG: 0.326 (1, 8)										4	0	0	0	0	2	1	San Francisco Giants @ New York Mets Shea Stadium, Flushing, NY Thu Aug 20 1987, 3:33 AM EDT Att: 35,950 - Unknown livebaseballscorecards.com										
Robby Thompson, R OBP: 0.321, SLG: 0.405 (1, 4)										4	1	2	0	0	1	1											
Mike Aldrete, L OBP: 0.337, SLG: 0.449 (7, PH) Jeffrey Leonard, R OBP: 0.321, SLG: 0.477 (7, 7)										2	1	1	1	1	1	1											
Will Clark, L OBP: 0.357, SLG: 0.565 (1, 3)										4	0	1	1	0	1	2											
Chili Davis, S OBP: 0.323, SLG: 0.421 (1, 9)										4	0	0	0	0	2	3											
Bob Brenly, R OBP: 0.357, SLG: 0.498 (1, 2)										4	1	1	0	0	0	1											
Chris Speier, R OBP: 0.323, SLG: 0.371 (1, 5)										4	0	0	0	0	2	2											
Jose Uribe, S OBP: 0.337, SLG: 0.390 (9, PH) Joel Youngblood, R OBP: 0.289, SLG: 0.382 (8, PH)										3	1	2	0	0	0	0											
Kelly Downs, R OBP: 0.184, SLG: 0.188 (1, 1) Craig Lefferts, L OBP: 0.286, SLG: 0.429 (6, 1) Jeff Robinson, R OBP: 0.111, SLG: 0.111 (8, 1) Candy Maldonado, R OBP: 0.364, SLG: 0.542 (8, PH)										0	0	0	0	0	0	0											
Inning Stats	R: 1 E: 0 K: 0 S: 5	H: 2 LOB: 1 BB: 0 P: 5	R: 2 E: 0 K: 1 S: 8	H: 3 LOB: 1 BB: 0 P: 8	R: 1 E: 0 K: 1 S: 4	H: 1 LOB: 0 BB: 0 P: 8	R: 0 E: 0 K: 3 S: 10	H: 1 LOB: 1 BB: 0 P: 10	R: 0 E: 0 K: 2 S: 8	H: 1 LOB: 0 BB: 0 P: 8	R: 0 E: 0 K: 1 S: 7	H: 0 LOB: 0 BB: 0 P: 7	R: 0 E: 0 K: 1 S: 5	H: 0 LOB: 0 BB: 0 P: 5	R: 0 E: 0 K: 2 S: 7	H: 0 LOB: 0 BB: 0 P: 7		1B: 5 2B: 2 3B: 1 HR: 0	SF: 0 SAC: 0 DP: 0 HBP: 0	WP: 0 PB: 0 SB: 2 CS: 0	PA: 36						
PITCHER	IP	WLS	BF	H	R	ER	SO	BB	IBB	HBP	BLK	WP	HR	S	P	ERA	WHIP										
Terry Leach, R ERA: 3.3 (1, 1)	2.0		13	6	4	4	1	1	0	0	0	0	0	14	18	18.00	3.500										
David Cone, R ERA: 4.58 (3, 1)	4.0	W	14	2	0	0	6	0	0	0	0	0	0	26	26	0.00	0.500										
Randy Myers, L ERA: 4.42 (7, 1)	3.0	S	9	0	0	0	5	0	0	0	0	0	0	19	19	0.00	0.000										

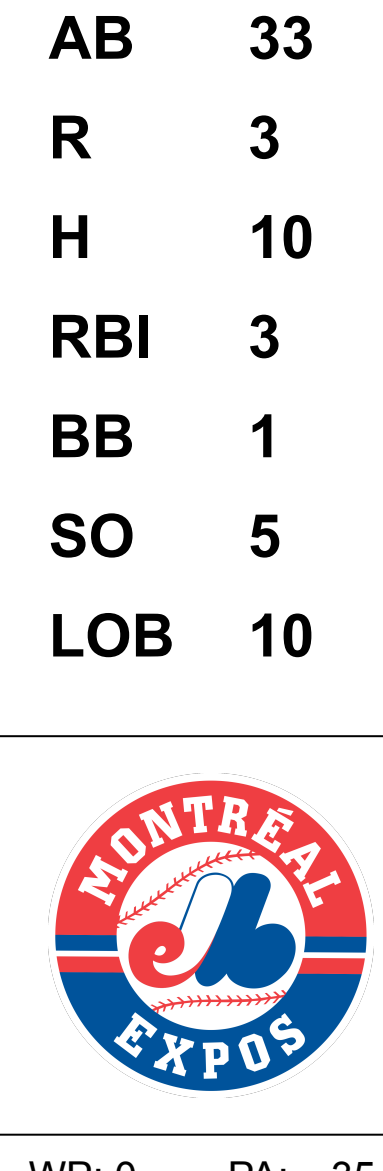
Batter	1	2	3	4	5	6	7	8	9	AB	R	H	RBI	BB	SO	LOB	BOTTOM										
Lenny Dykstra, L OBP: 0.349, SLG: 0.448 (1, 8)										4	1	1	0	0	1	1	San Francisco Giants @ New York Mets Shea Stadium, Flushing, NY Thu Aug 20 1987, 3:33 AM EDT Att: 35,950 - Unknown livebaseballscorecards.com										
Wally Backman, S OBP: 0.297, SLG: 0.273 (1, 4)										4	0	1	0	0	1	0											
Keith Hernandez, L OBP: 0.389, SLG: 0.449 (1, 3)										4	0	1	1	0	0	0											
Darryl Strawberry, L OBP: 0.402, SLG: 0.592 (1, 9)										4	1	1	0	0	2	2											
Kevin McReynolds, R OBP: 0.333, SLG: 0.517 (1, 7)										4	2	2	1	0	1	1											
Howard Johnson, S OBP: 0.367, SLG: 0.536 (1, 5)										3	2	1	0	1	1	0											
Barry Lyons, R OBP: 0.270, SLG: 0.353 (1, 2)										4	1	1	4	0	0	1											
Rafael Santana, R OBP: 0.318, SLG: 0.387 (1, 6)										3	0	2	1	0	1	0											
Terry Leach, R OBP: 0.121, SLG: 0.065 (1, 1) David Cone, L ERA: 4.01 (3, 1)										1	0	0	0	0	0	1											
Mookie Wilson, S OBP: 0.351, SLG: 0.462 (6, PH) Randy Myers, L OBP: 0.200, SLG: 0.200 (7, 1)										1	0	0	0	0	0	0											
Inning Stats	R: 1 E: 1 K: 0 S: 5	H: 3 LOB: 1 BB: 0 P: 5	R: 0 E: 0 K: 0 S: 4	H: 1 LOB: 1 BB: 0 P: 4	R: 0 E: 0 K: 1 S: 5	H: 0 LOB: 0 BB: 0 P: 5	R: 2 E: 0 K: 2 S: 10	H: 3 LOB: 1 BB: 0 P: 10	R: 0 E: 0 K: 1 S: 5	H: 0 LOB: 0 BB: 0 P: 5	R: 4 E: 0 K: 1 S: 8	H: 4 LOB: 1 BB: 1 P: 12	R: 0 E: 0 K: 1 S: 5	H: 0 LOB: 0 BB: 0 P: 5	R: 0 E: 0 K: 2 S: 7	H: 0 LOB: 0 BB: 0 P: 7	1B: 8 2B: 1 3B: 0 HR: 2	SF: 0 SAC: 0 DP: 1 HBP: 0	WP: 0 PB: 0 SB: 0 CS: 1	PA: 35							
PITCHER	IP	WLS	BF	H	R	ER	SO	BB	IBB	HBP	BLK	WP	HR	S	P	ERA	WHIP										
Kelly Downs, R ERA: 4.06 (1, 1)	5.1	L	27	11	7	7	5	0	0	0	1	0	0	36	40	11.81	2.062										
Craig Lefferts, L ERA: 4.01 (6, 1)	1.2		4	0	0	0	1	0	0	0	0	0	0	6	6	0.00	0.000										
Jeff Robinson, R ERA: 2.79 (8, 1)	1.0		3	0	0	0	2	0	0	0	0	0	0	7	7	0.00	0.000										

Batter	1	2	3	4	5	6	7	8	9	AB	R	H	RBI	BB	SO	LOB	TOP			
Robby Thompson, R OBP: 0.325, SLG: 0.409 (1, 4)										4	2	2	1	0	1	0	San Francisco Giants @ Montreal Expos Olympic Stadium, Montreal, QB Fri Aug 21 1987, 7:05 PM EDT Att: 30,294 - Unknown			
Mike Aldrete, L OBP: 0.381, SLG: 0.453 (1, 8)										4	1	3	1	0	0	0				
Bob Brenly, R OBP: 0.356, SLG: 0.496 (7, 2)										1	0	0	0	0	1	0				
Jeffrey Leonard, R OBP: 0.320, SLG: 0.480 (1, 7)										5	1	1	3	0	0	3				
Candy Maldonado, R OBP: 0.359, SLG: 0.534 (1, 9)										5	0	0	0	0	1	1				
Will Clark, L OBP: 0.359, SLG: 0.566 (1, 3)										3	0	1	0	2	0	0				
Chris Speier, R OBP: 0.325, SLG: 0.370 (1, 5)										3	0	1	0	0	0	2				
Bob Melvin, R OBP: 0.240, SLG: 0.343 (7, PH)										3	0	0	0	0	2	3				
Eddie Milner, L OBP: 0.285, SLG: 0.326 (7, 8)										0	0	0	0	1	0	0				
Jose Uribe, S OBP: 0.330, SLG: 0.382 (1, 6)										4	0	0	0	0	1	5				
Dave Dravecky, R OBP: 0.227, SLG: 0.175 (6, 1)										3	2	2	0	0	0	0				
Don Robinson, R OBP: 0.154, SLG: 0.083 (6, 1)										1	0	0	0	0	0	0				
Inning Stats	R: 3 E: 0 K: 2 S: 11	H: 4 LOB: 2 BB: 1 P: 15	R: 1 E: 0 K: 0 S: 5	H: 3 LOB: 1 BB: 0 P: 5	R: 0 E: 0 K: 0 S: 3	H: 0 LOB: 1 BB: 0 P: 4	R: 0 E: 0 K: 0 S: 3	H: 0 LOB: 1 BB: 1 P: 3	R: 0 E: 0 K: 1 S: 7	H: 2 LOB: 1 BB: 0 P: 8	R: 0 E: 0 K: 0 S: 4	H: 1 LOB: 2 BB: 1 P: 8	R: 0 E: 0 K: 2 S: 7	H: 0 LOB: 0 BB: 0 P: 7	R: 0 E: 0 K: 1 S: 5	H: 0 LOB: 0 BB: 0 P: 5	1B: 6 2B: 4 3B: 0 HR: 1	SF: 0 SAC: 0 DP: 1 HBP: 2	WP: 0 PB: 0 SB: 0 CS: 0	PA: 41
PITCHER	IP WLS BF H R ER SO BB IBB HBP BLK WP HR S P ERA WHIP																			
Dennis Martinez, R ERA: 3.24 (1, 1)	6.1 L 32 10 6 5 3 2 0 2 0 0 1 34 44 7.11 1.895																			
Jeff Parrett, R ERA: 3.77 (7, 1)	2.2 9 0 0 0 3 0 1 0 0 0 0 14 18 0.00 0.000																			

AB	36
R	6
H	10
RBI	5
BB	3
SO	6
LOB	14



Batter	1	2	3	4	5	6	7	8	9	AB	R	H	RBI	BB	SO	LOB	BOTTOM					
Tim Raines, S OBP: 0.421, SLG: 0.551 (1, 7)										4	0	1	0	0	2	1	San Francisco Giants @ Montreal Expos Olympic Stadium, Montreal, QB Fri Aug 21 1987, 7:05 PM EDT Att: 30,294 - Unknown					
Mitch Webster, S OBP: 0.369, SLG: 0.443 (1, 9)										4	1	1	1	0	0	1						
Hubie Brooks, R OBP: 0.302, SLG: 0.421 (1, 6)										3	1	2	0	1	0	0						
Tim Wallach, R OBP: 0.346, SLG: 0.523 (1, 5)										4	1	1	0	0	1	4						
Andres Galarraga, R OBP: 0.391, SLG: 0.501 (1, 3)										4	0	2	1	0	1	0						
Vance Law, R OBP: 0.364, SLG: 0.460 (7, 1)										3	0	1	1	0	1	1						
Wallace Johnson, S OBP: 0.254, SLG: 0.398 (9, PH)										0	0	0	0	0	0	0						
Reid Nichols, R OBP: 0.311, SLG: 0.409 (1, 8)										2	0	1	0	0	0	0						
Tom Foley, L OBP: 0.335, SLG: 0.465 (6, PH)										1	0	0	0	0	0	2						
Casey Candaele, S OBP: 0.343, SLG: 0.359 (7, 4)										1	0	0	0	0	0	0						
Jeff Reed, L OBP: 0.239, SLG: 0.253 (1, 2)										3	0	1	0	0	0	0						
Dennis Martinez, R OBP: 0.129, SLG: 0.036 (1, 1)										2	0	0	0	0	0	1						
Herm Winningham, L OBP: 0.308, SLG: 0.353 (7, 8)										1	0	0	0	0	0	0						
Inning Stats	R: 0 E: 0 K: 1 S: 6	H: 2 LOB: 2 BB: 0 P: 6	R: 0 E: 1 K: 1 S: 5	H: 1 LOB: 1 BB: 0 P: 5	R: 0 E: 0 K: 1 S: 5	H: 0 LOB: 0 BB: 0 P: 5	R: 2 E: 0 K: 1 S: 7	H: 3 LOB: 0 BB: 0 P: 7	R: 0 E: 0 K: 0 S: 6	H: 1 LOB: 1 BB: 0 P: 6	R: 1 E: 0 K: 0 S: 6	H: 3 LOB: 2 BB: 0 P: 6	R: 0 E: 0 K: 0 S: 3	H: 0 LOB: 0 BB: 0 P: 3	R: 0 E: 0 K: 0 S: 2	H: 0 LOB: 0 BB: 1 P: 6	R: 0 E: 0 K: 0 S: 3	H: 0 LOB: 0 BB: 0 P: 3	1B: 8 2B: 3 3B: 0 HR: 1	SF: 0 SAC: 0 DP: 2 HBP: 0	WP: 0 PB: 0 SB: 0 CS: 1	PA: 35
PITCHER	IP WLS BF H R ER SO BB IBB HBP BLK WP HR S P ERA WHIP																					
Dave Dravecky, L ERA: 3.62 (1, 1)	5.2 W 24 10 3 3 5 0 0 0 0 0 1 34 34 4.76 1.765																					
Don Robinson, R ERA: 3.31 (6, 1)	3.1 S 10 0 0 0 0 1 0 0 0 0 0 9 13 0.00 0.300																					



Batter	1	2	3	4	5	6	7	8	9	10	AB	R	H	RBI	BB	SO	LOB	TOP				
Robby Thompson, R OBP: 0.323, SLG: 0.409 (1, 4)			G6-4-3 1-2		K		F8		E5 CS		5	1	1	0	0	1	3	San Francisco Giants @ Montreal Expos Olympic Stadium, Montreal, QB Sat Aug 22 1987, 7:05 PM EDT Att: 33,294 - Unknown livebaseballscorecards.com				
Mike Aldrete, L OBP: 0.386, SLG: 0.460 Eddie Milner, L OBP: 0.283, SLG: 0.323 (1, 8) (8, 8)				2B	1B IBB		G3		K2-3 3H 1-2		3	0	2	1	1	0	0					
Jeffrey Leonard, R OBP: 0.318, SLG: 0.477 (1, 7)				5-3			K			5-3	5	0	1	2	0	1	2					
Will Clark, L OBP: 0.355, SLG: 0.559 (1, 3)				1-3			K			K	5	0	0	0	0	3	3					
Chili Davis, S OBP: 0.331, SLG: 0.422 (1, 9)											1	0	1	0	4	0	0					
Kevin Mitchell, R OBP: 0.335, SLG: 0.448 Craig Lefferts, L OBP: 0.286, SLG: 0.429 (1, 5) (10, 1)				FC4	BB		6-3		BB	1B	4	0	0	0	0	1	5					
Bob Brenly, R OBP: 0.358, SLG: 0.495 (1, 2)									F9	K	0	0	0	0	0	0	0					
Jose Uribe, S OBP: 0.333, SLG: 0.389 (1, 6)											3	1	1	0	1	0	1					
Michael LaCoss, R OBP: 0.143, SLG: 0.077 Scott Garrelts, R OBP: 0.222, SLG: 0.333 Chris Speier, R OBP: 0.324, SLG: 0.369 Harry Spilman, L OBP: 0.351, SLG: 0.424 (1, 1) (8, 1) (8, 5) (10, PH)			3-1		SH1-4 1B		F9		4-3 E	2B	4	2	2	0	0	0	2					
Inning Stats	R: 1 E: 0 K: 0 S: 4	H: 2 LOB: 0 BB: 0 P: 4	R: 0 E: 0 K: 1 S: 4	H: 0 LOB: 0 BB: 1 P: 8	R: 0 E: 0 K: 0 S: 2	H: 0 LOB: 0 BB: 1 P: 6	R: 0 E: 0 K: 2 S: 4	H: 1 LOB: 2 BB: 1 P: 8	R: 2 E: 0 K: 2 S: 10	H: 3 LOB: 2 BB: 1 P: 14	R: 0 E: 0 K: 1 S: 5	H: 0 LOB: 0 BB: 0 P: 5	R: 0 E: 0 K: 1 S: 5	H: 0 LOB: 1 BB: 1 P: 9	R: 1 E: 1 K: 1 S: 6	H: 1 LOB: 0 BB: 0 P: 6	R: 0 E: 0 K: 2 S: 8		H: 1 LOB: 1 BB: 0 P: 8	1B: 5 2B: 3 3B: 0 HR: 0	SF: 0 SAC: 1 DP: 2 HBP: 0	WP: 0 PB: 0 SB: 0 CS: 2
PITCHER	IP 5.0	WLS 22	BF 6	H 3	R 3	ER 3	SO 3	BB 3	IBB 1	HBP 0	BLK 0	WP 0	HR 0	S 24	P 40	ERA 5.40	WHIP 1.800					
Pascual Perez, R ERA: 5.4 Andy McCaffigan, R ERA: 2.49 Tim Burke, R ERA: 1.43 (1, 1) (6, 1) (9, 1)	3.0	12	0	0	0	3	3	0	0	0	0	0	0	15	27	0.00	1.000					
2.0	W	8	2	1	0	3	0	0	0	0	0	0	0	14	14	0.00	1.000					

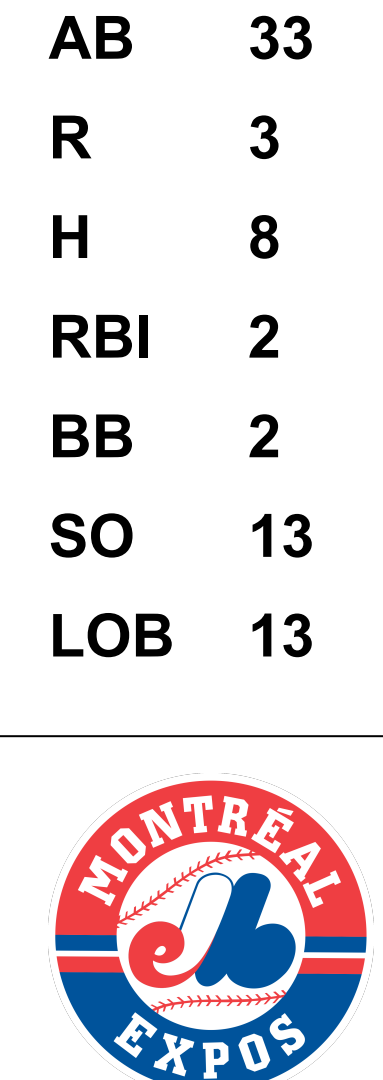
Batter	1	2	3	4	5	6	7	8	9	10	AB	R	H	RBI	BB	SO	LOB	BOTTOM			
Tim Raines, S OBP: 0.421, SLG: 0.556 (1, 7)			F8		4-3						5	0	2	2	0	0	2	San Francisco Giants @ Montreal Expos Olympic Stadium, Montreal, QB Sat Aug 22 1987, 7:05 PM EDT Att: 33,294 - Unknown livebaseballscorecards.com			
Casey Candaele, S OBP: 0.342, SLG: 0.358 (1, 9) (9, 4)				1-3							4	0	1	0	0	0	1				
Hubie Brooks, R OBP: 0.259, SLG: 0.415 Tim Burke, R (1, 6) (9, 1)				6-3						L1-3 1-2	4	0	0	0	0	0	2				
Tim Wallach, R OBP: 0.343, SLG: 0.519 (1, 5)			F4		F3					5-3	4	0	0	0	0	0	1				
Andres Galarrraga, R OBP: 0.390, SLG: 0.499 (1, 3)					1-3					5-3	4	1	1	0	0	0	0				
Tom Foley, L OBP: 0.346, SLG: 0.486 (1, 4) (9, 6)										4-3 SH3-4 1B	3	2	3	0	0	0	0				
Herm Winningham, L OBP: 0.304, SLG: 0.348 (1, 8)										4-3	4	0	0	1	0	0	3				
Jeff Reed, L OBP: 0.241, SLG: 0.255 Vance Law, R OBP: 0.356, SLG: 0.462 Mike Fitzgerald, R OBP: 0.339, SLG: 0.316 (1, 2) (9, PH) (10, 2)										F9	3	0	1	0	0	0	0				
Pascual Perez, R Wallace Johnson, S OBP: 0.294, SLG: 0.318 Andy McCaffigan, R Mitch Webster, S OBP: 0.371, SLG: 0.445 (1, 1) (5, PH) (6, 1) (8, PH) (9, 9)										CS	1	0	0	0	0	1	0				
Inning Stats	R: 0 E: 0 K: 0 S: 3	H: 0 LOB: 0 BB: 0 P: 3	R: 0 E: 0 K: 0 S: 4	H: 1 LOB: 1 BB: 0 P: 4	R: 0 E: 0 K: 1 S: 5	H: 0 LOB: 0 BB: 0 P: 5	R: 0 E: 0 K: 0 S: 3	H: 0 LOB: 0 BB: 0 P: 3	R: 1 E: 0 K: 0 S: 4	H: 1 LOB: 0 BB: 0 P: 4	R: 1 E: 0 K: 0 S: 4	H: 1 LOB: 1 BB: 1 P: 8	R: 1 E: 0 K: 0 S: 4	H: 2 LOB: 0 BB: 0 P: 4	R: 1 E: 0 K: 0 S: 2	H: 2 LOB: 1 BB: 0 P: 2	1B: 8 2B: 2 3B: 2 HR: 0		SF: 0 SAC: 1 DP: 1 HBP: 0	WP: 0 PB: 0 SB: 1 CS: 1	PA: 38
PITCHER	IP 7.0	WLS 28	BF 7	H 3	R 3	ER 1	SO 1	BB 1	IBB 0	HBP 0	BLK 0	WP 0	HR 0	S 29	P 33	ERA 3.86	WHIP 1.143				
Michael LaCoss, R ERA: 3.82 Scott Garrelts, R ERA: 3.07 Craig Lefferts, L ERA: 4.12 (1, 1) (8, 1) (10, 1)	2.0	7	2	1	1	0	0	0	0	0	0	0	0	7	7	4.50	1.000				
0.0	L	2	2	1	1	0	0	0	0	0	0	0	0	2	2	=	=				

Batter	1	2	3	4	5	6	7	8	9	AB	R	H	RBI	BB	SO	LOB	TOP								
Robby Thompson, R (1, 4) OBP: 0.323, SLG: 0.411	1-0 6-3	0-2 FC5-4			0-0 FC6-2	2-0 F7	0-1 4-3			3	0	1	0	0	0	2	San Francisco Giants @ Montreal Expos Olympic Stadium, Montreal, QB Sun Aug 23 1987, 3:33 AM EDT Att: 35,250 - Sunny								
Will Clark, L (6, PH) OBP: 0.354, SLG: 0.557										1	0	0	0	0	2										
Kelly Downs, R (6, 1) OBP: 0.184, SLG: 0.188										0	0	0	0	0	0										
Don Robinson, R (7, PH) OBP: 0.143, SLG: 0.077										1	0	0	0	0	2										
Mike Aldrete, L (1, 3) OBP: 0.387, SLG: 0.471	0-1 HR		1-1 3-1		1-0 4-3		0-1 5-3	0-1 6-3		5	2	2	1	0	0										
Jeffrey Leonard, R (1, 7) OBP: 0.316, SLG: 0.473	0-1 5-3		3-1 4-3		0-1 FC6-2		0-1 5-3	0-0 6-3		4	0	0	0	0	2										
Eddie Milner, L (7, 8) OBP: 0.281, SLG: 0.321					4-0 FC6-2		1-2			1	0	0	0	0	0										
Candy Maldonado, R (1, 9) OBP: 0.362, SLG: 0.533	0-0 1B		1-3 K		1-3 BB		1-2 1B	0-3 K		4	1	2	1	1	2										
Chili Davis, S (1, 8) OBP: 0.331, SLG: 0.420	2-1 F6			0-1 1B	0-3 K		4-2 1B	3-2 E3		4	1	1	0	1	1										
Bob Brenly, R (1, 2) OBP: 0.355, SLG: 0.489		2-3 K		0-3 K		1-2 6-3	3-2 1B	1-3 SH1-3	1-3 K	5	1	1	1	0	3										
Chris Speier, R (1, 5) OBP: 0.332, SLG: 0.378		3-1 1B		4-2 BB		0-1 2B	1-2 SH1-3	0-3 K		4	0	3	1	1	1										
Jose Uribe, S (1, 6) OBP: 0.336, SLG: 0.385		4-0 FC5-4		0-0 F5		4-1 BB	1-0 SH1-3	0-0 L5		2	0	0	1	2	0										
Atlee Hammaker, S (1, 1) OBP: 0.128, SLG: 0.109		0-0 B5		1-3 K		1-3 K	4-0 IBB			2	0	0	0	0	1										
Harry Spilman, L (6, PH) OBP: 0.347, SLG: 0.418										1	0	0	0	0	1										
Kevin Mitchell, R (6, 5) OBP: 0.337, SLG: 0.448										0	0	0	0	1	0										
Inning Stats	R: 1 E: 0 K: 0 S: 8	H: 2 LOB: 1 BB: 0 P: 11	R: 0 E: 0 K: 1 S: 9	H: 1 LOB: 2 BB: 1 P: 18	R: 0 E: 0 K: 1 S: 7	H: 0 LOB: 0 BB: 0 P: 12	R: 0 E: 0 K: 2 S: 11	H: 1 LOB: 2 BB: 1 P: 16	R: 0 E: 0 K: 1 S: 7	H: 1 LOB: 2 BB: 1 P: 12	R: 0 E: 0 K: 1 S: 12	H: 1 LOB: 2 BB: 1 P: 20	R: 4 E: 0 K: 0 S: 21	H: 4 LOB: 2 BB: 2 P: 35	R: 0 E: 0 K: 2 S: 6	H: 0 LOB: 0 BB: 0 P: 6	R: 0 E: 1 K: 2 S: 11	H: 0 LOB: 1 BB: 0 P: 15	1B: 7 2B: 2 3B: 0 HR: 1	SF: 0 SAC: 1 DP: 0 HBP: 0	WP: 0 PB: 0 SB: 4 CS: 0	PA: 44			
PITCHER	IP	WLS	BF	H	R	ER	SO	BB	IBB	HBP	BLK	WP	HR	S	P	ERA	WHIP								
Bob Sebra, R (1, 1) ERA: 3.87	6.1	L	34	10	5	5	6	5	0	0	0	0	1	72	116	7.11	2.368								
Joe Hesketh, L (7, 1) ERA: 2.94	1.2		6	0	0	0	1	0	1	0	0	0	0	9	14	0.00	0.000								
Jeff Parrett, R (9, 1) ERA: 3.69	1.0		4	0	0	0	2	0	0	0	0	0	0	11	15	0.00	0.000								

AB	37
R	5
H	10
RBI	5
BB	6
SO	9
LOB	24



Batter	1	2	3	4	5	6	7	8	9	AB	R	H	RBI	BB	SO	LOB	BOTTOM								
Tim Raines, S (1, 7) OBP: 0.423, SLG: 0.561	1-0 FC6-4	4-0 IBB			3-3 K		1-2 SF8		1-2 1-3	4	2	2	0	1	1	0	San Francisco Giants @ Montreal Expos Olympic Stadium, Montreal, QB Sun Aug 23 1987, 3:33 AM EDT Att: 35,250 - Sunny								
Mitch Webster, S (1, 9) OBP: 0.370, SLG: 0.444	0-0 FC6-4	3-3 K			1-3 K		2-1 SF8			3	0	1	1	0	2										
Hubie Brooks, R (1, 6) OBP: 0.294, SLG: 0.410	0-1 FC6-4		1-3 K		2-2 F7		0-3 K			4	0	0	0	0	2										
Tim Wallach, R (1, 5) OBP: 0.345, SLG: 0.521	2-3 K		2-1 2B			2-3 K		1-0 1B		4	0	2	0	0	2										
Andres Galarraga, R (1, 3) OBP: 0.386, SLG: 0.494	1-3 K		2-3 K			0-0 6-3		2-1 F9		4	0	0	0	0	2										
Reid Nichols, R (1, 8) OBP: 0.314, SLG: 0.438		2-1 HR		2-2 F2		1-2 1B		2-3 K		2	1	1	1	0	0										
Herm Winningham, L (6, PH) OBP: 0.305, SLG: 0.349										2	0	1	0	0	1										
Vance Law, R (1, 4) OBP: 0.316, SLG: 0.459		1-3 K		0-0 5-3		4-1 FC6		0-3 K		2	0	0	0	1	1										
Tom Foley, L (8, PH) OBP: 0.344, SLG: 0.483						1-2 IBB				0	0	0	0	0	0										
Jeff Parrett, R (9, 1) ERA: 3.3										0	0	0	0	0	0										
Mike Fitzgerald, R (1, 2) OBP: 0.339, SLG: 0.316		2-1 SH3-4		2-0 5-3		2-1 FC6		0-1 G3		3	0	1	0	0	2										
Wallace Johnson, S (9, PH) OBP: 0.269, SLG: 0.313										1	0	0	0	0	0										
Bob Sebra, R (1, 1) OBP: 0.184, SLG: 0.170		1-2 SH3-4		0-0 F8				1-0 F9		1	0	0	0	0	0										
Casey Candaele, S (7, 4) OBP: 0.340, SLG: 0.356										2	0	0	0	0	1										
Inning Stats	R: 1 E: 0 K: 2 S: 10	H: 2 LOB: 1 BB: 0 P: 14	R: 1 E: 0 K: 2 S: 13	H: 2 LOB: 2 BB: 1 P: 26	R: 0 E: 0 K: 2 S: 14	H: 1 LOB: 1 BB: 0 P: 21	R: 0 E: 0 K: 0 S: 3	H: 0 LOB: 0 BB: 0 P: 5	R: 0 E: 0 K: 1 S: 11	H: 1 LOB: 2 BB: 1 P: 17	R: 0 E: 0 K: 1 S: 12	H: 1 LOB: 2 BB: 1 P: 20	R: 1 E: 0 K: 2 S: 11	H: 1 LOB: 0 BB: 0 P: 16	R: 0 E: 0 K: 2 S: 10	H: 1 LOB: 1 BB: 0 P: 15	R: 0 E: 0 K: 0 S: 6	H: 0 LOB: 0 BB: 0 P: 8	1B: 5 2B: 1 3B: 1 HR: 1	SF: 1 SAC: 1 DP: 0 HBP: 0	WP: 0 PB: 0 SB: 1 CS: 0	PA: 37			
PITCHER	IP	WLS	BF	H	R	ER	SO	BB	IBB	HBP	BLK	WP	HR	S	P	ERA	WHIP								
Atlee Hammaker, L (1, 1) ERA: 3.49	5.0		21	5	2	2	8	0	1	0	1	0	0	51	83	3.60	1.000								
Kelly Downs, R (6, 1) ERA: 4.04	1.0	W	5	1	0	0	1	0	1	0	0	0	0	12	20	0.00	1.000								
Don Robinson, R (7, 1) ERA: 3.3	3.0	S	11	2	1	1	4	0	0	0	0	0	0	27	39	3.00	0.667								



Batter	1	2	3	4	5	6	7	8	9	AB	R	H	RBI	BB	SO	LOB	TOP								
Robby Thompson, R OBP: 0.327, SLG: 0.417 (1,4)	L9	G1-6-3 1B		HR 1B		F6		BLK SF8 2B		5	2	3	0	0	0	0	San Francisco Giants @ Philadelphia Phillies Veterans Stadium, Philadelphia, PA Mon Aug 24 1987, 7:05 PM EDT Att: 30,237 - Unknown								
Chris Speier, R OBP: 0.337, SLG: 0.389 (1,5)	1B WP BB	G1-6-3		HR 1B		BLK BB		K		3	2	1	2	2	1	2									
Bob Brenly, R OBP: 0.359, SLG: 0.491 (1,2)	1B WP 1B	BB		1B 1B		F7		SF8		3	1	2	1	1	0	1									
Candy Maldonado, R OBP: 0.360, SLG: 0.528 (1,9)	F4	F8		1B		K		F2		5	0	1	0	0	1	4									
Chili Davis, S OBP: 0.330, SLG: 0.418 (6,7)	1B 2B 1B		F6	L6		F3		K		5	1	1	1	0	1	2									
Joel Youngblood, R OBP: 0.291, SLG: 0.380 (1,7)	2B 1B		F9		F6		F8		K	3	0	1	0	0	0	0									
Eddie Milner, L OBP: 0.277, SLG: 0.316 (6,8)	1B									2	0	0	0	0	1	0									
Mike Aldrete, L OBP: 0.390, SLG: 0.485 (1,3)	2B		6-3		FC6-4 1B		3B		1-3	5	0	3	1	0	0	0									
Jose Uribe, S OBP: 0.335, SLG: 0.379 (1,6)	6-3			4-3	K		IBB			3	0	0	0	1	1	3									
Rick Reuschel, R OBP: 0.191, SLG: 0.219 (1,1)		K		6-3	FC6-4		FC6-4			4	0	0	0	0	1	3									
Joe Price, R (8,1)					1-2		1-2			0	0	0	0	0	0	0									
Inning Stats	R: 3 E: 0 K: 0 S: 8	H: 4 LOB: 2 BB: 1 P: 14	R: 0 E: 0 K: 1 S: 12	H: 1 LOB: 2 BB: 1 P: 18	R: 0 E: 0 K: 0 S: 9	H: 0 LOB: 0 BB: 0 P: 13	R: 2 E: 0 K: 0 S: 18	H: 4 LOB: 2 BB: 0 P: 24	R: 0 E: 0 K: 1 S: 9	H: 1 LOB: 1 BB: 0 P: 12	R: 0 E: 0 K: 1 S: 8	H: 0 LOB: 1 BB: 1 P: 14	R: 0 E: 0 K: 0 S: 10	H: 1 LOB: 2 BB: 1 P: 19	R: 1 E: 0 K: 1 S: 9	H: 1 LOB: 0 BB: 0 P: 12	R: 0 E: 0 K: 2 S: 7	H: 0 LOB: 0 BB: 0 P: 7	1B: 8 2B: 2 3B: 1 HR: 1	SF: 1 SAC: 0 DP: 0 HBP: 0	WP: 1 PB: 0 SB: 2 CS: 0	PA: 43			
PITCHER	IP	WLS	BF	H	R	ER	SO	BB	IBB	HBP	BLK	WP	HR	S	P	ERA	WHIP								
Bruce Ruffin, L ERA: 4.41 (1,1)	3.2	L	22	9	5	5	1	2	0	0	0	1	1	46	68	12.27	3.000								
Michael Jackson, R ERA: 4.1 (4,1)	2.1		9	1	0	0	2	1	0	0	1	0	0	18	27	0.00	0.857								
Wally Ritchie, L ERA: 3.88 (7,1)	2.0		9	2	1	1	1	0	1	0	1	0	0	19	31	4.50	1.000								
Jeff Calhoun, L ERA: 1.99 (9,1)	1.0		3	0	0	0	2	0	0	0	0	0	0	7	7	0.00	0.000								

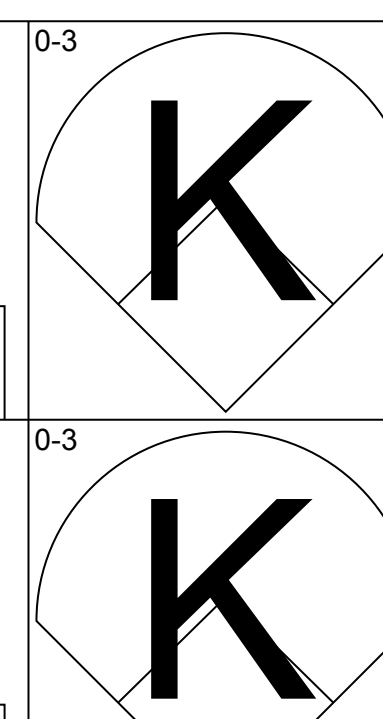
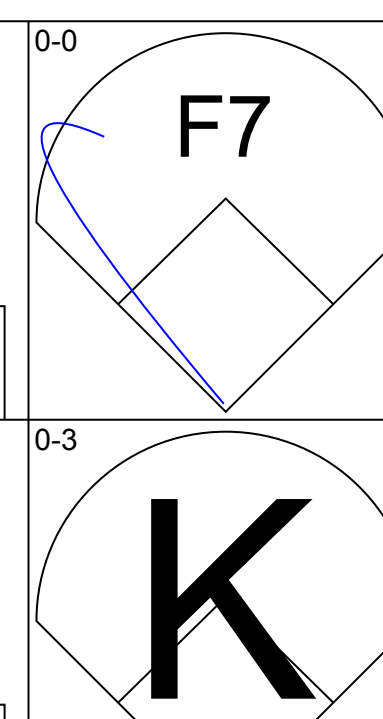
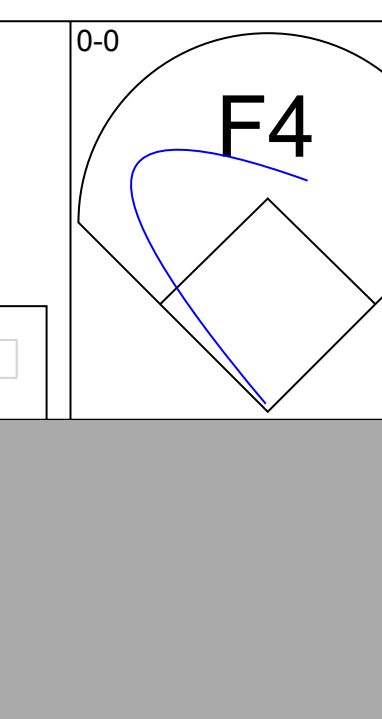
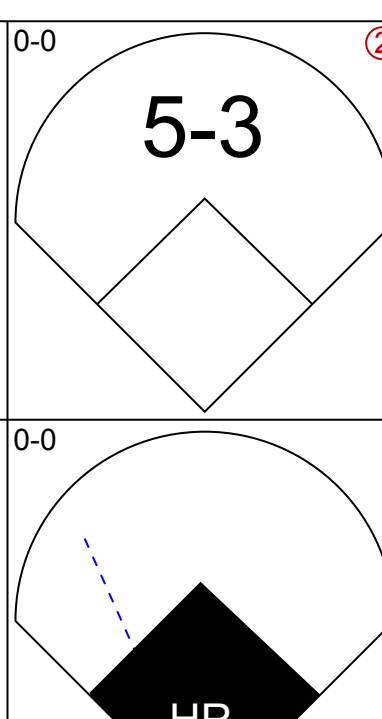
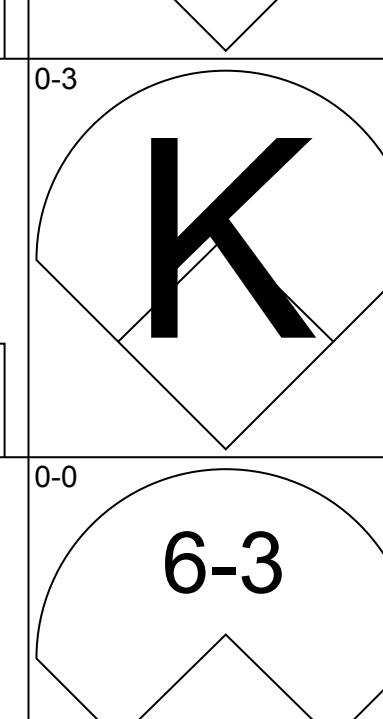
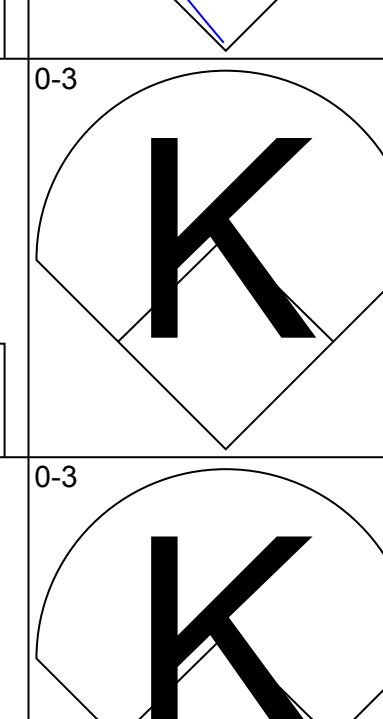
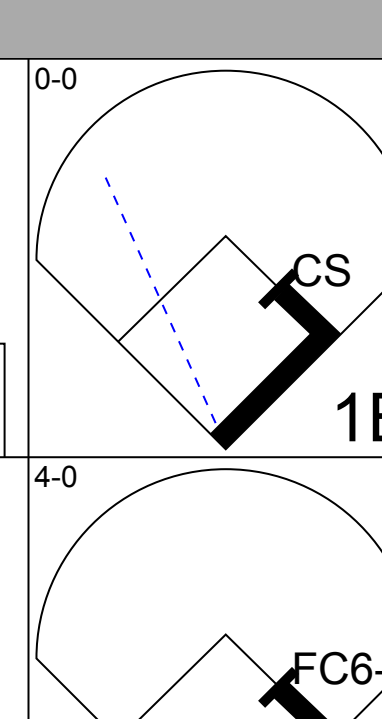
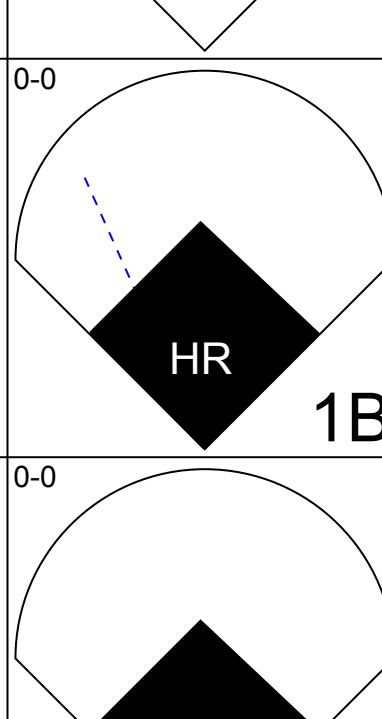
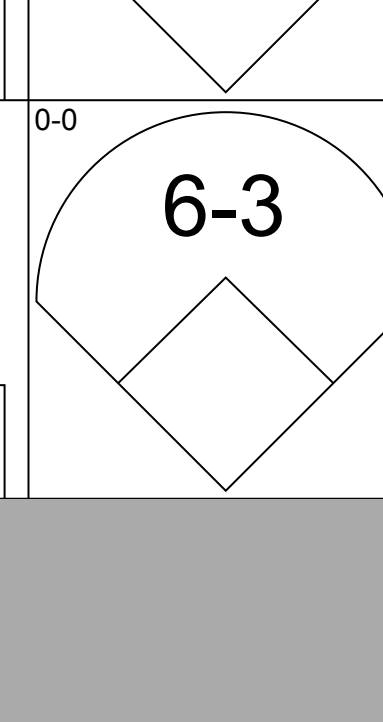
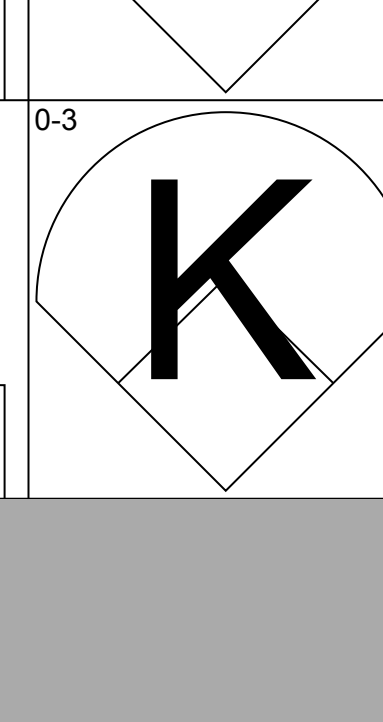
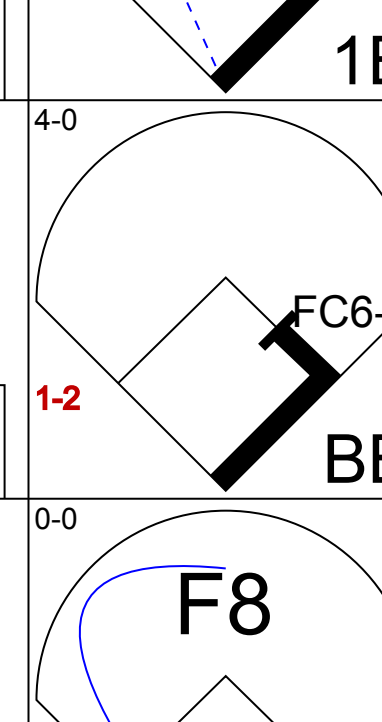
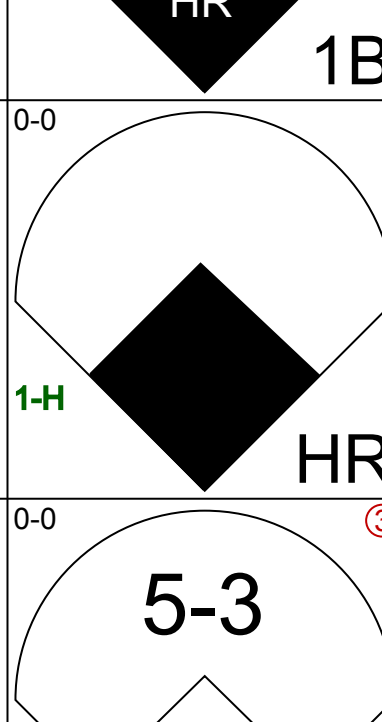
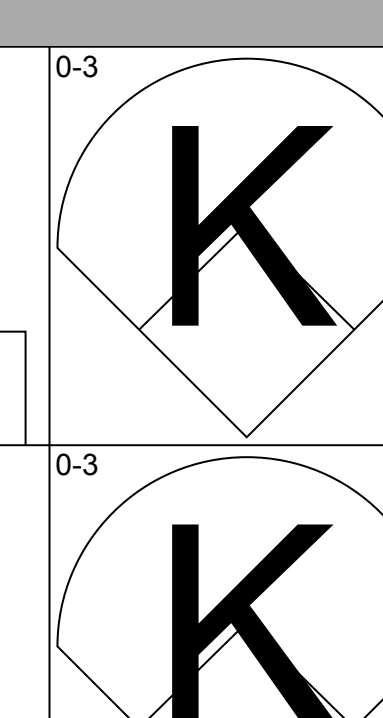
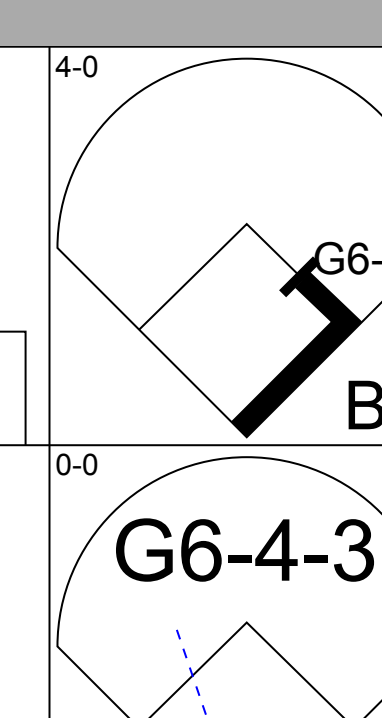
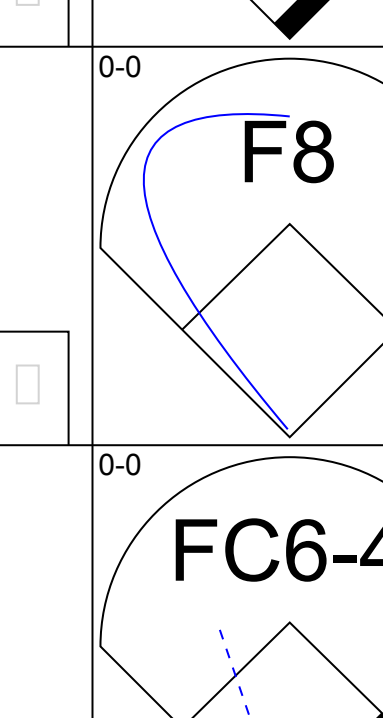
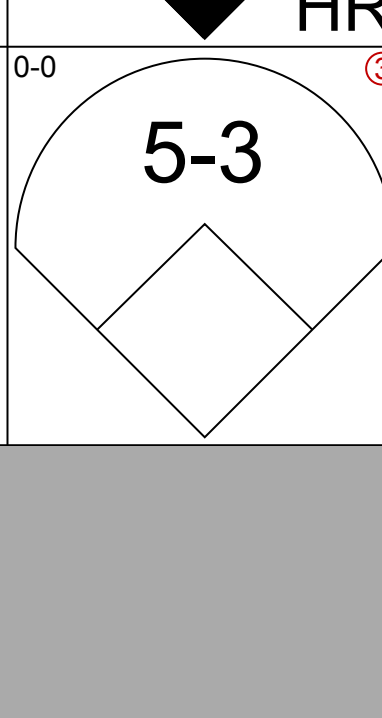
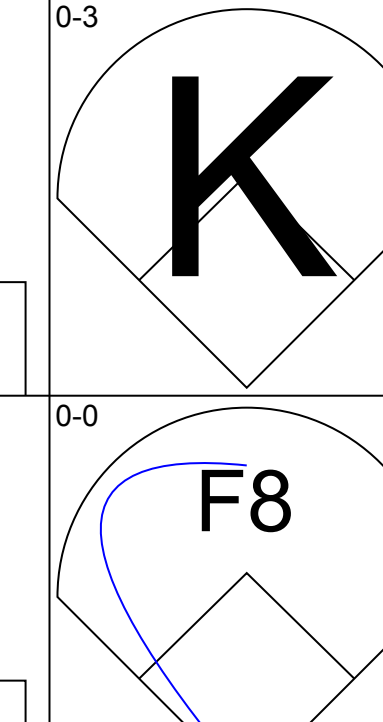
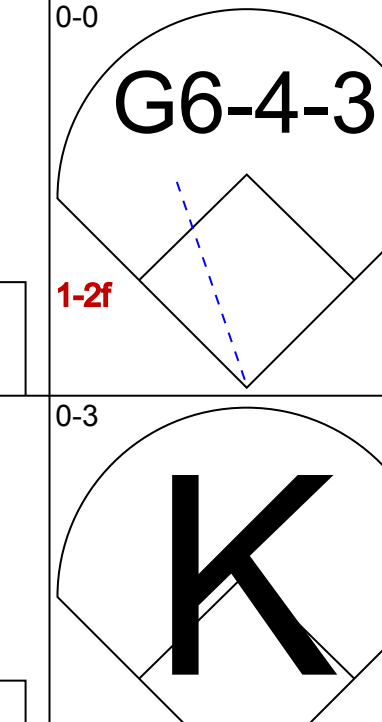
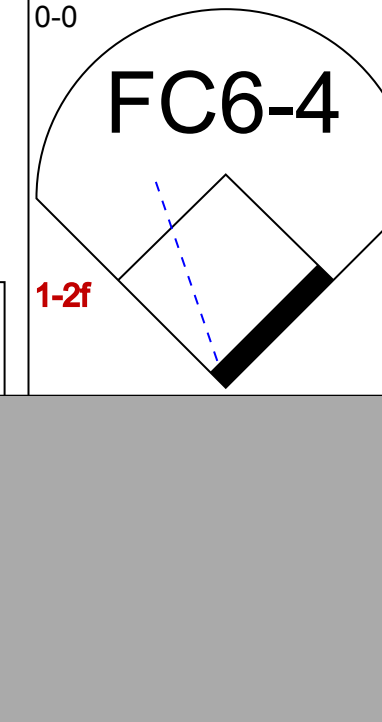
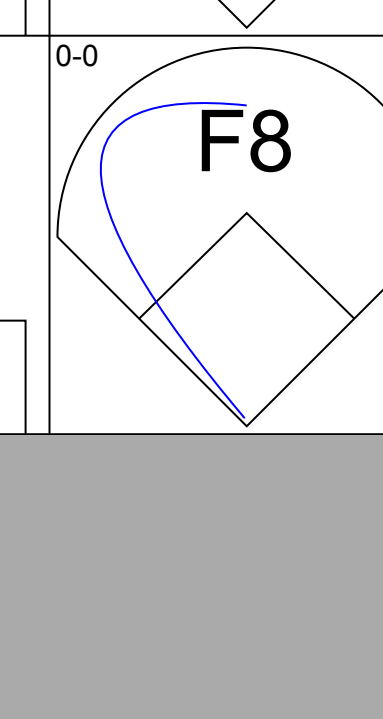
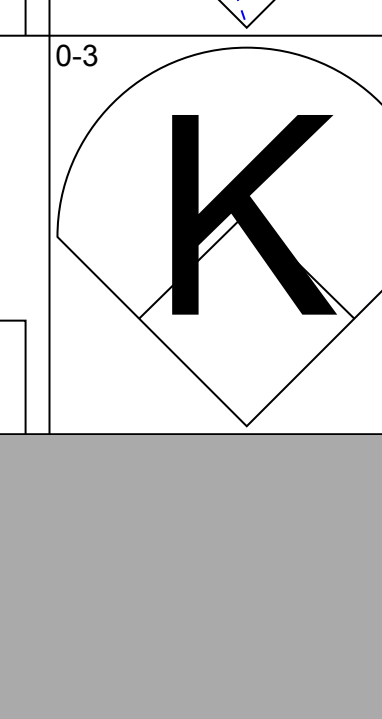
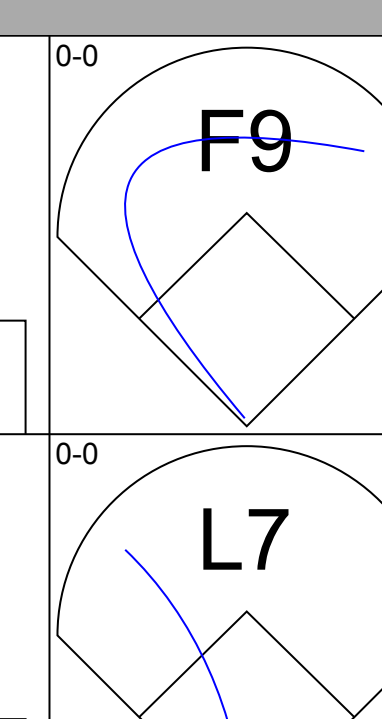
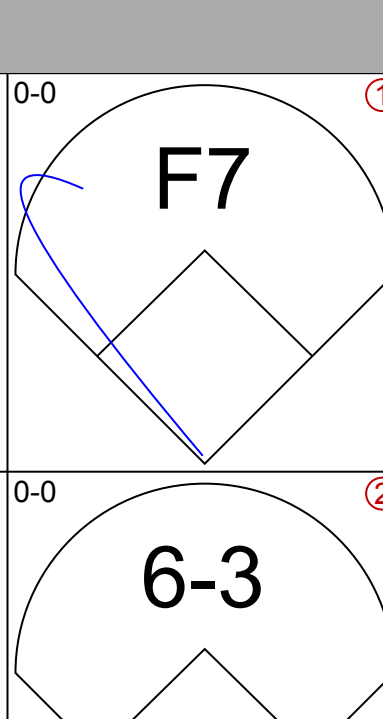
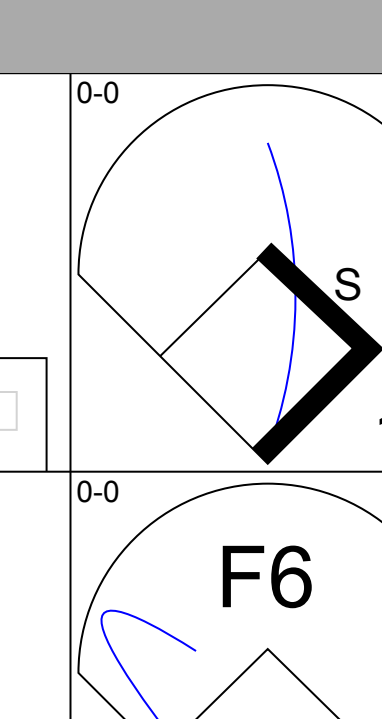
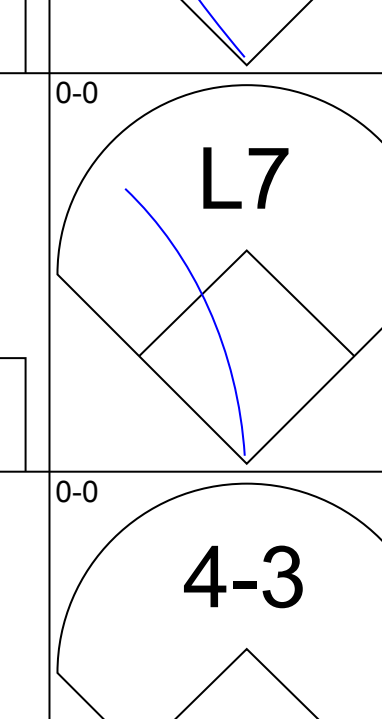
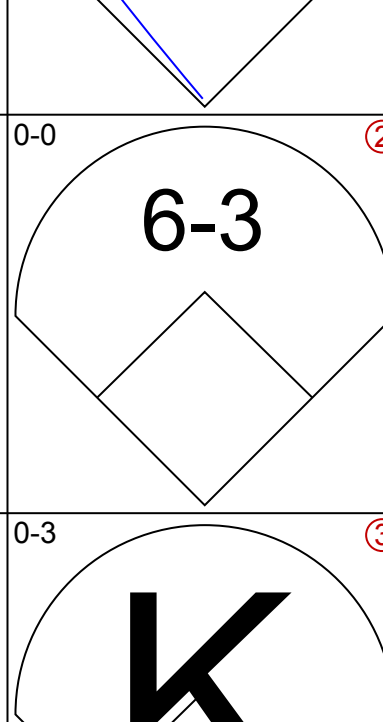
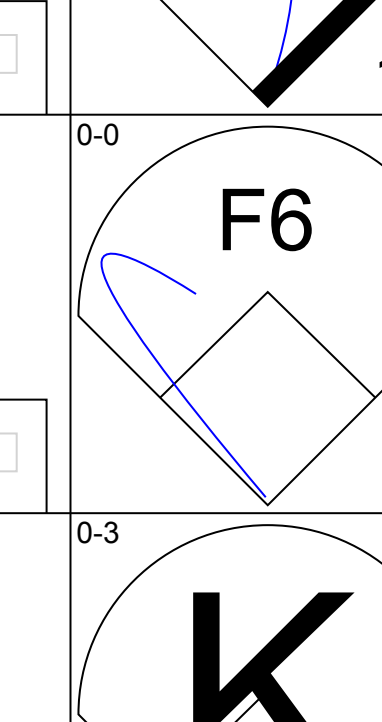
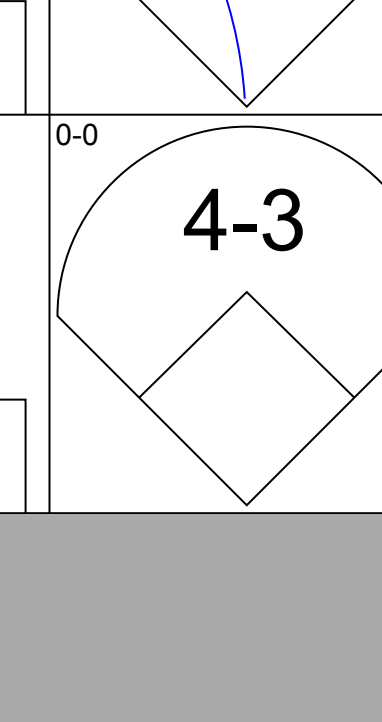
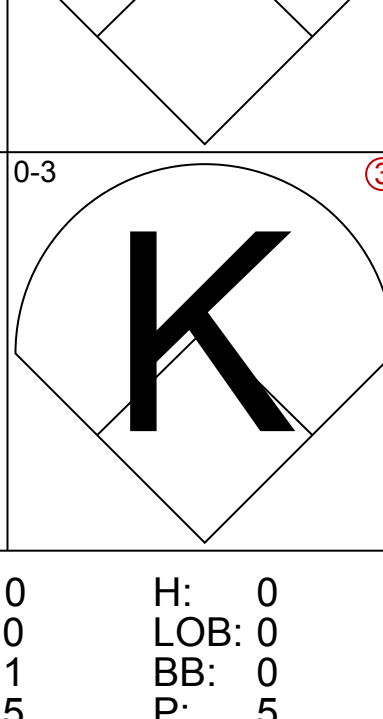
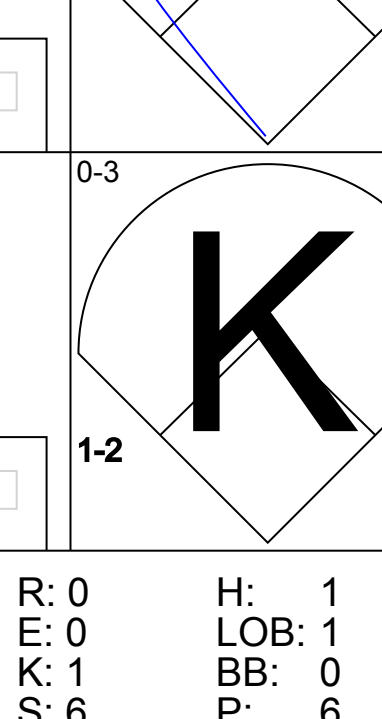
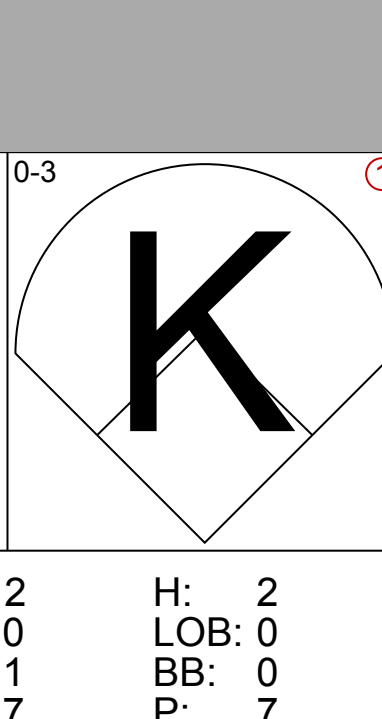
Batter	1	2	3	4	5	6	7	8	9	AB	R	H	RBI	BB	SO	LOB	BOTTOM								
Juan Samuel, R OBP: 0.350, SLG: 0.515 (1,4)	SF8 3B		K		L6			F8		4	1	1	0	0	1	0	San Francisco Giants @ Philadelphia Phillies Veterans Stadium, Philadelphia, PA Mon Aug 24 1987, 7:05 PM EDT Att: 30,237 - Unknown								
Milt Thompson, L OBP: 0.374, SLG: 0.475 (1,8)	SF8		2B			K		4-3		3	0	1	1	0	1	0									
Chris James, R OBP: 0.361, SLG: 0.588 (1,7)	K		F8			K G3 1B		F4		4	0	0	0	0	2	1									
Mike Schmidt, R OBP: 0.402, SLG: 0.553 (1,5)	K		4-3			G3 1B		F8		4	0	1	0	0	1	1									
Von Hayes, L OBP: 0.438, SLG: 0.532 (1,3)		F8		3-1		G3		5-3		4	0	0	0	0	0	2									
Glenn Wilson, R OBP: 0.313, SLG: 0.391 (1,9)										3	0	1	0	0	1	2									
Wally Ritchie, L OBP: 0.250, SLG: 0.250 (7,1)		2B								0	0	0	0	0	0	0									
Jeff Calhoun, L (9,1)										0	0	0	0	0	0	0									
Greg Jelks, R (9,PH)		1B								0	0	0	1	0	0	0									
Lance Parrish, R OBP: 0.300, SLG: 0.391 (1,2)		F6		5-3				F8		4	0	0	0	0	1	2									
Steve Jeltz, S OBP: 0.309, SLG: 0.282 (1,6)					F9			1-3		3	0	1	0	0	0	0									
Bruce Ruffin, S OBP: 0.053, SLG: 0.070 (1,1)					6-3					1	0	0	0	0	1	2									
Michael Jackson, R OBP: 0.176, SLG: 0.125 (4,1)										1	0	0	0	0	0	0									
Jeff Stone, L OBP: 0.346, SLG: 0.375 (7,7)										1	0	0	0	0	0	0									
Inning Stats	R: 1 E: 0 K: 2 S: 10	H: 1 LOB: 0 BB: 0 P: 15	R: 0 E: 0 K: 1 S: 14	H: 2 LOB: 0 BB: 0 P: 24	R: 0 E: 0 K: 1 S: 7	H: 1 LOB: 0 BB: 0 P: 11	R: 0 E: 0 K: 0 S: 8	H: 0 LOB: 0 BB: 0 P: 11	R: 0 E: 0 K: 2 S: 12	H: 1 LOB: 2 BB: 0 P: 18	R: 0 E: 0 K: 1 S: 5	H: 0 LOB: 0 BB: 0 P: 5	R: 0 E: 0 K: 0 S: 3	H: 0 LOB: 0 BB: 0 P: 4	R: 0 E: 0 K: 0 S: 13	H: 0 LOB: 1 BB: 1 P: 22	1B: 2 2B: 2 3B: 1 HR: 0	SF: 1 SAC: 0 DP: 0 HBP: 0	WP: 1 PB: 0 SB: 0 CS: 0	PA: 34					
PITCHER	IP	WLS	BF	H	R	ER	SO	BB	IBB	HBP	BLK	WP	HR	S	P	ERA	WHIP								
Rick Reuschel, R ERA: 2.69 (1,1)	7.0	W	27	5	1	1	8	0	0	0	0	0	0	64	96	0.00	0.714								
Joe Price, L ERA: 2.95 (8,1)	2.0		7	0	0	0	0	1	0	0	0	0	0	16	26	0.00	0.500								

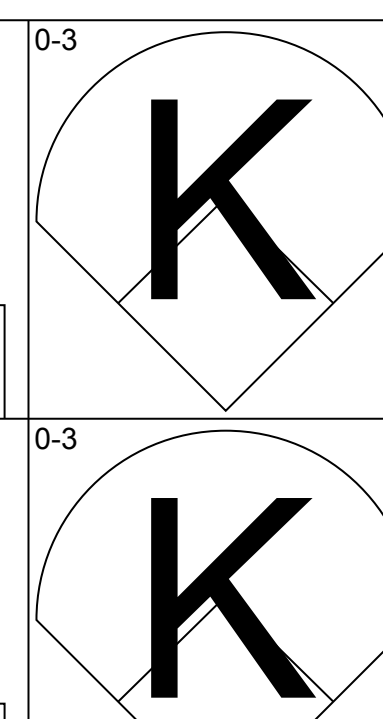
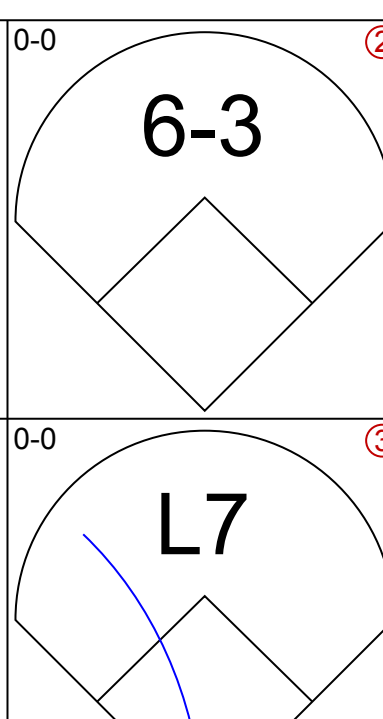
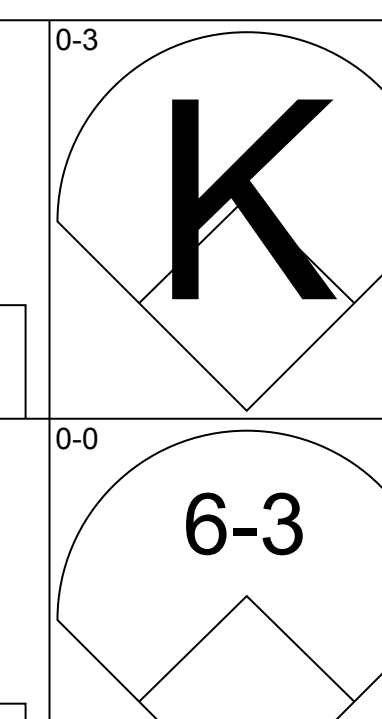
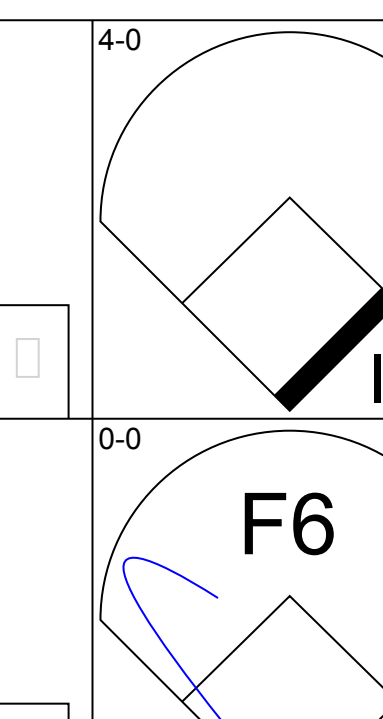
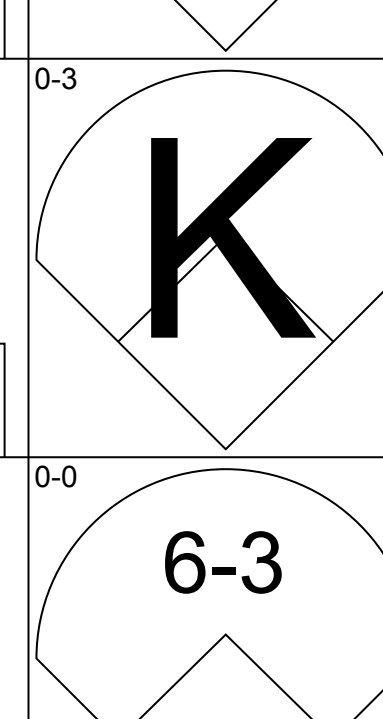
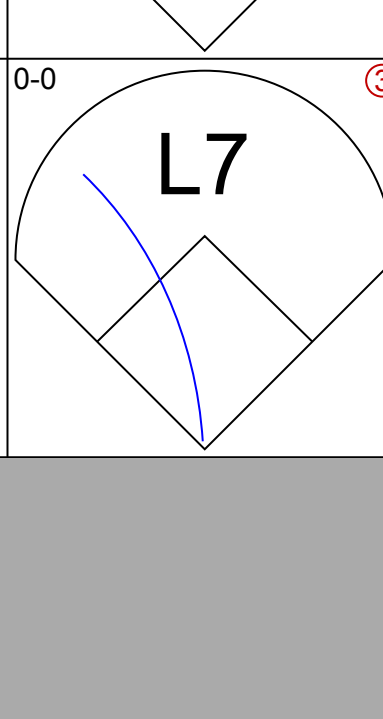
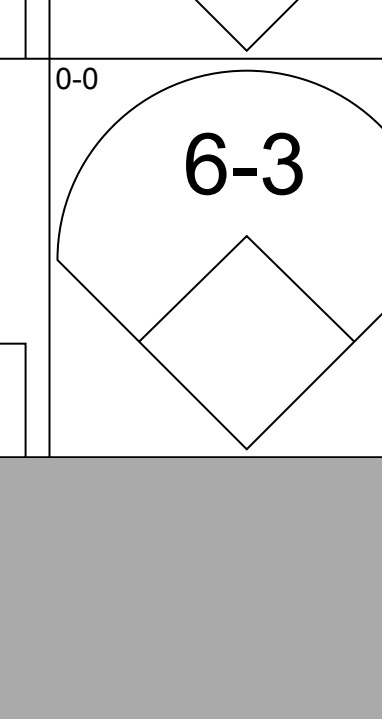
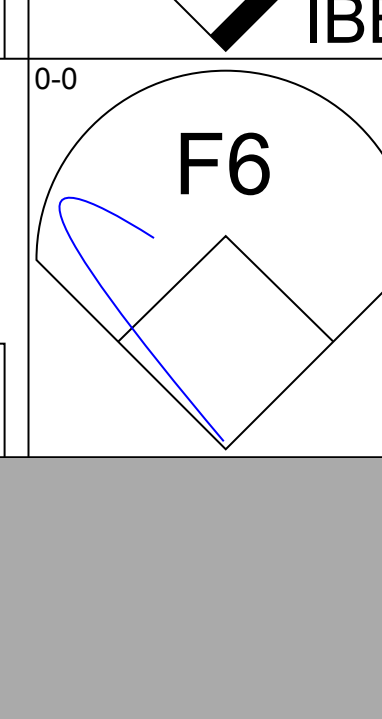
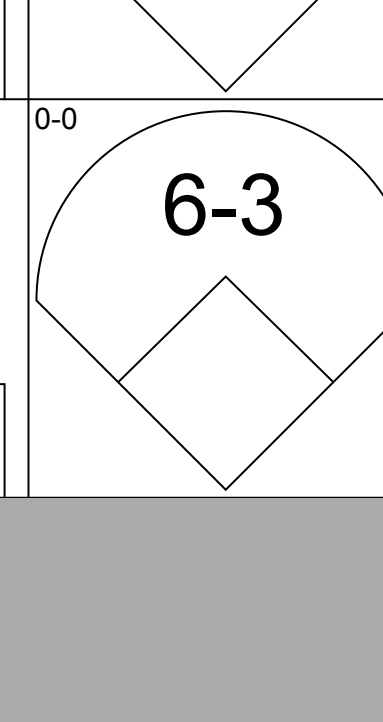
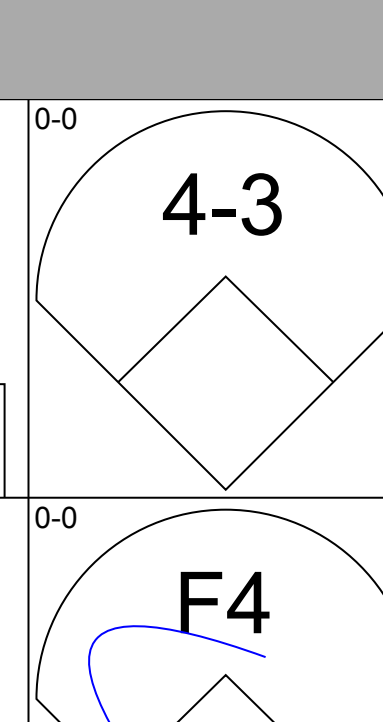
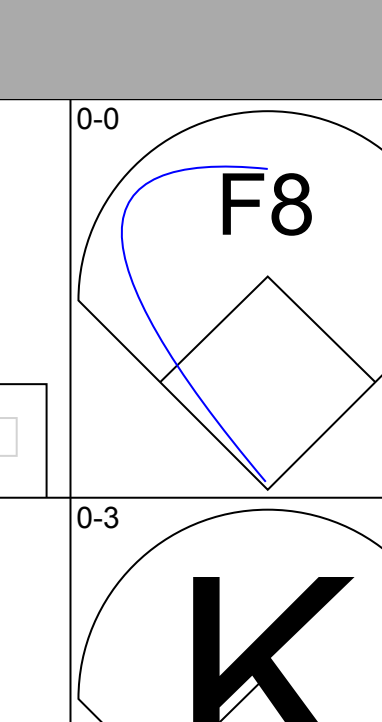
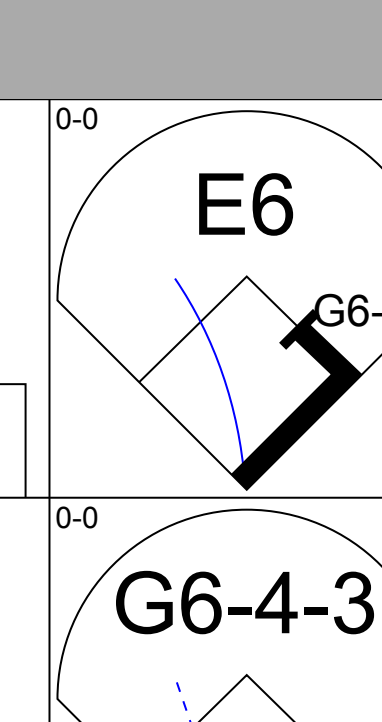
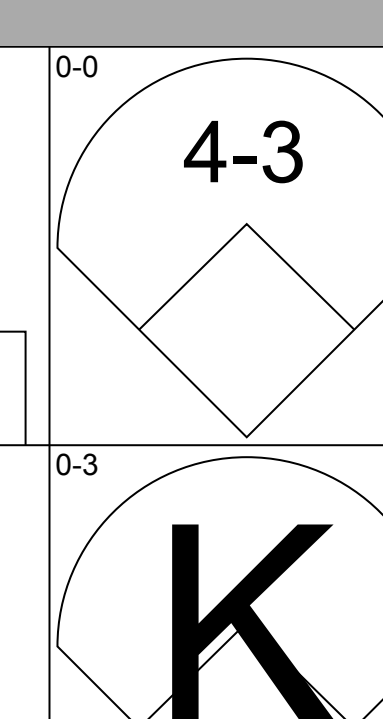
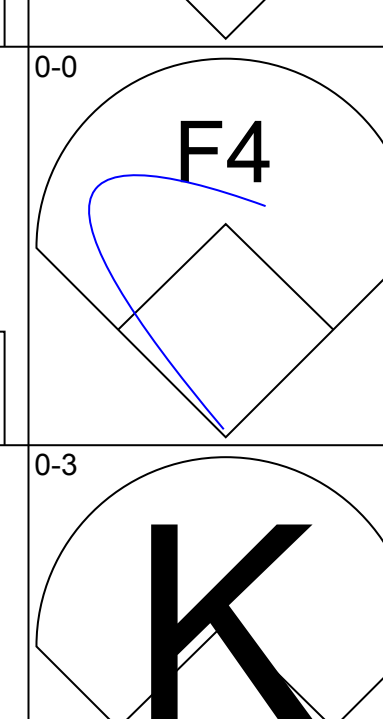
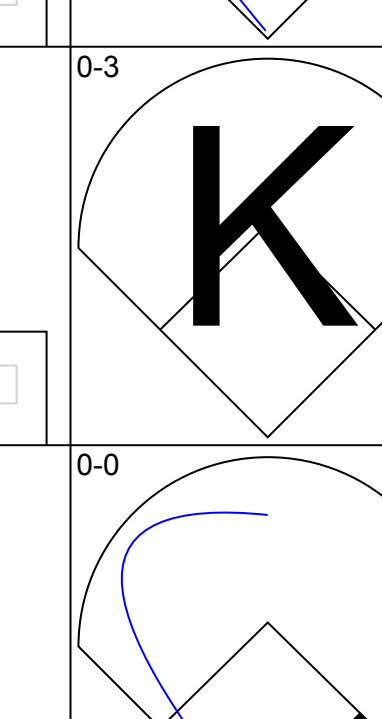
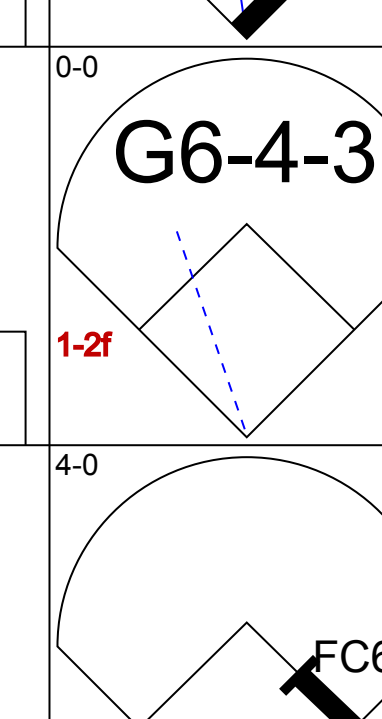
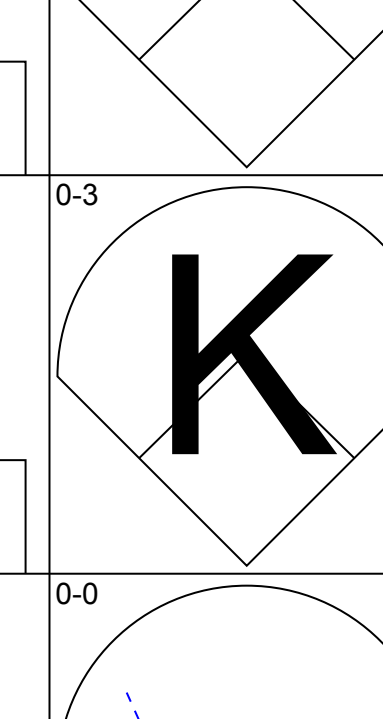
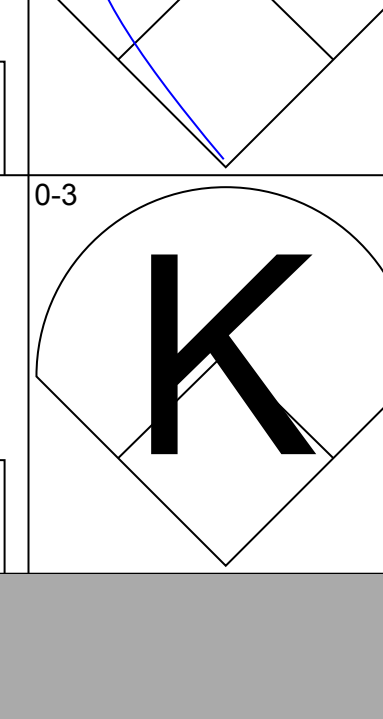
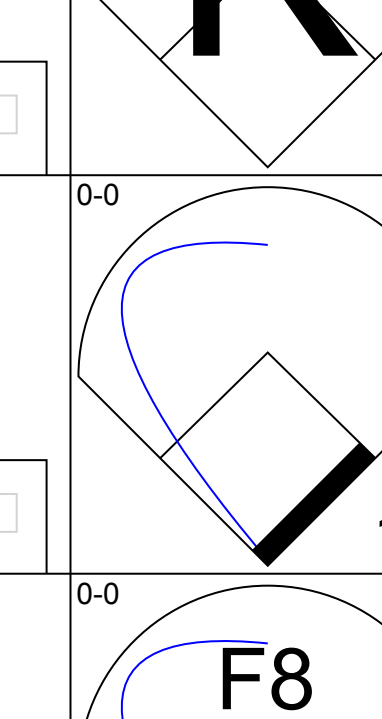
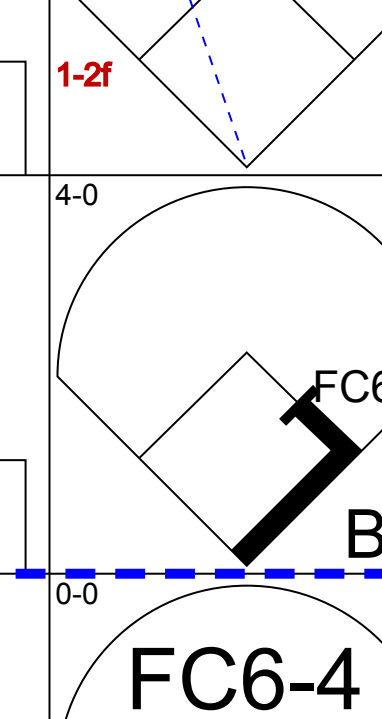
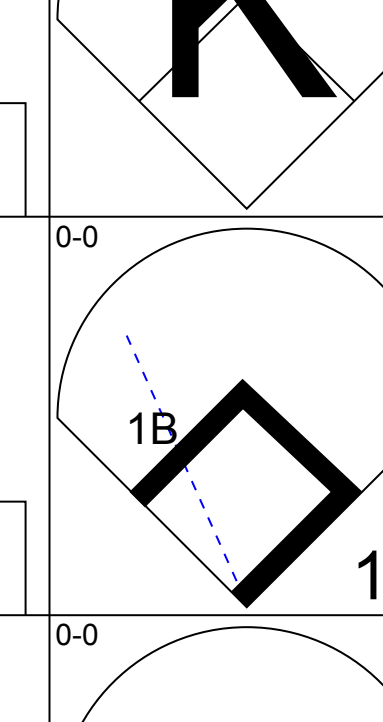
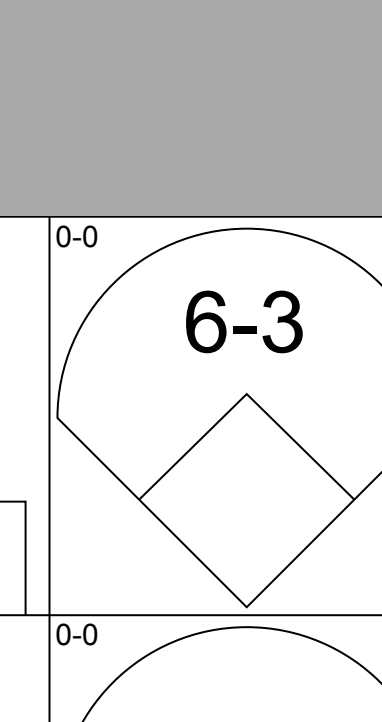

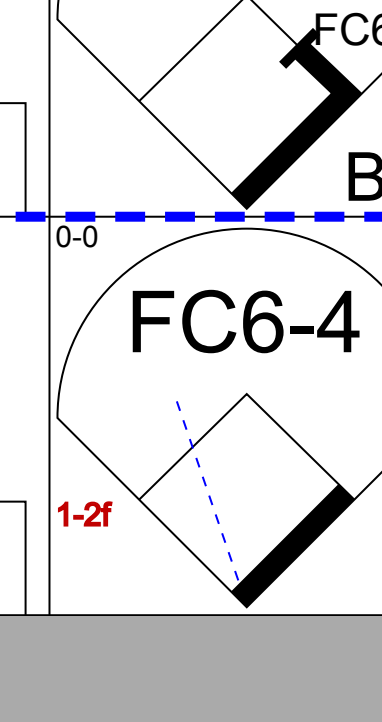
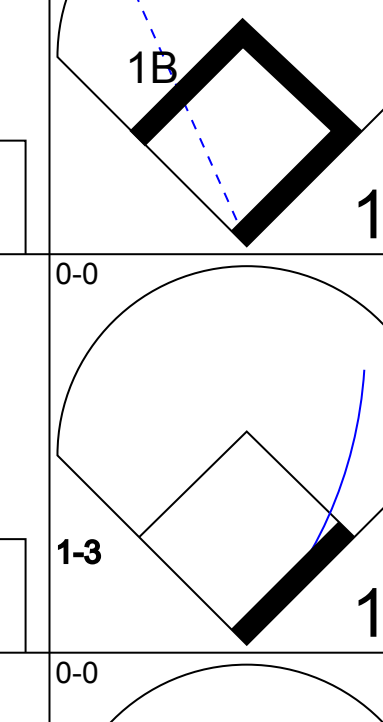
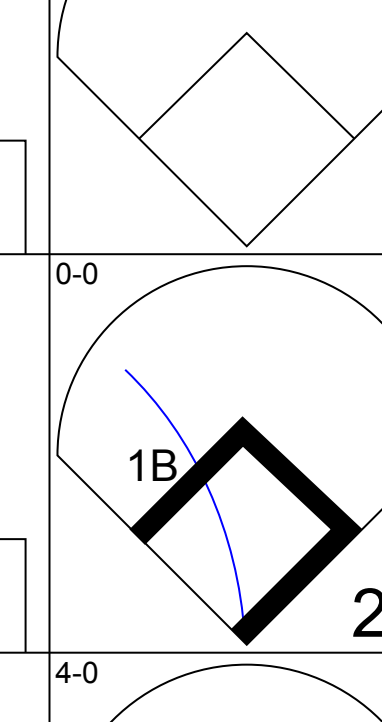
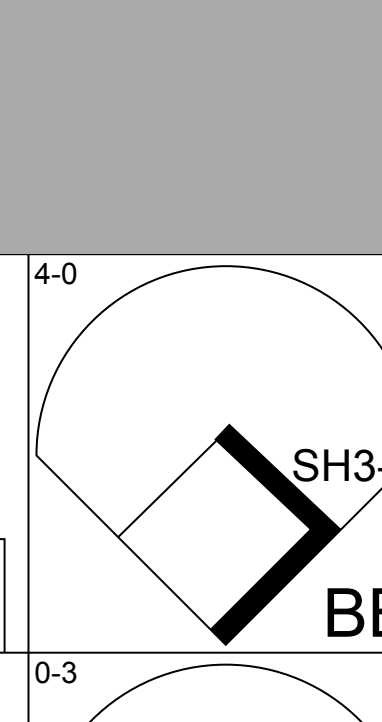
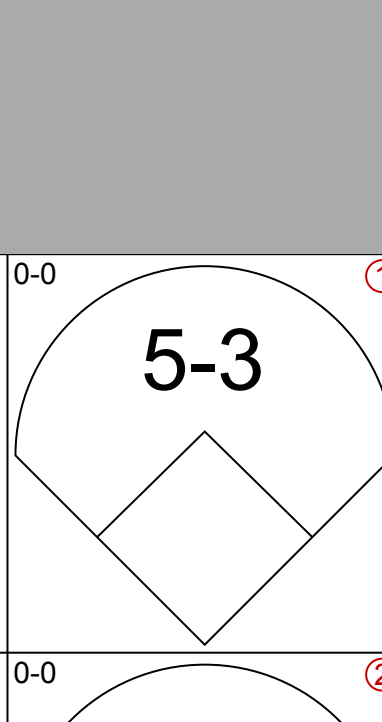
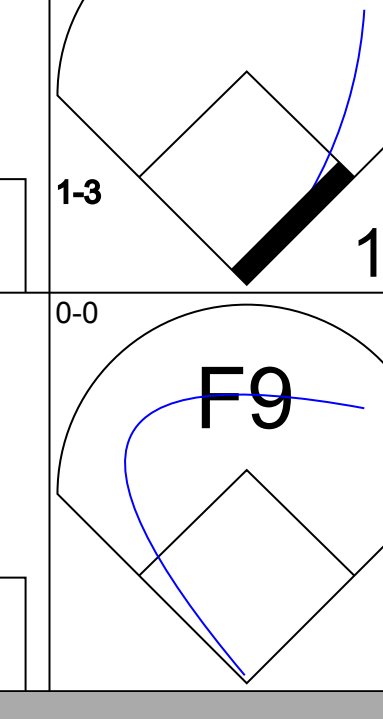
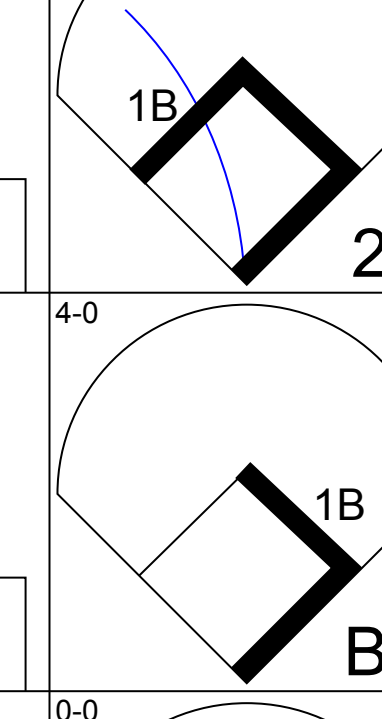
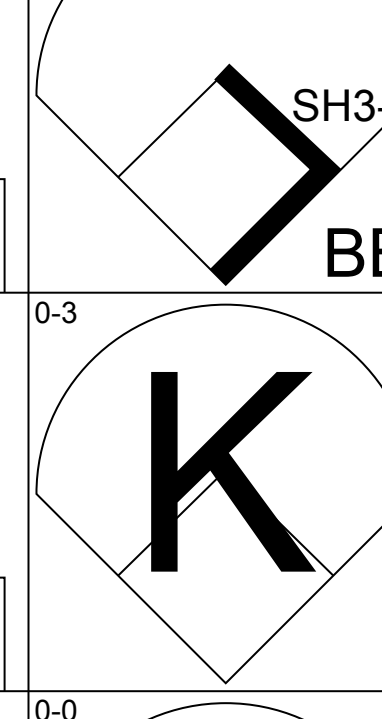
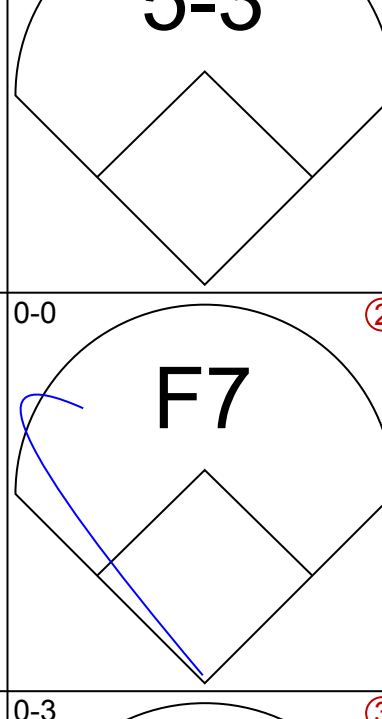
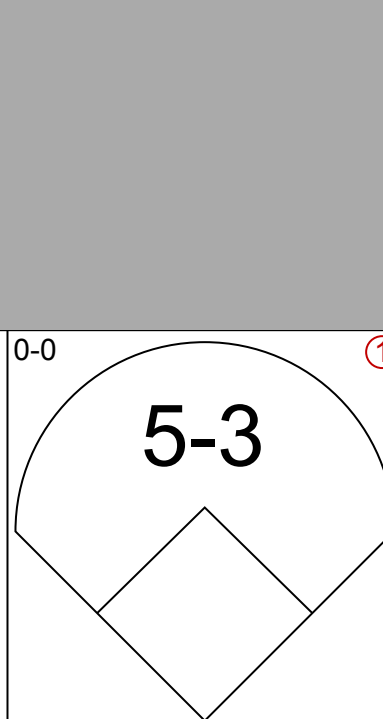
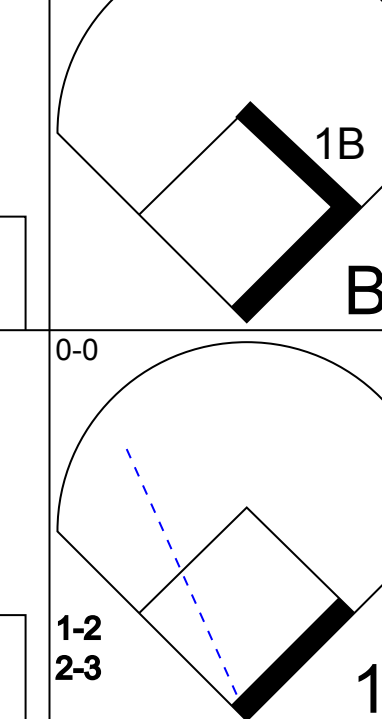
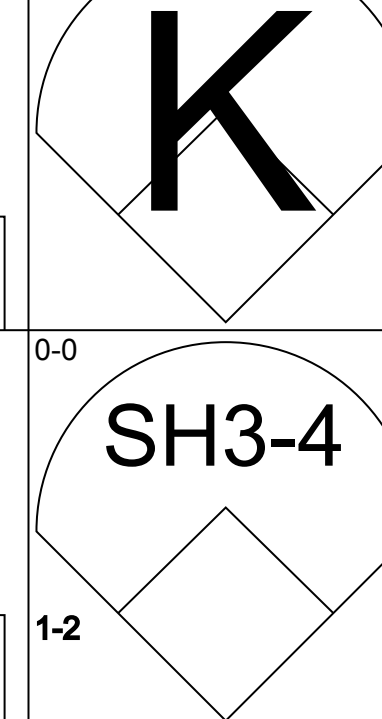
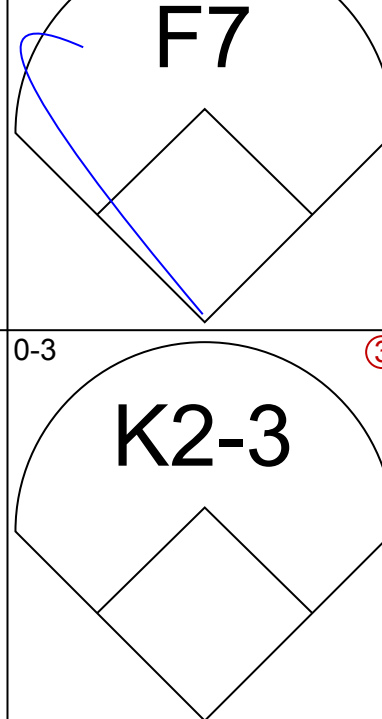
AB	38
R	6
H	12
RBI	5
BB	4
SO	6
LOB	15



Batter	1	2	3	4	5	6	7	8	9	AB	R	H	RBI	BB	SO	LOB	TOP										
Robby Thompson, R OBP: 0.326, SLG: 0.413 (1,4)	5-3	5-3						F7		3	0	0	0	1	0	3	San Francisco Giants @ Philadelphia Phillies Veterans Stadium, Philadelphia, PA Tue Aug 25 1987, 7:05 PM EDT Att: 28,841 - Unknown										
Chris Speier, R OBP: 0.339, SLG: 0.402 (1,5)	F9									4	1	2	1	0	1	1											
Mike Aldrete, L OBP: 0.388, SLG: 0.479 Eddie Milner, L OBP: 0.277, SLG: 0.316 (8,8)	F9									3	0	0	0	1	0	1											
Candy Maldonado, R OBP: 0.361, SLG: 0.536 (1,9)										0	0	0	0	0	0	0											
Chili Davis, S OBP: 0.329, SLG: 0.416 (8,7)										3	2	1	1	1	0	1											
Will Clark, L OBP: 0.354, SLG: 0.555 (1,3)										4	0	1	0	0	1	1											
Bob Brenly, R OBP: 0.358, SLG: 0.486 (1,2)										4	0	1	0	0	2	2											
Jose Uribe, S OBP: 0.335, SLG: 0.379 (1,6)										3	0	1	1	0	1	0											
Kelly Downs, R OBP: 0.176, SLG: 0.180 (7, PH) Harry Spilman, L OBP: 0.342, SLG: 0.412 Craig Lefferts, L OBP: 0.286, SLG: 0.429 Scott Garrelts, R OBP: 0.222, SLG: 0.333 (7,1)										2	0	0	0	0	1	3											
Inning Stats	R: 0 E: 0 K: 0 S: 3	H: 0 LOB: 0 BB: 0 P: 3	R: 1 E: 0 K: 2 S: 9	H: 2 LOB: 3 BB: 2 P: 17	R: 1 E: 0 K: 0 S: 4	H: 2 LOB: 0 BB: 0 P: 4	R: 0 E: 0 K: 2 S: 7	H: 0 LOB: 0 BB: 0 P: 7	R: 0 E: 0 K: 1 S: 4	H: 1 LOB: 2 BB: 1 P: 8	R: 0 E: 0 K: 0 S: 3	H: 0 LOB: 0 BB: 0 P: 3	R: 1 E: 0 K: 0 S: 4	H: 1 LOB: 0 BB: 0 P: 4	R: 0 E: 0 K: 1 S: 5	H: 0 LOB: 0 BB: 0 P: 5		1B: 4 2B: 1 3B: 0 HR: 2	SF: 0 SAC: 0 DP: 2 HBP: 0	WP: 0 PB: 0 SB: 1 CS: 1	PA: 34						
PITCHER	IP	WLS	BF	H	R	ER	SO	BB	IBB	HBP	BLK	WP	HR	S	P	ERA	WHIP										
Kevin Gross, R ERA: 4.41 (1,1)	7.1	L	29	6	3	3	6	3	1	0	0	0	2	37	53	3.68	1.227										
Jeff Calhoun, L ERA: 1.49 (8,1)	1.2		5	0	0	0	1	0	0	0	0	0	0	7	7	0.00	0.000										

Batter	1	2	3	4	5	6	7	8	9	AB	R	H	RBI	BB	SO	LOB	BOTTOM										
Juan Samuel, R OBP: 0.347, SLG: 0.510 (1,4)	5-3									5	0	0	0	0	0	4	San Francisco Giants @ Philadelphia Phillies Veterans Stadium, Philadelphia, PA Tue Aug 25 1987, 7:05 PM EDT Att: 28,841 - Unknown										
Milt Thompson, L OBP: 0.373, SLG: 0.474 (1,8)	F8									5	1	1	1	0	1	0											
Von Hayes, L OBP: 0.437, SLG: 0.529 (1,3)	G3									3	0	0	0	1	0	0											
Mike Schmidt, R OBP: 0.403, SLG: 0.552 (1,5)										3	0	1	1	1	0	0											
Chris James, R OBP: 0.363, SLG: 0.588 (1,7)										3	0	1	0	1	0	2											
Glenn Wilson, R OBP: 0.312, SLG: 0.388 (1,9)										3	0	0	0	1	0	3											
Darren Daulton, L OBP: 0.287, SLG: 0.318 (1,2)										4	0	1	0	0	1	2											
Steve Jeltz, S OBP: 0.313, SLG: 0.284 (8, PH) Greg Gross, L OBP: 0.395, SLG: 0.380 Luis Aguayo, R OBP: 0.279, SLG: 0.406 (9,6)										2	1	1	0	1	0	1											
Kevin Gross, R OBP: 0.212, SLG: 0.200 (8,1) Jeff Stone, L OBP: 0.343, SLG: 0.371 (9, PH)										1	0	1	0	0	0	0											
Inning Stats	R: 0 E: 0 K: 0 S: 3	H: 0 LOB: 0 BB: 0 P: 3	R: 2 E: 0 K: 0 S: 5	H: 2 LOB: 2 BB: 2 P: 13	R: 0 E: 1 K: 1 S: 7	H: 2 LOB: 2 BB: 0 P: 7	R: 0 E: 0 K: 0 S: 4	H: 1 LOB: 1 BB: 0 P: 4	R: 0 E: 0 K: 0 S: 3	H: 0 LOB: 0 BB: 0 P: 3	R: 0 E: 0 K: 1 S: 5	H: 0 LOB: 1 BB: 1 P: 9	R: 0 E: 0 K: 2 S: 7	H: 0 LOB: 0 BB: 0 P: 7	R: 0 E: 0 K: 1 S: 5	H: 0 LOB: 0 BB: 0 P: 7		1B: 4 2B: 2 3B: 0 HR: 0	SF: 0 SAC: 2 DP: 0 HBP: 0	WP: 0 PB: 0 SB: 0 CS: 0	PA: 38						
PITCHER	IP	WLS	BF	H	R	ER	SO	BB	IBB	HBP	BLK	WP	HR	S	P	ERA	WHIP										
Kelly Downs, R ERA: 4.0 (1,1)	6.0		28	6	2	2	1	4	0	0	0	0	0	26	42	3.00	1.667										
Craig Lefferts, L ERA: 4.09 (7,1)	0.2		2	0	0	0	0	0	0	0	0	0	0	2	2	0.00	0.000										
Scott Garrelts, R ERA: 3.0 (7,1)	2.1	W	8	0	0	0	3	1	0	0	0	0	0	13	17	0.00	0.429										

Batter	1	2	3	4	5	6	7	8	9	AB	R	H	RBI	BB	SO	LOB	TOP		
Robby Thompson, R OBP: 0.323, SLG: 0.409 (1,4)										4	0	0	0	0	1	1	San Francisco Giants @ Philadelphia Phillies Veterans Stadium, Philadelphia, PA Wed Aug 26 1987, 7:05 PM EDT Att: 23,776 - Unknown		
Chris Speier, R OBP: 0.341, SLG: 0.404 (1,5)										4	1	2	0	0	2	0			
Bob Brenly, R OBP: 0.359, SLG: 0.495 (1,2)										3	1	1	2	1	1	0			
Candy Maldonado, R OBP: 0.360, SLG: 0.531 (1,9)										3	0	0	0	1	1	1			
Chili Davis, S OBP: 0.327, SLG: 0.413 (1,8) (9,7)										3	0	0	0	0	1	2			
Joel Youngblood, R OBP: 0.281, SLG: 0.366 (1,7) Eddie Milner, L OBP: 0.277, SLG: 0.316 (9,8)										3	0	0	0	0	1	0			
Mike Aldrete, L OBP: 0.388, SLG: 0.477 (1,3)										3	0	1	0	0	0	0			
Jose Uribe, S OBP: 0.330, SLG: 0.373 (1,6)										3	0	0	0	0	0	1			
Dave Dravecky, R OBP: 0.217, SLG: 0.167 (1,1) Don Robinson, R OBP: 0.133, SLG: 0.071 (8,1)										2	0	0	0	0	2	1			
Inning Stats	R: 0 H: 0 E: 0 K: 2 S: 7	H: 0 LOB: 0 BB: 0 P: 7	R: 0 H: 0 E: 0 K: 2 S: 7	H: 0 LOB: 0 BB: 0 P: 7	R: 0 H: 0 E: 0 K: 1 S: 5	H: 0 LOB: 0 BB: 0 P: 5	R: 0 H: 0 E: 0 K: 2 S: 7	H: 0 LOB: 0 BB: 0 P: 7	R: 0 H: 1 E: 0 K: 1 S: 6	H: 1 LOB: 1 BB: 0 P: 6	R: 0 H: 1 E: 0 K: 0 S: 3	H: 1 LOB: 1 BB: 1 P: 7	R: 0 H: 0 E: 0 K: 0 S: 3	H: 0 LOB: 0 BB: 0 P: 3	R: 2 H: 2 E: 0 K: 1 S: 7	H: 2 LOB: 2 BB: 0 P: 7	1B: 3 2B: 0 3B: 0 HR: 1	SF: 0 SAC: 0 DP: 1 HBP: 0	WP: 0 PA: 31 PB: 0 SB: 1 CS: 1
PITCHER Shane Rawley, L ERA: 3.83 (1,1)	IP: 9.0 WLS: L BF: 31 H: 4 R: 2 ER: 2 SO: 10 BB: 2 IBB: 0 HBP: 0 BLK: 0 WP: 0 HR: 1 S: 49 P: 57 ERA: 2.00 WHIP: 0.667																		

Batter	1	2	3	4	5	6	7	8	9	AB	R	H	RBI	BB	SO	LOB	BOTTOM		
Juan Samuel, R OBP: 0.347, SLG: 0.507 (1,4)										3	0	0	0	1	2	3	San Francisco Giants @ Philadelphia Phillies Veterans Stadium, Philadelphia, PA Wed Aug 26 1987, 7:05 PM EDT Att: 23,776 - Unknown		
Milt Thompson, L OBP: 0.368, SLG: 0.469 (1,8)										4	0	0	0	0	1	5			
Chris James, R OBP: 0.359, SLG: 0.580 (1,7)										4	0	0	0	0	0	0			
Mike Schmidt, R OBP: 0.400, SLG: 0.546 (1,5)										4	0	0	0	0	1	1			
Von Hayes, L OBP: 0.437, SLG: 0.527 (1,3)										3	0	1	0	1	2	0			
Glenn Wilson, R OBP: 0.312, SLG: 0.387 (1,9)										4	0	1	0	0	0	2			
Lance Parrish, R OBP: 0.305, SLG: 0.396 (1,2)										3	0	2	0	1	0	0			
Steve Jeltz, S OBP: 0.314, SLG: 0.281 (1,6) Greg Gross, L OBP: 0.392, SLG: 0.376 (9,PH)										2	0	0	0	1	1	3			
Shane Rawley, R OBP: 0.191, SLG: 0.224 (1,1) Jeff Stone, L OBP: 0.340, SLG: 0.367 (9,PH)										2	0	1	0	0	0	0			
Inning Stats	R: 0 H: 0 E: 0 K: 2 S: 7	H: 2 LOB: 2 BB: 0 P: 7	R: 0 H: 0 E: 0 K: 1 S: 3	H: 0 LOB: 0 BB: 0 P: 3	R: 0 H: 0 E: 0 K: 1 S: 5	H: 0 LOB: 0 BB: 0 P: 5	R: 0 H: 2 E: 0 K: 1 S: 7	H: 2 LOB: 3 BB: 1 P: 11	R: 0 H: 1 E: 0 K: 1 S: 6	H: 1 LOB: 1 BB: 0 P: 6	R: 0 H: 0 E: 0 K: 1 S: 5	H: 0 LOB: 2 BB: 2 P: 13	R: 0 H: 0 E: 1 K: 0 S: 3	H: 0 LOB: 1 BB: 1 P: 7	R: 0 H: 0 E: 0 K: 1 S: 5	H: 0 LOB: 0 BB: 0 P: 5	1B: 4 2B: 1 3B: 0 HR: 0	SF: 0 SAC: 1 DP: 1 HBP: 0	WP: 0 PA: 36 PB: 0 SB: 0 CS: 0
PITCHER Dave Dravecky, L ERA: 3.43 (1,1) Don Robinson, R ERA: 3.24 (8,1)	IP: 7.2 WLS: W BF: 4 H: 0 R: 0 ER: 0 SO: 1 BB: 0 IBB: 0 HBP: 0 BLK: 0 WP: 0 HR: 0 S: 6 P: 6 ERA: 0.00 WHIP: 0.000																		

Batter	1	2	3	4	5	6	7	8	9	AB	R	H	RBI	BB	SO	LOB	TOP
Lenny Dykstra, L (1,8) OBP: 0.349, SLG: 0.445	0-0 G6-4-3 1B			0-0 G3		0-0 F7			0-0 1B	4	1	2	0	0	0	0	
Wally Backman, S (1,4) OBP: 0.290, SLG: 0.261	0-0 B4			0-0 6-3			0-0 F7		0-0 F5	4	0	0	0	0	0	2	
Keith Hernandez, L (1,3) OBP: 0.391, SLG: 0.453	0-0 G6-4-3 1-2			0-0 F7			0-0 4-3		0-0 3B 1B	4	1	1	1	0	0	1	
Darryl Strawberry, L (1,9) OBP: 0.396, SLG: 0.578		0-3 K			0-0 F8			4-0 BB	0-0 G3	3	0	0	0	1	1	1	
Kevin McReynolds, R (1,7) OBP: 0.329, SLG: 0.503		0-3 K			0-0 6-3			0-0 F8	0-0 2B 3B	4	1	1	1	0	1	1	
Gary Carter, R (1,2) OBP: 0.295, SLG: 0.404		0-0 5-3			0-0 5-3				0-0 2B	4	0	1	1	0	1	0	
Howard Johnson, S (1,5) OBP: 0.370, SLG: 0.540			0-3 K			0-0 HR			0-0 1B IBB	3	1	2	1	1	1	0	
Rafael Santana, R (1,6) OBP: 0.312, SLG: 0.373				0-0 6-3			0-0 5-3		0-0 K FC4-6 FC6-4	4	0	0	0	0	1	3	
Dwight Gooden, R (1,1) OBP: 0.229, SLG: 0.229				0-0 5-3			0-0 6-3		0-0 FC6-4	3	0	0	0	0	0	1	
Inning Stats	R: 0 E: 0 K: 0 S: 3	H: 1 LOB: 0 BB: 0 P: 3	R: 0 E: 0 K: 2 S: 7	H: 0 LOB: 0 BB: 0 P: 7	R: 0 E: 0 K: 1 S: 5	H: 0 LOB: 0 BB: 0 P: 5	R: 0 E: 0 K: 0 S: 3	H: 0 LOB: 0 BB: 0 P: 3	R: 0 E: 0 K: 0 S: 3	H: 0 LOB: 1 BB: 1 P: 7	R: 0 E: 0 K: 1 S: 6	H: 1 LOB: 1 BB: 0 P: 6	R: 3 E: 0 K: 1 S: 9	H: 4 LOB: 2 BB: 1 P: 13	1B: 4 2B: 1 3B: 1 HR: 1	SF: 0 SAC: 0 DP: 1 HBP: 0	WP: 0 PA: 35 PB: 0 SB: 1 CS: 0
PITCHER	IP WLS BF H R ER SO BB IBB HBP BLK WP HR S P ERA WHIP																
Michael LaCoss, R (1,1) ERA: 3.69	7.0 L 23 2 1 1 3 1 0 0 0 0 0 1 28 32 1.29 0.429																
Scott Garretts, R (8,1) ERA: 3.95	1.1 6 2 1 1 1 0 0 0 0 0 0 0 8 8 6.75 1.500																
Craig Lefferts, L (9,1) ERA: 4.18	0.1 2 1 0 0 0 0 0 0 0 0 0 0 2 2 0.00 3.000																
Don Robinson, R (9,1) ERA: 3.34	0.1 4 2 2 2 1 0 1 0 0 0 0 0 5 9 54.00 6.000																

New York Mets @ San Francisco Giants
Candlestick Park, San Francisco, CA
Fri Aug 28 1987, 10:05 PM EDT
Att: 36,507 - Unknown

AB 33
R 4
H 7
RBI 4
BB 2
SO 5
LOB 9



Batter	1	2	3	4	5	6	7	8	9	AB	R	H	RBI	BB	SO	LOB	BOTTOM		
Robby Thompson, R (1,4) OBP: 0.319, SLG: 0.404	0-0 P3	0-0 1-3			0-3 K			0-0 F3		4	0	0	0	0	1	1			
Chris Speier, R (1,5) OBP: 0.340, SLG: 0.399	4-0 1B		0-0 6-3		0-3 K			0-0 F2		3	0	0	0	1	1	0			
Don Robinson, R (9,1) OBP: 0.133, SLG: 0.071	BB							0-0 6-3		0	0	0	0	0	0	0			
Mike Aldrete, L (1,7) OBP: 0.393, SLG: 0.481	0-0 1-3 1B		0-0 1B		0-0 1B		0-0 S 1B	0-0 6-3		4	0	3	0	0	0	0			
Candy Maldonado, R (1,9) OBP: 0.359, SLG: 0.526	0-0 L5		0-3 K		0-3 K		0-3 K	0-0 FC6-4 BB	4-0 FC6-4 BB	3	0	0	0	1	2	4			
Chili Davis, S (1,8) OBP: 0.327, SLG: 0.411	4-0 1-2 BB		0-3 K		0-0 6-3		0-0 6-3	0-0 FC6-4 FC5-4	0-0 FC6-4 1-2	3	0	0	0	1	1	3			
Will Clark, L (1,3) OBP: 0.351, SLG: 0.549	0-0 G3			0-3 K		0-0 4-3		0-0 F7		4	0	0	0	0	1	5			
Bob Brenly, R (1,2) OBP: 0.358, SLG: 0.490		4-0 B1-5-4 BB		0-0 B3		0-0 F8		0-0 FC5-4		3	0	0	0	1	0	1			
Jose Uribe, S (1,6) OBP: 0.330, SLG: 0.373		0-0 B1-5-4 1B		0-0 6-3			0-0 F7			3	0	1	0	0	0	0			
Michael LaCoss, R (1,1) OBP: 0.136, SLG: 0.073		0-0 B1-5-4			0-0 F8					2	0	0	0	0	0	2			
Harry Spilman, L (7, PH) OBP: 0.338, SLG: 0.406										1	0	0	0	0	0	0			
Scott Garretts, R (8,1) OBP: 0.222, SLG: 0.333										0	0	0	0	0	0	0			
Craig Lefferts, L (9,1) OBP: 0.286, SLG: 0.429										0	0	0	0	0	0	0			
Kevin Mitchell, R (9,5) OBP: 0.337, SLG: 0.448										0	0	0	0	0	0	0			
Inning Stats	R: 0 E: 0 K: 0 S: 4	H: 1 LOB: 3 BB: 2 P: 12	R: 0 E: 0 K: 0 S: 3	H: 1 LOB: 1 BB: 1 P: 7	R: 0 E: 0 K: 2 S: 8	H: 1 LOB: 1 BB: 0 P: 8	R: 0 E: 0 K: 1 S: 5	H: 0 LOB: 0 BB: 0 P: 5	R: 0 E: 0 K: 2 S: 7	H: 0 LOB: 0 BB: 0 P: 7	R: 0 E: 0 K: 1 S: 6	H: 1 LOB: 1 BB: 0 P: 6	R: 0 E: 0 K: 0 S: 3	H: 0 LOB: 0 BB: 0 P: 3	R: 0 E: 0 K: 0 S: 3	H: 0 LOB: 1 BB: 1 P: 7	1B: 4 2B: 0 3B: 0 HR: 0	SF: 0 SAC: 0 DP: 1 HBP: 0	WP: 0 PA: 34 PB: 0 SB: 1 CS: 0
PITCHER	IP WLS BF H R ER SO BB IBB HBP BLK WP HR S P ERA WHIP																		
Dwight Gooden, R (1,1) ERA: 2.86	9.0 W 34 4 0 0 6 4 0 0 0 0 0 0 42 58 0.00 0.889																		

New York Mets @ San Francisco Giants
Candlestick Park, San Francisco, CA
Fri Aug 28 1987, 10:05 PM EDT
Att: 36,507 - Unknown

AB 30
R 0
H 4
RBI 0
BB 4
SO 6
LOB 16



Batter	1	2	3	4	5	6	7	8	9	AB	R	H	RBI	BB	SO	LOB	TOP			
Mookie Wilson, S OBP: 0.351, SLG: 0.457										4	0	3	0	0	0	0	New York Mets @ San Francisco Giants Candlestick Park, San Francisco, CA Sat Aug 29 1987, 6:33 AM EDT Att: 35,842 - Unknown			
Tim Lincecum, R OBP: 0.432, SLG: 0.602										3	0	0	0	1	0	4				
Keith Hernandez, L OBP: 0.390, SLG: 0.450										3	0	0	0	1	2	3				
Darryl Strawberry, L OBP: 0.395, SLG: 0.575										4	0	1	0	0	0	0				
Kevin McReynolds, R OBP: 0.328, SLG: 0.501										4	1	1	0	0	0	2				
Gary Carter, R OBP: 0.295, SLG: 0.410										4	0	2	0	0	0	2				
Howard Johnson, S OBP: 0.367, SLG: 0.535										4	0	0	1	0	1	2				
Rafael Santana, R OBP: 0.312, SLG: 0.372										3	0	1	0	0	0	0				
Dave Magadan, L OBP: 0.395, SLG: 0.449										1	0	0	0	0	0	1				
Sid Fernandez, L OBP: 0.179, SLG: 0.216										0	0	0	0	0	0	0				
Terry Lincecum, R OBP: 0.118, SLG: 0.063										1	0	0	0	0	0	0				
Bill Almon, R OBP: 0.118, SLG: 0.063										1	0	0	0	0	0	0				
Doug Sisk, R OBP: 0.118, SLG: 0.063										0	0	0	0	0	0	0				
Randy Myers, L OBP: 0.208, SLG: 0.200										0	0	0	0	0	0	0				
Lenny Dykstra, L OBP: 0.348, SLG: 0.444										1	0	0	0	0	0	0				
Jesse Orosco, R OBP: 0.118, SLG: 0.063										0	0	0	0	0	0	0				
Inning Stats	R: 0 E: 1 K: 0 S: 3	H: 1 LOB: 0 BB: 0 P: 3	R: 0 E: 0 K: 0 S: 4	H: 1 LOB: 1 BB: 0 P: 4	R: 0 E: 1 K: 1 S: 6	H: 0 LOB: 2 BB: 1 P: 10	R: 0 E: 0 K: 0 S: 3	H: 0 LOB: 0 BB: 0 P: 3	R: 1 E: 0 K: 0 S: 5	H: 2 LOB: 2 BB: 0 P: 5	R: 0 E: 0 K: 0 S: 3	H: 1 LOB: 1 BB: 1 P: 7	R: 0 E: 0 K: 1 S: 5	H: 0 LOB: 0 BB: 0 P: 5	R: 1 E: 0 K: 0 S: 5	H: 2 LOB: 1 BB: 0 P: 5	1B: 6 2B: 2 3B: 0 HR: 0	SF: 0 SAC: 0 DP: 3 HBP: 0	WP: 0 PB: 0 SB: 0 CS: 1	PA: 35
PITCHER	IP: 7.0 WLS: W BF: 27 ERA: 3.32	H: 5 R: 0 ER: 0 SO: 2	H: 0 R: 0 ER: 0 SO: 1	H: 0 R: 1 ER: 1 SO: 1	H: 0 R: 0 ER: 0 SO: 0	H: 0 R: 0 ER: 0 SO: 0	H: 2 R: 0 ER: 0 SO: 10	H: 2 R: 0 ER: 0 SO: 10	IP: 2.0 WLS: W BF: 8 ERA: 4.0	H: 3 R: 1 ER: 1 SO: 1	H: 0 R: 0 ER: 0 SO: 0	H: 0 R: 0 ER: 0 SO: 0	H: 0 R: 0 ER: 0 SO: 0	H: 0 R: 0 ER: 0 SO: 0	H: 0 R: 0 ER: 0 SO: 0	H: 2 R: 0 ER: 0 SO: 0	1B: 6 2B: 2 3B: 0 HR: 0	SF: 0 SAC: 0 DP: 3 HBP: 0	WP: 0 PB: 0 SB: 0 CS: 1	PA: 35

Batter	1	2	3	4	5	6	7	8	9	AB	R	H	RBI	BB	SO	LOB	BOTTOM			
Robby Thompson, R OBP: 0.323, SLG: 0.405										4	2	2	0	1	1	3	New York Mets @ San Francisco Giants Candlestick Park, San Francisco, CA Sat Aug 29 1987, 6:33 AM EDT Att: 35,842 - Unknown			
Kevin Mitchell, R OBP: 0.340, SLG: 0.458										5	3	3	0	0	1	2				
Bob Brenly, R OBP: 0.360, SLG: 0.490										2	1	1	1	1	1	0				
Candy Maldonado, R OBP: 0.355, SLG: 0.525										1	0	0	3	0	0	0				
Chili Davis, S OBP: 0.326, SLG: 0.408										3	1	0	0	1	1	1				
Kelly Downs, R OBP: 0.176, SLG: 0.180										0	0	0	0	0	0	0				
Joel Youngblood, R OBP: 0.281, SLG: 0.366										0	0	0	0	0	0	0				
Will Clark, L OBP: 0.352, SLG: 0.549										4	2	2	2	0	1	1				
Mike Aldrete, L OBP: 0.391, SLG: 0.478										4	0	1	1	0	1	1				
Jose Uribe, S OBP: 0.335, SLG: 0.386										3	0	2	2	0	0	0				
Atlee Hamaker, S OBP: 0.122, SLG: 0.104										2	0	0	0	0	1	1				
Eddie Milner, L OBP: 0.275, SLG: 0.314										1	0	0	0	0	1	1				
Inning Stats	R: 5 E: 0 K: 1 S: 11	H: 5 LOB: 1 BB: 1 P: 15	R: 0 E: 0 K: 1 S: 5	H: 0 LOB: 0 BB: 0 P: 5	R: 0 E: 0 K: 0 S: 3	H: 0 LOB: 0 BB: 0 P: 3	R: 0 E: 0 K: 0 S: 3	H: 1 LOB: 0 BB: 0 P: 3	R: 1 E: 0 K: 1 S: 6	H: 1 LOB: 1 BB: 1 P: 10	R: 0 E: 0 K: 1 S: 5	H: 0 LOB: 0 BB: 0 P: 5	R: 2 E: 0 K: 1 S: 6	H: 1 LOB: 0 BB: 1 P: 10	R: 1 E: 0 K: 3 S: 12	H: 3 LOB: 2 BB: 0 P: 12	1B: 7 2B: 3 3B: 1 HR: 0	SF: 4 SAC: 2 DP: 1 HBP: 0	WP: 0 PB: 0 SB: 1 CS: 0	PA: 38
PITCHER	IP: 0.0 WLS: L BF: 17 ERA: 3.69	H: 4 R: 3 ER: 3 SO: 2	H: 4 R: 3 ER: 3 SO: 2	H: 3 R: 3 ER: 3 SO: 4	H: 0 R: 0 ER: 0 SO: 0	H: 0 R: 0 ER: 0 SO: 0	H: 0 R: 0 ER: 0 SO: 0	H: 2 R: 0 ER: 0 SO: 24	IP: 4.0 WLS: L BF: 17 ERA: 3.69	H: 4 R: 3 ER: 3 SO: 2	H: 4 R: 3 ER: 3 SO: 2	H: 1 R: 1 ER: 1 SO: 0	H: 1 R: 1 ER: 1 SO: 0	H: 0 R: 0 ER: 0 SO: 0	H: 0 R: 0 ER: 0 SO: 0	H: 0 R: 0 ER: 0 SO: 0	1B: 7 2B: 3 3B: 1 HR: 0	SF: 4 SAC: 2 DP: 1 HBP: 0	WP: 0 PB: 0 SB: 1 CS: 0	PA: 38

Batter	1	2	3	4	5	6	7	8	9	AB	R	H	RBI	BB	SO	LOB	TOP										
Lenny Dykstra, L (1, 8) OBP: 0.349, SLG: 0.449	0-0 1B	0-0 CS		0-0 F4			0-0 F6		0-0 1-3	5	1	2	0	0	0	3											
Dave Magadan, L (1, 5) OBP: 0.395, SLG: 0.447	0-0 3B	0-0 F7			0-0 F7		4-0 BB			3	1	1	1	1	0	1											
Rafael Santana, R (7, FR) OBP: 0.312, SLG: 0.372	1B HR	1B								0	0	0	0	0	0	0											
Keith Hernandez, L (1, 3) OBP: 0.389, SLG: 0.448	0-0 1-3 HR	CS	0-3 K		0-0 1-3		0-0 FC5			4	1	1	0	0	1	2											
Darryl Strawberry, L (1, 9) OBP: 0.394, SLG: 0.571	4-0 1-2 HR			0-0 F7					0-0 F7	3	1	0	0	1	1	0											
Kevin McReynolds, R (1, 7) OBP: 0.327, SLG: 0.499	0-0 F2			0-0 1B			0-0 5-3		0-0 F8	4	0	1	0	0	0	3											
Gary Carter, R (1, 2) OBP: 0.296, SLG: 0.416	0-0 HR			0-0 F6			0-0 F6		0-0 F3	4	1	1	4	0	0	1											
Howard Johnson, S (1, 6) OBP: 0.370, SLG: 0.536	0-0 CS			4-0 BB			0-0 F5		0-0 FC1-6	3	0	2	0	1	0	0											
Wally Backman, S (1, 4) OBP: 0.289, SLG: 0.261	0-0 4-3			0-3 K			0-0 FC5		0-3 K	4	0	1	0	0	2	3											
Rick Aguilera, R (1, 1) OBP: 0.192, SLG: 0.200				0-3 K			0-0 SH5-4		0-0 FC1-6	3	0	0	0	0	1	2											
Roger McDowell, R (9, 1) OBP: 0.308, SLG: 0.333		0-0 L6		0-3 K			0-0 SH5-4		0-0 FC1-6	0	0	0	0	0	0	0											
Inning Stats	R: 5 E: 0 K: 0 S: 7	H: 5 LOB: 0 BB: 1 P: 11	R: 0 E: 0 K: 0 S: 3	H: 1 LOB: 0 BB: 0 P: 3	R: 0 E: 0 K: 1 S: 6	H: 1 LOB: 1 BB: 0 P: 6	R: 0 E: 0 K: 2 S: 7	H: 0 LOB: 1 BB: 1 P: 11	R: 0 E: 0 K: 1 S: 5	H: 0 LOB: 0 BB: 0 P: 5	R: 0 E: 0 K: 0 S: 4	H: 1 LOB: 2 BB: 1 P: 8	R: 0 E: 0 K: 0 S: 3	H: 0 LOB: 0 BB: 0 P: 3	R: 0 E: 0 K: 1 S: 6	H: 1 LOB: 1 BB: 0 P: 6	1B: 7 2B: 0 3B: 1 HR: 1	SF: 0 SAC: 1 DP: 0 HBP: 0	WP: 0 PA: 38 PB: 0 SB: 1 CS: 2								
PITCHER	IP	WLS	BF	H	R	ER	SO	BB	IBB	HBP	BLK	WP	HR	S	P	ERA	WHIP										
Rick Reuschel, R (1, 1) ERA: 2.93	0.1	L	7	5	5	5	0	1	0	0	0	0	1	6	10	135.00	18.000										
Mike Krukow, R (1, 1) ERA: 5.33	6.1		22	3	0	0	4	2	0	0	0	0	0	28	36	0.00	0.789										
Craig Lefferts, L (7, 1) ERA: 4.11	1.1		4	0	0	0	0	0	0	0	0	0	0	4	4	0.00	0.000										
Joe Price, L (9, 1) ERA: 2.79	1.0		4	1	0	0	1	0	0	0	0	0	0	6	6	0.00	1.000										

New York Mets @ San Francisco Giants
Candlestick Park, San Francisco, CA
Sun Aug 30 1987, 6:33 AM EDT
Att: 36,362 - Unknown

AB 33
R 5
H 9
RBI 5
BB 3
SO 5
LOB 15



Batter	1	2	3	4	5	6	7	8	9	AB	R	H	RBI	BB	SO	LOB	BOTTOM										
Robby Thompson, R (1, 4) OBP: 0.323, SLG: 0.407	0-0 2B	0-0 FC5-4			0-0 F2		0-0 F8		0-0 5-3	3	0	1	0	0	0	2											
Harry Spilman, L (7, FH) OBP: 0.333, SLG: 0.400		1-2								1	0	0	0	0	0	2											
Chris Speier, R (8, 4) OBP: 0.339, SLG: 0.398										1	0	0	0	0	0	1											
Kevin Mitchell, R (1, 5) OBP: 0.342, SLG: 0.459	0-0 1-3		0-0 2-3		0-0 F7					4	0	2	0	0	0	1											
Mike Aldrete, L (1, 7) OBP: 0.386, SLG: 0.471	0-0 F7		0-0 2-3		0-0 F8				0-0 G4-6-3	4	0	0	0	0	0	3											
Candy Maldonado, R (1, 9) OBP: 0.352, SLG: 0.519	0-0 F6		0-0 5-3				0-0 F5		0-3 K	4	0	0	0	0	1	2											
Chili Davis, S (1, 8) OBP: 0.324, SLG: 0.405		0-0 6-3		0-3 K			0-0 F7		0-3 K	3	0	0	0	0	1	1											
Craig Lefferts, L (7, 1) OBP: 0.286, SLG: 0.429										0	0	0	0	0	0	0											
Joe Price, R (9, 1) OBP: 0.278, SLG: 0.361										0	0	0	0	0	0	0											
Joel Youngblood, R (9, FH) OBP: 0.278, SLG: 0.361										1	0	0	0	0	1	0											
Will Clark, L (1, 3) OBP: 0.353, SLG: 0.558		0-0 1B		0-0 B1-3			0-0 F7		0-0 HR	4	2	2	1	0	0	0											
Bob Brenly, R (1, 2) OBP: 0.361, SLG: 0.498		0-0 P3		0-3 K			1-0 2B		0-0 HR	3	1	1	1	0	1	1											
Jose Uribe, S (1, 6) OBP: 0.333, SLG: 0.384		0-0 1B		0-0 G3			0-0 F2		0-0 F8	4	0	1	1	0	0	1											
Rick Reuschel, R (1, 1) OBP: 0.191, SLG: 0.219		0-0 2H		0-0 FC5-4			0-0 F8		4-0 BB	0	0	0	0	0	0	0											
Mike Krukow, R (1, 1) OBP: 0.196, SLG: 0.222										2	0	1	0	0	0	0											
Eddie Milner, L (7, 8) OBP: 0.285, SLG: 0.326										1	0	1	0	1	0	0											
Inning Stats	R: 0 E: 0 K: 0 S: 4	H: 1 LOB: 1 BB: 0 P: 4	R: 1 E: 0 K: 0 S: 6	H: 3 LOB: 2 BB: 0 P: 6	R: 0 E: 0 K: 1 S: 6	H: 1 LOB: 1 BB: 0 P: 6	R: 0 E: 0 K: 1 S: 5	H: 0 LOB: 0 BB: 0 P: 5	R: 0 E: 0 K: 0 S: 3	H: 0 LOB: 0 BB: 0 P: 3	R: 0 E: 0 K: 0 S: 4	H: 1 LOB: 2 BB: 0 P: 5	R: 0 E: 0 K: 1 S: 5	H: 0 LOB: 0 BB: 0 P: 5	R: 2 E: 0 K: 1 S: 7	H: 2 LOB: 1 BB: 1 P: 11	1B: 4 2B: 3 3B: 0 HR: 2	SF: 0 SAC: 0 DP: 1 HBP: 1	WP: 0 PA: 37 PB: 0 SB: 0 CS: 0								
PITCHER	IP	WLS	BF	H	R	ER	SO	BB	IBB	HBP	BLK	WP	HR	S	P	ERA	WHIP										
Rick Aguilera, R (1, 1) ERA: 3.51	8.2	W	36	9	3	3	4	1	0	1	0	0	0	42	47	3.12	1.154										
Roger McDowell, R (9, 1) ERA: 4.01	0.1	S	1	0	0	0	0	0	0	0	0	0	0	1	1	0.00	0.000										

New York Mets @ San Francisco Giants
Candlestick Park, San Francisco, CA
Sun Aug 30 1987, 6:33 AM EDT
Att: 36,362 - Unknown

AB 35
R 3
H 9
RBI 3
BB 1
SO 4
LOB 14



Batter	1	2	3	4	5	6	7	8	9	AB	R	H	RBI	BB	SO	LOB	TOP										
Tim Raines, S OBP: 0.419, SLG: 0.541 Tom Romano, R (9, FH)	0-0 4-3		0-0 FC1 3B 2B	0-0 6-3			0-0 F7		0-0 F7	4	1	1	0	0	0	1											
Mitch Webster, S OBP: 0.356, SLG: 0.431	0-3 K		0-0 FC1 3B 2-3 3-H				0-3 K		0-0 F9 BB 1B	5	1	1	0	0	0	2	3										
Tom Foley, L OBP: 0.336, SLG: 0.471 (8, 5)	0-0 WP 1B		0-0 1-H 3-H 3B				0-0 F8		0-0 F7	4	0	2	2	0	0	1											
Andres Galarraga, R OBP: 0.375, SLG: 0.476	0-3 K		0-3 K2-3				0-3 K		0-0 BB 1B	4	0	1	0	0	3	2											
Herm Winningham, L OBP: 0.299, SLG: 0.339		0-0 6-3		0-0 3-1			0-0 F7		4-0 BB 1B	3	0	0	0	1	0	0											
Vance Law, R OBP: 0.358, SLG: 0.440		0-0 F8		0-0 1B 1B			0-0 F8		0-0 F4	4	1	1	0	0	0	3											
Casey Candaele, S OBP: 0.336, SLG: 0.350	0-3 K		0-0 1B FC6-4 1B				0-0 6-3		0-0 5-3	4	1	1	0	0	1	3											
Jeff Reed, L OBP: 0.245, SLG: 0.253			0-0 E3 2B FC1	0-0 FC6-4 1B			0-0 F9		0-0 L1	4	0	1	1	0	0	0											
Bob Sebra, R Randy St. Claire, R Joe Hesketh, L Jeff Parrett, R Vance Law, R Luis Hernandez, R			0-3 K	0-0 FC6-4 1-2 3-H			0-0 F8		0-0 2B	1	0	0	0	0	0	1	1										
Inning Stats	R: 0 E: 0 K: 2 S: 8	H: 1 LOB: 1 BB: 0 P: 8	R: 0 E: 0 K: 1 S: 5	H: 0 LOB: 0 BB: 0 P: 5	R: 2 E: 1 K: 2 S: 10	H: 2 LOB: 1 BB: 0 P: 10	R: 2 E: 0 K: 0 S: 6	H: 3 LOB: 1 BB: 0 P: 6	R: 0 E: 0 K: 0 S: 3	H: 0 LOB: 0 BB: 0 P: 3	R: 0 E: 0 K: 0 S: 3	H: 0 LOB: 0 BB: 0 P: 3	R: 0 E: 0 K: 0 S: 5	H: 2 LOB: 3 BB: 1 P: 9	R: 0 E: 0 K: 0 S: 4	H: 1 LOB: 1 BB: 0 P: 4	1B: 6 2B: 2 3B: 1 HR: 0	SF: 0 SAC: 0 DP: 0 HBP: 0	WP: 1 PB: 0 SB: 0 CS: 0	PA: 38							
PITCHER	IP	WLS	BF	H	R	ER	SO	BB	IBB	HBP	BLK	WP	HR	S	P	ERA	WHIP										
Rick Reuschel, R ERA: 2.92	7.0	W	28	6	4	2	7	0	0	0	0	1	0	42	42	2.57	0.857										
Don Robinson, R ERA: 3.32	0.1		4	2	0	0	0	1	0	0	0	0	0	3	7	0.00	9.000										
Scott Garrelts, R ERA: 3.02	1.0		3	0	0	0	0	0	0	0	0	0	0	3	3	0.00	0.000										
Craig Lefferts, L ERA: 4.08	0.2		3	1	0	0	0	0	0	0	0	0	0	3	3	0.00	1.500										

Montreal Expos @ San Francisco Giants
 Candlestick Park, San Francisco, CA
 Tue Sep 01 1987, 10:05 PM EDT
 Att: 14,644 - Unknown

AB	37
R	4
H	9
RBI	4
BB	1
SO	7
LOB	16



Batter	1	2	3	4	5	6	7	8	9	AB	R	H	RBI	BB	SO	LOB	BOTTOM										
Eddie Milner, L OBP: 0.294, SLG: 0.336	0-0 F7		0-0 1B 2B		0-0 F5		4-0 G3 1B BB	0-0 1-2 2-H HR 1B		4	3	2	2	1	0	0											
Kevin Mitchell, R OBP: 0.346, SLG: 0.476	0-0 F9		4-0 1B E BB		0-0 F2		1-2 1B G3	1-1 1-2 2-H HR		4	3	2	3	1	0	0											
Mike Aldrete, L OBP: 0.384, SLG: 0.467	0-0 4-3		0-0 1-3 2-H E6 1B		0-0 F7		1-2 2-3 G3	0-0 WP 1B 1B		5	1	2	1	0	0	2											
Candy Maldonado, R OBP: 0.355, SLG: 0.524 Dave Henderson, R OBP: 0.311, SLG: 0.416		0-0 F8	0-0 1-H 3-H E6			0-0 FC3-6 1B	4-0 1B IBB	0-3 K		3	1	1	1	1	0	0											
Will Clark, L OBP: 0.353, SLG: 0.552 Harry Spilman, L OBP: 0.342, SLG: 0.408	0-3 K		4-0 CS BB			1-2 FC3-6 Cl	1-3 2-H 3-H 1B	1-H 1B		3	0	1	2	1	1	1											
Bob Brenly, R OBP: 0.358, SLG: 0.493 Scott Garrelts, R OBP: 0.200, SLG: 0.300 Craig Lefferts, L OBP: 0.286, SLG: 0.429	0-0 3-1		0-3 1-2 K			0-1 Cl	0-3 K	0-0 F8		3	0	0	0	0	2	3											
Robby Thompson, R OBP: 0.326, SLG: 0.416			0-0 2B 1B	0-0 5-3		0-0 F3		0-0 K		5	2	2	1	0	1	3											
Jose Uribe, S OBP: 0.335, SLG: 0.388			0-0 1-3 1B 2B	0-0 1-3 1B	0-0 1-3 1B	0-0 F9		0-0 S 1B 1B		4	2	2	0	0	2												
Rick Reuschel, R OBP: 0.197, SLG: 0.224 Don Robinson, R OBP: 0.133, SLG: 0.071 Bob Melvin, R OBP: 0.240, SLG: 0.338			0-0 2-H 3-H 2B 1B	0-0 6-3			0-3 K	4-0 1B BB		3	1	1	2	0	1	0											
Inning Stats	R: 0 E: 0 K: 0 S: 3	H: 0 LOB: 0 BB: 0 P: 3	R: 0 E: 0 K: 1 S: 5	H: 0 LOB: 0 BB: 0 P: 5	R: 6 E: 1 K: 1 S: 9	H: 5 LOB: 0 BB: 2 P: 17	R: 0 E: 0 K: 0 S: 3	H: 0 LOB: 0 BB: 0 P: 3	R: 0 E: 0 K: 0 S: 5	H: 1 LOB: 2 BB: 0 P: 5	R: 2 E: 0 K: 2 S: 9	H: 2 LOB: 2 BB: 2 P: 17	R: 6 E: 0 K: 2 S: 13	H: 6 LOB: 1 BB: 1 P: 17	1B: 10 2B: 2 3B: 0 HR: 2	SF: 0 SAC: 0 DP: 0 HBP: 0	WP: 1 PB: 0 SB: 1 CS: 1	PA: 43									
PITCHER	IP	WLS	BF	H	R	ER	SO	BB	IBB	HBP	BLK	WP	HR	S	P	ERA	WHIP										
Floyd Youmans, R ERA: 4.56	2.0	L	12	5	6	5	1	1	0	0	0	0	0	13	17	22.50	3.000										
Bob Sebra, R ERA: 3.95	1.0		3	0	0	0	1	1	0	0	0	0	0	4	8	0.00	1.000										
Randy St. Claire, R ERA: 4.33	3.0		11	1	0	0	0	0	0	0	0	0	0	11	11	0.00	0.333										
Joe Hesketh, L ERA: 4.15	0.2		6	2	2	2	1	1	1	0	0	0	0	6	14	27.00	4.500										
Jeff Parrett, R ERA: 4.44	0.1		6	4	5	5	1	1	0	0	0	0	2	7	11	135.00	15.000										
PITCHER	IP	WLS	BF	H	R	ER	SO	BB	IBB	HBP	BLK	WP	HR	S	P	ERA	WHIP										
Vance Law, R ERA: 5.4	1.0		5	2	1	1	2	0	0	0	0	0	0	9	9	9.00	2.000										

Montreal Expos @ San Francisco Giants
 Candlestick Park, San Francisco, CA
 Tue Sep 01 1987, 10:05 PM EDT
 Att: 14,644 - Unknown

AB	37
R	14
H	14
RBI	13
BB	5
SO	6
LOB	13



Batter	1	2	3	4	5	6	7	8	9	AB	R	H	RBI	BB	SO	LOB	TOP							
Juan Samuel, R OBP: 0.346, SLG: 0.513 (1, 4)	0-3 K		0-3 K		0-0 E BB SF8 1B	0-0 5-3		0-3 K		5	1	1	0	0	3	4								
Von Hayes, L OBP: 0.432, SLG: 0.510 Kent Tekulve, R Jeff Stone, L OBP: 0.339, SLG: 0.368 (1, 3) (6, 1) (9, PH)	0-0 F3		0-0 F9		4-0 E BB 1B	0-3 K		4-0 BB		3	1	0	0	1	1	2								
Mike Schmidt, R OBP: 0.399, SLG: 0.546 (1, 5) (6, 6)	0-0 PB 1B		0-0 G3		0-0 E3 1B 1-2 2-3		0-3 K		0-3 K	5	0	1	0	0	2	4								
Lance Parrish, R OBP: 0.309, SLG: 0.400 (1, 2)	0-3 K			0-0 G4-6-3 1B	0-0 SF8		0-0 F8		0-3 K	4	0	1	1	0	2	2								
Glenn Wilson, R OBP: 0.313, SLG: 0.392 (1, 9)		0-0 2B		0-0 G4-6-3 1-2	0-0 3-H 1B		0-0 5-3		0-3 K	5	0	2	1	0	1	2								
Chris James, R OBP: 0.343, SLG: 0.560 Milt Thompson, L OBP: 0.363, SLG: 0.456 (1, 7) (8, PH) (8, 8)	0-3 K		0-0 2B	0-0 2B	0-0 F9			0-0 G6-3 1B		3	0	1	0	0	1	3								
Ron Roenicke, S OBP: 0.309, SLG: 0.294 (1, 8) (8, 7)	0-3 K		0-0 BB	4-0 BB	0-0 F3		0-0 F4		0-0 G6-3 1-2	3	1	1	0	1	1	2								
Steve Jeltz, S OBP: 0.294, SLG: 0.259 Michael Jackson, R OBP: 0.176, SLG: 0.125 Greg Jekes, R Greg Gross, L OBP: 0.391, SLG: 0.376 (1, 6) (4, 1) (6, PH) (8, 3) (8, PH) (8, 3)	0-3 K		0-0 F3		0-0 F4		0-0 1B 1B		0-0 1B 1B	2	0	0	0	0	1	3								
Shane Rawley, R OBP: 0.181, SLG: 0.211 Mike Maddux, L Luis Aquayo, R OBP: 0.281, SLG: 0.413 Keith Hughes, L OBP: 0.423, SLG: 0.435 Rick Schu, R OBP: 0.316, SLG: 0.468 (1, 1) (3, 1) (4, 6) (8, PH) (8, 5)			0-0 E6 S		0-3 K		0-0 2B		0-0 1B 1-2	1	0	0	0	0	0	0								
Inning Stats	R: 0 E: 0 K: 2 S: 8	H: 1 LOB: 1 BB: 0 P: 8	R: 0 E: 0 K: 3 S: 10	H: 1 LOB: 1 BB: 0 P: 10	R: 0 E: 1 K: 1 S: 6	H: 0 LOB: 1 BB: 0 P: 6	R: 0 E: 0 K: 0 S: 4	H: 2 LOB: 2 BB: 1 P: 8	R: 2 E: 1 K: 1 S: 8	H: 2 LOB: 2 BB: 1 P: 12	R: 1 E: 0 K: 1 S: 7	H: 2 LOB: 1 BB: 0 P: 7	R: 0 E: 0 K: 1 S: 5	H: 0 LOB: 0 BB: 0 P: 5	R: 0 E: 0 K: 1 S: 7	H: 3 LOB: 2 BB: 1 P: 7	R: 0 E: 0 K: 3 S: 9	H: 0 LOB: 1 BB: 1 P: 13	1B: 7 2B: 4 3B: 0 HR: 0	SF: 1 SAC: 0 DP: 2 HBP: 0	WP: 0 PB: 1 SB: 1 CS: 0	PA: 41		
PITCHER	IP WLS BF H R ER SO BB IBB HBP BLK WP HR S P ERA WHIP	5.1 W 27 8 3 1 7 2 0 0 0 0 0 39 47 1.69 1.875	3.2 S 14 3 0 0 6 1 0 0 0 0 0 25 29 0.00 1.091																					

Philadelphia Phillies @ San Francisco Giants
Candlestick Park, San Francisco, CA
Sat Sep 05 1987, 6:33 AM EDT
Att: 22,694 - Unknown

AB	37
R	3
H	11
RBI	3
BB	3
SO	13
LOB	23



Batter	1	2	3	4	5	6	7	8	9	AB	R	H	RBI	BB	SO	LOB	BOTTOM							
Robby Thompson, R OBP: 0.338, SLG: 0.431 (1, 4)	0-0 CS 1B		0-0 HR	0-0 BB 1B 1-3 2-3		0-3 K		0-0 1B 1B		5	1	4	1	0	1	0								
Kevin Mitchell, R OBP: 0.342, SLG: 0.465 (1, 7) (8, 5)	4-0 CS BB		0-3 K	0-0 BB 1B 1-2 3-H		0-0 P3		0-0 F8		4	0	1	1	1	1	1								
Bob Brenly, R OBP: 0.362, SLG: 0.502 (1, 2)	0-3 K		0-0 2B	0-0 BB 1-2 2-3		0-3 K		0-0 1B 1-3		4	1	2	0	1	2	1								
Candy Maldonado, R OBP: 0.355, SLG: 0.529 (1, 9)		0-0 F6	4-0 2B IBB	0-0 F9		0-3 K		0-0 F3		4	0	0	0	1	1	5								
Dave Henderson, R OBP: 0.306, SLG: 0.411 (1, 8) (8, 7)	0-3 K		0-0 2B 1-3 2-H		0-3 K		0-0 F8		0-0 K	4	0	1	1	0	2	0								
Chris Speier, R OBP: 0.331, SLG: 0.388 Eddie Milner, L OBP: 0.307, SLG: 0.355 (1, 5) (7, PH) (8, 8)	0-0 F7		0-3 K	0-0 E5 3-1 BLK		0-0 2B		0-0 2B		3	1	0	0	0	1	2								
Will Clark, L OBP: 0.360, SLG: 0.559 (1, 3)			0-0 HR 1B	4-0 CS BB 1B	0-0 3-1		4-0 IBB		0-0 IBB	2	1	1	0	2	0	1								
Jose Uribe, S OBP: 0.339, SLG: 0.398 (1, 6)			0-0 HR 1B	0-0 1B CS 1B 1B	4-0 BLK IBB		0-0 4-3		0-0 4-3	3	2	2	2	1	0	2								
Dave Dravecky, R OBP: 0.212, SLG: 0.167 Kelly Downs, R OBP: 0.173, SLG: 0.176 (1, 1) (6, 1)			0-0 4-3	0-3 K	0-3 K		0-0 4-3		0-0 4-3	3	0	0	0	0	2	3								
Inning Stats	R: 0 E: 0 K: 1 S: 4	H: 1 LOB: 1 BB: 1 P: 8	R: 0 E: 0 K: 1 S: 5	H: 0 LOB: 0 BB: 0 P: 5	R: 4 E: 0 K: 2 S: 12	H: 5 LOB: 2 BB: 1 P: 16	R: 1 E: 0 K: 1 S: 7	H: 3 LOB: 3 BB: 2 P: 15	R: 1 E: 1 K: 2 S: 8	H: 0 LOB: 1 BB: 1 P: 12	R: 0 E: 0 K: 2 S: 7	H: 0 LOB: 0 BB: 0 P: 7	R: 0 E: 0 K: 1 S: 6	H: 1 LOB: 2 BB: 1 P: 10	R: 0 E: 0 K: 0 S: 5	H: 2 LOB: 2 BB: 0 P: 5	R: 0 E: 0 K: 3 S: 9	H: 0 LOB: 1 BB: 1 P: 13	1B: 7 2B: 4 3B: 0 HR: 2	SF: 0 SAC: 0 DP: 1 HBP: 0	WP: 0 PB: 0 SB: 1 CS: 4	PA: 40		
PITCHER	IP WLS BF H R ER SO BB IBB HBP BLK WP HR S P ERA WHIP	2.2 L 14 6 4 4 3 1 0 0 0 0 0 9 13 9.00 4.000	1.0 6 3 1 1 2 1 0 0 0 0 0 0 9 13 9.00 4.000	1.1 7 0 1 0 2 1 1 0 1 0 0 9 17 0.00 0.750	3.0 13 3 0 0 3 0 1 0 0 0 0 18 22 0.00 1.000																			

Philadelphia Phillies @ San Francisco Giants
Candlestick Park, San Francisco, CA
Sat Sep 05 1987, 6:33 AM EDT
Att: 22,694 - Unknown

AB	34
R	6
H	12
RBI	5
BB	6
SO	10
LOB	15



Batter	1	2	3	4	5	6	7	8	9	AB	R	H	RBI	BB	SO	LOB	TOP			
Juan Samuel, R (1.4)	F8			5-3 2B 1B		5-3			K	4	1	1	0	0	1	0	Philadelphia Phillies @ San Francisco Giants Candlestick Park, San Francisco, CA Sun Sep 06 1987, 6:33 AM EDT Att: 40,768 - Unknown			
Milt Thompson, L (1.8)	6-3			5-3		F8		6-3	4	0	0	0	0	0	1					
Keith Hughes, L (1.7)	F8			1-3			L4	G1-4-3	4	0	0	0	0	0	1					
Mike Schmidt, R (1.5)		F4					6-3		3	0	1	1	0	0	0					
Von Hayes, L (1.3)		6-3		4-3			F9		3	0	0	0	0	0	1					
Glenn Wilson, R (1.9)		F8			F8			P3	3	0	0	0	0	0	0					
Darren Daulton, L (1.2)			6-3		6-3			4-3	3	0	0	0	0	0	0					
Steve Jeltz, S (1.6)			3-1		F8			E3	2	0	0	0	0	0	0					
Jeff Stone, L (8, PH)									1	0	0	0	0	0	0					
Luis Aguayo, R (8, 6)									0	0	0	0	0	0	0					
Freddie Toliver, R (1, 1)								6-3	2	0	0	0	0	2	0					
Jeff Calhoun, L (6, 1)									0	0	0	0	0	0	0					
Greg Gross, L (8, PH)									1	0	0	0	0	0	1					
Steve Bedrosian, R (8, 1)									0	0	0	0	0	0	0					
Inning Stats	R: 0 E: 0 K: 0 S: 3	H: 0 LOB: 0 BB: 0 P: 3	R: 0 E: 0 K: 0 S: 3	H: 0 LOB: 0 BB: 0 P: 3	R: 0 E: 0 K: 1 S: 5	H: 0 LOB: 0 BB: 0 P: 5	R: 1 E: 0 K: 0 S: 5	H: 2 LOB: 1 BB: 0 P: 5	R: 0 E: 0 K: 0 S: 3	H: 0 LOB: 0 BB: 0 P: 3	R: 0 E: 0 K: 0 S: 3	H: 0 LOB: 0 BB: 0 P: 3	R: 0 E: 1 K: 0 S: 4	H: 0 LOB: 1 BB: 0 P: 4	R: 0 E: 0 K: 1 S: 5	H: 0 LOB: 0 BB: 0 P: 5	1B: 1 2B: 1 3B: 0 HR: 0	SF: 0 SAC: 0 DP: 0 HBP: 0	WP: 0 PB: 0 SB: 0 CS: 0	PA: 30
PITCHER Rick Reuschel, R (1, 1) ERA: 2.83	IP: 9.0 WLS: W BF: 30	H: 2 R: 1 ER: 1 SO: 3	BB: 0 IBB: 0 HBP: 0 BLK: 0	WP: 0 HR: 0 S: 36 P: 36	ERA: 1.00 WHIP: 0.222															

Batter	1	2	3	4	5	6	7	8	9	AB	R	H	RBI	BB	SO	LOB	BOTTOM			
Eddie Milner, L (1, 8)	1B BB	F7			5-3		SH1-3 BB 1B			3	1	1	0	1	0	0	Philadelphia Phillies @ San Francisco Giants Candlestick Park, San Francisco, CA Sun Sep 06 1987, 6:33 AM EDT Att: 40,768 - Unknown			
Kevin Mitchell, R (1, 5)	1B 2B 1B		5-3			4-3 SH 1B	SH1-3 BB		3	2	2	0	1	0	0					
Mike Aldrete, L (1, 7)	2B 1-2 3H 1B		K			4-3 1B	SH1-3 BB		3	0	1	1	0	1	1					
Will Clark, L (1, 3)	K		F4			SH 1B 2B	IBB		2	1	0	1	1	1	2					
Chili Davis, S (1, 9)	2B			L5		2B 1B	K		4	0	2	1	0	1	3					
Bob Brenly, R (1, 2)	F6			4-3		FC5 2B	F5		4	0	1	1	0	0	5					
Robby Thompson, R (1, 4)	5-3			F8		IBB		K	3	0	0	0	1	1	2					
Jose Uribe, S (1, 6)		6-3			G4-3 1B	F8		F6	4	0	1	0	0	0	3					
Rick Reuschel, R (1, 1)		G3			G4-3 1-2	FC5 2-3		6-3	4	0	0	0	0	0	4					
Inning Stats	R: 2 E: 0 K: 1 S: 8	H: 3 LOB: 2 BB: 1 P: 12	R: 0 E: 0 K: 0 S: 3	H: 0 LOB: 0 BB: 0 P: 3	R: 0 E: 0 K: 0 S: 3	H: 0 LOB: 0 BB: 0 P: 3	R: 0 E: 0 K: 0 S: 3	H: 0 LOB: 0 BB: 0 P: 3	R: 2 E: 0 K: 0 S: 7	H: 3 LOB: 3 BB: 1 P: 11	R: 0 E: 0 K: 1 S: 6	H: 1 LOB: 3 BB: 2 P: 14	R: 0 E: 0 K: 1 S: 5	H: 0 LOB: 0 BB: 0 P: 5	R: 0 E: 0 K: 1 S: 5	H: 0 LOB: 0 BB: 0 P: 5		1B: 6 2B: 2 3B: 0 HR: 0	SF: 0 SAC: 2 DP: 1 HBP: 0	WP: 0 PB: 0 SB: 1 CS: 0
PITCHER Freddie Toliver, R (1, 1) ERA: 6.27 Jeff Calhoun, L (6, 1) ERA: 1.91 Steve Bedrosian, R (8, 1) ERA: 2.59	IP: 5.1 WLS: L BF: 24	H: 7 R: 4 ER: 4 SO: 2	BB: 1 IBB: 0 HBP: 0 BLK: 0	WP: 0 HR: 0 S: 27 P: 31	ERA: 6.75 WHIP: 1.500															

Batter	1	2	3	4	5	6	7	8	9	AB	R	H	RBI	BB	SO	LOB	TOP					
Eddie Milner, L (1,8) OBP: 0.305, SLG: 0.346										4	0	0	0	0	0	0	San Francisco Giants @ Houston Astros Astrodome, Houston, TX Mon Sep 07 1987, 8:05 PM EDT Att: 22,074 - Unknown					
Kevin Mitchell, R (1,5) OBP: 0.345, SLG: 0.472										4	1	1	1	0	2	0						
Mike Aldrete, L (1,7) OBP: 0.384, SLG: 0.462										4	1	1	0	0	1	0						
Candy Maldonado, R (1,9) OBP: 0.355, SLG: 0.530										3	0	1	1	0	0	0						
Will Clark, L (1,3) OBP: 0.358, SLG: 0.553										3	0	0	0	0	0	1						
Bob Brenly, R (1,2) OBP: 0.358, SLG: 0.497										3	0	0	0	0	0	1						
Robby Thompson, R (1,4) OBP: 0.336, SLG: 0.426										2	0	0	0	0	2	0						
Chili Davis, S (8, PH) OBP: 0.325, SLG: 0.407										1	0	0	0	0	0	0						
Mark Wasinger, R (8,4) OBP: 0.338, SLG: 0.357										0	0	0	0	0	0	0						
Jose Uribe, S (1,6) OBP: 0.335, SLG: 0.392										2	0	0	0	0	0	0						
Harry Spillman, L (8, PH) OBP: 0.333, SLG: 0.397										1	0	0	0	0	0	0						
Chris Speier, R (8,6) OBP: 0.331, SLG: 0.388										0	0	0	0	0	0	0						
Michael LaCoss, R (1,1) OBP: 0.125, SLG: 0.067										2	0	0	0	0	1	0						
Craig Lefferts, L (7,1) OBP: 0.298, SLG: 0.429										0	0	0	0	0	0	0						
Joel Youngblood, R (8, PH) OBP: 0.272, SLG: 0.353										1	0	0	0	0	1	0						
Joe Price, R (8,1) OBP: 0.338, SLG: 0.357										0	0	0	0	0	0	0						
Don Robinson, R (8,1) OBP: 0.338, SLG: 0.357										0	0	0	0	0	0	0						
Inning Stats	R: 2 E: 0 K: 0 S: 6	H: 3 LOB: 1 BB: 0 P: 6	R: 0 E: 0 K: 1 S: 5	H: 0 LOB: 0 BB: 0 P: 5	R: 0 E: 0 K: 0 S: 3	H: 0 LOB: 0 BB: 0 P: 3	R: 0 E: 0 K: 0 S: 3	H: 0 LOB: 0 BB: 0 P: 3	R: 0 E: 0 K: 2 S: 7	H: 0 LOB: 0 BB: 0 P: 7	R: 0 E: 0 K: 1 S: 5	H: 0 LOB: 0 BB: 0 P: 5	R: 0 E: 0 K: 0 S: 3	H: 0 LOB: 0 BB: 0 P: 3	R: 0 E: 0 K: 1 S: 5	H: 0 LOB: 0 BB: 0 P: 5	R: 0 E: 0 K: 1 S: 7	H: 0 LOB: 0 BB: 0 P: 7	1B: 0 2B: 2 3B: 0 HR: 1	SF: 0 SAC: 0 DP: 0 HBP: 0	WP: 0 PB: 0 SB: 0 CS: 0	PA: 30
PITCHER Mike Scott, R (1,1) ERA: 2.98	IP: 9.0 WLS: W BF: 30	H: 3 R: 2 ER: 2 SO: 7	BB: 0 IBB: 0 HBP: 0 BLK: 0	WP: 0 HR: 1 S: 44 P: 44	ERA: 2.00 WHIP: 0.333											ERA: 2.00 WHIP: 0.333						

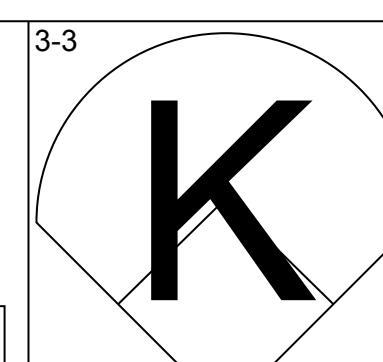
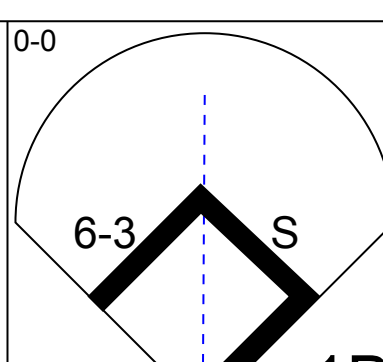
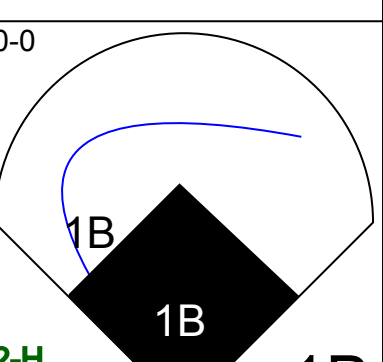
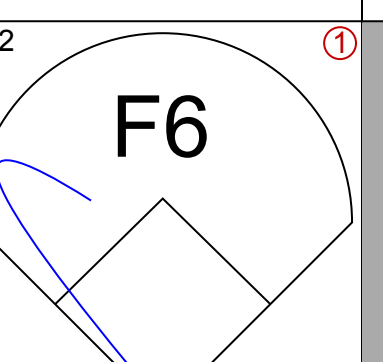
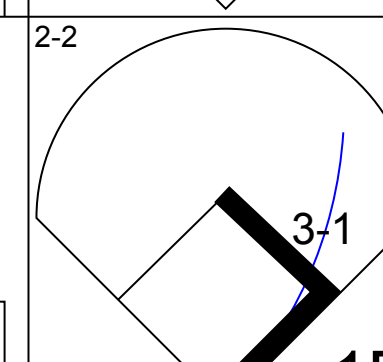
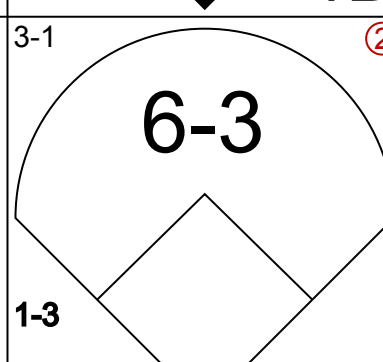
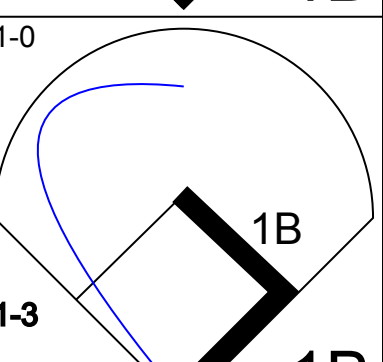
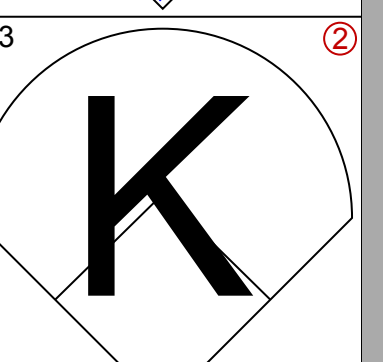
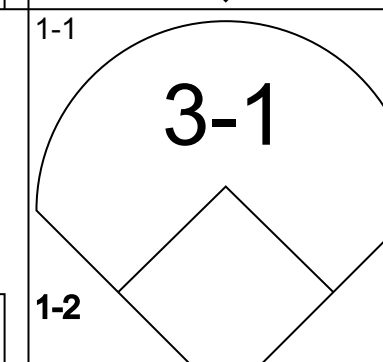
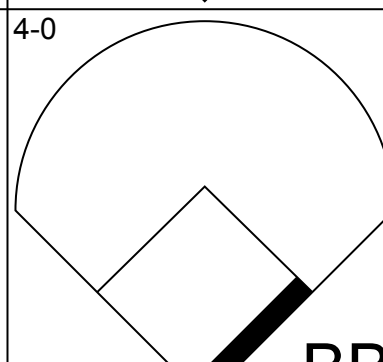
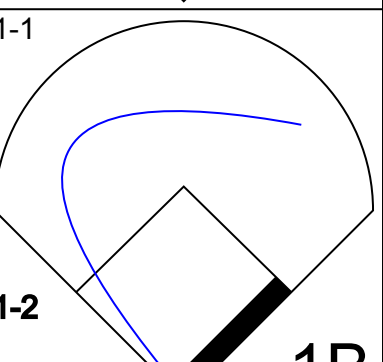
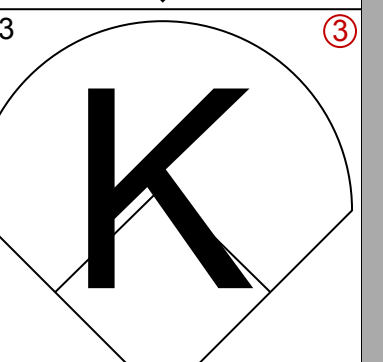
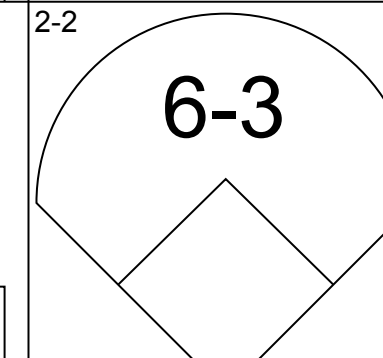
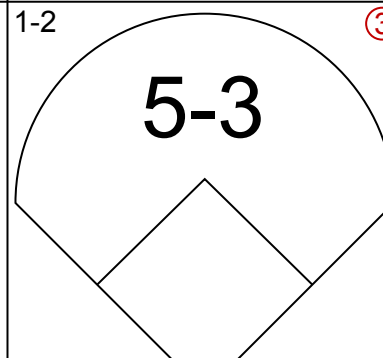
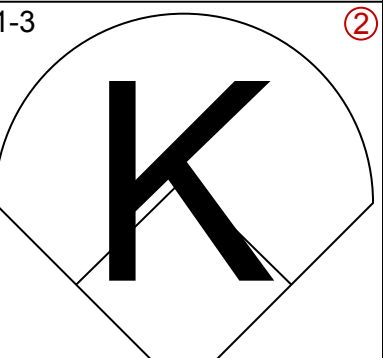

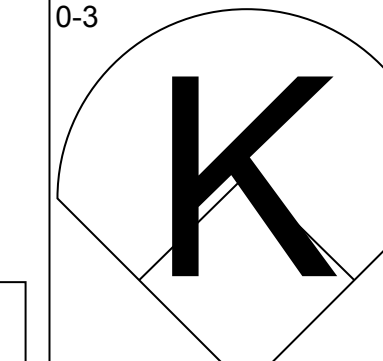
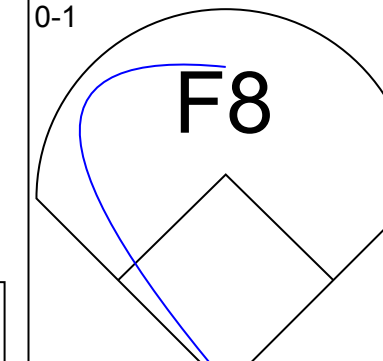

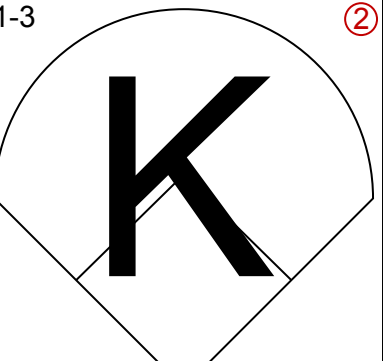
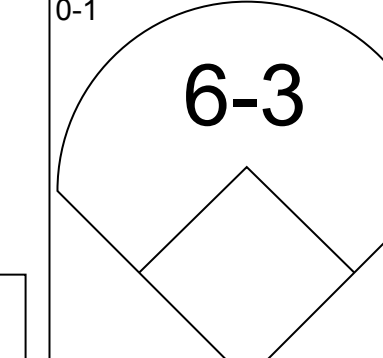
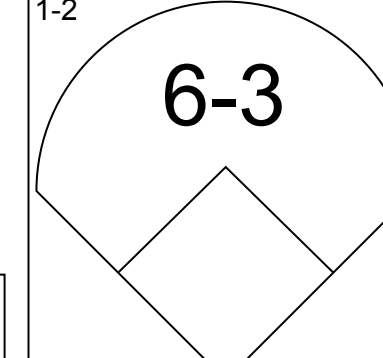
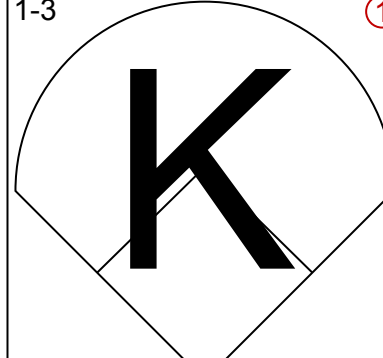
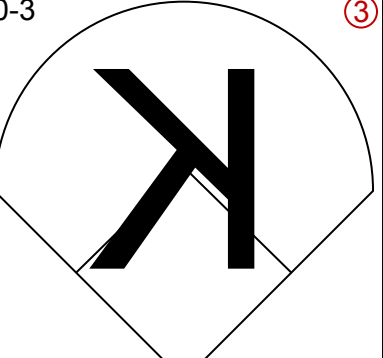
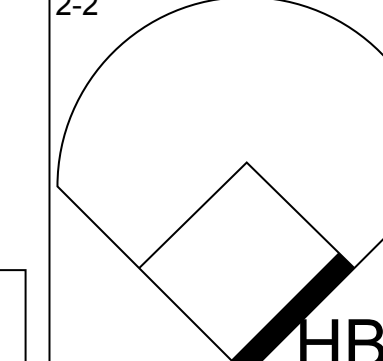
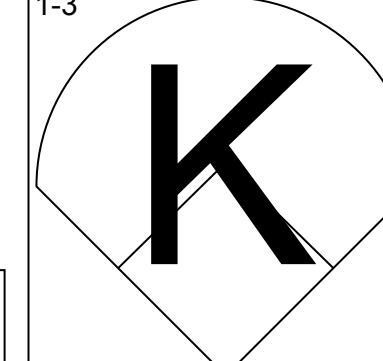
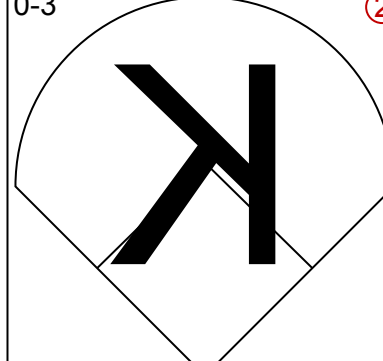
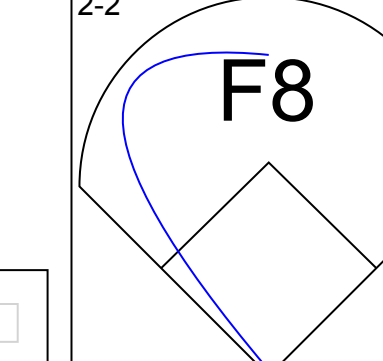
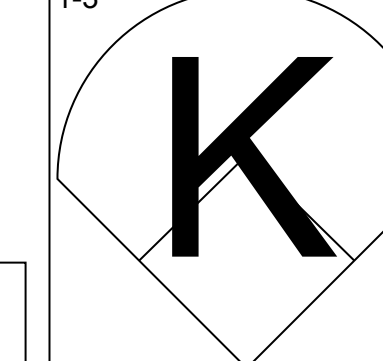
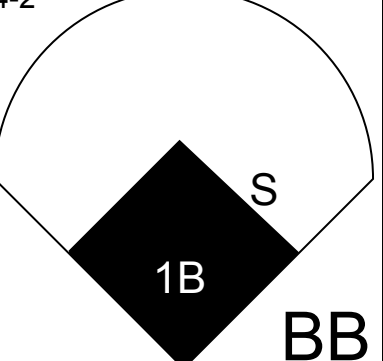
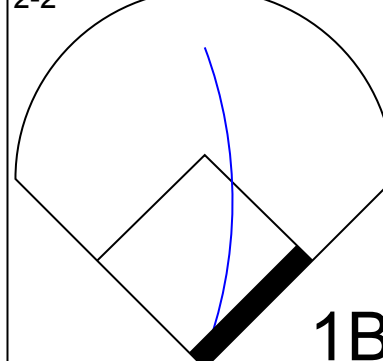
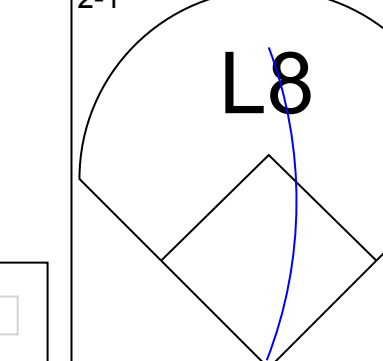
Batter	1	2	3	4	5	6	7	8	9	AB	R	H	RBI	BB	SO	LOB	BOTTOM			
Gerald Young, S (1,8) OBP: 0.360, SLG: 0.356										3	0	1	0	1	0	0	San Francisco Giants @ Houston Astros Astrodome, Houston, TX Mon Sep 07 1987, 8:05 PM EDT Att: 22,074 - Unknown			
Bill Doran, S (1,4) OBP: 0.360, SLG: 0.417										3	0	0	0	1	0	2				
Denny Walling, L (1,5) OBP: 0.352, SLG: 0.422										3	0	0	0	0	1	2				
Davey Lopes, R (7, PH) OBP: 0.422, SLG: 0.400										1	0	0	0	0	1	2				
Ken Caminiti, S (8,5) OBP: 0.290, SLG: 0.359										0	0	0	0	0	0	0				
Alan Ashby, S (1,2) OBP: 0.379, SLG: 0.445										4	1	1	0	0	1	0				
Kevin Bass, S (1,9) OBP: 0.349, SLG: 0.458										3	0	2	1	1	0	0				
Jose Cruz, L (1,7) OBP: 0.310, SLG: 0.420										4	1	1	1	0	0	3				
Glenn Davis, R (1,3) OBP: 0.303, SLG: 0.458										4	2	2	1	0	1	1				
Craig Reynolds, L (1,6) OBP: 0.322, SLG: 0.371										2	0	1	0	1	1	0				
Mike Scott, R (1,1) OBP: 0.176, SLG: 0.141										3	0	0	0	0	1	2				
Inning Stats	R: 0 E: 0 K: 1 S: 5	H: 0 LOB: 0 BB: 0 P: 5	R: 0 E: 0 K: 0 S: 3	H: 1 LOB: 0 BB: 0 P: 3	R: 1 E: 1 K: 1 S: 7	H: 2 LOB: 2 BB: 1 P: 11	R: 0 E: 0 K: 1 S: 5	H: 0 LOB: 1 BB: 1 P: 9	R: 0 E: 0 K: 0 S: 2	H: 0 LOB: 0 BB: 1 P: 6	R: 1 E: 0 K: 0 S: 5	H: 2 LOB: 1 BB: 0 P: 5	R: 1 E: 0 K: 2 S: 9	H: 2 LOB: 2 BB: 1 P: 13	R: 1 E: 0 K: 1 S: 6	H: 1 LOB: 0 BB: 0 P: 6	1B: 3 2B: 3 3B: 0 HR: 2	SF: 0 SAC: 0 DP: 1 HBP: 0	WP: 0 PB: 1 SB: 0 CS: 1	PA: 35
PITCHER Michael LaCoss, R (1,1) ERA: 3.76	IP: 6.2 WLS: L BF: 29	H: 7 R: 3 ER: 3 SO: 4	BB: 3 IBB: 1 HBP: 0 BLK: 0	WP: 0 HR: 1 S: 33 P: 49	ERA: 4.05 WHIP: 1.500											ERA: 4.05 WHIP: 1.500				
Craig Lefferts, L (7,1) ERA: 4.03	0.1	0	0	0	0	0	0	0	0	0	0	0	0	0	0	0				
Joe Price, L (8,1) ERA: 3.15	0.2	3	1	1	1	0	0	0	0	1	3	3	13.50	1.500						
Don Robinson, R (8,1) ERA: 3.57	0.1	1	0	0	0	1	0	0	0	0	3	3	0.00	0.000						

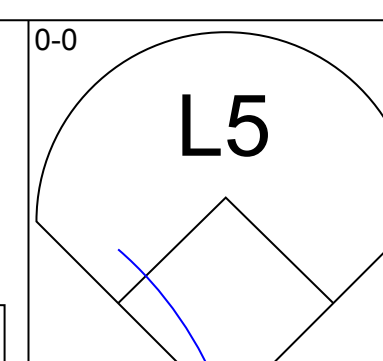
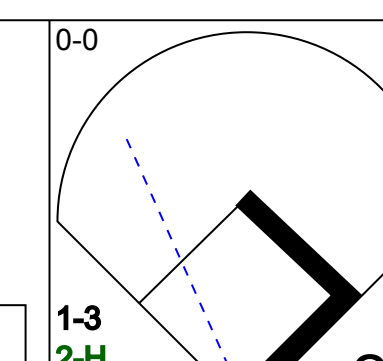
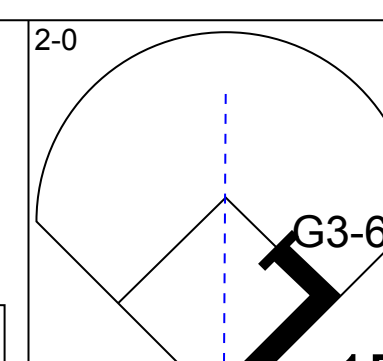
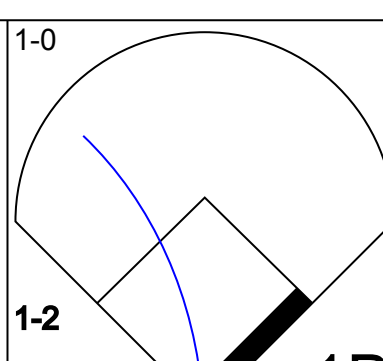
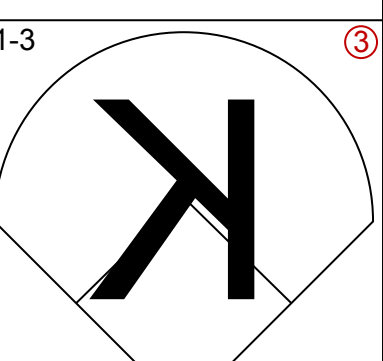
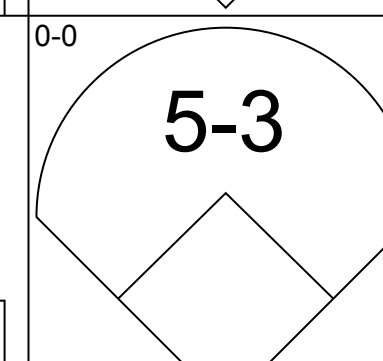
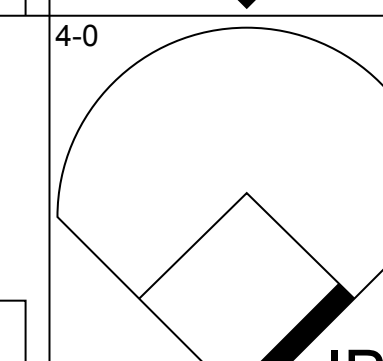
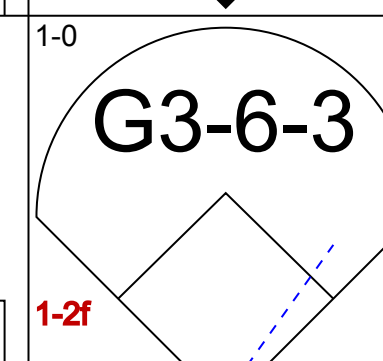
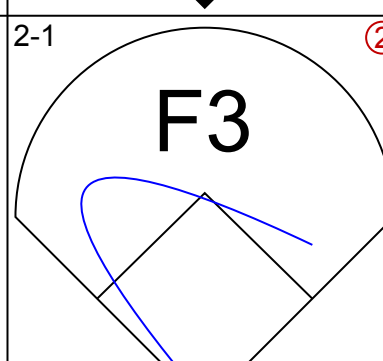
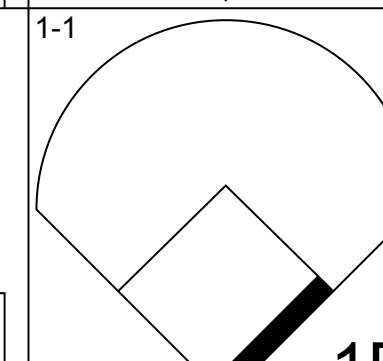
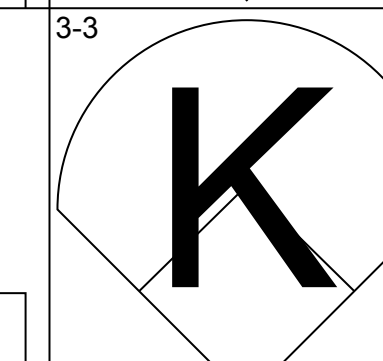
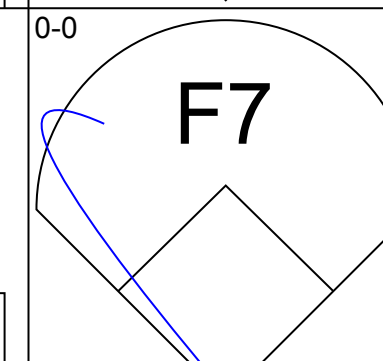
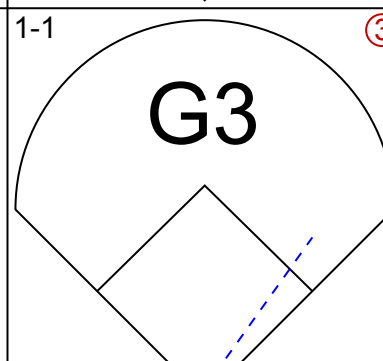
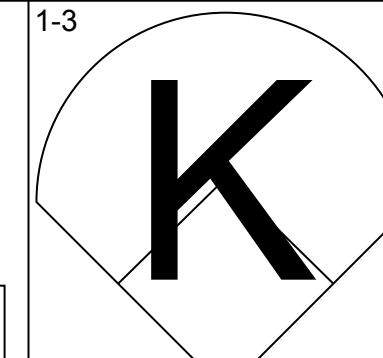
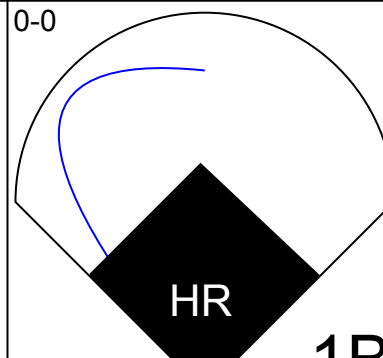
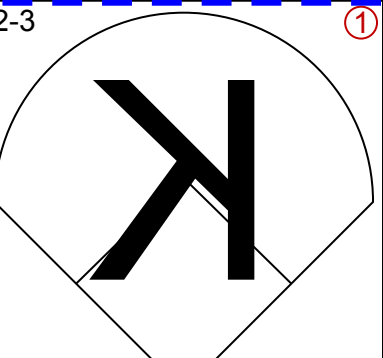
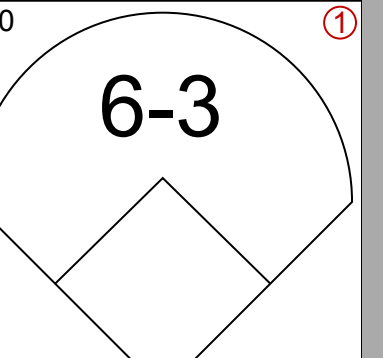
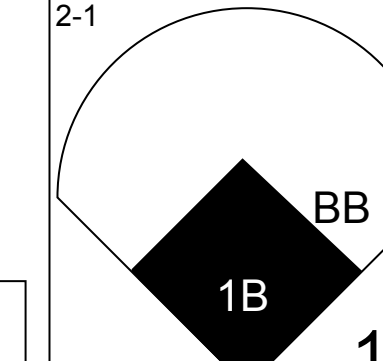
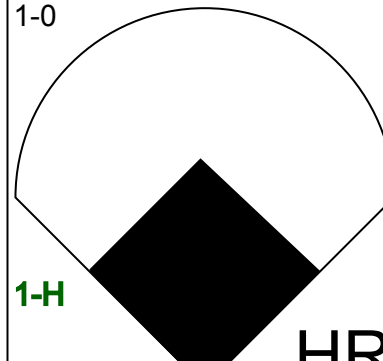
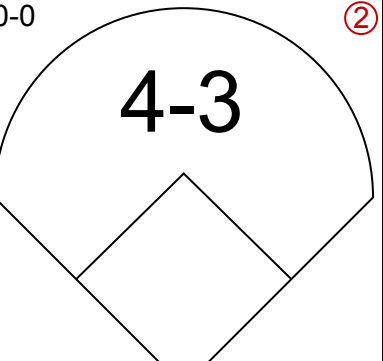
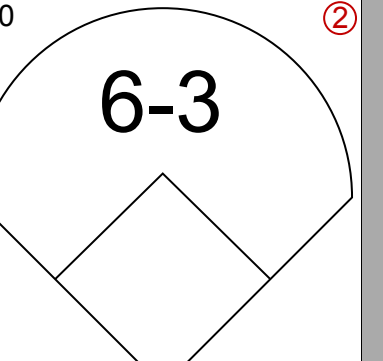
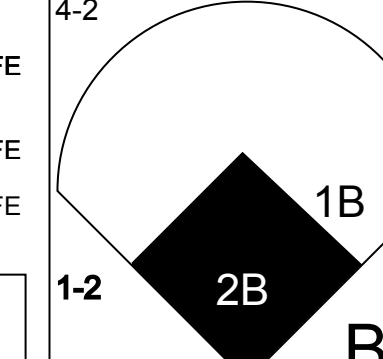
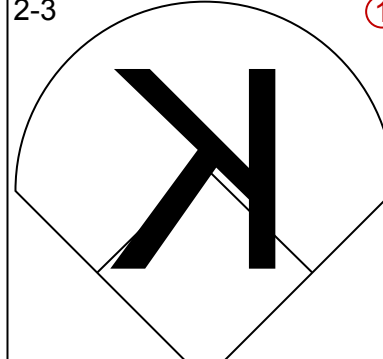
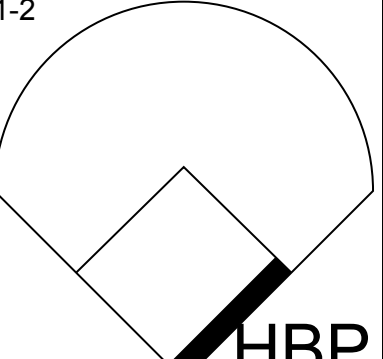
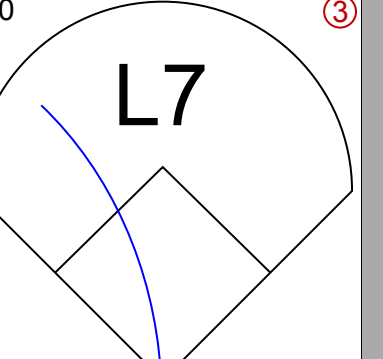
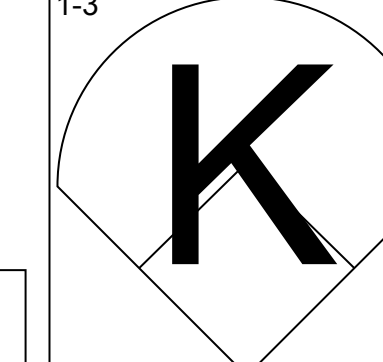
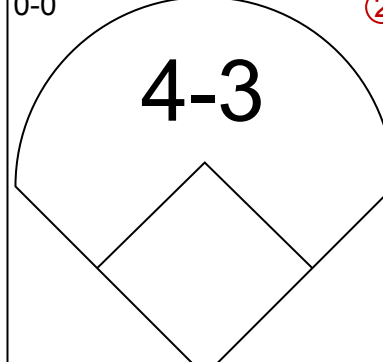
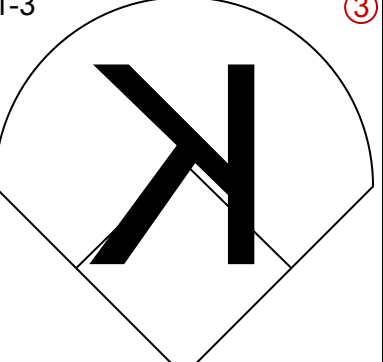
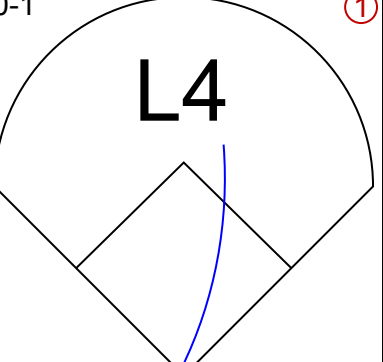
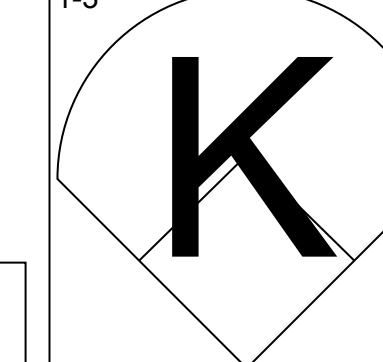
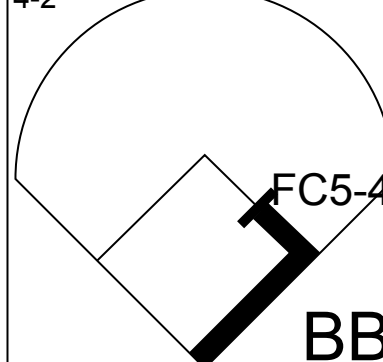
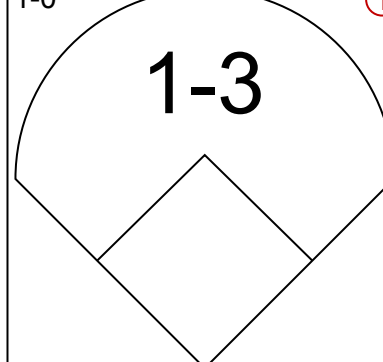
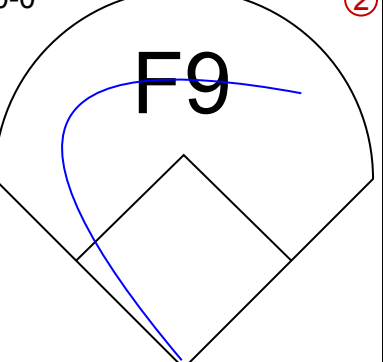
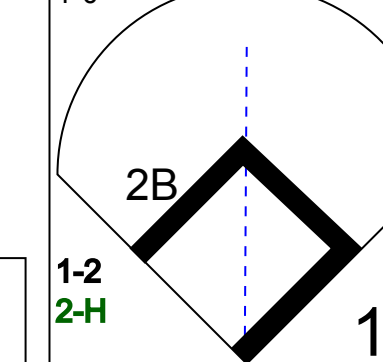
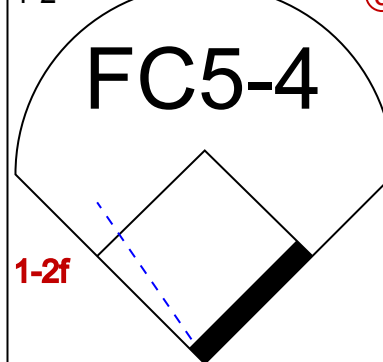
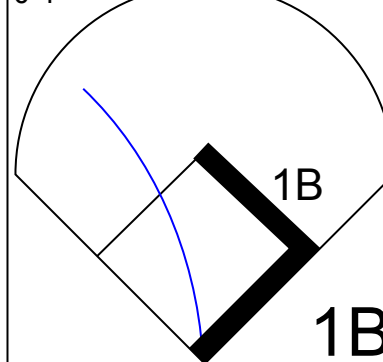
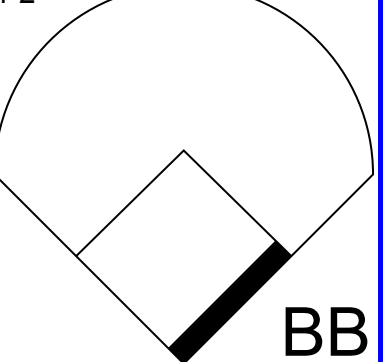
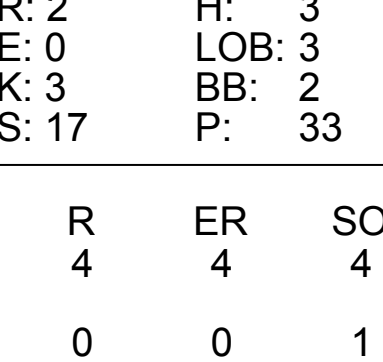

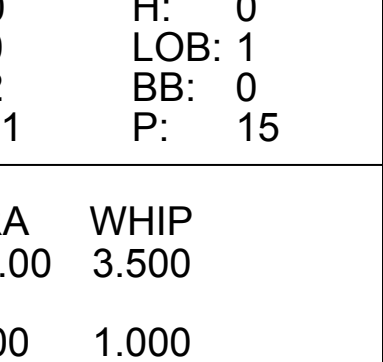
Batter	1	2	3	4	5	6	7	8	9	AB	R	H	RBI	BB	SO	LOB	TOP										
Robby Thompson, R (1,4) OBP: 0.336, SLG: 0.430 Chris Speier, R (7,PH) OBP: 0.332, SLG: 0.389 (7,4)	2-1 SF9 3B		0-1 F7		2-1 E5 HR		2-1 G1 S 1B		1-1 FC1-5 FC6-4	3	2	1	0	0	0	0	San Francisco Giants @ Houston Astros Astrodome, Houston, TX Tue Sep 08 1987, 8:05 PM EDT Att: 22,119 - Unknown										
Kevin Mitchell, R (1,5) OBP: 0.348, SLG: 0.478	4-1 S BB		4-2 S E BB		1-0 HR		2-2 G1		1-2 FC6-4 1B BB 2B	3	3	1	2	2	0	2											
Bob Brenly, R (1,2) OBP: 0.356, SLG: 0.491	2-3 K		2-2 F8 1-H		2-1 5-3		0-0 4-3		4-1 1B 1-2 2B BB	4	1	0	0	1	1	3											
Candy Maldonado, R (1,9) OBP: 0.355, SLG: 0.529	0-0 SF9		0-0 5-3		1-0 CS 1B				2-2 F4 1-2 2-3 1B	4	0	2	1	0	0	0											
Chili Davis, S (1,7) OBP: 0.323, SLG: 0.404 Mike Aldrete, L (8,PH) OBP: 0.387, SLG: 0.469 (8,7)	1-3 K				3-3 K				2-2 1B 1-3 2-H 3-H 2B	3	0	0	0	0	3	2											
Dave Henderson, R (1,8) OBP: 0.311, SLG: 0.412 Eddie Milner, L (8,PH) OBP: 0.301, SLG: 0.342 (8,8)		4-1 S BB		2-0 S 1B		1-2 6-3		2-3 K	0-1 F8	2	0	1	0	1	0	0											
Will Clark, L (1,3) OBP: 0.357, SLG: 0.550		1-1 F9		1-3 K		3-2 F4		1-0 1-3 1B		4	0	1	0	0	1	2											
Jose Uribe, S (1,6) OBP: 0.333, SLG: 0.387		0-3 K		4-0 1-2 IBB		1-1 F8		0-0 F2		3	0	0	0	1	1	3											
Mike Krukow, R (1,1) OBP: 0.184, SLG: 0.208 Craig Lefferts, L (7,1) OBP: 0.286, SLG: 0.429 Kelly Downs, R (7,1) OBP: 0.173, SLG: 0.176 Don Robinson, R (7,1) OBP: 0.188, SLG: 0.200		2-3 K		0-1 F8			0-0 F8		1-1 FC1-5 2B	3	0	0	0	0	1	3											
Inning Stats	R: 1 E: 0 K: 2 S: 13	H: 1 LOB: 1 BB: 1 P: 21	R: 0 E: 0 K: 2 S: 9	H: 0 LOB: 1 BB: 1 P: 16	R: 1 E: 0 K: 0 S: 11	H: 0 LOB: 0 BB: 1 P: 16	R: 0 E: 0 K: 2 S: 11	H: 1 LOB: 2 BB: 1 P: 17	R: 2 E: 1 K: 1 S: 11	H: 2 LOB: 0 BB: 0 P: 18	R: 0 E: 0 K: 0 S: 10	H: 0 LOB: 0 BB: 0 P: 15	R: 0 E: 0 K: 0 S: 7	H: 1 LOB: 1 BB: 0 P: 11	R: 0 E: 0 K: 1 S: 17	H: 2 LOB: 2 BB: 0 P: 24		R: 2 E: 0 K: 0 S: 15	H: 3 LOB: 2 BB: 1 P: 25	1B: 6 2B: 2 3B: 1 HR: 1	SF: 1 SAC: 0 DP: 0 HBP: 0	WP: 0 PA: 42 PB: 0 SB: 6 CS: 1					
PITCHER	IP	WLS	BF	H	R	ER	SO	BB	IBB	HBP	BLK	WP	HR	S	P	ERA	WHIP										
Jim Deshaies, L (1,1) ERA: 4.31	5.0		23	4	4	3	7	3	1	0	0	0	1	55	88	5.40	1.400										
Jeff Heathcock, R (6,1) ERA: 2.9	2.0		7	1	0	0	0	0	0	0	0	0	0	17	26	0.00	0.500										
Larry Andersen, R (8,1) ERA: 3.39	1.2	L	11	5	2	2	1	1	0	0	0	0	0	30	47	10.80	3.600										
Juan Agosto, L (9,1) ERA: 2.95	0.1		1	0	0	0	0	0	0	0	0	0	0	2	2	0.00	0.000										

Batter	1	2	3	4	5	6	7	8	9	AB	R	H	RBI	BB	SO	LOB	BOTTOM										
Gerald Young, S (1,8) OBP: 0.370, SLG: 0.364	4-1 4-3 BB		0-3 K		0-1 1B		0-2 2B 1B		1-0 1-2 1B	4	1	3	1	1	1	0	San Francisco Giants @ Houston Astros Astrodome, Houston, TX Tue Sep 08 1987, 8:05 PM EDT Att: 22,119 - Unknown										
Bill Doran, S (1,4) OBP: 0.360, SLG: 0.419	1-1 F8		2-0 1B		1-1 F7		1-0 1B 2B		0-2 F8	5	1	2	2	0	4												
Denny Walling, L (1,5) OBP: 0.349, SLG: 0.417 Ken Caminiti, S (7,PH) OBP: 0.287, SLG: 0.354 (8,5)	1-2 4-3		3-1 F7		1-0 F4		2-1 3-1 F4		2-3 K	3	0	0	0	0	2												
Alan Ashby, S (1,2) OBP: 0.377, SLG: 0.443 Chuck Jackson, R (7,PR) OBP: 0.276, SLG: 0.300 Ronn Reynolds, R (8,2) OBP: 0.173, SLG: 0.196 Jim Pankovits, R (9,PH) OBP: 0.233, SLG: 0.200	2-1 F7		1-0 F4			1-0 F9		0-2 1B 2H 1B	0-1 F8	4	0	1	1	0	2												
Kevin Bass, S (1,9) OBP: 0.351, SLG: 0.459		1-1 2B		1-3 K		4-0 BB		4-0 1B 1B	3-2 F7	3	0	1	0	2	1												
Jose Cruz, L (1,7) OBP: 0.312, SLG: 0.419 Larry Andersen, R (8,1) Juan Agosto, L (9,1) Davey Lopes, R (9,PH) OBP: 0.435, SLG: 0.417		4-1 BB		1-0 F9		2-3 K		1-1 1-2 2-3 1B	2-1 DI 1B	3	0	1	0	1	1												
Glenn Davis, R (1,3) OBP: 0.302, SLG: 0.455		1-3 K		0-1 F8			0-1 E5 FC6-4 1B L7		4-2 BB	4	1	0	0	1	5												
Craig Reynolds, L (1,6) OBP: 0.320, SLG: 0.369		1-3 K			0-2 F9		3-2 FC6-4 1B		1-0 F8 1-2 BB	5	0	1	0	0	1	4											
Jim Deshaies, L (1,1) OBP: 0.200, SLG: 0.091 Ty Garney, L (5,PH) OBP: 0.154, SLG: 0.083 Jeff Heathcock, R (6,1) Terry Puhl, L (7,PH) OBP: 0.288, SLG: 0.266 (8,7)		0-0 1-3			1-3 K		0-1 FC6-4 1B 2B		4-2 BB	1	0	0	0	0	2												
Inning Stats	R: 0 E: 0 K: 0 S: 10	H: 0 LOB: 1 BB: 1 P: 16	R: 0 E: 0 K: 2 S: 10	H: 1 LOB: 2 BB: 1 P: 17	R: 0 E: 0 K: 1 S: 7	H: 0 LOB: 0 BB: 0 P: 9	R: 0 E: 0 K: 1 S: 11	H: 1 LOB: 1 BB: 0 P: 13	R: 0 E: 0 K: 1 S: 7	H: 0 LOB: 1 BB: 1 P: 16	R: 4 E: 1 K: 0 S: 19	H: 5 LOB: 3 BB: 1 P: 29	R: 0 E: 0 K: 1 S: 10	H: 1 LOB: 2 BB: 1 P: 18	R: 0 E: 0 K: 0 S: 10	H: 1 LOB: 2 BB: 1 P: 20		1B: 8 2B: 2 3B: 0 HR: 0	SF: 0 SAC: 0 DP: 0 HBP: 0	WP: 1 PA: 44 PB: 0 SB: 0 CS: 0							
PITCHER	IP	WLS	BF	H	R	ER	SO	BB	IBB	HBP	BLK	WP	HR	S	P	ERA	WHIP										
Mike Krukow, R (1,1) ERA: 5.22	6.1		28	5	3	2	6	3	0	0	0	0	0	63	98	2.84	1.263										
Craig Lefferts, L (7,1) ERA: 4.12	0.1		3	2	1	1	0	0	0	0	0	0	0	6	7	27.00	6.000										
Kelly Downs, R (7,1) ERA: 3.86	0.0		2	1	0	0	0	0	1	0	0	1	0	2	7	∞	∞										
Don Robinson, R (7,1) ERA: 3.47	2.1	W	11	2	0	0	1	2	0	0	0	0	0	21	39	0.00	1.714										

AB 36
R 6
H 10
RBI 5
BB 5
SO 8
LOB 19



Batter	1	2	3	4	5	6	7	8	9	AB	R	H	RBI	BB	SO	LOB	TOP								
Eddie Milner, L OBP: 0.306, SLG: 0.345 (1, 8)	3-3 		0-0 		0-0 		2-2 			4	1	2	1	0	1	0	San Francisco Giants @ Houston Astros Astrodome, Houston, TX Wed Sep 09 1987, 8:05 PM EDT Att: 25,620 - Unknown								
Chris Speier, R OBP: 0.334, SLG: 0.390 (1, 4)	2-2 		3-1 		1-0 		0-3 			4	0	2	0	0	1	1									
Mike Aldrete, L OBP: 0.389, SLG: 0.467 (1, 7)	1-1 		4-0 		1-1 		1-3 			3	0	1	1	1	1	1									
Candy Maldonado, R OBP: 0.352, SLG: 0.524 (1, 9)	2-2 		1-2 		1-3 			3-3 		4	0	0	0	0	2	5									
Will Clark, L OBP: 0.354, SLG: 0.545 (1, 3)		0-3 		0-1 		2-3 		1-3 		4	0	0	0	0	3	2									
Bob Brenly, R OBP: 0.352, SLG: 0.485 (1, 2)		0-1 		1-2 		1-3 		0-3 		4	0	0	0	0	2	0									
Matt Williams, R OBP: 0.244, SLG: 0.351 (1, 5)		2-2 		1-3 		0-3 			2-2 	1	0	0	0	0	1	0									
Chili Davis, S OBP: 0.322, SLG: 0.403 (6, PH)										1	0	0	0	1	0										
Mark Wasinger, R OBP: 0.338, SLG: 0.357 (6, PH)										0	0	0	0	0	0	0									
Joel Youngblood, R OBP: 0.289, SLG: 0.349 (9, PH)										1	0	0	0	0	0	0									
Jose Uribe, S OBP: 0.336, SLG: 0.387 (1, 6)		1-3 		4-2 		2-2 		2-1 		3	1	1	0	1	1	1									
Atlee Hammaker, S OBP: 0.118, SLG: 0.100 (1, 1)										1	0	0	0	0	1	0									
Kelly Downs, R OBP: 0.173, SLG: 0.179 (1, 1)										0	0	0	0	0	0	0									
Francisco Mientez, L OBP: 0.173, SLG: 0.179 (5, PH)										1	0	0	0	0	1	1									
Joe Price, R OBP: 0.173, SLG: 0.179 (5, 1)										0	0	0	0	0	0	0									
Jessie Reid, L OBP: 0.173, SLG: 0.179 (5, PH)										1	0	0	0	0	1	1									
Craig Lefferts, L OBP: 0.296, SLG: 0.429 (5, 1)										0	0	0	0	0	0	0									
Harry Spilman, L OBP: 0.320, SLG: 0.392 (9, PH)										1	0	0	0	0	0	0									
Inning Stats	R: 0 E: 0 K: 1 S: 13	H: 1 LOB: 1 BB: 0 P: 21	R: 0 E: 0 K: 2 S: 10	H: 0 LOB: 1 BB: 0 P: 13	R: 0 E: 0 K: 1 S: 9	H: 1 LOB: 2 BB: 1 P: 18	R: 0 E: 0 K: 1 S: 8	H: 0 LOB: 0 BB: 0 P: 10	R: 2 E: 0 K: 3 S: 18	H: 3 LOB: 2 BB: 1 P: 28	R: 0 E: 0 K: 3 S: 12	H: 1 LOB: 1 BB: 0 P: 15	R: 0 E: 0 K: 2 S: 9	H: 0 LOB: 0 BB: 0 P: 12	R: 0 E: 0 K: 3 S: 10	H: 0 LOB: 0 BB: 0 P: 14	R: 0 E: 0 K: 0 S: 8	H: 0 LOB: 0 BB: 0 P: 14	1B: 6 2B: 0 3B: 0 HR: 0	SF: 0 SAC: 0 DP: 0 HBP: 1	WP: 0 PB: 0 SB: 2 CS: 0	PA: 36			
PITCHER	IP	WLS	BF	H	R	ER	SO	BB	IBB	HBP	BLK	WP	HR	S	P	ERA	WHIP								
Nolan Ryan, R ERA: 2.76 (1, 1)	8.0	W	33	6	2	2	16	2	0	1	0	0	0	89	131	2.25	1.000								
Dave Smith, R ERA: 1.19 (9, 1)	1.0	S	3	0	0	0	0	0	0	0	0	0	0	8	14	0.00	0.000								

Batter	1	2	3	4	5	6	7	8	9	AB	R	H	RBI	BB	SO	LOB	BOTTOM								
Gerald Young, S OBP: 0.374, SLG: 0.374 (1, 8)	0-0 	0-0 		2-0 		1-0 		1-3 		5	0	3	1	0	1	1	San Francisco Giants @ Houston Astros Astrodome, Houston, TX Wed Sep 09 1987, 8:05 PM EDT Att: 25,620 - Unknown								
Bill Doran, S OBP: 0.359, SLG: 0.417 (1, 4)	0-0 	4-0 		1-0 		2-1 				3	0	0	0	1	0	3									
Jose Cruz, L OBP: 0.311, SLG: 0.417 (1, 7)	1-1 	3-3 		0-0 		1-1 				4	0	1	0	0	1	5									
Alan Ashby, S OBP: 0.376, SLG: 0.441 (1, 2)	1-3 		0-0 		2-3 		0-0 			4	1	1	0	0	2	1									
Kevin Bass, S OBP: 0.352, SLG: 0.465 (1, 9)		2-1 	1-0 		0-0 		0-0 			4	2	2	2	0	0	0									
Glenn Davis, R OBP: 0.303, SLG: 0.453 (1, 3)		4-2 	2-3 		1-2 		0-0 			2	1	0	0	1	1	0									
Ken Caminiti, S OBP: 0.280, SLG: 0.344 (1, 5)		1-3 	0-0 		1-3 			0-1 		4	0	0	0	0	2	3									
Dale Berra, R OBP: 0.303, SLG: 0.259 (1, 6)		1-3 	4-2 		1-0 			0-0 		1	0	0	0	0	1	2									
Craig Reynolds, L OBP: 0.320, SLG: 0.366 (3, PH) (4, 6)										2	0	0	0	1	0	0									
Nolan Ryan, R OBP: 0.096, SLG: 0.137 (1, 1)		1-0 	1-2 		0-1 			4-2 		3	0	2	1	0	0	1									
Davey Lopes, R OBP: 0.447, SLG: 0.417 (8, PH)										0	0	0	0	1	0	0									
Dave Smith, R OBP: 0.667, SLG: 0.500 (9, 1)		1-2 	1-2 		1-2 					0	0	0	0	0	0	0									
Inning Stats	R: 0 E: 0 K: 1 S: 7	H: 1 LOB: 1 BB: 0 P: 9	R: 2 E: 0 K: 3 S: 17	H: 3 LOB: 3 BB: 2 P: 33	R: 2 E: 0 K: 1 S: 11	H: 2 LOB: 1 BB: 1 P: 19	R: 0 E: 0 K: 0 S: 4	H: 1 LOB: 0 BB: 0 P: 6	R: 0 E: 0 K: 2 S: 11	H: 0 LOB: 1 BB: 0 P: 15	R: 0 E: 0 K: 0 S: 8	H: 2 LOB: 2 BB: 0 P: 13	R: 0 E: 0 K: 0 S: 3	H: 0 LOB: 0 BB: 0 P: 3	R: 0 E: 0 K: 1 S: 8	H: 0 LOB: 1 BB: 1 P: 13	1B: 7 2B: 1 3B: 0 HR: 1	SF: 0 SAC: 0 DP: 1 HBP: 1	WP: 0 PB: 0 SB: 0 CS: 0	PA: 37					
PITCHER	IP	WLS	BF	H	R	ER	SO	BB	IBB	HBP	BLK	WP	HR	S	P	ERA	WHIP								
Atlee Hammaker, L ERA: 3.48 (1, 1)	2.0	L	14	6	4	4	4	1	0	0	0	0	0	13	22	0.00	1.000								
Kelly Downs, R ERA: 3.81 (3, 1)	2.0		7	1	0	0	1	1	0	0	0	0	0	13	22	0.00	1.000								
Joe Price, L ERA: 3.0 (5, 1)	1.0		4	0	0	0	2	0	0	1	0	0	0	11	15	0.00	0.000								
Craig Lefferts, L ERA: 3.99 (6, 1)	3.0		12	2	0	0	1	1	0	0	0	0	0	19	29	0.00	1.000								

Batter	1	2	3	4	5	6	7	8	9	AB	R	H	RBI	BB	SO	LOB	TOP			
Chris Speier, R OBP: 0.335, SLG: 0.404										5	1	2	2	0	2	3	San Francisco Giants @ Cincinnati Reds Riverfront Stadium, Cincinnati, OH Fri Sep 11 1987, 7:05 PM EDT Att: 28,444 - Unknown			
Kevin Mitchell, R OBP: 0.345, SLG: 0.474										4	0	0	0	0	1	2				
Bob Brenly, R OBP: 0.353, SLG: 0.485 Randy Kutcher, R OBP: 0.250, SLG: 0.286										4	0	2	0	0	1	0				
Candy Maldonado, R OBP: 0.351, SLG: 0.520										3	0	0	0	1	0	2				
Chili Davis, S OBP: 0.324, SLG: 0.401										2	1	0	0	2	1	0				
Dave Henderson, R OBP: 0.315, SLG: 0.413 Eddie Milner, L OBP: 0.306, SLG: 0.345 Robby Thompson, R OBP: 0.335, SLG: 0.429 Bob Melvin, R OBP: 0.240, SLG: 0.338										2	0	1	0	1	0	0				
Mike Aldrete, L OBP: 0.385, SLG: 0.463										3	0	0	0	0	1	2				
Jose Uribe, S OBP: 0.335, SLG: 0.384										4	1	1	1	0	1	1				
Dave Dravecky, R Kelly Downs, R Joe Youngblood, R Jon Perlman, R Mark Wagner, R Craig Lefferts, L Randy Bockus, R Jeffrey Leonard, R Mark Williams, R										1	0	0	0	0	0	0				
Inning Stats	R: 1 E: 0 K: 0 S: 3	H: 1 LOB: 0 BB: 1 P: 7	R: 0 E: 0 K: 2 S: 7	H: 0 LOB: 0 BB: 0 P: 7	R: 0 E: 0 K: 2 S: 7	H: 0 LOB: 0 BB: 0 P: 7	R: 0 E: 0 K: 1 S: 5	H: 0 LOB: 0 BB: 0 P: 5	R: 2 E: 0 K: 0 S: 6	H: 3 LOB: 2 BB: 1 P: 10	R: 0 E: 0 K: 1 S: 6	H: 1 LOB: 2 BB: 1 P: 10	R: 0 E: 0 K: 1 S: 6	H: 1 LOB: 2 BB: 1 P: 10	R: 0 E: 0 K: 1 S: 6	H: 1 LOB: 1 BB: 0 P: 6		1B: 6 2B: 1 3B: 0 HR: 1	SF: 0 SAC: 1 DP: 0 HBP: 0	WP: 0 PB: 1 SB: 0 CS: 2
PITCHER	IP WLS BF H R ER SO BB IBB HBP BLK WP HR S P ERA WHIP																			
Dennis Rasmussen, L ERA: 4.82	(1, 1) 6.0 W 23 5 3 3 5 2 0 0 0 0 0 1 31 39 4.50 1.167																			
Pat Perry, L ERA: 4.11	(7, 1) 1.0 5 1 0 0 1 1 0 0 0 0 0 0 6 10 0.00 2.000																			
Frank Williams, R ERA: 2.27	(8, 1) 0.2 4 1 0 0 1 1 0 0 0 0 0 0 5 9 0.00 3.000																			
Rob Murphy, L ERA: 3.22	(8, 1) 1.1 S 5 1 0 0 1 0 0 0 0 0 0 0 7 7 0.00 0.750																			

Batter	1	2	3	4	5	6	7	8	9	AB	R	H	RBI	BB	SO	LOB	BOTTOM			
Kal Daniels, L OBP: 0.438, SLG: 0.628 Leo Garcia, L OBP: 0.258, SLG: 0.185										2	1	0	0	2	0	0	San Francisco Giants @ Cincinnati Reds Riverfront Stadium, Cincinnati, OH Fri Sep 11 1987, 7:05 PM EDT Att: 28,444 - Unknown			
Dave Concepcion, R OBP: 0.370, SLG: 0.373										4	1	3	2	0	0	2				
Tracy Jones, R OBP: 0.339, SLG: 0.442										4	1	1	0	0	0	2				
Dave Parker, L OBP: 0.311, SLG: 0.428										3	0	1	2	1	0	0				
Buddy Bell, R OBP: 0.370, SLG: 0.408										4	0	2	0	0	0	0				
Bo Diaz, R OBP: 0.302, SLG: 0.427										3	0	0	0	0	0	3				
Nick Esasky, R OBP: 0.319, SLG: 0.521										3	0	1	0	0	0	2				
Barry Larkin, R OBP: 0.302, SLG: 0.358										3	1	1	0	0	1	1				
Dennis Rasmussen, L ERA: 3.37 Kelly Downs, R ERA: 3.77 Jon Perlman, R ERA: 2.25 Craig Lefferts, L ERA: 3.97 Randy Bockus, R ERA: 3.98										2	0	0	0	0	1	1				
Inning Stats	R: 2 E: 0 K: 0 S: 6	H: 4 LOB: 1 BB: 0 P: 6	R: 2 E: 0 K: 1 S: 7	H: 2 LOB: 1 BB: 1 P: 11	R: 0 E: 0 K: 0 S: 3	H: 1 LOB: 1 BB: 1 P: 7	R: 0 E: 0 K: 1 S: 5	H: 0 LOB: 0 BB: 0 P: 5	R: 0 E: 0 K: 0 S: 3	H: 0 LOB: 0 BB: 0 P: 3	R: 0 E: 0 K: 1 S: 5	H: 1 LOB: 2 BB: 1 P: 9	R: 0 E: 0 K: 0 S: 3	H: 0 LOB: 0 BB: 0 P: 3	R: 0 E: 0 K: 1 S: 3	H: 0 LOB: 0 BB: 0 P: 3		1B: 5 2B: 4 3B: 0 HR: 0	SF: 0 SAC: 0 DP: 1 HBP: 0	WP: 0 PB: 1 SB: 3 CS: 3
PITCHER	IP WLS BF H R ER SO BB IBB HBP BLK WP HR S P ERA WHIP																			
Dave Dravecky, L ERA: 3.37	(1, 1) 2.0 L 14 7 4 4 1 2 0 0 0 0 0 0 7 7 0.00 0.000																			
Kelly Downs, R ERA: 3.77	(3, 1) 2.0 5 0 0 0 1 0 0 0 0 0 0 0 7 7 0.00 0.000																			
Jon Perlman, R ERA: 2.25	(5, 1) 2.0 6 1 0 0 0 0 0 0 0 0 0 0 6 6 0.00 0.500																			
Craig Lefferts, L ERA: 3.97	(7, 1) 0.1 3 1 0 0 1 1 0 0 1 0 0 0 4 8 0.00 6.000																			
Randy Bockus, R ERA: 3.98	(7, 1) 1.2 4 0 0 0 0 0 0 0 0 0 0 0 4 4 0.00 0.000																			

Batter	1	2	3	4	5	6	7	8	9	AB	R	H	RBI	BB	SO	LOB	TOP										
Eddie Milner, L OBP: 0.308, SLG: 0.349 (1, 8)										4	1	1	0	1	1	1	San Francisco Giants @ Cincinnati Reds Riverfront Stadium, Cincinnati, OH Sat Sep 12 1987, 7:05 PM EDT Att: 35,714 - Unknown livebaseballscorecards.com										
Kevin Mitchell, R OBP: 0.343, SLG: 0.473 (1, 5)										5	0	1	0	0	1	2											
Mike Aldrete, L OBP: 0.383, SLG: 0.459 (1, 7)										5	1	1	1	0	1	1											
Candy Maldonado, R OBP: 0.352, SLG: 0.527 (1, 9)										4	1	2	1	0	0	2											
Will Clark, L OBP: 0.355, SLG: 0.550 (1, 3)										3	1	1	2	1	1	2											
Bob Brenly, R OBP: 0.352, SLG: 0.481 (1, 2)										3	1	0	0	1	0	1											
Chris Speier, R OBP: 0.337, SLG: 0.405 (1, 4)										4	1	2	0	0	2	1											
Jose Uribe, S OBP: 0.333, SLG: 0.380 (1, 6)										3	1	0	0	1	0	4											
Rick Reuschel, R OBP: 0.190, SLG: 0.227 (1, 1)										4	0	1	3	0	1	3											
Inning Stats	R: 3 E: 0 K: 1 S: 8	H: 3 LOB: 0 BB: 0 P: 8	R: 0 E: 0 K: 1 S: 5	H: 0 LOB: 0 BB: 0 P: 5	R: 0 E: 0 K: 1 S: 5	H: 0 LOB: 0 BB: 0 P: 5	R: 1 E: 1 K: 1 S: 6	H: 1 LOB: 2 BB: 2 P: 14	R: 0 E: 0 K: 1 S: 5	H: 0 LOB: 0 BB: 0 P: 5	R: 3 E: 0 K: 1 S: 8	H: 3 LOB: 1 BB: 1 P: 12	R: 0 E: 0 K: 0 S: 4	H: 1 LOB: 1 BB: 0 P: 4	R: 0 E: 0 K: 1 S: 6	H: 1 LOB: 1 BB: 0 P: 6	R: 0 E: 0 K: 0 S: 2	H: 0 LOB: 0 BB: 1 P: 6	1B: 4 2B: 3 3B: 0 HR: 2	SF: 0 SAC: 0 DP: 1 HBP: 0	WP: 0 PB: 0 SB: 1 CS: 0	PA: 39					
PITCHER	IP	WLS	BF	H	R	ER	SO	BB	IBB	HBP	BLK	WP	HR	S	P	ERA	WHIP										
Ted Power, R ERA: 4.33 (1, 1)	5.0	L	21	4	4	4	5	1	1	0	0	0	2	29	37	7.20	1.000										
Bill Landrum, R ERA: 5.4 (6, 1)	0.2		6	3	3	3	1	1	0	0	0	0	0	7	11	40.50	6.000										
Pat Perry, L ERA: 4.03 (6, 1)	1.1		5	1	0	0	0	0	0	0	0	0	0	5	5	0.00	0.750										
Tom Hume, R ERA: 5.27 (8, 1)	1.0		4	1	0	0	1	0	0	0	0	0	0	6	6	0.00	1.000										
Pat Pacillo, R ERA: 5.97 (9, 1)	1.0		3	0	0	0	0	1	0	0	0	0	0	2	6	0.00	1.000										
Batter	1	2	3	4	5	6	7	8	9	AB	R	H	RBI	BB	SO	LOB	BOTTOM										
Kal Daniels, L OBP: 0.436, SLG: 0.623 (1, 7)										4	0	1	1	0	2	1	San Francisco Giants @ Cincinnati Reds Riverfront Stadium, Cincinnati, OH Sat Sep 12 1987, 7:05 PM EDT Att: 35,714 - Unknown livebaseballscorecards.com										
Jeff Treadway, L OBP: 0.300, SLG: 0.367 (1, 4)										4	0	2	0	0	0	1											
Paul O'Neill, L OBP: 0.317, SLG: 0.496 (1, 8)										4	0	0	0	0	0	3											
Dave Parker, L OBP: 0.309, SLG: 0.425 (1, 9)										4	0	0	0	0	0	2											
Buddy Bell, R OBP: 0.371, SLG: 0.408 (1, 5)										3	0	1	0	1	0	1											
Bo Diaz, R OBP: 0.300, SLG: 0.424 (1, 2)										4	0	0	0	0	0	2											
Nick Esasky, R OBP: 0.316, SLG: 0.516 (1, 3)										3	0	0	0	0	0	0											
Barry Larkin, R OBP: 0.302, SLG: 0.357 (1, 6)										3	1	1	0	0	0	0											
Ted Power, R OBP: 0.179, SLG: 0.192 (5, PH)										0	0	0	0	0	0	0											
Kurt Stillwell, S OBP: 0.312, SLG: 0.372 (6, 1)										1	0	1	0	0	0	0											
Bill Landrum, R OBP: 0.270, SLG: 0.290 (6, 1)										0	0	0	0	0	0	0											
Pat Perry, L OBP: 0.290, SLG: 0.143 (6, 1)										0	0	0	0	0	0	0											
Tom Hume, R OBP: 0.290, SLG: 0.267 (6, PH)										0	0	0	0	0	0	0											
Dave Collins, S OBP: 0.329, SLG: 0.302 (6, PH)										1	0	0	0	0	0	0											
Pat Pacillo, R OBP: 0.111, SLG: 0.222 (6, 1)										0	0	0	0	0	0	0											
Inning Stats	R: 0 E: 0 K: 1 S: 6	H: 1 LOB: 1 BB: 0 P: 6	R: 0 E: 0 K: 0 S: 3	H: 1 LOB: 0 BB: 0 P: 3	R: 1 E: 0 K: 0 S: 5	H: 2 LOB: 1 BB: 0 P: 5	R: 0 E: 0 K: 0 S: 3	H: 0 LOB: 0 BB: 0 P: 3	R: 0 E: 0 K: 1 S: 6	H: 1 LOB: 1 BB: 0 P: 6	R: 0 E: 0 K: 0 S: 4	H: 1 LOB: 1 BB: 0 P: 4	R: 0 E: 0 K: 0 S: 3	H: 0 LOB: 0 BB: 0 P: 3	R: 0 E: 0 K: 0 S: 3	H: 0 LOB: 0 BB: 0 P: 3	R: 0 E: 0 K: 0 S: 3	H: 0 LOB: 1 BB: 1 P: 7	1B: 5 2B: 0 3B: 1 HR: 0	SF: 0 SAC: 1 DP: 1 HBP: 0	WP: 0 PB: 0 SB: 0 CS: 0	PA: 33					
PITCHER	IP	WLS	BF	H	R	ER	SO	BB	IBB	HBP	BLK	WP	HR	S	P	ERA	WHIP										
Rick Reuschel, R ERA: 2.75 (1, 1)	9.0	W	33	6	1	1	2	1	0	0	0	0	0	36	40	1.00	0.778										

Batter	1	2	3	4	5	6	7	8	9	AB	R	H	RBI	BB	SO	LOB	TOP					
Robby Thompson, R (1, 4) OBP: 0.333, SLG: 0.426	6-3		5-3						F7	3	0	0	0	0	1	0	San Francisco Giants @ Cincinnati Reds Riverfront Stadium, Cincinnati, OH Sun Sep 13 1987, 3:33 AM EDT Att: 25,835 - Unknown					
Harry Spilman, L (7, PH) OBP: 0.337, SLG: 0.400										1	0	1	1	0	0	0						
Chris Speier, R (7, PR) OBP: 0.336, SLG: 0.404										1	1	0	0	0	0	0						
Kevin Mitchell, R (1, 5) OBP: 0.344, SLG: 0.482	F7								E6	5	1	2	3	0	0	0						
Mike Aldrete, L (1, 7) OBP: 0.382, SLG: 0.461										3	1	1	0	0	2	0						
Joel Youngblood, R (7, PH) OBP: 0.274, SLG: 0.352										1	0	0	0	0	0	2						
Don Robinson, R (7, 1) OBP: 0.235, SLG: 0.250										1	0	1	0	0	0	0						
Candy Maldonado, R (1, 9) OBP: 0.353, SLG: 0.528										5	0	2	1	0	0	1						
Chili Davis, S (1, 8) OBP: 0.288, SLG: 0.403										3	0	1	0	0	1	1						
Eddie Milner, L (7, 8) OBP: 0.312, SLG: 0.349										0	1	0	0	1	0	0						
Will Clark, L (1, 3) OBP: 0.359, SLG: 0.553										3	0	2	1	0	0	1						
Bob Melvin, R (1, 2) OBP: 0.335, SLG: 0.435										2	0	0	0	0	0	3						
Bob Brenly, R (7, PH) OBP: 0.351, SLG: 0.479										1	0	0	0	0	1	1						
Jose Uribe, S (1, 6) OBP: 0.336, SLG: 0.382										4	1	2	0	0	0	3						
Michael LaCoss, R (1, 1) OBP: 0.120, SLG: 0.064										2	0	0	0	0	1	1						
Craig Lefferts, L (6, 1) OBP: 0.286, SLG: 0.429										0	0	0	0	0	0	0						
Dave Henderson, R (7, PH) OBP: 0.318, SLG: 0.413										0	0	0	0	1	0	0						
Randy Kutcher, R (7, PR) OBP: 0.222, SLG: 0.250										1	1	0	0	0	1	2						
Inning Stats	R: 0 E: 0 K: 1 S: 5	H: 0 LOB: 0 BB: 0 P: 5	R: 0 E: 0 K: 0 S: 4	H: 2 LOB: 1 BB: 0 P: 4	R: 0 E: 0 K: 0 S: 3	H: 1 LOB: 0 BB: 0 P: 3	R: 2 E: 0 K: 1 S: 8	H: 3 LOB: 2 BB: 0 P: 9	R: 0 E: 0 K: 2 S: 7	H: 0 LOB: 0 BB: 0 P: 7	R: 0 E: 0 K: 1 S: 5	H: 0 LOB: 0 BB: 0 P: 5	R: 3 E: 0 K: 0 S: 6	H: 3 LOB: 2 BB: 1 P: 10	R: 1 E: 0 K: 2 S: 9	H: 2 LOB: 2 BB: 1 P: 13	R: 0 E: 1 K: 0 S: 4	H: 1 LOB: 1 BB: 0 P: 4	1B: 6 2B: 6 3B: 0 HR: 1	SF: 0 SAC: 1 DP: 1 HBP: 1	WP: 0 PB: 0 SB: 1 CS: 1	PA: 40
PITCHER	IP WLS BF H R ER SO BB IBB HBP BLK WP HR S P ERA WHIP																					
Tom Browning, L (1, 1) ERA: 5.62	6.2 L 27 7 4 4 5 1 0 1 0 0 0 1 35 40 5.40 1.200																					
Frank Williams, R (7, 1) ERA: 2.35	0.0 2 2 1 1 0 0 0 0 0 0 0 0 0 2 2 ∞ ∞																					
Pat Perry, L (7, 1) ERA: 4.01	0.1 1 0 0 0 0 0 0 0 0 0 0 0 0 1 1 0.00 0.000																					
Rob Murphy, L (8, 1) ERA: 3.29	1.0 6 2 1 1 2 1 0 0 0 0 0 0 9 13 9.00 3.000																					
Bill Landrum, R (9, 1) ERA: 5.3	1.0 4 1 0 0 0 0 0 0 0 0 0 0 4 4 0.00 1.000																					

Batter	1	2	3	4	5	6	7	8	9	AB	R	H	RBI	BB	SO	LOB	BOTTOM					
Barry Larkin, R (1, 6) OBP: 0.300, SLG: 0.354	5-3		SF8						F2	3	0	0	1	0	0	0	San Francisco Giants @ Cincinnati Reds Riverfront Stadium, Cincinnati, OH Sun Sep 13 1987, 3:33 AM EDT Att: 25,835 - Unknown					
Jeff Treadway, L (1, 4) OBP: 0.294, SLG: 0.353										4	0	1	0	0	1	0						
Kal Daniels, L (1, 7) OBP: 0.431, SLG: 0.616										4	0	0	0	0	1	1						
Dave Parker, L (1, 9) OBP: 0.309, SLG: 0.425										4	0	1	0	0	0	1						
Buddy Bell, R (1, 5) OBP: 0.370, SLG: 0.405										3	0	0	0	0	0	0						
Paul O'Neill, L (1, 8) OBP: 0.315, SLG: 0.489										4	0	1	0	0	0	2						
Nick Esasky, R (1, 3) OBP: 0.316, SLG: 0.517										3	0	1	0	0	0	3						
Terry McGriff, R (1, 2) OBP: 0.324, SLG: 0.444										2	1	1	0	0	1	1						
Kurt Stillwell, S (7, PH) OBP: 0.313, SLG: 0.374										1	0	1	0	0	0	0						
Bo Diaz, R (8, 2) OBP: 0.300, SLG: 0.424										0	0	0	0	0	0	0						
Tom Browning, L (1, 1) OBP: 0.182, SLG: 0.146										1	0	0	0	0	0	1						
Frank Williams, R (7, 1) ERA: 2.35										0	0	0	0	0	0	0						
Pat Perry, L (7, 1) ERA: 4.01										0	0	0	0	0	0	0						
Terry Francona, S (7, PH) OBP: 0.257, SLG: 0.299										1	0	0	0	0	0	2						
Rob Murphy, L (8, 1) ERA: 3.29										0	0	0	0	0	0	0						
Bill Landrum, R (9, 1) ERA: 5.3										0	0	0	0	0	0	0						
Inning Stats	R: 0 E: 0 K: 0 S: 3	H: 0 LOB: 0 BB: 0 P: 3	R: 0 E: 0 K: 0 S: 3	H: 1 LOB: 1 BB: 0 P: 4	R: 1 E: 0 K: 0 S: 4	H: 1 LOB: 0 BB: 0 P: 4	R: 0 E: 0 K: 0 S: 3	H: 0 LOB: 0 BB: 0 P: 3	R: 0 E: 0 K: 1 S: 6	H: 1 LOB: 1 BB: 0 P: 6	R: 0 E: 0 K: 1 S: 6	H: 1 LOB: 1 BB: 0 P: 6	R: 0 E: 0 K: 0 S: 5	H: 2 LOB: 2 BB: 0 P: 5	R: 0 E: 0 K: 1 S: 5	H: 0 LOB: 0 BB: 0 P: 5	R: 0 E: 0 K: 0 S: 3	H: 0 LOB: 0 BB: 0 P: 3	1B: 4 2B: 2 3B: 0 HR: 0	SF: 1 SAC: 1 DP: 1 HBP: 1	WP: 0 PB: 0 SB: 0 CS: 0	PA: 33
PITCHER	IP WLS BF H R ER SO BB IBB HBP BLK WP HR S P ERA WHIP																					
Michael LaCoss, R (1, 1) ERA: 3.69	5.1 W 20 4 1 1 1 0 0 0 1 1 0 0 21 22 1.69 0.750																					
Craig Lefferts, L (6, 1) ERA: 3.94	0.2 2 0 0 0 1 0 0 0 0 0 0 0 4 4 0.00 0.000																					
Don Robinson, R (7, 1) ERA: 3.36	3.0 S 11 2 0 0 1 0 0 0 0 0 0 0 13 13 0.00 0.667																					

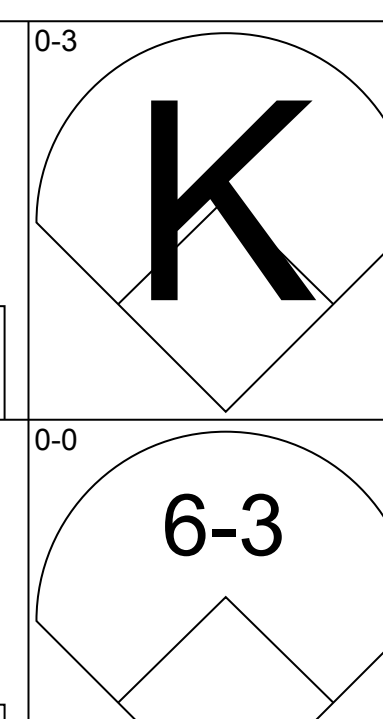
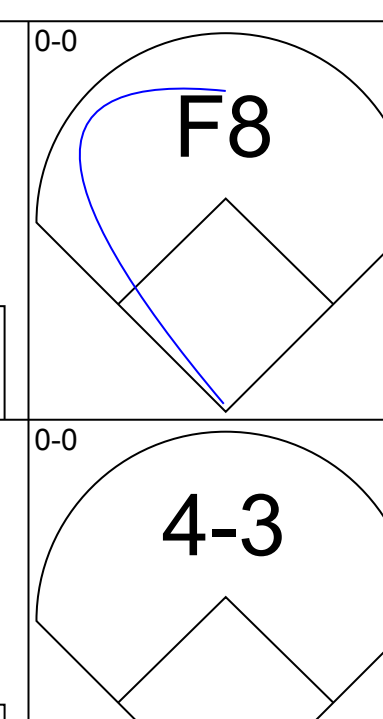
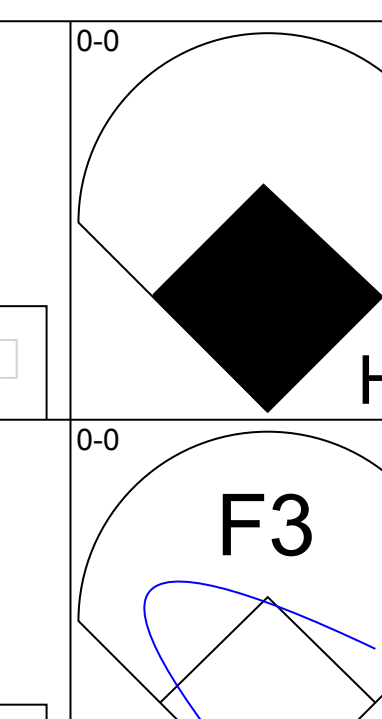
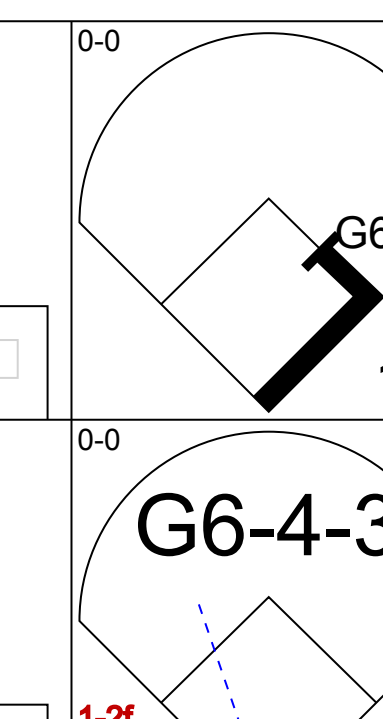
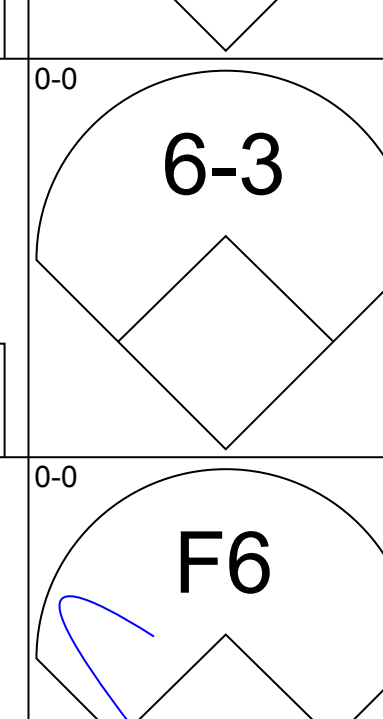
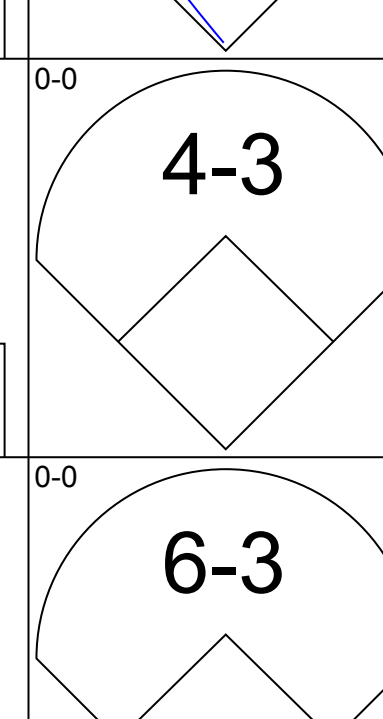
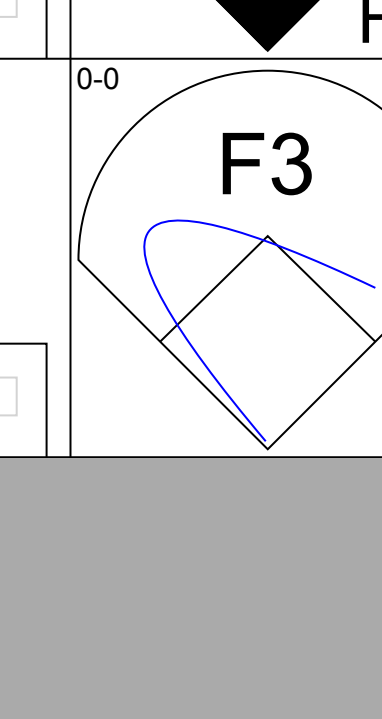
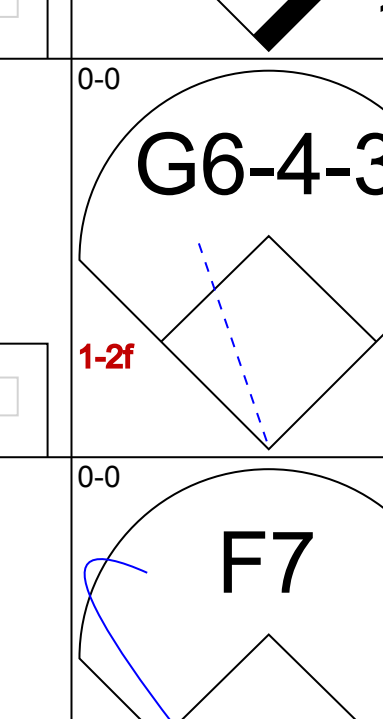
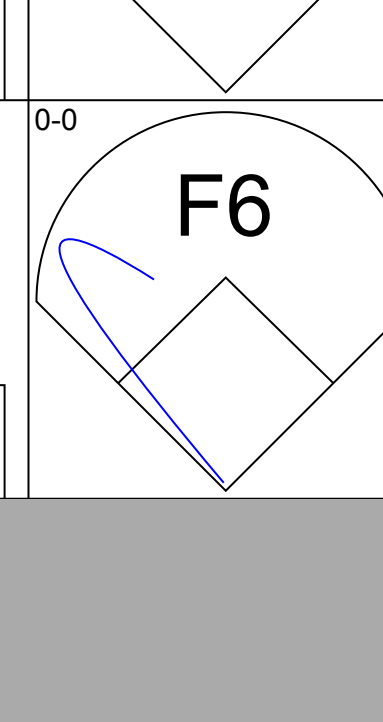
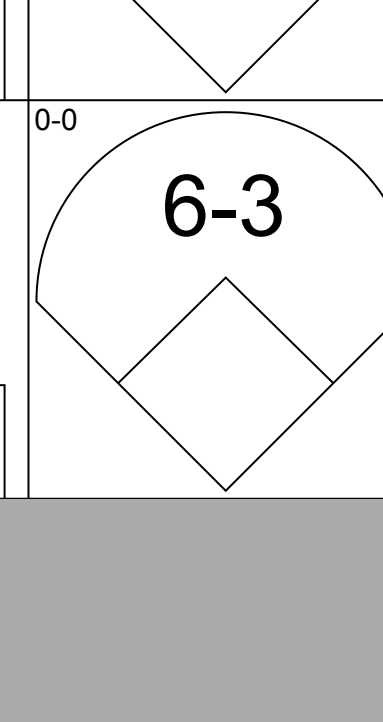
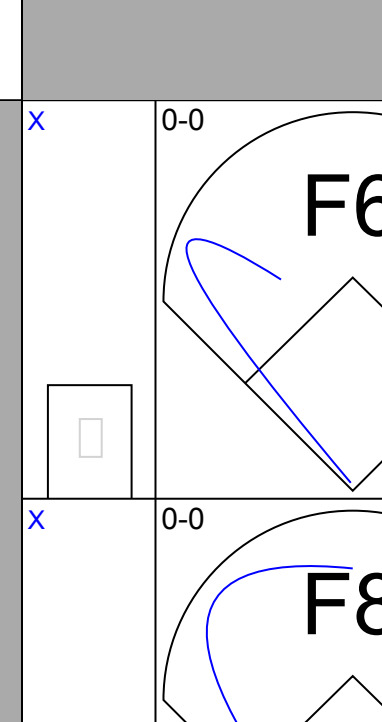
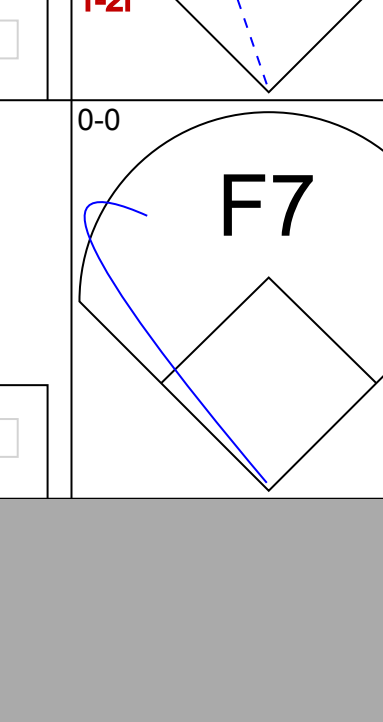
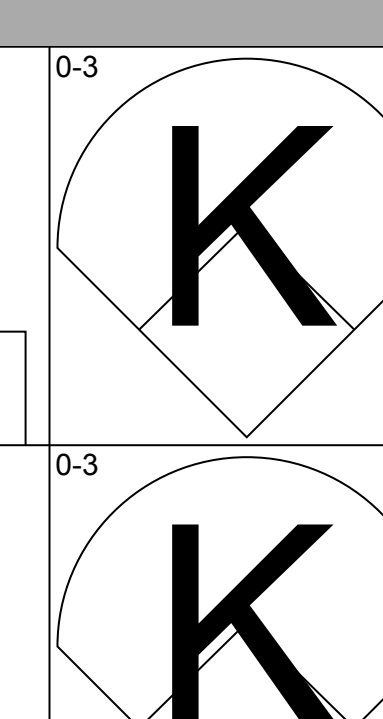
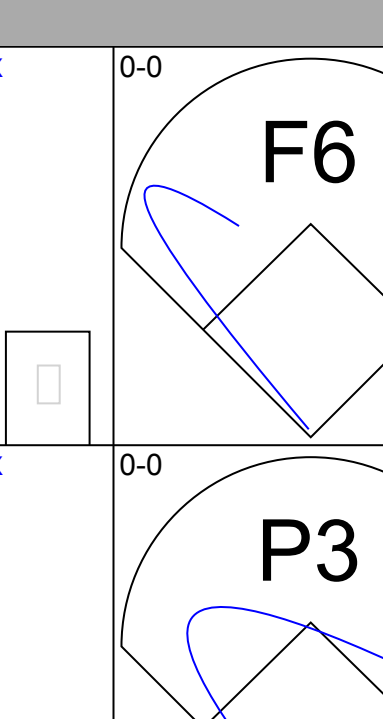
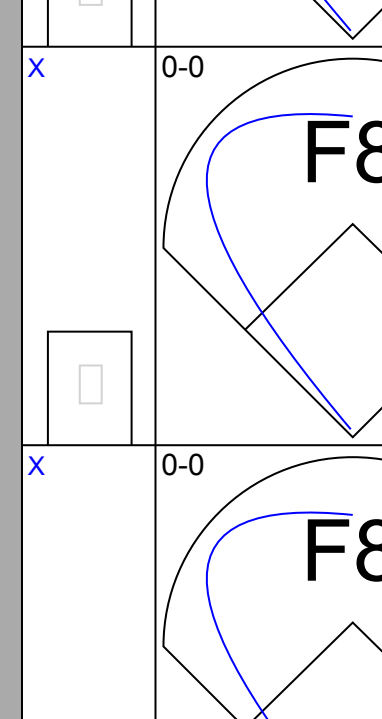
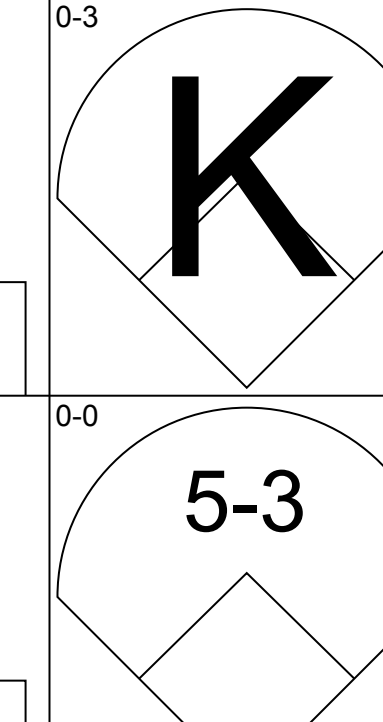
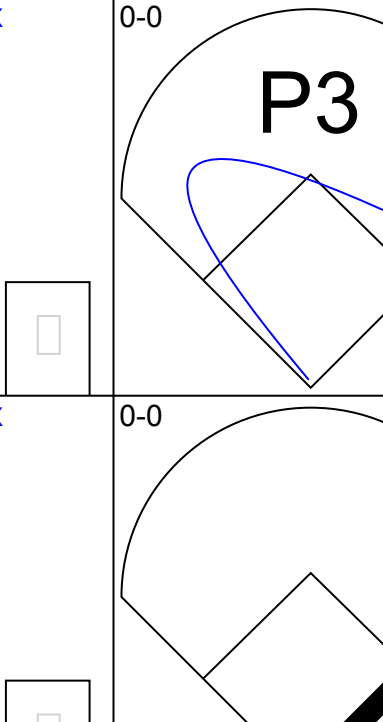
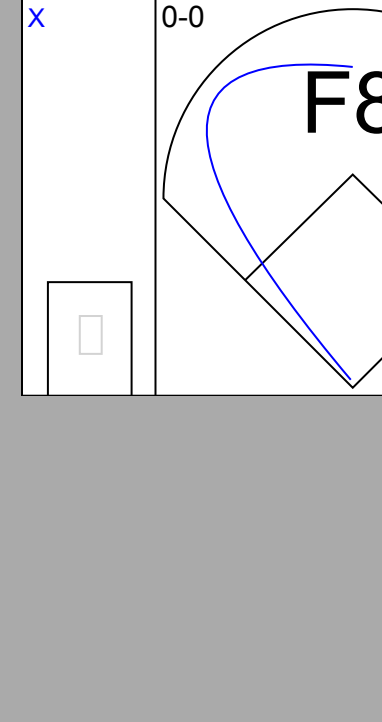

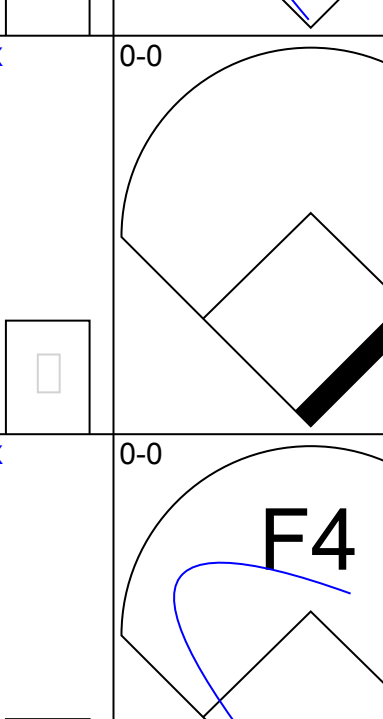
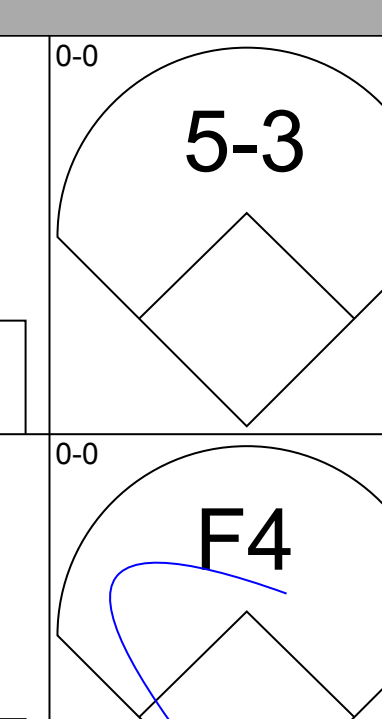
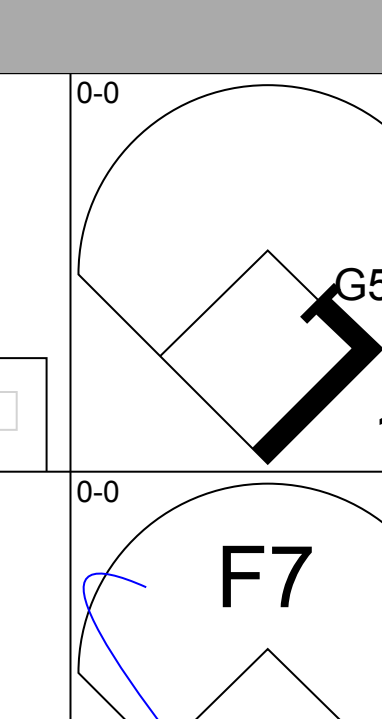
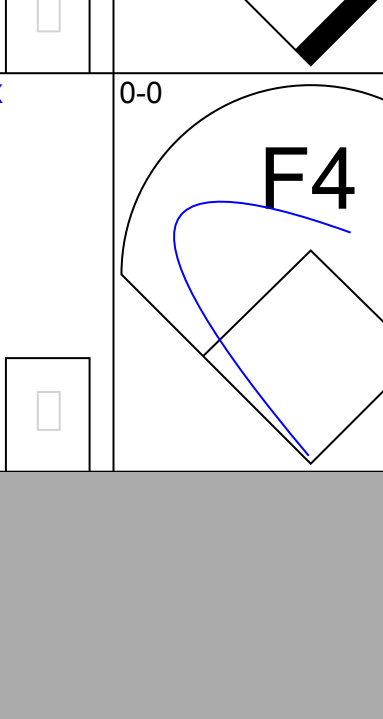
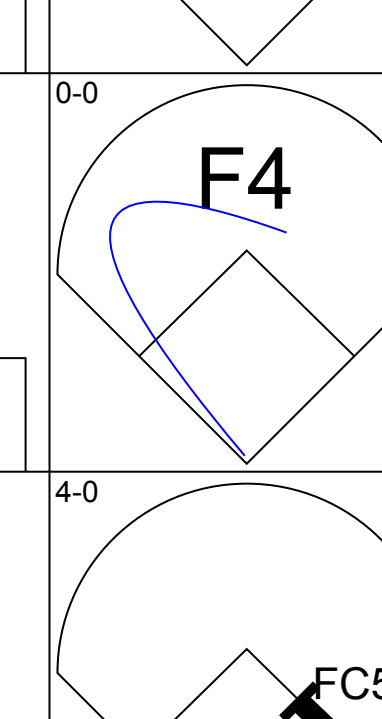
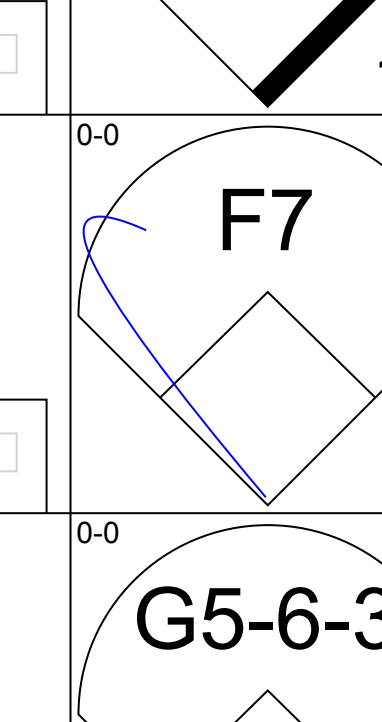
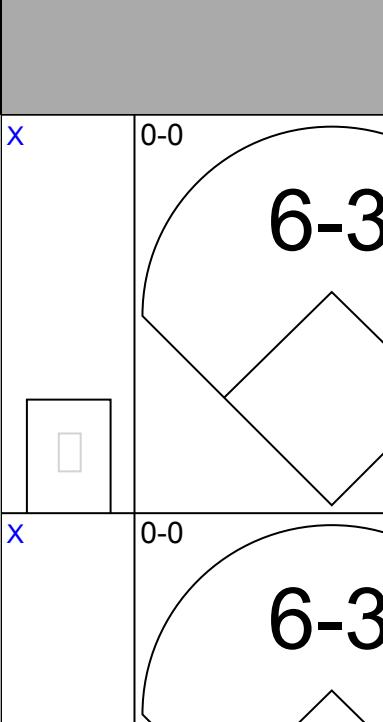
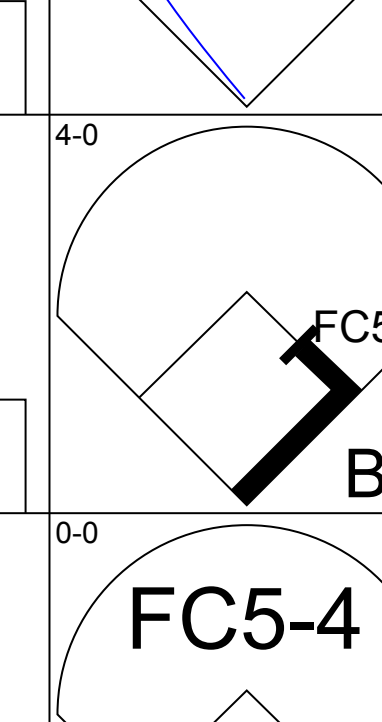
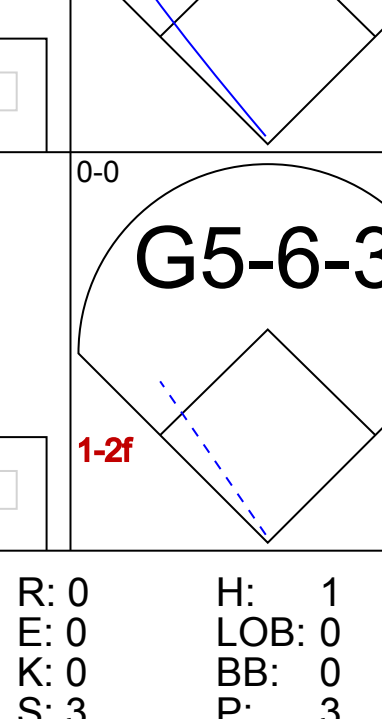
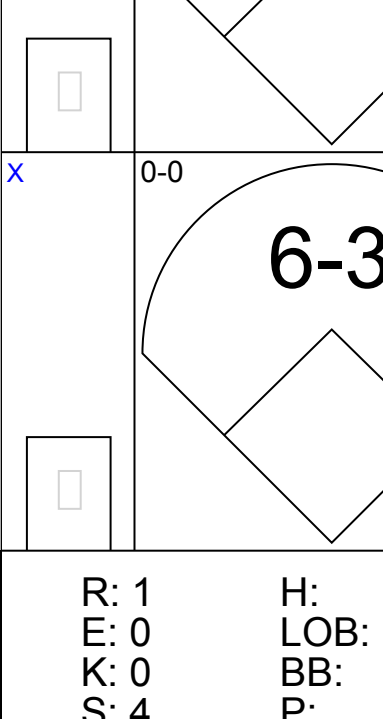
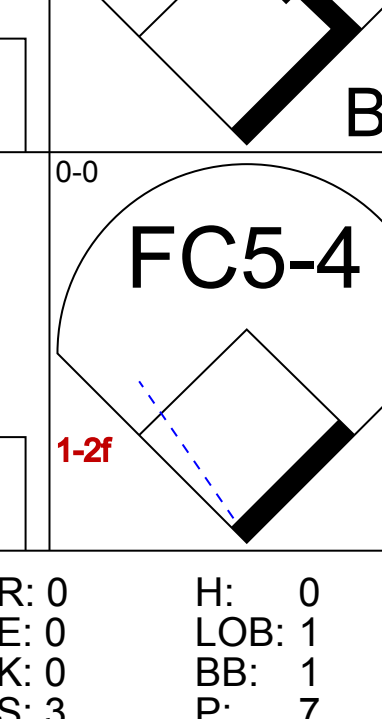
Batter	1	2	3	4	5	6	7	8	9	AB	R	H	RBI	BB	SO	LOB	TOP				
Tony Gwynn, L OBP: 0.446, SLG: 0.518 (1, 9)										3	1	1	0	1	1	1	San Diego Padres @ San Francisco Giants Candlestick Park, San Francisco, CA Mon Sep 14 1987, 10:05 PM EDT Att: 11,378 - Unknown livebaseballscores.com				
Stan Jefferson, S OBP: 0.313, SLG: 0.365 (1, 8)										4	1	1	0	0	0	2					
Carmelo Martinez, R OBP: 0.379, SLG: 0.432 (1, 7)										4	1	1	1	0	0	2					
John Kruk, L OBP: 0.409, SLG: 0.495 (1, 3)										4	0	1	1	0	1	1					
Benito Santiago, R OBP: 0.324, SLG: 0.458 (1, 2)										4	0	1	1	0	2	0					
Chris Brown, R OBP: 0.299, SLG: 0.394 (2, PR)										0	0	0	0	0	0	0					
Randy Ready, R OBP: 0.423, SLG: 0.491 (2, 5)										2	0	0	0	0	0	0					
Garry Templeton, S OBP: 0.287, SLG: 0.299 (1, 6)										3	0	0	0	0	1	1					
Tim Flannery, L OBP: 0.341, SLG: 0.268 (7, 1)										3	0	0	0	0	1	1					
Lance McCullers, S OBP: 0.133, SLG: 0.071 (7, 1)										0	0	0	0	0	0	0					
Ed Whitson, R OBP: 0.148, SLG: 0.150 (7, 5)										2	0	1	0	0	0	0					
Luis Salazar, R OBP: 0.309, SLG: 0.341 (7, 5)										1	0	0	0	0	0	0					
Inning Stats	R: 1 E: 0 K: 0 S: 4	H: 2 LOB: 0 BB: 4	R: 0 E: 0 K: 3 S: 9	H: 0 LOB: 1 BB: 0 P: 10	R: 0 E: 0 K: 0 S: 2	H: 0 LOB: 0 BB: 1 P: 6	R: 1 E: 0 K: 2 S: 8	H: 1 LOB: 0 BB: 0 P: 8	R: 0 E: 0 K: 0 S: 4	H: 2 LOB: 0 BB: 0 P: 4	R: 0 E: 0 K: 0 S: 3	H: 0 LOB: 0 BB: 0 P: 3	R: 0 E: 0 K: 1 S: 5	H: 0 LOB: 0 BB: 0 P: 5	R: 0 E: 0 K: 0 S: 3	H: 0 LOB: 0 BB: 0 P: 3	1B: 5 2B: 0 3B: 0 HR: 1	SF: 0 SAC: 0 DP: 0 HBP: 1	WP: 0 PB: 0 CS: 3	PA: 34	
PITCHER	IP	WLS	BF	H	R	ER	SO	BB	IBB	HBP	BLK	WP	HR	S	P	ERA	WHIP				
Mike Krukow, R ERA: 5.23 (1, 1)	1.1		6	2	1	1	1	0	0	1	0	0	0	7	8	6.75	1.500				
Joe Price, L ERA: 2.92 (2, 1)	3.2		13	2	1	1	4	1	0	0	0	0	1	20	24	2.46	0.818				
Randy Bockus, R ERA: 3.95 (6, 1)	2.0		7	2	1	1	0	0	0	0	0	0	0	7	7	4.50	1.000				
Craig Lefferts, L ERA: 3.86 (8, 1)	2.0	W	6	0	0	0	1	0	0	0	0	0	0	8	8	0.00	0.000				

Batter	1	2	3	4	5	6	7	8	9	AB	R	H	RBI	BB	SO	LOB	BOTTOM					
Eddie Milner, L OBP: 0.316, SLG: 0.366 (1, 8)										3	2	1	1	1	0	0	San Diego Padres @ San Francisco Giants Candlestick Park, San Francisco, CA Mon Sep 14 1987, 10:05 PM EDT Att: 11,378 - Unknown livebaseballscores.com					
Kevin Mitchell, R OBP: 0.345, SLG: 0.480 (1, 5)										3	1	1	0	0	0	1						
Mike Aldrete, L OBP: 0.381, SLG: 0.458 (1, 7)										4	0	1	1	0	2	2						
Candy Maldonado, R OBP: 0.352, SLG: 0.525 (1, 9)										4	0	1	1	0	1	1						
Willi Clark, L OBP: 0.358, SLG: 0.553 (1, 3)										4	0	1	0	0	1	0						
Bob Brenly, R OBP: 0.354, SLG: 0.479 (1, 2)										2	0	1	0	1	0	0						
Robby Thompson, R OBP: 0.329, SLG: 0.421 (1, 4)										4	0	0	0	0	1	5						
Jose Uribe, S OBP: 0.335, SLG: 0.391 (1, 6)										4	1	1	1	0	0	2						
Mike Krukow, R OBP: 0.316, SLG: 0.366 (1, 1)										0	0	0	0	0	0	0						
Joe Price, R OBP: 0.345, SLG: 0.480 (2, 1)										1	0	0	0	0	1	0						
Francisco Melendez, L OBP: 0.345, SLG: 0.480 (5, PR)										1	0	0	0	0	0	0						
Randy Bockus, L OBP: 0.345, SLG: 0.480 (6, 1)										0	0	0	0	0	0	0						
Chili Davis, S OBP: 0.329, SLG: 0.421 (7, PR)										1	0	0	0	0	0	0						
Craig Lefferts, L OBP: 0.309, SLG: 0.341 (7, 5)										0	0	0	0	0	0	0						
Inning Stats	R: 2 E: 1 K: 0 S: 6	H: 3 LOB: 2 BB: 0 P: 7	R: 0 E: 0 K: 1 S: 5	H: 0 LOB: 0 BB: 0 P: 5	R: 0 E: 0 K: 1 S: 5	H: 0 LOB: 0 BB: 0 P: 5	R: 0 E: 0 K: 2 S: 8	H: 1 LOB: 1 BB: 0 P: 8	R: 1 E: 0 K: 1 S: 6	H: 1 LOB: 1 BB: 1 P: 10	R: 0 E: 0 K: 0 S: 3	H: 0 LOB: 1 BB: 1 P: 7	R: 0 E: 0 K: 0 S: 3	H: 1 LOB: 0 BB: 0 P: 6	R: 0 E: 0 K: 0 S: 3	H: 0 LOB: 0 BB: 0 P: 3	R: 1 E: 0 K: 0 S: 2	H: 1 LOB: 0 BB: 0 P: 2	1B: 4 2B: 1 3B: 0 HR: 2	SF: 0 SAC: 0 DP: 1 HBP: 1	WP: 0 PB: 0 CS: 0	PA: 35
PITCHER	IP	WLS	BF	H	R	ER	SO	BB	IBB	HBP	BLK	WP	HR	S	P	ERA	WHIP					
Ed Whitson, R ERA: 4.76 (1, 1)	6.0		26	5	3	3	5	2	0	1	0	0	1	33	42	4.50	1.167					
Lance McCullers, R ERA: 3.9 (7, 1)	2.1	L	9	2	1	1	1	0	0	0	0	0	1	11	11	3.86	0.857					

Batter	1	2	3	4	5	6	7	8	9	AB	R	H	RBI	BB	SO	LOB	TOP		
Tony Gwynn, L OBP: 0.447, SLG: 0.519 Andy Hawkins, R OBP: 0.156, SLG: 0.156 Shane Bieber, R OBP: 0.304, SLG: 0.382 Mark Davis, L OBP: 0.160, SLG: 0.333 Greg Booker, R OBP: 0.197, SLG: 0.395	0-0 1B		0-0 1B		0-0 1-2		0-3 K		4-0 BB	3	0	2	0	0	0	1	San Diego Padres @ San Francisco Giants Candlestick Park, San Francisco, CA Tue Sep 15 1987, 6:33 AM EDT Att: 16,252 - Unknown livebaseballscorecards.com		
Stan Jefferson, S OBP: 0.309, SLG: 0.360	0-0 F9		0-0 F5			0-0 6-3		0-0 F7	0-0 F4	5	0	0	0	0	0	5			
Carmelo Martinez, R OBP: 0.391, SLG: 0.440 Randy Byers, L OBP: 0.500, SLG: 0.500	4-0 IBB		0-0 L6			0-0 HR		0-0 1B		2	1	1	1	1	0	1			
John Kruk, L OBP: 0.407, SLG: 0.492 Rob Nelson, L OBP: 0.195, SLG: 0.222	0-0 F7			0-0 F7		0-3 K		0-3 K		2	0	0	0	0	0	2			
Benito Santiago, R OBP: 0.325, SLG: 0.460 Mark Parent, R OBP: 0.125, SLG: 0.125	0-3 K			0-0 6-3		0-0 4-3		0-0 P3		2	0	1	0	0	1	2			
Randy Ready, R OBP: 0.421, SLG: 0.491		0-0 6-3		0-0 6-3			0-0 HR		0-0 F3	4	1	1	0	0	0	1			
Garry Templeton, S OBP: 0.286, SLG: 0.298 Joey Cora, S OBP: 0.330, SLG: 0.291		0-3 K		0-0 F9			0-0 F9		0-0 E6	2	0	0	0	0	1	1			
Luis Salazar, R OBP: 0.314, SLG: 0.345		0-0 L6			0-0 G6-4-3		0-0 F8		0-0 BB	4	0	2	0	0	0	1			
Eric Nolte, L OBP: 0.118, SLG: 0.063 Keith Comstock, L OBP: 0.337, SLG: 0.390 Dave Leiper, L OBP: 0.286, SLG: 0.571			0-0 6-3		0-3 K		0-0 HR		0-0 F9	1	0	0	0	0	0	0			
Inning Stats	R: 0 E: 0 K: 1 S: 6	H: 1 LOB: 2 BB: 1 P: 10	R: 0 E: 0 K: 1 S: 5	H: 0 LOB: 0 BB: 0 P: 5	R: 0 E: 0 K: 0 S: 4	H: 1 LOB: 1 BB: 0 P: 4	R: 0 E: 0 K: 1 S: 5	H: 1 LOB: 0 BB: 0 P: 5	R: 1 E: 0 K: 1 S: 6	H: 1 LOB: 0 BB: 0 P: 6	R: 2 E: 0 K: 1 S: 7	H: 2 LOB: 0 BB: 0 P: 7	R: 0 E: 0 K: 1 S: 6	H: 1 LOB: 1 BB: 1 P: 6	R: 0 E: 1 K: 0 S: 5	H: 1 LOB: 3 BB: 1 P: 9		1B: 5 2B: 2 3B: 0 HR: 2	SF: 0 SAC: 0 DP: 1 HBP: 0
PITCHER	IP WLS BF H R ER SO BB IBB HBP BLK WP HR S P ERA WHIP	5.0 W 19 4 0 0 3 0 1 0 0 0 0 24 28 0.00 0.800	2.0 9 3 3 3 2 0 0 0 0 0 0 2 13 13.50 1.500	2.0 10 2 0 0 1 1 0 0 0 0 0 0 11 15 0.00 1.500															

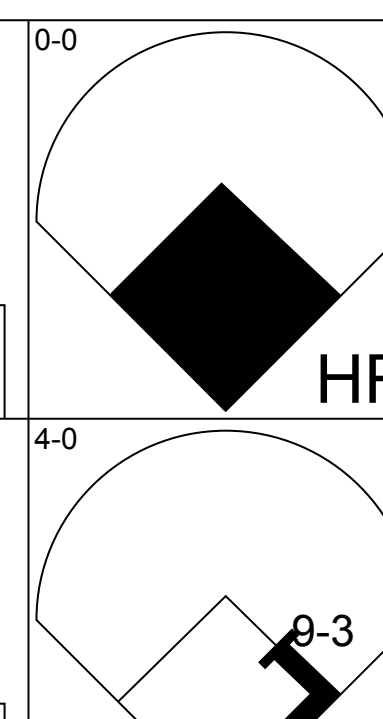
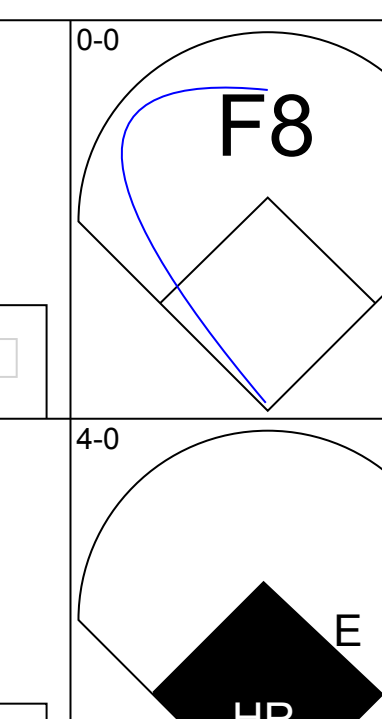
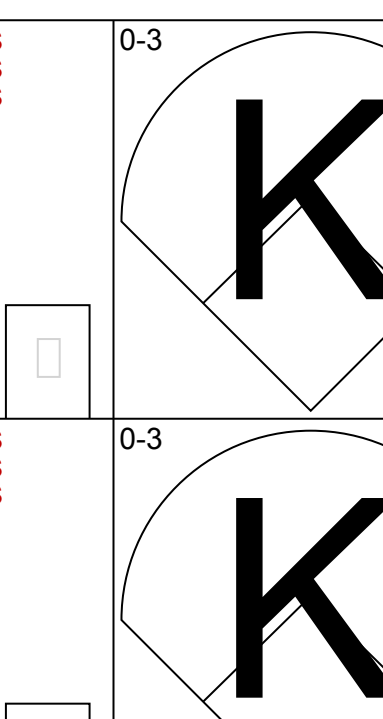
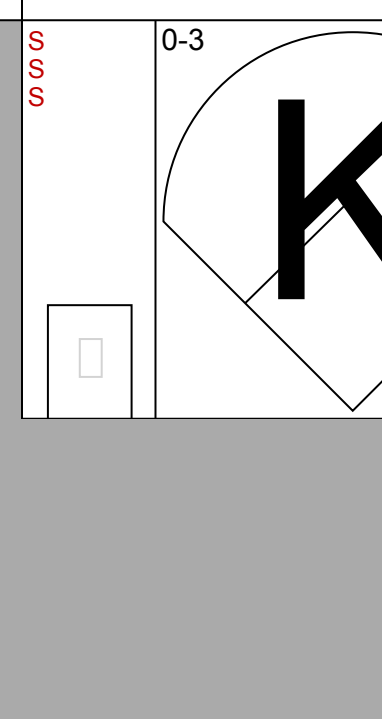
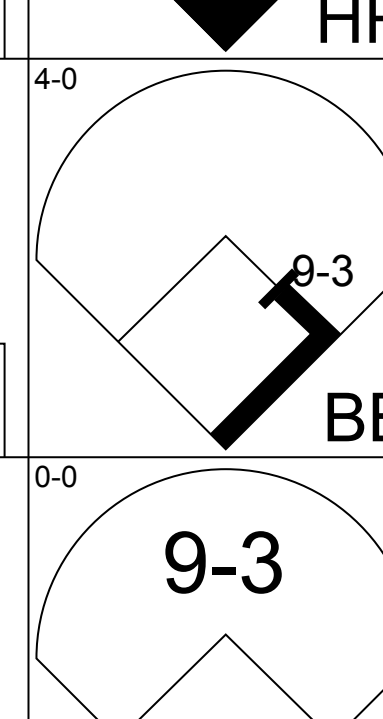
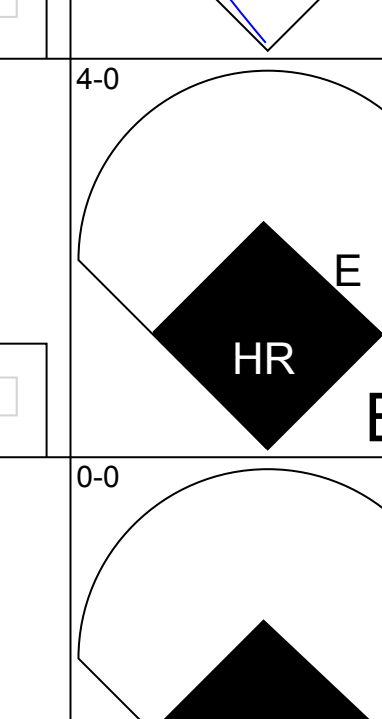
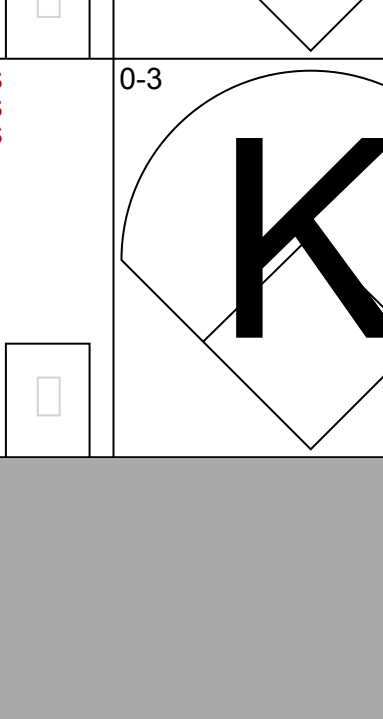
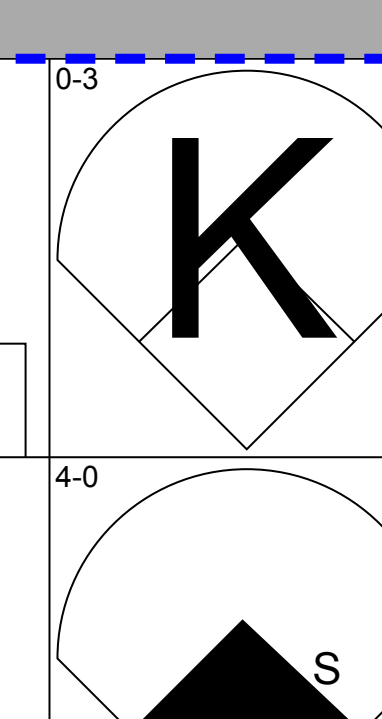
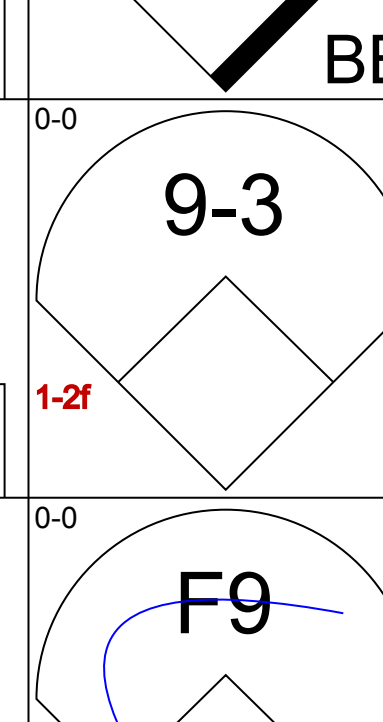
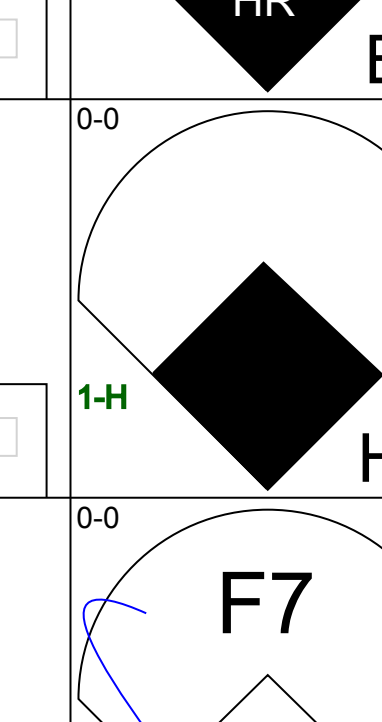
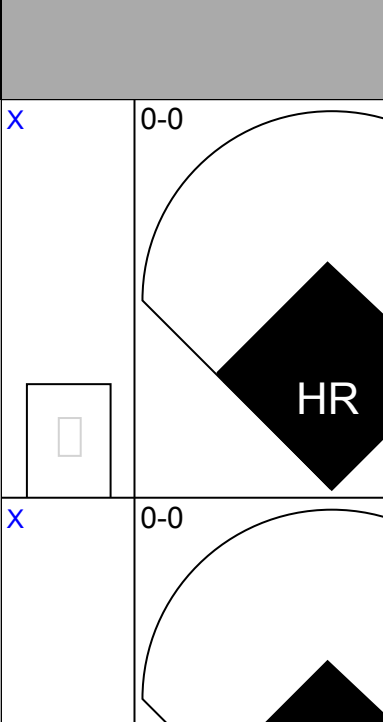
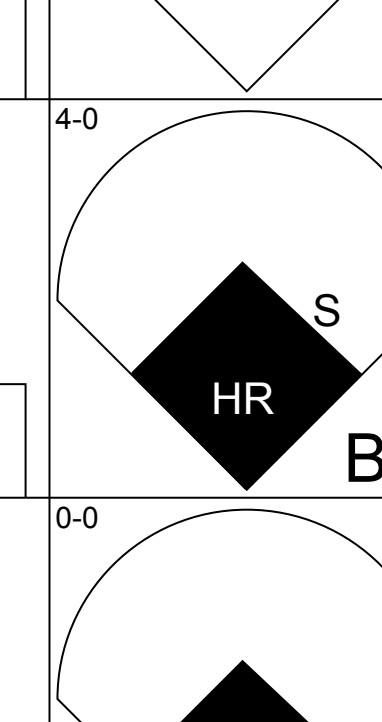
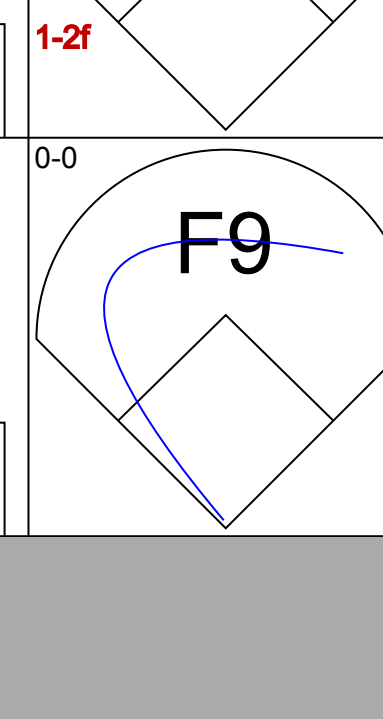
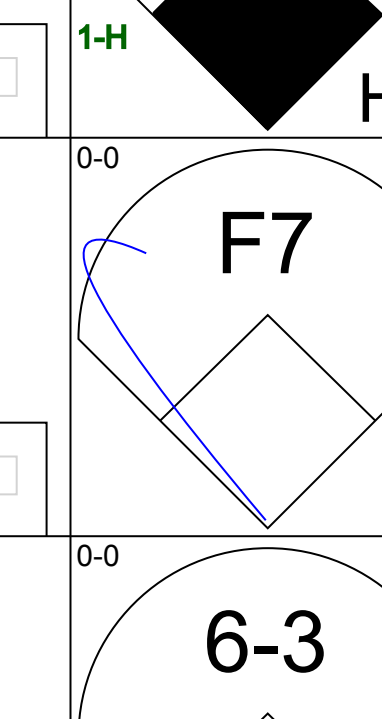
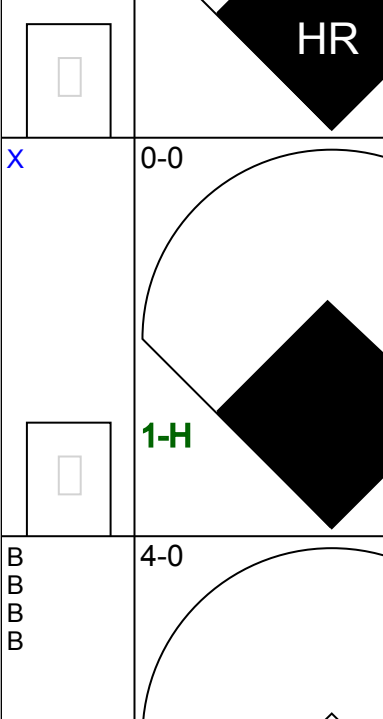
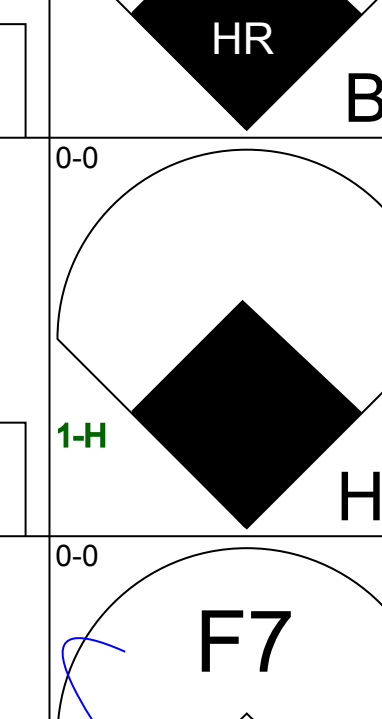
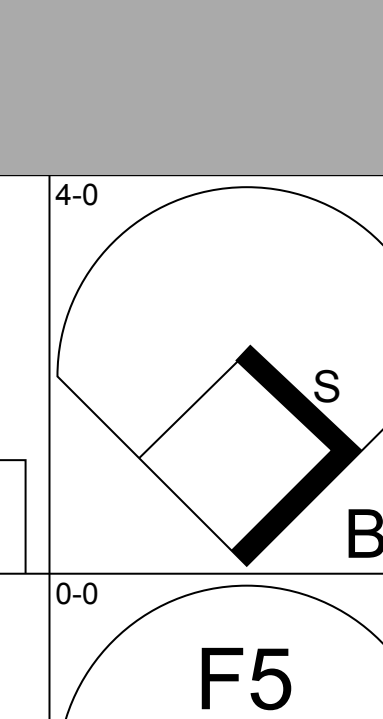
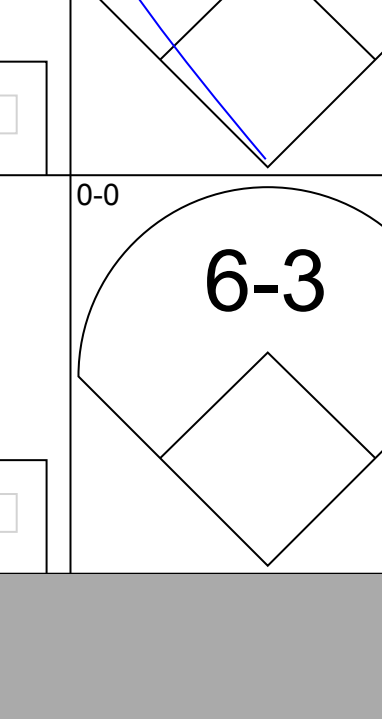
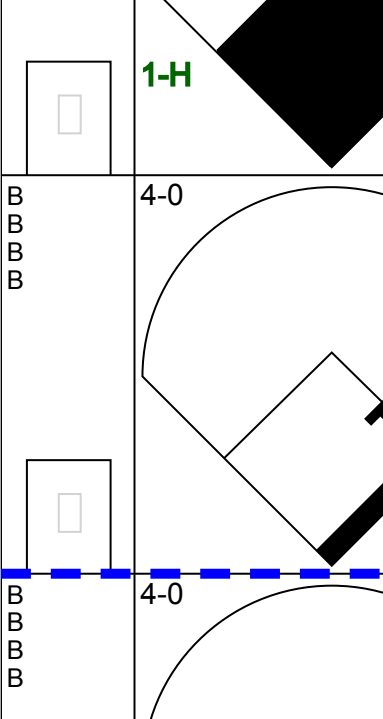
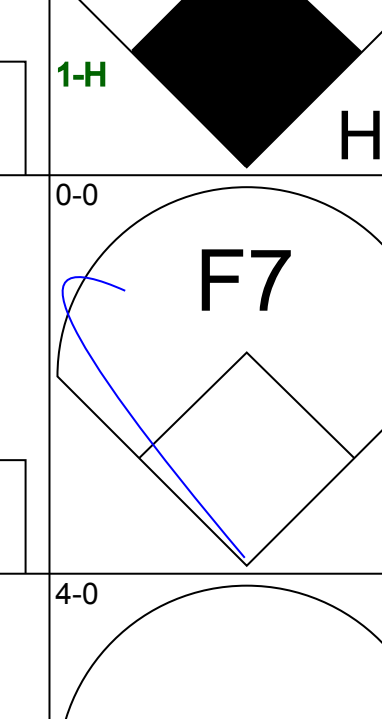
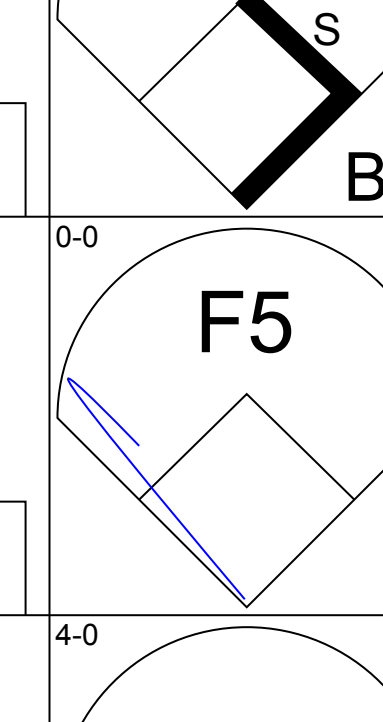
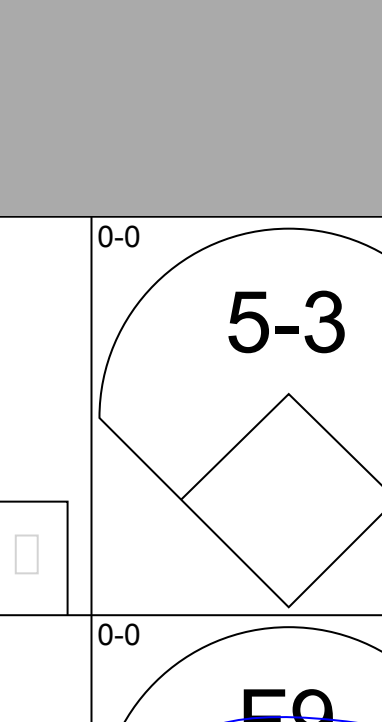
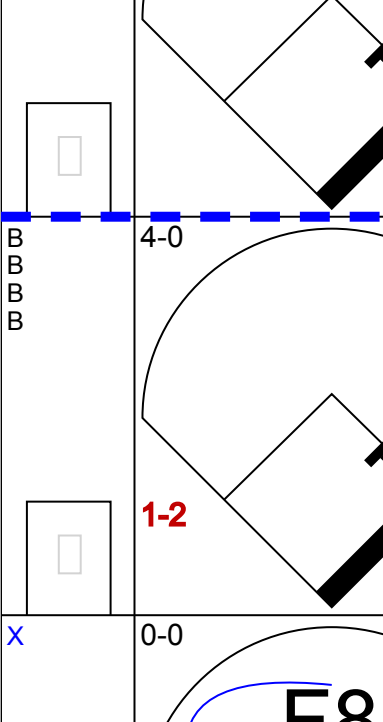
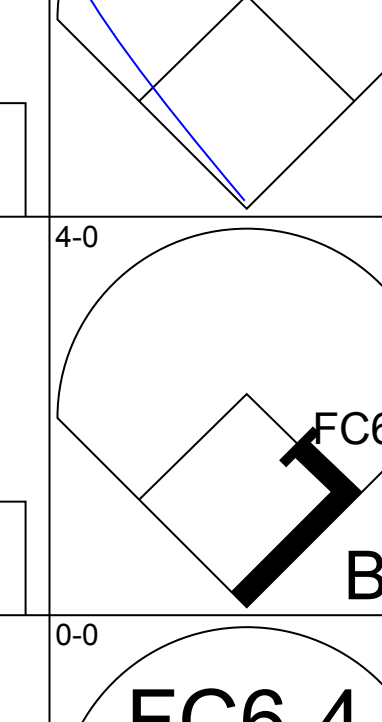
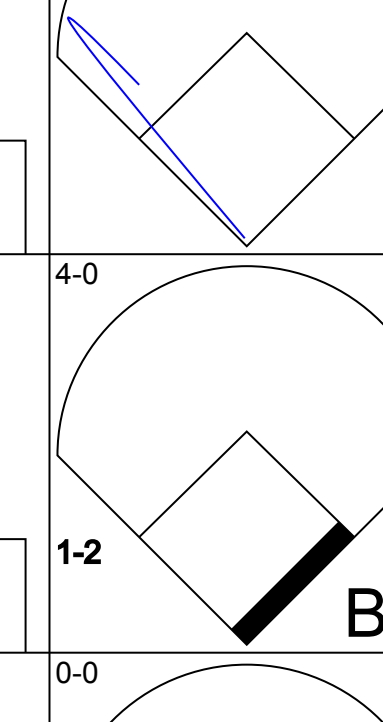
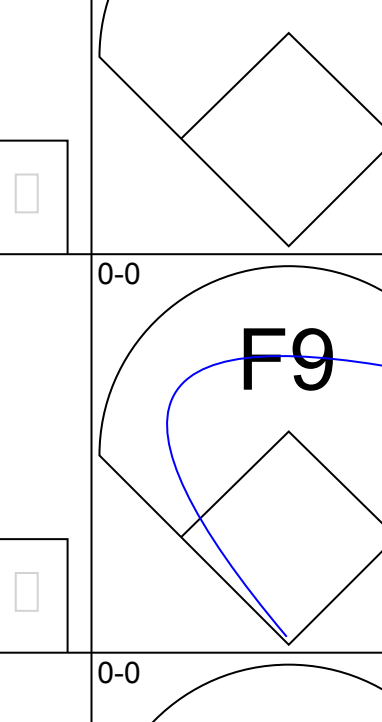

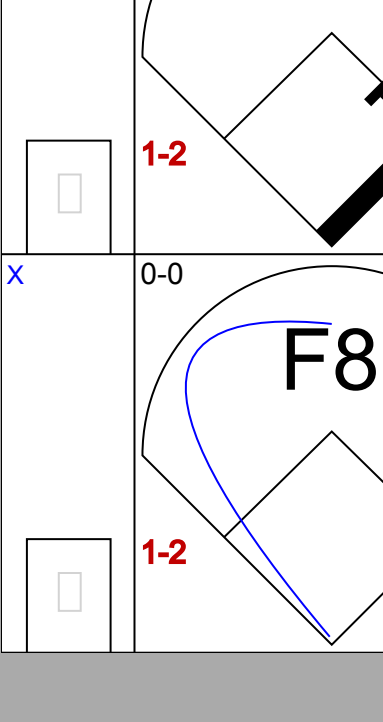
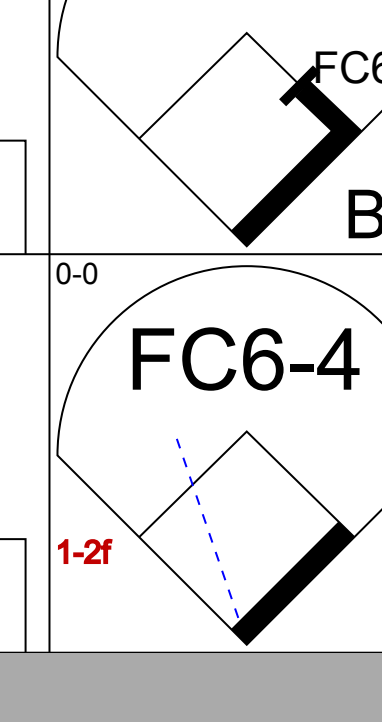
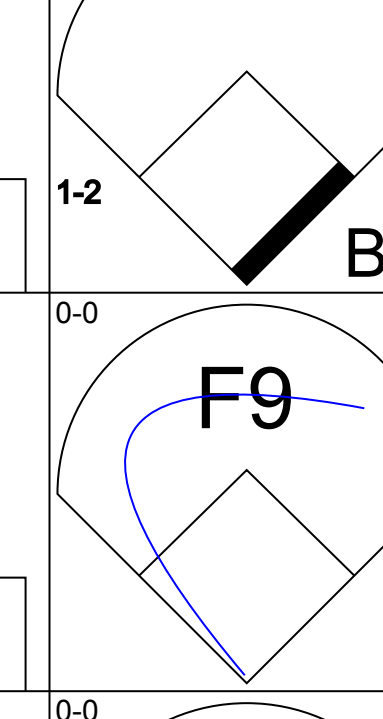
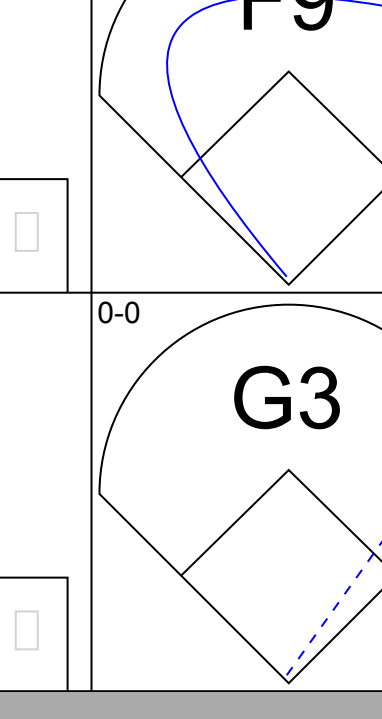
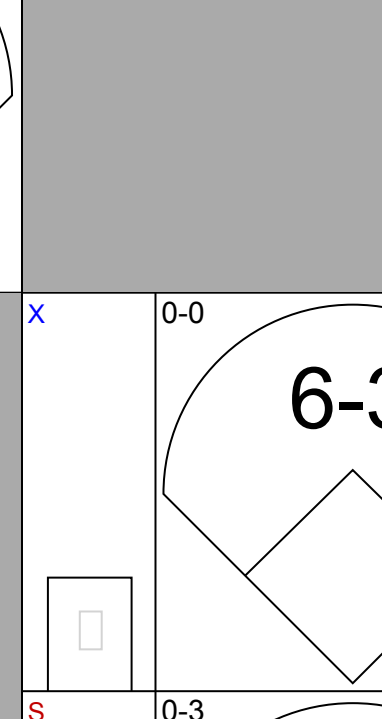
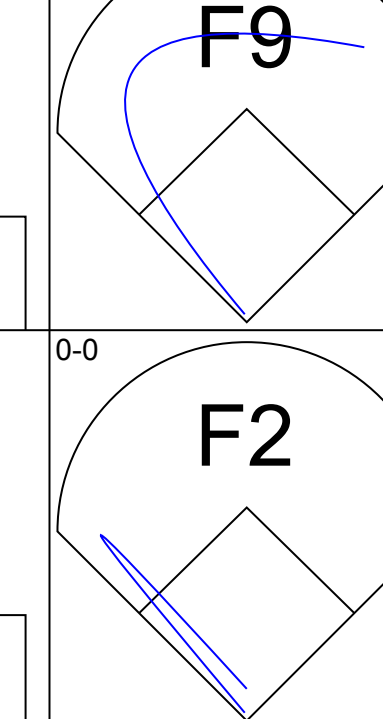
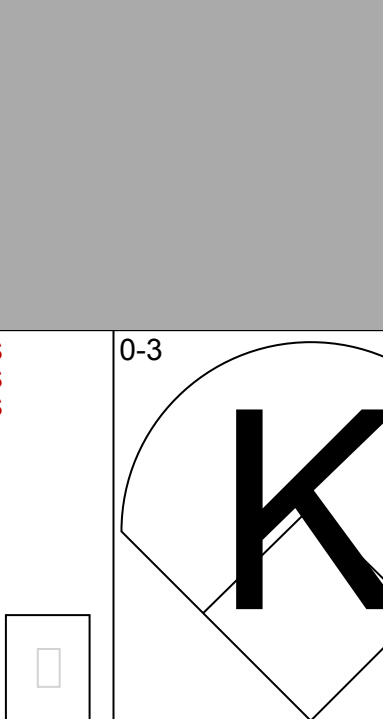
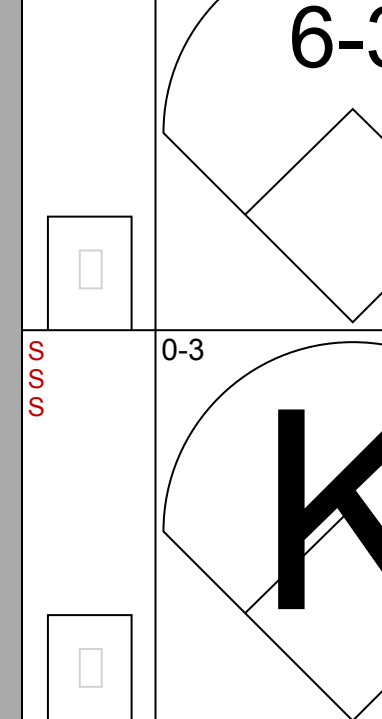
Batter	1	2	3	4	5	6	7	8	9	AB	R	H	RBI	BB	SO	LOB	BOTTOM		
Robby Thompson, R OBP: 0.332, SLG: 0.420 Harry Spilman, L OBP: 0.337, SLG: 0.390 Francisco Melendez, L	4-0 BB	0-0 5-3		4-0 HR	0-0 F7		4-0 WP	0-0 6-3		1	1	0	0	2	0	0	San Diego Padres @ San Francisco Giants Candlestick Park, San Francisco, CA Tue Sep 15 1987, 6:33 AM EDT Att: 16,252 - Unknown livebaseballscorecards.com		
Kevin Mitchell, R OBP: 0.347, SLG: 0.489 Joel Youngblood, R OBP: 0.289, SLG: 0.367	0-0 F9		0-0 1B	0-0 HR	0-0 1B		0-0 WP	0-0 1B		3	2	2	2	0	0	1			
Mike Aldrete, L OBP: 0.383, SLG: 0.458 Eddie Milner, L OBP: 0.313, SLG: 0.362	0-0 4-3		0-0 HR	4-0 1B	0-0 4-3		0-0 L6		0-0 1-2	2	1	1	0	1	0	1			
Candy Maldonado, R OBP: 0.349, SLG: 0.521 Chris Speier, R OBP: 0.337, SLG: 0.405	0-0 5-3		0-3 K	0-3 K		0-0 HR	0-0 5-3		0-0 3-H	3	0	0	0	0	2	3			
Chili Davis, S OBP: 0.330, SLG: 0.420		0-0 1B	0-0 HR	0-0 1B	0-0 1B		0-0 HR	4-0 BB		4	4	4	4	1	0	0			
Jon Periman, L		0-0 HR	0-0 HR	1-2 1B	1-2 1B		1-1 HR	0-0 BB		0	0	0	0	0	0	0			
Will Clark, L OBP: 0.361, SLG: 0.556 Matt Williams, R OBP: 0.242, SLG: 0.348		0-0 HR	0-0 FC5-4	0-0 1B	0-0 1B		0-0 F5	0-3 K2-3		3	1	3	1	0	0	0			
Bob Melvin, R OBP: 0.244, SLG: 0.353 Kirt Manwaring, R		0-0 HR	0-0 F8	0-0 FC6-4	0-0 1B		0-0 F8		0-0 6-3	3	1	2	4	0	0	1			
Jose Uribe, S OBP: 0.331, SLG: 0.387 Mark Wasinger, R OBP: 0.350, SLG: 0.370		0-0 1-3	0-0 FC5-4	0-0 FC6-4		0-0 WP		0-0 1B		2	0	2	0	0	0	0			
Atlee Hammaker, S OBP: 0.113, SLG: 0.096 Jessie Reid, L OBP: 0.200, SLG: 0.222		0-0 4-3		0-0 6-3	0-3 K		0-3 K		0-0 F9	2	0	0	0	0	0	0			
Inning Stats	R: 0 E: 0 K: 0 S: 3	H: 0 LOB: 1 BB: 1 P: 7	R: 3 E: 0 K: 0 S: 6	H: 3 LOB: 0 BB: 0 P: 6	R: 3 E: 0 K: 1 S: 9	H: 4 LOB: 1 BB: 0 P: 9	R: 4 E: 0 K: 1 S: 9	H: 4 LOB: 3 BB: 2 P: 17	R: 0 E: 0 K: 1 S: 6	H: 1 LOB: 1 BB: 0 P: 6	R: 2 E: 0 K: 1 S: 8	H: 3 LOB: 2 BB: 2 P: 8	R: 1 E: 0 K: 1 S: 6	H: 1 LOB: 2 BB: 2 P: 14	R: 0 E: 0 K: 0 S: 4	H: 1 LOB: 1 BB: 0 P: 4	1B: 13 2B: 0 3B: 0 HR: 4	SF: 0 SAC: 0 DP: 0 HBP: 0	WP: 3 PA: 46 PB: 0 SB: 0 CS: 0
PITCHER	IP WLS BF H R ER SO BB IBB HBP BLK WP HR S P ERA WHIP	2.1 L 14 5 4 4 1 2 0 0 0 0 1 11 19 27.00 5.250	1.1 11 5 4 4 1 2 0 0 0 0 0 0 1 11 19 27.00 5.250	0.1 1 0 0 0 0 0 0 0 0 0 0 0 1 1 0.00 0.000	2.0 10 4 2 2 2 0 0 0 0 1 1 14 14 9.00 2.000	1.0 6 1 1 1 1 2 0 0 0 1 0 6 14 9.00 3.000													



Batter	1	2	3	4	5	6	7	8	9	AB	R	H	RBI	BB	SO	LOB	TOP			
Gerald Young, S OBP: 0.380, SLG: 0.391 (1, 8)										4	1	2	1	0	1	0	Houston Astros @ San Francisco Giants Candlestick Park, San Francisco, CA Wed Sep 16 1987, 6:33 AM EDT Att: 25,762 - Unknown			
Billy Hatcher, R OBP: 0.359, SLG: 0.433 (1, 7)										4	0	0	0	0	0	1				
Bill Doran, S OBP: 0.356, SLG: 0.409 (1, 4)										4	0	0	0	0	0	0				
Glenn Davis, R OBP: 0.301, SLG: 0.460 (1, 3)										3	0	0	0	0	1	0				
Kevin Bass, S OBP: 0.351, SLG: 0.464 (1, 9)										3	0	0	0	0	1	0				
Ken Caminiti, S OBP: 0.276, SLG: 0.338 (1, 5)										3	0	1	0	0	0	0				
Dale Berra, R OBP: 0.306, SLG: 0.267 (1, 6)										3	0	1	0	0	0	1				
Ronn Reynolds, R OBP: 0.194, SLG: 0.234 (1, 2)										2	0	0	0	1	0	1				
Mike Scott, R OBP: 0.171, SLG: 0.137 Rob Mallicoat, L (6, 1)										2	0	0	0	0	0	1				
Davey Lopes, R OBP: 0.438, SLG: 0.405 Dave Meads, L OBP: 0.500, SLG: 0.333 (8, 1)										0	0	0	0	0	0	1				
										1	0	0	0	0	0	0				
Inning Stats	R: 0 E: 0 K: 1 S: 5	H: 0 LOB: 0 BB: 0 P: 5	R: 0 E: 0 K: 2 S: 7	H: 0 LOB: 0 BB: 0 P: 7	R: 0 E: 0 K: 0 S: 3	H: 1 LOB: 0 BB: 0 P: 3	R: 0 E: 0 K: 0 S: 3	H: 0 LOB: 0 BB: 0 P: 3	R: 0 E: 0 K: 0 S: 4	H: 1 LOB: 1 BB: 0 P: 4	R: 0 E: 0 K: 0 S: 3	H: 0 LOB: 0 BB: 0 P: 3	R: 0 E: 0 K: 0 S: 3	H: 0 LOB: 1 BB: 1 P: 7	R: 0 E: 0 K: 0 S: 3	H: 1 LOB: 0 BB: 0 P: 3	1B: 3 2B: 0 3B: 0 HR: 1	SF: 0 SAC: 0 DP: 2 HBP: 0	WP: 0 PB: 0 SB: 0 CS: 0	PA: 30
PITCHER Dave Dravecky, L ERA: 3.25 (1, 1)	IP: 9.0 WLS: W BF: 30 H: 4 R: 1 ER: 1 SO: 3 BB: 1 IBB: 0 HBP: 0 BLK: 0 WP: 0 HR: 1 S: 35 P: 39 ERA: 1.00 WHIP: 0.556																			

AB	29
R	1
H	4
RBI	1
BB	1
SO	3
LOB	5



Batter	1	2	3	4	5	6	7	8	9	AB	R	H	RBI	BB	SO	LOB	BOTTOM			
Eddie Milner, L OBP: 0.311, SLG: 0.376 (1, 8)										4	1	1	1	0	2	0	Houston Astros @ San Francisco Giants Candlestick Park, San Francisco, CA Wed Sep 16 1987, 6:33 AM EDT Att: 25,762 - Unknown			
Kevin Mitchell, R OBP: 0.349, SLG: 0.487 (1, 5)										2	1	0	0	2	2	0				
Mike Aldrete, L OBP: 0.387, SLG: 0.469 (1, 7)										3	3	2	2	1	0	1				
Will Clark, L OBP: 0.362, SLG: 0.568 (1, 3)										4	2	2	4	0	0	0				
Chili Davis, S OBP: 0.331, SLG: 0.418 (1, 9)										2	0	0	0	2	0	0				
Chris Speier, R OBP: 0.339, SLG: 0.402 (1, 4)										2	0	0	0	2	0	1				
Bob Melvin, R OBP: 0.244, SLG: 0.348 (1, 2)										3	0	0	0	1	0	2				
Jose Uribe, S OBP: 0.327, SLG: 0.382 (1, 6)										3	0	0	0	0	0	2				
Dave Dravecky, R OBP: 0.196, SLG: 0.154 (1, 1)										3	0	0	0	0	2	2				
										1B: 1 2B: 1 3B: 0 HR: 4	SF: 0 SAC: 0 DP: 1 HBP: 0	WP: 0 PB: 0 SB: 2 CS: 2	PA: 34							
Inning Stats	R: 1 E: 0 K: 0 S: 3	H: 1 LOB: 1 BB: 1 P: 7	R: 0 E: 0 K: 0 S: 3	H: 0 LOB: 2 BB: 2 P: 11	R: 2 E: 1 K: 0 S: 4	H: 1 LOB: 0 BB: 1 P: 8	R: 0 E: 0 K: 0 S: 3	H: 0 LOB: 0 BB: 0 P: 3	R: 0 E: 0 K: 0 S: 9	H: 0 LOB: 0 BB: 0 P: 9	R: 2 E: 0 K: 0 S: 3	H: 2 LOB: 2 BB: 2 P: 11	R: 0 E: 0 K: 2 S: 7	H: 0 LOB: 0 BB: 0 P: 7	R: 2 E: 0 K: 1 S: 6	H: 1 LOB: 1 BB: 2 P: 14	1B: 1 2B: 1 3B: 0 HR: 4	SF: 0 SAC: 0 DP: 1 HBP: 0	WP: 0 PB: 0 SB: 2 CS: 2	PA: 34
PITCHER Mike Scott, R ERA: 3.36 Rob Mallicoat, L ERA: 1.8 Dave Meads, L ERA: 5.44 (1, 1)	IP: 5.0 WLS: L BF: 23 H: 4 R: 5 ER: 5 SO: 3 BB: 5 IBB: 0 HBP: 0 BLK: 0 WP: 0 HR: 3 S: 24 P: 44 ERA: 9.00 WHIP: 1.800																			

Batter	1	2	3	4	5	6	7	8	9	AB	R	H	RBI	BB	SO	LOB	TOP		
Gerald Young, S OBP: 0.378, SLG: 0.388	F7		G3						F9	4	0	1	0	0	0	0	Houston Astros @ San Francisco Giants Candlestick Park, San Francisco, CA Thu Sep 17 1987, 6:33 AM EDT Att: 23,317 - Unknown		
Billy Hatcher, R OBP: 0.357, SLG: 0.430	F8			4-3		G5-4-3 1B			F4	4	0	0	0	0	0	1			
Bill Doran, S OBP: 0.356, SLG: 0.409				3-1				F5		3	0	1	0	0	0	0			
Glenn Davis, R OBP: 0.299, SLG: 0.457	K			K				F8		3	0	0	0	0	2	1			
Kevin Bass, S OBP: 0.351, SLG: 0.462		F5				FC4-6 BB		F8		2	0	0	0	1	0	0			
Denny Walling, L OBP: 0.354, SLG: 0.421		3-1				F7			F7	3	0	0	0	0	0	1			
Craig Reynolds, L OBP: 0.311, SLG: 0.354 Troy Afenir, R (8, 2)		F8				FC4-6 FC5-4 1-2		F4		3	0	0	0	0	0	1			
Ronn Reynolds, R OBP: 0.188, SLG: 0.227 Terry Puhl, L OBP: 0.294, SLG: 0.273 Dave Smith, R OBP: 0.667, SLG: 0.500			F3			FC5-4 1-2		4-3		2	0	0	0	0	0	1			
Danny Darwin, R OBP: 0.219, SLG: 0.258 Jeff Heathcock, R (7, 1) Juan Agosto, L (7, 1) Buddy Biancalana, S OBP: 0.188, SLG: 0.224 Jose Cruz, L OBP: 0.309, SLG: 0.406			K						K	2	0	0	0	0	2	0			
Inning Stats	R: 0 E: 0 K: 1 S: 6	H: 1 LOB: 1 BB: 0 P: 6	R: 0 E: 0 K: 0 S: 3	H: 0 LOB: 0 BB: 0 P: 3	R: 0 E: 0 K: 1 S: 5	H: 0 LOB: 0 BB: 0 P: 5	R: 0 E: 0 K: 0 S: 5	H: 0 LOB: 1 BB: 1 P: 7	R: 0 E: 0 K: 1 S: 5	H: 1 LOB: 0 BB: 0 P: 5	R: 0 E: 0 K: 0 S: 3	H: 0 LOB: 0 BB: 0 P: 3	R: 0 E: 0 K: 0 S: 3	H: 0 LOB: 0 BB: 0 P: 3	R: 0 E: 0 K: 1 S: 5	H: 0 LOB: 0 BB: 0 P: 5		1B: 2 2B: 0 3B: 0 HR: 0	SF: 0 SAC: 0 DP: 1 HBP: 0
PITCHER Rick Reuschel, R ERA: 2.64	IP: 9.0 WLS: W BF: 29 H: 2 R: 0 ER: 0 SO: 5 BB: 1 IBB: 0 HBP: 0 BLK: 0 WP: 0 HR: 0 S: 38 P: 42 ERA: 0.00 WHIP: 0.333																		

Batter	1	2	3	4	5	6	7	8	9	AB	R	H	RBI	BB	SO	LOB	BOTTOM		
Eddie Milner, L OBP: 0.308, SLG: 0.377	F9		F6						FC4-6	5	1	1	0	0	0	3	Houston Astros @ San Francisco Giants Candlestick Park, San Francisco, CA Thu Sep 17 1987, 6:33 AM EDT Att: 23,317 - Unknown		
Chris Speier, R OBP: 0.338, SLG: 0.398	K			K		6-3				3	1	0	0	1	2	0			
Mike Aldrete, L OBP: 0.388, SLG: 0.468				4-3						3	0	1	1	1	1	1			
Candy Maldonado, R OBP: 0.351, SLG: 0.520	K			F6						3	1	1	1	1	1	2			
Will Clark, L OBP: 0.363, SLG: 0.565		K								2	1	0	0	2	1	1			
Bob Brenly, R OBP: 0.355, SLG: 0.483		6-3		F8						4	0	2	2	0	0	2			
Robby Thompson, R OBP: 0.333, SLG: 0.418										2	0	0	0	1	0	1			
Jose Uribe, S OBP: 0.326, SLG: 0.380			G3							4	0	1	0	0	0	3			
Rick Reuschel, R OBP: 0.193, SLG: 0.218			F9							3	0	0	0	1	0	2			
Inning Stats	R: 0 E: 0 K: 2 S: 7	H: 0 LOB: 1 BB: 1 P: 11	R: 0 E: 0 K: 1 S: 5	H: 0 LOB: 0 BB: 0 P: 5	R: 0 E: 0 K: 0 S: 3	H: 0 LOB: 0 BB: 0 P: 3	R: 0 E: 0 K: 1 S: 6	H: 0 LOB: 2 BB: 1 P: 10	R: 0 E: 0 K: 0 S: 3	H: 1 LOB: 1 BB: 1 P: 7	R: 2 E: 0 K: 1 S: 6	H: 1 LOB: 2 BB: 2 P: 15	R: 2 E: 0 K: 0 S: 5	H: 3 LOB: 1 BB: 1 P: 9	R: 0 E: 0 K: 0 S: 4	H: 1 LOB: 2 BB: 1 P: 8		1B: 4 2B: 2 3B: 0 HR: 0	SF: 0 SAC: 0 DP: 0 HBP: 1
PITCHER Danny Darwin, R ERA: 3.58 Jeff Heathcock, R ERA: 3.51 Juan Agosto, L ERA: 2.74 Dave Smith, R ERA: 1.17	IP: 6.0 WLS: L BF: 26 H: 2 R: 2 ER: 2 SO: 5 BB: 4 IBB: 1 HBP: 1 BLK: 0 WP: 0 HR: 0 S: 30 P: 51 ERA: 3.00 WHIP: 1.000																		

AB	28
R	0
H	2
RBI	0
BB	1
SO	5
LOB	5



AB	29
R	4
H	6
RBI	4
BB	7
SO	5
LOB	15



Batter	1	2	3	4	5	6	7	8	9	AB	R	H	RBI	BB	SO	LOB	TOP					
Kal Daniels, L OBP: 0.430, SLG: 0.616 (1, 7)	1-0 HR		3-2 1B		1-2 F7		2-1 G4-6-3		2-2 4-3	5	1	2	1	0	0	4	Cincinnati Reds @ San Francisco Giants Candlestick Park, San Francisco, CA Sat Sep 19 1987, 6:33 AM EDT Att: 44,665 - Sunny					
Jeff Treadway, L OBP: 0.318, SLG: 0.370 (1, 4)	4-2 BB		2-2 3-1		0-1 L6			4-2 2B		2	0	0	0	1	0	2						
Kurt Stillwell, S OBP: 0.315, SLG: 0.373 (8, PH)	BB		1-3					BB		0	0	0	0	1	0	0						
Eric Davis, R OBP: 0.402, SLG: 0.610 (1, 8)	0-0 F2		3-0 5-3		0-0 F4			1-0 F6		4	0	0	0	0	0	3						
Dave Parker, L OBP: 0.314, SLG: 0.440 (1, 9)	4-1 L1-3		2-3 K		3-2 CS			2-1 F8		3	0	1	0	1	1	2						
Buddy Bell, R OBP: 0.369, SLG: 0.414 (1, 5)	0-0 L1-3			2-1 5-3		2-2 1B		0-2 1B		4	0	2	0	0	0	2						
Nick Esasky, R OBP: 0.320, SLG: 0.538 (1, 3)		1-0 1B		1-2 4-3		3-3 K		0-0 F7		4	0	1	0	0	1	4						
Terry McGriff, R OBP: 0.250, SLG: 0.392 (1, 2)		2-2 4-3		1-0 6-3			3-3 K		1-3 K	2	0	0	0	0	0	0						
Dave Collins, S OBP: 0.333, SLG: 0.298 (7, PH)										1	0	0	0	0	1	0						
Bo Diaz, R OBP: 0.301, SLG: 0.422 (7, 2)										1	0	0	0	0	1	0						
Barry Larkin, R OBP: 0.299, SLG: 0.359 (1, 6)		3-2 2B		0-0 F7		1-0 1B		0-0 F4		4	0	2	0	0	0	0						
Tom Browning, L OBP: 0.196, SLG: 0.163 (1, 1)		2-3 K		0-0 1B		3-2 1B		4-2 BB		2	0	1	0	0	1	1						
Terry Francona, L OBP: 0.260, SLG: 0.294 (7, PH)										1	0	1	0	0	0	0						
Bill Landrum, R OBP: 0.200, SLG: 0.200 (7, 1)										0	0	0	0	0	0	0						
Paul O'Neill, L OBP: 0.322, SLG: 0.496 (9, PH)										0	0	0	0	1	0	0						
Inning Stats	R: 1 E: 0 K: 0 S: 8	H: 1 LOB: 1 BB: 2 P: 17	R: 0 E: 0 K: 1 S: 14	H: 2 LOB: 1 BB: 0 P: 22	R: 0 E: 0 K: 1 S: 13	H: 1 LOB: 1 BB: 0 P: 22	R: 0 E: 0 K: 0 S: 7	H: 0 LOB: 0 BB: 0 P: 11	R: 0 E: 0 K: 0 S: 7	H: 1 LOB: 2 BB: 0 P: 8	R: 0 E: 0 K: 1 S: 11	H: 2 LOB: 2 BB: 0 P: 19	R: 0 E: 0 K: 1 S: 9	H: 2 LOB: 1 BB: 0 P: 18	R: 0 E: 0 K: 0 S: 9	H: 1 LOB: 2 BB: 1 P: 16	R: 0 E: 0 K: 1 S: 10	H: 0 LOB: 1 BB: 1 P: 17	1B: 7 2B: 4 3B: 0 HR: 1	SF: 0 SAC: 0 DP: 3 HBP: 0	WP: 0 PB: 0 SB: 1 CS: 1	PA: 37
PITCHER	IP	WLS	BF	H	R	ER	SO	BB	IBB	HBP	BLK	WP	HR	S	P	ERA	WHIP					
Michael LaCoss, R ERA: 3.63 (1, 1)	5.1	W	23	7	1	1	2	2	0	0	0	0	1	57	93	1.69	1.688					
Kelly Downs, R ERA: 3.74 (6, 1)	1.0		4	2	0	0	2	0	0	0	0	0	0	10	20	0.00	2.000					
Craig Lefferts, L ERA: 3.83 (7, 1)	0.2	S	2	0	0	0	0	1	0	0	0	0	0	4	10	0.00	1.500					
Don Robinson, R ERA: 3.29 (8, 1)	2.0	S	8	1	0	0	1	1	0	0	0	0	0	17	27	0.00	1.000					

AB	33
R	1
H	10
RBI	1
BB	4
SO	5
LOB	18



Batter	1	2	3	4	5	6	7	8	9	AB	R	H	RBI	BB	SO	LOB	BOTTOM				
Robby Thompson, R OBP: 0.333, SLG: 0.415 (1, 4)	2-1 G5-3		1-3 K		2-0 1B		1-1 F7			3	1	0	0	0	1	1	Cincinnati Reds @ San Francisco Giants Candlestick Park, San Francisco, CA Sat Sep 19 1987, 6:33 AM EDT Att: 44,665 - Sunny				
Kevin Mitchell, R OBP: 0.350, SLG: 0.487 (1, 5)	1-3 K		1-0 F7		0-0 G5-4-3		3-2 CS		1-1 SH1-3	4	0	2	0	0	1	0					
Joel Youngblood, R OBP: 0.296, SLG: 0.385 (1, 7)	1-0 2B		2-1 1B		4-1 G5-4-3		1-1 SH1-3		1-2 SH1-3	1	0	1	0	0	0	0					
Dave Henderson, R OBP: 0.324, SLG: 0.416 (2, 8)			BB		1-2 BB		1-2 SH1-3		1-2 SH1-3	1	1	1	0	1	0	0					
Eddie Milner, L OBP: 0.308, SLG: 0.377 (7, 8)			1B		1-2 BB		1-2 SH1-3		1-2 SH1-3	0	0	0	0	0	0	0					
Candy Maldonado, R OBP: 0.352, SLG: 0.517 (1, 9)	1-1 F3		4-2 1B		0-0 G5-4-3		4-2 BB		2-3 BB	2	0	0	0	2	0	3					
Chili Davis, S OBP: 0.330, SLG: 0.417 (2, 7)		0-2 F9		2-0 1B		1-0 F8		1-1 L7		4	0	1	1	0	0	2					
Will Clark, L OBP: 0.363, SLG: 0.569 (1, 3)		2-3 K		0-1 F7		0-0 F8		2-1 HR		4	1	1	1	0	1	2					
Bob Melvin, R OBP: 0.348 (1, 2)		2-2 1B		2-3 K		0-1 HR		4-2 HR		3	0	1	0	0	1	0					
Randy Kutcher, R OBP: 0.200, SLG: 0.222 (6, PR)										0	1	0	0	0	0	0					
Bob Brenly, R OBP: 0.357, SLG: 0.483 (7, 2)										0	0	0	0	1	0	0					
Jose Uribe, S OBP: 0.329, SLG: 0.393 (1, 6)		1-0 1B		1-1 4-3		0-0 HR		0-1 F6		4	1	2	2	0	0	1					
Michael LaCoss, R OBP: 0.115, SLG: 0.061 (1, 1)										2	0	0	0	0	1	2					
Kelly Downs, R OBP: 0.170, SLG: 0.173 (6, 1)										1	0	0	0	0	1	1					
Craig Lefferts, L OBP: 0.286, SLG: 0.429 (7, 1)										0	0	0	0	0	0	0					
Don Robinson, R OBP: 0.222, SLG: 0.235 (8, 1)										1	0	0	0	0	0	1					
Inning Stats	R: 0 E: 0 K: 1 S: 8	H: 1 LOB: 1 BB: 0 P: 13	R: 0 E: 0 K: 1 S: 12	H: 2 LOB: 2 BB: 0 P: 17	R: 1 E: 0 K: 1 S: 12	H: 2 LOB: 2 BB: 1 P: 21	R: 0 E: 0 K: 2 S: 8	H: 0 LOB: 0 BB: 0 P: 13	R: 1 E: 0 K: 0 S: 4	H: 1 LOB: 1 BB: 1 P: 11	R: 2 E: 1 K: 1 S: 9	H: 1 LOB: 1 BB: 0 P: 12	R: 0 E: 0 K: 0 S: 12	H: 1 LOB: 1 BB: 1 P: 21	R: 1 E: 0 K: 0 S: 8	H: 1 LOB: 0 BB: 1 P: 16	1B: 6 2B: 1 3B: 0 HR: 2	SF: 0 SAC: 1 DP: 1 HBP: 1	WP: 0 PB: 0 SB: 0 CS: 2	PA: 36	
PITCHER	IP	WLS	BF	H	R	ER	SO	BB	IBB	HBP	BLK	WP	HR	S	P	ERA	WHIP				
Tom Browning, L ERA: 5.58 (1, 1)	6.0	L	28	7	4	3	0	2	0	0	0	0	1	53	87	4.50	1.500				
Bill Landrum, R ERA: 5.29 (7, 1)	2.0		8	2	1	1	0	2	0	0	0	0	1	20	37	4.50	2.000				

AB	30
R	5
H	9
RBI	4
BB	4
SO	6
LOB	13



Batter	1	2	3	4	5	6	7	8	9	AB	R	H	RBI	BB	SO	LOB	TOP										
Kal Daniels, L (1, 7) OBP: 0.437, SLG: 0.641 Tracy Jones, R (9, FR) OBP: 0.332, SLG: 0.431	4-0 BB		2-1 HR		1-0 HR		1-1 SF7 2B		1-2 BB SF8 1B	4	3	4	3	1	0	0	Cincinnati Reds @ San Francisco Giants Candlestick Park, San Francisco, CA Sun Sep 20 1987, 6:33 AM EDT Att: 48,274 - Sunny										
Jeff Treadway, L (1, 4) OBP: 0.353, SLG: 0.400 Kurt Stillwell, S (9, FR) OBP: 0.315, SLG: 0.373	0-0 1B		0-0 F7		3-2 F8 BB 1B		0-0 SH1-3		1-1 SF8 BB HR 1B	4	0	3	1	0	0	0											
Eric Davis, R (1, 8) OBP: 0.402, SLG: 0.607	0-3 K		2-1 5-3		4-2 BB 1-2 BB		3-0 SF7		4-2 BB HR BB	2	1	0	1	2	1	2											
Dave Parker, L (1, 9) OBP: 0.312, SLG: 0.437 John Franco, L (9, 1)	0-3 K		1-1 F2		3-3 K		0-1 3-1		0-0 SF8	4	0	0	1	0	2	4											
Buddy Bell, R (1, 5) OBP: 0.367, SLG: 0.411	0-0 F9			2-0 5-3	0-1 F8			1-3 K	4-0 HR BB	4	1	0	0	1	1	4											
Nick Esasky, R (1, 3) OBP: 0.316, SLG: 0.543		0-3 K		2-0 6-3	2-2 5-3			0-2 F4	1-2 HR	5	1	1	4	0	1	2											
Terry McGriff, R (1, 2) OBP: 0.246, SLG: 0.364		1-3 K		4-1 BB		0-3 K		0-0 L6	1-2 F9	4	0	0	0	1	2	1											
Barry Larkin, R (1, 6) OBP: 0.301, SLG: 0.360		1-2 1B		2-0 G3		0-0 6-3		0-2 1B 1B 1B		4	1	2	0	0	0	1											
Ron Robinson, R (1, 1) OBP: 0.194, SLG: 0.200 Frank Williams, R (7, 1) Rob Murphy, L (7, 1) OBP: 0.200, SLG: 0.200 Paul O'Neill, L (9, PH) OBP: 0.320, SLG: 0.493		2-3 K		0-1 HR 1B		0-0 F8		1-0 F7		3	1	1	0	0	1	1											
Inning Stats	R: 0 E: 0 K: 2 S: 8	H: 1 LOB: 2 BB: 1 P: 12	R: 0 E: 0 K: 3 S: 12	H: 1 LOB: 1 BB: 0 P: 16	R: 1 E: 0 K: 0 S: 7	H: 1 LOB: 0 BB: 0 P: 12	R: 0 E: 0 K: 0 S: 4	H: 0 LOB: 1 BB: 1 P: 14	R: 2 E: 0 K: 1 S: 16	H: 3 LOB: 2 BB: 1 P: 29	R: 0 E: 0 K: 1 S: 5	H: 0 LOB: 0 BB: 0 P: 5	R: 1 E: 0 K: 0 S: 6	H: 1 LOB: 0 BB: 0 P: 10	R: 0 E: 0 K: 1 S: 7	H: 0 LOB: 0 BB: 0 P: 8		R: 6 E: 0 K: 0 S: 23	H: 4 LOB: 1 BB: 2 P: 36	1B: 7 2B: 1 3B: 0 HR: 3	SF: 2 SAC: 1 DP: 0 HBP: 0	WP: 0 PB: 0 SB: 0 CS: 0	PA: 43				
PITCHER	IP	WLS	BF	H	R	ER	SO	BB	IBB	HBP	BLK	WP	HR	S	P	ERA	WHIP										
Mike Krukow, R (1, 1) ERA: 5.23	7.0		31	7	4	4	7	3	0	0	0	0	2	58	98	5.14	1.429										
Don Robinson, R (8, 1) ERA: 3.53	1.1	L	7	3	3	3	1	0	0	0	0	0	0	18	22	20.25	2.250										
Kelly Downs, R (9, 1) ERA: 3.8	0.0		1	0	0	0	0	1	0	0	0	0	0	2	6	∞	∞										
Craig Lefferts, L (9, 1) ERA: 3.91	0.1		2	0	0	0	0	1	0	0	0	0	0	1	5	0.00	3.000										
Jon Perlman, R (9, 1) ERA: 2.61	0.1		2	1	3	3	0	0	0	0	0	0	1	9	11	81.00	3.000										

AB	35
R	10
H	11
RBI	10
BB	5
SO	8
LOB	16



Batter	1	2	3	4	5	6	7	8	9	AB	R	H	RBI	BB	SO	LOB	BOTTOM										
Eddie Milner, L (1, 8) OBP: 0.296, SLG: 0.376 Dave Henderson, R (7, PH) OBP: 0.323, SLG: 0.414 Don Robinson, R (8, 1) OBP: 0.222, SLG: 0.235 Kelly Downs, R (9, 1) OBP: 0.175, SLG: 0.173 Craig Lefferts, L (9, 1) OBP: 0.288, SLG: 0.429 Jon Perlman, L (9, 1) OBP: 0.241, SLG: 0.346	0-0 5-3			2-2 CS 1B		0-1 F7	0-0 F8		1-2 5-3	3	0	1	0	0	0	0	Cincinnati Reds @ San Francisco Giants Candlestick Park, San Francisco, CA Sun Sep 20 1987, 6:33 AM EDT Att: 48,274 - Sunny										
Kevin Mitchell, R (1, 5) OBP: 0.348, SLG: 0.483	0-0 F7			3-2 L7		0-3 K		1-2 1B 2B 1B	0-1 5-3	5	1	1	0	0	1	1											
Mike Aldrete, L (1, 7) OBP: 0.387, SLG: 0.465	3-1 G3			3-3 K		1-0 F8		0-2 2B 1-2 1B		4	0	1	0	0	1	0											
Candy Maldonado, R (1, 9) OBP: 0.353, SLG: 0.525		2-2 F8			0-0 HR 1B		3-1 HR	0-2 F4		4	2	2	1	0	0	2											
Will Clark, L (1, 3) OBP: 0.365, SLG: 0.578	0-0 F8				1-2 HR		4-1 1B BB 6-3	0-0 1-3 2-H 2B		3	2	2	3	1	0	0											
Bob Brenly, R (1, 2) OBP: 0.356, SLG: 0.480	0-0 5-3				0-1 3B 1B		0-0 6-3	0-2 F4		4	1	1	0	0	0	3											
Chris Speier, R (1, 4) OBP: 0.336, SLG: 0.395 Chili Davis, S (7, PH) OBP: 0.333, SLG: 0.417			1-2 4-3		1-2 F9		4-0 1B IBB	4-0 IBB		2	0	0	0	0	0	1											
Jose Uribe, S (1, 6) OBP: 0.331, SLG: 0.402			2-2 F6		0-0 1-H 3B		3-2 1-3 2-H 1B	0-0 P3		4	0	2	2	0	0	3											
Mike Krukow, R (1, 1) OBP: 0.176, SLG: 0.200 Francisco Melendez, L (7, PH) OBP: 0.332, SLG: 0.414			0-0 6-3		0-0 5-3		0-1 G3		2-1 F8	2	0	0	0	0	0	0											
Inning Stats	R: 0 E: 0 K: 0 S: 4	H: 0 LOB: 0 BB: 0 P: 7	R: 0 E: 0 K: 0 S: 5	H: 0 LOB: 0 BB: 0 P: 7	R: 0 E: 0 K: 1 S: 14	H: 1 LOB: 0 BB: 0 P: 20	R: 3 E: 0 K: 0 S: 12	H: 4 LOB: 0 BB: 0 P: 13	R: 0 E: 0 K: 1 S: 6	H: 0 LOB: 0 BB: 0 P: 7	R: 2 E: 0 K: 0 S: 12	H: 2 LOB: 2 BB: 2 P: 26	R: 1 E: 0 K: 0 S: 16	H: 3 LOB: 3 BB: 1 P: 21	R: 0 E: 0 K: 0 S: 7	H: 0 LOB: 0 BB: 0 P: 10		1B: 6 2B: 1 3B: 1 HR: 2	SF: 0 SAC: 0 DP: 0 HBP: 0	WP: 0 PB: 0 SB: 0 CS: 1	PA: 38						
PITCHER	IP	WLS	BF	H	R	ER	SO	BB	IBB	HBP	BLK	WP	HR	S	P	ERA	WHIP										
Ron Robinson, R (1, 1) ERA: 3.78	6.0		23	6	5	5	2	1	0	0	0	0	0	8	15	0.00	1.500										
Frank Williams, R (7, 1) ERA: 2.32	0.2		4	1	0	0	0	0	1	0	0	0	0	8	15	0.00	1.500										
Rob Murphy, L (7, 1) ERA: 3.28	1.1	W	8	3	1	1	0	0	1	0	0	0	0	17	22	6.75	2.250										
John Franco, L (9, 1) ERA: 2.65	1.0		3	0	0	0	0	0	0	0	0	0	0	7	10	0.00	0.000										

AB	35
R	6
H	10
RBI	6
BB	3
SO	2
LOB	14



Batter	1	2	3	4	5	6	7	8	9	AB	R	H	RBI	BB	SO	LOB	TOP								
Steve Sax, R OBP: 0.324, SLG: 0.351 (1, 4)										3	1	1	0	2	0	1									
Mike Devereaux, R Ralph Bryant, L Jose Gonzalez, R (1, 7) (8, PH) (8, PH) (8, 7)										3	1	1	0	0	0	2									
Chris Gwynn, L Tito Landrum, R (8, PH) (8, PH) (8, 7)										0	0	0	0	0	0	2									
Pedro Guerrero, R OBP: 0.412, SLG: 0.538 (1, 3)										4	0	1	1	0	0	3									
Mike Marshall, R OBP: 0.323, SLG: 0.458 (1, 9)										4	0	2	0	0	1	2									
John Shelby, S OBP: 0.303, SLG: 0.449 (1, 8)										4	0	2	1	0	1	0									
Mike Scioscia, L OBP: 0.346, SLG: 0.357 (1, 2)										4	0	1	0	0	0	4									
Mike Ramsey, S OBP: 0.287, SLG: 0.296 (9, PR)										0	1	0	0	0	0	0									
Alex Trevino, R OBP: 0.270, SLG: 0.348 (9, 2)										0	0	0	0	0	0	0									
Glenn Hoffman, R OBP: 0.284, SLG: 0.273 (1, 6)										3	0	0	0	0	1	2									
Ken Landreaux, L OBP: 0.276, SLG: 0.333 (9, PH)										1	0	0	0	0	1										
Craig Shipley, R OBP: 0.276, SLG: 0.310 (9, 6)										0	0	0	0	0	0	0									
Phil Garner, R OBP: 0.282, SLG: 0.296 (1, 5)										3	0	0	0	0	1	2									
Franklin Stubbs, L OBP: 0.297, SLG: 0.405 (9, PH)										0	1	0	0	1	0	0									
Dave Anderson, R OBP: 0.299, SLG: 0.313 (9, 5)										0	0	0	0	0	0	0									
Bob Welch, R OBP: 0.226, SLG: 0.156 (1, 1)										3	0	1	0	0	1	0									
Danny Heep, L OBP: 0.216, SLG: 0.207 (9, PH)										1	0	1	2	0	0	0									
Tim Leary, R OBP: 0.304, SLG: 0.348 (9, 1)										0	0	0	0	0	0	0									
Inning Stats	R: 0 E: 0 K: 0 S: 3	H: 1 LOB: 0 BB: 0 P: 3	R: 0 E: 0 K: 0 S: 5	H: 2 LOB: 2 BB: 0 P: 5	R: 1 E: 0 K: 1 S: 6	H: 1 LOB: 1 BB: 1 P: 10	R: 0 E: 0 K: 0 S: 3	H: 0 LOB: 0 BB: 0 P: 3	R: 0 E: 0 K: 0 S: 3	H: 0 LOB: 0 BB: 0 P: 3	R: 1 E: 0 K: 0 S: 5	H: 3 LOB: 1 BB: 0 P: 5	R: 0 E: 0 K: 2 S: 8	H: 1 LOB: 1 BB: 0 P: 8	R: 0 E: 0 K: 1 S: 4	H: 0 LOB: 1 BB: 1 P: 8	R: 2 E: 0 K: 1 S: 7	H: 2 LOB: 2 BB: 2 P: 15	1B: 9 2B: 1 3B: 0 HR: 0	SF: 0 SAC: 0 DP: 2 HBP: 0	WP: 2 PB: 0 SB: 1 CS: 1	PA: 38			
PITCHER	IP	WLS	BF	H	R	ER	SO	BB	IBB	HBP	BLK	WP	HR	S	P	ERA	WHIP								
Atee Hammaker, L ERA: 3.33 (1, 1)	7.0		28	8	2	2	3	1	0	0	0	2	0	33	37	2.57	1.286								
Kelly Downs, R ERA: 3.89 (8, 1)	1.2	L	9	2	2	2	2	1	2	0	0	0	0	10	22	10.80	1.800								
Craig Leferts, L ERA: 3.9 (9, 1)	0.1		1	0	0	0	0	0	0	0	0	0	0	1	1	0.00	0.000								

Los Angeles Dodgers @ San Francisco Giants
Candlestick Park, San Francisco, CA
Mon Sep 21 1987, 10:05 PM EDT
Att: 22,522 - Unknown

AB 34
R 4
H 10
RBI 4
BB 4
SO 5
LOB 19



Batter	1	2	3	4	5	6	7	8	9	AB	R	H	RBI	BB	SO	LOB	BOTTOM								
Eddie Milner, L OBP: 0.313, SLG: 0.372 (1, 8)										2	1	0	0	2	0	0									
Kevin Mitchell, R OBP: 0.345, SLG: 0.479 (1, 5)										4	0	0	0	0	1	2									
Mike Aldrete, L OBP: 0.388, SLG: 0.473 (1, 7)										3	1	1	2	1	0	1									
Candy Maldonado, R OBP: 0.352, SLG: 0.521 (1, 9)										3	0	0	0	1	0	0									
Will Clark, L OBP: 0.365, SLG: 0.575 (1, 3)										4	0	1	0	0	2	2									
Bob Brenly, R OBP: 0.356, SLG: 0.479 (1, 2)										3	0	1	0	0	0	2									
Harry Spilman, L OBP: 0.333, SLG: 0.385 (9, PH)										1	0	0	0	0	1	0									
Robby Thompson, R OBP: 0.330, SLG: 0.411 (1, 4)										3	0	0	0	0	1	2									
Jose Uribe, S OBP: 0.328, SLG: 0.398 (1, 6)										3	0	0	0	0	1	0									
Atee Hammaker, S OBP: 0.109, SLG: 0.093 (1, 1)										2	0	0	0	0	2	0									
Chili Davis, S OBP: 0.332, SLG: 0.416 (7, PH)										1	0	0	0	0	0	0									
Kelly Downs, R OBP: 0.170, SLG: 0.173 (8, 1)										0	0	0	0	0	0	0									
Craig Leferts, L OBP: 0.286, SLG: 0.429 (9, 1)										0	0	0	0	0	0	0									
Inning Stats	R: 2 E: 0 K: 2 S: 10	H: 3 LOB: 2 BB: 1 P: 14	R: 0 E: 0 K: 1 S: 5	H: 0 LOB: 0 BB: 0 P: 5	R: 0 E: 0 K: 1 S: 5	H: 0 LOB: 2 BB: 2 P: 13	R: 0 E: 0 K: 2 S: 7	H: 0 LOB: 0 BB: 0 P: 7	R: 0 E: 0 K: 0 S: 3	H: 0 LOB: 0 BB: 0 P: 3	R: 0 E: 0 K: 0 S: 3	H: 0 LOB: 0 BB: 0 P: 3	R: 0 E: 0 K: 0 S: 2	H: 0 LOB: 0 BB: 1 P: 6	R: 0 E: 0 K: 2 S: 7	H: 0 LOB: 0 BB: 0 P: 7	1B: 2 2B: 0 3B: 0 HR: 1	SF: 0 SAC: 0 DP: 0 HBP: 0	WP: 0 PB: 0 SB: 1 CS: 1	PA: 33					
PITCHER	IP	WLS	BF	H	R	ER	SO	BB	IBB	HBP	BLK	WP	HR	S	P	ERA	WHIP								
Bob Welch, R ERA: 3.43 (1, 1)	8.0		30	3	2	2	6	4	0	0	0	0	0	38	54	2.25	0.875								
Tim Leary, R ERA: 4.73 (9, 1)	1.0	S	3	0	0	0	2	0	0	0	0	0	0	7	7	0.00	0.000								

Los Angeles Dodgers @ San Francisco Giants
Candlestick Park, San Francisco, CA
Mon Sep 21 1987, 10:05 PM EDT
Att: 22,522 - Unknown

AB 29
R 2
H 3
RBI 2
BB 4
SO 8
LOB 9



Batter	1	2	3	4	5	6	7	8	9	AB	R	H	RBI	BB	SO	LOB	TOP					
Robby Thompson, R OBP: 0.331, SLG: 0.418 (1, 4)	F8		6-3			G6-4-3											5 2 2 0 0 0 2					
Kevin Mitchell, R OBP: 0.347, SLG: 0.475 (1, 5)	K					F8											3 1 1 1 2 1 0					
Jeffrey Leonard, R OBP: 0.314, SLG: 0.469 (1, 7)	6-3		1-3			F3											5 0 0 0 0 0 5					
Candy Maldonado, R OBP: 0.345, SLG: 0.513 (1, 9)		6-3		4-3		K											5 0 1 2 0 1 1					
Chili Davis, S OBP: 0.338, SLG: 0.432 (1, 8)	K			HR													4 1 1 1 1 1 1					
Bob Brenly, R OBP: 0.355, SLG: 0.475 (1, 2)				6-3		F8											4 1 1 0 1 0 2					
Will Clark, L OBP: 0.367, SLG: 0.575 (1, 3)	K																4 2 2 1 1 1 1					
Jose Uribe, S OBP: 0.330, SLG: 0.395 (1, 6)			5-3														4 2 2 1 0 1 0					
Mike Krukow, R OBP: 0.204, SLG: 0.212 (1, 1)																	2 0 1 1 1 1 2					
Kelly Downs, R OBP: 0.167, SLG: 0.170 (9, 1)																	0 0 0 0 0 0 0					
Inning Stats	R: 0 E: 0 K: 1 S: 5	H: 0 LOB: 0 BB: 0 P: 5	R: 0 E: 0 K: 2 S: 8	H: 1 LOB: 1 BB: 0 P: 8	R: 0 E: 0 K: 0 S: 3	H: 0 LOB: 2 BB: 2 P: 11	R: 1 E: 0 K: 1 S: 8	H: 3 LOB: 2 BB: 0 P: 8	R: 1 E: 0 K: 1 S: 7	H: 2 LOB: 2 BB: 1 P: 11	R: 2 E: 0 K: 0 S: 3	H: 1 LOB: 0 BB: 1 P: 8	R: 0 E: 0 K: 0 S: 3	H: 0 LOB: 0 BB: 0 P: 3	R: 5 E: 0 K: 0 S: 7	H: 4 LOB: 1 BB: 2 P: 15	R: 0 E: 0 K: 1 S: 5	H: 0 LOB: 0 BB: 0 P: 5	1B: 8 2B: 1 3B: 1 HR: 1	SF: 0 SAC: 1 DP: 1 HBP: 1	WP: 2 PB: 0 CS: 2 SB: 0	PA: 44
PITCHER	IP	WLS	BF	H	R	ER	SO	BB	IBB	HBP	BLK	WP	HR	S	P	ERA	WHIP					
Tom Glavine, L ERA: 6.44 (1, 1)	5.0	L	26	6	4	4	5	4	0	1	0	1	1	31	48	7.20	2.000					
Rick Mahler, R ERA: 4.96 (6, 1)	2.1		11	4	4	4	0	1	0	0	0	0	0	10	14	15.43	2.143					
Jeff Dedmon, R ERA: 3.61 (8, 1)	0.2		4	1	1	1	0	1	0	0	0	1	0	3	7	13.50	3.000					
Chuck Cary, L ERA: 3.75 (9, 1)	1.0		3	0	0	0	1	0	0	0	0	0	0	5	5	0.00	0.000					

San Francisco Giants @ Atlanta Braves
Atlanta-Fulton County Stadium, Atlanta, GA
Fri Sep 25 1987, 7:05 PM EDT
Att: 6,520 - Unknown

AB 36
R 9
H 11
RBI 7
BB 6
SO 6
LOB 14



Batter	1	2	3	4	5	6	7	8	9	AB	R	H	RBI	BB	SO	LOB	BOTTOM					
Albert Hall, S OBP: 0.375, SLG: 0.431 (1, 8)	5-3	G1-2-3					G3										3 0 0 1 2 0 3					
Ron Gant, R OBP: 0.308, SLG: 0.404 (1, 4)																	5 0 2 0 0 0 6					
Dion James, L OBP: 0.394, SLG: 0.468 (1, 7)	4-3																5 0 2 0 0 0 1					
Dale Murphy, R OBP: 0.416, SLG: 0.584 (1, 9)	K		5-3														5 0 0 0 0 2 4					
Gerald Perry, L OBP: 0.329, SLG: 0.403 (1, 3)																	4 0 0 0 1 0 3					
Ozzie Virgil, R OBP: 0.331, SLG: 0.478 (1, 2)																	3 1 2 0 2 0 1					
Ken Oberkfell, L OBP: 0.343, SLG: 0.369 (1, 5)																	5 1 2 0 0 1 4					
Jeff Blauser, R OBP: 0.329, SLG: 0.366 (1, 6)																	3 0 0 0 1 0 4					
Tom Glavine, L OBP: 0.133, SLG: 0.133 (1, 1)																	2 0 1 1 0 0 2					
Rick Mahler, R OBP: 0.197, SLG: 0.234 (6, 1)																	1 0 0 0 0 1 0					
Jeff Dedmon, L OBP: 0.294, SLG: 0.313 (8, 1)																	0 0 0 0 0 0 0					
Graig Nettles, L OBP: 0.292, SLG: 0.359 (8, PH)																	1 0 1 0 0 0 0					
Chuck Cary, L ERA: 3.81 (9, 1)																	0 0 0 0 0 0 0					
Inning Stats	R: 0 E: 0 K: 1 S: 6	H: 1 LOB: 1 BB: 0 P: 6	R: 0 E: 0 K: 0 S: 5	H: 2 LOB: 2 BB: 1 P: 9	R: 0 E: 0 K: 0 S: 3	H: 0 LOB: 0 BB: 0 P: 3	R: 1 E: 1 K: 0 S: 5	H: 1 LOB: 3 BB: 2 P: 13	R: 0 E: 0 K: 1 S: 4	H: 1 LOB: 1 BB: 0 P: 4	R: 0 E: 0 K: 1 S: 5	H: 1 LOB: 0 BB: 0 P: 5	R: 0 E: 0 K: 0 S: 5	H: 2 LOB: 2 BB: 0 P: 5	R: 0 E: 0 K: 0 S: 5	H: 2 LOB: 3 BB: 1 P: 9	R: 0 E: 0 K: 2 S: 7	H: 0 LOB: 2 BB: 2 P: 15	1B: 9 2B: 1 3B: 0 HR: 0	SF: 0 SAC: 0 DP: 2 HBP: 0	WP: 1 PB: 0 CS: 0 SB: 0	PA: 43
PITCHER	IP	WLS	BF	H	R	ER	SO	BB	IBB	HBP	BLK	WP	HR	S	P	ERA	WHIP					
Mike Krukow, R ERA: 5.02 (1, 1)	8.0	W	38	10	2	1	2	4	0	0	0	0	0	38	54	1.12	1.750					
Kelly Downs, R ERA: 3.81 (9, 1)	1.0		5	0	0	0	2	2	0	0	0	0	0	7	15	0.00	2.000					

San Francisco Giants @ Atlanta Braves
Atlanta-Fulton County Stadium, Atlanta, GA
Fri Sep 25 1987, 7:05 PM EDT
Att: 6,520 - Unknown

AB 37
R 2
H 10
RBI 2
BB 6
SO 4
LOB 28



Batter	1	2	3	4	5	6	7	8	9	AB	R	H	RBI	BB	SO	LOB	TOP										
Jeffrey Leonard, R (1, 7) OBP: 0.317, SLG: 0.480	5-3	L6		4-3		1-3			G5-4-3 1B	5	0	1	0	0	0	1											
Matt Williams, R (1, 6) OBP: 0.243, SLG: 0.343	6-3		1B 3-1 BB		6-3		L3		G5-4-3 1-2	4	1	0	0	1	0	1											
Francisco Melendez, L (1, 3) OBP: 0.364, SLG: 0.364			3-1 FC4-2 1B		5-3 E 1B					4	1	4	0	0	0	0											
Harry Spilman, L (1, 5) OBP: 0.323, SLG: 0.369	F7		3-1		5-3		F7			4	0	0	1	0	0	4											
Jessie Reid, L (1, 9) OBP: 0.286, SLG: 0.667		HR	FC4-2		E BB		K			3	1	1	1	1	1	2											
Randy Kutcher, R (1, 8) OBP: 0.214, SLG: 0.385		E 3B	F9		E5		K			4	1	1	0	0	1	2											
Mark Wasinger, R (1, 4) OBP: 0.341, SLG: 0.351		E5 SF7		6-3	6-3			G5-4-3 BB		3	1	0	0	1	0	2											
Kirt Manwaring, R (1, 2)	6-3					F9		G5-4-3 1-2		3	0	0	0	0	0	2											
Kelly Downs, R (1, 1) OBP: 0.158, SLG: 0.164	SF7					6-3		K		2	0	0	1	0	1	1											
Scott Garrelts, R (7, 1) OBP: 0.200, SLG: 0.300										0	0	0	0	0	0	0											
Bob Melvin, R (9, PH) OBP: 0.250, SLG: 0.371										1	0	0	0	0	1	0											
Craig Lefferts, L (9, 1) OBP: 0.286, SLG: 0.429										0	0	0	0	0	0	0											
Inning Stats	R: 0 E: 0 K: 0 S: 4	H: 1 LOB: 1 BB: 0 P: 4	R: 3 E: 1 K: 0 S: 6	H: 2 LOB: 0 BB: 0 P: 6	R: 1 E: 0 K: 0 S: 4	H: 1 LOB: 1 BB: 1 P: 8	R: 0 E: 0 K: 1 S: 5	H: 0 LOB: 0 BB: 0 P: 6	R: 1 E: 1 K: 0 S: 5	H: 1 LOB: 2 BB: 1 P: 9	R: 0 E: 0 K: 1 S: 6	H: 1 LOB: 1 BB: 0 P: 6	R: 0 E: 0 K: 1 S: 4	H: 0 LOB: 0 BB: 0 P: 8	R: 0 E: 0 K: 1 S: 5	H: 1 LOB: 0 BB: 0 P: 5	1B: 5 2B: 0 3B: 1 HR: 1	SF: 1 SAC: 0 DP: 2 HBP: 1	WP: 0 PB: 0 SB: 0 CS: 0	PA: 38							
PITCHER	IP	WLS	BF	H	R	ER	SO	BB	IBB	HBP	BLK	WP	HR	S	P	ERA	WHIP										
Jimmy Jones, R (1, 1) ERA: 4.35	3.0	L	15	4	4	2	0	1	0	0	0	0	1	14	18	6.00	1.667										
Greg Booker, R (4, 1) ERA: 3.32	2.0		10	1	1	0	1	1	0	1	0	0	0	10	15	0.00	1.000										
Ed Whitson, R (6, 1) ERA: 4.62	2.0		7	1	0	0	1	0	0	0	0	0	0	9	9	0.00	0.500										
Keith Comstock, L (8, 1) ERA: 4.53	2.0		6	1	0	0	2	1	0	0	0	0	0	9	13	0.00	1.000										

San Francisco Giants @ San Diego Padres
 Jack Murphy Stadium, San Diego, CA
 Tue Sep 29 1987, 10:05 PM EDT
 Att: 9,682 - Unknown

AB 33
R 5
H 7
RBI 3
BB 3
SO 4
LOB 15





Batter	1	2	3	4	5	6	7	8	9	AB	R	H	RBI	BB	SO	LOB	BOTTOM										
Shane Mack, R (1, 8) OBP: 0.304, SLG: 0.365	6-3		6-3		F8			HR BB		3	1	0	0	1	0	0											
Benito Santiago, R (1, 2) OBP: 0.323, SLG: 0.464	6-3			6-3	F8			HR		4	1	1	2	0	0	0											
John Kruk, L (1, 3) OBP: 0.409, SLG: 0.497				K		4-3		F7		4	0	1	0	0	1	0											
Randy Ready, R (1, 5) OBP: 0.415, SLG: 0.504	G3			1B 1B		6-3		5-3		4	1	1	0	0	0	1											
Randy Byers, L (1, 7) OBP: 0.500, SLG: 0.571		4-3		BB 1B				K		4	0	2	0	0	1	0											
Shawn Abner, R (1, 9) OBP: 0.286, SLG: 0.471		1-3		BB 1B		F6		F3		4	0	1	1	0	0	1											
Garry Templeton, S (1, 6) OBP: 0.283, SLG: 0.302			K				F8	F9		3	0	0	0	1	1	0											
Joey Cora, S (1, 4) OBP: 0.315, SLG: 0.278				4-3	F7			F9		3	0	0	0	0	0	3											
Stan Jefferson, S (9, PH) OBP: 0.299, SLG: 0.340										1	0	0	0	0	0	0											
Jimmy Jones, R (1, 1) OBP: 0.200, SLG: 0.220										0	0	0	0	0	0	0											
Rob Nelson, L (3, PH) OBP: 0.182, SLG: 0.188										1	0	0	0	0	0	0											
Greg Sooker, R (4, 1) ERA: 3.2										0	0	0	0	0	0	0											
Tim Flannery, L (5, PH) OBP: 0.244, SLG: 0.255										1	0	0	0	0	0	0											
Ed Whitson, R (6, 1) OBP: 0.194, SLG: 0.138										0	0	0	0	0	0	0											
Marvell Wynne, L (7, PH) OBP: 0.325, SLG: 0.353										1	0	0	0	0	0	0											
Keith Comstock, L (8, 1) ERA: 4.53										0	0	0	0	0	0	0											
Inning Stats	R: 0 E: 0 K: 0 S: 4	H: 1 LOB: 1 BB: 0 P: 4	R: 0 E: 0 K: 1 S: 5	H: 0 LOB: 0 BB: 0 P: 5	R: 0 E: 0 K: 0 S: 3	H: 0 LOB: 0 BB: 0 P: 3	R: 1 E: 0 K: 1 S: 8	H: 3 LOB: 3 BB: 1 P: 12	R: 0 E: 0 K: 0 S: 3	H: 0 LOB: 0 BB: 0 P: 3	R: 0 E: 0 K: 0 S: 4	H: 1 LOB: 1 BB: 0 P: 4	R: 0 E: 0 K: 1 S: 3	H: 0 LOB: 0 BB: 0 P: 3	R: 2 E: 0 K: 1 S: 6	H: 1 LOB: 1 BB: 1 P: 10	R: 0 E: 0 K: 0 S: 3	H: 0 LOB: 0 BB: 0 P: 3	1B: 4 2B: 1 3B: 0 HR: 1	SF: 0 SAC: 0 DP: 0 HBP: 0	WP: 0 PB: 0 SB: 1 CS: 0	PA: 35					
PITCHER	IP	WLS	BF	H	R	ER	SO	BB	IBB	HBP	BLK	WP	HR	S	P	ERA	WHIP										
Kelly Downs, R (1, 1) ERA: 3.73	6.0	W	24	5	1	1	2	1	0	0	0	0	0	27	31	1.50	1.000										
Scott Garrelts, R (7, 1) ERA: 3.2	2.0		8	1	2	2	1	1	0	0	0	0	1	9	13	9.00	1.000										
Craig Lefferts, L (9, 1) ERA: 3.91	1.0	S	3	0	0	0	0	0	0	0	0	0	0	3	3	0.00	0.000										

San Francisco Giants @ San Diego Padres
 Jack Murphy Stadium, San Diego, CA
 Tue Sep 29 1987, 10:05 PM EDT
 Att: 9,682 - Unknown

AB 33
R 3
H 6
RBI 3
BB 2
SO 3
LOB 5



Batter	1	2	3	4	5	6	7	8	9	AB	R	H	RBI	BB	SO	LOB	TOP		
Mike Aldrete, L (1,9) OBP: 0.394, SLG: 0.466 (7,7)	0-0 4-3			0-0 E7		0-0 G6-4-3 1-2 1B		0-0 3-1		4	0	1	0	0	0	0	<p>San Francisco Giants @ Los Angeles Dodgers Dodger Stadium, Los Angeles, CA Thu Oct 01 1987, 7:05 PM PDT Att: 31,914 - Unknown</p> <p>livebaseballscorecards.com</p> <p>AB 28 R 0 H 1 RBI 0 BB 1 SO 7 LOB 5</p> 		
Jeffrey Leonard, R (1,7) OBP: 0.312, SLG: 0.473 Craig Lefferts, L (6,1) OBP: 0.286, SLG: 0.429 Scott Garretts, R (7,1) OBP: 0.300, SLG: 0.300 Dave Henderson, R (9,PH) OBP: 0.332, SLG: 0.414	0-0 F8			0-0 F5		0-0 G6-4-3 1-2 1B		0-0 5-3		3	0	0	0	0	0	3			
Will Clark, L (1,3) OBP: 0.369, SLG: 0.571 Kirt Manwaring, R (8,2)	0-3 K			0-0 1-3				0-0 F9		3	0	0	0	0	1	1			
Chili Davis, S (1,8) OBP: 0.342, SLG: 0.434 Jessie Reid, L (7,PH) OBP: 0.250, SLG: 0.571		0-0 5-3		0-3 K				0-3 K		2	0	0	0	0	1	1			
Harry Spilman, L (1,5) OBP: 0.323, SLG: 0.360		0-3 K			0-0 3-1			0-0 F7		3	0	0	0	0	1	0			
Bob Brently, R (1,2) OBP: 0.344, SLG: 0.459 Francisco Melendez, L (8,PH) OBP: 0.309, SLG: 0.309		0-0 F4			0-3 K			0-0 F5		2	0	0	0	0	1	0			
Robby Thompson, R (1,4) OBP: 0.334, SLG: 0.419 Mark Wasinger, R (8,PH) OBP: 0.337, SLG: 0.346			0-3 K		0-0 F8			0-0 F7		2	0	0	0	0	1	0			
Matt Williams, R (1,6) OBP: 0.241, SLG: 0.339 Randy Kutcher, R (8,PH) OBP: 0.200, SLG: 0.357				0-0 F4		0-3 K		0-0 F3		2	0	0	0	0	1	0			
Rick Reuschel, R (1,1) OBP: 0.190, SLG: 0.215 Eddie Milner, L (6,PH) OBP: 0.322, SLG: 0.372				0-0 6-3		4-0 1B BB		0-0 F7		1	0	0	0	0	0	0			
Inning Stats	R: 0 E: 0 K: 1 S: 5	H: 0 LOB: 0 BB: 0 P: 5	R: 0 E: 0 K: 1 S: 5	H: 0 LOB: 0 BB: 0 P: 5	R: 0 E: 0 K: 1 S: 5	H: 0 LOB: 0 BB: 0 P: 6	R: 0 E: 0 K: 1 S: 5	H: 1 LOB: 1 BB: 1 P: 9	R: 0 E: 0 K: 0 S: 3	H: 0 LOB: 0 BB: 0 P: 3	R: 0 E: 0 K: 0 S: 3	H: 0 LOB: 0 BB: 0 P: 3	R: 0 E: 0 K: 0 S: 3	H: 0 LOB: 0 BB: 0 P: 3	1B: 1 2B: 0 3B: 0 HR: 0	SF: 0 SAC: 0 DP: 1 HBP: 0		WP: 0 PB: 0 SB: 0 CS: 0	PA: 29
PITCHER Bob Welch, R (1,1) ERA: 3.22	IP: 9.0 WLS: W BF: 29 H: 1 R: 0 ER: 0 SO: 7 BB: 1 IBB: 0 HBP: 0 BLK: 0 WP: 0 HR: 0 S: 42 P: 46 ERA: 0.00 WHIP: 0.222																		

Batter	1	2	3	4	5	6	7	8	9	AB	R	H	RBI	BB	SO	LOB	BOTTOM		
Steve Sax, R (1,4) OBP: 0.327, SLG: 0.354 Craig Shipley, R (7,5) OBP: 0.258, SLG: 0.290	0-0 6-3	0-0 E4		0-0 1B		0-0 F9 1B		0-3 K2-3		4	0	2	1	0	0	0	<p>San Francisco Giants @ Los Angeles Dodgers Dodger Stadium, Los Angeles, CA Thu Oct 01 1987, 7:05 PM PDT Att: 31,914 - Unknown</p> <p>livebaseballscorecards.com</p> <p>AB 33 R 7 H 10 RBI 4 BB 2 SO 2 LOB 18</p> 		
Danny Heep, L (1,3) OBP: 0.235, SLG: 0.213	0-0 F4	3-H 0-0 6-3		2-H 0-0 F7		0-0 F9 1B				4	0	1	0	0	0	2			
John Shelby, S (1,8) OBP: 0.308, SLG: 0.445 Jose Gonzalez, R (4,PH) OBP: 0.200, SLG: 0.400	0-0 4-3		1-0 E HBP		0-0 F7		0-0 F9			1	0	0	0	0	0	0			
Mike Marshall, R (1,9) OBP: 0.327, SLG: 0.455 Chris Gwynn, L (6,7) OBP: 0.242, SLG: 0.250 Reggie Williams, R (7,7) OBP: 0.220, SLG: 0.114		0-0 FC3-6 1B	0-3 K		0-0 1B G4-6-3 1B	0-0 G6-4-3 1-2 1B				3	1	2	0	0	1	1			
Mike Scioscia, L (1,2) OBP: 0.345, SLG: 0.363 Orlando Mercado, R (8,2) OBP: 0.200, SLG: 0.130		0-0 FC3-6 2B 1B		0-0 F8	0-0 G4-6-3 1-3 1B 1B			0-0 F9		4	2	1	0	0	0	2			
Ralph Bryant, L (1,7) OBP: 0.347, SLG: 0.419 Mike Ramsey, S (8,9) OBP: 0.287, SLG: 0.296		0-0 FC5-2 2B		0-0 E4 FC4-6	4-0 G4-6-3 1-2 BB			0-0 F8		3	0	1	0	1	0	1			
Glenn Hoffman, R (1,6) OBP: 0.277, SLG: 0.270		0-0 FC5-2 1B		0-0 FC4-6	0-0 G4-6-3 1-2 1B			0-0 F7		4	1	0	0	0	0	6			
Mike Sharperson, R (1,5) OBP: 0.289, SLG: 0.288		4-0 1B E IBB		0-0 SH1-4 1B	0-0 FC5-4 1B			0-0 F6		3	2	2	1	1	0	0			
Bob Welch, R (1,1) OBP: 0.222, SLG: 0.157		0-0 E9 1B		0-0 SH1-4 1-2	0-0 FC5-4 1-2			0-0 6-3		3	1	1	2	0	0	1			
Inning Stats	R: 0 E: 0 K: 0 S: 3	H: 0 LOB: 0 BB: 0 P: 3	R: 4 E: 2 K: 0 S: 7	H: 3 LOB: 1 BB: 1 P: 11	R: 0 E: 1 K: 1 S: 6	H: 0 LOB: 2 BB: 0 P: 7	R: 1 E: 0 K: 0 S: 5	H: 2 LOB: 1 BB: 0 P: 5	R: 2 E: 0 K: 0 S: 4	H: 3 LOB: 1 BB: 1 P: 9	R: 0 E: 0 K: 0 S: 4	H: 2 LOB: 1 BB: 0 P: 4	R: 0 E: 0 K: 1 S: 5	H: 0 LOB: 0 BB: 0 P: 5	1B: 9 2B: 1 3B: 0 HR: 0	SF: 0 SAC: 1 DP: 2 HBP: 1		WP: 0 PB: 0 SB: 0 CS: 0	PA: 37
PITCHER Rick Reuschel, R (1,1) ERA: 3.09 Craig Lefferts, L (6,1) ERA: 3.57 Scott Garretts, R (7,1) ERA: 3.14	IP: 5.0 WLS: L BF: 27 H: 8 R: 7 ER: 5 SO: 1 BB: 1 IBB: 1 HBP: 0 BLK: 0 WP: 0 HR: 0 S: 26 P: 35 ERA: 9.00 WHIP: 1.800																		

Batter	1	2	3	4	5	6	7	8	9	AB	R	H	RBI	BB	SO	LOB	TOP										
Albert Hall, S OBP: 0.370, SLG: 0.418 (1, 8)	0-0 5-3		0-0 FC6-4		4-0 PB SF8	0-0		0-3 K		4	1	1	1	1	1	3	Atlanta Braves @ San Francisco Giants Candlestick Park, San Francisco, CA Fri Oct 02 1987, 10:05 PM EDT Att: 30,735 - Unknown										
Ron Gant, R OBP: 0.289, SLG: 0.378 (1, 4)	0-0 5-3		0-0 6-3		0-0 SF8	0-0 F4		0-3 K		4	0	0	1	0	1	4											
Gerald Perry, L OBP: 0.332, SLG: 0.414 (1, 3)	0-0 4-3			0-0 F9	0-0 E4		0-0 4-3		0-0 F7	5	0	0	0	0	0	0											
Dale Murphy, R OBP: 0.417, SLG: 0.575 (1, 9)		0-3 K		0-0 1B HBP	0-0 F2			0-0 6-3		4	1	1	0	1	1	1											
Gary Roenicke, R OBP: 0.356, SLG: 0.462 (1, 7)		0-0 F4		1-0 1B HBP		4-0 1B WP	0-0 F8		0-3 K	3	2	0	0	1	1	1											
Ozzie Virgil, R OBP: 0.333, SLG: 0.475 (1, 2)		0-0 F9		0-0 1B		0-0 FC1-5	4-0 4-3			3	0	2	0	1	0	0											
Paul Runge, R OBP: 0.266, SLG: 0.364 (6, PH)			0-0 FC1	0-3 K		0-0 4-3		0-3 K		2	0	1	0	0	1	3											
Graig Nettles, L OBP: 0.291, SLG: 0.352 (6, 5)						0-0 1-2				2	0	0	1	0	1	3											
Jeff Blauser, R OBP: 0.341, SLG: 0.367 (1, 6)			0-0 FC1	0-0 FC6-4		0-0 FC1-5		0-0 SH5-4		4	2	3	2	0	0	1											
Kevin Coffman, R OBP: 0.182, SLG: 0.100 Rick Mahler, R OBP: 0.154, SLG: 0.231 Paul Assenmacher, L OBP: 0.267, SLG: 0.214 Jim Acker, R OBP: 0.267, SLG: 0.214 (1, 1) (7, 1) (7, 1) (8, 1)			4-0 FC6-4	0-3 K		0-0 FC1-5		0-0 SH5-4		2	0	0	0	1	1	4											
Inning Stats	R: 0 E: 0 K: 0 S: 3	H: 0 LOB: 0 BB: 0 P: 3	R: 0 E: 0 K: 1 S: 5	H: 0 LOB: 0 BB: 0 P: 5	R: 1 E: 1 K: 0 S: 4	H: 1 LOB: 1 BB: 1 P: 8	R: 2 E: 0 K: 2 S: 10	H: 3 LOB: 2 BB: 0 P: 11	R: 1 E: 1 K: 0 S: 3	H: 0 LOB: 0 BB: 1 P: 7	R: 2 E: 0 K: 0 S: 6	H: 3 LOB: 2 BB: 1 P: 10	R: 0 E: 0 K: 1 S: 5	H: 0 LOB: 2 BB: 2 P: 13	R: 0 E: 0 K: 2 S: 8	H: 1 LOB: 1 BB: 0 P: 8	R: 0 E: 0 K: 1 S: 5	H: 0 LOB: 0 BB: 0 P: 5	1B: 8 2B: 0 3B: 0 HR: 0	SF: 1 SAC: 1 DP: 0 HBP: 1	WP: 1 PB: 1 SB: 5 CS: 1	PA: 41					
PITCHER	IP	WLS	BF	H	R	ER	SO	BB	IBB	HBP	BLK	WP	HR	S	P	ERA	WHIP										
Dave Dravecky, L ERA: 3.43 Jon Perlman, R ERA: 3.97 Randy Bockus, R ERA: 3.86 John Burkett, R ERA: 4.5 Don Robinson, R ERA: 3.45 (1, 1) (5, 1) (6, 1) (7, 1) (9, 1)	4.0	L	18	4	3	3	3	1	0	1	0	0	0	22	27	6.75	1.250										

Batter	1	2	3	4	5	6	7	8	9	AB	R	H	RBI	BB	SO	LOB	BOTTOM										
Eddie Milner, L OBP: 0.325, SLG: 0.371 John Burkett, R (1, 8)	0-0 E4		0-0 1B		4-0 FC5	0-0 G3		0-0 P1		3	0	1	0	1	0	1	Atlanta Braves @ San Francisco Giants Candlestick Park, San Francisco, CA Fri Oct 02 1987, 10:05 PM EDT Att: 30,735 - Unknown										
Jeffrey Leonard, R OBP: 0.311, SLG: 0.472 Don Robinson, R OBP: 0.263, SLG: 0.444 (8, PH) (9, 1)	0-0 4-3		0-0 1B		0-3 K		0-0 WP	0-0 2B		4	0	2	0	0	1	2											
Kevin Mitchell, R OBP: 0.350, SLG: 0.473 Randy Kutcher, R OBP: 0.250, SLG: 0.400 (1, 5) (7, PR) (8, 5)	0-0 4-3		0-0 1-3		0-0 K		0-0 1B	0-0 2B		1	2	1	1	0	0	0											
Mike Aldrete, L OBP: 0.399, SLG: 0.469 (1, 7) (7, 8)	4-0 1-3		0-0 1-3		4-0 FC5		4-0 1B	0-0 2B		2	0	1	1	3	0	2											
Candy Maldonado, R OBP: 0.349, SLG: 0.515 (1, 9)	0-0 L1-3		0-3 K		0-0 FC5		0-0 1B	4-0 BB		4	0	1	1	1	1	6											
Will Clark, L OBP: 0.369, SLG: 0.569 Kirt Manwaring, R OBP: 0.250, SLG: 0.143 Bob Melvin, R OBP: 0.253, SLG: 0.372 (1, 3) (7, 2) (8, PH) (9, 2)		4-0 FC1-5		0-0 4-3		0-3 K		0-0 F3		2	0	0	0	1	1	2											
Bob Brenly, R OBP: 0.345, SLG: 0.458 Francisco Melendez, L OBP: 0.313, SLG: 0.500 (1, 2) (6, PH) (7, 3)		0-3 K		4-0 4-3		0-0 HR		0-0 G3		1	0	0	0	1	1	1											
Robby Thompson, R ERA: 4.62 Jessie Reid, L OBP: 0.222, SLG: 0.500 Dave Henderson, R OBP: 0.329, SLG: 0.410 (1, 4) (6, PH) (7, 7) (8, 8)		0-0 FC1-5		4-0 4-3		0-0 F7		0-3 K		1	0	0	0	1	0	1											
Jose Uribe, S OBP: 0.336, SLG: 0.411 Matt Williams, R OBP: 0.242, SLG: 0.343 (1, 6) (6, PH) (7, 6)		0-0 FC6-4		0-0 4-3		0-0 F8		0-0 F8		2	0	0	0	0	3	3											
Dave Dravecky, R ERA: 4.62 Harry Schrimm, L Jon Perlman, L Randy Bockus, L Chili Davis, S Mark Wasinger, R (1, 1) (4, PH) (5, 1) (6, 1) (8, PH) (7, 4)			0-0 5-3		0-0 4-3		0-0 F7		0-0 E4		1	0	0	0	0	0											
Inning Stats	R: 0 E: 1 K: 0 S: 3	H: 0 LOB: 1 BB: 1 P: 7	R: 0 E: 0 K: 1 S: 5	H: 0 LOB: 1 BB: 1 P: 9	R: 0 E: 0 K: 1 S: 7	H: 2 LOB: 2 BB: 0 P: 7	R: 0 E: 0 K: 0 S: 3	H: 0 LOB: 2 BB: 2 P: 11	R: 0 E: 0 K: 2 S: 7	H: 0 LOB: 2 BB: 2 P: 15	R: 1 E: 0 K: 0 S: 5	H: 2 LOB: 1 BB: 0 P: 5	R: 1 E: 0 K: 2 S: 10	H: 3 LOB: 3 BB: 1 P: 14	R: 2 E: 1 K: 0 S: 6	H: 3 LOB: 2 BB: 1 P: 10	R: 0 E: 0 K: 0 S: 3	H: 0 LOB: 0 BB: 0 P: 3	1B: 7 2B: 3 3B: 0 HR: 1	SF: 0 SAC: 0 DP: 1 HBP: 0	WP: 1 PB: 0 SB: 2 CS: 0	PA: 45					
PITCHER	IP	WLS	BF	H	R	ER	SO	BB	IBB	HBP	BLK	WP	HR	S	P	ERA	WHIP										
Kevin Coffman, R ERA: 4.58 Rick Mahler, R ERA: 4.58 Paul Assenmacher, L ERA: 5.1 Jim Acker, R ERA: 4.15 (1, 1) (7, 1) (7, 1) (8, 1)	6.0	W	28	4	1	1	4	6	0	0	0	0	1	30	54	1.50	1.667										



Batter	1	2	3	4	5	6	7	8	9	AB	R	H	RBI	BB	SO	LOB	TOP				
Albert Hall, S OBP: 0.366, SLG: 0.412 (1,8)										4	0	0	0	0	1	1					
Ron Gant, R OBP: 0.288, SLG: 0.410 (1,4)										4	1	1	2	0	0	0					
Dion James, L OBP: 0.399, SLG: 0.474 (1,7)										4	1	2	0	0	1	0					
Gerald Perry, L OBP: 0.330, SLG: 0.411 (1,3)										4	0	0	0	0	0	2					
Ted Simmons, S OBP: 0.350, SLG: 0.390 (1,2)										3	0	1	1	1	0	0					
Gary Roenicke, R OBP: 0.353, SLG: 0.453 (1,9)										3	0	0	0	1	1	2					
Ken Oberkfell, L OBP: 0.342, SLG: 0.362 (1,5)										4	0	1	0	0	0	2					
Jeff Blauer, R OBP: 0.335, SLG: 0.360 (1,6)										3	0	0	0	0	2	1					
Marty Clary, R (1,1) Ed Owine, R (5,1) Glenn Hubbard, R (6, Ph) Charlie Puleo, R (6, Ph) Craig Nettles, L (8, Ph) Chuck Cary, L (8,1)										1	0	0	0	0	0	0					
Inning Stats	R: 0 E: 0 K: 1 S: 5	H: 0 LOB: 0 BB: 0 P: 5	R: 0 E: 0 K: 0 S: 4	H: 1 LOB: 1 BB: 0 P: 4	R: 0 E: 0 K: 1 S: 5	H: 0 LOB: 0 BB: 0 P: 5	R: 0 E: 0 K: 0 S: 3	H: 0 LOB: 0 BB: 0 P: 3	R: 0 E: 0 K: 2 S: 8	H: 1 LOB: 1 BB: 0 P: 8	R: 1 E: 0 K: 0 S: 4	H: 1 LOB: 1 BB: 1 P: 8	R: 2 E: 0 K: 1 S: 7	H: 2 LOB: 1 BB: 1 P: 11	R: 0 E: 0 K: 0 S: 2	H: 0 LOB: 0 BB: 1 P: 6	1B: 3 2B: 1 3B: 0 HR: 1	SF: 0 SAC: 0 DP: 1 HBP: 0	WP: 0 PB: 1 SB: 0 CS: 0	PA: 34	
PITCHER	IP	WLS	BF	H	R	ER	SO	BB	IBB	HBP	BLK	WP	HR	S	P	ERA	WHIP				
Kelly Downs, R (1,1) ERA: 3.63	5.0	W	17	2	0	0	4	0	0	0	0	0	0	25	25	0.00	0.400				
Mike Krukow, R (6,1) ERA: 4.8	1.0		3	0	0	0	0	0	0	0	0	0	0	3	3	0.00	0.000				
Joe Price, L (7,1) ERA: 2.57	1.0		5	1	1	1	0	1	0	0	0	0	0	4	8	9.00	2.000				
Scott Garrelts, R (8,1) ERA: 3.25	2.0		9	2	2	2	1	2	0	0	0	0	1	9	17	9.00	2.000				

Atlanta Braves @ San Francisco Giants
Candlestick Park, San Francisco, CA
Sat Oct 03 1987, 6:33 AM EDT
Att: 25,061 - Unknown

AB 31
R 3
H 5
RBI 3
BB 3
SO 5
LOB 8



Batter	1	2	3	4	5	6	7	8	9	AB	R	H	RBI	BB	SO	LOB	BOTTOM				
Robby Thompson, R OBP: 0.337, SLG: 0.419 (1,4)										2	1	1	2	0	0	0					
Chris Speier, R OBP: 0.341, SLG: 0.394 (7,4)										1	0	0	0	0	0	0					
Kevin Mitchell, R OBP: 0.348, SLG: 0.477 (1,5)										4	1	1	3	0	0	1					
Scott Garrelts, R OBP: 0.200, SLG: 0.300 (8,1)										0	0	0	0	0	0	0					
Jeffrey Leonard, R OBP: 0.311, SLG: 0.470 (1,7)										4	0	1	0	0	1	0					
Candy Maldonado, R OBP: 0.348, SLG: 0.513 (1,9)										2	0	0	0	0	0	1					
Eddie Milner, L OBP: 0.331, SLG: 0.377 (5,8)										2	0	2	0	0	0	0					
Will Clark, L OBP: 0.369, SLG: 0.570 (1,3)										3	1	1	0	0	1	1					
Mike Krukow, R OBP: 0.196, SLG: 0.204 (6,1)										0	0	0	0	0	0	0					
Joe Price, R OBP: 0.167, SLG: 0.167 (7,1)										0	0	0	0	0	0	0					
Matt Williams, R OBP: 0.241, SLG: 0.342 (8,5)										1	0	0	0	0	1	1					
Chili Davis, S OBP: 0.344, SLG: 0.436 (1,8)										4	1	3	1	0	0	1					
Bob Melvin, R OBP: 0.249, SLG: 0.366 (1,2)										4	0	0	0	0	0	3					
Jose Uribe, S OBP: 0.339, SLG: 0.417 (1,6)										3	2	2	0	0	0	0					
Kelly Downs, R OBP: 0.155, SLG: 0.161 (1,1)										1	0	0	0	0	0	2					
Mike Aldrete, L OBP: 0.398, SLG: 0.467 (6,3)										1	0	0	0	0	1	0					
Inning Stats	R: 0 E: 0 K: 0 S: 4	H: 1 LOB: 1 BB: 0 P: 4	R: 0 E: 0 K: 1 S: 5	H: 1 LOB: 0 BB: 0 P: 5	R: 3 E: 0 K: 0 S: 5	H: 2 LOB: 0 BB: 0 P: 6	R: 3 E: 0 K: 0 S: 7	H: 4 LOB: 1 BB: 0 P: 7	R: 0 E: 0 K: 1 S: 6	H: 1 LOB: 1 BB: 0 P: 6	R: 0 E: 0 K: 1 S: 5	H: 0 LOB: 0 BB: 0 P: 5	R: 0 E: 0 K: 0 S: 3	H: 0 LOB: 0 BB: 0 P: 3	R: 0 E: 0 K: 1 S: 6	H: 2 LOB: 1 BB: 0 P: 6	1B: 8 2B: 2 3B: 0 HR: 1	SF: 0 SAC: 1 DP: 0 HBP: 1	WP: 0 PB: 0 SB: 0 CS: 2	PA: 34	
PITCHER	IP	WLS	BF	H	R	ER	SO	BB	IBB	HBP	BLK	WP	HR	S	P	ERA	WHIP				
Marty Clary, R (1,1) ERA: 6.14	4.1	L	22	9	6	6	2	0	0	0	0	0	0	2	2	0.00	0.000				
Ed Owine, L (5,1) ERA: 5.01	0.2		2	0	0	0	0	0	0	0	0	0	0	2	2	0.00	0.000				
Charlie Puleo, R (6,1) ERA: 4.23	2.0		6	0	0	0	1	0	0	0	0	0	0	8	8	0.00	0.000				
Chuck Cary, L (8,1) ERA: 3.68	1.0		4	2	0	0	1	0	0	0	0	0	0	6	6	0.00	2.000				

Atlanta Braves @ San Francisco Giants
Candlestick Park, San Francisco, CA
Sat Oct 03 1987, 6:33 AM EDT
Att: 25,061 - Unknown

AB 32
R 6
H 11
RBI 6
BB 0
SO 4
LOB 10



Batter	1	2	3	4	5	6	7	8	9	10	AB	R	H	RBI	BB	SO	LOB	TOP				
Albert Hall, S OBP: 0.369, SLG: 0.411	(1,8) 4-0 BB 		(2) 0-0 5-3		(2) 0-0 1B		(2) 4-0 BB 		(2) 0-3 K	(2) 0-3 K	3	0	1	0	2	1	0					
Ron Gant, R OBP: 0.271, SLG: 0.386	(1,4) 0-0 F3 		(3) 0-3 K		(2) 0-0 F9 		(2) 0-3 K		(2) 0-0 E5 	(2) 0-0 4-3 	5	0	0	0	0	2	3					
Gerald Perry, L OBP: 0.329, SLG: 0.411	(1,3) 0-3 K 				(2) 0-0 F3 		(2) 0-0 F9 		(2) 0-0 4-3 	(2) 0-0 4-3 	5	1	1	0	0	1	3					
Dale Murphy, R OBP: 0.417, SLG: 0.580	(1,9) 4-0 BB 				(2) 0-0 5-3		(2) 0-0 HR		(2) 0-3 K		3	1	1	1	1	1	1					
Gary Roenicke, R OBP: 0.353, SLG: 0.450	(1,7) 0-0 4-3 				(2) 0-0 F9 		(2) 0-0 6-3				3	0	1	1	0	0	2					
Chuck Cary, L OBP: 0.300, SLG: 0.346	(6,1) 0-0 4-3 				(2) 0-0 FC4-6 		(2) 0-0 F9 				0	0	0	0	0	0	0					
Rafael Ramirez, R OBP: 0.267, SLG: 0.214	(8,1) 0-0 4-3 				(2) 0-0 FC4-6 		(2) 0-0 F9 				1	0	0	0	0	0	0					
Jim Acker, R OBP: 0.267, SLG: 0.214	(8,1) 0-0 4-3 				(2) 0-0 FC4-6 		(2) 0-0 F9 				0	0	0	0	0	0	0					
Ozzie Virgil, R OBP: 0.331, SLG: 0.471	(1,2) 0-0 F4 				(2) 0-0 FC4-6 		(2) 0-3 K		(2) 0-0 F8 		4	1	0	0	0	1	1					
Paul Runge, R OBP: 0.288, SLG: 0.426	(1,5) 0-0 6-3 				(2) 0-0 FC4-6 		(2) 0-0 F9 		(2) 0-0 F7 		3	1	1	2	0	0	0					
Graig Nettles, L OBP: 0.294, SLG: 0.350	(9,5) 0-0 6-3 				(2) 0-0 FC4-6 		(2) 0-0 F9 		(2) 0-0 F7 		1	0	0	0	0	0	0					
Jeff Blauser, R OBP: 0.328, SLG: 0.352	(1,6) 0-0 6-3 				(2) 0-0 FC4-6 		(2) 0-0 L6 		(2) 0-0 F8 		4	0	0	0	0	0	0					
Pete Smith, R OBP: 0.091, SLG: 0.091	(1,1) 0-0 F4 				(2) 0-0 L6 		(2) 0-0 5-3 		(2) 0-0 F8 		2	0	0	0	0	0	0					
Dion James, L OBP: 0.397, SLG: 0.472	(6,7) 0-0 F4 				(2) 0-0 6-3 		(2) 0-0 F7 		(2) 0-0 G3 		2	0	0	0	0	0	0					
Inning Stats	R: 0 E: 0 K: 1 S: 5	H: 0 LOB: 2 BB: 2 P: 13	R: 0 E: 0 K: 0 S: 3	H: 0 LOB: 0 BB: 0 P: 5	R: 0 E: 0 K: 1 S: 5	H: 0 LOB: 0 BB: 0 P: 5	R: 3 E: 0 K: 0 S: 6	H: 3 LOB: 0 BB: 0 P: 6	R: 0 E: 0 K: 0 S: 4	H: 1 LOB: 1 BB: 0 P: 4	R: 1 E: 0 K: 1 S: 6	H: 1 LOB: 0 BB: 0 P: 6	R: 0 E: 0 K: 1 S: 5	H: 0 LOB: 0 BB: 1 P: 5	R: 0 E: 0 K: 0 S: 3	H: 0 LOB: 0 BB: 0 P: 3	R: 0 E: 2 K: 1 S: 6	H: 0 LOB: 1 BB: 0 P: 6	1B: 2 2B: 1 3B: 0 HR: 2	SF: 0 SAC: 0 DP: 0 HBP: 0	WP: 0 PB: 0 SB: 3 CS: 0	PA: 39
PITCHER	IP	WLS	BF	H	R	ER	SO	BB	IBB	HBP	BLK	WP	HR	S	P	ERA	WHIP					
Ailee Hammaker, L ERA: 3.58	(1,1) 6.0		25	5	4	4	3	3	2	0	0	0	2	29	37	6.00	1.167					
Scott Garrelts, R ERA: 3.22	(7,1) 1.0		4	0	0	0	1	1	0	0	0	0	0	5	9	0.00	1.000					
Craig Lefferts, L ERA: 3.83	(8,1) 1.0		3	0	0	0	1	0	0	0	0	0	0	5	5	0.00	0.000					
Don Robinson, R ERA: 3.42	(9,1) 1.0		3	0	0	0	0	0	0	0	0	0	0	3	3	0.00	0.000					
Randy Bockus, R ERA: 3.63	(10,1) 1.0	W	4	0	0	0	1	0	0	0	0	0	0	6	6	0.00	0.000					

Atlanta Braves @ San Francisco Giants
Candlestick Park, San Francisco, CA
Sun Oct 04 1987, 6:33 AM EDT
Att: 51,216 - Unknown

AB 36
R 4
H 5
RBI 4
BB 3
SO 6
LOB 10



Batter	1	2	3	4	5	6	7	8	9	10	AB	R	H	RBI	BB	SO	LOB	BOTTOM				
Candy Maldonado, R OBP: 0.346, SLG: 0.509	(1,9) 0-0 F5 	(1) 0-0 F6 		(1) 0-3 K		(2) 0-0 HR		(3) 0-0 1-3			3	0	0	0	0	1	2					
Chili Davis, S OBP: 0.344, SLG: 0.442	(5,9) 0-0 F5 	(1) 0-0 F6 		(1) 0-3 K		(2) 0-0 HR		(3) 0-0 1-3			2	1	1	1	0	0	1					
Kevin Mitchell, R OBP: 0.350, SLG: 0.474	(1,5) 4-0 BB 	(2) 0-0 F4 		(2) 0-0 F7 		(2) 0-0 5-3					3	1	0	0	2	0	2					
Jeffrey Leonard, R OBP: 0.309, SLG: 0.467	(1,7) 0-0 6-3 	(2) 0-0 FC6 		(3) 0-0 6-3		(3) 0-3 K					3	0	0	0	0	0	3					
Eddie Milner, L OBP: 0.328, SLG: 0.374	(5,8) 1-2 6-3 	(1,2) 1-2 FC6 		(3) 0-0 6-3		(3) 0-3 K					2	0	0	0	0	1	1					
Will Clark, L OBP: 0.371, SLG: 0.580	(1,3) 0-0 HR 										4	2	2	3	1	0	0					
Mike Aldrete, L OBP: 0.396, SLG: 0.462	(1,8) 4-0 WP 										4	0	0	0	1	0	2					
Bob Brently, R OBP: 0.348, SLG: 0.467	(1,2) 4-0 BB 										4	1	2	1	1	0	0					
Robby Thompson, R OBP: 0.338, SLG: 0.419	(1,4) 0-0 F3 										2	0	1	0	0	0	2					
Chris Speier, R OBP: 0.342, SLG: 0.394	(4,4) 0-0 F3 										2	0	1	0	0	0	0					
Jose Uribe, S OBP: 0.343, SLG: 0.424	(1,6) 0-0 1B 										2	0	2	0	0	0	0					
Matt Williams, R OBP: 0.240, SLG: 0.339	(4,6) 0-0 1B 										2	0	0	0	0	0	2					
Ailee Hammaker, S OBP: 0.138, SLG: 0.123	(1,1) 0-0 1B 										2	0	1	0	0	0	2					
Randy Kautcher, R OBP: 0.218, SLG: 0.375	(8, PH) 0-0 1B 										1	0	0	0	0	1	0					
Scott Garrelts, R ERA: 3.22	(7,1) 0-0 1B 										0	0	0	0	0	0	0					
Craig Lefferts, L ERA: 3.83	(8,1) 0-0 1B 										0	0	0	0	0	0	0					
Harry Spillman, L OBP: 0.306, SLG: 0.356	(8, PH) 0-0 1B 										0	0	0	0	0	1	0					
Mark Whitten, R OBP: 0.250, SLG: 0.300	(8, PH) 0-0 1B 										0	0	0	0	0	0	0					
Don Robinson, R ERA: 3.42	(9,1) 0-0 1B 										0	0	0	0	0	0	0					
Randy Bockus, R ERA: 3.63	(10,1) 0-0 1B 										0	0	0	0	0	0	0					
Inning Stats	R: 2 E: 0 K: 0 S: 4	H: 1 LOB: 2 BB: 3 P: 16	R: 0 E: 0 K: 0 S: 5	H: 2 LOB: 2 BB: 0 P: 5	R: 1 E: 0 K: 0 S: 6	H: 3 LOB: 2 BB: 0 P: 6	R: 0 E: 0 K: 1 S: 5	H: 0 LOB: 0 BB: 0 P: 5	R: 0 E: 0 K: 0 S: 5	H: 2 LOB: 2 BB: 0 P: 5	R: 1 E: 0 K: 2 S: 8	H: 1 LOB: 0 BB: 0 P: 8	R: 0 E: 0 K: 0 S: 3	H: 0 LOB: 0 BB: 1 P: 3	R: 0 E: 0 K: 0 S: 2	H: 0 LOB: 1 BB: 0 P: 10	R: 1 E: 0 K: 0 S: 1	H: 1 LOB: 0 BB: 0 P: 1	1B: 5 2B: 1 3B: 0 HR: 4	SF: 0 SAC: 0 DP: 1 HBP: 0	WP: 1 PB: 0 SB: 0 CS: 0	PA: 42
PITCHER	IP	WLS	BF	H	R	ER	SO	BB	IBB	HBP	BLK	WP	HR	S	P	ERA	WHIP					
Pete Smith, R ERA: 4.83	(1,1) 5.0		26	8	3	3	1	3	3	0	0	1	2	25	37	5.40	2.200					
Chuck Cary, L ERA: 3.75	(6,1) 2.0		7	1	1	1	2	0	0	0	0	0	1	11	11	4.50	0.500					
Jim Acker, R ERA: 4.16	(8,1) 2.0	L	9	1	1	1	0	2	1	0	0	0	1	6	18	4.50	1.500					

Atlanta Braves @ San Francisco Giants
Candlestick Park, San Francisco, CA
Sun Oct 04 1987, 6:33 AM EDT
Att: 51,216 - Unknown

AB 36
R 5
H 10
RBI 5
BB 6
SO 3
LOB 17



Batter	1	2	3	4	5	6	7	8	9	AB	R	H	RBI	BB	SO	LOB	TOP					
Robby Thompson, R (1.4)	E3 F8 1B 5-3		K		6-3			1B 2B BB		3	2	0	0	1	1	1	San Francisco Giants @ St. Louis Cardinals Busch Stadium, St. Louis, MO Tue Oct 06 1987, 7:05 PM CDT Att: 55,331 - Unknown - 55 F					
Kevin Mitchell, R (1.5) OBP: 0.250, SLG: 0.250	F8 1B		F7		6-3			F9		4	0	1	0	0	0	2						
Jeffrey Leonard, R (1.7) OBP: 0.500, SLG: 1.250	F8			HR				2B 1B		4	1	2	1	0	0	2						
Candy Maldonado, R (1.9) OBP: 0.250, SLG: 0.500	5-3			F8				1-3 2B		4	0	1	2	0	0	1						
Chili Davis, S (1.8)	K			5-3				3-H 4-0		3	0	0	0	1	2	1						
Will Clark, L (1.3) OBP: 0.250, SLG: 0.250		4-3			S 1B			6-3 F9		4	0	1	0	0	0	3						
Bob Brenly, R (1.2)		K		K				F4		4	0	0	0	0	3	1						
Jose Uribe, S (1.6) OBP: 0.500, SLG: 0.500		K						K		4	0	2	0	0	2	0						
Rick Reuschel, R (1.1)																						
Craig Lefferts, L (7.1)																						
Chris Speier, R (8. PH)																						
Scott Garrelts, R (8.1)																						
Bob Melvin, R (9. PH)																						
Inning Stats	R: 1 E: 1 K: 1 S: 7	H: 1 LOB: 1 BB: 0 P: 7	R: 0 E: 0 K: 2 S: 7	H: 0 LOB: 0 BB: 0 P: 7	R: 0 E: 0 K: 1 S: 5	H: 0 LOB: 0 BB: 0 P: 5	R: 1 E: 0 K: 1 S: 7	H: 2 LOB: 1 BB: 0 P: 7	R: 0 E: 0 K: 0 S: 4	H: 1 LOB: 1 BB: 0 P: 4	R: 0 E: 0 K: 1 S: 5	H: 0 LOB: 0 BB: 0 P: 5	R: 0 E: 0 K: 1 S: 5	H: 0 LOB: 0 BB: 0 P: 5	R: 1 E: 0 K: 0 S: 5	H: 2 LOB: 2 BB: 2 P: 13	R: 0 E: 0 K: 1 S: 5	H: 1 LOB: 0 BB: 0 P: 5	1B: 5 2B: 1 3B: 0 HR: 1	SF: 0 SAC: 1 DP: 1 HBP: 0	WP: 0 PB: 0 SB: 1 CS: 0	PA: 36
PITCHER	IP WLS BF H R ER SO BB IBB HBP BLK WP HR S P ERA WHIP																					
Greg Mathews, L (1.1) ERA: 2.45	7.1 W 28 4 3 2 7 1 0 0 0 0 1 41 45 2.46 0.682																					
Todd Worrell, R (8.1) ERA:	0.1 4 2 0 0 0 1 0 0 0 0 0 0 3 7 0.00 9.000																					
Ken Dayley, L (8.1) ERA:	1.1 S 4 1 0 0 1 0 0 0 0 0 0 0 6 6 0.00 0.750																					

Batter	1	2	3	4	5	6	7	8	9	AB	R	H	RBI	BB	SO	LOB	BOTTOM			
Vince Coleman, S (1.7) OBP: 0.500, SLG: 0.333	L8		CS 1B		4-3			4-3		3	0	1	1	1	0	2	San Francisco Giants @ St. Louis Cardinals Busch Stadium, St. Louis, MO Tue Oct 06 1987, 7:05 PM CDT Att: 55,331 - Unknown - 55 F			
Ozzie Smith, S (1.6) OBP: 0.500, SLG: 1.000	6-3		CS		4-3			BB		3	1	1	0	1	0	2				
Tom Herr, S (1.4)	F7				F7			F9		4	0	0	0	0	0	2				
Dan Driessen, L (1.3) OBP: 0.500, SLG: 1.000		G3			F7			1B 1B		4	1	2	0	0	0	1				
Willie McGee, S (1.8) OBP: 0.500, SLG: 0.500		L9						1B 1B		4	1	2	1	0	0	1				
Terry Pendleton, S (1.5) OBP: 0.250, SLG: 0.250		4-3			K			1B 1B		4	1	1	1	0	2	1				
Curt Ford, L (1.9) OBP: 0.250, SLG: 0.250					F9			5-3		4	0	1	0	0	0	0				
Tony Peña, R (1.2) OBP: 0.500, SLG: 0.333								1B 1B		3	1	1	0	1	1	3				
Greg Mathews, R (1.1) OBP: 1.000, SLG: 1.000					SH1-4			1B 1B		1	0	1	2	0	0	0				
Todd Worrell, R (8.1) ERA:					SH1-4			SH1-4		0	0	0	0	0	0	0				
Ken Dayley, L (8.1) ERA:					SH1-4			SH1-4		0	0	0	0	0	0	0				
Inning Stats	R: 0 E: 0 K: 0 S: 3	H: 0 LOB: 0 BB: 0 P: 3	R: 0 E: 0 K: 0 S: 3	H: 0 LOB: 0 BB: 0 P: 3	R: 1 E: 0 K: 0 S: 4	H: 2 LOB: 0 BB: 0 P: 4	R: 1 E: 0 K: 1 S: 7	H: 2 LOB: 1 BB: 0 P: 7	R: 0 E: 0 K: 0 S: 3	H: 0 LOB: 2 BB: 2 P: 11	R: 3 E: 0 K: 0 S: 8	H: 5 LOB: 5 BB: 0 P: 8	R: 0 E: 0 K: 0 S: 3	H: 1 LOB: 1 BB: 1 P: 7	R: 0 E: 0 K: 2 S: 7	H: 0 LOB: 0 BB: 0 P: 7	1B: 7 2B: 2 3B: 1 HR: 0	SF: 0 SAC: 2 DP: 1 HBP: 0	WP: 0 PB: 0 SB: 0 CS: 1	PA: 36
PITCHER	IP WLS BF H R ER SO BB IBB HBP BLK WP HR S P ERA WHIP																			
Rick Reuschel, R (1.1) ERA: 7.5	6.0 L 28 9 5 5 1 2 0 0 0 0 0 0 0 3 7 7.50 1.833																			
Craig Lefferts, L (7.1) ERA:	1.0 4 1 0 0 0 1 0 0 0 0 0 0 3 7 0.00 2.000																			
Scott Garrelts, R (8.1) ERA:	1.0 3 0 0 0 0 2 0 0 0 0 0 0 7 7 0.00 0.000																			

Batter	1	2	3	4	5	6	7	8	9	AB R H RBI BB SO LOB	TOP											
Robby Thompson, R (1,4)	F8		1-3		K		F3		K	5 0 0 0 0 2 2	San Francisco Giants @ St. Louis Cardinals Busch Stadium, St. Louis, MO Wed Oct 07 1987, 3:33 AM CDT Att: 55,331 - Cloudy - 55 F											
Kevin Mitchell, R (1,5) OBP: 0.111, SLG: 0.111	K		G3		L5		F4		F9	5 0 0 0 0 1 1												
Jeffrey Leonard, R (1,7) OBP: 0.625, SLG: 1.375	4-3									4 2 3 1 0 0 0												
Candy Maldonado, R (1,9) OBP: 0.375, SLG: 0.500										4 2 2 0 0 2 1												
Chili Davis, S (1,8) Eddie Milner, L (6,8)										3 0 1 0 0 1 1 0 0 0 0 0 0 0												
Will Clark, L (1,3) OBP: 0.500, SLG: 0.857										3 1 2 2 1 0 2												
Bob Melvin, R (1,2)										3 0 0 0 1 1 4												
Jose Uribe, S (1,6) OBP: 0.375, SLG: 0.500										4 0 1 0 0 0 4												
Dave Dravecky, R (1,1) OBP: 0.250, SLG: 0.250										4 0 1 0 0 1 0												
Inning Stats	R: 0 E: 0 K: 1 S: 5	H: 0 LOB: 0 BB: 0 P: 5	R: 2 E: 0 K: 1 S: 12	H: 2 LOB: 0 BB: 0 P: 19	R: 0 E: 0 K: 0 S: 11	H: 0 LOB: 0 BB: 0 P: 14	R: 1 E: 0 K: 1 S: 14	H: 2 LOB: 1 BB: 0 P: 22	R: 0 E: 0 K: 1 S: 6	H: 2 LOB: 1 BB: 0 P: 6		R: 0 E: 0 K: 0 S: 7	H: 2 LOB: 3 BB: 1 P: 11	R: 0 E: 0 K: 0 S: 3	H: 0 LOB: 0 BB: 0 P: 3	R: 2 E: 1 K: 1 S: 7	H: 2 LOB: 1 BB: 1 P: 12	R: 0 E: 0 K: 2 S: 7	H: 0 LOB: 0 BB: 0 P: 9	1B: 7 2B: 1 3B: 0 HR: 2	SF: 0 SAC: 1 DP: 0 HBP: 0	WP: 0 PB: 0 SB: 0 CS: 3
PITCHER	IP WLS BF H R ER SO BB IBB HBP BLK WP HR S P ERA WHIP											IP WLS BF H R ER SO BB IBB HBP BLK WP HR S P ERA WHIP										
John Tudor, L (1,1) ERA: 3.38	8.0 L 35 10 5 3 6 0 0 0 0 0 0 2 65 92 3.38 1.250																					
Bob Forsch, R (9,1) ERA:	1.0 3 0 0 0 2 0 0 0 0 0 0 0 7 9 0.00 0.000																					

Batter	1	2	3	4	5	6	7	8	9	AB R H RBI BB SO LOB	BOTTOM									
Vince Coleman, S (1,7) OBP: 0.375, SLG: 0.167	F9		K						F8	3 0 0 0 1 1 0	San Francisco Giants @ St. Louis Cardinals Busch Stadium, St. Louis, MO Wed Oct 07 1987, 3:33 AM CDT Att: 55,331 - Cloudy - 55 F									
Ozzie Smith, S (1,6) OBP: 0.375, SLG: 0.500	F7								F4	3 0 0 0 1 0 1										
Tom Herr, S (1,4) OBP: 0.125, SLG: 0.125	4-3								F7	4 0 1 0 0 0 0										
Terry Pendleton, S (1,5) OBP: 0.143, SLG: 0.143										3 0 0 0 0 1 2										
Willie McGee, S (1,8) OBP: 0.286, SLG: 0.286										3 0 0 0 0 1 2										
Jim Lindeman, R (1,3) OBP: 0.333, SLG: 0.333										3 0 1 0 0 0 2										
José Oquendo, S (1,9)										2 0 0 0 1 0 1										
Tony Peña, R (1,2) OBP: 0.429, SLG: 0.200										2 0 0 0 1 1 1										
John Tudor, L (1,1)										2 0 0 0 0 2 1										
Tom Pagnozzi, R (8,PH)										1 0 0 0 0 0 1										
Bob Forsch, R (9,1)										0 0 0 0 0 0 0										
Inning Stats	R: 0 E: 0 K: 0 S: 8	H: 1 LOB: 1 BB: 0 P: 14	R: 0 E: 0 K: 2 S: 8	H: 0 LOB: 0 BB: 1 P: 14	R: 0 E: 0 K: 0 S: 4	H: 1 LOB: 2 BB: 1 P: 8	R: 0 E: 0 K: 2 S: 7	H: 0 LOB: 0 BB: 0 P: 7	R: 0 E: 0 K: 0 S: 2	H: 0 LOB: 0 BB: 1 P: 6	R: 0 E: 0 K: 1 S: 5	H: 0 LOB: 0 BB: 0 P: 5	R: 0 E: 0 K: 0 S: 4	H: 0 LOB: 0 BB: 1 P: 9	R: 0 E: 0 K: 0 S: 8	H: 0 LOB: 0 BB: 0 P: 10	1B: 2 2B: 0 3B: 0 HR: 0	SF: 0 SAC: 0 DP: 2 HBP: 0	WP: 0 PB: 0 SB: 0 CS: 1	PA: 30
PITCHER	IP WLS BF H R ER SO BB IBB HBP BLK WP HR S P ERA WHIP											IP WLS BF H R ER SO BB IBB HBP BLK WP HR S P ERA WHIP								
Dave Dravecky, L (1,1) ERA:	9.0 W 30 2 0 0 6 4 0 0 0 0 0 0 60 92 0.00 0.667																			



Batter	1	2	3	4	5	6	7	8	9	AB	R	H	RBI	BB	SO	LOB	TOP								
Vince Coleman, S (1, 7) OBP: 0.395, SLG: 0.200	5-3			5-3		4-3	SH1-4 1B SF7 1B		G6-4-3 BB	4	1	1	2	1	0	0									
Ozzie Smith, S (1, 6) OBP: 0.462, SLG: 0.545	L8-3 1B			F8		HR 1B	SF7 SH1-4 1B		B1-3	5	1	3	0	0	0	1									
Tom Herr, S (1, 4) OBP: 0.083, SLG: 0.083	L8-3 1-2			E5		F8 1B	SH1-4 1B		G6-4-3 1-2	4	0	0	0	0	0	3									
Jim Lindeman, R (1, 3) OBP: 0.286, SLG: 0.833		6-3		K		HR 1B	SF7 1B			3	1	1	3	0	1	1									
Willie McGee, S (1, 8) OBP: 0.273, SLG: 0.455		K			K	HR 3B	6-3			4	0	1	0	0	2	2									
Tony Peña, R (1, 2) OBP: 0.364, SLG: 0.222	F8				1B	G3		F4		4	0	1	0	0	0	1									
José Quiendo, S (1, 9) (7, 5)			6-3		F7		1B 1B	4-3		4	1	1	0	0	0	1									
Tom Lawless, R (1, 5) Curt Ford, L (7, PH) OBP: 0.500, SLG: 0.400			6-3		1B		1B 1B	BB		2	0	1	0	0	0	0									
Joe Magrane, R (5, PH) Jack Clark, R (5, PH) Bob Forsch, R (5, PH) Dan Driessen, L (7, PH) Lance Johnson, L (7, PH) Todd Worrell, R (7, PH)			F4		K		1B 1B	K		1	0	0	0	0	0	0									
Inning Stats	R: 0 E: 0 K: 0 S: 7	H: 1 LOB: 0 BB: 0 P: 10	R: 0 E: 0 K: 1 S: 8	H: 0 LOB: 0 BB: 0 P: 12	R: 0 E: 0 K: 1 S: 10	H: 0 LOB: 0 BB: 0 P: 14	R: 0 E: 1 K: 1 S: 9	H: 0 LOB: 1 BB: 0 P: 15	R: 0 E: 0 K: 2 S: 14	H: 2 LOB: 2 BB: 0 P: 20	R: 2 E: 0 K: 0 S: 21	H: 3 LOB: 1 BB: 0 P: 28	R: 4 E: 0 K: 0 S: 19	H: 5 LOB: 2 BB: 0 P: 32	R: 0 E: 0 K: 1 S: 7	H: 0 LOB: 1 BB: 1 P: 13	R: 0 E: 0 K: 0 S: 5	H: 0 LOB: 0 BB: 1 P: 10	1B: 9 2B: 1 3B: 1 HR: 1	SF: 1 SAC: 1 DP: 2 HBP: 0	WP: 0 PB: 0 SB: 2 CS: 0	PA: 39			
PITCHER	IP	WLS	BF	H	R	ER	SO	BB	IBB	HBP	BLK	WP	HR	S	P	ERA	WHIP								
Atlee Hammaker, L (1, 1) ERA: 4.5	6.0		25	7	3	3	4	0	0	0	0	0	1	73	106	4.50	1.167								
Don Robinson, R (7, 1) ERA:	0.0	L	3	3	2	2	0	0	0	0	0	0	0	8	15	∞	∞								
Craig Lefferts, L (7, 1) ERA:	1.0		4	1	1	1	0	0	0	0	0	0	0	7	10	9.00	1.000								
Michael LaCoss, R (8, 1) ERA:	2.0		7	0	0	0	1	2	0	0	0	0	0	12	23	0.00	1.000								

St. Louis Cardinals @ San Francisco Giants
Candlestick Park, San Francisco, CA
Fri Oct 09 1987, 10:05 PM EDT
Att: 57,913 - Unknown - 65 F

livebaseballscores.com

AB 35
R 6
H 11
RBI 6
BB 2
SO 5
LOB 12



Batter	1	2	3	4	5	6	7	8	9	AB	R	H	RBI	BB	SO	LOB	BOTTOM								
Robby Thompson, R (1, 4) Harry Spilman, L (9, PH) OBP: 1.000, SLG: 4.000	G3 BB	S BB			B2-3		K		HR	2	0	0	0	2	1	0									
Kevin Mitchell, R (1, 5) OBP: 0.143, SLG: 0.143	F8	5-3			E HBP 1B		F8		F8	5	0	1	0	0	0	2									
Jeffrey Leonard, R (1, 7) OBP: 0.593, SLG: 1.364	G3			HR	E HBP		6-3			3	1	1	1	0	0	1									
Candy Maldonado, R (1, 9) OBP: 0.250, SLG: 0.333	1-3		5-3		FC6			F3		4	0	0	0	0	0	3									
Chili Davis, S (1, 8) OBP: 0.300, SLG: 0.333 Eddie Milner, L (6, 8)		1B 2B	6-3		F6			K		3	1	1	0	0	0	3									
Will Clark, L (1, 3) OBP: 0.500, SLG: 0.818		2B 1B		K	F9			2B		4	1	2	1	0	1	3									
Bob Brenly, R (1, 2) OBP: 0.125, SLG: 0.250		F7 1B WP 2B			F2		K		K	4	1	1	1	0	2	1									
Jose Uribe, S (1, 6) OBP: 0.250, SLG: 0.333		F7	6-3		6-3		1-3		F9	4	0	0	0	0	0	1									
Atlee Hammaker, S (1, 1) Don Robinson, R (7, 1) Craig Lefferts, L (7, 1) Michael LaCoss, R (8, 1) Mike Aldrete, L (9, PH)		K		K		5-3		K		3	0	0	0	0	2	1									
Inning Stats	R: 0 E: 0 K: 0 S: 5	H: 0 LOB: 1 BB: 1 P: 14	R: 3 E: 0 K: 1 S: 12	H: 3 LOB: 1 BB: 1 P: 21	R: 1 E: 0 K: 1 S: 15	H: 1 LOB: 0 BB: 0 P: 20	R: 0 E: 0 K: 1 S: 8	H: 0 LOB: 0 BB: 0 P: 10	R: 0 E: 1 K: 1 S: 10	H: 1 LOB: 3 BB: 0 P: 17	R: 0 E: 0 K: 1 S: 8	H: 0 LOB: 0 BB: 0 P: 12	R: 0 E: 0 K: 1 S: 7	H: 0 LOB: 0 BB: 0 P: 12	R: 0 E: 0 K: 2 S: 9	H: 1 LOB: 1 BB: 0 P: 15	R: 1 E: 0 K: 1 S: 12	H: 1 LOB: 0 BB: 0 P: 18	1B: 2 2B: 3 3B: 0 HR: 2	SF: 0 SAC: 0 DP: 0 HBP: 1	WP: 1 PB: 0 SB: 1 CS: 0	PA: 38			
PITCHER	IP	WLS	BF	H	R	ER	SO	BB	IBB	HBP	BLK	WP	HR	S	P	ERA	WHIP								
Joe Magrane, L (1, 1) ERA: 9.0	4.0		18	4	4	4	3	2	0	0	0	0	0	18	29	0.00	0.500								
Bob Forsch, R (5, 1) ERA:	2.0	W	9	1	0	0	1	0	0	1	0	0	0	18	29	0.00	0.500								
Todd Worrell, R (7, 1) ERA: 2.7	3.0	S	11	2	1	1	4	0	0	0	0	0	1	28	45	3.00	0.667								

St. Louis Cardinals @ San Francisco Giants
Candlestick Park, San Francisco, CA
Fri Oct 09 1987, 10:05 PM EDT
Att: 57,913 - Unknown - 65 F

livebaseballscores.com

AB 35
R 5
H 7
RBI 4
BB 2
SO 8
LOB 15



Batter	1	2	3	4	5	6	7	8	9	AB	R	H	RBI	BB	SO	LOB	TOP					
Vince Coleman, S (1.7) OBP: 0.412, SLG: 0.286	0-2 3-1	2-1 L4-3			3-2 E3		0-0 G1-6-3			4	0	2	1	0	0	1						
Ozzie Smith, S (1.6) OBP: 0.353, SLG: 0.400	1-1 E4	1-0 L4-3			1-1 F9			1-2 1-3		4	0	0	0	0	0	3						
Tom Herr, S (1.4) OBP: 0.125, SLG: 0.125	1-0 L9			0-2 F8		1-2 G3		0-0 G3-6		4	0	1	0	0	0	2						
Dan Driessen, L (1.3) OBP: 0.444, SLG: 0.625	4-0 BB			0-1 F9		0-3 K		0-0 G3-6		3	0	0	0	1	1							
Willie McGee, S (1.8) OBP: 0.267, SLG: 0.400	1-1 F8			1-2 4-3		1-1 6-3		0-2 3-1		4	0	1	0	0	0	2						
Terry Pendleton, S (1.5) OBP: 0.182, SLG: 0.182		0-1 F8		3-2 4-3		2-1 6-3		0-0 G4-6-3		4	0	1	0	0	0	1						
Curt Ford, L (1.9) OBP: 0.400, SLG: 0.333		0-0 1B		2-3 K		1-1 G3		0-0 G4-6-3		4	1	1	0	0	1	2						
Tony Peña, R (1.2) OBP: 0.429, SLG: 0.333		0-1 1B		0-0 5-3			1-2 G1-6-3			3	1	2	0	0	0	0						
Danny Cox, R (1.1) OBP: 0.333, SLG: 0.333		0-2 1B			0-3 K		0-0 B3			3	0	1	1	0	1	1						
Inning Stats	R: 0 E: 1 K: 0 S: 9	H: 0 LOB: 2 BB: 1 P: 15	R: 2 E: 0 K: 0 S: 11	H: 4 LOB: 1 BB: 0 P: 14	R: 0 E: 0 K: 1 S: 9	H: 0 LOB: 0 BB: 0 P: 10	R: 0 E: 0 K: 1 S: 7	H: 0 LOB: 0 BB: 0 P: 12	R: 0 E: 0 K: 1 S: 14	H: 1 LOB: 1 BB: 0 P: 19	R: 0 E: 0 K: 1 S: 10	H: 1 LOB: 1 BB: 0 P: 13	R: 0 E: 0 K: 0 S: 5	H: 1 LOB: 0 BB: 0 P: 6	R: 0 E: 0 K: 0 S: 6	H: 1 LOB: 0 BB: 0 P: 6	R: 0 E: 0 K: 0 S: 6	H: 1 LOB: 0 BB: 0 P: 6	1B: 9 2B: 1 3B: 0 HR: 0	SF: 0 SAC: 0 DP: 4 HBP: 0	WP: 0 PB: 0 SB: 0 CS: 0	PA: 34
PITCHER Mike Krukow, R (1.1) ERA: 2.0	IP: 9.0 WLS: W BF: 34 H: 9 R: 2 ER: 2 SO: 3 BB: 1 IBB: 0 HBP: 0 BLK: 0 WP: 0 HR: 0 S: 76 P: 101 ERA: 2.00 WHIP: 1.111															PITCHER						

St. Louis Cardinals @ San Francisco Giants
Candlestick Park, San Francisco, CA
Sat Oct 10 1987, 10:05 PM EDT
Att: 57,997 - Unknown - 65 F

AB	33
R	2
H	9
RBI	2
BB	1
SO	3
LOB	13



Batter	1	2	3	4	5	6	7	8	9	AB	R	H	RBI	BB	SO	LOB	BOTTOM					
Eddie Milner, L (1.8) OBP: 0.222, SLG: 0.278	0-2 6-3		0-3 K		1-1 F9		0-1 4-3			4	0	0	0	0	1	1						
Kevin Mitchell, R (1.5) OBP: 0.222, SLG: 0.278	1-2 6-3		0-0 1B		1-0 HR		2-0 F2			4	1	2	0	0	0	0						
Jeffrey Leonard, R (1.7) OBP: 0.625, SLG: 1.462	4-1 BB		2-3 K		0-0 HR		4-1 2B			2	1	1	2	2	1	2						
Will Clark, L (1.3) OBP: 0.500, SLG: 0.800	1-0 3-1		3-3 K		2-1 1B		0-0 2B			4	0	2	0	0	1	3						
Mike Aldrete, L (1.9) OBP: 0.200, SLG: 0.200		2-2 F7		2-0 3-1		0-2 1B		1-0 1-3		4	0	1	0	0	0	0						
Bob Brenly, R (1.2) OBP: 0.250, SLG: 0.583		1-1 1B		0-3 K		1-1 1-3		1-1 HR		4	1	2	1	0	1	2						
Robby Thompson, R (1.4) OBP: 0.235, SLG: 0.286		0-3 K		1-1 HR		2-2 F8		1-2 1-3		4	1	1	1	0	1	1						
Jose Uribe, S (1.6) OBP: 0.188, SLG: 0.250		0-3 K		1-0 F9		1-0 F4		1-1 G3		4	0	0	0	0	1	1						
Mike Krukow, R (1.1) OBP: 0.333, SLG: 0.333			4-1 1B		1-1 5-3		0-1 6-3			2	0	0	0	1	0	0						
Inning Stats	R: 0 E: 0 K: 0 S: 8	H: 0 LOB: 1 BB: 1 P: 14	R: 0 E: 0 K: 2 S: 11	H: 1 LOB: 0 BB: 0 P: 14	R: 0 E: 0 K: 3 S: 13	H: 1 LOB: 2 BB: 1 P: 22	R: 1 E: 0 K: 1 S: 8	H: 1 LOB: 0 BB: 0 P: 12	R: 2 E: 0 K: 0 S: 13	H: 4 LOB: 2 BB: 0 P: 19	R: 0 E: 0 K: 0 S: 7	H: 0 LOB: 0 BB: 0 P: 10	R: 0 E: 0 K: 0 S: 5	H: 1 LOB: 2 BB: 1 P: 11	R: 0 E: 0 K: 0 S: 8	H: 1 LOB: 0 BB: 0 P: 12	R: 1 E: 0 K: 0 S: 8	H: 1 LOB: 0 BB: 0 P: 12	1B: 4 2B: 2 3B: 0 HR: 3	SF: 0 SAC: 0 DP: 0 HBP: 0	WP: 0 PB: 0 SB: 0 CS: 0	PA: 35
PITCHER Danny Cox, R (1.1) ERA: 4.5	IP: 8.0 WLS: L BF: 35 H: 9 R: 4 ER: 4 SO: 6 BB: 3 IBB: 0 HBP: 0 BLK: 0 WP: 0 HR: 3 S: 73 P: 114 ERA: 4.50 WHIP: 1.500															PITCHER						

St. Louis Cardinals @ San Francisco Giants
Candlestick Park, San Francisco, CA
Sat Oct 10 1987, 10:05 PM EDT
Att: 57,997 - Unknown - 65 F

AB	32
R	4
H	9
RBI	4
BB	3
SO	6
LOB	10



Batter	1	2	3	4	5	6	7	8	9	AB	R	H	RBI	BB	SO	LOB	TOP					
Vince Coleman, S (1, 7) OBP: 0.429, SLG: 0.389	0-0 SH1-3 SF8 2B		0-0 G4-6-3 1B		3-2 F3		0-3 K			4	1	2	0	0	1	1						
Ozzie Smith, S (1, 6) OBP: 0.300, SLG: 0.353	0-0 SH1-3		0-0 SF8		1-3 K			2-1 F3		2	0	0	1	0	1	0						
Tom Herr, S (1, 4) OBP: 0.100, SLG: 0.105	0-0 SF8		3-H 2-0 G4-6-3 1-2		0-0 4-3			0-1 F8		3	0	0	1	0	0	2						
Dan Driessen, L (1, 3) OBP: 0.333, SLG: 0.455	0-0 G3			2-1 P6		1-1 F8		2-3 K		3	0	0	0	0	0	0						
Jim Lindeman, R (8, PH) OBP: 0.250, SLG: 0.714										1	0	0	0	0	1	0						
Willie McGee, S (1, 8) OBP: 0.316, SLG: 0.421		0-1 6-3		1-2 CS 1B		1-2 1B			0-3 K		4	0	2	0	0	1	0					
Terry Pendleton, S (1, 5) OBP: 0.200, SLG: 0.333		0-0 L6		3-2 1-2 E 3B		1-3 K			0-0 6-3		4	1	1	0	0	1	1					
John Morris, L (1, 9)		0-1 F7		0-0 E1 WP					0-1 L5		2	0	0	0	0	0	0					
Bob Forsch, R (4, 1)										0	0	0	0	0	0	0	0					
Ricky Horton, L (4, 1)										0	0	0	0	0	0	0	0					
Tom Lawless, R (7, PH) OBP: 0.250, SLG: 0.250										2	0	0	0	0	0	0	0					
Tony Peña, R (1, 2) OBP: 0.471, SLG: 0.357			0-1 1B SF8 1B		3-H 2-3 K			4-1 BB		2	1	1	0	1	1	1						
Greg Mathews, R (1, 1) OBP: 1.000, SLG: 1.000										1	0	1	0	0	0	0						
Curt Ford, L (4, 9) OBP: 0.400, SLG: 0.333										0	0	0	0	0	0	0						
José Oquendo, S (5, PH) OBP: 0.222, SLG: 0.125										2	0	0	0	0	1	1						
Ken Dayley, L (7, 1)										0	0	0	0	0	0	0						
Inning Stats	R: 1 E: 0 K: 0 S: 4	H: 1 LOB: 0 BB: 0 P: 4	R: 0 E: 0 K: 0 S: 5	H: 0 LOB: 0 BB: 0 P: 5	R: 1 E: 0 K: 0 S: 7	H: 3 LOB: 1 BB: 0 P: 10	R: 1 E: 1 K: 1 S: 12	H: 2 LOB: 1 BB: 0 P: 20	R: 0 E: 0 K: 1 S: 8	H: 0 LOB: 0 BB: 0 P: 13	R: 0 E: 0 K: 1 S: 11	H: 1 LOB: 1 BB: 0 P: 14	R: 0 E: 0 K: 2 S: 9	H: 0 LOB: 1 BB: 1 P: 13	R: 0 E: 0 K: 1 S: 9	H: 0 LOB: 0 BB: 0 P: 13	R: 0 E: 0 K: 1 S: 6	H: 0 LOB: 0 BB: 0 P: 6	1B: 5 2B: 1 3B: 1 HR: 0	SF: 2 SAC: 1 DP: 1 HBP: 0	WP: 1 PB: 0 SB: 0 CS: 1	PA: 34
PITCHER	IP	WLS	BF	H	R	ER	SO	BB	IBB	HBP	BLK	WP	HR	S	P	ERA	WHIP					
Rick Reuschel, R (1, 1) ERA: 6.3	4.0		17	6	3	2	1	0	0	0	0	1	0	28	39	4.50	1.500					
Joe Price, L (5, 1) ERA:	5.0	W	17	1	0	0	6	1	0	0	0	0	0	43	59	0.00	0.400					

St. Louis Cardinals @ San Francisco Giants
Candlestick Park, San Francisco, CA
Sun Oct 11 1987, 6:33 AM EDT
Att: 59,363 - Cloudy - 75 F

AB 30
R 3
H 7
RBI 2
BB 1
SO 7
LOB 6

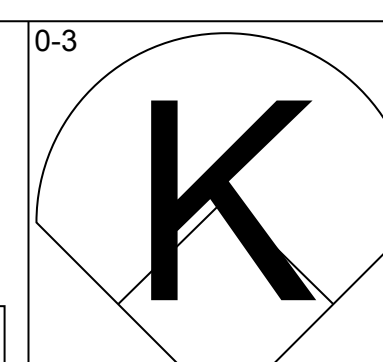
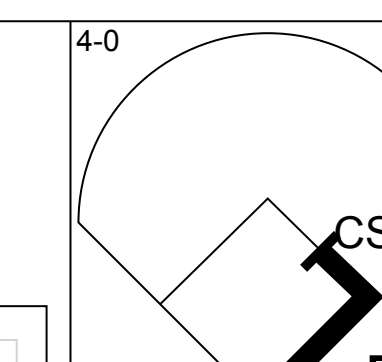
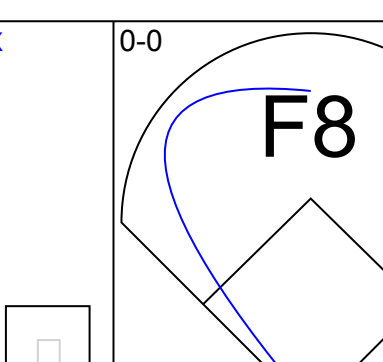
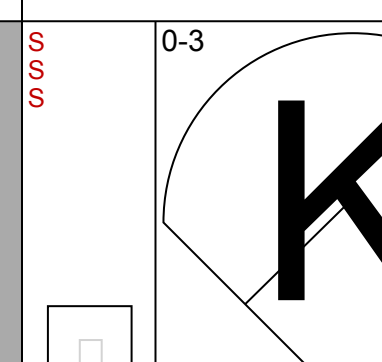
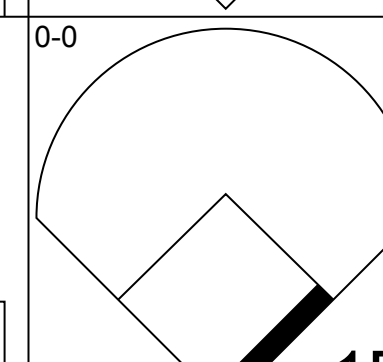
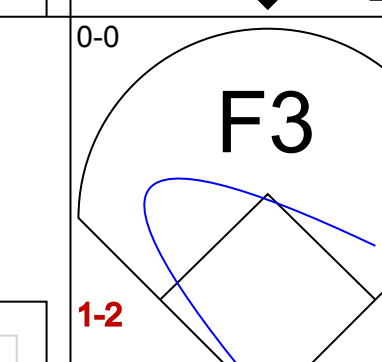
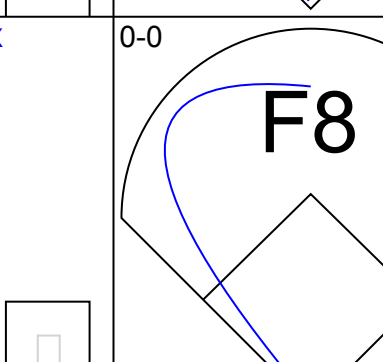
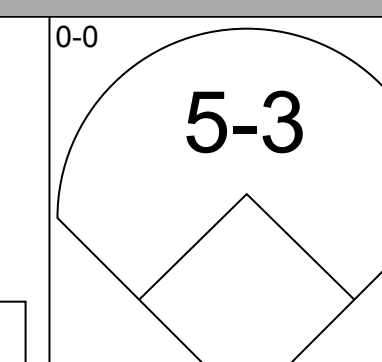
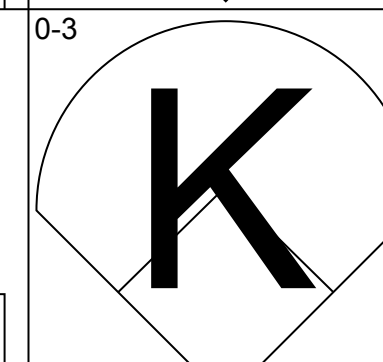
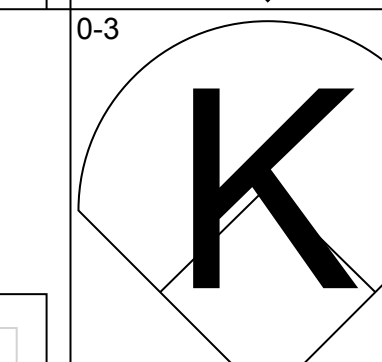
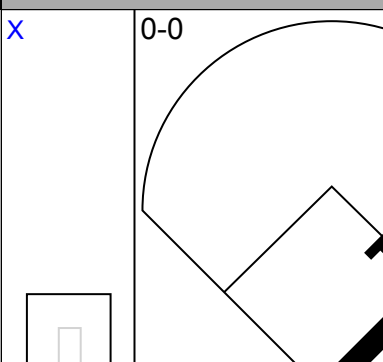
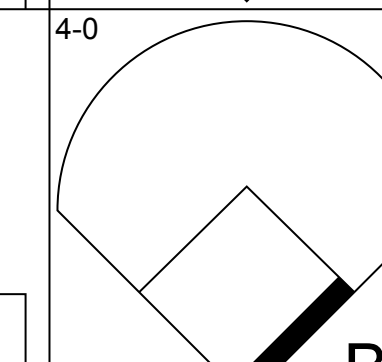
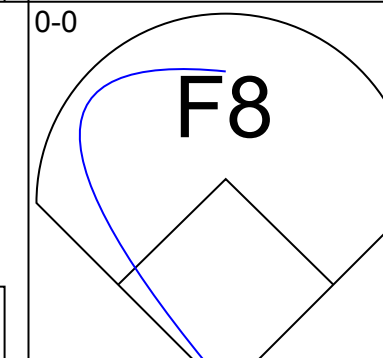
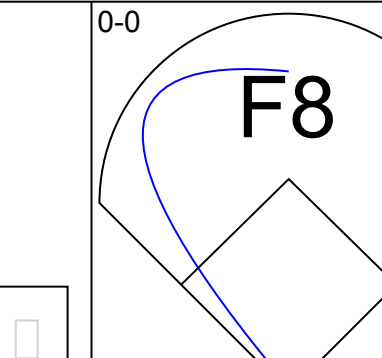
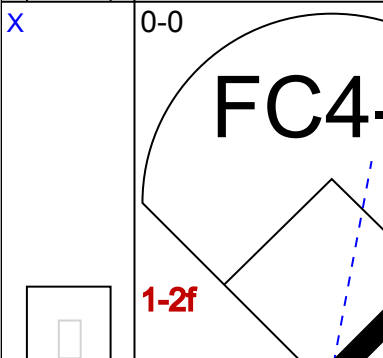
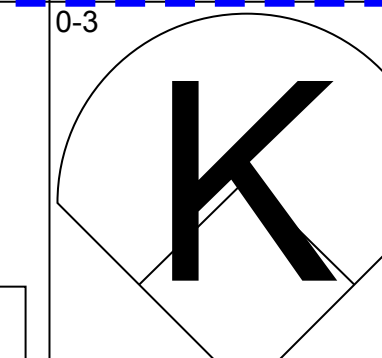
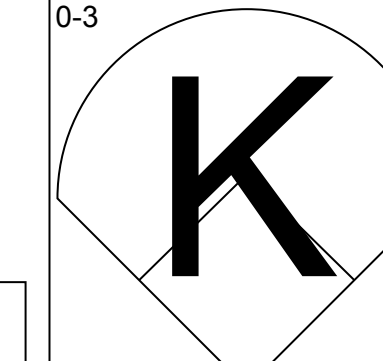
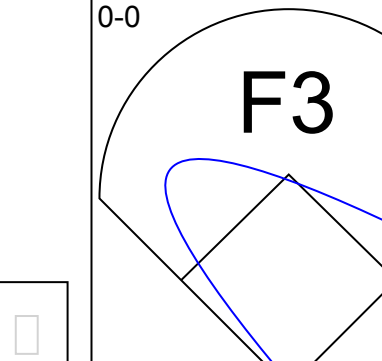
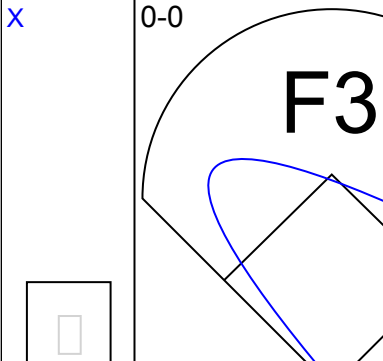
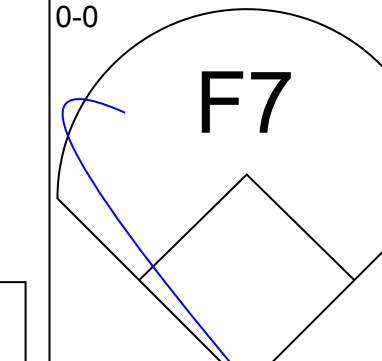
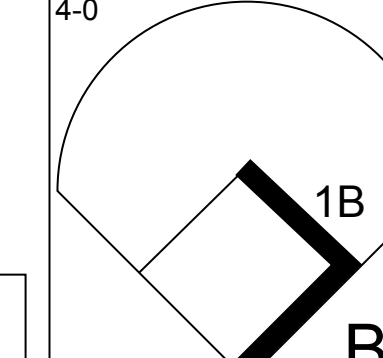
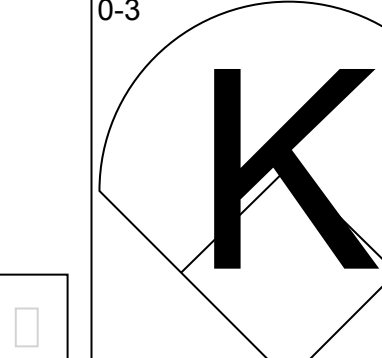
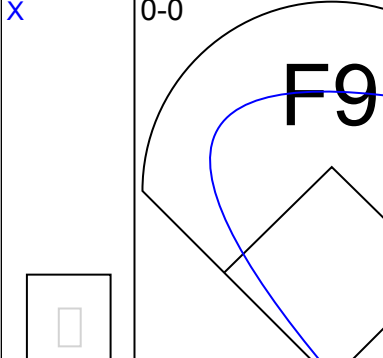
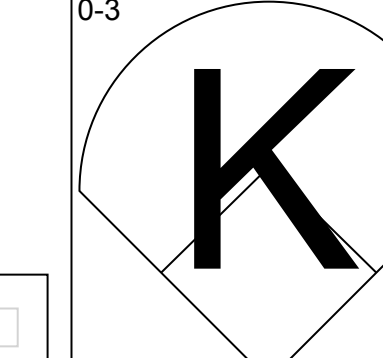
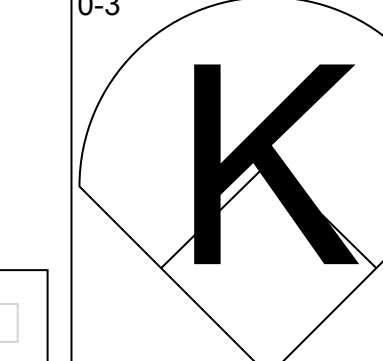

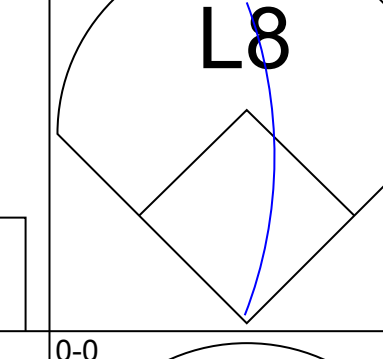
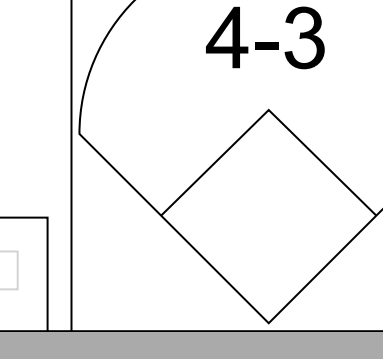
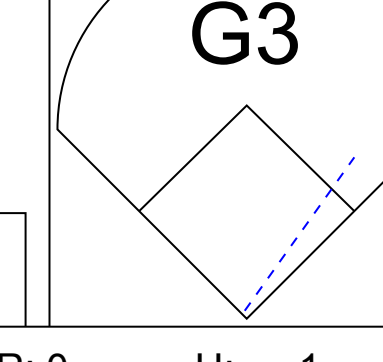


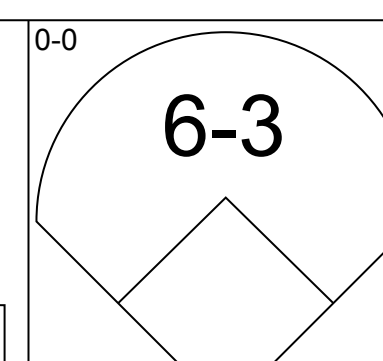
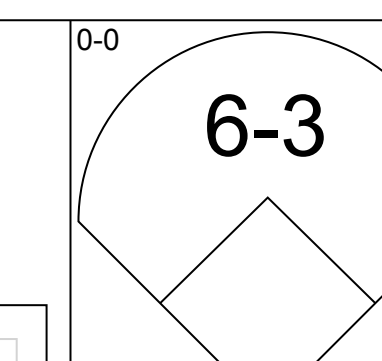
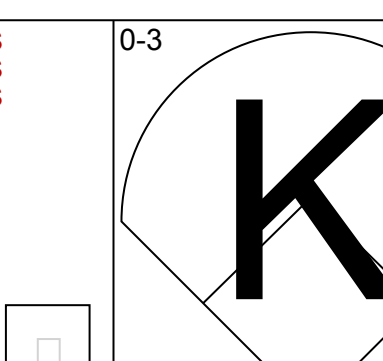
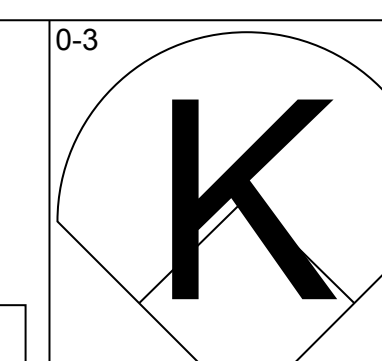
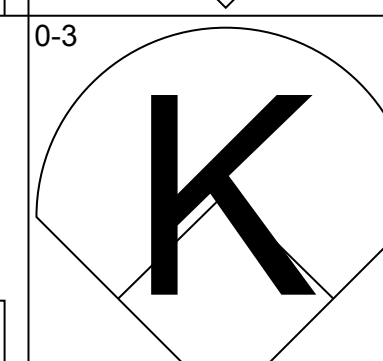
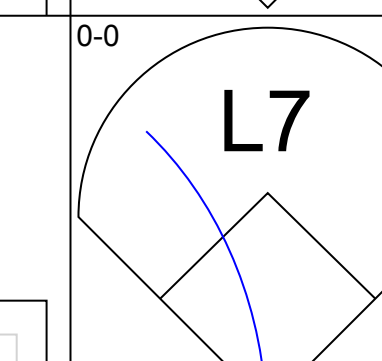
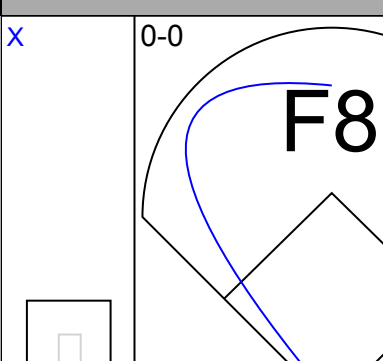
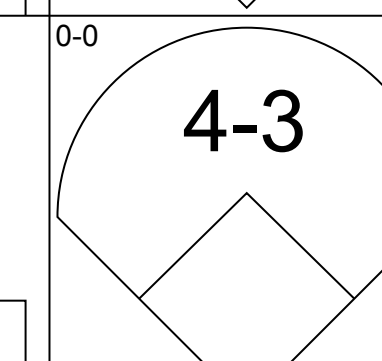
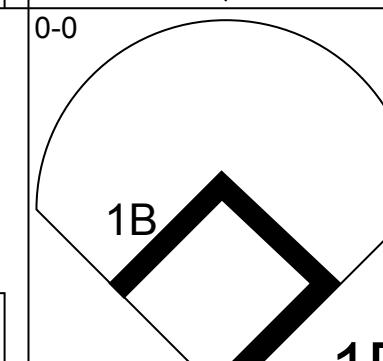
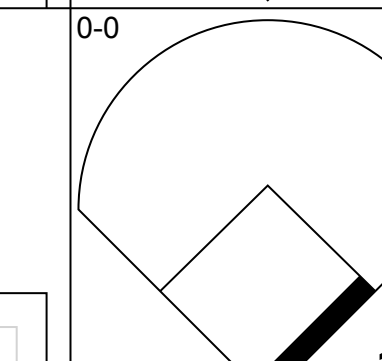
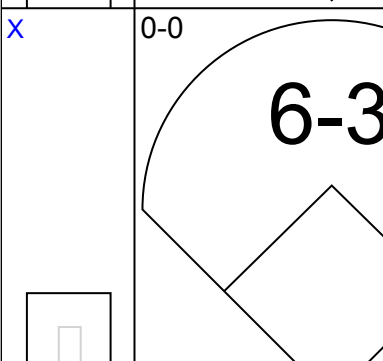
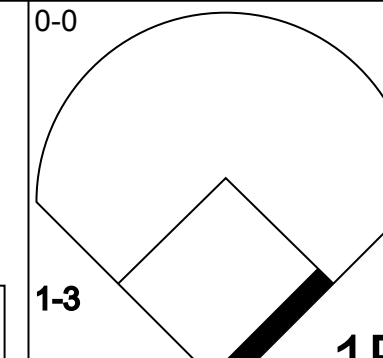
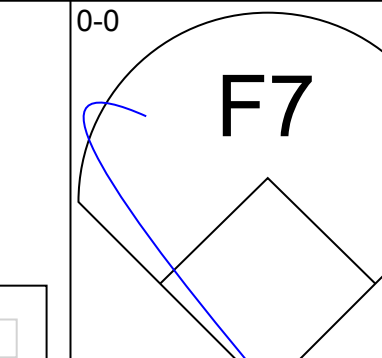
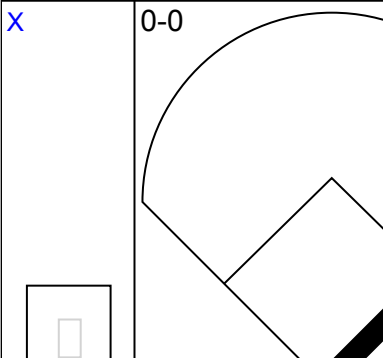
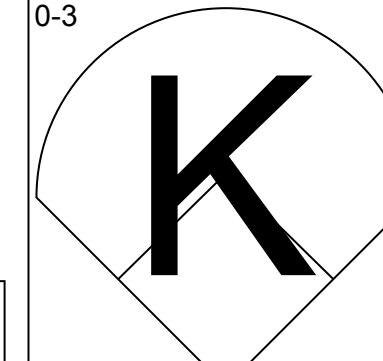
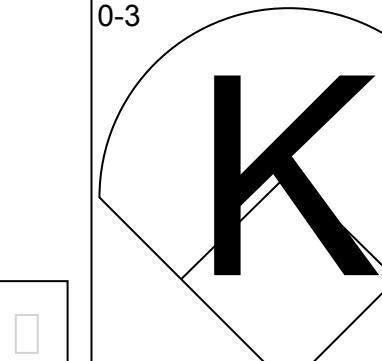
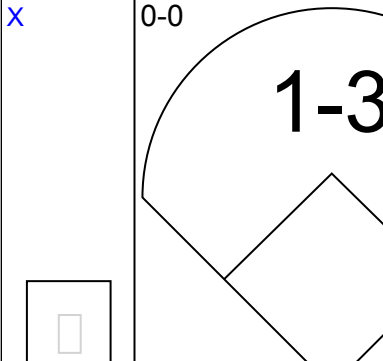
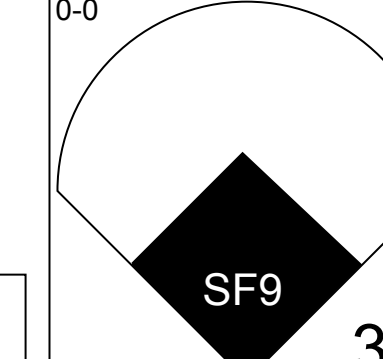
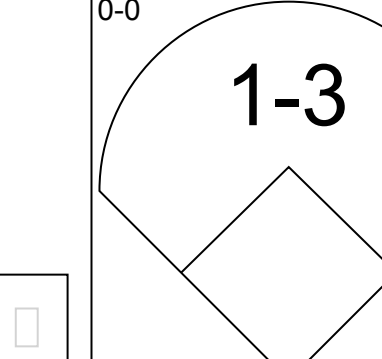
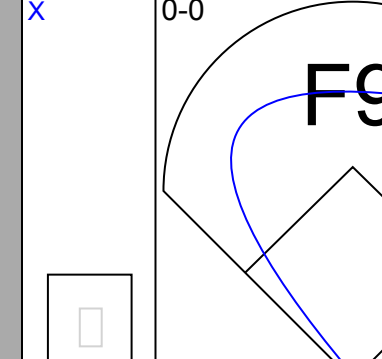
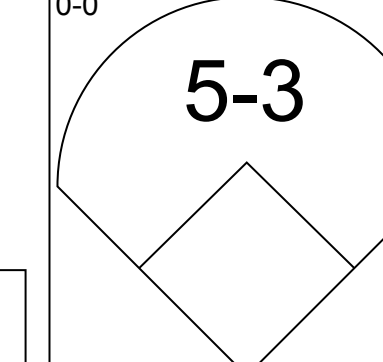
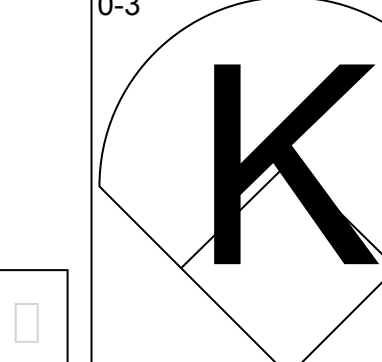
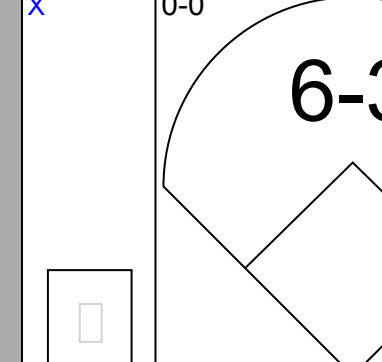
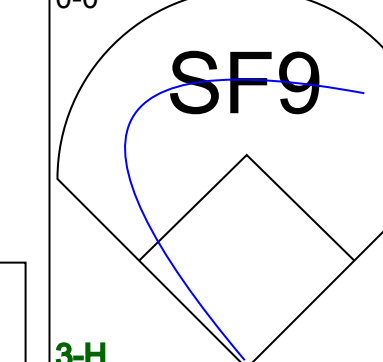
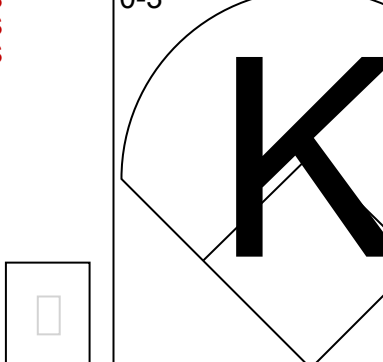
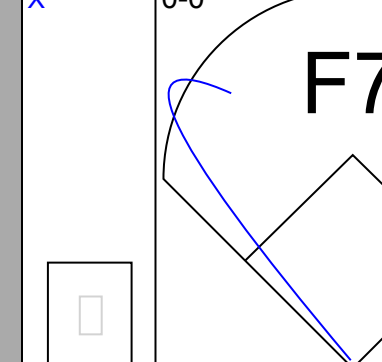
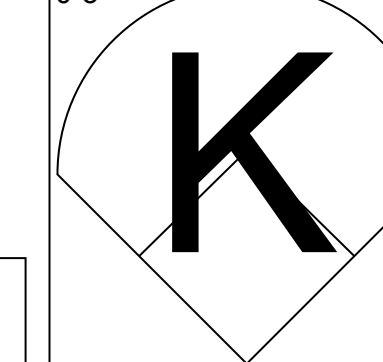
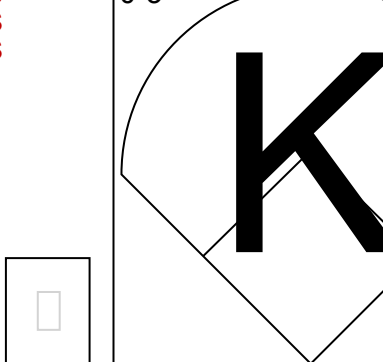
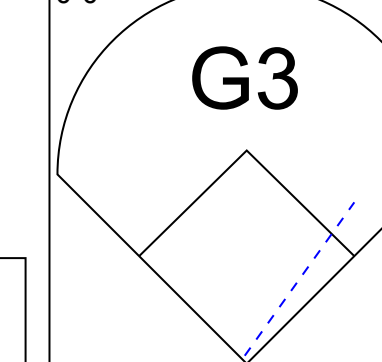
Batter	1	2	3	4	5	6	7	8	9	AB	R	H	RBI	BB	SO	LOB	BOTTOM				
Robby Thompson, R (1, 4) OBP: 0.333, SLG: 0.438	4-1 S 1B BB		1-2 F8	2-2 2H 3B			1-1 CS HBP			2	1	1	1	1	0	0					
Kevin Mitchell, R (1, 5) OBP: 0.273, SLG: 0.455	1-2 F8 1H S 1B		2-2 HR	2-2 F3			2-2 1-2 F9			4	1	2	2	0	0	2					
Jeffrey Leonard, R (1, 7) OBP: 0.500, SLG: 1.118	3-2 F8 1-3		2-0 5-3	2-3 K			0-0 F8			4	0	0	0	0	1	2					
Candy Maldonado, R (1, 9) OBP: 0.250, SLG: 0.313	1-3 K		1-2 F9		0-1 G5-4-3 1B			2-1 F5		4	0	1	0	0	1	1					
Chili Davis, S (1, 8) OBP: 0.308, SLG: 0.333	0-0 F8			0-0 1B 1B		0-0 G5-4-3		2-3 K		3	1	1	0	0	0	2					
Eddie Milner, L (8, 8)										1	0	0	0	0	1	0					
Will Clark, L (1, 3) OBP: 0.500, SLG: 0.722		1-3 K		0-1 1B 1B		0-0 F9		4-2 BB BB		3	1	1	0	1	1	0					
Bob Brenly, R (1, 2) OBP: 0.375, SLG: 0.538		4-1 FC5-4 BB		4-2 1B SF7 BB				4-0 BB		1	1	0	0	3	0	0					
Jose Uribe, S (1, 6) OBP: 0.200, SLG: 0.250		0-2 FC5-4 1-2		0-0 S 3B 1B				1-3 K2-3		4	1	1	2	0	1	3					
Rick Reuschel, R (1, 1) ERA: 3.48	3.0	L	13	2	2	2	3	2	2	0	0	0	0	0	0	0					
Bob Forsch, R (4, 1) ERA: 12.0	0.0		4	3	4	4	0	1	0	0	0	0	0	8	12	∞	∞				
Ricky Horton, L (4, 1) ERA:	3.0		10	2	0	0	2	0	0	0	0	0	0	31	44	0.00	0.667				
Ken Dayley, L (7, 1) ERA:	2.0		8	0	0	0	2	2	0	1	0	0	0	16	32	0.00	1.000				
Inning Stats	R: 1 E: 0 K: 1 S: 12	H: 1 LOB: 1 BB: 1 P: 20	R: 0 E: 0 K: 2 S: 10	H: 0 LOB: 1 BB: 1 P: 15	R: 1 E: 0 K: 0 S: 11	H: 1 LOB: 0 BB: 0 P: 17	R: 4 E: 0 K: 1 S: 28	H: 4 LOB: 1 BB: 1 P: 40	R: 0 E: 0 K: 0 S: 4	H: 1 LOB: 0 BB: 0 P: 4	R: 0 E: 0 K: 1 S: 7	H: 0 LOB: 0 BB: 0 P: 12	R: 0 E: 0 K: 0 S: 5	H: 0 LOB: 0 BB: 0 P: 8	R: 0 E: 0 K: 2 S: 11	H: 0 LOB: 2 BB: 2 P: 24	1B: 5 2B: 0 3B: 1 HR: 1	SF: 1 SAC: 0 DP: 1 HBP: 1	WP: 0 PB: 0 SB: 3 CS: 1	PA: 35	
PITCHER	IP	WLS	BF	H	R	ER	SO	BB	IBB	HBP	BLK	WP	HR	S	P	ERA	WHIP				
Greg Mathews, L (1, 1) ERA: 3.48	3.0		13	2	2	2	3	2	2	0	0	0	0	8	12	∞	∞				
Bob Forsch, R (4, 1) ERA: 12.0	0.0		4	3	4	4	0	1	0	0	0	0	0	8	12	∞	∞				
Ricky Horton, L (4, 1) ERA:	3.0		10	2	0	0	2	0	0	0	0	0	0	31	44	0.00	0.667				
Ken Dayley, L (7, 1) ERA:	2.0		8	0	0	0	2	2	0	1	0	0	0	16	32	0.00	1.000				

St. Louis Cardinals @ San Francisco Giants
Candlestick Park, San Francisco, CA
Sun Oct 11 1987, 6:33 AM EDT
Att: 59,363 - Cloudy - 75 F

AB 28
R 6
H 7
RBI 6
BB 5
SO 7
LOB 11



Batter	1	2	3	4	5	6	7	8	9	AB	R	H	RBI	BB	SO	LOB	TOP					
Robby Thompson, R OBP: 0.320, SLG: 0.368 (1, 4)										3	0	0	0	1	2	4	San Francisco Giants @ St. Louis Cardinals Busch Stadium, St. Louis, MO Tue Oct 13 1987, 7:05 PM CDT Att: 55,331 - Unknown - 55 F					
Kevin Mitchell, R OBP: 0.269, SLG: 0.423 (1, 5)										4	0	1	0	0	0	3						
Jeffrey Leonard, R OBP: 0.500, SLG: 1.000 (1, 7)										3	0	1	0	1	2	1						
Candy Maldonado, R OBP: 0.211, SLG: 0.263 (8, PH)										3	0	0	0	0	0	2						
Mike Aldrete, L OBP: 0.143, SLG: 0.167 (8, 9)										1	0	0	0	0	1	1						
Chili Davis, S OBP: 0.235, SLG: 0.250 (1, 8)										4	0	0	0	0	1	2						
Will Clark, L OBP: 0.458, SLG: 0.619 (1, 3)										3	0	0	0	1	2	1						
Bob Melvin, R OBP: 0.500, SLG: 0.429 (7, PR)										3	0	3	0	0	0	0						
Eddie Milner, L (7, 1)										0	0	0	0	0	0	0						
Don Robinson, R (7, 1)										0	0	0	0	0	0	0						
Harry Spilman, L OBP: 1.000, SLG: 4.000 (9, PH)										0	0	0	0	0	0	0						
Chris Speier, R (9, PH)										1	0	0	0	0	1	0						
Jose Uribe, S OBP: 0.217, SLG: 0.261 (1, 6)										3	0	1	0	0	0	2						
Dave Dravecky, R OBP: 0.167, SLG: 0.167 (7, PH)																						
Bob Brenly, R OBP: 0.353, SLG: 0.500 (7, 2)										2	0	0	0	0	0	4						
Inning Stats	R: 0 E: 0 K: 2 S: 8	H: 1 LOB: 1 BB: 0 P: 8	R: 0 E: 0 K: 1 S: 6	H: 1 LOB: 2 BB: 1 P: 10	R: 0 E: 0 K: 1 S: 4	H: 0 LOB: 0 BB: 1 P: 8	R: 0 E: 0 K: 1 S: 5	H: 0 LOB: 0 BB: 0 P: 5	R: 0 E: 0 K: 0 S: 5	H: 2 LOB: 2 BB: 0 P: 5	R: 0 E: 0 K: 0 S: 4	H: 1 LOB: 1 BB: 0 P: 4	R: 0 E: 0 K: 1 S: 6	H: 1 LOB: 2 BB: 0 P: 6	R: 0 E: 0 K: 1 S: 5	H: 0 LOB: 1 BB: 1 P: 9	R: 0 E: 0 K: 2 S: 7	H: 0 LOB: 0 BB: 0 P: 7	1B: 6 2B: 0 3B: 0 HR: 0	SF: 0 SAC: 1 DP: 0 HBP: 0	WP: 0 PB: 0 SB: 0 CS: 1	PA: 35
PITCHER	IP	WLS	BF	H	R	ER	SO	BB	IBB	HBP	BLK	WP	HR	S	P	ERA	WHIP					
John Tudor, L ERA: 1.76 (1, 1)	7.1	W	30	6	0	0	6	3	0	0	0	0	0	39	51	0.00	1.227					
Todd Worrell, R ERA: 2.09 (8, 1)	1.0		3	0	0	0	2	0	0	0	0	0	0	7	7	0.00	0.000					
Ken Dayley, L ERA: (9, 1)	0.2	S	2	0	0	0	1	0	0	0	0	0	0	4	4	0.00	0.000					

Batter	1	2	3	4	5	6	7	8	9	AB	R	H	RBI	BB	SO	LOB	BOTTOM				
Vince Coleman, S OBP: 0.360, SLG: 0.318 (1, 7)										4	0	0	0	0	2	0	San Francisco Giants @ St. Louis Cardinals Busch Stadium, St. Louis, MO Tue Oct 13 1987, 7:05 PM CDT Att: 55,331 - Unknown - 55 F				
Ozzie Smith, S OBP: 0.250, SLG: 0.286 (1, 6)										4	0	0	0	0	1	0					
Tom Herr, S OBP: 0.174, SLG: 0.182 (1, 4)										3	0	2	0	0	0	0					
Jim Lindeman, R OBP: 0.364, SLG: 0.700 (1, 3)										3	0	2	0	0	0	1					
Terry Pendleton, S OBP: 0.167, SLG: 0.278 (1, 5)										3	0	0	0	0	2	3					
Tony Peña, R OBP: 0.450, SLG: 0.471 (1, 2)										3	1	1	0	0	0	0					
Willie McGee, S OBP: 0.273, SLG: 0.364 (1, 8)										3	0	0	0	0	1	1					
José Oquendo, S OBP: 0.167, SLG: 0.100 (8, 1)										2	0	0	1	0	1	0					
Todd Worrell, R (9, 9)										0	0	0	0	0	0	0					
John Tudor, L (1, 1)										2	0	0	0	0	2	0					
John Morris, L (8, 9)										1	0	0	0	0	0	0					
Ken Dayley, L (9, 1)										0	0	0	0	0	0	0					
Inning Stats	R: 0 E: 0 K: 2 S: 9	H: 2 LOB: 2 BB: 0 P: 9	R: 1 E: 0 K: 1 S: 6	H: 1 LOB: 0 BB: 0 P: 6	R: 0 E: 0 K: 0 S: 4	H: 1 LOB: 1 BB: 0 P: 4	R: 0 E: 0 K: 2 S: 7	H: 0 LOB: 0 BB: 0 P: 7	R: 0 E: 0 K: 3 S: 9	H: 0 LOB: 0 BB: 0 P: 9	R: 0 E: 0 K: 0 S: 4	H: 1 LOB: 1 BB: 0 P: 4	R: 0 E: 0 K: 0 S: 3	H: 0 LOB: 0 BB: 0 P: 3	R: 0 E: 0 K: 1 S: 5	H: 0 LOB: 0 BB: 0 P: 5	1B: 4 2B: 0 3B: 1 HR: 0	SF: 1 SAC: 0 DP: 0 HBP: 0	WP: 0 PB: 0 SB: 0 CS: 0	PA: 29	
PITCHER	IP	WLS	BF	H	R	ER	SO	BB	IBB	HBP	BLK	WP	HR	S	P	ERA	WHIP				
Dave Dravecky, L ERA: 0.6 (1, 1)	6.0	L	23	5	1	1	8	0	0	0	0	0	0	39	39	1.50	0.833				
Don Robinson, R ERA: 13.5 (7, 1)	2.0		6	0	0	0	1	0	0	0	0	0	0	8	8	0.00	0.000				

AB	31
R	0
H	6
RBI	0
BB	3
SO	9
LOB	22



Batter	1	2	3	4	5	6	7	8	9	AB	R	H	RBI	BB	SO	LOB	TOP					
Mike Aldrete, L (1, 9) OBP: 0.091, SLG: 0.100	4-3		G3-6-1			F7		5-3		4	0	0	0	0	0	2						
Kevin Mitchell, R (1, 5) OBP: 0.267, SLG: 0.400	L6		K			K			FC4-6 1B	4	0	1	0	0	2	1						
Jeffrey Leonard, R (1, 7) OBP: 0.500, SLG: 0.917						L6			FC4-6 1-2	4	0	2	0	0	0	1						
Will Clark, L (1, 3) OBP: 0.429, SLG: 0.560	G3									4	0	1	0	0	1	3						
Chili Davis, S (1, 8) OBP: 0.190, SLG: 0.200		1-3								4	0	0	0	0	0	2						
Bob Brenly, R (1, 2) OBP: 0.350, SLG: 0.471		K								3	0	1	0	0	1	1						
Chris Speier, R (1, 4) OBP: 0.267, SLG: 0.400		6-3								3	0	0	0	0	1	2						
Jose Uribe, S (1, 6) OBP: 0.269, SLG: 0.308										3	0	2	0	0	0	0						
Albee Hermaker, S (1, 1) OBP: 0.267, SLG: 0.400										0	0	0	0	0	0	0						
Eddie Miller, L (1, 1) OBP: 0.267, SLG: 0.400										0	0	0	0	0	0	0						
Joe Price, L (1, 1) OBP: 0.267, SLG: 0.400										0	0	0	0	0	0	0						
Kelly Downs, R (1, 1) OBP: 0.267, SLG: 0.400										0	0	0	0	0	0	0						
Robby Thompson, R (1, 1) OBP: 0.267, SLG: 0.400										0	0	0	0	0	0	0						
Scott Garretts, R (1, 1) OBP: 0.267, SLG: 0.400										0	0	0	0	0	0	0						
Craig Lefferts, L (1, 1) OBP: 0.267, SLG: 0.400										0	0	0	0	0	0	0						
Michael LaCoss, R (1, 1) OBP: 0.267, SLG: 0.400										0	0	0	0	0	0	0						
Wes Gillers, L (1, 1) OBP: 0.267, SLG: 0.400										0	0	0	0	0	0	0						
Don Robinson, R (1, 1) OBP: 0.267, SLG: 0.400										0	0	0	0	0	0	0						
Inning Stats	R: 0 E: 0 K: 0 S: 7	H: 1 LOB: 1 BB: 0 P: 13	R: 0 E: 0 K: 1 S: 6	H: 0 LOB: 0 BB: 0 P: 9	R: 0 E: 0 K: 1 S: 7	H: 2 LOB: 1 BB: 0 P: 11	R: 0 E: 0 K: 0 S: 5	H: 1 LOB: 0 BB: 0 P: 6	R: 0 E: 0 K: 0 S: 8	H: 2 LOB: 1 BB: 0 P: 11	R: 0 E: 0 K: 1 S: 9	H: 0 LOB: 0 BB: 0 P: 13	R: 0 E: 0 K: 1 S: 8	H: 1 LOB: 1 BB: 0 P: 12	R: 0 E: 0 K: 0 S: 10	H: 0 LOB: 0 BB: 0 P: 16	R: 0 E: 0 K: 1 S: 10	H: 1 LOB: 1 BB: 0 P: 21	1B: 8 2B: 0 3B: 0 HR: 0	SF: 0 SAC: 0 DP: 3 HBP: 0	WP: 0 PB: 0 SB: 0 CS: 0	PA: 32
PITCHER Danny Cox, R (1, 1) ERA: 2.12	IP: 9.0 WLS: W BF: 32 H: 8 R: 0 ER: 0 SO: 5 BB: 0 IBB: 0 HBP: 0 BLK: 0 WP: 0 HR: 0 S: 70 P: 112 ERA: 0.00 WHIP: 0.889											PITCHER Michael LaCoss, R (6, 1) ERA: 9.0	IP: 1.1 WLS: L BF: 6 H: 1 R: 0 ER: 0 SO: 1 BB: 0 IBB: 0 HBP: 0 BLK: 0 WP: 0 HR: 0 S: 13 P: 23 ERA: 0.00 WHIP: 0.750	Don Robinson, R (8, 1) ERA: 9.0	IP: 1.0 WLS: L BF: 3 H: 0 R: 0 ER: 0 SO: 2 BB: 0 IBB: 0 HBP: 0 BLK: 0 WP: 0 HR: 0 S: 7 P: 10 ERA: 0.00 WHIP: 0.000							

San Francisco Giants @ St. Louis Cardinals
 Busch Stadium, St. Louis, MO
 Wed Oct 14 1987, 7:05 PM CDT
 Att: 55,331 - Unknown - 55 F

AB	32
R	0
H	8
RBI	0
BB	0
SO	5
LOB	13



Batter	1	2	3	4	5	6	7	8	9	AB	R	H	RBI	BB	SO	LOB	BOTTOM			
Vince Coleman, S (1, 7) OBP: 0.367, SLG: 0.308	CS 4-3 1B			4-3						4	1	1	0	1	2	1				
Ozzie Smith, S (1, 6) OBP: 0.276, SLG: 0.280	4-3									4	0	1	0	1	2	1				
Tom Herr, S (1, 4) OBP: 0.214, SLG: 0.222	6-3									5	0	2	2	0	1	2				
Jim Lindeman, R (1, 3) OBP: 0.286, SLG: 0.538										3	0	0	0	0	1	2				
Dan Driessen, L (6, PH) OBP: 0.308, SLG: 0.417										1	0	0	0	0	0	2				
Terry Pendleton, S (1, 5) OBP: 0.211, SLG: 0.316										1	1	1	0	0	0	0				
Tom Lawless, R (3, PH) OBP: 0.429, SLG: 0.333										2	0	1	0	1	1	0				
Tony Peña, R (1, 2) OBP: 0.456, SLG: 0.476										4	1	2	0	0	1	4				
Willie McGee, S (1, 8) OBP: 0.308, SLG: 0.423										4	1	2	1	0	0	1				
José Oquendo, S (1, 9) OBP: 0.313, SLG: 0.417										2	2	1	3	2	0	0				
Danny Cox, R (1, 1) OBP: 0.333, SLG: 0.333										3	0	1	0	0	1	2				
Inning Stats	R: 0 E: 0 K: 0 S: 9	H: 1 LOB: 0 BB: 0 P: 15	R: 4 E: 0 K: 3 S: 23	H: 4 LOB: 0 BB: 0 P: 30	R: 0 E: 1 K: 1 S: 16	H: 2 LOB: 0 BB: 0 P: 19	R: 0 E: 0 K: 0 S: 10	H: 1 LOB: 1 BB: 0 P: 13	R: 0 E: 0 K: 2 S: 17	H: 1 LOB: 2 BB: 1 P: 26	R: 2 E: 0 K: 0 S: 12	H: 2 LOB: 3 BB: 3 P: 28	R: 0 E: 0 K: 1 S: 10	H: 1 LOB: 2 BB: 1 P: 17	R: 0 E: 0 K: 2 S: 7	H: 0 LOB: 0 BB: 0 P: 10	1B: 10 2B: 1 3B: 0 HR: 1	SF: 0 SAC: 1 DP: 0 HBP: 0	WP: 1 PB: 1 SB: 2 CS: 1	PA: 39
PITCHER Atlee Hammaker, L (1, 1) ERA: 7.88	IP: 2.0 WLS: L BF: 10 H: 5 R: 4 ER: 4 SO: 4 BB: 0 IBB: 0 HBP: 0 BLK: 0 WP: 0 HR: 1 S: 32 P: 45 ERA: 18.00 WHIP: 2.500											PITCHER Michael LaCoss, R (6, 1) ERA: 9.0	IP: 1.1 WLS: L BF: 6 H: 1 R: 0 ER: 0 SO: 1 BB: 0 IBB: 0 HBP: 0 BLK: 0 WP: 0 HR: 0 S: 13 P: 23 ERA: 0.00 WHIP: 0.750	Don Robinson, R (8, 1) ERA: 9.0	IP: 1.0 WLS: L BF: 3 H: 0 R: 0 ER: 0 SO: 2 BB: 0 IBB: 0 HBP: 0 BLK: 0 WP: 0 HR: 0 S: 7 P: 10 ERA: 0.00 WHIP: 0.000					
Joe Price, L (3, 1) ERA: 7.88	0.2 L 4 2 0 0 1 0 0 0 0 0 0 14 17 0.00 3.000																			
Kelly Downs, R (3, 1) ERA: 7.88	1.1 L 5 1 0 0 0 0 0 0 0 0 0 12 15 0.00 0.750																			
Scott Garretts, R (5, 1) ERA: 8.75	1.2 L 10 2 2 2 2 4 0 0 0 1 0 24 45 10.80 3.600																			
Craig Lefferts, L (6, 1) ERA: 8.75	0.0 L 1 1 0 0 0 0 0 0 0 0 0 2 3 ∞ ∞																			

San Francisco Giants @ St. Louis Cardinals
 Busch Stadium, St. Louis, MO
 Wed Oct 14 1987, 7:05 PM CDT
 Att: 55,331 - Unknown - 55 F

AB	33
R	6
H	12
RBI	6
BB	5
SO	9
LOB	15

