

**San Francisco Giants - 1988**



Batter	1	2	3	4	5	6	7	8	9	AB R H RBI BB SO LOB	TOP									
<b>Brett Butler, L</b> (1, 8) OBP: 0.600, SLG: 1.000	0-1 F7		2-0 CS 1B	1-0 SF7 3B		0-1 4-3			3-2 CS 1B	5 1 3 2 0 0 1	<b>San Francisco Giants @ Los Angeles Dodgers</b> <b>Dodger Stadium, Los Angeles, CA</b> Mon Apr 04 1988, 3:33 AM PDT Att. 48,484 - Sunny - 75 F									
<b>Mike Aldrete, L</b> (1, 7) OBP: 0.400, SLG: 0.333	2-3 K		4-0 E 1B BB	1-0 SF7		2-2 G1			0-2 SAFE 1B	3 1 1 1 1 1 1										
<b>Will Clark, L</b> (1, 3) OBP: 0.400, SLG: 0.250	4-2 1B BB		1-0 E SF8 1B	2-3 K			3-3 K		1-0 F8	4 1 1 0 1 2 1										
<b>Candy Maldonado, R</b> (1, 9) OBP: 0.750, SLG: 0.667	1-0 BB 1B		4-2 SAFE 1-3 2-H BB	2-1 FC6-4 1B			3-1 4-3			3 0 2 0 1 0 0										
<b>Kevin Mitchell, R</b> (1, 5)	4-1 BB		0-1 SF8	2-1 L7			2-2 F8			2 0 0 1 1 0 1										
<b>Bob Melvin, R</b> (1, 2)	0-1 F9		1-0 F2	1-0 FC6-4				1-3 K		4 0 0 0 0 1 5										
<b>Robby Thompson, R</b> (1, 4)		3-3 K		0-0 L5	2-2 L3			1-2 L4		4 0 0 0 0 1 1										
<b>Jose Uribe, S</b> (1, 6) OBP: 0.500, SLG: 0.500		0-1 5-3		0-1 SH 3B 1B		0-1 4-3 SH2-3 1B		3-2 P6		4 1 2 0 0 0 0										
<b>Dave Dravecky, R</b> (1, 1)		1-3 K		0-0 SH 3B		1-2 SH2-3		1-1 4-3		2 1 0 0 0 1 0										
<b>Inning Stats</b>	R: 0 E: 0 K: 1 S: 15	H: 1 LOB: 3 BB: 2 P: 26	R: 0 E: 0 K: 2 S: 9	H: 0 LOB: 0 BB: 0 P: 13	R: 2 E: 1 K: 0 S: 7	H: 2 LOB: 1 BB: 2 P: 19	R: 3 E: 0 K: 1 S: 10	H: 2 LOB: 0 BB: 0 P: 13	R: 0 E: 0 K: 0 S: 10	H: 1 LOB: 1 BB: 0 P: 13	R: 0 E: 0 K: 1 S: 13	H: 0 LOB: 0 BB: 0 P: 21	R: 0 E: 0 K: 1 S: 10	H: 0 LOB: 0 BB: 0 P: 15	R: 0 E: 0 K: 0 S: 9	H: 2 LOB: 1 BB: 0 P: 14	1B: 8 2B: 0 3B: 1 HR: 0	SF: 2 SAC: 2 DP: 0 HBP: 0	WP: 0 PB: 0 SB: 0 CS: 2	PA: 39
<b>PITCHER</b>	IP WLS BF H R ER SO BB IBB HBP BLK WP HR S P ERA WHIP																			
<b>Fernando Valenzuela, L</b> (1, 1) ERA: 6.0	6.0 L 29 7 5 4 4 4 0 0 0 0 0 0 60 100 6.00 1.833																			
<b>Tim Belcher, R</b> (7, 1) ERA:	2.0 6 0 0 0 2 0 0 0 0 0 0 0 23 36 0.00 0.000																			
<b>Brad Havens, L</b> (9, 1) ERA:	1.0 4 2 0 0 0 0 0 0 0 0 0 0 9 14 0.00 2.000																			

livebaseballscorecards.com

<b>AB</b>	<b>31</b>
<b>R</b>	<b>5</b>
<b>H</b>	<b>9</b>
<b>RBI</b>	<b>4</b>
<b>BB</b>	<b>4</b>
<b>SO</b>	<b>6</b>
<b>LOB</b>	<b>10</b>







Batter	1	2	3	4	5	6	7	8	9	AB R H RBI BB SO LOB	TOP																								
<b>Brett Butler, L</b> (1, 8) OBP: 0.333, SLG: 0.556	2-2 P6		0-0 F8		0-2 6-3			0-1 4-3		4 0 0 0 0 0 0																									
<b>Mike Aldrete, L</b> (1, 7) OBP: 0.444, SLG: 0.333	1-2 FC5-4 1B		2-1 5-3			1-3 K			4-0 FC6 BB	3 0 1 0 1 1 0																									
<b>Will Clark, L</b> (1, 3) OBP: 0.333, SLG: 0.143	0-3 K		1-0 FC6-4 HBP			3-3 K			0-3 K	3 0 0 0 0 3 2																									
<b>Candy Maldonado, R</b> (1, 9) OBP: 0.375, SLG: 0.286	2-2 FC5-4 1-2f		1-0 FC6-4 1-2f			2-3 K			1-0 F7	4 0 0 0 0 1 3																									
<b>Kevin Mitchell, R</b> (1, 5) OBP: 0.250, SLG: 0.167		3-2 L7		0-2 L9-3 1B			0-2 6-3		2-0 FC6 1-2f	4 0 1 0 0 0 1																									
<b>Bob Melvin, R</b> (1, 2)		0-1 F8		1-3 K			3-2 F8			3 0 0 0 0 1 1																									
<b>Robby Thompson, R</b> (1, 4) OBP: 0.143, SLG: 0.429		0-0 3B		0-0 L9-3 1-2			0-1 1-3			3 0 1 0 0 0 1																									
<b>Jose Uribe, S</b> (1, 6) OBP: 0.429, SLG: 0.333		4-0 IBB			1-0 F8			2-1 4-3		2 0 0 0 1 0 0																									
<b>Kelly Downs, R</b> (1, 1) <b>Harry Spilman, L</b> (8, PH) <b>Scott Garrelts, R</b> (8, 1)		2-1 1-3			0-1 F3			0-1 L7		2 0 0 0 0 0 2 1 0 0 0 0 0 0 0 0 0 0 0 0 0																									
<b>Inning Stats</b>	R: 0 E: 0 K: 1 S: 16 H: 1 LOB: 1 BB: 0 P: 21	R: 0 E: 0 K: 0 S: 9 H: 1 LOB: 2 BB: 1 P: 18	R: 0 E: 0 K: 0 S: 4 H: 0 LOB: 1 BB: 0 P: 8	R: 0 E: 0 K: 1 S: 8 H: 1 LOB: 0 BB: 0 P: 8	R: 0 E: 0 K: 0 S: 6 H: 0 LOB: 0 BB: 0 P: 7	R: 0 E: 0 K: 3 S: 10 H: 0 LOB: 0 BB: 0 P: 16	R: 0 E: 0 K: 0 S: 10 H: 0 LOB: 0 BB: 0 P: 13	R: 0 E: 0 K: 0 S: 6 H: 0 LOB: 0 BB: 0 P: 8	R: 0 E: 0 K: 1 S: 5 H: 0 LOB: 1 BB: 1 P: 12	1B: 2 2B: 1 3B: 1 HR: 0 SF: 0 SAC: 0 DP: 1 HBP: 1	WP: 0 PB: 0 SB: 0 CS: 0 PA: 32																								
<b>PITCHER</b> <b>Orel Hershiser, R</b> (1, 1) ERA:	IP 9.0	WLS W	BF 32	H 3	R 0	ER 0	SO 6	BB 1	IBB 1	HBP 1	BLK 0	WP 0	HR 0	S 74	P 111	ERA 0.00	WHIP 0.444	<b>PITCHER</b>	IP 9.0	WLS W	BF 32	H 3	R 0	ER 0	SO 6	BB 1	IBB 1	HBP 1	BLK 0	WP 0	HR 0	S 74	P 111	ERA 0.00	WHIP 0.444

San Francisco Giants @ Los Angeles Dodgers  
Dodger Stadium, Los Angeles, CA  
Tue Apr 05 1988, 7:05 PM PDT  
Att. 37,472 - Unknown

livebaseballscorecards.com

AB 29  
R 0  
H 3  
RBI 0  
BB 2  
SO 6  
LOB 10









Batter	1	2	3	4	5	6	7	8	9
<b>Brett Butler, L</b> OBP: 0.308, SLG: 0.692 (1, 8)	0-1 4-3		1 SAFE 3-2 F6		3-2 HR		0-3 K		
<b>Mike Aldrete, L</b> OBP: 0.385, SLG: 0.400 (1, 7)	3-2 L6			1-3 K	1-0 F7		0-1 1B		
<b>Will Clark, L</b> OBP: 0.385, SLG: 0.200 (1, 3)	1-0 6-3			2-2 F8	4-2 BB		3-1 FC5-4		
<b>Candy Maldonado, R</b> OBP: 0.333, SLG: 0.200 (1, 9)		2-2 G1		1-1 1B HR HBP	0-0 F9		0-2 FC5-4		
<b>Kevin Mitchell, R</b> OBP: 0.333, SLG: 0.222 (1, 5)		0-0 5-3		0-0 1B HR		4-1 1B BLK BB	2-0 F8		
<b>Bob Brenly, R</b> OBP: 0.250, SLG: 1.000 (1, 2)		0-2 F3		2-0 1B HR		1 SAFE 1-1 F8		2-3 K	
<b>Robby Thompson, R</b> OBP: 0.364, SLG: 0.545 (1, 4)			1-1 1B BLK	2-0 1B		1 SAFE 0-2 1B		1-3 K	
<b>Jose Uribe, S</b> OBP: 0.273, SLG: 0.200 (1, 6)			1 SAFE 0-0 F4	0-0 F9		1-0 F4		3-3 K	
<b>Mike Krukow, R</b> <b>Atlee Hammaker, S</b>			1 SAFE 0-3 K		2-0 F8	1-1 F9			

Inning Stats	R: 0	H: 0	E: 0	K: 0	S: 6	R: 0	H: 0	E: 0	K: 0	S: 8	R: 0	H: 1	E: 0	K: 1	S: 10	R: 3	H: 3	E: 0	K: 1	S: 11	R: 1	H: 1	E: 0	K: 0	S: 9	R: 1	H: 1	E: 0	K: 0	S: 9	R: 1	H: 2	E: 0	K: 1	S: 11	R: 0	H: 0	E: 0	K: 3	S: 11
	LOB: 0	BB: 0	P: 10	LOB: 0	BB: 0	P: 10	LOB: 1	BB: 0	P: 13	LOB: 1	BB: 0	P: 13	LOB: 1	BB: 0	P: 13	LOB: 1	BB: 1	P: 19	LOB: 1	BB: 1	P: 19	LOB: 1	BB: 1	P: 16	LOB: 1	BB: 1	P: 16	LOB: 1	BB: 1	P: 16	LOB: 1	BB: 0	P: 16	LOB: 0	BB: 0	P: 17	LOB: 0	BB: 0	P: 17	

PITCHER	IP	WLS	BF	H	R	ER	SO	BB	IBB	HBP	BLK	WP	HR	S	P	ERA	WHIP
<b>Eric Show, R</b> ERA: 6.75 (1, 1)	4.0	L	17	4	3	3	2	0	0	0	1	0	1	35	52	6.75	1.000
<b>Eric Nolte, L</b> ERA: 6.0 (5, 1)	2.0		10	2	2	2	0	2	0	0	1	0	1	18	35	9.00	2.000
<b>Mark Davis, L</b> ERA: 6.75 (7, 1)	2.0		8	2	1	1	4	0	0	0	0	0	0	22	33	4.50	1.000

AB	R	H	RBI	BB	SO	LOB
4	1	1	1	0	1	1
4	1	1	0	0	1	0
3	0	1	1	1	0	0
3	1	0	0	0	0	2
3	2	1	0	1	0	1
4	1	1	3	0	1	1
4	0	3	1	0	1	0
4	0	0	0	0	1	3
3	0	0	0	0	1	2
0	0	0	0	0	0	0

WP	HR	S	P	ERA	WHIP
0	0	0	35	6.75	1.000
0	0	0	35	9.00	2.000
0	0	0	33	4.50	1.000

<b>AB</b>	<b>32</b>
<b>R</b>	<b>6</b>
<b>H</b>	<b>8</b>
<b>RBI</b>	<b>6</b>
<b>BB</b>	<b>2</b>
<b>SO</b>	<b>6</b>
<b>LOB</b>	<b>10</b>



<b>1B:</b> 5	<b>SF:</b> 0	<b>WP:</b> 0	<b>PA:</b> 35
<b>2B:</b> 1	<b>SAC:</b> 0	<b>PB:</b> 0	
<b>3B:</b> 0	<b>DP:</b> 0	<b>SB:</b> 0	
<b>HR:</b> 2	<b>HBP:</b> 1	<b>CS:</b> 0	

**San Diego Padres @ San Francisco Giants**  
 Candlestick Park, San Francisco, CA  
 Thu Apr 07 1988, 10:05 PM EDT  
 Att: 54,543 - Unknown - 61 F

livebaseballscores.com









Batter	1	2	3	4	5	6	7	8	9	AB R H RBI BB SO LOB	TOP		
Tony Gwynn, L (1, 9) OBP: 0.300, SLG: 0.389	1-1 E6 1B		0-1 HR			2-1 FC6-4 1B		0-1 1-3		4 1 2 1 0 0 0	<b>San Diego Padres @ San Francisco Giants</b> Candlestick Park, San Francisco, CA Sat Apr 09 1988, 6:33 AM EDT Att. 17,930 - Sunny - 72 F <a href="http://livebaseballscorecards.com">livebaseballscorecards.com</a>		
Dickie Thon, R (1, 6) OBP: 0.167, SLG: 0.333	0-0 F3		2-2 6-3			0-0 FC6-4 1B 1-2f		0-0 5-3		4 0 0 0 0 0 2			
Randy Ready, R (1, 4) OBP: 0.350, SLG: 0.235	1-0 1-2 1B		1-1 F7			0-1 1-2 FC3-6 1B		2-1 F9		4 0 2 0 0 0 0			
John Kruk, L (1, 3) OBP: 0.313, SLG: 0.313	2-3 1B			3-1 G1-6-3 1B		1-1 1-2f 2-3 FC3-6		1-1 1B 1B		4 0 2 0 0 1 4			
Keith Moreland, R (1, 7) OBP: 0.300, SLG: 0.350 Shawn Abner, R (9, PR)	0-0 F7			0-0 G1-6-3 1-2f		2-1 F8		0-0 1-2 G6-3 1B		4 0 1 0 0 0 5 0 0 0 0 0 0 0			
Benito Santiago, R (1, 2) OBP: 0.389, SLG: 0.556		0-0 F9		0-0 CS 1B			0-0 6-3	2-1 G6-3		4 0 1 0 0 0 2			
Tim Flannery, L (1, 5) OBP: 0.125, SLG: 0.125		0-0 F8		0-1 CS 1-2	1-1 G6-4-3 1B		0-0 L1			3 0 1 0 0 0 0			
Stan Jefferson, S (1, 8)		1-1 5-3			2-0 G6-4-3 1-2f		0-0 2-3			3 0 0 0 0 0 1			
Mark Grant, R (1, 1) Marvell Wynne, L (8, PH) Mark Davis, L (8, 1)			0-1 1-3		2-2 G3			1-1 4-3		2 0 0 0 0 0 0 1 0 0 0 0 0 0 0 0 0 0 0 0 0			
<b>Inning Stats</b>	R: 0 H: 1 E: 1 LOB: 2 K: 1 BB: 0 S: 10 P: 12	R: 0 H: 0 E: 0 LOB: 0 K: 0 BB: 0 S: 4 P: 5	R: 1 H: 1 E: 0 LOB: 0 K: 0 BB: 0 S: 9 P: 12	R: 0 H: 2 E: 0 LOB: 0 K: 0 BB: 0 S: 5 P: 8	R: 0 H: 1 E: 0 LOB: 0 K: 0 BB: 0 S: 6 P: 11	R: 0 H: 2 E: 0 LOB: 2 K: 0 BB: 0 S: 9 P: 14	R: 0 H: 0 E: 0 LOB: 0 K: 0 BB: 0 S: 3 P: 3	R: 0 H: 0 E: 0 LOB: 0 K: 0 BB: 0 S: 5 P: 6	R: 0 H: 2 E: 0 LOB: 2 K: 0 BB: 0 S: 7 P: 12	1B: 8 SF: 0 2B: 0 SAC: 0 3B: 0 DP: 3 HR: 1 HBP: 0	WP: 0 PA: 34 PB: 0 SB: 0 CS: 1		
<b>PITCHER</b>	IP WLS BF H R ER SO BB IBB HBP BLK WP HR S P ERA WHIP											<b>PITCHER</b>	IP WLS BF H R ER SO BB IBB HBP BLK WP HR S P ERA WHIP
Rick Reuschel, R (1, 1) ERA: 1.08	8.1 W 32 9 1 1 1 0 0 0 0 0 0 1 56 79 1.08 1.080												
Scott Garrelts, R (9, 1) ERA: 16.2	0.2 S 1 0 0 0 0 0 0 0 0 0 0 0 2 4 0.00 0.000												







Batter	1	2	3	4	5	6	7	8	9	AB R H RBI BB SO LOB	TOP
Tony Gwynn, L (1, 9) OBP: 0.240, SLG: 0.304	0-0 P6	3-1 G4-6-3		1-2 F7		1-2 1-3			1-0 6-3	5 0 0 0 0 0 3	
Dickie Thon, R (1, 6) OBP: 0.300, SLG: 0.333	2-1 1B		1-0 F3		4-1 HR BB			1-1 5-3		3 1 1 0 1 0 0	
Randy Ready, R (1, 4) OBP: 0.375, SLG: 0.400	4-2 2B		2-2 F8		1-2 HR			2-1 F7		3 2 1 2 1 0 0	
Carmelo Martinez, R (1, 3) OBP: 0.125, SLG: 0.250	1-2 1B		1-1 F9		0-0 E5			2-1 4-3		4 1 1 1 0 0 0	
Keith Moreland, R (1, 7) OBP: 0.375, SLG: 0.391 Marvell Wynne, L (8, PR)	3-2 1B			2-2 1B	0-1 G6-4-3			4-0 G4-3 BB		3 2 2 1 1 0 1 0 0 0 0 0 0 0	
Chris Brown, R (1, 5) OBP: 0.214, SLG: 0.500 Lance McCullers, S (8, 1)	2-1 E5		2-3 K		0-0 1B			1-0 F3		4 0 1 0 0 1 2 0 0 0 0 0 0 0	
Shawn Abner, R (1, 8) OBP: 0.143, SLG: 0.143	2-3 K		0-0 1B		0-0 5-3			1-2 G4-3		4 0 1 0 0 1 3	
Mark Parent, R (1, 2) OBP: 0.500, SLG: 0.500		1-1 FC1-6 1B		1-0 1B		0-0 5-3		0-0 F7		4 0 2 1 0 0 0	
Ed Whitson, R (1, 1) Stan Jefferson, S (6, PH) Mark Davis, L (6, 1) Tim Flannery, L (8, 5) OBP: 0.111, SLG: 0.111		0-1 FC1-6		0-0 F5		0-2 1-3		1-1 B4		2 0 0 0 0 0 3 1 0 0 0 0 0 0 0 0 0 0 0 0 0 1 0 0 0 0 0 0	
<b>Inning Stats</b>	R: 3 H: 3 E: 1 LOB: 1 K: 1 BB: 1 S: 21 P: 33	R: 0 H: 1 E: 0 LOB: 0 K: 0 BB: 0 S: 6 P: 10	R: 0 H: 0 E: 0 LOB: 0 K: 0 BB: 0 S: 8 P: 12	R: 1 H: 3 E: 0 LOB: 2 K: 1 BB: 0 S: 14 P: 20	R: 2 H: 2 E: 1 LOB: 1 K: 0 BB: 1 S: 9 P: 14	R: 0 H: 0 E: 0 LOB: 0 K: 0 BB: 0 S: 7 P: 8	R: 0 H: 0 E: 0 LOB: 0 K: 0 BB: 0 S: 6 P: 11	R: 0 H: 0 E: 0 LOB: 1 K: 0 BB: 1 S: 5 P: 10	R: 0 H: 0 E: 0 LOB: 0 K: 0 BB: 0 S: 4 P: 6	1B: 7 SF: 0 2B: 1 SAC: 0 3B: 0 DP: 3 HR: 1 HBP: 0	WP: 0 PA: 37 PB: 0 SB: 0 CS: 1
<b>PITCHER</b>	IP WLS BF H R ER SO BB IBB HBP BLK WP HR S P ERA WHIP										
Dave Dravecky, L (1, 1) ERA: 2.77	4.0 L 19 7 4 3 2 1 0 0 0 0 0 0 49 75 6.75 2.000										
Atlee Hammaker, L (5, 1) ERA: 4.5	2.0 9 2 2 2 0 1 0 0 0 0 0 1 16 22 9.00 1.500										
Joe Price, L (7, 1) ERA:	2.0 6 0 0 0 0 1 0 0 0 0 0 0 11 21 0.00 0.500										
Craig Lefferts, L (9, 1) ERA:	1.0 3 0 0 0 0 0 0 0 0 0 0 0 4 6 0.00 0.000										

San Diego Padres @ San Francisco Giants  
Candlestick Park, San Francisco, CA

Sun Apr 10 1988, 6:33 AM EDT  
Att. 45,936 - Sunny - 80 F

AB	34
R	6
H	9
RBI	5
BB	3
SO	2
LOB	12



Batter	1	2	3	4	5	6	7	8	9	AB R H RBI BB SO LOB
<b>Brett Butler, L</b> OBP: 0.385, SLG: 0.654 (1, 8)	1-1 1B FC3-2 1B		2-2 G3 SF7 1B		2-2 FC6-4 1B		0-0 6-3		3-2 6-3	5 1 3 0 0 0 1
<b>Mike Aldrete, L</b> OBP: 0.320, SLG: 0.333 (1, 7)	2-2 BB FC3-2 SF8 1B		2-1 G3 1-3		0-2 FC6-4 FC4-6 1-2f		2-3 K			4 1 1 0 0 1 2
<b>Will Clark, L</b> OBP: 0.292, SLG: 0.400 (1, 3)	0-0 FC3-2 SF8 BB 1-2 3-H		0-2 SF7 3-H		0-0 FC4-6 2B 1-2f		3-2 F7			3 1 0 1 0 0 3
<b>Candy Maldonado, R</b> OBP: 0.391, SLG: 0.450 (1, 9)	4-2 SF8 BB 1-2 2-3		0-3 K		0-0 2B 1-H		0-0 F3			3 0 1 1 1 1 0
<b>Kevin Mitchell, R</b> OBP: 0.348, SLG: 0.611 (1, 5)	1-0 SF8 1-2 2-3 3-H		3-1 F7 BB BB BB BB		4-1 BB BB BB BB		2-3 K			2 0 0 1 1 1 0
<b>Bob Melvin, R</b> OBP: 0.143, SLG: 0.214 (1, 2)	1-2 F9		2-2 1B 2B		0-3 K		1-3 K			4 1 1 0 0 2 4
<b>Robby Thompson, R</b> OBP: 0.235, SLG: 0.353 (1, 4)		1-2 F9		0-0 F8		1-3 K2-3			2-3 K	3 0 0 0 0 1 1 1 0 0 0 0 1 0
<b>Jessie Reid, L</b> (9, PH)										
<b>Jose Uribe, S</b> OBP: 0.381, SLG: 0.400 (1, 6)		1-1 F9		2-1 F9 2-H 1B		2-1 6-3		1-1 F5		4 0 1 1 0 0 0
<b>Dave Dravecky, R</b> Harry Spilman, L Atlee Hammaker, S Phil Garner, R Joe Price, R Craig Lefferts, L Joel Youngblood, R OBP: 1.000, SLG: 2.000 (1, 1) (4, PH) (5, 1) (6, PH) (7, 1) (9, 1) (9, PH)		0-1 6-3		2-2 L4		3-2 F9		1-0 2B		1 0 0 0 0 0 0 1 0 0 0 0 0 1 0 0 0 0 0 0 0 1 0 1 0 1 0 0 0 0

Inning Stats	R: 1 E: 0 K: 0 S: 12	H: 2 LOB: 2 BB: 1 P: 21	R: 0 E: 0 K: 0 S: 7	H: 0 LOB: 0 BB: 0 P: 9	R: 1 E: 1 K: 1 S: 12	H: 1 LOB: 0 BB: 0 P: 15	R: 1 E: 0 K: 0 S: 13	H: 2 LOB: 1 BB: 0 P: 22	R: 1 E: 0 K: 1 S: 13	H: 2 LOB: 2 BB: 1 P: 19	R: 0 E: 0 K: 1 S: 9	H: 0 LOB: 0 BB: 0 P: 15	R: 0 E: 0 K: 1 S: 8	H: 0 LOB: 0 BB: 0 P: 13	R: 0 E: 0 K: 2 S: 9	H: 0 LOB: 0 BB: 0 P: 12	R: 0 E: 0 K: 1 S: 11	H: 1 LOB: 1 BB: 0 P: 18	1B: 5 2B: 3 3B: 0 HR: 0	SF: 2 SAC: 0 DP: 0 HBP: 0	WP: 0 PB: 0 SB: 0 CS: 0	PA: 37
--------------	-------------------------------	----------------------------------	------------------------------	---------------------------------	-------------------------------	----------------------------------	-------------------------------	----------------------------------	-------------------------------	----------------------------------	------------------------------	----------------------------------	------------------------------	----------------------------------	------------------------------	----------------------------------	-------------------------------	----------------------------------	----------------------------------	------------------------------------	----------------------------------	--------

PITCHER	IP	WLS	BF	H	R	ER	SO	BB	IBB	HBP	BLK	WP	HR	S	P	ERA	WHIP
<b>Ed Whitson, R</b> ERA: 3.75 (1, 1)	5.0	W	24	7	4	3	2	2	0	0	0	0	0	57	86	5.40	1.800
<b>Mark Davis, L</b> ERA: 3.18 (6, 1)	2.0		6	0	0	0	2	0	0	0	0	0	0	17	28	0.00	0.000
<b>Lance McCullers, R</b> ERA: 8.1 (8, 1)	2.0	S	7	1	0	0	3	0	0	0	0	0	0	20	30	0.00	0.500

**BOTTOM**

**San Diego Padres @ San Francisco Giants**  
Candlestick Park, San Francisco, CA

livebaseballscores.com

**AB 33**  
**R 4**  
**H 8**  
**RBI 4**  
**BB 2**  
**SO 7**  
**LOB 12**



WP: 0 PA: 37  
PB: 0  
SB: 0  
CS: 0

Sun Apr 10 1988, 6:33 AM EDT  
Att: 45,936 - Sunny - 80 F



Batter	1	2	3	4	5	6	7	8	9	AB R H RBI BB SO LOB	TOP											
Barry Larkin, R (1, 6) OBP: 0.387, SLG: 0.357	1-0 WP G3 1B		2-2 G5-3	0-0 F7			3-1 S 2B			4 0 2 0 0 0 1	<p>Cincinnati Reds @ San Francisco Giants</p> <p>Candlestick Park, San Francisco, CA</p> <p>Mon Apr 11 1988, 10:05 PM EDT</p> <p>Att. 14,435 - Unknown</p> <p>livebaseballscorecards.com</p>											
Jeff Treadway, L (1, 4) OBP: 0.304, SLG: 0.300	3-1 G3		2-3 K		1-0 L9		2-3 K			4 0 0 0 0 2 2												
Kal Daniels, L (1, 7) OBP: 0.613, SLG: 1.174	2-3 K			1-2 G3	3-3 K			1-1 1B HBP		3 0 0 0 0 2 1												
Eric Davis, R (1, 8) OBP: 0.345, SLG: 0.304	1-3 K			4-1 1B 1B BB	1-3 K			1-1 F9		3 1 0 0 1 2 2												
Paul O'Neill, L (1, 3) OBP: 0.286, SLG: 0.211		1-2 G3-1		0-0 1B SF7 1B		0-0 CS 1B		1-0 G4-6-3 1B		4 1 3 0 0 0 0												
Dave Concepcion, R (8, 3) OBP: 0.333, SLG: 0.375				1-3 1B				1-2 1B		0 0 0 0 0 0 0												
Tracy Jones, R (1, 9) OBP: 0.308, SLG: 0.250		1-1 P4		3-2 2B 1B		0-1 P9		0-0 G4-6-3		4 1 1 1 0 0 3												
Buddy Bell, R (1, 5) OBP: 0.250, SLG: 0.167		1-0 E3		2-0 SF7		0-1 F9				3 0 0 1 0 0 1												
Bo Diaz, R (1, 2) OBP: 0.167, SLG: 0.458		0-1 P4		0-1 1B 2B			1-1 G6-3			4 1 1 1 0 0 1												
Mario Soto, R (1, 1) OBP: 0.200, SLG: 0.200			0-0 G3	1-0 1B			0-0 F7		2-0 G6-3	4 0 1 1 0 0 0												
<b>Inning Stats</b>	R: 0 E: 0 K: 2 S: 9	H: 1 LOB: 1 BB: 0 P: 16	R: 0 E: 1 K: 0 S: 8	H: 0 LOB: 1 BB: 0 P: 11	R: 0 E: 0 K: 1 S: 8	H: 0 LOB: 0 BB: 0 P: 12	R: 4 E: 0 K: 0 S: 14	H: 4 LOB: 1 BB: 1 P: 24	R: 0 E: 0 K: 2 S: 8	H: 0 LOB: 0 BB: 0 P: 13	R: 0 E: 0 K: 0 S: 5	H: 1 LOB: 0 BB: 0 P: 5	R: 0 E: 0 K: 1 S: 9	H: 1 LOB: 1 BB: 0 P: 15	R: 0 E: 0 K: 0 S: 5	H: 1 LOB: 1 BB: 0 P: 8	R: 0 E: 0 K: 0 S: 4	H: 0 LOB: 0 BB: 0 P: 6	1B: 6 2B: 2 3B: 0 HR: 0	SF: 1 SAC: 0 DP: 1 HBP: 1	WP: 1 PB: 0 SB: 1 CS: 1	PA: 36
<b>PITCHER</b>	IP WLS BF H R ER SO BB IBB HBP BLK WP HR S P ERA WHIP																					
Kelly Downs, R (1, 1) ERA: 3.0	5.0 L 22 5 4 4 5 1 0 0 0 0 1 0 47 76 7.20 1.200																					
Craig Lefferts, L (6, 1) ERA:	3.0 11 3 0 0 1 0 0 1 0 0 0 0 19 28 0.00 1.000																					
Don Robinson, R (9, 1) ERA:	1.0 3 0 0 0 0 0 0 0 0 0 0 0 4 6 0.00 0.000																					



Batter	1	2	3	4	5	6	7	8	9	AB	R	H	RBI	BB	SO	LOB
<b>Brett Butler, L</b> OBP: 0.400, SLG: 0.667 (1, 8) B L B X	2-1 B2-3 ①		2-3 K ③			2-1 G6-3 2B		0-1 1B		4	0	2	0	0	1	1
<b>Mike Aldrete, L</b> OBP: 0.310, SLG: 0.292 (1, 7) B C B F S X	2-2 F8 ②			2-2 G3 ①		4-0 G6-3 BB		2-3 K ③		3	0	0	0	1	1	1
<b>Will Clark, L</b> OBP: 0.286, SLG: 0.375 (1, 3) S S X	0-2 F8 ③			1-2 G1-3 ②		0-0 G6-3 ① ② 1-2f 2-3		1-1 G1-6-3 1B		4	0	1	0	0	0	2
<b>Kevin Mitchell, R</b> OBP: 0.333, SLG: 0.524 (1, 5) B C S S S		2-3 K ①		4-1 BB		1-2 L9 ③		0-1 F2 ①		3	0	0	0	1	1	2
<b>Joel Youngblood, R</b> OBP: 0.200, SLG: 0.400 (1, 9) B X		1-0 P4 ②		2-0 P9 ③			3-2 G6-3 ①		0-0 G1-6-3 ② ③ 1-2f	4	0	0	0	0	0	2
<b>Bob Melvin, R</b> OBP: 0.118, SLG: 0.176 (1, 2) C B X		1-1 G6-3 ③			0-3 K ①		1-3 K ②			3	0	0	0	0	2	0
<b>Robby Thompson, R</b> OBP: 0.300, SLG: 0.368 (1, 4) C X			0-1 SH1-4 1B		4-2 G4-3 BB		0-2 F8 ③			2	0	1	0	1	0	0
<b>Jose Uribe, S</b> OBP: 0.333, SLG: 0.348 (1, 6) 1 SAFE 1 SAFE 1 SAFE 1 SAFE X		0-1 F2 ①		0-0 G4-3 ②		1-1 F9 ①				3	0	0	0	0	0	2
<b>Kelly Downs, R</b> (1, 1) <b>Jessie Reid, L</b> (5, PH) <b>Craig Lefferts, L</b> (6, 1) <b>Harry Spilman, L</b> (8, PH) <b>Don Robinson, R</b> (9, 1)			0-0 SH1-4 ②		0-0 P4 ③		1-2 G4-3 ②			0	0	0	0	0	0	0

Inning Stats	R: 0	H: 0	R: 0	H: 0	R: 0	H: 1	R: 0	H: 0	R: 0	H: 1	R: 0	H: 0	R: 0	H: 1	R: 0	H: 1	1B: 3	SF: 0	WP: 0	PA: 32
	E: 0	LOB: 0	E: 0	LOB: 0	E: 0	LOB: 1	E: 0	LOB: 1	E: 0	LOB: 1	E: 0	LOB: 0	E: 0	LOB: 0	E: 0	LOB: 0	2B: 1	SAC: 1	PB: 0	
	K: 0	BB: 0	K: 1	BB: 0	K: 0	BB: 1	K: 1	BB: 1	K: 1	BB: 1	K: 1	BB: 0	K: 1	BB: 0	K: 0	BB: 0	3B: 0	DP: 2	SB: 0	
	S: 9	P: 13	S: 6	P: 10	S: 10	P: 19	S: 7	P: 11	S: 6	P: 13	S: 9	P: 13	S: 14	P: 17	S: 5	P: 6	HR: 0	HBP: 0	CS: 0	

PITCHER	IP	WLS	BF	H	R	ER	SO	BB	IBB	HBP	BLK	WP	HR	S	P	ERA	WHIP	PITCHER	IP	WLS	BF	H	R	ER	SO	BB	IBB	HBP	BLK	WP	HR	S	P	ERA	WHIP	
<b>Mario Soto, R</b> ERA: 1.93 (1, 1)	9.0	W	32	4	0	0	5	3	0	0	0	0	0	78	116	0.00	0.778																			

**BOTTOM**

**Cincinnati Reds @ San Francisco Giants**  
Candlestick Park, San Francisco, CA  
Mon Apr 11 1988, 10:05 PM EDT  
Att. 14,435 - Unknown

[livebaseballscorecards.com](http://livebaseballscorecards.com)

<b>AB</b>	<b>28</b>
<b>R</b>	<b>0</b>
<b>H</b>	<b>4</b>
<b>RBI</b>	<b>0</b>
<b>BB</b>	<b>3</b>
<b>SO</b>	<b>5</b>
<b>LOB</b>	<b>11</b>





Batter	1	2	3	4	5	6	7	8	9	AB R H RBI BB SO LOB	TOP																
Barry Larkin, R (1, 6) OBP: 0.361, SLG: 0.344	0-1 2B 1B	3-0 P3		0-0 G4-3			3-2 L9		1-1 SF9 2-H	4 1 1 1 0 0 2																	
Jeff Treadway, L (1, 4) OBP: 0.286, SLG: 0.320	0-0 2B	0-0 G6-3			1-1 G6-3		0-2 G3		1-0 P8	5 1 1 0 0 0 2																	
Kal Daniels, L (1, 7) OBP: 0.571, SLG: 1.074	0-2 F8 2B 2-H 3-H		1-1 F3		1-0 G4-1		1-1 G1-3			4 0 1 2 0 0 0																	
Eric Davis, R (1, 8) OBP: 0.364, SLG: 0.280	4-1 BB		4-2 F8 S BB		1-0 G6-3			2-0 G6-3		2 0 0 0 2 0 0																	
Paul O'Neill, L (1, 3) OBP: 0.250, SLG: 0.182 Dave Concepcion, R (7, 3) OBP: 0.300, SLG: 0.333	0-0 F8 2-3		1 SAFE 3-0 F8 1 SAFE 1-3		1-2 G4-3			1-1 E3 G6-4-3		3 0 0 0 0 0 3 1 0 0 0 0 0 0																	
Tracy Jones, R (1, 9) OBP: 0.235, SLG: 0.188	1 SAFE 1-0 P5		0-0 F2		2-1 E5 S E		0-1 G6-4-3 1-2f			4 1 0 0 0 0 4																	
Buddy Bell, R (1, 5) OBP: 0.333, SLG: 0.300 Chris Sabo, R (9, PR) OBP: 0.350, SLG: 0.389	1 SAFE 1-0 L8		1-2 FC3-6 1B		1 SAFE 2-0 P6			1-0 S SF9 1B		4 0 2 0 0 0 3 0 1 0 0 0 0 0	AB 34 R 4 H 7 RBI 4 BB 3 SO 4 LOB 19																
Bo Diaz, R (1, 2) OBP: 0.214, SLG: 0.464		2-1 PB 1B		2-3 K		0-1 E7 1-H 1B		2-3 K		4 0 2 1 0 2 2																	
Danny Jackson, R (1, 1) OBP: 0.143, SLG: 0.167 Dave Collins, S (9, PH) OBP: 0.400, SLG: 0.250 John Franco, L (9, 1)		0-3 K		0-0 FC3-6 1-2f		3-3 K		4-2 BB		3 0 0 0 0 2 3 0 0 0 0 1 0 0 0 0 0 0 0 0 0																	
Inning Stats	R: 2 E: 0 K: 0 S: 11	H: 3 LOB: 2 BB: 1 P: 16	R: 0 E: 0 K: 1 S: 7	H: 1 LOB: 1 BB: 0 P: 12	R: 0 E: 0 K: 0 S: 7	H: 0 LOB: 1 BB: 1 P: 14	R: 0 E: 0 K: 1 S: 9	H: 1 LOB: 1 BB: 0 P: 12	R: 0 E: 0 K: 0 S: 4	H: 0 LOB: 0 BB: 0 P: 7	R: 1 E: 2 K: 1 S: 12	H: 1 LOB: 1 BB: 0 P: 19	R: 0 E: 0 K: 0 S: 9	H: 0 LOB: 0 BB: 0 P: 13	R: 0 E: 1 K: 0 S: 5	H: 0 LOB: 0 BB: 0 P: 8	R: 1 E: 0 K: 1 S: 11	H: 1 LOB: 1 BB: 1 P: 18	1B: 5 2B: 2 3B: 0 HR: 0	SF: 1 SAC: 0 DP: 1 HBP: 0	WP: 0 PB: 1 SB: 4 CS: 0	PA: 38					
PITCHER	IP	WLS	BF	H	R	ER	SO	BB	IBB	HBP	BLK	WP	HR	S	P	ERA	WHIP										
Mike Krukow, R (1, 1) ERA: 2.08	6.0		27	6	3	2	3	2	0	0	0	0	0	50	80	3.00	1.333										
Atlee Hammaker, L (7, 1) ERA: 3.0	2.0		6	0	0	0	0	0	0	0	0	0	0	14	21	0.00	0.000										
Scott Garrelts, R (9, 1) ERA: 13.5	1.0	L	5	1	1	1	1	1	0	0	0	0	0	11	18	9.00	2.000										

Cincinnati Reds @ San Francisco Giants  
 Candlestick Park, San Francisco, CA  
 Tue Apr 12 1988, 10:05 PM EDT  
 Att. 14,045 - Unknown

livebaseballscorecards.com







Batter	1	2	3	4	5	6	7	8	9	10	11	AB R H RBI BB SO LOB	TOP											
Barry Larkin, R OBP: 0.333, SLG: 0.297	4-0 BB 1B BB	0-1 G6-3			1-1 5-3		0-0 FC6-4		1-1 G4-3		2-3 K	5 1 0 0 1 1 4												
Jeff Treadway, L OBP: 0.313, SLG: 0.321 Dave Concepcion, R OBP: 0.364, SLG: 0.333	4-0 1B G1-3 BB		0-2 L9		1-2 4-3			1-1 BB E 1B	4-2 BB			3 2 1 0 1 0 0 0 0 0 0 1 0 0												
Kal Daniels, L OBP: 0.550, SLG: 0.968	3-2 G1-3 1B		2-0 G3			4-0 G6-4-3 BB		3-2 P8	0-3 K			4 0 1 1 1 1 2												
Eric Davis, R OBP: 0.368, SLG: 0.276	2-1 G1-3		0-0 1B		0-0 G6-4-3		4-2 E SF7 BB			1-3 K		4 1 1 1 1 1 2												
Paul O'Neill, L OBP: 0.241, SLG: 0.185	0-1 G1-3		0-0 G1-3		1-2 G1-3		0-0 E8 PB 1B			2-3 K		5 0 1 1 0 1 2												
Tracy Jones, R OBP: 0.273, SLG: 0.200	2-2 G6-3		2-2 G1-3			1-0 S 1B		4-0 PB IBB		0-1 G1-3		4 0 1 0 1 0 1												
Buddy Bell, R OBP: 0.250, SLG: 0.231 Chris Sabo, R OBP: 0.333, SLG: 0.368		3-2 G6-3		1-0 G5-3		1-3 K		1-0 SF7			2-1 G5-3	3 0 0 1 0 1 1 1 0 0 0 0 0 0												
Bo Diaz, R OBP: 0.242, SLG: 0.455		1-0 SH5-4 1B		0-1 F6		0-1 L7		3-2 G5-3			1-0 1B	5 0 2 0 0 0 3												
Tom Browning, L Jose Rijo, R Leo Garcia, L Rob Murphy, L Dave Collins, S John Franco, L Nick Esasky, R Pat Perry, L		0-0 SH5-4		0-1 G3		4-2 FC6-4 BB			0-1 F8		0-3 K	1 0 0 0 0 0 0 0 0 0 0 0 0 0 0 0 0 0 1 0 0 0 0 0 0 0 0 0 1 0 0 0 0 0 0 0 0 0 0 0 0 0 1 0 0 0 0 0 1 0 0 0 0 0 0 0												
<b>Inning Stats</b>	R: 2 E: 0 K: 0 S: 11	H: 1 LOB: 1 BB: 2 P: 25	R: 0 E: 0 K: 0 S: 7	H: 1 LOB: 1 BB: 0 P: 11	R: 0 E: 0 K: 0 S: 6	H: 1 LOB: 1 BB: 0 P: 8	R: 0 E: 0 K: 0 S: 6	H: 0 LOB: 0 BB: 0 P: 9	R: 0 E: 0 K: 0 S: 7	H: 0 LOB: 0 BB: 0 P: 9	R: 0 E: 0 K: 1 S: 10	H: 1 LOB: 2 BB: 1 P: 16	R: 2 E: 1 K: 0 S: 10	H: 2 LOB: 2 BB: 2 P: 25	R: 0 E: 0 K: 1 S: 11	H: 0 LOB: 1 BB: 1 P: 16	R: 0 E: 0 K: 2 S: 9	H: 0 LOB: 0 BB: 0 P: 12	R: 0 E: 0 K: 2 S: 9	H: 1 LOB: 1 BB: 0 P: 14	1B: 7 2B: 0 3B: 0 HR: 0	SF: 1 SAC: 1 DP: 1 HBP: 0	WP: 0 PB: 1 SB: 1 CS: 0	PA: 46
<b>PITCHER</b>	IP WLS BF H R ER SO BB IBB HBP BLK WP HR S P ERA WHIP																							
Michael LaCoss, R ERA: 2.45	(1, 1) 5.0 20 3 2 2 0 2 0 0 0 0 0 0 37 62 3.60 1.000																							
Joe Price, L ERA:	(6, 1) 1.0 3 0 0 0 0 1 0 0 0 0 0 4 9 0.00 1.000																							
Scott Garrelts, R ERA: 11.57	(7, 1) 2.0 12 3 2 2 1 2 1 0 0 0 0 20 41 9.00 2.500																							
Atlee Hammaker, L ERA: 2.57	(9, 1) 1.0 4 0 0 0 1 1 0 0 0 0 0 11 16 0.00 1.000																							
Don Robinson, R ERA:	(10, 1) 2.0 W 7 1 0 0 4 0 0 0 0 0 0 18 26 0.00 0.500																							

**Cincinnati Reds @ San Francisco Giants**  
 Candlestick Park, San Francisco, CA  
 Wed Apr 13 1988, 6:33 AM EDT  
 Att. 15,736 - Overcast - 60 F

AB	37
R	4
H	7
RBI	4
BB	7
SO	6
LOB	16



Batter	1	2	3	4	5	6	7	8	9	10	11	AB	R	H	RBI	BB	SO	LOB	BOTTOM						
<b>Brett Butler, L</b> (1, 8) OBP: 0.375, SLG: 0.575	3-2 G6-3		2-2 P4		1-2 G6-3 1B		2-2 1B	2-2 FC6-4			3-2 G3	6	0	2	1	0	0	3	<b>Cincinnati Reds @ San Francisco Giants</b> Candlestick Park, San Francisco, CA Wed Apr 13 1988, 6:33 AM EDT Att. 15,736 - Overcast - 60 F						
<b>Kevin Mitchell, R</b> (1, 5) OBP: 0.270, SLG: 0.484	1-1 G6-3		0-0 F8		0-0 G6-3		1-3 K		1-0 E5		2-3 K	6	0	0	0	0	2	4							
<b>Will Clark, L</b> (1, 3) OBP: 0.316, SLG: 0.455	4-2 BB			1-1 FC6-4 1B	2-1 F2		0-0 L8		0-1 G4-3		1-0 HR	5	1	2	1	1	0	3							
<b>Candy Maldonado, R</b> (1, 9) OBP: 0.375, SLG: 0.414	0-1 P6			2-3 K		2-2 2B SF8 1B	0-1 F8		1-2 G5-3			5	1	1	0	0	1	3							
<b>Jeffrey Leonard, R</b> (1, 7) OBP: 0.333, SLG: 0.667		0-0 G5-3		0-0 L5		0-1 SF8 2B		4-2 CS BB		3-1 P4		3	0	1	0	0	0	1							
<b>Scott Garrelts, R</b> (7, 1)												0	0	0	0	0	0	0							
<b>Chris Speier, R</b> (8, PH) OBP: 0.400, SLG: 0.500												0	0	0	0	1	0	0							
<b>Atlee Hammaker, S</b> (9, 1)												0	0	0	0	0	0	0							
<b>Don Robinson, R</b> (10, 1)												1	0	0	0	0	0	0							
<b>Bob Melvin, R</b> (1, 2) OBP: 0.105, SLG: 0.158		3-2 F8		2-2 FC6-4		4-0 S IBB		2-2 2B		1-1 G6-3		2	0	0	0	0	0	1							
<b>Mike Aldrete, L</b> (6, PH) OBP: 0.344, SLG: 0.308												2	1	1	0	1	0	0							
<b>Robby Thompson, R</b> (1, 4) OBP: 0.310, SLG: 0.407		1-0 G5-3			1-2 1B 1B	0-0 SF8		1-2 2B		0-1 1B		4	1	3	2	0	0	0							
<b>Jose Uribe, S</b> (1, 6) OBP: 0.344, SLG: 0.333			0-1 P6		1-0 1B 1B	3-3 K		1-2 G6-3		1-0 1B		5	1	2	0	0	1	3							
<b>Michael LaCoss, R</b> (1, 1) OBP: 0.333, SLG: 0.333			0-1 1B		1-1 G6-3 1B	2-1 F4		4-0 FC6-4 IBB		0-3 K		1	0	1	0	0	0	0							
<b>Joel Youngblood, R</b> (5, PH) OBP: 0.222, SLG: 0.333												1	0	1	1	0	0	0							
<b>Joe Price, R</b> (6, 1)												0	0	0	0	0	0	0							
<b>Bob Brenly, R</b> (6, PH) OBP: 0.200, SLG: 0.357												2	0	0	0	1	1	4							
<b>Inning Stats</b>	R: 0 E: 0 K: 0 S: 11	H: 0 LOB: 1 BB: 1 P: 19	R: 0 E: 0 K: 0 S: 5	H: 0 LOB: 0 BB: 0 P: 9	R: 0 E: 0 K: 0 S: 8	H: 1 LOB: 1 BB: 0 P: 10	R: 0 E: 0 K: 1 S: 11	H: 1 LOB: 1 BB: 0 P: 16	R: 2 E: 0 K: 0 S: 13	H: 4 LOB: 1 BB: 0 P: 18	R: 1 E: 0 K: 1 S: 16	H: 2 LOB: 2 BB: 1 P: 26	R: 0 E: 0 K: 1 S: 14	H: 1 LOB: 1 BB: 0 P: 16	R: 1 E: 0 K: 0 S: 15	H: 2 LOB: 2 BB: 2 P: 29	R: 0 E: 1 K: 0 S: 6	H: 0 LOB: 0 BB: 0 P: 8	R: 0 E: 0 K: 1 S: 10	H: 2 LOB: 2 BB: 0 P: 15	R: 1 E: 0 K: 1 S: 7	H: 1 LOB: 0 BB: 0 P: 13	1B: 11 2B: 2 3B: 0 HR: 1	SF: 1 SAC: 0 DP: 1 HBP: 0	WP: 0 PA: 48
<b>PITCHER</b>	IP	WLS	BF	H	R	ER	SO	BB	IBB	HBP	BLK	WP	HR	S	P	ERA	WHIP								
<b>Tom Browning, L</b> (1, 1) ERA: 3.21	5.0		23	8	3	3	1	1	0	0	0	0	0	53	79	5.40	1.800								
<b>Jose Rijo, R</b> (6, 1) ERA: 8.31	1.0		4	0	0	0	1	0	1	0	0	0	0	11	19	0.00	0.000								
<b>Rob Murphy, L</b> (7, 1) ERA: 1.42	2.0		10	3	1	1	1	1	1	0	0	0	0	29	45	4.50	2.000								
<b>John Franco, L</b> (9, 1) ERA:	2.0		8	2	0	0	1	0	0	0	0	0	0	16	23	0.00	1.000								
<b>Pat Perry, L</b> (11, 1) ERA: 10.13	0.2	L	3	1	1	1	1	0	0	0	0	0	1	7	13	13.50	1.500								







Batter	1	2	3	4	5	6	7	8	9	AB	R	H	RBI	BB	SO	LOB
Stan Jefferson, S OBP: 0.152, SLG: 0.194 (1, 8)	2-2 F8 ①		1-1 1-3 ③		4-1 FC4-6 BB ③			1-1 6-3 ①	1-2 4-3 ③	4	0	0	0	1	0	1
Tony Gwynn, L OBP: 0.293, SLG: 0.342 (1, 9)	1-1 F9 ②			3-2 F7 ①	2-1 FC4-6 1-2f ③			0-1 FC4-6 1B ②		4	0	1	0	0	0	2
Randy Ready, R OBP: 0.375, SLG: 0.441 (1, 4)	2-2 FC4-6 1B ③			2-1 HR ②			1-3 K ①	1-2 FC4-6 1-2f ②		4	1	2	1	0	1	1
John Kruk, L OBP: 0.387, SLG: 0.483 (1, 3)	1-1 FC4-6 1-2f ③			1-0 1B ②			2-2 1-3 ②	1-0 3-1 ③		4	0	1	0	0	0	2
Keith Moreland, R OBP: 0.395, SLG: 0.405 (1, 7)		1-0 5-3 ①		1-0 F7 ②			2-1 L3 ③		0-0 1B 1B ③	4	1	1	0	0	0	1
Benito Santiago, R OBP: 0.324, SLG: 0.424 (1, 2)		0-0 5-3 ②		1-3 K ③			1-3 K ①		1-2 E 1B SF7 1B ②	4	1	1	0	0	2	1
Chris Brown, R OBP: 0.227, SLG: 0.381 (1, 5)		0-0 5-3 ③					0-1 F8 1B ①		1-3 K ①	3	0	1	0	1	1	2
Garry Templeton, S OBP: 0.250, SLG: 0.333 (1, 6)			2-2 L6 ①		2-0 F8 1-2 ①		2-3 K ②		1-2 E9 1B ②	4	0	1	1	0	1	2
Mark Grant, R Tim Flannery, L Candy Sierra, R Carmelo Martinez, R Greg Booker, R Shawn Abner, R (1, 1) (5, PH) (6, 1) (7, PH) (8, 1) (9, PH)			1-0 5-3 ②		3-2 F8 ②		0-0 FC6-4 1-2f ③		3-2 SF7 3-H ②	1	0	0	0	0	0	0

Inning Stats	R: 0	H: 1	E: 0	K: 0	S: 11	LOB: 1	BB: 0	P: 17	R: 0	H: 0	E: 0	K: 0	S: 3	LOB: 0	BB: 0	P: 4	R: 0	H: 0	E: 0	K: 0	S: 7	LOB: 0	BB: 0	P: 11	R: 1	H: 2	E: 0	K: 1	S: 10	LOB: 1	BB: 0	P: 18	R: 0	H: 1	E: 0	K: 0	S: 9	LOB: 2	BB: 1	P: 20	R: 0	H: 0	E: 0	K: 1	S: 9	LOB: 0	BB: 0	P: 14	R: 0	H: 0	E: 0	K: 2	S: 10	LOB: 1	BB: 1	P: 17	R: 0	H: 1	E: 1	K: 0	S: 8	LOB: 1	BB: 0	P: 11	R: 2	H: 3	E: 1	K: 1	S: 17	LOB: 1	BB: 0	P: 24	1B: 7	SF: 1	2B: 0	SAC: 0	3B: 0	DP: 0	HR: 1	HBP: 0	WP: 0	PA: 37
--------------	------	------	------	------	-------	--------	-------	-------	------	------	------	------	------	--------	-------	------	------	------	------	------	------	--------	-------	-------	------	------	------	------	-------	--------	-------	-------	------	------	------	------	------	--------	-------	-------	------	------	------	------	------	--------	-------	-------	------	------	------	------	-------	--------	-------	-------	------	------	------	------	------	--------	-------	-------	------	------	------	------	-------	--------	-------	-------	-------	-------	-------	--------	-------	-------	-------	--------	-------	--------

PITCHER	IP	WLS	BF	H	R	ER	SO	BB	IBB	HBP	BLK	WP	HR	S	P	ERA	WHIP
Rick Reuschel, R ERA: 1.26 (1, 1)	6.0	W	23	4	1	1	2	1	0	0	0	0	0	49	84	1.50	0.833
Atlee Hammaker, L ERA: 2.7 (7, 1)	3.0	S	14	4	2	1	3	1	0	0	0	0	0	35	52	3.00	1.667

**BOTTOM**

**San Francisco Giants @ San Diego Padres**  
Jack Murphy Stadium, San Diego, CA

Fri Apr 15 1988, 10:05 PM EDT  
Att: 15,492 - Unknown - 65 F

AB	34
R	3
H	8
RBI	3
BB	2
SO	5
LOB	14

PITCHER	IP	WLS	BF	H	R	ER	SO	BB	IBB	HBP	BLK	WP	HR	S	P	ERA	WHIP
---------	----	-----	----	---	---	----	----	----	-----	-----	-----	----	----	---	---	-----	------



Batter	1	2	3	4	5	6	7	8	9	AB R H RBI BB SO LOB	TOP											
<b>Brett Butler, L</b> (1, 8) OBP: 0.367, SLG: 0.532	4-2 BB CS		1-2 2B			1-0 B5-3		4-2 BB 1-2		2 0 1 0 2 0 0	<b>San Francisco Giants @ San Diego Padres</b> Jack Murphy Stadium, San Diego, CA Sat Apr 16 1988, 10:05 PM EDT Att. 32,095 - Unknown - 60 F <a href="http://livebaseballscorecards.com">livebaseballscorecards.com</a>											
<b>Kevin Mitchell, R</b> (1, 5) OBP: 0.283, SLG: 0.436	2-3 K 1-2		0-0 P3			0-0 CS 1B		2-3 K		4 0 1 0 0 2 4												
<b>Will Clark, L</b> (1, 3) OBP: 0.319, SLG: 0.488	0-0 HR				2-2 3-1	2-1 F9 1-2		0-0 F8		4 1 1 1 0 0 1												
<b>Candy Maldonado, R</b> (1, 9) OBP: 0.366, SLG: 0.459	1-1 4-3				2-2 5-3		0-0 6-3		0-3 K	4 0 0 0 0 1 0												
<b>Jeffrey Leonard, R</b> (1, 7) OBP: 0.455, SLG: 0.600					0-2 L9		0-1 6-3		0-1 6-3	4 0 0 0 0 0 0												
<b>Robby Thompson, R</b> (1, 4) OBP: 0.270, SLG: 0.324					1-3 K		1-0 P5			3 0 0 0 0 1 0												
<b>Jose Uribe, S</b> (1, 6) OBP: 0.350, SLG: 0.306					0-1 6-3				2-3 K	3 0 0 0 0 2 0												
<b>Bob Melvin, R</b> (1, 2) OBP: 0.185, SLG: 0.259					2-2 1B				0-2 6-3	3 0 1 0 0 1 0												
<b>Dave Dravecky, R</b> (1, 1) <b>Joel Youngblood, R</b> (8, PH) <b>Joe Price, R</b> (8, 1) <b>Don Robinson, R</b> (8, 1)					1-2 F8				4-2 S BB	2 0 0 0 0 0 1 0 0 0 0 1 0 0 0 0 0 0 0 0 0 0 0 0 0 0 0 0												
<b>Inning Stats</b>	R: 1 E: 0 K: 1 S: 9	H: 1 LOB: 0 BB: 1 P: 15	R: 0 E: 0 K: 1 S: 9	H: 0 LOB: 0 BB: 0 P: 13	R: 0 E: 0 K: 1 S: 11	H: 1 LOB: 1 BB: 0 P: 13	R: 0 E: 0 K: 0 S: 12	H: 0 LOB: 0 BB: 0 P: 16	R: 0 E: 0 K: 1 S: 12	H: 1 LOB: 1 BB: 0 P: 15		R: 0 E: 0 K: 0 S: 5	H: 1 LOB: 0 BB: 0 P: 7	R: 0 E: 0 K: 0 S: 4	H: 0 LOB: 0 BB: 0 P: 5	R: 0 E: 0 K: 2 S: 15	H: 0 LOB: 2 BB: 2 P: 26	R: 0 E: 0 K: 1 S: 7	H: 0 LOB: 0 BB: 0 P: 7	1B: 2 2B: 2 3B: 0 HR: 1	SF: 0 SAC: 0 DP: 1 HBP: 0	WP: 0 PB: 0 SB: 1 CS: 2
<b>PITCHER</b>	IP WLS BF H R ER SO BB IBB HBP BLK WP HR S P ERA WHIP												IP WLS BF H R ER SO BB IBB HBP BLK WP HR S P ERA WHIP									
<b>Ed Whitson, R</b> (1, 1) ERA: 2.84 <b>Mark Davis, L</b> (8, 1) ERA: 1.54	7.0 24 4 1 1 4 1 0 0 0 0 1 62 84 1.29 0.714																					

**San Francisco Giants @ San Diego Padres**  
 Jack Murphy Stadium, San Diego, CA

Sat Apr 16 1988, 10:05 PM EDT  
 Att. 32,095 - Unknown - 60 F

AB	29
R	1
H	4
RBI	1
BB	3
SO	7
LOB	6



Batter	1	2	3	4	5	6	7	8	9	AB R H RBI BB SO LOB
Stan Jefferson, S OBP: 0.162, SLG: 0.200 (1, 8)	0-1 4-3		0-3 K		2-3 K			2-1 SH1-3 1B		4 0 1 0 0 2 3
Tony Gwynn, L OBP: 0.295, SLG: 0.341 (1, 9)	0-1 BLK 1B		3-3 K			1-1 F7		0-0 SH1-3 1-2		3 0 1 0 0 1 1
Randy Ready, R OBP: 0.341, SLG: 0.395 (1, 4)	1 SAFE 1 SAFE 0-1 P7 1-2			3-2 F8		1-1 F7		3-3 K		4 0 0 0 0 1 2
Keith Moreland, R OBP: 0.357, SLG: 0.366 (1, 7)	1-0 P8			1-1 F9		1-1 P3		0-2 5-3		4 0 0 0 0 0 2
Carmelo Martinez, R OBP: 0.105, SLG: 0.111 John Kruk, L OBP: 0.406, SLG: 0.600 (1, 3) (9, PH)		1-2 P3		2-1 P3			0-3 K		0-1 HR	3 0 0 0 0 1 0 1 1 1 1 0 0 0
Benito Santiago, R OBP: 0.324, SLG: 0.417 (1, 2)		0-0 P9			2-1 FC6-4 BB 1B		0-1 6-3			3 0 1 0 0 0 0
Chris Brown, R OBP: 0.280, SLG: 0.391 (1, 5)		1-0 5-3			4-1 FC6-4 BB 1B		0-0 3B 1B			2 1 1 0 1 0 0
Garry Templeton, S OBP: 0.296, SLG: 0.444 (1, 6)			1-2 SH1-3 1B		0-0 FC6-4 SH1-3 1-2 2-3		0-1 1-H 3B			3 0 2 1 0 0 2
Ed Whitson, R Dickie Thon, R OBP: 0.250, SLG: 0.214 Mark Davis, L (1, 1) (7, PH) (8, 1)			0-1 SH1-3 1-2		0-0 SH1-3 1-2		0-2 P3			0 0 0 0 0 0 0 1 0 0 0 0 0 1 0 0 0 0 0 0 0

Inning Stats	R: 0 E: 0 K: 0 S: 7	H: 1 LOB: 1 BB: 0 P: 8	R: 0 E: 0 K: 0 S: 7	H: 0 LOB: 0 BB: 0 P: 9	R: 0 E: 0 K: 2 S: 14	H: 1 LOB: 1 BB: 0 P: 18	R: 0 E: 0 K: 0 S: 10	H: 0 LOB: 0 BB: 0 P: 16	R: 0 E: 0 K: 1 S: 10	H: 1 LOB: 2 BB: 1 P: 18	R: 0 E: 0 K: 0 S: 6	H: 0 LOB: 0 BB: 0 P: 9	R: 1 E: 0 K: 1 S: 13	H: 2 LOB: 1 BB: 0 P: 13	R: 0 E: 0 K: 1 S: 9	H: 1 LOB: 1 BB: 0 P: 14	R: 1 E: 0 K: 0 S: 2	H: 1 LOB: 0 BB: 0 P: 2	1B: 5 2B: 0 3B: 1 HR: 1	SF: 0 SAC: 3 DP: 0 HBP: 0	WP: 0 PB: 0 SB: 0 CS: 0	PA: 32
--------------	------------------------------	---------------------------------	------------------------------	---------------------------------	-------------------------------	----------------------------------	-------------------------------	----------------------------------	-------------------------------	----------------------------------	------------------------------	---------------------------------	-------------------------------	----------------------------------	------------------------------	----------------------------------	------------------------------	---------------------------------	----------------------------------	------------------------------------	----------------------------------	--------

PITCHER	IP	WLS	BF	H	R	ER	SO	BB	IBB	HBP	BLK	WP	HR	S	P	ERA	WHIP
Dave Dravecky, L ERA: 2.25 (1, 1)	7.0		27	5	1	1	4	1	0	0	1	0	0	67	91	1.29	0.857
Joe Price, L ERA: (8, 1)	0.1		2	1	0	0	0	0	0	0	0	0	0	3	5	0.00	3.000
Don Robinson, R ERA: 1.35 (8, 1)	0.2	L	3	1	1	1	1	0	0	0	0	0	1	8	11	13.50	1.500


**BOTTOM**

**San Francisco Giants @ San Diego Padres**  
**Jack Murphy Stadium, San Diego, CA**

Sat Apr 16 1988, 10:05 PM EDT  
 Att: 32,095 - Unknown - 60 F

livebaseballscorecards.com

<b>AB</b>	<b>28</b>
<b>R</b>	<b>2</b>
<b>H</b>	<b>7</b>
<b>RBI</b>	<b>2</b>
<b>BB</b>	<b>1</b>
<b>SO</b>	<b>5</b>
<b>LOB</b>	<b>11</b>





Batter	1	2	3	4	5	6	7	8	9	AB R H RBI BB SO LOB	TOP											
<b>Brett Butler, L</b> (1, 8) OBP: 0.370, SLG: 0.500	2-3 K		0-3 K		4-0 HR BB		4-1 BB		1-2 6-3	3 1 0 0 2 2 0												
<b>Kevin Mitchell, R</b> (1, 5) OBP: 0.294, SLG: 0.442	1-0 6-3		4-0 BB BB		1-3 K		2-3 K		0-0 HR 2B	4 1 1 0 1 2 3												
<b>Will Clark, L</b> (1, 3) OBP: 0.365, SLG: 0.591	1-2 6-3		4-2 BB		2-0 HR 1-H 2-H			3-2 FC4 1B 2B	4-0 HR IBB	3 3 2 3 2 0 0												
<b>Candy Maldonado, R</b> (1, 9) OBP: 0.370, SLG: 0.524		3-2 1B FC5-2 1B	3-3 K		2-2 F9			0-0 FC4 1B S	0-2 HR 1-H 2-H	5 2 2 3 0 1 3												
<b>Jeffrey Leonard, R</b> (1, 7) OBP: 0.438, SLG: 0.533		1-0 BB FC5-2 1B		1-3 K		0-0 P5		1-2 E S CS 1B	0-1 P6	5 0 2 1 0 1 0												
<b>Chris Speier, R</b> (1, 4) OBP: 0.222, SLG: 0.250		0-0 FC5-2 BB 1-2 3-H		0-0 1-3		1-0 5-3		1-3 K 1-H 2-H		4 0 0 0 0 1 3												
<b>Jose Uribe, S</b> (1, 6) OBP: 0.341, SLG: 0.282		4-1 BB 1-2 2-3 BB		1-0 6-3		2-2 G3		1-3 K		3 0 0 0 1 1 0												
<b>Bob Melvin, R</b> (1, 2) OBP: 0.226, SLG: 0.387		0-2 G1-2-3			1-1 SH1-4 HR 1B		1-1 P6		1-0 HR	4 2 2 1 0 0 3												
<b>Kelly Downs, R</b> (1, 1) <b>Mike Aldrete, L</b> (7, PH) OBP: 0.343, SLG: 0.345 <b>Scott Garrelts, R</b> (7, 1)			0-0 5-3		0-1 SH1-4		2-2 6-3		2-3 K	1 0 0 0 0 0 0 1 0 0 0 0 0 0 1 0 0 0 0 1 0												
<b>Inning Stats</b>	R: 0 E: 0 K: 1 S: 9	H: 0 LOB: 0 BB: 0 P: 13	R: 0 E: 0 K: 0 S: 10	H: 2 LOB: 2 BB: 1 P: 18	R: 0 E: 0 K: 2 S: 9	H: 0 LOB: 2 BB: 2 P: 20	R: 0 E: 0 K: 1 S: 5	H: 0 LOB: 0 BB: 0 P: 7	R: 3 E: 0 K: 1 S: 12	H: 2 LOB: 0 BB: 1 P: 22	R: 0 E: 0 K: 0 S: 5	H: 0 LOB: 0 BB: 0 P: 8	R: 0 E: 0 K: 1 S: 11	H: 0 LOB: 1 BB: 1 P: 20	R: 2 E: 0 K: 2 S: 15	H: 2 LOB: 0 BB: 0 P: 21	R: 4 E: 0 K: 1 S: 13	H: 3 LOB: 0 BB: 1 P: 21	1B: 4 2B: 3 3B: 0 HR: 3	SF: 0 SAC: 1 DP: 2 HBP: 0	WP: 0 PB: 0 SB: 3 CS: 1	PA: 41
<b>PITCHER</b> <b>Andy Hawkins, R</b> (1, 1) ERA: 6.75 <b>Lance McCullers, R</b> (8, 1) ERA: 7.27	IP	WLS	BF	H	R	ER	SO	BB	IBB	HBP	BLK	WP	HR	S	P	ERA	WHIP					
	7.0		30	5	4	4	6	5	0	0	0	0	1	65	115	5.14	1.429					
	2.0	L	11	4	5	4	3	0	1	0	0	0	2	24	35	18.00	2.000					

**San Francisco Giants @ San Diego Padres**  
**Jack Murphy Stadium, San Diego, CA**

<b>AB</b>	<b>34</b>
<b>R</b>	<b>9</b>
<b>H</b>	<b>9</b>
<b>RBI</b>	<b>8</b>
<b>BB</b>	<b>6</b>
<b>SO</b>	<b>9</b>
<b>LOB</b>	<b>12</b>



Sun Apr 17 1988, 6:33 AM EDT  
 Att. 15,194 - Cloudy - 68 F

WP: 0	PA: 41
PB: 0	
SB: 3	
CS: 1	





Batter	1	2	3	4	5	6	7	8	9	10	11	12	AB R H RBI BB SO LOB	TOP																	
<b>Brett Butler, L</b> OBP: 0.383, SLG: 0.491 (1, 8)	0-1 WP 1B SF8 1B		1-1 G3			4-2 CS E BB	2-3 K		3-3 K			0-1 2B 1B	5 2 2 0 1 2 4																		
<b>Kevin Mitchell, R</b> OBP: 0.281, SLG: 0.417 (1, 5)	3-1 1-2 1B		0-0 F8			0-0 E5 CS		2-3 K		1-0 6-3		0-0 SF8	5 0 1 1 0 1 1																		
<b>Will Clark, L</b> OBP: 0.362, SLG: 0.580 (1, 3)	2-3 K			1-1 F7		2-3 K		1-1 1B		1-3 K		2-0 1B 2B	6 1 2 1 0 3 4																		
<b>Candy Maldonado, R</b> OBP: 0.346, SLG: 0.489 (1, 9)	2-2 SF8			1-1 3-1		0-0 F9		2-0 L7		0-1 6-3		3-0 1B 1B	5 0 1 1 0 0 3																		
<b>Jeffrey Leonard, R</b> OBP: 0.409, SLG: 0.524 <b>Joe Price, R</b> (12, 1)	2-3 K			1-2 F8			0-2 2B 2B		0-0 L9		1-3 K	1-1 1B	6 1 2 1 0 2 2 0 0 0 0 0 0 0																		
<b>Bob Brenly, R</b> OBP: 0.278, SLG: 0.529 <b>Mark Wasinger, R</b> (7, PR) <b>Bob Melvin, R</b> OBP: 0.235, SLG: 0.382 (7, 2)			1-2 F6		0-1 G4-6-3 2B		0-1 2B 2B		1-1 4-3 SH1-4 1B		1-0 F9	1-0 L3	3 0 2 1 0 0 0 0 1 0 0 0 0 0 3 0 1 0 0 0 2																		
<b>Robby Thompson, R</b> OBP: 0.300, SLG: 0.361 <b>Chris Speier, R</b> OBP: 0.200, SLG: 0.222 (7, 4)			1-0 6-3		4-2 G4-6-3 BB		1-2 SH1-4 2B		0-1 SH1-4		2-3 K		2 0 1 1 1 0 0 1 0 0 0 0 1 0																		
<b>Jose Uribe, S</b> OBP: 0.333, SLG: 0.279 (1, 6)			1-0 F9		0-2 G4-6-3		0-1 SH1-4		1-1 4-3			0-1 1B WP SF8 1B	4 1 1 0 0 0 3																		
<b>Mike Krukow, R</b> <b>Don Robinson, R</b> (7, 1) <b>Joel Youngblood, R</b> OBP: 0.394, SLG: 0.533 (9, PH) <b>Craig Lefferts, L</b> (9, 1) <b>Mike Aldrete, L</b> OBP: 0.333, SLG: 0.333 (12, PH) (12, 7)			1-3 K		2-2 F6		1-1 B1-3		4-2 BB			2-0 F4	3 0 0 0 0 0 1 3 0 0 0 0 0 1 0 0 0 0 0 0 0 0 0 0 1 0 0 0 0 0 0 1																		
<b>Inning Stats</b>	R: 1 E: 0 K: 2 S: 15	H: 2 LOB: 1 BB: 0 P: 23	R: 0 E: 0 K: 0 S: 5	H: 0 LOB: 0 BB: 0 P: 8	R: 0 E: 0 K: 1 S: 6	H: 0 LOB: 0 BB: 0 P: 8	R: 0 E: 0 K: 0 S: 10	H: 1 LOB: 1 BB: 1 P: 16	R: 0 E: 1 K: 1 S: 7	H: 0 LOB: 1 BB: 1 P: 13	R: 2 E: 0 K: 1 S: 15	H: 3 LOB: 2 BB: 0 P: 19	R: 0 E: 0 K: 1 S: 9	H: 1 LOB: 1 BB: 0 P: 14	R: 0 E: 0 K: 1 S: 11	H: 0 LOB: 2 BB: 1 P: 20	R: 0 E: 0 K: 2 S: 6	H: 0 LOB: 0 BB: 0 P: 8	R: 0 E: 0 K: 2 S: 7	H: 0 LOB: 0 BB: 0 P: 11	R: 3 E: 0 K: 0 S: 11	H: 5 LOB: 2 BB: 0 P: 20	1B: 8 2B: 5 3B: 0 HR: 0	SF: 2 SAC: 2 DP: 1 HBP: 0	WP: 2 PA: 51						
<b>PITCHER</b>	IP WLS BF H R ER SO BB IBB HBP BLK WP HR S P ERA WHIP																														
<b>Tom Browning, L</b> ERA: 3.6 (1, 1)	6.0	25	6	3	3	4	2	0	0	0	1	0	0	59	88	4.50	1.333														
<b>Rob Murphy, L</b> ERA: 0.9 (7, 1)	1.0	3	0	0	0	1	0	0	0	0	0	0	0	7	10	0.00	0.000														
<b>Jose Rijo, R</b> ERA: 3.6 (8, 1)	2.0	9	2	0	0	2	1	0	0	0	0	0	0	20	34	0.00	1.500														
<b>John Franco, L</b> ERA: (10, 1)	2.0	6	0	0	0	3	0	0	0	0	0	0	0	13	19	0.00	0.000														
<b>Pat Perry, L</b> ERA: 7.94 (12, 1)	0.2	L 5	3	3	3	0	0	0	0	0	1	0	0	7	11	40.50	4.500														
<b>PITCHER</b>	IP WLS BF H R ER SO BB IBB HBP BLK WP HR S P ERA WHIP																														
<b>Frank Williams, R</b> ERA: 4.05 (12, 1)	0.1	3	2	0	0	0	0	0	0	0	0	0	0	2	3	4.05	6.000														

**San Francisco Giants @ Cincinnati Reds**  
 Riverfront Stadium, Cincinnati, OH  
 Mon Apr 18 1988, 7:05 PM EDT  
 Att. 15,228 - Unknown - 50 F

AB	44
R	6
H	13
RBI	6
BB	3
SO	10
LOB	23



Batter	1	2	3	4	5	6	7	8	9	10	11	12	AB R H RBI BB SO LOB
Barry Larkin, R OBP: 0.388, SLG: 0.475	0-1 5-3		0-1 6-3		2-2 F9		0-0 E1 2B	4-0 BB		2-2 F8		1-0 F6	6 1 1 0 1 0 3
Jeff Treadway, L OBP: 0.280, SLG: 0.311	2-2 F6		1-3 K			1-1 F9 FC6 1B	2-2 2B	0-0 F8			1-2 G3		6 1 2 1 0 1 3
Kal Daniels, L OBP: 0.469, SLG: 0.680	2-1 WP S 1B		1-3 K			4-2 E S BB	4-0 IBB		2-3 K		1-3 K		4 0 1 0 2 3 0
Eric Davis, R OBP: 0.355, SLG: 0.294	4-1 S BB			2-3 K		3-1 F9	3-3 K		2-2 F9		0-0 S 1B		5 0 1 0 1 2 4
Nick Esasky, R Jose Rijo, R Dave Concepcion, R John Franco, L Lloyd McClendon, R Pat Perry, L Frank Williams, R	3-0 HBP			3-1 FC4-6 1B		3-2 FC6	1-3 K		1-1 L4		4-1 S BB		3 0 1 1 0 1 3 0 0 0 0 0 0 0 1 0 0 0 0 0 0 0 0 0 0 0 0 0 0 0 0 0 0 1 0 0 0 0 0 0 0 0 0 0 0 0 0 0 0 0 0 0
Bo Diaz, R OBP: 0.216, SLG: 0.412	3-2 F2			1-3 K		1-1 F2		0-0 F8		2-2 F9		0-1 5-3	6 0 0 0 0 1 8
Paul O'Neill, L Tracy Jones, R		0-0 6-3		0-1 FC4-6		0-0 L9		2-0 BB 1B		2-0 S 1B		1-0 1B	4 0 1 0 0 0 3 2 0 2 0 0 0 0
Chris Sabo, R OBP: 0.302, SLG: 0.450		0-2 L6			0-1 1-3		0-0 HR	1-0 BB 1B		1-2 F9		1-2 F4	6 1 2 1 0 0 2
Tom Browning, L Rob Murphy, L Leo Garcia, L Dave Collins, S		1-1 G3			0-1 G3		1-0 F7	1-1 F7		4-2 BB		2-3 K	2 0 0 0 0 0 0 0 0 0 0 0 0 0 1 0 0 0 0 0 0 2 0 0 0 1 1 3


Inning Stats	R: 0 E: 0 K: 14	H: 1 LOB: 3 BB: 1 P: 26	R: 0 E: 0 K: 5	H: 0 LOB: 0 BB: 0 P: 7	R: 0 E: 0 K: 8	H: 0 LOB: 0 BB: 0 P: 10	R: 0 E: 0 K: 10	H: 1 LOB: 1 BB: 0 P: 16	R: 0 E: 0 K: 7	H: 0 LOB: 0 BB: 0 P: 9	R: 1 E: 1 K: 14	H: 1 LOB: 2 BB: 1 P: 24	R: 2 E: 1 K: 13	H: 3 LOB: 2 BB: 1 P: 24	R: 0 E: 0 K: 6	H: 2 LOB: 3 BB: 1 P: 14	R: 0 E: 0 K: 15	H: 0 LOB: 0 BB: 0 P: 13	R: 0 E: 0 K: 15	H: 1 LOB: 2 BB: 1 P: 25	R: 0 E: 0 K: 11	H: 1 LOB: 2 BB: 1 P: 17	R: 0 E: 0 K: 10	H: 1 LOB: 1 BB: 0 P: 15	1B: 9 2B: 1 3B: 0 HR: 1	SF: 0 SAC: 0 DP: 0 HBP: 1	WP: 1 PB: 0 SB: 7 CS: 0	PA: 55
--------------	-----------------------	----------------------------------	----------------------	---------------------------------	----------------------	----------------------------------	-----------------------	----------------------------------	----------------------	---------------------------------	-----------------------	----------------------------------	-----------------------	----------------------------------	----------------------	----------------------------------	-----------------------	----------------------------------	-----------------------	----------------------------------	-----------------------	----------------------------------	-----------------------	----------------------------------	----------------------------------	------------------------------------	----------------------------------	--------

PITCHER	IP	WLS	BF	H	R	ER	SO	BB	IBB	HBP	BLK	WP	HR	S	P	ERA	WHIP
Mike Krukow, R ERA: 2.33	6.1		27	4	2	2	4	2	0	1	0	1	1	61	95	2.84	0.947
Don Robinson, R ERA: 1.08	1.2		11	4	1	0	2	1	1	0	0	0	0	17	35	0.00	3.000
Craig Lefferts, L ERA:	3.0	W	13	2	0	0	2	2	0	0	0	0	0	34	55	0.00	1.333
Joe Price, L ERA:	1.0	S	4	1	0	0	1	0	0	0	0	0	0	10	15	0.00	1.000

**San Francisco Giants @ Cincinnati Reds**  
Riverfront Stadium, Cincinnati, OH  
Mon Apr 18 1988, 7:05 PM EDT  
Att: 15,228 - Unknown - 50 F

livebaseballscorecards.com

AB	48
R	3
H	11
RBI	3
BB	6
SO	9
LOB	29





Batter	1	2	3	4	5	6	7	8	9	AB R H RBI BB SO LOB	TOP	
Brett Butler, L (1, 8) OBP: 0.375, SLG: 0.475 Scott Garrelts, R (8, 1)	0-0 4-3		2-2 1-3			3-2 CS 1B		2-2 4-3		4 0 1 0 0 0 0 0 0 0 0 0 0 0		
Kevin Mitchell, R (1, 5) OBP: 0.295, SLG: 0.400	4-2 BB			1-2 5-3		4-2 1B 1-2 BB		2-0 F9		2 0 0 0 2 0 0		
Will Clark, L (1, 3) OBP: 0.355, SLG: 0.556	1-1 L8			1-1 F6		3-2 1-3 1B			1-1 4-3	4 0 1 0 0 0 1		
Candy Maldonado, R (1, 9) OBP: 0.321, SLG: 0.451	1-0 F8			0-2 F7		1-3 K			0-0 F9	4 0 0 0 0 1 3		
Jeffrey Leonard, R (1, 7) OBP: 0.385, SLG: 0.458		0-3 K			4-1 G1-6-3 1B BB		1-1 F7		0-0 6-3	3 0 0 0 1 1 0		
Robby Thompson, R (1, 4) OBP: 0.326, SLG: 0.410 Chris Speier, R (7, 4) OBP: 0.200, SLG: 0.222		0-1 6-3		1-2 G1-6-3 1B		1-2 2B				3 0 2 0 0 0 0 0 0 0 0 0 0 0		
Jose Uribe, S (1, 6) OBP: 0.314, SLG: 0.261		1-0 5-3		0-0 G1-6-3 1-2f 2-3		0-0 F8				3 0 0 0 0 0 3		
Bob Melvin, R (1, 2) OBP: 0.216, SLG: 0.351			3-2 F7		2-3 K		0-0 F3			3 0 0 0 0 1 2		
Michael LaCoss, R (1, 1) OBP: 0.250, SLG: 0.250 Mark Wasinger, R (6, PH) Joe Price, R (6, 1) Joel Youngblood, R (8, PH) OBP: 0.333, SLG: 0.300			1-3 K		1-2 5-3			0-0 F8		1 0 0 0 0 1 0 1 0 0 0 0 0 0 0 0 0 0 0 0 0 1 0 0 0 0 0 0		
<b>Inning Stats</b>	R: 0 E: 0 K: 0 S: 6 H: 0 LOB: 1 BB: 1 P: 12	R: 0 E: 0 K: 1 S: 6 H: 0 LOB: 0 BB: 0 P: 7	R: 0 E: 0 K: 1 S: 10 H: 0 LOB: 0 BB: 0 P: 16	R: 0 E: 0 K: 0 S: 8 H: 0 LOB: 0 BB: 0 P: 10	R: 0 E: 0 K: 1 S: 8 H: 1 LOB: 1 BB: 1 P: 15	R: 0 E: 0 K: 1 S: 19 H: 2 LOB: 2 BB: 1 P: 31	R: 0 E: 0 K: 0 S: 7 H: 1 LOB: 1 BB: 0 P: 9	R: 0 E: 0 K: 0 S: 6 H: 0 LOB: 0 BB: 0 P: 10	R: 0 E: 0 K: 0 S: 4 H: 0 LOB: 0 BB: 0 P: 5	1B: 3 SF: 0 2B: 1 SAC: 0 3B: 0 DP: 1 HR: 0 HBP: 0	WP: 0 PA: 32 PB: 0 SB: 0 CS: 1	
<b>PITCHER</b> Dennis Rasmussen, L (1, 1) ERA: 4.82	IP WLS BF H R ER SO BB IBB HBP BLK WP HR S P ERA WHIP	9.0 W 32 4 0 0 4 3 0 0 0 0 0 0 74 115 0.00 0.778										

San Francisco Giants @ Cincinnati Reds  
Riverfront Stadium, Cincinnati, OH  
Tue Apr 19 1988, 7:05 PM EDT  
Att. 15,430 - Unknown - 50 F

livebaseballscorecards.com

AB 29  
R 0  
H 4  
RBI 0  
BB 3  
SO 4  
LOB 9



Batter	1	2	3	4	5	6	7	8	9
<b>Barry Larkin, R</b> (1, 6) <small>OBP: 0.400, SLG: 0.524</small> <b>Dave Concepcion, R</b> (6, PH) <small>OBP: 0.389, SLG: 0.375</small> (7, 6)	1-0 HR		4-0 WP 1B S BB	3-1 6-3		0-0 L6 HBP 1B 1-2 2-H		3-3 K	
<b>Chris Sabo, R</b> (1, 5) <small>OBP: 0.340, SLG: 0.512</small>	0-1 F9 2B		1-1 5-3 1-2		0-2 G6-4-3 2B	1-2 HBP			
<b>Kal Daniels, L</b> (1, 7) <small>OBP: 0.471, SLG: 0.654</small>	4-1 CS BB		4-2 BB 1B 2-3 BB		1-0 FC1 G6-4-3	0-0 L6 2-3			
<b>Eric Davis, R</b> (1, 8) <small>OBP: 0.348, SLG: 0.278</small>	1-0 F9 2-3		4-1 1B 1B BB		0-0 G6-4-3 1-2f 2-3		1-3 K		
<b>Nick Esasky, R</b> (1, 3) <small>OBP: 0.333, SLG: 0.366</small>	0-3 K 1-2		3-2 1B 1B		2-1 F9		3-2 HR		
<b>Bo Diaz, R</b> (1, 2) <small>OBP: 0.236, SLG: 0.418</small>		0-2 L9	0-0 2-H 1B			1-2 BB 1B	0-1 6-3		
<b>Paul O'Neill, L</b> (1, 9) <small>OBP: 0.250, SLG: 0.222</small> <b>Tracy Jones, R</b> (6, PH) <small>OBP: 0.313, SLG: 0.267</small> (7, 9)		1-1 4-3	0-2 4-3			3-1 F6	0-0 F3		
<b>Jeff Treadway, L</b> (1, 4) <small>OBP: 0.278, SLG: 0.292</small>		2-3 K		1-2 6-3		4-1 1B 1B BB	0-0 3-1		
<b>Dennis Rasmussen, L</b> (1, 1) <small>OBP: 0.143, SLG: 0.143</small>			1-3 K	0-0 L7		2-0 HBP 1B 1B 1-2 2-H	1-1 4-3		

AB	R	H	RBI	BB	SO	LOB
2	2	1	1	1	0	0
2	0	1	1	0	1	0
3	0	2	0	0	0	1
2	1	0	0	2	0	4
3	1	0	0	1	1	4
4	2	2	4	0	1	3
4	1	2	1	0	0	0
2	0	0	0	0	0	1
2	0	0	0	0	0	1
3	1	0	0	1	1	0
4	0	1	1	0	1	0

**BOTTOM**

**San Francisco Giants @ Cincinnati Reds**  
 Riverfront Stadium, Cincinnati, OH  
 Tue Apr 19 1988, 7:05 PM EDT  
 Att: 15,430 - Unknown - 50 F

[livebaseballscorecards.com](http://livebaseballscorecards.com)

<b>AB</b>	<b>31</b>
<b>R</b>	<b>8</b>
<b>H</b>	<b>9</b>
<b>RBI</b>	<b>8</b>
<b>BB</b>	<b>5</b>
<b>SO</b>	<b>5</b>
<b>LOB</b>	<b>14</b>



1B: 5	SF: 0
2B: 3	SAC: 0
3B: 0	DP: 2
HR: 2	HBP: 1

WP: 1	PA: 37
PB: 0	
SB: 1	
CS: 1	

Inning Stats	Pitcher										Pitcher																																		
	R	H	E	K	S	R	H	E	K	S	R	H	E	K	S	R	H	E	K	S																									
<b>Michael LaCoss, R</b> (1, 1) <small>ERA: 4.5</small> <b>Joe Price, L</b> (6, 1) <small>ERA: 4.26</small> <b>Scott Garrelts, R</b> (8, 1) <small>ERA: 6.23</small>	5.0	5	0	1	23	2.0	4	0	1	11	1.0	0	0	0	3	5.0	5	0	1	23	2.0	4	0	1	11	1.0	0	0	0	3	5.0	5	0	1	23	2.0	4	0	1	11	1.0	0	0	0	3

WP	HR	S	P	ERA	WHIP
1	1	47	80	9.00	1.800
1	1	20	35	13.50	2.500
0	0	7	11	0.00	0.000



Batter	1	2	3	4	5	6	7	8	9	AB R H RBI BB SO LOB	
<b>Brett Butler, L</b> OBP: 0.377, SLG: 0.460 (1, 8)	F7		F9 1B	4-3		G3		L3 BB		4 1 1 0 1 0 1	
<b>Chris Speier, R</b> OBP: 0.267, SLG: 0.231 (1, 5)	E BB SF8 1B		K	WP BB BB		F2		L3		4 1 1 0 1 1 2	
<b>Will Clark, L</b> OBP: 0.373, SLG: 0.544 (1, 3)	E 2B BB		F9	WP BB		F2		G3		3 1 1 0 2 0 1	
<b>Candy Maldonado, R</b> OBP: 0.311, SLG: 0.436 (1, 9)	SF8		1B	6-3		F2		K		4 0 1 2 0 1 3	
<b>Mike Aldrete, L</b> OBP: 0.390, SLG: 0.412 (1, 7)	WP 2B		1B			FC4-6 1B BB		K		4 0 3 1 1 1 0	
<b>Bob Brenly, R</b> OBP: 0.227, SLG: 0.429 (1, 2)	F6		F7			K		G4-6-3		4 0 0 0 0 1 5	
<b>Robby Thompson, R</b> OBP: 0.362, SLG: 0.442 (1, 4)			F9			1B CS 1B		1B		4 1 3 0 0 0 0	
<b>Jose Uribe, S</b> OBP: 0.309, SLG: 0.260 (1, 6)			F6			4-3 WP 1B		FC4-6		4 1 1 0 0 0 3	
<b>Rick Reuschel, R</b> <b>Atlee Hammaker, S</b>			K			K		K		3 0 0 0 0 3 4 1 0 0 0 0 1 0	
<b>Inning Stats</b>	R: 2 H: 2 E: 1 LOB: 1 K: 0 BB: 1 S: 15 P: 27	R: 0 H: 0 E: 0 LOB: 0 K: 1 BB: 0 S: 8 P: 14	R: 1 H: 3 E: 0 LOB: 2 K: 1 BB: 0 S: 17 P: 26	R: 2 H: 2 E: 0 LOB: 2 K: 1 BB: 2 S: 17 P: 33	R: 0 H: 1 E: 0 LOB: 2 K: 2 BB: 1 S: 8 P: 16	R: 0 H: 1 E: 0 LOB: 1 K: 0 BB: 0 S: 9 P: 18	R: 0 H: 2 E: 0 LOB: 1 K: 0 BB: 0 S: 10 P: 14	R: 0 H: 0 E: 0 LOB: 0 K: 1 BB: 1 S: 6 P: 12	R: 0 H: 0 E: 0 LOB: 0 K: 2 BB: 0 S: 10 P: 14	1B: 10 SF: 1 2B: 2 SAC: 0 3B: 0 DP: 2 HR: 0 HBP: 0	
<b>PITCHER</b>	IP WLS BF H R ER SO BB IBB HBP BLK WP HR S P ERA WHIP										
<b>Ron Robinson, R</b> ERA: 5.4 (1, 1)	3.0 L 17 7 5 3 2 1 0 0 0 1 0 44 74 9.00 2.667										
<b>Frank Williams, R</b> ERA: 3.12 (4, 1)	2.0 10 1 0 0 3 3 0 0 0 1 0 21 42 0.00 2.000										
<b>Pat Perry, L</b> ERA: 6.75 (6, 1)	2.0 8 3 0 0 0 0 0 0 0 0 0 19 32 0.00 1.500										
<b>Rob Murphy, L</b> ERA: 0.75 (8, 1)	2.0 6 0 0 0 0 3 1 0 0 0 0 16 26 0.00 0.500										

**San Francisco Giants @ Cincinnati Reds**  
Riverfront Stadium, Cincinnati, OH  
Wed Apr 20 1988, 7:05 PM EDT  
Att. 16,690 - Unknown - 60 F

<b>AB</b>	<b>35</b>
<b>R</b>	<b>5</b>
<b>H</b>	<b>11</b>
<b>RBI</b>	<b>3</b>
<b>BB</b>	<b>5</b>
<b>SO</b>	<b>8</b>
<b>LOB</b>	<b>19</b>



<b>WP</b>	<b>2</b>	<b>PA</b>	<b>41</b>
<b>PB</b>	<b>0</b>		
<b>SB</b>	<b>1</b>		
<b>CS</b>	<b>2</b>		

<b>ERA</b>	<b>WHIP</b>

Batter	1	2	3	4	5	6	7	8	9	AB	R	H	RBI	BB	SO	LOB
Barry Larkin, R OBP: 0.378, SLG: 0.493 (1, 6)	3-1 5-3			2-0 5-3		1-0 L6		0-0 5-3		4	0	0	0	0	0	0
Chris Sabo, R OBP: 0.373, SLG: 0.596 (1, 5)	0-1 F9			0-0 HR		3-1 CS 1B		2-1 FC4-8 1B		4	1	3	1	0	0	0
Kal Daniels, L OBP: 0.458, SLG: 0.618 (1, 7)	1-1 F7			2-0 F7		4-1 BB 1-2 BB		3-2 FC4-6 2B 1-2f		3	0	0	0	1	0	1
Eric Davis, R OBP: 0.357, SLG: 0.298 (1, 8)			2-1 5-3	1-0 5-3		4-2 FC6-4 1-2 BB		0-1 1-3 2B		3	0	1	0	1	0	0
Nick Esasky, R OBP: 0.306, SLG: 0.333 (1, 3)			1-0 6-3		0-0 F7	0-0 FC6-4 1-2f		0-0 1-3		4	0	0	0	0	0	4
Paul O'Neill, L OBP: 0.250, SLG: 0.224 (1, 9)			2-2 F7		2-1 3-1		0-0 1B G4-6-3 1B		0-1 4-3	4	1	1	0	0	0	0
Terry McGriff, R OBP: 0.455, SLG: 0.727 (1, 2)			3-2 G6-4-3 1B		2-1 BB 1B		0-0 G4-6-3 1B		2-1 HR	4	1	4	1	0	0	0
Jeff Treadway, L OBP: 0.286, SLG: 0.286 (1, 4)			2-2 G6-4-3		4-0 BB		1-1 G4-6-3		0-1 F7	1	0	0	0	1	0	1
Dave Concepcion, R OBP: 0.350, SLG: 0.333 (7, PH) (8, 4)			1-2f		1-2 BB		1-2f 3-H			2	0	0	0	0	0	1
Ron Robinson, R OBP: 0.280, SLG: 0.200 (4, 1)			1-0 5-3		2-2 L6		2-2 6-3		1-3 K	1	0	0	0	0	0	0
Frank Williams, R OBP: 0.590, SLG: 0.250 (5, PH) (6, 1)										0	0	0	0	0	0	0
Lloyd McClendon, R OBP: 0.590, SLG: 0.250 (7, PH) (8, 1)										0	0	0	0	0	0	2
Pat Perry, L OBP: 0.280, SLG: 0.250 (8, 1) (9, PH)										0	0	0	0	0	0	0
Tracy Jones, R OBP: 0.280, SLG: 0.250 (8, 1)										0	0	0	0	0	0	0
Rob Murphy, L OBP: 0.286, SLG: 0.091 (9, PH)										1	0	0	0	0	1	0

Inning Stats	R: 0	H: 0	E: 0	LOB: 0	K: 0	BB: 0	S: 6	P: 10	R: 0	H: 0	E: 0	LOB: 0	K: 0	BB: 0	S: 7	P: 12	R: 0	H: 1	E: 0	LOB: 0	K: 0	BB: 0	S: 8	P: 14	R: 1	H: 1	E: 0	LOB: 0	K: 0	BB: 0	S: 4	P: 9	R: 0	H: 1	E: 0	LOB: 2	K: 0	BB: 1	S: 8	P: 18	R: 0	H: 1	E: 0	LOB: 2	K: 0	BB: 2	S: 7	P: 19	R: 1	H: 2	E: 0	LOB: 0	K: 0	BB: 0	S: 7	P: 10	R: 0	H: 2	E: 0	LOB: 2	K: 0	BB: 0	S: 10	P: 15	R: 1	H: 1	E: 0	LOB: 0	K: 1	BB: 0	S: 9	P: 12	1B: 6	SF: 0	2B: 1	SAC: 0	3B: 0	DP: 2	HR: 2	HBP: 0	WP: 0	PA: 36
PITCHER	IP	WLS	BF	H	R	ER	SO	BB	IBB	HBP	BLK	WP	HR	S	P	ERA	WHIP																																																																	
Rick Reuschel, R ERA: 1.77 (1, 1)	6.0	W	25	6	2	2	0	3	0	0	0	0	1	42	84	3.00	1.500																																																																	
Atlee Hammaker, L ERA: 2.77 (7, 1)	3.0	S	11	3	1	1	1	0	0	0	0	0	1	24	35	3.00	1.000																																																																	

BOTTOM

San Francisco Giants @ Cincinnati Reds  
Riverfront Stadium, Cincinnati, OH

Wed Apr 20 1988, 7:05 PM EDT  
Att: 16,690 - Unknown - 60 F

livebaseballscorecards.com

AB	33
R	3
H	9
RBI	2
BB	3
SO	1
LOB	9





Batter	1	2	3	4	5	6	7	8	9	10	11	12	AB	R	H	RBI	BB	SO	LOB	TOP					
<b>Brett Butler, L</b> OBP: 0.360, SLG: 0.435 (1, 8)	F3		F9		F9	FC6		SH1-4 1B		G3			6	0	1	1	0	0	2						
<b>Chris Speier, R</b> OBP: 0.350, SLG: 0.250 (1, 5) (12, 4)	1B		F7		F9	BB		SH1-4		BB			3	0	1	0	2	0	0						
<b>Will Clark, L</b> OBP: 0.384, SLG: 0.571 (1, 3)	3B		1B			1B		4-3		F6			6	1	3	0	0	1	5						
<b>Candy Maldonado, R</b> OBP: 0.313, SLG: 0.417 (1, 9)	F6		K			5-3		1B		5-3			5	0	1	0	1	1	3						
<b>Mike Aldrete, L</b> OBP: 0.383, SLG: 0.425 (1, 7)		F9		F8		FC4-6		FC4-6		F7			6	1	2	1	0	0	2						
<b>Robby Thompson, R</b> OBP: 0.377, SLG: 0.458 <b>Joe Price, R</b> (11, 1)		HR		BLK		1B		1B		F8			5	2	2	1	1	1	2						
<b>Jose Uribe, S</b> OBP: 0.311, SLG: 0.255 (1, 6)		K		6-3		1B		1B		1-3			0	0	0	0	0	0	0						
<b>Bob Melvin, R</b> OBP: 0.233, SLG: 0.419 (1, 2)		HR		F8		FC6		1B		1-3			5	1	1	1	1	1	2						
<b>Dave Draney, R</b> <b>Scott Gannett, R</b> <b>Harry Spilman, L</b> <b>Joel Youngblood, R</b> <b>Craig Little, L</b> <b>Jeffrey Leonard, R</b> <b>Don Robinson, R</b> <b>Mark Wasinger, R</b>		6-3		F3		FC6		5-3		F8			1	0	0	0	0	0	0						
<b>Inning Stats</b>	R: 0 E: 0 K: 0 S: 14	H: 2 LOB: 1 BB: 0 P: 23	R: 2 E: 0 K: 1 S: 11	H: 1 LOB: 0 BB: 1 P: 21	R: 0 E: 0 K: 0 S: 7	H: 1 LOB: 1 BB: 0 P: 11	R: 0 E: 0 K: 0 S: 5	H: 0 LOB: 0 BB: 0 P: 9	R: 4 E: 0 K: 1 S: 19	H: 6 LOB: 3 BB: 1 P: 37	R: 0 E: 0 K: 2 S: 16	H: 2 LOB: 3 BB: 1 P: 24	R: 0 E: 0 K: 0 S: 12	H: 1 LOB: 2 BB: 1 P: 17	R: 0 E: 0 K: 0 S: 6	H: 0 LOB: 0 BB: 0 P: 12	R: 0 E: 0 K: 0 S: 8	H: 0 LOB: 1 BB: 1 P: 16	R: 0 E: 0 K: 0 S: 7	H: 0 LOB: 0 BB: 0 P: 12	R: 0 E: 0 K: 1 S: 7	H: 0 LOB: 0 BB: 0 P: 9	1B: 10 2B: 2 3B: 1 HR: 1	SF: 0 SAC: 1 DP: 0 HBP: 0	WP: 0 PA: 54
<b>PITCHER</b>	IP WLS BF H R E K S	WLS BF H R E K S	WLS BF H R E K S	WLS BF H R E K S	WLS BF H R E K S	WLS BF H R E K S	WLS BF H R E K S	IP WLS W BF H R E K S	IP WLS W BF H R E K S	IP WLS W BF H R E K S	IP WLS W BF H R E K S	IP WLS W BF H R E K S	IP WLS W BF H R E K S	IP WLS W BF H R E K S	IP WLS W BF H R E K S	IP WLS W BF H R E K S	IP WLS W BF H R E K S	IP WLS W BF H R E K S	IP WLS W BF H R E K S	IP WLS W BF H R E K S	IP WLS W BF H R E K S	IP WLS W BF H R E K S	ERA WHIP	ERA WHIP	
<b>Mario Soto, R</b> ERA: 3.51 (1, 1)	5.1	24	8	5	0	0	0	3.51	1.688																
<b>Jose Rijo, R</b> ERA: 4.5 (6, 1)	0.0	2	2	0	0	0	0	∞	∞																
<b>Rob Murphy, L</b> ERA: 0.69 (6, 1)	1.0	8	3	1	1	2	1	0.69	4.000																
<b>Frank Williams, R</b> ERA: 2.89 (7, 1)	0.2	2	0	0	0	1	0	0.00	0.000																
<b>John Franco, L</b> ERA: (8, 1)	2.0	8	1	0	0	0	1	0.00	1.000																

**San Francisco Giants @ Cincinnati Reds**  
Riverfront Stadium, Cincinnati, OH  
Thu Apr 21 1988, 3:33 AM EDT  
Att. 22,547 - Sunny - 65 F

AB	48
R	6
H	14
RBI	6
BB	5
SO	6
LOB	23




Batter	1	2	3	4	5	6	7	8	9	10	11	12	AB	R	H	RBI	BB	SO	LOB
Barry Larkin, R OBP: 0.363, SLG: 0.507	1-0 F8	2-1 HR	1-0 F7			2-2 F9		0-2 G3		1-1 CS	1-0 F8		6	1	1	3	0	0	3
Chris Sabo, R OBP: 0.351, SLG: 0.604	2-2 HR	0-2 5-3				0-0 1-3				2-2 5-3	0-0 F7		6	1	1	1	0	0	0
Eric Davis, R OBP: 0.329, SLG: 0.270	0-0 F8	0-0 5-3				1-1 F8				1-1 F4	0-1 6-3		6	0	0	0	0	1	0
Nick Esasky, R OBP: 0.364, SLG: 0.460	3-2 2B					2-3 K				4-0 2B			5	2	4	1	1	1	0
Dave Concepcion, R OBP: 0.348, SLG: 0.381	2-2 4-3									2-2 SH1-4			3	0	1	0	0	0	1
Jeff Treadway, L OBP: 0.310, SLG: 0.373										1-2 2B			2	0	2	1	0	0	0
Tracy Jones, R OBP: 0.297, SLG: 0.235										0-0 4-3			3	1	0	0	1	1	2
John Franco, L										2-3 K2-3			0	0	0	0	0	0	0
Bo Diaz, R													1	0	0	0	0	0	2
Pat Perry, L										2-3 2B			0	0	0	0	0	0	0
Terry McGriff, R OBP: 0.438, SLG: 0.667										1-3 K			4	1	1	0	1	2	2
Lloyd McClendon, R OBP: 0.556, SLG: 0.200										4-2 WP			1	0	0	0	1	0	2
Leo Garcia, L OBP: 0.250, SLG: 0.273										2-2 F8			2	0	0	0	0	1	0
Mario Soto, R OBP: 0.200, SLG: 0.111										4-2 WP			0	0	0	0	0	0	0
Jose Rijo, R										1-2 HBP			0	0	0	0	0	0	0
Rob Murphy, L										4-2 HBP			0	0	0	0	0	0	0
Frank Williams, R										1-1 IBB			0	0	0	0	0	0	0
Dave Collins, S OBP: 0.313, SLG: 0.154										1-1 F3			2	0	1	0	0	0	0

Inning Stats	R: 1	H: 2	E: 0	K: 0	S: 12	LOB: 1	BB: 0	P: 20	R: 4	H: 2	E: 1	K: 0	S: 16	LOB: 0	BB: 1	P: 26	R: 1	H: 1	E: 0	K: 0	S: 14	LOB: 3	BB: 2	P: 28	R: 0	H: 0	E: 0	K: 2	S: 8	LOB: 0	BB: 0	P: 12	R: 0	H: 1	E: 0	K: 2	S: 10	LOB: 2	BB: 1	P: 18	R: 0	H: 0	E: 0	K: 0	S: 6	LOB: 0	BB: 0	P: 9	R: 0	H: 1	E: 0	K: 1	S: 9	LOB: 1	BB: 0	P: 11	R: 0	H: 0	E: 0	K: 1	S: 9	LOB: 0	BB: 0	P: 11	R: 0	H: 1	E: 0	K: 0	S: 11	LOB: 2	BB: 1	P: 20	R: 0	H: 0	E: 0	K: 0	S: 11	LOB: 0	BB: 0	P: 18	R: 0	H: 2	E: 0	K: 0	S: 4	LOB: 1	BB: 0	P: 4	R: 1	H: 2	E: 0	K: 0	S: 3	LOB: 0	BB: 0	P: 4	1B: 3	SF: 0	2B: 4	SAC: 1	3B: 1	DP: 0	HR: 3	HBP: 1	WP: 1	PA: 51
--------------	------	------	------	------	-------	--------	-------	-------	------	------	------	------	-------	--------	-------	-------	------	------	------	------	-------	--------	-------	-------	------	------	------	------	------	--------	-------	-------	------	------	------	------	-------	--------	-------	-------	------	------	------	------	------	--------	-------	------	------	------	------	------	------	--------	-------	-------	------	------	------	------	------	--------	-------	-------	------	------	------	------	-------	--------	-------	-------	------	------	------	------	-------	--------	-------	-------	------	------	------	------	------	--------	-------	------	------	------	------	------	------	--------	-------	------	-------	-------	-------	--------	-------	-------	-------	--------	-------	--------

PITCHER	IP	WLS	BF	H	R	ER	SO	BB	IBB	HBP	BLK	WP	HR	S	P	ERA	WHIP
Dave Dravecky, L ERA: 3.68	2.0		12	4	5	4	0	1	0	0	0	0	2	28	46	18.00	2.500
Scott Garrelts, R ERA: 5.4	3.0		15	2	1	1	4	2	1	1	0	1	1	32	58	3.00	1.333
Craig Lefferts, L ERA:	1.0		3	0	0	0	0	0	0	0	0	0	0	6	9	0.00	0.000
Don Robinson, R ERA: 0.73	4.0		15	3	0	0	2	1	0	0	0	0	0	40	60	0.00	1.000
Joe Price, L ERA: 4.91	1.0	L	5	2	1	1	0	0	0	0	0	0	0	7	9	9.00	2.000

BOTTOM	
<b>San Francisco Giants @ Cincinnati Reds</b>	
Riverfront Stadium, Cincinnati, OH	
Thu Apr 21 1988, 3:33 AM EDT	
Att: 22,547 - Sunny - 65 F	
AB	43
R	7
H	11
RBI	6
BB	5
SO	6
LOB	15





Batter	1	2	3	4	5	6	7	8	9	AB R H RBI BB SO LOB	TOP											
<b>Steve Sax, R</b> (1, 4) OBP: 0.283, SLG: 0.264 <b>Tim Belcher, R</b> (7, 1) OBP: 0.250, SLG: 0.500 <b>Mickey Hatcher, R</b> (9, PH) OBP: 0.300, SLG: 0.400 <b>Jay Howell, R</b> (9, 1)	2-2 4-3		3-2 SF8 2-H			0-1 1-3	0-0 3B 1B		0-0 SH2-4 HR 1B	3 1 1 2 0 0 0 0 0 0 0 0 0 0 1 1 1 1 0 0 0 0 0 0 0 0 0 0	Los Angeles Dodgers @ San Francisco Giants Candlestick Park, San Francisco, CA Sat Apr 23 1988, 6:33 AM EDT Att. 33,271 - Sunny											
<b>Alfredo Griffin, S</b> (1, 6) OBP: 0.262, SLG: 0.379	0-2 6-3		1-2 1B			1-2 4-3	0-2 3B		0-0 SH2-4	4 0 2 3 0 0 0												
<b>Kirk Gibson, L</b> (1, 7) OBP: 0.352, SLG: 0.370	2-3 K		0-0 F6			1-2 1B	1-3 K		1-0 1-3	5 0 1 0 0 2 4												
<b>Pedro Guerrero, R</b> (1, 5) OBP: 0.386, SLG: 0.480		0-1 FC6-4 1B		1-1 F8		0-0 F3		1-3 K	4-0 HR IBB	4 1 1 0 1 1 1												
<b>Mike Marshall, R</b> (1, 3) OBP: 0.322, SLG: 0.386		0-1 F4		2-3 K		4-1 BB 1B BB	0-1 1B	1-1 HR		4 2 2 4 1 1 1												
<b>Mike Davis, L</b> (1, 9) OBP: 0.291, SLG: 0.245		2-3 K		1-3 K		1-2 G3	2-3 K	0-1 F4		5 0 0 0 0 3 3												
<b>Mike Devereaux, R</b> (1, 8)		1-2 FC6-4 1-2f			0-0 F3	1-2 F9	2-3 K			4 0 0 0 0 1 3												
<b>Mike Scioscia, L</b> (1, 2) OBP: 0.548, SLG: 0.559			2-2 WP SH1-6 SF8 1B		1-1 CS 1B	4-0 1B BB 3B IBB		2-1 1B 1B		3 3 3 0 1 0 0												
<b>Orel Hershiser, R</b> (1, 1) <b>Danny Heep, L</b> (7, PH) <b>Dave Anderson, R</b> (7, 4) OBP: 0.500, SLG: 0.500			1-1 SH1-6		2-3 K 1-2	4-1 1B 3B BB		3-2 SH2-4 1B HR 1B		1 0 0 0 0 1 1 0 1 0 0 1 0 0 1 1 1 0 0 0 0												
<b>Inning Stats</b>	R: 0 E: 0 K: 1 S: 10	H: 0 LOB: 0 BB: 0 P: 14	R: 0 E: 0 K: 1 S: 11	H: 1 LOB: 1 BB: 0 P: 13	R: 1 E: 0 K: 0 S: 14	H: 2 LOB: 1 BB: 0 P: 20	R: 0 E: 0 K: 2 S: 8	H: 0 LOB: 0 BB: 0 P: 12	R: 0 E: 0 K: 1 S: 7	H: 1 LOB: 1 BB: 0 P: 10		R: 0 E: 0 K: 0 S: 10	H: 1 LOB: 1 BB: 0 P: 12	R: 4 E: 0 K: 1 S: 16	H: 2 LOB: 1 BB: 3 P: 30	R: 0 E: 0 K: 3 S: 11	H: 1 LOB: 1 BB: 0 P: 16	R: 5 E: 0 K: 0 S: 13	H: 4 LOB: 0 BB: 1 P: 23	1B: 10 2B: 1 3B: 1 HR: 1	SF: 1 SAC: 2 DP: 1 HBP: 0	WP: 1 PB: 0 SB: 0 CS: 1
<b>PITCHER</b>	IP WLS BF H R ER SO BB IBB HBP BLK WP HR S P ERA WHIP											<b>PITCHER</b>	IP WLS BF H R ER SO BB IBB HBP BLK WP HR S P ERA WHIP									
<b>Mike Krukow, R</b> (1, 1) ERA: 3.46 <b>Craig Lefferts, L</b> (7, 1) ERA: <b>Atlee Hammaker, L</b> (9, 1) ERA: 5.27 <b>Don Robinson, R</b> (9, 1) ERA: 1.42	6.2 L 29 7 5 5 5 2 1 0 0 1 0 73 107 6.75 1.350																					

livebaseballscorecards.com

<b>AB</b>	35
<b>R</b>	10
<b>H</b>	12
<b>RBI</b>	10
<b>BB</b>	4
<b>SO</b>	9
<b>LOB</b>	13



Batter	1	2	3	4	5	6	7	8	9	AB	R	H	RBI	BB	SO	LOB
<b>Brett Butler, L</b> OBP: 0.354, SLG: 0.425 (1, 8) C X	0-1 G3 ①		1-1 F7 ③			2-1 BLK 1B		2-3 K ②		4	0	1	0	0	1	0
<b>Kevin Mitchell, R</b> OBP: 0.323, SLG: 0.415 (1, 5) X	0-0 1B			1-0 WP S 1B 1B		1-3 K ① 1-2		4-2 HR BB		3	2	2	0	1	1	1
<b>Will Clark, L</b> OBP: 0.390, SLG: 0.606 (1, 3) B X	2-0 F8 ②			2-3 K ① 1-2		4-2 BB		2-2 HR 1-H		3	1	1	2	1	1	2
<b>Jeffrey Leonard, R</b> OBP: 0.323, SLG: 0.379 <b>Don Robinson, R</b> (9, 1) X	0-0 F7 ③			0-0 F8 ②		1-0 F9 ②		2-3 K ③		4	0	0	0	0	1	4
<b>Mike Aldrete, L</b> OBP: 0.373, SLG: 0.409 (1, 9) (9, 7) X		0-0 F8 ①		2-1 2-H 1B		3-2 6-3 ③			3-2 4-3 ①	4	0	1	1	0	0	2
<b>Bob Brenly, R</b> OBP: 0.200, SLG: 0.375 <b>Bob Melvin, R</b> OBP: 0.227, SLG: 0.409 (1, 2) (8, 2) X		0-0 F7 ②		0-3 K ③			3-3 K ①		0-0 F8 ②	3	0	0	0	0	2	1
<b>Robby Thompson, R</b> OBP: 0.351, SLG: 0.423 (1, 4) C B X		1-2 F4 ③			1-0 6-3 ①		3-3 K ②		3-3 K ③	4	0	0	0	0	2	0
<b>Jose Uribe, S</b> OBP: 0.297, SLG: 0.241 (1, 6) L B X			1-1 G3 ①		1-1 G3 ②		2-3 K ③			3	0	0	0	0	1	0
<b>Mike Krukow, R</b> <b>Craig Lefferts, L</b> <b>Harry Spilman, L</b> <b>Atlee Hammaker, S</b> <b>Candy Maldonado, R</b> OBP: 0.313, SLG: 0.417 (1, 1) (7, 1) (8, PH) (9, 1) (9, 9) X			0-0 5-3 ②		2-2 F7 ③			1-3 K ①		2	0	0	0	0	0	0

Inning Stats	R: 0	H: 1	E: 0	K: 0	S: 5	R: 0	H: 0	E: 0	K: 0	S: 5	R: 0	H: 0	E: 0	K: 0	S: 5	R: 1	H: 2	E: 0	K: 2	S: 11	R: 0	H: 0	E: 0	K: 0	S: 7	R: 0	H: 1	E: 0	K: 1	S: 12	R: 0	H: 0	E: 0	K: 3	S: 10	R: 2	H: 1	E: 0	K: 3	S: 18	R: 0	H: 0	E: 0	K: 1	S: 9	1B: 4	2B: 0	3B: 0	HR: 1	SF: 0	SAC: 0	DP: 0	HBP: 0	WP: 1	PB: 0	SB: 1	CS: 0	PA: 34
--------------	------	------	------	------	------	------	------	------	------	------	------	------	------	------	------	------	------	------	------	-------	------	------	------	------	------	------	------	------	------	-------	------	------	------	------	-------	------	------	------	------	-------	------	------	------	------	------	-------	-------	-------	-------	-------	--------	-------	--------	-------	-------	-------	-------	--------

PITCHER	IP	WLS	BF	H	R	ER	SO	BB	IBB	HBP	BLK	WP	HR	S	P	ERA	WHIP
<b>Orel Hershiser, R</b> ERA: 1.11 (1, 1)	6.0	W	23	4	1	1	3	1	0	0	1	1	0	45	69	1.50	0.833
<b>Tim Lincecum, R</b> ERA: 2.12 (7, 1)	2.0		8	1	2	2	6	1	0	0	0	0	1	28	47	9.00	1.000
<b>Jay Howell, R</b> ERA: (9, 1)	1.0		3	0	0	0	1	0	0	0	0	0	0	9	15	0.00	0.000

**BOTTOM**

**Los Angeles Dodgers @ San Francisco Giants**  
Candlestick Park, San Francisco, CA  
Sat Apr 23 1988, 6:33 AM EDT  
Att. 33,271 - Sunny

livebaseballscores.com

<b>AB</b>	<b>32</b>
<b>R</b>	<b>3</b>
<b>H</b>	<b>5</b>
<b>RBI</b>	<b>3</b>
<b>BB</b>	<b>2</b>
<b>SO</b>	<b>10</b>
<b>LOB</b>	<b>10</b>





Batter	1	2	3	4	5	6	7	8	9	AB R H RBI BB SO LOB	TOP	
Steve Sax, R (1, 4) OBP: 0.281, SLG: 0.263	1-0 1-3		0-2 5-3			1-3 K	3-2 1-3 3-H 1B			4 0 1 1 0 1 1		
Alfredo Griffin, S (1, 6) OBP: 0.246, SLG: 0.355	1-3 K		1-3 K			1-0 P6	1-2 P4			4 0 0 0 0 2 4		
Kirk Gibson, L (1, 7) OBP: 0.345, SLG: 0.380	1-1 4-3					2-3 K2-3		1-2 2B		4 0 1 0 0 1 0		
Pedro Guerrero, R (1, 5) OBP: 0.377, SLG: 0.463 Jeff Hamilton, R (8, 5)		2-1 4-3				0-1 F8	2-2 1B 6-3 1B	1-2 L8		4 1 1 0 0 0 1 0 0 0 0 0 0 0		
Mike Marshall, R (1, 3) OBP: 0.333, SLG: 0.383		0-1 4-3				1-0 1B	3-2 6-3 1-2	4-0 IBB		3 0 1 0 1 0 1		
Mike Davis, L (1, 8) OBP: 0.288, SLG: 0.231 (7, 9)		2-2 L7				2-3 K	4-0 1B BB	0-2 4-3		3 1 0 0 1 1 3		
Danny Heep, L (1, 9) OBP: 0.400, SLG: 0.375 Mike Devereaux, R (7, PR) (7, 8)			2-2 1B 2B			0-2 3-1	2-1 1B 1-2 2-3 1B	0-0 L1		3 1 2 0 0 0 0 1 1 0 0 0 0 0		
Mike Scioscia, L (1, 2) OBP: 0.543, SLG: 0.553		2-0 SH 1B				2-1 G4-3	0-0 FC2-6 1B	2-2 F8		4 0 2 3 0 0 0		
Fernando Valenzuela, L (1, 1) OBP: 0.286, SLG: 0.286 Jay Howell, R (8, 1)		0-0 SH				1-2 G3	0-0 FC2-6 1B	1-3 K		2 0 0 0 0 0 2 1 0 0 0 0 1 0		
<b>Inning Stats</b>	R: 0 H: 0 E: 0 LOB: 0 K: 1 BB: 0 S: 8 P: 11	R: 0 H: 0 E: 0 LOB: 0 K: 0 BB: 0 S: 9 P: 13	R: 1 H: 2 E: 0 LOB: 1 K: 1 BB: 0 S: 13 P: 18	R: 0 H: 1 E: 0 LOB: 1 K: 1 BB: 0 S: 9 P: 13	R: 0 H: 0 E: 0 LOB: 0 K: 0 BB: 0 S: 9 P: 12	R: 0 H: 0 E: 0 LOB: 0 K: 2 BB: 0 S: 7 P: 11	R: 3 H: 4 E: 0 LOB: 3 K: 0 BB: 1 S: 17 P: 32	R: 0 H: 1 E: 0 LOB: 1 K: 0 BB: 1 S: 11 P: 17	R: 0 H: 0 E: 0 LOB: 0 K: 1 BB: 0 S: 9 P: 12	1B: 6 SF: 0 2B: 2 SAC: 1 3B: 0 DP: 0 HR: 0 HBP: 0	WP: 0 PA: 36 PB: 0 SB: 0 CS: 1	
<b>PITCHER</b>	IP WLS BF H R ER SO BB IBB HBP BLK WP HR S P ERA WHIP											
Michael LaCoss, R (1, 1) ERA: 4.76	6.2 L 28 7 4 4 5 1 0 0 0 0 0 0 68 105 5.40 1.200											
Craig Lefferts, L (7, 1) ERA:	1.1 5 1 0 0 0 0 0 1 0 0 0 0 15 22 0.00 0.750											
Scott Garrelts, R (9, 1) ERA: 4.97	1.0 3 0 0 0 0 1 0 0 0 0 0 0 9 12 0.00 0.000											

Los Angeles Dodgers @ San Francisco Giants  
 Candlestick Park, San Francisco, CA  
 Sun Apr 24 1988, 6:33 AM EDT  
 Att. 39,092 - Cloudy - 69 F

livebaseballscorecards.com

AB	33
R	4
H	8
RBI	4
BB	2
SO	6
LOB	12



Batter	1	2	3	4	5	6	7	8	9	AB	R	H	RBI	BB	SO	LOB
<b>Brett Butler, L</b> (1, 8) OBP: 0.349, SLG: 0.408	1-3 <b>K</b>		4-1 <b>BB</b>		0-0 <b>FC1-5-4</b>			2-2 <b>F6</b>		3	0	0	0	1	1	2
<b>Kevin Mitchell, R</b> (1, 5) OBP: 0.319, SLG: 0.404	1-2 <b>P3</b>		0-1 <b>P4</b>			0-0 <b>L8</b>		0-0 <b>BB</b>		4	0	1	0	0	0	2
<b>Jeffrey Leonard, R</b> (1, 7) OBP: 0.343, SLG: 0.355	3-2 <b>F7</b>			4-2 <b>S</b> <b>BB</b>		3-1 <b>1-3</b>		4-0 <b>BB</b>		2	0	0	0	2	0	0
<b>Candy Maldonado, R</b> (1, 9) OBP: 0.300, SLG: 0.397		0-0 <b>5-3</b>		2-1 <b>F7</b>		2-2 <b>5-3</b>		3-3 <b>K</b>		3	0	0	0	0	0	1
<b>Will Clark, L</b> (8, PH) OBP: 0.365, SLG: 0.597				1 SAFE						1	0	0	0	0	1	3
<b>Scott Garrelts, R</b> (9, 1)				1 SAFE						0	0	0	0	0	0	0
<b>Bob Brenly, R</b> (1, 2) OBP: 0.172, SLG: 0.321		0-0 <b>1-3</b>		1 SAFE	0-0 <b>F8</b>		2-2 <b>L3</b>		0-2 <b>5-3</b>	4	0	0	0	0	0	1
<b>Mike Aldrete, L</b> (1, 3) OBP: 0.345, SLG: 0.375		3-3 <b>K</b>		3-2 <b>F7</b>		0-1 <b>F7</b>		0-1 <b>F8</b>		4	0	0	0	0	1	1
<b>Robby Thompson, R</b> (1, 4) OBP: 0.328, SLG: 0.393			3-2 <b>5-3</b>		0-0 <b>F7</b>		1-3 <b>K</b>		1-3 <b>K</b>	4	0	0	0	0	2	0
<b>Jose Uribe, S</b> (1, 6) OBP: 0.328, SLG: 0.279			1-0 <b>BLK</b> <b>SH</b> <b>1B</b>		0-0 <b>1B</b>		1-1 <b>1B</b>		1-1 <b>1B</b> <b>4-3</b> <b>1B</b>	3	0	3	0	0	0	0
<b>Michael LaCoss, R</b> (1, 1) OBP: 0.400, SLG: 0.400			1 SAFE		1-1 <b>1B</b>				3-1 <b>4-3</b>	1	0	1	0	0	0	0
<b>Craig Lefferts, L</b> (7, 1)				1 SAFE						0	0	0	0	0	0	0
<b>Joel Youngblood, R</b> (8, PH) OBP: 0.357, SLG: 0.333			1-2 <b>SH</b>		1-1 <b>1B</b>				1-2 <b>1B</b>	1	0	0	0	0	0	1

Inning Stats	R: 0	H: 0	E: 0	K: 1	S: 10	R: 0	H: 0	E: 0	K: 1	S: 5	R: 0	H: 1	E: 0	K: 0	S: 8	R: 0	H: 0	E: 0	K: 0	S: 10	R: 0	H: 2	E: 0	K: 0	S: 5	R: 0	H: 0	E: 0	K: 1	S: 8	R: 0	H: 2	E: 0	K: 1	S: 11	R: 0	H: 0	E: 0	K: 1	S: 9	R: 0	H: 0	E: 0	K: 1	S: 9	1B: 5	2B: 0	3B: 0	HR: 0	SF: 0	SAC: 1	DP: 0	HBP: 0	WP: 0	PA: 34
<b>PITCHER</b>	IP	WLS	BF	H	R	ER	SO	BB	IBB	HBP	BLK	WP	HR	S	P	ERA	WHIP																																						
<b>Fernando Valenzuela, L</b> (1, 1) ERA: 2.73	7.2	W	30	5	0	0	3	3	0	0	1	0	0	60	104	0.00	1.043																																						
<b>Jay Howell, R</b> (8, 1) ERA:	1.1	S	4	0	0	0	2	0	0	0	0	0	0	12	19	0.00	0.000																																						

**BOTTOM**

Los Angeles Dodgers @ San Francisco Giants  
Candlestick Park, San Francisco, CA

Sun Apr 24 1988, 6:33 AM EDT  
Att: 39,092 - Cloudy - 69 F

<b>AB</b>	<b>30</b>
<b>R</b>	<b>0</b>
<b>H</b>	<b>5</b>
<b>RBI</b>	<b>0</b>
<b>BB</b>	<b>3</b>
<b>SO</b>	<b>5</b>
<b>LOB</b>	<b>11</b>



<b>WP: 0</b>	<b>PA: 34</b>
<b>PB: 0</b>	<b>SB: 1</b>
<b>CS: 0</b>	



Batter	1	2	3	4	5	6	7	8	9	AB R H RBI BB SO LOB	TOP											
Barry Bonds, L (1, 7) OBP: 0.304, SLG: 0.645	0-0 F8		1-0 1-3		2-0 SF7			2-0 F7		3 0 0 1 0 0 2	<b>Pittsburgh Pirates @ San Francisco Giants</b> Candlestick Park, San Francisco, CA Tue Apr 26 1988, 10:05 PM EDT Att. 11,738 - Unknown - 65 F											
Jose Lind, R (1, 4) OBP: 0.241, SLG: 0.263	2-2 5-3			0-0 5-3	2-1 5-3			1-0 FC5-6 BB		4 0 0 0 0 0 2												
Andy Van Slyke, L (1, 8) OBP: 0.333, SLG: 0.478	0-0 F6			4-1 FC3-6 BB		0-1 G1		4-2 1-2 BB		2 0 0 0 2 0 0												
Bobby Bonilla, S (1, 5) OBP: 0.370, SLG: 0.639		1-2 F8		1-0 FC3-6 1-2f		0-0 F7		0-3 K		4 0 0 0 0 1 3												
Sid Bream, L (1, 3) OBP: 0.371, SLG: 0.526		0-0 4-3		1-0 F7		1-1 F9		1-0 4-3 2B		4 0 1 0 0 0 1												
R.J. Reynolds, S (1, 9) OBP: 0.366, SLG: 0.486		0-1 G3			0-1 4-3		3-2 F7		1-0 4-3 2-3	4 0 0 0 0 0 1												
Michael LaValliere, L (1, 2) OBP: 0.524, SLG: 0.510			3-2 1B		2-1 1B 1B		0-0 F4		3-1 6-3	4 1 2 0 0 0 1												
Rafael Belliard, R (1, 6) OBP: 0.258, SLG: 0.345			0-2 F8		0-2 1B SF7 1B		2-2 5-3		2-1 4-3	4 1 1 0 0 0 2												
John Smiley, L (1, 1) OBP: 0.250, SLG: 0.250			0-3 K		0-0 1B			0-0 FC5-6 1B		3 0 2 1 0 1 1												
Jim Gott, R (9, 1)					1-3 2-H					0 0 0 0 0 0 0												
<b>Inning Stats</b>	R: 0 E: 0 K: 0 S: 8	H: 0 LOB: 0 BB: 0 P: 10	R: 0 E: 0 K: 0 S: 6	H: 0 LOB: 0 BB: 0 P: 7	R: 0 E: 0 K: 1 S: 11	H: 1 LOB: 1 BB: 0 P: 15	R: 0 E: 1 K: 0 S: 4	H: 0 LOB: 1 BB: 1 P: 10	R: 2 E: 0 K: 0 S: 12	H: 3 LOB: 1 BB: 0 P: 18	R: 0 E: 0 K: 0 S: 5	H: 0 LOB: 0 BB: 0 P: 6	R: 0 E: 0 K: 0 S: 7	H: 0 LOB: 0 BB: 0 P: 12	R: 0 E: 0 K: 1 S: 9	H: 1 LOB: 2 BB: 1 P: 15	R: 0 E: 0 K: 0 S: 6	H: 1 LOB: 1 BB: 0 P: 13	1B: 5 2B: 1 3B: 0 HR: 0	SF: 1 SAC: 0 DP: 0 HBP: 0	WP: 0 PB: 0 SB: 0 CS: 0	PA: 35
<b>PITCHER</b>	IP WLS BF H R ER SO BB IBB HBP BLK WP HR S P ERA WHIP												<b>PITCHER</b>	IP WLS BF H R ER SO BB IBB HBP BLK WP HR S P ERA WHIP								
Rick Reuschel, R (1, 1) ERA: 1.91	8.0 L 31 5 2 2 2 2 2 0 0 0 0 0 0 62 93 2.25 0.875																					
Atee Hammaker, L (9, 1) ERA: 4.91	1.0 4 1 0 0 0 0 0 0 0 0 0 0 0 6 13 0.00 1.000																					

<b>AB</b>	32
<b>R</b>	2
<b>H</b>	6
<b>RBI</b>	2
<b>BB</b>	2
<b>SO</b>	2
<b>LOB</b>	13



Batter	1	2	3	4	5	6	7	8	9	AB	R	H	RBI	BB	SO	LOB
Brett Butler, L (1, 8) OBP: 0.349, SLG: 0.397 Chris Speier, R (8, PH) OBP: 0.333, SLG: 0.235 Atlee Hammaker, S (9, 1)	0-1 6-3		4-2 BB			0-0 F8		0-2 G4-6-3 1-2f		2	0	0	0	1	0	0
Kevin Mitchell, R (1, 5) OBP: 0.301, SLG: 0.377	1-2 F9		0-0 F7			2-0 4-3			0-0 6-3	4	0	0	0	0	0	1
Will Clark, L (1, 3) OBP: 0.366, SLG: 0.563	1-0 G3		0-3 K			2-3 K			2-2 F9	4	0	0	0	0	2	1
Candy Maldonado, R (1, 9) OBP: 0.324, SLG: 0.400		4-1 CS 1B BB		4-2 G6-4-3 BB		1-1 1-3			0-2 1B 1B	2	0	1	0	2	0	0
Jeffrey Leonard, R (1, 7) OBP: 0.333, SLG: 0.343		0-3 K		0-0 G6-4-3 1-2f		1-2 F3			0-1 1B 1B	4	0	1	0	0	1	2
Bob Melvin, R (1, 2) OBP: 0.234, SLG: 0.404 Mike Aldrete, L (9, PH) OBP: 0.339, SLG: 0.367		1-2 SAFE CS 1B		1-3 K		1-0 F7			0-2 1-3	3	0	1	0	0	1	0
Robby Thompson, R (1, 4) OBP: 0.344, SLG: 0.397		4-2 1-2 2-3 BB			1-0 4-3				2-2 1B 1B	2	0	1	0	1	0	0
Jose Uribe, S (1, 6) OBP: 0.314, SLG: 0.266		2-1 4-3			2-3 K				0-2 SAFE F3	3	0	0	0	0	1	3
Rick Reuschel, R (1, 1) Joel Youngblood, R (8, PH) OBP: 0.400, SLG: 0.385 (9, 8)			1-1 6-3		0-0 6-3				0-0 SAFE 1-2 G4-6-3 1B	2	0	0	0	0	0	0

Inning Stats	R: 0	H: 0	E: 0	K: 0	S: 7	R: 0	H: 1	E: 0	K: 1	S: 15	R: 0	H: 0	E: 0	K: 1	S: 8	R: 0	H: 0	E: 0	K: 1	S: 9	R: 0	H: 0	E: 0	K: 1	S: 7	R: 0	H: 0	E: 0	K: 0	S: 5	R: 0	H: 0	E: 0	K: 0	S: 6	R: 0	H: 2	E: 0	K: 0	S: 11	R: 0	H: 2	E: 0	K: 0	S: 12	1B: 5	2B: 0	3B: 0	HR: 0	SF: 0	SAC: 0	DP: 2	HBP: 0	WP: 0	PA: 33
PITCHER	IP	WLS	BF	H	R	ER	SO	BB	IBB	HBP	BLK	WP	HR	S	P	ERA	WHIP																																						
John Smiley, L (1, 1) ERA: 3.86	8.2	W	31	4	0	0	5	4	0	0	0	0	0	75	111	0.00	0.923																																						
Jim Gott, R (9, 1) ERA: 3.27	0.1	S	2	1	0	0	0	0	0	0	0	0	0	5	5	0.00	3.000																																						

BOTTOM

Pittsburgh Pirates @ San Francisco Giants  
Candlestick Park, San Francisco, CA

Tue Apr 26 1988, 10:05 PM EDT  
Att: 11,738 - Unknown - 65 F

livebaseballscorecards.com

AB	29
R	0
H	5
RBI	0
BB	4
SO	5
LOB	11







Batter	1	2	3	4	5	6	7	8	9	AB	R	H	RBI	BB	SO	LOB
<b>Brett Butler, L</b> OBP: 0.367, SLG: 0.420 (1, 8)	4-2 3B BB		1-0 E1 G4-3 1B		1-2 1B 2B		1-0 E1 1B G1-2-3			3	3	2	0	1	0	2
<b>Kevin Mitchell, R</b> OBP: 0.312, SLG: 0.415 (1, 5)	2-2 1-H SF8 3B		1-1 G4-3		1-2 2-H 1B		2-0 G1-2-3			4	1	2	3	0	0	3
<b>Will Clark, L</b> OBP: 0.360, SLG: 0.548 (1, 3)	0-0 SF8		2-2 F7		3-1 P7		4-0 1B IBB			2	0	0	1	1	0	1
<b>Candy Maldonado, R</b> OBP: 0.321, SLG: 0.391 (1, 9)	1-0 L6		0-1 G5-3		1-2 G5-3		0-0 1B			4	0	1	1	0	0	0
<b>Jeffrey Leonard, R</b> OBP: 0.302, SLG: 0.308 (1, 7)	2-3 K		1-0 L7		1-3 K		2-2 G1-3			4	0	0	0	0	2	3
<b>Bob Melvin, R</b> OBP: 0.235, SLG: 0.451 (1, 2)		1-0 F9		2-1 L7		0-1 HR		2-2 G6-3		4	1	1	1	0	0	0
<b>Robby Thompson, R</b> OBP: 0.338, SLG: 0.377 (1, 4)		4-1 BB		1-0 F8		0-3 K		2-0 P4		3	0	0	0	1	1	0
<b>Jose Uribe, S</b> OBP: 0.311, SLG: 0.265 (1, 6)		2-2 F8		0-3 K		0-0 1B G1-2-3		1-2 G4-3		4	0	1	0	0	1	1
<b>Dave Dravecky, R</b> OBP: 0.111, SLG: 0.111 (1, 1)		0-2 G6-3		0-0 G5-3		0-1 1B G1-2-3				3	1	1	0	0	0	1
<b>Joe Price, R</b> (9, 1)										0	0	0	0	0	0	0

Inning Stats	R: 2	H: 1	E: 0	K: 1	S: 13	LOB: 0	BB: 1	P: 22
	R: 0	H: 0	E: 0	K: 0	S: 9	LOB: 1	BB: 1	P: 16
	R: 1	H: 1	E: 1	K: 0	S: 9	LOB: 0	BB: 0	P: 13
	R: 0	H: 0	E: 0	K: 0	S: 4	LOB: 0	BB: 0	P: 8
	R: 1	H: 2	E: 0	K: 1	S: 12	LOB: 1	BB: 0	P: 17
	R: 1	H: 1	E: 0	K: 2	S: 11	LOB: 0	BB: 0	P: 13
	R: 1	H: 3	E: 1	K: 0	S: 11	LOB: 3	BB: 1	P: 20
	R: 0	H: 0	E: 0	K: 0	S: 8	LOB: 0	BB: 0	P: 13

PITCHER	IP	WLS	BF	H	R	ER	SO	BB	IBB	HBP	BLK	WP	HR	S	P	ERA	WHIP
<b>Doug Drabek, R</b> ERA: 3.71 (1, 1)	6.0	L	25	5	5	4	4	2	0	0	0	0	1	58	89	6.00	1.167
<b>Barry Jones, R</b> ERA: (7, 1)	2.0		10	3	1	0	0	0	1	0	0	0	0	19	33	0.00	1.500

**BOTTOM**

**Pittsburgh Pirates @ San Francisco Giants**  
Candlestick Park, San Francisco, CA

Wed Apr 27 1988, 10:05 PM EDT  
Att. 10,137 - Unknown


AB	31
R	6
H	8
RBI	6
BB	3
SO	4
LOB	11

livebaseballscores.com

**GIANTS**

1B: 5	SF: 1	WP: 0	PA: 35
2B: 1	SAC: 0	PB: 0	
3B: 1	DP: 1	SB: 0	
HR: 1	HBP: 0	CS: 0	



Batter	1	2	3	4	5	6	7	8	9	10	AB R H RBI BB SO LOB	TOP												
Barry Bonds, L (1, 7) X OBP: 0.287, SLG: 0.590	0-0 B5-3			2-2 F7		4-0 FC6-4 IBB			1-1 G6-3		3 0 0 0 1 0 0	<b>Pittsburgh Pirates @ San Francisco Giants</b> Candlestick Park, San Francisco, CA Thu Apr 28 1988, 6:33 AM EDT Att. 10,520 - Overcast  livebaseballscorecards.com  <b>AB 30</b> <b>R 2</b> <b>H 4</b> <b>RBI 2</b> <b>BB 1</b> <b>SO 7</b> <b>LOB 5</b>  												
Jose Lind, R (1, 4) B X OBP: 0.231, SLG: 0.250	1-0 G4-3			3-2 G6-3		2-2 FC6-4 1-2f			2-2 P4		4 0 0 0 0 0 2													
Andy Van Slyke, L (1, 8) B B X OBP: 0.317, SLG: 0.451	2-0 L3			1-3 K			2-3 K		2-2 G3-1		4 0 0 0 0 2 0													
Bobby Bonilla, S (1, 5) OBP: 0.393, SLG: 0.700		0-2 F9			2-3 K		0-1 F8			1-0 SH1-3 1B	4 1 1 0 0 1 0													
Sid Bream, L (1, 3) OBP: 0.348, SLG: 0.492		0-0 G3			0-3 K2-3		0-0 F7			0-1 SH1-3 1-2	3 0 0 0 0 1 0													
Darnell Coles, R (1, 9) OBP: 0.373, SLG: 0.476		0-0 G4-3			0-1 F9			1-1 G3-1 SF9 2B		0-1 G5-4-3 1B	4 1 2 1 0 0 0													
Michael LaValliere, L (1, 2) OBP: 0.507, SLG: 0.491			1-0 F9			1-1 SH5-3 1B		1-2 G3-1		2-2 G5-4-3 1-2f	4 0 1 0 0 0 2													
Rafael Belliard, R (1, 6) OBP: 0.257, SLG: 0.333 R.J. Reynolds, S (8, PH) OBP: 0.372, SLG: 0.583 Al Pedrique, R (8, 6) OBP: 0.200, SLG: 0.139			2-3 K			1-0 SH5-3 1-2		1-2 SF9			1 0 0 0 0 1 0 0 0 0 1 0 0 0 0 0 0 0 0 0 0													
Mike Dunne, R (1, 1) Jeff Robinson, R (7, 1) Jim Gott, R (10, 1)			1-3 K			1-0 G1-3		3-H 1-3 K			2 0 0 0 0 1 1 1 0 0 0 0 1 0 0 0 0 0 0 0 0													
<b>Inning Stats</b>	R: 0 E: 0 K: 0 S: 3	H: 0 LOB: 0 BB: 0 P: 6	R: 0 E: 0 K: 0 S: 5	H: 0 LOB: 0 BB: 0 P: 5	R: 0 E: 0 K: 2 S: 8	H: 0 LOB: 0 BB: 0 P: 12	R: 0 E: 0 K: 1 S: 11	H: 0 LOB: 0 BB: 0 P: 17	R: 0 E: 0 K: 0 S: 8	H: 1 LOB: 2 BB: 1 P: 17	R: 0 E: 0 K: 1 S: 6		H: 0 LOB: 0 BB: 0 P: 8	R: 1 E: 0 K: 1 S: 13	H: 1 LOB: 0 BB: 0 P: 17	R: 0 E: 0 K: 0 S: 11	H: 0 LOB: 0 BB: 0 P: 16	R: 1 E: 0 K: 0 S: 9	H: 2 LOB: 0 BB: 0 P: 11	1B: 3 2B: 1 3B: 0 HR: 0	SF: 1 SAC: 2 DP: 1 HBP: 0	WP: 0 PB: 0 SB: 0 CS: 0	PA: 34	
<b>PITCHER</b>	IP WLS BF H R ER SO BB IBB HBP BLK WP HR S P ERA WHIP																							
Kelly Downs, R (1, 1) ERA: 3.12	8.0																							
Craig Lefferts, L (9, 1) ERA: 0.75	1.1	L	5	1	1	1	0	0	0	0	0	0	0	0	14	20	6.75	0.750						
Don Robinson, R (10, 1) ERA: 1.35	0.2		2	1	0	0	0	0	0	0	0	0	0	6	7	0.00	1.500							





Batter	1	2	3	4	5	6	7	8	9	AB R H RBI BB SO LOB	TOP																
Dave Martinez, L (1, 8) OBP: 0.300, SLG: 0.393	1-1 F7		2-3 K		2-2 4-3		2-3 K			4 0 0 0 0 2 1																	
23 Ryne Sandberg, R (1, 4) OBP: 0.217, SLG: 0.337	1-0 F8			3-2 F8	0-0 F8			1-0 4-3		4 0 0 0 0 0 1																	
Andre Dawson, R (1, 9) OBP: 0.348, SLG: 0.663	1-0 HR			0-0 HR		2-2 5-3		1-0 1B		4 2 3 2 0 0 0																	
Rafael Palmeiro, L (1, 7) OBP: 0.386, SLG: 0.493	3-2 F9			0-1 1B SF8		1-2 1B		0-2 F7		4 1 2 0 0 0 1																	
Leon Durham, L (1, 3) OBP: 0.308, SLG: 0.471		0-1 F8		2-0 1B		0-1 F8		1-0 F8		2 0 1 0 0 0 0																	
Manny Trillo, R (6, PH) OBP: 0.150, SLG: 0.111				1-3 1B						2 0 0 0 0 0 2																	
Jody Davis, R (1, 2) OBP: 0.408, SLG: 0.525		3-3 K		1-2 SF8		1-1 1B		1-1 2B		3 0 2 1 0 1 0																	
Darrin Jackson, R (9, PR) OBP: 0.273, SLG: 0.273				3-H 1B		1-2 1B				0 0 0 0 0 0 0																	
Vance Law, R (1, 5) OBP: 0.280, SLG: 0.420		0-0 F9		3-2 F9		2-1 G3		2-2 F8		4 0 0 0 0 0 4																	
Shawon Dunston, R (1, 6) OBP: 0.286, SLG: 0.463			0-0 6-3		2-2 S SH3 1B		2-2 1-3		0-2 1-3	4 0 1 0 0 0 1																	
Rick Sutcliffe, L (1, 1) OBP: 0.200, SLG: 0.143			2-2 F2		0-1 SH3		1-3 K		2-3 F8	2 0 0 0 0 1 0																	
Jerry Mumphrey, S (9, PH) OBP: 0.250, SLG: 0.200					1-2					1 0 0 0 0 0 2																	
<b>Inning Stats</b>	R: 1 E: 0 K: 0 S: 10	H: 1 LOB: 0 BB: 0 P: 16	R: 0 E: 0 K: 1 S: 6	H: 0 LOB: 0 BB: 0 P: 9	R: 0 E: 0 K: 1 S: 7	H: 0 LOB: 0 BB: 0 P: 11	R: 2 E: 0 K: 0 S: 15	H: 3 LOB: 1 BB: 0 P: 22	R: 0 E: 0 K: 0 S: 9	H: 1 LOB: 1 BB: 0 P: 13	R: 0 E: 0 K: 0 S: 16	H: 2 LOB: 2 BB: 0 P: 21	R: 0 E: 0 K: 2 S: 10	H: 0 LOB: 0 BB: 0 P: 15	R: 0 E: 0 K: 0 S: 7	H: 1 LOB: 1 BB: 0 P: 10	R: 0 E: 0 K: 0 S: 15	H: 1 LOB: 2 BB: 0 P: 21	1B: 6 2B: 1 3B: 0 HR: 2	SF: 1 SAC: 1 DP: 0 HBP: 0	WP: 0 PB: 0 SB: 1 CS: 0	PA: 36					
<b>PITCHER</b>	IP WLS BF H R ER SO BB IBB HBP BLK WP HR S P ERA WHIP																										
Mike Krukow, R (1, 1) ERA: 3.9	4.0	W	16	4	3	3	2	0	0	0	0	0	2	38	58	6.75	1.000										
Atlee Hammaker, L (5, 1) ERA: 3.86	4.0	S	16	4	0	0	2	0	0	0	0	0	0	42	59	0.00	1.000										
Don Robinson, R (9, 1) ERA: 1.26	1.0	S	4	1	0	0	0	0	0	0	0	0	0	15	21	0.00	1.000										

Chicago Cubs @ San Francisco Giants  
 Candlestick Park, San Francisco, CA  
 Fri Apr 29 1988, 10:05 PM EDT  
 Att: 18,662 - Unknown

livebaseballscorecards.com

AB	34
R	3
H	9
RBI	3
BB	0
SO	4
LOB	12











Batter	1	2	3	4	5	6	7	8	9	10	11	12	13	AB R H RBI BB SO LOB
<b>Brett Butler, L</b> OBP: 0.362, SLG: 0.394 (1, 8)	F9		PB BB BB	FC6			B1-3		G4-3		1B			5 0 1 0 1 0 4
<b>Kevin Mitchell, R</b> OBP: 0.326, SLG: 0.390 (1, 5)	BB BB 1B		F8		G5-3 BB		K			FC5-4 1B	P9			5 0 2 0 1 1 5
<b>Will Clark, L</b> OBP: 0.350, SLG: 0.494 (1, 3)	BB BB		PB BB		G5-3		L9			FC5-4 1B		G4-3		4 0 0 0 2 0 2
<b>Candy Maldonado, R</b> OBP: 0.315, SLG: 0.395 (1, 9)	G6-4-3 BB		G6-3		L1-3 BB		G6-3			P4		K		4 0 0 0 2 1 3
<b>Jeffrey Leonard, R</b> OBP: 0.264, SLG: 0.250 (1, 7)	G6-4-3		F8		L1-3		G5-3			F9		K		6 0 0 0 0 1 8
<b>Bob Brenly, R</b> OBP: 0.231, SLG: 0.324 (1, 2)		G5-3		L8		F6			FC1-5 1B BB		G5-3		K	5 0 0 0 1 1 0
<b>Robby Thompson, R</b> OBP: 0.321, SLG: 0.351 (1, 4)		L9		G5-3		G6-3			FC1-5 1B		K		F3	6 0 1 0 0 1 0
<b>Jose Uribe, S</b> OBP: 0.284, SLG: 0.235 (1, 6)		P7		BB 1B		G4-3			FC1-5		E6 1B		K	6 0 1 0 0 1 2
<b>Michael LaCoss, R</b> OBP: 0.571, SLG: 0.500 (7, PH)			BB BB BB	BB BB BB		G1-3			K		1B			1 1 1 0 1 0 0
<b>Mike Aldrete, L</b> OBP: 0.339, SLG: 0.352 (8, 1)			PB BB BB	FC6 BB										1 0 0 0 0 0 0
<b>Scott Garretts, R</b> (8, 1)														0 0 0 0 0 0 0
<b>Joel Youngblood, R</b> OBP: 0.412, SLG: 0.400 (9, PH)														1 0 0 0 0 0 1 2
<b>Craig Lefferts, L</b> (10, 1)														0 0 0 0 0 0 0
<b>Harry Spilman, L</b> (11, PH)														0 0 0 0 1 0 0
<b>Joe Price, R</b> (12, 1)														0 0 0 0 0 0 0

Inning Stats	R: 0	H: 1	E: 0	LOB: 2	K: 0	P: 18	R: 0	H: 0	E: 0	LOB: 0	K: 0	P: 8	R: 1	H: 1	E: 0	LOB: 2	K: 0	P: 24	R: 0	H: 0	E: 0	LOB: 1	K: 0	P: 16	R: 0	H: 0	E: 0	LOB: 0	K: 0	P: 6	R: 0	H: 0	E: 0	LOB: 0	K: 1	P: 12	R: 0	H: 0	E: 0	LOB: 0	K: 0	P: 10	R: 0	H: 1	E: 0	LOB: 2	K: 1	P: 19	R: 0	H: 1	E: 0	LOB: 1	K: 0	P: 15	R: 0	H: 1	E: 1	LOB: 3	K: 1	P: 22	R: 0	H: 0	E: 0	LOB: 0	K: 2	P: 14	R: 0	H: 0	E: 0	LOB: 0	K: 2	P: 12	1B: 6	SF: 0	2B: 1	SAC: 0	3B: 0	DP: 2	HR: 0	HBP: 0	WP: 0	PA: 53
--------------	------	------	------	--------	------	-------	------	------	------	--------	------	------	------	------	------	--------	------	-------	------	------	------	--------	------	-------	------	------	------	--------	------	------	------	------	------	--------	------	-------	------	------	------	--------	------	-------	------	------	------	--------	------	-------	------	------	------	--------	------	-------	------	------	------	--------	------	-------	------	------	------	--------	------	-------	------	------	------	--------	------	-------	-------	-------	-------	--------	-------	-------	-------	--------	-------	--------


PITCHER	IP	WLS	BF	H	R	ER	SO	BB	IBB	HBP	BLK	WP	HR	S	P	ERA	WHIP
<b>Al Nipper, R</b> ERA: 2.21 (1, 1)	8.0		33	3	1	0	1	8	0	0	0	0	0	56	113	0.00	1.375
<b>Frank DiPino, L</b> ERA: 3.55 (9, 1)	1.0		4	1	0	0	1	0	0	0	0	0	0	11	15	0.00	1.000
<b>Les Lancaster, R</b> ERA: 6.48 (10, 1)	3.0	W	13	2	0	0	3	0	1	0	0	0	0	31	51	0.00	0.667
<b>Rich Gossage, R</b> ERA: 4.0 (13, 1)	1.0	S	3	0	0	0	2	0	0	0	0	0	0	8	12	0.00	0.000

**Chicago Cubs @ San Francisco Giants**  
Candlestick Park, San Francisco, CA

Sat Apr 30 1988, 6:33 AM EDT  
Att: 32,405 - Sunny

livebaseballscorecards.com

AB	44
R	1
H	6
RBI	0
BB	9
SO	7
LOB	26





Chicago Cubs @ San Francisco Giants  
 Candlestick Park, San Francisco, CA  
 Sun May 01 1988, 6:33 AM EDT  
 Att. 30,658 - Sunny

AB	37
R	6
H	10
RBI	5
BB	5
SO	1
LOB	25



WP:	0	PA:	45
PB:	0		
SB:	0		
CS:	0		

AB	R	H	RBI	BB	SO	LOB
5	2	3	0	0	0	0
5	1	2	0	0	0	1
4	1	0	0	0	0	3
3	0	0	0	1	0	2
0	0	0	0	0	0	0
1	1	1	0	0	0	0
4	1	2	3	0	0	0
3	0	1	0	2	1	3
2	0	0	0	2	0	3
0	0	0	0	0	0	0
5	0	1	2	0	0	8
2	0	0	0	0	0	1
1	0	0	0	0	0	0
0	0	0	0	0	0	0
2	0	0	0	0	0	4

1B	SF	2B	SAC	3B	DP	HR	HBP
9	1	1	1	0	0	0	1
1	0	0	0	0	0	0	0
0	0	0	0	0	0	0	0
0	0	0	0	0	0	0	0
2	0	0	0	0	0	0	4

R	H	ER	SO	BB	IBB	HBP	BLK	WP	HR	S	P	ERA	WHIP
0	1	1	2	1	0	0	0	0	0	19	12	1.29	1.000
0	2	2	2	2	0	0	0	0	0	23	33	6.75	3.750
1	1	0	0	0	1	0	0	0	0	8	15	0.00	3.000
0	0	0	0	0	0	0	0	0	0	1	1	0.00	0.000

R	H	ER	SO	BB	IBB	HBP	BLK	WP	HR	S	P	ERA	WHIP
0	2	0	2	0	0	0	0	0	0	12	14	1.29	1.000
0	2	2	2	2	0	0	0	0	0	23	33	6.75	3.750
0	0	0	0	0	0	0	0	0	0	8	15	0.00	3.000
0	0	0	0	0	0	0	0	0	0	1	1	0.00	0.000

R	H	ER	SO	BB	IBB	HBP	BLK	WP	HR	S	P	ERA	WHIP
0	0	0	2	0	0	0	0	0	0	20	20	1.29	1.000
0	2	2	2	2	0	0	0	0	0	23	33	6.75	3.750
0	0	0	0	0	0	0	0	0	0	8	15	0.00	3.000
0	0	0	0	0	0	0	0	0	0	1	1	0.00	0.000

R	H	ER	SO	BB	IBB	HBP	BLK	WP	HR	S	P	ERA	WHIP
0	0	0	2	0	0	0	0	0	0	14	14	1.29	1.000
0	2	2	2	2	0	0	0	0	0	23	33	6.75	3.750
0	0	0	0	0	0	0	0	0	0	8	15	0.00	3.000
0	0	0	0	0	0	0	0	0	0	1	1	0.00	0.000

R	H	ER	SO	BB	IBB	HBP	BLK	WP	HR	S	P	ERA	WHIP
0	1	0	1	0	0	0	0	0	0	12	12	1.29	1.000
0	1	1	1	0	0	0	0	0	0	23	33	6.75	3.750
0	0	0	0	0	0	0	0	0	0	8	15	0.00	3.000
0	0	0	0	0	0	0	0	0	0	1	1	0.00	0.000

R	H	ER	SO	BB	IBB	HBP	BLK	WP	HR	S	P	ERA	WHIP
0	0	0	0	0	0	0	0	0	0	5	5	1.29	1.000
0	0	0	0	0	0	0	0	0	0	23	33	6.75	3.750
0	0	0	0	0	0	0	0	0	0	8	15	0.00	3.000
0	0	0	0	0	0	0	0	0	0	1	1	0.00	0.000

R	H	ER	SO	BB	IBB	HBP	BLK	WP	HR	S	P	ERA	WHIP
0	0	0	0	0	0	0	0	0	0	10	10	1.29	1.000
0	0	0	0	0	0	0	0	0	0	23	33	6.75	3.750
0	0	0	0	0	0	0	0	0	0	8	15	0.00	3.000
0	0	0	0	0	0	0	0	0	0	1	1	0.00	0.000

R	H	ER	SO	BB	IBB	HBP	BLK	WP	HR	S	P	ERA	WHIP
2	2	2	3	2	2	0	0	0	0	18	18	1.29	1.000
0	0	0	0	0	0	0	0	0	0	23	33	6.75	3.750
0	0	0	0	0	0	0	0	0	0	8	15	0.00	3.000
0	0	0	0	0	0	0	0	0	0	1	1	0.00	0.000

R	H	ER	SO	BB	IBB	HBP	BLK	WP	HR	S	P	ERA	WHIP
2	2	2	3	2	2	0	0	0	0	18	18	1.29	1.000
0	0	0	0	0	0	0	0	0	0	23	33	6.75	3.750
0	0	0	0	0	0	0	0	0	0	8	15	0.00	3.000
0	0	0	0	0	0	0	0	0	0	1	1	0.00	0.000

Batter	1	2	3	4	5	6	7	8	9	AB	R	H	RBI	BB	SO	LOB
23 Ryne Sandberg, R (1, 4) OBP: 0.262, SLG: 0.375	1-1 SH1-3 SF8 1B	0-1 F8			3-2 G1-3		0-0 1B		1-1 1B 2B	5	2	3	0	0	0	0
Manny Trillo, R (1, 3) OBP: 0.200, SLG: 0.214	0-0 E SH1-3 1B	3-2 F8			1-2 G5-3		0-1 1B		0-2 F8	5	1	2	0	0	0	1
Andre Dawson, R (1, 9) OBP: 0.323, SLG: 0.600	0-0 SH1-3 1-2 2-3		0-0 F7		1-2 F3		0-0 P4		1-0 E5 1B 2B	4	1	0	0	0	0	3
Rafael Palmeiro, L (1, 7) OBP: 0.355, SLG: 0.440	4-0 E E IBB		1-1 G4-3		2-2 G5-3		2-2 F9		0-2 2B E 1B	3	0	0	0	1	0	2
Mike Bielecki, R (7, 1)										0	0	0	0	0	0	0
Jerry Mumphrey, S (9, PH) OBP: 0.278, SLG: 0.235										1	1	1	0	0	0	0
Vance Law, R (1, 5) OBP: 0.323, SLG: 0.443	0-1 SF8 1-2 2-3 3-H		0-0 G6-3		1-2 G4-3			1-1 BB 1B	1-0 E 2B	4	1	2	3	0	0	0
Dave Martinez, L (1, 8) OBP: 0.310, SLG: 0.374	4-0 E IBB		2-2 F9 G5-3 1B		4-0 BB BB			2-3 K 1B	3-2 G5-3	3	0	1	0	2	1	3
Jim Sundberg, R (1, 2) OBP: 0.333, SLG: 0.200	0-1 E4 1-2 2-3 3-H		0-1 SAFE SAFE G5-3		4-0 BB BB			4-1 FC6-4 BB	4-2 E HBP	2	0	0	0	2	0	3
Jody Davis, R (9, PH) OBP: 0.411, SLG: 0.517										0	0	0	0	0	0	0
Shawon Dunston, R (1, 6) OBP: 0.266, SLG: 0.424	0-0 G1-3		1-1 F9		0-0 G6-3			0-2 F8	0-1 E9 1B	5	0	1	2	0	0	8
Greg Maddux, R (1, 1) OBP: 0.158, SLG: 0.211		0-0 L8			1-0 G4-3			0-0 G4-3	0-1 FC6-4	2	0	0	0	0	0	1
Leon Durham, L (7, PH) OBP: 0.304, SLG: 0.465										1	0	0	0	0	0	0
Drew Hall, L (7, 1)										0	0	0	0	0	0	0
Darrin Jackson, R (7, 7) OBP: 0.214, SLG: 0.214										2	0	0	0	0	0	4

PITCHER	IP	WLS	BF	H	R	ER	SO	BB	IBB	HBP	BLK	WP	HR	S	P	ERA	WHIP
Rick Reuschel, R (1, 1) ERA: 1.78	7.0	W	31	5	2	1	0	2	2	0	0	0	0	56	91	1.29	1.000
Don Robinson, R (8, 1) ERA: 1.72	1.1		10	4	4	1	1	1	0	0	0	0	0	23	33	6.75	3.750
Scott Garrelts, R (9, 1) ERA: 4.2	0.1		3	1	0	0	0	0	0	1	0	0	0	8	15	0.00	3.000
Atlee Hammaker, L (9, 1) ERA: 3.79	0.1	S	1	0	0	0	0	0	0	0	0	0	0	1	1	0.00	0.000





Batter	1	2	3	4	5	6	7	8	9	AB	R	H	RBI	BB	SO	LOB	TOP								
Vince Coleman, S OBP: 0.330, SLG: 0.455 (1, 7)	1-1 L7	3-2 SF7		2-2 F3		0-1 G6-4-3 1B		1-1 SH5-3 1B		4	0	2	1	0	0	0									
Ozzie Smith, S OBP: 0.383, SLG: 0.363 (1, 6)	1-1 F9	3-1 1B		0-1 F4		0-2 G6-4-3		1-0 SH5-3		4	0	1	0	0	0	2									
Willie McGee, S OBP: 0.343, SLG: 0.402 (1, 8)	1-3 K	0-0 F9		0-0 1B				4-0 FC5-2 IBB		4	1	2	0	1	1	2									
Bob Homer, R OBP: 0.404, SLG: 0.462 (1, 3)		1-1 BB E 1B	3-1 FC6-5 1B	1-2 5-3				1-0 SH1-3 2B	3-2 FC5-2	5	1	3	1	0	0	4									
Terry Pendleton, S OBP: 0.265, SLG: 0.289 (1, 5)		0-0 E BB 1B	1-2 F8 FC6-5 1B		0-3 K			1-0 SH1-3	1-3 K	4	1	1	0	0	2	4									
Tom Brunansky, R OBP: 0.340, SLG: 0.407 (1, 9)		4-0 E SF7 BB	1-2 FC6-5 BB		0-0 F7			4-1 BB		3	1	0	0	2	1	2									
Tony Peña, R OBP: 0.263, SLG: 0.338 (1, 2)		1-2 E 1B SF7	0-0 F8		2-2 F3			0-3 K		5	1	0	0	0	1	5									
Luis Alicea, S OBP: 0.278, SLG: 0.233 (1, 4)		2-0 SF7	4-0 BB			1-1 P4		2-1 F9		2	0	0	1	1	0	2									
Todd Worrell, R (7, 1)		3-H 1B								1	0	0	0	0	1	0									
Jose DeLeon, R OBP: 0.231, SLG: 0.231 (1, 1)		0-0 1B	1-3 K			0-2 1B		4-0 SH5-3 1B BB		3	0	2	0	0	1	3									
José Oquendo, S OBP: 0.367, SLG: 0.308 (7, 4)										0	0	0	0	1	0	0									
Steve Peters, L (7, 1)										0	0	0	0	0	0	0									
<b>Inning Stats</b>	R: 0 E: 0 K: 1 S: 7	H: 0 LOB: 0 BB: 0 P: 10	R: 4 E: 2 K: 0 S: 16	H: 3 LOB: 2 BB: 1 P: 30	R: 0 E: 0 K: 1 S: 13	H: 2 LOB: 3 BB: 1 P: 23	R: 0 E: 0 K: 0 S: 9	H: 1 LOB: 1 BB: 0 P: 12	R: 0 E: 0 K: 1 S: 13	H: 0 LOB: 0 BB: 0 P: 15	R: 0 E: 0 K: 0 S: 10	H: 2 LOB: 1 BB: 0 P: 11	R: 1 E: 0 K: 1 S: 13	H: 2 LOB: 2 BB: 1 P: 22	R: 0 E: 0 K: 1 S: 11	H: 1 LOB: 3 BB: 2 P: 24	R: 0 E: 0 K: 2 S: 7	H: 0 LOB: 0 BB: 0 P: 7	1B: 10 2B: 1 3B: 0 HR: 0	SF: 2 SAC: 2 DP: 1 HBP: 0	WP: 0 PB: 0 SB: 1 CS: 0	PA: 44			
<b>PITCHER</b>	IP	WLS	BF	H	R	ER	SO	BB	IBB	HBP	BLK	WP	HR	S	P	ERA	WHIP								
Dave Dravecky, L ERA: 3.38 (1, 1)	2.0	L	12	3	4	0	1	1	0	0	0	0	0	23	40	0.00	2.000								
Joe Price, L ERA: 4.3 (3, 1)	4.1		20	7	1	1	2	1	0	0	0	0	0	52	71	2.08	1.846								
Scott Garrelts, R ERA: 3.78 (7, 1)	1.2		9	1	0	0	2	2	1	0	0	0	0	17	36	0.00	1.800								
Craig Leferts, L ERA: 0.6 (9, 1)	1.0		3	0	0	0	2	0	0	0	0	0	0	7	7	0.00	0.000								

St. Louis Cardinals @ San Francisco Giants  
Candlestick Park, San Francisco, CA

Mon May 02 1988, 10:05 PM EDT  
Att. 18,398 - Unknown - 55 F

livebaseballscores.com

AB	35
R	5
H	11
RBI	3
BB	5
SO	7
LOB	24



Batter	1	2	3	4	5	6	7	8	9	AB	R	H	RBI	BB	SO	LOB
<b>Brett Butler, L</b> OBP: 0.363, SLG: 0.400 (1, 8)	3-2 6-3		3-1 1B 3B		2-2 P6		3-3 K			4	1	1	0	0	1	3
<b>Kevin Mitchell, R</b> OBP: 0.340, SLG: 0.435 (1, 5)	3-3 K		2-0 3-H 1B		1-3 K		0-0 F8			4	0	1	1	0	2	3
<b>Will Clark, L</b> OBP: 0.361, SLG: 0.483 (1, 3)	4-2 BB		1-3 K			1-1 1B		1-3 K		3	0	1	0	1	2	1
<b>Candy Maldonado, R</b> OBP: 0.300, SLG: 0.382 (1, 9)	1-0 F8			0-0 F2		2-3 K		3-3 K		4	0	0	0	0	2	2
<b>Jeffrey Leonard, R</b> OBP: 0.250, SLG: 0.236 (1, 7)		2-3 K		2-3 K		0-3 K		0-2 F7		3	0	0	0	0	3	1
<b>Scott Garrelts, R</b> (7, 1)										0	0	0	0	0	0	0
<b>Harry Spilman, L</b> (8, PH)										1	0	0	0	0	0	0
<b>Craig Lefferts, L</b> (9, 1)										0	0	0	0	0	0	0
<b>Bob Melvin, R</b> OBP: 0.222, SLG: 0.377 (1, 2)		1-1 L6		4-2 WP BB		1-3 K		2-2 G3		3	0	0	0	1	1	1
<b>Robby Thompson, R</b> OBP: 0.315, SLG: 0.333 (1, 4)		2-2 4-3		3-3 K			1-0 BB 1B		3-2 F9	4	0	1	0	0	1	1
<b>Jose Uribe, S</b> OBP: 0.302, SLG: 0.250 (1, 6)			2-1 F5		1-0 SH3-4 1B		4-0 1-2 BB		2-3 K	3	0	1	0	1	1	0
<b>Dave Dravecky, R</b> OBP: 0.111, SLG: 0.111 (1, 1)			2-3 K		1-1 SH3-4		1-0 F8			0	0	0	0	0	0	0
<b>Joe Price, R</b> (3, 1)										1	0	0	0	0	1	0
<b>Mike Aldrete, L</b> OBP: 0.328, SLG: 0.339 (7, 7)										1	0	0	0	0	0	2

Inning Stats	R: 0	H: 0	E: 0	K: 1	S: 11	LOB: 1	BB: 1	P: 22	R: 0	H: 0	E: 0	K: 1	S: 9	LOB: 0	BB: 0	P: 14	R: 1	H: 2	E: 0	K: 2	S: 11	LOB: 1	BB: 0	P: 21	R: 0	H: 0	E: 0	K: 2	S: 17	LOB: 1	BB: 1	P: 26	R: 0	H: 1	E: 0	K: 1	S: 10	LOB: 1	BB: 0	P: 15	R: 0	H: 1	E: 0	K: 3	S: 13	LOB: 1	BB: 0	P: 17	R: 0	H: 1	E: 0	K: 1	S: 6	LOB: 2	BB: 1	P: 15	R: 0	H: 0	E: 0	K: 2	S: 11	LOB: 0	BB: 0	P: 15	R: 0	H: 0	E: 0	K: 1	S: 9	LOB: 0	BB: 0	P: 16	1B: 4	2B: 0	3B: 1	HR: 0	SF: 0	SAC: 1	DP: 0	HBP: 0	WP: 1	PB: 0	SB: 0	CS: 0	PA: 35
<b>PITCHER</b>	IP	WLS	BF	H	R	ER	SO	BB	IBB	HBP	BLK	WP	HR	S	P	ERA	WHIP																																																																				
<b>Jose DeLeon, R</b> ERA: 5.06 (1, 1)	6.0	W	26	5	1	1	10	3	0	0	0	1	0	72	121	1.50	1.333																																																																				
<b>Steve Peters, L</b> ERA: 5.19 (7, 1)	0.2		2	0	0	0	1	0	0	0	0	0	0	4	8	0.00	0.000																																																																				
<b>Todd Worrell, R</b> ERA: 4.11 (7, 1)	2.1	S	7	0	0	0	3	0	0	0	0	0	0	21	32	0.00	0.000																																																																				

**BOTTOM**

**St. Louis Cardinals @ San Francisco Giants**  
Candlestick Park, San Francisco, CA

Mon May 02 1988, 10:05 PM EDT  
Att: 18,398 - Unknown - 55 F

livebaseballscorecards.com

<b>AB</b>	<b>31</b>
<b>R</b>	<b>1</b>
<b>H</b>	<b>5</b>
<b>RBI</b>	<b>1</b>
<b>BB</b>	<b>3</b>
<b>SO</b>	<b>14</b>
<b>LOB</b>	<b>14</b>





Batter	1	2	3	4	5	6	7	8	9	AB R H RBI BB SO LOB	TOP																									
Vince Coleman, S OBP: 0.319, SLG: 0.437 (1, 7)	3-3 K		0-3 K		0-0 L9			1-1 6-3		4 0 0 0 0 2 1																										
Ozzie Smith, S OBP: 0.387, SLG: 0.368 (1, 6)	1-1 1B		0-0 4-3			1-1 1B		2-1 F8		4 0 2 0 0 0 0																										
Willie McGee, S OBP: 0.330, SLG: 0.386 (1, 8)	1-0 1B			1-3 K		0-0 1B		2-1 G3		4 0 0 0 0 1 2																										
Bob Horner, R OBP: 0.398, SLG: 0.451 (1, 3)	0-0 1B			2-1 E6		3-2 F8		0-0 6-3		4 0 1 0 0 0 1																										
Terry Pendleton, S OBP: 0.275, SLG: 0.298 (1, 5)	2-0 F5			0-1 1B		1-0 1B		3-1 F8		4 0 2 0 0 0 2																										
Tom Brunansky, R OBP: 0.337, SLG: 0.400 (1, 9)		3-2 1B		2-1 G5-4-3		2-1 5-3		0-0 F8		4 0 1 0 0 0 4																										
Tony Peña, R OBP: 0.253, SLG: 0.325 (1, 2)		2-3 K		1-0 6-3		2-1 F9				3 0 0 0 0 1 1																										
Luis Alicea, S OBP: 0.282, SLG: 0.242 (1, 4)		0-0 G4-6-3		1-2 1B		1-0 6-3				3 0 1 0 0 0 1																										
Larry McWilliams, L OBP: 0.286, SLG: 0.167 (1, 1)			0-2 1-3		3-3 K		2-2 F9			2 0 0 0 0 1 1																										
Steve Peters, L (6, 1)										0 0 0 0 0 0 0																										
Tom Pagnozzi, R (7, PH)										1 0 0 0 0 0 0																										
Scott Terry, R (7, 1)										0 0 0 0 0 0 0																										
Gibson Alba, L (8, 1)										0 0 0 0 0 0 0																										
<b>Inning Stats</b>	R: 0 E: 0 K: 1 S: 8	H: 2 LOB: 2 BB: 0 P: 15	R: 0 E: 0 K: 1 S: 10	H: 1 LOB: 0 BB: 0 P: 15	R: 0 E: 0 K: 1 S: 7	H: 0 LOB: 0 BB: 0 P: 7	R: 0 E: 1 K: 1 S: 9	H: 1 LOB: 1 BB: 0 P: 14	R: 0 E: 0 K: 1 S: 9	H: 1 LOB: 1 BB: 0 P: 14	R: 0 E: 0 K: 0 S: 11	H: 2 LOB: 2 BB: 0 P: 16	R: 0 E: 0 K: 0 S: 7	H: 0 LOB: 0 BB: 0 P: 12	R: 0 E: 0 K: 0 S: 6	H: 0 LOB: 0 BB: 0 P: 11	R: 0 E: 0 K: 0 S: 4	H: 0 LOB: 0 BB: 0 P: 7	1B: 7 2B: 0 3B: 0 HR: 0	SF: 0 SAC: 0 DP: 2 HBP: 0	WP: 1 PB: 0 SB: 0 CS: 0	PA: 33														
<b>PITCHER</b>	IP WLS BF H R ER SO BB IBB HBP BLK WP HR S P ERA WHIP																				ERA WHIP															
Kelly Downs, R ERA: 2.53 (1, 1)	6.0		24	7	0	0	5	0	0	0	1	1	0	54	81	0.00	1.167																			
Atlee Hammaker, L ERA: 3.43 (7, 1)	2.0	W	6	0	0	0	0	0	0	0	0	0	0	13	23	0.00	0.000																			
Craig Lefferts, L ERA: 0.56 (9, 1)	1.0	S	3	0	0	0	0	0	0	0	0	0	0	4	7	0.00	0.000																			

St. Louis Cardinals @ San Francisco Giants  
Candlestick Park, San Francisco, CA

Tue May 03 1988, 10:05 PM EDT  
Att. 18,157 - Unknown - 50 F

livebaseballscorecards.com

AB	33
R	0
H	7
RBI	0
BB	0
SO	5
LOB	13



Batter	1	2	3	4	5	6	7	8	9
Brett Butler, L OBP: 0.353, SLG: 0.388 Chris Spier, R OBP: 0.318, SLG: 0.222 Altee Hamaker, S OBP: 0.333, SLG: 0.333 Mike Aldrete, L OBP: 0.339, SLG: 0.339 Bob Brenly, R OBP: 0.226, SLG: 0.324 Craig Leferts, L	1-0 6-3		3-2 6-3		3-2 L6	3-1 L5		0-1 SF7	
Kevin Mitchell, R OBP: 0.343, SLG: 0.438	3-1 2B		1-0 1-4-3		1-0 FC5-4 HBP		1-2 L8	2-2 F8	
Will Clark, L OBP: 0.357, SLG: 0.473	2-1 P6		2-2 FC6-4 1B		2-1 F8		3-3 K		
Candy Maldonado, R OBP: 0.298, SLG: 0.376	0-1 F9		0-0 FC6-4 1B		0-0 FC5-4		0-0 L8		
Jeffrey Leonard, R OBP: 0.250, SLG: 0.237		0-0 6-3	0-0 FC6-4			1-0 6-3		2-0 BLK 1B 1B	
Bob Melvin, R OBP: 0.224, SLG: 0.369		1-3 K		0-0 5-3		1-3 K 1B 1B		0-2 1B BLK SF7 1B	
Robby Thompson, R OBP: 0.323, SLG: 0.333		4-1 WP S BB		2-0 4-3		0-1 1B 1-2 1B		0-3 K 1-2 2-3	
Jose Uribe, S OBP: 0.330, SLG: 0.258		4-0 1-3 BB		4-2 BB		2-1 1-2 2-3 1B		4-0 1B IBB	
Kelly Downs, R OBP: 0.143, SLG: 0.143 Joel Youngblood, R OBP: 0.421, SLG: 0.412		2-3 K		0-3 K		1-3 K		0-0 1-2 2-3 3-H 1B	

AB	R	H	RBI	BB	SO	LOB
3	0	0	0	0	0	0
1	0	0	0	0	0	3
0	0	0	0	0	0	0
0	0	0	0	0	0	0
0	0	0	1	0	0	0
0	0	0	0	0	0	0

4	0	1	0	0	0	2
---	---	---	---	---	---	---

4	0	1	0	0	1	2
---	---	---	---	---	---	---

4	0	1	0	0	0	2
---	---	---	---	---	---	---

4	1	1	0	0	0	2
---	---	---	---	---	---	---

4	1	1	0	0	2	0
---	---	---	---	---	---	---

3	0	1	0	1	1	2
---	---	---	---	---	---	---

1	0	1	0	3	0	0
---	---	---	---	---	---	---

2	0	0	0	0	2	3
2	0	1	1	0	1	3

1B:	7	SF:	1
2B:	1	SAC:	0
3B:	0	DP:	0
HR:	0	HBP:	1

**BOTTOM**

St. Louis Cardinals @ San Francisco Giants  
Candlestick Park, San Francisco, CA  
Tue May 03 1988, 10:05 PM EDT  
Att: 18,157 - Unknown - 50 F

livebaseballscorecards.com

AB	32
R	2
H	8
RBI	2
BB	4
SO	7
LOB	19



Inning	R	H	E	K	S	H	LOB	BB	P
1	0	1	0	0	7	0	0	13	
2	0	0	0	2	8	0	2	19	
3	0	2	0	0	10	0	0	16	
4	0	0	0	1	8	0	1	14	
5	0	0	0	1	8	0	0	14	
6	0	2	0	0	13	0	3	21	
7	0	0	0	1	7	0	0	11	
8	2	3	0	1	13	0	1	21	

PITCHER	IP	WLS	BF	H	R	ER	SO	BB	IBB	HBP	BLK	WP	HR	S	P	ERA	WHIP
Larry McWilliams, L ERA: 0.35	(1, 1)	5.1	26	5	0	0	4	3	0	0	0	2	0	49	88	0.00	1.500
Steve Peters, L ERA: 4.82	(6, 1)	0.2	2	0	0	0	1	0	0	0	0	0	0	5	9	0.00	0.000
Scott Terry, R ERA: 2.7	(7, 1)	1.1	L 8	3	2	2	2	0	1	0	1	0	0	15	25	13.50	2.250
Gibson Alba, L ERA:	(8, 1)	0.2	2	0	0	0	0	0	0	0	0	0	0	5	7	0.00	0.000



Batter	1	2	3	4	5	6	7	8	9	AB R H RBI BB SO LOB	TOP											
Vince Coleman, S OBP: 0.322, SLG: 0.435 (1, 7)	0-1 3-1		2-3 K		4-1 1B			2-2 G6-4-3 1B		5 1 2 0 0 1 2												
Luis Alicea, S OBP: 0.341, SLG: 0.306 (1, 4)	1-0 F8 1B 1B		3-2 3-1 2B		4-1 1B HR BB	4-2 6-3 BB		2-2 G6-4-3 1-2f		3 1 2 0 2 0 1												
Willie McGee, S OBP: 0.333, SLG: 0.387 (1, 8)	1-1 BB 1-2 1B		0-0 3-1		2-2 1B HR	0-2 6-3		0-2 1-3		5 1 2 1 0 0 2												
Tom Brunansky, R OBP: 0.340, SLG: 0.433 (1, 9)	3-2 F8 2-3		1-1 F3		2-2 1B HR	2-2 F7		1-2 FC6-4 1B		5 1 2 3 0 0 4												
Bob Homer, R OBP: 0.388, SLG: 0.430 (1, 3)	4-0 1B 1-2 BB			0-0 F8	0-0 6-3	0-0 5-3		2-1 FC6-4 1-2f		4 0 0 0 1 0 2												
Terry Pendleton, S OBP: 0.290, SLG: 0.316 (1, 5)	2-3 K			4-1 F9 1B BB	2-2 G3 1B 2B		3-2 G6-4-3 1B	0-1 6-3		4 1 2 0 1 1 4												
José Oquendo, S OBP: 0.343, SLG: 0.290 (1, 6)		2-2 F8		0-1 1B	0-1 G3		1-1 G6-4-3 1-2f	3-2 F7		5 0 1 0 0 0 3												
Tom Pagnozzi, R OBP: 0.182, SLG: 0.182 (1, 2)		1-0 F2		0-0 F9 2-3	2-2 HBP 1B		0-1 1B			4 0 2 1 0 0 2												
Greg Mathews, R OBP: 0.200, SLG: 0.111 Bob Forsch, R Steve Peters, L Scott Terry, R Todd Worrell, R		3-3 K		1-2 1-3	4-2 HBP		0-0 F7			2 0 0 0 0 1 2 1 0 0 0 0 0 1 0												
<b>Inning Stats</b>	R: 0 E: 0 K: 1 S: 12	H: 2 LOB: 3 BB: 1 P: 23	R: 0 E: 0 K: 1 S: 7	H: 0 LOB: 0 BB: 0 P: 13	R: 0 E: 0 K: 1 S: 10	H: 1 LOB: 1 BB: 0 P: 16	R: 0 E: 0 K: 0 S: 8	H: 1 LOB: 2 BB: 1 P: 13	R: 5 E: 0 K: 0 S: 22	H: 5 LOB: 2 BB: 1 P: 39	R: 0 E: 0 K: 0 S: 10	H: 0 LOB: 1 BB: 1 P: 16	R: 0 E: 0 K: 0 S: 8	H: 2 LOB: 1 BB: 0 P: 12	R: 0 E: 0 K: 0 S: 9	H: 1 LOB: 0 BB: 0 P: 13	R: 0 E: 0 K: 0 S: 11	H: 1 LOB: 1 BB: 0 P: 17	1B: 10 2B: 2 3B: 0 HR: 1	SF: 0 SAC: 0 DP: 2 HBP: 1	WP: 0 PB: 1 SB: 0 CS: 0	PA: 43
<b>PITCHER</b>	IP WLS BF H R ER SO	IP WLS BF H R ER SO	IP WLS BF H R ER SO	IP WLS BF H R ER SO	IP WLS BF H R ER SO	IP WLS BF H R ER SO	IP WLS BF H R ER SO	IP WLS BF H R ER SO	IP WLS BF H R ER SO	IP WLS BF H R ER SO	IP WLS BF H R ER SO	IP WLS BF H R ER SO	IP WLS BF H R ER SO	IP WLS BF H R ER SO	IP WLS BF H R ER SO	IP WLS BF H R ER SO	IP WLS BF H R ER SO	IP WLS BF H R ER SO	ERA WHIP	ERA WHIP		
Mike Krukow, R ERA: 4.72 Don Robinson, R ERA: 1.47 Scott Garrelts, R ERA: 3.57 Craig Leferts, L ERA: 0.53	(1, 1) (5, 1) (8, 1) (9, 1)	4.1 L 12 3 0 0 0	2.2 12 3 0 0 0 0	1.0 3 1 0 0 0 0	1.0 4 1 0 0 0 0																	

St. Louis Cardinals @ San Francisco Giants  
 Candlestick Park, San Francisco, CA  
 Wed May 04 1988, 6:33 AM EDT  
 Att. 19,061 - Sunny - 65 F

livebaseballscorecards.com

AB 38  
 R 5  
 H 13  
 RBI 5  
 BB 4  
 SO 3  
 LOB 23







Batter	1	2	3	4	5	6	7	8	9	AB R H RBI BB SO LOB	TOP													
<b>Brett Butler, L</b> (1, 8) OBP: 0.360, SLG: 0.382	3-1 F7		2-1 CS 1B			1-2 G4-3		4-2 FC6-4 BB		3 0 1 0 1 0 0														
<b>Robby Thompson, R</b> (1, 4) OBP: 0.310, SLG: 0.330	0-1 G1-3		1-1 CS	1-0 F7		1-3 K		2-2 FC6-4 BB		3 0 0 0 0 1 0														
<b>Atlee Hammaker, S</b> (6, 1) OBP: 0.333, SLG: 0.333										0 0 0 0 0 0 0														
<b>Harry Spilman, L</b> (8, PH)										0 0 0 0 0 0 0														
<b>Joel Youngblood, R</b> (8, PH) OBP: 0.400, SLG: 0.389			1-2					1-2f 2-3		1 0 0 0 0 0 2														
<b>Scott Garrelts, R</b> (8, 1)										0 0 0 0 0 0 0														
<b>Will Clark, L</b> (1, 3) OBP: 0.380, SLG: 0.490	0-3 K			0-0		0-1		4-0		3 0 2 0 1 1 0														
								1-2																
				1B		2B		BB																
<b>Kevin Mitchell, R</b> (1, 5) OBP: 0.342, SLG: 0.443		1-1 G4-3 1B 2B		1-2 SAFE		3-1 F9		1-3 K		4 1 1 0 0 1 5														
<b>Jeffrey Leonard, R</b> (1, 7) OBP: 0.274, SLG: 0.269		3-0 G4-3 2-3		1-2 G3		0-0 G6-3		2-1 BLK G4-3 1B		4 1 1 0 0 0 2														
<b>Mike Aldrete, L</b> (1, 9) OBP: 0.333, SLG: 0.344		1-1 G4-6-3 1B		3-3 K		1-3 K		0-2 G4-3 1-2		4 0 1 1 0 2 1														
<b>Bob Melvin, R</b> (1, 2) OBP: 0.214, SLG: 0.353		1-0 G4-6-3		3-3 K		0-0 G5-3		2-2 G4-3 2-H		3 0 0 0 0 1 1														
<b>Candy Maldonado, R</b> (9, PH) OBP: 0.291, SLG: 0.364										1 0 0 1 0 0 0														
<b>Jose Uribe, S</b> (1, 6) OBP: 0.336, SLG: 0.263			2-2 F9		2-2			3-3 K		3 0 1 0 0 1 0														
<b>Bob Brenly, R</b> (9, PH) OBP: 0.222, SLG: 0.333										1 0 0 0 0 1 0														
<b>Michael LaCoss, R</b> (1, 1) OBP: 0.444, SLG: 0.375			0-3 K		0-2 G6-3			2-1 FC6-4 BB 1B		2 0 0 0 0 1 1														
<b>Chris Speier, R</b> (6, 4) OBP: 0.348, SLG: 0.263										1 0 1 0 0 0 0														
<b>Inning Stats</b>	R: 0 E: 0 K: 1 S: 7	H: 0 LOB: 0 BB: 0 P: 10	R: 1 E: 0 K: 0 S: 6	H: 2 LOB: 0 BB: 0 P: 12	R: 0 E: 0 K: 1 S: 10	H: 1 LOB: 0 BB: 0 P: 15	R: 0 E: 0 K: 0 S: 9	H: 1 LOB: 1 BB: 0 P: 12	R: 0 E: 0 K: 2 S: 13	H: 1 LOB: 1 BB: 0 P: 21	R: 0 E: 0 K: 1 S: 11	H: 1 LOB: 0 BB: 0 P: 16	R: 0 E: 0 K: 1 S: 5	H: 0 LOB: 0 BB: 0 P: 6	R: 0 E: 0 K: 2 S: 13	H: 1 LOB: 3 BB: 2 P: 29	R: 1 E: 0 K: 1 S: 11	H: 1 LOB: 0 BB: 0 P: 18	1B: 6 2B: 2 3B: 0 HR: 0	SF: 0 SAC: 0 DP: 1 HBP: 0	WP: 0 PB: 0 SB: 0 CS: 1	PA: 36		
<b>PITCHER</b>	IP	WLS	BF	H	R	ER	SO	BB	IBB	HBP	BLK	WP	HR	S	P	ERA	WHIP							
<b>Greg Maddux, R</b> (1, 1) ERA: 2.48	7.1	W	28	7	1	1	7	1	0	0	0	0	0	68	108	1.23	1.091							
<b>Frank DiPino, L</b> (8, 1) ERA: 3.07	0.1		2	0	0	0	0	1	0	0	0	0	0	3	9	0.00	3.000							
<b>Les Lancaster, R</b> (8, 1) ERA: 5.68	0.1		1	0	0	0	1	0	0	0	0	0	0	3	4	0.00	0.000							
<b>Rich Gossage, R</b> (9, 1) ERA: 3.86	1.0	S	4	1	1	1	1	0	0	0	1	0	0	11	18	9.00	1.000							

San Francisco Giants @ Chicago Cubs  
Wrigley Field, Chicago, IL  
Fri May 06 1988, 3:33 AM CDT  
Att. 29,709 - Sunny

livebaseballscorecards.com

AB 33  
R 2  
H 8  
RBI 2  
BB 2  
SO 9  
LOB 12



Batter	1	2	3	4	5	6	7	8	9	AB	R	H	RBI	BB	SO	LOB
23 Ryne Sandberg, R (1, 4) OBP: 0.268, SLG: 0.439	2-2 F8		1-1 F9				1-3 K			4	1	1	1	0	1	0
Dave Martinez, L (1, 8) OBP: 0.333, SLG: 0.377	3-1 1B		4-1 BLK				2-2 L4			2	1	1	0	2	0	0
Andre Dawson, R (1, 9) OBP: 0.350, SLG: 0.657	4-1 1B		4-2 FC6				4-1 K			1	0	0	0	3	1	1
Rafael Palmeiro, L (1, 7) OBP: 0.373, SLG: 0.460	1-0 G4-6-3		2-2 FC6				3-2 F8			4	0	1	1	0	0	4
Frank DiPino, L (8, 1)	1-3 2-H 1B		1-2 BB				1 SAFE			0	0	0	0	0	0	0
Les Lancaster, R (8, 1)			1-2 BB				1 SAFE			0	0	0	0	0	0	0
Rich Gossage, R (9, 1)			1-2 BB				1 SAFE			0	0	0	0	0	0	0
Mark Grace, L (1, 3) OBP: 0.444, SLG: 0.600	1-0 G4-6-3		1-1 G5-3				0-0 G3			4	0	0	0	0	1	2
Vance Law, R (1, 5) OBP: 0.302, SLG: 0.404		2-1 G5-3	1-1 1B				2-3 K			3	0	1	0	1	1	0
Jim Sundberg, R (1, 2) OBP: 0.412, SLG: 0.448		3-2 G6-3	1-3 K				2-0 HR			4	1	1	1	0	2	2
Shawon Dunston, R (1, 6) OBP: 0.278, SLG: 0.415		1-0 G4-3	1-3 K				1-2 E6			3	0	0	0	0	1	1
Greg Maddux, R (1, 1) OBP: 0.136, SLG: 0.182			1-3 K				1-1 F9			3	0	0	0	0	1	1
Darrin Jackson, R (8, 7) OBP: 0.222, SLG: 0.222							0-0 G1-3			0	0	0	0	0	0	0


Inning Stats	R: 1	H: 2	E: 0	K: 0	S: 8	H: 0	LOB: 1	BB: 1	P: 19	R: 0	H: 0	E: 0	K: 0	S: 6	H: 0	LOB: 0	BB: 0	P: 12	R: 0	H: 0	E: 0	K: 1	S: 11	H: 0	LOB: 2	BB: 2	P: 23	R: 0	H: 1	E: 0	K: 2	S: 10	H: 1	LOB: 1	BB: 0	P: 14	R: 1	H: 1	E: 0	K: 0	S: 12	H: 1	LOB: 1	BB: 1	P: 23	R: 1	H: 1	E: 1	K: 1	S: 10	H: 1	LOB: 1	BB: 0	P: 15	R: 0	H: 0	E: 0	K: 2	S: 8	H: 0	LOB: 1	BB: 1	P: 14	R: 0	H: 0	E: 0	K: 2	S: 12	H: 0	LOB: 1	BB: 1	P: 18
--------------	------	------	------	------	------	------	--------	-------	-------	------	------	------	------	------	------	--------	-------	-------	------	------	------	------	-------	------	--------	-------	-------	------	------	------	------	-------	------	--------	-------	-------	------	------	------	------	-------	------	--------	-------	-------	------	------	------	------	-------	------	--------	-------	-------	------	------	------	------	------	------	--------	-------	-------	------	------	------	------	-------	------	--------	-------	-------

PITCHER	IP	WLS	BF	H	R	ER	SO	BB	IBB	HBP	BLK	WP	HR	S	P	ERA	WHIP
Michael LaCoss, R (1, 1) ERA: 3.63	5.0	L	22	4	2	2	3	4	0	0	1	0	1	47	91	3.60	1.600
Atlee Hammaker, L (6, 1) ERA: 3.52	2.0		9	1	1	1	3	1	0	0	0	0	1	18	29	4.50	1.000
Scott Garrelts, R (8, 1) ERA: 3.38	1.0		3	0	0	0	2	1	0	0	0	0	0	12	18	0.00	1.000

**BOTTOM**

**San Francisco Giants @ Chicago Cubs**  
 Wrigley Field, Chicago, IL  
 Fri May 06 1988, 3:33 AM CDT  
 Att. 29,709 - Sunny

AB	28
R	3
H	5
RBI	3
BB	6
SO	8
LOB	11



WP: 0	PA: 34
PB: 0	
SB: 0	
CS: 1	

PITCHER	IP	WLS	BF	H	R	ER	SO	BB	IBB	HBP	BLK	WP	HR	S	P	ERA	WHIP
---------	----	-----	----	---	---	----	----	----	-----	-----	-----	----	----	---	---	-----	------



Batter	1	2	3	4	5	6	7	8	9	AB R H RBI BB SO LOB	TOP									
<b>Brett Butler, L</b> (1, 8) OBP: 0.364, SLG: 0.381	0-1 5-3		4-1 BB BB		2-2 F7			1-0 F9 1B 1B		3 0 1 0 1 0 1										
<b>Robby Thompson, R</b> (1, 4) OBP: 0.317, SLG: 0.330	1-0 5-3		4-2 BB 1-2 BB			1-3 K		0-0 HBP 1-2 1B		3 0 1 0 1 1 0										
<b>Will Clark, L</b> (1, 3) OBP: 0.368, SLG: 0.471	2-1 4-3		1-3 K			0-0 1-3		2-2 F9 2-3		4 0 0 0 0 1 4										
<b>Kevin Mitchell, R</b> (1, 5) OBP: 0.339, SLG: 0.430		0-0 F8		2-2 6-3		1-2 F8		1-1 G5-3 HBP 1-2		3 0 0 0 0 0 0										
<b>Jeffrey Leonard, R</b> (1, 7) OBP: 0.273, SLG: 0.268		1-2 CS 1B		0-0 L1			0-0 F9	0-1 G5-3 1-2f		4 0 1 0 0 0 3										
<b>Craig Lefferts, L</b> (8, 1)										0 0 0 0 0 0 0										
<b>Don Robinson, R</b> (9, 1)										0 0 0 0 0 0 0										
<b>Candy Maldonado, R</b> (1, 9) OBP: 0.298, SLG: 0.373		1-1 1-2 2B		0-0 F9			4-2 HR BB		0-3 K	3 1 1 0 1 1 0										
<b>Bob Brenly, R</b> (1, 2) OBP: 0.224, SLG: 0.326		2-2 2-3			3-2 CS 1B		0-0 L5		2-0 4-3	4 0 1 0 0 0 2										
<b>Jose Uribe, S</b> (1, 6) OBP: 0.351, SLG: 0.306			0-1 6-3		1-2 S 1-2 1B		1-2 1-H HR		4-2 BB	3 1 2 2 1 0 0										
<b>Rick Reuschel, R</b> (1, 1)			1-3 K		2-2 5-3		0-3 K		2-2 L4	3 0 0 0 0 2 1										
<b>Mike Aldrete, L</b> (8, 7) OBP: 0.329, SLG: 0.339					1-2					1 0 0 0 0 0 1										
<b>Inning Stats</b>	R: 0 E: 0 K: 0 S: 5	H: 0 LOB: 0 BB: 0 P: 8	R: 0 E: 0 K: 0 S: 10	H: 2 LOB: 1 BB: 0 P: 14	R: 0 E: 0 K: 2 S: 13	H: 0 LOB: 2 BB: 2 P: 23	R: 0 E: 0 K: 0 S: 5	H: 0 LOB: 0 BB: 0 P: 7	R: 0 E: 0 K: 0 S: 13	H: 2 LOB: 1 BB: 0 P: 20	R: 2 E: 0 K: 1 S: 10	H: 1 LOB: 0 BB: 1 P: 15	R: 0 E: 0 K: 0 S: 10	H: 2 LOB: 2 BB: 0 P: 14	R: 0 E: 0 K: 1 S: 10	H: 0 LOB: 1 BB: 1 P: 18	1B: 5 2B: 1 3B: 0 HR: 1	SF: 0 SAC: 0 DP: 1 HBP: 1	WP: 0 PB: 0 SB: 1 CS: 2	PA: 36
<b>PITCHER</b>	IP WLS BF H R ER SO BB IBB HBP BLK WP HR S P ERA WHIP																			
<b>Jamie Moyer, L</b> (1, 1) ERA: 4.25	7.0 L 27 5 2 2 4 3 0 0 0 0 0 1 63 96 2.57 1.143																			
<b>Frank DiPino, L</b> (8, 1) ERA: 3.0	0.1 3 2 0 0 0 0 0 0 0 0 0 0 7 10 0.00 6.000																			
<b>Mike Capel, R</b> (8, 1) ERA:	1.2 6 0 0 0 0 1 1 0 1 0 0 0 13 22 0.00 0.600																			

**San Francisco Giants @ Chicago Cubs**  
 Wrigley Field, Chicago, IL  
 Sat May 07 1988, 3:33 AM CDT  
 Att. 32,596 - Sunny - 65 F

AB	31
R	2
H	7
RBI	2
BB	4
SO	5
LOB	12



BOTTOM

San Francisco Giants @ Chicago Cubs  
Wrigley Field, Chicago, IL

livebaseballscorecards.com

AB	29
R	1
H	6
RBI	1
BB	4
SO	1
LOB	11



WP	0	PA	35
PB	0		
SB	0		
CS	0		

AB R H RBI BB SO LOB

3	0	0	0	1	0	0
4	0	1	0	0	0	1
4	0	2	0	0	0	0
4	0	1	0	0	0	3
3	1	1	0	0	0	1
1	0	0	0	0	0	0
3	0	1	0	1	0	0
1	0	0	1	1	0	0
0	0	0	0	0	0	0
2	0	0	0	1	1	1
1	0	0	0	0	0	1
0	0	0	0	0	0	0
0	0	0	0	0	0	0

1B	6	SF	1
2B	1	SAC	1
3B	0	DP	3
HR	0	HBP	0

WP HR S P ERA WHIP

IP	WLS	BF	H	R	ER	SO	BB	IBB	HBP	BLK	WP	HR	S	P	ERA	WHIP
7.1	W	30	6	1	1	1	2	2	1	0	0	0	59	104	1.23	1.091
1.1		4	0	0	0	0	1	0	0	0	0	0	17	24	0.00	0.750
0.1	S	1	0	0	0	0	0	0	0	0	0	0	2	4	0.00	0.000

Batter	1	2	3	4	5	6	7	8	9
23 Ryne Sandberg, R (1, 4) OBP: 0.268, SLG: 0.427	4-1 BB L5-3-5		2-1 F7		2-1 5-3			2-2 F8	
Dave Martinez, L (1, 8) OBP: 0.331, SLG: 0.373	1-1 L5-3-5 1-2		1-0 4-3			3-1 F9		2-1 1B 1B	
Andre Dawson, R (1, 9) OBP: 0.355, SLG: 0.652	1-0 F6		2-1 1B			0-0 F8		1-1 1B G6-4-3 1-3	
Rafael Palmeiro, L (1, 7) OBP: 0.368, SLG: 0.452		2-1 F8	0-0 4-3			0-0 1B		0-2 G6-4-3 1-2f	
Mark Grace, L (1, 3) OBP: 0.429, SLG: 0.556		1-0 1B SF 1B		1-0 F7		0-0 F7		2-2 F8	
Manny Trillo, R (9, PH) OBP: 0.229, SLG: 0.219									
Vance Law, R (1, 5) OBP: 0.309, SLG: 0.402		1-0 SF 1-3 1B		2-0 P5			4-2 SH1-3 BB	1-2 1-3	
Jim Sundberg, R (1, 2) OBP: 0.405, SLG: 0.433		0-1 SF		1-2 5-3			0-0 SH1-3	4-2	
Darrin Jackson, R (9, PR) OBP: 0.222, SLG: 0.222		1-3 3-H					1-2	BB	
Shawon Dunston, R (1, 6) OBP: 0.279, SLG: 0.407		4-0 G4-6-3 IBB				1-0 F9		1-3 K	2-1 F7
Leon Durham, L (9, PH) OBP: 0.300, SLG: 0.458									
Jamie Moyer, L (1, 1) OBP: 0.154, SLG: 0.083		3-2 G4-6-3				1-2 F7		3-2 F7	
Jerry Mumphy, S (7, PH) OBP: 0.300, SLG: 0.222									
Frank DiPino, L (8, 1)									
Mike Capel, R (8, 1)									

Inning Stats	R: 0	H: 0	E: 0	K: 0	S: 4	R: 1	H: 2	E: 1	K: 0	S: 11	R: 0	H: 1	E: 0	K: 0	S: 6	R: 0	H: 0	E: 0	K: 0	S: 5	R: 0	H: 0	E: 0	K: 0	S: 9	R: 0	H: 1	E: 0	K: 0	S: 5	R: 0	H: 0	E: 0	K: 1	S: 11	R: 0	H: 2	E: 0	K: 0	S: 12	R: 0	H: 0	E: 0	K: 0	S: 15	R: 0	H: 0	E: 0	K: 0	S: 15
--------------	------	------	------	------	------	------	------	------	------	-------	------	------	------	------	------	------	------	------	------	------	------	------	------	------	------	------	------	------	------	------	------	------	------	------	-------	------	------	------	------	-------	------	------	------	------	-------	------	------	------	------	-------

PITCHER	IP	WLS	BF	H	R	ER	SO	BB	IBB	HBP	BLK	WP	HR	S	P	ERA	WHIP
Rick Reuschel, R (1, 1) ERA: 1.69	7.1	W	30	6	1	1	1	2	2	1	0	0	0	59	104	1.23	1.091
Craig Lefferts, L (8, 1) ERA: 0.49	1.1		4	0	0	0	0	1	0	0	0	0	0	17	24	0.00	0.750
Don Robinson, R (9, 1) ERA: 1.45	0.1	S	1	0	0	0	0	0	0	0	0	0	0	2	4	0.00	0.000



Batter	1	2	3	4	5	6	7	8	9	AB R H RBI BB SO LOB	TOP																
<b>Brett Butler, L</b> (1, 8) OBP: 0.364, SLG: 0.374 <b>Joel Youngblood, R</b> (7, PH) OBP: 0.364, SLG: 0.350 (7, 8)	1-1 F8		2-3 K		4-0 BB		1-3 K		3-2 L9	2 0 0 0 1 1 0 2 0 0 0 0 1 1																	
<b>Robby Thompson, R</b> (1, 4) OBP: 0.324, SLG: 0.337	2-0 E9 4-3 BLK		1-1 1B		2-1 5-3		1-0 1B			4 1 2 0 0 0 1																	
<b>Will Clark, L</b> (1, 3) OBP: 0.357, SLG: 0.454 <b>Terry Mulholland, R</b> (7, 1)	0-0 4-3		3-3 K		2-1 6-3		1-1 F8			4 0 0 0 0 1 3 0 0 0 0 0 0 0																	
<b>Kevin Mitchell, R</b> (1, 5) OBP: 0.344, SLG: 0.447	2-3 K			4-2 HR BB		1-0 L7		3-1 5-6-3 3B		3 2 1 0 1 1 0																	
<b>Mike Aldrete, L</b> (1, 7) OBP: 0.311, SLG: 0.318 (7, 3)		3-2 L7		0-2 F8		1-1 4-3		0-3 K		4 0 0 0 0 1 2																	
<b>Candy Maldonado, R</b> (1, 9) OBP: 0.305, SLG: 0.406		3-1 6-3		2-2 HR		0-0 HR 1B		3-2 5-6-3		4 2 2 3 0 0 0																	
<b>Bob Brenly, R</b> (1, 2) OBP: 0.250, SLG: 0.469		2-0 CI		2-1 HR		1-0 HR		1-2 5-3		3 2 2 3 0 0 0																	
<b>Jose Uribe, S</b> (1, 6) OBP: 0.348, SLG: 0.304		1-2 F2		1-1 F3		1-1 6-3			0-1 G5-4-3 1B	4 0 1 0 0 0 1																	
<b>Joe Price, R</b> (1, 1) <b>Scott Garrelts, R</b> (4, 1) <b>Atlee Hammaker, S</b> (6, 1) OBP: 0.333, SLG: 0.333 <b>Jeffrey Leonard, R</b> (7, PH) OBP: 0.278, SLG: 0.264 (7, 7)			1-3 K	3-2 1-3			4-2 CS BB		0-0 G5-4-3	2 0 0 0 0 1 0 0 0 0 0 0 0 0 0 0 0 0 0 0 0 1 0 0 0 1 0 1																	
<b>Inning Stats</b>	R: 1 E: 1 K: 1 S: 7	H: 0 LOB: 0 BB: 0 P: 12	R: 0 E: 1 K: 0 S: 9	H: 0 LOB: 1 BB: 0 P: 18	R: 0 E: 0 K: 3 S: 12	H: 1 LOB: 1 BB: 0 P: 19	R: 3 E: 0 K: 0 S: 16	H: 2 LOB: 0 BB: 1 P: 28	R: 0 E: 0 K: 0 S: 4	H: 0 LOB: 0 BB: 1 P: 12	R: 2 E: 0 K: 0 S: 7	H: 2 LOB: 0 BB: 0 P: 11	R: 0 E: 0 K: 1 S: 9	H: 1 LOB: 1 BB: 1 P: 15	R: 1 E: 0 K: 1 S: 11	H: 1 LOB: 0 BB: 0 P: 18	R: 0 E: 0 K: 0 S: 7	H: 1 LOB: 0 BB: 0 P: 10	1B: 4 2B: 0 3B: 1 HR: 3	SF: 0 SAC: 0 DP: 1 HBP: 0	WP: 0 PB: 0 SB: 0 CS: 1	PA: 37					
<b>PITCHER</b>	IP	WLS	BF	H	R	ER	SO	BB	IBB	HBP	BLK	WP	HR	S	P	ERA	WHIP										
<b>Al Nipper, R</b> (1, 1) ERA: 2.84	5.0		21	3	4	3	4	2	0	0	1	0	2	48	89	5.40	1.000										
<b>Mike Capel, R</b> (6, 1) ERA: 6.75	1.0	W	6	2	2	2	0	1	0	0	0	0	1	9	17	18.00	3.000										
<b>Frank DiPino, L</b> (7, 1) ERA: 2.81	1.0		3	1	0	0	1	0	0	0	0	0	0	7	9	0.00	1.000										
<b>Bill Landrum, R</b> (8, 1) ERA: 4.5	2.0		7	2	1	1	1	0	0	0	0	0	0	18	28	4.50	1.000										

**San Francisco Giants @ Chicago Cubs**  
Wrigley Field, Chicago, IL  
Sun May 08 1988, 3:33 AM CDT  
Att. 26,355 - Sunny - 75 F

AB	33
R	7
H	8
RBI	6
BB	3
SO	6
LOB	9



BOTTOM

San Francisco Giants @ Chicago Cubs  
Wrigley Field, Chicago, IL  
Sun May 08 1988, 3:33 AM CDT  
Att. 26,355 - Sunny - 75 F

AB	39
R	13
H	17
RBI	12
BB	5
SO	7
LOB	22



WP	1	PA	46
PB	0		
SB	0		
CS	0		

AB	R	H	RBI	BB	SO	LOB
6	2	4	1	0	1	1
3	1	0	0	0	1	3
1	2	1	0	1	0	0
4	2	3	2	1	1	1
2	0	0	0	0	0	4
2	0	0	1	0	1	3
4	3	3	2	1	0	0
3	2	3	6	2	0	0
5	0	0	0	0	1	5
5	1	2	0	0	1	2
2	0	1	0	0	1	2
1	0	0	0	0	0	1
0	0	0	0	0	0	0
0	0	0	0	0	0	0
1	0	0	0	0	0	0
1B	7	SF	1			
2B	6	SAC	1			
3B	2	DP	1			
HR	2	HBP	0			

Batter	1	2	3	4	5	6	7	8	9
23 Ryne Sandberg, R (1, 4) OBP: 0.286, SLG: 0.472	0-1 FC1-6 1B	2-3 K		1-1 3B		3-1 1B 1B	0-1 1B 3B	1-0 4-3	
Manny Trillo, R (1, 3) OBP: 0.211, SLG: 0.200 Mark Grace, L (6, PH) OBP: 0.478, SLG: 0.579	1-1 FC1-6 2B 1-2f	2-3 K		1-2 6-3		1-0 1B SF8 1B	4-2 1B 2B BB		
Andre Dawson, R (1, 9) OBP: 0.373, SLG: 0.664	0-0 2B	4-0 IBB		2-3 K		0-0 1B SF8 1B	1-0 2B HR 1B		
Darrin Jackson, R (1, 8) OBP: 0.200, SLG: 0.200 Dave Martinez, L (4, PH) OBP: 0.323, SLG: 0.366	1-2 F6	0-0 F8		1-2 1-3		3-2 SF8	2-3 K		
Rafael Palmeiro, L (1, 7) OBP: 0.387, SLG: 0.500	4-2 2B BB		0-0 F8		0-0 HR	1-2 BB 1B	0-2 HR 2B		
Vance Law, R (1, 5) OBP: 0.339, SLG: 0.457	0-1 E 2B		4-0 2B BB		2-1 5-3 WP 1B	4-0 G6-3 BB	1-1 HR		
Damon Berryhill, S (1, 2)	2-2 E5		0-3 K		1-2 F8	0-0 G6-3	1-1 F8		
Shawon Dunston, R (1, 6) OBP: 0.284, SLG: 0.425	1-2 4-3		0-0 2B		2-1 5-3		1-2 SH5-4 23 3B 2B	0-3 K	
Al Nipper, R (1, 1) OBP: 0.125, SLG: 0.250 Jerry Mumphrey, S (5, PH) OBP: 0.286, SLG: 0.211 Mike Capel, R (6, 1) Frank DiPino, L (7, 1) Bill Landrum, R (8, 1)		0-0 2B	0-3 K		2-1 L5		0-2 SH5-4	0-0 5-3	

Inning Stats	R: 4	H: 3	E: 1	K: 0	S: 19	LOB: 1	BB: 1	P: 28	R: 0	H: 1	E: 0	K: 2	S: 8	LOB: 2	BB: 1	P: 16	R: 0	H: 1	E: 0	K: 2	S: 10	LOB: 1	BB: 0	P: 17	R: 1	H: 2	E: 0	K: 0	S: 13	R: 2	H: 4	E: 0	K: 0	S: 13	R: 6	H: 5	E: 0	K: 1	S: 25	R: 0	H: 0	E: 0	K: 1	S: 6	H: 0	LOB: 0	BB: 0	P: 7	1B: 7	SF: 1	2B: 6	SAC: 1	3B: 2	DP: 1	HR: 2	HBP: 0	WP: 1	PA: 46	PB: 0	SB: 0	CS: 0
--------------	------	------	------	------	-------	--------	-------	-------	------	------	------	------	------	--------	-------	-------	------	------	------	------	-------	--------	-------	-------	------	------	------	------	-------	------	------	------	------	-------	------	------	------	------	-------	------	------	------	------	------	------	--------	-------	------	-------	-------	-------	--------	-------	-------	-------	--------	-------	--------	-------	-------	-------

PITCHER	IP	WLS	BF	H	R	ER	SO	BB	IBB	HBP	BLK	WP	HR	S	P	ERA	WHIP
Joe Price, L (1, 1) ERA: 5.0	3.1		20	6	4	3	4	2	1	0	0	0	0	42	65	8.10	2.400
Scott Garretts, R (4, 1) ERA: 4.43	1.2	L	10	5	3	3	1	0	0	0	0	1	1	24	37	16.20	3.000
Atlee Hammaker, L (6, 1) ERA: 3.38	1.0		4	1	0	0	0	1	0	0	0	0	0	9	15	0.00	2.000
Terry Mulholland, L (7, 1) ERA: 27.0	2.0		12	5	6	6	2	1	0	0	0	0	1	31	41	27.00	3.000

PITCHER	IP	WLS	BF	H	R	ER	SO	BB	IBB	HBP	BLK	WP	HR	S	P	ERA	WHIP
---------	----	-----	----	---	---	----	----	----	-----	-----	-----	----	----	---	---	-----	------





BOTTOM

San Francisco Giants @ Pittsburgh Pirates  
Three Rivers Stadium, Pittsburgh, PA  
Mon May 09 1988, 7:05 PM EDT  
Att. 6,388 - Unknown - 69 F

livebaseballscorecards.com

AB 37  
R 6  
H 10  
RBI 6  
BB 4  
SO 6  
LOB 13



WP: 1 PA: 41  
PB: 0  
SB: 0  
CS: 0

AB R H RBI BB SO LOB

5 1 2 1 0 1 6

5 0 1 1 0 1 2

5 1 1 0 0 0 3

4 2 2 2 1 0 0

5 0 0 0 0 2 2

4 0 0 1 0 1 0

4 0 1 0 0 0 0

2 2 1 0 2 0 0

1 0 0 0 0 1 0  
0 0 0 0 0 0 0  
1 0 1 0 0 0 0  
0 0 0 0 0 0 0  
0 0 0 0 1 0 0  
0 0 0 0 0 0 0  
1 0 1 1 0 0 0  
0 0 0 0 0 0 0


1B: 5 SF: 0  
2B: 2 SAC: 0  
3B: 1 DP: 0  
HR: 2 HBP: 0

Batter	1	2	3	4	5	6	7	8	9
Barry Bonds, L OBP: 0.279, SLG: 0.516 (1, 7)	1-0 HR		1-1 3B		1-2 F4	0-3 K		0-0 F8	
Jose Lind, R OBP: 0.299, SLG: 0.297 (1, 4)	2-1 L1-3		1-0 6-3		1-1 1B		3-1 1-3	1-3 K	
Andy Van Slyke, L OBP: 0.328, SLG: 0.509 (1, 8)	2-2 G3		1-0 F4		1-1 G3		0-1 HR	0-0 F5	
Bobby Bonilla, S OBP: 0.396, SLG: 0.672 (1, 5)	4-2 BB			0-0 F8		1-0 F9 WP 4-3 1B	0-1 HR	2-2 F8	
Sid Bream, L OBP: 0.336, SLG: 0.439 (1, 3)	2-2 4-3			1-1 F9		3-2 F9	2-3 K	1-3 K	
R.J. Reynolds, S OBP: 0.295, SLG: 0.451 (1, 9)				2-2 F9		1-1 4-3	1-3 K		
Junior Ortiz, R OBP: 0.394, SLG: 0.600 (1, 2)					2-0 F4	1-1 BB 1B		0-0 F6	
Felix Fermin, R OBP: 0.750, SLG: 0.500 (1, 6)					4-1 1B BB	0-1 BB 1B		4-1 2B BB	
Mike Dunne, R Scott Medvin, R John Cangelosi, S Barry Jones, R Darnell Coles, R Jeff Robinson, R Randy Milligan, R Bob Kipper, R			1-3 K		1-1 1B	4-2 BB		3-2 2B	

Inning Stats	R: 1	H: 1	R: 0	H: 0	R: 0	H: 1	R: 0	H: 0	R: 1	H: 2	R: 1	H: 3	R: 2	H: 2	R: 1	H: 1	R: 0	H: 0
	E: 0	LOB: 1	E: 0	LOB: 0	E: 0	LOB: 1	E: 0	LOB: 0	E: 0	LOB: 2	E: 0	LOB: 3	E: 0	LOB: 0	E: 0	LOB: 1	E: 0	LOB: 0
	K: 0	BB: 1	K: 0	BB: 0	K: 1	BB: 0	K: 0	BB: 0	K: 1	BB: 1	K: 1	BB: 1	K: 2	BB: 0	K: 1	BB: 1	K: 1	BB: 0
	S: 13	P: 24	S: 7	P: 8	S: 7	P: 11	S: 6	P: 9	S: 11	P: 21	S: 16	P: 26	S: 12	P: 18	S: 15	P: 23	S: 7	P: 10

PITCHER	IP	WLS	BF	H	R	ER	SO	BB	IBB	HBP	BLK	WP	HR	S	P	ERA	WHIP
Mike Krukow, R ERA: 4.73 (1, 1)	5.2		25	6	3	3	1	2	0	0	0	1	1	53	88	4.76	1.412
Don Robinson, R ERA: 2.25 (6, 1)	1.1	W	8	3	2	2	3	1	0	0	0	0	1	19	29	13.50	3.000
Craig Lefferts, L ERA: 0.89 (8, 1)	2.0	S	8	1	1	1	2	1	0	0	0	0	0	22	33	4.50	1.000



Batter	1	2	3	4	5	6	7	8	9	AB R H RBI BB SO LOB	TOP		
Mike Aldrete, L (1, 8) OBP: 0.325, SLG: 0.333	1-2 L4-3 1B		1-2 G3-1		0-1 P6			0-3 K		4 0 1 1 0 1 1			
Robby Thompson, R (1, 4) OBP: 0.339, SLG: 0.352	3-2 L4-3 1-2		0-2 G1-3			2-2 CS 1B			2-1 G6-3 1B	4 0 2 0 0 0 1			
Will Clark, L (1, 3) OBP: 0.362, SLG: 0.491	4-2 BB			0-2 HR		3-1 F8			0-0 G6-3 1-2f	3 1 1 1 1 0 2			
Kevin Mitchell, R (1, 5) OBP: 0.359, SLG: 0.495	1-1 F9			4-1 CS BB		0-3 K			0-1 L5	3 0 0 0 1 1 2			
Jeffrey Leonard, R (1, 7) OBP: 0.299, SLG: 0.316		4-2 CS BB		3-2 F8 1-2		1-1 CS 1-2	1-0 P3			2 0 0 0 1 0 1			
Candy Maldonado, R (1, 9) OBP: 0.294, SLG: 0.386		1 SAFE F9		0-1 L8			0-1 G6-3			3 0 0 0 0 0 1			
Bob Melvin, R (1, 2) OBP: 0.205, SLG: 0.338 Atlee Hammaker, S (7, 1) OBP: 0.333, SLG: 0.333		2-2 F1 1-2			1-1 F9		2-1 G6-3			3 0 0 0 0 0 1 0 0 0 0 0 0 0	AB 28 R 2 H 5 RBI 2 BB 3 SO 3 LOB 10		
Jose Uribe, S (1, 6) OBP: 0.350, SLG: 0.321			2-0 G3-1 3B		3-2 P6			3-2 L5		3 1 1 0 0 0 0			
Kelly Downs, R (1, 1) OBP: 0.125, SLG: 0.125 Scott Garrelts, R (3, 1) OBP: 0.333, SLG: 0.333 Bob Brenly, R (7, 2) OBP: 0.224, SLG: 0.418			0-3 K		1-0 E3			2-0 F6		1 0 0 0 0 1 1 1 0 0 0 0 0 0 1 0 0 0 0 0 0			
<b>Inning Stats</b>	R: 0 H: 1 E: 0 LOB: 1 K: 0 BB: 1 S: 14 P: 23	R: 0 H: 0 E: 0 LOB: 0 K: 0 BB: 1 S: 6 P: 14	R: 1 H: 1 E: 0 LOB: 0 K: 1 BB: 0 S: 11 P: 14	R: 1 H: 1 E: 0 LOB: 0 K: 0 BB: 1 S: 10 P: 17	R: 0 H: 0 E: 1 LOB: 1 K: 0 BB: 0 S: 10 P: 15	R: 0 H: 1 E: 0 LOB: 0 K: 1 BB: 0 S: 11 P: 17	R: 0 H: 0 E: 0 LOB: 0 K: 0 BB: 0 S: 5 P: 8	R: 0 H: 0 E: 0 LOB: 0 K: 1 BB: 0 S: 9 P: 14	R: 0 H: 1 E: 0 LOB: 0 K: 0 BB: 0 S: 5 P: 7	1B: 3 SF: 0 2B: 1 SAC: 0 3B: 1 DP: 2 HR: 1 HBP: 0	WP: 0 PA: 32 PB: 0 SB: 0 CS: 3		
<b>PITCHER</b>	IP WLS BF H R ER SO BB IBB HBP BLK WP HR S P ERA WHIP											<b>PITCHER</b>	IP WLS BF H R ER SO BB IBB HBP BLK WP HR S P ERA WHIP
Vicente Palacios, R (1, 1) ERA: 6.66	5.0 W 19 3 2 2 1 3 0 0 0 0 0 1 51 83 3.60 1.200												
Barry Jones, R (6, 1) ERA:	2.0 6 1 0 0 1 0 0 0 0 0 0 0 16 25 0.00 0.500												
Jim Gott, R (8, 1) ERA: 2.6	2.0 S 6 1 0 0 1 0 0 0 0 0 0 0 14 21 0.00 0.500												

San Francisco Giants @ Pittsburgh Pirates  
 Three Rivers Stadium, Pittsburgh, PA  
 Tue May 10 1988, 7:05 PM EDT  
 Att: 9,275 - Unknown - 62 F

livebaseballscorecards.com

Batter	1	2	3	4	5	6	7	8	9
<b>Barry Bonds, L</b> OBP: 0.284, SLG: 0.524 (1, 7)	1-0 L8	4-0 1B SAFE		1-2 FC4-6			1-0 F8	3-2 1B 3B	
<b>Jose Lind, R</b> OBP: 0.310, SLG: 0.308 (1, 4)	2-2 2B 1B	0-0 FC4-6 1B		1-2 FC4-6			2-0 P3	0-0 1B	
<b>Andy Van Slyke, L</b> OBP: 0.331, SLG: 0.512 (1, 8)	1-3 1B 2B	0-0 FC4-6		0-0 F7			2-0 BB 1B	1-1 G3	
<b>Darnell Coles, R</b> OBP: 0.324, SLG: 0.362 (1, 5)	3-2 L4		2-2 BB G4-3 HBP		2-0 G5-3		4-0 BB SAFE FC6-4 BB		
<b>R.J. Reynolds, S</b> OBP: 0.293, SLG: 0.440 (1, 9)	0-0 1B		3-2 G4-3		2-0 F8		0-0 FC6-4		
<b>Randy Milligan, R</b> OBP: 0.310, SLG: 0.333 (1, 3)	1-2 G6-3		4-2 BB BB		1-3 K		1-0 1B FC1-2 2B		
<b>Barry Jones, R</b> OBP: 0.400, SLG: 0.683 (6, 5)									
<b>Bobby Bonilla, S</b> OBP: 0.400, SLG: 0.683 (8, 5)									
<b>Michael LaValliere, L</b> OBP: 0.457, SLG: 0.413 (1, 2)		1-0 P9	4-2 G4-6-3 BB		1-0 L9		1-0 FC1-2 3B 1B		
<b>Felix Fermin, R</b> OBP: 0.571, SLG: 0.400 (1, 6)		1-1 BB 1B	0-1 G4-6-3		1-3 K		2-0 FC1-2 3B		
<b>Mike Diaz, R</b> OBP: 0.298, SLG: 0.326 (8, PH)									
<b>Rafael Belliard, R</b> OBP: 0.298, SLG: 0.326 (8, PR)									
<b>Vicente Palacios, R</b> OBP: 0.330, SLG: 0.430 (1, 1)		1-3 K		4-2 FC4-6 BB		1-2 F8	0-1 F8		
<b>Sid Bream, L</b> OBP: 0.330, SLG: 0.430 (6, 3)									

Inning Stats	R: 2	H: 3	E: 0	K: 0	S: 15	LOB: 1	BB: 0	P: 21	R: 1	H: 2	E: 0	K: 1	S: 8	LOB: 2	BB: 1	P: 15	R: 0	H: 0	E: 0	K: 0	S: 13	LOB: 2	BB: 2	P: 26	R: 0	H: 0	E: 0	K: 1	S: 9	LOB: 1	BB: 1	P: 15	R: 0	H: 0	E: 0	K: 1	S: 7	LOB: 0	BB: 0	P: 10	R: 0	H: 1	E: 0	K: 0	S: 4	LOB: 2	BB: 1	P: 13	R: 3	H: 4	E: 0	K: 0	S: 11	LOB: 1	BB: 0	P: 19
1B: 7	SF: 0	2B: 2	SAC: 0	3B: 1	DP: 1	HR: 0	HBP: 1	WP: 0	PA: 39																																															


PITCHER	IP	WLS	BF	H	R	ER	SO	BB	IBB	HBP	BLK	WP	HR	S	P	ERA	WHIP
<b>Kelly Downs, R</b> ERA: 3.15 (1, 1)	2.1	L	16	5	3	3	1	3	0	1	0	0	0	34	60	11.57	3.429
<b>Scott Garrelts, R</b> ERA: 3.75 (3, 1)	3.2		11	0	0	0	2	1	0	0	0	0	0	23	37	0.00	0.273
<b>Atlee Hammaker, L</b> ERA: 4.15 (7, 1)	2.0		12	5	3	3	0	1	0	0	0	0	0	15	32	13.50	3.000

**BOTTOM**

**San Francisco Giants @ Pittsburgh Pirates**  
Three Rivers Stadium, Pittsburgh, PA

Tue May 10 1988, 7:05 PM EDT  
Att. 9,275 - Unknown - 62 F

AB	33
R	6
H	10
RBI	6
BB	5
SO	3
LOB	20





Batter	1	2	3	4	5	6	7	8	9	10	11	12	13	14	15	16	AB	R	H	RBI	BB	SO	LOB	TOP								
<b>Brett Butler, L</b> OBP: 0.340, SLG: 0.341 (1, 8)	G4-3		P4		G4-3		G3			G4-3			SH2-4		L9		6	0	0	0	0	0	2									
<b>Robby Thompson, R</b> OBP: 0.336, SLG: 0.348 (1, 4)	L3-6 WP 1B			HR	1B		L5		G5-3	F9			G6-3		L5		7	1	2	0	0	0	2									
<b>Will Clark, L</b> OBP: 0.372, SLG: 0.512 (1, 3)	L3-6			HR			E4 WP 1B		BB							F8	5	2	2	2	2	1	1									
<b>Kevin Mitchell, R</b> OBP: 0.362, SLG: 0.517 (1, 5)		L8		L4			FC6-4 1B		F9				G4-6-3 1B		F8		7	1	3	2	0	0	3									
<b>Jeffrey Leonard, R</b> OBP: 0.291, SLG: 0.313 (8, 1) <b>Craig Lafferty, L</b> OBP: 0.231, SLG: 0.329 (11, PH) <b>Mike Aldrete, L</b> OBP: 0.231, SLG: 0.329 (11, PH) <b>Don Robinson, R</b> OBP: 0.231, SLG: 0.329 (11, PH) <b>Harry Spilman, L</b> OBP: 0.231, SLG: 0.329 (14, PH) <b>Bob Melvin, R</b> OBP: 0.203, SLG: 0.333 (14, 2)		G3-1					L9			K			G4-6-3 1-2f		G3		4	0	1	0	0	1	2									
<b>Candy Maldonado, R</b> OBP: 0.286, SLG: 0.397 (1, 9)		HR		1B			FC6-4 1-2f		G1-3				P8		F8		7	1	1	1	0	0	2									
<b>Bob Brenly, R</b> OBP: 0.203, SLG: 0.377 (1, 2) <b>Atlee Hammaker, S</b> OBP: 0.333, SLG: 0.333 (14, 1)		L3		F8			G6-3		F3				G5-3		F8		6	0	0	0	0	0	1									
<b>Jose Uribe, S</b> OBP: 0.333, SLG: 0.304 (1, 6)			L8		G4-3		G3		F8				P6				6	0	0	0	0	0	0									
<b>Michael LaCoss, R</b> OBP: 0.417, SLG: 0.300 (1, 1) <b>Joel Youngblood, R</b> OBP: 0.360, SLG: 0.348 (8, 7)			K		K		BB			F9			E5 SH2-4				2	0	0	0	1	2	0									
<b>Inning Stats</b>	R: 0 E: 0 K: 0 S: 6	H: 1 LOB: 0 BB: 0 P: 10	R: 1 E: 0 K: 0 S: 12	H: 1 LOB: 0 BB: 0 P: 17	R: 0 E: 0 K: 1 S: 8	H: 0 LOB: 0 BB: 0 P: 13	R: 2 E: 0 K: 0 S: 11	H: 3 LOB: 1 BB: 0 P: 18	R: 0 E: 0 K: 1 S: 8	H: 0 LOB: 0 BB: 0 P: 12	R: 0 E: 0 K: 1 S: 10	H: 0 LOB: 1 BB: 1 P: 15	R: 0 E: 0 K: 0 S: 6	H: 0 LOB: 0 BB: 0 P: 7	R: 0 E: 0 K: 0 S: 10	H: 0 LOB: 0 BB: 0 P: 12	R: 0 E: 0 K: 0 S: 5	H: 1 LOB: 0 BB: 0 P: 10	R: 0 E: 0 K: 0 S: 5	H: 0 LOB: 0 BB: 0 P: 6	R: 0 E: 1 K: 0 S: 6	H: 0 LOB: 2 BB: 1 P: 13	R: 0 E: 0 K: 0 S: 4	H: 0 LOB: 0 BB: 0 P: 7	R: 0 E: 0 K: 0 S: 10	H: 1 LOB: 1 BB: 0 P: 15	R: 0 E: 0 K: 0 S: 7	H: 1 LOB: 0 BB: 0 P: 9	1B: 7 2B: 1 3B: 0 HR: 3	SF: 0 SAC: 1 DP: 2 HBP: 0	WP: 2 PB: 0 SB: 0 CS: 0	PA: 60
<b>PITCHER</b>	IP	WLS	BF	H	R	ER	SO	BB	IBB	HBP	BLK	WP	HR	S	P	ERA	WHIP															
<b>Randy O'Neal, R</b> ERA: 5.0 (1, 1)	6.0		24	7	4	3	2	0	0	0	0	2	0	18	33	0.00	1.167															
<b>Scott Terry, R</b> ERA: 2.66 (7, 1)	2.0		8	0	0	0	1	2	0	0	0	0	0	18	33	0.00	1.000															
<b>Ken Dayley, L</b> ERA: (9, 1)	2.0		6	0	0	0	0	0	0	0	0	0	0	16	19	0.00	0.000															
<b>Todd Worrell, R</b> ERA: 2.91 (11, 1)	1.0		3	1	0	0	1	0	0	0	0	0	0	5	10	0.00	1.000															
<b>Bob Forsch, R</b> ERA: 4.81 (12, 1)	5.0	L	19	2	1	1	0	0	1	0	0	0	1	32	50	1.80	0.400															

San Francisco Giants @ St. Louis Cardinals  
 Busch Stadium, St. Louis, MO  
 Wed May 11 1988, 7:05 PM CDT  
 Att. 33,615 - Unknown - 79 F

livebaseballscores.com

AB 56  
 R 5  
 H 10  
 RBI 5  
 BB 3  
 SO 4  
 LOB 14









Batter	1	2	3	4	5	6	7	8	9	AB	R	H	RBI	BB	SO	LOB	TOP								
<b>Joel Youngblood, R</b> (1, 8) OBP: 0.393, SLG: 0.360 <b>Brett Butler, L</b> (4, 8) OBP: 0.342, SLG: 0.339 <b>Robby Thompson, R</b> (9, PH) OBP: 0.341, SLG: 0.362	0-1 G6-3	4-0 FC6-4 BB		2-0 SF 2B 1B	4-0 BB		0-2 F8		0-2 1B 2B	2	1	1	1	1	0	0									
<b>Chris Speier, R</b> (1, 4) OBP: 0.379, SLG: 0.333	1-1 S 1B	2-2 FC6-4		3-2 SF 2B FC5-4	2-2 L9		2-1 2B 1B		1-1 BB 1B	5	2	3	2	0	0	5									
<b>Will Clark, L</b> (1, 3) OBP: 0.384, SLG: 0.556	2-2 F7 1-2			3-1 FC5-4 E 2B	0-0 F8		3-2 1B 2B		4-2 BB	5	3	3	3	1	0	3									
<b>Kevin Mitchell, R</b> (1, 5) OBP: 0.375, SLG: 0.508	4-2 FC5-4 BB			4-0 FC5-4 IBB			4-1 WP 2B BB		1-0 B3	2	1	0	0	4	0	2									
<b>Jeffrey Leonard, R</b> (1, 7) OBP: 0.289, SLG: 0.303	1-1 FC5-4			1-2 L4 E	1-2 FC5-4 E		2-2 L8 1-2		0-0 L9	6	1	1	3	0	0	7									
<b>Candy Maldonado, R</b> (1, 9) OBP: 0.283, SLG: 0.397 <b>Craig Lefferts, L</b> (7, 1) <b>Scott Garrelts, R</b> (7, 1) <b>Harry Spilman, L</b> (9, PH)				3-0 E7 1-H 3-H			2-2 L4-6 2B 2-3		1-3 K	5	0	1	1	0	0	2									
<b>Bob Melvin, R</b> (1, 2) OBP: 0.215, SLG: 0.351				1-1 1B 2B			1-0 G1-3		0-1 G6-3	5	1	2	0	0	0	2									
<b>Jose Uribe, S</b> (1, 6) OBP: 0.328, SLG: 0.300				1-0 G1-3	1-1 G5-3		3-2 L6		0-1 G6-4-3 1B	5	0	1	0	0	0	3									
<b>Rick Reuschel, R</b> (1, 1) OBP: 0.053, SLG: 0.053 <b>Terry Mulholland, R</b> (6, 1) <b>Don Robinson, R</b> (6, 1) <b>Mike Aldrete, L</b> (7, PH) OBP: 0.325, SLG: 0.324 (7, 9)				2-2 E8 1B SF	2-2 E5 BB		4-0 1B 2B BB		2-1 G6-4-3	3	1	1	0	0	0	1									
<b>Inning Stats</b>	R: 0 E: 0 K: 0 S: 13	H: 1 LOB: 2 BB: 1 P: 21	R: 0 E: 0 K: 0 S: 13	H: 2 LOB: 3 BB: 1 P: 25	R: 1 E: 0 K: 0 S: 8	H: 1 LOB: 0 BB: 0 P: 13	R: 6 E: 3 K: 0 S: 19	H: 3 LOB: 1 BB: 1 P: 40	R: 0 E: 1 K: 0 S: 11	H: 0 LOB: 2 BB: 1 P: 20	R: 1 E: 0 K: 0 S: 12	H: 1 LOB: 1 BB: 1 P: 24	R: 3 E: 0 K: 0 S: 15	H: 3 LOB: 1 BB: 2 P: 29	R: 0 E: 0 K: 0 S: 6	H: 1 LOB: 0 BB: 0 P: 8	R: 1 E: 0 K: 1 S: 16	H: 2 LOB: 2 BB: 1 P: 23	1B: 8 2B: 6 3B: 0 HR: 1	SF: 1 SAC: 0 DP: 2 HBP: 0	WP: 1 PB: 0 SB: 1 CS: 0	PA: 51			
<b>PITCHER</b>	IP	WLS	BF	H	R	ER	SO	BB	IBB	HBP	BLK	WP	HR	S	P	ERA	WHIP								
<b>John Tudor, L</b> (1, 1) ERA: 1.14 <b>Steve Peters, L</b> (4, 1) ERA: 6.59 <b>Scott Terry, R</b> (7, 1) ERA: 3.74 <b>Larry McWilliams, L</b> (8, 1) ERA: 0.82 <b>Todd Worrell, R</b> (9, 1) ERA: 2.78	3.2		24	7	7	2	0	2	1	0	0	0	1	52	97	4.91	2.455								
	2.1		11	1	1	1	0	2	0	0	0	1	0	24	46	3.86	1.286								
	1.1	W	9	4	3	3	0	1	1	0	0	0	0	19	33	20.25	3.750								
	0.2		2	1	1	1	0	0	0	0	0	0	0	8	10	13.50	1.500								
	1.0	S	5	1	0	0	1	1	0	0	0	0	0	10	17	0.00	2.000								

San Francisco Giants @ St. Louis Cardinals  
 Busch Stadium, St. Louis, MO  
 Thu May 12 1988, 3:33 AM CDT  
 Att. 39,707 - Sunny - 80 F

AB	42
R	12
H	14
RBI	10
BB	8
SO	1
LOB	29



WP	1	PA	51
PB	0		
SB	1		
CS	0		

livebaseballscorecards.com

BOTTOM

San Francisco Giants @ St. Louis Cardinals  
Busch Stadium, St. Louis, MO  
Thu May 12 1988, 3:33 AM CDT  
Att: 39,707 - Sunny - 80 F

livebaseballscorecards.com

AB 41  
R 13  
H 18  
RBI 13  
BB 5  
SO 4  
LOB 24



WP: 0 PA: 49  
PB: 0  
SB: 2  
CS: 0

AB	R	H	RBI	BB	SO	LOB
5	1	1	0	0	1	4
6	2	2	0	0	0	3
5	2	3	2	1	0	2
5	3	3	3	1	0	3
4	2	1	2	1	1	4
5	0	4	4	0	0	1
4	1	3	1	1	0	1
2	1	0	0	0	1	2
1	0	0	0	0	1	2
1	0	0	0	0	0	2
0	0	0	0	0	0	0
0	0	0	0	0	0	0
0	0	0	0	0	0	0
0	0	0	0	0	0	0
1	0	0	0	0	0	0
1	1	1	1	0	0	0
1	0	0	0	1	0	0
1B: 16	SF: 0	WP: 0	PA: 49	PB: 0		
2B: 1	SAC: 2			SB: 2		
3B: 0	DP: 0			CS: 0		
HR: 1	HBP: 1					

Batter	1	2	3	4	5	6	7	8	9
Vince Coleman, S OBP: 0.312, SLG: 0.413 (1, 7)	0-1 F4 C X	0-1 G3-1 C		1-0 E7 B X		1-3 K S F B S	0-1 1B S 1B	0-0 SH3 1-2	
Ozzie Smith, S OBP: 0.372, SLG: 0.359 (1, 6)	0-0 E S 2B 1B		0-1 F9 F X	1-1 F9 B F X		3-2 G3-1 1-2 2-3 1B 1B C B B F F B F X	1-1 L9 1-2 F 1 SAFE SAFE 1 B X	0-0 F9 2	
Willie McGee, S OBP: 0.349, SLG: 0.399 (1, 8)	1-2 1-H 2B		1-1 G1-3 BB 1B 1B C B X		0-1 L9 F X	2-2 G3-1 1-2 2-3 3-H B S F B X	0-0 1B 2-3 1B 1B B B B I	4-0 IBB	
Tom Brunansky, R OBP: 0.353, SLG: 0.416 (1, 9)	0-0 G5-3 2		1-2 G1-3 BB 1B BB 1 SAFE B 1 SAFE 1 SAFE C 1 F 1 SAFE P		0-1 1B F X	0-0 HR 2-H 3-H X	1 SAFE X	0-2 G1-3 3	
Terry Pendleton, S OBP: 0.328, SLG: 0.380 (1, 5)	0-0 G4-3 3		1-2 G1-3 2 C F F F X		0-3 K 2 S O F	0-0 HR 1-H B B B B	4-0 1B 1-2 1B BB		
Bob Horner, R OBP: 0.366, SLG: 0.389 (1, 3)		2-1 SH5-4 1B 1B B F B X	2-0 1B 2-H 3-H B X		1-0 G6-3 3 B X	0-0 E 1B B C B B F B X	3-2 1B 1-3 2-H 3-H 1B		
Luis Alicea, S OBP: 0.347, SLG: 0.369 (1, 4)		1-0 SH5-4 1-2 1B B X	2-1 F6 3 F B X			0-0 HBP 1B BB E9 1B W B B	0-0 1B 1-3 3-H 1B		
Steve Lake, R OBP: 0.333, SLG: 0.389 (1, 2)		0-3 K 1 C O F C		1-1 G5-3 1 F B X		0-2 HBP 1B 1B 1-2 G3-1 1B B B B X	1-1 F8 3 F B X		
Duane Walker, L OBP: 0.400, SLG: 0.250 (6, PH)									
Scott Terry, R (7, 1)									
Larry McWilliams, L OBP: 0.300, SLG: 0.333 (8, 1)									
Todd Worrell, R (9, 1)									
John Tudor, L OBP: 0.429, SLG: 0.200 (1, 1)		0-0 SH5-4 2 X		0-0 G1-3 2 X		2-1 G3-1 1-2 2-H 1B 1B B B C X	0-1 G3 1 F X	4-0 SH3 BB	
Steve Peters, L (4, 1)									
Curt Ford, L OBP: 0.174, SLG: 0.190 (6, PH)									
Tony Peña, R OBP: 0.278, SLG: 0.353 (7, 2)									

Inning	R	H	E	K	S	R	H	E	K	S	R	H	E	K	S	R	H	E	K	S
1	1	2	0	10	10	0	2	0	9	9	0	2	0	14	14	0	2	0	6	6
2	0	2	0	9	12	0	2	0	9	9	0	2	0	6	6	0	2	0	6	6
3	2	2	0	14	23	0	0	0	6	6	0	1	0	9	9	0	1	0	6	6
4	0	0	0	6	9	0	0	0	6	6	0	0	0	9	9	0	0	0	6	6
5	0	1	0	8	9	0	0	0	8	8	0	1	0	9	9	0	0	0	8	8
6	6	6	1	23	39	0	6	0	23	39	0	6	0	39	39	0	2	0	6	6
7	4	5	0	14	23	0	4	0	14	23	0	5	0	23	23	0	2	0	5	5
8	0	0	0	5	13	0	0	0	5	13	0	0	0	13	13	0	2	0	5	5
9	0	0	0	5	13	0	0	0	5	13	0	0	0	13	13	0	2	0	5	5

PITCHER	IP	WLS	BF	H	R	ER	SO	BB	IBB	HBP	BLK	WP	HR	S	P	ERA	WHIP
Rick Reuschel, R ERA: 2.64 (1, 1)	5.0		27	8	6	6	2	2	0	1	0	0	0	52	77	10.80	2.000
Terry Mulholland, L ERA: 27.0 (6, 1)	0.2		4	2	1	1	1	0	0	0	0	0	0	12	18	13.50	3.000
Don Robinson, R ERA: 2.31 (6, 1)	0.1		4	3	2	2	1	0	0	0	0	0	1	6	7	54.00	9.000
Craig Lefferts, L ERA: 2.28 (7, 1)	0.2	L	6	3	4	4	0	1	0	0	0	0	0	8	13	54.00	6.000
Scott Garrelts, R ERA: 3.55 (7, 1)	1.1		8	2	0	0	0	1	1	0	0	0	0	11	23	0.00	2.250

PITCHER	IP	WLS	BF	H	R	ER	SO	BB	IBB	HBP	BLK	WP	HR	S	P	ERA	WHIP
Rick Reuschel, R ERA: 2.64 (1, 1)	5.0		27	8	6	6	2	2	0	1	0	0	0	52	77	10.80	2.000
Terry Mulholland, L ERA: 27.0 (6, 1)	0.2		4	2	1	1	1	0	0	0	0	0	0	12	18	13.50	3.000
Don Robinson, R ERA: 2.31 (6, 1)	0.1		4	3	2	2	1	0	0	0	0	0	1	6	7	54.00	9.000
Craig Lefferts, L ERA: 2.28 (7, 1)	0.2	L	6	3	4	4	0	1	0	0	0	0	0	8	13	54.00	6.000
Scott Garrelts, R ERA: 3.55 (7, 1)	1.1		8	2	0	0	0	1	1	0	0	0	0	11	23	0.00	2.250



Batter	1	2	3	4	5	6	7	8	9	AB R H RBI BB SO LOB	TOP	
Lenny Dykstra, L (1, 8) OBP: 0.367, SLG: 0.547	0-0 F8			0-0 B1-3		2-1 B3		0-0 P4		4 0 0 0 0 0 1		
Tim Teufel, R (1, 4) OBP: 0.362, SLG: 0.362	2-3 K			0-1 BB E 1B		0-0 6-3		1-1 G5-4-3		4 1 1 0 0 1 1		
Keith Hernandez, L (1, 3) OBP: 0.349, SLG: 0.464	3-1 F7			1-3 K		2-1 F7			3-2 1-3	4 0 0 0 0 1 1		
Darryl Strawberry, L (1, 9) OBP: 0.407, SLG: 0.625		3-2 3-1		4-2 E BB 1-2		2-2 P6			1-1 F8	3 1 0 0 1 0 0		
Kevin McReynolds, R (1, 7) OBP: 0.296, SLG: 0.406		2-1 6-3		0-0 E4 1-H 2-H		1-1 L5			0-2 1B	4 0 1 0 0 0 0		
Gary Carter, R (1, 2) OBP: 0.361, SLG: 0.529		3-3 K		1-2 5-3		2-0 2B			2-1 F5	4 0 1 0 0 1 2		
Howard Johnson, S (1, 5) OBP: 0.326, SLG: 0.385			2-1 F9		1-2 L8		4-0 IBB			2 0 0 0 1 0 0		
Kevin Elster, R (1, 6) OBP: 0.302, SLG: 0.344			0-3 K		1-1 P4		0-0 P4			3 0 0 0 0 1 2		
Bob Ojeda, L (1, 1) OBP: 0.214, SLG: 0.214 Lee Mazzilli, S (8, PH) OBP: 0.269, SLG: 0.190 Randy Myers, L (8, 1)			0-1 4-3		0-3 K			4-1 G5-4-3 BB		2 0 0 0 0 1 0 0 0 0 0 1 0 0 0 0 0 0 0 0 0		
<b>Inning Stats</b>	R: 0 E: 0 K: 1 S: 6 H: 0 LOB: 0 BB: 0 P: 11	R: 0 E: 0 K: 1 S: 8 H: 0 LOB: 0 BB: 0 P: 16	R: 0 E: 0 K: 1 S: 7 H: 0 LOB: 0 BB: 0 P: 9	R: 2 E: 1 K: 1 S: 20 H: 1 LOB: 1 BB: 1 P: 26	R: 0 E: 0 K: 1 S: 8 H: 0 LOB: 0 BB: 0 P: 10	R: 0 E: 0 K: 0 S: 5 H: 0 LOB: 0 BB: 0 P: 9	R: 0 E: 0 K: 0 S: 7 H: 1 LOB: 2 BB: 1 P: 16	R: 0 E: 0 K: 0 S: 4 H: 0 LOB: 0 BB: 1 P: 9	R: 0 E: 0 K: 0 S: 11 H: 1 LOB: 1 BB: 0 P: 17	1B: 2 2B: 1 3B: 0 HR: 0 SF: 0 SAC: 0 DP: 1 HBP: 0	WP: 0 PB: 0 SB: 0 CS: 0 PA: 33	
<b>PITCHER</b> Kelly Downs, R (1, 1) ERA: 2.49	IP 9.0 WLS W BF 33 H 3 R 2 ER 0 SO 5 BB 2 IBB 1 HBP 0 BLK 0 WP 0 HR 0 S 76 P 123 ERA 0.00 WHIP 0.556											<b>PITCHER</b> IP WLS BF H R ER SO BB IBB HBP BLK WP HR S P ERA WHIP

**New York Mets @ San Francisco Giants**  
Candlestick Park, San Francisco, CA

Fri May 13 1988, 10:05 PM EDT  
Att. 25,275 - Unknown - 55 F

AB	30
R	2
H	3
RBI	0
BB	3
SO	5
LOB	7



WP: 0	PA: 33
PB: 0	
SB: 0	
CS: 0	

livebaseballscorecards.com

Batter	1	2	3	4	5	6	7	8	9
<b>Brett Butler, L</b> OBP: 0.333, SLG: 0.328 (1, 8)	3-3 K		1-2 F7			0-3 K		2-2 L7	
<b>Robby Thompson, R</b> OBP: 0.331, SLG: 0.350 (1, 4)	1-3 K			0-1 G2		2-3 K		3-3 K	
<b>Will Clark, L</b> OBP: 0.374, SLG: 0.538 (1, 3)	2-3 K			2-1 F4		0-0 F5		0-0 3-1	
<b>Kevin Mitchell, R</b> OBP: 0.374, SLG: 0.500 (1, 5)		0-0 L5		1-0 F8			4-0 L7-4 1B BB		
<b>Jeffrey Leonard, R</b> OBP: 0.300, SLG: 0.315 (1, 7)		2-3 K			1-1 1B FC3-2 1B		1-1 1B S		
<b>Candy Maldonado, R</b> OBP: 0.284, SLG: 0.395 (1, 9)		3-1 F9			1-1 FC3-2 S 1-3 G1-2-3 1B		3-2 L7-4 2-3		
<b>Bob Melvin, R</b> OBP: 0.244, SLG: 0.405 (1, 2)			2-2 HR		4-2 FC3-2 1-2 BB		2-1 1-H 2B 1B		
<b>Jose Uribe, S</b> OBP: 0.328, SLG: 0.309 (1, 6)			1-0 L4		3-2 FC3-2 1-2 2-3 3-HF		1-1 1-H 2B		
<b>Kelly Downs, R</b> OBP: 0.091, SLG: 0.091 (1, 1)			1-2 3-1		1-2 G1-2-3 3-HF		0-3 K2-3		

Inning Stats	R: 0	H: 0	E: 0	LOB: 0	K: 3	BB: 0	S: 10	P: 16
	R: 0	H: 0	E: 0	LOB: 0	K: 1	BB: 0	S: 7	P: 12
	R: 1	H: 1	E: 0	LOB: 0	K: 0	BB: 0	S: 12	P: 17
	R: 0	H: 0	E: 0	LOB: 0	K: 0	BB: 0	S: 5	P: 8
	R: 0	H: 2	E: 0	LOB: 2	K: 0	BB: 1	S: 14	P: 24
	R: 0	H: 0	E: 0	LOB: 0	K: 2	BB: 0	S: 7	P: 9
	R: 2	H: 3	E: 0	LOB: 1	K: 1	BB: 1	S: 12	P: 23
	R: 0	H: 0	E: 0	LOB: 0	K: 1	BB: 0	S: 7	P: 12

PITCHER	IP	WLS	BF	H	R	ER	SO	BB	IBB	HBP	BLK	WP	HR	S	P	ERA	WHIP
<b>Bob Ojeda, L</b> ERA: 3.38 (1, 1)	7.0	L	27	6	3	3	7	2	0	0	0	0	1	67	109	3.86	1.143
<b>Randy Myers, L</b> ERA: 1.69 (8, 1)	1.0		3	0	0	0	1	0	0	0	0	0	0	7	12	0.00	0.000

**BOTTOM**

**New York Mets @ San Francisco Giants**  
Candlestick Park, San Francisco, CA

Fri May 13 1988, 10:05 PM EDT  
Att: 25,275 - Unknown - 55 F

AB	R	H	RBI	BB	SO	LOB
4	0	0	0	0	2	0
4	0	0	0	0	3	0
4	0	0	0	0	1	0
2	0	0	0	1	0	0
3	1	2	0	0	1	0
3	0	1	0	0	0	2
2	2	2	2	1	0	0
3	0	1	1	0	0	3
3	0	0	0	0	1	4

AB	28
R	3
H	6
RBI	3
BB	2
SO	8
LOB	9

livebaseballscorecards.com

**GIANTS**

WP	PA
0	30



Batter	1	2	3	4	5	6	7	8	9	AB R H RBI BB SO LOB	TOP	
Lenny Dykstra, L (1, 8) OBP: 0.373, SLG: 0.544	0-0 G6-3		0-0 G4-3			2-2 E S 2-H 1B		1-1 1B 1B		4 0 2 1 0 0 0	<b>New York Mets @ San Francisco Giants</b> Candlestick Park, San Francisco, CA Sat May 14 1988, 6:33 AM EDT Att. 36,020 - Sunny - 70 F	
Tim Teufel, R (1, 4) OBP: 0.358, SLG: 0.357	1-1 P5			3-2 P8		1-3 1-3		1-1 1-2 1B		4 0 1 0 0 1 1		
Keith Hernandez, L (1, 3) OBP: 0.338, SLG: 0.448	2-3 K			1-0 G4-3		2-2 F6		1-3 K		4 0 0 0 0 2 3		
Darryl Strawberry, L (1, 9) OBP: 0.396, SLG: 0.603		0-1 G3		2-3 K			0-0 G3		2-2 F9	4 0 0 0 0 1 0		
Kevin McReynolds, R (1, 7) OBP: 0.295, SLG: 0.396		1-3 K			0-1 F7		2-1 HBP		1-1 G1-3	3 0 0 0 0 1 0		
Howard Johnson, S (1, 5) OBP: 0.323, SLG: 0.381		0-2 F9			1-1 F9		0-1 F8		3-2 1B	4 0 1 0 0 0 1		
Mackey Sasser, L (1, 2) OBP: 0.417, SLG: 0.750 Barry Lyons, R (5, 2) OBP: 0.133, SLG: 0.143				0-1 HR		3-2 G3		1-0 F9	1-0 G4-3	2 1 1 1 0 0 0 2 0 0 0 0 0 2		
Kevin Elster, R (1, 6) OBP: 0.303, SLG: 0.343			1-2 F9			1-1 WP SH3 1B 1B		1-3 K		3 1 1 0 0 1 0		
Ron Darling, R (1, 1) OBP: 0.111, SLG: 0.167 Lee Mazzilli, S (8, PH) OBP: 0.259, SLG: 0.182 Roger McDowell, R (8, 1) OBP: 0.500, SLG: 1.000			0-0 F9			0-0 SH3		2-0 G3		1 0 0 0 0 0 0 1 0 0 0 0 0 0 0 0 0 0 0 0 0		
<b>Inning Stats</b>	R: 0 E: 0 K: 1 S: 6 H: 0 LOB: 0 BB: 0 P: 9	R: 0 E: 0 K: 1 S: 9 H: 0 LOB: 0 BB: 0 P: 10	R: 1 E: 0 K: 0 S: 8 H: 1 LOB: 0 BB: 0 P: 9	R: 0 E: 0 K: 1 S: 9 H: 0 LOB: 0 BB: 0 P: 15	R: 0 E: 0 K: 0 S: 9 H: 0 LOB: 0 BB: 0 P: 13	R: 1 E: 0 K: 1 S: 14 H: 2 LOB: 1 BB: 0 P: 20	R: 0 E: 0 K: 0 S: 5 H: 0 LOB: 1 BB: 0 P: 8	R: 0 E: 0 K: 2 S: 11 H: 2 LOB: 2 BB: 0 P: 17	R: 0 E: 0 K: 0 S: 11 H: 1 LOB: 1 BB: 0 P: 18	1B: 5 2B: 0 3B: 0 HR: 1 SF: 0 SAC: 1 DP: 0 HBP: 1		WP: 1 PB: 0 SB: 1 CS: 0 PA: 34
<b>PITCHER</b>	IP WLS BF H R ER SO BB IBB HBP BLK WP HR S P ERA WHIP											
Mike Krukow, R (1, 1) ERA: 4.34	7.2 W 29 5 2 2 5 0 0 1 0 1 1 68 97 2.35 0.652											
Atee Hammaker, L (8, 1) ERA: 3.56	1.1 S 5 1 0 0 1 0 0 0 0 0 0 0 14 22 0.00 0.750											

livebaseballscorecards.com

<b>AB</b>	32
<b>R</b>	2
<b>H</b>	6
<b>RBI</b>	2
<b>BB</b>	0
<b>SO</b>	6
<b>LOB</b>	7



Batter	1	2	3	4	5	6	7	8	9	AB	R	H	RBI	BB	SO	LOB
<b>Brett Butler, L</b> (1, 8) OBP: 0.338, SLG: 0.333	0-1 F8		1-2 3B 1B		2-0 F9			0-2 HBP 1B		4	1	2	0	0	0	0
<b>Robby Thompson, R</b> (1, 4) OBP: 0.336, SLG: 0.366	3-1 F8		1-0 G3 3B			2-3 K		1-0 HBP		3	1	1	2	0	1	0
<b>Will Clark, L</b> (1, 3) OBP: 0.365, SLG: 0.522	0-0 E7		0-2 G3			1-2 G1-3		0-3 K		4	0	0	1	0	1	2
<b>Kevin Mitchell, R</b> (1, 5) OBP: 0.367, SLG: 0.488	1-1 F9		0-0 F8			0-0 G5-3				3	0	0	0	0	0	1
<b>Jeffrey Leonard, R</b> (1, 7) OBP: 0.291, SLG: 0.305		3-1 F8		2-2 G5-3			1-1 G6-3			3	0	0	0	0	0	0
<b>Candy Maldonado, R</b> (1, 9) OBP: 0.278, SLG: 0.386		1-3 K		2-0 L9			3-2 L7			3	0	0	0	0	1	0
<b>Bob Brenly, R</b> (1, 2) OBP: 0.194, SLG: 0.359		1-2 F7		0-0 L7			3-2 F9			3	0	0	0	0	0	0
<b>Atlee Hammaker, S</b> (8, 1) OBP: 0.333, SLG: 0.333										0	0	0	0	0	0	0
<b>Jose Uribe, S</b> (1, 6) OBP: 0.329, SLG: 0.310			1-2 1B 3B SH1-4 1B		0-0 F8			1-0 G3-1		3	1	1	0	0	0	0
<b>Mike Krukow, R</b> (1, 1) <b>Bob Melvin, R</b> (8, 2) OBP: 0.241, SLG: 0.400			0-0 SH1-4		2-0 G5-3			0-2 G4-3		1	0	0	0	0	0	0
										1	0	0	0	0	0	0

Inning Stats	R: 0	H: 0	E: 1	LOB: 1	K: 0	BB: 0	S: 7	P: 11	R: 0	H: 0	E: 0	LOB: 0	K: 1	BB: 0	S: 9	P: 14	R: 3	H: 3	E: 0	LOB: 0	K: 0	BB: 0	S: 14	P: 17	R: 0	H: 0	E: 0	LOB: 0	K: 0	BB: 0	S: 5	P: 9	R: 0	H: 0	E: 0	LOB: 0	K: 0	BB: 0	S: 3	P: 7	R: 0	H: 0	E: 0	LOB: 0	K: 1	BB: 0	S: 7	P: 10	R: 0	H: 0	E: 0	LOB: 0	K: 0	BB: 0	S: 9	P: 16	R: 0	H: 1	E: 0	LOB: 2	K: 1	BB: 0	S: 11	P: 13
<b>PITCHER</b>	IP	WLS	BF	H	R	ER	SO	BB	IBB	HBP	BLK	WP	HR	S	P	ERA	WHIP																																															
<b>Ron Darling, R</b> (1, 1) ERA: 1.89	7.0	L	25	3	3	3	2	0	0	0	0	0	0	54	84	3.86	0.429																																															
<b>Roger McDowell, R</b> (8, 1) ERA: 2.75	1.0		5	1	0	0	1	0	0	1	0	0	0	11	13	0.00	1.000																																															

**BOTTOM**

**New York Mets @ San Francisco Giants**  
Candlestick Park, San Francisco, CA

Sat May 14 1988, 6:33 AM EDT  
Att. 36,020 - Sunny - 70 F

livebaseballscorecards.com

<b>AB</b>	<b>28</b>
<b>R</b>	<b>3</b>
<b>H</b>	<b>4</b>
<b>RBI</b>	<b>3</b>
<b>BB</b>	<b>0</b>
<b>SO</b>	<b>3</b>
<b>LOB</b>	<b>3</b>

**GIANTS**

WP: 0	PA: 30
PB: 0	SB: 0
CS: 0	



Batter	1	2	3	4	5	6	7	8	9	AB R H RBI BB SO LOB	TOP											
Lenny Dykstra, L (1, 8) OBP: 0.368, SLG: 0.530	2-3 K		0-0 1-2 2-H 1B			2-1 3-1		1-3 K		4 0 1 1 0 2 0	<b>New York Mets @ San Francisco Giants</b> Candlestick Park, San Francisco, CA Sun May 15 1988, 6:33 AM EDT Att. 43,484 - Sunny - 72 F											
Mookie Wilson, S (1, 7) OBP: 0.367, SLG: 0.512	1-2 1B		0-3 K			0-1 6-3		2-2 2B	4 0 2 0 0 1 2													
Darryl Strawberry, L (1, 9) OBP: 0.385, SLG: 0.583	3-3 1-2 K		2-3 K			3-2 G3		1-0 P4	4 0 0 0 0 2 4													
Lee Mazzilli, S (1, 3) OBP: 0.226, SLG: 0.154		1-3 K			2-0 4-3		1-3 K	0-1 6-3	4 0 0 0 0 2 1													
Gary Carter, R (1, 2) OBP: 0.358, SLG: 0.519		1-1 G4-6-3 1B			0-1 F5		1-2 F7	0-0 F7	4 0 1 0 0 0 1													
Howard Johnson, S (1, 5) OBP: 0.324, SLG: 0.379		3-2 G4-6-3 1-2f			0-1 G3		3-1 1B		3 0 1 0 0 0 1													
Tim Lincecum, R (1, 4) OBP: 0.358, SLG: 0.356			3-1 SH1-3 1B			1-2 5-3		3-2 SAFE L9	3 1 1 0 0 0 1													
Kevin Elster, R (1, 6) OBP: 0.297, SLG: 0.337			0-0 SH1-3			2-3 K		0-0 F8	2 0 0 0 0 1 0													
Sid Fernandez, L (1, 1)			1-2					1-2 F8	1 0 0 0 1 0 0													
Terry Leach, R (6, 1)			4-0 1B			2-1 4-3			0 0 0 0 0 0 0													
Gene Walter, L (7, 1)									0 0 0 0 0 0 0													
Mark Carreon, R (8, PH)									1 0 0 0 0 0 0													
Jeff Innis, R (8, 1)									0 0 0 0 0 0 0													
<b>Inning Stats</b>	R: 0 E: 0 K: 2 S: 9	H: 1 LOB: 0 BB: 0 P: 15	R: 0 E: 0 K: 1 S: 8	H: 1 LOB: 0 BB: 0 P: 13	R: 1 E: 0 K: 2 S: 10	H: 2 LOB: 2 BB: 1 P: 19	R: 0 E: 0 K: 0 S: 5	H: 0 LOB: 0 BB: 0 P: 7	R: 0 E: 0 K: 1 S: 8	H: 0 LOB: 0 BB: 0 P: 13	R: 0 E: 0 K: 0 S: 8	H: 0 LOB: 0 BB: 0 P: 13	R: 0 E: 0 K: 1 S: 13	H: 1 LOB: 1 BB: 0 P: 21	R: 0 E: 0 K: 1 S: 8	H: 0 LOB: 0 BB: 0 P: 10	R: 0 E: 0 K: 0 S: 7	H: 1 LOB: 1 BB: 0 P: 10	1B: 5 2B: 1 3B: 0 HR: 0	SF: 0 SAC: 1 DP: 1 HBP: 0	WP: 0 PB: 0 SB: 0 CS: 0	PA: 32
<b>PITCHER</b>	IP WLS BF H R ER SO BB IBB HBP BLK WP HR S P ERA WHIP																					
Michael LaCoss, R (1, 1) ERA: 3.31	7.0 W 25 5 1 1 7 1 0 0 0 0 0 0 61 101 1.29 0.857																					
Craig Lefferts, L (8, 1) ERA: 2.1	2.0 7 1 0 0 1 0 0 0 0 0 0 0 15 20 0.00 0.500																					

AB	30
R	1
H	6
RBI	1
BB	1
SO	8
LOB	10







Batter	1	2	3	4	5	6	7	8	9	AB R H RBI BB SO LOB	TOP											
Milt Thompson, L (1, 8) OBP: 0.330, SLG: 0.278	1-2 4-3		1-0 F7		2-3 K		2-0 G3			4 0 0 0 0 1 0												
Phil Bradley, R (1, 7) OBP: 0.340, SLG: 0.320	0-3 K		1-1 G5-3		1-0 6-3		3-2 L9			4 0 0 0 0 1 0												
Von Hayes, L (1, 3) OBP: 0.341, SLG: 0.361	0-3 K			0-0 2B 1B		0-0 F8		2-2 F8		4 0 1 0 0 1 0												
Mike Schmidt, R (1, 5) OBP: 0.333, SLG: 0.391		0-1 1B 1B		1-1 1-3 2B		2-1 HR 1B		1-0 S 1B		4 1 4 0 0 0 0												
Lance Parrish, R (1, 2) OBP: 0.323, SLG: 0.487		0-0 B1		1-2 F9		2-0 HR		3-3 K		4 1 1 2 0 1 4												
Juan Samuel, R (1, 4) OBP: 0.276, SLG: 0.338		0-3 K		4-0 IBB		1-0 6-3		2-3 K		3 0 0 0 1 2 2												
Chris James, R (1, 9) OBP: 0.288, SLG: 0.448		0-0 1-2 1B		1-0 F6		0-0 HR		0-1 P3		4 1 2 1 0 0 3												
Steve Jeltz, S (1, 6) OBP: 0.341, SLG: 0.324		1-0 P6		1-1 G6-3		1-2 1-3		1-1 6-3		4 0 0 0 0 0 5												
Shane Rawley, R (1, 1) OBP: 0.158, SLG: 0.111			0-0 5-3		1-2 F2		0-3 K		2-3 K	4 0 0 0 0 2 0												
<b>Inning Stats</b>	R: 0 E: 0 K: 2 S: 9	H: 0 LOB: 0 BB: 0 P: 10	R: 0 E: 0 K: 1 S: 8	H: 2 LOB: 2 BB: 0 P: 9	R: 0 E: 0 K: 0 S: 4	H: 0 LOB: 0 BB: 0 P: 6	R: 0 E: 0 K: 0 S: 9	H: 2 LOB: 3 BB: 1 P: 17	R: 0 E: 0 K: 1 S: 7	H: 0 LOB: 0 BB: 0 P: 11	R: 3 E: 0 K: 0 S: 9	H: 3 LOB: 0 BB: 0 P: 15	R: 0 E: 0 K: 1 S: 8	H: 0 LOB: 0 BB: 0 P: 13	R: 0 E: 0 K: 2 S: 12	H: 1 LOB: 1 BB: 0 P: 20	R: 0 E: 0 K: 1 S: 8	H: 0 LOB: 0 BB: 0 P: 11	1B: 5 2B: 1 3B: 0 HR: 2	SF: 0 SAC: 0 DP: 0 HBP: 0	WP: 0 PB: 0 SB: 1 CS: 0	PA: 36
<b>PITCHER</b>	IP WLS BF H R ER SO BB IBB HBP BLK WP HR S P ERA WHIP																					
Rick Reuschel, R (1, 1) ERA: 2.75	8.0 L 33 8 3 3 7 0 1 0 0 0 2 66 101 3.38 1.000																					
Scott Garrelts, R (9, 1) ERA: 3.42	1.0 3 0 0 0 1 0 0 0 0 0 0 8 11 0.00 0.000																					

Philadelphia Phillies @ San Francisco Giants  
Candlestick Park, San Francisco, CA

Mon May 16 1988, 10:05 PM EDT  
Att: 6,278 - Unknown - 48 F

livebaseballscorecards.com

AB	35
R	3
H	8
RBI	3
BB	1
SO	8
LOB	14



Batter	1	2	3	4	5	6	7	8	9	AB R H RBI BB SO LOB	
<b>Brett Butler, L</b> OBP: 0.327, SLG: 0.322 (1, 8) B F B X	2-1 6-3 ①		2-2 E6			X 0-0 1-3 ①			B C B C B C X	3-3 K ①	4 0 0 0 0 1 0
<b>Robby Thompson, R</b> OBP: 0.345, SLG: 0.392 (1, 4) B B F C F B B	4-2 BB		1-1 P4 ③			B C B X			B C B X	2-1 F7 ②	3 0 0 0 1 0 1
<b>Will Clark, L</b> OBP: 0.353, SLG: 0.507 (1, 3) C 1 F B X	1-2 F8 ②				B X	1-0 4-3 ①			C S B B X	2-2 4-3 ③	4 0 0 0 0 0 1
<b>Kevin Mitchell, R</b> OBP: 0.363, SLG: 0.500 (1, 5) 1 SAFE C X	0-1 L7 ③				F B F X	1-3 K ②			X	0-0 F9 ①	3 0 0 0 0 1 1
<b>Jeffrey Leonard, R</b> OBP: 0.282, SLG: 0.294 (1, 7) C X T C		0-2 F3 ①			B X	1-0 F8 ③			C T C	0-3 K ②	3 0 0 0 0 1 0
<b>Candy Maldonado, R</b> OBP: 0.272, SLG: 0.374 (1, 9) B B F X		1-2 F3 ②			X	0-0 FC5-4 1B			B X	1-0 F8 ③	3 0 1 0 0 0 0
<b>Bob Melvin, R</b> OBP: 0.225, SLG: 0.372 (1, 2) X		0-0 4-3 ③			F F X	1-1 F2 ①			C B X	1-1 5-3 ①	3 0 0 0 0 0 1
<b>Jose Uribe, S</b> OBP: 0.322, SLG: 0.303 (1, 6) X			0-0 6-3 ①		S F C S X	0-2 FC5-4 1-2f			B C B X	2-1 G4-6-3 1B	3 0 1 0 0 0 1
<b>Rick Reuschel, R</b> OBP: 0.048, SLG: 0.048 (1, 1) <b>Joel Youngblood, R</b> OBP: 0.400, SLG: 0.370 (8, PH) <b>Scott Garrelts, R</b> (9, 1) S B C B F B X			3-2 P4 ②		F F S	0-3 K ③			B X	1-0 G4-6-3 1-2f	2 0 0 0 0 1 1 1 0 0 0 0 0 1 0 0 0 0 0 0 0

Inning Stats	R: 0 E: 0 K: 0 S: 10	H: 0 LOB: 1 BB: 1 P: 17	R: 0 E: 0 K: 0 S: 7	H: 0 LOB: 0 BB: 0 P: 8	R: 0 E: 1 K: 0 S: 12	H: 0 LOB: 1 BB: 0 P: 18	R: 0 E: 0 K: 1 S: 5	H: 0 LOB: 0 BB: 0 P: 8	R: 0 E: 0 K: 1 S: 11	H: 1 LOB: 1 BB: 0 P: 11	R: 0 E: 0 K: 0 S: 6	H: 0 LOB: 0 BB: 0 P: 9	R: 0 E: 0 K: 1 S: 5	H: 0 LOB: 0 BB: 0 P: 6	R: 0 E: 0 K: 0 S: 5	H: 1 LOB: 0 BB: 0 P: 9	R: 0 E: 0 K: 1 S: 7	H: 0 LOB: 0 BB: 0 P: 13	1B: 2 2B: 0 3B: 0 HR: 0	SF: 0 SAC: 0 DP: 1 HBP: 0	WP: 0 PB: 0 SB: 0 CS: 0	PA: 30
<b>PITCHER</b> <b>Shane Rawley, L</b> ERA: 3.49 (1, 1)	IP 9.0	WLS W	BF 30	H 2	R 0	ER 0	SO 4	BB 1	IBB 0	HBP 0	BLK 0	WP 0	HR 0	S 68	P 99	ERA 0.00	WHIP 0.333					
<b>PITCHER</b>	IP	WLS	BF	H	R	ER	SO	BB	IBB	HBP	BLK	WP	HR	S	P	ERA	WHIP					


**BOTTOM**

Philadelphia Phillies @ San Francisco Giants  
Candlestick Park, San Francisco, CA

Mon May 16 1988, 10:05 PM EDT  
Att. 6,278 - Unknown - 48 F

livebaseballscorecards.com

<b>AB</b>	<b>29</b>
<b>R</b>	<b>0</b>
<b>H</b>	<b>2</b>
<b>RBI</b>	<b>0</b>
<b>BB</b>	<b>1</b>
<b>SO</b>	<b>4</b>
<b>LOB</b>	<b>7</b>





Batter	1	2	3	4	5	6	7	8	9	AB R H RBI BB SO LOB	TOP		
Milt Thompson, L OBP: 0.333, SLG: 0.277 (1, 8)	0-2 4-3	4-2 1B WP BB	0-1 1B			2-2 E4 FC4-6 BB FC5-4		2-2 G1-6-3		4 2 1 0 1 0 1			
Phil Bradley, R OBP: 0.355, SLG: 0.357 (1, 7)	2-2 1B	2-2 2B WP 1B	0-3 K			4-1 FC4-6 BB		1-2 3B		4 2 3 1 1 1 1			
Von Hayes, L OBP: 0.350, SLG: 0.378 (1, 3)	2-2 1B SF9 1B	2-2 1B 2B				1-1 FC4-6 FC5-4		0-3 K		5 2 3 1 0 1 3			
Mike Schmidt, R OBP: 0.338, SLG: 0.390 (1, 5)	0-0 SF9 BB 1B	4-0 1B IBB				3-2 6-3		4-2 BB		3 0 1 1 1 0 2			
Bill Almon, R OBP: 0.273, SLG: 0.263 (6, PR)	1-3 SF9 BB 1B					1-3 SAFE		0 0 0 0 1 0 0					
Lance Parrish, R OBP: 0.326, SLG: 0.479 (1, 2)	4-1 FC6-4 BB	2-1 FC6-4 1B				3-3 K		2-3 K		4 0 1 2 1 2 2			
Juan Samuel, R OBP: 0.280, SLG: 0.343 (1, 4)	1-2 SF9	1-3 K				1-1 FC5-4 FC6-4		1-1 FC6-4		4 0 1 2 1 2 2			
Chris James, R OBP: 0.284, SLG: 0.436 (1, 9)	0-0 FC6-4	0-0 FC6-4				0-2 E7 1B		1-2 1B		4 1 2 1 0 2 3			
Steve Jeltz, S OBP: 0.337, SLG: 0.320 (1, 6)		0-3 K	0-0 1-3			0-3 K		3-1 G3-6 1B		5 0 1 0 0 1 6			
Kevin Gross, R OBP: 0.360, SLG: 0.348 (1, 1)		2-1 WP 1B	1-0 F8			1-0 K		0-1 G3-6		4 0 1 1 0 1 1			
						2-3 K		0-0 G1-6-3 1B		4 1 2 0 0 1 0			
<b>Inning Stats</b>	R: 2 H: 3 E: 0 LOB: 2 K: 0 BB: 1 S: 18 P: 27	R: 4 H: 4 E: 0 LOB: 2 K: 2 BB: 2 S: 22 P: 37	R: 0 H: 1 E: 0 LOB: 1 K: 1 BB: 0 S: 7 P: 8	R: 0 H: 1 E: 0 LOB: 0 K: 1 BB: 0 S: 9 P: 17	R: 1 H: 2 E: 1 LOB: 0 K: 2 BB: 0 S: 10 P: 13	R: 1 H: 0 E: 1 LOB: 1 K: 0 BB: 1 S: 10 P: 19	R: 0 H: 2 E: 0 LOB: 0 K: 0 BB: 0 S: 7 P: 11	R: 0 H: 2 E: 0 LOB: 1 K: 1 BB: 0 S: 12 P: 15	R: 0 H: 0 E: 0 LOB: 1 K: 2 BB: 1 S: 11 P: 19	1B: 12 SF: 1 2B: 2 SAC: 0 3B: 1 DP: 2 HR: 0 HBP: 0	WP: 3 PA: 43 PB: 0 SB: 1 CS: 0		
<b>PITCHER</b>	IP WLS BF H R ER SO BB IBB HBP BLK WP HR S P ERA WHIP											<b>PITCHER</b>	IP WLS BF H R ER SO BB IBB HBP BLK WP HR S P ERA WHIP
Kelly Downs, R ERA: 3.63 (1, 1)	1.1 L 14 7 6 6 1 2 1 0 0 0 2 0 36 59 40.50 6.750												
Randy Bockus, R ERA: (2, 1)	3.2 13 4 1 0 5 0 0 0 0 0 0 0 30 43 0.00 1.091												
Terry Mulholland, L ERA: 15.43 (6, 1)	2.0 8 2 1 0 0 1 0 0 0 0 0 0 17 30 0.00 1.500												
Don Robinson, R ERA: 2.13 (8, 1)	2.0 8 2 0 0 3 1 0 0 0 0 0 0 23 34 0.00 1.500												

Philadelphia Phillies @ San Francisco Giants  
 Candlestick Park, San Francisco, CA  
 Tue May 17 1988, 10:05 PM EDT  
 Att: 9,948 - Unknown - 50 F

livebaseballscorecards.com

AB	37
R	8
H	15
RBI	7
BB	5
SO	9
LOB	19







Batter	1	2	3	4	5	6	7	8	9	AB R H RBI BB SO LOB	TOP											
Milt Thompson, L (1, 8) OBP: 0.322, SLG: 0.267	1-3 ① 		3-3 ③ 			2-0 ② ③ G4-6-3 1-2f 		0-1 ③ F9 		4 0 0 0 0 2 2	<b>Philadelphia Phillies @ San Francisco Giants</b> <b>Candlestick Park, San Francisco, CA</b> Wed May 18 1988, 6:33 AM EDT Att. 12,940 - Sunny - 70 F											
Phil Bradley, R (1, 7) OBP: 0.346, SLG: 0.346	1-1 ② F8 			2-2 ① 6-3 			2-1 ① F8 		1-1 ① 4-3 	4 0 0 0 0 0 0												
Von Hayes, L (1, 3) OBP: 0.354, SLG: 0.385	1-1 ③ F4 			2-0 ② F5 			0-0 2B 		4-0 1B BB 	3 0 1 0 1 0 0												
Mike Schmidt, R (1, 5) OBP: 0.336, SLG: 0.385		2-2 ① L7 		0-3 ③ K 			2-1 ② 5-3 		0-0 1B G6-4-3 1-2 	4 0 1 0 0 1 1												
Lance Parrish, R (1, 2) OBP: 0.331, SLG: 0.500		1-0 HR 			2-1 ① 6-3 		4-0 FC6-4 BB 		3-2 ③ ④ G6-4-3 1-2f 	3 1 1 1 1 0 2												
Juan Samuel, R (1, 4) OBP: 0.275, SLG: 0.336		0-1 ② F2 			0-3 ② K 		1-2 ③ FC6-4 1-2f 			3 0 0 0 0 1 2												
Chris James, R (1, 9) OBP: 0.277, SLG: 0.425		1-0 ③ 6-3 			0-0 ③ F8 			0-2 ① F7 		3 0 0 0 0 0 0												
Steve Jeltz, S (1, 6) OBP: 0.341, SLG: 0.316			1-3 ① K 			4-2 FC5-6 BB 		0-2 1B 		1 0 0 0 1 1 0												
Greg Gross, L (8, PH) OBP: 0.244, SLG: 0.162						0-0 ① FC5-6 G4-6-3 1-2f 		1-0 ② F6 		1 0 1 0 0 0 0												
Luis Aguayo, R (8, 6) OBP: 0.289, SLG: 0.308										0 0 0 0 0 0 0												
Bruce Ruffin, S (1, 1) OBP: 0.222, SLG: 0.176			1-3 ② K 							2 0 0 0 0 1 1												
Greg Harris, S (6, 1) OBP: 1.000, SLG: 1.000										0 0 0 0 0 0 0												
Mike Young, S (8, PH) OBP: 0.237, SLG: 0.206										1 0 0 0 0 0 1												
Don Carman, L (8, 1)										0 0 0 0 0 0 0												
Kent Tekulve, R (8, 1)										0 0 0 0 0 0 0												
<b>Inning Stats</b>	R: 0 E: 0 K: 1 S: 9	H: 0 LOB: 0 BB: 0 P: 12	R: 1 E: 0 K: 0 S: 9	H: 1 LOB: 0 BB: 0 P: 13	R: 0 E: 0 K: 3 S: 9	H: 0 LOB: 0 BB: 0 P: 14	R: 0 E: 0 K: 1 S: 7	H: 0 LOB: 0 BB: 0 P: 11	R: 0 E: 0 K: 1 S: 6	H: 0 LOB: 0 BB: 0 P: 8	R: 0 E: 0 K: 0 S: 4	H: 0 LOB: 0 BB: 1 P: 10	R: 0 E: 0 K: 0 S: 9	H: 1 LOB: 2 BB: 1 P: 18	R: 0 E: 0 K: 0 S: 10	H: 1 LOB: 1 BB: 0 P: 11	R: 0 E: 0 K: 0 S: 6	H: 1 LOB: 1 BB: 1 P: 14	1B: 2 2B: 1 3B: 0 HR: 1	SF: 0 SAC: 0 DP: 2 HBP: 0	WP: 0 PB: 0 SB: 0 CS: 0	PA: 32
<b>PITCHER</b>	IP WLS BF H R ER SO BB IBB HBP BLK WP HR S P ERA WHIP																					
Mike Krukow, R (1, 1) ERA: 3.86	8.1 W 31 4 1 1 6 3 0 0 0 0 0 1 66 105 1.08 0.840																					
Scott Garrelts, R (9, 1) ERA: 3.33	0.2 S 1 0 0 0 0 0 0 0 0 0 0 0 3 6 0.00 0.000																					

livebaseballscorecards.com

<b>AB</b>	<b>29</b>
<b>R</b>	<b>1</b>
<b>H</b>	<b>4</b>
<b>RBI</b>	<b>1</b>
<b>BB</b>	<b>3</b>
<b>SO</b>	<b>6</b>
<b>LOB</b>	<b>9</b>







Batter	1	2	3	4	5	6	7	8	9	AB R H RBI BB SO LOB	TOP											
Herm Winningham, L (1, 8) OBP: 0.368, SLG: 0.320	1-2 6-3		1-0 F8			3-2 G3		0-0 F9		4 0 0 0 0 0 0	<p><b>Montreal Expos @ San Francisco Giants</b> Candlestick Park, San Francisco, CA</p> <p>Fri May 20 1988, 10:05 PM EDT Att. 15,510 - Unknown</p>											
Tim Wallach, R (1, 5) Johnny Paredes, R (8, 4) OBP: 0.290, SLG: 0.370 OBP: 0.291, SLG: 0.261	0-2 F9		1-1 4-3			2-0 4-3 2B		1-1 F9		4 0 1 0 0 0 0 0 0 0 0 0 0 0												
Tim Raines, S (1, 7) OBP: 0.393, SLG: 0.447	2-2 1B				2-2 6-3	0-0 4-3		0-1 1B		4 0 2 0 0 0 1												
Hubie Brooks, R (1, 9) Dave Engle, R (8, 9) OBP: 0.282, SLG: 0.377 OBP: 0.350, SLG: 0.294	1-2 1B				3-2 1-4-3	0-2 4-3		2-2 5-3		4 0 1 0 0 0 2 0 0 0 0 0 0 0												
Andres Galarraga, R (1, 3) Graig Nettles, L (8, 3) OBP: 0.377, SLG: 0.586 OBP: 0.240, SLG: 0.304	2-2 G4				1-1 1-3		1-2 WP 2B 1B		0-2 4-3	3 1 1 0 0 0 2 1 0 0 0 0 0 0												
Tom Foley, L (1, 4) Wallace Johnson, S (9, PH) OBP: 0.210, SLG: 0.211 OBP: 0.368, SLG: 0.333		1-0 F7			2-2 4-3		3-2 F8		0-1 FC4-6 1B	3 0 0 0 0 0 1 1 0 1 0 0 0 0												
Nelson Santovenia, R (1, 2) OBP: 0.450, SLG: 0.375		0-0 G4-6-3 1B			0-2 5-3		2-1 1-H 2B		1-2 FC4-6 2B 1-2f	4 0 2 1 0 0 1												
Luis Rivera, R (1, 6) OBP: 0.240, SLG: 0.308		1-1 G4-6-3 1-2f			1-1 HR		2-1 6-3		2-2 1-3 2B	4 1 2 1 0 0 2												
Bryn Smith, R (1, 1) Jeff Parrett, R (6, 1) Mitch Webster, S (7, PH) Bob McClure, R (7, 1) Jeff Reed, L (9, PH) OBP: 0.133, SLG: 0.071 OBP: 0.348, SLG: 0.322 OBP: 0.353, SLG: 0.342			2-3 K		1-0 5-3		0-2 3-1		2-3 K	2 0 0 0 0 1 0 0 0 0 0 0 0 0 1 0 0 0 0 0 1 0 0 0 0 0 0 0 1 0 0 0 0 1 2												
<b>Inning Stats</b>	R: 0 E: 0 K: 0 S: 16	H: 2 LOB: 2 BB: 0 P: 22	R: 0 E: 0 K: 0 S: 4	H: 1 LOB: 0 BB: 0 P: 6	R: 0 E: 0 K: 1 S: 6	H: 0 LOB: 0 BB: 0 P: 10	R: 0 E: 0 K: 0 S: 13	H: 0 LOB: 0 BB: 0 P: 19	R: 1 E: 0 K: 0 S: 9	H: 1 LOB: 0 BB: 0 P: 13		R: 0 E: 0 K: 0 S: 8	H: 1 LOB: 1 BB: 0 P: 13	R: 1 E: 0 K: 0 S: 13	H: 2 LOB: 1 BB: 0 P: 21	R: 0 E: 0 K: 0 S: 8	H: 1 LOB: 1 BB: 0 P: 11	R: 0 E: 0 K: 1 S: 19	H: 2 LOB: 2 BB: 0 P: 24	1B: 6 2B: 3 3B: 0 HR: 1	SF: 0 SAC: 0 DP: 1 HBP: 0	WP: 1 PB: 0 SB: 0 CS: 0
<b>PITCHER</b>	IP WLS BF H R ER SO BB IBB HBP BLK WP HR S P ERA WHIP																					
Michael LaCoss, R (1, 1) ERA: 3.21	7.0 W 27 7 2 2 1 0 0 0 0 1 1 69 104 2.57 1.000																					
Atlee Hammaker, L (8, 1) ERA: 3.45	1.0 4 1 0 0 0 0 0 0 0 0 0 8 11 0.00 1.000																					
Craig Lefferts, L (9, 1) ERA: 2.03	1.0 5 2 0 0 0 1 0 0 0 0 0 19 24 0.00 2.000																					

AB	36
R	2
H	10
RBI	2
BB	0
SO	2
LOB	12



Batter	1	2	3	4	5	6	7	8	9
<b>Brett Butler, L</b> OBP: 0.350, SLG: 0.353 (1, 8)	1-0 1B 1B	0-0 4-3			1-0 HR 1B	4-0 HR IBB		3-1 F4	
<b>Robby Thompson, R</b> OBP: 0.366, SLG: 0.401 <b>Chris Speier, R</b> OBP: 0.405, SLG: 0.531 (1, 4) (2, 4)	1-1 1B 1B		0-0 E5 5-3		1-1 F8	0-0 HR		1-3 K	
<b>Will Clark, L</b> OBP: 0.358, SLG: 0.517 <b>Mike Aldrete, L</b> OBP: 0.330, SLG: 0.321 (1, 3) (8, 3)	1-3 K		1-0 F7		3-2 HR	0-0 F7		1-3 K	
<b>Kevin Mitchell, R</b> OBP: 0.349, SLG: 0.503 (1, 5)	0-1 F8		2-2 5-3		0-0 SF9 3B	0-3 K		3-2 F9	
<b>Jeffrey Leonard, R</b> OBP: 0.286, SLG: 0.300 (1, 7)	1-1 1B		0-1 5-3		2-1 SF9		0-0 F8		
<b>Candy Maldonado, R</b> OBP: 0.281, SLG: 0.395 (1, 9)	1-0 P5			3-2 HR	2-0 5-3		3-2 HR 1B		
<b>Bob Melvin, R</b> OBP: 0.234, SLG: 0.407 (1, 2)		0-2 F8		1-2 1-3		0-0 SH1-4 HR 1B	3-1 HR		
<b>Jose Uribe, S</b> OBP: 0.318, SLG: 0.300 <b>Angel Escobar, S</b> OBP: 0.333, SLG: 0.333 (1, 6) (8, 6)		1-0		1-2 F9		0-2 SH1-4 HR 1B	1-0 F8		
<b>Michael LaCoss, R</b> OBP: 0.375, SLG: 0.286 <b>Joel Youngblood, R</b> OBP: 0.375, SLG: 0.345 <b>Atlee Hammaker, S</b> OBP: 0.333, SLG: 0.333 <b>Craig Lefferts, L</b> (1, 1) (7, PH) (8, 1) (9, 1)		1-3 K		1-1 4-3		0-0 SH1-4	2-0 F9		

Inning Stats	R: 1	H: 3	E: 0	K: 1	S: 12	L: 2	LOB: 2	BB: 0	P: 17	R: 0	H: 1	E: 0	K: 1	S: 8	L: 1	LOB: 1	BB: 0	P: 10	R: 0	H: 0	E: 1	K: 0	S: 8	L: 0	LOB: 1	BB: 0	P: 10	R: 1	H: 1	E: 0	K: 0	S: 14	L: 1	LOB: 0	BB: 0	P: 20	R: 3	H: 3	E: 0	K: 0	S: 11	L: 3	LOB: 0	BB: 0	P: 19	R: 4	H: 3	E: 0	K: 1	S: 11	L: 0	LOB: 0	BB: 1	P: 15	R: 2	H: 2	E: 0	K: 0	S: 8	L: 2	LOB: 0	BB: 0	P: 17	R: 0	H: 0	E: 0	K: 2	S: 11	L: 0	LOB: 1	BB: 0	P: 19
--------------	------	------	------	------	-------	------	--------	-------	-------	------	------	------	------	------	------	--------	-------	-------	------	------	------	------	------	------	--------	-------	-------	------	------	------	------	-------	------	--------	-------	-------	------	------	------	------	-------	------	--------	-------	-------	------	------	------	------	-------	------	--------	-------	-------	------	------	------	------	------	------	--------	-------	-------	------	------	------	------	-------	------	--------	-------	-------

PITCHER	IP	WLS	BF	H	R	ER	SO	BB	IBB	HBP	BLK	WP	HR	S	P	ERA	WHIP
<b>Bryn Smith, R</b> ERA: 3.78 (1, 1)	5.0	L	24	8	5	5	2	0	0	0	0	0	2	53	76	9.00	1.600
<b>Jeff Parrett, R</b> ERA: 2.67 (6, 1)	1.0		7	3	4	4	1	0	1	0	0	0	1	11	15	36.00	3.000
<b>Bob McClure, L</b> ERA: 6.75 (7, 1)	2.0		9	2	2	2	2	0	0	0	0	0	1	19	36	9.00	1.000

**BOTTOM**

4 3 2 0 1 0 1

1 0 1 0 0 0 0  
4 1 1 4 0 1 1

4 1 1 2 0 1 3  
1 0 0 0 0 1 1

5 1 1 0 0 1 4

3 0 1 2 0 0 1

4 2 2 1 0 0 2

4 2 2 2 0 0 0

4 1 2 0 0 0 0  
0 0 0 0 0 0 0

2 0 0 0 0 1 1  
1 0 0 0 0 0 0  
0 0 0 0 0 0 0  
0 0 0 0 0 0 0

1B: 8 SF: 1  
2B: 0 SAC: 1  
3B: 1 DP: 0  
HR: 4 HBP: 0

WP: 0 PA: 40  
PB: 1  
SB: 1  
CS: 0

**Montreal Expos @ San Francisco Giants**  
Candlestick Park, San Francisco, CA

livebaseballscorecards.com

**GIANTS**

Fri May 20 1988, 10:05 PM EDT  
Att. 15,510 - Unknown



Batter	1	2	3	4	5	6	7	8	9	AB R H RBI BB SO LOB	TOP									
Mitch Webster, S OBP: 0.357, SLG: 0.333 (1, 8) X	0-0 1B 1B		2-2 3-1 1B		0-0 G6-4-3 1B		0-1 6-3 1-2 1B		1-1 E S 1B	5 0 3 0 0 0 2										
Tim Wallach, R OBP: 0.288, SLG: 0.364 (1, 5) B X	1-0 P8		0-0 F7		1-0 G6-4-3 1-2f		2-2 2-H 1B		3-3 1-3	5 0 1 1 0 1 3										
Tim Raines, S OBP: 0.396, SLG: 0.455 (1, 7) F B 1 C B F B F	3-2 1-2 1B			1-0 2B 2B		0-0 F8		0-3 K		4 1 2 0 0 1 2										
Hubie Brooks, R OBP: 0.281, SLG: 0.380 (1, 9) B X	1-0 G6-4-3 1-2f			0-1 1B 1B 2-H		1-0 6-3		1-3 K		4 1 1 1 0 1 2										
Andres Galarraga, R OBP: 0.380, SLG: 0.603 (1, 3) B X		1-0 F9		0-1 1B 1B 2-3		3-2 F3		1-1 HR		4 2 2 1 0 0 0										
Jeff Reed, L OBP: 0.348, SLG: 0.338 (1, 2) C X		0-1 6-3		0-0 2-H 3-H 1B		3-2 F8		2-3 K		4 0 1 2 0 1 0										
Johnny Paredes, R OBP: 0.301, SLG: 0.264 (1, 4) C B F B X		1-2 1B		1 SAFE 3-2 F8		1-0 CS 1B HBP		2-2 4-3		3 1 1 0 0 0 1										
Luis Rivera, R OBP: 0.230, SLG: 0.295 (1, 6) X		0-0 P9		1 SAFE 1-2 F8		0-2 5-3 1-3		0-3 K		4 0 0 0 0 1 3										
Floyd Youmans, R OBP: 0.133, SLG: 0.143 (1, 1) B S C S			1-3 K	2-3 K		3-2 6-3 3-H 1B		1-2 5-3		4 1 1 1 0 2 1										
<b>Inning Stats</b>	R: 0 E: 0 K: 0 S: 8	H: 2 LOB: 1 BB: 0 P: 13	R: 0 E: 0 K: 0 S: 8	H: 1 LOB: 1 BB: 0 P: 10	R: 0 E: 0 K: 1 S: 7	H: 0 LOB: 0 BB: 0 P: 10	R: 3 E: 0 K: 1 S: 15	H: 4 LOB: 1 BB: 0 P: 22	R: 0 E: 0 K: 0 S: 9	H: 0 LOB: 0 BB: 0 P: 16	R: 2 E: 0 K: 1 S: 17	H: 2 LOB: 2 BB: 0 P: 21	R: 1 E: 0 K: 2 S: 12	H: 1 LOB: 0 BB: 0 P: 18	R: 0 E: 0 K: 2 S: 13	H: 1 LOB: 1 BB: 0 P: 18	1B: 9 2B: 2 3B: 0 HR: 1	SF: 0 SAC: 0 DP: 2 HBP: 1	WP: 0 PB: 0 SB: 1 CS: 1	PA: 38
<b>PITCHER</b>	IP WLS BF H R ER SO BB IBB HBP BLK WP HR S P ERA WHIP																			
Rick Reuschel, R ERA: 2.92 (1, 1)	6.0 L 24 8 3 3 2 0 0 0 0 0 0 0 50 75 4.50 1.333																			
Don Robinson, R ERA: 2.3 (7, 1)	2.0 10 3 3 1 3 0 0 1 0 0 1 29 39 4.50 1.500																			
Randy Bockus, R ERA: (9, 1)	1.0 4 1 0 0 2 0 0 0 0 0 0 13 18 0.00 1.000																			

**Montreal Expos @ San Francisco Giants**  
Candlestick Park, San Francisco, CA

Sat May 21 1988, 6:33 AM EDT  
Att: 31,510 - Unknown

AB	37
R	6
H	12
RBI	6
BB	0
SO	7
LOB	14



Batter	1	2	3	4	5	6	7	8	9	AB R H RBI BB SO LOB
--------	---	---	---	---	---	---	---	---	---	----------------------

<b>Brett Butler, L</b> OBP: 0.343, SLG: 0.344 (1, 8) C C X	0-2 4-3 ①		X 0-0 G3 ③			C B B X 1-3 K ③		C B B X 2-1 F4 ①	4 0 0 0 0 1 0
<b>Chris Speier, R</b> OBP: 0.390, SLG: 0.500 (1, 4) C B X	1-1 4-3 ②			2-2 4-3 ①		B B X 2-1 1B		C B B X 2-3 K ②	4 0 1 0 0 1 0
<b>Will Clark, L</b> OBP: 0.350, SLG: 0.503 (1, 3) B C X	2-1 P8 ③			0-3 K ②		X 0-0 F8 ①		B S B X 2-2 F5 ③	4 0 0 0 0 1 1
<b>Kevin Mitchell, R</b> OBP: 0.343, SLG: 0.493 (1, 5) B C X		1-3 K ①		0-1 1-3 ③		C B X 1-3 K ②			3 0 0 0 0 2 1
<b>Jeffrey Leonard, R</b> OBP: 0.279, SLG: 0.292 (1, 7) B C X		2-3 K ②		B X 1-0 F9 ①		B X 1-1 F4 ③			3 0 0 0 0 1 1
<b>Candy Maldonado, R</b> OBP: 0.282, SLG: 0.393 (1, 9) B C X		1-2 1B		B B X 2-0 P6 ②		B C X 2-1 F4 ①			3 0 1 0 0 0 0
<b>Bob Melvin, R</b> OBP: 0.237, SLG: 0.398 (1, 2) B SAFE X		1-1 F8 ③		S X 0-2 L8 ③		B B B 4-0 FC4-6 BB			2 0 0 0 1 0 1
<b>Jose Uribe, S</b> OBP: 0.312, SLG: 0.294 (1, 6) B X			1-0 P6 ①		C B X 1-2 F2 ①		F B C X 1-2 FC4-6 ②		3 0 0 0 0 0 1
<b>Rick Reuschel, R</b> OBP: 0.045, SLG: 0.045 (1, 1) <b>Mike Aldrete, L</b> OBP: 0.326, SLG: 0.316 (6, PH) <b>Don Robinson, R</b> (7, 1) <b>Harry Spilman, L</b> OBP: 0.200, SLG: 0.077 (8, PH) <b>Randy Bockus, L</b> (9, 1)			B X 1-0 F2 ②		C B B X 2-3 K ②		C B B X 1-2 F4 ③		1 0 0 0 0 0 0 1 0 0 0 0 1 0 0 0 0 0 0 0 0 1 0 0 0 0 0 1 0 0 0 0 0 0 0

Inning Stats	R: 0 E: 0 K: 0 S: 7	H: 0 LOB: 0 BB: 0 P: 10	R: 0 E: 0 K: 2 S: 11	H: 1 LOB: 1 BB: 0 P: 16	R: 0 E: 0 K: 0 S: 3	H: 0 LOB: 0 BB: 0 P: 5	R: 0 E: 0 K: 1 S: 8	H: 0 LOB: 0 BB: 0 P: 10	R: 0 E: 0 K: 0 S: 5	H: 0 LOB: 0 BB: 0 P: 8	R: 0 E: 0 K: 2 S: 13	H: 0 LOB: 0 BB: 0 P: 17	R: 0 E: 0 K: 1 S: 8	H: 1 LOB: 1 BB: 0 P: 12	R: 0 E: 0 K: 0 S: 10	H: 0 LOB: 1 BB: 1 P: 18	R: 0 E: 0 K: 1 S: 10	H: 0 LOB: 0 BB: 0 P: 16	1B: 2 2B: 0 3B: 0 HR: 0	SF: 0 SAC: 0 DP: 0 HBP: 0	WP: 0 PB: 0 SB: 0 CS: 0	PA: 30
<b>PITCHER</b> <b>Floyd Youmans, R</b> ERA: 4.06 (1, 1)	IP 9.0	WLS W	BF 30	H 2	R 0	ER 0	SO 7	BB 1	IBB 0	HBP 0	BLK 0	WP 0	HR 0	S 75	P 112	ERA 0.00	WHIP 0.333					
<b>PITCHER</b>	IP	WLS	BF	H	R	ER	SO	BB	IBB	HBP	BLK	WP	HR	S	P	ERA	WHIP					

**BOTTOM**

**Montreal Expos @ San Francisco Giants**  
Candlestick Park, San Francisco, CA

Sat May 21 1988, 6:33 AM EDT  
Att. 31,510 - Unknown

[livebaseballscorecards.com](http://livebaseballscorecards.com)

<b>AB</b>	<b>29</b>
<b>R</b>	<b>0</b>
<b>H</b>	<b>2</b>
<b>RBI</b>	<b>0</b>
<b>BB</b>	<b>1</b>
<b>SO</b>	<b>7</b>
<b>LOB</b>	<b>6</b>





Batter	1	2	3	4	5	6	7	8	9	AB R H RBI BB SO LOB	TOP									
Mitch Webster, S (1, 8) OBP: 0.354, SLG: 0.325	1-3 K		1-3 K			0-1 E3 BB		4-0 HR BB		3 1 0 0 1 2 0	<p><b>Montreal Expos @ San Francisco Giants</b> Candlestick Park, San Francisco, CA</p> <p>Sun May 22 1988, 6:33 AM EDT Att: 28,831 - Unknown</p> <p>livebaseballscorecards.com</p>									
Tim Wallach, R (1, 5) OBP: 0.280, SLG: 0.355	3-3 K			1-3 K		0-0 F9		1-2 F4		4 0 0 0 0 2 2										
Tim Raines, S (1, 7) OBP: 0.398, SLG: 0.449	4-1 BB			0-0 F9		4-1 BB		2-2 4-3		2 0 0 0 2 0 1										
Hubie Brooks, R (1, 9) OBP: 0.287, SLG: 0.401	1 SAFE 1 SAFE F9			0-2 FC6-4 1B		0-1 F8		0-0 HR		4 1 2 2 0 0 3										
Andres Galarraga, R (1, 3) OBP: 0.371, SLG: 0.588		2-3 K		1-1 FC6-4 1-2f		0-1 F9		2-1 F8		4 0 0 0 0 1 1										
Tim Burke, R (8, 1)										0 0 0 0 0 0 0										
Jeff Reed, L (1, 2) OBP: 0.344, SLG: 0.333		1-1 F8			3-2 6-3		3-1 2B 1B		3-0 F7	4 0 1 0 0 0 0										
Johnny Paredes, R (1, 4) OBP: 0.291, SLG: 0.253		0-3 K			3-2 L6		0-2 P6		0-3 K	3 0 0 0 0 1 1										
Tom Foley, L (9, PH) OBP: 0.207, SLG: 0.208										1 0 0 0 0 1 0										
Luis Rivera, R (1, 6) OBP: 0.231, SLG: 0.303					0-0 P6		1-2 2B		0-1 1-3	4 0 1 0 0 0 0										
Neal Heaton, L (1, 1) OBP: 0.182, SLG: 0.182					2-2 1-3		1-2 G3			1 0 0 0 0 0 0										
Herm Winningham, L (8, PH) OBP: 0.362, SLG: 0.314										1 0 0 0 0 0 0										
Andy McGaffigan, R (6, 1)										0 0 0 0 0 0 0										
Graig Nettles, L (7, PH) OBP: 0.231, SLG: 0.292										1 0 0 0 0 0 2										
Joe Hesketh, R (7, 1)										0 0 0 0 0 0 0										
Jeff Parrett, R (7, 1)										0 0 0 0 0 0 0										
Wallace Johnson, S (8, 3) OBP: 0.368, SLG: 0.333										0 0 0 0 0 0 0										
<b>Inning Stats</b>	R: 0 E: 0 K: 2 S: 13	H: 0 LOB: 1 BB: 1 P: 21	R: 0 E: 0 K: 2 S: 8	H: 0 LOB: 0 BB: 0 P: 11	R: 0 E: 0 K: 1 S: 10	H: 1 LOB: 1 BB: 0 P: 12	R: 0 E: 0 K: 1 S: 7	H: 0 LOB: 0 BB: 0 P: 13	R: 0 E: 1 K: 0 S: 9	H: 0 LOB: 2 BB: 1 P: 14	R: 0 E: 0 K: 0 S: 13	H: 2 LOB: 2 BB: 0 P: 20	R: 2 E: 0 K: 0 S: 13	H: 1 LOB: 0 BB: 1 P: 22	R: 0 E: 0 K: 1 S: 6	H: 0 LOB: 0 BB: 0 P: 9	1B: 2 2B: 1 3B: 0 HR: 1	SF: 0 SAC: 0 DP: 0 HBP: 0	WP: 0 PB: 0 SB: 0 CS: 0	PA: 35
<b>PITCHER</b>	IP WLS BF H R ER SO BB IBB HBP BLK WP HR S P ERA WHIP																			
Kelly Downs, R (1, 1) ERA: 3.42	8.0 W 32 4 2 2 6 3 0 0 0 0 0 1 83 128 2.25 0.875																			
Scott Garrelts, R (9, 1) ERA: 3.21	1.0 3 0 0 0 1 0 0 0 0 0 0 0 6 9 0.00 0.000																			

**Montreal Expos @ San Francisco Giants**  
Candlestick Park, San Francisco, CA

Sun May 22 1988, 6:33 AM EDT  
Att: 28,831 - Unknown

livebaseballscorecards.com

AB	32
R	2
H	4
RBI	2
BB	3
SO	7
LOB	10



Batter	1	2	3	4	5	6	7	8	9
<b>Brett Butler, L</b> OBP: 0.346, SLG: 0.340 (1, 8)	0-0 B3	4-2 F9 BLK BB		2-2 P6			4-2 S S 1B BB	1-0 CS	
<b>Chris Speier, R</b> OBP: 0.378, SLG: 0.462 (1, 4)	4-1 E 1B BB	1-1 F9			1-2 5-3		1-3 K		
<b>Will Clark, L</b> OBP: 0.353, SLG: 0.522 (1, 3)	1-0 P8	3-0 G3			0-1 HR		2-2 WP 6-3 1B		
<b>Kevin Mitchell, R</b> OBP: 0.341, SLG: 0.484 (1, 5)	4-1 1B 1-2 BB		3-2 F9		1-1 F8		0-0 6-3		
<b>Jeffrey Leonard, R</b> OBP: 0.294, SLG: 0.333 (1, 7)	2-2 1B 1-2 2B 1B		2-1 3B		0-0 2B		2-0 6-3		
<b>Candy Maldonado, R</b> OBP: 0.287, SLG: 0.392 (1, 9)	0-0 2B 1-2 2-H 1B		1-1 L3 HBP		0-2 3-1		2-2 F8		
<b>Bob Melvin, R</b> OBP: 0.238, SLG: 0.402 (1, 2)	3-2 2B		0-0 L3		0-2 F8		0-1 F9		
<b>Jose Uribe, S</b> OBP: 0.311, SLG: 0.313 (1, 6)	1-1 5-3			1-2 5-3		2-2 P6	1-1 HR		
<b>Kelly Downs, R</b> OBP: 0.071, SLG: 0.071 (1, 1)		1-3 K		0-3 K		1-3 K	1-2 CS 1B		
<b>Mike Aldrete, L</b> OBP: 0.333, SLG: 0.325 (8, PH)									
<b>Scott Garrelts, R</b> (9, 1)									

Inning Stats	R: 4	H: 3	E: 1	LOB: 1	K: 0	S: 13	P: 28	R: 0	H: 0	E: 0	LOB: 1	K: 1	S: 8	P: 17	R: 0	H: 1	E: 0	LOB: 1	K: 0	S: 7	P: 13	R: 0	H: 0	E: 0	LOB: 0	K: 1	S: 10	R: 1	H: 2	E: 0	LOB: 1	K: 0	S: 11	P: 13	R: 0	H: 0	E: 0	LOB: 0	K: 1	S: 10	R: 1	H: 1	E: 0	LOB: 1	K: 1	S: 11	R: 1	H: 2	E: 0	LOB: 0	K: 0	S: 10	R: 1	H: 1	E: 0	LOB: 1	K: 1	S: 11	R: 1	H: 2	E: 0	LOB: 0	K: 0	S: 10	R: 1	H: 2	E: 0	LOB: 0	K: 0	S: 15
--------------	------	------	------	--------	------	-------	-------	------	------	------	--------	------	------	-------	------	------	------	--------	------	------	-------	------	------	------	--------	------	-------	------	------	------	--------	------	-------	-------	------	------	------	--------	------	-------	------	------	------	--------	------	-------	------	------	------	--------	------	-------	------	------	------	--------	------	-------	------	------	------	--------	------	-------	------	------	------	--------	------	-------

PITCHER	IP	WLS	BF	H	R	ER	SO	BB	IBB	HBP	BLK	WP	HR	S	P	ERA	WHIP
<b>Neal Heaton, L</b> ERA: 6.11 (1, 1)	5.0	L	24	6	5	5	2	3	0	0	1	0	1	49	84	9.00	1.800
<b>Andy McGaffigan, R</b> ERA: 4.5 (6, 1)	1.0		3	0	0	0	1	0	0	0	0	0	0	10	13	0.00	0.000
<b>Joe Hesketh, L</b> ERA: 4.0 (7, 1)	0.2		4	1	1	1	1	1	0	0	0	0	0	10	17	13.50	3.000
<b>Jeff Parrett, R</b> ERA: 2.63 (7, 1)	0.1		1	0	0	0	0	0	0	0	0	1	0	1	3	0.00	0.000
<b>Tim Burke, R</b> ERA: 2.82 (8, 1)	1.0		4	2	1	1	0	0	0	0	0	0	1	10	15	9.00	2.000

AB	R	H	RBI	BB	SO	LOB
2	1	0	0	2	0	0
3	1	0	0	1	1	2
4	1	2	2	0	0	2
3	1	0	0	1	0	1
4	1	3	1	0	0	1
3	1	1	1	0	0	1
4	0	1	2	0	0	2
4	1	1	1	0	0	1
3	0	0	0	0	3	0
1	0	1	0	0	0	0
0	0	0	0	0	0	0

AB	31	R	7	H	9	RBI	7	BB	4	SO	4	LOB	10
WP:	1	PA:	37	PB:	0	SB:	2	CS:	1				

**Montreal Expos @ San Francisco Giants**  
**Candlestick Park, San Francisco, CA**  
 Sun May 22 1988, 6:33 AM EDT  
 Att. 28,831 - Unknown

livebaseballscorecards.com





Batter	1	2	3	4	5	6	7	8	9	AB R H RBI BB SO LOB	TOP
<b>Brett Butler, L</b> (1, 8) OBP: 0.344, SLG: 0.349	3-2 P6			3-2 1B 3B	1-2 6-3			3-3 K		4 1 1 0 0 1 0	
<b>Robby Thompson, R</b> (1, 4) OBP: 0.363, SLG: 0.397	3-3 K			0-1 HR 1B				0-0 F3		4 1 1 1 0 2 0	
<b>Will Clark, L</b> (1, 3) OBP: 0.356, SLG: 0.552	2-2 F2			0-0 HR						4 2 2 2 0 1 0	
<b>Kevin Mitchell, R</b> (1, 5) OBP: 0.344, SLG: 0.487		1-1 CS 1B		0-1 1B						3 0 2 1 0 1 0	
<b>Jeffrey Leonard, R</b> (1, 7) OBP: 0.292, SLG: 0.331		1-2 SAFE G5-3 1-2		1-3 K						4 0 1 0 0 1 2	
<b>Candy Maldonado, R</b> (1, 9) OBP: 0.261, SLG: 0.382		1-0 G6-3		0-0 F8						4 0 0 0 0 0 2	
<b>Bob Brenly, R</b> (1, 2) OBP: 0.205, SLG: 0.329			3-2 F6	2-0 F7						3 0 0 0 0 0 1	
<b>Jose Uribe, S</b> (1, 6) OBP: 0.305, SLG: 0.307			1-2 F9		2-0 6-3					3 0 0 0 0 0 0	
<b>Mike Krukow, R</b> (1, 1) <b>Atlee Hammaker, S</b> (6, 1) OBP: 0.250, SLG: 0.250			0-0 3-1		0-1 F8					2 0 0 0 0 0 0 1 0 0 0 0 0 0	
<b>Inning Stats</b>	R: 0 E: 0 K: 1 S: 17 H: 0 LOB: 0 BB: 0 P: 25	R: 0 E: 0 K: 0 S: 7 H: 1 LOB: 0 BB: 0 P: 10	R: 0 E: 0 K: 0 S: 8 H: 0 LOB: 0 BB: 0 P: 12	R: 3 E: 0 K: 1 S: 16 H: 4 LOB: 1 BB: 0 P: 22	R: 0 E: 0 K: 0 S: 6 H: 0 LOB: 0 BB: 0 P: 9	R: 1 E: 0 K: 1 S: 9 H: 1 LOB: 0 BB: 0 P: 14	R: 0 E: 0 K: 0 S: 8 H: 0 LOB: 0 BB: 0 P: 14	R: 0 E: 0 K: 1 S: 7 H: 0 LOB: 0 BB: 0 P: 11	R: 0 E: 0 K: 2 S: 10 H: 1 LOB: 1 BB: 0 P: 12	1B: 4 2B: 0 3B: 2 HR: 1 SF: 1 SAC: 0 DP: 0 HBP: 0	WP: 0 PB: 0 SB: 0 CS: 1 PA: 33
<b>PITCHER</b>	IP WLS BF H R ER SO BB IBB HBP BLK WP HR S P ERA WHIP										
<b>Bob Ojeda, L</b> (1, 1) ERA: 3.25	7.0 L 26 6 4 4 3 0 0 0 0 0 0 1 71 106 5.14 0.857										
<b>Gene Walter, L</b> (8, 1) ERA: 4.5	1.1 4 0 0 0 2 0 0 0 0 0 0 0 10 15 0.00 0.000										
<b>Jeff Innis, R</b> (9, 1) ERA: 3.52	0.2 3 1 0 0 1 0 0 0 0 0 0 0 7 8 0.00 1.500										

**San Francisco Giants @ New York Mets**  
 Shea Stadium, Flushing, NY  
 Tue May 24 1988, 7:05 PM EDT  
 Att. 36,816 - Unknown - 78 F

<b>AB</b>	<b>32</b>
<b>R</b>	<b>4</b>
<b>H</b>	<b>7</b>
<b>RBI</b>	<b>4</b>
<b>BB</b>	<b>0</b>
<b>SO</b>	<b>6</b>
<b>LOB</b>	<b>5</b>



Batter	1	2	3	4	5	6	7	8	9	AB	R	H	RBI	BB	SO	LOB
Lenny Dykstra, L OBP: 0.339, SLG: 0.481 Mookie Wilson, S OBP: 0.346, SLG: 0.469 (1, 8) (8, PH) (9, 8)	1-0 F9		1-3 K		1-0 FC3-6			2-1 1-3		3	0	0	0	0	1	3
Wally Backman, S OBP: 0.276, SLG: 0.208 Keith Miller, R (1, 4) (8, PH) (9, 4)	2-3 K		1-0 1B		3-2 F8			3-2 5-3		3	0	1	1	0	1	1
Keith Hernandez, L OBP: 0.376, SLG: 0.473 (1, 3)	2-2 4-3		3-1 6-3					1-2 1B		3	0	1	0	1	0	2
Darryl Strawberry, L OBP: 0.398, SLG: 0.584 (1, 9)		0-0 L8		1-2 G3				0-3 K		4	0	1	0	0	1	1
Kevin McReynolds, R OBP: 0.309, SLG: 0.374 (1, 7)		2-0 5-3		0-1 F7				2-2 5-3		4	0	0	0	0	0	2
Gary Carter, R OBP: 0.378, SLG: 0.532 (1, 2)		1-1 L6		2-1 4-3				1-0 L3-6		4	0	0	0	0	0	2
Howard Johnson, S OBP: 0.351, SLG: 0.428 (1, 5)			2-1 FC2-5 1B		0-0 HR			2-2 6-3		4	1	2	1	0	0	0
Kevin Elster, R OBP: 0.287, SLG: 0.312 (1, 6)			1-2 FC2-5 1B		0-0 FC3-6 1B			1-1 F3		3	1	2	0	0	0	0
Bob Ojeda, L OBP: 0.250, SLG: 0.250 Barry Lyons, R OBP: 0.200, SLG: 0.211 Gene Walter, L Jeff Innis, R (1, 1) (7, PH) (8, 1) (9, 1)			0-0 FC2-5 1B		0-0 FC3-6 FC3-6			0-3 K		2	0	0	0	0	0	3

Inning Stats	R: 0	H: 0	E: 0	K: 1	S: 8	LOB: 0	BB: 0	P: 13	R: 0	H: 0	E: 0	K: 0	S: 4	LOB: 0	BB: 0	P: 7	R: 1	H: 3	E: 0	K: 1	S: 13	LOB: 2	BB: 0	P: 21	R: 0	H: 0	E: 0	K: 0	S: 7	LOB: 0	BB: 0	P: 10	R: 1	H: 2	E: 0	K: 0	S: 8	LOB: 1	BB: 0	P: 11	R: 0	H: 1	E: 0	K: 0	S: 6	LOB: 1	BB: 1	P: 15	R: 0	H: 0	E: 0	K: 1	S: 8	LOB: 0	BB: 0	P: 11	R: 0	H: 1	E: 0	K: 1	S: 12	LOB: 1	BB: 0	P: 18	R: 0	H: 0	E: 0	K: 0	S: 8	LOB: 0	BB: 0	P: 9	1B: 6	SF: 0	2B: 1	SAC: 0	3B: 0	DP: 1	HR: 1	HBP: 0	WP: 0	PA: 34
--------------	------	------	------	------	------	--------	-------	-------	------	------	------	------	------	--------	-------	------	------	------	------	------	-------	--------	-------	-------	------	------	------	------	------	--------	-------	-------	------	------	------	------	------	--------	-------	-------	------	------	------	------	------	--------	-------	-------	------	------	------	------	------	--------	-------	-------	------	------	------	------	-------	--------	-------	-------	------	------	------	------	------	--------	-------	------	-------	-------	-------	--------	-------	-------	-------	--------	-------	--------

PITCHER	IP	WLS	BF	H	R	ER	SO	BB	IBB	HBP	BLK	WP	HR	S	P	ERA	WHIP
Mike Krukow, R ERA: 3.84 (1, 1)	5.0	W	20	5	2	2	2	0	0	0	0	0	1	40	62	3.60	1.000
Atlee Hammaker, L ERA: 3.06 (6, 1)	4.0	S	14	2	0	0	2	1	0	0	0	0	0	34	53	0.00	0.750


**BOTTOM**

**San Francisco Giants @ New York Mets**  
Shea Stadium, Flushing, NY

Tue May 24 1988, 7:05 PM EDT  
Att: 36,816 - Unknown - 78 F

livebaseballscores.com

<b>AB</b>	<b>33</b>
<b>R</b>	<b>2</b>
<b>H</b>	<b>7</b>
<b>RBI</b>	<b>2</b>
<b>BB</b>	<b>1</b>
<b>SO</b>	<b>4</b>
<b>LOB</b>	<b>14</b>





TOP

San Francisco Giants @ New York Mets  
Shea Stadium, Flushing, NY

Wed May 25 1988, 7:05 PM EDT  
Att. 22,118 - Unknown - 58 F

livebaseballscorecards.com

AB	38
R	3
H	11
RBI	3
BB	2
SO	7
LOB	20



WP:	0	PA:	40
PB:	0		
SB:	2		
CS:	0		

AB R H RBI BB SO LOB

5	0	1	0	0	1	1
5	0	4	0	0	0	0
4	0	0	0	1	2	5
5	1	1	1	0	1	5
4	0	1	0	0	0	1
4	1	2	0	0	0	1
3	0	0	0	1	1	3
4	1	1	0	0	1	3
2	0	1	2	0	1	1
0	0	0	0	0	0	0
1	0	0	0	0	0	0
0	0	0	0	0	0	0
0	0	0	0	0	0	0
1	0	0	0	0	0	0

1B:	8	SF:	0
2B:	2	SAC:	0
3B:	0	DP:	0
HR:	1	HBP:	0

Batter	1	2	3	4	5	6	7	8	9
<b>Brett Butler, L</b> (1, 8) OBP: 0.340, SLG: 0.345	0-3 K	2-1 F3			0-0 1-3		1-1 F9		1-1 1B
<b>Robby Thompson, R</b> (1, 4) OBP: 0.377, SLG: 0.411	2-1 6-3		1-2 1B		2-0 1B		0-2 1B		1-1 1B
<b>Will Clark, L</b> (1, 3) OBP: 0.352, SLG: 0.539	4-2 BB		1-3 K		3-2 L9		2-1 F5		0-3 K
<b>Kevin Mitchell, R</b> (1, 5) OBP: 0.340, SLG: 0.497	2-2 G3		1-1 F8		0-2 1-3			0-0 HR	2-3 K
<b>Jeffrey Leonard, R</b> (1, 7) OBP: 0.291, SLG: 0.328		1-1 F9	1-2 L6		0-0 1B			2-1 L8	
<b>Candy Maldonado, R</b> (1, 9) OBP: 0.286, SLG: 0.391		0-2 1B		0-0 6-3		1-1 F4		3-2 2B	
<b>Bob Melvin, R</b> (1, 2) OBP: 0.238, SLG: 0.390		0-0 F7		4-1 BB		1-3 K		0-0 1-3	
<b>Jose Uribe, S</b> (1, 6) OBP: 0.304, SLG: 0.305		1-1 2B		0-3 K		0-0 3-1		1-0 4-3	
<b>Michael LaCoss, R</b> (1, 1) OBP: 0.389, SLG: 0.375		0-1 2B		1-3 K			1-0 F8		0-1 1-3
<b>Don Robinson, R</b> (6, 1)									
<b>Mike Aldrete, L</b> (7, PH)									
<b>Craig Lefferts, L</b> (7, 1)									
<b>Randy Bockus, L</b> (8, 1)									
<b>Harry Spilman, L</b> (9, PH)									

Inning Stats	R: 0	H: 0	E: 0	K: 1	S: 11	P: 19	R: 2	H: 3	E: 0	K: 0	S: 12	P: 16	R: 0	H: 1	E: 0	K: 1	S: 11	P: 15	R: 0	H: 0	E: 0	K: 2	S: 8	P: 13	R: 0	H: 1	E: 0	K: 0	S: 8	P: 13	R: 0	H: 1	E: 0	K: 1	S: 7	P: 9	R: 0	H: 1	E: 0	K: 0	S: 8	P: 12	R: 1	H: 2	E: 0	K: 2	S: 9	P: 15	R: 0	H: 2	E: 0	K: 2	S: 12	P: 16
--------------	------	------	------	------	-------	-------	------	------	------	------	-------	-------	------	------	------	------	-------	-------	------	------	------	------	------	-------	------	------	------	------	------	-------	------	------	------	------	------	------	------	------	------	------	------	-------	------	------	------	------	------	-------	------	------	------	------	-------	-------

PITCHER	IP	WLS	BF	H	R	ER	SO	BB	IBB	HBP	BLK	WP	HR	S	P	ERA	WHIP
<b>Ron Darling, R</b> (1, 1) ERA: 2.21	7.1	W	33	9	3	3	5	2	0	0	0	0	1	72	109	3.68	1.500
<b>Roger McDowell, R</b> (8, 1) ERA: 2.28	1.0		5	2	0	0	0	0	0	0	0	0	0	8	11	0.00	2.000
<b>Randy Myers, L</b> (9, 1) ERA: 1.2	0.2	S	2	0	0	0	2	0	0	0	0	0	0	6	8	0.00	0.000

PITCHER	IP	WLS	BF	H	R	ER	SO	BB	IBB	HBP	BLK	WP	HR	S	P	ERA	WHIP
---------	----	-----	----	---	---	----	----	----	-----	-----	-----	----	----	---	---	-----	------





Batter	1	2	3	4	5	6	7	8	9	AB R H RBI BB SO LOB	TOP											
<b>Brett Butler, L</b> OBP: 0.342, SLG: 0.358 (1, 8)	0-1 2B	1-3 K			0-3 K		1-2 1B 2B		3-3 K	5 1 2 1 0 3 3												
<b>Robby Thompson, R</b> OBP: 0.377, SLG: 0.411 (1, 4)	3-3 K		1-1 1B		2-1 F7-4		1-2 1B		0-3 K	5 0 2 1 0 2 3												
<b>Will Clark, L</b> OBP: 0.350, SLG: 0.529 (1, 3)	4-1 BB		2-3 1B			2-3 K	1-3 K			3 0 0 0 1 3 3												
<b>Kevin Mitchell, R</b> OBP: 0.339, SLG: 0.488 (1, 5)	1-2 F9		1-3 K			2-2 6-3	4-0 IBB			3 0 0 0 1 1 3												
<b>Mike Aldrete, L</b> OBP: 0.319, SLG: 0.310 (1, 7)	0-1 4-3				3-3 K		2-0 6-3			3 0 0 0 0 2 2												
<b>Jeffrey Leonard, R</b> OBP: 0.289, SLG: 0.325 (7, PH)										1 0 0 0 0 0 2												
<b>Candy Maldonado, R</b> OBP: 0.291, SLG: 0.394 (1, 9)		2-2 1B			1-2 4-3		0-0 1B	2-2 6-3		4 2 2 0 0 0 0												
<b>Bob Brenly, R</b> OBP: 0.210, SLG: 0.329 (1, 2)										3 0 1 0 0 1 1												
<b>Angel Escobar, S</b> OBP: 0.333, SLG: 0.333 (7, PR)		2-1 6-4-3			2-3 K		0-0 1B	0-2 G3		0 1 0 0 0 0 0												
<b>Bob Melvin, R</b> OBP: 0.236, SLG: 0.386 (7, 2)		1-2					1-3 6-3			1 0 0 0 0 0 0												
<b>Jose Uribe, S</b> OBP: 0.308, SLG: 0.310 (1, 6)		2-1 4-3			1-0 F7-4 SH		0-1 2B	0-0 3-1		4 1 2 1 0 0 1												
<b>Rick Reuschel, R</b> OBP: 0.087, SLG: 0.087 (1, 1)					0-0 SH		1-0 6-3			1 0 1 1 0 0 0												
<b>Harry Spilman, L</b> OBP: 0.176, SLG: 0.067 (7, PH)		0-1								1 0 0 1 0 0 1												
<b>Craig Lefferts, L</b> (7, 1)		3-H 1B			1-2 SH		1-2 3-H		0-3 K	1 0 0 0 0 1 0												
<b>Inning Stats</b>	R: 0 E: 0 K: 1 S: 11	H: 1 LOB: 2 BB: 1 P: 19	R: 1 E: 0 K: 1 S: 13	H: 2 LOB: 1 BB: 0 P: 20	R: 0 E: 0 K: 2 S: 10	H: 1 LOB: 1 BB: 0 P: 14	R: 0 E: 0 K: 2 S: 10	H: 0 LOB: 0 BB: 0 P: 16	R: 0 E: 0 K: 1 S: 7	H: 1 LOB: 1 BB: 0 P: 10	R: 0 E: 0 K: 2 S: 9	H: 0 LOB: 0 BB: 0 P: 14	R: 4 E: 0 K: 1 S: 16	H: 5 LOB: 2 BB: 1 P: 26	R: 0 E: 0 K: 0 S: 11	H: 0 LOB: 0 BB: 0 P: 13	R: 0 E: 0 K: 3 S: 10	H: 0 LOB: 0 BB: 0 P: 13	1B: 8 2B: 3 3B: 0 HR: 0	SF: 0 SAC: 1 DP: 1 HBP: 0	WP: 0 PB: 0 SB: 1 CS: 0	PA: 38
<b>PITCHER</b>	IP WLS BF H R ER SO BB IBB HBP BLK WP HR S P ERA WHIP																					
<b>Dwight Gooden, R</b> ERA: 3.11 (1, 1)	6.1 L 29 10 5 5 9 1 0 0 0 0 0 0 72 108 7.11 1.737																					
<b>Gene Walter, L</b> ERA: 4.26 (7, 1)	0.1 2 0 0 0 1 0 1 0 1 0 0 3 8 0.00 0.000																					
<b>Jeff Innis, R</b> ERA: 3.38 (7, 1)	0.1 1 0 0 0 0 0 0 0 0 0 0 1 3 0.00 0.000																					
<b>Terry Leach, R</b> ERA: 4.07 (8, 1)	2.0 6 0 0 0 3 0 0 0 0 0 0 21 26 0.00 0.000																					

**San Francisco Giants @ New York Mets**  
 Shea Stadium, Flushing, NY  
 Thu May 26 1988, 7:05 PM EDT  
 Att. 40,586 - Unknown - 59 F

[livebaseballscorecards.com](http://livebaseballscorecards.com)

<b>AB</b>	<b>35</b>
<b>R</b>	<b>5</b>
<b>H</b>	<b>10</b>
<b>RBI</b>	<b>5</b>
<b>BB</b>	<b>2</b>
<b>SO</b>	<b>13</b>
<b>LOB</b>	<b>19</b>



Batter	1	2	3	4	5	6	7	8	9	AB	R	H	RBI	BB	SO	LOB
Lenny Dykstra, L OBP: 0.342, SLG: 0.474 Terry Leach, R (1, 8) (8, 1)	1-1 1B 1B		0-1 F8				1-1 1-3			4	1	2	0	0	0	0
Wally Backman, S OBP: 0.266, SLG: 0.203 Keith Miller, R (1, 4) (7, PH) (8, 4)	1-0 F8 1B 1B		0-0 4-3			0-0 SH2-4 1B	1-1 4-3			2	0	1	0	0	0	0
Keith Hernandez, L OBP: 0.368, SLG: 0.477 (1, 3)	2-1 1-2 2-H 1B		1-0 1B			4-1 G6-3 BB	3-3 K			3	0	2	1	1	1	0
Darryl Strawberry, L OBP: 0.391, SLG: 0.564 (1, 9)	1-0 F8 2-3		0-3 K			2-1 G6-3 1-2f	1-1 6-3			4	0	0	0	0	1	5
Kevin McReynolds, R OBP: 0.312, SLG: 0.377 (1, 7)	0-0 F4					4-1 L4-3 BB	1-2 F9			3	0	0	0	1	0	2
Gary Carter, R OBP: 0.365, SLG: 0.511 (1, 2)	2-0 F7					0-0 L4-3 1-2	0-0 F5			4	0	0	0	0	1	3
Howard Johnson, S OBP: 0.358, SLG: 0.450 (1, 6)		1-0 4-3				1-0 2B HR	1-2 F9			4	1	2	1	0	0	0
Dave Magadan, L OBP: 0.375, SLG: 0.194 (1, 5)		3-2 B3-4 1B				4-0 IBB	1-1 F8			3	0	1	0	1	0	0
Dwight Gooden, R OBP: 0.233, SLG: 0.233 Gene Walter, L (7, 1) Jeff Innis, R (7, 1) Mookie Wilson, S OBP: 0.343, SLG: 0.465 (7, PH) (8, 8)		0-0 B3-4 1-2f				1-3 K	1-2 1-3			2	0	0	0	0	1	3

Inning Stats	R: 1	H: 3	E: 0	K: 0	S: 8	H: 3	LOB: 2	BB: 0	P: 15	R: 0	H: 1	E: 0	K: 0	S: 5	H: 1	LOB: 0	BB: 0	P: 9	R: 0	H: 1	E: 0	K: 1	S: 7	H: 1	LOB: 1	BB: 0	P: 8	R: 0	H: 1	E: 0	K: 2	S: 10	H: 1	LOB: 2	BB: 1	P: 20	R: 0	H: 1	E: 0	K: 0	S: 7	H: 1	LOB: 1	BB: 1	P: 14	R: 1	H: 1	E: 0	K: 0	S: 8	H: 1	LOB: 0	BB: 1	P: 14	R: 0	H: 0	E: 0	K: 0	S: 7	H: 0	LOB: 0	BB: 0	P: 10	R: 0	H: 0	E: 0	K: 1	S: 10	H: 0	LOB: 0	BB: 0	P: 15	R: 0	H: 0	E: 0	K: 0	S: 6	H: 0	LOB: 0	BB: 0	P: 8	1B: 6	SF: 0	2B: 2	SAC: 1	3B: 0	DP: 3	HR: 1	HBP: 0	WP: 0	PA: 35
--------------	------	------	------	------	------	------	--------	-------	-------	------	------	------	------	------	------	--------	-------	------	------	------	------	------	------	------	--------	-------	------	------	------	------	------	-------	------	--------	-------	-------	------	------	------	------	------	------	--------	-------	-------	------	------	------	------	------	------	--------	-------	-------	------	------	------	------	------	------	--------	-------	-------	------	------	------	------	-------	------	--------	-------	-------	------	------	------	------	------	------	--------	-------	------	-------	-------	-------	--------	-------	-------	-------	--------	-------	--------


PITCHER	IP	WLS	BF	H	R	ER	SO	BB	IBB	HBP	BLK	WP	HR	S	P	ERA	WHIP
Rick Reuschel, R ERA: 2.93 (1, 1)	6.0	W	26	8	2	2	3	2	1	0	0	0	1	45	80	3.00	1.667
Craig Lefferts, L ERA: 1.76 (7, 1)	3.0	S	9	0	0	0	1	0	0	0	0	0	0	23	33	0.00	0.000

**BOTTOM**

**San Francisco Giants @ New York Mets**  
Shea Stadium, Flushing, NY

Thu May 26 1988, 7:05 PM EDT  
Att: 40,586 - Unknown - 59 F

AB	31
R	2
H	8
RBI	2
BB	3
SO	4
LOB	13



PITCHER	IP	WLS	BF	H	R	ER	SO	BB	IBB	HBP	BLK	WP	HR	S	P	ERA	WHIP
---------	----	-----	----	---	---	----	----	----	-----	-----	-----	----	----	---	---	-----	------



Batter	1	2	3	4	5	6	7	8	9	AB R H RBI BB SO LOB	TOP											
<b>Brett Butler, L</b> (1, 8) OBP: 0.348, SLG: 0.358	0-0 E1 CS		4-1 BB CS			1-2 L9		3-2 1B HBP 1B	4-2 BB	3 1 1 0 2 0 0												
<b>Robby Thompson, R</b> (1, 4) OBP: 0.372, SLG: 0.400	1-1 F9		2-3 K 1-2			2-2 F6		1-0 1B HBP 1-2 2-3	0-1 F9	4 0 0 0 0 1 4												
<b>Will Clark, L</b> (1, 3) OBP: 0.343, SLG: 0.517	2-3 K 1-2					2-3 K		2-2 P3		4 0 0 0 0 2 4												
<b>Kevin Mitchell, R</b> (1, 5) OBP: 0.342, SLG: 0.491		0-0 2B				4-1 BLK HBP		1-1 5-3	0-0 F5	3 0 1 0 0 0 3												
<b>Jeffrey Leonard, R</b> (1, 7) OBP: 0.288, SLG: 0.323		2-0 5-3				1-3 K 1-2		2-2 F9	0-1 1B 1-2 2-H 3-H	4 0 1 2 0 1 2												
<b>Candy Maldonado, R</b> (1, 9) OBP: 0.295, SLG: 0.393		4-2 BB				1-2 F9		0-0 E 1B	3-1 5-3	3 0 1 0 1 0 3 0 0 0 0 0 0 0												
<b>Scott Garrelts, R</b> (8, 1)																						
<b>Bob Melvin, R</b> (1, 2) OBP: 0.229, SLG: 0.375		1-3 K				0-0 F9		0-1 E5 1-2	2-2 F6	3 0 0 0 0 1 3 1 0 0 0 0 0 0	<b>AB 33</b>											
<b>Harry Spilman, L</b> (9, PH) OBP: 0.167, SLG: 0.063											<b>R 2</b>											
<b>Jose Uribe, S</b> (1, 6) OBP: 0.301, SLG: 0.302		2-3 K				2-3 K		0-0 6-3	1-2 6-3	4 0 0 0 0 2 4	<b>H 6</b>											
<b>Kelly Downs, R</b> (1, 1) OBP: 0.063, SLG: 0.063			1-2 1-3			3-2 6-3		0-1 HBP 1B 1B	3-2 BB 1B	2 0 0 0 0 0 0 2 1 2 0 0 0 0	<b>RBI 2</b>											
<b>Mike Aldrete, L</b> (8, PH) OBP: 0.333, SLG: 0.326											<b>BB 3</b>											
											<b>SO 7</b>											
											<b>LOB 23</b>											
<b>Inning Stats</b>	R: 0 E: 1 K: 1 S: 7	H: 0 LOB: 0 BB: 0 P: 9	R: 0 E: 0 K: 2 S: 11	H: 1 LOB: 2 BB: 1 P: 20	R: 0 E: 0 K: 1 S: 8	H: 0 LOB: 0 BB: 1 P: 14	R: 0 E: 0 K: 1 S: 9	H: 0 LOB: 1 BB: 0 P: 15	R: 0 E: 0 K: 1 S: 7	H: 0 LOB: 0 BB: 0 P: 12	R: 0 E: 0 K: 1 S: 9	H: 0 LOB: 0 BB: 0 P: 14	R: 0 E: 1 K: 0 S: 9	H: 1 LOB: 2 BB: 0 P: 12	R: 2 E: 0 K: 0 S: 15	H: 3 LOB: 2 BB: 0 P: 24	R: 0 E: 0 K: 0 S: 14	H: 1 LOB: 2 BB: 1 P: 24	1B: 5 2B: 1 3B: 0 HR: 0	SF: 0 SAC: 0 DP: 0 HBP: 2	WP: 0 PB: 0 SB: 0 CS: 2	PA: 38
<b>PITCHER</b>	IP WLS BF H R ER SO BB IBB HBP BLK WP HR S P ERA WHIP																					
<b>Kevin Gross, R</b> (1, 1) ERA: 2.06	8.2 W 37 6 2 2 7 3 0 2 1 0 0 87 142 2.08 1.038																					
<b>Steve Bedrosian, R</b> (9, 1) ERA: 7.2	0.1 S 1 0 0 0 0 0 0 0 0 0 0 0 2 2 0.00 0.000																					

San Francisco Giants @ Philadelphia Phillies  
Veterans Stadium, Philadelphia, PA

livebaseballscorecards.com

**AB 33**  
**R 2**  
**H 6**  
**RBI 2**  
**BB 3**  
**SO 7**  
**LOB 23**



Fri May 27 1988, 7:05 PM EDT  
Att. 24,038 - Unknown - 68 F

Batter	1	2	3	4	5	6	7	8	9	AB	R	H	RBI	BB	SO	LOB
Juan Samuel, R OBP: 0.277, SLG: 0.352 (1, 4)	1-2 L4			0-3 K	0-0 3B		1-2 6-3			4	0	1	2	0	1	0
Von Hayes, L OBP: 0.352, SLG: 0.412 (1, 3)	1-3 K			2-3 K	1-0 4-3		0-0 G3			4	0	0	0	0	2	1
Lance Parrish, R OBP: 0.338, SLG: 0.496 (1, 2)	0-0 5-3			1-2 HR		0-1 F7		1-0 1B		4	2	2	1	0	0	0
Mike Schmidt, R OBP: 0.314, SLG: 0.358 (1, 5)			1-2 F7	0-1 L7		4-2 2B		2-3 K		3	0	0	0	1	1	1
Chris James, R OBP: 0.264, SLG: 0.411 (1, 9)			0-1 4-3		1-0 6-3	2-0 2B		3-1 1B		4	0	2	0	0	0	0
Phil Bradley, R OBP: 0.339, SLG: 0.321 (1, 7)			2-2 F9		2-1 1B	2-3 K		3-2 1B		4	1	2	1	0	1	2
Milt Thompson, L OBP: 0.329, SLG: 0.308 (1, 8)			1-3 K		2-2 3B	4-0 IBB		0-3 K		3	1	1	0	1	2	1
Steve Bedrosian, R (9, 1)					1-3 1B					0	0	0	0	0	0	0
Steve Jeltz, S OBP: 0.342, SLG: 0.333 (1, 6)			0-0 4-3		1-0 3B	0-0 3-1				3	1	1	1	0	0	3
Kevin Gross, R OBP: 0.310, SLG: 0.296 (1, 1)			1-3 K		1-3 K					3	0	0	0	0	3	2
Bob Dernier, R OBP: 0.400, SLG: 0.356 (9, 8)										0	0	0	0	0	0	0

Inning Stats	R: 0	H: 0	E: 0	LOB: 0	K: 1	BB: 0	S: 7	P: 9	R: 0	H: 0	E: 0	LOB: 0	K: 0	BB: 0	S: 10	P: 13	R: 0	H: 0	E: 0	LOB: 0	K: 2	BB: 0	S: 7	P: 9	R: 1	H: 1	E: 0	LOB: 0	K: 2	BB: 0	S: 12	P: 15	R: 3	H: 4	E: 0	LOB: 1	K: 1	BB: 0	S: 16	P: 22	R: 0	H: 1	E: 0	LOB: 3	K: 1	BB: 2	S: 10	P: 22	R: 0	H: 0	E: 0	LOB: 0	K: 1	BB: 0	S: 8	P: 10	R: 1	H: 3	E: 0	LOB: 1	K: 2	BB: 0	S: 12	P: 21
1B: 6	SF: 0	2B: 1	SAC: 0	3B: 1	DP: 0	HR: 1	HBP: 0	CS: 0	WP: 0	PA: 34																																																						

PITCHER	IP	WLS	BF	H	R	ER	SO	BB	IBB	HBP	BLK	WP	HR	S	P	ERA	WHIP
Kelly Downs, R ERA: 3.62 (1, 1)	7.0	L	29	6	4	4	8	1	1	0	0	0	1	70	100	5.14	1.000
Scott Garrelts, R ERA: 3.41 (8, 1)	1.0		5	3	1	1	2	0	0	0	0	0	0	12	21	9.00	3.000

**BOTTOM**

**San Francisco Giants @ Philadelphia Phillies**  
Veterans Stadium, Philadelphia, PA

Fri May 27 1988, 7:05 PM EDT  
Att: 24,038 - Unknown - 68 F

<b>AB</b>	<b>32</b>
<b>R</b>	<b>5</b>
<b>H</b>	<b>9</b>
<b>RBI</b>	<b>5</b>
<b>BB</b>	<b>2</b>
<b>SO</b>	<b>10</b>
<b>LOB</b>	<b>10</b>





BOTTOM

San Francisco Giants @ Philadelphia Phillies  
Veterans Stadium, Philadelphia, PA

Sat May 28 1988, 3:33 AM EDT  
Att. 25,784 - Sunny - 83 F

livebaseballscorecards.com

AB 34  
R 4  
H 8  
RBI 4  
BB 7  
SO 9  
LOB 18



WP: 0 PA: 43  
PB: 0  
SB: 2  
CS: 0

AB R H RBI BB SO LOB

4 1 2 1 1 2 0  
2 0 0 0 0 2 1  
1 0 0 0 2 1 0

5 1 2 1 0 1 4  
0 0 0 0 0 0 0

4 0 2 1 1 0 5

5 0 0 0 0 1 3

3 0 0 0 2 1 1

5 1 1 1 0 1 4

2 1 0 0 1 0 0  
1 0 1 0 0 0 0  
0 0 0 0 0 0 0

1 0 0 0 0 0 0  
1 0 0 0 0 0 0  
0 0 0 0 0 0 0  
0 0 0 0 0 0 0

1B: 4 SF: 0  
2B: 3 SAC: 2  
3B: 0 DP: 1  
HR: 1 HBP: 0

Batter	1	2	3	4	5	6	7	8	9	10
Juan Samuel, R (1, 4) OBP: 0.286, SLG: 0.361	K		X 0-0 S 2-H 2B		X 3-3 K		BB BB BB 4-0 1B BB		X 0-0 FC6-2 S 2-3 1B	
Bob Demier, R (1, 8) OBP: 0.385, SLG: 0.340	K		0-3 K		0-3 K	BB BB SAFE 1 BB 4-0 1B BB	BB BB BB 4-0 1B BB		BB BB BB 4-0 FC6-2 1-2 IBB	
Milt Thompson, L (6, PH) OBP: 0.336, SLG: 0.305	K		2-3 K		0-0 F8	BB BB BB 0-0 2B 2B	BB BB BB 2-2 1-3 2-H 1B		BB BB BB 1-2 FC6-2 2 1-2 2-3 3-H	
Lance Parrish, R (1, 2) OBP: 0.339, SLG: 0.500	K		0-0 F8		0-0 FC6-4 1B	BB BB BB 1-1 2B	BB BB BB 0-0 1-3		BB BB BB 0-0 P6	
Greg Harris, S (10, 1) OBP: 1.000, SLG: 1.000	K		0-0 F8		0-0 FC6-4 1B	BB BB BB 1-1 2B	BB BB BB 0-0 1-3		BB BB BB 0-0 P6	
Mike Schmidt, R (1, 5) OBP: 0.322, SLG: 0.368		BB BB BB 4-1 G5-4-3 BB		X 0-0 FC6-4 1B		BB BB BB 1-1 2B	BB BB BB 0-0 1-3		BB BB BB 0-0 P6	
Chris James, R (1, 9) OBP: 0.255, SLG: 0.397		BB BB BB 2-2 G5-4-3		X 0-0 F7		BB BB BB 0-3 K	BB BB BB 2-2 L5		X 0-0 6-3	
Phil Bradley, R (1, 7) OBP: 0.340, SLG: 0.315		BB BB BB 4-1 FC4-6 BB		BB BB BB 2-1 L4		BB BB BB 4-2 BB	BB BB BB 0-0 L3		BB BB BB 0-3 K	
Von Hayes, L (1, 3) OBP: 0.347, SLG: 0.425		BB BB BB 3-1 FC4-6		BB BB BB 1-0 FC6-4		BB BB BB 1-3 K	BB BB BB 0-0 4-3		BB BB BB 3-1 HR	
Luis Aguayo, R (1, 6) OBP: 0.308, SLG: 0.295		BB BB BB 4-0 SH2-4 2B BB		X 0-0 P2		BB BB BB 0-0 L9	BB BB BB 0-0 L9		BB BB BB 1-1 1B SH1-4 FC6-2 1B	
Greg Gross, L (9, PH) OBP: 0.255, SLG: 0.174		BB BB BB 0-0 SH2-4		X 0-0 4-3		BB BB BB 0-0 5-3	BB BB BB 0-0 5-3		BB BB BB 0-0 SH1-4	
Darren Daulton, L (10, 2) OBP: 0.257, SLG: 0.226		BB BB BB 0-0 SH2-4		X 0-0 4-3		BB BB BB 0-0 5-3	BB BB BB 0-0 5-3		BB BB BB 0-0 SH1-4	
Don Carman, L (1, 1) OBP: 0.238, SLG: 0.189		BB BB BB 0-0 SH2-4		X 0-0 4-3		BB BB BB 0-0 5-3	BB BB BB 0-0 5-3		BB BB BB 0-0 SH1-4	
Mike Young, S (7, PH) OBP: 0.238, SLG: 0.189		BB BB BB 0-0 SH2-4		X 0-0 4-3		BB BB BB 0-0 5-3	BB BB BB 0-0 5-3		BB BB BB 0-0 SH1-4	
Kent Tekulve, R (8, 1) OBP: 0.238, SLG: 0.189		BB BB BB 0-0 SH2-4		X 0-0 4-3		BB BB BB 0-0 5-3	BB BB BB 0-0 5-3		BB BB BB 0-0 SH1-4	
Steve Jeltz, S (9, PH) OBP: 0.342, SLG: 0.333		BB BB BB 1-2		X 1-2		BB BB BB 1-2	BB BB BB 1-2		BB BB BB 1-2	

Inning Stats	R: 0	H: 0	E: 0	K: 3	S: 9	P: 14	R: 0	H: 0	E: 0	K: 0	S: 7	R: 0	H: 0	E: 0	K: 1	S: 6	R: 1	H: 1	E: 0	K: 1	S: 5	R: 0	H: 1	E: 0	K: 0	S: 5	R: 1	H: 2	E: 0	K: 3	S: 17	R: 1	H: 1	E: 0	K: 0	S: 7	R: 0	H: 0	E: 0	K: 0	S: 5	R: 0	H: 0	E: 0	K: 0	S: 5	R: 0	H: 2	E: 0	K: 0	S: 9	R: 0	H: 2	E: 0	K: 0	S: 15	R: 1	H: 1	E: 0	K: 1	S: 6	R: 0	H: 1	E: 0	K: 1	S: 9	R: 1	H: 1	E: 0	K: 1	S: 9	1B: 4	2B: 3	3B: 0	HR: 1	SF: 0	SAC: 2	DP: 1	HBP: 0	WP: 0	PA: 43
--------------	------	------	------	------	------	-------	------	------	------	------	------	------	------	------	------	------	------	------	------	------	------	------	------	------	------	------	------	------	------	------	-------	------	------	------	------	------	------	------	------	------	------	------	------	------	------	------	------	------	------	------	------	------	------	------	------	-------	------	------	------	------	------	------	------	------	------	------	------	------	------	------	------	-------	-------	-------	-------	-------	--------	-------	--------	-------	--------

PITCHER	IP	WLS	BF	H	R	ER	SO	BB	IBB	HBP	BLK	WP	HR	S	P	ERA	WHIP
Dave Dravecky, L (1, 1) ERA: 3.16	5.0		19	2	1	1	5	3	0	0	0	0	0	32	60	1.80	1.000
Don Robinson, R (6, 1) ERA: 2.54	0.2		5	2	1	1	2	1	0	0	0	0	0	11	16	13.50	4.500
Atlee Hammaker, L (6, 1) ERA: 3.22	1.0		6	1	1	1	1	2	0	0	0	0	0	12	23	9.00	3.000
Scott Garrelts, R (7, 1) ERA: 3.26	1.1		4	0	0	0	0	0	0	0	0	0	0	6	8	0.00	0.000
Randy Bockus, R (9, 1) ERA: 1.23	1.2	L	9	3	1	1	1	0	1	0	0	0	1	15	24	5.40	1.800



Batter	1	2	3	4	5	6	7	8	9	AB R H RBI BB SO LOB	TOP		
Brett Butler, L (1, 8) OBP: 0.344, SLG: 0.349 Kevin Mitchell, R (7, PH) OBP: 0.333, SLG: 0.477 Don Robinson, R (7, 1)	3-1 CS 1B		0-1 G3		0-2 L6-3		0-0 5-3			3 0 1 0 0 0 1 1 0 0 0 0 0 1 0 0 0 0 0 0 0	<b>San Francisco Giants @ Philadelphia Phillies</b> <b>Veterans Stadium, Philadelphia, PA</b> Sun May 29 1988, 3:33 AM EDT Att. 40,276 - Sunny		
Robby Thompson, R (1, 4) OBP: 0.381, SLG: 0.411	0-0 CS 1B		4-2 FC6-4 BB		3-1 F8		2-1 F7		3 1 1 0 1 0 0				
Chris Speier, R (1, 5) OBP: 0.347, SLG: 0.419	3-3 K		0-0 FC6-4		1-3 K		2-0 1-5-3		4 0 0 0 0 2 3				
Candy Maldonado, R (1, 9) OBP: 0.304, SLG: 0.398	0-0 FC6-4 1B			1-2 G3		0-0 G6-4-3 1B		2-3 K	4 0 2 1 0 1 0				
Jeffrey Leonard, R (1, 7) OBP: 0.286, SLG: 0.314	0-2 FC6-4			0-0 6-3		0-0 G6-4-3		3-2 E3	4 0 0 0 0 0 2				
Mike Aldrete, L (1, 3)		2-1 G6-4-3 1B		0-1 1B		0-2 FC5-4 1B		3-2 1-3	4 0 3 0 0 0 1				
Bob Brenly, R (1, 2) OBP: 0.209, SLG: 0.321 Will Clark, L (9, PH) OBP: 0.338, SLG: 0.503		0-1 G6-4-3		1-2 1B		0-1 F6		0-1 F7	3 0 1 0 0 0 2 1 0 0 0 0 0 1				
Jose Uribe, S (1, 6) OBP: 0.299, SLG: 0.300		0-1 6-3		2-1 L3		1-0 FC5-4 PB 2B		0-3 K	4 1 0 0 0 1 4				
Mike Krukow, R (1, 1) Joel Youngblood, R (7, PH) OBP: 0.394, SLG: 0.400			0-1 6-3		4-1 L6-3 BB		2-2 2B		1 0 0 0 1 0 0 1 0 1 1 0 0 0				
<b>Inning Stats</b>	R: 1 H: 3 E: 0 LOB: 1 K: 1 BB: 0 S: 13 P: 19	R: 0 H: 1 E: 0 LOB: 0 K: 0 BB: 0 S: 6 P: 8	R: 0 H: 0 E: 0 LOB: 1 K: 0 BB: 1 S: 8 P: 12	R: 0 H: 2 E: 0 LOB: 2 K: 0 BB: 0 S: 11 P: 15	R: 0 H: 0 E: 0 LOB: 0 K: 0 BB: 1 S: 7 P: 14	R: 0 H: 1 E: 0 LOB: 0 K: 1 BB: 0 S: 5 P: 6	R: 1 H: 2 E: 0 LOB: 1 K: 0 BB: 0 S: 11 P: 14	R: 0 H: 0 E: 0 LOB: 0 K: 1 BB: 0 S: 6 P: 12	R: 0 H: 0 E: 1 LOB: 1 K: 1 BB: 0 S: 12 P: 18	1B: 8 SF: 0 2B: 3 SAC: 0 3B: 0 DP: 4 HR: 0 HBP: 0	WP: 0 PA: 35 PB: 1 SB: 0 CS: 2		
<b>PITCHER</b>	IP WLS BF H R ER SO BB IBB HBP BLK WP HR S P ERA WHIP											<b>PITCHER</b>	IP WLS BF H R ER SO BB IBB HBP BLK WP HR S P ERA WHIP
Bruce Ruffin, L (1, 1) ERA: 3.29	7.0 W 28 9 2 1 2 2 0 0 0 0 0 0 61 88 1.29 1.571												
Steve Bedrosian, R (8, 1) ERA: 5.14	2.0 S 7 0 0 0 2 0 0 0 0 0 0 0 18 30 0.00 0.000												

livebaseballscorecards.com

<b>AB</b>	<b>33</b>
<b>R</b>	<b>2</b>
<b>H</b>	<b>9</b>
<b>RBI</b>	<b>2</b>
<b>BB</b>	<b>2</b>
<b>SO</b>	<b>4</b>
<b>LOB</b>	<b>15</b>







Batter	1	2	3	4	5	6	7	8	9	AB R H RBI BB SO LOB	TOP	
<b>Mike Aldrete, L</b> (1, 8) OBP: 0.365, SLG: 0.355 <b>Joel Youngblood, R</b> (8, PH) OBP: 0.382, SLG: 0.387 <b>Brett Butler, L</b> (8, 8) OBP: 0.344, SLG: 0.349	4-2 		1-1 		1-0 4-3 			2-1 		2 1 1 0 1 0 0 1 0 0 0 0 0 0 0 0 0 0 0 0 0	<b>San Francisco Giants @ Montreal Expos</b> Olympic Stadium, Montreal, QB Mon May 30 1988, 7:05 PM EDT Att. 10,762 - Dome - 80 F  <b>livebaseballscorecards.com</b>	
<b>Robby Thompson, R</b> (1, 4) OBP: 0.378, SLG: 0.407	2-0 G6-4-3 		0-1 		3-3 K 			3-2 		4 0 1 0 0 1 1		
<b>Will Clark, L</b> (1, 3) OBP: 0.341, SLG: 0.508	1-1 		0-2 FC4-6 		3-1 			0-0 G3 		4 1 2 1 0 0 1		
<b>Candy Maldonado, R</b> (1, 9) OBP: 0.308, SLG: 0.400	3-2 		1-3 		0-0 			2-2 F3 		4 0 2 0 0 1 1		
<b>Jeffrey Leonard, R</b> (1, 7) OBP: 0.285, SLG: 0.319	0-0 		0-1 3-1 		1-0 F9 			0-0 1-3 		4 0 1 1 0 0 2		
<b>Kevin Mitchell, R</b> (1, 5) OBP: 0.327, SLG: 0.466 <b>Atlee Hammaker, S</b> (9, 1) OBP: 0.250, SLG: 0.250	1-2 P3 		2-1 5-3 		2-1 5-3 			0-1 6-3 		4 0 0 0 0 0 3 0 0 0 0 0 0 0		
<b>Bob Melvin, R</b> (1, 2) OBP: 0.217, SLG: 0.355		1-0 F8 		0-0 F8 			0-1 4-3 			3 0 0 0 0 0 0		
<b>Jose Uribe, S</b> (1, 6) OBP: 0.299, SLG: 0.312		3-2 		1-0 F7 			2-0 P6 			3 0 1 0 0 0 0		
<b>Michael LaCoss, R</b> (1, 1) OBP: 0.333, SLG: 0.316 <b>Craig Lefferts, L</b> (7, 1) <b>Scott Garrelts, R</b> (8, 1) <b>Chris Speier, R</b> (9, 5) OBP: 0.347, SLG: 0.419		1-1 FC1-2-3 		1-3 			3-3 K 			3 0 0 0 0 2 1 0		
<b>Inning Stats</b>	R: 1 H: 3 E: 0 LOB: 2 K: 0 BB: 1 S: 14 P: 25	R: 0 H: 1 E: 0 LOB: 0 K: 0 BB: 0 S: 7 P: 11	R: 1 H: 2 E: 1 LOB: 1 K: 1 BB: 0 S: 13 P: 14	R: 0 H: 0 E: 0 LOB: 0 K: 0 BB: 0 S: 4 P: 7	R: 0 H: 0 E: 0 LOB: 0 K: 2 BB: 0 S: 8 P: 13	R: 0 H: 2 E: 0 LOB: 1 K: 0 BB: 0 S: 6 P: 12	R: 0 H: 0 E: 0 LOB: 0 K: 1 BB: 0 S: 7 P: 12	R: 0 H: 0 E: 0 LOB: 0 K: 0 BB: 0 S: 6 P: 11	R: 0 H: 0 E: 0 LOB: 0 K: 0 BB: 0 S: 7 P: 9	1B: 5 SF: 0 2B: 3 SAC: 0 3B: 1 DP: 2 HR: 0 HBP: 0	WP: 0 PA: 33 PB: 0 SB: 0 CS: 0	
<b>PITCHER</b> <b>Dennis Martinez, R</b> (1, 1) ERA: 2.64 <b>Tim Burke, R</b> (7, 1) ERA: 3.91 <b>Joe Hesketh, L</b> (8, 1) ERA: 3.0 <b>Andy McGaffigan, R</b> (9, 1) ERA: 4.64	IP WLS BF H R ER SO BB IBB HBP BLK WP HR S P ERA WHIP											<b>PITCHER</b> IP WLS BF H R ER SO BB IBB HBP BLK WP HR S P ERA WHIP

<b>AB</b>	<b>32</b>
<b>R</b>	<b>2</b>
<b>H</b>	<b>8</b>
<b>RBI</b>	<b>2</b>
<b>BB</b>	<b>1</b>
<b>SO</b>	<b>4</b>
<b>LOB</b>	<b>9</b>



BOTTOM

San Francisco Giants @ Montreal Expos  
Olympic Stadium, Montreal, QB

livebaseballscorecards.com

AB	32
R	3
H	9
RBI	3
BB	4
SO	3
LOB	17



WP	0	PA	37
PB	0		
SB	0		
CS	0		

Mon May 30 1988, 7:05 PM EDT  
Att. 10,762 - Dome - 80 F

AB R H RBI BB SO LOB

5	0	2	2	0	0	1
2	0	1	0	1	0	1
4	0	2	0	0	0	2
4	0	0	0	0	0	4
4	2	2	0	0	0	0
3	0	0	0	1	1	1
4	0	2	1	0	0	0
0	1	0	0	0	0	0
2	0	0	0	1	0	2
0	0	0	0	1	0	0
1	0	0	0	0	1	1
1	0	0	0	0	0	0
0	0	0	0	0	0	0
1	0	0	0	0	0	2
0	0	0	0	0	0	0
0	0	0	0	0	0	0
1	0	0	0	0	1	3

1B	7	SF	0
2B	1	SAC	1
3B	1	DP	2
HR	0	HBP	0

WP	0	PA	37
ERA	1.42	WHIP	1.105
IP	6.1	WLS	1
WLS	1	BF	24
BF	24	H	4
H	4	R	1
R	1	ER	1
ER	1	SO	2
SO	2	BB	3
BB	3	IBB	0
IBB	0	HBP	0
HBP	0	BLK	0
BLK	0	WP	0
WP	0	HR	0
HR	0	S	50
S	50	P	84
P	84	ERA	1.42
ERA	1.42	WHIP	1.105

IP	7.1	WLS	1
WLS	1	BF	6
BF	6	H	2
H	2	R	0
R	0	ER	0
ER	0	SO	0
SO	0	BB	0
BB	0	IBB	0
IBB	0	HBP	0
HBP	0	BLK	0
BLK	0	WP	0
WP	0	HR	0
HR	0	S	13
S	13	P	15
P	15	ERA	0.00
ERA	0.00	WHIP	1.500

IP	0.2	WLS	L
WLS	L	BF	5
BF	5	H	2
H	2	R	2
R	2	ER	2
ER	2	SO	0
SO	0	BB	1
BB	1	IBB	0
IBB	0	HBP	0
HBP	0	BLK	0
BLK	0	WP	0
WP	0	HR	0
HR	0	S	10
S	10	P	20
P	20	ERA	27.00
ERA	27.00	WHIP	3.000

IP	0.1	WLS	
WLS		BF	2
BF	2	H	1
H	1	R	0
R	0	ER	0
ER	0	SO	1
SO	1	BB	0
BB	0	IBB	0
IBB	0	HBP	0
HBP	0	BLK	0
BLK	0	WP	0
WP	0	HR	0
HR	0	S	4
S	4	P	6
P	6	ERA	0.00
ERA	0.00	WHIP	3.000

IP	1.1	WLS	
WLS		BF	6
BF	6	H	2
H	2	R	0
R	0	ER	0
ER	0	SO	0
SO	0	BB	0
BB	0	IBB	0
IBB	0	HBP	0
HBP	0	BLK	0
BLK	0	WP	0
WP	0	HR	0
HR	0	S	13
S	13	P	15
P	15	ERA	0.00
ERA	0.00	WHIP	1.500

IP	0.1	WLS	
WLS		BF	2
BF	2	H	1
H	1	R	0
R	0	ER	0
ER	0	SO	0
SO	0	BB	0
BB	0	IBB	0
IBB	0	HBP	0
HBP	0	BLK	0
BLK	0	WP	0
WP	0	HR	0
HR	0	S	4
S	4	P	6
P	6	ERA	0.00
ERA	0.00	WHIP	3.000

IP	6.1	WLS	
WLS		BF	24
BF	24	H	4
H	4	R	1
R	1	ER	1
ER	1	SO	2
SO	2	BB	3
BB	3	IBB	0
IBB	0	HBP	0
HBP	0	BLK	0
BLK	0	WP	0
WP	0	HR	0
HR	0	S	50
S	50	P	84
P	84	ERA	1.42
ERA	1.42	WHIP	1.105

IP	7.1	WLS	
WLS		BF	6
BF	6	H	2
H	2	R	0
R	0	ER	0
ER	0	SO	0
SO	0	BB	0
BB	0	IBB	0
IBB	0	HBP	0
HBP	0	BLK	0
BLK	0	WP	0
WP	0	HR	0
HR	0	S	13
S	13	P	15
P	15	ERA	0.00
ERA	0.00	WHIP	1.500

IP	8.1	WLS	
WLS		BF	5
BF	5	H	2
H	2	R	2
R	2	ER	2
ER	2	SO	0
SO	0	BB	1
BB	1	IBB	0
IBB	0	HBP	0
HBP	0	BLK	0
BLK	0	WP	0
WP	0	HR	0
HR	0	S	10
S	10	P	20
P	20	ERA	27.00
ERA	27.00	WHIP	3.000

IP	9.1	WLS	
WLS		BF	2
BF	2	H	1
H	1	R	0
R	0	ER	0
ER	0	SO	1
SO	1	BB	0
BB	0	IBB	0
IBB	0	HBP	0
HBP	0	BLK	0
BLK	0	WP	0
WP	0	HR	0
HR	0	S	4
S	4	P	6
P	6	ERA	0.00
ERA	0.00	WHIP	3.000

IP	9.1	WLS	
WLS		BF	2
BF	2	H	1
H	1	R	0
R	0	ER	0
ER	0	SO	1
SO	1	BB	0
BB	0	IBB	0
IBB	0	HBP	0
HBP	0	BLK	0
BLK	0	WP	0
WP	0	HR	0
HR	0	S	4
S	4	P	6
P	6	ERA	0.00
ERA	0.00	WHIP	3.000

IP	9.1	WLS	
WLS		BF	2
BF	2	H	1
H	1	R	0
R	0	ER	0
ER	0	SO	1
SO	1	BB	0
BB	0	IBB	0
IBB	0	HBP	0
HBP	0	BLK	0
BLK	0	WP	0
WP	0	HR	0
HR	0	S	4
S	4	P	6
P	6	ERA	0.00
ERA	0.00	WHIP	3.000

IP	9.1	WLS	
WLS		BF	2
BF	2	H	1
H	1	R	0
R	0	ER	0
ER	0	SO	1
SO	1	BB	0
BB	0	IBB	0
IBB	0	HBP	0
HBP	0	BLK	0
BLK	0	WP	0
WP	0	HR	0
HR	0	S	4
S	4	P	6
P	6	ERA	0.00
ERA	0.00	WHIP	3.000

IP	9.1	WLS	
WLS		BF	2
BF	2	H	1
H	1	R	0
R	0	ER	0
ER	0	SO	1
SO	1	BB	0
BB	0	IBB	0
IBB	0	HBP	0
HBP	0	BLK	0
BLK	0	WP	0
WP	0	HR	0
HR	0	S	4
S	4	P	6
P	6	ERA	0.00
ERA	0.00	WHIP	3.000

IP	9.1	WLS	
WLS		BF	2
BF	2	H	1
H	1	R	0
R	0	ER	0
ER	0	SO	1
SO	1	BB	0
BB	0	IBB	0
IBB	0	HBP	0
HBP	0	BLK	0
BLK	0	WP	0
WP	0	HR	0
HR	0	S	4
S	4	P	6
P	6	ERA	0.00
ERA	0.00	WHIP	3.000

IP	9.1	WLS	
WLS		BF	2
BF	2	H	1
H	1	R	0
R	0	ER	0
ER	0	SO	1
SO	1	BB	0
BB	0	IBB	0
IBB	0	HBP	0
HBP	0	BLK	0
BLK	0	WP	0
WP	0	HR	0
HR	0	S	4
S	4	P	6
P	6	ERA	0.00
ERA	0.00	WHIP	3.000

IP	9.1	WLS	
WLS		BF	2
BF	2	H	1
H	1	R	0
R	0	ER	0
ER	0	SO	1
SO	1	BB	0
BB	0	IBB	0
IBB	0	HBP	0
HBP	0	BLK	0
BLK	0	WP	0
WP	0	HR	0
HR	0	S	4
S	4	P	6
P	6	ERA	0.00
ERA	0.00	WHIP	3.000

IP	9.1	WLS	
WLS		BF	2
BF	2	H	1
H	1	R	0
R	0	ER	0
ER	0	SO	1
SO	1	BB	0
BB	0	IBB	0
IBB	0	HBP	0
HBP	0	BLK	0
BLK	0	WP	0
WP	0	HR	0
HR	0	S	4
S	4	P	6
P	6	ERA	0.00
ERA	0.00	WHIP	3.000

IP	9.1	WLS	
WLS		BF	2
BF	2	H	1
H	1	R	0
R	0	ER	0
ER	0	SO	1
SO	1	BB	0
BB	0	IBB	0
IBB	0	HBP	0
HBP	0	BLK	0
BLK	0	WP	0
WP	0	HR	0
HR	0	S	4
S	4	P	6
P	6	ERA	0.00
ERA	0.00	WHIP	3.000

IP	9.1	WLS	
WLS		BF	2
BF	2	H	1
H	1	R	0
R	0	ER	0
ER	0	SO	1
SO	1	BB	0
BB	0	IBB	0
IBB	0	HBP	0
HBP	0	BLK	0
BLK	0	WP	0
WP	0	HR	0
HR	0	S	4
S	4	P	6
P	6	ERA	0.00
ERA	0.00	WHIP	3.000

IP	9.1	WLS	
WLS		BF	2
BF	2	H	1
H	1	R	0
R	0	ER	0
ER	0	SO	1
SO	1	BB	0
BB	0	IBB	0
IBB	0	HBP	0
HBP	0	BLK	0
BLK	0	WP	0
WP	0	HR	0
HR	0	S	4
S	4	P	6
P	6		



**San Francisco Giants @ Montreal Expos**  
 Olympic Stadium, Montreal, QB  
 Tue May 31 1988, 7:05 PM EDT  
 Att. 11,902 - Dome - 84 F

AB	35
R	9
H	10
RBI	9
BB	3
SO	4
LOB	8



WP:	0	PA:	41
PB:	0		
SB:	0		
CS:	1		

Batter	1	2	3	4	5	6	7	8	9	AB R H RBI BB SO LOB
<b>Brett Butler, L</b> (1, 8) OBP: 0.346, SLG: 0.351	2-1 P9		3-3 K		0-0 HR 1B		2-0 F7		0-2 6-3 BLK 2B 1B	5 2 2 1 0 1 1
<b>Robby Thompson, R</b> (1, 4) OBP: 0.379, SLG: 0.424	0-0 F9			2-0 2B 1B	1-0 HR		2-0 F8		1-2 6-3 1B	5 2 2 3 0 0 1
<b>Will Clark, L</b> (1, 3) OBP: 0.342, SLG: 0.508	0-1 1-6-3			1-1 1B 2B	2-1 F9		1-2 P5		4-1 2B BB	4 2 1 1 1 0 0
<b>Candy Maldonado, R</b> (1, 9) OBP: 0.310, SLG: 0.402		3-1 6-3		0-0 L3	2-0 1B HBP			1-2 5-3	3-2 2B	4 0 1 2 0 0 1
<b>Jeffrey Leonard, R</b> (1, 7) OBP: 0.295, SLG: 0.349		1-1 6-3		0-0 1B CS	3-1 FC4-6 1B			0-0 HR	0-0 6-3	5 1 3 2 0 0 1
<b>Kevin Mitchell, R</b> (1, 5) OBP: 0.321, SLG: 0.456		0-2 6-3		2-2 F8 1-2	1-1 FC4-6 1-2f			2-3 K		4 0 0 0 0 1 3
<b>Chris Speier, R</b> (1, 6) OBP: 0.340, SLG: 0.391			2-3 K		3-2 E4 SH1-4 1B	1-0 5-3		4-1 BB		3 1 0 0 1 1 0
<b>Bob Melvin, R</b> (1, 2) OBP: 0.227, SLG: 0.354			4-1 SH1-4 BB		0-0 1B SH1-4 HR 1B	0-2 1-3		1-2 P3		3 1 1 0 1 0 1
<b>Rick Reuschel, R</b> (1, 1) OBP: 0.083, SLG: 0.083			1-1 SH1-4		0-2 SH1-4	1-3 K			0-0 5-3	1 0 0 0 0 1 0
<b>Don Robinson, R</b> (8, 1)			1-2 SH1-4		1-2 2-3					1 0 0 0 0 0 0

Inning Stats	R: 0	H: 0	E: 0	K: 0	S: 5	P: 7	R: 0	H: 0	E: 0	K: 0	S: 7	P: 11	R: 0	H: 0	E: 0	K: 2	S: 10	R: 2	H: 3	E: 0	K: 0	S: 10	P: 13	R: 4	H: 4	E: 1	K: 0	S: 15	P: 27	R: 0	H: 0	E: 0	K: 1	S: 7	P: 9	R: 0	H: 0	E: 0	K: 0	S: 5	P: 10	R: 1	H: 1	E: 0	K: 1	S: 13	P: 21	R: 2	H: 2	E: 0	K: 0	S: 13	P: 21	1B: 6	SF: 0	2B: 2	SAC: 2	3B: 0	DP: 0	HR: 2	HBP: 1	WP: 0	PA: 41
--------------	------	------	------	------	------	------	------	------	------	------	------	-------	------	------	------	------	-------	------	------	------	------	-------	-------	------	------	------	------	-------	-------	------	------	------	------	------	------	------	------	------	------	------	-------	------	------	------	------	-------	-------	------	------	------	------	-------	-------	-------	-------	-------	--------	-------	-------	-------	--------	-------	--------

PITCHER	IP	WLS	BF	H	R	ER	SO	BB	IBB	HBP	BLK	WP	HR	S	P	ERA	WHIP
<b>Bryn Smith, R</b> (1, 1) ERA: 4.15	4.2	L	23	7	6	5	2	1	0	1	0	0	1	45	74	9.64	1.714
<b>Tim Burke, R</b> (5, 1) ERA: 3.58	2.1		7	0	0	0	1	0	0	0	0	0	0	14	22	0.00	0.000
<b>Bob McClure, L</b> (8, 1) ERA: 8.71	2.0		11	3	3	3	1	2	0	0	1	0	1	26	42	13.50	2.500

PITCHER	IP	WLS	BF	H	R	ER	SO	BB	IBB	HBP	BLK	WP	HR	S	P	ERA	WHIP
---------	----	-----	----	---	---	----	----	----	-----	-----	-----	----	----	---	---	-----	------

Batter	1	2	3	4	5	6	7	8	9	AB	R	H	RBI	BB	SO	LOB
Tim Raines, S OBP: 0.388, SLG: 0.424 (1, 7)	4-2 CS BB		0-0 F7			3-1 F8 BB 1B	2-2 SF8			2	0	1	1	1	0	0
Mitch Webster, S OBP: 0.362, SLG: 0.322 (1, 8)	2-2 G3 1-2		3-1 G3			0-1 F8	3-1 P6			4	0	0	0	0	0	3
Hubie Brooks, R OBP: 0.285, SLG: 0.385 (1, 9)	1-1 5-3				2-0 5-3	4-2 SAFE 1-2 BB		0-3 K		3	0	0	0	1	1	0
Tim Wallach, R OBP: 0.298, SLG: 0.384 (1, 5)		2-2 5-3		0-2 G6-4-3 1B		1-2 F8		0-2 L5		4	0	1	0	0	0	2
Andres Galarraga, R OBP: 0.363, SLG: 0.603 (1, 3)		3-3 K		2-2 SAFE G6-4-3 1-2f		0-3 K		2-3 K		4	0	0	0	0	3	3
Tom Foley, L OBP: 0.277, SLG: 0.291 (1, 4)		0-0 1B 1B			1-1 1B 2B		0-0 1B 2B		0-1 P5	4	1	3	0	0	0	0
Nelson Santovenia, R OBP: 0.417, SLG: 0.500 (1, 2)		0-0 1B		1-3 K		2-2 K		1-3 K		4	0	1	0	0	2	2
Luis Rivera, R OBP: 0.244, SLG: 0.304 (1, 6)		0-3 K		0-0 F3		0-0 F3		1-2 F7		4	1	1	0	0	1	3
Bryn Smith, R OBP: 0.111, SLG: 0.059 (1, 1)			2-2 6-3		1-1 4-3		0-0 1B SF8 1B			1	0	0	0	0	0	0
Tim Burke, R (5, 1)										1	0	0	0	0	0	1
Graig Nettles, L OBP: 0.258, SLG: 0.286 (7, PH)										1	0	1	1	0	0	0
Bob McClure, R (8, 1)										0	0	0	0	0	0	0

Inning Stats	R: 0	H: 0	E: 0	K: 12	S: 12	H: 2	LOB: 2	BB: 0	P: 17	R: 0	H: 0	E: 0	K: 2	S: 12	H: 2	LOB: 2	BB: 0	P: 17	R: 0	H: 1	E: 0	K: 0	S: 6	R: 0	H: 1	E: 0	K: 1	S: 8	R: 0	H: 1	E: 0	K: 14	S: 14	R: 2	H: 3	E: 0	K: 12	S: 12	R: 0	H: 0	E: 0	K: 2	S: 12	R: 0	H: 0	E: 0	K: 1	S: 9	1B: 6	SF: 1	2B: 2	SAC: 0	3B: 0	DP: 1	HR: 0	HBP: 0	WP: 0	PA: 35
PITCHER	IP	WLS	BF	H	R	ER	SO	BB	IBB	HBP	BLK	WP	HR	S	P	ERA	WHIP																																									
Rick Reuschel, R (1, 1) ERA: 2.89	7.0	W	29	8	2	2	4	2	0	0	0	0	0	72	110	2.57	1.429																																									
Don Robinson, R (8, 1) ERA: 2.51	2.0		6	0	0	0	3	0	0	0	0	0	0	21	25	0.00	0.000																																									

BOTTOM

San Francisco Giants @ Montreal Expos  
Olympic Stadium, Montreal, QB  
Tue May 31 1988, 7:05 PM EDT  
Att. 11,902 - Dome - 84 F

livebaseballscorecards.com

AB	32
R	2
H	8
RBI	2
BB	2
SO	7
LOB	14







Batter	1	2	3	4	5	6	7	8	9	AB	R	H	RBI	BB	SO	LOB
Tim Raines, S OBP: 0.386, SLG: 0.418 (1, 7)	4-2 4-3 S BB		3-3 K		1-0 F7		2-2 5-3			3	0	0	0	1	1	0
Mitch Webster, S OBP: 0.365, SLG: 0.318 (1, 8)	2-2 4-3		4-0 G3-6-3 BB		4-2 S BB			2-2 F8		2	0	0	0	2	0	1
Hubie Brooks, R OBP: 0.284, SLG: 0.382 (1, 9)	1-3 K		1 SAFE 2-0 G3-6-3 1-2f		1 SAFE 2-2 5-3 1-2			0-1 1B		4	0	1	0	0	1	3
Graig Nettles, L OBP: 0.235, SLG: 0.258 (1, 5)	2-1 F8			1-2 4-3				2-3 K		3	0	0	0	0	0	1
Tim Wallach, R OBP: 0.296, SLG: 0.382 (8, PH) (9, 5)								SAFE K		1	0	0	0	0	1	1
Andres Galarraga, R OBP: 0.370, SLG: 0.626 (1, 3)		0-1 1B		2-1 HR				0-3 K		4	1	3	1	0	1	1
Tom Foley, L OBP: 0.270, SLG: 0.283 (1, 6)		1 SAFE 0-0 L6		0-0 F6				0-3 K		3	0	0	0	0	0	2
Luis Rivera, R OBP: 0.242, SLG: 0.302 (9, PH)										1	0	0	0	0	1	0
Nelson Santovenia, R OBP: 0.423, SLG: 0.489 (1, 2)		1 SAFE 2-2 SAFE SAFE 1-3 1B		1-1 HBP				2-2 F6		3	0	1	0	0	0	1
Casey Candaele, S OBP: 0.226, SLG: 0.211 (1, 4)								0-1 6-3		4	0	0	0	0	0	3
Floyd Youmans, R OBP: 0.105, SLG: 0.111 (1, 1)								0-1 F8		2	0	0	0	0	0	2
Dave Engle, R OBP: 0.280, SLG: 0.227 (7, PH)										1	0	0	0	0	0	0
Andy McGaffigan, R (8, 1)										0	0	0	0	0	0	0

Inning Stats	R: 0	H: 0	E: 0	K: 1	S: 10	H: 0	LOB: 1	BB: 1	P: 19	R: 0	H: 2	E: 0	K: 0	S: 8	H: 2	LOB: 2	BB: 0	P: 11	R: 0	H: 0	E: 0	K: 1	S: 5	H: 0	LOB: 0	BB: 1	P: 13	R: 1	H: 1	E: 0	K: 0	S: 8	H: 1	LOB: 1	BB: 0	P: 12	R: 0	H: 0	E: 0	K: 0	S: 9	H: 0	LOB: 1	BB: 1	P: 17	R: 0	H: 1	E: 0	K: 0	S: 9	H: 1	LOB: 1	BB: 0	P: 11	R: 0	H: 0	E: 0	K: 0	S: 12	H: 0	LOB: 0	BB: 0	P: 18	R: 0	H: 1	E: 0	K: 2	S: 14	H: 1	LOB: 1	BB: 0	P: 17	R: 0	H: 0	E: 0	K: 1	S: 8	H: 0	LOB: 0	BB: 0	P: 10	1B: 3	SF: 0	2B: 1	SAC: 0	3B: 0	DP: 1	HR: 1	HBP: 1	WP: 0	PA: 35
PITCHER	IP	WLS	BF	H	R	ER	SO	BB	IBB	HBP	BLK	WP	HR	S	P	ERA	WHIP																																																																										
Kelly Downs, R ERA: 3.43 (1, 1)	6.0	W	25	4	1	1	2	3	0	1	0	0	0	49	83	1.50	1.167																																																																										
Craig Lefferts, L ERA: 1.54 (7, 1)	3.0	S	10	1	0	0	3	0	0	0	0	0	0	34	45	0.00	0.333																																																																										

BOTTOM

San Francisco Giants @ Montreal Expos  
Olympic Stadium, Montreal, QB  
Wed Jun 01 1988, 7:05 PM EDT  
Att. 12,074 - Dome - 70 F

livebaseballscorecards.com

AB	31
R	1
H	5
RBI	1
BB	3
SO	5
LOB	15







Batter	1	2	3	4	5	6	7	8	9	AB	R	H	RBI	BB	SO	LOB
<b>Brett Butler, L</b> OBP: 0.347, SLG: 0.342 (1, 8)	4-2 1B HR BB	1-0 4-3		2-2 1-3		4-0 BB S BB		1-2 2-H 1B		2	1	0	0	2	0	3
<b>Joel Youngblood, R</b> OBP: 0.400, SLG: 0.406 (8, PH) (9, 7)										1	0	1	1	0	0	0
<b>Robby Thompson, R</b> OBP: 0.372, SLG: 0.414 (1, 4)	0-1 1-2 HR 1B		2-2 S 1B		0-3 K	1-3 K		2-3 K		5	1	2	0	0	3	3
<b>Will Clark, L</b> OBP: 0.351, SLG: 0.534 (1, 3)	3-1 1-H 2-H HR		0-3 K		4-2 2B BB		4-0 SH1-3 BB		2-2 E5 1B	3	1	1	3	2	1	1
<b>Candy Maldonado, R</b> OBP: 0.307, SLG: 0.402 (1, 9)	3-2 4-3		0-3 K		0-0 1-3 2B		0-0 SH1-3		0-1 5-3	4	0	1	0	0	1	2
<b>Jeffrey Leonard, R</b> OBP: 0.293, SLG: 0.357 (1, 7)	2-0 L4		2-3 K		0-1 5-3		0-2 5-3		0-1 1B	4	0	0	0	0	1	4
<b>Atlee Hammaker, S</b> OBP: 0.250, SLG: 0.250 (8, 1)										0	0	0	0	0	0	0
<b>Scott Garrelts, R</b> (8, 1)										0	0	0	0	0	0	0
<b>Don Robinson, R</b> (9, 1)										0	0	0	0	0	0	0
<b>Harry Spilman, L</b> OBP: 0.211, SLG: 0.118 (9, PH)									2-3 1B	1	0	1	0	0	0	0
<b>Chris Speier, R</b> OBP: 0.306, SLG: 0.345 (1, 5)	3-3 K			1-1 FC5-4 HBP 1B	3-3 K		3-1 F8		1-3 K	5	0	1	0	0	3	5
<b>Bob Brenly, R</b> OBP: 0.231, SLG: 0.321 (1, 2)		3-1 F9		3-1 FC5-4 HBP		2-0 5-3 6-3 HBP		1-2 SH1-4 1B	2-2 G3	3	1	1	0	0	0	2
<b>Matt Williams, R</b> (1, 6)		1-1 5-3		0-0 FC5-4 SH3		1-1 6-3		0-0 SH1-4		3	0	0	0	0	0	3
<b>Mike Krukow, R</b> OBP: 0.083, SLG: 0.043 (7, 1)		2-1 1B		1-2 SH3		0-1 5-3		1-2 F7		2	0	1	0	0	0	1
<b>Randy Bockus, L</b> (8, 7)										0	0	0	0	0	0	0
<b>Mike Aldrete, L</b> OBP: 0.361, SLG: 0.351 (9, 8)										1	0	0	0	0	0	1

Inning Stats	R: 3	H: 2	E: 0	K: 1	S: 17	H: 2	LOB: 0	BB: 1	P: 32	R: 0	H: 1	E: 0	K: 0	S: 7	R: 0	H: 1	E: 0	K: 3	S: 13	R: 0	H: 1	E: 0	K: 0	S: 8	R: 0	H: 1	E: 0	K: 2	S: 14	R: 0	H: 0	E: 0	K: 1	S: 8	R: 0	H: 0	E: 0	K: 0	S: 6	R: 1	H: 2	E: 0	K: 1	S: 15	R: 0	H: 1	E: 1	K: 1	S: 13	1B: 7	2B: 1	3B: 0	HR: 1	SF: 0	SAC: 3	DP: 0	HBP: 2	WP: 0	PB: 0	SB: 2	CS: 0	PA: 43
--------------	------	------	------	------	-------	------	--------	-------	-------	------	------	------	------	------	------	------	------	------	-------	------	------	------	------	------	------	------	------	------	-------	------	------	------	------	------	------	------	------	------	------	------	------	------	------	-------	------	------	------	------	-------	-------	-------	-------	-------	-------	--------	-------	--------	-------	-------	-------	-------	--------

PITCHER	IP	WLS	BF	H	R	ER	SO	BB	IBB	HBP	BLK	WP	HR	S	P	ERA	WHIP
<b>Mike Scott, R</b> ERA: 2.97 (1, 1)	7.0		33	6	3	3	7	4	0	2	0	0	1	73	127	3.86	1.429
<b>Juan Agosto, L</b> ERA: 1.44 (8, 1)	0.2		3	1	1	1	0	0	0	0	0	0	0	8	10	13.50	1.500
<b>Dave Smith, R</b> ERA: 2.66 (8, 1)	0.1	W	2	1	0	0	1	0	0	0	0	0	0	7	10	0.00	3.000
<b>Larry Andersen, R</b> ERA: 4.58 (9, 1)	1.0		5	1	0	0	1	0	0	0	0	0	0	13	18	0.00	1.000

**BOTTOM**

**Houston Astros @ San Francisco Giants**  
Candlestick Park, San Francisco, CA

Fri Jun 03 1988, 10:05 PM EDT  
Att: 18,840 - Unknown - 62 F

<b>AB</b>	<b>34</b>
<b>R</b>	<b>4</b>
<b>H</b>	<b>9</b>
<b>RBI</b>	<b>4</b>
<b>BB</b>	<b>4</b>
<b>SO</b>	<b>9</b>
<b>LOB</b>	<b>25</b>



Batter	1	2	3	4	5	6	7	8	9	AB R H RBI BB SO LOB	TOP											
Gerald Young, S (1, 8) OBP: 0.352, SLG: 0.340	3-3 K		0-0 L7			3-2 1-2-3	2-3 K			4 0 0 0 0 2 2												
Billy Hatcher, R (1, 7) OBP: 0.346, SLG: 0.398	0-0 L1		1-0 1-3			3-2 F7		2-2 4-3		4 0 0 0 0 0 2												
Bill Doran, S (1, 4) OBP: 0.358, SLG: 0.298 Jim Pankovits, R (6, 4) OBP: 0.327, SLG: 0.360	3-2 3-1			0-0 CS 1B		0-1 BB 1B		2-2 F4		3 1 2 0 0 0 0 1 0 0 0 0 0 0												
Glenn Davis, R (1, 3) OBP: 0.349, SLG: 0.487		3-2 1-3		1-2 F9		4-0 BB 1B		2-1 FC5-4 1B		3 1 1 0 1 0 1												
Kevin Bass, S (1, 9) OBP: 0.309, SLG: 0.381		1-2 4-3		3-3 K		4-2 1B BB		0-0 FC5-4		3 0 0 0 1 1 2												
Alan Ashby, S (1, 2) OBP: 0.331, SLG: 0.424		0-1 L8			4-1 FC5-4 BB	0-0 1B			1-2 1B	3 0 2 2 1 0 0												
Denny Walling, L (1, 5) OBP: 0.302, SLG: 0.374 Steve Henderson, R (6, PH) OBP: 0.333, SLG: 0.296 Jeff Heathcock, R (6, 1) Alex Trevino, R (9, PH) OBP: 0.424, SLG: 0.444			1-1 FC1-5 1B		0-0 F7	0-0 P3		0-0 F9		2 0 1 0 0 0 1 1 0 0 0 0 0 2 0 0 0 0 0 0 0 1 0 0 0 0 0 1												
Rafael Ramirez, R (1, 6) OBP: 0.292, SLG: 0.374		2-1 FC1-5 1B		2-2 FC5-4			2-1 F9		0-0 F7	4 0 1 0 0 0 2												
Nolan Ryan, R (1, 1) OBP: 0.138, SLG: 0.107 Chuck Jackson, R (6, 5) OBP: 0.308, SLG: 0.386			1-1 FC1-5		2-3 K		1-0 F3		2-2 P8	2 0 0 0 0 1 3 2 0 0 0 0 0 1												
<b>Inning Stats</b>	R: 0 E: 0 K: 1 S: 7	H: 0 LOB: 0 BB: 0 P: 13	R: 0 E: 0 K: 0 S: 8	H: 0 LOB: 0 BB: 0 P: 12	R: 0 E: 0 K: 0 S: 8	H: 2 LOB: 2 BB: 0 P: 13	R: 0 E: 0 K: 1 S: 7	H: 1 LOB: 1 BB: 0 P: 11	R: 0 E: 0 K: 1 S: 9	H: 0 LOB: 1 BB: 1 P: 17	R: 2 E: 0 K: 0 S: 14	H: 2 LOB: 2 BB: 2 P: 30	R: 0 E: 0 K: 1 S: 6	H: 0 LOB: 0 BB: 0 P: 11	R: 0 E: 0 K: 0 S: 17	H: 1 LOB: 1 BB: 0 P: 23	R: 0 E: 0 K: 0 S: 8	H: 1 LOB: 1 BB: 0 P: 11	1B: 7 2B: 1 3B: 0 HR: 0	SF: 0 SAC: 0 DP: 1 HBP: 0	WP: 0 PB: 0 SB: 0 CS: 1	PA: 36
<b>PITCHER</b>	IP WLS BF H R ER SO BB IBB HBP BLK WP HR S P ERA WHIP																					
Michael LaCoss, R (1, 1) ERA: 3.3	5.2 W 24 5 2 2 3 3 0 0 0 0 0 0 50 91 3.18 1.412																					
Joe Price, L (6, 1) ERA: 4.22	3.1 S 12 2 0 0 1 0 0 0 0 0 0 0 34 50 0.00 0.600																					

Houston Astros @ San Francisco Giants  
 Candlestick Park, San Francisco, CA  
 Sat Jun 04 1988, 6:33 AM EDT  
 Att. 24,031 - Sunny

livebaseballscores.com

AB 33  
 R 2  
 H 7  
 RBI 2  
 BB 3  
 SO 4  
 LOB 17



Batter	1	2	3	4	5	6	7	8	9	AB R H RBI BB SO LOB
<b>Brett Butler, L</b> OBP: 0.354, SLG: 0.350 (1, 8)	1-1  1B		1-2  1B		1-1  1B SH1-4 1-2 BB 1B	1-2  L7				4 1 3 0 0 0 0
<b>Robby Thompson, R</b> OBP: 0.366, SLG: 0.408 (1, 4)	2-3  1-2 K		1-3  1-3 K		2-0  SH1-4 1-2 2-3	2-3  K				3 0 0 0 0 3 2
<b>Will Clark, L</b> OBP: 0.352, SLG: 0.531 <b>Jeffrey Leonard, R</b> OBP: 0.295, SLG: 0.359 (1, 3) (4, 7)	4-2  BB		3-3  3 K		0-0  BB HR 1B 2-3 3-H					1 0 0 0 1 1 1 2 1 1 1 0 0 0
<b>Candy Maldonado, R</b> OBP: 0.311, SLG: 0.398 (1, 9)	1-3  1-3 K			4-2  HR BB	1-3  1-2 K					2 1 0 0 2 2 4
<b>Mike Aldrete, L</b> OBP: 0.366, SLG: 0.380 (1, 7) (4, 3)	3-2  4-3			0-0  1-H HR	4-0  BB HR IBB					3 2 1 2 1 0 3
<b>Chris Speier, R</b> OBP: 0.303, SLG: 0.328 (1, 5)		2-3  2-3 K		2-3  2-3 K	4-1  1-2 2-3 3-H HR BB					3 1 0 1 1 2 1
<b>Matt Williams, R</b> OBP: 0.143, SLG: 0.571 (1, 6)		2-3  2-3 K		3-3  3-3 K	0-1  1-H 2-H 3-H HR					4 1 1 4 0 3 0
<b>Kirt Manwaring, R</b> (1, 2)		0-1  P6		3-1  4-3	2-3  2-3 K					4 0 0 0 0 1 0
<b>Michael LaCoss, R</b> OBP: 0.348, SLG: 0.333 <b>Joe Price, R</b> (1, 1) (6, 1)			0-0  F5		2-1  SH1-4 1B 1B	1-2  6-3				2 1 1 0 0 0 0 2 0 0 0 0 0 0

Inning Stats	R: 0	H: 1	E: 0	K: 2	S: 13	LOB: 2	BB: 1	P: 24	R: 0	H: 0	E: 0	K: 2	S: 12	LOB: 0	BB: 0	P: 16	R: 0	H: 1	E: 0	K: 2	S: 10	LOB: 1	BB: 0	P: 15	R: 2	H: 1	E: 0	K: 2	S: 13	LOB: 0	BB: 1	P: 25	R: 6	H: 4	E: 0	K: 2	S: 17	LOB: 0	BB: 2	P: 33	R: 0	H: 0	E: 0	K: 1	S: 10	LOB: 0	BB: 0	P: 14	R: 0	H: 0	E: 0	K: 0	S: 6	LOB: 1	BB: 1	P: 13	R: 0	H: 0	E: 0	K: 1	S: 10	LOB: 0	BB: 0	P: 14	R: 0	H: 0	E: 0	K: 1	S: 10	LOB: 0	BB: 0	P: 14
--------------	------	------	------	------	-------	--------	-------	-------	------	------	------	------	-------	--------	-------	-------	------	------	------	------	-------	--------	-------	-------	------	------	------	------	-------	--------	-------	-------	------	------	------	------	-------	--------	-------	-------	------	------	------	------	-------	--------	-------	-------	------	------	------	------	------	--------	-------	-------	------	------	------	------	-------	--------	-------	-------	------	------	------	------	-------	--------	-------	-------

PITCHER	IP	WLS	BF	H	R	ER	SO	BB	IBB	HBP	BLK	WP	HR	S	P	ERA	WHIP
<b>Nolan Ryan, R</b> ERA: 3.97 (1, 1)	5.0	L	26	7	8	8	10	3	1	0	0	0	0	65	113	14.40	2.000
<b>Jeff Heathcock, R</b> ERA: 2.25 (6, 1)	3.0		10	0	0	0	2	1	0	0	0	0	0	26	41	0.00	0.333

**BOTTOM**

**Houston Astros @ San Francisco Giants**  
Candlestick Park, San Francisco, CA

Sat Jun 04 1988, 6:33 AM EDT  
Att. 24,031 - Sunny

AB	30
R	8
H	7
RBI	8
BB	5
SO	12
LOB	11

livebaseballscorecards.com

WP: 0	PA: 36
PB: 0	SB: 4
CS: 0	



Batter	1	2	3	4	5	6	7	8	9	AB R H RBI BB SO LOB	TOP											
Gerald Young, S (1, 8) OBP: 0.350, SLG: 0.338	3-2 L4		2-1 6-3			0-2 FC1-6		2-0 SF9 WP 1B		4 0 1 0 0 0 2												
Billy Hatcher, R (1, 7) OBP: 0.344, SLG: 0.399	1-1 F7			0-0 G6-4-3 1B		2-0 SF8		2-2 SF9		2 0 1 2 0 0 0												
Bill Doran, S (1, 4) OBP: 0.348, SLG: 0.288	0-1 F8			0-0 G6-4-3		1 SAFE 1-0 P4		0-0 F7		4 0 0 0 0 0 3												
Glenn Davis, R (1, 3) OBP: 0.342, SLG: 0.477		3-1 F8		1-1 F9			1-2 F3		1-3 K	4 0 0 0 0 1 0												
Kevin Bass, S (1, 9) OBP: 0.302, SLG: 0.372		1-0 F7			0-0 G3		1-0 F7		3-3 K	4 0 0 0 0 1 0												
Alan Ashby, S (1, 2) OBP: 0.329, SLG: 0.420		3-2 1B			0-1 3-1		0-1 F8		1-1 5-3	4 0 1 0 0 0 0												
Denny Walling, L (1, 5) OBP: 0.296, SLG: 0.366		2-2 F7			0-2 G3			0-0 F7		2 0 0 0 0 0 1												
Jim Pankovits, R (8, PH) OBP: 0.323, SLG: 0.356										1 0 0 0 0 0 0												
Rafael Ramirez, R (1, 6) OBP: 0.298, SLG: 0.384			1-0 F9			0-0 FC1-6 SF8 2B		0-1 1B WP 1B		3 2 2 0 0 0 0												
Jim Deshaies, L (1, 1) OBP: 0.091, SLG: 0.048			0-1 6-3			1-2 FC1-6 1B		0-1 WP 1B		1 0 0 0 0 0 0												
Terry Puhl, L (6, PH) OBP: 0.352, SLG: 0.283										1 0 1 0 0 0 0												
Jeff Heathcock, R (6, 1)										0 0 0 0 0 0 0												
Steve Henderson, R (8, PH) OBP: 0.355, SLG: 0.321										1 1 1 0 0 0 0												
Juan Agosto, L (8, 1)										0 0 0 0 0 0 0												
<b>Inning Stats</b>	R: 0 E: 0 K: 0 S: 7	H: 0 LOB: 0 BB: 0 P: 11	R: 0 E: 0 K: 0 S: 13	H: 1 LOB: 1 BB: 0 P: 22	R: 0 E: 0 K: 0 S: 5	H: 0 LOB: 0 BB: 0 P: 8	R: 0 E: 0 K: 0 S: 4	H: 1 LOB: 0 BB: 0 P: 5	R: 0 E: 0 K: 0 S: 6	H: 0 LOB: 0 BB: 0 P: 6	R: 1 E: 0 K: 0 S: 10	H: 2 LOB: 1 BB: 0 P: 13	R: 0 E: 0 K: 0 S: 7	H: 0 LOB: 0 BB: 0 P: 9	R: 2 E: 0 K: 0 S: 12	H: 3 LOB: 1 BB: 0 P: 16	R: 0 E: 0 K: 2 S: 8	H: 0 LOB: 0 BB: 0 P: 13	1B: 6 2B: 1 3B: 0 HR: 0	SF: 2 SAC: 0 DP: 1 HBP: 0	WP: 1 PB: 0 SB: 0 CS: 0	PA: 33
<b>PITCHER</b>	IP WLS BF H R ER SO BB IBB HBP BLK WP HR S P ERA WHIP																					
Rick Reuschel, R (1, 1) ERA: 2.79	6.0 W 21 4 1 1 0 0 0 0 0 0 0 0 45 65 1.50 0.667																					
Craig Lefferts, L (7, 1) ERA: 1.89	3.0 S 12 3 2 2 2 0 0 0 0 1 0 27 38 6.00 1.000																					

Houston Astros @ San Francisco Giants  
 Candlestick Park, San Francisco, CA  
 Sun Jun 05 1988, 6:33 AM EDT  
 Att: 31,144 - Sunny

livebaseballscorecards.com

AB	31
R	3
H	7
RBI	2
BB	0
SO	2
LOB	6



Batter	1	2	3	4	5	6	7	8	9
<b>Chris Speier, R</b> OBP: 0.324, SLG: 0.328 (1, 5)	4-0 1B S FC6-4 BB	1-2 5-3 2-3 1B		2-0 P4		3-0 6-3		4-1 1B BB	
<b>Robby Thompson, R</b> OBP: 0.377, SLG: 0.420 (1, 4)	4-2 FC6-4 1B 1-2 SF9 BB	3-0 5-3 1-2			0-1 HR 2B		0-2 6-3 1B 2B 1B	0-0 1-3 1B 1B	
<b>Will Clark, L</b> OBP: 0.353, SLG: 0.543 (1, 3)	2-2 FC6-4 1-2 2-3 1B	0-1 F9			1-0 HR		1-2 F9	1-0 1-3	
<b>Candy Maldonado, R</b> OBP: 0.313, SLG: 0.398 (1, 9)	0-2 FC6-4 1-2 2-3 BB		1-2 5-3		1-2 P8		2-1 6-3 1-2 2B 1B	1-1 1B	
<b>Jeffrey Leonard, R</b> OBP: 0.292, SLG: 0.356 (1, 7)	0-0 SF9		0-0 F3		1-1 6-3		0-0 6-3	0-1 1B	
<b>Joel Youngblood, R</b> OBP: 0.421, SLG: 0.412 <b>Brett Butler, L</b> OBP: 0.355, SLG: 0.348 (1, 8) (5, PR) (6, 8)	4-2 1 SAFE B 1-2 BB		0-0 F9		0-0 1B		4-0 2B IBB	1-0 3-1	
<b>Matt Williams, R</b> OBP: 0.182, SLG: 0.545 (1, 6)	3-3 K			2-2 F8	0-0 F3		0-0 2B		
<b>Kirt Manwaring, R</b> OBP: 0.250, SLG: 0.375 (1, 2)		0-1 1B SH2-4 1B		1-2 4-3 2B		0-1 F8	2-0 F9		
<b>Rick Reuschel, R</b> OBP: 0.080, SLG: 0.080 <b>Mike Aldrete, L</b> OBP: 0.363, SLG: 0.376 <b>Craig Lefferts, L</b> (1, 1) (6, PH) (7, 1)		0-1 SH2-4		2-0 4-3		2-2 F7		0-3 K	

Inning Stats	R: 2 E: 0 K: 1 S: 18	H: 1 LOB: 2 BB: 3 P: 33	R: 0 E: 0 K: 0 S: 11	H: 2 LOB: 2 BB: 0 P: 14	R: 0 E: 0 K: 0 S: 5	H: 0 LOB: 0 BB: 0 P: 6	R: 0 E: 0 K: 0 S: 9	H: 1 LOB: 1 BB: 0 P: 16	R: 2 E: 0 K: 0 S: 10	H: 3 LOB: 1 BB: 0 P: 13	R: 0 E: 0 K: 0 S: 7	H: 0 LOB: 0 BB: 0 P: 12	R: 3 E: 0 K: 0 S: 12	H: 3 LOB: 1 BB: 1 P: 21	R: 2 E: 0 K: 1 S: 11	H: 3 LOB: 2 BB: 1 P: 18
--------------	-------------------------------	----------------------------------	-------------------------------	----------------------------------	------------------------------	---------------------------------	------------------------------	----------------------------------	-------------------------------	----------------------------------	------------------------------	----------------------------------	-------------------------------	----------------------------------	-------------------------------	----------------------------------

PITCHER	IP	WLS	BF	H	R	ER	SO	BB	IBB	HBP	BLK	WP	HR	S	P	ERA	WHIP
<b>Jim Deshaies, L</b> ERA: 2.44 (1, 1)	5.0	L	25	7	4	4	1	3	0	0	0	0	1	53	82	7.20	2.000
<b>Jeff Heathcock, R</b> ERA: 3.5 (6, 1)	2.0		10	3	3	3	0	0	1	0	0	0	0	19	33	13.50	1.500
<b>Juan Agosto, L</b> ERA: 2.08 (8, 1)	1.0		7	3	2	2	1	1	0	0	0	0	0	11	18	18.00	4.000

**BOTTOM**

**Houston Astros @ San Francisco Giants**  
Candlestick Park, San Francisco, CA

Sun Jun 05 1988, 6:33 AM EDT  
Att. 31,144 - Sunny

AB	R	H	RBI	BB	SO	LOB
3	2	1	0	2	0	1
4	4	3	0	1	0	2
5	1	2	2	0	0	5
5	1	2	3	0	0	2
4	0	1	1	0	0	2
2	0	1	0	1	0	0
1	1	0	0	1	0	2
4	0	1	3	0	1	3
4	0	2	0	0	0	1
1	0	0	0	0	0	1
1	0	0	0	0	0	0
1	0	0	0	0	1	0

AB	35
R	9
H	13
RBI	9
BB	5
SO	2
LOB	19

livebaseballscores.com

**GIANTS**

WP	PA
0	42



Batter	1	2	3	4	5	6	7	8	9	AB R H RBI BB SO LOB	TOP																				
Albert Hall, S (1, 8) OBP: 0.342, SLG: 0.328	1-1 G3			2-2 P6			0-0 1-3			3 0 0 0 0 0 0	<p>Atlanta Braves @ San Francisco Giants</p> <p>Candlestick Park, San Francisco, CA</p> <p>Tue Jun 07 1988, 10:05 PM EDT</p> <p>Att. 7,737 - Unknown</p> <p>livebaseballscorecards.com</p>																				
Ken Oberkfell, L (1, 5) OBP: 0.339, SLG: 0.377	1-1 6-3			1-1 CS 1B			0-1 G3			3 0 1 0 0 0 0																					
Gerald Perry, L (1, 3) OBP: 0.358, SLG: 0.420	0-1 P7			2-0 SAFE 1-2			0-2 5-3			3 0 0 0 0 0 1																					
Dale Murphy, R (1, 9) OBP: 0.339, SLG: 0.421		1-3 K			2-2 6-3			0-0 F9		3 0 0 0 0 1 0																					
Dion James, L (1, 7) OBP: 0.377, SLG: 0.361		2-2 4-3			1-1 G6-4-3 1B			1-1 4-3		3 0 1 0 0 0 0																					
Ozzie Virgil, R (1, 2) OBP: 0.242, SLG: 0.365		2-2 F4			0-0 G6-4-3 1-2f			0-1 F8		3 0 0 0 0 0 1																					
Andres Thomas, R (1, 6) OBP: 0.243, SLG: 0.317			2-3 K			1-2 F9			0-0 P6	3 0 0 0 0 1 0																					
Ron Gant, R (1, 4) OBP: 0.221, SLG: 0.333			1-1 6-3			1-2 P6			1-3 K	3 0 0 0 0 1 0																					
Rick Mahler, R (1, 1) OBP: 0.111, SLG: 0.115 Paul Assenmacher, L (7, 1) OBP: 0.500, SLG: 1.000 Ken Griffey, L (9, PH) OBP: 0.305, SLG: 0.326			1-3 K			1-3 K			2-3 K	2 0 0 0 0 2 0 0 0 0 0 0 0 0 1 0 0 0 0 1 0																					
<b>Inning Stats</b>	R: 0 E: 0 K: 0 S: 6	H: 0 LOB: 0 BB: 0 P: 8	R: 0 E: 0 K: 1 S: 10	H: 0 LOB: 0 BB: 0 P: 15	R: 0 E: 0 K: 2 S: 9	H: 0 LOB: 0 BB: 0 P: 13	R: 0 E: 0 K: 0 S: 8	H: 1 LOB: 0 BB: 0 P: 12	R: 0 E: 0 K: 0 S: 6	H: 1 LOB: 0 BB: 0 P: 9	R: 0 E: 0 K: 1 S: 9	H: 0 LOB: 0 BB: 0 P: 12	R: 0 E: 0 K: 0 S: 6	H: 0 LOB: 0 BB: 0 P: 6	R: 0 E: 0 K: 0 S: 5	H: 0 LOB: 0 BB: 0 P: 6	R: 0 E: 0 K: 2 S: 9	H: 0 LOB: 0 BB: 0 P: 12	1B: 2 2B: 0 3B: 0 HR: 0	SF: 0 SAC: 0 DP: 1 HBP: 0	WP: 0 PB: 0 SB: 0 CS: 1	PA: 27									
PITCHER Kelly Downs, R (1, 1) ERA: 3.01	IP 9.0	WLS W	BF 27	H 2	R 0	ER 0	SO 6	BB 0	IBB 0	HBP 0	BLK 0	WP 0	HR 0	S 68	P 93	ERA 0.00	WHIP 0.222														
											PITCHER	IP	WLS	BF	H	R	ER	SO	BB	IBB	HBP	BLK	WP	HR	S	P	ERA	WHIP			









Batter	1	2	3	4	5	6	7	8	9	AB	R	H	RBI	BB	SO	LOB
<b>Brett Butler, L</b> OBP: 0.364, SLG: 0.353 (1, 8)	4-2 E 1B BB	3-2 4-3			4-0 S 1B BB		3-2 1B			2	2	1	0	2	0	0
<b>Robby Thompson, R</b> OBP: 0.381, SLG: 0.423 (1, 4)	0-1 E1 1B G3 1-2	4-1 S BB			4-0 1 SAFE 1 SAFE 1 SAFE 1B BB		3-2 1 SAFE 1 SAFE F7 1 SAFE			2	1	0	0	2	0	2
<b>Will Clark, L</b> OBP: 0.350, SLG: 0.529 (1, 3)	0-1 G3 1B 1-3 2-H	3-2 F8 1-2			0-0 L7		1-3 K			4	1	1	1	0	1	4
<b>Candy Maldonado, R</b> OBP: 0.311, SLG: 0.389 (1, 9)	2-0 P6				0-0 G4-6-3 1B 1-3 2-H			0-1 6-3		3	0	1	1	1	0	2
<b>Mike Aldrete, L</b> OBP: 0.347, SLG: 0.358 (1, 7)	2-1 G3 2-3 3-H				1-0 G4-6-3 BB 1-2f		2-0 G6-4-3 1-2f		2-2 4-3	4	0	0	1	0	0	4
<b>Kevin Mitchell, R</b> OBP: 0.318, SLG: 0.450 (1, 5)	2-2 BB 1B 3-H				1-2 L4		1-3 K		1-3 K	4	0	1	1	0	2	0
<b>Matt Williams, R</b> OBP: 0.316, SLG: 0.667 (1, 6)	4-2 BB 1-2				1-0 F5		1-2 G1-6-3 1B		1-1 6-3	3	0	1	0	1	0	0
<b>Kirt Manwaring, R</b> OBP: 0.286, SLG: 0.357 (1, 2)	1-2 5-3				0-1 6-3		0-1 G1-6-3		3-2 F8	3	0	0	0	0	0	3
<b>Craig Lefferts, L</b> (7, 1)										0	0	0	0	0	0	0
<b>Harry Spilman, L</b> OBP: 0.200, SLG: 0.111 (9, PH)										1	0	0	0	0	0	0
<b>Mike Krukow, R</b> OBP: 0.077, SLG: 0.040 (1, 1)										2	0	0	0	0	0	0
<b>Bob Brenly, R</b> OBP: 0.226, SLG: 0.314 (7, 2)										2	0	0	0	0	0	0

Inning Stats	R: 3	H: 2	E: 1	LOB: 2	K: 0	S: 17	R: 0	H: 0	E: 0	LOB: 1	K: 0	S: 9	R: 0	H: 0	E: 0	LOB: 0	K: 0	S: 5	R: 1	H: 1	E: 0	LOB: 1	K: 0	S: 3	R: 0	H: 1	E: 0	LOB: 0	K: 1	S: 9	R: 0	H: 1	E: 0	LOB: 1	K: 1	S: 14	R: 0	H: 0	E: 0	LOB: 0	K: 1	S: 8	R: 0	H: 0	E: 0	LOB: 0	K: 0	S: 9	R: 0	H: 0	E: 0	LOB: 0	K: 0	S: 9	1B: 5	2B: 0	3B: 0	HR: 0	SF: 0	SAC: 0	DP: 3	HBP: 0	WP: 0	PB: 0	SB: 2	CS: 0	PA: 36
--------------	------	------	------	--------	------	-------	------	------	------	--------	------	------	------	------	------	--------	------	------	------	------	------	--------	------	------	------	------	------	--------	------	------	------	------	------	--------	------	-------	------	------	------	--------	------	------	------	------	------	--------	------	------	------	------	------	--------	------	------	-------	-------	-------	-------	-------	--------	-------	--------	-------	-------	-------	-------	--------

PITCHER	IP	WLS	BF	H	R	ER	SO	BB	IBB	HBP	BLK	WP	HR	S	P	ERA	WHIP
<b>Kevin Coffman, R</b> ERA: 5.4 (1, 1)	4.0		20	2	4	2	0	6	0	0	0	0	0	36	78	4.50	2.000
<b>Juan Eichelberger, R</b> ERA: 4.24 (5, 1)	2.0		6	2	0	0	1	0	0	0	0	0	0	12	16	0.00	1.000
<b>José Alvarez, R</b> ERA: 3.2 (7, 1)	2.0	W	7	1	0	0	2	0	0	0	0	0	0	22	33	0.00	0.500
<b>Bruce Sutter, R</b> ERA: 2.05 (9, 1)	1.0	S	3	0	0	0	0	0	0	0	0	0	0	9	13	0.00	0.000

**BOTTOM**

**Atlanta Braves @ San Francisco Giants**  
Candlestick Park, San Francisco, CA

Wed Jun 08 1988, 10:05 PM EDT  
Att. 8,912 - Unknown

<b>AB</b>	<b>30</b>
<b>R</b>	<b>4</b>
<b>H</b>	<b>5</b>
<b>RBI</b>	<b>4</b>
<b>BB</b>	<b>6</b>
<b>SO</b>	<b>3</b>
<b>LOB</b>	<b>15</b>



PITCHER	IP	WLS	BF	H	R	ER	SO	BB	IBB	HBP	BLK	WP	HR	S	P	ERA	WHIP
<b>Kevin Coffman, R</b> ERA: 5.4 (1, 1)	4.0		20	2	4	2	0	6	0	0	0	0	0	36	78	4.50	2.000
<b>Juan Eichelberger, R</b> ERA: 4.24 (5, 1)	2.0		6	2	0	0	1	0	0	0	0	0	0	12	16	0.00	1.000
<b>José Alvarez, R</b> ERA: 3.2 (7, 1)	2.0	W	7	1	0	0	2	0	0	0	0	0	0	22	33	0.00	0.500
<b>Bruce Sutter, R</b> ERA: 2.05 (9, 1)	1.0	S	3	0	0	0	0	0	0	0	0	0	0	9	13	0.00	0.000



Batter	1	2	3	4	5	6	7	8	9	AB R H RBI BB SO LOB	TOP											
Albert Hall, S OBP: 0.340, SLG: 0.322 (1, 8)	3-2 G4-3		1-0 F7		1-2 FC6-4		0-3 K		0-0 F3	5 0 0 0 0 1 3												
Ken Oberkfell, L OBP: 0.328, SLG: 0.369 (1, 5)	1-0 G1-3		1-1 F7		0-1 F7		0-1 G1-3		2-3 K	5 0 1 1 0 1 2												
Gerald Perry, L OBP: 0.362, SLG: 0.429 (1, 3)	3-2 HBP		2-0 G6-3			0-0 B5-3		1-0 2B	0-2 FC5-4	4 1 2 1 0 0 1												
Dale Murphy, R OBP: 0.339, SLG: 0.437 (1, 9)	3-2 F9			3-2 G5-3		1-2 HR		1-0 2B	2-2 FC5-4	5 1 2 2 0 0 2												
Ken Griffey, L OBP: 0.315, SLG: 0.323 (1, 7)		4-0 CS		0-3 K		4-0 BB		4-0 K		1 0 0 0 2 1 0												
Gary Roenicke, R OBP: 0.322, SLG: 0.418 (7, PH)		1-1 BB		1-1 K		2-2 BB		2-3 K		1 0 0 0 0 1 1												
Jerry Royster, R OBP: 0.125, SLG: 0.250 (7, 7)		1-1 F8		1-1 1B		2-2 L4		1-2 G4-3		0 0 0 0 0 0 0												
Ozzie Virgil, R OBP: 0.236, SLG: 0.351 (1, 2)		1-3 K		2-1 G1-3		4-2 BB		2-3 K		4 0 1 0 0 0 2												
Andres Thomas, R OBP: 0.241, SLG: 0.313 (1, 6)		3-0 CS		0-1 2B		0-2 F8		4-2 BB		2 0 0 0 0 0 1 2												
Charlie Puleo, R OBP: 0.250, SLG: 0.250 (4, 1)		1-2 1B				2-3 K				0 0 0 0 0 0 0 0												
Dion James, L OBP: 0.374, SLG: 0.354 (6, PH)										0 0 0 0 0 1 0 0												
Juan Eichelberger, R OBP: 0.313, SLG: 0.467 (8, PH)										0 0 0 0 0 0 0 0												
Kevin Coffman, R OBP: 0.500, SLG: 1.000 (8, 1)										1 0 0 0 0 0 1 0												
Ron Gant, R OBP: 0.236, SLG: 0.345 (1, 4)		0-3 K		2-2 FC6-4		4-2 G1-3		0-3 K		0 0 0 0 0 0 0 0												
Pete Smith, R OBP: 0.059, SLG: 0.118 (1, 1)										3 1 1 0 1 1 2												
Paul Runge, R OBP: 0.385, SLG: 0.355 (4, 6)										1 0 0 0 0 0 1 1												
Inning Stats	R: 0 E: 0 K: 0 S: 13	H: 0 LOB: 1 BB: 0 P: 23	R: 0 E: 0 K: 1 S: 5	H: 0 LOB: 0 BB: 1 P: 14	R: 1 E: 0 K: 1 S: 9	H: 2 LOB: 1 BB: 0 P: 13	R: 0 E: 0 K: 1 S: 10	H: 1 LOB: 1 BB: 0 P: 16	R: 0 E: 0 K: 0 S: 11	H: 1 LOB: 1 BB: 0 P: 14	R: 1 E: 0 K: 1 S: 15	H: 1 LOB: 2 BB: 2 P: 28	R: 2 E: 0 K: 2 S: 14	H: 2 LOB: 1 BB: 1 P: 22	R: 0 E: 0 K: 2 S: 12	H: 0 LOB: 1 BB: 1 P: 19	R: 0 E: 0 K: 1 S: 11	H: 1 LOB: 1 BB: 0 P: 15	1B: 4 2B: 2 3B: 1 HR: 1	SF: 0 SAC: 0 DP: 0 HBP: 1	WP: 0 PB: 0 SB: 0 CS: 1	PA: 41
PITCHER	IP WLS BF H R ER SO BB IBB HBP BLK WP HR S P ERA WHIP																					
Michael LaCoss, R ERA: 3.47 (1, 1)	6.2 W 30 6 4 4 5 4 0 1 0 0 1 73 123 5.40 1.500																					
Don Robinson, R ERA: 2.45 (7, 1)	0.0 1 1 0 0 0 0 0 0 0 0 0 1 2 ∞ ∞																					
Joe Price, L ERA: 3.86 (7, 1)	2.0 8 1 0 0 4 1 0 0 0 0 0 23 34 0.00 1.000																					
Scott Garrelts, R ERA: 4.73 (9, 1)	0.1 S 1 0 0 0 0 0 0 0 0 0 0 3 5 0.00 0.000																					

Atlanta Braves @ San Francisco Giants  
Candlestick Park, San Francisco, CA

Thu Jun 09 1988, 6:33 AM EDT  
Att. 10,486 - Overcast - 75 F

AB	34
R	4
H	8
RBI	4
BB	5
SO	9
LOB	17



livebaseballscorecards.com







Batter	1	2	3	4	5	6	7	8	9
<b>Brett Butler, L</b> OBP: 0.371, SLG: 0.360 (1, 8)	1-0 4-3	0-1 HR 1B	1-0 1-3			0-2 4-3 1B		4-1 G3 BB	
<b>Robby Thompson, R</b> OBP: 0.386, SLG: 0.430 (1, 4) <b>Francisco Melendez, L</b> (7, 3)	0-1 BB 1B	4-2 HR BB		0-3 K		3-2 L9		2-2 G3 1-2	
<b>Will Clark, L</b> OBP: 0.355, SLG: 0.538 (1, 3) <b>Scott Garrelts, R</b> (7, 1) <b>Randy Bockus, L</b> (8, 1) <b>Joel Youngblood, R</b> OBP: 0.410, SLG: 0.400 (8, PH) <b>Don Robinson, R</b> (9, 1)	4-0 1B BB	0-0 HR		4-0 FC5-4 BB		3-2 4-3 1-2		0-1 L7	
<b>Candy Maldonado, R</b> OBP: 0.313, SLG: 0.405 (1, 9)	0-0 P6	0-0 HR		0-2 FC5-4 1B 1-2f		2-1 1B 2-H			
<b>Mike Aldrete, L</b> OBP: 0.349, SLG: 0.359 (1, 7)	3-2 2B 1B 1-2 2-H	0-1 G6-3		0-0 FC5-4 1B 1-2		1-2 4-3			
<b>Ernest Riles, L</b> OBP: 0.297, SLG: 0.351 (1, 5)	1-2 2B 1-H 2-H		0-1 2B 4-3 1B	0-1 FC5-4 1-2f		1-0 G3			
<b>Matt Williams, R</b> OBP: 0.269, SLG: 0.520 (1, 6)	0-3 K		0-3 K		0-1 F9	0-1 G3			
<b>Kirt Manwaring, R</b> OBP: 0.318, SLG: 0.409 (1, 2)		0-0 6-3	1-1 4-3 1-3 2B		1-3 K	1-0 1-3			
<b>Rick Reuschel, R</b> OBP: 0.071, SLG: 0.071 (1, 1) <b>Chris Speier, R</b> OBP: 0.315, SLG: 0.317 (7, 4)		3-2 G5-3	2-2 4-3 2-3 3-H		0-3 K		3-2 4-3		

Inning Stats	R: 3	H: 3	E: 0	LOB: 1	K: 1	S: 16	P: 25	R: 4	H: 3	E: 0	LOB: 0	K: 0	S: 14	P: 20	R: 1	H: 2	E: 0	LOB: 1	K: 1	S: 11	R: 0	H: 1	E: 0	LOB: 2	K: 1	S: 10	P: 14	R: 0	H: 0	E: 0	LOB: 0	K: 2	S: 9	P: 10	R: 1	H: 2	E: 0	LOB: 1	K: 0	S: 19	P: 28	R: 0	H: 0	E: 0	LOB: 0	K: 0	S: 4	P: 6	R: 0	H: 0	E: 0	LOB: 1	K: 0	S: 12	P: 21
--------------	------	------	------	--------	------	-------	-------	------	------	------	--------	------	-------	-------	------	------	------	--------	------	-------	------	------	------	--------	------	-------	-------	------	------	------	--------	------	------	-------	------	------	------	--------	------	-------	-------	------	------	------	--------	------	------	------	------	------	------	--------	------	-------	-------

PITCHER	IP	WLS	BF	H	R	ER	SO	BB	IBB	HBP	BLK	WP	HR	S	P	ERA	WHIP
<b>Mario Soto, R</b> ERA: 4.5 (1, 1)	2.0	L	14	6	7	7	1	2	0	0	0	0	2	30	45	31.50	4.000
<b>Candy Sierra, R</b> ERA: 5.53 (3, 1)	4.0		18	5	2	2	4	1	0	0	0	0	0	49	67	4.50	1.500
<b>Frank Williams, R</b> ERA: 2.88 (7, 1)	1.0		3	0	0	0	0	0	0	0	0	0	0	4	6	0.00	0.000
<b>Rob Murphy, L</b> ERA: 2.87 (8, 1)	1.0		4	0	0	0	0	1	0	0	0	0	0	12	21	0.00	1.000

**BOTTOM**

**Cincinnati Reds @ San Francisco Giants**  
Candlestick Park, San Francisco, CA

Fri Jun 10 1988, 10:05 PM EDT  
Att. 20,990 - Unknown

AB	R	H	RBI	BB	SO	LOB
4	2	2	0	1	0	1
3	2	1	0	1	1	1
1	0	0	0	0	0	1
2	2	1	3	2	0	1
0	0	0	0	0	0	0
0	0	0	0	0	0	0
1	0	0	0	0	0	1
0	0	0	0	0	0	0
4	1	2	2	0	0	3
4	1	2	1	0	0	1
4	1	2	2	0	0	2
4	0	0	0	0	2	2
4	0	1	0	0	1	0
3	0	0	1	0	1	1
1	0	0	0	0	0	0

AB	35
R	9
H	11
RBI	9
BB	4
SO	5
LOB	14

WP: 0 PA: 39  
PB: 0  
SB: 1  
CS: 0





Batter	1	2	3	4	5	6	7	8	9	AB R H RBI BB SO LOB	TOP																										
Barry Larkin, R (1, 6) OBP: 0.348, SLG: 0.426	0-2 G5-3		1-1 G6-3			3-1 F7	2-2 G5-3	2-2 BB 1-3 2-H 3-H 2B		5 0 1 2 0 0 2																											
Chris Sabo, R (1, 5) OBP: 0.320, SLG: 0.481	0-3 K			0-1 F9		0-0 G1-3		HR IBB		4 1 1 1 1 1 0																											
Kal Daniels, L (1, 7) OBP: 0.420, SLG: 0.456	2-3 K			2-0 G4-3		4-1 BB 1B BB		BB 1B BB		2 1 0 1 3 1 0																											
Eric Davis, R (1, 8) OBP: 0.339, SLG: 0.416		1-1 E S 1B		0-0 2B 1B		0-1 BB 1-2 1B		BB K		5 2 4 0 0 1 3																											
Nick Esasky, R (1, 3) OBP: 0.362, SLG: 0.420	1-0 F5			1-0 1-H 2B		4-0 1-2 2-3 BB		FC6 E 2B BB	G5-4-3 1B	3 1 2 1 2 0 1																											
Paul O'Neill, L (1, 9) OBP: 0.312, SLG: 0.379	1-3 K			0-0 G3		1-0 F7		F5	F7	5 0 0 0 0 1 9																											
Bo Diaz, R (1, 2) OBP: 0.242, SLG: 0.352					1-1 G6-3		2-2 CS 1B			3 0 1 0 0 1 1																											
Luis Quinones, S (7, PR) OBP: 0.200, SLG: 0.200								E6 FC6 2B	G5-4-3	0 0 0 0 0 0 0	AB 37																										
Terry McGriff, R (7, 2) OBP: 0.294, SLG: 0.300								1-2 2-3 3-H 2B BB	1-2	2 1 0 0 0 0 3	R 7																										
Dave Concepcion, R (1, 4) OBP: 0.283, SLG: 0.266					1-1 G6-3		2-2 F5			2 0 0 0 0 1 0	H 9																										
Jeff Treadway, L (5, 4) OBP: 0.345, SLG: 0.347								FC6 2B BB		2 1 0 1 0 0 3	RBI 6																										
Tom Browning, L (1, 1) OBP: 0.207, SLG: 0.222					0-0 B5		1-3 K			3 0 0 0 0 1 2	BB 6																										
Lloyd McClendon, R (8, PH) OBP: 0.391, SLG: 0.421						0-1 G4-3		P4		1 0 0 0 0 0 3	SO 7																										
Rob Murphy, L (8, 1)										0 0 0 0 0 0 0	LOB 27																										
John Franco, L (9, 1)										0 0 0 0 0 0 0																											
<b>Inning Stats</b>	R: 0 E: 0 K: 2 S: 9	H: 0 LOB: 0 BB: 0 P: 11	R: 0 E: 0 K: 2 S: 10	H: 1 LOB: 1 BB: 0 P: 13	R: 0 E: 0 K: 0 S: 5	H: 0 LOB: 0 BB: 0 P: 7	R: 1 E: 0 K: 0 S: 6	H: 2 LOB: 1 BB: 0 P: 9	R: 0 E: 0 K: 1 S: 7	H: 0 LOB: 0 BB: 0 P: 8	R: 0 E: 0 K: 0 S: 7	H: 1 LOB: 3 BB: 2 P: 19	R: 0 E: 0 K: 1 S: 14	H: 1 LOB: 2 BB: 0 P: 21	R: 6 E: 1 K: 1 S: 22	H: 3 LOB: 3 BB: 4 P: 46	R: 0 E: 0 K: 0 S: 6	H: 1 LOB: 0 BB: 0 P: 7	1B: 6 2B: 2 3B: 0 HR: 1	SF: 0 SAC: 0 DP: 1 HBP: 0	WP: 0 PB: 0 SB: 1 CS: 1	PA: 43															
<b>PITCHER</b>	IP WLS BF H R ER SO BB IBB HBP BLK WP HR S P ERA WHIP																																				
Atlee Hammaker, L (1, 1) ERA: 2.91	6.2		27	5	1	1	6	2	0	0	0	0	0	54	82	1.35	1.050																				
Randy Bockus, R (7, 1) ERA: 1.93	0.1		1	0	0	0	0	0	0	0	0	0	0	4	6	0.00	0.000																				
Craig Lefferts, L (8, 1) ERA: 2.43	0.0	L	4	2	4	2	0	2	0	0	0	0	1	8	17	∞	∞																				
Joe Price, L (8, 1) ERA: 3.75	0.2		7	1	2	0	0	1	1	0	0	0	0	11	24	0.00	3.000																				
Don Robinson, R (8, 1) ERA: 2.29	1.1		4	1	0	0	1	0	0	0	0	0	0	9	12	0.00	0.750																				

Cincinnati Reds @ San Francisco Giants  
Candlestick Park, San Francisco, CA  
Sat Jun 11 1988, 6:33 AM EDT  
Att: 31,667 - Cloudy

livebaseballscorecards.com



Batter	1	2	3	4	5	6	7	8	9
<b>Brett Butler, L</b> OBP: 0.373, SLG: 0.359 (1, 8)	4-2 S SF8 S BB		2-3 K			1-1 SH3-4 1B		2-2 G6-3	
<b>Robby Thompson, R</b> OBP: 0.385, SLG: 0.426 (1, 4)	2-2 L4 1-2			1-3 K		0-0 SH3-4 1-2		4-2 BLK BB	
<b>Will Clark, L</b> OBP: 0.353, SLG: 0.533 (1, 3)	2-0 SF8 2-H			4-2 BB		2-3 K		1-3 K 1-2	
<b>Candy Maldonado, R</b> OBP: 0.308, SLG: 0.397 (1, 9)	0-1 L8			1-3 K		2-0 G6-3		0-3 K	
<b>Kevin Mitchell, R</b> OBP: 0.316, SLG: 0.447 (1, 5)		1-1 F2		1-1 L7			2-2 G1-3		0-2 BB 1B
<b>Mike Aldrete, L</b> OBP: 0.346, SLG: 0.355 (1, 7)		0-3 K			1-2 G6-4-3 1B		0-0 F8		1-3 K
<b>Matt Williams, R</b> OBP: 0.300, SLG: 0.607 (1, 6)		3-2 P7			0-1 G6-4-3 1-2f		2-2 HR		4-1 BB
<b>Kirt Manwaring, R</b> OBP: 0.346, SLG: 0.423 (1, 2)			0-1 G6-3		0-0 FC4-6 1B		2-2 1B		1-3 K
<b>Atlee Hammaker, S</b> OBP: 0.187, SLG: 0.167 (7, 1) <b>Randy Bockus, L</b> OBP: 0.200, SLG: 0.389 (7, PH) <b>Joel Youngblood, R</b> OBP: 0.200, SLG: 0.389 (8, 1) <b>Craig Leferts, L</b> OBP: 0.200, SLG: 0.389 (8, 1) <b>Joe Price, R</b> OBP: 0.200, SLG: 0.389 (8, 1) <b>Don Robinson, R</b> OBP: 0.200, SLG: 0.389 (8, 1) <b>Rusty Tillman, R</b> OBP: 0.200, SLG: 0.389 (9, PH)			1-3 K		1-2 FC4-6 1-2f		2-2 G6-3		1-3 K

AB	R	H	RBI	BB	SO	LOB
3	1	1	0	1	1	0
2	0	0	0	1	1	1
2	0	0	1	1	2	2
4	0	0	0	0	2	3
4	0	1	0	0	0	1
4	0	1	0	0	2	1
3	1	1	1	1	0	1
4	0	2	0	0	1	2
2	0	0	0	0	1	1
0	0	0	0	0	0	0
1	0	0	0	0	0	1
0	0	0	0	0	0	0
0	0	0	0	0	0	0
0	0	0	0	0	0	0
1	0	0	0	0	1	2

**BOTTOM**

**Cincinnati Reds @ San Francisco Giants**  
Candlestick Park, San Francisco, CA

Sat Jun 11 1988, 6:33 AM EDT  
Att: 31,667 - Cloudy

<b>AB</b>	<b>30</b>
<b>R</b>	<b>2</b>
<b>H</b>	<b>6</b>
<b>RBI</b>	<b>2</b>
<b>BB</b>	<b>4</b>
<b>SO</b>	<b>11</b>
<b>LOB</b>	<b>15</b>

WP: 0 PA: 36  
PB: 0  
SB: 2  
CS: 0



Inning Stats		R: 1	H: 0	E: 0	K: 10	R: 0	H: 0	E: 0	K: 8	R: 0	H: 0	E: 0	K: 9	R: 0	H: 0	E: 0	K: 10	R: 0	H: 1	E: 0	K: 8	R: 0	H: 2	E: 0	K: 13	R: 0	H: 0	E: 0	K: 11	R: 0	H: 1	E: 0	K: 16			
PITCHER		IP	WLS	BF	H	R	ER	SO	BB	IBB	HBP	BLK	WP	HR	S	P	ERA	WHIP																		
<b>Tom Browning, L</b> ERA: 3.39 (1, 1)		7.0	W	27	5	2	2	6	2	0	0	0	0	1	68	105	2.57	1.000																		
<b>Rob Murphy, L</b> ERA: 2.78 (8, 1)		1.0		4	0	0	0	2	1	0	0	1	0	0	11	18	0.00	1.000																		
<b>John Franco, L</b> ERA: 1.36 (9, 1)		1.0		5	1	0	0	3	1	0	0	0	0	0	16	23	0.00	2.000																		

WP	PA	ERA	WHIP
0	36		



Batter	1	2	3	4	5	6	7	8	9	AB R H RBI BB SO LOB	TOP										
Barry Larkin, R OBP: 0.352, SLG: 0.425 (1, 6)	F7	1B E 1-2 2-H	4-3		WP BB		1B		4-3	5 1 2 1 1 0 1											
Chris Sabo, R OBP: 0.321, SLG: 0.484 (1, 5)	F7	1B E 1-2 2-H		2B FC6-2-5-1	L6		K			5 0 2 1 0 1 2											
Kal Daniels, L OBP: 0.416, SLG: 0.450 Tim Birtsas, L (8, 1)	6-3	E3		4-3	F7			1B 3-1		5 0 1 0 0 0 3 0 0 0 0 0 0 0											
Eric Davis, R OBP: 0.333, SLG: 0.407 Dave Collins, S OBP: 0.295, SLG: 0.284 (1, 8) (7, 9)		5-3 K		FC6-2-5-1 1B 3-H		F8		3-1 1-2		4 1 0 0 0 1 3 1 0 0 0 0 0 1											
Paul O'Neill, L OBP: 0.325, SLG: 0.383 (1, 9) (7, 8)		1B BB SF9 1B	4-3	2B 1B		1B BB		BB		3 2 2 1 2 0 0											
Nick Esasky, R OBP: 0.376, SLG: 0.433 (1, 3)		SF9 1B BB	S 2B BB	1B 2B		1B		F9		3 3 2 0 2 0 2											
Bo Diaz, R OBP: 0.251, SLG: 0.359 (1, 2)		1B 1B	2B 1B	1B		1B		K		5 2 3 2 0 1 4											
Jeff Treadway, L OBP: 0.337, SLG: 0.339 (1, 4)		SF9	K	4-3			K		L7	4 0 0 1 0 2 3											
Danny Jackson, R OBP: 0.167, SLG: 0.207 Lloyd McClendon, R OBP: 0.386, SLG: 0.414 (1, 1) (8, 7)		1B 1B	2B	6-3			K		F2	4 1 2 3 0 1 0 1 0 0 0 0 0 0											
Inning Stats	R: 0 E: 0 K: 0 S: 6	H: 0 LOB: 0 BB: 0 P: 10	R: 5 E: 1 K: 1 S: 20	H: 5 LOB: 2 BB: 1 P: 32	R: 2 E: 0 K: 1 S: 10	H: 2 LOB: 1 BB: 1 P: 17	R: 3 E: 0 K: 0 S: 12	H: 4 LOB: 1 BB: 0 P: 25	R: 0 E: 0 K: 0 S: 6	H: 0 LOB: 1 BB: 1 P: 13	R: 0 E: 0 K: 3 S: 13	H: 1 LOB: 1 BB: 0 P: 17	R: 0 E: 0 K: 1 S: 15	H: 1 LOB: 2 BB: 1 P: 23	R: 0 E: 0 K: 0 S: 6	H: 0 LOB: 0 BB: 0 P: 9	1B: 11 2B: 3 3B: 0 HR: 0	SF: 1 SAC: 0 DP: 1 HBP: 0	WP: 2 PB: 0 SB: 1 CS: 0	PA: 46	
PITCHER	IP	WLS	BF	H	R	ER	SO	BB	IBB	HBP	BLK	WP	HR	S	P	ERA	WHIP				
Kelly Downs, R ERA: 3.61 (1, 1)	2.2	L	18	7	7	6	2	2	0	0	0	0	0	35	57	20.25	3.375				
Randy Bockus, R ERA: 3.55 (3, 1)	3.1		16	5	3	3	0	2	0	0	0	1	0	22	49	8.10	2.100				
Scott Garrelts, R ERA: 5.8 (7, 1)	2.0		9	2	0	0	4	1	0	0	0	0	0	28	40	0.00	1.500				
Joe Price, L ERA: 3.6 (9, 1)	1.0		3	0	0	0	0	0	0	0	0	0	0	6	9	0.00	0.000				

Cincinnati Reds @ San Francisco Giants  
Candlestick Park, San Francisco, CA  
Sun Jun 12 1988, 6:33 AM EDT  
Att. 40,495 - Sunny

livebaseballscorecards.com

AB	40
R	10
H	14
RBI	9
BB	5
SO	6
LOB	19



Batter	1	2	3	4	5	6	7	8	9	AB R H RBI BB SO LOB
<b>Brett Butler, L</b> OBP: 0.370, SLG: 0.356 (1, 8) <b>Rusty Tillman, R</b> OBP: 0.750, SLG: 2.000 (6, PH) (7, 7)	1-0 6-3		2-1 6-3			4-0 1B 1-2 BB	4-0 1-2 BB		2-2 HR 1-H 2-H	2 0 0 0 0 0 1 1 1 3 2 0 0
<b>Chris Speier, R</b> OBP: 0.333, SLG: 0.328 (1, 4)	1-2 CS 1B			0-1 F9		0-0 1-2 2-H 1B	1-3 K		4-2 BB	4 0 2 1 1 1 2
<b>Will Clark, L</b> OBP: 0.347, SLG: 0.523 <b>Joe Price, R</b> (9, 1) <b>Robby Thompson, R</b> OBP: 0.383, SLG: 0.424 (9, PH)	3-3 SAFE K 1-2			2-3 K		1-3 K		3-2 4-3	2-3 K	4 0 0 0 0 3 3 0 0 0 0 0 0 0 1 0 0 0 0 1 1
<b>Candy Maldonado, R</b> OBP: 0.304, SLG: 0.392 <b>Scott Garretts, R</b> (7, 1) <b>Francisco Melendez, L</b> (8, PH) (9, 3)	2-0 F8			1-3 K		1-1 6-3		1-3 K		3 0 0 0 0 1 3 0 0 0 0 0 0 0 1 0 0 0 0 1 0
<b>Kevin Mitchell, R</b> OBP: 0.313, SLG: 0.443 <b>Ernest Riles, L</b> OBP: 0.300, SLG: 0.353 (7, 6)			1-3 K		3-3 K		0-1 FC6 1B 1B	2-3 K		2 0 0 0 0 2 0 2 1 1 0 0 1 0
<b>Mike Aldrete, L</b> OBP: 0.350, SLG: 0.355 (1, 7) (7, 8)			1-1 5-3		0-0 6-3		1-2 FC6 1-2 1B		4-1 1B HR BB	3 1 1 0 1 0 0
<b>Matt Williams, R</b> OBP: 0.265, SLG: 0.531 (1, 6) (7, 5)			1-2 L3		1-0 6-3		2-2 FC6 1B SF8		2-2 F3	4 1 0 0 0 0 3
<b>Kirt Manwaring, R</b> OBP: 0.367, SLG: 0.433 (1, 2)				0-1 4-1		1-3 K	0-0 BB 1-3 3-H 1B		2-2 HR 1-2 1B	4 1 2 1 0 1 0
<b>Kelly Downs, R</b> OBP: 0.100, SLG: 0.053 <b>Randy Bockus, L</b> (3, 1) <b>Joel Youngblood, R</b> OBP: 0.395, SLG: 0.395 (6, PH) (7, 9)			2-1 5-3			0-0 1B 1B	0-1 SF8		2-2 F8	0 0 0 0 0 0 0 1 0 0 0 0 0 0 2 1 1 1 0 0 2

Inning Stats	R: 0 E: 0 K: 1 S: 11	H: 1 LOB: 1 BB: 0 P: 18	R: 0 E: 0 K: 1 S: 8	H: 0 LOB: 0 BB: 0 P: 11	R: 0 E: 0 K: 0 S: 6	H: 0 LOB: 0 BB: 0 P: 10	R: 0 E: 0 K: 2 S: 8	H: 0 LOB: 0 BB: 0 P: 11	R: 0 E: 0 K: 1 S: 5	H: 0 LOB: 0 BB: 0 P: 9	R: 1 E: 0 K: 2 S: 12	H: 2 LOB: 2 BB: 1 P: 19	R: 2 E: 0 K: 1 S: 15	H: 3 LOB: 2 BB: 1 P: 23	R: 0 E: 0 K: 2 S: 12	H: 0 LOB: 0 BB: 0 P: 18	R: 3 E: 0 K: 1 S: 23	H: 2 LOB: 1 BB: 2 P: 41	1B: 7 2B: 0 3B: 0 HR: 1	SF: 1 SAC: 0 DP: 0 HBP: 0
<b>PITCHER</b> <b>Danny Jackson, L</b> ERA: 3.62 <b>Tim Birtsas, L</b> ERA: 3.98	IP 7.0 2.0	WLS W	BF 29 10	H 6 2	R 3 3	ER 3 3	SO 8 3	BB 2 2	IBB 0 0	HBP 0 0	BLK 0 0	WP 0 0	HR 0 1	S 65 35	P 101 59	ERA 3.86 13.50	WHIP 1.143 2.000	WP: 0 PB: 0 SB: 0 CS: 1	PA: 39	ERA WHIP

**BOTTOM**

**Cincinnati Reds @ San Francisco Giants**  
Candlestick Park, San Francisco, CA  
Sun Jun 12 1988, 6:33 AM EDT  
Att. 40,495 - Sunny

livebaseballscorecards.com

<b>AB</b>	<b>34</b>
<b>R</b>	<b>6</b>
<b>H</b>	<b>8</b>
<b>RBI</b>	<b>6</b>
<b>BB</b>	<b>4</b>
<b>SO</b>	<b>11</b>
<b>LOB</b>	<b>14</b>





Batter	1	2	3	4	5	6	7	8	9	AB R H RBI BB SO LOB	TOP		
<b>Brett Butler, L</b> (1, 8) OBP: 0.368, SLG: 0.354	3-1 G3		3-3 K			1-0 F7		2-2 BB 1B		4 1 1 0 0 1 0	<b>San Francisco Giants @ San Diego Padres</b> <b>Jack Murphy Stadium, San Diego, CA</b> Mon Jun 13 1988, 10:05 PM EDT Att. 13,176 - Sunny - 70 F		
<b>Robby Thompson, R</b> (1, 4) OBP: 0.381, SLG: 0.417	0-2 F8		2-2 F8			1-3 K		4-2 1B 1-2 BB		3 0 0 0 1 1 0			
<b>Will Clark, L</b> (1, 3) OBP: 0.357, SLG: 0.541	3-2 HR			4-1 G6-4-3 BB		4-1 BB		2-2 1-3 2-H 1B		2 1 2 2 2 0 0			
<b>Candy Maldonado, R</b> (1, 9) OBP: 0.299, SLG: 0.385 <b>Don Robinson, R</b> (8, 1)	3-1 L5			0-1 G6-4-3 1-2f		0-3 K		2-3 K		4 0 0 0 0 2 4 0 0 0 0 0 0 0			
<b>Mike Aldrete, L</b> (1, 7) OBP: 0.340, SLG: 0.344		1-0 G3		2-1 L6			0-0 4-3		2-3 K	4 0 0 0 0 1 0			
<b>Kevin Mitchell, R</b> (1, 5) OBP: 0.312, SLG: 0.439		1-3 K			0-1 FC6-4 1B		2-0 L4		1-2 1-3	4 0 1 0 0 1 0			
<b>Bob Brenly, R</b> (1, 2) OBP: 0.227, SLG: 0.303		1-2 P4			2-0 FC6-4 1-2f		2-3 K		4-2 BB	3 0 0 0 1 1 1			
<b>Matt Williams, R</b> (1, 6) OBP: 0.250, SLG: 0.500 <b>Ernest Riles, L</b> (8, PH) OBP: 0.296, SLG: 0.348 (8, 6)			2-2 F8		2-1 F3			0-1 3-1	1-0 4-3	2 0 0 0 0 0 1 2 0 0 0 0 0 1			
<b>Mike Krukow, R</b> (1, 1) OBP: 0.107, SLG: 0.185 <b>Francisco Melendez, L</b> (8, PH) <b>Joel Youngblood, R</b> (8, 9) OBP: 0.395, SLG: 0.395			1-0 HR		0-1 F7			1-1 G3		2 1 1 1 0 0 1 1 0 0 0 0 0 0 0 0 0 0 0 0 0			
<b>Inning Stats</b>	R: 1 H: 1 E: 0 LOB: 0 K: 0 BB: 0 S: 10 P: 19	R: 0 H: 0 E: 0 LOB: 0 K: 1 BB: 0 S: 9 P: 12	R: 1 H: 1 E: 0 LOB: 0 K: 1 BB: 0 S: 11 P: 19	R: 0 H: 0 E: 0 LOB: 0 K: 0 BB: 1 S: 5 P: 11	R: 0 H: 1 E: 0 LOB: 1 K: 0 BB: 0 S: 7 P: 11	R: 0 H: 0 E: 0 LOB: 1 K: 2 BB: 1 S: 8 P: 14	R: 0 H: 0 E: 0 LOB: 0 K: 1 BB: 0 S: 5 P: 9	R: 1 H: 2 E: 0 LOB: 2 K: 1 BB: 1 S: 20 P: 31	R: 0 H: 0 E: 0 LOB: 1 K: 1 BB: 1 S: 10 P: 18	1B: 3 SF: 0 2B: 0 SAC: 0 3B: 0 DP: 1 HR: 2 HBP: 0		WP: 0 PA: 35 PB: 0 SB: 0 CS: 0	
<b>PITCHER</b>	IP WLS BF H R ER SO BB IBB HBP BLK WP HR S P ERA WHIP											<b>PITCHER</b>	IP WLS BF H R ER SO BB IBB HBP BLK WP HR S P ERA WHIP
<b>Eric Show, R</b> (1, 1) ERA: 3.86 <b>Mark Davis, L</b> (8, 1) ERA: 2.36	7.2 W 29 4 3 3 5 3 0 0 0 0 2 69 116 3.52 0.913												

livebaseballscorecards.com

<b>AB</b>	<b>31</b>
<b>R</b>	<b>3</b>
<b>H</b>	<b>5</b>
<b>RBI</b>	<b>3</b>
<b>BB</b>	<b>4</b>
<b>SO</b>	<b>7</b>
<b>LOB</b>	<b>8</b>



Batter	1	2	3	4	5	6	7	8	9
<b>Marvell Wynne, L</b> <small>(1, 8) OBP: 0.378, SLG: 0.602</small> <small>(8, 7)</small>	3-3 	3-1 L5 			1-0 F8 2B 	0-0 G4-3 1-2f 		1-1 4-3 	
<b>Roberto Alomar, S</b> <small>(1, 4) OBP: 0.287, SLG: 0.356</small>	0-0 4-3 		0-0 		2-3 		0-2 		
<b>Tony Gwynn, L</b> <small>(1, 9) OBP: 0.318, SLG: 0.316</small>	2-2 4-3 		0-2 3-1 		4-0 		1-2 4-3 		
<b>Keith Moreland, R</b> <small>(1, 7) OBP: 0.327, SLG: 0.361</small> <b>Shane Mack, R</b> <small>(8, 8) OBP: 0.307, SLG: 0.221</small>		0-0 	2-3 		2-0 F8 		2-0 P3 		
<b>Carmelo Martinez, R</b> <small>(1, 3) OBP: 0.277, SLG: 0.337</small>		1-1 	2-0 F7 		3-2 		0-0 5-3 		
<b>Tim Flannery, L</b> <small>(1, 5) OBP: 0.333, SLG: 0.226</small>		1-1 		0-0 6-3 	4-2 			4-1 	
<b>Dickie Thon, R</b> <small>(1, 6) OBP: 0.322, SLG: 0.284</small>		1-1 		4-1 	0-3 			0-0 	
<b>Mark Parent, R</b> <small>(1, 2) OBP: 0.189, SLG: 0.194</small>		2-2 5-3 		0-1 6-3 		0-0 		1-3 	
<b>Eric Show, R</b> <small>(1, 1) OBP: 0.214, SLG: 0.185</small> <b>Mark Davis, L</b> <small>(8, 1) OBP: 0.500, SLG: 1.333</small>		0-3 		0-0 L5 		0-3 		0-1 	

Inning Stats	R: 0	H: 0	E: 0	K: 1	S: 10	R: 2	H: 3	E: 1	K: 1	S: 15	R: 1	H: 1	E: 0	K: 1	S: 8	R: 0	H: 0	E: 0	K: 0	S: 5	R: 2	H: 2	E: 0	K: 2	S: 17	R: 0	H: 1	E: 0	K: 1	S: 5	R: 0	H: 1	E: 0	K: 0	S: 8	R: 2	H: 1	E: 0	K: 1	S: 9
	0	0	0	1	10	2	3	1	1	15	1	1	0	1	8	0	0	0	0	5	2	2	0	2	17	0	1	0	1	5	0	1	0	8	2	1	0	1	9	

PITCHER	IP	WLS	BF	H	R	ER	SO	BB	IBB	HBP	BLK	WP	HR	S	P	ERA	WHIP
<b>Mike Krukow, R</b> <small>ERA: 4.26</small>	7.0	L	32	8	5	5	6	2	1	0	0	0	1	68	108	6.43	1.429
<b>Don Robinson, R</b> <small>ERA: 2.72</small>	1.0		5	1	2	2	1	1	0	0	0	0	1	9	15	18.00	2.000

**BOTTOM**

**San Francisco Giants @ San Diego Padres**  
**Jack Murphy Stadium, San Diego, CA**

Mon Jun 13 1988, 10:05 PM EDT  
 Att. 13,176 - Sunny - 70 F

AB	R	H	RBI	BB	SO	LOB
5	1	1	0	0	1	3
4	1	2	1	0	1	1
3	1	0	0	1	0	1
4	1	1	0	0	1	3
0	0	0	0	0	0	0
4	1	2	2	0	0	1
2	1	1	1	2	0	0
2	0	0	1	1	1	3
4	0	1	0	0	1	4
3	0	0	0	0	2	4
1	1	1	2	0	0	0

AB	32
R	7
H	9
RBI	7
BB	4
SO	7
LOB	20

WP	PA
0	37



Batter	1	2	3	4	5	6	7	8	9	AB R H RBI BB SO LOB	TOP																
<b>Brett Butler, L</b> (1, 8) OBP: 0.369, SLG: 0.355	1-2 4-3		0-2 2B 1B		0-0 1B 1B		1-1 1-3		0-2 G3	5 2 2 0 0 0 1																	
<b>Robby Thompson, R</b> (1, 4) OBP: 0.383, SLG: 0.416	4-1 HBP BB		0-0 2B 1B		0-1 5-3		1-1 F8			3 1 1 0 1 0 1																	
<b>Will Clark, L</b> (1, 3) OBP: 0.356, SLG: 0.540	0-1 F8		2-0 2B 2B		1-3 K		1-3 K			4 1 1 1 0 2 2																	
<b>Candy Maldonado, R</b> (1, 9) OBP: 0.310, SLG: 0.395	2-2 FC6-4 HBP		2-1 1B 2B		0-0 1B		4-2 G6-3 BB			2 1 2 3 1 0 0																	
<b>Kevin Mitchell, R</b> (1, 7) OBP: 0.311, SLG: 0.435	1-0 FC6-4		0-2 1B		1-1 5-3		2-1 F6			4 0 1 1 0 0 4																	
<b>Chris Speier, R</b> (1, 6) OBP: 0.317, SLG: 0.310		1-2 6-3	2-2 F8		3-3 K		1-1 G6-3			4 0 0 0 0 1 1																	
<b>Ernest Riles, L</b> (1, 5) OBP: 0.295, SLG: 0.345		1-1 F7		2-0 L9		3-1 FC6-4 1B		3-2 L3		4 0 1 0 0 0 0																	
<b>Kirt Manwaring, R</b> (1, 2) OBP: 0.333, SLG: 0.394 <b>Francisco Melendez, L</b> (9, PH)		0-1 5-3		0-0 6-3		0-0 FC6-4		1-1 3-1		3 0 0 0 0 0 1 1 0 0 0 0 0 0																	
<b>Michael LaCoss, R</b> (1, 1) OBP: 0.333, SLG: 0.320 <b>Randy Bockus, L</b> (6, 1) <b>Craig Lefferts, L</b> (6, 1) <b>Scott Garrelts, R</b> (7, 1) <b>Joel Youngblood, R</b> (9, PH) OBP: 0.409, SLG: 0.436			0-3 K	3-2 G3		0-3 K		1-1 2B		3 0 0 0 0 2 1 0 1 0 1 0 0 0 0																	
<b>Inning Stats</b>	R: 0 E: 0 K: 0 S: 9	H: 0 LOB: 2 BB: 1 P: 17	R: 0 E: 0 K: 0 S: 7	H: 0 LOB: 0 BB: 0 P: 9	R: 4 E: 0 K: 1 S: 17	H: 5 LOB: 0 BB: 0 P: 23	R: 0 E: 0 K: 0 S: 5	H: 0 LOB: 0 BB: 0 P: 10	R: 1 E: 0 K: 1 S: 9	H: 2 LOB: 1 BB: 0 P: 11	R: 0 E: 0 K: 2 S: 9	H: 1 LOB: 1 BB: 0 P: 15	R: 0 E: 0 K: 1 S: 7	H: 0 LOB: 0 BB: 0 P: 10	R: 0 E: 0 K: 0 S: 6	H: 0 LOB: 0 BB: 1 P: 13	R: 0 E: 0 K: 0 S: 10	H: 1 LOB: 1 BB: 0 P: 15	1B: 6 2B: 3 3B: 0 HR: 0	SF: 0 SAC: 0 DP: 1 HBP: 1	WP: 0 PB: 0 SB: 0 CS: 0	PA: 37					
<b>PITCHER</b>	IP WLS BF H R ER SO BB IBB HBP BLK WP HR S P ERA WHIP																										
<b>Jimmy Jones, R</b> (1, 1) ERA: 3.35	5.0		23	7	5	5	2	1	0	1	0	0	0	47	70	9.00	1.600										
<b>Greg Booker, R</b> (6, 1) ERA: 4.02	1.0	W	4	1	0	0	2	0	0	0	0	0	0	9	15	0.00	1.000										
<b>Dave Leiper, L</b> (7, 1) ERA: 2.03	1.0		3	0	0	0	1	0	0	0	0	0	0	7	10	0.00	0.000										
<b>Lance McCullers, R</b> (8, 1) ERA: 3.16	2.0	S	7	1	0	0	0	1	0	0	0	0	0	16	28	0.00	1.000										

**San Francisco Giants @ San Diego Padres**  
**Jack Murphy Stadium, San Diego, CA**

<b>AB</b>	<b>34</b>
<b>R</b>	<b>5</b>
<b>H</b>	<b>9</b>
<b>RBI</b>	<b>5</b>
<b>BB</b>	<b>2</b>
<b>SO</b>	<b>5</b>
<b>LOB</b>	<b>11</b>



Tue Jun 14 1988, 10:05 PM EDT  
 Att. 13,789 - Unknown - 68 F

livebaseballscorecards.com






Batter	1	2	3	4	5	6	7	8	9	AB R H RBI BB SO LOB
<b>Brett Butler, L</b> (1, 8) OBP: 0.369, SLG: 0.369	1-1 F7		2-2 CS	1-0 1B	0-0 HR		0-0 B2-3		0-0 G4-3	5 2 2 1 0 0 0
<b>Robby Thompson, R</b> (1, 4) OBP: 0.379, SLG: 0.408	4-2 CS BB		1 SAFE F7	2-1 F7	1-3 K		1-2 L5		2-1 F8	4 0 0 0 1 1 1
<b>Will Clark, L</b> (1, 3) OBP: 0.360, SLG: 0.539	3-2 3-1		1 SAFE F7	4-1 1B	2-2 1B		3-2 PB 1B		0-1 G3	4 1 2 0 1 0 1
<b>Candy Maldonado, R</b> (1, 9) OBP: 0.309, SLG: 0.392		2-2 P3		0-1 1B	2-0 F9		2-1 G5-3			4 1 1 1 0 0 2
<b>Joel Youngblood, R</b> (1, 7) OBP: 0.396, SLG: 0.405		3-3 K		0-0 F3	2-2 G1-3		4-1 G4-3 1B BB			3 0 0 0 1 1 3
<b>Kevin Mitchell, R</b> (1, 5) OBP: 0.314, SLG: 0.434		0-2 F8		4-2 1B	1-2 BB	1-2 P6		0-0 G4-3 1B		3 0 1 0 1 0 0
<b>Chris Speier, R</b> (1, 6) OBP: 0.326, SLG: 0.333			2-1 F8	2-2 HBP 1B	1-0 2B	1-1 G4-3		1-1 G4-3		4 0 2 2 0 0 2
<b>Kirt Manwaring, R</b> (1, 2) OBP: 0.324, SLG: 0.361			1-1 L9	1-0 HBP	1-0 G6-3	1-0 L4		0-0 L4		3 0 0 0 0 0 3
<b>Rick Reuschel, R</b> (1, 1) OBP: 0.097, SLG: 0.067			4-2 CS BB	0-2 L8	1-3 K	1-2 3-1-3		1-2 3-1-3		2 0 0 0 1 1 4
<b>Joe Price, R</b> (7, 1)										0 0 0 0 0 0 0
<b>Francisco Melendez, L</b> (8, PH)										1 0 0 0 0 0 2
<b>Don Robinson, R</b> (8, 1)										0 0 0 0 0 0 0

Inning Stats	R: 0 E: 0 K: 0 S: 7	H: 0 LOB: 0 BB: 1 P: 15	R: 0 E: 0 K: 1 S: 13	H: 0 LOB: 0 BB: 0 P: 18	R: 0 E: 0 K: 0 S: 8	H: 0 LOB: 0 BB: 1 P: 17	R: 3 E: 0 K: 0 S: 22	H: 3 LOB: 3 BB: 2 P: 35	R: 1 E: 0 K: 1 S: 11	H: 2 LOB: 1 BB: 0 P: 18	R: 0 E: 0 K: 1 S: 9	H: 1 LOB: 1 BB: 0 P: 13	R: 0 E: 0 K: 0 S: 13	H: 1 LOB: 1 BB: 0 P: 19	R: 0 E: 0 K: 0 S: 10	H: 1 LOB: 2 BB: 1 P: 16	R: 0 E: 0 K: 0 S: 5	H: 0 LOB: 0 BB: 0 P: 7	1B: 6 2B: 1 3B: 0 HR: 1	SF: 0 SAC: 0 DP: 0 HBP: 1	WP: 0 PB: 1 SB: 1 CS: 2	PA: 40
--------------	------------------------------	----------------------------------	-------------------------------	----------------------------------	------------------------------	----------------------------------	-------------------------------	----------------------------------	-------------------------------	----------------------------------	------------------------------	----------------------------------	-------------------------------	----------------------------------	-------------------------------	----------------------------------	------------------------------	---------------------------------	----------------------------------	------------------------------------	----------------------------------	--------

PITCHER	IP	WLS	BF	H	R	ER	SO	BB	IBB	HBP	BLK	WP	HR	S	P	ERA	WHIP
<b>Andy Hawkins, R</b> (1, 1) ERA: 3.76	5.0	L	23	5	4	4	2	4	0	1	0	0	1	61	103	7.20	1.800
<b>Mark Grant, R</b> (6, 1) ERA: 4.33	2.0		8	2	0	0	1	0	0	0	0	0	0	22	32	0.00	1.000
<b>Greg Booker, R</b> (8, 1) ERA: 3.9	1.0		5	1	0	0	0	1	0	0	0	0	0	10	16	0.00	2.000
<b>Dave Leiper, L</b> (9, 1) ERA: 1.88	1.0		3	0	0	0	0	0	0	0	0	0	0	5	7	0.00	0.000

**San Francisco Giants @ San Diego Padres**  
**Jack Murphy Stadium, San Diego, CA**  
 Wed Jun 15 1988, 6:33 AM EDT  
 Att. 14,209 - Sunny - 70 F

<b>AB</b>	<b>33</b>
<b>R</b>	<b>4</b>
<b>H</b>	<b>8</b>
<b>RBI</b>	<b>4</b>
<b>BB</b>	<b>5</b>
<b>SO</b>	<b>3</b>
<b>LOB</b>	<b>18</b>



BOTTOM

San Francisco Giants @ San Diego Padres  
Jack Murphy Stadium, San Diego, CA

livebaseballscorecards.com

AB 33  
R 2  
H 9  
RBI 2  
BB 1  
SO 3  
LOB 16



WP: 0 PA: 36  
PB: 0  
SB: 0  
CS: 0

Wed Jun 15 1988, 6:33 AM EDT  
Att. 14,209 - Sunny - 70 F

AB R H RBI BB SO LOB

3 0 1 1 0 0 2

4 1 1 0 0 1 3

4 0 2 0 0 0 3

4 0 1 0 0 0 3

4 0 1 1 0 0 1

4 0 0 0 0 2 2

4 0 0 0 0 0 1

4 1 3 0 0 0 0

1B: 8 SF: 1  
2B: 1 SAC: 1  
3B: 0 DP: 2  
HR: 0 HBP: 0

Batter	1	2	3	4	5	6	7	8	9
Marvell Wynne, L OBP: 0.382, SLG: 0.617 (1, 8)	1-1 F8		0-0 SF7		2-2 L6		1-0 1B		
Roberto Alomar, S OBP: 0.286, SLG: 0.357 (1, 4)	0-1 F8		1-1 1-3			1-2 G6-4-3 1B	0-3 K		
Tony Gwynn, L OBP: 0.326, SLG: 0.325 (1, 9)	0-1 F8			0-0 G5-4-3 1B		1-2 G6-4-3 1B	0-1 L4		
Keith Moreland, R OBP: 0.329, SLG: 0.361 (1, 7)		0-1 1B		1-0 G5-4-3		0-1 G6-4-3		2-2 F8	
John Kruk, L OBP: 0.389, SLG: 0.448 (1, 3)		1 SAFE 3-2 F7		2-2 G4-3		2-1 FC5-4 1B		0-0 F8	
Benito Santiago, R OBP: 0.256, SLG: 0.312 (1, 2)		1 SAFE 1-3 K			0-0 G6-3	0-0 FC5-4		0-3 K	
Chris Brown, R OBP: 0.292, SLG: 0.297 (1, 5)		0-1 5-3			0-2 G6-3		1-0 F8		1-2 L9
Garry Templeton, S OBP: 0.241, SLG: 0.259 (1, 6)			1-1 SH1-4 SF7 2B		2-1 E 1B		0-0 1B BB 1B		1-2 G4-3
Andy Hawkins, R OBP: 0.167, SLG: 0.167 (5, PH)					0-0 E4		4-0 1B		0-0 F9
Tim Flaherty, L OBP: 0.316, SLG: 0.212 (6, 1)									
Mark Grant, R (6, 1)									
Randy Ready, R OBP: 0.351, SLG: 0.411 (7, PH)									
Greg Booker, R (8, 1)									
Dave Leiper, L (9, 1)									
Carmelo Martinez, R OBP: 0.265, SLG: 0.321 (9, PH)									

Inning Stats	R: 0	H: 0	E: 0	K: 0	S: 6	H: 0	LOB: 0	BB: 0	P: 7	R: 0	H: 1	E: 0	K: 1	S: 10	H: 1	LOB: 1	BB: 0	P: 14	R: 1	H: 1	E: 0	K: 0	S: 6	H: 1	LOB: 0	BB: 0	P: 8	R: 0	H: 1	E: 0	K: 0	S: 6	H: 1	LOB: 0	BB: 0	P: 9	R: 0	H: 1	E: 1	K: 0	S: 11	H: 3	LOB: 1	BB: 0	P: 14	R: 0	H: 2	E: 0	K: 1	S: 9	H: 0	LOB: 0	BB: 0	P: 9	R: 0	H: 0	E: 0	K: 0	S: 7	H: 0	LOB: 0	BB: 0	P: 9	R: 0	H: 0	E: 0	K: 0	S: 7	H: 0	LOB: 0	BB: 0	P: 9	1B: 8	SF: 1	2B: 1	SAC: 1	3B: 0	DP: 2	HR: 0	HBP: 0	WP: 0	PA: 36
--------------	------	------	------	------	------	------	--------	-------	------	------	------	------	------	-------	------	--------	-------	-------	------	------	------	------	------	------	--------	-------	------	------	------	------	------	------	------	--------	-------	------	------	------	------	------	-------	------	--------	-------	-------	------	------	------	------	------	------	--------	-------	------	------	------	------	------	------	------	--------	-------	------	------	------	------	------	------	------	--------	-------	------	-------	-------	-------	--------	-------	-------	-------	--------	-------	--------

PITCHER	IP	WLS	BF	H	R	ER	SO	BB	IBB	HBP	BLK	WP	HR	S	P	ERA	WHIP
Rick Reuschel, R ERA: 2.61 (1, 1)	6.1	W	27	8	2	2	1	1	0	0	0	0	0	52	74	2.84	1.421
Joe Price, L ERA: 3.51 (7, 1)	0.2	S	3	1	0	0	1	0	0	0	0	0	0	7	8	0.00	1.500
Don Robinson, R ERA: 2.58 (8, 1)	2.0	S	6	0	0	0	1	0	0	0	0	0	0	14	18	0.00	0.000



Batter	1	2	3	4	5	6	7	8	9	AB R H RBI BB SO LOB	TOP									
<b>Brett Butler, L</b> (1, 8) OBP: 0.364, SLG: 0.363	1-3 		0-0 4-3		2-1 4-3			3-2 F8		4 0 0 0 0 1 0										
<b>Robby Thompson, R</b> (1, 4) OBP: 0.377, SLG: 0.410	1-3 		3-2 			0-0 F9		3-3 		4 0 1 0 0 2 0										
<b>Will Clark, L</b> (1, 3) OBP: 0.362, SLG: 0.537	0-0 1-3		0-0 6-3			1-2 			4-1 	3 0 1 0 1 0 1										
<b>Candy Maldonado, R</b> (1, 9) OBP: 0.308, SLG: 0.390		2-3 		1-3 		2-0 			1-3 	4 0 1 0 0 3 1										
<b>Joel Youngblood, R</b> (1, 7) OBP: 0.404, SLG: 0.400		0-1 		4-1 		2-1 G6-4-3			0-0 FC5-4	3 0 1 0 1 0 3										
<b>Kevin Mitchell, R</b> (1, 5) OBP: 0.313, SLG: 0.431		0-0 		3-2 F8			0-1 P4		2-1 FC5-4	4 0 1 0 0 0 2										
<b>Jose Uribe, S</b> (1, 6) OBP: 0.295, SLG: 0.307		0-1 L9		1-2 			2-2 4-3			3 0 0 0 0 0 3										
<b>Kirt Manwaring, R</b> (1, 2) OBP: 0.300, SLG: 0.333		0-1 G3		1-2 1-3		2-1 5-3			3-3 	3 0 0 0 0 1 2										
<b>Atlee Hammaker, S</b> (1, 1) OBP: 0.143, SLG: 0.143			2-3 		2-1 P3			2-2 F8		1 0 0 0 0 1 0										
<b>Scott Garrelts, R</b> (4, 1)										1 0 0 0 0 0 0										
<b>Rusty Tillman, R</b> (8, PH) OBP: 0.600, SLG: 1.333										1 0 0 0 0 0 0										
<b>Craig Lefferts, L</b> (8, 1)										0 0 0 0 0 0 0										
<b>Inning Stats</b>	R: 0 E: 0 K: 2 S: 9	H: 0 LOB: 0 BB: 0 P: 11	R: 0 E: 0 K: 1 S: 10	H: 2 LOB: 2 BB: 0 P: 12	R: 0 E: 0 K: 1 S: 9	H: 1 LOB: 1 BB: 0 P: 14	R: 0 E: 1 K: 1 S: 11	H: 0 LOB: 1 BB: 1 P: 20	R: 0 E: 0 K: 0 S: 6	H: 0 LOB: 0 BB: 0 P: 12	R: 0 E: 0 K: 1 S: 8	H: 0 LOB: 0 BB: 0 P: 13	R: 0 E: 0 K: 1 S: 10	H: 0 LOB: 0 BB: 0 P: 18	R: 0 E: 0 K: 1 S: 9	H: 0 LOB: 1 BB: 1 P: 16	1B: 4 2B: 1 3B: 0 HR: 0	SF: 0 SAC: 0 DP: 1 HBP: 0	WP: 0 PB: 0 SB: 0 CS: 0	PA: 33
<b>PITCHER</b> <b>Danny Jackson, L</b> (1, 1) ERA: 3.24	IP: 9.0 WLS: W BF: 33 H: 5 R: 0 ER: 0 SO: 8 BB: 2 IBB: 0 HBP: 0 BLK: 0 WP: 0 HR: 0 S: 79 P: 128 ERA: 0.00 WHIP: 0.778																			
<b>PITCHER</b>	IP	WLS	BF	H	R	ER	SO	BB	IBB	HBP	BLK	WP	HR	S	P	ERA	WHIP			

**San Francisco Giants @ Cincinnati Reds**  
Riverfront Stadium, Cincinnati, OH  
Fri Jun 17 1988, 7:05 PM EDT  
Att. 32,774 - Unknown - 75 F

AB	31
R	0
H	5
RBI	0
BB	2
SO	8
LOB	12



Batter	1	2	3	4	5	6	7	8	9
<b>Barry Larkin, R</b> (1, 6) <small>OBP: 0.356, SLG: 0.430</small> <b>Jeff Treadway, L</b> (5, 4) <small>OBP: 0.332, SLG: 0.339</small>	4-2  SF7 1B BB	0-1  F9		1-0  E2 PB S 1B <small>2-H</small>		1-1  F7		0-3  K	
<b>Chris Sabo, R</b> (1, 5) <small>OBP: 0.332, SLG: 0.496</small>	0-0  SF7 S 1B <small>1-2</small>		4-2  1B SF8 BB	3-1  S 1B 1B <small>1-H</small>		1-1  L7		1-1  F8	
<b>Kal Daniels, L</b> (1, 7) <small>OBP: 0.423, SLG: 0.461</small>	1-0  SF7 <small>1-3, 2-H</small>		1-2  S 1B <small>1-H</small>	1-0  2B 1B		4-2  1B BB		3-2  4-3	
<b>Eric Davis, R</b> (1, 8) <small>OBP: 0.340, SLG: 0.446</small> <b>Lloyd McClendon, R</b> (3, 9) <small>OBP: 0.400, SLG: 0.452</small>	2-2  HBP HBP		1-2  SF8 <small>3-H</small>	2-2  FC6-5 2B <small>2-H</small>		2-2  1B <small>1-3</small>			
<b>Nick Esasky, R</b> (1, 3) <small>OBP: 0.365, SLG: 0.428</small>	1-0  P3		4-0  IBB <small>1-2</small>	1-1  FC6-5 FC4-6 <small>2-3</small>		1-3  K			
<b>Paul O'Neill, L</b> (1, 9) <small>OBP: 0.325, SLG: 0.385</small>	2-2  HBP <small>1-2</small>		0-3  K <small>1-2f</small>	0-0  FC4-6 <small>1-2f</small>		1-0  F9			
<b>Dave Concepcion, R</b> (1, 4) <small>OBP: 0.279, SLG: 0.263</small>	0-1  L5		0-3  K	2-3  K		0-0  G3			
<b>Terry McGriff, R</b> (1, 2) <small>OBP: 0.301, SLG: 0.297</small>		1-3  K2-3		0-0  SH5-4 1B		2-2  4-3		3-3  K	
<b>Danny Jackson, R</b> (1, 1) <small>OBP: 0.182, SLG: 0.219</small>		0-3  K		0-0  SH5-4 <small>1-2</small>		0-3  K		2-2  1B	

AB	R	H	RBI	BB	SO	LOB
2	2	1	0	1	0	0
2	0	0	0	0	1	1
4	2	2	1	1	0	1
3	1	2	2	1	0	1
0	0	0	0	0	0	0
2	0	2	2	0	0	0
3	0	0	0	1	1	5
3	0	0	0	0	1	3
4	0	0	0	0	2	5
4	1	1	0	0	2	0
3	0	1	0	0	2	0
1B: 8	SF: 2	2B: 1	SAC: 1	3B: 0	DP: 0	HR: 0
BB: 4	HBP: 2	SO: 9	WP: 0	PA: 39	PB: 1	SB: 5
CS: 0						

**BOTTOM**

**San Francisco Giants @ Cincinnati Reds**  
 Riverfront Stadium, Cincinnati, OH

Fri Jun 17 1988, 7:05 PM EDT  
 Att: 32,774 - Unknown - 75 F

[livebaseballscorecards.com](http://livebaseballscorecards.com)

AB	30
R	6
H	9
RBI	5
BB	4
SO	9
LOB	16

Inning Stats		R	H	E	K	S	R	H	E	K	S	R	H	E	K	S	R	H	E	K	S	R	H	E	K	S
R: 1		1	1	0	0	12	R: 0	0	0	0	9	R: 0	0	0	0	5	R: 0	0	0	0	12	R: 0	0	0	0	9
E: 0		0	0	0	0	0	E: 0	0	0	0	0	E: 0	0	0	0	0	E: 0	0	0	0	0	E: 0	0	0	0	0
K: 0		0	0	0	0	0	K: 2	2	0	0	0	K: 1	1	0	0	0	K: 1	1	0	0	0	K: 1	1	0	0	0
S: 12		22	22	22	22	22	S: 15	24	20	20	20	S: 9	13	9	9	9	S: 5	9	9	9	9	S: 12	18	18	18	18
H: 1		1	1	1	1	1	H: 1	1	1	1	1	H: 1	1	1	1	1	H: 0	0	0	0	0	H: 1	1	1	1	
LOB: 3		3	3	3	3	3	LOB: 2	2	2	2	2	LOB: 0	0	0	0	0	LOB: 0	0	0	0	0	LOB: 1	1	1	1	
BB: 1		1	1	1	1	1	BB: 2	2	2	2	2	BB: 0	0	0	0	0	BB: 0	0	0	0	0	BB: 0	0	0	0	
P: 22		22	22	22	22	22	P: 24	24	20	20	20	P: 9	13	9	9	9	P: 9	9	9	9	9	P: 18	18	18	18	

PITCHER		IP	WLS	BF	H	R	ER	SO	BB	IBB	HBP	BLK	WP	HR	S	P	ERA	WHIP
<b>Atlee Hammaker, L</b> (1, 1) <small>ERA: 3.66</small>		3.1	L	22	7	6	5	4	2	1	0	0	0	0	49	72	13.50	2.700
<b>Scott Garrelts, R</b> (4, 1) <small>ERA: 5.01</small>		3.2		13	1	0	0	4	1	0	0	0	0	0	30	48	0.00	0.545
<b>Craig Lefferts, L</b> (8, 1) <small>ERA: 2.79</small>		1.0		4	1	0	0	1	0	0	0	0	0	12	18	0.00	1.000	

WP	PA	ERA	WHIP
0	39		



Batter	1	2	3	4	5	6	7	8	9	AB R H RBI BB SO LOB	TOP											
<b>Brett Butler, L</b> (1, 8) OBP: 0.361, SLG: 0.368	3-1 L9		2-2 1-3		2-2 FC1-5-2-6 3B		1-3 K		0-2 E1 2-H	5 0 1 0 0 1 0												
<b>Chris Speier, R</b> (1, 4) OBP: 0.319, SLG: 0.316	3-2 6-3		2-3 K		2-0 FC1-5-2-6 3B			4-2 1B 4-1 BB	0-1 G3	4 1 0 0 1 1 2												
<b>Will Clark, L</b> (1, 3) OBP: 0.368, SLG: 0.547	4-0 BB		2-2 FC6-4 1B		2-1 2-H 3B			0-1 4-1 1-2		3 0 2 1 1 0 1												
<b>Candy Maldonado, R</b> (1, 9) OBP: 0.304, SLG: 0.383	2-3 K		0-2 FC6-4 1-2f		2-2 4-3			0-0 5-3		4 0 0 0 0 1 4												
<b>Mike Aldrete, L</b> (1, 7) OBP: 0.352, SLG: 0.351		3-2 CS 1B		4-2 FC4-6 BB		1-0 6-3		1-2 2-3 1B		3 0 2 0 1 0 0												
<b>Kevin Mitchell, R</b> (1, 5) OBP: 0.312, SLG: 0.425		1 SAFE 4-1 1B 1-2 BB		0-0 F3		2-1 6-3		1-3 K		3 0 0 0 1 1 3												
<b>Jose Uribe, S</b> (1, 6) OBP: 0.289, SLG: 0.300		0-1 F7		0-1 FC4-6 1-2f S		0-0 F9		2-1 5-3		4 0 0 0 0 0 2												
<b>Kirt Manwaring, R</b> (1, 2) OBP: 0.310, SLG: 0.341		1 SAFE 0-1 F8		3-2 F8		0-3 K		0-1 F4		2 0 1 0 0 0 1												
<b>Joel Youngblood, R</b> (7, PH) OBP: 0.396, SLG: 0.391		1-3 1B		1-2 F8		2-2 6-3		2-2 E 2B		1 0 0 0 0 1 0												
<b>Don Robinson, R</b> (7, 1)										0 0 0 0 0 0 0												
<b>Rusty Tillman, R</b> (9, PH) OBP: 0.500, SLG: 1.000										1 0 0 0 0 0 0												
<b>Kelly Downs, R</b> (1, 1) OBP: 0.091, SLG: 0.048		1-2 F9		0-1 F8						2 0 0 0 0 0 2												
<b>Bob Brenly, R</b> (7, PH) OBP: 0.232, SLG: 0.319										2 1 1 0 0 0 0												
<b>Inning Stats</b>	R: 0 E: 0 K: 1 S: 9	H: 0 LOB: 1 BB: 1 P: 21	R: 0 E: 0 K: 0 S: 12	H: 2 LOB: 2 BB: 1 P: 20	R: 0 E: 0 K: 1 S: 12	H: 1 LOB: 1 BB: 1 P: 18	R: 0 E: 0 K: 0 S: 9	H: 0 LOB: 1 BB: 1 P: 16	R: 1 E: 0 K: 2 S: 15	H: 2 LOB: 1 BB: 0 P: 23	R: 0 E: 0 K: 0 S: 4	H: 0 LOB: 0 BB: 0 P: 7	R: 0 E: 0 K: 2 S: 11	H: 0 LOB: 0 BB: 0 P: 14	R: 0 E: 0 K: 1 S: 11	H: 1 LOB: 2 BB: 1 P: 17	R: 1 E: 1 K: 0 S: 12	H: 1 LOB: 1 BB: 0 P: 16	1B: 4 2B: 1 3B: 2 HR: 0	SF: 0 SAC: 0 DP: 0 HBP: 0	WP: 0 PB: 0 SB: 1 CS: 1	PA: 38
<b>PITCHER</b>	IP WLS BF H R ER SO BB IBB HBP BLK WP HR S P ERA WHIP																					
<b>Ron Robinson, R</b> (1, 1) ERA: 3.74	5.0 W 22 5 1 1 2 3 0 0 0 0 0 0 57 98 1.80 1.600																					
<b>Frank Williams, R</b> (6, 1) ERA: 2.6	1.0 3 0 0 0 0 0 0 0 0 0 0 0 4 7 0.00 0.000																					
<b>Rob Murphy, L</b> (7, 1) ERA: 2.41	2.0 8 1 0 0 3 1 0 0 0 0 0 0 22 31 0.00 1.000																					
<b>John Franco, L</b> (9, 1) ERA: 1.25	1.0 S 5 1 1 0 0 0 0 0 0 0 0 0 12 16 0.00 1.000																					

**San Francisco Giants @ Cincinnati Reds**  
Riverfront Stadium, Cincinnati, OH  
Sat Jun 18 1988, 3:33 AM EDT  
Att. 28,547 - Sunny

livebaseballscorecards.com

<b>AB</b>	34
<b>R</b>	2
<b>H</b>	7
<b>RBI</b>	1
<b>BB</b>	4
<b>SO</b>	5
<b>LOB</b>	15



Batter	1	2	3	4	5	6	7	8	9	AB	R	H	RBI	BB	SO	LOB
--------	---	---	---	---	---	---	---	---	---	----	---	---	-----	----	----	-----

<b>Barry Larkin, R</b> <small>OBP: 0.354, SLG: 0.427</small> (1, 6)	0-0  2B SF8 1B		1-1 5-3		1-0 5-3		0-2 4-3			4	1	1	0	0	0	2
<b>Chris Sabo, R</b> <small>OBP: 0.343, SLG: 0.534</small> (1, 5)	0-2  2B		2-1  HR		0-0  4-3 FC3-2 2B		1-0  E4 3B			4	2	4	1	0	0	0
<b>Kal Daniels, L</b> <small>OBP: 0.424, SLG: 0.464</small> (1, 7)	1-3  K		4-2  L9 4-3 BB		0-1  4-3 2-3		0-2  2B			3	0	1	0	1	1	3
<b>Paul O'Neill, L</b> <small>OBP: 0.319, SLG: 0.379</small> (1, 8)	3-2  SF8 3-H		0-1  4-3 1-2		0-1  FC3-2 3-H 2-3		0-2  F7 2-3			3	0	0	1	0	0	3
<b>Leon Durham, L</b> <small>OBP: 0.311, SLG: 0.441</small> (1, 3)	4-0  IBB		2-0  L9 2-3		2-3  K		1-3  K			3	0	0	0	1	2	3
<b>Lloyd McClendon, R</b> <small>OBP: 0.380, SLG: 0.424</small> <b>John Franco, L</b> (9, 1)	0-1  F5		0-0 5-3		0-2  6-3		2-3  K			4	0	0	0	0	1	3
<b>Jeff Treadway, L</b> <small>OBP: 0.330, SLG: 0.333</small> (1, 4)		2-3  K2-3		1-2  SH2-6-4 BB HBP		2-3  K		2-1  4-3		3	0	0	0	0	2	0
<b>Terry McGriff, R</b> <small>OBP: 0.312, SLG: 0.313</small> (1, 2)		1-0 5-3		4-1  SH2-6-4 BB		2-2  2B		3-3  K		3	0	1	0	1	1	0
<b>Ron Robinson, R</b> <small>OBP: 0.182, SLG: 0.227</small> <b>Frank Williams, R</b> (6, 1)		0-0  2B		0-1  SH2-6-4		3-3  K				1	0	1	0	0	0	0
<b>Nick Esasky, R</b> <small>OBP: 0.363, SLG: 0.425</small> <b>Rob Murphy, L</b> (7, 1)				1-2  2-3						0	0	0	0	0	0	0
<b>Dave Collins, S</b> <small>OBP: 0.280, SLG: 0.271</small> (9, 9)										1	0	0	0	0	0	0

Inning Stats	R: 1	H: 2	E: 0	LOB: 2	K: 1	P: 22	R: 0	H: 1	E: 0	LOB: 1	K: 1	P: 11	R: 1	H: 1	E: 0	LOB: 1	K: 0	P: 16	R: 0	H: 0	E: 0	LOB: 1	K: 1	P: 12	R: 0	H: 1	E: 0	LOB: 1	K: 1	P: 10	R: 0	H: 1	E: 0	LOB: 1	K: 2	P: 19	R: 1	H: 2	E: 1	LOB: 1	K: 1	P: 19	R: 0	H: 0	E: 0	LOB: 0	K: 2	P: 17
--------------	------	------	------	--------	------	-------	------	------	------	--------	------	-------	------	------	------	--------	------	-------	------	------	------	--------	------	-------	------	------	------	--------	------	-------	------	------	------	--------	------	-------	------	------	------	--------	------	-------	------	------	------	--------	------	-------

PITCHER	IP	WLS	BF	H	R	ER	SO	BB	IBB	HBP	BLK	WP	HR	S	P	ERA	WHIP
<b>Kelly Downs, R</b> <small>ERA: 3.56</small> (1, 1)	6.0	L	27	6	2	2	5	2	1	1	0	0	1	56	90	3.00	1.333
<b>Don Robinson, R</b> <small>ERA: 2.68</small> (7, 1)	2.0		8	2	1	1	3	0	0	0	0	0	0	27	36	4.50	1.000

**BOTTOM**

**San Francisco Giants @ Cincinnati Reds**  
 Riverfront Stadium, Cincinnati, OH  
 Sat Jun 18 1988, 3:33 AM EDT  
 Att. 28,547 - Sunny

AB	29
R	3
H	8
RBI	2
BB	3
SO	8
LOB	15



WP	PA	35
WP: 0	PA: 35	
PB: 0	CS: 0	
SB: 0		
CS: 0		



San Francisco Giants @ Cincinnati Reds  
Riverfront Stadium, Cincinnati, OH

Sun Jun 19 1988, 3:33 AM EDT  
Att. 29,879 - Sunny - 90 F

livebaseballscorecards.com

AB	33
R	5
H	8
RBI	5
BB	4
SO	11
LOB	10



WP:	0	PA:	38
PB:	0		
SB:	0		
CS:	1		

Batter	1	2	3	4	5	6	7	8	9	AB R H RBI BB SO LOB	TOP
Brett Butler, L (1, 8) OBP: 0.365, SLG: 0.374	2-2 4-3		3-2 BLK 2B 1B		1-0 CS 2B		1-0 F2		4-1 1-2 2-3 BB	4 1 2 0 1 0 0	
Ernest Riles, L (1, 5) OBP: 0.293, SLG: 0.350 Kevin Mitchell, R (9, PH) OBP: 0.311, SLG: 0.423	3-2 6-3		1-1 1B 2B 2B		2-3 K		1-2 4-3		1-1 F8	4 1 1 1 0 1 1 1 0 0 0 0 0 3	
Will Clark, L (1, 3) OBP: 0.373, SLG: 0.545	4-0 FC5-4 BB		4-2 1B 2B BB		4-0 IBB		2-3 K			1 1 0 0 3 1 0	
Joel Youngblood, R (1, 9) OBP: 0.386, SLG: 0.380	2-1 FC5-4 1-2f		3-2 1-2 2-3 2B 1B		1-3 K 2-3		2-0 F8			4 1 1 0 0 1 3	
Mike Aldrete, L (1, 7) OBP: 0.356, SLG: 0.363		2-3 K	2-2 1-H 2-H 3-H 2B		2-2 6-3			0-1 SH1-4 1B 1B	4 1 2 3 0 1 0		
Chris Speier, R (1, 4) OBP: 0.309, SLG: 0.305		0-1 B5-3	1-3 K		2-3 K			1-1 SH1-4 1-2	3 0 0 0 0 2 1		
Bob Brenly, R (1, 2) OBP: 0.233, SLG: 0.316		0-3 K		2-1 4-3		3-2 5-3		0-0 BB 1B 1B 2-H	4 0 1 1 0 1 0		
Jose Uribe, S (1, 6) OBP: 0.288, SLG: 0.299			1-1 5-3	3-3 K		1-0 F9		0-0 BB 1B	4 0 1 0 0 1 0		
Mike Krukow, R (1, 1) OBP: 0.094, SLG: 0.161 Joe Price, R (9, 1) Don Robinson, R (9, 1)			0-2 L3	1-3 K		1-3 K		1-3 K	4 0 0 0 0 3 2 0 0 0 0 0 0 0 0 0 0 0 0 0 0		
Inning Stats	R: 0 H: 0 E: 0 LOB: 1 K: 0 BB: 1 S: 10 P: 21	R: 0 H: 0 E: 0 LOB: 0 K: 2 BB: 0 S: 9 P: 11	R: 4 H: 4 E: 0 LOB: 1 K: 1 BB: 1 S: 24 P: 39	R: 0 H: 0 E: 0 LOB: 0 K: 2 BB: 0 S: 12 P: 18	R: 0 H: 1 E: 0 LOB: 1 K: 2 BB: 1 S: 7 P: 15	R: 0 H: 0 E: 0 LOB: 0 K: 1 BB: 0 S: 13 P: 20	R: 0 H: 0 E: 0 LOB: 0 K: 1 BB: 0 S: 6 P: 9	R: 0 H: 0 E: 0 LOB: 0 K: 1 BB: 0 S: 7 P: 12	R: 1 H: 3 E: 0 LOB: 3 K: 1 BB: 1 S: 14 P: 19	1B: 5 SF: 0 2B: 3 SAC: 1 3B: 0 DP: 0 HR: 0 HBP: 0	WP: 0 PA: 38 PB: 0 SB: 0 CS: 1
PITCHER	IP WLS BF H R ER SO BB IBB HBP BLK WP HR S P ERA WHIP										
Jose Rijo, R (1, 1) ERA: 2.38	6.0 L 25 5 4 4 8 2 1 0 1 0 0 75 124 6.00 1.167										
Tim Birtsas, L (7, 1) ERA: 4.38	2.0 6 0 0 0 2 0 0 0 0 0 0 13 21 0.00 0.000										
Frank Williams, R (9, 1) ERA: 2.89	0.1 4 3 1 1 0 0 0 0 0 0 0 7 7 27.00 9.000										
Rob Murphy, L (9, 1) ERA: 2.37	0.2 3 0 0 0 1 1 0 0 0 0 0 7 12 0.00 1.500										

BOTTOM

San Francisco Giants @ Cincinnati Reds  
Riverfront Stadium, Cincinnati, OH

Sun Jun 19 1988, 3:33 AM EDT  
Att. 29,879 - Sunny - 90 F

livebaseballscorecards.com

AB	34
R	3
H	9
RBI	3
BB	1
SO	3
LOB	15



WP:	1	PA:	36
PB:	0	SB:	1
CS:	0		

AB R H RBI BB SO LOB

4 0 1 0 0 0 2

4 0 1 2 0 0 1

2 0 1 0 0 0 0

2 0 0 0 0 0 3

4 1 1 1 0 1 2

4 0 2 0 0 0 1

4 0 0 0 0 0 2

4 0 0 0 0 0 1

3 1 2 0 1 0 0

0 0 0 0 0 0 0

1 1 1 0 0 0 0

0 0 0 0 0 0 0

1 0 0 0 0 1 1

0 0 0 0 0 0 0

0 0 0 0 0 0 0

1 0 0 0 0 1 2

1B: 6 SF: 0

2B: 3 SAC: 1

3B: 0 DP: 2

HR: 1 HBP: 0

WP: 1 PA: 36

PB: 0 SB: 1

CS: 0

1B: 6 SF: 0

2B: 3 SAC: 1

3B: 0 DP: 2

HR: 1 HBP: 0

WP: 1 PA: 36

PB: 0 SB: 1

CS: 0

1B: 6 SF: 0

2B: 3 SAC: 1

3B: 0 DP: 2

HR: 1 HBP: 0

WP: 1 PA: 36

PB: 0 SB: 1

CS: 0

1B: 6 SF: 0

2B: 3 SAC: 1

3B: 0 DP: 2

HR: 1 HBP: 0

WP: 1 PA: 36

PB: 0 SB: 1

CS: 0

1B: 6 SF: 0

2B: 3 SAC: 1

3B: 0 DP: 2

HR: 1 HBP: 0

WP: 1 PA: 36

PB: 0 SB: 1

CS: 0

1B: 6 SF: 0

2B: 3 SAC: 1

3B: 0 DP: 2

HR: 1 HBP: 0

WP: 1 PA: 36

PB: 0 SB: 1

CS: 0

1B: 6 SF: 0

2B: 3 SAC: 1

3B: 0 DP: 2

HR: 1 HBP: 0

WP: 1 PA: 36

PB: 0 SB: 1

CS: 0

1B: 6 SF: 0

2B: 3 SAC: 1

3B: 0 DP: 2

HR: 1 HBP: 0

WP: 1 PA: 36

PB: 0 SB: 1

CS: 0

1B: 6 SF: 0

2B: 3 SAC: 1

3B: 0 DP: 2

HR: 1 HBP: 0

WP: 1 PA: 36

PB: 0 SB: 1

CS: 0

1B: 6 SF: 0

2B: 3 SAC: 1

3B: 0 DP: 2

HR: 1 HBP: 0

WP: 1 PA: 36

PB: 0 SB: 1

CS: 0

1B: 6 SF: 0

2B: 3 SAC: 1

3B: 0 DP: 2

HR: 1 HBP: 0

WP: 1 PA: 36

PB: 0 SB: 1

CS: 0

1B: 6 SF: 0

2B: 3 SAC: 1

3B: 0 DP: 2

HR: 1 HBP: 0

WP: 1 PA: 36

PB: 0 SB: 1

CS: 0

1B: 6 SF: 0

2B: 3 SAC: 1

3B: 0 DP: 2

HR: 1 HBP: 0

WP: 1 PA: 36

PB: 0 SB: 1

CS: 0

1B: 6 SF: 0

2B: 3 SAC: 1

3B: 0 DP: 2

HR: 1 HBP: 0

WP: 1 PA: 36

PB: 0 SB: 1

CS: 0

1B: 6 SF: 0

2B: 3 SAC: 1

3B: 0 DP: 2

HR: 1 HBP: 0

WP: 1 PA: 36

PB: 0 SB: 1

CS: 0

1B: 6 SF: 0

2B: 3 SAC: 1

3B: 0 DP: 2

HR: 1 HBP: 0

WP: 1 PA: 36

PB: 0 SB: 1

CS: 0

1B: 6 SF: 0

2B: 3 SAC: 1

3B: 0 DP: 2

HR: 1 HBP: 0

WP: 1 PA: 36

PB: 0 SB: 1

CS: 0

1B: 6 SF: 0

2B: 3 SAC: 1

3B: 0 DP: 2

HR: 1 HBP: 0

WP: 1 PA: 36

PB: 0 SB: 1

CS: 0

1B: 6 SF: 0

2B: 3 SAC: 1

3B: 0 DP: 2

HR: 1 HBP: 0

WP: 1 PA: 36

PB: 0 SB: 1

CS: 0

1B: 6 SF: 0

2B: 3 SAC: 1

3B: 0 DP: 2

HR: 1 HBP: 0

WP: 1 PA: 36

PB: 0 SB: 1

CS: 0

1B: 6 SF: 0

2B: 3 SAC: 1

3B: 0 DP: 2

HR: 1 HBP: 0

WP: 1 PA: 36

PB: 0 SB: 1

CS: 0

1B: 6 SF: 0

2B: 3 SAC: 1

3B: 0 DP: 2

HR: 1 HBP: 0

WP: 1 PA: 36

PB: 0 SB: 1

CS: 0

1B: 6 SF: 0

2B: 3 SAC: 1

3B: 0 DP: 2

HR: 1 HBP: 0

WP: 1 PA: 36

PB: 0 SB: 1

CS: 0

1B: 6 SF: 0

2B: 3 SAC: 1

3B: 0 DP: 2

HR: 1 HBP: 0

WP: 1 PA: 36

PB: 0 SB: 1

CS: 0

1B: 6 SF: 0

2B: 3 SAC: 1

3B: 0 DP: 2

HR: 1 HBP: 0

WP: 1 PA: 36

PB: 0 SB: 1

CS: 0

1B: 6 SF: 0

2B: 3 SAC: 1

3B: 0 DP: 2

HR: 1 HBP: 0

WP: 1 PA: 36

PB: 0 SB: 1

CS: 0

1B: 6 SF: 0

2B: 3 SAC: 1

3B: 0 DP: 2

HR: 1 HBP: 0

WP: 1 PA: 36

PB: 0 SB: 1

CS: 0

1B: 6 SF: 0

2B: 3 SAC: 1

3B: 0 DP: 2

HR: 1 HBP: 0

WP: 1 PA: 36

PB: 0 SB: 1

CS: 0

1B: 6 SF: 0

2B: 3 SAC: 1

3B: 0 DP: 2

HR: 1 HBP: 0

WP: 1 PA: 36

PB: 0 SB: 1

CS: 0

1B: 6 SF: 0

2B: 3 SAC: 1

3B: 0 DP: 2

HR: 1 HBP: 0

WP: 1 PA: 36

PB: 0 SB: 1

CS: 0

1B: 6 SF: 0

2B: 3 SAC: 1

3B: 0 DP: 2

HR: 1 HBP: 0

WP: 1 PA: 36

PB: 0 SB: 1

CS: 0

1B: 6 SF: 0

2B: 3 SAC: 1

3B: 0 DP: 2

HR: 1 HBP: 0

WP: 1 PA: 36

PB: 0 SB: 1

CS: 0

1B: 6 SF: 0

2B: 3 SAC: 1

3B: 0 DP: 2

HR: 1 HBP: 0

WP: 1 PA: 36

PB: 0 SB: 1

CS: 0

1B: 6 SF: 0

2B: 3 SAC: 1

3B: 0 DP: 2

HR: 1 HBP: 0

WP: 1 PA: 36

PB: 0 SB: 1

CS: 0

1B: 6 SF: 0

2B: 3 SAC: 1

3B: 0 DP: 2

HR: 1 HBP: 0

WP: 1 PA: 36

PB: 0 SB: 1

CS: 0

1B: 6 SF: 0

2B: 3 SAC: 1

3B: 0 DP: 2

HR: 1 HBP: 0

WP: 1 PA: 36



Batter	1	2	3	4	5	6	7	8	9	AB R H RBI BB SO LOB	TOP		
<b>Marvell Wynne, L</b> (1, 8) OBP: 0.380, SLG: 0.568	0-2 4-3		1-2 PB BLK 2-H 1B			0-2 F8			1-1 G4-3	4 0 1 1 0 0 0	<b>San Diego Padres @ San Francisco Giants</b> Candlestick Park, San Francisco, CA Mon Jun 20 1988, 10:05 PM EDT Att. 11,440 - Unknown - 50 F		
<b>Roberto Alomar, S</b> (1, 4) OBP: 0.283, SLG: 0.348	3-2 G3		2-2 L3			2-2 G3-1			0-1 G6-3	4 0 0 0 0 0 1			
<b>Tony Gwynn, L</b> (1, 9) OBP: 0.344, SLG: 0.339	1-2 G3		0-2 G4-3			2-1 F7			3-1 G3	4 0 0 0 0 0 1			
<b>John Kruk, L</b> (1, 3) OBP: 0.388, SLG: 0.421		3-3 K		0-0 G6-3			2-3 K			3 0 0 0 0 2 0			
<b>Keith Moreland, R</b> (1, 7) OBP: 0.328, SLG: 0.373 <b>Shane Mack, R</b> (9, 7) OBP: 0.303, SLG: 0.218		0-1 G3		0-1 G1-3		1-2 G6-3				3 0 0 0 0 0 0 0 0 0 0 0 0 0			
<b>Randy Ready, R</b> (1, 5) OBP: 0.357, SLG: 0.420		1-0 6-3		3-2 G6-3		0-1 F9				3 0 0 0 0 0 0			
<b>Benito Santiago, R</b> (1, 2) OBP: 0.263, SLG: 0.320			1-1 1B G5-3 1B		0-2 G5-3		0-3 K			3 1 1 0 0 1 0			
<b>Garry Templeton, S</b> (1, 6) OBP: 0.233, SLG: 0.243			1 SAFE 1-2 1B G5-3 1B 1B		2-3 K		0-0 F7			3 1 1 0 0 1 0			
<b>Andy Hawkins, R</b> (1, 1) OBP: 0.148, SLG: 0.148 <b>Mark Davis, L</b> (8, 1) OBP: 0.400, SLG: 1.000			0-1 G5-3		2-3 K		0-3 K			3 0 0 1 0 2 1 0 0 0 0 0 0 0			
<b>Inning Stats</b>	R: 0 H: 0 E: 0 LOB: 0 K: 0 BB: 0 S: 13 P: 17	R: 0 H: 0 E: 0 LOB: 0 K: 1 BB: 0 S: 6 P: 10	R: 2 H: 3 E: 0 LOB: 1 K: 0 BB: 0 S: 18 P: 23	R: 0 H: 0 E: 0 LOB: 0 K: 0 BB: 0 S: 6 P: 9	R: 0 H: 0 E: 0 LOB: 0 K: 2 BB: 0 S: 9 P: 13	R: 0 H: 0 E: 0 LOB: 0 K: 0 BB: 0 S: 10 P: 14	R: 0 H: 0 E: 0 LOB: 0 K: 1 BB: 0 S: 8 P: 11	R: 0 H: 0 E: 0 LOB: 0 K: 2 BB: 0 S: 7 P: 7	R: 0 H: 0 E: 0 LOB: 0 K: 0 BB: 0 S: 6 P: 10	1B: 3 SF: 0 2B: 0 SAC: 0 3B: 0 DP: 0 HR: 0 HBP: 0	WP: 0 PA: 30 PB: 1 SB: 0 CS: 0		
<b>PITCHER</b>	IP WLS BF H R ER SO BB IBB HBP BLK WP HR S P ERA WHIP											<b>PITCHER</b>	IP WLS BF H R ER SO BB IBB HBP BLK WP HR S P ERA WHIP
<b>Michael LaCoss, R</b> (1, 1) ERA: 3.28 <b>Craig Lefferts, L</b> (9, 1) ERA: 2.72	8.0 L 27 3 2 2 6 0 0 0 0 0 0 0 77 104 2.25 0.375												

AB	30
R	2
H	3
RBI	2
BB	0
SO	6
LOB	3



Batter	1	2	3	4	5	6	7	8	9	AB R H RBI BB SO LOB
<b>Brett Butler, L</b> OBP: 0.373, SLG: 0.375 (1, 8) BB X	2-0 E 1B 1B		4-2 1B BB		0-2 G4-3			4-1 E BB	4-1 1-2 BB	2 0 1 0 3 0 0
<b>Ernest Riles, L</b> OBP: 0.297, SLG: 0.351 (1, 5) C 1 SAFE F S	0-3 K		2-2 1-3 L4-3 1B			2-2 L8		1-1 E8 1B	1-3 K	5 0 2 0 0 2 4
<b>Will Clark, L</b> OBP: 0.372, SLG: 0.540 (1, 3) P F B X	2-1 E9 1-3 1B		1-0 L4-3 1-2			1-1 G4-3		1-3 K		4 0 1 0 0 1 4
<b>Candy Maldonado, R</b> OBP: 0.303, SLG: 0.381 (1, 9) F C C	0-3 K			2-0 1B		1-0 F8		2-3 K		4 0 1 0 0 2 4
<b>Mike Aldrete, L</b> OBP: 0.349, SLG: 0.355 <b>Joel Youngblood, R</b> (9, PH) OBP: 0.387, SLG: 0.392 (1, 7) C B B X	3-1 P6			1-3 K			0-0 F7		3-2 SH5-4 BB 1B	3 0 0 0 0 1 3 1 1 1 0 0 0 0
<b>Bob Brenly, R</b> OBP: 0.243, SLG: 0.316 <b>Robby Thompson, R</b> (9, PR) OBP: 0.377, SLG: 0.410 (1, 2) S B X		1-2 F8		0-0 F8			2-2 FC5-4 1B		4-1 1B SH5-4 BB	3 0 1 0 1 0 1 0 0 0 0 0 0 0
<b>Chris Speier, R</b> OBP: 0.299, SLG: 0.294 (1, 4) S X		0-1 F9		3-3 K			0-1 FC5-4 1-2f		3-1 SH5-4	3 0 0 0 0 1 2
<b>Jose Uribe, S</b> OBP: 0.287, SLG: 0.298 (1, 6) F X		0-1 G3					0-0 P9		1-1 BB 1B	4 0 1 1 0 0 1
<b>Michael LaCoss, R</b> OBP: 0.310, SLG: 0.296 <b>Francisco Melendez, L</b> (8, PH) <b>Craig Lefferts, L</b> (9, 1) <b>Kevin Mitchell, R</b> (9, PH) OBP: 0.310, SLG: 0.421 (1, 1) C F X			0-2 F8				3-2 G5-3		0-0 G3	2 0 0 0 0 0 0 1 0 0 0 0 0 0 0 0 0 0 0 0 0 1 0 0 0 0 1 3

Inning Stats	R: 0 E: 1 K: 2 S: 12	H: 2 LOB: 2 BB: 0 P: 18	R: 0 E: 0 K: 0 S: 7	H: 0 LOB: 0 BB: 0 P: 8	R: 0 E: 0 K: 0 S: 11	H: 1 LOB: 1 BB: 1 P: 18	R: 0 E: 0 K: 2 S: 10	H: 1 LOB: 1 BB: 0 P: 16	R: 0 E: 0 K: 0 S: 7	H: 0 LOB: 0 BB: 0 P: 10	R: 0 E: 0 K: 0 S: 6	H: 0 LOB: 0 BB: 0 P: 10	R: 0 E: 0 K: 0 S: 9	H: 1 LOB: 1 BB: 0 P: 12	R: 0 E: 1 K: 2 S: 11	H: 1 LOB: 2 BB: 1 P: 19	R: 1 E: 0 K: 2 S: 17	H: 2 LOB: 3 BB: 2 P: 34	1B: 8 2B: 1 3B: 0 HR: 0	SF: 0 SAC: 1 DP: 1 HBP: 0
<b>PITCHER</b> <b>Andy Hawkins, R</b> ERA: 3.47 <b>Mark Davis, L</b> ERA: 2.45	(1, 1) IP: 7.1 WLS: W BF: 29 H: 6 R: 0 ER: 0 SO: 4 BB: 2 IBB: 0 HBP: 0 BLK: 0 WP: 0 HR: 0 S: 66 P: 101 ERA: 0.00 WHIP: 1.091	(8, 1) IP: 1.2 WLS: S BF: 9 H: 2 R: 1 ER: 1 SO: 4 BB: 2 IBB: 0 HBP: 0 BLK: 0 WP: 0 HR: 0 S: 24 P: 44 ERA: 5.40 WHIP: 2.400																		

**BOTTOM**

**San Diego Padres @ San Francisco Giants**  
Candlestick Park, San Francisco, CA  
Mon Jun 20 1988, 10:05 PM EDT  
Att: 11,440 - Unknown - 50 F

livebaseballscorecards.com

<b>AB</b>	<b>33</b>
<b>R</b>	<b>1</b>
<b>H</b>	<b>8</b>
<b>RBI</b>	<b>1</b>
<b>BB</b>	<b>4</b>
<b>SO</b>	<b>8</b>
<b>LOB</b>	<b>22</b>



<b>WP: 0</b>	<b>PA: 38</b>
<b>PB: 0</b>	
<b>SB: 0</b>	
<b>CS: 0</b>	



Batter	1	2	3	4	5	6	7	8	9	AB R H RBI BB SO LOB	TOP		
Marvell Wynne, L (1, 8) OBP: 0.375, SLG: 0.553	0-3 K		0-1 G3	2-1 FC3-6 BB 1-2f		0-2 G4-3			4-0 G3 2B BB	4 1 0 0 1 1 1	<b>San Diego Padres @ San Francisco Giants</b> Candlestick Park, San Francisco, CA Tue Jun 21 1988, 10:05 PM EDT Att. 12,363 - Unknown <a href="http://livebaseballscorecards.com">livebaseballscorecards.com</a>		
Roberto Alomar, S (1, 4) OBP: 0.286, SLG: 0.347	1-2 P6		2-1 BB 2B 1B	4-0 FC6 BB		0-3 K		2-2 G3	4 1 1 0 1 1 1				
Tony Gwynn, L (1, 9) OBP: 0.341, SLG: 0.340	0-0 L7		0-1 F7	2-1 FC6 1-2f		0-1 G6-3		0-0 2B 2B	5 1 1 1 0 0 3				
John Kruk, L (1, 3) OBP: 0.393, SLG: 0.429		2-2 G4-3	4-1 2B BB		2-2 SH5-3 BB WP 1B		2-2 G1-3	1-2 F9 2B	4 2 2 1 1 0 0				
Keith Moreland, R (1, 7) OBP: 0.333, SLG: 0.384		0-0 FC6-4 1B 2B	1-0 2B		4-0 WP SH5-3 FC4-6-5-6 BB		2-0 F8	0-2 F9	4 2 2 2 1 0 1 0 0 0 0 0 0 0				
Shane Mack, R (9, 7) OBP: 0.303, SLG: 0.218			0-2 G1-3		0-0 SH5-3		1-3 K	2-2 G5-3	3 0 0 0 0 1 2				
Randy Ready, R (1, 5) OBP: 0.355, SLG: 0.413		3-1 FC6-4 HBP			1-2 2-3								
Benito Santiago, R (1, 2) OBP: 0.258, SLG: 0.314		0-0 FC6-4 1B 1-2f 2-3		2-2 G5-3	0-3 K FC4-6-5-6		1-0 F8		4 0 0 0 0 1 3				
Garry Templeton, S (1, 6) OBP: 0.239, SLG: 0.263		2-1 1B		1-0 1B 3B	1-0 FC4-6-5-6 FC6 1-2f		0-2 G6-3		4 1 2 2 0 0 1				
Dennis Rasmussen, L (1, 1) OBP: 0.188, SLG: 0.226		0-0 L7		1-2 FC3-6 1B 3-H	1-2 FC6 1-2f		3-2 G6-3		4 0 1 1 0 0 3				
<b>Inning Stats</b>	R: 0 E: 0 K: 1 S: 7 H: 0 LOB: 0 BB: 0 P: 8	R: 1 E: 0 K: 0 S: 9 H: 2 LOB: 2 BB: 0 P: 16	R: 2 E: 0 K: 0 S: 11 H: 2 LOB: 1 BB: 1 P: 18	R: 1 E: 0 K: 0 S: 11 H: 2 LOB: 2 BB: 1 P: 23	R: 2 E: 0 K: 1 S: 12 H: 1 LOB: 1 BB: 1 P: 19	R: 0 E: 0 K: 1 S: 8 H: 0 LOB: 0 BB: 0 P: 8	R: 0 E: 0 K: 1 S: 7 H: 0 LOB: 0 BB: 0 P: 12	R: 0 E: 0 K: 0 S: 8 H: 0 LOB: 0 BB: 0 P: 12	R: 2 E: 0 K: 0 S: 13 H: 2 LOB: 1 BB: 1 P: 22	1B: 4 2B: 4 3B: 1 HR: 0 SF: 0 SAC: 1 DP: 0 HBP: 1	WP: 1 PA: 42 PB: 0 SB: 0 CS: 0		
<b>PITCHER</b>	IP WLS BF H R ER SO BB IBB HBP BLK WP HR S P ERA WHIP											<b>PITCHER</b>	IP WLS BF H R ER SO BB IBB HBP BLK WP HR S P ERA WHIP
Rick Reuschel, R (1, 1) ERA: 2.89	3.2 L 20 6 4 4 1 2 0 1 0 0 0 36 61 9.82 2.182												
Randy Bockus, R (4, 1) ERA: 4.3	1.1 7 1 2 2 1 1 0 0 0 1 0 14 23 13.50 1.500												
Joe Price, L (6, 1) ERA: 3.07	3.0 9 0 0 0 2 0 0 0 0 0 0 23 32 0.00 0.000												
Scott Garrelts, R (9, 1) ERA: 5.31	1.0 6 2 2 2 0 1 0 0 0 0 0 13 22 18.00 3.000												

AB	36
R	8
H	9
RBI	7
BB	4
SO	4
LOB	15



Batter	1	2	3	4	5	6	7	8	9	AB R H RBI BB SO LOB
<b>Brett Butler, L</b> OBP: 0.370, SLG: 0.372 (1, 8)	3-2 L9		2-2 FC6-4		1-1 L9			2-1 F9	1-2 G4-3	5 0 1 0 0 0 3
<b>Chris Speier, R</b> OBP: 0.290, SLG: 0.284 (1, 4)	3-2 G5-3		0-0 G5-4-3		2-2 L9			2-2 G5-3		3 0 0 0 0 0 2
<b>Joe Price, R</b> (6, 1)										0 0 0 0 0 0 0
<b>Joel Youngblood, R</b> OBP: 0.390, SLG: 0.385 (8, PH)										1 0 0 0 0 0 0
<b>Scott Garrelts, R</b> (9, 1)										0 0 0 0 0 0 0
<b>Will Clark, L</b> OBP: 0.370, SLG: 0.543 (1, 3)	1-0 P7			0-0 G4-3		1-0 F5		0-0 G5-3		4 1 1 0 0 0 0
<b>Candy Maldonado, R</b> OBP: 0.298, SLG: 0.374 (1, 9)		2-2 G5-3		2-2 G4-3		3-2 G3			1-1 G6-3	4 0 0 1 0 0 0
<b>Kevin Mitchell, R</b> OBP: 0.313, SLG: 0.420 (1, 5)		4-2 1B		0-0 F3		0-2 G5-3			1-1 HR	3 1 1 0 1 0 0
<b>Mike Aldrete, L</b> OBP: 0.359, SLG: 0.394 (1, 7)		1 SAFE 1 SAFE 1 SAFE 1 SAFE	3-1 1B	0-0 2B		1-0 F8			2-0 HR	4 1 3 2 0 0 0
<b>Bob Brenly, R</b> OBP: 0.243, SLG: 0.307 (1, 2)		0-3 K		2-2 F3		4-1 FC5-4			0-0 F7	3 0 0 0 1 1 3
<b>Jose Uribe, S</b> OBP: 0.286, SLG: 0.297 (1, 6)		1-3 K			0-1 B1-3		1-2 FC5-4		1-0 E	4 0 1 0 0 1 3
<b>Rick Reuschel, R</b> OBP: 0.125, SLG: 0.097 (1, 1)			0-2 FC6-4		0-0 G5-3		2-3 K		1-0 E4	1 0 1 0 0 0 0
<b>Randy Bockus, L</b> (4, 1)										0 0 0 0 0 0 0
<b>Francisco Melendez, L</b> (5, PH)										1 0 0 0 0 0 0
<b>Ernest Riles, L</b> OBP: 0.293, SLG: 0.347 (6, 4)										2 0 0 0 0 1 2

Inning Stats	R: 0	H: 0	E: 0	K: 0	S: 8	R: 0	H: 1	E: 0	K: 2	S: 13	R: 0	H: 1	E: 0	K: 0	S: 7	R: 1	H: 2	E: 0	K: 0	S: 10	R: 0	H: 1	E: 0	K: 0	S: 8	R: 0	H: 0	E: 0	K: 1	S: 10	R: 0	H: 0	E: 0	K: 0	S: 6	R: 2	H: 3	E: 1	K: 0	S: 11	1B: 5	SF: 0	2B: 1	SAC: 0	3B: 1	DP: 1	HR: 1	HBP: 0	WP: 1	PA: 37
	0	0	0	0	8	0	1	0	2	13	0	1	0	0	7	1	2	0	0	10	0	1	0	0	0	8	0	0	0	12	0	0	0	0	10	2	3	1	0	11	5	0	1	0	1	0	1	1	37	


PITCHER	IP	WLS	BF	H	R	ER	SO	BB	IBB	HBP	BLK	WP	HR	S	P	ERA	WHIP
<b>Dennis Rasmussen, L</b> ERA: 4.67 (1, 1)	9.0	W	37	8	3	3	3	2	0	0	0	1	1	81	130	3.00	1.111

**BOTTOM**

**San Diego Padres @ San Francisco Giants**  
Candlestick Park, San Francisco, CA

Tue Jun 21 1988, 10:05 PM EDT  
Att. 12,363 - Unknown

<b>AB</b>	<b>35</b>
<b>R</b>	<b>3</b>
<b>H</b>	<b>8</b>
<b>RBI</b>	<b>3</b>
<b>BB</b>	<b>2</b>
<b>SO</b>	<b>3</b>
<b>LOB</b>	<b>13</b>





Batter	1	2	3	4	5	6	7	8	9	AB R H RBI BB SO LOB	TOP																									
Dickie Thon, R OBP: 0.343, SLG: 0.296 (1, 6)	3-1 E9 1B	2-3 K		1-2 F9			0-0 1B		1-1 E S 1B	5 1 2 0 0 1 2	<b>San Diego Padres @ San Francisco Giants</b> Candlestick Park, San Francisco, CA Wed Jun 22 1988, 6:33 AM EDT Att. 18,825 - Sunny - 75 F																									
Roberto Alomar, S OBP: 0.280, SLG: 0.339 (1, 4)	0-0 4-3	0-3 K			0-0 4-3		1-1 G3		1-2 E1 1B	5 0 0 0 0 1 4																										
Tony Gwynn, L OBP: 0.338, SLG: 0.337 (1, 9)	3-1 CS 1B				2-2 4-3			0-1 1-3	0-0 4-3	5 0 1 1 0 0 2																										
Keith Moreland, R OBP: 0.328, SLG: 0.377 Marvell Wynne, L OBP: 0.375, SLG: 0.553 (1, 7) (8, 7)	2-3 K			1-1 F9		0-0 5-3		0-2 F8		4 0 0 0 0 1 1 0 0 0 0 0 0 0																										
Carmelo Martinez, R OBP: 0.290, SLG: 0.323 (1, 3)		2-1 1B 2B 1B		0-0 HR		2-3 K		0-0 5-3		4 2 2 1 0 1 0																										
Randy Ready, R OBP: 0.363, SLG: 0.427 (1, 5)		0-0 2B 1B 1B		0-0 6-3		0-1 G5-4-3 1B			3-2 WP SF9 2B	4 2 3 0 0 0 0																										
Benito Santiago, R OBP: 0.263, SLG: 0.322 (1, 2)		0-0 1B 2B		1-0 G4-3 1B		0-0 G5-4-3			1-3 K	4 1 2 1 0 1 2																										
Shane Mack, R OBP: 0.301, SLG: 0.222 (1, 8)		0-1 WP SH3-4 1B		1-0 G4-3		3-3 K			1-2 SF9	3 0 1 3 0 1 1																										
Ed Whitson, R OBP: 0.192, SLG: 0.308 Tim Flannery, L OBP: 0.277, SLG: 0.195 Dave Leiper, L OBP: 0.399, SLG: 0.312 Lance McCullers, S OBP: 0.400, SLG: 1.000 (1, 1) (7, PH) (7, 1) (9, PH) (9, 1) (9, 1)		0-0 SH3-4		0-0 1B		1-3 K			4-2 1B E BB	1 0 1 0 0 0 0 1 0 0 0 0 1 0 0 0 0 0 0 0 0 0 1 0 0 1 0 0 0 0 0 0 0 0 0 0 0 0 0 0 0 0																										
<b>Inning Stats</b>	R: 1 E: 1 K: 1 S: 12	H: 1 LOB: 0 BB: 0 P: 18	R: 3 E: 0 K: 2 S: 15	H: 4 LOB: 1 BB: 0 P: 18	R: 1 E: 0 K: 0 S: 6	H: 1 LOB: 0 BB: 0 P: 9	R: 0 E: 0 K: 0 S: 6	H: 2 LOB: 1 BB: 0 P: 9	R: 0 E: 0 K: 1 S: 6	H: 1 LOB: 0 BB: 0 P: 8		R: 0 E: 0 K: 2 S: 10	H: 1 LOB: 1 BB: 0 P: 14	R: 0 E: 0 K: 0 S: 6	H: 0 LOB: 0 BB: 0 P: 6	R: 2 E: 1 K: 1 S: 19	H: 2 LOB: 2 BB: 1 P: 30	1B: 9 2B: 2 3B: 0 HR: 1	SF: 1 SAC: 1 DP: 2 HBP: 0	WP: 2 PB: 0 SB: 1 CS: 1	PA: 39															
<b>PITCHER</b>	IP WLS BF H R ER SO BB IBB HBP BLK WP HR S P ERA WHIP																			<b>PITCHER</b>	IP WLS BF H R ER SO BB IBB HBP BLK WP HR S P ERA WHIP															
Atlee Hammaker, L ERA: 4.17 (1, 1)	3.0		15	6	5	4	3	0	0	0	0	1	1	33	45	12.00	2.000																			
Randy Bockus, R ERA: 3.38 (4, 1)	4.0		14	4	0	0	3	0	0	0	0	0	0	28	39	0.00	1.000																			
Don Robinson, R ERA: 2.76 (8, 1)	1.2		9	2	2	1	1	1	0	0	0	1	0	24	35	5.40	1.800																			
Craig Lefferts, L ERA: 2.7 (9, 1)	0.1	W	1	0	0	0	0	0	0	0	0	0	0	1	1	0.00	0.000																			

AB	36
R	7
H	12
RBI	6
BB	1
SO	7
LOB	12



BOTTOM

San Diego Padres @ San Francisco Giants  
Candlestick Park, San Francisco, CA  
Wed Jun 22 1988, 6:33 AM EDT  
Att. 18,825 - Sunny - 75 F

livebaseballscorecards.com

AB 37  
R 8  
H 12  
RBI 8  
BB 2  
SO 4  
LOB 12



WP: 0 PA: 39  
PB: 0  
SB: 1  
CS: 0

AB R H RBI BB SO LOB

5 3 3 1 0 0 1

3 1 1 0 0 1 2  
1 1 0 0 1 0 0

5 1 4 7 0 0 0

4 0 0 0 0 1 3

4 0 0 0 0 0 0

4 0 2 0 0 0 0

3 1 0 0 1 0 2

4 1 1 0 0 0 2

0 0 0 0 0 0 0  
1 0 1 0 0 0 0  
1 0 0 0 0 1 0  
1 0 0 0 0 0 0  
0 0 0 0 0 0 0  
0 0 0 0 0 0 0  
1 0 0 0 0 1 2

1B: 8 SF: 0  
2B: 3 SAC: 0  
3B: 0 DP: 1  
HR: 1 HBP: 0

Batter	1	2	3	4	5	6	7	8	9
Brett Butler, L OBP: 0.374, SLG: 0.376 (1, 8)	1-2 S 1B		2-0 P6 1B		0-0 HR 1B		1-2 4-3		0-0 BB 2B 1B
Ernest Riles, L OBP: 0.294, SLG: 0.346 Chris Speier, R OBP: 0.294, SLG: 0.281 (7, PH) (8, 4)	3-3 SAFE K 1-2		2-1 F7 1B		2-2 SAFE HR 1B		1-0 6-3		4-0 BB 2B BB
Will Clark, L OBP: 0.377, SLG: 0.569 (1, 3)	2-2 G6-4-3 2-H 1B		2-2 1-3 2B		0-2 1-H 2-H HR			1-1 L6	3-2 1-H 2-H 3-H 2B
Candy Maldonado, R OBP: 0.294, SLG: 0.368 (1, 9)	0-0 G6-4-3 1-2f		1-1 F9		2-1 5-3			1-3 K	
Mike Aldrete, L OBP: 0.350, SLG: 0.384 (1, 7)		0-1 6-3		1-1 F7		0-1 3-1		2-2 L1	
Kevin Mitchell, R OBP: 0.315, SLG: 0.425 (1, 5)		0-0 G3 2B		0-1 5-3 1B		0-0 F8			3-1 P3
Bob Brenly, R OBP: 0.243, SLG: 0.298 (1, 2)		1-0 G3 2-3		0-2 5-3 1-2		3-1 F7			4-1 1B BB
Jose Uribe, S OBP: 0.286, SLG: 0.296 (1, 6)		2-2 F2		1-0 G3		1-0 1-3			1-1 BB 1B 1-2 2B 1B
Atlee Hammaker, S OBP: 0.143, SLG: 0.143 Francisco Melendez, L OBP: 0.125, SLG: 0.125 Randy Bockus, L (4, 1) Joel Youngblood, R OBP: 0.383, SLG: 0.377 Don Robinson, R (8, 1) Craig Lefferts, L (9, 1) Harry Spilman, L OBP: 0.190, SLG: 0.105 (9, PH)			0-1 2B 1B		2-3 K		1-1 6-3		1-3 K

Inning Stats	R: 1	H: 2	E: 0	K: 1	S: 13	R: 0	H: 1	E: 0	K: 0	S: 10	R: 0	H: 2	E: 0	K: 0	S: 11	R: 0	H: 1	E: 0	K: 0	S: 8	R: 3	H: 3	E: 0	K: 1	S: 17	R: 0	H: 0	E: 0	K: 0	S: 4	R: 0	H: 0	E: 0	K: 0	S: 6	R: 0	H: 0	E: 0	K: 1	S: 8	R: 0	H: 3	E: 0	K: 1	S: 12
	LOB: 0	BB: 0	P: 19	LOB: 1	BB: 0	P: 13	LOB: 2	BB: 0	P: 18	LOB: 1	BB: 0	LOB: 2	BB: 0	P: 18	LOB: 0	BB: 0	P: 23	LOB: 0	BB: 0	P: 8	LOB: 0	BB: 0	P: 9	LOB: 0	BB: 0	P: 12	LOB: 1	BB: 2	P: 28	LOB: 0	BB: 0	P: 12	LOB: 0	BB: 0	P: 12	LOB: 0	BB: 0	P: 12	LOB: 1	BB: 2	P: 28	LOB: 0	BB: 2	P: 28	

PITCHER	IP	WLS	BF	H	R	ER	SO	BB	IBB	HBP	BLK	WP	HR	S	P	ERA	WHIP
Ed Whitson, R ERA: 4.95 (1, 1)	6.0		26	9	4	4	2	0	0	0	0	0	1	63	91	6.00	1.500
Dave Leiper, L ERA: 1.86 (7, 1)	2.0		6	0	0	0	1	0	0	0	0	0	0	14	21	0.00	0.000
Lance McCullers, R ERA: 3.38 (9, 1)	0.1		3	1	2	2	0	1	0	0	0	0	0	5	13	54.00	6.000
Mark Davis, L ERA: 2.81 (9, 1)	0.1	L	4	2	2	2	1	1	0	0	0	0	0	7	15	54.00	9.000



Batter	1	2	3	4	5	6	7	8	9	AB R H RBI BB SO LOB	TOP											
<b>Brett Butler, L</b> (1, 8) OBP: 0.375, SLG: 0.379	1-1 F8		3-1 SH SF8		4-2 2B BB		1-1 P2	2-2 2B		3 2 1 2 1 0 0	<b>San Francisco Giants @ Houston Astros</b> Astrodome, Houston, TX Fri Jun 24 1988, 8:05 PM EDT Att. 35,141 - Dome - 70 F											
<b>Ernest Riles, L</b> (1, 4) OBP: 0.291, SLG: 0.350	1-0 G3		0-0 SF8		1-0 HR 2B		1-2 E1 BB 1B	2-1 4-3		4 2 1 3 0 0 1												
<b>Will Clark, L</b> (1, 3) OBP: 0.381, SLG: 0.579	3-2 1B		0-1 L8		0-1 HR		4-1 SAFE 1B BB	0-3 K		4 1 2 2 1 1 1												
<b>Candy Maldonado, R</b> (1, 9) OBP: 0.299, SLG: 0.377 <b>Donell Nixon, R</b> (9, PR)	1-1 F8		3-3 K		0-0 2B		2-1 1B		1-2 1B 1B	5 0 3 1 0 1 1 0 0 0 0 0 0 0												
<b>Mike Aldrete, L</b> (1, 7) OBP: 0.339, SLG: 0.371		0-3 K		2-1 1-3	3-2 1-3			0-2 F7	3-1 F8	5 0 0 0 0 1 2												
<b>Kevin Mitchell, R</b> (1, 5) OBP: 0.317, SLG: 0.422		0-3 K		4-2 FC5-4 BB		2-3 K		1-0 1B 1B 1B	0-0 L9	4 1 1 0 1 2 1												
<b>Jose Uribe, S</b> (1, 6) OBP: 0.288, SLG: 0.299		2-3 K		0-2 FC5-4 CS		0-1 P4		3-2 1B 1B 2B 1B	1-2 1B	5 1 2 0 0 1 1												
<b>Kirt Manwaring, R</b> (1, 2) OBP: 0.319, SLG: 0.370			0-0 SH 2B	SAFE CS	1-1 L7	3-2 L9		2-0 2B 1B	3-3 K	5 2 2 0 0 1 2												
<b>Kelly Downs, R</b> (1, 1) OBP: 0.120, SLG: 0.083			0-0 SH SH		0-3 K2-3		1-0 P4	0-1 2B 4-3 1B		3 2 1 1 0 1 0												
<b>Inning Stats</b>	R: 0 E: 0 K: 0 S: 9	H: 1 LOB: 1 BB: 0 P: 15	R: 0 E: 0 K: 3 S: 10	H: 0 LOB: 0 BB: 0 P: 12	R: 3 E: 2 K: 1 S: 10	H: 1 LOB: 0 BB: 0 P: 16	R: 0 E: 0 K: 0 S: 9	H: 0 LOB: 0 BB: 1 P: 16	R: 3 E: 0 K: 1 S: 20	H: 3 LOB: 1 BB: 1 P: 30	R: 0 E: 0 K: 1 S: 8	H: 0 LOB: 0 BB: 0 P: 12	R: 1 E: 1 K: 0 S: 10	H: 1 LOB: 2 BB: 1 P: 19	R: 4 E: 0 K: 1 S: 19	H: 5 LOB: 1 BB: 0 P: 29	R: 0 E: 0 K: 1 S: 14	H: 2 LOB: 2 BB: 0 P: 22	1B: 8 2B: 4 3B: 0 HR: 1	SF: 1 SAC: 2 DP: 0 HBP: 0	WP: 0 PB: 0 SB: 0 CS: 1	PA: 45
<b>PITCHER</b>	IP WLS BF H R ER SO BB IBB HBP BLK WP HR S P ERA WHIP																					
<b>Nolan Ryan, R</b> (1, 1) ERA: 4.54	5.0 L 23 5 6 4 5 2 0 0 0 0 0 1 58 89 7.20 1.400																					
<b>Rocky Childress, R</b> (6, 1) ERA: 5.11	3.0 16 6 5 4 2 1 0 0 0 0 0 0 37 60 12.00 2.333																					
<b>Larry Andersen, R</b> (9, 1) ERA: 3.62	1.0 5 2 0 0 0 1 0 0 0 0 0 0 14 22 0.00 2.000																					

livebaseballscorecards.com

<b>AB</b>	<b>38</b>
<b>R</b>	<b>11</b>
<b>H</b>	<b>13</b>
<b>RBI</b>	<b>9</b>
<b>BB</b>	<b>3</b>
<b>SO</b>	<b>8</b>
<b>LOB</b>	<b>9</b>



Batter	1	2	3	4	5	6	7	8	9	AB	R	H	RBI	BB	SO	LOB
Gerald Young, S OBP: 0.343, SLG: 0.325 (1, 8)	0-1 4-3		0-0 L4			1-3 K			2-2 G3	4	0	0	0	0	1	2
Terry Puhl, L OBP: 0.444, SLG: 0.369 Billy Hatcher, R OBP: 0.332, SLG: 0.388 (1, 7) (3, 7)	0-0 4-3			0-1 F7		0-2 1-3			1-0 F9	1	0	0	0	0	0	0
Bill Doran, S OBP: 0.365, SLG: 0.340 (1, 4)	1-0 F7			2-2 4-3		1-1 3-1			0-1 6-3	4	0	0	0	0	0	1
Glenn Davis, R OBP: 0.324, SLG: 0.481 (1, 3)			3-3 K		0-0 F7			2-2 P3		3	0	0	0	0	1	0
Kevin Bass, S OBP: 0.317, SLG: 0.402 (1, 9)			1-1 6-3		0-1 F9			1-2 G3		3	0	0	0	0	0	0
Buddy Bell, R OBP: 0.256, SLG: 0.208 Craig Reynolds, L OBP: 0.337, SLG: 0.372 (1, 5) (9, 5)			3-3 K		1-2 L7			2-3 K		3	0	0	0	0	2	0
Rafael Ramirez, R OBP: 0.285, SLG: 0.346 (1, 6)			0-0 SH1-4 1B		4-2 BB			1-1 F7		2	0	1	0	1	0	0
Alex Trevino, R OBP: 0.366, SLG: 0.361 (1, 2)			3-2 P5		3-1 5-3			0-0 F8		3	0	0	0	0	0	2
Nolan Ryan, R OBP: 0.118, SLG: 0.091 Rocky Childress, R OBP: 0.500, SLG: 0.500 Louie Meadows, L (8, PH) Larry Andersen, R OBP: 0.500, SLG: 0.500 (1, 1) (6, 1) (9, 1)			0-1 SH1-4		0-0 1-3 1B			1-1 F8		0	0	0	0	0	0	0

Inning Stats	R: 0	H: 0	E: 0	LOB: 0	K: 0	BB: 0	S: 4	P: 5	R: 0	H: 0	E: 0	LOB: 0	K: 2	BB: 0	S: 8	P: 15	R: 0	H: 1	E: 0	LOB: 1	K: 0	BB: 0	S: 7	P: 10	R: 0	H: 0	E: 0	LOB: 0	K: 0	BB: 0	S: 6	P: 8	R: 0	H: 0	E: 0	LOB: 1	K: 0	BB: 1	S: 11	P: 19	R: 0	H: 1	E: 0	LOB: 1	K: 1	BB: 0	S: 9	P: 11	R: 0	H: 0	E: 0	LOB: 0	K: 1	BB: 0	S: 10	P: 15	R: 0	H: 0	E: 0	LOB: 0	K: 0	BB: 0	S: 5	P: 7	R: 0	H: 0	E: 0	LOB: 0	K: 0	BB: 0	S: 6	P: 9	1B: 2	SF: 0	2B: 0	SAC: 1	3B: 0	DP: 0	HR: 0	HBP: 0	WP: 0	PA: 30
PITCHER Kelly Downs, R ERA: 3.22 (1, 1)	IP	WLS	BF	H	R	ER	SO	BB	IBB	HBP	BLK	WP	HR	S	P	ERA	WHIP	IP	WLS	BF	H	R	ER	SO	BB	IBB	HBP	BLK	WP	HR	S	P	ERA	WHIP																																																


**BOTTOM**

**San Francisco Giants @ Houston Astros**  
Astrodome, Houston, TX

Fri Jun 24 1988, 8:05 PM EDT  
Att: 35,141 - Dome - 70 F

livebaseballscorecards.com

AB	28
R	0
H	2
RBI	0
BB	1
SO	4
LOB	6





Batter	1	2	3	4	5	6	7	8	9	AB R H RBI BB SO LOB	TOP		
<b>Brett Butler, L</b> (1, 8) OBP: 0.379, SLG: 0.390	1-1 4-3		1-1 HR		4-0 BB		1-1 G3		4-1 1B BB	3 1 1 1 2 0 0			
<b>Ernest Riles, L</b> (1, 4) OBP: 0.294, SLG: 0.352	0-0 FC4-6 1B		2-2 4-3		3-1 6-3		1-0 G3		1-2 1B	5 0 2 0 0 0 1			
<b>Will Clark, L</b> (1, 3) OBP: 0.378, SLG: 0.570	0-0 FC4-6 BLK 1-2f		2-3 K			1-1 F8	4-2 PO BB		0-0 F9	4 0 0 0 1 1 4			
<b>Candy Maldonado, R</b> (1, 9) OBP: 0.302, SLG: 0.379	0-3 K 1-2		1-2 1B			2-1 1B 1B	0-0 PO	0-0 P5		4 1 2 0 0 1 1			
<b>Mike Aldrete, L</b> (1, 7) OBP: 0.343, SLG: 0.374		2-2 3B 1B		0-2 4-3		0-0 1B 2B 1B		0-1 6-3		4 2 2 0 0 0 0			
<b>Kevin Mitchell, R</b> (1, 5) OBP: 0.316, SLG: 0.419		0-1 F9		1-1 F8		0-1 2B 1B		0-0 G1		4 0 1 1 0 0 1			
<b>Bob Brenly, R</b> (1, 2) OBP: 0.235, SLG: 0.287		2-2 P3		2-1 P3		0-1 F7			0-0 6-3	4 0 0 0 0 0 3			
<b>Jose Uribe, S</b> (1, 6) OBP: 0.292, SLG: 0.317		0-2 1-H 3B		2-3 K		0-1 1-3 2-H 2B			1-3 K	4 0 2 2 0 2 0			
<b>Mike Krukow, R</b> (1, 1) OBP: 0.083, SLG: 0.143		0-1 5-3		0-0 F7		1-1 5-3			0-0 E6 1B BB	4 0 0 0 0 0 3			
<b>Inning Stats</b>	R: 0 E: 0 K: 1 S: 8 H: 1 LOB: 1 BB: 0 P: 9	R: 1 E: 0 K: 0 S: 18 H: 2 LOB: 1 BB: 0 P: 21	R: 1 E: 0 K: 1 S: 11 H: 2 LOB: 1 BB: 0 P: 17	R: 0 E: 0 K: 0 S: 7 H: 0 LOB: 0 BB: 0 P: 10	R: 0 E: 0 K: 1 S: 6 H: 0 LOB: 1 BB: 1 P: 15	R: 2 E: 0 K: 0 S: 13 H: 4 LOB: 2 BB: 0 P: 17	R: 0 E: 0 K: 0 S: 6 H: 0 LOB: 0 BB: 1 P: 12	R: 0 E: 0 K: 0 S: 4 H: 0 LOB: 0 BB: 0 P: 4	R: 0 E: 1 K: 1 S: 11 H: 1 LOB: 3 BB: 1 P: 17	1B: 7 2B: 1 3B: 1 HR: 1 SF: 0 SAC: 0 DP: 0 HBP: 0	WP: 0 PB: 0 SB: 1 CS: 0 PA: 40		
<b>PITCHER</b>	IP WLS BF H R ER SO BB IBB HBP BLK WP HR S P ERA WHIP											<b>PITCHER</b>	IP WLS BF H R ER SO BB IBB HBP BLK WP HR S P ERA WHIP
<b>Danny Darwin, R</b> (1, 1) ERA: 4.18	6.0 L 27 9 4 4 3 1 0 0 0 1 0 63 89 6.00 1.667												
<b>Juan Agosto, L</b> (7, 1) ERA: 2.49	2.0 6 0 0 0 0 1 0 0 0 0 0 10 16 0.00 0.500												
<b>Larry Andersen, R</b> (9, 1) ERA: 3.51	1.0 6 1 0 0 1 1 0 0 0 0 0 0 11 17 0.00 2.000												

**San Francisco Giants @ Houston Astros**  
 Astrodome, Houston, TX  
 Sat Jun 25 1988, 8:05 PM EDT  
 Att. 33,218 - Dome - 70 F

livebaseballscorecards.com

<b>AB</b>	36
<b>R</b>	4
<b>H</b>	10
<b>RBI</b>	4
<b>BB</b>	3
<b>SO</b>	4
<b>LOB</b>	13







Batter	1	2	3	4	5	6	7	8	9	AB R H RBI BB SO LOB	TOP											
Brett Butler, L (1, 8) OBP: 0.375, SLG: 0.386 Joel Youngblood, R (7, PH) OBP: 0.377, SLG: 0.370 Joe Price, R (7, 1)	1-1 F9		0-2 F7		1-2 F8		1-3 K			3 0 0 0 0 0 2 1 0 0 0 0 1 3 0 0 0 0 0 0 0												
Robby Thompson, R (1, 4) OBP: 0.375, SLG: 0.407	1-1 1B		3-2 P3			3-3 K		1-1 L9		4 0 1 0 0 1 0												
Will Clark, L (1, 3) OBP: 0.376, SLG: 0.565	1-3 1B			0-0 F8		1-0 F8		2-1 4-3		4 0 1 0 0 0 0												
Candy Maldonado, R (1, 9) OBP: 0.301, SLG: 0.375	4-0 1B			3-2 F7		0-1 P4		2-3 K		3 0 0 0 1 1 0												
Kevin Mitchell, R (1, 5) OBP: 0.314, SLG: 0.416 Scott Garrelts, R (4, 1) Donell Nixon, R (7, PH) (7, 8)	0-0 G5-4-3			1-0 F7			4-2 BB 1B		0-3 K	2 0 0 0 0 0 3 0 0 0 0 0 0 0 1 0 0 0 1 1 0												
Mike Aldrete, L (1, 7) OBP: 0.353, SLG: 0.390		0-0 3-1			2-1 2B		0-1 BB 1B		1-2 1B	4 0 3 0 0 0 0												
Jose Uribe, S (1, 6) OBP: 0.296, SLG: 0.325		0-0 2B			1-1 6-3		0-0 P8		1-2 1B	4 0 2 0 0 0 3												
Kirt Manwaring, R (1, 2) OBP: 0.300, SLG: 0.347 Ernest Riles, L (9, PH) OBP: 0.292, SLG: 0.350		3-3 K			1-3 K		3-2 P3		1-3 K	3 0 0 0 0 2 4 1 0 0 0 0 1 2												
Michael LaCoss, R (1, 1) OBP: 0.310, SLG: 0.296 Randy Bockus, L (2, 1) Chris Speier, R (4, 5) OBP: 0.305, SLG: 0.278			3-2 L7		4-1 BB		4-0 BB		2-2 4-3	0 0 0 0 0 0 0 1 0 0 0 0 0 0 1 0 0 0 2 0 2												
<b>Inning Stats</b>	R: 0 E: 0 K: 0 S: 6	H: 2 LOB: 2 BB: 1 P: 12	R: 0 E: 0 K: 1 S: 5	H: 1 LOB: 0 BB: 0 P: 8	R: 0 E: 0 K: 0 S: 9	H: 0 LOB: 0 BB: 0 P: 15	R: 0 E: 0 K: 0 S: 5	H: 0 LOB: 0 BB: 0 P: 9	R: 0 E: 0 K: 1 S: 12	H: 1 LOB: 2 BB: 1 P: 21	R: 0 E: 0 K: 1 S: 9	H: 0 LOB: 0 BB: 0 P: 13	R: 0 E: 0 K: 1 S: 15	H: 1 LOB: 3 BB: 2 P: 27	R: 0 E: 0 K: 1 S: 8	H: 0 LOB: 0 BB: 0 P: 13	R: 0 E: 0 K: 2 S: 20	H: 2 LOB: 2 BB: 0 P: 25	1B: 5 2B: 2 3B: 0 HR: 0	SF: 0 SAC: 0 DP: 1 HBP: 0	WP: 0 PB: 0 SB: 0 CS: 1	PA: 36
<b>PITCHER</b>	IP WLS BF H R ER SO BB IBB HBP BLK WP HR S P ERA WHIP																					
Jim Deshaies, L (1, 1) ERA: 2.54 Larry Andersen, R (7, 1) ERA: 3.28	6.2 W 27 5 0 0 3 4 0 0 0 0 0 0 58 101 0.00 1.350																					
	2.1 9 2 0 0 4 0 0 0 0 0 0 0 31 42 0.00 0.857																					

**San Francisco Giants @ Houston Astros**  
 Astrodome, Houston, TX  
 Sun Jun 26 1988, 4:33 AM EDT  
 Att. 25,754 - Dome - 70 F

AB	32
R	0
H	7
RBI	0
BB	4
SO	7
LOB	19



Batter	1	2	3	4	5	6	7	8	9
Gerald Young, S OBP: 0.347, SLG: 0.325 (1, 8)	4-2 E S 1-3 BB	3-1 S 1-3 2-H 1B		4-0 HBP 1-2 2-3 BB		3-1 6-3			
Billy Hatcher, R OBP: 0.330, SLG: 0.380 (1, 7)	0-0 L6	4-1 1B 1-2 CS BB		2-2 1-2 2-3 3-H HBP		3-2 F8			
Bill Doran, S OBP: 0.357, SLG: 0.332 (1, 4)	2-2 1-3 1-H	1-1 1-3 2-H 3-H 1B		1-3 K		3-1 L5			
Glenn Davis, R OBP: 0.315, SLG: 0.466 (1, 3)	0-0 P6	1-2 CS	0-1 5-3	2-0 P5		1-2 F8			
Kevin Bass, S OBP: 0.312, SLG: 0.392 (1, 9)		4-2 WP S 1B BB	0-3 K		1-0 4-3		1-0 G3		
Craig Reynolds, L OBP: 0.322, SLG: 0.354 (1, 5)		2-1 6-3 1-3	0-2 F8		1-2 F8		2-3 K		
Rafael Ramirez, R OBP: 0.285, SLG: 0.353 (1, 6)		0-0 BB 1B 1B		2-2 F7	1-3 K2-3		3-3 K		
Craig Biggio, R (1, 2)		2-0 F8		4-2 BB HBP BB		1-3 K			
Jim Deshaies, L OBP: 0.100, SLG: 0.036 (1, 1)		4-2 1B 1B BB		2-2 FC1 HBP BB		0-3 K			
Larry Andersen, R OBP: 0.500, SLG: 0.500 (7, 1)									

Inning Stats	R: 1	H: 0	E: 0	K: 0	S: 9	LOB: 0	BB: 1	P: 13	R: 4	H: 3	E: 0	K: 0	S: 18	LOB: 1	BB: 3	P: 37	R: 0	H: 0	E: 0	K: 1	S: 8	LOB: 0	BB: 0	P: 8	R: 1	H: 0	E: 1	K: 1	S: 19	LOB: 3	BB: 2	P: 36	R: 0	H: 0	E: 0	K: 1	S: 7	LOB: 0	BB: 0	P: 10	R: 0	H: 0	E: 0	K: 2	S: 10	LOB: 0	BB: 0	P: 14	R: 0	H: 0	E: 0	K: 0	S: 8	LOB: 0	BB: 0	P: 15	R: 0	H: 0	E: 0	K: 2	S: 9	LOB: 0	BB: 0	P: 15
--------------	------	------	------	------	------	--------	-------	-------	------	------	------	------	-------	--------	-------	-------	------	------	------	------	------	--------	-------	------	------	------	------	------	-------	--------	-------	-------	------	------	------	------	------	--------	-------	-------	------	------	------	------	-------	--------	-------	-------	------	------	------	------	------	--------	-------	-------	------	------	------	------	------	--------	-------	-------

PITCHER	IP	WLS	BF	H	R	ER	SO	BB	IBB	HBP	BLK	WP	HR	S	P	ERA	WHIP
Michael LaCoss, R ERA: 3.6 (1, 1)	1.2	L	11	2	5	4	0	4	0	0	0	1	0	23	44	21.60	3.600
Randy Bockus, R ERA: 3.1 (2, 1)	1.2		9	1	1	0	1	2	0	1	0	0	0	27	43	0.00	1.800
Scott Garrelts, R ERA: 5.0 (4, 1)	2.2		8	0	0	0	4	0	0	0	0	0	0	21	31	0.00	0.000
Joe Price, L ERA: 2.87 (7, 1)	2.0		6	0	0	0	2	0	0	0	0	0	0	17	30	0.00	0.000


**BOTTOM**

**San Francisco Giants @ Houston Astros**  
Astrodome, Houston, TX

Sun Jun 26 1988, 4:33 AM EDT  
Att. 25,754 - Dome - 70 F

AB	27
R	6
H	3
RBI	6
BB	6
SO	7
LOB	10

livebaseballscorecards.com



1B:	3	SF:	0	WP:	1	PA:	35
2B:	0	SAC:	0	PB:	0		
3B:	0	DP:	0	SB:	4		
HR:	0	HBP:	1	CS:	1		



Batter	1	2	3	4	5	6	7	8	9	AB R H RBI BB SO LOB	TOP		
<b>Brett Butler, L</b> (1, 8) OBP: 0.378, SLG: 0.390	0-0 B3-4	0-0 SF9		0-3 K		0-0 1B		0-0 F8 WP BB 1B	0-0 1B	5 0 3 3 0 1 0	<b>San Francisco Giants @ Atlanta Braves</b> Atlanta-Fulton County Stadium, Atlanta, GA Mon Jun 27 1988, 7:05 PM EDT Att: 5,972 - Unknown - 84 F		
<b>Ernest Riles, L</b> (1, 4) OBP: 0.301, SLG: 0.359 <b>Chris Speier, R</b> (9, PH) OBP: 0.302, SLG: 0.275 <b>Scott Garrelts, R</b> (9, 1)	0-3 K	0-0 2B		0-0 F7		0-0 1B		4-0 BB F8 1B BB	0-0 L4	4 1 2 0 1 1 0 1 0 0 0 0 0 1 0 0 0 0 0 0 0			
<b>Will Clark, L</b> (1, 3) OBP: 0.373, SLG: 0.558	0-0 6-3	0-3 K			0-0 G6-4-3 1B	0-0 G3		0-0 F8		5 0 1 0 0 1 5			
<b>Candy Maldonado, R</b> (1, 9) OBP: 0.307, SLG: 0.380		0-0 1B 1B 2B 1B	0-3 K		0-0 G6-4-3 1-2f		0-0 1B 2B	4-0 1B BB		4 2 2 0 1 1 1			
<b>Mike Aldrete, L</b> (1, 7) OBP: 0.365, SLG: 0.402		0-0 1B 2B 1B	0-0 1B		0-3 K		0-0 FC1-4 1B	0-0 1B		5 1 4 2 0 1 0			
<b>Kevin Mitchell, R</b> (1, 5) OBP: 0.319, SLG: 0.432		0-0 2B 2B 1B	0-0 1B			0-0 HR	0-0 F3	0-0 F3		5 2 3 1 0 0 3			
<b>Bob Brenly, R</b> (1, 2) OBP: 0.242, SLG: 0.301		0-0 2B 2B	0-0 F6			0-0 F9	0-0 FC1-4		0-0 1B	5 1 2 2 0 0 3			
<b>Jose Uribe, S</b> (1, 6) OBP: 0.307, SLG: 0.335		0-0 SH1-3 SF9 2B	0-3 K			0-0 SH3 1B	4-0 IBB		4-0 5-3 1B BB	3 3 2 2 2 1 2			
<b>Rick Reuschel, R</b> (1, 1) OBP: 0.125, SLG: 0.097 <b>Atlee Hammaker, S</b> (3, 1) OBP: 0.111, SLG: 0.111 <b>Don Robinson, R</b> (7, 1) <b>Craig Lefferts, L</b> (7, 1) <b>Harry Spilman, L</b> (9, PH) <b>Joel Youngblood, R</b> (9, PH) OBP: 0.371, SLG: 0.384 <b>Randy Bockus, L</b> (9, 1) <b>Robby Thompson, R</b> (9, 4) OBP: 0.376, SLG: 0.467		0-0 SH1-3		0-0 5-3		0-0 SH3	0-0 3-1		0-0 5-3	0 0 0 0 0 0 0 2 0 0 0 0 0 0 2 0 1 0 0 0 0 0 0 1 0 0 0 0 0 0 0 0 0 0 0 0 0 0 0 0			
<b>Inning Stats</b>	R: 0 H: 0 E: 0 LOB: 0 K: 1 BB: 0 S: 5 P: 5	R: 5 H: 6 E: 0 LOB: 1 K: 1 BB: 0 S: 11 P: 11	R: 0 H: 2 E: 0 LOB: 2 K: 2 BB: 0 S: 9 P: 9	R: 0 H: 0 E: 0 LOB: 0 K: 1 BB: 0 S: 5 P: 5	R: 0 H: 1 E: 0 LOB: 0 K: 1 BB: 0 S: 5 P: 5	R: 2 H: 4 E: 0 LOB: 2 K: 0 BB: 0 S: 7 P: 7	R: 1 H: 2 E: 1 LOB: 2 K: 0 BB: 1 S: 5 P: 9	R: 1 H: 2 E: 0 LOB: 2 K: 0 BB: 2 S: 4 P: 12	R: 1 H: 2 E: 0 LOB: 1 K: 0 BB: 1 S: 4 P: 8	1B: 14 SF: 1 2B: 4 SAC: 2 3B: 0 DP: 1 HR: 1 HBP: 0		WP: 1 PA: 47 PB: 0 SB: 0 CS: 0	
<b>PITCHER</b>	IP WLS BF H R ER SO BB IBB HBP BLK WP HR S P ERA WHIP											<b>PITCHER</b>	IP WLS BF H R ER SO BB IBB HBP BLK WP HR S P ERA WHIP
<b>Rick Mahler, R</b> (1, 1) ERA: 3.58	5.2 L 29 13 7 7 6 0 0 0 0 0 0 1 41 41 11.12 2.294												
<b>José Álvarez, R</b> (6, 1) ERA: 2.97	1.1 7 2 1 1 0 0 0 1 0 0 0 0 6 10 6.75 1.500												
<b>Kevin Coffman, R</b> (8, 1) ERA: 5.78	1.1 8 3 2 2 0 3 0 0 0 0 1 0 5 17 13.50 4.500												
<b>Paul Assenmacher, L</b> (9, 1) ERA: 3.61	0.2 3 1 0 0 0 0 0 0 0 0 0 0 3 3 0.00 1.500												

livebaseballscorecards.com

<b>AB</b>	40
<b>R</b>	10
<b>H</b>	19
<b>RBI</b>	10
<b>BB</b>	4
<b>SO</b>	6
<b>LOB</b>	18



Batter	1	2	3	4	5	6	7	8	9	AB R H RBI BB SO LOB
Ron Gant, R OBP: 0.288, SLG: 0.445 (1, 4)	0-0 1B 2B	0-3 K		0-0 1B		0-0 E5 3-1	0-0 1-2 2-H 1B		0-0 2-3 3-H 1B	6 1 4 2 0 1 0
Ken Oberkfell, L OBP: 0.311, SLG: 0.335 Kevin Coffman, R OBP: 0.236, SLG: 0.350 Paul Assenmacher, L OBP: 0.500, SLG: 1.000 Gary Roenicke, R OBP: 0.321, SLG: 0.373 (1, 5) (8, 1) (9, 1) (9, PH)	0-0 F8	0-3 K		0-0 F8		0-0 3-1	0-0 F8		0-3 K	5 0 0 0 0 1 5 0 0 0 0 0 0 0 0 0 0 0 0 0 0 1 0 0 0 0 1 2
Dion James, L OBP: 0.367, SLG: 0.378 (1, 8)	0-0 2B 1B	0-0 1B		0-0 F7		0-3 K		0-0 6-3 3B	0-3 K	6 2 3 0 0 2 4
Dale Murphy, R OBP: 0.328, SLG: 0.418 (1, 9)	0-0 2B 2B	0-0 F4		0-0 F8			0-3 K	0-0 6-3		5 1 1 3 0 1 2
Ken Griffey, L OBP: 0.304, SLG: 0.326 (1, 7) (6, 3)	0-0 F7		0-0 BB 1B G1-2 1B		0-0 3-1		0-0 1B 2B	0-0 3-H F9		5 2 2 0 0 0 1
Ted Simmons, S OBP: 0.295, SLG: 0.368 José Álvarez, R OBP: 0.750, SLG: 0.750 Jim Morrison, R OBP: 0.205, SLG: 0.256 (1, 3) (6, 1) (7, PH) (8, 5)	0-0 1B 2B		0-0 L8		0-0 F6		0-0 L6	0-0 6-3		3 0 1 1 0 0 1 0 0 0 0 0 0 0 2 0 0 0 0 0 1
Andres Thomas, R OBP: 0.270, SLG: 0.360 (1, 6)	0-0 BB 2-3 1B		0-0 BB 1-2 G1-2 1B		0-0 1B		0-0 2B 1B		0-0 SH1-3 1B 1B	5 2 5 1 0 0 0
Ozzie Virgil, R OBP: 0.271, SLG: 0.392 Tom Glavine, L OBP: 0.320, SLG: 0.333 (1, 2) (9, PR)	4-0 1-2 BB		4-0 1-2 2-3 BB		0-0 1-3		0-0 1B 2B		0-0 1B SH1-3 1B	3 1 2 1 2 0 1 0 0 0 0 0 0 0
Rick Mahler, R OBP: 0.189, SLG: 0.194 Jerry Royster, R OBP: 0.308, SLG: 0.333 (1, 1) (6, 7)	0-3 K		0-0 G1-2		0-0 6-3		4-0 1B BB		0-0 SH1-3	2 0 0 1 0 1 5 1 0 0 0 1 0 0

**BOTTOM**

**San Francisco Giants @ Atlanta Braves**  
Atlanta-Fulton County Stadium, Atlanta, GA

AB	44
R	9
H	18
RBI	9
BB	3
SO	7
LOB	22



WP: 0	PA: 48
PB: 0	
SB: 0	
CS: 0	

PITCHER	IP	WLS	BF	H	R	ER	SO	BB	IBB	HBP	BLK	WP	HR	S	P	ERA	WHIP
Rick Reuschel, R ERA: 3.18 (1, 1)	2.1		16	8	4	4	3	1	0	0	0	0	0	21	25	15.43	3.857
Atlee Hammaker, L ERA: 4.33 (3, 1)	4.1	W	19	5	3	3	2	1	0	0	0	0	0	22	26	6.23	1.385
Don Robinson, R ERA: 2.76 (7, 1)	0.0		2	1	0	0	0	1	0	0	0	0	0	1	5	∞	∞
Craig Lefferts, L ERA: 2.82 (7, 1)	1.1		5	1	1	1	0	0	0	0	0	0	0	5	5	6.75	0.750
Randy Bockus, R ERA: 3.48 (9, 1)	0.1		3	2	1	1	0	0	0	0	0	0	0	3	3	27.00	6.000

Mon Jun 27 1988, 7:05 PM EDT  
Att. 5,972 - Unknown - 84 F

livebaseballscorecards.com



Batter	1	2	3	4	5	6	7	8	9	AB	R	H	RBI	BB	SO	LOB	TOP
Brett Butler, L (1, 8) OBP: 0.379, SLG: 0.389 Joel Youngblood, R (7, PH) OBP: 0.359, SLG: 0.351 (7, 9)	1-2 F9		3-2 BB WP 1B	1-0 F6		4-0 1B 2B BB	3-1 G6-4-3	0-0 F9		3	2	1	0	1	0	2	
Robby Thompson, R (1, 4) OBP: 0.378, SLG: 0.413	2-1 F8		4-1 1B BB	3-1 SF8		1-1 2B 1B	1-2 WP 1B 2B		1-1 6-3	4	3	2	2	1	0	0	
Will Clark, L (1, 3) OBP: 0.377, SLG: 0.561 Harry Spilman, L (8, 3) OBP: 0.227, SLG: 0.250	1-2 4-3		4-2 1B SF7 BB	1-1 L8		0-0 1B 2B	1-0 1B 1B		2-2 3B	4	2	2	3	1	0	1	
Candy Maldonado, R (1, 9) OBP: 0.315, SLG: 0.388 Craig Lefferts, L (7, 1)		0-0 E SF7 1B	1-1 1B 1B		1-2 1B 1B	3-1 L6	0-0 1B		0-3 K	5	3	4	2	0	0	1	
Mike Aldrete, L (1, 7) OBP: 0.359, SLG: 0.396		1-0 F6	1-1 SF7		0-1 4-3 1B	2-2 1B	0-1 G3		0-1 4-3	5	0	1	2	0	0	5	
Kevin Mitchell, R (1, 5) OBP: 0.320, SLG: 0.431		2-1 E6	0-0 S 1B		1-0 L9-6 BB 1B	0-2 F6			0-0 L8	5	0	2	2	0	0	2	
Bob Brenly, R (1, 2) OBP: 0.248, SLG: 0.302 Kirt Manwaring, R (8, 2) OBP: 0.300, SLG: 0.347		2-1 SF7	2-1 F9		4-1 1B SAFE		0-1 1B 1B G6-4-3 1B		2-2 F7	3	1	1	1	1	0	1	
Jose Uribe, S (1, 6) OBP: 0.313, SLG: 0.350 Ernest Riles, L (8, PR) OBP: 0.301, SLG: 0.359 (8, 6)		2-2 F4			3-2 1B SF8 1B	L9-6			1-0 G6-4-3 1B 2B 1B	5	2	3	0	0	0	3	
Kelly Downs, R (1, 1) OBP: 0.143, SLG: 0.111 Donell Nixon, R (7, PH) OBP: 0.750, SLG: 0.500 (7, 8)			2-1 4-3		0-0 1B		2-2 F3		0-1 G6-4-3 1B BB	3	0	1	0	0	0	0	
<b>Inning Stats</b>	R: 0 H: 0 E: 0 K: 0 S: 8	R: 1 H: 1 E: 1 K: 0 S: 10	R: 4 H: 3 E: 0 K: 0 S: 15	R: 1 H: 2 E: 1 K: 0 S: 8	R: 1 H: 2 E: 0 K: 0 S: 10	R: 3 H: 3 E: 0 K: 0 S: 14	R: 3 H: 6 E: 0 K: 0 S: 14	R: 0 H: 1 E: 0 K: 0 S: 8	R: 0 H: 1 E: 0 K: 1 S: 10	1B: 15 SF: 3	2B: 3 SAC: 0	3B: 2 DP: 2	HR: 0 HBP: 0	WP: 2 PA: 50	PB: 0 SB: 2 CS: 0		
<b>PITCHER</b>	IP WLS BF H R ER SO BB IBB HBP BLK WP HR S P ERA WHIP																
German Jimenez, L (1, 1) ERA: 10.38	4.1 L 24 8 7 5 0 2 0 0 0 1 0 47 80 10.38 2.308																
Kevin Coffman, R (5, 1) ERA: 6.08	1.1 8 3 3 3 0 2 0 0 0 0 0 15 34 20.25 3.750																
José Álvarez, R (6, 1) ERA: 2.94	0.1 1 0 0 0 0 0 0 0 0 0 0 3 3 0.00 0.000																
Paul Assenmacher, L (7, 1) ERA: 4.19	0.2 6 5 3 3 0 0 0 0 0 1 0 11 17 40.50 7.500																
Jim Morrison, R (7, 1) ERA:	2.1 11 3 0 0 1 1 0 0 0 0 0 21 31 0.00 1.714																

San Francisco Giants @ Atlanta Braves  
Atlanta-Fulton County Stadium, Atlanta, GA

Tue Jun 28 1988, 7:05 PM EDT  
Att: 8,229 - Unknown - 85 F

livebaseballscorecards.com

AB 42  
R 13  
H 19  
RBI 12  
BB 5  
SO 1  
LOB 20



Batter	1	2	3	4	5	6	7	8	9	AB	R	H	RBI	BB	SO	LOB
Ron Gant, R OBP: 0.286, SLG: 0.444 (1, 4)	F7	2-1	F7		2B		F7		F8	5	1	1	0	0	0	0
Ken Oberkfell, L OBP: 0.309, SLG: 0.337 (1, 5)	L8		F8		SF8		G3		F9	4	0	1	1	0	0	0
Dion James, L OBP: 0.385, SLG: 0.380 (1, 8)	6-3		K		2B		G3			4	0	1	1	0	1	1
Dale Murphy, R OBP: 0.330, SLG: 0.441 (1, 9)		HR			HR		F8			4	2	2	2	0	0	2
Jerry Royster, R OBP: 0.308, SLG: 0.333 (8, 9)										0	0	0	0	0	0	0
Ken Griffey, L OBP: 0.302, SLG: 0.324 (1, 7)		3-1			F5		1B		G3	4	1	1	0	0	0	0
Ted Simmons, S OBP: 0.292, SLG: 0.357 (1, 3)		F9			6-3		1B		F7	4	0	1	0	0	0	0
Andres Thomas, R OBP: 0.273, SLG: 0.374 (1, 6)		1B			4-3		SF9		HR	3	2	2	2	0	0	0
Ozzie Virgil, R OBP: 0.270, SLG: 0.389 (1, 2)		1B			5-3		K		5-3	4	0	1	0	0	1	1
German Jimenez, L OBP: 0.000, SLG: 0.000 (1, 1)					2B		SF8			1	0	1	1	0	0	0
Kevin Colman, R OBP: 0.273, SLG: 0.381 (5, 1)										1	1	1	0	0	0	0
Jose Alvarez, R OBP: 0.750, SLG: 0.750 (6, 1)										0	0	0	0	0	0	0
Gary Roenicke, R OBP: 0.317, SLG: 0.368 (6, PH)										1	0	0	0	0	0	1
Paul Assenmacher, L OBP: 0.600, SLG: 1.000 (7, 1)										0	0	0	0	0	0	0
Jim Morrison, R OBP: 0.202, SLG: 0.253 (7, 1)										1	0	0	0	0	0	0

Inning Stats	R: 0	H: 0	E: 0	K: 0	S: 6	LOB: 0	BB: 0	P: 8	R: 2	H: 4	E: 0	K: 0	S: 14	LOB: 2	BB: 0	P: 25	R: 0	H: 0	E: 0	K: 1	S: 8	LOB: 0	BB: 0	P: 10	R: 1	H: 1	E: 0	K: 0	S: 7	LOB: 0	BB: 0	P: 11	R: 2	H: 3	E: 0	K: 0	S: 10	LOB: 1	BB: 0	P: 11	R: 1	H: 2	E: 0	K: 1	S: 10	LOB: 1	BB: 0	P: 15	R: 0	H: 1	E: 0	K: 0	S: 5	LOB: 1	BB: 0	P: 9	R: 1	H: 1	E: 0	K: 0	S: 10	LOB: 0	BB: 0	P: 14	R: 0	H: 0	E: 0	K: 0	S: 5	LOB: 0	BB: 0	P: 9	R: 0	H: 0	E: 0	K: 0	S: 5	LOB: 0	BB: 0	P: 9	1B: 6	SF: 2	2B: 3	SAC: 0	3B: 0	DP: 0	HR: 3	HBP: 0	WP: 0	PA: 38
--------------	------	------	------	------	------	--------	-------	------	------	------	------	------	-------	--------	-------	-------	------	------	------	------	------	--------	-------	-------	------	------	------	------	------	--------	-------	-------	------	------	------	------	-------	--------	-------	-------	------	------	------	------	-------	--------	-------	-------	------	------	------	------	------	--------	-------	------	------	------	------	------	-------	--------	-------	-------	------	------	------	------	------	--------	-------	------	------	------	------	------	------	--------	-------	------	-------	-------	-------	--------	-------	-------	-------	--------	-------	--------

PITCHER	IP	WLS	BF	H	R	ER	SO	BB	IBB	HBP	BLK	WP	HR	S	P	ERA	WHIP
Kelly Downs, R ERA: 3.57 (1, 1)	6.0	W	28	10	6	6	2	0	0	0	0	0	2	55	80	9.00	1.667
Craig Lefferts, L ERA: 2.83 (7, 1)	3.0	S	11	2	1	1	0	0	0	0	0	0	1	20	32	3.00	0.667

**BOTTOM**

**San Francisco Giants @ Atlanta Braves**  
Atlanta-Fulton County Stadium, Atlanta, GA

Tue Jun 28 1988, 7:05 PM EDT  
Att. 8,229 - Unknown - 85 F

livebaseballscorecards.com

<b>AB</b>	<b>36</b>
<b>R</b>	<b>7</b>
<b>H</b>	<b>12</b>
<b>RBI</b>	<b>7</b>
<b>BB</b>	<b>0</b>
<b>SO</b>	<b>2</b>
<b>LOB</b>	<b>5</b>





Batter	1	2	3	4	5	6	7	8	9	AB R H RBI BB SO LOB	TOP									
<b>Brett Butler, L</b> OBP: 0.378, SLG: 0.386 (1, 8)	1-2 1-3	2-0 F7			1-1 F8		1-2 SH3 2B 1B	4-0 BB BB	0-1 FC5	5 1 1 0 1 0 3										
<b>Robby Thompson, R</b> OBP: 0.380, SLG: 0.410 (1, 4)	4-2 S BB		1-3 K		2-2 F8		0-0 SH3	4-2 BB		2 0 0 0 2 1 0										
<b>Will Clark, L</b> OBP: 0.380, SLG: 0.570 (1, 3)	4-2 S BB		0-0 F8		2-2 HR		4-0 2B IBB	0-3 K		3 2 1 1 2 1 2										
<b>Candy Maldonado, R</b> OBP: 0.320, SLG: 0.393 (1, 9)	2-3 K		2-2 2B		4-2 BB		0-2 F8	0-0 1B 4-3 FC6-4 1B		4 1 2 0 1 1 4										
<b>Mike Aldrete, L</b> OBP: 0.354, SLG: 0.397 (1, 7)	2-3 K		3-3 K		1-2 4-3		1-1 2B 2B	1-0 4-3		5 1 1 1 0 2 5										
<b>Kevin Mitchell, R</b> OBP: 0.322, SLG: 0.433 (1, 5)		0-2 4-3		1-0 5-3		2-1 F3	1-0 2B 2B	4-0 FC6-4 1B IBB		4 1 1 2 1 0 0										
<b>Bob Brenly, R</b> OBP: 0.256, SLG: 0.311 (1, 2)		4-1 PB S 1B BB		2-1 2B		1-1 F3	1-1 5-3	0-0 FC6-4 1B		3 1 1 0 1 0 1										
<b>Scott Garretts, R</b> OBP: 0.200, SLG: 0.200 (7, 1)								1-2 2-3 1B		1 0 1 0 0 0 0	<b>AB 37</b>									
<b>Jose Uribe, S</b> OBP: 0.315, SLG: 0.351 (1, 6)		1-1 1-3 1B		2-1 6-3		1-0 FC5-4 1B		0-0 F6	3-1 FC6-4 1B	5 0 2 2 0 0 3	<b>R 7</b>									
<b>Don Robinson, R</b> (1, 1)		1-0 1-3		2-2 5-3		1-2 FC5-4		3-3 K	1-1 1B	3 0 0 0 0 0 3	<b>H 11</b>									
<b>Kirt Manwaring, R</b> OBP: 0.308, SLG: 0.353 (7, 2)		1-2				1-2 1-2f			1-2 3-H 1B	2 0 1 1 0 1 0	<b>RBI 7</b>									
<b>Inning Stats</b>	R: 0 E: 0 K: 2 S: 15	H: 0 LOB: 2 BB: 2 P: 28	R: 1 E: 0 K: 0 S: 8	H: 1 LOB: 1 BB: 1 P: 16	R: 0 E: 0 K: 2 S: 10	H: 1 LOB: 1 BB: 0 P: 15	R: 1 E: 0 K: 0 S: 14	H: 1 LOB: 1 BB: 1 P: 24	R: 0 E: 0 K: 0 S: 8	H: 1 LOB: 1 BB: 0 P: 13	R: 3 E: 0 K: 0 S: 12	H: 3 LOB: 1 BB: 1 P: 20	R: 0 E: 0 K: 2 S: 10	H: 0 LOB: 2 BB: 2 P: 20	R: 2 E: 0 K: 0 S: 11	H: 3 LOB: 2 BB: 1 P: 18	1B: 6 2B: 4 3B: 0 HR: 1	SF: 0 SAC: 1 DP: 0 HBP: 0	WP: 0 PB: 1 SB: 2 CS: 0	PA: 46
<b>PITCHER</b>	IP WLS BF H R ER SO BB IBB HBP BLK WP HR S P ERA WHIP																			
<b>Pete Smith, R</b> ERA: 5.44 (1, 1)	6.0 L 27 5 2 2 4 4 0 0 0 0 0 1 63 112 3.00 1.500																			
<b>José Álvarez, R</b> ERA: 3.57 (7, 1)	1.2 11 3 3 3 1 2 1 0 0 0 0 0 19 37 16.20 3.000																			
<b>Ed Olwine, L</b> ERA: 13.5 (8, 1)	1.1 8 3 2 2 1 0 1 0 0 0 0 0 14 21 13.50 2.250																			

San Francisco Giants @ Atlanta Braves  
Atlanta-Fulton County Stadium, Atlanta, GA

Wed Jun 29 1988, 7:05 PM EDT  
Att: 6,525 - Unknown - 93 F

<b>AB</b>	37
<b>R</b>	7
<b>H</b>	11
<b>RBI</b>	7
<b>BB</b>	8
<b>SO</b>	6
<b>LOB</b>	21



Batter	1	2	3	4	5	6	7	8	9	AB	R	H	RBI	BB	SO	LOB
Ron Gant, R OBP: 0.281, SLG: 0.436 (1, 4)	F8			6-3		F8		L5		4	0	0	0	0	0	1
Ken Oberkfell, L OBP: 0.309, SLG: 0.340 (1, 5)	4-3			F3		G6-4-3		2B		4	0	1	0	0	0	1
Dion James, L OBP: 0.382, SLG: 0.377 (1, 8)	F7			1B		4-3		K		4	0	1	0	0	1	1
Dale Murphy, R OBP: 0.332, SLG: 0.440 (1, 9)		F4		1B		6-3		FC4-6		3	0	1	0	1	0	0
Ken Griffey, L OBP: 0.301, SLG: 0.322 (1, 7)		4-3		F9		1B		FC4-6		4	2	1	0	0	0	3
Ted Simmons, S OBP: 0.308, SLG: 0.370 (1, 3)		K		K		F7		1B		4	0	2	0	0	1	0
Andres Thomas, R OBP: 0.276, SLG: 0.376 (1, 6)			K	6-3		6-3		FC5-4		4	0	2	2	0	1	0
Ozzie Virgil, R OBP: 0.266, SLG: 0.382 (1, 2)			6-3	G3		F7		L6		3	0	0	0	0	0	2
Ed Olwine, R (8, 1)										0	0	0	0	0	0	0
Gary Roenicke, R (9, PH) OBP: 0.313, SLG: 0.364										1	0	0	0	0	0	2
Pete Smith, R OBP: 0.087, SLG: 0.130 (1, 1)			F6	G6-4-3		6-3		FC5-4		1	0	0	0	0	0	0
Jerry Royster, R (6, PH) OBP: 0.333, SLG: 0.333										0	0	0	0	1	0	0
José Álvarez, R (7, 1) OBP: 0.750, SLG: 0.750										0	0	0	0	0	0	0
Bruce Benedict, R (8, 2) OBP: 0.307, SLG: 0.293										1	0	0	0	0	0	0
Jim Morrison, R (9, PH) OBP: 0.200, SLG: 0.250										1	0	0	0	0	0	2

Inning Stats	R: 0	H: 0	R: 0	H: 0	R: 0	H: 2	R: 0	H: 0	R: 0	H: 0	R: 1	H: 3	R: 0	H: 1	R: 1	H: 2	1B: 7	SF: 0	WP: 0	PA: 36
	E: 0	LOB: 0	E: 0	LOB: 0	E: 0	LOB: 2	E: 0	LOB: 0	E: 0	LOB: 0	E: 0	LOB: 2	E: 0	LOB: 1	E: 0	LOB: 2	2B: 1	SAC: 0	PB: 0	
	K: 0	BB: 0	K: 1	BB: 0	K: 0	BB: 0	K: 0	BB: 0	K: 0	BB: 1	K: 0	BB: 0	K: 1	BB: 0	K: 0	BB: 1	3B: 0	DP: 1	SB: 0	
	S: 7	P: 12	S: 8	P: 10	S: 12	P: 16	S: 5	P: 7	S: 4	P: 11	S: 11	P: 17	S: 9	P: 10	S: 8	P: 16	HR: 0	HBP: 0	CS: 0	

PITCHER	IP	WLS	BF	H	R	ER	SO	BB	IBB	HBP	BLK	WP	HR	S	P	ERA	WHIP
Don Robinson, R (1, 1) ERA: 2.42	6.0	W	20	2	0	0	2	1	0	0	0	0	0	43	65	0.00	0.500
Scott Garrelts, R (7, 1) ERA: 4.99	3.0	S	16	6	2	2	1	1	0	0	0	0	0	28	43	6.00	2.333

BOTTOM

San Francisco Giants @ Atlanta Braves  
Atlanta-Fulton County Stadium, Atlanta, GA

Wed Jun 29 1988, 7:05 PM EDT  
Att. 6,525 - Unknown - 93 F

AB	34
R	2
H	8
RBI	2
BB	2
SO	3
LOB	12



WP: 0	PA: 36
PB: 0	
SB: 0	
CS: 0	

PITCHER	IP	WLS	BF	H	R	ER	SO	BB	IBB	HBP	BLK	WP	HR	S	P	ERA	WHIP
---------	----	-----	----	---	---	----	----	----	-----	-----	-----	----	----	---	---	-----	------





Batter	1	2	3	4	5	6	7	8	9	10	AB R H RBI BB SO LOB
<b>Brett Butler, L</b> OBP: 0.380, SLG: 0.383 (1, 8)	4-2 HR BB		1-0 F5		4-0 BB			1-2 5-3			2 1 0 0 2 0 0
<b>Robby Thompson, R</b> OBP: 0.378, SLG: 0.420 (1, 4)	2-0 1-H HR		1-3 K		0-1 F8			3-2 6-3			4 1 1 2 0 1 2
<b>Will Clark, L</b> OBP: 0.376, SLG: 0.562 (1, 3)	2-3 K		0-0 F7			0-0 4-3			0-2 4-3		4 0 0 0 0 1 0
<b>Candy Maldonado, R</b> OBP: 0.316, SLG: 0.388 (1, 9)	3-1 4-3			1-3 K		2-2 4-3			0-3 K		4 0 0 0 0 2 0
<b>Kevin Mitchell, R</b> OBP: 0.317, SLG: 0.426 (1, 5)	1-0 5-3			3-2 P4		2-0 P8			0-3 K		4 0 0 0 0 1 0
<b>Mike Aldrete, L</b> OBP: 0.358, SLG: 0.395 (1, 7)		4-2 BB		1-2 CS 1B			2-3 K		2-3 K		3 0 1 0 1 2 0
<b>Bob Brenly, R</b> OBP: 0.248, SLG: 0.301 (1, 2)		0-3 K		1-1 CS		0-1 P3	1-0 P7		1-3 K		4 0 0 0 0 2 1
<b>Jose Uribe, S</b> OBP: 0.314, SLG: 0.347 (1, 6)		0-0 F9			4-2 SH3-4 BB		2-1 6-3		1-2 3-1		3 0 0 0 1 0 1
<b>Rick Reuschel, R</b> OBP: 0.121, SLG: 0.094 (1, 1)		0-1 1-3			0-0 SH3-4			2-2 F9			1 0 0 0 0 0 1
<b>Joel Youngblood, R</b> OBP: 0.354, SLG: 0.345 (8, PH)											1 0 0 0 0 0 0
<b>Atlee Hammaker, S</b> OBP: 0.111, SLG: 0.111 (9, 1)											0 0 0 0 0 0 0
<b>Craig Lefferts, L</b> (10, 1)											0 0 0 0 0 0 0

Inning Stats	R: 2 E: 0 K: 1 S: 9	H: 1 LOB: 0 BB: 1 P: 21	R: 0 E: 0 K: 1 S: 9	H: 0 LOB: 1 BB: 1 P: 13	R: 0 E: 0 K: 1 S: 5	H: 0 LOB: 0 BB: 0 P: 7	R: 0 E: 0 K: 1 S: 13	H: 1 LOB: 0 BB: 0 P: 19	R: 0 E: 0 K: 0 S: 9	H: 0 LOB: 2 BB: 2 P: 17	R: 0 E: 0 K: 0 S: 5	H: 0 LOB: 0 BB: 0 P: 9	R: 0 E: 0 K: 1 S: 7	H: 0 LOB: 0 BB: 0 P: 12	R: 0 E: 0 K: 0 S: 11	H: 0 LOB: 0 BB: 0 P: 17	R: 0 E: 0 K: 2 S: 9	H: 0 LOB: 0 BB: 0 P: 9	R: 0 E: 0 K: 2 S: 9	H: 0 LOB: 0 BB: 0 P: 13	1B: 1 2B: 0 3B: 0 HR: 1	SF: 0 SAC: 1 DP: 0 HBP: 0	WP: 0 PB: 0 SB: 0 CS: 1	PA: 36
--------------	------------------------------	----------------------------------	------------------------------	----------------------------------	------------------------------	---------------------------------	-------------------------------	----------------------------------	------------------------------	----------------------------------	------------------------------	---------------------------------	------------------------------	----------------------------------	-------------------------------	----------------------------------	------------------------------	---------------------------------	------------------------------	----------------------------------	----------------------------------	------------------------------------	----------------------------------	--------

PITCHER	IP	WLS	BF	H	R	ER	SO	BB	IBB	HBP	BLK	WP	HR	S	P	ERA	WHIP
<b>John Smiley, L</b> ERA: 2.83 (1, 1)	8.0		29	2	2	2	5	4	0	0	0	0	1	68	115	2.25	0.750
<b>Dave Rucker, L</b> ERA: 3.97 (9, 1)	0.1		1	0	0	0	0	0	0	0	0	0	0	3	3	0.00	0.000
<b>Jeff Robinson, R</b> ERA: 3.07 (9, 1)	1.2	W	5	0	0	0	4	0	0	0	0	0	0	15	19	0.00	0.000

PITCHER	IP	WLS	BF	H	R	ER	SO	BB	IBB	HBP	BLK	WP	HR	S	P	ERA	WHIP
---------	----	-----	----	---	---	----	----	----	-----	-----	-----	----	----	---	---	-----	------


**BOTTOM**

**Pittsburgh Pirates @ San Francisco Giants**  
Candlestick Park, San Francisco, CA

Fri Jul 01 1988, 10:05 PM EDT  
Att. 39,484 - Unknown - 65 F

livebaseballscorecards.com

<b>AB</b>	30
<b>R</b>	2
<b>H</b>	2
<b>RBI</b>	2
<b>BB</b>	4
<b>SO</b>	9
<b>LOB</b>	5





Batter	1	2	3	4	5	6	7	8	9	AB R H RBI BB SO LOB	TOP											
R.J. Reynolds, S (1, 7) OBP: 0.302, SLG: 0.365	1-3 K		2-1 F7		2-3 K		0-0 1B		1-0 4-3	5 0 1 0 0 2 1	<b>Pittsburgh Pirates @ San Francisco Giants</b> Candlestick Park, San Francisco, CA Sat Jul 02 1988, 6:33 AM EDT Att. 22,355 - Sunny - 68 F											
Jose Lind, R (1, 4) OBP: 0.298, SLG: 0.303	2-1 5-3		0-1 1B			1-1 4-3	3-2 P4			4 0 1 0 0 0 2												
Andy Van Slyke, L (1, 8) OBP: 0.344, SLG: 0.520	1-3 K		0-2 L9			0-0 1B	0-0 G3			4 0 1 0 0 1 4												
Bobby Bonilla, S (1, 5) OBP: 0.392, SLG: 0.553		0-2 1B		0-0 F8		1 SAFE 4-2 1 SAFE 1 SAFE 1 SAFE 1 B 1 B 1 B 1 B		2-3 K		3 0 1 0 0 1 1 0												
Damell Coles, R (1, 9) OBP: 0.303, SLG: 0.394		4-1 1B		1-2 F9		2-3 K		3-1 HR		3 1 1 1 1 1 1 2												
Sid Bream, L (1, 3) OBP: 0.339, SLG: 0.500		0-3 K		0-2 2B		4-0 1B		0-0 F7		3 0 1 0 0 1 1 2												
Junior Ortiz, R (1, 2) OBP: 0.366, SLG: 0.422		2-1 G4-6-3		3-2 G3		2-2 4-3		0-0 5-3		4 0 0 0 0 0 0 6												
Rafael Belliard, R (1, 6) OBP: 0.340, SLG: 0.290			1-3 K		1-3 K		0-2 4-3		3-3 K	3 0 0 0 0 0 2 0												
John Cangelosi, S (9, PH) OBP: 0.300, SLG: 0.200										1 0 0 0 0 0 1 0												
Doug Drabek, R (1, 1) OBP: 0.190, SLG: 0.200			1-2 1B		0-1 L4		3-2 1B		3-2 3-1	3 0 2 0 0 0 0 0												
Dave Rucker, L (8, 1)										0 0 0 0 0 0 0 0												
Barry Jones, R (8, 1)										0 0 0 0 0 0 0 0												
Barry Bonds, L (9, PH) OBP: 0.361, SLG: 0.515										1 0 0 0 0 0 0 0												
<b>Inning Stats</b>	R: 0 E: 0 K: 2 S: 8	H: 0 LOB: 0 BB: 0 P: 12	R: 0 E: 0 K: 1 S: 12	H: 1 LOB: 1 BB: 1 P: 18	R: 0 E: 0 K: 1 S: 13	H: 2 LOB: 2 BB: 0 P: 17	R: 0 E: 0 K: 0 S: 12	H: 1 LOB: 1 BB: 0 P: 16	R: 0 E: 0 K: 2 S: 9	H: 0 LOB: 0 BB: 0 P: 12	R: 0 E: 0 K: 0 S: 15	H: 1 LOB: 3 BB: 2 P: 28	R: 0 E: 0 K: 0 S: 11	H: 2 LOB: 2 BB: 0 P: 17	R: 1 E: 0 K: 1 S: 7	H: 1 LOB: 0 BB: 0 P: 12	R: 0 E: 0 K: 1 S: 8	H: 0 LOB: 0 BB: 0 P: 15	1B: 6 2B: 1 3B: 0 HR: 1	SF: 0 SAC: 0 DP: 1 HBP: 0	WP: 1 PB: 0 SB: 0 CS: 0	PA: 37
<b>PITCHER</b>	IP WLS BF H R ER SO BB IBB HBP BLK WP HR S P ERA WHIP											<b>PITCHER</b>	IP WLS BF H R ER SO BB IBB HBP BLK WP HR S P ERA WHIP									
Michael LaCoss, R (1, 1) ERA: 3.41	8.0 W 34 8 1 1 8 3 0 0 0 1 1 87 132 1.12 1.375											Scott Garrelts, R (9, 1) ERA: 4.89	1.0 S 3 0 0 0 1 0 0 0 0 0 0 8 15 0.00 0.000									

livebaseballscorecards.com

AB	34
R	1
H	8
RBI	1
BB	3
SO	9
LOB	17



Batter	1	2	3	4	5	6	7	8	9
<b>Brett Butler, L</b> OBP: 0.378, SLG: 0.379 (1, 8)	1-0 4-3		0-2 FC4 5-3 1-2f		1-3 K			4-1 SH5-3 WP BB	
<b>Robby Thompson, R</b> OBP: 0.377, SLG: 0.416 (1, 4)	1-3 K		0-0 5-3 1-2			4-2 G6-3 BB		0-0 SH5-3 1-2 2-3	
<b>Will Clark, L</b> OBP: 0.377, SLG: 0.558 (1, 3)	2-3 K		4-0 BB			2-1 G6-3 1-2f		4-0 WP IBB	
<b>Candy Maldonado, R</b> OBP: 0.311, SLG: 0.382 (1, 9)		1-0 F2	3-2 F8			0-3 K		2-3 K 1-3 2-H 3-H	
<b>Mike Aldrete, L</b> OBP: 0.362, SLG: 0.397 <b>Donell Nixon, R</b> OBP: 0.600, SLG: 0.333 (7, PR) (8, 7)		2-2 HBP 1B		1-2 5-3			4-0 SH5-3 BB	0-1 1-3	
<b>Kevin Mitchell, R</b> OBP: 0.318, SLG: 0.424 (1, 5)		1-0 HBP		1-1 F8			0-0 SH5-3 1-2		
<b>Bob Melvin, R</b> OBP: 0.216, SLG: 0.336 (1, 2)		1-3 SAFE K		2-2 L9			0-1 F8		
<b>Jose Uribe, S</b> OBP: 0.310, SLG: 0.342 (1, 6)		2-3 K			1-0 P6		2-1 F2		
<b>Michael LaCoss, R</b> OBP: 0.323, SLG: 0.310 <b>Ernest Riles, L</b> OBP: 0.305, SLG: 0.363 <b>Scott Garrelts, R</b> OBP: 0.200, SLG: 0.200 (8, PH) (9, 1)			3-2 FC4 1B		0-0 5-3			0-1 SH5-3 WP BB 1B	

Inning Stats	R: 0 E: 0 K: 2 S: 9	H: 0 LOB: 0 BB: 0 P: 13	R: 0 E: 0 K: 2 S: 14	H: 1 LOB: 2 BB: 0 P: 21	R: 0 E: 0 K: 0 S: 15	H: 1 LOB: 2 BB: 1 P: 25	R: 0 E: 0 K: 0 S: 11	H: 0 LOB: 0 BB: 0 P: 15	R: 0 E: 0 K: 1 S: 5	H: 0 LOB: 0 BB: 0 P: 7	R: 0 E: 0 K: 1 S: 12	H: 0 LOB: 0 BB: 1 P: 18	R: 0 E: 0 K: 0 S: 5	H: 0 LOB: 2 BB: 1 P: 11	R: 2 E: 0 K: 1 S: 9	H: 1 LOB: 1 BB: 2 P: 19
--------------	------------------------------	----------------------------------	-------------------------------	----------------------------------	-------------------------------	----------------------------------	-------------------------------	----------------------------------	------------------------------	---------------------------------	-------------------------------	----------------------------------	------------------------------	----------------------------------	------------------------------	----------------------------------

PITCHER	IP	WLS	BF	H	R	ER	SO	BB	IBB	HBP	BLK	WP	HR	S	P	ERA	WHIP
<b>Doug Drabek, R</b> ERA: 4.04 (1, 1)	7.0		27	3	1	1	6	3	0	1	0	0	0	73	112	1.29	0.857
<b>Dave Rucker, L</b> ERA: 4.76 (8, 1)	0.0	L	1	0	0	0	0	1	0	0	0	0	0	1	5	∞	∞
<b>Barry Jones, R</b> ERA: 3.08 (8, 1)	1.0		4	0	1	1	1	0	1	0	0	1	0	6	12	9.00	0.000

**BOTTOM**

**Pittsburgh Pirates @ San Francisco Giants**  
Candlestick Park, San Francisco, CA

Sat Jul 02 1988, 6:33 AM EDT  
Att. 22,355 - Sunny - 68 F

AB	R	H	RBI	BB	SO	LOB
3	1	0	0	1	1	1
2	0	0	0	1	1	1
2	0	0	0	2	1	1
4	0	0	0	0	2	3
2	0	1	0	1	0	0
1	0	0	0	0	0	1
1	0	0	0	0	0	0
3	0	0	0	0	1	4
3	0	0	0	0	1	4
2	0	1	0	0	0	0
1	1	1	0	0	0	0
0	0	0	0	0	0	0


AB	24
R	2
H	3
RBI	0
BB	5
SO	7
LOB	15

livebaseballscorecards.com

**GIANTS**

WP	PA
3	32



Batter	1	2	3	4	5	6	7	8	9	AB R H RBI BB SO LOB	TOP									
<b>John Cangelosi, S</b> (1, 7) OBP: 0.297, SLG: 0.189	1-2 3-1			0-1 4-3		4-2 PB BB			0-2 G3	3 0 0 0 1 0 0	<b>Pittsburgh Pirates @ San Francisco Giants</b> Candlestick Park, San Francisco, CA Sun Jul 03 1988, 6:33 AM EDT Att. 25,463 - Overcast  <b>AB 28</b> <b>R 0</b> <b>H 3</b> <b>RBI 0</b> <b>BB 2</b> <b>SO 4</b> <b>LOB 6</b> 									
<b>Jose Lind, R</b> (1, 4) OBP: 0.294, SLG: 0.299	3-2 5-3			1-0 5-3		0-1 F9			1-1 P4	4 0 0 0 0 0 2										
<b>Andy Van Slyke, L</b> (1, 8) OBP: 0.340, SLG: 0.513	3-3 K			3-2 F7					0-1 L6	4 0 0 0 0 2 0										
<b>Bobby Bonilla, S</b> (1, 5) OBP: 0.389, SLG: 0.547			0-0 F9		0-0 F8				0-0 3-1	3 0 0 0 0 0 0										
<b>Damell Coles, R</b> (1, 9) OBP: 0.303, SLG: 0.393			2-3 K		0-0 G1-6-3 1B				2-1 6-3	3 0 1 0 0 1 0										
<b>Sid Bream, L</b> (1, 3) OBP: 0.339, SLG: 0.498			1-1 4-3		0-1 G1-6-3 1-2f				0-1 G4-6-3 BB 1B	3 0 1 0 0 0 1										
<b>Michael LaValliere, L</b> (1, 2) OBP: 0.370, SLG: 0.330			2-1 F9		3-1 F5				4-1 G4-6-3 BB	2 0 0 0 1 0 0										
<b>Rafael Belliard, R</b> (1, 6) OBP: 0.336, SLG: 0.286			1-2 5-3		0-2 4-3				0-1 G4-6-3	2 0 0 0 0 0 0										
<b>R.J. Reynolds, S</b> (8, PH) OBP: 0.301, SLG: 0.363									1-2f 2-3	1 0 0 0 0 0 2										
<b>Denny Gonzalez, R</b> (8, 6) OBP: 0.417, SLG: 0.222									2-3 K	0 0 0 0 0 0 0										
<b>Mike Dunne, R</b> (1, 1) OBP: 0.154, SLG: 0.125			0-1 4-3		0-0 PB BB 1B					2 0 1 0 0 0 0										
<b>Bob Kipper, R</b> (7, 1)										0 0 0 0 0 0 0										
<b>Orestes Destrade, S</b> (8, PH) OBP: 0.250, SLG: 0.250										1 0 0 0 0 1 1										
<b>Jim Gott, R</b> (8, 1)										0 0 0 0 0 0 0										
<b>Inning Stats</b>	R: 0 E: 0 K: 1 S: 15	H: 0 LOB: 0 BB: 0 P: 22	R: 0 E: 0 K: 1 S: 6	H: 0 LOB: 0 BB: 0 P: 9	R: 0 E: 0 K: 0 S: 7	H: 0 LOB: 0 BB: 0 P: 10	R: 0 E: 0 K: 0 S: 7	H: 0 LOB: 0 BB: 0 P: 11	R: 0 E: 0 K: 0 S: 4	H: 1 LOB: 0 BB: 0 P: 4	R: 0 E: 0 K: 1 S: 6	H: 0 LOB: 0 BB: 0 P: 9	R: 0 E: 0 K: 1 S: 8	H: 1 LOB: 1 BB: 1 P: 14	R: 0 E: 0 K: 0 S: 9	H: 0 LOB: 0 BB: 0 P: 10	1B: 3 2B: 0 3B: 0 HR: 0	SF: 0 SAC: 0 DP: 2 HBP: 0	WP: 0 PB: 1 SB: 0 CS: 0	PA: 30
<b>PITCHER</b> <b>Kelly Downs, R</b> (1, 1) ERA: 3.27	IP: 9.0 WLS: W BF: 30 H: 3 R: 0 ER: 0 SO: 4 BB: 2 IBB: 0 HBP: 0 BLK: 0 WP: 0 HR: 0 S: 74 P: 108 ERA: 0.00 WHIP: 0.556																			

livebaseballscorecards.com





Batter	1	2	3	4	5	6	7	8	9	AB R H RBI BB SO LOB	TOP																	
<b>Dave Martinez, L</b> (1, 8) OBP: 0.305, SLG: 0.349	0-0 F8		3-2 6-3		0-0 HR		1-1 F8		3-1 G4-6-3	5 1 1 2 0 0 4																		
<b>Rafael Palmeiro, L</b> (1, 7) OBP: 0.352, SLG: 0.451	3-2 L7		3-1 F9		0-3 K			0-2 1-3		4 0 0 0 0 1 0																		
<b>Andre Dawson, R</b> (1, 9) OBP: 0.352, SLG: 0.521	4-2 BB			2-3 K		1-3 K		0-0 1B		3 0 1 0 1 2 0																		
<b>23 Ryne Sandberg, R</b> (1, 4) OBP: 0.322, SLG: 0.431	0-1 5-3			2-2 L9		0-0 L9		3-1 1B		4 0 1 0 0 0 1																		
<b>Mark Grace, L</b> (1, 3) OBP: 0.372, SLG: 0.446		2-3 K		0-0 2B		0-1 F5		0-1 G4-3		4 0 1 0 0 1 2																		
<b>Shawon Dunston, R</b> (1, 6) OBP: 0.316, SLG: 0.440		0-2 E6		0-0 G2-3			1-3 K		0-2 1B	4 1 1 0 0 1 1																		
<b>Jody Davis, R</b> (1, 2) OBP: 0.350, SLG: 0.421		0-3 K			2-2 1B		2-2 2B		4-2 1B	3 0 2 0 1 1 1																		
<b>Darrin Jackson, R</b> (9, PR) OBP: 0.278, SLG: 0.419		2-3 K			1-1 F2		0-0 F7		1-3 BB	0 0 0 0 0 0 0																		
<b>Jim Sundberg, R</b> (9, 2) OBP: 0.380, SLG: 0.366		0-3 K			0-0 FC3-6			1-0 1B		0 0 0 0 0 0 0																		
<b>Manny Trillo, R</b> (1, 5) OBP: 0.271, SLG: 0.266								1-2 1B		4 0 1 1 0 1 3																		
<b>Greg Maddux, R</b> (1, 1) OBP: 0.155, SLG: 0.190			0-0 4-3		0-0 HR		0-0 E4		0-1 B1	4 1 0 0 0 0 4																		
<b>Inning Stats</b>	R: 0 E: 0 K: 0 S: 9	H: 0 LOB: 1 BB: 1 P: 16	R: 0 E: 1 K: 3 S: 14	H: 0 LOB: 1 BB: 0 P: 16	R: 0 E: 0 K: 0 S: 6	H: 0 LOB: 0 BB: 0 P: 12	R: 0 E: 0 K: 1 S: 8	H: 1 LOB: 1 BB: 0 P: 12	R: 2 E: 0 K: 1 S: 10	H: 2 LOB: 0 BB: 0 P: 13	R: 0 E: 0 K: 1 S: 7	H: 0 LOB: 0 BB: 0 P: 8	R: 0 E: 1 K: 1 S: 10	H: 1 LOB: 2 BB: 0 P: 14	R: 0 E: 0 K: 0 S: 8	H: 2 LOB: 1 BB: 0 P: 11	R: 1 E: 0 K: 0 S: 14	H: 2 LOB: 2 BB: 1 P: 20	1B: 5 2B: 2 3B: 0 HR: 1	SF: 0 SAC: 0 DP: 2 HBP: 0	WP: 0 PB: 0 SB: 2 CS: 0	PA: 37						
<b>PITCHER</b>	IP WLS BF H R ER SO BB IBB HBP BLK WP HR S P ERA WHIP																											
<b>Don Robinson, R</b> (1, 1) ERA: 2.44	7.0		28	4	2	2	7	1	0	0	0	0	0	1	64	91	2.57	0.714										
<b>Atlee Hammaker, L</b> (8, 1) ERA: 4.79	1.0	L	6	3	1	1	0	1	0	0	0	0	0	0	17	22	9.00	4.000										
<b>Scott Garrelts, R</b> (9, 1) ERA: 4.8	1.0		3	1	0	0	0	0	0	0	0	0	0	0	5	9	0.00	1.000										

**Chicago Cubs @ San Francisco Giants**  
**Candlestick Park, San Francisco, CA**  
 Mon Jul 04 1988, 6:33 AM EDT  
 Att. 22,076 - Sunny - 65 F

[livebaseballscorecards.com](http://livebaseballscorecards.com)

<b>AB</b>	<b>35</b>
<b>R</b>	<b>3</b>
<b>H</b>	<b>8</b>
<b>RBI</b>	<b>3</b>
<b>BB</b>	<b>2</b>
<b>SO</b>	<b>7</b>
<b>LOB</b>	<b>16</b>




Batter	1	2	3	4	5	6	7	8	9	AB	R	H	RBI	BB	SO	LOB
<b>Brett Butler, L</b> (1, 8) OBP: 0.382, SLG: 0.379	3-2 4-3		0-0 K		1-3 K			0-0 SH5-3		3	0	1	2	0	1	0
<b>Robby Thompson, R</b> (1, 4) OBP: 0.374, SLG: 0.408	0-3 K		3-2 5-3			2-3 K		0-0 4-3		4	0	0	0	0	2	2
<b>Will Clark, L</b> (1, 3) OBP: 0.383, SLG: 0.558	2-2 G3		4-0 IBB			3-2 IBB		4-0 IBB		2	0	1	0	2	0	0
<b>Kevin Mitchell, R</b> (1, 7) OBP: 0.318, SLG: 0.422 <b>Candy Maldonado, R</b> (7, 9) OBP: 0.310, SLG: 0.381		0-0 5-3	1-0 5-3			0-3 K		2-0 4-3		3	0	0	0	0	1	3
<b>Mike Aldrete, L</b> (1, 9) OBP: 0.353, SLG: 0.385 (7, 7)		0-2 P7		1-2 L7		0-1 4-3			1-3 K	4	0	0	0	0	1	1
<b>Ernest Riles, L</b> (1, 5) OBP: 0.303, SLG: 0.351		2-2 F8		2-2 4-3			0-0 4-3		4-1 BB	3	0	0	0	1	0	0
<b>Bob Brenly, R</b> (1, 2) OBP: 0.250, SLG: 0.302 <b>Atlee Hammaker, S</b> (8, 1) OBP: 0.111, SLG: 0.111 <b>Scott Garrelts, R</b> (9, 1) OBP: 0.200, SLG: 0.200 <b>Harry Spilman, L</b> (9, PH) OBP: 0.217, SLG: 0.238			0-1 G5-3 1B	3-3 K		2-2 P9		0-1 P6		3	1	1	0	0	1	0
<b>Jose Uribe, S</b> (1, 6) OBP: 0.304, SLG: 0.335			1-1 G5-3 1B		1-2 4-3		2-1 1-3		0-0 L9	4	1	1	0	0	0	1
<b>Don Robinson, R</b> (1, 1) <b>Bob Melvin, R</b> (8, 2) OBP: 0.215, SLG: 0.325			0-2 G5-3		1-3 K			4-0 SH5-3 BB		2	0	0	0	0	1	2
			1-2 2-3							0	0	0	0	1	0	0

Inning Stats	R: 0	H: 0	E: 0	K: 1	S: 9	R: 0	H: 0	E: 0	K: 0	S: 9	R: 2	H: 3	E: 0	K: 0	S: 15	R: 0	H: 0	E: 0	K: 1	S: 10	R: 0	H: 0	E: 0	K: 2	S: 10	R: 0	H: 1	E: 0	K: 2	S: 11	R: 0	H: 0	E: 0	K: 0	S: 6	R: 0	H: 0	E: 0	K: 0	S: 3	R: 0	H: 0	E: 0	K: 1	S: 9	1B: 4	2B: 0	3B: 0	HR: 0	SF: 0	SAC: 1	DP: 0	HBP: 0	WP: 0	PB: 0	SB: 1	CS: 0	PA: 35
<b>Greg Maddux, R</b> (1, 1) ERA: 2.15	IP: 9.0	WLS: W	BF: 35	H: 4	R: 2	ER: 2	SO: 7	BB: 2	IBB: 2	HBP: 0	BLK: 0	WP: 0	HR: 0	S: 82	P: 131	ERA: 2.00	WHIP: 0.667																																									


**Chicago Cubs @ San Francisco Giants**  
Candlestick Park, San Francisco, CA

Mon Jul 04 1988, 6:33 AM EDT  
Att. 22,076 - Sunny - 65 F

AB 30  
R 2  
H 4  
RBI 2  
BB 4  
SO 7  
LOB 12





Batter	1	2	3	4	5	6	7	8	9	AB R H RBI BB SO LOB	TOP														
Shawon Dunston, R (1, 6) OBP: 0.313, SLG: 0.436	1-1 G6-3		0-0 SH5-3			0-0 P9		1-0 G5-3		3 0 0 0 0 0 1	<p><b>Chicago Cubs @ San Francisco Giants</b> Candlestick Park, San Francisco, CA</p> <p>Tue Jul 05 1988, 10:05 PM EDT Att. 13,786 - Unknown - 60 F</p> <p>livebaseballscorecards.com</p> <table> <tr><td>AB</td><td>30</td></tr> <tr><td>R</td><td>0</td></tr> <tr><td>H</td><td>6</td></tr> <tr><td>RBI</td><td>0</td></tr> <tr><td>BB</td><td>1</td></tr> <tr><td>SO</td><td>2</td></tr> <tr><td>LOB</td><td>13</td></tr> </table> 	AB	30	R	0	H	6	RBI	0	BB	1	SO	2	LOB	13
AB	30																								
R	0																								
H	6																								
RBI	0																								
BB	1																								
SO	2																								
LOB	13																								
Rafael Palmeiro, L (1, 7) OBP: 0.351, SLG: 0.448	0-2 P7		2-2 G6-3			0-1 P9		0-0 G4-3		4 0 1 0 0 0 2															
Andre Dawson, R (1, 9) OBP: 0.351, SLG: 0.517	0-0 L7				0-1 F8		2-0 F9		0-2 G4-6-3	4 0 1 0 0 0 1															
23 Ryne Sandberg, R (1, 4) OBP: 0.318, SLG: 0.425		2-2 P4			0-1 G4-3		2-2 FC6		1-0 P9	4 0 0 0 0 0 2															
Jody Davis, R (1, 2) OBP: 0.348, SLG: 0.414		4-2 L5-4 1B BB			2-0 F9		2-2 F9		1-1 G4-6-3	3 0 0 0 1 0 1															
Manny Trillo, R (1, 5) OBP: 0.284, SLG: 0.293		3-2 1-2 1B			1-1 2B		0-1 G5-3			3 0 2 0 0 0 0															
Darrin Jackson, R (1, 8) OBP: 0.270, SLG: 0.407		0-0 L5-4			0-2 G1-3		0-2 F8			3 0 0 0 0 0 3															
Mark Grace, L (1, 3) OBP: 0.371, SLG: 0.444			2-1 P6		1-3 K			1-1 G3 1B		3 0 1 0 0 1 1															
Calvin Schiraldi, R (1, 1) OBP: 0.107, SLG: 0.074 Frank DiPino, L (5, 1) Angel Salazar, R (8, PH) Pat Perry, L (8, 1)			0-0 SH5-3 1B		0-3 K			0-0 G3		2 0 1 0 0 1 1 0 0 0 0 0 0 0 1 0 0 0 0 0 1 0 0 0 0 0 0 0															
<b>Inning Stats</b>	R: 0 E: 0 K: 0 S: 7	H: 0 LOB: 0 BB: 0 P: 8	R: 0 E: 0 K: 0 S: 10	H: 1 LOB: 1 BB: 1 P: 19	R: 0 E: 0 K: 0 S: 8	H: 1 LOB: 1 BB: 0 P: 12	R: 0 E: 0 K: 0 S: 5	H: 0 LOB: 0 BB: 0 P: 7	R: 0 E: 0 K: 0 S: 11	H: 1 LOB: 1 BB: 0 P: 13	R: 0 E: 0 K: 0 S: 7	H: 1 LOB: 1 BB: 0 P: 11	R: 0 E: 0 K: 0 S: 8	H: 0 LOB: 0 BB: 0 P: 10	R: 0 E: 0 K: 0 S: 5	H: 1 LOB: 1 BB: 0 P: 7	R: 0 E: 0 K: 0 S: 6	H: 1 LOB: 0 BB: 0 P: 8	1B: 5 2B: 2 3B: 0 HR: 0	SF: 0 SAC: 1 DP: 2 HBP: 0	WP: 0 PB: 0 SB: 0 CS: 0	PA: 32			
<b>PITCHER</b> Terry Mulholland, L (1, 1) ERA: 5.27	IP: 9.0 WLS: W BF: 32 H: 6 R: 0 ER: 0 SO: 2 BB: 1 IBB: 0 HBP: 0 BLK: 0 WP: 0 HR: 0 S: 67 P: 95 ERA: 0.00 WHIP: 0.778											<b>PITCHER</b>	IP: 0 WLS: 0 BF: 0 H: 0 R: 0 ER: 0 SO: 0 BB: 0 IBB: 0 HBP: 0 BLK: 0 WP: 0 HR: 0 S: 0 P: 0 ERA: 0 WHIP: 0												

Batter	1	2	3	4	5	6	7	8	9
<b>Brett Butler, L</b> OBP: 0.382, SLG: 0.379 <b>Donell Nixon, R</b> OBP: 0.714, SLG: 1.000	2-0 E 2B 1B	2-2 G4-3			3-3 K	1-2 WP 2B		1-2 2B	
<b>Robby Thompson, R</b> OBP: 0.375, SLG: 0.414 <b>Harry Spilman, L</b> OBP: 0.208, SLG: 0.227	2-2 E9 2B 1B		0-0 L8		0-0 1B 2B	2-1 G5-3		1-0 G4-3	
<b>Will Clark, L</b> OBP: 0.364, SLG: 0.559 <b>Chris Speier, R</b> OBP: 0.302, SLG: 0.275	2-1 1B 2B		3-3 K		4-0 1B E IBB	1-1 F7			
<b>Mike Aldrete, L</b> OBP: 0.356, SLG: 0.384	1-2 WP 1B 1B		4-2 BB		2-2 L8		0-1 G3		
<b>Candy Maldonado, R</b> OBP: 0.310, SLG: 0.379	0-0 4-3		1-0 F8		1-1 E8 1B		0-0 G5-3		
<b>Ernest Riles, L</b> OBP: 0.307, SLG: 0.354	2-2 CS 1B		1-3 K		1-3 K		0-1 1B		
<b>Bob Brenly, R</b> OBP: 0.243, SLG: 0.292	1-0 F8		0-1 F7			1-1 F8	3-2 G6-3		
<b>Jose Uribe, S</b> OBP: 0.304, SLG: 0.333	2-2 CS 1-2	0-0 G4-3		2-2 G6-3		0-1 E 2B 1B		1-1 F7	
<b>Terry Mulholland, R</b> (1, 1)		1-3 K			4-0 2B 1B BB	1-1 E6 2B WP		1-0 P9	

Inning Stats	R: 4	H: 5	E: 1	LOB: 0	K: 0	S: 19	R: 0	H: 0	E: 0	LOB: 0	K: 1	S: 7	R: 0	H: 0	E: 0	LOB: 1	K: 1	S: 12	R: 0	H: 0	E: 0	LOB: 0	K: 1	S: 8	R: 3	H: 2	E: 1	LOB: 1	K: 2	S: 13	R: 2	H: 2	E: 1	LOB: 1	K: 0	S: 13	R: 0	H: 1	E: 0	LOB: 1	K: 0	S: 9	R: 0	H: 1	E: 0	LOB: 1	K: 0	S: 7	R: 0	H: 1	E: 0	LOB: 1	K: 0	S: 11
	1B: 7	2B: 4	3B: 0	SF: 0	SAC: 0	DP: 0	1B: 0	2B: 0	3B: 0	SF: 0	SAC: 0	DP: 0	1B: 0	2B: 0	3B: 0	SF: 0	SAC: 0	DP: 0	1B: 0	2B: 0	3B: 0	SF: 0	SAC: 0	DP: 0	1B: 0	2B: 0	3B: 0	SF: 0	SAC: 0	DP: 0	1B: 0	2B: 0	3B: 0	SF: 0	SAC: 0	DP: 0	1B: 0	2B: 0	3B: 0	SF: 0	SAC: 0	DP: 0	1B: 0	2B: 0	3B: 0	SF: 0	SAC: 0	DP: 0	1B: 0	2B: 0	3B: 0	SF: 0	SAC: 0	DP: 0

PITCHER	IP	WLS	BF	H	R	ER	SO	BB	IBB	HBP	BLK	WP	HR	S	P	ERA	WHIP
<b>Calvin Schiraldi, R</b> ERA: 4.58	(1, 1)	4.0	L	18	5	5	3	2	0	0	0	1	0	46	76	11.25	1.750
<b>Frank DiPino, L</b> ERA: 4.65	(5, 1)	3.0		16	5	4	2	0	1	0	0	1	0	35	55	6.00	1.667
<b>Pat Perry, L</b> ERA: 3.46	(8, 1)	1.0		4	1	0	0	0	0	0	0	0	0	7	11	0.00	1.000

**BOTTOM**

AB	R	H	RBI	BB	SO	LOB
3	1	1	0	0	1	1
2	0	2	1	0	0	0

4	2	2	0	0	0	1
1	0	0	0	0	0	1

3	2	1	2	1	1	1
0	0	0	0	0	0	0

3	1	1	1	1	0	3
---	---	---	---	---	---	---

4	0	1	2	0	0	2
---	---	---	---	---	---	---

4	0	2	1	0	2	1
---	---	---	---	---	---	---

4	0	0	0	0	0	2
---	---	---	---	---	---	---

4	1	1	0	0	0	0
---	---	---	---	---	---	---

3	2	0	0	1	1	1
---	---	---	---	---	---	---

WP	PA
2	39

**Chicago Cubs @ San Francisco Giants**  
Candlestick Park, San Francisco, CA

<b>AB</b>	<b>35</b>
<b>R</b>	<b>9</b>
<b>H</b>	<b>11</b>
<b>RBI</b>	<b>7</b>
<b>BB</b>	<b>3</b>
<b>SO</b>	<b>5</b>
<b>LOB</b>	<b>13</b>



WP	PA
2	39

Tue Jul 05 1988, 10:05 PM EDT  
Att: 13,786 - Unknown - 60 F

livebaseballscorecards.com



Batter	1	2	3	4	5	6	7	8	9	AB R H RBI BB SO LOB	TOP											
<b>Dave Martinez, L</b> (1, 8) OBP: 0.305, SLG: 0.347	3-2 G4-6-3 1B		0-3 K			1-0 4-3		3-2 1-3		4 0 1 0 0 1 1												
<b>Rafael Palmeiro, L</b> (1, 7) OBP: 0.347, SLG: 0.443	2-0 G4-6-3 1-2f			1-0 F9		1-0 L9		1-1 6-3		4 0 0 0 0 0 2												
<b>Mark Grace, L</b> (1, 3) OBP: 0.373, SLG: 0.445	1-2 4-3			3-1 1B		2-1 3-1		1-0 FC6-4 1B		4 0 2 0 0 0 0												
<b>23 Ryne Sandberg, R</b> (1, 4) OBP: 0.320, SLG: 0.426		0-0 G3 1B		1-1 F6		0-1 1B		1-1 FC6-4 1-2		4 0 2 0 0 0 2												
<b>Gary Varsho, L</b> (1, 9) <b>Darrin Jackson, R</b> (9, PH) OBP: 0.268, SLG: 0.404		0-0 G3 1-2		0-1 F6		1-0 F7		1-2 F8		3 0 0 0 0 0 3 1 0 0 0 0 0 1												
<b>Shawon Dunston, R</b> (1, 6) OBP: 0.309, SLG: 0.430		0-0 5-3		3-3 K		1-2 F9		1-2 6-3		4 0 0 0 0 1 3												
<b>Manny Trillo, R</b> (1, 5) OBP: 0.286, SLG: 0.294		3-3 K		0-0 1B		2-0 F7				3 0 1 0 0 1 2												
<b>Jim Sundberg, R</b> (1, 2) OBP: 0.365, SLG: 0.349 <b>Andre Dawson, R</b> (8, PH) OBP: 0.350, SLG: 0.516 <b>Jody Davis, R</b> (8, 2) OBP: 0.348, SLG: 0.414		2-1 6-3		2-3 K		0-0 5-3				2 0 0 0 0 1 1 1 0 0 0 0 0 0 0 0 0 0 0 0 0												
<b>Jamie Moyer, L</b> (1, 1) OBP: 0.132, SLG: 0.086 <b>Jerry Mumphy, S</b> (8, PH) OBP: 0.196, SLG: 0.186 <b>Les Lancaster, R</b> (8, 1)		0-0 F7		2-2 F7		0-0 2B				2 0 0 0 0 0 1 1 0 1 0 0 0 0 0 0 0 0 0 0 0												
<b>Inning Stats</b>	R: 0 E: 0 K: 0 S: 7	H: 1 LOB: 0 BB: 0 P: 13	R: 0 E: 0 K: 1 S: 8	H: 1 LOB: 1 BB: 0 P: 11	R: 0 E: 0 K: 1 S: 7	H: 0 LOB: 0 BB: 0 P: 9	R: 0 E: 0 K: 0 S: 7	H: 1 LOB: 1 BB: 0 P: 12	R: 0 E: 0 K: 2 S: 12	H: 1 LOB: 1 BB: 0 P: 19	R: 0 E: 0 K: 0 S: 4	H: 0 LOB: 0 BB: 0 P: 8	R: 0 E: 0 K: 0 S: 11	H: 1 LOB: 1 BB: 0 P: 14	R: 0 E: 0 K: 0 S: 7	H: 1 LOB: 1 BB: 0 P: 11	R: 0 E: 0 K: 0 S: 10	H: 1 LOB: 1 BB: 0 P: 14	1B: 6 2B: 1 3B: 0 HR: 0	SF: 0 SAC: 0 DP: 1 HBP: 0	WP: 0 PB: 0 SB: 0 CS: 0	PA: 33
<b>PITCHER</b>	IP WLS BF H R ER SO BB IBB HBP BLK WP HR S P ERA WHIP																					
<b>Rick Reuschel, R</b> (1, 1) ERA: 2.9	8.0 W 29 6 0 0 4 0 0 0 0 0 0 0 63 97 0.00 0.750																					
<b>Craig Lefferts, L</b> (9, 1) ERA: 2.76	0.2 3 1 0 0 0 0 0 0 0 0 0 0 7 10 0.00 1.500																					
<b>Scott Garrelts, R</b> (9, 1) ERA: 4.76	0.1 S 1 0 0 0 0 0 0 0 0 0 0 0 3 4 0.00 0.000																					

**Chicago Cubs @ San Francisco Giants**  
**Candlestick Park, San Francisco, CA**  
 Wed Jul 06 1988, 6:33 AM EDT  
 Att. 21,884 - Sunny

AB	33
R	0
H	7
RBI	0
BB	0
SO	4
LOB	16



WP	0	PA	33
PB	0		
SB	0		
CS	0		

ERA	WHIP

Batter	1	2	3	4	5	6	7	8	9
Donell Nixon, R OBP: 0.700, SLG: 0.875 (1, 8) F B F F F X (8, 7)	2-2 5-3 ①		0-1 SH1-3 ②			0-0 SH1-3 CS CS 1B ①		1-2 E 1B ①	
Robby Thompson, R OBP: 0.375, SLG: 0.413 (1, 4) C X F F F X	0-1 1-3 ②		0-2 4-3 ③			1-0 SH1-3 1-3 ①		0-0 E9 1B ①	
Will Clark, L OBP: 0.386, SLG: 0.556 (1, 3) B B B B	4-0 S BB ③			1-1 L4 ①		2-3 3-H ② ③		4-0 IBB ③	
Joel Youngblood, R OBP: 0.388, SLG: 0.350 Bret Butler, L OBP: 0.381, SLG: 0.378 (1, 7) (7, PR) (8, 8) B B C X C X	2-2 F8 1-2 ③		4-2 G5-4-3 BB ③			0-1 G5-4-3 1B ①		2-2 F6 ③	
Candy Maldonado, R OBP: 0.307, SLG: 0.375 (1, 9) X		0-0 5-3 ①		0-2 G5-4-3 1-2f ② ③		1-1 G5-4-3 1-2f ① ②			
Chris Speier, R OBP: 0.294, SLG: 0.266 (1, 5) C X B B B X		1-2 F8 ②			0-1 5-3 ①		3-2 6-3 ③		
Bob Melvin, R OBP: 0.218, SLG: 0.325 (1, 2) B C X		1-1 F8 ③			2-2 1B ②			1-2 6-3 ①	
Jose Uribe, S OBP: 0.304, SLG: 0.337 (1, 6) X			0-0 SH1-4 SH1-3 2B ①			0-0 F3 ②		1-0 F8 ②	
Rick Reuschel, R OBP: 0.118, SLG: 0.091 Harry Spilman, L OBP: 0.240, SLG: 0.304 Craig Lefferts, L OBP: 0.200, SLG: 0.200 (1, 1) (8, PH) (9, 1) (9, 1)			0-0 SH1-4 2-3 ①			0-2 4-3 ③		2-2 1B E 2B ①	

Inning Stats	R: 0	H: 0	E: 0	K: 0	S: 9	LOB: 1	BB: 1	P: 17	R: 0	H: 0	E: 0	K: 0	S: 6	LOB: 0	BB: 0	P: 8	R: 1	H: 1	E: 0	K: 0	S: 8	LOB: 0	BB: 0	P: 8	R: 0	H: 0	E: 0	K: 0	S: 7	LOB: 0	BB: 1	P: 12	R: 0	H: 1	E: 0	K: 0	S: 9	LOB: 1	BB: 0	P: 11	R: 0	H: 1	E: 0	K: 1	S: 6	LOB: 0	BB: 0	P: 8	R: 0	H: 1	E: 0	K: 0	S: 8	LOB: 1	BB: 0	P: 11	R: 1	H: 3	E: 1	K: 0	S: 15	LOB: 3	BB: 1	P: 26
--------------	------	------	------	------	------	--------	-------	-------	------	------	------	------	------	--------	-------	------	------	------	------	------	------	--------	-------	------	------	------	------	------	------	--------	-------	-------	------	------	------	------	------	--------	-------	-------	------	------	------	------	------	--------	-------	------	------	------	------	------	------	--------	-------	-------	------	------	------	------	-------	--------	-------	-------

PITCHER	IP	WLS	BF	H	R	ER	SO	BB	IBB	HBP	BLK	WP	HR	S	P	ERA	WHIP
Jamie Moyer, L ERA: 3.05 (1, 1)	7.0	L	24	4	1	1	1	2	0	0	0	0	0	53	75	1.29	0.857
Les Lancaster, R ERA: 3.15 (8, 1)	1.0		7	3	1	1	0	0	1	0	0	0	0	15	26	9.00	3.000

**BOTTOM**

**Chicago Cubs @ San Francisco Giants**  
Candlestick Park, San Francisco, CA

Wed Jul 06 1988, 6:33 AM EDT  
Att. 21,884 - Sunny

AB	R	H	RBI	BB	SO	LOB
3	0	2	1	0	0	0
3	0	1	1	0	0	0
2	0	0	0	2	1	1
2	0	1	0	1	0	1
1	0	0	0	0	0	3
3	0	0	0	0	0	2
3	0	0	0	0	0	1
3	0	1	0	0	0	0
3	1	1	0	0	0	1
1	0	0	0	0	0	1
1	1	1	0	0	0	0
0	0	0	0	0	0	0
0	0	0	0	0	0	0

AB	25
R	2
H	7
RBI	2
BB	3
SO	1
LOB	10

WP: 0 PA: 31  
PB: 0  
SB: 1  
CS: 2



PITCHER	IP	WLS	BF	H	R	ER	SO	BB	IBB	HBP	BLK	WP	HR	S	P	ERA	WHIP
---------	----	-----	----	---	---	----	----	----	-----	-----	-----	----	----	---	---	-----	------



Batter	1	2	3	4	5	6	7	8	9	AB R H RBI BB SO LOB	TOP	
Vince Coleman, S (1, 7) OBP: 0.328, SLG: 0.378	1-0 P7		0-1 G1-3			2-3 K		0-0 P7		4 0 0 0 0 1 1		
Ozzie Smith, S (1, 6) OBP: 0.342, SLG: 0.328	2-3 K		1-0 G3-1			1-1 G4-3		0-0 CS	1-0 G6-3	4 0 0 0 0 1 0		
Willie McGee, S (1, 8) OBP: 0.354, SLG: 0.393	2-2 G5-3					3-2 F7			1-0 F8	4 0 1 0 0 0 0		
Tom Brunansky, R (1, 9) OBP: 0.377, SLG: 0.444						2-1 G1-6-3 1B			0-1 F9	3 0 0 0 1 1 1		
Terry Pendleton, S (1, 5) OBP: 0.318, SLG: 0.374						2-0 G1-6-3 1-2f			0-1 F8 BB	3 0 0 0 0 1 1		
José Oquendo, S (1, 3) OBP: 0.350, SLG: 0.346						1-0 G3			0-2 F8	2 0 1 0 1 1 1		
Luis Alicea, S (1, 4) OBP: 0.291, SLG: 0.305									1-3 K	3 0 1 0 0 0 2		
Tony Peña, R (1, 2) OBP: 0.285, SLG: 0.368									1-2 G4-3	3 0 0 0 0 0 3		
Joe Magrane, R (1, 1) OBP: 0.263, SLG: 0.444									1-1 G6-3	2 0 0 0 0 0 1		
Curt Ford, L (8, PH) OBP: 0.234, SLG: 0.241									1-2 CS	1 0 1 0 0 0 0		
Todd Worrell, R (8, 1)									1-2 1B	0 0 0 0 0 0 0		
<b>Inning Stats</b>	R: 0 H: 0 E: 0 LOB: 0 K: 1 BB: 0 S: 9 P: 14	R: 0 H: 2 E: 0 LOB: 2 K: 2 BB: 0 S: 13 P: 21	R: 0 H: 0 E: 0 LOB: 0 K: 0 BB: 0 S: 6 P: 7	R: 0 H: 1 E: 0 LOB: 0 K: 0 BB: 0 S: 4 P: 9	R: 0 H: 0 E: 0 LOB: 1 K: 0 BB: 1 S: 6 P: 13	R: 0 H: 0 E: 0 LOB: 0 K: 1 BB: 0 S: 10 P: 16	R: 0 H: 0 E: 0 LOB: 1 K: 1 BB: 1 S: 11 P: 17	R: 0 H: 1 E: 0 LOB: 0 K: 0 BB: 0 S: 6 P: 8	R: 0 H: 0 E: 0 LOB: 0 K: 0 BB: 0 S: 4 P: 6	1B: 4 SF: 0 2B: 0 SAC: 0 3B: 0 DP: 1 HR: 0 HBP: 0	WP: 0 PA: 32 PB: 0 SB: 1 CS: 1	
<b>PITCHER</b> Michael LaCoss, R (1, 1) ERA: 3.13	IP WLS BF H R ER SO BB IBB HBP BLK WP HR S P ERA WHIP	9.0 W 31 4 0 0 5 2 0 0 0 0 0 0 69 111 0.00 0.667										

St. Louis Cardinals @ San Francisco Giants  
Candlestick Park, San Francisco, CA

Fri Jul 08 1988, 10:05 PM EDT  
Att. 24,190 - Unknown - 60 F

livebaseballscorecards.com

AB 29  
R 0  
H 4  
RBI 0  
BB 2  
SO 5  
LOB 10



Batter	1	2	3	4	5	6	7	8	9
<b>Brett Butler, L</b> OBP: 0.382, SLG: 0.377 (1, 8)	4-2 1B WP SF8 BB		3-2 G5-3		0-0 CS 1B		2-2 G1-3		
<b>Robby Thompson, R</b> OBP: 0.373, SLG: 0.410 (1, 4)	1-1 S 1B		1-0 L8		1-1 L3		2-2 F3		
<b>Will Clark, L</b> OBP: 0.384, SLG: 0.553 (1, 3)	2-0 SF8		1-0 F7		0-3 K		0-0 1B 1B		
<b>Candy Maldonado, R</b> OBP: 0.312, SLG: 0.376 (1, 9)	4-0 SAFE FC4-6 BB		1-1 P4		4-2 WP BB		1-0 S 1B		
<b>Donell Nixon, R</b> OBP: 0.700, SLG: 0.875 (8, PR) (9, 7)	1-2 BB		0-2 G6-3		2-3 K		2-3 K		
<b>Kevin Mitchell, R</b> OBP: 0.314, SLG: 0.416 (1, 5)	1-0 L9		2-2 S 1B		0-2 L6		4-0 IBB		
<b>Mike Aldrete, L</b> OBP: 0.358, SLG: 0.383 (1, 7) (9, 9)	1-1 FC4-6 1-2f		3-3 K		1-3 K		3-1 S 1B		
<b>Bob Melvin, R</b> OBP: 0.213, SLG: 0.318 (1, 2)			0-1 G6-3		0-3 K		2-3 K		
<b>Harry Spilman, L</b> OBP: 0.231, SLG: 0.292 (8, PH)			0-1 G5-3		1-3 K		3-1 S 1B		
<b>Bob Brenly, R</b> OBP: 0.243, SLG: 0.292 (9, 2)			0-0 L6		1-3 K		2-3 K		
<b>Jose Uribe, S</b> OBP: 0.304, SLG: 0.337 (1, 6)									
<b>Michael LaCoss, R</b> OBP: 0.294, SLG: 0.281 (1, 1)									

Inning Stats	R: 1	H: 1	E: 0	LOB: 2	K: 0	S: 8	P: 21	R: 0	H: 0	E: 0	LOB: 0	K: 0	S: 5	R: 0	H: 0	E: 0	LOB: 0	K: 0	S: 5	R: 0	H: 1	E: 0	LOB: 1	K: 1	S: 12	R: 0	H: 1	E: 0	LOB: 1	K: 2	S: 9	R: 0	H: 0	E: 0	LOB: 1	K: 2	S: 12	R: 0	H: 1	E: 0	LOB: 1	K: 2	S: 11	R: 0	H: 2	E: 0	LOB: 3	K: 2	S: 16	P: 27
--------------	------	------	------	--------	------	------	-------	------	------	------	--------	------	------	------	------	------	--------	------	------	------	------	------	--------	------	-------	------	------	------	--------	------	------	------	------	------	--------	------	-------	------	------	------	--------	------	-------	------	------	------	--------	------	-------	-------

PITCHER	IP	WLS	BF	H	R	ER	SO	BB	IBB	HBP	BLK	WP	HR	S	P	ERA	WHIP
<b>Joe Magrane, L</b> ERA: 2.5 (1, 1)	7.0	L	28	4	1	1	7	3	0	0	0	2	0	62	102	1.29	1.000
<b>Todd Worrell, R</b> ERA: 3.16 (8, 1)	1.0		6	2	0	0	2	0	1	0	0	0	0	16	27	0.00	2.000

**BOTTOM**

AB	R	H	RBI	BB	SO	LOB
3	1	1	0	1	0	1
4	0	1	0	0	0	1
3	0	1	1	0	1	0
2	0	1	0	2	0	0
0	0	0	0	0	0	0
4	0	0	0	0	2	5
3	0	1	0	1	0	3
3	0	0	0	0	2	1
1	0	0	0	0	1	3
0	0	0	0	0	0	0
3	0	1	0	0	1	0
3	0	0	0	0	2	1

**St. Louis Cardinals @ San Francisco Giants**  
**Candlestick Park, San Francisco, CA**

**AB 29**  
**R 1**  
**H 6**  
**RBI 1**  
**BB 4**  
**SO 9**  
**LOB 15**

**GIANTS**

WP: 2 PA: 34  
PB: 0  
SB: 4  
CS: 1

livebaseballscorecards.com

Fri Jul 08 1988, 10:05 PM EDT  
Att: 24,190 - Unknown - 60 F



Batter	1	2	3	4	5	6	7	8	9	AB R H RBI BB SO LOB	TOP											
Willie McGee, S (1, 8) OBP: 0.351, SLG: 0.388	1-2 G4-3		0-0 G6-3		0-0 FC4-6 1B		2-2 F7			4 0 0 0 0 0 1	<b>St. Louis Cardinals @ San Francisco Giants</b> <b>Candlestick Park, San Francisco, CA</b> Sat Jul 09 1988, 6:33 AM EDT Att. 34,666 - Sunny - 80 F											
Ozzie Smith, S (1, 6) Duane Walker, L (7, PH) OBP: 0.342, SLG: 0.328 OBP: 0.273, SLG: 0.250	1-2 L5			1-1 G3-1	0-0 1B		1-1 2B			3 0 1 0 0 0 0 1 0 1 0 0 0 0												
Terry Pendleton, S (1, 5) Tom Pagnozzi, R (6, 2) OBP: 0.323, SLG: 0.379 OBP: 0.274, SLG: 0.291	2-0 1B			2-2 2B G6-3 1B	0-2 G3		1-2 P4			3 1 2 0 0 0 2 1 0 0 0 0 0 1												
Tom Brunansky, R (1, 9) OBP: 0.375, SLG: 0.444	1-3 K			0-1 G6-3 1B 2B		0-3 K		1-0 L8		4 1 1 0 0 2 1												
Curt Ford, L (1, 7) OBP: 0.221, SLG: 0.226		2-0 P7		0-0 G6-3		1-0 F8		0-3 K		4 0 0 1 0 1 1												
José Oquendo, S (1, 3) OBP: 0.353, SLG: 0.346		2-2 G4-3		0-0 1B		4-2 BB		2-2 F8		3 0 1 1 1 0 0												
Luis Alicea, S (1, 4) OBP: 0.286, SLG: 0.300		2-0 G5-3		2-2 G3		0-1 E3 FC6-4			0-0 G4-3	4 0 0 0 0 0 2												
Steve Lake, R (1, 2) Steve Peters, L (6, 1) Ken Dayley, L (8, 1) Vince Coleman, S (9, PH) OBP: 0.273, SLG: 0.275 OBP: 0.327, SLG: 0.377			1-1 G6-3		0-0 FC4-6 1B		1-1 FC6-4		2-2 G6-3	3 0 1 0 0 0 2 0 0 0 0 0 0 0 0 0 0 0 0 0 0 1 0 0 0 0 0 0												
John Tudor, L (1, 1) Mike Fitzgerald, R (3, PH) John Costello, R (3, 1) Tony Peña, R (5, PH) Bob Forsch, R (5, 1) Tom Lewless, R (6, 5) OBP: 0.176, SLG: 0.097 OBP: 0.209, SLG: 0.214 OBP: 0.294, SLG: 0.366 OBP: 0.250, SLG: 0.250 OBP: 0.161, SLG: 0.138			2-3 K		3-2 P4		0-0 G5-3		2-0 G5-3	0 0 0 0 0 0 0 1 0 0 0 0 0 1 0 0 0 0 0 0 0 1 0 0 0 0 0 1 0 0 0 0 0 0 0 2 0 0 0 0 0 0												
<b>Inning Stats</b>	R: 0 E: 0 K: 1 S: 10	H: 1 LOB: 1 BB: 0 P: 15	R: 0 E: 0 K: 0 S: 5	H: 0 LOB: 0 BB: 0 P: 11	R: 0 E: 0 K: 1 S: 7	H: 0 LOB: 0 BB: 0 P: 10	R: 2 E: 0 K: 0 S: 14	H: 3 LOB: 1 BB: 0 P: 19	R: 0 E: 1 K: 1 S: 9	H: 2 LOB: 2 BB: 0 P: 12		R: 0 E: 1 K: 1 S: 10	H: 0 LOB: 2 BB: 1 P: 16	R: 0 E: 0 K: 0 S: 9	H: 1 LOB: 1 BB: 0 P: 13	R: 0 E: 0 K: 1 S: 7	H: 0 LOB: 0 BB: 0 P: 10	R: 0 E: 0 K: 0 S: 5	H: 0 LOB: 0 BB: 0 P: 9	1B: 5 2B: 2 3B: 0 HR: 0	SF: 0 SAC: 0 DP: 0 HBP: 0	WP: 0 PB: 0 SB: 0 CS: 0
<b>PITCHER</b>	IP WLS BF H R ER SO BB IBB HBP BLK WP HR S P ERA WHIP												<b>PITCHER</b>	IP WLS BF H R ER SO BB IBB HBP BLK WP HR S P ERA WHIP								
Kelly Downs, R (1, 1) ERA: 3.23	7.0 W 30 7 2 2 3 1 0 0 0 0 0 0 64 96 2.57 1.143																					
Joe Price, L (8, 1) ERA: 2.78	1.0 3 0 0 0 1 0 0 0 0 0 0 0 7 10 0.00 0.000																					
Atlee Hammaker, L (9, 1) ERA: 4.71	1.0 3 0 0 0 0 0 0 0 0 0 0 0 5 9 0.00 0.000																					

livebaseballscorecards.com

AB	35
R	2
H	7
RBI	2
BB	1
SO	4
LOB	11



Batter	1	2	3	4	5	6	7	8	9
Brett Butler, L OBP: 0.385, SLG: 0.376 Donell Nixon, R OBP: 0.615, SLG: 0.727 (6, 8)	4-1 CS BB	4-2 2B BB		2-2 L8	2-3 K		1-1 3B 1B	1-3 K	
Chris Speier, R OBP: 0.322, SLG: 0.370 (1, 4)	2-1 2B	3-2 3B 2B			2-1 HR	2-1 F8 1B 1B	1-0 HR 3B	2-2 G6-3	
Will Clark, L OBP: 0.390, SLG: 0.573 Joe Price, R OBP: 0.241, SLG: 0.290 Bob Brenly, R OBP: 0.111, SLG: 0.111 (8, 1)	1-3 K	2-1 3B			4-1 1B HR BB	0-0 1B SF8 1B	3-1 HR	2-3 K	
Candy Maldonado, R OBP: 0.311, SLG: 0.373 (1, 9)	0-1 L6	1-0 G6-3			2-0 HR 1B	1-0 F8	2-2 F3		
Kevin Mitchell, R OBP: 0.321, SLG: 0.434 (1, 5)		0-0 2B 1B	1-3 K		0-1 HR	2-2 HR 1B	0-1 HR 1B		
Mike Aldrete, L OBP: 0.358, SLG: 0.379 Joel Youngblood, R OBP: 0.357, SLG: 0.344 (6, 7)		1-2 F3	4-1 L4-3 BB		3-1 L7	1-0 SF8	0-2 F8		
Bob Melvin, R OBP: 0.227, SLG: 0.353 (9, 3)		1-0 1B 2B	1-2 L4-3		1-2 L9	3-1 HR	4-2 HR BB		
Jose Uribe, S OBP: 0.305, SLG: 0.337 Ernest Riles, L OBP: 0.309, SLG: 0.372 (7, 6)		2-1 F7		1-0 G4-3	0-0 E3 1B	3-3 K	0-0 HR		
Kelly Downs, R OBP: 0.176, SLG: 0.152 Harry Spilman, L OBP: 0.250, SLG: 0.280 (8, 3)		1-2 2B 1B		1-3 K	0-0 WP 1B				

Inning Stats	R: 0	H: 1	E: 0	K: 1	S: 9	H: 1	LOB: 1	BB: 1	P: 16	R: 5	H: 5	E: 0	K: 0	S: 19	H: 0	LOB: 0	BB: 1	P: 34	R: 0	H: 0	E: 0	K: 1	S: 7	R: 0	H: 0	E: 0	K: 1	S: 8	R: 5	H: 5	E: 1	K: 1	S: 16	R: 4	H: 4	E: 0	K: 1	S: 13	R: 7	H: 5	E: 0	K: 0	S: 18	R: 0	H: 0	E: 0	K: 2	S: 10		

PITCHER	IP	WLS	BF	H	R	ER	SO	BB	IBB	HBP	BLK	WP	HR	S	P	ERA	WHIP
John Tudor, L ERA: 2.13	(1, 1)	2.0	L	13	6	5	5	1	2	0	0	0	0	28	50	22.50	4.000
John Costello, R ERA: 1.42	(3, 1)	2.0		6	0	0	2	1	0	0	0	0	0	15	25	0.00	0.500
Bob Forsch, R ERA: 5.19	(5, 1)	1.1		13	8	8	7	1	1	0	0	1	2	23	42	47.25	6.750
Steve Peters, L ERA: 6.88	(6, 1)	1.2		13	6	8	8	1	2	0	0	0	3	24	48	43.20	4.800
Ken Dayley, L ERA: 3.55	(8, 1)	1.0		3	0	0	2	0	0	0	0	0	0	10	15	0.00	0.000

AB	R	H	RBI	BB	SO	LOB
1	1	0	0	2	0	0
3	1	1	0	0	2	1
6	4	5	5	0	0	0
4	3	3	3	1	1	1
0	0	0	0	0	0	0
1	0	0	0	0	1	0
0	0	0	0	0	0	0
5	1	1	0	0	0	4
5	4	4	4	0	1	0
2	0	0	0	1	0	1
1	0	0	1	0	0	1
4	3	2	3	1	0	1
3	1	1	0	0	0	1
2	1	1	3	0	1	0
3	1	2	2	0	1	0
1	1	0	0	1	0	0

AB	R	H	RBI	BB	SO	LOB
41	21	20	21	6	7	10

**BOTTOM**

St. Louis Cardinals @ San Francisco Giants  
Candlestick Park, San Francisco, CA

Sat Jul 09 1988, 6:33 AM EDT  
Att. 34,666 - Sunny - 80 F

livebaseballscorecards.com

WP: 1 PA: 48  
PB: 0  
SB: 0  
CS: 1





Batter	1	2	3	4	5	6	7	8	9	AB R H RBI BB SO LOB	TOP											
Vince Coleman, S (1, 7) OBP: 0.326, SLG: 0.374	4-2 G4-3 BB			3-3 K	0-0 G4-3			2-2 F8		3 0 0 0 1 1 2												
Ozzie Smith, S (1, 6) OBP: 0.341, SLG: 0.327	3-2 G4-3 1-2			0-0 FC6-4 1B			1-0 G5-3	1-0 F7		4 0 1 0 0 0 1												
Willie McGee, S (1, 8) OBP: 0.347, SLG: 0.384	0-1 L3			2-1 FC6-4 1-2f			2-2 G6-3	1-1 G6-3		4 0 0 0 0 0 1												
Tom Brunansky, R (1, 9) OBP: 0.371, SLG: 0.439			1-3 K	2-0 F9			0-0 L8	1-1 G6-3		4 0 0 0 0 1 1												
Mike Fitzgerald, R (1, 3) OBP: 0.213, SLG: 0.217			1-3 K		1-1 1B 1B		0-0 F9	0-3 K		4 1 1 0 0 2 0												
José Oquendo, S (1, 5) OBP: 0.353, SLG: 0.346			0-0 L8		2-0 1B 1-2 1B		0-0 F9			3 0 1 0 0 0 0												
Tom Pagnozzi, R (1, 2) OBP: 0.287, SLG: 0.305			0-1 P4		1-2 SH1-3 1B		0-1 1B			3 0 2 1 0 0 0												
Luis Alicea, S (1, 4) OBP: 0.283, SLG: 0.296			0-0 L8		1-2 L1		0-2 G5-3			3 0 0 0 0 0 3												
Danny Cox, R (1, 1) OBP: 0.063, SLG: 0.063			2-3 K		2-2 SH1-3			1-2 G6-3		1 0 0 0 0 1 0												
Tony Peña, R (8, PH) OBP: 0.293, SLG: 0.365					1-2					1 0 0 0 0 0 0												
Larry McWilliams, L (8, 1) OBP: 0.194, SLG: 0.172										0 0 0 0 0 0 0												
<b>Inning Stats</b>	R: 0 E: 0 K: 0 S: 8	H: 0 LOB: 0 BB: 1 P: 15	R: 0 E: 0 K: 2 S: 7	H: 0 LOB: 0 BB: 0 P: 9	R: 0 E: 0 K: 1 S: 6	H: 0 LOB: 0 BB: 0 P: 8	R: 0 E: 0 K: 1 S: 8	H: 1 LOB: 1 BB: 0 P: 15	R: 1 E: 1 K: 0 S: 14	H: 3 LOB: 2 BB: 0 P: 21	R: 0 E: 0 K: 0 S: 6	H: 0 LOB: 0 BB: 0 P: 9	R: 0 E: 0 K: 0 S: 7	H: 1 LOB: 1 BB: 0 P: 7	R: 0 E: 0 K: 0 S: 8	H: 0 LOB: 0 BB: 0 P: 12	R: 0 E: 0 K: 1 S: 7	H: 0 LOB: 0 BB: 0 P: 9	1B: 5 2B: 0 3B: 0 HR: 0	SF: 0 SAC: 1 DP: 0 HBP: 0	WP: 0 PB: 0 SB: 0 CS: 0	PA: 32
<b>PITCHER</b> Terry Mulholland, L (1, 1) ERA: 3.57	IP: 9.0 WLS: W BF: 32 H: 5 R: 1 ER: 1 SO: 5 BB: 1 IBB: 0 HBP: 0 BLK: 0 WP: 0 HR: 0 S: 71 P: 105 ERA: 1.00 WHIP: 0.667											<b>PITCHER</b>	IP: 9.0 WLS: W BF: 32 H: 5 R: 1 ER: 1 SO: 5 BB: 1 IBB: 0 HBP: 0 BLK: 0 WP: 0 HR: 0 S: 71 P: 105 ERA: 1.00 WHIP: 0.667									

St. Louis Cardinals @ San Francisco Giants  
Candlestick Park, San Francisco, CA

Sun Jul 10 1988, 6:33 AM EDT  
Att. 41,742 - Sunny - 70 F

livebaseballscorecards.com

AB	30
R	1
H	5
RBI	1
BB	1
SO	5
LOB	8



Batter	1	2	3	4	5	6	7	8	9	AB	R	H	RBI	BB	SO	LOB
<b>Brett Butler, L</b> OBP: 0.383, SLG: 0.374 (1, 8)	2-1 P6		2-0 G4-3 1B		1-0 P4		0-0 G6-3			4	0	1	0	0	0	0
<b>Chris Speier, R</b> OBP: 0.319, SLG: 0.365 (1, 4)	1-1 F9		1-1 G4-3 1B		1-3 K		2-3 K			4	0	1	0	0	2	0
<b>Will Clark, L</b> OBP: 0.386, SLG: 0.565 (1, 3)	2-1 L8		0-0 G4-3		3-2 E7 FC5		2-1 F7			4	0	0	0	0	0	2
<b>Mike Aldrete, L</b> OBP: 0.365, SLG: 0.396 (1, 7) (7, 9)		1-1 HR	4-0 FC5-4 IBB		4-0 IBB		1-3 K			2	1	1	1	2	1	0
<b>Kevin Mitchell, R</b> OBP: 0.317, SLG: 0.428 (1, 5)		2-3 K	0-0 FC5-4		2-1 FC5		2-3 K			4	0	0	0	0	2	5
<b>Candy Maldonado, R</b> OBP: 0.311, SLG: 0.376 <b>Donell Nixon, R</b> OBP: 0.643, SLG: 0.750 (1, 9) (6, PR) (7, 7)		3-3 K		1-1 P6		0-0 SH1-3 1B 2B		2-1 1B		3	0	1	0	0	1	0
<b>Bob Brenly, R</b> OBP: 0.250, SLG: 0.299 (1, 2)		0-2 WP 1B		2-0 1B		0-0 SH1-3		2-2 G4-3		3	0	2	0	0	0	1
<b>Jose Uribe, S</b> OBP: 0.305, SLG: 0.337 (1, 6)		2-1 F9		3-2 L9		2-0 CS 1B				3	0	1	1	0	0	2
<b>Terry Mulholland, R</b> (1, 1)			1-3 K		2-3 K		1-2 K			3	0	0	0	0	3	3

Inning Stats		R: 0	H: 0	R: 1	H: 2	R: 0	H: 2	R: 0	H: 1	R: 0	H: 0	R: 0	H: 0	R: 0	H: 1	R: 0	H: 1	1B: 6	SF: 0	WP: 1	PA: 34		
		E: 0	LOB: 0	E: 0	LOB: 1	E: 0	LOB: 3	E: 0	LOB: 1	E: 1	LOB: 2	E: 0	LOB: 1	E: 0	LOB: 0	E: 0	LOB: 1	2B: 1	SAC: 1	PB: 0			
		K: 0	BB: 0	K: 2	BB: 0	K: 1	BB: 1	K: 1	BB: 0	K: 1	BB: 1	K: 1	BB: 0	K: 1	BB: 0	K: 2	BB: 0	3B: 0	DP: 0	SB: 0			
		S: 6	P: 11	S: 13	P: 21	S: 8	P: 16	S: 9	P: 17	S: 9	P: 20	S: 7	P: 11	S: 7	P: 11	S: 14	P: 21	HR: 1	HBP: 0	CS: 1			
<b>PITCHER</b>	<b>IP</b>	<b>WLS</b>	<b>BF</b>	<b>H</b>	<b>R</b>	<b>ER</b>	<b>SO</b>	<b>BB</b>	<b>IBB</b>	<b>HBP</b>	<b>BLK</b>	<b>WP</b>	<b>HR</b>	<b>S</b>	<b>P</b>	<b>ERA</b>	<b>WHIP</b>					<b>ERA</b>	<b>WHIP</b>
<b>Danny Cox, R</b> ERA: 4.27 (1, 1)	7.0	L	30	7	2	2	7	0	2	0	0	1	1	59	107	2.57	1.000						
<b>Larry McWilliams, L</b> ERA: 2.52 (8, 1)	1.0		4	1	0	0	2	0	0	0	0	0	0	14	21	0.00	1.000						


**BOTTOM**

**St. Louis Cardinals @ San Francisco Giants**  
Candlestick Park, San Francisco, CA

Sun Jul 10 1988, 6:33 AM EDT  
Att. 41,742 - Sunny - 70 F

livebaseballscorecards.com

**AB 31**  
**R 2**  
**H 8**  
**RBI 2**  
**BB 2**  
**SO 9**  
**LOB 13**







BOTTOM

San Francisco Giants @ Pittsburgh Pirates  
Three Rivers Stadium, Pittsburgh, PA

AB 34  
R 9  
H 13  
RBI 9  
BB 3  
SO 5  
LOB 19



WP: 0 PA: 40  
PB: 0  
SB: 1  
CS: 0

ERA WHIP

Thu Jul 14 1988, 7:05 PM EDT  
Att. 28,325 - Unknown

AB R H RBI BB SO LOB

3 1 2 0 2 0 0  
0 1 0 0 0 0 0

5 2 3 0 0 1 4

5 2 2 4 0 1 5

4 1 1 0 1 0 4

4 0 1 4 0 0 1

4 0 0 0 0 1 2

3 1 2 0 0 1 0

3 1 1 0 0 0 3

0 0 0 0 0 0 0  
3 0 1 1 0 1 0  
0 0 0 0 0 0 0  
0 0 0 0 0 0 0  
0 0 0 0 0 0 0

1B: 7 SF: 0  
2B: 4 SAC: 2  
3B: 2 DP: 1  
HR: 0 HBP: 1

Table with 9 columns (Batter 1-9) and 10 rows (Batters: Barry Bonds, Tommy Gregg, Rafael Belliard, Andy Van Slyke, Bobby Bonilla, Darnell Coles, Sid Bream, Michael LaValliere, Denny Gonzalez, John Smiley, Brian Fisher, Dave Rucker, Jeff Robinson, Barry Jones). Each cell contains a baseball diamond diagram with player positions, counts, and symbols.

Inning Stats table with columns for R, H, E, K, S, LOB, BB, P.

PITCHER table with columns for IP, WLS, BF, H, R, ER, SO, BB, IBB, HBP, BLK, WP, HR, S, P, ERA, WHIP.



Batter	1	2	3	4	5	6	7	8	9	AB R H RBI BB SO LOB	TOP																
<b>Brett Butler, L</b> (1, 8) OBP: 0.387, SLG: 0.378	4-2 FC1-2 1B BB		1-2 F9	1-1 1B			2-1 G4-3			3 1 1 1 1 0 0																	
<b>Robby Thompson, R</b> (1, 4) OBP: 0.377, SLG: 0.417	3-2 SAFE FC1-2 1B		2-2 F9	3-2 CS 1B			2-3 K			4 1 2 1 0 1 0																	
<b>Will Clark, L</b> (1, 3) OBP: 0.379, SLG: 0.552	1-3 K		2-0 1B 1B	0-0 CS 1-2	1-0 F7		3-3 K			4 1 1 0 0 2 2																	
<b>Mike Aldrete, L</b> (1, 7) OBP: 0.360, SLG: 0.389	2-2 FC1-2 1B		0-0 1B 1B		1-3 K		2-3 K			4 1 1 1 0 2 2																	
<b>Kevin Mitchell, R</b> (1, 5) OBP: 0.319, SLG: 0.424	1-2 1B		2-1 1B		0-1 F3		0-1 F8			4 0 2 2 0 0 0																	
<b>Candy Maldonado, R</b> (1, 9) OBP: 0.312, SLG: 0.372	2-2 G1-3		0-0 F3		0-0 F3		2-1 G6-3			4 0 0 0 0 0 3																	
<b>Bob Melvin, R</b> (1, 2) OBP: 0.221, SLG: 0.343		2-3 K		0-0 G6-3		0-0 F4		3-3 K		3 0 0 0 0 1 0																	
<b>Ernest Riles, L</b> (9, PH) OBP: 0.306, SLG: 0.368										1 0 0 0 0 1 0																	
<b>Jose Uribe, S</b> (1, 6) OBP: 0.307, SLG: 0.336		1-0 G1-3		0-3 K		4-0 BB		1-3 K		3 0 0 0 1 2 0																	
<b>Kelly Downs, R</b> (1, 1) OBP: 0.194, SLG: 0.200			1-2 F9		1-1 1B		2-1 F8		1-2 F7	2 1 1 0 0 0 0																	
<b>Craig Lefferts, L</b> (5, 1)										0 0 0 0 0 0 0																	
<b>Chris Speier, R</b> (6, PH) OBP: 0.322, SLG: 0.362										1 0 0 0 0 0 1																	
<b>Don Robinson, R</b> (6, 1)										0 0 0 0 0 0 0																	
<b>Harry Spilman, L</b> (9, PH) OBP: 0.241, SLG: 0.269										1 0 0 0 0 0 0																	
<b>Inning Stats</b>	R: 2 E: 1 K: 1 S: 19	H: 2 LOB: 1 BB: 1 P: 31	R: 0 E: 0 K: 1 S: 8	H: 0 LOB: 0 BB: 0 P: 12	R: 1 E: 0 K: 0 S: 12	H: 3 LOB: 2 BB: 0 P: 19	R: 2 E: 0 K: 1 S: 15	H: 3 LOB: 0 BB: 0 P: 20	R: 0 E: 0 K: 1 S: 6	H: 0 LOB: 0 BB: 0 P: 8	R: 0 E: 0 K: 0 S: 4	H: 0 LOB: 1 BB: 1 P: 10	R: 0 E: 0 K: 2 S: 10	H: 0 LOB: 0 BB: 0 P: 17	R: 0 E: 0 K: 1 S: 7	H: 0 LOB: 0 BB: 0 P: 11	R: 0 E: 0 K: 2 S: 12	H: 0 LOB: 0 BB: 0 P: 17	1B: 7 2B: 1 3B: 0 HR: 0	SF: 0 SAC: 0 DP: 0 HBP: 0	WP: 0 PB: 0 SB: 0 CS: 1	PA: 37					
<b>PITCHER</b>	IP WLS BF H R ER SO BB IBB HBP BLK WP HR S P ERA WHIP																										
<b>Bob Walk, R</b> (1, 1) ERA: 2.61	3.2		20	8	5	3	3	1	0	0	0	0	0	54	82	7.36	2.455										
<b>Bob Kipper, L</b> (4, 1) ERA: 3.86	3.2	W	11	0	0	0	4	1	0	0	0	0	0	23	40	0.00	0.273										
<b>Jim Gott, R</b> (8, 1) ERA: 2.66	1.2	S	5	0	0	0	2	0	0	0	0	0	0	16	23	0.00	0.000										

**San Francisco Giants @ Pittsburgh Pirates**  
 Three Rivers Stadium, Pittsburgh, PA  
 Fri Jul 15 1988, 7:05 PM EDT  
 Att. 28,315 - Unknown - 83 F

<b>AB</b>	<b>34</b>
<b>R</b>	<b>5</b>
<b>H</b>	<b>8</b>
<b>RBI</b>	<b>5</b>
<b>BB</b>	<b>2</b>
<b>SO</b>	<b>9</b>
<b>LOB</b>	<b>8</b>



WP: 0	PA: 37
PB: 0	
SB: 0	
CS: 1	

ERA	WHIP

Batter	1	2	3	4	5	6	7	8	9
<b>Barry Bonds, L</b> (1, 7) <small>OBP: 0.373, SLG: 0.544</small> <b>Tommy Gregg, L</b> (9, 7) <small>OBP: 0.400, SLG: 1.000</small>	3-1  <b>HR</b>	0-1  <b>G4-3</b> <small>1-H 3-H</small>		1-1  <b>F9</b>		1-1  <b>F7</b>		2-1  <b>G3</b>	
<b>Jose Lind, R</b> (1, 4) <small>OBP: 0.286, SLG: 0.299</small>	0-1  <b>L6</b>	0-0  <b>G4-3</b> <small>2-3</small>		1-3  <b>K</b>		3-2  <b>G4-3</b> <small>1-2</small>			
<b>Andy Van Slyke, L</b> (1, 8) <small>OBP: 0.347, SLG: 0.536</small>	2-3  <b>K</b>	0-1  <b>F7</b>			0-0  <b>HR</b> <small>2B</small>			4-2  <b>1B</b> <small>BB</small>	
<b>Bobby Bonilla, S</b> (1, 5) <small>OBP: 0.389, SLG: 0.537</small>	0-3  <b>K</b>		3-2  <b>L9</b>		0-1  <b>HR</b> <small>2-H</small>			2-0  <b>F9</b>	
<b>Darnell Coles, R</b> (1, 9) <b>Jim Gott, R</b> (8, 1)		4-2  <b>2B</b> <small>BB</small>	3-1  <b>2B</b>		3-2  <b>G4-6-3</b> <small>1B</small>			3-3  <b>K</b> <small>1-2</small>	
<b>Sid Bream, L</b> (1, 3) <small>OBP: 0.338, SLG: 0.472</small>		0-1  <b>2B</b> <small>1-3</small>	1-2  <b>G5-3</b>		0-0  <b>G4-6-3</b> <small>1-2f</small>			0-0  <b>1B</b> <small>2-H</small>	
<b>Michael LaValliere, L</b> (1, 2) <small>OBP: 0.396, SLG: 0.369</small>		1-1  <b>1B</b> <small>2B 2-H 3-H</small>	4-0  <b>IBB</b>		0-0  <b>L7</b>			1-2  <b>G3</b>	
<b>Rafael Belliard, R</b> (1, 6) <small>OBP: 0.331, SLG: 0.291</small>		3-2  <b>2B</b> <small>1B 2-3</small>	0-1  <b>F4</b>			1-0  <b>1B</b> <small>S</small>		0-3  <b>K</b>	
<b>Bob Walk, R</b> (1, 1) <small>OBP: 0.091, SLG: 0.093</small> <b>Bob Kipper, R</b> (4, 1) <b>R.J. Reynolds, S</b> (8, 9) <small>OBP: 0.292, SLG: 0.360</small>		1-3  <b>K</b>		0-1  <b>G6-3</b>		0-2  <b>F1</b>		1-3  <b>K</b>	

Inning Stats	R: 1	H: 1	E: 0	K: 2	S: 13	LOB: 0	BB: 0	P: 18
	R: 4	H: 4	E: 0	K: 1	S: 19	LOB: 1	BB: 1	P: 27
	R: 0	H: 1	E: 0	K: 0	S: 10	LOB: 2	BB: 1	P: 21
	R: 0	H: 0	E: 0	K: 1	S: 7	LOB: 0	BB: 0	P: 9
	R: 2	H: 3	E: 0	K: 0	S: 8	LOB: 0	BB: 0	P: 11
	R: 0	H: 1	E: 0	K: 0	S: 11	LOB: 1	BB: 0	P: 16
	R: 1	H: 1	E: 0	K: 1	S: 13	LOB: 1	BB: 1	P: 22
	R: 0	H: 0	E: 0	K: 2	S: 9	LOB: 0	BB: 0	P: 12
	1B: 4	2B: 5	3B: 0	HR: 2	SF: 0	SAC: 0	DP: 1	HBP: 0

PITCHER	IP	WLS	BF	H	R	ER	SO	BB	IBB	HBP	BLK	WP	HR	S	P	ERA	WHIP
<b>Kelly Downs, R</b> (1, 1) <small>ERA: 3.65</small>	4.0	L	23	9	7	7	4	1	1	0	0	0	2	55	84	15.75	2.500
<b>Craig Lefferts, L</b> (5, 1) <small>ERA: 2.68</small>	1.0		2	0	0	0	0	0	0	0	0	0	0	2	2	0.00	0.000
<b>Don Robinson, R</b> (6, 1) <small>ERA: 2.47</small>	3.0		12	2	1	1	3	1	0	0	0	0	0	33	50	3.00	1.000

**BOTTOM**

**San Francisco Giants @ Pittsburgh Pirates**  
 Three Rivers Stadium, Pittsburgh, PA

livebaseballscorecards.com

<b>AB</b>	<b>34</b>
<b>R</b>	<b>8</b>
<b>H</b>	<b>11</b>
<b>RBI</b>	<b>8</b>
<b>BB</b>	<b>3</b>
<b>SO</b>	<b>7</b>
<b>LOB</b>	<b>14</b>



<b>WP: 0</b>	<b>PA: 37</b>
<b>PB: 0</b>	
<b>SB: 2</b>	
<b>CS: 0</b>	

Fri Jul 15 1988, 7:05 PM EDT  
 Att: 28,315 - Unknown - 83 F



Batter	1	2	3	4	5	6	7	8	9	AB R H RBI BB SO LOB	TOP
<b>Brett Butler, L</b> (1, 8) OBP: 0.389, SLG: 0.379 <b>Donell Nixon, R</b> (6, PR) OBP: 0.647, SLG: 0.733 (6, 8)	0-0 CS 1B		1-2 L8			4-2 L8 BB		0-0 1B		2 0 1 0 1 0 0 1 0 1 0 0 0 0	
<b>Robby Thompson, R</b> (1, 4) OBP: 0.378, SLG: 0.418 <b>Harry Spilman, L</b> (6, PH) OBP: 0.226, SLG: 0.250 (6, 2)	1-0 SAFE F3 1-2		1-1 G3-1 WP 1B			1-1 L8 1-2 2-3		0-1 F7		2 0 1 0 0 0 1 2 0 0 0 0 0 3	
<b>Will Clark, L</b> (1, 3) OBP: 0.378, SLG: 0.547 <b>Scott Garrelts, R</b> (8, 1) OBP: 0.200, SLG: 0.200	4-2 BB		1-0 F6			1-0 F7		3-3 K		3 0 0 0 1 1 5 0 0 0 0 0 0 0	
<b>Mike Aldrete, L</b> (1, 7) OBP: 0.354, SLG: 0.382 (8, 3)	2-0 G4-3		2-2 G3-1 1-3			2-2 G3		0-1 G4-3		4 0 0 0 0 0 5	
<b>Kevin Mitchell, R</b> (1, 5) OBP: 0.318, SLG: 0.432		0-0 G6-3		2-2 G3			3-1 HR	0-1 L8		4 1 1 1 0 0 1	
<b>Candy Maldonado, R</b> (1, 9) OBP: 0.312, SLG: 0.370		3-3 K		1-1 G4-6-3 1B			1-3 K	2-2 G6-3		4 0 1 0 0 2 0	
<b>Ernest Riles, L</b> (1, 6) OBP: 0.301, SLG: 0.362		2-3 K		0-2 G4-6-3 1-2f			0-0 G4-3			3 0 0 0 0 1 1	
<b>Bob Brenly, R</b> (1, 2) OBP: 0.247, SLG: 0.293 <b>Chris Speier, R</b> (6, 4) OBP: 0.320, SLG: 0.358			0-1 G5-3		2-0 P4		1-0 L8			2 0 0 0 0 0 0 1 0 0 0 0 0 0	
<b>Michael LaCoss, R</b> (1, 1) OBP: 0.286, SLG: 0.273 <b>Randy Bockus, L</b> (3, 1) OBP: 0.200, SLG: 0.200 <b>Joel Youngblood, R</b> (8, PH) OBP: 0.342, SLG: 0.333 (8, 7)		2-0 P4		0-1 L8 BB 1B				1-3 K		1 0 0 0 0 0 0 1 0 1 0 0 0 0 1 0 0 0 0 1 0	
<b>Inning Stats</b>	R: 0 H: 1 E: 0 LOB: 1 K: 0 BB: 1 S: 6 P: 13	R: 0 H: 0 E: 0 LOB: 0 K: 2 BB: 0 S: 9 P: 14	R: 0 H: 0 E: 0 LOB: 0 K: 0 BB: 0 S: 6 P: 9	R: 0 H: 1 E: 0 LOB: 1 K: 0 BB: 0 S: 9 P: 15	R: 0 H: 1 E: 0 LOB: 0 K: 0 BB: 0 S: 6 P: 9	R: 0 H: 1 E: 0 LOB: 3 K: 0 BB: 1 S: 11 P: 19	R: 1 H: 1 E: 0 LOB: 0 K: 1 BB: 0 S: 7 P: 12	R: 0 H: 1 E: 0 LOB: 1 K: 2 BB: 0 S: 11 P: 15	R: 0 H: 0 E: 0 LOB: 0 K: 0 BB: 0 S: 8 P: 10	1B: 5 SF: 0 2B: 0 SAC: 0 3B: 0 DP: 1 HR: 1 HBP: 0	WP: 1 PA: 33 PB: 0 SB: 0 CS: 1
<b>PITCHER</b> <b>Doug Drabek, R</b> (1, 1) ERA: 3.89 <b>Barry Jones, R</b> (9, 1) ERA: 2.68	IP WLS BF H R ER SO BB IBB HBP BLK WP HR S P ERA WHIP	8.0 W 30 6 1 1 5 2 0 0 0 1 1 65 106 1.12 1.000	1.0 3 0 0 0 0 0 0 0 0 0 0 0 8 10 0.00 0.000								

**San Francisco Giants @ Pittsburgh Pirates**  
 Three Rivers Stadium, Pittsburgh, PA  
 Sat Jul 16 1988, 7:05 PM EDT  
 Att. 28,997 - Unknown - 93 F

AB	31
R	1
H	6
RBI	1
BB	2
SO	5
LOB	16



Batter	1	2	3	4	5	6	7	8	9
Barry Bonds, L (1, 7) Mike Diaz, R (8, 7) OBP: 0.377, SLG: 0.548 OBP: 0.391, SLG: 0.255	0-0 1B 2B	4-0 IBB	0-1 G5-4-3 1B		1-2 P6			0-1 G5-3	
Jose Lind, R (1, 4) OBP: 0.285, SLG: 0.298	2-2 1B BB	0-1 G5-3	1-2 G5-4-3		0-0 G6-3			0-2 G6-3	
Andy Van Slyke, L (1, 8) OBP: 0.351, SLG: 0.536	4-0 1B FC6-4 BB		4-2 BB 2B BB	2-2 FC4-6 SF8 1B				3-3 K	
Bobby Bonilla, S (1, 5) Denny Gonzalez, R (9, 5) OBP: 0.388, SLG: 0.532 OBP: 0.300, SLG: 0.125	3-3 K		3-2 P5	4-0 FC4-6 BB				0-2 F7	
Sid Bream, L (1, 3) Barry Jones, R (9, 1)	3-2 FC6-4 1B		4-2 BB 2B BB	0-0 FC4-6 1B				1-3 K2-3	
Tommy Gregg, L (1, 9) OBP: 0.333, SLG: 0.714	1-0 FC6-4 CS		4-1 2B 1B BB	1-0 SF8				2-2 L7	
Michael LaValliere, L (1, 2) OBP: 0.402, SLG: 0.381	2-2 CS	3-3 K	1-0 1B 3B 2B	1-2 1B				0-0 G5-4-3 1B	
Rafael Belliard, R (1, 6) OBP: 0.330, SLG: 0.290		0-1 G6-3	2-1 3B 1B	2-2 G6-3				1-1 G5-4-3	
Doug Drabek, R (1, 1) Orestes Destrade, S (8, PH) OBP: 0.208, SLG: 0.283 OBP: 0.143, SLG: 0.143		2-1 2B	0-0 1B 3B		0-0 G6-3			0-0 F8	

Inning Stats	R: 3	H: 3	E: 0	K: 1	S: 13	LOB: 0	BB: 1	P: 28	R: 0	H: 1	E: 0	K: 1	S: 10	LOB: 2	BB: 1	P: 19	R: 6	H: 4	E: 0	K: 0	S: 20	LOB: 0	BB: 3	P: 39	R: 1	H: 2	E: 0	K: 0	S: 12	LOB: 2	BB: 1	P: 22	R: 0	H: 0	E: 0	K: 2	S: 9	LOB: 0	BB: 0	P: 13	R: 0	H: 1	E: 0	K: 0	S: 6	LOB: 0	BB: 0	P: 9	R: 0	H: 0	E: 0	K: 0	S: 7	LOB: 0	BB: 0	P: 7
PITCHER	IP	WLS	BF	H	R	ER	SO	BB	IBB	HBP	BLK	WP	HR	S	P	ERA	WHIP																																							
Michael LaCoss, R (1, 1) ERA: 3.62	2.1	L	16	5	7	7	2	4	1	0	0	0	0	35	75	27.00	3.857																																							
Randy Bockus, R (3, 1) ERA: 4.5	4.2		19	6	3	3	2	1	0	0	0	0	0	40	61	5.79	1.500																																							
Scott Garrelts, R (8, 1) ERA: 4.67	1.0		3	0	0	0	0	0	0	0	0	0	0	7	7	0.00	0.000																																							


**BOTTOM**

**San Francisco Giants @ Pittsburgh Pirates**  
Three Rivers Stadium, Pittsburgh, PA

Sat Jul 16 1988, 7:05 PM EDT  
Att: 28,997 - Unknown - 93 F

AB	R	H	RBI	BB	SO	LOB
3	1	2	1	1	0	0
1	0	0	0	0	0	0
5	1	1	0	0	0	3
2	3	1	0	2	1	0
3	0	0	0	1	1	4
0	0	0	0	0	0	0
3	1	1	2	1	1	2
0	0	0	0	0	0	0
2	1	0	2	1	0	1
4	1	3	2	0	1	0
4	1	1	1	0	0	3
3	1	2	2	0	0	0
1	0	0	0	0	0	0

AB	31
R	10
H	11
RBI	10
BB	6
SO	4
LOB	13



WP: 0	PA: 39
PB: 0	
SB: 0	
CS: 1	



Batter	1	2	3	4	5	6	7	8	9	AB R H RBI BB SO LOB	TOP																									
<b>Brett Butler, L</b> (1, 8) OBP: 0.395, SLG: 0.381	1-2 G4-3		4-1 WP G5-3 BB		1-2 HR 1B		2-2 G1-3 1B		4-1 2B BB	3 2 2 0 2 0 0	<b>San Francisco Giants @ Pittsburgh Pirates</b> Three Rivers Stadium, Pittsburgh, PA Sun Jul 17 1988, 3:33 AM EDT Att. 25,512 - Cloudy - 91 F																									
<b>Robby Thompson, R</b> (1, 4) OBP: 0.381, SLG: 0.436	0-3 K		1-1 G5-3		2-2 HR		1-1 G1-3 1B		0-0 2B	5 1 3 3 0 1 2																										
<b>Will Clark, L</b> (1, 3) OBP: 0.381, SLG: 0.548	2-0 2B		1-1 WP HBP		0-2 G4-3		2-1 G1-3		4-0 IBB	3 0 1 0 1 0 2																										
<b>Mike Aldrete, L</b> (1, 9) OBP: 0.352, SLG: 0.376 <b>Joe Price, R</b> (7, 1) <b>Harry Spilman, L</b> (9, PH) OBP: 0.219, SLG: 0.241	4-0 BB		3-1 G3		0-0 F7		2-1 G6-3		1-0 L8	3 0 0 0 1 0 4 0 0 0 0 0 0 0 1 0 0 0 0 0 2																										
<b>Kevin Mitchell, R</b> (1, 5) OBP: 0.316, SLG: 0.438	0-0 F8			0-0 G5-3		0-0 HR		2-2 G5-3	0-0 F3	5 1 1 1 0 0 4																										
<b>Donell Nixon, R</b> (1, 7) OBP: 0.571, SLG: 0.684		2-1 P4		3-2 F9		1-0 L6		1-0 2B		4 0 1 0 0 0 0																										
<b>Bob Brenly, R</b> (1, 2) OBP: 0.248, SLG: 0.289 <b>Ernest Riles, L</b> (8, PH) OBP: 0.299, SLG: 0.360 <b>Bob Melvin, R</b> (8, 2) OBP: 0.221, SLG: 0.343		1-2 L4		2-2 G5-3		4-2 BB		2-3 K		2 0 0 0 1 0 0 1 0 0 0 0 1 1 0 0 0 0 0 0 0																										
<b>Jose Uribe, S</b> (1, 6) OBP: 0.302, SLG: 0.331		1-0 F8			2-1 F8		0-2 G4-3		0-0 F7	4 0 0 0 0 0 2																										
<b>Terry Mulholland, R</b> (1, 1) <b>Kelly Downs, R</b> (7, 1) <b>Candy Maldonado, R</b> (7, 9) OBP: 0.194, SLG: 0.200 OBP: 0.311, SLG: 0.369			4-0 G5-3 BB BB		1-2 G6-3		1-1 G5-3		3-2 F8	2 0 0 0 1 0 0 0 0 0 0 0 0 0 1 0 0 0 0 0 0																										
<b>Inning Stats</b>	R: 0 E: 0 K: 1 S: 8	H: 1 LOB: 2 BB: 1 P: 15	R: 0 E: 0 K: 0 S: 6	H: 0 LOB: 0 BB: 0 P: 10	R: 0 E: 0 K: 0 S: 6	H: 0 LOB: 2 BB: 2 P: 19	R: 0 E: 0 K: 0 S: 8	H: 0 LOB: 0 BB: 0 P: 13	R: 2 E: 0 K: 0 S: 15	H: 2 LOB: 0 BB: 0 P: 21		R: 1 E: 0 K: 0 S: 8	H: 1 LOB: 1 BB: 1 P: 13	R: 0 E: 0 K: 0 S: 13	H: 2 LOB: 2 BB: 0 P: 21	R: 0 E: 0 K: 1 S: 9	H: 1 LOB: 1 BB: 0 P: 14	R: 1 E: 0 K: 0 S: 9	H: 1 LOB: 2 BB: 2 P: 21	1B: 3 2B: 3 3B: 0 HR: 2	SF: 0 SAC: 0 DP: 1 HBP: 1	WP: 1 PB: 0 SB: 2 CS: 0	PA: 41													
<b>PITCHER</b>	IP WLS BF H R ER SO BB IBB HBP BLK WP HR S P ERA WHIP																																			
<b>Mike Dunne, R</b> (1, 1) ERA: 3.98	6.1		29	6	3	3	1	4	0	1	0	1	2	60	104	4.26	1.579																			
<b>Dave Rucker, L</b> (7, 1) ERA: 4.05	0.2		2	0	0	0	0	0	0	0	0	0	4	8	0.00	0.000																				
<b>Jeff Robinson, R</b> (8, 1) ERA: 2.76	1.0	W	4	1	0	0	1	0	0	0	0	0	9	14	0.00	1.000																				
<b>Jim Gott, R</b> (9, 1) ERA: 2.8	1.0	S	6	1	1	1	0	1	1	0	0	0	9	21	9.00	2.000																				

livebaseballscorecards.com

<b>AB</b>	<b>34</b>
<b>R</b>	<b>4</b>
<b>H</b>	<b>8</b>
<b>RBI</b>	<b>4</b>
<b>BB</b>	<b>6</b>
<b>SO</b>	<b>2</b>
<b>LOB</b>	<b>17</b>







Batter	1	2	3	4	5	6	7	8	9	AB R H RBI BB SO LOB	TOP																
<b>Brett Butler, L</b> (1, 8) OBP: 0.395, SLG: 0.383	1-2 F8		2-1 F7		4-1 1B BB		2-1 4-3		3-1 2B	4 1 1 0 1 0 0																	
<b>Robby Thompson, R</b> (1, 4) OBP: 0.378, SLG: 0.432	0-1 F8		1-0 CS BB 1B		0-0 6-3		0-2 F6		2-0 4-3	5 0 1 0 0 0 3																	
<b>Will Clark, L</b> (1, 3) OBP: 0.384, SLG: 0.547	0-0 1B 1B		4-1 1 SAFE 1 SAFE 1-2 BB		4-0 1B IBB		2-3 K			2 0 1 0 2 1 0																	
<b>Kevin Mitchell, R</b> (1, 5) OBP: 0.318, SLG: 0.449	2-0 1B 1-3 1B		2-0 CS 2-3	0-2 F9	0-0 F3		0-0 HR			4 1 2 1 0 0 3																	
<b>Mike Aldrete, L</b> (1, 7) OBP: 0.354, SLG: 0.383	2-3 K			0-0 2B	2-2 1B		1-3 K			4 0 2 2 0 2 2																	
<b>Candy Maldonado, R</b> (1, 9) OBP: 0.307, SLG: 0.364		3-2 5-3		1-1 5-3	0-0 F6		3-3 K			4 0 0 0 0 1 3																	
<b>Bob Brenly, R</b> (1, 2) OBP: 0.248, SLG: 0.283		1-3 K		4-2 BB		0-1 F4		3-2 L7		3 0 0 0 1 1 0																	
<b>Randy Bockus, L</b> (8, 1) OBP: 0.200, SLG: 0.200										0 0 0 0 0 0 0																	
<b>Jose Uribe, S</b> (1, 6) OBP: 0.298, SLG: 0.326		1-3 K		1-3 K		0-1 F6			1-1 1-3	4 0 0 0 0 2 2																	
<b>Don Robinson, R</b> (1, 1) OBP: 0.083, SLG: 0.083			3-3 K		0-1 1B BB		1-0 5-3		2-2 6-3	3 1 1 0 0 1 0																	
<b>Craig Lefferts, L</b> (7, 1)										0 0 0 0 0 0 0																	
<b>Scott Garrelts, R</b> (8, 1) OBP: 0.200, SLG: 0.200										0 0 0 0 0 0 0																	
<b>Bob Melvin, R</b> (8, 2) OBP: 0.219, SLG: 0.341										1 0 0 0 0 0 0																	
<b>Inning Stats</b>	R: 0 E: 0 K: 1 S: 12	H: 2 LOB: 2 BB: 0 P: 17	R: 0 E: 0 K: 2 S: 10	H: 0 LOB: 0 BB: 0 P: 15	R: 0 E: 0 K: 1 S: 7	H: 1 LOB: 1 BB: 1 P: 19	R: 0 E: 0 K: 1 S: 13	H: 1 LOB: 2 BB: 1 P: 19	R: 2 E: 0 K: 0 S: 10	H: 2 LOB: 2 BB: 2 P: 20	R: 0 E: 0 K: 0 S: 5	H: 0 LOB: 0 BB: 0 P: 6	R: 0 E: 0 K: 1 S: 11	H: 0 LOB: 0 BB: 0 P: 15	R: 1 E: 0 K: 2 S: 14	H: 1 LOB: 0 BB: 0 P: 21	R: 0 E: 0 K: 0 S: 8	H: 1 LOB: 1 BB: 0 P: 16	1B: 5 2B: 2 3B: 0 HR: 1	SF: 0 SAC: 0 DP: 0 HBP: 0	WP: 0 PB: 0 SB: 0 CS: 1	PA: 39					
<b>PITCHER</b>	IP WLS BF H R ER SO BB IBB HBP BLK WP HR S P ERA WHIP																										
<b>Calvin Schiraldi, R</b> (1, 1) ERA: 4.52	7.0		30	6	2	2	6	3	1	0	0	0	0	68	111	2.57	1.286										
<b>Pat Perry, L</b> (8, 1) ERA: 3.71	1.0	W	4	1	1	1	2	0	0	0	0	0	1	14	21	9.00	1.000										
<b>Rich Gossage, R</b> (9, 1) ERA: 3.16	1.0		4	1	0	0	0	0	0	0	0	0	0	8	16	0.00	1.000										

San Francisco Giants @ Chicago Cubs  
Wrigley Field, Chicago, IL  
Mon Jul 18 1988, 3:33 AM CDT  
Att. 19,289 - Overcast - 72 F

livebaseballscorecards.com

AB 34  
R 3  
H 8  
RBI 3  
BB 4  
SO 8  
LOB 13



BOTTOM

San Francisco Giants @ Chicago Cubs  
Wrigley Field, Chicago, IL  
Mon Jul 18 1988, 3:33 AM CDT  
Att. 19,289 - Overcast - 72 F

livebaseballscorecards.com

AB	32
R	8
H	11
RBI	8
BB	5
SO	9
LOB	14



WP:	0	PA:	38
PB:	0		
SB:	0		
CS:	1		

AB	R	H	RBI	BB	SO	LOB	
5	1	2	2	0	2	1	
5	1	1	0	0	2	3	
2	2	2	1	2	0	0	
4	1	2	0	0	2	2	
4	1	2	2	0	0	3	
4	1	1	1	0	0	4	
3	0	1	1	0	2	0	
2	0	0	0	0	0	0	
0	1	0	0	2	0	0	
2	0	0	0	0	1	0	
1	0	0	0	0	0	1	
0	0	0	0	0	0	0	
0	0	0	1	1	0	0	
0	0	0	0	0	0	0	
1B:	10	SF:	0	WP:	0	PA:	38
2B:	1	SAC:	1	PB:	0		
3B:	1	DP:	2	SB:	0		
HR:	0	HBP:	0	CS:	1		

Batter	1	2	3	4	5	6	7	8	9
Mitch Webster, S OBP: 0.353, SLG: 0.325 (1, 8)	3-2 1B 3B		0-3 K		1-2 F8		2-3 K	1-1 1B G3-6-3	
Rafael Palmeiro, L OBP: 0.348, SLG: 0.439 (1, 7)	2-3 K		1-3 K		2-2 F9			1-2 1B 1B G3-6-3	
Mark Grace, L OBP: 0.385, SLG: 0.427 (1, 3)	0-0 1B 1B 3-H		4-2 1B BB			3-2 E 1B 1B		4-0 1B BB 1-2	
Andre Dawson, R OBP: 0.347, SLG: 0.517 (1, 9)	0-3 K		0-2 1B			1-3 K		1-1 1B 1B 1-2 2-3	
Vance Law, R OBP: 0.353, SLG: 0.406 (1, 5)	0-1 1B		2-2 6-3			0-0 E9 1B 1-3		0-0 SH3 1B BB 1-3 2-H 3-H	
Shawon Dunston, R OBP: 0.301, SLG: 0.409 (1, 6)	1-1 L9			2-1 F3		0-0 6-3		1-0 BB SH3 1B 1-2 3-H	
Damon Berryhill, S OBP: 0.286, SLG: 0.350 (1, 2)		2-3 K		0-3 K		0-0 1B 2-H 3-H		0-0 SH3	
Manny Trillo, R OBP: 0.252, SLG: 0.258 23 Ryne Sandberg, R OBP: 0.326, SLG: 0.411 (7, PH) (8, 4)		0-1 5-3		2-1 6-3			4-2 CS BB	4-0 BB 1B IBB	
Calvin Schiraldi, R OBP: 0.094, SLG: 0.065 Gary Varsho, L OBP: 0.294, SLG: 0.294 Pat Perry, L (8, 1) Jerry Mumphrey, S OBP: 0.204, SLG: 0.180 Rich Gossage, R (9, 1)		1-0 F8			0-3 K		2-0 F7	4-2 1B BB 1-2 2-3 3-H	

Inning	1	2	3	4	5	6	7	8	9
R:	1	0	0	0	0	1	0	6	0
E:	0	0	0	0	0	1	0	0	0
K:	2	1	2	1	1	1	1	3	12
S:	14	7	10	11	12	13	14	26	
H:	3	0	1	0	0	2	0	5	
LOB:	2	0	2	0	0	2	1	1	
BB:	0	0	1	0	0	0	1	3	
P:	20	10	23	11	12	13	14	26	

PITCHER	IP	WLS	BF	H	R	ER	SO	BB	IBB	HBP	BLK	WP	HR	S	P	ERA	WHIP
Don Robinson, R ERA: 2.38 (1, 1)	6.0		26	6	2	1	8	2	0	0	0	0	0	64	95	1.50	1.333
Craig Lefferts, L ERA: 2.98 (7, 1)	1.0	L	4	1	2	2	1	1	0	0	0	0	0	6	13	18.00	2.000
Scott Garrelts, R ERA: 5.33 (8, 1)	0.1		6	3	2	2	0	1	1	0	0	0	0	8	17	54.00	12.000
Randy Bockus, R ERA: 4.39 (8, 1)	0.2		2	1	2	2	0	0	0	0	0	0	0	3	4	27.00	1.500



Batter	1	2	3	4	5	6	7	8	9	AB R H RBI BB SO LOB	TOP																								
<b>Brett Butler, L</b> (1, 8) OBP: 0.397, SLG: 0.382	0-0 F8		4-0 BB		1-2 6-3 1B		1-0 F7		4-0 G3 IBB	3 1 1 1 2 0 0																									
<b>Robby Thompson, R</b> (1, 4) OBP: 0.372, SLG: 0.424	0-3 K		1-1 F9		2-2 6-3		1-3 K		2-2 G3	5 0 0 0 0 2 5																									
<b>Will Clark, L</b> (1, 3) OBP: 0.386, SLG: 0.545	1-3 K		3-3 K		4-0 1B IBB		3-1 1B			3 0 1 0 1 2 2																									
<b>Kevin Mitchell, R</b> (1, 5) OBP: 0.318, SLG: 0.447		0-3 K		0-0 6-3	0-1 1-3 2-H 1B		1-1 F9			4 0 1 1 0 1 1																									
<b>Mike Aldrete, L</b> (1, 9) OBP: 0.349, SLG: 0.376		2-2 1-3		1-3 K	1-2 L7			0-0 4-3		4 0 0 0 0 1 2																									
<b>Donell Nixon, R</b> (1, 7) OBP: 0.520, SLG: 0.591		2-0 L9		4-2 BB		0-0 F6		1-2 6-3		3 0 0 0 1 0 0																									
<b>Bob Melvin, R</b> (1, 2) OBP: 0.220, SLG: 0.359			3-1 HR	1-0 F8		2-3 K		1-3 K		4 1 1 1 0 2 1																									
<b>Jose Uribe, S</b> (1, 6) OBP: 0.301, SLG: 0.328			1-2 WP SH2-4 1B		1-0 6-3	0-0 S 1B		2-2 E3 SH1-4		4 0 2 0 0 0 0																									
<b>Rick Reuschel, R</b> (1, 1) OBP: 0.139, SLG: 0.143			0-0 SH2-4		0-0 1B 2B	1-0 6-3		0-0 SH1-4		2 1 1 0 0 0 1																									
<b>Craig Lefferts, L</b> (9, 1)										0 0 0 0 0 0 0																									
<b>Scott Garrelts, R</b> (9, 1) OBP: 0.200, SLG: 0.200										0 0 0 0 0 0 0																									
<b>Inning Stats</b>	R: 0 E: 0 K: 2 S: 8 H: 0 LOB: 0 BB: 0 P: 9	R: 0 E: 0 K: 1 S: 7 H: 0 LOB: 0 BB: 0 P: 11	R: 1 E: 0 K: 1 S: 12 H: 2 LOB: 2 BB: 1 P: 24	R: 0 E: 0 K: 1 S: 7 H: 0 LOB: 1 BB: 1 P: 13	R: 2 E: 0 K: 0 S: 14 H: 3 LOB: 2 BB: 1 P: 22	R: 0 E: 0 K: 1 S: 6 H: 1 LOB: 1 BB: 0 P: 9	R: 0 E: 0 K: 1 S: 8 H: 1 LOB: 1 BB: 0 P: 14	R: 0 E: 0 K: 1 S: 7 H: 0 LOB: 0 BB: 0 P: 9	R: 0 E: 1 K: 0 S: 8 H: 0 LOB: 1 BB: 1 P: 16	1B: 5 2B: 1 3B: 0 HR: 1 SF: 0 SAC: 2 DP: 0 HBP: 0	WP: 1 PB: 0 SB: 1 CS: 0	PA: 38																							
<b>PITCHER</b> <b>Rick Sutcliffe, R</b> (1, 1) ERA: 4.08	IP 9.0	WLS L	BF 38	H 7	R 3	ER 3	SO 8	BB 2	IBB 2	HBP 0	BLK 0	WP 1	HR 1	S 77	P 127	ERA 3.00	WHIP 1.000	<b>PITCHER</b>	IP 9.0	WLS L	BF 38	H 7	R 3	ER 3	SO 8	BB 2	IBB 2	HBP 0	BLK 0	WP 1	HR 1	S 77	P 127	ERA 3.00	WHIP 1.000

**San Francisco Giants @ Chicago Cubs**  
Wrigley Field, Chicago, IL  
Tue Jul 19 1988, 3:33 AM CDT  
Att. 33,712 - Sunny - 72 F

[livebaseballscorecards.com](http://livebaseballscorecards.com)

<b>AB</b>	<b>32</b>
<b>R</b>	<b>3</b>
<b>H</b>	<b>7</b>
<b>RBI</b>	<b>3</b>
<b>BB</b>	<b>4</b>
<b>SO</b>	<b>8</b>
<b>LOB</b>	<b>12</b>







Batter	1	2	3	4	5	6	7	8	9	AB R H RBI BB SO LOB	TOP														
<b>Brett Butler, L</b> (1, 8) OBP: 0.399, SLG: 0.385	2-1 F8		0-0 1B 2B 1B	2-1 1B		0-3 K		3-2 2B 1B	2-1 6-3	6 2 3 1 0 1 1															
<b>Robby Thompson, R</b> (1, 4) OBP: 0.368, SLG: 0.422	3-3 K		0-3 K	2-2 F8			1-2 E3 WP 1B BB	1-1 1B 4-3 2B	0-1 1-3	6 2 1 1 0 2 3															
<b>Will Clark, L</b> (1, 3) OBP: 0.391, SLG: 0.557 <b>Chris Speier, R</b> (8, 6) OBP: 0.320, SLG: 0.358	0-1 4-3		1-1 2B 1B		3-1 HR		4-1 1B WP 1B BB	2-1 4-3 1B 1B		4 4 3 2 1 0 0 0 0 0 0 0 0 0															
<b>Kevin Mitchell, R</b> (1, 5) OBP: 0.319, SLG: 0.447 <b>Roger Samuels, L</b> (8, 1)		0-0 4-3	2-2 2B		2-2 F9		4-2 1B 1B BB	0-0 F6		4 1 1 2 1 0 2 0 0 0 0 0 0 0															
<b>Mike Aldrete, L</b> (1, 9) OBP: 0.350, SLG: 0.374	1-2 F7		4-0 IBB		2-0 4-3		0-1 G5-4-3 1B	2-2 4-3		4 0 1 3 1 0 1															
<b>Donell Nixon, R</b> (1, 7) OBP: 0.533, SLG: 0.593	0-0 1B		0-1 F8		0-0 F4		0-1 G5-4-3 1B	3-1 1B		5 0 3 2 0 0 2															
<b>Bob Melvin, R</b> (1, 2) OBP: 0.219, SLG: 0.354	2-3 K			0-1 F8		0-2 5-3	2-2 G5-4-3	1-2 1B		5 0 1 0 0 1 3															
<b>Jose Uribe, S</b> (1, 6) OBP: 0.300, SLG: 0.331 <b>Harry Spilman, L</b> (8, PH) OBP: 0.212, SLG: 0.233			3-2 6-3	1-1 G3 1B 2B		2-0 4-3	3-2 L9	0-0 4-3		4 1 1 0 0 0 1 1 0 0 0 0 0 2															
<b>Kelly Downs, R</b> (1, 1) OBP: 0.250, SLG: 0.289 <b>Ernest Riles, L</b> (8, 5) OBP: 0.298, SLG: 0.358			4-2 1B BB	0-0 G3		1-0 1B		0-0 WP 3B	0-2 3-1	3 2 2 0 1 0 1 1 0 0 0 0 0 0															
<b>Inning Stats</b>	R: 0 E: 0 K: 1 S: 9	H: 0 LOB: 0 BB: 0 P: 14	R: 0 E: 0 K: 1 S: 12	H: 1 LOB: 1 BB: 0 P: 14	R: 3 E: 0 K: 1 S: 19	H: 3 LOB: 2 BB: 2 P: 33	R: 1 E: 0 K: 0 S: 11	H: 2 LOB: 1 BB: 0 P: 15	R: 1 E: 0 K: 0 S: 9	H: 1 LOB: 0 BB: 0 P: 16	R: 0 E: 0 K: 1 S: 8	H: 1 LOB: 1 BB: 0 P: 11	R: 3 E: 1 K: 0 S: 24	H: 2 LOB: 1 BB: 2 P: 38	R: 4 E: 0 K: 0 S: 21	H: 6 LOB: 2 BB: 0 P: 33	R: 0 E: 0 K: 0 S: 7	H: 0 LOB: 0 BB: 0 P: 9	1B: 11 2B: 3 3B: 1 HR: 1	SF: 0 SAC: 0 DP: 1 HBP: 0	WP: 2 PB: 0 SB: 1 CS: 0	PA: 47			
<b>PITCHER</b>	IP	WLS	BF	H	R	ER	SO	BB	IBB	HBP	BLK	WP	HR	S	P	ERA	WHIP								
<b>Greg Maddux, R</b> (1, 1) ERA: 2.33	5.0	L	24	7	5	5	3	1	1	0	0	0	1	60	92	9.00	1.600								
<b>Frank DiPino, L</b> (6, 1) ERA: 4.47	1.0		6	1	2	2	1	1	0	0	0	0	0	12	20	18.00	2.000								
<b>Les Lancaster, R</b> (7, 1) ERA: 3.71	2.0		14	8	5	4	0	1	0	0	0	2	0	41	62	18.00	4.500								
<b>Pat Perry, L</b> (9, 1) ERA: 3.63	1.0		3	0	0	0	0	0	0	0	0	0	0	7	9	0.00	0.000								

**San Francisco Giants @ Chicago Cubs**  
Wrigley Field, Chicago, IL  
Wed Jul 20 1988, 3:33 AM CDT  
Att. 33,885 - Cloudy - 69 F

<b>AB</b>	43
<b>R</b>	12
<b>H</b>	16
<b>RBI</b>	11
<b>BB</b>	4
<b>SO</b>	4
<b>LOB</b>	16



WP: 2	PA: 47
-------	--------





Batter	1	2	3	4	5	6	7	8	9	AB R H RBI BB SO LOB	TOP											
<b>Brett Butler, L</b> (1, 8) OBP: 0.396, SLG: 0.385	0-1 F8		1-2 SH2-3 BLK 2B		1-2 F7		0-1 G4-3		1-2 FC4 FC4-6	5 1 1 0 0 0 3	<b>San Francisco Giants @ St. Louis Cardinals</b> <b>Busch Stadium, St. Louis, MO</b> Thu Jul 21 1988, 7:05 PM CDT Att. 35,983 - Unknown - 77 F											
<b>Robby Thompson, R</b> (1, 4) OBP: 0.364, SLG: 0.416	0-2 F7		0-0 SH2-3		0-0 F8			2-2 G6-3	2-2 FC4-6 1B	4 0 0 1 0 0 2												
<b>Will Clark, L</b> (1, 3) OBP: 0.391, SLG: 0.555	3-2 WP 1B		0-1 F8		0-1 G6-3			2-3 K	2-2 1B	5 0 2 1 0 1 0												
<b>Kevin Mitchell, R</b> (1, 5) OBP: 0.320, SLG: 0.448	1 SAFE 3-1 G5-3 1-2		0-0 FC5 2B		2-1 F7			4-2 1B BB	2-3 K	4 0 1 0 1 1 3												
<b>Mike Aldrete, L</b> (1, 9) (8, 7) OBP: 0.356, SLG: 0.378		3-1 G6-3 WP 1B 1B	4-0 IBB		1-1 G3			1-2 1B		3 1 2 0 1 0 0												
<b>Donell Nixon, R</b> (1, 7) <b>Craig Lefferts, L</b> (8, 1)		0-0 F9	1-1 FC5 2-3f		1-0 CS 1B			0-0 G1-3		4 0 1 0 0 0 5 0 0 0 0 0 0 0												
<b>Bob Brenly, R</b> (1, 2) OBP: 0.250, SLG: 0.284 <b>Ernest Riles, L</b> (9, PH) OBP: 0.302, SLG: 0.362		1-0 G6-3		2-2 F3		1-0 CS 1-2	2-2 G3 SH5-3 1B		2-2 FC4 FC4-6 1B 1B	3 0 1 0 0 0 1 1 1 1 0 0 0 0												
<b>Jose Uribe, S</b> (1, 6) OBP: 0.304, SLG: 0.335		0-0 1B		2-1 G4-3			3-1 SH5-3		0-1 FC4-6 FC4 1B 1B	3 1 2 1 0 0 0												
<b>Terry Mulholland, R</b> (1, 1) <b>Harry Spilman, L</b> (7, PH) OBP: 0.206, SLG: 0.226 <b>Joe Price, R</b> (7, 1) <b>Scott Garrelts, R</b> (7, 1) OBP: 0.200, SLG: 0.200 <b>Joel Youngblood, R</b> (8, 9) OBP: 0.358, SLG: 0.328		0-3 K		1-3 K			0-1 G3		0-3 K	2 0 0 0 0 2 1 1 0 0 0 0 0 1 0 0 0 0 0 0 0 0 0 0 0 0 0 0 1 0 0 0 0 1 2												
<b>Inning Stats</b>	R: 0 E: 0 K: 0 S: 11	H: 1 LOB: 1 BB: 0 P: 17	R: 1 E: 0 K: 1 S: 8	H: 2 LOB: 1 BB: 0 P: 12	R: 1 E: 0 K: 0 S: 9	H: 2 LOB: 2 BB: 1 P: 15	R: 0 E: 0 K: 1 S: 8	H: 0 LOB: 0 BB: 0 P: 13	R: 0 E: 0 K: 0 S: 6	H: 0 LOB: 0 BB: 0 P: 7		R: 0 E: 0 K: 0 S: 5	H: 1 LOB: 0 BB: 0 P: 10	R: 0 E: 0 K: 0 S: 9	H: 1 LOB: 1 BB: 0 P: 14	R: 0 E: 0 K: 1 S: 12	H: 1 LOB: 2 BB: 1 P: 21	R: 2 E: 0 K: 2 S: 24	H: 3 LOB: 2 BB: 0 P: 33	1B: 9 2B: 2 3B: 0 HR: 0	SF: 0 SAC: 2 DP: 0 HBP: 0	WP: 2 PB: 0 SB: 0 CS: 1
<b>PITCHER</b>	IP WLS BF H R ER SO BB IBB HBP BLK WP HR S P ERA WHIP																					
<b>Danny Cox, R</b> (1, 1) ERA: 4.06	8.0 W 35 10 4 4 3 1 1 0 1 2 0 73 116 4.50 1.375																					
<b>Dan Quisenberry, R</b> (9, 1) ERA: 3.48	0.2 3 0 0 0 1 0 0 0 0 0 0 10 13 0.00 0.000																					
<b>Ken Dayley, L</b> (9, 1) ERA: 3.71	0.0 1 1 0 0 0 0 0 0 0 0 0 5 7 ∞ ∞																					
<b>Todd Worrell, R</b> (9, 1) ERA: 3.52	0.1 S 1 0 0 0 1 0 0 0 0 0 0 4 6 0.00 0.000																					

livebaseballscorecards.com

<b>AB</b>	36
<b>R</b>	4
<b>H</b>	11
<b>RBI</b>	3
<b>BB</b>	2
<b>SO</b>	5
<b>LOB</b>	18



**BOTTOM**

**San Francisco Giants @ St. Louis Cardinals**  
**Busch Stadium, St. Louis, MO**  
 Thu Jul 21 1988, 7:05 PM CDT  
 Att: 35,983 - Unknown - 77 F

livebaseballscorecards.com

<b>AB</b>	<b>33</b>
<b>R</b>	<b>6</b>
<b>H</b>	<b>11</b>
<b>RBI</b>	<b>6</b>
<b>BB</b>	<b>2</b>
<b>SO</b>	<b>6</b>
<b>LOB</b>	<b>9</b>



WP: 1	PA: 36
PB: 0	
SB: 0	
CS: 0	

AB	R	H	RBI	BB	SO	LOB
4	1	2	1	0	1	0
3	1	0	0	1	0	1
4	2	3	1	0	1	0
3	1	1	0	1	0	1
4	0	1	4	0	0	2
4	0	1	0	0	1	2
4	0	1	0	0	0	1
3	1	2	0	0	0	0
1	0	0	0	0	1	0
3	0	0	0	0	2	2
0	0	0	0	0	0	0
0	0	0	0	0	0	0
0	0	0	0	0	0	0
1B: 8	SF: 0					
2B: 3	SAC: 1					
3B: 0	DP: 1					
HR: 0	HBP: 0					

Batter	1	2	3	4	5	6	7	8	9
Vince Coleman, S OBP: 0.322, SLG: 0.364 (1, 7)	1-3 K ①		1-0 G4-3 ①		0-0 2B ①		0-0 BB 1B		
Ozzie Smith, S OBP: 0.344, SLG: 0.331 (1, 6)	1-1 F5 ②		0-2 G3-1 ②		1-2 G4-3 ③		4-2 WP 1B 1B 2B BB		
Willie McGee, S OBP: 0.338, SLG: 0.372 (1, 8)	0-2 1B		1-3 K ③			0-1 1B G3 1B	0-0 WP 2B 1B		
Tom Brunansky, R OBP: 0.377, SLG: 0.436 (1, 9)	1-0 F8 ③			0-0 E6 G6-4-3		1-1 1B G3 1B	4-0 2B BB		
Terry Pendleton, S OBP: 0.321, SLG: 0.396 (1, 5)		1-1 G6-3 ①		1-1 F9 ①		0-2 G3 ①	1-0 2B		
José Oquendo, S OBP: 0.357, SLG: 0.343 (1, 4)		0-0 F8 ②		1-1 G6-4-3 ② ③		3-0 1B ②	0-3 K ③		
Tony Peña, R OBP: 0.294, SLG: 0.362 (1, 2)		0-2 2B 1B			0-0 G6-3 ①	0-0 L7 ③		2-2 L7 ①	
Tom Pagnozzi, R OBP: 0.310, SLG: 0.330 Mike Laga, L OBP: 0.100, SLG: 0.250 (1, 3) (8, 3)		1-1 2B		1-2 SH3-4 2B 1B			2-1 P8 ①	1-3 K ②	
Danny Cox, R OBP: 0.050, SLG: 0.050 Dan Quisenberry, R Ken Dayley, L Todd Worrell, R (1, 1) (9, 1) (9, 1) (9, 1)		2-3 K ③		1-0 SH3-4 ②			0-1 G6-3 ②	0-3 K ③	

Inning Stats	R: 0	H: 1	E: 0	K: 1	S: 9	H: 2	LOB: 1	BB: 0	P: 12	R: 0	H: 2	E: 0	K: 1	S: 12	R: 0	H: 0	E: 0	K: 1	S: 8	R: 0	H: 0	E: 1	K: 0	S: 5	R: 1	H: 2	E: 0	K: 0	S: 9	R: 1	H: 3	E: 0	K: 0	S: 10	R: 4	H: 3	E: 0	K: 1	S: 14	R: 0	H: 0	E: 0	K: 2	S: 11	R: 0	H: 0	E: 0	K: 2	S: 14
--------------	------	------	------	------	------	------	--------	-------	-------	------	------	------	------	-------	------	------	------	------	------	------	------	------	------	------	------	------	------	------	------	------	------	------	------	-------	------	------	------	------	-------	------	------	------	------	-------	------	------	------	------	-------

PITCHER	IP	WLS	BF	H	R	ER	SO	BB	IBB	HBP	BLK	WP	HR	S	P	ERA	WHIP
Terry Mulholland, L ERA: 3.63 (1, 1)	6.0		25	8	2	2	3	0	0	0	0	0	0	53	70	3.00	1.333
Joe Price, L ERA: 3.72 (7, 1)	0.2	L	5	2	3	3	0	1	0	0	0	0	0	10	14	40.50	4.500
Scott Garretts, R ERA: 5.43 (7, 1)	0.1		3	1	1	1	1	1	0	0	0	1	0	4	9	27.00	6.000
Craig Lefferts, L ERA: 2.89 (8, 1)	1.0		3	0	0	0	2	0	0	0	0	0	0	11	14	0.00	0.000

WP	HR	S	P	ERA	WHIP
1	0	12	12	3.00	1.333
0	0	0	0	40.50	4.500
0	0	0	0	27.00	6.000
0	0	0	0	0.00	0.000



Batter	1	2	3	4	5	6	7	8	9	10	11	AB R H RBI BB SO LOB	TOP														
<b>Brett Butler, L</b> (1, 8) OBP: 0.394, SLG: 0.382	0-1 1-3		1-2 FC5-4 1B		3-2 5-3		1-2 FC6-4-3-2			1-2 4-3		5 0 1 1 0 0 2															
<b>Robby Thompson, R</b> (1, 4) OBP: 0.364, SLG: 0.419	0-0 2B		0-2 FC5-4			2-0 FC6-4 1B			2-2 P3	1-0 5-3		5 0 2 0 0 0 1															
<b>Will Clark, L</b> (1, 3) OBP: 0.391, SLG: 0.551	1-3 K				2-1 1B FC6-4 1B		4-2 FC6-4 BB		2-2 F7	1-3 K		4 1 1 0 1 2 1															
<b>Candy Maldonado, R</b> (1, 9) OBP: 0.308, SLG: 0.365	1-0 P9				1-0 FC6-4 1B		0-0 FC6-4 CS		2-2 BB 1B		0-0 4-3	5 0 2 0 0 0 3															
<b>Kevin Mitchell, R</b> (1, 5) OBP: 0.318, SLG: 0.442		1-1 5-3			2-0 FC6-4 1-3		2-3 K		4-2 SAFE BB		2-1 6-3	4 0 0 1 1 1 3															
<b>Donell Nixon, R</b> (1, 7) OBP: 0.436, SLG: 0.472		2-3 K			0-0 1-3				2-3 K		1-3 K	5 0 0 0 0 4 3															
<b>Bob Melvin, R</b> (1, 2) OBP: 0.222, SLG: 0.349		0-1 5-3			1-2 5-3							2 0 0 0 1 0 1	<b>AB 37</b>														
<b>Ernest Riles, L</b> (7, PR) OBP: 0.302, SLG: 0.362												0 1 0 0 0 0 0	<b>R 2</b>														
<b>Bob Brenly, R</b> (7, 2) OBP: 0.255, SLG: 0.284												0 0 0 0 1 0 0	<b>H 7</b>														
<b>Jose Uribe, S</b> (1, 6) OBP: 0.303, SLG: 0.333			0-0 L8				0-3 K2-3		0-1 B5			4 0 1 0 0 1 1	<b>RBI 2</b>														
<b>Don Robinson, R</b> (1, 1) OBP: 0.071, SLG: 0.071			0-0 5-3				1-0 6-3		4-1 P6			2 0 0 0 0 0 0	<b>BB 5</b>														
<b>Joel Youngblood, R</b> (7, PH) OBP: 0.347, SLG: 0.328												0 0 0 0 1 0 0	<b>SO 8</b>														
<b>Craig Lefferts, L</b> (7, 1)												1 0 0 0 0 0 1	<b>LOB 16</b>														
<b>Inning Stats</b>	R: 0 E: 1 K: 1 S: 7	H: 1 LOB: 1 BB: 0 P: 9	R: 0 E: 0 K: 1 S: 11	H: 0 LOB: 0 BB: 0 P: 14	R: 0 E: 0 K: 0 S: 8	H: 1 LOB: 1 BB: 0 P: 9	R: 1 E: 0 K: 0 S: 9	H: 2 LOB: 1 BB: 0 P: 15	R: 0 E: 0 K: 1 S: 7	H: 0 LOB: 0 BB: 0 P: 11	R: 0 E: 0 K: 1 S: 12	H: 1 LOB: 1 BB: 1 P: 20	R: 1 E: 0 K: 1 S: 8	H: 1 LOB: 2 BB: 2 P: 19	R: 0 E: 0 K: 1 S: 15	H: 1 LOB: 2 BB: 1 P: 27	R: 0 E: 0 K: 0 S: 5	H: 0 LOB: 0 BB: 1 P: 12	R: 0 E: 0 K: 1 S: 7	H: 0 LOB: 0 BB: 0 P: 10	R: 0 E: 0 K: 1 S: 6	H: 0 LOB: 0 BB: 0 P: 9	1B: 6 2B: 2 3B: 0 HR: 0	SF: 0 SAC: 0 DP: 1 HBP: 0	WP: 0 PB: 0 SB: 1 CS: 2	PA: 42	
<b>PITCHER</b>	IP	WLS	BF	H	R	ER	SO	BB	IBB	HBP	BLK	WP	HR	S	P	ERA	WHIP										
<b>Joe Magrane, L</b> (1, 1) ERA: 2.51	7.0		28	6	2	2	5	3	0	0	0	0	0	62	97	2.57	1.286										
<b>John Costello, R</b> (8, 1) ERA: 1.08	2.0		8	1	0	0	1	2	0	0	0	0	0	20	39	0.00	1.500										
<b>Ken Dayley, L</b> (10, 1) ERA: 3.58	1.0		3	0	0	0	1	0	0	0	0	0	0	7	10	0.00	0.000										
<b>Dan Quisenberry, R</b> (11, 1) ERA: 3.38	1.0	W	3	0	0	0	1	0	0	0	0	0	0	6	9	0.00	0.000										

**San Francisco Giants @ St. Louis Cardinals**  
**Busch Stadium, St. Louis, MO**  
 Fri Jul 22 1988, 7:05 PM CDT  
 Att. 44,472 - Unknown

<b>AB</b>	<b>37</b>
<b>R</b>	<b>2</b>
<b>H</b>	<b>7</b>
<b>RBI</b>	<b>2</b>
<b>BB</b>	<b>5</b>
<b>SO</b>	<b>8</b>
<b>LOB</b>	<b>16</b>



Batter	1	2	3	4	5	6	7	8	9	10	11	AB R H RBI BB SO LOB	BOTTOM					
Vince Coleman, S OBP: 0.323, SLG: 0.370 (1, 7)	1-0 1B 3B	0-0 1B			2-2 F8		0-3 K		2-1 6-3			5 1 2 0 0 1 0	San Francisco Giants @ St. Louis Cardinals Busch Stadium, St. Louis, MO Fri Jul 22 1988, 7:05 PM CDT Att. 44,472 - Unknown					
Ozzie Smith, S OBP: 0.344, SLG: 0.332 (1, 6)	3-1 1B SF8 1B	3-2 P6 1-2			2-2 6-3		2-1 1B		2-2 4-3			5 1 2 1 0 0 1						
Willie McGee, S OBP: 0.337, SLG: 0.370 (1, 8)	0-1 SF8 1B				1-2 5-3		1-2 5-3		0-3 K			5 0 1 0 0 2 1						
Tom Brunansky, R OBP: 0.372, SLG: 0.431 (1, 9)	2-1 SF8 1-3 3-H				0-3 K		1-2 P2		1-3 K			4 0 0 1 0 2 0						
Terry Pendleton, S OBP: 0.318, SLG: 0.396 (1, 5)	0-1 P4				2-1 F7		0-2 G3-1		0-0 2B			5 0 1 0 0 1 1						
Mike Laga, L OBP: 0.200, SLG: 0.292 (1, 3)	4-1 BB				0-3 K		0-0 BB 1B		0-2 P9			4 1 2 0 1 1 1						
José Oquendo, S OBP: 0.361, SLG: 0.358 (1, 4)	2-3 K				3-1 1B		4-2 BB 1-2 BB		0-0 P2			4 1 2 2 1 1 3						
Tony Peña, R OBP: 0.291, SLG: 0.357 (1, 2)		1-0 4-3			1-0 F9		1-0 L9		2-0 F9			4 0 0 0 0 0 3						
Joe Magrane, R OBP: 0.217, SLG: 0.364 (7, PH) Tom Fingers, R OBP: 0.207, SLG: 0.326 (8, PH) John Gosselino, R OBP: 0.156, SLG: 0.133 (9, PH) Ken Dayley, L (10, PH) Dan Quisenberry, R (11, PH)		0-3 K			2-3 K		2-1 5-3		1-3 K			2 0 0 0 0 0 2 1 1 0 0 0 0 0 0 0 0 0 0 0 0 0 0 0 1 0 0 0 0 0 1 0 0 0 0 0 0 0 0 0 0 0 0 0 0 0 0 0						
<b>Inning Stats</b>	R: 2 H: 3 E: 0 LOB: 2 K: 1 BB: 1 S: 16 P: 27	R: 0 H: 1 E: 0 LOB: 1 K: 1 BB: 0 S: 10 P: 14	R: 0 H: 0 E: 0 LOB: 0 K: 2 BB: 0 S: 8 P: 10	R: 0 H: 1 E: 0 LOB: 1 K: 2 BB: 0 S: 12 P: 18	R: 0 H: 0 E: 0 LOB: 0 K: 0 BB: 0 S: 10 P: 15	R: 0 H: 1 E: 0 LOB: 2 K: 0 BB: 1 S: 12 P: 18	R: 0 H: 1 E: 0 LOB: 1 K: 1 BB: 0 S: 10 P: 15	R: 0 H: 1 E: 0 LOB: 1 K: 1 BB: 0 S: 9 P: 10	R: 0 H: 0 E: 0 LOB: 0 K: 1 BB: 0 S: 6 P: 11	R: 0 H: 0 E: 0 LOB: 0 K: 1 BB: 0 S: 9 P: 14	R: 2 H: 2 E: 0 LOB: 0 K: 1 BB: 0 S: 5 P: 6	1B: 7 SF: 1 2B: 1 SAC: 0 3B: 1 DP: 0 HR: 1 HBP: 0		WP: 0 PA: 43 PB: 0 SB: 3 CS: 0				
<b>PITCHER</b>	IP WLS BF H R ER SO BB IBB HBP BLK WP HR S P ERA WHIP																	
Don Robinson, R ERA: 2.43 (1, 1)	6.0	26	6	2	2	6	2	0	0	0	0	0	0	0	68	102	3.00	1.333
Craig Lefferts, L ERA: 2.98 (7, 1)	4.1	17	4	2	2	5	0	0	0	0	0	0	1	39	56	4.15	0.923	

AB	40
R	4
H	10
RBI	4
BB	2
SO	11
LOB	11



WP: 0	PA: 43
PB: 0	
SB: 3	
CS: 0	

livebaseballscores.com



Batter	1	2	3	4	5	6	7	8	9	AB R H RBI BB SO LOB	TOP																										
<b>Brett Butler, L</b> (1, 8) OBP: 0.394, SLG: 0.388	0-0 G1-3		1-0 S 1B		3-2 F7		1-1 1B 3B		2-1 E5 1B	5 2 2 2 0 0 0																											
<b>Robby Thompson, R</b> (1, 4) OBP: 0.362, SLG: 0.416	1-1 G5-3		2-3 K		0-1 G6-3		0-0 1B		1-3 K	5 0 1 1 0 2 2																											
<b>Will Clark, L</b> (1, 3) OBP: 0.389, SLG: 0.545	0-3 K		0-1 P8			2-2 F7	1-0 P5		4-0 1B IBB	4 0 0 0 1 1 2																											
<b>Candy Maldonado, R</b> (1, 9) OBP: 0.313, SLG: 0.368		1-0 G6-3		1-1 G4-3 1B		0-0 G1-3		0-0 SH5-4 1B	0-0 1B	5 1 3 1 0 0 0																											
<b>Mike Aldrete, L</b> (1, 7) OBP: 0.350, SLG: 0.371		1-2 G3		0-0 G4-3		2-0 L7		0-2 SH5-4	0-1 L9	4 0 0 0 0 0 3																											
<b>Ernest Riles, L</b> (1, 5) OBP: 0.302, SLG: 0.366		0-2 E 2B		2-2 F7			0-0 F8			3 1 1 0 0 0 1																											
<b>Chris Speier, R</b> (8, PH) OBP: 0.325, SLG: 0.358										0 0 0 0 1 0 0																											
<b>Bob Melvin, R</b> (1, 2) OBP: 0.235, SLG: 0.366		2-2 E8 2-H 1B		2-2 1B			2-2 3B 2B		1-2 F9	4 1 3 2 0 0 2																											
<b>Jose Uribe, S</b> (1, 6) OBP: 0.299, SLG: 0.329		1-0 F9		1-2 F7			1-0 G5-3		1-0 P6	4 0 0 0 0 0 5																											
<b>Atlee Hammaker, S</b> (1, 1) OBP: 0.091, SLG: 0.091			1-1 G6-3		2-1 F4		4-0 3B IBB		0-3 K	2 0 0 0 0 0 0																											
<b>Randy Bockus, L</b> (6, 1) OBP: 0.200, SLG: 0.200										0 0 0 0 0 0 0																											
<b>Kevin Mitchell, R</b> (7, PH) OBP: 0.320, SLG: 0.442										0 1 0 0 1 0 0																											
<b>Joe Price, R</b> (7, 1)										0 0 0 0 0 0 0																											
<b>Scott Garrelts, R</b> (7, 1) OBP: 0.167, SLG: 0.167										1 0 0 0 0 1 0																											
<b>Inning Stats</b>	R: 0 E: 0 K: 1 S: 6	H: 0 LOB: 0 BB: 0 P: 7	R: 1 E: 1 K: 0 S: 12	H: 2 LOB: 1 BB: 0 P: 17	R: 0 E: 0 K: 1 S: 8	H: 1 LOB: 1 BB: 0 P: 12	R: 1 E: 0 K: 0 S: 14	H: 2 LOB: 1 BB: 0 P: 20	R: 0 E: 0 K: 0 S: 8	H: 0 LOB: 0 BB: 0 P: 13	R: 0 E: 0 K: 0 S: 6	H: 0 LOB: 0 BB: 0 P: 10	R: 3 E: 0 K: 0 S: 9	H: 3 LOB: 1 BB: 1 P: 18	R: 0 E: 0 K: 0 S: 8	H: 1 LOB: 2 BB: 1 P: 14	R: 1 E: 1 K: 2 S: 12	H: 1 LOB: 2 BB: 1 P: 19	1B: 7 2B: 2 3B: 1 HR: 0	SF: 0 SAC: 1 DP: 0 HBP: 0	WP: 0 PB: 0 SB: 1 CS: 0	PA: 41															
<b>PITCHER</b>	IP WLS BF H R ER SO BB IBB HBP BLK WP HR S P ERA WHIP																																				
<b>Bob Forsch, R</b> (1, 1) ERA: 4.69	6.1		25	6	3	3	2	0	0	0	0	0	0	58	85	4.26	0.947																				
<b>Larry McWilliams, L</b> (7, 1) ERA: 2.75	1.0		8	3	2	2	0	0	2	0	0	0	0	9	20	18.00	3.000																				
<b>Todd Worrell, R</b> (8, 1) ERA: 3.43	1.2	L	8	1	1	0	2	0	1	0	0	0	0	16	25	0.00	0.600																				

San Francisco Giants @ St. Louis Cardinals  
 Busch Stadium, St. Louis, MO  
 Sat Jul 23 1988, 3:33 AM CDT  
 Att. 42,072 - Sunny - 90 F

livebaseballscorecards.com

AB 37  
 R 6  
 H 10  
 RBI 6  
 BB 3  
 SO 4  
 LOB 15



Batter	1	2	3	4	5	6	7	8	9	AB R H RBI BB SO LOB
Vince Coleman, S OBP: 0.322, SLG: 0.366 (1, 7)	1-0 F3		1-3 K			4-2 S 1B BB	0-3 K		0-3 K	4 1 0 0 1 3 2
Ozzie Smith, S OBP: 0.345, SLG: 0.339 (1, 6)	1-0 G6-3		1-2 G5-3			4-1 1B FC5-4 BB	2-1 1-H HR		1-2 G3	4 2 1 2 1 0 1
Willie McGee, S OBP: 0.337, SLG: 0.370 (1, 8)	2-3 K				0-1 G6-3	2-2 1B FC5-4	0-1 1B		2-2 G4-3	5 0 2 1 0 1 0
Tom Brunansky, R OBP: 0.368, SLG: 0.426 (1, 9)		0-0 G6-3		1-2 G5-3		1-2 1B FC5-4	0-3 K			4 1 0 1 0 1 2
Terry Pendleton, S OBP: 0.321, SLG: 0.398 Todd Worrell, R (8, 1)		1-2 E5		0-0 1B		2-0 1B FC6-4	2-0 G6-3			4 0 2 0 0 0 1 0 0 0 0 0 0 0
José Oquendo, S OBP: 0.356, SLG: 0.352 (8, 5)		0-0 F8		1-2 G1-3		2-2 1B FC6-4		1-0 G4-3		4 0 0 1 0 0 3
Tom Pagnozzi, R OBP: 0.314, SLG: 0.333 (7, 2) (7, 3)		0-0 L4			0-1 F7	0-0 1B		1-0 1B		4 0 2 0 0 0 1
Steve Lake, R OBP: 0.283, SLG: 0.310 Curt Ford, L OBP: 0.222, SLG: 0.215 (7, 3)			1-2 SH1-3 2B		1-1 G4-3	3-2 G3-1		0-3 K		2 0 1 0 0 0 0 1 0 0 0 0 0 2
Larry McWilliams, L OBP: 0.194, SLG: 0.172 Luis Alicea, S OBP: 0.283, SLG: 0.300 (8, 4)										0 0 0 0 0 0 0 1 0 0 0 0 1 1
Bob Forsch, R OBP: 0.300, SLG: 0.300 Tony Peña, R OBP: 0.292, SLG: 0.358 (7, 2)			1-2 SH1-3		3-2 F9		3-2 HR 1B	0-2 L4		1 0 0 0 0 0 0 2 1 1 0 0 0 1

Inning Stats	R: 0 E: 0 K: 1 S: 6	H: 0 LOB: 0 BB: 0 P: 10	R: 0 E: 1 K: 0 S: 7	H: 0 LOB: 1 BB: 0 P: 8	R: 0 E: 0 K: 1 S: 13	H: 1 LOB: 1 BB: 0 P: 17	R: 0 E: 0 K: 0 S: 9	H: 1 LOB: 1 BB: 0 P: 11	R: 0 E: 0 K: 0 S: 7	H: 0 LOB: 0 BB: 0 P: 11	R: 3 E: 0 K: 0 S: 21	H: 3 LOB: 2 BB: 2 P: 37	R: 2 E: 0 K: 2 S: 15	H: 3 LOB: 1 BB: 0 P: 22	R: 0 E: 0 K: 1 S: 8	H: 1 LOB: 1 BB: 0 P: 10	R: 0 E: 0 K: 1 S: 12	H: 0 LOB: 0 BB: 0 P: 15	1B: 7 2B: 1 3B: 0 HR: 1	SF: 0 SAC: 1 DP: 0 HBP: 0
--------------	------------------------------	----------------------------------	------------------------------	---------------------------------	-------------------------------	----------------------------------	------------------------------	----------------------------------	------------------------------	----------------------------------	-------------------------------	----------------------------------	-------------------------------	----------------------------------	------------------------------	----------------------------------	-------------------------------	----------------------------------	----------------------------------	------------------------------------

PITCHER	IP	WLS	BF	H	R	ER	SO	BB	IBB	HBP	BLK	WP	HR	S	P	ERA	WHIP
Atlee Hammaker, L ERA: 4.78 (1, 1)	5.0		21	3	3	3	2	2	0	0	0	0	0	48	73	5.40	1.000
Randy Bockus, R ERA: 4.23 (6, 1)	1.0		5	2	0	0	0	0	0	0	0	0	0	15	21	0.00	2.000
Joe Price, L ERA: 4.17 (7, 1)	0.1		4	3	2	2	1	0	0	0	0	0	1	11	16	54.00	9.000
Scott Garrelts, R ERA: 5.17 (7, 1)	2.2	W	9	1	0	0	3	0	0	0	0	0	0	24	31	0.00	0.375

**BOTTOM**

San Francisco Giants @ St. Louis Cardinals  
 Busch Stadium, St. Louis, MO  
 Sat Jul 23 1988, 3:33 AM CDT  
 Att. 42,072 - Sunny - 90 F

AB	36
R	5
H	9
RBI	5
BB	2
SO	6
LOB	14

WP: 0 PA: 39  
 PB: 0  
 SB: 3  
 CS: 0



PITCHER	IP	WLS	BF	H	R	ER	SO	BB	IBB	HBP	BLK	WP	HR	S	P	ERA	WHIP
---------	----	-----	----	---	---	----	----	----	-----	-----	-----	----	----	---	---	-----	------



Batter	1	2	3	4	5	6	7	8	9	AB R H RBI BB SO LOB	TOP											
<b>Brett Butler, L</b> (1, 8) OBP: 0.389, SLG: 0.383	2-2 P2		0-0 F9		1-2 F7		1-1 L9		2-2 G4-3	5 0 0 0 0 0 2	<b>San Francisco Giants @ St. Louis Cardinals</b> <b>Busch Stadium, St. Louis, MO</b> Sun Jul 24 1988, 3:33 AM CDT Att. 39,183 - Sunny - 86 F											
<b>Chris Speier, R</b> (1, 4) OBP: 0.323, SLG: 0.355	1-3 K		2-2 G4-3		2-1 HR 1B			0-1 G6-3	4 1 1 0 0 1 0													
<b>Will Clark, L</b> (1, 3) OBP: 0.390, SLG: 0.553 <b>Donell Nixon, R</b> (8, 7) OBP: 0.436, SLG: 0.472	1-3 K			2-2 L4	3-0 HR			0-0 FC6-4 1B	4 1 2 3 0 1 0 0 0 0 0 0 0 0													
<b>Candy Maldonado, R</b> (1, 9) OBP: 0.315, SLG: 0.376		0-0 FC6-4 3B		2-1 1B SF9 1B	1-3 K			1-0 FC6-4 1B	4 2 2 0 0 1 1													
<b>Mike Aldrete, L</b> (1, 7) OBP: 0.357, SLG: 0.375		4-0 FC6-4 BB		0-1 2B 1B	2-3 K			3-2 1B	3 0 2 0 1 1 0													
<b>Ernest Riles, L</b> (1, 5) OBP: 0.296, SLG: 0.361		2-1 FC6-4 FC6-4		2-0 SF9	2-2 G4-3			2-2 G4-3	3 0 0 2 0 0 3													
<b>Bob Melvin, R</b> (1, 2) OBP: 0.235, SLG: 0.369		1-1 SAFE L8		1-1 2B	0-0 G6-3			0-0 P3	4 0 1 0 0 0 1													
<b>Jose Uribe, S</b> (1, 6) OBP: 0.299, SLG: 0.328		1-0 FC6-4		0-0 1B HR SH1-4 1B	1-0 F8			3-2 F9	4 1 1 0 0 0 1													
<b>Rick Reuschel, R</b> (1, 1) OBP: 0.154, SLG: 0.158			1-2 G1-3		1-1 SH1-4		0-0 G6-3	2-2 1B	3 0 1 0 0 0 0													
<b>Inning Stats</b>	R: 0 E: 0 K: 2 S: 9	H: 0 LOB: 0 BB: 0 P: 13	R: 1 E: 0 K: 0 S: 6	H: 1 LOB: 1 BB: 1 P: 14	R: 0 E: 0 K: 0 S: 8	H: 0 LOB: 0 BB: 0 P: 11	R: 1 E: 0 K: 0 S: 12	H: 3 LOB: 2 BB: 0 P: 19	R: 3 E: 0 K: 1 S: 12	H: 3 LOB: 0 BB: 0 P: 20	R: 0 E: 0 K: 1 S: 7	H: 0 LOB: 0 BB: 0 P: 11	R: 0 E: 0 K: 0 S: 4	H: 0 LOB: 0 BB: 0 P: 6	R: 0 E: 0 K: 0 S: 11	H: 2 LOB: 2 BB: 0 P: 17	R: 0 E: 0 K: 0 S: 10	H: 1 LOB: 1 BB: 0 P: 17	1B: 7 2B: 1 3B: 1 HR: 1	SF: 1 SAC: 1 DP: 0 HBP: 0	WP: 0 PB: 0 SB: 0 CS: 0	PA: 37
<b>PITCHER</b>	IP WLS BF H R ER SO BB IBB HBP BLK WP HR S P ERA WHIP																					
<b>Jose DeLeon, R</b> (1, 1) ERA: 4.1	5.0 L 22 7 5 5 3 1 0 0 0 0 0 1 47 77 9.00 1.600																					
<b>Scott Terry, R</b> (6, 1) ERA: 3.74	2.2 9 1 0 0 1 0 0 0 0 0 0 0 15 22 0.00 0.375																					
<b>Dan Quisenberry, R</b> (8, 1) ERA: 3.34	0.1 2 1 0 0 0 0 0 0 0 0 0 0 7 12 0.00 3.000																					
<b>John Costello, R</b> (9, 1) ERA: 1.02	1.0 4 1 0 0 0 0 0 0 0 0 0 0 10 17 0.00 1.000																					


livebaseballscorecards.com

AB	34
R	5
H	10
RBI	5
BB	1
SO	4
LOB	8







Batter	1	2	3	4	5	6	7	8	9	AB R H RBI BB SO LOB	TOP														
Steve Sax, R (1, 4) OBP: 0.356, SLG: 0.385	0-3 K		2-2 K 2B		2-3 K			1-2 K 1B		4 0 2 0 0 2 0	<p>Los Angeles Dodgers @ San Francisco Giants Candlestick Park, San Francisco, CA</p> <p>Mon Jul 25 1988, 10:05 PM EDT Att. 29,947 - Sunny - 68 F</p> <p>livebaseballscorecards.com</p> <table border="1"> <tr><td>AB</td><td>31</td></tr> <tr><td>R</td><td>1</td></tr> <tr><td>H</td><td>5</td></tr> <tr><td>RBI</td><td>1</td></tr> <tr><td>BB</td><td>2</td></tr> <tr><td>SO</td><td>8</td></tr> <tr><td>LOB</td><td>9</td></tr> </table> 	AB	31	R	1	H	5	RBI	1	BB	2	SO	8	LOB	9
AB	31																								
R	1																								
H	5																								
RBI	1																								
BB	2																								
SO	8																								
LOB	9																								
Franklin Stubbs, L (1, 3) OBP: 0.278, SLG: 0.345	1-1 G3		2-3 K			1-0 PB SF8 2B		1-3 K		4 1 1 0 0 2 2															
Kirk Gibson, L (1, 7) OBP: 0.385, SLG: 0.517	4-2 S BB		4-0 IBB			1-0 G3		0-2 L4		2 0 0 0 2 0 2															
Mike Marshall, R (1, 9) OBP: 0.317, SLG: 0.447	1-1 F3		0-1 P4			0-2 SF8			0-1 6-3	3 0 0 1 0 0 3															
John Shelby, S (1, 8) OBP: 0.347, SLG: 0.414					1-3 K				2-2 4-3	4 0 0 0 0 3 0															
Mike Scioscia, L (1, 2) OBP: 0.354, SLG: 0.352		2-0 4-3			2-0 F8		2-2 4-3		0-1 D 1B	4 0 1 0 0 0 0 0 0 0 0 0 0 0															
Alfredo Griffin, S (9, PR) OBP: 0.214, SLG: 0.243																									
Jeff Hamilton, R (1, 5) OBP: 0.270, SLG: 0.348					1-1 F9		1-0 F5		3-2 F9	3 0 1 0 0 0 0 1 0 0 0 0 0 1															
Mike Davis, L (9, PH) OBP: 0.276, SLG: 0.297									1-2																
Dave Anderson, R (1, 6) OBP: 0.349, SLG: 0.333		3-3 K				0-0 F8		0-0 1-3		3 0 0 0 0 1 1															
Fernando Valenzuela, L (1, 1) OBP: 0.214, SLG: 0.244									1-1 G3	2 0 0 0 0 0 0 1 0 0 0 0 0 0 0 0 0 0 0 0 0															
Danny Heep, L (8, PH) OBP: 0.379, SLG: 0.295			0-0 6-3																						
Tim Crews, R (8, 1) OBP: 0.250, SLG: 0.250						0-1 4-3																			
<b>Inning Stats</b>	R: 0 E: 0 K: 1 S: 9	H: 0 LOB: 1 BB: 1 P: 15	R: 0 E: 0 K: 2 S: 9	H: 1 LOB: 1 BB: 0 P: 17	R: 0 E: 0 K: 1 S: 9	H: 1 LOB: 2 BB: 1 P: 17	R: 0 E: 0 K: 1 S: 7	H: 0 LOB: 0 BB: 0 P: 11	R: 0 E: 0 K: 1 S: 6	H: 0 LOB: 0 BB: 0 P: 8	R: 1 E: 0 K: 1 S: 9	H: 1 LOB: 0 BB: 0 P: 12	R: 0 E: 0 K: 0 S: 6	H: 0 LOB: 0 BB: 0 P: 9	R: 0 E: 0 K: 1 S: 14	H: 1 LOB: 1 BB: 0 P: 17	R: 0 E: 0 K: 0 S: 10	H: 1 LOB: 2 BB: 0 P: 15	1B: 2 2B: 3 3B: 0 HR: 0	SF: 1 SAC: 0 DP: 0 HBP: 0	WP: 0 PB: 1 SB: 1 CS: 0	PA: 34			
<b>PITCHER</b> Kelly Downs, R (1, 1) ERA: 3.4	IP: 9.0 WLS: W BF: 34 H: 5 R: 1 ER: 1 SO: 8 BB: 1 IBB: 1 HBP: 0 BLK: 0 WP: 0 HR: 0 S: 79 P: 121 ERA: 1.00 WHIP: 0.667																								





Batter	1	2	3	4	5	6	7	8	9	AB R H RBI BB SO LOB	TOP									
Steve Sax, R (1, 4) OBP: 0.361, SLG: 0.398	2-2 5-3 1B		1-1 SH2-3 1B		1 SAFE 2-2 M F B F F 1 SAFE X		2-1 2B		0-0 1-H 2-H 3B	5 2 4 2 0 0 1										
Dave Anderson, R (1, 6) OBP: 0.349, SLG: 0.333	3-2 5-3		0-0 SH2-3		1-0 FC6-4 1B		2-1 4-3		1-1 L8	3 0 1 0 0 0 2										
Mike Davis, L (9, PH) OBP: 0.275, SLG: 0.296	1-3		1-2		1-2 1B				3-H	1 0 0 0 0 0 0										
Alfredo Griffin, S (9, 6) OBP: 0.214, SLG: 0.243										0 0 0 0 0 0 0										
Kirk Gibson, L (1, 7) OBP: 0.380, SLG: 0.510	0-3 K		3-2 4-3		1-0 FC6-4 1-2f		3-2 F8		0-0 F7	5 0 0 0 0 1 5										
Mike Marshall, R (1, 9) OBP: 0.318, SLG: 0.445	0-1 3-H 1B		0-0 1-3			1-0 5-3		1-1 F7	4-1 BB	4 0 1 1 1 0 1										
John Shelby, S (1, 8) OBP: 0.342, SLG: 0.406	3-2 6-3		0-3 K		0-0 4-3		2-2 L7		2-3 K	5 0 0 0 0 2 2										
Tracy Woodson, R (1, 3) OBP: 0.229, SLG: 0.281		1-2 5-3	0-0 F8		1-1 L7		0-1 5-3			4 0 0 0 0 0 0										
Jay Howell, R (8, 1)										0 0 0 0 0 0 0										
Jeff Hamilton, R (1, 5) OBP: 0.274, SLG: 0.369		1-0 6-3	1-2 P3		1-2 HR 2B		0-2 HR 2B		0-0 HR	4 2 2 1 0 0 0										
Rick Dempsey, R (1, 2) OBP: 0.352, SLG: 0.500		2-2 2B			4-0 FC3-6 BB		0-2 HR 2B		4-1 3B BB	2 2 2 2 2 0 0										
Orel Hershiser, R (1, 1) OBP: 0.113, SLG: 0.170		1-0 L9	0-0 FC3-6 1B		0-0 FC3-6 1B		0-1 G3		0-2 3B 1B	3 0 0 0 0 0 2										
Jesse Orosco, R (8, 1)										0 0 0 0 0 0 0										
Franklin Stubbs, L (8, 3) OBP: 0.283, SLG: 0.350										1 1 1 0 0 0 0										
<b>Inning Stats</b>	R: 1 E: 0 K: 1 S: 14	H: 2 LOB: 1 BB: 0 P: 22	R: 0 E: 0 K: 0 S: 8	H: 1 LOB: 1 BB: 0 P: 13	R: 0 E: 0 K: 1 S: 7	H: 1 LOB: 0 BB: 0 P: 11	R: 0 E: 0 K: 1 S: 7	H: 0 LOB: 0 BB: 0 P: 8	R: 0 E: 0 K: 0 S: 4	H: 0 LOB: 0 BB: 0 P: 6	R: 2 E: 0 K: 0 S: 15	H: 3 LOB: 1 BB: 0 P: 23	R: 0 E: 0 K: 0 S: 7	H: 0 LOB: 0 BB: 0 P: 10	R: 4 E: 0 K: 1 S: 14	H: 3 LOB: 1 BB: 2 P: 25	1B: 5 2B: 3 3B: 1 HR: 2	SF: 0 SAC: 1 DP: 0 HBP: 0	WP: 0 PB: 0 SB: 0 CS: 0	PA: 41
<b>PITCHER</b>	IP WLS BF H R ER SO BB IBB HBP BLK WP HR S P ERA WHIP																			
Terry Mulholland, L (1, 1) ERA: 3.73	6.1 L 28 8 3 3 2 1 0 0 0 0 1 58 89 4.26 1.421																			
Randy Bockus, R (7, 1) ERA: 4.13	0.2 2 0 0 0 0 0 0 0 0 0 0 5 10 0.00 0.000																			
Craig Lefferts, L (8, 1) ERA: 3.39	1.0 6 2 3 3 0 1 0 0 0 0 1 12 19 27.00 3.000																			
Scott Garretts, R (9, 1) ERA: 5.24	1.0 5 1 1 1 1 1 0 0 1 0 0 9 16 9.00 2.000																			

Los Angeles Dodgers @ San Francisco Giants  
 Candlestick Park, San Francisco, CA  
 Tue Jul 26 1988, 10:05 PM EDT  
 Sunny - 60 F

livebaseballscorecards.com

AB	37
R	7
H	11
RBI	6
BB	3
SO	3
LOB	13



Batter	1	2	3	4	5	6	7	8	9	AB R H RBI BB SO LOB
<b>Brett Butler, L</b> OBP: 0.392, SLG: 0.382 (1, 8)	4-2 G3 S 2B BB		0-1 G3		0-0 6-3			1-2 1B 1B FC6-4 1B	2-2 E6 1B 3-H	4 2 2 1 1 0 0
<b>Robby Thompson, R</b> OBP: 0.367, SLG: 0.418 (1, 4)	0-3 SAFE SAFE SAFE SAFE		1-3 K			0-0 G1-6-3 1B		0-0 FC6-4 1B 1-2 1B	0-3 SAFE SAFE SAFE	5 0 2 0 0 3 3
<b>Will Clark, L</b> OBP: 0.386, SLG: 0.544 (1, 3)	3-2 G3		0-0 BLK 1B			0-0 G1-6-3 1-2f		1-3 K	1-3 SAFE SAFE SAFE	5 0 1 0 0 2 6
<b>Candy Maldonado, R</b> OBP: 0.321, SLG: 0.385 (1, 9)	2-0 2B		0-0 1-3			0-0 1B		0-0 FC6-4 1-2 2-3 1B		4 0 3 1 0 0 1
<b>Donell Nixon, R</b> OBP: 0.425, SLG: 0.459 (8, PR) (9, 7)	3-H 2B		1-2			0-0 1B				0 0 0 0 0 0 0
<b>Mike Aldrete, L</b> OBP: 0.360, SLG: 0.370 (1, 7)	4-0 BB			0-1 F7		0-1 G3		0-0 FC6-4 1-2f 2-3 3-H 1B		2 0 0 0 1 0 1
<b>Joel Youngblood, R</b> OBP: 0.342, SLG: 0.323 (8, PH) (9, 9)	BB			0-1 4-3				1-1 F8		1 0 0 1 0 0 2
<b>Kevin Mitchell, R</b> OBP: 0.316, SLG: 0.444 (1, 5)	0-0 F8			0-1 4-3				0-3 K		4 0 0 0 0 1 4
<b>Bob Brenly, R</b> OBP: 0.251, SLG: 0.280 (1, 2)		2-3 K		0-3 K				2-1 CI		2 0 0 0 0 2 0
<b>Ernest Riles, L</b> OBP: 0.295, SLG: 0.359 (9, PH)										1 0 0 0 0 0 0
<b>Jose Uribe, S</b> OBP: 0.297, SLG: 0.323 (1, 6)		2-0 F9			1-1 6-3			1-3 K		4 1 1 0 0 1 1
<b>Terry Mulholland, R</b> OBP: 0.167, SLG: 0.167 (1, 1)		1-3 K			1-1 1-3			0-0 3-1		2 0 0 0 0 1 0
<b>Randy Bockus, L</b> OBP: 0.200, SLG: 0.200 (7, 1)										0 0 0 0 0 0 0
<b>Harry Spillman, L</b> OBP: 0.200, SLG: 0.219 (7, PH) (8, 1)										1 0 0 0 0 0 1
<b>Craig Leferts, L</b> OBP: 0.167, SLG: 0.167 (9, 1)										0 0 0 0 0 0 0
<b>Scott Garretts, R</b> OBP: 0.246, SLG: 0.377 (9, PH)										0 0 0 0 0 0 0
<b>Bob Melvin, R</b> OBP: 0.246, SLG: 0.377 (9, PH)										1 0 1 0 0 0 0

Inning Stats	R: 1	H: 1	E: 0	K: 1	S: 14	LOB: 2	BB: 2	P: 27	R: 0	H: 0	E: 0	K: 2	S: 7	LOB: 0	BB: 0	P: 12	R: 0	H: 1	E: 0	K: 1	S: 7	LOB: 1	BB: 0	P: 8	R: 0	H: 0	E: 0	K: 1	S: 7	LOB: 0	BB: 0	P: 7	R: 0	H: 2	E: 0	K: 0	S: 5	LOB: 1	BB: 0	P: 5	R: 0	H: 0	E: 1	K: 2	S: 9	LOB: 1	BB: 0	P: 12	R: 1	H: 3	E: 0	K: 1	S: 11	LOB: 2	BB: 0	P: 14	R: 1	H: 3	E: 1	K: 2	S: 20	LOB: 2	BB: 0	P: 27	1B: 9	2B: 1	3B: 0	HR: 0	SF: 0	SAC: 0	DP: 1	HBP: 0	WP: 0	PB: 0	SB: 1	CS: 0	PA: 39
<b>PITCHER</b>	IP	WLS	BF	H	R	ER	SO	BB	IBB	HBP	BLK	WP	HR	S	P	ERA	WHIP																																																												
<b>Orel Hershiser, R</b> ERA: 2.68 (1, 1)	7.1	W	31	7	2	2	8	2	0	0	1	0	0	62	88	2.46	1.227																																																												
<b>Jesse Orosco, L</b> ERA: 3.34 (8, 1)	0.1		1	0	0	0	0	0	0	0	0	0	0	1	1	0.00	0.000																																																												
<b>Jay Howell, R</b> ERA: 2.25 (8, 1)	1.1	S	7	3	1	1	2	0	0	0	1	0	0	22	30	6.75	2.250																																																												

**BOTTOM**

**Los Angeles Dodgers @ San Francisco Giants**  
Candlestick Park, San Francisco, CA  
Tue Jul 26 1988, 10:05 PM EDT  
Sunny - 60 F

livebaseballscorecards.com

<b>AB</b>	<b>36</b>
<b>R</b>	<b>3</b>
<b>H</b>	<b>10</b>
<b>RBI</b>	<b>3</b>
<b>BB</b>	<b>2</b>
<b>SO</b>	<b>10</b>
<b>LOB</b>	<b>19</b>





Batter	1	2	3	4	5	6	7	8	9	10	11	AB R H RBI BB SO LOB	TOP														
Steve Sax, R OBP: 0.359, SLG: 0.396 (1, 4)	1-3		F9	K			F8		E S 1B			5 0 1 1 0 1 1	<p>Los Angeles Dodgers @ San Francisco Giants Candlestick Park, San Francisco, CA</p> <p>Tue Jul 26 1988, 10:05 PM EDT Att: 49,209 - Unknown - 49 F</p> <p>livebaseballscorecards.com</p>														
Mike Davis, L OBP: 0.269, SLG: 0.289 (9, 1) Jesse Orosco, R Brian Holton, R (9, 1)	L6		K		G3		K		1-3			5 0 0 0 0 2 1 0 0 0 0 0 0 0 0 0 0 0 0 0 0															
Kirk Gibson, L OBP: 0.386, SLG: 0.513 (1, 7)	1B			1B BB	G6-4-3 1B		4-3		L3 1B			4 1 3 0 1 0 0															
Mike Marshall, R OBP: 0.314, SLG: 0.439 (1, 3) (9, 9)	L8			F8	G6-4-3		K		L3			5 0 0 0 0 1 4															
John Shelby, S OBP: 0.343, SLG: 0.404 (1, 8)			K	1B 1B		S BB	K		B1-3			4 1 1 0 1 2 0															
Mike Scioscia, L OBP: 0.352, SLG: 0.351 (8, 1) Jay Howell, R Franklin Stubbs, L OBP: 0.288, SLG: 0.362 (9, 3)	E6 1B		F9		L7		K					4 0 1 0 0 1 3 0 0 0 0 0 0 0 1 1 1 0 0 0 0															
Jeff Hamilton, R OBP: 0.274, SLG: 0.367 (10, 5) Tracy Woodson, R OBP: 0.222, SLG: 0.273 (1, 5)	5-3			1B 2B 1B	P3				E6 SH1-4 1B			4 2 1 1 0 0 2 1 0 0 0 0 0 1															
Alfredo Griffin, S OBP: 0.223, SLG: 0.247 (6, 6) Dave Anderson, R OBP: 0.347, SLG: 0.332 (1, 6)	1-3			2B 1B	IBB				SH1-4			2 1 1 1 1 0 1 1 0 0 0 0 0 0															
Tim Belcher, R OBP: 0.097, SLG: 0.161 (6, 1) Alejandro Pena, R Rick Dempsey, R OBP: 0.345, SLG: 0.489 (8, 2)			G3		K				1-3			3 0 1 2 0 1 2 0 0 0 0 0 0 0 2 0 0 0 0 1 1															
Inning Stats	R: 0 E: 0 K: 0 S: 13	H: 1 LOB: 1 BB: 0 P: 15	R: 0 E: 1 K: 1 S: 9	H: 1 LOB: 0 BB: 0 P: 11	R: 0 E: 0 K: 1 S: 6	H: 0 LOB: 0 BB: 0 P: 8	R: 4 E: 0 K: 1 S: 20	H: 4 LOB: 1 BB: 1 P: 33	R: 0 E: 0 K: 0 S: 6	H: 1 LOB: 0 BB: 0 P: 6	R: 0 E: 0 K: 1 S: 10	H: 0 LOB: 2 BB: 2 P: 22		R: 0 E: 0 K: 1 S: 9	H: 0 LOB: 0 BB: 0 P: 12	R: 0 E: 0 K: 3 S: 11	H: 0 LOB: 0 BB: 0 P: 15	R: 1 E: 1 K: 0 S: 11	H: 1 LOB: 1 BB: 0 P: 16	R: 0 E: 0 K: 0 S: 8	H: 1 LOB: 0 BB: 0 P: 13	R: 1 E: 0 K: 1 S: 11	H: 1 LOB: 0 BB: 0 P: 16	1B: 8 2B: 3 3B: 0 HR: 0	SF: 0 SAC: 1 DP: 2 HBP: 0	WP: 0 PB: 0 SB: 2 CS: 0	PA: 45
PITCHER	IP	WLS	BF	H	R	ER	SO	BB	IBB	HBP	BLK	WP		HR	S	P	ERA	WHIP									
Don Robinson, R ERA: 2.7 (1, 1)	6.1		28	7	4	4	4	2	1	0	0	0	0	67	99	5.68	1.421										
Craig Lefferts, L ERA: 3.36 (7, 1)	0.2		2	0	0	0	1	0	0	0	0	0	0	6	8	0.00	0.000										
Joe Price, L ERA: 4.03 (8, 1)	1.1		5	0	1	0	3	0	0	0	0	0	0	13	17	0.00	0.000										
Scott Garrelts, R ERA: 5.16 (9, 1)	2.2	L	10	3	1	1	1	0	0	0	1	0	0	28	43	3.38	1.125										

AB	41
R	6
H	10
RBI	5
BB	3
SO	9
LOB	16




Batter	1	2	3	4	5	6	7	8	9	10	11	AB R H RBI BB SO LOB	BOTTOM											
<b>Brett Butler, L</b> OBP: 0.387, SLG: 0.377 (1, 8)	1-3 K		1-2 5-3		0-0 L2		3-2 L3		1-1 SH1-4		2-1 6-3	5 0 0 0 0 1 0	<b>Los Angeles Dodgers @ San Francisco Giants</b> <b>Candlestick Park, San Francisco, CA</b> Tue Jul 26 1988, 10:05 PM EDT Att: 49,209 - Unknown - 49 F											
<b>Chris Speier, R</b> OBP: 0.323, SLG: 0.379 (1, 4) (9, 6)	0-0 E6 BB 1B		2-0 HR		1-1 1B		1-3 K		1-1 E6 FC6-4		2-2 G3	6 1 2 1 0 1 1												
<b>Will Clark, L</b> OBP: 0.383, SLG: 0.537 (1, 3)	0-3 K		3-3 K		1-1 F7			0-1 F8	2-2 FC6-4 BB S		4-0 BB	5 0 0 1 1 2 3												
<b>Candy Maldonado, R</b> OBP: 0.324, SLG: 0.385 (1, 9)	1-2 BB 1B		2-2 5-3		0-2 F9			0-0 1B 3B 1B	4-1 BB IBB		2-3 K	5 1 2 0 1 1 1												
<b>Mike Aldrete, L</b> OBP: 0.362, SLG: 0.374 <b>Joel Youngblood, R</b> OBP: 0.351, SLG: 0.323 (1, 7) (9, PH) (10, 7)	4-2 BB 1-2 2-3 BB			1-3 K		0-0 2B 2B		2-1 F7	4-0 FC6-4 BB			3 1 1 0 1 1 1 0 0 0 0 1 0 0												
<b>Ernest Riles, L</b> OBP: 0.298, SLG: 0.367 <b>Kevin Mitchell, R</b> OBP: 0.315, SLG: 0.442 (1, 5) (9, PH) (10, 5)	0-3 K			1-2 F8		2-2 2B		0-1 3B 1B	2-0 FC6-4			4 1 2 1 0 1 3 1 0 0 0 0 0 3												
<b>Bob Melvin, R</b> OBP: 0.256, SLG: 0.395 (1, 2)		0-0 FC4-6 1B		1-2 1B		0-3 K		0-0 3B		0-2 5-3		5 0 3 2 0 1 1												
<b>Jose Uribe, S</b> OBP: 0.294, SLG: 0.319 <b>Scott Garrelts, R</b> OBP: 0.143, SLG: 0.143 (1, 6) (9, 1)		1-0 FC4-6 B1-4-6		1-2 G3		0-0 F8		0-3 K		1-0 L7		4 0 0 0 0 1 4 1 0 0 0 0 0 0												
<b>Don Robinson, R</b> OBP: 0.063, SLG: 0.063 <b>Craig Lefferts, L</b> (1, 1) (7, 1)		0-0 B1-4-6				0-2 6-3		2-3 K		0-0 L5		2 0 0 0 0 0 1 0 0 0 0 0 0 0 1 0 0 0 0 1 0 0 0 0 0 0 0 0 2 1 1 0 0 0 0												
<b>Donell Nixon, R</b> OBP: 0.415, SLG: 0.447 <b>Joe Price, R</b> (7, PH) (8, 1)									0-0 SH1-4 FC6-4 1B															
<b>Robby Thompson, R</b> OBP: 0.368, SLG: 0.418 (9, 4)																								
<b>Inning Stats</b>	R: 0 E: 1 K: 3 S: 16	H: 1 LOB: 3 BB: 1 P: 22	R: 0 E: 0 K: 0 S: 3	H: 1 LOB: 0 BB: 0 P: 4	R: 1 E: 0 K: 1 S: 12	H: 1 LOB: 0 BB: 0 P: 20	R: 0 E: 0 K: 0 S: 8	H: 1 LOB: 1 BB: 0 P: 10	R: 1 E: 0 K: 1 S: 13	H: 2 LOB: 1 BB: 0 P: 15	R: 0 E: 0 K: 2 S: 10	H: 0 LOB: 0 BB: 0 P: 16	R: 2 E: 0 K: 1 S: 11	H: 3 LOB: 1 BB: 0 P: 13	R: 1 E: 1 K: 0 S: 11	H: 1 LOB: 3 BB: 2 P: 25	R: 0 E: 0 K: 0 S: 5	H: 0 LOB: 0 BB: 0 P: 7	R: 0 E: 0 K: 1 S: 8	H: 0 LOB: 1 BB: 1 P: 18	1B: 7 2B: 2 3B: 1 HR: 1	SF: 0 SAC: 1 DP: 1 HBP: 0	WP: 0 PB: 0 SB: 1 CS: 0	PA: 49
<b>PITCHER</b>	IP WLS BF H R ER SO BB IBB HBP BLK WP HR S P ERA WHIP																							
<b>Tim Belcher, R</b> ERA: 3.46 (1, 1)	5.1	24	7	2	2	5	1	0	0	0	0	0	1	61	84	3.38	1.500							
<b>Alejandro Pena, R</b> ERA: 1.77 (6, 1)	2.1	9	2	2	2	3	0	0	0	0	0	0	0	21	29	7.71	0.857							
<b>Jay Howell, R</b> ERA: 2.21 (8, 1)	0.2	5	2	1	0	1	0	0	0	0	0	0	0	9	11	0.00	3.000							
<b>Jesse Orosco, L</b> ERA: 3.31 (9, 1)	0.1	3	0	0	0	0	1	1	0	0	0	0	0	5	15	0.00	3.000							
<b>Brian Holton, R</b> ERA: 1.86 (9, 1)	2.1	W 8	0	0	0	1	1	0	0	0	0	0	0	14	28	0.00	0.429							

livebaseballscores.com

<b>AB</b>	44
<b>R</b>	5
<b>H</b>	11
<b>RBI</b>	5
<b>BB</b>	4
<b>SO</b>	10
<b>LOB</b>	18





Batter	1	2	3	4	5	6	7	8	9	10	AB R H RBI BB SO LOB	TOP														
Steve Sax, R OBP: 0.356, SLG: 0.392 (1, 4)	L7		K			G3		5-3			4 0 0 0 0 1 1	Los Angeles Dodgers @ San Francisco Giants Candlestick Park, San Francisco, CA Wed Jul 27 1988, 10:05 PM EDT Att. 34,168 - Unknown  livebaseballscorecards.com  AB 33 R 1 H 4 RBI 1 BB 1 SO 5 LOB 8  														
Dave Anderson, R OBP: 0.341, SLG: 0.326 (1, 6)	5-3			K		4-3		6-3			4 0 0 0 0 1 1															
Kirk Gibson, L OBP: 0.387, SLG: 0.512 (1, 7)	1B			1B			F8		6-3		4 0 2 0 0 0 0															
Mike Marshall, R OBP: 0.311, SLG: 0.434 (1, 9)	F7			1-3			E5		6-3		4 1 0 0 0 0 1															
John Shelby, S OBP: 0.342, SLG: 0.405 (1, 8)			K			L7		G5-2-3		6-3	4 0 1 0 0 1 0															
Mickey Hatcher, R OBP: 0.337, SLG: 0.381 (1, 3)			5-3			1-3		E		4-3	3 0 0 0 1 0 0															
Tracy Woodson, R OBP: 0.200, SLG: 0.243 (1, 5)						F9		E6		6-3	4 0 0 1 0 0 2															
Rick Dempsey, R OBP: 0.342, SLG: 0.479 (1, 2)			K					G5-2-3		F6	4 0 1 0 0 1 3															
Tim Leary, R OBP: 0.279, SLG: 0.310 Jesse Orosco, R (10, 1)			L8			SH3-4				K	2 0 0 0 0 1 0 0 0 0 0 0 0 0															
<b>Inning Stats</b>	R: 0 E: 0 K: 0 S: 11	H: 1 LOB: 1 BB: 0 P: 19	R: 0 E: 0 K: 1 S: 7	H: 0 LOB: 0 BB: 0 P: 13	R: 0 E: 0 K: 2 S: 12	H: 0 LOB: 0 BB: 0 P: 19	R: 0 E: 0 K: 1 S: 7	H: 1 LOB: 0 BB: 0 P: 10	R: 0 E: 0 K: 1 S: 10	H: 0 LOB: 0 BB: 0 P: 14	R: 0 E: 0 K: 0 S: 5		H: 1 LOB: 1 BB: 0 P: 7	R: 1 E: 2 K: 0 S: 10	H: 1 LOB: 2 BB: 1 P: 21	R: 0 E: 0 K: 1 S: 6	H: 0 LOB: 0 BB: 0 P: 9	R: 0 E: 0 K: 0 S: 7	H: 0 LOB: 0 BB: 0 P: 10	R: 0 E: 0 K: 0 S: 7	H: 0 LOB: 0 BB: 0 P: 10	R: 0 E: 0 K: 0 S: 7	H: 0 LOB: 0 BB: 0 P: 10	1B: 3 2B: 1 3B: 0 HR: 0	SF: 0 SAC: 1 DP: 1 HBP: 0	WP: 0 PB: 0 SB: 0 CS: 0
<b>PITCHER</b>	IP WLS BF H R ER SO BB IBB HBP BLK WP HR S P ERA WHIP																									
Atlee Hammaker, L ERA: 4.25 Joe Price, L ERA: 3.83	(1, 1) (9, 1)	8.0 2.0	WLS W	BF 6	H 0	R 0	ER 0	SO 0	BB 0	IBB 0	HBP 0	BLK 0	WP 0	HR 0	S 14	P 20	ERA 0.00	WHIP 0.000								

Batter	1	2	3	4	5	6	7	8	9	10	AB R H RBI BB SO LOB
<b>Brett Butler, L</b> OBP: 0.385, SLG: 0.373 (1, 8) B X	2-0 1-3		1-3 K			2-2 6-3		4-0 FC6 IBB		2-3 K 1-2 2-3	4 0 0 0 1 2 2
<b>Robby Thompson, R</b> OBP: 0.362, SLG: 0.413 (1, 4) X	0-0 5-3		2-3 K			0-3 K		1-1 FC6 1-2f		0-0 SF 2-3 3-H	4 0 0 1 0 2 2
<b>Will Clark, L</b> OBP: 0.384, SLG: 0.536 (1, 3) B X	1-0 1B			1-1 3-1		2-3 K			0-1 L9-4 HBP 1B		4 0 2 0 0 1 0
<b>Candy Maldonado, R</b> OBP: 0.324, SLG: 0.382 (1, 9) <b>Donell Nixon, R</b> OBP: 0.415, SLG: 0.447 (9, PR) (10, 7) X	0-0 L6			2-2 5-3			2-3 K		1-0 S HBP 1-2		3 0 0 0 0 1 1 0 0 0 0 0 0 0
<b>Mike Aldrete, L</b> OBP: 0.360, SLG: 0.369 (1, 7) (10, 9)			1-3 K		4-2 FC4-6 BB		1-3 K		3-2 L9-4 2-3		3 0 0 0 1 2 2
<b>Kevin Mitchell, R</b> OBP: 0.317, SLG: 0.451 (1, 5)			3-0 HR		1-1 FC4-6 1-2f		1-0 F7		4-2 1-2 BB		3 1 1 1 1 0 1
<b>Bob Melvin, R</b> OBP: 0.250, SLG: 0.386 (1, 2)			1-3 K			1-2 F7		0-1 F4		1-1 6-3	4 0 0 0 0 1 2
<b>Jose Uribe, S</b> OBP: 0.296, SLG: 0.321 (1, 6)			0-0 F7			0-0 G3		0-0 S 1B		2-2 PB S SF 1B	4 1 2 0 0 0 0
<b>Atlee Hammaker, S</b> OBP: 0.077, SLG: 0.077 (1, 1) <b>Harry Spilman, L</b> OBP: 0.194, SLG: 0.212 (8, PH) <b>Joe Price, R</b> (9, 1) <b>Ernest Riles, L</b> OBP: 0.302, SLG: 0.367 (10, PH)			0-3 K			0-1 B1-3		2-3 K		4-2 SF PB BB 1-2	2 0 0 0 0 1 0 1 0 0 0 0 1 1 0 0 0 0 0 0 0 0 0 0 0 1 0 0

Inning Stats	R: 0 E: 0 K: 0 S: 4	H: 1 LOB: 1 BB: 0 P: 7	R: 1 E: 0 K: 2 S: 8	H: 1 LOB: 0 BB: 0 P: 13	R: 0 E: 0 K: 3 S: 14	H: 0 LOB: 0 BB: 0 P: 17	R: 0 E: 0 K: 0 S: 11	H: 0 LOB: 1 BB: 1 P: 19	R: 0 E: 0 K: 0 S: 6	H: 0 LOB: 0 BB: 0 P: 7	R: 0 E: 0 K: 2 S: 11	H: 0 LOB: 0 BB: 0 P: 15	R: 0 E: 0 K: 2 S: 9	H: 0 LOB: 0 BB: 0 P: 13	R: 0 E: 0 K: 1 S: 8	H: 1 LOB: 2 BB: 1 P: 15	R: 0 E: 0 K: 0 S: 10	H: 1 LOB: 2 BB: 1 P: 19	R: 1 E: 1 K: 1 S: 13	H: 1 LOB: 2 BB: 1 P: 21	1B: 4 2B: 1 3B: 0 HR: 1	SF: 1 SAC: 0 DP: 1 HBP: 1	WP: 0 PB: 1 SB: 3 CS: 0	PA: 38
--------------	------------------------------	---------------------------------	------------------------------	----------------------------------	-------------------------------	----------------------------------	-------------------------------	----------------------------------	------------------------------	---------------------------------	-------------------------------	----------------------------------	------------------------------	----------------------------------	------------------------------	----------------------------------	-------------------------------	----------------------------------	-------------------------------	----------------------------------	----------------------------------	------------------------------------	----------------------------------	--------


PITCHER	IP	WLS	BF	H	R	ER	SO	BB	IBB	HBP	BLK	WP	HR	S	P	ERA	WHIP
<b>Tim Leary, R</b> ERA: 2.38 (1, 1)	9.0	L	35	5	2	1	10	2	1	1	0	0	1	88	134	1.00	0.778
<b>Jesse Orosco, L</b> ERA: 3.28 (10, 1)	0.1		3	0	0	0	1	1	0	0	0	0	0	6	12	0.00	3.000

PITCHER	IP	WLS	BF	H	R	ER	SO	BB	IBB	HBP	BLK	WP	HR	S	P	ERA	WHIP

**Los Angeles Dodgers @ San Francisco Giants**  
**Candlestick Park, San Francisco, CA**  
 Wed Jul 27 1988, 10:05 PM EDT  
 Att: 34,168 - Unknown

livebaseballscorecards.com

<b>AB</b>	<b>32</b>
<b>R</b>	<b>2</b>
<b>H</b>	<b>5</b>
<b>RBI</b>	<b>2</b>
<b>BB</b>	<b>4</b>
<b>SO</b>	<b>11</b>
<b>LOB</b>	<b>11</b>





Batter	1	2	3	4	5	6	7	8	9	AB R H RBI BB SO LOB	TOP											
Ron Gant, R (1, 4) OBP: 0.288, SLG: 0.441	1-2 F7		1-1 HR		3-2 F8			0-2 G5-4-3		4 1 1 1 0 0 1												
Ken Oberkfell, L (1, 5) OBP: 0.324, SLG: 0.353	0-0 1B		0-0 G4-3			1-3 K			0-0 WP	4 1 2 0 0 1 0												
Gerald Perry, L (1, 3) OBP: 0.366, SLG: 0.431	3-2 P7			2-0 1B		1-0 G3-1			2-1 G1-4-3	4 1 1 0 0 0 2												
Dale Murphy, R (1, 9) OBP: 0.335, SLG: 0.479	2-2 L7			0-0 F8		1-1 F9			1-1 G4-3	4 0 0 0 0 0 2												
Andres Thomas, R (1, 6) OBP: 0.273, SLG: 0.366				0-0 E5		1-1 G6-3			0-1 F7	4 0 0 0 0 1 1												
Lonnie Smith, R (1, 7) OBP: 0.429, SLG: 0.250				3-1 G1-4-3		2-3 K				3 0 1 1 0 1 0												
Ozzie Virgil, R (1, 2) OBP: 0.278, SLG: 0.366				0-0 G1-4-3		1-0 G5-3				3 0 0 0 0 0 2												
Terry Blocker, L (1, 8) OBP: 0.364, SLG: 0.300				1-0 P7		0-0 G4-3			3-1 G5-4-3	3 0 1 0 0 0 0												
Zane Smith, L (1, 1) OBP: 0.212, SLG: 0.242				1-2 L5		1-3 K			0-0 F7	1 0 0 0 0 0 0												
Jerry Royster, R (5, PH) OBP: 0.239, SLG: 0.207										1 0 0 0 0 1 0												
José Álvarez, R (5, 1) OBP: 0.500, SLG: 0.500										0 0 0 0 0 0 0												
Dion James, L (8, PH) OBP: 0.369, SLG: 0.374										1 0 0 0 0 0 1												
Joe Boever, R (8, 1)										0 0 0 0 0 0 0												
<b>Inning Stats</b>	R: 0 E: 0 K: 0 S: 13	H: 1 LOB: 1 BB: 0 P: 19	R: 0 E: 0 K: 1 S: 7	H: 0 LOB: 0 BB: 0 P: 11	R: 1 E: 0 K: 0 S: 9	H: 1 LOB: 0 BB: 0 P: 12	R: 1 E: 1 K: 0 S: 6	H: 2 LOB: 1 BB: 0 P: 11	R: 0 E: 0 K: 1 S: 8	H: 0 LOB: 0 BB: 0 P: 12	R: 0 E: 0 K: 1 S: 8	H: 0 LOB: 0 BB: 0 P: 11	R: 0 E: 0 K: 1 S: 6	H: 0 LOB: 0 BB: 0 P: 10	R: 0 E: 0 K: 0 S: 6	H: 1 LOB: 0 BB: 0 P: 9	R: 1 E: 0 K: 0 S: 7	H: 1 LOB: 0 BB: 0 P: 10	1B: 4 2B: 1 3B: 0 HR: 1	SF: 0 SAC: 0 DP: 2 HBP: 0	WP: 1 PB: 0 SB: 0 CS: 0	PA: 32
<b>PITCHER</b> Rick Reuschel, R (1, 1) ERA: 2.93	IP: 9.0 WLS: W BF: 32 H: 6 R: 3 ER: 3 SO: 4 BB: 0 IBB: 0 HBP: 0 BLK: 0 WP: 1 HR: 1 S: 70 P: 105 ERA: 3.00 WHIP: 0.667																					

Atlanta Braves @ San Francisco Giants  
Candlestick Park, San Francisco, CA

AB	32
R	3
H	6
RBI	2
BB	0
SO	4
LOB	9



Fri Jul 29 1988, 10:05 PM EDT  
Att: 12,810 - Unknown

livebaseballscorecards.com

Batter	1	2	3	4	5	6	7	8	9	AB	R	H	RBI	BB	SO	LOB
<b>Brett Butler, L</b> OBP: 0.388, SLG: 0.374 (1, 8)	4-1 FC6-4 BB		4-1 1B BB	2-1 G5-4-3 1B		1-0 G4-3				2	1	1	2	2	0	0
<b>Robby Thompson, R</b> OBP: 0.361, SLG: 0.411 (1, 4)	2-2 FC6-4 1B 1-2f		0-0 1B E 1B	0-0 G5-4-3 1B 1-2f			0-3 K			4	1	1	0	0	1	2
<b>Will Clark, L</b> OBP: 0.385, SLG: 0.536 (1, 3)	0-1 G4-6-3 1B		3-1 E7 1B		0-0 G3		3-3 K			4	0	2	1	0	1	0
<b>Candy Maldonado, R</b> OBP: 0.320, SLG: 0.378 (1, 9)	0-1 G4-6-3 1-2f		2-2 G6-3		2-3 K		1-1 F8			4	0	0	0	0	1	3
<b>Kevin Mitchell, R</b> OBP: 0.316, SLG: 0.448 (1, 5)		1-0 F9	1-0 L5		0-0 1B 1B		0-0 L6			4	0	1	0	0	0	1
<b>Donell Nixon, R</b> OBP: 0.422, SLG: 0.452 (1, 7)		3-2 CS 1B		2-1 B1		0-0 1-2 1B		3-2 F7		4	0	2	0	0	0	0
<b>Bob Melvin, R</b> OBP: 0.255, SLG: 0.385 (1, 2)		4-2 BB 1-2		3-2 1B SH 1B		1-0 F9		0-0 P6		3	1	1	0	1	0	2
<b>Jose Uribe, S</b> OBP: 0.298, SLG: 0.322 (1, 6)		2-2 G1-3		2-0 SH 1B 1B		1-3 K				2	1	1	0	0	0	1
<b>Chris Speier, R</b> OBP: 0.321, SLG: 0.376 (6, 6)				1-2 1B 1B						1	0	0	0	0	1	0
<b>Rick Reuschel, R</b> OBP: 0.146, SLG: 0.150 (1, 1)			2-2 G3-1	0-0 SH 1B		2-3 K				2	1	0	0	0	1	0

Inning Stats	R: 0	H: 1	E: 0	LOB: 1	K: 0	S: 10	R: 0	H: 1	E: 0	LOB: 1	K: 0	S: 11	R: 2	H: 2	E: 1	LOB: 1	K: 0	S: 12	R: 3	H: 3	E: 1	LOB: 0	K: 0	S: 12	R: 0	H: 2	E: 0	LOB: 2	K: 1	S: 7	R: 0	H: 0	E: 0	LOB: 0	K: 2	S: 8	R: 0	H: 0	E: 0	LOB: 0	K: 0	S: 5	R: 0	H: 0	E: 0	LOB: 0	K: 0	S: 8
	10	16	10	16	10	16	10	16	10	16	10	16	10	16	10	16	10	16	10	16	10	16	10	16	10	16	10	16	10	16	10	16	10	16	10	16	10	16	10	16	10	16	10	16	10	16	10	16

PITCHER	IP	WLS	BF	H	R	ER	SO	BB	IBB	HBP	BLK	WP	HR	S	P	ERA	WHIP
<b>Zane Smith, L</b> ERA: 4.33 (1, 1)	4.0	L	20	7	5	3	0	3	0	0	0	0	0	45	82	6.75	2.500
<b>José Álvarez, R</b> ERA: 3.23 (5, 1)	3.0		11	2	0	0	5	0	0	0	0	0	0	22	33	0.00	0.667
<b>Joe Boever, R</b> ERA: (8, 1)	1.0		3	0	0	0	0	0	0	0	0	0	0	5	8	0.00	0.000

**BOTTOM**

**Atlanta Braves @ San Francisco Giants**  
Candlestick Park, San Francisco, CA

Fri Jul 29 1988, 10:05 PM EDT  
Att. 12,810 - Unknown

AB	30
R	5
H	9
RBI	3
BB	3
SO	5
LOB	9

WP: 0	PA: 34
PB: 0	
SB: 0	
CS: 1	



Batter	1	2	3	4	5	6	7	8	9	AB R H RBI BB SO LOB	TOP		
Ron Gant, R (1, 4) OBP: 0.293, SLG: 0.444	2-1 1B 2B		4-2 CS BB		1-3 K2-3			4-2 BB		2 0 1 0 2 1 1	<p>Atlanta Braves @ San Francisco Giants</p> <p>Candlestick Park, San Francisco, CA</p> <p>Sat Jul 30 1988, 6:33 AM EDT</p> <p>Att. 36,289 - Sunny</p>		
Ken Oberkfell, L (1, 5) OBP: 0.324, SLG: 0.352	0-0 FC6-4 1B		1-1 4-3			1-0 F9		0-1 F8		4 0 1 0 0 0 2			
Gerald Perry, L (1, 3) OBP: 0.364, SLG: 0.429 Paul Assenmacher, L (8, 1) OBP: 0.500, SLG: 1.000 Joe Boever, R (8, 1)	3-2 F4		0-0 6-3			2-0 CS 1B		2-2 4-3		4 0 1 0 0 0 3 0 0 0 0 0 0 0 0 0 0 0 0 0 0			
Dale Murphy, R (1, 9) OBP: 0.339, SLG: 0.479	1-3 K			1-0 G4-6-3 1B		4-2 BB		4-2 BLK 1B BB		2 1 1 0 2 1 2			
Andres Thomas, R (1, 6) OBP: 0.273, SLG: 0.365	0-2 FC6-4		1-2 G4-6-3		1-3 K			0-1 G6-4-3 1B		4 0 1 1 0 1 4			
Dion James, L (1, 7) OBP: 0.366, SLG: 0.369 Lonnie Smith, R (9, PH) OBP: 0.375, SLG: 0.200		1-1 1-3		1-2 L5		1-3 K		2-3 K		3 0 0 0 0 1 0 1 0 0 0 0 1 1			
Bruce Benedict, R (1, 2) OBP: 0.325, SLG: 0.304 Jim Morrison, R (9, PH) OBP: 0.235, SLG: 0.294		1-1 FC4-6 1B		0-0 F8		3-2 F7		1-2 G6-4-3		3 0 1 0 0 0 0 1 0 0 0 0 0 1			
Terry Blocker, L (1, 8) OBP: 0.286, SLG: 0.231		2-0 FC4-6 FC6-4		2-2 F7		1-3 K				3 0 0 0 0 1 1			
Rick Mahler, R (1, 1) OBP: 0.170, SLG: 0.174 Ted Simmons, S (8, PH) OBP: 0.361, SLG: 0.419		1-2 FC6-4		0-0 E9				2-2 F5		2 0 0 0 0 0 1 1 0 0 0 0 0 0			
<b>Inning Stats</b>	R: 0 H: 2 E: 0 LOB: 2 K: 1 BB: 0 S: 12 P: 18	R: 0 H: 1 E: 0 LOB: 1 K: 0 BB: 0 S: 9 P: 14	R: 0 H: 0 E: 0 LOB: 0 K: 0 BB: 1 S: 9 P: 13	R: 0 H: 1 E: 0 LOB: 0 K: 0 BB: 0 S: 7 P: 10	R: 0 H: 0 E: 1 LOB: 1 K: 1 BB: 0 S: 11 P: 14	R: 0 H: 1 E: 0 LOB: 1 K: 1 BB: 1 S: 8 P: 16	R: 0 H: 0 E: 0 LOB: 0 K: 2 BB: 0 S: 10 P: 15	R: 0 H: 0 E: 0 LOB: 1 K: 0 BB: 1 S: 13 P: 21	R: 1 H: 1 E: 0 LOB: 0 K: 1 BB: 1 S: 14 P: 21	1B: 5 SF: 0 2B: 1 SAC: 0 3B: 0 DP: 2 HR: 0 HBP: 0	WP: 0 PA: 34 PB: 0 SB: 0 CS: 2		
<b>PITCHER</b>	IP WLS BF H R ER SO BB IBB HBP BLK WP HR S P ERA WHIP											<b>PITCHER</b>	IP WLS BF H R ER SO BB IBB HBP BLK WP HR S P ERA WHIP
Kelly Downs, R (1, 1) ERA: 3.27	8.0 W 32 6 1 1 5 4 0 0 0 0 0 0 86 132 1.12 1.250												
Craig Lefferts, L (9, 1) ERA: 3.3	1.0 S 2 0 0 0 1 0 0 0 0 0 0 0 7 10 0.00 0.000												

livebaseballscorecards.com

AB	30
R	1
H	6
RBI	1
BB	4
SO	6
LOB	16



Batter	1	2	3	4	5	6	7	8	9
<b>Brett Butler, L</b> OBP: 0.389, SLG: 0.375 (1, 8) C B X	1-1 1B 4-3 1B		2-2 4-3		2-1 F9			2-1 SH1-3 2B 1B	
<b>Robby Thompson, R</b> OBP: 0.361, SLG: 0.410 (1, 4) X	0-0 4-3 1-2		1-2 3-1 1B 1B		1-1 F9			0-0 SH1-3 1-2	
<b>Will Clark, L</b> OBP: 0.386, SLG: 0.538 (1, 3) B B X	3-0 G6-4-3 2-3 1B		0-0 3-1 1-2		2-1 L3			2-2 FC5 2-H 2B	
<b>Kevin Mitchell, R</b> OBP: 0.318, SLG: 0.447 (1, 5) B X	1-0 G6-4-3 1-2f		3-2 2-H 1B		2-3 K			4-0 IBB	
<b>Mike Aldrete, L</b> OBP: 0.356, SLG: 0.365 (1, 9) <b>Joel Youngblood, R</b> OBP: 0.346, SLG: 0.318 (8, PH) (9, 9)		2-1 4-3	2-3 SAFE K		1-0 4-3			3-1 F8	
<b>Bob Melvin, R</b> OBP: 0.255, SLG: 0.388 (1, 2) B X		1-0 2B		X 0-0 4-3				1-2 FC5 2-3f	
<b>Ernest Riles, L</b> OBP: 0.298, SLG: 0.361 (1, 6) C B B C B C B C B C B C		3-3 K		C X 0-1 G3			X 0-0 4-3		
<b>Donell Nixon, R</b> OBP: 0.438, SLG: 0.455 (1, 7) B B B B C		4-0 BB		X 0-0 S 1B			C B B X 2-2 F9		
<b>Kelly Downs, R</b> OBP: 0.213, SLG: 0.244 (1, 1) <b>Craig Lefferts, L</b> ERA: (9, 1)		3-2 4-3		F B B C 2-3 K 1-2			C X 0-1 F2		

Inning Stats	R: 0	H: 2	E: 0	LOB: 1	K: 0	BB: 0	S: 5	P: 10
	R: 0	H: 1	E: 0	LOB: 2	K: 1	BB: 1	S: 13	P: 26
	R: 1	H: 2	E: 0	LOB: 1	K: 1	BB: 0	S: 15	P: 23
	R: 0	H: 1	E: 0	LOB: 1	K: 1	BB: 0	S: 7	P: 9
	R: 0	H: 0	E: 0	LOB: 0	K: 0	BB: 0	S: 6	P: 11
	R: 0	H: 0	E: 0	LOB: 0	K: 2	BB: 0	S: 7	P: 11
	R: 0	H: 0	E: 0	LOB: 0	K: 0	BB: 0	S: 6	P: 8
	R: 1	H: 2	E: 0	LOB: 2	K: 0	BB: 1	S: 12	P: 24

PITCHER	IP	WLS	BF	H	R	ER	SO	BB	IBB	HBP	BLK	WP	HR	S	P	ERA	WHIP
<b>Rick Mahler, R</b> ERA: 4.01 (1, 1)	7.0	L	27	6	1	1	5	1	0	0	0	0	0	59	98	1.29	1.000
<b>Paul Assenmacher, L</b> ERA: 3.43 (8, 1)	0.1		4	2	1	1	0	0	1	0	0	0	0	6	14	27.00	6.000
<b>Joe Boever, R</b> ERA: (8, 1)	0.2		2	0	0	0	0	0	0	0	0	0	0	6	10	0.00	0.000

AB R H RBI BB SO LOB

4	1	2	0	0	0	0
3	1	1	0	0	0	1
4	0	2	1	0	0	1
3	0	1	1	1	1	2
3	0	0	0	0	1	1
1	0	0	0	0	0	2
4	0	1	0	0	1	2
3	0	0	0	0	1	1
2	0	1	0	1	0	0
3	0	0	0	0	1	3
0	0	0	0	0	0	0

<b>AB</b>	<b>30</b>
<b>R</b>	<b>2</b>
<b>H</b>	<b>8</b>
<b>RBI</b>	<b>2</b>
<b>BB</b>	<b>2</b>
<b>SO</b>	<b>5</b>
<b>LOB</b>	<b>13</b>



WP	PA	ERA	WHIP
0	33		

**Atlanta Braves @ San Francisco Giants**  
Candlestick Park, San Francisco, CA  
Sat Jul 30 1988, 6:33 AM EDT  
Att. 36,289 - Sunny

livebaseballscorecards.com



Batter	1	2	3	4	5	6	7	8	9	AB R H RBI BB SO LOB	TOP																
Ron Gant, R OBP: 0.295, SLG: 0.444 (1, 4)	0-2 CS 1B		0-1 L5		0-0 1-2 2-H 1B		2-1 F8			4 0 2 1 0 0 0																	
Lonnie Smith, R OBP: 0.250, SLG: 0.111 (1, 7)	0-1 L8			1-0 F3	3-2 5-3			1-0 F3		4 0 0 0 0 0 3																	
Gerald Perry, L OBP: 0.366, SLG: 0.430 (1, 3)	1-2 F9 1-2			3-2 FC6-4 1B		2-1 5-3 1B		2-3 K		4 0 2 0 0 1 1																	
Dale Murphy, R OBP: 0.336, SLG: 0.474 (1, 9)		1-0 F2		1-1 FC6-4 FC1-4 1-2f		3-1 5-3 1-2		2-3 K		4 0 0 0 0 1 2																	
Andres Thomas, R OBP: 0.273, SLG: 0.371 (1, 6)		0-1 HR		0-1 FC1-4 1-2f		3-2 6-3		1-3 K		4 1 1 1 0 1 2																	
Jim Morrison, R OBP: 0.235, SLG: 0.287 (1, 5)		0-0 F7			0-0 5-3	4-0 FC6-4 IBB		1-3 K		3 0 0 0 1 1 0																	
Bruce Benedict, R OBP: 0.325, SLG: 0.305 (1, 2)		2-1 4-3			1-1 1B 1B	2-1 FC6-4 1-2f		2-2 6-3		3 1 1 0 0 0 2																	
Ken Oberkfell, L OBP: 0.323, SLG: 0.351 (9, PH)										1 0 0 0 0 0 0																	
Terry Blocker, L OBP: 0.235, SLG: 0.188 (1, 8)			1-0 4-3		1-1 F8		3-2 G3			3 0 0 0 0 0 1																	
Pete Smith, R OBP: 0.114, SLG: 0.143 (1, 1)			0-0 G3		0-0 1B 1B		0-0 4-3			2 0 1 0 0 0 0																	
Dion James, L OBP: 0.365, SLG: 0.368 (7, PH)										1 0 0 0 0 0 0																	
José Álvarez, R OBP: 0.500, SLG: 0.500 (7, 1)										0 0 0 0 0 0 0																	
<b>Inning Stats</b>	R: 0 E: 0 K: 0 S: 12	H: 1 LOB: 0 BB: 0 P: 13	R: 1 E: 0 K: 0 S: 6	H: 1 LOB: 0 BB: 0 P: 9	R: 0 E: 0 K: 0 S: 4	H: 0 LOB: 0 BB: 0 P: 5	R: 0 E: 0 K: 0 S: 8	H: 1 LOB: 1 BB: 0 P: 13	R: 1 E: 0 K: 0 S: 10	H: 3 LOB: 2 BB: 0 P: 15	R: 0 E: 0 K: 0 S: 9	H: 1 LOB: 2 BB: 1 P: 23	R: 0 E: 0 K: 0 S: 6	H: 0 LOB: 0 BB: 0 P: 11	R: 0 E: 0 K: 2 S: 8	H: 0 LOB: 0 BB: 0 P: 13	R: 0 E: 0 K: 2 S: 11	H: 0 LOB: 0 BB: 0 P: 15	1B: 6 2B: 0 3B: 0 HR: 1	SF: 0 SAC: 0 DP: 0 HBP: 0	WP: 0 PB: 0 SB: 0 CS: 1	PA: 34					
<b>PITCHER</b>	IP WLS BF H R ER SO BB IBB HBP BLK WP HR S P ERA WHIP																										
Terry Mulholland, L ERA: 3.72 (1, 1)	5.0		21	7	2	2	0	0	0	0	0	0	1	42	59	3.60	1.400										
Randy Bockus, R ERA: 3.86 (6, 1)	2.0	W	7	0	0	0	0	0	1	0	0	0	0	13	30	0.00	0.000										
Scott Garrelts, R ERA: 4.99 (8, 1)	2.0	S	6	0	0	0	4	0	0	0	0	0	0	19	28	0.00	0.000										

Atlanta Braves @ San Francisco Giants  
Candlestick Park, San Francisco, CA  
Sun Jul 31 1988, 6:33 AM EDT  
Sunny - 65 F

livebaseballscorecards.com

AB	33
R	2
H	7
RBI	2
BB	1
SO	4
LOB	11



Batter	1	2	3	4	5	6	7	8	9					
<b>Brett Butler, L</b> OBP: 0.390, SLG: 0.379 (1, 8)	2-2 6-3		2-1 F9			0-0 WP SH3-4 1B	3-0 1-3 2-H 2B							
<b>Robby Thompson, R</b> OBP: 0.358, SLG: 0.406 (1, 4)	0-3 K		0-3 K			0-0 SH3-4 1-2	2-3 K							
<b>Will Clark, L</b> OBP: 0.387, SLG: 0.535 (1, 3)	3-2 6-3			2-0 F8		4-0 WP IBB	4-0 IBB							
<b>Candy Maldonado, R</b> OBP: 0.319, SLG: 0.374 (1, 9)		0-0 F9		1-0 5-3		4-2 G4-6-3 BB	0-0 F7							
<b>Mike Aldrete, L</b> OBP: 0.358, SLG: 0.367 (1, 7)		2-2 E 4-3 1B		3-3 K		1-0 G4-6-3 1-2f	2-0 G6-4-3 1B							
<b>Kevin Mitchell, R</b> OBP: 0.317, SLG: 0.454 (1, 5)		0-1 E5 4-3 1-3		3-2 F8		3-1 HR	2-1 F7							
<b>Ernest Riles, L</b> OBP: 0.297, SLG: 0.359 (1, 6)		2-0 4-3		1-3 K		0-0 BB 2B 1B	0-0 G6-4-3 1-2f							
<b>Bob Brenly, R</b> OBP: 0.253, SLG: 0.301 (1, 2)		2-3 3-H K		0-0 HR		1-3 K								
<b>Terry Mulholland, R</b> (1, 1)			2-3 K		0-3 K		4-0 2B 1-2 BB							
<b>Randy Bockus, L</b> OBP: 0.200, SLG: 0.200 (6, 1)														
<b>Harry Spilman, L</b> OBP: 0.216, SLG: 0.212 (7, PH)														
<b>Scott Garrelts, R</b> OBP: 0.143, SLG: 0.143 (7, PR)														
<b>Inning Stats</b>	R: 0 E: 0 K: 1 S: 9	H: 0 LOB: 0 BB: 0 P: 14	R: 1 E: 1 K: 1 S: 10	H: 1 LOB: 1 BB: 0 P: 16	R: 0 E: 0 K: 2 S: 8	H: 0 LOB: 0 BB: 0 P: 12	R: 0 E: 0 K: 1 S: 6	H: 1 LOB: 0 BB: 0 P: 14	R: 0 E: 0 K: 2 S: 6	H: 1 LOB: 2 BB: 2 P: 15	R: 2 E: 0 K: 2 S: 12	H: 3 LOB: 3 BB: 2 P: 29	R: 0 E: 0 K: 0 S: 4	H: 1 LOB: 0 BB: 0 P: 8

AB R H RBI BB SO LOB

4	0	2	1	0	0	0
3	0	0	0	0	3	3
2	0	0	0	2	0	0
3	0	0	0	1	0	3
4	1	2	0	0	1	3
4	1	1	1	0	0	2
4	1	1	1	0	1	2
3	1	1	1	0	2	2
2	0	0	0	0	2	0
0	0	0	0	0	0	0
0	0	0	0	1	0	0
0	0	0	0	0	0	0

1B: 4	SF: 0	WP: 1	PA: 34
2B: 1	SAC: 1	PB: 0	
3B: 0	DP: 2	SB: 0	
HR: 2	HBP: 0	CS: 0	

PITCHER	IP	WLS	BF	H	R	ER	SO	BB	IBB	HBP	BLK	WP	HR	S	P	ERA	WHIP
<b>Pete Smith, R</b> ERA: 4.62 (1, 1)	6.0		23	3	2	1	7	1	1	0	0	1	1	49	83	1.50	0.667
<b>José Álvarez, R</b> ERA: 3.41 (7, 1)	2.0	L	11	4	2	2	2	1	1	0	0	0	1	16	37	9.00	2.500

**Atlanta Braves @ San Francisco Giants**  
Candlestick Park, San Francisco, CA  
Sun Jul 31 1988, 6:33 AM EDT  
Sunny - 65 F

livebaseballscorecards.com

<b>AB</b>	<b>29</b>
<b>R</b>	<b>4</b>
<b>H</b>	<b>7</b>
<b>RBI</b>	<b>4</b>
<b>BB</b>	<b>4</b>
<b>SO</b>	<b>9</b>
<b>LOB</b>	<b>15</b>





Batter	1	2	3	4	5	6	7	8	9	10	AB R H RBI BB SO LOB	TOP														
Ron Gant, R (1, 4) OBP: 0.294, SLG: 0.439	0-0 6-3		2-3 K		4-1 CS 1B BB		0-0 L1		2-3 K		4 1 0 0 1 2 0	<p>Atlanta Braves @ San Francisco Giants</p> <p>Candlestick Park, San Francisco, CA</p> <p>Sun Jul 31 1988, 6:38 AM EDT</p> <p>Att. 26,960 - Sunny - 73 F</p>														
Ken Oberkfell, L (1, 5) OBP: 0.326, SLG: 0.355	1-2 G4-6-3 1B		0-0 BB 1B		2-2 1-H 1B		1-0 F8		1-0 3-1		5 0 3 1 0 0 0															
Gerald Perry, L (1, 3) OBP: 0.366, SLG: 0.426	0-0 G4-6-3 1-2f		4-0 1-2 BB		1-3 SAFE K		4-2 S BB		2-3 K		3 0 0 0 2 2 2															
Dale Murphy, R (1, 9) OBP: 0.339, SLG: 0.474		1-1 BB 1B		0-0 F3		0-0 2B 1B		4-1 1-2 IBB		0-0 6-3	4 1 2 0 1 0 2															
Andres Thomas, R (1, 6) OBP: 0.274, SLG: 0.374		0-0 F4		0-1 F8		0-1 1-3 2B		1-1 F3		3-2 G3 1B	5 0 2 0 0 0 3															
Dion James, L (1, 7) Lonnie Smith, R (10, PH) OBP: 0.308, SLG: 0.200		4-0 1B BB		1-2 4-3		0-2 4-3		2-1 F9		2-2 G3 1B	3 0 0 0 1 0 2 1 0 1 0 0 0 0															
Ozzie Virgil, R (1, 2) Ted Simmons, S (10, PH) Bruce Benedict, R (10, 2) OBP: 0.325, SLG: 0.305		0-2 G6-4-3 1B		0-0 F7		1-1 5-3		0-1 6-3		3-1 G3 1-2 2-3	4 0 1 1 0 0 2 1 0 0 0 0 0 2 0 0 0 0 0 0 0															
Terry Blocker, L (1, 8) OBP: 0.273, SLG: 0.200		1-0 G6-4-3 1-2f		1-3 K		4-0 IBB		0-2 1B		3-2 F8	4 0 1 0 1 1 4															
German Jimenez, L (1, 1) Charlie Puleo, R (7, 1) Paul Assenmacher, L (8, 1) OBP: 0.500, SLG: 1.000			1-3 K		1-1 5-3		0-2 F5		0-3 K		3 0 0 0 0 1 3 1 0 0 0 0 1 1 0 0 0 0 0 0 0															
<b>Inning Stats</b>	R: 0 E: 0 K: 0 S: 7	H: 1 LOB: 0 BB: 0 P: 8	R: 1 E: 0 K: 0 S: 8	H: 2 LOB: 1 BB: 1 P: 13	R: 0 E: 0 K: 2 S: 10	H: 1 LOB: 2 BB: 1 P: 17	R: 0 E: 0 K: 0 S: 7	H: 0 LOB: 0 BB: 0 P: 8	R: 1 E: 0 K: 2 S: 15	H: 1 LOB: 1 BB: 1 P: 23	R: 0 E: 0 K: 0 S: 11		H: 2 LOB: 3 BB: 1 P: 16	R: 0 E: 0 K: 0 S: 8	H: 0 LOB: 2 BB: 2 P: 18	R: 0 E: 0 K: 1 S: 10	H: 1 LOB: 1 BB: 0 P: 12	R: 0 E: 0 K: 2 S: 8	H: 0 LOB: 0 BB: 0 P: 13	R: 0 E: 0 K: 0 S: 12	H: 2 LOB: 2 BB: 0 P: 23	1B: 9 2B: 1 3B: 0 HR: 0	SF: 0 SAC: 0 DP: 2 HBP: 0	WP: 0 PB: 0 SB: 1 CS: 1	PA: 44	
<b>PITCHER</b>	IP WLS BF H R ER SO BB IBB HBP BLK WP HR S P ERA WHIP	IP WLS BF H R ER SO BB IBB HBP BLK WP HR S P ERA WHIP	IP WLS BF H R ER SO BB IBB HBP BLK WP HR S P ERA WHIP	IP WLS BF H R ER SO BB IBB HBP BLK WP HR S P ERA WHIP	IP WLS BF H R ER SO BB IBB HBP BLK WP HR S P ERA WHIP	IP WLS BF H R ER SO BB IBB HBP BLK WP HR S P ERA WHIP	IP WLS BF H R ER SO BB IBB HBP BLK WP HR S P ERA WHIP	IP WLS BF H R ER SO BB IBB HBP BLK WP HR S P ERA WHIP	IP WLS BF H R ER SO BB IBB HBP BLK WP HR S P ERA WHIP	IP WLS BF H R ER SO BB IBB HBP BLK WP HR S P ERA WHIP	IP WLS BF H R ER SO BB IBB HBP BLK WP HR S P ERA WHIP	IP WLS BF H R ER SO BB IBB HBP BLK WP HR S P ERA WHIP	IP WLS BF H R ER SO BB IBB HBP BLK WP HR S P ERA WHIP	IP WLS BF H R ER SO BB IBB HBP BLK WP HR S P ERA WHIP	IP WLS BF H R ER SO BB IBB HBP BLK WP HR S P ERA WHIP	IP WLS BF H R ER SO BB IBB HBP BLK WP HR S P ERA WHIP	IP WLS BF H R ER SO BB IBB HBP BLK WP HR S P ERA WHIP	IP WLS BF H R ER SO BB IBB HBP BLK WP HR S P ERA WHIP	IP WLS BF H R ER SO BB IBB HBP BLK WP HR S P ERA WHIP	IP WLS BF H R ER SO BB IBB HBP BLK WP HR S P ERA WHIP	IP WLS BF H R ER SO BB IBB HBP BLK WP HR S P ERA WHIP	IP WLS BF H R ER SO BB IBB HBP BLK WP HR S P ERA WHIP	IP WLS BF H R ER SO BB IBB HBP BLK WP HR S P ERA WHIP	IP WLS BF H R ER SO BB IBB HBP BLK WP HR S P ERA WHIP	IP WLS BF H R ER SO BB IBB HBP BLK WP HR S P ERA WHIP	IP WLS BF H R ER SO BB IBB HBP BLK WP HR S P ERA WHIP
Don Robinson, R (1, 1) ERA: 2.55	8.0																									
Joe Price, L (9, 1) ERA: 3.7	1.1	6	2	0	0	2	0	0	0	0																
Scott Garrelts, R (10, 1) ERA: 4.94	0.2	W 2	0	0	0	0	0	0	0	0																

livebaseballscores.com

AB 38  
R 2  
H 10  
RBI 2  
BB 6  
SO 7  
LOB 21



BOTTOM

Atlanta Braves @ San Francisco Giants  
Candlestick Park, San Francisco, CA

Sun Jul 31 1988, 6:38 AM EDT  
Att. 26,960 - Sunny - 73 F

livebaseballscorecards.com

AB 35  
R 3  
H 9  
RBI 3  
BB 2  
SO 4  
LOB 8



WP: 0 PA: 39  
PB: 0  
SB: 1  
CS: 0

AB R H RBI BB SO LOB

4 0 1 0 0 1 0

3 1 1 0 2 1 1

5 0 2 1 0 0 2

3 0 1 1 0 0 0

4 0 0 0 0 1 2

2 0 0 0 0 0 0  
2 0 0 0 0 0 1

0 0 0 0 0 0 0

4 0 1 0 0 0 1  
0 0 0 0 0 0 0

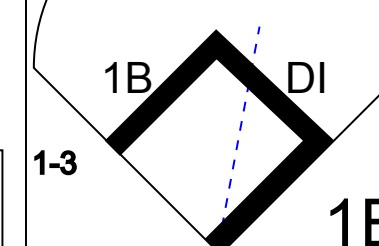
3 0 0 0 0 0 0  
1 0 0 0 0 0 1

2 0 1 0 0 1 0  
1 1 1 1 0 0 0  
0 0 0 0 0 0 0  
1 1 1 0 0 0 0

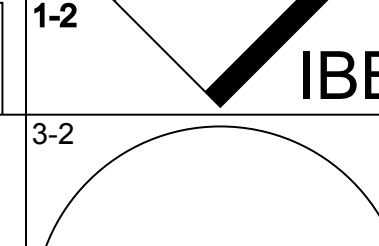
1B: 6 SF: 1  
2B: 3 SAC: 1  
3B: 0 DP: 1  
HR: 1 HBP: 0

WP: 0 PA: 39  
PB: 0  
SB: 1  
CS: 0

3-1



4-0



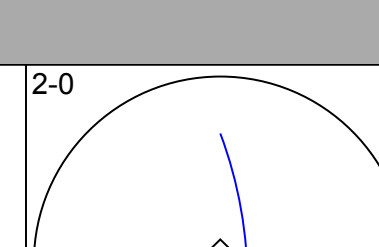
3-2



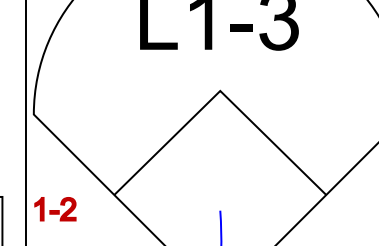
2-3



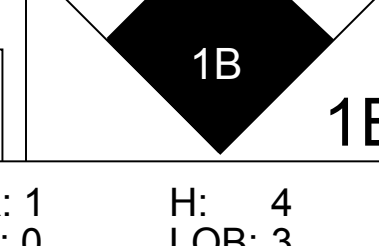
2-1



2-1



0-1



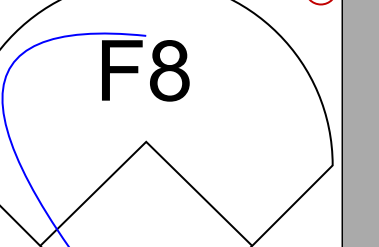
3-3




4-1



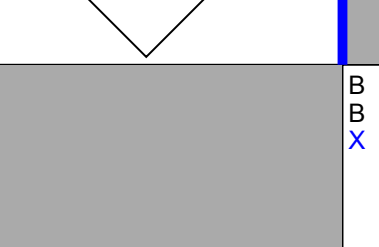
2-2



3-2



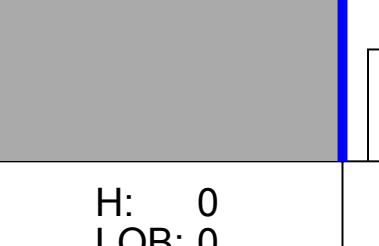
0-0




2-1



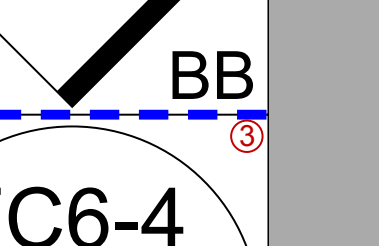
2-1



0-0



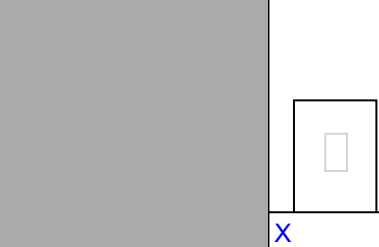
2-2




1-2



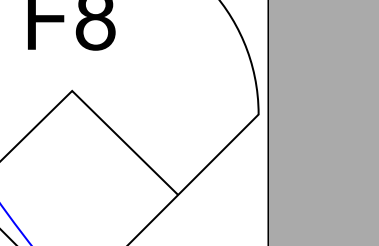
2-1



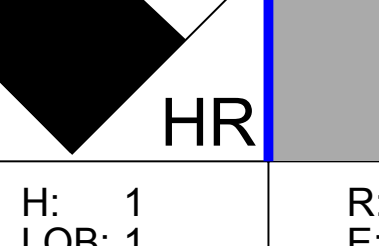
3-1



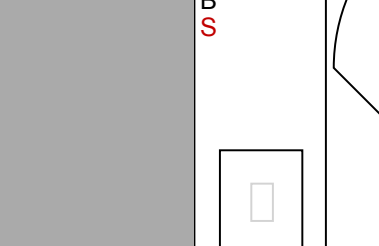
2-2



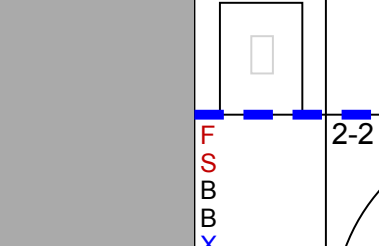
1-0



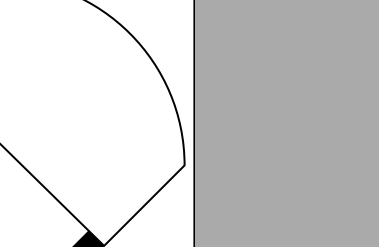
0-0



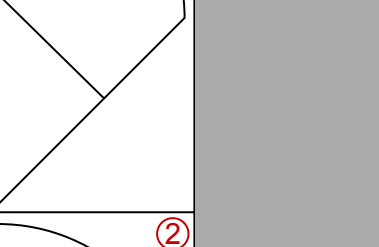
2-2



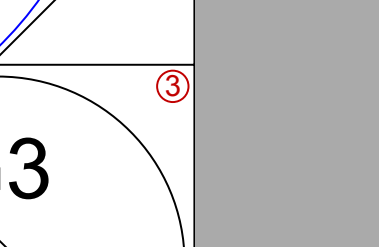
1-2




2-1



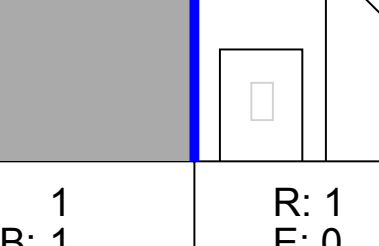
3-1



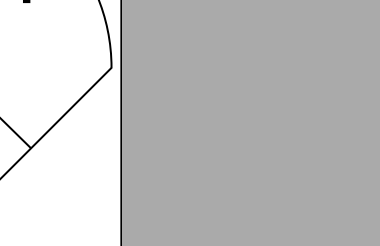
2-2



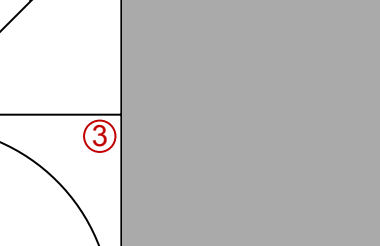
0-0



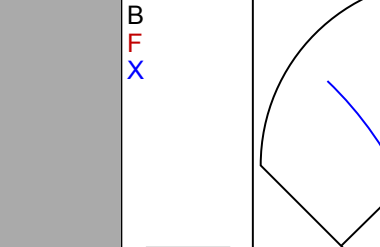
0-0



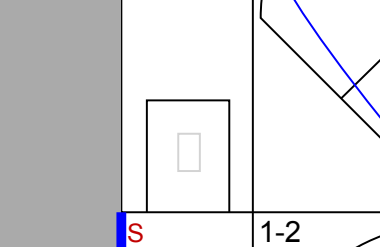
2-2



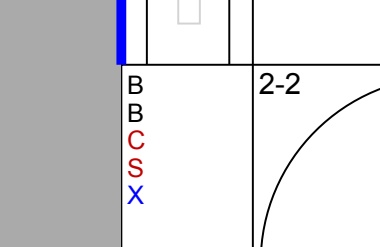
1-2



2-1



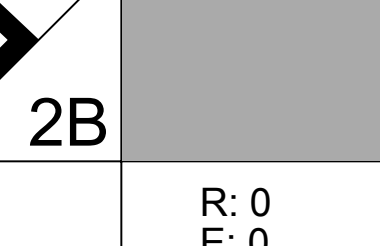
3-1



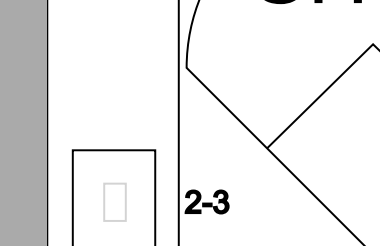
2-2



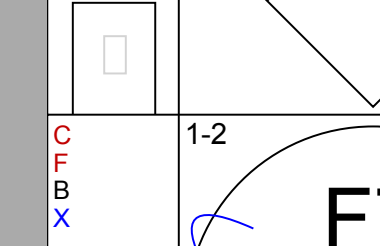
0-0



0-0



2-2



1-2



2-1



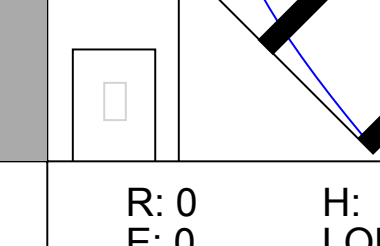
3-1



2-2



0-0



0-0



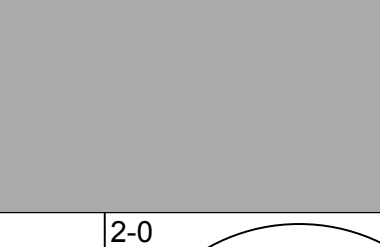
0-1



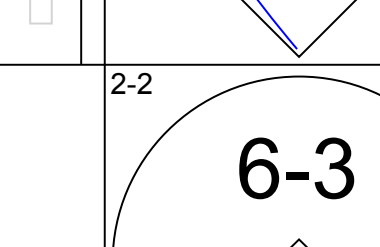
1-0



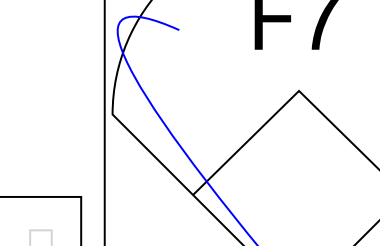
0-0



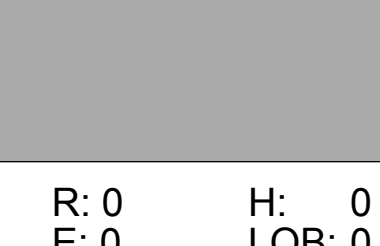
0-0



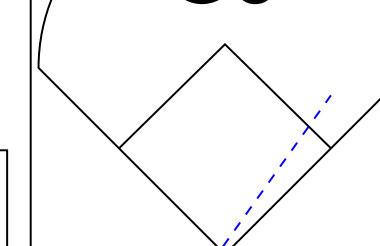
2-2



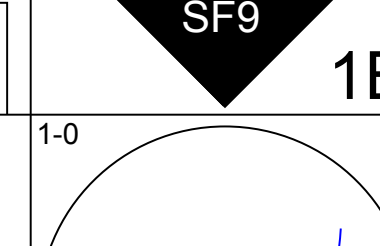
0-0



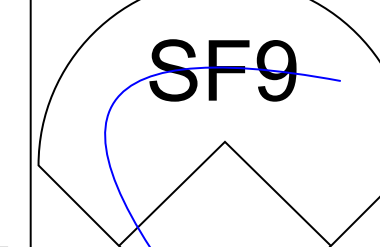
0-0



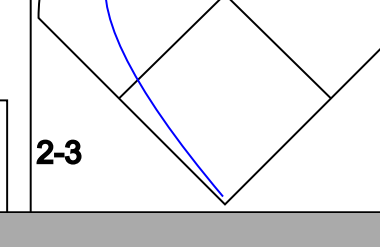
0-1



1-0



0-0




0-0



2-2



0-0



0-0



0-1



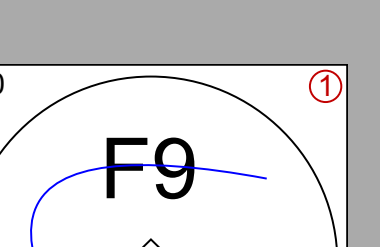
1-0



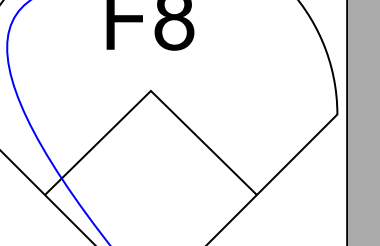
0-0



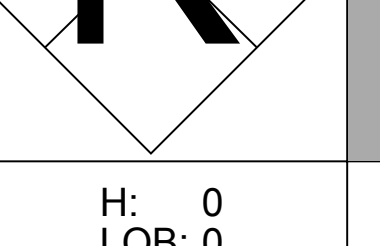
0-0



2-2



0-0



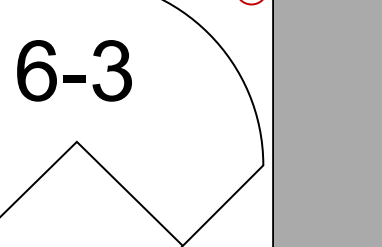
0-0



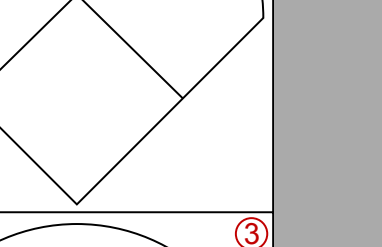
0-1



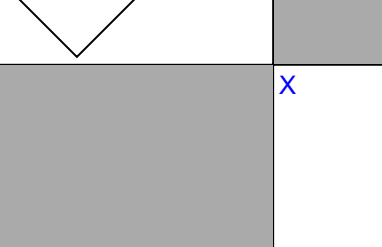
1-0



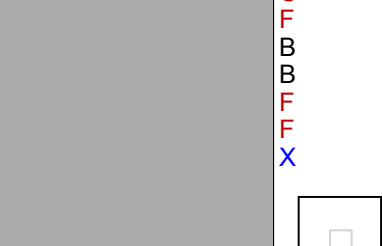
0-0



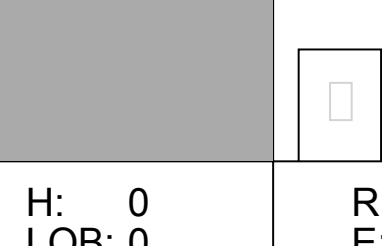
0-0




2-2



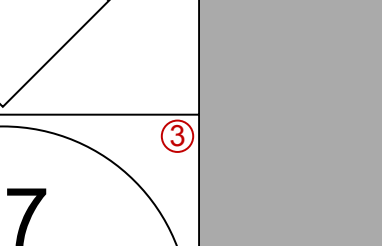
0-0



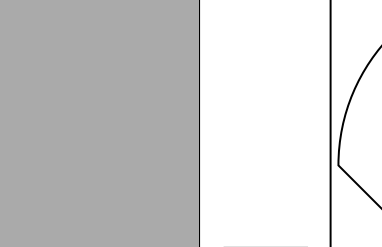
3-2



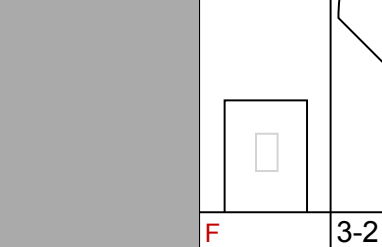
2-3




0-0



0-0




3-2



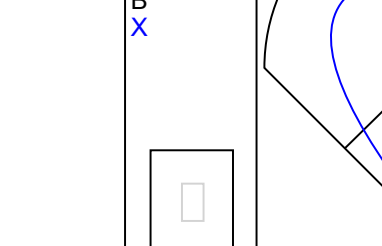
2-2



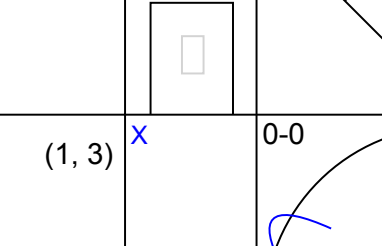
0-0




3-2




2-3




0-0




0-0



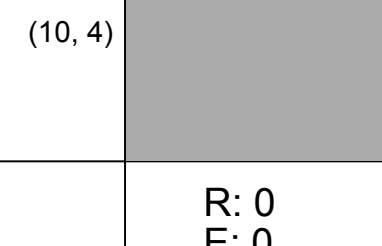
3-2



2-2



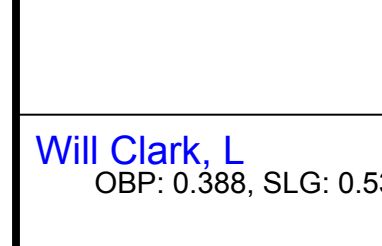
0-0



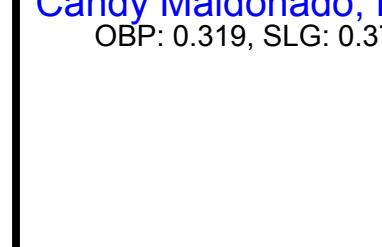
1-8



1-4



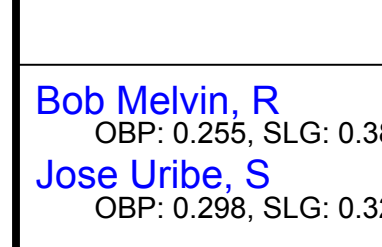
1-3



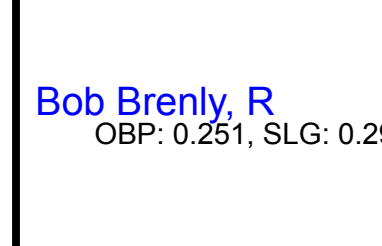
1-9



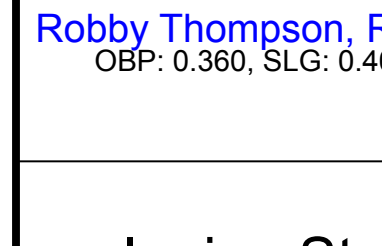
1-5



1-7



1-1



German Jimenez, L (1, 1) ERA: 5.08  
Charlie Puleo, R (7, 1) ERA: 3.51  
Paul Assenmacher, L (8, 1) ERA: 3.47

R: 0 H: 0  
E: 0 LOB: 0  
K: 1 BB: 0  
S: 7 P: 12

R: 0 H: 0  
E: 0 LOB: 0  
K: 0 BB: 0  
S: 6 P: 10

R: 0 H: 0  
E: 0 LOB: 0  
K: 1 BB: 0  
S: 10 P: 14

R: 1 H: 2  
E: 0 LOB: 1  
K: 0 BB: 0  
S: 6 P: 7

R: 0 H: 0  
E: 0 LOB: 0  
K: 0 BB: 0  
S: 8 P: 14

R: 0 H: 1  
E: 0 LOB: 1  
K: 0 BB: 0  
S: 8 P: 11

R: 0 H: 1  
E: 0 LOB: 1  
K: 0 BB: 0  
S: 10 P: 18

R: 1 H: 1  
E: 0 LOB: 1  
K: 1 BB: 1  
S: 10 P: 22

R: 0 H: 0  
E: 0 LOB: 0  
K: 1 BB: 0  
S: 10 P: 15

R: 1 H: 4  
E: 0 LOB: 3  
K: 0 BB: 1  
S: 11 P: 24

1B: 6 SF: 1  
2B: 3 SAC: 1  
3B: 0 DP: 1  
HR: 1 HBP: 0

WP: 0 PA: 39  
PB: 0  
SB: 1  
CS: 0

Batter	1	2	3	4	5	6	7	8	9	10	AB	R	H	RBI	BB	SO	LOB
Brett Butler, L (1, 8) OBP: 0.389, SLG: 0.378	F9			G3		SH1-4		K		1B DI	4	0	1	0	0	1	0
Chris Speier, R (1, 4) OBP: 0.331, SLG: 0.375	K			2B SF9		6-3		FC6-4 BB		1B IBB	3	1	1	0	2	1	1
Will Clark, L (1, 3) OBP: 0.388, SLG: 0.536	F7			BLK 2B		F7		FC6-4		1B	5	0	2	1	0	0	2
Candy Maldonado, R (1, 9) OBP: 0.319, SLG: 0.374				SF9						F8	3	0	1	1	0	0	0
Kevin Mitchell, R (1, 5) OBP: 0.314, SLG: 0.448				F9						K	4	0	0	0	0	1	2
Joel Youngblood, R (1, 7) OBP: 0.338, SLG: 0.309						F9					2	0	0	0	0	0	0
Mike Aldrete, L (7, PH) OBP: 0.356, SLG: 0.364											2	0	0	0	0	0	1
Scott Garrelts, R (10, 1) OBP: 0.143, SLG: 0.143											0	0	0	0	0	0	0
Bob Melvin, R (1, 2) OBP: 0.255, SLG: 0.385											4	0	1	0	0	0	1
Jose Uribe, S (10, PR) OBP: 0.298, SLG: 0.322											0	0	0	0	0	0	0
Ernest Riles, L (1, 6) OBP: 0.293, SLG: 0.354											3	0	0	0	0	0	0
Bob Brenly, R (10, PH) OBP: 0.251, SLG: 0.299											1	0	0	0	0	0	1
Don Robinson, R (1, 1) OBP: 0.111, SLG: 0.167																	



Batter	1	2	3	4	5	6	7	8	9	AB R H RBI BB SO LOB	TOP
Gerald Young, S OBP: 0.348, SLG: 0.331 (1, 8)	2-0 F3		3-0 S BB			2-1 F8		0-0 1B		3 0 1 0 1 0 0	<b>Houston Astros @ San Francisco Giants</b> Candlestick Park, San Francisco, CA Mon Aug 01 1988, 10:05 PM EDT Att. 10,742 - Unknown - 68 F <a href="http://livebaseballscorecards.com">livebaseballscorecards.com</a>
Bill Doran, S OBP: 0.349, SLG: 0.357 (1, 4)	2-3 K		3-2 F8			2-0 F8		0-0 F8		4 0 0 0 0 1 2	
Kevin Bass, S OBP: 0.329, SLG: 0.412 (1, 9)	1-1 1B			1-3 K			2-2 6-3 PB 1B 1B		1-0 F8	4 1 2 0 0 1 0	
Buddy Bell, R OBP: 0.293, SLG: 0.335 (1, 3)	1-0 1-3			2-0 6-3			1-1 F8		2-2 4-3	4 0 0 0 0 0 2	
Billy Hatcher, R OBP: 0.326, SLG: 0.358 (1, 7)		0-0 B1-3		2-2 4-3			0-0 6-3		0-0 1B	4 0 1 0 0 0 1	
Ken Caminiti, S OBP: 0.250, SLG: 0.438 (1, 5)		2-1 L7			1-1 5-3		1-1 1B		0-0 F8	4 0 1 1 0 0 1	
Rafael Ramirez, R OBP: 0.278, SLG: 0.354 (1, 6)		1-0 1-3			0-1 6-3		1-0 L7			3 0 0 0 0 0 1	
Craig Biggio, R OBP: 0.247, SLG: 0.276 (1, 2)			2-2 6-3		2-0 F8			2-1 5-3		2 0 0 0 0 0 0	
Alex Trevino, R OBP: 0.345, SLG: 0.378 (8, PH) (8, 2)										1 0 0 0 0 0 0	
Nolan Ryan, R OBP: 0.078, SLG: 0.060 (1, 1)			1-3 K2-3			1-1 F8		1-1 F7		2 0 0 0 0 1 0	
Jim Pankovits, R OBP: 0.299, SLG: 0.341 (8, PH)										1 0 0 0 0 0 0	
Larry Andersen, R OBP: 0.400, SLG: 0.400 (8, 1)										0 0 0 0 0 0 0	
<b>Inning Stats</b>	R: 0 E: 0 K: 1 S: 7 H: 1 LOB: 1 BB: 0 P: 13	R: 0 E: 0 K: 0 S: 4 H: 0 LOB: 0 BB: 0 P: 7	R: 0 E: 0 K: 1 S: 14 H: 0 LOB: 1 BB: 1 P: 22	R: 0 E: 0 K: 1 S: 9 H: 0 LOB: 0 BB: 0 P: 14	R: 0 E: 0 K: 0 S: 5 H: 0 LOB: 0 BB: 0 P: 8	R: 0 E: 0 K: 0 S: 5 H: 0 LOB: 0 BB: 0 P: 10	R: 1 E: 0 K: 0 S: 9 H: 2 LOB: 1 BB: 0 P: 14	R: 0 E: 0 K: 0 S: 6 H: 1 LOB: 1 BB: 0 P: 9	R: 0 E: 0 K: 0 S: 6 H: 1 LOB: 1 BB: 0 P: 9	1B: 5 2B: 0 3B: 0 HR: 0 SF: 0 SAC: 0 DP: 0 HBP: 0	WP: 0 PB: 1 SB: 1 CS: 0 PA: 33
<b>PITCHER</b> Atlee Hammaker, L ERA: 3.78 (1, 1)	IP: 9.0 WLS: W BF: 33 H: 5 R: 1 ER: 0 SO: 3 BB: 1 IBB: 0 HBP: 0 BLK: 0 WP: 0 HR: 0 S: 65 P: 106 ERA: 0.00 WHIP: 0.667										



Batter	1	2	3	4	5	6	7	8	9	AB R H RBI BB SO LOB
<b>Brett Butler, L</b> OBP: 0.390, SLG: 0.377 (1, 8)	4-1 SH1-3 BLK 2B BB		0-0 F7	1-1 1-2 2-H 1B		3-3 K				3 1 1 0 1 1 1
<b>Robby Thompson, R</b> OBP: 0.359, SLG: 0.417 (1, 4)	0-0 SH1-3		0-1 F8		3-2 F8		3-2 HR			3 1 1 1 0 0 0
<b>Will Clark, L</b> OBP: 0.391, SLG: 0.552 (1, 3)	1-2 2B		0-0 HR		2-1 2B		1-3 K			4 1 3 2 0 1 0
<b>Kevin Mitchell, R</b> OBP: 0.313, SLG: 0.444 (1, 5) <b>Chris Speier, R</b> OBP: 0.331, SLG: 0.375 (8, 5)	4-2 FC6-4 BB		2-2 F9		2-3 K		0-3 K			3 0 0 0 1 2 1 0 0 0 0 0 0 0
<b>Mike Aldrete, L</b> OBP: 0.354, SLG: 0.360 (1, 7) <b>Joel Youngblood, R</b> OBP: 0.338, SLG: 0.309 (9, 7)	1-3 K		0-0 F7		4-0 IBB		2-2 1-3			3 0 0 0 1 1 2 0 0 0 0 0 0 0
<b>Candy Maldonado, R</b> OBP: 0.318, SLG: 0.373 (1, 9)	0-1 FC6-4 1-2f		0-1 1B 1B		3-1 G3		0-0 F3			4 1 1 0 0 0 4
<b>Bob Melvin, R</b> OBP: 0.260, SLG: 0.392 (1, 2)		2-3 K	0-0 1B 1B 1B		1-1 2B		2-3 K			4 0 2 0 0 2 0
<b>Jose Uribe, S</b> OBP: 0.297, SLG: 0.322 (1, 6)		1-3 K	1-1 1B 1B 1-2 3-H 1B		1-3 K		2-2 5-3			4 0 1 1 0 2 1
<b>Atlee Hammaker, S</b> OBP: 0.063, SLG: 0.063 (1, 1)		2-3 K	3-3 K		1-3 K					3 0 0 0 0 3 3

Inning Stats	R: 1 E: 0 K: 1 S: 13	H: 1 LOB: 2 BB: 2 P: 23	R: 0 E: 0 K: 3 S: 11	H: 0 LOB: 0 BB: 0 P: 16	R: 1 E: 0 K: 0 S: 7	H: 1 LOB: 0 BB: 0 P: 9	R: 1 E: 0 K: 1 S: 11	H: 4 LOB: 2 BB: 0 P: 16	R: 0 E: 0 K: 1 S: 11	H: 1 LOB: 2 BB: 1 P: 25	R: 0 E: 0 K: 3 S: 12	H: 1 LOB: 1 BB: 0 P: 18	R: 1 E: 0 K: 2 S: 15	H: 1 LOB: 0 BB: 0 P: 21	R: 0 E: 0 K: 1 S: 9	H: 0 LOB: 0 BB: 0 P: 13
1B: 4 2B: 3 3B: 0 HR: 2	SF: 0 SAC: 1 DP: 0 HBP: 0	WP: 0 PA: 35 PB: 0 SB: 0 CS: 0														

PITCHER	IP	WLS	BF	H	R	ER	SO	BB	IBB	HBP	BLK	WP	HR	S	P	ERA	WHIP
<b>Nolan Ryan, R</b> ERA: 4.07 (1, 1)	7.0	L	32	9	4	4	11	2	1	0	1	0	2	80	128	5.14	1.571
<b>Larry Andersen, R</b> ERA: 3.16 (8, 1)	1.0		3	0	0	0	1	0	0	0	0	0	0	9	13	0.00	0.000

**BOTTOM**

**Houston Astros @ San Francisco Giants**  
Candlestick Park, San Francisco, CA  
Mon Aug 01 1988, 10:05 PM EDT  
Att: 10,742 - Unknown - 68 F

[livebaseballscorecards.com](http://livebaseballscorecards.com)

<b>AB</b>	<b>31</b>
<b>R</b>	<b>4</b>
<b>H</b>	<b>9</b>
<b>RBI</b>	<b>4</b>
<b>BB</b>	<b>3</b>
<b>SO</b>	<b>12</b>
<b>LOB</b>	<b>12</b>





Batter	1	2	3	4	5	6	7	8	9	AB R H RBI BB SO LOB	TOP																									
<b>Billy Hatcher, R</b> OBP: 0.329, SLG: 0.358 (1, 8) (8, 7)	0-0 1B 2B 1B	3-2 P6		4-1 HR BB		1-1 FC5 1B		2-3 K	2-1 F8	5 2 2 0 1 1 1																										
<b>Bill Doran, S</b> OBP: 0.355, SLG: 0.373 (1, 4) (8, 7)	1-1 2B SF7 1B	3-1 P6		0-0 HR		0-0 1B		2-1 1B HR 1B		5 3 4 4 0 0 0																										
<b>Terry Puhl, L</b> OBP: 0.435, SLG: 0.459 (1, 7) (8, 9)	1-1 1B WP 2B		2-2 G6-3	1-1 S 1B		2-2 L8		2-2 HR G3 1B		5 2 3 2 0 0 2																										
<b>Kevin Bass, S</b> OBP: 0.325, SLG: 0.408 <b>Larry Andersen, R</b> OBP: 0.400, SLG: 0.400 <b>Dave Smith, R</b> (1, 9) (8, 1) (9, 1)	0-1 SF7		1-0 G6-3	1-2 L6		1-0 FC5		1-2 G3		4 0 0 1 0 0 5 0 0 0 0 0 0 0 0 0 0 0 0 0 0																										
<b>Buddy Bell, R</b> OBP: 0.300, SLG: 0.357 (1, 3) (8, 9)	1-2 WP 2B 1B		1-0 F8		0-1 G6-4-3 1B		0-2 G6-3	3-2 HR		5 2 3 3 0 0 0																										
<b>Ken Caminiti, S</b> OBP: 0.238, SLG: 0.429 (1, 5) (8, 7)	1-2 G4-3 2B		2-0 F7	2-2 G6-4-3		0-3 K		1-3 K		5 0 1 1 0 2 1																										
<b>Rafael Ramirez, R</b> OBP: 0.282, SLG: 0.366 (1, 6) (8, 7)	3-1 G4-3		0-0 F8	1-1 FC6-4 1B		3-1 1B			0-0 HR	5 1 3 1 0 0 1																										
<b>Alex Trevino, R</b> OBP: 0.339, SLG: 0.363 (1, 2) (8, 7)	2-1 G5-3		4-2 BB HR BB	1-0 FC6-4		1 SAFE K			2-1 G1-3	4 1 0 0 1 1 3																										
<b>Bob Knepper, L</b> OBP: 0.079, SLG: 0.056 <b>Danny Darwin, R</b> OBP: 0.070, SLG: 0.119 <b>Gerald Young, S</b> OBP: 0.349, SLG: 0.332 (1, 1) (2, 1) (8, PH) (8, 8)		1-0 F7		0-2 BB HR 1B		0-0 F8		2-2 1B 1B	1-3 K	1 0 0 0 0 0 0 2 1 1 0 0 0 0 2 1 1 0 0 1 0																										
<b>Inning Stats</b>	R: 4 E: 0 K: 0 S: 17	H: 5 LOB: 1 BB: 0 P: 26	R: 0 E: 0 K: 0 S: 8	H: 0 LOB: 0 BB: 0 P: 15	R: 0 E: 0 K: 0 S: 5	H: 0 LOB: 0 BB: 0 P: 9	R: 4 E: 0 K: 0 S: 15	H: 3 LOB: 1 BB: 2 P: 27	R: 0 E: 0 K: 0 S: 8	H: 2 LOB: 1 BB: 0 P: 12	R: 0 E: 0 K: 2 S: 12	H: 1 LOB: 1 BB: 0 P: 17	R: 4 E: 0 K: 2 S: 25	H: 4 LOB: 0 BB: 0 P: 36	R: 1 E: 0 K: 1 S: 8	H: 1 LOB: 0 BB: 0 P: 13	1B: 13 2B: 2 3B: 0 HR: 3	SF: 1 SAC: 0 DP: 1 HBP: 0	WP: 1 PB: 0 SB: 1 CS: 0	PA: 46																
<b>PITCHER</b>	IP WLS BF H R ER SO BB IBB HBP BLK WP HR S P ERA WHIP																																			
<b>Rick Reuschel, R</b> ERA: 3.14 (1, 1)	2.0		11	5	4	4	0	0	0	0	0	1	0	25	41	18.00	2.500																			
<b>Randy Bockus, R</b> ERA: 4.78 (3, 1)	1.2		9	2	4	4	0	2	0	0	0	0	1	15	29	21.60	2.400																			
<b>Craig Lefferts, L</b> ERA: 3.18 (4, 1)	2.1		11	5	0	0	0	0	0	0	0	0	0	21	31	0.00	2.143																			
<b>Ron Davis, R</b> ERA: 18.0 (7, 1)	2.0	L	11	5	4	4	4	0	0	0	0	0	1	37	53	18.00	2.500																			
<b>Roger Samuels, L</b> ERA: 3.0 (9, 1)	1.0		4	1	1	1	1	0	0	0	0	0	1	8	13	9.00	1.000																			

**Houston Astros @ San Francisco Giants**  
Candlestick Park, San Francisco, CA  
Tue Aug 02 1988, 10:05 PM EDT  
Att: 21,457 - Unknown

AB	43
R	13
H	18
RBI	12
BB	2
SO	5
LOB	13



Batter	1	2	3	4	5	6	7	8	9	AB	R	H	RBI	BB	SO	LOB
<b>Brett Butler, L</b> (1, 8) OBP: 0.392, SLG: 0.379	4-1 BLK BB 1B BB	1-2 SF9 1B HR 1B		3-2 G4-3		1 SAFE 2-2 F8			1-2 SF8 DI 1B	4	2	2	1	1	0	1
<b>Robby Thompson, R</b> (1, 4) OBP: 0.360, SLG: 0.415	4-2 1B BLK 1-2 G6-4-3 BB	1-1 SF9 HR 1B		0-0 G5-3			1-0 G5-3		0-3 K	4	2	1	1	1	1	2
<b>Will Clark, L</b> (1, 3) OBP: 0.369, SLG: 0.550	1-1 G6-4-3 1-3 2-H 1B	3-0 SF9		2-2 F7			2-3 K		3-2 SF8	3	0	1	3	0	1	0
<b>Kevin Mitchell, R</b> (1, 5) OBP: 0.312, SLG: 0.450	0-0 G6-4-3 1-2f 3-H	1-2 HR			3-3 K		2-2 F8		1-1 G5-3	5	1	1	3	0	1	2
<b>Candy Maldonado, R</b> (1, 9) OBP: 0.315, SLG: 0.368	1-2 G5-3	0-0 G5-3			0-2 F7			0-1 G4-3		4	0	0	0	0	0	0
<b>Bob Melvin, R</b> (1, 2) OBP: 0.265, SLG: 0.395		0-1 BB 1B FC5-2 1B	0-1 G4-6-3 BB 1B		2-2 G4-3			2-3 K		4	0	2	0	0	1	0
<b>Donell Nixon, R</b> (1, 7) OBP: 0.449, SLG: 0.467		2-2 FC5-2 BB 1B 1B	4-2 SAFE G4-6-3 BB			0-3 K		2-1 F8		1	1	1	0	0	0	0
<b>Mike Aldrete, L</b> (3, PH) OBP: 0.354, SLG: 0.357		1-2 1B 1B	1-2 BB							2	0	0	0	1	1	0
<b>Chris Speier, R</b> (1, 6) OBP: 0.343, SLG: 0.390		4-1 1B FC5-2 1-2 2-3 1B BB	0-2 G4-6-3			0-0 S 1B			2-2 1B 2B	3	2	2	0	1	0	2
<b>Rick Reuschel, R</b> (1, 1) OBP: 0.143, SLG: 0.146		0-0 FC5-2	2-3 K			2-3 SAFE K			0-1 2-H 1B SF8 1B	1	1	0	0	0	0	3
<b>Randy Bockus, L</b> (3, 1) OBP: 0.167, SLG: 0.167										0	0	0	0	0	1	1
<b>Craig Lefferts, L</b> (4, 1) OBP: 0.201, SLG: 0.352										0	0	0	0	0	0	0
<b>Ernest Riles, L</b> (6, PH) OBP: 0.201, SLG: 0.352										0	0	0	0	0	1	1
<b>Ron Davis, R</b> (7, 1) OBP: 0.201, SLG: 0.352										0	0	0	0	0	0	0
<b>Roger Samuels, L</b> (9, 1) OBP: 0.256, SLG: 0.343										0	0	0	0	0	0	0
<b>Harry Spilman, L</b> (9, PH) OBP: 0.256, SLG: 0.343										1	1	1	1	0	0	0

Inning Stats	R: 2	H: 1	E: 0	LOB: 0	K: 0	S: 10	R: 6	H: 5	E: 0	LOB: 0	K: 0	S: 18	R: 0	H: 1	E: 0	LOB: 1	K: 1	S: 12	R: 0	H: 0	E: 0	LOB: 0	K: 1	S: 7	R: 0	H: 1	E: 0	LOB: 1	K: 2	S: 14	R: 0	H: 0	E: 0	LOB: 0	K: 1	S: 7	R: 0	H: 0	E: 0	LOB: 0	K: 1	S: 7	R: 2	H: 3	E: 0	LOB: 1	K: 1	S: 20	1B: 9	2B: 1	3B: 0	HR: 1	SF: 2	SAC: 0	DP: 2	HBP: 0
--------------	------	------	------	--------	------	-------	------	------	------	--------	------	-------	------	------	------	--------	------	-------	------	------	------	--------	------	------	------	------	------	--------	------	-------	------	------	------	--------	------	------	------	------	------	--------	------	------	------	------	------	--------	------	-------	-------	-------	-------	-------	-------	--------	-------	--------

PITCHER	IP	WLS	BF	H	R	ER	SO	BB	IBB	HBP	BLK	WP	HR	S	P	ERA	WHIP
<b>Bob Knepper, L</b> (1, 1) ERA: 3.4	1.1		10	4	6	6	0	3	0	0	1	0	0	21	38	40.50	5.250
<b>Danny Darwin, R</b> (2, 1) ERA: 4.4	5.2	W	21	4	2	2	5	1	0	0	0	0	1	59	89	3.18	0.882
<b>Larry Andersen, R</b> (8, 1) ERA: 3.44	1.0		6	3	2	2	1	0	0	0	0	0	0	15	22	18.00	3.000
<b>Dave Smith, R</b> (9, 1) ERA: 2.82	1.0	S	3	0	0	0	1	0	0	0	0	0	0	12	16	0.00	0.000

**BOTTOM**

**Houston Astros @ San Francisco Giants**  
Candlestick Park, San Francisco, CA

Tue Aug 02 1988, 10:05 PM EDT  
Att. 21,457 - Unknown

livebaseballscorecards.com

<b>AB</b>	<b>34</b>
<b>R</b>	<b>10</b>
<b>H</b>	<b>11</b>
<b>RBI</b>	<b>9</b>
<b>BB</b>	<b>4</b>
<b>SO</b>	<b>7</b>
<b>LOB</b>	<b>12</b>

**GIANTS**

<b>WP: 0</b>	<b>PA: 40</b>
<b>PB: 0</b>	
<b>SB: 1</b>	
<b>CS: 0</b>	



Batter	1	2	3	4	5	6	7	8	9	AB R H RBI BB SO LOB	TOP																									
Gerald Young, S (1, 8) OBP: 0.350, SLG: 0.332	1-3 K		0-0 G5-4-3 1B			4-2 S 1B BB		1-3 K		3 1 1 1 1 2 0	<b>Houston Astros @ San Francisco Giants</b> Candlestick Park, San Francisco, CA Wed Aug 03 1988, 6:33 AM EDT Att. 28,357 - Sunny - 80 F																									
Bill Doran, S (1, 4) OBP: 0.354, SLG: 0.372	1-1 G6-4-3 1B		1-1 G5-4-3 1-2f			0-0 F3		2-3 K		4 0 1 0 0 1 2																										
Kevin Bass, S (1, 9) OBP: 0.324, SLG: 0.406	0-1 G6-4-3 1-2f					3-2 S 1B		0-0 5-3		4 0 1 1 0 0 1																										
Buddy Bell, R (1, 3) OBP: 0.300, SLG: 0.352 (9, 5)		1-0 F2				4-2 G6-4-3 1-2f				3 0 0 0 1 1 1																										
Billy Hatcher, R (1, 7) OBP: 0.328, SLG: 0.357		0-1 5-3				0-0 5-3				4 1 1 0 0 0 2																										
Ken Caminiti, S (1, 5) OBP: 0.250, SLG: 0.391		4-1				0-0 F3				2 0 0 0 1 1 0																										
Terry Puhl, L (9, PH) OBP: 0.438, SLG: 0.459										0 0 0 0 1 0 0																										
Craig Biggio, R (9, 2) OBP: 0.247, SLG: 0.276										0 0 0 0 0 0 0																										
Rafael Ramirez, R (1, 6) OBP: 0.279, SLG: 0.362		3-2 F8				1-0 F8				4 0 0 0 0 0 3																										
Alex Trevino, R (1, 2) OBP: 0.347, SLG: 0.381			1-0 SH1-4 1B 2B			3-2 F7				3 1 2 0 0 0 0																										
Craig Reynolds, L (9, PH) OBP: 0.293, SLG: 0.316 (9, 3)										0 0 0 0 1 0 0																										
Mike Scott, R (1, 1) OBP: 0.100, SLG: 0.100			0-1 SH1-4			0-3 K				2 0 0 0 0 1 1																										
Glenn Davis, R (9, PH) OBP: 0.339, SLG: 0.500										1 0 0 0 0 1 2																										
Dave Smith, R (9, 1)										0 0 0 0 0 0 0																										
<b>Inning Stats</b>	R: 0 E: 0 K: 1 S: 8	H: 1 LOB: 0 BB: 0 P: 10	R: 0 E: 0 K: 0 S: 8	H: 0 LOB: 1 BB: 1 P: 16	R: 1 E: 0 K: 0 S: 6	H: 2 LOB: 0 BB: 0 P: 8	R: 0 E: 1 K: 0 S: 6	H: 0 LOB: 0 BB: 0 P: 7	R: 0 E: 0 K: 0 S: 6	H: 0 LOB: 0 BB: 0 P: 10	R: 1 E: 0 K: 1 S: 19	H: 1 LOB: 2 BB: 2 P: 31	R: 0 E: 0 K: 1 S: 13	H: 1 LOB: 1 BB: 0 P: 17	R: 0 E: 0 K: 2 S: 9	H: 0 LOB: 0 BB: 0 P: 12	R: 1 E: 0 K: 2 S: 12	H: 1 LOB: 2 BB: 2 P: 22	1B: 5 2B: 1 3B: 0 HR: 0	SF: 0 SAC: 1 DP: 3 HBP: 0	WP: 1 PB: 0 SB: 2 CS: 0	PA: 36														
<b>PITCHER</b>	IP WLS BF H R ER SO BB IBB HBP BLK WP HR S P ERA WHIP																																			
Joe Price, L (1, 1) ERA: 3.45	5.2		21	4	2	1	2	2	0	0	0	0	0	49	73	1.59	1.059																			
Scott Garrelts, R (6, 1) ERA: 4.82	3.1	L	15	2	1	1	5	3	0	0	0	1	0	38	60	2.70	1.500																			

livebaseballscorecards.com

<b>AB</b>	30
<b>R</b>	3
<b>H</b>	6
<b>RBI</b>	2
<b>BB</b>	5
<b>SO</b>	7
<b>LOB</b>	12







Batter	1	2	3	4	5	6	7	8	9	AB R H RBI BB SO LOB	TOP													
<b>Brett Butler, L</b> (1, 8) OBP: 0.388, SLG: 0.381	0-0 HR		2-2 5-3		0-1 1-3			3-2 E4 F9 2B	2-1 F6	5 2 1 1 0 0 2														
<b>Robby Thompson, R</b> (1, 4) OBP: 0.354, SLG: 0.409	2-2 5-3			1-3 K		1-1 6-3 1B 2B		0-0 F9	2-1 1-3	5 1 1 0 0 1 3														
<b>Will Clark, L</b> (1, 3) OBP: 0.388, SLG: 0.552	2-3 K			2-2 6-3 1B 2B		2-3 K		3-2 1B 2B		4 2 2 1 0 2 1														
<b>Kevin Mitchell, R</b> (1, 5) OBP: 0.311, SLG: 0.445	0-3 K			0-1 6-3		0-0 6-3		2-2 3-1 1B		4 0 1 1 0 1 2														
<b>Mike Aldrete, L</b> (1, 7) OBP: 0.356, SLG: 0.359		2-0 F7		1-1 1B 1B		2-2 1B		3-1 3-1		4 0 2 2 0 0 1														
<b>Candy Maldonado, R</b> (1, 9) OBP: 0.316, SLG: 0.369		0-2 5-3		2-1 1-2 1B		3-1 5-3		3-1 L8		4 0 1 0 0 0 2														
<b>Bob Melvin, R</b> (1, 2) OBP: 0.261, SLG: 0.383		2-2 F8		0-0 F8			0-1 5-3		4-0 BB BB	3 0 0 0 1 0 2	<b>AB 36</b>													
<b>Jose Uribe, S</b> (1, 6) OBP: 0.294, SLG: 0.318			0-0 L8		1-0 4-3		0-2 6-3		4-0 BB BB	3 0 0 0 0 0 0	<b>R 5</b>													
<b>Chris Speier, R</b> (7, 6) OBP: 0.347, SLG: 0.390										0 0 0 0 1 0 0	<b>H 8</b>													
<b>Don Robinson, R</b> (1, 1) OBP: 0.105, SLG: 0.158			0-2 6-3		2-1 F9		0-0 F3		3-2 F6	1 0 0 0 0 0 0	<b>RBI 5</b>													
<b>Roger Samuels, L</b> (4, 1) OBP: 0.296, SLG: 0.346										0 0 0 0 0 0 0	<b>BB 2</b>													
<b>Ernest Riles, L</b> (5, PH) OBP: 0.440, SLG: 0.457										0 0 0 0 0 0 0	<b>SO 4</b>													
<b>Jeff Brantley, R</b> (5, 1) OBP: 0.440, SLG: 0.457										0 0 0 0 0 0 0	<b>LOB 15</b>													
<b>Donell Nixon, R</b> (7, PH) OBP: 0.440, SLG: 0.457										1 0 0 0 0 0 0														
<b>Ron Davis, R</b> (7, 1) OBP: 0.250, SLG: 0.333										0 0 0 0 0 0 0														
<b>Harry Spilman, L</b> (9, PH) OBP: 0.250, SLG: 0.333										1 0 0 0 0 0 2														
<b>Inning Stats</b>	R: 1 E: 0 K: 2 S: 10	H: 1 LOB: 0 BB: 0 P: 14	R: 0 E: 0 K: 0 S: 7	H: 0 LOB: 0 BB: 0 P: 11	R: 0 E: 0 K: 0 S: 7	H: 0 LOB: 0 BB: 0 P: 9	R: 1 E: 0 K: 1 S: 14	H: 3 LOB: 2 BB: 0 P: 20	R: 0 E: 0 K: 0 S: 5	H: 0 LOB: 0 BB: 0 P: 8	R: 1 E: 0 K: 1 S: 13	H: 2 LOB: 1 BB: 0 P: 21	R: 0 E: 0 K: 0 S: 6	H: 0 LOB: 0 BB: 0 P: 6	R: 2 E: 1 K: 0 S: 14	H: 2 LOB: 1 BB: 0 P: 28	R: 0 E: 0 K: 0 S: 8	H: 0 LOB: 2 BB: 2 P: 23	1B: 4 2B: 3 3B: 0 HR: 1	SF: 0 SAC: 0 DP: 0 HBP: 0	WP: 0 PB: 0 SB: 0 CS: 0	PA: 38		
<b>PITCHER</b>	IP	WLS	BF	H	R	ER	SO	BB	IBB	HBP	BLK	WP	HR	S	P	ERA	WHIP						ERA	WHIP
<b>Rick Mahler, R</b> (1, 1) ERA: 4.05	7.1	W	31	8	5	4	4	0	0	0	0	0	1	72	107	4.91	1.091							
<b>Paul Assenmacher, L</b> (8, 1) ERA: 3.46	0.2		3	0	0	0	0	1	0	0	0	0	0	4	14	0.00	1.500							
<b>Joe Boever, R</b> (9, 1) ERA:	1.0	S	4	0	0	0	0	1	0	0	0	0	0	8	19	0.00	1.000							

San Francisco Giants @ Atlanta Braves  
Atlanta-Fulton County Stadium, Atlanta, GA

Fri Aug 05 1988, 7:05 PM EDT  
Att. 17,276 - Unknown - 76 F

<b>AB</b>	36
<b>R</b>	5
<b>H</b>	8
<b>RBI</b>	5
<b>BB</b>	2
<b>SO</b>	4
<b>LOB</b>	15



Batter	1	2	3	4	5	6	7	8	9
Ron Gant, R OBP: 0.299, SLG: 0.445 (1, 4)	0-1 SF7 3B		4-1 E BB	2-2 3B 1B		1-1 L7		0-0 F8	
Ken Oberkfell, L OBP: 0.332, SLG: 0.369 Jerry Royster, R OBP: 0.236, SLG: 0.205 (1, 5) (7, 5)	1-1 F7		1-2 F9	0-0 1B 3B		2-2 FC4-6			
Gerald Perry, L OBP: 0.363, SLG: 0.422 (1, 3)	0-0 SF7		1-0 E8 HR 1B	0-1 1B		1-1 L6			
Dale Murphy, R OBP: 0.331, SLG: 0.458 (1, 9)	0-1 5-3		4-0 HR IBB	2-0 F9		4-0 FC4-6 BB			
Andres Thomas, R OBP: 0.274, SLG: 0.377 (1, 6)		3-3 K	2-2 HR		3-2 6-3	2-2 F4			
Dion James, L OBP: 0.365, SLG: 0.364 (1, 7)		3-2 G3	1-3 K		1-2 L5	1-0 FC4-6			
Ozzie Virgil, R OBP: 0.286, SLG: 0.367 (1, 2)		0-0 1B		0-1 FC6-4 1B	0-0 F8		1-2 SH5-4 HBP		
Terry Blocker, L OBP: 0.250, SLG: 0.156 (1, 8)	1-1 L7		1-3 K	0-0 FC6-4 1B		2-0 F7	3-2 F7		
Rick Mahler, R OBP: 0.180, SLG: 0.184 Paul Assenmacher, L OBP: 0.500, SLG: 1.000 Joe Boever, R (1, 1) (8, 1) (9, 1)			1-3 K	1-1 6-3		1-1 FC4-6 1B	0-2 SH5-4		

Inning Stats	R: 1	H: 1	R: 0	H: 1	R: 4	H: 2	R: 3	H: 4	R: 0	H: 0	R: 0	H: 1	R: 0	H: 0	R: 0	H: 0	R: 0	H: 0	R: 0	H: 0
	E: 0	LOB: 0	E: 0	LOB: 1	E: 1	LOB: 0	E: 0	LOB: 1	E: 0	LOB: 0	E: 0	LOB: 1	E: 0	LOB: 1	E: 0	LOB: 1	E: 0	LOB: 1	E: 0	LOB: 1
	K: 0	BB: 0	K: 1	BB: 0	K: 2	BB: 2	K: 0	BB: 0	K: 0	BB: 0	K: 0	BB: 0	K: 0	BB: 1	K: 0	BB: 0	K: 0	BB: 0	K: 0	BB: 0
	S: 7	P: 8	S: 9	P: 16	S: 15	P: 29	S: 12	P: 17	S: 7	P: 11	S: 8	P: 14	S: 7	P: 15	S: 9	P: 13	S: 9	P: 13	S: 9	P: 13

PITCHER	IP	WLS	BF	H	R	ER	SO	BB	IBB	HBP	BLK	WP	HR	S	P	ERA	WHIP
Don Robinson, R ERA: 3.16 (1, 1)	3.2	L	19	6	7	7	3	1	1	0	0	0	1	39	64	17.18	1.909
Roger Samuels, L ERA: 5.4 (4, 1)	0.1		3	2	1	1	0	0	0	0	0	0	0	4	6	27.00	6.000
Jeff Brantley, R ERA: (5, 1)	2.0		7	1	0	0	0	0	0	0	0	0	0	15	25	0.00	0.500
Ron Davis, R ERA: 9.0 (7, 1)	2.0		8	0	0	0	0	1	0	1	0	0	0	16	28	0.00	0.500

AB	R	H	RBI	BB	SO	LOB
4	3	2	1	1	0	2
4	1	1	1	0	0	3
0	0	0	0	0	0	0
3	1	2	3	0	0	0
2	1	0	0	2	0	1
4	1	1	3	0	1	1
4	0	0	0	0	1	1
3	0	2	0	0	0	0
4	1	0	0	0	0	3
3	0	1	0	0	1	1
0	0	0	0	0	0	0
0	0	0	0	0	0	0

WP	PA
0	37


**San Francisco Giants @ Atlanta Braves**  
 Atlanta-Fulton County Stadium, Atlanta, GA  
 Fri Aug 05 1988, 7:05 PM EDT  
 Att: 17,276 - Unknown - 76 F

livebaseballscorecards.com

AB	31
R	8
H	9
RBI	8
BB	3
SO	3
LOB	12





Batter	1	2	3	4	5	6	7	8	9	AB R H RBI BB SO LOB	TOP											
<b>Brett Butler, L</b> (1, 8) OBP: 0.389, SLG: 0.385	0-1 CS 1B		1-1 F9		0-0 F8		1-0 2B			4 0 2 0 0 0 1												
<b>Robby Thompson, R</b> (1, 4) OBP: 0.353, SLG: 0.408	1-0 F3		0-0 1B			1-1 F9	0-3 K			4 0 1 0 0 1 2												
<b>Will Clark, L</b> (1, 3) OBP: 0.387, SLG: 0.548	2-3 K		2-1 F7			1-1 3B 1B		0-1 F7		4 1 1 0 0 1 2												
<b>Kevin Mitchell, R</b> (1, 5) OBP: 0.313, SLG: 0.451		1-1 F7		3-3 K		2-2 SF7 3B		1-1 G1 1B		4 1 2 1 0 1 0												
<b>Mike Aldrete, L</b> (1, 7) OBP: 0.355, SLG: 0.359		2-2 WP 1B		0-1 L7		0-0 SF7		1-1 G1		3 0 1 1 0 0 1												
<b>Candy Maldonado, R</b> (1, 9) OBP: 0.318, SLG: 0.368		4-1 BB		1-0 L7		3-2 1B		1-3 K		3 0 1 0 1 1 1												
<b>Bob Melvin, R</b> (1, 2) OBP: 0.257, SLG: 0.377		2-2 F9			2-2 F7	2-1 5-3		2-3 K	3 0 0 0 0 0 3		<b>AB 33</b>											
<b>Craig Lefferts, L</b> (6, 1)									0 0 0 0 0 0 0		<b>R 2</b>											
<b>Ron Davis, R</b> (6, 1)									0 0 0 0 0 0 0		<b>H 8</b>											
<b>Ernest Riles, L</b> (9, PH) OBP: 0.285, SLG: 0.344									1 0 0 0 0 1 0		<b>RBI 2</b>											
<b>Jose Uribe, S</b> (1, 6) OBP: 0.291, SLG: 0.314		0-0 F8			1-0 F8		2-3 K	0-3 K	4 0 0 0 0 2 2		<b>BB 2</b>											
<b>Atlee Hammaker, S</b> (1, 1) OBP: 0.111, SLG: 0.059			2-3 K			4-2 BB		3-1 F7	1 0 0 0 1 1 0		<b>SO 9</b>											
<b>Jeff Brantley, R</b> (5, 1)									0 0 0 0 0 0 0		<b>LOB 12</b>											
<b>Bob Brenly, R</b> (6, 2) OBP: 0.249, SLG: 0.295									2 0 0 0 0 1 0													
<b>Inning Stats</b>	R: 0 E: 0 K: 1 S: 6	H: 1 LOB: 0 BB: 0 P: 9	R: 0 E: 0 K: 0 S: 13	H: 1 LOB: 2 BB: 1 P: 22	R: 0 E: 0 K: 1 S: 10	H: 1 LOB: 1 BB: 0 P: 15	R: 0 E: 0 K: 1 S: 8	H: 0 LOB: 0 BB: 0 P: 12	R: 0 E: 0 K: 0 S: 8	H: 0 LOB: 1 BB: 1 P: 15	R: 2 E: 0 K: 0 S: 15	H: 3 LOB: 1 BB: 0 P: 24	R: 0 E: 0 K: 3 S: 12	H: 1 LOB: 1 BB: 0 P: 17	R: 0 E: 0 K: 1 S: 9	H: 1 LOB: 1 BB: 0 P: 12	R: 0 E: 0 K: 2 S: 8	H: 0 LOB: 0 BB: 0 P: 13	1B: 6 2B: 1 3B: 1 HR: 0	SF: 1 SAC: 0 DP: 0 HBP: 0	WP: 1 PB: 0 SB: 0 CS: 1	PA: 36
<b>PITCHER</b>	IP WLS BF H R ER SO BB IBB HBP BLK WP HR S P ERA WHIP																					
<b>Pete Smith, R</b> (1, 1) ERA: 4.55	6.0 W 25 6 2 2 3 2 0 0 0 1 0 60 97 3.00 1.333																					
<b>José Álvarez, R</b> (7, 1) ERA: 3.26	3.0 S 11 2 0 0 6 0 0 0 0 0 0 29 42 0.00 0.667																					

San Francisco Giants @ Atlanta Braves  
Atlanta-Fulton County Stadium, Atlanta, GA

Sat Aug 06 1988, 3:33 AM EDT  
Att. 24,107 - Unknown - 89 F

livebaseballscorecards.com

Batter	1	2	3	4	5	6	7	8	9
Ron Gant, R OBP: 0.305, SLG: 0.451 (1, 4)	0-0 S 1B		4-0 E 1B BB	1-0 F7		2-0 1B 2B		2-2 FC5-4 1B	
Lonnie Smith, R OBP: 0.421, SLG: 0.438 (1, 7)	2-3 SAFE K		2-2 E5 1B		1-1 4-3 1B 2B	1-0 E 1B 5-3 1B		1-2 FC5-4 1-2f 1B	
Gerald Perry, L OBP: 0.364, SLG: 0.421 (1, 3)	3-2 1-H CS 1B		0-1 L8		1-0 4-3 2-3	1-1 E9 1B 5-3 1B		0-1 F7	
Dale Murphy, R OBP: 0.332, SLG: 0.456 (1, 9)	0-0 L7		4-0 IBB		2-2 F9 1B 1B	1-1 5-3		0-3 K	
Andres Thomas, R OBP: 0.276, SLG: 0.378 (1, 6)	1-1 CS 1-2	1-0 F8	1-0 F7		1-0 1B 1B	0-1 2-H 1B			
Jim Morrison, R OBP: 0.227, SLG: 0.278 (1, 5)		1-2 4-3		1-2 5-3	0-2 F9	0-1 F9			
José Álvarez, R OBP: 0.500, SLG: 0.500 (7, 1)					2-3				
Bruce Benedict, R OBP: 0.311, SLG: 0.291 (1, 2)		0-2 F3		2-1 F7	1-1 1B 1-2 3-H 1B		2-2 F4		
Terry Blocker, L OBP: 0.250, SLG: 0.167 (1, 8)			1-0 E4 1B SH2-4	1-0 1B 1B	0-0 4-3		2-1 4-3		
Pete Smith, R OBP: 0.139, SLG: 0.167 (1, 1)			0-2 SH2-4	1-2 1B		2-1 6-3	1-0 F8		
Dion James, L OBP: 0.364, SLG: 0.362 (6, PH)				1-3 1B					
Jerry Royster, R OBP: 0.233, SLG: 0.202 (7, 5)									

Inning Stats	R: 1	H: 2	E: 0	K: 12	LOB: 0	BB: 0	P: 17	R: 0	H: 0	E: 0	K: 0	S: 7	R: 0	H: 1	E: 2	K: 10	S: 10	R: 0	H: 2	E: 0	K: 0	S: 10	R: 2	H: 4	E: 0	K: 13	R: 3	H: 4	E: 1	K: 12	R: 0	H: 0	E: 0	K: 6	S: 11	R: 0	H: 1	E: 0	K: 12	S: 15
--------------	------	------	------	-------	--------	-------	-------	------	------	------	------	------	------	------	------	-------	-------	------	------	------	------	-------	------	------	------	-------	------	------	------	-------	------	------	------	------	-------	------	------	------	-------	-------

PITCHER	IP	WLS	BF	H	R	ER	SO	BB	IBB	HBP	BLK	WP	HR	S	P	ERA	WHIP
Atlee Hammaker, L ERA: 3.9 (1, 1)	4.1	L	23	8	4	3	1	1	1	0	0	0	0	46	76	6.23	2.077
Jeff Brantley, R ERA: 6.0 (5, 1)	1.0		6	3	2	2	0	0	0	0	0	0	0	10	16	18.00	3.000
Craig Lefferts, L ERA: 3.3 (6, 1)	0.1		3	2	1	1	0	0	0	0	0	0	0	6	8	27.00	6.000
Ron Davis, R ERA: 5.68 (6, 1)	2.1		8	1	0	0	1	0	0	0	0	0	0	20	28	0.00	0.429

**BOTTOM**

San Francisco Giants @ Atlanta Braves  
Atlanta-Fulton County Stadium, Atlanta, GA

Sat Aug 06 1988, 3:33 AM EDT  
Att: 24,107 - Unknown - 89 F

AB	R	H	RBI	BB	SO	LOB
4	2	3	0	1	0	2
5	2	3	1	0	1	2
5	1	2	2	0	0	4
4	1	1	2	1	1	3
4	0	2	1	0	0	3
4	0	0	0	0	0	3
0	0	0	0	0	0	0
4	0	1	1	0	0	0
4	1	1	0	0	0	2
1	0	1	0	0	0	0
1	0	0	0	0	0	0
1	0	0	0	0	0	0

AB	37
R	7
H	14
RBI	7
BB	2
SO	2
LOB	19

WP: 0 PA: 41  
PB: 0  
SB: 1  
CS: 1



PITCHER	IP	WLS	BF	H	R	ER	SO	BB	IBB	HBP	BLK	WP	HR	S	P	ERA	WHIP
---------	----	-----	----	---	---	----	----	----	-----	-----	-----	----	----	---	---	-----	------



San Francisco Giants @ Atlanta Braves  
 Atlanta-Fulton County Stadium, Atlanta, GA

Sun Aug 07 1988, 3:33 AM EDT  
 Att. 12,093 - Cloudy - 90 F

AB	44
R	14
H	17
RBI	12
BB	2
SO	3
LOB	18



WP	1	PA	48
PB	0		
SB	0		
CS	0		

AB	R	H	RBI	BB	SO	LOB
1	1	1	0	2	0	0
3	1	1	0	0	0	0
3	1	1	1	0	1	3
3	0	1	1	0	0	0
2	2	1	0	0	0	1
3	0	1	0	0	0	1
3	1	2	1	0	0	1
2	1	0	0	0	1	1
5	4	4	2	0	0	0
1	0	0	0	0	0	1
4	2	2	1	0	0	1
5	1	2	5	0	0	2
5	0	1	1	0	0	4
2	0	0	0	0	1	2
1	0	0	0	0	0	0
1	0	0	0	0	0	1
0	0	0	0	0	0	0

Batter	1	2	3	4	5	6	7	8	9	AB	R	H	RBI	BB	SO	LOB
Brett Butler, L (1, 8) OBP: 0.393, SLG: 0.386 Candy Maldonado, R (5, PH) OBP: 0.318, SLG: 0.368 (5, 9)	3-2 1B		3B BB		0-0 F3		2-0 1B WP		1-1 5-3	1	1	1	0	2	0	0
Robby Thompson, R (1, 4) OBP: 0.353, SLG: 0.413 Ernest Riles, L (4, 5) OBP: 0.286, SLG: 0.344	1-2 L9		3B		2-2 F8		2-2 1B 1-H		2-2 5-3	3	1	1	1	0	1	3
Will Clark, L (1, 3) OBP: 0.389, SLG: 0.548 Harry Spilman, L (4, 3) OBP: 0.256, SLG: 0.333	2-1 F7		1B 1B BLK HBP	2B 1B	1-1 1B		2-1 4-3		0-1 F9	2	2	1	0	0	0	1
Kevin Mitchell, R (1, 5) OBP: 0.315, SLG: 0.456 Chris Speier, R (4, PR) OBP: 0.342, SLG: 0.384 (4, 4)	1-0 F9		1B 1B BLK	2B 2B	0-1 F9			1-3 K		3	1	2	1	0	0	1
Joel Youngblood, R (1, 9) OBP: 0.360, SLG: 0.351 (5, 8)		0-1 1B B5-3	1B 1B BLK FC3	2B HR	1-2 2B	1-0 F9		0-0 1B BLK		5	4	4	2	0	0	0
Donell Nixon, R (1, 7) OBP: 0.431, SLG: 0.447 Mike Aldrete, L (3, PH) OBP: 0.357, SLG: 0.361 (3, 7)		0-1 B5-3	1B 1B SH3-4 FC3	2B 6-3	2-1 2B	0-1 4-3		3-2 1B BLK		1	0	0	0	0	0	1
Bob Brenly, R (1, 2) OBP: 0.253, SLG: 0.317		1-1 6-3	1B 1B BLK SH3-4	2B HR	1-0 HR	0-1 F9		2-1 1B 1-H		5	1	2	5	0	0	2
Jose Uribe, S (1, 6) OBP: 0.289, SLG: 0.313		0-1 1B 2-H	1B 1B L9	2B F2	1-2 F2		0-0 F3		1-1 F2	5	0	1	1	0	0	4
Rick Reuschel, R (1, 1) OBP: 0.136, SLG: 0.140 Don Robinson, R (7, PH) OBP: 0.100, SLG: 0.150 Craig Lefferts, L (7, 1) Scott Garrelts, R (9, 1) OBP: 0.125, SLG: 0.125		2-1 F3	1B 1B SH3-4	2B K	2-3 K		1-0 L5		0-1 5-3	2	0	0	0	0	1	2
Inning Stats	R: 0 H: 1 E: 0 LOB: 1 K: 0 BB: 0 S: 9 P: 16	R: 1 H: 2 E: 0 LOB: 1 K: 0 BB: 0 S: 10 P: 13	R: 6 H: 4 E: 0 LOB: 2 K: 1 BB: 2 S: 28 P: 44	R: 4 H: 4 E: 0 LOB: 1 K: 1 BB: 0 S: 20 P: 30	R: 0 H: 1 E: 0 LOB: 1 K: 0 BB: 0 S: 9 P: 12	R: 0 H: 0 E: 0 LOB: 0 K: 0 BB: 0 S: 5 P: 6	R: 1 H: 2 E: 0 LOB: 1 K: 0 BB: 0 S: 8 P: 15	R: 2 H: 3 E: 0 LOB: 1 K: 1 BB: 0 S: 14 P: 21	R: 0 H: 0 E: 0 LOB: 0 K: 0 BB: 0 S: 8 P: 11	1B: 13 SF: 0 2B: 2 SAC: 1 3B: 1 DP: 0 HR: 1 HBP: 1	WP: 1 PA: 48 PB: 0 SB: 0 CS: 0					
PITCHER	IP WLS BF H R ER SO BB IBB HBP BLK WP HR S P ERA WHIP															
Tom Glavine, L (1, 1) ERA: 5.51	2.0 L 13 5 5 5 0 1 0 1 0 0 0 26 45 22.50 3.000															
Charlie Puleo, R (3, 1) ERA: 4.02	1.0 10 5 5 5 1 1 0 0 2 0 0 30 41 45.00 6.000															
German Jimenez, L (4, 1) ERA: 5.4	5.0 22 7 4 4 2 0 0 0 1 1 1 47 71 7.20 1.400															
Joe Boever, R (9, 1) ERA:	1.0 3 0 0 0 0 0 0 0 0 0 0 8 11 0.00 0.000															

Batter	1	2	3	4	5	6	7	8	9	AB	R	H	RBI	BB	SO	LOB
Ron Gant, R OBP: 0.310, SLG: 0.455 Jerry Royster, R OBP: 0.228, SLG: 0.198 (7, 4)	1-1 HBP	1-2 2B			4-2 2B HBP	0-3 K			2-2 F9	1	1	1	2	0	0	0
Ken Oberkfell, L OBP: 0.331, SLG: 0.370 (1, 5)	1-0 F7	1-0 4-3			3-2 2B				0-1 F4	4	0	1	1	0	0	3
Gerald Perry, L OBP: 0.363, SLG: 0.421 Ted Simmons, S OBP: 0.342, SLG: 0.394 (7, 3)	2-2 F9				0-2 4-3				0-1 6-3	3	0	1	0	0	0	2
Dale Murphy, R OBP: 0.330, SLG: 0.452 Lonnie Smith, R OBP: 0.400, SLG: 0.412 (7, 7)	0-0 5-3				0-3 K				3-3 K	3	0	0	0	0	1	3
Andres Thomas, R OBP: 0.274, SLG: 0.376 Paul Runge, R OBP: 0.371, SLG: 0.353 (7, 6)					0-1 F8				0-0 6-3	3	0	0	0	0	0	2
Dion James, L OBP: 0.362, SLG: 0.361 (7, 9)					3-2 F8				1-2 6-3	4	1	1	0	0	1	1
Bruce Benedict, R OBP: 0.316, SLG: 0.297 (1, 2)					0-1 5-3				0-0 5-3	4	1	2	0	0	0	0
Terry Blocker, L OBP: 0.250, SLG: 0.154 (1, 8)					0-0 L8				1-2 F7	3	1	0	0	1	0	2
Tom Glavine, L OBP: 0.275, SLG: 0.263 Charlie Puleo, R OBP: 0.200, SLG: 0.200 German Jimenez, L OBP: 0.091, SLG: 0.091 Joe Boever, R Jim Morrison, R OBP: 0.225, SLG: 0.276 (9, PH)					2-2 F9				1-2 5-3	0	0	0	0	1	0	0

Inning Stats	R: 0	H: 0	E: 0	K: 0	S: 6	R: 2	H: 2	E: 0	K: 1	S: 18	R: 0	H: 1	E: 0	K: 0	S: 10	R: 0	H: 0	E: 0	K: 0	S: 6	R: 1	H: 1	E: 0	K: 1	S: 17	R: 1	H: 2	E: 0	K: 1	S: 11	R: 0	H: 0	E: 0	K: 1	S: 8	R: 0	H: 0	E: 0	K: 0	S: 5	R: 0	H: 0	E: 0	K: 0	S: 15	R: 0	H: 0	E: 0	K: 0	S: 21	1B: 4	SF: 0	2B: 2	3B: 0	HR: 0	WP: 0	PA: 37
--------------	------	------	------	------	------	------	------	------	------	-------	------	------	------	------	-------	------	------	------	------	------	------	------	------	------	-------	------	------	------	------	-------	------	------	------	------	------	------	------	------	------	------	------	------	------	------	-------	------	------	------	------	-------	-------	-------	-------	-------	-------	-------	--------

PITCHER	IP	WLS	BF	H	R	ER	SO	BB	IBB	HBP	BLK	WP	HR	S	P	ERA	WHIP
Rick Reuschel, R ERA: 3.19 (1, 1)	6.0		28	6	4	3	3	2	0	2	0	0	0	68	106	4.50	1.333
Craig Lefferts, L ERA: 3.2 (7, 1)	2.0		6	0	0	0	1	0	0	0	0	0	0	13	17	0.00	0.000
Scott Garrelts, R ERA: 4.75 (9, 1)	1.0		3	0	0	0	0	0	0	0	0	0	0	15	21	0.00	0.000

**BOTTOM**

**San Francisco Giants @ Atlanta Braves**  
Atlanta-Fulton County Stadium, Atlanta, GA

Sun Aug 07 1988, 3:33 AM EDT  
Att: 12,093 - Cloudy - 90 F

livebaseballscorecards.com

<b>AB</b>	<b>33</b>
<b>R</b>	<b>4</b>
<b>H</b>	<b>6</b>
<b>RBI</b>	<b>3</b>
<b>BB</b>	<b>2</b>
<b>SO</b>	<b>4</b>
<b>LOB</b>	<b>16</b>





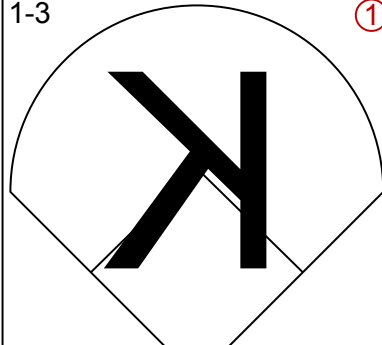
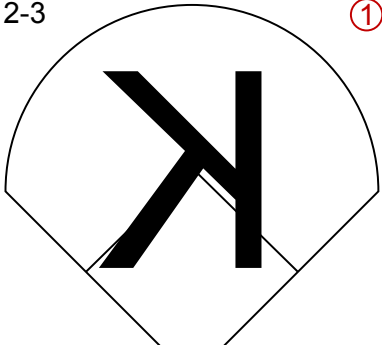
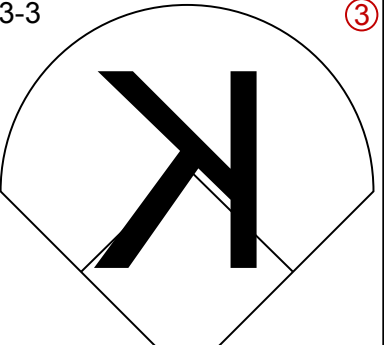
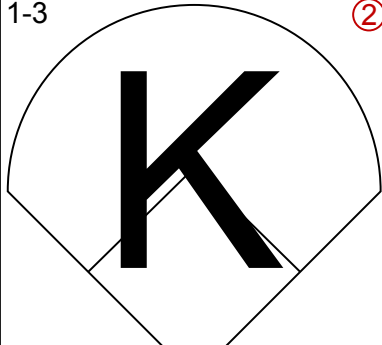
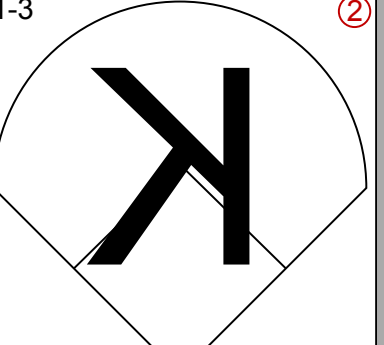
Batter	1	2	3	4	5	6	7	8	9	AB R H RBI BB SO LOB	TOP		
<b>Brett Butler, L</b> (1, 8) OBP: 0.395, SLG: 0.386	3-3 <b>K</b>		<b>F8</b> BB			3-2 <b>BB</b> 1B		0-0 <b>F6</b>		3 1 1 1 2 1 0			
<b>Robby Thompson, R</b> (1, 4) OBP: 0.348, SLG: 0.407	0-1 6-3		<b>F8</b> BB			0-0 <b>F8</b>		3-3 <b>K</b>		5 0 0 0 0 2 5			
<b>Will Clark, L</b> (1, 3) OBP: 0.391, SLG: 0.547	0-0 <b>BB</b> WP 1B		4-2 <b>2B</b> BB		2-3 <b>K</b>	4-2 SAFE 1-2 <b>BB</b>		0-0 <b>F6</b>		3 1 1 0 2 1 0			
<b>Kevin Mitchell, R</b> (1, 5) OBP: 0.320, SLG: 0.460 <b>Chris Speier, R</b> (6, 5) OBP: 0.340, SLG: 0.381	4-2 1-2 <b>BB</b> BB		0-0 1-H 2-H <b>1B</b> 2B		2-2 G4-6-3 <b>1B</b>	2-2 <b>F9</b>		2-2 <b>G3</b>		3 1 2 2 1 0 2 1 0 0 0 0 0 0			
<b>Mike Aldrete, L</b> (1, 7) OBP: 0.362, SLG: 0.364 <b>Donell Nixon, R</b> (7, PR) OBP: 0.423, SLG: 0.438	4-1 1-2 2-3 <b>BB</b>		0-0 2-H <b>1B</b> 1B		2-2 SAFE SAFE G4-6-3 <b>1-2f</b>	2-2 WP <b>1B</b>		3-2 <b>4-3</b>		3 1 2 1 1 0 1 1 0 0 0 0 0 0			
<b>Joel Youngblood, R</b> (1, 9) OBP: 0.362, SLG: 0.354	0-0 <b>F4</b>		2-0 1-H <b>BB</b> 1B		1-2 CS <b>1B</b>	1-2 <b>L8</b>		3-1 <b>F6</b>		5 1 2 0 0 0 4			
<b>Bob Brenly, R</b> (1, 2) OBP: 0.253, SLG: 0.311		3-3 <b>K</b>	0-3 <b>K</b>		3-3 1-2 <b>K</b>	4-2 1-3 <b>BB</b>				3 0 0 0 1 3 2	<b>AB 33</b>		
<b>Jose Uribe, S</b> (1, 6) OBP: 0.289, SLG: 0.310		0-0 <b>F6</b>	4-0 <b>BB</b> BB IBB		1-3 <b>K</b>	2-0 <b>F9</b>				3 0 0 0 1 1 2	<b>R 5</b>		
<b>Joe Price, R</b> (1, 1) <b>Ron Davis, R</b> (5, 1) <b>Harry Spilman, L</b> (7, PH) OBP: 0.250, SLG: 0.325 <b>Craig Lefferts, L</b> (7, 1) <b>Scott Garrelts, R</b> (9, 1) OBP: 0.125, SLG: 0.125		1-3 <b>K</b>	4-1 1-2 2-3 <b>BB</b> BB		0-2 <b>F3</b>	0-0 <b>F3</b>				1 0 0 0 1 1 0 1 0 0 0 0 0 0 1 0 0 0 0 0 2 0 0 0 0 0 0 0 0 0 0 0 0 0 0	<b>H 8</b>		
<b>Inning Stats</b>	R: 0 H: 1 E: 0 LOB: 3 K: 1 BB: 2 S: 10 P: 21	R: 0 H: 0 E: 0 LOB: 0 K: 2 BB: 0 S: 10 P: 14	R: 5 H: 3 E: 1 LOB: 3 K: 2 BB: 5 S: 23 P: 49	R: 0 H: 1 E: 0 LOB: 0 K: 1 BB: 0 S: 9 P: 15	R: 0 H: 1 E: 0 LOB: 0 K: 2 BB: 0 S: 10 P: 15	R: 0 H: 1 E: 0 LOB: 2 K: 0 BB: 1 S: 14 P: 23	R: 0 H: 1 E: 0 LOB: 2 K: 0 BB: 1 S: 11 P: 20	R: 0 H: 0 E: 0 LOB: 0 K: 1 BB: 0 S: 7 P: 10	R: 0 H: 0 E: 0 LOB: 0 K: 0 BB: 0 S: 8 P: 16	1B: 7 SF: 0 2B: 2 SAC: 0 3B: 0 DP: 2 HR: 0 HBP: 0	<b>WP: 3 PA: 42</b>		
<b>PITCHER</b>	IP WLS BF H R ER SO BB IBB HBP BLK WP HR S P ERA WHIP											<b>PITCHER</b>	IP WLS BF H R ER SO BB IBB HBP BLK WP HR S P ERA WHIP
<b>29 John Smoltz, R</b> (1, 1) ERA: 5.04	2.2 L 18 4 5 5 4 5 1 0 0 0 1 0 39 74 16.88 3.375												
<b>José Álvarez, R</b> (3, 1) ERA: 3.07	4.1 18 4 0 0 4 3 0 0 0 0 1 0 48 83 0.00 1.615												
<b>Joe Boever, R</b> (8, 1) ERA:	2.0 6 0 0 0 0 1 0 0 0 0 0 0 15 26 0.00 0.000												

**San Francisco Giants @ Atlanta Braves**  
Atlanta-Fulton County Stadium, Atlanta, GA

Mon Aug 08 1988, 7:05 PM EDT  
Att: 7,705 - Unknown - 85 F

<b>AB</b>	<b>33</b>
<b>R</b>	<b>5</b>
<b>H</b>	<b>8</b>
<b>RBI</b>	<b>4</b>
<b>BB</b>	<b>9</b>
<b>SO</b>	<b>9</b>
<b>LOB</b>	<b>18</b>



Batter	1	2	3	4	5	6	7	8	9	AB	R	H	RBI	BB	SO	LOB
Ron Gant, R OBP: 0.312, SLG: 0.462 (1, 4)	1-3 		4-0 G4-6-3 1-2 BB		2-1 6-3			1-1 HR		3	1	1	1	1	1	0
Lonnie Smith, R OBP: 0.375, SLG: 0.350 (1, 7)	4-2 4-3 2B BB		2-3 		3-3 			1-3 		3	1	0	0	1	3	2
Gerald Perry, L OBP: 0.362, SLG: 0.419 (1, 3)	1 SAFE 4-3 1-2		3-0 G4-6-3 1-2f		0-2 F8			3-1 1B		4	0	1	0	0	0	3
Dale Murphy, R OBP: 0.329, SLG: 0.453 (1, 9)	0-1 BLK 2-H 2B			3-2 6-3		0-0 L6		0-0 F9		4	0	1	1	0	0	1
Andres Thomas, R OBP: 0.274, SLG: 0.377 (1, 6)	3-2 4-3 2-3			1-2 BLK 2B		0-3 K			0-0 5-3	4	0	1	0	0	1	1
Jim Morrison, R OBP: 0.228, SLG: 0.272 (1, 5)		0-1 5-3		4-2 2-3 BB		0-0 F3			2-2 F7	2	0	0	0	1	0	0
Ken Oberkfell, L (9, PH) OBP: 0.330, SLG: 0.369										1	0	0	0	0	0	0
Bruce Benedict, R OBP: 0.312, SLG: 0.293 (1, 2)			1-3 		1-3 K		3-2 L4		0-0 5-3	2	0	0	0	0	2	2
Ozzie Virgil, R OBP: 0.284, SLG: 0.364 (7, 2)										2	0	0	0	0	0	0
Terry Blocker, L OBP: 0.234, SLG: 0.143 (1, 8)			1-0 F9		3-2 F8		0-3 K			3	0	0	0	0	1	2
Joe Boever, R (8, 1)										0	0	0	0	0	0	0
29 John Smoltz, R OBP: 0.200, SLG: 0.200 (1, 1)			4-2 BB BB		0-0 4-3			1-1 L5		0	0	0	0	0	0	0
José Álvarez, R OBP: 0.500, SLG: 0.429 (3, 1)										1	0	0	0	1	0	0
Jerry Royster, R OBP: 0.226, SLG: 0.195 (8, 8)										1	0	0	0	0	0	0

Inning Stats	R: 1	H: 1	E: 0	K: 1	S: 11	H: 1	LOB: 1	BB: 1	P: 19	R: 0	H: 0	E: 0	K: 1	S: 6	H: 0	LOB: 0	BB: 0	P: 8	R: 0	H: 1	E: 0	K: 1	S: 23	H: 0	LOB: 2	BB: 2	P: 35	R: 0	H: 0	E: 0	K: 1	S: 6	H: 0	LOB: 0	BB: 0	P: 11	R: 0	H: 0	E: 0	K: 1	S: 7	H: 0	LOB: 0	BB: 0	P: 7	R: 0	H: 0	E: 0	K: 1	S: 8	H: 0	LOB: 0	BB: 0	P: 11	R: 1	H: 2	E: 0	K: 1	S: 10	H: 2	LOB: 1	BB: 0	P: 16	R: 0	H: 0	E: 0	K: 0	S: 7	H: 0	LOB: 0	BB: 0	P: 9	1B: 1	2B: 2	3B: 0	HR: 1	SF: 0	SAC: 0	DP: 1	HBP: 0	WP: 0	PB: 0	SB: 0	CS: 0	PA: 34
--------------	------	------	------	------	-------	------	--------	-------	-------	------	------	------	------	------	------	--------	-------	------	------	------	------	------	-------	------	--------	-------	-------	------	------	------	------	------	------	--------	-------	-------	------	------	------	------	------	------	--------	-------	------	------	------	------	------	------	------	--------	-------	-------	------	------	------	------	-------	------	--------	-------	-------	------	------	------	------	------	------	--------	-------	------	-------	-------	-------	-------	-------	--------	-------	--------	-------	-------	-------	-------	--------

PITCHER	IP	WLS	BF	H	R	ER	SO	BB	IBB	HBP	BLK	WP	HR	S	P	ERA	WHIP
Joe Price, L ERA: 3.35 (1, 1)	4.0		17	2	1	1	4	4	0	0	2	0	0	46	81	2.25	1.500
Ron Davis, R ERA: 4.32 (5, 1)	2.0	W	6	0	0	0	2	0	0	0	0	0	0	13	18	0.00	0.000
Craig Lefferts, L ERA: 3.24 (7, 1)	2.0		8	2	1	1	2	0	0	0	0	0	1	18	27	4.50	1.000
Scott Garrelts, R ERA: 4.68 (9, 1)	1.0	S	3	0	0	0	0	0	0	0	0	0	0	7	9	0.00	0.000

BOTTOM

San Francisco Giants @ Atlanta Braves  
Atlanta-Fulton County Stadium, Atlanta, GA

Mon Aug 08 1988, 7:05 PM EDT  
Att. 7,705 - Unknown - 85 F

livebaseballscores.com

AB	30
R	2
H	4
RBI	2
BB	4
SO	8
LOB	11





Batter	1	2	3	4	5	6	7	8	9	AB	R	H	RBI	BB	SO	LOB	TOP										
<b>Brett Butler, L</b> (1, 8) OBP: 0.394, SLG: 0.385	2-2 P6		2-1 S 1B		2-2 L9			0-0 G3		4	1	1	0	0	0	1											
<b>Robby Thompson, R</b> (1, 4) OBP: 0.347, SLG: 0.408	3-2 2B		0-2 L7			0-3 K		1-2 5-3		4	0	1	0	0	1	1											
<b>Will Clark, L</b> (1, 3) OBP: 0.394, SLG: 0.548	4-0 BB		2-1 1B			0-0 P6		0-0 1B		3	0	2	1	1	0	0											
<b>Kevin Mitchell, R</b> (1, 5) OBP: 0.319, SLG: 0.458	2-1 P3			1-3 K		0-3 K		0-0 1B		4	0	1	0	0	2	2											
<b>Mike Aldrete, L</b> (1, 7) OBP: 0.358, SLG: 0.360 <b>Candy Maldonado, R</b> (8, PH) OBP: 0.317, SLG: 0.367	1-0 1-3			2-2 G3			1-2 6-3	0-1 FC5-4		3	0	0	0	0	0	2											
<b>Joel Youngblood, R</b> (1, 9) OBP: 0.347, SLG: 0.337		0-0 P3		1-1 5-3			1-1 L9		0-0 L7	4	0	0	0	0	0	0											
<b>Bob Melvin, R</b> (1, 2) OBP: 0.258, SLG: 0.376 <b>Donell Nixon, R</b> (7, PR) OBP: 0.423, SLG: 0.438 <b>Bob Brenly, R</b> (7, 2) OBP: 0.251, SLG: 0.309		1-0 6-3			2-2 1-3		0-1 S 1B		2-1 5-3	3	0	1	0	0	0	0											
<b>Jose Uribe, S</b> (1, 6) OBP: 0.289, SLG: 0.309		3-2 4-3			2-1 P4		1 SAFE 1B		1-2 P3	4	0	1	1	0	0	0											
<b>Kelly Downs, R</b> (1, 1) OBP: 0.220, SLG: 0.271			1-2 1-3		0-0 2B		2-3 K			3	0	1	0	0	1	1											
<b>Inning Stats</b>	R: 0 E: 0 K: 0 S: 9	H: 1 LOB: 2 BB: 1 P: 21	R: 0 E: 0 K: 0 S: 5	H: 0 LOB: 0 BB: 0 P: 9	R: 1 E: 0 K: 0 S: 11	H: 2 LOB: 1 BB: 0 P: 15	R: 0 E: 0 K: 1 S: 15	H: 0 LOB: 0 BB: 0 P: 19	R: 0 E: 0 K: 2 S: 7	H: 0 LOB: 0 BB: 0 P: 7	R: 1 E: 0 K: 1 S: 13	H: 2 LOB: 1 BB: 0 P: 18	R: 0 E: 0 K: 0 S: 9	H: 2 LOB: 2 BB: 0 P: 10	R: 0 E: 0 K: 0 S: 7	H: 0 LOB: 0 BB: 0 P: 10	1B: 6 2B: 2 3B: 0 HR: 0	SF: 0 SAC: 0 DP: 0 HBP: 0	WP: 0 PB: 0 SB: 2 CS: 0	PA: 35							
<b>PITCHER</b>	IP	WLS	BF	H	R	ER	SO	BB	IBB	HBP	BLK	WP	HR	S	P	ERA	WHIP										
<b>Joaquin Andujar, R</b> (1, 1) ERA: 3.6	5.0		19	4	1	1	1	1	0	0	0	0	0	49	79	1.80	1.000										
<b>Danny Darwin, R</b> (6, 1) ERA: 4.42	2.0		8	2	1	1	3	0	0	0	0	0	0	20	25	4.50	1.000										
<b>Juan Agosto, L</b> (8, 1) ERA: 2.39	1.0	W	5	2	0	0	0	0	0	0	0	0	0	9	10	0.00	2.000										
<b>Dave Smith, R</b> (9, 1) ERA: 2.61	1.0	S	3	0	0	0	0	0	0	0	0	0	0	7	10	0.00	0.000										

**San Francisco Giants @ Houston Astros**  
Astrodome, Houston, TX  
Tue Aug 09 1988, 8:05 PM EDT  
Att. 22,733 - Dome - 70 F

[livebaseballscorecards.com](http://livebaseballscorecards.com)

<b>AB</b>	<b>34</b>
<b>R</b>	<b>2</b>
<b>H</b>	<b>8</b>
<b>RBI</b>	<b>2</b>
<b>BB</b>	<b>1</b>
<b>SO</b>	<b>4</b>
<b>LOB</b>	<b>9</b>







Batter	1	2	3	4	5	6	7	8	9	AB R H RBI BB SO LOB	TOP											
<b>Brett Butler, L</b> (1, 8) OBP: 0.396, SLG: 0.388	1-0 S 2B		1-3 K		4-2 2B SF8 BB	2-1 CS	1-0 1B 1B	1-3 K		4 2 2 0 1 2 2												
<b>Robby Thompson, R</b> (1, 4) OBP: 0.348, SLG: 0.411	3-2 P4		1-1 F7		0-0 2B		2-2 E 1B SF7 1B		2-2 P7	5 1 2 0 0 0 2												
<b>Will Clark, L</b> (1, 3) OBP: 0.392, SLG: 0.543	3-3 K		2-3 K		1-1 P6		0-0 E1 1B		0-1 G4-3	5 0 1 0 0 2 4												
<b>Kevin Mitchell, R</b> (1, 5) OBP: 0.318, SLG: 0.454 <b>Chris Speier, R</b> (7, 5) OBP: 0.345, SLG: 0.386	3-1 L5			2-0 F8	4-0 FC5-4 IBB		3-3 K		0-0 2B 1B	3 0 0 0 1 1 3 1 0 1 0 0 0 0												
<b>Candy Maldonado, R</b> (1, 9) OBP: 0.316, SLG: 0.369				1-0 G6-3	1-0 SF8		0-0 SF7		0-0 2B	3 0 1 2 0 0 0												
<b>Joel Youngblood, R</b> (1, 7) OBP: 0.337, SLG: 0.326 <b>Mike Aldrete, L</b> (7, PH) OBP: 0.356, SLG: 0.358				0-1 E5 2B	1-1 FC5-4		0-1 G3		3-1 G3	3 1 0 0 0 0 2 2 0 0 0 0 0 3												
<b>Bob Melvin, R</b> (1, 2) OBP: 0.263, SLG: 0.380				2-2 G4-3 2B			2-1 G4-3		1-2 G6-3	3 1 1 0 1 0 0												
<b>Jose Uribe, S</b> (1, 6) OBP: 0.291, SLG: 0.312				1-1 F7			4-2 CS BB		2-3 K	3 0 1 2 1 1 1												
<b>Don Robinson, R</b> (1, 1) OBP: 0.167, SLG: 0.174				1-0 G1-6-3			2-3 K		0-1 1B	3 0 1 0 1 1 2												
<b>Inning Stats</b>	R: 0 E: 0 K: 1 S: 10	H: 1 LOB: 1 BB: 0 P: 20	R: 0 E: 0 K: 0 S: 11	H: 0 LOB: 1 BB: 1 P: 20	R: 0 E: 0 K: 2 S: 13	H: 0 LOB: 1 BB: 1 P: 21	R: 2 E: 1 K: 0 S: 10	H: 2 LOB: 1 BB: 0 P: 17	R: 1 E: 0 K: 0 S: 8	H: 1 LOB: 2 BB: 2 P: 19	R: 0 E: 0 K: 1 S: 10	H: 0 LOB: 0 BB: 1 P: 19	R: 2 E: 1 K: 1 S: 14	H: 3 LOB: 1 BB: 0 P: 20	R: 0 E: 0 K: 2 S: 13	H: 1 LOB: 1 BB: 0 P: 17	R: 0 E: 0 K: 0 S: 9	H: 2 LOB: 2 BB: 0 P: 14	1B: 5 2B: 5 3B: 0 HR: 0	SF: 2 SAC: 0 DP: 0 HBP: 0	WP: 0 PB: 0 SB: 1 CS: 1	PA: 43
<b>PITCHER</b>	IP WLS BF H R ER SO BB IBB HBP BLK WP HR S P ERA WHIP																					
<b>Jim Deshaies, L</b> (1, 1) ERA: 3.27	6.0 L 27 4 3 1 4 4 1 0 0 0 0 0 62 116 1.50 1.333																					
<b>Dave Meads, L</b> (7, 1) ERA: 3.86	0.0 3 3 2 1 0 0 0 0 0 0 0 0 6 9 ∞ ∞																					
<b>Larry Andersen, R</b> (7, 1) ERA: 3.2	2.0 7 1 0 0 3 0 0 0 0 0 0 0 21 28 0.00 0.500																					
<b>Juan Agosto, L</b> (9, 1) ERA: 2.35	1.0 5 2 0 0 0 0 0 0 0 0 0 0 9 14 0.00 2.000																					

**San Francisco Giants @ Houston Astros**  
Astrodome, Houston, TX  
Wed Aug 10 1988, 8:05 PM EDT  
Att. 25,717 - Dome - 72 F

AB	35
R	5
H	10
RBI	4
BB	5
SO	7
LOB	19



livebaseballscorecards.com





Batter	1	2	3	4	5	6	7	8	9	AB R H RBI BB SO LOB	TOP		
<b>Brett Butler, L</b> OBP: 0.396, SLG: 0.388 (1, 8) X	0-0 F9		1-1 E5 1B		1-0 4-3		2-3 K 1-2 2-3		1-0 FC5-4 1B	5 0 2 0 0 1 2			
<b>Ernest Riles, L</b> OBP: 0.288, SLG: 0.345 (1, 4) B B C X	3-1 FC6-4 1B		0-3 K		0-1 4-3		2-2 1B 2-H 3-H		1-0 FC5-4 G6-3 1-2f 2-3	5 0 2 2 0 1 3			
<b>Will Clark, L</b> OBP: 0.392, SLG: 0.548 (1, 3) C X	0-1 F7			4-1 4-3 2B BB		0-2 HR	0-3 K		0-0 G6-3 1-2f	4 2 1 1 1 1 4			
<b>Kevin Mitchell, R</b> OBP: 0.318, SLG: 0.461 <b>Matt Williams, R</b> OBP: 0.270, SLG: 0.600 (1, 5) X (6, 5)	0-0 FC6-4 1-2f			0-2 4-3		0-1 HR		1-0 HR		3 1 1 1 0 0 2 1 1 1 1 0 0 0			
<b>Mike Aldrete, L</b> OBP: 0.355, SLG: 0.360 (1, 7) X		0-0 F7		2-2 2B 2-H		3-2 F8		0-1 G1		4 0 1 1 0 0 0			
<b>Candy Maldonado, R</b> OBP: 0.313, SLG: 0.366 (1, 9) B X		1-0 F7		0-1 F9		2-3 K		3-0 6-3		4 0 0 0 0 1 1			
<b>Bob Melvin, R</b> OBP: 0.267, SLG: 0.383 (1, 2) C C C		0-3 K		1-2 6-3			0-0 FC6-4 1B	1-2 1B		4 0 2 0 0 1 1			
<b>Jose Uribe, S</b> OBP: 0.288, SLG: 0.309 (1, 6) B X			1-0 4-3		0-0 F9		1-1 FC6-4 1B 1-2f	0-1 6-3		4 1 0 0 0 0 2			
<b>Atlee Hammaker, S</b> OBP: 0.182, SLG: 0.100 (1, 1) C C C C C			2-3 K		2-3 K		0-1 1B 1-2 WP	4-2 FC5-4 1B BB		3 1 1 0 1 2 0			
<b>Inning Stats</b>	R: 0 E: 0 K: 0 S: 6 H: 1 LOB: 1 BB: 0 P: 9	R: 0 E: 0 K: 1 S: 5 H: 0 LOB: 0 BB: 0 P: 6	R: 0 E: 1 K: 2 S: 10 H: 1 LOB: 1 BB: 0 P: 14	R: 1 E: 0 K: 0 S: 15 H: 1 LOB: 1 BB: 1 P: 22	R: 0 E: 0 K: 1 S: 7 H: 0 LOB: 0 BB: 0 P: 10	R: 2 E: 0 K: 1 S: 13 H: 2 LOB: 0 BB: 0 P: 18	R: 2 E: 0 K: 2 S: 16 H: 3 LOB: 1 BB: 0 P: 21	R: 1 E: 0 K: 0 S: 9 H: 2 LOB: 1 BB: 0 P: 14	R: 0 E: 0 K: 0 S: 8 H: 1 LOB: 1 BB: 1 P: 14	1B: 7 2B: 1 3B: 0 HR: 3 SF: 0 SAC: 0 DP: 1 HBP: 0	WP: 1 PB: 0 SB: 0 CS: 0 PA: 39		
<b>PITCHER</b>	IP WLS BF H R ER SO BB IBB HBP BLK WP HR S P ERA WHIP											<b>PITCHER</b>	IP WLS BF H R ER SO BB IBB HBP BLK WP HR S P ERA WHIP
<b>Nolan Ryan, R</b> ERA: 4.17 (1, 1)	6.2 L 29 8 5 5 6 1 0 0 0 1 2 69 97 6.75 1.350												
<b>Juan Agosto, L</b> ERA: 2.44 (7, 1)	1.1 6 2 1 1 1 0 0 0 0 0 1 12 17 6.75 1.500												
<b>Dave Meads, L</b> ERA: 3.63 (9, 1)	1.0 4 1 0 0 0 1 0 0 0 0 0 8 14 0.00 2.000												

**San Francisco Giants @ Houston Astros**  
Astrodome, Houston, TX

AB	37
R	6
H	11
RBI	6
BB	2
SO	7
LOB	15



Thu Aug 11 1988, 8:05 PM EDT  
Att. 29,876 - Dome - 72 F

livebaseballscorecards.com

Batter	1	2	3	4	5	6	7	8	9	AB	R	H	RBI	BB	SO	LOB
Gerald Young, S OBP: 0.344, SLG: 0.321 Dave Meads, L (1, 8) (9, 1)	0-0 L9		2-2 F9			0-0 F9		1-0 6-3		4	0	0	0	0	0	1
Bill Doran, S OBP: 0.358, SLG: 0.369 (1, 4)	4-0 CS BB			3-2 F9 1B 1B		0-2 6-3			1-2 F4	3	0	1	0	1	0	0
Billy Hatcher, R OBP: 0.329, SLG: 0.361 (1, 7)	1-0 F9			2-2 SAFE SAFE SAFE SAFE 1-2 1B		0-0 4-3			0-0 G1-6-3 1B	4	0	2	0	0	0	1
Glenn Davis, R OBP: 0.343, SLG: 0.495 (1, 3)	3-1 CS 1-2	1-0 F3		1-0 F9 1-2 2-3		2-2 F8		0-0 G1-6-3	0-0 G1-6-3	4	0	0	0	0	0	3
Kevin Bass, S OBP: 0.325, SLG: 0.405 (1, 9)		1-2 1B		4-0 G4-3 IBB		0-2 5-3				2	0	1	0	1	0	0
Rafael Ramirez, R OBP: 0.281, SLG: 0.358 (1, 6)		0-0 F9		0-0 G4-3 1-2f		2-1 F8				3	0	0	0	0	0	4
Jim Pankovits, R OBP: 0.292, SLG: 0.333 (1, 5)		3-1 F2		0-2 F8		1-0 F8				3	0	0	0	0	0	1
Alex Trevino, R OBP: 0.338, SLG: 0.350 Craig Biggio, R OBP: 0.241, SLG: 0.269 (1, 2) (9, 2)			2-3 K		1-0 F7		3-2 6-3			3	0	0	0	0	1	0
Nolan Ryan, R OBP: 0.091, SLG: 0.057 Juan Agosto, L Casey Candaele, S OBP: 0.233, SLG: 0.236 (8, PH) (9, 8)			1-3 K		1-3 K		0-1 2B			0	0	0	0	0	0	0

Inning Stats	R: 0	H: 0	E: 0	LOB: 0	K: 0	BB: 1	S: 4	R: 0	H: 1	E: 0	LOB: 1	K: 0	BB: 0	S: 8	R: 0	H: 0	E: 0	LOB: 0	K: 2	BB: 0	S: 9	R: 0	H: 2	E: 0	LOB: 2	K: 0	BB: 1	S: 10	R: 0	H: 0	E: 0	LOB: 0	K: 1	BB: 0	S: 8	R: 0	H: 0	E: 0	LOB: 0	K: 0	BB: 0	S: 6	R: 0	H: 0	E: 0	LOB: 0	K: 0	BB: 0	S: 8	R: 0	H: 1	E: 0	LOB: 1	K: 0	BB: 0	S: 7	R: 0	H: 1	E: 0	LOB: 0	K: 0	BB: 0	S: 5	R: 0	H: 1	E: 0	LOB: 0	K: 0	BB: 0	S: 6	R: 0	H: 0	E: 0	LOB: 0	K: 0	BB: 0	S: 5	R: 0	H: 0	E: 0	LOB: 0	K: 0	BB: 0	S: 5
PITCHER Atlee Hammaker, L ERA: 3.53 (1, 1)	IP	WLS	BF	H	R	ER	SO	BB	IBB	HBP	BLK	WP	HR	S	P	ERA	WHIP																																																																			
	9.0	W	31	5	0	0	3	1	1	0	0	0	0	65	102	0.00	0.667																																																																			


**BOTTOM**

**San Francisco Giants @ Houston Astros**  
Astrodome, Houston, TX

Thu Aug 11 1988, 8:05 PM EDT  
Att. 29,876 - Dome - 72 F

livebaseballscorecards.com

AB	29
R	0
H	5
RBI	0
BB	2
SO	3
LOB	10



WP: 0	PA: 32
PB: 0	SB: 0
CS: 1	



Batter	1	2	3	4	5	6	7	8	9	AB R H RBI BB SO LOB	TOP
<b>Brett Butler, L</b> (1, 8) OBP: 0.394, SLG: 0.385	0-1 6-3	3-2 G3		0-0 FC4			2-2 6-3		4-2 1B BB	4 0 0 0 1 0 2	
<b>Robby Thompson, R</b> (1, 4) OBP: 0.347, SLG: 0.409	0-1		1-2 F9	1-1 F9			2-1 F2		0-1	4 0 1 0 0 0 1	
<b>Ron Davis, R</b> (7, 1)									1-3 1B	0 0 0 0 0 0 0	
<b>Joe Price, R</b> (8, 1)	BB 1B 1B									0 0 0 0 0 0 0	
<b>Ernest Riles, L</b> (9, PH) OBP: 0.291, SLG: 0.348										1 0 1 0 0 0 0	
<b>Will Clark, L</b> (1, 3) OBP: 0.388, SLG: 0.541	1 SAFE K	1-3 K		1-1 4-3		2-2 F7	1-0 F7		1-3 K	5 0 0 0 0 2 3	
<b>Kevin Mitchell, R</b> (1, 7) OBP: 0.322, SLG: 0.474	0-0 1B		0-0 E6		1-0 HR			1-1 2B	1-3 K	5 1 3 1 0 1 2	
<b>Candy Maldonado, R</b> (1, 9) OBP: 0.312, SLG: 0.363	4-2 1B		0-0 L6		0-3 K			2-3 K		3 0 0 0 1 2 2	
<b>Bob Melvin, R</b> (1, 2) OBP: 0.262, SLG: 0.376	0-1 FC6			1-3 K	2-3 K			3-2 1-3		4 0 0 0 0 2 4	
<b>Matt Williams, R</b> (1, 5) OBP: 0.317, SLG: 0.622				1-0 3B		1-1 F2		3-1 HBP		2 1 1 0 1 0 0	
<b>Jose Uribe, S</b> (1, 6) OBP: 0.291, SLG: 0.318		4-1 1B BB									
<b>Mike Aldrete, L</b> (8, PH) OBP: 0.354, SLG: 0.358		0-1 1B		0-1 SH		1-3 K		0-1 F7		3 1 2 1 0 1 0	
<b>Rick Reuschel, R</b> (1, 1) OBP: 0.130, SLG: 0.133		1-2 1B		2-H 3B						1 0 0 0 0 0 2	
<b>Craig Lefferts, L</b> (6, 1)											
<b>Chris Speier, R</b> (7, 4) OBP: 0.342, SLG: 0.383		0-1 B1-5-4		2-1 SH		0-1 F7			0-2 F9	2 0 0 1 0 0 2	
<b>Inning Stats</b>	R: 0 H: 2 E: 0 LOB: 3 K: 1 BB: 1 S: 12 P: 17	R: 0 H: 1 E: 0 LOB: 1 K: 0 BB: 1 S: 8 P: 15	R: 0 H: 0 E: 1 LOB: 1 K: 0 BB: 0 S: 7 P: 9	R: 2 H: 2 E: 0 LOB: 1 K: 1 BB: 0 S: 13 P: 16	R: 1 H: 1 E: 0 LOB: 0 K: 2 BB: 0 S: 12 P: 17	R: 0 H: 0 E: 0 LOB: 0 K: 1 BB: 0 S: 7 P: 9	R: 0 H: 0 E: 0 LOB: 0 K: 0 BB: 0 S: 7 P: 12	R: 0 H: 1 E: 0 LOB: 2 K: 1 BB: 0 S: 13 P: 22	R: 0 H: 1 E: 0 LOB: 2 K: 2 BB: 1 S: 14 P: 20	1B: 4 SF: 0 2B: 2 SAC: 1 3B: 1 DP: 1 HR: 1 HBP: 1	WP: 0 PA: 40 PB: 0 SB: 0 CS: 0
<b>PITCHER</b>	IP WLS BF H R ER SO BB IBB HBP BLK WP HR S P ERA WHIP										
<b>Tim Leary, R</b> (1, 1) ERA: 2.37	8.1 W 38 8 3 3 6 3 0 1 0 0 1 87 129 3.24 1.320										
<b>Jesse Orosco, L</b> (9, 1) ERA: 3.35	0.1 1 0 0 0 1 0 0 0 0 0 0 3 4 0.00 0.000										
<b>Alejandro Pena, R</b> (9, 1) ERA: 2.08	0.1 S 1 0 0 0 1 0 0 0 0 0 0 3 4 0.00 0.000										

San Francisco Giants @ Los Angeles Dodgers  
 Dodger Stadium, Los Angeles, CA  
 Fri Aug 12 1988, 7:05 PM PDT  
 Att. 48,744 - Unknown - 76 F

livebaseballscorecards.com

AB 35  
 R 3  
 H 8  
 RBI 3  
 BB 3  
 SO 8  
 LOB 18













Batter	1	2	3	4	5	6	7	8	9	AB R H RBI BB SO LOB	TOP																
<b>Brett Butler, L</b> (1, 8) <small>OBP: 0.396, SLG: 0.395</small> <b>Donell Nixon, R</b> (5, 8) <small>OBP: 0.429, SLG: 0.442</small>	0-0 	2-2 	0-3 		3-2 		1-0 	0-0 		4 3 3 2 0 1 0 2 1 1 1 0 0 2																	
<b>Robby Thompson, R</b> (1, 4) <small>OBP: 0.346, SLG: 0.407</small> <b>Ernest Riles, L</b> (5, PH) <small>OBP: 0.290, SLG: 0.346</small>	1-1 	0-0 		3-2 	2-2 		0-1 		2-2 	2 2 1 0 0 0 1 3 0 1 1 0 0 1																	
<b>Will Clark, L</b> (1, 3) <small>OBP: 0.392, SLG: 0.542</small> <b>Joel Youngblood, R</b> (5, 9) <small>OBP: 0.333, SLG: 0.323</small>	1-1 	0-0 		0-0 		2-2 	1-2 		2-0 	3 1 2 0 0 0 1 3 0 1 1 0 0 1																	
<b>Kevin Mitchell, R</b> (1, 7) <small>OBP: 0.320, SLG: 0.474</small> <b>Jeff Brantley, R</b> (7, 1) <small>OBP: 1.000, SLG: 1.000</small>	2-3 	1-0 		2-1 		1-0 	1-1 		1-0 	5 1 2 0 0 1 5 1 0 1 0 0 0 0																	
<b>Mike Aldrete, L</b> (1, 9) <small>OBP: 0.362, SLG: 0.364</small>	0-1 	2-2 		1-0 		1-2 		2-1 	3-1 	6 3 4 2 0 0 3																	
<b>Bob Melvin, R</b> (1, 2)	0-0 	1-0 		2-3 		2-2 		1-2 	1-1 	6 1 2 3 0 1 5																	
<b>Matt Williams, R</b> (1, 5) <small>OBP: 0.314, SLG: 0.587</small>	1-2 	0-0 			1-0 		1-1 	1-0 		4 2 2 1 0 0 2																	
<b>Jose Uribe, S</b> (1, 6) <small>OBP: 0.289, SLG: 0.313</small> <b>Chris Speier, R</b> (7, 4) <small>OBP: 0.340, SLG: 0.380</small>	4-0 		0-0 		0-3 		1-1 	1-1 		3 0 0 0 1 1 2 1 0 0 1 0 0 1																	
<b>Kelly Downs, R</b> (1, 1) <small>OBP: 0.208, SLG: 0.255</small> <b>Candy Maldonado, R</b> (7, PH) <small>OBP: 0.316, SLG: 0.363</small>	0-3 		2-3 		2-3 		4-2 	4-2 		3 0 0 0 0 3 3 0 1 0 0 2 0 0																	
<b>Inning Stats</b>	R: 4 E: 2 K: 2 S: 18	H: 3 LOB: 2 BB: 1 P: 27	R: 4 E: 0 K: 0 S: 12	H: 4 LOB: 0 BB: 0 P: 17	R: 0 E: 0 K: 2 S: 8	H: 0 LOB: 0 BB: 0 P: 10	R: 1 E: 0 K: 1 S: 12	H: 2 LOB: 1 BB: 0 P: 20	R: 2 E: 0 K: 2 S: 14	H: 2 LOB: 0 BB: 0 P: 22	R: 0 E: 0 K: 0 S: 12	H: 1 LOB: 1 BB: 0 P: 18	R: 3 E: 0 K: 0 S: 15	H: 3 LOB: 1 BB: 1 P: 24	R: 1 E: 0 K: 0 S: 12	H: 2 LOB: 2 BB: 1 P: 21	R: 0 E: 0 K: 0 S: 9	H: 3 LOB: 2 BB: 0 P: 18	1B: 14 2B: 3 3B: 1 HR: 2	SF: 1 SAC: 1 DP: 1 HBP: 0	WP: 1 PB: 0 SB: 1 CS: 0	PA: 51					
<b>PITCHER</b>	IP WLS BF H R ER SO BB IBB HBP BLK WP HR S P ERA WHIP											<b>PITCHER</b>	IP WLS BF H R ER SO BB IBB HBP BLK WP HR S P ERA WHIP														
<b>Orel Hershiser, R</b> (1, 1) <small>ERA: 3.06</small>	2.0	L	16	7	8	5	2	0	1	0	0	0	1	30	44	22.50	3.500										
<b>Shawn Hillegas, R</b> (3, 1) <small>ERA: 4.13</small>	4.0		17	5	3	3	5	0	0	0	0	1	1	46	70	6.75	1.250										
<b>Tim Crews, R</b> (7, 1) <small>ERA: 3.81</small>	0.1		4	2	3	3	0	1	0	0	0	0	0	7	14	81.00	9.000										
<b>Brian Holton, R</b> (7, 1) <small>ERA: 2.12</small>	2.2		14	6	1	1	0	1	0	0	0	0	0	29	49	3.38	2.625										

San Francisco Giants @ Los Angeles Dodgers  
 Dodger Stadium, Los Angeles, CA  
 Sun Aug 14 1988, 3:33 AM PDT  
 Att. 45,502 - Sunny - 80 F

AB	46
R	15
H	20
RBI	12
BB	3
SO	7
LOB	27



WP	1	PA	51
PB	0		
SB	1		
CS	0		

1B	14	SF	1
2B	3	SAC	1
3B	1	DP	1
HR	2	HBP	0

Batter	1	2	3	4	5	6	7	8	9	AB R H RBI BB SO LOB
Steve Sax, R (1, 4) OBP: 0.346, SLG: 0.372 Dave Anderson, R (6, 4) OBP: 0.335, SLG: 0.318	3-2 1B 2B 1B		1-0 1-3	1-1 L3		2-0 5-3			0-1 1-3 1B	3 1 1 0 0 0 2 2 0 1 0 0 0 1
Mike Scioscia, L (1, 2) OBP: 0.348, SLG: 0.345 Rick Dempsey, R (6, 2) OBP: 0.333, SLG: 0.487	3-1 2B 1-3 5-3 1B		2-2 1B 1B		2-2 1-3		3-2 G3 4-3 2B		3-3 K	3 1 2 0 0 0 0 2 1 1 0 0 1 1
Pedro Guerrero, R (1, 3) OBP: 0.374, SLG: 0.409 Franklin Stubbs, L (6, 3) OBP: 0.289, SLG: 0.361	1-2 1-3 3-H 2B		1-0 F8		2-0 5-3		1-2 G3		2-1 1-3	3 0 1 1 0 0 1 2 0 0 0 0 0 2
Mike Marshall, R (1, 9) OBP: 0.314, SLG: 0.442 Mickey Hatcher, R (5, PH) OBP: 0.354, SLG: 0.389	0-2 5-3		1-1 1-2 1B		0-0 1B		2-1 4-3		1-1 6-3	2 0 1 1 0 0 1 3 0 1 1 0 0 1
John Shelby, S (1, 8) OBP: 0.338, SLG: 0.393	3-3 K		2-1 F7		0-0 L9		3-H 2-2 F2			4 0 0 0 0 1 4
Danny Heep, L (1, 7) OBP: 0.378, SLG: 0.289	2-2 F7		1-1 4-3		2-0 G3 1B 4-3 1B			1-0 1B		4 1 2 0 0 0 1
Tracy Woodson, R (1, 5) OBP: 0.250, SLG: 0.287		1-0 F7	1-2 P2		0-0 4-3 G3 1B			2-3 K		4 0 1 0 0 1 1
Alfredo Griffin, S (1, 6) OBP: 0.218, SLG: 0.228		0-2 6-3	1-2 E4 BB		0-0 G3			0-1 G4-6-3 1B		4 0 1 0 0 0 2
Orel Hershiser, R (1, 1) OBP: 0.127, SLG: 0.175 Mike Davis, L (2, PH) OBP: 0.270, SLG: 0.287 Shawn Hillegas, R (3, 1) OBP: 0.188, SLG: 0.133 Kirk Gibson, L (6, PH) OBP: 0.383, SLG: 0.519 Tim Crews, R (7, 1) OBP: 0.200, SLG: 0.200 Brian Holton, R (7, 1)		2-2 F9	4-2 1-2 BB		0-1 4-3			0-0 G4-6-3		0 0 0 0 0 0 0 1 0 0 0 0 0 0 0 0 0 0 1 0 0 1 0 0 1 0 0 1 0 0 0 0 0 0 0 1 0 0 0 0 0 2

Inning Stats	R: 2	H: 3	E: 0	LOB: 1	K: 1	S: 18	R: 0	H: 0	E: 0	LOB: 0	K: 0	S: 7	R: 0	H: 2	E: 0	LOB: 2	K: 0	S: 11	R: 0	H: 0	E: 1	LOB: 2	K: 0	S: 12	R: 0	H: 1	E: 0	LOB: 1	K: 0	S: 6	R: 1	H: 1	E: 0	LOB: 0	K: 0	S: 11	R: 0	H: 2	E: 0	LOB: 1	K: 1	S: 7	R: 0	H: 1	E: 0	LOB: 1	K: 1	S: 11	1B: 10	SF: 0	2B: 2	SAC: 0	3B: 0	DP: 1	HR: 0	HBP: 0	WP: 0	PA: 40
PITCHER	IP	WLS	BF	H	R	ER	SO	BB	IBB	HBP	BLK	WP	HR	S	P	ERA	WHIP													IP	WLS	BF	H	R	ER	SO	BB	IBB	HBP	BLK	WP	HR	S	P	ERA	WHIP												
Kelly Downs, R (1, 1) ERA: 3.32	6.0	W	28	8	3	3	1	1	0	0	0	0	0	60	98	4.50	1.500																																									
Jeff Brantley, R (7, 1) ERA: 4.5	3.0	S	12	4	1	1	2	0	0	0	0	0	0	29	46	3.00	1.333																																									

**BOTTOM**

**San Francisco Giants @ Los Angeles Dodgers**  
**Dodger Stadium, Los Angeles, CA**  
 Sun Aug 14 1988, 3:33 AM PDT  
 Att: 45,502 - Sunny - 80 F

livebaseballscorecards.com

AB	39
R	4
H	12
RBI	4
BB	1
SO	3
LOB	20





Batter	1	2	3	4	5	6	7	8	9	AB R H RBI BB SO LOB	TOP											
<b>Brett Butler, L</b> (1, 8) OBP: 0.394, SLG: 0.393	2-2 G4-3		3-2 1B		2-1 F9			3-3 K		4 0 1 0 0 1 1												
<b>Robby Thompson, R</b> (1, 4) OBP: 0.345, SLG: 0.405	0-1 B1		2-1 1B			1-2 F8		0-3 K		4 0 1 0 0 1 1												
<b>Scott Garrelts, R</b> (8, 1) OBP: 0.125, SLG: 0.125										0 0 0 0 0 0 0												
<b>Will Clark, L</b> (1, 3) OBP: 0.389, SLG: 0.536	2-3 K		3-2 P7			0-2 F8			0-1 L8	4 0 0 0 0 1 2												
<b>Kevin Mitchell, R</b> (1, 7) OBP: 0.320, SLG: 0.471		1-1 G4-3		4-2 CS BB		2-2 P3			0-0 G6-3	3 0 0 0 1 0 0												
<b>Mike Aldrete, L</b> (1, 9) OBP: 0.359, SLG: 0.360		3-2 L8		0-0 L7			2-0 G4-3		3-1 F8	3 0 0 0 0 0 1												
<b>Joel Youngblood, R</b> (9, PH) OBP: 0.330, SLG: 0.319										1 0 0 0 0 0 0												
<b>Bob Melvin, R</b> (1, 2) OBP: 0.274, SLG: 0.401		0-1		0-1						3 0 3 0 0 0 0												
<b>Donell Nixon, R</b> (7, PR) OBP: 0.429, SLG: 0.442				1-2 1B				CS 1B		0 0 0 0 0 0 0												
<b>Bob Brenly, R</b> (7, 2) OBP: 0.255, SLG: 0.304										0 0 0 0 0 0 0												
<b>Matt Williams, R</b> (1, 5) OBP: 0.296, SLG: 0.551		1-3 K		0-1 P9			1 SAFE 0-3 K			3 0 0 0 0 2 3												
<b>Jose Uribe, S</b> (1, 6) OBP: 0.290, SLG: 0.313			1-0 G6-3		1-1 L3		1 SAFE 3-0 CS	0-1 SH3-4 1B		3 0 1 0 0 0 0												
<b>Don Robinson, R</b> (1, 1) OBP: 0.154, SLG: 0.160			1-2 G6-3		1-0 G6-3			1 SAFE 0-0 SH3-4		2 0 0 0 0 0 0												
<b>Chris Speier, R</b> (8, PH) (8, 4)										0 0 0 0 0 0 0												
<b>Inning Stats</b>	R: 0 E: 0 K: 1 S: 8	H: 0 LOB: 0 BB: 0 P: 12	R: 0 E: 0 K: 1 S: 11	H: 1 LOB: 1 BB: 0 P: 16	R: 0 E: 0 K: 0 S: 15	H: 2 LOB: 2 BB: 0 P: 25	R: 0 E: 0 K: 0 S: 8	H: 1 LOB: 1 BB: 1 P: 12	R: 0 E: 0 K: 0 S: 5	H: 0 LOB: 0 BB: 0 P: 9	R: 0 E: 0 K: 0 S: 11	H: 0 LOB: 0 BB: 0 P: 14	R: 0 E: 0 K: 1 S: 7	H: 1 LOB: 1 BB: 0 P: 10	R: 0 E: 0 K: 2 S: 9	H: 1 LOB: 1 BB: 0 P: 12	R: 0 E: 0 K: 0 S: 5	H: 0 LOB: 0 BB: 0 P: 8	1B: 6 2B: 0 3B: 0 HR: 0	SF: 0 SAC: 1 DP: 0 HBP: 0	WP: 0 PB: 0 SB: 0 CS: 2	PA: 33
<b>PITCHER</b>	IP WLS BF H R ER SO BB IBB HBP BLK WP HR S P ERA WHIP																					
<b>Tim Belcher, R</b> (1, 1) ERA: 3.43	7.1 W 27 6 0 0 3 1 0 0 0 0 0 0 68 101 0.00 0.955																					
<b>Jesse Orosco, L</b> (8, 1) ERA: 3.21	1.2 S 5 0 0 0 2 0 0 0 0 0 0 0 11 17 0.00 0.000																					

San Francisco Giants @ Los Angeles Dodgers  
 Dodger Stadium, Los Angeles, CA  
 Mon Aug 15 1988, 7:05 PM PDT  
 Att: 49,306 - Unknown

AB	30
R	0
H	6
RBI	0
BB	1
SO	5
LOB	8



Batter	1	2	3	4	5	6	7	8	9	AB	R	H	RBI	BB	SO	LOB
Alfredo Griffin, S OBP: 0.215, SLG: 0.224 (1, 6)	2-2 G4-3		0-0 P5		2-1 P6			0-0 SH3-4		3	0	0	0	0	0	0
Mike Scioscia, L OBP: 0.344, SLG: 0.341 (1, 2)	0-1 F8		0-1 G4-3			1-1 F7		0-3 K		4	0	0	0	0	1	1
Kirk Gibson, L OBP: 0.384, SLG: 0.518 (1, 7)	1-2 1B					1-3 K		4-0 IBB		3	0	1	0	1	2	0
Mike Marshall, R OBP: 0.313, SLG: 0.441 (1, 9)	1-0 G6-3				1-0 1B SF9		1-1 F9	1-3 K		4	1	1	0	0	1	3
John Shelby, S OBP: 0.338, SLG: 0.393 (1, 8)		1-3 K		0-2 1B		2-1 P7				3	0	1	0	0	1	0
Franklin Stubbs, L OBP: 0.284, SLG: 0.356 (1, 3)		1-2 G3		1-2 SF9		0-1 P5				2	0	0	1	0	0	0
Mickey Hatcher, R OBP: 0.362, SLG: 0.396 (1, 5)		0-0 E7		2-1 F9		0-1 1B				3	0	2	0	0	0	1
Tracy Woodson, R OBP: 0.250, SLG: 0.287 (8, 5)		0-1 1B				0-1 1B				0	0	0	0	0	0	0
Dave Anderson, R OBP: 0.331, SLG: 0.314 (1, 4)		0-1 G6-3				0-0 F9				3	0	0	0	0	0	2
Jesse Orosco, R (8, 1)						0-1 P3				0	0	0	0	0	0	0
Tim Belcher, R OBP: 0.077, SLG: 0.128 (1, 1)			0-3 K			0-0 G5-3				2	0	0	0	0	1	0
Steve Sax, R OBP: 0.347, SLG: 0.372 (8, 4)								4-0 SH3-4 BB		0	0	0	0	1	0	0


Inning Stats	R: 0	H: 1	E: 0	LOB: 1	K: 0	P: 15	R: 0	H: 1	E: 1	LOB: 1	K: 1	P: 14	R: 0	H: 0	E: 0	LOB: 0	K: 1	P: 6	R: 1	H: 2	E: 0	LOB: 1	K: 1	P: 18	R: 0	H: 0	E: 0	LOB: 0	K: 0	P: 6	R: 0	H: 0	E: 0	LOB: 0	K: 1	P: 7	R: 0	H: 1	E: 0	LOB: 1	K: 0	P: 10	R: 0	H: 0	E: 0	LOB: 2	K: 2	P: 16												
PITCHER	IP	WLS	BF	H	R	ER	SO	BB	IBB	HBP	BLK	WP	HR	S	P	ERA	WHIP																			PITCHER	IP	WLS	BF	H	R	ER	SO	BB	IBB	HBP	BLK	WP	HR	S	P	ERA	WHIP							
Don Robinson, R ERA: 2.76 (1, 1)	7.0	L	26	5	1	1	4	0	0	0	0	0	0	69	83	1.29	0.714																																											
Scott Garrelts, R ERA: 4.52 (8, 1)	1.0		5	0	0	0	2	1	1	0	0	0	0	7	16	0.00	1.000																																											

**BOTTOM**

**San Francisco Giants @ Los Angeles Dodgers**  
**Dodger Stadium, Los Angeles, CA**  
 Mon Aug 15 1988, 7:05 PM PDT  
 Att. 49,306 - Unknown

livebaseballscorecards.com

<b>AB</b>	<b>27</b>
<b>R</b>	<b>1</b>
<b>H</b>	<b>5</b>
<b>RBI</b>	<b>1</b>
<b>BB</b>	<b>2</b>
<b>SO</b>	<b>6</b>
<b>LOB</b>	<b>7</b>



WP: 0	PA: 31
PB: 0	
SB: 0	
CS: 0	



Batter	1	2	3	4	5	6	7	8	9	AB R H RBI BB SO LOB	TOP										
Mookie Wilson, S OBP: 0.319, SLG: 0.376 (1, 8)			0-3 K		1-0 1B		2-3 K		1-3 K	6 2 3 1 0 3 2											
Tim Teufel, R OBP: 0.332, SLG: 0.341 (1, 4)	G6-3 		0-3 K		3-3 K		3-1 HR 1B		1-2 FC6-4	6 2 2 2 0 2 4											
Keith Hernandez, L OBP: 0.357, SLG: 0.416 Lee Mazzilli, S OBP: 0.200, SLG: 0.167 (1, 3) (7, 3)			1-0 G4-3		3-3 K		0-2 F9			4 1 1 1 0 1 1 1 0 0 0 0 0 1											
Darryl Strawberry, L OBP: 0.369, SLG: 0.556 (1, 9)	E9 			1-1 HR 1B		3-3 K		0-1 HR		5 3 3 2 0 1 1											
Kevin McReynolds, R OBP: 0.337, SLG: 0.481 (1, 7)	4-0 E 1B IBB	3-1 G3-1		0-2 HR		3-2 G6-3		1-2 F7		4 2 1 2 1 0 0											
Gary Carter, R OBP: 0.319, SLG: 0.387 Barry Lyons, R OBP: 0.220, SLG: 0.321 (1, 2) (7, 2)	1-2 E7 1B 1B	4-2 BB BB		1-0 G6-3		1-1 1B		2-0 F8		3 1 2 1 1 0 0 1 0 0 0 0 0 0											
Howard Johnson, S OBP: 0.341, SLG: 0.434 (1, 5)	1-1 1B 1B	1-1 L8		3-2 F9		1-3 K			4-2 FC1-6 1B BB	4 1 1 1 1 1 2	AB 43 R 13 H 15 RBI 11 BB 4 SO 9 LOB 17										
Kevin Elster, R OBP: 0.290, SLG: 0.323 (1, 6)	0-1 1B 2B 1B	4-1 BB		0-1 G4-3		1-1 G1-3			0-0 FC1-6 1B	4 1 2 1 1 0 0											
Dwight Gooden, R OBP: 0.194, SLG: 0.229 Bob McClure, R (8, 1) Mackey Sasser, L OBP: 0.255, SLG: 0.354 Ed Nunez, R (9, 1)	0-3 K	0-0 G1-3			1-1 F9		1-1 G6-3		0-0 FC1-6 FC6-4	4 0 0 0 0 1 4 0 0 0 0 0 0 0 1 0 0 0 0 0 2 0 0 0 0 0 0 0											
<b>Inning Stats</b>	R: 9 E: 3 K: 1 S: 32	H: 8 LOB: 1 BB: 1 P: 50	R: 0 E: 0 K: 0 S: 10	H: 0 LOB: 2 BB: 2 P: 22	R: 0 E: 0 K: 2 S: 7	H: 0 LOB: 0 BB: 0 P: 8	R: 2 E: 0 K: 0 S: 11	H: 2 LOB: 0 BB: 0 P: 16	R: 0 E: 0 K: 2 S: 13	H: 1 LOB: 1 BB: 0 P: 21	R: 0 E: 0 K: 2 S: 14	H: 1 LOB: 1 BB: 0 P: 22	R: 0 E: 0 K: 1 S: 7	H: 0 LOB: 0 BB: 0 P: 11	R: 2 E: 0 K: 0 S: 12	H: 2 LOB: 0 BB: 0 P: 18	R: 0 E: 0 K: 1 S: 11	H: 1 LOB: 2 BB: 1 P: 17	1B: 12 2B: 1 3B: 0 HR: 2	SF: 0 SAC: 0 DP: 0 HBP: 0	WP: 0 PA: 47 PB: 0 SB: 0 CS: 0
<b>PITCHER</b>	IP WLS BF H R ER SO BB IBB HBP BLK WP HR S P ERA WHIP																			<b>PITCHER</b>	IP WLS BF H R ER SO BB IBB HBP BLK WP HR S P ERA WHIP
Atlee Hammaker, L ERA: 4.18 (1, 1)	0.1 L 8 6 7 7 0 0 0 0 0 0 0 20 31 189.00 18.000																				
Joe Price, L ERA: 3.52 (1, 1)	0.2 5 2 2 1 1 0 0 0 0 0 0 0 12 19 13.50 3.000																				
Ron Davis, R ERA: 4.5 (2, 1)	4.0 17 3 2 2 4 2 0 0 0 0 0 1 41 67 4.50 1.250																				
Jeff Brantley, R ERA: 3.38 (6, 1)	2.0 7 1 0 0 3 0 0 0 0 0 0 0 21 33 0.00 0.500																				
Craig Lefferts, L ERA: 3.3 (8, 1)	2.0 10 3 2 2 1 1 0 0 0 0 0 1 23 35 9.00 2.000																				

**New York Mets @ San Francisco Giants**  
**Candlestick Park, San Francisco, CA**  
 Tue Aug 16 1988, 10:05 PM EDT  
 Att: 29,134 - Unknown

livebaseballscorecards.com

Batter	1	2	3	4	5	6	7	8	9	AB	R	H	RBI	BB	SO	LOB				
<b>Brett Butler, L</b> (1, 8) OBP: 0.392, SLG: 0.391 <b>Donell Nixon, R</b> (7, 8) OBP: 0.414, SLG: 0.426	1-0 L4		0-2 G1-3			1-1 G1-3		3-3 K	0-1 F7	3	0	0	0	0	0	0				
<b>Robby Thompson, R</b> (1, 4) OBP: 0.345, SLG: 0.404 <b>Chris Speier, R</b> (7, 4) OBP: 0.344, SLG: 0.392	2-1 P8			3-2 1B SF9		0-0 F2		0-2 G3 1B 2B		3	1	1	0	0	0	0				
<b>Mike Aldrete, L</b> (1, 3) OBP: 0.358, SLG: 0.358	2-3 K			1-2 WP 1B		1-1 G3		1-2 G3		4	0	1	1	0	1	1				
<b>Kevin Mitchell, R</b> (1, 7) OBP: 0.321, SLG: 0.475		1-0 1B 2B		0-0 SF9			1-3 K	0-0 HR 1B		3	2	2	2	0	1	0				
<b>Candy Maldonado, R</b> (1, 9) OBP: 0.318, SLG: 0.372		0-0 G6-4-3 1B		2-3 K			0-0 G1-5-3	1-1 HR		4	1	2	3	0	1	1				
<b>Bob Melvin, R</b> (1, 2) OBP: 0.273, SLG: 0.398		1-2 G6-4-3		0-0 G6-3			0-1 1B 1B	1-3 K		4	0	1	0	0	1	2				
<b>Matt Williams, R</b> (1, 5) OBP: 0.293, SLG: 0.528		2-3 K			1-1 G6-3		1-1 1B		0-1 G1	4	0	1	0	0	1	0				
<b>Jose Uribe, S</b> (1, 6) OBP: 0.288, SLG: 0.312 <b>Jeff Brantley, R</b> (6, 1) OBP: 1.000, SLG: 1.000 <b>Will Clark, L</b> (7, PH) OBP: 0.388, SLG: 0.535 <b>Craig Lefferts, L</b> (8, 1) <b>Joel Youngblood, R</b> (9, PH) OBP: 0.327, SLG: 0.316			1-0 G4-3		3-2 F8		1-3 K		0-0 F6	2	0	0	0	0	0	0				
<b>Atlee Hammaker, S</b> (1, 1) OBP: 0.182, SLG: 0.100 <b>Joe Price, R</b> (1, 1) <b>Ron Davis, R</b> (2, 1) <b>Ernest Riles, L</b> (5, PH) OBP: 0.295, SLG: 0.351			0-2 G1-3		0-2 G3			0-1 2B WP G3 1B	0-2 E8 1B	0	0	0	0	0	0	0				
<b>Inning Stats</b>	R: 0 E: 0 K: 1 S: 6	H: 0 LOB: 0 BB: 0 P: 11	R: 1 E: 0 K: 1 S: 9	H: 2 LOB: 0 BB: 0 P: 13	R: 0 E: 0 K: 0 S: 8	H: 0 LOB: 0 BB: 0 P: 9	R: 1 E: 0 K: 1 S: 12	H: 2 LOB: 1 BB: 0 P: 18	R: 0 E: 0 K: 0 S: 9	H: 0 LOB: 0 BB: 0 P: 13	R: 0 E: 0 K: 2 S: 5	H: 2 LOB: 2 BB: 0 P: 15	R: 4 E: 0 K: 2 S: 18	H: 4 LOB: 0 BB: 0 P: 24	R: 0 E: 1 K: 0 S: 9	H: 1 LOB: 1 BB: 0 P: 9	1B: 8 2B: 2 3B: 0 HR: 1	SF: 1 SAC: 0 DP: 1 HBP: 0	WP: 2 PB: 0 SB: 0 CS: 0	PA: 37

**BOTTOM**

**New York Mets @ San Francisco Giants**  
Candlestick Park, San Francisco, CA

Tue Aug 16 1988, 10:05 PM EDT  
Att. 29,134 - Unknown

livebaseballscores.com

<b>AB</b>	<b>36</b>
<b>R</b>	<b>6</b>
<b>H</b>	<b>11</b>
<b>RBI</b>	<b>6</b>
<b>BB</b>	<b>0</b>
<b>SO</b>	<b>7</b>
<b>LOB</b>	<b>8</b>





Batter	1	2	3	4	5	6	7	8	9	AB R H RBI BB SO LOB	TOP	
Lenny Dykstra, L OBP: 0.332, SLG: 0.394 (1, 8) B C B F X	2-2 P6 ①		X 0-0 P8 ③			C B B S F X 2-2 F9 ③		F X 0-1 P6 ②	4 0 0 0 0 0 1			
Wally Backman, S OBP: 0.377, SLG: 0.336 (1, 4) B X	1-1 1B		B X 1-0 G3-1 ①			C X 0-1 L3 1B		F B B F X 1-2 6-3 ③	4 0 2 0 0 0 1			
Keith Hernandez, L OBP: 0.353, SLG: 0.411 (1, 3) C C S	0-3 K ②		X 0-0 G4-3 ②			C B B B X 3-1 L3 ① ②			3 0 0 0 0 1 2			
Darryl Strawberry, L OBP: 0.367, SLG: 0.552 (1, 9) B B C S F SAFE	3-3 K ③		X 0-0 G4-3 ③			X 0-0 F8 ③			3 0 0 0 0 1 1			
Kevin McReynolds, R OBP: 0.335, SLG: 0.476 (1, 7)		C X 0-1 G5-3 ①		X 0-0 P8 ①		C B X 1-2 L9 ①			3 0 0 0 0 0 0			
Gary Carter, R OBP: 0.316, SLG: 0.384 (1, 2)		F B X 1-1 F3 ②		F B X 1-1 P5 ②		C C C 0-3 K ②			3 0 0 0 0 1 0			
Howard Johnson, S OBP: 0.338, SLG: 0.430 (1, 5)		S F B B 2-3 K ③		B B C X 2-1 F5 ③		B X 2-1 P6 ③			3 0 0 0 0 1 0			
Kevin Elster, R OBP: 0.289, SLG: 0.321 Dave Magadan, L OBP: 0.391, SLG: 0.336 (9, PH)			B B X 2-0 L6 ①		B X 1-0 G5-3 ①		B B F C X 2-2 6-3 ①	2 0 0 0 0 0 0 1 0 0 0 0 0 0				
David Cone, L OBP: 0.203, SLG: 0.196 Terry Leach, R OBP: 0.091, SLG: 0.091 Lee Mazzilli, S OBP: 0.208, SLG: 0.167 (9, PH)		B C X 1-1 F6-3 ②		C B X 1-2 F8 ②		B B F B B 4-2 BB ②	2 0 0 0 0 0 0 0 0 0 0 0 0 0 0 0 0 0 1 0 0					
<b>Inning Stats</b>	R: 0 H: 1 E: 0 LOB: 1 K: 2 BB: 0 S: 12 P: 18	R: 0 H: 0 E: 0 LOB: 0 K: 1 BB: 0 S: 7 P: 10	R: 0 H: 0 E: 0 LOB: 0 K: 0 BB: 0 S: 4 P: 7	R: 0 H: 0 E: 0 LOB: 0 K: 0 BB: 0 S: 3 P: 4	R: 0 H: 0 E: 0 LOB: 0 K: 0 BB: 0 S: 5 P: 8	R: 0 H: 0 E: 0 LOB: 0 K: 0 BB: 0 S: 8 P: 12	R: 0 H: 1 E: 0 LOB: 0 K: 0 BB: 0 S: 5 P: 8	R: 0 H: 0 E: 0 LOB: 0 K: 1 BB: 0 S: 8 P: 11	R: 0 H: 0 E: 0 LOB: 1 K: 0 BB: 1 S: 12 P: 19	1B: 2 SF: 0 2B: 1 SAC: 0 3B: 0 DP: 1 HR: 0 HBP: 0	WP: 0 PA: 29 PB: 0 SB: 0 CS: 0	
<b>PITCHER</b> Rick Reuschel, R ERA: 3.18 (1, 1)	IP WLS BF H R ER SO BB IBB HBP BLK WP HR S P ERA WHIP	9.0 W 29 2 0 0 4 1 0 0 0 0 0 0 64 97 0.00 0.333										

**New York Mets @ San Francisco Giants**  
**Candlestick Park, San Francisco, CA**  
 Wed Aug 17 1988, 10:05 PM EDT  
 Att: 24,730 - Unknown

livebaseballscorecards.com

**AB 28**  
**R 0**  
**H 2**  
**RBI 0**  
**BB 1**  
**SO 4**  
**LOB 5**









Batter	1	2	3	4	5	6	7	8	9
<b>Brett Butler, L</b> OBP: 0.390, SLG: 0.387 (1, 8)	0-0 B1-3		1-3 K	2-2 F7			0-0 F7		
<b>Robby Thompson, R</b> OBP: 0.348, SLG: 0.417 (1, 4)	2-1 1-3 S 2B 1B		3-2 BLK S 1B			0-0 F8	1-2 2B		
<b>Will Clark, L</b> OBP: 0.388, SLG: 0.530 (1, 3)	2-2 1-3		1-3 SAFE 1-2 K			2-1 F7	0-1 F7		
<b>Kevin Mitchell, R</b> OBP: 0.327, SLG: 0.479 (1, 7)	1-0 2B		3-0 F5			1-0 1B	4-2 BB		
<b>Donell Nixon, R</b> OBP: 0.414, SLG: 0.426 (7, PR) (8, 7)									
<b>Candy Maldonado, R</b> OBP: 0.317, SLG: 0.372 (1, 9)	3-3 K			2-2 6-3 1B 2B		1-1 5-3	1-1 F7		
<b>Mike Aldrete, L</b> OBP: 0.358, SLG: 0.359 (7, PH) (8, 9)									
<b>Bob Brenly, R</b> OBP: 0.246, SLG: 0.291 (1, 2)		2-2 F4		1-1 6-3		2-1 F6	0-2 F8		
<b>Matt Williams, R</b> OBP: 0.281, SLG: 0.542 (1, 5)		1-2 HR		0-1 6-3		2-0 5-3	1-1 F7		
<b>Jose Uribe, S</b> OBP: 0.290, SLG: 0.313 (1, 6)		3-2 F8		2-1 2B 1B		2-2 1B	1-0 L8		
<b>Mike Krukow, R</b> OBP: 0.100, SLG: 0.179 (1, 1)		0-0 4-3		0-0 2B		2-2 F9			
<b>Ernest Riles, L</b> OBP: 0.294, SLG: 0.349 (6, PH)				1-H 2B					
<b>Roger Samuels, L</b> (7, 1)									
<b>Scott Garrelts, R</b> OBP: 0.125, SLG: 0.125 (9, 1)									

Inning Stats	R: 1	H: 2	E: 0	K: 1	S: 13	LOB: 1	BB: 0	P: 21	R: 1	H: 1	E: 0	K: 0	S: 10	LOB: 0	BB: 0	P: 16	R: 0	H: 1	E: 0	K: 2	S: 10	LOB: 1	BB: 0	P: 18	R: 2	H: 3	E: 0	K: 0	S: 13	LOB: 1	BB: 0	P: 20	R: 0	H: 1	E: 0	K: 0	S: 6	LOB: 1	BB: 0	P: 10	R: 0	H: 1	E: 0	K: 0	S: 9	LOB: 1	BB: 0	P: 17	R: 0	H: 1	E: 0	K: 0	S: 12	LOB: 2	BB: 1	P: 18	R: 0	H: 0	E: 0	K: 0	S: 6	LOB: 0	BB: 0	P: 8
--------------	------	------	------	------	-------	--------	-------	-------	------	------	------	------	-------	--------	-------	-------	------	------	------	------	-------	--------	-------	-------	------	------	------	------	-------	--------	-------	-------	------	------	------	------	------	--------	-------	-------	------	------	------	------	------	--------	-------	-------	------	------	------	------	-------	--------	-------	-------	------	------	------	------	------	--------	-------	------

PITCHER	IP	WLS	BF	H	R	ER	SO	BB	IBB	HBP	BLK	WP	HR	S	P	ERA	WHIP
<b>Bob Ojeda, L</b> ERA: 3.24 (1, 1)	4.0	L	19	7	4	4	3	0	0	0	1	0	1	46	75	9.00	1.750
<b>Terry Leach, R</b> ERA: 2.68 (5, 1)	2.0		8	2	0	0	0	0	0	0	0	0	0	15	27	0.00	1.000
<b>Bob McClure, L</b> ERA: 5.88 (7, 1)	0.2		3	1	0	0	0	0	0	0	0	0	0	7	8	0.00	1.500
<b>Ed Nunez, R</b> ERA: 6.97 (7, 1)	1.1		5	0	0	0	0	1	0	0	0	0	0	11	18	0.00	0.750

AB	R	H	RBI	BB	SO	LOB
4	0	0	0	0	1	1
4	1	3	0	0	0	0
4	0	0	0	0	1	3
3	0	2	1	1	0	1
0	0	0	0	0	0	0
3	1	1	0	0	1	2
1	0	0	0	0	0	2
4	0	0	0	0	0	1
4	1	1	1	0	0	1
4	1	2	1	0	0	0
2	0	1	1	0	0	0
1	0	0	0	0	0	1
0	0	0	0	0	0	0
0	0	0	0	0	0	0

WP	HR	S	P	ERA	WHIP
0	0	0	35		

**New York Mets @ San Francisco Giants**  
**Candlestick Park, San Francisco, CA**  
 Thu Aug 18 1988, 6:33 AM EDT  
 Att. 32,132 - Sunny

AB	34
R	4
H	10
RBI	4
BB	1
SO	3
LOB	12





Batter	1	2	3	4	5	6	7	8	9	AB R H RBI BB SO LOB	TOP											
Phil Bradley, R (1, 7) OBP: 0.340, SLG: 0.364	1-0 6-3		1-3 K			0-3 K		0-3 K		4 0 0 0 0 3 2												
Milt Thompson, L (1, 8) OBP: 0.354, SLG: 0.355	1-1 G3			4-0 BB		0-0 2B		2-2 1-3		3 0 1 0 1 0 0												
Juan Samuel, R (1, 4) OBP: 0.312, SLG: 0.398	2-3 K		2-1 G5-4-3		2-2 5-3		2-2 5-3	0-3 K		4 0 0 0 0 2 3												
Lance Parrish, R (1, 2) OBP: 0.307, SLG: 0.404		0-3 K		0-0 5-3		0-0 5-3		1-2 5-3		4 0 0 0 0 1 0												
Chris James, R (1, 9) OBP: 0.289, SLG: 0.399		2-3 K			0-0 G3-6-3 1B		1-1 BB PB 1B	2-2 F8		4 1 2 0 0 1 0												
Ricky Jordan, R (1, 3) OBP: 0.344, SLG: 0.537		1-3 K			0-1 F8		0-0 PB BB SF7 1B	0-1 1-3		4 1 1 0 0 1 1												
Shane Turner, L (1, 5)			2-3 K		0-1 G3-6-3		4-2 E PB BB			2 0 0 0 1 1 1												
Steve Jeltz, S (1, 6) OBP: 0.339, SLG: 0.277			0-0 6-3		0-0 6-3		3-2 2B 1B	1-0 SF7		2 0 1 1 0 0 0												
Jackie Gutierrez, R (7, 6) OBP: 0.261, SLG: 0.302							1-3 2-H 3-H			0 0 0 0 0 0 0												
David Palmer, R (1, 1) OBP: 0.250, SLG: 0.528			1-0 BLK 1B			0-3 K	0-3 K			3 0 1 0 0 2 2												
Bruce Ruffin, S (7, 1) OBP: 0.194, SLG: 0.121										0 0 0 0 0 0 0												
Kent Tekulve, R (7, 1)										0 0 0 0 0 0 0												
Greg Harris, S (8, 1) OBP: 0.375, SLG: 0.625										0 0 0 0 0 0 0												
<b>Inning Stats</b>	R: 0 E: 0 K: 1 S: 6	H: 0 LOB: 0 BB: 0 P: 10	R: 0 E: 0 K: 3 S: 11	H: 0 LOB: 0 BB: 0 P: 14	R: 0 E: 0 K: 2 S: 8	H: 1 LOB: 1 BB: 0 P: 12	R: 0 E: 0 K: 0 S: 4	H: 0 LOB: 0 BB: 1 P: 9	R: 0 E: 0 K: 0 S: 5	H: 1 LOB: 0 BB: 0 P: 5	R: 0 E: 0 K: 2 S: 14	H: 2 LOB: 2 BB: 0 P: 19	R: 2 E: 1 K: 1 S: 12	H: 2 LOB: 1 BB: 1 P: 18	R: 0 E: 0 K: 2 S: 10	H: 0 LOB: 0 BB: 0 P: 12	R: 0 E: 0 K: 0 S: 8	H: 0 LOB: 0 BB: 0 P: 11	1B: 5 2B: 1 3B: 0 HR: 0	SF: 1 SAC: 0 DP: 2 HBP: 0	WP: 0 PB: 1 SB: 0 CS: 0	PA: 33
<b>PITCHER</b>	IP WLS BF H R ER SO BB IBB HBP BLK WP HR S P ERA WHIP																					
Kelly Downs, R (1, 1) ERA: 3.24	7.0 W 27 6 2 1 9 2 0 0 0 0 0 0 60 87 1.29 1.143																					
Scott Garrelts, R (8, 1) ERA: 4.33	2.0 S 6 0 0 0 2 0 0 0 0 0 0 0 18 23 0.00 0.000																					

Philadelphia Phillies @ San Francisco Giants  
Candlestick Park, San Francisco, CA

Fri Aug 19 1988, 10:05 PM EDT  
Att. 14,721 - Unknown - 70 F

livebaseballscorecards.com

AB	30
R	2
H	6
RBI	1
BB	2
SO	11
LOB	9



Batter	1	2	3	4	5	6	7	8	9	AB	R	H	RBI	BB	SO	LOB
<b>Brett Butler, L</b> (1, 8) OBP: 0.389, SLG: 0.384	1-1 G3		1-0 G3		2-3 K		4-1 2B BB			3	1	0	1	1	1	1
<b>Robby Thompson, R</b> (1, 4) OBP: 0.347, SLG: 0.418	2-3 K		0-3 K		0-0 5-3		0-0 G3 SF8 2B			4	1	1	3	0	2	1
<b>Will Clark, L</b> (1, 3) OBP: 0.385, SLG: 0.525	1-1 G3			2-3 K		1-0 F8	1-2 G3			4	0	0	0	0	1	2
<b>Kevin Mitchell, R</b> (1, 7) OBP: 0.326, SLG: 0.478		3-1 1B		0-0 6-3		1-3 K	0-1 SF8			3	0	1	1	0	1	0
<b>Scott Garrelts, R</b> (8, 1) OBP: 0.125, SLG: 0.125										0	0	0	0	0	0	0
<b>Mike Aldrete, L</b> (1, 9) OBP: 0.360, SLG: 0.361		2-2 F7		3-1 1B BB		1-0 1B	3-H 3-1			4	0	2	0	0	0	2
<b>Bob Brenly, R</b> (1, 2) OBP: 0.251, SLG: 0.292		1-0 G6-4-3		4-0 1B		3-1 P4		2-3 K		3	0	1	0	1	1	1
<b>Matt Williams, R</b> (1, 5) OBP: 0.309, SLG: 0.619		1-3 1B		1-2 BB						4	2	3	1	0	0	2
<b>Jose Uribe, S</b> (1, 6) OBP: 0.289, SLG: 0.312		2-2 G6-4-3		1-2 1B						4	2	3	1	0	0	2
<b>Kelly Downs, R</b> (1, 1) OBP: 0.218, SLG: 0.250			2-1 4-3		0-0 G3		2-1 BB BB			4	1	1	0	0	0	3
<b>Ernest Riles, L</b> (7, PH) OBP: 0.294, SLG: 0.349																
<b>Joel Youngblood, R</b> (7, PH) OBP: 0.333, SLG: 0.316																
<b>Donell Nixon, R</b> (7, PR) OBP: 0.407, SLG: 0.418																
<b>Inning Stats</b>	R: 0 E: 0 K: 1 S: 7	H: 0 LOB: 0 BB: 0 P: 11	R: 0 E: 0 K: 0 S: 9	H: 2 LOB: 1 BB: 0 P: 17	R: 0 E: 0 K: 1 S: 7	H: 0 LOB: 1 BB: 1 P: 14	R: 0 E: 0 K: 1 S: 11	H: 2 LOB: 3 BB: 1 P: 20	R: 0 E: 0 K: 1 S: 7	H: 1 LOB: 1 BB: 0 P: 13	R: 5 E: 0 K: 0 S: 17	H: 3 LOB: 1 BB: 2 P: 28	R: 1 E: 0 K: 1 S: 10	H: 1 LOB: 0 BB: 0 P: 15	1B: 6 2B: 2 3B: 0 HR: 1	SF: 1 SAC: 0 DP: 1 HBP: 0

**BOTTOM**

Philadelphia Phillies @ San Francisco Giants  
 Candlestick Park, San Francisco, CA  
 Fri Aug 19 1988, 10:05 PM EDT  
 Att: 14,721 - Unknown - 70 F

[livebaseballscorecards.com](http://livebaseballscorecards.com)

<b>AB</b>	<b>31</b>
<b>R</b>	<b>6</b>
<b>H</b>	<b>9</b>
<b>RBI</b>	<b>6</b>
<b>BB</b>	<b>4</b>
<b>SO</b>	<b>6</b>
<b>LOB</b>	<b>12</b>



PITCHER																
IP	WLS	BF	H	R	ER	SO	BB	IBB	HBP	BLK	WP	HR	S	P	ERA	WHIP
David Palmer, R (1, 1)	6.0		7	2	2	5	2	0	0	0	0	0	52	90	3.00	1.500
Bruce Ruffin, L (7, 1)	0.0	L	2	0	0	0	2	0	0	0	0	0	4	12	∞	∞
Kent Tekulve, R (7, 1)	1.0		4	1	3	3	0	0	0	0	0	0	9	10	27.00	1.000
Greg Harris, R (8, 1)	1.0		4	1	1	1	0	0	0	0	0	1	10	15	9.00	1.000



Batter	1	2	3	4	5	6	7	8	9	AB R H RBI BB SO LOB	TOP											
Phil Bradley, R (1, 7) OBP: 0.342, SLG: 0.367	3-1 L7			1-2 F9		0-1 2B		3-1 1B		4 0 2 1 0 0 0												
Milt Thompson, L (1, 8) OBP: 0.351, SLG: 0.351	2-3 K			1-2 4-3		1-1 5-3		2-1 1B		3 0 0 0 0 1 2												
Greg Harris, S (6, 1) OBP: 0.375, SLG: 0.625										0 0 0 0 0 0 0												
Mike Young, S (8, PH) OBP: 0.343, SLG: 0.343										1 0 1 0 0 0 0												
Steve Bedrosian, R (8, 1)										0 0 0 0 0 0 0												
Juan Samuel, R (1, 4) OBP: 0.309, SLG: 0.395	0-2 G3			2-3 K		1-3 K		0-3 K		4 0 0 0 0 3 4												
Ricky Jordan, R (1, 3) OBP: 0.341, SLG: 0.528			2-2 5-3		0-1 P7		0-1 P8		1-1 1B	4 1 1 0 0 0 0												
Lance Parrish, R (1, 2) OBP: 0.306, SLG: 0.401			0-3 K		1-3 K		0-0 P9		4-0 1B	3 1 0 0 1 2 0												
Chris James, R (1, 9) OBP: 0.288, SLG: 0.397			3-2 F5		0-2 6-3		0-1 1B		1-2 4-3	4 0 1 1 0 0 1												
Shane Turner, L (1, 5) OBP: 0.286, SLG: 0.167				2-0 G3		0-3 K		1-3 K	1-0 1B	4 0 1 1 0 2 1												
Jackie Gutierrez, R (1, 6) OBP: 0.250, SLG: 0.289				0-3 K		0-1 E2		2-2 1-3	1-3 K	2 1 0 0 0 1 0												
Keith Miller, S (8, PH) OBP: 0.257, SLG: 0.250										2 0 0 0 0 1 1												
Marvin Freeman, R (1, 1)				0-3 K		4-2 2B		0-1 4-3	1-3 K	1 0 0 0 0 1 0												
Danny Clay, R (5, 1)						1-2 BB				0 0 0 0 0 0 0												
Greg Gross, L (6, PH) OBP: 0.283, SLG: 0.192										2 0 0 0 1 1 1												
<b>Inning Stats</b>	R: 0 E: 0 K: 1 S: 9	H: 0 LOB: 0 BB: 0 P: 14	R: 0 E: 0 K: 1 S: 10	H: 0 LOB: 0 BB: 0 P: 15	R: 0 E: 0 K: 2 S: 7	H: 0 LOB: 0 BB: 0 P: 9	R: 0 E: 0 K: 1 S: 10	H: 0 LOB: 0 BB: 0 P: 14	R: 0 E: 0 K: 1 S: 9	H: 0 LOB: 0 BB: 0 P: 10	R: 1 E: 1 K: 2 S: 15	H: 1 LOB: 2 BB: 1 P: 21	R: 0 E: 0 K: 1 S: 11	H: 1 LOB: 1 BB: 0 P: 12	R: 0 E: 0 K: 1 S: 13	H: 2 LOB: 2 BB: 0 P: 20	R: 2 E: 0 K: 2 S: 12	H: 2 LOB: 1 BB: 1 P: 21	1B: 5 2B: 1 3B: 0 HR: 0	SF: 0 SAC: 0 DP: 0 HBP: 0	WP: 0 PB: 0 SB: 0 CS: 0	PA: 36
<b>PITCHER</b>	IP WLS BF H R ER SO BB IBB HBP BLK WP HR S P ERA WHIP																					
Don Robinson, R (1, 1) ERA: 2.72	8.0 W 32 5 3 2 10 2 0 0 0 0 0 0 86 122 2.25 0.875																					
Scott Garrelts, R (9, 1) ERA: 4.28	1.0 S 4 1 0 0 2 0 0 0 0 1 0 0 10 14 0.00 1.000																					

Philadelphia Phillies @ San Francisco Giants  
 Candlestick Park, San Francisco, CA  
 Sat Aug 20 1988, 6:33 AM EDT  
 Att. 26,818 - Sunny

livebaseballscorecards.com

AB	34
R	3
H	6
RBI	3
BB	2
SO	12
LOB	10



Batter	1	2	3	4	5	6	7	8	9	AB	R	H	RBI	BB	SO	LOB
<b>Brett Butler, L</b> (1, 8) OBP: 0.392, SLG: 0.385	0-1 L4		4-0 BB		4-0 SH1-3 2B BB		0-0 E SH 1B			2	2	1	0	2	0	0
<b>Robby Thompson, R</b> (1, 4) OBP: 0.345, SLG: 0.415	1-1 F3		2-0 1-3		0-1 SH1-3		0-0 SH 1B S			2	0	0	0	0	0	2
<b>Will Clark, L</b> (1, 3) OBP: 0.368, SLG: 0.528	1-3 K				0-0 3-H 2B		1-1 1-3 3-H 1B			3	1	2	2	1	1	0
<b>Kevin Mitchell, R</b> (1, 7) OBP: 0.325, SLG: 0.474		1-0 5-3			4-1 1B 1B WP BB		1-3 K			3	1	0	0	1	1	2
<b>Donell Nixon, R</b> (8, 7) OBP: 0.407, SLG: 0.418					1-2 BB					0	0	0	0	0	0	0
<b>Mike Aldrete, L</b> (1, 9) OBP: 0.359, SLG: 0.358		3-3 K			0-1 B1		3-2 6-3			3	0	0	0	1	1	3
<b>Matt Williams, R</b> (1, 5) OBP: 0.306, SLG: 0.597		0-1 F8			0-0 WP 1B 1B		0-0 FC5-4			4	0	1	1	0	0	2
<b>Bob Brenly, R</b> (1, 2) OBP: 0.256, SLG: 0.297			1-2 F5		3-2 WP 1B		1-2 1B			4	0	2	0	0	0	0
<b>Jose Uribe, S</b> (1, 6) OBP: 0.289, SLG: 0.312			2-1 SH3 1B		3-3 K		0-3 K			4	0	1	0	0	3	4
<b>Don Robinson, R</b> (1, 1) OBP: 0.138, SLG: 0.143			1-0 SH3		1-3 K2-3		1-3 K			3	0	0	0	0	2	3
<b>Scott Garrelts, R</b> (9, 1) OBP: 0.125, SLG: 0.125			1-2 1-2		1-2 2-3 3-H					0	0	0	0	0	0	0

Inning Stats	R: 0	H: 0	E: 0	K: 1	S: 7	R: 0	H: 0	E: 0	K: 1	S: 6	R: 0	H: 1	E: 0	K: 0	S: 7	R: 2	H: 2	E: 0	K: 2	S: 14	R: 1	H: 1	E: 0	K: 0	S: 7	R: 0	H: 1	E: 0	K: 2	S: 10	R: 1	H: 2	E: 1	K: 1	S: 10	R: 0	H: 0	E: 0	K: 1	S: 11	R: 0	H: 0	E: 0	K: 1	S: 15	
	0	0	0	1	9	0	0	0	1	10	0	1	0	0	17	0	2	0	0	2	29	0	1	0	0	14	0	0	0	0	0	1	2	0	1	16	0	0	0	0	15	0	0	0	0	0

PITCHER	IP	WLS	BF	H	R	ER	SO	BB	IBB	HBP	BLK	WP	HR	S	P	ERA	WHIP
<b>Marvin Freeman, R</b> (1, 1) ERA: 5.93	4.1	L	21	4	3	3	4	4	0	0	0	1	0	37	72	6.23	1.846
<b>Danny Clay, R</b> (5, 1) ERA: 4.98	0.2		2	0	0	0	0	0	0	0	0	0	0	4	7	0.00	0.000
<b>Greg Harris, R</b> (6, 1) ERA: 2.61	2.0		10	3	1	1	3	1	0	0	0	0	0	20	30	4.50	2.000
<b>Steve Bedrosian, R</b> (8, 1) ERA: 4.08	1.0		3	0	0	0	1	0	0	0	0	0	0	11	15	0.00	0.000

**BOTTOM**

Philadelphia Phillies @ San Francisco Giants  
Candlestick Park, San Francisco, CA

Sat Aug 20 1988, 6:33 AM EDT  
Att. 26,818 - Sunny

AB	28
R	4
H	7
RBI	3
BB	5
SO	8
LOB	16

livebaseballscorecards.com

**GIANTS**

1B:	6	SF:	0	WP:	1	PA:	36
2B:	1	SAC:	3	PB:	1		
3B:	0	DP:	0	SB:	2		
HR:	0	HBP:	0	CS:	0		
















Batter	1	2	3	4	5	6	7	8	9	10	11	12	13	AB R H RBI BB SO LOB	TOP													
<b>Otis Nixon, S</b> (1, 8) OBP: 0.278, SLG: 0.275 <b>Hubie Brooks, R</b> (13, PH) OBP: 0.319, SLG: 0.448 <b>Joe Hesketh, R</b> (13, 1)	F9		SH4-3		G3-1			CS 1B			K		1B	4 0 1 1 0 1 2 1 0 1 1 0 0 0 0 0 0 0 0 0 0														
<b>Dave Martinez, L</b> (1, 9) OBP: 0.302, SLG: 0.314 <b>Tracy Jones, R</b> (8, PH) OBP: 0.325, SLG: 0.307 (8, 9) (13, 8)	L8		F6			5-3 1B		1-2 1B			F3		6-3	3 0 1 0 0 0 1 3 0 0 0 0 0 3														
<b>Tim Raines, S</b> (1, 7) OBP: 0.355, SLG: 0.428	G3					1-3 1B					F7		F9 1B	5 0 1 0 0 1 1														
<b>Andres Galarraga, R</b> (1, 3) OBP: 0.348, SLG: 0.543		6-3		4-3		5-3					5-3		F9	5 0 0 0 0 0 2														
<b>Tim Wallach, R</b> (1, 5) OBP: 0.302, SLG: 0.403		K		F8		L5					K		L6	5 0 0 0 0 2 2														
<b>Tom Foley, L</b> (1, 4) OBP: 0.311, SLG: 0.368		F8				SH1-4 1B		F2			F5		F8	5 0 1 0 0 0 1														
<b>Nelson Santovenia, R</b> (1, 2) OBP: 0.305, SLG: 0.404 <b>Rex Hudler, R</b> (13, PR) OBP: 0.322, SLG: 0.464 (13, 9)			SH2-4 SH4-3 1B		SH1-4 1B		G5-3				K		SH1-4 1B BB	4 1 2 0 1 1 0 0 1 0 0 0 0 0	<b>AB</b> 42 <b>R</b> 2 <b>H</b> 9 <b>RBI</b> 2 <b>BB</b> 1 <b>SO</b> 7 <b>LOB</b> 15													
<b>Luis Rivera, R</b> (1, 6) OBP: 0.271, SLG: 0.326			SH4-3 SH2-4 1B		L9						6-3		SH1-4	4 0 2 0 0 0 2														
<b>Pascual Perez, R</b> (1, 1) <b>Wallace Johnson, S</b> (8, PH) <b>Tim Burke, R</b> (8, 1) <b>Graig Nettles, L</b> (11, PH) <b>Andy McCaffigan, R</b> (11, 1) <b>Mike Fitzgerald, R</b> (13, PH) (13, 2)			SH2-4		SH1-4			P7			K		K	0 0 0 0 0 0 0 1 0 0 0 0 0 0 0 0 0 0 0 0 0 1 0 0 0 0 1 0 0 0 0 0 0 0 0 1 0 0 0 0 1 1														
<b>Inning Stats</b>	R: 0 E: 0 K: 0 S: 5	H: 0 LOB: 0 BB: 0 P: 6	R: 0 E: 0 K: 1 S: 9	H: 0 LOB: 0 BB: 0 P: 12	R: 1 E: 0 K: 0 S: 12	H: 2 LOB: 1 BB: 0 P: 17	R: 0 E: 0 K: 1 S: 8	H: 0 LOB: 0 BB: 0 P: 12	R: 0 E: 0 K: 0 S: 8	H: 1 LOB: 1 BB: 0 P: 14	R: 0 E: 0 K: 0 S: 6	H: 1 LOB: 1 BB: 0 P: 9	R: 0 E: 0 K: 0 S: 7	H: 1 LOB: 0 BB: 0 P: 7	R: 0 E: 0 K: 1 S: 7	H: 0 LOB: 0 BB: 0 P: 9	R: 0 E: 0 K: 1 S: 7	H: 0 LOB: 0 BB: 0 P: 8	R: 0 E: 0 K: 2 S: 10	H: 0 LOB: 0 BB: 0 P: 16	R: 0 E: 0 K: 0 S: 11	H: 1 LOB: 1 BB: 0 P: 15	R: 1 E: 0 K: 1 S: 11	H: 1 LOB: 2 BB: 1 P: 18	1B: 9 2B: 0 3B: 0 HR: 0	SF: 0 SAC: 4 DP: 0 HBP: 0	WP: 0 PB: 0 SB: 3 CS: 1	PA: 47
<b>PITCHER</b>	IP 6.0	WLS 23	BF 23	H 5	R 1	ER 1	SO 2	BB 0	IBB 0	HBP 0	BLK 0	WP 0	HR 0	S 50	P 73	ERA 1.50	WHIP 0.833											
<b>Mike Krukow, R</b> (1, 1) ERA: 3.49																												
<b>Lary Sorensen, R</b> (7, 1) ERA:																												
<b>Craig Lefferts, L</b> (8, 1) ERA: 3.27																												
<b>Scott Garrelts, R</b> (9, 1) ERA: 4.12																												

**Montreal Expos @ San Francisco Giants**  
 Candlestick Park, San Francisco, CA  
 Tue Aug 23 1988, 10:05 PM EDT  
 Att. 16,191 - Unknown

livebaseballscorecards.com

Batter	1	2	3	4	5	6	7	8	9	10	11	12	13	AB R H RBI BB SO LOB
<b>Brett Butler, L</b> OBP: 0.388, SLG: 0.379 (1, 8)	G3			G6		FC1-6		F7			P7		G5-4-3	6 0 0 0 0 0 3
<b>Ernest Riles, L</b> OBP: 0.294, SLG: 0.360 (1, 4)	G4-6-3 1B			L5		G3-1			F7		F8			5 0 1 0 0 0 2
<b>Will Clark, L</b> OBP: 0.391, SLG: 0.533 (1, 3)	G4-6-3 1-2f			K			HR		1B BB					3 1 1 1 2 1 1
<b>Kevin Mitchell, R</b> OBP: 0.329, SLG: 0.474 (1, 7)			K		G6-4-3 1B		G1-4-3 SH1-4 BB		0-1 G4-6-3 1B		5-3			4 0 2 0 1 1 1
<b>Candy Maldonado, R</b> OBP: 0.318, SLG: 0.377 (1, 9)			K		L7		SH1-4		G4-6-3 1-2f			L7		4 0 0 0 0 1 3
<b>Matt Williams, R</b> OBP: 0.310, SLG: 0.551 (1, 5)			G5-3		G6-4-3 1-2f		G1-4-3			4-3		F7		5 0 0 0 0 0 2
<b>Bob Brenly, R</b> OBP: 0.259, SLG: 0.295 (1, 2)			G5-3			FC1-6 SH2-4 BB		G5-3				4-3		1 0 0 0 1 0 0
<b>Donell Nixon, R</b> OBP: 0.438, SLG: 0.431 (6, PR)														0 0 0 0 0 0 0
<b>Bob Melvin, R</b> OBP: 0.275, SLG: 0.401 (7, 2)														2 0 1 0 0 0 1
<b>Kirt Manwaring, R</b> OBP: 0.286, SLG: 0.327 (10, PR)														1 0 0 0 0 0 0
<b>Jose Uribe, S</b> OBP: 0.292, SLG: 0.317 (1, 6)						SH2-4		F4		FC4-6			F9	4 0 1 0 0 0 1
<b>Mike Krukow, R</b> OBP: 0.098, SLG: 0.175 (1, 1)														1 0 0 0 0 0 1
<b>Mike Aldrete, R</b> OBP: 0.362, SLG: 0.357 (6, PH)														0 0 0 0 1 0 0
<b>Lary Sorensen, R</b> (7, 1)														0 0 0 0 0 0 0
<b>Craig Lefferts, L</b> (8, 1)														0 0 0 0 0 0 0
<b>Robby Thompson, R</b> OBP: 0.339, SLG: 0.407 (8, PH)														1 0 0 0 0 0 1
<b>Scott Garretts, R</b> OBP: 0.111, SLG: 0.111 (9, 1)														1 0 0 0 0 0 1
<b>Joel Youngblood, R</b> OBP: 0.339, SLG: 0.323 (13, PH)														1 0 1 0 0 0 0

Inning Stats	R: 0	H: 1	R: 0	H: 0	R: 0	H: 1	R: 0	H: 0	R: 0	H: 1	R: 0	H: 0	R: 0	H: 1	R: 0	H: 0	R: 0	H: 0	R: 0	H: 0	R: 0	H: 0	R: 0	H: 0	R: 0	H: 1	1B: 6	SF: 0	WP: 0	PA: 46
E: 0	LOB: 0	E: 0	LOB: 0	E: 0	LOB: 0	E: 0	LOB: 0	E: 0	LOB: 0	E: 0	LOB: 1	E: 0	LOB: 0	E: 0	LOB: 2	E: 0	LOB: 1	E: 0	LOB: 0	E: 0	LOB: 0	E: 0	LOB: 0	E: 0	LOB: 0	E: 0	LOB: 0	2B: 1	SAC: 2	PB: 0
K: 0	BB: 0	K: 2	BB: 0	K: 0	BB: 0	K: 1	BB: 0	K: 0	BB: 0	K: 0	BB: 1	K: 0	BB: 0	K: 0	BB: 0	K: 0	BB: 1	K: 0	BB: 0	K: 0	BB: 0	K: 0	BB: 0	K: 0	BB: 0	K: 0	BB: 0	3B: 0	DP: 5	SB: 2
S: 8	P: 11	S: 9	P: 17	S: 5	P: 5	S: 10	P: 15	S: 4	P: 8	S: 8	P: 18	S: 8	P: 14	S: 12	P: 15	S: 6	P: 11	S: 9	P: 10	S: 5	P: 12	S: 5	P: 7	S: 7	P: 9	S: 7	P: 9	HR: 1	HBP: 0	CS: 0

PITCHER	IP	WLS	BF	H	R	ER	SO	BB	IBB	HBP	BLK	WP	HR	S	P	ERA	WHIP
<b>Pascual Perez, R</b> ERA: 2.43 (1, 1)	7.0		25	4	1	1	3	3	0	0	0	0	1	52	88	1.29	1.000
<b>Tim Burke, R</b> ERA: 3.36 (8, 1)	3.0		11	2	0	0	1	1	0	0	0	0	0	27	36	0.00	1.000
<b>Andy McGaffigan, R</b> ERA: 3.34 (11, 1)	2.0	W	7	0	0	0	0	1	0	0	0	0	0	10	19	0.00	0.500
<b>Joe Hesketh, L</b> ERA: 3.11 (13, 1)	1.0	S	3	1	0	0	0	0	0	0	0	0	0	7	9	0.00	1.000


**BOTTOM**

**Montreal Expos @ San Francisco Giants**  
Candlestick Park, San Francisco, CA

Tue Aug 23 1988, 10:05 PM EDT  
Att: 16,191 - Unknown

AB	R	H	RBI	BB	SO	LOB
39	1	7	1	5	4	16

livebaseballscorecards.com





Batter	1	2	3	4	5	6	7	8	9	AB R H RBI BB SO LOB	TOP																									
<b>Dave Martinez, L</b> OBP: 0.304, SLG: 0.315 (1, 8) (7, 9)	3-2 G4-3 ①		1-2 WP HR 1B	1-3 K ③			2-2 1B E 1B	2-3 K ②		5 2 2 0 0 2 1																										
<b>Tim Raines, S</b> OBP: 0.355, SLG: 0.436 (1, 7)	2-2 F6 ②		2-0 1-H HR		0-3 K ①		1-2 E 1B 1B	1-1 S 1B		2 1 1 2 0 0 0 3 1 2 0 0 1 0																										
<b>Andres Galarraga, R</b> OBP: 0.352, SLG: 0.544 (1, 3)	4-2 BB BB		2-2 G6-4-3 1B		2-0 WP 1B		1-2 E 1B 1B	3-2 F8 ③ 1-2		4 1 3 0 1 0 1																										
<b>Hubie Brooks, R</b> OBP: 0.319, SLG: 0.445 (1, 9)	4-0 BB 1-2		1-2 G6-4-3 ① 1-2f		1-3 K ② 1-2		1-0 E5 G3-6-3 1B SF9		1-2 S BB 1B	3 0 0 0 1 1 4 1 1 1 0 0 0 0																										
<b>Otis Nixon, S</b> OBP: 0.282, SLG: 0.279 (7, 8)																																				
<b>Graig Nettles, L</b> OBP: 0.244, SLG: 0.243 (5, PH)	0-0 G3 ③		3-1 P6 ③		0-0 1B		1-0 SF9 G3-6-3 1B		0-0 L7 ①	2 0 0 0 0 0 2 3 0 2 2 0 0 1																										
<b>Tim Wallach, R</b> OBP: 0.304, SLG: 0.405 (5, 5)																																				
<b>Tom Foley, L</b> OBP: 0.313, SLG: 0.379 (1, 4)		1-2 P6 ①		0-0 HR	0-3 K ③		0-0 G3-6-3 ①		4-1 S BB	2 1 1 1 0 0 0 2 0 0 0 1 1 4																										
<b>Luis Rivera, R</b> OBP: 0.272, SLG: 0.324 (5, 6)																																				
<b>Nelson Santovenia, R</b> OBP: 0.289, SLG: 0.396 (1, 2)		2-1 G6-3 ②		1-3 K ①		2-2 F9 ①	0-2 SF9 ②		0-3 K ② 1-2 2-3	4 0 0 1 0 2 2																										
<b>Rex Hudler, R</b> OBP: 0.331, SLG: 0.465 (1, 6) (5, 4)		2-0 1B		0-0 B1-3 ②		1-1 CS 1B	1-0 G5-3 ③		4-0 IBB	4 0 2 0 1 0 2																										
<b>Dennis Martinez, R</b> OBP: 0.222, SLG: 0.229 (1, 1)			0-3 K ③		1-0 1B				1-1 B5-3 ③	4 0 1 0 0 2 2 1 0 0 0 0 0 3																										
<b>Joe Hesketh, R</b> (8, 1)																																				
<b>Inning Stats</b>	R: 0 E: 0 K: 0 S: 11	H: 0 LOB: 2 BB: 2 P: 24	R: 0 E: 0 K: 1 S: 10	H: 1 LOB: 1 BB: 0 P: 15	R: 2 E: 0 K: 0 S: 13	H: 3 LOB: 0 BB: 0 P: 21	R: 1 E: 0 K: 2 S: 9	H: 2 LOB: 1 BB: 0 P: 12	R: 0 E: 0 K: 3 S: 12	H: 2 LOB: 2 BB: 0 P: 15	R: 0 E: 0 K: 1 S: 9	H: 1 LOB: 0 BB: 0 P: 12	R: 4 E: 1 K: 0 S: 17	H: 4 LOB: 2 BB: 0 P: 24	R: 0 E: 0 K: 1 S: 11	H: 1 LOB: 1 BB: 0 P: 16	R: 0 E: 0 K: 1 S: 13	H: 1 LOB: 3 BB: 2 P: 21	1B: 13 2B: 0 3B: 0 HR: 2	SF: 1 SAC: 0 DP: 1 HBP: 0	WP: 2 PB: 0 SB: 3 CS: 1	PA: 45														
<b>PITCHER</b>	IP WLS BF H R ER SO BB IBB HBP BLK WP HR S P ERA WHIP																																			
<b>Kelly Downs, R</b> ERA: 3.32 (1, 1)	4.0		19	6	3	3	3	2	0	0	0	1	2	43	72	6.75	2.000																			
<b>Roger Samuels, L</b> ERA: 6.14 (5, 1)	2.0	L	10	5	2	2	4	0	0	0	0	1	0	28	37	9.00	2.500																			
<b>Lary Sorensen, R</b> ERA: (7, 1)	2.0		10	3	2	0	1	0	0	0	0	0	0	21	30	0.00	1.500																			
<b>Craig Lefferts, L</b> ERA: 3.22 (9, 1)	1.0		6	1	0	0	1	1	1	0	0	0	0	13	21	0.00	2.000																			

**Montreal Expos @ San Francisco Giants**  
Candlestick Park, San Francisco, CA  
Wed Aug 24 1988, 6:33 AM EDT  
Att. 19,533 - Sunny

AB	40
R	7
H	15
RBI	6
BB	4
SO	9
LOB	22



Batter	1	2	3	4	5	6	7	8	9	AB	R	H	RBI	BB	SO	LOB
<b>Brett Butler, L</b> OBP: 0.388, SLG: 0.384 (1, 8)	2-1 P5	0-0 F8		2-2 1B 3B		1-2 CS 1B 1B		1-1 G1-3		5	1	2	0	0	0	1
<b>Ernest Riles, L</b> OBP: 0.301, SLG: 0.366 (1, 4) <b>Craig Leferts, L</b> (9, 1) <b>Joel Youngblood, R</b> (9, PH) OBP: 0.336, SLG: 0.320	2-2 G5-3	1-1 SAFE 1-2 1B		1-2 BLK 1B 3-H		2-0 1-2 1B			1-3 K	4	0	3	1	0	0	0
<b>Will Clark, L</b> OBP: 0.390, SLG: 0.529 (1, 3)	4-0 E 1B BB BB	1-3 K		1-3 K		3-3 K			2-3 K	4	1	0	0	1	4	5
<b>Kevin Mitchell, R</b> OBP: 0.329, SLG: 0.471 (1, 7) <b>Roger Samuels, L</b> (5, 1) <b>Lary Sorensen, R</b> (7, 1) <b>Chris Speier, R</b> OBP: 0.348, SLG: 0.403 (7, 4)	4-1 E2 1B BB		2-3 K	2-2 F7		1-1 G1-6-3 1B			0-1 2B	2	1	0	0	1	1	1
<b>Mike Aldrete, L</b> OBP: 0.360, SLG: 0.355 (1, 9) (5, 7)	1-2 1B 1-2 3-H 1B		0-1 G6-3	2-1 L9		1-3 K			3-3 K	5	0	1	1	0	2	3
<b>Matt Williams, R</b> OBP: 0.307, SLG: 0.537 (1, 5)	0-1 1B		0-0 E9 1B		0-1 G6-3		0-0 G1-6-3			4	1	1	1	0	0	1
<b>Jose Uribe, S</b> OBP: 0.291, SLG: 0.315 (1, 6)	1-0 P2		4-1 1B BB		0-2 P4			1-2 G3		3	0	0	0	1	0	2
<b>Kirt Manwaring, R</b> OBP: 0.283, SLG: 0.322 (1, 2)		2-1 E5 1B	0-1 1B	1-2 3-H 1B		0-0 F8		3-3 K		4	0	1	1	0	1	0
<b>Kelly Downs, R</b> OBP: 0.211, SLG: 0.241 (1, 1) <b>Candy Maldonado, R</b> OBP: 0.319, SLG: 0.385 (5, 9)		0-1 F7	0-1 G5-3			2-3 K		3-2 HR		2	0	0	0	0	0	3
										2	1	1	1	0	1	0

Inning Stats	R: 2	H: 2	LOB: 2	K: 0	S: 12	P: 26	R: 0	H: 1	LOB: 2	K: 1	S: 10	P: 14	R: 1	H: 1	LOB: 2	K: 1	S: 11	P: 17	R: 1	H: 2	LOB: 1	K: 1	S: 19	P: 25	R: 0	H: 0	LOB: 0	K: 0	S: 6	P: 6	R: 0	H: 2	LOB: 2	K: 2	S: 11	P: 19	R: 0	H: 1	LOB: 0	K: 1	S: 13	P: 21	R: 1	H: 1	LOB: 0	K: 3	S: 11	P: 17	1B: 8	SF: 0	2B: 2	SAC: 0	3B: 1	DP: 2	HR: 1	HBP: 0	WP: 0	PA: 41
<b>PITCHER</b>	IP	WLS	BF	H	R	ER	SO	BB	IBB	HBP	BLK	WP	HR	S	P	ERA	WHIP																																									
<b>Dennis Martinez, R</b> ERA: 2.45 (1, 1)	7.2	W	36	10	5	4	7	3	0	0	1	0	1	86	133	4.70	1.696																																									
<b>Joe Hesketh, L</b> ERA: 3.04 (8, 1)	1.1	S	5	1	0	0	3	0	0	0	0	0	0	13	20	0.00	0.750																																									

**BOTTOM**

**Montreal Expos @ San Francisco Giants**  
Candlestick Park, San Francisco, CA

Wed Aug 24 1988, 6:33 AM EDT  
Att. 19,533 - Sunny

<b>AB</b>	<b>38</b>
<b>R</b>	<b>5</b>
<b>H</b>	<b>11</b>
<b>RBI</b>	<b>5</b>
<b>BB</b>	<b>3</b>
<b>SO</b>	<b>10</b>
<b>LOB</b>	<b>16</b>



<b>WP: 0</b>	<b>PA: 41</b>
<b>PB: 0</b>	<b>ERA</b>
<b>SB: 0</b>	<b>WHIP</b>
<b>CS: 1</b>	



Batter	1	2	3	4	5	6	7	8	9	AB R H RBI BB SO LOB	TOP									
<b>Brett Butler, L</b> (1, 8) OBP: 0.387, SLG: 0.381	1-1 F8			4-0 S BB		0-2 FC5-4		0-0 F6		3 0 0 0 1 0 3										
<b>Robby Thompson, R</b> (1, 4) OBP: 0.336, SLG: 0.403	1-1 F7			3-2 F7		0-1 F8		0-1 PO	2-3 K	4 0 0 0 0 1 2										
<b>Will Clark, L</b> (1, 3) OBP: 0.389, SLG: 0.528	0-0 F2			3-1 F9			0-1 2B		2-3 K	4 0 1 0 0 1 1										
<b>Kevin Mitchell, R</b> (1, 7)		0-3 K		3-3 K			2-1 F8		3-3 K	4 0 0 0 0 3 2										
<b>Candy Maldonado, R</b> (1, 9) OBP: 0.319, SLG: 0.384		2-2 F9			1-2 G6-4-3 1B		2-2 5-3			3 0 1 0 0 0 1										
<b>Matt Williams, R</b> (1, 5) OBP: 0.297, SLG: 0.518		1-3 K			1-2 G6-4-3		2-1 P4			3 0 0 0 0 1 2										
<b>Bob Brenly, R</b> (1, 2) OBP: 0.256, SLG: 0.292			2-3 K		1-0 P3			2-2 1B HBP		2 0 0 0 0 1 0										
<b>Chris Speier, R</b> (8, PH) OBP: 0.353, SLG: 0.403										0 0 0 0 0 0 0										
<b>Kirt Manwaring, R</b> (8, 2) OBP: 0.283, SLG: 0.322										0 0 0 0 0 0 0										
<b>Jose Uribe, S</b> (1, 6) OBP: 0.297, SLG: 0.319			2-1 1B			4-1 FC6-4 BB		0-1 PO		2 0 2 0 1 0 0										
<b>Don Robinson, R</b> (1, 1) OBP: 0.129, SLG: 0.133			0-2 6-3			1-2 FC6-4		1-2 F9		2 0 0 0 0 0 1										
<b>Joel Youngblood, R</b> (8, PH) OBP: 0.333, SLG: 0.316										1 0 0 0 0 0 2										
<b>Roger Samuels, L</b> (8, 1)										0 0 0 0 0 0 0										
<b>Inning Stats</b>	R: 0 E: 0 K: 0 S: 5	H: 0 LOB: 0 BB: 0 P: 7	R: 0 E: 0 K: 2 S: 9	H: 0 LOB: 0 BB: 0 P: 12	R: 0 E: 0 K: 1 S: 9	H: 1 LOB: 0 BB: 0 P: 13	R: 0 E: 0 K: 1 S: 10	H: 0 LOB: 1 BB: 1 P: 22	R: 0 E: 0 K: 0 S: 9	H: 1 LOB: 0 BB: 0 P: 12	R: 0 E: 0 K: 0 S: 10	H: 0 LOB: 1 BB: 1 P: 15	R: 0 E: 0 K: 0 S: 10	H: 1 LOB: 1 BB: 0 P: 16	R: 0 E: 0 K: 3 S: 9	H: 0 LOB: 0 BB: 0 P: 16	1B: 3 2B: 1 3B: 0 HR: 0	SF: 0 SAC: 0 DP: 1 HBP: 1	WP: 0 PB: 0 SB: 1 CS: 0	PA: 32
<b>PITCHER</b>	IP WLS BF H R ER SO BB IBB HBP BLK WP HR S P ERA WHIP																			
<b>Sid Fernandez, L</b> (1, 1) ERA: 3.1	7.0 W 26 4 0 0 4 2 0 1 0 0 0 0 66 103 0.00 0.857																			
<b>Randy Myers, L</b> (8, 1) ERA: 1.68	2.0 S 5 0 0 0 3 0 0 0 0 0 0 0 15 23 0.00 0.000																			

San Francisco Giants @ New York Mets  
Shea Stadium, Flushing, NY  
Fri Aug 26 1988, 7:05 PM EDT  
Att. 47,478 - Unknown - 75 F

livebaseballscorecards.com

AB	28
R	0
H	4
RBI	0
BB	2
SO	7
LOB	14



BOTTOM

San Francisco Giants @ New York Mets  
Shea Stadium, Flushing, NY

AB	29
R	3
H	6
RBI	3
BB	1
SO	2
LOB	10



WP:	1	PA:	32
PB:	0	SB:	1
CS:	2		

ERA	1.29	WHIP	1.000
ERA	5.4		

IP	7.0	WLS	L	BF	29	H	6	R	3	ER	1	SO	2	BB	1	IBB	0	HBP	1	BLK	0	WP	1	HR	0	S	61	P	81	ERA	1.29	WHIP	1.000
IP	1.0	WLS		BF	3	H	0	R	0	ER	0	SO	0	BB	0	IBB	0	HBP	0	BLK	0	WP	0	HR	0	S	7	P	8	ERA	5.4		

AB R H RBI BB SO LOB

4 0 1 0 0 0 0  
1 0 0 0 0 0 0  
3 1 1 0 0 0 2

4 0 0 0 0 1 2

4 1 2 1 0 0 0

3 1 0 0 1 0 1

2 0 0 1 0 0 2

3 0 2 1 0 0 0

3 0 0 0 0 1 2

2 0 0 0 0 0 1  
0 0 0 0 0 0 0

1B: 5 SF: 1  
2B: 1 SAC: 0  
3B: 0 DP: 0  
HR: 0 HBP: 1

WP: 1 PA: 32  
PB: 0 SB: 1  
CS: 2

1B: 5 SF: 1  
2B: 1 SAC: 0  
3B: 0 DP: 0  
HR: 0 HBP: 1

WP: 1 PA: 32  
PB: 0 SB: 1  
CS: 2

9

0-0



0-0



0-1



0-1



1-2



8


1-1



0-0



0-1



0-1



1-2



7

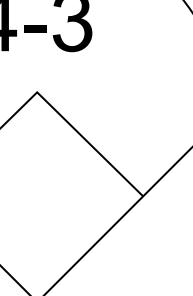
1-1



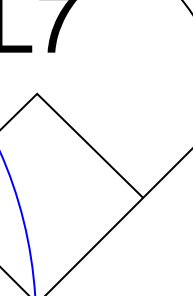
0-0



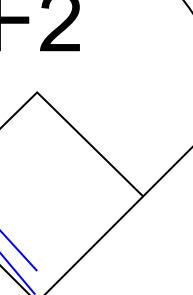
2-2



0-2



4-0



6

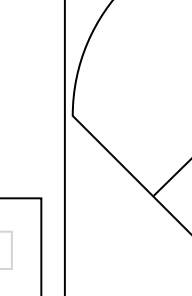
0-0



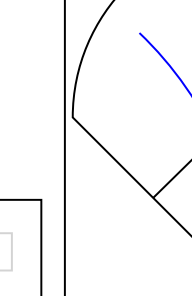
1-0



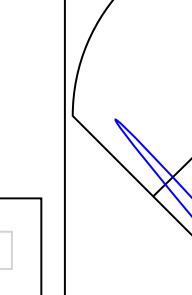
2-2



0-2

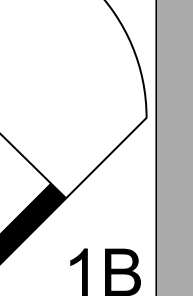


4-0

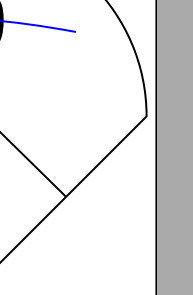


5


0-0




0-0




0-1



2-2

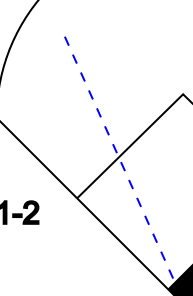


0-1

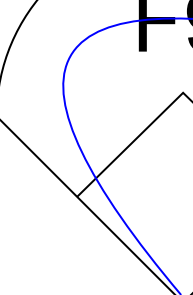


4

0-0



0-0



0-1



2-2

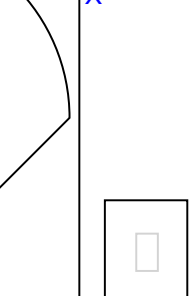


0-1

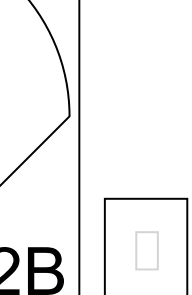


3

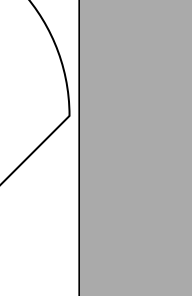
0-0




0-0



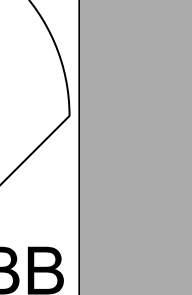
0-1



2-2

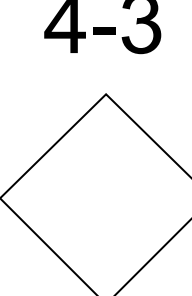


0-1

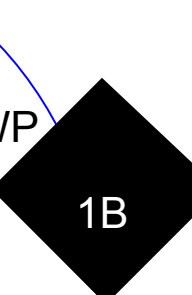


2

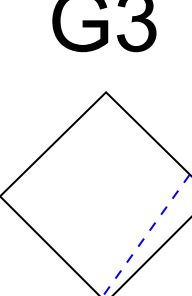
1-2



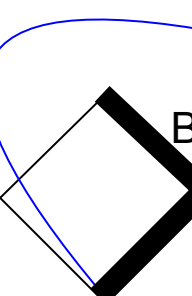
0-0




2-3



1-2

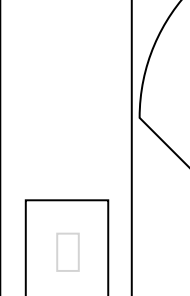


0-0

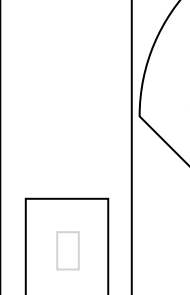


1

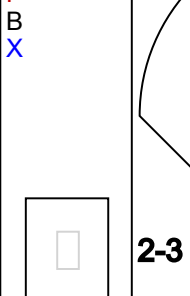
1-2



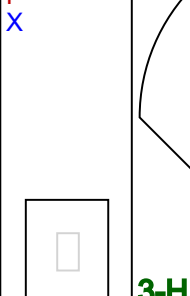
0-0



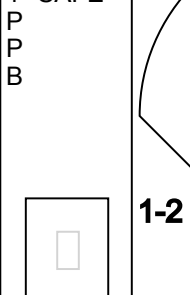
2-3



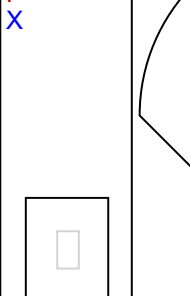
1-2



0-0



1-1



0-0



0-3



0-1



Batter

Lenny Dykstra, L (1, 8)  
OBP: 0.327, SLG: 0.386

Wally Backman, S (1, 4)  
OBP: 0.375, SLG: 0.336  
Tim Teufel, R (2, 4)  
OBP: 0.325, SLG: 0.342

Keith Hernandez, L (1, 3)  
OBP: 0.347, SLG: 0.419

Kevin McReynolds, R (1, 7)  
OBP: 0.323, SLG: 0.468

Howard Johnson, S (1, 5)  
OBP: 0.348, SLG: 0.429

Gary Carter, R (1, 2)  
OBP: 0.308, SLG: 0.373

Mookie Wilson, S (1, 9)  
OBP: 0.330, SLG: 0.387

Kevin Elster, R (1, 6)  
OBP: 0.282, SLG: 0.311

Sid Fernandez, L (1, 1)  
OBP: 0.315, SLG: 0.313  
Randy Myers, L (8, 1)  
OBP: 0.250, SLG: 0.500

Inning Stats

PITCHER  
Don Robinson, R (1, 1)  
ERA: 2.64  
Roger Samuels, L (8, 1)  
ERA: 5.4

IP WLS BF H R ER SO BB IBB HBP BLK WP HR S P ERA WHIP

7.0 L 29 6 3 1 2 1 0 1 0 0 0 0 0 1.29 1.000

1.0 3 0 0 0 0 0 0 0 0 0 0 0 0 5.4



Batter	1	2	3	4	5	6	7	8	9	AB R H RBI BB SO LOB	TOP		
<b>Brett Butler, L</b> (1, 8) OBP: 0.388, SLG: 0.382	0-1 F6			0-2 G4-3 1B		0-0 F9		3-2 E9 F9 1B		4 0 2 0 0 0 0	<b>San Francisco Giants @ New York Mets</b> Shea Stadium, Flushing, NY Sat Aug 27 1988, 7:05 PM EDT Att. 45,115 - Unknown - 75 F		
<b>Robby Thompson, R</b> (1, 4) OBP: 0.335, SLG: 0.400	2-2 L4			0-0 G4-3 1-2f		4-0 FC4 BB		3-1 F9		3 0 0 0 1 0 2			
<b>Will Clark, L</b> (1, 3) OBP: 0.388, SLG: 0.526	3-1 F8			0-1 1B		0-1 FC4 E 1-2f		0-1 6-3		4 0 1 0 0 0 2			
<b>Kevin Mitchell, R</b> (1, 7) OBP: 0.324, SLG: 0.463				3-2 F7		1-0 E5		2-2 L8		4 0 0 0 0 0 2			
<b>Mike Aldrete, L</b> (1, 9) OBP: 0.360, SLG: 0.355 <b>Joel Youngblood, R</b> (9, PH) OBP: 0.330, SLG: 0.313				1-1 L9		2-1 2B SF9 1B		0-2 F9		3 1 1 0 0 1 2 1 0 0 0 0 0 0			
<b>Ernest Riles, L</b> (1, 5) OBP: 0.297, SLG: 0.362 <b>Candy Maldonado, R</b> (9, PH) OBP: 0.319, SLG: 0.383				2-1 4-3		1-0 F5		0-1 F8		3 0 0 0 0 0 1 1 0 0 0 0 0 0			
<b>Bob Brenly, R</b> (1, 2) OBP: 0.257, SLG: 0.298				1-0 L8		2-1 1-3 2B		2-0 6-3		3 0 1 0 0 0 0			
<b>Jose Uribe, S</b> (1, 6) OBP: 0.294, SLG: 0.317				0-0 F6		1-2 SF9		1-1 L9		2 0 0 1 0 0 0			
<b>Rick Reuschel, R</b> (1, 1) OBP: 0.109, SLG: 0.111 <b>Donell Nixon, R</b> (8, PH) OBP: 0.431, SLG: 0.424 <b>Craig Lefferts, L</b> (8, 1)				1-3 K		0-0 F7		1-3 K		2 0 0 0 0 1 1 1 0 0 0 0 1 0 0 0 0 0 0 0 0			
<b>Inning Stats</b>	R: 0 E: 0 K: 0 S: 7 H: 0 LOB: 0 BB: 0 P: 12	R: 0 E: 0 K: 0 S: 8 H: 0 LOB: 0 BB: 0 P: 14	R: 0 E: 0 K: 1 S: 5 H: 0 LOB: 0 BB: 0 P: 7	R: 0 E: 0 K: 0 S: 9 H: 2 LOB: 1 BB: 0 P: 12	R: 1 E: 0 K: 0 S: 9 H: 2 LOB: 1 BB: 0 P: 15	R: 0 E: 1 K: 1 S: 7 H: 0 LOB: 2 BB: 1 P: 14	R: 0 E: 0 K: 0 S: 4 H: 0 LOB: 0 BB: 0 P: 7	R: 0 E: 1 K: 1 S: 12 H: 1 LOB: 1 BB: 0 P: 19	R: 0 E: 0 K: 0 S: 10 H: 0 LOB: 0 BB: 0 P: 12	1B: 4 2B: 1 3B: 0 HR: 0 SF: 1 SAC: 0 DP: 1 HBP: 0		WP: 0 PB: 0 SB: 0 CS: 0 PA: 33	
<b>PITCHER</b> <b>Ron Darling, R</b> (1, 1) ERA: 3.3 <b>Randy Myers, L</b> (8, 1) ERA: 1.64	IP WLS BF H R ER SO BB IBB HBP BLK WP HR S P ERA WHIP	7.2 W 29 5 1 1 3 1 0 0 0 0 0 0 59 98 1.17 0.783	1.1 S 4 0 0 0 0 0 0 0 0 0 0 0 12 14 0.00 0.000										

<b>AB</b>	<b>31</b>
<b>R</b>	<b>1</b>
<b>H</b>	<b>5</b>
<b>RBI</b>	<b>1</b>
<b>BB</b>	<b>1</b>
<b>SO</b>	<b>3</b>
<b>LOB</b>	<b>10</b>



WP: 0	PA: 33
PB: 0	
SB: 0	
CS: 0	

ERA	WHIP

1B: 4	SF: 1
2B: 1	SAC: 0
3B: 0	DP: 1
HR: 0	HBP: 0

BOTTOM

San Francisco Giants @ New York Mets  
Shea Stadium, Flushing, NY  
Sat Aug 27 1988, 7:05 PM EDT  
Att. 45,115 - Unknown - 75 F

livebaseballscorecards.com

AB 27  
R 2  
H 5  
RBI 2  
BB 0  
SO 3  
LOB 3



WP: 0 PA: 27  
PB: 0  
SB: 0  
CS: 0

AB	R	H	RBI	BB	SO	LOB
3	0	0	0	0	0	0
3	0	1	0	0	0	0
3	1	1	0	0	0	1
3	1	2	0	0	0	0
3	0	1	2	0	1	1
3	0	0	0	0	0	1
0	0	0	0	0	0	0
3	0	0	0	0	1	0
3	0	0	0	0	0	0
2	0	0	0	0	0	0
1	0	0	0	0	1	0
1B: 4	SF: 0	2B: 2	SAC: 0	3B: 0	DP: 2	HR: 0
HR: 0	HBP: 0					

Batter	1	2	3	4	5	6	7	8	9		
Lenny Dykstra, L OBP: 0.324, SLG: 0.383 (1, 8)	1-0 L3 ①		1-0 F8 ①			2-1 F9 ①					
Mookie Wilson, S OBP: 0.330, SLG: 0.387 (1, 9)	1-0 F6 ②		1-1 1-3 ②			0-0 G6-4-3 1B					
Keith Hernandez, L OBP: 0.346, SLG: 0.418 (1, 3)	1-2 2B 1B ③		1-0 L7 ③			1-1 G6-4-3 1-2f ② ③					
Kevin McReynolds, R OBP: 0.330, SLG: 0.471 (1, 7)	1-0 1-3 1B 2B		0-2 L3 1B			0-0 5-3 ①					
Howard Johnson, S OBP: 0.347, SLG: 0.429 (1, 5)	0-2 2-H 3-H 1B ③		1-0 L3 1-2 ②			1-3 K ②					
Gary Carter, R OBP: 0.306, SLG: 0.370 Randy Myers, L OBP: 0.250, SLG: 0.500 (1, 2) (8, 1)	2-2 L6 ③		0-0 5-3 ③			2-1 F3 ③					
Tim Teufel, R OBP: 0.322, SLG: 0.338 (1, 4)		0-3 K ①			0-0 F9 ①		1-0 F4 ①				
Kevin Elster, R OBP: 0.280, SLG: 0.308 (1, 6)		0-2 F4 ②			2-1 6-3 ②		0-0 F8 ②				
Ron Darling, R OBP: 0.206, SLG: 0.258 Mackey Sasser, L OBP: 0.264, SLG: 0.356 (1, 1) (8, 2)		0-0 6-3 ③			0-0 4-3 ③		1-3 K ③				
Inning Stats	R: 2 H: 3 E: 0 LOB: 1 K: 0 BB: 0 S: 16 P: 21	R: 0 H: 0 E: 0 LOB: 0 K: 1 BB: 0 S: 7 P: 7	R: 0 H: 0 E: 0 LOB: 0 K: 0 BB: 0 S: 4 P: 7	R: 0 H: 1 E: 0 LOB: 0 K: 0 BB: 0 S: 5 P: 6	R: 0 H: 0 E: 0 LOB: 0 K: 0 BB: 0 S: 4 P: 6	R: 0 H: 1 E: 0 LOB: 0 K: 0 BB: 0 S: 5 P: 8	R: 0 H: 0 E: 0 LOB: 0 K: 1 BB: 0 S: 6 P: 9	R: 0 H: 0 E: 0 LOB: 0 K: 1 BB: 0 S: 5 P: 7	1B: 4 SF: 0 2B: 2 SAC: 0 3B: 0 DP: 2 HR: 0 HBP: 0		
PITCHER	IP WLS BF H R ER SO BB IBB HBP BLK WP HR S P ERA WHIP										
Rick Reuschel, R ERA: 3.1 (1, 1)	7.0 L 24 5 2 2 2 0 0 0 0 0 0 47 64 2.57 0.714										
Craig Lefferts, L ERA: 3.18 (8, 1)	1.0 3 0 0 0 1 0 0 0 0 0 0 5 7 0.00 0.000										



Batter	1	2	3	4	5	6	7	8	9	AB R H RBI BB SO LOB	TOP																	
<b>Brett Butler, L</b> OBP: 0.388, SLG: 0.381 (1, 8)	1-1 5-3		0-0 1B	1-2 G3		4-1 BB		0-2 F5		4 1 1 0 1 0 2																		
<b>Chris Speier, R</b> OBP: 0.342, SLG: 0.388 (1, 4) (7, 5) (7, 4)	1-1 F4		0-1 5-3		2-2 F9	3-0 F7		2-2 4-3		5 0 0 0 0 0 3																		
<b>Will Clark, L</b> OBP: 0.388, SLG: 0.524 (1, 3)	1-2 1B		4-2 1B		1-3 K		1-0 F7	1-1 E3		4 2 1 0 1 1 0																		
<b>Kevin Mitchell, R</b> OBP: 0.326, SLG: 0.463 <b>Lary Sorensen, R</b> (9, 1)	1-0 1-3		2-1 1B		4-0 2B		2-0 F7	0-1 HBP	1-3 1B	4 2 2 1 1 0 1 0 0 0 0 0 0 0																		
<b>Mike Aldrete, L</b> OBP: 0.366, SLG: 0.366 (1, 9) (9, 7)		2-2 4-3	3-2 1B		3-2 2B		1-1 2B	4-0 HBP	1-2 1B	4 1 3 2 1 0 0																		
<b>Ernest Riles, L</b> OBP: 0.288, SLG: 0.359 <b>Robby Thompson, R</b> OBP: 0.394, SLG: 0.399 (7, PH) (7, 4)		4-2 1-4-3	0-2 4-3		1-3 K		1-3 K	1-0 1B	1-2 1B	2 0 0 0 1 1 3 1 0 0 0 0 1 1 0 0 0 0 0 0 0 0 1 0 1 0 0 0																		
<b>Scott Garretts, R</b> OBP: 0.111, SLG: 0.111 <b>Joel Youngblood, R</b> OBP: 0.336, SLG: 0.313 (9, PH) (9, 9)																												
<b>Bob Brenly, R</b> OBP: 0.263, SLG: 0.304 <b>Donell Nixon, R</b> OBP: 0.431, SLG: 0.424 <b>Kirt Manwaring, R</b> OBP: 0.306, SLG: 0.344 (6, PR) (6, 2)		0-1 1-4-3		2-1 FC6-4		2-0 4-3		1-1 SH1-4	0-0 1B	3 0 2 0 0 0 1 0 0 0 0 0 0 0 2 0 2 3 0 0 0																		
<b>Jose Uribe, S</b> OBP: 0.292, SLG: 0.314 (1, 6)		3-3 K		2-1 FC6-4		1 SAFE 4-3		2-1 SH1-4	2-2 L8	4 0 0 0 0 1 4																		
<b>Mike Krukow, R</b> OBP: 0.116, SLG: 0.171 <b>Roger Samuels, L</b> (4, 1)			0-3 K		4-0 BB		1-2 6-3	1-0 6-3	0-3 K	1 0 0 0 1 1 0 0 0 0 0 0 0 0 1 0 0 0 0 0 2 0 0 0 0 0 0 0 2 0 0 0 0 1 2																		
<b>Candy Maldonado, R</b> OBP: 0.318, SLG: 0.383 <b>Craig Lefferts, L</b> (6, PH) (6, 1)																												
<b>Matt Williams, R</b> OBP: 0.290, SLG: 0.506 (7, 5)																												
<b>Inning Stats</b>	R: 0 E: 0 K: 0 S: 9	H: 1 LOB: 1 BB: 0 P: 13	R: 0 E: 0 K: 1 S: 10	H: 0 LOB: 1 BB: 1 P: 19	R: 2 E: 0 K: 1 S: 18	H: 3 LOB: 2 BB: 1 P: 27	R: 0 E: 0 K: 0 S: 8	H: 1 LOB: 1 BB: 1 P: 17	R: 1 E: 0 K: 2 S: 15	H: 1 LOB: 1 BB: 1 P: 26	R: 0 E: 0 K: 0 S: 11	H: 1 LOB: 3 BB: 1 P: 24	R: 0 E: 0 K: 1 S: 8	H: 1 LOB: 1 BB: 0 P: 13	R: 0 E: 0 K: 0 S: 8	H: 1 LOB: 1 BB: 0 P: 12	R: 4 E: 1 K: 1 S: 15	H: 2 LOB: 1 BB: 1 P: 25	1B: 9 2B: 2 3B: 0 HR: 0	SF: 0 SAC: 1 DP: 0 HBP: 1	WP: 0 PB: 0 SB: 4 CS: 1	PA: 45						
<b>PITCHER</b>	IP WLS BF H R ER SO BB IBB HBP BLK WP HR S P ERA WHIP																											
<b>Dwight Gooden, R</b> ERA: 3.16 (1, 1)	6.0		29	7	3	3	4	5	0	0	0	0	0	0	71	126	4.50	2.000										
<b>Bob McClure, L</b> ERA: 5.74 (7, 1)	0.2		3	1	0	0	0	0	0	0	0	0	0	4	8	0.00	1.500											
<b>Terry Leach, R</b> ERA: 2.59 (7, 1)	1.1		5	1	0	0	1	0	0	0	0	0	0	12	17	0.00	0.750											
<b>Roger McDowell, R</b> ERA: 2.36 (9, 1)	1.0	L	8	2	4	3	1	0	1	1	0	0	0	15	25	27.00	2.000											

**San Francisco Giants @ New York Mets**  
Shea Stadium, Flushing, NY  
Sun Aug 28 1988, 3:33 AM EDT  
Att. 46,571 - Overcast - 85 F

AB	37
R	7
H	11
RBI	7
BB	6
SO	6
LOB	19



WP: 0	PA: 45
-------	--------

ERA	WHIP
-----	------





Batter	1	2	3	4	5	6	7	8	9	AB R H RBI BB SO LOB	TOP									
<b>Brett Butler, L</b> (1, 8) OBP: 0.389, SLG: 0.382	2-2 1B		2-2 F7		1-1 1B		0-3 K			4 0 2 0 0 1 1										
<b>Robby Thompson, R</b> (1, 4) OBP: 0.334, SLG: 0.397 <b>Ernest Riles, L</b> (7, PH) OBP: 0.297, SLG: 0.357 (7, 4)	1-0 F5		4-2 BB		2-3 K		2-1 F7			2 0 0 0 1 1 2 1 0 0 0 0 0 1										
<b>Will Clark, L</b> (1, 3) OBP: 0.385, SLG: 0.519	1-3 K		0-1 1-3		1-2 F8		0-0 F8			4 0 0 0 0 1 2										
<b>Kevin Mitchell, R</b> (1, 7) OBP: 0.328, SLG: 0.463	2-3 K			2-0 F8		3-2 G3 1B		2-1 G6-4-3 1B		4 0 2 0 0 1 1										
<b>Candy Maldonado, R</b> (1, 9) OBP: 0.317, SLG: 0.380		4-0 BB		1-0 4-3		1-0 G3		2-2 G6-4-3		3 0 0 0 1 0 2										
<b>Matt Williams, R</b> (1, 5) OBP: 0.299, SLG: 0.494		3-3 K		4-2 1B BB		4-0 BB		1-1 F3		2 0 0 0 2 1 1										
<b>Bob Melvin, R</b> (1, 2) OBP: 0.274, SLG: 0.398		3-1 L7		0-1 1-2 1B		0-0 L7		0-0 G1		4 0 1 0 0 0 3										
<b>Jose Uribe, S</b> (1, 6) OBP: 0.291, SLG: 0.311		1-0 6-3		0-1 F3		4-2 BB		1-3 K		3 0 0 0 1 1 3										
<b>Atlee Hammaker, S</b> (1, 1) OBP: 0.192, SLG: 0.125 <b>Mike Aldrete, L</b> (7, PH) OBP: 0.365, SLG: 0.365 <b>Jeff Brantley, R</b> (7, 1) OBP: 1.000, SLG: 1.000			1-1 6-3		1-3 K		2-2 F8			2 0 0 0 0 1 0 1 0 0 0 0 0 1 0 0 0 0 0 0 0										
<b>Inning Stats</b>	R: 0 E: 0 K: 2 S: 11	H: 1 LOB: 1 BB: 0 P: 17	R: 0 E: 0 K: 1 S: 6	H: 0 LOB: 1 BB: 1 P: 17	R: 0 E: 0 K: 0 S: 9	H: 0 LOB: 1 BB: 1 P: 16	R: 0 E: 0 K: 0 S: 10	H: 1 LOB: 2 BB: 1 P: 17	R: 0 E: 0 K: 2 S: 8	H: 1 LOB: 1 BB: 0 P: 12	R: 0 E: 0 K: 1 S: 11	H: 0 LOB: 1 BB: 1 P: 19	R: 0 E: 0 K: 0 S: 8	H: 1 LOB: 0 BB: 0 P: 12	R: 0 E: 0 K: 1 S: 6	H: 0 LOB: 0 BB: 0 P: 8	1B: 5 2B: 1 3B: 0 HR: 0	SF: 0 SAC: 0 DP: 2 HBP: 0	WP: 0 PB: 0 SB: 2 CS: 1	PA: 35
<b>PITCHER</b>	IP WLS BF H R ER SO BB IBB HBP BLK WP HR S P ERA WHIP																			
<b>Shane Rawley, L</b> (1, 1) ERA: 4.19	6.0 W 25 4 0 0 5 4 0 0 0 0 0 0 53 97 0.00 1.333																			
<b>Greg Harris, R</b> (7, 1) ERA: 2.37	1.0 4 0 0 0 1 1 0 0 0 0 0 0 11 19 0.00 1.000																			
<b>Steve Bedrosian, R</b> (8, 1) ERA: 3.84	2.0 S 6 1 0 0 1 0 0 0 0 0 0 0 14 20 0.00 0.500																			

San Francisco Giants @ Philadelphia Phillies  
Veterans Stadium, Philadelphia, PA  
Mon Aug 29 1988, 7:05 PM EDT  
Att. 16,854 - Unknown

livebaseballscorecards.com

AB	30
R	0
H	5
RBI	0
BB	5
SO	7
LOB	17



Batter	1	2	3	4	5	6	7	8	9
Phil Bradley, R OBP: 0.337, SLG: 0.369 (1, 7)	0-0 F3	3-2 4-3			0-0 6-3		1-1 2B		
Bob Demier, R OBP: 0.355, SLG: 0.371 (1, 8)	2-0 E6		0-0 F7			1-1 2B	1-0 F8		
Steve Bedrosian, R (8, 1)	1B								
Chris James, R OBP: 0.287, SLG: 0.396 (1, 9)	2-0 E		0-1 F8			2-2 L8		0-0 6-3	
Ricky Jordan, R OBP: 0.348, SLG: 0.535 (1, 3)	1-3 1B		0-0 F8			0-1 2B		2-0 F3	
Juan Samuel, R OBP: 0.297, SLG: 0.377 (1, 4)	1-2 E7			1-1 4-3		4-0 G1-4-3		0-3 K	
Lance Parrish, R OBP: 0.301, SLG: 0.383 (1, 2)	4-0 IBB			2-1 F9		2-0 G1-4-3			
Steve Jeltz, S OBP: 0.322, SLG: 0.259 (1, 6)	1-1 4-3			0-1 1-3			2-2 4-3		
Jackie Gutierrez, R OBP: 0.259, SLG: 0.294 (1, 5)		1-0 4-3			1-2 F3		2-2 G3		
Shane Rawley, R OBP: 0.135, SLG: 0.157 (1, 1)		0-3 K			1-1 F4		2-1 G3		
Greg Harris, S OBP: 0.333, SLG: 0.556 (7, 1)									
Ron Jones, L OBP: 0.231, SLG: 0.417 (7, PH)									
Milt Thompson, L OBP: 0.355, SLG: 0.357 (8, 8)									

Inning Stats	R: 1	H: 1	E: 2	K: 1	S: 12	LOB: 3	BB: 1	P: 23
	R: 0	H: 0	E: 0	K: 1	S: 9	LOB: 0	BB: 0	P: 13
	R: 0	H: 0	E: 0	K: 0	S: 4	LOB: 0	BB: 0	P: 4
	R: 0	H: 0	E: 0	K: 0	S: 6	LOB: 0	BB: 0	P: 9
	R: 0	H: 0	E: 0	K: 0	S: 8	LOB: 0	BB: 0	P: 10
	R: 1	H: 2	E: 0	K: 0	S: 8	LOB: 1	BB: 1	P: 17
	R: 1	H: 2	E: 0	K: 0	S: 12	LOB: 1	BB: 0	P: 20
	R: 0	H: 0	E: 0	K: 1	S: 5	LOB: 0	BB: 0	P: 7

**BOTTOM**

San Francisco Giants @ Philadelphia Phillies  
Veterans Stadium, Philadelphia, PA  
Mon Aug 29 1988, 7:05 PM EDT  
Att. 16,854 - Unknown

livebaseballscorecards.com

AB	30
R	3
H	5
RBI	2
BB	2
SO	3
LOB	11



WP: 0	PA: 32
PB: 0	
SB: 1	
CS: 0	

PITCHER	IP	WLS	BF	H	R	ER	SO	BB	IBB	HBP	BLK	WP	HR	S	P	ERA	WHIP
Atlee Hammaker, L ERA: 4.01 (1, 1)	6.0	L	24	3	2	1	2	0	0	0	0	0	0	47	76	1.50	0.500
Jeff Brantley, R ERA: 3.6 (7, 1)	2.0		8	2	1	1	1	0	0	0	0	0	0	17	27	4.50	1.000



Batter	1	2	3	4	5	6	7	8	9	AB R H RBI BB SO LOB	TOP																
<b>Brett Butler, L</b> (1, 8) OBP: 0.392, SLG: 0.386	2-2 1B 2B		1-2 F8 2-1 1B		0-0 6-3			4-2 PB 1B BB	4-1 BB	3 2 2 0 2 0 0																	
<b>Ernest Riles, L</b> (1, 6) OBP: 0.299, SLG: 0.358	1-2 F9		2-1 1B			3-2 4-3		0-0 1B 1B	0-1 G3	5 1 2 1 0 0 2																	
<b>Will Clark, L</b> (1, 3) OBP: 0.384, SLG: 0.517	3-1 F8-1-3 2-H 1B		1-1 F8			2-1 F9		2-3 K		4 0 1 1 0 1 4																	
<b>Kevin Mitchell, R</b> (1, 7) OBP: 0.327, SLG: 0.461	0-0 F8-1-3 1-2		1-0 2-1 3-H	1-1 6-3		0-0 5-3		0-0 E 1B		4 0 1 1 0 0 1																	
<b>Mike Aldrete, L</b> (1, 9) OBP: 0.364, SLG: 0.363		2-1 L7		1-1 5-3			0-2 1B 1B	1-2 F8		4 1 1 0 0 0 2																	
<b>Matt Williams, R</b> (1, 5) OBP: 0.297, SLG: 0.505		0-3 K		1-1 3B			1-3 K	1-0 E6		4 0 1 0 0 2 2																	
<b>Chris Speier, R</b> (1, 4) OBP: 0.333, SLG: 0.378		1-0 F8		3-3 K			0-0 4-3	0-3 K		4 0 0 0 0 2 4																	
<b>Scott Garrelts, R</b> (8, 1) OBP: 0.111, SLG: 0.111							1-2			0 0 0 0 0 0 0																	
<b>Bob Melvin, R</b> (1, 2) OBP: 0.279, SLG: 0.399			4-2 1B BB		0-3 K		0-0 2-H 1B		3-2 5-3	2 1 1 1 1 1 0																	
<b>Donell Nixon, R</b> (7, PR) OBP: 0.431, SLG: 0.424										0 0 0 0 0 0 0																	
<b>Bob Brenly, R</b> (7, 2) OBP: 0.262, SLG: 0.302										1 0 0 0 0 0 0																	
<b>Don Robinson, R</b> (1, 1) OBP: 0.121, SLG: 0.125			0-3 K		0-1 6-3		0-0 5-3		0-1 F9	2 0 0 0 0 1 1																	
<b>Joel Youngblood, R</b> (7, PH) OBP: 0.333, SLG: 0.310										1 0 0 0 0 0 1																	
<b>Craig Lefferts, L</b> (7, 1) OBP: 0.333, SLG: 0.310										0 0 0 0 0 0 0																	
<b>Robby Thompson, R</b> (8, 4) OBP: 0.333, SLG: 0.396										1 0 0 0 0 0 0																	
<b>Inning Stats</b>	R: 1 E: 0 K: 0 S: 12	H: 2 LOB: 0 BB: 0 P: 18	R: 0 E: 0 K: 1 S: 6	H: 0 LOB: 0 BB: 0 P: 9	R: 1 E: 0 K: 1 S: 15	H: 2 LOB: 2 BB: 1 P: 24	R: 0 E: 0 K: 1 S: 9	H: 1 LOB: 1 BB: 0 P: 15	R: 0 E: 0 K: 1 S: 6	H: 0 LOB: 0 BB: 0 P: 6	R: 0 E: 0 K: 0 S: 6	H: 0 LOB: 0 BB: 0 P: 11	R: 1 E: 0 K: 1 S: 9	H: 2 LOB: 1 BB: 0 P: 10	R: 2 E: 1 K: 2 S: 19	H: 2 LOB: 2 BB: 1 P: 27	R: 0 E: 0 K: 0 S: 8	H: 0 LOB: 1 BB: 1 P: 15	1B: 7 2B: 2 3B: 1 HR: 0	SF: 0 SAC: 0 DP: 1 HBP: 0	WP: 0 PB: 1 SB: 0 CS: 0	PA: 38					
<b>PITCHER</b>	IP	WLS	BF	H	R	ER	SO	BB	IBB	HBP	BLK	WP	HR	S	P	ERA	WHIP										
<b>David Palmer, R</b> (1, 1) ERA: 4.47	6.0		24	6	3	3	4	1	0	0	0	0	0	57	86	4.50	1.167										
<b>Kent Tekulve, R</b> (7, 1) ERA: 3.65	1.0		4	1	0	0	1	0	0	0	0	0	0	6	7	0.00	1.000										
<b>Bruce Ruffin, L</b> (8, 1) ERA: 4.41	0.1		3	1	2	1	1	1	0	0	0	0	0	9	15	27.00	6.000										
<b>Steve Bedrosian, R</b> (8, 1) ERA: 3.73	1.2	W	8	1	0	0	1	1	0	0	0	0	0	18	27	0.00	1.200										

San Francisco Giants @ Philadelphia Phillies  
Veterans Stadium, Philadelphia, PA

Tue Aug 30 1988, 7:05 PM EDT  
Att. 24,730 - Unknown - 68 F

livebaseballscorecards.com

AB	35
R	5
H	9
RBI	4
BB	3
SO	7
LOB	17







Batter	1	2	3	4	5	6	7	8	9	10	11	AB R H RBI BB SO LOB	TOP												
<b>Brett Butler, L</b> OBP: 0.394, SLG: 0.385 (1, 8)	4-0 S 2B BB	1-0 S 1B		2-3 K		2-0 F8 2-3			0-0 L9		4-1 S BB 1-2 2-3	4 1 1 0 2 1 2													
<b>Robby Thompson, R</b> OBP: 0.334, SLG: 0.395 (1, 4)	4-2 2B BB	2-0 F7			0-2 6-3		2-3 K		2-1 1B		3-1 SF8 2-3 3-H	4 1 1 0 1 1 1 0 0 0 1 0 0 0													
<b>Mike Aldrete, L</b> OBP: 0.364, SLG: 0.360 (9, 1)	2-3 K		4-1 S BB		4-1 5-3 BB		0-2 1-3		2-0 L9		0-3 K 1-2	3 0 0 0 2 1 3 1 0 0 0 0 1 2													
<b>Kevin Mitchell, R</b> OBP: 0.325, SLG: 0.457 (7, 7)	0-2 F4		1-3 K		0-0 5-3		3-1 F7			0-0 6-3		4 0 0 0 0 1 4 1 0 0 0 0 0 0													
<b>Candy Maldonado, R</b> OBP: 0.318, SLG: 0.381 (1, 9)	0-0 2B 1-H 2-H		3-3 K 1-2		1-0 FC6-4 HBP		2-3 K		2-3 K			4 0 1 2 0 3 1													
<b>Matt Williams, R</b> OBP: 0.302, SLG: 0.490 (1, 5)	4-2 BB		0-1 F4		0-0 FC6-4 1-2f			1-0 HBP		1-3 K		3 0 0 0 1 1 3													
<b>Bob Brenly, R</b> OBP: 0.265, SLG: 0.297 (1, 2)	2-0 F3		1-3 K		4-1 PB WP BB		0-0 F3		0-0 F3		4-0 FC1-6 BB	3 0 0 0 2 1 3	AB 34												
<b>Jose Uribe, S</b> OBP: 0.290, SLG: 0.308 (1, 6)		1-1 F6		4-0 SH1-4 BB		1-3 K 1-2		2-2 F9			1-2 FC1-6 WP BB 1-2f SF8	4 1 0 0 1 1 3	R 3												
<b>Rick Reuschel, R</b> OBP: 0.105, SLG: 0.107 (9, PH)		2-2 F4		1-0 SH1-4		2-1 F7			3-3 K		4-2 SF8 WP BB 1-2	2 0 0 0 0 0 1 1 0 0 0 1 1 0	H 3												
<b>Will Clark, L</b> OBP: 0.384, SLG: 0.516 (9, 3)													RBI 3												
<b>Inning Stats</b>	R: 2 E: 0 K: 1 S: 13	H: 1 LOB: 2 BB: 3 P: 29	R: 0 E: 0 K: 0 S: 8	H: 1 LOB: 1 BB: 0 P: 13	R: 0 E: 0 K: 2 S: 9	H: 0 LOB: 1 BB: 1 P: 17	R: 0 E: 0 K: 2 S: 8	H: 0 LOB: 1 BB: 1 P: 16	R: 0 E: 0 K: 1 S: 7	H: 0 LOB: 0 BB: 0 P: 14	R: 0 E: 0 K: 1 S: 7	H: 0 LOB: 1 BB: 0 P: 12	R: 0 E: 0 K: 1 S: 7	H: 1 LOB: 1 BB: 0 P: 14	R: 0 E: 0 K: 2 S: 7	H: 0 LOB: 0 BB: 0 P: 10	R: 1 E: 0 K: 1 S: 11	H: 0 LOB: 2 BB: 3 P: 27	1B: 2 2B: 1 3B: 0 HR: 0	SF: 1 SAC: 1 DP: 0 HBP: 2	WP: 2 PB: 1 SB: 4 CS: 0	PA: 48			
<b>PITCHER</b>	IP	WLS	BF	H	R	ER	SO	BB	IBB	HBP	BLK	WP	HR	S	P	ERA	WHIP								
<b>Marvin Freeman, R</b> ERA: 6.38 (1, 1)	7.0		31	2	2	2	7	7	0	1	0	1	0	60	116	2.57	1.286								
<b>Greg Harris, R</b> ERA: 2.29 (8, 1)	3.0		11	1	0	0	4	0	0	1	0	0	0	21	36	0.00	0.333								
<b>Bruce Ruffin, L</b> ERA: 4.47 (11, 1)	0.1	L	4	0	1	1	0	3	0	0	0	1	0	6	19	27.00	9.000								
<b>Kent Tekulve, R</b> ERA: 3.62 (11, 1)	0.2		2	0	0	0	1	0	0	0	0	0	0	5	8	0.00	0.000								

San Francisco Giants @ Philadelphia Phillies  
Veterans Stadium, Philadelphia, PA  
Wed Aug 31 1988, 7:05 PM EDT  
Att: 23,233 - Unknown - 78 F

AB	34
R	3
H	3
RBI	3
BB	10
SO	12
LOB	23



WP: 2	PA: 48
-------	--------

1B: 2	SF: 1
2B: 1	SAC: 1
3B: 0	DP: 0
HR: 0	HBP: 2

WP: 2	PA: 48
-------	--------

Batter	1	2	3	4	5	6	7	8	9	10	11	AB	R	H	RBI	BB	SO	LOB	BOTTOM								
<b>Phil Bradley, R</b> OBP: 0.338, SLG: 0.386 (1, 7)	1-0 HR		1-1 F8			0-0 6-3		1-0 F8		0-0 6-3		5	1	1	1	0	0	0									
<b>Milt Thompson, L</b> OBP: 0.355, SLG: 0.355 (1, 8)	1-0 F4			0-0 5-3		3-2 G3		1-0 2B 1B		3-2 6-3		5	0	1	0	0	0	0									
<b>Chris James, R</b> OBP: 0.287, SLG: 0.395 (1, 5)	1-3 K			0-0 1B 1B		0-0 4-3		0-0 1B 2B	1 SAFE			5	0	2	0	0	1	0									
<b>Ricky Jordan, R</b> OBP: 0.329, SLG: 0.506 (1, 3)	2-2 F4			1-1 F9			1-2 1-3	0-1 5-3				5	0	0	0	0	1	3									
<b>Ron Jones, L</b> OBP: 0.273, SLG: 0.429 (1, 9)		1-2 G3		0-0 1B 1B			0-0 WP 1B 2B	1-0 F8				5	1	2	0	0	0	2									
<b>Juan Samuel, R</b> OBP: 0.295, SLG: 0.374 (1, 4)		0-0 CS 1B		0-3 K			2-3 K			0-2 F9		4	0	1	0	0	2	3									
<b>Lance Parrish, R</b> OBP: 0.298, SLG: 0.378 (1, 2)		3-3 SAFE K				0-0 6-3		2-1 BB 1B		2-3 K		4	0	1	1	0	2	1									
<b>Steve Jeltz, S</b> OBP: 0.319, SLG: 0.255 (1, 6)			0-0 B4-3		0-1 4-3		4-0 3-H 1B	1-2 BB		0-3 K		3	0	0	0	1	1	0									
<b>Marvin Freeman, R</b> (1, 1) <b>Greg Gross, L</b> OBP: 0.289, SLG: 0.205 (7, PH) <b>Greg Harris, S</b> OBP: 0.333, SLG: 0.556 (8, 1) <b>Keith Miller, S</b> OBP: 0.250, SLG: 0.270 (10, PH) <b>Bruce Ruffin, S</b> OBP: 0.194, SLG: 0.121 (11, 1) <b>Kent Tekulve, R</b> (11, 1)			0-1 6-3		0-0 1-3		1-2 4-3			3-3 K		2	0	0	0	0	0	0									
<b>Inning Stats</b>	R: 1 E: 0 K: 1 S: 8	H: 1 LOB: 0 BB: 0 P: 13	R: 0 E: 0 K: 1 S: 7	H: 1 LOB: 0 BB: 0 P: 11	R: 0 E: 0 K: 0 S: 5	H: 0 LOB: 0 BB: 0 P: 6	R: 0 E: 0 K: 1 S: 8	H: 2 LOB: 2 BB: 0 P: 9	R: 0 E: 0 K: 0 S: 4	H: 0 LOB: 0 BB: 0 P: 4	R: 0 E: 0 K: 0 S: 5	H: 0 LOB: 0 BB: 0 P: 8	R: 1 E: 0 K: 1 S: 12	H: 2 LOB: 2 BB: 1 P: 22	R: 0 E: 0 K: 0 S: 6	H: 2 LOB: 2 BB: 0 P: 9	R: 0 E: 0 K: 2 S: 10	H: 0 LOB: 0 BB: 0 P: 12	R: 0 E: 0 K: 1 S: 11	H: 0 LOB: 0 BB: 0 P: 17	R: 0 E: 0 K: 1 S: 8	H: 0 LOB: 0 BB: 0 P: 13	1B: 5 2B: 2 3B: 0 HR: 1	SF: 0 SAC: 0 DP: 0 HBP: 0	WP: 1 PB: 0 SB: 0 CS: 1	PA: 41	
<b>PITCHER</b>	IP	WLS	BF	H	R	ER	SO	BB	IBB	HBP	BLK	WP	HR	S	P	ERA	WHIP										
<b>Rick Reuschel, R</b> ERA: 3.06 (1, 1)	8.0		32	8	2	2	4	1	0	0	0	1	1	55	82	2.25	1.125										
<b>Scott Garrelts, R</b> ERA: 3.87 (9, 1)	3.0	W	9	0	0	0	4	0	0	0	0	0	0	29	42	0.00	0.000										

San Francisco Giants @ Philadelphia Phillies  
Veterans Stadium, Philadelphia, PA  
Wed Aug 31 1988, 7:05 PM EDT  
Att: 23,233 - Unknown - 78 F

livebaseballscores.com

AB	40
R	2
H	8
RBI	2
BB	1
SO	8
LOB	11





Batter	1	2	3	4	5	6	7	8	9	AB R H RBI BB SO LOB	TOP
<b>Brett Butler, L</b> (1, 8) <small>OBP: 0.394, SLG: 0.390</small> <b>Donell Nixon, R</b> (8, 8) <small>OBP: 0.424, SLG: 0.417</small>	1-0  <b>3B</b>		3-3  <b>K</b>			1-0  <b>4-3 BB</b> <b>1B</b>		1-1  <b>B5-3</b>		4 0 2 0 0 1 1 0 0 0 0 0 0 0	
<b>Robby Thompson, R</b> (1, 4) <small>OBP: 0.334, SLG: 0.393</small> <b>Chris Speier, R</b> (8, PH) <small>OBP: 0.331, SLG: 0.375</small> (8, 4)	2-3  <b>K</b>		1-0  <b>1-3</b>			4-2  <b>4-3 BB</b> <b>1-2</b>		2-2  <b>P4</b>		2 0 0 0 1 1 2 1 0 0 0 0 0 0	
<b>Will Clark, L</b> (1, 3) <small>OBP: 0.382, SLG: 0.513</small> <b>Francisco Melendez, L</b> (8, 3) <small>OBP: 0.222, SLG: 0.222</small>	2-3  <b>K</b>			2-3  <b>K</b>		3-1  <b>4-3</b> <b>1-2 2-3</b>			1-2  <b>1B</b> <b>1B</b>	3 0 0 0 0 2 3 1 0 1 0 0 0 0	
<b>Kevin Mitchell, R</b> (1, 7) <small>OBP: 0.325, SLG: 0.455</small> <b>Joel Youngblood, R</b> (6, 9) <small>OBP: 0.330, SLG: 0.307</small>	1-3  <b>K</b>			1-2  <b>5-3</b>		4-1  <b>G4-6-3 BB</b>			0-0  <b>F8</b>	2 0 0 0 1 1 1 1 0 0 0 0 0 1	
<b>Mike Aldrete, L</b> (1, 9) <small>OBP: 0.368, SLG: 0.361</small> (6, 7)						4-1  <b>G5-4-3 BB</b>			2-0  <b>1B</b> <b>1B</b>	2 0 1 0 2 0 3	
<b>Matt Williams, R</b> (1, 5) <small>OBP: 0.291, SLG: 0.470</small>			0-1  <b>G5-4-3</b> <b>1-2f</b>			3-1  <b>P5</b>			1-3  <b>K</b>	4 0 0 0 0 1 4	
<b>Bob Brenly, R</b> (1, 2) <small>OBP: 0.260, SLG: 0.291</small>									2-2  <b>F3</b>	4 0 0 0 0 0 2	
<b>Jose Uribe, S</b> (1, 6) <small>OBP: 0.290, SLG: 0.307</small> <b>Joe Price, R</b> (7, 1)									2-2  <b>F7</b>	2 0 0 0 1 0 0 0 0 0 0 0 0 0	
<b>Atlee Hammaker, S</b> (1, 1) <small>OBP: 0.192, SLG: 0.125</small> <b>Lary Sorensen, R</b> (2, 1) <b>Phil Garner, R</b> (5, PH) <b>Jeff Brantley, R</b> (5, 1) <small>OBP: 1.000, SLG: 1.000</small> <b>Ernest Riles, L</b> (7, 6) <small>OBP: 0.296, SLG: 0.357</small>			4-2  <b>SH5-3 BB</b>			0-1  <b>4-3</b>			2-2  <b>F7</b>	0 0 0 0 0 0 0 0 0 0 0 0 0 0 1 0 0 0 0 0 0 0 0 0 0 0 0 0 1 0 0 0 0 0 0	
<b>Inning Stats</b>	R: 0 H: 1 E: 0 LOB: 1 K: 3 BB: 0 S: 10 P: 16	R: 0 H: 0 E: 0 LOB: 0 K: 0 BB: 1 S: 5 P: 9	R: 0 H: 0 E: 0 LOB: 1 K: 1 BB: 1 S: 7 P: 15	R: 0 H: 0 E: 0 LOB: 1 K: 1 BB: 1 S: 10 P: 20	R: 0 H: 0 E: 0 LOB: 0 K: 0 BB: 0 S: 7 P: 12	R: 0 H: 1 E: 0 LOB: 2 K: 0 BB: 2 S: 8 P: 23	R: 0 H: 0 E: 0 LOB: 0 K: 0 BB: 0 S: 8 P: 13	R: 0 H: 0 E: 0 LOB: 0 K: 0 BB: 0 S: 6 P: 9	R: 0 H: 2 E: 0 LOB: 2 K: 1 BB: 0 S: 12 P: 18	1B: 3 SF: 0 2B: 0 SAC: 1 3B: 1 DP: 2 HR: 0 HBP: 0	WP: 0 PA: 34 PB: 0 SB: 0 CS: 0
<b>PITCHER</b> <b>Bryn Smith, R</b> (1, 1) <small>ERA: 3.02</small> <b>Andy McGaffigan, R</b> (7, 1) <small>ERA: 3.16</small> <b>Tim Burke, R</b> (8, 1) <small>ERA: 3.34</small>	IP WLS BF H R ER SO BB IBB HBP BLK WP HR S P ERA WHIP 6.0 W 23 2 0 0 5 5 0 0 0 0 0 0 47 95 0.00 1.167 1.0 3 0 0 0 0 0 0 0 0 0 0 0 8 13 0.00 0.000 2.0 8 2 0 0 0 1 0 0 0 0 0 0 18 27 0.00 1.000					<b>PITCHER</b> IP WLS BF H R ER SO BB IBB HBP BLK WP HR S P ERA WHIP 0 0 0 0 0 0 0 0 0 0 0 0 0 0 0 0 0.00 0.000 0 0 0 0 0 0 0 0 0 0 0 0 0 0 0 0 0.00 0.000 0 0 0 0 0 0 0 0 0 0 0 0 0 0 0 0 0.00 0.000					

**San Francisco Giants @ Montreal Expos**  
 Olympic Stadium, Montreal, QB  
 Fri Sep 02 1988, 7:05 PM EDT  
 Att. 12,633 - Dome - 76 F

livebaseballscorecards.com

<b>AB</b>	<b>28</b>
<b>R</b>	<b>0</b>
<b>H</b>	<b>4</b>
<b>RBI</b>	<b>0</b>
<b>BB</b>	<b>5</b>
<b>SO</b>	<b>6</b>
<b>LOB</b>	<b>17</b>



Batter	1	2	3	4	5	6	7	8	9
Rex Hudler, R OBP: 0.328, SLG: 0.461 (1, 4)	2-2 5-3	2-2 1-3 1B		0-3 K		0-1 1-2 HR 1B		0-0 1-H HR	
Tracy Jones, R OBP: 0.329, SLG: 0.314 (1, 7)	3-1 HR 1B	2-2 1-3 1-H		2-1 P3		1-1 1-3 1-2 2-3		0-1 F8	
Andres Galarraga, R OBP: 0.357, SLG: 0.553 (1, 3)	2-0 HR 1-H	2-1 6-3		0-1 1-3		2-2 HR 2-H 3-H		4-0 BB	
Hubie Brooks, R OBP: 0.317, SLG: 0.440 Andy McGaffigan, R Jeff Huson, L (1, 9) (7, 1) (8, 6)	0-1 1B 2B		2-1 P2		2-2 2B	2-2 F8		1-3 K	
Tim Wallach, R OBP: 0.301, SLG: 0.397 (1, 5)	1-0 1B 2-3 1B		0-2 P9		0-0 5-3		1-1 P2		
Nelson Santovenia, R OBP: 0.289, SLG: 0.382 (1, 2)	1-3 K		0-1 1B 1B		0-3 K		2-1 F8		
Luis Rivera, R OBP: 0.277, SLG: 0.328 Tim Burke, R (1, 6) (8, 1)	3-1 1-2 3-H 1B		0-0 1B 1-2 1B		3-3 K		0-2 5-3		
Otis Nixon, S OBP: 0.299, SLG: 0.286 (1, 8)	1-0 G3		0-0 1-3 2-H 1B			4-0 CS S BB		0-0 HR 1B	
Bryn Smith, R OBP: 0.167, SLG: 0.152 Tom O'Malley, L Dave Martinez, L (1, 1) (6, PH) (7, 9)		1-3 K	0-3 K			4-1 1-3 HR BB		2-3 K	

AB	R	H	RBI	BB	SO	LOB
5	3	3	2	0	1	0
5	1	1	1	0	0	2
4	2	2	5	1	0	0
4	1	2	0	0	0	0
0	0	0	0	0	0	0
1	0	0	0	0	1	1
4	0	1	0	0	0	1
4	1	1	0	0	2	3
4	0	2	1	0	1	1
0	0	0	0	0	0	0
3	1	2	1	1	0	2
2	0	0	0	0	2	2
0	1	0	0	1	0	0
1	0	0	0	0	1	1

AB	R	H	RBI	BB	SO	LOB
37	10	14	10	3	8	13

Inning	R	H	E	K	S	LOB	BB	P
1	3	5	0	1	16	2	0	29
2	1	1	0	1	15	0	0	22
3	1	3	0	1	12	2	0	14
4	0	0	0	1	7	0	0	9
5	0	1	0	2	11	1	0	16
6	3	2	0	2	13	0	2	25
7	0	0	0	0	8	0	0	11
8	2	2	0	2	11	1	1	18

PITCHER	IP	WLS	BF	H	R	ER	SO	BB	IBB	HBP	BLK	WP	HR	S	P	ERA	WHIP
Atlee Hammaker, L ERA: 4.2	1.2	L	11	6	4	3	2	0	0	0	0	0	1	29	47	16.20	3.600
Lary Sorensen, R ERA: 2.08	2.1		10	3	1	1	2	0	0	0	0	0	0	21	27	3.86	1.286
Jeff Brantley, R ERA: 5.25	2.0		10	3	3	3	2	2	0	0	0	0	1	24	41	13.50	2.500
Joe Price, L ERA: 3.72	2.0		9	2	2	2	2	1	0	0	0	0	1	19	29	9.00	1.500

WP	PA	ERA	WHIP
0	40		

**San Francisco Giants @ Montreal Expos**  
Olympic Stadium, Montreal, QB  
Fri Sep 02 1988, 7:05 PM EDT  
Att: 12,633 - Dome - 76 F

livebaseballscorecards.com





Batter	1	2	3	4	5	6	7	8	9	10	11	12	13	AB R H RBI BB SO LOB	TOP									
<b>Brett Butler, L</b> OBP: 0.392, SLG: 0.387 (1, 8)	K		L7			BB 1B E	P3		4-3		PO	P5		6 1 1 0 0 1 3										
<b>Ernest Riles, L</b> OBP: 0.292, SLG: 0.351 <b>Matt Williams, R</b> OBP: 0.286, SLG: 0.461 (1, 5) (9, PH) (9, 5) (11, 6)	K		G5-3			FC1 1B BB	G3-1		F9			K		4 1 0 0 0 1 3 2 0 0 0 0 1 1										
<b>Will Clark, L</b> OBP: 0.382, SLG: 0.508 (1, 3)	F7					1B E BB					K	L7		4 1 0 0 2 1 1										
<b>Kevin Mitchell, R</b> OBP: 0.325, SLG: 0.453 <b>Kirt Manwaring, R</b> OBP: 0.308, SLG: 0.344 (1, 7) (6, 2)	P6					K	K				K2-3			2 0 0 0 0 1 4 3 0 1 0 0 2 2										
<b>Mike Aldrete, L</b> OBP: 0.363, SLG: 0.355 <b>Craig Lefferts, L</b> <b>Roger Samuels, L</b> (1, 9) (10, 1) (13, 1)			G5-3			F6			4-3		F7			5 0 0 0 0 0 4 1 0 0 0 0 1 1 0 0 0 0 0 0 0										
<b>Chris Speier, R</b> OBP: 0.327, SLG: 0.370 <b>Francisco Melendez, L</b> OBP: 0.300, SLG: 0.300 <b>Robby Thompson, R</b> OBP: 0.334, SLG: 0.392 (1, 4) (6, PH) (6, PR) (6, 4)			K			E 1B			K		SH3-4 1B	G3-1		2 0 0 0 0 2 1 1 0 1 2 0 0 0 3 1 1 0 0 1 1										
<b>Bob Melvin, R</b> OBP: 0.277, SLG: 0.396 <b>Joel Youngblood, R</b> OBP: 0.322, SLG: 0.298 (1, 2) (6, PH) (6, 7)			F9			E5			G5-3		SH3-4	P6		2 0 0 0 0 1 0 3 0 0 0 0 0 2										
<b>Jose Uribe, S</b> OBP: 0.292, SLG: 0.306 <b>Phil Garner, R</b> (1, 6) (11, 5)			4-3			F9	F8				4-3 S BB	PO 1B		4 0 1 1 1 0 2 0 0 0 0 0 0 0										
<b>Don Robinson, R</b> OBP: 0.167, SLG: 0.200 <b>Scott Garrelts, R</b> OBP: 0.091, SLG: 0.091 <b>Candy Maldonado, R</b> OBP: 0.317, SLG: 0.380 (1, 1) (7, 1) (10, 9)			1B			G5-3			WP 2B			F9		3 0 2 0 0 0 0 1 0 0 0 0 1 1 1 0 0 0 0 0 1										
<b>Inning Stats</b>	R: 0 E: 0 K: 2 S: 12	H: 0 LOB: 1 BB: 0 P: 14	R: 0 E: 0 K: 1 S: 7	H: 0 LOB: 0 BB: 0 P: 11	R: 0 E: 0 K: 0 S: 12	H: 1 LOB: 1 BB: 0 P: 18	R: 0 E: 0 K: 1 S: 6	H: 0 LOB: 1 BB: 0 P: 11	R: 0 E: 0 K: 1 S: 7	H: 0 LOB: 0 BB: 0 P: 9	R: 0 E: 0 K: 1 S: 12	H: 0 LOB: 1 BB: 1 P: 19	R: 0 E: 0 K: 2 S: 10	H: 0 LOB: 0 BB: 0 P: 12	R: 1 E: 0 K: 1 S: 8	H: 2 LOB: 0 BB: 0 P: 12	R: 0 E: 0 K: 1 S: 13	H: 0 LOB: 0 BB: 0 P: 20	R: 0 E: 0 K: 1 S: 8	H: 1 LOB: 1 BB: 0 P: 10	1B: 6 2B: 1 3B: 0 HR: 0	SF: 0 SAC: 1 DP: 0 HBP: 1	WP: 1 PA: 53 PB: 1 SB: 1 CS: 0	
<b>PITCHER</b> <b>Pascual Perez, R</b> ERA: 2.34 (1, 1)	IP 7.0	WLS 31	BF 4	H 3	R 3	ER 0	SO 7	BB 1	IBB 1	HBP 0	BLK 0	WP 0	HR 0	S 79	P 121	ERA 0.00	WHIP 0.714							
<b>Jeff Parrett, R</b> ERA: 2.25 (8, 1)	1.1	5	0	0	0	0	2	1	0	0	0	0	0	13	20	0.00	0.750							
<b>Joe Hesketh, L</b> ERA: 3.1 (9, 1)	2.2	9	2	1	1	2	2	0	0	0	0	0	0	24	32	3.38	0.750							
<b>Andy McGaffigan, R</b> ERA: 3.08 (12, 1)	2.0	W 7	1	0	0	0	2	0	0	0	0	0	0	21	30	0.00	0.500							

**San Francisco Giants @ Montreal Expos**  
**Olympic Stadium, Montreal, QB**  
 Sat Sep 03 1988, 7:05 PM EDT  
 Att. 16,563 - Dome - 77 F

AB	47
R	4
H	7
RBI	3
BB	3
SO	13
LOB	27









**San Francisco Giants @ Montreal Expos**  
 Olympic Stadium, Montreal, QB  
 Sun Sep 04 1988, 3:33 AM EDT  
 Att. 27,395 - Dome - 77 F

AB	32
R	2
H	8
RBI	2
BB	6
SO	2
LOB	20



WP	0	PA	40
PB	0		
SB	1		
CS	1		

AB	R	H	RBI	BB	SO	LOB
4	1	0	0	0	0	3
1	0	0	0	0	0	0
4	0	2	1	1	0	0
4	0	0	1	1	0	2
3	0	1	0	1	0	2
3	0	1	0	1	0	2
4	0	1	0	0	1	3
2	0	0	0	0	0	3
1	0	0	0	0	0	0
0	0	0	0	0	0	0
3	1	2	0	1	0	2
2	0	1	0	1	0	2
1	0	0	0	0	1	1
0	0	0	0	0	0	0

Batter	1	2	3	4	5	6	7	8	9												
<b>Donell Nixon, R</b> (1, 8) OBP: 0.400, SLG: 0.391 <b>Brett Butler, L</b> (9, PH) OBP: 0.391, SLG: 0.387	0-2 F9		0-1 G5-4-3		3-2 FC5-4 E 1B G3		0-1 P6		2-1 L9												
<b>Robby Thompson, R</b> (1, 4) OBP: 0.337, SLG: 0.393	3-2 L9		4-2 CS BB		2-2 E5 G3 1B		2-0 E 1B 1B		0-2 4-3												
<b>Francisco Melendez, L</b> (1, 3) OBP: 0.267, SLG: 0.214	4-2 BB		2-1 CS	2-2 4-3	0-2 G3		0-1 F7		0-0 4-3												
<b>Kevin Mitchell, R</b> (1, 7) OBP: 0.326, SLG: 0.452	1-1 F8			4-1 G3 1B BB	0-0 L3		1-0 1-2 1B														
<b>Candy Maldonado, R</b> (1, 9) OBP: 0.319, SLG: 0.380		4-2 L6-4 CI BB		0-2 G3 1-2 1B		3-2 5-3	3-2 F8														
<b>Ernest Riles, L</b> (1, 5) OBP: 0.291, SLG: 0.350		1-3 SAFE K		0-2 G3 1-2 2-3		1-2 6-3 S 1B	1-1 F8														
<b>Kirt Manwaring, R</b> (1, 2) OBP: 0.299, SLG: 0.333 <b>Mike Aldrete, L</b> (8, PH) OBP: 0.362, SLG: 0.354 <b>Bob Melvin, R</b> (8, 2) OBP: 0.277, SLG: 0.396		1-1 CI		1-0 6-3		1-2 6-3	1-0 P7														
<b>Jose Uribe, S</b> (1, 6) OBP: 0.296, SLG: 0.309		2-0 L6-4			1-0 FC5-4 BB 1B			1-2 1B													
<b>Rick Reuschel, R</b> (1, 1) OBP: 0.133, SLG: 0.121 <b>Will Clark, L</b> (8, PH) OBP: 0.381, SLG: 0.507 <b>Roger Samuels, L</b> (8, 1)			0-2 G5-4-3 1B		4-2 FC5-4 BB	0-1 P4		0-3 K													
<b>Inning Stats</b>	R: 0 E: 0 K: 0 S: 10	H: 0 LOB: 1 BB: 1 P: 18	R: 0 E: 1 K: 1 S: 8	H: 0 LOB: 1 BB: 1 P: 16	R: 0 E: 0 K: 0 S: 12	H: 1 LOB: 0 BB: 1 P: 17	R: 0 E: 0 K: 0 S: 11	H: 1 LOB: 2 BB: 1 P: 18	R: 2 E: 1 K: 0 S: 14	H: 2 LOB: 1 BB: 1 P: 23	R: 0 E: 0 K: 0 S: 11	H: 1 LOB: 2 BB: 1 P: 20	R: 0 E: 1 K: 0 S: 9	H: 2 LOB: 2 BB: 0 P: 15	R: 0 E: 0 K: 1 S: 10	H: 1 LOB: 1 BB: 0 P: 13	R: 0 E: 0 K: 0 S: 6	H: 0 LOB: 0 BB: 0 P: 8	1B: 8 2B: 1 3B: 0 HR: 0	SF: 0 SAC: 0 DP: 2 HBP: 0	WP: 0 PA: 40
<b>PITCHER</b>	IP WLS BF H R ER SO BB IBB HBP BLK WP HR S P ERA WHIP																				
<b>Brian Holman, R</b> (1, 1) ERA: 3.13 <b>Tim Burke, R</b> (8, 1) ERA: 3.25	7.0 W 32 7 2 1 1 5 1 0 0 0 0 75 127 1.29 1.714																				

Batter	1	2	3	4	5	6	7	8	9	AB R H RBI BB SO LOB
<b>Otis Nixon, S</b> <small>(1, 8) OBP: 0.298, SLG: 0.286</small>	1-0 4-3			1-0 1B 2B	0-3 K			0-0 6-3		4 1 1 0 0 1 0
<b>Tracy Jones, R</b> <small>(1, 7) OBP: 0.337, SLG: 0.319</small>	2-1 1-3			3-2 F8	1-2 1B			3-2 HBP		3 0 1 0 0 0 1
<b>Dave Martinez, L</b> <small>(1, 9) OBP: 0.301, SLG: 0.322</small>	1-0 4-3			2-0 1B 2B				3-3 K		4 1 2 0 0 1 1
<b>Andres Galarraga, R</b> <small>(1, 3) OBP: 0.357, SLG: 0.553</small>		0-2 5-3		2-2 G3 2B			0-1 G5-4-3			3 1 1 2 0 0 1
<b>Graig Nettles, L</b> <small>(1, 5) OBP: 0.256, SLG: 0.259</small> <b>Tim Wallach, R</b> <small>(7, 5) OBP: 0.298, SLG: 0.392</small>		0-3 K		0-1 G3			3-3 K			3 0 0 0 0 2 1 0 0 0 0 0 0 0
<b>Tom Foley, L</b> <small>(1, 4) OBP: 0.311, SLG: 0.379</small>		0-0 4-3		0-1 1B 2B			0-0 P4			3 0 1 1 0 0 0
<b>Mike Fitzgerald, R</b> <small>(1, 2) OBP: 0.349, SLG: 0.400</small> <b>Tim Burke, R</b> <small>(8, 1)</small>			2-3 K	1-0 1B			0-0 G6-4-3			3 0 2 0 0 1 0 0 0 0 0 0 0 0
<b>Rex Hudler, R</b> <small>(1, 6) OBP: 0.324, SLG: 0.451</small>			0-3 K	2-2 1-3			0-0 G6-4-3			3 0 0 0 0 1 3
<b>Brian Holman, R</b> <small>(1, 1) OBP: 0.136, SLG: 0.136</small> <b>Nelson Santovenia, R</b> <small>(8, 2) OBP: 0.290, SLG: 0.405</small>			0-3 K2-3		1-2 1-3			2-2 4-3		2 0 0 0 0 1 0 1 0 0 0 0 0 0

Inning Stats	R: 0	H: 0	E: 0	LOB: 0	K: 0	BB: 0	S: 4	P: 8	R: 0	H: 0	E: 0	LOB: 0	K: 1	BB: 0	S: 8	P: 8	R: 0	H: 0	E: 0	LOB: 0	K: 3	BB: 0	S: 10	P: 12	R: 3	H: 5	E: 0	LOB: 2	K: 0	BB: 0	S: 18	P: 27	R: 0	H: 1	E: 0	LOB: 1	K: 1	BB: 0	S: 10	P: 12	R: 0	H: 1	E: 0	LOB: 0	K: 1	BB: 0	S: 6	P: 10	R: 0	H: 1	E: 0	LOB: 0	K: 0	BB: 0	S: 3	P: 3	R: 0	H: 0	E: 0	LOB: 1	K: 1	BB: 0	S: 11	P: 19
<b>PITCHER</b> <b>Rick Reuschel, R</b> <small>(1, 1) ERA: 3.09</small> <b>Roger Samuels, L</b> <small>(8, 1) ERA: 5.4</small>	IP	WLS	BF	H	R	ER	SO	BB	IBB	HBP	BLK	WP	HR	S	P	ERA	WHIP																																															
																		<b>PITCHER</b> <b>IP</b>	<b>WLS</b>	<b>BF</b>	<b>H</b>	<b>R</b>	<b>ER</b>	<b>SO</b>	<b>BB</b>	<b>IBB</b>	<b>HBP</b>	<b>BLK</b>	<b>WP</b>	<b>HR</b>	<b>S</b>	<b>P</b>	<b>ERA</b>	<b>WHIP</b>																														

**BOTTOM**

**San Francisco Giants @ Montreal Expos**

Olympic Stadium, Montreal, QB

Sun Sep 04 1988, 3:33 AM EDT

Att. 27,395 - Dome - 77 F

livebaseballscores.com

<b>AB</b>	<b>29</b>
<b>R</b>	<b>3</b>
<b>H</b>	<b>8</b>
<b>RBI</b>	<b>3</b>
<b>BB</b>	<b>0</b>
<b>SO</b>	<b>7</b>
<b>LOB</b>	<b>7</b>



1B: 6	SF: 0	WP: 0	PA: 30
2B: 2	SAC: 0	PB: 0	
3B: 0	DP: 2	SB: 0	
HR: 0	HBP: 1	CS: 0	



Batter	1	2	3	4	5	6	7	8	9	AB R H RBI BB SO LOB	TOP											
Dickie Thon, R OBP: 0.337, SLG: 0.315 (1, 6)	1-1 6-3		1-1 1B		2-1 SH5-4 1B	0-0 E6 FC5-4			3-2 PB SF8 2B	5 2 3 0 0 0 0	<b>San Diego Padres @ San Francisco Giants</b> Candlestick Park, San Francisco, CA Mon Sep 05 1988, 6:33 AM EDT Att. 13,954 - Sunny - 70 F <a href="http://livebaseballscorecards.com">livebaseballscorecards.com</a>											
Randy Ready, R OBP: 0.344, SLG: 0.379 (1, 5)	2-1 2B		0-1 F9		0-0 SH5-4	2-0 FC5-4 G6-4-3		4-2 1B 2B BB	3 0 1 0 1 0 2													
Tony Gwynn, L OBP: 0.373, SLG: 0.426 (1, 8)	1-1 L7		0-0 G3		3-2 1B 1B	1-1 G6-4-3		1-3 K	5 1 1 2 0 1 5													
Carmelo Martinez, R OBP: 0.297, SLG: 0.405 Marvell Wynne, L OBP: 0.328, SLG: 0.442 (1, 7) (9, 7)	1-3 K			0-0 L8	3-1 F7		1-2 L8	0-1 SF8	4 0 0 1 0 1 2 0 0 0 0 0 0 0													
Keith Moreland, R OBP: 0.320, SLG: 0.350 (1, 3)		2-2 HR		1-3 K	1-1 1B E		1-0 3-1	2-2 1B	5 2 3 1 0 1 0													
John Kruk, L OBP: 0.379, SLG: 0.387 (1, 9)		3-3 K		4-0 1B BB	1-0 1B E		0-3 K	2-2 1B	4 1 1 1 1 2 2													
Mark Parent, R OBP: 0.226, SLG: 0.292 (1, 2)		4-2 BB		3-2 1B	0-1 E4 1B			1-3 K	3 0 1 0 1 1 1													
Roberto Alomar, S OBP: 0.317, SLG: 0.364 (1, 4)		0-0 G5-4-3 BB		1-2 F8	1-2 1B			0-0 5-3	4 0 1 1 0 0 3													
Eric Show, R OBP: 0.147, SLG: 0.149 (1, 1)			1-0 L8		1-0 K			0-2 5-3	4 1 1 0 0 1 2													
<b>Inning Stats</b>	R: 0 E: 0 K: 1 S: 9	H: 1 LOB: 1 BB: 0 P: 14	R: 1 E: 0 K: 1 S: 12	H: 1 LOB: 0 BB: 1 P: 21	R: 0 E: 0 K: 0 S: 6	H: 1 LOB: 1 BB: 0 P: 8	R: 0 E: 0 K: 1 S: 13	H: 1 LOB: 2 BB: 1 P: 22	R: 5 E: 1 K: 1 S: 22	H: 6 LOB: 2 BB: 0 P: 31		R: 0 E: 1 K: 0 S: 4	H: 0 LOB: 0 BB: 0 P: 7	R: 0 E: 0 K: 1 S: 7	H: 0 LOB: 0 BB: 0 P: 9	R: 0 E: 0 K: 1 S: 8	H: 0 LOB: 0 BB: 0 P: 9	R: 1 E: 0 K: 1 S: 17	H: 2 LOB: 2 BB: 1 P: 29	1B: 9 2B: 2 3B: 0 HR: 1	SF: 1 SAC: 1 DP: 2 HBP: 0	WP: 0 PB: 1 SB: 0 CS: 0
<b>PITCHER</b>	IP WLS BF H R ER SO BB IBB HBP BLK WP HR S P ERA WHIP																					
Trevor Wilson, L ERA: 7.71 (1, 1)	4.2 L 23 8 5 4 3 2 0 0 0 0 0 1 53 85 7.71 2.143																					
Lary Sorensen, R ERA: 1.8 (5, 1)	1.1 7 2 1 0 1 0 0 0 0 0 0 0 13 18 0.00 1.500																					
Joe Price, L ERA: 3.59 (7, 1)	2.0 6 0 0 0 2 0 0 0 0 0 0 0 15 18 0.00 0.000																					
Craig Lefferts, L ERA: 3.35 (9, 1)	1.0 6 2 1 1 1 1 0 0 0 0 0 0 17 29 9.00 3.000																					







Batter	1	2	3	4	5	6	7	8	9	AB	R	H	RBI	BB	SO	LOB
<b>Brett Butler, L</b> OBP: 0.394, SLG: 0.390 (1, 8)	1-2 1B 1B	0-0 F9		1-1 4-3		2-1 5-3			3-2 1B 1B	5	1	2	0	0	0	1
<b>Chris Speier, R</b> OBP: 0.324, SLG: 0.360 (1, 4)	0-2 F7	4-1 E BB		3-1 P4			0-1 5-3		1-3 K	4	0	0	0	1	1	2
<b>Will Clark, L</b> OBP: 0.317, SLG: 0.508 (1, 3)	0-2 FC6-4 1B 1B	0-1 E3		0-0 P6			1-0 P5		1-1 1-3 1B	5	1	2	0	0	0	1
<b>Kevin Mitchell, R</b> OBP: 0.324, SLG: 0.448 (1, 7)	0-0 FC6-4 1B	3-3 K			0-0 F8		2-0 L7		3-2 6-3	5	0	1	1	0	1	4
<b>Candy Maldonado, R</b> OBP: 0.317, SLG: 0.377 (1, 9)	1-0 FC6-4 1B		2-0 6-3		1-1 F7			1-1 S SH1-4 WP 1B		3	0	0	0	0	0	2
<b>Roger Samuels, L</b> (6, 1)										0	0	0	0	0	0	0
<b>Phil Garner, R</b> OBP: 0.250, SLG: 0.250 (8, PH)										1	0	1	0	0	0	0
<b>Donell Nixon, R</b> OBP: 0.400, SLG: 0.391 (8, PR)										0	1	0	0	0	0	0
<b>Ernest Riles, L</b> OBP: 0.293, SLG: 0.351 (9, 5)										0	0	0	0	0	0	0
<b>Bob Melvin, R</b> OBP: 0.277, SLG: 0.395 (1, 2)	1-0 BB 1B		1-1 F8		0-1 L7			1-1 SH1-4		3	0	1	1	0	0	0
<b>Matt Williams, R</b> OBP: 0.283, SLG: 0.440 (1, 5)	4-2 BB BB		3-2 1B 1B			0-3 K		3-3 K		3	0	1	0	1	2	1
<b>Scott Garrelts, R</b> OBP: 0.091, SLG: 0.091 (9, 1)	1-2 2-3 BB							2-H		0	0	0	0	0	0	0
<b>Jose Uribe, S</b> OBP: 0.298, SLG: 0.311 (1, 6)	0-0 1-3		1-1 1-2 1B		2-0 1B			1-0 5-3		4	0	2	0	0	0	4
<b>Atlee Hammaker, S</b> OBP: 0.179, SLG: 0.115 (1, 1)		0-0 5-3		1-3 K		1-0 F8			2-3 K	2	0	0	0	0	1	2
<b>Lary Sorensen, R</b> (6, 1)										0	0	0	0	0	0	0
<b>Joel Youngblood, R</b> OBP: 0.314, SLG: 0.290 (6, 9)										2	0	0	0	0	1	1

Inning Stats	R: 2	H: 4	E: 0	K: 0	S: 18	LOB: 3	BB: 1	P: 25	R: 0	H: 0	E: 1	K: 1	S: 9	LOB: 2	BB: 1	P: 16	R: 0	H: 2	E: 0	K: 1	S: 11	LOB: 2	BB: 0	P: 19	R: 0	H: 0	E: 0	K: 0	S: 5	LOB: 0	BB: 0	P: 9	R: 0	H: 0	E: 0	K: 0	S: 5	LOB: 0	BB: 0	P: 6	R: 0	H: 1	E: 0	K: 1	S: 8	LOB: 1	BB: 0	P: 13	R: 0	H: 0	E: 0	K: 0	S: 4	LOB: 0	BB: 0	P: 7	R: 1	H: 1	E: 0	K: 1	S: 8	LOB: 1	BB: 0	P: 14	R: 0	H: 2	E: 0	K: 2	S: 15	LOB: 2	BB: 0	P: 25	1B: 10	2B: 0	3B: 0	HR: 0	SF: 0	SAC: 1	DP: 0	HBP: 0	WP: 1	PB: 0	SB: 1	CS: 0	PA: 40
<b>PITCHER</b>	IP	WLS	BF	H	R	ER	SO	BB	IBB	HBP	BLK	WP	HR	S	P	ERA	WHIP																																																																				
<b>Dennis Rasmussen, L</b> ERA: 3.77 (1, 1)	8.0	W	35	8	3	3	4	2	0	0	0	1	0	68	109	3.38	1.250																																																																				
<b>Mark Davis, L</b> ERA: 2.0 (9, 1)	1.0	S	5	2	0	0	2	0	0	0	0	0	0	15	25	0.00	2.000																																																																				

**BOTTOM**

**San Diego Padres @ San Francisco Giants**  
Candlestick Park, San Francisco, CA  
Tue Sep 06 1988, 10:05 PM EDT  
Att. 5,770 - Unknown

AB	37
R	3
H	10
RBI	2
BB	2
SO	6
LOB	18



WP: 1	PA: 40
PB: 0	
SB: 1	
CS: 0	



Batter	1	2	3	4	5	6	7	8	9	AB R H RBI BB SO LOB	TOP			
Ron Gant, R (1, 5) OBP: 0.311, SLG: 0.440 Jerry Royster, R (8, 5) OBP: 0.233, SLG: 0.216	4-1 G5-3 BLK BB	0-0 1-2 1B		3-2 2-H HR			1-1 S 1B	4-2 1-2 2-3 BB		3 1 3 2 2 0 0 0 0 0 0 0 0 0				
Jeff Blausen, R (1, 4) OBP: 0.333, SLG: 0.500	2-2 G5-3 HBP	1-0 G5		2-1 F9			4-2 FC5-4 BB	0-1 F8		3 0 0 0 1 0 5				
Gerald Perry, L (1, 3) OBP: 0.359, SLG: 0.413	0-2 G5-3 1-2 2-3f		4-1 S BB	0-0 4-3			0-0 P5		3-1 6-3	4 0 0 0 1 0 4				
Dale Murphy, R (1, 9) OBP: 0.310, SLG: 0.438	1-3 K		1-2 P4		0-0 5-3		1-1 F9		1-3 K S	5 0 0 0 0 2 4				
Andres Thomas, R (1, 6) OBP: 0.270, SLG: 0.369		1-2 G3 BB 1B	3-1 F3		2-2 5-3		2-2 FC5-4 1-2f		4-0 K2 IBB	4 1 1 0 1 0 3				
Dion James, L (1, 7) OBP: 0.362, SLG: 0.362		4-0 G3 1B BB	4-0 IBB		2-2 6-3			0-1 CS 1B	3-3 K2 1-2f 2-3	3 1 1 0 2 1 2				
Bruce Benedict, R (1, 2) OBP: 0.306, SLG: 0.282		0-3 K	0-0 F8			1-0 F8		2-0 1B 1-2		4 0 1 0 0 1 4				
Terry Blocker, L (1, 8) OBP: 0.234, SLG: 0.239		0-1 G3		3-1 SH1-4 HR 1B		2-3 K		2-0 BB PB 1B 1-2		4 1 2 0 0 1 2				
Tom Glavine, L (1, 1) OBP: 0.259, SLG: 0.235		1-1 1B 2-H 3-H		0-1 SH1-4		1-3 K		4-2 BB 1-2 BB		2 0 1 2 1 1 0				
<b>Inning Stats</b>	R: 0 E: 0 K: 1 S: 9 H: 0 LOB: 1 BB: 1 P: 16	R: 2 E: 0 K: 1 S: 12 H: 3 LOB: 2 BB: 1 P: 19	R: 0 E: 0 K: 0 S: 8 H: 0 LOB: 2 BB: 2 P: 19	R: 2 E: 0 K: 0 S: 10 H: 2 LOB: 0 BB: 0 P: 18	R: 0 E: 0 K: 0 S: 7 H: 0 LOB: 0 BB: 0 P: 11	R: 0 E: 0 K: 2 S: 8 H: 0 LOB: 0 BB: 0 P: 12	R: 0 E: 0 K: 0 S: 14 H: 1 LOB: 2 BB: 1 P: 21	R: 0 E: 0 K: 0 S: 16 H: 3 LOB: 3 BB: 2 P: 28	R: 0 E: 0 K: 2 S: 10 H: 0 LOB: 2 BB: 1 P: 21	1B: 8 2B: 1 3B: 0 HR: 1 SF: 0 SAC: 1 DP: 2 HBP: 1	WP: 1 PB: 1 SB: 3 CS: 1 PA: 42			
<b>PITCHER</b>	IP WLS BF H R ER SO BB IBB HBP BLK WP HR S P ERA WHIP												<b>PITCHER</b>	IP WLS BF H R ER SO BB IBB HBP BLK WP HR S P ERA WHIP
Jeff Brantley, R (1, 1) ERA: 5.82	5.0 L 24 5 4 4 2 3 1 1 1 1 0 1 46 83 7.20 1.600													
Joe Price, L (6, 1) ERA: 3.51	1.1 6 1 0 0 2 1 0 0 0 0 0 0 17 25 0.00 1.500													
Ron Davis, R (7, 1) ERA: 4.11	1.1 7 3 0 0 0 2 0 0 0 0 0 0 19 34 0.00 3.750													
Craig Lefferts, L (8, 1) ERA: 3.29	1.1 5 0 0 0 2 0 1 0 0 1 0 12 23 0.00 0.000													

Atlanta Braves @ San Francisco Giants  
Candlestick Park, San Francisco, CA  
Wed Sep 07 1988, 10:05 PM EDT  
Att. 4,910 - Unknown

AB	32
R	4
H	9
RBI	4
BB	8
SO	6
LOB	24



livebaseballscorecards.com





Batter	1	2	3	4	5	6	7	8	9	AB R H RBI BB SO LOB	TOP											
Ron Gant, R OBP: 0.311, SLG: 0.439 (1, 5)	1-0 G3	2-1 1B			2-2 P6		2-1 F8			4 0 1 0 0 0 1	<b>Atlanta Braves @ San Francisco Giants</b> Candlestick Park, San Francisco, CA Thu Sep 08 1988, 10:05 PM EDT Att. 5,005 - Unknown <a href="http://livebaseballscorecards.com">livebaseballscorecards.com</a>											
Jeff Blauser, R OBP: 0.273, SLG: 0.400 (1, 4)	0-0 6-3	0-0 F9			1-2 F8		2-0 P4			4 0 0 0 0 0 3												
Gerald Perry, L OBP: 0.358, SLG: 0.414 (1, 3)	1-2 2B				0-0 B1		0-0 1-3			4 1 1 0 0 1 0												
Dale Murphy, R OBP: 0.313, SLG: 0.442 (1, 9)	0-0 1B				0-0 F8		1-0 1B			4 1 3 1 0 0 0												
Andres Thomas, R OBP: 0.270, SLG: 0.368 (1, 6)	1-1 1B				0-2 6-3		0-1 P6			4 0 1 1 0 0 2												
Dion James, L OBP: 0.363, SLG: 0.362 (1, 7)	2-1 4-3				0-0 1B		4-0 IBB			3 0 1 0 1 0 1												
Bruce Benedict, R OBP: 0.306, SLG: 0.283 (1, 2)					2-2 F7		0-0 3-1			3 0 1 0 0 0 3												
Albert Hall, S OBP: 0.316, SLG: 0.300 (9, PH)					1-2					1 0 0 0 0 0 0												
Terry Blocker, L OBP: 0.234, SLG: 0.234 (1, 8)					3-2 G3		4-1 F8			3 0 0 0 1 0 1												
29 John Smoltz, R OBP: 0.273, SLG: 0.300 (1, 1)							1-0 SH5-4			2 0 0 0 0 2 1												
Charlie Puleo, R OBP: 0.182, SLG: 0.182 (6, 1)							1-2 K			0 0 0 0 0 0 0												
<b>Inning Stats</b>	R: 2 E: 0 K: 0 S: 10	H: 3 LOB: 1 BB: 0 P: 15	R: 0 E: 0 K: 1 S: 10	H: 2 LOB: 2 BB: 0 P: 16	R: 0 E: 0 K: 0 S: 5	H: 0 LOB: 0 BB: 0 P: 5	R: 0 E: 0 K: 0 S: 11	H: 1 LOB: 0 BB: 0 P: 15	R: 0 E: 0 K: 1 S: 9	H: 0 LOB: 0 BB: 0 P: 12	R: 0 E: 0 K: 0 S: 6	H: 1 LOB: 2 BB: 1 P: 10	R: 0 E: 0 K: 0 S: 5	H: 0 LOB: 1 BB: 1 P: 14	R: 0 E: 0 K: 1 S: 8	H: 1 LOB: 0 BB: 0 P: 12	R: 0 E: 0 K: 0 S: 9	H: 0 LOB: 0 BB: 0 P: 11	1B: 6 2B: 2 3B: 0 HR: 0	SF: 0 SAC: 1 DP: 1 HBP: 0	WP: 0 PB: 0 SB: 2 CS: 1	PA: 35
<b>PITCHER</b> Don Robinson, R ERA: 2.5 (1, 1)	IP 9.0 WLS W BF 35 H 8 R 2 ER 2 SO 3 BB 1 IBB 1 HBP 0 BLK 0 WP 0 HR 0 S 73 P 110 ERA 2.00 WHIP 1.000											<b>PITCHER</b>	IP WLS BF H R ER SO BB IBB HBP BLK WP HR S P ERA WHIP									



Batter	1	2	3	4	5	6	7	8	9
<b>Brett Butler, L</b> (1, 8) OBP: 0.400, SLG: 0.400	3-2 FC6-4 1B		0-0 FC3-2 2B	4-1 1-2 BB		2-0 2B		1-0 2B	
<b>Tony Perezchica, R</b> (1, 4) OBP: 0.429, SLG: 0.250 <b>Francisco Melendez, L</b> (6, PH) OBP: 0.235, SLG: 0.168 <b>Chris Speier, R</b> (7, 4) OBP: 0.322, SLG: 0.358	0-1 FC6-4 1-2f		4-2 FC3-2 BB	0-1 F3		2-2 P6		2-3 K	
<b>Will Clark, L</b> (1, 3) OBP: 0.380, SLG: 0.509	0-0 F8		2-2 FC3-2 1-2 2-3 3-Hf		3-1 HR	4-0 FC6-4 IBB		4-0 IBB	
<b>Kevin Mitchell, R</b> (1, 7) OBP: 0.320, SLG: 0.441 <b>Joel Youngblood, R</b> (6, PH) OBP: 0.306, SLG: 0.282	0-0 F8		2-2 F8		3-2 F8	2-2 FC6-4 1-2f		0-1 6-3	
<b>Mike Aldrete, L</b> (1, 9) OBP: 0.355, SLG: 0.346		2-1 F8		3-1 L4	1-2 P6		2-3 K		
<b>Ernest Riles, L</b> (1, 5) OBP: 0.299, SLG: 0.364 <b>Donell Nixon, R</b> (7, PR) OBP: 0.400, SLG: 0.391 <b>Matt Williams, R</b> (8, 5) OBP: 0.276, SLG: 0.429		0-2 F8		2-2 BB 1B	1-1 1B		1-2 SH1-3 3B		
<b>Bob Brenly, R</b> (1, 2) OBP: 0.261, SLG: 0.292		2-3 K		0-0 P9	0-0 1B		1-1 SH1-3		
<b>Jose Uribe, S</b> (1, 6) OBP: 0.298, SLG: 0.311			3-2 F5	4-0 1B 1-2 BB	2-1 4-3		3-H 1-0 4-3		
<b>Don Robinson, R</b> (1, 1) OBP: 0.200, SLG: 0.231			1-1 2B FC3-2 1B	0-2 BB 1-3 2-H 1B		1-1 6-3		3-2 P4	

Inning Stats	R: 0	H: 1	E: 0	K: 0	S: 7	LOB: 1	BB: 0	P: 10
	R: 0	H: 0	E: 0	K: 1	S: 8 <td>LOB: 0</td> <td>BB: 0</td> <td>P: 12</td>	LOB: 0	BB: 0	P: 12
	R: 0	H: 2	E: 0	K: 0	S: 15 <td>LOB: 3</td> <td>BB: 1</td> <td>P: 27</td>	LOB: 3	BB: 1	P: 27
	R: 1	H: 2	E: 0	K: 0	S: 12 <td>LOB: 3</td> <td>BB: 2</td> <td>P: 25</td>	LOB: 3	BB: 2	P: 25
	R: 1	H: 3	E: 0	K: 0	S: 13 <td>LOB: 2</td> <td>BB: 0</td> <td>P: 23</td>	LOB: 2	BB: 0	P: 23
	R: 0	H: 1	E: 0	K: 0	S: 9 <td>LOB: 2</td> <td>BB: 1</td> <td>P: 20</td>	LOB: 2	BB: 1	P: 20
	R: 1	H: 1	E: 0	K: 1	S: 11 <td>LOB: 1</td> <td>BB: 0</td> <td>P: 16</td>	LOB: 1	BB: 0	P: 16
	R: 0	H: 1	E: 0	K: 1	S: 9 <td>LOB: 2</td> <td>BB: 1</td> <td>P: 19</td>	LOB: 2	BB: 1	P: 19

PITCHER										PITCHER																									
IP	WLS	BF	H	R	ER	SO	BB	IBB	HBP	BLK	WP	HR	S	P	ERA	WHIP	IP	WLS	BF	H	R	ER	SO	BB	IBB	HBP	BLK	WP	HR	S	P	ERA	WHIP		
29 John Smoltz, R (1, 1) ERA: 5.31	5.0		26	8	2	2	1	3	0	0	0	1	55	97	3.60	2.200																			
Charlie Puleo, R (6, 1) ERA: 3.53	3.0	L	14	3	1	1	2	0	2	0	0	0	29	55	3.00	1.000																			

**BOTTOM**

**Atlanta Braves @ San Francisco Giants**  
Candlestick Park, San Francisco, CA

Thu Sep 08 1988, 10:05 PM EDT  
Att. 5,005 - Unknown

AB	R	H	RBI	BB	SO	LOB
4	0	4	0	1	0	0
2	0	0	0	1	0	4
1	0	0	0	0	0	1
1	0	0	0	0	1	1
3	1	1	1	2	0	4
3	0	0	0	0	0	4
2	0	0	0	0	0	4
4	0	0	0	0	1	0
4	1	3	0	0	0	0
0	1	0	0	0	0	0
0	0	0	0	0	0	0
3	0	1	1	0	1	1
3	0	0	0	1	0	3
4	0	2	1	0	0	0

AB	34
R	3
H	11
RBI	3
BB	5
SO	3
LOB	22

WP: 0 PA: 40  
PB: 0  
SB: 0  
CS: 0



livebaseballscorecards.com







Batter	1	2	3	4	5	6	7	8	9	10	11	12
<b>Brett Butler, L</b> OBP: 0.399, SLG: 0.401 (1, 8)	0-2 6-3		1-1 G3			0-0 2B		2-2 FC6-5 1B WP		1-2 6-3 1B		3-2 F6
<b>Chris Speier, R</b> OBP: 0.316, SLG: 0.351 (1, 4)	1-3 K		1-2 F8			0-0 F8		3-3 K		0-3 K		3-3 K
<b>Kevin Mitchell, R</b> OBP: 0.319, SLG: 0.440 (8, PH)												
<b>Scott Garretts, R</b> OBP: 0.083, SLG: 0.083 (9, 1)												
<b>Phil Garner, R</b> OBP: 0.167, SLG: 0.167 (12, PH)												
<b>Will Clark, L</b> OBP: 0.383, SLG: 0.510 (1, 3)	3-2 1B			0-1 4-3		0-0 F8		0-0 WP 1B		4-1 6-3 IBB		0-1 1B
<b>Candy Maldonado, R</b> OBP: 0.313, SLG: 0.371 (1, 9)	0-0 1-3			1-3 K		2-3 K		1-2 F8		2-2 6-3		0-3 K
<b>Joel Youngblood, R</b> OBP: 0.302, SLG: 0.277 (7, PH)			1-2 E5		1-2 1-3		4-0 G1-6-3 BB		1-0 4-3			
<b>Mike Aldrete, L</b> OBP: 0.357, SLG: 0.345 (8, 7)												
<b>Bob Melvin, R</b> OBP: 0.273, SLG: 0.386 (1, 2)			0-0 G6-4-3		1-1 F9		3-3 K		0-0 S 1B			
<b>Donell Nixon, R</b> OBP: 0.400, SLG: 0.391 (9, PR)												
<b>Kirt Manwaring, R</b> OBP: 0.282, SLG: 0.314 (10, 2)												
<b>Matt Williams, R</b> OBP: 0.280, SLG: 0.430 (1, 5)			1-1 1B		0-3 K		0-0 G1-6-3		3-2 1B			
<b>Ernest Riles, L</b> OBP: 0.300, SLG: 0.364 (7, PH)												
<b>Jose Uribe, S</b> OBP: 0.299, SLG: 0.310 (1, 6)			0-1 4-3		2-0 1B		4-2 FC6-5 1B BB		1-2 F8			
<b>Rick Reuschel, R</b> OBP: 0.129, SLG: 0.117 (8, PH)												
<b>Francisco Melendez, L</b> OBP: 0.273, SLG: 0.235 (9, 4)			1-2 4-3		0-1 5-3		1-2 FC6-5 1B		0-1 P6			
<b>Tony Perezchica, R</b> OBP: 0.333, SLG: 0.167 (9, 4)												

Inning Stats	R: 0	H: 1	E: 0	LOB: 1	K: 1	P: 15	R: 0	H: 1	E: 1	LOB: 1	K: 0	P: 8	R: 0	H: 0	E: 0	LOB: 0	K: 0	P: 11	R: 0	H: 0	E: 0	LOB: 0	K: 1	P: 12	R: 0	H: 1	E: 0	LOB: 1	K: 1	P: 11	R: 0	H: 1	E: 0	LOB: 1	K: 1	P: 8	R: 0	H: 0	E: 0	LOB: 0	K: 1	P: 12	R: 2	H: 2	E: 0	LOB: 1	K: 1	P: 32	R: 1	H: 2	E: 0	LOB: 1	K: 0	P: 16	R: 0	H: 1	E: 0	LOB: 3	K: 2	P: 30	R: 0	H: 0	E: 0	LOB: 0	K: 0	P: 9	R: 0	H: 1	E: 0	LOB: 1	K: 2	P: 18	1B: 9	SF: 0	2B: 1	SAC: 0	3B: 0	DP: 2	HR: 0	HBP: 0	WP: 1	PA: 49
--------------	------	------	------	--------	------	-------	------	------	------	--------	------	------	------	------	------	--------	------	-------	------	------	------	--------	------	-------	------	------	------	--------	------	-------	------	------	------	--------	------	------	------	------	------	--------	------	-------	------	------	------	--------	------	-------	------	------	------	--------	------	-------	------	------	------	--------	------	-------	------	------	------	--------	------	------	------	------	------	--------	------	-------	-------	-------	-------	--------	-------	-------	-------	--------	-------	--------

PITCHER	IP	WLS	BF	H	R	ER	SO	BB	IBB	HBP	BLK	WP	HR	S	P	ERA	WHIP
<b>Bob Knepper, L</b> ERA: 3.21 (1, 1)	6.0		22	4	0	0	4	0	0	0	0	0	0	52	67	0.00	0.667
<b>Larry Andersen, R</b> ERA: 2.63 (7, 1)	1.0		5	1	2	2	1	2	0	0	0	0	0	13	25	18.00	3.000
<b>Juan Agosto, L</b> ERA: 2.35 (8, 1)	0.1		1	0	0	0	0	0	0	0	0	0	0	4	6	0.00	0.000
<b>Dave Smith, R</b> ERA: 2.36 (8, 1)	2.2		14	4	1	1	3	0	2	0	0	1	0	36	59	3.38	1.500
<b>Danny Darwin, R</b> ERA: 4.12 (11, 1)	2.0	W	7	1	0	0	2	0	0	0	0	0	0	19	27	0.00	0.500


**BOTTOM**

**Houston Astros @ San Francisco Giants**  
Candlestick Park, San Francisco, CA

Fri Sep 09 1988, 10:05 PM EDT  
Att: 13,670 - Unknown

AB	R	H	RBI	BB	SO	LOB
6	1	2	0	0	0	2
3	0	0	0	0	1	1
1	0	0	0	0	1	2
1	0	0	0	0	1	1
1	0	0	0	0	1	0
5	0	3	1	1	0	1
6	0	0	0	0	3	6
2	0	0	0	0	0	0
1	0	0	0	2	0	0
4	0	1	0	0	1	2
0	1	0	0	0	0	0
1	0	0	0	0	1	3
2	0	1	0	0	1	0
3	0	1	1	0	0	1
4	0	1	0	1	0	2
2	0	0	0	0	0	1
1	1	1	0	0	0	0
2	0	0	0	0	0	1

AB	45
R	3
H	10
RBI	2
BB	4
SO	10
LOB	23











Batter	1	2	3	4	5	6	7	8	9	AB R H RBI BB SO LOB	TOP	
Gerald Young, S OBP: 0.343, SLG: 0.335 (1, 8) B X	1-0 F8 ①		X 0-0 F8 ②		B B C F X 2-2 5-3 ③			B B C X 2-1 1B ①		4 0 1 0 0 0 1		
Bill Doran, S OBP: 0.346, SLG: 0.344 (1, 4) B C X	2-1 6-3 ②		B B F X 2-1 4-3 ③		B B X 2-0 F7 ①			1 SAFE B B B B 4-0 FC6-4 BB ②		3 0 0 0 1 0 0		
Kevin Bass, S OBP: 0.318, SLG: 0.390 (1, 9) S F B S	1-3 K ③			F B B B 2-3 K ①		B X 1-0 6-3 ②		F C X 0-2 FC6-4 1-2f ③		4 0 0 0 0 2 2		
Glenn Davis, R OBP: 0.347, SLG: 0.487 (1, 3)		B B C X 2-1 5-3 ①		B X 1-0 F3 ②		F X 0-1 5-3 ③			B B X 2-0 5-3 ①	4 0 0 0 0 0 0		
Buddy Bell, R OBP: 0.300, SLG: 0.345 (1, 5)		B X 1-0 F8 ②		B B F B X 3-1 1B ③		B C B B X 2-1 6-3 ①		X 0-0 HR ②		4 1 2 1 0 0 0		
Billy Hatcher, R OBP: 0.316, SLG: 0.358 (1, 7)		B C B B X 3-2 HR ③		C B B X 2-1 F7 ③		X 0-0 G3 ②		F B X 1-1 F3 ②		4 1 1 1 0 0 1		
Rafael Ramirez, R OBP: 0.287, SLG: 0.359 (1, 6)		C X 0-1 6-3 ③		X 0-0 F9 ①		C X 0-1 4-3 ③		B X 1-0 2B 1B ②		4 1 1 0 0 0 0		
Craig Biggio, R OBP: 0.265, SLG: 0.376 (1, 2)			B X 1-0 HR ①		C X 0-1 1B ②		B B X 2-0 6-3 ①		B C F X 1-2 2B ②	4 1 3 2 0 0 0		
Jim Deshaies, L OBP: 0.069, SLG: 0.036 (1, 1)			S S S S 0-3 K ①		L 1 SAFE L 1 SAFE M 0-3 K ②		B X 1-0 4-3 ②		C B F B S 2-3 K ③	4 0 0 0 0 3 2		
Inning Stats	R: 0 E: 0 K: 1 S: 6 H: 0 LOB: 0 BB: 0 P: 10	R: 1 E: 0 K: 0 S: 8 H: 1 LOB: 0 BB: 0 P: 14	R: 1 E: 0 K: 1 S: 7 H: 1 LOB: 0 BB: 0 P: 10	R: 0 E: 0 K: 1 S: 8 H: 1 LOB: 1 BB: 0 P: 16	R: 0 E: 0 K: 1 S: 9 H: 1 LOB: 1 BB: 0 P: 11	R: 0 E: 0 K: 0 S: 4 H: 0 LOB: 0 BB: 0 P: 7	R: 0 E: 0 K: 0 S: 5 H: 0 LOB: 0 BB: 0 P: 7	R: 0 E: 0 K: 0 S: 7 H: 1 LOB: 2 BB: 1 P: 16	R: 2 E: 0 K: 1 S: 11 H: 3 LOB: 1 BB: 0 P: 18	1B: 4 2B: 1 3B: 0 HR: 3 SF: 0 SAC: 0 DP: 0 HBP: 0	WP: 0 PB: 0 SB: 2 CS: 0	PA: 36
PITCHER	IP WLS BF H R ER SO BB IBB HBP BLK WP HR S P ERA WHIP											
Atlee Hammaker, L ERA: 4.04 (1, 1)	8.0 L 30 5 2 2 4 1 0 0 0 0 0 2 54 91 2.25 0.750											
Lary Sorensen, R ERA: 2.7 (9, 1)	1.0 6 3 2 2 1 0 0 0 0 0 0 1 11 18 18.00 3.000											

Houston Astros @ San Francisco Giants  
Candlestick Park, San Francisco, CA

Sun Sep 11 1988, 6:33 AM EDT  
Att. 28,304 - Sunny - 85 F

livebaseballscorecards.com

AB	35
R	4
H	8
RBI	4
BB	1
SO	5
LOB	6







Batter	1	2	3	4	5	6	7	8	9	AB R H RBI BB SO LOB	TOP									
<b>Brett Butler, L</b> (1, 8) OBP: 0.399, SLG: 0.405	2-1 P6		0-1 3B		2-0 FC6-4		1-2 WP 1B		2-2 1-3	5 0 2 1 0 0 1										
<b>Robby Thompson, R</b> (1, 4) OBP: 0.331, SLG: 0.386	2-3 K		4-2 L4-3 BB		3-2 5-3		1-0 SF7			2 0 0 1 1 1 1										
<b>Will Clark, L</b> (1, 3) OBP: 0.380, SLG: 0.502	0-2 G3		1-0 L4-3			0-0 F8		3-3 K		4 0 0 0 0 1 4										
<b>Candy Maldonado, R</b> (1, 9) OBP: 0.313, SLG: 0.379		0-0 HR		1-1 F9		0-0 F9		1-3 K		4 1 1 1 0 1 0										
<b>Mike Aldrete, L</b> (1, 7) OBP: 0.358, SLG: 0.342		0-0 1B		4-1 1B SF8 BB		3-2 F9		4-2 BB		2 1 1 0 2 0 0										
<b>Ernest Riles, L</b> (1, 5) OBP: 0.305, SLG: 0.368		2-1 L1-3 1B		2-1 1 SAFE 1 SAFE 1 SAFE 1-3 1B		1-1 E 1B		0-0 F4		3 1 3 0 0 0 0										
<b>Matt Williams, R</b> (7, 5) OBP: 0.271, SLG: 0.415										1 0 0 0 0 0 1										
<b>Kirt Manwaring, R</b> (1, 2) OBP: 0.267, SLG: 0.301		1-2 L1-3		2-2 SF8		0-0 E6 1B SF7 BB		2-2 F9		3 1 0 1 0 0 4										
<b>Jose Uribe, S</b> (1, 6) OBP: 0.297, SLG: 0.306		0-1 L3		1-2 F9		4-0 WP 1B BB				3 0 0 0 1 1 2										
<b>Dennis Cook, L</b> (1, 1) OBP: 0.083, SLG: 0.083			1-3 K		4-0 FC6-4 BB		1-3 K		0-3 K	1 0 0 0 1 1 0										
<b>Craig Lefferts, L</b> (6, 1) OBP: 0.321, SLG: 0.442										0 0 0 0 0 0 0										
<b>Kevin Mitchell, R</b> (7, PH) OBP: 0.000, SLG: 0.000										1 0 0 0 0 1 3										
<b>Roger Samuels, L</b> (7, 1) OBP: 0.000, SLG: 0.000										1 0 0 0 0 1 0										
<b>Scott Garretts, R</b> (9, 1) OBP: 0.000, SLG: 0.000										0 0 0 0 0 0 0										
<b>Joe Price, R</b> (9, 1) OBP: 0.000, SLG: 0.000										0 0 0 0 0 0 0										
<b>Inning Stats</b>	R: 0 E: 0 K: 1 S: 10	H: 0 LOB: 0 BB: 0 P: 14	R: 1 E: 0 K: 0 S: 10	H: 3 LOB: 1 BB: 0 P: 13	R: 0 E: 0 K: 1 S: 10	H: 1 LOB: 1 BB: 1 P: 16	R: 1 E: 0 K: 0 S: 12	H: 1 LOB: 1 BB: 1 P: 21	R: 0 E: 0 K: 0 S: 4	H: 0 LOB: 0 BB: 1 P: 13	R: 0 E: 0 K: 2 S: 14	H: 2 LOB: 2 BB: 1 P: 25	R: 0 E: 0 K: 1 S: 9	H: 0 LOB: 1 BB: 1 P: 16	R: 0 E: 0 K: 2 S: 9	H: 0 LOB: 0 BB: 0 P: 11	1B: 5 2B: 2 3B: 1 HR: 1	SF: 2 SAC: 0 DP: 2 HBP: 0	WP: 1 PB: 0 SB: 0 CS: 1	PA: 37
<b>PITCHER</b>	IP WLS BF H R ER SO BB IBB HBP BLK WP HR S P ERA WHIP																			
<b>Andy Hawkins, R</b> (1, 1) ERA: 3.32	6.1 L 28 7 4 2 3 4 0 0 0 0 0 1 60 101 2.84 1.737																			
<b>Dave Leiper, L</b> (7, 1) ERA: 2.11	1.2 6 0 0 0 2 1 0 0 0 1 0 14 25 0.00 0.600																			
<b>Mark Grant, R</b> (9, 1) ERA: 3.93	1.0 3 0 0 0 2 0 0 0 0 0 0 9 11 0.00 0.000																			

**San Francisco Giants @ San Diego Padres**  
**Jack Murphy Stadium, San Diego, CA**  
 Mon Sep 12 1988, 10:05 PM EDT  
 Att. 22,740 - Unknown - 65 F

AB	30
R	4
H	7
RBI	4
BB	5
SO	7
LOB	16



Batter	1	2	3	4	5	6	7	8	9	AB	R	H	RBI	BB	SO	LOB
Dickie Thon, R OBP: 0.345, SLG: 0.319 (1, 6)	2-1 F9 ①		0-1 4-3 ③			0-3 K ①		0-0 G4-6-3 1B		4	0	1	0	0	1	0
Roberto Alomar, S OBP: 0.320, SLG: 0.363 (1, 4)	3-2 F8 ②			1-2 F8 ①		4-1 F7 BB BB		2-1 G4-6-3 ② ③ 1-2f		3	0	0	0	1	0	1
Carmelo Martinez, R OBP: 0.307, SLG: 0.418 (1, 9)	4-2 BB			0-0 1B		4-1 SAFE SAFE 1-2 BB		1-1 HR		2	1	2	1	2	0	0
Keith Moreland, R OBP: 0.315, SLG: 0.346 (1, 3)	0-1 F9 ③			0-0 F9 ②		0-2 F7 ② 2-3		3-1 HR		4	1	1	1	0	0	4
Benito Santiago, R OBP: 0.292, SLG: 0.363 (1, 2)		1-2 F8 ①		1-1 F9 ③		0-3 K ③		0-0 F7 1B		4	0	1	0	0	1	3
Randy Ready, R OBP: 0.339, SLG: 0.375 (1, 7)		2-0 F9 ②			2-2 F9 ①		0-1 5-3 ①		3-1 F7 ① 1-3	4	0	0	0	0	0	1
Chris Brown, R OBP: 0.304, SLG: 0.295 (9, PH)		1-1 5-3 ③			2-1 1B		1-1 G3 ②		4-2 BB	3	0	1	0	0	0	0
John Kruk, L OBP: 0.371, SLG: 0.368 (9, PR)										0	0	0	0	1	0	0
Stan Jefferson, S OBP: 0.218, SLG: 0.222 (9, PR)										0	0	0	0	0	0	0
Marvell Wynne, L OBP: 0.320, SLG: 0.441 (1, 8)			1-0 F9 ①		2-2 F8 ②		2-2 F8 ③		1-1 F8 ②	4	0	0	0	0	0	3
Andy Hawkins, R OBP: 0.138, SLG: 0.123 (1, 1)			2-3 K ②		0-0 6-3 ③			0-1 F8 ①		2	0	0	0	0	1	1
Dave Leiper, L OBP: 1.000, SLG: 1.000 (7, 1)										0	0	0	0	0	0	0
Mark Parent, R OBP: 0.224, SLG: 0.319 (8, PH)										1	0	0	0	0	0	0
Mark Grant, R (9, 1)										0	0	0	0	0	0	0
Garry Templeton, S OBP: 0.276, SLG: 0.341 (9, PH)										1	0	0	0	0	0	2

Inning Stats	R: 0	H: 0	E: 0	K: 11	S: 11	R: 0	H: 0	E: 0	K: 6	S: 6	R: 0	H: 0	E: 0	K: 1	S: 7	R: 0	H: 1	E: 0	K: 8	S: 8	R: 0	H: 1	E: 0	K: 9	S: 9	R: 0	H: 0	E: 0	K: 2	S: 12	R: 0	H: 0	E: 0	K: 0	S: 9	R: 0	H: 1	E: 0	K: 5	S: 5	R: 2	H: 3	E: 0	K: 12	S: 12	1B: 4	2B: 0	3B: 0	HR: 2	SF: 0	SAC: 0	DP: 1	HBP: 0	WP: 0	PB: 0	SB: 0	CS: 0	PA: 36
--------------	------	------	------	-------	-------	------	------	------	------	------	------	------	------	------	------	------	------	------	------	------	------	------	------	------	------	------	------	------	------	-------	------	------	------	------	------	------	------	------	------	------	------	------	------	-------	-------	-------	-------	-------	-------	-------	--------	-------	--------	-------	-------	-------	-------	--------

PITCHER	IP	WLS	BF	H	R	ER	SO	BB	IBB	HBP	BLK	WP	HR	S	P	ERA	WHIP
Dennis Cook, L ERA: 0.00	(1, 1)	5.1	21	2	0	0	2	3	0	0	0	0	0	46	78	0.00	0.938
Craig Lefferts, L ERA: 3.25	(6, 1)	0.2	2	0	0	0	1	0	0	0	0	0	0	7	7	0.00	0.000
Roger Samuels, L ERA: 5.06	(7, 1)	2.0	8	3	2	2	0	0	0	0	0	0	2	18	27	9.00	1.500
Scott Garrelts, R ERA: 3.82	(9, 1)	0.1	3	1	0	0	0	1	0	0	0	0	0	5	12	0.00	6.000
Joe Price, L ERA: 3.47	(9, 1)	0.2	2	0	0	0	0	0	0	0	0	0	0	3	4	0.00	0.000

**BOTTOM**

**San Francisco Giants @ San Diego Padres**  
**Jack Murphy Stadium, San Diego, CA**

Mon Sep 12 1988, 10:05 PM EDT  
Att: 22,740 - Unknown - 65 F

AB	32
R	2
H	6
RBI	2
BB	4
SO	3
LOB	15



WP	0	PA	36
PB	0		
SB	0		
CS	0		

livebaseballscores.com



Batter	1	2	3	4	5	6	7	8	9	AB R H RBI BB SO LOB	TOP											
<b>Brett Butler, L</b> (1, 8) OBP: 0.398, SLG: 0.402	3-2 L7			3-2 6-3	1-0 HBP		1-2 G3-1			3 0 0 0 0 0 0	<b>San Francisco Giants @ San Diego Padres</b> Jack Murphy Stadium, San Diego, CA Tue Sep 13 1988, 10:05 PM EDT Att. 9,530 - Unknown <a href="http://livebaseballscorecards.com">livebaseballscorecards.com</a>											
<b>Robby Thompson, R</b> (1, 4) OBP: 0.330, SLG: 0.393	2-2 6-3			3-2 HR	2-1 SF9			1-0 F8		3 1 1 2 0 0 0												
<b>Will Clark, L</b> (1, 3) OBP: 0.379, SLG: 0.500	3-0 F7			2-2 FC4-6 1B	1-3 K			0-0 F8		4 0 1 0 0 1 2												
<b>Candy Maldonado, R</b> (1, 9) OBP: 0.316, SLG: 0.385		2-2 5-3		1-0 FC4-6 1-2f		0-1 HR		4-1 BB		3 1 1 1 1 0 1												
<b>Mike Aldrete, L</b> (1, 7) OBP: 0.357, SLG: 0.341		2-1 4-3		3-2 4-3		1-2 G6-4-3 1B		3-2 G3-1		4 0 1 0 0 0 2												
<b>Ernest Riles, L</b> (1, 5) OBP: 0.306, SLG: 0.369		0-1 1-3			1-2 2B	1-1 G6-4-3 1B		0-0 F8		2 1 1 0 0 0 0												
<b>Chris Speier, R</b> (6, PH) OBP: 0.313, SLG: 0.346					1-2 1B	1-1 SAFE				2 0 0 0 0 0 1												
<b>Kirt Manwaring, R</b> (1, 2) OBP: 0.266, SLG: 0.312			0-0 F8		2-2 1B SF9 2B	1-1 F8				4 1 1 1 0 1 0												
<b>Jose Uribe, S</b> (1, 6) OBP: 0.296, SLG: 0.304			0-0 G4-3		1-1 F6		3-3 K			3 0 0 0 1 1 1												
<b>Rick Reuschel, R</b> (1, 1) OBP: 0.138, SLG: 0.127			0-1 6-3		2-2 HBP 1B		1-2 G3			3 0 1 0 0 0 0												
<b>Craig Lefferts, L</b> (8, 1)										1 0 0 0 0 1 1												
<b>Inning Stats</b>	R: 0 E: 0 K: 0 S: 10	H: 0 LOB: 0 BB: 0 P: 18	R: 0 E: 0 K: 0 S: 7	H: 0 LOB: 0 BB: 0 P: 11	R: 0 E: 0 K: 0 S: 4	H: 0 LOB: 0 BB: 0 P: 4	R: 1 E: 0 K: 0 S: 14	H: 2 LOB: 1 BB: 0 P: 26	R: 2 E: 0 K: 1 S: 18	H: 3 LOB: 2 BB: 0 P: 27	R: 1 E: 0 K: 0 S: 9	H: 2 LOB: 0 BB: 0 P: 12	R: 0 E: 0 K: 1 S: 9	H: 0 LOB: 0 BB: 0 P: 14	R: 0 E: 0 K: 0 S: 6	H: 0 LOB: 1 BB: 1 P: 14	R: 0 E: 0 K: 2 S: 7	H: 0 LOB: 1 BB: 1 P: 12	1B: 4 2B: 1 3B: 0 HR: 2	SF: 1 SAC: 0 DP: 1 HBP: 1	WP: 0 PB: 0 SB: 0 CS: 0	PA: 36
<b>PITCHER</b>	IP WLS BF H R ER SO BB IBB HBP BLK WP HR S P ERA WHIP																					
<b>Ed Whitson, R</b> (1, 1) ERA: 3.84	5.0 L 23 7 4 4 1 0 0 1 0 0 0 2 58 92 7.20 1.400																					
<b>Dave Leiper, L</b> (6, 1) ERA: 2.01	2.0 5 0 0 0 1 0 0 0 0 0 0 0 13 20 0.00 0.000																					
<b>Lance McCullers, R</b> (8, 1) ERA: 2.1	2.0 8 0 0 0 2 2 0 0 0 0 0 0 13 26 0.00 1.000																					



BOTTOM

San Francisco Giants @ San Diego Padres  
Jack Murphy Stadium, San Diego, CA

AB 34  
R 1  
H 8  
RBI 1  
BB 0  
SO 3  
LOB 15



WP: 0 PA: 35  
PB: 0  
SB: 0  
CS: 0

Tue Sep 13 1988, 10:05 PM EDT  
Att. 9,530 - Unknown

AB R H RBI BB SO LOB

4 1 2 0 0 0 0

3 0 1 0 0 0 1

4 0 0 0 0 0 4

4 0 1 1 0 1 1

4 0 1 0 0 0 2  
0 0 0 0 0 0 0

4 0 1 0 0 0 3

3 0 1 0 0 0 1  
1 0 0 0 0 0 1

4 0 0 0 0 1 2

2 0 1 0 0 0 0  
0 0 0 0 0 0 0  
1 0 0 0 0 1 0  
0 0 0 0 0 0 0

1B: 8 SF: 0  
2B: 1 SAC: 1  
3B: 0 DP: 1  
HR: 0 HBP: 0

Batter	1	2	3	4	5	6	7	8	9
Marvell Wynne, L (1, 8) OBP: 0.323, SLG: 0.442	1-0 E L7 1B		0-0 G3		0-0 SH5-3 1B		2-1 G3		
Roberto Alomar, S (1, 4) OBP: 0.320, SLG: 0.363	0-1 SAFE L7		2-0 E7 1B		1-1 SH5-3			0-0 F7	
Carmelo Martinez, R (1, 7) OBP: 0.303, SLG: 0.412	0-1 E9 1B		2-2 F8		1-0 L7-2			2-2 5-3	
John Kruk, L (1, 9) OBP: 0.370, SLG: 0.367	1-0 1-3 3-H 1B		3-2 F8			2-1 L9		1-3 K	
Keith Moreland, R (1, 3) OBP: 0.314, SLG: 0.345 Stan Jefferson, S (9, PR) OBP: 0.218, SLG: 0.222	1-1 L5			0-0 L4		0-2 6-3		1-0 1B	
Benito Santiago, R (1, 2) OBP: 0.291, SLG: 0.362	2-0 5-3			1-2 6-3		0-0 1B		3-2 F4	
Tim Flannery, L (1, 5) OBP: 0.371, SLG: 0.382 Randy Ready, R (9, PH) OBP: 0.338, SLG: 0.373		0-0 L8		2-1 FC4-6 1B		1-2 F8		0-1 F9	
Garry Templeton, S (1, 6) OBP: 0.272, SLG: 0.337		0-2 F5		2-1 FC4-6			1-0 4-3	0-3 K	
Ed Whitson, R (1, 1) OBP: 0.180, SLG: 0.230 Dave Leiper, L (6, 1) OBP: 1.000, SLG: 1.000 Dickie Thon, R (7, PH) OBP: 0.343, SLG: 0.318 Lance McCullers, S (8, 1) OBP: 0.250, SLG: 0.143		2-2 5-3			0-2 SH5-3 L7-2 1B		0-3 K		

Inning Stats	R: 1	H: 2	E: 1	K: 0	S: 9	H: 0	LOB: 2	BB: 0	P: 14	R: 0	H: 0	E: 0	K: 0	S: 8	R: 0	H: 1	E: 1	K: 0	S: 8	R: 0	H: 1	E: 0	K: 0	S: 8	R: 0	H: 2	E: 0	K: 0	S: 7	R: 0	H: 1	E: 0	K: 0	S: 9	R: 0	H: 0	E: 0	K: 1	S: 6	R: 0	H: 0	E: 0	K: 1	S: 11	R: 0	H: 1	E: 0	K: 1	S: 9	1B: 8	2B: 1	3B: 0	HR: 0	SF: 0	SAC: 1	DP: 1	HBP: 0	WP: 0	PB: 0	SB: 0	CS: 0	PA: 35
--------------	------	------	------	------	------	------	--------	-------	-------	------	------	------	------	------	------	------	------	------	------	------	------	------	------	------	------	------	------	------	------	------	------	------	------	------	------	------	------	------	------	------	------	------	------	-------	------	------	------	------	------	-------	-------	-------	-------	-------	--------	-------	--------	-------	-------	-------	-------	--------

PITCHER	IP	WLS	BF	H	R	ER	SO	BB	IBB	HBP	BLK	WP	HR	S	P	ERA	WHIP
Rick Reuschel, R (1, 1) ERA: 3.04	7.0	W	28	7	1	1	1	0	0	0	0	0	0	55	82	1.29	1.000
Craig Lefferts, L (8, 1) ERA: 3.18	2.0	S	7	1	0	0	2	0	0	0	0	0	0	20	27	0.00	0.500

PITCHER	IP	WLS	BF	H	R	ER	SO	BB	IBB	HBP	BLK	WP	HR	S	P	ERA	WHIP
---------	----	-----	----	---	---	----	----	----	-----	-----	-----	----	----	---	---	-----	------



Batter	1	2	3	4	5	6	7	8	9	AB	R	H	RBI	BB	SO	LOB	TOP								
<b>Brett Butler, L</b> (1, 8) OBP: 0.398, SLG: 0.402	2-2 F8	0-2 FC3-6		2-0 SF8		4-1 BB		0-0 SF7 1B		3	0	1	1	1	0	2									
<b>Robby Thompson, R</b> (1, 4) OBP: 0.329, SLG: 0.391	1-0 6-3		0-1 B5-3	1-2 G5-4-3		0-0 F8		0-0 SF7 1B		5	0	1	0	0	0	3									
<b>Will Clark, L</b> (1, 3) OBP: 0.381, SLG: 0.501	0-0 S 1B		1-0 1B		2-2 4-3	4-1 BB		1-0 SF7		3	0	2	1	1	0	0									
<b>Candy Maldonado, R</b> (1, 9) OBP: 0.313, SLG: 0.385	3-3 K 1-2		2-0 L4		0-0 SF7 2B	0-0 F2		2-1 G5-3		5	1	1	0	0	1	8									
<b>Mike Aldrete, L</b> (1, 7) OBP: 0.360, SLG: 0.339		4-1 2B SF8 BB		0-0 G5-3		4-0 E BB		4-0 BB		2	1	0	0	3	0	1									
<b>Ernest Riles, L</b> (1, 5) OBP: 0.308, SLG: 0.375		0-1 SAFE		0-0	2-2 SF7		0-1 P7	2-2 6-3		4	1	2	1	0	0	3									
<b>Joe Price, R</b> (8, 1)										0	0	0	0	0	0	0									
<b>Lary Sorensen, R</b> (8, 1)										0	0	0	0	0	0	0									
<b>Scott Garrelts, R</b> (9, 1) OBP: 0.083, SLG: 0.083		FC6-4 2B		1-3 1B 1B		1-2 2-H				0	0	0	0	0	0	0									
<b>Craig Lefferts, L</b> (9, 1)										0	0	0	0	0	0	0									
<b>Kirt Manwaring, R</b> (1, 2) OBP: 0.286, SLG: 0.321		4-0 FC6-4 HBP		3-2 1B 1B		0-0 G3		0-1 1B		4	1	2	0	0	1	1									
<b>Jose Uribe, S</b> (1, 6) OBP: 0.297, SLG: 0.306		2-2 SF8		1-2 1B SF8 1B		0-0 BB 5-3 1B		1-0 P8		4	1	2	2	0	0	1									
<b>Don Robinson, R</b> (1, 1) OBP: 0.209, SLG: 0.238		0-2 FC6-4		1-1 G5-4-3 1B		2-2 5-3		4-0 1B 1B SF7 BB		3	0	1	1	0	0	3									
<b>Francisco Melendez, L</b> (8, PH) OBP: 0.316, SLG: 0.235										0	0	0	0	1	0	0									
<b>Donell Nixon, R</b> (8, PR) OBP: 0.400, SLG: 0.391										0	1	0	0	0	0	0									
<b>Matt Williams, R</b> (8, 5) OBP: 0.269, SLG: 0.412		1-2f 2-3		1-3 2-H						1	0	0	0	0	1	0									
<b>Inning Stats</b>	R: 0 E: 0 K: 1 S: 10	H: 1 LOB: 1 BB: 0 P: 16	R: 1 E: 0 K: 0 S: 17	H: 1 LOB: 2 BB: 1 P: 26	R: 0 E: 0 K: 0 S: 5	H: 1 LOB: 1 BB: 0 P: 8	R: 3 E: 0 K: 0 S: 14	H: 4 LOB: 0 BB: 0 P: 22	R: 1 E: 1 K: 0 S: 8	H: 1 LOB: 1 BB: 1 P: 16	R: 0 E: 0 K: 0 S: 9	H: 1 LOB: 3 BB: 2 P: 18	R: 0 E: 0 K: 0 S: 9	H: 1 LOB: 1 BB: 0 P: 11	R: 1 E: 0 K: 0 S: 8	H: 2 LOB: 3 BB: 2 P: 21	R: 0 E: 0 K: 2 S: 9	H: 0 LOB: 0 BB: 0 P: 11	1B: 10 2B: 2 3B: 0 HR: 0	SF: 4 SAC: 0 DP: 1 HBP: 1	WP: 0 PB: 0 SB: 1 CS: 0	PA: 45			
<b>PITCHER</b>	IP	WLS	BF	H	R	ER	SO	BB	IBB	HBP	BLK	WP	HR	S	P	ERA	WHIP								
<b>Jimmy Jones, R</b> (1, 1) ERA: 3.91	3.0	L	18	7	4	4	1	1	0	1	0	0	0	42	65	12.00	2.667								
<b>Mark Grant, R</b> (4, 1) ERA: 3.84	2.0		7	1	1	0	0	1	0	0	0	0	0	12	23	0.00	1.000								
<b>Greg Booker, R</b> (6, 1) ERA: 3.86	2.0		10	2	0	0	0	2	0	0	0	0	0	18	29	0.00	2.000								
<b>Lance McCullers, R</b> (8, 1) ERA: 2.18	1.0		7	2	1	1	0	2	0	0	0	0	0	8	21	9.00	4.000								
<b>Mark Davis, L</b> (9, 1) ERA: 1.99	1.0		3	0	0	0	2	0	0	0	0	0	0	9	11	0.00	0.000								

**San Francisco Giants @ San Diego Padres**  
**Jack Murphy Stadium, San Diego, CA**  
 Wed Sep 14 1988, 10:05 PM EDT  
 Att: 10,692 - Unknown

<b>AB</b>	34
<b>R</b>	6
<b>H</b>	12
<b>RBI</b>	6
<b>BB</b>	6
<b>SO</b>	3
<b>LOB</b>	22



BOTTOM

San Francisco Giants @ San Diego Padres  
Jack Murphy Stadium, San Diego, CA

livebaseballscorecards.com

AB 35  
R 5  
H 11  
RBI 5  
BB 3  
SO 1  
LOB 17



WP: 0 PA: 39  
PB: 0  
SB: 1  
CS: 0

ERA WHIP

ERA 2.57 WHIP 1.143  
3.75  
3.21  
3.79  
3.16

Wed Sep 14 1988, 10:05 PM EDT  
Att. 10,692 - Unknown

AB R H RBI BB SO LOB

3	1	1	0	2	0	1
5	0	1	1	0	0	2
5	1	1	0	0	0	3
4	0	2	1	0	0	0
3	1	1	1	0	0	1
4	1	1	0	0	0	3
0	0	0	0	0	0	0
3	0	2	0	1	0	1
4	1	1	2	0	1	2
1	0	1	0	0	0	0
0	0	0	0	0	0	0
1	0	0	0	0	0	1
1	0	0	0	0	0	2
0	0	0	0	0	0	0
1	0	0	0	0	0	1

1B: 11 SF: 1  
2B: 1 SAC: 0  
3B: 0 DP: 2  
HR: 0 HBP: 0

1B	11	SF	1
2B	1	SAC	0
3B	0	DP	2
HR	0	HBP	0

Batter	1	2	3	4	5	6	7	8	9
John Kruk, L OBP: 0.372, SLG: 0.367 (1, 9)	1-2 L3 1B		3-2 G4-6-3 1-2f			1-0 4-3		4-2 1B BLK 1B BB	4-2 1B BB
Roberto Alomar, S OBP: 0.318, SLG: 0.361 (1, 4)	0-0 B1			1-0 L4		1-1 G4-3		0-2 F6 1-2	0-0 1-3 2-H 1B
Tony Gwynn, L OBP: 0.364, SLG: 0.413 (1, 8)	1-1 L3 1-2			3-2 L5		2-2 4-3		0-0 1B 2-3 SF9 1B	2-2 L5
Carmelo Martinez, R OBP: 0.308, SLG: 0.414 (1, 7)		0-2 4-3 5-3 1B		1-0 F9		2-1 F4		1-0 1-3 FC6-4 1B	
Keith Moreland, R OBP: 0.314, SLG: 0.345 (1, 3)		0-2 5-3 1-2		0-1 1B FC1-6 1B		0-1 5-3		1-2 SF9	
Benito Santiago, R OBP: 0.291, SLG: 0.361 Mark Davis, L OBP: 0.300, SLG: 0.556 (1, 2) (9, 1)		0-0 4-3 2-3		0-0 F9		0-0 1B 1B		0-1 FC6-4 1-2f	
Tim Flannery, L OBP: 0.381, SLG: 0.388 (1, 5)		1-2 G4-3		0-2 FC1-6 1-3 1B		3-2 1B 1B		4-2 FC4-6 BB	
Garry Templeton, S OBP: 0.272, SLG: 0.335 (1, 6)			0-3 K	0-2 FC1-6 1-2f 3-H 1B		0-2 FC1-6 1-3 3-H 1B		0-2 FC4-6 1-2f 1B	
Jimmy Jones, R OBP: 0.297, SLG: 0.208 Mark Grant, R (4, 1) Marvell Wynne, L OBP: 0.322, SLG: 0.440 Greg Booker, R (5, PH) (6, 1) Randy Ready, R OBP: 0.337, SLG: 0.372 Lance McCullers, S OBP: 0.290, SLG: 0.143 Mark Parent, R OBP: 0.222, SLG: 0.316 (7, PH) (8, 1) (9, 2)			0-0 G4-6-3 1B	0-1 F8		0-1 F8		0-2 L8	

Inning Stats R: 0 H: 1 E: 0 K: 0 S: 6 H: 1 LOB: 0 BB: 0 P: 8 R: 0 H: 1 E: 0 K: 0 S: 11 H: 1 LOB: 1 BB: 0 P: 12 R: 0 H: 1 E: 0 K: 1 S: 7 H: 1 LOB: 0 BB: 0 P: 10 R: 0 H: 0 E: 0 K: 0 S: 5 H: 0 LOB: 0 BB: 0 P: 10 R: 1 H: 2 E: 0 K: 0 S: 12 H: 2 LOB: 1 BB: 0 P: 12 R: 0 H: 0 E: 0 K: 0 S: 6 H: 0 LOB: 0 BB: 0 P: 10 R: 1 H: 3 E: 0 K: 0 S: 15 H: 3 LOB: 2 BB: 0 P: 22 R: 2 H: 2 E: 0 K: 0 S: 13 H: 2 LOB: 1 BB: 1 P: 19 R: 1 H: 1 E: 0 K: 0 S: 14 H: 1 LOB: 2 BB: 2 P: 24

PITCHER	IP	WLS	BF	H	R	ER	SO	BB	IBB	HBP	BLK	WP	HR	S	P	ERA	WHIP
Don Robinson, R ERA: 2.5 (1, 1)	7.0		27	8	2	2	1	0	0	0	0	0	0	62	84	2.57	1.143
Joe Price, L ERA: 3.75 (8, 1)	0.1		3	1	2	2	0	1	0	0	1	0	0	7	11	54.00	6.000
Lary Sorensen, R ERA: 3.21 (8, 1)	0.2		4	1	1	1	0	1	0	0	0	0	0	8	14	13.50	3.000
Scott Garrelts, R ERA: 3.79 (9, 1)	0.2		4	1	0	0	0	1	0	0	0	0	0	9	13	0.00	3.000
Craig Lefferts, L ERA: 3.16 (9, 1)	0.1	S	1	0	0	0	0	0	0	0	0	0	0	3	5	0.00	0.000



Batter	1	2	3	4	5	6	7	8	9	AB R H RBI BB SO LOB	TOP											
<b>Brett Butler, L</b> (1, 8) OBP: 0.397, SLG: 0.401	2-1 G3 S 1B		3-2 5-3			2-3 K	0-0 B3			4 0 1 0 0 1 1												
<b>Robby Thompson, R</b> (1, 4) OBP: 0.328, SLG: 0.388	1-3 K 1-2		1-3 K			4-1 2B 1B BB	1-0 4-3			3 1 0 0 1 2 2												
<b>Will Clark, L</b> (1, 3) OBP: 0.380, SLG: 0.501	1-0 G3 2-3			2-2 L9		3-1 1B 2B		3-2 4-3		4 1 1 0 0 0 1												
<b>Candy Maldonado, R</b> (1, 9) OBP: 0.313, SLG: 0.383	3-0 6-3			1-1 6-3		3-2 1B 1B HBP		2-2 F8		3 1 0 0 0 0 1												
<b>Donell Nixon, R</b> (1, 7) OBP: 0.389, SLG: 0.379		3-2 6-3		0-1 5-3		0-2 1B 2B 1B		3-2 1-3		2 0 0 0 0 0 0												
<b>Kevin Mitchell, R</b> (6, PH) OBP: 0.321, SLG: 0.442						1-3 2-H 3-H				0 0 0 0 0 0 0												
<b>Mike Aldrete, L</b> (6, PH) OBP: 0.360, SLG: 0.340										2 1 1 2 0 0 0												
<b>Matt Williams, R</b> (1, 5) OBP: 0.265, SLG: 0.405		0-3 K			3-2 F8	1-1 2B 1B		0-0 6-3		2 0 0 0 0 1 0												
<b>Ernest Riles, L</b> (6, PH) OBP: 0.310, SLG: 0.377						1-3 3-H				1 1 1 1 0 0 0												
<b>Lary Sorensen, R</b> (6, 1)										0 0 0 0 0 0 0												
<b>Scott Garrelts, R</b> (6, 1) OBP: 0.077, SLG: 0.077										1 0 0 0 0 0 0												
<b>Craig Lefferts, L</b> (9, 1)										0 0 0 0 0 0 0												
<b>Kirt Manwaring, R</b> (1, 2) OBP: 0.284, SLG: 0.329		3-1 6-3			2-1 5-3	2-1 2B		2-1 4-3		4 0 1 2 0 0 0												
<b>Jose Uribe, S</b> (1, 6) OBP: 0.297, SLG: 0.305			1-2 SH3-4 1B		2-1 6-3	0-3 K		0-0 F8		4 0 1 0 0 1 1												
<b>Atlee Hammaker, S</b> (1, 1) OBP: 0.167, SLG: 0.107			0-2 SH3-4				0-0 F9			0 0 0 0 0 0 0												
<b>Charlie Hayes, R</b> (6, PH)										2 0 0 0 0 1 0												
<b>Chris Speier, R</b> (8, 5) OBP: 0.313, SLG: 0.346			1-2				2-3 K			0 0 0 0 0 0 0												
<b>Inning Stats</b>	R: 0 E: 0 K: 1 S: 7	H: 1 LOB: 1 BB: 0 P: 14	R: 0 E: 0 K: 1 S: 9	H: 0 LOB: 0 BB: 0 P: 15	R: 0 E: 0 K: 1 S: 14	H: 1 LOB: 1 BB: 0 P: 19	R: 0 E: 0 K: 0 S: 7	H: 0 LOB: 0 BB: 0 P: 10	R: 0 E: 0 K: 0 S: 7	H: 0 LOB: 0 BB: 0 P: 14	R: 5 E: 0 K: 2 S: 23	H: 4 LOB: 1 BB: 1 P: 38	R: 0 E: 0 K: 1 S: 7	H: 0 LOB: 0 BB: 0 P: 10	R: 0 E: 0 K: 0 S: 12	H: 0 LOB: 0 BB: 0 P: 20	R: 0 E: 0 K: 0 S: 4	H: 0 LOB: 0 BB: 0 P: 6	1B: 4 2B: 2 3B: 0 HR: 0	SF: 0 SAC: 1 DP: 0 HBP: 1	WP: 0 PB: 0 SB: 1 CS: 0	PA: 35
<b>PITCHER</b>	IP WLS BF H R ER SO BB IBB HBP BLK WP HR S P ERA WHIP																					
<b>Bob Knepper, L</b> (1, 1) ERA: 3.26	5.2 L 22 3 3 3 4 1 0 1 0 0 0 55 95 4.76 0.706																					
<b>Larry Andersen, R</b> (6, 1) ERA: 3.05	0.1 4 3 2 2 1 0 0 0 0 0 0 12 15 54.00 9.000																					
<b>Juan Agosto, L</b> (7, 1) ERA: 2.34	3.0 9 0 0 0 1 0 0 0 0 0 0 23 36 0.00 0.000																					

**San Francisco Giants @ Houston Astros**  
 Astrodome, Houston, TX  
 Fri Sep 16 1988, 8:05 PM EDT  
 Att. 14,344 - Dome

<b>AB</b>	<b>32</b>
<b>R</b>	<b>5</b>
<b>H</b>	<b>6</b>
<b>RBI</b>	<b>5</b>
<b>BB</b>	<b>1</b>
<b>SO</b>	<b>6</b>
<b>LOB</b>	<b>6</b>



<b>WP</b>	<b>0</b>
<b>PB</b>	<b>0</b>
<b>SB</b>	<b>1</b>
<b>CS</b>	<b>0</b>

<b>ERA</b>	<b>4.76</b>
<b>WHIP</b>	<b>0.706</b>

livebaseballscorecards.com





TOP

San Francisco Giants @ Houston Astros  
Astrodome, Houston, TX

Sat Sep 17 1988, 4:33 AM EDT  
Att: 19,593 - Unknown

livebaseballscorecards.com

AB	35
R	4
H	10
RBI	4
BB	1
SO	6
LOB	15



AB R H RBI BB SO LOB

4	1	1	0	0	0	2
5	1	2	1	0	0	2
3	1	2	1	1	0	1
3	0	1	1	0	0	2
1	0	0	0	0	0	2
3	0	1	0	0	0	0
1	0	0	0	0	1	0
0	0	0	0	0	0	0
4	0	0	0	0	3	2
4	0	0	0	0	0	2
4	1	2	1	0	0	2
3	0	1	0	0	2	0


Batter	1	2	3	4	5	6	7	8	9
<b>Brett Butler, L</b> OBP: 0.397, SLG: 0.400 (1, 8) C X	0-1 5-3 ①		2-1 CS HBP		0-1 3B 1B		1-0 F7 ①		1-1 G3 2-3
<b>Robby Thompson, R</b> OBP: 0.329, SLG: 0.392 (1, 4) C S B X	2-2 F7 ②		0-0 CS ③ X 1-2	0-0 WP 2B 1B	0-0 3B ②		0-0 F2 ②		1-1 6-3 ③
<b>Will Clark, L</b> OBP: 0.383, SLG: 0.504 (1, 3) B C C C X	1-2 1B			3-1 1B 2B 1-H	0-0 G3		4-2 1-2 BB		
<b>Candy Maldonado, R</b> OBP: 0.313, SLG: 0.382 <b>Mike Aldrete, L</b> OBP: 0.359, SLG: 0.339 (7, PH) (7, 9) C X	0-1 F3 ③			1-1 1B 1B 2-H	2-0 F8 ③		0-2 4-3 ③		
<b>Charlie Hayes, R</b> OBP: 0.125, SLG: 0.125 <b>Francisco Melendez, L</b> OBP: 0.300, SLG: 0.222 <b>Donell Nixon, R</b> OBP: 0.389, SLG: 0.379 (1, 7) (8, PH) (8, 7) F B S X		1-2 F2 ①		0-0 1-2 1B		3-2 F8 ①		2-3 K ①	
<b>Matt Williams, R</b> OBP: 0.257, SLG: 0.392 (1, 5) F B B X		2-1 F7 ②		3-3 K ①		1-3 K ②		0-3 K ②	
<b>Kirt Manwaring, R</b> OBP: 0.272, SLG: 0.315 (1, 2) B X T B		1-1 F6 ③		0-0 F9 ②		1-2 1-6-3 ③		0-1 F4 ③	
<b>Jose Uribe, S</b> OBP: 0.299, SLG: 0.314 (1, 6) B X			1-0 F6 ①	1-2 F9 ③		1-0 HR		3-2 G3 SH2-4 1B	
<b>Rick Reuschel, R</b> OBP: 0.147, SLG: 0.136 (1, 1) C T T B S			1-3 K ②		0-3 K ①		2-2 BB 1B	0-1 SH2-4 ①	

Inning Stats	R: 0	H: 1	R: 0	H: 0	R: 0	H: 0	R: 2	H: 4	R: 1	H: 2	R: 0	H: 0	R: 1	H: 2	R: 0	H: 0	R: 0	H: 1	1B: 7	SF: 0	WP: 1	PA: 39
	E: 0	LOB: 1	E: 0	LOB: 0	E: 0	LOB: 0	E: 0	LOB: 2	E: 0	LOB: 1	E: 0	LOB: 0	E: 0	LOB: 0	E: 0	LOB: 0	E: 0	LOB: 1	2B: 1	SAC: 1	PB: 0	
	K: 0	BB: 0	K: 0	BB: 0	K: 1	BB: 0	K: 1	BB: 0	K: 1	BB: 0	K: 0	BB: 0	K: 0	BB: 1	K: 2	BB: 0	K: 0	BB: 0	3B: 1	DP: 0	SB: 0	
	S: 11	P: 14	S: 7	P: 11	S: 7	P: 11	S: 13	P: 21	S: 8	P: 11	S: 9	P: 14	S: 15	P: 23	S: 10	P: 12	S: 9	P: 14	HR: 1	HBP: 1	CS: 1	

PITCHER	IP	WLS	BF	H	R	ER	SO	BB	IBB	HBP	BLK	WP	HR	S	P	ERA	WHIP
<b>Jim Deshaies, L</b> ERA: 3.11 (1, 1)	6.2	L	30	9	4	4	4	1	0	1	0	1	1	66	101	5.40	1.500
<b>Danny Darwin, R</b> ERA: 3.97 (7, 1)	1.1		4	0	0	0	2	0	0	0	0	0	0	14	16	0.00	0.000
<b>Dave Smith, R</b> ERA: 2.31 (9, 1)	1.0		4	1	0	0	0	0	0	0	0	0	0	9	14	0.00	1.000





Batter	1	2	3	4	5	6	7	8	9	AB R H RBI BB SO LOB	TOP		
Brett Butler, L (1, 8) OBP: 0.396, SLG: 0.397 Donell Nixon, R (5, 8) OBP: 0.413, SLG: 0.406	1-2 3-1	0-2 3-1		2-0 B1-3		2-1 BB 1B		0-0 BB F7 1B	1-0 1B	3 0 0 0 0 0 1 3 1 3 0 0 0 0			
Ernest Riles, L (1, 5) OBP: 0.314, SLG: 0.385 Matt Williams, R (6, PH) OBP: 0.252, SLG: 0.383	1-0 HR 3B		3-2 6-3	4-0 BB 1B BB		3-1 F8		0-1 F7 1B	0-1 5-3	2 2 1 0 1 0 0 3 0 0 0 0 0 4			
Will Clark, L (1, 3) OBP: 0.387, SLG: 0.510 Roger Samuels, L (8, 1) Ron Davis, R (9, 1)	1-0 HR		4-0 S 2B BB	4-0 1B BB		4-1 1-2 BB		4-0 BB 1B IBB		1 3 1 2 4 0 0 0 0 0 0 0 0 0 0 0 0 0 0 0 0			
Candy Maldonado, R (1, 9) OBP: 0.316, SLG: 0.382 Charlie Hayes, R (8, PR) OBP: 0.125, SLG: 0.125	4-0 CS BB		2-2 F4 1-2	3-1 1-2 2-H 1B		1-3 K		4-0 1B BB		3 0 1 2 2 1 3 0 0 0 0 0 0 0			
Mike Aldrete, L (1, 7) OBP: 0.362, SLG: 0.343 Joel Youngblood, R (6, PH) OBP: 0.305, SLG: 0.281	4-2 1-2 BB		1-1 2B	1-3 K		1-3 K		0-0 1-2 2-H 3-H 1B		2 0 1 1 1 1 2 2 0 1 2 0 1 2			
Robby Thompson, R (1, 4) OBP: 0.329, SLG: 0.399 Chris Speier, R (6, 4) OBP: 0.309, SLG: 0.342	1-0 F8		2-0 F8		1-0 HR		1-1 F9	0-0 L9		3 1 1 1 0 0 2 2 0 0 0 0 0 2			
Kirt Manwaring, R (1, 2) OBP: 0.274, SLG: 0.315 Bob Melvin, R (7, PH) OBP: 0.267, SLG: 0.378			1-3 K	0-0 HR 1B	1-3 K		1-0 F7	1-2 F2		3 1 1 0 0 2 0 2 0 0 0 0 0 2	AB 37 R 10 H 12 RBI 10 BB 9 SO 5 LOB 19		
Jose Uribe, S (1, 6) OBP: 0.298, SLG: 0.313 Francisco Melendez, L (8, 3) OBP: 0.286, SLG: 0.211			3-2 SH3 1B	0-0 F7	0-1 4-3		1-0 4-3		3-2 F7	4 0 1 0 0 0 1 1 0 0 0 0 0 0			
Don Robinson, R (1, 1) OBP: 0.222, SLG: 0.318 Kevin Mitchell, R (8, PH) OBP: 0.323, SLG: 0.442 Tony Perezchica, R (8, PR) OBP: 0.300, SLG: 0.143			1-1 SH3	3-2 1-H HR	1-2 5-3			4-2 F7 1B BB	0-2 5-3	2 1 1 2 0 0 0 0 0 0 0 1 0 0 1 1 0 0 0 0 0			
Inning Stats	R: 2 H: 2 E: 0 LOB: 1 K: 0 BB: 2 S: 10 P: 22	R: 0 H: 1 E: 0 LOB: 1 K: 1 BB: 0 S: 11 P: 16	R: 1 H: 1 E: 0 LOB: 1 K: 0 BB: 1 S: 9 P: 21	R: 3 H: 3 E: 0 LOB: 2 K: 1 BB: 2 S: 13 P: 30	R: 1 H: 1 E: 0 LOB: 0 K: 1 BB: 0 S: 10 P: 13	R: 0 H: 1 E: 0 LOB: 2 K: 2 BB: 1 S: 11 P: 22	R: 0 H: 0 E: 0 LOB: 0 K: 0 BB: 0 S: 4 P: 7	R: 3 H: 2 E: 0 LOB: 2 K: 0 BB: 3 S: 10 P: 23	R: 0 H: 1 E: 0 LOB: 1 K: 0 BB: 0 S: 10 P: 14	1B: 7 SF: 0 2B: 1 SAC: 1 3B: 1 DP: 0 HR: 3 HBP: 0	WP: 0 PA: 47 PB: 0 SB: 1 CS: 1		
PITCHER	IP WLS BF H R ER SO BB IBB HBP BLK WP HR S P ERA WHIP											PITCHER	IP WLS BF H R ER SO BB IBB HBP BLK WP HR S P ERA WHIP
Mike Scott, R (1, 1) ERA: 2.87	3.2 L 21 6 6 6 1 5 0 0 0 0 0 2 37 79 14.73 3.000												
Rocky Childress, R (4, 1) ERA: 6.88	1.1 6 2 1 1 2 0 0 0 0 0 0 1 16 23 6.75 1.500												
Dave Meads, L (6, 1) ERA: 2.7	0.2 4 1 0 0 1 1 0 0 0 0 0 0 8 18 0.00 3.000												
Jeff Heathcock, R (6, 1) ERA: 6.2	2.1 12 2 3 3 1 2 1 0 0 0 0 0 17 34 11.57 1.714												
Brian Meyer, R (9, 1) ERA:	1.0 4 1 0 0 0 0 0 0 0 0 0 0 10 14 0.00 1.000												

**San Francisco Giants @ Houston Astros**  
 Astrodome, Houston, TX  
 Sun Sep 18 1988, 4:33 AM EDT  
 Att. 13,097 - Dome - 72 F

[livebaseballscorecards.com](http://livebaseballscorecards.com)

Batter	1	2	3	4	5	6	7	8	9	AB	R	H	RBI	BB	SO	LOB
Gerald Young, S OBP: 0.339, SLG: 0.331 Brian Meyer, R (1, 8) (9, 1)	2-2 G3		1-0 F7			1-0 F9		1-3 K		4	0	0	0	0	1	1
Bill Doran, S OBP: 0.340, SLG: 0.338 Casey Candaele, S OBP: 0.225, SLG: 0.227 (1, 4) (7, 4)	0-1 L8		2-1 F3			0-2 F8			1-1 1-3	3	0	0	0	0	0	1
Terry Puhl, L OBP: 0.400, SLG: 0.400 (1, 7)	2-2 6-3				0-0 F8				4-2 HR BB	3	1	0	0	1	0	0
Glenn Davis, R OBP: 0.347, SLG: 0.493 (1, 3)		0-0 F8			2-3 K			0-0 F8 2B	1-2 HR	4	1	2	2	0	1	0
Buddy Bell, R OBP: 0.303, SLG: 0.355 Ken Caminiti, S OBP: 0.222, SLG: 0.241 (1, 5) (9, PH)		1-0 2-3 1B			0-0 5-3			1-1 F8	3-2 G3	3	0	1	0	0	0	1
Alan Ashby, S OBP: 0.325, SLG: 0.399 (1, 2)		1-0 2-3			0-0 F7			0-0 F8	2-0 F8	4	0	0	0	0	0	2
Cameron Drew, L OBP: 0.200, SLG: 0.400 (1, 9)		2-3 K			0-1 6-3			1-1 F7		3	0	0	0	0	1	2
Rafael Ramirez, R OBP: 0.298, SLG: 0.384 (1, 6)			2-1 2B		2-1 HR			2-1 L8		3	1	2	1	0	0	0
Mike Scott, R OBP: 0.103, SLG: 0.104 Rocky Chidress, R OBP: 0.333, SLG: 0.333 Louie Meadows, L OBP: 0.303, SLG: 0.483 Dave Meads, L OBP: 0.659, SLG: 0.333 Jeff Heathcock, R (1, 1) (4, 1) (5, PH) (6, 1) (6, 1)			0-3 K		1-2 F9			3-3 K		1	0	0	0	0	1	1
John Fishel, R OBP: 0.231, SLG: 0.462 Chuck Jackson, R OBP: 0.306, SLG: 0.377 (8, PH) (9, 8)										0	0	0	0	0	0	0

**BOTTOM**

**San Francisco Giants @ Houston Astros**  
Astrodome, Houston, TX  
Sun Sep 18 1988, 4:33 AM EDT  
Att: 13,097 - Dome - 72 F

livebaseballscorecards.com

<b>AB</b>	<b>32</b>
<b>R</b>	<b>3</b>
<b>H</b>	<b>5</b>
<b>RBI</b>	<b>3</b>
<b>BB</b>	<b>1</b>
<b>SO</b>	<b>5</b>
<b>LOB</b>	<b>8</b>



Inning	R	H	E	K	S	IP	WLS	BF	H	R	ER	SO	BB	IBB	HBP	BLK	WP	HR	S	P	ERA	WHIP
1	0	0	0	0	10	7.0		25	4	1	1	3	0	0	0	0	0	1	52	74	1.29	0.571
2	0	1	0	1	8	1.0		3	0	0	0	2	0	0	0	0	0	0	9	15	0.00	0.000
3	0	1	0	1	8	1.0		5	2	2	0	0	1	0	0	0	0	1	12	23	18.00	2.000

PITCHER	IP	WLS	BF	H	R	ER	SO	BB	IBB	HBP	BLK	WP	HR	S	P	ERA	WHIP
Don Robinson, R ERA: 2.45 (1, 1)	7.0		25	4	1	1	3	0	0	0	0	0	1	52	74	1.29	0.571
Roger Samuels, L ERA: 4.76 (8, 1)	1.0		3	0	0	0	2	0	0	0	0	0	0	9	15	0.00	0.000
Ron Davis, R ERA: 4.96 (9, 1)	1.0		5	1	2	0	0	1	0	0	0	0	1	12	23	18.00	2.000

WP	PA	CS
0	33	0



Batter	1	2	3	4	5	6	7	8	9	10	AB R H RBI BB SO LOB	TOP									
<b>Brett Butler, L</b> (1, 8) OBP: 0.394, SLG: 0.394	4-0 BLK 2B BB	0-0 2-3			0-0 2-3		0-0 4-3			0-3 K	4 1 0 0 1 1 1	<b>San Francisco Giants @ Atlanta Braves</b> Atlanta-Fulton County Stadium, Atlanta, GA Mon Sep 19 1988, 7:05 PM EDT Att. 2,351 - Unknown - 80 F									
<b>Ernest Riles, L</b> (1, 5) OBP: 0.313, SLG: 0.383	0-0 F1		0-0 3-1		0-0		0-0 F7			0-0 F8	4 0 1 0 0 0 1										
<b>Scott Garretts, R</b> (7, 1) OBP: 0.077, SLG: 0.077											0 0 0 0 0 0 0										
<b>Craig Lefferts, L</b> (7, 1)											0 0 0 0 0 0 0										
<b>Francisco Melendez, L</b> (10, PH) OBP: 0.273, SLG: 0.200	1-2				1B						1 0 0 0 0 0 0										
<b>Joe Price, R</b> (10, 1)											0 0 0 0 0 0 0										
<b>Will Clark, L</b> (1, 3) OBP: 0.387, SLG: 0.510	0-0 E 2-H 2B		0-0 F7		0-0 F7			0-0 F6			4 0 1 1 0 0 1										
<b>Candy Maldonado, R</b> (1, 9) OBP: 0.313, SLG: 0.379	0-0 E6 2-3		0-0 6-3		0-0 F9			0-0 F7			4 0 0 0 0 0 2										
<b>Mike Aldrete, L</b> (1, 7) OBP: 0.361, SLG: 0.342	0-3 K			0-0 4-3		0-0 5-3 1B 1B		0-0 F8			4 1 1 0 0 1 2										
<b>Robby Thompson, R</b> (1, 4) OBP: 0.328, SLG: 0.396	0-3 K			0-0 F8		0-0 5-3 1-2		1-0 L1-4 SH3-4 HBP			3 0 0 0 0 1 3										
<b>Kirt Manwaring, R</b> (1, 2) OBP: 0.286, SLG: 0.358		0-0 6-3		0-0 HR		0-0 CS 2-H 1B		0-0 SH3-4			3 1 2 2 0 0 0										
<b>Jose Uribe, S</b> (1, 6) OBP: 0.300, SLG: 0.315		0-0 WP SH3-4 1B		0-0 FC6-4 1B		0-3 K 1-2		0-0 L1-4			4 0 2 0 0 1 2										
<b>Trevor Wilson, L</b> (1, 1) OBP: 0.200, SLG: 0.200		0-0 SH3-4		0-0 FC6-4		0-3 K		0-0 F8			2 0 0 0 0 1 1										
<b>Chris Speier, R</b> (7, 5) OBP: 0.308, SLG: 0.340		1-2		1-2							1 0 0 0 0 0 0										
<b>Inning Stats</b>	R: 1 E: 1 K: 2 S: 9	H: 1 LOB: 2 BB: 1 P: 13	R: 0 E: 0 K: 0 S: 4	H: 1 LOB: 1 BB: 0 P: 4	R: 0 E: 0 K: 0 S: 3	H: 0 LOB: 0 BB: 0 P: 3	R: 1 E: 0 K: 0 S: 5	H: 2 LOB: 1 BB: 0 P: 5	R: 0 E: 0 K: 1 S: 6	H: 0 LOB: 0 BB: 0 P: 6	R: 0 E: 0 K: 1 S: 5	H: 0 LOB: 0 BB: 0 P: 5	R: 0 E: 0 K: 0 S: 3	H: 0 LOB: 0 BB: 0 P: 3	R: 0 E: 0 K: 1 S: 5	H: 0 LOB: 0 BB: 0 P: 5	1B: 5 2B: 2 3B: 0 HR: 1	SF: 0 SAC: 2 DP: 1 HBP: 1	WP: 1 PB: 0 SB: 0 CS: 1	PA: 38	
<b>PITCHER</b>	IP WLS BF H R ER SO BB IBB HBP BLK WP HR S P ERA WHIP																				
<b>Rick Mahler, R</b> (1, 1) ERA: 3.67	7.0	29	7	3	3	4	1	0	0	1	1	36	40	3.86	1.143						
<b>Joe Boever, R</b> (8, 1) ERA: 1.42	2.0	6	0	0	0	0	0	0	1	0	0	5	6	0.00	0.000						
<b>José Álvarez, R</b> (10, 1) ERA: 3.33	1.0	3	0	0	0	1	0	0	0	0	0	5	5	0.00	0.000						

AB	34
R	3
H	7
RBI	3
BB	1
SO	5
LOB	13



San Francisco Giants @ Atlanta Braves  
 Atlanta-Fulton County Stadium, Atlanta, GA

Mon Sep 19 1988, 7:05 PM EDT  
 Att. 2,351 - Unknown - 80 F

livebaseballscorecards.com

AB	37
R	4
H	10
RBI	4
BB	4
SO	5
LOB	12



WP	1	PA	42
PB	0		
SB	0		
CS	0		

AB R H RBI BB SO LOB

5 0 1 2 0 0 1

4 2 2 0 1 1 0

5 0 1 0 0 1 3

4 0 1 1 1 1 0

4 0 0 0 1 0 2

4 1 2 0 0 0 1

3 0 1 0 0 0 2

2 0 0 0 0 1 0

1 0 0 0 0 0 2

0 0 0 0 0 0 0

1 0 0 0 0 1 1

0 0 0 0 0 0 0

1B: 7 SF: 0

2B: 3 SAC: 1

3B: 0 DP: 1

HR: 0 HBP: 0

1B: 7 SF: 0

2B: 3 SAC: 1

3B: 0 DP: 1

HR: 0 HBP: 0

1B: 7 SF: 0

2B: 3 SAC: 1

3B: 0 DP: 1

HR: 0 HBP: 0

1B: 7 SF: 0

2B: 3 SAC: 1

3B: 0 DP: 1

HR: 0 HBP: 0

1B: 7 SF: 0

2B: 3 SAC: 1

3B: 0 DP: 1

HR: 0 HBP: 0

1B: 7 SF: 0

2B: 3 SAC: 1

3B: 0 DP: 1

HR: 0 HBP: 0

1B: 7 SF: 0

2B: 3 SAC: 1

3B: 0 DP: 1

HR: 0 HBP: 0

1B: 7 SF: 0

2B: 3 SAC: 1

3B: 0 DP: 1

HR: 0 HBP: 0

1B: 7 SF: 0

2B: 3 SAC: 1

3B: 0 DP: 1

HR: 0 HBP: 0

1B: 7 SF: 0

2B: 3 SAC: 1

3B: 0 DP: 1

HR: 0 HBP: 0

1B: 7 SF: 0

2B: 3 SAC: 1

3B: 0 DP: 1

HR: 0 HBP: 0

1B: 7 SF: 0

2B: 3 SAC: 1

3B: 0 DP: 1

HR: 0 HBP: 0

1B: 7 SF: 0

2B: 3 SAC: 1

3B: 0 DP: 1

HR: 0 HBP: 0

1B: 7 SF: 0

2B: 3 SAC: 1

3B: 0 DP: 1

HR: 0 HBP: 0

1B: 7 SF: 0

2B: 3 SAC: 1

3B: 0 DP: 1

HR: 0 HBP: 0

1B: 7 SF: 0

2B: 3 SAC: 1

3B: 0 DP: 1

HR: 0 HBP: 0

1B: 7 SF: 0

2B: 3 SAC: 1

3B: 0 DP: 1

HR: 0 HBP: 0

1B: 7 SF: 0

2B: 3 SAC: 1

3B: 0 DP: 1

HR: 0 HBP: 0

1B: 7 SF: 0

2B: 3 SAC: 1

3B: 0 DP: 1

HR: 0 HBP: 0

1B: 7 SF: 0

2B: 3 SAC: 1

3B: 0 DP: 1

HR: 0 HBP: 0

1B: 7 SF: 0

2B: 3 SAC: 1

3B: 0 DP: 1

HR: 0 HBP: 0

1B: 7 SF: 0

2B: 3 SAC: 1

3B: 0 DP: 1

HR: 0 HBP: 0

1B: 7 SF: 0

2B: 3 SAC: 1

3B: 0 DP: 1

HR: 0 HBP: 0

1B: 7 SF: 0

2B: 3 SAC: 1

3B: 0 DP: 1

HR: 0 HBP: 0

1B: 7 SF: 0

2B: 3 SAC: 1

3B: 0 DP: 1

HR: 0 HBP: 0

1B: 7 SF: 0

2B: 3 SAC: 1

3B: 0 DP: 1

HR: 0 HBP: 0

1B: 7 SF: 0

2B: 3 SAC: 1

3B: 0 DP: 1

HR: 0 HBP: 0

1B: 7 SF: 0

2B: 3 SAC: 1

3B: 0 DP: 1

HR: 0 HBP: 0

1B: 7 SF: 0

2B: 3 SAC: 1

3B: 0 DP: 1

HR: 0 HBP: 0

1B: 7 SF: 0

2B: 3 SAC: 1

3B: 0 DP: 1

HR: 0 HBP: 0

1B: 7 SF: 0

2B: 3 SAC: 1

3B: 0 DP: 1

HR: 0 HBP: 0

1B: 7 SF: 0

2B: 3 SAC: 1

3B: 0 DP: 1

HR: 0 HBP: 0

1B: 7 SF: 0

2B: 3 SAC: 1

3B: 0 DP: 1

HR: 0 HBP: 0

1B: 7 SF: 0

2B: 3 SAC: 1

3B: 0 DP: 1

HR: 0 HBP: 0

1B: 7 SF: 0

2B: 3 SAC: 1

3B: 0 DP: 1

HR: 0 HBP: 0

1B: 7 SF: 0

2B: 3 SAC: 1

3B: 0 DP: 1

HR: 0 HBP: 0

1B: 7 SF: 0

2B: 3 SAC: 1

3B: 0 DP: 1

HR: 0 HBP: 0

1B: 7 SF: 0

2B: 3 SAC: 1

3B: 0 DP: 1

HR: 0 HBP: 0

1B: 7 SF: 0

2B: 3 SAC: 1

3B: 0 DP: 1

HR: 0 HBP: 0

1B: 7 SF: 0

2B: 3 SAC: 1

3B: 0 DP: 1

HR: 0 HBP: 0

1B: 7 SF: 0

2B: 3 SAC: 1

3B: 0 DP: 1

HR: 0 HBP: 0

1B: 7 SF: 0

2B: 3 SAC: 1

3B: 0 DP: 1

HR: 0 HBP: 0

1B: 7 SF: 0

2B: 3 SAC: 1

3B: 0 DP: 1

HR: 0 HBP: 0

1B: 7 SF: 0

2B: 3 SAC: 1

3B: 0 DP: 1

HR: 0 HBP: 0

1B: 7 SF: 0

2B: 3 SAC: 1

3B: 0 DP: 1

HR: 0 HBP: 0

1B: 7 SF: 0

2B: 3 SAC: 1

3B: 0 DP: 1

HR: 0 HBP: 0

1B: 7 SF: 0

2B: 3 SAC: 1

3B: 0 DP: 1

HR: 0 HBP: 0

1B: 7 SF: 0

2B: 3 SAC: 1

3B: 0 DP: 1

HR: 0 HBP: 0

1B: 7 SF: 0

2B: 3 SAC: 1

3B: 0 DP: 1

HR: 0 HBP: 0

1B: 7 SF: 0

2B: 3 SAC: 1

3B: 0 DP: 1

HR: 0 HBP: 0

1B: 7 SF: 0

2B: 3 SAC: 1

3B: 0 DP: 1

HR: 0 HBP: 0

1B: 7 SF: 0

2B: 3 SAC: 1

3B: 0 DP: 1

HR: 0 HBP: 0

1B: 7 SF: 0

2B: 3 SAC: 1

3B: 0 DP: 1

HR: 0 HBP: 0

1B: 7 SF: 0

2B: 3 SAC: 1

3B: 0 DP: 1

HR: 0 HBP: 0

1B: 7 SF: 0

2B: 3 SAC: 1

3B: 0 DP: 1

HR: 0 HBP: 0

1B: 7 SF: 0

2B: 3 SAC: 1

3B: 0 DP: 1

HR: 0 HBP: 0

1B: 7 SF: 0

2B: 3 SAC: 1

3B: 0 DP: 1

HR: 0 HBP: 0

1B: 7 SF: 0

2B: 3 SAC: 1

3B: 0 DP: 1

HR: 0 HBP: 0

1B: 7 SF: 0

2B: 3 SAC: 1



Batter	1	2	3	4	5	6	7	8	9	AB R H RBI BB SO LOB	TOP											
<b>Brett Butler, L</b> (1, 8) OBP: 0.397, SLG: 0.406	3-3 K		1-2 F8 2B	3-2 2B		2-2 HR		4-1 S SH2-4 WP BB		4 2 3 3 1 1 0												
<b>Ernest Riles, L</b> (1, 5) OBP: 0.311, SLG: 0.380 <b>Kevin Mitchell, R</b> (4, PH) OBP: 0.322, SLG: 0.441 <b>Matt Williams, R</b> (4, 5) OBP: 0.250, SLG: 0.380	3-2 4-3		0-0 F8 2-3	2-3 K		1-3 K		0-0 SH2-4		2 0 0 0 0 0 1 1 0 0 0 0 1 2 1 0 0 0 0 1 0												
<b>Will Clark, L</b> (1, 3) OBP: 0.390, SLG: 0.512	2-1 6-3		4-0 G5-4-3 BB		1-1 1B	1-2 1B		3-2 F8 S 2-H 1B		4 1 3 0 1 0 0												
<b>Candy Maldonado, R</b> (1, 9) OBP: 0.313, SLG: 0.378 <b>Donell Nixon, R</b> (6, PR) OBP: 0.408, SLG: 0.400		0-0 L8	1-1 G5-4-3		0-0 G6-4-3	3-2 6-3 1B		2-0 F8		4 0 1 1 0 0 3 1 0 0 0 0 0 1												
<b>Mike Aldrete, L</b> (1, 7) OBP: 0.363, SLG: 0.342		4-1 HBP 1B BB		1-1 4-3	2-1 BB S 1B	3-2 SAFE SAFE 6-3		4-0 BB		3 2 1 0 2 0 1												
<b>Robby Thompson, R</b> (1, 4) OBP: 0.327, SLG: 0.393		1 SAFE 1-2 F5		1-0 L7	4-1 BB BB HBP	2-2 F9		3-2 G3		4 0 0 0 0 0 4												
<b>Kirt Manwaring, R</b> (1, 2) OBP: 0.301, SLG: 0.351		1 SAFE 4-2 1B 1-2 HBP		4-2 BB BB 2B BB	4-2 BB BB		0-1 4-3		2 1 0 0 2 0 0													
<b>Jose Uribe, S</b> (1, 6) OBP: 0.303, SLG: 0.315		1-2 1-2 2-H 1B		4-0 BB 2B BB	4-0 BB BB		0-2 F2		3 1 1 2 2 0 0													
<b>Dennis Cook, L</b> (1, 1) <b>Francisco Melendez, L</b> (5, PH) OBP: 0.261, SLG: 0.190 <b>Jeff Brantley, R</b> (5, 1) OBP: 0.500, SLG: 0.500 <b>Roger Samuels, L</b> (6, 1)		2-0 3-1		4-2 2B BB	1-2 1-3		0-1 1-3		1-3 K	1 0 0 0 1 0 2 1 0 0 0 0 0 3 0 0 0 0 0 0 0 2 0 0 0 0 1 0												
<b>Inning Stats</b>	R: 0 E: 0 K: 1 S: 10	H: 0 LOB: 0 BB: 0 P: 18	R: 1 E: 0 K: 0 S: 12	H: 1 LOB: 2 BB: 1 P: 24	R: 0 E: 0 K: 0 S: 6	H: 1 LOB: 1 BB: 1 P: 12	R: 2 E: 0 K: 1 S: 13	H: 1 LOB: 2 BB: 3 P: 32	R: 1 E: 0 K: 0 S: 13	H: 2 LOB: 3 BB: 2 P: 29	R: 2 E: 0 K: 1 S: 25	H: 3 LOB: 1 BB: 0 P: 37	R: 0 E: 0 K: 0 S: 7	H: 0 LOB: 0 BB: 0 P: 7	R: 1 E: 0 K: 0 S: 9	H: 1 LOB: 2 BB: 2 P: 25	R: 0 E: 0 K: 1 S: 7	H: 0 LOB: 0 BB: 0 P: 9	1B: 6 2B: 2 3B: 0 HR: 1	SF: 0 SAC: 1 DP: 2 HBP: 2	WP: 1 PA: 45 PB: 0 SB: 4 CS: 0	
<b>PITCHER</b>	IP WLS BF H R ER SO BB IBB HBP BLK WP HR S P ERA WHIP	IP WLS BF H R ER SO BB IBB HBP BLK WP HR S P ERA WHIP																				
<b>Kevin Blankenship, R</b> (1, 1) ERA: 7.36	3.2 L 18 2 3 3 1 5 0 1 0 0 0 35 75 7.36 1.909		<b>Joe Boever, R</b> (8, 1) ERA: 1.29	1.1 4 0 0 0 1 0 0 0 0 1 0 6 19 13.50 4.500																		
<b>Ed Olwine, L</b> (4, 1) ERA: 7.27	1.0 6 3 1 1 1 0 0 0 0 0 0 12 24 9.00 3.000																					
<b>Charlie Puleo, R</b> (5, 1) ERA: 3.64	0.1 3 0 0 0 0 2 0 0 0 0 0 7 16 0.00 6.000																					
<b>Jim Acker, R</b> (6, 1) ERA: 5.5	2.0 9 3 2 2 1 0 0 0 0 0 1 32 44 9.00 1.500																					
<b>Chuck Cary, L</b> (8, 1) ERA: 7.71	0.2 5 1 1 1 0 2 0 0 0 1 0 6 19 13.50 4.500																					

San Francisco Giants @ Atlanta Braves  
Atlanta-Fulton County Stadium, Atlanta, GA

Tue Sep 20 1988, 7:05 PM EDT  
Att: 3,034 - Unknown - 83 F

livebaseballscorecards.com

AB 33  
R 7  
H 9  
RBI 6  
BB 9  
SO 4  
LOB 17







Batter	1	2	3	4	5	6	7	8	9	AB R H RBI BB SO LOB	TOP											
<b>Brett Butler, L</b> (1, 8) OBP: 0.396, SLG: 0.407	0-3 K		2-2 L5			0-1 SH1-4 SF7 2B		1-0 F4		4 1 1 0 0 1 0												
<b>Robby Thompson, R</b> (1, 4) OBP: 0.325, SLG: 0.390	0-0 F7		0-1 5-3			1-0 SH1-4		0-0 5-3		3 0 0 0 0 0 0												
<b>Will Clark, L</b> (1, 3) OBP: 0.389, SLG: 0.511	2-2 S 1B		1-2 F7			0-2 SF7		1-3 K		3 0 1 1 0 1 0												
<b>Kevin Mitchell, R</b> (1, 7) OBP: 0.320, SLG: 0.437	2-1 5-3			1-2 F9		0-1 F7			2-3 K	4 0 0 0 0 1 1												
<b>Candy Maldonado, R</b> (1, 9) OBP: 0.311, SLG: 0.375				0-1 F9			2-0 F7		1-3 K	3 0 0 0 0 0 0												
<b>Mike Aldrete, L</b> (9, PH) OBP: 0.363, SLG: 0.341										1 0 0 0 0 1 0												
<b>Bob Melvin, R</b> (1, 2) OBP: 0.288, SLG: 0.378				0-0 F3			1-2 F4		3-3 K	3 0 1 0 0 0 0												
<b>Ernest Riles, L</b> (9, PH) OBP: 0.310, SLG: 0.379										1 0 0 0 0 1 0												
<b>Chris Speier, R</b> (1, 5) OBP: 0.314, SLG: 0.342		1 SAFE 4-2 FC6-4 BB 1B			1-0 L9		3-2 1B 1B			2 0 1 0 1 0 0												
<b>Jose Uribe, S</b> (1, 6) OBP: 0.303, SLG: 0.315		BB 1-2 SAFE FC6-4			0-1 5-3		1 SAFE 0-0 FC6-4 1B			3 0 1 0 0 0 2												
<b>Rick Reuschel, R</b> (1, 1) OBP: 0.141, SLG: 0.130		SAFE 0-3 K			2-3 K		0-1 FC6-4			3 0 0 0 0 2 4												
<b>Inning Stats</b>	R: 0 E: 0 K: 1 S: 9	H: 1 LOB: 1 BB: 0 P: 13	R: 0 E: 0 K: 1 S: 15	H: 1 LOB: 2 BB: 1 P: 20	R: 0 E: 0 K: 0 S: 8	H: 0 LOB: 0 BB: 0 P: 11	R: 0 E: 0 K: 0 S: 6	H: 0 LOB: 0 BB: 0 P: 7	R: 0 E: 0 K: 1 S: 7	H: 0 LOB: 0 BB: 0 P: 10	R: 1 E: 0 K: 0 S: 8	H: 1 LOB: 0 BB: 0 P: 9	R: 0 E: 0 K: 0 S: 11	H: 2 LOB: 2 BB: 0 P: 17	R: 0 E: 0 K: 1 S: 6	H: 0 LOB: 0 BB: 0 P: 8	R: 0 E: 0 K: 3 S: 13	H: 0 LOB: 0 BB: 0 P: 19	1B: 4 2B: 1 3B: 0 HR: 0	SF: 1 SAC: 1 DP: 0 HBP: 0	WP: 0 PB: 0 SB: 1 CS: 0	PA: 33
<b>PITCHER</b>	IP WLS BF H R ER SO BB IBB HBP BLK WP HR S P ERA WHIP																					
<b>Tom Browning, L</b> (1, 1) ERA: 3.34	8.0 W 30 5 1 1 4 1 0 0 0 0 0 0 70 95 1.12 0.750																					
<b>Rob Dibble, R</b> (9, 1) ERA: 1.92	1.0 3 0 0 0 3 0 0 0 0 0 0 0 13 19 0.00 0.000																					

**San Francisco Giants @ Cincinnati Reds**  
Riverfront Stadium, Cincinnati, OH

Wed Sep 21 1988, 7:05 PM EDT  
Att. 15,619 - Unknown - 75 F

AB	30
R	1
H	5
RBI	1
BB	1
SO	7
LOB	7



WP: 0	PA: 33
PB: 0	
SB: 1	
CS: 0	

ERA	WHIP

ERA	WHIP

Batter	1	2	3	4	5	6	7	8	9
<b>Barry Larkin, R</b> OBP: 0.347, SLG: 0.432 (1, 6)	1-3 K		0-2 FC6-4 1B			0-1 HR		3-2 S 1B 1B	
<b>Lenny Harris, L</b> OBP: 0.467, SLG: 0.364 (1, 5)	4-2 1B 8-3-5 BB		1-0 FC6-4 1-2f			1-2 4-3		0-0 5-3 1-2	
<b>Ken Griffey, L</b> OBP: 0.302, SLG: 0.314 (1, 3)	0-0 1-3 1B			3-2 6-3		0-1 4-3		2-2 1B HR 2-H	
<b>Paul O'Neill, L</b> OBP: 0.314, SLG: 0.415 (1, 9)	0-0 8-3-5 3-Hf			1-1 4-3			0-1 F9	2-2 1-3 HR 1B	
<b>Van Snider, L</b> OBP: 0.231, SLG: 0.538 (1, 7)		3-3 K		0-0 L3			0-0 1B 1B	3-2 1-H 3-H HR	
<b>Herm Winningham, L</b> OBP: 0.292, SLG: 0.293 (1, 8)		0-0 4-3			1-1 G3		1 SAFE 2-0 F7	2-3 K	
<b>Jeff Reed, L</b> OBP: 0.291, SLG: 0.283 (1, 2)		1-1 F7			1-2 5-3		1 SAFE 2-0 1-3 1B		
<b>Ron Oester, S</b> OBP: 0.333, SLG: 0.343 (1, 4)			1-0 4-3		2-2 F7		1-0 L4		
<b>Tom Browning, L</b> OBP: 0.183, SLG: 0.156 (1, 1) <b>Dave Collins, S</b> OBP: 0.288, SLG: 0.301 (8, PH) <b>Rob Dibble, L</b> (9, 1)			1-3 K			0-0 F7		2-2 6-3	

AB	R	H	RBI	BB	SO	LOB
4	2	3	1	0	1	0
3	0	0	0	1	0	2
4	1	2	1	0	0	0
4	1	1	0	0	0	2
4	1	2	3	0	1	0
4	0	0	0	0	1	1
3	0	1	0	0	0	0
3	0	0	0	0	0	2
2	0	0	0	0	1	0
1	0	0	0	0	0	0
0	0	0	0	0	0	0

AB	R	H	RBI	BB	SO	LOB
32	5	9	5	1	4	7

Inning Stats	R	H	E	K	S	H	LOB	BB	P
R: 0 E: 0 K: 1 S: 10	1 LOB: 1 BB: 1 P: 15	R: 0 E: 0 K: 1 S: 9	H: 0 LOB: 0 BB: 0 P: 13	R: 0 E: 0 K: 1 S: 10	H: 1 LOB: 1 BB: 0 P: 12	R: 0 E: 0 K: 0 S: 8	H: 0 LOB: 0 BB: 0 P: 12	R: 0 E: 0 K: 0 S: 9	H: 0 LOB: 0 BB: 0 P: 13
R: 1 E: 0 K: 0 S: 8	H: 1 LOB: 0 BB: 0 P: 9	R: 0 E: 0 K: 0 S: 6	H: 2 LOB: 2 BB: 0 P: 11	R: 4 E: 0 K: 1 S: 21	H: 4 LOB: 0 BB: 0 P: 35				

PITCHER	IP	WLS	BF	H	R	ER	SO	BB	IBB	HBP	BLK	WP	HR	S	P	ERA	WHIP
<b>Rick Reuschel, R</b> ERA: 3.09 (1, 1)	8.0	L	33	9	5	5	4	1	0	0	0	0	2	81	120	5.62	1.250

WP	PA	ERA	WHIP
0	33		

**San Francisco Giants @ Cincinnati Reds**  
Riverfront Stadium, Cincinnati, OH  
Wed Sep 21 1988, 7:05 PM EDT  
Att: 15,619 - Unknown - 75 F

livebaseballscorecards.com





Batter	1	2	3	4	5	6	7	8	9	AB R H RBI BB SO LOB	TOP											
<b>Brett Butler, L</b> (1, 8) OBP: 0.398, SLG: 0.406	4-2 G3 BB		4-0 S BB		4-2 1B BB		3-3 K			1 0 0 0 3 1 0												
<b>Ernest Riles, L</b> (1, 5) OBP: 0.310, SLG: 0.378	0-0 G3		1-1 L5		1-1 1B			3-2 L6		3 0 1 0 0 0 2												
<b>Phil Garner, R</b> (8, PH) OBP: 0.111, SLG: 0.111	1-2		1-2		1-3 1B					1 0 0 0 0 0 0												
<b>Will Clark, L</b> (1, 3) OBP: 0.388, SLG: 0.515	1-0 F8			3-2 HR	0-1 F8			2-3 K		4 1 1 1 0 1 3												
<b>Candy Maldonado, R</b> (1, 9) OBP: 0.311, SLG: 0.373	1-1 5-3			4-2 BB	1-2 L9			1-0 F9		3 0 0 0 1 0 1												
<b>Mike Aldrete, L</b> (1, 7) OBP: 0.362, SLG: 0.339		2-3 K		0-1 F7	4-1 BB			3-3 K		2 0 0 0 1 1 1												
<b>Chris Speier, R</b> (9, PH) OBP: 0.312, SLG: 0.340				1 SAFE F7	2-3 BB			0-0 K		1 0 0 0 0 1 0												
<b>Robby Thompson, R</b> (1, 4) OBP: 0.323, SLG: 0.388		0-0 F9		1-3 K	2-3 K			1B K		3 0 0 0 0 2 2												
<b>Joel Youngblood, R</b> (9, PH) OBP: 0.310, SLG: 0.287				1 SAFE K	2-3 K					1 0 1 0 0 0 0												
<b>Kirt Manwaring, R</b> (1, 2) OBP: 0.292, SLG: 0.340		1-1 1-3		1 SAFE F9	3-2 F9			3-2 F8		3 0 0 0 0 0 2												
<b>Kevin Mitchell, R</b> (9, PH) OBP: 0.319, SLG: 0.436				1 SAFE F9	3-2 F4					1 0 0 0 0 0 1												
<b>Jose Uribe, S</b> (1, 6) OBP: 0.301, SLG: 0.313			2-3 K		2-0 4-3			2-2 F9		3 0 0 0 0 1 0												
<b>Bob Melvin, R</b> (9, PH) OBP: 0.267, SLG: 0.376									3-2 6-3	1 0 0 0 0 0 1												
<b>Don Robinson, R</b> (1, 1) OBP: 0.208, SLG: 0.298			0-2 F9		0-2 F3					3 0 0 0 0 1 0												
<b>Craig Lefferts, L</b> (7, 1)										0 0 0 0 0 0 0												
<b>Inning Stats</b>	R: 0 E: 0 K: 0 S: 6	H: 0 LOB: 1 BB: 1 P: 12	R: 0 E: 0 K: 1 S: 6	H: 0 LOB: 0 BB: 0 P: 9	R: 0 E: 0 K: 1 S: 9	H: 0 LOB: 1 BB: 1 P: 15	R: 1 E: 0 K: 1 S: 15	H: 1 LOB: 1 BB: 1 P: 26	R: 0 E: 0 K: 0 S: 11	H: 1 LOB: 2 BB: 1 P: 17	R: 0 E: 0 K: 1 S: 13	H: 0 LOB: 1 BB: 1 P: 22	R: 0 E: 0 K: 2 S: 9	H: 0 LOB: 0 BB: 0 P: 15	R: 0 E: 0 K: 1 S: 10	H: 0 LOB: 0 BB: 0 P: 16	R: 0 E: 0 K: 1 S: 10	H: 1 LOB: 1 BB: 0 P: 19	1B: 2 2B: 0 3B: 0 HR: 1	SF: 0 SAC: 0 DP: 0 HBP: 0	WP: 0 PB: 0 SB: 1 CS: 0	PA: 35
<b>PITCHER</b>	IP WLS BF H R ER SO BB IBB HBP BLK WP HR S P ERA WHIP																					
<b>Jack Armstrong, R</b> (1, 1) ERA: 5.46	6.0 W 25 2 1 1 4 5 0 0 0 0 0 1 60 101 1.50 1.167																					
<b>Rob Murphy, L</b> (7, 1) ERA: 3.1	1.0 3 0 0 0 2 0 0 0 0 0 0 0 9 15 0.00 0.000																					
<b>John Franco, L</b> (8, 1) ERA: 1.56	2.0 S 7 1 0 0 2 0 0 0 0 0 0 0 20 35 0.00 0.500																					

**San Francisco Giants @ Cincinnati Reds**  
Riverfront Stadium, Cincinnati, OH  
Thu Sep 22 1988, 3:33 AM EDT  
Att. 13,475 - Cloudy - 80 F

<b>AB</b>	<b>30</b>
<b>R</b>	<b>1</b>
<b>H</b>	<b>3</b>
<b>RBI</b>	<b>1</b>
<b>BB</b>	<b>5</b>
<b>SO</b>	<b>8</b>
<b>LOB</b>	<b>13</b>



Batter	1	2	3	4	5	6	7	8	9	AB	R	H	RBI	BB	SO	LOB
Barry Larkin, R OBP: 0.347, SLG: 0.431 (1, 6)	0-0 SF7 1B	0-1 SF7 3-H			1-2 5-3		0-1 F7			3	1	1	1	0	0	1
Lenny Harris, L OBP: 0.474, SLG: 0.467 (1, 5)	2-0 SF7 1B	0-0 F8			0-0 F8		0-2 2B			4	0	2	1	0	0	1
Ken Griffey, L OBP: 0.309, SLG: 0.320 (1, 3)	4-2 SF7 BB		0-1 F6		2-0 2B		4-0 IBB			2	0	1	0	2	0	0
John Franco, L (8, 1)										0	0	0	0	0	0	0
Paul O'Neill, L OBP: 0.311, SLG: 0.411 (1, 9)	0-2 F5		1-3 K		0-2 L8		3-2 F8			4	0	0	0	0	1	6
Van Snider, L OBP: 0.235, SLG: 0.500 (1, 7)	1-2 SF7		2-3 K2-3			0-0 1B		1-3 K		3	0	1	1	0	2	0
Herm Winningham, L OBP: 0.286, SLG: 0.287 (1, 8)	0-1 F8			0-0 B5		2-2 F7		0-3 K		4	0	0	0	0	1	3
Jeff Reed, L OBP: 0.294, SLG: 0.287 (1, 2)		0-1 1B		1-0 1B		1-1 6-3		2-3 K		4	1	2	0	0	1	1
Ron Oester, S OBP: 0.340, SLG: 0.350 (1, 4)		1-2 SH5-4 1B		0-1 F6			1-0 2B			3	1	2	0	0	0	1
Jack Armstrong, R OBP: 0.105, SLG: 0.105 (1, 1)		0-0 SH5-4		2-3 K			2-3 K			1	0	0	0	0	1	1
Rob Murphy, L (7, 1)										0	0	0	0	0	0	0
Dave Collins, S OBP: 0.287, SLG: 0.299 (7, PH)										1	0	0	0	0	1	1
Nick Esasky, R OBP: 0.324, SLG: 0.394 (8, 3)										0	0	0	0	0	0	0

Inning Stats	R: 1	H: 2	R: 1	H: 2	R: 0	H: 0	R: 0	H: 1	R: 0	H: 1	R: 1	H: 2	R: 0	H: 0	R: 0	H: 0
	E: 0	LOB: 2	E: 0	LOB: 1	E: 0	LOB: 0	E: 0	LOB: 1	E: 0	LOB: 0	E: 0	LOB: 2	E: 0	LOB: 0	E: 0	LOB: 0
	K: 0	BB: 1	K: 0	BB: 0	K: 2	BB: 0	K: 1	BB: 0	K: 0	BB: 0	K: 1	BB: 1	K: 3	BB: 0	K: 0	BB: 0
	S: 14	P: 20	S: 9	P: 10	S: 10	P: 13	S: 10	P: 13	S: 8	P: 11	S: 13	P: 23	S: 11	P: 14	S: 11	P: 14


PITCHER	IP	WLS	BF	H	R	ER	SO	BB	IBB	HBP	BLK	WP	HR	S	P	ERA	WHIP
Don Robinson, R ERA: 2.52 (1, 1)	6.2	L	30	9	3	3	4	1	1	0	0	0	0	68	93	4.05	1.500
Craig Lefferts, L ERA: 3.0 (7, 1)	1.1		4	0	0	0	3	0	0	0	0	0	0	14	20	0.00	0.000

**BOTTOM**

**San Francisco Giants @ Cincinnati Reds**  
Riverfront Stadium, Cincinnati, OH


Thu Sep 22 1988, 3:33 AM EDT  
Att. 13,475 - Cloudy - 80 F

AB	29
R	3
H	9
RBI	3
BB	2
SO	7
LOB	15



WP	PA
0	34



Batter	1	2	3	4	5	6	7	8	9	AB R H RBI BB SO LOB	TOP		
Alfredo Griffin, S (1, 6) OBP: 0.265, SLG: 0.263	0-0 F8			1-2 6-3		0-1 B2		0-0 HR 1B		4 1 1 0 0 0 1	<p>Los Angeles Dodgers @ San Francisco Giants Candlestick Park, San Francisco, CA</p> <p>livebaseballscorecards.com</p> <p>AB 31 R 3 H 7 RBI 3 BB 2 SO 1 LOB 14</p> 		
Steve Sax, R (1, 4) OBP: 0.323, SLG: 0.341	0-2 6-3			0-0 G3		2-1 F8		0-0 L9		4 0 0 0 0 0 3			
Mickey Hatcher, R (1, 7) OBP: 0.321, SLG: 0.353 Jose Gonzalez, R (8, 7) OBP: 0.176, SLG: 0.188	0-0 5-3			1-1 6-3		0-0 F8		1-0 HR 1-H 2-H		4 1 1 3 0 0 1 0 0 0 0 0 0 0			
Mike Marshall, R (1, 9) OBP: 0.317, SLG: 0.452 Mike Devereaux, R (8, 9) OBP: 0.147, SLG: 0.121		2-2 G4-6-3 1B			1-1 FC6-5-4-6 2B		1-3 K	0-0 P4		4 0 2 0 0 1 0 0 0 0 0 0 0 0			
John Shelby, S (1, 8) OBP: 0.318, SLG: 0.391		1-1 G4-6-3 1-2f			1-2 F8		1-2 E 1B	0-0 4-3		4 0 1 0 0 0 2			
Jeff Hamilton, R (1, 5) OBP: 0.279, SLG: 0.371		0-1 5-3			2-2 FC6-5-4-6 BB 2-3		0-0 E5 G1-6-3	0-1 F8		4 0 0 0 0 0 2			
Rick Dempsey, R (1, 2) OBP: 0.357, SLG: 0.474				0-0 G5-4-3 1B		4-1 BB 1-2	0-1 G1-6-3 1-2f	2-0 F8		3 0 1 0 1 0 2			
Tracy Woodson, R (1, 3) OBP: 0.266, SLG: 0.298 Franklin Stubbs, L (9, 3) OBP: 0.299, SLG: 0.381				0-0 G5-4-3 1-2f		0-2 6-3		0-0 SH3-4 HR 1B		3 1 1 0 0 0 3 0 0 0 0 0 0 0			
Orel Hershiser, R (1, 1) OBP: 0.133, SLG: 0.171				0-0 6-3		4-1 BB		0-0 SH3-4 1-2		1 0 0 0 1 0 0			
<b>Inning Stats</b>	R: 0 E: 0 K: 0 S: 5 H: 0 LOB: 0 BB: 0 P: 5	R: 0 E: 0 K: 0 S: 7 H: 1 LOB: 0 BB: 0 P: 10	R: 0 E: 0 K: 0 S: 3 H: 1 LOB: 0 BB: 0 P: 3	R: 0 E: 0 K: 0 S: 6 H: 0 LOB: 0 BB: 0 P: 8	R: 0 E: 0 K: 0 S: 17 H: 1 LOB: 2 BB: 1 P: 25	R: 0 E: 0 K: 0 S: 6 H: 0 LOB: 1 BB: 1 P: 12	R: 0 E: 1 K: 1 S: 10 H: 1 LOB: 1 BB: 0 P: 12	R: 3 E: 0 K: 0 S: 6 H: 3 LOB: 0 BB: 0 P: 7	R: 0 E: 0 K: 0 S: 4 H: 0 LOB: 0 BB: 0 P: 6	1B: 5 2B: 1 3B: 0 HR: 1 SF: 0 SAC: 1 DP: 3 HBP: 0	WP: 0 PB: 0 SB: 0 CS: 0 PA: 34		
<b>PITCHER</b>	IP WLS BF H R ER SO BB IBB HBP BLK WP HR S P ERA WHIP											<b>PITCHER</b>	IP WLS BF H R ER SO BB IBB HBP BLK WP HR S P ERA WHIP
Atlee Hammaker, L (1, 1) ERA: 3.91	8.0 L 31 7 3 3 1 2 0 0 0 0 0 1 60 82 3.38 1.125												
Scott Garrelts, R (9, 1) ERA: 3.63	1.0 3 0 0 0 0 0 0 0 0 0 0 0 4 6 0.00 0.000												

Fri Sep 23 1988, 10:05 PM EDT  
Att. 22,341 - Unknown

Batter	1	2	3	4	5	6	7	8	9
<b>Brett Butler, L</b> OBP: 0.396, SLG: 0.403 (1, 8) C X	0-1 5-3		2-2 FC5-4 G4-6-3 1-2f 2-3			1-1 L3		1-1 5-3	
<b>Ernest Riles, L</b> OBP: 0.306, SLG: 0.373 (1, 5) X	0-0 4-3		1-1 G4-6-3 1-2f			0-3 K		2-1 L9	
<b>Will Clark, L</b> OBP: 0.369, SLG: 0.514 (1, 3) B B C C X	3-2 1-3			0-0 L7			2-2 SH1-3 1B	4-1 BB	
<b>Kevin Mitchell, R</b> OBP: 0.320, SLG: 0.437 (1, 7) <b>Candy Maldonado, R</b> OBP: 0.309, SLG: 0.371 (4, 9)		0-0 FC6-4 1B		1-2 5-3		0-0 SH1-3		3-3 K	
<b>Mike Aldrete, L</b> OBP: 0.361, SLG: 0.336 (1, 9) (4, 7) C X		0-2 FC6-4 4-3 1-2f		2-1 3-1		4-1 G1-6-3 IBB		1-0 F8	
<b>Robby Thompson, R</b> OBP: 0.322, SLG: 0.386 (1, 4) <b>Francisco Melendez, L</b> OBP: 0.250, SLG: 0.182 (7, PH) <b>Chris Speier, R</b> OBP: 0.312, SLG: 0.340 (8, 4) X B C C X		1-2 4-3		3-2 F8		0-0 G1-6-3 1-2f			
<b>Kirt Manwaring, R</b> OBP: 0.287, SLG: 0.333 (1, 2) <b>Phil Garner, R</b> OBP: 0.200, SLG: 0.200 (8, PH) <b>Bob Melvin, R</b> OBP: 0.267, SLG: 0.376 (9, 2) X B C C X		1-1 F8		0-1 F8				0-0 FC4-6 1B	
<b>Jose Uribe, S</b> OBP: 0.302, SLG: 0.313 (1, 6) F X		0-1 FC5-4 1B		3-1 4-3				1-1 FC4-6 1-3	
<b>Atlee Hammaker, S</b> OBP: 0.188, SLG: 0.133 (1, 1) <b>Joel Youngblood, R</b> OBP: 0.308, SLG: 0.284 (8, PH) <b>Scott Garrelts, R</b> OBP: 0.077, SLG: 0.077 (9, 1) M L X		0-2 FC5-4 1B		2-2 G1				1-2 1-3	

Inning Stats	R: 0	H: 0	E: 0	K: 0	S: 6	R: 0	H: 1	E: 0	K: 0	S: 11	R: 0	H: 2	E: 0	K: 0	S: 10	R: 0	H: 0	E: 0	K: 0	S: 6	R: 0	H: 0	E: 0	K: 0	S: 10	R: 0	H: 0	E: 0	K: 1	S: 8	R: 0	H: 1	E: 0	K: 0	S: 6	R: 0	H: 1	E: 0	K: 0	S: 9	R: 0	H: 0	E: 0	K: 1	S: 7
	0	0	0	0	9	0	1	0	0	11	0	0	0	0	10	0	0	0	0	6	0	0	0	0	10	0	0	0	0	8	0	1	0	0	6	0	1	0	0	9	0	0	0	0	7

PITCHER	IP	WLS	BF	H	R	ER	SO	BB	IBB	HBP	BLK	WP	HR	S	P	ERA	WHIP
<b>Orel Hershiser, R</b> ERA: 2.35 (1, 1)	9.0	W	32	5	0	0	2	1	1	0	0	0	0	73	112	0.00	0.667


**BOTTOM**

Los Angeles Dodgers @ San Francisco Giants  
Candlestick Park, San Francisco, CA

Fri Sep 23 1988, 10:05 PM EDT  
Att. 22,341 - Unknown

AB	29
R	0
H	5
RBI	0
BB	2
SO	2
LOB	14

livebaseballscorecards.com



WP	PA	ERA	WHIP
0	32		



Batter	1	2	3	4	5	6	7	8	9	AB R H RBI BB SO LOB	TOP											
Alfredo Griffin, S (1, 6) OBP: 0.264, SLG: 0.259	4-1 BLK BB		1-0 4-3		1-0 SAFE E3 1-3 1B 3-H		3-2 F8	2-0 SAFE G3		4 1 0 1 1 0 2												
Steve Sax, R (1, 4) OBP: 0.322, SLG: 0.339	3-2 SAFE 5-3			3-3 K	2-1 4-3		0-0 1B 1B		1-1 4-3	3 0 0 1 0 1 2												
Ricky Horton, L (5, 1)	SAFE 5-3									0 0 0 0 0 0 0												
Chris Gwynn, L (7, PH) OBP: 0.375, SLG: 0.286	SAFE 5-3									1 1 1 0 0 0 0												
Jose Gonzalez, R (7, 7) OBP: 0.167, SLG: 0.176	SAFE 5-3									1 0 0 0 0 0 0												
Mickey Hatcher, R (1, 7) OBP: 0.324, SLG: 0.356	2-1 4-3			1-0 F9	1-0 1B		1-2 1B 1B		2-1 1-3	4 0 2 1 0 0 1												
Jesse Orosco, R (7, 1)	2-3 4-3									1 0 0 0 0 0 0												
John Shelby, S (1, 8) OBP: 0.317, SLG: 0.389	1-3 K			2-3 K	2-2 F5		0-1 1B 1B		1-3 K	5 0 1 1 0 3 2												
Jeff Hamilton, R (1, 5) OBP: 0.278, SLG: 0.373		2-2 F5			0-1 2B 2B		3-2 F8		3-2 5-3	4 1 1 0 0 0 2												
Rick Dempsey, R (1, 2) OBP: 0.360, SLG: 0.487		2-3 K			0-0 1B 2B 2-H		2-2 6-3		1-1 1B 2B	4 2 2 1 0 1 0												
Mike Devereaux, R (1, 9) OBP: 0.184, SLG: 0.167		2-2 5-3			4-2 1B E BB		2-0 2B		0-2 F9	3 1 1 0 1 0 1												
Tracy Woodson, R (1, 3) OBP: 0.263, SLG: 0.294			2-3 K		1-1 F6		1-3 K		2-2 F4	2 0 0 0 0 1 2												
Franklin Stubbs, L (6, PH) OBP: 0.296, SLG: 0.378										2 0 0 0 0 1 2												
John Tudor, L (1, 1) OBP: 0.143, SLG: 0.085			2-3 K		3-2 E 4-3 1B 1-3 2-H		0-2 6-3		2-2 1B	1 0 0 0 0 1 0												
Mike Sharperson, R (5, PH) OBP: 0.320, SLG: 0.333										3 1 2 2 0 0 0												
Ron Davis, R (5, 4) OBP: 0.320, SLG: 0.333																						
<b>Inning Stats</b>	R: 0 E: 0 K: 1 S: 12	H: 0 LOB: 1 BB: 1 P: 22	R: 0 E: 0 K: 1 S: 18	H: 0 LOB: 0 BB: 0 P: 24	R: 0 E: 0 K: 2 S: 9	H: 0 LOB: 0 BB: 0 P: 14	R: 0 E: 0 K: 2 S: 9	H: 0 LOB: 0 BB: 0 P: 15	R: 5 E: 1 K: 0 S: 24	H: 4 LOB: 1 BB: 1 P: 37	R: 0 E: 0 K: 1 S: 9	H: 1 LOB: 1 BB: 0 P: 15	R: 1 E: 0 K: 0 S: 15	H: 3 LOB: 2 BB: 0 P: 22	R: 1 E: 0 K: 0 S: 16	H: 2 LOB: 1 BB: 0 P: 23	R: 0 E: 0 K: 1 S: 7	H: 0 LOB: 0 BB: 0 P: 11	1B: 6 2B: 4 3B: 0 HR: 0	SF: 0 SAC: 0 DP: 0 HBP: 0	WP: 0 PB: 0 SB: 0 CS: 0	PA: 40
<b>PITCHER</b>	IP WLS BF H R ER SO BB IBB HBP BLK WP HR S P ERA WHIP																					
Trevor Wilson, L (1, 1) ERA: 4.09	4.1 L 18 3 4 3 6 2 0 0 0 1 0 0 63 98 6.23 1.154																					
Lary Sorensen, R (5, 1) ERA: 4.86	2.1 12 4 2 1 1 0 0 0 0 0 0 0 28 43 3.86 1.714																					
Joe Price, L (7, 1) ERA: 3.94	1.1 7 3 1 1 0 0 0 0 0 0 0 0 21 31 6.75 2.250																					
Ron Davis, R (9, 1) ERA: 4.67	1.0 3 0 0 0 0 1 0 0 0 0 0 0 7 11 0.00 0.000																					

Los Angeles Dodgers @ San Francisco Giants  
 Candlestick Park, San Francisco, CA  
 Sat Sep 24 1988, 6:33 AM EDT  
 Att. 34,214 - Sunny - 70 F

livebaseballscorecards.com

AB 38  
 R 7  
 H 10  
 RBI 7  
 BB 2  
 SO 8  
 LOB 14



Batter	1	2	3	4	5	6	7	8	9	AB	R	H	RBI	BB	SO	LOB
<b>Brett Butler, L</b> OBP: 0.398, SLG: 0.403 (1, 8)	1-0 G6-4-3 1B	0-0 F2			4-1 BB		3-2 F9		4-2 G6-3 BB	3	0	1	0	2	0	2
<b>Chris Speier, R</b> OBP: 0.311, SLG: 0.333 <b>Tony Perezchica, R</b> OBP: 0.273, SLG: 0.125 (9, 4)	1-2 G6-4-3 1-2f		0-0 6-3		0-3 K		4-1 BB		2-2 F9	3	0	0	0	1	1	2
<b>Will Clark, L</b> OBP: 0.387, SLG: 0.513 (1, 3)	3-2 2B		1-3 K		0-3 K		0-2 6-3		0-1 G6-3 1-2f	5	0	1	0	0	2	3
<b>Kevin Mitchell, R</b> OBP: 0.320, SLG: 0.438 (1, 7)	2-0 F2		1-1 2B		0-0 F9			0-3 K		4	0	1	0	0	1	2
<b>Candy Maldonado, R</b> OBP: 0.309, SLG: 0.370 (1, 9)		0-0 F3	1-0 F3		2-3 K			3-1 E 1B 1B		4	1	1	0	0	1	1
<b>Bob Melvin, R</b> OBP: 0.267, SLG: 0.375 (1, 2)		0-0 6-3		1-0 CS 1B		0-0 5-3		0-0 2-3		4	0	1	0	0	0	1
<b>Matt Williams, R</b> OBP: 0.264, SLG: 0.444 (1, 5) (9, 6)		3-2 HR		3-1 HR		0-1 2B		0-0 E4 1B		4	2	3	2	0	0	1
<b>Jose Uribe, S</b> OBP: 0.302, SLG: 0.313 <b>Joe Price, R</b> (7, 1)		1-0 1B		2-0 L8		0-0 6-3		1-2 1B		3	0	1	0	0	0	1
<b>Joel Youngblood, R</b> OBP: 0.313, SLG: 0.291 <b>Ron Davis, R</b> (9, 1)		1-2 1B		0-3 K			1-3 K		1-2 3-H 1B	0	0	0	0	0	0	0
<b>Trevor Wilson, L</b> OBP: 0.286, SLG: 0.286 <b>Lary Sorensen, R</b> (5, 1)		1-2 1B						0-0 4-3		2	0	1	0	0	1	0
<b>Ernest Riles, L</b> OBP: 0.305, SLG: 0.372 <b>Charlie Hayes, R</b> OBP: 0.111, SLG: 0.111 (8, PH) (9, 5)		1-2 1B								0	0	0	0	0	0	0
										1	0	0	0	0	1	0
										1	0	0	0	0	0	2

Inning Stats	R: 0	H: 2	E: 0	K: 0	S: 11	R: 1	H: 3	E: 0	K: 0	S: 11	R: 0	H: 1	E: 0	K: 1	S: 7	R: 1	H: 2	E: 0	K: 1	S: 7	R: 0	H: 0	E: 0	K: 2	S: 8	R: 0	H: 1	E: 0	K: 1	S: 7	R: 0	H: 0	E: 0	K: 1	S: 10	R: 1	H: 2	E: 1	K: 1	S: 12	R: 0	H: 0	E: 0	K: 0	S: 8	1B: 6	2B: 3	3B: 0	HR: 2	SF: 0	SAC: 0	DP: 2	HBP: 0	WP: 0	PB: 0	SB: 0	CS: 1	PA: 39
--------------	------	------	------	------	-------	------	------	------	------	-------	------	------	------	------	------	------	------	------	------	------	------	------	------	------	------	------	------	------	------	------	------	------	------	------	-------	------	------	------	------	-------	------	------	------	------	------	-------	-------	-------	-------	-------	--------	-------	--------	-------	-------	-------	-------	--------

PITCHER	IP	WLS	BF	H	R	ER	SO	BB	IBB	HBP	BLK	WP	HR	S	P	ERA	WHIP
<b>John Tudor, L</b> ERA: 2.25 (1, 1)	4.0		18	8	2	2	2	0	0	0	0	0	2	36	57	4.50	2.000
<b>Ricky Horton, L</b> ERA: 4.86 (5, 1)	2.0	W	8	1	0	0	3	1	0	0	0	0	0	15	21	0.00	1.000
<b>Jesse Orosco, L</b> ERA: 2.82 (7, 1)	3.0	S	13	2	1	0	2	2	0	0	0	0	0	30	48	0.00	1.333

**BOTTOM**

**Los Angeles Dodgers @ San Francisco Giants**  
Candlestick Park, San Francisco, CA

livebaseballscores.com

<b>AB</b>	<b>36</b>
<b>R</b>	<b>3</b>
<b>H</b>	<b>11</b>
<b>RBI</b>	<b>3</b>
<b>BB</b>	<b>3</b>
<b>SO</b>	<b>7</b>
<b>LOB</b>	<b>16</b>



<b>WP: 0</b>	<b>PA: 39</b>
<b>PB: 0</b>	
<b>SB: 0</b>	
<b>CS: 1</b>	

Sat Sep 24 1988, 6:33 AM EDT  
Att: 34,214 - Sunny - 70 F



Batter	1	2	3	4	5	6	7	8	9	AB R H RBI BB SO LOB	TOP
Alfredo Griffin, S (1, 6) OBP: 0.262, SLG: 0.257 Mike Devereaux, R (9, PH) OBP: 0.179, SLG: 0.162	0-1 F8		0-3 K2-3			1-2 F2			0-0 P4	3 0 0 0 0 1 1 1 0 0 0 0 0 0	
Steve Sax, R (1, 4) OBP: 0.323, SLG: 0.339	1-0 G4-6-3 1B			2-2 G4-3			2-1 6-3		4-1 BB	3 0 1 0 1 0 0	
Mickey Hatcher, R (1, 7) OBP: 0.318, SLG: 0.348	2-0 G4-6-3 1-2f			1-2 L7			0-1 E5		1-2 F7	4 0 0 0 0 0 2	
Mike Marshall, R (1, 9) OBP: 0.316, SLG: 0.449		2-1 5-3		0-3 K			0-1 F3			3 0 0 0 0 1 1	
John Shelby, S (1, 8) OBP: 0.315, SLG: 0.386		0-1 5-3			1-3 K		1-2 F9			3 0 0 0 0 1 1	
Jeff Hamilton, R (1, 5) OBP: 0.275, SLG: 0.369		2-3 K			0-2 G4-3			0-1 F8		3 0 0 0 0 1 0	
Rick Dempsey, R (1, 2) OBP: 0.354, SLG: 0.478			1-3 K		3-2 F2			2-3 K		3 0 0 0 0 2 0	
Tracy Woodson, R (1, 3) OBP: 0.264, SLG: 0.301			1-2 2B			2-3 K		3-2 P3		3 0 1 0 0 1 0	
Tim Belcher, R (1, 1) OBP: 0.073, SLG: 0.164 Mike Sharperson, R (9, PH) OBP: 0.314, SLG: 0.327			1-2 L8			0-1 F8			3-2 L4	2 0 0 0 0 0 1 1 0 0 0 0 0 0	
<b>Inning Stats</b>	R: 0 H: 1 E: 0 LOB: 0 K: 0 BB: 0 S: 5 P: 7	R: 0 H: 0 E: 0 LOB: 0 K: 1 BB: 0 S: 7 P: 11	R: 0 H: 1 E: 0 LOB: 1 K: 2 BB: 0 S: 13 P: 16	R: 0 H: 0 E: 0 LOB: 0 K: 1 BB: 0 S: 9 P: 12	R: 0 H: 0 E: 0 LOB: 0 K: 1 BB: 0 S: 11 P: 15	R: 0 H: 0 E: 0 LOB: 0 K: 1 BB: 0 S: 8 P: 11	R: 0 H: 0 E: 1 LOB: 1 K: 0 BB: 0 S: 9 P: 12	R: 0 H: 0 E: 0 LOB: 0 K: 1 BB: 0 S: 9 P: 14	R: 0 H: 0 E: 0 LOB: 1 K: 0 BB: 1 S: 10 P: 18	1B: 1 SF: 0 2B: 1 SAC: 0 3B: 0 DP: 1 HR: 0 HBP: 0	WP: 0 PA: 30 PB: 0 SB: 0 CS: 0
<b>PITCHER</b> Dennis Cook, L (1, 1) ERA: 0.98	IP WLS BF H R ER SO BB IBB HBP BLK WP HR S P ERA WHIP										
	9.0 W 30 2 0 0 7 1 0 0 0 0 0 0 81 116 0.00 0.333										

Los Angeles Dodgers @ San Francisco Giants  
 Candlestick Park, San Francisco, CA  
 Sun Sep 25 1988, 6:33 AM EDT  
 Att. 40,743 - Sunny - 65 F

livebaseballscorecards.com

AB	29
R	0
H	2
RBI	0
BB	1
SO	7
LOB	6







Batter	1	2	3	4	5	6	7	8	9	AB R H RBI BB SO LOB	TOP														
<b>Barry Larkin, R</b> (1, 6) <small>OBP: 0.348, SLG: 0.432</small> <b>Marty Brown, R</b> (7, 5) <small>OBP: 0.111, SLG: 0.111</small>	1-0 F7		0-1 5-3		1-1 SF7 1B		0-1 1B 2B		1-3 K	4 1 2 1 0 0 0 1 0 0 0 0 1 1	<b>Cincinnati Reds @ San Francisco Giants</b> Candlestick Park, San Francisco, CA Mon Sep 26 1988, 10:05 PM EDT Att. 6,797 - Unknown <a href="http://livebaseballscorecards.com">livebaseballscorecards.com</a>														
<b>Lenny Harris, L</b> (1, 4) <small>OBP: 0.471, SLG: 0.444</small>	0-1 F8			0-1 4-3	0-0 SF7		1-2 1B			3 0 1 3 0 0 0															
<b>Kal Daniels, L</b> (1, 7) <small>OBP: 0.397, SLG: 0.467</small> <b>Herm Winningham, L</b> (6, 7) <small>OBP: 0.285, SLG: 0.286</small>	0-0 4-3			0-0 1B	1-0 5-3		1-3 K			3 0 1 0 0 0 1 1 0 0 0 0 1 1															
<b>Eric Davis, R</b> (1, 8) <small>OBP: 0.361, SLG: 0.491</small>		1-2 F8		1-3 K		1-2 6-3		1-3 K		4 0 0 0 0 2 1															
<b>Ken Griffey, L</b> (1, 3) <small>OBP: 0.308, SLG: 0.318</small>		0-0 1B		1-2 4-3		1-2 F7		1-0 L4-3 1B		4 0 2 0 0 0 1															
<b>Paul O'Neill, L</b> (1, 9) <small>OBP: 0.307, SLG: 0.404</small>		2-3 K			1-0 1B SF7 1B	0-2 F8		0-0 L4-3 1-2		4 1 1 0 0 1 2															
<b>Jeff Reed, L</b> (1, 2) <small>OBP: 0.296, SLG: 0.284</small>		1-0 B5-3			1-1 1B CI 1B		1-1 F8		4-2 FC6-4 BB	3 1 1 0 1 0 1															
<b>Luis Quinones, S</b> (1, 5) <small>OBP: 0.289, SLG: 0.405</small> <b>Tom Browning, L</b> (1, 1) <small>OBP: 0.188, SLG: 0.163</small> <b>John Franco, L</b> (9, 1)			1-0 F7		0-0 SF7		3-3 K		0-0 FC6-4 1-2	3 0 0 1 0 1 1															
			0-0 1-3		0-0 CI 1B SF7		1-1 2B 1B		2-3 K	3 2 1 0 0 1 1 0 0 0 0 0 0 0															
<b>Inning Stats</b>	R: 0 E: 0 K: 0 S: 4	H: 0 LOB: 0 BB: 0 P: 5	R: 0 E: 0 K: 1 S: 8	H: 1 LOB: 1 BB: 0 P: 12	R: 0 E: 0 K: 0 S: 4	H: 0 LOB: 0 BB: 0 P: 5	R: 0 E: 0 K: 1 S: 9	H: 1 LOB: 1 BB: 0 P: 11	R: 3 E: 1 K: 0 S: 9	H: 3 LOB: 1 BB: 0 P: 13	R: 0 E: 0 K: 0 S: 9	H: 0 LOB: 0 BB: 0 P: 11	R: 2 E: 0 K: 2 S: 17	H: 3 LOB: 1 BB: 0 P: 24	R: 0 E: 0 K: 1 S: 5	H: 1 LOB: 0 BB: 0 P: 7	R: 0 E: 0 K: 2 S: 9	H: 0 LOB: 1 BB: 1 P: 16	1B: 8 2B: 2 3B: 0 HR: 0	SF: 2 SAC: 0 DP: 1 HBP: 0	WP: 0 PB: 0 SB: 0 CS: 0	PA: 37			
<b>PITCHER</b>	IP WLS BF H R ER SO BB IBB HBP BLK WP HR S P ERA WHIP	IP WLS BF H R ER SO BB IBB HBP BLK WP HR S P ERA WHIP	IP WLS BF H R ER SO BB IBB HBP BLK WP HR S P ERA WHIP	IP WLS BF H R ER SO BB IBB HBP BLK WP HR S P ERA WHIP	IP WLS BF H R ER SO BB IBB HBP BLK WP HR S P ERA WHIP	IP WLS BF H R ER SO BB IBB HBP BLK WP HR S P ERA WHIP	IP WLS BF H R ER SO BB IBB HBP BLK WP HR S P ERA WHIP	IP WLS BF H R ER SO BB IBB HBP BLK WP HR S P ERA WHIP	IP WLS BF H R ER SO BB IBB HBP BLK WP HR S P ERA WHIP	IP WLS BF H R ER SO BB IBB HBP BLK WP HR S P ERA WHIP	IP WLS BF H R ER SO BB IBB HBP BLK WP HR S P ERA WHIP	IP WLS BF H R ER SO BB IBB HBP BLK WP HR S P ERA WHIP	IP WLS BF H R ER SO BB IBB HBP BLK WP HR S P ERA WHIP	IP WLS BF H R ER SO BB IBB HBP BLK WP HR S P ERA WHIP	IP WLS BF H R ER SO BB IBB HBP BLK WP HR S P ERA WHIP	IP WLS BF H R ER SO BB IBB HBP BLK WP HR S P ERA WHIP	IP WLS BF H R ER SO BB IBB HBP BLK WP HR S P ERA WHIP	IP WLS BF H R ER SO BB IBB HBP BLK WP HR S P ERA WHIP	IP WLS BF H R ER SO BB IBB HBP BLK WP HR S P ERA WHIP	IP WLS BF H R ER SO BB IBB HBP BLK WP HR S P ERA WHIP	IP WLS BF H R ER SO BB IBB HBP BLK WP HR S P ERA WHIP	IP WLS BF H R ER SO BB IBB HBP BLK WP HR S P ERA WHIP	IP WLS BF H R ER SO BB IBB HBP BLK WP HR S P ERA WHIP	IP WLS BF H R ER SO BB IBB HBP BLK WP HR S P ERA WHIP	IP WLS BF H R ER SO BB IBB HBP BLK WP HR S P ERA WHIP



Batter	1	2	3	4	5	6	7	8	9	AB	R	H	RBI	BB	SO	LOB
Donell Nixon, R OBP: 0.405, SLG: 0.390 (1, 8)	0-1 L1		1-1 E6 FC6-4			4-2 S BB FC1-6-5-6		0-1 P4		3	0	0	0	1	0	0
Robby Thompson, R OBP: 0.319, SLG: 0.383 (1, 4)	2-2 F9		2-1 FC6-4 1-2f			1-1 FC1-6-5-6 1-3		1-2 6-3		4	0	0	0	0	0	2
Will Clark, L OBP: 0.387, SLG: 0.510 (1, 3)	0-0 3-1				0-0 F7					4	1	1	0	0	1	1
Kevin Mitchell, R OBP: 0.321, SLG: 0.443 (1, 7)		0-1 L6			1-2 F7					3	1	1	2	1	0	0
Candy Maldonado, R OBP: 0.310, SLG: 0.373 (1, 9)		0-0 F9			0-0 PO 2B					4	0	2	0	0	1	2
Matt Williams, R OBP: 0.250, SLG: 0.418 (1, 5) (8, 6)		1-0 E4			0-1 PO 2-3	3-2 E5 5-3				4	0	0	0	0	1	1
Kirt Manwaring, R OBP: 0.272, SLG: 0.315 (1, 2) Phil Garner, R OBP: 0.182, SLG: 0.182 (9, PH)		0-1 1-3				1-0 L7				3	0	0	0	0	0	2
Jose Uribe, S OBP: 0.300, SLG: 0.312 (1, 6) Roger Samuels, L (8, 1) Joel Youngblood, R OBP: 0.318, SLG: 0.297 (9, PH)			0-0 F3			0-0 5-3				3	0	0	0	0	0	1
Rick Reuschel, R OBP: 0.137, SLG: 0.127 (1, 1) Charlie Hayes, R OBP: 0.100, SLG: 0.100 (8, 5) Chris Speier, R OBP: 0.309, SLG: 0.331 (9, PH)			1-0 F8			0-1 5-3				2	0	0	0	0	0	1

Inning Stats	R: 0	H: 0	R: 0	H: 0	R: 0	H: 1	R: 0	H: 0	R: 0	H: 0	R: 0	H: 0	R: 0	H: 0	R: 2	H: 4	1B: 3	SF: 0
	E: 0	LOB: 0	E: 1	LOB: 1	E: 0	LOB: 0	E: 1	LOB: 1	E: 0	LOB: 2	E: 0	LOB: 0	E: 0	LOB: 0	E: 0	LOB: 2	2B: 1	SAC: 0
	K: 0	BB: 0	K: 0	BB: 0	K: 0	BB: 0	K: 0	BB: 0	K: 2	BB: 2	K: 0	BB: 0	K: 1	BB: 0	K: 2	BB: 0	3B: 0	DP: 0
	S: 6	P: 8	S: 6	P: 7	S: 6	P: 7	S: 7	P: 11	S: 18	P: 28	S: 5	P: 6	S: 9	P: 12	S: 20	P: 33	HR: 1	HBP: 0

PITCHER	IP	WLS	BF	H	R	ER	SO	BB	IBB	HBP	BLK	WP	HR	S	P	ERA	WHIP
Tom Browning, L ERA: 3.3 (1, 1)	8.0	W	32	4	2	2	3	2	0	0	0	0	1	71	101	2.25	0.750
John Franco, L ERA: 1.61 (9, 1)	1.0	S	4	1	0	0	2	0	0	0	0	0	0	12	21	0.00	1.000

**BOTTOM**

**Cincinnati Reds @ San Francisco Giants**  
Candlestick Park, San Francisco, CA


Mon Sep 26 1988, 10:05 PM EDT  
Att: 6,797 - Unknown

AB	34
R	2
H	5
RBI	2
BB	2
SO	5
LOB	13

livebaseballscorecards.com





Batter	1	2	3	4	5	6	7	8	9	AB R H RBI BB SO LOB	TOP														
Barry Larkin, R OBP: 0.347, SLG: 0.430 (1, 6)	0-0 F8	2-1 1-3			1-1 P4		1-0 1B		2-1 F9	5 0 1 0 0 0 0	<p><b>Cincinnati Reds @ San Francisco Giants</b> Candlestick Park, San Francisco, CA</p> <p>Tue Sep 27 1988, 10:05 PM EDT Att. 6,979 - Unknown</p> <p>livebaseballscorecards.com</p> <table border="1"> <tr><td>AB</td><td>38</td></tr> <tr><td>R</td><td>3</td></tr> <tr><td>H</td><td>11</td></tr> <tr><td>RBI</td><td>3</td></tr> <tr><td>BB</td><td>2</td></tr> <tr><td>SO</td><td>3</td></tr> <tr><td>LOB</td><td>15</td></tr> </table> 	AB	38	R	3	H	11	RBI	3	BB	2	SO	3	LOB	15
AB	38																								
R	3																								
H	11																								
RBI	3																								
BB	2																								
SO	3																								
LOB	15																								
Lenny Harris, L OBP: 0.462, SLG: 0.438 (1, 4)	1-1 G3 1B	0-1 L5			2-2 4-3		2-2 F9		1-0 4-3 1B	5 1 2 0 0 0 1															
Kal Daniels, L OBP: 0.397, SLG: 0.466 (1, 7)	3-2 G3 1-2				0-1 FC5-4 1B		2-2 BB 1B		0-1 4-3 1-2	5 0 2 0 0 0 2															
Eric Davis, R OBP: 0.362, SLG: 0.489 (1, 8)	1-0 HR 1B				3-1 P6		4-2 1-2 BB		2-2 1-3	4 1 1 1 1 0 2															
Ken Griffey, L OBP: 0.308, SLG: 0.331 Nick Esasky, R OBP: 0.322, SLG: 0.391 (7, PH) (7, 3)	0-1 HR				1-1 6-3		1-0 F5		3-3 K	3 1 1 2 0 0 0 1 0 0 0 0 1 3															
Paul O'Neill, L OBP: 0.309, SLG: 0.407 (1, 9)	1-2 2B				0-1 G3		0-0 1B		1-1 L7	4 0 2 0 0 0 0															
Jeff Reed, L OBP: 0.300, SLG: 0.286 Lloyd McClendon, R OBP: 0.297, SLG: 0.321 (8, PH) (8, 2)	4-0 BB				2-2 1B		2-1 F7		0-1 F8	2 0 1 0 1 0 1 1 0 0 0 0 0 0															
Luis Quinones, S OBP: 0.286, SLG: 0.391 (1, 5)	1-3 K				0-2 F7		0-0 F2		1-2 1B	4 0 1 0 0 1 4															
Jack Armstrong, R OBP: 0.095, SLG: 0.095 Frank Williams, R OBP: 0.095, SLG: 0.095 Tim Birtsas, L OBP: 0.283, SLG: 0.295 Dave Collins, S OBP: 0.283, SLG: 0.295 Rob Murphy, L OBP: 0.100, SLG: 0.100 Marty Brown, R OBP: 0.100, SLG: 0.100 Randy St. Claire, R OBP: 0.100, SLG: 0.100 (5, 1) (5, 1) (7, PH) (7, 1) (8, PH) (8, 1)	1-1 4-3				1-2 L8		1-0 F7		0-3 K	2 0 0 0 0 0 0 1 0 0 0 0 0 0 0 0 0 0 0 0 0 0 0 0 1 0 0 0 0 0 0 0 0 0 0 0 0 0 0 0 1 0 0 0 0 0 1 1 0 0 0 0 0 0 0 0															
<b>Inning Stats</b>	R: 3 E: 0 K: 1 S: 20	H: 4 LOB: 2 BB: 1 P: 31	R: 0 E: 0 K: 0 S: 6	H: 0 LOB: 0 BB: 0 P: 9	R: 0 E: 0 K: 0 S: 9	H: 1 LOB: 1 BB: 0 P: 14	R: 0 E: 0 K: 0 S: 11	H: 1 LOB: 1 BB: 0 P: 14	R: 0 E: 0 K: 1 S: 5	H: 1 LOB: 1 BB: 0 P: 8	R: 0 E: 0 K: 1 S: 17	H: 2 LOB: 3 BB: 1 P: 29	R: 0 E: 0 K: 1 S: 10	H: 1 LOB: 1 BB: 0 P: 12	R: 0 E: 0 K: 0 S: 8	H: 1 LOB: 1 BB: 0 P: 13	1B: 9 2B: 1 3B: 0 HR: 1	SF: 0 SAC: 0 DP: 0 HBP: 0	WP: 0 PB: 0 SB: 0 CS: 0	PA: 40					
<b>PITCHER</b>	IP WLS BF H R ER SO BB IBB HBP BLK WP HR S P ERA WHIP	IP WLS BF H R ER SO BB IBB HBP BLK WP HR S P ERA WHIP																							
Don Robinson, R ERA: 2.58 (1, 1)	6.2 W 29 8 3 3 1 1 0 0 0 0 1 67 101 4.05 1.350																								
Craig Lefferts, L ERA: 2.92 (7, 1)	2.1 S 11 3 0 0 2 1 0 0 0 0 0 0 28 44 0.00 1.714																								

Batter	1	2	3	4	5	6	7	8	9	AB	R	H	RBI	BB	SO	LOB
<b>Brett Butler, L</b> (1, 8) OBP: 0.394, SLG: 0.398	2-2 5-3		0-0 FC4-6	0-2 F8	3-2 G6			0-1 G3		5	0	0	0	0	0	6
<b>Ernest Riles, L</b> (1, 4) OBP: 0.311, SLG: 0.382 <b>Robby Thompson, R</b> (6, PH) OBP: 0.320, SLG: 0.383	2-2 3-1		0-2 P5		1-1 HR	1-3 K		0-1 1B		3	1	1	1	0	0	2
<b>Will Clark, L</b> (1, 3) OBP: 0.387, SLG: 0.508	2-0 5-3		4-0 BB		0-0 4-3	0-0 1B		0-0 1-3		4	0	1	0	1	0	1
<b>Kevin Mitchell, R</b> (1, 7) OBP: 0.322, SLG: 0.448 <b>Donell Nixon, R</b> (7, 7) OBP: 0.400, SLG: 0.385		1-0 2B	1-2 F3		2-2 2B	0-1 F9		3-3 K		4	1	2	0	0	0	4
<b>Mike Aldrete, L</b> (1, 9) OBP: 0.362, SLG: 0.335		1-1 3-1		0-0 2B	4-0 1B		2-3 K		3	2	1	0	1	1	1	1
<b>Matt Williams, R</b> (1, 5) OBP: 0.247, SLG: 0.413 <b>Francisco Melendez, L</b> (5, PH) OBP: 0.280, SLG: 0.182 <b>Chris Speier, R</b> (6, 5) OBP: 0.313, SLG: 0.335		0-3 K		2-3 K	4-2 1B	1-2 2B	2-2 2B		2	0	0	0	0	0	2	2
<b>Kirt Manwaring, R</b> (1, 2) OBP: 0.276, SLG: 0.327 <b>Phil Garner, R</b> (5, PH) OBP: 0.167, SLG: 0.167 <b>Bob Melvin, R</b> (6, 2) OBP: 0.270, SLG: 0.381		1-2 F8		0-1 3B	1-2 2B	1-2 E6	1-0 2B		2	1	1	1	0	0	0	1
<b>Jose Uribe, S</b> (1, 6) OBP: 0.304, SLG: 0.322			0-0 FC4-6	1-1 3B	0-0 1B		0-0 P4		4	0	3	2	0	0	0	1
<b>Don Robinson, R</b> (1, 1) OBP: 0.216, SLG: 0.286 <b>Craig Lefferts, L</b> (7, 1)			4-0 BB	1-3 K	0-3 K		1-3 K		2	0	0	0	1	2	4	1

Inning Stats	R: 0	H: 0	E: 0	K: 9	S: 9	LOB: 0	BB: 0	P: 15	R: 0	H: 1	E: 0	K: 1	S: 9	LOB: 1	BB: 0	P: 12	R: 0	H: 1	E: 0	K: 0	S: 8	LOB: 3	BB: 2	P: 17	R: 2	H: 3	E: 0	K: 2	S: 16	LOB: 1	BB: 0	P: 20	R: 3	H: 3	E: 1	K: 1	S: 21	LOB: 3	BB: 2	P: 36	R: 0	H: 1	E: 0	K: 1	S: 7	LOB: 0	BB: 0	P: 8	R: 1	H: 2	E: 0	K: 2	S: 11	LOB: 1	BB: 0	P: 17	R: 0	H: 1	E: 0	K: 1	S: 8	LOB: 1	BB: 0	P: 11
--------------	------	------	------	------	------	--------	-------	-------	------	------	------	------	------	--------	-------	-------	------	------	------	------	------	--------	-------	-------	------	------	------	------	-------	--------	-------	-------	------	------	------	------	-------	--------	-------	-------	------	------	------	------	------	--------	-------	------	------	------	------	------	-------	--------	-------	-------	------	------	------	------	------	--------	-------	-------

PITCHER	IP	WLS	BF	H	R	ER	SO	BB	IBB	HBP	BLK	WP	HR	S	P	ERA	WHIP
<b>Jack Armstrong, R</b> (1, 1) ERA: 5.79	4.1	L	24	7	5	5	3	3	1	0	0	0	1	52	85	10.38	2.308
<b>Frank Williams, R</b> (5, 1) ERA: 2.59	0.1		3	1	0	0	1	0	0	0	0	0	0	8	9	0.00	3.000
<b>Tim Birtsas, L</b> (5, 1) ERA: 4.2	1.1		4	1	0	0	1	0	0	0	0	0	0	10	14	0.00	0.750
<b>Rob Murphy, L</b> (7, 1) ERA: 3.12	1.0		5	2	1	1	2	0	0	0	0	0	0	11	17	9.00	2.000
<b>Randy St. Claire, R</b> (8, 1) ERA: 3.79	1.0		4	1	0	0	1	0	0	0	0	0	0	8	11	0.00	1.000

**BOTTOM**

**Cincinnati Reds @ San Francisco Giants**  
Candlestick Park, San Francisco, CA

Tue Sep 27 1988, 10:05 PM EDT  
Att. 6,979 - Unknown

<b>AB</b>	<b>36</b>
<b>R</b>	<b>6</b>
<b>H</b>	<b>12</b>
<b>RBI</b>	<b>6</b>
<b>BB</b>	<b>4</b>
<b>SO</b>	<b>8</b>
<b>LOB</b>	<b>26</b>

livebaseballscorecards.com



1B: 5	SF: 0	WP: 0	PA: 40
2B: 5	SAC: 0	PB: 0	
3B: 1	DP: 0	SB: 1	
HR: 1	HBP: 0	CS: 1	



Batter	1	2	3	4	5	6	7	8	9	AB R H RBI BB SO LOB	TOP											
Barry Larkin, R (1, 6) OBP: 0.347, SLG: 0.429	1-0 F8		1-0 FC6-4 1B		1-1 6-3			1-0 L8		4 0 1 0 0 0 0												
Dave Collins, S (1, 9) OBP: 0.283, SLG: 0.294	2-3 K		0-0 F9			1-0 F9		0-0 1B		4 0 1 0 0 1 1												
Kal Daniels, L (1, 7) OBP: 0.396, SLG: 0.463	4-1 BB		2-2 FC6-4 1-2f			1-0 1-3		2-1 L8		3 0 0 0 1 0 2												
Eric Davis, R (1, 8) OBP: 0.363, SLG: 0.489	0-1 1-3			2-2 6-3		2-1 FC5-4 1B			0-1 BB 1B	4 0 2 0 0 0 1												
Nick Esasky, R (1, 3) OBP: 0.321, SLG: 0.397		0-0 5-3		0-0 HR		2-1 FC5-4 1-2f			0-2 F8	4 1 1 1 0 0 2												
Lloyd McClendon, R (1, 2) OBP: 0.296, SLG: 0.313		1-1 F8		2-1 F9			1-1 F9		4-0 FC4-6 BB	3 0 0 0 1 0 0												
Marty Brown, R (1, 5) OBP: 0.214, SLG: 0.154		1-1 1B		4-2 CS BB			2-2 P6		0-1 P4	3 0 1 0 1 0 2												
Luis Quinones, S (1, 4) OBP: 0.269, SLG: 0.367		0-0 4-3		3-1 CS	2-1 F7		0-0 P3		1-2 FC4-6 1-2f	3 0 0 0 0 0 1 0 0 0 0 0 0 0 1 0 0 0 0 0 2												
Keith Brown, S (7, 1)				1-2																		
Terry McGriff, R (9, PH) OBP: 0.284, SLG: 0.260																						
Danny Jackson, R (1, 1) OBP: 0.161, SLG: 0.178			0-1 6-3					1-3 K		2 0 0 0 0 1 0												
Rob Dibble, L (6, 1)										0 0 0 0 0 0 0												
Ron Oester, S (7, 4) OBP: 0.333, SLG: 0.343										1 0 0 0 0 1 0												
<b>Inning Stats</b>	R: 0 E: 0 K: 1 S: 7	H: 0 LOB: 1 BB: 1 P: 14	R: 0 E: 0 K: 0 S: 6	H: 1 LOB: 1 BB: 0 P: 8	R: 0 E: 0 K: 0 S: 7	H: 1 LOB: 1 BB: 0 P: 10	R: 1 E: 0 K: 0 S: 12	H: 1 LOB: 0 BB: 1 P: 22	R: 0 E: 0 K: 1 S: 7	H: 0 LOB: 0 BB: 0 P: 11	R: 0 E: 0 K: 0 S: 6	H: 1 LOB: 1 BB: 0 P: 12	R: 0 E: 0 K: 0 S: 6	H: 0 LOB: 0 BB: 0 P: 9	R: 0 E: 0 K: 1 S: 7	H: 1 LOB: 1 BB: 0 P: 11	R: 0 E: 0 K: 0 S: 10	H: 1 LOB: 2 BB: 1 P: 15	1B: 5 2B: 0 3B: 0 HR: 1	SF: 0 SAC: 0 DP: 0 HBP: 0	WP: 0 PB: 0 SB: 0 CS: 1	PA: 36
<b>PITCHER</b> Atlee Hammaker, L (1, 1) ERA: 3.73	IP: 9.0 WLS: W BF: 35 H: 6 R: 1 ER: 1 SO: 3 BB: 3 IBB: 0 HBP: 0 BLK: 0 WP: 0 HR: 1 S: 68 P: 112 ERA: 1.00 WHIP: 1.000											<b>PITCHER</b>	IP: 9.0 WLS: W BF: 35 H: 6 R: 1 ER: 1 SO: 3 BB: 3 IBB: 0 HBP: 0 BLK: 0 WP: 0 HR: 1 S: 68 P: 112 ERA: 1.00 WHIP: 1.000									

**Cincinnati Reds @ San Francisco Giants**  
 Candlestick Park, San Francisco, CA  
 Wed Sep 28 1988, 10:05 PM EDT  
 Att. 11,619 - Unknown - 65 F

AB	32
R	1
H	6
RBI	1
BB	3
SO	3
LOB	11



Batter	1	2	3	4	5	6	7	8	9
<b>Donell Nixon, R</b> (1, 8) OBP: 0.420, SLG: 0.385 <b>Brett Butler, L</b> (4, PR) OBP: 0.393, SLG: 0.397 (5, 8)	4-2 	4-0 		4-2 		0-3 		3-2 	
<b>Robby Thompson, R</b> (1, 4) OBP: 0.323, SLG: 0.384 <b>Chris Speier, R</b> (7, 4) OBP: 0.311, SLG: 0.333	2-2 	0-0 		4-1 		4-2 		3-2 	
<b>Will Clark, L</b> (1, 3) OBP: 0.369, SLG: 0.514	2-0 	1-0 		0-0 		0-2 		2-3 	
<b>Kevin Mitchell, R</b> (1, 7)	0-0 	1-3 		2-2 		0-0 			
<b>Joel Youngblood, R</b> (1, 9) OBP: 0.311, SLG: 0.289 <b>Ernest Riles, L</b> (6, PH) OBP: 0.313, SLG: 0.382 (7, 5)	0-2 		0-1 		0-1 	4-1 			
<b>Matt Williams, R</b> (1, 5) OBP: 0.242, SLG: 0.404 <b>Mike Aldrete, L</b> (6, PH) OBP: 0.361, SLG: 0.334 (7, 9)	0-3 		0-2 		2-3 	0-3 			
<b>Kirt Manwaring, R</b> (1, 2)	0-0 		1-2 		3-2 		2-2 		
<b>Jose Uribe, S</b> (1, 6) OBP: 0.307, SLG: 0.325		0-0 	1-1 			0-1 		1-3 	
<b>Atlee Hammaker, S</b> (1, 1) OBP: 0.171, SLG: 0.121		0-0 	1-2 			0-2 		1-0 	

AB	R	H	RBI	BB	SO	LOB	
0	1	0	0	3	0	0	
2	0	0	0	0	1	1	
2	2	1	1	2	0	2	
1	0	0	0	0	0	0	
5	1	3	4	0	1	2	
4	0	2	1	0	1	4	
3	0	0	0	0	0	2	
0	0	0	0	1	0	0	
3	0	0	0	0	2	2	
1	0	0	0	0	1	2	
4	0	1	0	0	0	2	
4	2	3	0	0	1	0	
3	0	0	0	0	0	3	
1B: 8	SF: 0	2B: 1	SAC: 1	3B: 0	DP: 1	HR: 1	HBP: 0

**BOTTOM**

**Cincinnati Reds @ San Francisco Giants**  
 Candlestick Park, San Francisco, CA  
 Wed Sep 28 1988, 10:05 PM EDT  
 Att: 11,619 - Unknown - 65 F

[livebaseballscorecards.com](http://livebaseballscorecards.com)

<b>AB</b>	<b>32</b>
<b>R</b>	<b>6</b>
<b>H</b>	<b>10</b>
<b>RBI</b>	<b>6</b>
<b>BB</b>	<b>6</b>
<b>SO</b>	<b>7</b>
<b>LOB</b>	<b>20</b>



Inning Stats		R: 2	H: 3	LOB: 2	K: 1	S: 17	R: 1	H: 2	LOB: 2	K: 1	S: 7	R: 0	H: 2	LOB: 2	K: 0	S: 14	R: 0	H: 0	LOB: 1	K: 0	S: 7	R: 0	H: 0	LOB: 0	K: 1	S: 8	R: 3	H: 3	LOB: 2	K: 2	S: 21	R: 0	H: 0	LOB: 0	K: 1	S: 7	R: 0	H: 0	LOB: 0	K: 1	S: 11
<b>PITCHER</b>	<b>IP</b>	<b>WLS</b>	<b>BF</b>	<b>H</b>	<b>R</b>	<b>ER</b>	<b>SO</b>	<b>BB</b>	<b>IBB</b>	<b>HBP</b>	<b>BLK</b>	<b>WP</b>	<b>HR</b>	<b>S</b>	<b>P</b>	<b>ERA</b>	<b>WHIP</b>																								
<b>Danny Jackson, L</b> (1, 1) ERA: 2.73	5.2	L	31	10	6	6	4	5	0	0	0	0	1	69	105	9.53	2.647																								
<b>Rob Dibble, R</b> (6, 1) ERA: 1.85	0.1		2	0	0	0	1	1	0	0	0	0	0	5	9	0.00	3.000																								
<b>Keith Brown, R</b> (7, 1) ERA: 4.82	2.0		6	0	0	0	2	0	0	0	0	0	0	18	30	0.00	0.000																								
<b>PITCHER</b>		<b>IP</b>	<b>WLS</b>	<b>BF</b>	<b>H</b>	<b>R</b>	<b>ER</b>	<b>SO</b>	<b>BB</b>	<b>IBB</b>	<b>HBP</b>	<b>BLK</b>	<b>WP</b>	<b>HR</b>	<b>S</b>	<b>P</b>	<b>ERA</b>	<b>WHIP</b>																							

<b>WP: 0</b>	<b>PA: 39</b>
<b>PB: 0</b>	
<b>SB: 1</b>	
<b>CS: 0</b>	



Batter	1	2	3	4	5	6	7	8	9	AB R H RBI BB SO LOB	TOP											
<b>Brett Butler, L</b> (1, 8) <small>OBP: 0.393, SLG: 0.398</small> <b>Joel Youngblood, R</b> (1, 8) <small>OBP: 0.307, SLG: 0.285</small> <b>Mike Aldrete, L</b> (7, PH) <small>OBP: 0.361, SLG: 0.335</small>	0-0 FC5-2 1B	2-3 K			1-2 G6-3		2-0 1B		1-1 G4-3	1 0 1 0 0 0 0 2 0 0 0 0 1 0 2 0 1 0 0 0 0	<b>San Francisco Giants @ Los Angeles Dodgers</b> <b>Dodger Stadium, Los Angeles, CA</b> Fri Sep 30 1988, 7:05 PM PDT Att. 42,580 - Unknown											
<b>Chris Speier, R</b> (1, 4) <small>OBP: 0.311, SLG: 0.333</small> <b>Ernest Riles, L</b> (7, PH) <small>OBP: 0.312, SLG: 0.381</small>	2-2 FC5-2 1B		1-2 G1-3		1-0 G4-3		1-3 K			3 1 1 0 0 0 0 1 0 0 0 0 1 1												
<b>Will Clark, L</b> (1, 3) <small>OBP: 0.388, SLG: 0.512</small>	0-0 FC5-2 1B		1-2 G1-3		0-0 E3 HR		0-2 1B			4 2 1 0 0 0 2												
<b>Kevin Mitchell, R</b> (1, 7) <small>OBP: 0.323, SLG: 0.449</small>	0-0 S 1B		0-0 F7		1-3 K		3-1 P6			4 0 1 1 0 1 3												
<b>Candy Maldonado, R</b> (1, 9) <small>OBP: 0.312, SLG: 0.381</small>	0-1 S 1B			2-3 K		1-2 2-H HR		1-3 K		4 1 2 3 0 2 0												
<b>Matt Williams, R</b> (1, 5) <small>OBP: 0.238, SLG: 0.396</small> <b>Jeff Brantley, R</b> (6, 1) <small>OBP: 0.500, SLG: 0.500</small> <b>Phil Garner, R</b> (8, PH) <small>OBP: 0.154, SLG: 0.154</small> <b>Roger Samuels, L</b> (8, 1)	3-3 K		1-2 G5-3		0-3 K		0-3 K			3 0 0 0 0 2 2 0 0 0 0 0 0 0 1 0 0 0 0 1 0 0 0 0 0 0 0 0												
<b>Kirt Manwaring, R</b> (1, 2) <small>OBP: 0.279, SLG: 0.336</small> <b>Scott Garrelts, R</b> (4, 1) <small>OBP: 0.077, SLG: 0.077</small> <b>Francisco Melendez, L</b> (6, PH) <small>OBP: 0.296, SLG: 0.208</small>	1-1 F9		0-1 2B		3-2 1B		1-2 G3			2 0 1 0 0 0 2 0 0 0 0 0 0 0 2 0 1 0 0 0 0												
<b>Jose Uribe, S</b> (1, 6) <small>OBP: 0.305, SLG: 0.322</small>		0-2 L8		0-0 F7		0-0 F7			1-3 K	4 0 0 0 0 1 2												
<b>Dennis Cook, L</b> (1, 1) <b>Bob Melvin, R</b> (4, 2) <small>OBP: 0.267, SLG: 0.376</small>		3-2 F7			1-2 G4-3		1-0 G6-3		2-2 G3-1	1 0 0 0 0 0 0 3 0 0 0 0 0 0												
<b>Inning Stats</b>	R: 2 E: 0 K: 1 S: 17	H: 4 LOB: 2 BB: 0 P: 23	R: 0 E: 0 K: 1 S: 10	H: 0 LOB: 0 BB: 0 P: 15	R: 0 E: 0 K: 0 S: 7	H: 0 LOB: 0 BB: 0 P: 9	R: 0 E: 0 K: 1 S: 11	H: 1 LOB: 1 BB: 0 P: 14	R: 0 E: 0 K: 0 S: 7	H: 0 LOB: 0 BB: 0 P: 10		R: 2 E: 1 K: 2 S: 15	H: 2 LOB: 1 BB: 0 P: 20	R: 0 E: 0 K: 1 S: 10	H: 2 LOB: 2 BB: 0 P: 17	R: 0 E: 0 K: 2 S: 9	H: 0 LOB: 0 BB: 0 P: 11	R: 0 E: 0 K: 1 S: 9	H: 0 LOB: 0 BB: 0 P: 13	1B: 7 2B: 1 3B: 0 HR: 1	SF: 0 SAC: 0 DP: 0 HBP: 0	WP: 0 PB: 0 SB: 2 CS: 0
<b>PITCHER</b>	IP WLS BF H R ER SO BB IBB HBP BLK WP HR S P ERA WHIP																					
<b>John Tudor, L</b> (1, 1) <small>ERA: 2.32</small> <b>Brian Holton, R</b> (2, 1) <small>ERA: 1.7</small> <b>Tim Crews, R</b> (5, 1) <small>ERA: 3.14</small> <b>Jay Howell, R</b> (8, 1) <small>ERA: 2.08</small> <b>Alejandro Pena, R</b> (9, 1) <small>ERA: 1.93</small>	1.1 W	8 9 14 3 3	4 1 4 0 0	2 0 2 0 0	2 0 1 0 0	1 2 3 2 1	0 0 0 0 0	0 0 0 0 0	0 0 0 0 0	0 0 0 0 0	0 0 0 0 0	0 0 1 0 0	0 0 9 9 9	26 35 47 11 13	13.50 0.00 3.00 0.00 0.00	3.000 0.375 1.333 0.000 0.000						

<b>AB</b>	37
<b>R</b>	4
<b>H</b>	9
<b>RBI</b>	4
<b>BB</b>	0
<b>SO</b>	9
<b>LOB</b>	12



Batter	1	2	3	4	5	6	7	8	9
<b>Steve Sax, R</b> (1, 4) <small>OBP: 0.323, SLG: 0.340</small> <b>Mike Scioscia, L</b> (4, PR) <small>OBP: 0.321, SLG: 0.326</small> <b>Tim Lincecum, R</b> (5, 1) <small>OBP: 0.200, SLG: 0.200</small> <b>Chris Gwynn, L</b> (7, PH) <small>OBP: 0.273, SLG: 0.200</small> <b>Jay Howell, R</b> (8, 1) <b>Alejandro Pena, R</b> (9, 1)	4-2  SF7 1B BB PB		0-0  F9	1-1  1-2 2-H 3-H 1B			1-2  G3		
<b>Mickey Hatcher, R</b> (1, 3) <small>OBP: 0.323, SLG: 0.353</small>	1-2  SF7 PB SF9 1B		1-1  G2-3	1-1  P4			0-0  G5-3		
<b>Kirk Gibson, L</b> (1, 7) <small>OBP: 0.377, SLG: 0.483</small> <b>Jose Gonzalez, R</b> (6, 7) <small>OBP: 0.160, SLG: 0.130</small>	3-1  SF7			1-2  BB WP SF7 1B	1-2  G6-3		1-2  G4-3		
<b>Mike Marshall, R</b> (1, 9) <small>OBP: 0.315, SLG: 0.447</small> <b>Mike Davis, L</b> (5, PR) <small>OBP: 0.262, SLG: 0.269</small>	1-2  SF9			4-2  G5-3 BB BB BB	3-1  G1-3 1B		3-1  G4-3		
<b>John Shelby, S</b> (1, 8) <small>OBP: 0.318, SLG: 0.391</small>	 K			4-1  BB G5-3 1B BB	1-2  G1-3		0-0  CS 1B		
<b>Rick Dempsey, R</b> (1, 2) <small>OBP: 0.338, SLG: 0.455</small> <b>Gilberto Reyes, R</b> (5, 2) <small>OBP: 0.111, SLG: 0.111</small>		0-2  G4-3		1-2  SF7	1-3  K2-3		2-3  K		
<b>Jeff Hamilton, R</b> (1, 5) <small>OBP: 0.266, SLG: 0.354</small>		1-1  L9		0-0  G5-3		0-0  P3			
<b>Alfredo Griffin, S</b> (1, 6) <small>OBP: 0.260, SLG: 0.254</small>		0-2  G6-3		4-0  BB 1B IBB		0-1  G4-3			
<b>John Tudor, L</b> (1, 1) <small>OBP: 0.143, SLG: 0.085</small> <b>Brian Holton, R</b> (2, 1) <b>Tracy Woodson, R</b> (4, PH) <small>OBP: 0.282, SLG: 0.339</small> <b>Mike Sharperson, R</b> (5, 4) <small>OBP: 0.288, SLG: 0.298</small>			1-3  K	4-2  1B BB		0-3  K			

AB	R	H	RBI	BB	SO	LOB
2	1	1	2	1	0	0
0	0	0	0	0	0	0
0	0	0	0	0	0	0
1	0	0	0	0	0	0
0	0	0	0	0	0	0
0	0	0	0	0	0	0
4	1	1	0	0	0	2
2	1	1	1	0	0	0
1	0	0	0	0	0	0
1	1	1	1	1	0	0
1	0	0	0	0	0	0
3	1	1	0	1	1	1
1	0	0	1	0	0	0
2	0	0	0	0	2	3
3	0	0	0	0	0	2
2	1	0	0	1	0	0
0	0	0	0	0	0	0
1	0	0	0	0	1	0
0	0	0	1	1	0	0
1	0	0	0	0	1	0
1B: 5	SF: 3	WP: 1	PA: 33	2B: 0	SAC: 0	PB: 1
3B: 0	DP: 0	SB: 0		HR: 0	HBP: 0	CS: 1

**BOTTOM**

**San Francisco Giants @ Los Angeles Dodgers**  
**Dodger Stadium, Los Angeles, CA**

Fri Sep 30 1988, 7:05 PM PDT  
 Att. 42,580 - Unknown

AB	25
R	6
H	5
RBI	6
BB	5
SO	5
LOB	8



Inning Stats														
R	H	E	K	S	H	LOB	BB	P	R	H	E	K	S	P
2	1	0	1	16	0	0	0	25	0	0	0	0	8	9
0	0	0	0	6	0	0	0	0	0	0	0	0	0	8
0	0	0	0	6	0	0	0	0	0	0	0	0	0	17
0	0	0	0	11	1	0	0	6	0	0	0	0	6	6
0	0	0	0	8	0	0	0	10	0	0	0	0	12	12

PITCHER														
IP	WLS	BF	H	R	ER	SO	BB	IBB	HBP	BLK	WP	HR	S	P
3.2	L	18	2	6	5	2	4	1	0	0	1	0	43	73
1.1		6	2	0	0	1	0	0	0	0	0	0	15	23
2.0		6	0	0	0	1	0	0	0	0	0	0	14	16
1.0		3	1	0	0	1	0	0	0	0	0	0	7	12

ERA	WHIP	IP	WLS	BF	H	R	ER	SO	BB	IBB	HBP	BLK	WP	HR	S	P	ERA	WHIP
2.86	1.636	3.2	L	18	2	6	5	2	4	1	0	0	1	0	43	73	12.27	1.636
3.58	1.500	1.1		6	2	0	0	1	0	0	0	0	0	0	15	23	0.00	1.500
5.66	0.000	2.0		6	0	0	0	1	0	0	0	0	0	0	14	16	0.00	0.000
3.47	1.000	1.0		3	1	0	0	1	0	0	0	0	0	7	12	0.00	1.000	



Batter	1	2	3	4	5	6	7	8	9	AB R H RBI BB SO LOB	TOP											
<b>Ernest Riles, L</b> (1, 4) OBP: 0.311, SLG: 0.379	0-3 <b>K</b>		2-2 <b>F7</b>			0-2 <b>G1-6-3</b> <b>1B</b>		1-1 <b>L7</b>		4 0 1 0 0 1 1	<b>San Francisco Giants @ Los Angeles Dodgers</b> <b>Dodger Stadium, Los Angeles, CA</b> Sat Oct 01 1988, 3:33 AM PDT Att. 33,951 - Sunny - 80 F											
<b>Mike Aldrete, L</b> (1, 8) OBP: 0.358, SLG: 0.332	1-2 <b>L6</b>			1-1 <b>F7</b>		0-1 <b>G1-6-3</b> <b>1-2f</b>		3-1 <b>4-3</b>		4 0 0 0 0 0 1												
<b>Will Clark, L</b> (1, 3) OBP: 0.387, SLG: 0.510	0-1 <b>L7</b>			0-2 <b>4-3</b>			4-1 <b>E F8</b> <b>1B BB</b>		1-3 <b>K</b>	3 1 0 0 1 1 0												
<b>Kevin Mitchell, R</b> (1, 7) OBP: 0.321, SLG: 0.445		0-0 <b>F4</b>		1-0 <b>F7</b>			1-1 <b>F8</b> <b>1-2</b>		1-2 <b>6-3</b>	4 0 0 0 0 0 1												
<b>Candy Maldonado, R</b> (1, 9) OBP: 0.311, SLG: 0.378		1-3 <b>K</b>			1-2 <b>F7</b>		4-0 <b>1B E</b> <b>BB</b>		0-0 <b>F7</b>	3 0 0 0 1 1 0												
<b>Matt Williams, R</b> (1, 5) OBP: 0.239, SLG: 0.395		0-0 <b>L7</b>			2-1 <b>1B</b>		2-1 <b>L5</b> <b>1-2</b> <b>2-3</b>			3 0 1 0 0 0 2												
<b>Bob Brenly, R</b> (1, 2) OBP: 0.266, SLG: 0.298			0-2 <b>FC4</b> <b>1B</b>		2-3 <b>K</b>		2-2 <b>2-3</b> <b>3-H</b> <b>1B</b>			3 0 2 1 0 1 1												
<b>Jose Uribe, S</b> (1, 6) OBP: 0.303, SLG: 0.320			0-0 <b>FC4</b> <b>SH2-4</b> <b>1-2f</b>		1-3 <b>K</b>		3-2 <b>F8</b>			3 0 0 0 0 1 4												
<b>Rick Reuschel, R</b> (1, 1) OBP: 0.133, SLG: 0.123			1-2 <b>SH2-4</b>		3-2 <b>L6</b>		2-1 <b>F9</b>			2 0 0 0 0 0 0												
<b>Inning Stats</b>	R: 0 E: 0 K: 1 S: 9	H: 0 LOB: 0 BB: 0 P: 10	R: 0 E: 0 K: 1 S: 5	H: 0 LOB: 0 BB: 0 P: 6	R: 0 E: 0 K: 0 S: 11	H: 1 LOB: 1 BB: 0 P: 14	R: 0 E: 0 K: 2 S: 7	H: 0 LOB: 0 BB: 0 P: 9	R: 0 E: 0 K: 0 S: 11	H: 1 LOB: 1 BB: 0 P: 17	R: 0 E: 0 K: 0 S: 13	H: 1 LOB: 0 BB: 0 P: 16	R: 1 E: 1 K: 0 S: 11	H: 1 LOB: 2 BB: 2 P: 27	R: 0 E: 0 K: 0 S: 6	H: 0 LOB: 0 BB: 0 P: 12	R: 0 E: 0 K: 1 S: 7	H: 0 LOB: 0 BB: 0 P: 9	1B: 4 2B: 0 3B: 0 HR: 0	SF: 0 SAC: 1 DP: 1 HBP: 0	WP: 0 PB: 0 SB: 0 CS: 0	PA: 32
<b>PITCHER</b>	IP WLS BF H R ER SO BB IBB HBP BLK WP HR S P ERA WHIP																					
<b>Tim Lincecum, R</b> (1, 1) ERA: 2.91	5.0 W 17 2 0 0 4 0 0 0 0 0 0 0 43 56 0.00 0.400																					
<b>Fernando Valenzuela, L</b> (6, 1) ERA: 4.24	4.0 S 15 2 1 0 1 2 0 0 0 0 0 0 37 64 0.00 1.000																					

livebaseballscorecards.com

<b>AB</b>	<b>29</b>
<b>R</b>	<b>1</b>
<b>H</b>	<b>4</b>
<b>RBI</b>	<b>1</b>
<b>BB</b>	<b>2</b>
<b>SO</b>	<b>5</b>
<b>LOB</b>	<b>10</b>



Batter	1	2	3	4	5	6	7	8	9	AB R H RBI BB SO LOB
--------	---	---	---	---	---	---	---	---	---	----------------------

<b>Steve Sax, R</b> (1, 4) OBP: 0.325, SLG: 0.343 <b>Fernando Valenzuela, L</b> (6, 1) OBP: 0.200, SLG: 0.227	0-1 		1-1 		1-1 		0-3 			3 0 2 0 0 0 0 1 0 0 0 0 1 2
<b>Danny Heep, L</b> (1, 7) OBP: 0.347, SLG: 0.260 <b>Mike Devereaux, R</b> (8, 8) OBP: 0.159, SLG: 0.143	1-1 		2-1 		1-2 		0-3 			3 0 0 0 0 0 2 1 0 0 0 0 1 0
<b>Franklin Stubbs, L</b> (1, 3) OBP: 0.292, SLG: 0.382	2-3 			3-2 		2-1 		2-1 		4 1 1 1 0 1 0
<b>Mike Marshall, R</b> (1, 9) OBP: 0.314, SLG: 0.445 <b>Jose Gonzalez, R</b> (7, 8) OBP: 0.154, SLG: 0.125		0-3 		2-1 		1-2 		0-1 		3 0 0 0 0 1 0 1 0 0 0 0 0 0
<b>Mike Davis, L</b> (1, 8) OBP: 0.262, SLG: 0.273		0-1 		0-0 		3-2 				3 1 1 0 0 0 0
<b>Mike Scioscia, L</b> (1, 2) OBP: 0.321, SLG: 0.326 <b>Rick Dempsey, R</b> (8, 2) OBP: 0.338, SLG: 0.455		0-2 		1-1 		2-2 				3 0 1 0 0 0 1 0 0 0 0 0 0 0
<b>Jeff Hamilton, R</b> (1, 5) OBP: 0.267, SLG: 0.355 <b>Tracy Woodson, R</b> (7, 5) OBP: 0.280, SLG: 0.337		1-3 		0-0 		1-1 				2 0 1 1 0 1 1 1 0 0 0 0 0 0
<b>Alfredo Griffin, S</b> (1, 6) OBP: 0.261, SLG: 0.255			0-2 	2-1 		1-2 				3 0 1 0 0 0 1
<b>Tim Belcher, R</b> (1, 1) OBP: 0.071, SLG: 0.161 <b>Mike Sharperson, R</b> (5, PH) OBP: 0.295, SLG: 0.293			0-0 		3-2 	4-2 				1 0 0 0 0 0 0 1 0 0 0 0 0 0

Inning Stats	R: 0	H: 0	E: 0	K: 1	S: 10	R: 0	H: 1	E: 0	K: 2	S: 12	R: 0	H: 1	E: 0	K: 0	S: 8	R: 2	H: 3	E: 0	K: 0	S: 11	R: 0	H: 1	E: 0	K: 0	S: 9	R: 0	H: 0	E: 0	K: 1	S: 16	R: 0	H: 0	E: 0	K: 1	S: 7	R: 0	H: 0	E: 0	K: 1	S: 9	1B: 4	2B: 2	3B: 0	HR: 1	SF: 0	SAC: 0	DP: 1	HBP: 1	WP: 0	PB: 0	SB: 0	CS: 0	PA: 31
--------------	------	------	------	------	-------	------	------	------	------	-------	------	------	------	------	------	------	------	------	------	-------	------	------	------	------	------	------	------	------	------	-------	------	------	------	------	------	------	------	------	------	------	-------	-------	-------	-------	-------	--------	-------	--------	-------	-------	-------	-------	--------

PITCHER	IP	WLS	BF	H	R	ER	SO	BB	IBB	HBP	BLK	WP	HR	S	P	ERA	WHIP	PITCHER	IP	WLS	BF	H	R	ER	SO	BB	IBB	HBP	BLK	WP	HR	S	P	ERA	WHIP														
<b>Rick Reuschel, R</b> (1, 1) ERA: 3.12	8.0	L	31	7	2	2	5	0	0	1	0	0	1	82	118	2.25	0.875																																

**BOTTOM**

San Francisco Giants @ Los Angeles Dodgers  
 Dodger Stadium, Los Angeles, CA  
 Sat Oct 01 1988, 3:33 AM PDT  
 Att. 33,951 - Sunny - 80 F

AB	30
R	2
H	7
RBI	2
BB	0
SO	5
LOB	7





Batter	1	2	3	4	5	6	7	8	9	AB R H RBI BB SO LOB	TOP
<b>Ernest Riles, L</b> OBP: 0.310, SLG: 0.376 (1, 4) (7, 6)	1-0 F8		3-2 L6		4-2 BB BB		3-2 G3			3 0 0 0 1 0 1	
<b>Mike Aldrete, L</b> OBP: 0.357, SLG: 0.329 (1, 8)	1-2 4-3		1-0 F7		4-0 BB 1-2 2-3		1-1 6-3			3 0 0 0 1 0 0	
<b>Will Clark, L</b> OBP: 0.386, SLG: 0.508 <b>Francisco Melendez, L</b> OBP: 0.276, SLG: 0.192 (1, 3) (3, 3)	1-3 K		1-3 K		3-2 F7		1-2 F8			2 0 0 0 0 2 0 2 0 0 0 0 0 3	
<b>Kevin Mitchell, R</b> OBP: 0.319, SLG: 0.442 (1, 7)		2-2 6-3		0-0 1-3		3-2 F9		2-0 F8		4 0 0 0 0 0 0	
<b>Candy Maldonado, R</b> OBP: 0.311, SLG: 0.377 <b>Bob Brenly, R</b> OBP: 0.265, SLG: 0.296 (1, 9) (6, 2)		4-2 1B 1B BB		2-1 F9		1-2 F9		0-2 P3		2 1 0 0 1 0 0 1 0 0 0 0 0 0	
<b>Bob Melvin, R</b> OBP: 0.288, SLG: 0.377 <b>Phil Garner, R</b> OBP: 0.214, SLG: 0.154 <b>Charlie Hayes, R</b> OBP: 0.091, SLG: 0.091 (1, 2) (6, PH) (6, 9)		0-1 1B 1B		0-0 F9		4-2 CS BB		0-1 E5 G6-4-3		2 0 1 0 0 0 0 0 0 0 0 1 0 0 1 0 0 0 0 0 0	
<b>Matt Williams, R</b> OBP: 0.251, SLG: 0.410 (1, 5)		2-2 1B 1-2 3-H		1-0 FC4-6 1B		0-2 CS 1-2	1-1 4-3 2B	2-2 G6-4-3 1-2f		4 0 3 1 0 0 1	
<b>Jose Uribe, S</b> OBP: 0.301, SLG: 0.318 <b>Tony Perezchica, R</b> OBP: 0.273, SLG: 0.125 (1, 6) (7, 4)		2-2 F8		0-0 FC4-6 BB 1-2f		0-1 F7				3 0 0 0 0 0 4 0 0 0 0 0 0 0	
<b>Don Robinson, R</b> OBP: 0.204, SLG: 0.269 (1, 1)		2-2 4-3		1-3 K 1-2		0-0 4-3				3 0 0 0 0 1 4	
<b>Inning Stats</b>	R: 0 E: 0 K: 1 S: 10 H: 0 LOB: 0 BB: 0 P: 13	R: 1 E: 0 K: 0 S: 22 H: 2 LOB: 2 BB: 1 P: 34	R: 0 E: 0 K: 1 S: 9 H: 0 LOB: 0 BB: 0 P: 14	R: 0 E: 0 K: 0 S: 4 H: 0 LOB: 0 BB: 0 P: 6	R: 0 E: 0 K: 1 S: 11 H: 1 LOB: 3 BB: 2 P: 24	R: 0 E: 0 K: 0 S: 12 H: 0 LOB: 0 BB: 1 P: 20	R: 0 E: 0 K: 0 S: 8 H: 1 LOB: 1 BB: 0 P: 12	R: 0 E: 0 K: 0 S: 6 H: 0 LOB: 0 BB: 0 P: 10	R: 0 E: 1 K: 0 S: 9 H: 0 LOB: 0 BB: 0 P: 11	1B: 3 2B: 1 3B: 0 HR: 0 SF: 0 SAC: 0 DP: 1 HBP: 0	WP: 0 PB: 0 SB: 1 CS: 1 PA: 35
<b>PITCHER</b>	IP WLS BF H R ER SO BB IBB HBP BLK WP HR S P ERA WHIP										
<b>Tim Leary, R</b> ERA: 2.91 (1, 1)	5.0 L 21 3 1 1 3 3 0 0 0 0 0 0 56 91 1.80 1.200										
<b>Ramon Martinez, R</b> ERA: 3.79 (6, 1)	1.0 3 0 0 0 0 1 0 0 0 0 0 0 12 20 0.00 1.000										
<b>Alejandro Pena, R</b> ERA: 1.91 (7, 1)	1.0 4 1 0 0 0 0 0 0 0 0 0 0 8 12 0.00 1.000										
<b>Ricky Horton, L</b> ERA: 4.87 (8, 1)	1.0 3 0 0 0 0 0 0 0 0 0 0 0 6 10 0.00 0.000										
<b>Jesse Orosco, L</b> ERA: 2.72 (9, 1)	1.0 3 0 0 0 0 0 0 0 0 0 0 0 9 11 0.00 0.000										

San Francisco Giants @ Los Angeles Dodgers  
 Dodger Stadium, Los Angeles, CA  
 Sun Oct 02 1988, 3:33 AM PDT  
 Att. 44,055 - Sunny

AB	30
R	1
H	4
RBI	1
BB	4
SO	3
LOB	13



