


San Francisco Giants - 1988


Batter	1	2	3	4	5	6	7	8	9	AB	R	H	RBI	BB	SO	LOB	TOP
Brett Butler, L OBP: 0.600, SLG: 1.000 (1, 8)	F7		CS 1B	SF7 3B		4-3			CS 1B	5	1	3	2	0	0	1	San Francisco Giants @ Los Angeles Dodgers Dodger Stadium, Los Angeles, CA Mon Apr 04 1988, 3:33 AM PDT Att: 48,484 - Sunny - 75 F
Mike Aldrete, L OBP: 0.400, SLG: 0.333 (1, 7)	K		SAFE 1B	SF7 1B		G1			SAFE 1B	3	1	1	1	1	1		
Will Clark, L OBP: 0.400, SLG: 0.250 (1, 3)	1B BB		SAFE 1B	SF8 1B					SAFE 1B	4	1	1	0	1	2	1	
Candy Maldonado, R OBP: 0.750, SLG: 0.667 (1, 9)	BB 1B		SAFE BB			4-3				3	0	2	0	1	0	0	
Kevin Mitchell, R (1, 5)	BB 1B		SAFE BB			4-3				2	0	0	1	1	0	1	
Bob Melvin, R (1, 2)	F9		SAFE 1B			FC6-4				4	0	0	0	0	1	5	
Robby Thompson, R (1, 4)										4	0	0	0	0	1	1	
Jose Uribe, S OBP: 0.500, SLG: 0.500 (1, 6)	5-3									4	1	2	0	0	0	0	
Dave Dravecky, R (1, 1)										2	1	0	0	0	1	0	
Inning Stats	R: 0 H: 1 E: 0 K: 1 S: 15	H: 0 R: 0 ER: 0 LOB: 0 BB: 2 P: 26	R: 2 H: 2 E: 1 K: 0 S: 7	H: 2 R: 1 ER: 1 LOB: 1 BB: 2 P: 19	R: 3 H: 2 E: 0 K: 1 S: 10	H: 1 R: 0 ER: 0 LOB: 1 BB: 0 P: 16	R: 0 H: 1 E: 0 K: 0 S: 10	H: 0 R: 0 ER: 0 LOB: 0 BB: 0 P: 21	R: 0 H: 0 E: 0 K: 1 S: 10	H: 2 R: 0 ER: 0 LOB: 1 BB: 0 P: 14	1B: 8 2B: 0 3B: 1 HR: 0	SF: 2 SAC: 2 DP: 0 HBP: 0	WP: 0 PB: 0 SB: 0 CS: 2	PA: 39			
PITCHER	IP WLS BF H R ER SO BB IBB HBP BLK WP HR S P ERA WHIP																
Fernando Valenzuela, L ERA: 6.0 (1, 1)	6.0 L 29 7 5 4 4 4 0 0 0 0 0 0 60 100 6.00 1.833																
Tim Belcher, R ERA: (7, 1)	2.0 6 0 0 0 2 0 0 0 0 0 0 0 23 36 0.00 0.000																
Brad Havens, L ERA: (9, 1)	1.0 4 2 0 0 0 0 0 0 0 0 0 0 9 14 0.00 2.000																

Batter	1	2	3	4	5	6	7	8	9	AB	R	H	RBI	BB	SO	LOB	BOTTOM
Steve Sax, R OBP: 0.500, SLG: 1.250 (1, 4)	HR		1-3			FC1-6 1B			F9	4	1	2	1	0	0	0	San Francisco Giants @ Los Angeles Dodgers Dodger Stadium, Los Angeles, CA Mon Apr 04 1988, 3:33 AM PDT Att: 48,484 - Sunny - 75 F
Alfredo Griffin, S (1, 6)	F2					FC1-6 1B			6-3	4	0	0	0	0	0	1	
Kirk Gibson, L (1, 7)						F9				4	0	0	0	0	2	1	
Pedro Guerrero, R (1, 5)	6-3					FC4-6 BB				2	0	0	0	1	0	0	
Mike Marshall, R (1, 3)						FC4-6			F9	3	0	0	0	0	0	1	
John Shelby, S (1, 8)	P4								G3	3	0	0	0	0	0	0	
Mike Davis, L (1, 9)	4-3								F8	3	0	0	0	0	1	0	
Mike Scioscia, L OBP: 0.333, SLG: 0.333 (1, 2)									G6-4-3 1B	3	0	1	0	0	0	0	
Fernando Valenzuela, L (1, 1)										1	0	0	0	0	0	0	
Mickey Hatcher, R (6, PH)										1	0	0	0	0	0	0	
Tim Belcher, R (7, 1)										0	0	0	0	0	0	0	
Jeff Hamilton, R (8, PH)										1	0	0	0	0	0	1	
Brad Havens, L (9, 1)										0	0	0	0	0	0	0	
Inning Stats	R: 1 H: 1 E: 0 K: 1 S: 7	H: 0 R: 0 ER: 0 LOB: 0 BB: 0 P: 10	R: 0 H: 0 E: 0 K: 0 S: 8	H: 0 R: 0 ER: 0 LOB: 0 BB: 0 P: 11	R: 0 H: 0 E: 0 K: 0 S: 10	H: 0 R: 0 ER: 0 LOB: 0 BB: 1 P: 19	R: 0 H: 1 E: 0 K: 0 S: 8	H: 0 R: 0 ER: 0 LOB: 0 BB: 0 P: 5	R: 0 H: 1 E: 0 K: 0 S: 7	H: 0 R: 0 ER: 0 LOB: 0 BB: 0 P: 12	1B: 2 2B: 0 3B: 0 HR: 1	SF: 0 SAC: 0 DP: 1 HBP: 0	WP: 0 PB: 0 SB: 0 CS: 0	PA: 30			
PITCHER	IP WLS BF H R ER SO BB IBB HBP BLK WP HR S P ERA WHIP																
Dave Dravecky, L ERA: 1.0 (1, 1)	9.0 W 30 3 1 1 3 1 0 0 0 0 0 1 62 90 1.00 0.444																

Batter	1	2	3	4	5	6	7	8	9	AB	R	H	RBI	BB	SO	LOB	TOP					
Brett Butler, L OBP: 0.333, SLG: 0.556 (1, 8)										4	0	0	0	0	0	0	San Francisco Giants @ Los Angeles Dodgers Dodger Stadium, Los Angeles, CA Tue Apr 05 1988, 7:05 PM PDT Att: 37,472 - Unknown livebaseballscorecards.com					
Mike Aldrete, L OBP: 0.444, SLG: 0.333 (1, 7)									3	0	1	0	1	1	0							
Will Clark, L OBP: 0.333, SLG: 0.143 (1, 3)									3	0	0	0	0	3	2							
Candy Maldonado, R OBP: 0.375, SLG: 0.286 (1, 9)									4	0	0	0	0	1	3							
Kevin Mitchell, R OBP: 0.250, SLG: 0.167 (1, 5)										4	0	1	0	0	0	1						
Bob Melvin, R (1, 2)										3	0	0	0	0	1	1						
Robby Thompson, R OBP: 0.143, SLG: 0.429 (1, 4)										3	0	1	0	0	0	1						
Jose Uribe, S OBP: 0.429, SLG: 0.333 (1, 6)									2	0	0	0	1	0	0							
Kelly Downs, R Harry Spilman, L (8, PH) Scott Garrelts, R (8, 1)									2	0	0	0	0	0	2							
Inning Stats	R: 0 H: 1 E: 0 K: 1 S: 16	H: 1 LOB: 1 BB: 0 P: 21	R: 0 H: 1 E: 0 K: 0 S: 9	H: 1 LOB: 2 BB: 1 P: 18	R: 0 H: 0 E: 0 K: 0 S: 4	H: 0 LOB: 1 BB: 0 P: 8	R: 0 H: 1 E: 0 K: 1 S: 8	H: 1 LOB: 0 BB: 0 P: 8	R: 0 H: 0 E: 0 K: 0 S: 6	H: 0 LOB: 0 BB: 0 P: 7	R: 0 H: 0 E: 0 K: 3 S: 10	H: 0 LOB: 0 BB: 0 P: 16	R: 0 H: 0 E: 0 K: 0 S: 10	H: 0 LOB: 0 BB: 0 P: 13	R: 0 H: 0 E: 0 K: 0 S: 6	H: 0 LOB: 1 BB: 1 P: 8	R: 0 H: 0 E: 0 K: 1 S: 5	H: 0 LOB: 1 BB: 1 P: 12	1B: 2 2B: 1 3B: 1 HR: 0	SF: 0 SAC: 0 DP: 1 HBP: 1	WP: 0 PB: 0 SB: 0 CS: 0	PA: 32
PITCHER Orel Hershiser, R ERA:	IP: 9.0 WLS: W BF: 32	H: 3 R: 0 ER: 0 SO: 6	BB: 1 IBB: 1 HBP: 1 BLK: 0	WP: 0 HR: 0 S: 74 P: 111	ERA: 0.00 WHIP: 0.444											ERA: 0.00 WHIP: 0.444						

Batter	1	2	3	4	5	6	7	8	9	AB	R	H	RBI	BB	SO	LOB	BOTTOM			
Steve Sax, R OBP: 0.500, SLG: 0.833 Dave Anderson, R (9, 4)										2	1	0	0	2	0	0	San Francisco Giants @ Los Angeles Dodgers Dodger Stadium, Los Angeles, CA Tue Apr 05 1988, 7:05 PM PDT Att: 37,472 - Unknown livebaseballscorecards.com			
Alfredo Griffin, S OBP: 0.125, SLG: 0.250 (1, 6)									4	1	1	2	0	0	1					
Kirk Gibson, L (1, 7)									3	0	0	0	1	2	0					
Pedro Guerrero, R OBP: 0.333, SLG: 0.200 Jeff Hamilton, R (7, PR) (8, 5)									3	0	1	0	0	0	0					
Mike Marshall, R (1, 3)									4	0	0	0	0	2	2					
Mike Davis, L (1, 9)									3	0	0	0	0	1	1					
John Shelby, S (1, 8)									2	1	0	0	1	1	0					
Mike Scioscia, L OBP: 0.500, SLG: 0.500 (1, 2)									3	2	2	1	0	0	0					
Orel Hershiser, R (1, 1)									1	0	0	1	0	0	0					
Inning Stats	R: 0 H: 0 E: 0 K: 1 S: 8	H: 0 LOB: 0 BB: 0 P: 10	R: 0 H: 0 E: 0 K: 1 S: 8	H: 0 LOB: 0 BB: 0 P: 11	R: 0 H: 0 E: 0 K: 1 S: 10	H: 0 LOB: 0 BB: 0 P: 15	R: 0 H: 0 E: 0 K: 1 S: 7	H: 0 LOB: 0 BB: 0 P: 14	R: 0 H: 0 E: 0 K: 2 S: 8	H: 0 LOB: 0 BB: 0 P: 12	R: 1 H: 1 E: 1 K: 0 S: 12	H: 1 LOB: 1 BB: 1 P: 20	R: 0 H: 1 E: 0 K: 0 S: 8	H: 1 LOB: 1 BB: 0 P: 13	R: 4 H: 2 E: 1 K: 0 S: 15	H: 2 LOB: 1 BB: 3 P: 29	1B: 3 2B: 1 3B: 0 HR: 0	SF: 0 SAC: 2 DP: 0 HBP: 0	WP: 0 PB: 1 SB: 0 CS: 0	PA: 32
PITCHER Kelly Downs, R ERA: Scott Garrelts, R ERA: 27.0	IP: 7.0 WLS: L BF: 24	H: 2 R: 1 ER: 0 SO: 6	BB: 1 IBB: 0 HBP: 0 BLK: 1	WP: 0 HR: 0 S: 61 P: 95	ERA: 0.00 WHIP: 0.429											ERA: 27.00 WHIP: 4.000				

Batter	1	2	3	4	5	6	7	8	9	AB	R	H	RBI	BB	SO	LOB	TOP			
Stan Jefferson, S (1.8) C X	0-1 4-3		0-3 K			1-1 F8		1-2 F9		4	0	0	0	0	1	1	<p>San Diego Padres @ San Francisco Giants Candlestick Park, San Francisco, CA</p> <p>Thu Apr 07 1988, 10:05 PM EDT Att: 54,543 - Unknown - 61 F</p> <p>livebaseballscorecards.com</p> <p>AB 31 R 1 H 6 RBI 1 BB 1 SO 6 LOB 9</p> 			
Tony Gwynn, L (1.9) C C C X OBP: 0.333, SLG: 0.200	1-2 1-3			0-3 K		0-0 G3		1-2 4-1		4	0	0	0	0	1	1				
Randy Ready, R (1.4) B B B OBP: 0.250, SLG: 0.100	4-0 BB			3-2 4-3		3-3 K			1-1 5-3	3	0	0	0	1	1	0				
John Kruk, L (1.3) F X OBP: 0.250, SLG: 0.250	0-1 1-3			1-2 1-3			0-1 G5-4-3 1B		0-0 G4-6-3 1B	4	0	2	0	0	0	1				
Keith Moreland, R (1.7) C B X OBP: 0.250, SLG: 0.333		1-1 F8		3-2 1B		2-0 G5-4-3 1B		3-1 G4-6-3 1B		4	0	1	0	0	0	2				
Benito Santiago, R (1.2) C B X OBP: 0.500, SLG: 0.800		1-1 F4		2-0 L8		0-1 HR				3	1	1	1	0	0	1				
Chris Brown, R (1.5) Mark Davis, L (7.1) C B B B X OBP: 0.200, SLG: 0.600		2-3 K		0-3 K		1-3 K				3	0	0	0	0	3	1				
Garry Templeton, S (1.6) X T B B X OBP: 0.222, SLG: 0.222			0-2 G3		2-0 FC4-6 1B		0-1 3-1			3	0	1	0	0	0	0				
Eric Show, R (1.1) Tim Flannery, L (5, PH) Eric Nolte, L (5.1) Dickie Thon, R (7.5) OBP: 0.500, SLG: 1.000			0-0 5-3		0-1 FC4-6 1B		0-0 F9 2B			1	0	0	0	0	0	0				
Inning Stats	R: 0 E: 0 K: 0 S: 7	H: 0 LOB: 1 BB: 1 P: 12	R: 0 E: 0 K: 1 S: 7	H: 0 LOB: 0 BB: 0 P: 11	R: 0 E: 0 K: 1 S: 8	H: 0 LOB: 0 BB: 0 P: 8	R: 0 E: 0 K: 1 S: 9	H: 2 LOB: 2 BB: 0 P: 13	R: 0 E: 0 K: 1 S: 8	H: 0 LOB: 0 BB: 0 P: 12	R: 1 E: 0 K: 1 S: 8	H: 2 LOB: 0 BB: 0 P: 11	R: 0 E: 0 K: 0 S: 11	H: 1 LOB: 1 BB: 0 P: 13	R: 0 E: 0 K: 0 S: 5	H: 1 LOB: 0 BB: 0 P: 9		1B: 4 2B: 1 3B: 0 HR: 1	SF: 0 SAC: 0 DP: 2 HBP: 0	WP: 0 PB: 0 SB: 0 CS: 0
PITCHER	IP WLS BF H R ER SO BB IBB HBP BLK WP HR S P ERA WHIP																			
Mike Krukow, R (1.1) ERA: 1.29	7.0 W 25 4 1 1 6 1 0 0 0 0 1 59 86 1.29 0.714																			
Atlee Hammaker, L (8.1) ERA:	2.0 7 2 0 0 0 0 0 0 0 0 0 0 16 22 0.00 1.000																			

Batter	1	2	3	4	5	6	7	8	9	AB	R	H	RBI	BB	SO	LOB	BOTTOM			
Brett Butler, L (1.8) M X OBP: 0.308, SLG: 0.692	0-1 4-3		1 SAFE 3-2 1-2 F6		3-2 HR		0-3 K			4	1	1	1	0	1	1	<p>San Diego Padres @ San Francisco Giants Candlestick Park, San Francisco, CA</p> <p>Thu Apr 07 1988, 10:05 PM EDT Att: 54,543 - Unknown - 61 F</p> <p>livebaseballscorecards.com</p> <p>AB 32 R 6 H 8 RBI 6 BB 2 SO 6 LOB 10</p> 			
Mike Aldrete, L (1.7) F B B B X OBP: 0.385, SLG: 0.400	3-2 L6			1-3 K	1-0 F7		0-1 1B 2B			4	1	1	0	0	1	0				
Will Clark, L (1.3) B X OBP: 0.385, SLG: 0.200	1-0 6-3			2-2 F8	4-2 BB		3-1 FC5-4 1B			3	0	1	1	1	0	0				
Candy Maldonado, R (1.9) X T B B B B X OBP: 0.333, SLG: 0.200		2-2 G1		1-1 1B HR HBP	0-0 F9		0-2 FC5-4 1B			3	1	0	0	0	0	2				
Kevin Mitchell, R (1.5) X OBP: 0.333, SLG: 0.222		0-0 5-3		0-0 1B HR		4-1 1B BLK BB	1 SAFE 2-0 F8			3	2	1	0	1	0	1				
Bob Brenly, R (1.2) C X OBP: 0.250, SLG: 1.000		0-2 F3		2-0 1B HR		1 SAFE 1-1 F8		2-3 K		4	1	1	3	0	1	1				
Robby Thompson, R (1.4) C B X OBP: 0.364, SLG: 0.545			1-1 1B BLK	2-0 1B		1 SAFE 0-2 1B		1-3 K		4	0	3	1	0	1	0				
Jose Uribe, S (1.6) 1 SAFE X OBP: 0.273, SLG: 0.200			0-0 F4	0-0 F9		1-0 F4		3-3 K		4	0	0	0	0	1	3				
Mike Krukow, R (1.1) Atlee Hammaker, S (8.1) C 1 SAFE F 1 SAFE L			0-3 K		2-0 F8		1-1 F9			3	0	0	0	0	1	2				
Inning Stats	R: 0 E: 0 K: 0 S: 6	H: 0 LOB: 0 BB: 0 P: 10	R: 0 E: 0 K: 0 S: 8	H: 0 LOB: 0 BB: 0 P: 10	R: 0 E: 0 K: 1 S: 10	H: 1 LOB: 1 BB: 0 P: 13	R: 3 E: 0 K: 1 S: 11	H: 3 LOB: 1 BB: 0 P: 19	R: 1 E: 0 K: 0 S: 9	H: 1 LOB: 1 BB: 1 P: 19	R: 1 E: 0 K: 0 S: 9	H: 1 LOB: 1 BB: 1 P: 16	R: 1 E: 0 K: 1 S: 11	H: 2 LOB: 1 BB: 0 P: 16	R: 0 E: 0 K: 3 S: 11	H: 0 LOB: 0 BB: 0 P: 17		1B: 5 2B: 1 3B: 0 HR: 2	SF: 0 SAC: 0 DP: 0 HBP: 1	WP: 0 PB: 0 SB: 0 CS: 0
PITCHER	IP WLS BF H R ER SO BB IBB HBP BLK WP HR S P ERA WHIP																			
Eric Show, R (1.1) ERA: 6.75	4.0 L 17 4 3 3 2 2 0 0 0 1 1 35 52 6.75 1.000																			
Eric Nolte, L (5.1) ERA: 6.0	2.0 10 2 2 2 0 2 0 0 0 1 0 1 18 35 9.00 2.000																			
Mark Davis, L (7.1) ERA: 6.75	2.0 8 2 1 1 4 0 0 0 0 0 0 0 22 33 4.50 1.000																			

Batter	1	2	3	4	5	6	7	8	9	AB	R	H	RBI	BB	SO	LOB	TOP		
Tony Gwynn, L OBP: 0.250, SLG: 0.143	2-2 3-1		0-3 K		1-2 1-3			2-2 F7		4	0	0	0	0	1	1			
Gary Templeton, S OBP: 0.154, SLG: 0.154	1-3 K			1-1 5-3		2-1 3-1		2-2 3-1		4	0	0	0	0	1	1			
Randy Ready, R OBP: 0.313, SLG: 0.154	0-1 1B			4-2 1B BB		1-2 F2		1-3 K		3	1	1	0	1	1	1			
John Kruk, L OBP: 0.250, SLG: 0.250	3-3 K			0-1 1B BB		2-1 1-3			3-1 F7	4	0	1	0	0	1	1			
Keith Moreland, R OBP: 0.313, SLG: 0.375		1-2 4-3		1-0 1B		1-0 1B			1-2 F9	4	0	2	1	0	0	0			
Benito Santiago, R OBP: 0.429, SLG: 0.643		1-2 4-3		1-3 2-H 1B		0-3 K			2-2 1B	4	0	1	0	0	2	3			
Tim Flannery, L (1, 5)		0-2 F7		3-3 K			0-0 F7		0-1 F7	4	0	0	0	0	1	4			
Stan Jefferson, S (1, 8)			1-2 5-3		0-2 4-3				0-2 3-1	3	0	0	0	0	0	1			
Jimmy Jones, R Greg Booker, R Marvell Wynne, L Lance McCullers, S	(1, 1) (6, 1) (8, PH) (8, 1)		1-2 4-3		0-0 F4				4-0 3-1 BLK BB	2	0	0	0	0	0	0			
Inning Stats	R: 0 H: 1 E: 0 K: 2 S: 13	H: 1 LOB: 1 BB: 0 P: 19	R: 0 H: 0 E: 0 K: 0 S: 10	H: 0 LOB: 0 BB: 0 P: 12	R: 0 H: 0 E: 0 K: 1 S: 10	H: 0 LOB: 0 BB: 0 P: 12	R: 1 H: 2 E: 0 K: 2 S: 14	H: 2 LOB: 2 BB: 1 P: 23	R: 0 H: 0 E: 0 K: 0 S: 7	H: 0 LOB: 0 BB: 0 P: 8	R: 0 H: 1 E: 0 K: 1 S: 8	H: 1 LOB: 1 BB: 0 P: 9	R: 0 H: 0 E: 0 K: 1 S: 9	H: 0 LOB: 1 BB: 1 P: 18	R: 0 H: 1 E: 0 K: 0 S: 10	H: 1 LOB: 1 BB: 0 P: 16	1B: 5 2B: 0 3B: 0 HR: 0	SF: 0 SAC: 0 DP: 0 HBP: 0	WP: 0 PA: 34 PB: 0 SB: 0 CS: 0
PITCHER	IP WLS BF H R ER SO BB IBB HBP BLK WP HR S P ERA WHIP	IP WLS BF H R ER SO BB IBB HBP BLK WP HR S P ERA WHIP																	
Michael LaCoss, R ERA: 1.5	(1, 1) 6.0 W 22 3 1 1 5 1 0 0 0 0 0 64 89 1.50 0.667	(7, 1) 3.0 S 12 2 0 0 2 1 0 0 1 0 0 27 43 0.00 1.000																	
Don Robinson, R ERA:																			

San Diego Padres @ San Francisco Giants
Candlestick Park, San Francisco, CA
Fri Apr 08 1988, 10:05 PM EDT
Att: 14,916 - Unknown - 45 F

AB	32
R	1
H	5
RBI	1
BB	2
SO	7
LOB	12



Batter	1	2	3	4	5	6	7	8	9	AB	R	H	RBI	BB	SO	LOB	BOTTOM		
Brett Butler, L OBP: 0.353, SLG: 0.765	1-1 FC3-6 1B		3-2 4-3 3B		1-2 G3		2-1 F6			4	1	2	0	0	0	2			
Mike Aldrete, L OBP: 0.294, SLG: 0.286	2-3 K		0-1 4-3			1-3 K		2-0 4-3		4	0	0	1	0	2	2			
Will Clark, L OBP: 0.353, SLG: 0.286	1-2 FC3-6 1B 1-2 1B		3-H 2-2 6-3			2-0 2B		1-2 F8		4	2	1	0	0	0	1			
Candy Maldonado, R OBP: 0.438, SLG: 0.500	0-1 1B		1-2 6-3			1-1 HR 2B		2-1 2B		4	1	3	1	0	0	0			
Kevin Mitchell, R OBP: 0.375, SLG: 0.538	2-0 FC5-4 1B			1-1 6-3		2-1 HR 2B		1-1 5-3		4	1	2	3	0	0	1			
Bob Brenly, R OBP: 0.125, SLG: 0.500	1-3 3-H FC5-4 1B			2-1 5-3		2-3 K		1-3 K		4	0	0	0	0	2	3			
Robby Thompson, R OBP: 0.286, SLG: 0.429		0-0 6-3		1-1 1-3		2-0 F8				3	0	0	0	0	0	0			
Jose Uribe, S OBP: 0.357, SLG: 0.308		2-1 6-3			2-0 CS 1B		2-2 1B			3	0	2	0	0	0	0			
Michael LaCoss, R Don Robinson, R	(1, 1) (7, 1)		1-3 K		0-1 F2		1-3 K			2	0	0	0	0	1	1			
Inning Stats	R: 1 H: 3 E: 0 K: 1 S: 15	H: 3 LOB: 2 BB: 0 P: 22	R: 0 H: 0 E: 0 K: 1 S: 6	H: 0 LOB: 0 BB: 0 P: 9	R: 1 H: 1 E: 0 K: 0 S: 11	H: 1 LOB: 0 BB: 0 P: 17	R: 0 H: 0 E: 0 K: 0 S: 6	H: 0 LOB: 0 BB: 0 P: 10	R: 0 H: 1 E: 0 K: 0 S: 6	H: 1 LOB: 0 BB: 0 P: 9	R: 3 H: 3 E: 0 K: 2 S: 13	H: 3 LOB: 0 BB: 0 P: 23	R: 0 H: 1 E: 0 K: 1 S: 10	H: 1 LOB: 1 BB: 0 P: 16	R: 0 H: 1 E: 0 K: 1 S: 11	H: 1 LOB: 1 BB: 0 P: 16	1B: 5 2B: 3 3B: 1 HR: 1	SF: 0 SAC: 0 DP: 0 HBP: 0	WP: 0 PA: 33 PB: 0 SB: 0 CS: 1
PITCHER	IP WLS BF H R ER SO BB IBB HBP BLK WP HR S P ERA WHIP	IP WLS BF H R ER SO BB IBB HBP BLK WP HR S P ERA WHIP																	
Jimmy Jones, R ERA: 8.44	(1, 1) 5.1 L 23 8 5 3 3 0 0 0 0 0 1 53 82 8.44 1.500	(6, 1) 1.2 6 1 0 0 2 0 0 0 0 0 0 14 24 0.00 0.600																	
Greg Booker, R ERA:																			
Lance McCullers, R ERA: 20.25	(8, 1) 1.0 4 1 0 0 1 0 0 0 0 0 0 11 16 0.00 1.000																		

San Diego Padres @ San Francisco Giants
Candlestick Park, San Francisco, CA
Fri Apr 08 1988, 10:05 PM EDT
Att: 14,916 - Unknown - 45 F

AB	33
R	5
H	10
RBI	5
BB	0
SO	6
LOB	11



Batter	1	2	3	4	5	6	7	8	9	AB	R	H	RBI	BB	SO	LOB	TOP								
Tony Gwynn, L OBP: 0.300, SLG: 0.389	1-1 E6 1B		0-1 HR			2-1 FC6-4 1B		0-1 1-3		4	1	2	1	0	0	0	San Diego Padres @ San Francisco Giants Candlestick Park, San Francisco, CA Sat Apr 09 1988, 6:33 AM EDT Att: 17,930 - Sunny - 72 F								
Dickie Thon, R OBP: 0.197, SLG: 0.333	0-0 F3		2-2 6-3			0-0 FC6-4 1B 1-2		0-0 5-3		4	0	0	0	0	0	2									
Randy Ready, R OBP: 0.350, SLG: 0.235	1-0 1-2 1B		1-1 F7			0-1 FC3-6 1B			2-1 F9	4	0	2	0	0	0	0									
John Kruk, L OBP: 0.313, SLG: 0.313	2-3 K		3-1 G1-6-3 1B			1-1 FC3-6 1-2 2-3			1-1 1B	4	0	2	0	0	1	4									
Keith Moreland, R OBP: 0.300, SLG: 0.350 Shawn Abner, R (9, PR)	0-0 F7		0-0 G1-6-3 1-2			2-1 F8			0-0 1B	4	0	1	0	0	0	5									
Bento Santiago, R OBP: 0.389, SLG: 0.556		0-0 F9		0-0 CS 1B					2-1 G6-3 1-2	4	0	1	0	0	0	2									
Tim Flannery, L OBP: 0.125, SLG: 0.125		0-0 F8		0-1 CS 1-2	1-1 G6-4-3 1B					3	0	1	0	0	0	0									
Stan Jefferson, S (1, 8)		1-1 5-3			2-0 G6-4-3 1-2					3	0	0	0	0	0	1									
Mark Grant, R Marvell Wynne, L (8, PH) Mark Davis, L (8, 1)			0-1 1-3		2-2 G3				1-1 4-3	2	0	0	0	0	0	0									
Inning Stats	R: 0 E: 1 K: 1 S: 10	H: 1 LOB: 2 BB: 0 P: 12	R: 0 E: 0 K: 0 S: 4	H: 0 LOB: 0 BB: 0 P: 5	R: 1 E: 0 K: 0 S: 9	H: 1 LOB: 0 BB: 0 P: 12	R: 0 E: 0 K: 0 S: 5	H: 2 LOB: 0 BB: 0 P: 8	R: 0 E: 0 K: 0 S: 6	H: 1 LOB: 0 BB: 0 P: 11	R: 0 E: 0 K: 0 S: 9	H: 2 LOB: 2 BB: 0 P: 14	R: 0 E: 0 K: 0 S: 3	H: 0 LOB: 0 BB: 0 P: 3	R: 0 E: 0 K: 0 S: 5	H: 0 LOB: 0 BB: 0 P: 6	R: 0 E: 0 K: 0 S: 7	H: 2 LOB: 2 BB: 0 P: 12	1B: 8 2B: 0 3B: 0 HR: 1	SF: 0 SAC: 0 DP: 3 HBP: 0	WP: 0 PB: 0 SB: 0 CS: 1	PA: 34			
PITCHER	IP WLS BF H R ER SO BB IBB HBP BLK WP HR S P ERA WHIP	8.1 W 32 9 1 1 1 0 0 0 0 0 1 56 79 1.08 1.080	0.2 S 1 0 0 0 0 0 0 0 0 0 0 2 4 0.00 0.000																						

AB 33
R 1
H 9
RBI 1
BB 0
SO 1
LOB 14



Batter	1	2	3	4	5	6	7	8	9	AB	R	H	RBI	BB	SO	LOB	BOTTOM								
Brett Butler, L OBP: 0.333, SLG: 0.667	2-1 CS 1B		2-2 F8					1-3 K		4	0	1	0	0	1	1	San Diego Padres @ San Francisco Giants Candlestick Park, San Francisco, CA Sat Apr 09 1988, 6:33 AM EDT Att: 17,930 - Sunny - 72 F								
Mike Aldrete, L OBP: 0.333, SLG: 0.353	4-1 HR BB		2-2 F7					0-3 K		3	1	1	0	1	1	1									
Will Clark, L OBP: 0.350, SLG: 0.471	0-0 1-H HR		2-2 2B					2-3 K		3	1	1	2	0	0	1									
Candy Maldonado, R OBP: 0.368, SLG: 0.412	2-1 1-3		2-0 F8						0-0 F9	3	0	0	0	0	0	0									
Kevin Mitchell, R OBP: 0.368, SLG: 0.688	3-0 5-3								1-0 F8	3	1	1	1	0	1	0									
Bob Melvin, R OBP: 0.100, SLG: 0.100		1-2 FC3-6 1B		2-0 HR					1-3 K	3	0	1	0	0	0	0									
Chris Speier, R		0-1 FC3-6 CS 1B 1-2		3-0 6-3					2-2 6-3	3	0	0	0	0	0	1									
Jose Uribe, S OBP: 0.412, SLG: 0.438		0-0 CS 1B 1-2		2-2 5-3					1-2 6-3	3	0	2	0	0	1	0									
Rick Reuschel, R Scott Garrelts, R		1-2 CS			3-3 K				1-0 2B	3	0	0	0	0	2	1									
Inning Stats	R: 2 E: 0 K: 0 S: 8	H: 2 LOB: 0 BB: 1 P: 18	R: 0 E: 0 K: 0 S: 8	H: 2 LOB: 0 BB: 0 P: 10	R: 0 E: 0 K: 0 S: 12	H: 1 LOB: 1 BB: 0 P: 20	R: 1 E: 0 K: 0 S: 6	H: 1 LOB: 0 BB: 0 P: 13	R: 0 E: 0 K: 2 S: 10	H: 0 LOB: 0 BB: 0 P: 15	R: 0 E: 0 K: 0 S: 5	H: 0 LOB: 0 BB: 0 P: 8	R: 0 E: 0 K: 1 S: 10	H: 0 LOB: 0 BB: 0 P: 14	R: 0 E: 0 K: 3 S: 11	H: 1 LOB: 1 BB: 0 P: 15	R: 0 E: 0 K: 0 S: 7	H: 0 LOB: 0 BB: 0 P: 12	1B: 3 2B: 3 3B: 0 HR: 2	SF: 0 SAC: 0 DP: 1 HBP: 0	WP: 0 PB: 0 SB: 0 CS: 3	PA: 30			
PITCHER	IP WLS BF H R ER SO BB IBB HBP BLK WP HR S P ERA WHIP	7.0 L 25 6 3 3 3 1 0 0 0 0 0 11 15 0.00 1.000																							

AB 28
R 3
H 7
RBI 3
BB 1
SO 6
LOB 5



Batter	1	2	3	4	5	6	7	8	9	AB	R	H	RBI	BB	SO	LOB	TOP					
Tony Gwynn, L OBP: 0.240, SLG: 0.304	P6	G4-6-3		F7		1-3			6-3	5	0	0	0	0	0	3						
Dickie Thon, R OBP: 0.300, SLG: 0.333	1B		F3		HR		5-3			3	1	1	0	1	0	0						
Randy Ready, R OBP: 0.375, SLG: 0.400	2B		F8		HR		F7			3	2	1	2	1	0	0						
Carmelo Martinez, R OBP: 0.125, SLG: 0.250	1B		F9		E5		4-3			4	1	1	1	0	0	0						
Keith Moreland, R OBP: 0.375, SLG: 0.391 Marvell Wynne, L (8, PR)	E		1B		G6-4-3				G4-3	3	2	2	1	1	0	1						
Chris Brown, R OBP: 0.214, SLG: 0.500 Lance McCullers, S	E5		K						F3	4	0	1	0	0	1	2						
Shawn Abner, R OBP: 0.143, SLG: 0.143	K		1B		5-3				G4-3	4	0	1	0	0	1	3						
Mark Parent, R OBP: 0.500, SLG: 0.500		FC1-6		1B		5-3			F7	4	0	2	1	0	0	0						
Ed Whitson, R Stan Jefferson, S Mark Davis, L Tim Flannery, L	FC1-6		F5		1-3				B4	2	0	0	0	0	0	3						
Inning Stats	R: 3 E: 1 K: 1 S: 21	H: 3 LOB: 1 BB: 1 P: 33	R: 0 E: 0 K: 0 S: 6	H: 1 LOB: 0 BB: 0 P: 10	R: 0 E: 0 K: 0 S: 8	H: 0 LOB: 0 BB: 0 P: 12	R: 1 E: 0 K: 1 S: 14	H: 3 LOB: 2 BB: 0 P: 20	R: 2 E: 0 K: 0 S: 9	H: 2 LOB: 1 BB: 1 P: 14	R: 0 E: 0 K: 0 S: 7	H: 0 LOB: 0 BB: 0 P: 8	R: 0 E: 0 K: 0 S: 6	H: 0 LOB: 1 BB: 0 P: 11	R: 0 E: 0 K: 0 S: 5	H: 0 LOB: 1 BB: 0 P: 10	R: 0 E: 0 K: 0 S: 4	H: 0 LOB: 0 BB: 0 P: 6	1B: 7 2B: 1 3B: 0 HR: 1	SF: 0 SAC: 0 DP: 3 HBP: 0	WP: 0 PB: 0 SB: 0 CS: 1	PA: 37
PITCHER	IP WLS BF H R ER SO BB IBB HBP BLK WP HR S P ERA WHIP	IP WLS BF H R ER SO BB IBB HBP BLK WP HR S P ERA WHIP																				
Dave Dravecky, L ERA: 2.77	4.0	L	19	7	4	3	2	1	0	0	0	0	0	0	1	16	22	6.75	2.000			
Atlee Hammaker, L ERA: 4.5	2.0	9	2	2	2	0	1	0	0	0	0	0	1	16	22	9.00	1.500					
Joe Price, L ERA:	2.0	6	0	0	0	0	1	0	0	0	0	0	0	11	21	0.00	0.500					
Craig Lefferts, L ERA:	1.0	3	0	0	0	0	0	0	0	0	0	0	0	4	6	0.00	0.000					

San Diego Padres @ San Francisco Giants
Candlestick Park, San Francisco, CA
Sun Apr 10 1988, 6:33 AM EDT
Att: 45,936 - Sunny - 80 F

AB 34
R 6
H 9
RBI 5
BB 3
SO 2
LOB 12



Batter	1	2	3	4	5	6	7	8	9	AB	R	H	RBI	BB	SO	LOB	BOTTOM					
Brett Butler, L OBP: 0.385, SLG: 0.654	1B		G3		FC6-4		6-3		6-3	5	1	3	0	0	0	1						
Mike Aldrete, L OBP: 0.320, SLG: 0.333	1B		G3		FC6-4		K			4	1	1	0	0	1	2						
Will Clark, L OBP: 0.292, SLG: 0.400	1B		SF7		FC4-6		F7			3	1	0	1	0	0	3						
Candy Maldonado, R OBP: 0.391, SLG: 0.450	SF8		K		2B				F3	3	0	1	1	1	1	0						
Kevin Mitchell, R OBP: 0.348, SLG: 0.611	SF8		F7		BB				K	2	0	0	1	1	1	0						
Bob Melvin, R OBP: 0.143, SLG: 0.214	F9		1B		K				K	4	1	1	0	0	2	4						
Robby Thompson, R OBP: 0.235, SLG: 0.353 Jessie Reid, L	F9		F8		K2-3				K	3	0	0	0	0	1	1						
Jose Uribe, S OBP: 0.381, SLG: 0.400	F9		F9		6-3				F5	4	0	1	1	0	0	0						
Dave Dravecky, R Harry Spilman, L Atlee Hammaker, S Phil Garner, R Joe Price, R Craig Lefferts, L Joel Youngblood, R	6-3		L4		F9				2B	1	0	0	0	0	0	0						
Inning Stats	R: 1 E: 0 K: 0 S: 12	H: 2 LOB: 2 BB: 1 P: 21	R: 0 E: 0 K: 0 S: 7	H: 0 LOB: 0 BB: 0 P: 9	R: 1 E: 1 K: 1 S: 12	H: 1 LOB: 0 BB: 0 P: 15	R: 1 E: 0 K: 0 S: 13	H: 2 LOB: 1 BB: 0 P: 22	R: 1 E: 0 K: 1 S: 13	H: 2 LOB: 1 BB: 1 P: 19	R: 0 E: 0 K: 1 S: 9	H: 0 LOB: 0 BB: 0 P: 15	R: 0 E: 0 K: 1 S: 8	H: 0 LOB: 0 BB: 0 P: 13	R: 0 E: 0 K: 2 S: 9	H: 0 LOB: 0 BB: 0 P: 12	R: 0 E: 0 K: 1 S: 11	H: 1 LOB: 1 BB: 0 P: 18	1B: 5 2B: 3 3B: 0 HR: 0	SF: 2 SAC: 0 DP: 0 HBP: 0	WP: 0 PB: 0 SB: 0 CS: 0	PA: 37
PITCHER	IP WLS BF H R ER SO BB IBB HBP BLK WP HR S P ERA WHIP	IP WLS BF H R ER SO BB IBB HBP BLK WP HR S P ERA WHIP																				
Ed Whitson, R ERA: 3.75	5.0	W	24	7	4	3	2	2	0	0	0	0	0	0	17	28	0.00	0.000				
Mark Davis, L ERA: 3.18	2.0	S	7	1	0	0	3	0	0	0	0	0	0	20	30	0.00	0.500					
Lance McCullers, R ERA: 8.1	2.0	S	7	1	0	0	3	0	0	0	0	0	0	20	30	0.00	0.500					

San Diego Padres @ San Francisco Giants
Candlestick Park, San Francisco, CA
Sun Apr 10 1988, 6:33 AM EDT
Att: 45,936 - Sunny - 80 F

AB 33
R 4
H 8
RBI 4
BB 2
SO 7
LOB 12



Batter	1	2	3	4	5	6	7	8	9	AB	R	H	RBI	BB	SO	LOB	TOP								
Barry Larkin, R OBP: 0.361, SLG: 0.344 (1, 6)										4	1	1	1	0	0	2	Cincinnati Reds @ San Francisco Giants Candlestick Park, San Francisco, CA Tue Apr 12 1988, 10:05 PM EDT Att: 14,045 - Unknown								
Jeff Treadway, L OBP: 0.296, SLG: 0.320 (1, 4)										5	1	1	0	0	0	2									
Kal Daniels, L OBP: 0.571, SLG: 1.074 (1, 7)										4	0	1	2	0	0	0									
Eric Davis, R OBP: 0.364, SLG: 0.280 (1, 8)										2	0	0	0	2	0	0									
Paul O'Neill, L OBP: 0.250, SLG: 0.182 Dave Concepcion, R OBP: 0.300, SLG: 0.333 (7, 3)										3	0	0	0	0	0	3									
Tracy Jones, R OBP: 0.235, SLG: 0.188 (1, 9)										4	1	0	0	0	0	4									
Buddy Bell, R OBP: 0.333, SLG: 0.300 Chris Sabo, R OBP: 0.350, SLG: 0.389 (9, PR) (9, 5)										4	0	2	0	0	0	3									
Bo Diaz, R OBP: 0.214, SLG: 0.464 (1, 2)										4	0	2	1	0	2	2									
Danny Jackson, R OBP: 0.143, SLG: 0.167 Dave Collins, S OBP: 0.400, SLG: 0.250 John Franco, L (9, 1)										3	0	0	0	0	2	3									
Inning Stats	R: 2 E: 0 K: 0 S: 11	H: 3 LOB: 2 BB: 1 P: 16	R: 0 E: 0 K: 1 S: 7	H: 1 LOB: 1 BB: 0 P: 12	R: 0 E: 0 K: 1 S: 7	H: 0 LOB: 1 BB: 1 P: 14	R: 0 E: 0 K: 1 S: 9	H: 1 LOB: 1 BB: 0 P: 12	R: 0 E: 0 K: 0 S: 4	H: 0 LOB: 0 BB: 0 P: 7	R: 1 E: 2 K: 1 S: 12	H: 1 LOB: 1 BB: 0 P: 19	R: 0 E: 0 K: 0 S: 9	H: 0 LOB: 0 BB: 0 P: 13	R: 0 E: 1 K: 0 S: 5	H: 0 LOB: 0 BB: 0 P: 8		R: 1 E: 0 K: 1 S: 11	H: 1 LOB: 1 BB: 1 P: 18	1B: 5 2B: 2 3B: 0 HR: 0	SF: 1 SAC: 0 DP: 1 HBP: 0	WP: 0 PB: 1 SB: 4 CS: 0	PA: 38		
PITCHER	IP	WLS	BF	H	R	ER	SO	BB	IBB	HBP	BLK	WP	HR	S	P	ERA	WHIP								
Mike Krukow, R ERA: 2.08 (1, 1)	6.0		27	6	3	2	3	2	0	0	0	0	0	50	80	3.00	1.333								
Atlee Hammaker, L ERA: 3.0 (7, 1)	2.0		6	0	0	0	0	0	0	0	0	0	0	14	21	0.00	0.000								
Scott Garretts, R ERA: 13.5 (9, 1)	1.0	L	5	1	1	1	1	1	0	0	0	0	0	11	18	9.00	2.000								

Batter	1	2	3	4	5	6	7	8	9	AB	R	H	RBI	BB	SO	LOB	BOTTOM								
Brett Butler, L OBP: 0.382, SLG: 0.618 (1, 8)										4	0	1	0	0	1	1	Cincinnati Reds @ San Francisco Giants Candlestick Park, San Francisco, CA Tue Apr 12 1988, 10:05 PM EDT Att: 14,045 - Unknown								
Kevin Mitchell, R OBP: 0.323, SLG: 0.600 (1, 5)										4	1	1	2	0	0	1									
Will Clark, L OBP: 0.281, SLG: 0.357 (1, 3)										4	0	1	0	0	2	0									
Candy Maldonado, R OBP: 0.407, SLG: 0.458 (1, 9)										4	0	2	0	0	1	1									
Joel Youngblood, R OBP: 0.125, SLG: 0.250 (1, 7)										3	0	0	0	0	0	2									
Bob Brenly, R OBP: 0.167, SLG: 0.417 (1, 2)										4	0	1	0	0	1	3									
Robby Thompson, R OBP: 0.250, SLG: 0.304 (1, 4)										4	0	0	0	0	2	3									
Jose Uribe, S OBP: 0.333, SLG: 0.320 (1, 6)										2	1	0	0	1	0	0									
Mike Krukow, R (1, 1)										1	0	0	0	0	0	0									
Phil Garner, R (6, PH)										1	0	0	0	0	1	0									
Atlee Hammaker, S (7, 1)										0	0	0	0	0	0	0									
Chris Speier, R OBP: 0.250, SLG: 0.500 Scott Garretts, R (9, 1)										1	1	1	1	0	0	0									
Inning Stats	R: 0 E: 0 K: 1 S: 12	H: 0 LOB: 0 BB: 0 P: 18	R: 0 E: 0 K: 2 S: 10	H: 1 LOB: 1 BB: 0 P: 13	R: 0 E: 0 K: 0 S: 8	H: 1 LOB: 1 BB: 0 P: 12	R: 0 E: 0 K: 0 S: 8	H: 0 LOB: 0 BB: 0 P: 11	R: 0 E: 0 K: 2 S: 12	H: 0 LOB: 0 BB: 0 P: 16	R: 0 E: 1 K: 1 S: 11	H: 1 LOB: 1 BB: 0 P: 16	R: 3 E: 0 K: 2 S: 16	H: 2 LOB: 0 BB: 1 P: 28	R: 0 E: 0 K: 0 S: 7	H: 1 LOB: 1 BB: 0 P: 10	1B: 5 2B: 1 3B: 0 HR: 1	SF: 0 SAC: 1 DP: 1 HBP: 0	WP: 0 PB: 0 SB: 0 CS: 0	PA: 34					
PITCHER	IP	WLS	BF	H	R	ER	SO	BB	IBB	HBP	BLK	WP	HR	S	P	ERA	WHIP								
Danny Jackson, L ERA: 2.12 (1, 1)	8.0		30	6	3	3	8	1	0	0	0	0	0	81	120	3.38	0.875								
John Franco, L ERA: (9, 1)	1.0	S	4	1	0	0	0	0	0	0	0	0	0	7	10	0.00	1.000								



Batter	1	2	3	4	5	6	7	8	9	AB	R	H	RBI	BB	SO	LOB	TOP				
Brett Butler, L OBP: 0.333, SLG: 0.511	2-2 6-3	0-2 G6-3		1-2 F7		0-0 B5-3	3-3 K			5	0	0	0	0	1	4	San Francisco Giants @ San Diego Padres Jack Murphy Stadium, San Diego, CA Fri Apr 15 1988, 10:05 PM EDT Att: 15,492 - Unknown - 65 F livebaseballscorecards.com				
Kevin Mitchell, R OBP: 0.286, SLG: 0.457	4-1 FC6-4 BB		1-0 F9	2-1 1B		1-3 K		0-1 5-3		4	0	1	0	1	1	0					
Will Clark, L OBP: 0.326, SLG: 0.432	1-1 FC6-4 HR		4-1 E S 1B BB	2-1 4-3			1-2 1B 1B	0-0 F8		4	3	1	0	1	0	3					
Candy Maldonado, R OBP: 0.405, SLG: 0.515	1-1 HR		0-1 F3		3-3 K		0-0 1B S 1B	4-1 BB		4	1	2	2	1	1	1					
Jeffrey Leonard, R OBP: 0.714, SLG: 1.000 Atlee Hammaker, S ERA: 10.8	2-2 2B		3-2 BB 1B	5-3 BB		4-1 5-3 BB	0-1 1B 2B 1B	3-3 BB K		3	1	3	2	1	0	0					
Robby Thomsson, R OBP: 0.294, SLG: 0.355	1-0 6-3		3-H 4-2 1B BB	1-2 BB		3-2 5-3	1-3 3-H 1B			4	1	0	0	1	1	4					
Jose Uribe, S OBP: 0.378, SLG: 0.333		0-0 E5	2-0 F9		4-0 1B IBB		4-1 2B IBB	2-0 FC6-4 1B		3	1	1	0	2	0	2					
Bob Melvin, R OBP: 0.167, SLG: 0.250		1-2 E3		1-1 1B SH2-4 1B		0-0 4-3	2-2 3-H 2B 2B	1-0 FC6-4 G6-3		5	1	2	2	0	0	4					
Rick Reuschel, R Mike Aldrete, L ERA: 10.8		2-3 K		0-0 SH2-4		1-3 K	2-2 2B	0-0 G6-3		2	0	0	0	0	2	2					
Inning Stats	R: 2 E: 0 K: 0 S: 12	H: 2 LOB: 1 BB: 1 P: 23	R: 0 E: 2 K: 1 S: 11	H: 0 LOB: 1 BB: 0 P: 14	R: 1 E: 0 K: 0 S: 11	H: 1 LOB: 2 BB: 2 P: 25	R: 0 E: 0 K: 1 S: 10	H: 2 LOB: 2 BB: 0 P: 16	R: 0 E: 0 K: 1 S: 11	H: 0 LOB: 0 BB: 0 P: 24	R: 0 E: 0 K: 2 S: 7	H: 0 LOB: 0 BB: 0 P: 9	R: 4 E: 0 K: 2 S: 21	H: 5 LOB: 1 BB: 1 P: 32	R: 0 E: 0 K: 1 S: 7	H: 0 LOB: 1 BB: 0 P: 14	R: 1 E: 2 K: 0 S: 4	H: 1 LOB: 0 BB: 0 P: 7	1B: 7 2B: 3 3B: 0 HR: 1	SF: 0 SAC: 1 DP: 2 HBP: 0	WP: 0 PA: 45 PB: 0 SB: 2 CS: 1
PITCHER	IP WLS BF H R ER SO BB IBB HBP BLK WP HR S P ERA WHIP	IP WLS BF H R ER SO BB IBB HBP BLK WP HR S P ERA WHIP																			
Mark Grant, R ERA: 4.5	(1, 1)	5.0	L	26	5	3	3	2	4	1	0	0	0	0	1	55	102	5.40	1.800		
Candy Sierra, R ERA: 10.8	(6, 1)	2.0		11	5	4	4	4	0	1	0	0	0	0	0	28	41	18.00	2.500		
Greg Booker, R ERA:	(8, 1)	2.0		8	1	1	0	1	1	0	0	0	0	0	0	11	21	0.00	1.000		

Batter	1	2	3	4	5	6	7	8	9	AB	R	H	RBI	BB	SO	LOB	BOTTOM		
Stan Jefferson, S OBP: 0.152, SLG: 0.194	2-2 F8		1-1 1-3		4-1 FC4-6 BB			1-1 6-3	1-2 4-3	4	0	0	0	1	0	1	San Francisco Giants @ San Diego Padres Jack Murphy Stadium, San Diego, CA Fri Apr 15 1988, 10:05 PM EDT Att: 15,492 - Unknown - 65 F livebaseballscorecards.com		
Tony Gwynn, L OBP: 0.293, SLG: 0.342	1-1 F9			3-2 F7	2-1 FC4-6			0-1 FC4-6 1B		4	0	1	0	0	0	2			
Randy Ready, R OBP: 0.375, SLG: 0.441	2-2 FC4-6 1B			2-1 HR		1-3 K		1-2 FC4-6 1B		4	1	2	1	0	1	1			
John Kruk, L OBP: 0.387, SLG: 0.483	1-1 FC4-6			1-0 1B		2-2 1-3		1-0 3-1		4	0	1	0	0	0	2			
Keith Moreland, R OBP: 0.395, SLG: 0.405		1-0 5-3		1-0 F7		2-1 L3			0-0 1B 1B	4	1	1	0	0	0	1			
Benito Santiago, R OBP: 0.324, SLG: 0.424		0-0 5-3		1-3 K			1-3 K		1-2 E 1B SF7 1B	4	1	1	0	0	2	1			
Chris Brown, R OBP: 0.227, SLG: 0.381		0-0 5-3			0-1 F8 1B		4-2 FC6-4 BB		1-3 K	3	0	1	0	1	1	2			
Garry Templeton, S OBP: 0.250, SLG: 0.333			2-2 L6		2-0 F8		2-3 K		1-2 E9 1B	4	0	1	1	0	1	2			
Inning Stats	R: 0 E: 0 K: 0 S: 11	H: 1 LOB: 0 BB: 0 P: 17	R: 0 E: 0 K: 0 S: 3	H: 0 LOB: 0 BB: 0 P: 4	R: 0 E: 0 K: 0 S: 7	H: 0 LOB: 0 BB: 0 P: 11	R: 1 E: 0 K: 1 S: 10	H: 2 LOB: 1 BB: 0 P: 18	R: 0 E: 0 K: 1 S: 9	H: 0 LOB: 0 BB: 0 P: 14	R: 0 E: 0 K: 2 S: 10	H: 0 LOB: 1 BB: 1 P: 17	R: 0 E: 1 K: 0 S: 8	H: 1 LOB: 1 BB: 0 P: 11	R: 2 E: 1 K: 1 S: 17	H: 3 LOB: 1 BB: 0 P: 24	1B: 7 2B: 0 3B: 0 HR: 1	SF: 1 SAC: 0 DP: 0 HBP: 0	WP: 0 PA: 37 PB: 0 SB: 0 CS: 0
PITCHER	IP WLS BF H R ER SO BB IBB HBP BLK WP HR S P ERA WHIP	IP WLS BF H R ER SO BB IBB HBP BLK WP HR S P ERA WHIP																	
Rick Reuschel, R ERA: 1.26	(1, 1)	6.0	W	23	4	1	1	2	1	0	0	0	0	0	0	49	84	1.50	0.833
Atlee Hammaker, L ERA: 2.7	(7, 1)	3.0	S	14	4	2	1	3	1	0	0	0	0	0	35	52	3.00	1.667	

Batter	1	2	3	4	5	6	7	8	9	AB	R	H	RBI	BB	SO	LOB	TOP										
Brett Butler, L (1, 8) OBP: 0.367, SLG: 0.532	4-2 CS BB		1-2 2B			1-0 B5-3		4-2 BB		2	0	1	0	2	0	0	San Francisco Giants @ San Diego Padres Jack Murphy Stadium, San Diego, CA Sat Apr 16, 1988, 10:05 PM EDT Att: 32,095 - Unknown - 60 F livebaseballscorecards.com										
Kevin Mitchell, R (1, 5) OBP: 0.283, SLG: 0.436	2-3 K		0-0 P3			0-0 CS 1B		2-3 K		4	0	1	0	0	2	4											
Will Clark, L (1, 3) OBP: 0.319, SLG: 0.488	0-0 HR			2-2 3-1		2-1 F9			0-0 F8	4	1	1	1	0	0	1											
Candy Maldonado, R (1, 9) OBP: 0.366, SLG: 0.459	1-1 4-3			2-2 5-3			0-0 6-3		0-3 K	4	0	0	0	0	1	0											
Jeffrey Leonard, R (1, 7) OBP: 0.455, SLG: 0.600		1-0 F8		0-2 L9			0-1 6-3		0-1 6-3	4	0	0	0	0	0	0											
Robby Thomsson, R (1, 4) OBP: 0.270, SLG: 0.324		1-2 6-3			1-3 K					3	0	0	0	0	1	0											
Jose Uribe, S (1, 6) OBP: 0.350, SLG: 0.306			2-3 K		0-1 6-3					3	0	0	0	0	2	0											
Bob Melvin, R (1, 2) OBP: 0.185, SLG: 0.259			0-3 K		2-2 1B					3	0	1	0	0	1	0											
Dave Dravecky, R (1, 1) OBP: 0.300, SLG: 0.333			1-2 F8		1-2 G3					2	0	0	0	0	0	1											
Joe Price, R (8, 1) OBP: 0.357, SLG: 0.366								4-2 BB		0	0	0	0	0	0	0											
Don Robinson, R (8, 1) OBP: 0.357, SLG: 0.366										0	0	0	0	0	0	0											
Inning Stats	R: 1 E: 0 K: 1 S: 9	H: 1 LOB: 0 BB: 1 P: 15	R: 0 E: 0 K: 1 S: 9	H: 0 LOB: 0 BB: 0 P: 13	R: 0 E: 0 K: 1 S: 11	H: 1 LOB: 1 BB: 0 P: 13	R: 0 E: 0 K: 0 S: 12	H: 0 LOB: 0 BB: 0 P: 16	R: 0 E: 0 K: 1 S: 12	H: 1 LOB: 1 BB: 0 P: 15	R: 0 E: 0 K: 0 S: 5	H: 0 LOB: 0 BB: 0 P: 7	R: 0 E: 0 K: 0 S: 4	H: 0 LOB: 0 BB: 0 P: 5	R: 0 E: 0 K: 2 S: 15	H: 0 LOB: 2 BB: 2 P: 26	R: 0 E: 0 K: 1 S: 7	H: 0 LOB: 0 BB: 0 P: 7	1B: 2 2B: 2 3B: 0 HR: 1	SF: 0 SAC: 0 DP: 1 HBP: 0	WP: 0 PB: 0 SB: 1 CS: 2	PA: 32					
PITCHER	IP	WLS	BF	H	R	ER	SO	BB	IBB	HBP	BLK	WP	HR	S	P	ERA	WHIP										
Ed Whitson, R (1, 1) ERA: 2.84	7.0		24	4	1	1	4	1	0	0	0	0	1	62	84	1.29	0.714										
Mark Davis, L (8, 1) ERA: 1.54	2.0	W	8	0	0	0	3	2	0	0	0	0	0	22	33	0.00	1.000										

Batter	1	2	3	4	5	6	7	8	9	AB	R	H	RBI	BB	SO	LOB	BOTTOM										
Stan Jefferson, S (1, 8) OBP: 0.162, SLG: 0.200	0-1 4-3		0-3 K							4	0	1	0	0	2	3	San Francisco Giants @ San Diego Padres Jack Murphy Stadium, San Diego, CA Sat Apr 16, 1988, 10:05 PM EDT Att: 32,095 - Unknown - 60 F livebaseballscorecards.com										
Tony Gwynn, L (1, 9) OBP: 0.295, SLG: 0.341	0-1 BLK 1B		3-3 K			1-1 F7		0-0 SH1-3 1B		3	0	1	0	0	1	1											
Randy Ready, R (1, 4) OBP: 0.341, SLG: 0.395	0-1 P7			3-2 F8		1-1 F7		3-3 K		4	0	0	0	0	1	2											
Keith Moreland, R (1, 7) OBP: 0.357, SLG: 0.366	1-0 P8			1-1 F9		1-1 P3		0-2 5-3		4	0	0	0	0	0	2											
Carmelo Martinez, R (1, 3) OBP: 0.105, SLG: 0.111		1-2 P3		2-1 P3			0-3 K			3	0	0	0	0	1	0											
John Kruk, L (8, PH) OBP: 0.450, SLG: 0.600									0-1 HR	1	1	1	1	0	0	0											
Benito Santiago, R (1, 2) OBP: 0.324, SLG: 0.417		0-0 P9			2-1 FC6-4 1B		0-1 6-3			3	0	1	0	0	0	0											
Chris Brown, R (1, 5) OBP: 0.280, SLG: 0.391		1-0 5-3			4-1 FC6-4 1B		0-0 3B 1B			2	1	1	0	1	0	0											
Garry Templeton, S (1, 6) OBP: 0.296, SLG: 0.444			1-2 SH1-3 1B		0-0 FC6-4 SH1-3		0-1 1B 3B			3	0	2	1	0	0	2											
Ed Whitson, R (1, 1) ERA: 2.25			0-1 SH1-3		0-0 SH1-3		0-2 P3			0	0	0	0	0	0	0											
Dickie Thon, R (7, PH) OBP: 0.250, SLG: 0.214										1	0	0	0	0	0	1											
Mark Davis, L (8, 1) ERA: 1.35			1-2							0	0	0	0	0	0	0											
Inning Stats	R: 0 E: 0 K: 0 S: 7	H: 1 LOB: 1 BB: 0 P: 8	R: 0 E: 0 K: 0 S: 7	H: 0 LOB: 0 BB: 0 P: 9	R: 0 E: 0 K: 2 S: 14	H: 1 LOB: 1 BB: 0 P: 18	R: 0 E: 0 K: 0 S: 10	H: 0 LOB: 0 BB: 0 P: 16	R: 0 E: 0 K: 1 S: 10	H: 1 LOB: 2 BB: 1 P: 18	R: 0 E: 0 K: 0 S: 6	H: 0 LOB: 0 BB: 0 P: 9	R: 1 E: 0 K: 1 S: 13	H: 2 LOB: 1 BB: 0 P: 13	R: 0 E: 0 K: 1 S: 9	H: 1 LOB: 1 BB: 0 P: 14	R: 1 E: 0 K: 0 S: 2	H: 1 LOB: 0 BB: 0 P: 2	1B: 5 2B: 0 3B: 1 HR: 1	SF: 0 SAC: 3 DP: 0 HBP: 0	WP: 0 PB: 0 SB: 0 CS: 0	PA: 32					
PITCHER	IP	WLS	BF	H	R	ER	SO	BB	IBB	HBP	BLK	WP	HR	S	P	ERA	WHIP										
Dave Dravecky, L (1, 1) ERA: 2.25	7.0		27	5	1	1	4	1	0	0	1	0	0	67	91	1.29	0.857										
Joe Price, L (8, 1) ERA: 1.35	0.1		2	1	0	0	0	0	0	0	0	0	0	3	5	0.00	3.000										
Don Robinson, R (8, 1) ERA: 1.35	0.2	L	3	1	1	1	1	0	0	0	0	0	1	8	11	13.50	1.500										



Batter	1	2	3	4	5	6	7	8	9	AB	R	H	RBI	BB	SO	LOB	TOP										
Brett Butler, L (1, 8) OBP: 0.370, SLG: 0.500	2-3 K		0-3 K		4-0 HR BB		4-1 BB		1-2 6-3	3	1	0	0	2	2	0	San Francisco Giants @ San Diego Padres Jack Murphy Stadium, San Diego, CA Sun Apr 17 1988, 6:33 AM EDT Att: 15,194 - Cloudy - 68 F										
Kevin Mitchell, R (1, 5) OBP: 0.294, SLG: 0.442	1-0 6-3		4-0 BB BB		1-3 K		2-3 K		0-0 HR 2B	4	1	1	0	1	2	3											
Will Clark, L (1, 3) OBP: 0.365, SLG: 0.591	1-2 6-3		4-2 BB		2-0 HR 1-H 2-H			3-2 FC4 1B 2B	4-0 HR IBB	3	3	2	3	2	0	0											
Candy Maldonado, R (1, 9) OBP: 0.370, SLG: 0.524		3-2 1B FC5-2 1B	3-3 K		2-2 F9			0-0 FC4 1B S	0-2 HR	5	2	2	3	0	1	3											
Jeffrey Leonard, R (1, 7) OBP: 0.438, SLG: 0.533		1-0 BB FC5-2 G1-2-3 1B		1-3 K		0-0 P5		1-2 E S CS 1B	0-1 P6	5	0	2	1	0	1	0											
Chris Speier, R (1, 4) OBP: 0.222, SLG: 0.250		0-0 FC5-2 BB		0-0 1-3		1-0 5-3		1-2 3-H 1-3 K		4	0	0	0	0	1	3											
Jose Uribe, S (1, 6) OBP: 0.341, SLG: 0.282		4-1 1-2 2-3 BB		1-0 6-3		2-2 G3		1-3 K		3	0	0	0	1	1	0											
Bob Melvin, R (1, 2) OBP: 0.226, SLG: 0.387		0-2 G1-2-3			1-1 HR SH1-4 1B		1-1 P6		1-0 HR	4	2	2	1	0	0	3											
Kelly Downs, R (1, 1) Mike Aldrete, L (7, PH) Scott Garrelts, R (7, 1)			0-0 5-3		0-1 SH1-4		2-2 6-3		2-3 K	1	0	0	0	0	0	0	GIANTS										
Inning Stats	R: 0 E: 0 K: 1 S: 9	H: 0 LOB: 0 BB: 0 P: 13	R: 0 E: 0 K: 0 S: 10	H: 2 LOB: 2 BB: 1 P: 18	R: 0 E: 0 K: 2 S: 9	H: 0 LOB: 2 BB: 2 P: 20	R: 0 E: 0 K: 1 S: 5	H: 0 LOB: 0 BB: 0 P: 7	R: 3 E: 0 K: 1 S: 12	H: 2 LOB: 0 BB: 1 P: 22	R: 0 E: 0 K: 0 S: 5	H: 0 LOB: 1 BB: 1 P: 8	R: 0 E: 0 K: 1 S: 11	H: 0 LOB: 1 BB: 1 P: 20	R: 2 E: 0 K: 2 S: 15	H: 2 LOB: 2 BB: 0 P: 21		R: 4 E: 0 K: 1 S: 13	H: 3 LOB: 0 BB: 1 P: 21	1B: 4 2B: 3 3B: 0 HR: 3	SF: 0 SAC: 1 DP: 2 HBP: 0	WP: 0 PA: 41 PB: 0 SB: 3 CS: 1					
PITCHER	IP	WLS	BF	H	R	ER	SO	BB	IBB	HBP	BLK	WP	HR	S	P	ERA	WHIP										
Andy Hawkins, R (1, 1) ERA: 8.75	7.0		30	5	4	4	6	5	0	0	0	0	1	65	115	5.14	1.429										
Lance McCullers, R (8, 1) ERA: 7.27	2.0	L	11	4	5	4	3	0	1	0	0	0	2	24	35	18.00	2.000										

Batter	1	2	3	4	5	6	7	8	9	AB	R	H	RBI	BB	SO	LOB	BOTTOM										
Tim Flannery, L (1, 4) OBP: 0.267, SLG: 0.267	1-2 S 2B 1B		0-0 WP 1B		0-2 4-3			2-3 K		4	1	2	0	0	1	0	San Francisco Giants @ San Diego Padres Jack Murphy Stadium, San Diego, CA Sun Apr 17 1988, 6:33 AM EDT Att: 15,194 - Cloudy - 68 F										
Tony Gwynn, L (1, 9) OBP: 0.304, SLG: 0.333	4-0 BB		0-3 K		0-0 5-3		1-3 K			0	1	0	0	1	0	0											
Stan Jefferson, S (3, PH) OBP: 0.154, SLG: 0.189	1-2 2B BB		0-3 K		0-0 5-3		1-3 K			3	0	0	0	0	2	1											
John Kruk, L (1, 3) OBP: 0.389, SLG: 0.545	1-0 F7		3-3 K		4-1 HR BB		0-0 4-3			3	1	0	0	1	1	3											
Keith Moreland, R (1, 7) OBP: 0.348, SLG: 0.356	0-1 F7		3-2 5-3		0-0 F3		0-1 G4-6-3 1B			4	0	1	0	0	0	4											
Marvell Wynne, L (1, 8) OBP: 0.429, SLG: 1.000	3-1 1-H 2-H 2B		2-0 F5		1-0 HR		1-0 G4-6-3		1-2 F9	4	1	2	4	0	0	1											
Chris Brown, R (1, 5) OBP: 0.241, SLG: 0.333	1-1 5-3		2-1 1-3		1-1 F3		1-2 F9			4	0	0	0	0	0	1											
Garry Templeton, S (1, 6) OBP: 0.267, SLG: 0.400		1-0 6-3		0-1 P5		0-1 F7				3	0	0	0	0	0	0											
Mark Parent, R (1, 2) OBP: 0.250, SLG: 0.250		3-3 K		0-1 5-3		1-0 F7				3	0	0	0	0	1	0											
Andy Hawkins, R (1, 1) Lance McCullers, S (8, 1)		0-0 4-3		0-0 P6		2-1 6-3				3	0	0	0	0	0	0	SD										
Inning Stats	R: 2 E: 0 K: 0 S: 11	H: 2 LOB: 1 BB: 1 P: 20	R: 0 E: 0 K: 1 S: 5	H: 0 LOB: 0 BB: 0 P: 9	R: 0 E: 0 K: 2 S: 11	H: 1 LOB: 1 BB: 0 P: 17	R: 0 E: 0 K: 0 S: 5	H: 0 LOB: 0 BB: 0 P: 9	R: 0 E: 0 K: 0 S: 6	H: 0 LOB: 0 BB: 0 P: 6	R: 2 E: 0 K: 0 S: 6	H: 1 LOB: 0 BB: 1 P: 12	R: 0 E: 0 K: 0 S: 5	H: 0 LOB: 0 BB: 0 P: 8	R: 0 E: 0 K: 2 S: 8	H: 0 LOB: 0 BB: 0 P: 11		R: 0 E: 0 K: 0 S: 6	H: 1 LOB: 0 BB: 0 P: 8	1B: 3 2B: 1 3B: 0 HR: 1	SF: 0 SAC: 0 DP: 1 HBP: 0	WP: 1 PA: 33 PB: 0 SB: 1 CS: 0					
PITCHER	IP	WLS	BF	H	R	ER	SO	BB	IBB	HBP	BLK	WP	HR	S	P	ERA	WHIP										
Kelly Downs, R (1, 1) ERA: 4.0	6.0		24	4	4	4	3	2	0	0	0	0	1	44	73	6.00	1.000										
Scott Garrelts, R (7, 1) ERA: 7.04	3.0	W	9	1	0	0	2	0	0	0	0	0	0	19	27	0.00	0.333										

Batter	1	2	3	4	5	6	7	8	9	10	11	12	AB	R	H	RBI	BB	SO	LOB	TOP								
Brett Butler, L OBP: 0.363, SLG: 0.491 (1.8)	0-1 WP SF8 1B		1-1 G3			4-2 CS E BB	2-3 K		3-3 K			0-1 2B 1B	5	2	2	0	1	2	4									
Kevin Mitchell, R OBP: 0.281, SLG: 0.417 (1.5)	3-1 1B		0-0 F8			0-0 E5 CS				1-0 6-3		0-0 SF8	5	0	1	1	0	1	1									
Will Clark, L OBP: 0.362, SLG: 0.580 (1.3)	2-3 K			1-1 F7		2-3 K		1-1 1B		1-3 K		2-0 1B 1B 2B	6	1	2	1	0	3	4									
Candy Maldonado, R OBP: 0.346, SLG: 0.489 (1.9)	2-2 SF8		1-1 3-1			0-0 F9		2-0 L7		0-1 6-3		3-0 1B 1B 2B	5	0	1	1	0	0	3									
Jeffrey Leonard, R OBP: 0.409, SLG: 0.524 (1.7)	3-H K		1-2 F8			1-2 2B 2B		0-0 L9				1-1 1B	6	1	2	1	0	2	2									
Joe Price, R (12.1)													0	0	0	0	0	0	0									
Bob Brenly, R OBP: 0.278, SLG: 0.529 (1.2)		1-2 F6			0-1 G4-6-3 2B		0-1 2B 2B		1-1 4-3 SH1-4 1B		1-0 F9	1-0 L3	3	0	2	1	0	0	0									
Mark Wasinger, R (7, PR)													0	1	0	0	0	0	0									
Bob Melvin, R OBP: 0.236, SLG: 0.382 (7.2)													3	0	1	0	0	0	2									
Robby Thompson, R OBP: 0.300, SLG: 0.361 (1.4)		1-0 6-3			4-2 G4-6-3 BB		1-2 SH1-4 2B		0-1 SH1-4		2-3 K		2	0	1	1	1	0	0									
Chris Spoeer, R OBP: 0.200, SLG: 0.222 (7.4)													1	0	0	0	0	1	0									
Jose Uribe, S OBP: 0.333, SLG: 0.279 (1.8)		1-0 F9			0-2 G4-6-3 BB		0-1 SH1-4		1-1 4-3			0-1 1B WP SF8 1B	4	1	1	0	0	0	3									
Mike Krukow, R (1.1)					2-2 F6		1-1 B1-3		4-2 BB			2-0 F4	3	0	0	0	0	1	3									
Don Robinson, R (7.1)													0	0	0	0	0	0	0									
Joel Youngblood, R (9.1)													0	0	0	0	0	0	0									
Craig Lefferts, L (9.1)													0	0	0	0	0	0	0									
Mike Aldrete, L OBP: 0.333, SLG: 0.333 (12.7)													1	0	0	0	0	0	1									
Inning Stats	R: 1 E: 0 K: 2 S: 15	H: 2 LOB: 1 BB: 0 P: 23	R: 0 E: 0 K: 5 S: 5	H: 0 LOB: 0 BB: 8 P: 8	R: 0 E: 0 K: 1 S: 6	H: 0 LOB: 0 BB: 8 P: 8	R: 0 E: 0 K: 0 S: 8	H: 0 LOB: 0 BB: 11 P: 11	R: 0 E: 0 K: 0 S: 10	H: 1 LOB: 1 BB: 1 P: 16	R: 0 E: 1 K: 1 S: 7	H: 0 LOB: 1 BB: 1 P: 13	R: 2 E: 0 K: 1 S: 15	H: 3 LOB: 2 BB: 0 P: 19	R: 0 E: 0 K: 1 S: 9	H: 1 LOB: 1 BB: 0 P: 14	R: 0 E: 0 K: 1 S: 11	H: 1 LOB: 2 BB: 1 P: 20	R: 0 E: 0 K: 1 S: 6	H: 0 LOB: 0 BB: 8 P: 8	R: 0 E: 0 K: 2 S: 7	H: 0 LOB: 0 BB: 0 P: 11	R: 3 E: 0 K: 0 S: 11	H: 5 LOB: 2 BB: 0 P: 20	1B: 8 2B: 5 3B: 0 HR: 0	SF: 2 SAC: 2 DP: 1 HBP: 0	WP: 2 PB: 0 SB: 0 CS: 2	PA: 51
PITCHER	IP WLS BF H R ER SO BB IBB HBP BLK WP HR S P ERA WHIP	Tom Browning, L (1.1) ERA: 3.6	Rob Murphy, L (7.1) ERA: 0.9	Jose Rijo, R (8.1) ERA: 3.6	John Franco, L (10.1) ERA: 3.6	Pat Perry, L (12.1) ERA: 7.94	PITCHER	IP WLS BF H R ER SO BB IBB HBP BLK WP HR S P ERA WHIP	Frank Williams, R (12.1) ERA: 4.05																			

San Francisco Giants @ Cincinnati Reds
Riverfront Stadium, Cincinnati, OH
Mon Apr 18 1988, 7:05 PM EDT
Att. 15,228 - Unknown - 50 F

AB	44
R	6
H	13
RBI	6
BB	3
SO	10
LOB	23





Batter	1	2	3	4	5	6	7	8	9	10	11	12	AB	R	H	RBI	BB	SO	LOB	BOTTOM								
Barry Larkin, R OBP: 0.388, SLG: 0.475 (1.8)	0-1 5-3		0-1 6-3		2-2 F9		0-0 E1 2B 1B	4-0 BB		2-2 F8		1-0 F6	6	1	1	0	1	0	3									
Jeff Treadway, L OBP: 0.280, SLG: 0.311 (1.4)	2-2 F6		1-3 K			1-1 F9 FC6 1B	2-2 K	0-0 F8			1-2 G3		6	1	2	1	0	1	3									
Kal Daniels, L OBP: 0.469, SLG: 0.680 (1.7)	2-1 WP S 1B		1-3 K			4-2 E S BB	3-H K	4-0 IBB		2-3 K		1-3 K	4	0	1	0	2	3	0									
Eric Davis, R OBP: 0.355, SLG: 0.294 (1.8)	4-1 S BB			2-3 K		3-1 F9	3-3 K	2-2 F9		2-2 F9		0-0 S 1B	5	0	1	0	1	2	4									
Nick Esasky, R OBP: 0.232, SLG: 0.270 (1.3)	3-0 S BB		3-1 FC4-6 1B			3-2 FC6	1-3 K		1-1 L4		4-1 BB		3	0	1	1	0	1	3									
Jose Rijo, R (8.1)													0	0	0	0	0	0	0									
Dave Concepcion, R (9.1)													1	0	0	0	0	0	0									
John Franco, L (10.1)													0	0	0	0	0	0	0									
Lloyd McClendon, L OBP: 0.266, SLG: 0.333 (11.1)													0	0	0	0	0	0	0									
Pat Perry, L (12.1)													0	0	0	0	0	0	0									
Bo Diaz, R OBP: 0.216, SLG: 0.412 (1.2)	3-2 F2		1-3 K			1-1 F2		0-0 F8		2-2 F9		0-1 5-3	6	0	0	0	0	1	8									
Paul O'Neill, L OBP: 0.281, SLG: 0.233 (1.9)		0-0 6-3			0-1 FC4-6		0-0 L9		2-0 BB 1B		2-0 S 1B		4	0	1	0	0	0	3									
Tracy Jones, R OBP: 0.333, SLG: 0.286 (9.9)													2	0	2	0	0	0	0									
Chris Sabo, R OBP: 0.302, SLG: 0.450 (1.5)		0-2 L6			0-1 1-3		0-0 K		1-0 BB 1B		1-2 F9		6	1	2	1	0	0	2									
Tom Browning, L (1.1)																												
Rob Murphy, L (7.1)																												
Leo Garcia, L OBP: 0.300, SLG: 0.333 (7.7PH)																												
Dave Collins, S OBP: 0.308, SLG: 0.100 (8.3)																												
Inning Stats	R: 0 E: 0 K: 0 S: 14	H: 1 LOB: 3 BB: 1 P: 26	R: 0 E: 0 K: 0 S: 6	H: 0 LOB: 0 BB: 0 P: 7	R: 0 E: 0 K: 2 S: 10	H: 0 LOB: 0 BB: 0 P: 10	R: 0 E: 0 K: 2 S: 10	H: 1 LOB: 1 BB: 0 P: 16	R: 0 E: 0 K: 0 S: 7	H: 0 LOB: 0 BB: 0 P: 9	R: 1 E: 1 K: 0 S: 14	H: 1 LOB: 2 BB: 1 P: 24	R: 2 E: 1 K: 2 S: 13	H: 3 LOB: 2 BB: 1 P: 24	R: 0 E: 0 K: 0 S: 6	H: 2 LOB: 3 BB: 1 P: 14	R: 0 E: 0 K: 1 S: 8	H: 0 LOB: 0 BB: 0 P: 13	R: 0 E: 0 K: 1 S: 15	H: 1 LOB: 2 BB: 1 P: 25	R: 0 E: 0 K: 1 S: 11	H: 1 LOB: 2 BB: 1 P: 17	R: 0 E: 0 K: 1 S: 10	H: 1 LOB: 1 BB: 0 P: 15	1B: 9 2B: 1 3B: 0 HR: 1	SF: 0 SAC: 0 DP: 0 HBP: 1	WP: 1 PB: 0 SB: 0 CS: 0	PA: 55
PITCHER	IP WLS BF H R ER SO BB IBB HBP BLK WP HR S P ERA WHIP	Mike Krukow, R (1.1) ERA: 2.33	Don Robinson, R (7.1) ERA: 1.08	Craig Lefferts, L (9.1) ERA: 1.08	Joe Price, L (12.1) ERA: 1.00	PITCHER	IP WLS BF H R ER SO BB IBB HBP BLK WP HR S P ERA WHIP	Frank Williams, R (12.1) ERA: 4.05																				

San Francisco Giants @ Cincinnati Reds
Riverfront Stadium, Cincinnati, OH
Mon Apr 18 1988, 7:05 PM EDT
Att. 15,228 - Unknown - 50 F

AB	48
R	3
H	11
RBI	3
BB	6
SO	9
LOB	29



Batter	1	2	3	4	5	6	7	8	9	AB	R	H	RBI	BB	SO	LOB	TOP					
Brett Butler, L OBP: 0.375, SLG: 0.475 Scott Garrelts, R (8, 1)	0-0 4-3		2-2 1-3			3-2 CS 1B		2-2 4-3		4	0	1	0	0	0	0	San Francisco Giants @ Cincinnati Reds Riverfront Stadium, Cincinnati, OH Tue Apr 19 1988, 7:05 PM EDT Att: 15,430 - Unknown - 50 F AB 29 R 0 H 4 RBI 0 BB 3 SO 4 LOB 9 					
Kevin Mitchell, R OBP: 0.295, SLG: 0.400	4-2 BB			1-2 5-3		4-2 1B 1-2 BB		2-0 F9		2	0	0	0	2	0							
Will Clark, L OBP: 0.355, SLG: 0.556	1-1 L8			1-1 F6		3-2 1B			1-1 4-3	4	0	1	0	0	0							
Candy Maldonado, R OBP: 0.321, SLG: 0.451	1-0 F8			0-2 F7		1-3 K			0-0 F9	4	0	0	0	0	1							
Jeffrey Leonard, R OBP: 0.385, SLG: 0.458		0-3 K			4-1 G1-6-3 1B BB				0-0 6-3	3	0	0	0	1	1							
Robby Thompson, R OBP: 0.326, SLG: 0.410 Chris Speier, R OBP: 0.200, SLG: 0.222		0-1 6-3			1-2 1B G1-6-3					3	0	2	0	0	0							
Jose Uribe, S OBP: 0.314, SLG: 0.261		1-0 5-3			0-0 G1-6-3					3	0	0	0	0	0							
Bob Melvin, R OBP: 0.216, SLG: 0.351			3-2 F7		2-3 K					3	0	0	0	0	1							
Michael LaCoss, R OBP: 0.250, SLG: 0.250 Mark Wasinger, R (6, PH) Joe Price, R (6, 1) Joel Youngblood, R OBP: 0.333, SLG: 0.300 (8, 8)			1-3 K			1-2 5-3			0-0 F8	1	0	0	0	0	1							
Inning Stats	R: 0 E: 0 K: 0 S: 6	H: 0 LOB: 1 BB: 1 P: 12	R: 0 E: 0 K: 1 S: 6	H: 0 LOB: 0 BB: 0 P: 7	R: 0 E: 0 K: 1 S: 10	H: 0 LOB: 0 BB: 0 P: 16	R: 0 E: 0 K: 0 S: 8	H: 0 LOB: 0 BB: 0 P: 10	R: 0 E: 0 K: 1 S: 8	H: 1 LOB: 1 BB: 1 P: 15	R: 0 E: 0 K: 0 S: 19	H: 2 LOB: 2 BB: 1 P: 31	R: 0 E: 0 K: 0 S: 7	H: 1 LOB: 1 BB: 0 P: 9	R: 0 E: 0 K: 0 S: 6	H: 0 LOB: 0 BB: 0 P: 10		R: 0 E: 0 K: 0 S: 4	H: 0 LOB: 0 BB: 0 P: 5	1B: 3 2B: 1 3B: 0 HR: 0	SF: 0 SAC: 0 DP: 1 HBP: 0	WP: 0 PB: 0 SB: 0 CS: 1
PITCHER Dennis Rasmussen, L ERA: 4.82	IP: 9.0 WLS: W BF: 32 H: 4 R: 0 ER: 0 SO: 4 BB: 3 IBB: 0 HBP: 0 BLK: 0 WP: 0 HR: 0 S: 74 P: 115 ERA: 0.00 WHIP: 0.778											PITCHER	IP: 0 WLS: 0 BF: 0 H: 0 R: 0 ER: 0 SO: 0 BB: 0 IBB: 0 HBP: 0 BLK: 0 WP: 0 HR: 0 S: 0 P: 0 ERA: 0.00 WHIP: 0.00									

Batter	1	2	3	4	5	6	7	8	9	AB	R	H	RBI	BB	SO	LOB	BOTTOM					
Barry Larkin, R OBP: 0.400, SLG: 0.524 Dave Concepcion, R OBP: 0.389, SLG: 0.375 (7, 6)	1-0 HR		4-0 WP S 1B BB	3-1 6-3		0-0 L6 HBP 1B		3-3 K		2	2	1	1	1	0	0	San Francisco Giants @ Cincinnati Reds Riverfront Stadium, Cincinnati, OH Tue Apr 19 1988, 7:05 PM EDT Att: 15,430 - Unknown - 50 F AB 31 R 8 H 9 RBI 8 BB 5 SO 5 LOB 14 					
Chris Sabo, R OBP: 0.340, SLG: 0.512	0-1 F9 2B		1-1 5-3		0-2 G6-4-3 2B	1-2 HBP				3	0	2	0	0	0							
Kal Daniels, L OBP: 0.471, SLG: 0.654	4-1 CS BB		4-2 1B BB		1-0 FC1 G6-4-3	0-0 L6				2	1	0	0	2	0							
Eric Davis, R OBP: 0.348, SLG: 0.278	1-0 F9		4-1 1B BB		0-0 G6-4-3		1-3 K			3	1	0	0	1	1							
Nick Esasky, R OBP: 0.333, SLG: 0.366	0-3 K		3-2 1B BB		2-1 F9		3-2 HR			4	2	2	4	0	1							
Bo Diaz, R OBP: 0.236, SLG: 0.418		0-2 L9		0-0 1B		1-2 BB 1B		0-1 6-3		4	1	2	1	0	0							
Paul O'Neill, L OBP: 0.250, SLG: 0.222 Tracy Jones, R OBP: 0.313, SLG: 0.267 (6, PH) (7, 9)		1-1 4-3		0-2 4-3		3-1 F6		0-0 F3		2	0	0	0	0	0							
Jeff Treadway, L OBP: 0.278, SLG: 0.292		2-3 K		1-2 6-3		4-1 1B BB		0-0 3-1		3	1	0	0	1	1							
Dennis Rasmussen, L OBP: 0.143, SLG: 0.143			1-3 K		0-0 L7		2-0 HBP 1B		1-1 4-3	4	0	1	1	0	1							
Inning Stats	R: 1 E: 0 K: 1 S: 8	H: 2 LOB: 1 BB: 1 P: 14	R: 0 E: 0 K: 1 S: 9	H: 0 LOB: 0 BB: 0 P: 12	R: 4 E: 0 K: 1 S: 16	H: 2 LOB: 1 BB: 3 P: 33	R: 0 E: 0 K: 0 S: 7	H: 0 LOB: 0 BB: 0 P: 11	R: 0 E: 0 K: 0 S: 7	H: 1 LOB: 1 BB: 0 P: 10	R: 2 E: 0 K: 0 S: 11	H: 3 LOB: 2 BB: 1 P: 22	R: 1 E: 0 K: 1 S: 9	H: 1 LOB: 0 BB: 0 P: 13	R: 0 E: 0 K: 1 S: 7	H: 0 LOB: 0 BB: 0 P: 11		R: 0 E: 0 K: 1 S: 7	H: 0 LOB: 0 BB: 0 P: 11	1B: 5 2B: 3 3B: 0 HR: 2	SF: 0 SAC: 0 DP: 2 HBP: 1	WP: 1 PB: 0 SB: 1 CS: 1
PITCHER Michael LaCoss, R ERA: 4.5 Joe Price, L ERA: 4.26 Scott Garrelts, R ERA: 6.23	IP: 5.0 WLS: L BF: 23 H: 5 R: 5 ER: 5 SO: 3 BB: 4 IBB: 0 HBP: 0 BLK: 0 WP: 1 HR: 1 S: 47 P: 80 ERA: 9.00 WHIP: 1.800											PITCHER	IP: 0 WLS: 0 BF: 0 H: 0 R: 0 ER: 0 SO: 0 BB: 0 IBB: 0 HBP: 0 BLK: 0 WP: 0 HR: 0 S: 0 P: 0 ERA: 0.00 WHIP: 0.000									

Batter	1	2	3	4	5	6	7	8	9	10	11	12	AB	R	H	RBI	BB	SO	LOB	TOP				
Brett Butler, L OBP: 0.360, SLG: 0.435 (1, 8)	3-2 F3		3-2 F9		1-0 F9	3-2 FC6		0-1 SH1-4 1B		1-0 G3			6	0	1	1	0	0	2					
Chris Speier, R OBP: 0.350, SLG: 0.250 (12, 4)	1-2 1B		3-1 F7		2-1 F9			0-0 SH1-4		4-1 BB			3	0	1	0	2	0	0					
Will Clark, L OBP: 0.384, SLG: 0.571 (1, 3)	3-2 3B		3-1 1B					1-2 4-3		1-0 F6			6	1	3	0	0	1	5					
Candy Maldonado, R OBP: 0.313, SLG: 0.417 (1, 9)	2-0 F6		1-3 K					2-3 K					5	0	1	0	1	1	3					
Mike Aldrete, L OBP: 0.383, SLG: 0.425 (1, 7)		1-2 F9		0-0 F8		1-1 2B		0-2 1B		0-2 FC4-6		1-2 F7	6	1	2	1	0	0	2					
Robby Thompson, R OBP: 0.350, SLG: 0.458 Joe Price, R (11, 1)		4-2 HR		1-1 BLK		2-0 1B		2-3 K		1-0 1-3		2-1 F8	5	2	2	1	1	1	2					
Jose Uribe, S OBP: 0.311, SLG: 0.285 (1, 6)		2-3 K		2-1 6-3		2-1 1B		4-0 IBB		2-2 6-3		1-1 F9	5	1	1	1	1	1	2					
Bob Melvin, R OBP: 0.233, SLG: 0.419 (1, 2)		3-1 HR		1-1 F8		1-0 FC6		1-3 K		3-1 1-3		1-3 K	6	1	2	2	0	2	4					
Dave Dravecky, R OBP: 0.351, SLG: 0.458 Harry Spilman, L Jeff Treadway, L Craig Lefferts, L Don Robinson, R Joe Price, L Mark Weinger, R		0-0 6-3		1-1 F3		1-0 FC6		1-2 5-3		2-2 F8		0-0 F3												
Inning Stats	R: 0 E: 0 K: 0 S: 14	H: 2 LOB: 1 BB: 0 P: 23	R: 2 E: 0 K: 1 S: 11	H: 1 LOB: 1 BB: 1 P: 21	R: 0 E: 0 K: 0 S: 7	H: 1 LOB: 0 BB: 0 P: 11	R: 0 E: 0 K: 0 S: 5	H: 0 LOB: 0 BB: 0 P: 9	R: 4 E: 0 K: 1 S: 19	H: 6 LOB: 3 BB: 1 P: 37	R: 0 E: 0 K: 2 S: 16	H: 2 LOB: 3 BB: 1 P: 24	R: 0 E: 0 K: 0 S: 6	H: 0 LOB: 0 BB: 0 P: 12	R: 0 E: 0 K: 0 S: 8	H: 0 LOB: 1 BB: 1 P: 16	R: 0 E: 0 K: 0 S: 7	H: 0 LOB: 0 BB: 0 P: 12	R: 0 E: 0 K: 1 S: 7	H: 0 LOB: 0 BB: 0 P: 9	1B: 10 2B: 2 3B: 1 HR: 1	SF: 0 SAC: 1 DP: 0 HBP: 0	WP: 0 PB: 0 SB: 2 CS: 0	PA: 54
PITCHER	IP WLS BF H R ER SO BB IBB HBP BLK WP HR S P ERA WHIP	IP WLS BF H R ER SO BB IBB HBP BLK WP HR S P ERA WHIP	Pat Perry, L ERA: 5.51 (10, 1)																					

San Francisco Giants @ Cincinnati Reds
Riverfront Stadium, Cincinnati, OH
Thu Apr 21 1988, 3:33 AM EDT
Att. 22,547 - Sunny - 65 F

AB 48
R 6
H 14
RBI 6
BB 5
SO 6
LOB 23



Batter	1	2	3	4	5	6	7	8	9	10	11	12	AB	R	H	RBI	BB	SO	LOB	BOTTOM								
Barry Larkin, R OBP: 0.363, SLG: 0.507 (1, 6)	1-0 F8	SAFE 2-1 HR	1-0 F7			2-2 F9		0-2 G3		SAFE 1-1 CS	1-0 F8		6	1	1	3	0	0	3									
Chris Sabo, R OBP: 0.351, SLG: 0.604 (1, 5)	2-2 HR	1-1 5-3		1-1 F7		0-0 1-3		2-2 5-3		0-0 F7			6	1	1	1	0	0	0									
Eric Davis, R OBP: 0.329, SLG: 0.270 (1, 8)	0-0 F8	0-0 5-3		1-3 K		1-1 F8		1-1 F4		0-1 6-3			6	0	0	0	0	1	0									
Nick Esasky, R OBP: 0.364, SLG: 0.460 (1, 3)	3-2 2B		3-2 HR		2-3 K			4-3 SH1-4 1B		4-0 2B		0-1 3B	5	2	4	1	1	1	0									
Dave Concepcion, R OBP: 0.348, SLG: 0.381 Jeff Treadway, L (7, PH) OBP: 0.310, SLG: 0.373 (8, 4)	2-2 4-3		0-0 5-3		0-0 2B		0-1 SH1-4		2-2 2B		SAFE 1-0 3B	3	0	1	0	0	0	1										
Tracy Jones, R OBP: 0.297, SLG: 0.235 (6, 7)		4-1 2B		1-1 6-3		2-3 K2-3		0-0 4-3		1-1 L7			3	1	0	0	1	1	2									
John Franco, L (8, 1)		2B											0	0	0	0	0	0	0									
Bo Diaz, R OBP: 0.232, SLG: 0.411 Pat Perry, L (10, 1)		E						2-3 K					1	0	0	0	0	0	2									
Terry McGriff, R OBP: 0.438, SLG: 0.667 (1, 2)		SAFE 2-0 HR		4-2 WP		1-3 K		1-3 K		3-2 F8			4	1	1	0	1	2	2									
Lloyd McClendon, R OBP: 0.556, SLG: 0.200 Leo Garcia, L (5, PR) OBP: 0.250, SLG: 0.273 (6, 9)		2-2 F8		SAFE 4-2 WP		4-0 IBB		2-3 K		2-2 F7			1	0	0	0	1	0	2									
Mario Soto, R OBP: 0.200, SLG: 0.111 Jose Rijo, R (6, 1)		0-1 E1		4-2 F3				0-0 F6		2-0 CS			2	1	0	0	1	0	3									
Rob Murphy, L (6, 1)		HR		1-2 BB									0	0	0	0	0	0	0									
Frank Williams, R (7, 1)													0	0	0	0	0	0	0									
Dave Collins, S OBP: 0.313, SLG: 0.154 (8, 1)		2-3 3H											2	0	1	0	0	0										
Inning Stats	R: 1 E: 0 K: 0 S: 12	H: 2 LOB: 1 BB: 0 P: 20	R: 4 E: 1 K: 0 S: 16	H: 2 LOB: 0 BB: 1 P: 26	R: 1 E: 0 K: 0 S: 14	H: 1 LOB: 3 BB: 2 P: 28	R: 0 E: 0 K: 2 S: 8	H: 0 LOB: 0 BB: 0 P: 12	R: 0 E: 0 K: 2 S: 10	H: 1 LOB: 2 BB: 1 P: 18	R: 0 E: 0 K: 0 S: 6	H: 0 LOB: 0 BB: 0 P: 9	R: 0 E: 0 K: 1 S: 9	H: 1 LOB: 0 BB: 0 P: 11	R: 0 E: 0 K: 0 S: 9	H: 0 LOB: 0 BB: 0 P: 11	R: 0 E: 0 K: 0 S: 11	H: 1 LOB: 2 BB: 1 P: 20	R: 0 E: 0 K: 0 S: 11	H: 1 LOB: 0 BB: 0 P: 18	R: 0 E: 0 K: 0 S: 4	H: 0 LOB: 0 BB: 0 P: 5	R: 1 E: 0 K: 0 S: 3	H: 2 LOB: 1 BB: 0 P: 4	1B: 3 2B: 4 3B: 1 HR: 3	SF: 0 SAC: 1 DP: 0 HBP: 1	WP: 1 PB: 0 SB: 0 CS: 1	PA: 51
PITCHER	IP WLS BF H R ER SO BB IBB HBP BLK WP HR S P ERA WHIP	IP WLS BF H R ER SO BB IBB HBP BLK WP HR S P ERA WHIP	Pat Perry, L ERA: 5.51 (10, 1)																									

San Francisco Giants @ Cincinnati Reds
Riverfront Stadium, Cincinnati, OH
Thu Apr 21 1988, 3:33 AM EDT
Att. 22,547 - Sunny - 65 F


AB 43
R 7
H 11
RBI 6
BB 5
SO 6
LOB 15



Batter	1	2	3	4	5	6	7	8	9	AB	R	H	RBI	BB	SO	LOB	TOP								
Steve Sax, R OBP: 0.283, SLG: 0.264 Tim Belcher, R OBP: 0.250, SLG: 0.500 Mickey Hatcher, R OBP: 0.300, SLG: 0.400 Jay Howell, R (9, 1)	2-2 4-3		3-2 SF8			0-1 1-3	0-0 3B 1B		0-0 SH2-4 HR 1B	3	1	1	2	0	0	0									
Alfredo Griffin, S OBP: 0.282, SLG: 0.379	0-2 6-3		1-2 1B			1-2 4-3	0-2 3B		0-0 SH2-4	4	0	2	3	0	0	0									
Kirk Gibson, L OBP: 0.352, SLG: 0.370	2-3 K		0-0 F6			1-2 1B			1-0 1-3	5	0	1	0	0	2	4									
Pedro Guerrero, R OBP: 0.386, SLG: 0.480		0-1 FC6-4 1B		1-1 F8		0-0 F3			1-3 K																
Mike Marshall, R OBP: 0.322, SLG: 0.386		0-1 F4		2-3 K			4-1 BB G3 1B BB		0-1 1B	4	2	2	4	1	1	1									
Mike Davis, L OBP: 0.291, SLG: 0.245		2-3 K		1-3 K			1-2 G3		2-3 K	5	0	0	0	0	3	3									
Mike Devereaux, R (1, 8)		1-2 FC6-4			0-0 F3		1-2 F9		2-3 K	4	0	0	0	0	1	3									
Mike Scioscia, L OBP: 0.548, SLG: 0.559			2-2 WP SF8 SH1-6 1B		1-1 CS 1B		4-0 1B BB 3B IBB		2-1 1B 1B	3	3	3	0	1	0	0									
Orel Hershiser, R Danny Heep, L (7, PH) Dave Anderson, R OBP: 0.500, SLG: 0.500 (7, 4)			1-1 SH1-6		2-3 K		4-1 1B 2-3 3B BB		3-2 SH2-4 1B 1-3 HR 1B	1	0	0	0	0	1	1									
Inning Stats	R: 0 E: 0 K: 1 S: 10	H: 0 LOB: 0 BB: 0 P: 14	R: 0 E: 0 K: 1 S: 11	H: 1 LOB: 1 BB: 0 P: 13	R: 1 E: 0 K: 0 S: 14	H: 2 LOB: 1 BB: 0 P: 20	R: 0 E: 0 K: 2 S: 8	H: 0 LOB: 0 BB: 0 P: 12	R: 0 E: 0 K: 1 S: 7	H: 1 LOB: 1 BB: 0 P: 10	R: 0 E: 0 K: 0 S: 10	H: 1 LOB: 1 BB: 0 P: 12	R: 4 E: 0 K: 1 S: 16	H: 2 LOB: 1 BB: 3 P: 30	R: 0 E: 0 K: 3 S: 11	H: 1 LOB: 1 BB: 0 P: 16	R: 5 E: 0 K: 0 S: 13	H: 4 LOB: 0 BB: 1 P: 23	1B: 10 2B: 1 3B: 1 HR: 1	SF: 1 SAC: 2 DP: 1 HBP: 0	WP: 1 PB: 0 SB: 0 CS: 1	PA: 42			
PITCHER	IP WLS BF H R ER SO BB IBB HBP BLK WP HR S P ERA WHIP	IP WLS BF H R ER SO BB IBB HBP BLK WP HR S P ERA WHIP	IP WLS BF H R ER SO BB IBB HBP BLK WP HR S P ERA WHIP	IP WLS BF H R ER SO BB IBB HBP BLK WP HR S P ERA WHIP	IP WLS BF H R ER SO BB IBB HBP BLK WP HR S P ERA WHIP	IP WLS BF H R ER SO BB IBB HBP BLK WP HR S P ERA WHIP	IP WLS BF H R ER SO BB IBB HBP BLK WP HR S P ERA WHIP	IP WLS BF H R ER SO BB IBB HBP BLK WP HR S P ERA WHIP	IP WLS BF H R ER SO BB IBB HBP BLK WP HR S P ERA WHIP	IP WLS BF H R ER SO BB IBB HBP BLK WP HR S P ERA WHIP	IP WLS BF H R ER SO BB IBB HBP BLK WP HR S P ERA WHIP	IP WLS BF H R ER SO BB IBB HBP BLK WP HR S P ERA WHIP	IP WLS BF H R ER SO BB IBB HBP BLK WP HR S P ERA WHIP	IP WLS BF H R ER SO BB IBB HBP BLK WP HR S P ERA WHIP	IP WLS BF H R ER SO BB IBB HBP BLK WP HR S P ERA WHIP	IP WLS BF H R ER SO BB IBB HBP BLK WP HR S P ERA WHIP	IP WLS BF H R ER SO BB IBB HBP BLK WP HR S P ERA WHIP	IP WLS BF H R ER SO BB IBB HBP BLK WP HR S P ERA WHIP	IP WLS BF H R ER SO BB IBB HBP BLK WP HR S P ERA WHIP	IP WLS BF H R ER SO BB IBB HBP BLK WP HR S P ERA WHIP	IP WLS BF H R ER SO BB IBB HBP BLK WP HR S P ERA WHIP	IP WLS BF H R ER SO BB IBB HBP BLK WP HR S P ERA WHIP	IP WLS BF H R ER SO BB IBB HBP BLK WP HR S P ERA WHIP	IP WLS BF H R ER SO BB IBB HBP BLK WP HR S P ERA WHIP	IP WLS BF H R ER SO BB IBB HBP BLK WP HR S P ERA WHIP

Los Angeles Dodgers @ San Francisco Giants
Candlestick Park, San Francisco, CA
Sat Apr 23 1988, 6:33 AM EDT
Att: 33,271 - Sunny


AB 35
R 10
H 12
RBI 10
BB 4
SO 9
LOB 13



Batter	1	2	3	4	5	6	7	8	9	AB	R	H	RBI	BB	SO	LOB	BOTTOM									
Brett Butler, L OBP: 0.354, SLG: 0.425 (1, 8)	0-1 G3		1-1 F7			2-1 BLK 1B			2-3 K	4	0	1	0	0	1	0										
Kevin Mitchell, R OBP: 0.323, SLG: 0.415 (1, 5)				1-0 WP S 1B		1-3 K			4-2 HR BB	3	2	2	0	1	1	1										
Will Clark, L OBP: 0.390, SLG: 0.606 (1, 3)	2-0 F8			2-3 K		4-2 BB			2-2 HR	3	1	1	2	1	1	2										
Jeffrey Leonard, R OBP: 0.323, SLG: 0.379 Don Robinson, R (9, 1)	0-0 F7			0-0 F8		1-0 F9			2-3 K	4	0	0	0	0	1	4										
Mike Aldrete, L OBP: 0.373, SLG: 0.409 (9, 7)		0-0 F8		2-1 2H 1B		3-2 6-3			3-2 4-3	4	0	1	1	0	0	2										
Bob Brenly, R OBP: 0.200, SLG: 0.375 Bob Melvin, R OBP: 0.227, SLG: 0.409 (8, 2)		0-0 F7		0-3 K			3-3 K		0-0 F8	3	0	0	0	0	2	1										
Robby Thompson, R OBP: 0.351, SLG: 0.423 (1, 4)		1-2 F4			1-0 6-3		3-3 K		3-3 K	4	0	0	0	0	2	0										
Jose Uribe, S OBP: 0.297, SLG: 0.241 (1, 6)			1-1 G3		1-1 G3		2-3 K			3	0	0	0	0	1	0										
Mike Krukow, R Craig Lefferts, L Harry Spilman, L (8, PH) Atlee Hammaker, S (9, 1) Candy Maldonado, R OBP: 0.313, SLG: 0.417 (9, 9)			0-0 5-3		2-2 F7			1-3 K		2	0	0	0	0	0	0										
Inning Stats	R: 0 E: 0 K: 0 S: 5	H: 1 LOB: 1 BB: 0 P: 7	R: 0 E: 0 K: 0 S: 5	H: 0 LOB: 0 BB: 0 P: 6	R: 0 E: 0 K: 0 S: 5	H: 0 LOB: 0 BB: 0 P: 7	R: 1 E: 0 K: 2 S: 11	H: 2 LOB: 1 BB: 0 P: 16	R: 0 E: 0 K: 0 S: 7	H: 0 LOB: 0 BB: 0 P: 11	R: 0 E: 0 K: 1 S: 12	H: 1 LOB: 2 BB: 1 P: 22	R: 0 E: 0 K: 3 S: 10	H: 0 LOB: 0 BB: 0 P: 18	R: 2 E: 0 K: 3 S: 18	H: 1 LOB: 0 BB: 1 P: 29	R: 0 E: 0 K: 1 S: 9	H: 0 LOB: 0 BB: 0 P: 15	1B: 4 2B: 0 3B: 0 HR: 1	SF: 0 SAC: 0 DP: 0 HBP: 0	WP: 1 PB: 0 SB: 1 CS: 0	PA: 34				
PITCHER	IP WLS BF H R ER SO BB IBB HBP BLK WP HR S P ERA WHIP	IP WLS BF H R ER SO BB IBB HBP BLK WP HR S P ERA WHIP	IP WLS BF H R ER SO BB IBB HBP BLK WP HR S P ERA WHIP	IP WLS BF H R ER SO BB IBB HBP BLK WP HR S P ERA WHIP	IP WLS BF H R ER SO BB IBB HBP BLK WP HR S P ERA WHIP	IP WLS BF H R ER SO BB IBB HBP BLK WP HR S P ERA WHIP	IP WLS BF H R ER SO BB IBB HBP BLK WP HR S P ERA WHIP	IP WLS BF H R ER SO BB IBB HBP BLK WP HR S P ERA WHIP	IP WLS BF H R ER SO BB IBB HBP BLK WP HR S P ERA WHIP	IP WLS BF H R ER SO BB IBB HBP BLK WP HR S P ERA WHIP	IP WLS BF H R ER SO BB IBB HBP BLK WP HR S P ERA WHIP	IP WLS BF H R ER SO BB IBB HBP BLK WP HR S P ERA WHIP	IP WLS BF H R ER SO BB IBB HBP BLK WP HR S P ERA WHIP	IP WLS BF H R ER SO BB IBB HBP BLK WP HR S P ERA WHIP	IP WLS BF H R ER SO BB IBB HBP BLK WP HR S P ERA WHIP	IP WLS BF H R ER SO BB IBB HBP BLK WP HR S P ERA WHIP	IP WLS BF H R ER SO BB IBB HBP BLK WP HR S P ERA WHIP	IP WLS BF H R ER SO BB IBB HBP BLK WP HR S P ERA WHIP	IP WLS BF H R ER SO BB IBB HBP BLK WP HR S P ERA WHIP	IP WLS BF H R ER SO BB IBB HBP BLK WP HR S P ERA WHIP	IP WLS BF H R ER SO BB IBB HBP BLK WP HR S P ERA WHIP	IP WLS BF H R ER SO BB IBB HBP BLK WP HR S P ERA WHIP	IP WLS BF H R ER SO BB IBB HBP BLK WP HR S P ERA WHIP	IP WLS BF H R ER SO BB IBB HBP BLK WP HR S P ERA WHIP	IP WLS BF H R ER SO BB IBB HBP BLK WP HR S P ERA WHIP	IP WLS BF H R ER SO BB IBB HBP BLK WP HR S P ERA WHIP

Los Angeles Dodgers @ San Francisco Giants
Candlestick Park, San Francisco, CA
Sat Apr 23 1988, 6:33 AM EDT
Att: 33,271 - Sunny

AB 32
R 3
H 5
RBI 3
BB 2
SO 10
LOB 10



Batter	1	2	3	4	5	6	7	8	9	AB	R	H	RBI	BB	SO	LOB	TOP					
Barry Bonds, L OBP: 0.304, SLG: 0.645 (1, 7)	F8		1-3		SF7			F7		3	0	0	1	0	0	2	Pittsburgh Pirates @ San Francisco Giants Candlestick Park, San Francisco, CA Tue Apr 26 1988, 10:05 PM EDT Att: 11,738 - Unknown - 65 F					
Jose Lind, R OBP: 0.241, SLG: 0.263 (1, 4)	5-3			5-3	5-3			FC5-6 BB		4	0	0	0	0	0	2						
Andy Van Slyke, L OBP: 0.333, SLG: 0.478 (1, 8)	F6			FC3-6 BB		G1		4-2 BB		2	0	0	0	2	0	0						
Bobby Bonilla, S OBP: 0.370, SLG: 0.639 (1, 5)		F8		FC3-6 BB		F7		K		4	0	0	0	0	1	3						
Sid Bream, L OBP: 0.371, SLG: 0.526 (1, 3)		4-3		F7		F9			4-3 2B	4	0	1	0	0	0	1						
R.J. Reynolds, S OBP: 0.386, SLG: 0.486 (1, 9)		G3			4-3		F7		4-3	4	0	0	0	0	0	1						
Michael LaValliere, L OBP: 0.524, SLG: 0.510 (1, 2)				1B		F4			6-3	4	1	2	0	0	0	1						
Rafael Belliard, R OBP: 0.258, SLG: 0.345 (1, 6)				F8		5-3			4-3	4	1	1	0	0	0	2						
John Smiley, L OBP: 0.250, SLG: 0.250 Jim Gott, R (9, 1)				K						3	0	2	1	0	1	1						
Inning Stats	R: 0 E: 0 K: 0 S: 8	H: 0 LOB: 0 BB: 0 P: 10	R: 0 E: 0 K: 0 S: 6	H: 0 LOB: 0 BB: 7 P: 7	R: 0 E: 0 K: 1 S: 11	H: 1 LOB: 1 BB: 0 P: 15	R: 0 E: 1 K: 0 S: 4	H: 0 LOB: 1 BB: 1 P: 10	R: 2 E: 0 K: 0 S: 12	H: 3 LOB: 1 BB: 0 P: 18	R: 0 E: 0 K: 0 S: 5	H: 0 LOB: 0 BB: 0 P: 6	R: 0 E: 0 K: 0 S: 7	H: 0 LOB: 0 BB: 0 P: 12	R: 0 E: 0 K: 1 S: 9	H: 1 LOB: 2 BB: 1 P: 15	R: 0 E: 0 K: 0 S: 6	H: 1 LOB: 1 BB: 0 P: 13	1B: 5 2B: 1 3B: 0 HR: 0	SF: 1 SAC: 0 DP: 0 HBP: 0	WP: 0 PB: 0 SB: 0 CS: 0	PA: 35
PITCHER	IP	WLS	BF	H	R	ER	SO	BB	IBB	HBP	BLK	WP	HR	S	P	ERA	WHIP					
Rick Reuschel, R ERA: 1.91 Atlee Hammaker, L ERA: 4.91	(1, 1)	8.0	L	31	5	2	2	2	2	0	0	0	0	0	62	93	2.25	0.875				

Batter	1	2	3	4	5	6	7	8	9	AB	R	H	RBI	BB	SO	LOB	BOTTOM					
Brett Butler, L OBP: 0.349, SLG: 0.397 Chris Speier, R OBP: 0.333, SLG: 0.235 Atlee Hammaker, S (9, 1)	6-3					F8		G4-6-3		2	0	0	0	1	0	0	Pittsburgh Pirates @ San Francisco Giants Candlestick Park, San Francisco, CA Tue Apr 26 1988, 10:05 PM EDT Att: 11,738 - Unknown - 65 F					
Kevin Mitchell, R OBP: 0.301, SLG: 0.377 (1, 5)	F9					4-3			6-3	4	0	0	0	0	0	1						
Will Clark, L OBP: 0.366, SLG: 0.563 (1, 3)	G3					K			F9	4	0	0	0	0	2	1						
Candy Maldonado, R OBP: 0.324, SLG: 0.400 (1, 9)		CS 1B BB				G6-4-3 BB		1-3		2	0	1	0	2	0	0						
Jeffrey Leonard, R OBP: 0.333, SLG: 0.343 (1, 7)		K				G6-4-3		F3		4	0	1	0	0	1	2						
Bob Melvin, R OBP: 0.234, SLG: 0.404 Mike Aldrete, L OBP: 0.339, SLG: 0.367 (9, PH)		CS 1B				K		F7		3	0	1	0	0	1	0						
Robby Thompson, R OBP: 0.344, SLG: 0.397 (1, 4)		1-2 2-3 BB				4-3			1B 1B	2	0	1	0	1	0	0						
Jose Uribe, S OBP: 0.314, SLG: 0.266 (1, 6)		4-3				K		F3		3	0	0	0	0	1	3						
Rick Reuschel, R Joel Youngblood, R OBP: 0.400, SLG: 0.385 (9, 8)						6-3			G4-6-3 1B	2	0	0	0	0	0	0						
Inning Stats	R: 0 E: 0 K: 0 S: 7	H: 0 LOB: 0 BB: 0 P: 9	R: 0 E: 0 K: 1 S: 15	H: 1 LOB: 2 BB: 2 P: 25	R: 0 E: 0 K: 1 S: 8	H: 0 LOB: 1 BB: 1 P: 13	R: 0 E: 0 K: 1 S: 9	H: 0 LOB: 0 BB: 1 P: 14	R: 0 E: 0 K: 1 S: 7	H: 0 LOB: 0 BB: 0 P: 10	R: 0 E: 0 K: 1 S: 5	H: 0 LOB: 0 BB: 0 P: 9	R: 0 E: 0 K: 0 S: 6	H: 0 LOB: 0 BB: 0 P: 9	R: 0 E: 0 K: 0 S: 11	H: 2 LOB: 1 BB: 0 P: 13	R: 0 E: 0 K: 0 S: 12	H: 2 LOB: 2 BB: 0 P: 14	1B: 5 2B: 0 3B: 0 HR: 0	SF: 0 SAC: 0 DP: 2 HBP: 0	WP: 0 PB: 0 SB: 0 CS: 2	PA: 33
PITCHER	IP	WLS	BF	H	R	ER	SO	BB	IBB	HBP	BLK	WP	HR	S	P	ERA	WHIP					
John Smiley, L ERA: 3.86 Jim Gott, R ERA: 3.27	(1, 1)	8.2	W	31	4	0	0	4	0	0	0	0	0	5	11	0.00	0.923					



Batter	1	2	3	4	5	6	7	8	9	AB	R	H	RBI	BB	SO	LOB	TOP			
Barry Bonds, L OBP: 0.289, SLG: 0.613 (1, 7)										4	0	0	0	0	2	2	Pittsburgh Pirates @ San Francisco Giants Candlestick Park, San Francisco, CA Wed Apr 27 1988, 10:05 PM EDT Att: 10,137 - Unknown livebaseballscorecards.com			
Jose Lind, R OBP: 0.241, SLG: 0.262 (1, 4)										4	1	1	0	0	0	0				
John Cangelosi, S OBP: 0.368, SLG: 0.313 (1, 8)										4	1	1	1	0	0	0				
Bobby Bonilla, S OBP: 0.400, SLG: 0.724 (1, 5)										4	1	4	1	0	0	0				
Darnell Coles, R OBP: 0.362, SLG: 0.447 (1, 9)										3	0	0	1	0	1	2				
Randy Milligan, R OBP: 0.300, SLG: 0.125 (1, 3)										4	0	0	0	0	0	2				
Junior Ortiz, R OBP: 0.333, SLG: 0.462 (1, 2)										4	0	1	0	0	1	0				
Rafael Belliard, R OBP: 0.265, SLG: 0.344 (9, PH)										3	0	1	0	0	0	1				
Dave Hostetter, R OBP: 0.250, SLG: 0.250 (7, PH)										1	0	0	0	0	1	0				
Sid Bream, L OBP: 0.365, SLG: 0.517 (9, PH)										1	0	1	0	0	0	0				
Inning Stats	R: 2 E: 0 K: 1 S: 10	H: 3 LOB: 1 BB: 0 P: 14	R: 0 E: 0 K: 0 S: 7	H: 1 LOB: 1 BB: 0 P: 10	R: 0 E: 0 K: 1 S: 9	H: 1 LOB: 0 BB: 0 P: 15	R: 0 E: 0 K: 0 S: 5	H: 0 LOB: 0 BB: 0 P: 6	R: 0 E: 0 K: 2 S: 8	H: 1 LOB: 1 BB: 0 P: 17	R: 0 E: 0 K: 0 S: 11	H: 2 LOB: 1 BB: 0 P: 16	R: 1 E: 0 K: 0 S: 12	H: 1 LOB: 0 BB: 0 P: 20	R: 1 E: 0 K: 2 S: 17	H: 1 LOB: 0 BB: 0 P: 24	1B: 6 2B: 2 3B: 0 HR: 2	SF: 1 SAC: 1 DP: 1 HBP: 0	WP: 0 PB: 0 SB: 0 CS: 0	PA: 36
PITCHER	IP WLS BF H R ER SO BB IBB HBP BLK WP HR S P ERA WHIP	IP WLS BF H R ER SO BB IBB HBP BLK WP HR S P ERA WHIP																		
Dave Dravecky, L ERA: 3.6 (1, 1)	8.0 W 32 9 3 3 4 0 0 0 0 0 1 72 106 3.38 1.125																			
Joe Price, L ERA: 5.4 (9, 1)	1.0 S 4 1 1 1 2 0 0 0 0 0 1 17 24 9.00 1.000																			

Batter	1	2	3	4	5	6	7	8	9	AB	R	H	RBI	BB	SO	LOB	BOTTOM			
Brett Butler, L OBP: 0.367, SLG: 0.420 (1, 8)										3	3	2	0	1	0	2	Pittsburgh Pirates @ San Francisco Giants Candlestick Park, San Francisco, CA Wed Apr 27 1988, 10:05 PM EDT Att: 10,137 - Unknown livebaseballscorecards.com			
Kevin Mitchell, R OBP: 0.312, SLG: 0.415 (1, 5)										4	1	2	3	0	0	3				
Will Clark, L OBP: 0.360, SLG: 0.548 (1, 3)										2	0	0	1	1	0	1				
Candy Maldonado, R OBP: 0.321, SLG: 0.391 (1, 9)										4	0	1	1	0	0	0				
Jeffrey Leonard, R OBP: 0.302, SLG: 0.308 (1, 7)										4	0	0	0	0	2	3				
Bob Melvin, R OBP: 0.235, SLG: 0.451 (1, 2)										4	1	1	1	0	0	0				
Robby Thompson, R OBP: 0.338, SLG: 0.377 (1, 4)										3	0	0	0	1	1	0				
Jose Uribe, S OBP: 0.311, SLG: 0.265 (1, 6)											4	0	1	0	0	1				
Dave Dravecky, R OBP: 0.111, SLG: 0.111 (9, 1)										3	1	1	0	0	0	1				
Inning Stats	R: 2 E: 0 K: 1 S: 13	H: 1 LOB: 0 BB: 1 P: 22	R: 0 E: 0 K: 0 S: 9	H: 0 LOB: 1 BB: 1 P: 16	R: 1 E: 1 K: 0 S: 9	H: 1 LOB: 0 BB: 0 P: 13	R: 0 E: 0 K: 0 S: 4	H: 0 LOB: 0 BB: 0 P: 8	R: 1 E: 0 K: 1 S: 12	H: 2 LOB: 1 BB: 0 P: 17	R: 1 E: 0 K: 2 S: 11	H: 1 LOB: 0 BB: 0 P: 13	R: 1 E: 1 K: 0 S: 11	H: 3 LOB: 3 BB: 1 P: 20	R: 0 E: 0 K: 0 S: 8	H: 0 LOB: 0 BB: 0 P: 13		1B: 5 2B: 1 3B: 1 HR: 1	SF: 1 SAC: 0 DP: 1 HBP: 0	WP: 0 PB: 0 SB: 0 CS: 0
PITCHER	IP WLS BF H R ER SO BB IBB HBP BLK WP HR S P ERA WHIP	IP WLS BF H R ER SO BB IBB HBP BLK WP HR S P ERA WHIP																		
Doug Drabek, R ERA: 3.71 (1, 1)	6.0 L 25 3 1 0 0 0 0 0 0 0 0 19 33 6.00 1.167																			
Barry Jones, R ERA: (7, 1)	2.0 10 3 1 0 0 0 1 0 0 0 0 0 19 33 0.00 1.500																			



Batter	1	2	3	4	5	6	7	8	9	AB	R	H	RBI	BB	SO	LOB	TOP		
Dave Martinez, L (1, 8) OBP: 0.300, SLG: 0.393	1-1 F7		2-3 K		2-2 4-3		2-3 K			4	0	0	0	0	2	1	Chicago Cubs @ San Francisco Giants Candlestick Park, San Francisco, CA Fri Apr 29 1988, 10:05 PM EDT Att: 18,662 - Unknown		
23 Ryne Sandberg, R (1, 4) OBP: 0.217, SLG: 0.337	1-0 F8			3-2 F8	0-0 F8			1-0 4-3		4	0	0	0	0	0	1			
Andre Dawson, R (1, 9) OBP: 0.348, SLG: 0.663	1-0 HR			0-0 HR		2-2 5-3		1-0 1B		4	2	3	2	0	0	0			
Rafael Palmeiro, L (1, 7) OBP: 0.386, SLG: 0.493	3-2 F9			0-1 1B SF8		1-2 1B		0-2 F7		4	1	2	0	0	0	1			
Leon Durham, L (1, 3) OBP: 0.308, SLG: 0.471 Manny Trillo, R (6, PH) OBP: 0.150, SLG: 0.111 (6, 3)		0-1 F8		2-0 1B		0-1 F8		1-0 F8		2	0	1	0	0	0	0			
Jody Davis, R (1, 2) OBP: 0.408, SLG: 0.525 Darrin Jackson, R (9, PR) OBP: 0.273, SLG: 0.273		3-3 K		1-2 SF8		1-1 1B		1-1 2B		3	0	2	1	0	1	0			
Vance Law, R (1, 5) OBP: 0.280, SLG: 0.420		0-0 F9		3-H F9		2-1 G3		2-2 F8		4	0	0	0	0	0	4			
Shawon Dunston, R (1, 6) OBP: 0.286, SLG: 0.463			0-0 6-3		2-2 S SH3		2-2 1-3		0-2 1-3	4	0	1	0	0	0	1			
Rick Sutcliffe, L (1, 1) OBP: 0.200, SLG: 0.143 Jerry Mumphrey, S (9, PH) OBP: 0.250, SLG: 0.200			2-2 F2		0-1 SH3		1-3 K		3-2 F8	2	0	0	0	0	1	0			
Inning Stats	R: 1 H: 1 E: 0 LOB: 0 K: 0 BB: 0 S: 10 P: 16	R: 0 H: 0 E: 0 LOB: 0 K: 1 BB: 0 S: 6 P: 9	R: 0 H: 0 E: 0 LOB: 0 K: 1 BB: 0 S: 7 P: 11	R: 2 H: 3 E: 0 LOB: 1 K: 0 BB: 0 S: 15 P: 22	R: 0 H: 1 E: 0 LOB: 1 K: 0 BB: 0 S: 9 P: 13	R: 0 H: 2 E: 0 LOB: 2 K: 0 BB: 0 S: 16 P: 21	R: 0 H: 0 E: 0 LOB: 0 K: 2 BB: 0 S: 10 P: 15	R: 0 H: 1 E: 0 LOB: 1 K: 0 BB: 0 S: 7 P: 10	R: 0 H: 1 E: 0 LOB: 2 K: 0 BB: 0 S: 15 P: 21	1B: 6 SF: 1 2B: 1 SAC: 1 3B: 0 DP: 0 HR: 2 HBP: 0	WP: 0 PA: 36 PB: 0 SB: 1 CS: 0								
PITCHER	IP WLS BF H R ER SO BB IBB HBP BLK WP HR S P ERA WHIP																		
Mike Krukow, R (1, 1) ERA: 3.9	4.0	W	16	4	3	3	2	0	0	0	0	0	0	0	2	38	58	6.75	1.000
Atlee Hammaker, L (5, 1) ERA: 3.95	4.0	W	16	4	0	0	2	0	0	0	0	0	0	0	42	59	0.00	1.000	
Don Robinson, R (9, 1) ERA: 1.26	1.0	S	4	1	0	0	0	0	0	0	0	0	0	0	15	21	0.00	1.000	

Batter	1	2	3	4	5	6	7	8	9	AB	R	H	RBI	BB	SO	LOB	BOTTOM
Brett Butler, L (1, 8) OBP: 0.364, SLG: 0.404	1-0 1B WP	3-1 F3		0-0 1B S		3-2 F9				4	1	2	1	0	0	2	Chicago Cubs @ San Francisco Giants Candlestick Park, San Francisco, CA Fri Apr 29 1988, 10:05 PM EDT Att: 18,662 - Unknown
Kevin Mitchell, R (1, 5) OBP: 0.314, SLG: 0.389	3-2 1B WP		1-2 4-3	4-0 1B		2-3 K				3	1	1	0	1	1	1	
Will Clark, L (1, 3) OBP: 0.351, SLG: 0.519	1-2 1B WP		2-3 K	2-3 K		2-1 G3				4	0	1	0	0	2	3	
Candy Maldonado, R (1, 9) OBP: 0.314, SLG: 0.416	2-3 K		2-1 HR		1-2 1B WP	1-0 6-3				4	1	2	1	0	1	2	
Jeffrey Leonard, R (1, 7) OBP: 0.298, SLG: 0.286	4-0 1B		3-2 F8		0-2 5-3	1-3 1-3				3	0	0	0	1	0	1	
Bob Brenly, R (1, 2) OBP: 0.242, SLG: 0.375	1-2 1B G4-6-3			2-0 1B	3-1 P5			2-1 1B WP SH1-4		4	1	3	1	0	0	1	
Robby Thompson, R (1, 4) OBP: 0.333, SLG: 0.368	0-0 G4-6-3			1-0 F8	1-2 F9			0-1 SH1-4		3	0	0	0	0	0	5	
Jose Uribe, S (1, 6) OBP: 0.293, SLG: 0.240		4-0 CS		1-0 P6		0-1 P6		3-1 P6		3	0	0	0	1	0	2	
Mike Krukow, R (1, 1) Mike Aldrete, L (4, PH) OBP: 0.344, SLG: 0.358 Atlee Hammaker, S (5, 1) OBP: 0.333, SLG: 0.333 Don Robinson, R (9, 1)		1-3 K		0-0 1B		0-1 1B				1	0	0	0	0	1	1	
Inning Stats	R: 2 H: 4 E: 0 LOB: 2 K: 1 BB: 1 S: 17 P: 28	R: 0 H: 0 E: 0 LOB: 0 K: 1 BB: 1 S: 6 P: 13	R: 1 H: 1 E: 0 LOB: 0 K: 1 BB: 0 S: 11 P: 19	R: 1 H: 3 E: 0 LOB: 3 K: 1 BB: 1 S: 8 P: 18	R: 0 H: 1 E: 0 LOB: 1 K: 0 BB: 0 S: 11 P: 16	R: 0 H: 1 E: 0 LOB: 1 K: 1 BB: 0 S: 12 P: 17	R: 0 H: 0 E: 0 LOB: 0 K: 0 BB: 0 S: 4 P: 7	R: 0 H: 1 E: 0 LOB: 0 K: 0 BB: 0 S: 6 P: 11	1B: 10 SF: 0 2B: 0 SAC: 1 3B: 0 DP: 1 HR: 1 HBP: 0	WP: 3 PA: 35 PB: 0 SB: 2 CS: 1							
PITCHER	IP WLS BF H R ER SO BB IBB HBP BLK WP HR S P ERA WHIP																
Rick Sutcliffe, R (1, 1) ERA: 4.53	8.0	L	35	11	4	4	5	2	1	0	0	3	1	75	129	4.50	1.625



Batter	1	2	3	4	5	6	7	8	9	AB	R	H	RBI	BB	SO	LOB	TOP			
23 Ryne Sandberg, R OBP: 0.282, SLG: 0.375										5	2	3	0	0	0	0				
Manny Trillo, R OBP: 0.200, SLG: 0.214										5	1	2	0	0	0	1				
Andre Dawson, R OBP: 0.323, SLG: 0.600										4	1	0	0	0	0	3				
Rafael Palmeiro, L OBP: 0.355, SLG: 0.440										3	0	0	0	1	0	2				
Mike Bielecki, R OBP: 0.278, SLG: 0.235										0	0	0	0	0	0	0				
Jerry Mumphrey, S OBP: 0.278, SLG: 0.235										1	1	1	0	0	0	0				
Vance Law, R OBP: 0.323, SLG: 0.443										4	1	2	3	0	0	0				
Dave Martinez, L OBP: 0.310, SLG: 0.374										3	0	1	0	2	1	3				
Jim Sundberg, R OBP: 0.333, SLG: 0.200										2	0	0	0	2	0	3				
Jody Davis, R OBP: 0.411, SLG: 0.517										0	0	0	0	0	0	0				
Shawon Dunston, R OBP: 0.266, SLG: 0.424										5	0	1	2	0	0	8				
Greg Maddux, R OBP: 0.158, SLG: 0.211										2	0	0	0	0	0	1				
Leon Durham, L OBP: 0.304, SLG: 0.465										1	0	0	0	0	0	0				
Drew Hall, L OBP: 0.214, SLG: 0.214										0	0	0	0	0	0	0				
Darin Jackson, R OBP: 0.214, SLG: 0.214										2	0	0	0	0	0	4				
Inning Stats	R: 2 E: 2 K: 0 S: 9	H: 2 LOB: 3 BB: 2 P: 18	R: 0 E: 0 K: 0 S: 7	H: 0 LOB: 0 BB: 0 P: 10	R: 0 E: 0 K: 0 S: 4	H: 0 LOB: 0 BB: 0 P: 5	R: 0 E: 0 K: 0 S: 8	H: 1 LOB: 1 BB: 0 P: 12	R: 0 E: 0 K: 0 S: 9	H: 0 LOB: 2 BB: 0 P: 20	R: 0 E: 0 K: 10 S: 10	H: 2 LOB: 2 BB: 0 P: 12	R: 0 E: 0 K: 1 S: 12	H: 1 LOB: 2 BB: 1 P: 19	R: 4 E: 2 K: 0 S: 20	H: 4 LOB: 2 BB: 0 P: 30	1B: 9 2B: 1 3B: 0 HR: 0	SF: 1 SAC: 1 DP: 0 HBP: 1	WP: 0 PB: 0 SB: 0 CS: 0	PA: 45
PITCHER	IP	WLS	BF	H	R	ER	SO	BB	IBB	HBP	BLK	WP	HR	S	P	ERA	WHIP			
Rick Reuschel, R ERA: 1.78	7.0	W	31	5	2	1	0	2	2	0	0	0	0	56	91	1.29	1.000			
Don Robinson, R ERA: 1.72	1.1		10	4	4	1	1	1	0	0	0	0	0	23	33	6.75	3.750			
Scott Garrelts, R ERA: 4.2	0.1	S	3	1	0	0	0	0	0	1	0	0	0	8	15	0.00	3.000			
Atlee Hammaker, L ERA: 3.79	0.1	S	1	0	0	0	0	0	0	0	0	0	0	1	1	0.00	0.000			

Chicago Cubs @ San Francisco Giants
Candlestick Park, San Francisco, CA
Sun May 01 1988, 6:33 AM EDT
Att: 30,658 - Sunny

AB	37
R	6
H	10
RBI	5
BB	5
SO	1
LOB	25



Batter	1	2	3	4	5	6	7	8	9	AB	R	H	RBI	BB	SO	LOB	BOTTOM			
Brett Butler, L OBP: 0.367, SLG: 0.385										2	2	0	0	2	0	0				
Kevin Mitchell, R OBP: 0.344, SLG: 0.444										4	2	3	2	0	0	0				
Will Clark, L OBP: 0.356, SLG: 0.488										1	1	0	2	1	0	1				
Candy Maldonado, R OBP: 0.313, SLG: 0.400										4	1	1	2	0	2	2				
Don Robinson, R ERA: 1.72										0	0	0	0	0	0	0				
Scott Garrelts, R ERA: 4.2										0	0	0	0	0	0	0				
Atlee Hammaker, S ERA: 3.79										0	0	0	0	0	0	0				
Jeffrey Leonard, R OBP: 0.263, SLG: 0.250										4	0	1	1	0	1	1				
Bob Melvin, R OBP: 0.220, SLG: 0.397										4	0	0	0	0	1	1				
Robby Thompson, R OBP: 0.318, SLG: 0.338										3	0	0	0	1	2	0				
Jose Uribe, S OBP: 0.293, SLG: 0.247										4	1	2	0	0	1	0				
Rick Reuschel, R ERA: 1.78										3	0	0	0	0	1	1				
Mike Aldrete, L OBP: 0.333, SLG: 0.345										1	0	0	0	0	0	2				
Inning Stats	R: 1 E: 0 K: 1 S: 6	H: 1 LOB: 1 BB: 1 P: 13	R: 0 E: 0 K: 2 S: 10	H: 0 LOB: 0 BB: 0 P: 13	R: 3 E: 0 K: 0 S: 13	H: 3 LOB: 1 BB: 1 P: 22	R: 0 E: 0 K: 2 S: 9	H: 0 LOB: 0 BB: 0 P: 16	R: 0 E: 0 K: 1 S: 8	H: 0 LOB: 0 BB: 0 P: 11	R: 3 E: 0 K: 1 S: 14	H: 2 LOB: 0 BB: 1 P: 28	R: 0 E: 0 K: 1 S: 12	H: 1 LOB: 2 BB: 1 P: 23	1B: 4 2B: 2 3B: 1 HR: 0	SF: 1 SAC: 0 DP: 0 HBP: 1	WP: 0 PB: 0 SB: 3 CS: 0	PA: 36		
PITCHER	IP	WLS	BF	H	R	ER	SO	BB	IBB	HBP	BLK	WP	HR	S	P	ERA	WHIP			
Greg Maddux, R ERA: 2.68	6.0	L	25	4	4	4	6	1	0	0	0	0	0	55	90	6.00	1.000			
Drew Hall, L ERA: 10.8	0.1		3	1	2	2	0	1	0	0	0	0	0	6	13	54.00	6.000			
Mike Bielecki, R ERA: 7.36	1.2		8	2	1	1	2	1	0	0	0	0	0	20	38	5.40	1.800			

Chicago Cubs @ San Francisco Giants
Candlestick Park, San Francisco, CA
Sun May 01 1988, 6:33 AM EDT
Att: 30,658 - Sunny

AB	30
R	7
H	7
RBI	7
BB	4
SO	8
LOB	8



Batter	1	2	3	4	5	6	7	8	9	AB	R	H	RBI	BB	SO	LOB	TOP					
Vince Coleman, S OBP: 0.330, SLG: 0.455	L7	SF7		F3		G6-4-3		SH5-3		4	0	2	1	0	0	0						
Ozzie Smith, S OBP: 0.383, SLG: 0.363	F9			F4		G6-4-3		SH5-3		4	0	1	0	0	0	2						
Willie McGee, S OBP: 0.343, SLG: 0.402	K	F9								4	1	2	0	1	1	2						
Bob Horner, R OBP: 0.404, SLG: 0.462				5-3						5	1	3	1	0	0	4						
Terry Pendleton, S OBP: 0.265, SLG: 0.289		E5								4	1	1	0	0	2	4						
Tom Brunansky, R OBP: 0.340, SLG: 0.407										3	1	0	0	2	1	2						
Tony Peña, R OBP: 0.263, SLG: 0.338		E1		F8						5	1	0	0	0	1	5						
Luis Alicaia, S OBP: 0.276, SLG: 0.233 Todd Worrell, R (7.1)	SF7									2	0	0	1	1	0	2						
Jose DeLeon, R OBP: 0.231, SLG: 0.231 Jose Oquendo, S OBP: 0.367, SLG: 0.308 Steve Peters, L (7.1)										0	0	0	0	0	0	0						
Inning Stats	R: 0 E: 0 K: 1 S: 7	H: 0 LOB: 0 BB: 0 P: 10	R: 4 E: 2 K: 0 S: 16	H: 3 LOB: 2 BB: 1 P: 30	R: 0 E: 0 K: 1 S: 13	H: 2 LOB: 3 BB: 1 P: 23	R: 0 E: 0 K: 0 S: 9	H: 1 LOB: 1 BB: 0 P: 12	R: 0 E: 0 K: 1 S: 13	H: 0 LOB: 0 BB: 0 P: 15	R: 0 E: 0 K: 0 S: 10	H: 2 LOB: 1 BB: 0 P: 11	R: 1 E: 0 K: 1 S: 13	H: 2 LOB: 2 BB: 1 P: 22	R: 0 E: 0 K: 2 S: 11	H: 1 LOB: 3 BB: 2 P: 24	R: 0 E: 0 K: 2 S: 7	H: 0 LOB: 0 BB: 0 P: 7	1B: 10 2B: 1 3B: 0 HR: 0	SF: 2 SAC: 2 DP: 1 HBP: 0	WP: 0 PB: 0 SB: 1 CS: 0	PA: 44
PITCHER	IP	WLS	BF	H	R	ER	SO	BB	IBB	HBP	BLK	WP	HR	S	P	ERA	WHIP					
Dave Dravecky, L ERA: 3.38	2.0	L	12	3	4	0	1	1	0	0	0	0	0	23	40	0.00	2.000					
Joe Price, L ERA: 4.3	4.1		20	7	1	1	2	1	0	0	0	0	0	52	71	2.08	1.846					
Scott Garretts, R ERA: 3.78	1.2		9	1	0	0	2	2	1	0	0	0	0	17	36	0.00	1.800					
Craig Lefferts, L ERA: 0.6	1.0		3	0	0	0	2	0	0	0	0	0	0	7	7	0.00	0.000					

St. Louis Cardinals @ San Francisco Giants
Candlestick Park, San Francisco, CA
Mon May 02 1988, 10:05 PM EDT
Att: 18,398 - Unknown - 55 F

AB 35
R 5
H 11
RBI 3
BB 5
SO 7
LOB 24



Batter	1	2	3	4	5	6	7	8	9	AB	R	H	RBI	BB	SO	LOB	BOTTOM				
Brett Butler, L OBP: 0.363, SLG: 0.400	6-3									4	1	1	0	0	1	3					
Kevin Mitchell, R OBP: 0.340, SLG: 0.435										4	0	1	1	0	2	3					
Will Clark, L OBP: 0.361, SLG: 0.483										3	0	1	0	1	2	1					
Candy Maldonado, R OBP: 0.300, SLG: 0.382										4	0	0	0	0	2	2					
Jeffrey Leonard, R OBP: 0.250, SLG: 0.236 Scott Garretts, R (7.1) Harry Spilman, L (8, PH) Craig Lefferts, L (9.1)										3	0	0	0	0	3	1					
Bob Melvin, R OBP: 0.222, SLG: 0.377										3	0	0	0	1	1	1					
Robby Thompson, R OBP: 0.315, SLG: 0.333										4	0	1	0	0	1	1					
Jose Uribe, S OBP: 0.302, SLG: 0.250										3	0	1	0	1	1	0					
Dave Dravecky, R OBP: 0.111, SLG: 0.111 Joe Price, R (3.1) Mike Aldrete, L OBP: 0.328, SLG: 0.339 (7.7)										0	0	0	0	0	0	0					
Inning Stats	R: 0 E: 0 K: 1 S: 11	H: 0 LOB: 1 BB: 1 P: 22	R: 0 E: 0 K: 1 S: 9	H: 0 LOB: 0 BB: 0 P: 14	R: 1 E: 0 K: 2 S: 11	H: 2 LOB: 1 BB: 0 P: 21	R: 0 E: 0 K: 2 S: 17	H: 0 LOB: 1 BB: 1 P: 26	R: 0 E: 0 K: 3 S: 13	H: 1 LOB: 1 BB: 0 P: 17	R: 0 E: 0 K: 1 S: 6	H: 1 LOB: 2 BB: 1 P: 15	R: 0 E: 0 K: 2 S: 11	H: 0 LOB: 0 BB: 0 P: 15	R: 0 E: 0 K: 1 S: 9	H: 0 LOB: 0 BB: 0 P: 16	1B: 4 2B: 0 3B: 1 HR: 0	SF: 0 SAC: 1 DP: 0 HBP: 0	WP: 1 PB: 0 SB: 0 CS: 0	PA: 35	
PITCHER	IP	WLS	BF	H	R	ER	SO	BB	IBB	HBP	BLK	WP	HR	S	P	ERA	WHIP				
Jose DeLeon, R ERA: 5.06	6.0	W	26	5	1	1	10	3	0	0	0	0	0	72	121	1.50	1.333				
Steve Peters, L ERA: 5.19	0.2		2	0	0	0	1	0	0	0	0	0	0	4	8	0.00	0.000				
Todd Worrell, R ERA: 4.11	2.1	S	7	0	0	0	3	0	0	0	0	0	0	21	32	0.00	0.000				

St. Louis Cardinals @ San Francisco Giants
Candlestick Park, San Francisco, CA
Mon May 02 1988, 10:05 PM EDT
Att: 18,398 - Unknown - 55 F

AB 31
R 1
H 5
RBI 1
BB 3
SO 14
LOB 14



Batter	1	2	3	4	5	6	7	8	9	AB	R	H	RBI	BB	SO	LOB	TOP																	
Vince Coleman, S OBP: 0.319, SLG: 0.437 (1, 7)										4	0	0	0	0	2	1																		
Ozzie Smith, S OBP: 0.387, SLG: 0.368 (1, 6)										4	0	2	0	0	0	0																		
Willie McGee, S OBP: 0.330, SLG: 0.386 (1, 8)										4	0	0	0	0	1	2																		
Bob Horner, R OBP: 0.398, SLG: 0.451 (1, 3)										4	0	1	0	0	0	1																		
Terry Pendleton, S OBP: 0.275, SLG: 0.298 (1, 5)										4	0	2	0	0	0	2																		
Tom Brunansky, R OBP: 0.337, SLG: 0.400 (1, 9)										4	0	1	0	0	0	4																		
Tony Peña, R OBP: 0.253, SLG: 0.325 (1, 2)										3	0	0	0	0	1	1																		
Luis Alicea, S OBP: 0.282, SLG: 0.242 (1, 4)										3	0	1	0	0	0	1																		
Larry McWilliams, L OBP: 0.286, SLG: 0.167 Steve Peters, L (6, 1)										2	0	0	0	0	1	1																		
Tom Pagnozzi, R Scott Terry, R Gibson Alba, L (8, 1)										0	0	0	0	0	0	0																		
Inning Stats	R: 0 E: 0 K: 1 S: 8	H: 2 LOB: 2 BB: 0 P: 15	R: 0 E: 0 K: 1 S: 10	H: 1 LOB: 0 BB: 0 P: 15	R: 0 E: 0 K: 1 S: 7	H: 0 LOB: 0 BB: 0 P: 7	R: 0 E: 1 K: 1 S: 9	H: 1 LOB: 1 BB: 0 P: 14	R: 0 E: 0 K: 0 S: 11	H: 2 LOB: 2 BB: 0 P: 16	R: 0 E: 0 K: 0 S: 7	H: 0 LOB: 0 BB: 0 P: 12	R: 0 E: 0 K: 0 S: 6	H: 0 LOB: 0 BB: 0 P: 11	R: 0 E: 0 K: 0 S: 4	H: 0 LOB: 0 BB: 0 P: 7	1B: 7 2B: 0 3B: 0 HR: 0	SF: 0 SAC: 0 DP: 2 HBP: 0	WP: 1 PA: 33 PB: 0 SB: 0 CS: 0															
PITCHER	IP WLS BF H R ER SO BB IBB HBP BLK WP HR S P ERA WHIP																																	
Kelly Downs, R ERA: 2.53 Atlee Hammaker, L ERA: 3.43 Craig Lefferts, L ERA: 0.56	(1, 1) (7, 1) (9, 1)	6.0 2.0 1.0	WLS W S	BF 6 3	H 7 0	R 0 0	ER 0 0	SO 5 0	BB 0 0	IBB 0 0	HBP 0 0	BLK 1 0	WP 1 0	HR 0 13	S 54 23	P 81 23	ERA 0.00 0.00	WHIP 1.167 0.000																

St. Louis Cardinals @ San Francisco Giants
Candlestick Park, San Francisco, CA
Tue May 03 1988, 10:05 PM EDT
Att: 18,157 - Unknown - 50 F

AB	33
R	0
H	7
RBI	0
BB	0
SO	5
LOB	13



Batter	1	2	3	4	5	6	7	8	9	AB	R	H	RBI	BB	SO	LOB	BOTTOM																	
Brett Butler, L OBP: 0.351, SLG: 0.386 Chris Spivey, R Atlee Hammaker, S Mike Aldred, S Bob Brenly, R Craig Lefferts, L (8, 1)										3	0	0	0	0	0	0																		
Kevin Mitchell, R OBP: 0.343, SLG: 0.438 (1, 5)										4	0	1	0	0	0	2																		
Will Clark, L OBP: 0.357, SLG: 0.473 (1, 3)										4	0	1	0	0	1	2																		
Candy Maldonado, R OBP: 0.298, SLG: 0.376 (1, 9)										4	0	1	0	0	0	2																		
Jeffrey Leonard, R OBP: 0.250, SLG: 0.237 (1, 7)										4	1	1	0	0	0	2																		
Bob Melvin, R OBP: 0.224, SLG: 0.369 (1, 2)										4	1	1	0	0	2	0																		
Robby Thompson, R OBP: 0.323, SLG: 0.333 (1, 4)										3	0	1	0	1	1	2																		
Jose Uribe, S OBP: 0.330, SLG: 0.258 (1, 6)										1	0	1	0	3	0	0																		
Kelly Downs, R OBP: 0.143, SLG: 0.143 Joel Youngblood, R (6, PH)										2	0	0	0	0	2	3																		
Joel Youngblood, R (7, 8)										2	0	1	1	0	1	3																		
Inning Stats	R: 0 E: 0 K: 0 S: 7	H: 1 LOB: 1 BB: 0 P: 13	R: 0 E: 0 K: 2 S: 8	H: 0 LOB: 2 BB: 2 P: 19	R: 0 E: 0 K: 0 S: 10	H: 2 LOB: 0 BB: 0 P: 16	R: 0 E: 0 K: 1 S: 8	H: 0 LOB: 1 BB: 1 P: 14	R: 0 E: 0 K: 0 S: 8	H: 0 LOB: 1 BB: 0 P: 14	R: 0 E: 0 K: 2 S: 13	H: 2 LOB: 3 BB: 0 P: 21	R: 0 E: 0 K: 1 S: 7	H: 0 LOB: 0 BB: 0 P: 11	R: 2 E: 0 K: 1 S: 13	H: 3 LOB: 2 BB: 1 P: 21	1B: 7 2B: 1 3B: 0 HR: 0	SF: 1 SAC: 0 DP: 0 HBP: 1	WP: 2 PA: 38 PB: 0 SB: 1 CS: 0															
PITCHER	IP WLS BF H R ER SO BB IBB HBP BLK WP HR S P ERA WHIP																																	
Larry McWilliams, L Steve Peters, L Scott Terry, R Gibson Alba, L (8, 1)	(1, 1) (6, 1) (7, 1) (8, 1)	5.1 0.2 1.1 0.2	WLS L	BF 26 8 2	H 5 3 0	R 0 2 0	ER 0 2 0	SO 4 2 0	BB 1 0 0	IBB 0 1 0	HBP 0 0 0	BLK 0 0 0	WP 0 0 0	HR 0 15 5	S 88 25 7	P 88 25 7	ERA 0.00 0.00 13.50 0.00	WHIP 1.500 0.000 2.250 0.000																

St. Louis Cardinals @ San Francisco Giants
Candlestick Park, San Francisco, CA
Tue May 03 1988, 10:05 PM EDT
Att: 18,157 - Unknown - 50 F

AB	32
R	2
H	8
RBI	2
BB	4
SO	7
LOB	19



Batter	1	2	3	4	5	6	7	8	9	AB	R	H	RBI	BB	SO	LOB	TOP						
Brett Butler, L (1, 8) OBP: 0.360, SLG: 0.382	F7		CS 1B			G4-3		FC6-4 BB		3	0	1	0	1	0	0	San Francisco Giants @ Chicago Cubs Wrigley Field, Chicago, IL Fri May 06 1988, 3:33 AM CDT Att: 29,709 - Sunny						
Robby Thompson, R (1, 4) OBP: 0.310, SLG: 0.330	G1-3		CS	F7		K		FC6-4 BB		3	0	0	0	0	1	0							
Atlee Hammaker, S (6, 1) OBP: 0.333, SLG: 0.333										0	0	0	0	0	0	0							
Harry Spilman, L (8, PH) OBP: 0.400, SLG: 0.389										0	0	0	0	0	0	0							
Joel Youngblood, R (8, PH) OBP: 0.400, SLG: 0.389										1	0	0	0	0	0	2							
Scott Garrelts, R (8, 1) OBP: 0.333, SLG: 0.333										0	0	0	0	0	0	0							
Will Clark, L (1, 3) OBP: 0.380, SLG: 0.490	K									3	0	2	0	1	1	0							
Kevin Mitchell, R (1, 5) OBP: 0.342, SLG: 0.443										4	1	1	0	0	1	5							
Jeffrey Leonard, R (1, 7) OBP: 0.274, SLG: 0.269										4	1	1	0	0	0	2							
Mike Aldrete, L (1, 9) OBP: 0.333, SLG: 0.344										4	0	1	1	0	2	1							
Bob Melvin, R (1, 2) OBP: 0.214, SLG: 0.353										3	0	0	0	0	1	1	AB 33 R 2 H 8 RBI 2 BB 2 SO 9 LOB 12						
Candy Maldonado, R (9, PH) OBP: 0.291, SLG: 0.364										1	0	0	1	0	0	0							
Jose Uribe, S (1, 6) OBP: 0.336, SLG: 0.263										3	0	1	0	0	1	0							
Bob Brenly, R (9, PH) OBP: 0.333, SLG: 0.333										1	0	0	0	0	1	0							
Michael LaCoss, R (1, 1) OBP: 0.444, SLG: 0.375										2	0	0	0	0	1	1							
Chris Speier, R (6, 4) OBP: 0.348, SLG: 0.263										1	0	1	0	0	0	0							
Inning Stats	R: 0 E: 0 K: 1 S: 7	H: 0 LOB: 0 BB: 0 P: 10	R: 1 E: 0 K: 0 S: 6	H: 2 LOB: 0 BB: 0 P: 12	R: 0 E: 0 K: 1 S: 10	H: 1 LOB: 0 BB: 0 P: 15	R: 0 E: 0 K: 0 S: 9	H: 1 LOB: 1 BB: 0 P: 12	R: 0 E: 0 K: 2 S: 13	H: 1 LOB: 1 BB: 0 P: 21	R: 0 E: 0 K: 1 S: 11	H: 1 LOB: 1 BB: 0 P: 16	R: 0 E: 0 K: 1 S: 5	H: 0 LOB: 0 BB: 0 P: 6	R: 0 E: 0 K: 2 S: 13	H: 1 LOB: 3 BB: 2 P: 29		R: 1 E: 0 K: 1 S: 11	H: 1 LOB: 0 BB: 0 P: 18	1B: 6 2B: 2 3B: 0 HR: 0	SF: 0 SAC: 0 DP: 1 HBP: 0	WP: 0 PB: 0 SB: 0 CS: 1	PA: 36
PITCHER	IP	WLS	BF	H	R	ER	SO	BB	IBB	HBP	BLK	WP	HR	S	P	ERA		WHIP					
Greg Maddux, R (1, 1) ERA: 2.48	7.1	W	28	7	1	1	7	1	0	0	0	0	0	68	108	1.23		1.091					
Frank DiPino, L (8, 1) ERA: 3.07	0.1		2	0	0	0	0	1	0	0	0	0	0	3	9	0.00		3.000					
Les Lancaster, R (8, 1) ERA: 5.68	0.1		1	0	0	0	1	0	0	0	0	0	0	3	4	0.00	0.000						
Rich Gossage, R (9, 1) ERA: 3.86	1.0	S	4	1	1	1	1	0	0	0	1	0	0	11	18	9.00	1.000						

Batter	1	2	3	4	5	6	7	8	9	AB	R	H	RBI	BB	SO	LOB	BOTTOM					
23 Ryne Sandberg, R (1, 4) OBP: 0.268, SLG: 0.439	F8		F9							4	1	1	1	0	1	0	San Francisco Giants @ Chicago Cubs Wrigley Field, Chicago, IL Fri May 06 1988, 3:33 AM CDT Att: 29,709 - Sunny					
Dave Martinez, L (1, 8) OBP: 0.333, SLG: 0.377										2	1	1	0	2	0	0						
Andre Dawson, R (1, 9) OBP: 0.350, SLG: 0.657										1	0	0	0	3	1	1						
Rafael Palmeiro, L (1, 7) OBP: 0.373, SLG: 0.460										4	0	1	1	0	0	4						
Frank DiPino, L (8, 1) ERA: 3.07										0	0	0	0	0	0	0						
Les Lancaster, R (8, 1) ERA: 5.68										0	0	0	0	0	0	0						
Rich Gossage, R (9, 1) ERA: 3.86										0	0	0	0	0	0	0						
Mark Grace, L (1, 3) OBP: 0.444, SLG: 0.600										4	0	0	0	0	1	2						
Vance Law, R (1, 5) OBP: 0.302, SLG: 0.404										3	0	1	0	1	1	0						
Jim Sundberg, R (1, 2) OBP: 0.412, SLG: 0.448										4	1	1	1	0	2	2						
Shawon Dunston, R (1, 6) OBP: 0.278, SLG: 0.415										3	0	0	0	0	1	1						
Greg Maddux, R (1, 1) ERA: 3.63										3	0	0	0	0	1	1	AB 28 R 3 H 5 RBI 3 BB 6 SO 8 LOB 11					
Darrin Jackson, R (8, 7) OBP: 0.222, SLG: 0.222										0	0	0	0	0	0	0						
Inning Stats	R: 1 E: 0 K: 0 S: 8	H: 2 LOB: 1 BB: 1 P: 19	R: 0 E: 0 K: 0 S: 6	H: 0 LOB: 0 BB: 0 P: 12	R: 0 E: 0 K: 1 S: 11	H: 0 LOB: 2 BB: 2 P: 23	R: 0 E: 0 K: 2 S: 10	H: 1 LOB: 1 BB: 0 P: 14	R: 1 E: 0 K: 1 S: 12	H: 1 LOB: 1 BB: 1 P: 23	R: 1 E: 1 K: 1 S: 10	H: 1 LOB: 1 BB: 0 P: 15	R: 0 E: 0 K: 2 S: 8	H: 0 LOB: 1 BB: 1 P: 14	R: 0 E: 0 K: 2 S: 12	H: 0 LOB: 1 BB: 1 P: 18		1B: 2 2B: 2 3B: 0 HR: 2	SF: 0 SAC: 0 DP: 2 HBP: 0	WP: 0 PB: 0 SB: 0 CS: 1	PA: 34	
PITCHER	IP	WLS	BF	H	R	ER	SO	BB	IBB	HBP	BLK	WP	HR	S	P	ERA		WHIP				
Michael LaCoss, R (1, 1) ERA: 3.63	5.0	L	22	4	2	2	3	4	0	0	1	0	1	47	91	3.60		1.600				
Atlee Hammaker, L (6, 1) ERA: 3.52	2.0		9	1	1	1	3	1	0	0	0	0	1	18	29	4.50		1.000				
Scott Garrelts, R (8, 1) ERA: 3.38	1.0		3	0	0	0	2	1	0	0	0	0	0	12	18	0.00		1.000				

Batter	1	2	3	4	5	6	7	8	9	AB	R	H	RBI	BB	SO	LOB	TOP								
Brett Butler, L (1, 8) OBP: 0.364, SLG: 0.381	0-1 5-3		4-1 BB BB		2-2 F7			1-0 F9 1B		3	0	1	0	1	0	1	San Francisco Giants @ Chicago Cubs Wrigley Field, Chicago, IL Sat May 07 1988, 3:33 AM CDT Att: 32,596 - Sunny - 65 F								
Robby Thompson, R (1, 4) OBP: 0.317, SLG: 0.330	1-0 5-3		4-2 BB			1-3 K		0-0 HBP 1B		3	0	1	0	1	1	0									
Will Clark, L (1, 3) OBP: 0.368, SLG: 0.471	2-1 4-3		1-3 K			0-0 1-3		2-2 F9		4	0	0	0	0	1	4									
Kevin Mitchell, R (1, 5) OBP: 0.339, SLG: 0.430		0-0 F8		2-2 6-3		1-2 F8		1-1 G5-3 HBP		3	0	0	0	0	0	0									
Jeffrey Leonard, R (1, 7) OBP: 0.273, SLG: 0.268		1-2 CS 1B		0-0 L1			0-0 F9	0-1 G5-3		4	0	1	0	0	0	3									
Craig Lefferts, L (8, 1)										0	0	0	0	0	0	0									
Don Robinson, R (9, 1)										0	0	0	0	0	0	0									
Candy Maldonado, R (1, 9) OBP: 0.298, SLG: 0.373		1-1 1-2 2B		0-0 F9		4-2 HR BB			0-3 K	3	1	1	0	1	1	0									
Bob Brenly, R (1, 2) OBP: 0.224, SLG: 0.326		2-2 2-3		3-2 CS 1B		0-0 L5			2-0 4-3	4	0	1	0	0	0	2									
Jose Uribe, S (1, 6) OBP: 0.351, SLG: 0.306			0-1 6-3		1-2 S 1B	1-2 1-2 1B		1-2 HR	4-2 BB	3	1	2	2	1	0	0									
Rick Reuschel, R (1, 1)			1-3 K		2-2 5-3	2-2 5-3		0-3 K	2-2 L4	3	0	0	0	0	2	1									
Mike Aldrete, L (8, 7) OBP: 0.329, SLG: 0.339					1-2					1	0	0	0	0	0	1									
Inning Stats	R: 0 E: 0 K: 0 S: 5	H: 0 LOB: 0 BB: 0 P: 8	R: 0 E: 0 K: 0 S: 10	H: 2 LOB: 1 BB: 0 P: 14	R: 0 E: 0 K: 2 S: 13	H: 0 LOB: 2 BB: 2 P: 23	R: 0 E: 0 K: 0 S: 5	H: 0 LOB: 0 BB: 0 P: 7	R: 0 E: 0 K: 0 S: 13	H: 2 LOB: 1 BB: 0 P: 20	R: 0 E: 0 K: 1 S: 7	H: 0 LOB: 0 BB: 0 P: 9	R: 2 E: 0 K: 1 S: 10	H: 1 LOB: 0 BB: 1 P: 15	R: 0 E: 0 K: 0 S: 10	H: 2 LOB: 2 BB: 1 P: 14	R: 0 E: 0 K: 1 S: 10	H: 0 LOB: 1 BB: 1 P: 18	1B: 5 2B: 1 3B: 0 HR: 1	SF: 0 SAC: 0 DP: 1 HBP: 1	WP: 0 PB: 0 SB: 1 CS: 2	PA: 36			
PITCHER	IP	WLS	BF	H	R	ER	SO	BB	IBB	HBP	BLK	WP	HR	S	P	ERA	WHIP								
Jamie Moyer, L (1, 1) ERA: 4.25	7.0	L	27	5	2	2	4	3	0	0	0	0	1	63	96	2.57	1.143								
Frank DiPino, L (8, 1) ERA: 3.0	0.1		3	2	0	0	0	0	0	0	0	0	0	7	10	0.00	6.000								
Mike Capel, R (8, 1) ERA:	1.2		6	0	0	0	1	1	0	1	0	0	0	13	22	0.00	0.600								

Batter	1	2	3	4	5	6	7	8	9	AB	R	H	RBI	BB	SO	LOB	BOTTOM								
23 Ryne Sandberg, R (1, 4) OBP: 0.268, SLG: 0.427	4-1 L5-3-5 BB		2-1 F7		2-1 5-3			2-2 F8		3	0	0	0	1	0	0	San Francisco Giants @ Chicago Cubs Wrigley Field, Chicago, IL Sat May 07 1988, 3:33 AM CDT Att: 32,596 - Sunny - 65 F								
Dave Martinez, L (1, 8) OBP: 0.331, SLG: 0.373	1-1 L5-3-5 1-2		1-0 4-3			3-1 F9		2-1 1B 1B		4	0	1	0	0	0	1									
Andre Dawson, R (1, 9) OBP: 0.355, SLG: 0.652	1-0 F6		2-1 1B			0-0 F8		1-1 G6-4-3 1B		4	0	2	0	0	0	0									
Rafael Palmeiro, L (1, 7) OBP: 0.368, SLG: 0.452		2-1 F8	0-0 4-3			0-0 1B		0-2 G6-4-3 1-2		4	0	1	0	0	0	3									
Mark Grace, L (1, 3) OBP: 0.429, SLG: 0.556		1-0 1B SF 1B		1-0 F7		0-0 F7			2-2 F8	3	1	1	0	0	0	1									
Manny Trillo, R (9, PH) OBP: 0.229, SLG: 0.219										1	0	0	0	0	0	0									
Vance Law, R (1, 5) OBP: 0.309, SLG: 0.402		1-0 SF 1B		2-0 P5		4-2 SH1-3 BB			1-2 1-3	3	0	1	0	1	0	0									
Jim Sundberg, R (1, 2) OBP: 0.455, SLG: 0.433		0-1 SF		1-2 5-3		0-0 SH1-3		4-2 BB		1	0	0	1	1	0	0									
Darrin Jackson, R (9, PR) OBP: 0.222, SLG: 0.222						1-2 5-3				0	0	0	0	0	0	0									
Shawon Dunston, R (1, 6) OBP: 0.279, SLG: 0.407		3-2 3-H IBB		1-0 F9		1-3 K		2-1 F7		2	0	0	0	1	1	1									
Leon Durham, L (9, PH) OBP: 0.300, SLG: 0.458		4-0 G4-6-3								1	0	0	0	0	0	1									
Jamie Moyer, L (1, 1) OBP: 0.154, SLG: 0.083		3-2 G4-6-3		1-2 F7		3-2 F7				2	0	0	0	0	0	3									
Jerry Mumphy, S (7, PH) OBP: 0.300, SLG: 0.222										1	0	0	0	0	0	1									
Frank DiPino, L (8, 1)										0	0	0	0	0	0	0									
Mike Capel, R (8, 1)										0	0	0	0	0	0	0									
Inning Stats	R: 0 E: 0 K: 0 S: 4	H: 0 LOB: 0 BB: 1 P: 10	R: 1 E: 1 K: 0 S: 11	H: 2 LOB: 2 BB: 1 P: 21	R: 0 E: 0 K: 0 S: 6	H: 1 LOB: 0 BB: 0 P: 11	R: 0 E: 0 K: 0 S: 5	H: 0 LOB: 0 BB: 0 P: 9	R: 0 E: 0 K: 0 S: 9	H: 0 LOB: 0 BB: 0 P: 13	R: 0 E: 0 K: 0 S: 5	H: 1 LOB: 1 BB: 0 P: 8	R: 0 E: 0 K: 1 S: 11	H: 0 LOB: 1 BB: 1 P: 19	R: 0 E: 0 K: 0 S: 12	H: 2 LOB: 1 BB: 0 P: 17	R: 0 E: 0 K: 0 S: 15	H: 0 LOB: 1 BB: 1 P: 24	1B: 6 2B: 1 3B: 0 HR: 0	SF: 1 SAC: 1 DP: 3 HBP: 0	WP: 0 PB: 0 SB: 0 CS: 0	PA: 35			
PITCHER	IP	WLS	BF	H	R	ER	SO	BB	IBB	HBP	BLK	WP	HR	S	P	ERA	WHIP								
Rick Reuschel, R (1, 1) ERA: 1.69	7.1	W	30	6	1	1	1	2	1	0	0	0	0	59	104	1.23	1.091								
Craig Lefferts, L (8, 1) ERA: 0.49	1.1		4	0	0	0	0	1	0	0	0	0	0	17	24	0.00	0.750								
Don Robinson, R (9, 1) ERA: 1.45	0.1	S	1	0	0	0	0	0	0	0	0	0	0	2	4	0.00	0.000								



Batter	1	2	3	4	5	6	7	8	9	AB	R	H	RBI	BB	SO	LOB	TOP										
Brett Butler, L (1, 8) OBP: 0.364, SLG: 0.374 Joel Youngblood, R (7, PH) OBP: 0.364, SLG: 0.350	1-1 F8		2-3 K		4-0 BB		1-3 K		3-2 L9	2	0	0	0	1	1	0	San Francisco Giants @ Chicago Cubs Wrigley Field, Chicago, IL Sun May 08 1988, 3:33 AM CDT Att: 26,355 - Sunny - 75 F										
Robby Thompson, R (1, 4) OBP: 0.324, SLG: 0.337	2-0 E9 BLK		1-1 1B		2-1 5-3		1-0 1B			4	1	2	0	0	0	1											
Will Clark, L (1, 3) OBP: 0.357, SLG: 0.454 Terry Mulholland, R (7, 1)	0-0 4-3		3-3 K		2-1 6-3		1-1 F8			4	0	0	0	0	1	3											
Kevin Mitchell, R (1, 5) OBP: 0.344, SLG: 0.447	2-3 K				4-2 HR		1-0 L7		3-1 5-6-3 3B	3	2	1	0	1	1	0											
Mike Adrete, L (1, 7) OBP: 0.311, SLG: 0.318		3-2 L7		0-2 F8		1-1 4-3		0-3 K		4	0	0	0	0	1	2											
Candy Maldonado, R (1, 9) OBP: 0.305, SLG: 0.406		3-1 6-3		2-2 HR		0-0 HR		3-2 5-6-3		4	2	2	3	0	0	0											
Bob Brenly, R (1, 2) OBP: 0.250, SLG: 0.469		2-0 CI		2-1 HR		1-0 HR		3-H 5-3		3	2	2	3	0	0	0											
Jose Uribe, S (1, 6) OBP: 0.348, SLG: 0.304		1-2 F2		1-1 F3		1-1 6-3		0-1 G5-4-3 1B		4	0	1	0	0	0	1											
Joe Price, R (1, 1) Scott Garrelts, R (4, 1) Atlee Hammaker, S (6, 1) OBP: 0.333, SLG: 0.333 Jeffrey Leonard, R (7, PH) OBP: 0.278, SLG: 0.264				1-3 K		3-2 1-3		4-2 CS BB		2	0	0	0	0	1	0											
Inning Stats	R: 1 E: 1 K: 7 S: 7	H: 0 LOB: 0 BB: 0 P: 12	R: 0 E: 1 K: 0 S: 9	H: 0 LOB: 1 BB: 0 P: 18	R: 0 E: 0 K: 3 S: 12	H: 1 LOB: 1 BB: 0 P: 19	R: 3 E: 0 K: 0 S: 16	H: 2 LOB: 0 BB: 1 P: 28	R: 0 E: 0 K: 0 S: 4	H: 0 LOB: 0 BB: 1 P: 12	R: 2 E: 0 K: 0 S: 7	H: 2 LOB: 0 BB: 0 P: 11	R: 0 E: 0 K: 1 S: 9	H: 1 LOB: 1 BB: 1 P: 15	R: 1 E: 0 K: 1 S: 11	H: 1 LOB: 0 BB: 0 P: 18		R: 0 E: 0 K: 0 S: 7	H: 1 LOB: 0 BB: 0 P: 10	1B: 4 2B: 0 3B: 1 HR: 3	SF: 0 SAC: 0 DP: 1 HBP: 0	WP: 0 PB: 0 SB: 0 CS: 1	PA: 37				
PITCHER	IP	WLS	BF	H	R	ER	SO	BB	IBB	HBP	BLK	WP	HR	S	P	ERA	WHIP										
Al Nipper, R (1, 1) ERA: 2.84	5.0		21	3	4	3	4	2	0	0	1	0	2	48	89	5.40	1.000										
Mike Capel, R (6, 1) ERA: 6.75	1.0	W	6	2	2	2	0	1	0	0	0	0	1	9	17	18.00	3.000										
Frank DiPino, L (7, 1) ERA: 2.81	1.0		3	1	0	0	1	0	0	0	0	0	0	7	9	0.00	1.000										
Bill Landrum, R (8, 1) ERA: 4.5	2.0		7	2	1	1	1	0	0	0	0	0	0	18	28	4.50	1.000										

Batter	1	2	3	4	5	6	7	8	9	AB	R	H	RBI	BB	SO	LOB	BOTTOM											
23 Ryne Sandberg, R (1, 4) OBP: 0.286, SLG: 0.472	0-1 FC1-6 1B		2-3 K		1-1 3B		3-1 1B		1-0 4-3	6	2	4	1	0	1	1	San Francisco Giants @ Chicago Cubs Wrigley Field, Chicago, IL Sun May 08 1988, 3:33 AM CDT Att: 26,355 - Sunny - 75 F											
Manny Trillo, R (1, 3) OBP: 0.211, SLG: 0.200 Mark Grace, L (6, PH) OBP: 0.478, SLG: 0.579	1-1 FC1-6 2B		2-3 K		1-2 6-3		1-0 1B		3-H 3B	3	1	0	0	0	1	3												
Andre Dawson, R (1, 9) OBP: 0.373, SLG: 0.664	0-0 2B		4-0 IBB		2-3 K		0-0 1B		1-0 2B	4	2	3	2	1	1	1												
Darrin Jackson, R (1, 8) OBP: 0.200, SLG: 0.200 Dave Martinez, L (4, PH) OBP: 0.323, SLG: 0.366	1-2 F6		0-0 F8		1-2 1-3		3-H 1B		3-H 1B	2	0	0	0	0	0	4												
Rafael Palmeiro, L (1, 7) OBP: 0.387, SLG: 0.500	4-2 2B		0-0 F8		0-0 HR		1-2 BB		2-3 1B	4	3	3	2	1	0	0												
Vance Law, R (1, 5) OBP: 0.339, SLG: 0.457	0-1 E		4-0 2B		2-1 5-3		4-0 1B		1-1 HR	3	2	3	6	2	0	0												
Damon Berryhill, S (1, 2) OBP: 0.339, SLG: 0.457	1-2 E5		0-3 K		1-2 F8		0-0 G6-3		1-1 F8	5	0	0	0	0	1	5												
Shawon Dunston, R (1, 6) OBP: 0.284, SLG: 0.425	1-2 4-3		0-0 2B		2-1 5-3		1-2 L5		0-3 SH5-4 2B	5	1	2	0	0	1	2												
Al Nipper, R (1, 1) ERA: 5.0 Scott Garrelts, R (4, 1) ERA: 4.43 Atlee Hammaker, L (6, 1) ERA: 3.38 Terry Mulholland, L (7, 1) ERA: 27.0			0-0 K		2-1 L5		0-2 SH5-4 2B		0-0 5-3	2	0	1	0	0	1	2												
Inning Stats	R: 4 E: 1 K: 0 S: 19	H: 3 LOB: 1 BB: 1 P: 28	R: 0 E: 0 K: 2 S: 8	H: 1 LOB: 2 BB: 1 P: 16	R: 0 E: 0 K: 2 S: 10	H: 1 LOB: 2 BB: 1 P: 14	R: 0 E: 0 K: 1 S: 12	H: 1 LOB: 1 BB: 0 P: 17	R: 1 E: 0 K: 0 S: 13	H: 2 LOB: 1 BB: 0 P: 19	R: 2 E: 0 K: 0 S: 13	H: 4 LOB: 2 BB: 1 P: 23	R: 6 E: 0 K: 1 S: 25	H: 5 LOB: 0 BB: 1 P: 34	R: 0 E: 0 K: 1 S: 6	H: 0 LOB: 0 BB: 0 P: 7		1B: 7 2B: 6 3B: 2 HR: 2	SF: 1 SAC: 1 DP: 1 HBP: 0	WP: 1 PB: 0 SB: 0 CS: 0	PA: 46							
PITCHER	IP	WLS	BF	H	R	ER	SO	BB	IBB	HBP	BLK	WP	HR	S	P	ERA	WHIP											
Joe Price, L (1, 1) ERA: 5.0	3.1		20	6	4	3	4	2	1	0	0	0	1	1	24	37	16.20	3.000										
Atlee Hammaker, L (6, 1) ERA: 3.38	1.0	L	4	1	0	0	0	1	0	0	0	0	0	9	15	0.00	2.000											
Terry Mulholland, L (7, 1) ERA: 27.0	2.0		12	5	6	6	2	1	0	0	0	0	1	31	41	27.00	3.000											



Batter	1	2	3	4	5	6	7	8	9	AB	R	H	RBI	BB	SO	LOB	TOP										
Brett Butler, L OBP: 0.355, SLG: 0.358 (1, 8)	G3		1B BB	F8		G3		F3	K	5	0	0	0	1	1	5	San Francisco Giants @ Pittsburgh Pirates Three Rivers Stadium, Pittsburgh, PA Mon May 09 1988, 7:05 PM EDT Att: 6,388 - Unknown - 69 F										
Robby Thompson, R OBP: 0.333, SLG: 0.346 (1, 4)	K				E5 2B	WP 1B		E9 2B	F8	6	2	3	1	0	1	2											
Will Clark, L OBP: 0.358, SLG: 0.469 (1, 3)	F8		F6		2B	F9		2B		5	1	2	1	0	0	4											
Kevin Mitchell, R OBP: 0.362, SLG: 0.509 (1, 5)		HR	1-3		1B 2B		1B 1B	HR 2B		5	2	4	3	0	0	3											
Jeffrey Leonard, R OBP: 0.298, SLG: 0.325 (1, 7)	1-3			F8	1B		1B	HR		5	1	3	2	0	0	0											
Candy Maldonado, R OBP: 0.301, SLG: 0.396 Craig Lefferts, L (8, 1)	F7			1B E	F8		K	6-3		5	1	1	0	0	1	4											
Bob Brenly, R OBP: 0.228, SLG: 0.426 (1, 2)	F9			K	F4		K		K	5	0	0	0	0	3	5											
Jose Uribe, S OBP: 0.350, SLG: 0.302 (1, 6)			E5 1B SH1-4	E	G3		3-1		S 1B BB	4	0	1	0	1	0	4											
Mike Krukow, R Don Robinson, R Mike Aldrete, L OBP: 0.329, SLG: 0.338 (8, 9)	SH1-4			E6		K		E9 1B	S 1B	2	0	0	0	0	1	1											
Inning Stats	R: 0 E: 0 K: 1 S: 6	H: 0 LOB: 0 BB: 0 P: 11	R: 1 E: 0 K: 0 S: 11	H: 1 LOB: 0 BB: 0 P: 19	R: 0 E: 1 K: 0 S: 11	H: 1 LOB: 3 BB: 1 P: 18	R: 1 E: 1 K: 1 S: 13	H: 2 LOB: 2 BB: 0 P: 19	R: 2 E: 1 K: 0 S: 20	H: 3 LOB: 2 BB: 0 P: 27	R: 0 E: 0 K: 1 S: 9	H: 1 LOB: 1 BB: 0 P: 14	R: 0 E: 0 K: 2 S: 15	H: 2 LOB: 0 BB: 0 P: 20	R: 4 E: 2 K: 0 S: 12	H: 5 LOB: 0 BB: 1 P: 15		R: 0 E: 0 K: 2 S: 17	H: 1 LOB: 2 BB: 1 P: 28	1B: 10 2B: 4 3B: 0 HR: 2	SF: 0 SAC: 1 DP: 0 HBP: 0	WP: 1 PB: 0 SB: 2 CS: 0	PA: 47				
PITCHER	IP	WLS	BF	H	R	ER	SO	BB	IBB	HBP	BLK	WP	HR	S	P	ERA	WHIP										
Mike Dunne, R ERA: 3.72 (1, 1)	4.0		19	4	2	1	2	1	0	0	0	0	1	41	67	2.25	1.250										
Scott Medvin, R ERA: 9.0 (5, 1)	1.0		7	3	2	1	0	0	0	0	0	0	0	20	27	9.00	3.000										
Barry Jones, R ERA: (6, 1)	1.0		4	1	0	0	1	0	0	0	0	1	0	9	14	0.00	1.000										
Jeff Robinson, R ERA: 3.21 (7, 1)	2.0	L	12	7	4	4	2	0	0	0	0	0	1	27	35	18.00	3.500										
Bob Kipper, L ERA: 3.95 (9, 1)	1.0		5	1	0	0	2	1	0	0	0	0	0	17	28	0.00	2.000										
Batter	1	2	3	4	5	6	7	8	9	AB	R	H	RBI	BB	SO	LOB	BOTTOM										
Barry Bonds, L OBP: 0.279, SLG: 0.516 (1, 7)	HR		3B		F4	K		F8		5	1	2	1	0	1	6	San Francisco Giants @ Pittsburgh Pirates Three Rivers Stadium, Pittsburgh, PA Mon May 09 1988, 7:05 PM EDT Att: 6,388 - Unknown - 69 F										
Jose Lind, R OBP: 0.299, SLG: 0.297 (1, 4)	L1-3		6-3				1-3	K		5	0	1	1	0	1	2											
Andy Van Slyke, L OBP: 0.328, SLG: 0.509 (1, 8)	G3		F4		G3		HR 2B		F5	5	1	1	0	0	0	3											
Bobby Bonilla, S OBP: 0.396, SLG: 0.672 (1, 5)	BB			F8		F9 WP 4-3 1B	HR	F8		4	2	2	2	1	0	0											
Sid Bream, L OBP: 0.336, SLG: 0.439 (1, 3)	4-3			F9		F9	K	K		5	0	0	0	0	2	2											
R.J. Reynolds, S OBP: 0.295, SLG: 0.451 (1, 9)	1-3			F9		4-3	K	K		4	0	0	1	0	1	0											
Junior Ortiz, R OBP: 0.394, SLG: 0.600 (1, 2)	F3				F4	BB 1B	F6			4	0	1	0	0	0	0											
Felix Fermin, R OBP: 0.750, SLG: 0.500 (1, 6)	F9				1B BB	BB 1B	2B BB			2	2	1	0	2	0	0											
Mike Dunne, R Scott Medvin, R John Cangelosi, S Barry Jones, R Darnell Coles, R Jeff Robinson, R Randy Milligan, R Bob Kipper, R	K				1B	1B	1B	2B		1	0	0	0	0	1	0											
Inning Stats	R: 1 E: 0 K: 0 S: 13	H: 1 LOB: 1 BB: 1 P: 24	R: 0 E: 0 K: 0 S: 7	H: 0 LOB: 0 BB: 0 P: 8	R: 0 E: 0 K: 1 S: 7	H: 1 LOB: 1 BB: 0 P: 11	R: 0 E: 0 K: 0 S: 6	H: 0 LOB: 0 BB: 0 P: 9	R: 1 E: 0 K: 1 S: 11	H: 2 LOB: 3 BB: 1 P: 21	R: 1 E: 0 K: 1 S: 16	H: 3 LOB: 1 BB: 1 P: 26	R: 2 E: 0 K: 2 S: 12	H: 2 LOB: 0 BB: 0 P: 18	R: 1 E: 0 K: 1 S: 15	H: 1 LOB: 1 BB: 1 P: 23		R: 0 E: 0 K: 1 S: 7	H: 0 LOB: 0 BB: 0 P: 10	1B: 5 2B: 2 3B: 1 HR: 2	SF: 0 SAC: 0 DP: 0 HBP: 0	WP: 1 PB: 0 SB: 0 CS: 0	PA: 41				
PITCHER	IP	WLS	BF	H	R	ER	SO	BB	IBB	HBP	BLK	WP	HR	S	P	ERA	WHIP										
Mike Krukow, R ERA: 4.73 (1, 1)	5.2		25	6	3	3	1	2	0	0	0	0	1	53	88	4.76	1.412										
Don Robinson, R ERA: 2.25 (6, 1)	1.1	W	8	3	2	2	3	1	0	0	0	0	1	19	29	13.50	3.000										
Craig Lefferts, L ERA: 0.89 (8, 1)	2.0	S	8	1	1	1	2	1	0	0	0	0	0	22	33	4.50	1.000										

Batter	1	2	3	4	5	6	7	8	9	AB	R	H	RBI	BB	SO	LOB	TOP										
Mike Adrete, L (1, 8) OBP: 0.325, SLG: 0.333	1-2 L4-3 1B		1-2 G3-1					0-3 K		4	0	1	1	0	1	1	San Francisco Giants @ Pittsburgh Pirates Three Rivers Stadium, Pittsburgh, PA Tue May 10 1988, 7:05 PM EDT Att. 9,275 - Unknown - 62 F livebaseballscorecards.com										
Robby Thompson, R (1, 4) OBP: 0.339, SLG: 0.352	3-2 L4-3 1-2		0-2 G1-3			2-2 CS 1B			2-1 G6-3 1B	4	0	2	0	0	0	1											
Will Clark, L (1, 3) OBP: 0.362, SLG: 0.491	4-2 BB			0-2 HR		3-1 F8			0-0 G6-3	3	1	1	1	1	0	2											
Kevin Mitchell, R (1, 5) OBP: 0.359, SLG: 0.495	1-1 F9			4-1 CS BB		0-3 K			0-1 L5	3	0	0	0	1	1	2											
Jeffrey Leonard, R (1, 7) OBP: 0.299, SLG: 0.316		4-2 CS BB		3-2 F8 1-2		1-1 CS	1-0 P3			2	0	0	0	1	0	1											
Candy Maldonado, R (1, 9) OBP: 0.294, SLG: 0.386	1 SAFE F9	2-0 BB		0-1 L8			0-1 G6-3			3	0	0	0	0	0	1											
Bob Melvin, R (1, 2) Atlee Hammaker, S (7, 1) OBP: 0.205, SLG: 0.338 OBP: 0.333, SLG: 0.333	2-2 F1 1-2				1-1 F9		2-1 G6-3			3	0	0	0	0	0	1											
Jose Uribe, S (1, 6) OBP: 0.350, SLG: 0.321			2-0 G3-1 3B		3-2 P6			3-2 L5		3	1	1	0	0	0	0											
Kelly Downs, R (1, 1) Scott Garrelts, R (3, 1) Bob Brenly, R (7, 2) OBP: 0.125, SLG: 0.125 OBP: 0.224, SLG: 0.418			0-3 K		1-0 E3			2-0 F6		1	0	0	0	0	1	1											
Inning Stats	R: 0 E: 0 K: 0 S: 14	H: 1 LOB: 1 BB: 1 P: 23	R: 0 E: 0 K: 0 S: 6	H: 0 LOB: 0 BB: 1 P: 14	R: 1 E: 0 K: 1 S: 11	H: 1 LOB: 0 BB: 1 P: 14	R: 1 E: 0 K: 0 S: 10	H: 1 LOB: 0 BB: 1 P: 17	R: 0 E: 1 K: 1 S: 10	H: 0 LOB: 1 BB: 0 P: 15	R: 0 E: 0 K: 0 S: 11	H: 1 LOB: 0 BB: 0 P: 17	R: 0 E: 0 K: 0 S: 5	H: 0 LOB: 0 BB: 0 P: 8	R: 0 E: 0 K: 1 S: 9	H: 0 LOB: 0 BB: 0 P: 14		R: 0 E: 0 K: 0 S: 5	H: 1 LOB: 0 BB: 0 P: 7	1B: 3 2B: 1 3B: 1 HR: 1	SF: 0 SAC: 0 DP: 2 HBP: 0	WP: 0 PB: 0 SB: 0 CS: 3	PA: 32				
PITCHER	IP	WLS	BF	H	R	ER	SO	BB	IBB	HBP	BLK	WP	HR	S	P	ERA	WHIP										
Vicente Palacios, R (1, 1) ERA: 6.66	5.0	W	19	3	2	2	1	3	0	0	0	0	1	51	83	3.60	1.200										
Barry Jones, R (6, 1) ERA: 6.66	2.0		6	1	0	0	1	0	0	0	0	0	0	16	25	0.00	0.500										
Jim Gott, R (8, 1) ERA: 2.6	2.0	S	6	1	0	0	1	0	0	0	0	0	0	14	21	0.00	0.500										

Batter	1	2	3	4	5	6	7	8	9	AB	R	H	RBI	BB	SO	LOB	BOTTOM										
Barry Bonds, L (1, 7) OBP: 0.284, SLG: 0.524	1-0 L8	4-0 1B BB		1-2 FC4-6 1-2F			1-0 F8	3-2 1B 3B		4	1	1	2	1	0	1	San Francisco Giants @ Pittsburgh Pirates Three Rivers Stadium, Pittsburgh, PA Tue May 10 1988, 7:05 PM EDT Att. 9,275 - Unknown - 62 F livebaseballscorecards.com										
Jose Lind, R (1, 4) OBP: 0.310, SLG: 0.308	2-2 2B 1B	0-0 FC4-6 1B		1-2 FC4-6 1-2F			2-0 P3	0-0 1B		5	1	3	2	0	0	1											
Andy Van Slyke, L (1, 8) OBP: 0.331, SLG: 0.512	1 SAFE 1-3 1B 2B	0-1 FC4-6 1-2F		0-0 F7			2-0 BB 1B	1-1 G3		5	1	2	0	0	0	4											
Darnell Coles, R (1, 5) Jim Gott, R (8, 1) OBP: 0.324, SLG: 0.362 ERA: 2.6	3-2 L4		2-2 BB G4-3 HBP		2-0 G5-3		4-0 FC6-4 BB			2	0	0	0	1	0	2											
R.J. Reynolds, S (1, 9) OBP: 0.293, SLG: 0.440	0-0 1B		3-2 G4-3		2-0 F8		0-0 FC6-4			4	0	1	2	0	0	3											
Randy Milligan, R (1, 3) Barry Jones, R (6, 1) Bobby Bonilla, S (8, 5) OBP: 0.310, SLG: 0.333 OBP: 0.400, SLG: 0.683	1 SAFE G6-3	1-2 G6-3		4-2 BB BB		1-3 K		1-0 1B FC1-2 2B		2	0	0	0	1	1	1											
Michael LaValliere, L (1, 2) OBP: 0.457, SLG: 0.413		1-0 P9	4-2 G4-6-3 BB		1-0 L9		1-0 FC1-2 3B 1B			3	1	1	0	1	0	0											
Felix Fermin, R (1, 6) Mike Diaz, R (8, PH) Rafael Belliard, R (8, PR) OBP: 0.571, SLG: 0.400 OBP: 0.298, SLG: 0.326	2-H 3-H G6-3	1-1 BB 1B	0-1 G4-6-3		1-3 K		2-0 FC1-2 3B			3	1	1	0	0	1	3											
Vicente Palacios, R (1, 1) Sid Bream, L (6, 3) OBP: 0.330, SLG: 0.430		1-3 K		4-2 FC4-6 BB		1-2 F8		1-2 F8		1	0	0	0	1	1	1											
Inning Stats	R: 2 E: 0 K: 0 S: 15	H: 3 LOB: 1 BB: 0 P: 21	R: 1 E: 0 K: 1 S: 8	H: 2 LOB: 2 BB: 1 P: 15	R: 0 E: 0 K: 0 S: 13	H: 0 LOB: 2 BB: 2 P: 26	R: 0 E: 0 K: 0 S: 9	H: 0 LOB: 1 BB: 1 P: 15	R: 0 E: 0 K: 1 S: 5	H: 0 LOB: 0 BB: 0 P: 10	R: 0 E: 0 K: 1 S: 7	H: 0 LOB: 0 BB: 0 P: 10	R: 0 E: 0 K: 0 S: 4	H: 1 LOB: 2 BB: 1 P: 13	R: 3 E: 0 K: 0 S: 11	H: 4 LOB: 1 BB: 0 P: 19		R: 0 E: 0 K: 0 S: 5	H: 1 LOB: 0 BB: 0 P: 7	1B: 7 2B: 2 3B: 1 HR: 0	SF: 0 SAC: 0 DP: 1 HBP: 1	WP: 0 PB: 0 SB: 0 CS: 0	PA: 39				
PITCHER	IP	WLS	BF	H	R	ER	SO	BB	IBB	HBP	BLK	WP	HR	S	P	ERA	WHIP										
Kelly Downs, R (1, 1) ERA: 3.15	2.1	L	16	5	3	3	1	3	0	1	0	0	0	23	37	11.57	3.429										
Scott Garrelts, R (3, 1) ERA: 3.75	3.2		11	0	0	0	2	1	0	0	0	0	0	23	37	0.00	0.273										
Atlee Hammaker, L (7, 1) ERA: 4.15	2.0		12	5	3	3	0	1	0	0	0	0	0	15	32	13.50	3.000										

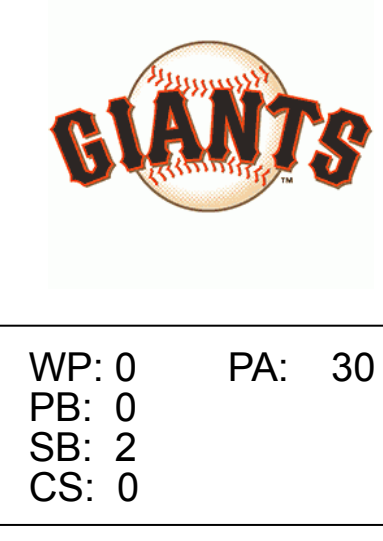
Batter	1	2	3	4	5	6	7	8	9	AB	R	H	RBI	BB	SO	LOB	TOP			
Lenny Dykstra, L (1, 8) OBP: 0.367, SLG: 0.547	F8			B1-3		B3		P4		4	0	0	0	0	0	1	New York Mets @ San Francisco Giants Candlestick Park, San Francisco, CA Fri May 13 1988, 10:05 PM EDT Att: 25,275 - Unknown - 55 F			
Tim Lincecum, R (1, 4) OBP: 0.382, SLG: 0.362	K			E 1B		6-3		G5-4-3		4	1	1	0	0	1					
Keith Hernandez, L (1, 3) OBP: 0.349, SLG: 0.464	F7			K		F7			1-3	4	0	0	0	0	1					
Darryl Strawberry, L (1, 9) OBP: 0.407, SLG: 0.625		3-1		E BB				P6		3	1	0	0	1	0					
Kevin Reynolds, R (1, 7) OBP: 0.296, SLG: 0.408	6-3			E4		L5			0-2	4	0	1	0	0	0					
Gary Carter, R (1, 2) OBP: 0.361, SLG: 0.529	K			1-H 2-H		5-3			2-1	4	0	1	0	0	1					
Howard Johnson, S (1, 5) OBP: 0.326, SLG: 0.385				F9		L8			4-0	2	0	0	0	1	0					
Kevin Elster, R (1, 6) OBP: 0.302, SLG: 0.344				K		P4			0-0	3	0	0	0	0	1					
Bob Ojeda, L (1, 1) OBP: 0.214, SLG: 0.214				4-3		K			0-3	2	0	0	0	0	1					
Lee Mazzilli, S (8, PH) OBP: 0.269, SLG: 0.190										0	0	0	0	1	0					
Randy Myers, L (8, 1)								G5-4-3 BB		0	0	0	0	0	0					
Inning Stats	R: 0 E: 0 K: 1 S: 6	H: 0 LOB: 0 BB: 0 P: 11	R: 0 E: 0 K: 1 S: 8	H: 0 LOB: 0 BB: 0 P: 16	R: 0 E: 0 K: 1 S: 7	H: 0 LOB: 0 BB: 0 P: 9	R: 2 E: 1 K: 1 S: 20	H: 1 LOB: 1 BB: 1 P: 26	R: 0 E: 0 K: 0 S: 5	H: 0 LOB: 0 BB: 0 P: 9	R: 0 E: 0 K: 0 S: 7	H: 1 LOB: 2 BB: 1 P: 16	R: 0 E: 0 K: 0 S: 4	H: 0 LOB: 0 BB: 1 P: 9	R: 0 E: 0 K: 0 S: 11	H: 1 LOB: 1 BB: 0 P: 17	1B: 2 2B: 1 3B: 0 HR: 0	SF: 0 SAC: 0 DP: 1 HBP: 0	WP: 0 PB: 0 SB: 0 CS: 0	PA: 33
PITCHER Kelly Downs, R (1, 1) ERA: 2.49	IP: 9.0 WLS: W BF: 33 H: 3 R: 2 ER: 0 SO: 5 BB: 2 IBB: 1 HBP: 0 BLK: 0 WP: 0 HR: 0 S: 76 P: 123 ERA: 0.00 WHIP: 0.556																			

AB	30
R	2
H	3
RBI	0
BB	3
SO	5
LOB	7



Batter	1	2	3	4	5	6	7	8	9	AB	R	H	RBI	BB	SO	LOB	BOTTOM			
Brett Butler, L (1, 8) OBP: 0.333, SLG: 0.328	K		F7			K		L7		4	0	0	0	0	2	0	New York Mets @ San Francisco Giants Candlestick Park, San Francisco, CA Fri May 13 1988, 10:05 PM EDT Att: 25,275 - Unknown - 55 F			
Robby Thompson, R (1, 4) OBP: 0.331, SLG: 0.350	K			G2		K		K		4	0	0	0	0	3	0				
Will Clark, L (1, 3) OBP: 0.374, SLG: 0.538	K			F4		F5		3-1		4	0	0	0	0	1	0				
Kevin Mitchell, R (1, 5) OBP: 0.374, SLG: 0.500		L5		F8		L7-4 1B				2	0	0	0	1	0	0				
Jeffrey Leonard, R (1, 7) OBP: 0.300, SLG: 0.315		K			1B FC3-2 1B		1-1 1B			3	1	2	0	0	1	0				
Candy Maldonado, R (1, 9) OBP: 0.284, SLG: 0.395		F9			1B FC3-2 S		L7-4			3	0	1	0	0	0	2				
Bob Melvin, R (1, 2) OBP: 0.244, SLG: 0.405				HR		1-2 FC3-2 BB		2B 1B		2	2	2	2	1	0	0				
Jose Uribe, S (1, 6) OBP: 0.328, SLG: 0.309			L4			1-2 FC3-2		1-1		3	0	1	1	0	0	3				
Kelly Downs, R (1, 1) OBP: 0.091, SLG: 0.091			3-1			1-2 G1-2-3		K2-3		3	0	0	0	0	1	4				
Inning Stats	R: 0 E: 0 K: 3 S: 10	H: 0 LOB: 0 BB: 0 P: 16	R: 0 E: 0 K: 1 S: 7	H: 0 LOB: 0 BB: 0 P: 12	R: 1 E: 0 K: 0 S: 12	H: 1 LOB: 0 BB: 0 P: 17	R: 0 E: 0 K: 0 S: 5	H: 0 LOB: 0 BB: 0 P: 8	R: 0 E: 0 K: 2 S: 7	H: 2 LOB: 2 BB: 1 P: 24	R: 0 E: 0 K: 1 S: 12	H: 3 LOB: 1 BB: 1 P: 23	R: 0 E: 0 K: 1 S: 7	H: 0 LOB: 0 BB: 0 P: 12	R: 0 E: 0 K: 1 S: 7	H: 0 LOB: 0 BB: 0 P: 12	1B: 4 2B: 2 3B: 0 HR: 1	SF: 0 SAC: 0 DP: 2 HBP: 0	WP: 0 PB: 0 SB: 0 CS: 0	PA: 30
PITCHER Bob Ojeda, L (1, 1) ERA: 3.38	IP: 7.0 WLS: L BF: 27 H: 6 R: 3 ER: 3 SO: 7 BB: 2 IBB: 0 HBP: 0 BLK: 0 WP: 0 HR: 1 S: 67 P: 109 ERA: 3.86 WHIP: 1.143																			
Randy Myers, L (8, 1) ERA: 1.69	IP: 1.0 WLS: L BF: 3 H: 0 R: 0 ER: 0 SO: 1 BB: 0 IBB: 0 HBP: 0 BLK: 0 WP: 0 HR: 0 S: 7 P: 12 ERA: 0.00 WHIP: 0.000																			

AB	28
R	3
H	6
RBI	3
BB	2
SO	8
LOB	9




Batter	1	2	3	4	5	6	7	8	9	AB	R	H	RBI	BB	SO	LOB	TOP																					
Lenny Dykstra, L (1.8) OBP: 0.373, SLG: 0.544	G6-3		G4-3			E S 2H 1B		1B 1B		4	0	2	1	0	0	0	New York Mets @ San Francisco Giants Candlestick Park, San Francisco, CA Sat May 14 1988, 6:33 AM EDT Att: 36,020 - Sunny - 70 F																					
Tim Lincecum, R (1.4) OBP: 0.356, SLG: 0.357	P5			P8		K		1B 1B		4	0	1	0	0	1	1																						
Keith Hernandez, L (1.3) OBP: 0.338, SLG: 0.448	K			G4-3		F6		K		4	0	0	0	0	2	3																						
Darryl Strawberry, L (1.9) OBP: 0.396, SLG: 0.603		G3		K			G3		F9	4	0	0	0	0	1	0																						
Kevin McReynolds, R (1.7) OBP: 0.295, SLG: 0.396		K			F7			G1-3		3	0	0	0	0	1	0																						
Howard Johnson, S (1.5) OBP: 0.323, SLG: 0.381		F9			F9		HBP			4	0	1	0	0	0	1																						
Mackey Sasser, L (1.2) OBP: 0.417, SLG: 0.750																																						
Barry Lyons, R (5.2) OBP: 0.133, SLG: 0.143				HR				G4-3		2	1	1	1	0	0	0																						
Kevin Elster, R (1.6) OBP: 0.303, SLG: 0.343			F9			WP SH3 1B 1B				3	1	1	0	0	1	0																						
Ron Darling, R (1.1) OBP: 0.111, SLG: 0.167										1	0	0	0	0	0	0																						
Lee Mazzilli, S (8, PH) OBP: 0.259, SLG: 0.182										1	0	0	0	0	0	0																						
Roger McDowell, R (8.1) OBP: 0.500, SLG: 1.000								G3		0	0	0	0	0	0	0																						
Inning Stats	R: 0 E: 0 K: 1 S: 6	H: 0 LOB: 0 BB: 0 P: 9	R: 0 E: 0 K: 1 S: 9	H: 0 LOB: 0 BB: 0 P: 10	R: 1 E: 0 K: 0 S: 8	H: 1 LOB: 0 BB: 0 P: 9	R: 0 E: 0 K: 1 S: 9	H: 0 LOB: 0 BB: 0 P: 15	R: 0 E: 0 K: 0 S: 9	H: 0 LOB: 0 BB: 0 P: 13	R: 1 E: 0 K: 1 S: 14	H: 2 LOB: 1 BB: 0 P: 20	R: 0 E: 0 K: 0 S: 5	H: 0 LOB: 1 BB: 0 P: 8	R: 0 E: 0 K: 2 S: 11	H: 2 LOB: 2 BB: 0 P: 17	R: 0 E: 0 K: 0 S: 11	H: 1 LOB: 1 BB: 0 P: 18	1B: 5 2B: 0 3B: 0 HR: 1	SF: 0 SAC: 1 DP: 0 HBP: 1	WP: 1 PB: 0 SB: 1 CS: 0	PA: 34																
PITCHER	IP	WLS	BF	H	R	ER	SO	BB	IBB	HBP	BLK	WP	HR	S	P	ERA	WHIP	PITCHER				IP	WLS	BF	H	R	ER	SO	BB	IBB	HBP	BLK	WP	HR	S	P	ERA	WHIP
Mike Krukow, R (1.1) ERA: 4.34	7.2	W	29	5	2	2	5	0	0	1	0	1	1	68	97	2.35	0.652					7.0	L	25	3	3	3	2	0	0	0	0	0	11	13	0.00	1.000	
Atlee Hammaker, L (8.1) ERA: 3.56	1.1	S	5	1	0	0	1	0	0	0	0	0	0	14	22	0.00	0.750					1.0		5	1	0	0	1	0	0	1	0	0	11	13	0.00	1.000	

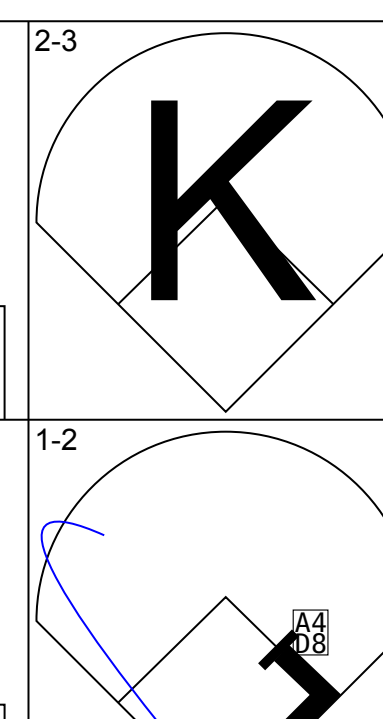
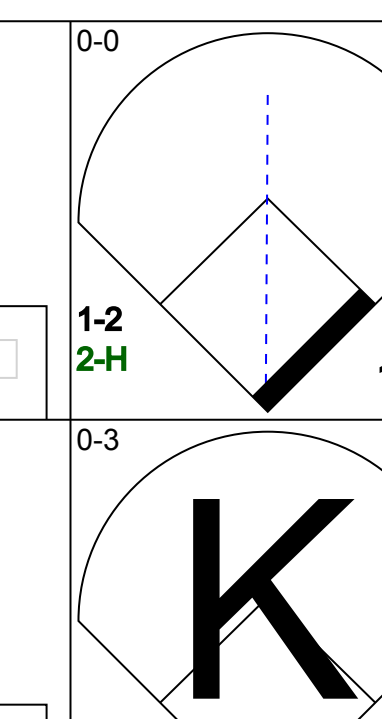
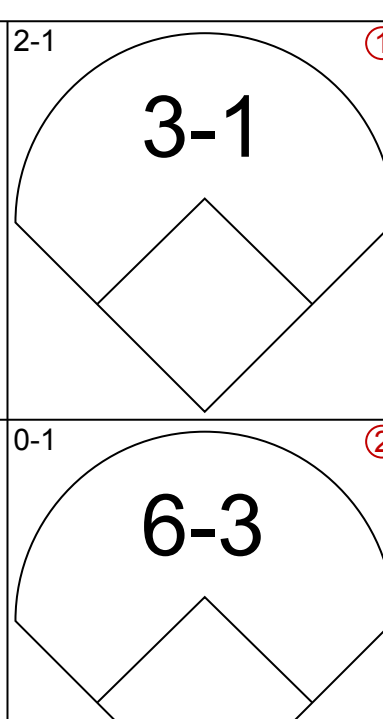
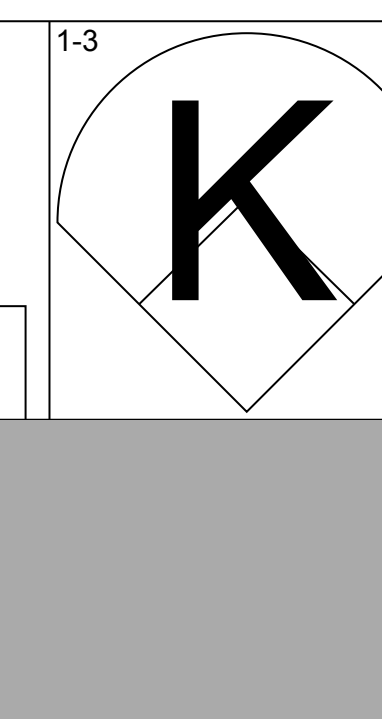
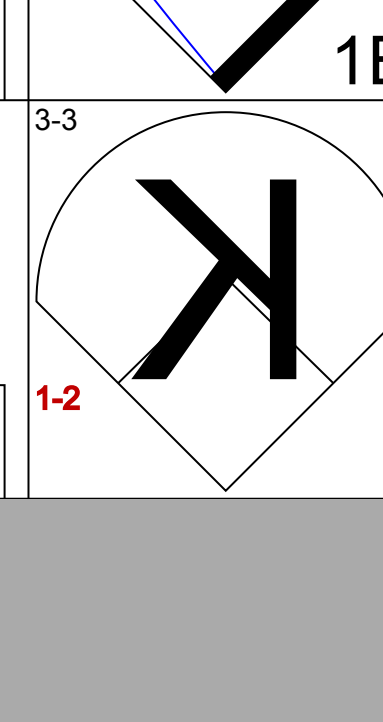
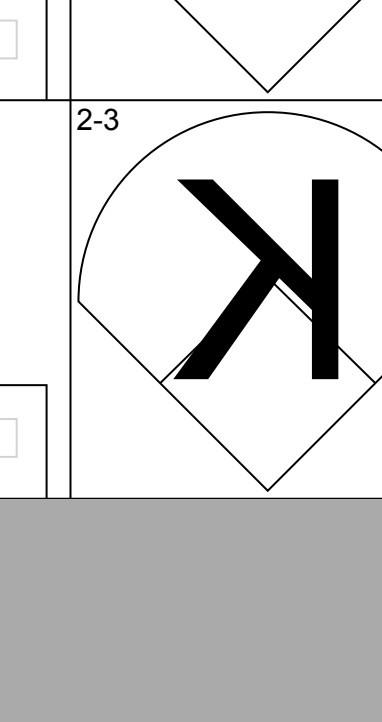
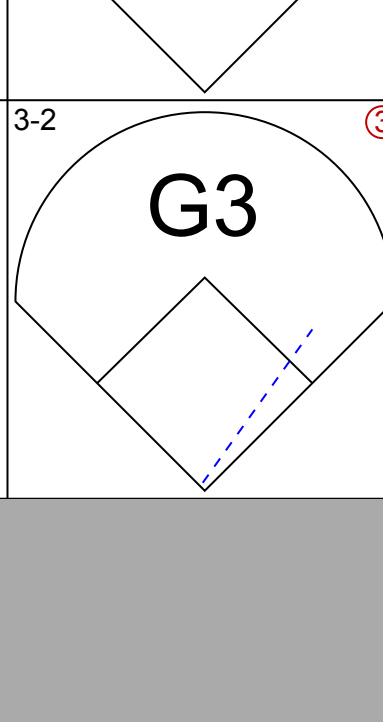

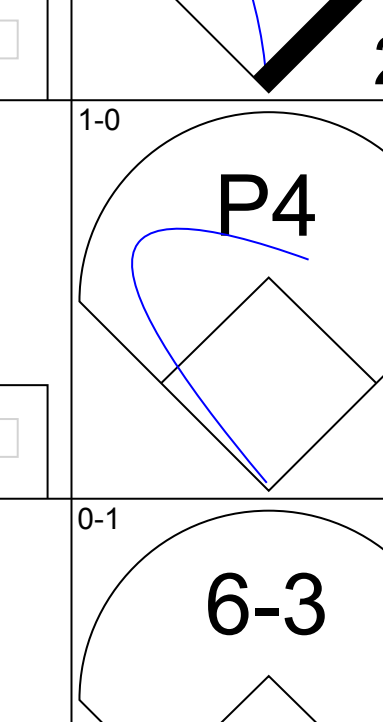



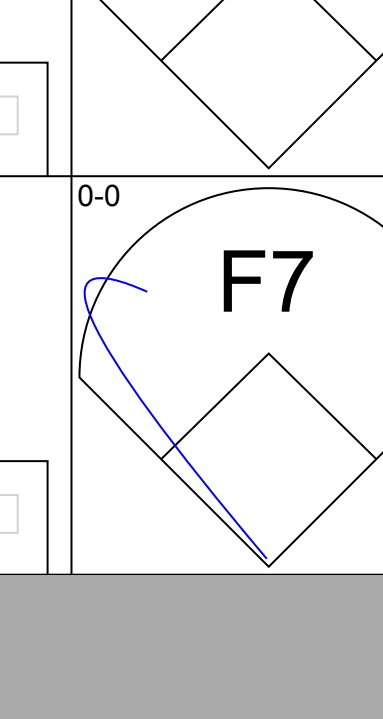
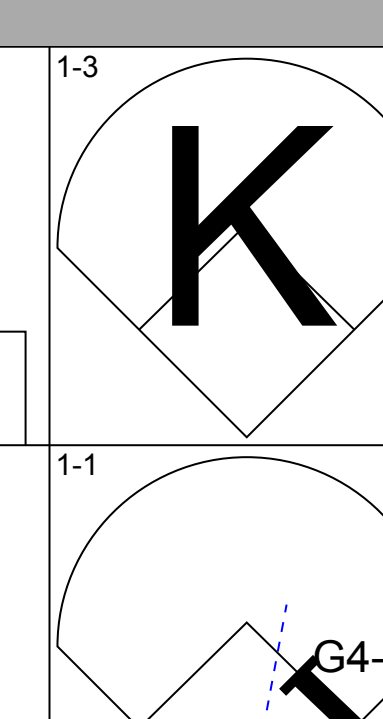
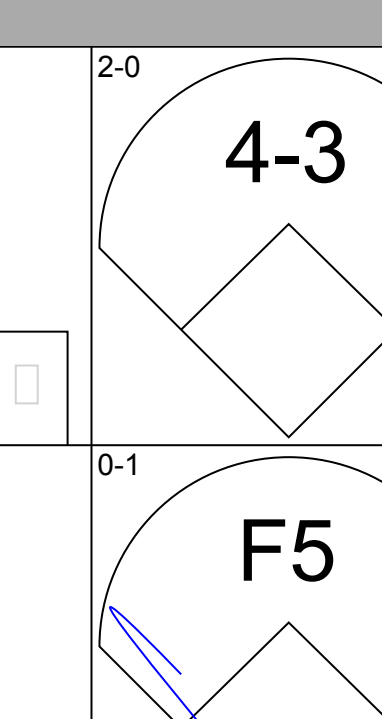
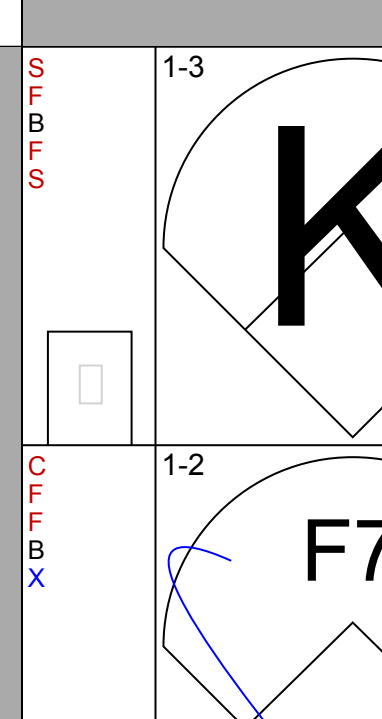
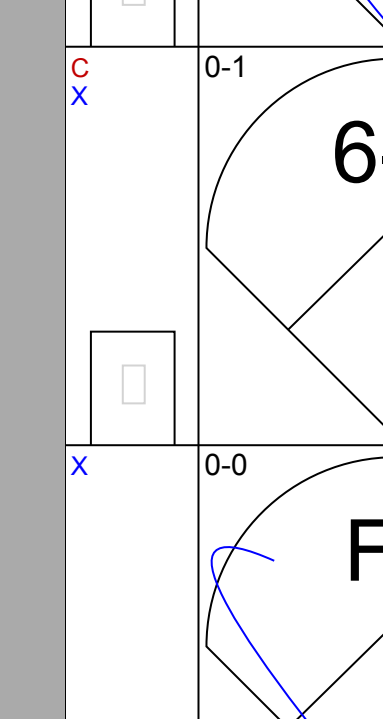
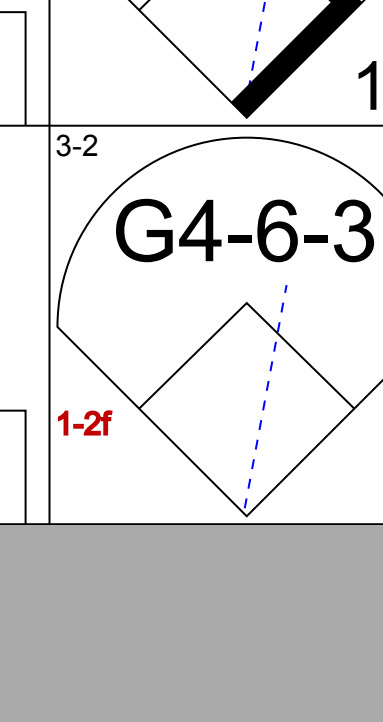
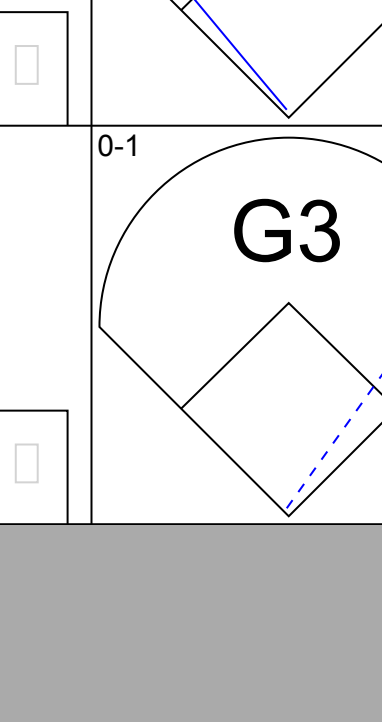
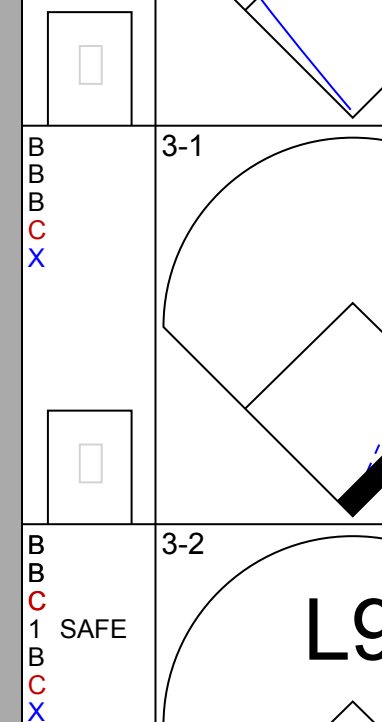



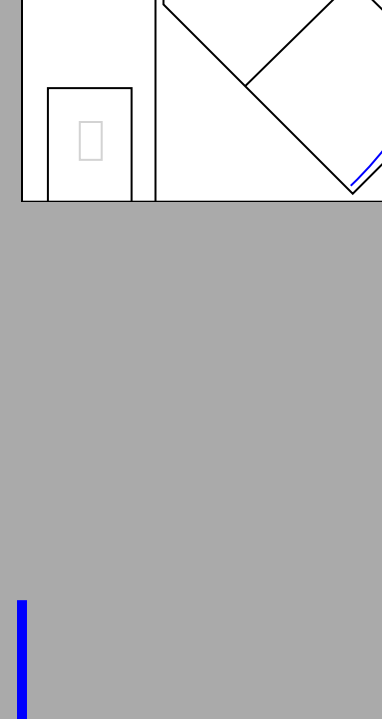
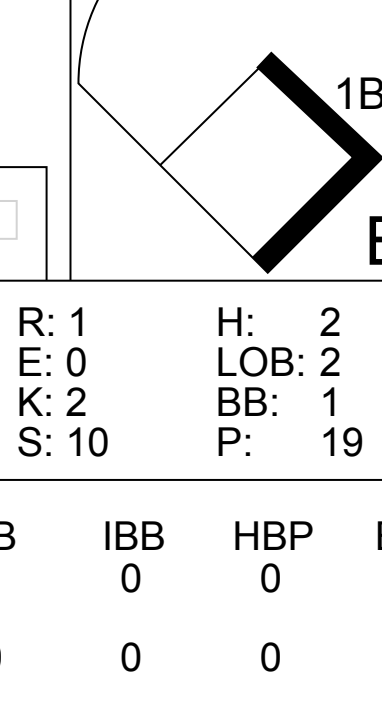
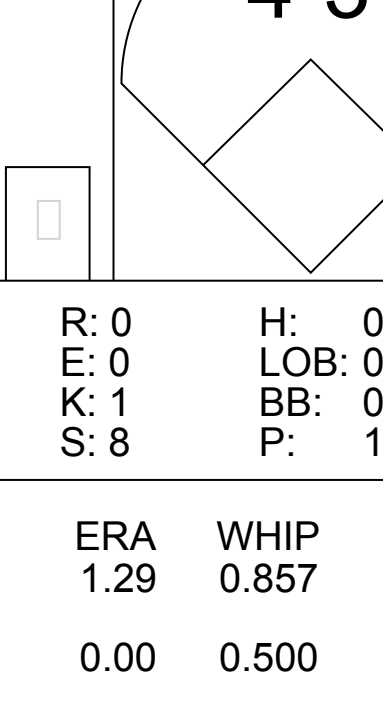
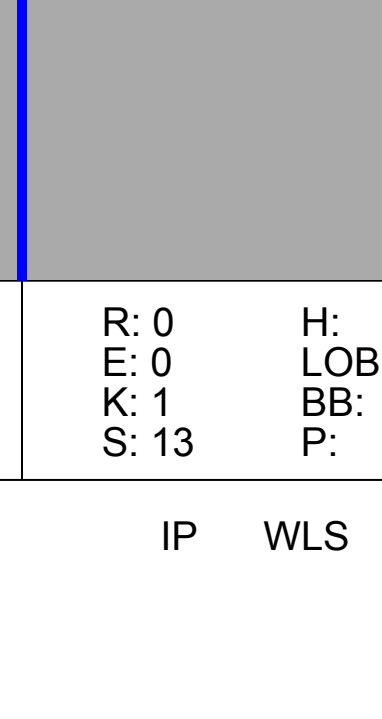
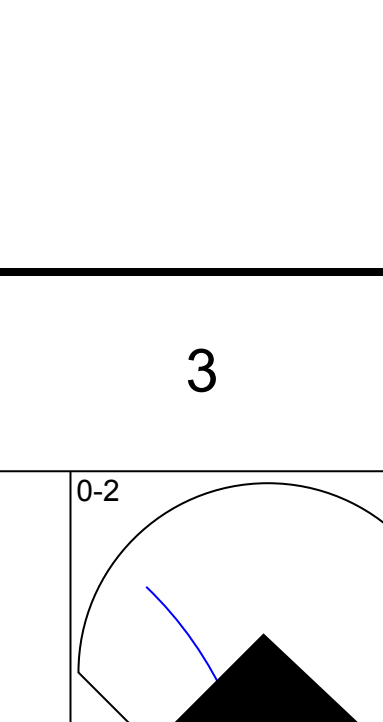
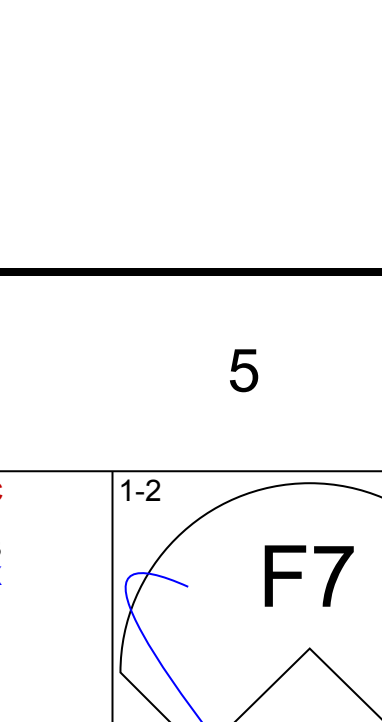
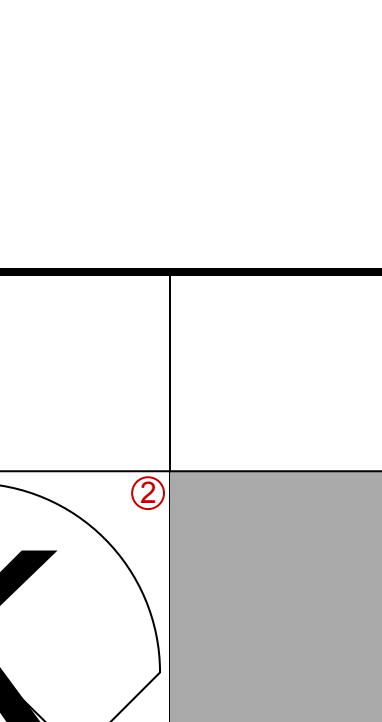
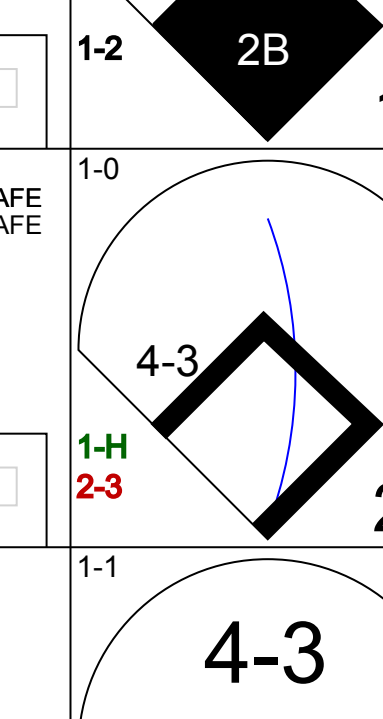

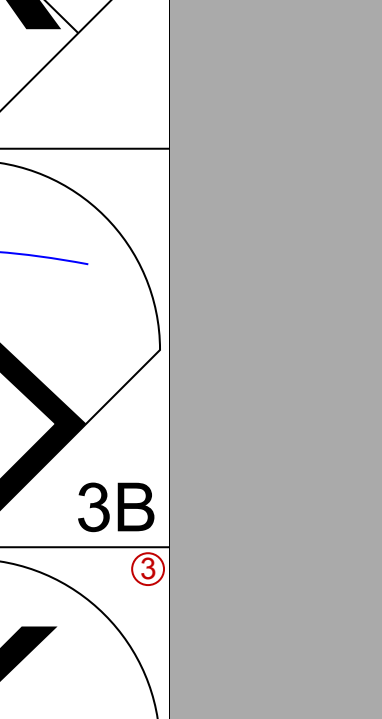
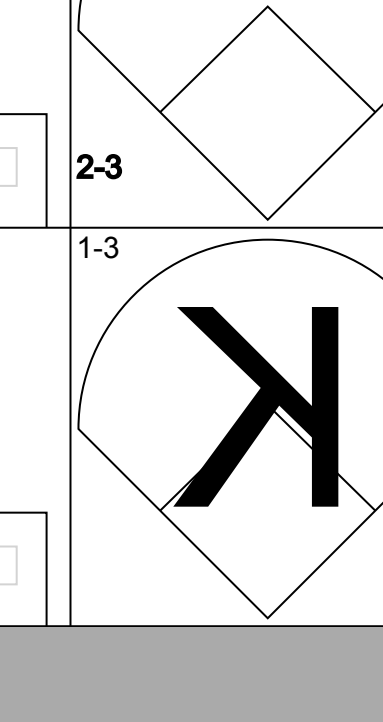
AB	32
R	2
H	6
RBI	2
BB	0
SO	6
LOB	7



Batter	1	2	3	4	5	6	7	8	9	AB	R	H	RBI	BB	SO	LOB	BOTTOM																					
Brett Butler, L (1.8) OBP: 0.338, SLG: 0.333	F8		3B 1B		F9			HBP 1B		4	1	2	0	0	0	0	New York Mets @ San Francisco Giants Candlestick Park, San Francisco, CA Sat May 14 1988, 6:33 AM EDT Att: 36,020 - Sunny - 70 F																					
Robby Thompson, R (1.4) OBP: 0.336, SLG: 0.366	F8		G3 3B			K		HBP 1B		3	1	1	2	0	1	0																						
Will Clark, L (1.3) OBP: 0.365, SLG: 0.522	E7		G3			G1-3		HBP K		4	0	0	1	0	1	2																						
Kevin Mitchell, R (1.5) OBP: 0.367, SLG: 0.488	F9		F8			G5-3				3	0	0	0	0	0	1																						
Jeffrey Leonard, R (1.7) OBP: 0.291, SLG: 0.305		F8			G5-3			G6-3		3	0	0	0	0	0	0																						
Candy Maldonado, R (1.9) OBP: 0.276, SLG: 0.386		K			L9			L7		3	0	0	0	0	1	0																						
Bob Brenly, R (1.2) OBP: 0.194, SLG: 0.359										3	0	0	0	0	0	0																						
Atlee Hammaker, S (8.1) OBP: 0.333, SLG: 0.333		F7			L7			F9		0	0	0	0	0	0	0																						
Jose Uribe, S (1.6) OBP: 0.329, SLG: 0.310			1B SH1-4 3B 1B			F8		G3-1		3	1	1	0	0	0	0																						
Mike Krukow, R (1.1)										1	0	0	0	0	0	0																						
Bob Melvin, R (8.2) OBP: 0.241, SLG: 0.400			SH1-4			G5-3		G4-3		1	0	0	0	0	0	0																						
Inning Stats	R: 0 E: 1 K: 0 S: 7	H: 0 LOB: 1 BB: 0 P: 11	R: 0 E: 0 K: 1 S: 9	H: 0 LOB: 0 BB: 0 P: 14	R: 3 E: 0 K: 0 S: 14	H: 3 LOB: 0 BB: 0 P: 17	R: 0 E: 0 K: 0 S: 5	H: 0 LOB: 0 BB: 0 P: 9	R: 0 E: 0 K: 1 S: 7	H: 0 LOB: 0 BB: 0 P: 10	R: 0 E: 0 K: 0 S: 9	H: 0 LOB: 0 BB: 0 P: 16	R: 0 E: 0 K: 1 S: 11	H: 1 LOB: 2 BB: 0 P: 13	R: 0 E: 0 K: 0 S: 11	H: 0 LOB: 0 BB: 0 P: 18	1B: 3 2B: 0 3B: 1 HR: 0	SF: 0 SAC: 1 DP: 0 HBP: 1	WP: 0 PB: 0 SB: 0 CS: 0	PA: 30																		
PITCHER	IP	WLS	BF	H	R	ER	SO	BB	IBB	HBP	BLK	WP	HR	S	P	ERA	WHIP	PITCHER				IP	WLS	BF	H	R	ER	SO	BB	IBB	HBP	BLK	WP	HR	S	P	ERA	WHIP
Ron Darling, R (1.1) ERA: 1.89	7.0	L	25	3	3	3	2	0	0	0	0	0	0	54	84	3.86	0.429					1.0		5	1	0	0	1	0	0	11	13	0.00	1.000				
Roger McDowell, R (8.1) ERA: 2.75	1.0		5	1	0	0	1	0	0	0	0	0	0	11	13	0.00	1.000					1.0		5	1	0	0	1	0	0	11	13	0.00	1.000				

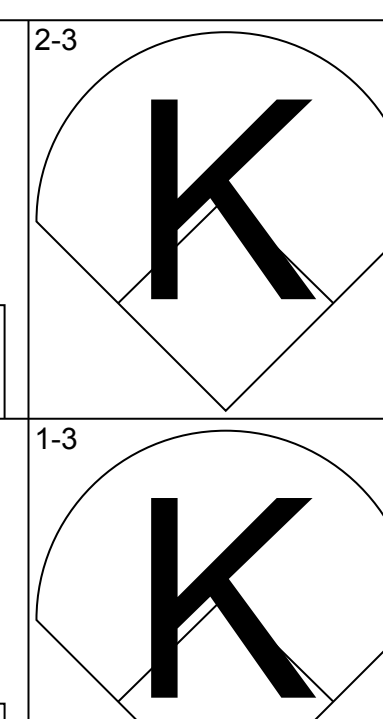
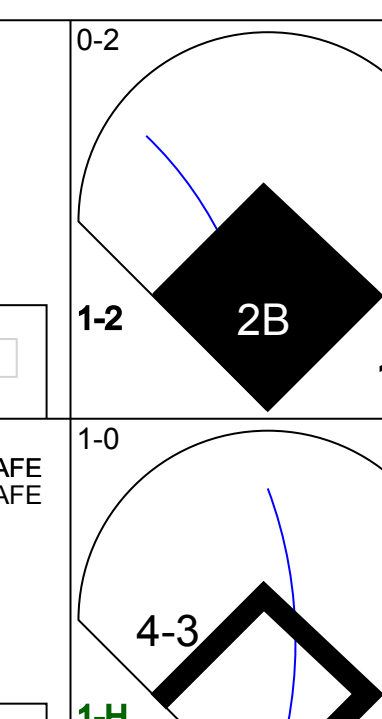
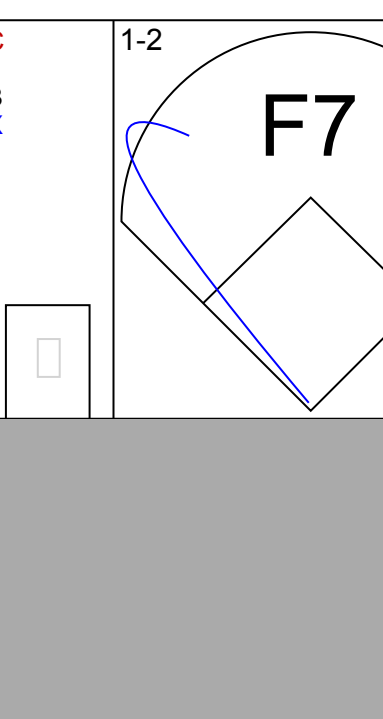
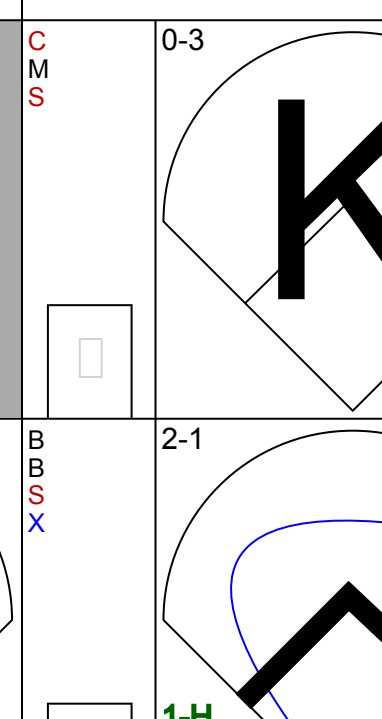
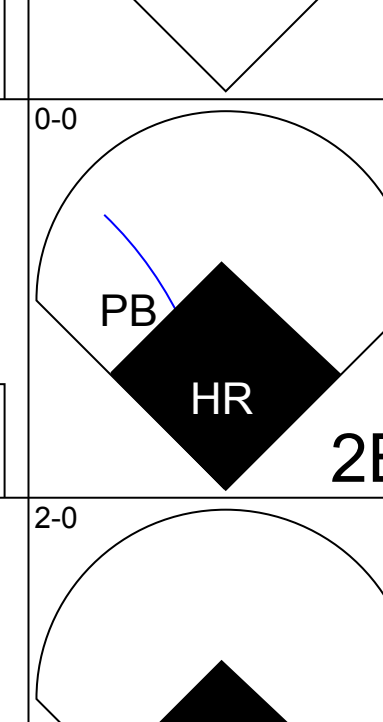
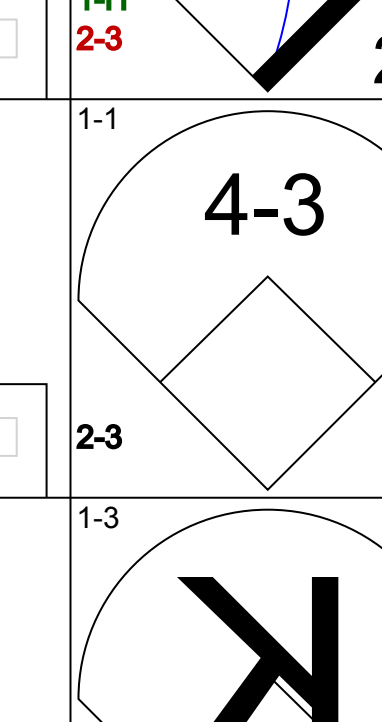
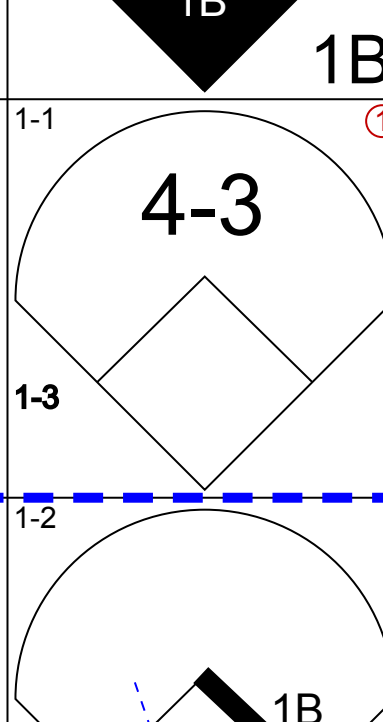
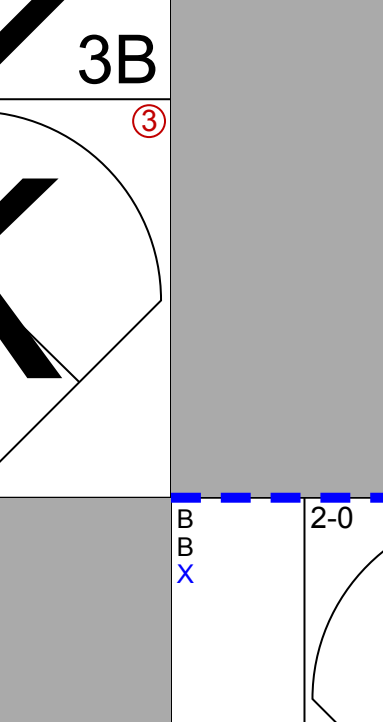
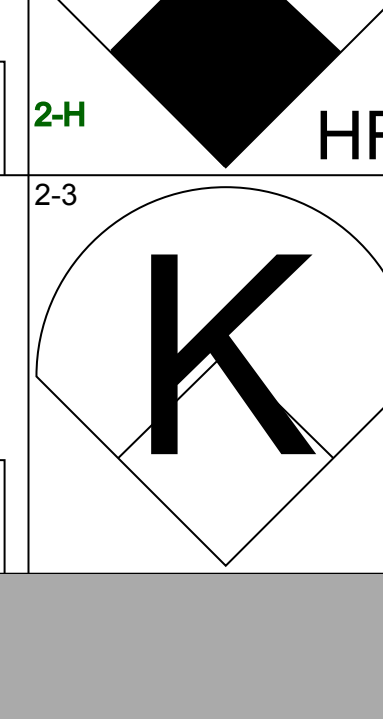

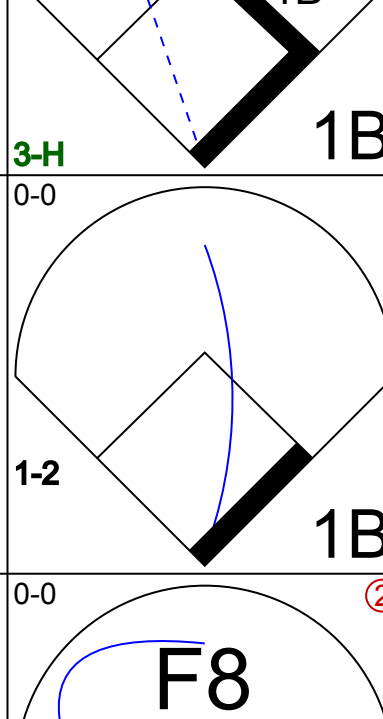
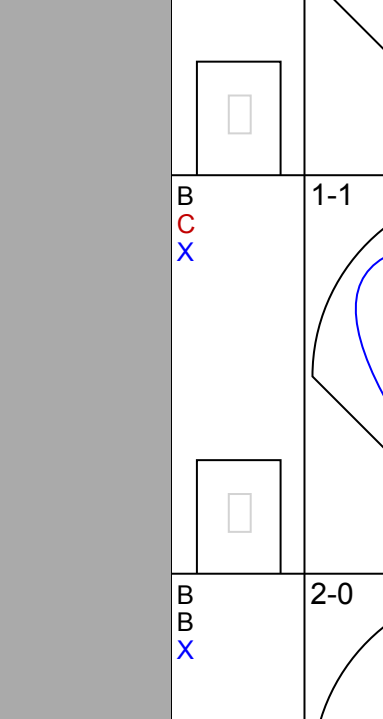


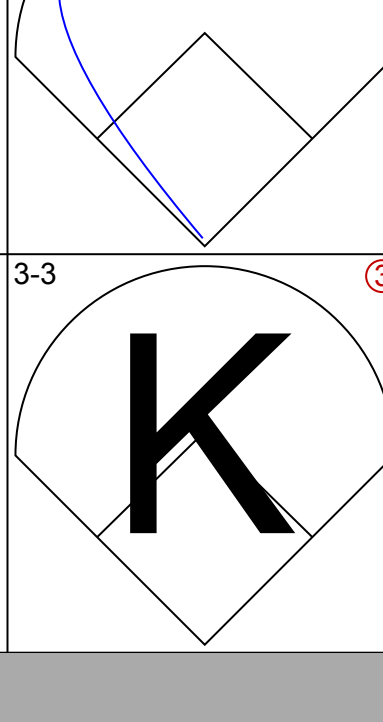
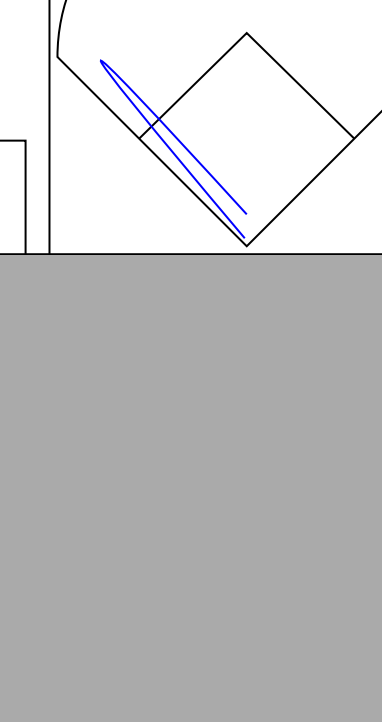




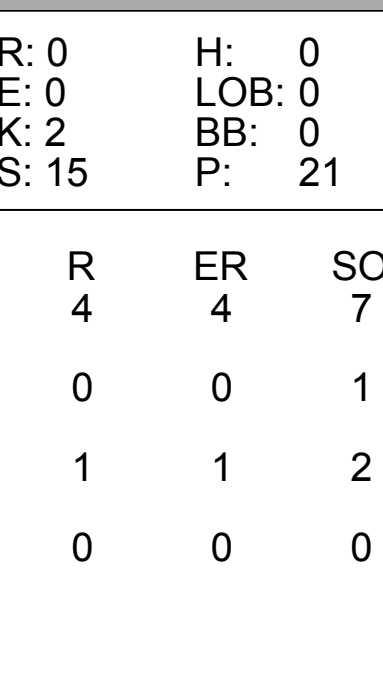
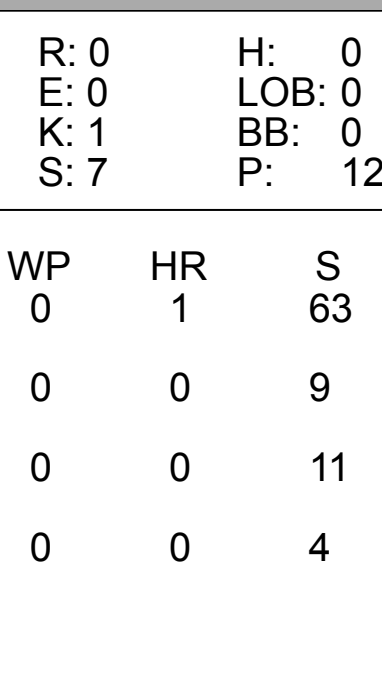
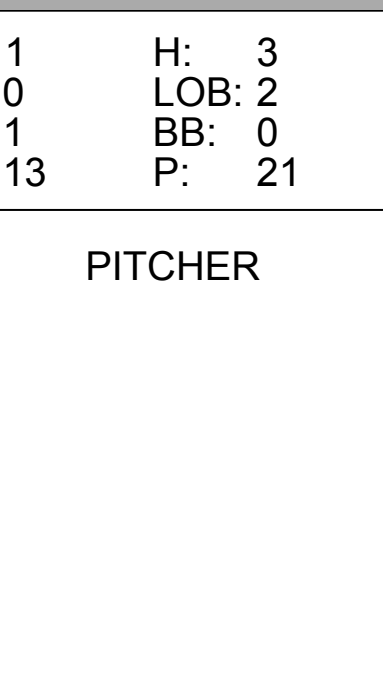
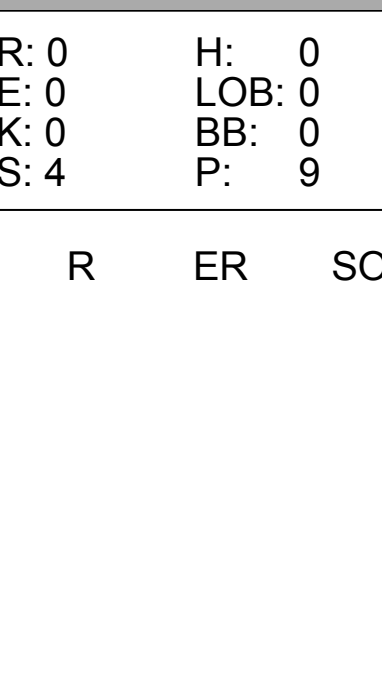
AB	28
R	3
H	4
RBI	3
BB	0
SO	3
LOB	3




Batter	1	2	3	4	5	6	7	8	9	AB	R	H	RBI	BB	SO	LOB	TOP					
Lenny Dykstra, L OBP: 0.368, SLG: 0.530 (1, 8)										4	0	1	1	0	2	0	New York Mets @ San Francisco Giants Candlestick Park, San Francisco, CA Sun May 15 1988, 6:33 AM EDT Att: 43,484 - Sunny - 72 F					
Mookie Wilson, S OBP: 0.367, SLG: 0.512 (1, 7)										4	0	2	0	0	1	2						
Darryl Strawberry, L OBP: 0.363, SLG: 0.563 (1, 9)										4	0	0	0	0	2	4						
Lee Mazzilli, S OBP: 0.226, SLG: 0.154 (1, 3)										4	0	0	0	0	2	1						
Gary Carter, R OBP: 0.358, SLG: 0.519 (1, 2)										4	0	1	0	0	0	1						
Howard Johnson, S OBP: 0.324, SLG: 0.379 (1, 5)										3	0	1	0	0	0	1						
Tim Lincecum, R OBP: 0.358, SLG: 0.356 (1, 4)										3	1	1	0	0	0	1						
Kevin Elster, R OBP: 0.297, SLG: 0.337 (1, 6)										2	0	0	0	0	1	0						
Sid Fernandez, L (1, 1)										1	0	0	0	1	0	0						
Terry Leach, R (6, 1)										0	0	0	0	0	0	0						
Gene Walter, L (7, 1)										0	0	0	0	0	0	0						
Mark Carreon, R (8, PH)										1	0	0	0	0	0	0						
Jeff Innis, R (8, 1)										0	0	0	0	0	0	0						
Inning Stats	R: 0 E: 0 K: 2 S: 9	H: 1 LOB: 0 BB: 0 P: 15	R: 0 E: 0 K: 1 S: 8	H: 1 LOB: 0 BB: 0 P: 13	R: 1 E: 0 K: 2 S: 10	H: 2 LOB: 2 BB: 1 P: 19	R: 0 E: 0 K: 0 S: 5	H: 0 LOB: 0 BB: 0 P: 7	R: 0 E: 0 K: 1 S: 8	H: 0 LOB: 0 BB: 0 P: 13	R: 0 E: 0 K: 0 S: 8	H: 0 LOB: 0 BB: 0 P: 13	R: 0 E: 0 K: 1 S: 13	H: 1 LOB: 1 BB: 0 P: 21	R: 0 E: 0 K: 1 S: 8	H: 0 LOB: 0 BB: 0 P: 10	R: 0 E: 0 K: 0 S: 7	H: 1 LOB: 1 BB: 0 P: 10	1B: 5 2B: 1 3B: 0 HR: 0	SF: 0 SAC: 1 DP: 1 HBP: 0	WP: 0 PB: 0 SB: 0 CS: 0	PA: 32
PITCHER	IP WLS BF H R ER SO BB IBB HBP BLK WP HR S P ERA WHIP																					
Michael LaCoss, R ERA: 3.31 (1, 1)	7.0 W 25 5 1 1 7 1 0 0 0 0 0 0 61 101 1.29 0.857																					
Craig Lefferts, L ERA: 2.1 (8, 1)	2.0 7 1 0 0 1 0 0 0 0 0 0 0 15 20 0.00 0.500																					


AB	30
R	1
H	6
RBI	1
BB	1
SO	8
LOB	10




Batter	1	2	3	4	5	6	7	8	9	AB	R	H	RBI	BB	SO	LOB	BOTTOM			
Brett Butler, L OBP: 0.335, SLG: 0.331 (1, 8)										4	1	1	0	0	2	1	New York Mets @ San Francisco Giants Candlestick Park, San Francisco, CA Sun May 15 1988, 6:33 AM EDT Att: 43,484 - Sunny - 72 F			
Robby Thompson, R OBP: 0.348, SLG: 0.402 (1, 4)										4	1	3	2	0	1	0				
Will Clark, L OBP: 0.362, SLG: 0.522 (1, 3)										4	1	1	0	0	1	3				
Kevin Mitchell, R OBP: 0.370, SLG: 0.512 (1, 5)										4	1	2	3	0	1	1				
Jeffrey Leonard, R OBP: 0.290, SLG: 0.303 (1, 7)										4	0	1	0	0	2	0				
Candy Maldonado, R OBP: 0.270, SLG: 0.375 (1, 9)										4	0	0	0	0	1	2				
Bob Melvin, R OBP: 0.233, SLG: 0.386 (1, 2)										3	0	0	0	0	1	2				
Jose Uribe, S OBP: 0.322, SLG: 0.302 (1, 6)										3	0	0	0	0	1	0				
Michael LaCoss, R OBP: 0.429, SLG: 0.333 (1, 1)										2	0	1	0	0	0	0				
Mike Aldrete, L OBP: 0.325, SLG: 0.324 (7, PH)										0	0	0	0	0	0	0				
Joel Youngblood, R OBP: 0.414, SLG: 0.385 (7, PH)										1	1	1	0	0	0	0				
Craig Lefferts, L (8, 1)										0	0	0	0	0	0	0				
Inning Stats	R: 2 E: 0 K: 3 S: 12	H: 2 LOB: 0 BB: 0 P: 19	R: 0 E: 0 K: 2 S: 15	H: 0 LOB: 0 BB: 0 P: 21	R: 1 E: 0 K: 1 S: 17	H: 3 LOB: 1 BB: 0 P: 22	R: 0 E: 0 K: 1 S: 7	H: 0 LOB: 0 BB: 0 P: 12	R: 0 E: 0 K: 0 S: 7	H: 0 LOB: 0 BB: 0 P: 10	R: 1 E: 0 K: 0 S: 13	H: 3 LOB: 2 BB: 0 P: 21	R: 1 E: 0 K: 2 S: 12	H: 2 LOB: 1 BB: 0 P: 17	R: 0 E: 0 K: 0 S: 4	H: 0 LOB: 0 BB: 0 P: 9	1B: 6 2B: 2 3B: 1 HR: 1	SF: 0 SAC: 0 DP: 0 HBP: 0	WP: 0 PB: 1 SB: 0 CS: 0	PA: 33
PITCHER	IP WLS BF H R ER SO BB IBB HBP BLK WP HR S P ERA WHIP																			
Sid Fernandez, L ERA: 5.57 (1, 1)	5.1 L 21 6 4 4 7 0 0 0 0 0 0 0 9 63 6.75 1.125																			
Terry Leach, R ERA: 4.22 (6, 1)	1.0 5 2 0 0 1 0 0 0 0 0 0 0 9 13 0.00 2.000																			
Gene Walter, L ERA: 5.79 (7, 1)	0.2 4 2 1 1 2 0 0 0 0 0 0 0 11 16 13.50 3.000																			
Jeff Innis, R ERA: 3.86 (8, 1)	1.0 3 0 0 0 0 0 0 0 0 0 0 0 4 9 0.00 0.000																			

AB	33
R	5
H	10
RBI	5
BB	0
SO	10
LOB	9



Batter	1	2	3	4	5	6	7	8	9	AB R H RBI BB SO LOB	TOP									
Milt Thompson, L (1, 8) OBP: 0.330, SLG: 0.278	1-2 4-3		1-0 F7		2-3 K		2-0 G3			4 0 0 0 0 1 0	Philadelphia Phillies @ San Francisco Giants Candlestick Park, San Francisco, CA Mon May 16 1988, 10:05 PM EDT Att: 6,278 - Unknown - 48 F									
Phil Bradley, R (1, 7) OBP: 0.340, SLG: 0.320	0-3 K		1-1 G5-3		1-0 6-3		3-2 L9			4 0 0 0 0 1 0										
Von Hayes, L (1, 3) OBP: 0.341, SLG: 0.361	0-3 K			0-0 2B 1B		0-0 F8		2-2 F8		4 0 1 0 0 1 0										
Mike Schmidt, R (1, 5) OBP: 0.333, SLG: 0.391		0-1 1B 1B		1-1 1-3 2B		2-1 HR 1B		1-0 1B		4 1 4 0 0 0 0										
Lance Parrish, R (1, 2) OBP: 0.323, SLG: 0.487		0-0 B1		1-2 F9		2-0 1B HR		3-3 K		4 1 1 2 0 1 4										
Juan Samuel, R (1, 4) OBP: 0.276, SLG: 0.338		0-3 K		4-0 IBB		1-0 6-3		2-3 K		3 0 0 0 1 2 2										
Chris James, R (1, 9) OBP: 0.288, SLG: 0.448		0-0 1B		1-0 F6		0-0 HR		0-1 P3		4 1 2 1 0 0 3										
Steve Jeltz, S (1, 6) OBP: 0.341, SLG: 0.324		1-0 P6		1-1 G6-3		1-2 1-3		1-1 6-3		4 0 0 0 0 0 5										
Shane Rawley, R (1, 1) OBP: 0.158, SLG: 0.111			0-0 5-3		1-2 F2		0-3 K		2-3 K	4 0 0 0 0 2 0										
Inning Stats	R: 0 E: 0 K: 2 S: 9	H: 0 LOB: 0 BB: 0 P: 10	R: 0 E: 0 K: 1 S: 8	H: 2 LOB: 2 BB: 0 P: 9	R: 0 E: 0 K: 0 S: 4	H: 0 LOB: 0 BB: 0 P: 6	R: 0 E: 0 K: 0 S: 9	H: 2 LOB: 3 BB: 1 P: 17	R: 0 E: 0 K: 1 S: 7	H: 0 LOB: 0 BB: 0 P: 11	R: 3 E: 0 K: 0 S: 9	H: 3 LOB: 0 BB: 0 P: 15	R: 0 E: 0 K: 1 S: 8	H: 1 LOB: 1 BB: 0 P: 20	R: 0 E: 0 K: 1 S: 8	H: 0 LOB: 0 BB: 0 P: 11	1B: 5 2B: 1 3B: 0 HR: 2	SF: 0 SAC: 0 DP: 0 HBP: 0	WP: 0 PB: 0 SB: 1 CS: 0	PA: 36
PITCHER	IP WLS BF H R ER SO BB IBB HBP BLK WP HR S P ERA WHIP											PITCHER	IP WLS BF H R ER SO BB IBB HBP BLK WP HR S P ERA WHIP							
Rick Reuschel, R (1, 1) ERA: 2.75	8.0 L 33 8 3 3 7 0 1 0 0 0 2 66 101 3.38 1.000											Scott Garrelts, R (9, 1) ERA: 3.42	1.0 3 0 0 0 1 0 0 0 0 0 0 8 11 0.00 0.000							

Batter	1	2	3	4	5	6	7	8	9	AB R H RBI BB SO LOB	BOTTOM											
Brett Butler, L (1, 8) OBP: 0.327, SLG: 0.322	2-1 6-3		2-2 E6			0-0 1-3			3-3 K	4 0 0 0 0 1 0	Philadelphia Phillies @ San Francisco Giants Candlestick Park, San Francisco, CA Mon May 16 1988, 10:05 PM EDT Att: 6,278 - Unknown - 48 F											
Robby Thompson, R (1, 4) OBP: 0.345, SLG: 0.392	4-2 BB		1-1 P4			1-1 F3		2-1 F7		3 0 0 0 1 0 1												
Will Clark, L (1, 3) OBP: 0.353, SLG: 0.507	1-2 F8			1-0 4-3		2-2 4-3		1-1 4-3		4 0 0 0 0 0 1												
Kevin Mitchell, R (1, 5) OBP: 0.363, SLG: 0.500	0-1 L7			1-3 K		0-0 F9				3 0 0 0 0 1 1												
Jeffrey Leonard, R (1, 7) OBP: 0.282, SLG: 0.294		0-2 F3		1-0 F8		0-3 K				3 0 0 0 0 1 0												
Candy Maldonado, R (1, 9) OBP: 0.272, SLG: 0.374		1-2 F3			0-0 FC5-4 1B		1-0 F8			3 0 1 0 0 0 0												
Bob Melvin, R (1, 2) OBP: 0.225, SLG: 0.372		0-0 4-3			1-1 F2			1-1 5-3		3 0 0 0 0 0 1												
Jose Uribe, S (1, 6) OBP: 0.322, SLG: 0.303			0-0 6-3		0-2 FC5-4 1B			2-1 G4-6-3 1B		3 0 1 0 0 0 1												
Rick Reuschel, R (1, 1) OBP: 0.048, SLG: 0.048			3-2 P4		0-3 K			1-0 G4-6-3 1B		2 0 0 0 0 1 1												
Joel Youngblood, R (8, PH) OBP: 0.400, SLG: 0.370								1-2		1 0 0 0 0 0 1												
Scott Garrelts, R (9, 1) ERA: 3.42										0 0 0 0 0 0 0												
Inning Stats	R: 0 E: 0 K: 0 S: 10	H: 0 LOB: 1 BB: 1 P: 17	R: 0 E: 0 K: 0 S: 7	H: 0 LOB: 0 BB: 0 P: 8	R: 0 E: 1 K: 0 S: 12	H: 0 LOB: 1 BB: 0 P: 18	R: 0 E: 0 K: 1 S: 5	H: 0 LOB: 0 BB: 0 P: 8	R: 0 E: 0 K: 1 S: 11	H: 1 LOB: 1 BB: 0 P: 11	R: 0 E: 0 K: 0 S: 6	H: 0 LOB: 0 BB: 0 P: 9	R: 0 E: 0 K: 1 S: 5	H: 0 LOB: 0 BB: 0 P: 6	R: 0 E: 0 K: 0 S: 5	H: 1 LOB: 0 BB: 0 P: 9	R: 0 E: 0 K: 1 S: 7	H: 0 LOB: 0 BB: 0 P: 13	1B: 2 2B: 0 3B: 0 HR: 0	SF: 0 SAC: 0 DP: 1 HBP: 0	WP: 0 PB: 0 SB: 0 CS: 0	PA: 30
PITCHER	IP WLS BF H R ER SO BB IBB HBP BLK WP HR S P ERA WHIP											PITCHER	IP WLS BF H R ER SO BB IBB HBP BLK WP HR S P ERA WHIP									
Shane Rawley, L (1, 1) ERA: 3.49	9.0 W 30 2 0 0 4 1 0 0 0 0 0 68 99 0.00 0.333																					

Batter	1	2	3	4	5	6	7	8	9	AB	R	H	RBI	BB	SO	LOB	TOP					
Milt Thompson, L (1, 8) OBP: 0.322, SLG: 0.267										4	0	0	0	0	2	2						
Phil Bradley, R (1, 7) OBP: 0.346, SLG: 0.346										4	0	0	0	0	0	0						
Von Hayes, L (1, 3) OBP: 0.354, SLG: 0.385										3	0	1	0	1	0	0						
Mike Schmidt, R (1, 5) OBP: 0.336, SLG: 0.385										4	0	1	0	0	1	1						
Lance Parrish, R (1, 2) OBP: 0.331, SLG: 0.500										3	1	1	1	1	0	2						
Juan Samuel, R (1, 4) OBP: 0.275, SLG: 0.336										3	0	0	0	0	1	2						
Chris James, R (1, 9) OBP: 0.277, SLG: 0.425										3	0	0	0	0	0	0						
Steve Jeltz, S (1, 6) OBP: 0.341, SLG: 0.316 (8, PH)										1	0	0	0	1	1	0						
Greg Gross, L (8, PH) OBP: 0.244, SLG: 0.162										1	0	1	0	0	0	0						
Luis Aguayo, R (8, 6) OBP: 0.289, SLG: 0.308										0	0	0	0	0	0	0						
Bruce Ruffin, S (1, 1) OBP: 0.222, SLG: 0.176										2	0	0	0	0	1	1						
Greg Harris, S (6, 1) OBP: 1.000, SLG: 1.000										0	0	0	0	0	0	0						
Mike Young, S (8, PH) OBP: 0.237, SLG: 0.206										1	0	0	0	0	0	1						
Don Carman, L (8, 1)										0	0	0	0	0	0	0						
Kent Tekulve, R (8, 1)										0	0	0	0	0	0	0						
Inning Stats	R: 0 E: 0 K: 1 S: 9	H: 0 LOB: 0 BB: 0 P: 12	R: 1 E: 0 K: 0 S: 9	H: 1 LOB: 0 BB: 0 P: 13	R: 0 E: 0 K: 3 S: 9	H: 0 LOB: 0 BB: 0 P: 14	R: 0 E: 0 K: 1 S: 7	H: 0 LOB: 0 BB: 0 P: 11	R: 0 E: 0 K: 1 S: 6	H: 0 LOB: 0 BB: 0 P: 8	R: 0 E: 0 K: 0 S: 4	H: 0 LOB: 0 BB: 1 P: 10	R: 0 E: 0 K: 0 S: 9	H: 1 LOB: 2 BB: 1 P: 18	R: 0 E: 0 K: 0 S: 10	H: 1 LOB: 1 BB: 0 P: 11	R: 0 E: 0 K: 0 S: 6	H: 1 LOB: 1 BB: 1 P: 14	1B: 2 2B: 1 3B: 0 HR: 1	SF: 0 SAC: 0 DP: 2 HBP: 0	WP: 0 PB: 0 SB: 0 CS: 0	PA: 32
PITCHER	IP WLS BF H R ER SO BB IBB HBP BLK WP HR S P ERA WHIP																					
Mike Krukow, R (1, 1) ERA: 3.86	8.1 W 31 4 1 1 6 3 0 0 0 0 0 1 66 105 1.08 0.840																					
Scott Garrelts, R (9, 1) ERA: 3.33	0.2 S 1 0 0 0 0 0 0 0 0 0 0 0 3 6 0.00 0.000																					

Philadelphia Phillies @ San Francisco Giants
Candlestick Park, San Francisco, CA
Wed May 18 1988, 6:33 AM EDT
Att. 12,940 - Sunny - 70 F

AB 29
R 1
H 4
RBI 1
BB 3
SO 6
LOB 9



Batter	1	2	3	4	5	6	7	8	9	AB	R	H	RBI	BB	SO	LOB	BOTTOM			
Brett Butler, L (1, 8) OBP: 0.343, SLG: 0.349										4	1	3	2	1	0	0				
Robby Thompson, R (1, 4) OBP: 0.382, SLG: 0.397										3	1	1	0	2	1	1				
Will Clark, L (1, 3) OBP: 0.360, SLG: 0.503										3	1	1	0	2	1	3				
Kevin Mitchell, R (1, 5) OBP: 0.353, SLG: 0.500										5	0	2	2	0	0	7				
Jeffrey Leonard, R (1, 7) OBP: 0.287, SLG: 0.299										5	0	2	0	0	0	1				
Candy Maldonado, R (1, 9) OBP: 0.276, SLG: 0.371										4	1	1	0	1	2	2				
Chris Speier, R (1, 6) OBP: 0.424, SLG: 0.464										4	1	3	0	0	1	1				
Bob Brenly, R (1, 2) OBP: 0.213, SLG: 0.343										2	0	1	0	2	0	2				
Mike Krukow, R (1, 1) Scott Garrelts, R (9, 1)										4	0	0	0	0	0	8				
Inning Stats	R: 0 E: 0 K: 0 S: 6	H: 1 LOB: 1 BB: 1 P: 10	R: 0 E: 0 K: 1 S: 11	H: 1 LOB: 1 BB: 1 P: 16	R: 0 E: 0 K: 0 S: 4	H: 0 LOB: 1 BB: 2 P: 15	R: 0 E: 0 K: 0 S: 14	H: 2 LOB: 2 BB: 1 P: 20	R: 1 E: 0 K: 1 S: 9	H: 3 LOB: 2 BB: 0 P: 12	R: 2 E: 1 K: 0 S: 12	H: 3 LOB: 3 BB: 2 P: 21	R: 0 E: 0 K: 1 S: 8	H: 1 LOB: 2 BB: 1 P: 16	R: 2 E: 1 K: 2 S: 14	H: 3 LOB: 1 BB: 0 P: 22	1B: 8 2B: 7 3B: 1 HR: 0	SF: 0 SAC: 0 DP: 3 HBP: 0	WP: 1 PB: 2 SB: 1 CS: 0	PA: 42
PITCHER	IP WLS BF H R ER SO BB IBB HBP BLK WP HR S P ERA WHIP																			
Bruce Ruffin, L (1, 1) ERA: 4.01	5.2 L 28 10 3 3 2 4 1 0 0 0 1 0 12 28 4.76 2.471																			
Greg Harris, R (6, 1) ERA: 2.84	1.1 8 1 0 0 1 1 2 0 0 0 1 0 12 28 0.00 1.500																			
Don Carman, L (8, 1) ERA: 4.85	0.1 3 2 2 2 1 0 0 0 0 0 0 0 8 15 54.00 6.000																			
Kent Tekulve, R (8, 1) ERA: 2.61	0.2 3 1 0 0 1 0 0 0 0 0 0 0 6 7 0.00 1.500																			


Philadelphia Phillies @ San Francisco Giants
Candlestick Park, San Francisco, CA
Wed May 18 1988, 6:33 AM EDT
Att. 12,940 - Sunny - 70 F


AB 34
R 5
H 14
RBI 4
BB 8
SO 5
LOB 25



Batter	1	2	3	4	5	6	7	8	9	AB R H RBI BB SO LOB	TOP									
Mitch Webster, S (1, 8) OBP: 0.397, SLG: 0.333	0-0 1B		2-2 3-1		0-0 G6-4-3 1B		0-1 6-3		1-1 E S 1B	5 0 3 0 0 0 2	Montreal Expos @ San Francisco Giants Candlestick Park, San Francisco, CA Sat May 21 1988, 6:33 AM EDT Att: 31,510 - Unknown livebaseballscorecards.com									
Tim Wallach, R (1, 5) OBP: 0.288, SLG: 0.364	1-0 P8		0-0 F7		1-0 G6-4-3 1-2 1B		2-2 2-H 1B		3-3 K 1-3	5 0 1 1 0 1 3										
Tim Raines, S (1, 7) OBP: 0.396, SLG: 0.455	3-2 1-2 G6-4-3 1B			1-0 2B 2B	0-0 F8		0-3 K			4 1 2 0 0 1 2										
Hubie Brooks, R (1, 9) OBP: 0.281, SLG: 0.380	1-0 G6-4-3			0-1 1B 2B		1-0 6-3		1-3 K		4 1 1 1 0 1 2										
Andres Galarraga, R (1, 3)		1-0 F9		0-1 1B 2B		3-2 F3		1-1 HR		4 2 2 1 0 0 0										
Jeff Reed, L (1, 2) OBP: 0.348, SLG: 0.338		0-1 6-3		0-0 2-H 3-H 1B		3-2 F8		2-3 K		4 0 1 2 0 1 0										
Johnny Paredes, R (1, 4) OBP: 0.301, SLG: 0.264		1-2 1B		3-2 F8		1-0 CS 1B HBP		2-2 4-3		3 1 1 0 0 0 1										
Luis Rivera, R (1, 6) OBP: 0.230, SLG: 0.295		0-0 P9		1-2 F8		0-2 5-3		0-3 K		4 0 0 0 0 1 3										
Floyd Youmans, R (1, 1) OBP: 0.133, SLG: 0.143			1-3 K		2-3 K		3-2 6-3 1B 1B		1-2 5-3	4 1 1 1 0 2 1										
Inning Stats	R: 0 E: 0 K: 0 S: 8	H: 2 LOB: 1 BB: 0 P: 13	R: 0 E: 0 K: 0 S: 8	H: 1 LOB: 1 BB: 0 P: 10	R: 0 E: 0 K: 1 S: 7	H: 0 LOB: 0 BB: 0 P: 10	R: 3 E: 0 K: 1 S: 15	H: 4 LOB: 1 BB: 0 P: 22	R: 0 E: 0 K: 0 S: 9	H: 0 LOB: 0 BB: 0 P: 16	R: 2 E: 0 K: 1 S: 17	H: 2 LOB: 2 BB: 0 P: 21	R: 1 E: 0 K: 2 S: 12	H: 1 LOB: 0 BB: 0 P: 18	R: 0 E: 0 K: 2 S: 13	H: 1 LOB: 1 BB: 0 P: 18	1B: 9 2B: 2 3B: 0 HR: 1	SF: 0 SAC: 0 DP: 2 HBP: 1	WP: 0 PB: 0 SB: 1 CS: 1	PA: 38
PITCHER	IP WLS BF H R ER SO BB IBB HBP BLK WP HR S P ERA WHIP																			
Rick Reuschel, R (1, 1) ERA: 2.92	6.0 L 24 8 3 3 2 0 0 0 0 0 0 0 50 75 4.50 1.333																			
Don Robinson, R (7, 1) ERA: 2.3	2.0 10 3 3 1 3 0 0 1 0 0 1 29 39 4.50 1.500																			
Randy Bockus, R (9, 1) ERA:	1.0 4 1 0 0 2 0 0 0 0 0 0 0 13 18 0.00 1.000																			

Batter	1	2	3	4	5	6	7	8	9	AB R H RBI BB SO LOB	BOTTOM												
Brett Butler, L (1, 8) OBP: 0.343, SLG: 0.344	0-2 4-3		0-0 G3			1-3 K			2-1 F4	4 0 0 0 0 1 0	Montreal Expos @ San Francisco Giants Candlestick Park, San Francisco, CA Sat May 21 1988, 6:33 AM EDT Att: 31,510 - Unknown livebaseballscorecards.com												
Chris Speier, R (1, 4) OBP: 0.390, SLG: 0.500	1-1 4-3			2-2 4-3			2-1 1B		2-3 K	4 0 1 0 0 1 0													
Will Clark, L (1, 3) OBP: 0.350, SLG: 0.503	2-1 P8			0-3 K			0-0 F8		2-2 F5	4 0 0 0 0 1 1													
Kevin Mitchell, R (1, 5) OBP: 0.343, SLG: 0.493		1-3 K		0-1 1-3			1-3 K			3 0 0 0 0 2 1													
Jeffrey Leonard, R (1, 7) OBP: 0.279, SLG: 0.292		2-3 K			1-0 F9		1-1 F4			3 0 0 0 0 1 1													
Candy Maldonado, R (1, 9) OBP: 0.282, SLG: 0.393		1-2 1B			2-0 P6			2-1 F4		3 0 1 0 0 0 0													
Bob Melvin, R (1, 2) OBP: 0.237, SLG: 0.398		1-1 F8			0-2 L8			4-0 FC4-6 BB		2 0 0 0 1 0 1													
Jose Uribe, S (1, 6) OBP: 0.312, SLG: 0.294			1-0 P6			1-2 F2		1-2 FC4-6		3 0 0 0 0 0 1													
Rick Reuschel, R (1, 1) OBP: 0.045, SLG: 0.045			1-0 F2			2-3 K		1-2 F4		1 0 0 0 0 0 0	GIANTS												
Mike Aldrete, L (6, PH) OBP: 0.326, SLG: 0.316										1 0 0 0 0 1 0													
Don Robinson, R (7, 1) OBP: 0.200, SLG: 0.077										0 0 0 0 0 0 0													
Harry Spilman, L (8, PH) OBP: 0.200, SLG: 0.077										1 0 0 0 0 0 1													
Randy Bockus, L (9, 1) ERA:										0 0 0 0 0 0 0													
Inning Stats	R: 0 E: 0 K: 0 S: 7	H: 0 LOB: 0 BB: 0 P: 10	R: 0 E: 0 K: 2 S: 11	H: 1 LOB: 1 BB: 0 P: 16	R: 0 E: 0 K: 0 S: 3	H: 0 LOB: 0 BB: 0 P: 5	R: 0 E: 0 K: 1 S: 8	H: 0 LOB: 0 BB: 0 P: 10	R: 0 E: 0 K: 0 S: 5	H: 0 LOB: 0 BB: 0 P: 8		R: 0 E: 0 K: 2 S: 13	H: 0 LOB: 0 BB: 0 P: 17	R: 0 E: 0 K: 1 S: 8	H: 1 LOB: 1 BB: 0 P: 12	R: 0 E: 0 K: 0 S: 10	H: 0 LOB: 1 BB: 1 P: 18	R: 0 E: 0 K: 1 S: 10	H: 0 LOB: 0 BB: 0 P: 16	1B: 2 2B: 0 3B: 0 HR: 0	SF: 0 SAC: 0 DP: 0 HBP: 0	WP: 0 PB: 0 SB: 0 CS: 0	PA: 30
PITCHER	IP WLS BF H R ER SO BB IBB HBP BLK WP HR S P ERA WHIP																						
Floyd Youmans, R (1, 1) ERA: 4.06	9.0 W 30 2 0 0 7 1 0 0 0 0 0 0 75 112 0.00 0.333																						

Batter	1	2	3	4	5	6	7	8	9	AB	R	H	RBI	BB	SO	LOB	TOP					
Mitch Webster, S (1, 8) OBP: 0.354, SLG: 0.325	1-3 K		1-3 K			0-1 E3 BB		4-0 HR BB		3	1	0	0	1	2	0	Montreal Expos @ San Francisco Giants Candlestick Park, San Francisco, CA Sun May 22 1988, 6:33 AM EDT Att: 28,831 - Unknown 					
Tim Lincecum, R (1, 5) OBP: 0.280, SLG: 0.355	3-3 K			1-3 K		0-0 F9		1-2 F4		4	0	0	0	0	2	2						
Tim Lincecum, S (1, 7) OBP: 0.398, SLG: 0.449	4-1 BB			0-0 F9		4-1 BB		2-2 4-3		2	0	0	0	2	0	1						
Hubie Brooks, R (1, 9) OBP: 0.287, SLG: 0.401	0-1 F9			0-2 FC6-4 1B		0-1 F8		0-0 HR		4	1	2	2	0	0	3						
Andres Galarraga, R (1, 3) OBP: 0.371, SLG: 0.588 Tim Burke, R (8, 1)	2-3 K			1-1 FC6-4 1-2			0-1 F9	2-1 F8		4	0	0	0	0	1	1						
Jeff Reed, L (1, 2) OBP: 0.344, SLG: 0.333	1-1 F8				3-2 6-3		3-1 2B 1B		3-0 F7	4	0	1	0	0	0	0						
Johnny Paredes, R (1, 4) OBP: 0.291, SLG: 0.253 Tom Foley, L (9, PH) OBP: 0.207, SLG: 0.208	0-3 K				3-2 L6		0-2 P6		0-3 K	3	0	0	0	0	1	1						
Luis Rivera, R (1, 6) OBP: 0.231, SLG: 0.303			2-2 1-3		0-0 P6		1-2 1-3 2B		0-1 1-3	4	0	1	0	0	0	0						
Neal Heaton, L (1, 1) Herm Winstrom, L (6, PH) Andy McCaffigan, R (6, 1) Graig Nettles, L (7, PH) Joe Hesketh, R (7, 1) Jeff Parrett, R (7, 1) Wallace Johnson, S (8, 3)	2-2 1-3				1-2 G3		1-2 F9			1	0	0	0	0	0	0						
Inning Stats	R: 0 E: 0 K: 2 S: 13	H: 0 LOB: 1 BB: 1 P: 21	R: 0 E: 0 K: 2 S: 8	H: 0 LOB: 0 BB: 0 P: 11	R: 0 E: 0 K: 1 S: 10	H: 0 LOB: 0 BB: 0 P: 15	R: 0 E: 0 K: 1 S: 10	H: 1 LOB: 1 BB: 0 P: 12	R: 0 E: 0 K: 0 S: 7	H: 0 LOB: 0 BB: 0 P: 13	R: 0 E: 1 K: 0 S: 9	H: 0 LOB: 2 BB: 1 P: 14	R: 0 E: 0 K: 0 S: 13	H: 2 LOB: 0 BB: 0 P: 20	R: 2 E: 0 K: 0 S: 13	H: 1 LOB: 0 BB: 0 P: 22		R: 0 E: 0 K: 1 S: 6	H: 0 LOB: 0 BB: 0 P: 9	1B: 2 2B: 1 3B: 0 HR: 1	SF: 0 SAC: 0 DP: 0 HBP: 0	WP: 0 PB: 0 SB: 0 CS: 0
PITCHER	IP WLS BF H R ER SO BB IBB HBP BLK WP HR S P ERA WHIP																					
Kelly Downs, R (1, 1) ERA: 3.42	8.0 W 32 4 2 2 6 3 0 0 0 0 0 1 83 128 2.25 0.875																					
Scott Garrelts, R (9, 1) ERA: 3.21	1.0 3 0 0 0 1 0 0 0 0 0 0 0 6 9 0.00 0.000																					

Batter	1	2	3	4	5	6	7	8	9	AB	R	H	RBI	BB	SO	LOB	BOTTOM			
Brett Butler, L (1, 8) OBP: 0.346, SLG: 0.340	0-0 B3	4-2 F9 BLK BB		2-2 P6			4-2 S S 1B BB	1-0 CS		2	1	0	0	2	0	0	Montreal Expos @ San Francisco Giants Candlestick Park, San Francisco, CA Sun May 22 1988, 6:33 AM EDT Att: 28,831 - Unknown 			
Chris Speier, R (1, 4) OBP: 0.378, SLG: 0.462	4-1 1B BB	1-1 F9		1-2 5-3			1-3 K			3	1	0	0	1	1	2				
Will Clark, L (1, 3) OBP: 0.353, SLG: 0.522	1-0 P8	3-0 G3		0-1 HR			2-2 WP 6-3 1B			4	1	2	2	0	0	2				
Kevin Mitchell, R (1, 5) OBP: 0.341, SLG: 0.484	4-1 1B BB		3-2 F9		1-1 F8		0-0 6-3			3	1	0	0	1	0	1				
Jeffrey Leonard, R (1, 7) OBP: 0.294, SLG: 0.333	2-2 1B	2-1 3B		0-0 2B			2-0 6-3			4	1	3	1	0	0	1				
Candy Maldonado, R (1, 9) OBP: 0.287, SLG: 0.392	0-0 2B 1B		1-1 HBP		0-2 3-1			2-2 F8		3	1	1	1	0	0	1				
Bob Melvin, R (1, 2) OBP: 0.238, SLG: 0.402	3-2 1H 2H 2B		0-0 L3		0-2 F8		0-1 F9			4	0	1	2	0	0	2				
Jose Uribe, S (1, 6) OBP: 0.311, SLG: 0.313	1-1 5-3		1-2 5-3		2-2 P6		1-1 HR			4	1	1	1	0	0	1				
Kelly Downs, R (1, 1) OBP: 0.071, SLG: 0.071 Mike Aldrete, L (8, PH) OBP: 0.333, SLG: 0.325 Scott Garrelts, R (9, 1)	1-3 K		0-3 K		1-3 K		1-2 CS 1B			3	0	0	0	0	3	0				
Inning Stats	R: 4 E: 1 K: 0 S: 13	H: 3 LOB: 1 BB: 2 P: 28	R: 0 E: 0 K: 1 S: 8	H: 0 LOB: 1 BB: 1 P: 17	R: 0 E: 0 K: 0 S: 7	H: 1 LOB: 1 BB: 0 P: 13	R: 0 E: 0 K: 1 S: 10	H: 0 LOB: 0 BB: 0 P: 13	R: 1 E: 0 K: 0 S: 11	H: 2 LOB: 1 BB: 0 P: 13	R: 0 E: 0 K: 1 S: 10	H: 0 LOB: 0 BB: 0 P: 13	R: 1 E: 0 K: 1 S: 11	H: 1 LOB: 1 BB: 1 P: 20	R: 1 E: 0 K: 0 S: 10	H: 2 LOB: 0 BB: 0 P: 15		1B: 4 2B: 3 3B: 1 HR: 2	SF: 0 SAC: 0 DP: 1 HBP: 1	WP: 1 PB: 0 SB: 2 CS: 1
PITCHER	IP WLS BF H R ER SO BB IBB HBP BLK WP HR S P ERA WHIP																			
Neal Heaton, L (1, 1) ERA: 6.11	5.0 L 24 4 5 5 2 3 0 0 0 0 0 0 10 84 9.00 1.800																			
Andy McCaffigan, R (6, 1) ERA: 4.5	1.0 3 0 0 0 1 0 0 0 0 0 0 0 10 13 0.00 0.000																			
Joe Hesketh, L (7, 1) ERA: 4.0	0.2 4 1 1 1 1 1 0 0 0 0 0 0 10 17 13.50 3.000																			
Jeff Parrett, R (7, 1) ERA: 2.63	0.1 1 0 0 0 0 0 0 0 0 0 1 0 1 3 0.00 0.000																			
Tim Burke, R (8, 1) ERA: 2.82	1.0 4 2 1 1 0 0 0 0 0 0 0 1 10 15 9.00 2.000																			

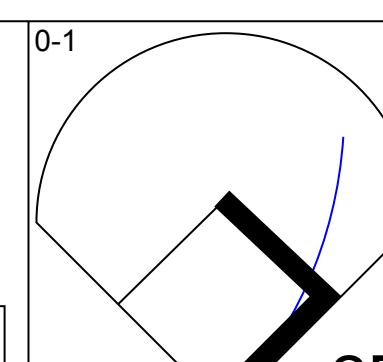
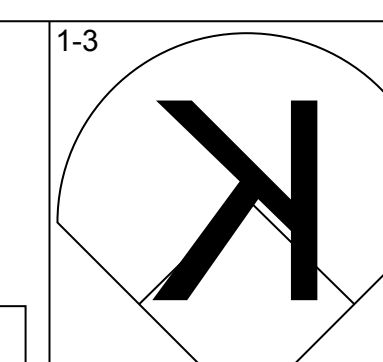
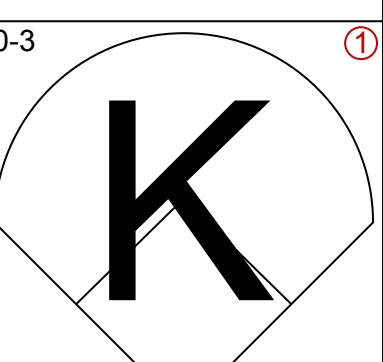
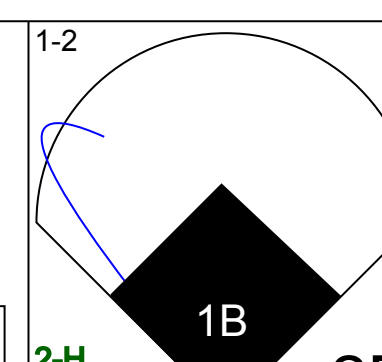
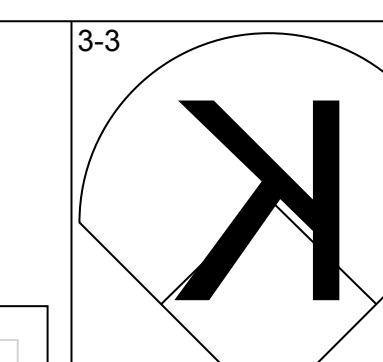
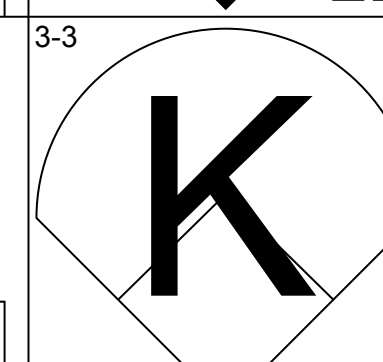
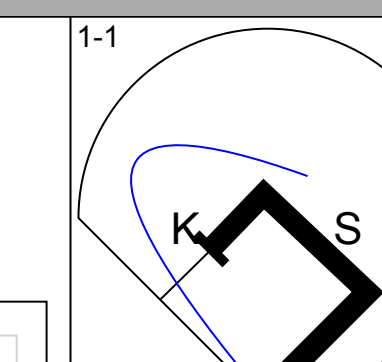
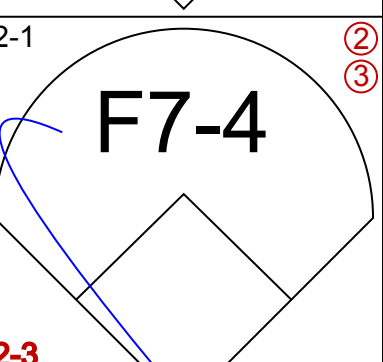
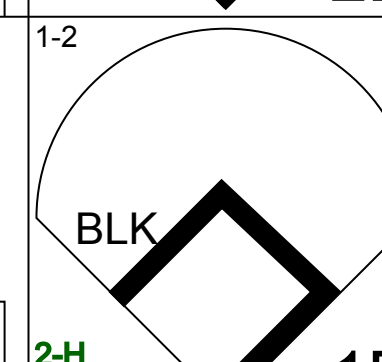
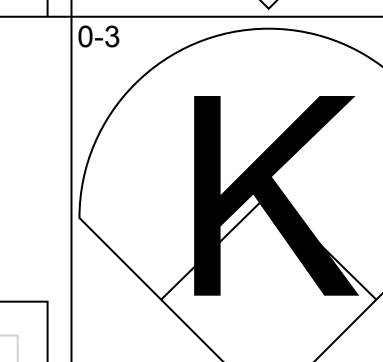
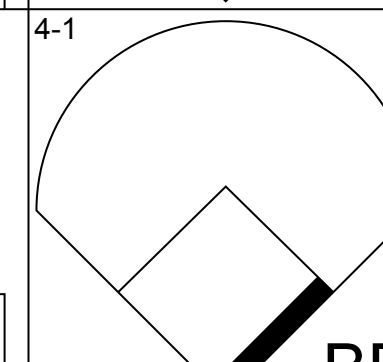
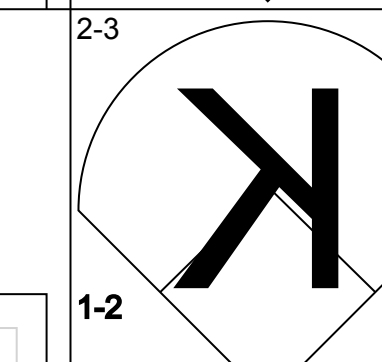
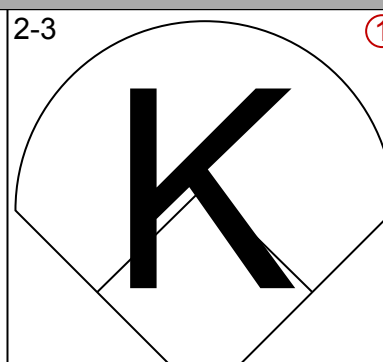

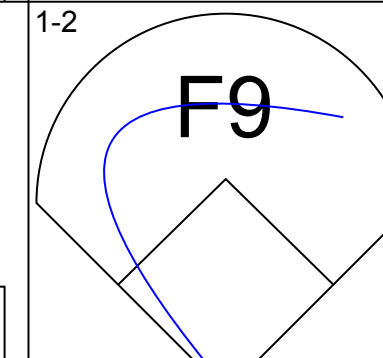
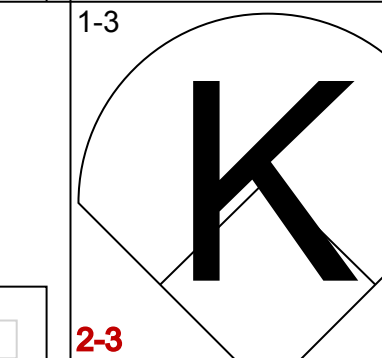
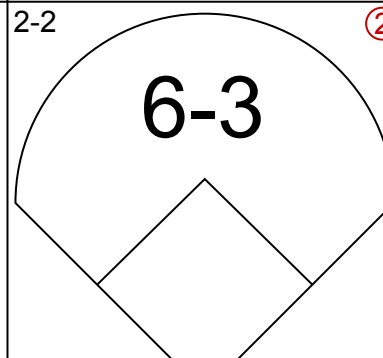

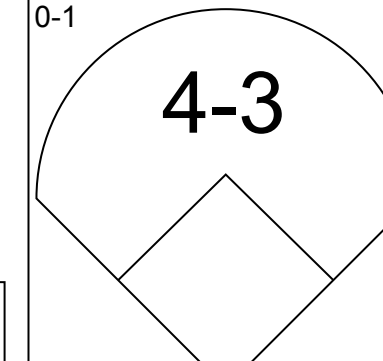

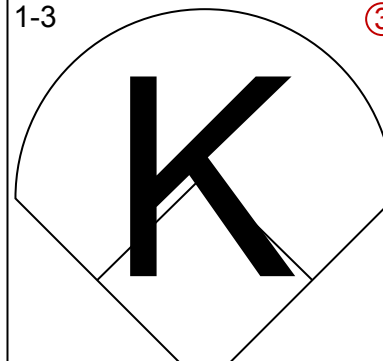

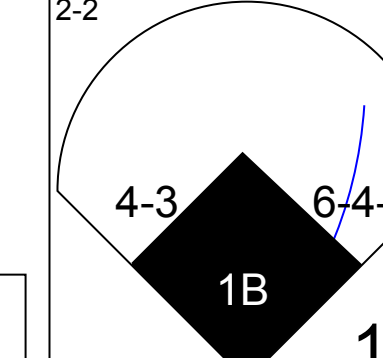
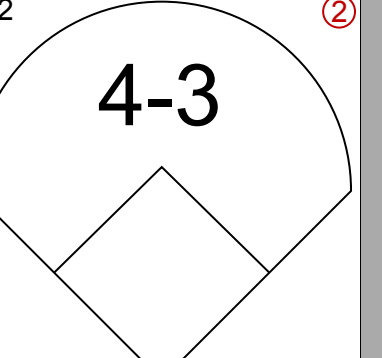

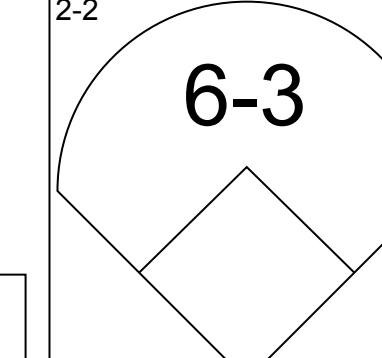

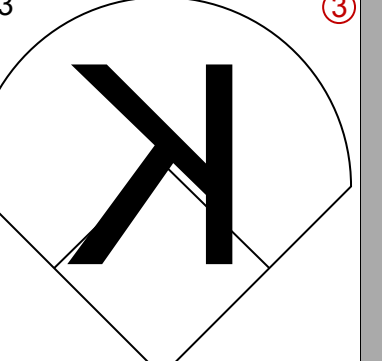

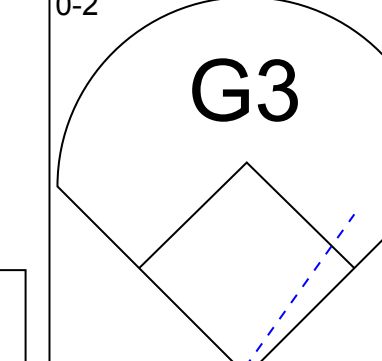

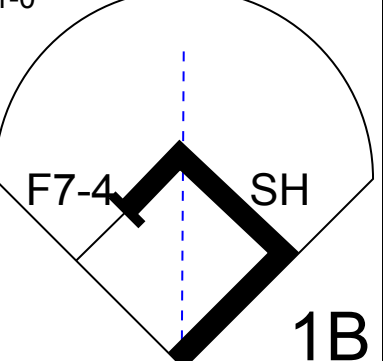
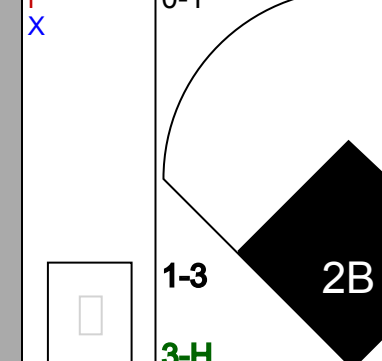
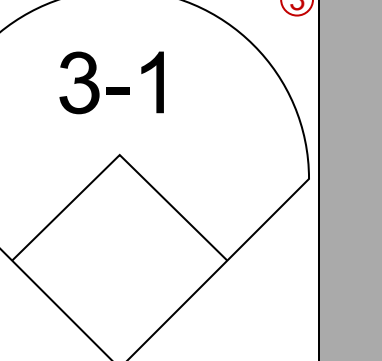

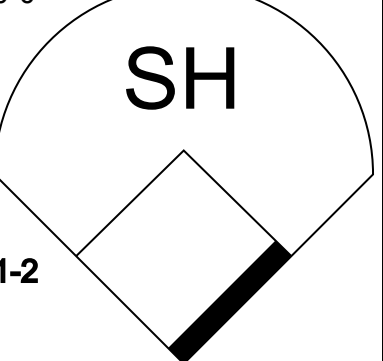
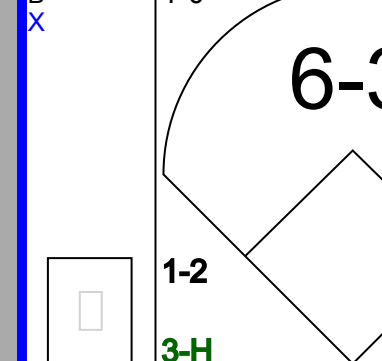
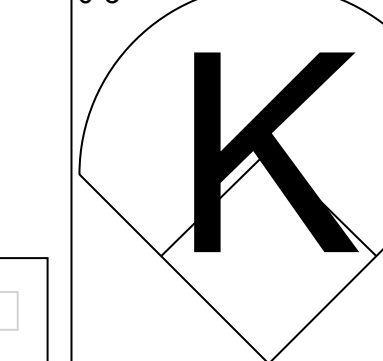
Batter	1	2	3	4	5	6	7	8	9	AB	R	H	RBI	BB	SO	LOB	TOP										
Brett Butler, L OBP: 0.344, SLG: 0.349 (1, 8)										4	1	1	0	0	1	0	San Francisco Giants @ New York Mets Shea Stadium, Flushing, NY Tue May 24 1988, 7:05 PM EDT Att: 36,816 - Unknown - 78 F										
Robby Thompson, R OBP: 0.363, SLG: 0.397 (1, 4)										4	1	1	1	0	2	0											
Will Clark, L OBP: 0.356, SLG: 0.552 (1, 3)										4	2	2	2	0	1	0											
Kevin Mitchell, R OBP: 0.344, SLG: 0.487 (1, 5)										3	0	2	1	0	1	0											
Jeffrey Leonard, R OBP: 0.292, SLG: 0.331 (1, 7)										4	0	1	0	0	1	2											
Candy Maldonado, R OBP: 0.281, SLG: 0.382 (1, 9)										4	0	0	0	0	0	2											
Bob Brenly, R OBP: 0.205, SLG: 0.329 (1, 2)										3	0	0	0	0	0	1											
Jose Uribe, S OBP: 0.305, SLG: 0.307 (1, 6)										3	0	0	0	0	0	0											
Mike Krukow, R Atlee Hammaker, S OBP: 0.250, SLG: 0.250 (6, 1)										2	0	0	0	0	0	0	GIANTS										
Inning Stats	R: 0 E: 0 K: 1 S: 17	H: 0 LOB: 0 BB: 0 P: 25	R: 0 E: 0 K: 0 S: 7	H: 1 LOB: 0 BB: 0 P: 10	R: 0 E: 0 K: 0 S: 8	H: 0 LOB: 0 BB: 0 P: 12	R: 3 E: 0 K: 1 S: 16	H: 4 LOB: 1 BB: 0 P: 22	R: 0 E: 0 K: 0 S: 6	H: 0 LOB: 0 BB: 0 P: 9	R: 1 E: 0 K: 1 S: 9	H: 1 LOB: 0 BB: 0 P: 14	R: 0 E: 0 K: 0 S: 8	H: 0 LOB: 0 BB: 0 P: 14	R: 0 E: 0 K: 1 S: 7	H: 0 LOB: 0 BB: 0 P: 11		R: 0 E: 0 K: 2 S: 10	H: 1 LOB: 1 BB: 0 P: 12	1B: 4 2B: 0 3B: 2 HR: 1	SF: 1 SAC: 0 DP: 0 HBP: 0	WP: 0 PB: 0 SB: 0 CS: 1	PA: 33				
PITCHER	IP	WLS	BF	H	R	ER	SO	BB	IBB	HBP	BLK	WP	HR	S	P	ERA	WHIP										
Bob Ojeda, L ERA: 3.25 (1, 1)	7.0	L	26	6	4	4	3	0	0	0	0	0	1	71	106	5.14	0.857										
Gene Walter, L ERA: 4.5 (8, 1)	1.1		4	0	0	0	2	0	0	0	0	0	0	10	15	0.00	0.000										
Jeff Innis, R ERA: 3.52 (9, 1)	0.2		3	1	0	0	1	0	0	0	0	0	0	7	8	0.00	1.500										

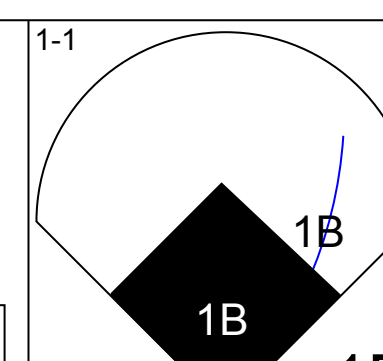
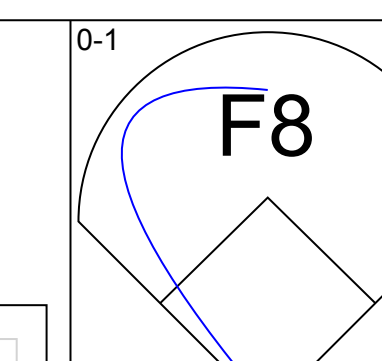
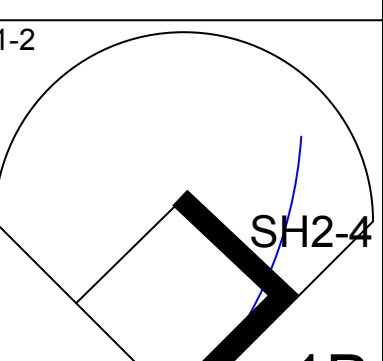
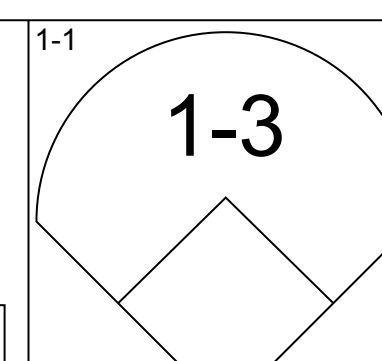
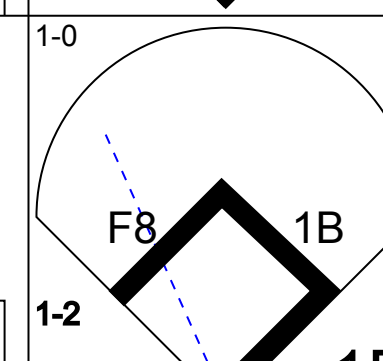
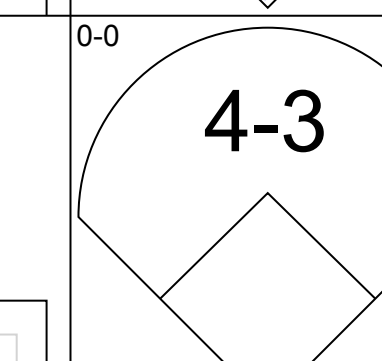
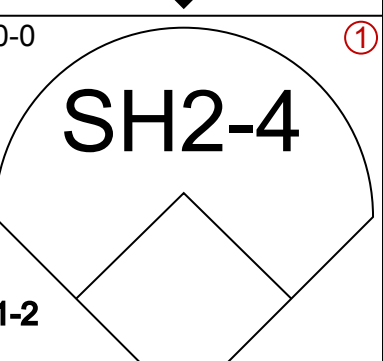
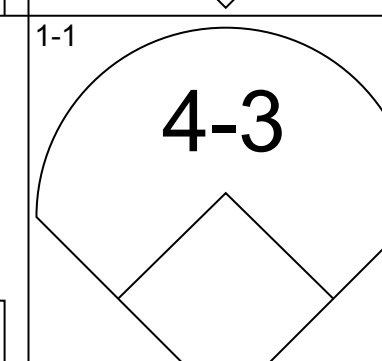
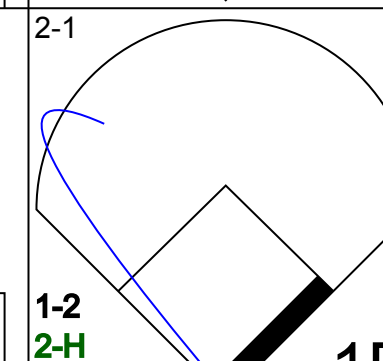
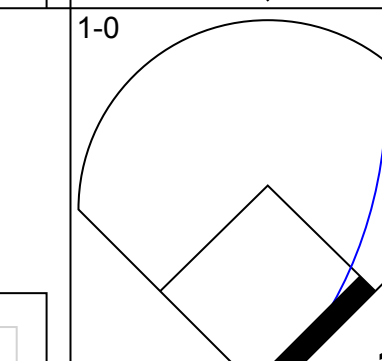
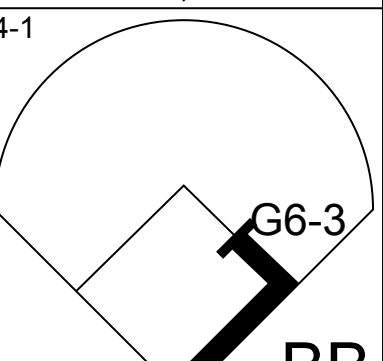
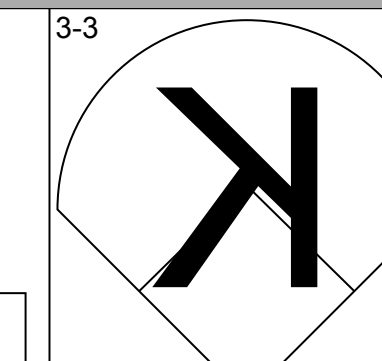
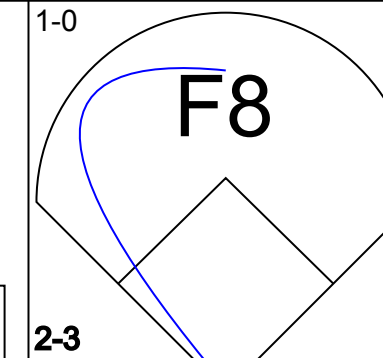
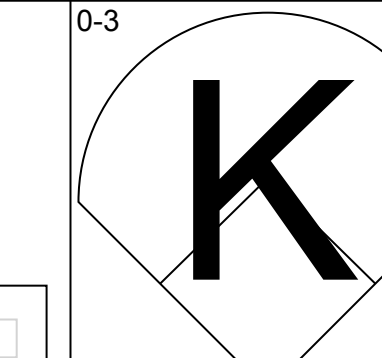
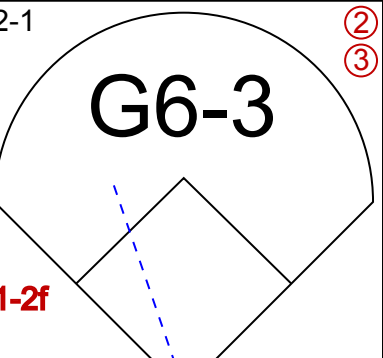
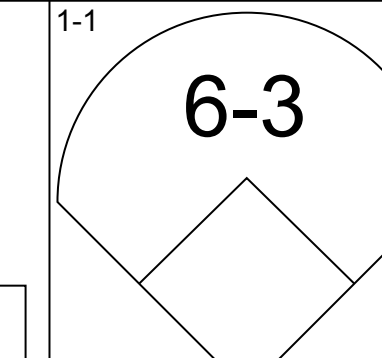
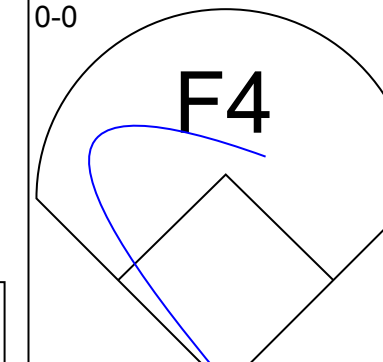
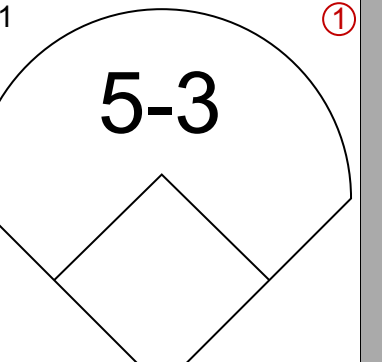
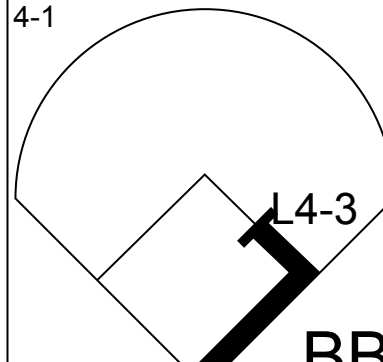
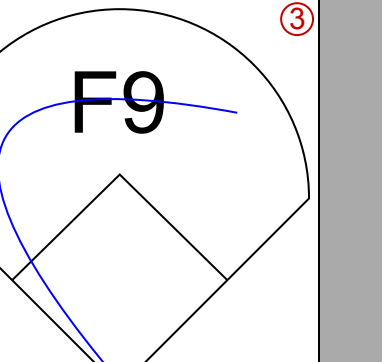
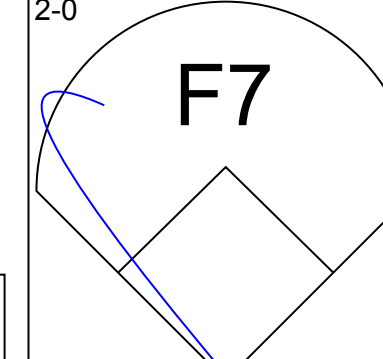

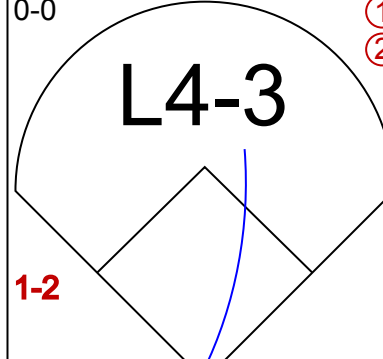
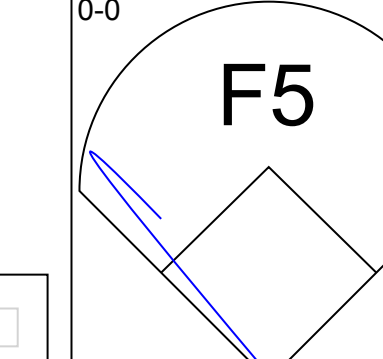
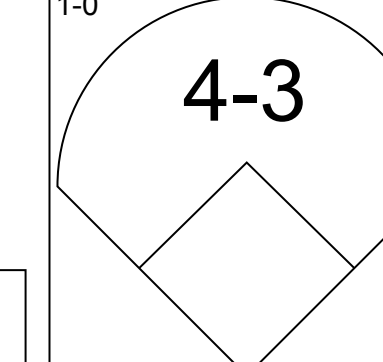
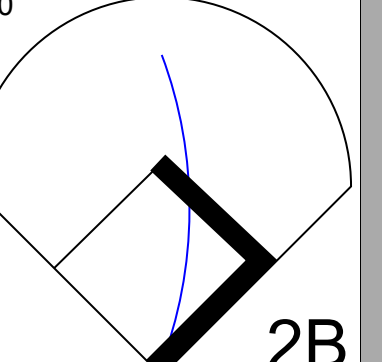
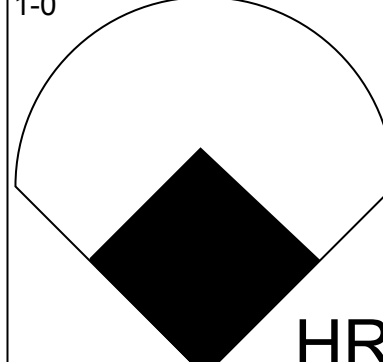
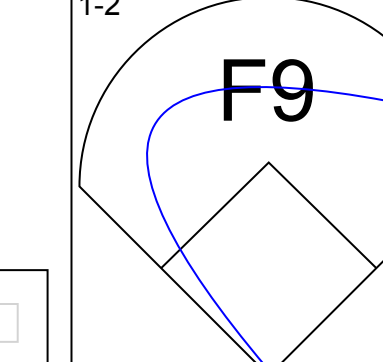
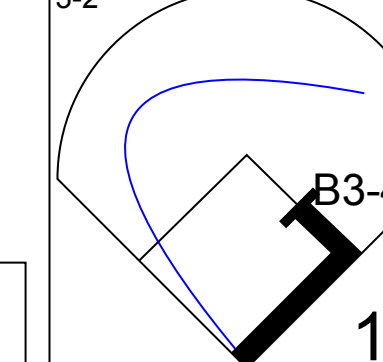
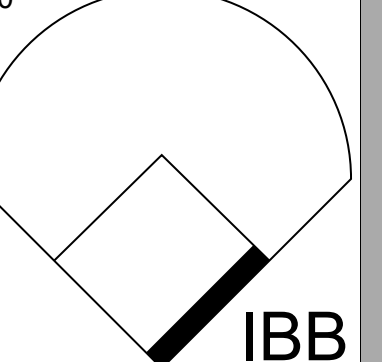
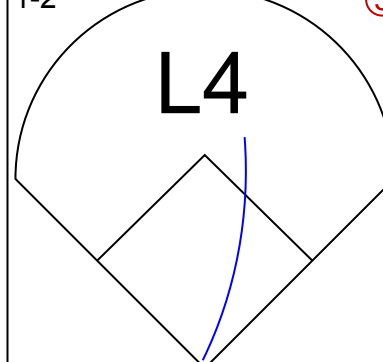
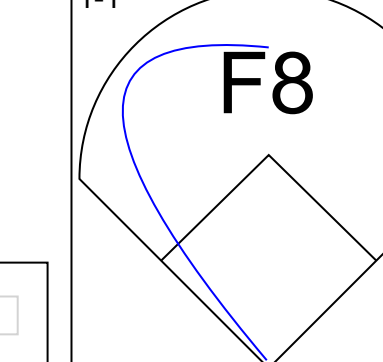
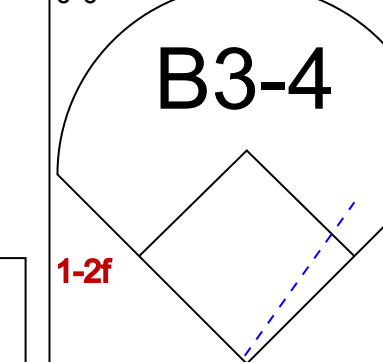


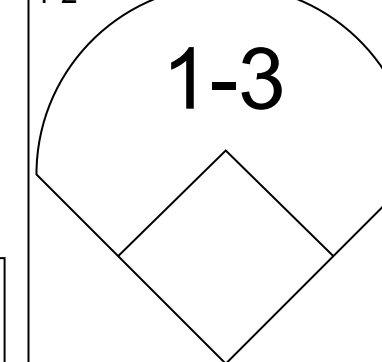
Batter	1	2	3	4	5	6	7	8	9	AB	R	H	RBI	BB	SO	LOB	BOTTOM										
Lenny Dykstra, L OBP: 0.339, SLG: 0.481 (1, 8)										3	0	0	0	0	1	3	San Francisco Giants @ New York Mets Shea Stadium, Flushing, NY Tue May 24 1988, 7:05 PM EDT Att: 36,816 - Unknown - 78 F										
Mookie Wilson, S OBP: 0.346, SLG: 0.469 (8, 8)										1	0	0	0	0	0	0											
Wally Backman, S OBP: 0.276, SLG: 0.208 (1, 4)										3	0	1	1	0	1	1											
Keith Miller, R (8, 4)										1	0	0	0	0	0	0											
Keith Hernandez, L OBP: 0.376, SLG: 0.473 (1, 3)										3	0	1	0	1	0	2											
Darryl Strawberry, L OBP: 0.398, SLG: 0.584 (1, 9)										4	0	1	0	0	1	1											
Kevin McReynolds, R OBP: 0.309, SLG: 0.374 (1, 7)										4	0	0	0	0	0	2											
Gary Carter, R OBP: 0.378, SLG: 0.532 (1, 2)										4	0	0	0	0	0	2											
Howard Johnson, S OBP: 0.351, SLG: 0.428 (1, 5)										4	1	2	1	0	0	0	AB 33 R 2 H 7 RBI 2 BB 1 SO 4 LOB 14										
Kevin Elster, R OBP: 0.287, SLG: 0.312 (1, 6)										3	1	2	0	0	0	0											
Bob Ojeda, L OBP: 0.250, SLG: 0.250 (1, 1)										2	0	0	0	0	0	3	Mets										
Barry Lyons, R OBP: 0.200, SLG: 0.211 (7, PH)										1	0	0	0	0	1	0											
Gene Walter, L (8, 1)										0	0	0	0	0	0	0											
Jeff Innis, R (9, 1)										0	0	0	0	0	0	0											
Inning Stats	R: 0 E: 0 K: 1 S: 8	H: 0 LOB: 0 BB: 0 P: 13	R: 0 E: 0 K: 0 S: 4	H: 0 LOB: 0 BB: 0 P: 7	R: 1 E: 0 K: 1 S: 13	H: 3 LOB: 2 BB: 0 P: 21	R: 0 E: 0 K: 0 S: 7	H: 0 LOB: 0 BB: 0 P: 10	R: 1 E: 0 K: 0 S: 8	H: 2 LOB: 1 BB: 0 P: 11	R: 0 E: 0 K: 0 S: 6	H: 1 LOB: 1 BB: 1 P: 15	R: 0 E: 0 K: 1 S: 8	H: 0 LOB: 0 BB: 0 P: 11	R: 0 E: 0 K: 1 S: 12	H: 1 LOB: 1 BB: 0 P: 18	R: 0 E: 0 K: 0 S: 8	H: 0 LOB: 0 BB: 0 P: 9	1B: 6 2B: 1 3B: 0 HR: 1	SF: 0 SAC: 0 DP: 1 HBP: 0	WP: 0 PB: 0 SB: 2 CS: 0	PA: 34					
PITCHER	IP	WLS	BF	H	R	ER	SO	BB	IBB	HBP	BLK	WP	HR	S	P	ERA	WHIP										
Mike Krukow, R ERA: 3.84 (1, 1)	5.0	W	20	5	2	2	2	0	0	0	0	0	0	40	62	3.60	1.000										
Atlee Hammaker, L ERA: 3.06 (6, 1)	4.0	S	14	2	0	0	2	1	0	0	0	0	0	34	53	0.00	0.750										

Batter	1	2	3	4	5	6	7	8	9	AB	R	H	RBI	BB	SO	LOB	TOP								
Brett Butler, L OBP: 0.340, SLG: 0.345	0-3 K	2-1 F3			0-0 1-3		1-1 F9		1-1 1B	5	0	1	0	0	1	1	San Francisco Giants @ New York Mets Shea Stadium, Flushing, NY Wed May 25 1988, 7:05 PM EDT Att: 22,118 - Unknown - 58 F								
Robby Thompson, R OBP: 0.377, SLG: 0.411	2-1 6-3				2-0 1B		0-2 1B		1-1 1B	5	0	4	0	0	0	0									
Will Clark, L OBP: 0.352, SLG: 0.539	4-2 BB			1-3 K	3-2 L9		2-1 F5		0-3 K	4	0	0	0	1	2	5									
Kevin Mitchell, R OBP: 0.340, SLG: 0.497	2-2 G3			1-1 F8	0-2 1-3				0-0 HR	5	1	1	1	0	1	5									
Jeffrey Leonard, R OBP: 0.291, SLG: 0.328		1-1 F9		1-2 L6					2-1 L8	4	0	1	0	0	0	1									
Candy Maldonado, R OBP: 0.286, SLG: 0.391		0-2 1B			0-0 6-3		1-1 F4		3-2 2B	4	1	2	0	0	0	1									
Bob Melvin, R OBP: 0.238, SLG: 0.390		0-0 F7			4-1 BB		1-3 K		0-0 1-3	3	0	0	0	1	1	3									
Jose Uribe, S OBP: 0.304, SLG: 0.305		1-1 2B			0-3 K		0-0 3-1		1-0 4-3	4	1	1	0	0	1	3									
Michael LaCoss, R OBP: 0.385, SLG: 0.375		0-1 2B			1-3 K				1-0 F8	2	0	1	2	0	1	1									
Don Robinson, R OBP: 0.333, SLG: 0.667		1-1 2B							0-1 1-3	0	0	0	0	0	0	0									
Mike Aldrete, L OBP: 0.350, SLG: 0.521										0	0	0	0	0	0	0									
Craig Lefferts, L OBP: 0.333, SLG: 0.667										0	0	0	0	0	0	0									
Randy Bockus, L OBP: 0.198, SLG: 0.071		1-1 2B								0	0	0	0	0	0	0									
Harry Spilman, L OBP: 0.198, SLG: 0.071		1-1 2B								0	0	0	0	0	0	0									
Inning Stats	R: 0 E: 0 K: 1 S: 11	H: 0 LOB: 1 BB: 1 P: 19	R: 2 E: 0 K: 0 S: 12	H: 3 LOB: 1 BB: 0 P: 16	R: 0 E: 0 K: 1 S: 11	H: 1 LOB: 1 BB: 0 P: 15	R: 0 E: 0 K: 2 S: 8	H: 0 LOB: 1 BB: 1 P: 13	R: 0 E: 0 K: 0 S: 8	H: 1 LOB: 1 BB: 0 P: 13	R: 0 E: 0 K: 1 S: 7	H: 1 LOB: 1 BB: 0 P: 9	R: 0 E: 0 K: 0 S: 8	H: 1 LOB: 1 BB: 0 P: 12	R: 1 E: 0 K: 0 S: 9	H: 2 LOB: 1 BB: 0 P: 15	R: 0 E: 0 K: 2 S: 12	H: 2 LOB: 2 BB: 0 P: 16	1B: 8 2B: 2 3B: 0 HR: 1	SF: 0 SAC: 0 DP: 0 HBP: 0	WP: 0 PB: 0 SB: 0 CS: 0	PA: 40			
PITCHER	IP	WLS	BF	H	R	ER	SO	BB	IBB	HBP	BLK	WP	HR	S	P	ERA	WHIP								
Ron Darling, R ERA: 2.21	7.1	W	33	9	3	3	5	2	0	0	0	0	1	72	109	3.68	1.500								
Roger McDowell, R ERA: 2.29	1.0		5	2	0	0	0	0	0	0	0	0	0	8	11	0.00	2.000								
Randy Myers, L ERA: 1.2	0.2	S	2	0	0	0	2	0	0	0	0	0	0	6	8	0.00	0.000								

Batter	1	2	3	4	5	6	7	8	9	AB	R	H	RBI	BB	SO	LOB	BOTTOM								
Lenny Dykstra, L OBP: 0.336, SLG: 0.473	1-1 4-3 1B	2-0 L7			0-0 G3	2-3 K				4	1	1	0	0	1	2	San Francisco Giants @ New York Mets Shea Stadium, Flushing, NY Wed May 25 1988, 7:05 PM EDT Att: 22,118 - Unknown - 58 F								
Wally Backman, S OBP: 0.258, SLG: 0.193	1-2 E3 1B			0-3 K	1-0 G3		0-1 6-3			4	1	0	0	0	1	1									
Keith Hernandez, L OBP: 0.379, SLG: 0.474	3-2 4-3			2-3 K		0-1 1B	1-0 2B			4	1	2	0	0	1	2									
Darryl Strawberry, L OBP: 0.400, SLG: 0.579	4-0 1B			2-3 K		1-0 1B	2-3 K			3	2	1	0	1	2	1									
Kevin McReynolds, R OBP: 0.314, SLG: 0.385	0-1 1B			2-0 5-3		0-1 1-3	2-1 2B			4	0	2	2	0	0	2									
Gary Carter, R OBP: 0.375, SLG: 0.527	0-1 SF9			1-3 K		2-1 1B	1-3 K			3	0	1	2	0	2	2									
Howard Johnson, S OBP: 0.354, SLG: 0.422	3-H F7			4-0 FC6-4 BB		1-1 WP 1B		1-1 6-3		2	1	0	0	2	0	1									
Kevin Elster, R OBP: 0.286, SLG: 0.310		1-0 6-3		1-0 FC6-4		1-2 1B		1-3 K		4	0	1	1	0	1	1									
Ron Darling, R OBP: 0.208, SLG: 0.250		0-3 K			0-2 4-3			1-3 K		3	0	1	0	0	1	0									
Roger Robinson, R ERA: 2.29										1	0	0	0	0	1	0									
Craig Lefferts, L ERA: 1.95										0	0	0	0	0	0	0									
Randy Bockus, R ERA: 1.95										0	0	0	0	0	0	0									
Inning Stats	R: 3 E: 1 K: 0 S: 14	H: 2 LOB: 1 BB: 1 P: 25	R: 0 E: 0 K: 1 S: 5	H: 0 LOB: 0 BB: 0 P: 8	R: 0 E: 0 K: 3 S: 10	H: 0 LOB: 0 BB: 0 P: 14	R: 0 E: 0 K: 1 S: 5	H: 0 LOB: 1 BB: 1 P: 13	R: 0 E: 0 K: 0 S: 6	H: 0 LOB: 0 BB: 0 P: 7	R: 3 E: 0 K: 1 S: 15	H: 5 LOB: 2 BB: 1 P: 25	R: 0 E: 0 K: 2 S: 11	H: 2 LOB: 2 BB: 0 P: 17	R: 0 E: 0 K: 2 S: 9	H: 0 LOB: 0 BB: 0 P: 12	1B: 8 2B: 1 3B: 0 HR: 0	SF: 1 SAC: 0 DP: 0 HBP: 0	WP: 1 PB: 0 SB: 0 CS: 0	PA: 36					
PITCHER	IP	WLS	BF	H	R	ER	SO	BB	IBB	HBP	BLK	WP	HR	S	P	ERA	WHIP								
Michael LaCoss, R ERA: 3.5	5.2	L	27	7	6	4	4	1	2	0	0	0	3	5	6.35	1.412									
Don Robinson, R ERA: 2.29	0.1		1	0	0	0	1	0	0	0	0	0	0	3	5	0.00	0.000								
Craig Lefferts, L ERA: 1.95	1.0		5	2	0	0	2	0	0	0	0	0	0	11	17	0.00	2.000								
Randy Bockus, R ERA: 1.95	1.0		3	0	0	0	2	0	0	0	0	0	0	9	12	0.00	0.000								



Batter	1	2	3	4	5	6	7	8	9	AB	R	H	RBI	BB	SO	LOB	TOP					
Brett Butler, L OBP: 0.342, SLG: 0.358 (1, 8)										5	1	2	1	0	3	3	San Francisco Giants @ New York Mets Shea Stadium, Flushing, NY Thu May 26 1988, 7:05 PM EDT Att: 40,586 - Unknown - 59 F livebaseballscorecards.com					
Robby Thompson, R OBP: 0.377, SLG: 0.411 (1, 4)										5	0	2	1	0	2	3						
Will Clark, L OBP: 0.350, SLG: 0.529 (1, 3)										3	0	0	0	1	3	3						
Kevin Mitchell, R OBP: 0.339, SLG: 0.488 (1, 5)										3	0	0	0	1	1	3						
Mike Aldrete, L OBP: 0.319, SLG: 0.310 Jeffrey Leonard, R (7, PH) OBP: 0.289, SLG: 0.325 (7, 7)										3	0	0	0	0	2	2						
Candy Maldonado, R OBP: 0.291, SLG: 0.394 (1, 9)										4	2	2	0	0	0	0						
Bob Brenly, R Angel Escobar, S (7, PR) OBP: 0.333, SLG: 0.333 Bob Melvin, R OBP: 0.236, SLG: 0.386 (7, 2)										3	0	1	0	0	1	1						
Jose Uribe, S OBP: 0.306, SLG: 0.310 (1, 6)										4	1	2	1	0	0	1						
Rick Reuschel, R OBP: 0.087, SLG: 0.087 Harry Spilman, L (7, PH) OBP: 0.176, SLG: 0.067 Craig Lefferts, L (7, 1)										1	0	1	1	0	0	0						
Inning Stats	R: 0 E: 0 K: 1 S: 11	H: 1 LOB: 2 BB: 1 P: 19	R: 1 E: 0 K: 1 S: 13	H: 2 LOB: 1 BB: 0 P: 20	R: 0 E: 0 K: 2 S: 10	H: 1 LOB: 1 BB: 0 P: 14	R: 0 E: 0 K: 2 S: 10	H: 0 LOB: 0 BB: 0 P: 16	R: 0 E: 0 K: 1 S: 7	H: 1 LOB: 1 BB: 0 P: 10	R: 0 E: 0 K: 2 S: 9	H: 0 LOB: 0 BB: 0 P: 14	R: 4 E: 0 K: 1 S: 16	H: 5 LOB: 2 BB: 1 P: 26	R: 0 E: 0 K: 0 S: 11	H: 0 LOB: 0 BB: 0 P: 13		R: 0 E: 0 K: 3 S: 10	H: 0 LOB: 0 BB: 0 P: 13	1B: 8 2B: 3 3B: 0 HR: 0	SF: 0 SAC: 1 DP: 1 HBP: 0	WP: 0 PB: 0 SB: 1 CS: 0
PITCHER	IP	WLS	BF	H	R	ER	SO	BB	IBB	HBP	BLK	WP	HR	S	P	ERA	WHIP					
Dwight Gooden, R ERA: 3.11 (1, 1)	6.1	L	29	10	5	5	9	1	0	0	0	0	0	72	108	7.11	1.737					
Gene Walter, L ERA: 4.25 (7, 1)	0.1		2	0	0	0	1	0	1	0	1	0	0	3	8	0.00	0.000					
Jeff Innis, R ERA: 3.38 (7, 1)	0.1		1	0	0	0	0	0	0	0	0	0	0	1	3	0.00	0.000					
Terry Leach, R ERA: 4.07 (8, 1)	2.0		6	0	0	0	3	0	0	0	0	0	0	21	26	0.00	0.000					

Batter	1	2	3	4	5	6	7	8	9	AB	R	H	RBI	BB	SO	LOB	BOTTOM					
Lenny Dykstra, L OBP: 0.342, SLG: 0.474 Terry Leach, R (8, 1)										4	1	2	0	0	0	0	San Francisco Giants @ New York Mets Shea Stadium, Flushing, NY Thu May 26 1988, 7:05 PM EDT Att: 40,586 - Unknown - 59 F livebaseballscorecards.com					
Wally Backman, S OBP: 0.286, SLG: 0.203 Keith Miller, R (8, 4)										2	0	1	0	0	0	0						
Keith Hernandez, L OBP: 0.388, SLG: 0.477 (1, 3)										3	0	2	1	1	1	0						
Darryl Strawberry, L OBP: 0.391, SLG: 0.564 (1, 9)										4	0	0	0	0	1	5						
Kevin McReynolds, R OBP: 0.312, SLG: 0.377 (1, 7)										3	0	0	0	1	0	2						
Gary Carter, R OBP: 0.365, SLG: 0.511 (1, 2)										4	0	0	0	0	1	3						
Howard Johnson, S OBP: 0.358, SLG: 0.450 (1, 6)										4	1	2	1	0	0	0						
Dave Magadan, L OBP: 0.375, SLG: 0.194 (1, 5)										3	0	1	0	1	0	0						
Dwight Gooden, R OBP: 0.233, SLG: 0.233 Gene Walter, L (7, 1) Jeff Innis, R (7, 1) Mookie Wilson, S (7, PH) OBP: 0.343, SLG: 0.465 (8, 8)										2	0	0	0	0	1	3						
Inning Stats	R: 1 E: 0 K: 0 S: 8	H: 3 LOB: 2 BB: 0 P: 15	R: 0 E: 0 K: 0 S: 5	H: 1 LOB: 0 BB: 0 P: 9	R: 0 E: 0 K: 1 S: 7	H: 1 LOB: 1 BB: 0 P: 8	R: 0 E: 0 K: 2 S: 10	H: 1 LOB: 2 BB: 1 P: 20	R: 0 E: 0 K: 0 S: 7	H: 1 LOB: 1 BB: 1 P: 14	R: 1 E: 0 K: 0 S: 8	H: 1 LOB: 0 BB: 1 P: 14	R: 0 E: 0 K: 0 S: 7	H: 0 LOB: 0 BB: 0 P: 10	R: 0 E: 0 K: 1 S: 10	H: 0 LOB: 0 BB: 0 P: 15		R: 0 E: 0 K: 0 S: 6	H: 0 LOB: 0 BB: 0 P: 8	1B: 6 2B: 2 3B: 0 HR: 1	SF: 0 SAC: 1 DP: 3 HBP: 0	WP: 0 PB: 0 SB: 0 CS: 0
PITCHER	IP	WLS	BF	H	R	ER	SO	BB	IBB	HBP	BLK	WP	HR	S	P	ERA	WHIP					
Rick Reuschel, R ERA: 2.93 (7, 1)	6.0	W	26	8	2	2	3	2	1	0	0	0	0	45	80	3.00	1.667					
Craig Lefferts, L ERA: 1.76 (7, 1)	3.0	S	9	0	0	0	1	0	0	0	0	0	0	23	33	0.00	0.000					

Batter	1	2	3	4	5	6	7	8	9	AB	R	H	RBI	BB	SO	LOB	TOP			
Brett Butler, L (1, 8) OBP: 0.348, SLG: 0.358	E1		E1			L9		HBP		3	1	1	0	2	0	0	San Francisco Giants @ Philadelphia Phillies Veterans Stadium, Philadelphia, PA Fri May 27 1988, 7:05 PM EDT Att: 24,038 - Unknown - 68 F			
Robby Thompson, R (1, 4) OBP: 0.372, SLG: 0.400	F9		K			F6		HBP		4	0	0	0	0	1	4				
Will Clark, L (1, 3) OBP: 0.343, SLG: 0.517	K				F8			P3		4	0	0	0	0	2	4				
Kevin Mitchell, R (1, 5) OBP: 0.342, SLG: 0.491		2B					5-3	F5		3	0	1	0	0	0	3				
Jeffrey Leonard, R (1, 7) OBP: 0.288, SLG: 0.323	5-3						F9			4	0	1	2	0	1	2				
Candy Maldonado, R (1, 9) Scott Garretts, R (8, 1)								1B		3	0	1	0	1	0	3				
Bob Melvin, R (1, 2) Harry Spilman, L (8, PH) OBP: 0.167, SLG: 0.063	K				F9		E5			3	0	0	0	0	1	3				
Jose Uribe, S (1, 6) OBP: 0.301, SLG: 0.302	K				K		6-3			4	0	0	0	0	2	4				
Kelly Downs, R (1, 1) Mike Aldrete, L (8, PH) OBP: 0.333, SLG: 0.326			1-3			6-3				2	0	0	0	0	0	0				
Inning Stats	R: 0 E: 1 K: 1 S: 7	H: 0 LOB: 0 BB: 0 P: 9	R: 0 E: 0 K: 2 S: 11	H: 1 LOB: 2 BB: 1 P: 20	R: 0 E: 0 K: 1 S: 8	H: 0 LOB: 0 BB: 1 P: 14	R: 0 E: 0 K: 1 S: 9	H: 0 LOB: 1 BB: 0 P: 15	R: 0 E: 0 K: 1 S: 7	H: 0 LOB: 0 BB: 0 P: 12	R: 0 E: 0 K: 1 S: 9	H: 1 LOB: 2 BB: 0 P: 12	R: 0 E: 1 K: 0 S: 15	H: 3 LOB: 2 BB: 0 P: 24	R: 0 E: 0 K: 0 S: 14	H: 1 LOB: 2 BB: 1 P: 24		1B: 5 2B: 1 3B: 0 HR: 0	SF: 0 SAC: 0 DP: 0 HBP: 2	WP: 0 PB: 0 SB: 0 CS: 2
PITCHER	IP	WLS	BF	H	R	ER	SO	BB	IBB	HBP	BLK	WP	HR	S	P	ERA	WHIP			
Kevin Gross, R (1, 1) ERA: 2.06	8.2	W	37	6	2	2	7	3	0	2	1	0	0	87	142	2.08	1.038			
Steve Bedrosian, R (8, 1) ERA: 7.2	0.1	S	1	0	0	0	0	0	0	0	0	0	0	2	2	0.00	0.000			

Batter	1	2	3	4	5	6	7	8	9	AB	R	H	RBI	BB	SO	LOB	BOTTOM			
Juan Samuel, R (1, 4) OBP: 0.277, SLG: 0.352	L4			K			6-3			4	0	1	2	0	1	0	San Francisco Giants @ Philadelphia Phillies Veterans Stadium, Philadelphia, PA Fri May 27 1988, 7:05 PM EDT Att: 24,038 - Unknown - 68 F			
Von Hayes, L (1, 3) OBP: 0.352, SLG: 0.412	K			K			G3			4	0	0	0	0	2	1				
Lance Parrish, R (1, 2) OBP: 0.338, SLG: 0.496	5-3			HR			F7			4	2	2	1	0	0	0				
Mike Schmidt, R (1, 5) OBP: 0.314, SLG: 0.358		F7		L7			2B			3	0	0	0	1	1	1				
Chris James, R (1, 9) OBP: 0.264, SLG: 0.411		4-3			6-3		2B			4	0	2	0	0	0	0				
Phil Bradley, R (1, 7) OBP: 0.335, SLG: 0.321		F9			1B		K			4	1	2	1	0	1	2				
Milt Thompson, L (1, 8) Steve Bedrosian, R (8, 1)			K							3	1	1	0	1	2	1				
Steve Jeltz, S (1, 6) OBP: 0.342, SLG: 0.333			4-3				3B			3	1	1	1	0	0	3				
Kevin Gross, R (1, 1) Bob Demier, R (8, 8) OBP: 0.400, SLG: 0.356			K							3	0	0	0	0	3	2				
Inning Stats	R: 0 E: 0 K: 1 S: 7	H: 0 LOB: 0 BB: 0 P: 9	R: 0 E: 0 K: 0 S: 10	H: 0 LOB: 0 BB: 0 P: 13	R: 0 E: 0 K: 2 S: 7	H: 0 LOB: 0 BB: 0 P: 9	R: 1 E: 0 K: 2 S: 12	H: 1 LOB: 0 BB: 0 P: 15	R: 3 E: 0 K: 1 S: 16	H: 4 LOB: 1 BB: 0 P: 22	R: 0 E: 0 K: 1 S: 10	H: 1 LOB: 3 BB: 2 P: 22	R: 0 E: 0 K: 1 S: 8	H: 0 LOB: 0 BB: 0 P: 10	R: 1 E: 0 K: 2 S: 12	H: 3 LOB: 1 BB: 0 P: 21		1B: 6 2B: 1 3B: 1 HR: 1	SF: 0 SAC: 0 DP: 0 HBP: 0	WP: 0 PB: 0 SB: 0 CS: 0
PITCHER	IP	WLS	BF	H	R	ER	SO	BB	IBB	HBP	BLK	WP	HR	S	P	ERA	WHIP			
Kelly Downs, R (1, 1) ERA: 3.62	7.0	L	29	6	4	4	8	1	0	0	0	0	0	70	100	5.14	1.000			
Scott Garretts, R (8, 1) ERA: 3.41	1.0		5	3	1	1	2	0	0	0	0	0	0	12	21	9.00	3.000			

Batter	1	2	3	4	5	6	7	8	9	10	AB	R	H	RBI	BB	SO	LOB	TOP				
Brett Butler, L OBP: 0.344, SLG: 0.350 (1, 8)	F7			F7	1B BB		3-1			G3	4	0	0	0	1	0	0					
Robby Thompson, R OBP: 0.379, SLG: 0.413 (1, 4)	F6			1B 2B	FC6-4 1B			1B		F9	5	1	3	1	0	0	0					
Will Clark, L OBP: 0.340, SLG: 0.506 (1, 3)	3-1			1B BB	F9			G4-6-3 1B		F7	4	1	0	0	1	0	3					
Kevin Mitchell, R OBP: 0.335, SLG: 0.480 (1, 5)		6-3		P3	FC6-4			P3			4	0	0	0	0	0	4					
Jeffrey Leonard, R OBP: 0.294, SLG: 0.323 (1, 7)		L8		FC5 1B BB			F8		1B 1B		3	0	1	0	1	0	0					
Candy Maldonado, R OBP: 0.299, SLG: 0.395 (1, 9)		F9		1B				CS 1B			4	0	2	2	0	1	1					
Bob Melvin, R OBP: 0.223, SLG: 0.364 (6, 1)			6-3		FC5		F3				3	0	0	0	0	0	0					
Altee Hamaker, S OBP: 0.250, SLG: 0.250 (7, 1)											0	0	0	0	0	0	0					
Mike Aldrete, L OBP: 0.340, SLG: 0.333 (9, PH)											1	0	1	0	0	0	0					
Randy Bockus, L OBP: 0.205, SLG: 0.321 (6, 2)											0	0	0	0	0	0	0					
Jose Uribe, S OBP: 0.306, SLG: 0.307 (1, 6)			P3					F8			4	1	2	0	0	0	0					
Dave Dravecky, R OBP: 0.100, SLG: 0.100 (6, 1)											1	0	0	0	0	0	0					
Don Robinson, R OBP: 0.205, SLG: 0.321 (6, 2)			L6		SH3-4 1B			K			2	0	0	0	0	1	2					
Inning Stats	R: 0 E: 0 K: 0 S: 8	H: 0 LOB: 0 BB: 0 P: 12	R: 0 E: 0 K: 0 S: 3	H: 0 LOB: 0 BB: 0 P: 4	R: 0 E: 0 K: 0 S: 8	H: 0 LOB: 0 BB: 0 P: 10	R: 2 E: 0 K: 0 S: 8	H: 2 LOB: 2 BB: 2 P: 18	R: 1 E: 0 K: 1 S: 5	H: 2 LOB: 2 BB: 0 P: 8	R: 0 E: 0 K: 1 S: 11	H: 0 LOB: 0 BB: 0 P: 17	R: 0 E: 0 K: 0 S: 5	H: 1 LOB: 0 BB: 0 P: 7	R: 0 E: 0 K: 1 S: 10	H: 3 LOB: 2 BB: 0 P: 15	R: 0 E: 0 K: 0 S: 3	H: 0 LOB: 0 BB: 0 P: 4	1B: 8 2B: 1 3B: 0 HR: 0	SF: 0 SAC: 1 DP: 1 HBP: 0	WP: 0 PB: 0 SB: 0 CS: 1	PA: 39
PITCHER	IP	WLS	BF	H	R	ER	SO	BB	IBB	HBP	BLK	WP	HR	S	P	ERA	WHIP					
Don Carman, L ERA: 4.76 (1, 1)	7.0		28	5	3	3	1	3	0	0	0	0	0	55	87	3.86	1.143					
Kent Tekulve, R ERA: 3.12 (8, 1)	2.0		8	4	0	0	1	0	0	0	0	0	0	15	22	0.00	2.000					
Greg Harris, R ERA: 3.0 (10, 1)	1.0	W	3	0	0	0	0	0	0	0	0	0	0	3	4	0.00	0.000					

San Francisco Giants @ Philadelphia Phillies
Veterans Stadium, Philadelphia, PA
Sat May 28 1988, 3:33 AM EDT
Att. 25,784 - Sunny - 83 F

AB 35
R 3
H 9
RBI 3
BB 3
SO 2
LOB 13



Batter	1	2	3	4	5	6	7	8	9	10	AB	R	H	RBI	BB	SO	LOB	BOTTOM						
Juan Samuel, R OBP: 0.286, SLG: 0.361 (1, 4)	K				K						4	1	2	1	1	2	0							
Bob Dernier, R OBP: 0.365, SLG: 0.340 (1, 8)											2	0	0	0	0	2	1							
Milt Thompson, L OBP: 0.336, SLG: 0.305 (6, PH)											1	0	0	0	2	1	0							
Lance Parrish, R OBP: 0.339, SLG: 0.500 (1, 2)											5	1	2	1	0	1	4							
Greg Harris, S OBP: 1.000, SLG: 1.000 (10, 1)											0	0	0	0	0	0	0							
Mike Schmidt, R OBP: 0.322, SLG: 0.368 (1, 5)											4	0	2	1	1	0	5							
Chris James, R OBP: 0.255, SLG: 0.397 (1, 9)											5	0	0	0	0	1	3							
Phil Bradley, R OBP: 0.340, SLG: 0.315 (1, 7)											3	0	0	0	2	1	1							
Von Hayes, L OBP: 0.347, SLG: 0.425 (1, 3)											5	1	1	1	0	1	4							
Luis Aguayo, R OBP: 0.308, SLG: 0.295 (1, 6)											2	1	0	0	1	0	0							
Greg Gross, S OBP: 0.255, SLG: 0.174 (9, PH)											1	0	1	0	0	0	0							
Darren Daulton, L OBP: 0.257, SLG: 0.226 (10, 2)											0	0	0	0	0	0	0							
Don Carman, L OBP: 0.258, SLG: 0.189 (7, PH)											1	0	0	0	0	0	0							
Mike Young, S OBP: 0.342, SLG: 0.333 (10, 6)											0	0	0	0	0	0	0							
Steve Jeltz, S OBP: 0.342, SLG: 0.333 (10, 6)											0	0	0	0	0	0	0							
Inning Stats	R: 0 E: 0 K: 3 S: 9	H: 0 LOB: 0 BB: 0 P: 14	R: 0 E: 0 K: 0 S: 7	H: 0 LOB: 1 BB: 2 P: 20	R: 1 E: 0 K: 1 S: 6	H: 1 LOB: 1 BB: 1 P: 10	R: 0 E: 0 K: 0 S: 5	H: 1 LOB: 1 BB: 0 P: 8	R: 0 E: 0 K: 1 S: 5	H: 0 LOB: 0 BB: 0 P: 8	R: 1 E: 0 K: 3 S: 17	H: 2 LOB: 2 BB: 1 P: 23	R: 1 E: 0 K: 0 S: 7	H: 1 LOB: 2 BB: 2 P: 17	R: 0 E: 0 K: 0 S: 5	H: 0 LOB: 0 BB: 0 P: 7	R: 0 E: 0 K: 0 S: 9	H: 2 LOB: 3 BB: 0 P: 15	R: 1 E: 0 K: 1 S: 6	H: 1 LOB: 0 BB: 0 P: 9	1B: 4 2B: 3 3B: 0 HR: 1	SF: 0 SAC: 2 DP: 1 HBP: 0	WP: 0 PB: 0 SB: 2 CS: 0	PA: 43
PITCHER	IP	WLS	BF	H	R	ER	SO	BB	IBB	HBP	BLK	WP	HR	S	P	ERA	WHIP							
Dave Dravecky, L ERA: 3.16 (1, 1)	5.0		19	2	1	1	5	3	0	0	0	0	0	32	60	1.80	1.000							
Don Robinson, R ERA: 2.54 (6, 1)	0.2		5	2	1	1	2	1	0	0	0	0	0	11	16	13.50	4.500							
Altee Hamaker, L ERA: 3.22 (6, 1)	1.0		6	1	1	1	1	2	0	0	0	0	0	12	23	9.00	3.000							
Scott Garrelts, R ERA: 3.26 (9, 1)	1.2	L	9	3	1	1	1	0	1	0	0	0	1	15	24	5.40	1.800							

San Francisco Giants @ Philadelphia Phillies
Veterans Stadium, Philadelphia, PA
Sat May 28 1988, 3:33 AM EDT
Att. 25,784 - Sunny - 83 F

AB 34
R 4
H 8
RBI 4
BB 7
SO 9
LOB 18



Batter	1	2	3	4	5	6	7	8	9	AB	R	H	RBI	BB	SO	LOB	TOP							
Brett Butler, L (1, 8) OBP: 0.344, SLG: 0.349										3	0	1	0	0	0	1	San Francisco Giants @ Philadelphia Phillies Veterans Stadium, Philadelphia, PA Sun May 29 1988, 3:33 AM EDT Att: 40,276 - Sunny							
Kevin Mitchell, R (7, PH) OBP: 0.333, SLG: 0.477										3	1	1	0	1	0	0								
Don Robinson, R (7, 1)										4	0	0	0	0	2	3								
Robby Thompson, R (1, 4) OBP: 0.351, SLG: 0.411										4	0	2	1	0	1	0								
Chris Speier, R (1, 5) OBP: 0.347, SLG: 0.419											4	0	0	0	0	2								
Candy Maldonado, R (1, 9) OBP: 0.304, SLG: 0.398											4	0	3	0	0	1								
Jeffrey Leonard, R (1, 7) OBP: 0.286, SLG: 0.314											3	0	1	0	0	2								
Mike Aldrete, L (1, 3) OBP: 0.356, SLG: 0.352											4	1	0	0	1	4								
Bob Brenly, R (1, 2) OBP: 0.269, SLG: 0.321											1	0	0	0	1	0								
Will Clark, L (9, PH) OBP: 0.338, SLG: 0.503											1	0	1	1	0	0								
Jose Uribe, S (1, 6) OBP: 0.299, SLG: 0.300											1	0	1	1	0	0								
Mike Krukow, R (1, 1) OBP: 0.394, SLG: 0.400											1	0	1	1	0	0								
Inning Stats	R: 1 E: 0 K: 1 S: 13	H: 3 LOB: 1 BB: 0 P: 19	R: 0 E: 0 K: 0 S: 6	H: 1 LOB: 0 BB: 0 P: 8	R: 0 E: 0 K: 0 S: 8	H: 0 LOB: 1 BB: 1 P: 12	R: 0 E: 0 K: 0 S: 11	H: 2 LOB: 2 BB: 0 P: 15	R: 0 E: 0 K: 0 S: 7	H: 0 LOB: 0 BB: 1 P: 14	R: 0 E: 0 K: 1 S: 5	H: 1 LOB: 1 BB: 0 P: 6	R: 1 E: 0 K: 0 S: 11	H: 2 LOB: 1 BB: 0 P: 14	R: 0 E: 0 K: 1 S: 6	H: 0 LOB: 0 BB: 0 P: 12	R: 0 E: 1 K: 1 S: 12	H: 0 LOB: 1 BB: 0 P: 18	1B: 8 2B: 3 3B: 0 HR: 0	SF: 0 SAC: 0 DP: 4 HBP: 0	WP: 0 PB: 1 SB: 0 CS: 2	PA: 35		
PITCHER	IP WLS BF H R ER SO BB IBB HBP BLK WP HR S P ERA WHIP	7.0 W 28 9 2 1 2 2 0 0 0 0 0 0 61 88 1.29 1.571	2.0 S 7 0 0 0 2 0 0 0 0 0 0 0 18 30 0.00 0.000																					

Batter	1	2	3	4	5	6	7	8	9	AB	R	H	RBI	BB	SO	LOB	BOTTOM						
Juan Samuel, R (1, 4) OBP: 0.295, SLG: 0.377										3	1	2	0	1	0	0	San Francisco Giants @ Philadelphia Phillies Veterans Stadium, Philadelphia, PA Sun May 29 1988, 3:33 AM EDT Att: 40,276 - Sunny						
Von Hayes, L (1, 3) OBP: 0.351, SLG: 0.419										2	0	0	0	2	1	1							
Lance Parrish, R (1, 2) OBP: 0.331, SLG: 0.490										3	0	0	1	0	1	2							
Mike Schmidt, R (1, 5) OBP: 0.320, SLG: 0.361										3	0	0	0	1	3	2							
Chris James, R (1, 9) OBP: 0.268, SLG: 0.419										2	2	1	1	2	0	2							
Phil Bradley, R (1, 7) OBP: 0.335, SLG: 0.309										3	0	0	0	0	1								
Steve Bedrosian, R (8, 1) ERA: 5.14										1	0	0	0	1	3								
Milt Thompson, L (1, 8) OBP: 0.336, SLG: 0.321										3	1	1	1	0	0	0							
Steve Jeltz, S (1, 6) OBP: 0.333, SLG: 0.323										3	0	0	0	0	1	0							
Bruce Ruffin, S (1, 1) ERA: 3.9										2	0	0	0	0	1	0							
Greg Gross, L (8, 7) OBP: 0.250, SLG: 0.170										1	0	0	0	0	0	0							
Inning Stats	R: 0 E: 0 K: 2 S: 8	H: 0 LOB: 0 BB: 0 P: 13	R: 2 E: 0 K: 1 S: 8	H: 1 LOB: 0 BB: 1 P: 17	R: 0 E: 0 K: 0 S: 5	H: 1 LOB: 0 BB: 0 P: 6	R: 1 E: 0 K: 1 S: 7	H: 1 LOB: 0 BB: 0 P: 14	R: 0 E: 0 K: 1 S: 6	H: 0 LOB: 2 BB: 2 P: 16	R: 0 E: 0 K: 1 S: 6	H: 0 LOB: 0 BB: 0 P: 6	R: 0 E: 0 K: 1 S: 13	H: 0 LOB: 3 BB: 3 P: 26	R: 1 E: 0 K: 1 S: 13	H: 1 LOB: 3 BB: 3 P: 26	1B: 1 2B: 0 3B: 2 HR: 1	SF: 1 SAC: 0 DP: 1 HBP: 0	WP: 1 PB: 0 SB: 1 CS: 0	PA: 33			
PITCHER	IP WLS BF H R ER SO BB IBB HBP BLK WP HR S P ERA WHIP	6.0 L 23 3 3 3 6 3 0 0 0 0 0 0 41 73 4.50 1.000	2.0 1 10 1 1 1 2 0 3 0 1 0 0 19 32 4.50 0.500																				

AB	33
R	2
H	9
RBI	2
BB	2
SO	4
LOB	15



AB	26
R	4
H	4
RBI	3
BB	6
SO	8
LOB	11



Batter	1	2	3	4	5	6	7	8	9	AB	R	H	RBI	BB	SO	LOB	TOP							
Mike Aldrete, L (1, 8) OBP: 0.365, SLG: 0.355	4-2 BB		1-1 1B FC4-6		1-0 4-3			2-1 6-3		2	1	1	0	1	0	0								
Joel Youngblood, R (8, PH) OBP: 0.382, SLG: 0.387										1	0	0	0	0	0	0								
Brett Butler, L (8, 8) OBP: 0.344, SLG: 0.349										0	0	0	0	0	0	0								
Robby Thompson, R (1, 4) OBP: 0.376, SLG: 0.407	2-0 G6-4-3		0-1 1-3 1B FC4-6		3-3 K			3-2 5-3		4	0	1	0	0	1	1								
Will Clark, L (1, 3) OBP: 0.341, SLG: 0.508	1-1 1B 2B		0-2 1-3 1B FC4-6			3-1 1B 2B		0-0 G3		4	1	2	1	0	0	1								
Candy Maldonado, R (1, 9) OBP: 0.308, SLG: 0.400	3-2 2B 1B		1-3 1-3 1B			0-0 F9 1B		2-2 F3		4	0	2	0	0	1	1								
Jeffrey Leonard, R (1, 7) OBP: 0.285, SLG: 0.319	0-0 1-3 2B		0-1 1-3 1B			1-0 F9 1B		0-0 1-3		4	0	1	1	0	0	2								
Kevin Mitchell, R (1, 5) OBP: 0.327, SLG: 0.466	1-2 P3				2-1 5-3			0-1 6-3		4	0	0	0	0	0	3								
Atlee Hammaker, S (9, 1) OBP: 0.250, SLG: 0.250										0	0	0	0	0	0	0								
Bob Melvin, R (1, 2) OBP: 0.217, SLG: 0.355			1-0 F8		0-0 F8			0-1 4-3		3	0	0	0	0	0	0								
Jose Uribe, S (1, 6) OBP: 0.299, SLG: 0.312			3-2 FC1-2-3 3B		1-0 F7			2-0 P6		3	0	1	0	0	0	0								
Michael LaCoss, R (1, 1) OBP: 0.333, SLG: 0.316			1-1 FC1-2-3 3B					3-3 K		3	0	0	0	0	2	1								
Craig Lefferts, L (7, 1)										0	0	0	0	0	0	0								
Scott Garrelts, R (8, 1)										0	0	0	0	0	0	0								
Chris Speier, R (9, 5) OBP: 0.347, SLG: 0.419										0	0	0	0	0	0	0								
Inning Stats	R: 1 E: 0 K: 0 S: 14	H: 3 LOB: 2 BB: 1 P: 25	R: 0 E: 0 K: 0 S: 7	H: 1 LOB: 0 BB: 0 P: 11	R: 1 E: 1 K: 1 S: 13	H: 2 LOB: 1 BB: 0 P: 14	R: 0 E: 0 K: 0 S: 4	H: 0 LOB: 0 BB: 0 P: 7	R: 0 E: 0 K: 2 S: 8	H: 0 LOB: 0 BB: 0 P: 13	R: 0 E: 0 K: 1 S: 6	H: 2 LOB: 1 BB: 0 P: 12	R: 0 E: 0 K: 1 S: 7	H: 0 LOB: 0 BB: 0 P: 12	R: 0 E: 0 K: 0 S: 6	H: 0 LOB: 0 BB: 0 P: 11	R: 0 E: 0 K: 0 S: 7	H: 0 LOB: 0 BB: 0 P: 9	1B: 5 2B: 3 3B: 1 HR: 0	SF: 0 SAC: 0 DP: 2 HBP: 0	WP: 0 PB: 0 CS: 0	PA: 33		
PITCHER	IP WLS BF H R ER SO BB IBB HBP BLK WP HR S P ERA WHIP	6.0 2.64	3 24 8 2 2 3	0 0 0 1 0 0 0 0 0 0 0 0 0 0 7 12 3.00 1.500	1.0 3.91	3 0 0 0 0 0 0 0 0 0 0 0 0 0 6 11 0.00 0.000	1.0 4.64	W 3 0 0 0 0 0 0 0 0 0 0 0 0 7 9 0.00 0.000																

San Francisco Giants @ Montreal Expos
Olympic Stadium, Montreal, QB
Mon May 30, 1988, 7:05 PM EDT
Att: 10,762 - Dome - 80 F

AB	32
R	2
H	8
RBI	2
BB	1
SO	4
LOB	9



Batter	1	2	3	4	5	6	7	8	9	AB	R	H	RBI	BB	SO	LOB	BOTTOM							
Tim Raines, S (1, 7) OBP: 0.386, SLG: 0.423	0-1 F7		0-0 4-3			0-1 F5		1-2 SH1-4 1B	1-0 1B	5	0	2	2	0	0	1								
Mitch Webster, S (1, 8) OBP: 0.370, SLG: 0.331	4-1 1B BB		0-0 F9			0-1 1B		0-0 SH1-4		2	0	1	0	1	0	1								
Hubie Brooks, R (1, 9) OBP: 0.286, SLG: 0.391	0-1 1-3 1B			2-2 G6-4-3 1B		3-2 4-3		1-1 FC6-5-4-1		4	0	2	0	0	0	2								
Tim Wallach, R (1, 5) OBP: 0.299, SLG: 0.387	1-0 G5-4-3			0-1 G6-4-3		1-0 L7		2-2 6-3		4	0	0	0	0	0	4								
Andres Galarraga, R (1, 3) OBP: 0.370, SLG: 0.616		2-0 1-3		2-2 6-3		2-2 1B 3B			2-1 2B 1B	4	2	2	0	0	0	0								
Tom Foley, L (1, 6) OBP: 0.259, SLG: 0.253			3-3 K		0-0 F8		4-0 1B BB		1-1 B2	3	0	0	0	1	1	1								
Nelson Santovenia, R (1, 2) OBP: 0.432, SLG: 0.526			1-0 P6							4	0	2	1	0	0	0								
Luis Rivera, R (9, PR) OBP: 0.244, SLG: 0.306										0	1	0	0	0	0	0								
Johnny Paredes, R (1, 4) OBP: 0.287, SLG: 0.244			4-2 BB							2	0	0	0	1	0	2								
Graig Nettles, L (9, PH) OBP: 0.233, SLG: 0.259					2-1 L4					0	0	0	0	1	0	0								
Dennis Martinez, R (1, 1) OBP: 0.288, SLG: 0.292			1-3 K							1	0	0	0	0	1	1								
Herm Werninghaus, L (6, PH) OBP: 0.309, SLG: 0.300										1	0	0	0	0	0	0								
Tim Burke, R (7, 1)										0	0	0	0	0	0	0								
Dave Engle, R (7, PH) OBP: 0.362, SLG: 0.238										1	0	0	0	0	0	2								
Joe Hesketh, R (8, 1)										0	0	0	0	0	0	0								
Andy McGaffigan, R (9, 1) OBP: 0.310, SLG: 0.335										0	0	0	0	0	0	0								
Wallace Johnson, S (9, PH) OBP: 0.250, SLG: 0.250										1	0	0	0	0	1	3								
Inning Stats	R: 0 E: 0 K: 0 S: 6	H: 1 LOB: 1 BB: 1 P: 11	R: 0 E: 0 K: 1 S: 6	H: 0 LOB: 0 BB: 0 P: 12	R: 0 E: 0 K: 1 S: 8	H: 0 LOB: 1 BB: 1 P: 12	R: 0 E: 0 K: 0 S: 8	H: 1 LOB: 0 BB: 0 P: 12	R: 0 E: 0 K: 0 S: 5	H: 0 LOB: 0 BB: 0 P: 10	R: 0 E: 0 K: 0 S: 10	H: 1 LOB: 1 BB: 0 P: 13	R: 1 E: 0 K: 0 S: 14	H: 2 LOB: 2 BB: 1 P: 21	R: 0 E: 0 K: 0 S: 10	H: 1 LOB: 1 BB: 0 P: 14	R: 2 E: 0 K: 1 S: 10	H: 3 LOB: 2 BB: 1 P: 20	1B: 7 2B: 1 3B: 1 HR: 0	SF: 0 SAC: 1 DP: 2 HBP: 0	WP: 0 PB: 0 CS: 0	PA: 37		
PITCHER	IP WLS BF H R ER SO BB IBB HBP BLK WP HR S P ERA WHIP	6.1 3.31	1.1 6	2 0 0 0 0 0 0 0 0 0 0 0 0 0 13 15 0.00 1.500	0.2 L 5	2 2 2 0 0 0 0 0 1 0 0 0 0 0 10 20 27.00 3.000	0.1 2	1 0 0 0 0 0 0 0 0 0 0 0 0 0 4 6 0.00 3.000																

San Francisco Giants @ Montreal Expos
Olympic Stadium, Montreal, QB
Mon May 30, 1988, 7:05 PM EDT
Att: 10,762 - Dome - 80 F

AB	32
R	3
H	9
RBI	3
BB	4
SO	3
LOB	17



Batter	1	2	3	4	5	6	7	8	9	AB	R	H	RBI	BB	SO	LOB	TOP					
Brett Butler, L (1, 8) OBP: 0.346, SLG: 0.351	2-1 P9		3-3 K		0-0 HR 1B		2-0 F7		0-2 6-3 BLK 2B 1B	5	2	2	1	0	1	1	San Francisco Giants @ Montreal Expos Olympic Stadium, Montreal, QB Tue May 31 1988, 7:05 PM EDT Att: 11,902 - Dome - 84 F livebaseballscorecards.com					
Robby Thompson, R (1, 4) OBP: 0.379, SLG: 0.424	0-0 F9			2-0 2B 1B	1-0 1-H HR		2-0 F8		1-2 6-3	5	2	2	3	0	0	1						
Will Clark, L (1, 3) OBP: 0.342, SLG: 0.508	0-1 1-6-3			1-1 1-H 1B 2B	2-1 F9		1-2 P5		4-1 2B BB	4	2	1	1	1	0	0						
Candy Maldonado, R (1, 9) OBP: 0.310, SLG: 0.402		3-1 6-3		0-0 L3	2-0 1B HBP			1-2 5-3	3-2 1-H 2B	4	0	1	2	0	0	1						
Jeffrey Leonard, R (1, 7) OBP: 0.295, SLG: 0.349		1-1 6-3		0-0 CS 1B	3-1 FC4-6 1B			0-0 HR	0-0 6-3	5	1	3	2	0	0	1						
Kevin Mitchell, R (1, 5) OBP: 0.321, SLG: 0.456		0-2 6-3		2-2 F8	1-1 FC4-6			2-3 K		4	0	0	0	0	1	3						
Chris Speier, R (1, 6) OBP: 0.340, SLG: 0.391			2-3 K		3-2 E4 SH1-4 1B	1-0 5-3		4-1 BB		3	1	0	0	1	1	0						
Bob Melvin, R (1, 2) OBP: 0.227, SLG: 0.354			4-1 SH1-4 BB		0-0 1B SH1-4 HR 1B	0-2 1-3		1-2 P3		3	1	1	0	1	0	1						
Rick Reuschel, R (1, 1) OBP: 0.083, SLG: 0.083			1-1 SH1-4		0-2 SH1-4	1-3 K			0-0 5-3	1	0	0	0	0	1	0	GIANTS					
Don Robinson, R (8, 1)			1-2 SH1-4		1-2 2-3					1	0	0	0	0	0	0						
Inning Stats	R: 0 E: 0 K: 0 S: 5	H: 0 LOB: 0 BB: 0 P: 7	R: 0 E: 0 K: 0 S: 7	H: 0 LOB: 0 BB: 0 P: 11	R: 0 E: 0 K: 2 S: 10	H: 0 LOB: 1 BB: 1 P: 19	R: 2 E: 0 K: 0 S: 10	H: 3 LOB: 0 BB: 0 P: 13	R: 4 E: 1 K: 0 S: 15	H: 4 LOB: 2 BB: 0 P: 27	R: 0 E: 0 K: 1 S: 7	H: 0 LOB: 0 BB: 0 P: 9	R: 0 E: 0 K: 0 S: 5	H: 0 LOB: 0 BB: 0 P: 10	R: 1 E: 0 K: 1 S: 13	H: 1 LOB: 1 BB: 1 P: 21	R: 2 E: 0 K: 0 S: 13	H: 2 LOB: 1 BB: 1 P: 21	1B: 6 2B: 2 3B: 0 HR: 2	SF: 0 SAC: 2 DP: 0 HBP: 1	WP: 0 PB: 0 SB: 0 CS: 1	PA: 41
PITCHER	IP WLS BF H R ER SO BB IBB HBP BLK WP HR S P ERA WHIP																					
Bryn Smith, R (1, 1) ERA: 4.15	4.2 L 23 7 6 5 2 1 0 0 1 0 0 1 45 74 9.64 1.714																					
Tim Burke, R (5, 1) ERA: 3.59	2.1 7 0 0 0 1 0 0 0 0 0 0 0 14 22 0.00 0.000																					
Bob McClure, L (8, 1) ERA: 8.71	2.0 11 3 3 3 1 2 0 0 1 0 0 1 26 42 13.50 2.500																					

Batter	1	2	3	4	5	6	7	8	9	AB	R	H	RBI	BB	SO	LOB	BOTTOM					
Tim Raines, S (1, 7) OBP: 0.388, SLG: 0.424	4-2 CS BB		0-0 F7			3-1 F8 BB 1B	2-2 SF8			2	0	1	1	1	0	0	San Francisco Giants @ Montreal Expos Olympic Stadium, Montreal, QB Tue May 31 1988, 7:05 PM EDT Att: 11,902 - Dome - 84 F livebaseballscorecards.com					
Mitch Webster, S (1, 8) OBP: 0.362, SLG: 0.322	1 SAFE 2-2 G3		3-1 G3			0-1 F8	3-1 P6			4	0	0	0	0	0	3						
Hubie Brooks, R (1, 9) OBP: 0.285, SLG: 0.385	1-1 5-3			2-0 5-3		4-2 BB		0-3 K		3	0	0	0	1	1	0						
Tim Wallach, R (1, 5) OBP: 0.298, SLG: 0.384		2-2 5-3		0-2 G6-4-3 1B		1-2 F8		0-2 L5		4	0	1	0	0	0	2						
Andres Galarraga, R (1, 3) OBP: 0.363, SLG: 0.603		3-3 K		2-2 G6-4-3		0-3 K		2-3 K		4	0	0	0	0	3	3						
Tom Foley, L (1, 4) OBP: 0.277, SLG: 0.291		0-0 1B			1-1 2B		0-0 1B 2B		0-1 P5	4	1	3	0	0	0	0						
Nelson Santovenia, R (1, 2) OBP: 0.417, SLG: 0.590		0-0 1B		1-3 K		2-2 P7		1-3 K		4	0	1	0	0	2	2						
Luis Rivera, R (1, 6) OBP: 0.244, SLG: 0.304		0-3 K		0-0 F3		0-0 SF8 1B		1-2 F7		4	1	1	0	0	1	3						
Bryn Smith, R (1, 1) OBP: 0.111, SLG: 0.059			2-2 6-3		1-1 4-3					1	0	0	0	0	0	0	MONTREAL EXPOS					
Tim Burke, R (5, 1) OBP: 0.258, SLG: 0.286										1	0	0	0	0	0	1						
Bob McClure, R (8, 1)										0	0	0	0	0	0	0						
Inning Stats	R: 0 E: 0 K: 0 S: 12	H: 0 LOB: 0 BB: 1 P: 18	R: 0 E: 0 K: 2 S: 12	H: 2 LOB: 2 BB: 0 P: 17	R: 0 E: 0 K: 0 S: 6	H: 0 LOB: 0 BB: 0 P: 11	R: 0 E: 0 K: 0 S: 8	H: 1 LOB: 0 BB: 0 P: 12	R: 0 E: 0 K: 1 S: 8	H: 1 LOB: 1 BB: 0 P: 11	R: 0 E: 0 K: 1 S: 14	H: 1 LOB: 2 BB: 1 P: 22	R: 2 E: 0 K: 0 S: 12	H: 3 LOB: 1 BB: 0 P: 19	R: 0 E: 0 K: 2 S: 12	H: 0 LOB: 0 BB: 0 P: 14	R: 0 E: 0 K: 1 S: 9	H: 0 LOB: 0 BB: 0 P: 11	1B: 6 2B: 2 3B: 0 HR: 0	SF: 1 SAC: 0 DP: 1 HBP: 0	WP: 0 PB: 0 SB: 0 CS: 1	PA: 35
PITCHER	IP WLS BF H R ER SO BB IBB HBP BLK WP HR S P ERA WHIP																					
Rick Reuschel, R (1, 1) ERA: 2.89	7.0 W 29 8 2 2 4 0 0 0 0 0 0 0 72 110 2.57 1.429																					
Don Robinson, R (8, 1) ERA: 2.51	2.0 6 0 0 0 3 0 0 0 0 0 0 0 21 25 0.00 0.000																					

Batter	1	2	3	4	5	6	7	8	9	AB	R	H	RBI	BB	SO	LOB	TOP				
Brett Butler, L OBP: 0.344, SLG: 0.345 (1, 8)	F9		4-3			BB		K		3	0	0	0	1	1	1					
Robby Thompson, R OBP: 0.371, SLG: 0.415 (1, 4)	K			L5		K		E5		4	0	0	0	0	2	1					
Will Clark, L OBP: 0.345, SLG: 0.521 (1, 3)	K			G5-4-3		HR		K		3	1	1	1	1	2	1					
Kevin Mitchell, R OBP: 0.315, SLG: 0.446 (1, 5)		6-3		G5-4-3			6-3		3-1	4	0	0	0	0	0	1					
Jeffrey Leonard, R OBP: 0.300, SLG: 0.367 (1, 7)	K				K		E8		2B	4	1	2	0	0	2	0					
Mike Aldrete, L OBP: 0.394, SLG: 0.354 Craig Lefferts, L (7, 1)	K				F6		1B		K	3	0	1	1	0	1	0					
Chris Speier, R OBP: 0.316, SLG: 0.360 (1, 6)			6-3		F9		F9		K	4	0	0	0	0	1	2					
Bob Melvin, R OBP: 0.221, SLG: 0.345 (1, 2)			6-3			F8		K		3	0	0	0	0	1	1					
Kelly Downs, R OBP: 0.111, SLG: 0.059 Candy Maldonado, R OBP: 0.308, SLG: 0.400 (7, 9)					F9			K		1	0	0	0	1	0	0					
Inning Stats	R: 0 E: 0 K: 2 S: 8	H: 0 LOB: 0 BB: 0 P: 13	R: 0 E: 0 K: 2 S: 11	H: 0 LOB: 0 BB: 0 P: 13	R: 0 E: 0 K: 0 S: 7	H: 0 LOB: 1 BB: 1 P: 16	R: 0 E: 0 K: 0 S: 5	H: 0 LOB: 0 BB: 1 P: 10	R: 0 E: 0 K: 1 S: 8	H: 0 LOB: 0 BB: 0 P: 12	R: 2 E: 1 K: 1 S: 15	H: 3 LOB: 1 BB: 0 P: 23	R: 0 E: 1 K: 2 S: 14	H: 0 LOB: 1 BB: 0 P: 18	R: 0 E: 0 K: 2 S: 10	H: 1 LOB: 1 BB: 0 P: 16	1B: 1 2B: 2 3B: 0 HR: 1	SF: 0 SAC: 0 DP: 1 HBP: 0	WP: 0 PB: 0 SB: 0 CS: 0	PA: 34	
PITCHER	IP	WLS	BF	H	R	ER	SO	BB	IBB	HBP	BLK	WP	HR	S	P	ERA	WHIP				
Floyd Youmans, R ERA: 3.55 Andy McGaffigan, R ERA: 4.37	(1, 1)	7.0	L	26	3	2	7	3	0	0	0	0	1	65	109	2.57	0.857				
PITCHER	IP	WLS	BF	H	R	ER	SO	BB	IBB	HBP	BLK	WP	HR	S	P	ERA	WHIP				

San Francisco Giants @ Montreal Expos
Olympic Stadium, Montreal, QB
Wed Jun 01 1988, 7:05 PM EDT
Att: 12,074 - Dome - 70 F


AB 31
R 2
H 4
RBI 2
BB 3
SO 12
LOB 8



Batter	1	2	3	4	5	6	7	8	9	AB	R	H	RBI	BB	SO	LOB	BOTTOM				
Tim Raines, S OBP: 0.386, SLG: 0.418 (1, 7)	4-3		K		F7		5-3			3	0	0	0	1	1	0					
Mitch Webster, S OBP: 0.365, SLG: 0.318 (1, 8)	4-3		G3-6-3		S			F8		2	0	0	0	2	0	1					
Hubie Brooks, R OBP: 0.284, SLG: 0.382 (1, 9)	K		G3-6-3		5-3			1B		4	0	1	0	0	1	3					
Graig Nettles, L OBP: 0.235, SLG: 0.258 Tim Wallach, R OBP: 0.296, SLG: 0.382 (8, PH) (9, 5)	F8			4-3		4-3		K		3	0	0	0	0	0	1					
Andres Galarraga, R OBP: 0.370, SLG: 0.626 (1, 3)		1B			HR		3-1	K		4	1	3	1	0	1	1					
Tom Foley, L OBP: 0.270, SLG: 0.283 Luis Rivera, R OBP: 0.242, SLG: 0.302 (8, PH) (9, 5)		L6			F6		3-1		K	3	0	0	0	0	0	2					
Nelson Santovenia, R OBP: 0.423, SLG: 0.499 (1, 2)		1B			HBP		F3		F6	3	0	1	0	0	0	1					
Casey Candaele, S OBP: 0.226, SLG: 0.211 (1, 4)		F7			1-3		5-3		6-3	4	0	0	0	0	0	3					
Floyd Youmans, R OBP: 0.105, SLG: 0.111 Dave Engle, R OBP: 0.280, SLG: 0.227 Andy McGaffigan, R (8, 1)		5-3			6-3		F8			2	0	0	0	0	0	2					
Inning Stats	R: 0 E: 0 K: 1 S: 10	H: 2 LOB: 2 BB: 0 P: 11	R: 0 E: 0 K: 0 S: 8	H: 0 LOB: 0 BB: 1 P: 13	R: 1 E: 0 K: 0 S: 8	H: 1 LOB: 1 BB: 0 P: 12	R: 0 E: 0 K: 0 S: 9	H: 0 LOB: 1 BB: 1 P: 17	R: 0 E: 0 K: 0 S: 9	H: 1 LOB: 1 BB: 0 P: 11	R: 0 E: 0 K: 0 S: 12	H: 0 LOB: 0 BB: 0 P: 18	R: 0 E: 0 K: 2 S: 14	H: 1 LOB: 1 BB: 0 P: 17	R: 0 E: 0 K: 1 S: 8	H: 0 LOB: 0 BB: 0 P: 10	1B: 3 2B: 1 3B: 0 HR: 1	SF: 0 SAC: 0 DP: 1 HBP: 1	WP: 0 PB: 0 SB: 2 CS: 0	PA: 35	
PITCHER	IP	WLS	BF	H	R	ER	SO	BB	IBB	HBP	BLK	WP	HR	S	P	ERA	WHIP				
Kelly Downs, R ERA: 3.43 Craig Lefferts, L ERA: 1.54	(1, 1)	6.0	W	25	4	1	2	3	0	1	0	0	0	49	83	1.50	1.167				
PITCHER	IP	WLS	BF	H	R	ER	SO	BB	IBB	HBP	BLK	WP	HR	S	P	ERA	WHIP				

San Francisco Giants @ Montreal Expos
Olympic Stadium, Montreal, QB
Wed Jun 01 1988, 7:05 PM EDT
Att: 12,074 - Dome - 70 F

AB 31
R 1
H 5
RBI 1
BB 3
SO 5
LOB 15



Batter	1	2	3	4	5	6	7	8	9	AB	R	H	RBI	BB	SO	LOB	TOP					
Gerald Young, S OBP: 0.352, SLG: 0.340	(1, 8)		(2)			(1)	(3)			4	0	0	0	0	2	2						
Billy Hatcher, R OBP: 0.346, SLG: 0.398	(1, 7)		(3)			(2)		(1)		4	0	0	0	0	0	2						
Bill Doran, S OBP: 0.298, SLG: 0.298	(1, 4)					(1)		(2)		3	1	2	0	0	0	0						
Jim Pankovits, R OBP: 0.327, SLG: 0.360	(6, 4)					(1)		(2)		1	0	0	0	0	0	0						
Glenn Davis, R OBP: 0.349, SLG: 0.487	(1, 3)		(1)			(1)		(2-1)		3	1	1	0	1	0	1						
Kevin Bass, S OBP: 0.309, SLG: 0.381	(1, 9)		(2)			(2)		(3)		3	0	0	0	1	1	2						
Alan Ashby, S OBP: 0.331, SLG: 0.424	(1, 2)					(1)		(1-2)		3	0	2	2	1	0	0						
Denny Walling, L OBP: 0.302, SLG: 0.374			(1-1)			(1)		(3)		2	0	1	0	0	0	1						
Steve Henderson, R OBP: 0.333, SLG: 0.296	(6, PH)		(1)			(2)		(1)		1	0	0	0	0	0	2						
Jeff Heathcock, R OBP: 0.327, SLG: 0.360	(6, 1)		(2-1)			(1-2)		(2)		0	0	0	0	0	0	0						
Alex Trevino, R OBP: 0.424, SLG: 0.444	(9, PH)		(1)			(2-3)		(2)		1	0	0	0	0	0	1						
Rafael Ramirez, R OBP: 0.292, SLG: 0.374	(1, 6)		(1-1)			(1)		(2-2)		4	0	1	0	0	0	2						
Nolan Ryan, R OBP: 0.138, SLG: 0.107	(1, 1)		(1-2)			(2-3)		(3)		2	0	0	0	0	1	3						
Chuck Jackson, R OBP: 0.308, SLG: 0.386	(6, 5)		(1-2)			(1)		(2)		2	0	0	0	0	0	1						
Inning Stats	R: 0 H: 0 E: 0 K: 1 S: 7	H: 0 LOB: 0 BB: 0 P: 13	R: 0 H: 0 E: 0 K: 0 S: 8	H: 0 LOB: 0 BB: 0 P: 12	R: 0 H: 2 E: 0 K: 0 S: 8	H: 2 LOB: 2 BB: 0 P: 13	R: 0 H: 1 E: 0 K: 1 S: 7	H: 1 LOB: 1 BB: 0 P: 11	R: 0 H: 0 E: 0 K: 1 S: 9	H: 0 LOB: 1 BB: 1 P: 17	R: 2 H: 2 E: 0 K: 0 S: 14	H: 2 LOB: 2 BB: 2 P: 30	R: 0 H: 0 E: 0 K: 0 S: 6	H: 0 LOB: 0 BB: 0 P: 11	R: 0 H: 1 E: 0 K: 0 S: 17	H: 1 LOB: 1 BB: 0 P: 23	R: 0 H: 1 E: 0 K: 0 S: 8	H: 1 LOB: 1 BB: 0 P: 11	1B: 7 2B: 1 3B: 0 HR: 0	SF: 0 SAC: 0 DP: 1 HBP: 0	WP: 0 PB: 0 SB: 0 CS: 1	PA: 36
PITCHER	IP	WLS	BF	H	R	ER	SO	BB	IBB	HBP	BLK	WP	HR	S	P	ERA	WHIP					
Michael LaCoss, R ERA: 3.3	(1, 1)	5.2	W	24	5	2	2	3	3	0	0	0	0	50	91	3.18	1.412					
Joe Price, L ERA: 4.22	(6, 1)	3.1	S	12	2	0	0	1	0	0	0	0	0	34	50	0.00	0.600					

Houston Astros @ San Francisco Giants
Candlestick Park, San Francisco, CA
Sat Jun 04 1988, 6:33 AM EDT
Att: 24,031 - Sunny

AB	33
R	2
H	7
RBI	2
BB	3
SO	4
LOB	17



Batter	1	2	3	4	5	6	7	8	9	AB	R	H	RBI	BB	SO	LOB	BOTTOM				
Brett Butler, L OBP: 0.354, SLG: 0.350	(1, 8)		(1-2)			(1-2)		(2)		4	1	3	0	0	0	0					
Robby Thompson, R OBP: 0.396, SLG: 0.408	(1, 4)		(1-3)			(2-0)		(3)		3	0	0	0	0	3	2					
Will Clark, L OBP: 0.352, SLG: 0.531	(1, 3)		(3-3)			(0-0)		(1)		1	0	0	0	1	1	1					
Jeffrey Leonard, R OBP: 0.295, SLG: 0.359	(4, 7)					(2-3)				2	1	1	1	0	0	0					
Candy Maldonado, R OBP: 0.311, SLG: 0.398	(1, 9)					(4-2)		(1-2)		2	1	0	0	2	2	4					
Mike Aldrete, L OBP: 0.366, SLG: 0.380	(1, 7)					(0-0)		(1-1)		3	2	1	2	1	0	3					
Chris Speier, R OBP: 0.303, SLG: 0.328	(1, 5)		(2-3)			(2-3)		(3)		3	1	0	1	1	2	1					
Matt Williams, R OBP: 0.143, SLG: 0.571	(1, 6)		(2-3)			(3-3)		(0-1)		4	1	1	4	0	3	0					
Kirt Manwaring, R OBP: 0.348, SLG: 0.333	(1, 2)		(0-1)			(3-1)		(3)		4	0	0	0	0	1	0					
Michael LaCoss, R ERA: 3.97	(1, 1)		(0-0)			(2-1)		(1-2)		2	1	1	0	0	0	0					
Joe Price, R ERA: 2.25	(6, 1)					(1-2)		(3)		2	0	0	0	0	0	0					
Inning Stats	R: 0 H: 1 E: 0 K: 2 S: 13	H: 1 LOB: 2 BB: 1 P: 24	R: 0 H: 0 E: 0 K: 2 S: 12	H: 0 LOB: 0 BB: 0 P: 16	R: 0 H: 1 E: 0 K: 2 S: 10	H: 1 LOB: 1 BB: 0 P: 15	R: 2 H: 1 E: 0 K: 2 S: 13	H: 1 LOB: 0 BB: 1 P: 25	R: 6 H: 4 E: 0 K: 2 S: 17	H: 4 LOB: 0 BB: 2 P: 33	R: 0 H: 0 E: 0 K: 1 S: 10	H: 0 LOB: 0 BB: 1 P: 14	R: 0 H: 0 E: 0 K: 0 S: 6	H: 0 LOB: 1 BB: 1 P: 13	R: 0 H: 0 E: 0 K: 1 S: 10	H: 0 LOB: 0 BB: 0 P: 14	1B: 5 2B: 0 3B: 0 HR: 2	SF: 0 SAC: 1 DP: 0 HBP: 0	WP: 0 PB: 0 SB: 4 CS: 0	PA: 36	
PITCHER	IP	WLS	BF	H	R	ER	SO	BB	IBB	HBP	BLK	WP	HR	S	P	ERA	WHIP				
Nolan Ryan, R ERA: 3.97	(1, 1)	5.0	L	26	7	8	8	10	3	1	0	0	0	65	113	14.40	2.000				
Jeff Heathcock, R ERA: 2.25	(6, 1)	3.0		10	0	0	0	2	1	0	0	0	0	26	41	0.00	0.333				

Houston Astros @ San Francisco Giants
Candlestick Park, San Francisco, CA
Sat Jun 04 1988, 6:33 AM EDT
Att: 24,031 - Sunny

AB	30
R	8
H	7
RBI	8
BB	5
SO	12
LOB	11



Batter	1	2	3	4	5	6	7	8	9	AB	R	H	RBI	BB	SO	LOB	TOP										
Gerald Young, S (1,8) OBP: 0.350, SLG: 0.338	L4		6-3			FC1-6		SF9 WP		4	0	1	0	0	0	2											
Billy Hatcher, R (1,7) OBP: 0.344, SLG: 0.399	F7				G6-4-3	SF8		SF9		2	0	1	2	0	0	0											
Bill Doran, S (1,4) OBP: 0.348, SLG: 0.288	F8				G6-4-3	P4		F7		4	0	0	0	0	0	3											
Glenn Davis, R (1,3) OBP: 0.342, SLG: 0.477		F8			F9		F3		K	4	0	0	0	0	1	0											
Kevin Bass, S (1,9) OBP: 0.302, SLG: 0.372		F7				G3		F7	K	4	0	0	0	0	1	0											
Alan Ashby, S (1,2) OBP: 0.328, SLG: 0.420					3-1			F8	5-3	4	0	1	0	0	0	0											
Denny Walling, L (1,5) OBP: 0.296, SLG: 0.366 (8, PH) Jim Pankovits, R (8, PH) OBP: 0.323, SLG: 0.356 (8, 5)		F7			G3			F7		2	0	0	0	0	0	1	AB 31 R 3 H 7 RBI 2 BB 0 SO 2 LOB 6										
Rafael Ramirez, R (1,6) OBP: 0.298, SLG: 0.384					F9		FC1-6 SF8	1B WP		3	2	2	0	0	0	0											
Jim Deshaies, L (1,1) OBP: 0.091, SLG: 0.048 (6, PH) Terry Puhl, L (6, PH) OBP: 0.352, SLG: 0.283 Jeff Heathcock, R (6, 1) Steve Henderson, R (8, PH) OBP: 0.355, SLG: 0.321 Juan Agosto, L (8, 1)					6-3		FC1-6	WP 1B		1	0	0	0	0	0	0											
Inning Stats	R: 0 E: 0 K: 0 S: 7	H: 0 LOB: 0 BB: 0 P: 11	R: 0 E: 0 K: 0 S: 13	H: 1 LOB: 1 BB: 0 P: 22	R: 0 E: 0 K: 0 S: 5	H: 0 LOB: 0 BB: 0 P: 8	R: 0 E: 0 K: 0 S: 4	H: 1 LOB: 0 BB: 0 P: 5	R: 0 E: 0 K: 0 S: 6	H: 0 LOB: 0 BB: 0 P: 6	R: 1 E: 0 K: 0 S: 10	H: 2 LOB: 1 BB: 0 P: 13	R: 0 E: 0 K: 0 S: 7	H: 0 LOB: 0 BB: 0 P: 9	R: 2 E: 0 K: 0 S: 12	H: 3 LOB: 1 BB: 0 P: 16	R: 0 E: 0 K: 2 S: 8	H: 0 LOB: 0 BB: 0 P: 13	1B: 6 2B: 1 3B: 0 HR: 0	SF: 2 SAC: 0 DP: 1 HBP: 0	WP: 1 PB: 0 SB: 0 CS: 0	PA: 33					
PITCHER	IP	WLS	BF	H	R	ER	SO	BB	IBB	HBP	BLK	WP	HR	S	P	ERA	WHIP										
Rick Reuschel, R (1, 1) ERA: 2.79	6.0	W	21	4	1	1	0	0	0	0	0	0	0	45	65	1.50	0.667										
Craig Lefferts, L (7, 1) ERA: 1.89	3.0	S	12	3	2	2	2	0	0	0	0	1	0	27	38	6.00	1.000										

Houston Astros @ San Francisco Giants
Candlestick Park, San Francisco, CA
Sun Jun 05 1988, 6:33 AM EDT
Att: 31,144 - Sunny

AB	31
R	3
H	7
RBI	2
BB	0
SO	2
LOB	6



Batter	1	2	3	4	5	6	7	8	9	AB	R	H	RBI	BB	SO	LOB	BOTTOM										
Chris Speier, R (1,5) OBP: 0.324, SLG: 0.328	1B S			P4		6-3		1B		3	2	1	0	2	0	1											
Robby Thompson, R (1,4) OBP: 0.377, SLG: 0.420	FC6-4	5-3						1B		4	4	3	0	1	0	2											
Will Clark, L (1,3) OBP: 0.353, SLG: 0.543	FC6-4							1B		5	1	2	2	0	0	5											
Candy Maldonado, R (1,9) OBP: 0.313, SLG: 0.398	FC6-4							1B		5	1	2	3	0	0	2											
Jeffrey Leonard, R (1,7) OBP: 0.292, SLG: 0.356	SF9							1B		4	0	1	1	0	0	2											
Joel Youngblood, R (1,8) OBP: 0.421, SLG: 0.412 (5, FR) Brett Butler, L (6, 8) OBP: 0.355, SLG: 0.348								1B		2	0	1	0	1	0	0											
Matt Williams, R (1,6) OBP: 0.182, SLG: 0.545								1B		1	1	0	0	1	0	2											
Kirt Manwaring, R (1,2) OBP: 0.250, SLG: 0.375								1B		4	0	2	0	0	0	1											
Rick Reuschel, R (1, 1) OBP: 0.080, SLG: 0.080 (6, PH) Mike Aldrete, L (6, PH) OBP: 0.363, SLG: 0.376 Craig Lefferts, L (7, 1)								1B		1	0	0	0	0	0	1	AB 35 R 9 H 13 RBI 9 BB 5 SO 2 LOB 19										
Inning Stats	R: 2 E: 0 K: 1 S: 18	H: 1 LOB: 2 BB: 3 P: 33	R: 0 E: 0 K: 0 S: 11	H: 2 LOB: 2 BB: 0 P: 14	R: 0 E: 0 K: 0 S: 5	H: 0 LOB: 0 BB: 0 P: 6	R: 0 E: 0 K: 0 S: 9	H: 1 LOB: 1 BB: 0 P: 16	R: 2 E: 0 K: 0 S: 10	H: 3 LOB: 1 BB: 0 P: 13	R: 0 E: 0 K: 0 S: 7	H: 0 LOB: 0 BB: 0 P: 12	R: 3 E: 0 K: 0 S: 12	H: 3 LOB: 1 BB: 1 P: 21	R: 2 E: 0 K: 1 S: 11	H: 3 LOB: 2 BB: 1 P: 18	1B: 9 2B: 3 3B: 0 HR: 1	SF: 1 SAC: 1 DP: 0 HBP: 0	WP: 0 PB: 0 SB: 1 CS: 0	PA: 42							
PITCHER	IP	WLS	BF	H	R	ER	SO	BB	IBB	HBP	BLK	WP	HR	S	P	ERA	WHIP										
Jim Deshaies, L (1, 1) ERA: 2.44	5.0	L	25	7	4	4	1	3	0	0	0	0	0	53	82	7.20	2.000										
Jeff Heathcock, R (6, 1) ERA: 3.5	2.0		10	3	3	3	0	0	1	0	0	0	0	19	33	13.50	1.500										
Juan Agosto, L (8, 1) ERA: 2.08	1.0		7	3	2	2	1	1	0	0	0	0	0	11	18	18.00	4.000										


Houston Astros @ San Francisco Giants
Candlestick Park, San Francisco, CA
Sun Jun 05 1988, 6:33 AM EDT
Att: 31,144 - Sunny


AB	35
R	9
H	13
RBI	9
BB	5
SO	2
LOB	19



Batter	1	2	3	4	5	6	7	8	9	AB	R	H	RBI	BB	SO	LOB	TOP			
Albert Hall, S OBP: 0.342, SLG: 0.328 (1, 8)	G3			P6			1-3			3	0	0	0	0	0	0	<p>Atlanta Braves @ San Francisco Giants</p> <p>Candlestick Park, San Francisco, CA</p> <p>Tue Jun 07 1988, 10:05 PM EDT Att: 7,737 - Unknown</p>			
Ken Oberkfell, L OBP: 0.339, SLG: 0.377 (1, 5)	6-3			CS 1B			G3			3	0	1	0	0	0	0				
Gerald Perry, L OBP: 0.358, SLG: 0.420 (1, 3)	P7			F3			5-3			3	0	0	0	0	0	1				
Dale Murphy, R OBP: 0.339, SLG: 0.421 (1, 9)		K			6-3			F9		3	0	0	0	0	1	0				
Dion James, L OBP: 0.377, SLG: 0.361 (1, 7)		4-3			1-1 G6-4-3 1B			4-3		3	0	1	0	0	0	0				
Ozzie Virgil, R OBP: 0.342, SLG: 0.365 (1, 2)		F4			0-0 G6-4-3 1-2			F8		3	0	0	0	0	0	1				
Andres Thomas, R OBP: 0.243, SLG: 0.317 (1, 6)				K				F9		3	0	0	0	0	1	0				
Ron Gant, R OBP: 0.221, SLG: 0.333 (1, 4)				6-3				P6		3	0	0	0	0	1	0				
Rick Mahler, R OBP: 0.111, SLG: 0.115 Paul Assenmacher, L OBP: 0.500, SLG: 1.000 Ken Griffey, L OBP: 0.305, SLG: 0.326 (9, PH)				K				K		2	0	0	0	0	2	0	<p>Braves</p>			
				K				K		0	0	0	0	0	0	0				
Inning Stats	R: 0 E: 0 K: 0 S: 6	H: 0 LOB: 0 BB: 0 P: 8	R: 0 E: 0 K: 1 S: 10	H: 0 LOB: 0 BB: 0 P: 15	R: 0 E: 0 K: 2 S: 9	H: 0 LOB: 0 BB: 0 P: 13	R: 0 E: 0 K: 0 S: 8	H: 1 LOB: 0 BB: 0 P: 12	R: 0 E: 0 K: 1 S: 9	H: 0 LOB: 0 BB: 0 P: 12	R: 0 E: 0 K: 0 S: 6	H: 0 LOB: 0 BB: 0 P: 6	R: 0 E: 0 K: 2 S: 5	H: 0 LOB: 0 BB: 0 P: 6	R: 0 E: 0 K: 2 S: 9	H: 0 LOB: 0 BB: 0 P: 12	1B: 2 2B: 0 3B: 0 HR: 0	SF: 0 SAC: 0 DP: 1 HBP: 0	WP: 0 PB: 0 SB: 0 CS: 1	PA: 27
PITCHER Kelly Downs, R ERA: 3.01 (1, 1)	IP: 9.0 WLS: W BF: 27 H: 2 R: 0 ER: 0 SO: 6 BB: 0 IBB: 0 HBP: 0 BLK: 0 WP: 0 HR: 0 S: 68 P: 93 ERA: 0.00 WHIP: 0.222																	PITCHER IP: WLS: BF: H: R: ER: SO: BB: IBB: HBP: BLK: WP: HR: S: P: ERA: WHIP		

Batter	1	2	3	4	5	6	7	8	9	AB	R	H	RBI	BB	SO	LOB	BOTTOM			
Brett Butler, L OBP: 0.357, SLG: 0.351 (1, 8)	4-3				G3					4	0	2	0	0	0	2	<p>Atlanta Braves @ San Francisco Giants</p> <p>Candlestick Park, San Francisco, CA</p> <p>Tue Jun 07 1988, 10:05 PM EDT Att: 7,737 - Unknown</p>			
Robby Thompson, R OBP: 0.379, SLG: 0.427 (1, 4)	K			1B	1-2 2-3					4	0	2	3	0	2	1				
Will Clark, L OBP: 0.351, SLG: 0.535 (1, 3)	4-3				2H 3H 3-2					3	0	0	0	1	0	1				
Candy Maldonado, R OBP: 0.307, SLG: 0.390 (1, 9)		F8			F5					4	0	0	0	0	0	3				
Mike Aldrete, L OBP: 0.359, SLG: 0.371 (1, 7)		L7								4	0	1	0	0	1	0				
Kevin Mitchell, R OBP: 0.319, SLG: 0.455 Chris Speier, R OBP: 0.319, SLG: 0.323 (8, 5)		1-3			1B					3	1	2	0	0	0	0				
Matt Williams, R OBP: 0.267, SLG: 0.733 (1, 6)				HR	1B					4	1	2	1	0	1	1				
Kirt Manwaring, R OBP: 0.364, SLG: 0.455 (1, 2)					BLK 2B					3	2	2	1	0	1	0				
Kelly Downs, R OBP: 0.100, SLG: 0.053 (1, 1)					FC5-6 2B					2	1	0	0	0	0	2	<p>GIANTS</p>			
					FC5-6 2B					1	0	0	0	0	0	0				
Inning Stats	R: 0 E: 0 K: 1 S: 7	H: 0 LOB: 0 BB: 0 P: 13	R: 0 E: 0 K: 0 S: 6	H: 0 LOB: 0 BB: 0 P: 9	R: 1 E: 0 K: 2 S: 12	H: 2 LOB: 1 BB: 0 P: 15	R: 0 E: 0 K: 0 S: 9	H: 0 LOB: 0 BB: 0 P: 16	R: 3 E: 0 K: 0 S: 14	H: 4 LOB: 1 BB: 0 P: 23	R: 0 E: 0 K: 1 S: 10	H: 1 LOB: 1 BB: 0 P: 16	R: 1 E: 0 K: 0 S: 8	H: 3 LOB: 2 BB: 1 P: 13	R: 0 E: 0 K: 1 S: 6	H: 1 LOB: 0 BB: 0 P: 10	1B: 8 2B: 2 3B: 0 HR: 1	SF: 0 SAC: 1 DP: 2 HBP: 0	WP: 0 PB: 0 SB: 0 CS: 0	PA: 34
PITCHER Rick Mahler, R ERA: 3.64 Paul Assenmacher, L ERA: 3.14 (7, 1)	IP: 6.1 WLS: L BF: 29 H: 10 R: 5 ER: 5 SO: 4 BB: 0 IBB: 0 HBP: 0 BLK: 1 WP: 0 HR: 0 S: 64 P: 99 ERA: 0.00 WHIP: 1.579																	PITCHER IP: WLS: BF: H: R: ER: SO: BB: IBB: HBP: BLK: WP: HR: S: P: ERA: WHIP		

Batter	1	2	3	4	5	6	7	8	9	AB	R	H	RBI	BB	SO	LOB	TOP			
Albert Hall, S OBP: 0.350, SLG: 0.333 (1, 8)	F7		1B	F9			BB		CS	4	1	2	1	1	0	1	Atlanta Braves @ San Francisco Giants Candlestick Park, San Francisco, CA Wed Jun 08 1988, 10:05 PM EDT Att: 8,912 - Unknown			
Ken Oberkfell, L OBP: 0.332, SLG: 0.368 (1, 5)	G3		K		P6		F2		CS	4	0	0	0	0	1	4				
Gerald Perry, L OBP: 0.356, SLG: 0.417 (1, 3)	G3		1B	4-3			P6			4	0	1	2	0	0	2				
Dale Murphy, R OBP: 0.338, SLG: 0.418 (1, 9)		FC5-4	K		K			5-3		4	0	1	0	0	2	1				
Dion James, L OBP: 0.371, SLG: 0.354 Gary Roenicke, R OBP: 0.328, SLG: 0.426 (8, PH) (8, 7)	F9			F5		K		5-3		3	0	0	0	0	1	1				
Ozzie Virgil, R OBP: 0.235, SLG: 0.354 (1, 2)	L7			5-3		6-3		K		4	0	0	0	0	1	1				
Andres Thomas, R OBP: 0.243, SLG: 0.316 (1, 6)	FC5-4			2B		F5		6-3		4	1	1	0	0	0	1				
Ron Gant, R OBP: 0.229, SLG: 0.345 (1, 4)			6-3	2B			F7		SH3-4	4	2	2	0	0	0	0				
Kevin Coffman, R OBP: 0.333, SLG: 0.500 Juan Eichelberger, R (5, 1) Jerry Royster, R OBP: 0.125, SLG: 0.250 José Alvarez, R OBP: 1.000, SLG: 1.000 Bruce Sutter, R (9, 1)			1B	HBP			2B		SH3-4	1	1	1	2	0	0	0				
Inning Stats	R: 0 E: 0 K: 0 S: 8	H: 0 LOB: 0 BB: 0 P: 11	R: 0 E: 0 K: 0 S: 6	H: 1 LOB: 1 BB: 0 P: 7	R: 2 E: 0 K: 2 S: 15	H: 2 LOB: 1 BB: 0 P: 23	R: 2 E: 0 K: 0 S: 14	H: 3 LOB: 1 BB: 0 P: 27	R: 0 E: 0 K: 1 S: 7	H: 0 LOB: 0 BB: 0 P: 9	R: 0 E: 0 K: 0 S: 9	H: 1 LOB: 2 BB: 1 P: 15	R: 0 E: 0 K: 1 S: 7	H: 0 LOB: 0 BB: 0 P: 13	R: 1 E: 0 K: 0 S: 9	H: 2 LOB: 0 BB: 0 P: 12		1B: 6 2B: 3 3B: 0 HR: 0	SF: 0 SAC: 1 DP: 0 HBP: 1	WP: 0 PB: 1 SB: 0 CS: 1
PITCHER	IP WLS BF H R ER SO BB IBB HBP BLK WP HR S P ERA WHIP	6.1 28 7 4 4 4 1 0 1 0 0 0 60 94 5.68 1.263	2.2 L 9 2 1 1 1 0 0 0 0 0 0 21 31 3.38 0.750																	

Batter	1	2	3	4	5	6	7	8	9	AB	R	H	RBI	BB	SO	LOB	BOTTOM					
Brett Butler, L OBP: 0.364, SLG: 0.353 (1, 8)	E	4-3			S		1B			2	2	1	0	2	0	0	Atlanta Braves @ San Francisco Giants Candlestick Park, San Francisco, CA Wed Jun 08 1988, 10:05 PM EDT Att: 8,912 - Unknown					
Robby Thompson, R OBP: 0.381, SLG: 0.423 (1, 4)	E1	S			1B		F7			2	1	0	0	2	0	2						
Will Clark, L OBP: 0.350, SLG: 0.529 (1, 3)	G3	F8			L7		K			4	1	1	1	0	1	4						
Candy Maldonado, R OBP: 0.311, SLG: 0.389 (1, 9)	P6		G4-6-3		G6-4-3		1B		6-3	3	0	1	1	1	0	2						
Mike Aldrete, L OBP: 0.347, SLG: 0.358 (1, 7)	G3	G4-6-3		G6-4-3			4-3		4-3	4	0	0	1	0	0	4						
Kevin Mitchell, R OBP: 0.318, SLG: 0.450 (1, 5)	BB	1B		L4		K		K		4	0	1	1	0	2	0						
Matt Williams, R OBP: 0.316, SLG: 0.667 (1, 6)		BB		F5		G1-6-3	1B		6-3	3	0	1	0	1	0	0						
Kirt Manwaring, R OBP: 0.286, SLG: 0.357 Craig Lefferts, L OBP: 0.200, SLG: 0.111 Harry Spilman, L OBP: 0.200, SLG: 0.111 (9, PH)	5-3			6-3		G1-6-3			F8	3	0	0	0	0	0	3						
Mike Krukow, R OBP: 0.077, SLG: 0.040 Bob Brenly, R OBP: 0.226, SLG: 0.314 (7, 2)		4-3		F9			F7		1-3	2	0	0	0	0	0	0						
Inning Stats	R: 3 E: 1 K: 0 S: 17	H: 2 LOB: 2 BB: 2 P: 32	R: 0 E: 0 K: 0 S: 9	H: 0 LOB: 1 BB: 1 P: 19	R: 0 E: 0 K: 0 S: 5	H: 0 LOB: 0 BB: 1 P: 11	R: 0 E: 0 K: 0 S: 5	H: 0 LOB: 0 BB: 0 P: 8	R: 1 E: 0 K: 0 S: 3	H: 1 LOB: 1 BB: 2 P: 13	R: 0 E: 0 K: 1 S: 9	H: 1 LOB: 0 BB: 0 P: 11	R: 0 E: 0 K: 1 S: 14	H: 1 LOB: 1 BB: 0 P: 22	R: 0 E: 0 K: 1 S: 8	H: 0 LOB: 0 BB: 0 P: 11		R: 0 E: 0 K: 0 S: 9	H: 0 LOB: 0 BB: 0 P: 13	1B: 5 2B: 0 3B: 0 HR: 0	SF: 0 SAC: 0 DP: 3 HBP: 0	WP: 0 PB: 0 SB: 2 CS: 0
PITCHER	IP WLS BF H R ER SO BB IBB HBP BLK WP HR S P ERA WHIP	4.0 20 6 2 0 2 0 0 0 0 0 0 12 16 0.00 1.000	2.0 W 7 1 0 0 2 0 0 0 0 0 0 22 33 0.00 0.500	1.0 S 3 0 0 0 0 0 0 0 0 0 0 9 13 0.00 0.000																		

Batter	1	2	3	4	5	6	7	8	9	AB	R	H	RBI	BB	SO	LOB	TOP											
Albert Hall, S OBP: 0.340, SLG: 0.322	G4-3		F7		FC6-4		K		F3	5	0	0	0	0	1	3	Atlanta Braves @ San Francisco Giants Candlestick Park, San Francisco, CA Thu Jun 09 1988, 6:33 AM EDT Att: 10,486 - Overcast - 75 F											
Ken Oberkfell, L OBP: 0.326, SLG: 0.369	G1-3		F7		F7		G1-3		K	5	0	1	1	0	1	2												
Gerald Perry, L OBP: 0.362, SLG: 0.429			G6-3			B5-3				4	1	2	1	0	0	1												
Dale Murphy, R OBP: 0.339, SLG: 0.437	F9			G5-3						5	1	2	2	0	0	2												
Ken Griffey, L OBP: 0.315, SLG: 0.323										1	0	0	0	2	1	0												
Gary Roenicke, R OBP: 0.322, SLG: 0.418										1	0	0	0	0	1	1												
Jerry Royster, R OBP: 0.125, SLG: 0.250										0	0	0	0	0	0	0												
Ozzie Virgil, R OBP: 0.236, SLG: 0.351										4	0	1	0	0	0	2												
Andres Thomas, R OBP: 0.250, SLG: 0.250										2	0	0	0	0	1	2												
Charlie Puleo, R OBP: 0.250, SLG: 0.250										0	0	0	0	0	0	0												
Dion James, R OBP: 0.250, SLG: 0.250										0	0	0	0	0	0	0												
Juan Eichelberger, R OBP: 0.313, SLG: 0.467										1	0	0	0	0	1	0												
Kevin Coffman, R OBP: 0.250, SLG: 1.000										0	0	0	0	0	0	0												
Paul Assenmacher, L OBP: 0.500, SLG: 1.000										0	0	0	0	0	0	0												
Ron Gant, R OBP: 0.236, SLG: 0.345										3	1	1	0	1	1	2												
Pete Smith, R OBP: 0.059, SLG: 0.118										1	0	0	0	0	1	1												
Paul Runge, R OBP: 0.395, SLG: 0.355										2	1	1	0	1	1	1												
Inning Stats	R: 0 E: 0 K: 0 S: 13	H: 0 LOB: 1 BB: 0 P: 23	R: 0 E: 0 K: 1 S: 5	H: 0 LOB: 0 BB: 1 P: 14	R: 1 E: 0 K: 1 S: 9	H: 2 LOB: 1 BB: 0 P: 13	R: 0 E: 0 K: 1 S: 10	H: 1 LOB: 0 BB: 0 P: 16	R: 0 E: 0 K: 0 S: 11	H: 1 LOB: 1 BB: 0 P: 14	R: 1 E: 0 K: 1 S: 15	H: 1 LOB: 2 BB: 2 P: 28	R: 2 E: 0 K: 2 S: 14	H: 2 LOB: 1 BB: 1 P: 22	R: 0 E: 0 K: 2 S: 12	H: 0 LOB: 1 BB: 1 P: 19	R: 0 E: 0 K: 1 S: 11	H: 1 LOB: 1 BB: 0 P: 15	1B: 4 2B: 2 3B: 1 HR: 1	SF: 0 SAC: 0 DP: 0 HBP: 1	WP: 0 PB: 0 SB: 0 CS: 1	PA: 41						
PITCHER	IP	WLS	BF	H	R	ER	SO	BB	IBB	HBP	BLK	WP	HR	S	P	ERA	WHIP											
Michael LaCoss, R ERA: 3.47	(1, 1)	6.2	W	30	6	4	4	5	4	0	1	0	0	1	73	123	5.40	1.500										
Don Robinson, R ERA: 2.45	(7, 1)	0.0		1	1	0	0	0	0	0	0	0	0	0	1	2	∞	∞										
Joe Price, L ERA: 3.86	(7, 1)	2.0		8	1	0	0	4	1	0	0	0	0	0	23	34	0.00	1.000										
Scott Garrelts, R ERA: 4.73	(9, 1)	0.1	S	1	0	0	0	0	0	0	0	0	0	0	3	5	0.00	0.000										

AB	34
R	4
H	8
RBI	4
BB	5
SO	9
LOB	17



Batter	1	2	3	4	5	6	7	8	9	AB	R	H	RBI	BB	SO	LOB	BOTTOM											
Brett Butler, L OBP: 0.366, SLG: 0.357	G6-3					F7			CS	3	1	1	1	1	0	1	Atlanta Braves @ San Francisco Giants Candlestick Park, San Francisco, CA Thu Jun 09 1988, 6:33 AM EDT Att: 10,486 - Overcast - 75 F											
Robby Thompson, R OBP: 0.394, SLG: 0.431	K									3	2	1	0	1	1	3												
Will Clark, L OBP: 0.348, SLG: 0.524	K									4	1	1	1	0	1	4												
Candy Maldonado, R OBP: 0.310, SLG: 0.388										3	0	1	2	0	1	0												
Mike Aldrete, L OBP: 0.344, SLG: 0.354										4	0	1	0	0	1	1												
Kevin Mitchell, R OBP: 0.317, SLG: 0.451										4	1	1	0	0	0	1												
Matt Williams, R OBP: 0.318, SLG: 0.619										3	0	1	0	0	0	0												
Kirt Manwaring, R OBP: 0.333, SLG: 0.389										4	0	2	1	0	1	1												
Michael LaCoss, R OBP: 0.375, SLG: 0.364										1	1	1	0	0	0	0												
Don Robinson, R ERA: 4.26										0	0	0	0	0	0	0												
Joe Price, R ERA: 4.26										1	0	0	0	0	1	1												
Scott Garrelts, R ERA: 3.03										0	0	0	0	0	0	0												
Inning Stats	R: 0 E: 0 K: 2 S: 10	H: 0 LOB: 0 BB: 0 P: 18	R: 0 E: 0 K: 1 S: 12	H: 0 LOB: 0 BB: 0 P: 17	R: 4 E: 1 K: 1 S: 18	H: 4 LOB: 1 BB: 1 P: 28	R: 1 E: 1 K: 0 S: 12	H: 2 LOB: 3 BB: 1 P: 22	R: 0 E: 0 K: 0 S: 9	H: 0 LOB: 0 BB: 0 P: 14	R: 0 E: 0 K: 0 S: 10	H: 1 LOB: 1 BB: 0 P: 15	R: 1 E: 0 K: 0 S: 16	H: 2 LOB: 1 BB: 0 P: 23	R: 0 E: 0 K: 1 S: 9	H: 1 LOB: 0 BB: 0 P: 12	R: 0 E: 0 K: 1 S: 9	H: 0 LOB: 0 BB: 0 P: 12	1B: 7 2B: 2 3B: 1 HR: 0	SF: 1 SAC: 3 DP: 0 HBP: 0	WP: 0 PB: 0 SB: 0 CS: 1	PA: 37						
PITCHER	IP	WLS	BF	H	R	ER	SO	BB	IBB	HBP	BLK	WP	HR	S	P	ERA	WHIP											
Pete Smith, R ERA: 5.68	(1, 1)	3.1	L	19	6	5	4	4	2	0	0	0	0	0	50	83	10.80	2.400										
Charlie Puleo, R ERA: 4.04	(4, 1)	1.2		5	0	0	0	1	0	0	0	0	0	0	11	16	0.00	0.000										
Juan Eichelberger, R ERA: 4.26	(6, 1)	2.0		9	3	1	1	0	0	0	0	0	0	0	26	38	4.50	1.500										
Paul Assenmacher, L ERA: 3.03	(8, 1)	1.0		3	1	0	0	1	0	0	0	0	0	0	9	12	0.00	1.000										



Batter	1	2	3	4	5	6	7	8	9	AB	R	H	RBI	BB	SO	LOB	TOP					
Barry Larkin, R OBP: 0.391, SLG: 0.427	5-3		2B 1B		FC4-6			1B 1B		5	1	3	2	0	0	1	Cincinnati Reds @ San Francisco Giants Candlestick Park, San Francisco, CA Fri Jun 10 1988, 10:05 PM EDT Att: 20,990 - Unknown					
Chris Sabo, R OBP: 0.318, SLG: 0.471	F7		2B			5-3		1B G5-3		5	1	2	0	0	0	2						
Kal Daniels, L OBP: 0.417, SLG: 0.461	G3		F7				1B	1B BB	BB	3	1	1	0	2	0	2						
Eric Davis, R OBP: 0.329, SLG: 0.405		5-3		5-3		F3		1B 1B	K	5	1	1	2	0	1	2						
Paul O'Neill, L OBP: 0.321, SLG: 0.390	E4		FC6-4	G3		F8		1B 1B	F7	5	1	1	1	0	0	2						
Nick Esasky, R OBP: 0.347, SLG: 0.406	FC6-4		FC5-4	5-3			2B	K	F7	5	0	1	0	0	1	4						
Bo Diaz, R OBP: 0.240, SLG: 0.353	FC5-4			5-3			5-3	BB 1B		4	1	1	1	0	0	2						
Jeff Treadway, L OBP: 0.349, SLG: 0.352			4-3		FC4-6		K	F7		4	0	1	0	0	1	3						
Mario Soto, R OBP: 0.167, SLG: 0.049			5-3		K		K	1B		0	0	0	0	0	0	0						
Buddy Bell, R OBP: 0.276, SLG: 0.192										1	0	0	0	0	0	0						
Candy Sierra, R OBP: 0.296, SLG: 0.208										1	0	0	0	0	1	1						
Dave Collins, S OBP: 0.287, SLG: 0.049										0	0	0	0	0	0	0						
Frank Williams, R OBP: 0.287, SLG: 0.049										0	0	0	0	0	0	0						
Lloyd McClendon, R OBP: 0.287, SLG: 0.049										0	0	0	0	0	1	0						
Rob Murphy, L OBP: 0.287, SLG: 0.049										0	0	0	0	0	0	0						
Inning Stats	R: 0 E: 0 K: 0 S: 5	H: 0 LOB: 0 BB: 0 P: 7	R: 0 E: 1 K: 0 S: 7	H: 0 LOB: 1 BB: 0 P: 11	R: 0 E: 0 K: 0 S: 8	H: 2 LOB: 2 BB: 0 P: 12	R: 0 E: 0 K: 0 S: 5	H: 0 LOB: 0 BB: 0 P: 7	R: 0 E: 0 K: 1 S: 7	H: 1 LOB: 1 BB: 0 P: 8	R: 0 E: 0 K: 0 S: 5	H: 1 LOB: 1 BB: 0 P: 9	R: 0 E: 0 K: 2 S: 10	H: 1 LOB: 1 BB: 0 P: 13	R: 6 E: 0 K: 1 S: 18	H: 6 LOB: 2 BB: 2 P: 31	R: 0 E: 0 K: 1 S: 10	H: 0 LOB: 1 BB: 1 P: 17	1B: 9 2B: 2 3B: 0 HR: 0	SF: 0 SAC: 0 DP: 0 HBP: 0	WP: 0 PB: 0 SB: 0 CS: 0	PA: 42
PITCHER	IP	WLS	BF	H	R	ER	SO	BB	IBB	HBP	BLK	WP	HR	S	P	ERA	WHIP					
Rick Reuschel, R ERA: 2.6	6.0	W	23	4	0	0	1	0	0	0	0	0	0	37	54	0.00	0.667					
Scott Garretts, R ERA: 8.15	1.1		11	6	6	6	3	1	0	0	0	0	0	23	33	40.50	5.250					
Randy Bockus, R ERA: 2.0	0.2		4	1	0	0	0	1	0	0	0	0	0	5	11	0.00	3.000					
Don Robinson, R ERA: 2.38	1.0	S	4	0	0	0	1	1	0	0	0	0	0	10	17	0.00	1.000					



Batter	1	2	3	4	5	6	7	8	9	AB	R	H	RBI	BB	SO	LOB	BOTTOM				
Brett Butler, L OBP: 0.371, SLG: 0.360	4-3	HR	1-3			4-3 1B		G3 BB		4	2	2	0	1	0	1	Cincinnati Reds @ San Francisco Giants Candlestick Park, San Francisco, CA Fri Jun 10 1988, 10:05 PM EDT Att: 20,990 - Unknown				
Robby Thompson, R OBP: 0.306, SLG: 0.430	BB	HR			K	L9		G3		3	2	1	0	1	1	1					
Francisco Melendez, L	1B	BB						1-2		1	0	0	0	0	0	1					
Will Clark, L OBP: 0.365, SLG: 0.538	1B					4-3				2	2	1	3	2	0	1					
Scott Garretts, R	1B									0	0	0	0	0	0	0					
Randy Bockus, L	2B	HR			FC5-4	4-3		L7		0	0	0	0	0	0	0					
Joel Youngblood, R OBP: 0.410, SLG: 0.400	BB	HR			BB	1-2				1	0	0	0	0	0	1					
Don Robinson, R										0	0	0	0	0	0	0					
Candy Maldonado, R OBP: 0.313, SLG: 0.405	P6	HR			FC5-4	1B				4	1	2	2	0	0	3					
Mike Aldrete, L OBP: 0.349, SLG: 0.359	2B 1B	HR			FC5-4	1B		4-3		4	1	2	1	0	0	1					
Ernest Riles, L OBP: 0.297, SLG: 0.351	2B		4-3		FC5-4			G3		4	1	2	2	0	0	2					
Matt Williams, R OBP: 0.269, SLG: 0.520	K					F9		G3		4	0	0	0	0	2	2					
Kirt Manwaring, R OBP: 0.318, SLG: 0.409		6-3	4-3			K		1-3		4	0	1	0	0	1	0					
Rick Reuschel, R OBP: 0.071, SLG: 0.071										3	0	0	1	0	1	1					
Chris Speier, R OBP: 0.315, SLG: 0.317		G5-3	4-3			K		4-3		1	0	0	0	0	0	0					
Inning Stats	R: 3 E: 0 K: 1 S: 16	H: 3 LOB: 1 BB: 1 P: 25	R: 4 E: 0 K: 0 S: 14	H: 3 LOB: 0 BB: 1 P: 20	R: 1 E: 0 K: 1 S: 11	H: 2 LOB: 1 BB: 0 P: 15	R: 0 E: 0 K: 1 S: 10	H: 1 LOB: 2 BB: 1 P: 14	R: 0 E: 0 K: 2 S: 9	H: 0 LOB: 0 BB: 0 P: 10	R: 1 E: 0 K: 0 S: 19	H: 2 LOB: 1 BB: 0 P: 28	R: 0 E: 0 K: 0 S: 4	H: 0 LOB: 0 BB: 0 P: 6	R: 0 E: 0 K: 0 S: 12	H: 0 LOB: 1 BB: 1 P: 21	1B: 7 2B: 2 3B: 0 HR: 2	SF: 0 SAC: 0 DP: 0 HBP: 0	WP: 0 PB: 0 SB: 1 CS: 0	PA: 39	
PITCHER	IP	WLS	BF	H	R	ER	SO	BB	IBB	HBP	BLK	WP	HR	S	P	ERA	WHIP				
Mario Soto, R ERA: 4.5	2.0	L	14	5	2	2	4	1	0	0	0	0	0	49	67	4.50	1.500				
Candy Sierra, R ERA: 5.53	4.0		18	5	2	2	4	1	0	0	0	0	0	4	6	0.00	0.000				
Frank Williams, R ERA: 2.88	1.0		3	0	0	0	0	0	0	0	0	0	0	4	6	0.00	0.000				
Rob Murphy, L ERA: 2.87	1.0		4	0	0	0	0	1	0	0	0	0	0	12	21	0.00	1.000				



Batter	1	2	3	4	5	6	7	8	9	AB	R	H	RBI	BB	SO	LOB	TOP			
Barry Larkin, R (1.6) OBP: 0.348, SLG: 0.426	G5-3		G6-3			F7	G5-3	BB 2B		5	0	1	2	0	0	2	Cincinnati Reds @ San Francisco Giants Candlestick Park, San Francisco, CA Sat Jun 11 1988, 6:33 AM EDT Att: 31,667 - Cloudy			
Chris Sabo, R (1.5) OBP: 0.320, SLG: 0.481	K			F9		G1-3		HR		4	1	1	1	1	1	0				
Kal Daniels, L (1.7) OBP: 0.420, SLG: 0.456	K			G4-3		BB 1B BB		BB BB		2	1	0	1	3	1	0				
Eric Davis, R (1.8) OBP: 0.339, SLG: 0.416					0-0 2B 1B	BB 1B		BB 1B K		5	2	4	0	0	1	3				
Nick Esasky, R (1.3) OBP: 0.362, SLG: 0.420	F5			1-0 2B		4-0 BB		4-2 BB FC6 E 2B BB	0-0 G5-4-3 1B	3	1	2	1	2	0	1				
Paul O'Neill, L (1.9) OBP: 0.312, SLG: 0.379	K			G3		1-0 F7		2-0 F5	1-2 F7	5	0	0	0	0	1	9				
Bo Diaz, R (1.2) Luis Quinones, S (7, PR) Terry McGriff, R (7.2) OBP: 0.294, SLG: 0.300	K2-3			G6-3		1-1 G6-3		0-0 E6 FC6 2B	0-1 G5-4-3	3	0	1	0	0	1	1				
Dave Concepcion, R (1.4) Jeff Treadway, L (5.4) OBP: 0.283, SLG: 0.266 OBP: 0.391, SLG: 0.421			G6-3			0-3 K		2-2 F5 2B BB		2	0	0	0	0	1	0				
Tom Browning, L (1.1) Lloyd McClendon, R (8, PH) Rob Murphy, L (8.1) John Franco, L (9.1) OBP: 0.207, SLG: 0.222 OBP: 0.391, SLG: 0.421			B5			0-1 G4-3		1-3 K	1-0 P4	3	0	0	0	0	1	2				
Inning Stats	R: 0 E: 0 K: 2 S: 9	H: 0 LOB: 0 BB: 0 P: 11	R: 0 E: 0 K: 2 S: 10	H: 1 LOB: 1 BB: 0 P: 13	R: 0 E: 0 K: 0 S: 5	H: 0 LOB: 0 BB: 0 P: 7	R: 1 E: 0 K: 0 S: 6	H: 2 LOB: 1 BB: 0 P: 9	R: 0 E: 0 K: 1 S: 7	H: 1 LOB: 2 BB: 2 P: 19	R: 0 E: 0 K: 1 S: 14	H: 1 LOB: 2 BB: 0 P: 21	R: 6 E: 1 K: 1 S: 22	H: 3 LOB: 3 BB: 4 P: 46	R: 0 E: 0 K: 0 S: 6	H: 1 LOB: 0 BB: 0 P: 7		1B: 6 2B: 2 3B: 0 HR: 1	SF: 0 SAC: 0 DP: 1 HBP: 0	WP: 0 PB: 0 SB: 1 CS: 1
PITCHER	IP WLS BF H R ER SO BB IBB HBP BLK WP HR S P ERA WHIP	IP WLS BF H R ER SO BB IBB HBP BLK WP HR S P ERA WHIP	IP WLS BF H R ER SO BB IBB HBP BLK WP HR S P ERA WHIP	IP WLS BF H R ER SO BB IBB HBP BLK WP HR S P ERA WHIP	IP WLS BF H R ER SO BB IBB HBP BLK WP HR S P ERA WHIP	IP WLS BF H R ER SO BB IBB HBP BLK WP HR S P ERA WHIP	IP WLS BF H R ER SO BB IBB HBP BLK WP HR S P ERA WHIP	IP WLS BF H R ER SO BB IBB HBP BLK WP HR S P ERA WHIP	IP WLS BF H R ER SO BB IBB HBP BLK WP HR S P ERA WHIP	IP WLS BF H R ER SO BB IBB HBP BLK WP HR S P ERA WHIP	IP WLS BF H R ER SO BB IBB HBP BLK WP HR S P ERA WHIP	IP WLS BF H R ER SO BB IBB HBP BLK WP HR S P ERA WHIP	IP WLS BF H R ER SO BB IBB HBP BLK WP HR S P ERA WHIP	IP WLS BF H R ER SO BB IBB HBP BLK WP HR S P ERA WHIP	IP WLS BF H R ER SO BB IBB HBP BLK WP HR S P ERA WHIP	IP WLS BF H R ER SO BB IBB HBP BLK WP HR S P ERA WHIP	IP WLS BF H R ER SO BB IBB HBP BLK WP HR S P ERA WHIP	IP WLS BF H R ER SO BB IBB HBP BLK WP HR S P ERA WHIP	IP WLS BF H R ER SO BB IBB HBP BLK WP HR S P ERA WHIP	IP WLS BF H R ER SO BB IBB HBP BLK WP HR S P ERA WHIP



Batter	1	2	3	4	5	6	7	8	9	AB	R	H	RBI	BB	SO	LOB	BOTTOM			
Brett Butler, L (1.8) OBP: 0.373, SLG: 0.359	S SF8 BB		K			SH3-4 1B		G6-3		3	1	1	0	1	1	0	Cincinnati Reds @ San Francisco Giants Candlestick Park, San Francisco, CA Sat Jun 11 1988, 6:33 AM EDT Att: 31,667 - Cloudy			
Robby Thompson, R (1.4) OBP: 0.385, SLG: 0.426	L4			K		SH3-4		4-2 BLK BB		2	0	0	0	1	1	1				
Will Clark, L (1.3) OBP: 0.353, SLG: 0.533	SF8			BB		K		1-3 K	1-2 K	2	0	0	1	1	2	2				
Candy Maldonado, R (1.9) OBP: 0.308, SLG: 0.397	L8			K		G6-3		0-3 K		4	0	0	0	0	2	3				
Kevin Mitchell, R (1.5) OBP: 0.316, SLG: 0.447			F2		L7		G1-3		0-2 BB 1B	4	0	1	0	0	0	1				
Mike Aldrete, L (1.7) OBP: 0.346, SLG: 0.355	K				G6-4-3 1B		F8		1-3 K	4	0	1	0	0	2	1				
Matt Williams, R (1.6) OBP: 0.300, SLG: 0.607			P7		G6-4-3 1-2		HR		4-1 BB	3	1	1	1	1	0	1				
Kirt Manwaring, R (1.2) OBP: 0.346, SLG: 0.423			G6-3			FC4-6 1B		2-2 1B	1-3 K	4	0	2	0	0	1	2				
Atlee Hammaker, S (1.1) Randy Brockus, L (7.1) Joel Youngblood, R (8, PH) Craig Lefferts, L (8.1) Joe Price, R (8.1) Don Robinson, R (8.1) Rusty Tillman, R (9, PH)			K			FC4-6 1-2		G6-3	1-3 K	2	0	0	0	0	1	1				
Inning Stats	R: 1 E: 0 K: 0 S: 10	H: 0 LOB: 0 BB: 1 P: 18	R: 0 E: 0 K: 1 S: 8	H: 0 LOB: 0 BB: 0 P: 12	R: 0 E: 0 K: 2 S: 9	H: 0 LOB: 0 BB: 0 P: 12	R: 0 E: 0 K: 2 S: 10	H: 0 LOB: 1 BB: 1 P: 17	R: 0 E: 0 K: 1 S: 8	H: 1 LOB: 1 BB: 0 P: 13	R: 1 E: 0 K: 0 S: 13	H: 2 LOB: 1 BB: 0 P: 21	R: 0 E: 0 K: 2 S: 11	H: 0 LOB: 1 BB: 1 P: 18	R: 0 E: 0 K: 3 S: 16	H: 1 LOB: 2 BB: 1 P: 23		1B: 5 2B: 0 3B: 0 HR: 1	SF: 1 SAC: 1 DP: 1 HBP: 0	WP: 0 PB: 0 SB: 2 CS: 0
PITCHER	IP WLS BF H R ER SO BB IBB HBP BLK WP HR S P ERA WHIP	IP WLS BF H R ER SO BB IBB HBP BLK WP HR S P ERA WHIP	IP WLS BF H R ER SO BB IBB HBP BLK WP HR S P ERA WHIP	IP WLS BF H R ER SO BB IBB HBP BLK WP HR S P ERA WHIP	IP WLS BF H R ER SO BB IBB HBP BLK WP HR S P ERA WHIP	IP WLS BF H R ER SO BB IBB HBP BLK WP HR S P ERA WHIP	IP WLS BF H R ER SO BB IBB HBP BLK WP HR S P ERA WHIP	IP WLS BF H R ER SO BB IBB HBP BLK WP HR S P ERA WHIP	IP WLS BF H R ER SO BB IBB HBP BLK WP HR S P ERA WHIP	IP WLS BF H R ER SO BB IBB HBP BLK WP HR S P ERA WHIP	IP WLS BF H R ER SO BB IBB HBP BLK WP HR S P ERA WHIP	IP WLS BF H R ER SO BB IBB HBP BLK WP HR S P ERA WHIP	IP WLS BF H R ER SO BB IBB HBP BLK WP HR S P ERA WHIP	IP WLS BF H R ER SO BB IBB HBP BLK WP HR S P ERA WHIP	IP WLS BF H R ER SO BB IBB HBP BLK WP HR S P ERA WHIP	IP WLS BF H R ER SO BB IBB HBP BLK WP HR S P ERA WHIP	IP WLS BF H R ER SO BB IBB HBP BLK WP HR S P ERA WHIP	IP WLS BF H R ER SO BB IBB HBP BLK WP HR S P ERA WHIP	IP WLS BF H R ER SO BB IBB HBP BLK WP HR S P ERA WHIP	IP WLS BF H R ER SO BB IBB HBP BLK WP HR S P ERA WHIP



Batter	1	2	3	4	5	6	7	8	9	AB	R	H	RBI	BB	SO	LOB	TOP				
Barry Larkin, R OBP: 0.352, SLG: 0.425 (1, 6)	F7	1B	4-3		WP		1B		4-3	5	1	2	1	1	0	1	Cincinnati Reds @ San Francisco Giants Candlestick Park, San Francisco, CA Sun Jun 12, 1988, 6:33 AM EDT Att: 40,495 - Sunny				
Chris Sabo, R OBP: 0.321, SLG: 0.484 (1, 5)	F7	1B		2B	L6		K			5	0	2	1	0	1	2					
Kal Daniels, L OBP: 0.416, SLG: 0.450 Tim Birtsas, L (8, 1)	6-3	E3		4-3	F7				3-1	5	0	1	0	0	0	3					
Eric Davis, R OBP: 0.333, SLG: 0.407 Dave Collins, S OBP: 0.295, SLG: 0.284 (7, 9)		5-3		FC6-2-5-1		F8			3-1	4	1	0	0	0	1	3					
Paul O'Neill, L OBP: 0.325, SLG: 0.383 (7, 8)		1B	4-3	2B	1B	1B				3	2	2	1	2	0	0					
Nick Esasky, R OBP: 0.376, SLG: 0.433 (1, 3)	SF9	1B	S	2B	1B	1B	F9			3	3	2	0	2	0	2					
Bo Diaz, R OBP: 0.251, SLG: 0.359 (1, 2)	1B	1B	2B	1B	1B	G5-4-3			K	5	2	3	2	0	1	4					
Jeff Treadway, L OBP: 0.337, SLG: 0.339 (1, 4)	SF9		K	4-3					L7	4	0	0	1	0	2	3					
Danny Jackson, R OBP: 0.167, SLG: 0.207 Lloyd McClendon, R OBP: 0.386, SLG: 0.414 (8, 7)	1B	1B		6-3					F2	4	1	2	3	0	1	0					
Inning Stats	R: 0 E: 0 K: 0 S: 6	H: 0 LOB: 0 BB: 0 P: 10	R: 5 E: 1 K: 1 S: 20	H: 5 LOB: 2 BB: 1 P: 32	R: 2 E: 0 K: 1 S: 10	H: 2 LOB: 1 BB: 1 P: 17	R: 3 E: 0 K: 0 S: 12	H: 4 LOB: 1 BB: 0 P: 25	R: 0 E: 0 K: 0 S: 6	H: 0 LOB: 1 BB: 1 P: 13	R: 0 E: 0 K: 3 S: 13	H: 1 LOB: 1 BB: 0 P: 17	R: 0 E: 0 K: 1 S: 15	H: 1 LOB: 2 BB: 1 P: 23	R: 0 E: 0 K: 0 S: 6	H: 0 LOB: 0 BB: 0 P: 9		1B: 11 2B: 3 3B: 0 HR: 0	SF: 1 SAC: 0 DP: 1 HBP: 0	WP: 2 PB: 0 SB: 1 CS: 0	PA: 46
PITCHER	IP	WLS	BF	H	R	ER	SO	BB	IBB	HBP	BLK	WP	HR	S	P	ERA	WHIP				
Kelly Downs, R ERA: 3.61 (1, 1)	2.2	L	18	7	7	6	2	2	0	0	0	0	0	35	57	20.25	3.375				
Randy Bockus, R ERA: 3.55 (3, 1)	3.1		16	5	3	3	0	2	0	0	0	1	0	22	49	8.10	2.100				
Scott Garretts, R ERA: 5.8 (7, 1)	2.0		9	2	0	0	4	1	0	0	0	0	0	28	40	0.00	1.500				
Joe Price, L ERA: 3.6 (9, 1)	1.0		3	0	0	0	0	0	0	0	0	0	0	6	9	0.00	0.000				

Batter	1	2	3	4	5	6	7	8	9	AB	R	H	RBI	BB	SO	LOB	BOTTOM				
Brett Butler, L OBP: 0.370, SLG: 0.356 Rusty Tillman, R OBP: 0.750, SLG: 2.000 (6, 7)	6-3		6-3			1B			HR	2	0	0	0	0	0	0	Cincinnati Reds @ San Francisco Giants Candlestick Park, San Francisco, CA Sun Jun 12, 1988, 6:33 AM EDT Att: 40,495 - Sunny				
Chris Speier, R OBP: 0.333, SLG: 0.328 (1, 4)	CS			F9		1B				4	0	2	1	1	1	2					
Will Clark, L OBP: 0.523, SLG: 0.523 Joe Price, R (9, 1)	K			K						4	0	0	0	0	3	3					
Robby Thompson, R OBP: 0.383, SLG: 0.424 (9, PH)	K			K						0	0	0	0	0	0	0					
Candy Maldonado, R OBP: 0.304, SLG: 0.392 Scott Garretts, R (7, 1)	F8			K		6-3				3	0	0	0	0	1	3					
Francisco Melendez, L (8, PH) (9, 3)										1	0	0	0	0	0	0					
Kevin Mitchell, R OBP: 0.313, SLG: 0.443 Ernest Riles, L OBP: 0.300, SLG: 0.353 (7, 6)	K			K		FC6	1B			2	1	1	0	0	1	0					
Mike Aldrete, L OBP: 0.350, SLG: 0.355 (1, 7) (7, 8)	5-3			6-3		FC6	1B		HR	3	1	1	0	1	0	0					
Matt Williams, R OBP: 0.265, SLG: 0.531 (7, 5)	L3			6-3		FC6	SF8		F3	4	1	0	0	0	0	3					
Kirt Manwaring, R OBP: 0.367, SLG: 0.433 (1, 2)				4-1		K			HR	4	1	2	1	0	1	0					
Kelly Downs, R OBP: 0.100, SLG: 0.053 Randy Bockus, L (3, 1)				5-3		BB			F8	0	0	0	0	0	0	0					
Joel Youngblood, R OBP: 0.395, SLG: 0.395 (6, PH) (7, 9)						1B				2	1	1	1	0	0	2					
Inning Stats	R: 0 E: 0 K: 1 S: 11	H: 1 LOB: 1 BB: 0 P: 18	R: 0 E: 0 K: 1 S: 8	H: 0 LOB: 0 BB: 0 P: 11	R: 0 E: 0 K: 2 S: 8	H: 0 LOB: 0 BB: 0 P: 11	R: 0 E: 0 K: 2 S: 12	H: 0 LOB: 2 BB: 1 P: 19	R: 2 E: 0 K: 1 S: 15	H: 3 LOB: 2 BB: 1 P: 23	R: 0 E: 0 K: 2 S: 12	H: 0 LOB: 0 BB: 0 P: 18	R: 3 E: 0 K: 1 S: 23	H: 2 LOB: 1 BB: 2 P: 41	1B: 7 2B: 0 3B: 0 HR: 1	SF: 1 SAC: 0 DP: 0 HBP: 0	WP: 0 PB: 0 SB: 0 CS: 1	PA: 39			
PITCHER	IP	WLS	BF	H	R	ER	SO	BB	IBB	HBP	BLK	WP	HR	S	P	ERA	WHIP				
Danny Jackson, L ERA: 3.62 (8, 1)	7.0	W	29	6	3	3	8	2	0	0	0	0	1	35	59	13.50	2.000				



Batter	1	2	3	4	5	6	7	8	9	AB	R	H	RBI	BB	SO	LOB	TOP			
Brett Butler, L OBP: 0.368, SLG: 0.354 (1, 8)	G3		K			F7		BB 1B		4	1	1	0	0	1	0	San Francisco Giants @ San Diego Padres Jack Murphy Stadium, San Diego, CA Mon Jun 13 1988, 10:05 PM EDT Att: 13,176 - Sunny - 70 F livebaseballscorecards.com			
Robby Thompson, R OBP: 0.391, SLG: 0.417 (1, 4)	F8		F8			K		BB 1B		3	0	0	0	1	1	0				
Will Clark, L OBP: 0.357, SLG: 0.541 (1, 3)	HR					BB		BB 1B		2	1	2	2	2	0	0				
Candy Maldonado, R OBP: 0.299, SLG: 0.385 Don Robinson, R (8, 1)	L5		G6-4-3			K		K		4	0	0	0	0	2	4				
Mike Aldrete, L OBP: 0.340, SLG: 0.344 (1, 7)	G3		L6			4-3				4	0	0	0	0	1	0				
Kevin Mitchell, R OBP: 0.312, SLG: 0.439 (1, 5)	K					L4		1-3		4	0	1	0	0	1	0				
Bob Brenly, R OBP: 0.227, SLG: 0.303 (1, 2)	P4					FC6-4		BB		3	0	0	0	1	1	1				
Matt Williams, R OBP: 0.250, SLG: 0.500 Ernest Riles, L OBP: 0.236, SLG: 0.348 (8, PH) (8, 6)	F8		F8			F3		3-1		2	0	0	0	0	0	1				
Mike Krukow, R OBP: 0.107, SLG: 0.185 Francisco Melendez, L (8, PH) Joel Youngblood, R OBP: 0.395, SLG: 0.395 (8, 9)	HR					F7		G3		2	1	1	1	0	0	1				
Inning Stats	R: 1 E: 0 K: 0 S: 10	H: 1 LOB: 0 BB: 0 P: 19	R: 0 E: 0 K: 1 S: 9	H: 0 LOB: 0 BB: 0 P: 12	R: 1 E: 0 K: 1 S: 11	H: 1 LOB: 0 BB: 0 P: 19	R: 0 E: 0 K: 0 S: 5	H: 0 LOB: 0 BB: 1 P: 11	R: 0 E: 0 K: 2 S: 8	H: 0 LOB: 1 BB: 1 P: 14	R: 0 E: 0 K: 1 S: 5	H: 0 LOB: 0 BB: 0 P: 9	R: 1 E: 0 K: 1 S: 20	H: 2 LOB: 2 BB: 1 P: 31	R: 0 E: 0 K: 1 S: 10	H: 0 LOB: 1 BB: 1 P: 18		1B: 3 2B: 0 3B: 0 HR: 2	SF: 0 SAC: 0 DP: 1 HBP: 0	WP: 0 PA: 35 PB: 0 SB: 0 CS: 0
PITCHER	IP	WLS	BF	H	R	ER	SO	BB	IBB	HBP	BLK	WP	HR	S	P	ERA	WHIP			
Eric Show, R ERA: 3.86 Mark Davis, L ERA: 2.36	(1, 1)	7.2	W	29	4	3	3	5	3	0	0	0	0	2	69	116	3.52	0.913		
(8, 1)	1.1	S	6	1	0	0	2	1	0	0	0	0	0	16	28	0.00	1.500			

Batter	1	2	3	4	5	6	7	8	9	AB	R	H	RBI	BB	SO	LOB	BOTTOM			
Marvell Wynne, L OBP: 0.378, SLG: 0.602 (1, 8) (8, 7)	K	L5			F8 2B	G4-3		4-3		5	1	1	0	0	1	3	San Francisco Giants @ San Diego Padres Jack Murphy Stadium, San Diego, CA Mon Jun 13 1988, 10:05 PM EDT Att: 13,176 - Sunny - 70 F livebaseballscorecards.com			
Roberto Alomar, S OBP: 0.287, SLG: 0.356 (1, 4)	4-3		HR		K		4-3 1B			4	1	2	1	0	1	1				
Tony Gwynn, L OBP: 0.318, SLG: 0.316 (1, 9)	4-3		3-1		2B IBB		4-3			3	1	0	0	1	0	1				
Keith Moreland, R OBP: 0.327, SLG: 0.361 Shane Mack, R OBP: 0.307, SLG: 0.221 (1, 7) (8, 8)	BB 1B		K		F8		P3			4	1	1	0	0	1	3				
Carmelo Martinez, R OBP: 0.277, SLG: 0.337 (1, 3)	BB 1B		F7		2B		5-3			4	1	2	2	0	0	1				
Tim Flannery, L OBP: 0.333, SLG: 0.226 (1, 5)	E 1B				6-3		SH1 HR BB			2	1	1	1	2	0	0				
Dickie Thon, R OBP: 0.322, SLG: 0.284 (1, 6)	E6 5-3		6-3 BB		K		SH1			2	0	0	1	1	1	3				
Mark Parent, R OBP: 0.189, SLG: 0.194 (1, 2)	5-3		6-3		G4-3 1B		K			4	0	1	0	0	1	4				
Eric Show, R OBP: 0.214, SLG: 0.185 Mark Davis, L OBP: 0.500, SLG: 1.333 (1, 1) (8, 1)	K		L5			K		HR		3	0	0	0	0	2	4				
Inning Stats	R: 0 E: 0 K: 1 S: 10	H: 0 LOB: 0 BB: 0 P: 15	R: 2 E: 1 K: 1 S: 15	H: 3 LOB: 2 BB: 0 P: 23	R: 1 E: 0 K: 1 S: 8	H: 1 LOB: 0 BB: 0 P: 12	R: 0 E: 0 K: 0 S: 5	H: 0 LOB: 1 BB: 1 P: 9	R: 2 E: 0 K: 2 S: 17	H: 2 LOB: 2 BB: 2 P: 33	R: 0 E: 0 K: 1 S: 5	H: 1 LOB: 0 BB: 0 P: 5	R: 0 E: 0 K: 0 S: 8	H: 1 LOB: 1 BB: 0 P: 11	R: 2 E: 0 K: 1 S: 9	H: 1 LOB: 0 BB: 1 P: 15		1B: 5 2B: 2 3B: 0 HR: 2	SF: 0 SAC: 1 DP: 1 HBP: 0	WP: 0 PA: 37 PB: 0 SB: 2 CS: 0
PITCHER	IP	WLS	BF	H	R	ER	SO	BB	IBB	HBP	BLK	WP	HR	S	P	ERA	WHIP			
Mike Krukow, R ERA: 4.26 Don Robinson, R ERA: 2.72	(1, 1)	7.0	L	32	8	5	5	6	2	1	0	0	0	1	68	108	6.43	1.429		
(8, 1)	1.0	S	5	1	2	2	1	1	0	0	0	0	1	9	15	18.00	2.000			

Batter	1	2	3	4	5	6	7	8	9	AB	R	H	RBI	BB	SO	LOB	TOP					
Brett Butler, L OBP: 0.369, SLG: 0.355	1-2 4-3		0-2 1B 2B 1B		0-0 1B 5-3		1-1 1-3		0-2 G3	5	2	2	0	0	0	1						
Robby Thompson, R OBP: 0.383, SLG: 0.416	4-1 HBP BB		0-0 2B 1-2 1B		0-1 1-2 5-3		1-1 F8			3	1	1	0	1	0	1						
Will Clark, L OBP: 0.356, SLG: 0.540	0-1 F8		2-0 2B 1-3 2-H		1-3 K		1-3 K			4	1	1	1	0	2	2						
Candy Maldonado, R OBP: 0.310, SLG: 0.395	2-2 FC6-4 HBP		2-1 1B 2B		0-0 2H 1B		4-2 G6-3 BB			2	1	2	3	1	0	0						
Kevin Mitchell, R OBP: 0.311, SLG: 0.435	1-0 FC6-4		0-2 2H 1B		1-1 5-3		2-1 F6			4	0	1	1	0	0	4						
Chris Speier, R OBP: 0.317, SLG: 0.310		1-2 6-3	2-2 F8		3-3 K		1-1 G6-3			4	0	0	0	0	1	1						
Ernest Riles, L OBP: 0.295, SLG: 0.345		1-1 F7		2-0 L9		3-1 FC6-4 1B		3-2 L3		4	0	1	0	0	0	0						
Kirt Manwaring, R OBP: 0.333, SLG: 0.394		0-1 5-3		0-0 6-3		0-0 FC6-4		1-1 3-1		3	0	0	0	0	0	1						
Francisco Melendez, L (9, PH)						1-2 1B				1	0	0	0	0	0	0						
Michael LaCoss, R OBP: 0.333, SLG: 0.320			0-3 K		3-2 G3		0-3 K		1-1 2B	3	0	0	0	0	2	1						
Randy Bockus, L (6, 1)										0	0	0	0	0	0	0						
Craig Lefferts, L (6, 1)										0	0	0	0	0	0	0						
Scott Garretts, R (7, 1)										0	0	0	0	0	0	0						
Joel Youngblood, R OBP: 0.409, SLG: 0.436										1	0	1	0	0	0	0						
Inning Stats	R: 0 E: 0 K: 0 S: 9	H: 0 LOB: 2 BB: 1 P: 17	R: 0 E: 0 K: 0 S: 7	H: 0 LOB: 0 BB: 0 P: 9	R: 4 E: 1 K: 1 S: 17	H: 5 LOB: 0 BB: 0 P: 23	R: 0 E: 0 K: 0 S: 5	H: 0 LOB: 0 BB: 0 P: 10	R: 1 E: 0 K: 1 S: 9	H: 2 LOB: 1 BB: 0 P: 11	R: 0 E: 0 K: 1 S: 9	H: 1 LOB: 0 BB: 0 P: 15	R: 0 E: 0 K: 1 S: 7	H: 0 LOB: 0 BB: 0 P: 10	R: 0 E: 0 K: 0 S: 6	H: 0 LOB: 0 BB: 1 P: 13	R: 0 E: 0 K: 0 S: 10	H: 1 LOB: 1 BB: 0 P: 15	1B: 6 2B: 3 3B: 0 HR: 0	SF: 0 SAC: 0 DP: 1 HBP: 1	WP: 0 PB: 0 SB: 0 CS: 0	PA: 37
PITCHER	IP WLS BF H R ER SO BB IBB HBP BLK WP HR S P ERA WHIP																					
Jimmy Jones, R ERA: 3.35	(1, 1) 5.0 0 23 7 5 5 2 1 0 1 0 0 0 0 47 70 9.00 1.600																					
Greg Booker, R ERA: 4.02	(6, 1) 1.0 W 4 1 0 0 2 0 0 0 0 0 0 0 9 15 0.00 1.000																					
Dave Leiper, L ERA: 2.03	(7, 1) 1.0 0 3 0 0 0 1 0 0 0 0 0 0 7 10 0.00 0.000																					
Lance McCullers, R ERA: 3.16	(8, 1) 2.0 S 7 1 0 0 0 1 0 0 0 0 0 0 16 28 0.00 1.000																					

San Francisco Giants @ San Diego Padres
Jack Murphy Stadium, San Diego, CA
Tue Jun 14 1988, 10:05 PM EDT
Att: 13,789 - Unknown - 68 F

AB 34
R 5
H 9
RBI 5
BB 2
SO 5
LOB 11



Batter	1	2	3	4	5	6	7	8	9	AB	R	H	RBI	BB	SO	LOB	BOTTOM			
Marvell Wynne, L OBP: 0.386, SLG: 0.624	4-2 B4-3 BB		0-0 G5-4-3 1B		0-2 4-3	0-0 1H 2H HR		3-2 G3		4	1	2	3	1	0	0				
Roberto Alomar, S OBP: 0.286, SLG: 0.359	0-0 B4-3		2-2 G5-4-3			2B K2-3				4	1	1	0	0	1	2				
Tony Gwynn, L OBP: 0.322, SLG: 0.321	3-2 G3		3-3 K			1-2 E 1B	2-1 S E WP 1B			4	2	2	1	0	1	0				
Keith Moreland, R OBP: 0.330, SLG: 0.364		2-1 G4-6-3 1B		3-1 F9 WP 1B		1-2 E4 1B	0-0 E7 WP S 1B			4	1	2	0	0	0	2				
Shane Mack, R OBP: 0.307, SLG: 0.221						1-2 E6 SH1-3 1B	2-2 6-3			0	0	0	0	0	0	0				
Carmelo Martinez, R OBP: 0.287, SLG: 0.324		3-1 G4-6-3		3-2 F8		2-2 E6 SH1-3 1B	2-2 6-3			4	1	0	0	0	0	4				
Bento Santiago, R OBP: 0.261, SLG: 0.318		1-2 BB S 1B		3-2 F9		1-2 SH1-3 HR 1B	2-3 K			4	1	2	1	0	1	3				
Chris Brown, R OBP: 0.302, SLG: 0.307		4-2 BB 1B		3-2 6-3		1-2 SH1-3 1B	3-2 6-3			2	0	0	0	1	0	3				
Dickie Thon, R OBP: 0.325, SLG: 0.282		4-2 BB BB								1	0	0	0	1	0	0				
Randy Ready, R OBP: 0.247, SLG: 0.411					6-3					1	0	0	1	0	0	1				
Garry Templeton, S OBP: 0.227, SLG: 0.237		1-2 2-3 BB								1	0	0	0	0	1	0				
Jimmy Jones, R OBP: 0.115, SLG: 0.042					1-3 K					1	0	0	0	0	0	3				
Tim Lincecum, L OBP: 0.234, SLG: 0.219										1	0	0	0	0	0	0				
Greg Soden, R OBP: 0.336, SLG: 0.453										0	0	0	0	0	0	0				
John Kruk, L OBP: 0.362, SLG: 0.453										0	1	0	0	1	0	0				
Dave Leiper, L (7, 1)										0	0	0	0	0	0	0				
Lance McCullers, S (8, 1)										1	0	0	0	0	0	0				
Inning Stats	R: 0 E: 0 K: 0 S: 8	H: 0 LOB: 0 BB: 1 P: 15	R: 0 E: 0 K: 0 S: 12	H: 2 LOB: 3 BB: 2 P: 27	R: 0 E: 0 K: 1 S: 7	H: 1 LOB: 0 BB: 0 P: 12	R: 0 E: 0 K: 0 S: 11	H: 1 LOB: 1 BB: 0 P: 23	R: 0 E: 0 K: 1 S: 8	H: 0 LOB: 0 BB: 0 P: 9	R: 7 E: 2 K: 1 S: 23	H: 4 LOB: 0 BB: 1 P: 34	R: 1 E: 1 K: 1 S: 15	H: 1 LOB: 2 BB: 0 P: 24	R: 0 E: 0 K: 1 S: 7	H: 0 LOB: 0 BB: 0 P: 10	1B: 7 2B: 2 3B: 0 HR: 1	SF: 0 SAC: 1 DP: 3 HBP: 0	WP: 2 PB: 0 SB: 3 CS: 0	PA: 37
PITCHER	IP WLS BF H R ER SO BB IBB HBP BLK WP HR S P ERA WHIP																			
Michael LaCoss, R ERA: 3.38	(1, 1) 5.0 0 24 7 5 3 2 3 0 0 0 0 0 0 60 105 5.40 2.000																			
Randy Bockus, R ERA: 3.38	(6, 1) 0.2 0 2 0 0 0 0 0 0 0 0 0 2 4 0.00 0.000																			
Craig Lefferts, L ERA: 2.85	(6, 1) 0.1 L 5 2 3 0 1 1 0 0 0 0 1 10 16 0.00 9.000																			
Scott Garretts, R ERA: 5.5	(7, 1) 2.0 0 6 0 0 0 2 0 0 0 0 1 0 19 29 0.00 0.000																			

San Francisco Giants @ San Diego Padres
Jack Murphy Stadium, San Diego, CA
Tue Jun 14 1988, 10:05 PM EDT
Att: 13,789 - Unknown - 68 F

AB 32
R 8
H 9
RBI 6
BB 4
SO 5
LOB 18



Batter	1	2	3	4	5	6	7	8	9	AB	R	H	RBI	BB	SO	LOB	TOP								
Brett Butler, L (1, 8) OBP: 0.369, SLG: 0.369	F7		CS	1B	HR		B2-3		G4-3	5	2	2	1	0	0	0	San Francisco Giants @ San Diego Padres Jack Murphy Stadium, San Diego, CA Wed Jun 15 1988, 6:33 AM EDT Att: 14,209 - Sunny - 70 F livebaseballscorecards.com								
Robby Thompson, R (1, 4) OBP: 0.379, SLG: 0.408	CS			F7	K		L5		F8	4	0	0	0	1	1										
Will Clark, L (1, 3) OBP: 0.360, SLG: 0.539	3-1			1B	1B		PB		G3	4	1	2	0	1	0	1									
Candy Maldonado, R (1, 9)		P3		1B	F9		G5-3			4	1	1	1	0	0	2									
Joel Youngblood, R (1, 7) OBP: 0.396, SLG: 0.405	K			F3	G1-3				G4-3	3	0	0	0	1	1	3									
Kevin Mitchell, R (1, 5) OBP: 0.314, SLG: 0.434	F8			1B	BB		P6		G4-3	3	0	1	0	1	0	0									
Chris Speier, R (1, 6) OBP: 0.326, SLG: 0.333			F8	HBP	1B		2B		G4-3	4	0	2	2	0	0	2									
Kirt Manwaring, R (1, 2) OBP: 0.324, SLG: 0.361			L9				G6-3		L4	3	0	0	0	0	0	3									
Rick Reuschel, R (1, 1) OBP: 0.097, SLG: 0.067					L8				3-1-3	2	0	0	0	1	1	4									
Joe Price, R (7, 1)										0	0	0	0	0	0	0									
Francisco Melendez, L (8, PH)										1	0	0	0	0	0	2									
Don Robinson, R (8, 1)										0	0	0	0	0	0	0									
Inning Stats	R: 0 E: 0 K: 0 S: 7	H: 0 LOB: 0 BB: 1 P: 15	R: 0 E: 0 K: 1 S: 13	H: 0 LOB: 0 BB: 0 P: 18	R: 0 E: 0 K: 0 S: 8	H: 0 LOB: 0 BB: 1 P: 17	R: 3 E: 0 K: 0 S: 22	H: 3 LOB: 3 BB: 2 P: 35	R: 1 E: 0 K: 1 S: 11	H: 2 LOB: 1 BB: 0 P: 18	R: 0 E: 0 K: 1 S: 9	H: 1 LOB: 1 BB: 0 P: 13	R: 0 E: 0 K: 0 S: 13	H: 1 LOB: 1 BB: 0 P: 19	R: 0 E: 0 K: 0 S: 10	H: 1 LOB: 2 BB: 1 P: 16	R: 0 E: 0 K: 0 S: 5	H: 0 LOB: 0 BB: 0 P: 7	1B: 6 2B: 1 3B: 0 HR: 1	SF: 0 SAC: 0 DP: 0 HBP: 1	WP: 0 PB: 1 SB: 1 CS: 2	PA: 40			
PITCHER	IP	WLS	BF	H	R	ER	SO	BB	IBB	HBP	BLK	WP	HR	S	P	ERA	WHIP								
Andy Hawkins, R (1, 1) ERA: 3.76	5.0	L	23	5	4	4	2	4	0	1	0	0	1	61	103	7.20	1.800								
Mark Grant, R (6, 1) ERA: 4.33	2.0		8	2	0	0	1	0	0	0	0	0	0	22	32	0.00	1.000								
Greg Booker, R (8, 1) ERA: 3.9	1.0		5	1	0	0	0	1	0	0	0	0	0	10	16	0.00	2.000								
Dave Leiper, L (9, 1) ERA: 1.88	1.0		3	0	0	0	0	0	0	0	0	0	0	5	7	0.00	0.000								

Batter	1	2	3	4	5	6	7	8	9	AB	R	H	RBI	BB	SO	LOB	BOTTOM								
Marvell Wynne, L (1, 8) OBP: 0.382, SLG: 0.617	F8		SF7		L6					3	0	1	1	0	0	2	San Francisco Giants @ San Diego Padres Jack Murphy Stadium, San Diego, CA Wed Jun 15 1988, 6:33 AM EDT Att: 14,209 - Sunny - 70 F livebaseballscorecards.com								
Roberto Alomar, S (1, 4) OBP: 0.286, SLG: 0.357	F8		1-3				K			4	1	1	0	0	1	3									
Tony Gwynn, L (1, 9) OBP: 0.326, SLG: 0.325	F8						L4			4	0	2	0	0	0	3									
Keith Moreland, R (1, 7) OBP: 0.329, SLG: 0.361					G5-4-3		G6-4-3		F8	4	0	1	0	0	0	3									
John Kruk, L (1, 3) OBP: 0.389, SLG: 0.448					G4-3		FC5-4		F8	4	0	1	1	0	0	1									
Bento Santiago, R (1, 2) OBP: 0.256, SLG: 0.312					G6-3		FC5-4		K	4	0	0	0	0	2	2									
Chris Brown, R (1, 5) OBP: 0.292, SLG: 0.297					G6-3				L9	4	0	0	0	0	0	1									
Garry Templeton, S (1, 6) OBP: 0.241, SLG: 0.259									G4-3	4	1	3	0	0	0	0									
Andy Hawkins, R (1, 1) OBP: 0.167, SLG: 0.167										0	0	0	0	0	0	0									
Tim Lincecum, L (5, PH)										1	0	0	0	0	0	1									
Mark Grant, R (8, 1) OBP: 0.216, SLG: 0.212										0	0	0	0	0	0	0									
Randy Ready, R (7, PH)										0	0	0	0	1	0	0									
Greg Booker, R (8, 1)										0	0	0	0	0	0	0									
Dave Leiper, L (9, 1)										0	0	0	0	0	0	0									
Carmelo Martinez, R (9, PH) OBP: 0.266, SLG: 0.321										1	0	0	0	0	0	0									
Inning Stats	R: 0 E: 0 K: 0 S: 6	H: 0 LOB: 0 BB: 0 P: 7	R: 0 E: 0 K: 1 S: 10	H: 1 LOB: 1 BB: 0 P: 14	R: 1 E: 0 K: 0 S: 6	H: 1 LOB: 0 BB: 0 P: 8	R: 0 E: 0 K: 0 S: 6	H: 1 LOB: 0 BB: 0 P: 9	R: 0 E: 0 K: 0 S: 11	H: 1 LOB: 2 BB: 0 P: 15	R: 1 E: 0 K: 0 S: 11	H: 3 LOB: 1 BB: 0 P: 14	R: 0 E: 0 K: 1 S: 9	H: 2 LOB: 3 BB: 1 P: 15	R: 0 E: 0 K: 1 S: 7	H: 0 LOB: 0 BB: 0 P: 9	R: 0 E: 0 K: 0 S: 7	H: 0 LOB: 0 BB: 0 P: 9	1B: 8 2B: 1 3B: 0 HR: 0	SF: 1 SAC: 1 DP: 2 HBP: 0	WP: 0 PB: 0 SB: 0 CS: 0	PA: 36			
PITCHER	IP	WLS	BF	H	R	ER	SO	BB	IBB	HBP	BLK	WP	HR	S	P	ERA	WHIP								
Rick Reuschel, R (1, 1) ERA: 2.61	6.1	W	27	8	2	2	1	1	0	0	0	0	0	52	74	2.84	1.421								
Joe Price, L (7, 1) ERA: 3.51	0.2		3	1	0	0	1	0	0	0	0	0	0	7	8	0.00	1.500								
Don Robinson, R (8, 1) ERA: 2.58	2.0	S	6	0	0	0	1	0	0	0	0	0	0	14	18	0.00	0.000								

Batter	1	2	3	4	5	6	7	8	9	AB	R	H	RBI	BB	SO	LOB	TOP		
Brett Butler, L (1, 8) OBP: 0.364, SLG: 0.363	1-3 K		0-0 4-3		2-1 4-3			3-2 F8		4	0	0	0	0	1	0	San Francisco Giants @ Cincinnati Reds Riverfront Stadium, Cincinnati, OH Fri Jun 17 1988, 7:05 PM EDT Att: 32,774 - Unknown - 75 F		
Robby Thompson, R (1, 4) OBP: 0.377, SLG: 0.410	1-3 K		3-2 2B		0-0 F9			3-3 K		4	0	1	0	0	2	0			
Will Clark, L (1, 3) OBP: 0.362, SLG: 0.537	0-0 1-3		0-0 6-3		1-2 1B			4-1 FC5-4 BB		3	0	1	0	1	0	1			
Candy Maldonado, R (1, 9) OBP: 0.308, SLG: 0.390		2-3 K		1-3 K		2-0 1B		1-3 K		4	0	1	0	0	3	1			
Joel Youngblood, R (1, 7) OBP: 0.404, SLG: 0.400		0-1 1B		4-1 E BB		2-1 G6-4-3 1B		0-0 FC5-4 FC5-4		3	0	1	0	1	0	3			
Kevin Mitchell, R (1, 5) OBP: 0.313, SLG: 0.431		0-0 1B		1 SAFE 3-2 F8 BB		0-1 P4		2-1 FC5-4 1-2		4	0	1	0	0	0	2			
Jose Uribe, S (1, 6) OBP: 0.295, SLG: 0.307		0-1 L9		1-2 1-3		2-2 4-3				3	0	0	0	0	0	3			
Kirt Manwaring, R (1, 2) OBP: 0.300, SLG: 0.333		0-1 G3		2-1 5-3		3-3 K				3	0	0	0	0	1	2			
Atlee Hammaker, S (1, 1) OBP: 0.143, SLG: 0.143			2-3 K		2-1 P3			2-2 F8		1	0	0	0	0	1	0			
Scott Garretts, R (4, 1)										1	0	0	0	0	0	0			
Rusty Tillman, R (8, PH) OBP: 0.600, SLG: 1.333										1	0	0	0	0	0	0			
Craig Lefferts, L (8, 1)										0	0	0	0	0	0	0			
Inning Stats	R: 0 H: 0 E: 0 K: 2 S: 9	H: 0 LOB: 0 BB: 0 P: 11	R: 0 H: 2 E: 0 K: 1 S: 10	H: 2 LOB: 2 BB: 0 P: 12	R: 0 H: 1 E: 0 K: 1 S: 9	H: 1 LOB: 1 BB: 0 P: 14	R: 0 H: 0 E: 1 K: 1 S: 11	H: 0 LOB: 0 BB: 1 P: 20	R: 0 H: 2 E: 0 K: 0 S: 6	H: 2 LOB: 1 BB: 0 P: 12	R: 0 H: 0 E: 0 K: 1 S: 8	H: 0 LOB: 0 BB: 0 P: 13	R: 0 H: 0 E: 0 K: 1 S: 10	H: 0 LOB: 0 BB: 1 P: 18	R: 0 H: 0 E: 0 K: 1 S: 9	H: 0 LOB: 1 BB: 1 P: 16	1B: 4 2B: 1 3B: 0 HR: 0	SF: 0 SAC: 0 DP: 1 HBP: 0	WP: 0 PA: 33 PB: 0 SB: 0 CS: 0
PITCHER Danny Jackson, L (1, 1) ERA: 3.24	IP: 9.0 WLS: W BF: 33 H: 5 R: 0 ER: 0 SO: 8 BB: 2 IBB: 0 HBP: 0 BLK: 0 WP: 0 HR: 0 S: 79 P: 128 ERA: 0.00 WHIP: 0.778															PITCHER IP: WLS: BF: H: R: ER: SO: BB: IBB: HBP: BLK: WP: HR: S: P: ERA: WHIP:			

AB	31
R	0
H	5
RBI	0
BB	2
SO	8
LOB	12



Batter	1	2	3	4	5	6	7	8	9	AB	R	H	RBI	BB	SO	LOB	BOTTOM	
Barry Larkin, R (1, 6) OBP: 0.356, SLG: 0.430	4-2 S 1B SF7 BB		1-0 E2 PB S 1B		1-1 F7			0-3 K		2	2	1	0	1	0	0	San Francisco Giants @ Cincinnati Reds Riverfront Stadium, Cincinnati, OH Fri Jun 17 1988, 7:05 PM EDT Att: 32,774 - Unknown - 75 F	
Jeff Treadway, L (5, 4) OBP: 0.332, SLG: 0.339		0-1 F9		2-H 1B 1B		1-1 L7		1-1 F8		4	2	2	1	1	0	1		
Chris Sabo, R (1, 5) OBP: 0.332, SLG: 0.496	1 SAFE 0-0 SF7 S 1B		4-2 1B SF8 BB		1 SAFE 3-1 1-1 1B 1B		4-2 1B BB		3-2 4-3		3	1	2	2	1	0		1
Kal Daniels, L (1, 7) OBP: 0.423, SLG: 0.461	1-0 SF7		1-2 S 1B		1-0 1-H 2B 1B		2-2 2B BB				0	0	0	0	0	0		
Eric Davis, R (1, 8) OBP: 0.340, SLG: 0.446	2-2 HBP HBP		1-2 SF8		2-2 FC6-5 2B		1-3 1B				2	0	2	2	0	0		
Lloyd McClendon, R (3, 9) OBP: 0.400, SLG: 0.452			3-H 1-2 IBB		1-1 FC6-5 FC4-6		1-3 K				3	0	0	0	1	1		5
Nick Esasky, R (1, 3) OBP: 0.365, SLG: 0.428	1-0 P3		4-0 IBB		1-1 FC6-5 FC4-6		1-3 K				3	0	0	0	1	3		
Paul O'Neill, L (1, 9) OBP: 0.325, SLG: 0.385	2-2 HBP		0-3 K		0-0 FC4-6		1-0 F9				4	0	0	0	0	2		5
Dave Concepcion, R (1, 4) OBP: 0.279, SLG: 0.263	0-1 L5		0-3 K		2-3 K		0-0 G3				4	0	0	0	0	2		5
Terry McGriff, R (1, 2) OBP: 0.301, SLG: 0.297		1-3 K2-3		0-0 SH5-4 E 1B		2-2 4-3		3-3 K		4	1	1	0	0	2	0		
Danny Jackson, R (1, 1) OBP: 0.182, SLG: 0.219		0-3 K		0-0 SH5-4 1-2		0-3 K		2-2 1B		3	0	1	0	0	2	0		
Inning Stats	R: 1 H: 1 E: 0 K: 0 S: 12	H: 1 LOB: 3 BB: 1 P: 22	R: 0 H: 0 E: 0 K: 2 S: 9	H: 0 LOB: 0 BB: 0 P: 10	R: 1 H: 1 E: 0 K: 2 S: 15	H: 1 LOB: 2 BB: 2 P: 24	R: 4 H: 5 E: 1 K: 0 S: 16	H: 5 LOB: 1 BB: 0 P: 20	R: 0 H: 1 E: 0 K: 1 S: 13	H: 1 LOB: 2 BB: 1 P: 22	R: 0 H: 0 E: 0 K: 1 S: 5	H: 0 LOB: 0 BB: 0 P: 9	R: 0 H: 1 E: 0 K: 1 S: 12	H: 1 LOB: 1 BB: 0 P: 18	1B: 8 2B: 1 3B: 0 HR: 0	SF: 2 SAC: 1 DP: 0 HBP: 2	WP: 0 PA: 39 PB: 1 SB: 5 CS: 0	
PITCHER Atlee Hammaker, L (1, 1) ERA: 3.66	IP: 3.1 WLS: L BF: 22 H: 7 R: 6 ER: 5 SO: 4 BB: 2 IBB: 1 HBP: 2 BLK: 0 WP: 0 HR: 0 S: 49 P: 72 ERA: 13.50 WHIP: 2.700															PITCHER IP: WLS: BF: H: R: ER: SO: BB: IBB: HBP: BLK: WP: HR: S: P: ERA: WHIP:		
Scott Garretts, R (4, 1) ERA: 5.01	3.2 13 1 0 0 4																	
Craig Lefferts, L (8, 1) ERA: 2.79	1.0 4 1 0 0 1																	



Batter	1	2	3	4	5	6	7	8	9	AB	R	H	RBI	BB	SO	LOB	TOP								
Brett Butler, L OBP: 0.365, SLG: 0.374 (1, 8)	2-2 4-3		3-2 BLK 2B 1B		1-0 CS 2B		1-0 F2		4-1 BB	4	1	2	0	1	0	0	San Francisco Giants @ Cincinnati Reds Riverfront Stadium, Cincinnati, OH Sun Jun 19 1988, 3:33 AM EDT Att: 29,879 - Sunny - 90 F								
Ernest Riles, L OBP: 0.293, SLG: 0.350 (1, 5) Kevin Mitchell, R OBP: 0.311, SLG: 0.423 (9, 5)	3-2 6-3		1-1 1B 2B		2-3 K			1-2 4-3	1-1 F8	4	1	1	1	0	1	1									
Will Clark, L OBP: 0.373, SLG: 0.545 (1, 3)	4-0 FC5-4 BB		4-2 1B 2B BB		4-0 IBB			2-3 K		1	1	0	0	3	1	0									
Joel Youngblood, R OBP: 0.386, SLG: 0.380 (1, 9)	2-1 FC5-4 1-2		3-2 2B 1B		1-3 K			2-0 F8		4	1	1	0	0	1	3									
Mike Aldrete, L OBP: 0.356, SLG: 0.363 (1, 7)		2-3 K	2-2 1-H 2-H 3-H 2B			2-2 6-3			0-1 SH1-4 1B	4	1	2	3	0	1	0									
Chris Speier, R OBP: 0.309, SLG: 0.305 (1, 4)		0-1 B5-3	1-3 K			2-3 K			1-1 SH1-4	3	0	0	0	0	2	1									
Bob Brenly, R OBP: 0.233, SLG: 0.316 (1, 2)		0-3 K		2-1 4-3					0-0 BB 2-H 1B	4	0	1	1	0	1	0									
Jose Uribe, S OBP: 0.288, SLG: 0.299 (1, 6)			1-1 5-3	3-3 K			1-0 F9		0-0 BB	4	0	1	0	0	1	0									
Mike Krukow, R OBP: 0.094, SLG: 0.161 Joe Price, R (9, 1) Don Robinson, R (9, 1)			0-2 L3	1-3 K			1-3 K		1-3 K	4	0	0	0	0	3	2									
Inning Stats	R: 0 E: 0 K: 0 S: 10	H: 0 LOB: 1 BB: 1 P: 21	R: 0 E: 0 K: 2 S: 9	H: 0 LOB: 0 BB: 0 P: 11	R: 4 E: 0 K: 1 S: 24	H: 4 LOB: 1 BB: 1 P: 39	R: 0 E: 0 K: 2 S: 12	H: 0 LOB: 0 BB: 0 P: 18	R: 0 E: 0 K: 1 S: 7	H: 1 LOB: 1 BB: 1 P: 15	R: 0 E: 0 K: 1 S: 13	H: 0 LOB: 0 BB: 0 P: 20	R: 0 E: 0 K: 1 S: 6	H: 0 LOB: 0 BB: 0 P: 9	R: 0 E: 0 K: 1 S: 7	H: 0 LOB: 0 BB: 0 P: 12		R: 1 E: 0 K: 1 S: 14	H: 3 LOB: 3 BB: 1 P: 19	1B: 5 2B: 3 3B: 0 HR: 0	SF: 0 SAC: 1 DP: 0 HBP: 0	WP: 0 PB: 0 SB: 0 CS: 1	PA: 38		
PITCHER	IP	WLS	BF	H	R	ER	SO	BB	IBB	HBP	BLK	WP	HR	S	P	ERA	WHIP								
Jose Rijo, R ERA: 2.38	6.0	L	25	5	4	4	8	2	1	0	1	0	0	75	124	6.00	1.167								
Tim Birtsas, L ERA: 4.39	2.0		6	0	0	0	2	0	0	0	0	0	0	13	21	0.00	0.000								
Frank Williams, R ERA: 2.89	0.1		4	3	1	1	0	0	0	0	0	0	0	7	7	27.00	9.000								
Rob Murphy, L ERA: 2.37	0.2		3	0	0	0	1	1	0	0	0	0	0	7	12	0.00	1.500								



Batter	1	2	3	4	5	6	7	8	9	AB	R	H	RBI	BB	SO	LOB	BOTTOM								
Barry Larkin, R OBP: 0.353, SLG: 0.429 (1, 6)	0-2 5-3		0-2 6-3			0-0 B5-3		1-1 E 2B		4	0	1	0	0	0	2	San Francisco Giants @ Cincinnati Reds Riverfront Stadium, Cincinnati, OH Sun Jun 19 1988, 3:33 AM EDT Att: 29,879 - Sunny - 90 F								
Chris Sabo, R OBP: 0.341, SLG: 0.529 (1, 5)	0-0 6-3			2-0 F8		3-2 6-3 1B		0-1 E6 G4-3		4	0	1	2	0	0	1									
Kal Daniels, L OBP: 0.425, SLG: 0.464 Lloyd McClendon, R OBP: 0.370, SLG: 0.412 (6, 7)	3-2 F7			0-0 1B		1-0 6-3		2-3 3-H G4-3		2	0	1	0	0	0	0									
Paul O'Neill, L OBP: 0.318, SLG: 0.392 (1, 9)		1-1 L3		1-3 K		2-1 G3			1-2 HR	4	1	1	1	0	1	2									
Leon Durham, L OBP: 0.318, SLG: 0.443 (1, 3)		1-2 L3 1B		1-1 F5			2-0 3-1		0-1 3-1 WP 1B	4	0	2	0	0	0	1									
Eddie Milner, L (1, 8)		0-0 L3			1-0 F7		1-2 4-3		1-1 L8	4	0	0	0	0	0	2									
Jeff Treadway, L OBP: 0.324, SLG: 0.326 (1, 4)			0-0 F8		0-2 L9		1-0 G3		0-2 3-1	4	0	0	0	0	0	1									
Terry McGriff, R OBP: 0.333, SLG: 0.329 Eric Davis, R OBP: 0.340, SLG: 0.446 (9, PR)			1-2 SH3-4 1B		0-0 F7			1-0 2B E 1B	4-2 S BB	3	1	2	0	1	0	0									
Jose Rijo, R ERA: 2.38 Dave Collins, S ERA: 2.97, SLG: 0.291 Tim Birtsas, L ERA: 4.39 Dave Concepcion, R ERA: 2.89 Frank Williams, R ERA: 2.89 Rob Murphy, L ERA: 2.37 Nick Esasky, R ERA: 2.66			0-0 SH3-4			1-1 B5-3 1B 2B		2-3 K	3-3 K	0	0	0	0	0	0	0									
Inning Stats	R: 0 E: 0 K: 0 S: 7	H: 0 LOB: 0 BB: 0 P: 10	R: 0 E: 0 K: 0 S: 7	H: 1 LOB: 0 BB: 0 P: 9	R: 0 E: 0 K: 1 S: 8	H: 1 LOB: 1 BB: 0 P: 9	R: 0 E: 0 K: 1 S: 8	H: 1 LOB: 0 BB: 0 P: 12	R: 0 E: 0 K: 0 S: 5	H: 0 LOB: 0 BB: 0 P: 6	R: 1 E: 0 K: 0 S: 10	H: 2 LOB: 1 BB: 0 P: 17	R: 0 E: 0 K: 0 S: 5	H: 0 LOB: 0 BB: 0 P: 9	R: 1 E: 1 K: 1 S: 11	H: 2 LOB: 1 BB: 0 P: 15		R: 1 E: 0 K: 1 S: 17	H: 2 LOB: 3 BB: 1 P: 26	1B: 6 2B: 3 3B: 0 HR: 1	SF: 0 SAC: 1 DP: 2 HBP: 0	WP: 1 PB: 0 SB: 1 CS: 0	PA: 36		
PITCHER	IP	WLS	BF	H	R	ER	SO	BB	IBB	HBP	BLK	WP	HR	S	P	ERA	WHIP								
Mike Krukow, R ERA: 4.18	8.0	W	31	8	3	3	2	0	0	0	0	1	0	65	92	3.38	1.000								
Joe Price, L ERA: 3.42	0.2		3	1	0	0	0	0	0	0	0	1	0	7	8	0.00	1.500								
Don Robinson, R ERA: 2.66	0.1	S	2	0	0	0	1	1	0	0	0	0	0	6	13	0.00	3.000								

Batter	1	2	3	4	5	6	7	8	9	AB	R	H	RBI	BB	SO	LOB	TOP										
Marvell Wynne, L (1, 8) OBP: 0.380, SLG: 0.568	0-2 4-3		1-2 PB BLK 2H 1B			0-2 F8			1-1 G4-3	4	0	1	1	0	0	0	San Diego Padres @ San Francisco Giants Candlestick Park, San Francisco, CA Mon Jun 20 1988, 10:05 PM EDT Att: 11,440 - Unknown - 50 F livebaseballscorecards.com										
Roberto Alomar, S (1, 4) OBP: 0.283, SLG: 0.348	3-2 G3		2-2 L3			2-2 G3-1			0-1 G6-3	4	0	0	0	0	0	1											
Tony Gwynn, L (1, 9) OBP: 0.344, SLG: 0.339	1-2 G3		0-2 G4-3			2-1 F7			3-1 G3	4	0	0	0	0	0	1											
John Kruk, L (1, 3) OBP: 0.388, SLG: 0.421		3-3 K			0-0 G6-3				2-3 K	3	0	0	0	0	2	0											
Keith Moreland, R (1, 7) OBP: 0.328, SLG: 0.373	0-1 G3				0-1 G1-3				1-2 G6-3	3	0	0	0	0	0	0											
Shane Mack, R (9, 7) OBP: 0.303, SLG: 0.218										0	0	0	0	0	0	0											
Randy Ready, R (1, 5) OBP: 0.357, SLG: 0.420	1-0 6-3				3-2 G6-3				0-1 F9	3	0	0	0	0	0	0											
Benito Santiago, R (1, 2) OBP: 0.283, SLG: 0.320			1-1 1B G5-3 1B			0-2 G5-3			0-3 K	3	1	1	0	0	1	0											
Garry Templeton, S (1, 6) OBP: 0.233, SLG: 0.243			1-2 1B G5-3 1B			2-3 K			0-0 F7	3	1	1	0	0	1	0											
Andy Hawkins, R (1, 1) OBP: 0.148, SLG: 0.148			0-1 G5-3			2-3 K			0-3 K	3	0	0	1	0	2	1											
Mark Davis, L (8, 1) OBP: 0.400, SLG: 1.000			1-2 3H							0	0	0	0	0	0	0											
Inning Stats	R: 0 H: 0 E: 0 K: 0 S: 13	H: 0 LOB: 0 BB: 0 P: 17	R: 0 H: 0 E: 0 K: 1 S: 6	H: 0 LOB: 0 BB: 0 P: 10	R: 2 H: 3 E: 0 K: 0 S: 18	H: 3 LOB: 1 BB: 0 P: 23	R: 0 H: 0 E: 0 K: 0 S: 6	H: 0 LOB: 0 BB: 0 P: 9	R: 0 H: 0 E: 0 K: 2 S: 9	H: 0 LOB: 0 BB: 0 P: 13	R: 0 H: 0 E: 0 K: 0 S: 10	H: 0 LOB: 0 BB: 0 P: 14	R: 0 H: 0 E: 0 K: 1 S: 8	H: 0 LOB: 0 BB: 0 P: 11	R: 0 H: 0 E: 0 K: 2 S: 7	H: 0 LOB: 0 BB: 0 P: 7	R: 0 H: 0 E: 0 K: 0 S: 6	H: 0 LOB: 0 BB: 0 P: 10	1B: 3 2B: 0 3B: 0 HR: 0	SF: 0 SAC: 0 DP: 0 HBP: 0	WP: 0 PB: 1 SB: 0 CS: 0	PA: 30					
PITCHER	IP	WLS	BF	H	R	ER	SO	BB	IBB	HBP	BLK	WP	HR	S	P	ERA	WHIP										
Michael LaCoss, R (1, 1) ERA: 3.28	8.0	L	27	3	2	2	6	0	0	0	1	0	0	77	104	2.25	0.375										
Craig Lefferts, L (9, 1) ERA: 2.72	1.0	S	3	0	0	0	0	0	0	0	0	0	0	6	10	0.00	0.000										

Batter	1	2	3	4	5	6	7	8	9	AB	R	H	RBI	BB	SO	LOB	BOTTOM										
Brett Butler, L (1, 8) OBP: 0.373, SLG: 0.375	2-0 E 1B 1B		4-2 1B BB			0-2 G4-3			4-1 E BB	2	0	1	0	3	0	0	San Diego Padres @ San Francisco Giants Candlestick Park, San Francisco, CA Mon Jun 20 1988, 10:05 PM EDT Att: 11,440 - Unknown - 50 F livebaseballscorecards.com										
Ernest Riles, L (1, 5) OBP: 0.297, SLG: 0.351	0-3 K		2-2 L4-3 1B			2-2 L8			1-1 E8 1B	5	0	2	0	0	2	4											
Will Clark, L (1, 3) OBP: 0.372, SLG: 0.540	2-1 E9 1B		1-0 L4-3 1B			1-1 G4-3			1-3 K	4	0	1	0	0	1	4											
Candy Maldonado, R (1, 9) OBP: 0.303, SLG: 0.381	0-3 K				2-0 1B				2-3 K	4	0	1	0	0	2	4											
Mike Aldrete, L (1, 7) OBP: 0.349, SLG: 0.355	3-1 P6		1-3 K			0-0 F7			0-0 F7	3	0	0	0	0	1	3											
Joel Youngblood, R (9, PH) OBP: 0.397, SLG: 0.392									3-2 SH5-4 BB 1B	1	1	1	0	0	0	0											
Bob Brenly, R (1, 2) OBP: 0.243, SLG: 0.316		1-2 F8				0-0 F8			4-1 1B SH5-4 BB	3	0	1	0	1	0	1											
Robby Thompson, R (9, FR) OBP: 0.377, SLG: 0.410									1-2 1B SH5-4 BB	0	0	0	0	0	0	0											
Chris Speier, R (1, 4) OBP: 0.299, SLG: 0.294		0-1 F9				3-3 K			3-1 SH5-4	3	0	0	0	0	1	2											
Jose Uribe, S (1, 6) OBP: 0.287, SLG: 0.298		0-1 G3				0-0 P9			1-1 BB 1B	4	0	1	1	0	0	1											
Michael LaCoss, R (1, 1) OBP: 0.310, SLG: 0.296			0-2 F8			3-2 G5-3			0-0 G3	2	0	0	0	0	0	0											
Francisco Melendez, L (8, PH)									1-3 K	1	0	0	0	0	0	0											
Craig Lefferts, L (9, 1) OBP: 0.310, SLG: 0.421										0	0	0	0	0	0	0											
Kevin Mitchell, R (9, PH)										1	0	0	0	0	1	3											
Inning Stats	R: 0 H: 2 E: 1 K: 2 S: 12	H: 0 LOB: 2 BB: 0 P: 18	R: 0 H: 0 E: 0 K: 0 S: 7	H: 0 LOB: 0 BB: 0 P: 8	R: 0 H: 1 E: 0 K: 0 S: 11	H: 1 LOB: 1 BB: 0 P: 18	R: 0 H: 1 E: 0 K: 2 S: 10	H: 1 LOB: 0 BB: 0 P: 16	R: 0 H: 0 E: 0 K: 0 S: 7	H: 0 LOB: 0 BB: 0 P: 10	R: 0 H: 0 E: 0 K: 0 S: 6	H: 0 LOB: 0 BB: 0 P: 10	R: 0 H: 1 E: 0 K: 0 S: 9	H: 1 LOB: 1 BB: 0 P: 12	R: 0 H: 1 E: 1 K: 2 S: 11	H: 1 LOB: 2 BB: 1 P: 19	R: 1 H: 2 E: 0 K: 2 S: 17	H: 2 LOB: 3 BB: 2 P: 34	1B: 8 2B: 1 3B: 0 HR: 0	SF: 0 SAC: 1 DP: 1 HBP: 0	WP: 0 PB: 0 SB: 0 CS: 0	PA: 38					
PITCHER	IP	WLS	BF	H	R	ER	SO	BB	IBB	HBP	BLK	WP	HR	S	P	ERA	WHIP										
Andy Hawkins, R (1, 1) ERA: 3.47	7.1	W	29	6	0	0	4	2	0	0	0	0	0	66	101	0.00	1.091										
Mark Davis, L (8, 1) ERA: 2.45	1.2	S	9	2	1	1	4	2	0	0	0	0	0	24	44	5.40	2.400										



Batter	1	2	3	4	5	6	7	8	9	AB	R	H	RBI	BB	SO	LOB	TOP										
Marvell Wynne, L (1, 8) OBP: 0.375, SLG: 0.553	0-3 K		0-1 G3	2-1 FC3-6 BB		0-2 G4-3			4-0 G3 2B BB	4	1	0	0	1	1	1	San Diego Padres @ San Francisco Giants Candlestick Park, San Francisco, CA Tue Jun 21 1988, 10:05 PM EDT Att: 12,363 - Unknown livebaseballscorecards.com										
Roberto Alomar, S (1, 4) OBP: 0.286, SLG: 0.347	1-2 P6		2-1 BB 2B	4-0 FC6 BB		0-3 K			2-2 G3	4	1	1	0	1	1	1											
Tony Gwynn, L (1, 9) OBP: 0.341, SLG: 0.340	0-0 L7		0-1 F7	2-1 FC6		0-1 G6-3			0-0 2B	5	1	1	1	0	0	3											
John Kruk, L (1, 3) OBP: 0.393, SLG: 0.429		2-2 G4-3	4-1 2B BB		2-2 SH5-3 BB WP 1B				1-2 F9 2B	4	2	2	1	1	0	0											
Keith Moreland, R (1, 7) Shane Mack, R (9, 7) OBP: 0.333, SLG: 0.384 OBP: 0.303, SLG: 0.218		0-0 FC6-4 1B 2B	1-0 2B		4-0 WP SH5-3 BB				0-2 F9	4	2	2	2	1	0	1											
Randy Ready, R (1, 5) OBP: 0.355, SLG: 0.413		3-1 FC6-4 HBP	0-2 G1-3		0-0 SH5-3				2-2 G5-3	3	0	0	0	0	1	2											
Benito Santiago, R (1, 2) OBP: 0.258, SLG: 0.314		0-0 FC6-4 1B		2-2 G5-3		0-3 K			1-0 F8	4	0	0	0	0	1	3											
Garry Templeton, S (1, 6) OBP: 0.239, SLG: 0.263		2-1 1B	1-0 1B		1-0 FC4-6-5-6 FC6				0-2 G6-3	4	1	2	2	0	0	1											
Dennis Rasmussen, L (1, 1) OBP: 0.188, SLG: 0.226		0-0 L7	1-2 FC6		1-2 FC6				3-2 G6-3	4	0	1	1	0	0	3											
Inning Stats	R: 0 E: 0 K: 1 S: 7	H: 0 LOB: 0 BB: 0 P: 8	R: 1 E: 0 K: 0 S: 9	H: 2 LOB: 2 BB: 0 P: 16	R: 2 E: 0 K: 0 S: 11	H: 2 LOB: 1 BB: 1 P: 18	R: 1 E: 0 K: 0 S: 11	H: 2 LOB: 2 BB: 1 P: 23	R: 2 E: 0 K: 1 S: 12	H: 1 LOB: 1 BB: 1 P: 19	R: 0 E: 0 K: 1 S: 8	H: 0 LOB: 0 BB: 0 P: 8	R: 0 E: 0 K: 1 S: 7	H: 0 LOB: 0 BB: 0 P: 12	R: 0 E: 0 K: 0 S: 8	H: 0 LOB: 0 BB: 0 P: 12		R: 2 E: 0 K: 0 S: 13	H: 2 LOB: 1 BB: 1 P: 22	1B: 4 2B: 4 3B: 1 HR: 0	SF: 0 SAC: 1 DP: 0 HBP: 1	WP: 1 PA: 42 PB: 0 SB: 0 CS: 0					
PITCHER	IP	WLS	BF	H	R	ER	SO	BB	IBB	HBP	BLK	WP	HR	S	P	ERA	WHIP										
Rick Reuschel, R (1, 1) ERA: 2.89	3.2	L	20	6	4	4	1	2	0	1	0	0	0	36	61	9.82	2.182										
Randy Bockus, R (4, 1) ERA: 4.3	1.1		7	1	2	2	1	1	0	0	0	1	0	14	23	13.50	1.500										
Joe Price, L (6, 1) ERA: 3.07	3.0		9	0	0	0	2	0	0	0	0	0	0	23	32	0.00	0.000										
Scott Garrelts, R (9, 1) ERA: 5.31	1.0		6	2	2	2	0	1	0	0	0	0	0	13	22	18.00	3.000										

Batter	1	2	3	4	5	6	7	8	9	AB	R	H	RBI	BB	SO	LOB	BOTTOM										
Brett Butler, L (1, 8) OBP: 0.370, SLG: 0.372	3-2 L9		2-2 FC6-4 G5-4-3		1-1 1B				2-1 F9	5	0	1	0	0	0	3	San Diego Padres @ San Francisco Giants Candlestick Park, San Francisco, CA Tue Jun 21 1988, 10:05 PM EDT Att: 12,363 - Unknown livebaseballscorecards.com										
Chris Speier, R (1, 4) Joe Price, R (6, 1) OBP: 0.280, SLG: 0.284 ERA: 4.3	3-2 G5-3		0-0 G5-4-3		2-2 L9				2-2 G5-3	3	0	0	0	0	0	2											
Joel Youngblood, R (8, PH) Scott Garrelts, R (9, 1)			1-2 1B							1	0	0	0	0	0	0											
Will Clark, L (1, 3) OBP: 0.370, SLG: 0.543	1-0 P7			0-0 G4-3 3B					0-0 G5-3	4	1	1	0	0	0	0											
Candy Maldonado, R (1, 9) OBP: 0.298, SLG: 0.374		2-2 G5-3		2-2 G4-3					1-1 G6-3	4	0	0	1	0	0	0											
Kevin Mitchell, R (1, 5) OBP: 0.313, SLG: 0.420		4-2 1B BB		0-0 F3					1-1 HR 1B	3	1	1	0	1	0	0											
Mike Aldrete, L (1, 7) OBP: 0.359, SLG: 0.394		1 SAFE 3-1 1B		0-0 2B					2-0 HR	4	1	3	2	0	0	0											
Bob Brenly, R (1, 2) OBP: 0.243, SLG: 0.307		0-3 K		2-2 F3					0-0 F7	3	0	0	0	1	1	3											
Jose Uribe, S (1, 6) OBP: 0.286, SLG: 0.297		1-3 K			0-1 B1-3				1-0 FC5-4 BB	4	0	1	0	0	1	3											
Rick Reuschel, R (1, 1) Randy Bockus, L (4, 1) Francisco Melendez, L (5, PH) Ernest Riles, L (6, 4) OBP: 0.125, SLG: 0.097 OBP: 0.293, SLG: 0.347			0-2 FC6-4 1B		0-0 G5-3				2-3 K	1	0	1	0	0	0	0											
Inning Stats	R: 0 E: 0 K: 0 S: 8	H: 0 LOB: 0 BB: 0 P: 15	R: 0 E: 0 K: 2 S: 13	H: 1 LOB: 2 BB: 1 P: 23	R: 0 E: 0 K: 0 S: 7	H: 1 LOB: 0 BB: 0 P: 9	R: 1 E: 0 K: 0 S: 10	H: 2 LOB: 1 BB: 0 P: 14	R: 0 E: 0 K: 0 S: 8	H: 1 LOB: 1 BB: 0 P: 11	R: 0 E: 0 K: 0 S: 8	H: 0 LOB: 0 BB: 0 P: 12	R: 0 E: 0 K: 1 S: 10	H: 0 LOB: 1 BB: 1 P: 18	R: 0 E: 0 K: 0 S: 6	H: 0 LOB: 0 BB: 0 P: 10	R: 2 E: 1 K: 0 S: 11	H: 3 LOB: 2 BB: 0 P: 18	1B: 5 2B: 1 3B: 1 HR: 1	SF: 0 SAC: 0 DP: 1 HBP: 0	WP: 1 PA: 37 PB: 0 SB: 0 CS: 0						
PITCHER	IP	WLS	BF	H	R	ER	SO	BB	IBB	HBP	BLK	WP	HR	S	P	ERA	WHIP										
Dennis Rasmussen, L (1, 1) ERA: 4.67	9.0	W	37	8	3	3	3	2	0	0	0	1	1	81	130	3.00	1.111										



Batter	1	2	3	4	5	6	7	8	9	AB	R	H	RBI	BB	SO	LOB	TOP		
Dickie Thon, R OBP: 0.343, SLG: 0.296	3-1 E9 1B	2-3 K		1-2 F9			0-0 1B		1-1 E S 1B	5	1	2	0	0	1	2			
Roberto Alomar, S OBP: 0.280, SLG: 0.339	0-0 4-3	0-3 K			0-0 4-3		1-1 G3		1-2 E1	5	0	0	0	0	1	4			
Tony Gwynn, L OBP: 0.338, SLG: 0.337	3-1 CS 1B		2-1 G3		2-2 4-3			0-1 1-3	3-H 4-3	5	0	1	1	1	0	2			
Keith Moreland, R Marvell Wynne, L OBP: 0.328, SLG: 0.377 OBP: 0.375, SLG: 0.553	2-3 K		1-1 F9		0-0 5-3			0-2 F8		4	0	0	0	0	1	1			
Carmelo Martinez, R OBP: 0.250, SLG: 0.323		2-1 1B 2B	0-0 HR			2-3 K		0-0 5-3		4	2	2	1	0	1	0			
Randy Ready, R OBP: 0.383, SLG: 0.427		0-0 2B 1B	0-0 6-3			0-1 G5-4-3 1B			3-2 WP SF9 2B	4	2	3	0	0	0	0			
Benito Santiago, R OBP: 0.283, SLG: 0.322		0-0 1B 2B		1-0 G4-3 1B		0-0 G5-4-3 1B			1-3 K	4	1	2	1	0	1	2			
Shane Mack, R OBP: 0.301, SLG: 0.222		0-1 WP SH3-4 1B		1-0 G4-3			3-3 K		1-2 SF9	3	0	1	3	0	1	1			
Ed Whitson, R Tim Lincecum, L Dave Leiper, L Chris Brown, R Lance McCullers, S Mark Davis, L OBP: 0.182, SLG: 0.308 OBP: 0.227, SLG: 0.195 OBP: 0.296, SLG: 0.312 OBP: 0.400, SLG: 1.000		0-0 SH3-4		0-0 1B			1-3 K		3-H 4-2 1B E BB	1	0	1	0	0	0	0			
Inning Stats	R: 1 E: 1 K: 1 S: 12	H: 1 LOB: 0 BB: 0 P: 18	R: 3 E: 0 K: 2 S: 15	H: 4 LOB: 1 BB: 0 P: 18	R: 1 E: 0 K: 0 S: 6	H: 1 LOB: 1 BB: 0 P: 9	R: 0 E: 0 K: 0 S: 6	H: 2 LOB: 1 BB: 0 P: 9	R: 0 E: 0 K: 1 S: 6	H: 1 LOB: 0 BB: 0 P: 8	R: 0 E: 0 K: 2 S: 10	H: 1 LOB: 1 BB: 0 P: 14	R: 0 E: 0 K: 0 S: 6	H: 0 LOB: 0 BB: 0 P: 6	R: 2 E: 1 K: 1 S: 19	H: 2 LOB: 2 BB: 1 P: 30	1B: 9 2B: 2 3B: 0 HR: 1	SF: 1 SAC: 1 DP: 2 HBP: 0	WP: 2 PA: 39 PB: 0 SB: 1 CS: 1
PITCHER	IP WLS BF H R ER SO BB IBB HBP BLK WP HR S P ERA WHIP	IP WLS BF H R ER SO BB IBB HBP BLK WP HR S P ERA WHIP	IP WLS BF H R ER SO BB IBB HBP BLK WP HR S P ERA WHIP	IP WLS BF H R ER SO BB IBB HBP BLK WP HR S P ERA WHIP	IP WLS BF H R ER SO BB IBB HBP BLK WP HR S P ERA WHIP	IP WLS BF H R ER SO BB IBB HBP BLK WP HR S P ERA WHIP	IP WLS BF H R ER SO BB IBB HBP BLK WP HR S P ERA WHIP	IP WLS BF H R ER SO BB IBB HBP BLK WP HR S P ERA WHIP	IP WLS BF H R ER SO BB IBB HBP BLK WP HR S P ERA WHIP	IP WLS BF H R ER SO BB IBB HBP BLK WP HR S P ERA WHIP	IP WLS BF H R ER SO BB IBB HBP BLK WP HR S P ERA WHIP	IP WLS BF H R ER SO BB IBB HBP BLK WP HR S P ERA WHIP	IP WLS BF H R ER SO BB IBB HBP BLK WP HR S P ERA WHIP	IP WLS BF H R ER SO BB IBB HBP BLK WP HR S P ERA WHIP	IP WLS BF H R ER SO BB IBB HBP BLK WP HR S P ERA WHIP	IP WLS BF H R ER SO BB IBB HBP BLK WP HR S P ERA WHIP	IP WLS BF H R ER SO BB IBB HBP BLK WP HR S P ERA WHIP		

San Diego Padres @ San Francisco Giants
Candlestick Park, San Francisco, CA
Wed Jun 22 1988, 6:33 AM EDT
Att: 18,825 - Sunny - 75 F

AB	36
R	7
H	12
RBI	6
BB	1
SO	7
LOB	12



Batter	1	2	3	4	5	6	7	8	9	AB	R	H	RBI	BB	SO	LOB	BOTTOM
Brett Butler, L OBP: 0.374, SLG: 0.376	1-2 S 1B		2-0 P6		0-0 1B HR		1-2 4-3		0-0 BB 2B 1B	5	3	3	1	0	0	1	
Ernest Riles, L Chris Speier, R OBP: 0.294, SLG: 0.346 OBP: 0.294, SLG: 0.281	3-3 K		2-1 F7		2-2 HR 1B		1-0 6-3		4-0 2B BB	3	1	1	0	0	1	2	
Will Clark, L OBP: 0.377, SLG: 0.569		2-2 G6-4-3 2H 1B		2-2 1-3 2B		0-2 1H 2H HR		1-1 L6	3-2 2B	5	1	4	7	0	0	0	
Candy Maldonado, R OBP: 0.294, SLG: 0.368	0-0 G6-4-3 1-2		1-1 F9		2-1 5-3			1-3 K		4	0	0	0	0	1	3	
Mike Aldrete, L OBP: 0.350, SLG: 0.384		0-1 6-3		1-1 F7		0-1 3-1		2-2 L1		4	0	0	0	0	0	0	
Kevin Mitchell, R OBP: 0.315, SLG: 0.425		0-0 G3 2B		0-1 5-3 1B		0-0 F8			3-1 P3	4	0	2	0	0	0	0	
Bob Brenly, R OBP: 0.243, SLG: 0.298		1-0 G3		0-2 5-3		3-1 F7			4-1 1B BB	3	1	0	0	1	0	2	
Jose Uribe, S OBP: 0.286, SLG: 0.296		2-2 F2		1-0 G3		1-0 1-3			1-1 BB 1B 2B 1B	4	1	1	0	0	0	2	
Atlee Hammaker, S Francisco Melendez, L Randy Bockus, L Joel Youngblood, R Don Robinson, R Craig Lefferts, L Harry Spilman, L OBP: 0.143, SLG: 0.142 OBP: 0.126, SLG: 0.125 OBP: 0.296, SLG: 0.377 OBP: 0.196, SLG: 0.105			0-1 2B		2-3 K		1-1 6-3		1-3 K	0	0	0	0	0	0	0	
Inning Stats	R: 1 E: 0 K: 1 S: 13	H: 2 LOB: 0 BB: 0 P: 19	R: 0 E: 0 K: 0 S: 10	H: 1 LOB: 1 BB: 0 P: 13	R: 0 E: 0 K: 0 S: 8	H: 1 LOB: 1 BB: 0 P: 10	R: 0 E: 0 K: 0 S: 4	H: 0 LOB: 0 BB: 0 P: 8	R: 0 E: 0 K: 0 S: 6	H: 0 LOB: 0 BB: 0 P: 9	R: 0 E: 0 K: 1 S: 8	H: 0 LOB: 0 BB: 0 P: 12	R: 4 E: 0 K: 1 S: 12	H: 3 LOB: 1 BB: 2 P: 28	1B: 8 2B: 3 3B: 0 HR: 1	SF: 0 SAC: 0 DP: 1 HBP: 0	WP: 0 PA: 39 PB: 0 SB: 1 CS: 0
PITCHER	IP WLS BF H R ER SO BB IBB HBP BLK WP HR S P ERA WHIP	IP WLS BF H R ER SO BB IBB HBP BLK WP HR S P ERA WHIP	IP WLS BF H R ER SO BB IBB HBP BLK WP HR S P ERA WHIP	IP WLS BF H R ER SO BB IBB HBP BLK WP HR S P ERA WHIP	IP WLS BF H R ER SO BB IBB HBP BLK WP HR S P ERA WHIP	IP WLS BF H R ER SO BB IBB HBP BLK WP HR S P ERA WHIP	IP WLS BF H R ER SO BB IBB HBP BLK WP HR S P ERA WHIP	IP WLS BF H R ER SO BB IBB HBP BLK WP HR S P ERA WHIP	IP WLS BF H R ER SO BB IBB HBP BLK WP HR S P ERA WHIP	IP WLS BF H R ER SO BB IBB HBP BLK WP HR S P ERA WHIP	IP WLS BF H R ER SO BB IBB HBP BLK WP HR S P ERA WHIP	IP WLS BF H R ER SO BB IBB HBP BLK WP HR S P ERA WHIP	IP WLS BF H R ER SO BB IBB HBP BLK WP HR S P ERA WHIP	IP WLS BF H R ER SO BB IBB HBP BLK WP HR S P ERA WHIP	IP WLS BF H R ER SO BB IBB HBP BLK WP HR S P ERA WHIP	IP WLS BF H R ER SO BB IBB HBP BLK WP HR S P ERA WHIP	

San Diego Padres @ San Francisco Giants
Candlestick Park, San Francisco, CA
Wed Jun 22 1988, 6:33 AM EDT
Att: 18,825 - Sunny - 75 F

AB	37
R	8
H	12
RBI	8
BB	2
SO	4
LOB	12



Batter	1	2	3	4	5	6	7	8	9	AB	R	H	RBI	BB	SO	LOB	TOP				
Brett Butler, L OBP: 0.375, SLG: 0.379 (1, 8)	F8		SH SF8				P2			3	2	1	2	1	0	0	San Francisco Giants @ Houston Astros Astrodome, Houston, TX Fri Jun 24 1988, 8:05 PM EDT Att: 35,141 - Dome - 70 F				
Ernest Riles, L OBP: 0.291, SLG: 0.350 (1, 4)	G3		SF8				E1 1B			4	2	1	3	0	0	1					
Will Clark, L OBP: 0.381, SLG: 0.579 (1, 3)			L8							4	1	2	2	1	1	1					
Candy Maldonado, R OBP: 0.299, SLG: 0.377 Donell Nixon, R (9, PR) (9, 7)	F8		K							5	0	3	1	0	1	1					
Mike Aldrete, L OBP: 0.339, SLG: 0.371 (9, 9)										0	0	0	0	0	1	2					
Kevin Mitchell, R OBP: 0.317, SLG: 0.422 (1, 5)										4	1	1	0	1	2	1					
Jose Uribe, S OBP: 0.288, SLG: 0.299 (1, 6)										5	1	2	0	0	1	1					
Kirt Manwaring, R OBP: 0.319, SLG: 0.370 (1, 2)										5	2	2	0	0	1	2					
Kelly Downs, R OBP: 0.120, SLG: 0.083 (1, 1)										3	2	1	1	0	1	0					
Inning Stats	R: 0 E: 0 K: 0 S: 9	H: 1 LOB: 1 BB: 0 P: 15	R: 0 E: 0 K: 3 S: 10	H: 0 LOB: 0 BB: 0 P: 12	R: 3 E: 2 K: 1 S: 10	H: 1 LOB: 0 BB: 0 P: 16	R: 0 E: 0 K: 0 S: 9	H: 0 LOB: 0 BB: 1 P: 16	R: 3 E: 0 K: 1 S: 20	H: 3 LOB: 1 BB: 1 P: 30	R: 0 E: 0 K: 1 S: 8	H: 0 LOB: 0 BB: 0 P: 12	R: 1 E: 1 K: 0 S: 10	H: 1 LOB: 2 BB: 1 P: 19	R: 4 E: 0 K: 1 S: 19	H: 5 LOB: 1 BB: 0 P: 29		R: 0 E: 0 K: 1 S: 14	H: 2 LOB: 2 BB: 0 P: 22	1B: 8 2B: 4 3B: 0 HR: 1	SF: 1 SAC: 2 DP: 0 HBP: 0
PITCHER	IP	WLS	BF	H	R	ER	SO	BB	IBB	HBP	BLK	WP	HR	S	P	ERA	WHIP				
Nolan Ryan, R ERA: 4.54	5.0	L	23	5	6	4	5	2	0	0	0	0	1	58	89	7.20	1.400				
Rocky Childress, R ERA: 5.11	3.0		16	6	5	4	2	1	0	0	0	0	0	37	60	12.00	2.333				
Larry Andersen, R ERA: 3.62	1.0		5	2	0	0	1	0	0	0	0	0	0	14	22	0.00	2.000				

Batter	1	2	3	4	5	6	7	8	9	AB	R	H	RBI	BB	SO	LOB	BOTTOM				
Gerald Young, S OBP: 0.343, SLG: 0.325 (1, 8)	4-3		L4							4	0	0	0	0	1	2	San Francisco Giants @ Houston Astros Astrodome, Houston, TX Fri Jun 24 1988, 8:05 PM EDT Att: 35,141 - Dome - 70 F				
Terry Puhl, L OBP: 0.444, SLG: 0.369 Billy Hatcher, R OBP: 0.332, SLG: 0.388 (1, 7) (3, 7)	4-3									1	0	0	0	0	0	0					
Bill Doran, S OBP: 0.365, SLG: 0.340 (1, 4)	F7									3	0	0	0	0	0	1					
Glenn Davis, R OBP: 0.324, SLG: 0.481 (1, 3)										3	0	0	0	0	1	0					
Kevin Bass, S OBP: 0.317, SLG: 0.402 (1, 9)										3	0	0	0	0	0	0					
Buddy Bell, R OBP: 0.256, SLG: 0.208 Craig Reynolds, L OBP: 0.337, SLG: 0.372 (1, 5) (9, 5)										3	0	0	0	0	2	0					
Rafael Ramirez, R OBP: 0.285, SLG: 0.346 (1, 6)										2	0	1	0	1	0	0					
Alex Trevino, R OBP: 0.366, SLG: 0.361 (1, 2)										3	0	0	0	0	0	2					
Nolan Ryan, R OBP: 0.118, SLG: 0.091 Rocky Childress, R OBP: 0.500, SLG: 0.500 Louie Meadows, L (6, PH) Larry Andersen, R OBP: 0.500, SLG: 0.500 (9, 1)										0	0	0	0	0	0	0					
Inning Stats	R: 0 E: 0 K: 0 S: 4	H: 0 LOB: 0 BB: 0 P: 5	R: 0 E: 0 K: 2 S: 8	H: 0 LOB: 0 BB: 0 P: 15	R: 0 E: 0 K: 0 S: 7	H: 1 LOB: 1 BB: 0 P: 10	R: 0 E: 0 K: 0 S: 6	H: 0 LOB: 0 BB: 0 P: 8	R: 0 E: 0 K: 0 S: 11	H: 0 LOB: 1 BB: 1 P: 19	R: 0 E: 0 K: 1 S: 9	H: 1 LOB: 0 BB: 0 P: 11	R: 0 E: 0 K: 1 S: 10	H: 0 LOB: 0 BB: 0 P: 15	R: 0 E: 0 K: 0 S: 5	H: 0 LOB: 0 BB: 0 P: 7		R: 0 E: 0 K: 0 S: 6	H: 0 LOB: 0 BB: 0 P: 9	1B: 2 2B: 0 3B: 0 HR: 0	SF: 0 SAC: 1 DP: 0 HBP: 0
PITCHER	IP	WLS	BF	H	R	ER	SO	BB	IBB	HBP	BLK	WP	HR	S	P	ERA	WHIP				
Kelly Downs, R ERA: 3.22	9.0	W	30	2	0	0	4	1	0	0	0	0	0	66	99	0.00	0.333				

AB	38
R	11
H	13
RBI	9
BB	3
SO	8
LOB	9

AB	28
R	0
H	2
RBI	0
BB	1
SO	4
LOB	6

Batter	1	2	3	4	5	6	7	8	9	AB	R	H	RBI	BB	SO	LOB	TOP										
Brett Butler, L (1, 8) OBP: 0.375, SLG: 0.386 Joel Youngblood, R (7, PH) Joe Price, R (7, 1)	F9		F7		F8		K			3	0	0	0	0	0	2	San Francisco Giants @ Houston Astros Astrodome, Houston, TX Sun Jun 26 1988, 4:33 AM EDT Att: 25,754 - Dome - 70 F										
Robby Thompson, R (1, 4) OBP: 0.375, SLG: 0.407	1B		P3			K		L9		4	0	1	0	0	1	0											
Will Clark, L (1, 3) OBP: 0.376, SLG: 0.565	1B			F8		F8		4-3		4	0	1	0	0	0	0											
Candy Maldonado, R (1, 9) OBP: 0.301, SLG: 0.375	1B			F7		P4		K		3	0	0	0	1	1	0											
Kevin Mitchell, R (1, 5) Scott Garretts, R (4, 1) Donell Nixon, R (7, 8)	G5-4-3			F7			BB 1B		K	2	0	0	0	0	0	3											
Mike Aldrete, L (1, 7) OBP: 0.353, SLG: 0.390		3-1			6-3		BB	1B	1B	4	0	3	0	0	0	0											
Jose Uribe, S (1, 6) OBP: 0.296, SLG: 0.325		CS		2B	6-3		P8		1B	4	0	2	0	0	0	3											
Kirt Manwaring, R (1, 2) Ernest Riles, L (9, PH) OBP: 0.292, SLG: 0.350					2-3		K		1B	3	0	0	0	0	2	4											
Michael LaCoss, R (1, 1) Randy Bockus, L (2, 1) Chris Speier, R (4, 5) OBP: 0.305, SLG: 0.278			L7						4-3	0	0	0	0	0	0	0											
							1-2	BB		1	0	0	0	2	0	2											
Inning Stats	R: 0 E: 0 K: 0 S: 6	H: 2 LOB: 2 BB: 1 P: 12	R: 0 E: 0 K: 1 S: 5	H: 1 LOB: 0 BB: 0 P: 8	R: 0 E: 0 K: 0 S: 9	H: 0 LOB: 0 BB: 0 P: 15	R: 0 E: 0 K: 0 S: 5	H: 0 LOB: 0 BB: 0 P: 9	R: 0 E: 0 K: 1 S: 12	H: 1 LOB: 2 BB: 1 P: 21	R: 0 E: 0 K: 1 S: 9	H: 0 LOB: 0 BB: 0 P: 13	R: 0 E: 0 K: 1 S: 15	H: 1 LOB: 3 BB: 2 P: 27	R: 0 E: 0 K: 1 S: 8	H: 0 LOB: 0 BB: 0 P: 13	R: 0 E: 0 K: 2 S: 20	H: 2 LOB: 2 BB: 0 P: 25	1B: 5 2B: 2 3B: 0 HR: 0	SF: 0 SAC: 0 DP: 1 HBP: 0	WP: 0 PB: 0 SB: 0 CS: 1	PA: 36					
PITCHER	IP	WLS	BF	H	R	ER	SO	BB	IBB	HBP	BLK	WP	HR	S	P	ERA	WHIP										
Jim Deshaies, L (1, 1) ERA: 2.54 Larry Andersen, R (7, 1) ERA: 3.28	6.2	W	27	5	0	0	3	4	0	0	0	0	0	58	101	0.00	1.350										

Batter	1	2	3	4	5	6	7	8	9	AB	R	H	RBI	BB	SO	LOB	BOTTOM										
Gerald Young, S (1, 8) OBP: 0.347, SLG: 0.325	E	S		HBP		6-3				2	2	1	1	2	0	0	San Francisco Giants @ Houston Astros Astrodome, Houston, TX Sun Jun 26 1988, 4:33 AM EDT Att: 25,754 - Dome - 70 F										
Billy Hatcher, R (1, 7) OBP: 0.330, SLG: 0.380	L6	1B		BB			F8			2	0	0	1	1	0	1											
Bill Doran, S (1, 4) OBP: 0.357, SLG: 0.332	1-3	1B					L5			4	0	1	3	0	1	3											
Glenn Davis, R (1, 3) OBP: 0.315, SLG: 0.466	P6	CS		5-3			F8			4	0	0	0	0	0	3											
Kevin Bass, S (1, 9) OBP: 0.312, SLG: 0.392		WP		K				G3		3	1	0	0	1	1	0											
Craig Reynolds, L (1, 5) OBP: 0.322, SLG: 0.354	6-3			F8			F8			4	0	0	0	0	1	1											
Rafael Ramirez, R (1, 6) OBP: 0.285, SLG: 0.353		BB		F7			K2-3			4	1	1	1	0	2	0											
Craig Biggio, R (1, 2)	F8			BB				K		2	1	0	0	1	1	1											
Jim Deshaies, L (1, 1) Larry Andersen, R (7, 1) OBP: 0.500, SLG: 0.500	1B			FC1				K		2	1	0	0	1	1	1											
										0	0	0	0	0	0	0											
Inning Stats	R: 1 E: 0 K: 0 S: 9	H: 0 LOB: 0 BB: 1 P: 13	R: 4 E: 0 K: 0 S: 18	H: 3 LOB: 1 BB: 3 P: 37	R: 0 E: 0 K: 1 S: 8	H: 0 LOB: 0 BB: 0 P: 8	R: 1 E: 1 K: 1 S: 19	H: 0 LOB: 2 BB: 2 P: 36	R: 0 E: 0 K: 1 S: 7	H: 0 LOB: 0 BB: 0 P: 10	R: 0 E: 0 K: 2 S: 10	H: 0 LOB: 0 BB: 0 P: 14	R: 0 E: 0 K: 0 S: 8	H: 0 LOB: 0 BB: 0 P: 15	R: 0 E: 0 K: 2 S: 9	H: 0 LOB: 0 BB: 0 P: 15	R: 0 E: 0 K: 2 S: 9	H: 0 LOB: 0 BB: 0 P: 15	1B: 3 2B: 0 3B: 0 HR: 0	SF: 0 SAC: 0 DP: 0 HBP: 1	WP: 1 PB: 0 SB: 4 CS: 1	PA: 35					
PITCHER	IP	WLS	BF	H	R	ER	SO	BB	IBB	HBP	BLK	WP	HR	S	P	ERA	WHIP										
Michael LaCoss, R (1, 1) ERA: 3.6 Randy Bockus, R (2, 1) ERA: 3.1 Scott Garretts, R (4, 1) ERA: 5.0 Joe Price, L (7, 1) ERA: 2.87	1.2	L	11	2	5	4	0	1	0	0	0	0	0	23	44	21.60	3.600										

Batter	1	2	3	4	5	6	7	8	9	AB	R	H	RBI	BB	SO	LOB	TOP					
Brett Butler, L OBP: 0.378, SLG: 0.390 (1, 8)	0-0 B3-4	0-0 SF9		0-3 K		0-0 1B		0-0 F8 BB 1B	0-0 1B	5	0	3	3	0	1	0	San Francisco Giants @ Atlanta Braves Atlanta-Fulton County Stadium, Atlanta, GA Mon Jun 27 1988, 7:05 PM EDT Att: 5,972 - Unknown - 84 F					
Ernest Riles, L OBP: 0.301, SLG: 0.359 (1, 4)	0-3 K	0-0		0-0 F7		0-0 1B		4-0 BB F8 1B	0-0 L4	4	1	2	0	1	1	0						
Chris Speier, R OBP: 0.302, SLG: 0.275 (9, PH)										1	0	0	0	0	0	1						
Scott Garrelts, R (9, 1)		2B				1B		1-2 BB 1B		0	0	0	0	0	0	0						
Will Clark, L OBP: 0.373, SLG: 0.558 (1, 3)	0-0 6-3	0-3 K				0-0 G6-4-3 1B		0-0 F8		5	0	1	0	0	1	5						
Candy Maldonado, R OBP: 0.307, SLG: 0.380 (1, 9)						0-0 G6-4-3 1B		4-0 1B		4	2	2	0	1	1	1						
Mike Aldrete, L OBP: 0.365, SLG: 0.402 (1, 7)						0-3 K		0-0 2B		5	1	4	2	0	1	0						
Kevin Mitchell, R OBP: 0.319, SLG: 0.432 (1, 5)								0-0 2B BB		5	2	3	1	0	0	3						
Bob Brenly, R OBP: 0.242, SLG: 0.301 (1, 2)								0-0 HR		5	1	2	2	0	0	3						
Jose Uribe, S OBP: 0.307, SLG: 0.335 (1, 6)								0-0 SH3 1B		3	3	2	2	2	1	2						
Rick Reuschel, R ERA: 3.98 Atlee Hammaker, L ERA: 4.33 Don Robinson, R ERA: 2.76 Craig Lefferts, L ERA: 2.82 Randy Bockus, L ERA: 3.48 (1, 1)								0-0 SH1-3 2B		0	0	0	0	0	0	0						
Inning Stats	R: 0 E: 0 K: 1 S: 5	H: 0 LOB: 0 BB: 0 P: 5	R: 5 E: 0 K: 1 S: 11	H: 6 LOB: 1 BB: 0 P: 11	R: 0 E: 0 K: 2 S: 9	H: 2 LOB: 2 BB: 0 P: 9	R: 0 E: 0 K: 1 S: 5	H: 0 LOB: 0 BB: 0 P: 5	R: 0 E: 0 K: 1 S: 7	H: 4 LOB: 2 BB: 0 P: 7	R: 1 E: 1 K: 0 S: 5	H: 2 LOB: 2 BB: 1 P: 9	R: 1 E: 0 K: 0 S: 4	H: 2 LOB: 2 BB: 2 P: 12	R: 1 E: 0 K: 0 S: 4	H: 2 LOB: 1 BB: 1 P: 8	1B: 14 2B: 4 3B: 0 HR: 1	SF: 1 SAC: 2 DP: 1 HBP: 0	WP: 1 PB: 0 SB: 0 CS: 0	PA: 47		
PITCHER	IP	WLS	BF	H	R	ER	SO	BB	IBB	HBP	BLK	WP	HR	S	P	ERA	WHIP					
Rick Mahler, R ERA: 3.58	(1, 1)	5.2	L	29	13	7	6	0	0	0	0	0	1	41	41	11.12	2.294					
Jose Alvarez, R ERA: 2.97	(6, 1)	1.1		7	2	1	1	0	1	0	0	0	0	6	10	6.75	1.500					
Kevin Coffman, R ERA: 5.78	(8, 1)	1.1		8	3	2	2	0	3	0	0	1	0	5	17	13.50	4.500					
Paul Assenmacher, L ERA: 3.61	(9, 1)	0.2		3	1	0	0	0	0	0	0	0	0	3	3	0.00	1.500					
Batter	1	2	3	4	5	6	7	8	9	AB	R	H	RBI	BB	SO	LOB	BOTTOM					
Ron Gant, R OBP: 0.288, SLG: 0.445 (1, 4)	0-0 1B 2B	0-3 K		0-0 1B		0-0 E5 3-1		0-0 1B		6	1	4	2	0	1	0	San Francisco Giants @ Atlanta Braves Atlanta-Fulton County Stadium, Atlanta, GA Mon Jun 27 1988, 7:05 PM EDT Att: 5,972 - Unknown - 84 F					
Ken Oberkfell, L OBP: 0.316, SLG: 0.335 (1, 5)	0-0 F8	0-3 K		0-0 F8		0-0 3-1		0-0 F8		5	0	0	0	0	1	5						
Kevin Coffman, R OBP: 0.238, SLG: 0.350 (8, 1)										0	0	0	0	0	0	0						
Paul Assenmacher, L OBP: 0.500, SLG: 1.000 (9, PH)										0	0	0	0	0	0	1						
Gary Roenicke, R OBP: 0.351, SLG: 0.373 (9, PH)										1	0	0	0	0	1	2						
Dion James, L OBP: 0.387, SLG: 0.378 (1, 8)	0-0 2B 1B	0-0 1B		0-0 F7		0-3 K		0-0 6-3 3B		6	2	3	0	0	2	4						
Dale Murphy, R OBP: 0.328, SLG: 0.418 (1, 9)	0-0 2B	0-0 F4		0-0 F8				0-3 K		5	1	1	3	0	1	2						
Ken Griffey, L OBP: 0.304, SLG: 0.326 (1, 7)	0-0 F7					0-0 3-1		0-0 F9		5	2	2	0	0	0	1						
Ted Simmons, S OBP: 0.285, SLG: 0.368 (1, 3)										3	0	1	1	0	0	1						
Jose Alvarez, R OBP: 0.750, SLG: 0.750 (6, 1)										0	0	0	0	0	0	0						
Jim Morrison, R OBP: 0.205, SLG: 0.256 (7, PH)										2	0	0	0	0	0	1						
Andres Thomas, R OBP: 0.270, SLG: 0.360 (1, 6)	0-0 BB 1B			0-0 G1-2 1B		0-0 1B		0-0 2B 1B		5	2	5	1	0	0	0						
Ozzie Virgil, R OBP: 0.271, SLG: 0.392 (1, 2)	4-0 BB			0-0 G1-2 1B		0-0 1B		0-0 2B 1B		3	1	2	1	2	0	1						
Tom Glavine, L OBP: 0.320, SLG: 0.333 (9, PR)	1-2 BB			0-0 1-3		0-0 1B		0-0 1B 2B		0	0	0	0	0	0	0						
Rick Mahler, R OBP: 0.189, SLG: 0.194 (1, 1)	0-3 K			0-0 G1-2		0-0 6-3		0-0 1B		2	0	0	1	0	1	5						
Jerry Royster, R OBP: 0.308, SLG: 0.333 (6, 7)				0-0 G1-2				0-0 SH1-3		1	0	0	0	1	0	0						
Inning Stats	R: 3 E: 0 K: 1 S: 10	H: 5 LOB: 3 BB: 1 P: 14	R: 0 E: 0 K: 2 S: 8	H: 1 LOB: 1 BB: 0 P: 8	R: 1 E: 0 K: 0 S: 4	H: 2 LOB: 1 BB: 1 P: 8	R: 0 E: 0 K: 0 S: 4	H: 1 LOB: 1 BB: 0 P: 4	R: 0 E: 0 K: 1 S: 6	H: 0 LOB: 1 BB: 0 P: 6	R: 3 E: 0 K: 1 S: 9	H: 4 LOB: 2 BB: 1 P: 13	R: 1 E: 0 K: 0 S: 4	H: 1 LOB: 0 BB: 0 P: 4	R: 1 E: 0 K: 2 S: 10	H: 3 LOB: 2 BB: 0 P: 10	1B: 12 2B: 6 3B: 1 HR: 0	SF: 0 SAC: 1 DP: 1 HBP: 0	WP: 0 PB: 0 SB: 0 CS: 0	PA: 48		
PITCHER	IP	WLS	BF	H	R	ER	SO	BB	IBB	HBP	BLK	WP	HR	S	P	ERA	WHIP					
Rick Reuschel, R ERA: 3.18	(1, 1)	2.1		16	8	4	4	3	2	1	0	0	0	0	21	25	15.43	3.857				
Atlee Hammaker, L ERA: 4.33	(3, 1)	4.1	W	19	5	3	3	2	1	0	0	0	0	22	26	6.23	1.385					
Don Robinson, R ERA: 2.76	(7, 1)	0.0		2	1	0	0	0	1	0	0	0	0	1	5	∞	∞					
Craig Lefferts, L ERA: 2.82	(7, 1)	1.1		5	1	1	1	0	0	0	0	0	0	5	5	6.75	0.750					
Randy Bockus, R ERA: 3.48	(9, 1)	0.1		3	2	1	1	0	0	0	0	0	0	3	3	27.00	6.000					

Batter	1	2	3	4	5	6	7	8	9	AB	R	H	RBI	BB	SO	LOB	TOP										
Brett Butler, L (1, 8) OBP: 0.379, SLG: 0.389 Joel Youngblood, R (7, PH) OBP: 0.359, SLG: 0.351	F9		BB WP 1B	F6		1B S 2B BB	G6-4-3	F9		3	2	1	0	1	0	2											
Robby Thompson, R (1, 4) OBP: 0.376, SLG: 0.413	F8		BB 1B BB	SF8		2B 1B	WP 1B 2B		6-3	4	3	2	2	1	0	0											
Will Clark, L (1, 3) OBP: 0.377, SLG: 0.561 Harry Spillman, L (8, 3) OBP: 0.227, SLG: 0.250	4-3		1B SF7 BB	L8		1B 2B	1B		3B	4	2	2	3	1	0	1											
Candy Maldonado, R (1, 9) OBP: 0.315, SLG: 0.388 Craig Lefferts, L (7, 1)		E SF7 1B	1B 1B		4-3 1B	L6			K	5	3	4	2	0	0	1											
Mike Aldrete, L (1, 7) OBP: 0.359, SLG: 0.396	F6		SF7		4-3				4-3	5	0	1	2	0	0	5											
Kevin Mitchell, R (1, 5) OBP: 0.320, SLG: 0.431	E6		S		L9-6 BB 1B	F6			L8	5	0	2	2	0	0	2											
Bob Brenly, R (1, 2) Kirt Manwaring, R (8, 2) OBP: 0.300, SLG: 0.347	SF7		F9		BB				F7	3	1	1	1	1	0	1											
Jose Uribe, S (1, 6) OBP: 0.313, SLG: 0.350 Ernest Riles, L (8, PR) OBP: 0.301, SLG: 0.359	F4		E7 SF8 1B		L9-6					5	2	3	0	0	0	3											
Kelly Downs, R (1, 1) OBP: 0.143, SLG: 0.111 Donell Nixon, R (7, PH) OBP: 0.750, SLG: 0.500			4-3			F3				3	0	1	0	0	0	0											
Inning Stats	R: 0 E: 0 K: 0 S: 8	H: 0 LOB: 0 BB: 0 P: 12	R: 1 E: 1 K: 0 S: 10	H: 1 LOB: 1 BB: 0 P: 16	R: 4 E: 0 K: 0 S: 15	H: 3 LOB: 1 BB: 2 P: 32	R: 1 E: 1 K: 0 S: 8	H: 2 LOB: 1 BB: 0 P: 12	R: 1 E: 0 K: 0 S: 10	H: 2 LOB: 1 BB: 1 P: 19	R: 3 E: 0 K: 0 S: 14	H: 3 LOB: 1 BB: 1 P: 26	R: 3 E: 0 K: 0 S: 14	H: 6 LOB: 2 BB: 0 P: 20	R: 0 E: 0 K: 0 S: 8	H: 1 LOB: 2 BB: 1 P: 15	R: 0 E: 0 K: 1 S: 10	H: 1 LOB: 1 BB: 0 P: 13	1B: 15 2B: 3 3B: 2 HR: 0	SF: 3 SAC: 0 DP: 2 HBP: 0	WP: 2 PB: 0 CS: 2 SB: 0	PA: 50					
PITCHER	IP	WLS	BF	H	R	ER	SO	BB	IBB	HBP	BLK	WP	HR	S	P	ERA	WHIP										
German Jimenez, L (1, 1) ERA: 10.38	4.1	L	24	8	7	5	0	2	0	0	0	1	0	47	80	10.38	2.308										
Kevin Coffman, R (5, 1) ERA: 6.08	1.1		8	3	3	3	0	2	0	0	0	0	0	15	34	20.25	3.750										
Jose Alvarez, R (6, 1) ERA: 2.94	0.1		1	0	0	0	0	0	0	0	0	0	0	3	3	0.00	0.000										
Paul Assenmacher, L (7, 1) ERA: 4.19	0.2		6	5	3	3	0	0	0	0	0	1	0	11	17	40.50	7.500										
Jim Morrison, R (7, 1) ERA:	2.1		11	3	0	0	1	1	0	0	0	0	0	21	31	0.00	1.714										

San Francisco Giants @ Atlanta Braves
Atlanta-Fulton County Stadium, Atlanta, GA

AB 42
R 13
H 19
RBI 12
BB 5
SO 1
LOB 20



WP: 2 PA: 50
PB: 0
CS: 2
SB: 0

San Francisco Giants @ Atlanta Braves
Atlanta-Fulton County Stadium, Atlanta, GA

AB 36
R 7
H 12
RBI 7
BB 0
SO 2
LOB 5



WP: 0 PA: 38
PB: 0
CS: 0
SB: 0

Batter	1	2	3	4	5	6	7	8	9	AB	R	H	RBI	BB	SO	LOB	BOTTOM										
Ron Gant, R (1, 4) OBP: 0.286, SLG: 0.444	F7	2-1	F7		2B 2B		F7		F8	5	1	1	0	0	0	0											
Ken Oberkfell, L (1, 5) OBP: 0.305, SLG: 0.337	L8		F8		SF8		G3 2B		F9	4	0	1	1	0	0	0											
Dion James, L (1, 8) OBP: 0.385, SLG: 0.380	6-3		K		2B		G3			4	0	1	1	0	1	1											
Dale Murphy, R (1, 9) OBP: 0.330, SLG: 0.441 Jerry Royster, R (8, 9) OBP: 0.306, SLG: 0.333		HR		HR	5-3		F8			4	2	2	2	0	0	2											
Ken Griffey, L (1, 7) OBP: 0.302, SLG: 0.324	3-1		F5			1B SF9 1B		G3		4	1	1	0	0	0	0											
Ted Simmons, S (1, 3) OBP: 0.292, SLG: 0.357	F9		6-3			1B		F7		4	0	1	0	0	0	0											
Andres Thomas, R (1, 6) OBP: 0.273, SLG: 0.374	1B 1B		4-3			SF9		HR		3	2	2	2	0	0	0											
Ozzie Virgil, R (1, 2) OBP: 0.270, SLG: 0.389	1B 2B		5-3			K		5-3		4	0	1	0	0	1	1											
German Jimenez, L (1, 1) OBP: 0.300, SLG: 0.500 Kevin Coffman, R (5, 1) OBP: 0.273, SLG: 0.381 Jose Alvarez, R (6, 1) OBP: 0.295, SLG: 0.750 Gary Roenicke, R (8, PH) OBP: 0.317, SLG: 0.359 Paul Assenmacher, L (7, 1) OBP: 0.300, SLG: 0.353 Jim Morrison, R (7, 1) OBP: 0.302, SLG: 0.293	1B SF8 1B		5-3			F8				1	0	1	1	0	0	0											
Inning Stats	R: 0 E: 0 K: 0 S: 6	H: 0 LOB: 0 BB: 0 P: 8	R: 2 E: 0 K: 0 S: 14	H: 4 LOB: 2 BB: 0 P: 25	R: 0 E: 0 K: 1 S: 8	H: 0 LOB: 0 BB: 0 P: 10	R: 1 E: 0 K: 0 S: 7	H: 1 LOB: 0 BB: 0 P: 11	R: 2 E: 0 K: 0 S: 10	H: 3 LOB: 1 BB: 0 P: 11	R: 1 E: 0 K: 1 S: 10	H: 2 LOB: 1 BB: 0 P: 15	R: 0 E: 0 K: 0 S: 5	H: 1 LOB: 1 BB: 0 P: 9	R: 1 E: 0 K: 0 S: 10	H: 1 LOB: 0 BB: 0 P: 14	R: 0 E: 0 K: 0 S: 5	H: 0 LOB: 0 BB: 0 P: 9	1B: 6 2B: 3 3B: 0 HR: 3	SF: 2 SAC: 0 DP: 0 HBP: 0	WP: 0 PB: 0 CS: 0 SB: 0	PA: 38					
PITCHER	IP	WLS	BF	H	R	ER	SO	BB	IBB	HBP	BLK	WP	HR	S	P	ERA	WHIP										
Kelly Downs, R (1, 1) ERA: 3.57	6.0	W	28	10	6	6	2	0	0	0	0	0	1	20	32	3.00	1.667										
Craig Lefferts, L (7, 1) ERA: 2.83	3.0	S	11	2	1	1	0	0	0	0	0	0	0	1	20	3.00	0.667										

WP: 0 PA: 38
PB: 0
CS: 0
SB: 0

Batter	1	2	3	4	5	6	7	8	9	10	AB	R	H	RBI	BB	SO	LOB	TOP		
Barry Bonds, L OBP: 0.362, SLG: 0.517 Dave Rucker, L OBP: 0.167, SLG: 0.091	(1, 7) 2-1 G3		(1, 0) 1-0 L4		(4, 0) IBB		(4, 0) IBB		(1, 2) 6-3		3	0	0	0	2	0	2			
Jose Lind, R OBP: 0.298, SLG: 0.303	(1, 4) 2-1 1B		(3, 2) 1B	(3, 2) 5-3		(3, 2) FC6-4		(3, 2) FC6-4		(3, 2) 6-3	5	2	2	0	0	0	4			
Andy Van Slyke, L OBP: 0.345, SLG: 0.523	(1, 8) 1-0 1B		(1, 2) 1B			(0, 0) 1-3		(0, 1) 4-3		(0, 1) 1B	5	1	3	1	0	0	0			
Bobby Bonilla, S OBP: 0.391, SLG: 0.555	(1, 5) 0-1 G6-4-3		(2, 2) F8			(2, 2) P4		(0, 1) P6		(4, 0) 1B	4	1	0	0	1	0	3			
Darnell Coles, R OBP: 0.299, SLG: 0.377		(2, 2) L4		(1, 0) SF9		(0, 0) 2B		(1, 1) 6-3		(2, 0) 1B	4	1	2	2	0	0	0			
Sid Bream, L OBP: 0.336, SLG: 0.498	(1, 3) 0-0 F7		(3, 0) 4-3			(1, 3) K				(3, 1) F7	5	0	0	0	0	1	4			
Michael LaValiere, L OBP: 0.371, SLG: 0.333 R.J. Reynolds, S OBP: 0.305, SLG: 0.370	(1, 2) 1-2 F7					(3, 2) FC3-6		(3, 2) 6-3		(2, 2) 1B	3	0	2	0	0	0	0			
Rafael Belliard, R OBP: 0.347, SLG: 0.297			(3, 2) 4-3		(2, 2) FC3-6		(0, 0) 6-3		(4, 1) 1B	(2, 1) 1B	4	0	1	1	1	0	2			
John Smiley, L OBP: 0.167, SLG: 0.118 Orestes Desjardes, S OBP: 0.333, SLG: 0.333 Junior Ortiz, R OBP: 0.391, SLG: 0.442	(1, 1) 1-2 F7		(0, 0) 1-3		(0, 0) SH3-4		(1, 0) P7		(3, 3) K		2	0	0	0	0	0	1			
Inning Stats	R: 1 E: 0 K: 0 S: 7	H: 2 LOB: 0 BB: 0 P: 12	R: 0 E: 0 K: 0 S: 7	H: 0 LOB: 0 BB: 0 P: 10	R: 0 E: 0 K: 1 S: 10	H: 2 LOB: 1 BB: 0 P: 19	R: 0 E: 0 K: 0 S: 8	H: 1 LOB: 1 BB: 0 P: 11	R: 0 E: 0 K: 0 S: 6	H: 1 LOB: 2 BB: 1 P: 14	R: 0 E: 0 K: 1 S: 13	H: 1 LOB: 2 BB: 1 P: 21	R: 3 E: 0 K: 0 S: 13	H: 4 LOB: 2 BB: 1 P: 29	1B: 8 2B: 3 3B: 1 HR: 0	SF: 1 SAC: 1 DP: 1 HBP: 0	WP: 0 PB: 0 SB: 2 CS: 0	PA: 44		
PITCHER	IP WLS BF H R ER SO	IP WLS BF H R ER SO	IP WLS BF H R ER SO	IP WLS BF H R ER SO	IP WLS BF H R ER SO	IP WLS BF H R ER SO	IP WLS BF H R ER SO	IP WLS BF H R ER SO	IP WLS BF H R ER SO	IP WLS BF H R ER SO	IP WLS BF H R ER SO	IP WLS BF H R ER SO	IP WLS BF H R ER SO	IP WLS BF H R ER SO	IP WLS BF H R ER SO	IP WLS BF H R ER SO	IP WLS BF H R ER SO	IP WLS BF H R ER SO	IP WLS BF H R ER SO	
Rick Reuschel, R ERA: 3.11	(1, 1) 8.0																			
Alee Hammaker, L ERA: 4.72	(9, 1) 1.1	L	9	3	3	3	1	1	1	0	0	0	0	0	19	36	20.25	3.000		
Craig Lefferts, L ERA: 2.78	(10, 1) 0.2		3	2	0	0	0	0	0	0	0	0	0	7	14	0.00	3.000			

Pittsburgh Pirates @ San Francisco Giants
Candlestick Park, San Francisco, CA
Fri Jul 01 1988, 10:05 PM EDT
Att: 39,484 - Unknown - 65 F


AB	38
R	5
H	12
RBI	5
BB	4
SO	2
LOB	18

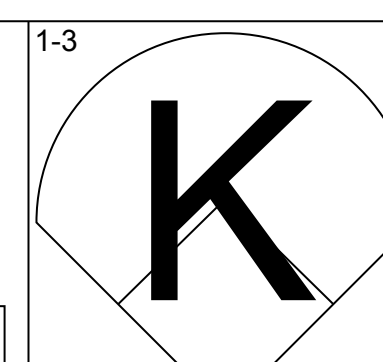
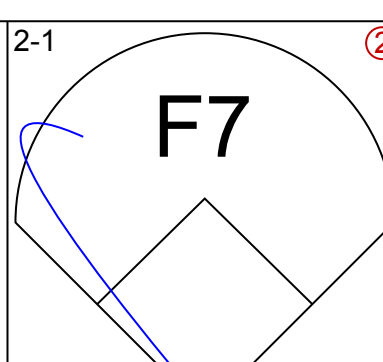
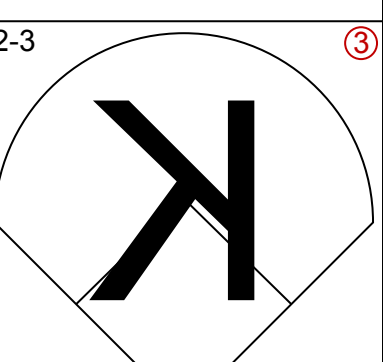
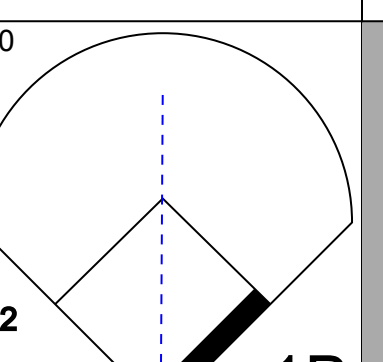
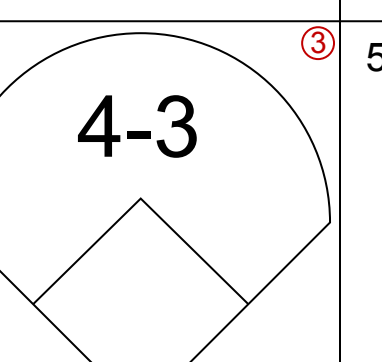
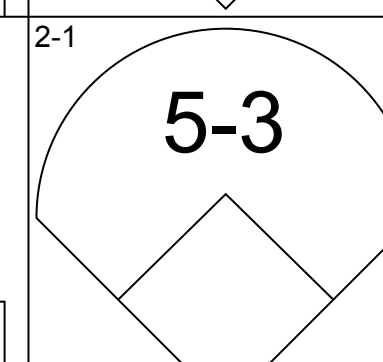
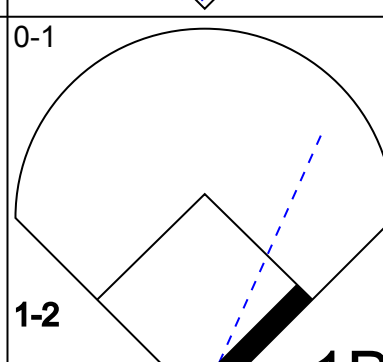
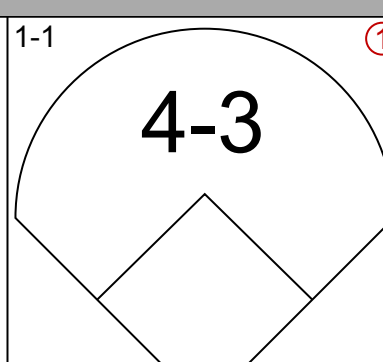
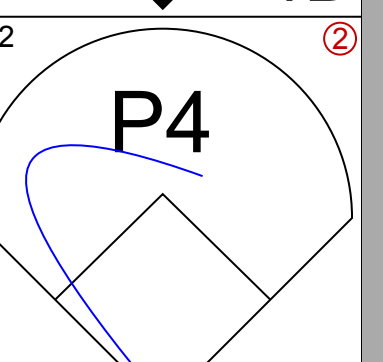
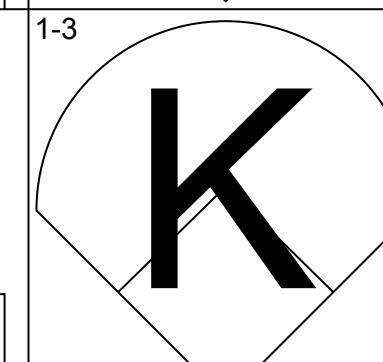
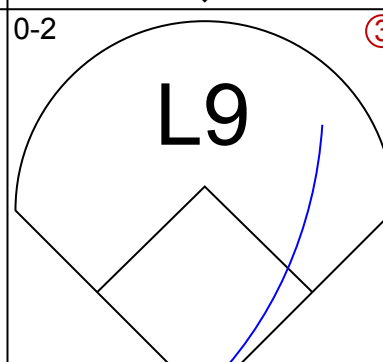
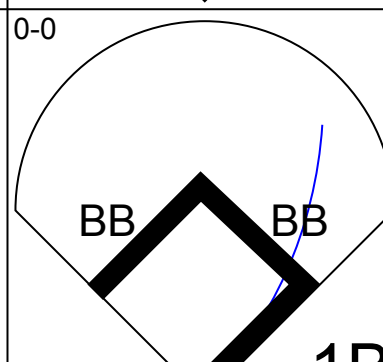
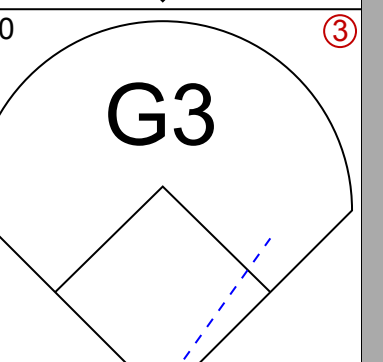
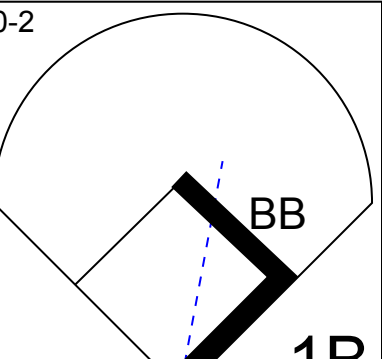
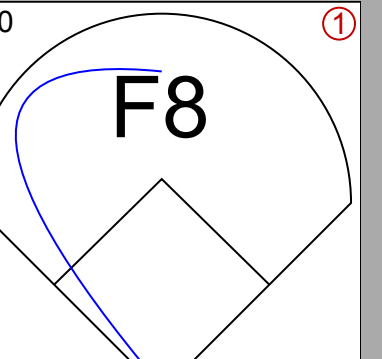
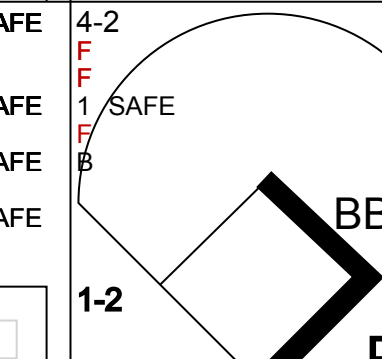
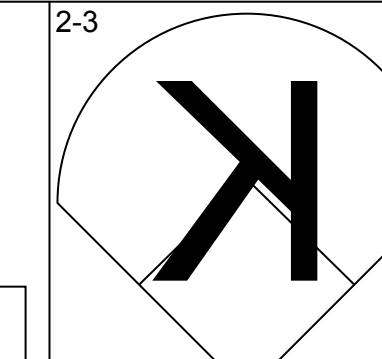
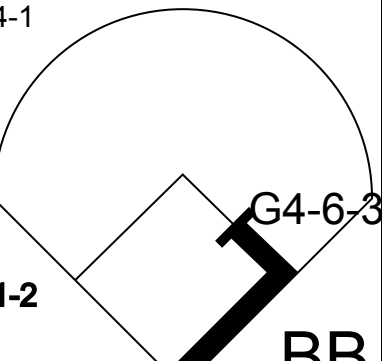
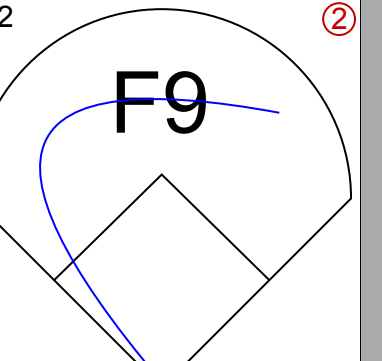
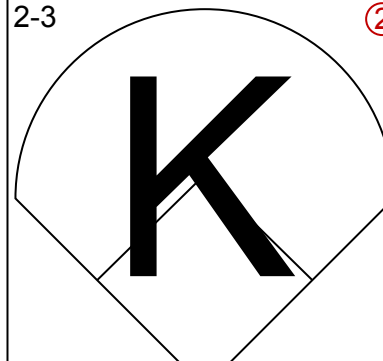
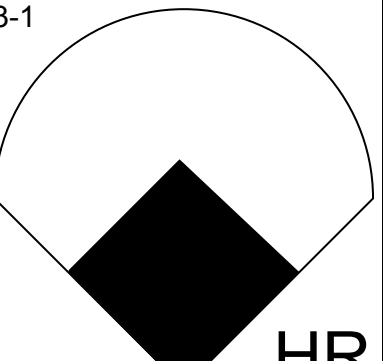

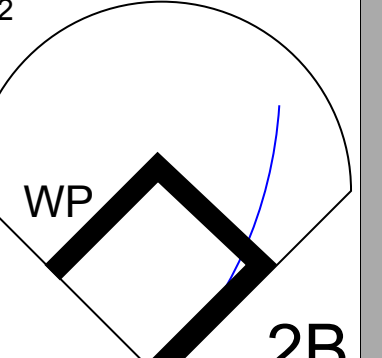
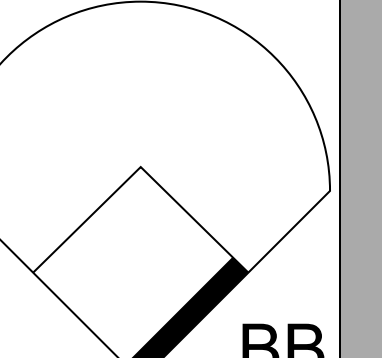
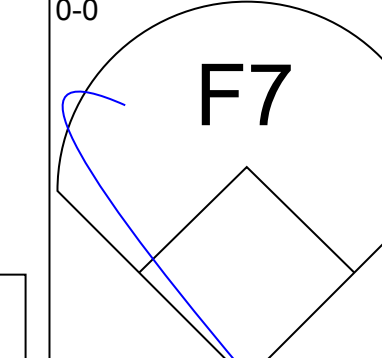

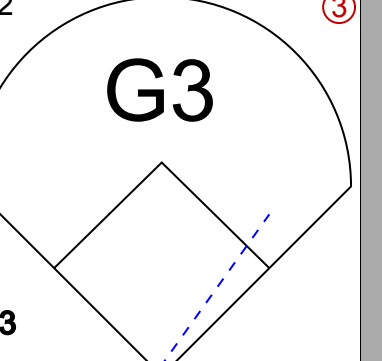
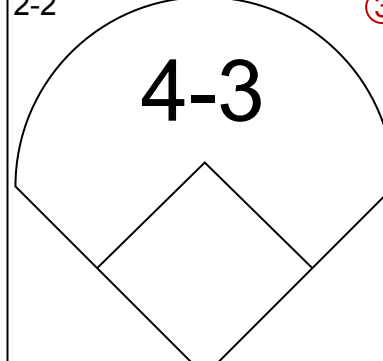
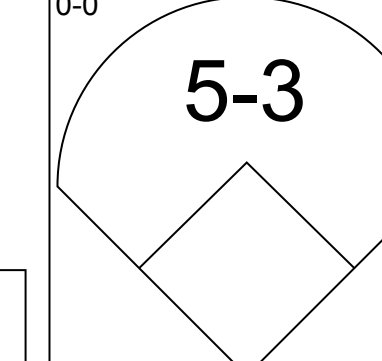
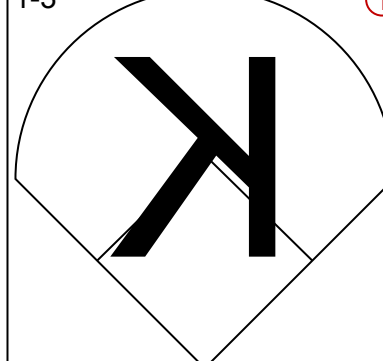
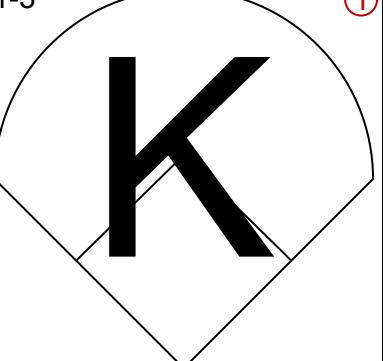
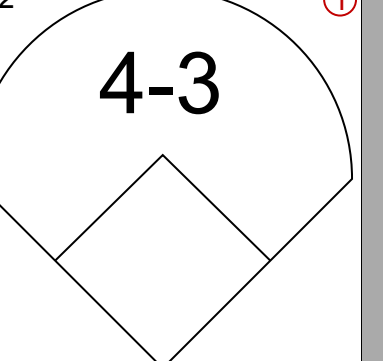
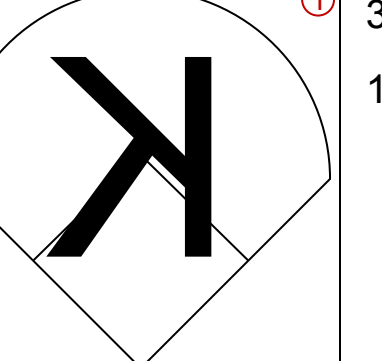
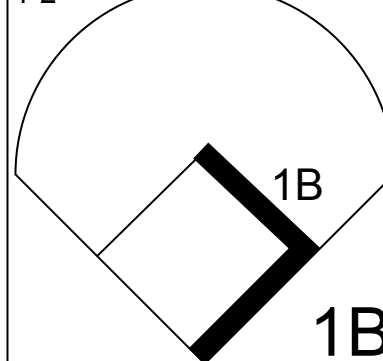
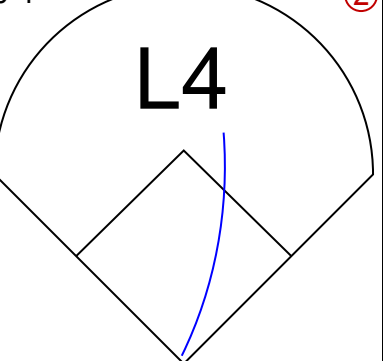
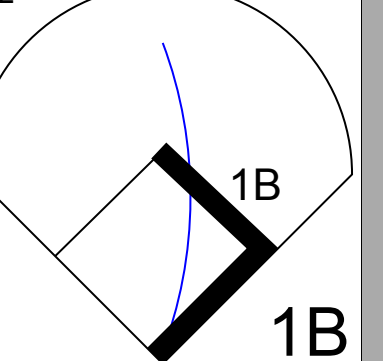
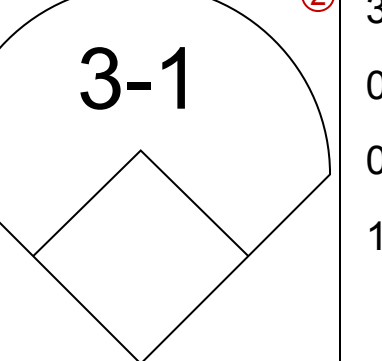
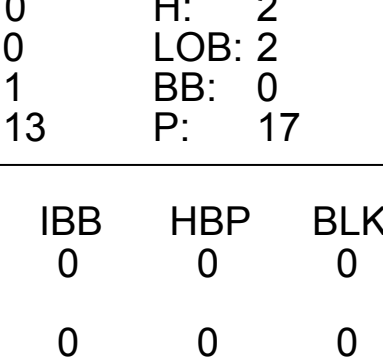
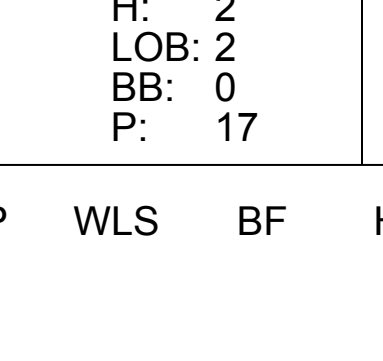


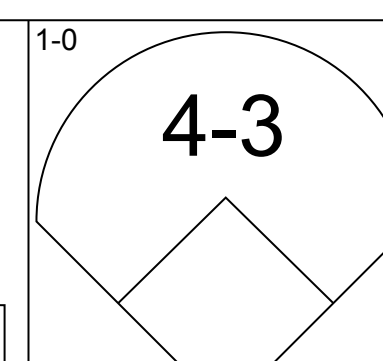
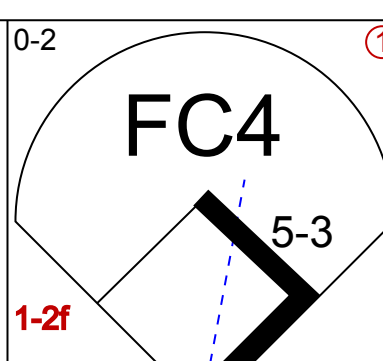
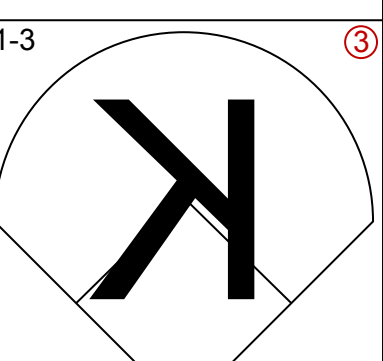
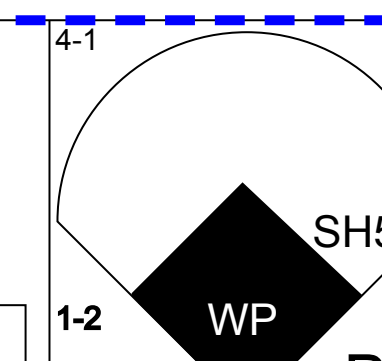
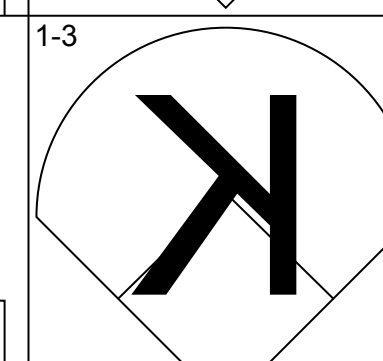
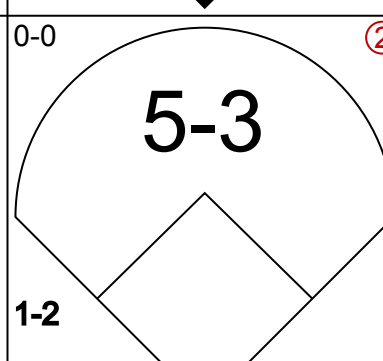
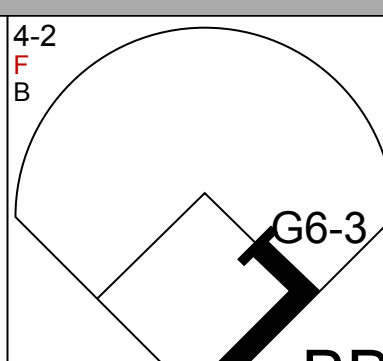

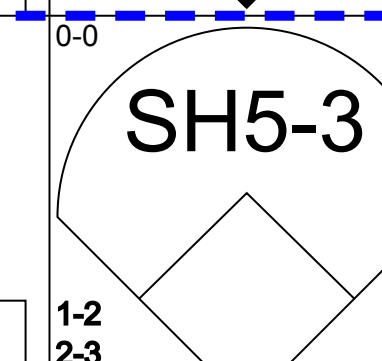
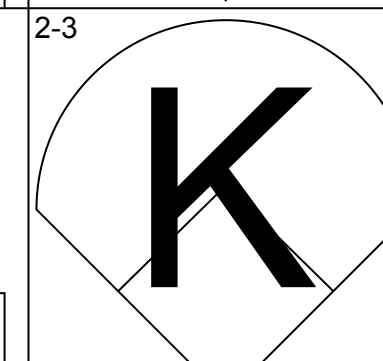
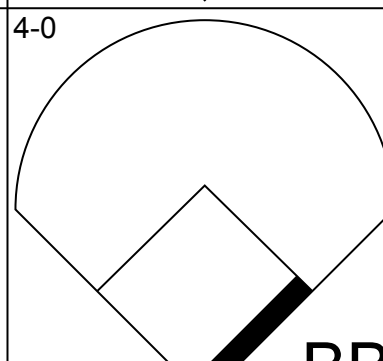
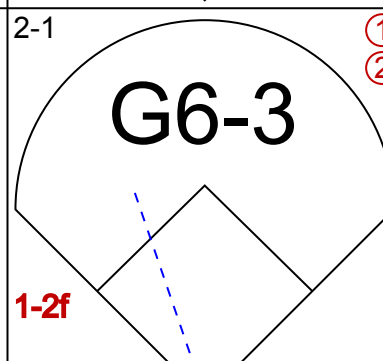

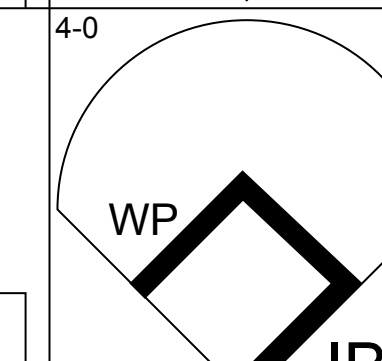

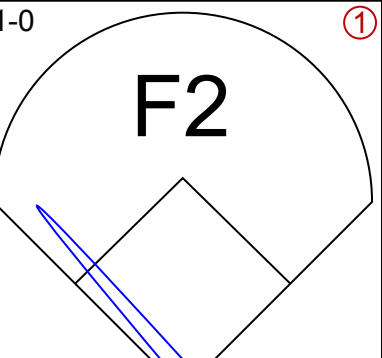
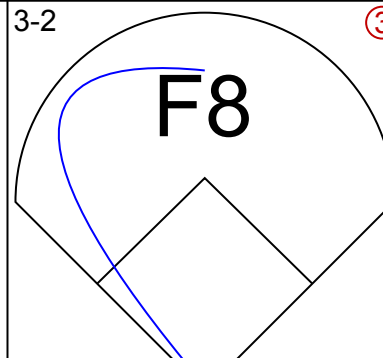
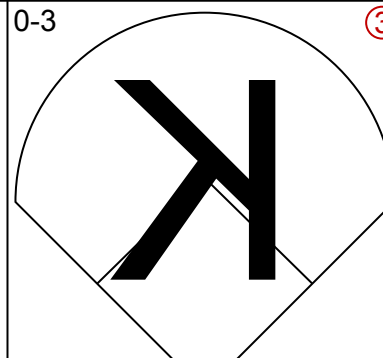
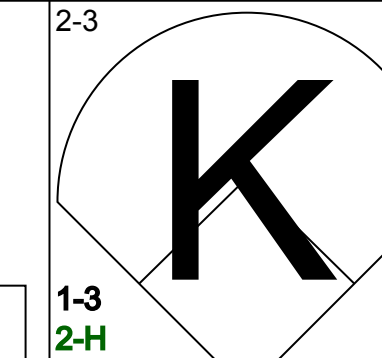
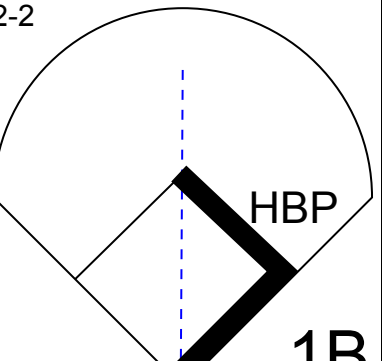
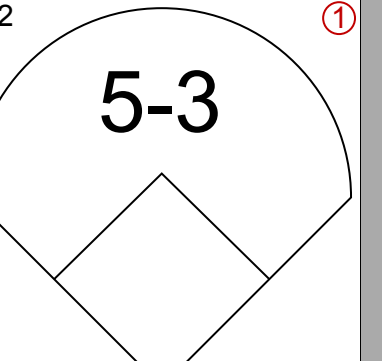
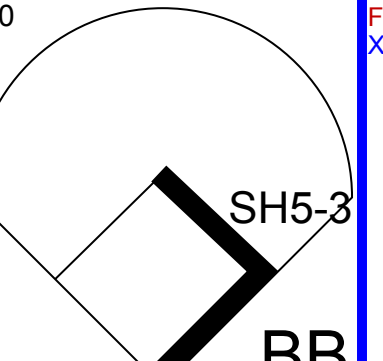
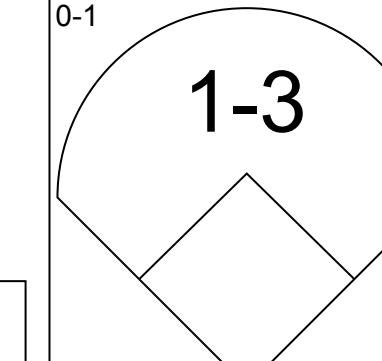
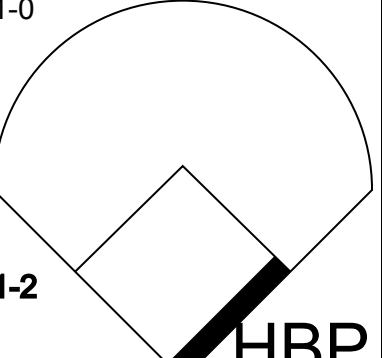

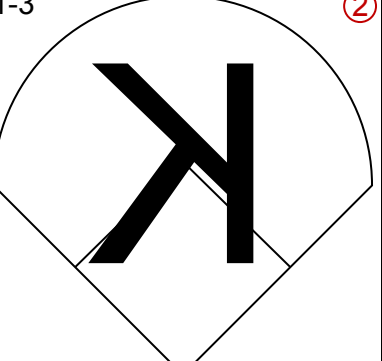
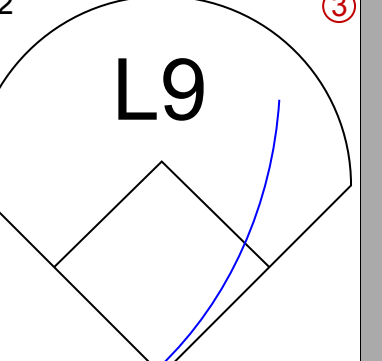
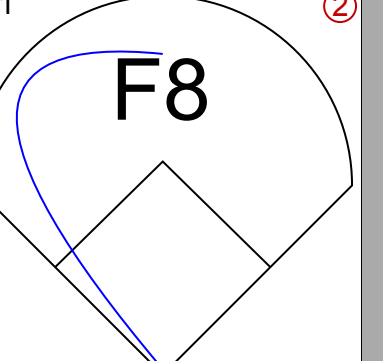
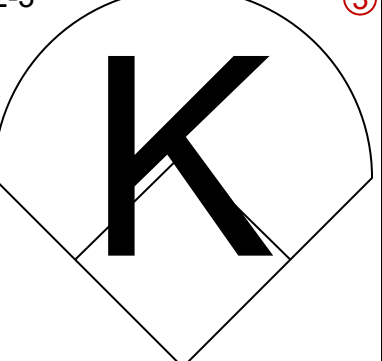

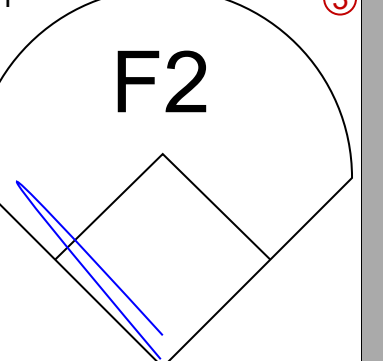

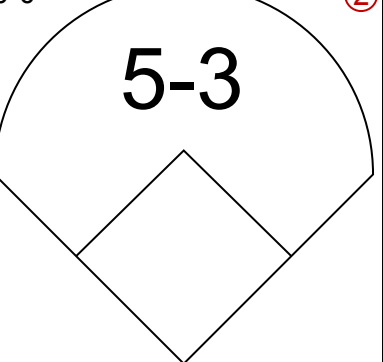


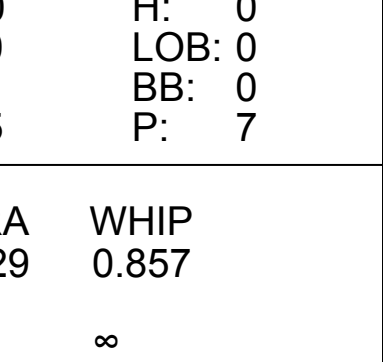
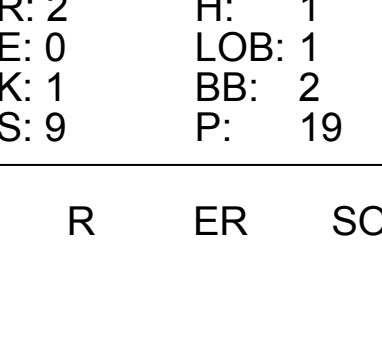
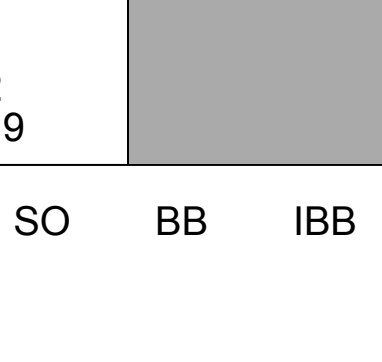


Batter	1	2	3	4	5	6	7	8	9	10	AB	R	H	RBI	BB	SO	LOB	BOTTOM		
Brett Butler, L OBP: 0.380, SLG: 0.383	(1, 8) 4-2 HR		(1, 0) F5		(4, 0) BB			(1, 2) 5-3			2	1	0	0	2	0	0			
Robby Thompson, R OBP: 0.378, SLG: 0.420	(1, 4) 2-0 HR		(1, 3) K		(0, 1) F8			(3, 2) 6-3			4	1	1	2	0	1	2			
Will Clark, L OBP: 0.376, SLG: 0.562	(1, 3) 2-3 K		(0, 0) F7			(0, 0) 4-3			(0, 2) 4-3		4	0	0	0	0	1	0			
Candy Maldonado, R OBP: 0.316, SLG: 0.388	(1, 9) 3-1 4-3				(1, 3) K			(2, 2) 4-3		(0, 3) K	4	0	0	0	0	2	0			
Kevin Mitchell, R OBP: 0.317, SLG: 0.426	(1, 5) 1-0 5-3				(3, 2) P4			(2, 0) P8		(0, 3) K	4	0	0	0	0	1	0			
Mike Aldrete, L OBP: 0.358, SLG: 0.395		(4, 2) BB		(1, 2) CS				(2, 3) K		(2, 3) K	3	0	1	0	1	2	0			
Bob Brenly, R OBP: 0.248, SLG: 0.301		(0, 3) K		(1, 1) CS		(0, 1) P3		(1, 0) P7		(1, 3) K	4	0	0	0	0	2	1			
Jose Uribe, S OBP: 0.314, SLG: 0.347		(0, 0) F9			(4, 2) SH3-4			(2, 1) 6-3		(1, 2) 3-1	3	0	0	0	1	0	1			
Rick Reuschel, R OBP: 0.121, SLG: 0.094 Joel Youngblood, R OBP: 0.354, SLG: 0.345 Alee Hammaker, S OBP: 0.111, SLG: 0.111 Craig Lefferts, L	(1, 1) 0-1 1-3				(0, 0) SH3-4			(2, 2) F9			1	0	0	0	0	0	1			
Inning Stats	R: 2 E: 0 K: 1 S: 9	H: 1 LOB: 0 BB: 1 P: 21	R: 0 E: 0 K: 1 S: 9	H: 0 LOB: 1 BB: 1 P: 13	R: 0 E: 0 K: 1 S: 13	H: 1 LOB: 0 BB: 0 P: 19	R: 0 E: 0 K: 0 S: 5	H: 0 LOB: 0 BB: 0 P: 9	R: 0 E: 0 K: 1 S: 7	H: 0 LOB: 0 BB: 0 P: 12	R: 0 E: 0 K: 2 S: 9	H: 0 LOB: 0 BB: 0 P: 9	R: 0 E: 0 K: 2 S: 9	H: 0 LOB: 0 BB: 0 P: 13	1B: 1 2B: 0 3B: 0 HR: 1	SF: 0 SAC: 1 DP: 0 HBP: 0	WP: 0 PB: 0 SB: 0 CS: 1	PA: 36		
PITCHER	IP WLS BF H R ER SO	IP WLS BF H R ER SO	IP WLS BF H R ER SO	IP WLS BF H R ER SO	IP WLS BF H R ER SO	IP WLS BF H R ER SO	IP WLS BF H R ER SO	IP WLS BF H R ER SO	IP WLS BF H R ER SO	IP WLS BF H R ER SO	IP WLS BF H R ER SO	IP WLS BF H R ER SO	IP WLS BF H R ER SO	IP WLS BF H R ER SO	IP WLS BF H R ER SO	IP WLS BF H R ER SO	IP WLS BF H R ER SO	IP WLS BF H R ER SO	IP WLS BF H R ER SO	
John Smiley, L ERA: 2.83	(1, 1) 8.0																			
Dave Rucker, L ERA: 3.97	(9, 1) 0.1		1	0	0	0	0	0	0	3	3	0.00	0.000							
Jeff Robinson, R ERA: 3.07	(9, 1) 1.2	W	5	0	0	0	4	0	0	0	15	19	0.00	0.000						


Pittsburgh Pirates @ San Francisco Giants
Candlestick Park, San Francisco, CA
Fri Jul 01 1988, 10:05 PM EDT
Att: 39,484 - Unknown - 65 F


AB	30
R	2
H	2
RBI	2
BB	4
SO	9
LOB	5



Batter	1	2	3	4	5	6	7	8	9	AB	R	H	RBI	BB	SO	LOB	TOP					
R.J. Reynolds, S OBP: 0.302, SLG: 0.365 (1, 7)										5	0	1	0	0	2	1	Pittsburgh Pirates @ San Francisco Giants Candlestick Park, San Francisco, CA Sat Jul 02 1988, 6:33 AM EDT Att: 22,355 - Sunny - 68 F					
Jose Lind, R OBP: 0.298, SLG: 0.303 (1, 4)										4	0	1	0	0	0	2						
Andy Van Slyke, L OBP: 0.344, SLG: 0.520 (1, 8)										4	0	1	0	0	1	4						
Bobby Bonilla, S OBP: 0.392, SLG: 0.553 (1, 5)										3	0	1	0	1	1	0						
Darnell Coles, R OBP: 0.303, SLG: 0.394 (1, 9)										3	1	1	1	1	1	2						
Sid Bream, L OBP: 0.339, SLG: 0.500 (1, 3)										3	0	1	0	1	1	2						
Junior Ortiz, R OBP: 0.366, SLG: 0.422 (1, 2)										4	0	0	0	0	0	6						
Rafael Belliard, R OBP: 0.340, SLG: 0.290 (1, 6)										3	0	0	0	0	2	0						
John Cangelosi, S OBP: 0.300, SLG: 0.200 (9, PH)										1	0	0	0	0	1	0						
Doug Drabek, R OBP: 0.190, SLG: 0.200 (1, 1)										3	0	2	0	0	0	0		P				
Dave Rucker, L (8, 1)										0	0	0	0	0	0	0						
Barry Jones, R (8, 1)										0	0	0	0	0	0	0						
Barry Bonds, L OBP: 0.361, SLG: 0.515 (9, PH)										1	0	0	0	0	0	0						
Inning Stats	R: 0 E: 0 K: 2 S: 8	H: 0 LOB: 0 BB: 0 P: 12	R: 0 E: 0 K: 1 S: 12	H: 1 LOB: 1 BB: 1 P: 18	R: 0 E: 0 K: 1 S: 13	H: 2 LOB: 2 BB: 0 P: 17	R: 0 E: 0 K: 0 S: 12	H: 1 LOB: 1 BB: 0 P: 16	R: 0 E: 0 K: 1 S: 9	H: 0 LOB: 0 BB: 0 P: 12	R: 0 E: 0 K: 0 S: 15	H: 1 LOB: 3 BB: 2 P: 28	R: 0 E: 0 K: 0 S: 11	H: 2 LOB: 2 BB: 0 P: 17	R: 1 E: 0 K: 1 S: 7	H: 1 LOB: 0 BB: 0 P: 12	R: 0 E: 0 K: 1 S: 8	H: 0 LOB: 0 BB: 0 P: 15	1B: 6 2B: 1 3B: 0 HR: 1	SF: 0 SAC: 0 DP: 1 HBP: 0	WP: 1 PB: 0 SB: 0 CS: 0	PA: 37
PITCHER	IP	WLS	BF	H	R	ER	SO	BB	IBB	HBP	BLK	WP	HR	S	P	ERA	WHIP					
Michael LaCoss, R ERA: 3.41 (1, 1)	8.0	W	34	8	1	1	8	3	0	0	0	1	1	87	132	1.12	1.375					
Scott Garrelts, R ERA: 4.89 (9, 1)	1.0	S	3	0	0	0	1	0	0	0	0	0	0	8	15	0.00	0.000					

Batter	1	2	3	4	5	6	7	8	9	AB	R	H	RBI	BB	SO	LOB	BOTTOM					
Brett Butler, L OBP: 0.378, SLG: 0.379 (1, 8)										3	1	0	0	1	1	1	Pittsburgh Pirates @ San Francisco Giants Candlestick Park, San Francisco, CA Sat Jul 02 1988, 6:33 AM EDT Att: 22,355 - Sunny - 68 F					
Robby Thompson, R OBP: 0.377, SLG: 0.416 (1, 4)										2	0	0	0	1	1	1						
Will Clark, L OBP: 0.377, SLG: 0.558 (1, 3)										2	0	0	0	2	1	1						
Candy Maldonado, R OBP: 0.311, SLG: 0.382 (1, 9)										4	0	0	0	0	2	3						
Mike Aldrete, L OBP: 0.362, SLG: 0.397 (1, 7)										2	0	1	0	1	0	0						
Donell Nixon, R OBP: 0.600, SLG: 0.333 (7, PR) (8, 7)										1	0	0	0	0	0	1						
Kevin Mitchell, R OBP: 0.318, SLG: 0.424 (1, 5)										1	0	0	0	0	0	0						
Bob Melvin, R OBP: 0.216, SLG: 0.336 (1, 2)										3	0	0	0	0	1	4						
Jose Uribe, S OBP: 0.310, SLG: 0.342 (1, 6)										3	0	0	0	0	1	4						
Michael LaCoss, R OBP: 0.323, SLG: 0.310 (1, 1)										2	0	1	0	0	0	0						
Ernest Riles, L OBP: 0.305, SLG: 0.363 (8, PH)										1	1	1	0	0	0	0						
Scott Garrelts, R OBP: 0.200, SLG: 0.200 (9, 1)										0	0	0	0	0	0	0						
Inning Stats	R: 0 E: 0 K: 2 S: 9	H: 0 LOB: 0 BB: 0 P: 13	R: 0 E: 0 K: 2 S: 14	H: 1 LOB: 2 BB: 0 P: 21	R: 0 E: 0 K: 0 S: 15	H: 1 LOB: 1 BB: 1 P: 25	R: 0 E: 0 K: 0 S: 11	H: 0 LOB: 0 BB: 0 P: 15	R: 0 E: 0 K: 1 S: 5	H: 0 LOB: 0 BB: 0 P: 7	R: 0 E: 0 K: 1 S: 12	H: 0 LOB: 0 BB: 1 P: 18	R: 0 E: 0 K: 0 S: 5	H: 0 LOB: 1 BB: 1 P: 11	R: 2 E: 0 K: 1 S: 9	H: 1 LOB: 1 BB: 2 P: 19	R: 0 E: 0 K: 1 S: 8	H: 0 LOB: 0 BB: 0 P: 15	1B: 3 2B: 0 3B: 0 HR: 0	SF: 0 SAC: 2 DP: 1 HBP: 1	WP: 3 PB: 0 SB: 0 CS: 0	PA: 32
PITCHER	IP	WLS	BF	H	R	ER	SO	BB	IBB	HBP	BLK	WP	HR	S	P	ERA	WHIP					
Doug Drabek, R ERA: 4.04 (1, 1)	7.0	L	27	3	1	1	6	3	0	1	0	0	0	73	112	1.29	0.857					
Dave Rucker, L ERA: 4.79 (8, 1)	0.0	L	1	0	0	0	0	1	0	0	0	0	0	1	5	∞	∞					
Barry Jones, R ERA: 3.08 (8, 1)	1.0		4	0	1	1	1	0	1	0	0	1	0	6	12	9.00	0.000					

Batter	1	2	3	4	5	6	7	8	9	AB	R	H	RBI	BB	SO	LOB	TOP			
John Cangelosi, S (1, 7) OBP: 0.297, SLG: 0.189	1-2 3-1			0-1 4-3		4-2 PB BB		0-2 G3	3 0 0 0 1 0 0								Pittsburgh Pirates @ San Francisco Giants Candlestick Park, San Francisco, CA Sun Jul 03 1988, 6:33 AM EDT Att: 25,463 - Overcast AB 28 R 0 H 3 RBI 0 BB 2 SO 4 LOB 6 			
Jose Lind, R (1, 4) OBP: 0.294, SLG: 0.299	3-2 5-3			1-0 5-3		0-1 F9		1-1 P4	4 0 0 0 0 0 2											
Andy Van Slyke, L (1, 8) OBP: 0.340, SLG: 0.513	3-3 K			3-2 F7			1-3 K	0-1 L6	4 0 0 0 0 2 0											
Bobby Bonilla, S (1, 5) OBP: 0.389, SLG: 0.547		0-0 F9			0-0 F8				3 0 0 0 0 0 0											
Darnell Coles, R (1, 9) OBP: 0.303, SLG: 0.393		2-3 K			0-0 G1-6-3 1B		2-1 6-3		3 0 1 0 0 1 0											
Sid Bream, L (1, 3) OBP: 0.339, SLG: 0.498		1-1 4-3			0-1 G1-6-3 1B			0-1 G4-6-3 BB 1B	3 0 1 0 0 0 1											
Michael LaValliere, L (1, 2) OBP: 0.370, SLG: 0.330			2-1 F9			3-1 F5		4-1 G4-6-3 BB	2 0 0 0 1 0 0											
Rafael Belliard, R (1, 6) OBP: 0.336, SLG: 0.286			1-2 5-3			0-2 4-3		0-1 G4-6-3 BB	2 0 0 0 0 0 0											
R.J. Reynolds, S (8, PH) OBP: 0.301, SLG: 0.363								1-2 2-3 K	1 0 0 0 0 0 2											
Denny Gonzalez, R (8, 6) OBP: 0.417, SLG: 0.222								2-3 K	0 0 0 0 0 0 0											
Mike Dunne, R (1, 1) OBP: 0.154, SLG: 0.125			0-1 4-3			0-0 PB BB 1B			2 0 1 0 0 0 0											
Bob Kipper, R (7, 1)									0 0 0 0 0 0 0											
Orestes Destrade, S (8, PH) OBP: 0.250, SLG: 0.250									1 0 0 0 0 1 1											
Jim Gott, R (8, 1)									0 0 0 0 0 0 0											
Inning Stats	R: 0 H: 0 E: 0 K: 1 S: 15	H: 0 LOB: 0 BB: 0 P: 22	R: 0 H: 0 E: 0 K: 1 S: 6	H: 0 LOB: 0 BB: 0 P: 9	R: 0 H: 0 E: 0 K: 0 S: 7	H: 0 LOB: 0 BB: 0 P: 10	R: 0 H: 0 E: 0 K: 0 S: 7	H: 0 LOB: 0 BB: 0 P: 11	R: 0 H: 1 E: 0 K: 0 S: 4	H: 1 LOB: 2 BB: 1 P: 4	R: 0 H: 0 E: 0 K: 1 S: 6	H: 0 LOB: 0 BB: 0 P: 9	R: 0 H: 1 E: 0 K: 1 S: 8	H: 1 LOB: 1 BB: 1 P: 14	R: 0 H: 0 E: 0 K: 0 S: 9	H: 0 LOB: 0 BB: 0 P: 10	1B: 3 2B: 0 3B: 0 HR: 0	SF: 0 SAC: 0 DP: 2 HBP: 0	WP: 0 PB: 1 SB: 0 CS: 0	PA: 30
PITCHER Kelly Downs, R (1, 1) ERA: 3.27	IP: 9.0 WLS: W BF: 30 H: 3 R: 0 ER: 0 SO: 4 BB: 2 IBB: 0 HBP: 0 BLK: 0 WP: 0 HR: 0 S: 74 P: 108 ERA: 0.00 WHIP: 0.556																			

Batter	1	2	3	4	5	6	7	8	9	AB	R	H	RBI	BB	SO	LOB	BOTTOM			
Brett Butler, L (1, 8) OBP: 0.383, SLG: 0.380	4-0 BLK PB SF8 BB		1-0 6-3		2-1 BLK 1B		4-2 1B 1B BB		2 2 1 0 2 0 0								Pittsburgh Pirates @ San Francisco Giants Candlestick Park, San Francisco, CA Sun Jul 03 1988, 6:33 AM EDT Att: 25,463 - Overcast AB 29 R 4 H 6 RBI 4 BB 5 SO 3 LOB 12 			
Robby Thompson, R (1, 4) OBP: 0.379, SLG: 0.415	4-2 SF8 BLK BB		0-2 F9		2-2 4-3		0-0 1B	1-3 1B	3 1 1 0 1 0 1											
Will Clark, L (1, 3) OBP: 0.379, SLG: 0.559	3-3 K			2-2 1B 2B		2-2 4-3		4-0 1B IBB	3 1 1 0 1 1 2											
Kevin Mitchell, R (1, 7) OBP: 0.321, SLG: 0.427	1-1 SF8			0-0 L4		1-2 1-4-3 1B		1-2 1-3 2-H 3-H 0-0 1B	3 0 2 3 0 0 1											
Donell Nixon, R (7, PR) OBP: 0.600, SLG: 0.333	1-2 BB								0 0 0 0 0 0 0											
Mike Aldrete, L (1, 9) OBP: 0.360, SLG: 0.393	2-3 3-H 2-1 F7			0-1 4-3 1B		3-2 1-4-3		2-1 4-3	4 0 1 1 0 0 4											
Ernest Riles, L (1, 5) OBP: 0.304, SLG: 0.357		2-2 F7		0-1 4-3		4-0 IBB		2-3 K	3 0 0 0 1 1 1											
Bob Melvin, R (1, 2) OBP: 0.209, SLG: 0.325		2-2 6-3		0-0 L1		3-2 F9		1-0 L3	4 0 0 0 0 0 3											
Jose Uribe, S (1, 6) OBP: 0.305, SLG: 0.336		0-1 4-3			1-1 P7		0-0 F9	2-2 3-1	4 0 0 0 0 0 0											
Kelly Downs, R (1, 1) OBP: 0.129, SLG: 0.100			0-0 6-3		1-3 K2-3		0-2 F3		3 0 0 0 0 1 0											
Inning Stats	R: 1 H: 0 E: 0 K: 1 S: 9	H: 0 LOB: 1 BB: 2 P: 23	R: 0 H: 0 E: 0 K: 0 S: 8	H: 0 LOB: 0 BB: 0 P: 12	R: 0 H: 0 E: 0 K: 0 S: 5	H: 0 LOB: 0 BB: 0 P: 6	R: 1 H: 2 E: 0 K: 0 S: 9	H: 2 LOB: 1 BB: 0 P: 11	R: 0 H: 1 E: 0 K: 1 S: 11	H: 1 LOB: 1 BB: 0 P: 17	R: 0 H: 1 E: 0 K: 0 S: 15	H: 2 LOB: 2 BB: 1 P: 27	R: 2 H: 2 E: 0 K: 0 S: 12	H: 2 LOB: 2 BB: 2 P: 21	R: 0 H: 0 E: 0 K: 1 S: 8	H: 0 LOB: 0 BB: 0 P: 13	1B: 5 2B: 1 3B: 0 HR: 0	SF: 1 SAC: 0 DP: 0 HBP: 0	WP: 0 PB: 1 SB: 0 CS: 0	PA: 35
PITCHER Mike Dunne, R (1, 1) ERA: 4.1	IP: 6.2 WLS: L BF: 31 H: 6 R: 4 ER: 4 SO: 2 BB: 3 IBB: 2 HBP: 0 BLK: 2 WP: 0 HR: 0 S: 68 P: 116 ERA: 5.40 WHIP: 1.350																			
Bob Kipper, L (7, 1) ERA: 4.31	0.1 L BF: 1 H: 0 R: 0 ER: 0 SO: 0 BB: 0 IBB: 0 HBP: 0 BLK: 0 WP: 0 HR: 0 S: 1 P: 1 ERA: 0.00 WHIP: 0.000																			
Jim Gott, R (8, 1) ERA: 2.77	1.0 L BF: 3 H: 0 R: 0 ER: 0 SO: 1 BB: 0 IBB: 0 HBP: 0 BLK: 0 WP: 0 HR: 0 S: 8 P: 13 ERA: 0.00 WHIP: 0.000																			

Batter	1	2	3	4	5	6	7	8	9	AB	R	H	RBI	BB	SO	LOB	TOP				
Dave Martinez, L (1, 8) OBP: 0.305, SLG: 0.349	0-0 F8		3-2 6-3		0-0 HR		1-1 F8		3-1 G4-6-3	5	1	1	2	0	0	4	Chicago Cubs @ San Francisco Giants Candlestick Park, San Francisco, CA Mon Jul 04 1988, 6:33 AM EDT Att: 22,076 - Sunny - 65 F				
Rafael Palmeiro, L (1, 7) OBP: 0.352, SLG: 0.451	3-2 L7		3-1 F9		0-3 K			0-2 1-3	4	0	0	0	0	0	1	0					
Andre Dawson, R (1, 9) OBP: 0.352, SLG: 0.521	4-2 BB			2-3 K		1-3 K		0-0 2B	3	0	1	0	1	2	0						
23 Ryne Sandberg, R (1, 4) OBP: 0.322, SLG: 0.431	0-1 5-3			2-2 L9		0-0 L9		3-1 1B	4	0	1	0	0	0	1						
Mark Grace, L (1, 3)		2-3 K		0-0 2B		0-1 F5		0-1 G4-3	4	0	1	0	0	1	2						
Shawon Dunston, R (1, 6) OBP: 0.316, SLG: 0.440		0-2 E6		0-0 G2-3			1-3 K		0-2 1B	4	1	1	0	0	1	1					
Jody Davis, R (1, 2) Darrin Jackson, R (0, PR) Jim Sundberg, R (0, 2) OBP: 0.278, SLG: 0.419 OBP: 0.380, SLG: 0.366		0-3 K		2-2 FC3-6 1B			2-2 E		4-2 1B	3	0	2	0	1	1	1					
Manny Trillo, R (1, 5) OBP: 0.271, SLG: 0.266		0-3 K		1-1 F2			0-0 F7		1-0 1B	4	0	1	1	0	1	3					
Greg Maddux, R (1, 1) OBP: 0.155, SLG: 0.190			0-0 4-3		0-0 FC3-6 HR		0-0 E4		0-1 B1	4	1	0	0	0	0	4					
Inning Stats	R: 0 E: 0 K: 0 S: 9	H: 0 LOB: 1 BB: 1 P: 16	R: 0 E: 1 K: 3 S: 14	H: 0 LOB: 1 BB: 0 P: 16	R: 0 E: 0 K: 0 S: 6	H: 1 LOB: 1 BB: 0 P: 12	R: 0 E: 0 K: 1 S: 8	H: 2 LOB: 0 BB: 0 P: 12	R: 2 E: 0 K: 1 S: 10	H: 0 LOB: 0 BB: 0 P: 8	R: 0 E: 1 K: 1 S: 10	H: 1 LOB: 2 BB: 0 P: 14	R: 0 E: 0 K: 0 S: 8	H: 2 LOB: 1 BB: 0 P: 11	R: 1 E: 0 K: 0 S: 14	H: 2 LOB: 2 BB: 1 P: 20		1B: 5 2B: 2 3B: 0 HR: 1	SF: 0 SAC: 0 DP: 2 HBP: 0	WP: 0 PB: 0 SB: 2 CS: 0	PA: 37
PITCHER	IP	WLS	BF	H	R	ER	SO	BB	IBB	HBP	BLK	WP	HR	S	P	ERA	WHIP				
Don Robinson, R (1, 1) ERA: 2.44	7.0	L	28	4	2	2	7	1	0	0	0	0	1	64	91	2.57	0.714				
Atlee Hammaker, L (0, 1) ERA: 4.79	1.0	L	6	3	1	1	0	1	0	0	0	0	0	17	22	9.00	4.000				
Scott Garrelts, R (0, 1) ERA: 4.8	1.0		3	1	0	0	0	0	0	0	0	0	0	5	9	0.00	1.000				

AB	35
R	3
H	8
RBI	3
BB	2
SO	7
LOB	16



Batter	1	2	3	4	5	6	7	8	9	AB	R	H	RBI	BB	SO	LOB	BOTTOM				
Brett Butler, L (1, 8) OBP: 0.382, SLG: 0.379	3-2 4-3		0-0 S 1B		1-3 K			0-0 SH5-3	3	0	1	2	0	1	0		Chicago Cubs @ San Francisco Giants Candlestick Park, San Francisco, CA Mon Jul 04 1988, 6:33 AM EDT Att: 22,076 - Sunny - 65 F				
Robby Thompson, R (1, 4) OBP: 0.374, SLG: 0.408	0-3 K		3-2 5-3 1-2		2-3 K		0-0 4-3	4	0	0	0	0	2	2							
Will Clark, L (1, 3) OBP: 0.383, SLG: 0.558	2-2 G3		4-0 IBB		3-2 1B		0-0 4-3	2	0	1	0	2	0	0							
Kevin Mitchell, R (1, 7) Candy Maldonado, R (7, 9) OBP: 0.318, SLG: 0.422 OBP: 0.310, SLG: 0.381		0-0 5-3	1-0 5-3		0-3 K		2-0 4-3	3	0	0	0	0	1	3							
Mike Adrete, L (1, 9) OBP: 0.353, SLG: 0.385	0-2 P7			1-2 L7		0-1 4-3		1-3 K	4	0	0	0	0	1	1						
Ernest Riles, L (1, 5) OBP: 0.303, SLG: 0.351	2-2 F8			2-2 4-3			0-0 4-3		4-1 BB	3	0	0	0	1	0						
Bob Brenly, R (1, 2) Atlee Hammaker, S (0, 1) Scott Garrelts, R (0, 1) Harry Spilman, L (0, PH) OBP: 0.250, SLG: 0.302 OBP: 0.111, SLG: 0.111 OBP: 0.200, SLG: 0.200 OBP: 0.217, SLG: 0.238			0-1 G5-3 1B		3-3 K		2-2 P9		0-1 P6	3	1	1	0	0	1	0					
Jose Uribe, S (1, 6) OBP: 0.304, SLG: 0.335			1-1 G5-3 1B		1-2 4-3		2-1 1-3		0-0 L9	4	1	1	0	0	0	1					
Don Robinson, R (1, 1) Bob Melvin, R (0, 2) OBP: 0.215, SLG: 0.325			0-2 G5-3		1-3 K			4-0 4-3 SH5-3 BB	2	0	0	0	0	1	2						
Inning Stats	R: 0 E: 0 K: 1 S: 9	H: 0 LOB: 0 BB: 0 P: 14	R: 0 E: 0 K: 0 S: 9	H: 0 LOB: 0 BB: 0 P: 11	R: 2 E: 0 K: 0 S: 15	H: 3 LOB: 2 BB: 1 P: 24	R: 0 E: 0 K: 1 S: 10	H: 0 LOB: 0 BB: 0 P: 16	R: 0 E: 0 K: 2 S: 10	H: 1 LOB: 1 BB: 0 P: 16	R: 0 E: 0 K: 0 S: 6	H: 0 LOB: 0 BB: 0 P: 10	R: 0 E: 0 K: 0 S: 3	H: 0 LOB: 2 BB: 2 P: 13	R: 0 E: 0 K: 1 S: 9	H: 0 LOB: 1 BB: 1 P: 14		1B: 4 2B: 0 3B: 0 HR: 0	SF: 0 SAC: 1 DP: 0 HBP: 0	WP: 0 PB: 0 SB: 1 CS: 0	PA: 35
PITCHER	IP	WLS	BF	H	R	ER	SO	BB	IBB	HBP	BLK	WP	HR	S	P	ERA	WHIP				
Greg Maddux, R (1, 1) ERA: 2.15	9.0	W	35	4	2	2	7	2	2	0	0	0	0	82	131	2.00	0.667				

AB	30
R	2
H	4
RBI	2
BB	4
SO	7
LOB	12



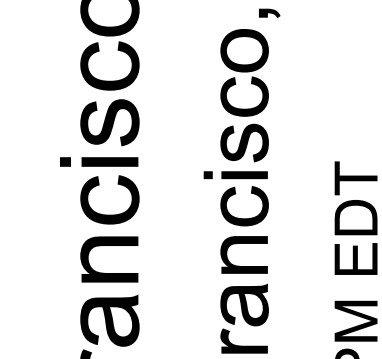
Batter	1	2	3	4	5	6	7	8	9	AB	R	H	RBI	BB	SO	LOB	TOP					
Shawn Dunston, R (1,6) OBP: 0.313, SLG: 0.436	G6-3		SH5-3			P9		G5-3		3	0	0	0	0	0	1	<p>Chicago Cubs @ San Francisco Giants</p> <p>Candlestick Park, San Francisco, CA</p> <p>Tue Jul 05 1988, 10:05 PM EDT</p> <p>Att: 13,786 - Unknown - 60 F</p>					
Rafael Palmeiro, L (1,7) OBP: 0.351, SLG: 0.448	P7		G6-3			FC6		G4-3		4	0	1	0	0	0	2						
Andre Dawson, R (1,9) OBP: 0.351, SLG: 0.517	L7			F8		F9			G4-6-3	4	0	1	0	0	0	1						
23 Ryne Sandberg, R (1,4) OBP: 0.318, SLG: 0.425		P4		G4-3		FC6			P9	4	0	0	0	0	0	2						
Jody Davis, R (1,2) OBP: 0.348, SLG: 0.414		L5-4		F9			F9		G4-6-3	3	0	0	0	1	0	1						
Manny Trillo, R (1,5) OBP: 0.284, SLG: 0.293		L5-4			G1-3		G5-3			3	0	2	0	0	0	0						
Darrin Jackson, R (1,8) OBP: 0.270, SLG: 0.407		L5-4					F8			3	0	0	0	0	0	3						
Mark Grace, L (1,3) OBP: 0.371, SLG: 0.444			P6		K			G3		3	0	1	0	0	1	1						
Calvin Schiraldi, R (1,1) OBP: 0.107, SLG: 0.074										2	0	1	0	0	1	1						
Frank DiPino, L (5,1) OBP: 0.273, SLG: 0.333										0	0	0	0	0	0	0						
Angel Salazar, R (8, PH) OBP: 0.273, SLG: 0.333										1	0	0	0	0	0	1						
Pat Perry, L (8,1) OBP: 0.273, SLG: 0.333										0	0	0	0	0	0	0						
Inning Stats	R: 0 H: 0 E: 0 K: 0 S: 7	H: 0 LOB: 0 BB: 0 P: 8	R: 0 H: 1 E: 0 K: 0 S: 10	LOB: 1 BB: 1 P: 19	R: 0 H: 1 E: 0 K: 0 S: 8	LOB: 1 BB: 0 P: 12	R: 0 H: 0 E: 0 K: 0 S: 5	H: 0 LOB: 0 BB: 0 P: 7	R: 0 H: 1 E: 0 K: 2 S: 11	LOB: 1 BB: 0 P: 13	R: 0 H: 1 E: 0 K: 0 S: 7	H: 1 LOB: 1 BB: 0 P: 11	R: 0 H: 0 E: 0 K: 0 S: 8	H: 0 LOB: 0 BB: 0 P: 10	R: 0 H: 1 E: 0 K: 0 S: 5	LOB: 1 BB: 1 P: 7	R: 0 H: 1 E: 0 K: 0 S: 6	LOB: 1 BB: 0 P: 8	1B: 5 2B: 2 3B: 0 HR: 0	SF: 0 SAC: 1 DP: 2 HBP: 0	WP: 0 PB: 0 SB: 0 CS: 0	PA: 32
PITCHER Terry Mulholland, L (1,1) ERA: 5.27	IP: 9.0 WLS: W BF: 32 H: 6 R: 0 ER: 0 SO: 2 BB: 1 IBB: 0 HBP: 0 BLK: 0 WP: 0 HR: 0 S: 67 P: 95 ERA: 0.00 WHIP: 0.778											PITCHER	IP: 9.0 WLS: W BF: 32 H: 6 R: 0 ER: 0 SO: 2 BB: 1 IBB: 0 HBP: 0 BLK: 0 WP: 0 HR: 0 S: 67 P: 95 ERA: 0.00 WHIP: 0.778									

Batter	1	2	3	4	5	6	7	8	9	AB	R	H	RBI	BB	SO	LOB	BOTTOM			
Brett Butler, L (1,8) OBP: 0.382, SLG: 0.379	E				K	WP				3	1	1	0	0	1	1	<p>Chicago Cubs @ San Francisco Giants</p> <p>Candlestick Park, San Francisco, CA</p> <p>Tue Jul 05 1988, 10:05 PM EDT</p> <p>Att: 13,786 - Unknown - 60 F</p>			
Donell Nixon, R (6,8) OBP: 0.714, SLG: 1.000	2B	G4-3				2B				2	0	2	1	0	0	0				
Robby Thompson, R (1,4) OBP: 0.375, SLG: 0.414	E9		L8			G5-3				4	2	2	0	0	0	1				
Harry Spilman, L (7,3) OBP: 0.208, SLG: 0.227	2B				1B			G4-3		1	0	0	0	0	0	1				
Will Clark, L (1,3) OBP: 0.384, SLG: 0.559	1B		K			F7				3	2	1	2	1	1	1				
Chris Speier, R (7,4) OBP: 0.302, SLG: 0.275	2B				E					0	0	0	0	0	0	0				
Mike Aldrete, L (1,7) OBP: 0.356, SLG: 0.384	2H	WP			L8			G3		3	1	1	1	1	0	3				
Candy Maldonado, R (1,9) OBP: 0.310, SLG: 0.379	2H	1B								4	0	1	2	0	0	2				
Ernest Riles, L (1,5) OBP: 0.307, SLG: 0.354	4-3		F8		E8			G5-3		4	0	2	1	0	2	1				
Bob Brenly, R (1,2) OBP: 0.243, SLG: 0.292	2H	1B		K						4	0	2	1	0	2	1				
Jose Uribe, S (1,6) OBP: 0.304, SLG: 0.333	F8				F7			G6-3		4	0	0	0	0	0	2				
Terry Mulholland, R (1,1) ERA: 4.58	CS		G4-3		G6-3			F7		4	1	1	0	0	0	0				
Frank DiPino, L (5,1) ERA: 4.65	1-2					E				3	2	0	0	1	1	1				
Pat Perry, L (8,1) ERA: 3.46						2B		P9		3	2	0	0	1	1	1				
Inning Stats	R: 4 H: 5 E: 1 K: 0 S: 19	H: 5 LOB: 0 BB: 0 P: 31	R: 0 H: 0 E: 0 K: 1 S: 7	H: 0 LOB: 0 BB: 0 P: 10	R: 0 H: 0 E: 0 K: 1 S: 12	LOB: 1 BB: 1 P: 20	R: 0 H: 0 E: 0 K: 1 S: 8	H: 0 LOB: 0 BB: 0 P: 11	R: 3 H: 2 E: 1 K: 2 S: 13	LOB: 1 BB: 2 P: 28	R: 2 H: 2 E: 1 K: 0 S: 13	LOB: 1 BB: 0 P: 19	R: 0 H: 1 E: 0 K: 0 S: 9	H: 1 LOB: 1 BB: 0 P: 12	R: 0 H: 1 E: 0 K: 0 S: 7	LOB: 1 BB: 0 P: 11	1B: 7 2B: 4 3B: 0 HR: 0	SF: 0 SAC: 0 DP: 0 HBP: 0	WP: 2 PB: 0 SB: 0 CS: 1	PA: 39
PITCHER Calvin Schiraldi, R (1,1) ERA: 4.58	IP: 4.0 WLS: L BF: 18 H: 5 R: 5 ER: 5 SO: 3 BB: 2 IBB: 0 HBP: 0 BLK: 0 WP: 1 HR: 0 S: 46 P: 76 ERA: 11.25 WHIP: 1.750											PITCHER Frank DiPino, L (5,1) ERA: 4.65	IP: 3.0 WLS: L BF: 16 H: 5 R: 4 ER: 2 SO: 2 BB: 0 IBB: 1 HBP: 0 BLK: 0 WP: 1 HR: 0 S: 35 P: 55 ERA: 6.00 WHIP: 1.667							
PITCHER Pat Perry, L (8,1) ERA: 3.46	IP: 1.0 WLS: L BF: 4 H: 1 R: 0 ER: 0 SO: 0 BB: 0 IBB: 0 HBP: 0 BLK: 0 WP: 0 HR: 0 S: 7 P: 11 ERA: 0.00 WHIP: 1.000											PITCHER	IP: 1.0 WLS: L BF: 4 H: 1 R: 0 ER: 0 SO: 0 BB: 0 IBB: 0 HBP: 0 BLK: 0 WP: 0 HR: 0 S: 7 P: 11 ERA: 0.00 WHIP: 1.000							

AB	30
R	0
H	6
RBI	0
BB	1
SO	2
LOB	13



AB	35
R	9
H	11
RBI	7
BB	3
SO	5
LOB	13



Batter	1	2	3	4	5	6	7	8	9	AB	R	H	RBI	BB	SO	LOB	TOP								
Dave Martinez, L OBP: 0.305, SLG: 0.347 (1, 8)	3-2 G4-6-3 1B		0-3 K			1-0 4-3		3-2 1-3		4	0	1	0	0	1	1	Chicago Cubs @ San Francisco Giants Candlestick Park, San Francisco, CA Wed Jul 06 1988, 6:33 AM EDT Att: 21,884 - Sunny livebaseballscorecards.com								
Rafael Palmeiro, L OBP: 0.347, SLG: 0.443 (1, 7)	2-0 G4-6-3 1-2			1-0 F9		1-0 L9		1-1 6-3		4	0	0	0	0	2										
Mark Grace, L OBP: 0.373, SLG: 0.445 (1, 3)	1-2 4-3			3-1 1B		2-1 3-1		1-0 FC6-4 1B		4	0	2	0	0	0										
23 Ryne Sandberg, R OBP: 0.320, SLG: 0.426 (1, 4)		0-0 G3 1B		1-1 F6		0-1 1B		1-1 FC6-4 1B		4	0	2	0	0	2										
Gary Varsho, L (1, 9)		0-0 G3 1-2		0-1 F6		1-0 F7		1-2 F8		3	0	0	0	0	3										
Darrin Jackson, R OBP: 0.268, SLG: 0.404 (9, PH)								1-2 F8		1	0	0	0	0	1										
Shawon Dunston, R OBP: 0.309, SLG: 0.430 (1, 6)		0-0 5-3			3-3 K		1-2 F9		1-2 6-3		4	0	0	0	1	3									
Manny Trillo, R OBP: 0.286, SLG: 0.294 (1, 5)		3-3 K			0-0 1B		2-0 F7				3	0	1	0	0	1		2							
Jim Sundberg, R OBP: 0.365, SLG: 0.349 Andre Dawson, R OBP: 0.350, SLG: 0.516 Jody Davis, R OBP: 0.348, SLG: 0.414 (1, 2)			2-1 6-3		2-3 K			0-0 5-3		2	0	0	0	0	1	1									
Jamie Moyer, L OBP: 0.132, SLG: 0.086 Jerry Mumphrey, S OBP: 0.196, SLG: 0.166 Les Lancaster, R (8, PH)			0-0 F7		2-2 F7			0-0 2B		1	0	0	0	0	0	0									
Inning Stats	R: 0 E: 0 K: 0 S: 7	H: 1 LOB: 0 BB: 0 P: 13	R: 0 E: 0 K: 1 S: 8	H: 1 LOB: 1 BB: 0 P: 11	R: 0 E: 0 K: 1 S: 7	H: 0 LOB: 0 BB: 0 P: 9	R: 0 E: 0 K: 0 S: 7	H: 1 LOB: 1 BB: 0 P: 12	R: 0 E: 0 K: 2 S: 12	H: 1 LOB: 1 BB: 0 P: 19	R: 0 E: 0 K: 0 S: 4	H: 0 LOB: 0 BB: 0 P: 8	R: 0 E: 0 K: 0 S: 11	H: 1 LOB: 1 BB: 0 P: 14	R: 0 E: 0 K: 0 S: 7	H: 1 LOB: 1 BB: 0 P: 11	R: 0 E: 0 K: 0 S: 10	H: 1 LOB: 1 BB: 0 P: 14	1B: 6 2B: 1 3B: 0 HR: 0	SF: 0 SAC: 0 DP: 1 HBP: 0	WP: 0 PB: 0 SB: 0 CS: 0	PA: 33			
PITCHER	IP	WLS	BF	H	R	ER	SO	BB	IBB	HBP	BLK	WP	HR	S	P	ERA	WHIP								
Rick Reuschel, R ERA: 2.9	8.0	W	29	6	0	0	4	0	0	0	0	0	0	63	97	0.00	0.750								
Craig Lefferts, L ERA: 2.75	0.2		3	1	0	0	0	0	0	0	0	0	0	7	10	0.00	1.500								
Scott Garrelts, R ERA: 4.76	0.1	S	1	0	0	0	0	0	0	0	0	0	0	3	4	0.00	0.000								

Batter	1	2	3	4	5	6	7	8	9	AB	R	H	RBI	BB	SO	LOB	BOTTOM								
Donell Nixon, R OBP: 0.700, SLG: 0.875 (1, 8)	2-2 5-3		0-1 SH1-3			0-0 SH1-3 CS 1B		1-2 E 1B		3	0	2	1	0	0	0	Chicago Cubs @ San Francisco Giants Candlestick Park, San Francisco, CA Wed Jul 06 1988, 6:33 AM EDT Att: 21,884 - Sunny livebaseballscorecards.com								
Robby Thompson, R OBP: 0.375, SLG: 0.413 (1, 4)	0-1 1-3		3-H 0-2 4-3			1-0 SH1-3		0-0 E9 1B		3	0	1	1	0	0	0									
Will Clark, L OBP: 0.386, SLG: 0.556 (1, 3)	4-0 S BB			1-1 L4		2-3 K		3-H 4-0 IBB		2	0	0	0	2	1	1									
Joel Youngblood, R OBP: 0.368, SLG: 0.350 Brett Butler, L OBP: 0.391, SLG: 0.378 (7, PR)	2-2 F8			4-2 G5-4-3 BB		0-1 G5-4-3 1B		2-2 F6		2	0	1	0	1	0	1									
Brett Butler, L OBP: 0.391, SLG: 0.378 (8, 8)										1	0	0	0	0	3										
Candy Maldonado, R OBP: 0.307, SLG: 0.375 (1, 9)		0-0 5-3		0-2 G5-4-3 1-2		1-1 G5-4-3				3	0	0	0	0	2										
Chris Speier, R OBP: 0.294, SLG: 0.266 (1, 5)		1-2 F8			0-1 5-3		3-2 6-3			3	0	0	0	0	1										
Bob Melvin, R OBP: 0.218, SLG: 0.325 (1, 2)		1-1 F8			2-2 1B			1-2 6-3		3	0	1	0	0	0										
Jose Uribe, S OBP: 0.304, SLG: 0.337 (1, 6)			0-0 SH1-4 SH1-3 2B		0-0 F3			1-0 F8		3	1	1	0	0	1										
Rick Reuschel, R OBP: 0.118, SLG: 0.091 Harry Spilman, L OBP: 0.240, SLG: 0.304 Craig Lefferts, L Scott Garrelts, R OBP: 0.200, SLG: 0.200 (9, 1)				0-0 SH1-4		0-2 4-3		2-2 1B E 2B		1	0	0	0	0	1										
Inning Stats	R: 0 E: 0 K: 0 S: 9	H: 0 LOB: 1 BB: 1 P: 17	R: 0 E: 0 K: 0 S: 6	H: 0 LOB: 0 BB: 0 P: 8	R: 1 E: 0 K: 0 S: 8	H: 1 LOB: 0 BB: 0 P: 8	R: 0 E: 0 K: 0 S: 7	H: 0 LOB: 0 BB: 1 P: 12	R: 0 E: 0 K: 1 S: 6	H: 1 LOB: 0 BB: 0 P: 8	R: 0 E: 0 K: 0 S: 8	H: 1 LOB: 1 BB: 0 P: 11	R: 0 E: 0 K: 0 S: 11	H: 1 LOB: 1 BB: 0 P: 14	R: 1 E: 1 K: 0 S: 15	H: 3 LOB: 3 BB: 1 P: 26	R: 0 E: 0 K: 0 S: 10	H: 1 LOB: 1 BB: 0 P: 14	1B: 5 2B: 2 3B: 0 HR: 0	SF: 0 SAC: 3 DP: 2 HBP: 0	WP: 0 PB: 0 SB: 1 CS: 2	PA: 31			
PITCHER	IP	WLS	BF	H	R	ER	SO	BB	IBB	HBP	BLK	WP	HR	S	P	ERA	WHIP								
Jamie Moyer, L ERA: 3.05	7.0	L	24	4	1	1	1	0	0	0	0	0	0	15	26	9.00	3.000								
Les Lancaster, R ERA: 3.15	1.0		7	3	1	1	0	0	1	0	0	0	0	15	26	9.00	3.000								

Batter	1	2	3	4	5	6	7	8	9	AB	R	H	RBI	BB	SO	LOB	TOP					
Vince Coleman, S (1, 7) OBP: 0.328, SLG: 0.378	1-0 P7		0-1 G1-3			2-3 K		0-0 P7		4	0	0	0	0	1	1						
Ozzie Smith, S (1, 6) OBP: 0.342, SLG: 0.328	2-3 K		1-0 G3-1			1-1 G4-3		0-0 CS	1-0 G6-3	4	0	0	0	0	1	0						
Willie McGee, S (1, 8) OBP: 0.354, SLG: 0.393	2-2 G5-3			2-1 G1-6-3 1B		3-2 F7			1-0 F8	4	0	1	0	0	0	0						
Tom Brunansky, R (1, 9) OBP: 0.377, SLG: 0.444		0-3 K		2-0 G1-6-3 1-2			4-1 S BB		0-1 F9	3	0	0	0	1	1	1						
Terry Pendleton, S (1, 5) OBP: 0.318, SLG: 0.374		3-3 K		1-0 G3			0-2 F8			3	0	0	0	0	1	1						
Jose Oquendo, S (1, 3) OBP: 0.350, SLG: 0.346		1-1 1B 1B			4-1 G5-3 BB		1-3 K			2	0	1	0	1	1	1						
Luis Alica, S (1, 4) OBP: 0.291, SLG: 0.305		3-2 1B		1-1 F5			1-2 G4-3			3	0	1	0	0	0	2						
Tony Peña, R (1, 2) OBP: 0.295, SLG: 0.368		1-1 F7			1-0 G5-3			1-1 G6-3		3	0	0	0	0	0	3						
Joe Magrane, R (1, 1) OBP: 0.263, SLG: 0.444			0-2 G4-3			1-1 G4-3			1-2 CS 1B	2	0	0	0	0	0	1						
Curt Ford, L (8, PH) OBP: 0.234, SLG: 0.241										1	0	1	0	0	0	0						
Todd Worrell, R (8, 1)										0	0	0	0	0	0	0						
Inning Stats	R: 0 E: 0 K: 1 S: 9	H: 0 LOB: 0 BB: 0 P: 14	R: 0 E: 0 K: 2 S: 13	H: 2 LOB: 2 BB: 0 P: 21	R: 0 E: 0 K: 0 S: 6	H: 0 LOB: 0 BB: 0 P: 7	R: 0 E: 0 K: 0 S: 4	H: 1 LOB: 0 BB: 0 P: 9	R: 0 E: 0 K: 2 S: 6	H: 0 LOB: 1 BB: 1 P: 13	R: 0 E: 0 K: 1 S: 10	H: 0 LOB: 0 BB: 0 P: 16	R: 0 E: 0 K: 1 S: 11	H: 0 LOB: 1 BB: 1 P: 17	R: 0 E: 0 K: 0 S: 6	H: 1 LOB: 0 BB: 0 P: 8	R: 0 E: 0 K: 0 S: 4	H: 0 LOB: 0 BB: 0 P: 6	1B: 4 2B: 0 3B: 0 HR: 0	SF: 0 SAC: 0 DP: 1 HBP: 0	WP: 0 PB: 0 SB: 1 CS: 1	PA: 32
PITCHER Michael LaCoss, R (1, 1) ERA: 3.13	IP: 9.0 WLS: W BF: 31 H: 4 R: 0 ER: 0 SO: 5 BB: 2 IBB: 0 HBP: 0 BLK: 0 WP: 0 HR: 0 S: 69 P: 111 ERA: 0.00 WHIP: 0.667															PITCHER						

St. Louis Cardinals @ San Francisco Giants
Candlestick Park, San Francisco, CA
Fri Jul 08 1988, 10:05 PM EDT
Att: 24,190 - Unknown - 60 F

AB	29
R	0
H	4
RBI	0
BB	2
SO	5
LOB	10



Batter	1	2	3	4	5	6	7	8	9	AB	R	H	RBI	BB	SO	LOB	BOTTOM	
Brett Butler, L (1, 8) OBP: 0.382, SLG: 0.377	4-2 1B WP SF8 BB		3-2 G5-3		0-0 CS 1B		2-2 G1-3			3	1	1	0	1	0	1		
Robby Thompson, R (1, 4) OBP: 0.373, SLG: 0.410	1-1 S 1-3 1B		1-0 L8		1-1 L3			2-2 F3		4	0	1	0	0	0	1		
Will Clark, L (1, 3) OBP: 0.384, SLG: 0.553	2-0 SF8		1-0 F7			0-3 K		0-0 1B		3	0	1	1	0	1	0		
Candy Maldonado, R (1, 9) OBP: 0.312, SLG: 0.376	3-H FC4-6 BB			1-1 P4		4-2 WP BB		1-0 S 1B		2	0	1	0	2	0	0		
Donell Nixon, R (8, PR) OBP: 0.700, SLG: 0.875	1-2 1B						2-3 K	1-3 S 1B		0	0	0	0	0	0	0		
Kevin Mitchell, R (1, 5) OBP: 0.314, SLG: 0.416	1-0 L9			0-2 G6-3		2-3 K		2-3 K		4	0	0	0	0	2	5		
Mike Aldrete, L (1, 7) OBP: 0.358, SLG: 0.383	1-1 FC4-6 1-2			2-2 S 1B		0-2 L6		4-0 1B		3	0	1	0	1	0	3		
Bob Melvin, R (1, 2) OBP: 0.213, SLG: 0.318		0-1 G6-3		3-3 K			0-3 K	2-3 K		3	0	0	0	0	2	1		
Harry Spilman, L (8, PH) OBP: 0.231, SLG: 0.292										1	0	0	0	0	1	3		
Bob Brenly, R (9, 2) OBP: 0.243, SLG: 0.292										0	0	0	0	0	0	0		
Jose Uribe, S (1, 6) OBP: 0.304, SLG: 0.337		0-1 G5-3			1-3 K				3-1 S 1B	3	0	1	0	0	1	0		
Michael LaCoss, R (1, 1) OBP: 0.294, SLG: 0.281		0-0 L6			1-3 K			2-3 K	1-2 K	3	0	0	0	0	2	1		
Inning Stats	R: 1 E: 0 K: 0 S: 8	H: 1 LOB: 2 BB: 2 P: 21	R: 0 E: 0 K: 0 S: 5	H: 0 LOB: 0 BB: 0 P: 5	R: 0 E: 0 K: 1 S: 12	H: 1 LOB: 1 BB: 0 P: 18	R: 0 E: 0 K: 2 S: 12	H: 1 LOB: 1 BB: 1 P: 18	R: 0 E: 0 K: 2 S: 16	H: 2 LOB: 3 BB: 1 P: 27	R: 0 E: 0 K: 2 S: 11	H: 1 LOB: 1 BB: 0 P: 18	R: 0 E: 0 K: 2 S: 16	H: 2 LOB: 3 BB: 1 P: 27	1B: 6 2B: 0 3B: 0 HR: 0	SF: 1 SAC: 0 DP: 0 HBP: 0	WP: 2 PB: 0 SB: 4 CS: 1	PA: 34
PITCHER Joe Magrane, L (1, 1) ERA: 2.5	IP: 7.0 WLS: L BF: 28 H: 4 R: 1 ER: 1 SO: 7 BB: 3 IBB: 0 HBP: 0 BLK: 0 WP: 2 HR: 0 S: 62 P: 102 ERA: 1.29 WHIP: 1.000															PITCHER		
Todd Worrell, R (8, 1) ERA: 3.16	IP: 1.0 WLS: L BF: 6 H: 2 R: 0 ER: 0 SO: 2 BB: 0 IBB: 1 HBP: 0 BLK: 0 WP: 0 HR: 0 S: 16 P: 27 ERA: 0.00 WHIP: 2.000															PITCHER		

St. Louis Cardinals @ San Francisco Giants
Candlestick Park, San Francisco, CA
Fri Jul 08 1988, 10:05 PM EDT
Att: 24,190 - Unknown - 60 F

AB	29
R	1
H	6
RBI	1
BB	4
SO	9
LOB	15



Batter	1	2	3	4	5	6	7	8	9	AB	R	H	RBI	BB	SO	LOB	TOP				
Willie McGee, S OBP: 0.391, SLG: 0.388 (1, 8)	G4-3		G6-3		FC4-6 1B		F7			4	0	0	0	0	0	1	St. Louis Cardinals @ San Francisco Giants Candlestick Park, San Francisco, CA Sat Jul 09 1988, 6:33 AM EDT Att: 34,666 - Sunny - 80 F				
Ozzie Smith, S OBP: 0.342, SLG: 0.328 Duane Walker, L OBP: 0.273, SLG: 0.250 (7, PH) (7, 7)	L5			G3-1						3	0	1	0	0	0	0					
Terry Pendleton, S OBP: 0.323, SLG: 0.379 Tom Pagnozzi, R OBP: 0.274, SLG: 0.291 (6, 2)					G3					3	1	2	0	0	0	2					
Tom Brunansky, R OBP: 0.375, SLG: 0.444 (1, 9)	K									4	1	1	0	0	2	1					
Curt Ford, L OBP: 0.221, SLG: 0.226 (7, 3)										4	0	0	1	0	1	1					
José Oquendo, S OBP: 0.353, SLG: 0.346 (7, 6)										3	0	1	1	1	0	0					
Luis Alica, S OBP: 0.286, SLG: 0.300 (1, 4)										4	0	0	0	0	0	2					
Steve Lake, R OBP: 0.273, SLG: 0.275 Steve Peters, L OBP: 0.273, SLG: 0.275 Ken Dayley, L OBP: 0.273, SLG: 0.275 Vince Coleman, S OBP: 0.327, SLG: 0.377 (9, PH)				G6-3						3	0	1	0	0	0	2					
John Tudor, L OBP: 0.176, SLG: 0.097 Mike Fitzgerald, R OBP: 0.209, SLG: 0.214 John Costello, R OBP: 0.209, SLG: 0.214 Tony Peña, R OBP: 0.241, SLG: 0.290 Bob Forsch, R OBP: 0.250, SLG: 0.250 Tom Lawless, R OBP: 0.101, SLG: 0.138 (3, PH) (3, 1) (3, 1) (5, PH) (5, 1) (5, 1)										0	0	0	0	0	0	0					
Inning Stats	R: 0 E: 0 K: 1 S: 10	H: 1 LOB: 1 BB: 0 P: 15	R: 0 E: 0 K: 0 S: 5	H: 0 LOB: 0 BB: 0 P: 11	R: 0 E: 0 K: 1 S: 7	H: 0 LOB: 0 BB: 0 P: 10	R: 2 E: 0 K: 0 S: 14	H: 3 LOB: 1 BB: 0 P: 19	R: 0 E: 0 K: 1 S: 9	H: 2 LOB: 2 BB: 0 P: 12	R: 0 E: 1 K: 1 S: 10	H: 0 LOB: 2 BB: 1 P: 16	R: 0 E: 0 K: 1 S: 7	H: 0 LOB: 0 BB: 0 P: 10	R: 0 E: 0 K: 0 S: 5	H: 0 LOB: 0 BB: 0 P: 9		1B: 5 2B: 2 3B: 0 HR: 0	SF: 0 SAC: 0 DP: 0 HBP: 0	WP: 0 PB: 0 SB: 0 CS: 0	PA: 36
PITCHER	IP	WLS	BF	H	R	ER	SO	BB	IBB	HBP	BLK	WP	HR	S	P	ERA	WHIP				
Kelly Downs, R ERA: 3.23 Joe Price, L ERA: 2.78 Atlee Hammaker, L ERA: 4.71 (1, 1) (8, 1) (9, 1)	7.0	W	30	7	2	2	3	1	0	0	0	0	0	64	96	2.57	1.143				

Batter	1	2	3	4	5	6	7	8	9	AB	R	H	RBI	BB	SO	LOB	BOTTOM				
Brett Butler, L OBP: 0.385, SLG: 0.376 Donell Nixon, R OBP: 0.615, SLG: 0.727 (6, 8)					L8					1	1	0	0	2	0	0	St. Louis Cardinals @ San Francisco Giants Candlestick Park, San Francisco, CA Sat Jul 09 1988, 6:33 AM EDT Att: 34,666 - Sunny - 80 F				
Chris Speier, R OBP: 0.322, SLG: 0.370 (1, 4)										6	4	5	5	0	0	0					
Will Clark, L OBP: 0.360, SLG: 0.573 Joe Price, R OBP: 0.241, SLG: 0.290 Bob Brenly, R OBP: 0.111, SLG: 0.111 Candy Maldonado, R OBP: 0.311, SLG: 0.373 (1, 3) (8, 1) (9, 1) (1, 9)										4	3	3	3	1	1	1					
Kevin Mitchell, R OBP: 0.321, SLG: 0.434 (1, 5)										5	4	4	4	0	1	0					
Mike Aldrete, L OBP: 0.358, SLG: 0.379 Joel Youngblood, R OBP: 0.357, SLG: 0.344 (1, 7) (6, 7)										2	0	0	0	1	0	1					
Bob Melvin, R OBP: 0.227, SLG: 0.353 (9, 3)										4	3	2	3	1	0	1					
Jose Uribe, S OBP: 0.305, SLG: 0.337 Ernest Riles, L OBP: 0.309, SLG: 0.372 (6, PH) (7, 6)										3	1	1	0	0	0	1					
Kelly Downs, R OBP: 0.176, SLG: 0.152 Harry Spilman, L OBP: 0.250, SLG: 0.280 (1, 1) (7, PH) (8, 3) (9, 2)										3	1	2	2	0	1	0					
Inning Stats	R: 0 E: 0 K: 1 S: 9	H: 1 LOB: 1 BB: 1 P: 16	R: 5 E: 0 K: 0 S: 19	H: 5 LOB: 1 BB: 1 P: 34	R: 0 E: 0 K: 1 S: 7	H: 0 LOB: 0 BB: 1 P: 13	R: 0 E: 0 K: 1 S: 8	H: 0 LOB: 0 BB: 0 P: 12	R: 5 E: 1 K: 1 S: 16	H: 5 LOB: 1 BB: 1 P: 30	R: 4 E: 0 K: 1 S: 13	H: 4 LOB: 0 BB: 0 P: 25	R: 7 E: 0 K: 0 S: 18	H: 5 LOB: 0 BB: 2 P: 35	R: 0 E: 0 K: 2 S: 10	H: 0 LOB: 0 BB: 0 P: 15		1B: 10 2B: 4 3B: 2 HR: 5	SF: 1 SAC: 0 DP: 1 HBP: 0	WP: 1 PB: 0 SB: 0 CS: 1	PA: 48
PITCHER	IP	WLS	BF	H	R	ER	SO	BB	IBB	HBP	BLK	WP	HR	S	P	ERA		WHIP			
John Tudor, L ERA: 2.13 John Costello, R ERA: 1.42 Bob Forsch, R ERA: 5.19 Steve Peters, L ERA: 6.88 Ken Dayley, L ERA: 3.55 (1, 1) (3, 1) (5, 1) (6, 1) (8, 1)	2.0	L	13	6	5	5	1	2	0	0	0	0	0	15	25	0.00	0.500				

Batter	1	2	3	4	5	6	7	8	9	AB	R	H	RBI	BB	SO	LOB	TOP					
Vince Coleman, S (1, 7) OBP: 0.326, SLG: 0.374	4-2 G4-3 BB			3-3 K	0-0 G4-3			2-2 F8		3	0	0	0	1	1	2						
Ozzie Smith, S (1, 6) OBP: 0.341, SLG: 0.327	3-2 G4-3			0-0 FC6-4 1B			1-0 G5-3	1-0 F7		4	0	1	0	0	0	1						
Willie McGee, S (1, 8) OBP: 0.347, SLG: 0.384	0-1 L3			2-1 FC6-4			2-2 G6-3		1-1 G6-3	4	0	0	0	0	0	1						
Tom Brunansky, R (1, 9) OBP: 0.371, SLG: 0.439		1-3 K		2-0 F9			0-0 L8		1-1 G6-3	4	0	0	0	0	1	1						
Mike Fitzgerald, R (1, 3) OBP: 0.213, SLG: 0.217		1-3 K			1-1 1B 1B			0-0 F9	0-3 K	4	1	1	0	0	2	0						
José Oquendo, S (1, 5) OBP: 0.353, SLG: 0.346			0-0 L8		2-0 1B 1-2 1B			0-0 F9		3	0	1	0	0	0	0						
Tom Pagnozzi, R (1, 2) OBP: 0.287, SLG: 0.305				0-1 P4	1-2 SH1-3 1B			0-1 1B		3	0	2	1	0	0	0						
Luis Alicaia, S (1, 4) OBP: 0.283, SLG: 0.296			0-0 L8		1-2 L1			0-2 G5-3		3	0	0	0	0	0	3						
Danny Cox, R (1, 1) OBP: 0.063, SLG: 0.063			2-3 K		2-2 SH1-3			1-2 G6-3		1	0	0	0	0	1	0						
Tony Peña, R (8, PH) OBP: 0.253, SLG: 0.365										1	0	0	0	0	0	0						
Larry McWilliams, L (8, 1) OBP: 0.194, SLG: 0.172										0	0	0	0	0	0	0						
Inning Stats	R: 0 E: 0 K: 0 S: 8	H: 0 LOB: 0 BB: 1 P: 15	R: 0 E: 0 K: 2 S: 7	H: 0 LOB: 0 BB: 0 P: 9	R: 0 E: 0 K: 1 S: 6	H: 0 LOB: 0 BB: 0 P: 8	R: 0 E: 0 K: 1 S: 8	H: 1 LOB: 1 BB: 0 P: 15	R: 1 E: 0 K: 0 S: 14	H: 3 LOB: 2 BB: 0 P: 21	R: 0 E: 0 K: 0 S: 6	H: 0 LOB: 0 BB: 0 P: 9	R: 0 E: 0 K: 0 S: 7	H: 1 LOB: 1 BB: 0 P: 7	R: 0 E: 0 K: 0 S: 8	H: 0 LOB: 0 BB: 0 P: 12	R: 0 E: 0 K: 1 S: 7	H: 0 LOB: 0 BB: 0 P: 9	1B: 5 2B: 0 3B: 0 HR: 0	SF: 0 SAC: 1 DP: 0 HBP: 0	WP: 0 PB: 0 SB: 0 CS: 0	PA: 32
PITCHER Terry Mulholland, L (1, 1) ERA: 3.57	IP: 9.0 WLS: W BF: 32	H: 5 R: 1 ER: 1 SO: 5	BB: 1 IBB: 0 HBP: 0 BLK: 0	WP: 0 HR: 0 S: 71 P: 105	ERA: 1.00 WHIP: 0.667																	

St. Louis Cardinals @ San Francisco Giants
Candlestick Park, San Francisco, CA
Sun Jul 10 1988, 6:33 AM EDT
Att: 41,742 - Sunny - 70 F

AB 30
R 1
H 5
RBI 1
BB 1
SO 5
LOB 8



Batter	1	2	3	4	5	6	7	8	9	AB	R	H	RBI	BB	SO	LOB	BOTTOM			
Brett Butler, L (1, 8) OBP: 0.383, SLG: 0.374	2-1 P6		2-0 G4-3 1B		1-0 P4		0-0 G6-3			4	0	1	0	0	0	0				
Chris Speier, R (1, 4) OBP: 0.319, SLG: 0.365	1-1 F9		1-1 G4-3 1B		1-3 K		2-3 K			4	0	1	0	0	2	0				
Will Clark, L (1, 3) OBP: 0.386, SLG: 0.565	2-1 L8		0-0 G4-3		3-2 E7 FC5		2-1 F7			4	0	0	0	0	0	2				
Mike Aldrete, L (1, 7) OBP: 0.365, SLG: 0.396		1-1 HR	4-0 FC5-4 IBB		4-0 IBB			1-3 K		2	1	1	1	2	1	0				
Kevin Mitchell, R (1, 5) OBP: 0.317, SLG: 0.428		2-3 K	0-0 FC5-4		2-1 FC5			2-3 K		4	0	0	0	0	2	5				
Candy Maldonado, R (1, 9) OBP: 0.311, SLG: 0.376		3-3 K		1-1 P6		0-0 SH1-3 1B 2B		2-1 1B		3	0	1	0	0	1	0				
Donell Nixon, R (6, FR) OBP: 0.643, SLG: 0.750										1	1	1	0	0	0	0				
Bob Brenly, R (1, 2) OBP: 0.250, SLG: 0.299		0-2 WP 1B		2-0 1B		0-0 SH1-3		2-2 G4-3		3	0	2	0	0	0	1				
Jose Uribe, S (1, 6) OBP: 0.305, SLG: 0.337		2-1 F9		3-2 L9		2-0 CS 1B				3	0	1	1	0	0	2				
Terry Mulholland, R (1, 1) ERA: 2.52			1-3 K		2-3 K		1-2 K			3	0	0	0	0	3	3				
Inning Stats	R: 0 E: 0 K: 0 S: 6	H: 2 LOB: 1 BB: 0 P: 11	R: 1 E: 0 K: 2 S: 13	H: 2 LOB: 3 BB: 1 P: 21	R: 0 E: 0 K: 1 S: 9	H: 2 LOB: 3 BB: 1 P: 16	R: 0 E: 0 K: 1 S: 9	H: 1 LOB: 1 BB: 0 P: 17	R: 0 E: 0 K: 1 S: 9	H: 0 LOB: 2 BB: 1 P: 20	R: 1 E: 0 K: 1 S: 7	H: 2 LOB: 1 BB: 0 P: 11	R: 0 E: 0 K: 1 S: 7	H: 0 LOB: 0 BB: 0 P: 11	R: 0 E: 0 K: 2 S: 14	H: 1 LOB: 1 BB: 0 P: 21	1B: 6 2B: 1 3B: 0 HR: 1	SF: 0 SAC: 1 DP: 0 HBP: 0	WP: 1 PB: 0 SB: 0 CS: 1	PA: 34
PITCHER Danny Cox, R (1, 1) ERA: 4.23	IP: 7.0 WLS: L BF: 30	H: 7 R: 2 ER: 2 SO: 7	BB: 0 IBB: 0 HBP: 0 BLK: 0	WP: 0 HR: 1 S: 59 P: 107	ERA: 2.57 WHIP: 1.000															
PITCHER Larry McWilliams, L (8, 1) ERA: 2.52	IP: 1.0 WLS: L BF: 4	H: 1 R: 0 ER: 0 SO: 2	BB: 0 IBB: 0 HBP: 0 BLK: 0	WP: 0 HR: 0 S: 14 P: 21	ERA: 0.00 WHIP: 1.000															

St. Louis Cardinals @ San Francisco Giants
Candlestick Park, San Francisco, CA
Sun Jul 10 1988, 6:33 AM EDT
Att: 41,742 - Sunny - 70 F

AB 31
R 2
H 8
RBI 2
BB 2
SO 9
LOB 13



Batter	1	2	3	4	5	6	7	8	9	AB	R	H	RBI	BB	SO	LOB	TOP								
Brett Butler, L OBP: 0.387, SLG: 0.378 (1, 8)										3	1	1	1	1	0	0									
Robby Thompson, R OBP: 0.377, SLG: 0.417 (1, 4)										4	1	2	1	0	1	0									
Will Clark, L OBP: 0.379, SLG: 0.552 (1, 3)										4	1	1	0	0	2	2									
Mike Aldrete, L OBP: 0.360, SLG: 0.389 (1, 7)										4	1	1	1	0	2	2									
Kevin Mitchell, R OBP: 0.319, SLG: 0.424 (1, 5)										4	0	2	2	0	0	0									
Candy Maldonado, R OBP: 0.312, SLG: 0.372 (1, 9)										4	0	0	0	0	0	3									
Bob Melvin, R OBP: 0.221, SLG: 0.343 (9, PH)										3	0	0	0	0	1	0									
Ernest Riles, L OBP: 0.306, SLG: 0.368 (9, PH)										3	0	0	0	1	2	0									
Jose Uribe, S OBP: 0.307, SLG: 0.336 (1, 6)										2	1	1	0	0	0	0									
Kelly Downs, R OBP: 0.194, SLG: 0.200 (5, 1)										0	0	0	0	0	0	0									
Craig Lefferts, L OBP: 0.322, SLG: 0.362 (6, PH)										1	0	0	0	0	0	1									
Don Robinson, R OBP: 0.241, SLG: 0.269 (9, PH)										1	0	0	0	0	0	0									
Harry Spilman, L OBP: 0.241, SLG: 0.269 (9, PH)										1	0	0	0	0	0	0									
Inning Stats	R: 2 E: 1 K: 1 S: 19	H: 2 LOB: 1 BB: 1 P: 31	R: 0 E: 0 K: 1 S: 8	H: 0 LOB: 0 BB: 0 P: 12	R: 1 E: 0 K: 0 S: 12	H: 3 LOB: 2 BB: 0 P: 19	R: 2 E: 0 K: 1 S: 15	H: 3 LOB: 0 BB: 0 P: 20	R: 0 E: 0 K: 0 S: 6	H: 0 LOB: 0 BB: 0 P: 8	R: 0 E: 0 K: 0 S: 4	H: 0 LOB: 1 BB: 1 P: 10	R: 0 E: 0 K: 2 S: 10	H: 0 LOB: 0 BB: 0 P: 17	R: 0 E: 0 K: 1 S: 7	H: 0 LOB: 0 BB: 0 P: 11	R: 0 E: 0 K: 12 S: 12	H: 0 LOB: 0 BB: 0 P: 17	1B: 7 2B: 1 3B: 0 HR: 0	SF: 0 SAC: 0 DP: 0 HBP: 0	WP: 0 PB: 0 SB: 0 CS: 1	PA: 37			
PITCHER	IP WLS BF H R ER SO BB IBB HBP BLK WP HR S P ERA WHIP	IP WLS BF H R ER SO BB IBB HBP BLK WP HR S P ERA WHIP	IP WLS BF H R ER SO BB IBB HBP BLK WP HR S P ERA WHIP	IP WLS BF H R ER SO BB IBB HBP BLK WP HR S P ERA WHIP	IP WLS BF H R ER SO BB IBB HBP BLK WP HR S P ERA WHIP	IP WLS BF H R ER SO BB IBB HBP BLK WP HR S P ERA WHIP	IP WLS BF H R ER SO BB IBB HBP BLK WP HR S P ERA WHIP	IP WLS BF H R ER SO BB IBB HBP BLK WP HR S P ERA WHIP	IP WLS BF H R ER SO BB IBB HBP BLK WP HR S P ERA WHIP	IP WLS BF H R ER SO BB IBB HBP BLK WP HR S P ERA WHIP	IP WLS BF H R ER SO BB IBB HBP BLK WP HR S P ERA WHIP	IP WLS BF H R ER SO BB IBB HBP BLK WP HR S P ERA WHIP	IP WLS BF H R ER SO BB IBB HBP BLK WP HR S P ERA WHIP	IP WLS BF H R ER SO BB IBB HBP BLK WP HR S P ERA WHIP	IP WLS BF H R ER SO BB IBB HBP BLK WP HR S P ERA WHIP	IP WLS BF H R ER SO BB IBB HBP BLK WP HR S P ERA WHIP	IP WLS BF H R ER SO BB IBB HBP BLK WP HR S P ERA WHIP	IP WLS BF H R ER SO BB IBB HBP BLK WP HR S P ERA WHIP	IP WLS BF H R ER SO BB IBB HBP BLK WP HR S P ERA WHIP	IP WLS BF H R ER SO BB IBB HBP BLK WP HR S P ERA WHIP	IP WLS BF H R ER SO BB IBB HBP BLK WP HR S P ERA WHIP	IP WLS BF H R ER SO BB IBB HBP BLK WP HR S P ERA WHIP	IP WLS BF H R ER SO BB IBB HBP BLK WP HR S P ERA WHIP	IP WLS BF H R ER SO BB IBB HBP BLK WP HR S P ERA WHIP	
Bob Walk, R ERA: 2.61 (1, 1)	3.2	W 20	B 8	H 5	R 3	ER 3	SO 3	BB 1	IBB 0	HBP 0	BLK 0	WP 0	HR 0	S 54	P 82	ERA 7.36	WHIP 2.455								
Bob Kipper, L ERA: 3.85 (4, 1)	3.2	W 11	B 0	H 0	R 0	ER 0	SO 4	BB 1	IBB 0	HBP 0	BLK 0	WP 0	HR 0	S 23	P 40	ERA 0.00	WHIP 0.273								
Jim Gott, R ERA: 2.66 (8, 1)	1.2	S 5	B 0	H 0	R 0	ER 0	SO 2	BB 0	IBB 0	HBP 0	BLK 0	WP 0	HR 0	S 16	P 23	ERA 0.00	WHIP 0.000								

San Francisco Giants @ Pittsburgh Pirates
Three Rivers Stadium, Pittsburgh, PA
Fri Jul 15 1988, 7:05 PM EDT
Att: 28,315 - Unknown - 83 F

AB 34
R 5
H 8
RBI 5
BB 2
SO 9
LOB 8



Batter	1	2	3	4	5	6	7	8	9	AB	R	H	RBI	BB	SO	LOB	BOTTOM								
Barry Bonds, L OBP: 0.373, SLG: 0.544 (1, 7)										5	1	2	3	0	0	1									
Tommy Gregg, L OBP: 0.400, SLG: 1.000 (9, 7)										0	0	0	0	0	0	0									
Jose Lind, R OBP: 0.286, SLG: 0.299 (1, 4)										4	0	0	0	0	1	2									
Andy Van Slyke, L OBP: 0.347, SLG: 0.536 (1, 8)										3	2	1	0	1	1	1									
Bobby Bonilla, S OBP: 0.389, SLG: 0.537 (1, 5)										4	1	1	2	0	1	1									
Darnell Coles, R OBP: 0.300, SLG: 0.380 (8, 1)										3	1	2	0	1	1	1									
Sid Bream, L OBP: 0.338, SLG: 0.472 (1, 3)										4	1	2	1	0	0	2									
Michael LaValliere, L OBP: 0.396, SLG: 0.369 (1, 2)										3	1	1	2	1	0	1									
Rafael Belliard, R OBP: 0.331, SLG: 0.291 (1, 6)										4	1	2	0	0	1	2									
Bob Walk, R OBP: 0.091, SLG: 0.093 (1, 1)										1	0	0	0	0	1	2									
Bob Kipper, R ERA: 2.68 (4, 1)										2	0	0	0	0	0	1									
R.J. Reynolds, S OBP: 0.292, SLG: 0.360 (8, 9)										1	0	0	0	0	1	0									
Inning Stats	R: 1 E: 0 K: 2 S: 13	H: 1 LOB: 0 BB: 0 P: 18	R: 4 E: 0 K: 1 S: 19	H: 4 LOB: 1 BB: 1 P: 27	R: 0 E: 0 K: 0 S: 10	H: 1 LOB: 2 BB: 1 P: 21	R: 0 E: 0 K: 1 S: 7	H: 0 LOB: 0 BB: 0 P: 9	R: 2 E: 0 K: 0 S: 8	H: 3 LOB: 0 BB: 0 P: 11	R: 0 E: 0 K: 0 S: 11	H: 1 LOB: 1 BB: 0 P: 16	R: 1 E: 0 K: 1 S: 13	H: 1 LOB: 1 BB: 1 P: 22	R: 0 E: 0 K: 2 S: 9	H: 0 LOB: 0 BB: 0 P: 12	1B: 4 2B: 5 3B: 0 HR: 2	SF: 0 SAC: 0 DP: 1 HBP: 0	WP: 0 PB: 0 SB: 2 CS: 0	PA: 37					
PITCHER	IP WLS BF H R ER SO BB IBB HBP BLK WP HR S P ERA WHIP	IP WLS BF H R ER SO BB IBB HBP BLK WP HR S P ERA WHIP	IP WLS BF H R ER SO BB IBB HBP BLK WP HR S P ERA WHIP	IP WLS BF H R ER SO BB IBB HBP BLK WP HR S P ERA WHIP	IP WLS BF H R ER SO BB IBB HBP BLK WP HR S P ERA WHIP	IP WLS BF H R ER SO BB IBB HBP BLK WP HR S P ERA WHIP	IP WLS BF H R ER SO BB IBB HBP BLK WP HR S P ERA WHIP	IP WLS BF H R ER SO BB IBB HBP BLK WP HR S P ERA WHIP	IP WLS BF H R ER SO BB IBB HBP BLK WP HR S P ERA WHIP	IP WLS BF H R ER SO BB IBB HBP BLK WP HR S P ERA WHIP	IP WLS BF H R ER SO BB IBB HBP BLK WP HR S P ERA WHIP	IP WLS BF H R ER SO BB IBB HBP BLK WP HR S P ERA WHIP	IP WLS BF H R ER SO BB IBB HBP BLK WP HR S P ERA WHIP	IP WLS BF H R ER SO BB IBB HBP BLK WP HR S P ERA WHIP	IP WLS BF H R ER SO BB IBB HBP BLK WP HR S P ERA WHIP	IP WLS BF H R ER SO BB IBB HBP BLK WP HR S P ERA WHIP	IP WLS BF H R ER SO BB IBB HBP BLK WP HR S P ERA WHIP	IP WLS BF H R ER SO BB IBB HBP BLK WP HR S P ERA WHIP	IP WLS BF H R ER SO BB IBB HBP BLK WP HR S P ERA WHIP	IP WLS BF H R ER SO BB IBB HBP BLK WP HR S P ERA WHIP	IP WLS BF H R ER SO BB IBB HBP BLK WP HR S P ERA WHIP	IP WLS BF H R ER SO BB IBB HBP BLK WP HR S P ERA WHIP	IP WLS BF H R ER SO BB IBB HBP BLK WP HR S P ERA WHIP	IP WLS BF H R ER SO BB IBB HBP BLK WP HR S P ERA WHIP	
Kelly Downs, R ERA: 3.65 (1, 1)	4.0	L 23	B 9	H 7	R 7	ER 4	SO 7	BB 1	IBB 0	HBP 0	BLK 0	WP 0	HR 0	S 55	P 84	ERA 15.75	WHIP 2.500								
Craig Lefferts, L ERA: 2.68 (5, 1)	1.0	2	B 0	H 0	R 0	ER 0	SO 0	BB 0	IBB 0	HBP 0	BLK 0	WP 0	HR 0	S 2	P 2	ERA 0.00	WHIP 0.000								
Don Robinson, R ERA: 2.47 (6, 1)	3.0	12	B 2	H 1	R 1	ER 1	SO 3	BB 1	IBB 0	HBP 0	BLK 0	WP 0	HR 0	S 33	P 50	ERA 3.00	WHIP 1.000								

San Francisco Giants @ Pittsburgh Pirates
Three Rivers Stadium, Pittsburgh, PA
Fri Jul 15 1988, 7:05 PM EDT
Att: 28,315 - Unknown - 83 F

AB 34
R 8
H 11
RBI 8
BB 3
SO 7
LOB 14



Batter	1	2	3	4	5	6	7	8	9	AB	R	H	RBI	BB	SO	LOB	TOP										
Brett Butler, L (1, 8) OBP: 0.389, SLG: 0.379 Donell Nixon, R (6, FR) OBP: 0.647, SLG: 0.733 (6, 8)	0-0 CS 1B		1-2 L8			4-2 L8 BB		0-0 1B		2	0	1	0	1	0	0	San Francisco Giants @ Pittsburgh Pirates Three Rivers Stadium, Pittsburgh, PA Sat Jul 16 1988, 7:05 PM EDT Att: 28,997 - Unknown - 93 F livebaseballscorecards.com										
Robby Thompson, R (1, 4) OBP: 0.378, SLG: 0.418 Harry Spilman, L (6, FH) OBP: 0.226, SLG: 0.250 (6, 2)	1-0 SAFE F3			1-1 G3-1 WP 1B		1-1 L8		0-1 F7		2	0	1	0	0	0	1											
Will Clark, L (1, 3) OBP: 0.376, SLG: 0.547 Scott Garrelts, R (8, 1) OBP: 0.200, SLG: 0.200	4-2 BB			1-0 F6		1-0 F7		3-3 K		3	0	0	0	1	1	5											
Mike Aldrete, L (1, 7) OBP: 0.354, SLG: 0.382 (8, 3)	2-0 G4-3			2-2 G3-1		2-2 G3			0-1 G4-3	4	0	0	0	0	0	5											
Kevin Mitchell, R (1, 5)		0-0 G6-3		2-2 G3			3-1 HR		0-1 L8	4	1	1	1	0	0	1											
Candy Maldonado, R (1, 9) OBP: 0.312, SLG: 0.370		3-3 K			1-1 G4-6-3 1B		1-3 K		2-2 G6-3	4	0	1	0	0	2	0											
Ernest Riles, L (1, 6) OBP: 0.301, SLG: 0.362		2-3 K			0-2 G4-6-3 1-2		0-0 G4-3			3	0	0	0	0	1	1											
Bob Brenly, R (1, 2) OBP: 0.247, SLG: 0.293 Chris Speier, R (6, 4) OBP: 0.320, SLG: 0.358			0-1 G5-3		2-0 P4		1-0 L8			2	0	0	0	0	0	0											
Michael LaCoss, R (1, 1) OBP: 0.286, SLG: 0.273 Randy Bockus, L (3, 1) OBP: 0.200, SLG: 0.200 Joel Youngblood, R (8, FH) OBP: 0.342, SLG: 0.333 (8, 7)			2-0 P4			0-1 L8 BB 1B		1-3 K		1	0	0	0	0	0	0											
Inning Stats	R: 0 E: 0 K: 0 S: 6	H: 1 LOB: 1 BB: 1 P: 13	R: 0 E: 0 K: 2 S: 9	H: 0 LOB: 0 BB: 0 P: 14	R: 0 E: 0 K: 0 S: 6	H: 0 LOB: 0 BB: 0 P: 9	R: 0 E: 0 K: 0 S: 9	H: 1 LOB: 1 BB: 0 P: 15	R: 0 E: 0 K: 0 S: 11	H: 1 LOB: 3 BB: 1 P: 19	R: 1 E: 0 K: 1 S: 7	H: 1 LOB: 0 BB: 0 P: 12	R: 0 E: 0 K: 2 S: 11	H: 1 LOB: 1 BB: 0 P: 15	R: 0 E: 0 K: 0 S: 8	H: 0 LOB: 0 BB: 0 P: 10		1B: 5 2B: 0 3B: 0 HR: 1	SF: 0 SAC: 0 DP: 1 HBP: 0	WP: 1 PB: 0 SB: 0 CS: 1	PA: 33						
PITCHER	IP	WLS	BF	H	R	ER	SO	BB	IBB	HBP	BLK	WP	HR	S	P	ERA	WHIP										
Doug Drabek, R (1, 1) ERA: 3.89 Barry Jones, R (9, 1) ERA: 2.65	8.0	W	30	6	1	1	5	2	0	0	0	1	1	65	106	1.12	1.000										

Batter	1	2	3	4	5	6	7	8	9	AB	R	H	RBI	BB	SO	LOB	BOTTOM										
Barry Bonds, L (1, 7) OBP: 0.377, SLG: 0.548 Mike Diaz, R (8, 7) OBP: 0.391, SLG: 0.255	0-0 1B 1B				1-2 P6			0-1 G5-3		3	1	2	1	1	0	0	San Francisco Giants @ Pittsburgh Pirates Three Rivers Stadium, Pittsburgh, PA Sat Jul 16 1988, 7:05 PM EDT Att: 28,997 - Unknown - 93 F livebaseballscorecards.com										
Jose Lind, R (1, 4) OBP: 0.285, SLG: 0.298	2-2 BB 1B	0-1 G5-3	0-1 G5-4-3		1-2 G6-3			0-2 G6-3		5	1	1	0	0	0	3											
Andy Van Slyke, L (1, 8) OBP: 0.351, SLG: 0.536	4-0 1B FC6-4 BB		4-2 BB 2B	2-2 FC4-6 SF8 1B			3-3 K			2	3	1	0	2	1	0											
Bobby Bonilla, S (1, 5) OBP: 0.388, SLG: 0.532 Denny Gonzalez, R (9, 5) OBP: 0.300, SLG: 0.125	3-3 K		3-2 P5	4-0 FC4-6 BB			0-2 F7			3	0	0	0	1	1	4											
Sid Bream, L (1, 3) OBP: 0.340, SLG: 0.471 Barry Jones, R (9, 1)	3-2 FC6-4 1B		4-2 BB 2B	0-0 FC4-6 1B			1-3 K2-3			3	1	1	2	1	1	2											
Tommy Gregg, L (1, 9) OBP: 0.333, SLG: 0.714	1-3 2-H 3-H CS 1B		4-1 2B BB	1-0 SF8			2-2 L7			2	1	0	2	1	0	1											
Michael LaValliere, L (1, 2) OBP: 0.402, SLG: 0.351	2-2 CS	3-3 K	1-0 1B 3B 2B	1-2 1B			0-0 G5-4-3 1B			4	1	3	2	0	1	0											
Rafael Belliard, R (1, 6) OBP: 0.330, SLG: 0.290		0-1 G6-3	2-1 3B 1B	2-2 G6-3			1-1 G5-4-3			4	1	1	1	0	0	3											
Doug Drabek, R (1, 1) OBP: 0.208, SLG: 0.283 Orestes Destrade, S (8, PH) OBP: 0.143, SLG: 0.143 (9, 3)	2-2 2B	2-1 2B	0-0 1B 3B		0-0 G6-3			0-0 F8		3	1	2	2	0	0	0											
Inning Stats	R: 3 E: 0 K: 1 S: 13	H: 3 LOB: 0 BB: 1 P: 28	R: 0 E: 0 K: 1 S: 10	H: 1 LOB: 2 BB: 1 P: 19	R: 6 E: 0 K: 0 S: 20	H: 4 LOB: 0 BB: 3 P: 39	R: 1 E: 0 K: 0 S: 12	H: 2 LOB: 2 BB: 1 P: 22	R: 0 E: 0 K: 2 S: 9	H: 0 LOB: 0 BB: 0 P: 13	R: 0 E: 0 K: 0 S: 6	H: 1 LOB: 0 BB: 0 P: 9	R: 0 E: 0 K: 0 S: 7	H: 0 LOB: 0 BB: 0 P: 7	R: 0 E: 0 K: 0 S: 8	H: 0 LOB: 0 BB: 0 P: 10		1B: 7 2B: 3 3B: 1 HR: 0	SF: 1 SAC: 0 DP: 2 HBP: 0	WP: 0 PB: 0 SB: 0 CS: 1	PA: 39						
PITCHER	IP	WLS	BF	H	R	ER	SO	BB	IBB	HBP	BLK	WP	HR	S	P	ERA	WHIP										
Michael LaCoss, R (1, 1) ERA: 3.62 Randy Bockus, R (3, 1) ERA: 4.5 Scott Garrelts, R (8, 1) ERA: 4.67	4.2	L	19	6	3	3	2	1	0	0	0	0	0	40	61	5.79	1.500										

Batter	1	2	3	4	5	6	7	8	9	AB	R	H	RBI	BB	SO	LOB	TOP					
Brett Butler, L OBP: 0.395, SLG: 0.381 (1, 8)	G4-3		WP G5-3 BB		HR 1B		G1-3 1B		2B BB	3	2	2	0	2	0	0	San Francisco Giants @ Pittsburgh Pirates Three Rivers Stadium, Pittsburgh, PA Sun Jul 17 1988, 3:33 AM EDT Att: 25,512 - Cloudy - 91 F					
Robby Thomson, R OBP: 0.391, SLG: 0.436 (1, 4)	K		G5-3		HR		G1-3 1B		2B	5	1	3	3	0	1	2						
Will Clark, L OBP: 0.381, SLG: 0.548 (1, 3)	2B		WP HBP		G4-3		G1-3		IBB	3	0	1	0	1	0	2						
Mike Aldrete, L OBP: 0.352, SLG: 0.376 Joe Price, R (7, 1)			G3				F7		L8	3	0	0	0	1	0	4						
Harry Spilman, L OBP: 0.219, SLG: 0.241 (9, PH)	BB						G6-3			0	0	0	0	0	0	0						
Kevin Mitchell, R OBP: 0.316, SLG: 0.438 (1, 5)	F8								L8	1	0	0	0	0	0	2						
Donell Nixon, R OBP: 0.571, SLG: 0.684 (1, 7)									F3	5	1	1	1	0	0	4						
Bob Brenly, R Ernest Riles, L OBP: 0.299, SLG: 0.360 Bob Melvin, R OBP: 0.221, SLG: 0.343 (8, PH) (8, 2)	L4								2B	2	0	0	0	1	0	0						
Jose Uribe, S OBP: 0.302, SLG: 0.331 (1, 6)	F8								K	1	0	0	0	0	1	1						
Terry Mulholland, R Kelly Downs, R Candy Maldonado, R OBP: 0.154, SLG: 0.200 OBP: 0.311, SLG: 0.389 (7, 1) (7, 9)									F8	4	0	0	0	0	0	2						
Inning Stats	R: 0 E: 0 K: 1 S: 8	H: 1 LOB: 2 BB: 1 P: 15	R: 0 E: 0 K: 0 S: 6	H: 0 LOB: 0 BB: 0 P: 10	R: 0 E: 0 K: 0 S: 6	H: 0 LOB: 2 BB: 2 P: 19	R: 0 E: 0 K: 0 S: 8	H: 0 LOB: 0 BB: 0 P: 13	R: 2 E: 0 K: 0 S: 15	H: 2 LOB: 0 BB: 0 P: 21	R: 1 E: 0 K: 0 S: 8	H: 1 LOB: 1 BB: 1 P: 13	R: 0 E: 0 K: 0 S: 13	H: 2 LOB: 2 BB: 0 P: 21	R: 0 E: 0 K: 1 S: 9	H: 1 LOB: 1 BB: 0 P: 14	R: 1 E: 0 K: 0 S: 9	H: 1 LOB: 2 BB: 2 P: 21	1B: 3 2B: 3 3B: 0 HR: 2	SF: 0 SAC: 0 DP: 1 HBP: 1	WP: 1 PB: 0 SB: 2 CS: 0	PA: 41
PITCHER	IP	WLS	BF	H	R	ER	SO	BB	IBB	HBP	BLK	WP	HR	S	P	ERA	WHIP					
Mike Dunne, R ERA: 3.98 Dave Rucker, L ERA: 4.05 Jeff Robinson, R ERA: 2.76 Jim Gott, R ERA: 2.8	(1, 1) (7, 1) (8, 1) (9, 1)	6.1 0.2 1.0 1.0	29 2 4 6	6 0 1 1	3 0 0 1	3 0 0 1	1 0 1 0	4 0 0 1	0 0 0 1	0 0 0 0	0 0 0 0	1 0 0 0	2 4 9 9	60 8 14 21	104 8 14 21	4.26 0.00 0.00 9.00	1.579 0.000 1.000 2.000					

Batter	1	2	3	4	5	6	7	8	9	AB	R	H	RBI	BB	SO	LOB	BOTTOM				
Jose Lind, R OBP: 0.287, SLG: 0.297 (1, 4)	L9									4	0	1	0	1	1	1	San Francisco Giants @ Pittsburgh Pirates Three Rivers Stadium, Pittsburgh, PA Sun Jul 17 1988, 3:33 AM EDT Att: 25,512 - Cloudy - 91 F				
Rafael Belliard, R OBP: 0.333, SLG: 0.302 (1, 6)	WP BB									3	0	1	0	1	1	4					
Darnell Coles, R OBP: 0.303, SLG: 0.382 (1, 9)	G6-3									4	0	2	2	0	1	2					
Bobby Bonilla, S OBP: 0.386, SLG: 0.527 (1, 5)	HBP									3	0	0	0	0	1	4					
Mike Diaz, R OBP: 0.373, SLG: 0.241 Andy Van Slyke, L OBP: 0.351, SLG: 0.535 (7, PH) (8, 8)	F9									3	0	0	0	0	0	3					
R.J. Reynolds, S OBP: 0.291, SLG: 0.358 (8, 7)										4	1	1	0	0	1	1					
Orestes Destrade, S OBP: 0.152, SLG: 0.273 Sid Bream, L OBP: 0.340, SLG: 0.471 (1, 3) (9, 3)	K									4	0	1	0	0	1	1					
Junior Ortiz, R OBP: 0.360, SLG: 0.402 (1, 2)										3	2	1	0	1	0	1					
Mike Dunne, R OBP: 0.121, SLG: 0.097 Dave Rucker, L Jeff Robinson, R OBP: 0.167, SLG: 0.091 Barry Bonds, L OBP: 0.379, SLG: 0.559 Jim Gott, R (9, 1)										3	1	0	1	0	1	2					
Inning Stats	R: 0 E: 0 K: 0 S: 9	H: 0 LOB: 2 BB: 1 P: 21	R: 3 E: 0 K: 2 S: 24	H: 4 LOB: 2 BB: 0 P: 33	R: 0 E: 0 K: 0 S: 7	H: 0 LOB: 0 BB: 0 P: 8	R: 0 E: 0 K: 0 S: 5	H: 0 LOB: 1 BB: 1 P: 10	R: 0 E: 0 K: 1 S: 9	H: 1 LOB: 1 BB: 0 P: 11	R: 0 E: 0 K: 2 S: 13	H: 1 LOB: 1 BB: 0 P: 19	R: 0 E: 0 K: 2 S: 22	H: 1 LOB: 0 BB: 1 P: 30	1B: 5 2B: 1 3B: 1 HR: 1	SF: 0 SAC: 0 DP: 0 HBP: 1		WP: 1 PB: 0 SB: 2 CS: 0	PA: 37		
PITCHER	IP	WLS	BF	H	R	ER	SO	BB	IBB	HBP	BLK	WP	HR	S	P	ERA	WHIP				
Terry Mulholland, L ERA: 3.77 Kelly Downs, R ERA: 3.63 Joe Price, L ERA: 3.03	(1, 1) (7, 1) (7, 1)	6.0 0.2 1.1	29 2 6	7 0 2	3 0 2	3 0 2	3 2 2	2 0 1	0 0 0	0 0 0	0 0 0	0 0 0	1 8 24	64 11 33	99 0 33	4.50 0.000 13.50	1.500 0.000 1.500				

AB 34
R 4
H 8
RBI 4
BB 6
SO 2
LOB 17



AB 33
R 5
H 8
RBI 5
BB 3
SO 7
LOB 20




Batter	1	2	3	4	5	6	7	8	9	AB	R	H	RBI	BB	SO	LOB	TOP					
Brett Butler, L OBP: 0.395, SLG: 0.383 (1, 8)	F8		F7				4-3			4	1	1	0	1	0	0	San Francisco Giants @ Chicago Cubs Wrigley Field, Chicago, IL Mon Jul 18 1988, 3:33 AM CDT Att: 19,289 - Overcast - 72 F					
Robby Thompson, R OBP: 0.376, SLG: 0.432 (1, 4)	F8		CS		6-3		F6		2B	5	0	1	0	0	0	3						
Will Clark, L OBP: 0.384, SLG: 0.547 (1, 3)	1B									2	0	1	0	2	1	0						
Kevin Mitchell, R OBP: 0.318, SLG: 0.449 (1, 5)	1B		CS		F9		F3		HR	4	1	2	1	0	0	3						
Mike Aldrete, L OBP: 0.354, SLG: 0.383 (1, 7)	K				2B		1B		K	4	0	2	2	0	2	2						
Candy Maldonado, R OBP: 0.307, SLG: 0.364 (1, 9)		5-3			F6				K	4	0	0	0	0	1	3						
Bob Brenly, R OBP: 0.249, SLG: 0.283 Randy Bockus, L OBP: 0.200, SLG: 0.200 (8, 1)		K			BB		F4		L7	3	0	0	0	0	1	0						
Jose Uribe, S OBP: 0.298, SLG: 0.326 (1, 6)		K			K		F6		1-3	4	0	0	0	0	2	2						
Don Robinson, R OBP: 0.083, SLG: 0.083 Craig Lefferts, L (7, 1) Scott Garrelts, R OBP: 0.200, SLG: 0.200 Bob Melvin, R OBP: 0.219, SLG: 0.341 (8, 2)			K				5-3		6-3	3	1	1	0	0	1	0						
Inning Stats	R: 0 E: 0 K: 1 S: 12	H: 2 LOB: 2 BB: 0 P: 17	R: 0 E: 0 K: 2 S: 10	H: 0 LOB: 0 BB: 0 P: 15	R: 0 E: 0 K: 1 S: 7	H: 1 LOB: 1 BB: 1 P: 19	R: 0 E: 0 K: 1 S: 13	H: 1 LOB: 2 BB: 1 P: 19	R: 2 E: 0 K: 0 S: 10	H: 2 LOB: 2 BB: 2 P: 20	R: 0 E: 0 K: 0 S: 5	H: 0 LOB: 0 BB: 0 P: 6	R: 0 E: 0 K: 1 S: 11	H: 0 LOB: 0 BB: 0 P: 15	R: 1 E: 0 K: 2 S: 14	H: 1 LOB: 1 BB: 0 P: 21		R: 0 E: 0 K: 0 S: 8	H: 1 LOB: 1 BB: 0 P: 16	1B: 5 2B: 2 3B: 0 HR: 1	SF: 0 SAC: 0 DP: 0 HBP: 0	WP: 0 PB: 0 SB: 0 CS: 1
PITCHER	IP	WLS	BF	H	R	ER	SO	BB	IBB	HBP	BLK	WP	HR	S	P	ERA	WHIP					
Calvin Schiraldi, R ERA: 4.52 (1, 1)	7.0		30	6	2	2	6	3	1	0	0	0	0	68	111	2.57	1.286					
Pat Perry, L ERA: 3.71 (8, 1)	1.0	W	4	1	1	1	2	0	0	0	0	0	1	14	21	9.00	1.000					
Rich Gossage, R ERA: 3.16 (9, 1)	1.0		4	1	0	0	0	0	0	0	0	0	0	8	16	0.00	1.000					

Batter	1	2	3	4	5	6	7	8	9	AB	R	H	RBI	BB	SO	LOB	BOTTOM				
Mitch Webster, S OBP: 0.353, SLG: 0.325 (1, 8)	1B		K		F8		K			5	1	2	2	0	2	1	San Francisco Giants @ Chicago Cubs Wrigley Field, Chicago, IL Mon Jul 18 1988, 3:33 AM CDT Att: 19,289 - Overcast - 72 F				
Rafael Palmeiro, L OBP: 0.348, SLG: 0.439 (1, 7)	K		K		F9					5	1	1	0	0	2	3					
Mark Grace, L OBP: 0.385, SLG: 0.427 (1, 3)	1B		BB							2	2	2	1	2	0	0					
Andre Dawson, R OBP: 0.347, SLG: 0.517 (1, 9)	K		1B		K		1B		1B	4	1	2	0	0	2	2					
Vance Law, R OBP: 0.353, SLG: 0.406 (1, 5)	1B		6-3				E9		1B	4	1	2	2	0	0	3					
Shawon Dunston, R OBP: 0.301, SLG: 0.409 (1, 6)	L9				F3		6-3		1B	4	1	1	1	0	0	4					
Damon Berryhill, S OBP: 0.286, SLG: 0.350 (1, 2)		K			K				SH3	3	0	1	1	0	2	0					
Manny Trillo, R OBP: 0.252, SLG: 0.258 23 Ryne Sandberg, R OBP: 0.326, SLG: 0.411 (8, 4)		5-3			6-3				BB	2	0	0	0	0	0	0					
Calvin Schiraldi, R OBP: 0.094, SLG: 0.065 Gary Varsho, L OBP: 0.294, SLG: 0.294 Pat Perry, L (8, 1) Jerry Mumphy, S OBP: 0.204, SLG: 0.180 Rich Gossage, R (9, 1)		F8					K		1B	1	0	0	0	0	0	0					
Inning Stats	R: 1 E: 0 K: 2 S: 14	H: 3 LOB: 2 BB: 0 P: 20	R: 0 E: 0 K: 1 S: 7	H: 0 LOB: 0 BB: 0 P: 10	R: 0 E: 0 K: 2 S: 16	H: 1 LOB: 2 BB: 1 P: 23	R: 0 E: 0 K: 1 S: 7	H: 0 LOB: 0 BB: 0 P: 11	R: 0 E: 0 K: 1 S: 9	H: 2 LOB: 2 BB: 0 P: 13	R: 0 E: 0 K: 1 S: 7	H: 0 LOB: 1 BB: 1 P: 14	R: 6 E: 0 K: 0 S: 12	H: 5 LOB: 1 BB: 3 P: 26	R: 0 E: 0 K: 0 S: 8	H: 1 LOB: 1 BB: 3 P: 26		1B: 10 2B: 1 3B: 1 HR: 0	SF: 0 SAC: 1 DP: 2 HBP: 0	WP: 0 PB: 0 SB: 0 CS: 1	PA: 38
PITCHER	IP	WLS	BF	H	R	ER	SO	BB	IBB	HBP	BLK	WP	HR	S	P	ERA	WHIP				
Don Robinson, R ERA: 2.38 (1, 1)	6.0		26	6	2	1	8	2	0	0	0	0	0	64	95	1.50	1.333				
Craig Lefferts, L ERA: 2.98 (7, 1)	1.0	L	4	1	2	2	1	1	0	0	0	0	0	6	13	18.00	2.000				
Scott Garrelts, R ERA: 5.33 (8, 1)	0.1		6	3	2	2	0	1	1	0	0	0	0	8	17	54.00	12.000				
Randy Bockus, R ERA: 4.39 (8, 1)	0.2		2	1	2	2	0	0	0	0	0	0	0	3	4	27.00	1.500				



Batter	1	2	3	4	5	6	7	8	9	AB	R	H	RBI	BB	SO	LOB	TOP					
Brett Butler, L OBP: 0.397, SLG: 0.382 (1, 8)	F8		BB		6-3 1B		F7		G3 IBB	3	1	1	1	2	0	0	San Francisco Giants @ Chicago Cubs Wrigley Field, Chicago, IL Tue Jul 19 1988, 3:33 AM CDT Att: 33,712 - Sunny - 72 F					
Robby Thompson, R OBP: 0.372, SLG: 0.424 (1, 4)	K		F9		6-3		K		G3	5	0	0	0	0	2	5						
Will Clark, L OBP: 0.386, SLG: 0.545 (1, 3)	K		K		1B IBB					3	0	1	0	1	2	2						
Kevin Mitchell, R OBP: 0.318, SLG: 0.447 (1, 5)		K		6-3	0-1 1B		F9			4	0	1	1	0	1	1						
Mike Aldrete, L OBP: 0.349, SLG: 0.376 (1, 9)	1-3			K	L7				4-3	4	0	0	0	0	1	2						
Donell Nixon, R OBP: 0.520, SLG: 0.591 (1, 7)	L9			BB			F6		6-3	3	0	0	0	1	0	0						
Bob Melvin, R OBP: 0.220, SLG: 0.359 (1, 2)			HR	F8			K		K	4	1	1	1	0	2	1						
Jose Uribe, S OBP: 0.301, SLG: 0.328 (1, 6)			WP SH2-4 1B		6-3		S 1B		E3 SH1-4	4	0	2	0	0	0	0						
Rick Reuschel, R OBP: 0.139, SLG: 0.143 (1, 1)			SH2-4				6-3		SH1-4	2	1	1	0	0	0	1						
Craig Lefferts, L OBP: 0.200, SLG: 0.200 (9, 1)					1B 2B		6-3		SH1-4	0	0	0	0	0	0	0						
Inning Stats	R: 0 E: 0 K: 2 S: 8	H: 0 LOB: 0 BB: 0 P: 9	R: 0 E: 0 K: 1 S: 7	H: 0 LOB: 0 BB: 0 P: 11	R: 1 E: 0 K: 1 S: 12	H: 2 LOB: 2 BB: 1 P: 24	R: 0 E: 0 K: 1 S: 7	H: 0 LOB: 1 BB: 1 P: 13	R: 2 E: 0 K: 0 S: 14	H: 3 LOB: 2 BB: 1 P: 22	R: 0 E: 0 K: 1 S: 6	H: 1 LOB: 1 BB: 0 P: 9	R: 0 E: 0 K: 1 S: 8	H: 1 LOB: 0 BB: 0 P: 14	R: 0 E: 0 K: 1 S: 7	H: 0 LOB: 0 BB: 0 P: 9	R: 0 E: 1 K: 0 S: 8	H: 0 LOB: 1 BB: 1 P: 16	1B: 5 2B: 1 3B: 0 HR: 1	SF: 0 SAC: 2 DP: 0 HBP: 0	WP: 1 PB: 0 SB: 1 CS: 0	PA: 38
PITCHER Rick Sutcliffe, R ERA: 4.08 (1, 1)	IP: 9.0 WLS: L BF: 38	H: 7 R: 3 ER: 3 SO: 8	BB: 2 IBB: 2 HBP: 0 BLK: 0	WP: 1 HR: 1 S: 77 P: 127	ERA: 3.00 WHIP: 1.000											ERA: 3.00 WHIP: 1.000						

Batter	1	2	3	4	5	6	7	8	9	AB	R	H	RBI	BB	SO	LOB	BOTTOM			
Mitch Webster, S OBP: 0.355, SLG: 0.327 (1, 8)	F6			F8			1B G4-6-3 1B		1B	4	1	2	0	0	0	0	San Francisco Giants @ Chicago Cubs Wrigley Field, Chicago, IL Tue Jul 19 1988, 3:33 AM CDT Att: 33,712 - Sunny - 72 F			
Rafael Palmeiro, L OBP: 0.347, SLG: 0.437 (1, 7)	4-3			6-3			G4-6-3 1B		F8	4	0	1	0	0	0	2				
Mark Grace, L OBP: 0.379, SLG: 0.420 (1, 3)	F7			6-3			G4-6-3		L9	4	0	0	0	0	0	3				
Andre Dawson, R OBP: 0.346, SLG: 0.513 (1, 9)		G5-4-3 BB			F6		L5		K	3	0	0	0	1	1	2				
Vance Law, R OBP: 0.353, SLG: 0.405 (1, 5)		G5-4-3			K				FC6-4 1B	3	0	1	0	0	1	1				
23 Ryne Sandberg, R OBP: 0.324, SLG: 0.407 (1, 4)		6-3			1-3				L8	3	0	0	0	0	0	1				
Shawon Dunston, R OBP: 0.299, SLG: 0.496 (1, 6)			K		5-3				FC6-4	3	0	0	0	0	1	1				
Jody Davis, R OBP: 0.332, SLG: 0.389 (1, 2)			F9						F9	2	0	0	0	0	1	0				
Damon Berryhill, S ERA: 2.94 (9, PH)										1	0	0	0	0	0	1				
Rick Sutcliffe, L OBP: 0.140, SLG: 0.098 (1, 1)			5-3		6-3				1B	2	0	0	0	0	0	0				
Gary Varsho, L OBP: 0.333, SLG: 0.333 (9, PH)									1B	1	0	1	0	0	0	0				
Inning Stats	R: 0 E: 0 K: 0 S: 5	H: 0 LOB: 0 BB: 0 P: 6	R: 0 E: 0 K: 0 S: 7	H: 0 LOB: 0 BB: 1 P: 12	R: 0 E: 0 K: 1 S: 8	H: 0 LOB: 0 BB: 0 P: 11	R: 0 E: 0 K: 0 S: 7	H: 0 LOB: 0 BB: 0 P: 9	R: 0 E: 0 K: 1 S: 7	H: 0 LOB: 0 BB: 0 P: 14	R: 0 E: 0 K: 1 S: 4	H: 0 LOB: 0 BB: 0 P: 5	R: 0 E: 0 K: 0 S: 5	H: 1 LOB: 1 BB: 0 P: 9	R: 0 E: 0 K: 1 S: 14	H: 2 LOB: 2 BB: 0 P: 21	1B: 5 2B: 0 3B: 0 HR: 0	SF: 0 SAC: 0 DP: 2 HBP: 0	WP: 0 PB: 0 SB: 0 CS: 0	PA: 31
PITCHER Rick Reuschel, R ERA: 3.13 (1, 1)	IP: 8.0 WLS: W BF: 28	H: 5 R: 1 ER: 1 SO: 3	BB: 1 IBB: 0 HBP: 0 BLK: 0	WP: 0 HR: 0 S: 57 P: 86	ERA: 1.12 WHIP: 0.750											ERA: 1.12 WHIP: 0.750				
Craig Lefferts, L ERA: 2.94 (9, 1)	0.2	W	2	0	0	0	0	0	5	8	0.00	0.000								
Scott Garretts, R ERA: 5.3 (9, 1)	0.1	S	1	0	0	0	1	0	0	3	4	0.00	0.000							



Batter	1	2	3	4	5	6	7	8	9	AB	R	H	RBI	BB	SO	LOB	TOP								
Brett Butler , L (1, 8) OBP: 0.399, SLG: 0.385	2-1 F8		0-0 1B 2B	2-1 1B		0-3 K		3-2 2B 1B	2-1 6-3	6	2	3	1	0	1	1									
Robby Thompson , R (1, 4) OBP: 0.368, SLG: 0.422	3-3 K		0-3 K	2-2 F8			1-2 E3 WP 1B	1-1 1B 4-3 2B	0-1 1-3	6	2	1	1	0	2	3									
Will Clark , L (1, 3) Chris Speier , R (8, 6) OBP: 0.320, SLG: 0.358	0-1 4-3		1-1 2B 1B		3-1 HR		4-1 1B WP 1B	2-1 4-3 1B 1B		4	4	3	2	1	0	0									
Kevin Mitchell , R (1, 5) Roger Samuels , L (8, 1)		0-0 4-3	2-2 2B		2-2 F9		4-2 1B 1B	0-0 F6		4	1	1	2	1	0	2									
Mike Aldrete , L (1, 9) OBP: 0.350, SLG: 0.374	1-2 F7		4-0 2B		2-0 4-3		0-1 1B BB	2-2 4-3		4	0	1	3	1	0	1									
Donell Nixon , R (1, 7) OBP: 0.533, SLG: 0.593	0-0 1B		0-1 F8		0-0 F4		0-1 1B	3-1 1B		5	0	3	2	0	0	2									
Bob Melvin , R (1, 2) OBP: 0.219, SLG: 0.354	2-3 K		0-1 F8		0-2 5-3		2-2 G5-4-3	1-2 1B		5	0	1	0	0	1	3									
Jose Uribe , S (1, 6) Harry Spillman , L (8, PH) OBP: 0.212, SLG: 0.233			3-2 6-3	1-1 1B 2B		2-0 4-3	3-2 L9	0-0 4-3		4	1	1	0	0	0	1									
Kelly Downs , R (1, 1) Ernest Riles , L (8, 5) OBP: 0.298, SLG: 0.358			4-2 1B BB	0-0 G3		1-0 1B		0-0 3B WP	0-2 3-1	3	2	2	0	1	0	1									
Inning Stats	R: 0 E: 0 K: 1 S: 9	H: 0 LOB: 0 BB: 0 P: 14	R: 0 E: 0 K: 1 S: 12	H: 1 LOB: 1 BB: 0 P: 14	R: 3 E: 0 K: 1 S: 19	H: 3 LOB: 2 BB: 2 P: 33	R: 1 E: 0 K: 0 S: 11	H: 2 LOB: 1 BB: 0 P: 15	R: 1 E: 0 K: 0 S: 9	H: 1 LOB: 0 BB: 0 P: 16	R: 0 E: 0 K: 1 S: 8	H: 1 LOB: 1 BB: 0 P: 11	R: 3 E: 1 K: 0 S: 24	H: 2 LOB: 1 BB: 2 P: 38	R: 4 E: 0 K: 0 S: 21	H: 6 LOB: 2 BB: 0 P: 33	R: 0 E: 0 K: 0 S: 7	H: 0 LOB: 0 BB: 0 P: 9	1B: 11 2B: 3 3B: 1 HR: 1	SF: 0 SAC: 0 DP: 1 HBP: 0	WP: 2 PB: 0 SB: 1 CS: 0	PA: 47			
PITCHER	IP	WLS	BF	H	R	ER	SO	BB	IBB	HBP	BLK	WP	HR	S	P	ERA	WHIP								
Greg Maddux , R (1, 1) ERA: 2.33	5.0	L	24	7	5	5	3	1	1	0	0	0	0	12	20	9.00	1.600								
Frank DiPino , L (6, 1) ERA: 4.47	1.0		6	1	2	2	1	1	0	0	0	0	0	12	20	18.00	2.000								
Les Lancaster , R (7, 1) ERA: 3.71	2.0		14	8	5	4	0	1	0	0	0	2	0	41	62	18.00	4.500								
Pat Perry , L (9, 1) ERA: 3.63	1.0		3	0	0	0	0	0	0	0	0	0	0	7	9	0.00	0.000								

San Francisco Giants @ Chicago Cubs
Wrigley Field, Chicago, IL
Wed Jul 20 1988, 3:33 AM CDT
Att: 33,885 - Cloudy - 69 F

AB 43
R 12
H 16
RBI 11
BB 4
SO 4
LOB 16

GIANTS

Batter	1	2	3	4	5	6	7	8	9	AB	R	H	RBI	BB	SO	LOB	BOTTOM								
Mitch Webster , S (1, 8) OBP: 0.351, SLG: 0.323	3-3 K		1-1 B1-3		3-2 F7			0-3 K		4	0	0	0	0	2	0									
23 Ryne Sandberg , R (1, 4) OBP: 0.328, SLG: 0.410	1-1 1B 4-3		1-0 F9			1-0 FC6-4 1B		4-2 1B BB		3	1	2	0	1	0	0									
Mark Grace , L (1, 3) OBP: 0.377, SLG: 0.418	0-0 4-3 1B			2-0 F9		1-1 F7		1-0 F8		4	0	1	0	0	0	2									
Andre Dawson , R (1, 9) Pat Perry , L (9, 1) OBP: 0.343, SLG: 0.507	2-2 4-3			1-3 K		0-0 FC6-4		2-2 6-3		4	0	0	1	0	1	3									
Rafael Palmeiro , L (1, 7) Darrin Jackson , R (9, 9) OBP: 0.347, SLG: 0.436	2-1 G3			2-1 1B		1-1 F8			1-3 K	3	0	1	0	0	0	2									
Vance Law , R (1, 5) OBP: 0.348, SLG: 0.400		0-0 F7		1-0 1-3			0-0 E6		1-0 6-3	4	0	0	0	0	0	1									
Shawon Dunston , R (1, 6) OBP: 0.298, SLG: 0.404		0-3 K			3-2 1B G6-4-3		1-3 K		1-0 F4	4	1	1	0	0	2	1									
Damon Berryhill , S (1, 2) OBP: 0.284, SLG: 0.346		1-3 K			1-1 1B		0-0 F6			3	0	1	0	0	1	1									
Greg Maddux , R (1, 1) Jerry Mumphrey , S (5, PH) Frank DiPino , L (6, 1) Les Lancaster , R (7, 1) Gary Varsho , L (8, 7) OBP: 0.316, SLG: 0.316			3-3 K		2-1 G6-4-3		0-0 F9			1	0	0	0	0	1	0									
Inning Stats	R: 1 E: 0 K: 1 S: 12	H: 2 LOB: 1 BB: 0 P: 20	R: 0 E: 0 K: 2 S: 7	H: 0 LOB: 0 BB: 0 P: 8	R: 0 E: 0 K: 1 S: 7	H: 0 LOB: 0 BB: 0 P: 12	R: 0 E: 0 K: 1 S: 7	H: 1 LOB: 1 BB: 0 P: 13	R: 1 E: 0 K: 0 S: 11	H: 2 LOB: 0 BB: 0 P: 20	R: 0 E: 0 K: 0 S: 6	H: 1 LOB: 1 BB: 0 P: 9	R: 0 E: 1 K: 1 S: 7	H: 0 LOB: 1 BB: 0 P: 8	R: 0 E: 0 K: 1 S: 12	H: 0 LOB: 1 BB: 1 P: 19	R: 0 E: 0 K: 1 S: 5	H: 0 LOB: 0 BB: 0 P: 8	1B: 6 2B: 0 3B: 0 HR: 0	SF: 0 SAC: 0 DP: 1 HBP: 0	WP: 0 PB: 0 SB: 0 CS: 0	PA: 34			
PITCHER	IP	WLS	BF	H	R	ER	SO	BB	IBB	HBP	BLK	WP	HR	S	P	ERA	WHIP								
Kelly Downs , R (1, 1) ERA: 3.57	7.0	W	27	6	2	2	6	0	0	0	0	0	0	57	90	2.57	0.857								
Roger Samuels , L (8, 1) ERA:	2.0		7	0	0	0	2	1	0	0	0	0	0	17	27	0.00	0.500								

San Francisco Giants @ Chicago Cubs
Wrigley Field, Chicago, IL
Wed Jul 20 1988, 3:33 AM CDT
Att: 33,885 - Cloudy - 69 F

AB 33
R 2
H 6
RBI 1
BB 1
SO 8
LOB 12

CUBS

Batter	1	2	3	4	5	6	7	8	9	AB	R	H	RBI	BB	SO	LOB	TOP										
Brett Butler, L OBP: 0.396, SLG: 0.385 (1, 8)	F8		SH2-3 BLK 2B		F7		G4-3		FC4 FC4-6	5	1	1	0	0	0	3	San Francisco Giants @ St. Louis Cardinals Busch Stadium, St. Louis, MO Thu Jul 21 1988, 7:05 PM CDT Att: 35,983 - Unknown - 77 F livebaseballscorecards.com										
Robby Thompson, R OBP: 0.364, SLG: 0.416 (1, 4)	F7		SH2-3		F8			G6-3	FC4-6 1B	4	0	0	1	0	0	2											
Will Clark, L OBP: 0.391, SLG: 0.555 (1, 3)	WP 1B		F8		G6-3			K		5	0	2	1	0	1	0											
Kevin Mitchell, R OBP: 0.320, SLG: 0.448 (1, 5)	G5-3		FC5 2B							4	0	1	0	1	1	3											
Mike Aldrete, L OBP: 0.356, SLG: 0.378 (8, 7)		G6-3 WP 1B								3	1	2	0	1	0	0											
Donell Nixon, R OBP: 0.500, SLG: 0.548 Craig Lefferts, L (8, 1)	F9		FC5 2-3f							4	0	1	0	0	0	5											
Bob Brenly, R OBP: 0.250, SLG: 0.284 Ernest Riles, L OBP: 0.302, SLG: 0.362 (9, PH)	G6-3				F3					3	0	1	0	0	0	1											
Jose Uribe, S OBP: 0.304, SLG: 0.335 (1, 6)					G4-3					1	1	1	0	0	0	0											
Terry Mulholland, R (1, 1) Harry Spilman, L OBP: 0.226, SLG: 0.226 Joe Price, R (7, 1) Scott Garrelts, R OBP: 0.200, SLG: 0.200 Joel Youngblood, R OBP: 0.358, SLG: 0.328 (8, 9)	K				K					2	0	0	0	0	2	1											
Inning Stats	R: 0 E: 0 K: 0 S: 11	H: 1 LOB: 1 BB: 0 P: 17	R: 1 E: 0 K: 1 S: 8	H: 2 LOB: 1 BB: 0 P: 12	R: 1 E: 0 K: 0 S: 9	H: 2 LOB: 2 BB: 1 P: 15	R: 0 E: 0 K: 1 S: 8	H: 0 LOB: 0 BB: 0 P: 13	R: 0 E: 0 K: 0 S: 6	H: 1 LOB: 0 BB: 0 P: 7	R: 0 E: 0 K: 0 S: 5	H: 1 LOB: 0 BB: 0 P: 10	R: 0 E: 0 K: 1 S: 12	H: 1 LOB: 2 BB: 1 P: 21	R: 2 E: 0 K: 2 S: 24	H: 3 LOB: 2 BB: 0 P: 33		1B: 9 2B: 2 3B: 0 HR: 0	SF: 0 SAC: 2 DP: 0 HBP: 0	WP: 2 PB: 0 SB: 0 CS: 1	PA: 41						
PITCHER	IP	WLS	BF	H	R	ER	SO	BB	IBB	HBP	BLK	WP	HR	S	P	ERA	WHIP										
Danny Cox, R ERA: 4.06 (1, 1)	8.0	W	35	10	4	4	3	1	1	0	1	2	0	73	116	4.50	1.375										
Dan Quisenberry, R ERA: 3.45 (9, 1)	0.2		3	0	0	0	1	0	0	0	0	0	0	10	13	0.00	0.000										
Ken Dayley, L ERA: 3.71 (9, 1)	0.0		1	1	0	0	1	0	0	0	0	0	0	5	7	∞	∞										
Todd Worrell, R ERA: 3.52 (9, 1)	0.1	S	1	0	0	0	1	0	0	0	0	0	0	4	6	0.00	0.000										

Batter	1	2	3	4	5	6	7	8	9	AB	R	H	RBI	BB	SO	LOB	BOTTOM										
Vince Coleman, S OBP: 0.322, SLG: 0.364 (1, 7)	K		G4-3							4	1	2	1	0	1	0	San Francisco Giants @ St. Louis Cardinals Busch Stadium, St. Louis, MO Thu Jul 21 1988, 7:05 PM CDT Att: 35,983 - Unknown - 77 F livebaseballscorecards.com										
Ozzie Smith, S OBP: 0.344, SLG: 0.331 (1, 6)	F5		G3-1		G4-3					3	1	0	0	1	0	1											
Willie McGee, S OBP: 0.338, SLG: 0.372 (1, 8)			K							4	2	3	1	0	1	0											
Tom Brunansky, R OBP: 0.377, SLG: 0.436 (1, 9)	F8				E6 G6-4-3					3	1	1	0	1	0	1											
Terry Pendleton, S OBP: 0.321, SLG: 0.396 (1, 5)		G6-3			F9					4	0	1	4	0	0	2											
José Oquendo, S OBP: 0.357, SLG: 0.343 (1, 4)	F8				G6-4-3					4	0	1	0	0	1	2											
Tony Peña, R OBP: 0.294, SLG: 0.362 (1, 2)					G6-3		L7			4	0	1	0	0	0	1											
Tom Pagnozzi, R OBP: 0.310, SLG: 0.330 Mike Lago, L OBP: 0.100, SLG: 0.250 (8, 3)							SH3-4 2B 1B			3	1	2	0	0	0	0											
Danny Cox, R OBP: 0.050, SLG: 0.050 Dan Quisenberry, R (9, 1) Ken Dayley, L (9, 1) Todd Worrell, R (9, 1)							SH3-4 2B 1B			3	0	0	0	0	2	2											
Inning Stats	R: 0 E: 0 K: 1 S: 9	H: 1 LOB: 1 BB: 0 P: 12	R: 0 E: 0 K: 1 S: 12	H: 2 LOB: 2 BB: 0 P: 16	R: 0 E: 1 K: 0 S: 5	H: 0 LOB: 0 BB: 0 P: 7	R: 1 E: 0 K: 0 S: 9	H: 2 LOB: 1 BB: 0 P: 12	R: 1 E: 0 K: 0 S: 10	H: 3 LOB: 1 BB: 0 P: 13	R: 4 E: 0 K: 1 S: 14	H: 3 LOB: 1 BB: 2 P: 23	R: 0 E: 0 K: 2 S: 11	H: 0 LOB: 0 BB: 0 P: 14	1B: 8 2B: 3 3B: 0 HR: 0	SF: 0 SAC: 1 DP: 1 HBP: 0		WP: 1 PB: 0 SB: 0 CS: 0	PA: 36								
PITCHER	IP	WLS	BF	H	R	ER	SO	BB	IBB	HBP	BLK	WP	HR	S	P	ERA	WHIP										
Terry Mulholland, L ERA: 3.63 (1, 1)	6.0		25	8	2	2	3	0	0	0	0	0	0	53	70	3.00	1.333										
Joe Price, L ERA: 3.72 (7, 1)	0.2	L	5	2	3	3	0	1	0	0	0	0	0	10	14	40.50	4.500										
Scott Garrelts, R ERA: 0.43 (7, 1)	0.1		3	1	1	1	1	1	0	0	0	1	0	4	9	27.00	6.000										
Craig Lefferts, L ERA: 2.89 (8, 1)	1.0		3	0	0	0	2	0	0	0	0	0	0	11	14	0.00	0.000										



Batter	1	2	3	4	5	6	7	8	9	AB	R	H	RBI	BB	SO	LOB	TOP								
Brett Butler, L OBP: 0.394, SLG: 0.388 (1, 8)	G1-3		1B		F7		1B		E5 1B	5	2	2	2	0	0	0	San Francisco Giants @ St. Louis Cardinals Busch Stadium, St. Louis, MO Sat Jul 23 1988, 3:33 AM CDT Att: 42,072 - Sunny - 90 F								
Robby Thompson, R OBP: 0.362, SLG: 0.416 (1, 4)	G5-3		K		G6-3		1B		K	5	0	1	1	0	2	2									
Will Clark, L OBP: 0.389, SLG: 0.545 (1, 3)	K		P8		F7		P5		1B IBB	4	0	0	0	1	1	2									
Candy Maldonado, R OBP: 0.313, SLG: 0.368 (1, 9)		G6-3		G4-3 1B		G1-3		SH5-4 1B	5	1	3	1	0	0	0	0									
Mike Aldrete, L OBP: 0.350, SLG: 0.371 (1, 7)	G3		G4-3		L7		SH5-4		L9	4	0	0	0	0	0	3									
Ernest Riles, L OBP: 0.302, SLG: 0.366 (8, FH)	E		F7		F8		IBB			3	1	1	0	0	0	1									
Chris Speier, R OBP: 0.325, SLG: 0.358 (8, 5)	2B									0	0	0	0	1	0	0									
Bob Melvin, R OBP: 0.235, SLG: 0.366 (1, 2)	E8 1B						3B 2B		F9	4	1	3	2	0	0	2									
Jose Uribe, S OBP: 0.299, SLG: 0.329 (1, 6)	F9		F7		G5-3		P6			4	0	0	0	0	0	5									
Atlee Hammaker, S OBP: 0.091, SLG: 0.091 (6, 1)			G6-3		F4				K	2	0	0	0	0	0	0									
Randy Bockus, L OBP: 0.200, SLG: 0.200 (7, PH)							3B IBB			0	0	0	0	0	0	0									
Kevin Mitchell, R OBP: 0.320, SLG: 0.442 (7, 1)										0	1	0	0	1	0	0									
Joe Price, R OBP: 0.167, SLG: 0.167 (7, 1)										0	0	0	0	0	0	0									
Scott Garrelts, R OBP: 0.167, SLG: 0.167 (7, 1)										1	0	0	0	0	1	0									
Inning Stats	R: 0 E: 0 K: 1 S: 6	H: 0 LOB: 0 BB: 0 P: 7	R: 1 E: 1 K: 0 S: 12	H: 2 LOB: 1 BB: 0 P: 17	R: 0 E: 0 K: 1 S: 8	H: 1 LOB: 1 BB: 0 P: 12	R: 1 E: 0 K: 0 S: 14	H: 2 LOB: 1 BB: 0 P: 20	R: 0 E: 0 K: 0 S: 8	H: 0 LOB: 0 BB: 0 P: 13	R: 0 E: 0 K: 0 S: 6	H: 0 LOB: 0 BB: 0 P: 10	R: 3 E: 0 K: 0 S: 9	H: 3 LOB: 1 BB: 1 P: 18	R: 0 E: 0 K: 0 S: 8	H: 1 LOB: 2 BB: 1 P: 14	R: 1 E: 1 K: 2 S: 12	H: 1 LOB: 2 BB: 1 P: 19	1B: 7 2B: 2 3B: 1 HR: 0	SF: 0 SAC: 1 DP: 0 HBP: 0	WP: 0 PB: 0 SB: 1 CS: 0	PA: 41			
PITCHER	IP	WLS	BF	H	R	ER	SO	BB	IBB	HBP	BLK	WP	HR	S	P	ERA	WHIP								
Bob Forsch, R ERA: 4.88	(1, 1)	6.1	25	6	3	3	2	0	0	0	0	0	0	58	85	4.26	0.947								
Larry McWilliams, L ERA: 2.75	(7, 1)	1.0	8	3	2	2	0	0	2	0	0	0	0	9	20	18.00	3.000								
Todd Worrell, R ERA: 3.43	(8, 1)	1.2	L	8	1	1	0	2	0	0	0	0	0	16	25	0.00	0.600								

Batter	1	2	3	4	5	6	7	8	9	AB	R	H	RBI	BB	SO	LOB	BOTTOM								
Vince Coleman, S OBP: 0.322, SLG: 0.366 (1, 7)	F3		K			S 1B	K		K	4	1	0	0	1	3	2	San Francisco Giants @ St. Louis Cardinals Busch Stadium, St. Louis, MO Sat Jul 23 1988, 3:33 AM CDT Att: 42,072 - Sunny - 90 F								
Ozzie Smith, S OBP: 0.345, SLG: 0.339 (1, 6)	G6-3		G5-3			1B FC5-4 BB	HR		G3	4	2	1	2	1	0	1									
Willie McGee, S OBP: 0.337, SLG: 0.370 (1, 8)	K				G6-3	FC5-4 1B	1B		G4-3	5	0	2	1	0	1	0									
Tom Brunansky, R OBP: 0.368, SLG: 0.426 (1, 9)		G6-3		G5-3		FC5-4 1B FC6-4	K			4	1	0	1	0	1	2									
Terry Pendleton, S OBP: 0.321, SLG: 0.398 (8, 1)		E5				FC6-4 1B	G6-3			4	0	2	0	0	0	1									
Jose Oquendo, S OBP: 0.356, SLG: 0.352 (8, 5)		F8		G1-3		FC6-4 1B			G4-3	4	0	0	1	0	0	3									
Tom Pagnozzi, R OBP: 0.314, SLG: 0.333 (7, 2)										4	0	2	0	0	0	1									
Steve Lake, R OBP: 0.283, SLG: 0.310 (6, PH)										2	0	1	0	0	0	0									
Curt Ford, L OBP: 0.222, SLG: 0.215 (7, 3)			SH1-3 2B			G4-3	G3-1		K	1	0	0	0	0	0	2									
Larry McWilliams, L OBP: 0.154, SLG: 0.172 (8, 4)										0	0	0	0	0	0	0									
Bob Forsch, R OBP: 0.300, SLG: 0.300 (7, 2)			SH1-3							1	0	0	0	0	0	0									
Tony Peña, R OBP: 0.292, SLG: 0.358 (7, 2)							HR		L4	2	1	1	0	0	0	1									
Inning Stats	R: 0 E: 0 K: 1 S: 6	H: 0 LOB: 0 BB: 0 P: 10	R: 0 E: 1 K: 0 S: 7	H: 0 LOB: 1 BB: 0 P: 8	R: 0 E: 0 K: 0 S: 9	H: 1 LOB: 1 BB: 0 P: 11	R: 0 E: 0 K: 0 S: 7	H: 0 LOB: 0 BB: 0 P: 11	R: 3 E: 0 K: 0 S: 21	H: 3 LOB: 2 BB: 2 P: 37	R: 2 E: 0 K: 2 S: 15	H: 3 LOB: 1 BB: 0 P: 22	R: 0 E: 0 K: 1 S: 8	H: 1 LOB: 1 BB: 0 P: 10	R: 0 E: 0 K: 1 S: 12	H: 0 LOB: 0 BB: 0 P: 15	1B: 7 2B: 1 3B: 0 HR: 1	SF: 0 SAC: 1 DP: 0 HBP: 0	WP: 0 PB: 0 SB: 3 CS: 0	PA: 39					
PITCHER	IP	WLS	BF	H	R	ER	SO	BB	IBB	HBP	BLK	WP	HR	S	P	ERA	WHIP								
Atlee Hammaker, L ERA: 4.78	(1, 1)	5.0	21	3	3	3	2	2	0	0	0	0	0	48	73	5.40	1.000								
Randy Bockus, R ERA: 4.2	(6, 1)	1.0	5	2	0	0	0	0	0	0	0	0	0	15	21	0.00	2.000								
Joe Price, L ERA: 4.17	(7, 1)	0.1	4	3	2	2	1	0	0	0	0	0	1	11	16	54.00	9.000								
Scott Garrelts, R ERA: 5.17	(7, 1)	2.2	W	9	1	0	0	3	0	0	0	0	0	24	31	0.00	0.375								

Batter	1	2	3	4	5	6	7	8	9	AB	R	H	RBI	BB	SO	LOB	TOP									
Brett Butler, L OBP: 0.389, SLG: 0.383 (1, 8)	P2		F9		F7		L9		G4-3	5	0	0	0	0	0	2	San Francisco Giants @ St. Louis Cardinals Busch Stadium, St. Louis, MO Sun Jul 24 1988, 3:33 AM CDT Att: 39,183 - Sunny - 86 F									
Chris Spier, R OBP: 0.323, SLG: 0.355 (1, 4)	K		G4-3		HR			G6-3		4	1	1	0	0	1	0										
Will Clark, L OBP: 0.390, SLG: 0.553 Donell Nixon, R OBP: 0.436, SLG: 0.472 (8, 7)	K			L4	HR			FC6-4		4	1	2	3	0	1	0										
Candy Maldonado, R OBP: 0.315, SLG: 0.376 (1, 9)		FC6-4		1B	SF9			FC6-4		4	2	2	0	0	1	1										
Mike Aldrete, L OBP: 0.357, SLG: 0.375 (8, 3)		FC6-4		1B			K			3	0	2	0	1	1	0										
Ernest Riles, L OBP: 0.298, SLG: 0.361 (1, 5)	FC6-4			SF9			G4-3			3	0	0	2	0	0	3										
Bob Melvin, R OBP: 0.235, SLG: 0.369 (1, 2)	L8			1-H			G6-3			4	0	1	0	0	0	1										
Jose Uribe, S OBP: 0.299, SLG: 0.328 (1, 6)	FC6-4			1B	SH1-4		F8			4	1	1	0	0	0	1										
Rick Reuschel, R OBP: 0.154, SLG: 0.158 (1, 1)			G1-3		SH1-4		G6-3			3	0	1	0	0	0	0										
Inning Stats	R: 0 E: 0 K: 2 S: 9	H: 0 LOB: 0 BB: 0 P: 13	R: 1 E: 0 K: 0 S: 6	H: 1 LOB: 1 BB: 1 P: 14	R: 0 E: 0 K: 0 S: 8	H: 0 LOB: 0 BB: 0 P: 11	R: 1 E: 0 K: 0 S: 12	H: 3 LOB: 2 BB: 0 P: 19	R: 3 E: 0 K: 1 S: 12	H: 3 LOB: 0 BB: 0 P: 20	R: 0 E: 0 K: 1 S: 7	H: 0 LOB: 0 BB: 0 P: 11	R: 0 E: 0 K: 0 S: 4	H: 0 LOB: 0 BB: 0 P: 6	R: 0 E: 0 K: 0 S: 11	H: 2 LOB: 2 BB: 0 P: 17	R: 0 E: 0 K: 0 S: 10	H: 1 LOB: 1 BB: 0 P: 17	1B: 7 2B: 1 3B: 1 HR: 1	SF: 1 SAC: 1 DP: 0 HBP: 0	WP: 0 PB: 0 SB: 0 CS: 0	PA: 37				
PITCHER	IP	WLS	BF	H	R	ER	SO	BB	IBB	HBP	BLK	WP	HR	S	P	ERA	WHIP									
Jose DeLeon, R ERA: 4.1 (1, 1)	5.0	L	22	7	5	5	3	1	0	0	0	0	0	1	47	77	9.00	1.600								
Scott Terry, R ERA: 3.74 (6, 1)	2.2		9	1	0	0	1	0	0	0	0	0	0	15	22	0.00	0.375									
Dan Quisenberry, R ERA: 3.34 (8, 1)	0.1		2	1	0	0	0	0	0	0	0	0	0	7	12	0.00	3.000									
John Costello, R ERA: 1.02 (9, 1)	1.0		4	1	0	0	0	0	0	0	0	0	0	10	17	0.00	1.000									

Batter	1	2	3	4	5	6	7	8	9	AB	R	H	RBI	BB	SO	LOB	BOTTOM								
Vince Coleman, S OBP: 0.323, SLG: 0.368 (1, 7)	G4-3		G4-3			B2-3				4	0	2	0	0	0	0	San Francisco Giants @ St. Louis Cardinals Busch Stadium, St. Louis, MO Sun Jul 24 1988, 3:33 AM CDT Att: 39,183 - Sunny - 86 F								
Ozzie Smith, S OBP: 0.344, SLG: 0.336 (1, 6)	P9			G4-3		F8				3	0	0	0	1	0	1									
Willie McGee, S OBP: 0.334, SLG: 0.366 (1, 8)	G4-6-3			G5-3		G4-3				4	0	0	0	0	0	4									
Mike Laga, L OBP: 0.207, SLG: 0.286 (1, 3)		P4				F9				4	0	1	0	0	0	0									
Terry Pendleton, S OBP: 0.316, SLG: 0.390 (1, 5)		G4-3		L8		F8				4	0	0	0	0	0	1									
Curt Ford, L OBP: 0.237, SLG: 0.232 (1, 9)						G6-3				4	0	2	0	0	0	0									
Jose Oquendo, S OBP: 0.354, SLG: 0.349 Tom Lawless, R OBP: 0.176, SLG: 0.188 (8, 4)										2	0	0	0	0	0	1									
Tony Peña, R OBP: 0.291, SLG: 0.355 (1, 2)										2	0	1	0	0	0	0									
Jose DeLeon, R OBP: 0.295, SLG: 0.295 Luis Alcazar, S OBP: 0.292, SLG: 0.299 Scott Terry, R Dan Quisenberry, R Tom Pagnozzi, R John Costello, R (1, 1) (5, PH) (8, 1) (8, PH) (9, 1)										1	0	0	0	0	0	0									
Inning Stats	R: 0 E: 0 K: 0 S: 9	H: 1 LOB: 0 BB: 0 P: 10	R: 0 E: 0 K: 0 S: 4	H: 1 LOB: 1 BB: 0 P: 5	R: 0 E: 0 K: 0 S: 5	H: 0 LOB: 0 BB: 0 P: 6	R: 0 E: 0 K: 0 S: 7	H: 1 LOB: 1 BB: 0 P: 11	R: 0 E: 0 K: 0 S: 9	H: 0 LOB: 1 BB: 1 P: 17	R: 0 E: 0 K: 0 S: 7	H: 0 LOB: 0 BB: 0 P: 11	R: 0 E: 0 K: 0 S: 5	H: 0 LOB: 0 BB: 0 P: 9	R: 0 E: 0 K: 0 S: 9	H: 2 LOB: 3 BB: 1 P: 17	R: 0 E: 0 K: 1 S: 12	H: 2 LOB: 2 BB: 0 P: 19	1B: 6 2B: 1 3B: 0 HR: 0	SF: 0 SAC: 0 DP: 1 HBP: 0	WP: 0 PB: 0 SB: 1 CS: 0	PA: 35			
PITCHER	IP	WLS	BF	H	R	ER	SO	BB	IBB	HBP	BLK	WP	HR	S	P	ERA	WHIP								
Rick Reuschel, R ERA: 2.93 (1, 1)	9.0	W	35	7	0	0	1	2	0	0	0	0	0	67	105	0.00	1.000								



Batter	1	2	3	4	5	6	7	8	9	AB	R	H	RBI	BB	SO	LOB	TOP					
Steve Sax, R OBP: 0.356, SLG: 0.385	0-3 K		2-2 2B		2-3 K			1-2 1B		4	0	2	0	0	2	0	Los Angeles Dodgers @ San Francisco Giants Candlestick Park, San Francisco, CA Mon Jul 25 1988, 10:05 PM EDT Att: 29,947 - Sunny - 68 F					
Franklin Stubbs, L OBP: 0.278, SLG: 0.345	1-1 G3		2-3 K			1-0 2B SF8		1-3 K		4	1	1	0	0	2	2						
Kirk Gibson, L OBP: 0.385, SLG: 0.517	4-2 BB		4-0 IBB			1-0 G3		0-2 L4		2	0	0	0	2	0	2						
Mike Marshall, R OBP: 0.317, SLG: 0.447	1-1 F3		0-1 P4			0-2 SF8			0-1 6-3	3	0	0	1	0	0	3						
John Shelby, S OBP: 0.347, SLG: 0.414		3-3 K		1-3 K		1-3 K			2-2 4-3	4	0	0	0	0	3	0						
Mike Scioscia, L OBP: 0.354, SLG: 0.352		2-0 4-3		2-0 F8			2-2 4-3		0-1 1B	4	0	1	0	0	0	0						
Alfredo Griffin, S OBP: 0.214, SLG: 0.243										0	0	0	0	0	0	0						
Jeff Hamilton, R OBP: 0.270, SLG: 0.348		0-0 2B		1-1 F9			1-0 F5		3-2 F9	3	0	1	0	0	0	0						
Mike Davis, L OBP: 0.276, SLG: 0.297								1-2 1B		1	0	0	0	0	0	1						
Dave Anderson, R OBP: 0.349, SLG: 0.333		3-3 K			0-0 F8					3	0	0	0	0	1	1						
Fernando Valenzuela, L OBP: 0.214, SLG: 0.244			0-0 6-3			0-1 4-3			1-1 G3	2	0	0	0	0	0	0						
Danny Heep, L OBP: 0.379, SLG: 0.295										1	0	0	0	0	0	0						
Tim Crews, R OBP: 0.250, SLG: 0.250										0	0	0	0	0	0	0						
Inning Stats	R: 0 E: 0 K: 1 S: 9	H: 0 LOB: 1 BB: 1 P: 15	R: 0 E: 0 K: 2 S: 9	H: 1 LOB: 1 BB: 0 P: 17	R: 0 E: 0 K: 1 S: 9	H: 1 LOB: 2 BB: 1 P: 17	R: 0 E: 0 K: 1 S: 7	H: 0 LOB: 0 BB: 0 P: 11	R: 0 E: 0 K: 1 S: 6	H: 0 LOB: 0 BB: 0 P: 8	R: 1 E: 0 K: 1 S: 9	H: 1 LOB: 0 BB: 0 P: 12	R: 0 E: 0 K: 0 S: 6	H: 0 LOB: 0 BB: 0 P: 9	R: 0 E: 0 K: 1 S: 14	H: 1 LOB: 1 BB: 0 P: 17	R: 0 E: 0 K: 0 S: 10	H: 1 LOB: 2 BB: 0 P: 15	1B: 2 2B: 3 3B: 0 HR: 0	SF: 1 SAC: 0 DP: 0 HBP: 0	WP: 0 PB: 1 SB: 1 CS: 0	PA: 34
PITCHER Kelly Downs, R ERA: 3.4	IP: 9.0 W: 1 L: 34	WLS: 0 BF: 34	H: 5 R: 1 ER: 1 SO: 8	BB: 1 IBB: 1 HBP: 0 BLK: 0	WP: 0 HR: 0 S: 79 P: 121	ERA: 1.00 WHIP: 0.667	PITCHER															

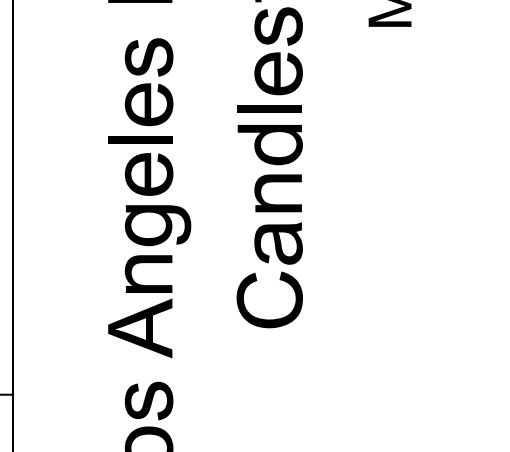
Batter	1	2	3	4	5	6	7	8	9	AB	R	H	RBI	BB	SO	LOB	BOTTOM			
Brett Butler, L OBP: 0.389, SLG: 0.381	0-0 B1-3		0-1 1B 1B		2-1 F9	4-1 BB		2-1 B2-3		4	1	1	0	1	0	0	Los Angeles Dodgers @ San Francisco Giants Candlestick Park, San Francisco, CA Mon Jul 25 1988, 10:05 PM EDT Att: 29,947 - Sunny - 68 F			
Robby Thompson, R OBP: 0.396, SLG: 0.418	4-1 E7 BB		1-0 1B 1B		2-1 1B 1B	3-3 K				3	0	2	0	1	1	3				
Will Clark, L OBP: 0.388, SLG: 0.549	0-0 E7		2-2 1B 2-H		2-2 F8		3-1 F8			4	0	1	1	0	0	2				
Candy Maldonado, R OBP: 0.317, SLG: 0.378	3-3 K		0-1 F8		3-0 1B	3-2 HR 1B				4	1	2	0	0	1	3				
Kevin Mitchell, R OBP: 0.319, SLG: 0.449		2-2 5-3	1-1 E5		1-0 L6		1-0 HR			4	1	1	2	0	0	4				
Chris Speier, R OBP: 0.323, SLG: 0.355			1-2 2-3				1-H HR			0	0	0	0	0	0	0				
Mike Aldrete, L OBP: 0.380, SLG: 0.373		4-2 CS BB	0-2 L7			4-2 1B BB		0-0 6-3		1	0	0	0	2	0	3				
Donell Nixon, R OBP: 0.425, SLG: 0.459										1	0	0	0	0	0	0				
Bob Melvin, R OBP: 0.241, SLG: 0.373		2-2 1B		2-1 F8		2-2 FC5-4 1B		1-0 F7		4	0	2	0	0	0	0				
Jose Uribe, S OBP: 0.298, SLG: 0.324		1-2 P8		0-0 5-3		4-0 FC5-4 BB		2-1 P6		3	0	0	0	1	0	1				
Kelly Downs, R OBP: 0.227, SLG: 0.262			0-3 K2-3		1-1 P7		0-0 FC5-4 BB		1-2 1-3	4	0	0	0	0	1	2				
Inning Stats	R: 0 E: 1 K: 1 S: 7	H: 0 LOB: 1 BB: 1 P: 14	R: 0 E: 0 K: 0 S: 14	H: 1 LOB: 1 BB: 1 P: 23	R: 1 E: 1 K: 1 S: 16	H: 3 LOB: 3 BB: 0 P: 20	R: 0 E: 0 K: 0 S: 5	H: 0 LOB: 0 BB: 0 P: 8	R: 0 E: 0 K: 1 S: 9	H: 2 LOB: 2 BB: 0 P: 19	R: 0 E: 0 K: 1 S: 12	H: 1 LOB: 3 BB: 3 P: 29	R: 2 E: 0 K: 0 S: 8	H: 2 LOB: 0 BB: 0 P: 15	R: 0 E: 0 K: 0 S: 7	H: 0 LOB: 0 BB: 0 P: 12	1B: 8 2B: 0 3B: 0 HR: 1	SF: 0 SAC: 0 DP: 0 HBP: 0	WP: 0 PB: 0 SB: 0 CS: 1	PA: 37
PITCHER Fernando Valenzuela, L ERA: 4.4	IP: 7.0 W: 1 L: 34	WLS: 0 BF: 34	H: 9 R: 3 ER: 3 SO: 3	BB: 5 IBB: 0 HBP: 0 BLK: 0	WP: 0 HR: 1 S: 71 P: 128	ERA: 3.86 WHIP: 2.000	PITCHER													
Tim Crews, R ERA: 2.44	IP: 1.0	WLS: 0 BF: 3	H: 0 R: 0 ER: 0 SO: 0	BB: 0 IBB: 0 HBP: 0 BLK: 0	WP: 0 HR: 0 S: 7 P: 12	ERA: 0.00 WHIP: 0.000	PITCHER													

AB	31
R	1
H	5
RBI	1
BB	2
SO	8
LOB	9



WP	0	PA	34
PB	1		
SB	1		
CS	0		

AB	32
R	3
H	9
RBI	3
BB	5
SO	3
LOB	18



WP	0	PA	37
PB	0		
SB	0		
CS	1		

Batter	1	2	3	4	5	6	7	8	9	AB	R	H	RBI	BB	SO	LOB	TOP					
Steve Sax, R (1, 4) OBP: 0.361, SLG: 0.398	2-2 5-3 1B		1-1 SH2-3 1B		2-2 F7		2-1 2B		0-0 BLK 3B	5	2	4	2	0	0	1	Los Angeles Dodgers @ San Francisco Giants Candlestick Park, San Francisco, CA Tue Jul 26 1988, 10:05 PM EDT Sunny - 60 F					
Dave Anderson, R (1, 6) OBP: 0.349, SLG: 0.333	3-2 5-3		0-0 SH2-3		1-0 FC6-4 1B		2-1 4-3		1-1 L8	3	0	1	0	0	0	2						
Mike Davis, L (9, PH) OBP: 0.275, SLG: 0.296			1-2 1-3		1-2 FC6-4 1B				3-H 0-0 F7	5	0	0	0	0	1	5						
Alfredo Griffin, S (9, 6) OBP: 0.214, SLG: 0.243					1-2 FC6-4																	
Kirk Gibson, L (1, 7) OBP: 0.380, SLG: 0.510	0-3 K		3-2 4-3		1-0 FC6-4		3-2 F8		0-0 F7	4	0	1	1	1	0	1						
Mike Marshall, R (1, 9) OBP: 0.318, SLG: 0.445	0-1 1B		0-0 1-3				1-0 5-3		4-1 F7	4	0	1	1	1	0	1						
John Shelby, S (1, 8) OBP: 0.342, SLG: 0.406	3-2 6-3				0-0 K		0-0 4-3		2-2 L7	5	0	0	0	0	2	2						
Tracy Woodson, R (1, 3) OBP: 0.229, SLG: 0.281					0-0 F8		1-1 L7		0-1 5-3	4	0	0	0	0	0	0						
Jay Howell, R (8, 1)										0	0	0	0	0	0	0						
Jeff Hamilton, R (1, 5) OBP: 0.274, SLG: 0.369					1-2 P3				0-0 HR	4	2	2	1	0	0	0						
Rick Dempsey, R (1, 2) OBP: 0.352, SLG: 0.500									4-1 HR	2	2	2	2	2	0	0						
Orel Hershiser, R (1, 1) OBP: 0.113, SLG: 0.170					0-0 FC3-6 BB				0-2 1B	3	0	0	0	0	0	2						
Jesse Orosco, L (8, 1)									1-2 3B	0	0	0	0	0	0	0						
Franklin Stubbs, L (8, 3) OBP: 0.283, SLG: 0.350					1-2 FC3-6 1B				1-2 3B	1	1	1	0	0	0	0						
Inning Stats	R: 1 E: 0 K: 1 S: 14	H: 2 LOB: 1 BB: 0 P: 22	R: 0 E: 0 K: 0 S: 8	H: 1 LOB: 1 BB: 0 P: 13	R: 0 E: 0 K: 0 S: 7	H: 1 LOB: 0 BB: 0 P: 11	R: 0 E: 0 K: 1 S: 7	H: 0 LOB: 0 BB: 0 P: 8	R: 0 E: 0 K: 0 S: 4	H: 0 LOB: 2 BB: 1 P: 16	R: 0 E: 0 K: 0 S: 15	H: 3 LOB: 1 BB: 0 P: 23	R: 0 E: 0 K: 0 S: 7	H: 0 LOB: 0 BB: 0 P: 10	R: 4 E: 0 K: 1 S: 14	H: 3 LOB: 1 BB: 2 P: 25	1B: 5 2B: 3 3B: 1 HR: 2	SF: 0 SAC: 1 DP: 0 HBP: 0	WP: 0 PB: 0 SB: 0 CS: 0	PA: 41		
PITCHER	IP WLS BF H R ER SO BB IBB HBP BLK WP HR S P ERA WHIP	IP WLS BF H R ER SO BB IBB HBP BLK WP HR S P ERA WHIP	IP WLS BF H R ER SO BB IBB HBP BLK WP HR S P ERA WHIP	IP WLS BF H R ER SO BB IBB HBP BLK WP HR S P ERA WHIP	IP WLS BF H R ER SO BB IBB HBP BLK WP HR S P ERA WHIP	IP WLS BF H R ER SO BB IBB HBP BLK WP HR S P ERA WHIP	IP WLS BF H R ER SO BB IBB HBP BLK WP HR S P ERA WHIP	IP WLS BF H R ER SO BB IBB HBP BLK WP HR S P ERA WHIP	IP WLS BF H R ER SO BB IBB HBP BLK WP HR S P ERA WHIP	IP WLS BF H R ER SO BB IBB HBP BLK WP HR S P ERA WHIP	IP WLS BF H R ER SO BB IBB HBP BLK WP HR S P ERA WHIP	IP WLS BF H R ER SO BB IBB HBP BLK WP HR S P ERA WHIP	IP WLS BF H R ER SO BB IBB HBP BLK WP HR S P ERA WHIP	IP WLS BF H R ER SO BB IBB HBP BLK WP HR S P ERA WHIP	IP WLS BF H R ER SO BB IBB HBP BLK WP HR S P ERA WHIP	IP WLS BF H R ER SO BB IBB HBP BLK WP HR S P ERA WHIP	IP WLS BF H R ER SO BB IBB HBP BLK WP HR S P ERA WHIP	IP WLS BF H R ER SO BB IBB HBP BLK WP HR S P ERA WHIP	IP WLS BF H R ER SO BB IBB HBP BLK WP HR S P ERA WHIP	IP WLS BF H R ER SO BB IBB HBP BLK WP HR S P ERA WHIP	IP WLS BF H R ER SO BB IBB HBP BLK WP HR S P ERA WHIP	IP WLS BF H R ER SO BB IBB HBP BLK WP HR S P ERA WHIP

AB 37
R 7
H 11
RBI 6
BB 3
SO 3
LOB 13




Batter	1	2	3	4	5	6	7	8	9	AB	R	H	RBI	BB	SO	LOB	BOTTOM					
Brett Butler, L (1, 8) OBP: 0.392, SLG: 0.382	4-2 G3 2B		0-1 G3		0-0 6-3			1-2 1B	2-2 E6	4	2	2	1	1	0	0	Los Angeles Dodgers @ San Francisco Giants Candlestick Park, San Francisco, CA Tue Jul 26 1988, 10:05 PM EDT Sunny - 60 F					
Robby Thompson, R (1, 4) OBP: 0.397, SLG: 0.418	0-3 K		1-3 K				0-0 G1-6-3 1B	0-0 FC6-4 1B	0-3 K	5	0	2	0	0	3	3						
Will Clark, L (1, 3) OBP: 0.386, SLG: 0.544	3-2 G3		0-0 BLK 1B		0-0 G1-6-3		1-2 1B	1-3 K	1-3 K	5	0	1	0	0	2	6						
Candy Maldonado, R (1, 9) OBP: 0.321, SLG: 0.385	2-0 2B		0-0 1-3		0-0 1B		0-0 1B	0-0 FC6-4 1B		4	0	3	1	0	0	1						
Donell Nixon, R (8, PR) OBP: 0.425, SLG: 0.459								1-2 2-3 1B		0	0	0	0	0	0	0						
Mike Aldrete, L (1, 7) OBP: 0.360, SLG: 0.370	4-0 BB		0-1 F7		0-1 G3		0-0 G3	0-0 FC6-4	1-2 2-3 1B	2	0	0	0	1	0	1						
Joel Youngblood, R (8, PH) OBP: 0.342, SLG: 0.323								1-2 2-3 1B		1	0	0	1	0	0	2						
Kevin Mitchell, R (1, 5) OBP: 0.316, SLG: 0.444	0-0 F8		0-1 4-3		0-1 4-3		0-3 K	1-1 F8		4	0	0	0	0	1	4						
Bob Brenly, R (1, 2) OBP: 0.251, SLG: 0.280			2-3 K		0-3 K		2-1 CI		0-2 1-3	2	0	0	0	0	2	0						
Ernest Riles, L (9, PH) OBP: 0.295, SLG: 0.359										1	0	0	0	0	0	0						
Jose Uribe, S (1, 6) OBP: 0.297, SLG: 0.323			2-0 F9		1-1 6-3		1-3 K	2-2 1B	2-2 1B	4	1	1	0	0	1	1						
Terry Mulholland, R (1, 1) OBP: 0.206, SLG: 0.200			1-3 K		1-1 1-3		0-0 3-1		2-2 1B	2	0	0	0	0	1	0						
Randy Beckus, L (7, PH) OBP: 0.206, SLG: 0.200									1-3 1B	1	0	0	0	0	0	1						
Harry Simpson, R (8, PH) OBP: 0.206, SLG: 0.200										0	0	0	0	0	0	0						
Craig Lefferts, L (8, 1) OBP: 0.197, SLG: 0.167										0	0	0	0	0	0	0						
Scott Garrelts, R (9, PH) OBP: 0.197, SLG: 0.167										0	0	0	0	0	0	0						
Bob Melvin, R (9, PH) OBP: 0.197, SLG: 0.167										1	0	1	0	0	0	0						
Inning Stats	R: 1 E: 0 K: 1 S: 14	H: 1 LOB: 2 BB: 2 P: 27	R: 0 E: 0 K: 2 S: 7	H: 0 LOB: 0 BB: 0 P: 12	R: 0 E: 0 K: 1 S: 7	H: 0 LOB: 0 BB: 0 P: 7	R: 0 E: 0 K: 1 S: 7	H: 0 LOB: 0 BB: 0 P: 7	R: 0 E: 0 K: 0 S: 5	H: 2 LOB: 1 BB: 0 P: 5	R: 0 E: 0 K: 2 S: 9	H: 0 LOB: 1 BB: 0 P: 12	R: 1 E: 0 K: 1 S: 11	H: 3 LOB: 2 BB: 0 P: 14	R: 1 E: 1 K: 2 S: 20	H: 3 LOB: 2 BB: 0 P: 27	1B: 9 2B: 1 3B: 0 HR: 0	SF: 0 SAC: 0 DP: 1 HBP: 0	WP: 0 PB: 0 SB: 1 CS: 0	PA: 39		
PITCHER	IP WLS BF H R ER SO BB IBB HBP BLK WP HR S P ERA WHIP	IP WLS BF H R ER SO BB IBB HBP BLK WP HR S P ERA WHIP	IP WLS BF H R ER SO BB IBB HBP BLK WP HR S P ERA WHIP	IP WLS BF H R ER SO BB IBB HBP BLK WP HR S P ERA WHIP	IP WLS BF H R ER SO BB IBB HBP BLK WP HR S P ERA WHIP	IP WLS BF H R ER SO BB IBB HBP BLK WP HR S P ERA WHIP	IP WLS BF H R ER SO BB IBB HBP BLK WP HR S P ERA WHIP	IP WLS BF H R ER SO BB IBB HBP BLK WP HR S P ERA WHIP	IP WLS BF H R ER SO BB IBB HBP BLK WP HR S P ERA WHIP	IP WLS BF H R ER SO BB IBB HBP BLK WP HR S P ERA WHIP	IP WLS BF H R ER SO BB IBB HBP BLK WP HR S P ERA WHIP	IP WLS BF H R ER SO BB IBB HBP BLK WP HR S P ERA WHIP	IP WLS BF H R ER SO BB IBB HBP BLK WP HR S P ERA WHIP	IP WLS BF H R ER SO BB IBB HBP BLK WP HR S P ERA WHIP	IP WLS BF H R ER SO BB IBB HBP BLK WP HR S P ERA WHIP	IP WLS BF H R ER SO BB IBB HBP BLK WP HR S P ERA WHIP	IP WLS BF H R ER SO BB IBB HBP BLK WP HR S P ERA WHIP	IP WLS BF H R ER SO BB IBB HBP BLK WP HR S P ERA WHIP	IP WLS BF H R ER SO BB IBB HBP BLK WP HR S P ERA WHIP	IP WLS BF H R ER SO BB IBB HBP BLK WP HR S P ERA WHIP	IP WLS BF H R ER SO BB IBB HBP BLK WP HR S P ERA WHIP	IP WLS BF H R ER SO BB IBB HBP BLK WP HR S P ERA WHIP

AB 36
R 3
H 10
RBI 3
BB 2
SO 10
LOB 19



Batter	1	2	3	4	5	6	7	8	9	10	AB	R	H	RBI	BB	SO	LOB	TOP										
Steve Sax, R OBP: 0.356, SLG: 0.392	L7		K			G3		5-3			4	0	0	0	0	1	1	Los Angeles Dodgers @ San Francisco Giants Candlestick Park, San Francisco, CA Wed Jul 27 1988, 10:05 PM EDT Att: 34,168 - Unknown										
Dave Anderson, R OBP: 0.341, SLG: 0.326	5-3			K		4-3		6-3			4	0	0	0	0	1	1											
Kirk Gibson, L OBP: 0.387, SLG: 0.512							F8		6-3		4	0	2	0	0	0	0											
Mike Marshall, R OBP: 0.311, SLG: 0.434	F7			1B			E5		6-3		4	1	0	0	0	0	1											
John Shelby, S OBP: 0.342, SLG: 0.405			K			L7			6-3		4	0	1	0	0	1	0											
Mickey Hatcher, R OBP: 0.337, SLG: 0.381		5-3				1-3		E		4-3	3	0	0	0	1	0	0											
Tracy Woodson, R OBP: 0.200, SLG: 0.243						F9		E6		6-3	4	0	0	1	0	0	2											
Rick Dempsey, R OBP: 0.342, SLG: 0.479			K				SH3-4	G5-2-3		F6	4	0	1	0	0	1	3											
Tim Leary, R OBP: 0.279, SLG: 0.310						SH3-4					2	0	0	0	0	1	0											
Jesse Orosco, R OBP: 0.311, SLG: 0.434			L8					K			0	0	0	0	0	0	0											
Inning Stats	R: 0 E: 0 K: 0 S: 11	H: 1 LOB: 1 BB: 0 P: 19	R: 0 E: 0 K: 1 S: 7	H: 0 LOB: 0 BB: 0 P: 13	R: 0 E: 0 K: 2 S: 12	H: 0 LOB: 0 BB: 0 P: 19	R: 0 E: 0 K: 1 S: 7	H: 1 LOB: 0 BB: 0 P: 10	R: 0 E: 0 K: 0 S: 10	H: 0 LOB: 0 BB: 0 P: 14	R: 0 E: 0 K: 0 S: 5	H: 1 LOB: 1 BB: 0 P: 7	R: 1 E: 2 K: 0 S: 10	H: 1 LOB: 2 BB: 1 P: 21	R: 0 E: 0 K: 1 S: 6	H: 0 LOB: 0 BB: 0 P: 9	R: 0 E: 0 K: 0 S: 7	H: 0 LOB: 0 BB: 0 P: 10	R: 0 E: 0 K: 0 S: 7	H: 0 LOB: 0 BB: 0 P: 10	1B: 3 2B: 1 3B: 0 HR: 0	SF: 0 SAC: 1 DP: 1 HBP: 0	WP: 0 PB: 0 SB: 0 CS: 0	PA: 35				
PITCHER	IP 8.0	WLS L	BF 29	H 4	R 1	ER 0	SO 5	BB 0	IBB 1	HBP 0	BLK 0	WP 0	HR 0	S 68	P 112	ERA 0.00	WHIP 0.500											
Ailee Hammaker, L ERA: 4.25	(1, 1)	2.0	W	6	0	0	0	0	0	0	0	0	0	0	14	20	0.00	0.000										
Joe Price, L ERA: 3.83	(9, 1)	2.0	W	6	0	0	0	0	0	0	0	0	0	0	14	20	0.00	0.000										

AB 33
R 1
H 4
RBI 1
BB 1
SO 5
LOB 8



Batter	1	2	3	4	5	6	7	8	9	10	AB	R	H	RBI	BB	SO	LOB	BOTTOM										
Brett Butler, L OBP: 0.385, SLG: 0.373	1-3		K			6-3		FC6		K	4	0	0	0	1	2	2	Los Angeles Dodgers @ San Francisco Giants Candlestick Park, San Francisco, CA Wed Jul 27 1988, 10:05 PM EDT Att: 34,168 - Unknown										
Robby Thompson, R OBP: 0.362, SLG: 0.413	5-3		K			K		FC6		SF	4	0	0	1	0	2	2											
Will Clark, L OBP: 0.384, SLG: 0.536				3-1		K				L9-4	4	0	2	0	0	1	0											
Candy Maldonado, R OBP: 0.324, SLG: 0.382										1B	3	0	0	0	0	1	1											
Donell Nixon, R OBP: 0.415, SLG: 0.447	L6			5-3		K		K		S	0	0	0	0	0	0	0											
Mike Aldrete, L OBP: 0.360, SLG: 0.369			K					K		L9-4	3	0	0	0	1	2	2											
Kevin Mitchell, R OBP: 0.317, SLG: 0.451				FC4-6		K		K		L9-4	3	0	0	0	1	2	2											
Bob Melvin, R OBP: 0.250, SLG: 0.386				HR				F7		BB	3	1	1	1	1	0	1											
Jose Uribe, S OBP: 0.296, SLG: 0.321								F4		6-3	4	0	0	0	0	1	2											
Ailee Hammaker, S OBP: 0.077, SLG: 0.077											4	1	2	0	0	0	0											
Harry Spillman, L OBP: 0.194, SLG: 0.212											2	0	0	0	0	1	0											
Ernest Riles, L OBP: 0.302, SLG: 0.367											1	0	0	0	0	0	0											
Inning Stats	R: 0 E: 0 K: 0 S: 4	H: 1 LOB: 1 BB: 0 P: 7	R: 1 E: 0 K: 2 S: 8	H: 1 LOB: 0 BB: 0 P: 13	R: 0 E: 0 K: 3 S: 14	H: 0 LOB: 0 BB: 0 P: 17	R: 0 E: 0 K: 0 S: 11	H: 0 LOB: 1 BB: 1 P: 19	R: 0 E: 0 K: 0 S: 6	H: 0 LOB: 0 BB: 0 P: 7	R: 0 E: 0 K: 2 S: 9	H: 0 LOB: 0 BB: 0 P: 15	R: 0 E: 0 K: 1 S: 8	H: 1 LOB: 2 BB: 1 P: 15	R: 0 E: 0 K: 0 S: 10	H: 1 LOB: 2 BB: 1 P: 19	R: 1 E: 1 K: 1 S: 13	H: 1 LOB: 2 BB: 1 P: 21	R: 1 E: 1 K: 1 S: 13	H: 1 LOB: 2 BB: 1 P: 21	1B: 4 2B: 1 3B: 0 HR: 1	SF: 1 SAC: 0 DP: 1 HBP: 1	WP: 0 PB: 1 SB: 3 CS: 0	PA: 38				
PITCHER	IP 9.0	WLS L	BF 35	H 5	R 2	ER 1	SO 10	BB 2	IBB 1	HBP 1	BLK 0	WP 0	HR 1	S 88	P 134	ERA 1.00	WHIP 0.778											
Tim Leary, R ERA: 2.38	(1, 1)	0.1	3	0	0	0	1	1	0	0	0	0	0	0	6	12	0.00	3.000										
Jesse Orosco, L ERA: 3.28	(10, 1)	0.1	3	0	0	0	1	1	0	0	0	0	0	0	6	12	0.00	3.000										

AB 32
R 2
H 5
RBI 2
BB 4
SO 11
LOB 11



Batter	1	2	3	4	5	6	7	8	9	AB	R	H	RBI	BB	SO	LOB	TOP			
Ron Gant, R OBP: 0.288, SLG: 0.441 (1, 4)	F7		HR		F8			G5-4-3		4	1	1	1	0	0	1				
Ken Oberkfell, L OBP: 0.324, SLG: 0.353 (1, 5)	1B		G4-3			K			WP	4	1	2	0	0	1	0				
Gerald Perry, L OBP: 0.366, SLG: 0.431 (1, 3)	P7			E		G3-1			G1-4-3	4	1	1	0	0	0	2				
Dale Murphy, R OBP: 0.335, SLG: 0.479 (1, 9)	L7			F8		F9			G4-3	4	0	0	0	0	0	2				
Andres Thomas, R OBP: 0.273, SLG: 0.366 (1, 6)		K		E5		G6-3			F7	4	0	0	0	0	1	1				
Lonnie Smith, R OBP: 0.429, SLG: 0.250 (1, 7)	F8			G1-4-3		K				3	0	1	1	0	1	0				
Ozzie Virgil, R OBP: 0.278, SLG: 0.366 (1, 2)	G6-3			G1-4-3		G5-3				3	0	0	0	0	0	2				
Terry Blocker, L OBP: 0.364, SLG: 0.300 (1, 8)			P7		G4-3			G5-4-3		3	0	1	0	0	0	0				
Zane Smith, L OBP: 0.212, SLG: 0.242 (5, PH)			L5					F7		1	0	0	0	0	0	0				
Jerry Royster, R OBP: 0.239, SLG: 0.207 (5, PH)										1	0	0	0	0	1	0				
José Álvarez, R OBP: 0.500, SLG: 0.500 (8, PH)										0	0	0	0	0	0	0				
Dion James, L OBP: 0.369, SLG: 0.374 (8, PH)										1	0	0	0	0	0	1				
Joe Boever, R ERA: (8, 1)										0	0	0	0	0	0	0				
Inning Stats	R: 0 E: 0 K: 0 S: 13	H: 1 LOB: 1 BB: 0 P: 19	R: 0 E: 0 K: 1 S: 7	H: 0 LOB: 0 BB: 0 P: 11	R: 1 E: 0 K: 0 S: 9	H: 1 LOB: 0 BB: 0 P: 12	R: 1 E: 1 K: 0 S: 6	H: 2 LOB: 1 BB: 0 P: 11	R: 0 E: 0 K: 1 S: 8	H: 0 LOB: 0 BB: 0 P: 12	R: 0 E: 0 K: 1 S: 6	H: 0 LOB: 0 BB: 0 P: 10	R: 0 E: 0 K: 0 S: 6	H: 1 LOB: 0 BB: 0 P: 9	R: 1 E: 0 K: 0 S: 7	H: 1 LOB: 0 BB: 0 P: 10	1B: 4 2B: 1 3B: 0 HR: 1	SF: 0 SAC: 0 DP: 2 HBP: 0	WP: 1 PB: 0 SB: 0 CS: 0	PA: 32
PITCHER Rick Reuschel, R ERA: 2.93 (1, 1)	IP: 9.0 WLS: W BF: 32 H: 6 R: 3 ER: 3 SO: 4 BB: 0 IBB: 0 HBP: 0 BLK: 0 WP: 1 HR: 1 S: 70 P: 105 ERA: 3.00 WHIP: 0.667															PITCHER				

Atlanta Braves @ San Francisco Giants
Candlestick Park, San Francisco, CA
Fri Jul 29 1988, 10:05 PM EDT
Att: 12,810 - Unknown

AB 32
R 3
H 6
RBI 2
BB 0
SO 4
LOB 9



Batter	1	2	3	4	5	6	7	8	9	AB	R	H	RBI	BB	SO	LOB	BOTTOM	
Brett Butler, L OBP: 0.388, SLG: 0.374 (1, 8)	FC6-4		1B	G5-4-3		G4-3				2	1	1	2	2	0	0		
Robby Thompson, R OBP: 0.381, SLG: 0.411 (1, 4)	FC6-4		1B	G5-4-3			K			4	1	1	0	0	1	2		
Will Clark, L OBP: 0.385, SLG: 0.536 (1, 3)	G4-6-3		E7		G3		K			4	0	2	1	0	1	0		
Candy Maldonado, R OBP: 0.320, SLG: 0.378 (1, 9)	G4-6-3		G6-3		K		F8			4	0	0	0	0	1	3		
Kevin Mitchell, R OBP: 0.316, SLG: 0.448 (1, 5)		F9	L5					L6		4	0	1	0	0	0	1		
Donell Nixon, R OBP: 0.422, SLG: 0.452 (1, 7)		CS		B1				F7		4	0	2	0	0	0	0		
Bob Melvin, R OBP: 0.255, SLG: 0.385 (1, 2)		1B		SH				P6		3	1	1	0	1	0	2		
Jose Uribe, S OBP: 0.298, SLG: 0.322 (1, 6)										2	1	1	0	0	0	1		
Chris Speier, R OBP: 0.321, SLG: 0.376 (6, 6)				SH						1	0	0	0	0	1	0		
Rick Reuschel, R OBP: 0.146, SLG: 0.150 (1, 1)			G3-1	SH						2	1	0	0	0	1	0		
Inning Stats	R: 0 E: 0 K: 0 S: 10	H: 1 LOB: 1 BB: 1 P: 16	R: 0 E: 0 K: 0 S: 11	H: 1 LOB: 1 BB: 1 P: 21	R: 2 E: 1 K: 0 S: 12	H: 2 LOB: 1 BB: 1 P: 24	R: 3 E: 1 K: 0 S: 12	H: 3 LOB: 0 BB: 0 P: 21	R: 0 E: 0 K: 2 S: 7	H: 0 LOB: 0 BB: 0 P: 11	R: 0 E: 0 K: 2 S: 8	H: 0 LOB: 0 BB: 0 P: 12	R: 0 E: 0 K: 0 S: 5	H: 0 LOB: 0 BB: 0 P: 8	1B: 9 2B: 0 3B: 0 HR: 0	SF: 0 SAC: 1 DP: 2 HBP: 0	WP: 0 PB: 0 SB: 0 CS: 1	PA: 34
PITCHER Zane Smith, L ERA: 4.33 (1, 1)	IP: 4.0 WLS: L BF: 20 H: 7 R: 5 ER: 5 SO: 3 BB: 3 IBB: 0 HBP: 0 BLK: 0 WP: 0 HR: 0 S: 45 P: 82 ERA: 6.75 WHIP: 2.500															PITCHER		
José Álvarez, R ERA: 3.23 (5, 1)	3.0	11	2	0	0	5	0	0	0	0	0	22	33	0.00	0.667			
Joe Boever, R ERA: (8, 1)	1.0	3	0	0	0	0	0	0	0	0	0	5	8	0.00	0.000			

Atlanta Braves @ San Francisco Giants
Candlestick Park, San Francisco, CA
Fri Jul 29 1988, 10:05 PM EDT
Att: 12,810 - Unknown

AB 30
R 5
H 9
RBI 3
BB 3
SO 5
LOB 9



Batter	1	2	3	4	5	6	7	8	9	AB	R	H	RBI	BB	SO	LOB	TOP				
Ron Gant, R OBP: 0.293, SLG: 0.444 (1, 4)	2-1 1B 2B		4-2 CS BB		1-3 K2-3			4-2 BB		2	0	1	0	2	1	1	Atlanta Braves @ San Francisco Giants Candlestick Park, San Francisco, CA Sat Jul 30 1988, 6:33 AM EDT Att: 36,289 - Sunny				
Ken Oberkfell, L OBP: 0.324, SLG: 0.352 (1, 5)	0-0 FC6-4 1B		1-1 4-3		1-0 F9		0-1 F8		4	0	1	0	0	0	2						
Gerald Perry, L OBP: 0.394, SLG: 0.429 Paul Assenmacher, L OBP: 0.500, SLG: 1.000 Joe Boever, R (8, 1)	3-2 F4		0-0 6-3		2-0 CS 1B		2-2 4-3		4	0	1	0	0	0	3						
Dale Murphy, R OBP: 0.339, SLG: 0.479 (1, 9)	1-3 K		1-0 G4-6-3 1B		1-2 BB		4-2 BB		2	1	1	0	2	1	2						
Andres Thomas, R OBP: 0.273, SLG: 0.365 (1, 6)	0-2 FC6-4		1-2 G4-6-3		1-3 K		0-1 BLK 1B BB		4	0	1	1	0	1	4						
Dion James, L OBP: 0.396, SLG: 0.369 Lonnie Smith, R (9, PH) OBP: 0.375, SLG: 0.200	1-1 1-3		1-2 L5		1-3 K		2-3 K		3	0	0	0	0	1	0						
Bruce Benedict, R OBP: 0.325, SLG: 0.304 Jim Morrison, R (9, PH) OBP: 0.235, SLG: 0.294	1-1 FC4-6 1B		0-0 F8		3-2 F7		1-2 G6-4-3		3	0	1	0	0	0	0						
Terry Blocker, L OBP: 0.286, SLG: 0.231 (1, 8)	2-0 FC4-6 FC6-4		2-2 F7		1-3 K				3	0	0	0	0	1	1						
Rick Mahler, R OBP: 0.170, SLG: 0.174 Ted Simmons, S (8, PH) OBP: 0.361, SLG: 0.419 (8, 3)	1-2 FC6-4		0-0 E9		2-2 F5				2	0	0	0	0	0	1						
Inning Stats	R: 0 H: 2 E: 0 K: 1 S: 12	H: 2 LOB: 2 BB: 0 P: 18	R: 0 H: 1 E: 0 K: 0 S: 9	H: 1 LOB: 1 BB: 0 P: 14	R: 0 H: 0 E: 0 K: 0 S: 9	H: 0 LOB: 0 BB: 1 P: 13	R: 0 H: 1 E: 0 K: 0 S: 7	H: 1 LOB: 0 BB: 0 P: 10	R: 0 H: 0 E: 0 K: 1 S: 11	H: 0 LOB: 1 BB: 1 P: 14	R: 0 H: 1 E: 0 K: 2 S: 8	H: 0 LOB: 0 BB: 0 P: 15	R: 0 H: 0 E: 0 K: 0 S: 13	H: 0 LOB: 1 BB: 1 P: 21	R: 1 H: 1 E: 0 K: 1 S: 14	H: 1 LOB: 0 BB: 1 P: 21		1B: 5 2B: 1 3B: 0 HR: 0	SF: 0 SAC: 0 DP: 2 HBP: 0	WP: 0 PB: 0 SB: 0 CS: 2	PA: 34
PITCHER	IP WLS BF H R ER SO BB IBB HBP BLK WP HR S P ERA WHIP	8.0 W 32 6 1 1 5 4 0 0 0 0 0 0 86 132 1.12 1.250	1.0 S 2 0 0 0 1 0 0 0 0 0 0 7 10 0.00 0.000																		

Batter	1	2	3	4	5	6	7	8	9	AB	R	H	RBI	BB	SO	LOB	BOTTOM				
Brett Butler, L OBP: 0.389, SLG: 0.375 (1, 8)	1-1 1B 4-3		2-2 4-3		2-1 F9			2-1 SH1-3 2B 1B		4	1	2	0	0	0		Atlanta Braves @ San Francisco Giants Candlestick Park, San Francisco, CA Sat Jul 30 1988, 6:33 AM EDT Att: 36,289 - Sunny				
Robby Thompson, R OBP: 0.381, SLG: 0.410 (1, 4)	0-0 4-3		1-2 3-1 1B		1-1 F9		0-0 SH1-3		3	1	1	0	0	0	1						
Will Clark, L OBP: 0.386, SLG: 0.538 (1, 3)	3-0 G6-4-3 1B		0-0 3-1		2-1 L3		2-2 FC5 2B		4	0	2	1	0	0	1						
Kevin Mitchell, R OBP: 0.318, SLG: 0.447 (1, 5)	1-0 G6-4-3		3-2 2H 1B		2-3 K		4-0 IBB		3	0	1	1	1	1	2						
Mike Aldrete, L OBP: 0.356, SLG: 0.365 Joel Youngblood, R (8, PH) OBP: 0.346, SLG: 0.318 (9, 9)	2-1 4-3		2-3 K		1-0 4-3		3-1 F8		3	0	0	0	0	1	1						
Bob Melvin, R OBP: 0.255, SLG: 0.388 (1, 2)	1-0 2B		0-0 4-3		1-3 K		1-2 FC5		4	0	1	0	0	1	2						
Ernest Riles, L OBP: 0.298, SLG: 0.361 (1, 6)	3-3 K		0-1 G3		0-0 4-3				3	0	0	0	0	1	1						
Donell Nixon, R OBP: 0.438, SLG: 0.455 (1, 7)	4-0 BB		0-0 1B		2-2 F9				2	0	1	0	1	0	0						
Kelly Downs, R OBP: 0.213, SLG: 0.244 Craig Lefferts, L (9, 1)	3-2 4-3		2-3 K		0-1 F2				3	0	0	0	0	1	3						
Inning Stats	R: 0 H: 2 E: 0 K: 0 S: 5	H: 1 LOB: 2 BB: 1 P: 10	R: 0 H: 1 E: 0 K: 1 S: 13	H: 1 LOB: 1 BB: 1 P: 26	R: 1 H: 2 E: 0 K: 1 S: 15	H: 2 LOB: 1 BB: 0 P: 23	R: 0 H: 1 E: 0 K: 1 S: 7	H: 1 LOB: 0 BB: 0 P: 9	R: 0 H: 0 E: 0 K: 2 S: 6	H: 0 LOB: 0 BB: 0 P: 11	R: 0 H: 0 E: 0 K: 0 S: 6	H: 0 LOB: 0 BB: 0 P: 8	R: 1 H: 2 E: 0 K: 0 S: 12	H: 2 LOB: 2 BB: 1 P: 24	1B: 6 2B: 2 3B: 0 HR: 0	SF: 0 SAC: 1 DP: 1 HBP: 0		WP: 0 PB: 0 SB: 1 CS: 0	PA: 33		
PITCHER	IP WLS BF H R ER SO BB IBB HBP BLK WP HR S P ERA WHIP	7.0 L 27 6 1 1 5 1 0 0 0 0 0 6 14 27.00 6.000	0.1 3.43	0.2 2																	



Batter	1	2	3	4	5	6	7	8	9	AB	R	H	RBI	BB	SO	LOB	TOP				
Ron Gant, R OBP: 0.295, SLG: 0.444 (1, 4)			L5				F8			4	0	2	1	0	0	0	Atlanta Braves @ San Francisco Giants Candlestick Park, San Francisco, CA Sun Jul 31 1988, 6:33 AM EDT Sunny - 65 F				
Lonnie Smith, R OBP: 0.250, SLG: 0.111 (1, 7)	L8			F3	5-3			F3	4	0	0	0	0	0	3						
Gerald Perry, L OBP: 0.366, SLG: 0.430 (1, 3)	F9			FC6-4				K	4	0	2	0	0	1	1						
Dale Murphy, R OBP: 0.336, SLG: 0.474 (1, 9)		F2		FC6-4	5-3			K	4	0	0	0	0	1	2						
Andres Thomas, R OBP: 0.273, SLG: 0.371 (1, 6)				FC1-4	6-3			K	4	1	1	1	0	1	2						
Jim Morrison, R OBP: 0.235, SLG: 0.287 (1, 5)						5-3		K	3	0	0	0	1	1	0						
Bruce Benedict, R OBP: 0.325, SLG: 0.305 Ken Oberkfell, L OBP: 0.323, SLG: 0.351 (9, PH)								K	3	1	1	0	0	0	2						
Terry Blocker, L OBP: 0.235, SLG: 0.188 (1, 8)			4-3						3	0	0	0	0	0	1						
Pete Smith, R OBP: 0.114, SLG: 0.143 Dion James, L OBP: 0.365, SLG: 0.368 José Álvarez, R OBP: 0.500, SLG: 0.500 (7, PH)									2	0	1	0	0	0	0						
									1	0	0	0	0	0	0						
									0	0	0	0	0	0	0						
Inning Stats	R: 0 E: 0 K: 0 S: 12	H: 1 LOB: 0 BB: 0 P: 13	R: 1 E: 0 K: 0 S: 6	H: 1 LOB: 0 BB: 0 P: 9	R: 0 E: 0 K: 0 S: 4	H: 0 LOB: 0 BB: 0 P: 5	R: 0 E: 0 K: 0 S: 8	H: 1 LOB: 1 BB: 0 P: 13	R: 1 E: 0 K: 0 S: 10	H: 3 LOB: 2 BB: 0 P: 15	R: 0 E: 0 K: 0 S: 9	H: 1 LOB: 2 BB: 1 P: 23	R: 0 E: 0 K: 0 S: 6	H: 0 LOB: 0 BB: 0 P: 11	R: 0 E: 0 K: 2 S: 11	H: 0 LOB: 0 BB: 0 P: 15	1B: 6 2B: 0 3B: 0 HR: 1	SF: 0 SAC: 0 DP: 0 HBP: 0	WP: 0 PB: 0 SB: 0 CS: 1	PA: 34	
PITCHER	IP	WLS	BF	H	R	ER	SO	BB	IBB	HBP	BLK	WP	HR	S	P	ERA	WHIP				
Terry Mulholland, L ERA: 3.72 (1, 1)	5.0		21	7	2	2	0	0	0	0	0	0	1	42	59	3.60	1.400				
Randy Bockus, R ERA: 3.86 (6, 1)	2.0	W	7	0	0	0	0	0	1	0	0	0	0	13	30	0.00	0.000				
Scott Garrelts, R ERA: 4.99 (8, 1)	2.0	S	6	0	0	0	4	0	0	0	0	0	0	19	28	0.00	0.000				

Batter	1	2	3	4	5	6	7	8	9	AB	R	H	RBI	BB	SO	LOB	BOTTOM				
Brett Butler, L OBP: 0.390, SLG: 0.379 (1, 8)	6-3		F9							4	0	2	1	0	0	0	Atlanta Braves @ San Francisco Giants Candlestick Park, San Francisco, CA Sun Jul 31 1988, 6:33 AM EDT Sunny - 65 F				
Robby Thompson, R OBP: 0.358, SLG: 0.406 (1, 4)	K		K							3	0	0	0	0	3	3					
Will Clark, L OBP: 0.387, SLG: 0.535 (1, 3)	6-3									2	0	0	0	2	0	0					
Candy Maldonado, R OBP: 0.319, SLG: 0.374 (1, 9)		F9								3	0	0	0	1	0	3					
Mike Aldrete, L OBP: 0.358, SLG: 0.367 (1, 7)										4	1	2	0	0	1	3					
Kevin Mitchell, R OBP: 0.317, SLG: 0.454 (1, 5)		E5								4	1	1	1	0	0	2					
Ernest Riles, L OBP: 0.297, SLG: 0.359 (1, 6)		4-3								4	1	1	1	0	1	2					
Bob Brenly, R OBP: 0.253, SLG: 0.301 (1, 2)		K								3	1	1	1	0	2	2					
Terry Mulholland, R ERA: 4.62 (1, 1)										2	0	0	0	0	2	0					
Randy Bockus, L OBP: 0.200, SLG: 0.200 Harry Spilman, L OBP: 0.218, SLG: 0.212 Scott Garrelts, R OBP: 0.143, SLG: 0.143 (8, 1)										0	0	0	0	0	0	0					
										0	0	0	0	1	0	0					
										0	0	0	0	0	0	0					
Inning Stats	R: 0 E: 0 K: 1 S: 9	H: 0 LOB: 0 BB: 0 P: 14	R: 1 E: 1 K: 1 S: 10	H: 1 LOB: 1 BB: 0 P: 16	R: 0 E: 0 K: 2 S: 8	H: 0 LOB: 0 BB: 0 P: 12	R: 0 E: 0 K: 1 S: 6	H: 0 LOB: 0 BB: 0 P: 12	R: 1 E: 0 K: 2 S: 10	H: 1 LOB: 0 BB: 0 P: 14	R: 0 E: 0 K: 0 S: 6	H: 1 LOB: 2 BB: 2 P: 15	R: 2 E: 0 K: 2 S: 12	H: 3 LOB: 3 BB: 2 P: 29	R: 0 E: 0 K: 0 S: 4	H: 1 LOB: 0 BB: 0 P: 8	1B: 4 2B: 1 3B: 0 HR: 2	SF: 0 SAC: 1 DP: 2 HBP: 0	WP: 1 PB: 0 SB: 0 CS: 0	PA: 34	
PITCHER	IP	WLS	BF	H	R	ER	SO	BB	IBB	HBP	BLK	WP	HR	S	P	ERA	WHIP				
Pete Smith, R ERA: 4.62 (7, 1)	6.0	L	23	3	2	1	7	1	1	0	0	0	1	49	83	1.50	0.667				
José Álvarez, R ERA: 3.41 (7, 1)	2.0		11	4	2	2	2	1	1	0	0	0	1	16	37	9.00	2.500				

AB	33
R	2
H	7
RBI	2
BB	1
SO	4
LOB	11

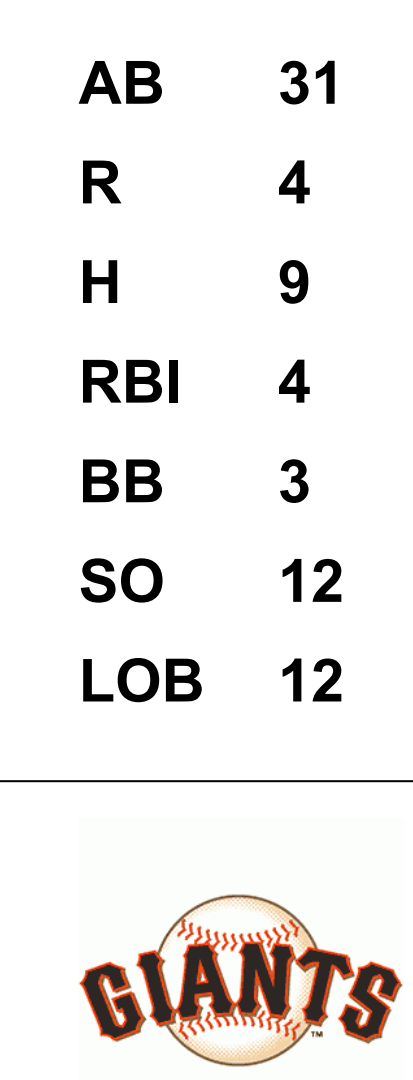
AB	29
R	4
H	7
RBI	4
BB	4
SO	9
LOB	15



Batter	1	2	3	4	5	6	7	8	9	AB	R	H	RBI	BB	SO	LOB	TOP			
Gerald Young, S (1, 8) OBP: 0.348, SLG: 0.331	F3		S BB			F8		1B		3	0	1	0	1	0	0	Houston Astros @ San Francisco Giants Candlestick Park, San Francisco, CA Mon Aug 01 1988, 10:05 PM EDT Att: 10,742 - Unknown - 68 F			
Bill Doran, S (1, 4) OBP: 0.349, SLG: 0.357	K		F8			F8		F8		4	0	0	0	0	1	2				
Kevin Bass, S (1, 9) OBP: 0.329, SLG: 0.412	1B								F8	4	1	2	0	0	1	0				
Buddy Bell, R (1, 3) OBP: 0.293, SLG: 0.335	1-3								4-3	4	0	0	0	0	0	2				
Billy Hatcher, R (1, 7) OBP: 0.326, SLG: 0.358		B1-3								4	0	1	0	0	0	1				
Ken Caminiti, S (1, 5) OBP: 0.290, SLG: 0.438	L7									4	0	1	1	0	0	1				
Rafael Ramirez, R (1, 6) OBP: 0.278, SLG: 0.354	1-3									3	0	0	0	0	0	1				
Craig Biggio, R (1, 2) OBP: 0.247, SLG: 0.276 (8, PH)			6-3							2	0	0	0	0	0	0				
Alex Trevino, R (8, 2) OBP: 0.345, SLG: 0.378										1	0	0	0	0	0	0				
Nolan Ryan, R (1, 1) OBP: 0.078, SLG: 0.060										2	0	0	0	0	1	0				
Jim Pankovits, R (8, PH) OBP: 0.299, SLG: 0.341										1	0	0	0	0	0	0				
Larry Andersen, R (8, 1) OBP: 0.400, SLG: 0.400										0	0	0	0	0	0	0				
Inning Stats	R: 0 E: 0 K: 1 S: 7	H: 1 LOB: 1 BB: 0 P: 13	R: 0 E: 0 K: 0 S: 4	H: 0 LOB: 0 BB: 0 P: 7	R: 0 E: 0 K: 1 S: 14	H: 0 LOB: 1 BB: 1 P: 22	R: 0 E: 0 K: 1 S: 9	H: 0 LOB: 0 BB: 0 P: 14	R: 0 E: 0 K: 0 S: 5	H: 0 LOB: 0 BB: 0 P: 8	R: 1 E: 0 K: 0 S: 9	H: 2 LOB: 1 BB: 0 P: 14	R: 0 E: 0 K: 0 S: 6	H: 1 LOB: 1 BB: 0 P: 9	R: 0 E: 0 K: 0 S: 6	H: 1 LOB: 1 BB: 0 P: 9	1B: 5 2B: 0 3B: 0 HR: 0	SF: 0 SAC: 0 DP: 0 HBP: 0	WP: 0 PB: 1 SB: 1 CS: 0	PA: 33
PITCHER Atlee Hammaker, L (1, 1) ERA: 3.78	IP: 9.0 WLS: W BF: 33 H: 5 R: 1 ER: 0 SO: 3 BB: 1 IBB: 0 HBP: 0 BLK: 0 WP: 0 HR: 0 S: 65 P: 106 ERA: 0.00 WHIP: 0.667																			

Batter	1	2	3	4	5	6	7	8	9	AB	R	H	RBI	BB	SO	LOB	BOTTOM			
Brett Butler, L (1, 8) OBP: 0.390, SLG: 0.377	SH1-3 2B BLK BB		F7	1-2 2H 1B		K				3	1	1	0	1	1	1	Houston Astros @ San Francisco Giants Candlestick Park, San Francisco, CA Mon Aug 01 1988, 10:05 PM EDT Att: 10,742 - Unknown - 68 F			
Robby Thompson, R (1, 4) OBP: 0.399, SLG: 0.417	SH1-3		F8							3	1	1	1	0	0	0				
Will Clark, L (1, 3) OBP: 0.391, SLG: 0.552	2B									4	1	3	2	0	1	0				
Kevin Mitchell, R (1, 5) OBP: 0.313, SLG: 0.444	FC6-4 BB		F9							3	0	0	0	1	2	1				
Chris Speier, R (8, 5) OBP: 0.331, SLG: 0.375										0	0	0	0	0	0	0				
Mike Aldrete, L (1, 7) OBP: 0.394, SLG: 0.360	K									3	0	0	0	1	1	2				
Joel Youngblood, R (9, 7) OBP: 0.338, SLG: 0.309	K									0	0	0	0	0	0	0				
Candy Maldonado, R (1, 9) OBP: 0.318, SLG: 0.373	FC6-4									4	1	1	0	0	0	4				
Bob Melvin, R (1, 2) OBP: 0.260, SLG: 0.392										4	0	2	0	0	2	0				
Jose Uribe, S (1, 6) OBP: 0.297, SLG: 0.322										4	0	1	1	0	2	1				
Atlee Hammaker, S (1, 1) OBP: 0.063, SLG: 0.063										3	0	0	0	0	3	3				
Inning Stats	R: 1 E: 0 K: 1 S: 13	H: 1 LOB: 2 BB: 2 P: 23	R: 0 E: 0 K: 3 S: 11	H: 0 LOB: 0 BB: 0 P: 16	R: 1 E: 0 K: 0 S: 7	H: 1 LOB: 0 BB: 0 P: 9	R: 1 E: 0 K: 1 S: 11	H: 4 LOB: 2 BB: 0 P: 16	R: 0 E: 0 K: 1 S: 11	H: 1 LOB: 2 BB: 1 P: 25	R: 0 E: 0 K: 3 S: 12	H: 1 LOB: 1 BB: 0 P: 18	R: 1 E: 0 K: 2 S: 15	H: 1 LOB: 0 BB: 0 P: 21	R: 0 E: 0 K: 1 S: 9	H: 0 LOB: 0 BB: 0 P: 13	1B: 4 2B: 3 3B: 0 HR: 2	SF: 0 SAC: 1 DP: 0 HBP: 0	WP: 0 PB: 0 SB: 0 CS: 0	PA: 35
PITCHER Nolan Ryan, R (1, 1) ERA: 4.07	IP: 7.0 WLS: L BF: 32 H: 9 R: 4 ER: 4 SO: 11 BB: 2 IBB: 1 HBP: 0 BLK: 0 WP: 0 HR: 2 S: 80 P: 128 ERA: 5.14 WHIP: 1.571																			
Larry Andersen, R (8, 1) ERA: 3.16	IP: 1.0 WLS: L BF: 3 H: 0 R: 0 ER: 0 SO: 1 BB: 0 IBB: 0 HBP: 0 BLK: 0 WP: 0 HR: 0 S: 9 P: 13 ERA: 0.00 WHIP: 0.000																			

AB	32
R	1
H	5
RBI	1
BB	1
SO	3
LOB	7



Batter	1	2	3	4	5	6	7	8	9	AB	R	H	RBI	BB	SO	LOB	TOP								
Gerald Young, S OBP: 0.350, SLG: 0.332 (1, 8)	1-3 K		0-0 1B			4-2 1B BB		1-3 K		3	1	1	1	1	2	0	Houston Astros @ San Francisco Giants Candlestick Park, San Francisco, CA Wed Aug 03 1988, 6:33 AM EDT Att: 28,357 - Sunny - 80 F								
Bill Doran, S OBP: 0.354, SLG: 0.372 (1, 4)	1-1 1B		1-1 G5-4-3			0-0 F3		2-3 K		4	0	1	0	0	1	2									
Kevin Bass, S OBP: 0.324, SLG: 0.406 (1, 9)	0-1 G6-4-3			1-1 E5		3-2 1B		0-0 5-3		4	0	1	1	0	0	1									
Buddy Bell, R OBP: 0.300, SLG: 0.352 (9, 5)		1-0 F2		0-2 G6-4-3		4-2 1B		1-3 K		3	0	0	0	1	1	1									
Billy Hatcher, R OBP: 0.328, SLG: 0.357 (1, 7)		0-1 5-3		0-0 5-3		2-0 BB		0-0 F8 BB WP		4	1	1	0	0	0	2									
Ken Caminiti, S OBP: 0.250, SLG: 0.391 (9, PH)		4-1 BB			0-0 F3		2-3 K		4-0 WP DI BB	2	0	0	0	1	1	0									
Terry Puhl, L OBP: 0.438, SLG: 0.459 (9, PH)									1-2 BB	0	0	0	0	1	0	0									
Craig Biggio, R OBP: 0.247, SLG: 0.276 (9, 2)									0-1 F8	0	0	0	0	0	0	0									
Rafael Ramirez, R OBP: 0.279, SLG: 0.362 (1, 6)		3-2 F8			1-0 F8		0-2 6-3		0-1 F8	4	0	0	0	0	0	3									
Alex Trevino, R OBP: 0.347, SLG: 0.381 (9, PH)			1-0 SH1-4 1B		3-2 F7		2-2 1B		4-2 WP BB	3	1	2	0	0	0	0									
Craig Reynolds, L OBP: 0.293, SLG: 0.316 (9, 3)									1-2 BB	0	0	0	0	1	0	0									
Mike Scott, R OBP: 0.100, SLG: 0.100 (9, PH)			0-1 SH1-4				0-3 K		1-3 K	2	0	0	0	0	1	1									
Glenn Davis, R OBP: 0.339, SLG: 0.500 (9, 1)							0-2 4-3		1-2 2-3 3-H	1	0	0	0	0	1	2									
Dave Smith, R (9, 1)										0	0	0	0	0	0	0									
Inning Stats	R: 0 E: 0 K: 1 S: 8	H: 1 LOB: 0 BB: 0 P: 10	R: 0 E: 0 K: 0 S: 8	H: 0 LOB: 1 BB: 1 P: 16	R: 1 E: 0 K: 0 S: 6	H: 2 LOB: 0 BB: 0 P: 8	R: 0 E: 0 K: 0 S: 6	H: 0 LOB: 0 BB: 0 P: 7	R: 0 E: 0 K: 0 S: 6	H: 0 LOB: 0 BB: 0 P: 10	R: 1 E: 0 K: 1 S: 19	H: 1 LOB: 2 BB: 2 P: 31	R: 0 E: 0 K: 1 S: 13	H: 1 LOB: 1 BB: 0 P: 17	R: 0 E: 0 K: 2 S: 9	H: 0 LOB: 0 BB: 0 P: 12	R: 1 E: 0 K: 2 S: 12	H: 1 LOB: 2 BB: 2 P: 22	1B: 5 2B: 1 3B: 0 HR: 0	SF: 0 SAC: 1 DP: 3 HBP: 0	WP: 1 PB: 0 SB: 2 CS: 0	PA: 36			
PITCHER	IP WLS BF H R ER SO BB IBB HBP BLK WP HR S P ERA WHIP	5.2 L 21 4 2 1 2 2 0 0 0 0 0 49 73 1.59 1.059	3.1 L 15 2 1 1 5 3 0 0 0 1 0 38 60 2.70 1.500																						

Batter	1	2	3	4	5	6	7	8	9	AB	R	H	RBI	BB	SO	LOB	BOTTOM								
Brett Butler, L OBP: 0.390, SLG: 0.376 (1, 8)	3-3 K		0-1 B1		2-1 SH1-3			1-3 K		3	0	0	1	0	2	0	Houston Astros @ San Francisco Giants Candlestick Park, San Francisco, CA Wed Aug 03 1988, 6:33 AM EDT Att: 28,357 - Sunny - 80 F								
Robby Thompson, R OBP: 0.356, SLG: 0.410 (1, 4)	2-2 F6			0-2 L5	0-1 6-3			0-3 K		4	0	0	0	0	1	0									
Will Clark, L OBP: 0.387, SLG: 0.547 (1, 3)	3-1 G3			0-0 1B 1B		2-3 K		1-0 F8		4	1	1	0	0	1	0									
Kevin Mitchell, R OBP: 0.311, SLG: 0.447 (1, 5)		0-0 F7		1-2 1B		3-1 F3		1-1 F7		4	0	1	0	0	0	0									
Joel Youngblood, R OBP: 0.333, SLG: 0.306 (1, 7)		0-0 1B		2-0 F6		2-3 K		2-0 F6		4	0	1	0	0	1	2									
Candy Maldonado, R OBP: 0.317, SLG: 0.370 (1, 9)		2-1 1B		0-0 FC5-4			2-2 F8		3-2 6-3	4	0	2	1	0	0	0									
Ernest Riles, L OBP: 0.288, SLG: 0.347 (1, 6)		0-1 FC5-4		1-2 1B		2-3 K				3	0	0	0	0	2	3									
Bob Melvin, R OBP: 0.261, SLG: 0.389 (1, 2)			1-0 F7		0-0 E4 SH5-4 SH1-3		1-0 E6			3	1	0	0	0	0	0									
Joe Price, R (1, 1)			1-2 1-3							1	0	0	0	0	0	0									
Scott Garrelts, R OBP: 0.125, SLG: 0.125 (6, 1)					0-0 SH5-4					1	0	0	0	0	0	1									
Inning Stats	R: 0 E: 0 K: 1 S: 9	H: 0 LOB: 0 BB: 0 P: 17	R: 0 E: 0 K: 0 S: 6	H: 2 LOB: 1 BB: 0 P: 8	R: 0 E: 0 K: 0 S: 6	H: 0 LOB: 0 BB: 0 P: 8	R: 1 E: 0 K: 1 S: 14	H: 3 LOB: 2 BB: 0 P: 18	R: 1 E: 1 K: 0 S: 6	H: 0 LOB: 0 BB: 0 P: 8	R: 0 E: 0 K: 2 S: 11	H: 0 LOB: 0 BB: 0 P: 18	R: 0 E: 0 K: 1 S: 8	H: 0 LOB: 1 BB: 0 P: 14	R: 0 E: 0 K: 2 S: 8	H: 0 LOB: 0 BB: 0 P: 10		R: 0 E: 0 K: 0 S: 7	H: 0 LOB: 0 BB: 0 P: 13	1B: 5 2B: 0 3B: 0 HR: 0	SF: 0 SAC: 2 DP: 0 HBP: 0	WP: 0 PB: 0 SB: 0 CS: 0	PA: 33		
PITCHER	IP WLS BF H R ER SO BB IBB HBP BLK WP HR S P ERA WHIP	8.0 W 30 5 2 1 7 0 0 0 0 0 0 7 13 0.00 0.000																							

AB	30
R	3
H	6
RBI	2
BB	5
SO	7
LOB	12



Batter	1	2	3	4	5	6	7	8	9	AB	R	H	RBI	BB	SO	LOB	TOP								
Brett Butler, L OBP: 0.389, SLG: 0.385	0-1 CS 1B		1-1 F9		0-0 F8		1-0 2B			4	0	2	0	0	0	1									
Robby Thompson, R OBP: 0.353, SLG: 0.408	1-0 F3		0-0 1B		1-1 F9		0-3 K			4	0	1	0	0	1	2									
Will Clark, L OBP: 0.387, SLG: 0.548	2-3 K		2-1 F7		1-1 3B 1B			0-1 F7		4	1	1	0	0	1	2									
Kevin Mitchell, R OBP: 0.313, SLG: 0.451		1-1 F7		3-3 K		2-2 3B 1B		1-1 G1 1B		4	1	2	1	0	1	0									
Mike Aldrete, L OBP: 0.355, SLG: 0.359		2-2 WP 1B		0-1 L7		0-0 SF7 3B		1-1 G1 1B		3	0	1	1	0	0	1									
Candy Maldonado, R OBP: 0.318, SLG: 0.368	4-1 BB		1-0 L7		3-2 1B			1-3 K		3	0	1	0	1	1	1									
Bob Melvin, R OBP: 0.257, SLG: 0.377	2-2 F9		2-2 F7		2-1 5-3			2-3 K		3	0	0	0	0	0	3	AB 33								
Craig Lefferts, L (6, 1)										0	0	0	0	0	0	0	R 2								
Ron Davis, R (6, 1)										0	0	0	0	0	0	0	H 8								
Ernest Riles, L OBP: 0.285, SLG: 0.344										1	0	0	0	0	1	0	RBI 2								
Jose Uribe, S OBP: 0.291, SLG: 0.314	0-0 F8				1-0 F8		2-3 K	0-3 K		4	0	0	0	0	2	2	BB 2								
Atlee Hammaker, S OBP: 0.111, SLG: 0.059			2-3 K		4-2 BB		2-3 K	3-1 F7		1	0	0	0	1	1	0	SO 9								
Jeff Brantley, R (5, 1)										0	0	0	0	0	0	0	LOB 12								
Bob Brenly, R OBP: 0.249, SLG: 0.295										2	0	0	0	0	1	0									
Inning Stats	R: 0 E: 0 K: 1 S: 6	H: 1 LOB: 0 BB: 0 P: 9	R: 0 E: 0 K: 0 S: 13	H: 1 LOB: 2 BB: 1 P: 22	R: 0 E: 0 K: 1 S: 10	H: 1 LOB: 0 BB: 0 P: 15	R: 0 E: 0 K: 1 S: 8	H: 0 LOB: 0 BB: 0 P: 12	R: 0 E: 0 K: 0 S: 8	H: 0 LOB: 1 BB: 1 P: 15	R: 2 E: 0 K: 0 S: 15	H: 3 LOB: 1 BB: 0 P: 24	R: 0 E: 0 K: 3 S: 12	H: 1 LOB: 1 BB: 0 P: 17	R: 0 E: 0 K: 1 S: 9	H: 1 LOB: 0 BB: 0 P: 12	R: 0 E: 0 K: 2 S: 8	H: 0 LOB: 0 BB: 0 P: 13	1B: 6 2B: 1 3B: 1 HR: 0	SF: 1 SAC: 0 DP: 0 HBP: 0	WP: 1 PB: 0 SB: 0 CS: 1	PA: 36			
PITCHER	IP	WLS	BF	H	R	ER	SO	BB	IBB	HBP	BLK	WP	HR	S	P	ERA	WHIP								
Pete Smith, R ERA: 4.55	6.0	W	25	6	2	2	3	2	0	0	0	1	0	60	97	3.00	1.333								
Jose Alvarez, R ERA: 3.25	3.0	S	11	2	0	0	6	0	0	0	0	0	0	29	42	0.00	0.667								

San Francisco Giants @ Atlanta Braves
Atlanta-Fulton County Stadium, Atlanta, GA

Sat Aug 06 1988, 3:33 AM EDT
Att: 24,107 - Unknown - 89 F

AB	33
R	2
H	8
RBI	2
BB	2
SO	9
LOB	12



Batter	1	2	3	4	5	6	7	8	9	AB	R	H	RBI	BB	SO	LOB	BOTTOM								
Ron Gant, R OBP: 0.305, SLG: 0.451	0-0 S 1B		4-0 E 1B BB	1-0 F7		2-0 1B 2B		2-2 FC5-4 1B		4	2	3	0	1	0	2									
Lonnie Smith, R OBP: 0.421, SLG: 0.438	2-3 K		2-2 E5 1B		1-1 4-3 2B		1-0 E 1B 5-3 1B	1-2 FC5-4 1B		5	2	3	1	0	1	2									
Gerald Perry, L OBP: 0.364, SLG: 0.421	3-2 CS 1B		0-1 L8		1-0 4-3		1-1 E9 1B 5-3 1B	0-1 F7		5	1	2	2	0	0	4									
Dale Murphy, R OBP: 0.332, SLG: 0.456	0-0 L7		4-0 IBB		2-2 F9 1B		1-1 5-3	0-3 K		4	1	1	2	1	1	3									
Andres Thomas, R OBP: 0.276, SLG: 0.378	1-1 CS		1-0 F8	1-0 F7		1-0 1B	0-1 1B			4	0	2	1	0	0	3									
Jim Morrison, R OBP: 0.227, SLG: 0.278		1-2 4-3		1-2 5-3		0-2 F9	0-1 F9			4	0	0	0	0	0	3									
Jose Alvarez, R OBP: 0.500, SLG: 0.500										0	0	0	0	0	0	0									
Bruce Benedict, R OBP: 0.311, SLG: 0.291		0-2 F3		2-1 F7		1-1 1B		2-2 F4		4	0	1	1	0	0	0									
Terry Blocker, L OBP: 0.250, SLG: 0.167			1-0 E4 1B	1-0 1B	1-0 4-3		2-1 4-3			4	1	1	0	0	0	2									
Pete Smith, R OBP: 0.139, SLG: 0.167			0-2 SH2-4 1B		1-2 1B		2-1 6-3			1	0	1	0	0	0	0									
Dion James, L (6, PH)										1	0	0	0	0	0	0									
Jerry Royster, R OBP: 0.233, SLG: 0.202					1-3 1B					1	0	0	0	0	0	0									
Inning Stats	R: 1 E: 0 K: 1 S: 12	H: 2 LOB: 0 BB: 0 P: 17	R: 0 E: 0 K: 0 S: 7	H: 0 LOB: 0 BB: 0 P: 9	R: 1 E: 2 K: 0 S: 10	H: 1 LOB: 3 BB: 2 P: 22	R: 0 E: 0 K: 0 S: 10	H: 2 LOB: 2 BB: 0 P: 16	R: 2 E: 0 K: 0 S: 13	H: 4 LOB: 2 BB: 0 P: 19	R: 3 E: 1 K: 0 S: 12	H: 4 LOB: 1 BB: 0 P: 19	R: 0 E: 0 K: 0 S: 6	H: 0 LOB: 0 BB: 0 P: 11	R: 0 E: 0 K: 1 S: 12	H: 1 LOB: 1 BB: 0 P: 15	R: 0 E: 0 K: 0 S: 12	H: 0 LOB: 0 BB: 0 P: 13	1B: 12 2B: 2 3B: 0 HR: 0	SF: 0 SAC: 1 DP: 0 HBP: 0	WP: 0 PB: 0 SB: 1 CS: 1	PA: 41			
PITCHER	IP	WLS	BF	H	R	ER	SO	BB	IBB	HBP	BLK	WP	HR	S	P	ERA	WHIP								
Atlee Hammaker, L ERA: 3.9	4.1	L	23	8	4	3	1	8	4	3	1	0	0	46	76	6.23	2.077								
Jeff Brantley, R ERA: 6.0	1.0		6	3	2	2	0	0	0	0	0	0	0	10	16	18.00	3.000								
Craig Lefferts, L ERA: 3.3	0.1		3	2	1	1	0	0	0	0	0	0	0	6	8	27.00	6.000								
Ron Davis, R ERA: 5.88	2.1		8	1	0	0	1	0	0	0	0	0	0	20	28	0.00	0.429								

San Francisco Giants @ Atlanta Braves
Atlanta-Fulton County Stadium, Atlanta, GA

Sat Aug 06 1988, 3:33 AM EDT
Att: 24,107 - Unknown - 89 F

AB	37
R	7
H	14
RBI	7
BB	2
SO	2
LOB	19



Batter	1	2	3	4	5	6	7	8	9	AB	R	H	RBI	BB	SO	LOB	TOP					
Brett Butler, L (1,8) OBP: 0.393, SLG: 0.386 Candy Maldonado, R (5,PH) OBP: 0.318, SLG: 0.368	3-2 1B		BB		F3		2-0 1B WP		1-1 5-3	1	1	1	0	2	0	0						
Robby Thompson, R (1,4) OBP: 0.353, SLG: 0.413 Ernest Riles, L (4,5) OBP: 0.286, SLG: 0.344	1-2 L9		3B		F8		2-2 1B		2-2 5-3	2	3	1	1	1	0	1	3					
Will Clark, L (1,3) OBP: 0.369, SLG: 0.548 Harry Spilman, L (4,3) OBP: 0.256, SLG: 0.333	2-1 F7		1B 1B BLK	HBP	2B 1B		1-1 1B		0-1 F9	3	2	2	1	0	0	0	1					
Kevin Mitchell, R (1,5) OBP: 0.315, SLG: 0.456 Chris Speier, R (4,PR) OBP: 0.342, SLG: 0.384	1-0 F9		1B 1B BLK		2B 1B		0-1 F9		K	1	3	1	2	1	0	0	1					
Joel Youngblood, R (1,9) OBP: 0.360, SLG: 0.351		0-1 B5-3 1B	1-2 2-3 1B FC3		1-2 HR 2B		1-0 F9		0-0 BLK 1B 1B		5	4	4	2	0	0	0					
Donell Nixon, R (1,7) OBP: 0.431, SLG: 0.447 Mike Aldrete, L (3,PH) OBP: 0.357, SLG: 0.361		0-1 B5-3	3-2 SH3-4 FC3 BLK		2-1 6-3		0-1 4-3		3-2 BLK 1B		1	0	0	0	0	0	1					
Bob Brenly, R (1,2) OBP: 0.253, SLG: 0.317		1-1 6-3	0-2 FC3 BLK SH3-4		1-0 HR		0-1 F9		2-1 1B		5	1	2	5	0	0	2					
Jose Uribe, S (1,6) OBP: 0.289, SLG: 0.313		0-1 2H 1B	0-0 L9		1-2 F2		0-0 F3		1-1 F2		5	0	1	1	0	0	4					
Rick Reuschel, R (1,1) OBP: 0.136, SLG: 0.140 Don Robinson, R (7,PH) OBP: 0.100, SLG: 0.150 Craig Lefferts, L (7,1) Scott Garrelts, R (9,1) OBP: 0.125, SLG: 0.125	2-1 F3		0-0 SH3-4		2-3 K		1-0 L5		0-1 5-3		2	0	0	0	0	1	2					
Inning Stats	R: 0 E: 0 K: 0 S: 9	H: 1 LOB: 1 BB: 0 P: 16	R: 1 E: 0 K: 0 S: 10	H: 2 LOB: 1 BB: 0 P: 13	R: 6 E: 0 K: 1 S: 28	H: 4 LOB: 2 BB: 2 P: 44	R: 4 E: 0 K: 1 S: 20	H: 4 LOB: 1 BB: 0 P: 30	R: 0 E: 0 K: 0 S: 5	H: 0 LOB: 0 BB: 0 P: 6	R: 1 E: 0 K: 0 S: 8	H: 2 LOB: 1 BB: 0 P: 15	R: 2 E: 0 K: 1 S: 14	H: 3 LOB: 1 BB: 0 P: 21	R: 0 E: 0 K: 0 S: 8	H: 0 LOB: 0 BB: 0 P: 11	1B: 13 2B: 2 3B: 1 HR: 1	SF: 0 SAC: 1 DP: 0 HBP: 1	WP: 1 PB: 0 SB: 0 CS: 0	PA: 48		
PITCHER	IP WLS BF H R ER SO BB IBB HBP BLK WP HR S P ERA WHIP	IP WLS BF H R ER SO BB IBB HBP BLK WP HR S P ERA WHIP	IP WLS BF H R ER SO BB IBB HBP BLK WP HR S P ERA WHIP	IP WLS BF H R ER SO BB IBB HBP BLK WP HR S P ERA WHIP	IP WLS BF H R ER SO BB IBB HBP BLK WP HR S P ERA WHIP	IP WLS BF H R ER SO BB IBB HBP BLK WP HR S P ERA WHIP	IP WLS BF H R ER SO BB IBB HBP BLK WP HR S P ERA WHIP	IP WLS BF H R ER SO BB IBB HBP BLK WP HR S P ERA WHIP	IP WLS BF H R ER SO BB IBB HBP BLK WP HR S P ERA WHIP	IP WLS BF H R ER SO BB IBB HBP BLK WP HR S P ERA WHIP	IP WLS BF H R ER SO BB IBB HBP BLK WP HR S P ERA WHIP	IP WLS BF H R ER SO BB IBB HBP BLK WP HR S P ERA WHIP	IP WLS BF H R ER SO BB IBB HBP BLK WP HR S P ERA WHIP	IP WLS BF H R ER SO BB IBB HBP BLK WP HR S P ERA WHIP	IP WLS BF H R ER SO BB IBB HBP BLK WP HR S P ERA WHIP	IP WLS BF H R ER SO BB IBB HBP BLK WP HR S P ERA WHIP	IP WLS BF H R ER SO BB IBB HBP BLK WP HR S P ERA WHIP	IP WLS BF H R ER SO BB IBB HBP BLK WP HR S P ERA WHIP	IP WLS BF H R ER SO BB IBB HBP BLK WP HR S P ERA WHIP	IP WLS BF H R ER SO BB IBB HBP BLK WP HR S P ERA WHIP	IP WLS BF H R ER SO BB IBB HBP BLK WP HR S P ERA WHIP	IP WLS BF H R ER SO BB IBB HBP BLK WP HR S P ERA WHIP

San Francisco Giants @ Atlanta Braves
Atlanta-Fulton County Stadium, Atlanta, GA
Sun Aug 07 1988, 3:33 AM EDT
Att: 12,093 - Cloudy - 90 F

AB 44
R 14
H 17
RBI 12
BB 2
SO 3
LOB 18



Batter	1	2	3	4	5	6	7	8	9	AB	R	H	RBI	BB	SO	LOB	BOTTOM					
Ron Gant, R (1,4) OBP: 0.310, SLG: 0.455 Jerry Royster, R (6,PH) OBP: 0.228, SLG: 0.198	1-1 HBP	1-2 2B			4-2 2B HBP	0-3 K			2-2 F9	3	1	1	1	2	0	0						
Ken Oberkfell, L (1,5) OBP: 0.331, SLG: 0.370	1-0 F7	1-0 4-3			3-2 4-3 2B		0-1 F4				4	0	1	1	0	0	3					
Gerald Perry, L (1,3) OBP: 0.365, SLG: 0.421 Ted Simmons, S (7,3) OBP: 0.342, SLG: 0.394	2-2 F9		1-0 FC5-4 1B		0-2 4-3		0-1 6-3				3	0	1	0	0	0	2					
Dale Murphy, R (1,9) OBP: 0.330, SLG: 0.452 Lonnie Smith, R (7,7) OBP: 0.400, SLG: 0.412	0-0 5-3		1-2 FC5-4 1B		2-3 K		3-3 K				3	0	0	0	0	1	3					
Andres Thomas, R (1,6) OBP: 0.274, SLG: 0.376 Paul Runge, R (7,6) OBP: 0.371, SLG: 0.353		1-0 F3	1-0 F8		0-1 F8			0-0 6-3			3	0	0	0	0	0	2					
Dion James, L (1,7) OBP: 0.362, SLG: 0.361		1-3 K	3-2 F8		3-1 G3 1B PB			1-2 6-3			4	1	1	0	0	1	1					
Bruce Benedict, R (1,2) OBP: 0.316, SLG: 0.297		0-1 BB 2B 1B			0-1 5-3		2-0 PB G3 1B		0-0 5-3		4	1	2	0	0	0	0					
Terry Blocker, L (1,8) OBP: 0.250, SLG: 0.154		4-2 2B BB			0-0 L8		1-2 F7		3-2 L7	1	3	1	0	0	1	0	2					
Tom Glavine, L (1,1) OBP: 0.275, SLG: 0.263 Charlie Puleo, R (3,1) OBP: 0.200, SLG: 0.200 German Jimenez, L (4,1) OBP: 0.091, SLG: 0.091 Joe Boever, R (9,1) Jim Morrison, R (9,PH) OBP: 0.225, SLG: 0.276		4-2 2B BB			2-2 F9		1-1 G3		1-2 5-3	2	0	0	0	0	1	0	0					
Inning Stats	R: 0 E: 0 K: 0 S: 6	H: 0 LOB: 1 BB: 0 P: 10	R: 2 E: 0 K: 1 S: 18	H: 2 LOB: 2 BB: 2 P: 30	R: 0 E: 0 K: 0 S: 10	H: 1 LOB: 1 BB: 0 P: 16	R: 0 E: 0 K: 0 S: 6	H: 0 LOB: 0 BB: 0 P: 8	R: 1 E: 0 K: 1 S: 17	H: 1 LOB: 1 BB: 0 P: 24	R: 1 E: 0 K: 1 S: 11	H: 2 LOB: 1 BB: 0 P: 18	R: 0 E: 0 K: 0 S: 8	H: 0 LOB: 0 BB: 0 P: 11	R: 0 E: 0 K: 0 S: 5	H: 0 LOB: 0 BB: 0 P: 6	R: 0 E: 0 K: 0 S: 15	H: 0 LOB: 0 BB: 0 P: 21	1B: 4 2B: 2 3B: 0 HR: 0	SF: 0 SAC: 0 DP: 0 HBP: 2	WP: 0 PB: 1 SB: 0 CS: 0	PA: 37
PITCHER	IP WLS BF H R ER SO BB IBB HBP BLK WP HR S P ERA WHIP	IP WLS BF H R ER SO BB IBB HBP BLK WP HR S P ERA WHIP	IP WLS BF H R ER SO BB IBB HBP BLK WP HR S P ERA WHIP	IP WLS BF H R ER SO BB IBB HBP BLK WP HR S P ERA WHIP	IP WLS BF H R ER SO BB IBB HBP BLK WP HR S P ERA WHIP	IP WLS BF H R ER SO BB IBB HBP BLK WP HR S P ERA WHIP	IP WLS BF H R ER SO BB IBB HBP BLK WP HR S P ERA WHIP	IP WLS BF H R ER SO BB IBB HBP BLK WP HR S P ERA WHIP	IP WLS BF H R ER SO BB IBB HBP BLK WP HR S P ERA WHIP	IP WLS BF H R ER SO BB IBB HBP BLK WP HR S P ERA WHIP	IP WLS BF H R ER SO BB IBB HBP BLK WP HR S P ERA WHIP	IP WLS BF H R ER SO BB IBB HBP BLK WP HR S P ERA WHIP	IP WLS BF H R ER SO BB IBB HBP BLK WP HR S P ERA WHIP	IP WLS BF H R ER SO BB IBB HBP BLK WP HR S P ERA WHIP	IP WLS BF H R ER SO BB IBB HBP BLK WP HR S P ERA WHIP	IP WLS BF H R ER SO BB IBB HBP BLK WP HR S P ERA WHIP	IP WLS BF H R ER SO BB IBB HBP BLK WP HR S P ERA WHIP	IP WLS BF H R ER SO BB IBB HBP BLK WP HR S P ERA WHIP	IP WLS BF H R ER SO BB IBB HBP BLK WP HR S P ERA WHIP	IP WLS BF H R ER SO BB IBB HBP BLK WP HR S P ERA WHIP	IP WLS BF H R ER SO BB IBB HBP BLK WP HR S P ERA WHIP	IP WLS BF H R ER SO BB IBB HBP BLK WP HR S P ERA WHIP

San Francisco Giants @ Atlanta Braves
Atlanta-Fulton County Stadium, Atlanta, GA
Sun Aug 07 1988, 3:33 AM EDT
Att: 12,093 - Cloudy - 90 F

AB 33
R 4
H 6
RBI 3
BB 2
SO 4
LOB 16



Batter	1	2	3	4	5	6	7	8	9	AB	R	H	RBI	BB	SO	LOB	TOP										
Brett Butler, L OBP: 0.394, SLG: 0.385 (1, 8)	2-2 P6		2-1 S 1B		2-2 L9			0-0 G3		4	1	1	0	0	0	1	San Francisco Giants @ Houston Astros Astrodome, Houston, TX Tue Aug 09 1988, 8:05 PM EDT Att: 22,733 - Dome - 70 F livebaseballscorecards.com										
Robby Thomson, R OBP: 0.347, SLG: 0.408 (1, 4)	3-2 2B		0-2 L7			0-3 K		1-2 5-3		4	0	1	0	0	0	1											
Will Clark, L OBP: 0.394, SLG: 0.548 (1, 3)	4-0 BB		2-1 1B			0-0 P6		0-0 1B		3	0	2	1	1	0	0											
Kevin Mitchell, R OBP: 0.319, SLG: 0.458 (1, 5)	2-1 P3		1-3 K			0-3 K		0-0 1B		4	0	1	0	0	2	2											
Mike Aldrete, L OBP: 0.358, SLG: 0.360 Candy Maldonado, R (8, PH) OBP: 0.317, SLG: 0.367 (8, 9)	1-0 1-3		2-2 G3			1-2 6-3		0-1 FC5-4		3	0	0	0	0	0	2											
Joel Youngblood, R OBP: 0.347, SLG: 0.337 (8, 7)		0-0 P3		1-1 5-3			1-1 L9		0-0 L7	4	0	0	0	0	0	0											
Bob Melvin, R OBP: 0.423, SLG: 0.376 Donell Nixon, R (7, PR) OBP: 0.423, SLG: 0.438 Bob Brenly, R OBP: 0.251, SLG: 0.309 (7, 2)		1-0 6-3		2-2 1-3			0-1 1B		2-1 5-3	3	0	1	0	0	0	0											
Jose Uribe, S OBP: 0.289, SLG: 0.309 (1, 6)		3-2 4-3		2-1 P4			1-2 1B		1-2 P3	4	0	1	1	0	0	0											
Kelly Downs, R OBP: 0.220, SLG: 0.271 (1, 1)			1-2 1-3				2-3 K			3	0	1	0	0	1	1											
Inning Stats	R: 0 E: 0 K: 0 S: 9	H: 1 LOB: 2 BB: 1 P: 21	R: 0 E: 0 K: 0 S: 5	H: 0 LOB: 0 BB: 0 P: 9	R: 1 E: 0 K: 0 S: 11	H: 2 LOB: 1 BB: 0 P: 15	R: 0 E: 0 K: 1 S: 15	H: 0 LOB: 0 BB: 0 P: 19	R: 0 E: 0 K: 2 S: 7	H: 0 LOB: 0 BB: 0 P: 7	R: 1 E: 0 K: 1 S: 13	H: 2 LOB: 1 BB: 0 P: 18	R: 0 E: 0 K: 0 S: 9	H: 2 LOB: 2 BB: 0 P: 10	R: 0 E: 0 K: 0 S: 7	H: 0 LOB: 0 BB: 0 P: 10		1B: 6 2B: 2 3B: 0 HR: 0	SF: 0 SAC: 0 DP: 0 HBP: 0	WP: 0 PB: 0 SB: 2 CS: 0	PA: 35						
PITCHER	IP	WLS	BF	H	R	ER	SO	BB	IBB	HBP	BLK	WP	HR	S	P	ERA	WHIP										
Joaquin Andujar, R ERA: 3.6 (1, 1)	5.0		19	4	1	1	1	1	0	0	0	0	0	49	79	1.80	1.000										
Danny Darwin, R ERA: 4.42 (6, 1)	2.0		8	2	1	1	3	0	0	0	0	0	0	20	25	4.50	1.000										
Juan Agosto, L ERA: 2.39 (8, 1)	1.0	W	5	2	0	0	0	0	0	0	0	0	0	9	10	0.00	2.000										
Dave Smith, R ERA: 2.61 (9, 1)	1.0	S	3	0	0	0	0	0	0	0	0	0	0	7	10	0.00	0.000										

Batter	1	2	3	4	5	6	7	8	9	AB	R	H	RBI	BB	SO	LOB	BOTTOM										
Gerald Young, S OBP: 0.348, SLG: 0.325 (1, 8)	0-1 5-3		0-3 K		0-2 P5		1-1 P5			4	0	0	0	0	1	0	San Francisco Giants @ Houston Astros Astrodome, Houston, TX Tue Aug 09 1988, 8:05 PM EDT Att: 22,733 - Dome - 70 F livebaseballscorecards.com										
Bill Doran, S OBP: 0.359, SLG: 0.372 (1, 4)	2-3 K		4-1 BB 1B		0-3 K			0-0 F7		3	1	0	0	1	2	0											
Terry Puhl, L OBP: 0.444, SLG: 0.463 (1, 7)	1-0 1B		4-1 L1-6 1B		1-2 BB		1-2 G3 1B		0-1 E S 1B	3	2	3	0	1	0	0											
Glenn Davis, R OBP: 0.349, SLG: 0.504 (1, 3)	0-2 F8		0-0 1B		1-2 2H 1B		0-0 G3		2-2 E 1B	4	0	2	2	0	2												
Kevin Bass, S OBP: 0.325, SLG: 0.408 (1, 9)		0-0 F7		1-1 L1-6		1-0 3-4-3 1B		1-0 K		4	0	1	1	0	1	3											
Ken Caminiti, S OBP: 0.282, SLG: 0.325 (1, 5)		0-2 G1		2-0 G5-4-3 1B		1-2 3-4-3		1-0 E3		4	0	1	0	0	2												
Rafael Ramirez, R OBP: 0.285, SLG: 0.364 (1, 6)		1-1 2B		1-1 G5-4-3		2-0 6-3		0-0 FC6		4	0	1	0	0	4												
Alex Trevino, R OBP: 0.350, SLG: 0.364 (1, 2)		4-0 FC4-6 IBB		0-3 K			0-2 F7		1-3 FC6	2	0	0	0	1	1	0											
Joaquin Andujar, S OBP: 0.333, SLG: 0.375 Caskey Candlish, S OBP: 0.227, SLG: 0.221 Danny Darwin, R OBP: 0.358, SLG: 0.195 Denny Walling, R OBP: 0.332, SLG: 0.342 Juan Agosto, L Dave Smith, R (1, 1) (5, PH) (8, 1) (7, PH) (8, 1) (9, 1)		0-2 FC4-6		2-1 4-3			1-0 F8			1	0	0	0	0	2												
Inning Stats	R: 0 E: 0 K: 1 S: 9	H: 1 LOB: 1 BB: 0 P: 12	R: 0 E: 0 K: 0 S: 9	H: 1 LOB: 2 BB: 1 P: 14	R: 1 E: 0 K: 1 S: 8	H: 1 LOB: 1 BB: 2 P: 17	R: 0 E: 0 K: 1 S: 6	H: 1 LOB: 0 BB: 0 P: 9	R: 0 E: 0 K: 0 S: 8	H: 0 LOB: 0 BB: 0 P: 10	R: 1 E: 0 K: 0 S: 11	H: 2 LOB: 1 BB: 0 P: 15	R: 0 E: 0 K: 0 S: 8	H: 0 LOB: 0 BB: 0 P: 10	R: 1 E: 1 K: 1 S: 12	H: 2 LOB: 2 BB: 0 P: 15		1B: 6 2B: 3 3B: 0 HR: 0	SF: 0 SAC: 0 DP: 2 HBP: 0	WP: 0 PB: 0 SB: 2 CS: 0	PA: 34						
PITCHER	IP	WLS	BF	H	R	ER	SO	BB	IBB	HBP	BLK	WP	HR	S	P	ERA	WHIP										
Kelly Downs, R ERA: 3.28 (1, 1)	8.0	L	34	8	3	3	5	2	1	0	0	0	0	71	102	3.38	1.250										

Batter	1	2	3	4	5	6	7	8	9	AB	R	H	RBI	BB	SO	LOB	TOP								
Brett Butler, L OBP: 0.396, SLG: 0.388 (1, 8)											4	2	2	0	1	2	2								
Robby Thompson, R OBP: 0.348, SLG: 0.411 (1, 4)											5	1	2	0	0	0	2								
Will Clark, L OBP: 0.392, SLG: 0.543 (1, 3)											5	0	1	0	0	2	4								
Kevin Mitchell, R OBP: 0.318, SLG: 0.454 Chris Speier, R OBP: 0.345, SLG: 0.386 (7, 5)											3	0	0	0	1	1	3								
Candy Maldonado, R OBP: 0.316, SLG: 0.369 (1, 9)											3	0	1	2	0	0	0								
Joel Youngblood, R OBP: 0.337, SLG: 0.326 Mike Aldrete, L OBP: 0.356, SLG: 0.358 (7, PH)											3	1	0	0	0	0	2								
Bob Melvin, R OBP: 0.263, SLG: 0.380 (1, 2)										3	1	1	0	1	0	0	0								
Jose Uribe, S OBP: 0.291, SLG: 0.312 (1, 6)										3	0	1	2	1	1	1	1								
Don Robinson, R OBP: 0.167, SLG: 0.174 (1, 1)										3	0	1	0	1	1	2	0								
Inning Stats	R: 0 E: 0 K: 1 S: 10	H: 1 LOB: 0 BB: 0 P: 20	R: 0 E: 0 K: 0 S: 11	H: 0 LOB: 1 BB: 1 P: 20	R: 0 E: 0 K: 2 S: 13	H: 0 LOB: 1 BB: 1 P: 21	R: 2 E: 1 K: 0 S: 10	H: 2 LOB: 1 BB: 0 P: 17	R: 1 E: 0 K: 0 S: 8	H: 1 LOB: 2 BB: 2 P: 19	R: 0 E: 0 K: 1 S: 10	H: 0 LOB: 0 BB: 1 P: 19	R: 2 E: 1 K: 1 S: 14	H: 3 LOB: 1 BB: 0 P: 20	R: 0 E: 0 K: 2 S: 13	H: 1 LOB: 1 BB: 0 P: 17	R: 0 E: 0 K: 0 S: 9	H: 2 LOB: 2 BB: 0 P: 14	1B: 5 2B: 5 3B: 0 HR: 0	SF: 2 SAC: 0 DP: 0 HBP: 0	WP: 0 PB: 0 SB: 1 CS: 1	PA: 43			
PITCHER	IP	WLS	BF	H	R	ER	SO	BB	IBB	HBP	BLK	WP	HR	S	P	ERA	WHIP								
Jim Deshaies, L ERA: 3.27 (1, 1)	6.0	L	27	4	3	1	4	4	1	0	0	0	0	6	116	1.50	1.333								
Dave Meads, L ERA: 3.89 (7, 1)	0.0		3	3	2	1	0	0	0	0	0	0	0	2	∞	∞									
Larry Andersen, R ERA: 3.2 (7, 1)	2.0		7	1	0	0	3	0	0	0	0	0	0	9	28	0.00	0.500								
Juan Agosto, L ERA: 2.35 (9, 1)	1.0		5	2	0	0	0	0	0	0	0	0	0	9	14	0.00	2.000								

San Francisco Giants @ Houston Astros
Astrodome, Houston, TX
Wed Aug 10 1988, 8:05 PM EDT
Att: 25,717 - Dome - 72 F

AB	35
R	5
H	10
RBI	4
BB	5
SO	7
LOB	19



Batter	1	2	3	4	5	6	7	8	9	AB	R	H	RBI	BB	SO	LOB	BOTTOM								
Billy Hatcher, R OBP: 0.327, SLG: 0.359 (1, 8)											4	0	0	0	0	2	1								
Bill Doran, S OBP: 0.356, SLG: 0.369 (1, 4)											3	0	0	0	0	2	0								
Terry Puhl, L OBP: 0.443, SLG: 0.461 (1, 7)											3	0	1	0	0	0	0								
Glenn Davis, R OBP: 0.347, SLG: 0.500 (1, 3)											3	0	0	0	0	0	0								
Kevin Bass, S OBP: 0.323, SLG: 0.405 (1, 9)											3	0	0	0	0	1	0								
Ken Caminiti, S OBP: 0.244, SLG: 0.302 (1, 5)											3	0	0	0	0	0	0								
Rafael Ramirez, R OBP: 0.283, SLG: 0.361 (1, 6)											3	0	0	0	0	0	0								
Alex Trevino, R OBP: 0.345, SLG: 0.358 Gerald Young, S OBP: 0.347, SLG: 0.324 (9, PH)											2	0	0	0	0	1	0								
Jim Deshaies, L OBP: 0.288, SLG: 0.447 Craig Reynolds, L OBP: 0.296, SLG: 0.317 Dave Meads, L OBP: 0.356, SLG: 0.358 Larry Andersen, R OBP: 0.346, SLG: 0.400 Juan Agosto, L OBP: 0.301, SLG: 0.340 (9, PH)											1	0	0	0	0	1	0								
Inning Stats	R: 0 E: 0 K: 1 S: 9	H: 1 LOB: 0 BB: 0 P: 15	R: 0 E: 0 K: 0 S: 5	H: 0 LOB: 0 BB: 0 P: 10	R: 0 E: 0 K: 1 S: 6	H: 0 LOB: 0 BB: 0 P: 8	R: 0 E: 0 K: 0 S: 7	H: 0 LOB: 0 BB: 0 P: 11	R: 0 E: 0 K: 0 S: 7	H: 0 LOB: 0 BB: 0 P: 9	R: 0 E: 0 K: 3 S: 12	H: 0 LOB: 1 BB: 0 P: 14	R: 0 E: 0 K: 1 S: 8	H: 0 LOB: 0 BB: 0 P: 10	R: 0 E: 0 K: 0 S: 6	H: 0 LOB: 0 BB: 0 P: 8	R: 0 E: 0 K: 1 S: 5	H: 0 LOB: 0 BB: 0 P: 9	1B: 1 2B: 0 3B: 0 HR: 0	SF: 0 SAC: 0 DP: 0 HBP: 0	WP: 1 PB: 0 SB: 1 CS: 0	PA: 29			
PITCHER	IP	WLS	BF	H	R	ER	SO	BB	IBB	HBP	BLK	WP	HR	S	P	ERA	WHIP								
Don Robinson, R ERA: 2.87 (1, 1)	9.0	W	28	1	0	0	8	0	0	0	0	1	0	65	94	0.00	0.111								

San Francisco Giants @ Houston Astros
Astrodome, Houston, TX
Wed Aug 10 1988, 8:05 PM EDT
Att: 25,717 - Dome - 72 F

AB	28
R	0
H	1
RBI	0
BB	0
SO	8
LOB	2



Batter	1	2	3	4	5	6	7	8	9	AB	R	H	RBI	BB	SO	LOB	TOP								
Brett Butler, L OBP: 0.396, SLG: 0.388 (1, 8)	F9		E5 1B		4-3		K		FC5-4 1B	5	0	2	0	0	1	2	San Francisco Giants @ Houston Astros Astrodome, Houston, TX Thu Aug 11 1988, 8:05 PM EDT Att: 29,876 - Dome - 72 F								
Ernest Riles, L OBP: 0.288, SLG: 0.345 (1, 4)	FC6-4 1B		K			4-3			FC5-4 G6-3	5	0	2	2	0	1	3									
Will Clark, L OBP: 0.392, SLG: 0.548 (1, 3)	F7				4-3 2B		K		G6-3	4	2	1	1	1	1	4									
Kevin Mitchell, R OBP: 0.318, SLG: 0.461 Matt Williams, R OBP: 0.270, SLG: 0.600 (1, 5) (6, 5)	FC6-4				4-3					3	1	1	1	0	0	2									
Mike Aldrete, L OBP: 0.355, SLG: 0.360 (1, 7)		F7			2-2		F8		G1	4	0	1	1	0	0	0									
Candy Maldonado, R OBP: 0.313, SLG: 0.366 (1, 9)		F7			0-1		F9		6-3	4	0	0	0	0	1	1									
Bob Melvin, R OBP: 0.267, SLG: 0.383 (1, 2)					6-3				FC6-4 1B	4	0	2	0	0	1	1									
Jose Uribe, S OBP: 0.288, SLG: 0.309 (1, 6)			4-3				F9		6-3	4	1	0	0	0	0	2									
Atlee Hammaker, S OBP: 0.182, SLG: 0.100 (1, 1)			K				K		FC5-4 1B	3	1	1	0	1	2	0									
Inning Stats	R: 0 E: 0 K: 0 S: 6	H: 1 LOB: 1 BB: 0 P: 9	R: 0 E: 0 K: 1 S: 5	H: 0 LOB: 0 BB: 0 P: 6	R: 0 E: 1 K: 2 S: 10	H: 1 LOB: 1 BB: 0 P: 14	R: 1 E: 0 K: 0 S: 15	H: 1 LOB: 1 BB: 1 P: 22	R: 0 E: 0 K: 1 S: 7	H: 0 LOB: 0 BB: 0 P: 10	R: 2 E: 0 K: 1 S: 13	H: 2 LOB: 1 BB: 0 P: 18	R: 2 E: 0 K: 2 S: 16	H: 3 LOB: 1 BB: 0 P: 21	R: 1 E: 0 K: 0 S: 9	H: 2 LOB: 1 BB: 0 P: 14	R: 0 E: 0 K: 0 S: 8	H: 1 LOB: 1 BB: 1 P: 14	1B: 7 2B: 1 3B: 0 HR: 3	SF: 0 SAC: 0 DP: 1 HBP: 0	WP: 1 PB: 0 SB: 0 CS: 0	PA: 39			
PITCHER	IP	WLS	BF	H	R	ER	SO	BB	IBB	HBP	BLK	WP	HR	S	P	ERA	WHIP								
Nolan Ryan, R ERA: 4.17 (1, 1)	6.2	L	29	8	5	5	6	1	0	0	0	1	2	69	97	6.75	1.350								
Juan Agosto, L ERA: 2.44 (7, 1)	1.1		6	2	1	1	1	0	0	0	0	0	1	12	17	6.75	1.500								
Dave Meads, L ERA: 3.63 (9, 1)	1.0		4	1	0	0	0	1	0	0	0	0	0	8	14	0.00	2.000								

Batter	1	2	3	4	5	6	7	8	9	AB	R	H	RBI	BB	SO	LOB	BOTTOM								
Gerald Young, S OBP: 0.344, SLG: 0.321 Dave Meads, L (9, 1)	L9		F9						6-3	4	0	0	0	0	0	1	San Francisco Giants @ Houston Astros Astrodome, Houston, TX Thu Aug 11 1988, 8:05 PM EDT Att: 29,876 - Dome - 72 F								
Bill Doran, S OBP: 0.358, SLG: 0.369 (1, 4)					F9 1B				F4	3	0	1	0	1	0	0									
Billy Hatcher, R OBP: 0.329, SLG: 0.361 (1, 7)					F9 1B				G1-6-3 1B	4	0	2	0	0	0	1									
Glenn Davis, R OBP: 0.343, SLG: 0.495 (1, 3)	CS	F3			F9		F8		G1-6-3	4	0	0	0	0	0	3									
Kevin Bass, S OBP: 0.325, SLG: 0.405 (1, 9)					G4-3 1B		5-3			2	0	1	0	1	0	0									
Rafael Ramirez, R OBP: 0.281, SLG: 0.358 (1, 6)					G4-3		F8			3	0	0	0	0	0	4									
Jim Pankovits, R OBP: 0.292, SLG: 0.333 (1, 5)					F2		F8		F8	3	0	0	0	0	0	1									
Alex Trevino, R OBP: 0.338, SLG: 0.350 Craig Biggio, R OBP: 0.241, SLG: 0.269 (1, 2) (9, 2)					K		F7		6-3	3	0	0	0	0	1	0									
Nolan Ryan, R OBP: 0.091, SLG: 0.057 Juan Agosto, L Casey Candaele, S OBP: 0.233, SLG: 0.236 (8, PH) (9, 8)					K		K			2	0	0	0	0	0	0									
Inning Stats	R: 0 E: 0 K: 0 S: 4	H: 0 LOB: 0 BB: 1 P: 11	R: 0 E: 0 K: 0 S: 8	H: 1 LOB: 1 BB: 0 P: 12	R: 0 E: 0 K: 2 S: 9	H: 0 LOB: 0 BB: 0 P: 14	R: 0 E: 0 K: 0 S: 10	H: 2 LOB: 2 BB: 1 P: 19	R: 0 E: 0 K: 1 S: 8	H: 0 LOB: 0 BB: 0 P: 10	R: 0 E: 0 K: 0 S: 6	H: 0 LOB: 0 BB: 0 P: 6	R: 0 E: 0 K: 0 S: 8	H: 0 LOB: 0 BB: 0 P: 12	R: 0 E: 0 K: 0 S: 7	H: 1 LOB: 1 BB: 0 P: 12	R: 0 E: 0 K: 0 S: 5	H: 1 LOB: 0 BB: 0 P: 6	1B: 4 2B: 1 3B: 0 HR: 0	SF: 0 SAC: 0 DP: 2 HBP: 0	WP: 0 PB: 0 SB: 0 CS: 1	PA: 32			
PITCHER	IP	WLS	BF	H	R	ER	SO	BB	IBB	HBP	BLK	WP	HR	S	P	ERA	WHIP								
Atlee Hammaker, L ERA: 3.53 (1, 1)	9.0	W	31	5	0	0	3	1	1	0	0	0	0	65	102	0.00	0.667								

Batter	1	2	3	4	5	6	7	8	9	AB	R	H	RBI	BB	SO	LOB	TOP			
Brett Butler, L OBP: 0.394, SLG: 0.385	0-1 6-3	3-2 G3		0-0 FC4			2-2 6-3		4-2 1B BB	4	0	0	0	1	0	2				
Robby Thompson, R OBP: 0.347, SLG: 0.409	0-1 BB 1B		1-2 F9	1-1 F9			2-1 F2		0-1 1B	4	0	1	0	0	0	1				
Ron Davis, R (7, 1)										0	0	0	0	0	0	0				
Joe Price, R (8, 1)										0	0	0	0	0	0	0				
Ernest Riles, L OBP: 0.291, SLG: 0.348									1-3 1B	1	0	1	0	0	0	0				
Will Clark, L OBP: 0.388, SLG: 0.541	1-3 K		1-1 4-3		2-2 F7		1-0 F7		1-3 K	5	0	0	0	0	2	3				
Kevin Mitchell, R OBP: 0.322, SLG: 0.474	0-0 BB 1B		0-0 E6		1-0 HR				1-3 2B	5	1	3	1	0	1	2				
Candy Maldonado, R OBP: 0.312, SLG: 0.363	4-2 FC6 BB		0-0 L6		0-3 K				2-3 K	3	0	0	0	1	2	2				
Bob Melvin, R OBP: 0.262, SLG: 0.376	0-1 FC6			1-3 K	2-3 K				3-2 1-3	4	0	0	0	0	2	4				
Matt Williams, R OBP: 0.317, SLG: 0.622		4-1 B1-5-4 BB		1-0 3B 2B			1-1 F2		3-1 HBP	2	1	1	0	1	0	0				
Jose Uribe, S OBP: 0.291, SLG: 0.318		0-1 B1-5-4		0-1 SH 3B			1-3 K		0-1 F7	3	1	2	1	0	1	0				
Mike Aldrete, L OBP: 0.354, SLG: 0.358		1-2 1B		2-H 3B						1	0	0	0	0	0	2				
Rick Reuschel, R OBP: 0.130, SLG: 0.133		0-1 B1-5-4		2-1 SH FC4			0-1 F7		0-2 F9	2	0	0	1	0	0	2				
Craig Lefferts, L (6, 1)										0	0	0	0	0	0	0				
Chris Speier, R OBP: 0.342, SLG: 0.383		1-2 2-3		3-H						1	0	0	0	0	0	0				
Inning Stats	R: 0 E: 0 K: 1 S: 12	H: 2 LOB: 3 BB: 1 P: 17	R: 0 E: 0 K: 0 S: 8	H: 1 LOB: 1 BB: 1 P: 15	R: 0 E: 1 K: 0 S: 7	H: 0 LOB: 1 BB: 0 P: 9	R: 2 E: 0 K: 1 S: 13	H: 2 LOB: 1 BB: 0 P: 16	R: 1 E: 0 K: 2 S: 12	H: 1 LOB: 0 BB: 0 P: 17	R: 0 E: 0 K: 0 S: 7	H: 0 LOB: 0 BB: 0 P: 12	R: 0 E: 0 K: 1 S: 13	H: 1 LOB: 2 BB: 1 P: 20	R: 0 E: 0 K: 2 S: 14	H: 1 LOB: 2 BB: 1 P: 20	1B: 4 2B: 2 3B: 1 HR: 1	SF: 0 SAC: 1 DP: 1 HBP: 1	WP: 0 PB: 0 SB: 0 CS: 0	PA: 40
PITCHER	IP	WLS	BF	H	R	ER	SO	BB	IBB	HBP	BLK	WP	HR	S	P	ERA	WHIP			
Tim Leary, R ERA: 2.37	8.1	W	38	8	3	3	6	3	0	1	0	0	1	87	129	3.24	1.320			
Jesse Orosco, L ERA: 3.35	0.1		1	0	0	0	1	0	0	0	0	0	0	3	4	0.00	0.000			
Alejandro Pena, R ERA: 2.08	0.1	S	1	0	0	0	1	0	0	0	0	0	0	3	4	0.00	0.000			

San Francisco Giants @ Los Angeles Dodgers
Dodger Stadium, Los Angeles, CA
Fri Aug 12 1988, 7:05 PM PDT
Att: 48,744 - Unknown - 76 F

AB	35
R	3
H	8
RBI	3
BB	3
SO	8
LOB	18



Batter	1	2	3	4	5	6	7	8	9	AB	R	H	RBI	BB	SO	LOB	BOTTOM			
Steve Sax, R OBP: 0.347, SLG: 0.374	4-2 1B FC5-2 BB	2-0 2-H 1B		1-2 P4		4-0 1B BB		1-0 E1 1B		3	1	2	1	2	0	1				
Mike Scioscia, L OBP: 0.349, SLG: 0.347	2-2 FC5-2 BB 1B	2-0 L6		0-0 F8		2-0 1B		3-2 2-H 1B		5	1	3	2	0	0	2				
Kirk Gibson, L OBP: 0.386, SLG: 0.525	4-2 1B FC5-2 BB	0-3 K		2-2 F7		0-1 F7		3-3 K		4	1	0	0	1	2	4				
Pedro Guerrero, R OBP: 0.370, SLG: 0.399	3-1 FC5-2 1B		2-1 FC6-4 1B		0-2 L3		2-0 HR			4	1	2	1	0	0	3				
Mike Marshall, R OBP: 0.312, SLG: 0.444	1-3 K		1-3 K		1-3 K		0-1 6-3			4	0	0	0	0	3	4				
John Shelby, S OBP: 0.338, SLG: 0.391	1-1 1B		1-1 F8			1-3 K	1-3 K			4	0	1	2	0	2	1				
Dave Anderson, R OBP: 0.336, SLG: 0.319	1-3 2-H 3-H 1B		2-1 FC6-4			0-0 1B SF9 1B	0-3 K			4	1	1	0	0	1	3				
Alfredo Griffin, S OBP: 0.211, SLG: 0.230		2-2 SH3-4 1B		1-1 6-3		0-0 1B BB 1B		1-1 B1-3		4	2	2	0	0	0	0				
Tim Leary, R OBP: 0.314, SLG: 0.347		1-1 SH3-4		0-0 1B		1-3 SF9		0-3 K		2	0	1	1	0	1	0				
Jesse Orosco, R (9, 1)										0	0	0	0	0	0	0				
Alejandro Pena, R (9, 1)										0	0	0	0	0	0	0				
Inning Stats	R: 2 E: 0 K: 1 S: 18	H: 2 LOB: 2 BB: 2 P: 35	R: 1 E: 0 K: 1 S: 13	H: 2 LOB: 0 BB: 0 P: 19	R: 0 E: 0 K: 1 S: 9	H: 1 LOB: 1 BB: 0 P: 15	R: 0 E: 0 K: 0 S: 8	H: 1 LOB: 1 BB: 0 P: 10	R: 0 E: 0 K: 1 S: 9	H: 0 LOB: 0 BB: 0 P: 12	R: 2 E: 0 K: 1 S: 14	H: 3 LOB: 2 BB: 1 P: 23	R: 1 E: 0 K: 2 S: 9	H: 1 LOB: 0 BB: 0 P: 12	R: 1 E: 1 K: 2 S: 16	H: 2 LOB: 1 BB: 0 P: 24	1B: 11 2B: 0 3B: 0 HR: 1	SF: 1 SAC: 1 DP: 0 HBP: 0	WP: 0 PB: 0 SB: 0 CS: 0	PA: 39
PITCHER	IP	WLS	BF	H	R	ER	SO	BB	IBB	HBP	BLK	WP	HR	S	P	ERA	WHIP			
Rick Reuschel, R ERA: 3.36	5.2	L	28	8	5	5	5	3	0	0	0	0	0	68	109	7.94	1.941			
Craig Lefferts, L ERA: 3.22	0.1		2	1	0	0	0	0	0	0	0	0	0	3	5	0.00	3.000			
Ron Davis, R ERA: 4.5	1.2		7	2	2	1	3	0	0	0	0	0	1	15	20	5.40	1.200			
Joe Price, L ERA: 3.33	0.1		2	1	0	0	1	0	0	0	0	0	0	10	16	0.00	3.000			

San Francisco Giants @ Los Angeles Dodgers
Dodger Stadium, Los Angeles, CA
Fri Aug 12 1988, 7:05 PM PDT
Att: 48,744 - Unknown - 76 F

AB	34
R	7
H	12
RBI	7
BB	3
SO	9
LOB	18



Batter	1	2	3	4	5	6	7	8	9	AB	R	H	RBI	BB	SO	LOB	TOP					
Brett Butler, L OBP: 0.396, SLG: 0.395 (1, 8)	0-0 SH E 2B	2-2 1B 1B	0-3 K		3-2 1-H HR		1-0 1B 1B	0-0 FC6-4		4	3	3	2	0	1	0						
Donell Nixon, R OBP: 0.429, SLG: 0.442 (5, 8)										2	1	1	1	0	0	2						
Robby Thompson, R OBP: 0.346, SLG: 0.407 (1, 4)	1-1 SH 1B S 1B	0-0 F9		3-2 5-3 1B WP 1B	2-2 3-1		0-1 6-3		2-2 G6-4-3 1B	2	2	1	0	0	0	1						
Ernest Riles, L OBP: 0.290, SLG: 0.346 (5, 4)										3	0	1	1	0	0	1						
Will Clark, L OBP: 0.392, SLG: 0.542 (1, 3)	1-1 1B E 1B	0-0 F7		0-0 WP 5-3 1B	2-2 6-3		1-2 3-H 1B		2-0 G6-4-3 1B	3	1	2	0	0	0	1						
Joel Youngblood, R OBP: 0.333, SLG: 0.323 (5, 9)										3	0	1	1	0	0	1						
Kevin Mitchell, R OBP: 0.320, SLG: 0.474 (1, 7)	2-3 K	1-0 1B		2-1 F7	1-0 3B		1-1 F8		1-0 1B	5	1	2	0	0	1	5						
Jeff Brantley, R OBP: 1.000, SLG: 1.000 (7, 1)										1	0	1	0	0	0	0						
Mike Aldrete, L OBP: 0.362, SLG: 0.364 (1, 9)	0-1 E SF8 1B	2-2 1B		1-0 5-3	1-2 L5		2-1 2B 5-3 1B		3-1 1B	6	3	4	2	0	0	3						
Bob Melvin, R OBP: 0.264, SLG: 0.393 (1, 2)	0-0 FC5 SF8 1B	1-0 1B		2-3 K	2-2 6-3		1-2 1B		1-1 F2	6	1	2	3	0	1	5						
Matt Williams, R OBP: 0.314, SLG: 0.587 (1, 5)	1-2 SF8	0-0 F8		1-0 HR 1B			1-1 1B 2B		1-0 F7	4	2	2	1	0	0	2						
Jose Uribe, S OBP: 0.289, SLG: 0.313 (1, 6)	4-0 IBB			0-0 6-3			1-1 F2		1-1 5-3	3	0	0	0	1	1	2						
Chris Speier, R OBP: 0.340, SLG: 0.380 (7, 4)										1	0	0	1	0	0	1						
Kelly Downs, R OBP: 0.208, SLG: 0.255 (1, 1)	0-3 K			2-3 K			4-2 1B 6-3 BB		4-2 FC6-4 BB	3	0	0	0	0	3	3						
Candy Maldonado, R OBP: 0.316, SLG: 0.363 (7, 9)										0	1	0	0	2	0	0						
Inning Stats	R: 4 E: 2 K: 2 S: 18	H: 3 LOB: 2 BB: 1 P: 27	R: 4 E: 0 K: 0 S: 12	H: 4 LOB: 0 BB: 0 P: 17	R: 0 E: 0 K: 2 S: 8	H: 0 LOB: 0 BB: 0 P: 10	R: 1 E: 0 K: 1 S: 12	H: 2 LOB: 1 BB: 0 P: 20	R: 2 E: 0 K: 2 S: 14	H: 2 LOB: 0 BB: 0 P: 22	R: 0 E: 0 K: 0 S: 12	H: 1 LOB: 1 BB: 0 P: 18	R: 3 E: 0 K: 0 S: 15	H: 3 LOB: 1 BB: 1 P: 24	R: 1 E: 0 K: 0 S: 12	H: 2 LOB: 2 BB: 1 P: 21	R: 0 E: 0 K: 0 S: 9	H: 3 LOB: 2 BB: 0 P: 18	1B: 14 2B: 3 3B: 1 HR: 2	SF: 1 SAC: 1 DP: 1 HBP: 0	WP: 1 PB: 0 SB: 1 CS: 0	PA: 51
PITCHER	IP WLS BF H R ER SO BB IBB HBP BLK WP HR S P ERA WHIP	IP WLS BF H R ER SO BB IBB HBP BLK WP HR S P ERA WHIP																				
Orel Hershisier, R ERA: 3.06 (1, 1)	2.0 L 16 7 8 5 2 0 1 0 0 0 1 30 44 22.50 3.500																					
Shawn Hillegas, R ERA: 4.13 (3, 1)	4.0 17 5 3 3 5 0 0 0 0 1 1 46 70 6.75 1.250																					
Tim Crews, R ERA: 3.81 (7, 1)	0.1 4 2 3 3 0 1 0 0 0 0 0 7 14 81.00 9.000																					
Brian Holton, R ERA: 2.12 (7, 1)	2.2 14 6 1 1 0 1 0 0 0 0 0 29 49 3.38 2.625																					

San Francisco Giants @ Los Angeles Dodgers
Dodger Stadium, Los Angeles, CA
Sun Aug 14 1988, 3:33 AM PDT
Att: 45,502 - Sunny - 80 F

AB	46
R	15
H	20
RBI	12
BB	3
SO	7
LOB	27



Batter	1	2	3	4	5	6	7	8	9	AB	R	H	RBI	BB	SO	LOB	BOTTOM			
Steve Sax, R OBP: 0.346, SLG: 0.372 (1, 4)	3-2 1B 2B 1B		1-0 1-3	1-1 L3		2-0 5-3			0-1 1-3 1B	3	1	1	0	0	0	2				
Dave Anderson, R OBP: 0.335, SLG: 0.318 (6, 4)										2	0	1	0	0	0	1				
Mike Scioscia, L OBP: 0.348, SLG: 0.345 (1, 2)	3-1 2B 5-3 1B		2-2 1B		2-2 1-3		3-2 G3 4-3 2B		3-3 K	3	1	2	0	0	0	0				
Rick Dempsey, R OBP: 0.333, SLG: 0.487 (6, 2)										2	1	1	0	0	1	1				
Pedro Guerrero, R OBP: 0.374, SLG: 0.409 (1, 3)	1-2 1B		1-0 F8		2-0 5-3		1-2 G3		2-1 1-3	3	0	1	1	0	0	1				
Franklin Stubbs, L OBP: 0.289, SLG: 0.361 (6, 3)										2	0	0	0	0	0	2				
Mike Marshall, R OBP: 0.314, SLG: 0.442 (1, 9)	0-2 5-3		1-1 1B		0-0 1B		2-1 4-3		1-1 6-3	2	0	1	1	0	0	1				
Mickey Hatcher, R OBP: 0.354, SLG: 0.389 (6, 9)										3	0	1	1	0	0	1				
John Shelby, S OBP: 0.338, SLG: 0.393 (1, 8)	3-3 K		2-1 F7		0-0 L9		3-3 F2			4	0	0	0	0	1	4				
Danny Heep, L OBP: 0.378, SLG: 0.289 (1, 7)	2-2 F7			1-1 4-3		2-0 G3 4-3 1B		1-0 1B		4	1	2	0	0	0	1				
Tracy Woodson, R OBP: 0.250, SLG: 0.287 (1, 5)			1-0 F7		1-2 P2		0-0 4-3 G3 1B		2-3 K	4	0	1	0	0	1	1				
Alfredo Griffin, S OBP: 0.218, SLG: 0.228 (1, 6)			0-2 6-3		1-2 E4 BB		0-0 G3		0-1 G4-6-3 1B	4	0	1	0	0	0	2				
Orel Hershisier, R OBP: 0.127, SLG: 0.175 (2, PH)										0	0	0	0	0	0	0				
Mike Davis, L OBP: 0.270, SLG: 0.287 (3, 1)										1	0	0	0	0	0	0				
Shawn Hillegas, R OBP: 0.330, SLG: 0.359 (6, PH)										0	0	0	0	0	0	0				
Kirk Gibson, R OBP: 0.330, SLG: 0.519 (6, PH)										1	0	1	0	0	0	1				
Tim Crews, R OBP: 0.320, SLG: 0.320 (7, 1)										0	0	0	0	0	0	0				
Brian Holton, R ERA: 2.12 (7, 1)										1	0	0	0	0	0	2				
Inning Stats	R: 2 E: 0 K: 1 S: 18	H: 3 LOB: 0 BB: 0 P: 30	R: 0 E: 0 K: 0 S: 7	H: 0 LOB: 0 BB: 0 P: 10	R: 0 E: 1 K: 0 S: 11	H: 2 LOB: 2 BB: 1 P: 18	R: 0 E: 0 K: 0 S: 12	H: 0 LOB: 1 BB: 1 P: 20	R: 0 E: 0 K: 0 S: 6	H: 1 LOB: 1 BB: 0 P: 10	R: 1 E: 0 K: 0 S: 11	H: 1 LOB: 0 BB: 0 P: 19	R: 0 E: 0 K: 1 S: 7	H: 2 LOB: 1 BB: 0 P: 10	R: 0 E: 0 K: 1 S: 11	H: 1 LOB: 1 BB: 0 P: 17	1B: 10 2B: 2 3B: 0 HR: 0	SF: 0 SAC: 0 DP: 1 HBP: 0	WP: 0 PB: 0 SB: 0 CS: 0	PA: 40
PITCHER	IP WLS BF H R ER SO BB IBB HBP BLK WP HR S P ERA WHIP	IP WLS BF H R ER SO BB IBB HBP BLK WP HR S P ERA WHIP																		
Kelly Downs, R ERA: 3.32 (1, 1)	6.0 W 28 4 1 1 2 0 0 0 0 0 0 29 46 3.00 1.333																			
Jeff Brantley, R ERA: 4.5 (7, 1)																				

San Francisco Giants @ Los Angeles Dodgers
Dodger Stadium, Los Angeles, CA
Sun Aug 14 1988, 3:33 AM PDT
Att: 45,502 - Sunny - 80 F

AB	39
R	4
H	12
RBI	4
BB	1
SO	3
LOB	20



Batter	1	2	3	4	5	6	7	8	9	AB	R	H	RBI	BB	SO	LOB	TOP					
Brett Butler, L OBP: 0.394, SLG: 0.393 (1, 8)	G4-3		1B		F9			K		4	0	1	0	0	1	1	San Francisco Giants @ Los Angeles Dodgers Dodger Stadium, Los Angeles, CA Mon Aug 15 1988, 7:05 PM PDT Att: 49,306 - Unknown					
Robby Thompson, R OBP: 0.345, SLG: 0.405 Scott Garretts, R OBP: 0.125, SLG: 0.125 (1, 4) (8, 1)	B1		1B		F8			K		4	0	1	0	0	1	1						
Will Clark, L OBP: 0.389, SLG: 0.536 (1, 3)	K		P7		F8				L8	4	0	0	0	0	1	2						
Kevin Mitchell, R OBP: 0.320, SLG: 0.471 (1, 7)		G4-3		CS BB		P3			G6-3	3	0	0	0	1	0	0						
Mike Aldrete, L OBP: 0.359, SLG: 0.360 Joel Youngblood, R OBP: 0.330, SLG: 0.319 (9, PH)	L8		L7		G4-3				F8	3	0	0	0	0	0	1						
Bob Melvin, R OBP: 0.274, SLG: 0.401 Donell Nixon, R OBP: 0.429, SLG: 0.442 Bob Brenly, R OBP: 0.255, SLG: 0.304 (1, 2) (7, PR) (7, 2)	1B		1B		CS 1B					3	0	3	0	0	0	0						
Matt Williams, R OBP: 0.296, SLG: 0.551 (1, 5)	K		P9		K					3	0	0	0	0	2	3						
Jose Uribe, S OBP: 0.290, SLG: 0.313 (1, 6)			G6-3		L3			CS 1B	SH3-4 1B	3	0	1	0	0	0	0						
Don Robinson, R OBP: 0.154, SLG: 0.160 Chris Speier, R OBP: 0.340, SLG: 0.380 (8, PH) (8, 4)	G6-3		G6-3		G6-3			SH3-4		2	0	0	0	0	0	0						
Inning Stats	R: 0 E: 0 K: 1 S: 8	H: 0 LOB: 0 BB: 0 P: 12	R: 0 E: 0 K: 1 S: 11	H: 1 LOB: 1 BB: 0 P: 16	R: 0 E: 0 K: 0 S: 15	H: 2 LOB: 2 BB: 0 P: 25	R: 0 E: 0 K: 0 S: 8	H: 1 LOB: 1 BB: 1 P: 12	R: 0 E: 0 K: 0 S: 5	H: 0 LOB: 0 BB: 0 P: 9	R: 0 E: 0 K: 0 S: 11	H: 0 LOB: 0 BB: 0 P: 14	R: 0 E: 0 K: 1 S: 7	H: 1 LOB: 1 BB: 0 P: 10	R: 0 E: 0 K: 2 S: 9	H: 1 LOB: 1 BB: 0 P: 12		R: 0 E: 0 K: 0 S: 5	H: 0 LOB: 0 BB: 0 P: 8	1B: 6 2B: 0 3B: 0 HR: 0	SF: 0 SAC: 1 DP: 0 HBP: 0	WP: 0 PB: 0 SB: 0 CS: 2
PITCHER	IP	WLS	BF	H	R	ER	SO	BB	IBB	HBP	BLK	WP	HR	S	P	ERA	WHIP					
Tim Belcher, R ERA: 3.43 Jesse Orosco, L ERA: 3.21 (1, 1) (8, 1)	7.1	W	27	6	0	0	3	1	0	0	0	0	0	68	101	0.00	0.955					

Batter	1	2	3	4	5	6	7	8	9	AB	R	H	RBI	BB	SO	LOB	BOTTOM					
Alfredo Griffin, S OBP: 0.215, SLG: 0.224 (1, 6)	G4-3		P5		P6			SH3-4		3	0	0	0	0	0	0	San Francisco Giants @ Los Angeles Dodgers Dodger Stadium, Los Angeles, CA Mon Aug 15 1988, 7:05 PM PDT Att: 49,306 - Unknown					
Mike Scioscia, L OBP: 0.344, SLG: 0.341 (1, 2)	F8		G4-3				F7	K		4	0	0	0	0	1	1						
Kirk Gibson, L OBP: 0.384, SLG: 0.518 (1, 7)	1B				K		K		IBB	3	0	1	0	1	2	0						
Mike Marshall, R OBP: 0.313, SLG: 0.441 (1, 9)	G6-3				1B SF9		F9	K		4	1	1	0	0	1	3						
John Shelby, S OBP: 0.338, SLG: 0.393 (1, 8)			K		1B		P7			3	0	1	0	0	1	0						
Franklin Stubbs, L OBP: 0.284, SLG: 0.356 (1, 3)	G3		SF9		1B		P5			2	0	0	1	0	0	0						
Mickey Hatcher, R OBP: 0.362, SLG: 0.396 Tracy Woodson, R OBP: 0.250, SLG: 0.287 (1, 5) (8, 5)	E7 1B				F9			1B		3	0	2	0	0	0	1						
Dave Anderson, R OBP: 0.331, SLG: 0.314 Jesse Orosco, R (8, 1)	G6-3				F9			P3		0	0	0	0	0	0	0						
Tim Belcher, R OBP: 0.077, SLG: 0.128 Steve Sax, R OBP: 0.347, SLG: 0.372 (1, 1) (8, 4)			K		G5-3			SH3-4 BB		2	0	0	0	0	1	0						
Inning Stats	R: 0 E: 0 K: 0 S: 12	H: 1 LOB: 1 BB: 0 P: 15	R: 0 E: 1 K: 1 S: 14	H: 1 LOB: 1 BB: 0 P: 16	R: 0 E: 0 K: 1 S: 6	H: 0 LOB: 0 BB: 0 P: 6	R: 1 E: 0 K: 1 S: 18	H: 2 LOB: 1 BB: 0 P: 20	R: 0 E: 0 K: 0 S: 4	H: 0 LOB: 0 BB: 0 P: 6	R: 0 E: 0 K: 0 S: 7	H: 0 LOB: 0 BB: 0 P: 10	R: 0 E: 0 K: 0 S: 8	H: 1 LOB: 1 BB: 0 P: 10	R: 0 E: 0 K: 2 S: 7	H: 0 LOB: 2 BB: 2 P: 16		R: 0 E: 0 K: 0 S: 5	H: 0 LOB: 0 BB: 0 P: 8	1B: 5 2B: 0 3B: 0 HR: 0	SF: 1 SAC: 1 DP: 0 HBP: 0	WP: 0 PB: 0 SB: 0 CS: 0
PITCHER	IP	WLS	BF	H	R	ER	SO	BB	IBB	HBP	BLK	WP	HR	S	P	ERA	WHIP					
Don Robinson, R ERA: 2.76 Scott Garretts, R ERA: 4.52 (1, 1) (8, 1)	7.0	L	26	5	1	1	4	0	0	0	0	0	0	7	16	0.00	1.000					

Batter	1	2	3	4	5	6	7	8	9	AB	R	H	RBI	BB	SO	LOB	TOP					
Mookie Wilson, S (1, 8) OBP: 0.319, SLG: 0.376										6	2	3	1	0	3	2	New York Mets @ San Francisco Giants Candlestick Park, San Francisco, CA Tue Aug 16 1988, 10:05 PM EDT Att: 29,134 - Unknown					
Tim Lincecum, R (1, 4) OBP: 0.332, SLG: 0.341										6	2	2	2	0	2	4						
Keith Hernandez, L (1, 3) OBP: 0.357, SLG: 0.416										4	1	1	1	0	1	1						
Lee Mazzilli, S (7, 3) OBP: 0.200, SLG: 0.167										1	0	0	0	0	0	1						
Darryl Strawberry, L (1, 9) OBP: 0.369, SLG: 0.556										5	3	3	2	0	1	1						
Kevin McReynolds, R (1, 7) OBP: 0.337, SLG: 0.481										4	2	1	2	1	0	0						
Gary Carter, R (1, 2) OBP: 0.319, SLG: 0.387										3	1	2	1	1	0	0						
Barry Lyons, R (7, 2) OBP: 0.220, SLG: 0.321										1	0	0	0	0	0	0						
Howard Johnson, S (1, 5) OBP: 0.341, SLG: 0.434										4	1	1	1	1	1	2						
Kevin Elster, R (1, 6) OBP: 0.290, SLG: 0.323										4	1	2	1	1	0	0						
Dwight Gooden, R (1, 1) OBP: 0.194, SLG: 0.229										4	0	0	0	0	1	4						
Bob McClure, R (8, 1)									1	0	0	0	0	0	0	2						
Mackey Sasser, L (9, PH) OBP: 0.255, SLG: 0.354									1	0	0	0	0	0	0	0						
Ed Nunez, R (9, 1)									1	0	0	0	0	0	0	0						
Inning Stats	R: 9 E: 3 K: 1 S: 32	H: 8 LOB: 1 BB: 1 P: 50	R: 0 E: 0 K: 0 S: 10	H: 0 LOB: 2 BB: 2 P: 22	R: 0 E: 0 K: 2 S: 7	H: 0 LOB: 0 BB: 0 P: 8	R: 2 E: 0 K: 0 S: 11	H: 2 LOB: 0 BB: 0 P: 16	R: 0 E: 0 K: 2 S: 13	H: 1 LOB: 1 BB: 0 P: 21	R: 0 E: 0 K: 1 S: 14	H: 0 LOB: 0 BB: 0 P: 22	R: 0 E: 0 K: 1 S: 7	H: 0 LOB: 0 BB: 0 P: 11	R: 2 E: 0 K: 0 S: 12	H: 2 LOB: 2 BB: 1 P: 18	R: 0 E: 0 K: 1 S: 11	H: 1 LOB: 1 BB: 1 P: 17	1B: 12 2B: 1 3B: 0 HR: 2	SF: 0 SAC: 0 DP: 0 HBP: 0	WP: 0 PB: 0 SB: 0 CS: 0	PA: 47
PITCHER	IP WLS BF H R ER SO BB IBB HBP BLK WP HR S P ERA WHIP																					
Atee Hammaker, L (1, 1) ERA: 4.18	0.1 L 8 6 2 1 1 0 0 0 0 0 0 20 31 189.00 18.000																					
Joe Price, L (1, 1) ERA: 3.52	0.2 5 2 2 1 1 0 0 0 0 0 0 12 19 13.50 3.000																					
Ron Davis, R (2, 1) ERA: 4.5	4.0 17 3 2 2 4 2 0 0 0 0 0 1 41 67 4.50 1.250																					
Jeff Brantley, R (6, 1) ERA: 3.38	2.0 7 1 0 0 3 0 0 0 0 0 0 21 33 0.00 0.500																					
Craig Lefferts, L (8, 1) ERA: 3.5	2.0 10 3 2 2 1 1 0 0 0 0 0 1 23 35 9.00 2.000																					

AB	43
R	13
H	15
RBI	11
BB	4
SO	9
LOB	17



Batter	1	2	3	4	5	6	7	8	9	AB	R	H	RBI	BB	SO	LOB	BOTTOM					
Brett Butler, L (1, 8) OBP: 0.392, SLG: 0.391										3	0	0	0	0	0	0	New York Mets @ San Francisco Giants Candlestick Park, San Francisco, CA Tue Aug 16 1988, 10:05 PM EDT Att: 29,134 - Unknown					
Donell Nixon, R (7, 8) OBP: 0.414, SLG: 0.426										2	0	0	0	0	1	2						
Robby Thompson, R (1, 4) OBP: 0.345, SLG: 0.404										3	1	1	0	0	0	0						
Chris Speier, R (7, 4) OBP: 0.344, SLG: 0.392										1	1	1	0	0	0	0						
Mike Aldrete, L (1, 3) OBP: 0.358, SLG: 0.358										4	0	1	1	0	1	1						
Kevin Mitchell, R (1, 7) OBP: 0.321, SLG: 0.475										3	2	2	2	0	1	0						
Candy Maldonado, R (1, 9) OBP: 0.318, SLG: 0.372										4	1	2	3	0	1	1						
Bob Melvin, R (1, 2) OBP: 0.273, SLG: 0.398										4	0	1	0	0	1	2						
Matt Williams, R (1, 5) OBP: 0.293, SLG: 0.528										4	0	1	0	0	1	0						
Jose Uribe, S (1, 6) OBP: 0.288, SLG: 0.312										2	0	0	0	0	0	0						
Jeff Brantley, R (6, 1) OBP: 1.000, SLG: 1.000										0	0	0	0	0	0	0						
Will Clark, L (7, PH) OBP: 0.388, SLG: 0.535										1	0	0	0	0	1	2						
Craig Lefferts, L (8, 1) OBP: 0.327, SLG: 0.316										0	0	0	0	0	0	0						
Joel Youngblood, R (9, PH) OBP: 0.327, SLG: 0.316										1	0	0	0	0	0	0						
Atee Hammaker, S (1, 1) OBP: 0.182, SLG: 0.100										0	0	0	0	0	0	0						
Joe Price, R (1, 1)										1	0	0	0	0	0	0						
Ron Davis, R (2, 1)										3	1	2	0	0	0	0						
Ernest Riles, L (5, PH) OBP: 0.295, SLG: 0.351										3	1	2	0	0	0	0						
Inning Stats	R: 0 E: 0 K: 1 S: 6	H: 0 LOB: 0 BB: 0 P: 11	R: 1 E: 0 K: 1 S: 9	H: 2 LOB: 0 BB: 0 P: 13	R: 0 E: 0 K: 0 S: 8	H: 0 LOB: 0 BB: 0 P: 9	R: 1 E: 0 K: 1 S: 12	H: 2 LOB: 1 BB: 0 P: 18	R: 0 E: 0 K: 0 S: 9	H: 0 LOB: 0 BB: 0 P: 13	R: 0 E: 0 K: 2 S: 5	H: 0 LOB: 2 BB: 0 P: 7	R: 0 E: 0 K: 2 S: 12	H: 2 LOB: 2 BB: 0 P: 15	R: 4 E: 0 K: 2 S: 18	H: 4 LOB: 0 BB: 0 P: 24	R: 0 E: 1 K: 0 S: 9	H: 1 LOB: 1 BB: 0 P: 9	1B: 8 2B: 2 3B: 0 HR: 1	SF: 1 SAC: 0 DP: 1 HBP: 0	WP: 2 PB: 0 SB: 0 CS: 0	PA: 37
PITCHER	IP WLS BF H R ER SO BB IBB HBP BLK WP HR S P ERA WHIP																					
Dwight Gooden, R (1, 1) ERA: 3.22	7.0 W 26 6 2 2 5 0 0 0 0 0 1 1 18 24 2.57 0.857																					
Bob McClure, L (8, 1) ERA: 6.04	1.0 7 4 4 4 2 0 0 0 0 0 1 1 18 24 36.00 4.000																					
Ed Nunez, R (9, 1) ERA: 7.2	1.0 4 1 0 0 0 0 0 0 0 0 0 0 9 9 0.00 1.000																					

AB	36
R	6
H	11
RBI	6
BB	0
SO	7
LOB	8



Batter	1	2	3	4	5	6	7	8	9	AB	R	H	RBI	BB	SO	LOB	TOP			
Lenny Dykstra, L OBP: 0.332, SLG: 0.394 (1, 8)										4	0	0	0	0	0	1				
Wally Backman, S OBP: 0.377, SLG: 0.336 (1, 4)										4	0	2	0	0	0	1				
Keith Hernandez, L OBP: 0.353, SLG: 0.411 (1, 3)										3	0	0	0	0	1	2				
Darryl Strawberry, L OBP: 0.367, SLG: 0.552 (1, 9)										3	0	0	0	0	1	1				
Kevin McReynolds, R OBP: 0.335, SLG: 0.478 (1, 7)										3	0	0	0	0	0	0				
Gary Carter, R OBP: 0.316, SLG: 0.384 (1, 2)										3	0	0	0	0	1	0				
Howard Johnson, S OBP: 0.338, SLG: 0.430 (1, 5)										3	0	0	0	0	1	0				
Kevin Elster, R OBP: 0.289, SLG: 0.321 Dave Magadan, L OBP: 0.391, SLG: 0.336 (9, PH)										2	0	0	0	0	0	0				
David Cone, L OBP: 0.203, SLG: 0.196 Terry Leach, R OBP: 0.091, SLG: 0.091 Lee Mazzilli, S OBP: 0.208, SLG: 0.167 (9, PH)										1	0	0	0	0	0	0				
Inning Stats	R: 0 E: 0 K: 2 S: 12	H: 1 LOB: 1 BB: 0 P: 18	R: 0 E: 0 K: 1 S: 7	H: 0 LOB: 0 BB: 0 P: 10	R: 0 E: 0 K: 0 S: 4	H: 0 LOB: 0 BB: 0 P: 7	R: 0 E: 0 K: 0 S: 3	H: 0 LOB: 0 BB: 0 P: 4	R: 0 E: 0 K: 0 S: 5	H: 0 LOB: 0 BB: 0 P: 8	R: 0 E: 0 K: 0 S: 5	H: 1 LOB: 0 BB: 0 P: 8	R: 0 E: 0 K: 1 S: 8	H: 0 LOB: 0 BB: 0 P: 11	R: 0 E: 0 K: 0 S: 12	H: 0 LOB: 1 BB: 1 P: 19	1B: 2 2B: 1 3B: 0 HR: 0	SF: 0 SAC: 0 DP: 1 HBP: 0	WP: 0 PB: 0 SB: 0 CS: 0	PA: 29
PITCHER Rick Reuschel, R ERA: 3.18 (1, 1)	IP: 9.0 WLS: W BF: 29 H: 2 R: 0 ER: 0 SO: 4 BB: 1 IBB: 0 HBP: 0 BLK: 0 WP: 0 HR: 0 S: 64 P: 97 ERA: 0.00 WHIP: 0.333															PITCHER				

New York Mets @ San Francisco Giants
Candlestick Park, San Francisco, CA
Wed Aug 17 1988, 10:05 PM EDT
Att: 24,730 - Unknown

AB 28
R 0
H 2
RBI 0
BB 1
SO 4
LOB 5



Batter	1	2	3	4	5	6	7	8	9	AB	R	H	RBI	BB	SO	LOB	BOTTOM			
Brett Butler, L OBP: 0.393, SLG: 0.390 (1, 8)										3	1	1	0	1	1	0				
Robby Thompson, R OBP: 0.344, SLG: 0.411 (1, 4)										4	1	1	1	0	1	2				
Will Clark, L OBP: 0.391, SLG: 0.535 (1, 3)										2	1	1	0	2	1	0				
Kevin Mitchell, R OBP: 0.323, SLG: 0.475 Donell Nixon, R OBP: 0.414, SLG: 0.426 (7, PR) (8, 7)										4	1	2	1	0	0	2				
Candy Maldonado, R OBP: 0.317, SLG: 0.370 (1, 9)										3	0	0	0	1	2	4				
Bob Melvin, R OBP: 0.276, SLG: 0.405 Bob Brenly, R OBP: 0.251, SLG: 0.298 (2, PR) (3, 2)										1	0	1	0	0	0	0				
Matt Williams, R OBP: 0.283, SLG: 0.509 Mike Aldrete, L OBP: 0.360, SLG: 0.361 Chris Speier, R OBP: 0.342, SLG: 0.389 (6, PR) (7, 5)										2	0	0	0	0	2	1				
Jose Uribe, S OBP: 0.288, SLG: 0.311 (1, 6)										4	0	1	0	0	1	3				
Rick Reuschel, R OBP: 0.120, SLG: 0.122 (1, 1)										4	0	0	0	0	3	2				
Inning Stats	R: 0 E: 0 K: 1 S: 10	H: 0 LOB: 2 BB: 2 P: 19	R: 0 E: 0 K: 2 S: 11	H: 1 LOB: 1 BB: 0 P: 12	R: 1 E: 0 K: 2 S: 9	H: 1 LOB: 0 BB: 0 P: 15	R: 0 E: 0 K: 3 S: 9	H: 0 LOB: 0 BB: 0 P: 12	R: 0 E: 0 K: 2 S: 8	H: 0 LOB: 0 BB: 0 P: 13	R: 2 E: 0 K: 0 S: 13	H: 3 LOB: 2 BB: 1 P: 23	R: 1 E: 0 K: 2 S: 12	H: 2 LOB: 1 BB: 1 P: 22	R: 0 E: 0 K: 1 S: 8	H: 1 LOB: 1 BB: 0 P: 12	1B: 6 2B: 1 3B: 0 HR: 1	SF: 0 SAC: 0 DP: 0 HBP: 0	WP: 0 PB: 0 SB: 3 CS: 0	PA: 36
PITCHER David Cone, R ERA: 2.43 Terry Leach, R ERA: 2.75 (8, 1)	IP: 7.0 WLS: L BF: 32 H: 7 R: 4 ER: 4 SO: 12 BB: 3 IBB: 1 HBP: 0 BLK: 0 WP: 0 HR: 1 S: 72 P: 116 ERA: 5.14 WHIP: 1.429															PITCHER				

New York Mets @ San Francisco Giants
Candlestick Park, San Francisco, CA
Wed Aug 17 1988, 10:05 PM EDT
Att: 24,730 - Unknown

AB 32
R 4
H 8
RBI 4
BB 4
SO 13
LOB 17



Batter	1	2	3	4	5	6	7	8	9	AB	R	H	RBI	BB	SO	LOB	TOP										
Lenny Dykstra, L OBP: 0.329, SLG: 0.390 Bob McClure, R Ed Nunez, R Gary Carter, R OBP: 0.316, SLG: 0.383	0-0 F9		1-1 1-3		1-3 K		0-3 K		0-3 K	4	0	0	0	0	2	3	New York Mets @ San Francisco Giants Candlestick Park, San Francisco, CA Thu Aug 18, 1988, 6:33 AM EDT Att: 32,132 - Sunny										
Wally Backman, S OBP: 0.373, SLG: 0.332 Tim Teufel, R OBP: 0.331, SLG: 0.340	3-1 4-3		3-2 F9		1-3 K		2-3 K			3	0	0	0	0	1	2											
Keith Hernandez, L OBP: 0.355, SLG: 0.416	3-1 F5			2-0 PB 2B		0-0 BB 1B		1-3 K		4	0	2	0	0	1	0											
Darryl Strawberry, L OBP: 0.364, SLG: 0.547		2-1 3-1		3-3 K		1-3 K		3-1 F2		4	0	0	0	0	2	2											
Kevin McReynolds, R OBP: 0.334, SLG: 0.475		3-1 1B		1-1 F3		0-3 K		0-2 1-3		4	0	1	0	0	1	2											
Howard Johnson, S OBP: 0.340, SLG: 0.428		0-1 F3		3-0 F9		4-2 BB			4-2 2B	2	1	0	0	2	0	2											
Mackey Sasser, L OBP: 0.257, SLG: 0.354 Barry Lyons, R OBP: 0.233, SLG: 0.351	1-0 1-3				0-0 E9	1-2 G3		2-2 1-3		3	0	1	0	0	0	2											
Kevin Elster, R OBP: 0.289, SLG: 0.319 Dave Magadan, L OBP: 0.389, SLG: 0.335		1-3 1B			0-2 6-3		4-0 WP		2-1 4-3	2	0	0	0	1	1	3											
Bob Ojeda, L OBP: 0.184, SLG: 0.204 Lee Mazzilli, S OBP: 0.215, SLG: 0.167 Terry Leach, R OBP: 0.091, SLG: 0.091 Mookie Wilson, S OBP: 0.316, SLG: 0.373			0-3 K		4-0 BB		2-1 6-3		1-2 1-3	1	0	0	0	0	1	0											
Inning Stats	R: 0 E: 0 K: 0 S: 5	H: 0 LOB: 0 BB: 0 P: 11	R: 0 E: 0 K: 1 S: 10	H: 2 LOB: 2 BB: 0 P: 17	R: 0 E: 0 K: 1 S: 8	H: 0 LOB: 0 BB: 0 P: 12	R: 0 E: 0 K: 1 S: 7	H: 1 LOB: 1 BB: 0 P: 16	R: 0 E: 1 K: 2 S: 12	H: 0 LOB: 2 BB: 1 P: 18	R: 0 E: 0 K: 2 S: 15	H: 1 LOB: 2 BB: 1 P: 21	R: 0 E: 0 K: 1 S: 8	H: 0 LOB: 0 BB: 1 P: 16	R: 0 E: 0 K: 1 S: 10	H: 0 LOB: 0 BB: 0 P: 14		R: 1 E: 0 K: 1 S: 14	H: 1 LOB: 1 BB: 1 P: 23	1B: 3 2B: 2 3B: 0 HR: 0	SF: 0 SAC: 0 DP: 0 HBP: 0	WP: 1 PB: 1 SB: 0 CS: 0	PA: 37				
PITCHER	IP	WLS	BF	H	R	ER	SO	BB	IBB	HBP	BLK	WP	HR	S	P	ERA	WHIP										
Mike Krukow, R ERA: 3.59	6.0	W	25	4	0	0	7	2	0	0	0	0	0	57	95	0.00	1.000										
Roger Samuels, L ERA: 5.09	2.0		9	1	1	1	3	2	0	0	0	1	0	24	42	4.50	1.500										
Scott Garrelts, R ERA: 4.46	1.0	S	3	0	0	0	1	0	0	0	0	0	0	8	11	0.00	0.000										

AB	33
R	1
H	5
RBI	1
BB	4
SO	11
LOB	21



Batter	1	2	3	4	5	6	7	8	9	AB	R	H	RBI	BB	SO	LOB	BOTTOM										
Brett Butler, L OBP: 0.390, SLG: 0.387	0-0 B1-3		1-3 K	2-2 F7			0-0 F7			4	0	0	0	0	1	1	New York Mets @ San Francisco Giants Candlestick Park, San Francisco, CA Thu Aug 18, 1988, 6:33 AM EDT Att: 32,132 - Sunny										
Robby Thompson, R OBP: 0.348, SLG: 0.417	2-1 1-3		3-2 BLK		0-0 F8		1-2 2B			4	1	3	0	0	0	0											
Will Clark, L OBP: 0.388, SLG: 0.530	2-2 1-3		1-3 K	2-1 F7		2-1 F7		0-1 F7		4	0	0	0	0	1	3											
Kevin Mitchell, R OBP: 0.327, SLG: 0.479 Donell Nixon, R OBP: 0.414, SLG: 0.426	1-0 2B		3-0 F5		1-0 1B		4-2 BB			3	0	2	1	1	0	1											
Candy Maldonado, R OBP: 0.317, SLG: 0.372 Mike Aldrete, L OBP: 0.358, SLG: 0.359	3-3 K		2-3 1B	2-2 6-3		1-1 5-3		1-1 F7		3	1	1	0	0	1	2											
Bob Brenly, R OBP: 0.246, SLG: 0.291		2-2 F4		1-1 6-3		2-1 F6		0-2 F8		4	0	0	0	0	0	1											
Matt Williams, R OBP: 0.281, SLG: 0.542		1-2 HR		0-1 6-3		2-0 5-3		1-1 F7		4	1	1	1	0	0	1											
Jose Uribe, S OBP: 0.290, SLG: 0.313		3-2 F8		2-1 2B		2-2 1B		1-0 L8		4	1	2	1	0	0	0											
Mike Krukow, R OBP: 0.100, SLG: 0.179 Ernest Riles, L OBP: 0.294, SLG: 0.349 Roger Samuels, L Scott Garrelts, R OBP: 0.125, SLG: 0.125	0-0 4-3		0-0 3-H	0-0 1B		2-2 F9				2	0	1	1	0	0	0											
Inning Stats	R: 1 E: 0 K: 1 S: 13	H: 2 LOB: 1 BB: 0 P: 21	R: 1 E: 0 K: 0 S: 10	H: 1 LOB: 0 BB: 0 P: 16	R: 0 E: 0 K: 2 S: 10	H: 1 LOB: 1 BB: 0 P: 18	R: 2 E: 0 K: 0 S: 13	H: 3 LOB: 1 BB: 0 P: 20	R: 0 E: 0 K: 0 S: 6	H: 1 LOB: 1 BB: 0 P: 10	R: 0 E: 0 K: 0 S: 9	H: 1 LOB: 1 BB: 0 P: 17	R: 0 E: 0 K: 0 S: 12	H: 1 LOB: 2 BB: 1 P: 18	R: 0 E: 0 K: 0 S: 6	H: 0 LOB: 0 BB: 0 P: 8		1B: 5 2B: 4 3B: 0 HR: 1	SF: 0 SAC: 0 DP: 0 HBP: 0	WP: 0 PB: 0 SB: 2 CS: 0	PA: 35						
PITCHER	IP	WLS	BF	H	R	ER	SO	BB	IBB	HBP	BLK	WP	HR	S	P	ERA	WHIP										
Bob Ojeda, L ERA: 3.24	4.0	L	19	7	4	4	3	0	0	0	0	0	0	15	27	0.00	1.000										
Terry Leach, R ERA: 2.68	2.0		8	2	0	0	0	0	0	0	0	0	0	7	8	0.00	1.500										
Ed Nunez, R ERA: 6.97	1.1		5	0	0	0	0	1	0	0	0	0	0	11	18	0.00	0.750										

AB	34
R	4
H	10
RBI	4
BB	1
SO	3
LOB	12



Batter	1	2	3	4	5	6	7	8	9	AB	R	H	RBI	BB	SO	LOB	TOP					
Phil Bradley, R OBP: 0.340, SLG: 0.364 (1, 7)	1-0 6-3		1-3 K			0-3 K		0-3 K		4	0	0	0	0	3	2	Philadelphia Phillies @ San Francisco Giants Candlestick Park, San Francisco, CA Fri Aug 19, 1988, 10:05 PM EDT Att: 14,721 - Unknown - 70 F					
Milt Thompson, L OBP: 0.354, SLG: 0.355 (1, 8)	1-1 G3			4-0 BB		0-0 2B		2-2 1-3		3	0	1	0	1	0	0						
Juan Samuel, R OBP: 0.312, SLG: 0.398 (1, 4)	2-3 K			2-1 G5-4-3		2-2 5-3		0-3 K		4	0	0	0	0	2	3						
Lance Parrish, R OBP: 0.307, SLG: 0.404 (1, 2)		0-3 K		0-0 5-3			0-0 5-3		1-2 5-3	4	0	0	0	0	1	0						
Chris James, R OBP: 0.289, SLG: 0.399 (1, 9)		2-3 K			0-0 BB	1-1 BB		2-2 F8		4	1	2	0	0	1	0						
Ricky Jordan, R OBP: 0.344, SLG: 0.537 (1, 3)		1-3 K			0-1 F8	0-0 PB		0-1 1-3		4	1	1	0	0	1	1						
Shane Turner, L (1, 5)			2-3 K		0-1 G3-6-3	4-2 BB				2	0	0	0	1	1	1						
Steve Jeltz, S OBP: 0.339, SLG: 0.277 Jackie Gutierrez, R OBP: 0.261, SLG: 0.302 (7, 6)			0-0 6-3			3-2 2B		1-0 SF7		2	0	1	1	0	0	0						
David Palmer, R OBP: 0.250, SLG: 0.528 Bruce Ruffin, S OBP: 0.194, SLG: 0.121 Kent Tekulve, R OBP: 0.375, SLG: 0.625 (8, 1)			1-0 BLK			0-3 K		0-3 K		3	0	1	0	0	2	2						
Inning Stats	R: 0 E: 0 K: 1 S: 6	H: 0 LOB: 0 BB: 0 P: 10	R: 0 E: 0 K: 3 S: 11	H: 0 LOB: 0 BB: 0 P: 14	R: 0 E: 0 K: 2 S: 8	H: 1 LOB: 1 BB: 0 P: 12	R: 0 E: 0 K: 0 S: 4	H: 0 LOB: 0 BB: 1 P: 9	R: 0 E: 0 K: 0 S: 5	H: 1 LOB: 0 BB: 0 P: 5	R: 0 E: 0 K: 2 S: 14	H: 2 LOB: 2 BB: 0 P: 19	R: 2 E: 1 K: 1 S: 12	H: 2 LOB: 1 BB: 1 P: 18	R: 0 E: 0 K: 2 S: 10	H: 0 LOB: 0 BB: 0 P: 12		R: 0 E: 0 K: 0 S: 8	H: 0 LOB: 0 BB: 0 P: 11	1B: 5 2B: 1 3B: 0 HR: 0	SF: 1 SAC: 0 DP: 2 HBP: 0	WP: 0 PB: 1 SB: 0 CS: 0
PITCHER	IP WLS BF H R ER SO BB IBB HBP BLK WP HR S P ERA WHIP	7.0 W 27 6 2 1 9 2 0 0 0 0 0 60 87 1.29 1.143	2.0 S 6 0 0 0 2 0 0 0 0 0 0 18 23 0.00 0.000																			

Batter	1	2	3	4	5	6	7	8	9	AB	R	H	RBI	BB	SO	LOB	BOTTOM			
Brett Butler, L OBP: 0.389, SLG: 0.384 (1, 8)	1-1 G3		1-0 G3		2-3 K		4-1 2B			3	1	0	1	1	1	1	Philadelphia Phillies @ San Francisco Giants Candlestick Park, San Francisco, CA Fri Aug 19, 1988, 10:05 PM EDT Att: 14,721 - Unknown - 70 F			
Robby Thompson, R OBP: 0.347, SLG: 0.418 (1, 4)	2-3 K		0-3 K		0-0 5-3		0-0 G3			4	1	1	3	0	2	1				
Will Clark, L OBP: 0.385, SLG: 0.525 (1, 3)	1-1 G3			2-3 K		1-0 F8		1-2 G3		4	0	0	0	0	1	2				
Kevin Mitchell, R OBP: 0.326, SLG: 0.478 Scott Garrelts, R OBP: 0.125, SLG: 0.125 (8, 1)		3-1 1B		0-0 6-3		1-3 K		0-1 SF8		3	0	1	1	0	1	0				
Mike Aldrete, L OBP: 0.360, SLG: 0.361 (1, 9)		2-2 F7		3-1 1B		1-0 1B		0-2 3-1		4	0	2	0	0	0	2				
Bob Brenly, R OBP: 0.251, SLG: 0.292 (1, 2)		1-0 G6-4-3		4-0 1B		3-1 P4		2-3 K		3	0	1	0	1	1	1				
Matt Williams, R OBP: 0.309, SLG: 0.619 (1, 5)		2-2 G6-4-3		0-1 1B		0-1 1B		1-1 HR		4	2	3	1	0	0	2				
Jose Uribe, S OBP: 0.289, SLG: 0.312 (1, 6)			2-1 4-3		0-0 G3		2-1 2B		0-0 G3	4	1	1	0	0	0	3				
Kelly Downs, R OBP: 0.218, SLG: 0.250 Ernest Riles, L OBP: 0.294, SLG: 0.349 Joel Youngblood, R OBP: 0.333, SLG: 0.316 Donell Nixon, R OBP: 0.407, SLG: 0.418 (8, 7)			4-1 BB		0-1 5-3		4-2 2B		2-2 6-3	1	0	0	0	1	0	0				
Inning Stats	R: 0 E: 0 K: 1 S: 7	H: 2 LOB: 1 BB: 0 P: 11	R: 0 E: 0 K: 0 S: 9	H: 2 LOB: 1 BB: 0 P: 17	R: 0 E: 0 K: 1 S: 7	H: 0 LOB: 1 BB: 1 P: 14	R: 0 E: 0 K: 1 S: 11	H: 2 LOB: 3 BB: 1 P: 20	R: 0 E: 0 K: 1 S: 7	H: 1 LOB: 1 BB: 0 P: 13	R: 5 E: 0 K: 0 S: 17	H: 3 LOB: 1 BB: 2 P: 28	R: 1 E: 0 K: 1 S: 10	H: 1 LOB: 0 BB: 0 P: 15	1B: 6 2B: 2 3B: 0 HR: 1	SF: 1 SAC: 0 DP: 1 HBP: 0		WP: 0 PB: 0 SB: 0 CS: 0	PA: 36	
PITCHER	IP WLS BF H R ER SO BB IBB HBP BLK WP HR S P ERA WHIP	6.0 L 2 0 0 0 0 2 0 0 0 0 0 4 12 ∞ ∞	1.0 4 1 3 3 0 0 0 0 0 0 0 0 9 10 27.00 1.000	1.0 4 1 1 1 1 0 0 0 0 0 0 1 10 9.00 1.000																

Batter	1	2	3	4	5	6	7	8	9	AB	R	H	RBI	BB	SO	LOB	TOP			
Phil Bradley, R OBP: 0.342, SLG: 0.367	L7			F9		1-3 2-H		1B		4	0	2	1	0	0	0	Philadelphia Phillies @ San Francisco Giants Candlestick Park, San Francisco, CA Sat Aug 20 1988, 6:33 AM EDT Att: 26,818 - Sunny			
Milt Thompson, L OBP: 0.351, SLG: 0.351	K			4-3		5-3		1B		3	0	0	0	0	1	2				
Greg Harris, S OBP: 0.375, SLG: 0.625										0	0	0	0	0	0	0				
Mike Young, S OBP: 0.343, SLG: 0.343								1B		1	0	1	0	0	0	0				
Steve Bedrosian, R OBP: 0.343, SLG: 0.343										0	0	0	0	0	0	0				
Juan Samuel, R OBP: 0.309, SLG: 0.395	G3			K		K		K		4	0	0	0	0	3	4				
Ricky Jordan, R OBP: 0.341, SLG: 0.528		5-3			P7			P8		4	1	1	0	0	0	0				
Lance Parrish, R OBP: 0.306, SLG: 0.401		K			K			P9		3	1	0	0	1	2	0				
Chris James, R OBP: 0.288, SLG: 0.397					6-3			1B		4	0	1	1	0	0	1				
Shane Turner, L OBP: 0.286, SLG: 0.167				G3		K		K		4	0	1	1	0	2	1				
Jackie Gutierrez, R OBP: 0.250, SLG: 0.289				K		E2		1-3		2	1	0	0	0	1	0				
Keith Miller, S OBP: 0.257, SLG: 0.250						2B				2	0	0	0	0	1	1				
Marvin Freeman, R OBP: 0.283, SLG: 0.192				K				4-3		1	0	0	0	0	1	0				
Danny Clay, R OBP: 0.283, SLG: 0.192						2B				0	0	0	0	0	0	0				
Greg Gross, L OBP: 0.283, SLG: 0.192						1-2				2	0	0	0	1	1	1				
Inning Stats	R: 0 H: 0 E: 0 K: 1 S: 9	H: 0 LOB: 0 BB: 0 P: 14	R: 0 H: 0 E: 0 K: 1 S: 10	H: 0 LOB: 0 BB: 0 P: 15	R: 0 H: 0 E: 0 K: 2 S: 7	H: 0 LOB: 0 BB: 0 P: 9	R: 0 H: 0 E: 0 K: 1 S: 10	H: 0 LOB: 0 BB: 0 P: 14	R: 0 H: 1 E: 0 K: 1 S: 15	H: 1 LOB: 2 BB: 1 P: 21	R: 0 H: 1 E: 0 K: 1 S: 11	H: 1 LOB: 1 BB: 0 P: 12	R: 0 H: 2 E: 0 K: 1 S: 13	H: 2 LOB: 2 BB: 0 P: 20	R: 2 H: 2 E: 0 K: 2 S: 12	H: 2 LOB: 1 BB: 1 P: 21	1B: 5 2B: 1 3B: 0 HR: 0	SF: 0 SAC: 0 DP: 0 HBP: 0	WP: 0 PB: 0 SB: 0 CS: 0	PA: 36
PITCHER	IP WLS BF H R ER SO BB IBB HBP BLK WP HR S P ERA WHIP	IP WLS BF H R ER SO BB IBB HBP BLK WP HR S P ERA WHIP	IP WLS BF H R ER SO BB IBB HBP BLK WP HR S P ERA WHIP	IP WLS BF H R ER SO BB IBB HBP BLK WP HR S P ERA WHIP	IP WLS BF H R ER SO BB IBB HBP BLK WP HR S P ERA WHIP	IP WLS BF H R ER SO BB IBB HBP BLK WP HR S P ERA WHIP	IP WLS BF H R ER SO BB IBB HBP BLK WP HR S P ERA WHIP	IP WLS BF H R ER SO BB IBB HBP BLK WP HR S P ERA WHIP	IP WLS BF H R ER SO BB IBB HBP BLK WP HR S P ERA WHIP	IP WLS BF H R ER SO BB IBB HBP BLK WP HR S P ERA WHIP	IP WLS BF H R ER SO BB IBB HBP BLK WP HR S P ERA WHIP	IP WLS BF H R ER SO BB IBB HBP BLK WP HR S P ERA WHIP	IP WLS BF H R ER SO BB IBB HBP BLK WP HR S P ERA WHIP	IP WLS BF H R ER SO BB IBB HBP BLK WP HR S P ERA WHIP	IP WLS BF H R ER SO BB IBB HBP BLK WP HR S P ERA WHIP	IP WLS BF H R ER SO BB IBB HBP BLK WP HR S P ERA WHIP	IP WLS BF H R ER SO BB IBB HBP BLK WP HR S P ERA WHIP			
Don Robinson, R ERA: 2.72	8.0	W	32	5	3	2	10	2	0	0	0	0	0	0	0	0	2.25	0.875		
Scott Garrelts, R ERA: 4.28	1.0	S	4	1	0	0	2	0	0	0	1	0	0	0	10	14	0.00	1.000		

Batter	1	2	3	4	5	6	7	8	9	AB	R	H	RBI	BB	SO	LOB	BOTTOM			
Brett Butler, L OBP: 0.392, SLG: 0.385	L4				SH1-3			E		2	2	1	0	2	0	0	Philadelphia Phillies @ San Francisco Giants Candlestick Park, San Francisco, CA Sat Aug 20 1988, 6:33 AM EDT Att: 26,818 - Sunny			
Robby Thompson, R OBP: 0.345, SLG: 0.415	F3			1-3	SH1-3		SH	SH		2	0	0	0	0	2	0				
Will Clark, L OBP: 0.388, SLG: 0.528	K									3	1	2	2	1	1	0				
Kevin Mitchell, R OBP: 0.325, SLG: 0.474		5-3			F3		K			3	1	0	0	1	1	2				
Donell Nixon, R OBP: 0.407, SLG: 0.418										0	0	0	0	0	0	0				
Mike Aldrete, L OBP: 0.359, SLG: 0.358				B1	6-3			FC5-4		3	0	0	0	1	1	3				
Matt Williams, R OBP: 0.306, SLG: 0.597										4	0	1	1	0	0	2				
Bob Brenly, R OBP: 0.256, SLG: 0.297				F5				F8		4	0	2	0	0	0	0				
Jose Uribe, S OBP: 0.289, SLG: 0.312										4	0	1	0	0	3	4				
Don Robinson, R OBP: 0.138, SLG: 0.143				SH3						3	0	0	0	0	2	3				
Scott Garrelts, R OBP: 0.125, SLG: 0.125					K2-3			4-3		0	0	0	0	0	0	0				
Inning Stats	R: 0 H: 0 E: 0 K: 1 S: 7	H: 0 LOB: 0 BB: 0 P: 9	R: 0 H: 0 E: 0 K: 1 S: 6	H: 0 LOB: 0 BB: 0 P: 10	R: 0 H: 1 E: 0 K: 0 S: 7	H: 1 LOB: 2 BB: 1 P: 17	R: 2 H: 2 E: 0 K: 2 S: 14	H: 2 LOB: 2 BB: 2 P: 29	R: 1 H: 1 E: 0 K: 0 S: 7	H: 1 LOB: 1 BB: 1 P: 14	R: 0 H: 1 E: 0 K: 2 S: 10	H: 1 LOB: 0 BB: 0 P: 14	R: 1 H: 2 E: 1 K: 1 S: 10	H: 2 LOB: 2 BB: 1 P: 16	R: 0 H: 0 E: 0 K: 1 S: 11	H: 0 LOB: 0 BB: 0 P: 15	1B: 6 2B: 1 3B: 0 HR: 0	SF: 0 SAC: 3 DP: 0 HBP: 0	WP: 1 PB: 1 SB: 2 CS: 0	PA: 36
PITCHER	IP WLS BF H R ER SO BB IBB HBP BLK WP HR S P ERA WHIP	IP WLS BF H R ER SO BB IBB HBP BLK WP HR S P ERA WHIP	IP WLS BF H R ER SO BB IBB HBP BLK WP HR S P ERA WHIP	IP WLS BF H R ER SO BB IBB HBP BLK WP HR S P ERA WHIP	IP WLS BF H R ER SO BB IBB HBP BLK WP HR S P ERA WHIP	IP WLS BF H R ER SO BB IBB HBP BLK WP HR S P ERA WHIP	IP WLS BF H R ER SO BB IBB HBP BLK WP HR S P ERA WHIP	IP WLS BF H R ER SO BB IBB HBP BLK WP HR S P ERA WHIP	IP WLS BF H R ER SO BB IBB HBP BLK WP HR S P ERA WHIP	IP WLS BF H R ER SO BB IBB HBP BLK WP HR S P ERA WHIP	IP WLS BF H R ER SO BB IBB HBP BLK WP HR S P ERA WHIP	IP WLS BF H R ER SO BB IBB HBP BLK WP HR S P ERA WHIP	IP WLS BF H R ER SO BB IBB HBP BLK WP HR S P ERA WHIP	IP WLS BF H R ER SO BB IBB HBP BLK WP HR S P ERA WHIP	IP WLS BF H R ER SO BB IBB HBP BLK WP HR S P ERA WHIP	IP WLS BF H R ER SO BB IBB HBP BLK WP HR S P ERA WHIP				
Marvin Freeman, R ERA: 5.93	0.2	L	21	4	3	3	4	0	0	0	0	0	0	0	0	0	0.00	1.846		
Danny Clay, R ERA: 4.99	2.0		10	3	1	1	3	1	0	0	0	0	0	20	30	4.50	2.000			
Steve Bedrosian, R ERA: 4.08	1.0		3	0	0	0	1	0	0	0	0	0	0	11	15	0.00	0.000			



Batter	1	2	3	4	5	6	7	8	9	AB	R	H	RBI	BB	SO	LOB	TOP								
Phil Bradley, R (1, 7) OBP: 0.343, SLG: 0.371	0-1 FC 2B		0-1 G6-4-3 1B			1-0 4-3		2-1 E5		4	1	2	1	0	0	1	Philadelphia Phillies @ San Francisco Giants Candlestick Park, San Francisco, CA Sun Aug 21 1988, 6:33 AM EDT Att: 31,820 - Sunny								
Bob Demier, R (1, 8) OBP: 0.359, SLG: 0.367	1-0 G3		0-2 G6-4-3			0-1 F7		1-2 3-H 2-2 P4		3	0	0	0	0	0	3									
Milt Thompson, L (8, PH) OBP: 0.350, SLG: 0.350										1	0	0	0	0	0	2									
Greg Harris, S (8, 1) OBP: 0.375, SLG: 0.625	2-3		1-2 2-3							0	0	0	0	0	0	0									
Juan Samuel, R (1, 4) OBP: 0.307, SLG: 0.391	2-1 FC		2-1 L9			0-1 4-3		0-3 K		4	0	0	1	0	1	3									
Lance Parrish, R (1, 2) OBP: 0.303, SLG: 0.396	0-1 F8					1-2 F8		1-1 F8		4	0	0	0	0	0	3									
Ricky Jordan, R (1, 3) OBP: 0.346, SLG: 0.550	1-0 F9					1-1 4-3		1-0 HR		4	1	2	1	0	0	1									
Chris James, R (1, 9) OBP: 0.288, SLG: 0.396						0-1 6-3		0-1 F7		4	0	1	0	0	0	1									
Steve Jeltz, S (1, 6) OBP: 0.274, SLG: 0.274						0-2 G3		1-0 6-3		3	0	0	0	0	0	1									
Greg Gross, L (9, PH) OBP: 0.289, SLG: 0.200	0-0 F9-4 1B							1-2 1B		1	0	1	0	0	0	0									
Jackie Gutierrez, R (1, 5) OBP: 0.255, SLG: 0.292	0-1 5-3					0-0 F9		3-2 1B E 1B		3	1	1	0	0	0	0									
Keith Miller, S (9, PH) OBP: 0.250, SLG: 0.242								2-2 F6		1	0	0	0	0	0	1									
Don Carman, L (1, 1) OBP: 0.261, SLG: 0.061						0-0 G6-4-3 1B		0-0 1B		2	0	1	0	0	0	0									
Danny Clay, R (8, 1) OBP: 0.244, SLG: 0.121								1-3 1B		0	0	0	0	0	0	0									
Bruce Ruffin, S (8, 1) OBP: 0.244, SLG: 0.121										0	0	0	0	0	0	0									
Kent Tekulve, R (7, 1) OBP: 0.244, SLG: 0.121										0	0	0	0	0	0	0									
Mike Young, S (8, PH) OBP: 0.244, SLG: 0.121										1	0	1	0	0	0	0									
Inning Stats	R: 1 E: 0 K: 0 S: 9	H: 1 LOB: 1 BB: 0 P: 12	R: 0 E: 0 K: 0 S: 5	H: 1 LOB: 0 BB: 0 P: 6	R: 0 E: 0 K: 0 S: 8	H: 2 LOB: 1 BB: 0 P: 10	R: 0 E: 0 K: 0 S: 9	H: 0 LOB: 0 BB: 0 P: 11	R: 0 E: 0 K: 0 S: 8	H: 0 LOB: 0 BB: 0 P: 11	R: 0 E: 0 K: 0 S: 5	H: 0 LOB: 0 BB: 0 P: 6	R: 1 E: 0 K: 0 S: 7	H: 1 LOB: 0 BB: 0 P: 12	R: 1 E: 1 K: 1 S: 15	H: 2 LOB: 2 BB: 0 P: 23	R: 0 E: 0 K: 0 S: 17	H: 2 LOB: 1 BB: 0 P: 21	1B: 7 2B: 2 3B: 0 HR: 1	SF: 0 SAC: 0 DP: 3 HBP: 0	WP: 0 PB: 0 SB: 0 CS: 0	PA: 35			
PITCHER	IP WLS BF H R ER SO BB IBB HBP BLK WP HR S P ERA WHIP	7.0 W 28 7 3 3 0 0 0 0 0 0 1 58 80 3.86 1.000	2.0 S 7 2 0 0 1 0 0 0 0 0 0 25 32 0.00 1.000																						


Batter	1	2	3	4	5	6	7	8	9	AB	R	H	RBI	BB	SO	LOB	BOTTOM							
Donell Nixon, R (1, 8) OBP: 0.438, SLG: 0.431	3-2 CS 1B		4-2 CS BB			1-1 1-2 1B		4-0 WP BB		3	0	2	0	2	0	0	Philadelphia Phillies @ San Francisco Giants Candlestick Park, San Francisco, CA Sun Aug 21 1988, 6:33 AM EDT Att: 31,820 - Sunny							
Robby Thompson, R (1, 4) OBP: 0.343, SLG: 0.412	2-3 K		3-2 K			2-3 K		4-0 1-2 2-3 3-H BB		3	0	0	0	0	3	4								
Mike Aldrete, L (6, PH) OBP: 0.361, SLG: 0.358										0	0	0	0	1	0	0								
Chris Speier, R (7, 4) OBP: 0.340, SLG: 0.386	1-2 K		1-2 K							1	0	0	0	0	0	0								
Will Clark, L (1, 3) OBP: 0.389, SLG: 0.528	0-2 4-3					2-1 5-3 1B		2B 4-3		4	1	2	0	0	0	3								
Kevin Mitchell, R (1, 7) OBP: 0.327, SLG: 0.476						3-2 P4		1-2 2B 2B		3	1	1	0	1	0	1								
Joel Youngblood, R (7, PR) OBP: 0.333, SLG: 0.316								1-3 1B FC1 BB		0	0	0	0	0	0	0								
Candy Maldonado, R (1, 9) OBP: 0.321, SLG: 0.381						0-0 5-3		1-2 1B 2B		4	2	3	2	0	0	1								
Matt Williams, R (1, 5) OBP: 0.316, SLG: 0.586						1-2 P7		1-3 1B WP 1B		4	2	3	2	0	0	1								
Jose Uribe, S (1, 6) OBP: 0.294, SLG: 0.320								1-1 FC1 BB		3	2	1	1	1	0	3								
Jose Uribe, S (1, 6) OBP: 0.294, SLG: 0.320								1-2 3B CS 3B		3	0	2	2	1	0	0								
Kirt Manwaring, R (1, 2) OBP: 0.291, SLG: 0.333								1-2 3B CS 3B		3	0	0	0	0	1	3								
Ernest Riles, L (7, PH) OBP: 0.293, SLG: 0.348								1-2 3B CS 3B		1	0	0	0	0	0	3								
Bob Brenly, R (8, 2) OBP: 0.256, SLG: 0.297								1-2 3B CS 3B		0	0	0	0	0	0	0								
Atlee Hammaker, S (1, 1) OBP: 0.208, SLG: 0.136								1-2 3B CS 3B		2	0	1	0	0	0	0								
Lary Sorensen, R (8, 1) OBP: 0.208, SLG: 0.136								1-2 3B CS 3B		1	0	0	0	0	0	0								
Inning Stats	R: 0 E: 0 K: 1 S: 11	H: 1 LOB: 0 BB: 0 P: 15	R: 2 E: 0 K: 0 S: 12	H: 2 LOB: 0 BB: 1 P: 20	R: 0 E: 0 K: 1 S: 9	H: 0 LOB: 0 BB: 1 P: 15	R: 0 E: 0 K: 0 S: 10	H: 1 LOB: 1 BB: 0 P: 15	R: 0 E: 0 K: 2 S: 17	H: 2 LOB: 2 BB: 0 P: 26	R: 4 E: 0 K: 0 S: 17	H: 5 LOB: 3 BB: 2 P: 35	R: 0 E: 0 K: 0 S: 8	H: 1 LOB: 3 BB: 2 P: 20	R: 0 E: 0 K: 0 S: 6	H: 0 LOB: 0 BB: 0 P: 8	1B: 8 2B: 4 3B: 1 HR: 0	SF: 0 SAC: 1 DP: 2 HBP: 0	WP: 1 PB: 0 SB: 0 CS: 3	PA: 38				
PITCHER	IP WLS BF H R ER SO BB IBB HBP BLK WP HR S P ERA WHIP	5.0 L 23 9 5 5 4 2 0 0 0 0 7 14 9.00 4.500	0.2 5 2 0 0 0 1 0 0 0 0 0 0 7 14 0.00 4.500	0.1 3 0 1 1 0 2 0 0 0 0 0 0 3 14 27.00 6.000	4.51 ERA	1.0 4 1 0 0 0 1 0 0 0 0 0 7 15 0.00 2.000	3.8 ERA	8.1 3 0 0 0 0 0 0 0 0 0 0 6 8 0.00 0.000																



Batter	1	2	3	4	5	6	7	8	9	AB	R	H	RBI	BB	SO	LOB	TOP			
Dave Martinez, L (1, 8) OBP: 0.302, SLG: 0.314	1-1 6-3			0-0 3B 1B	0-2 F5			2-3 K		4	1	1	0	0	1	0				
Tim Raines, S (1, 7) OBP: 0.356, SLG: 0.431	2-2 F7		0-2 SF8 3B	0-0 2B				3-1 6-3		4	1	2	1	0	0	0				
Andres Calarraga, R (1, 3) OBP: 0.351, SLG: 0.546	1-0 4-3		2-2 SF8	1-3 K				0-0 F9		3	0	0	1	0	1	1				
Hubie Brooks, R (1, 9) OBP: 0.318, SLG: 0.447		0-3 K	0-0 1B 1B	1-1 1B				1-3 K		4	0	1	0	0	2	1				
Tim Wallach, R (1, 5) OBP: 0.305, SLG: 0.408		0-3 K	1-1 1B	1-2 1B				0-3 K		4	0	1	0	0	2	1				
Tom Foley, L (1, 4) OBP: 0.313, SLG: 0.371		1-1 4-3	0-0 F7					1-1 P6		3	0	0	0	0	0	2				
Nelson Santovenia, R (1, 2) OBP: 0.299, SLG: 0.462			1-0 F5	1-2 4-3				2-2 F2		3	0	0	0	0	0	2				
Luis Rivera, R (1, 6) OBP: 0.266, SLG: 0.324			0-0 L4		0-0 B5-3			1-3 K		3	0	0	0	0	1	0				
Bryn Smith, R (1, 1) OBP: 0.159, SLG: 0.163			0-0 5-3		1-2 F7			1-3 K		2	0	0	0	0	0	0				
Olis Nixon, S (8, PH) OBP: 0.279, SLG: 0.276										1	0	0	0	0	1	0				
Joe Hesketh, R (8, 1)										0	0	0	0	0	0	0				
Inning Stats	R: 0 E: 0 K: 0 S: 8	H: 0 LOB: 0 BB: 0 P: 12	R: 0 E: 0 K: 2 S: 11	H: 0 LOB: 0 BB: 0 P: 12	R: 0 E: 0 K: 0 S: 3	H: 0 LOB: 0 BB: 0 P: 4	R: 2 E: 0 K: 0 S: 14	H: 4 LOB: 2 BB: 0 P: 18	R: 0 E: 0 K: 0 S: 8	H: 1 LOB: 1 BB: 0 P: 11	R: 0 E: 0 K: 1 S: 9	H: 0 LOB: 0 BB: 0 P: 13	R: 0 E: 0 K: 2 S: 10	H: 0 LOB: 0 BB: 0 P: 16	R: 0 E: 0 K: 1 S: 5	H: 0 LOB: 0 BB: 0 P: 6	1B: 3 2B: 1 3B: 1 HR: 0	SF: 1 SAC: 0 DP: 0 HBP: 0	WP: 0 PB: 0 CS: 0	PA: 32
PITCHER Rick Reuschel, R (1, 1) ERA: 3.12	IP: 9.0 WLS: W BF: 32 H: 5 R: 2 ER: 2 SO: 8 BB: 0 IBB: 0 HBP: 0 BLK: 0 WP: 0 HR: 0 S: 77 P: 101 ERA: 2.00 WHIP: 0.556																			

Montreal Expos @ San Francisco Giants
Candlestick Park, San Francisco, CA
Mon Aug 22 1988, 10:05 PM EDT
Att: 15,092 - Unknown - 62 F


AB	31
R	2
H	5
RBI	2
BB	0
SO	8
LOB	7



Batter	1	2	3	4	5	6	7	8	9	AB	R	H	RBI	BB	SO	LOB	BOTTOM	
Brett Butler, L (1, 8) OBP: 0.392, SLG: 0.384	1-1 CS HBP		2-2 E4 L6-4			3-1 1B 1B	2-1 1-3			3	0	1	0	0	0	0		
Robby Thompson, R (1, 4) OBP: 0.339, SLG: 0.408	1 SAFE 1 SAFE 1 SAFE 1-2 K		1-1 L6-4			3-2 SAFE L7		2-0 F8		4	0	0	0	0	1	3		
Will Clark, L (1, 3) OBP: 0.390, SLG: 0.528	0-2 1B 1B		3-2 P4			0-1 1-2 G6-4-3 1B		0-1 F7		4	0	2	0	0	0	0		
Kevin Mitchell, R (1, 7) OBP: 0.326, SLG: 0.473	2-2 1B		2-1 6-3			0-1 G6-4-3		1-1 5-3		4	0	1	0	0	0	2		
Donell Nixon, R (9, 7) OBP: 0.436, SLG: 0.431	1-2 1B					1-2 1B				0	0	0	0	0	0	0		
Mike Aldrete, L (1, 9) OBP: 0.360, SLG: 0.357	0-1 L6		0-2 5-3							3	1	1	0	0	0	2		
Matt Williams, R (1, 5) OBP: 0.329, SLG: 0.589		0-0 4-3			0-0 WP 1B			0-0 1B HR 1B		3	1	2	0	0	0	0		
Bob Melvin, R (1, 2) OBP: 0.273, SLG: 0.490		2-2 3-1			1-2 5-3			1-3 K		3	0	0	0	0	1	3		
Jose Uribe, S (1, 6) OBP: 0.292, SLG: 0.318			2-3 K					0-1 K		2	0	0	0	0	2	1		
Ernest Riles, L (7, PH) OBP: 0.236, SLG: 0.363								1-1 HR		1	1	1	3	0	0	0		
Rick Reuschel, R (1, 1) OBP: 0.113, SLG: 0.115			1-3 K			0-2 6-3		0-0 6-3		3	0	0	0	0	1	1		
Inning Stats	R: 0 E: 0 K: 1 S: 14	H: 2 LOB: 2 BB: 0 P: 19	R: 0 E: 0 K: 1 S: 7	H: 0 LOB: 0 BB: 0 P: 11	R: 0 E: 1 K: 1 S: 8	H: 0 LOB: 0 BB: 0 P: 12	R: 0 E: 0 K: 0 S: 8	H: 0 LOB: 0 BB: 0 P: 13	R: 0 E: 0 K: 0 S: 12	H: 2 LOB: 1 BB: 0 P: 18	R: 3 E: 0 K: 1 S: 10	H: 3 LOB: 0 BB: 0 P: 13	R: 0 E: 0 K: 0 S: 5	H: 0 LOB: 0 BB: 0 P: 8	1B: 7 2B: 2 3B: 0 HR: 1	SF: 0 SAC: 0 DP: 3 HBP: 1	WP: 1 PB: 0 CS: 1	PA: 31
PITCHER Bryn Smith, R (1, 1) ERA: 3.27	IP: 7.0 WLS: L BF: 28 H: 8 R: 3 ER: 3 SO: 5 BB: 0 IBB: 0 HBP: 1 BLK: 0 WP: 1 HR: 1 S: 70 P: 99 ERA: 3.86 WHIP: 1.143																	
Joe Hesketh, L (8, 1) ERA: 3.17	IP: 1.0 WLS: 3 BF: 0 H: 0 R: 0 ER: 0 SO: 0 BB: 0 IBB: 0 HBP: 0 BLK: 0 WP: 0 HR: 0 S: 5 P: 8 ERA: 0.00 WHIP: 0.000																	

Montreal Expos @ San Francisco Giants
Candlestick Park, San Francisco, CA
Mon Aug 22 1988, 10:05 PM EDT
Att: 15,092 - Unknown - 62 F

AB	30
R	3
H	8
RBI	3
BB	0
SO	5
LOB	12



Batter	1	2	3	4	5	6	7	8	9	10	11	12	13	AB	R	H	RBI	BB	SO	LOB	TOP			
<p>Olis Nixon, S OBP: 0.273, SLG: 0.275 (1.8)</p> <p>Hubie Brooks, R OBP: 0.319, SLG: 0.448 (13.1)</p> <p>Joe Hesketh, R (13.1)</p>	F9		SH4-3		G3-1						K			4	0	1	1	0	1	2				
<p>Dave Martinez, L OBP: 0.302, SLG: 0.314 (1.9)</p> <p>Tracy Jones, R OBP: 0.325, SLG: 0.307 (8.9)</p> <p>(13.8)</p>	L8		F6					5-3			F3			3	0	1	0	0	0	1				
<p>Tim Raines, S OBP: 0.355, SLG: 0.428 (1.7)</p>	G3								1-3		F7			5	0	1	0	0	1	1				
<p>Andres Galarraga, R OBP: 0.348, SLG: 0.543 (1.3)</p>		6-3								5-3				5	0	0	0	0	0	2				
<p>Tim Wallach, R OBP: 0.302, SLG: 0.403 (1.5)</p>		K												5	0	0	0	0	2	2				
<p>Tom Foley, L OBP: 0.311, SLG: 0.368 (1.4)</p>	F8													5	0	1	0	0	0	1				
<p>Nelson Santovenia, R OBP: 0.305, SLG: 0.404 (13. PR)</p> <p>Rex Hudler, R OBP: 0.322, SLG: 0.464 (13.9)</p>			SH2-4											4	1	2	0	1	1	0				
<p>Luis Rivera, R OBP: 0.271, SLG: 0.326 (1.6)</p>			SH4-3											4	0	2	0	0	0	2				
<p>Pascual Perez, R OBP: 0.302, SLG: 0.373 (8.1)</p> <p>Wallace Johnson, S OBP: 0.302, SLG: 0.373 (8.1)</p> <p>Tim Burke, R OBP: 0.302, SLG: 0.373 (8.1)</p> <p>Graig Nettles, L OBP: 0.299, SLG: 0.407 (11. PR)</p> <p>Andy McCallister, R OBP: 0.299, SLG: 0.407 (11. PR)</p> <p>Mike Fitzgerald, R OBP: 0.299, SLG: 0.407 (13. PR)</p>			SH2-4											0	0	0	0	0	0	0				
<p>Inning Stats</p>	R: 0 E: 0 K: 0 S: 5	H: 0 LOB: 0 BB: 0 P: 6	R: 0 E: 0 K: 1 S: 9	H: 0 LOB: 0 BB: 12 P: 12	R: 1 E: 0 K: 0 S: 12	H: 2 LOB: 1 BB: 17 P: 17	R: 0 E: 0 K: 0 S: 8	H: 0 LOB: 0 BB: 0 P: 12	R: 0 E: 0 K: 0 S: 8	H: 1 LOB: 1 BB: 0 P: 14	R: 0 E: 0 K: 0 S: 6	H: 0 LOB: 0 BB: 0 P: 9	R: 0 E: 0 K: 1 S: 7	H: 0 LOB: 0 BB: 0 P: 9	R: 0 E: 0 K: 1 S: 7	H: 0 LOB: 0 BB: 0 P: 8	R: 0 E: 0 K: 2 S: 10	H: 1 LOB: 1 BB: 0 P: 15	R: 1 E: 0 K: 1 S: 11	H: 1 LOB: 2 BB: 1 P: 18	1B: 9 2B: 0 3B: 0 HR: 0	SF: 0 SAC: 4 DP: 0 HBP: 0	WIP: 0 PB: 0 SB: 3 CS: 1	PA: 47
<p>PITCHER</p> <p>Mike Krukow, R ERA: 3.49</p> <p>Lary Sorensen, R ERA</p> <p>Craig Lefferts, L ERA: 3.27</p> <p>Scott Garretts, R ERA: 4.12</p>	IP	WLS	BF	H	R	ER	SO	BB	IBB	HBP	BLK	WP	HR	S	P	ERA	WHIP							
	6.0	23	5	1	1	2	2	0	0	0	0	0	0	9	73	1.50	0.833							
	1.1	5	2	0	0	0	0	0	0	0	0	0	0	4	12	0.00	1.500							
	0.2	1	0	0	0	0	0	0	0	0	0	0	0	4	4	0.00	0.000							
	5.0	18	2	1	1	5	1	0	0	0	0	0	0	46	66	1.80	0.600							

Montreal Expos @ San Francisco Giants
Candlestick Park, San Francisco, CA
Tue Aug 23 1988, 10:05 PM EDT
Att. 16,191 - Unknown

AB 42
R 2
H 9
RBI 2
BB 1
SO 7
LOB 15



Batter	1	2	3	4	5	6	7	8	9	10	11	12	13	AB	R	H	RBI	BB	SO	LOB	BOTTOM	
<p>Brett Butler, L OBP: 0.368, SLG: 0.379 (1.8)</p>	G3			G6		FC1-6		F7			P7		G5-4-3	6	0	0	0	0	0	3		
<p>Ernest Riles, L OBP: 0.294, SLG: 0.360 (1.4)</p>	G4-6-3			L5		G3-1				F7			F8	5	0	1	0	0	0	2		
<p>Will Clark, L OBP: 0.391, SLG: 0.533 (1.3)</p>	G4-6-3			K										3	1	1	1	2	1	1		
<p>Kevin Mitchell, R OBP: 0.329, SLG: 0.474 (1.7)</p>		K												4	0	2	0	1	1	1		
<p>Candy Maldonado, R OBP: 0.316, SLG: 0.377 (1.9)</p>		K												4	0	0	0	0	1	3		
<p>Matt Williams, R OBP: 0.310, SLG: 0.551 (1.5)</p>		G5-3												5	0	0	0	0	2	2		
<p>Bob Brenly, R OBP: 0.259, SLG: 0.295 (6. PR)</p> <p>Donell Nixon, R OBP: 0.458, SLG: 0.431 (7.2)</p> <p>Bob Melvin, R OBP: 0.275, SLG: 0.401 (10. PR)</p> <p>Kirt Manwaring, R OBP: 0.286, SLG: 0.327 (11.2)</p>			G5-3			FC1-6		G5-3			FC4-6		4-3	1	0	0	0	1	0	0		
<p>Jose Uribe, S OBP: 0.292, SLG: 0.317 (1.6)</p>						SH2-4					FC4-6		F9	4	0	1	0	0	0	1		
<p>Mike Krukow, R OBP: 0.298, SLG: 0.175 (8. PR)</p> <p>Mike Anderson, L OBP: 0.298, SLG: 0.287 (7.1)</p> <p>Lary Sorensen, R OBP: 0.298, SLG: 0.287 (7.1)</p> <p>Craig Lefferts, L OBP: 0.298, SLG: 0.287 (7.1)</p> <p>Robby Thompson, R OBP: 0.298, SLG: 0.287 (7.1)</p> <p>Scott Garretts, R OBP: 0.298, SLG: 0.287 (7.1)</p> <p>Joe Hesketh, L OBP: 0.298, SLG: 0.287 (7.1)</p>			9-3			FC1-6							G5-4-3	1	0	0	0	0	0	1		
<p>Inning Stats</p>	R: 0 E: 0 K: 0 S: 8	H: 1 LOB: 0 BB: 0 P: 11	R: 0 E: 0 K: 2 S: 9	H: 0 LOB: 0 BB: 0 P: 17	R: 0 E: 0 K: 0 S: 10	H: 1 LOB: 0 BB: 0 P: 15	R: 0 E: 0 K: 1 S: 10	H: 0 LOB: 0 BB: 0 P: 14	R: 0 E: 0 K: 1 S: 12	H: 0 LOB: 0 BB: 0 P: 15	R: 0 E: 0 K: 0 S: 6	H: 1 LOB: 1 BB: 0 P: 11	R: 0 E: 0 K: 0 S: 9	H: 0 LOB: 1 BB: 0 P: 10	R: 0 E: 0 K: 0 S: 5	H: 0 LOB: 0 BB: 0 P: 7	R: 0 E: 0 K: 0 S: 7	H: 1 LOB: 0 BB: 0 P: 9	1B: 6 2B: 1 3B: 0 HR: 1	SF: 0 SAC: 2 DP: 5 HBP: 0	WIP: 0 PB: 0 SB: 2 CS: 0	PA: 46
<p>PITCHER</p> <p>Pascual Perez, R ERA: 2.43</p> <p>Tim Burke, R ERA: 3.36</p> <p>Andy McGaffigan, R ERA: 3.34</p> <p>Joe Hesketh, L ERA: 3.11</p>	IP	WLS	BF	H	R	ER	SO	BB	IBB	HBP	BLK	WP	HR	S	P	ERA	WHIP					
	7.0	25	4	1	1	3	3	0	0	0	0	0	0	52	88	1.29	1.000					
	3.0	11	2	0	0	1	1	0	0	0	0	0	0	27	36	0.00	1.000					
	2.0	7	0	0	0	0	1	0	0	0	0	0	0	10	19	0.00	0.500					
	1.0	3	1	0	0	0	0	0	0	0	0	0	0	7	9	0.00	1.000					

Montreal Expos @ San Francisco Giants
Candlestick Park, San Francisco, CA
Tue Aug 23 1988, 10:05 PM EDT
Att. 16,191 - Unknown

AB 39
R 1
H 7
RBI 1
BB 5
SO 4
LOB 16



Batter	1	2	3	4	5	6	7	8	9	AB	R	H	RBI	BB	SO	LOB	TOP					
Brett Butler, L (1, 8) OBP: 0.387, SLG: 0.381	1-1 F8			4-0 BB		0-2 FC5-4		0-0 F6		3	0	0	0	1	0	3						
Robby Thompson, R (1, 4) OBP: 0.336, SLG: 0.403	1-1 F7			3-2 F7		0-1 F8		0-1 PO	2-3 K	4	0	0	0	0	1	2						
Will Clark, L (1, 3) OBP: 0.389, SLG: 0.528	0-0 F2			3-1 F9			0-1 2B		2-3 K	4	0	1	0	0	1	1						
Kevin Mitchell, R (1, 7) OBP: 0.326, SLG: 0.467		0-3 K		3-3 K			2-1 F8		3-3 K	4	0	0	0	0	3	2						
Candy Maldonado, R (1, 9) OBP: 0.319, SLG: 0.384		2-2 F9			1-2 G6-4-3 1B		2-2 5-3			3	0	1	0	0	0	1						
Matt Williams, R (1, 5) OBP: 0.297, SLG: 0.518		1-3 K			1-2 G6-4-3 1B		2-1 P4			3	0	0	0	0	1	2						
Bob Brenly, R (1, 2) OBP: 0.256, SLG: 0.292			2-3 K		1-0 P3			2-2 1B HBP		2	0	0	0	0	1	0						
Chris Speier, R (8, PH) OBP: 0.353, SLG: 0.403										0	0	0	0	0	0	0						
Kirt Manwaring, R (8, 2) OBP: 0.283, SLG: 0.322										0	0	0	0	0	0	0						
Jose Uribe, S (1, 6) OBP: 0.297, SLG: 0.319			2-1 1B			4-1 FC6-4 BB		0-1 PO		2	0	2	0	1	0	0						
Don Robinson, R (1, 1) OBP: 0.129, SLG: 0.133				0-2 6-3				1-2 F9		2	0	0	0	0	0	1						
Joel Youngblood, R (8, PH) OBP: 0.333, SLG: 0.316						1-2 FC6-4				1	0	0	0	0	0	2						
Roger Samuels, L (8, 1)						1-2 FC5-4				0	0	0	0	0	0	0						
Inning Stats	R: 0 E: 0 K: 0 S: 5	H: 0 LOB: 0 BB: 0 P: 7	R: 0 E: 0 K: 2 S: 9	H: 0 LOB: 0 BB: 0 P: 12	R: 0 E: 0 K: 1 S: 9	H: 1 LOB: 0 BB: 1 P: 13	R: 0 E: 0 K: 1 S: 10	H: 0 LOB: 1 BB: 1 P: 22	R: 0 E: 0 K: 0 S: 9	H: 1 LOB: 0 BB: 0 P: 12	R: 0 E: 0 K: 0 S: 10	H: 0 LOB: 1 BB: 1 P: 15	R: 0 E: 0 K: 0 S: 10	H: 1 LOB: 1 BB: 0 P: 16	R: 0 E: 0 K: 0 S: 10	H: 1 LOB: 1 BB: 0 P: 13	R: 0 E: 0 K: 3 S: 9	H: 0 LOB: 0 BB: 0 P: 16	1B: 3 2B: 1 3B: 0 HR: 0	SF: 0 SAC: 0 DP: 1 HBP: 1	WP: 0 PB: 0 SB: 1 CS: 0	PA: 32
PITCHER	IP	WLS	BF	H	R	ER	SO	BB	IBB	HBP	BLK	WP	HR	S	P	ERA	WHIP					
Sid Fernandez, L (1, 1) ERA: 3.1	7.0	W	26	4	0	0	4	2	0	1	0	0	0	66	103	0.00	0.857					
Randy Myers, L (8, 1) ERA: 1.68	2.0	S	5	0	0	0	3	0	0	0	0	0	0	15	23	0.00	0.000					

San Francisco Giants @ New York Mets
Shea Stadium, Flushing, NY
Fri Aug 26 1988, 7:05 PM EDT
Att: 47,478 - Unknown - 75 F

livebaseballscorecards.com

AB 28
R 0
H 4
RBI 0
BB 2
SO 7
LOB 14

GIANTS

Batter	1	2	3	4	5	6	7	8	9	AB	R	H	RBI	BB	SO	LOB	BOTTOM				
Lenny Dykstra, L (1, 8) OBP: 0.327, SLG: 0.386	1-2 F8			0-0 F7		0-0 4-3	1-1 1B			4	0	1	0	0	0	0					
Wally Backman, S (1, 4) OBP: 0.375, SLG: 0.336	0-0 E1			0-0 F9		1-0 WP 1B	0-0 F9			1	0	0	0	0	0	0					
Tim Teufel, R (2, 4) OBP: 0.325, SLG: 0.342						2B				3	1	1	0	0	0	2					
Keith Hernandez, L (1, 3) OBP: 0.347, SLG: 0.419	2-3 K			0-1 F8		2-2 G3		0-1 4-3		4	0	0	0	0	1	2					
Kevin McReynolds, R (1, 7) OBP: 0.328, SLG: 0.468		1-2 F8			2-2 E SF9 1B	0-2 BB 1B		0-1 L7		4	1	2	1	0	0	0					
Howard Johnson, S (1, 5) OBP: 0.348, SLG: 0.429		0-0 1-3			0-1 E3 SF9 1B	4-0 BB		1-2 F2		3	1	0	0	1	0	1					
Gary Carter, R (1, 2) OBP: 0.308, SLG: 0.373		1-1 P6			0-0 SF9	1-2 5-3				2	0	0	1	0	0	2					
Mookie Wilson, S (1, 9) OBP: 0.330, SLG: 0.387			0-0 F7		2-3 3-H 1B		0-0 CS 1B			3	0	2	1	0	0	0					
Kevin Elster, R (1, 6) OBP: 0.282, SLG: 0.311			0-3 K		3-H 1B	3-2 6-3		2-2 F2		3	0	0	0	0	1	2					
Sid Fernandez, L (1, 1) OBP: 0.315, SLG: 0.313			0-1 F8		0-0 G3		3-2 1B			2	0	0	0	0	0	1					
Randy Myers, L (8, 1) OBP: 0.250, SLG: 0.500							1-2 HBP			0	0	0	0	0	0	0					
Inning Stats	R: 0 E: 1 K: 1 S: 9	H: 0 LOB: 0 BB: 0 P: 12	R: 0 E: 0 K: 0 S: 6	H: 0 LOB: 0 BB: 0 P: 8	R: 0 E: 0 K: 1 S: 6	H: 0 LOB: 0 BB: 0 P: 6	R: 0 E: 0 K: 0 S: 4	H: 0 LOB: 0 BB: 0 P: 4	R: 2 E: 1 K: 0 S: 12	H: 2 LOB: 1 BB: 0 P: 16	R: 1 E: 0 K: 0 S: 14	H: 2 LOB: 2 BB: 1 P: 20	R: 0 E: 0 K: 0 S: 10	H: 2 LOB: 2 BB: 0 P: 15	R: 0 E: 0 K: 0 S: 7	H: 0 LOB: 0 BB: 0 P: 8	1B: 5 2B: 1 3B: 0 HR: 0	SF: 1 SAC: 0 DP: 0 HBP: 1	WP: 1 PB: 0 SB: 1 CS: 2	PA: 32	
PITCHER	IP	WLS	BF	H	R	ER	SO	BB	IBB	HBP	BLK	WP	HR	S	P	ERA	WHIP				
Don Robinson, R (1, 1) ERA: 2.64	7.0	L	29	6	3	1	2	1	0	1	0	0	0	61	81	1.29	1.000				
Roger Samuels, L (8, 1) ERA: 5.4	1.0		3	0	0	0	0	0	0	0	0	0	0	7	8	0.00	0.000				

San Francisco Giants @ New York Mets
Shea Stadium, Flushing, NY
Fri Aug 26 1988, 7:05 PM EDT
Att: 47,478 - Unknown - 75 F

livebaseballscorecards.com

AB 29
R 3
H 6
RBI 3
BB 1
SO 2
LOB 10

Mets

Batter	1	2	3	4	5	6	7	8	9	AB	R	H	RBI	BB	SO	LOB	TOP				
Brett Butler, L OBP: 0.388, SLG: 0.382 (1, 8)	F6			G4-3 1B		F9		E9 1B		4	0	2	0	0	0	0	San Francisco Giants @ New York Mets Shea Stadium, Flushing, NY Sat Aug 27 1988, 7:05 PM EDT Att: 45,115 - Unknown - 75 F				
Robby Thompson, R OBP: 0.335, SLG: 0.400 (1, 4)	L4			G4-3 1-2		G4-3 FC4 BB		F9 2-3		3	0	0	0	1	0	2					
Will Clark, L OBP: 0.388, SLG: 0.526 (1, 3)	F8			1B		FC4 1-2		6-3		4	0	1	0	0	0	2					
Kevin Mitchell, R OBP: 0.324, SLG: 0.463 (1, 7)		F9		F7		E5 1-2		L8		4	0	0	0	0	0	2					
Mike Aldrete, L OBP: 0.360, SLG: 0.355 Joel Youngblood, R (9, PH) OBP: 0.330, SLG: 0.313 (1, 9)	L9				2-1	2B SF9 1B		F9		3	1	1	0	0	1	2					
Ernest Riles, L OBP: 0.297, SLG: 0.362 Candy Maldonado, R (9, PH) OBP: 0.319, SLG: 0.383 (1, 5)	4-3				1-0	F5		F8		3	0	0	0	0	0	1					
Bob Brenly, R OBP: 0.257, SLG: 0.298 (1, 2)			L8		2-1	2B		6-3		3	0	1	0	0	0	0					
Jose Uribe, S OBP: 0.294, SLG: 0.317 (1, 6)			F6		1-2	SF9		L9		2	0	0	1	0	0	0					
Rick Reuschel, R OBP: 0.109, SLG: 0.111 Donell Nixon, R (8, PH) OBP: 0.431, SLG: 0.424 Craig Lefferts, L (8, 1)			K		3-H 0-0	F7		K		2	0	0	0	0	1	1					
Inning Stats	R: 0 E: 0 K: 0 S: 7	H: 0 LOB: 0 BB: 0 P: 12	R: 0 E: 0 K: 0 S: 8	H: 0 LOB: 0 BB: 0 P: 14	R: 0 E: 0 K: 1 S: 5	H: 2 LOB: 1 BB: 0 P: 12	R: 1 E: 0 K: 0 S: 9	H: 2 LOB: 1 BB: 0 P: 15	R: 0 E: 1 K: 1 S: 7	H: 0 LOB: 2 BB: 1 P: 14	R: 0 E: 0 K: 0 S: 4	H: 0 LOB: 0 BB: 0 P: 7	R: 0 E: 1 K: 1 S: 12	H: 1 LOB: 1 BB: 0 P: 19	R: 0 E: 0 K: 0 S: 10	H: 0 LOB: 0 BB: 0 P: 12		1B: 4 2B: 1 3B: 0 HR: 0	SF: 1 SAC: 0 DP: 1 HBP: 0	WP: 0 PB: 0 SB: 0 CS: 0	PA: 33
PITCHER	IP	WLS	BF	H	R	ER	SO	BB	IBB	HBP	BLK	WP	HR	S	P	ERA	WHIP				
Ron Darling, R ERA: 3.3 Randy Myers, L ERA: 1.64	(1, 1)	7.2	W	29	5	1	3	1	0	0	0	0	0	59	98	1.17	0.783				
PITCHER	IP	WLS	BF	H	R	ER	SO	BB	IBB	HBP	BLK	WP	HR	S	P	ERA	WHIP				

AB	31
R	1
H	5
RBI	1
BB	1
SO	3
LOB	10



Batter	1	2	3	4	5	6	7	8	9	AB	R	H	RBI	BB	SO	LOB	BOTTOM				
Lenny Dykstra, L OBP: 0.324, SLG: 0.383 (1, 8)	L3		F8			F9				3	0	0	0	0	0	0	San Francisco Giants @ New York Mets Shea Stadium, Flushing, NY Sat Aug 27 1988, 7:05 PM EDT Att: 45,115 - Unknown - 75 F				
Mookie Wilson, S OBP: 0.330, SLG: 0.387 (1, 9)	F6		1-3			G6-4-3 1B				3	0	1	0	0	0	0					
Keith Hernandez, L OBP: 0.346, SLG: 0.418 (1, 3)	2B 1B		L7			G6-4-3 1-2				3	1	1	0	0	0	1					
Kevin McReynolds, R OBP: 0.330, SLG: 0.471 (1, 7)	1B 2B					L3 1B		5-3		3	1	2	0	0	0	0					
Howard Johnson, S OBP: 0.347, SLG: 0.429 (1, 5)	1B		L3			K		K		3	0	1	2	0	1	1					
Gary Carter, R OBP: 0.306, SLG: 0.370 Randy Myers, L OBP: 0.250, SLG: 0.500 (1, 2) (8, 1)	L6					5-3		F3		3	0	0	0	0	0	1					
Tim Teufel, R OBP: 0.322, SLG: 0.338 (1, 4)			K			F9		F4		3	0	0	0	0	1	0					
Kevin Elster, R OBP: 0.280, SLG: 0.308 (1, 6)		F4				6-3		F8		3	0	0	0	0	0	0					
Ron Darling, R OBP: 0.206, SLG: 0.258 Mackey Sasser, L OBP: 0.264, SLG: 0.356 (1, 1) (8, 2)		6-3				4-3		K		2	0	0	0	0	0	0					
Inning Stats	R: 2 E: 0 K: 0 S: 16	H: 3 LOB: 1 BB: 0 P: 21	R: 0 E: 0 K: 1 S: 7	H: 0 LOB: 0 BB: 0 P: 7	R: 0 E: 0 K: 0 S: 4	H: 0 LOB: 0 BB: 0 P: 7	R: 0 E: 0 K: 0 S: 5	H: 1 LOB: 0 BB: 0 P: 6	R: 0 E: 0 K: 0 S: 5	H: 0 LOB: 0 BB: 0 P: 8	R: 0 E: 0 K: 1 S: 6	H: 0 LOB: 0 BB: 0 P: 9	R: 0 E: 0 K: 1 S: 5	H: 0 LOB: 0 BB: 0 P: 7	R: 0 E: 0 K: 0 S: 10	H: 0 LOB: 0 BB: 0 P: 12		1B: 4 2B: 2 3B: 0 HR: 0	SF: 0 SAC: 0 DP: 2 HBP: 0	WP: 0 PB: 0 SB: 0 CS: 0	PA: 27
PITCHER	IP	WLS	BF	H	R	ER	SO	BB	IBB	HBP	BLK	WP	HR	S	P	ERA	WHIP				
Rick Reuschel, R ERA: 3.1 Craig Lefferts, L ERA: 3.16	(1, 1)	7.0	L	24	5	2	2	2	0	0	0	0	0	47	64	2.57	0.714				
PITCHER	IP	WLS	BF	H	R	ER	SO	BB	IBB	HBP	BLK	WP	HR	S	P	ERA	WHIP				
Rick Reuschel, R ERA: 3.16	(8, 1)	1.0		3	0	0	0	1	0	0	0	0	0	5	7	0.00	0.000				



Batter	1	2	3	4	5	6	7	8	9	AB	R	H	RBI	BB	SO	LOB	TOP								
Brett Butler , L OBP: 0.388, SLG: 0.381 (1, 8)	1-1 5-3		0-0 1B	1-2 G3		4-1 BB		0-2 F5		4	1	1	0	1	0	2									
Chris Speier , R OBP: 0.342, SLG: 0.388 (7, 5) (7, 4)	1-1 F4		0-1 5-3		2-2 F9	3-0 F7			2-2 4-3	5	0	0	0	0	0	3									
Will Clark , L OBP: 0.388, SLG: 0.524 (1, 3)	1-2 1B		4-2 1B		1-3 K		1-0 F7		1-1 E3 1B HBP	4	2	1	0	1	1	0									
Kevin Mitchell , R OBP: 0.326, SLG: 0.463 Lary Sorensen , R (9, 1)	1-0 1-3		2-1 1B		4-0 2B BB		2-0 F7		0-1 HBP 1B 1B	4	2	2	1	1	0	1									
Mike Aldrete , L OBP: 0.366, SLG: 0.366 (9, 7)		2-2 4-3	3-2 1B		3-2 2B BB		1-1 2B		4-0 HBP 1B 1B	4	1	3	2	1	0	0									
Ernest Riles , L OBP: 0.258, SLG: 0.359 Rouby Thompson , R OBP: 0.334, SLG: 0.399 (7, 9) (7, 4)		4-2 1B	1-2 3-H 1B		1-3 2B		1-3 K		1-0 HBP 1B 1B	2	0	0	0	1	1	3									
Scott Garrelts , R OBP: 0.111, SLG: 0.111 Joel Youngblood , R OBP: 0.336, SLG: 0.313 (9, 9) (9, 9)			4-3 BB					1-3 K		1-2 2-3 3-H 1B HBP	0	0	0	0	0	0									
Bob Brenly , R OBP: 0.353, SLG: 0.304 Donell Nixon , R OBP: 0.431, SLG: 0.424 Kirt Manwaring , R OBP: 0.306, SLG: 0.344 (6, PR) (6, 2)	0-1 1-4-3			2-1 FC6-4 1B		2-0 4-3 S 1B		1-1 SH1-4 1B		3	0	2	0	0	0	1	AB 37								
Jose Uribe , S OBP: 0.292, SLG: 0.314 (1, 6)	3-3 K			2-1 FC6-4 CS		1-3 4-3		2-1 SH1-4 1B		4	0	0	0	0	1	4	R 7								
Mike Krukow , R OBP: 0.116, SLG: 0.171 Roger Samuels , L (4, 1)			0-3 K		4-0 1-2 BB		1-2 6-3		0-3 K	1	0	0	0	1	1	0	H 11								
Candy Maldonado , R OBP: 0.318, SLG: 0.383 Craig Lefferts , L (6, PH) (6, 1)										0	0	0	0	0	0	0	RBI 7								
Matt Williams , R OBP: 0.290, SLG: 0.506 (7, 5)										2	0	0	0	0	1	2	BB 6								
Inning Stats	R: 0 E: 0 K: 0 S: 9	H: 1 LOB: 1 BB: 0 P: 13	R: 0 E: 0 K: 1 S: 10	H: 0 LOB: 1 BB: 1 P: 19	R: 2 E: 0 K: 1 S: 18	H: 3 LOB: 2 BB: 1 P: 27	R: 0 E: 0 K: 0 S: 8	H: 1 LOB: 1 BB: 1 P: 17	R: 1 E: 0 K: 2 S: 15	H: 1 LOB: 1 BB: 1 P: 26	R: 0 E: 0 K: 0 S: 11	H: 1 LOB: 3 BB: 0 P: 24	R: 0 E: 0 K: 1 S: 8	H: 1 LOB: 1 BB: 0 P: 13	R: 0 E: 0 K: 0 S: 8	H: 1 LOB: 1 BB: 0 P: 12	R: 4 E: 1 K: 1 S: 15	H: 2 LOB: 1 BB: 1 P: 25	1B: 9 2B: 2 3B: 0 HR: 0	SF: 0 SAC: 1 DP: 0 HBP: 1	WP: 0 PB: 0 SB: 4 CS: 1	PA: 45			
PITCHER	IP	WLS	BF	H	R	ER	SO	BB	IBB	HBP	BLK	WP	HR	S	P	ERA	WHIP								
Dwight Gooden , R ERA: 3.16 (1, 1)	6.0		29	7	3	3	4	5	0	0	0	0	0	71	126	4.50	2.000								
Bob McClure , L ERA: 5.74 (7, 1)	0.2		3	1	0	0	0	0	0	0	0	0	0	4	8	0.00	1.500								
Terry Leach , R ERA: 2.59 (7, 1)	1.1		5	1	0	0	1	0	0	0	0	0	0	12	17	0.00	0.750								
Roger McDowell , R ERA: 2.36 (9, 1)	1.0	L	8	2	4	3	1	0	1	1	0	0	0	15	25	27.00	2.000								

San Francisco Giants @ New York Mets
Shea Stadium, Flushing, NY
Sun Aug 28 1988, 3:33 AM EDT
Att. 46,571 - Overcast - 85 F

AB 37
R 7
H 11
RBI 7
BB 6
SO 6
LOB 19



Batter	1	2	3	4	5	6	7	8	9	AB	R	H	RBI	BB	SO	LOB	BOTTOM								
Mookie Wilson , S OBP: 0.338, SLG: 0.398 (1, 8) (5, 7)	1-0 1B		0-0 6-3	1-2 BB 1B		2-2 2B		1 SAFE 0-0 FC3-6 1B		5	1	4	0	0	0	0									
Gregg Jefferies , S OBP: 0.400, SLG: 0.600 (1, 5) (8, 4)	3-2 1B		1-2 1B	0-3 K		0-0 F3		1-1 FC3-6		5	1	2	0	0	1	5									
Keith Hernandez , L OBP: 0.350, SLG: 0.419 Roger McDowell , R OBP: 0.375, SLG: 0.750 (1, 3) (9, 1)	1-0 F8		3-0 HBP E 1B	4-0 BB		0-2 FC4-6 1B		0-3 K		4	1	2	1	1	1	4									
Darryl Strawberry , L OBP: 0.360, SLG: 0.530 (1, 9)	2-2 1-2 2H 1B		1-2 F2	0-0 F3		1-2 FC4-6 S 1B		3-3 K		5	0	1	1	0	1	5									
Kevin McReynolds , R OBP: 0.331, SLG: 0.470 Lenny Dykstra , L OBP: 0.324, SLG: 0.383 (1, 7) (5, 8)	1-0 F9		1-1 E HBP		2-2 L1		1 SAFE 1-3 K		2-1 1B 1B	1	0	0	0	0	0	2									
Howard Johnson , S OBP: 0.348, SLG: 0.425 (1, 6) (9, 5)	2-3 K		0-0 E7		0-3 K		4-0 IBB		4-2 6-3 1B BB	3	0	0	0	2	2	3									
Tim Lincecum , R OBP: 0.318, SLG: 0.333 Dave Magadan , L OBP: 0.384, SLG: 0.328 (7, PH) (8, 5) (9, 3)		1-3 K	0-0 L7		1-1 F8		0-1 F7		2-2 6-3 1B	3	0	0	0	0	1	2	AB 39								
Mackey Sasser , L OBP: 0.268, SLG: 0.358 Barry Lyons , R OBP: 0.234, SLG: 0.333 (1, 2) (4, PR) (5, 2)		0-0 4-3		1-0 BB SH3 1B		1-2 5-3		1-1 6-3		2	0	1	0	0	0	0	R 4								
Dwight Gooden , R OBP: 0.196, SLG: 0.227 Lee Mazzilli , R OBP: 0.211, SLG: 0.163 Bob McClure , R OBP: 0.091 Terry Leach , R OBP: 0.281, SLG: 0.307 (5, PH) (7, 1) (8, PH) (9, 6)		0-1 4-3		0-0 SH3		0-0 4-3		4-0 FC3-6 1B BB		1	0	0	0	0	0	0	H 12								
Inning Stats	R: 1 E: 0 K: 1 S: 14	H: 3 LOB: 2 BB: 0 P: 23	R: 0 E: 0 K: 1 S: 6	H: 0 LOB: 0 BB: 0 P: 7	R: 2 E: 1 K: 0 S: 11	H: 2 LOB: 2 BB: 0 P: 17	R: 0 E: 0 K: 1 S: 9	H: 2 LOB: 3 BB: 1 P: 15	R: 0 E: 0 K: 0 S: 10	H: 1 LOB: 1 BB: 0 P: 13	R: 0 E: 0 K: 1 S: 11	H: 1 LOB: 2 BB: 1 P: 17	R: 0 E: 0 K: 1 S: 8	H: 1 LOB: 2 BB: 1 P: 14	R: 1 E: 0 K: 0 S: 15	H: 2 LOB: 2 BB: 1 P: 26	1B: 10 2B: 2 3B: 0 HR: 0	SF: 0 SAC: 1 DP: 0 HBP: 1	WP: 0 PB: 0 SB: 2 CS: 0	PA: 45					
PITCHER	IP	WLS	BF	H	R	ER	SO	BB	IBB	HBP	BLK	WP	HR	S	P	ERA	WHIP								
Mike Krukow , R ERA: 3.54 (1, 1)	3.1		18	6	3	2	2	0	0	1	0	0	0	33	50	5.40	1.800								
Roger Samuels , L ERA: 4.5 (4, 1)	1.2		7	1	0	0	2	1	0	0	0	0	0	16	24	0.00	1.200								
Craig Lefferts , L ERA: 3.11 (6, 1)	1.2		8	2	0	0	1	0	1	0	0	0	0	19	28	0.00	1.200								
Scott Garrelts , R ERA: 4.05 (7, 1)	1.1	W	6	1	0	0	1	1	0	0	0	0	0	10	16	0.00	1.500								
Lary Sorensen , R ERA: 1.42 (9, 1)	1.0		6	2	1	1	1	1	0	0	0	0	0	15	26	9.00	3.000								

San Francisco Giants @ New York Mets
Shea Stadium, Flushing, NY
Sun Aug 28 1988, 3:33 AM EDT
Att. 46,571 - Overcast - 85 F

AB 39
R 4
H 12
RBI 3
BB 4
SO 7
LOB 28



Batter	1	2	3	4	5	6	7	8	9	AB	R	H	RBI	BB	SO	LOB	TOP				
Brett Butler, L OBP: 0.389, SLG: 0.382 (1, 8)	2-2 S 1B		2-2 F7		1-1 CS 1B		0-3 K			4	0	2	0	0	1	1	San Francisco Giants @ Philadelphia Phillies Veterans Stadium, Philadelphia, PA Mon Aug 29 1988, 7:05 PM EDT Att: 16,854 - Unknown				
Robby Thompson, R OBP: 0.334, SLG: 0.397 Ernest Riles, L OBP: 0.297, SLG: 0.357 (7, PH)	1-0 F5		4-2 BB		2-3 K 1-2		2-1 F7			2	0	0	0	1	1	2					
Will Clark, L OBP: 0.385, SLG: 0.519 (1, 3)	1-3 K		0-1 1-3			1-2 F8		0-0 F8		4	0	0	0	0	1	2					
Kevin Mitchell, R OBP: 0.328, SLG: 0.463 (1, 7)	2-3 K			2-0 F8		3-2 G3 1B		2-1 G6-4-3 1B		4	0	2	0	0	1	1					
Candy Maldonado, R OBP: 0.317, SLG: 0.380 (1, 9)		4-0 S BB		1-0 4-3		1-0 G3 1-2		2-2 G6-4-3 1-2		3	0	0	0	1	0	2					
Matt Williams, R OBP: 0.299, SLG: 0.494 (1, 5)		3-3 K		4-2 1B BB		4-0 BB			1-1 F3	2	0	0	0	2	1	1					
Bob Melvin, R OBP: 0.274, SLG: 0.398 (1, 2)		3-1 L7		0-1 1-2 1B		0-0 L7			0-0 G1	4	0	1	0	0	0	3					
Jose Uribe, S OBP: 0.291, SLG: 0.311 (1, 6)		1-0 6-3		0-1 F3			4-2 BB		1-3 K	3	0	0	0	1	1	3					
Atlee Hammaker, S OBP: 0.192, SLG: 0.125 Mike Aldrete, L OBP: 0.365, SLG: 0.365 Jeff Brantley, R OBP: 1.000, SLG: 1.000 (7, PH)			1-1 6-3		1-3 K		2-2 F8			2	0	0	0	0	1	0					
Inning Stats	R: 0 E: 0 K: 2 S: 11	H: 1 LOB: 1 BB: 0 P: 17	R: 0 E: 0 K: 1 S: 6	H: 0 LOB: 1 BB: 1 P: 17	R: 0 E: 0 K: 0 S: 9	H: 0 LOB: 1 BB: 1 P: 16	R: 0 E: 0 K: 0 S: 10	H: 1 LOB: 2 BB: 1 P: 17	R: 0 E: 0 K: 2 S: 8	H: 1 LOB: 1 BB: 0 P: 12	R: 0 E: 0 K: 1 S: 11	H: 0 LOB: 1 BB: 1 P: 19	R: 0 E: 0 K: 0 S: 8	H: 1 LOB: 0 BB: 0 P: 12	R: 0 E: 0 K: 1 S: 6	H: 0 LOB: 0 BB: 0 P: 8		1B: 5 2B: 1 3B: 0 HR: 0	SF: 0 SAC: 0 DP: 2 HBP: 0	WP: 0 PB: 0 SB: 2 CS: 1	PA: 35
PITCHER	IP	WLS	BF	H	R	ER	SO	BB	IBB	HBP	BLK	WP	HR	S	P	ERA	WHIP				
Shane Rawley, L ERA: 4.19 Greg Harris, R ERA: 2.37 Steve Bedrosian, R ERA: 3.84	(1, 1)	6.0	W	25	4	0	5	4	0	0	0	0	0	53	97	0.00	1.333				
	(7, 1)	1.0		4	0	0	1	1	0	0	0	0	0	11	19	0.00	1.000				
	(8, 1)	2.0	S	6	1	0	1	0	0	0	0	0	0	14	20	0.00	0.500				

AB	30
R	0
H	5
RBI	0
BB	5
SO	7
LOB	17



Batter	1	2	3	4	5	6	7	8	9	AB	R	H	RBI	BB	SO	LOB	BOTTOM				
Phil Bradley, R OBP: 0.337, SLG: 0.369 (1, 7)	0-0 F3	3-2 4-3			0-0 6-3		1-1 2B			4	0	1	1	0	0	0	San Francisco Giants @ Philadelphia Phillies Veterans Stadium, Philadelphia, PA Mon Aug 29 1988, 7:05 PM EDT Att: 16,854 - Unknown				
Bob Dernier, R OBP: 0.385, SLG: 0.371 Steve Bedrosian, R (8, 1)	2-0 E6 1B		0-0 F7		1-1 2B		1-0 F8			4	2	1	0	0	0	1					
Chris James, R OBP: 0.287, SLG: 0.396 (1, 9)	2-0 E 1B		0-1 F8		2-2 L8		0-0 6-3			4	0	1	0	0	0	1					
Ricky Jordan, R OBP: 0.348, SLG: 0.535 (1, 3)	1-3 K		0-0 F8		0-1 2B		2-0 F3			4	0	1	1	0	1	2					
Juan Samuel, R OBP: 0.297, SLG: 0.377 (1, 4)	1-2 E7		1-1 4-3		4-0 G1-4-3 1BB		0-3 K			3	0	0	0	1	1	1					
Lance Parrish, R OBP: 0.301, SLG: 0.383 (1, 2)	4-0 1BB		2-1 F9		2-0 G1-4-3 1-2					2	0	0	0	1	0	2					
Steve Jeltz, S OBP: 0.322, SLG: 0.259 (1, 6)	1-1 4-3		0-1 1-3			2-2 4-3				3	0	0	0	0	0	3					
Jackie Gutierrez, R OBP: 0.259, SLG: 0.294 (1, 5)		1-0 4-3		1-2 F3		2-2 G3 2B 1B				3	1	1	0	0	0	0					
Shane Rawley, R OBP: 0.135, SLG: 0.157 Greg Harris, S OBP: 0.333, SLG: 0.556 Ron Jones, L OBP: 0.231, SLG: 0.417 Milt Thompson, L OBP: 0.355, SLG: 0.357 (8, 8)		0-3 K		1-1 F4		2-1 G3				2	0	0	0	0	1	0					
Inning Stats	R: 1 E: 2 K: 1 S: 12	H: 1 LOB: 3 BB: 1 P: 23	R: 0 E: 0 K: 1 S: 9	H: 0 LOB: 0 BB: 0 P: 13	R: 0 E: 0 K: 0 S: 4	H: 0 LOB: 0 BB: 0 P: 4	R: 0 E: 0 K: 0 S: 6	H: 0 LOB: 0 BB: 0 P: 9	R: 0 E: 0 K: 0 S: 8	H: 2 LOB: 1 BB: 1 P: 17	R: 1 E: 0 K: 0 S: 12	H: 2 LOB: 1 BB: 0 P: 20	R: 0 E: 0 K: 1 S: 5	H: 0 LOB: 0 BB: 0 P: 7	1B: 2 2B: 3 3B: 0 HR: 0	SF: 0 SAC: 0 DP: 1 HBP: 0		WP: 0 PB: 0 SB: 1 CS: 0	PA: 32		
PITCHER	IP	WLS	BF	H	R	ER	SO	BB	IBB	HBP	BLK	WP	HR	S	P	ERA	WHIP				
Atlee Hammaker, L ERA: 4.01 Jeff Brantley, R ERA: 3.6	(1, 1)	6.0	L	24	3	2	1	2	0	0	0	0	0	47	76	1.50	0.500				
	(7, 1)	2.0		8	2	1	1	1	0	0	0	0	0	17	27	4.50	1.000				



Batter	1	2	3	4	5	6	7	8	9	10	11	AB	R	H	RBI	BB	SO	LOB	TOP				
Brett Butler, L OBP: 0.394, SLG: 0.385 (1, 8)	4-0 S 2B BB	1-0 S 1B		2-3 K		2-0 F8			0-0 L9		4-1 S BB	4	1	1	0	2	1	2					
Robby Thompson, R OBP: 0.334, SLG: 0.395 (1, 4)	4-2 S 2B BB	2-0 F7			0-2 6-3		2-3 K		2-1 S 1B		3-1 S SF8	4	1	1	0	1	1	1					
Ernest Riles, L OBP: 0.297, SLG: 0.358 (11, PH)	1-2 S 2B BB	1-2									2-3 3-H	0	0	0	1	0	0	0					
Mike Aldrete, L OBP: 0.364, SLG: 0.360 (1, 3)	2-3 K		4-1 S BB		4-1 S 5-3 BB		0-2 1-3		2-0 L9		0-3 K	3	0	0	0	2	1	3					
Scott Garretts, R OBP: 0.100, SLG: 0.100 (9, 1)											1-2	1	0	0	0	0	1	2					
Kevin Mitchell, R OBP: 0.325, SLG: 0.457 (1, 7)	0-2 F4		1-3 K		0-0 5-3 BB		3-1 F7				0-0 6-3	4	0	0	0	0	1	4					
Donell Nixon, R OBP: 0.424, SLG: 0.417 (7, 7)					1-2							1	0	0	0	0	0	0					
Candy Maldonado, R OBP: 0.318, SLG: 0.361 (1, 9)	0-0 S 2B		3-3 K		1-0 FC6-4 HBP		2-3 K				2-3 K	4	0	1	2	0	3	1					
Matt Williams, R OBP: 0.332, SLG: 0.490 (1, 5)	4-2 S BB		0-1 F4		0-0 FC6-4		1-0 HBP				1-3 K	3	0	0	0	1	1	3					
Bob Brenly, R OBP: 0.265, SLG: 0.297 (1, 2)	2-0 F3		1-3 K		4-1 PB WP BB		0-0 F3				4-0 FC1-6 BB	3	0	0	0	2	1	3					
Jose Uribe, S OBP: 0.290, SLG: 0.308 (1, 6)		1-1 F6		4-0 SH1-4 BB		1-3 K		2-2 F9			1-2 FC1-6 WP BB SF8	4	1	0	0	1	1	3					
Rick Reuschel, R OBP: 0.384, SLG: 0.516 (1, 1)		2-2 F4		1-0 SH1-4		2-1 F7		3-3 K			4-2 SF8 WP BB	2	0	0	0	0	0	1					
Will Clark, L OBP: 0.394, SLG: 0.516 (9, PH)				1-2							1-2	1	0	0	0	1	1	0					
Inning Stats	R: 2 E: 0 K: 1 S: 13	H: 1 LOB: 2 BB: 3 P: 29	R: 0 E: 0 K: 0 S: 8	H: 1 LOB: 1 BB: 0 P: 13	R: 0 E: 0 K: 2 S: 9	H: 0 LOB: 1 BB: 1 P: 17	R: 0 E: 0 K: 2 S: 8	H: 0 LOB: 1 BB: 1 P: 16	R: 0 E: 0 K: 0 S: 6	H: 0 LOB: 2 BB: 1 P: 11	R: 0 E: 0 K: 1 S: 7	H: 0 LOB: 0 BB: 0 P: 14	R: 0 E: 0 K: 1 S: 7	H: 1 LOB: 1 BB: 0 P: 14	R: 0 E: 0 K: 2 S: 10	H: 0 LOB: 0 BB: 0 P: 10	R: 1 E: 0 K: 1 S: 11	H: 0 LOB: 2 BB: 3 P: 27	1B: 2 2B: 1 3B: 0 HR: 0	SF: 1 SAC: 1 DP: 0 HBP: 2	WP: 2 PB: 1 SB: 4 CS: 0	PA: 48	
PITCHER	IP 7.0	WLS 3.0	BF 31	H 1	R 0	ER 0	SO 7	BB 7	IBB 0	HBP 1	BLK 0	WP 0	HR 0	S 21	P 36	ERA 0.00	WHIP 0.333						
Marvin Freeman, R ERA: 6.38 (1, 1)																							
Greg Harris, R ERA: 2.29 (8, 1)																							
Bruce Ruffin, L ERA: 4.47 (11, 1)																							
Kent Tekulve, R ERA: 3.62 (11, 1)																							

San Francisco Giants @ Philadelphia Phillies
Veterans Stadium, Philadelphia, PA
Wed Aug 31 1988, 7:05 PM EDT
Att: 23,233 - Unknown - 78 F

AB 34
R 3
H 3
RBI 3
BB 10
SO 12
LOB 23

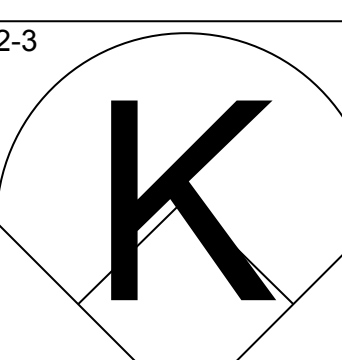
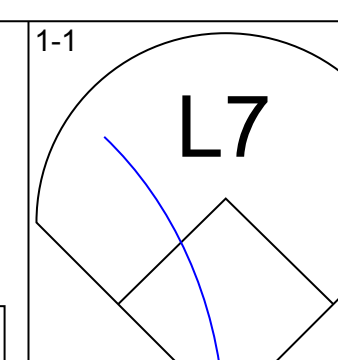
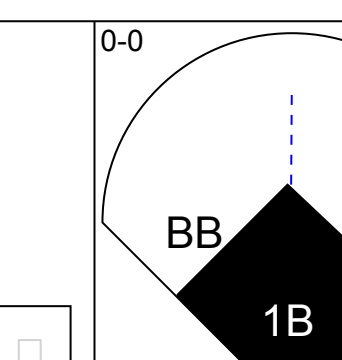
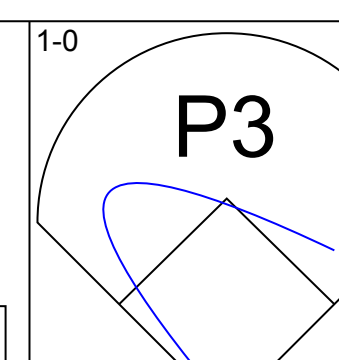
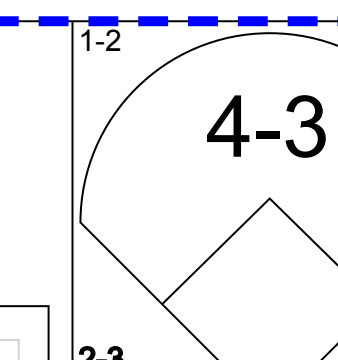
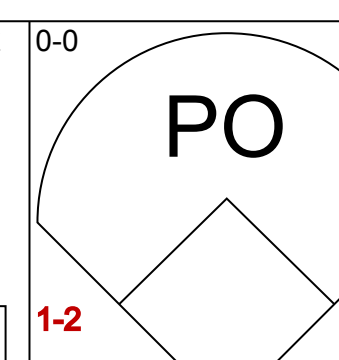
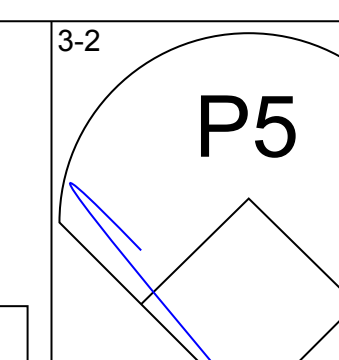
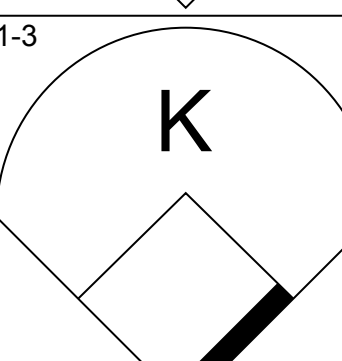
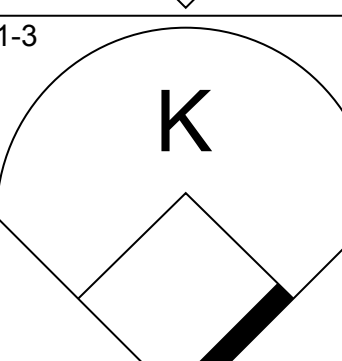
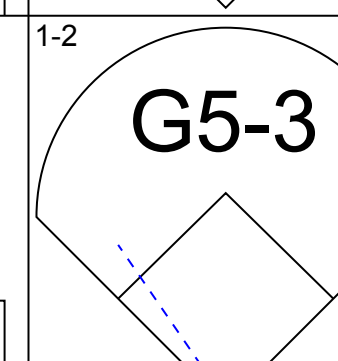
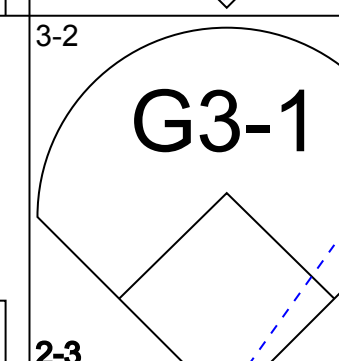
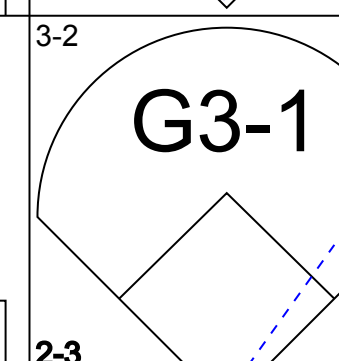
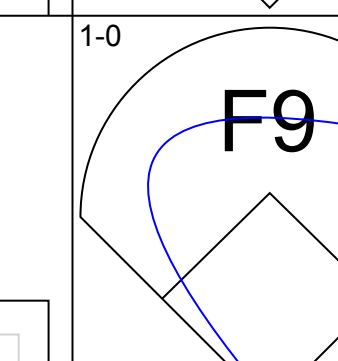
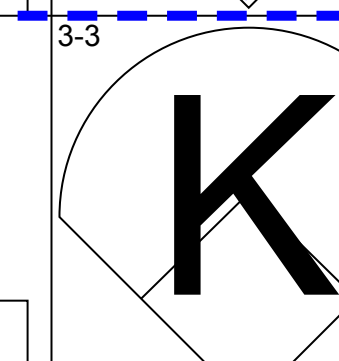
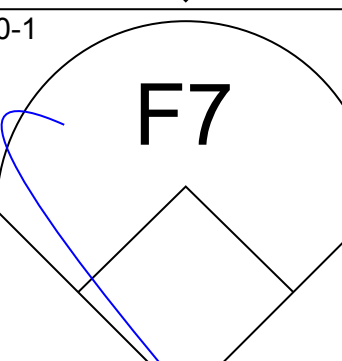
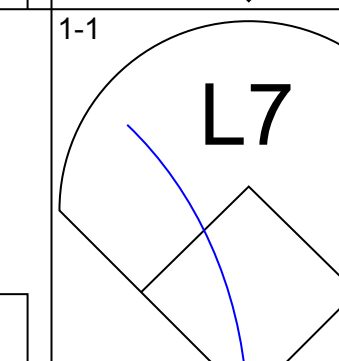
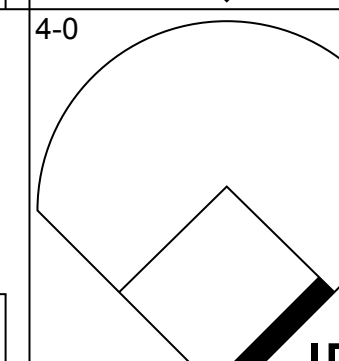
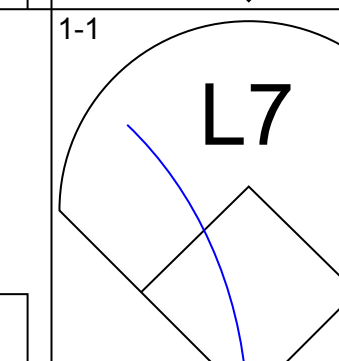
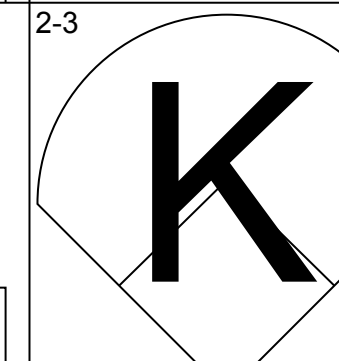
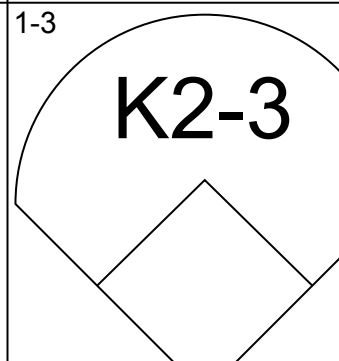
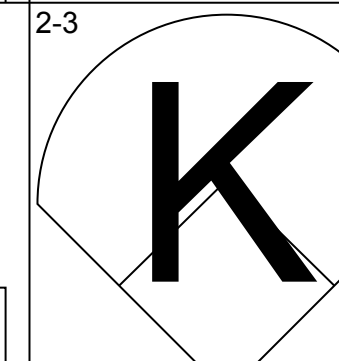
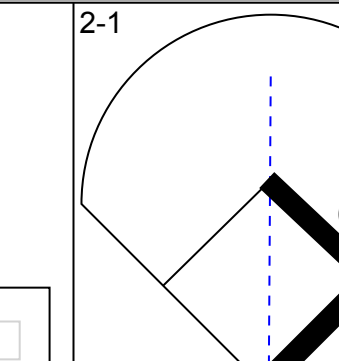
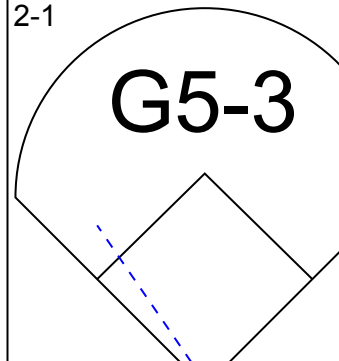
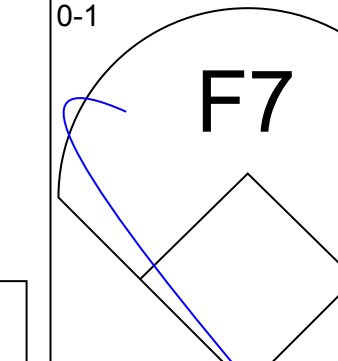
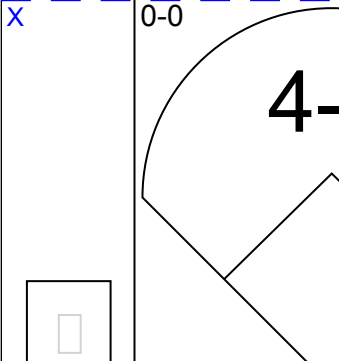
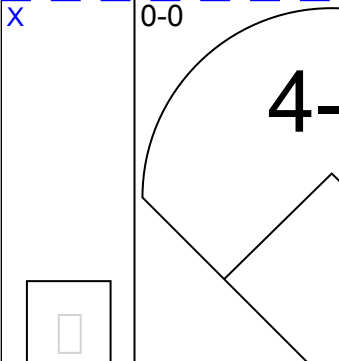
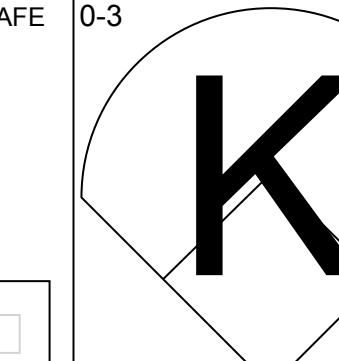
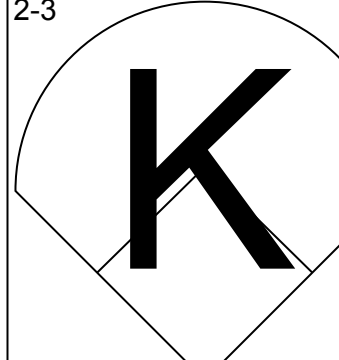
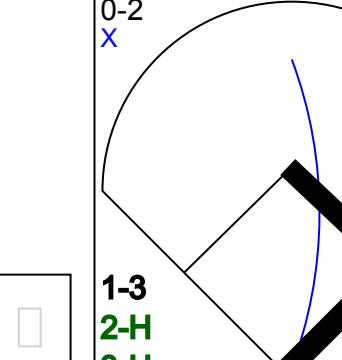
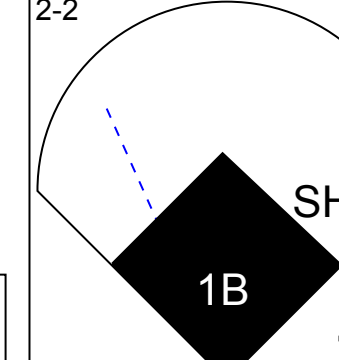
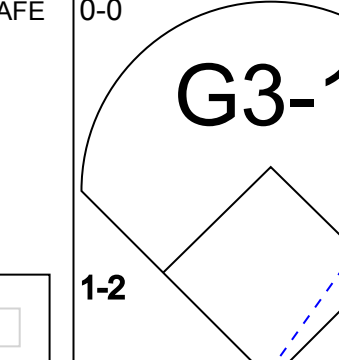
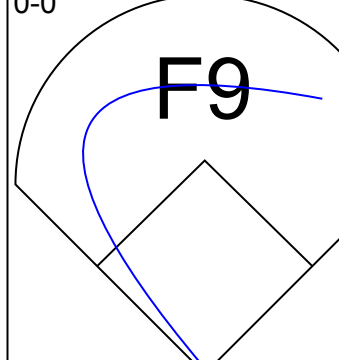
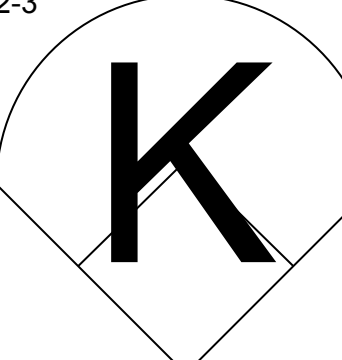
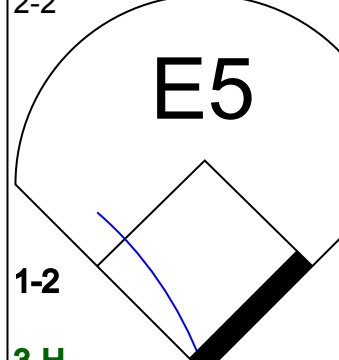
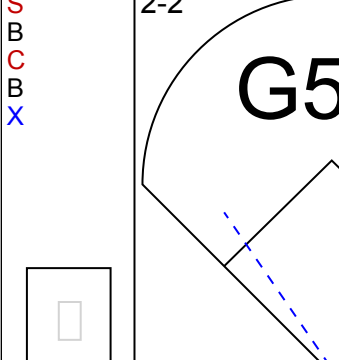
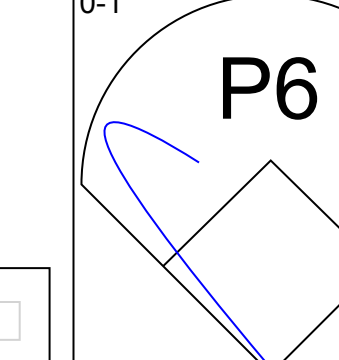
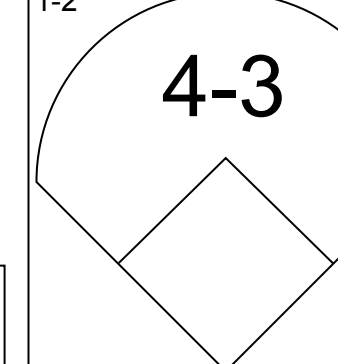
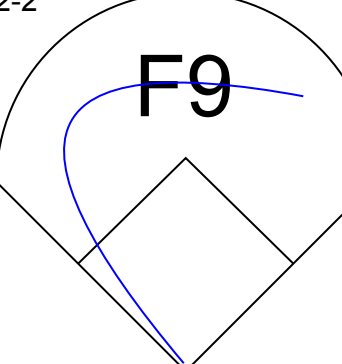
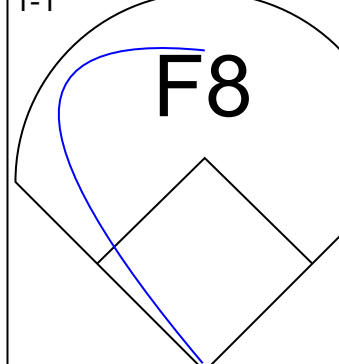
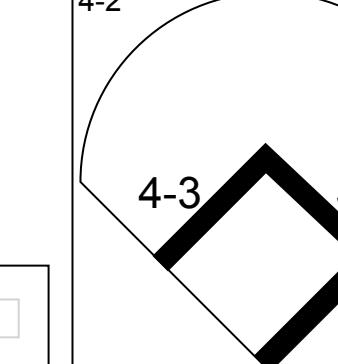
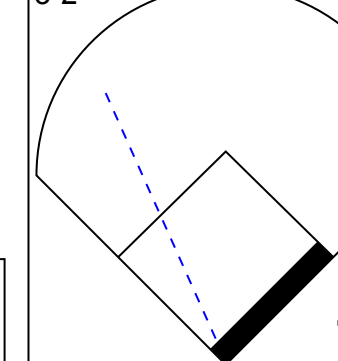
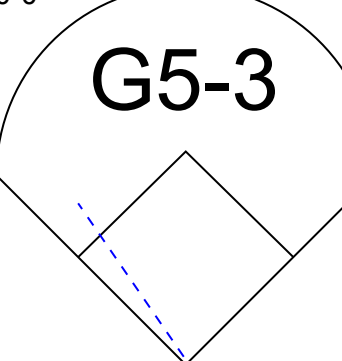
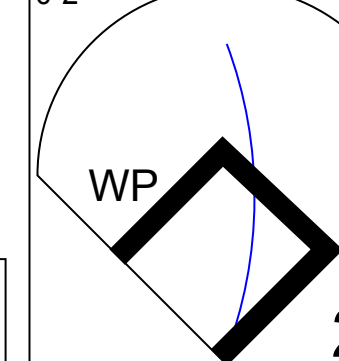


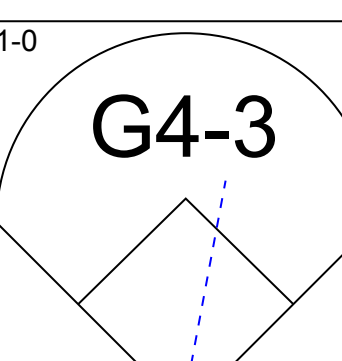
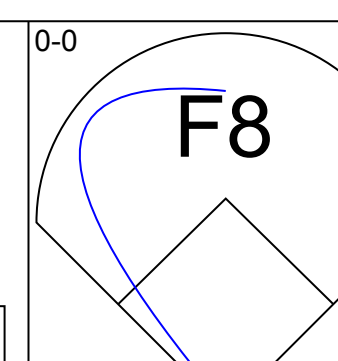
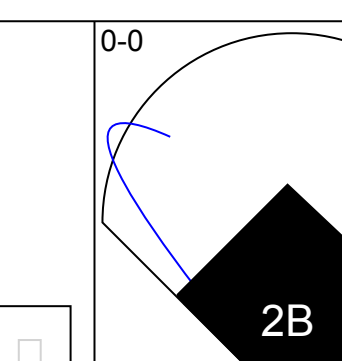
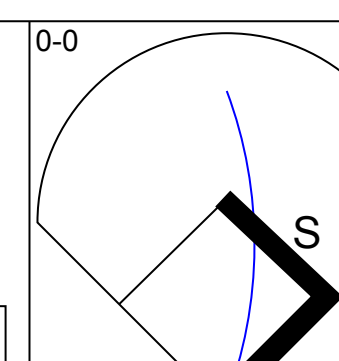
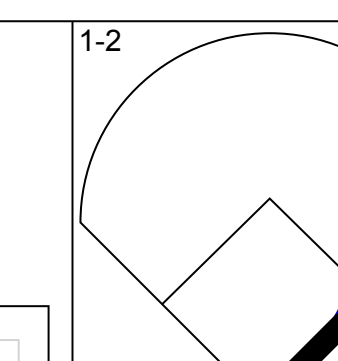
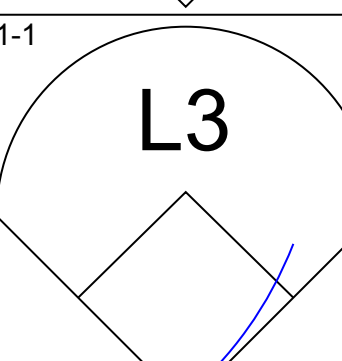
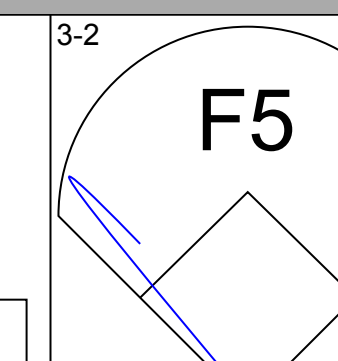
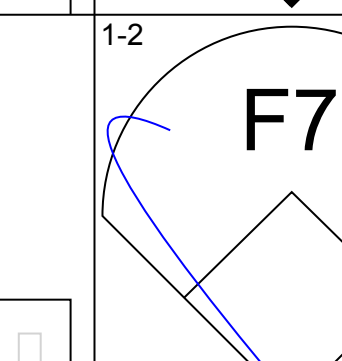
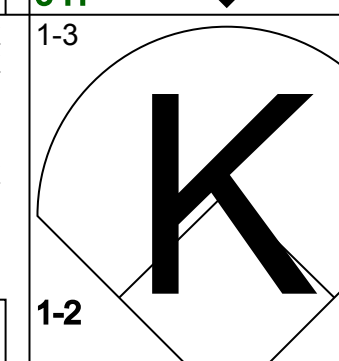
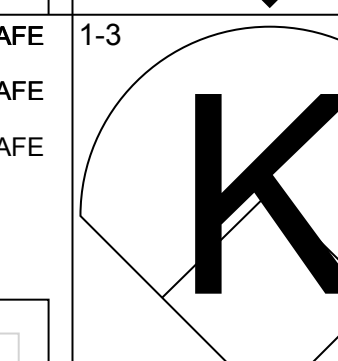
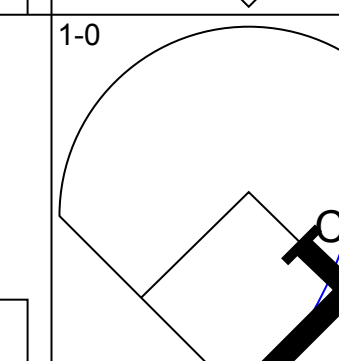
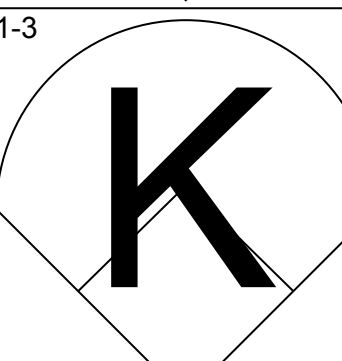
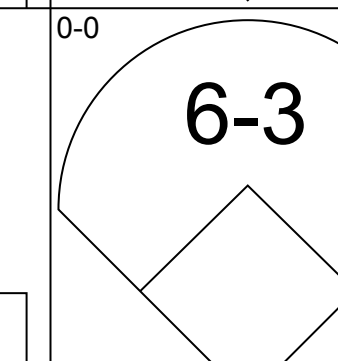
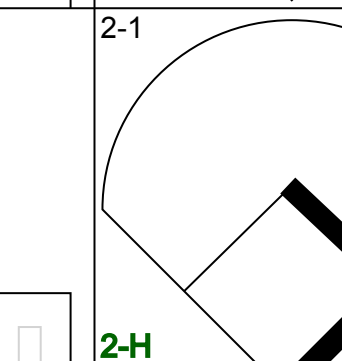
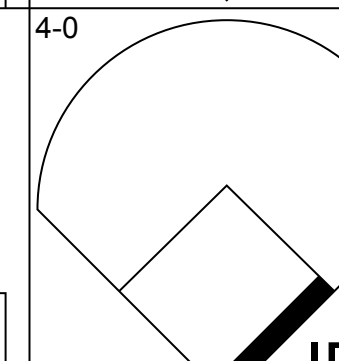
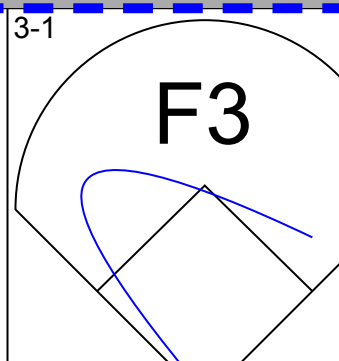
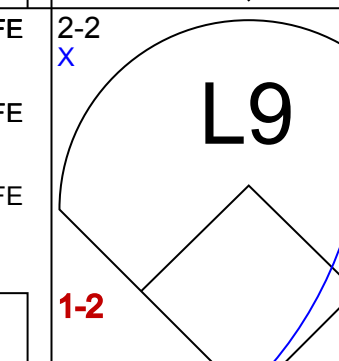
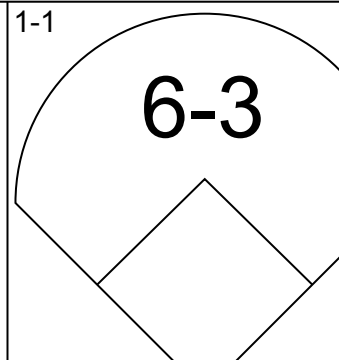
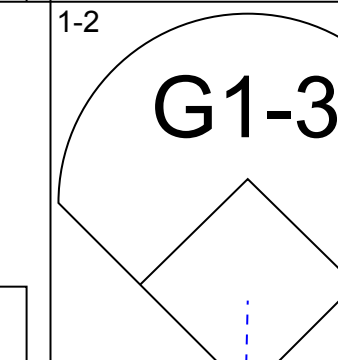
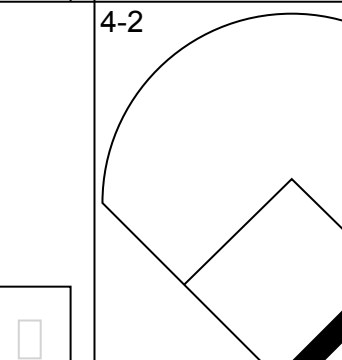
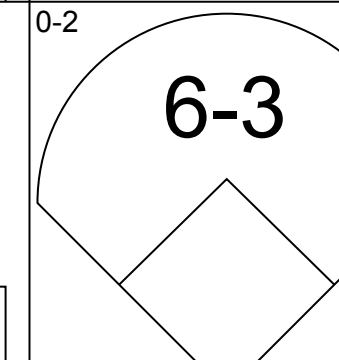
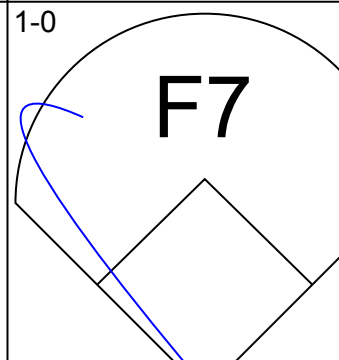
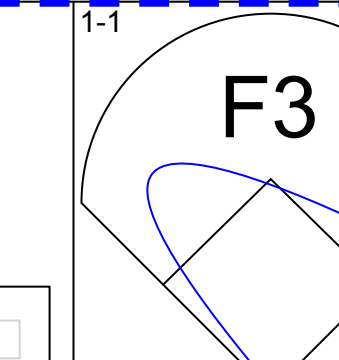
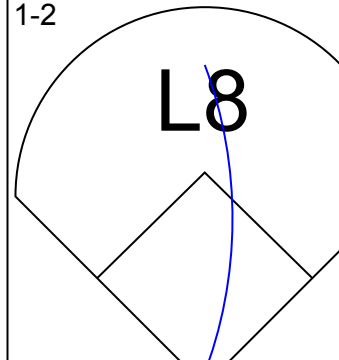
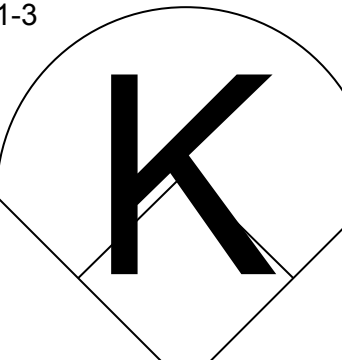
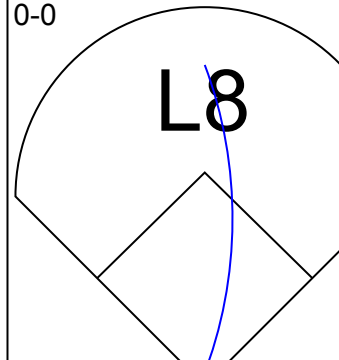
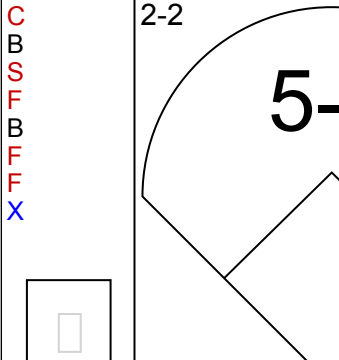
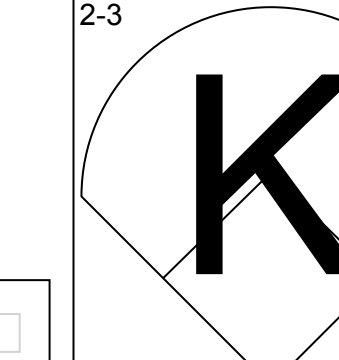
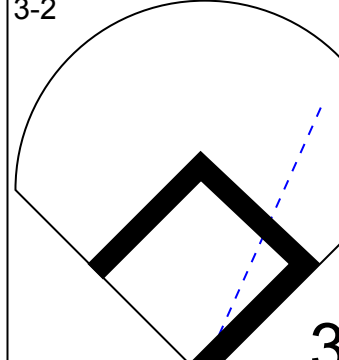
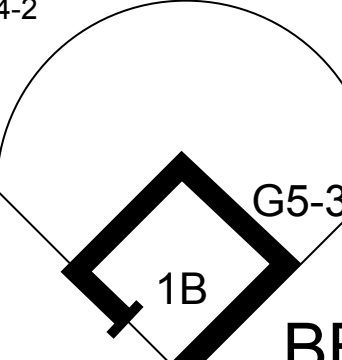
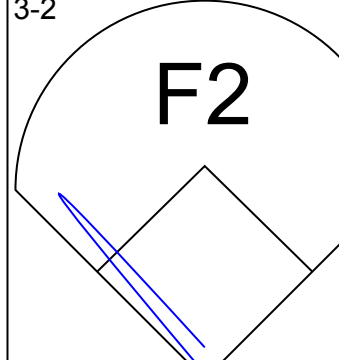
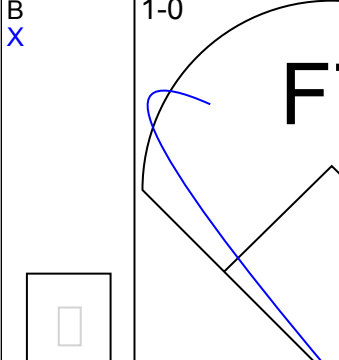
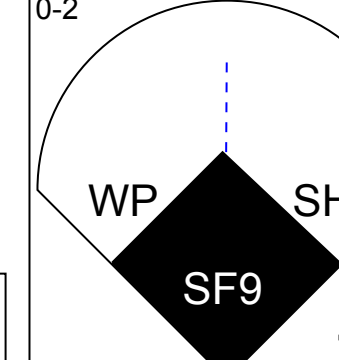
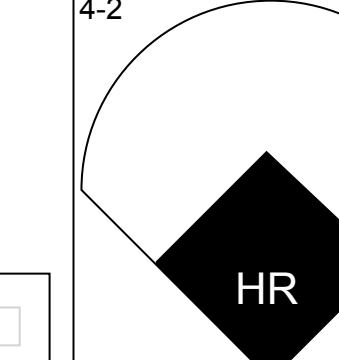
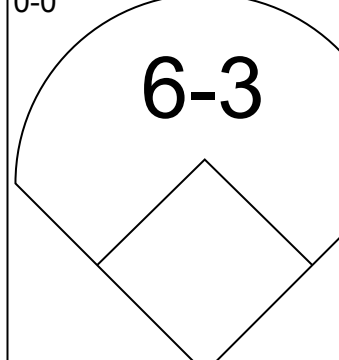
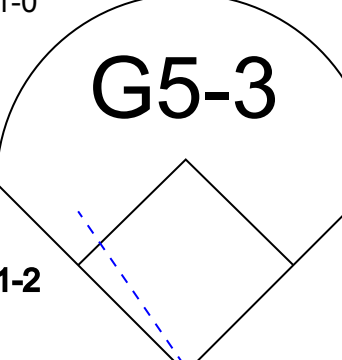
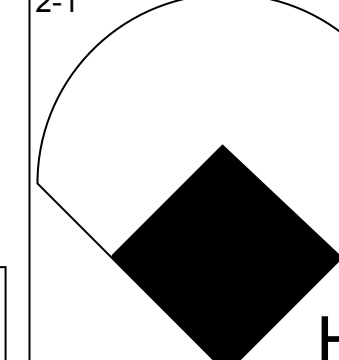
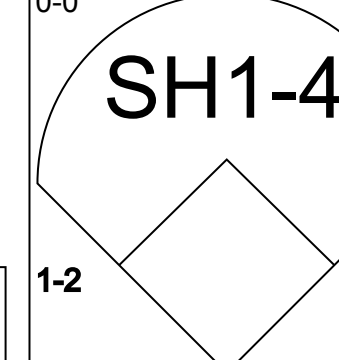
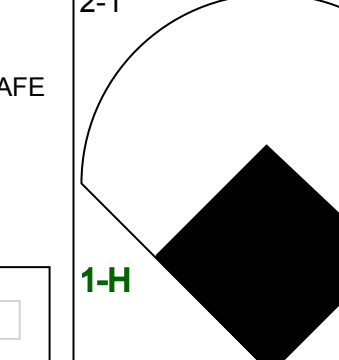
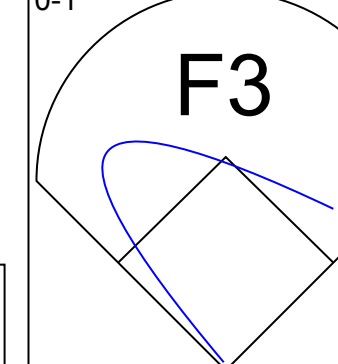
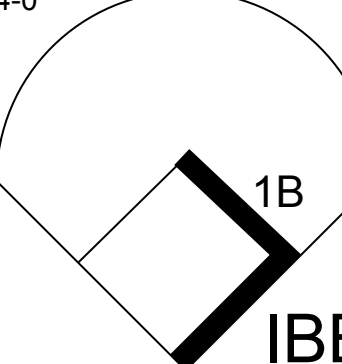
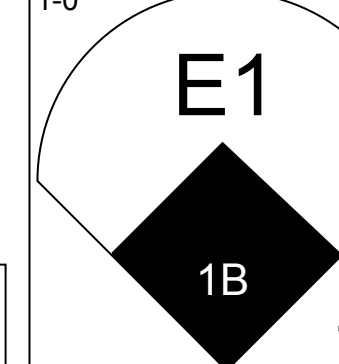
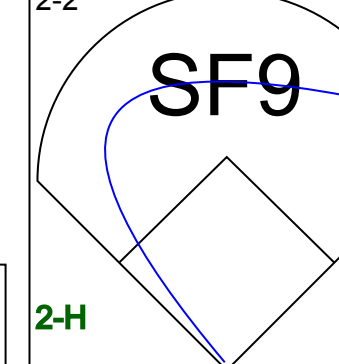
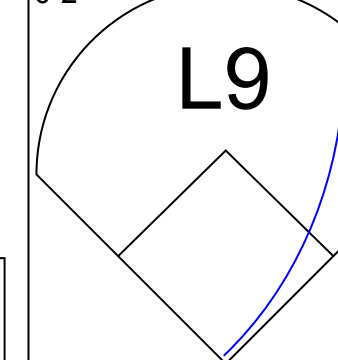
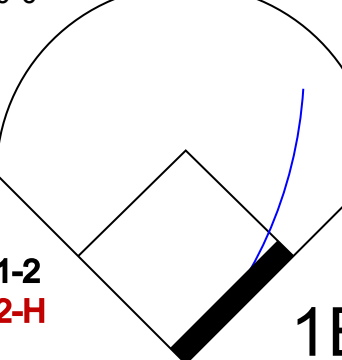
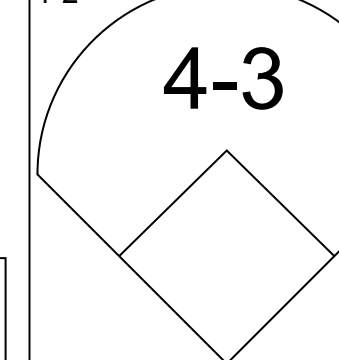
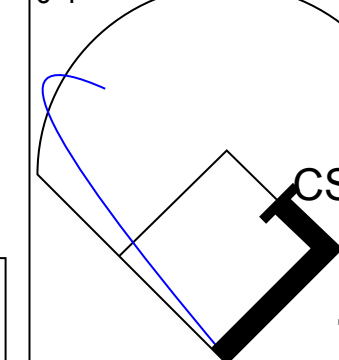

Batter	1	2	3	4	5	6	7	8	9	10	11	AB	R	H	RBI	BB	SO	LOB	BOTTOM			
Phil Bradley, R OBP: 0.338, SLG: 0.386 (1, 7)	1-0 HR		1-1 F8			0-0 6-3		1-0 F8		0-0 6-3		5	1	1	1	0	0	0				
Milt Thompson, L OBP: 0.365, SLG: 0.355 (1, 8)	1-0 F4			0-0 5-3		3-2 G3		1-0 2B 1B		3-2 6-3		5	0	1	0	0	0	0				
Chris James, R OBP: 0.287, SLG: 0.395 (1, 5)	1-3 K			0-0 1B		0-0 4-3		1 SAFE 0-0 2B			3-2 F6	5	0	2	0	0	1	0				
Ricky Jordan, R OBP: 0.329, SLG: 0.506 (1, 3)	2-2 F4		1-1 F9		1-2 1-3		0-1 5-3				0-3 K	5	0	0	0	0	1	3				
Ron Jones, L OBP: 0.273, SLG: 0.429 (1, 9)		1-2 G3		0-0 1B		0-0 1B		0-0 WP 1B 2B		1-0 F8		5	1	2	0	0	0	2				
Juan Samuel, R OBP: 0.295, SLG: 0.374 (1, 4)		0-0 CS 1B		0-3 K			2-3 K		0-2 F9			4	0	1	0	0	2	3				
Lance Parrish, R OBP: 0.298, SLG: 0.378 (1, 2)		3-3 K			0-0 6-3		2-1 BB 1B		2-3 K			4	0	1	1	0	2	1				
Steve Jeltz, S OBP: 0.319, SLG: 0.255 (1, 6)			0-0 B4-3		0-1 4-3		0-0 4-3		0-3 K			3	0	0	0	1	1	0				
Marvin Freeman, R ERA: 3.06 (1, 1)			0-1 6-3				1-2 4-3				3-3 K	2	0	0	0	0	0	0				
Greg Harris, R ERA: 2.29 (8, 1)												1	0	0	0	0	2	0				
Kevin Mitchell, R ERA: 4.47 (11, PH)												0	0	0	0	0	0	0				
Bruce Ruffin, L ERA: 4.47 (11, 1)												0	0	0	0	0	0	0				
Kent Tekulve, R ERA: 3.62 (11, 1)												0	0	0	0	0	0	0				
Inning Stats	R: 1 E: 0 K: 1 S: 8	H: 1 LOB: 0 BB: 0 P: 13	R: 0 E: 0 K: 1 S: 7	H: 1 LOB: 0 BB: 0 P: 11	R: 0 E: 0 K: 0 S: 5	H: 0 LOB: 0 BB: 0 P: 6	R: 0 E: 0 K: 1 S: 8	H: 2 LOB: 2 BB: 0 P: 9	R: 0 E: 0 K: 0 S: 4	H: 0 LOB: 2 BB: 0 P: 4	R: 0 E: 0 K: 1 S: 12	H: 2 LOB: 2 BB: 1 P: 22	R: 0 E: 0 K: 0 S: 6	H: 2 LOB: 2 BB: 0 P: 9	R: 0 E: 0 K: 2 S: 10	H: 0 LOB: 0 BB: 0 P: 12	R: 0 E: 0 K: 1 S: 11	H: 0 LOB: 0 BB: 0 P: 17	1B: 5 2B: 2 3B: 0 HR: 1	SF: 0 SAC: 0 DP: 0 HBP: 0	WP: 1 PB: 0 SB: 0 CS: 1	PA: 41
PITCHER	IP 8.0	WLS 3.0	BF 32	H 8	R 0	ER 0	SO 4	BB 1	IBB 0	HBP 0	BLK 0	WP 0	HR 0	S 29	P 42	ERA 0.00	WHIP 0.000					
Rick Reuschel, R ERA: 3.06 (1, 1)																						
Scott Garretts, R ERA: 3.87 (9, 1)																						

San Francisco Giants @ Philadelphia Phillies
Veterans Stadium, Philadelphia, PA
Wed Aug 31 1988, 7:05 PM EDT
Att: 23,233 - Unknown - 78 F

AB 40
R 2
H 8
RBI 2
BB 1
SO 8
LOB 11



Batter	1	2	3	4	5	6	7	8	9	10	11	12	13	AB R H RBI BB SO LOB	TOP												
Brett Butler , L OBP: 0.362, SLG: 0.387 (1, 8)														6 1 1 0 0 1 3	San Francisco Giants @ Montreal Expos Olympic Stadium, Montreal, QB Sat Sep 03 1988, 7:05 PM EDT Att. 16,563 - Dome - 77 F livebaseballscorecards.com												
Ernest Riles , L OBP: 0.325, SLG: 0.351 Matt Williams , R OBP: 0.286, SLG: 0.461 (9, 5) (11, 6)														4 1 0 0 0 1 3 2 0 0 0 0 1 1													
Will Clark , L OBP: 0.352, SLG: 0.508 (1, 3)														4 1 0 0 2 1 1													
Kevin Mitchell , R OBP: 0.325, SLG: 0.453 Kirt Manwaring , R OBP: 0.308, SLG: 0.344 (1, 7) (6, 2)														2 0 0 0 0 1 4 3 0 1 0 0 2 2													
Mike Aldrete , L OBP: 0.363, SLG: 0.355 Craig Lefferts , L OBP: 0.286, SLG: 0.355 (1, 9) (10, 1) Roger Samuels , L (13, 1)														5 0 0 0 0 0 4 1 0 0 0 0 1 1 0 0 0 0 0 0 0													
Chris Speier , R OBP: 0.327, SLG: 0.370 Francisco Melendez , L OBP: 0.300, SLG: 0.330 Robby Thompson , R OBP: 0.334, SLG: 0.392 (6, 4) (6, 4)														2 0 0 0 0 2 1 1 0 1 2 0 0 0 3 1 1 0 0 1 1													
Bob Melvin , R OBP: 0.277, SLG: 0.396 Joel Youngblood , R OBP: 0.322, SLG: 0.296 (6, 7) (6, 7)														2 0 0 0 0 1 0 3 0 0 0 0 0 2													
Jose Uribe , S OBP: 0.292, SLG: 0.306 Phil Garner , R (11, 5)														4 0 1 1 1 0 2 0 0 0 0 0 0 0													
Don Robinson , R OBP: 0.167, SLG: 0.200 Scott Garretts , R OBP: 0.091, SLG: 0.091 Candy Maldonado , R OBP: 0.317, SLG: 0.380 (1, 1) (7, 1) (10, 9)														3 0 2 0 0 0 0 1 0 0 0 0 1 1 1 0 0 0 0 0 1													
Inning Stats	R: 0 E: 0 K: 2 S: 12	H: 0 LOB: 1 BB: 0 P: 14	R: 0 E: 0 K: 1 S: 7	H: 0 LOB: 0 BB: 0 P: 11	R: 0 E: 0 K: 1 S: 6	H: 0 LOB: 1 BB: 0 P: 11	R: 3 E: 2 K: 1 S: 25	H: 2 LOB: 2 BB: 1 P: 36	R: 0 E: 0 K: 1 S: 10	H: 1 LOB: 2 BB: 1 P: 20	R: 0 E: 0 K: 1 S: 12	H: 0 LOB: 0 BB: 0 P: 12	R: 1 E: 0 K: 0 S: 8	H: 2 LOB: 0 BB: 0 P: 12		R: 0 E: 0 K: 1 S: 13	H: 0 LOB: 0 BB: 0 P: 20	R: 0 E: 0 K: 1 S: 8	H: 1 LOB: 1 BB: 0 P: 10	1B: 6 2B: 1 3B: 0 HR: 0	SF: 0 SAC: 1 DP: 0 HBP: 1	WP: 1 PB: 1 SB: 1 CS: 0	PA: 53				
PITCHER	IP	WLS	BF	H	R	ER	SO	P	ERA	WHIP																	
Pascual Perez , R ERA: 2.34	7.0		31	4	3	0	7		0.00	0.714																	
Jeff Parrett , R ERA: 2.25	1.1		5	0	0	0	2	1	0	0	0	0	0	13		20	0.00	0.750									
Joe Hesketh , L ERA: 3.1	2.2		9	2	1	1	2	0	0	0	0	0	0	24	32	3.38	0.750										
Andy McGaffigan , R ERA: 3.08	2.0	W	7	1	0	0	2	0	0	0	0	0	0	21	30	0.00	0.500										

Batter	1	2	3	4	5	6	7	8	9	10	11	12	13	AB R H RBI BB SO LOB	BOTTOM													
Tim Raines , S OBP: 0.350, SLG: 0.431 (1, 7)														6 1 3 1 0 0 0	San Francisco Giants @ Montreal Expos Olympic Stadium, Montreal, QB Sat Sep 03 1988, 7:05 PM EDT Att. 16,563 - Dome - 77 F livebaseballscorecards.com													
Tom Foley , L OBP: 0.310, SLG: 0.376 (1, 4)														6 0 1 0 0 2 3														
Andres Galarraga , R OBP: 0.337, SLG: 0.552 (1, 3)														5 0 1 1 1 1 1														
Hubie Brooks , R OBP: 0.315, SLG: 0.436 (1, 9)														5 0 0 0 1 0 2														
Tim Wallach , R OBP: 0.296, SLG: 0.392 (1, 5)														6 0 0 0 0 3 2														
Dave Martinez , L OBP: 0.346, SLG: 0.320 Joe Hesketh , R ERA: 3.1 Mike Fitzgerald , R ERA: 2.03 Jeff Parrett , R ERA: 2.25 Andy McGaffigan , R Luis Rivera , R OBP: 0.276, SLG: 0.328 (1, 8) (8, 1) (11, 9) (12, 1) (13, 9)														3 0 1 0 1 0 2 0 0 0 0 0 0 0 0 1 0 0 0 0 0 0 0 0 0 0 0 0 0 1 0 0 0 1 0 0														
Nelson Santovenia , R OBP: 0.291, SLG: 0.407 (1, 2)														5 2 2 3 0 0 2														
Rex Hudler , R OBP: 0.330, SLG: 0.459 (1, 6)														3 1 1 1 1 0 0														
Pascual Perez , R ERA: 2.34 Greg Maddux , L ERA: 2.03 Jeff Parrett , R ERA: 2.25 Ole Nelson , S ERA: 3.28 Walt Terrell , S ERA: 2.92 Tracy Smith , S ERA: 3.03 (1, 1) (7, 9) (8, 1) (8, 9) (9, 9) (9, 9)														2 0 1 0 0 0 0 1 0 0 0 0 0 1 0 0 0 0 0 0 0 0 0 0 0 0 0 0 1 0 0 0 0 0 0 1 0 0 0 0 0 0														
Inning Stats	R: 0 E: 0 K: 1 S: 9	H: 0 LOB: 0 BB: 0 P: 9	R: 0 E: 0 K: 0 S: 9	H: 1 LOB: 1 BB: 0 P: 14	R: 0 E: 0 K: 0 S: 8	H: 0 LOB: 0 BB: 0 P: 12	R: 0 E: 0 K: 1 S: 14	H: 1 LOB: 2 BB: 1 P: 24	R: 2 E: 1 K: 1 S: 13	H: 3 LOB: 2 BB: 1 P: 22	R: 0 E: 0 K: 1 S: 10	H: 0 LOB: 0 BB: 0 P: 14	R: 0 E: 0 K: 1 S: 12	H: 1 LOB: 1 BB: 0 P: 15		R: 0 E: 0 K: 1 S: 6	H: 0 LOB: 0 BB: 0 P: 12	R: 1 E: 0 K: 0 S: 13	H: 2 LOB: 1 BB: 0 P: 15	R: 0 E: 0 K: 0 S: 8	H: 1 LOB: 0 BB: 0 P: 12	R: 2 E: 0 K: 1 S: 12	H: 1 LOB: 0 BB: 1 P: 21	1B: 7 2B: 2 3B: 1 HR: 2	SF: 1 SAC: 1 DP: 0 HBP: 0	WP: 1 PB: 0 SB: 1 CS: 2	PA: 53	
PITCHER	IP	WLS	BF	H	R	ER	SO	P	ERA	WHIP																		
Don Robinson , R ERA: 2.54	6.0		24	4	1	1	2		1.50	1.000																		
Scott Garretts , R ERA: 3.84	3.0		14	4	2	1	2	0	1	0	0	0	0	35		51	3.00	1.333										
Craig Lefferts , L ERA: 3.28	3.0		10	3	1	1	1	0	0	0	0	0	0	27	39	3.00	1.000											
Roger Samuels , L ERA: 5.91	0.2	L	4	1	2	2	1	1	0	0	0	0	0	1	12	21	27.00	3.000										



Batter	1	2	3	4	5	6	7	8	9	AB	R	H	RBI	BB	SO	LOB	TOP								
Dickie Thon, R OBP: 0.337, SLG: 0.315	1-1 6-3		1-1 1B		2-1 1B	0-0 E6		3-2 PB SF8	5 2 3 0 0 0 0								San Diego Padres @ San Francisco Giants Candlestick Park, San Francisco, CA Mon Sep 05 1988, 6:33 AM EDT Att: 13,954 - Sunny - 70 F								
Randy Ready, R OBP: 0.344, SLG: 0.379	2-1 2B		0-1 F9		0-0 SH5-4	2-0 FC5-4		4-2 1B BB	3 0 1 0 1 0 2																
Tony Gwynn, L OBP: 0.373, SLG: 0.426	1-1 L7		0-0 G3		3-2 1B	1-1 G6-4-3		1-3 K	5 1 1 2 0 1 5																
Carmelo Martinez, R OBP: 0.297, SLG: 0.405 Marvell Wynne, L OBP: 0.328, SLG: 0.442	1-3 K				0-0 L8	3-1 F7		0-1 SF8	4 0 0 1 0 1 2 0 0 0 0 0 0 0																
Keith Moreland, R OBP: 0.320, SLG: 0.350		2-2 HR			1-3 K	1-1 1B E		1-0 3-1	5 2 3 1 0 1 0																
John Kruk, L OBP: 0.379, SLG: 0.387		3-3 K			4-0 1B BB	1-0 E 1B		0-3 K	4 1 1 1 1 2 2																
Mark Parent, R OBP: 0.226, SLG: 0.292		4-2 G5-4-3 BB			3-2 1B	0-1 E4 1B		1-3 K	3 0 1 0 1 1 1																
Roberto Alomar, S OBP: 0.317, SLG: 0.364		0-0 G5-4-3			1-2 F8	1-2 1B		0-0 5-3	4 0 1 1 0 0 3																
Eric Show, R OBP: 0.147, SLG: 0.149					1-0 L8			0-2 5-3	4 1 1 0 0 1 2																
Inning Stats	R: 0 E: 0 K: 1 S: 9	H: 1 LOB: 0 BB: 0 P: 14	R: 1 E: 0 K: 1 S: 12	H: 1 LOB: 0 BB: 1 P: 21	R: 0 E: 0 K: 0 S: 6	H: 1 LOB: 1 BB: 0 P: 8	R: 0 E: 0 K: 1 S: 13	H: 1 LOB: 2 BB: 1 P: 22	R: 5 E: 1 K: 1 S: 22	H: 6 LOB: 2 BB: 0 P: 31	R: 0 E: 0 K: 0 S: 4	H: 0 LOB: 0 BB: 0 P: 7	R: 0 E: 0 K: 1 S: 7	H: 0 LOB: 0 BB: 0 P: 9	R: 0 E: 0 K: 1 S: 8	H: 0 LOB: 0 BB: 0 P: 9		R: 1 E: 0 K: 1 S: 17	H: 2 LOB: 2 BB: 1 P: 29	1B: 9 2B: 2 3B: 0 HR: 1	SF: 1 SAC: 1 DP: 2 HBP: 0	WP: 0 PB: 1 SB: 0 CS: 0	PA: 42		
PITCHER	IP	WLS	BF	H	R	ER	SO	BB	IBB	HBP	BLK	WP	HR	S	P	ERA	WHIP								
Trevor Wilson, L ERA: 7.71	4.2	L	23	8	5	4	3	2	0	0	0	0	1	53	85	7.71	2.143								
Lary Sorensen, R ERA: 1.8	1.1		7	2	1	0	1	0	0	0	0	0	0	13	18	0.00	1.500								
Joe Price, L ERA: 3.59	2.0		6	0	0	2	0	0	0	0	0	0	0	15	18	0.00	0.000								
Craig Lefferts, L ERA: 3.35	1.0		6	2	1	1	1	1	0	0	0	0	0	17	29	9.00	3.000								

Batter	1	2	3	4	5	6	7	8	9	AB	R	H	RBI	BB	SO	LOB	BOTTOM								
Brett Butler, L OBP: 0.394, SLG: 0.390	1-0 L7				1-0 E5 1B	4-2 FC5 BB		2-1 F9 4-3 2B	3 2 2 0 1 0 0								San Diego Padres @ San Francisco Giants Candlestick Park, San Francisco, CA Mon Sep 05 1988, 6:33 AM EDT Att: 13,954 - Sunny - 70 F								
Robby Thompson, R OBP: 0.333, SLG: 0.391 Joe Price, R	1-3 K				0-3 K	3-2 FC5 BB		0-1 F9	3 1 0 0 0 2 3 0 0 0 0 0 0 0 1 0 0 0 0 0 1 0 0 0 0 0 0 0																
Francisco Melendez, L OBP: 0.250, SLG: 0.200 Craig Lefferts, L	1-3 K				1-3 K	0-1 1B 3B		1-2 4-3	4 1 1 3 0 2 1																
Will Clark, L OBP: 0.380, SLG: 0.509					0-1 P6	2-0 BLK 1B		3-1 L8	4 0 1 1 0 0 1																
Kevin Mitchell, R OBP: 0.326, SLG: 0.451		1-0 F7						2-2 4-3	4 0 0 0 0 2 1																
Mike Aldrete, L OBP: 0.359, SLG: 0.350		0-0 5-3						0-3 K	4 0 0 0 0 2 1																
Matt Williams, R OBP: 0.276, SLG: 0.443		1-1 F8						1-3 K	4 0 0 0 0 1 0																
Kirt Manwaring, R OBP: 0.286, SLG: 0.319 Joel Youngblood, R OBP: 0.319, SLG: 0.295					1-1 4-3	1-0 5-3		3-2 6-3	3 0 0 0 0 0 0 1 0 0 0 0 1 0																
Jose Uribe, S OBP: 0.296, SLG: 0.309					0-0 P5	2-2 G3		1-0 1B	3 0 1 0 0 0 0																
Trevor Wilson, L Lary Sorensen, R Ernest Riles, L OBP: 0.293, SLG: 0.351					2-2 4-3	0-0 FC5 BB 1B		0-3 K	1 0 0 0 0 0 0 0 0 0 0 0 0 0 2 0 1 0 0 1 1																
Inning Stats	R: 0 E: 0 K: 2 S: 10	H: 0 LOB: 0 BB: 0 P: 13	R: 0 E: 0 K: 0 S: 4	H: 0 LOB: 0 BB: 0 P: 6	R: 0 E: 0 K: 0 S: 6	H: 0 LOB: 0 BB: 0 P: 9	R: 0 E: 1 K: 2 S: 9	H: 1 LOB: 1 BB: 0 P: 11	R: 0 E: 0 K: 1 S: 7	H: 0 LOB: 0 BB: 0 P: 12	R: 3 E: 0 K: 0 S: 17	H: 3 LOB: 1 BB: 1 P: 30	R: 0 E: 0 K: 1 S: 9	H: 1 LOB: 1 BB: 0 P: 13	R: 1 E: 0 K: 0 S: 11	H: 1 LOB: 0 BB: 0 P: 16	R: 0 E: 0 K: 3 S: 10	H: 0 LOB: 0 BB: 0 P: 11	1B: 4 2B: 1 3B: 1 HR: 0	SF: 0 SAC: 0 DP: 0 HBP: 0	WP: 0 PB: 0 SB: 0 CS: 0	PA: 34			
PITCHER	IP	WLS	BF	H	R	ER	SO	BB	IBB	HBP	BLK	WP	HR	S	P	ERA	WHIP								
Eric Show, R ERA: 3.26	9.0	W	34	6	4	4	9	1	0	0	1	0	0	83	121	4.00	0.778								



Batter	1	2	3	4	5	6	7	8	9	AB R H RBI BB SO LOB	TOP											
Dickie Thon, R OBP: 0.339, SLG: 0.314	1-1 1-3			2-0 F7		1-1 E9 2B	0-1 F8		4-0 BB	4 1 1 0 1 0 1	San Diego Padres @ San Francisco Giants Candlestick Park, San Francisco, CA Tue Sep 06 1988, 10:05 PM EDT Att: 5,770 - Unknown livebaseballscorecards.com											
Randy Ready, R OBP: 0.345, SLG: 0.381 Mark Davis, L OBP: 0.333, SLG: 0.625	2-1 4-3			4-2 F9 E BB		1-1 SH5-3 2H 1B 2B	2-2 5-3		1-2 5-3	4 1 1 1 1 0 2 0 0 0 0 0 0 0												
Tony Gwynn, L OBP: 0.371, SLG: 0.424	0-1 F8			1-0 E6 F9		0-0 SH5-3		0-2 6-3		3 0 0 0 0 0 1												
Carmelo Martinez, R OBP: 0.296, SLG: 0.403		1-0 5-3		2-0 F9		0-1 1B		0-2 5-3		4 0 1 1 0 0 2												
Keith Moreland, R OBP: 0.320, SLG: 0.349		0-1 6-3		0-1 F3		0-0 1B		1-2 6-3		4 0 1 0 0 0 2												
Benito Santiago, R OBP: 0.292, SLG: 0.362		0-1 5-3			1-0 4-3	1-0 F6			2-2 FC6-5 SH5-3 1B	4 0 1 0 0 0 2												
John Kruk, L OBP: 0.376, SLG: 0.384			1-3 K		2-3 K	1-0 G3			1-0 SH5-3	3 0 0 0 0 2 2												
Roberto Alomar, S OBP: 0.318, SLG: 0.362			4-1 BB BB		0-2 E6		4-0 S BB		2-2 FC6-5 2B	2 2 0 0 2 0 1												
Dennis Rasmussen, L OBP: 0.161, SLG: 0.183 Tim Flannery, L OBP: 0.381, SLG: 0.405			0-0 B5-4		0-3 K		2-3 K		1-0 2B	3 0 0 0 0 2 3 1 0 1 1 0 0 0												
Inning Stats	R: 0 E: 0 K: 0 S: 6	H: 0 LOB: 0 BB: 0 P: 9	R: 0 E: 0 K: 0 S: 5	H: 0 LOB: 0 BB: 1 P: 6	R: 0 E: 0 K: 1 S: 6	H: 0 LOB: 0 BB: 1 P: 11	R: 0 E: 1 K: 0 S: 8	H: 0 LOB: 1 BB: 0 P: 17	R: 0 E: 1 K: 2 S: 11	H: 0 LOB: 1 BB: 0 P: 14	R: 2 E: 1 K: 0 S: 10	H: 4 LOB: 2 BB: 0 P: 14	R: 1 E: 0 K: 1 S: 9	H: 0 LOB: 0 BB: 1 P: 16	R: 0 E: 0 K: 0 S: 9	H: 0 LOB: 0 BB: 0 P: 10	R: 1 E: 0 K: 0 S: 13	H: 2 LOB: 2 BB: 1 P: 24	1B: 4 2B: 3 3B: 0 HR: 0	SF: 0 SAC: 2 DP: 1 HBP: 0	WP: 0 PB: 0 SB: 1 CS: 0	PA: 38
PITCHER	IP WLS BF H R ER SO BB IBB HBP BLK WP HR S P ERA WHIP											PITCHER	IP WLS BF H R ER SO BB IBB HBP BLK WP HR S P ERA WHIP									
Atlee Hammaker, L ERA: 4.16	(1, 1) 5.1 23 4 2 2 3 2 0 0 0 0 0 0 44 67 3.38 1.125																					
Lary Sorensen, R ERA: 1.74	(6, 1) 0.1 1 0 0 0 0 0 0 0 0 0 0 0 1 2 0.00 0.000																					
Roger Samuels, L ERA: 4.5	(6, 1) 2.1 8 0 1 0 1 1 0 0 0 0 0 0 19 28 0.00 0.429																					
Scott Garrelts, R ERA: 3.9	(9, 1) 1.0 L 6 2 1 1 0 1 0 0 0 0 0 0 13 24 9.00 3.000																					

Batter	1	2	3	4	5	6	7	8	9	AB R H RBI BB SO LOB	BOTTOM									
Brett Butler, L OBP: 0.394, SLG: 0.390	1-2 1B 1B	0-0 F9		1-1 4-3		2-1 5-3			3-2 1B	5 1 2 0 0 0 1	San Diego Padres @ San Francisco Giants Candlestick Park, San Francisco, CA Tue Sep 06 1988, 10:05 PM EDT Att: 5,770 - Unknown livebaseballscorecards.com									
Chris Speier, R OBP: 0.324, SLG: 0.360	0-2 F7	4-1 E BB		3-1 P4		0-1 5-3			1-3 K	4 0 0 0 1 1 2										
Will Clark, L OBP: 0.381, SLG: 0.508	0-2 FC6-4 1B	0-1 E3		0-0 P6		1-0 P5			1-1 1B	5 1 2 0 0 0 1										
Kevin Mitchell, R OBP: 0.324, SLG: 0.448	0-0 FC6-4 1B	3-3 K		0-0 F8		2-0 L7			3-2 6-3	5 0 1 1 0 1 4										
Candy Maldonado, R OBP: 0.317, SLG: 0.377 Roger Samuels, L	1-0 FC6-4 BB 1B		2-0 6-3		1-1 F7			1-1 S SH1-4 1B		3 0 0 0 0 0 2 0 0 0 0 0 0 0 1 0 1 0 0 0 0 0 1 0 0 0 0 0 0 0 0 0 0 0 0										
Phil Garner, R OBP: 0.250, SLG: 0.250 Donell Nixon, R OBP: 0.400, SLG: 0.391 Ernest Riles, L OBP: 0.293, SLG: 0.351	1-2 2-3 BB 1B		1-1 F8		0-1 L7			1-1 SH1-4		3 0 1 1 0 0 0										
Bob Melvin, R OBP: 0.277, SLG: 0.395	1-0 BB 1B		1-1 F8		0-1 L7			1-2 SH1-4		3 0 1 1 0 0 0										
Matt Williams, R OBP: 0.283, SLG: 0.440 Scott Garrelts, R OBP: 0.091, SLG: 0.091	1-2 2-3 BB		3-2 1B		0-3 K			3-3 K		3 0 1 0 1 2 1 0 0 0 0 0 0 0										
Jose Uribe, S OBP: 0.298, SLG: 0.311	0-0 1-3		1-1 1B		2-0 1B			1-0 5-3		4 0 2 0 0 0 4										
Atlee Hammaker, S OBP: 0.179, SLG: 0.115 Lary Sorensen, R		0-0 5-3		1-3 K		1-0 F8			2-3 K	2 0 0 0 0 1 2 0 0 0 0 0 0 0 2 0 0 0 0 1 1										
Joel Youngblood, R OBP: 0.314, SLG: 0.290											GIANTS									
Inning Stats	R: 2 E: 0 K: 0 S: 18	H: 4 LOB: 3 BB: 1 P: 25	R: 0 E: 1 K: 1 S: 9	H: 0 LOB: 2 BB: 1 P: 16	R: 0 E: 0 K: 1 S: 11	H: 2 LOB: 2 BB: 0 P: 19	R: 0 E: 0 K: 0 S: 5	H: 0 LOB: 0 BB: 0 P: 9	R: 0 E: 0 K: 0 S: 8	H: 1 LOB: 1 BB: 0 P: 13		R: 0 E: 0 K: 0 S: 4	H: 0 LOB: 0 BB: 0 P: 7	R: 1 E: 0 K: 1 S: 8	H: 1 LOB: 1 BB: 0 P: 14	R: 0 E: 0 K: 2 S: 15	H: 2 LOB: 2 BB: 0 P: 25	1B: 10 2B: 0 3B: 0 HR: 0	SF: 0 SAC: 1 DP: 0 HBP: 0	WP: 1 PB: 0 SB: 1 CS: 0
PITCHER	IP WLS BF H R ER SO BB IBB HBP BLK WP HR S P ERA WHIP											PITCHER	IP WLS BF H R ER SO BB IBB HBP BLK WP HR S P ERA WHIP							
Dennis Rasmussen, L ERA: 3.77	(1, 1) 8.0 35 8 3 3 4 2 0 0 0 0 0 0 68 109 3.38 1.250																			
Mark Davis, L ERA: 2.0	(9, 1) 1.0 S 5 2 0 0 2 0 0 0 0 0 0 0 15 25 0.00 2.000																			

Batter	1	2	3	4	5	6	7	8	9	AB	R	H	RBI	BB	SO	LOB	TOP				
Ron Gant, R OBP: 0.311, SLG: 0.440 Jerry Royster, R OBP: 0.233, SLG: 0.216	4-1 G5-3 BLK BB	0-0 1-2 1B		3-2 2H HR			1-1 S 1B	4-2 1-2 2-3 BB		3	1	3	2	2	0	0					
Jeff Blausler, R OBP: 0.333, SLG: 0.500	2-2 G5-3 HBP	1-0 G5		2-1 F9			4-2 1-2 FC5-4 BB	0-1 F8		3	0	0	0	1	0	5					
Gerald Perry, L OBP: 0.359, SLG: 0.413	0-2 G5-3 1-2 2-3F		4-1 S BB	0-0 4-3			0-0 P5		3-1 6-3	4	0	0	0	1	0	4					
Dale Murphy, R OBP: 0.310, SLG: 0.438	1-3 K		1-2 P4		0-0 5-3		1-1 F9		1-3 K	5	0	0	0	0	2	4					
Andres Thomas, R OBP: 0.270, SLG: 0.369		1-2 G3 BB 1B	3-1 F3		2-2 5-3		2-2 FC5-4		4-0 K2 IBB	4	1	1	0	1	0	3					
Dion James, L OBP: 0.362, SLG: 0.362		4-0 G3 1B BB	4-0 IBB		2-2 6-3			0-1 CS 1B	3-3 K2	3	1	1	0	2	1	2					
Bruce Benedict, R OBP: 0.306, SLG: 0.282		0-3 K	0-0 F8			1-0 F8		2-0 1B 1-2 1B		4	0	1	0	0	1	4					
Terry Blocker, L OBP: 0.234, SLG: 0.239	0-1 G3 1-2 2-3		3-1 SH1-4 HR 1B		2-3 K		2-0 BB PB 1-2 1B			4	1	2	0	0	1	2					
Tom Glavine, L OBP: 0.259, SLG: 0.235	1-1 1B 1B 2H 3H		0-1 SH1-4		1-3 K		4-2 BB 1-2 BB			2	0	1	2	1	1	0					
Inning Stats	R: 0 E: 0 K: 1 S: 9	H: 0 LOB: 1 BB: 1 P: 16	R: 2 E: 0 K: 1 S: 12	H: 3 LOB: 2 BB: 1 P: 19	R: 0 E: 0 K: 0 S: 8	H: 0 LOB: 0 BB: 2 P: 19	R: 2 E: 0 K: 0 S: 10	H: 2 LOB: 0 BB: 0 P: 18	R: 0 E: 0 K: 2 S: 7	H: 0 LOB: 0 BB: 0 P: 11	R: 0 E: 0 K: 0 S: 14	H: 1 LOB: 2 BB: 1 P: 21	R: 0 E: 0 K: 0 S: 16	H: 3 LOB: 3 BB: 2 P: 28	R: 0 E: 0 K: 2 S: 10	H: 0 LOB: 2 BB: 1 P: 21	1B: 8 2B: 1 3B: 0 HR: 1	SF: 0 SAC: 1 DP: 2 HBP: 1	WP: 1 PB: 1 SB: 3 CS: 1	PA: 42	
PITCHER	IP WLS BF H R ER SO BB IBB HBP BLK WP HR S P ERA WHIP	IP WLS BF H R ER SO BB IBB HBP BLK WP HR S P ERA WHIP	IP WLS BF H R ER SO BB IBB HBP BLK WP HR S P ERA WHIP	IP WLS BF H R ER SO BB IBB HBP BLK WP HR S P ERA WHIP	IP WLS BF H R ER SO BB IBB HBP BLK WP HR S P ERA WHIP	IP WLS BF H R ER SO BB IBB HBP BLK WP HR S P ERA WHIP	IP WLS BF H R ER SO BB IBB HBP BLK WP HR S P ERA WHIP	IP WLS BF H R ER SO BB IBB HBP BLK WP HR S P ERA WHIP	IP WLS BF H R ER SO BB IBB HBP BLK WP HR S P ERA WHIP	IP WLS BF H R ER SO BB IBB HBP BLK WP HR S P ERA WHIP	IP WLS BF H R ER SO BB IBB HBP BLK WP HR S P ERA WHIP	IP WLS BF H R ER SO BB IBB HBP BLK WP HR S P ERA WHIP	IP WLS BF H R ER SO BB IBB HBP BLK WP HR S P ERA WHIP	IP WLS BF H R ER SO BB IBB HBP BLK WP HR S P ERA WHIP	IP WLS BF H R ER SO BB IBB HBP BLK WP HR S P ERA WHIP	IP WLS BF H R ER SO BB IBB HBP BLK WP HR S P ERA WHIP	IP WLS BF H R ER SO BB IBB HBP BLK WP HR S P ERA WHIP	IP WLS BF H R ER SO BB IBB HBP BLK WP HR S P ERA WHIP	IP WLS BF H R ER SO BB IBB HBP BLK WP HR S P ERA WHIP	IP WLS BF H R ER SO BB IBB HBP BLK WP HR S P ERA WHIP	IP WLS BF H R ER SO BB IBB HBP BLK WP HR S P ERA WHIP

Atlanta Braves @ San Francisco Giants
Candlestick Park, San Francisco, CA
Wed Sep 07 1988, 10:05 PM EDT
Att. 4,910 - Unknown

AB 32
R 4
H 9
RBI 4
BB 8
SO 6
LOB 24



Batter	1	2	3	4	5	6	7	8	9	AB	R	H	RBI	BB	SO	LOB	BOTTOM				
Brett Butler, L OBP: 0.395, SLG: 0.389	4-0 BB BB		2-2 6-3		1-2 1-3			1-0 SF9 HBP		2	0	0	0	1	0	0					
Tony Perezchica, R OBP: 0.500, SLG: 0.500	4-0 L3-6 BB		0-0 1B		2-3 K		0-0 SF9	1-2 3H 3-2 4-3		2	0	1	1	1	1	0					
Will Clark, L OBP: 0.378, SLG: 0.504	3-1 L3-6 1-2		2-2 4-3		2-0 F7		2-0 K		2-3 K	4	0	0	0	0	0	4					
Kevin Mitchell, R OBP: 0.322, SLG: 0.444	0-3 K		1-0 6-3		2-3 K				2-3 K	4	0	0	0	0	3	1					
Candy Maldonado, R OBP: 0.316, SLG: 0.376		1-0 4-3		0-0 1B		3-2 F3		2-2 F8		4	0	1	0	0	0	0					
Bob Melvin, R OBP: 0.273, SLG: 0.389		2-3 K		0-1 L4		1-1 1-3		3-2 4-3		4	0	0	0	0	1	1					
Matt Williams, R OBP: 0.276, SLG: 0.429 Craig Lefferts, L		1-0 E6 FC6-4		0-0 F3		2-0 5-3				3	0	0	0	0	0	1					
Jose Uribe, S OBP: 0.298, SLG: 0.313		2-0 FC6-4		0-0 F9				0-0 4-3 SF9 2B		3	1	1	0	0	0	1					
Jeff Brantley, R OBP: 0.500, SLG: 0.500 Phil Garner, R OBP: 0.200, SLG: 0.200 Joe Price, R Ron Davis, R Joel Youngblood, R OBP: 0.311, SLG: 0.287			1-2 5-3		3-2 F8			0-1 4-3		1	0	0	0	0	0	0					
Inning Stats	R: 0 E: 0 K: 1 S: 5	H: 0 LOB: 2 BB: 0 P: 16	R: 0 E: 1 K: 1 S: 6	H: 0 LOB: 1 BB: 0 P: 12	R: 0 E: 0 K: 0 S: 10	H: 1 LOB: 1 BB: 0 P: 15	R: 0 E: 0 K: 0 S: 5	H: 1 LOB: 1 BB: 0 P: 6	R: 0 E: 0 K: 2 S: 8	H: 0 LOB: 0 BB: 0 P: 14	R: 0 E: 0 K: 0 S: 6	H: 0 LOB: 0 BB: 0 P: 12	R: 1 E: 0 K: 0 S: 8	H: 1 LOB: 1 BB: 0 P: 12	R: 0 E: 0 K: 1 S: 10	H: 0 LOB: 0 BB: 0 P: 17	1B: 2 2B: 2 3B: 0 HR: 0	SF: 1 SAC: 0 DP: 1 HBP: 1	WP: 0 PB: 0 SB: 0 CS: 0	PA: 33	
PITCHER	IP WLS BF H R ER SO BB IBB HBP BLK WP HR S P ERA WHIP	IP WLS BF H R ER SO BB IBB HBP BLK WP HR S P ERA WHIP	IP WLS BF H R ER SO BB IBB HBP BLK WP HR S P ERA WHIP	IP WLS BF H R ER SO BB IBB HBP BLK WP HR S P ERA WHIP	IP WLS BF H R ER SO BB IBB HBP BLK WP HR S P ERA WHIP	IP WLS BF H R ER SO BB IBB HBP BLK WP HR S P ERA WHIP	IP WLS BF H R ER SO BB IBB HBP BLK WP HR S P ERA WHIP	IP WLS BF H R ER SO BB IBB HBP BLK WP HR S P ERA WHIP	IP WLS BF H R ER SO BB IBB HBP BLK WP HR S P ERA WHIP	IP WLS BF H R ER SO BB IBB HBP BLK WP HR S P ERA WHIP	IP WLS BF H R ER SO BB IBB HBP BLK WP HR S P ERA WHIP	IP WLS BF H R ER SO BB IBB HBP BLK WP HR S P ERA WHIP	IP WLS BF H R ER SO BB IBB HBP BLK WP HR S P ERA WHIP	IP WLS BF H R ER SO BB IBB HBP BLK WP HR S P ERA WHIP	IP WLS BF H R ER SO BB IBB HBP BLK WP HR S P ERA WHIP	IP WLS BF H R ER SO BB IBB HBP BLK WP HR S P ERA WHIP	IP WLS BF H R ER SO BB IBB HBP BLK WP HR S P ERA WHIP	IP WLS BF H R ER SO BB IBB HBP BLK WP HR S P ERA WHIP	IP WLS BF H R ER SO BB IBB HBP BLK WP HR S P ERA WHIP	IP WLS BF H R ER SO BB IBB HBP BLK WP HR S P ERA WHIP	IP WLS BF H R ER SO BB IBB HBP BLK WP HR S P ERA WHIP

Atlanta Braves @ San Francisco Giants
Candlestick Park, San Francisco, CA
Wed Sep 07 1988, 10:05 PM EDT
Att. 4,910 - Unknown

AB 29
R 1
H 3
RBI 1
BB 2
SO 5
LOB 9



Batter	1	2	3	4	5	6	7	8	9	AB	R	H	RBI	BB	SO	LOB	TOP					
Ron Gant, R OBP: 0.311, SLG: 0.439 (1, 5)	G3	1-2 1B			P6		F8			4	0	1	0	0	0	1	Atlanta Braves @ San Francisco Giants Candlestick Park, San Francisco, CA Thu Sep 08 1988, 10:05 PM EDT Att: 5,005 - Unknown livebaseballscorecards.com					
Jeff Blausler, R OBP: 0.273, SLG: 0.400 (1, 4)	6-3	F9			F8		P4			4	0	0	0	0	0	3						
Gerald Perry, L OBP: 0.356, SLG: 0.414 (1, 3)	2B			B1		1-3		K2-3		4	1	1	0	0	1	0						
Dale Murphy, R OBP: 0.313, SLG: 0.442 (1, 9)	2B			F8		1B		1B		4	1	3	1	0	0	0						
Andres Thomas, R OBP: 0.270, SLG: 0.368 (1, 6)	1B			6-3		P6		G6-4-3		4	0	1	1	0	0	2						
Dion James, L OBP: 0.363, SLG: 0.362 (1, 7)	4-3			1B		1-2				3	0	1	0	1	0	1						
Bruce Benedict, R OBP: 0.306, SLG: 0.283 (9, PH)	1B			F7		3-1		4-3		3	0	1	0	0	0	3						
Albert Hall, S OBP: 0.316, SLG: 0.300 (6, PH)	1B			1-2						1	0	0	0	0	0	0						
Terry Blocker, L OBP: 0.234, SLG: 0.234 (1, 8)	F7			G3				6-3		3	0	0	0	1	0	1						
29 John Smoltz, R OBP: 0.273, SLG: 0.300 Charlie Puleo, R OBP: 0.182, SLG: 0.182 (6, 1)	K							SH5-4		2	0	0	0	0	0	2	1					
								SH5-4		0	0	0	0	0	0	0	0					
Inning Stats	R: 2 E: 0 K: 0 S: 10	H: 3 LOB: 1 BB: 0 P: 15	R: 0 E: 0 K: 1 S: 10	H: 2 LOB: 2 BB: 0 P: 16	R: 0 E: 0 K: 0 S: 5	H: 0 LOB: 0 BB: 0 P: 5	R: 0 E: 0 K: 0 S: 11	H: 1 LOB: 0 BB: 0 P: 15	R: 0 E: 0 K: 1 S: 9	H: 0 LOB: 0 BB: 0 P: 12	R: 0 E: 0 K: 0 S: 6	H: 1 LOB: 2 BB: 1 P: 10	R: 0 E: 0 K: 1 S: 5	H: 0 LOB: 1 BB: 1 P: 14	R: 0 E: 0 K: 1 S: 8	H: 1 LOB: 0 BB: 0 P: 12	R: 0 E: 0 K: 0 S: 9	H: 0 LOB: 0 BB: 0 P: 11	1B: 6 2B: 2 3B: 0 HR: 0	SF: 0 SAC: 1 DP: 1 HBP: 0	WP: 0 PB: 0 SB: 2 CS: 1	PA: 35
PITCHER Don Robinson, R ERA: 2.5 (1, 1)	IP: 9.0 WLS: W BF: 35 H: 8 R: 2 ER: 2 SO: 3	BB: 1 IBB: 1 HBP: 0 BLK: 0	WP: 0 HR: 0 S: 73 P: 110	ERA: 2.00 WHIP: 1.000	PITCHER	IP: 9.0 WLS: W BF: 35 H: 8 R: 2 ER: 2 SO: 3	BB: 1 IBB: 1 HBP: 0 BLK: 0	WP: 0 HR: 0 S: 73 P: 110	ERA: 2.00 WHIP: 1.000													

Batter	1	2	3	4	5	6	7	8	9	AB	R	H	RBI	BB	SO	LOB	BOTTOM			
Brett Butler, L OBP: 0.400, SLG: 0.400 (1, 8)	FC6-4			2B		2B		2B		4	0	4	0	1	0	0	Atlanta Braves @ San Francisco Giants Candlestick Park, San Francisco, CA Thu Sep 08 1988, 10:05 PM EDT Att: 5,005 - Unknown livebaseballscorecards.com			
Tony Perezchica, R OBP: 0.429, SLG: 0.250 Francisco Melendez, L OBP: 0.233, SLG: 0.188 Chris Speier, R OBP: 0.322, SLG: 0.358 (1, 4)	FC6-4			F3		P6		K		2	0	0	0	1	0	4				
Will Clark, L OBP: 0.380, SLG: 0.509 (1, 3)	F8			FC3-2		FC6-4		IBB		3	1	1	1	2	0	4				
Kevin Mitchell, R OBP: 0.320, SLG: 0.441 Joel Youngblood, R OBP: 0.306, SLG: 0.292 (6, PH)	F8			F8		F8		6-3		3	0	0	0	0	0	4				
Mike Aldrete, L OBP: 0.355, SLG: 0.346 (1, 9)	F8			F8		FC6-4		6-3		2	0	0	0	0	0	4				
Ernest Riles, L OBP: 0.299, SLG: 0.364 Donell Nixon, R OBP: 0.400, SLG: 0.391 Matt Williams, R OBP: 0.276, SLG: 0.429 (8, 5)	F8			BB		1B		SH1-3		4	1	3	0	0	0	0				
Bob Brenly, R OBP: 0.261, SLG: 0.292 (1, 2)	K			1B		1B		3B		0	1	0	0	0	0	0				
Jose Uribe, S OBP: 0.298, SLG: 0.311 (1, 6)	K			P9		1B		SH1-3		3	0	1	1	0	1	1				
Don Robinson, R OBP: 0.200, SLG: 0.231 (1, 1)	FC3-2			1B		1B		4-3		3	0	0	0	1	0	3				
Inning Stats	R: 0 E: 0 K: 0 S: 7	H: 1 LOB: 1 BB: 0 P: 10	R: 0 E: 0 K: 1 S: 8	H: 0 LOB: 0 BB: 0 P: 12	R: 0 E: 0 K: 0 S: 15	H: 2 LOB: 3 BB: 1 P: 27	R: 1 E: 0 K: 0 S: 12	H: 2 LOB: 3 BB: 2 P: 25	R: 1 E: 0 K: 0 S: 13	H: 3 LOB: 2 BB: 0 P: 23	R: 0 E: 0 K: 0 S: 9	H: 1 LOB: 2 BB: 1 P: 20	R: 1 E: 0 K: 1 S: 11	H: 1 LOB: 1 BB: 0 P: 16	R: 0 E: 0 K: 1 S: 9	H: 1 LOB: 2 BB: 1 P: 19	1B: 6 2B: 3 3B: 1 HR: 1	SF: 0 SAC: 1 DP: 0 HBP: 0	WP: 0 PB: 0 SB: 0 CS: 0	PA: 40
PITCHER 29 John Smoltz, R ERA: 5.31 Charlie Puleo, R ERA: 3.53 (6, 1)	IP: 5.0 WLS: L BF: 14 H: 3 R: 1 ER: 1 SO: 2	BB: 3 IBB: 0 HBP: 0 BLK: 0	WP: 0 HR: 0 S: 29 P: 55	ERA: 3.60 WHIP: 2.200	PITCHER	IP: 5.0 WLS: L BF: 14 H: 3 R: 1 ER: 1 SO: 2	BB: 3 IBB: 0 HBP: 0 BLK: 0	WP: 0 HR: 0 S: 29 P: 55	ERA: 3.00 WHIP: 1.000											

Batter	1	2	3	4	5	6	7	8	9	AB	R	H	RBI	BB	SO	LOB	TOP				
Gerald Young, S (1, 8) OBP: 0.344, SLG: 0.335	0-0 G6-4-3 1B		4-1 1B SF7 BB		0-1 6-3		2-2 2B			3	1	2	1	1	0	0					
Bill Doran, S (1, 4) OBP: 0.347, SLG: 0.347	2-1 G6-4-3 1-2f		0-0 1-3 1B		1-0 6-3		4-1 2B			3	0	1	0	1	0	1					
Kevin Bass, S (1, 9) OBP: 0.321, SLG: 0.394	3-2 2B		2-2 SF7 3-H 1-3		0-0 F3		0-1 F8			3	0	1	1	0	0	2					
Glenn Davis, R (1, 3) OBP: 0.349, SLG: 0.491	0-1 F7		3-H 1-3 K		0-0 F5		1-2 F7			4	0	0	0	0	1	2					
Buddy Bell, R (1, 5) OBP: 0.297, SLG: 0.332		3-2 G4-3 1B		2-0 F8		1-0 6-3		1-1 6-3		4	0	1	0	0	0	0					
Billy Hatcher, R (1, 7) OBP: 0.316, SLG: 0.353		2-2 G4-3		1-3 K		1-3 K		2-1 F5		3	0	0	0	0	2	1					
Terry Puhl, L (8, PH) OBP: 0.399, SLG: 0.405		1-2f								1	0	0	0	0	0	0					
Larry Andersen, R (8, 1) OBP: 0.333, SLG: 0.333		1-2f								0	0	0	0	0	0	0					
Rafael Ramirez, R (1, 6) OBP: 0.287, SLG: 0.360		2-1 FC6-4 1B		1-1 BB 1B			2-1 SH3 2B		2-2 5-3	4	1	3	0	0	0	0					
Alex Trevino, R (1, 2) OBP: 0.338, SLG: 0.366		1-2 FC6-4		4-2 FC6-4		0-0 SH3		0-3 K		1	0	0	0	1	0	1					
Alan Ashby, S (9, PH) OBP: 0.335, SLG: 0.418		1-2f		1-2 BB		2-3				1	0	0	0	0	1	0					
Bob Forsch, R (1, 1) OBP: 0.300, SLG: 0.310				0-0 4-3		1-1 FC6-4		0-2 F7		2	0	0	0	0	0	2					
Steve Henderson, R (7, PH) OBP: 0.327, SLG: 0.267				1-2f						1	0	0	0	0	0	1					
Juan Agosto, L (7, 1) Cameron Drew, L (8, 7)										0	0	0	0	0	0	0					
										1	0	0	0	0	0	0					
Inning Stats	R: 0 E: 0 K: 0 S: 9	H: 2 LOB: 1 BB: 0 P: 14	R: 0 E: 0 K: 0 S: 14	H: 2 LOB: 1 BB: 0 P: 22	R: 1 E: 0 K: 1 S: 10	H: 1 LOB: 1 BB: 1 P: 17	R: 0 E: 0 K: 1 S: 10	H: 1 LOB: 2 BB: 1 P: 19	R: 0 E: 0 K: 1 S: 5	H: 0 LOB: 0 BB: 0 P: 7	R: 1 E: 0 K: 0 S: 12	H: 2 LOB: 2 BB: 1 P: 21	R: 0 E: 0 K: 0 S: 8	H: 0 LOB: 0 BB: 0 P: 12	R: 0 E: 0 K: 1 S: 9	H: 0 LOB: 0 BB: 0 P: 11	1B: 5 2B: 3 3B: 0 HR: 0	SF: 1 SAC: 1 DP: 2 HBP: 0	WP: 0 PB: 0 SB: 0 CS: 0	PA: 36	
PITCHER	IP WLS BF ER SO BB IBB HBP BLK WP HR S P ERA WHIP	IP WLS BF ER SO BB IBB HBP BLK WP HR S P ERA WHIP	IP WLS BF ER SO BB IBB HBP BLK WP HR S P ERA WHIP	IP WLS BF ER SO BB IBB HBP BLK WP HR S P ERA WHIP	IP WLS BF ER SO BB IBB HBP BLK WP HR S P ERA WHIP	IP WLS BF ER SO BB IBB HBP BLK WP HR S P ERA WHIP	IP WLS BF ER SO BB IBB HBP BLK WP HR S P ERA WHIP	IP WLS BF ER SO BB IBB HBP BLK WP HR S P ERA WHIP	IP WLS BF ER SO BB IBB HBP BLK WP HR S P ERA WHIP	IP WLS BF ER SO BB IBB HBP BLK WP HR S P ERA WHIP	IP WLS BF ER SO BB IBB HBP BLK WP HR S P ERA WHIP	IP WLS BF ER SO BB IBB HBP BLK WP HR S P ERA WHIP	IP WLS BF ER SO BB IBB HBP BLK WP HR S P ERA WHIP	IP WLS BF ER SO BB IBB HBP BLK WP HR S P ERA WHIP	IP WLS BF ER SO BB IBB HBP BLK WP HR S P ERA WHIP	IP WLS BF ER SO BB IBB HBP BLK WP HR S P ERA WHIP	IP WLS BF ER SO BB IBB HBP BLK WP HR S P ERA WHIP	IP WLS BF ER SO BB IBB HBP BLK WP HR S P ERA WHIP	IP WLS BF ER SO BB IBB HBP BLK WP HR S P ERA WHIP	IP WLS BF ER SO BB IBB HBP BLK WP HR S P ERA WHIP	IP WLS BF ER SO BB IBB HBP BLK WP HR S P ERA WHIP

Houston Astros @ San Francisco Giants
Candlestick Park, San Francisco, CA
Sat Sep 10 1988, 6:33 AM EDT
Att: 20,054 - Sunny - 80 F

AB 31
R 2
H 8
RBI 2
BB 3
SO 4
LOB 10



Batter	1	2	3	4	5	6	7	8	9	AB	R	H	RBI	BB	SO	LOB	BOTTOM				
Brett Butler, L (1, 8) OBP: 0.400, SLG: 0.400	4-2 6-3 SF7 BB		0-0 SH 1-3		4-1 BB		3-2 6-3 1-2			1	1	0	0	2	0	1					
Robby Thompson, R (1, 4) OBP: 0.334, SLG: 0.392	3-2 6-3 1-3		3-2 6-3 3-H 4-0		0-0 5-3		2-2 4-3 2B			4	0	1	1	0	0	3					
Will Clark, L (1, 3) OBP: 0.382, SLG: 0.508	3-2 SF7 3-H		3-2 G5-4-3 IBB		0-0 F9		0-1 4-3			2	0	0	1	1	0	1					
Candy Maldonado, R (1, 9) OBP: 0.314, SLG: 0.374	3-1 2B		2-2 G5-4-3 1-2f		0-2 G3-6 1B		0-0 F3			4	0	2	0	0	0	3					
Mike Aldrete, L (1, 7) OBP: 0.354, SLG: 0.341	2-2 6-3		2-0 4-3		1-2 G3-6 1-2f		0-1 F8			4	0	0	0	0	0	3					
Bob Melvin, R (1, 2) OBP: 0.270, SLG: 0.382		1-1 4-3		1-0 F4		0-0 6-3				3	0	0	0	0	0	0					
Ernest Riles, L (1, 5) OBP: 0.298, SLG: 0.361		1-2 G3		1-1 4-3		2-2 S 1B				2	0	0	0	0	0	0					
Kevin Mitchell, R (7, PH) OBP: 0.321, SLG: 0.441										1	0	1	0	0	0	0					
Donell Nixon, R (7, PR) OBP: 0.400, SLG: 0.391										0	1	0	0	0	0	0					
Matt Williams, R (8, 5) OBP: 0.280, SLG: 0.430										0	0	0	0	0	0	0					
Jose Uribe, S (1, 6) OBP: 0.299, SLG: 0.311		2-3 K		2-3 K		1-1 S 1B				3	0	1	1	0	2	0					
Trevor Wilson, L (1, 1) OBP: 0.333, SLG: 0.333					2-2 4-3		0-1 F8			2	1	1	0	0	0	0					
Craig Lefferts, L (7, 1) Phil Garner, R (7, PH) OBP: 0.143, SLG: 0.143										0	0	0	0	0	0	0					
Larry Sorensen, R (8, 1) ERA: 2.61										0	0	0	0	0	0	0					
Inning Stats	R: 1 E: 0 K: 0 S: 14	H: 1 LOB: 1 BB: 1 P: 28	R: 0 E: 0 K: 1 S: 8	H: 0 LOB: 0 BB: 0 P: 12	R: 1 E: 1 K: 0 S: 11	H: 1 LOB: 1 BB: 1 P: 22	R: 0 E: 0 K: 0 S: 4	H: 0 LOB: 0 BB: 0 P: 8	R: 0 E: 0 K: 1 S: 7	H: 0 LOB: 1 BB: 1 P: 13	R: 0 E: 0 K: 0 S: 9	H: 1 LOB: 0 BB: 0 P: 10	R: 1 E: 0 K: 0 S: 12	H: 2 LOB: 2 BB: 0 P: 18	R: 0 E: 0 K: 0 S: 8	H: 1 LOB: 1 BB: 0 P: 10	1B: 4 2B: 2 3B: 0 HR: 0	SF: 1 SAC: 1 DP: 2 HBP: 0	WP: 0 PB: 0 SB: 3 CS: 0	PA: 32	
PITCHER	IP WLS BF ER SO BB IBB HBP BLK WP HR S P ERA WHIP	IP WLS BF ER SO BB IBB HBP BLK WP HR S P ERA WHIP	IP WLS BF ER SO BB IBB HBP BLK WP HR S P ERA WHIP	IP WLS BF ER SO BB IBB HBP BLK WP HR S P ERA WHIP	IP WLS BF ER SO BB IBB HBP BLK WP HR S P ERA WHIP	IP WLS BF ER SO BB IBB HBP BLK WP HR S P ERA WHIP	IP WLS BF ER SO BB IBB HBP BLK WP HR S P ERA WHIP	IP WLS BF ER SO BB IBB HBP BLK WP HR S P ERA WHIP	IP WLS BF ER SO BB IBB HBP BLK WP HR S P ERA WHIP	IP WLS BF ER SO BB IBB HBP BLK WP HR S P ERA WHIP	IP WLS BF ER SO BB IBB HBP BLK WP HR S P ERA WHIP	IP WLS BF ER SO BB IBB HBP BLK WP HR S P ERA WHIP	IP WLS BF ER SO BB IBB HBP BLK WP HR S P ERA WHIP	IP WLS BF ER SO BB IBB HBP BLK WP HR S P ERA WHIP	IP WLS BF ER SO BB IBB HBP BLK WP HR S P ERA WHIP	IP WLS BF ER SO BB IBB HBP BLK WP HR S P ERA WHIP	IP WLS BF ER SO BB IBB HBP BLK WP HR S P ERA WHIP	IP WLS BF ER SO BB IBB HBP BLK WP HR S P ERA WHIP	IP WLS BF ER SO BB IBB HBP BLK WP HR S P ERA WHIP	IP WLS BF ER SO BB IBB HBP BLK WP HR S P ERA WHIP	IP WLS BF ER SO BB IBB HBP BLK WP HR S P ERA WHIP

Houston Astros @ San Francisco Giants
Candlestick Park, San Francisco, CA
Sat Sep 10 1988, 6:33 AM EDT
Att: 20,054 - Sunny - 80 F

AB 27
R 3
H 6
RBI 3
BB 3
SO 2
LOB 12



Batter	1	2	3	4	5	6	7	8	9	AB R H RBI BB SO LOB	TOP												
Gerald Young, S (1, 8) OBP: 0.343, SLG: 0.335	F8		F8		5-3			1B		4 0 1 0 0 0 1	Houston Astros @ San Francisco Giants Candlestick Park, San Francisco, CA Sun Sep 11 1988, 6:33 AM EDT Att: 28,304 - Sunny - 85 F												
Bill Doran, S (1, 4) OBP: 0.346, SLG: 0.344	6-3		4-3			F7		BB		3 0 0 0 1 0 0													
Kevin Bass, S (1, 9) OBP: 0.318, SLG: 0.390	K			K	6-3			FC6-4		4 0 0 0 0 2 2													
Glenn Davis, R (1, 3) OBP: 0.347, SLG: 0.487		5-3		F3	5-3			5-3		4 0 0 0 0 0 0													
Buddy Bell, R (1, 5) OBP: 0.300, SLG: 0.345	F8			1B			6-3		HR	4 1 2 1 0 0 0													
Billy Hatcher, R (1, 7) OBP: 0.316, SLG: 0.358	HR			F7			G3		F3	4 1 1 1 0 0 1													
Rafael Ramirez, R (1, 6) OBP: 0.287, SLG: 0.359		6-3			F9		4-3		2B	4 1 1 0 0 0 0													
Craig Biggio, R (1, 2) OBP: 0.265, SLG: 0.376			HR			1B		6-3	2B	4 1 3 2 0 0 0													
Jim Deshaies, L (1, 1) OBP: 0.069, SLG: 0.036			K		K		4-3		K	4 0 0 0 0 3 2													
Inning Stats	R: 0 E: 0 K: 1 S: 6	H: 0 LOB: 0 BB: 0 P: 10	R: 1 E: 0 K: 0 S: 8	H: 1 LOB: 0 BB: 0 P: 14	R: 1 E: 0 K: 1 S: 7	H: 1 LOB: 1 BB: 0 P: 10	R: 0 E: 0 K: 1 S: 8	H: 1 LOB: 1 BB: 0 P: 16	R: 0 E: 0 K: 1 S: 9	H: 0 LOB: 1 BB: 0 P: 11		R: 0 E: 0 K: 0 S: 4	H: 0 LOB: 0 BB: 0 P: 7	R: 0 E: 0 K: 0 S: 5	H: 0 LOB: 0 BB: 0 P: 7	R: 0 E: 0 K: 0 S: 7	H: 1 LOB: 2 BB: 1 P: 16	R: 2 E: 0 K: 1 S: 11	H: 3 LOB: 1 BB: 0 P: 18	1B: 4 2B: 1 3B: 0 HR: 3	SF: 0 SAC: 0 DP: 0 HBP: 0	WP: 0 PB: 0 SB: 2 CS: 0	PA: 36
PITCHER	IP WLS BF H R ER SO BB IBB HBP BLK WP HR S P ERA WHIP											PITCHER	IP WLS BF H R ER SO BB IBB HBP BLK WP HR S P ERA WHIP										
Atlee Hammaker, L (1, 1) ERA: 4.04	8.0 L 30 5 2 2 4 1 0 0 0 0 2 54 91 2.25 0.750											Lary Sorensen, R (9, 1) ERA: 2.7	1.0 6 3 2 2 1 0 0 0 0 0 1 11 18 18.00 3.000										

AB	35
R	4
H	8
RBI	4
BB	1
SO	5
LOB	6



Batter	1	2	3	4	5	6	7	8	9	AB R H RBI BB SO LOB	BOTTOM												
Brett Butler, L (1, 8) OBP: 0.399, SLG: 0.401	B1-3		2B		4-3			F7		4 0 1 0 0 0 0	Houston Astros @ San Francisco Giants Candlestick Park, San Francisco, CA Sun Sep 11 1988, 6:33 AM EDT Att: 28,304 - Sunny - 85 F												
Robby Thompson, R (1, 4) OBP: 0.331, SLG: 0.388	5-3		5-3			K		F8		4 0 0 0 0 1 1													
Will Clark, L (1, 3) OBP: 0.383, SLG: 0.506	G3			1B		BB			F7	2 1 0 0 2 0 0													
Candy Maldonado, R (1, 9) OBP: 0.314, SLG: 0.373		F3		1B		K		G3		4 0 1 0 0 1 1													
Charlie Hayes, R (1, 7) OBP: 0.322, SLG: 0.443				1B						3 0 0 0 0 1 3													
Kevin Mitchell, R (9, PH) OBP: 0.125, SLG: 0.125		K		F8						1 0 1 0 0 0 0													
Tony Perezchica, R (9, PR) OBP: 0.333, SLG: 0.167										0 0 0 0 0 0 0													
Bob Melvin, R (1, 2) OBP: 0.269, SLG: 0.381									1B	3 0 1 1 0 0 1													
Matt Williams, R (1, 5) OBP: 0.273, SLG: 0.419										3 0 0 0 0 1 2													
Jose Uribe, S (1, 6) OBP: 0.297, SLG: 0.308										3 0 0 0 0 2 0													
Atlee Hammaker, S (1, 1) OBP: 0.167, SLG: 0.107										2 0 0 0 0 0 0													
Phil Garner, R (8, PH) OBP: 0.125, SLG: 0.125										1 0 0 0 0 0 0													
Lary Sorensen, R (9, 1) ERA: 2.7										0 0 0 0 0 0 0													
Inning Stats	R: 0 E: 0 K: 0 S: 4	H: 0 LOB: 0 BB: 0 P: 7	R: 0 E: 0 K: 1 S: 9	H: 1 LOB: 0 BB: 0 P: 14	R: 0 E: 0 K: 1 S: 9	H: 1 LOB: 1 BB: 0 P: 14	R: 1 E: 0 K: 1 S: 12	H: 1 LOB: 1 BB: 1 P: 21	R: 0 E: 0 K: 2 S: 8	H: 0 LOB: 0 BB: 1 P: 17	R: 0 E: 0 K: 0 S: 3	H: 0 LOB: 0 BB: 0 P: 4	R: 0 E: 0 K: 0 S: 7	H: 0 LOB: 0 BB: 0 P: 12	R: 0 E: 0 K: 0 S: 8	H: 1 LOB: 1 BB: 0 P: 16	1B: 3 2B: 1 3B: 0 HR: 0	SF: 1 SAC: 0 DP: 0 HBP: 0	WP: 0 PB: 0 SB: 2 CS: 0	PA: 33			
PITCHER	IP WLS BF H R ER SO BB IBB HBP BLK WP HR S P ERA WHIP											PITCHER	IP WLS BF H R ER SO BB IBB HBP BLK WP HR S P ERA WHIP										
Jim Deshaies, L (1, 1) ERA: 3.03	9.0 W 33 4 1 1 6 2 0 0 0 0 0 67 116 1.00 0.667																						



Batter	1	2	3	4	5	6	7	8	9	AB	R	H	RBI	BB	SO	LOB	TOP					
Brett Butler, L OBP: 0.399, SLG: 0.405 (1, 8)	2-1 P6		0-1 3B		2-0 FC6-4 CS		1-2 WP 1B		2-2 1-3	5	0	2	1	0	0	1						
Robby Thompson, R OBP: 0.331, SLG: 0.386 (1, 4)	2-3 K		4-2 L4-3 BB		3-2 5-3		1-0 SF7			2	0	0	1	1	1	1						
Will Clark, L OBP: 0.380, SLG: 0.502 (1, 3)	0-2 G3		1-0 L4-3			0-0 F8		3-H 3-3 K		4	0	0	0	0	1	4						
Candy Maldonado, R OBP: 0.313, SLG: 0.379 (1, 9)		0-0 HR		1-1 F9		0-0 F9		1-3 K		4	1	1	1	0	1	0						
Mike Aldrete, L OBP: 0.358, SLG: 0.342 (1, 7)		0-0 1B		4-1 1B SF8 BB		3-2 F9		4-2 BB		2	1	1	0	2	0	0						
Ernest Riles, L OBP: 0.305, SLG: 0.368 (1, 5)		2-1 1B		1 SAFE 2-1 SAFE SAFE 1B		1-1 E 1B		0-0 F4		3	1	3	0	0	0	0						
Matt Williams, R OBP: 0.271, SLG: 0.415 (7, 5)		1-3 1B		1-3 1B		2-2 SF8		1-1 E 1B BB SF7		1	0	0	0	0	0	1						
Kirt Manwaring, R OBP: 0.267, SLG: 0.301 (1, 2)	1-2 L1-3		2-2 SF8		3-H 1-2 F9		0-0 E6 1B BB SF7		2-2 F9	3	1	0	1	0	0	4						
Jose Uribe, S OBP: 0.297, SLG: 0.306 (1, 6)	0-1 L3						4-0 WP 1B BB		0-3 K	3	0	0	0	1	1	2						
Dennis Cook, L (1, 1)			1-3 K			4-0 FC6-4 BB		1-3 K		1	0	0	0	1	1	0						
Craig Lefferts, L (6, 1)									0-3 K	0	0	0	0	0	0	0						
Kevin Mitchell, R OBP: 0.322, SLG: 0.442 (7, PH)										1	0	0	0	0	1	3						
Roger Samuels, L (7, 1)										0	0	0	0	0	1	0						
Scott Garretts, R OBP: 0.309, SLG: 0.383 (9, 1)										0	0	0	0	0	0	0						
Joe Price, R (9, 1)										0	0	0	0	0	0	0						
Inning Stats	R: 0 E: 0 K: 1 S: 10	H: 0 LOB: 0 BB: 0 P: 14	R: 1 E: 0 K: 0 S: 10	H: 3 LOB: 1 BB: 0 P: 13	R: 0 E: 0 K: 1 S: 10	H: 1 LOB: 1 BB: 1 P: 16	R: 1 E: 0 K: 0 S: 12	H: 1 LOB: 1 BB: 1 P: 21	R: 0 E: 0 K: 0 S: 4	H: 0 LOB: 0 BB: 0 P: 13	R: 0 E: 0 K: 0 S: 5	H: 0 LOB: 0 BB: 0 P: 8	R: 2 E: 1 K: 2 S: 14	H: 2 LOB: 2 BB: 1 P: 25	R: 0 E: 0 K: 1 S: 9	H: 0 LOB: 1 BB: 0 P: 16	R: 0 E: 0 K: 2 S: 9	H: 0 LOB: 0 BB: 0 P: 11	1B: 5 2B: 2 3B: 1 HR: 1	SF: 2 SAC: 0 DP: 2 HBP: 0	WP: 1 PB: 0 SB: 0 CS: 1	PA: 37
PITCHER	IP	WLS	BF	H	R	ER	SO	BB	IBB	HBP	BLK	WP	HR	S	P	ERA	WHIP					
Andy Hawkins, R ERA: 3.32 (1, 1)	6.1	L	28	7	4	2	3	4	0	0	0	0	1	60	101	2.84	1.737					
Dave Leiper, L ERA: 2.11 (7, 1)	1.2		6	0	0	0	2	1	0	0	0	1	0	14	25	0.00	0.600					
Mark Grant, R ERA: 3.93 (9, 1)	1.0		3	0	0	0	2	0	0	0	0	0	0	9	11	0.00	0.000					

San Francisco Giants @ San Diego Padres
Jack Murphy Stadium, San Diego, CA
Mon Sep 12 1988, 10:05 PM EDT
Att: 22,740 - Unknown - 65 F

AB	30
R	4
H	7
RBI	4
BB	5
SO	7
LOB	16



Batter	1	2	3	4	5	6	7	8	9	AB	R	H	RBI	BB	SO	LOB	BOTTOM				
Dickie Thon, R OBP: 0.345, SLG: 0.319 (1, 6)	2-1 F9		0-1 4-3			0-3 K		0-0 G4-6-3 1B		4	0	1	0	0	1	0					
Roberto Alomar, S OBP: 0.320, SLG: 0.363 (1, 4)	3-2 F8			1-2 F8		4-1 F7 BB		2-1 G4-6-3		3	0	0	0	1	0	1					
Carmelo Martinez, R OBP: 0.307, SLG: 0.418 (1, 9)	4-2 BB			0-0 1B		4-1 BB		1-1 HR		2	1	2	1	2	0	0					
Keith Moreland, R OBP: 0.315, SLG: 0.346 (1, 3)	0-1 F9			0-0 F9		0-2 F7		3-1 HR		4	1	1	1	0	0	4					
Benito Santiago, R OBP: 0.292, SLG: 0.363 (1, 2)		1-2 F8		1-1 F9		0-3 K		0-0 F7 1B		4	0	1	0	0	1	3					
Randy Ready, R OBP: 0.339, SLG: 0.375 (1, 7)	2-0 F9			2-2 F9		0-1 5-3		3-1 F7		4	0	0	0	0	0	1					
Chris Brown, R OBP: 0.304, SLG: 0.295 (1, 5)		1-1 5-3			2-1 1B		1-1 G3		4-2 BB	3	0	1	0	0	0	0					
John Kruk, L OBP: 0.371, SLG: 0.368 (9, PH)										0	0	0	0	1	0	0					
Stan Jefferson, S OBP: 0.218, SLG: 0.222 (9, PR)										0	0	0	0	0	0	0					
Marvell Wynne, L OBP: 0.320, SLG: 0.441 (1, 8)			1-0 F9		2-2 F8		2-2 F8		1-1 F8	4	0	0	0	0	0	3					
Andy Hawkins, R OBP: 0.138, SLG: 0.123 (1, 1)			2-3 K		0-0 6-3			0-1 F8		2	0	0	0	0	1	1					
Dave Leiper, L OBP: 1.000, SLG: 1.000 (7, 1)									0-0 4-3	0	0	0	0	0	0	0					
Mark Parent, R OBP: 0.224, SLG: 0.319 (9, PH)										1	0	0	0	0	0	0					
Mark Grant, R (9, 1)										0	0	0	0	0	0	0					
Gary Templeton, S OBP: 0.276, SLG: 0.341 (9, PH)										1	0	0	0	0	0	2					
Inning Stats	R: 0 E: 0 K: 0 S: 11	H: 0 LOB: 1 BB: 1 P: 20	R: 0 E: 0 K: 0 S: 6	H: 0 LOB: 0 BB: 0 P: 10	R: 0 E: 0 K: 1 S: 7	H: 0 LOB: 0 BB: 0 P: 10	R: 0 E: 0 K: 0 S: 8	H: 1 LOB: 1 BB: 0 P: 10	R: 0 E: 0 K: 2 S: 12	H: 0 LOB: 2 BB: 2 P: 20	R: 0 E: 0 K: 0 S: 9	H: 0 LOB: 0 BB: 0 P: 12	R: 0 E: 0 K: 0 S: 5	H: 1 LOB: 0 BB: 0 P: 7	R: 2 E: 0 K: 0 S: 12	H: 3 LOB: 2 BB: 1 P: 24	1B: 4 2B: 0 3B: 0 HR: 2	SF: 0 SAC: 0 DP: 1 HBP: 0	WP: 0 PB: 0 SB: 0 CS: 0	PA: 36	
PITCHER	IP	WLS	BF	H	R	ER	SO	BB	IBB	HBP	BLK	WP	HR	S	P	ERA	WHIP				
Dennis Cook, L ERA: 3.25 (1, 1)	5.1	W	21	2	0	0	2	3	0	0	0	0	0	7	7	0.00	0.938				
Craig Lefferts, L ERA: 3.25 (6, 1)	0.2		2	0	0	0	1	0	0	0	0	0	0	7	7	0.00	0.000				
Roger Samuels, L ERA: 5.06 (7, 1)	2.0		8	3	2	2	0	0	0	0	0	0	2	18	27	9.00	1.500				
Scott Garretts, R ERA: 3.82 (9, 1)	0.1		3	1	0	0	0	1	0	0	0	0	0	5	12	0.00	6.000				
Joe Price, L ERA: 3.47 (9, 1)	0.2	S	2	0	0	0	0	0	0	0	0	0	0	3	4	0.00	0.000				

San Francisco Giants @ San Diego Padres
Jack Murphy Stadium, San Diego, CA
Mon Sep 12 1988, 10:05 PM EDT
Att: 22,740 - Unknown - 65 F

AB	32
R	2
H	6
RBI	2
BB	4
SO	3
LOB	15



Batter	1	2	3	4	5	6	7	8	9	AB	R	H	RBI	BB	SO	LOB	TOP								
Brett Butler, L (1, 8) OBP: 0.398, SLG: 0.402	L7			6-3			G3-1			3	0	0	0	0	0	0	San Francisco Giants @ San Diego Padres Jack Murphy Stadium, San Diego, CA Tue Sep 13 1988, 10:05 PM EDT Att: 9,530 - Unknown livebaseballscorecards.com								
Robby Thompson, R (1, 4) OBP: 0.330, SLG: 0.393	6-3			HR				F8		3	1	1	2	0	0										
Will Clark, L (1, 3) OBP: 0.379, SLG: 0.500	F7			FC4-6 1B				F8		4	0	1	0	0	1	2									
Candy Maldonado, R (1, 9) OBP: 0.315, SLG: 0.385		5-3		FC4-6 1-2						3	1	1	1	1	0	1									
Mike Aldrete, L (1, 7) OBP: 0.357, SLG: 0.341	4-3			4-3				BB		4	0	1	0	0	0	2									
Ernest Riles, L (1, 5) OBP: 0.306, SLG: 0.369										2	1	1	0	0	0	0									
Chris Speier, R (6, PH) OBP: 0.313, SLG: 0.346	1-3									2	0	0	0	0	0	1									
Kirt Manwaring, R (1, 2) OBP: 0.266, SLG: 0.312										4	1	1	1	0	1	0									
Jose Uribe, S (1, 6) OBP: 0.296, SLG: 0.304				G4-3						3	0	0	0	1	1	1									
Rick Reuschel, R (1, 1) OBP: 0.138, SLG: 0.127				6-3						3	0	1	0	0	0	0									
Craig Lefferts, L (8, 1)										1	0	0	0	0	1	1									
Inning Stats	R: 0 E: 0 K: 0 S: 10	H: 0 LOB: 0 BB: 0 P: 18	R: 0 E: 0 K: 0 S: 7	H: 0 LOB: 0 BB: 0 P: 11	R: 0 E: 0 K: 0 S: 4	H: 0 LOB: 0 BB: 0 P: 4	R: 1 E: 0 K: 0 S: 14	H: 2 LOB: 1 BB: 0 P: 26	R: 2 E: 0 K: 1 S: 18	H: 3 LOB: 2 BB: 0 P: 27	R: 1 E: 0 K: 0 S: 9	H: 2 LOB: 0 BB: 0 P: 12	R: 0 E: 0 K: 1 S: 9	H: 0 LOB: 0 BB: 0 P: 14	R: 0 E: 0 K: 0 S: 6	H: 0 LOB: 1 BB: 1 P: 14	R: 0 E: 0 K: 2 S: 7	H: 0 LOB: 1 BB: 1 P: 12	1B: 4 2B: 1 3B: 0 HR: 2	SF: 1 SAC: 0 DP: 1 HBP: 1	WP: 0 PB: 0 SB: 0 CS: 0	PA: 36			
PITCHER	IP	WLS	BF	H	R	ER	SO	BB	IBB	HBP	BLK	WP	HR	S	P	ERA	WHIP								
Ed Whitson, R (1, 1) ERA: 3.84	5.0	L	23	7	4	4	1	0	0	1	0	0	2	58	92	7.20	1.400								
Dave Leiper, L (6, 1) ERA: 2.01	2.0		5	0	0	0	1	0	0	0	0	0	0	13	20	0.00	0.000								
Lance McCullers, R (8, 1) ERA: 2.1	2.0		8	0	0	0	2	2	0	0	0	0	0	13	26	0.00	1.000								

Batter	1	2	3	4	5	6	7	8	9	AB	R	H	RBI	BB	SO	LOB	BOTTOM								
Marvell Wynne, L (1, 8) OBP: 0.323, SLG: 0.442	E L7 1B			G3			G3			4	1	2	0	0	0	0	San Francisco Giants @ San Diego Padres Jack Murphy Stadium, San Diego, CA Tue Sep 13 1988, 10:05 PM EDT Att: 9,530 - Unknown livebaseballscorecards.com								
Roberto Alomar, S (1, 4) OBP: 0.320, SLG: 0.363	L7			E7 1B				F7		3	0	1	0	0	0	1									
Carmelo Martinez, R (1, 7) OBP: 0.393, SLG: 0.412	E9 1B			F8				5-3		4	0	0	0	0	0	4									
John Kruk, L (1, 9) OBP: 0.370, SLG: 0.367				F8						4	0	1	1	0	1	1									
Keith Moreland, R (1, 3) OBP: 0.314, SLG: 0.345				L4						4	0	1	0	0	0	2									
Stan Jefferson, S (9, PR) OBP: 0.218, SLG: 0.222										0	0	0	0	0	0	0									
Benito Santiago, R (1, 2) OBP: 0.291, SLG: 0.362	5-3			6-3						4	0	1	0	0	0	3									
Tim Flannery, L (1, 5) OBP: 0.371, SLG: 0.382										3	0	1	0	0	0	1									
Randy Ready, R (9, PH) OBP: 0.338, SLG: 0.373				FC4-6 1B				F8		1	0	0	0	0	0	1									
Garry Templeton, S (1, 6) OBP: 0.272, SLG: 0.337				FC4-6 1-2						4	0	0	0	0	1	2									
Ed Whitson, R (1, 1) OBP: 0.180, SLG: 0.230										2	0	1	0	0	0	0									
Dave Leiper, L (6, 1) OBP: 1.000, SLG: 1.000										0	0	0	0	0	0	0									
Dickie Thon, R (7, PH) OBP: 0.343, SLG: 0.318										1	0	0	0	0	1	0									
Lance McCullers, S (8, 1) OBP: 0.250, SLG: 0.143										0	0	0	0	0	0	0									
Inning Stats	R: 1 E: 1 K: 0 S: 9	H: 2 LOB: 2 BB: 0 P: 14	R: 0 E: 0 K: 0 S: 8	H: 0 LOB: 0 BB: 0 P: 10	R: 0 E: 1 K: 0 S: 8	H: 1 LOB: 1 BB: 0 P: 15	R: 0 E: 0 K: 0 S: 8	H: 1 LOB: 1 BB: 0 P: 13	R: 0 E: 0 K: 0 S: 7	H: 2 LOB: 1 BB: 0 P: 9	R: 0 E: 0 K: 0 S: 9	H: 1 LOB: 1 BB: 0 P: 12	R: 0 E: 0 K: 1 S: 6	H: 0 LOB: 0 BB: 0 P: 9	R: 0 E: 0 K: 1 S: 11	H: 0 LOB: 0 BB: 0 P: 14	R: 0 E: 0 K: 1 S: 9	H: 1 LOB: 1 BB: 0 P: 13	1B: 8 2B: 1 3B: 0 HR: 0	SF: 0 SAC: 1 DP: 1 HBP: 0	WP: 0 PB: 0 SB: 0 CS: 0	PA: 35			
PITCHER	IP	WLS	BF	H	R	ER	SO	BB	IBB	HBP	BLK	WP	HR	S	P	ERA	WHIP								
Rick Reuschel, R (1, 1) ERA: 3.04	7.0	W	28	7	1	1	1	0	0	0	0	0	0	55	82	1.29	1.000								
Craig Lefferts, L (8, 1) ERA: 3.16	2.0	S	7	1	0	0	2	0	0	0	0	0	0	20	27	0.00	0.500								



Batter	1	2	3	4	5	6	7	8	9	AB	R	H	RBI	BB	SO	LOB	TOP				
Brett Butler, L OBP: 0.398, SLG: 0.402	F8	FC3-6		SF8				SF7 1B		3	0	1	1	1	0	2	San Francisco Giants @ San Diego Padres Jack Murphy Stadium, San Diego, CA Wed Sep 14 1988, 10:05 PM EDT Att: 10,692 - Unknown livebaseballscorecards.com				
Robby Thompson, R OBP: 0.329, SLG: 0.391	6-3		B5-3	G5-4-3		F8		SF7 1B		5	0	1	0	0	3						
Will Clark, L OBP: 0.381, SLG: 0.501					4-3			SF7		3	0	2	1	1	0						
Candy Maldonado, R OBP: 0.313, SLG: 0.385			L4			F2		G5-3		5	1	1	0	0	1						
Mike Aldrete, L OBP: 0.360, SLG: 0.339			G5-3				4-3			2	1	0	0	3	0						
Ernest Riles, L OBP: 0.308, SLG: 0.375										4	1	2	1	0	0						
Joe Price, R OBP: 0.316, SLG: 0.235										0	0	0	0	0	0						
Lary Sorensen, R OBP: 0.083, SLG: 0.083										0	0	0	0	0	0						
Scott Garrelts, R OBP: 0.083, SLG: 0.083										0	0	0	0	0	0						
Craig Lefferts, L OBP: 0.286, SLG: 0.321										0	0	0	0	0	0						
Kirt Manwaring, R OBP: 0.286, SLG: 0.321										4	1	2	0	0	1						
Jose Uribe, S OBP: 0.297, SLG: 0.306										4	1	2	2	0	0						
Don Robinson, R OBP: 0.209, SLG: 0.238										3	0	1	1	0	0						
Francisco Melendez, L OBP: 0.316, SLG: 0.235										0	0	0	0	1	0						
Donell Nixon, R OBP: 0.400, SLG: 0.391										0	1	0	0	0	0						
Matt Williams, R OBP: 0.289, SLG: 0.412										1	0	0	0	0	1						
Inning Stats	R: 0 E: 0 K: 1 S: 10	H: 1 LOB: 1 BB: 0 P: 16	R: 1 E: 0 K: 0 S: 17	H: 1 LOB: 2 BB: 1 P: 26	R: 0 E: 0 K: 0 S: 5	H: 1 LOB: 1 BB: 0 P: 8	R: 3 E: 0 K: 0 S: 14	H: 4 LOB: 0 BB: 0 P: 22	R: 1 E: 1 K: 0 S: 8	H: 1 LOB: 1 BB: 1 P: 16	R: 0 E: 0 K: 0 S: 9	H: 1 LOB: 1 BB: 0 P: 11	R: 1 E: 0 K: 0 S: 8	H: 2 LOB: 3 BB: 2 P: 21	R: 0 E: 0 K: 2 S: 9	H: 0 LOB: 0 BB: 0 P: 11	1B: 10 2B: 2 3B: 0 HR: 0	SF: 4 SAC: 0 DP: 1 HBP: 1	WP: 0 PA: 45 PB: 0 SB: 1 CS: 0		
PITCHER	IP WLS BF H R ER SO BB IBB HBP BLK WP HR S P ERA WHIP																				
Jimmy Jones, R ERA: 3.91	3.0 L 18 7 4 4 1 1 0 0 0 0 0 0 42 65 12.00 2.667																				
Mark Grant, R ERA: 3.84	2.0 7 1 1 0 0 1 0 0 0 0 0 0 12 23 0.00 1.000																				
Greg Booker, R ERA: 3.86	2.0 10 2 0 0 0 2 0 0 0 0 0 0 18 29 0.00 2.000																				
Lance McCullers, R ERA: 2.18	1.0 7 2 1 1 0 2 0 0 0 0 0 0 8 21 9.00 4.000																				
Mark Davis, L ERA: 1.99	1.0 3 0 0 0 2 0 0 0 0 0 0 0 9 11 0.00 0.000																				
Batter	1	2	3	4	5	6	7	8	9	AB	R	H	RBI	BB	SO	LOB	BOTTOM				
John Kruk, L OBP: 0.372, SLG: 0.367	L3		G4-6-3			4-3		1B BLK	1B	3	1	1	0	2	0	1	San Francisco Giants @ San Diego Padres Jack Murphy Stadium, San Diego, CA Wed Sep 14 1988, 10:05 PM EDT Att: 10,692 - Unknown livebaseballscorecards.com				
Roberto Alomar, S OBP: 0.318, SLG: 0.361	B1			L4		G4-3		F6		5	0	1	1	0	2						
Tony Gwynn, L OBP: 0.364, SLG: 0.413	L3			L5		4-3		1B	L5	5	1	1	0	0	3						
Carmelo Martinez, R OBP: 0.306, SLG: 0.414				F9				F4		4	0	2	1	0	0						
Keith Moreland, R OBP: 0.314, SLG: 0.345				5-3				5-3		3	1	1	1	0	0						
Benito Santiago, R OBP: 0.291, SLG: 0.361				4-3				F9		4	1	1	0	0	3						
Mark Davis, L OBP: 0.300, SLG: 0.556								1B		0	0	0	0	0	0						
Tim Flannery, L OBP: 0.381, SLG: 0.388				G4-3				1B		3	0	2	0	1	0						
Garry Templeton, S OBP: 0.272, SLG: 0.335								1B		4	1	1	2	0	1						
Jimmy Jones, R ERA: 2.5										1	0	1	0	0	0						
Mark Grant, R ERA: 3.75										0	0	0	0	0	0						
Marvell Wynne, L ERA: 3.40										1	0	0	0	0	1						
Greg Booker, R ERA: 3.21										0	0	0	0	0	0						
Randy Ready, R ERA: 3.79										1	0	0	0	0	2						
Lance McCullers, S ERA: 2.25										0	0	0	0	0	0						
Mark Parent, R ERA: 3.16										1	0	0	0	0	1						
Inning Stats	R: 0 E: 0 K: 0 S: 6	H: 1 LOB: 0 BB: 0 P: 8	R: 0 E: 0 K: 0 S: 11	H: 1 LOB: 1 BB: 0 P: 12	R: 0 E: 0 K: 1 S: 7	H: 1 LOB: 0 BB: 0 P: 10	R: 0 E: 0 K: 0 S: 5	H: 0 LOB: 0 BB: 0 P: 10	R: 1 E: 0 K: 0 S: 12	H: 2 LOB: 1 BB: 0 P: 12	R: 0 E: 0 K: 0 S: 6	H: 0 LOB: 0 BB: 0 P: 10	R: 1 E: 0 K: 0 S: 15	H: 3 LOB: 2 BB: 0 P: 22	R: 2 E: 0 K: 0 S: 13	H: 2 LOB: 1 BB: 1 P: 19	R: 1 E: 0 K: 0 S: 14	H: 1 LOB: 2 BB: 2 P: 24	1B: 11 2B: 1 3B: 0 HR: 0	SF: 1 SAC: 0 DP: 2 HBP: 0	WP: 0 PA: 39 PB: 0 SB: 1 CS: 0
PITCHER	IP WLS BF H R ER SO BB IBB HBP BLK WP HR S P ERA WHIP																				
Don Robinson, R ERA: 2.5	7.0 W 27 8 2 2 1 0 0 0 0 0 0 62 84 2.57 1.143																				
Joe Price, L ERA: 3.75	0.1 3 1 2 2 0 1 0 0 0 0 0 0 7 11 54.00 6.000																				
Lary Sorensen, R ERA: 3.21	0.2 4 1 1 1 0 1 0 0 0 0 0 0 8 14 13.50 3.000																				
Scott Garrelts, R ERA: 3.79	0.2 4 1 0 0 0 1 0 0 0 0 0 0 9 13 0.00 3.000																				
Craig Lefferts, L ERA: 3.16	0.1 S 1 0 0 0 0 0 0 0 0 0 0 0 3 5 0.00 0.000																				

Batter	1	2	3	4	5	6	7	8	9	AB	R	H	RBI	BB	SO	LOB	TOP								
Brett Butler, L (1,8) OBP: 0.397, SLG: 0.401	2-1 G3 S 1B		3-2 5-3			2-3 K 2	0-0 B3			4	0	1	0	0	1	1	San Francisco Giants @ Houston Astros Astrodome, Houston, TX Fri Sep 16 1988, 8:05 PM EDT Att. 14,344 - Dome								
Robby Thompson, R (1,4) OBP: 0.326, SLG: 0.388	1-3 K 1-2		1-3 K			4-1 2B 1B BB	1-0 4-3			3	1	0	0	1	2	2									
Will Clark, L (1,3) OBP: 0.380, SLG: 0.501	1-0 G3 2-3			2-2 L9		3-1 1B 2B	3-2 4-3			4	1	1	0	0	0	1									
Candy Maldonado, R (1,9) OBP: 0.313, SLG: 0.383	3-0 6-3			1-1 6-3		3-2 1B 1B HBP	2-2 F8			3	1	0	0	0	0	1									
Donell Nixon, R (1,7) OBP: 0.389, SLG: 0.379		3-2 6-3		0-1 5-3		0-2 1B 2B 1B	3-2 1-3			2	0	0	0	0	0	0									
Kevin Mitchell, R (6,PH) OBP: 0.321, SLG: 0.442						1-3 2H 3H				0	0	0	0	0	0	0									
Mike Aldrete, L (6,PH) OBP: 0.360, SLG: 0.340						1-1 1B				2	1	1	2	0	0	0									
Matt Williams, R (1,5) OBP: 0.285, SLG: 0.405						3-2 F8				2	0	0	0	0	1	0									
Ernest Riles, L (6,PH) OBP: 0.310, SLG: 0.377						1-1 2B				1	1	1	1	0	0	0									
Lary Sorensen, R (6,1) OBP: 0.077, SLG: 0.077						1-3 3H 1B				0	0	0	0	0	0	0									
Scott Garrelts, R (6,1) OBP: 0.077, SLG: 0.077						2-1 5-3				4	0	1	2	0	0	0									
Craig Lefferts, L (9,1)						2-1 6-3				0	0	0	0	0	0	0									
Kirt Manwaring, R (1,2) OBP: 0.284, SLG: 0.329						0-3 K				4	0	1	0	0	1	1									
Jose Uribe, S (1,6) OBP: 0.297, SLG: 0.305				1-2 SH3-4 1B						4	0	1	0	0	1	1									
Atlee Hammaker, S (1,1) OBP: 0.167, SLG: 0.107				0-2 SH3-4						0	0	0	0	0	0	0									
Charlie Hayes, R (6,PH)										2	0	0	0	0	1	0									
Chris Speier, R (8,5) OBP: 0.313, SLG: 0.346				1-2						0	0	0	0	0	0	0									
Inning Stats	R: 0 E: 0 K: 1 S: 7	H: 1 LOB: 1 BB: 0 P: 14	R: 0 E: 0 K: 1 S: 9	H: 0 LOB: 0 BB: 0 P: 15	R: 0 E: 0 K: 1 S: 14	H: 1 LOB: 1 BB: 0 P: 19	R: 0 E: 0 K: 0 S: 7	H: 0 LOB: 0 BB: 0 P: 10	R: 0 E: 0 K: 0 S: 7	H: 0 LOB: 0 BB: 0 P: 14	R: 5 E: 0 K: 2 S: 23	H: 4 LOB: 1 BB: 1 P: 38	R: 0 E: 0 K: 1 S: 7	H: 0 LOB: 0 BB: 0 P: 10	R: 0 E: 0 K: 0 S: 12	H: 0 LOB: 0 BB: 0 P: 20	R: 0 E: 0 K: 0 S: 4	H: 0 LOB: 0 BB: 0 P: 6	1B: 4 2B: 2 3B: 0 HR: 0	SF: 0 SAC: 1 DP: 0 HBP: 1	WP: 0 PB: 0 SB: 1 CS: 0	PA: 35			
PITCHER	IP	WLS	BF	H	R	ER	SO	BB	IBB	HBP	BLK	WP	HR	S	P	ERA	WHIP								
Bob Knepper, L (1,1) ERA: 3.26	5.2	L	22	3	3	3	4	1	0	1	0	0	0	55	95	4.76	0.706								
Larry Andersen, R (6,1) ERA: 3.05	0.1		4	3	2	2	1	0	0	0	0	0	0	12	15	54.00	9.000								
Juan Agosto, L (7,1) ERA: 2.34	3.0		9	0	0	0	1	0	0	0	0	0	0	23	36	0.00	0.000								

Batter	1	2	3	4	5	6	7	8	9	AB	R	H	RBI	BB	SO	LOB	BOTTOM										
Gerald Young, S (1,8) OBP: 0.342, SLG: 0.335	0-0 5-3		2-0 L9			4-1 FC5-4 BB	2-0 F6		1 SAFE 0-0 SH BB	3	0	0	0	1	0	2	San Francisco Giants @ Houston Astros Astrodome, Houston, TX Fri Sep 16 1988, 8:05 PM EDT Att. 14,344 - Dome										
Bill Doran, S (1,4) OBP: 0.343, SLG: 0.338	1-1 5-3		1-1 F7			1-1 FC5-4			4-1 G6-4-3 BB	4	0	1	0	1	0	2											
Louie Meadows, L (9,FR) OBP: 0.313, SLG: 0.500						1-2 FC5-4			1-2 2-3 BB	0	0	0	0	0	0	0											
Kevin Bass, S (1,9) OBP: 0.313, SLG: 0.388	1-2 E5					0-0 F9			0-2 P3	5	0	0	0	0	0	4											
Glenn Davis, R (1,3) OBP: 0.348, SLG: 0.489	4-2 FC5-4 BB					0-0 1-3			1-0 G6-4-3	4	1	1	0	1	1	4											
Buddy Bell, R (1,5) OBP: 0.307, SLG: 0.361	0-0 FC5-4					0-0 HR			1-2	3	2	1	1	1	0	3											
Billy Hatcher, R (1,7) OBP: 0.321, SLG: 0.367			0-1 6-3			0-0 F8			1-2 1B FC3-6 2B	4	1	1	1	0	0	0											
Rafael Ramirez, R (1,6) OBP: 0.293, SLG: 0.373			1-1 G3			0-1 FC5-4 1B			1-0 5-3	4	0	2	1	0	0	0											
Craig Biggio, R (1,2) OBP: 0.255, SLG: 0.350			0-0 6-3			1 SAFE 0-1 FC5-4 SH3-4			4-0 P5	2	0	0	0	0	0	1											
Alan Ashby, S (6,PH) OBP: 0.332, SLG: 0.410						1-2 SH3-4			1-2 BB	1	0	0	0	1	0	0											
Bob Knepper, L (1,1) ERA: 3.95			1-3 K			0-0 SH3-4			0-2 BB SH	1	0	0	0	0	1	0											
Larry Andersen, R (6,1) ERA: 5.02						1-2 SH3-4				0	0	0	0	0	0	0											
Cameron Drew, L (6,PH)										1	0	0	1	0	0	2											
Juan Agosto, L (7,1)										0	0	0	0	0	0	0											
Terry Puhl, L (9,PH) OBP: 0.401, SLG: 0.404						1-2			1B	1	0	1	0	0	0	0											
Inning Stats	R: 0 E: 1 K: 0 S: 11	H: 0 LOB: 2 BB: 1 P: 17	R: 0 E: 0 K: 0 S: 5	H: 0 LOB: 0 BB: 0 P: 6	R: 0 E: 0 K: 1 S: 6	H: 0 LOB: 0 BB: 0 P: 10	R: 1 E: 0 K: 0 S: 4	H: 1 LOB: 0 BB: 0 P: 4	R: 0 E: 0 K: 0 S: 8	H: 1 LOB: 2 BB: 1 P: 13	R: 3 E: 0 K: 0 S: 11	H: 3 LOB: 2 BB: 2 P: 24	R: 0 E: 0 K: 1 S: 9	H: 1 LOB: 1 BB: 0 P: 13	R: 0 E: 0 K: 0 S: 4	H: 0 LOB: 0 BB: 0 P: 4	R: 0 E: 1 K: 0 S: 9	H: 1 LOB: 3 BB: 1 P: 14	1B: 4 2B: 2 3B: 0 HR: 1	SF: 0 SAC: 2 DP: 1 HBP: 0	WP: 1 PB: 0 SB: 2 CS: 0	PA: 40					
PITCHER	IP	WLS	BF	H	R	ER	SO	BB	IBB	HBP	BLK	WP	HR	S	P	ERA	WHIP										
Atlee Hammaker, L (1,1) ERA: 3.95	5.0	W	20	2	1	1	1	2	0	0	0	0	0	7	12	81.00	9.000										
Lary Sorensen, R (6,1) ERA: 5.02	0.1		4	2	3	3	0	1	0	0	0	0	0	1	0	21	33	0.00	1.500								
Scott Garrelts, R (6,1) ERA: 3.68	2.2	S	13	3	0	0	1	1	0	0	0	0	0	5	10	0.00	1.000										
Craig Lefferts, L (9,1) ERA: 3.13	1.0	S	3	0	0	0	0	1	0	0	0	0	0	5	10	0.00	1.000										



Batter	1	2	3	4	5	6	7	8	9	AB	R	H	RBI	BB	SO	LOB	TOP										
Brett Butler, L OBP: 0.397, SLG: 0.400 (1.8)	0-1 5-3		2-1 CS HBP		0-1 3B 1B		1-0 F7		1-1 G3	4	1	1	0	0	0	2											
Robby Thompson, R OBP: 0.329, SLG: 0.392 (1.4)	2-2 F7		0-0 CS	0-0 WP 2B 1B	1-0 1-H 3B		0-0 F2		1-1 6-3	5	1	2	1	0	0	2											
Will Clark, L OBP: 0.383, SLG: 0.504 (1.3)	1-2 1B			3-1 1-H 1B 2B	0-0 G3		4-2 1-2 BB			3	1	2	1	1	0	1											
Candy Maldonado, R OBP: 0.313, SLG: 0.382 (1.9) Mike Aldrete, L OBP: 0.359, SLG: 0.339 (7.9)	0-1 F3			1-1 1B	2-0 F8		0-2 4-3			3	0	1	1	0	0	2											
Charlie Hayes, R OBP: 0.125, SLG: 0.125 (1.7) Francisco Melendez, L OBP: 0.350, SLG: 0.222 (8. PH) Donell Nixon, R OBP: 0.389, SLG: 0.379 (8.7)		1-2 F2		0-0 1-2 1B		3-2 F8		2-3 K		3	0	1	0	0	0	0											
Matt Williams, R OBP: 0.257, SLG: 0.392 (1.5)		2-1 F7		3-3 K		1-3 K		0-3 K		4	0	0	0	0	3	2											
Kirt Manwaring, R OBP: 0.272, SLG: 0.315 (1.2)		1-1 F6		0-0 F9		1-2 1-6-3		0-1 F4		4	0	0	0	0	0	2											
Jose Uribe, S OBP: 0.299, SLG: 0.314 (1.6)			1-0 F6	1-2 F9			1-0 HR		3-2 G3 SH2-4 1B	4	1	2	1	0	0	2											
Rick Reuschel, R OBP: 0.147, SLG: 0.136 (1.1)			1-3 K		0-3 K		2-2 BB 1B		0-1 SH2-4	3	0	1	0	0	2	0											
Inning Stats	R: 0 E: 0 K: 0 S: 11	H: 1 LOB: 1 BB: 0 P: 14	R: 0 E: 0 K: 0 S: 7	H: 0 LOB: 0 BB: 0 P: 11	R: 0 E: 0 K: 1 S: 7	H: 0 LOB: 0 BB: 0 P: 11	R: 2 E: 0 K: 1 S: 13	H: 4 LOB: 2 BB: 0 P: 21	R: 1 E: 0 K: 1 S: 8	H: 2 LOB: 1 BB: 0 P: 11	R: 0 E: 0 K: 1 S: 9	H: 0 LOB: 0 BB: 0 P: 14	R: 1 E: 0 K: 0 S: 15	H: 2 LOB: 2 BB: 1 P: 23	R: 0 E: 0 K: 2 S: 10	H: 0 LOB: 0 BB: 0 P: 12	R: 0 E: 0 K: 0 S: 9	H: 1 LOB: 1 BB: 0 P: 14	1B: 7 2B: 1 3B: 1 HR: 1	SF: 0 SAC: 1 DP: 0 HBP: 1	WP: 1 PB: 0 SB: 0 CS: 1	PA: 39					
PITCHER	IP	WLS	BF	H	R	ER	SO	BB	IBB	HBP	BLK	WP	HR	S	P	ERA	WHIP										
Jim Deshaies, L ERA: 3.11 (1.1)	6.2	L	30	9	4	4	4	1	0	1	0	1	1	66	101	5.40	1.500										
Danny Darwin, R ERA: 3.97 (7.1)	1.1		4	0	0	0	2	0	0	0	0	0	0	14	16	0.00	0.000										
Dave Smith, R ERA: 2.31 (9.1)	1.0		4	1	0	0	0	0	0	0	0	0	0	9	14	0.00	1.000										

San Francisco Giants @ Houston Astros
Astrodome, Houston, TX
Sat Sep 17 1988, 4:33 AM EDT
Att: 19,593 - Unknown

AB	35
R	4
H	10
RBI	4
BB	1
SO	6
LOB	15



Batter	1	2	3	4	5	6	7	8	9	AB	R	H	RBI	BB	SO	LOB	BOTTOM										
Gerald Young, S OBP: 0.341, SLG: 0.333 (1.8)	2-1 6-3		2-1 L5		0-0 G3 1B		1-0 F6		2-2 4-3	5	0	1	0	0	0	1											
Bill Doran, S OBP: 0.342, SLG: 0.340 (1.4)	2-1 6-3 2B		0-1 F4		2-0 SF9		0-0 4-3			3	0	1	1	0	0	0											
Terry Puhl, L OBP: 0.402, SLG: 0.406 (1.7)	0-1 6-3		3-2 F4 1B		0-0 G3			0-1 G6-4-3 1B		4	0	2	0	0	0	3											
Glenn Davis, R OBP: 0.346, SLG: 0.485 (1.3)	2-3 F4		1-2 6-3		1-0 F4			2-2 G6-4-3 1B		4	0	0	0	0	0	5											
Buddy Bell, R OBP: 0.303, SLG: 0.356 (1.5) Dave Smith, R OBP: 0.303, SLG: 0.356 (9.1)		1-0 F8		0-0 F7		2-2 5-3		3-2 4-3		4	0	0	0	0	0	0											
Alan Ashby, S OBP: 0.330, SLG: 0.407 (1.2)		0-0 F8		0-3 K		0-0 1B			0-0 4-3	4	0	1	0	0	1	0											
Cameron Drew, L OBP: 0.286, SLG: 0.571 (1.9)		1-1 1B 1B		0-0 F7		0-0 F8			0-0 SF7 3B	4	1	2	0	0	0	1											
Rafael Ramirez, R OBP: 0.296, SLG: 0.375 (1.6) Danny Darwin, R OBP: 0.089, SLG: 0.167 (7.1) Ken Caminiti, S OBP: 0.226, SLG: 0.246 (9.5)		1-1 1B		2-0 1B SF9 1B		1-3 K			2-1 SF7	3	1	2	0	0	1	1											
Jim Deshaies, L OBP: 0.083, SLG: 0.052 (1.1) Craig Reynolds, L OBP: 0.288, SLG: 0.318 (7.6)		0-2 F5		0-0 G3 1B		1-0 G3			3-H G3 2B	2	0	1	0	0	0	2											
Inning Stats	R: 0 E: 0 K: 0 S: 10	H: 1 LOB: 1 BB: 0 P: 15	R: 0 E: 0 K: 0 S: 10	H: 2 LOB: 2 BB: 0 P: 13	R: 0 E: 0 K: 1 S: 5	H: 0 LOB: 0 BB: 0 P: 5	R: 0 E: 0 K: 1 S: 8	H: 1 LOB: 1 BB: 0 P: 11	R: 0 E: 0 K: 0 S: 3	H: 0 LOB: 0 BB: 0 P: 5	R: 0 E: 0 K: 0 S: 9	H: 1 LOB: 0 BB: 0 P: 14	R: 1 E: 0 K: 0 S: 9	H: 2 LOB: 1 BB: 0 P: 13	1B: 8 2B: 2 3B: 1 HR: 0	SF: 2 SAC: 0 DP: 1 HBP: 0	WP: 0 PB: 0 SB: 0 CS: 0	PA: 37									
PITCHER	IP	WLS	BF	H	R	ER	SO	BB	IBB	HBP	BLK	WP	HR	S	P	ERA	WHIP										
Rick Reuschel, R ERA: 3.0 (1.1)	9.0	W	37	11	2	2	2	0	0	0	0	0	0	70	103	2.00	1.222										

San Francisco Giants @ Houston Astros
Astrodome, Houston, TX
Sat Sep 17 1988, 4:33 AM EDT
Att: 19,593 - Unknown

AB	35
R	2
H	11
RBI	2
BB	0
SO	2
LOB	13



Batter	1	2	3	4	5	6	7	8	9	10	AB	R	H	RBI	BB	SO	LOB	
Brett Butler, L (1, 8) OBP: 0.394, SLG: 0.394	4-0 BLK 2B BB	0-0 4-3					0-0 2-3			0-0 4-3								
Ernest Riles, L (1, 5) OBP: 0.313, SLG: 0.383	0-0 F1									0-0 F8								
Scott Garrelts, R (7, 1) OBP: 0.077, SLG: 0.077																		
Craig Leferts, L (7, 1)																		
Francisco Melendez, L (10, PH) OBP: 0.273, SLG: 0.200	1-2																	
Joe Price, R (10, 1)																		
Will Clark, L (1, 3) OBP: 0.387, SLG: 0.510	0-0 E 2H 2B									0-0 F6								
Candy Maldonado, R (1, 9) OBP: 0.313, SLG: 0.379	0-0 E6 2-3									0-0 F7								
Mike Aldrete, L (1, 7) OBP: 0.361, SLG: 0.342	0-3 K									0-0 F8								
Robby Thompson, R (1, 4) OBP: 0.328, SLG: 0.396	0-3 K																	
Kirt Manwaring, R (1, 2) OBP: 0.286, SLG: 0.358																		
Jose Uribe, S (1, 6) OBP: 0.300, SLG: 0.315																		
Trevor Wilson, L (1, 1) OBP: 0.200, SLG: 0.200																		
Chris Speier, R (7, 5) OBP: 0.308, SLG: 0.340																		
Inning Stats	R: 1 E: 1 K: 2 S: 9	H: 1 LOB: 2 BB: 1 P: 13	R: 0 E: 0 K: 0 S: 4	H: 1 LOB: 1 BB: 0 P: 4	R: 0 E: 0 K: 0 S: 3	H: 0 LOB: 0 BB: 0 P: 3	R: 1 E: 0 K: 0 S: 5	H: 2 LOB: 1 BB: 0 P: 5	R: 0 E: 0 K: 1 S: 6	H: 0 LOB: 0 BB: 0 P: 5	R: 0 E: 0 K: 0 S: 3	H: 0 LOB: 0 BB: 0 P: 3	R: 0 E: 0 K: 1 S: 5	H: 0 LOB: 0 BB: 0 P: 5	R: 0 E: 0 K: 1 S: 5	H: 0 LOB: 0 BB: 0 P: 5	1B: 5 2B: 2 3B: 0 HR: 1	SF: 0 SAC: 2 DP: 1 HBP: 1
PITCHER	IP WLS BF H R ER SO BB IBB HBP BLK WP HR S P ERA WHIP																	
Rick Mahler, R (1, 1) ERA: 3.67	7.0	29	7	3	3	4	1	0	0	0	1	0	0	0	5	6	0.00	0.000
Joe Boever, R (8, 1) ERA: 1.42	2.0	6	0	0	0	0	0	0	1	0	0	0	0	0	5	6	0.00	0.000
José Álvarez, R (10, 1) ERA: 3.33	1.0	3	0	0	0	1	0	0	0	0	0	0	0	0	5	5	0.00	0.000

TOP

San Francisco Giants @ Atlanta Braves
Atlanta-Fulton County Stadium, Atlanta, GA

Mon Sep 19 1988, 7:05 PM EDT
Att: 2,351 - Unknown - 80 F

livebaseballscorecards.com

AB	34
R	3
H	7
RBI	3
BB	1
SO	5
LOB	13

GIANTS

WP: 1	PA: 38
PB: 0	
SB: 0	
CS: 1	

Batter	1	2	3	4	5	6	7	8	9	10	AB	R	H	RBI	BB	SO	LOB			
Ron Gant, R (1, 5) OBP: 0.313, SLG: 0.432	0-0 6-3									0-0 B3-4										
Lonnie Smith, R (1, 7) OBP: 0.308, SLG: 0.303	0-3 K									0-0 F8 1B 2B										
Gerald Perry, L (1, 3) OBP: 0.348, SLG: 0.405	0-3 K									0-0 F8 2-3										
Dale Murphy, R (1, 9) OBP: 0.312, SLG: 0.427										4-0 1B IBB IBB										
Andres Thomas, R (1, 6) OBP: 0.271, SLG: 0.362										4-0 1B IBB										
Ozzie Virgil, R (1, 2) OBP: 0.319, SLG: 0.386										1-2 2-3 3H 1B										
Mark Lemke, S (1, 4) OBP: 0.353, SLG: 0.267										4-1 2-3 3H 1B										
Terry Blocker, L (1, 8) OBP: 0.250, SLG: 0.281										1-2 2-3 3H 1B										
Rick Mahler, R (1, 1) OBP: 0.143, SLG: 0.145										2-0 0-0 0-0 0-0 0-0										
Ted Simmons, S (7, PH) OBP: 0.321, SLG: 0.351										1-0 0-0 0-0 0-0 0-0										
Joe Boever, R (8, 1) ERA: 3.67										1-0 0-0 0-0 0-0 0-0										
Jerry Royster, R (9, PH) OBP: 0.224, SLG: 0.208										1-0 0-0 0-0 0-0 0-0										
José Álvarez, R (10, 1) ERA: 3.88										0-0 0-0 0-0 0-0 0-0										
Inning Stats	R: 0 E: 0 K: 2 S: 7	H: 0 LOB: 0 BB: 0 P: 7	R: 0 E: 0 K: 0 S: 3	H: 0 LOB: 0 BB: 1 P: 7	R: 0 E: 0 K: 1 S: 5	H: 0 LOB: 0 BB: 0 P: 5	R: 0 E: 0 K: 0 S: 3	H: 0 LOB: 0 BB: 0 P: 3	R: 0 E: 0 K: 0 S: 4	H: 2 LOB: 1 BB: 0 P: 4	R: 1 E: 1 K: 0 S: 6	H: 3 LOB: 2 BB: 0 P: 6	R: 2 E: 1 K: 0 S: 6	H: 2 LOB: 2 BB: 1 P: 10	R: 0 E: 0 K: 1 S: 5	H: 0 LOB: 0 BB: 0 P: 5	R: 0 E: 0 K: 1 S: 6	H: 1 LOB: 1 BB: 0 P: 6	1B: 7 2B: 3 3B: 0 HR: 0	SF: 0 SAC: 1 DP: 1 HBP: 0
PITCHER	IP WLS BF H R ER SO BB IBB HBP BLK WP HR S P ERA WHIP																			
Trevor Wilson, L (1, 1) ERA: 3.57	6.1	26	6	3	1	3	1	0	0	0	0	0	0	0	31	35	1.42	1.105		
Scott Garrelts, R (7, 1) ERA: 3.05	0.1	3	1	0	0	0	1	0	0	0	0	0	0	2	6	0.00	6.000			
Craig Leferts, L (7, 1) ERA: 3.05	2.1	8	1	0	0	2	0	0	0	0	1	0	12	12	0.00	0.429				
Joe Price, L (10, 1) ERA: 3.88	0.1	5	2	1	1	0	0	2	0	0	0	0	3	11	27.00	6.000				

BOTTOM

San Francisco Giants @ Atlanta Braves
Atlanta-Fulton County Stadium, Atlanta, GA

Mon Sep 19 1988, 7:05 PM EDT
Att: 2,351 - Unknown - 80 F

livebaseballscorecards.com

AB	37
R	4
H	10
RBI	4
BB	4
SO	5
LOB	12

Braves

WP: 1	PA: 42
PB: 0	
SB: 0	
CS: 0	

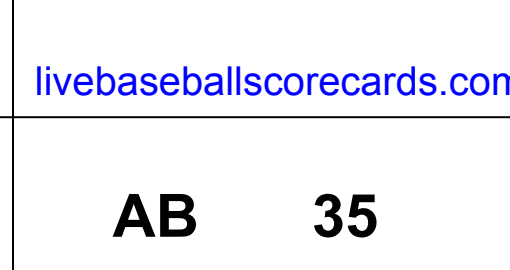
Batter	1	2	3	4	5	6	7	8	9	AB	R	H	RBI	BB	SO	LOB	TOP								
Brett Butler, L OBP: 0.397, SLG: 0.406 (1, 8)										4	2	3	3	1	1	0	San Francisco Giants @ Atlanta Braves Atlanta-Fulton County Stadium, Atlanta, GA Tue Sep 20 1988, 7:05 PM EDT Att. 3,034 - Unknown - 83 F								
Ernest Riles, L OBP: 0.311, SLG: 0.380 Kevin Mitchell, R OBP: 0.322, SLG: 0.441 Matt Williams, R OBP: 0.250, SLG: 0.380										2	0	0	0	0	1	1									
Will Clark, L OBP: 0.390, SLG: 0.512 (1, 3)										4	1	3	0	1	0	0									
Candy Maldonado, R OBP: 0.313, SLG: 0.378 Donell Nixon, R OBP: 0.408, SLG: 0.400 (6, 7)										4	0	1	1	0	0	3									
Mike Aldrete, L OBP: 0.363, SLG: 0.342 (6, 9)										3	2	1	0	2	0	1									
Robby Thomsson, R OBP: 0.327, SLG: 0.393 (1, 4)										4	0	0	0	0	0	4									
Kirt Manwaring, R OBP: 0.301, SLG: 0.351 (1, 2)										2	1	0	0	2	0	0									
Jose Uribe, S OBP: 0.303, SLG: 0.315 (1, 6)										3	1	1	2	2	0	0									
Dennis Cook, L Francisco Melendez, L OBP: 0.251, SLG: 0.150 Jeff Brantley, R OBP: 0.530, SLG: 0.500 Roger Samuels, L (6, 1)										1	0	0	0	1	0	2									
Inning Stats	R: 0 E: 0 K: 1 S: 10	H: 0 LOB: 0 BB: 0 P: 18	R: 1 E: 0 K: 0 S: 12	H: 1 LOB: 2 BB: 1 P: 24	R: 0 E: 0 K: 0 S: 6	H: 1 LOB: 1 BB: 1 P: 12	R: 2 E: 0 K: 1 S: 13	H: 1 LOB: 2 BB: 3 P: 32	R: 1 E: 0 K: 0 S: 13	H: 2 LOB: 3 BB: 2 P: 29	R: 2 E: 0 K: 1 S: 25	H: 3 LOB: 1 BB: 0 P: 37	R: 0 E: 0 K: 0 S: 7	H: 0 LOB: 0 BB: 0 P: 7	R: 1 E: 0 K: 0 S: 9	H: 1 LOB: 2 BB: 2 P: 25		R: 0 E: 0 K: 1 S: 7	H: 0 LOB: 0 BB: 0 P: 9	1B: 6 2B: 2 3B: 0 HR: 1	SF: 0 SAC: 1 DP: 2 HBP: 2	WP: 1 PB: 0 SB: 4 CS: 0	PA: 45		
PITCHER	IP	WLS	BF	H	R	ER	SO	BB	IBB	HBP	BLK	WP	HR	S	P	ERA	WHIP								
Kevin Blankenship, R ERA: 7.36	3.2	L	18	2	3	3	1	5	0	1	0	0	0	35	75	7.36	1.909								
Ed Owiwe, L ERA: 7.27	1.0		6	3	1	1	1	0	0	1	0	0	0	12	24	9.00	3.000								
Charlie Puleo, R ERA: 5.64	0.1		3	0	0	0	0	2	0	0	0	0	0	7	16	0.00	6.000								
Jim Acker, R ERA: 5.5	2.0		9	3	2	2	1	0	0	0	0	0	1	32	44	9.00	1.500								
Chuck Cary, L ERA: 7.71	0.2		5	1	1	1	0	2	0	0	0	1	0	6	19	13.50	4.500								
PITCHER	IP	WLS	BF	H	R	ER	SO	BB	IBB	HBP	BLK	WP	HR	S	P	ERA	WHIP								
Joe Boever, R ERA: 1.29	1.1		4	0	0	0	1	0	0	0	0	0	0	10	15	0.00	0.000								

livebaseballscores.com

AB	33
R	7
H	9
RBI	6
BB	9
SO	4
LOB	17



Batter	1	2	3	4	5	6	7	8	9	AB	R	H	RBI	BB	SO	LOB	BOTTOM								
Ron Gant, R OBP: 0.314, SLG: 0.431 (1, 5)										4	1	1	0	1	0	0	San Francisco Giants @ Atlanta Braves Atlanta-Fulton County Stadium, Atlanta, GA Tue Sep 20 1988, 7:05 PM EDT Att. 3,034 - Unknown - 83 F								
Lonnie Smith, R OBP: 0.303, SLG: 0.338 (1, 7)										4	1	1	1	0	2	2									
Gerald Perry, L OBP: 0.347, SLG: 0.404 (1, 3)										4	0	1	1	0	0	1									
Dale Murphy, R OBP: 0.314, SLG: 0.429 (1, 9)										3	1	1	0	1	0	1									
Ozzie Virgil, R OBP: 0.315, SLG: 0.380 (1, 2)										4	0	0	0	0	0	3									
Mark Lemke, S OBP: 0.333, SLG: 0.263 (1, 4)										4	1	1	1	0	0	1									
Jeff Blauser, R OBP: 0.238, SLG: 0.359 (1, 6)										4	0	1	1	0	0	1									
Terry Blocker, L OBP: 0.251, SLG: 0.282 Andres Thomas, R OBP: 0.270, SLG: 0.362 (9, PH)										3	0	1	0	0	0	1									
Inning Stats	R: 1 E: 0 K: 1 S: 8	H: 1 LOB: 1 BB: 1 P: 18	R: 0 E: 0 K: 1 S: 10	H: 1 LOB: 0 BB: 0 P: 18	R: 1 E: 0 K: 0 S: 12	H: 1 LOB: 1 BB: 1 P: 24	R: 0 E: 0 K: 0 S: 6	H: 0 LOB: 0 BB: 0 P: 7	R: 0 E: 0 K: 0 S: 8	H: 0 LOB: 0 BB: 0 P: 9	R: 2 E: 0 K: 0 S: 12	H: 3 LOB: 1 BB: 0 P: 20	R: 0 E: 1 K: 1 S: 10	H: 1 LOB: 1 BB: 0 P: 13	R: 0 E: 1 K: 0 S: 8	H: 0 LOB: 1 BB: 0 P: 10		R: 0 E: 0 K: 0 S: 8	H: 0 LOB: 0 BB: 0 P: 9	1B: 4 2B: 2 3B: 0 HR: 1	SF: 0 SAC: 0 DP: 0 HBP: 0	WP: 0 PB: 0 SB: 2 CS: 0	PA: 37		
PITCHER	IP	WLS	BF	H	R	ER	SO	BB	IBB	HBP	BLK	WP	HR	S	P	ERA		WHIP							
Dennis Cook, L ERA: 1.93	4.0		17	3	2	2	2	2	0	0	0	0	0	18	25	10.80	1.800								
Jeff Brantley, R ERA: 6.27	1.2		8	3	2	2	0	0	0	0	0	0	0	18	25	10.80	1.800								
Roger Samuels, L ERA: 3.98	3.1	W	12	1	0	0	1	0	0	0	0	0	0	28	36	0.00	0.300								



Batter	1	2	3	4	5	6	7	8	9	AB	R	H	RBI	BB	SO	LOB	TOP										
Brett Butler, L OBP: 0.396, SLG: 0.407 (1, 8)										4	1	1	0	0	1	0	San Francisco Giants @ Cincinnati Reds Riverfront Stadium, Cincinnati, OH Wed Sep 21 1988, 7:05 PM EDT Att: 15,619 - Unknown - 75 F livebaseballscorecards.com										
Robby Thompson, R OBP: 0.325, SLG: 0.390 (1, 4)										3	0	0	0	0	0	0											
Will Clark, L OBP: 0.389, SLG: 0.511 (1, 3)										3	0	1	1	0	1	0											
Kevin Mitchell, R OBP: 0.320, SLG: 0.437 (1, 7)										4	0	0	0	0	1	1											
Candy Maldonado, R OBP: 0.311, SLG: 0.375 Mike Aldrete, L OBP: 0.363, SLG: 0.341 (9, PH)										3	0	0	0	0	0	0											
Bob Melvin, R OBP: 0.288, SLG: 0.378 Ernest Riles, L OBP: 0.310, SLG: 0.379 (9, PH)										3	0	1	0	0	0	0											
Chris Speier, R OBP: 0.314, SLG: 0.342 (1, 5)										2	0	1	0	1	0	0											
Jose Uribe, S OBP: 0.303, SLG: 0.315 (1, 6)										3	0	1	0	0	0	2											
Rick Reuschel, R OBP: 0.141, SLG: 0.130 (1, 1)										3	0	0	0	0	2	4											
Inning Stats	R: 0 E: 0 K: 1 S: 9	H: 1 LOB: 1 BB: 0 P: 13	R: 0 E: 0 K: 1 S: 15	H: 1 LOB: 2 BB: 1 P: 20	R: 0 E: 0 K: 0 S: 8	H: 0 LOB: 0 BB: 0 P: 11	R: 0 E: 0 K: 0 S: 6	H: 0 LOB: 0 BB: 0 P: 7	R: 0 E: 0 K: 1 S: 7	H: 0 LOB: 0 BB: 0 P: 10	R: 1 E: 0 K: 0 S: 8	H: 1 LOB: 0 BB: 0 P: 9	R: 0 E: 0 K: 0 S: 11	H: 2 LOB: 2 BB: 0 P: 17	R: 0 E: 0 K: 1 S: 6	H: 0 LOB: 0 BB: 0 P: 8	R: 0 E: 0 K: 3 S: 13	H: 0 LOB: 0 BB: 0 P: 19	1B: 4 2B: 1 3B: 0 HR: 0	SF: 1 SAC: 1 DP: 0 HBP: 0	WP: 0 PB: 0 SB: 1 CS: 0	PA: 33					
PITCHER	IP	WLS	BF	H	R	ER	SO	BB	IBB	HBP	BLK	WP	HR	S	P	ERA	WHIP										
Tom Browning, L ERA: 3.34 Rob Dibble, R ERA: 1.92	(1, 1)	8.0	W	30	5	1	1	4	1	0	0	0	0	70	95	1.12	0.750										
(9, 1)	1.0	3	0	0	0	0	3	0	0	0	0	0	0	13	19	0.00	0.000										

Batter	1	2	3	4	5	6	7	8	9	AB	R	H	RBI	BB	SO	LOB	BOTTOM										
Barry Larkin, R OBP: 0.347, SLG: 0.432 (1, 6)										4	2	3	1	0	1	0	San Francisco Giants @ Cincinnati Reds Riverfront Stadium, Cincinnati, OH Wed Sep 21 1988, 7:05 PM EDT Att: 15,619 - Unknown - 75 F livebaseballscorecards.com										
Lenny Harris, L OBP: 0.467, SLG: 0.364 (1, 5)										3	0	0	0	1	0	2											
Ken Griffey, L OBP: 0.302, SLG: 0.314 (1, 3)										4	1	2	1	0	0	0											
Paul O'Neill, L OBP: 0.314, SLG: 0.415 (1, 9)										4	1	1	0	0	0	2											
Van Snider, L OBP: 0.231, SLG: 0.538 (1, 7)										4	1	2	3	0	1	0											
Herm Winningham, L OBP: 0.292, SLG: 0.293 (1, 8)										4	0	0	0	0	1	1											
Jeff Reed, L OBP: 0.291, SLG: 0.283 (1, 2)										3	0	1	0	0	0	0											
Ron Oester, S OBP: 0.333, SLG: 0.343 (1, 4)										3	0	0	0	0	0	2											
Tom Browning, L OBP: 0.183, SLG: 0.156 Dave Collins, S OBP: 0.288, SLG: 0.301 Rob Dibble, L (9, 1)										2	0	0	0	0	1	0											
Inning Stats	R: 0 E: 0 K: 1 S: 10	H: 1 LOB: 1 BB: 1 P: 15	R: 0 E: 0 K: 1 S: 9	H: 0 LOB: 0 BB: 0 P: 13	R: 0 E: 0 K: 1 S: 10	H: 1 LOB: 1 BB: 0 P: 12	R: 0 E: 0 K: 0 S: 8	H: 0 LOB: 0 BB: 0 P: 12	R: 0 E: 0 K: 0 S: 9	H: 0 LOB: 0 BB: 0 P: 13	R: 1 E: 0 K: 0 S: 8	H: 1 LOB: 0 BB: 0 P: 9	R: 0 E: 0 K: 0 S: 6	H: 2 LOB: 2 BB: 0 P: 11	R: 4 E: 0 K: 1 S: 21	H: 4 LOB: 0 BB: 0 P: 35	1B: 7 2B: 1 3B: 0 HR: 2	SF: 0 SAC: 0 DP: 1 HBP: 0	WP: 0 PB: 0 SB: 2 CS: 0	PA: 33							
PITCHER	IP	WLS	BF	H	R	ER	SO	BB	IBB	HBP	BLK	WP	HR	S	P	ERA	WHIP										
Rick Reuschel, R ERA: 3.09	(1, 1)	8.0	L	33	9	5	5	4	1	0	0	0	2	81	120	5.62	1.250										

Batter	1	2	3	4	5	6	7	8	9	AB	R	H	RBI	BB	SO	LOB	TOP				
Brett Butler, L OBP: 0.398, SLG: 0.406 (1, 8)	4-2 G3 BB		4-0 S BB		4-2 1B BB		3-3 K			1	0	0	0	3	1	0	San Francisco Giants @ Cincinnati Reds Riverfront Stadium, Cincinnati, OH Thu Sep 22 1988, 3:33 AM EDT Att: 13,475 - Cloudy - 80 F				
Ernest Riles, L OBP: 0.310, SLG: 0.378 (1, 5)	0-0 G3		1-1 L5		1-1 1B			3-2 L6		3	0	1	0	0	0	2					
Phil Garner, R OBP: 0.111, SLG: 0.111 (8, PH) (8, 5)	1-2 G3		1-2		1-3 1B					1	0	0	0	0	0	0					
Will Clark, L OBP: 0.388, SLG: 0.515 (1, 3)	1-0 F8			3-2 HR			0-1 F8		2-3 K	4	1	1	1	0	1	3					
Candy Maldonado, R OBP: 0.311, SLG: 0.373 (1, 9)	1-1 5-3			4-2 BB		1-2 L9		1-0 F9		3	0	0	0	1	0	1					
Mike Aldrete, L OBP: 0.362, SLG: 0.339 (1, 7)		2-3 K		0-1 F7		4-1 BB		3-3 K		2	0	0	0	1	1	1					
Chris Speier, R OBP: 0.312, SLG: 0.340 (9, PH)				1-3 F7		2-3 BB				1	0	0	0	0	1	0					
Robby Thompson, R OBP: 0.323, SLG: 0.388 (1, 4)	0-0 F9			1-3 K		1-3 K		0-0 1B		3	0	0	0	0	2	2					
Joel Youngblood, R OBP: 0.310, SLG: 0.287 (9, PH)				1-3 K		2-3 K				1	0	1	0	0	0	0					
Kirt Manwaring, R OBP: 0.292, SLG: 0.340 (1, 2)	1-1 1-3			3-2 F9		3-2 F4		3-2 F8		3	0	0	0	0	0	2					
Kevin Mitchell, R OBP: 0.319, SLG: 0.436 (9, PH)										1	0	0	0	0	0	1					
Jose Uribe, S OBP: 0.301, SLG: 0.313 (1, 6)			2-3 K		2-0 4-3		2-2 F9		3-2 6-3	3	0	0	0	0	1	0					
Bob Melvin, R OBP: 0.297, SLG: 0.376 (9, PH)										1	0	0	0	0	0	1					
Don Robinson, R OBP: 0.208, SLG: 0.298 (1, 1)			0-2 F9		0-2 F3		1-3 K			3	0	0	0	0	1	0					
Craig Lefferts, L (7, 1)										0	0	0	0	0	0	0					
Inning Stats	R: 0 E: 0 K: 0 S: 6	H: 0 LOB: 1 BB: 1 P: 12	R: 0 E: 0 K: 1 S: 6	H: 0 LOB: 0 BB: 0 P: 9	R: 0 E: 0 K: 1 S: 9	H: 0 LOB: 1 BB: 1 P: 15	R: 1 E: 0 K: 1 S: 15	H: 1 LOB: 1 BB: 1 P: 26	R: 0 E: 0 K: 0 S: 11	H: 0 LOB: 1 BB: 1 P: 22	R: 0 E: 0 K: 2 S: 9	H: 0 LOB: 0 BB: 0 P: 15	R: 0 E: 0 K: 1 S: 10	H: 0 LOB: 0 BB: 0 P: 16	R: 0 E: 0 K: 1 S: 10	H: 1 LOB: 1 BB: 0 P: 19	1B: 2 2B: 0 3B: 0 HR: 1	SF: 0 SAC: 0 DP: 0 HBP: 0	WP: 0 PB: 0 SB: 1 CS: 0	PA: 35	
PITCHER	IP	WLS	BF	H	R	ER	SO	BB	IBB	HBP	BLK	WP	HR	S	P	ERA	WHIP				
Jack Armstrong, R ERA: 5.46 (1, 1)	6.0	W	25	2	1	1	4	5	0	0	0	0	1	60	101	1.50	1.167				
Rob Murphy, L ERA: 3.1 (7, 1)	1.0		3	0	0	0	2	0	0	0	0	0	0	9	15	0.00	0.000				
John Franco, L ERA: 1.56 (8, 1)	2.0	S	7	1	0	0	2	0	0	0	0	0	0	20	35	0.00	0.500				

Batter	1	2	3	4	5	6	7	8	9	AB	R	H	RBI	BB	SO	LOB	BOTTOM				
Barry Larkin, R OBP: 0.347, SLG: 0.431 (1, 6)	0-0 1B SF7		0-1 SF7		1-2 5-3		1-1 F7			3	1	1	1	0	0	1	San Francisco Giants @ Cincinnati Reds Riverfront Stadium, Cincinnati, OH Thu Sep 22 1988, 3:33 AM EDT Att: 13,475 - Cloudy - 80 F				
Lenny Harris, L OBP: 0.474, SLG: 0.467 (1, 5)	2-0 SF7 1B	3-H F8		0-0 F8		0-0 F8	0-2 2B			4	0	2	1	0	0	1					
Ken Griffey, L OBP: 0.369, SLG: 0.320 (1, 3)	4-2 SF7 BB		0-1 F6		2-0 2B		4-0 IBB			2	0	1	0	2	0	0					
John Franco, L (8, 1)	1-2 BB									0	0	0	0	0	0	0					
Paul O'Neill, L OBP: 0.311, SLG: 0.411 (1, 9)	0-2 F5		1-3 K		0-2 L8		3-2 F8			4	0	0	0	0	1	6					
Van Snider, L OBP: 0.235, SLG: 0.500 (1, 7)	1-2 SF7		2-3 K2-3			0-0 CS 1B		1-3 K		3	0	1	1	0	2	0					
Herm Winningham, L OBP: 0.286, SLG: 0.287 (1, 8)	1-2 3-H F8			0-0 B5		1-1 F7		0-3 K		4	0	0	0	0	1	3					
Jeff Reed, L OBP: 0.294, SLG: 0.287 (1, 2)		0-1 1B SF7		1-0 1B		1-1 6-3		2-3 K		4	1	2	0	0	1	1					
Ron Oester, S OBP: 0.340, SLG: 0.350 (1, 4)	1-2 SH5-4 1B			0-1 F6			1-0 2B 1B			3	1	2	0	0	0	1					
Jack Armstrong, R OBP: 0.105, SLG: 0.105 (1, 1)	0-0 SH5-4 1B			2-3 K			2-3 K			1	0	0	0	0	1	1					
Rob Murphy, L (7, 1)										0	0	0	0	0	0	0					
Dave Collins, S OBP: 0.287, SLG: 0.299 (7, PH)										1	0	0	0	0	1	1					
Nick Esasky, R OBP: 0.324, SLG: 0.394 (8, 3)										0	0	0	0	0	0	0					
Inning Stats	R: 1 E: 0 K: 0 S: 14	H: 2 LOB: 2 BB: 1 P: 20	R: 1 E: 0 K: 0 S: 9	H: 2 LOB: 0 BB: 0 P: 10	R: 0 E: 0 K: 2 S: 10	H: 0 LOB: 0 BB: 0 P: 13	R: 0 E: 0 K: 1 S: 10	H: 1 LOB: 1 BB: 0 P: 13	R: 0 E: 0 K: 0 S: 8	H: 1 LOB: 1 BB: 0 P: 11	R: 0 E: 0 K: 0 S: 7	H: 1 LOB: 0 BB: 0 P: 9	R: 1 E: 0 K: 1 S: 13	H: 2 LOB: 2 BB: 1 P: 23	R: 0 E: 0 K: 3 S: 11	H: 0 LOB: 0 BB: 0 P: 14	1B: 7 2B: 2 3B: 0 HR: 0	SF: 2 SAC: 1 DP: 0 HBP: 0	WP: 0 PB: 0 SB: 1 CS: 1	PA: 34	
PITCHER	IP	WLS	BF	H	R	ER	SO	BB	IBB	HBP	BLK	WP	HR	S	P	ERA	WHIP				
Don Robinson, R ERA: 2.52 (1, 1)	6.2	L	30	9	3	3	4	1	0	0	0	0	0	68	93	4.05	1.500				
Craig Lefferts, L ERA: 3.0 (7, 1)	1.1		4	0	0	0	3	0	0	0	0	0	0	14	20	0.00	0.000				



Batter	1	2	3	4	5	6	7	8	9	AB	R	H	RBI	BB	SO	LOB	TOP				
Alfredo Griffin, S OBP: 0.265, SLG: 0.263 (1,6)	F8			6-3		B2		HR		4	1	1	0	0	0	1	Los Angeles Dodgers @ San Francisco Giants Candlestick Park, San Francisco, CA Fri Sep 23 1988, 10:05 PM EDT Att: 22,341 - Unknown				
Steve Sax, R OBP: 0.323, SLG: 0.341 (1,4)	6-3			G3		F8		L9		4	0	0	0	0	0	3					
Mickey Hatcher, R OBP: 0.353, SLG: 0.353 (1,7)	5-3			6-3		F8		HR		4	1	1	3	0	0	1					
Jose Gonzalez, R OBP: 0.176, SLG: 0.188 (8,7)										0	0	0	0	0	0	0					
Mike Marshall, R OBP: 0.317, SLG: 0.452 (1,9)										4	0	2	0	0	1	0					
Mike Devereaux, R OBP: 0.147, SLG: 0.121 (8,9)										0	0	0	0	0	0	0					
John Shelby, S OBP: 0.318, SLG: 0.391 (1,8)										4	0	1	0	0	0	2					
Jeff Hamilton, R OBP: 0.279, SLG: 0.371 (1,5)										4	0	0	0	0	0	2					
Rick Dempsey, R OBP: 0.357, SLG: 0.474 (1,2)										3	0	1	0	1	0	2					
Tracy Woodson, R OBP: 0.266, SLG: 0.298 (1,3)										3	1	1	0	0	0	3					
Franklin Stubbs, L OBP: 0.239, SLG: 0.381 (9,3)										0	0	0	0	0	0	0					
Orel Hershiser, R OBP: 0.133, SLG: 0.171 (1,1)										1	0	0	0	1	0	0					
Inning Stats	R: 0 E: 0 K: 0 S: 5	H: 0 LOB: 0 BB: 0 P: 5	R: 0 E: 0 K: 0 S: 7	H: 1 LOB: 0 BB: 0 P: 10	R: 0 E: 0 K: 0 S: 3	H: 1 LOB: 0 BB: 0 P: 3	R: 0 E: 0 K: 0 S: 6	H: 0 LOB: 0 BB: 0 P: 8	R: 0 E: 0 K: 0 S: 17	H: 1 LOB: 2 BB: 1 P: 25	R: 0 E: 0 K: 1 S: 10	H: 1 LOB: 1 BB: 0 P: 12	R: 3 E: 0 K: 0 S: 6	H: 3 LOB: 0 BB: 0 P: 7	R: 0 E: 0 K: 0 S: 4	H: 0 LOB: 0 BB: 0 P: 6	1B: 5 2B: 1 3B: 0 HR: 1	SF: 0 SAC: 1 DP: 3 HBP: 0	WP: 0 PB: 0 SB: 0 CS: 0	PA: 34	
PITCHER	IP WLS BF H R ER SO BB IBB HBP BLK WP HR S P ERA WHIP	8.0 L 31 7 3 3 1 2 0 0 0 0 1 60 82 3.38 1.125	1.0 3 0 0 0 0 0 0 0 0 0 0 0 4 6 0.00 0.000																		

Batter	1	2	3	4	5	6	7	8	9	AB	R	H	RBI	BB	SO	LOB	BOTTOM					
Brett Butler, L OBP: 0.396, SLG: 0.403 (1,8)	5-3									4	0	0	0	0	0	3	Los Angeles Dodgers @ San Francisco Giants Candlestick Park, San Francisco, CA Fri Sep 23 1988, 10:05 PM EDT Att: 22,341 - Unknown					
Ernest Riles, L OBP: 0.308, SLG: 0.373 (1,5)	4-3									4	0	0	0	0	1	2						
Will Clark, L OBP: 0.389, SLG: 0.514 (1,3)	1-3									3	0	1	0	1	0	0						
Kevin Mitchell, R OBP: 0.320, SLG: 0.437 (1,7)										1	0	1	0	0	0	0						
Candy Maldonado, R OBP: 0.309, SLG: 0.371 (4,9)										2	0	0	0	0	1	1						
Mike Aldrete, L OBP: 0.361, SLG: 0.336 (1,9)										3	0	0	0	1	0	2						
Robby Thomson, R OBP: 0.322, SLG: 0.386 (1,4)										2	0	0	0	0	0	1						
Francisco Melendez, L OBP: 0.250, SLG: 0.182 (7,PH)										1	0	0	0	0	0	2						
Chris Speier, R OBP: 0.312, SLG: 0.340 (8,4)										0	0	0	0	0	0	0						
Kirt Manwaring, R OBP: 0.188, SLG: 0.133 (1,2)										2	0	0	0	0	0	1						
Phil Garner, R OBP: 0.200, SLG: 0.200 (8,PH)										1	0	1	0	0	0	0						
Bob Melvin, R OBP: 0.267, SLG: 0.376 (9,2)										0	0	0	0	0	0	0						
Jose Uribe, S OBP: 0.302, SLG: 0.313 (1,6)										3	0	1	0	0	0	1						
Atlee Hammaker, S OBP: 0.188, SLG: 0.133 (1,1)										2	0	1	0	0	0	0						
Joel Youngblood, R OBP: 0.308, SLG: 0.284 (8,PH)										1	0	0	0	0	0	1						
Scott Garrelts, R OBP: 0.077, SLG: 0.077 (9,1)										0	0	0	0	0	0	0						
Inning Stats	R: 0 E: 0 K: 0 S: 6	H: 0 LOB: 0 BB: 0 P: 9	R: 0 E: 0 K: 0 S: 11	H: 1 LOB: 1 BB: 0 P: 13	R: 0 E: 0 K: 0 S: 10	H: 2 LOB: 1 BB: 0 P: 13	R: 0 E: 0 K: 0 S: 6	H: 0 LOB: 0 BB: 0 P: 9	R: 0 E: 0 K: 1 S: 10	H: 0 LOB: 0 BB: 0 P: 16	R: 0 E: 0 K: 1 S: 8	H: 0 LOB: 0 BB: 0 P: 11	R: 0 E: 0 K: 0 S: 6	H: 1 LOB: 1 BB: 0 P: 12	R: 0 E: 0 K: 0 S: 9	H: 1 LOB: 1 BB: 0 P: 12	R: 0 E: 0 K: 1 S: 7	H: 0 LOB: 1 BB: 1 P: 17	1B: 5 2B: 0 3B: 0 HR: 0	SF: 0 SAC: 1 DP: 2 HBP: 0	WP: 0 PB: 0 SB: 0 CS: 0	PA: 32
PITCHER	IP WLS BF H R ER SO BB IBB HBP BLK WP HR S P ERA WHIP	9.0 W 32 5 0 0 2 1 1 0 0 0 0 73 112 0.00 0.667																				



Batter	1	2	3	4	5	6	7	8	9	AB	R	H	RBI	BB	SO	LOB	TOP			
Alfredo Griffin, S (1, 6) OBP: 0.262, SLG: 0.257 Mike Devereaux, R (9, PH) OBP: 0.179, SLG: 0.162	F8		K2-3			F2			P4	3	0	0	0	0	1	1	Los Angeles Dodgers @ San Francisco Giants Candlestick Park, San Francisco, CA Sun Sep 25 1988, 6:33 AM EDT Att: 40,743 - Sunny - 65 F			
Steve Sax, R (1, 4) OBP: 0.323, SLG: 0.339	G4-3 1B			G4-3			6-3		BB	3	0	1	0	1	0	0				
Mickey Hatcher, R (1, 7) OBP: 0.318, SLG: 0.348	G4-6-3 1-2			L7			E5		F7	4	0	0	0	0	2					
Mike Marshall, R (1, 9) OBP: 0.316, SLG: 0.449		5-3		K			F3			3	0	0	0	0	1					
John Shelby, S (1, 8) OBP: 0.315, SLG: 0.386		5-3		K			F9			3	0	0	0	0	1					
Jeff Hamilton, R (1, 5) OBP: 0.275, SLG: 0.369		K			G4-3				F8	3	0	0	0	0	1					
Rick Dempsey, R (1, 2) OBP: 0.354, SLG: 0.478				K		F2		K		3	0	0	0	0	2					
Tracy Woodson, R (1, 3) OBP: 0.264, SLG: 0.301							K		P3	3	0	1	0	0	1					
Tim Belcher, R (1, 1) OBP: 0.073, SLG: 0.164 Mike Sharperson, R (9, PH) OBP: 0.314, SLG: 0.327				L8			F8		L4	2	0	0	0	0	0	1				
Inning Stats	R: 0 E: 0 K: 0 S: 5	H: 1 LOB: 0 BB: 0 P: 7	R: 0 E: 0 K: 1 S: 7	H: 0 LOB: 0 BB: 0 P: 11	R: 0 E: 0 K: 2 S: 13	H: 1 LOB: 1 BB: 0 P: 16	R: 0 E: 0 K: 1 S: 9	H: 0 LOB: 0 BB: 0 P: 12	R: 0 E: 0 K: 1 S: 11	H: 0 LOB: 0 BB: 0 P: 15	R: 0 E: 1 K: 0 S: 9	H: 0 LOB: 1 BB: 0 P: 12	R: 0 E: 0 K: 1 S: 9	H: 0 LOB: 0 BB: 0 P: 14	R: 0 E: 0 K: 0 S: 10	H: 0 LOB: 1 BB: 1 P: 18	1B: 1 2B: 1 3B: 0 HR: 0	SF: 0 SAC: 0 DP: 1 HBP: 0	WP: 0 PB: 0 SB: 0 CS: 0	PA: 30
PITCHER Dennis Cook, L (1, 1) ERA: 0.98	IP: 9.0 WLS: W BF: 30 H: 2 R: 0 ER: 0 SO: 7 BB: 1 IBB: 0 HBP: 0 BLK: 0 WP: 0 HR: 0 S: 81 P: 116 ERA: 0.00 WHIP: 0.333																			

Batter	1	2	3	4	5	6	7	8	9	AB	R	H	RBI	BB	SO	LOB	BOTTOM			
Brett Butler, L (1, 8) OBP: 0.397, SLG: 0.402	K		1B			F7			L8	4	0	1	0	0	1	1	Los Angeles Dodgers @ San Francisco Giants Candlestick Park, San Francisco, CA Sun Sep 25 1988, 6:33 AM EDT Att: 40,743 - Sunny - 65 F			
Donell Nixon, R (1, 7) OBP: 0.413, SLG: 0.405	5-3		1B			F3			WP 1B	4	0	2	1	0	0	1				
Will Clark, L (1, 3) OBP: 0.388, SLG: 0.512	L8		1B						1B	3	1	1	0	1	0	1				
Mike Aldrete, L (1, 9) OBP: 0.360, SLG: 0.335		K	K			1B			1B	4	0	1	1	0	2	4				
Ernest Riles, L (1, 4) OBP: 0.311, SLG: 0.373	F5					1B			1B	2	0	1	0	2	0	0				
Matt Williams, R (1, 5) OBP: 0.257, SLG: 0.431	G1-3					1B			1B	4	0	0	0	0	0	4				
Kirt Manwaring, R (1, 2) OBP: 0.279, SLG: 0.324			F9			K			G6-3	3	0	0	0	0	1	2				
Jose Uribe, S (1, 6) OBP: 0.302, SLG: 0.314			K						P6	3	0	1	0	0	1	0				
Dennis Cook, L (1, 1) ERA: 2.99			1B			1B			G6-3	1	1	0	0	1	0	0				
Inning Stats	R: 0 E: 0 K: 1 S: 6	H: 0 LOB: 0 BB: 0 P: 8	R: 0 E: 0 K: 1 S: 9	H: 0 LOB: 0 BB: 0 P: 13	R: 1 E: 0 K: 2 S: 16	H: 2 LOB: 3 BB: 2 P: 29	R: 0 E: 0 K: 1 S: 8	H: 0 LOB: 1 BB: 1 P: 12	R: 0 E: 0 K: 0 S: 6	H: 1 LOB: 1 BB: 0 P: 9	R: 1 E: 1 K: 0 S: 15	H: 3 LOB: 1 BB: 0 P: 19	R: 0 E: 0 K: 0 S: 7	H: 0 LOB: 0 BB: 0 P: 9	R: 0 E: 0 K: 0 S: 9	H: 1 LOB: 2 BB: 1 P: 18	1B: 7 2B: 1 3B: 0 HR: 0	SF: 0 SAC: 1 DP: 1 HBP: 0	WP: 1 PB: 0 SB: 0 CS: 2	PA: 33
PITCHER Tim Belcher, R (1, 1)	IP: 8.0 WLS: L BF: 33 H: 7 R: 2 ER: 2 SO: 5 BB: 2 IBB: 2 HBP: 0 BLK: 0 WP: 1 HR: 0 S: 76 P: 117 ERA: 2.25 WHIP: 1.125																			

AB	29
R	0
H	2
RBI	0
BB	1
SO	7
LOB	6



Batter	1	2	3	4	5	6	7	8	9	AB	R	H	RBI	BB	SO	LOB	TOP					
Barry Larkin, R (1,6) OBP: 0.348, SLG: 0.432 Marty Brown, R (7,5) OBP: 0.111, SLG: 0.111	F7		5-3		SF7 1B		1B 2B		K	4	1	2	1	0	0	0	1 0 0 0 0 1 1					
Lenny Harris, L (1,4) OBP: 0.471, SLG: 0.444	F8			4-3	SF7		1B			3	0	1	3	0	0	0	3 0 1 3 0 0 0					
Kal Daniels, L (1,7) Herm Winningham, L (6,7) OBP: 0.285, SLG: 0.286	4-3			1B	5-3		1B			3	0	1	0	0	0	1	3 0 1 0 0 0 1 1 0 0 0 0 0 1 1					
Eric Davis, R (1,8) OBP: 0.361, SLG: 0.491		F8		K		6-3			K	4	0	0	0	0	2	1	4 0 0 0 0 2 1					
Ken Griffey, L (1,3) OBP: 0.308, SLG: 0.318				4-3		F7			L4-3 1B	4	0	2	0	0	0	1	4 0 2 0 0 0 1					
Paul O'Neill, L (1,9) OBP: 0.307, SLG: 0.404		K			1B SF7		F8		L4-3	4	1	1	0	0	1	2	4 1 1 0 0 1 2					
Jeff Reed, L (1,2) OBP: 0.296, SLG: 0.284		B5-3			1B CI		F8		FC6-4 BB	3	1	1	0	1	0	1	3 1 1 0 1 0 1					
Luis Quinones, S (1,5) (7,6) OBP: 0.289, SLG: 0.405			F7		SF7		K		FC6-4	3	0	0	1	0	1	1	3 0 0 1 0 1 1					
Tom Browning, L (1,1) John Franco, L (9,1) OBP: 0.188, SLG: 0.163			1-3		CI 1B SF7		2B 1B		K	3	2	1	0	0	1	1	3 2 1 0 0 1 1 0 0 0 0 0 0 0					
Inning Stats	R: 0 E: 0 K: 0 S: 4	H: 0 LOB: 0 BB: 0 P: 5	R: 0 E: 0 K: 1 S: 8	H: 1 LOB: 1 BB: 0 P: 12	R: 0 E: 0 K: 1 S: 4	H: 0 LOB: 0 BB: 0 P: 5	R: 0 E: 0 K: 1 S: 9	H: 1 LOB: 1 BB: 0 P: 11	R: 3 E: 1 K: 0 S: 9	H: 3 LOB: 1 BB: 0 P: 13	R: 0 E: 0 K: 0 S: 9	H: 0 LOB: 0 BB: 0 P: 11	R: 2 E: 0 K: 2 S: 17	H: 3 LOB: 1 BB: 0 P: 24	R: 0 E: 0 K: 1 S: 5	H: 1 LOB: 0 BB: 0 P: 7	R: 0 E: 0 K: 2 S: 9	H: 0 LOB: 1 BB: 1 P: 16	1B: 8 2B: 2 3B: 0 HR: 0	SF: 2 SAC: 0 DP: 1 HBP: 0	WP: 0 PB: 0 SB: 0 CS: 0	PA: 37
PITCHER	IP WLS BF H R ER SO BB IBB HBP BLK WP HR S P ERA WHIP																					
Rick Reuschel, R (1,1) ERA: 3.15	7.0 L 30 8 5 4 4 0 0 0 0 0 0 60 81 5.14 1.143																					
Roger Samuels, L (8,1) ERA: 3.63	2.0 7 1 0 0 3 1 0 0 0 0 0 14 23 0.00 1.000																					

Cincinnati Reds @ San Francisco Giants
Candlestick Park, San Francisco, CA
Mon Sep 26 1988, 10:05 PM EDT
Att: 6,797 - Unknown

AB 33
R 5
H 9
RBI 5
BB 1
SO 7
LOB 10



Batter	1	2	3	4	5	6	7	8	9	AB	R	H	RBI	BB	SO	LOB	BOTTOM					
Donell Nixon, R (1,8) OBP: 0.405, SLG: 0.390	L1		E6 FC6-4			FC1-6-5 BB		P4		3	0	0	0	1	0	0	3 0 0 0 1 0 0					
Robby Thompson, R (1,4) OBP: 0.319, SLG: 0.383	F9		FC6-4			FC1-6-5-6		6-3		4	0	0	0	0	0	2	4 0 0 0 0 0 2					
Will Clark, L (1,3) OBP: 0.387, SLG: 0.510	3-1				F7		K		HR 1B	4	1	1	0	0	1	1	4 1 1 0 0 1 1					
Kevin Mitchell, R (1,7) OBP: 0.321, SLG: 0.443		L6			F7				HR	3	1	1	2	1	0	0	3 1 1 2 1 0 0					
Candy Maldonado, R (1,9) OBP: 0.310, SLG: 0.373		F9			PO 2B		K		1B 1-3 1B	4	0	2	0	0	1	2	4 0 2 0 0 1 2					
Matt Williams, R (1,5) (8,6) OBP: 0.250, SLG: 0.418		E4		PO	E5 5-3		P4		K	4	0	0	0	0	1	1	4 0 0 0 0 1 1					
Kirt Manwaring, R (1,2) Phil Garner, R (9,PH) OBP: 0.182, SLG: 0.182		1-3			L7		F8		1-3	3	0	0	0	0	2	2	3 0 0 0 0 0 2 1 0 0 0 0 0 1					
Jose Uribe, S (1,6) OBP: 0.300, SLG: 0.312 Roger Samuels, L (8,1)			F3		5-3		6-3			3	0	0	0	0	0	1	3 0 0 0 0 0 1 0 0 0 0 0 0 0					
Joel Youngblood, R (9,PH) OBP: 0.318, SLG: 0.297					1-2				1B	1	0	1	0	0	0	0	1 0 1 0 0 0 0					
Rick Reuschel, R (1,1) Charlie Hayes, R (8,5) Chris Speier, R (9,PH) OBP: 0.309, SLG: 0.331		F8			5-3			K	K	2	0	0	0	0	1	0	2 0 0 0 0 0 1 1 0 0 0 0 1 0 1 0 0 0 0 1 2					
Inning Stats	R: 0 E: 0 K: 0 S: 6	H: 0 LOB: 0 BB: 0 P: 8	R: 0 E: 1 K: 0 S: 6	H: 0 LOB: 1 BB: 0 P: 7	R: 0 E: 1 K: 0 S: 6	H: 0 LOB: 1 BB: 0 P: 10	R: 0 E: 0 K: 0 S: 6	H: 1 LOB: 0 BB: 0 P: 7	R: 0 E: 1 K: 0 S: 7	H: 0 LOB: 1 BB: 0 P: 11	R: 0 E: 0 K: 2 S: 18	H: 0 LOB: 2 BB: 2 P: 28	R: 0 E: 0 K: 0 S: 5	H: 0 LOB: 0 BB: 0 P: 6	R: 0 E: 0 K: 1 S: 9	H: 0 LOB: 0 BB: 0 P: 12	R: 2 E: 0 K: 2 S: 20	H: 4 LOB: 2 BB: 0 P: 33	1B: 3 2B: 1 3B: 0 HR: 1	SF: 0 SAC: 0 DP: 0 HBP: 0	WP: 0 PB: 0 SB: 1 CS: 0	PA: 37
PITCHER	IP WLS BF H R ER SO BB IBB HBP BLK WP HR S P ERA WHIP																					
Tom Browning, L (1,1) ERA: 3.3	8.0 W 32 4 2 2 3 2 0 0 0 0 0 71 101 2.25 0.750																					
John Franco, L (9,1) ERA: 1.61	1.0 S 4 1 0 0 2 0 0 0 0 0 0 12 21 0.00 1.000																					

Cincinnati Reds @ San Francisco Giants
Candlestick Park, San Francisco, CA
Mon Sep 26 1988, 10:05 PM EDT
Att: 6,797 - Unknown

AB 34
R 2
H 5
RBI 2
BB 2
SO 5
LOB 13



Batter	1	2	3	4	5	6	7	8	9	AB	R	H	RBI	BB	SO	LOB	TOP			
Barry Larkin, R OBP: 0.347, SLG: 0.430 (1, 6)	F8	1-3			P4		1B		F9	5	0	1	0	0	0	0	Cincinnati Reds @ San Francisco Giants Candlestick Park, San Francisco, CA Tue Sep 27 1988, 10:05 PM EDT Att: 6,979 - Unknown			
Lenny Harris, L OBP: 0.462, SLG: 0.438 (1, 4)	G3 1B	L5			4-3		F9		4-3 1B	5	1	2	0	0	0	1				
Kal Daniels, L OBP: 0.397, SLG: 0.466 (1, 7)	G3		F7		0-1 FC5-4 1B		BB 1B		4-3	5	0	2	0	0	0	2				
Eric Davis, R OBP: 0.362, SLG: 0.489 (1, 8)	HR 1B		P6		FC5-4 1-2		BB		1-3	4	1	1	1	1	0	2				
Ken Griffey, L OBP: 0.308, SLG: 0.331 Nick Esasky, R OBP: 0.322, SLG: 0.391 (7, PH) (7, 3)	HR		6-3				F5		K	3	1	1	2	0	0	0				
Paul O'Neill, L OBP: 0.305, SLG: 0.407 (1, 9)	2B			G3			1B		L7	4	0	2	0	0	0	0				
Jeff Reed, L OBP: 0.295, SLG: 0.286 Lloyd McClendon, R OBP: 0.297, SLG: 0.321 (8, PH) (8, 2)	BB				F7		F8			2	0	1	0	1	0	1				
Luis Quinones, S OBP: 0.286, SLG: 0.391 (1, 5)	K			F7			F2		1B	4	0	1	0	0	1	4				
Jack Armstrong, R OBP: 0.295, SLG: 0.295 Frank Williams, R Tim Birtsas, L Dave Collins, S Rob Murphy, L Marty Brown, R Randy St. Claire, R (1, 1) (5, 1) (5, 1) (7, PH) (7, 1) (8, PH) (8, 1)	4-3			L8			F7		K	2	0	0	0	0	0	1				
Inning Stats	R: 3 E: 0 K: 1 S: 20	H: 4 LOB: 2 BB: 1 P: 31	R: 0 E: 0 K: 0 S: 6	H: 0 LOB: 0 BB: 0 P: 9	R: 0 E: 0 K: 0 S: 9	H: 0 LOB: 0 BB: 0 P: 15	R: 0 E: 0 K: 0 S: 11	H: 1 LOB: 1 BB: 0 P: 14	R: 0 E: 0 K: 0 S: 5	H: 1 LOB: 1 BB: 0 P: 8	R: 0 E: 0 K: 1 S: 17	H: 2 LOB: 3 BB: 1 P: 29	R: 0 E: 0 K: 1 S: 10	H: 1 LOB: 1 BB: 0 P: 12	R: 0 E: 0 K: 0 S: 8	H: 1 LOB: 1 BB: 0 P: 13		1B: 9 2B: 1 3B: 0 HR: 1	SF: 0 SAC: 0 DP: 0 HBP: 0	WP: 0 PB: 0 SB: 0 CS: 0
PITCHER	IP WLS BF H R ER SO BB IBB HBP BLK WP HR S P ERA WHIP																			
Don Robinson, R ERA: 2.58 Craig Lefferts, L ERA: 2.92 (1, 1) (7, 1)	6.2 W 29 8 3 3 1 1 0 0 0 0 1 67 101 4.05 1.350																			



Batter	1	2	3	4	5	6	7	8	9	AB	R	H	RBI	BB	SO	LOB	BOTTOM			
Brett Butler, L OBP: 0.394, SLG: 0.398 (1, 8)	5-3		FC4-6 S	F8	G6			G3		5	0	0	0	0	0	6	Cincinnati Reds @ San Francisco Giants Candlestick Park, San Francisco, CA Tue Sep 27 1988, 10:05 PM EDT Att: 6,979 - Unknown			
Ernest Riles, L OBP: 0.311, SLG: 0.382 Robby Thompson, R OBP: 0.320, SLG: 0.383 (1, 4) (6, PH) (7, 4)	3-1		P5		HR		K	1-3 1B		3	1	1	1	0	0	2				
Will Clark, L OBP: 0.387, SLG: 0.508 (1, 3)	5-3		BB		4-3		CS 1B	1-3		4	0	1	0	1	0	1				
Kevin Mitchell, R OBP: 0.322, SLG: 0.448 Donell Nixon, R OBP: 0.400, SLG: 0.385 (1, 7) (7, 7)	3-1 2B		F3		BB E 2B		F9	K		4	1	2	0	0	0	4				
Mike Aldrete, L OBP: 0.362, SLG: 0.335 (1, 9)	3-1 2-3			2B 1B	E BB 1B IBB		K			3	2	1	0	1	1	1				
Matt Williams, R OBP: 0.247, SLG: 0.413 Francisco Melendez, L OBP: 0.280, SLG: 0.182 Chris Speier, R OBP: 0.313, SLG: 0.335 (1, 5) (5, PH) (6, 5)	K			K	1B E BB		2B 1B			2	0	0	0	0	2	2				
Kirt Manwaring, R OBP: 0.276, SLG: 0.327 Phil Garner, R OBP: 0.167, SLG: 0.167 Bob Melvin, R OBP: 0.270, SLG: 0.381 (1, 2) (5, PH) (6, 2)	F8			3B 2B	1-2 2-3 3-H 1B		E6 1B	1-3 2B		2	1	1	1	0	0	1				
Jose Uribe, S OBP: 0.304, SLG: 0.322 (1, 6)			FC4-6 2B	2H 3B	1-2 2-3 3-H 1B		P4			4	0	3	2	0	0	1				
Don Robinson, R OBP: 0.216, SLG: 0.286 Craig Lefferts, L (1, 1) (7, 1)			FC4-6 BB		K		K			2	0	0	0	1	2	4				
Inning Stats	R: 0 E: 0 K: 0 S: 9	H: 0 LOB: 0 BB: 0 P: 15	R: 0 E: 0 K: 1 S: 9	H: 1 LOB: 1 BB: 0 P: 12	R: 0 E: 0 K: 0 S: 8	H: 1 LOB: 2 BB: 2 P: 17	R: 2 E: 0 K: 2 S: 16	H: 3 LOB: 1 BB: 0 P: 20	R: 3 E: 1 K: 1 S: 21	H: 3 LOB: 3 BB: 2 P: 36	R: 0 E: 0 K: 1 S: 7	H: 1 LOB: 0 BB: 0 P: 8	R: 1 E: 0 K: 2 S: 11	H: 2 LOB: 1 BB: 0 P: 17	R: 0 E: 0 K: 1 S: 8	H: 1 LOB: 1 BB: 0 P: 11		1B: 5 2B: 5 3B: 1 HR: 1	SF: 0 SAC: 0 DP: 0 HBP: 0	WP: 0 PB: 0 SB: 1 CS: 1
PITCHER	IP WLS BF H R ER SO BB IBB HBP BLK WP HR S P ERA WHIP																			
Jack Armstrong, R ERA: 5.75 Frank Williams, R ERA: 2.59 Tim Birtsas, L ERA: 4.2 Rob Murphy, L ERA: 3.12 Randy St. Claire, R ERA: 3.78 (1, 1) (5, 1) (5, 1) (7, 1) (8, 1)	4.1 L 24 3 1 0 0 1 0 0 0 0 0 0 8 9 0.00 3.000																			



Batter	1	2	3	4	5	6	7	8	9	AB	R	H	RBI	BB	SO	LOB	TOP			
Barry Larkin, R OBP: 0.347, SLG: 0.429	F8		FC6-4 1B		6-3			L8		4	0	1	0	0	0	0	Cincinnati Reds @ San Francisco Giants Candlestick Park, San Francisco, CA Wed Sep 28 1988, 10:05 PM EDT Att: 11,619 - Unknown - 65 F			
Dave Collins, S OBP: 0.283, SLG: 0.294	K		F9			F9		1B		4	0	1	0	0	1					
Kal Daniels, L OBP: 0.396, SLG: 0.463	BB		FC6-4 1-2		1-3			L8		3	0	0	0	1	0	2				
Eric Davis, R OBP: 0.363, SLG: 0.489	1-3			6-3		FC5-4 1B			BB 1B	4	0	2	0	0	0	1				
Nick Esasky, R OBP: 0.321, SLG: 0.397		5-3		HR		FC5-4 1-2		F8		4	1	1	1	0	0	2				
Lloyd McClendon, R OBP: 0.296, SLG: 0.313	F8			F9				FC4-6 BB		3	0	0	0	1	0	0				
Marty Brown, R OBP: 0.214, SLG: 0.154		1B		CS BB			P6	P4		3	0	1	0	1	0	2				
Luis Quinones, S OBP: 0.269, SLG: 0.367	4-3			CS	F7			FC4-6		3	0	0	0	0	0	1				
Keith Brown, S OBP: 0.284, SLG: 0.260				1-2			P3	1-2		0	0	0	0	0	0	0				
Terry McGriff, R OBP: 0.284, SLG: 0.260								1-2		1	0	0	0	0	0	2				
Danny Jackson, R OBP: 0.161, SLG: 0.178			6-3							2	0	0	0	0	1	0				
Rob Dibble, L OBP: 0.333, SLG: 0.343								K		0	0	0	0	0	0	0				
Ron Oester, S OBP: 0.333, SLG: 0.343										1	0	0	0	0	1	0				
Inning Stats	R: 0 H: 0 E: 0 K: 1 S: 7	H: 0 LOB: 1 BB: 1 P: 14	R: 0 H: 1 E: 0 K: 0 S: 6	H: 1 LOB: 1 BB: 0 P: 8	R: 0 H: 1 E: 0 K: 0 S: 7	H: 1 LOB: 1 BB: 0 P: 10	R: 1 H: 1 E: 0 K: 0 S: 12	H: 1 LOB: 0 BB: 1 P: 22	R: 0 H: 0 E: 0 K: 1 S: 6	H: 0 LOB: 0 BB: 0 P: 11	R: 0 H: 1 E: 0 K: 0 S: 6	H: 0 LOB: 0 BB: 0 P: 9	R: 0 H: 1 E: 0 K: 1 S: 7	H: 1 LOB: 1 BB: 1 P: 11	R: 0 H: 1 E: 0 K: 0 S: 10	H: 1 LOB: 2 BB: 1 P: 15	1B: 5 2B: 0 3B: 0 HR: 1	SF: 0 SAC: 0 DP: 0 HBP: 0	WP: 0 PB: 0 SB: 0 CS: 1	PA: 36
PITCHER Atlee Hammaker, L ERA: 3.73	IP: 9.0 WLS: W BF: 35 H: 6 R: 1 ER: 1 SO: 3 BB: 3 IBB: 0 HBP: 0 BLK: 0 WP: 0 HR: 1 S: 68 P: 112 ERA: 1.00 WHIP: 1.000																			

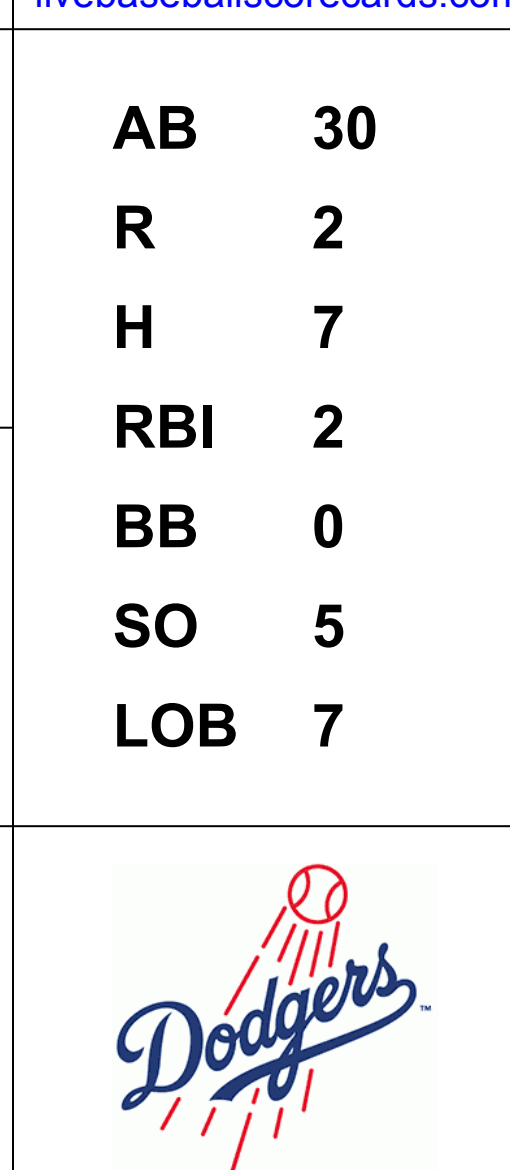
Batter	1	2	3	4	5	6	7	8	9	AB	R	H	RBI	BB	SO	LOB	BOTTOM	
Donell Nixon, R OBP: 0.420, SLG: 0.385	E 1B BB	1B 6-3 BB		BB BB		K		4-3		0	1	0	0	3	0	0	Cincinnati Reds @ San Francisco Giants Candlestick Park, San Francisco, CA Wed Sep 28 1988, 10:05 PM EDT Att: 11,619 - Unknown - 65 F	
Brett Butler, L OBP: 0.393, SLG: 0.397										2	0	0	0	0	1	1		
Robby Thompson, R OBP: 0.323, SLG: 0.384	1B 1B 1B	6-3		G6-4-3 BB		HR BB		6-3		2	2	1	1	2	0	2		
Chris Speier, R OBP: 0.311, SLG: 0.333										1	0	0	0	0	0	0		
Will Clark, L OBP: 0.389, SLG: 0.514	1B 1-3	1B		F7		HR		K		5	1	3	4	0	1	2		
Kevin Mitchell, R OBP: 0.324, SLG: 0.450	1B			G6-4-3 1-2		2B				4	0	2	1	0	1	4		
Joel Youngblood, R OBP: 0.311, SLG: 0.289	F6									3	0	0	0	0	0	2		
Ernest Riles, L OBP: 0.313, SLG: 0.382										0	0	0	0	1	0	0		
Matt Williams, R OBP: 0.242, SLG: 0.404	K									3	0	0	0	0	2	2		
Mike Aldrete, L OBP: 0.361, SLG: 0.334										1	0	0	0	0	1	2		
Kirt Manwaring, R OBP: 0.275, SLG: 0.325	L3									4	0	1	0	0	0	2		
Jose Uribe, S OBP: 0.307, SLG: 0.325										4	2	3	0	0	1	0		
Atlee Hammaker, S OBP: 0.171, SLG: 0.121										3	0	0	0	0	0	3		
Inning Stats	R: 2 H: 3 E: 1 K: 1 S: 17	H: 3 LOB: 2 BB: 1 P: 25	R: 1 H: 2 E: 0 K: 1 S: 7	H: 2 LOB: 2 BB: 1 P: 13	R: 0 H: 2 E: 0 K: 0 S: 14	H: 2 LOB: 2 BB: 0 P: 17	R: 0 H: 0 E: 0 K: 0 S: 7	H: 0 LOB: 1 BB: 2 P: 17	R: 0 H: 3 E: 0 K: 2 S: 21	H: 3 LOB: 2 BB: 2 P: 29	R: 0 H: 0 E: 0 K: 1 S: 7	H: 0 LOB: 0 BB: 0 P: 11	R: 0 H: 0 E: 0 K: 1 S: 11	H: 0 LOB: 0 BB: 0 P: 19	1B: 8 2B: 1 3B: 0 HR: 1	SF: 0 SAC: 1 DP: 1 HBP: 0	WP: 0 PB: 0 SB: 1 CS: 0	PA: 39
PITCHER Danny Jackson, L ERA: 2.73	IP: 5.2 WLS: L BF: 31 H: 10 R: 6 ER: 6 SO: 4 BB: 5 IBB: 0 HBP: 0 BLK: 0 WP: 0 HR: 1 S: 69 P: 105 ERA: 9.53 WHIP: 2.647																	
Rob Dibble, R ERA: 1.55	IP: 0.1 WLS: 0 BF: 2 H: 0 R: 0 ER: 0 SO: 1 BB: 1 IBB: 0 HBP: 0 BLK: 0 WP: 0 HR: 0 S: 5 P: 9 ERA: 0.00 WHIP: 3.000																	
Keith Brown, R ERA: 4.82	IP: 2.0 WLS: 0 BF: 6 H: 0 R: 0 ER: 0 SO: 2 BB: 0 IBB: 0 HBP: 0 BLK: 0 WP: 0 HR: 18 S: 30 P: 30 ERA: 0.00 WHIP: 0.000																	



Batter	1	2	3	4	5	6	7	8	9	AB	R	H	RBI	BB	SO	LOB	TOP					
Ernest Riles, L (1,4) OBP: 0.311, SLG: 0.379	0-3 K		2-2 F7			0-2 G1-6-3 1B		1-1 L7		4	0	1	0	0	1	1	San Francisco Giants @ Los Angeles Dodgers Dodger Stadium, Los Angeles, CA Sat Oct 01 1988, 3:33 AM PDT Att: 33,951 - Sunny - 80 F					
Mike Aldrete, L (1,8) OBP: 0.358, SLG: 0.332	1-2 L6			1-1 F7		0-1 G1-6-3 1-2		3-1 4-3		4	0	0	0	0	0	1						
Will Clark, L (1,3) OBP: 0.387, SLG: 0.510	0-1 L7			0-2 4-3			4-1 E F8 1B BB		1-3 K	3	1	0	0	1	1	0						
Kevin Mitchell, R (1,7) OBP: 0.321, SLG: 0.445		0-0 F4		1-0 F7			1-1 F8 1-2		1-2 6-3	4	0	0	0	0	0	1						
Candy Maldonado, R (1,9) OBP: 0.311, SLG: 0.378		1-3 K			1-2 F7		4-0 1B E BB		0-0 F7	3	0	0	0	1	1	0						
Matt Williams, R (1,5) OBP: 0.239, SLG: 0.395		0-0 L7			2-1 1B		2-1 L5 1-2 2-3			3	0	1	0	0	0	2						
Bob Brenly, R (1,2) OBP: 0.266, SLG: 0.298			0-2 FC4 1B		1 SAFE 2-3 K		2-2 1B			3	0	2	1	0	1	1						
Jose Uribe, S (1,6) OBP: 0.303, SLG: 0.320			0-0 FC4 SH2-4 1-2		1-3 K		2-3 3-H 3-2 F8			3	0	0	0	0	1	4						
Rick Reuschel, R (1,1) OBP: 0.133, SLG: 0.123			1-2 SH2-4			3-2 L6		2-1 F9		2	0	0	0	0	0	0						
Inning Stats	R: 0 E: 0 K: 1 S: 9	H: 0 LOB: 0 BB: 0 P: 10	R: 0 E: 0 K: 1 S: 5	H: 0 LOB: 0 BB: 0 P: 6	R: 0 E: 0 K: 0 S: 11	H: 1 LOB: 1 BB: 0 P: 14	R: 0 E: 0 K: 0 S: 7	H: 0 LOB: 0 BB: 0 P: 9	R: 0 E: 0 K: 2 S: 11	H: 1 LOB: 1 BB: 0 P: 17	R: 0 E: 0 K: 0 S: 13	H: 1 LOB: 0 BB: 0 P: 16	R: 1 E: 1 K: 0 S: 11	H: 1 LOB: 2 BB: 2 P: 27	R: 0 E: 0 K: 0 S: 6	H: 0 LOB: 0 BB: 0 P: 12	R: 0 E: 0 K: 1 S: 7	H: 0 LOB: 0 BB: 0 P: 9	1B: 4 2B: 0 3B: 0 HR: 0	SF: 0 SAC: 1 DP: 1 HBP: 0	WP: 0 PB: 0 SB: 0 CS: 0	PA: 32
PITCHER	IP	WLS	BF	H	R	ER	SO	BB	IBB	HBP	BLK	WP	HR	S	P	ERA	WHIP					
Tim Belcher, R (1,1) ERA: 2.91	5.0	W	17	2	0	0	4	0	0	0	0	0	0	43	56	0.00	0.400					
Fernando Valenzuela, L (6,1) ERA: 4.24	4.0	S	15	2	1	0	1	2	0	0	0	0	0	37	64	0.00	1.000					

Batter	1	2	3	4	5	6	7	8	9	AB	R	H	RBI	BB	SO	LOB	BOTTOM					
Steve Sax, R (1,4) OBP: 0.325, SLG: 0.343	0-1 F9		1-1 2B		1-1 G4-3 1B		0-3 K			3	0	2	0	0	0	0	San Francisco Giants @ Los Angeles Dodgers Dodger Stadium, Los Angeles, CA Sat Oct 01 1988, 3:33 AM PDT Att: 33,951 - Sunny - 80 F					
Fernando Valenzuela, L (6,1) OBP: 0.250, SLG: 0.227										1	0	0	0	0	1	2						
Danny Heep, L (1,7) OBP: 0.347, SLG: 0.260	1-1 F8		2-1 L6		1-2 G4-3 1-2			0-3 K		3	0	0	0	0	0	2						
Mike Devereaux, R (8,8) OBP: 0.159, SLG: 0.143										1	0	0	0	0	1	0						
Franklin Stubbs, L (1,3) OBP: 0.292, SLG: 0.382	2-3 K			3-2 HR		2-1 F7		2-1 L7		4	1	1	1	0	1	0						
Mike Marshall, R (1,9) OBP: 0.314, SLG: 0.445		0-3 K		2-1 L5		1-2 F9		0-1 5-3		3	0	0	0	0	1	0						
Jose Gonzalez, R (7,8) OBP: 0.154, SLG: 0.125										1	0	0	0	0	0	0						
Mike Davis, L (1,8) OBP: 0.262, SLG: 0.273	0-1 F7			4-3 1B 2B		3-2 F6				3	1	1	0	0	0	0						
Mike Scioscia, L (1,2) OBP: 0.321, SLG: 0.326	0-2 1B			1-1 4-3		2-2 F7				3	0	1	0	0	0	1						
Rick Dempsey, R (8,2) OBP: 0.338, SLG: 0.455				2-3 1B						0	0	0	0	0	0	0						
Jeff Hamilton, R (1,5) OBP: 0.287, SLG: 0.355				0-0 1B		1-1 F6				2	0	1	1	0	1	1						
Tracy Woodson, R (7,5) OBP: 0.280, SLG: 0.337				3-H 1B		4-2 HBP 1B				1	0	0	0	0	0	0						
Alfredo Griffin, S (1,6) OBP: 0.261, SLG: 0.255			0-2 4-3		2-1 F5		1-2 HBP 1B			3	0	1	0	0	0	1						
Tim Belcher, R (1,1) OBP: 0.071, SLG: 0.161			0-0 5-3		3-2 F8		4-2 HBP			1	0	0	0	0	0	0						
Mike Sharperson, R (5,PH) OBP: 0.295, SLG: 0.293							1-2 HBP			1	0	0	0	0	0	0						
Inning Stats	R: 0 E: 0 K: 1 S: 10	H: 0 LOB: 0 BB: 0 P: 13	R: 0 E: 0 K: 2 S: 12	H: 1 LOB: 1 BB: 0 P: 13	R: 0 E: 0 K: 0 S: 8	H: 1 LOB: 1 BB: 0 P: 11	R: 2 E: 0 K: 0 S: 11	H: 3 LOB: 1 BB: 0 P: 19	R: 0 E: 0 K: 0 S: 9	H: 1 LOB: 0 BB: 0 P: 14	R: 0 E: 0 K: 0 S: 9	H: 0 LOB: 0 BB: 0 P: 15	R: 0 E: 0 K: 1 S: 16	H: 1 LOB: 2 BB: 0 P: 24	R: 0 E: 0 K: 1 S: 7	H: 0 LOB: 0 BB: 0 P: 9	R: 0 E: 0 K: 1 S: 7	H: 0 LOB: 0 BB: 0 P: 9	1B: 4 2B: 2 3B: 0 HR: 1	SF: 0 SAC: 0 DP: 1 HBP: 1	WP: 0 PB: 0 SB: 0 CS: 0	PA: 31
PITCHER	IP	WLS	BF	H	R	ER	SO	BB	IBB	HBP	BLK	WP	HR	S	P	ERA	WHIP					
Rick Reuschel, R (1,1) ERA: 3.12	8.0	L	31	7	2	2	5	0	0	1	0	0	1	82	118	2.25	0.875					

AB	29
R	1
H	4
RBI	1
BB	2
SO	5
LOB	10



Batter	1	2	3	4	5	6	7	8	9	AB	R	H	RBI	BB	SO	LOB	TOP										
Ernest Riles, L OBP: 0.310, SLG: 0.376 (1, 4)	F8		L6				G3			3	0	0	0	1	0	1	San Francisco Giants @ Los Angeles Dodgers Dodger Stadium, Los Angeles, CA Sun Oct 02 1988, 3:33 AM PDT Att: 44,055 - Sunny										
Mike Aldrete, L OBP: 0.357, SLG: 0.329 (1, 8)	4-3		F7					6-3		3	0	0	0	1	0	0											
Will Clark, L OBP: 0.366, SLG: 0.508 Francisco Melendez, L OBP: 0.276, SLG: 0.192 (1, 3) (3, 3)	K		K				F7	F8		2	0	0	0	0	2	0											
Kevin Mitchell, R OBP: 0.319, SLG: 0.442 (1, 7)		6-3		1-3			F9	F8		4	0	0	0	0	0	0											
Candy Maldonado, R OBP: 0.311, SLG: 0.377 Bob Brenly, R OBP: 0.265, SLG: 0.296 (1, 9) (6, 2)		1B 1B		F9			F9		P3	2	1	0	0	1	0	0											
Bob Melvin, R OBP: 0.288, SLG: 0.377 Phil Garner, R OBP: 0.214, SLG: 0.154 Charlie Hayes, R OBP: 0.091, SLG: 0.091 (1, 2) (6, PH) (6, 9)		1B 1B		F9					E5	2	0	1	0	0	0	0											
Matt Williams, R OBP: 0.251, SLG: 0.410 (1, 5)		1B					CS	G6-4-3		4	0	3	1	0	0	1											
Jose Uribe, S OBP: 0.301, SLG: 0.318 Tony Perezchica, R OBP: 0.273, SLG: 0.125 (1, 6) (7, 4)	F8						F7			3	0	0	0	0	0	4											
Don Robinson, R OBP: 0.204, SLG: 0.269 (1, 1)	4-3						K	4-3		3	0	0	0	0	1	4											
Inning Stats	R: 0 E: 0 K: 1 S: 10	H: 0 LOB: 0 BB: 0 P: 13	R: 1 E: 0 K: 0 S: 22	H: 2 LOB: 2 BB: 1 P: 34	R: 0 E: 0 K: 1 S: 9	H: 0 LOB: 0 BB: 0 P: 14	R: 0 E: 0 K: 0 S: 4	H: 0 LOB: 0 BB: 0 P: 6	R: 0 E: 0 K: 1 S: 11	H: 1 LOB: 3 BB: 2 P: 24	R: 0 E: 0 K: 0 S: 12	H: 0 LOB: 0 BB: 1 P: 20	R: 0 E: 0 K: 0 S: 8	H: 1 LOB: 1 BB: 0 P: 12	R: 0 E: 0 K: 0 S: 6	H: 0 LOB: 0 BB: 0 P: 10		R: 0 E: 1 K: 0 S: 9	H: 0 LOB: 0 BB: 0 P: 11	1B: 3 2B: 1 3B: 0 HR: 0	SF: 0 SAC: 0 DP: 1 HBP: 0	WP: 0 PB: 0 SB: 1 CS: 1	PA: 35				
PITCHER	IP	WLS	BF	H	R	ER	SO	BB	IBB	HBP	BLK	WP	HR	S	P	ERA	WHIP										
Tim Leary, R ERA: 2.91 (1, 1)	5.0	L	21	3	1	1	3	3	0	0	0	0	0	56	91	1.80	1.200										
Ramon Martinez, R ERA: 3.79 (6, 1)	1.0		3	0	0	0	0	1	0	0	0	0	0	12	20	0.00	1.000										
Alejandro Pena, R ERA: 1.91 (7, 1)	1.0		4	1	0	0	0	0	0	0	0	0	0	8	12	0.00	1.000										
Ricky Horton, L ERA: 4.87 (8, 1)	1.0		3	0	0	0	0	0	0	0	0	0	0	6	10	0.00	0.000										
Jesse Orosco, L ERA: 2.72 (9, 1)	1.0		3	0	0	0	0	0	0	0	0	0	0	9	11	0.00	0.000										

Batter	1	2	3	4	5	6	7	8	9	AB	R	H	RBI	BB	SO	LOB	BOTTOM										
Steve Sax, R OBP: 0.325, SLG: 0.343 Mike Sharperson, R OBP: 0.290, SLG: 0.288 (1, 4) (7, 4)	CS 1B		G5-3				4-3		5-3	3	0	1	0	0	0	0	San Francisco Giants @ Los Angeles Dodgers Dodger Stadium, Los Angeles, CA Sun Oct 02 1988, 3:33 AM PDT Att: 44,055 - Sunny										
Danny Heep, L OBP: 0.341, SLG: 0.255 Jesse Orosco, R (1, 7) (9, 1)	F8		P5				K		F7	3	0	0	0	0	1	1											
Mickey Hatcher, R OBP: 0.322, SLG: 0.351 (9, PH)	1-2									1	0	0	0	0	0	0											
Franklin Stubbs, L OBP: 0.288, SLG: 0.376 (1, 3)	F9						F9		4-3	4	0	0	0	0	0	0											
John Shelby, S OBP: 0.320, SLG: 0.395 Jose Gonzalez, R OBP: 0.154, SLG: 0.125 (1, 8) (8, 8)		G6-3 1B		1-3 2B			G3			3	0	2	0	0	0	0											
Mike Davis, L OBP: 0.260, SLG: 0.270 (1, 9)		G6-3		1-3			P5			3	0	0	0	0	2	0											
Mike Scioscia, L OBP: 0.318, SLG: 0.324 Gilberto Reyes, R OBP: 0.111, SLG: 0.111 (1, 2) (8, 2)		F7		P5			6-3			3	0	0	0	0	2	0											
Jeff Hamilton, R OBP: 0.268, SLG: 0.353 (1, 5) (8, 6)							F7		1-3	2	0	0	0	1	0	0											
Alfredo Griffin, S OBP: 0.259, SLG: 0.253 Tracy Woodson, R OBP: 0.279, SLG: 0.335 (1, 6) (8, 5)		F7					F8		6-3	2	0	0	0	0	2	0											
Tim Leary, R ERA: 2.91 (1, 1) Mike Sharperson, R OBP: 0.290, SLG: 0.288 (7, 4) Ramon Martinez, R ERA: 3.79 (6, 1) Alejandro Pena, R ERA: 1.91 (7, 1) Ricky Horton, L ERA: 4.87 (8, 1) Chris Gwynn, L OBP: 0.220, SLG: 0.182 (9, 7)			F9				K		P6	1	0	0	0	0	0	0											
Inning Stats	R: 0 E: 0 K: 0 S: 14	H: 1 LOB: 0 BB: 0 P: 18	R: 0 E: 0 K: 0 S: 15	H: 1 LOB: 2 BB: 1 P: 22	R: 0 E: 0 K: 0 S: 6	H: 0 LOB: 0 BB: 0 P: 7	R: 0 E: 0 K: 0 S: 10	H: 1 LOB: 1 BB: 0 P: 13	R: 0 E: 0 K: 1 S: 5	H: 0 LOB: 0 BB: 0 P: 6	R: 0 E: 0 K: 1 S: 11	H: 0 LOB: 0 BB: 0 P: 17	R: 0 E: 0 K: 0 S: 7	H: 0 LOB: 0 BB: 0 P: 8	R: 0 E: 0 K: 0 S: 5	H: 0 LOB: 0 BB: 0 P: 6	R: 0 E: 0 K: 0 S: 7	H: 0 LOB: 0 BB: 0 P: 8	1B: 2 2B: 1 3B: 0 HR: 0	SF: 0 SAC: 0 DP: 0 HBP: 0	WP: 0 PB: 0 SB: 0 CS: 1	PA: 30					
PITCHER	IP	WLS	BF	H	R	ER	SO	BB	IBB	HBP	BLK	WP	HR	S	P	ERA	WHIP										
Don Robinson, R ERA: 2.45 (1, 1)	9.0	W	30	3	0	0	2	1	0	0	0	0	0	80	105	0.00	0.444										

AB	30
R	1
H	4
RBI	1
BB	4
SO	3
LOB	13

