

**San Francisco Giants - 1989**

Batter	1	2	3	4	5	6	7	8	9	AB R H RBI BB SO LOB	TOP									
<b>Brett Butler, L</b> (1, 8) OBP: 0.800, SLG: 1.250	2-2 F8 HR 2B	3-2 1-3 1B			0-1 SH2-4 2B		4-0 BB 1B BB		0-0 L5	4 2 3 0 1 0 0	<b>San Francisco Giants @ San Diego Padres</b> <b>Jack Murphy Stadium, San Diego, CA</b> Mon Apr 03 1989, 10:05 PM EDT Att. 52,763 - Unknown - 70 F									
<b>Robby Thompson, R</b> (1, 4)	0-1 F8 2-3	2-2 P5			0-1 SH2-4 2-3		4-0 SAFE 1B SAFE 1B BB 1B BB	3-2 G5-3	3 1 0 0 1 0 3											
<b>Will Clark, L</b> (1, 3) OBP: 0.600, SLG: 1.000	0-3 K			1-2 3B	3-3 K		4-2 SAFE 1B 2B BB	1-1 FC6-4 1B	4 1 2 0 1 2 2											
<b>Kevin Mitchell, R</b> (1, 7) OBP: 0.400, SLG: 1.000	0-1 HR 3-H			1-2 F6	2-2 F9		2-0 2B 1B	2-0 FC6-4 1-2f	5 1 2 4 0 0 3											
<b>Candy Maldonado, R</b> (1, 9) OBP: 0.500, SLG: 0.667	4-0 BB			1-1 P6		1-0 F9	0-0 1-3 2B		3 0 1 1 1 0 1											
<b>Terry Kennedy, L</b> (1, 2) <b>Chris Speier, R</b> (7, PH) <b>Craig Lefferts, L</b> (7, 1) <b>Michael LaCoss, R</b> (8, 1)	2-1 SAFE F7			1-0 G4-3		2-1 F8	1-1 3-H F8		3 0 0 0 0 0 2 1 0 0 0 0 0 2 0 0 0 0 0 0 0 0 0 0 0 0 0 0											
<b>Matt Williams, R</b> (1, 5)		2-3 K		1-2 G5-3		1-3 K		2-3 K	4 0 0 0 0 3 0											
<b>Jose Uribe, S</b> (1, 6) OBP: 0.250, SLG: 0.250		1-2 CS 1B		0-2 G5-3		3-2 F8	2-3 K		4 0 1 0 0 1 0											
<b>Rick Reuschel, R</b> (1, 1) OBP: 0.500, SLG: 0.500 <b>Jim Steels, L</b> (7, PH) <b>Kirt Manwaring, R</b> (7, 2)		3-2 SAFE 1B 1-2 1B		1-1 P6		0-0 L5	1-2 G4-3		2 0 1 0 0 0 0 1 0 0 0 0 0 0 1 0 0 0 0 0 0											
<b>Inning Stats</b>	R: 2 E: 0 K: 1 S: 15	H: 2 LOB: 1 BB: 1 P: 23	R: 0 E: 0 K: 1 S: 22	H: 3 LOB: 2 BB: 0 P: 33	R: 0 E: 0 K: 0 S: 9	H: 1 LOB: 1 BB: 0 P: 13	R: 0 E: 0 K: 0 S: 8	H: 0 LOB: 0 BB: 0 P: 10	R: 0 E: 0 K: 1 S: 6	H: 0 LOB: 0 BB: 0 P: 10		R: 3 E: 0 K: 0 S: 12	H: 2 LOB: 2 BB: 3 P: 30	R: 0 E: 0 K: 2 S: 12	H: 0 LOB: 0 BB: 0 P: 17	R: 0 E: 0 K: 0 S: 10	H: 1 LOB: 1 BB: 0 P: 16	1B: 5 2B: 3 3B: 1 HR: 1	SF: 0 SAC: 1 DP: 0 HBP: 0	WP: 0 PB: 0 SB: 0 CS: 1
<b>PITCHER</b>	IP WLS BF H R ER SO BB IBB HBP BLK WP HR S P ERA WHIP																			
<b>Eric Show, R</b> (1, 1) ERA: 6.75	6.2 L 32 9 5 5 4 4 0 0 0 0 0 1 80 131 6.75 1.950																			
<b>Dave Leiper, L</b> (7, 1) ERA:	0.1 1 0 0 0 0 0 0 0 0 0 0 0 2 3 0.00 0.000																			
<b>Greg Harris, R</b> (8, 1) ERA:	2.0 7 1 0 0 2 0 0 0 0 0 0 0 22 33 0.00 0.500																			

livebaseballscorecards.com

<b>AB</b>	35
<b>R</b>	5
<b>H</b>	10
<b>RBI</b>	5
<b>BB</b>	4
<b>SO</b>	6
<b>LOB</b>	13



Batter	1	2	3	4	5	6	7	8	9	AB R H RBI BB SO LOB
<b>Roberto Alomar, S</b> OBP: 0.800, SLG: 0.500 (1, 4)	4-0 1B BB SF8-4 BB	0-1 1B 1-2 2-H		4-1 PO BB			1-1 G1-6-3 1-2f		4-1 BB	2 1 1 1 3 0 1
<b>Tim Flannery, L</b> OBP: 0.667, SLG: 0.500 (1, 5)	4-0 SF8-4 1B BB	0-0 1B 1-2 2-H		0-0 PO 1-2	0-1 G4-3			1-0 BB 1B	1-3 K	2 0 1 0 1 0 0 2 0 1 0 0 1 1
<b>Luis Salazar, R</b> OBP: 0.500, SLG: 0.500 (8, PH) (9, 5)										
<b>Tony Gwynn, L</b> OBP: 0.500, SLG: 0.500 (1, 8)	0-0 SF8-4 1B 1-2 2-3		2-1 G3		1-2 F7			0-0 BB 1B		4 0 2 0 0 0 0
<b>Jack Clark, R</b> (1, 3)	0-1 SF8-4 1-2 2-3 3-H		4-2 FC6-4 BB		2-3 K			1-3 K		2 0 0 1 1 2 2
<b>Carmelo Martinez, R</b> (1, 7)	2-3 K		2-3 K		0-3 K			0-2 F7		4 0 0 0 0 3 4
<b>John Kruk, L</b> (1, 9)		0-0 G3	0-2 FC6-4		1-0 F7			4-1 BB		3 0 0 0 1 0 1
<b>Benito Santiago, R</b> OBP: 0.500, SLG: 1.250 (1, 2)		1-0 1B 1B HR		0-1 HR	2-0 G5-3			0-3 K		4 2 2 1 0 1 3
<b>Garry Templeton, S</b> (1, 6)		1-0 F9		0-1 P7			0-2 L6		2-3 K	4 0 0 0 0 1 1
<b>Eric Show, R</b> OBP: 0.500, SLG: 0.500 (1, 1)		2-1 1B 1B		0-0 F9			4-0 G1-6-3 BB		2-2 G6-3	2 0 1 0 0 0 0 0 0 0 0 0 0 0 0 0 0 0 1 0 0 0 0 0 0 0 0 0 1 0 0 0 0 0 0
<b>Dave Leiper, L</b> (7, 1)										
<b>Randy Ready, R</b> (7, PH)										
<b>Greg Harris, R</b> (8, 1)										
<b>Marvell Wynne, L</b> (9, PH)										

Inning Stats	R: 1	H: 1	E: 0	K: 1	S: 7	H: 1	LOB: 1	BB: 2	P: 17	R: 1	H: 4	E: 0	K: 0	S: 8	H: 0	LOB: 2	BB: 0	P: 12	R: 0	H: 0	E: 0	K: 1	S: 13	H: 1	LOB: 1	BB: 1	P: 21	R: 1	H: 1	E: 0	K: 0	S: 6	H: 0	LOB: 0	BB: 1	P: 10	R: 0	H: 0	E: 0	K: 1	S: 9	H: 0	LOB: 0	BB: 0	P: 12	R: 0	H: 0	E: 0	K: 1	S: 5	H: 0	LOB: 0	BB: 0	P: 8	R: 0	H: 0	E: 0	K: 0	S: 5	H: 0	LOB: 0	BB: 1	P: 10	R: 0	H: 2	E: 0	K: 2	S: 12	H: 2	LOB: 3	BB: 1	P: 18	R: 0	H: 0	E: 0	K: 2	S: 13	H: 0	LOB: 1	BB: 1	P: 22	1B: 7	SF: 1	2B: 1	SAC: 0	3B: 0	DP: 2	HR: 1	HBP: 0	WP: 0	PA: 39
<b>PITCHER</b>	IP	WLS	BF	H	R	ER	SO	BB	IBB	HBP	BLK	WP	HR	S	P	ERA	WHIP																																																																										
<b>Rick Reuschel, R</b> ERA: 4.5 (1, 1)	6.0	W	25	6	3	3	4	4	0	0	0	0	1	48	80	4.50	1.667																																																																										
<b>Craig Lefferts, L</b> ERA: (7, 1)	1.0		5	2	0	0	0	1	0	0	0	0	0	7	13	0.00	3.000																																																																										
<b>Michael LaCoss, R</b> ERA: (8, 1)	2.0	S	8	0	0	0	4	2	0	0	0	0	0	23	37	0.00	1.000																																																																										

BOTTOM

San Francisco Giants @ San Diego Padres  
Jack Murphy Stadium, San Diego, CA  
Mon Apr 03 1989, 10:05 PM EDT  
Att: 52,763 - Unknown - 70 F

livebaseballscorecards.com

AB	30
R	3
H	8
RBI	3
BB	7
SO	8
LOB	13



Batter	1	2	3	4	5	6	7	8	9	AB R H RBI BB SO LOB	TOP		
Brett Butler, L (1, 8) OBP: 0.700, SLG: 1.000 Joe Price, R (8, 1)	2-1 F9		4-2 HR BB G4-3			4-1 1B BB		2-2 1B 1B		4 1 2 0 1 0 1 0 0 0 0 0 0 0	<b>San Francisco Giants @ San Diego Padres</b> Jack Murphy Stadium, San Diego, CA Tue Apr 04 1989, 10:05 PM EDT Att. 21,768 - Unknown <a href="http://livebaseballscorecards.com">livebaseballscorecards.com</a>		
Robby Thompson, R (1, 4) OBP: 0.333, SLG: 0.143	2-2 2B 1B		4-2 HR BB	2-3 K		1-0 F8		3-3 K		4 2 1 0 1 2 2			
Will Clark, L (1, 3) OBP: 0.600, SLG: 1.222	1-1 SAFE F8 2B		1-0 HR	3-2 F8		1-2 F9		2-2 SAFE 1B		5 1 3 3 0 0 1			
Kevin Mitchell, R (1, 7) OBP: 0.500, SLG: 1.100	0-1 3-H 1B		0-1 HR	3-0 F7		2-2 FC6-4 1B		0-3 K		5 1 3 2 0 1 2			
Candy Maldonado, R (1, 9) OBP: 0.333, SLG: 0.375	2-1 F8		3-0 E WP 1B 1B		0-2 G6-3	2-0 FC6-4		2-3 K		5 1 1 0 0 1 4			
Matt Williams, R (1, 5)	0-1 G5-3		1-1 F9		1-2 G6-3		0-0 G5-3	0-1 F7		5 0 0 0 0 0 3			
Kirt Manwaring, R (1, 2) OBP: 0.167, SLG: 0.333		0-2 P6	1-1 SH1-4 1B PB 2-3		3-2 1B 2B		1-3 K	2-3 K		5 2 1 0 0 2 1			
Jose Uribe, S (1, 6) OBP: 0.375, SLG: 0.375		1-2 G5-3	0-1 PB SH1-4 1B		0-1 2-H 1B		2-1 G6-3			4 0 2 2 0 0 0			
Kelly Downs, R (1, 1) Ernest Riles, L (8, PH) Donell Nixon, R (8, 8)		0-0 G4-3	0-0 SH1-4		0-2 G5-3			1-3 K		2 0 0 0 0 0 1 1 0 0 0 0 1 0 0 0 0 0 0 0 0			
<b>Inning Stats</b>	R: 1 H: 3 E: 0 LOB: 2 K: 0 BB: 0 S: 13 P: 20	R: 0 H: 0 E: 0 LOB: 0 K: 0 BB: 0 S: 7 P: 8	R: 6 H: 5 E: 1 LOB: 1 K: 1 BB: 1 S: 18 P: 30	R: 0 H: 0 E: 0 LOB: 0 K: 1 BB: 0 S: 8 P: 16	R: 1 H: 2 E: 0 LOB: 1 K: 0 BB: 0 S: 14 P: 18	R: 0 H: 1 E: 0 LOB: 2 K: 0 BB: 1 S: 9 P: 19	R: 0 H: 0 E: 0 LOB: 0 K: 1 BB: 0 S: 6 P: 9	R: 0 H: 2 E: 0 LOB: 2 K: 3 BB: 0 S: 15 P: 23	R: 0 H: 0 E: 0 LOB: 0 K: 2 BB: 0 S: 10 P: 14	1B: 8 SF: 0 2B: 3 SAC: 1 3B: 0 DP: 0 HR: 2 HBP: 0		WP: 1 PA: 43 PB: 1 SB: 0 CS: 0	
<b>PITCHER</b>	IP WLS BF H R ER SO BB IBB HBP BLK WP HR S P ERA WHIP											<b>PITCHER</b>	IP WLS BF H R ER SO BB IBB HBP BLK WP HR S P ERA WHIP
Bruce Hurst, L (1, 1) ERA: 12.6	5.0 L 27 10 8 7 1 1 0 0 0 0 1 2 60 92 12.60 2.200												
Greg Booker, R (6, 1) ERA:	2.0 8 1 0 0 1 1 0 0 0 0 0 0 15 28 0.00 1.000												
Mark Grant, R (8, 1) ERA:	2.0 8 2 0 0 5 0 0 0 0 0 0 0 25 37 0.00 1.000												



Batter	1	2	3	4	5	6	7	8	9	AB	R	H	RBI	BB	SO	LOB
Roberto Alomar, S OBP: 0.667, SLG: 0.400 Mark Grant, R (8, 1) Ed Whitson, R (9, PH)	1-2 BB 1B 1B		4-2 G1-6-3 1B BB		3-2 G6-3		0-0 F9		2-1 G6-3	3	0	1	0	1	0	1
Tim Flannery, L OBP: 0.667, SLG: 0.800 Luis Salazar, R OBP: 0.333, SLG: 0.333 (9, 5)	1-3 K		2-1 G1-6-3 1B			0-1 FC6-4 2B		1-3 K		3	0	2	0	0	1	1
Tony Gwynn, L OBP: 0.625, SLG: 0.857 (1, 8)	0-0 BB 1B		0-1 G1-6-3			4-1 FC6-4 BB		2-1 HR 3B		3	1	2	0	1	0	2
Jack Clark, R (1, 3) Marvell Wynne, L OBP: 0.500, SLG: 2.000 (7, 7)	4-1 G5-4-3 BB		2-3 K			3-3 K		1-0 HR		2	0	0	0	1	2	3
Carmelo Martinez, R (1, 7) (7, 3)	0-0 G5-4-3			2-2 G5-3		0-1 FC6-4		1-2 P3		4	0	0	0	0	0	5
John Kruk, L (1, 9)		1-1 G6-3		1-3 K		0-0 FC6-4		0-0 G3		4	0	0	0	0	1	2
Benito Santiago, R OBP: 0.429, SLG: 0.857 Mark Parent, R OBP: 1.000, SLG: 4.000 (9, 2)		0-1 G5-3		0-0 F8			0-0 1B		0-0 HR	3	0	1	0	0	0	0
Garry Templeton, S OBP: 0.143, SLG: 0.143 Gary Green, R (8, 6)		1-2 1B		1-0 G4-3			0-0 F7		1-3 K	3	0	1	0	0	0	1
Bruce Hurst, L (1, 1) Bip Roberts, S (5, PH) Greg Booker, R (6, 1) Randy Ready, R (7, PH) (8, 4)		0-3 K		2-3 K			3-2 P3		0-3 K	1	0	0	0	0	1	1

Inning Stats	R: 0	H: 2	E: 0	K: 1	S: 9	R: 0	H: 1	E: 0	K: 1	S: 13	R: 0	H: 1	E: 0	K: 1	S: 9	R: 0	H: 0	E: 0	K: 1	S: 8	R: 0	H: 0	E: 0	K: 1	S: 9	R: 0	H: 1	E: 0	K: 0	S: 10	R: 0	H: 1	E: 0	K: 0	S: 7	R: 2	H: 2	E: 0	K: 1	S: 13	R: 1	H: 1	E: 0	K: 2	S: 9	R: 0	H: 1	E: 0	K: 2	S: 9	1B: 5	2B: 1	3B: 1	HR: 2	SF: 0	SAC: 0	DP: 2	HBP: 0	WP: 0	PB: 0	SB: 0	CS: 0	PA: 37
--------------	------	------	------	------	------	------	------	------	------	-------	------	------	------	------	------	------	------	------	------	------	------	------	------	------	------	------	------	------	------	-------	------	------	------	------	------	------	------	------	------	-------	------	------	------	------	------	------	------	------	------	------	-------	-------	-------	-------	-------	--------	-------	--------	-------	-------	-------	-------	--------

PITCHER	IP	WLS	BF	H	R	ER	SO	BB	IBB	HBP	BLK	WP	HR	S	P	ERA	WHIP
Kelly Downs, R ERA: 13.5 (1, 1)	7.0	W	28	6	0	0	6	3	0	0	0	0	0	65	100	0.00	1.286
Joe Price, L ERA: 13.5 (8, 1)	2.0		9	3	3	3	3	0	0	0	0	0	2	22	30	13.50	1.500

**BOTTOM**

**San Francisco Giants @ San Diego Padres**  
**Jack Murphy Stadium, San Diego, CA**  
 Tue Apr 04 1989, 10:05 PM EDT  
 Att. 21,768 - Unknown

AB	34
R	3
H	9
RBI	3
BB	3
SO	9
LOB	17



WP	0	PA	37
PB	0		
SB	0		
CS	0		

Batter	1	2	3	4	5	6	7	8	9	AB R H RBI BB SO LOB	TOP											
<b>Brett Butler, L</b> (1, 8) OBP: 0.733, SLG: 0.909	1-0 S 1B		4-0 FC6-4 BB		1-0 1B		1-1 G4-3 1-2	4-1 BB		3 0 2 0 2 0 1	<b>San Francisco Giants @ San Diego Padres</b> Jack Murphy Stadium, San Diego, CA Wed Apr 05 1989, 6:33 AM EDT Att. 24,309 - Sunny - 98 F											
<b>Robby Thompson, R</b> (1, 4) OBP: 0.286, SLG: 0.417	2-3 K 1-2		1-2 FC6-4 1-2f		0-0 G3		1-0 HR 2-H	3-3 K		5 1 1 2 0 2 5												
<b>Will Clark, L</b> (1, 3) OBP: 0.533, SLG: 0.917	0-1 G3-1		0-0 F7			4-1 1B BB	3-1 HBP E		1-3 K	3 0 0 0 1 1 2												
<b>Kevin Mitchell, R</b> (1, 7) OBP: 0.333, SLG: 0.733	1-3 K		2-3 K			2-3 K	0-0 E4 1-3		2-1 F9	5 0 0 0 0 3 4												
<b>Candy Maldonado, R</b> (1, 9) OBP: 0.357, SLG: 0.333		1-3 K		1-2 G4-3		0-0 1B	4-0 IBB		3-2 G4-3	4 0 1 0 1 1 0												
<b>Terry Kennedy, L</b> (1, 2) OBP: 0.167, SLG: 0.667		2-1 HR		3-2 F7		0-3 K	1-3 K			3 1 1 1 0 1 2												
<b>Tracy Jones, R</b> (7, PH)										1 0 0 0 0 1 3												
<b>Atlee Hammaker, S</b> (7, 1)										0 0 0 0 0 0 0												
<b>Matt Williams, R</b> (1, 5)		1-0 HBP E		2-3 K		1-0 F9		1-0 SH1-4 1B		2 0 0 0 0 1 2												
<b>Ernest Riles, L</b> (8, PH) (8, 5)										1 0 1 0 0 0 0												
<b>Jose Uribe, S</b> (1, 6) OBP: 0.364, SLG: 0.364		0-1 F9 1-3			1-2 F8		1-0 HR G4-3 1B	0-1 SH1-4 1-2		3 1 1 0 0 0 1												
<b>Don Robinson, R</b> (1, 1)		1-2 G5-3			0-3 K		1-1 P3	1-3 K		1 0 0 0 0 0 1												
<b>Jeff Brantley, R</b> (4, 1)										1 0 0 0 0 1 0												
<b>Jim Steels, L</b> (7, PH)										1 0 0 0 0 0 1												
<b>Kirt Manwaring, R</b> (7, 2) OBP: 0.143, SLG: 0.286										1 0 0 0 0 1 1												
<b>Inning Stats</b>	R: 0 E: 0 K: 2 S: 10	H: 1 LOB: 1 BB: 0 P: 14	R: 1 E: 1 K: 1 S: 10	H: 1 LOB: 1 BB: 0 P: 15	R: 0 E: 0 K: 1 S: 7	H: 0 LOB: 1 BB: 1 P: 14	R: 0 E: 0 K: 1 S: 10	H: 0 LOB: 0 BB: 0 P: 16	R: 0 E: 0 K: 1 S: 9	H: 1 LOB: 1 BB: 0 P: 11	R: 0 E: 0 K: 2 S: 9	H: 1 LOB: 2 BB: 1 P: 16	R: 2 E: 1 K: 1 S: 12	H: 2 LOB: 3 BB: 1 P: 24	R: 0 E: 0 K: 2 S: 13	H: 1 LOB: 2 BB: 1 P: 22	R: 0 E: 0 K: 1 S: 8	H: 0 LOB: 0 BB: 0 P: 14	1B: 5 2B: 0 3B: 0 HR: 2	SF: 0 SAC: 1 DP: 0 HBP: 2	WP: 0 PB: 0 SB: 1 CS: 0	PA: 41
<b>PITCHER</b>	IP WLS BF H R ER SO BB IBB HBP BLK WP HR S P ERA WHIP																					
<b>Ed Whitson, R</b> (1, 1) ERA: 4.05	6.2 W 29 6 3 3 8 2 0 1 0 0 2 61 96 4.05 1.200																					
<b>Dave Leiper, L</b> (7, 1) ERA:	0.0 3 0 0 0 0 0 1 1 0 0 0 2 9 ∞ ∞																					
<b>Greg Harris, R</b> (7, 1) ERA:	0.2 3 1 0 0 1 0 0 0 0 0 0 7 9 0.00 1.500																					
<b>Mark Davis, L</b> (8, 1) ERA:	1.2 S 6 0 0 0 3 1 0 0 0 0 0 0 18 32 0.00 0.600																					

livebaseballscorecards.com

<b>AB</b>	34
<b>R</b>	3
<b>H</b>	7
<b>RBI</b>	3
<b>BB</b>	4
<b>SO</b>	12
<b>LOB</b>	23



Batter	1	2	3	4	5	6	7	8	9
Roberto Alomar, S OBP: 0.615, SLG: 0.444 (1, 4)	0-1 E8 1B		0-3 K	0-0 1B 1-2		3-2 F7			
Luis Salazar, R OBP: 0.429, SLG: 0.429 (1, 9) (8, 5)	1-2 F8		2-1 1B 1B	2-0 1B 1-2 2-3			0-0 G5-3		
Tony Gwynn, L OBP: 0.500, SLG: 0.636 (1, 8)	1-0 F7		3-2 1B 1B	0-0 G4-6-3 1-2f			0-2 G3-1		
Jack Clark, R OBP: 0.273, SLG: 0.125 Mark Davis, L (1, 3) (8, 1)	3-0 G5-3		0-1 1B E 1B		2-0 L6		3-1 G5-3		
Marvell Wynne, L OBP: 0.667, SLG: 1.333 (1, 7)		1-2 G1-3 SF8 2B	1-1 E6 1B		1-0 G6-3		1-1 G4-6-3 1B		
Benito Santiago, R OBP: 0.273, SLG: 0.545 (1, 2)		0-0 G1-3	1-2 E6		2-2 F9		0-0 L6		
Randy Ready, R John Kruk, L (1, 5) (8, 9)		3-0 SF8	0-0 P5			4-2 SH2-3 G3 BB		0-0 G4-6-3 1-2f	
Garry Templeton, S OBP: 0.300, SLG: 0.400 (1, 6)		2-1 FC6-4 1B		0-0 FC3-5 2B		0-0 G3			
Ed Whitson, R Dave Leiper, L Greg Harris, R Carmelo Martinez, R (1, 1) (7, 1) (7, 1) (8, 3)		2-2 FC6-4		0-0 FC3-5 1B 1B		1-0 SH2-3			

Inning Stats	R: 0 E: 1 K: 0 S: 7	H: 1 LOB: 1 BB: 0 P: 12	R: 1 E: 0 K: 0 S: 10	H: 2 LOB: 1 BB: 0 P: 18	R: 3 E: 1 K: 1 S: 17	H: 4 LOB: 1 BB: 0 P: 24	R: 0 E: 0 K: 0 S: 5	H: 0 LOB: 0 BB: 0 P: 10	R: 0 E: 0 K: 0 S: 7	H: 0 LOB: 1 BB: 1 P: 15	R: 0 E: 0 K: 0 S: 7	H: 0 LOB: 0 BB: 0 P: 10	R: 0 E: 0 K: 0 S: 4	H: 1 LOB: 0 BB: 0 P: 5
1B: 9 2B: 2 3B: 0 HR: 0	SF: 1 SAC: 1 DP: 2 HBP: 0	WP: 0 PB: 0 SB: 0 CS: 0	PA: 34											

PITCHER	IP	WLS	BF	H	R	ER	SO	BB	IBB	HBP	BLK	WP	HR	S	P	ERA	WHIP
Don Robinson, R ERA: 8.1 (1, 1)	3.1	L	19	9	4	3	1	0	0	0	0	0	0	37	57	8.10	2.700
Jeff Brantley, R ERA: (4, 1)	2.2		9	1	0	0	0	1	0	0	0	0	0	14	29	0.00	0.750
Atlee Hammaker, L ERA: (7, 1)	2.0		6	1	0	0	0	0	0	0	0	0	0	11	15	0.00	0.500

BOTTOM

San Francisco Giants @ San Diego Padres  
Jack Murphy Stadium, San Diego, CA

livebaseballscorecards.com

AB	31
R	4
H	11
RBI	3
BB	1
SO	1
LOB	15



WP: 0 PB: 0 SB: 0 CS: 0	PA: 34
----------------------------------	--------

Wed Apr 05 1989, 6:33 AM EDT  
Att: 24,309 - Sunny - 98 F

Batter	1	2	3	4	5	6	7	8	9	10	11	12	13	14	15	16	AB	R	H	RBI	BB	SO	LOB	TOP										
<b>Brett Butler, L</b> OBP: 0.609, SLG: 0.667 (1, 8)	3-2 S 2B 1B	4-2 BB			2-1 4-3 1		2-0 FC1-6 2-3		2-3 K 1		1-1 SH3-4 1-2 1B		2-3 K 3			2-3 K 1	7	1	2	0	1	3	1											
<b>Robby Thompson, R</b> OBP: 0.238, SLG: 0.316 (1, 4)	2-3 K 1-2	1-2 CS 3-H	2-2 P3 1		3-2 F8 2		0-3 K 3		0-0 F8 2		0-0 SH3-4 1-2 2-3			3-2 G3 BLK WP 1B		1-2 F9 2	7	1	1	0	0	2	2											
<b>Will Clark, L</b> OBP: 0.565, SLG: 0.750 (1, 3)	4-2 2B BB		1-1 F7 2		2-1 F7 3			4-2 4-3 1B BB	1-2 FC6-4 1B		4-0 IBB			0-0 G3 1-3		4-0 BB	4	1	1	0	4	0	1											
<b>Kevin Mitchell, R</b> OBP: 0.304, SLG: 0.545 (1, 7)	2-3 K 2		2-1 BB 1B			0-0 F8 1		1-1 L9 1	0-0 FC6-4 1-2		1-2 9-3-1-5 3-H			4-2 WP CS BB		1-3 K 3	7	0	1	0	1	2	8											
<b>Candy Maldonado, R</b> OBP: 0.429, SLG: 0.412 (1, 9)	1-0 2B 1-3 2-H		4-0 BB			0-1 1B		1-0 4-3 1-2		2-1 4-3 1			0-0 5-3 1			4-2 CS BB 1-3 3-H	5	0	2	1	2	0	1											
<b>Terry Kennedy, L</b> OBP: 0.200, SLG: 0.500 (1, 2)	2-3 K 3		1-1 F8 3			0-1 F4 2		0-1 BB 1B 2-H		4-2 FC6-4 BB			3-2 F8 2			3-2 G3 3-H	4	0	1	1	0	1	5											
<b>Donell Nixon, R</b> (8, PR)																	0	0	0	0	0	0	0											
<b>Kirt Manwaring, R</b> OBP: 0.200, SLG: 0.222 (8, 2)																	2	0	0	0	1	0	2											
<b>Matt Williams, R</b> (1, 9)																	3	0	0	0	0	2	1											
<b>Jim Steels, L</b> (8, PH)																	0	0	0	0	1	0	0											
<b>Michael LaCoss, R</b> (8, 1)																	0	0	0	0	0	0	0											
<b>Tracy Jones, R</b> (10, PH)																	1	0	0	0	0	1	1											
<b>Altee Hamaker, S</b> (10, 1)																	0	0	0	0	0	0	0											
<b>Don Robinson, R</b> (12, PH)																	0	0	0	0	0	0	0											
<b>Jeff Brantley, R</b> (12, 1)																	0	0	0	0	0	0	0											
<b>Joe Price, R</b> (14, 1)																	1	0	0	0	0	1	0											
<b>Jose Uribe, S</b> OBP: 0.278, SLG: 0.235 (1, 6)		2-1 6-3 2			1-2 F9 2			0-0 F6 1	4-1 BB 1-2 2-3		0-1 FC6-4 3			3-2 4-3 1		2-2 F3 2	6	0	0	0	1	0	1											
<b>Scott Garrett, R</b> OBP: 0.500, SLG: 1.500 (1, 1)																	2	0	1	0	0	1	0											
<b>Ernest Riles, L</b> OBP: 0.667, SLG: 1.000 (7, PH)																	1	0	1	0	0	0	0											
<b>Craig Lefferts, L</b> (7, 1)																	0	0	0	0	0	0	0											
<b>Chris Speier, R</b> OBP: 0.200, SLG: 0.200 (8, PH)																	4	0	1	0	0	1	3											
<b>John Franco, L</b> (8, 5)																																		
<b>Inning Stats</b>	R: 1 E: 0 K: 3 S: 18	H: 2 LOB: 2 BB: 1 P: 32	R: 0 E: 0 K: 1 S: 11	H: 1 LOB: 1 BB: 1 P: 18	R: 0 E: 0 K: 0 S: 9	H: 1 LOB: 2 BB: 1 P: 19	R: 0 E: 0 K: 1 S: 7	H: 0 LOB: 0 BB: 0 P: 9	R: 0 E: 0 K: 1 S: 8	H: 0 LOB: 0 BB: 0 P: 15	R: 0 E: 0 K: 1 S: 8	H: 1 LOB: 1 BB: 0 P: 8	R: 0 E: 0 K: 1 S: 7	H: 1 LOB: 3 BB: 3 P: 12	R: 1 E: 0 K: 1 S: 11	H: 1 LOB: 3 BB: 3 P: 25	R: 0 E: 0 K: 1 S: 9	H: 1 LOB: 1 BB: 0 P: 12	R: 0 E: 0 K: 1 S: 7	H: 2 LOB: 2 BB: 1 P: 13	R: 0 E: 0 K: 0 S: 9	H: 0 LOB: 0 BB: 0 P: 15	R: 1 E: 0 K: 0 S: 13	H: 1 LOB: 1 BB: 2 P: 26	R: 0 E: 0 K: 1 S: 10	H: 0 LOB: 0 BB: 0 P: 16	R: 0 E: 0 K: 2 S: 9	H: 0 LOB: 1 BB: 1 P: 17	1B: 8 2B: 3 3B: 1 HR: 0	SF: 0 SAC: 1 DP: 1 HBP: 0	WP: 2 PB: 0 SB: 1 CS: 3	PA: 68		
<b>PITCHER</b>	IP WLS BF H R ER SO BB IBB HBP BLK WP HR S P ERA WHIP	7.0 0.0 1 0 1 1 0 1 0 0 0 0 0 2 6 1.29 ∞	2.0 10 2 0 0 2 1 1 0 0 0 0 0 18 31 0.00 1.500	2.0 9 2 0 0 1 1 1 0 0 0 0 0 18 32 0.00 1.500	2.0 6 0 0 0 1 0 0 0 0 0 0 0 16 27 0.00 0.000			<b>PITCHER</b>	IP WLS BF H R ER SO BB IBB HBP BLK WP HR S P ERA WHIP	3.0 0.0 12 1 1 1 3 3 0 0 1 1 0 32 59 3.00 1.333																								
<b>Jose Rijo, R</b> ERA: 1.29 (1, 1)																																		
<b>Norm Charlton, L</b> ERA: 13.5 (8, 1)																																		
<b>Rob Dibble, R</b> ERA: (8, 1)																																		
<b>Kent Tekulve, R</b> ERA: 2.45 (10, 1)																																		
<b>John Franco, L</b> ERA: (12, 1)																																		

**San Francisco Giants @ Cincinnati Reds**  
Riverfront Stadium, Cincinnati, OH  
Fri Apr 07 1989, 7:05 PM EDT  
Att. 25,278 - Unknown

AB	55
R	3
H	11
RBI	2
BB	11
SO	14
LOB	26





Batter	1	2	3	4	5	6	7	8	9	10	11	12	13	14	15	16	AB	R	H	RBI	BB	SO	LOB	
<b>Barry Larkin, R</b> OBP: 0.263, SLG: 0.389 (1, 6)	2-1 5-3		1-2 5-3		0-2 G6-4-3 1B		2-2 3B			2-2 F8		2-1 FC1-6 1B		2-2 F8		2-0 SH1-3	7	0	3	0	0	0	0	
<b>Chris Sabo, R</b> OBP: 0.143, SLG: 0.150 (1, 5)	1-1 F7		2-2 3-1		0-0 F4		2-2 F8			0-1 5-3		0-0 FC1-6 G6-4-3 1-2f		0-1 WP WP 2B		4-0 IBB IBB	7	1	1	0	1	0	3	
<b>Eric Davis, R</b> OBP: 0.300, SLG: 0.235 (1, 8)	1-0 6-3		0-0 1B		0-0 G6-4-3 1-2f		0-0 F8		0-0 F8	2-1 S 1B		1-1 G6-4-3 1-2f		1-1 1-3		4-0 IBB	7	0	2	0	1	0	3	
<b>Kal Daniels, L</b> OBP: 0.300, SLG: 0.143 (1, 7)		2-1 F8	0-0 F8			2-2 1-3		1-1 4-3		3-1 6-3			0-1 SH2-4 2B		2-1 1-3 BB		0-0 SF7	6	0	1	1	1	0	2
<b>Todd Benzinger, S</b> OBP: 0.333, SLG: 0.353 (1, 3)		2-0 1B 2B 1B		2-1 F8		2-2 F8 2B		4-0 BB		0-0 F4			0-1 SH2-4 2-3		1-3 K			5	1	2	0	1	1	1
<b>Paul O'Neill, L</b> OBP: 0.474, SLG: 0.667 (1, 9)		1-0 2B 1B		2-0 L4		0-0 F8		1-2 6-3		1-1 1B 1B			4-0 IBB IBB		1-2 F5			6	1	2	0	1	0	2
<b>Jeff Reed, L</b> OBP: 0.500, SLG: 0.667 (1, 2)		1-0 K		2-1 E7		1-2 L7			3-2 F7		1-3 K		4-0 IBB		1-3 K			4	0	2	2	0	0	1
<b>Dave Collins, S</b> (11, PH)																		1	0	0	0	0	1	1
<b>Terry McGriff, R</b> (12, 2)		1-1 3-H 2B		2-1 1B		2-3 K		2-3 K		2-2 F7		0-1 1B		1-2 IBB		0-2 5-3		1	0	0	0	1	1	0
<b>Ron Oester, S</b> OBP: 0.278, SLG: 0.250 (1, 4)		0-0 4-3		4-0 FC6-4 IBB		2-3 K			2-2 F7		0-1 1B		1-3 K					6	0	1	0	1	2	4
<b>Jose Rijo, R</b> <b>Joel Youngblood, R</b> <b>Noam Charon, S</b> <b>Robo Ochoa, L</b> <b>Ken Griffey, L</b> <b>Hank Blalock, R</b> <b>Manny Trillo, R</b> <b>John Franco, L</b> <b>Lenny Harris, L</b> <b>Tyri Bell, L</b> <b>Herm Wertzberger, L</b>		0-0 6-3		1-1 FC6-4 IBB		0-0 5-3		1-2 6-3		1-2 6-3		3-1 F9		2-2 F8		0-0 SH1-3 SF7 1B		2	0	0	0	0	0	3

<b>Inning Stats</b>	R: 0 E: 0 K: 5 S: 5	H: 0 LOB: 0 BB: 0 P: 9	R: 2 E: 0 K: 0 S: 7	H: 3 LOB: 1 BB: 0 P: 13	R: 0 E: 0 K: 0 S: 9	H: 1 LOB: 1 BB: 0 P: 12	R: 0 E: 1 K: 0 S: 7	H: 1 LOB: 2 BB: 1 P: 18	R: 0 E: 0 K: 0 S: 8	H: 0 LOB: 0 BB: 0 P: 8	R: 0 E: 0 K: 0 S: 11	H: 1 LOB: 1 BB: 0 P: 16	R: 0 E: 0 K: 1 S: 13	H: 1 LOB: 1 BB: 0 P: 19	R: 0 E: 0 K: 0 S: 6	H: 0 LOB: 1 BB: 1 P: 12	R: 0 E: 0 K: 0 S: 9	H: 1 LOB: 0 BB: 0 P: 15	R: 0 E: 0 K: 0 S: 9	H: 1 LOB: 1 BB: 0 P: 16	R: 0 E: 0 K: 1 S: 10	H: 2 LOB: 2 BB: 0 P: 15	R: 0 E: 0 K: 0 S: 5	H: 1 LOB: 0 BB: 0 P: 8	R: 0 E: 0 K: 1 S: 11	H: 1 LOB: 3 BB: 2 P: 22	R: 1 E: 0 K: 1 S: 15	H: 1 LOB: 1 BB: 1 P: 23	R: 0 E: 0 K: 1 S: 9	H: 0 LOB: 0 BB: 0 P: 11	R: 1 E: 0 K: 0 S: 3	H: 1 LOB: 2 BB: 2 P: 13	1B: 10 2B: 4 3B: 1 HR: 0	SF: 1 SAC: 2 DP: 2 HBP: 0	WP: 2 PB: 0 SB: 2 CS: 0	PA: 67
---------------------	------------------------------	---------------------------------	------------------------------	----------------------------------	------------------------------	----------------------------------	------------------------------	----------------------------------	------------------------------	---------------------------------	-------------------------------	----------------------------------	-------------------------------	----------------------------------	------------------------------	----------------------------------	------------------------------	----------------------------------	------------------------------	----------------------------------	-------------------------------	----------------------------------	------------------------------	---------------------------------	-------------------------------	----------------------------------	-------------------------------	----------------------------------	------------------------------	----------------------------------	------------------------------	----------------------------------	-----------------------------------	------------------------------------	----------------------------------	--------

<b>SCOTT GARRETS, R</b> ERA: 3.0 (1, 1)	IP: 6.0 WLS: 6 BF: 25 H: 7 R: 2 ER: 2 SO: 0 BB: 0 IBB: 1 HBP: 0 BLK: 0 WP: 0 HR: 0 S: 47 P: 76 ERA: 3.00 WHIP: 1.167
<b>CRIG LEFFERTS, L</b> ERA: (7, 1)	IP: 1.0 WLS: 4 BF: 7 H: 0 R: 0 ER: 0 SO: 1 BB: 0 IBB: 0 HBP: 0 BLK: 0 WP: 0 HR: 0 S: 13 P: 19 ERA: 0.00 WHIP: 1.000
<b>MICHAEL LACOSS, R</b> ERA: (8, 1)	IP: 2.0 WLS: 7 BF: 0 H: 0 R: 0 ER: 0 SO: 0 BB: 1 IBB: 0 HBP: 0 BLK: 0 WP: 0 HR: 0 S: 15 P: 27 ERA: 0.00 WHIP: 0.500
<b>ATLEE HAMMAKER, L</b> ERA: (10, 1)	IP: 2.0 WLS: 9 BF: 3 H: 0 R: 0 ER: 0 SO: 1 BB: 0 IBB: 0 HBP: 0 BLK: 0 WP: 0 HR: 0 S: 19 P: 31 ERA: 0.00 WHIP: 1.500
<b>JEFF BRANTLEY, R</b> ERA: 1.69 (12, 1)	IP: 2.2 WLS: 12 BF: 3 H: 1 R: 1 ER: 1 SO: 1 BB: 0 IBB: 2 HBP: 0 BLK: 0 WP: 1 HR: 0 S: 27 P: 45 ERA: 3.38 WHIP: 1.125

<b>JOE PRICE, L</b> ERA: 9.0 (14, 1)	IP: 2.0 WLS: L BF: 10 H: 1 R: 1 ER: 1 SO: 2 BB: 1 IBB: 2 HBP: 0 BLK: 0 WP: 1 HR: 0 S: 16 P: 32 ERA: 4.50 WHIP: 1.000
--	--

**San Francisco Giants @ Cincinnati Reds**  
Riverfront Stadium, Cincinnati, OH

<b>AB</b>	57
<b>R</b>	4
<b>H</b>	15
<b>RBI</b>	3
<b>BB</b>	7
<b>SO</b>	5
<b>LOB</b>	25



Fri Apr 07 1989, 7:05 PM EDT  
Att. 25,278 - Unknown

livebaseballscores.com

# San Francisco Giants @ Cincinnati Reds

## Riverfront Stadium, Cincinnati, OH

Sun Apr 09 1989, 3:33 AM EDT  
Att. 23,152 - Cloudy - 45 F

AB	34
R	9
H	10
RBI	6
BB	7
SO	5
LOB	11



WP	0	PA	43
PB	0		
SB	0		
CS	1		

AB R H RBI BB SO LOB

5	1	3	1	0	1	0
1	0	0	0	2	0	0
1	0	0	0	0	0	0
4	2	1	0	1	1	2
5	1	1	0	0	1	3
0	0	0	0	0	0	0
3	1	1	0	1	0	0
1	0	0	0	0	1	0
4	1	2	1	1	0	2
4	1	1	4	1	1	1
4	1	1	0	0	0	2
1	1	0	0	1	0	1
1	0	0	0	0	0	0
0	0	0	0	0	0	0
0	0	0	0	0	0	0

Batter	1	2	3	4	5	6	7	8	9
<b>Brett Butler, L</b> (1, 8) OBP: 0.607, SLG: 0.696	2-1 G4-3	1-3 K		1-1 CS 1B		0-0 BLK E 1B		2-2 2B	
<b>Robby Thompson, R</b> (1, 4) OBP: 0.292, SLG: 0.300	0-0 P6	4-2 BB		4-2 FC6 BB		0-0 SH1-2-4		1-2 F8	
<b>Tracy Jones, R</b> (7, 9)				1-2 BB		1-2 2-3			
<b>Will Clark, L</b> (1, 3) OBP: 0.536, SLG: 0.650	0-1 2B BB 1B	1-3 K		0-0 FC6 1-2f		4-0 BLK E IBB		0-0 G3	
<b>Kevin Mitchell, R</b> (1, 7) OBP: 0.286, SLG: 0.519	1-0 BB HR 2B	2-3 K			3-2 F8	1-1 G6-3			2-1 F8
<b>Donell Nixon, R</b> (9, 7)						1-2 2-3 3-H			
<b>Candy Maldonado, R</b> (1, 9) OBP: 0.440, SLG: 0.400	4-0 BB HR IBB		2-2 G6-3 1B		0-0 G6-3	0-0 E6		3-3 K	
<b>Chris Speier, R</b> (7, 4) OBP: 0.167, SLG: 0.167						2-H 3-H			
<b>Kirt Manwaring, R</b> (1, 2) OBP: 0.333, SLG: 0.462	4-0 HR BB		1-1 G6-3	1-2f	0-0 BB 1B	1-1 G5-3		2-0 3B	
<b>Matt Williams, R</b> (1, 5) OBP: 0.150, SLG: 0.222	1-1 HR		2-2 G5-3		4-1 BB		1-3 K	1-1 F8	
<b>Jose Uribe, S</b> (1, 6) OBP: 0.273, SLG: 0.238	1-2 1B			1-1 E6 SH1-4 1B	3-2 L5		1-2 L3		
<b>Rick Reuschel, R</b> (1, 1) OBP: 0.500, SLG: 0.333	2-1 G3			0-0 SH1-4		4-0 BLK BB 1B		1-2 G4-3	
<b>Ernest Riles, L</b> (7, PH) OBP: 0.500, SLG: 0.750				2-3					
<b>Craig Lefferts, L</b> (7, 1)									
<b>Joe Price, R</b> (9, 1)									

Inning Stats	R	H	E	K	S	IP	WLS	BF	H	R	ER	SO	BB	IBB	HBP	BLK	WP	HR	S	P	ERA	WHIP
1	5	4	0	0	13	5.0	L	26	7	6	5	3	4	1	0	0	0	1	55	99	9.00	2.200
2	0	0	0	3	12	2.0		10	1	3	1	1	1	1	0	1	0	0	16	29	4.50	1.000
3	0	0	0	0	10	1.0		3	1	0	0	0	0	0	0	0	0	0	8	11	0.00	1.000
4	0	0	0	0	9	1.0		4	1	0	0	1	0	0	0	0	0	0	9	17	0.00	1.000
5	0	1	0	0	10	0		0	0	0	0	0	0	0	0	0	0	0	0	0	0.00	1.000
6	0	0	0	0	11	0		0	0	0	0	0	0	0	0	0	0	0	0	0	0.00	1.000
7	0	0	0	1	11	0		0	0	0	0	0	0	0	0	0	0	0	0	0	0.00	1.000
8	0	1	0	0	8	0		0	0	0	0	0	0	0	0	0	0	0	0	0	0.00	1.000
9	0	1	0	0	9	0		0	0	0	0	0	0	0	0	0	0	0	0	0	0.00	1.000

PITCHER	IP	WLS	BF	H	R	ER	SO	BB	IBB	HBP	BLK	WP	HR	S	P	ERA	WHIP
<b>Danny Jackson, L</b> (1, 1) ERA: 6.3	5.0	L	26	7	6	5	3	4	1	0	0	0	1	55	99	9.00	2.200
<b>Kent Tekulve, R</b> (6, 1) ERA: 3.18	2.0		10	1	3	1	1	1	1	0	1	0	0	16	29	4.50	1.000
<b>Tim Birtsas, L</b> (8, 1) ERA: 4.15	1.0		3	1	0	0	0	0	0	0	0	0	0	8	11	0.00	1.000
<b>Norm Charlton, L</b> (9, 1) ERA: 7.71	1.0		4	1	0	0	1	0	0	0	0	0	0	9	17	0.00	1.000

Batter	1	2	3	4	5	6	7	8	9	AB	R	H	RBI	BB	SO	LOB
Barry Larkin, R (1, 6) OBP: 0.238, SLG: 0.350 Lenny Harris, L (5, 6) OBP: 0.200, SLG: 0.200	3-2 L8		1-1 E6		0-2 G4-6-3			0-2 G6-3		2	0	0	0	0	0	0
Chris Sabo, R (1, 5) OBP: 0.120, SLG: 0.125	0-1 G5-3		1-2 P4			0-0 G5-3		3-2 P6		4	0	0	0	0	0	1
Eric Davis, R (1, 8) OBP: 0.292, SLG: 0.200	4-1 BB			0-0 F9		1-1 F8		1-1 G6-3		3	0	0	0	1	0	0
Kal Daniels, L (1, 7) OBP: 0.292, SLG: 0.222	3-2 F7			0-3 K		3-1 1B 2B			1-0 F8	4	1	1	0	0	1	1
Todd Benzinger, S (1, 3) OBP: 0.318, SLG: 0.333		1-1 G4-3		1-1 P5		0-0 1B			1-1 L8	4	0	1	1	0	0	0
Paul O'Neill, L (1, 9) OBP: 0.435, SLG: 0.636		1-0 G6-3			0-0 1B 2B		0-0 F8		1-3 K	4	0	1	0	0	1	1
Jeff Reed, L (1, 2) OBP: 0.526, SLG: 0.667		0-3 K			0-0 BB 1B					3	0	2	0	0	1	0
Ron Oester, S (1, 4) OBP: 0.286, SLG: 0.222			1-0 G4-3		4-2 G4-6-3 BB		1-0 F9			2	0	0	0	1	0	1
Danny Jackson, R (1, 1) Dave Collins, S (5, PH) Kent Tekulve, R (6, 1) Joel Youngblood, R (7, PH) Tim Birtsas, L (8, 1) Norm Charlton, S (9, 1)			2-2 G6-3		2-3 K		2-1 G6-4-3			1	0	0	0	0	0	0

Inning Stats	R: 0	H: 0	E: 0	K: 0	S: 9	R: 0	H: 0	E: 0	K: 1	S: 6	R: 0	H: 0	E: 0	K: 0	S: 9	R: 0	H: 2	E: 0	K: 1	S: 12	R: 1	H: 2	E: 0	K: 0	S: 7	R: 0	H: 1	E: 0	K: 0	S: 4	R: 0	H: 0	E: 0	K: 0	S: 11	R: 0	H: 0	E: 0	K: 1	S: 6	1B: 3	2B: 2	3B: 0	HR: 0	SF: 0	SAC: 0	DP: 2	HBP: 0	WP: 0	PB: 0	SB: 0	CS: 0	PA: 33
--------------	------	------	------	------	------	------	------	------	------	------	------	------	------	------	------	------	------	------	------	-------	------	------	------	------	------	------	------	------	------	------	------	------	------	------	-------	------	------	------	------	------	-------	-------	-------	-------	-------	--------	-------	--------	-------	-------	-------	-------	--------

PITCHER	IP	WLS	BF	H	R	ER	SO	BB	IBB	HBP	BLK	WP	HR	S	P	ERA	WHIP
Rick Reuschel, R (1, 1) ERA: 3.0	6.0		24	4	1	1	3	2	0	0	0	0	0	49	77	1.50	1.000
Craig Lefferts, L (7, 1) ERA:	2.0		6	1	0	0	0	0	0	0	0	0	0	15	22	0.00	0.500
Joe Price, L (9, 1) ERA: 7.2	1.0		3	0	0	0	1	0	0	0	0	0	0	6	9	0.00	0.000


**BOTTOM**

**San Francisco Giants @ Cincinnati Reds**  
Riverfront Stadium, Cincinnati, OH

Sun Apr 09 1989, 3:33 AM EDT  
Att: 23,152 - Cloudy - 45 F

livebaseballscorecards.com

AB	31
R	1
H	5
RBI	1
BB	2
SO	4
LOB	11



Batter	1	2	3	4	5	6	7	8	9	AB R H RBI BB SO LOB	TOP																									
Willie Randolph, R (1, 4) OBP: 0.310, SLG: 0.208	2-1 G4-3 1B		0-0 F9		2-1 G6-3		3-2 G3 1B		4-1 E FC4-2 HR BB	4 1 2 0 1 0 0																										
Alfredo Griffin, S (1, 6) OBP: 0.154, SLG: 0.160 Franklin Stubbs, L (9, PH) Rick Dempsey, R (9, 2)	0-0 G4-3		1-1 G3		0-2 F7		0-0 B2		1-1 FC4-2 HR E	4 0 0 0 0 0 2 1 1 0 0 0 0 3 0 0 0 0 0 0 0																										
Kirk Gibson, L (1, 7) OBP: 0.346, SLG: 0.545	0-0 F8		0-1 F8 1B		0-0 HR		2-2 G3		0-0 E3 HR	5 2 2 2 0 0 4																										
Eddie Murray, S (1, 3) OBP: 0.115, SLG: 0.231	1-3 K		0-0 G5-3		1-3 K		1-0 P5		1-1 HR	5 1 1 4 0 2 3																										
Mike Marshall, R (1, 9) OBP: 0.412, SLG: 0.462		2-1 HR		0-0 E5 CS		2-2 P4		4-1 G6-4-3 BB	1-3 K	4 1 1 1 1 1 1																										
John Shelby, S (1, 8) OBP: 0.385, SLG: 0.238		1-3 K		3-3 K 1-2		0-0 F8 1B		1-0 L4	4-2 1B BB	4 0 1 0 1 2 2																										
Jeff Hamilton, R (1, 5) OBP: 0.240, SLG: 0.360		1-0 G5-3		3-2 2B		3-1 F8		2-1 G6-4-3	3-2 1B	5 0 2 0 0 0 2																										
Mike Scioscia, L (1, 2) OBP: 0.500, SLG: 0.500 Mariano Duncan, R (9, PR) Jay Howell, R (9, 1) Alejandro Pena, R (9, 1)		1-0 2B		4-0 IBB		4-0 IBB			1B FC4-3 1B P4	2 0 2 0 2 0 0 1 0 0 0 0 0 2 0 0 0 0 0 0 0 0 0 0 0 0 0 0																										
Orel Hershiser, R (1, 1) OBP: 0.333, SLG: 0.333 Mickey Hatcher, R (9, PH) Dave Anderson, R (9, 6)		1-1 G5-3		2-1 F8		0-0 B2			1-2 FC4-2 BB E 1B	3 0 0 0 0 0 5 1 0 1 0 0 0 0 0 1 0 0 0 0 0																										
<b>Inning Stats</b>	R: 0 E: 0 K: 1 S: 7	H: 1 LOB: 1 BB: 0 P: 10	R: 1 E: 0 K: 1 S: 9	H: 2 LOB: 1 BB: 0 P: 15	R: 0 E: 0 K: 0 S: 6	H: 1 LOB: 2 BB: 1 P: 24	R: 1 E: 0 K: 1 S: 10	H: 1 LOB: 0 BB: 0 P: 13	R: 0 E: 0 K: 0 S: 8	H: 1 LOB: 2 BB: 1 P: 16	R: 0 E: 0 K: 0 S: 10	H: 1 LOB: 1 BB: 0 P: 16	R: 0 E: 0 K: 0 S: 4	H: 0 LOB: 0 BB: 1 P: 11	R: 5 E: 1 K: 1 S: 23	H: 4 LOB: 2 BB: 2 P: 40	1B: 7 2B: 3 3B: 0 HR: 3	SF: 0 SAC: 0 DP: 2 HBP: 0	WP: 0 PB: 0 SB: 1 CS: 1	PA: 44																
<b>PITCHER</b>	IP WLS BF H R ER SO BB IBB HBP BLK WP HR S P ERA WHIP																																			
Don Robinson, R (1, 1) ERA: 4.82	6.0		27	7	2	2	4	0	2	0	0	0	2	53	85	3.00	1.167																			
Atlee Hammaker, L (7, 1) ERA: 1.5	2.0		8	2	1	1	0	1	0	0	0	0	0	16	31	4.50	1.500																			
Michael LaCoss, R (9, 1) ERA: 6.23	0.1	L	5	2	4	3	0	1	0	0	0	0	1	10	17	81.00	9.000																			
Jeff Brantley, R (9, 1) ERA: 1.5	0.2		4	1	0	0	1	1	0	0	0	0	0	11	19	0.00	3.000																			

Los Angeles Dodgers @ San Francisco Giants  
Candlestick Park, San Francisco, CA

Mon Apr 10 1989, 10:05 PM EDT  
Att. 53,015 - Unknown - 45 F

livebaseballscorecards.com

AB	39
R	7
H	12
RBI	7
BB	5
SO	5
LOB	24




Batter	1	2	3	4	5	6	7	8	9	AB R H RBI BB SO LOB
Brett Butler, L OBP: 0.576, SLG: 0.615 (1, 8)	1-1 G4-3		3-2 F7		4-1 BB		0-0 F8		4-1 BLK BB	3 0 0 0 2 0 1
Robby Thompson, R OBP: 0.276, SLG: 0.280 (1, 4)	1-1 1B 2B 1B		0-0 G1-3		2-0 G5-3		2-1 FC1-6		0-0 F8	5 1 1 0 0 0 6
Will Clark, L OBP: 0.515, SLG: 0.600 (1, 3)	0-0 2B 1-2 1B 1B		3-3 K			3-2 SH1-4 BB SF7 1B		2-1 G4-3	3-3 K	5 2 2 0 0 2 3
Kevin Mitchell, R OBP: 0.344, SLG: 0.552 (1, 7)	1-2 1B 2B			4-1 G5-4-3 BB		4-2 SF7 SH1-4 BB		1-3 K2-3		2 0 1 1 2 1 0
Candy Maldonado, R OBP: 0.393, SLG: 0.348 (1, 9)	1-1 P2			0-0 G5-4-3		1-0 SH1-4		2-3 K		3 0 0 0 0 1 3
Terry Kennedy, L OBP: 0.286, SLG: 0.462 Jeff Brantley, R (9, 1)	2-1 1B			0-1 E3		4-0 IBB		3-3 K		3 0 1 1 1 1 0 0 0 0 0 0 0 0
Matt Williams, R OBP: 0.136, SLG: 0.200 Ernest Riles, L OBP: 0.400, SLG: 0.750 Atlee Hammaker, S Michael LaCoss, R Kirt Manwaring, R OBP: 0.375, SLG: 0.500 Jose Uribe, S OBP: 0.240, SLG: 0.208 Jim Steels, L (9, PH)		0-3 K		2-3 K		3-1 SF7		0-1 BB BLK 1B		2 0 0 0 0 2 1 0 0 0 1 0 0 0 0 0 0 0 0 0 0 1 1 1 0 0 0 0
Don Robinson, R OBP: 0.250, SLG: 0.250 Chris Speier, R OBP: 0.250, SLG: 0.143 (7, 5)		1-3 K		1-3 K		0-3 K		4-2 BLK BB BB		3 0 0 0 0 3 2 0 0 0 0 1 0 0
		2-3 K		0-1 G5-3 BB 1B			4-1 FC1-6 BB		2-1 P2	2 0 1 0 0 1 0 1 0 0 0 1 0 2

Inning Stats	R: 2	H: 4	E: 0	LOB: 2	K: 0	P: 20	R: 0	H: 0	E: 0	LOB: 0	K: 3	P: 9	R: 0	H: 0	E: 1	LOB: 1	K: 1	P: 8	R: 0	H: 1	E: 0	LOB: 1	K: 1	P: 14	R: 0	H: 1	E: 0	LOB: 2	K: 1	P: 27	R: 0	H: 0	E: 0	LOB: 1	K: 0	P: 14	R: 0	H: 0	E: 0	LOB: 0	K: 3	P: 15	R: 1	H: 1	E: 0	LOB: 2	K: 1	P: 27	1B: 6	SF: 1	2B: 1	SAC: 1	3B: 0	DP: 2	HR: 0	HBP: 0	WP: 0	PA: 39
PITCHER	IP	WLS	BF	H	R	ER	SO	BB	IBB	HBP	BLK	WP	HR	S	P	ERA	WHIP																																									
Orel Hershiser, R ERA: 3.0 Jay Howell, R ERA: 6.75 Alejandro Pena, R ERA:	(1, 1)	8.0	W	33	6	3	3	10	4	1	0	0	0	0	130	3.38	1.250																																									
	(9, 1)	0.1		4	1	1	0	2	0	0	0	0	0	8	18	27.00	9.000																																									
	(9, 1)	0.2	S	2	0	0	1	0	0	0	1	0	0	6	9	0.00	0.000																																									

**Los Angeles Dodgers @ San Francisco Giants**  
**Candlestick Park, San Francisco, CA**  
 Mon Apr 10 1989, 10:05 PM EDT  
 Att: 53,015 - Unknown - 45 F

AB	30
R	4
H	7
RBI	3
BB	7
SO	11
LOB	18



PITCHER	IP	WLS	BF	H	R	ER	SO	BB	IBB	HBP	BLK	WP	HR	S	P	ERA	WHIP
Orel Hershiser, R	8.0	W	33	6	3	3	10	4	1	0	0	0	0	8	18	27.00	9.000
Jay Howell, R	0.1		4	1	1	0	2	0	0	0	0	0	0	8	18	27.00	9.000
Alejandro Pena, R	0.2	S	2	0	0	1	0	0	0	0	1	0	0	6	9	0.00	0.000

Batter	1	2	3	4	5	6	7	8	9	AB R H RBI BB SO LOB	TOP											
Willie Randolph, R (1, 4) OBP: 0.294, SLG: 0.207	0-0 G5-3		3-3 K		0-0 SH3-4 1B		3-1 P6		1-1 P6	5 0 1 1 0 1 1	<p>Los Angeles Dodgers @ San Francisco Giants</p> <p>Candlestick Park, San Francisco, CA</p> <p>Tue Apr 11 1989, 10:05 PM EDT</p> <p>Att. 17,722 - Unknown</p>											
Alfredo Griffin, S (1, 6) OBP: 0.172, SLG: 0.214	3-3 K		1-0 G4-3 2B		0-1 SH3-4		0-1 P6			3 0 1 0 0 1 1												
Kirk Gibson, L (1, 7) OBP: 0.400, SLG: 0.640	0-2 2B		1-1 G4-3		4-0 IBB		2-0 1-H 2B			3 0 2 1 1 0 1												
Eddie Murray, S (1, 3) OBP: 0.100, SLG: 0.207	1-3 K		0-0 F8		1-2 SF7		1-3 K			3 0 0 1 0 2 3												
Mike Marshall, R (1, 9) OBP: 0.429, SLG: 0.438		2-2 CS 1B		4-2 G4-3-6 BB		3-3 K		0-3 K		3 0 1 0 1 2 2												
John Shelby, S (1, 8) OBP: 0.367, SLG: 0.240		1-2 CS 1B		1-1 G4-3-6		2-2 F9		1-0 F9		4 0 1 0 0 0 1												
Jeff Hamilton, R (1, 5) OBP: 0.207, SLG: 0.310		1-2 G5-3		2-2 F7		0-2 G5-3		3-2 P9		4 0 0 0 0 0 2												
Mike Scioscia, L (1, 2) OBP: 0.522, SLG: 0.500		4-0 IBB			3-1 E 1B		0-0 G4-3		3-1 P2	2 1 1 0 1 0 0												
Rick Dempsey, R (9, PH)					0-0 E1 SH3-4 1B		0-1 2B 1B		2-1 P8	1 0 0 0 0 0 0												
Tim Leary, R (1, 1)		0-3 K								2 1 0 0 0 1 3												
Mariano Duncan, R (7, PH) OBP: 0.750, SLG: 1.000										1 1 1 0 0 0 0												
Ricky Horton, L (7, 1)										0 0 0 0 0 0 0												
Tim Crews, R (7, 1)										0 0 0 0 0 0 0												
Ray Searage, L (8, 1)										0 0 0 0 0 0 0												
Mickey Hatcher, R (9, PH) OBP: 0.200, SLG: 0.143										1 0 0 0 0 0 0												
<b>Inning Stats</b>	R: 0 E: 0 K: 2 S: 15	H: 1 LOB: 1 BB: 0 P: 19	R: 0 E: 0 K: 1 S: 14	H: 2 LOB: 2 BB: 1 P: 22	R: 0 E: 0 K: 1 S: 7	H: 1 LOB: 1 BB: 1 P: 12	R: 0 E: 0 K: 0 S: 8	H: 0 LOB: 0 BB: 1 P: 15	R: 2 E: 1 K: 1 S: 12	H: 2 LOB: 2 BB: 1 P: 23	R: 0 E: 0 K: 0 S: 7	H: 0 LOB: 0 BB: 0 P: 9	R: 1 E: 0 K: 1 S: 10	H: 2 LOB: 1 BB: 0 P: 16	R: 0 E: 0 K: 1 S: 9	H: 0 LOB: 0 BB: 0 P: 13	R: 0 E: 0 K: 0 S: 6	H: 0 LOB: 0 BB: 0 P: 12	1B: 5 2B: 3 3B: 0 HR: 0	SF: 1 SAC: 1 DP: 1 HBP: 0	WP: 0 PB: 0 SB: 0 CS: 2	PA: 37
<b>PITCHER</b>	IP WLS BF H R ER SO BB IBB HBP BLK WP HR S P ERA WHIP																					
Kelly Downs, R (1, 1) ERA: 0.66	6.2 W 30 8 3 1 5 1 2 0 0 0 0 70 112 1.35 1.350																					
Craig Lefferts, L (7, 1) ERA:	2.1 S 7 0 0 0 2 0 0 0 0 0 0 18 29 0.00 0.000																					

livebaseballscorecards.com

AB	32
R	3
H	8
RBI	3
BB	3
SO	7
LOB	14



Batter	1	2	3	4	5	6	7	8	9	AB	R	H	RBI	BB	SO	LOB
<b>Brett Butler, L</b> OBP: 0.541, SLG: 0.567 (1, 8)	1-0 G4-3	2-2 FC3-6			1-3 K		0-0 SH2-3	0-0 1B		4	0	1	0	0	1	3
<b>Robby Thompson, R</b> OBP: 0.324, SLG: 0.345 (1, 4)	4-2 2B BB		1-0 F8		2-1 HR 1B		0-1 2B 2B	2-0 F9		4	3	2	1	1	0	1
<b>Will Clark, L</b> OBP: 0.526, SLG: 0.767 (1, 3)	0-1 G5-3 2B		3-2 P7		3-1 HR		1-1 1B 2B	2-1 G4-1		5	2	3	5	0	0	1
<b>Kevin Mitchell, R</b> OBP: 0.333, SLG: 0.515 (1, 7)	1-1 G5-3		3-3 K		1-0 F8		2-1 2B 1B			4	1	1	1	0	1	1
<b>Candy Maldonado, R</b> OBP: 0.375, SLG: 0.370 (1, 9)	3-1 F9			3-2 F8	2-3 K		3-2 1B 2B			4	0	1	1	0	1	1
<b>Terry Kennedy, L</b> OBP: 0.389, SLG: 0.529 (1, 2)		1-0 FC1-5 1B		1-2 WP 1B		0-1 P5	3-2 1B			4	0	3	0	0	0	0
<b>Matt Williams, R</b> OBP: 0.120, SLG: 0.174 (1, 5) <b>Craig Lefferts, L</b> (7, 1)		2-1 F8		3-1 F7		0-0 P6	0-3 K			3	0	0	0	0	0	2
<b>Jose Uribe, S</b> OBP: 0.241, SLG: 0.214 (1, 6)		2-0 FC1-5 1B		1-0 F9		1-2 G6-3	0-0 G5-3			4	0	1	0	0	0	3
<b>Kelly Downs, R</b> OBP: 0.250, SLG: 0.250 (1, 1) <b>Chris Speier, R</b> OBP: 0.300, SLG: 0.125 (7, 5)		0-0 FC1-5			0-1 HR 1B		4-0 SH2-3 2B BB	2-2 F9		2	1	1	0	0	0	2
		1-2 FC3-6								1	1	0	0	1	0	0

Inning Stats	R: 1	H: 1	E: 0	K: 10	S: 19	R: 0	H: 2	E: 0	K: 8	S: 15	R: 0	H: 0	E: 0	K: 1	S: 8	R: 0	H: 1	E: 0	K: 10	S: 18	R: 3	H: 3	E: 0	K: 14	S: 23	R: 0	H: 0	E: 0	K: 6	S: 7	R: 4	H: 5	E: 0	K: 18	S: 31	R: 0	H: 1	E: 0	K: 7	S: 13	1B: 8	2B: 4	3B: 0	HR: 1	SF: 0	SAC: 1	DP: 0	HBP: 0
--------------	------	------	------	-------	-------	------	------	------	------	-------	------	------	------	------	------	------	------	------	-------	-------	------	------	------	-------	-------	------	------	------	------	------	------	------	------	-------	-------	------	------	------	------	-------	-------	-------	-------	-------	-------	--------	-------	--------

PITCHER	IP	WLS	BF	H	R	ER	SO	BB	IBB	HBP	BLK	WP	HR	S	P	ERA	WHIP
<b>Tim Leary, R</b> ERA: 3.0 (1, 1)	6.0	L	26	7	4	4	3	1	0	0	0	1	1	56	97	6.00	1.333
<b>Ricky Horton, L</b> ERA: 11.57 (7, 1)	0.1		4	2	3	3	0	1	0	0	0	0	0	5	10	81.00	9.000
<b>Tim Crews, R</b> ERA: 1.5 (7, 1)	0.2		5	3	1	1	1	0	0	0	0	0	0	13	21	13.50	4.500
<b>Ray Searage, L</b> ERA: (8, 1)	1.0		4	1	0	0	0	0	0	0	0	0	0	7	13	0.00	1.000

**Los Angeles Dodgers @ San Francisco Giants**  
**Candlestick Park, San Francisco, CA**  
 Tue Apr 11 1989, 10:05 PM EDT  
 Att. 17,722 - Unknown

<b>AB</b>	<b>36</b>
<b>R</b>	<b>8</b>
<b>H</b>	<b>13</b>
<b>RBI</b>	<b>8</b>
<b>BB</b>	<b>2</b>
<b>SO</b>	<b>4</b>
<b>LOB</b>	<b>16</b>

**GIANTS**

WP: 1	PA: 39
PB: 0	
SB: 0	
CS: 0	

Batter	1	2	3	4	5	6	7	8	9	AB R H RBI BB SO LOB	TOP									
Willie Randolph, R (1, 4) OBP: 0.316, SLG: 0.242	3-2 SH1-3 1B		1-0 G5-3		3-1 F9		3-2 1B			4 1 2 0 0 0 0										
Alfredo Griffin, S (1, 6) OBP: 0.156, SLG: 0.194	0-1 SH1-3		1-3 K		1-0 P5		2-1 F8			3 0 0 0 0 1 2										
Kirk Gibson, L (1, 7) OBP: 0.412, SLG: 0.593	4-1 1B BB		0-0 G5-3		4-2 G5-4-3 BB		0-1 P3			2 0 0 0 2 0 0										
Eddie Murray, S (1, 3) OBP: 0.118, SLG: 0.188	2-2 F7		0-0 4-3		4-1 G5-4-3 BB		2-3 K			3 0 0 0 1 1 2										
Mike Marshall, R (1, 9) OBP: 0.440, SLG: 0.450	1-1 1-3 2-H 1B		1-2 BB 1B		1-0 G5-4-3 1-2f 2-3		3-1 F8			4 0 2 1 0 0 2										
John Shelby, S (1, 8) OBP: 0.353, SLG: 0.214	0-2 G3		4-2 1-2 BB		0-3 K					3 0 0 0 1 1 3										
Jeff Hamilton, R (1, 5) OBP: 0.182, SLG: 0.273		0-0 F9		1-0 L7		1-1 F9				4 0 0 0 0 1 2										
Mike Scioscia, L (1, 2) OBP: 0.481, SLG: 0.455		2-1 G3		0-1 4-3		0-0 FC4-6 1B				4 0 1 0 0 0 2										
Fernando Valenzuela, L (1, 1) Tim Crews, R (5, 1) Mickey Hatcher, R (7, PH) Ray Searage, L (7, 1) Jay Howell, R (8, 1)		2-1 6-3		0-1 F7		1-0 FC4-6 1B				2 0 0 0 0 0 0 0 0 0 0 0 0 0 1 0 0 0 0 0 1 0 0 0 0 0 0 0 0 0 0 0 0 0 0										
<b>Inning Stats</b>	R: 1 E: 0 K: 0 S: 15	H: 2 LOB: 2 BB: 1 P: 25	R: 0 E: 0 K: 0 S: 5	H: 0 LOB: 0 BB: 0 P: 9	R: 0 E: 0 K: 1 S: 7	H: 0 LOB: 0 BB: 0 P: 9	R: 0 E: 0 K: 0 S: 5	H: 0 LOB: 0 BB: 0 P: 9	R: 0 E: 0 K: 1 S: 7	H: 0 LOB: 1 BB: 2 P: 16	R: 0 E: 0 K: 0 S: 9	H: 2 LOB: 2 BB: 0 P: 16	R: 0 E: 0 K: 1 S: 7	H: 0 LOB: 0 BB: 0 P: 12	R: 0 E: 0 K: 1 S: 6	H: 0 LOB: 0 BB: 0 P: 8	1B: 5 2B: 0 3B: 0 HR: 0	SF: 0 SAC: 1 DP: 1 HBP: 0	WP: 0 PB: 0 SB: 0 CS: 0	PA: 35
<b>PITCHER</b>	IP WLS BF H R ER SO BB IBB HBP BLK WP HR S P ERA WHIP																			
Scott Garrelts, R (1, 1) ERA: 2.45	5.0 W 22 3 1 1 1 4 0 0 0 0 0 0 46 80 1.80 1.400																			
Jeff Brantley, R (6, 1) ERA: 1.29	1.0 2 0 0 0 1 0 0 0 0 0 0 0 4 5 0.00 0.000																			
Atlee Hammaker, L (7, 1) ERA: 1.13	2.0 8 2 0 0 1 0 0 0 0 0 0 0 16 28 0.00 1.000																			
Michael LaCoss, R (9, 1) ERA: 5.06	1.0 S 3 0 0 0 1 0 0 0 0 0 0 0 6 8 0.00 0.000																			

Los Angeles Dodgers @ San Francisco Giants  
Candlestick Park, San Francisco, CA

Wed Apr 12 1989, 10:05 PM EDT  
Att. 19,035 - Unknown - 60 F

livebaseballscorecards.com

AB 30  
R 1  
H 5  
RBI 1  
BB 4  
SO 4  
LOB 14





Batter	1	2	3	4	5	6	7	8	9	AB	R	H	RBI	BB	SO	LOB
<b>Brett Butler, L</b> OBP: 0.561, SLG: 0.576 (1, 8) 	 1B				 CS BB		 CS 1B			3	1	2	0	1	0	0
<b>Robby Thompson, R</b> OBP: 0.342, SLG: 0.364 (1, 4) 	 HR 1B		 FC3-6 BB 1B		 F8 1-2		 K 1-2			4	1	2	0	0	1	2
<b>Will Clark, L</b> OBP: 0.524, SLG: 0.727 (1, 3) 	 K		 FC3-6 BB 1-2		 1B		 G3-1			3	0	1	0	1	1	2
<b>Kevin Mitchell, R</b> OBP: 0.325, SLG: 0.568 (1, 7) 	 HR 1-H 2-H		 F2		 F8			 F2		4	1	1	3	0	0	3
<b>Candy Maldonado, R</b> OBP: 0.389, SLG: 0.387 (1, 9)  FC5-4 1B	 FC5-4 1B		 FC3-6 1-2 2-3			 SH5-4 1B		 G4-3		4	0	2	0	0	0	2
<b>Ed Jurak, R</b> OBP: 0.333, SLG: 0.333 (1, 5) <b>Matt Williams, R</b> OBP: 0.115, SLG: 0.167 (8, 5) <b>Michael LaCoss, R</b> (9, 1)  P6	 P6		 F7			 SH5-4 1B		 F2		3	0	1	0	0	0	3
<b>Kirt Manwaring, R</b> OBP: 0.333, SLG: 0.438 (1, 2)  FC5-4 1-2f	 FC5-4 1-2f			 L1		 SH5-4 1-2 2-3		 F2		2	0	0	0	0	0	1
<b>Jose Uribe, S</b> OBP: 0.219, SLG: 0.194 (1, 6)  K2-3			 F3			 K				3	0	0	0	0	2	2
<b>Scott Garrelts, R</b> OBP: 0.250, SLG: 0.750 (1, 1) <b>Jeff Brantley, R</b> (6, 1) <b>Jim Steels, L</b> (6, PH) <b>Atlee Hammaker, S</b> (7, 1) <b>Chris Speier, R</b> OBP: 0.300, SLG: 0.125 (9, 5)  F3	 F3			 K		 L4				2	0	0	0	0	1	0
<b>Inning Stats</b>	R: 3 E: 0 K: 1 S: 10	H: 4 LOB: 1 BB: 0 P: 19	R: 0 E: 0 K: 1 S: 7	H: 0 LOB: 0 BB: 0 P: 13	R: 0 E: 0 K: 0 S: 13	H: 1 LOB: 2 BB: 1 P: 24	R: 0 E: 0 K: 1 S: 6	H: 0 LOB: 0 BB: 0 P: 9	R: 0 E: 0 K: 1 S: 15	H: 2 LOB: 2 BB: 0 P: 19	R: 0 E: 0 K: 1 S: 8	H: 1 LOB: 0 BB: 0 P: 10	R: 0 E: 0 K: 0 S: 6	H: 0 LOB: 0 BB: 0 P: 9	R: 0 E: 0 K: 0 S: 6	H: 0 LOB: 0 BB: 0 P: 9

BOTTOM	
<b>Los Angeles Dodgers @ San Francisco Giants</b> Candlestick Park, San Francisco, CA	
<b>AB</b> 30 <b>R</b> 3 <b>H</b> 9 <b>RBI</b> 3 <b>BB</b> 2 <b>SO</b> 5 <b>LOB</b> 17	
<b>WP</b> : 0 <b>PA</b> : 33 <b>PB</b> : 0 <b>SB</b> : 0 <b>CS</b> : 2	

Wed Apr 12 1989, 10:05 PM EDT  
Att: 19,035 - Unknown - 60 F



PITCHER																	
	IP	WLS	BF	H	R	ER	SO	BB	IBB	HBP	BLK	WP	HR	S	P	ERA	WHIP
<b>Fernando Valenzuela, L</b> ERA: 6.35 (1, 1)	4.2	L	21	6	3	3	3	2	0	0	0	0	1	41	79	5.79	1.714
<b>Tim Crews, R</b> ERA: 1.23 (5, 1)	1.1		6	2	0	0	1	0	0	0	0	0	0	18	24	0.00	1.500
<b>Ray Searage, L</b> ERA: (7, 1)	1.0		3	1	0	0	1	0	0	0	0	0	0	8	10	0.00	1.000
<b>Jay Howell, R</b> ERA: 3.86 (8, 1)	1.0		3	0	0	0	0	0	0	0	0	0	0	6	9	0.00	0.000

Batter	1	2	3	4	5	6	7	8	9	AB R H RBI BB SO LOB	TOP											
Lonnie Smith, R (1, 7) OBP: 0.467, SLG: 0.694	0-1 G3	0-0 BB 2-H 1B		0-0 S 1B			0-0 HR		1-0 F9	5 1 3 2 0 0 0												
Dale Murphy, R (1, 8) OBP: 0.250, SLG: 0.231	0-0 2B 1B	4-2 FC4-6 BB		3-2 G5-3 1-2			1-1 F7		1-3 K	4 1 1 0 1 1 1												
Gerald Perry, L (1, 3) OBP: 0.488, SLG: 0.600	1-0 HR 2B	1-3 K			1-1 G4-3		4-1 1B BB			3 1 1 1 1 1 2												
Andres Thomas, R (1, 6) OBP: 0.357, SLG: 0.475	1-0 HR	1-0 FC4-6			0-0 F8		0-1 1-2 1B			4 1 2 2 0 0 2												
Darrell Evans, L (1, 5) OBP: 0.333, SLG: 0.462	2-1 F8			1-2 P5		2-2 G6-3		1-1 G4-3		4 0 0 0 0 0 2												
Jody Davis, R (1, 2) OBP: 0.270, SLG: 0.286	3-0 FC6-4 1B			1-2 G2-3		3-3 K		1-3 K		4 0 1 0 0 2 0												
Dion James, L (1, 9) OBP: 0.300, SLG: 0.300	1-1 FC6-4			0-3 K		0-0 G4-3		1-1 G6-3		3 0 0 0 0 1 1												
John Russell, R (8, PH) OBP: 0.286, SLG: 0.286	1-1 FC6-4									1 0 0 0 0 0 0												
Jeff Treadway, L (1, 4) OBP: 0.154, SLG: 0.154				0-0 L9		2-1 G3-1		1-0 L6		3 1 1 0 0 0 0												
Jeff Blauser, R (8, PH) OBP: 0.281, SLG: 0.367		0-0 SH3-4 1B 1B								1 0 0 0 0 0 0												
Zane Smith, L (1, 1) OBP: 0.333, SLG: 0.333		0-1 SH3-4		2-3 K			3-1 F9		2-3 K	0 0 0 0 0 0 0												
Geronimo Berroa, R (4, PH) OBP: 0.143, SLG: 0.077										1 0 0 0 0 1 0												
Mark Eichhorn, R (4, 1)										0 0 0 0 0 0 0												
Tommy Gregg, L (7, PH) OBP: 0.348, SLG: 0.476										1 0 0 0 0 0 0												
Jim Acker, R (7, 1)										0 0 0 0 0 0 0												
Ron Gant, R (8, PH) OBP: 0.233, SLG: 0.167										1 0 0 0 0 1 0												
<b>Inning Stats</b>	R: 3 E: 0 K: 0 S: 10	H: 4 LOB: 1 BB: 0 P: 18	R: 1 E: 0 K: 1 S: 11	H: 2 LOB: 2 BB: 1 P: 16	R: 0 E: 0 K: 1 S: 10	H: 0 LOB: 0 BB: 0 P: 12	R: 0 E: 0 K: 1 S: 12	H: 1 LOB: 1 BB: 0 P: 17	R: 0 E: 0 K: 0 S: 6	H: 0 LOB: 0 BB: 0 P: 9	R: 0 E: 0 K: 1 S: 7	H: 0 LOB: 0 BB: 0 P: 12	R: 1 E: 0 K: 0 S: 10	H: 2 LOB: 2 BB: 1 P: 19	R: 0 E: 0 K: 1 S: 6	H: 0 LOB: 0 BB: 0 P: 9	R: 0 E: 0 K: 2 S: 7	H: 0 LOB: 0 BB: 0 P: 11	1B: 6 2B: 1 3B: 0 HR: 2	SF: 0 SAC: 1 DP: 0 HBP: 0	WP: 0 PB: 0 SB: 1 CS: 0	PA: 38
<b>PITCHER</b>	IP WLS BF H R ER SO BB IBB HBP BLK WP HR S P ERA WHIP																				IP WLS BF H R ER SO BB IBB HBP BLK WP HR S P ERA WHIP	
Rick Reuschel, R (1, 1) ERA: 4.34	6.2 W 30 8 5 5 4 2 0 0 0 0 2 62 98 6.75 1.500																					
Jeff Brantley, R (7, 1) ERA: 1.29	0.0 S 1 1 0 0 0 0 0 0 0 0 0 2 2 ∞ ∞																					
Craig Lefferts, L (7, 1) ERA:	2.1 S 7 0 0 0 3 0 0 0 0 0 0 15 23 0.00 0.000																					

Atlanta Braves @ San Francisco Giants  
Candlestick Park, San Francisco, CA

AB	35
R	5
H	9
RBI	5
BB	2
SO	7
LOB	8



Fri Apr 14 1989, 10:05 PM EDT  
Att: 11,808 - Unknown

livebaseballscorecards.com

Batter	1	2	3	4	5	6	7	8	9
<b>Brett Butler, L</b> OBP: 0.556, SLG: 0.568 (1, 8)	0-0 FC4-6 BB 2B 1B	1-3 K		1-0 SH3-4 S SF9 1B		1-0 L9			
<b>Robby Thompson, R</b> OBP: 0.341, SLG: 0.343 (1, 4)	4-1 FC4-6 BB 1-2	2-2 G1-3		2-1 SH3-4 1-3		3-2 F9			
<b>Will Clark, L</b> OBP: 0.500, SLG: 0.694 (1, 3)	1-0 FC4-6 2B 1-2f 2-3		1-1 G4-3	0-1 SF9 3-H		1-2 1B			
<b>Kevin Mitchell, R</b> OBP: 0.341, SLG: 0.659 (1, 7)	3-2 1-H 3-H 2B		1-0 HR	3-3 K		2-2 L6			
<b>Candy Maldonado, R</b> OBP: 0.375, SLG: 0.371 (1, 9)	0-1 L6		0-0 F9 HBP 3B 1B		3-2 G4-3	0-3 K			
<b>Kirt Manwaring, R</b> OBP: 0.318, SLG: 0.368 (1, 2)	1-0 F9		3-2 3B HBP 1-2		1-2 G1-3	1-3 K			
<b>Matt Williams, R</b> OBP: 0.133, SLG: 0.179 (1, 5)		1-1 DI BB FC6-4 1B	0-1 F9 2-3		0-0 G4-3	0-3 K			
<b>Jose Uribe, S</b> OBP: 0.278, SLG: 0.324 (1, 6)		4-0 FC6-4 BB 1-2	3-1 1-H 3-H 3B		1-1 SH2-4 2B	2-0 G5-3			
<b>Rick Reuschel, R</b> OBP: 0.333, SLG: 0.200 (1, 1) <b>Jeff Brantley, R</b> (7, 1) <b>Craig Lefferts, L</b> (7, 1)		3-2 FC6-4 1-2f 2-H	3-2 G6-3		3-2 SH2-4 2-3	0-0 L4			

Inning Stats	R: 2 E: 0 K: 0 S: 9	H: 2 LOB: 1 BB: 1 P: 18	R: 1 E: 0 K: 1 S: 11	H: 1 LOB: 1 BB: 1 P: 22	R: 3 E: 0 K: 0 S: 16	H: 3 LOB: 1 BB: 0 P: 26	R: 1 E: 0 K: 1 S: 8	H: 1 LOB: 0 BB: 0 P: 14	R: 0 E: 0 K: 0 S: 11	H: 0 LOB: 0 BB: 0 P: 15	R: 0 E: 0 K: 2 S: 10	H: 1 LOB: 1 BB: 0 P: 18	R: 0 E: 0 K: 2 S: 14	H: 1 LOB: 1 BB: 0 P: 18	R: 0 E: 0 K: 1 S: 5	H: 0 LOB: 0 BB: 0 P: 7
--------------	------------------------------	----------------------------------	-------------------------------	----------------------------------	-------------------------------	----------------------------------	------------------------------	----------------------------------	-------------------------------	----------------------------------	-------------------------------	----------------------------------	-------------------------------	----------------------------------	------------------------------	---------------------------------

PITCHER	IP	WLS	BF	H	R	ER	SO	BB	IBB	HBP	BLK	WP	HR	S	P	ERA	WHIP
<b>Zane Smith, L</b> ERA: 8.03 (1, 1)	3.0	L	18	6	6	6	1	2	0	1	0	0	1	36	66	18.00	2.667
<b>Mark Eichhorn, R</b> ERA: 8.59 (4, 1)	3.0		11	2	1	1	1	0	0	0	0	0	0	29	47	3.00	0.667
<b>Jim Acker, R</b> ERA: (7, 1)	2.0		7	1	0	0	3	0	0	0	0	0	0	19	25	0.00	0.500

**BOTTOM**

**Atlanta Braves @ San Francisco Giants**  
Candlestick Park, San Francisco, CA

Fri Apr 14 1989, 10:05 PM EDT  
Att. 11,808 - Unknown

AB	R	H	RBI	BB	SO	LOB
4	2	2	0	0	1	2
2	0	0	0	1	0	2
3	1	1	1	0	0	2
4	1	2	3	0	1	1
4	1	1	0	0	1	2
3	1	0	0	0	1	2
4	1	1	0	0	1	2
3	0	2	2	1	0	0
2	0	0	1	0	0	2
0	0	0	0	0	0	0
1	0	0	0	0	0	0

AB	30
R	7
H	9
RBI	7
BB	2
SO	5
LOB	15

livebaseballscores.com

WP	PA
0	36

**GIANTS**

**Atlanta Braves @ San Francisco Giants**  
 Candlestick Park, San Francisco, CA

Sat Apr 15 1989, 6:33 AM EDT  
 Att. 29,798 - Sunny - 74 F

AB	28
R	0
H	2
RBI	0
BB	1
SO	8
LOB	5



Batter	1	2	3	4	5	6	7	8	9	AB R H RBI BB SO LOB
Lonnie Smith, R (1, 7) OBP: 0.429, SLG: 0.625	0-0 G6-3		0-0 G6-3			0-3 K			0-0 1-3	4 0 0 0 0 1 0
Dale Murphy, R (1, 8) OBP: 0.229, SLG: 0.209	0-3 K			0-0 P5			0-0 L6		0-0 6-3	4 0 0 0 0 1 0
Gerald Perry, L (1, 3) OBP: 0.478, SLG: 0.568	0-0 4-3			0-0 P5			4-0 BB BB BB			2 0 0 0 1 0 0
Andres Thomas, R (1, 6) OBP: 0.356, SLG: 0.465		0-0 1B 1B		0-3 K			0-0 FC5-4 BB			3 0 1 0 0 1 1
Ron Gant, R (1, 5) OBP: 0.212, SLG: 0.148		0-0 F8			0-0 6-3		0-0 FC6-4			3 0 0 0 0 0 2
Tommy Gregg, L (1, 9) OBP: 0.360, SLG: 0.478		0-0			0-0 F8			0-3 K		2 0 1 0 0 0 0
John Russell, R (8, PH) OBP: 0.250, SLG: 0.250		0-0 G6-4-3 1B						0-3 K		1 0 0 0 0 1 0
Jeff Blausler, R (1, 4) OBP: 0.257, SLG: 0.333		0-0 G6-4-3			0-0 6-3			0-3 K		3 0 0 0 0 1 2
Bruce Benedict, R (1, 2) OBP: 0.263, SLG: 0.278			0-3 K			0-3 K		0-0 F9		2 0 0 0 0 2 0
Jody Davis, R (8, PH) OBP: 0.263, SLG: 0.278			0-3 K			0-3 K				1 0 0 0 0 0 0
Pete Smith, R (1, 1) OBP: 0.133, SLG: 0.071			0-3 K			0-0 6-3			0-0 5-3	2 0 0 0 0 1 0
Geronimo Berroa, R (9, PH) OBP: 0.133, SLG: 0.071										1 0 0 0 0 0 0


Inning Stats	R: 0	H: 0	E: 0	K: 1	S: 5	P: 5	R: 0	H: 2	E: 0	K: 0	S: 4	P: 4	R: 0	H: 0	E: 0	K: 2	S: 7	P: 7	R: 0	H: 0	E: 0	K: 1	S: 5	P: 5	R: 0	H: 0	E: 0	K: 2	S: 7	P: 7	R: 0	H: 0	E: 0	K: 0	S: 3	P: 3	R: 0	H: 0	E: 0	K: 2	S: 7	P: 7	R: 0	H: 0	E: 0	K: 2	S: 7	P: 7	R: 0	H: 0	E: 0	K: 0	S: 3	P: 3	R: 0	H: 0	E: 0	K: 2	S: 3	P: 3
--------------	------	------	------	------	------	------	------	------	------	------	------	------	------	------	------	------	------	------	------	------	------	------	------	------	------	------	------	------	------	------	------	------	------	------	------	------	------	------	------	------	------	------	------	------	------	------	------	------	------	------	------	------	------	------	------	------	------	------	------	------

PITCHER																	IP	WLS	BF	H	R	ER	SO	BB	IBB	HBP	BLK	WP	HR	S	P	ERA	WHIP
Don Robinson, R (1, 1) ERA: 3.14																		5.0		16	2	0	0	4	0	0	0	0	0	24	24	0.00	0.400
Atlee Hammaker, L (6, 1) ERA: 0.75																		4.0	W	13	0	0	0	4	1	0	0	0	0	20	24	0.00	0.250

WP: 0	PA: 29
PB: 0	
SB: 0	
CS: 0	

Batter	1	2	3	4	5	6	7	8	9
<b>Brett Butler, L</b> OBP: 0.531, SLG: 0.537 (1, 8)	0-0 4-3		0-0 1B			0-0 F8		0-0 F8	
<b>Robby Thompson, R</b> OBP: 0.311, SLG: 0.308 (1, 4)	0-3 K		0-3 K			0-0 F9		0-0 F8	
<b>Will Clark, L</b> OBP: 0.490, SLG: 0.667 (1, 3)	0-0 1B		0-0 F8			0-0 5-3			
<b>Kevin Mitchell, R</b> OBP: 0.319, SLG: 0.614 (1, 7)	0-3 K			0-3 K			0-0 E8 2B		
<b>Candy Maldonado, R</b> OBP: 0.349, SLG: 0.342 (1, 9)		0-3 K		0-3 K			0-3 K		
<b>Terry Kennedy, L</b> OBP: 0.429, SLG: 0.579 (1, 2)		4-0 BB		0-0 F7			0-0 F8 2B		
<b>Donell Nixon, R</b> (7, PR)									
<b>Kirt Manwaring, R</b> OBP: 0.318, SLG: 0.368 (8, 2)									
<b>Matt Williams, R</b> OBP: 0.125, SLG: 0.167 (1, 5)		0-3 K			0-0 5-3		0-0 F8		
<b>Ernest Riles, L</b> OBP: 0.333, SLG: 0.600 (7, PH)							2-3		
<b>Jose Uribe, S</b> OBP: 0.256, SLG: 0.297 (1, 6)		0-3 K			0-3 K		0-3 K		
<b>Don Robinson, R</b> OBP: 0.167, SLG: 0.167 (1, 1)			0-3 K			0-0 P5		0-3 K	
<b>Atlee Hammaker, S</b> (6, 1)									

AB	R	H	RBI	BB	SO	LOB
4	0	1	0	0	0	0
4	0	0	0	0	2	1
3	0	1	0	0	0	1
3	1	0	0	0	2	1
3	0	0	0	0	3	1
2	0	1	1	1	0	0
0	0	0	0	0	0	0
0	0	0	0	0	0	0
2	0	0	0	0	1	1
1	0	0	0	0	0	1
3	0	0	0	0	3	3
2	0	0	0	0	1	0
1	0	0	0	0	1	0

BOTTOM	
<b>Atlanta Braves @ San Francisco Giants</b> Candlestick Park, San Francisco, CA	
Sat Apr 15 1989, 6:33 AM EDT Att: 29,798 - Sunny - 74 F	
<b>AB</b> 28 <b>R</b> 1 <b>H</b> 3 <b>RBI</b> 1 <b>BB</b> 1 <b>SO</b> 13 <b>LOB</b> 9	

Inning Stats	R: 0	H: 1	E: 0	LOB: 1	K: 2	BB: 0	S: 8	P: 8									
<b>Pitcher</b> <b>Pete Smith, R</b> ERA: 5.17 (1, 1)	IP: 8.0	WLS: L	BF: 29	H: 3	R: 1	ER: 0	SO: 13	BB: 1	IBB: 0	HBP: 0	BLK: 0	WP: 0	HR: 0	S: 54	P: 58	ERA: 0.00	WHIP: 0.500

WP: 0	PA: 29
<b>1B:</b> 2 <b>2B:</b> 1 <b>3B:</b> 0 <b>HR:</b> 0	<b>SF:</b> 0 <b>SAC:</b> 0 <b>DP:</b> 0 <b>HBP:</b> 0
<b>PB:</b> 0 <b>SB:</b> 1 <b>CS:</b> 0	<b>ERA:</b> <b>WHIP:</b>

Batter	1	2	3	4	5	6	7	8	9	AB R H RBI BB SO LOB	TOP											
Lonnie Smith, R (1, 7) OBP: 0.444, SLG: 0.614	2-0 CS 1B	0-2 P4		2-1 1B			0-0 E5 G4-3		4-0 CS BB	4 0 2 0 1 0 3	<p>Atlanta Braves @ San Francisco Giants</p> <p>Candlestick Park, San Francisco, CA</p> <p>Sun Apr 16 1989, 6:33 AM EDT Unknown</p>											
Tommy Gregg, L (1, 9) OBP: 0.367, SLG: 0.519	2-1 1B	1-1 HR 1B		0-0 SF7		0-0 L8	0-0 L8	3-2 F8	4 2 2 3 0 0 2													
Gerald Perry, L (1, 3) OBP: 0.480, SLG: 0.634	0-2 G4-3 BLK 1B	1-0 HR		3-H 1-1 G4-3		1-1 G4-3	1-1 G4-3		4 1 2 4 0 0 2													
Andres Thomas, R (1, 6) OBP: 0.327, SLG: 0.426	0-1 G4-3	0-0 P5			1-2 F9	0-0 G6-3	0-0 G6-3		4 0 0 0 0 0 2													
Darrell Evans, L (1, 5) OBP: 0.316, SLG: 0.375	3-1 G4-3		0-0 L3		0-0 P3		4-2 G1 PB BB		3 0 0 0 1 0 1													
Jeff Blauser, R (8, PR) OBP: 0.257, SLG: 0.333									0 0 0 0 0 0 0													
Jody Davis, R (1, 2) OBP: 0.262, SLG: 0.256		1-1 1B HBP	2-2 P9		2-0 F8		2-3 K	1-2 K	3 1 0 0 0 1 1													
Dion James, L (1, 8) OBP: 0.357, SLG: 0.308		0-0 FC4-6 1B	1-0 G6-3			4-2 G6-4-3 BB	3-2 G1	2-3 G1	3 0 1 0 1 0 2													
Jeff Treadway, L (1, 4) OBP: 0.176, SLG: 0.176		0-1 FC4-6 1B		1-1 1B SF7		0-0 G6-4-3	0-0 G6-4-3	1-0 F7	4 2 1 0 0 0 5													
29 John Smoltz, R (1, 1) OBP: 0.500, SLG: 0.750		4-2 1B HR BB		0-2 SH2-4		0-2 G4-3		0-3 K	1 1 0 0 1 0 0													
José Álvarez, R (6, 1)									1 0 0 0 0 1 0													
<b>Inning Stats</b>	R: 1 E: 0 K: 0 S: 10	H: 3 LOB: 1 BB: 0 P: 17	R: 5 E: 0 K: 0 S: 13	H: 3 LOB: 0 BB: 1 P: 20	R: 0 E: 0 K: 0 S: 5	H: 0 LOB: 0 BB: 0 P: 8	R: 1 E: 0 K: 0 S: 10	H: 2 LOB: 1 BB: 0 P: 14	R: 0 E: 0 K: 0 S: 5	H: 0 LOB: 0 BB: 0 P: 8	R: 0 E: 0 K: 0 S: 9	H: 0 LOB: 0 BB: 1 P: 13	R: 0 E: 1 K: 0 S: 5	H: 0 LOB: 1 BB: 0 P: 6	R: 0 E: 0 K: 1 S: 12	H: 0 LOB: 2 BB: 1 P: 22	R: 0 E: 0 K: 1 S: 8	H: 0 LOB: 0 BB: 1 P: 15	1B: 6 2B: 1 3B: 0 HR: 1	SF: 1 SAC: 1 DP: 1 HBP: 1	WP: 0 PB: 1 SB: 0 CS: 2	PA: 38
<b>PITCHER</b>	IP WLS BF H R ER SO BB IBB HBP BLK WP HR S P ERA WHIP																					
Kelly Downs, R (1, 1) ERA: 3.86	5.0 L 24 8 7 7 0 1 0 1 1 1 0 1 43 67 12.60 1.800																					
Jeff Brantley, R (6, 1) ERA: 1.0	2.0 7 0 0 0 0 1 0 0 0 0 0 0 14 19 0.00 0.500																					
Rich Gossage, R (8, 1) ERA:	2.0 7 0 0 0 0 2 0 0 0 0 0 0 20 37 0.00 1.000																					

livebaseballscorecards.com

AB	31
R	7
H	8
RBI	7
BB	4
SO	2
LOB	18



Batter	1	2	3	4	5	6	7	8	9	AB	R	H	RBI	BB	SO	LOB
Brett Butler, L (1, 8) OBP: 0.519, SLG: 0.523 Jeff Brantley, R (6, 1) Matt Williams, R (7, PH) OBP: 0.121, SLG: 0.161 Rich Gossage, R (8, 1) Candy Maldonado, R (9, PH) OBP: 0.364, SLG: 0.342	1-2 P5		0-0 G4-3		2-2 1B		0-3 K		4-0 BB	3	0	1	0	0	0	0
Robby Thompson, R (1, 4) OBP: 0.320, SLG: 0.318	0-1 HR 1B		3-1 P3		1-3 K		0-0 1B		2-2 F7	5	1	2	0	0	1	4
Will Clark, L (1, 3) OBP: 0.472, SLG: 0.651	0-3 K		0-1 2B		0-0 F8		2-1 G3-1			4	0	1	0	0	1	4
Kevin Mitchell, R (1, 7) OBP: 0.333, SLG: 0.688	0-0 HR 1-H		2-3 K							4	1	2	2	0	2	1
Ernest Riles, L (1, 5) OBP: 0.500, SLG: 0.750	2-1 2B				0-2 G6-4-3 1B		4-0 G3-1 FC5 BB		0-3 K	3	0	2	0	1	1	0
Tracy Jones, R (1, 9)	1-1 P3				3-2 G6-4-3 1-2f		1-1 FC5 G3-1 1-2 2-3f		2-0 L8	4	0	0	0	0	0	4
Terry Kennedy, L (1, 2) OBP: 0.360, SLG: 0.478		2-1 P3			1-0 P4		0-1 G3-1 1-2 2-3		3-1 F7	4	0	0	0	0	0	2
Jose Uribe, S (1, 6) OBP: 0.250, SLG: 0.289 Donell Nixon, R (5, PH) (6, 8)		1-3 K			2-2 F8		1-0 L8		1-2 G5-3	1	0	0	0	0	1	0
Kelly Downs, R (1, 1) OBP: 0.200, SLG: 0.200 Ed Jurak, R (5, PH) OBP: 0.500, SLG: 0.500 (6, 6) Chris Speier, R (7, 6) OBP: 0.333, SLG: 0.111		2-3 K			1-1 1B 1B				4-2 BB BB	3	0	0	0	0	0	2
										1	0	0	0	0	1	0
										1	0	1	0	0	0	0
										1	0	0	0	1	0	0

Inning Stats	R: 2	H: 3	E: 0	K: 1	S: 20	LOB: 1	BB: 0	P: 24	R: 0	H: 0	E: 0	K: 2	S: 9	LOB: 0	BB: 0	P: 14	R: 0	H: 1	E: 0	K: 1	S: 8	LOB: 1	BB: 0	P: 13	R: 0	H: 1	E: 0	K: 0	S: 10	LOB: 0	BB: 0	P: 14	R: 0	H: 2	E: 0	K: 1	S: 12	LOB: 2	BB: 0	P: 18	R: 0	H: 1	E: 0	K: 1	S: 8	LOB: 2	BB: 1	P: 14	R: 0	H: 1	E: 0	K: 1	S: 7	LOB: 1	BB: 0	P: 11	R: 0	H: 0	E: 0	K: 2	S: 7	LOB: 0	BB: 0	P: 11	R: 0	H: 0	E: 0	K: 2	S: 7	LOB: 0	BB: 0	P: 11	R: 0	H: 0	E: 0	K: 0	S: 10	LOB: 2	BB: 2	P: 24	1B: 5	2B: 3	3B: 0	HR: 1	SF: 0	SAC: 0	DP: 1	HBP: 0	WP: 0	PB: 0	SB: 0	CS: 0	PA: 38
PITCHER	IP	WLS	BF	H	R	ER	SO	BB	IBB	HBP	BLK	WP	HR	S	P	ERA	WHIP																																																																												
29 John Smoltz, R (1, 1) ERA: 2.84	5.0	W	23	8	2	2	5	1	0	0	0	0	0	62	90	3.60	1.800																																																																												
José Álvarez, R (6, 1) ERA:	4.0	S	15	1	0	0	3	2	0	0	0	0	0	29	53	0.00	0.750																																																																												

**BOTTOM**

**Atlanta Braves @ San Francisco Giants**  
Candlestick Park, San Francisco, CA

Sun Apr 16 1989, 6:33 AM EDT  
Unknown

livebaseballscorecards.com

AB	35
R	2
H	9
RBI	2
BB	3
SO	8
LOB	17



Batter	1	2	3	4	5	6	7	8	9	AB R H RBI BB SO LOB	TOP			
Lonnie Smith, R (1, 7) OBP: 0.466, SLG: 0.638	0-0 G4-6-3 1B		1-2 2-H 2B		4-2 BB			3-2 F9		3 0 2 1 1 0 0				
Dale Murphy, R (1, 8) OBP: 0.212, SLG: 0.191	3-2 F9		1-0 P6		2-2 G5-3			3-2 F8		4 0 0 0 0 0 3				
Joe Boever, R (8, 1)										0 0 0 0 0 0 0				
Gerald Perry, L (1, 3) OBP: 0.463, SLG: 0.600	0-0 G4-6-3 1-2f									4 0 1 0 0 1 1				
Andres Thomas, R (1, 6) OBP: 0.321, SLG: 0.412										4 0 1 0 0 0 1				
Ron Gant, R (1, 5) OBP: 0.194, SLG: 0.133										3 0 0 0 0 0 1				
Paul Assenmacher, L (6, 1)										0 0 0 0 0 0 0				
Tommy Gregg, L (8, 8) OBP: 0.355, SLG: 0.500										1 0 0 0 0 0 1				
John Russell, R (1, 9) OBP: 0.273, SLG: 0.273										3 0 1 0 0 1 0				
Dion James, L (9, PH) OBP: 0.333, SLG: 0.286										1 0 0 0 0 0 1				
Jeff Blausler, R (1, 4) OBP: 0.237, SLG: 0.306										3 0 0 0 0 0 2				
Bruce Benedict, R (1, 2) OBP: 0.222, SLG: 0.222										3 1 2 0 0 0 0				
Charlie Puleo, R (1, 1)										0 0 0 0 0 0 0				
Jim Acker, R (3, 1)										1 0 0 0 0 0 1				
Geronimo Berroa, R (6, 9) OBP: 0.125, SLG: 0.067										1 0 0 0 0 0 0				
<b>Inning Stats</b>	R: 0 H: 1 E: 0 LOB: 0 K: 0 BB: 0 S: 5 P: 8	R: 0 H: 0 E: 0 LOB: 0 K: 1 BB: 0 S: 7 P: 9	R: 1 H: 2 E: 0 LOB: 1 K: 0 BB: 0 S: 9 P: 16	R: 0 H: 2 E: 0 LOB: 2 K: 0 BB: 0 S: 16 P: 22	R: 0 H: 1 E: 0 LOB: 1 K: 0 BB: 1 S: 11 P: 17	R: 0 H: 0 E: 0 LOB: 0 K: 0 BB: 0 S: 6 P: 9	R: 0 H: 0 E: 0 LOB: 0 K: 0 BB: 0 S: 6 P: 9	R: 0 H: 0 E: 0 LOB: 0 K: 1 BB: 0 S: 9 P: 16	R: 0 H: 1 E: 0 LOB: 1 K: 1 BB: 0 S: 7 P: 12	1B: 6 SF: 0 2B: 1 SAC: 1 3B: 0 DP: 2 HR: 0 HBP: 0	WP: 0 PA: 33 PB: 0 SB: 0 CS: 0			
<b>PITCHER</b>	IP WLS BF H R ER SO BB IBB HBP BLK WP HR S P ERA WHIP												<b>PITCHER</b>	IP WLS BF H R ER SO BB IBB HBP BLK WP HR S P ERA WHIP
Joe Price, L (1, 1) ERA: 4.5	5.0 W 20 6 1 1 1 1 1 0 0 0 0 0 0 48 72 1.80 1.400													
Craig Lefferts, L (6, 1) ERA:	2.0 6 0 0 0 0 0 0 0 0 0 0 0 0 12 18 0.00 0.000													
Michael LaCoss, R (8, 1) ERA: 3.68	2.0 7 1 0 0 0 1 0 0 0 0 0 0 0 16 28 0.00 0.500													

Atlanta Braves @ San Francisco Giants  
Candlestick Park, San Francisco, CA

Sun Apr 16 1989, 6:38 AM EDT  
Att. 26,048 - Unknown

AB	31
R	1
H	7
RBI	1
BB	1
SO	2
LOB	11





Batter	1	2	3	4	5	6	7	8	9	AB	R	H	RBI	BB	SO	LOB				
<b>Brett Butler, L</b> OBP: 0.518, SLG: 0.521 (1, 8) C C B B F B B X	3-2 P9 ①		0-1 1-2 1B 2B 1B	1-0 CS 1B		1-3 K				4	1	2	0	0	1	0				
<b>Chris Speier, R</b> OBP: 0.375, SLG: 0.308 (1, 4) C B B X	2-1 G4-3 ②		2-1 2B SF7 1B	1-0 CS 1-2	2-2 2B 2B	3-1 G6-3 ③				4	2	2	0	0	0	0				
<b>Will Clark, L</b> OBP: 0.474, SLG: 0.630 (1, 3) F X	0-1 WP 1B		3-2 P4 ①		4-2 2B 1B BB		1-2 F8 ①			3	2	1	0	1	0	3				
<b>Kevin Mitchell, R</b> OBP: 0.364, SLG: 0.731 (1, 7) B C B C B X	3-2 1-H 1B		0-1 SF7 2B	1-3 2-H 3-H	1-1 1B 2B		0-0 G5-3 ②			4	0	3	3	0	0	0				
<b>Candy Maldonado, R</b> OBP: 0.333, SLG: 0.317 <b>Michael LaCoss, R</b> (8, 1) C B C X	1-2 G5-3 ③		0-0 SF7 2-3 3-H		1-3 K		0-1 G6-3 ③			3	0	0	1	0	1	3				
<b>Ernest Riles, L</b> OBP: 0.538, SLG: 0.667 <b>Craig Lefferts, L</b> (6, 1) <b>Tracy Jones, R</b> (8, 9)		1-2 F9 ①	4-0 IBB		4-0 1B IBB		0-1 G6-3 ①			1	0	0	0	2	0	0				
<b>Kirt Manwaring, R</b> OBP: 0.308, SLG: 0.348 (1, 2) C B C X		1-2 G4-3 ②	3-2 F7 ③		1-2 G6-4-3 1B		0-0 G5-3 ②			4	0	1	1	0	0	2				
<b>Jose Uribe, S</b> OBP: 0.227, SLG: 0.262 (1, 6) S C F		0-3 K ③		2-0 F8 ①	1-2 G6-4-3 ③		1-2 F9 ③			4	0	0	0	0	1	3				
<b>Joe Price, R</b> <b>Matt Williams, R</b> OBP: 0.118, SLG: 0.156 (1, 1) (6, 5) B B B			4-0 1B 2B 1B BB	2-2 G1-6-3 ②		1-1 G1-3 ①				1	1	0	0	1	0	0				
<b>Inning Stats</b>	R: 1 E: 0 K: 0 S: 15	H: 2 LOB: 1 BB: 0 P: 24	R: 0 E: 0 K: 1 S: 10	H: 0 LOB: 0 BB: 0 P: 12	R: 3 E: 0 K: 0 S: 14	H: 3 LOB: 2 BB: 2 P: 30	R: 0 E: 0 K: 0 S: 7	H: 1 LOB: 0 BB: 0 P: 12	R: 2 E: 0 K: 1 S: 20	H: 3 LOB: 2 BB: 2 P: 34	R: 0 E: 0 K: 1 S: 7	H: 0 LOB: 0 BB: 0 P: 12	R: 0 E: 0 K: 0 S: 6	H: 0 LOB: 0 BB: 0 P: 7	R: 0 E: 0 K: 0 S: 8	H: 0 LOB: 0 BB: 0 P: 9	1B: 6 2B: 3 3B: 0 HR: 0	SF: 1 SAC: 0 DP: 1 HBP: 0	WP: 3 PB: 0 SB: 0 CS: 1	PA: 36

**BOTTOM**

**Atlanta Braves @ San Francisco Giants**  
Candlestick Park, San Francisco, CA

Sun Apr 16 1989, 6:38 AM EDT  
Att. 26,048 - Unknown

livebaseballscores.com

**AB 30**  
**R 6**  
**H 9**  
**RBI 5**  
**BB 4**  
**SO 3**  
**LOB 11**



PITCHER	IP	WLS	BF	H	R	ER	SO	BB	IBB	HBP	BLK	WP	HR	S	P	ERA	WHIP
<b>Charlie Puleo, R</b> ERA: 15.43 (1, 1)	2.1	L	13	5	4	4	1	1	0	0	0	1	0	34	54	15.43	2.571
<b>Jim Acker, R</b> ERA: 1.64 (3, 1)	2.2		13	4	2	2	1	1	2	0	0	0	0	32	58	6.75	1.875
<b>Paul Assenmacher, L</b> ERA: (6, 1)	2.0		6	0	0	0	1	0	0	0	0	0	0	13	19	0.00	0.000
<b>Joe Boever, R</b> ERA: (8, 1)	1.0		3	0	0	0	0	0	0	0	0	0	0	8	9	0.00	0.000

Batter	1	2	3	4	5	6	7	8	9	AB	R	H	RBI	BB	SO	LOB	TOP																	
Roberto Alomar, S (1, 4) OBP: 0.306, SLG: 0.255 Bip Roberts, S (7, 4) OBP: 0.250, SLG: 0.429	1-1 F8		1-2 G4-3		1-1 F5		0-2 G4-6-3			4	0	0	0	0	0	1																		
Tim Flannery, L (1, 5) OBP: 0.421, SLG: 0.412 Mark Grant, R (5, 1)	2-1 G4-3		0-0 G4-3		4-2 BB		2-1 G3-1			2	0	0	0	1	0	0																		
Tony Gwynn, L (1, 8) OBP: 0.368, SLG: 0.500 Luis Salazar, R (7, 8) OBP: 0.270, SLG: 0.432	0-1 1B		3-2 G3-1		0-0 G4-3			1-3 K		3	0	1	0	0	0	1																		
Marvell Wynne, L (1, 7) OBP: 0.385, SLG: 0.640	1-0 G5-3			0-0 G3		2-0 BB 1B		1-0 F8		4	0	1	0	0	0	1																		
Jack Clark, R (1, 3) OBP: 0.280, SLG: 0.244 Mark Parent, R (7, 3) OBP: 0.286, SLG: 0.462			3-2 P5		2-2 1B 1B		2-3 K		2-3 K	3	0	1	0	0	1	1																		
Benito Santiago, R (1, 2) OBP: 0.233, SLG: 0.326			0-0 BB 1B		2-1 F8		2-1 F9		0-2 G4-3	4	0	1	0	0	0	2																		
John Kruk, L (1, 9) OBP: 0.292, SLG: 0.105			4-0 1-2 BB		2-0 1-2 1B		4-2 1-2 BB		1-0 G6-3	2	0	1	0	2	0	0																		
Garry Templeton, S (1, 6) OBP: 0.244, SLG: 0.364 Gary Green, R (7, 6)			2-2 F7		0-0 P6		2-3 K		0-0 F3	3	0	0	0	0	1	6																		
Dennis Rasmussen, L (1, 1) OBP: 0.167, SLG: 0.167 Randy Ready, R (5, PH) OBP: 0.400, SLG: 0.350 (5, 5)			0-3 K		1-0 P6			0-0 G4-6-3 1B		1	0	0	0	0	1	2																		
										2	0	1	0	0	0	0																		
<b>Inning Stats</b>	R: 0 E: 0 K: 0 S: 7	H: 1 LOB: 1 BB: 0 P: 11	R: 0 E: 0 K: 1 S: 11	H: 1 LOB: 2 BB: 1 P: 20	R: 0 E: 0 K: 0 S: 7	H: 0 LOB: 0 BB: 0 P: 11	R: 0 E: 0 K: 0 S: 8	H: 2 LOB: 2 BB: 0 P: 14	R: 0 E: 0 K: 0 S: 6	H: 0 LOB: 1 BB: 1 P: 12	R: 0 E: 0 K: 2 S: 14	H: 1 LOB: 2 BB: 1 P: 26	R: 0 E: 0 K: 0 S: 6	H: 1 LOB: 0 BB: 0 P: 8	R: 0 E: 0 K: 2 S: 8	H: 0 LOB: 0 BB: 0 P: 12	R: 0 E: 0 K: 0 S: 6	H: 0 LOB: 0 BB: 0 P: 7	1B: 6 2B: 0 3B: 0 HR: 0	SF: 0 SAC: 0 DP: 1 HBP: 0	WP: 0 PB: 0 SB: 0 CS: 0	PA: 35												
<b>PITCHER</b> Scott Garrelts, R (1, 1) ERA: 1.35	IP 9.0	WLS W	BF 35	H 6	R 0	ER 0	SO 5	BB 3	IBB 0	HBP 0	BLK 0	WP 0	HR 0	S 73	P 121	ERA 0.00	WHIP 1.000																	
																	<b>PITCHER</b>	IP	WLS	BF	H	R	ER	SO	BB	IBB	HBP	BLK	WP	HR	S	P	ERA	WHIP

San Diego Padres @ San Francisco Giants  
 Candlestick Park, San Francisco, CA  
 Mon Apr 17 1989, 10:05 PM EDT  
 Att. 12,161 - Unknown

AB	32
R	0
H	6
RBI	0
BB	3
SO	5
LOB	14



Batter	1	2	3	4	5	6	7	8	9
Brett Butler, L OBP: 0.533, SLG: 0.520 Donell Nixon, R (6, 8)	4-0 BLK 1B BB	4-1 BB		0-0 3B 1B	1-1 G6-3		1-1 F3		
Robby Thompson, R OBP: 0.327, SLG: 0.347 (1, 4)	1-2 BLK 1B	2-2 F7		1-2 L5	0-1 F3			0-1 G6-3 2B	
Will Clark, L OBP: 0.492, SLG: 0.680 Tracy Jones, R (7, 7)	0-1 G1-3 1B	1-0 G3		3-2 E 3B		0-2 2B 1B		0-1 G1-3	
Kevin Mitchell, R OBP: 0.356, SLG: 0.732 Chris Speier, R OBP: 0.353, SLG: 0.286 (1, 7)	1-0 G1-3		1-0 SF8 3B	0-1 G6-3		1-3 K		1-0 G6-3	
Candy Maldonado, R OBP: 0.340, SLG: 0.356 (1, 9)	0-2 F2		0-0 SF8	3-1 E8 1B		0-0 E 2B		0-0 G6-3	
Kirt Manwaring, R OBP: 0.333, SLG: 0.346 (1, 2)	2-2 G1-3		0-2 1B SF8 1B	0-1 F9		1-1 G6-4-3 HBP			
Matt Williams, R OBP: 0.184, SLG: 0.306 (1, 5)		1-1 HR	0-0 1B	2-1 E 1B		1-2 G6-4-3			
Jose Uribe, S OBP: 0.250, SLG: 0.289 (1, 6)		0-1 SH1-4 1B	0-0 SF8	2-1 E4 1B		1-0 G5-3			
Scott Garrelts, R OBP: 0.143, SLG: 0.429 (1, 1)		0-1 SH1-4	1-0 F7	1-3 K		0-3 K			

Inning Stats	R: 2	H: 2	E: 0	LOB: 1	K: 0	S: 14	R: 1	H: 2	E: 0	LOB: 2	K: 0	S: 12	R: 2	H: 3	E: 0	LOB: 1	K: 0	S: 8	R: 2	H: 3	E: 1	LOB: 1	K: 0	S: 15	R: 1	H: 2	E: 1	LOB: 1	K: 1	S: 11	R: 1	H: 2	E: 1	LOB: 2	K: 1	S: 11	R: 0	H: 0	E: 0	LOB: 0	K: 1	S: 6	R: 0	H: 1	E: 0	LOB: 1	K: 0	S: 6	

PITCHER	IP	WLS	BF	H	R	ER	SO	BB	IBB	HBP	BLK	WP	HR	S	P	ERA	WHIP
Dennis Rasmussen, L ERA: 6.35 Mark Grant, R ERA: 3.24	4.0	L	24	10	7	7	0	2	0	0	1	0	1	49	73	15.75	3.000
	5.1		17	5	2	1	3	0	0	1	0	0	0	34	46	2.25	1.250

**BOTTOM**

AB	R	H	RBI	BB	SO	LOB
2	2	1	0	2	0	1
1	0	0	0	0	0	0
5	1	2	0	0	0	4
4	2	3	3	0	0	2
1	0	0	0	0	0	1
4	1	1	0	0	1	3
1	0	0	0	0	0	1
4	0	2	3	0	0	2
3	1	1	0	0	0	2
4	2	3	1	0	0	2
3	0	2	1	0	0	0
3	0	0	0	0	2	2

**San Diego Padres @ San Francisco Giants**  
Candlestick Park, San Francisco, CA

Mon Apr 17 1989, 10:05 PM EDT  
Att. 12,161 - Unknown

AB	35
R	9
H	15
RBI	8
BB	2
SO	3
LOB	20

livebaseballscorecards.com

**GIANTS**

WP	PA
0	41
PB	0
SB	0
CS	0

Batter	1	2	3	4	5	6	7	8	9	AB R H RBI BB SO LOB	TOP		
<b>Marvell Wynne, L</b> <small>(1, 7) OBP: 0.367, SLG: 0.586</small> <small>(8, 9)</small>	2-2 		1-3 		1-2 		1-0 		4 0 1 1 0 1 1	<b>San Diego Padres @ San Francisco Giants</b> Candlestick Park, San Francisco, CA Tue Apr 18 1989, 10:05 PM EDT Att. 11,509 - Unknown			
<b>Roberto Alomar, S</b> <small>(1, 4) OBP: 0.288, SLG: 0.237</small>	2-2 		0-1 		0-0 		2-1 	4 0 0 0 0 0 2					
<b>Tony Gwynn, L</b> <small>(1, 8) OBP: 0.377, SLG: 0.500</small>	3-2 			1-1 		2-1 	0-0 	4 1 2 0 0 0 0					
<b>Jack Clark, R</b> <small>(1, 3) OBP: 0.296, SLG: 0.333</small>		0-0 		0-1 		1-3 	1-3 	4 1 2 2 0 2 1					
<b>John Kruk, L</b> <small>(1, 9) OBP: 0.296, SLG: 0.095</small> <b>Carmelo Martínez, R</b> <small>(8, PH) OBP: 0.200, SLG: 0.239</small> <small>(8, 7)</small>		0-3 		0-1 		4-2 	2-2 	2 0 0 0 1 1 1 1 0 0 0 0 0 1					
<b>Benito Santiago, R</b> <small>(1, 2) OBP: 0.234, SLG: 0.383</small>		3-3 		1-0 		1-0 		4 1 1 1 0 2 2					
<b>Tim Flannery, L</b> <small>(1, 5) OBP: 0.409, SLG: 0.368</small> <b>Luis Salazar, R</b> <small>(7, PR) OBP: 0.289, SLG: 0.447</small> <small>(7, 5)</small>		1-3 		1-1 		4-2 	1-2 	2 0 0 0 1 1 1 1 1 1 0 0 0 0					
<b>Garry Templeton, S</b> <small>(1, 6) OBP: 0.224, SLG: 0.333</small>			0-0 	1-2 		1-3 	0-2 	4 0 0 0 0 1 2					
<b>Walt Terrell, L</b> <small>(1, 1) OBP: 0.286, SLG: 0.333</small> <b>Mark Davis, L</b> <small>(9, 1)</small>			4-2 		1-3 	2-3 		2 0 0 0 1 2 1 0 0 0 0 0 0 0					
<b>Inning Stats</b>	R: 0 H: 0 E: 0 LOB: 0 K: 0 BB: 0 S: 12 P: 19	R: 0 H: 1 E: 1 LOB: 1 K: 3 BB: 0 S: 11 P: 15	R: 0 H: 0 E: 0 LOB: 1 K: 1 BB: 1 S: 10 P: 15	R: 3 H: 3 E: 0 LOB: 0 K: 0 BB: 0 S: 12 P: 16	R: 0 H: 0 E: 0 LOB: 0 K: 1 BB: 0 S: 8 P: 10	R: 0 H: 0 E: 0 LOB: 1 K: 1 BB: 1 S: 10 P: 18	R: 1 H: 1 E: 0 LOB: 1 K: 2 BB: 1 S: 16 P: 25	R: 0 H: 1 E: 0 LOB: 0 K: 1 BB: 0 S: 8 P: 11	R: 0 H: 1 E: 0 LOB: 0 K: 1 BB: 0 S: 12 P: 15		1B: 5 SF: 0 2B: 1 SAC: 0 3B: 0 DP: 2 HR: 2 HBP: 0	WP: 0 PA: 35 PB: 0 SB: 2 CS: 0	
<b>PITCHER</b>	IP WLS BF H R ER SO BB IBB HBP BLK WP HR S P ERA WHIP											<b>PITCHER</b>	IP WLS BF H R ER SO BB IBB HBP BLK WP HR S P ERA WHIP
<b>Rick Reuschel, R</b> <small>(1, 1) ERA: 4.38</small>	6.0 L 24 4 3 3 6 2 0 0 0 0 0 2 63 93 4.50 1.000												
<b>Jeff Brantley, R</b> <small>(7, 1) ERA: 1.74</small>	1.1 7 2 1 1 3 1 0 0 0 1 0 0 21 31 6.75 2.250												
<b>Craig Lefferts, L</b> <small>(8, 1) ERA:</small>	0.2 1 0 0 0 0 0 0 0 0 0 0 0 3 5 0.00 0.000												
<b>Rich Gossage, R</b> <small>(9, 1) ERA:</small>	1.0 3 1 0 0 0 1 0 0 0 0 0 0 12 15 0.00 1.000												

AB	32
R	4
H	7
RBI	4
BB	3
SO	10
LOB	12



Batter	1	2	3	4	5	6	7	8	9	AB	R	H	RBI	BB	SO	LOB
<b>Brett Butler, L</b> OBP: 0.500, SLG: 0.481 (1, 8)	F7			F8		G3-6		F9		4	0	0	0	0	0	2
<b>Robby Thompson, R</b> OBP: 0.339, SLG: 0.346 (1, 4)	K			G1-3			FC3-6 BB		G5-3 1B	3	0	1	0	1	1	0
<b>Will Clark, L</b> OBP: 0.462, SLG: 0.630 (1, 3)	G4-3			G4-3			FC3-6 PB		K	4	0	0	0	0	1	2
<b>Kevin Mitchell, R</b> OBP: 0.349, SLG: 0.700 (1, 7)		K			F7		K		1B	4	0	1	0	0	2	1
<b>Candy Maldonado, R</b> OBP: 0.333, SLG: 0.367 (1, 9)		P6			1B	2B		F8	G5-3	4	1	1	0	0	0	3
<b>Terry Kennedy, L</b> OBP: 0.393, SLG: 0.538 (1, 2)		G3			G6-4-3 1B			G6-3 1B	2B	3	1	2	1	0	0	0
<b>Matt Williams, R</b> OBP: 0.171, SLG: 0.282 (1, 5)			G6-3		G6-4-3			G6-3		3	0	0	0	0	0	2
<b>Jose Uribe, S</b> OBP: 0.275, SLG: 0.298 (1, 6)			G2-6-3 BB			G5-3			1B	2	0	1	1	1	0	0
<b>Rick Reuschel, R</b> OBP: 0.286, SLG: 0.167 (6, PH)			G2-6-3						F7	1	0	0	0	0	0	1
<b>Ed Jurak, R</b> OBP: 0.600, SLG: 0.600 (7, 1)										1	0	1	0	0	0	0
<b>Jeff Brantley, R</b> OBP: 0.600, SLG: 0.600 (8, 1)										0	0	0	0	0	0	0
<b>Craig Lefferts, L</b> OBP: 0.600, SLG: 0.600 (8, PH)										0	0	0	0	0	0	0
<b>Ernest Riles, L</b> OBP: 0.600, SLG: 0.600 (9, 1)										1	0	0	0	0	0	1
<b>Rich Gossage, R</b>										0	0	0	0	0	0	0

Inning Stats	R: 0	H: 0	E: 0	LOB: 0	K: 1	P: 9	R: 0	H: 0	E: 0	LOB: 0	K: 1	P: 11	R: 0	H: 0	E: 0	LOB: 0	K: 0	P: 8	R: 1	H: 2	E: 0	LOB: 0	K: 0	P: 8	R: 0	H: 1	E: 0	LOB: 0	K: 0	P: 9	R: 0	H: 0	E: 0	LOB: 1	K: 1	P: 21	R: 1	H: 2	E: 0	LOB: 1	K: 0	P: 14	R: 0	H: 2	E: 0	LOB: 1	K: 1	P: 13	1B: 5	SF: 0	2B: 2	SAC: 0	3B: 0	DP: 4	HR: 0	HBP: 0	WP: 0	PA: 32
<b>PITCHER</b>	IP	WLS	BF	H	R	ER	SO	BB	IBB	HBP	BLK	WP	HR	S	P	ERA	WHIP																																									
<b>Walt Terrell, R</b> ERA: 3.1 (1, 1)	8.0	W	29	6	2	2	3	2	0	0	0	0	0	59	91	2.25	1.000																																									
<b>Mark Davis, L</b> ERA: 2.0 (9, 1)	1.0	S	3	1	0	0	1	0	0	0	0	0	0	9	11	0.00	1.000																																									

**BOTTOM**

**San Diego Padres @ San Francisco Giants**  
Candlestick Park, San Francisco, CA

<b>AB</b>	<b>30</b>
<b>R</b>	<b>2</b>
<b>H</b>	<b>7</b>
<b>RBI</b>	<b>2</b>
<b>BB</b>	<b>2</b>
<b>SO</b>	<b>4</b>
<b>LOB</b>	<b>12</b>



<b>WP: 0</b>	<b>PA: 32</b>
<b>PB: 1</b>	<b>ERA</b>
<b>SB: 0</b>	<b>WHIP</b>
<b>CS: 0</b>	

Tue Apr 18 1989, 10:05 PM EDT  
Att. 11,509 - Unknown

livebaseballscorecards.com

Batter	1	2	3	4	5	6	7	8	9	AB R H RBI BB SO LOB	TOP		
<b>Marvell Wynne, L</b> (1, 7) <small>OBP: 0.333, SLG: 0.531</small> <b>Carmelo Martinez, R</b> (7, PH) <small>OBP: 0.212, SLG: 0.234</small> (7, 7) (8, 3)	1-3 		2-0 		0-1 		4-2 		1-3 	3 0 0 0 0 1 1 1 0 0 0 1 1 0	<b>San Diego Padres @ San Francisco Giants</b> Candlestick Park, San Francisco, CA <small>Wed Apr 19 1989, 6:33 AM EDT</small> <small>Att: 22,701 - Unknown</small>		
<b>Roberto Alomar, S</b> (1, 4) <small>OBP: 0.282, SLG: 0.234</small>	1-0 			3-2 		0-2 	0-1 	0-0 	5 0 1 0 0 0 2				
<b>Tony Gwynn, L</b> (1, 8) <small>OBP: 0.369, SLG: 0.475</small>	1-0 			0-1 		0-0 	4-2 	4-2 	3 0 0 0 1 0 1				
<b>Jack Clark, R</b> (1, 3) <b>Bip Roberts, S</b> (8, 7) <small>OBP: 0.310, SLG: 0.319</small> <small>OBP: 0.250, SLG: 0.429</small>			3-1 		1-3 	4-1 	4-1 	4-1 	2 1 0 1 2 1 0 0 0 0 0 0 0 0				
<b>John Kruk, L</b> (1, 9) <small>OBP: 0.323, SLG: 0.125</small>			0-0 		4-0 	2-2 	1-2 	1-2 	3 1 1 0 1 0 3				
<b>Benito Santiago, R</b> (1, 2) <small>OBP: 0.275, SLG: 0.460</small>			4-2 		2-2 	2-1 		2-3 	3 1 2 3 1 1 0				
<b>Tim Flannery, L</b> (1, 5) <small>OBP: 0.417, SLG: 0.429</small> <b>Luis Salazar, R</b> (6, PH) <small>OBP: 0.275, SLG: 0.425</small> (6, 5)			3-2 		0-0 	2-1 		1-2 	2 0 1 0 0 0 1 2 0 0 0 0 0 2				
<b>Garry Templeton, S</b> (1, 6) <small>OBP: 0.226, SLG: 0.327</small>			1-2 		0-0 		1-2 	2-0 	4 1 1 0 0 0 1				
<b>Eric Show, R</b> (1, 1) <small>OBP: 0.333, SLG: 0.333</small> <b>Mark Davis, L</b> (8, 1)			0-0 		0-3 		0-0 	0-3 	2 0 0 0 0 1 1 1 0 0 0 0 1 0				
<b>Inning Stats</b>	R: 0 H: 0 E: 0 LOB: 0 K: 1 BB: 0 S: 5 P: 8	R: 0 H: 0 E: 0 LOB: 1 K: 0 BB: 1 S: 14 P: 23	R: 0 H: 0 E: 0 LOB: 0 K: 0 BB: 0 S: 6 P: 9	R: 0 H: 1 E: 0 LOB: 0 K: 1 BB: 0 S: 8 P: 12	R: 2 H: 2 E: 0 LOB: 1 K: 1 BB: 1 S: 13 P: 19	R: 1 H: 2 E: 0 LOB: 2 K: 0 BB: 1 S: 14 P: 24	R: 1 H: 1 E: 0 LOB: 3 K: 0 BB: 3 S: 21 P: 35	R: 0 H: 0 E: 0 LOB: 0 K: 1 BB: 0 S: 8 P: 13	R: 0 H: 0 E: 0 LOB: 0 K: 2 BB: 0 S: 7 P: 8	1B: 4 SF: 0 2B: 1 SAC: 1 3B: 0 DP: 0 HR: 1 HBP: 0		WP: 0 PA: 38 PB: 0 SB: 1 CS: 1	
<b>PITCHER</b>	IP WLS BF H R ER SO BB IBB HBP BLK WP HR S P ERA WHIP											<b>PITCHER</b>	IP WLS BF H R ER SO BB IBB HBP BLK WP HR S P ERA WHIP
<b>Don Robinson, R</b> (1, 1) <small>ERA: 3.6</small>	5.2 L 24 5 3 3 3 3 3 0 0 0 0 1 58 91 4.76 1.412												
<b>Atlee Hammaker, L</b> (6, 1) <small>ERA: 1.38</small>	1.0 L 6 1 1 1 0 2 0 0 0 0 0 0 19 30 9.00 3.000												
<b>Michael LaCoss, R</b> (7, 1) <small>ERA: 3.12</small>	1.1 5 0 0 0 1 1 0 0 0 0 0 0 12 22 0.00 0.750												
<b>Craig Lefferts, L</b> (9, 1) <small>ERA:</small>	1.0 3 0 0 0 2 0 0 0 0 0 0 0 7 8 0.00 0.000												

livebaseballscorecards.com

<b>AB</b>	31
<b>R</b>	4
<b>H</b>	6
<b>RBI</b>	4
<b>BB</b>	6
<b>SO</b>	6
<b>LOB</b>	12



Batter	1	2	3	4	5	6	7	8	9	AB	R	H	RBI	BB	SO	LOB
<b>Brett Butler, L</b> OBP: 0.493, SLG: 0.483 (1, 8)	4-1 F8 1B FC6-4 BB	3-2 G1-3			0-0 G1-3		0-1 F7		1-1 2B	4	1	1	0	1	0	1
<b>Robby Thompson, R</b> OBP: 0.328, SLG: 0.333 (1, 4)	1-1 FC6-4 F8 1-2 1B		2-2 F9		0-0 G6-3			1-2 F8	0-3 K	5	0	1	0	0	1	1
<b>Will Clark, L</b> OBP: 0.449, SLG: 0.596 (1, 3)	1-0 F8 1-2 2-3		1-0 F8			4-2 FC6-4 BB		1-0 G4-3		3	0	0	0	1	0	2
<b>Kevin Mitchell, R</b> OBP: 0.358, SLG: 0.677 (1, 7)	4-1 FC6-4 BB		0-0 F8			3-1 F8		4-1 2B BB		2	0	0	0	2	0	1
<b>Candy Maldonado, R</b> OBP: 0.328, SLG: 0.377 <b>Donell Nixon, R</b> (8, PR) <b>Craig Lefferts, L</b> (9, 1)	2-1 FC6-4 1-2f 2-3 3-H			0-0 F8		1-1 FC6-4 1-2f HR		0-0 2B		4	1	1	1	0	0	3
<b>Ernest Riles, L</b> OBP: 0.471, SLG: 0.769 <b>Tracy Jones, R</b> (8, PH) (9, 9)	0-0 G4-3		1-3 K			0-0 HR		4-0 IBB		3	1	1	2	0	1	2
<b>Terry Kennedy, L</b> OBP: 0.387, SLG: 0.552 <b>Michael LaCoss, R</b> (7, 1) <b>Chris Speier, R</b> OBP: 0.333, SLG: 0.267 (8, PH) (9, 5)		0-0 G3		1-0 2B		0-2 G6-3		2-3 K		3	0	1	0	0	0	0
<b>Jose Uribe, S</b> OBP: 0.259, SLG: 0.280 <b>Ed Jurak, R</b> OBP: 0.500, SLG: 0.500 (8, PH) (9, PH)		1-1 F7		0-1 F8			2-1 G6-3		2-3 K	3	0	0	0	0	0	1
<b>Don Robinson, R</b> OBP: 0.250, SLG: 0.250 <b>Atlee Hammaker, S</b> (6, 1) <b>Kirt Manwaring, R</b> OBP: 0.313, SLG: 0.321 (7, 2)		1-2 1B			1-1 G5-3		1-0 F8		0-1 G6-3	2	0	1	0	0	0	0

Inning Stats	R: 1	H: 1	E: 0	K: 0	S: 8	LOB: 2	BB: 2	P: 20	R: 0	H: 1	E: 0	K: 0	S: 9	LOB: 1	BB: 0	P: 14	R: 0	H: 0	E: 0	K: 0	S: 6	LOB: 0	BB: 0	P: 9	R: 0	H: 1	E: 0	K: 1	S: 9	LOB: 1	BB: 0	P: 11	R: 0	H: 0	E: 0	K: 0	S: 4	LOB: 0	BB: 0	P: 5	R: 2	H: 1	E: 0	K: 0	S: 10	LOB: 0	BB: 1	P: 18	R: 0	H: 0	E: 0	K: 0	S: 5	LOB: 0	BB: 0	P: 8	R: 0	H: 1	E: 0	K: 1	S: 10	LOB: 3	BB: 2	P: 22	R: 0	H: 1	E: 0	K: 2	S: 11	LOB: 1	BB: 0	P: 14	1B: 2	2B: 3	3B: 0	HR: 1	SF: 0	SAC: 0	DP: 0	HBP: 0	WP: 0	PA: 38
<b>Eric Show, R</b> ERA: 4.13 (1, 1)	IP: 7.2	WLS: W	BF: 31	H: 4	R: 3	ER: 3	SO: 1	BB: 4	IBB: 0	HBP: 0	BLK: 0	WP: 0	HR: 1	S: 56	P: 96	ERA: 3.52	WHIP: 1.043																																																																	
<b>Mark Davis, L</b> ERA: 1.74 (8, 1)	IP: 1.1	WLS: S	BF: 7	H: 2	R: 0	ER: 0	SO: 3	BB: 0	IBB: 1	HBP: 0	BLK: 0	WP: 0	HR: 0	S: 16	P: 25	ERA: 0.00	WHIP: 1.500																																																																	

**BOTTOM**

**San Diego Padres @ San Francisco Giants**  
Candlestick Park, San Francisco, CA  
Wed Apr 19 1989, 6:33 AM EDT  
Att. 22,701 - Unknown

livebaseballscorecards.com

<b>AB</b>	<b>33</b>
<b>R</b>	<b>3</b>
<b>H</b>	<b>6</b>
<b>RBI</b>	<b>3</b>
<b>BB</b>	<b>5</b>
<b>SO</b>	<b>4</b>
<b>LOB</b>	<b>14</b>



Batter	1	2	3	4	5	6	7	8	9	AB R H RBI BB SO LOB	TOP											
<b>Brett Butler, L</b> (1, 8) OBP: 0.486, SLG: 0.476	2-2 G1-3		1-1 F7		1-0 F7		0-1 1B		1-2 1B	5 0 2 0 0 0 2												
<b>Robby Thompson, R</b> (1, 4) OBP: 0.324, SLG: 0.328 <b>Rich Gossage, R</b> (7, 1) <b>Donell Nixon, R</b> (9, PH)	3-2 G4-6-3 1B		0-0 G4-3		2-3 K		2-3 K		2-3 K	4 0 1 0 0 2 3 0 0 0 0 0 0 0 1 0 0 0 0 1 1												
<b>Will Clark, L</b> (1, 3) OBP: 0.466, SLG: 0.593	0-0 G4-6-3 1-2f			0-1 1B 1B	4-1 BB			4-2 1B BB		2 1 1 0 2 0 1												
<b>Kevin Mitchell, R</b> (1, 7) OBP: 0.338, SLG: 0.636		2-3 K		0-0 F9	0-3 K			2-3 K		4 0 0 0 0 3 3												
<b>Candy Maldonado, R</b> (1, 9) OBP: 0.323, SLG: 0.368	0-1 G5-3			0-1 BB 1-3 1B 1B		0-0 L5		2-3 K		4 1 1 0 0 1 1												
<b>Ernest Riles, L</b> (1, 5) OBP: 0.476, SLG: 0.688		2-3 K		4-2 1B 1-2 BB		2-1 G3-1		0-0 1-2 1B		3 0 1 0 1 1 0												
<b>Terry Kennedy, L</b> (1, 2) OBP: 0.400, SLG: 0.545			0-1 BB 1B	2-0 1-3 2-H 3-H 1B		1-1 P4		0-0 F8		4 0 2 2 0 0 2												
<b>Jose Uribe, S</b> (1, 6) OBP: 0.276, SLG: 0.269			4-2 BB 1-2 BB	2-3 K		4-2 G6-4-3 BB			2-3 K	2 0 0 0 2 2 2												
<b>Kelly Downs, R</b> (1, 1) OBP: 0.167, SLG: 0.167 <b>Joe Price, R</b> (3, 1) <b>Tracy Jones, R</b> (4, PH) <b>Jeff Brantley, R</b> (4, 1) <b>Ed Jurak, R</b> (7, PH) OBP: 0.375, SLG: 0.375			0-3 K	0-0 G6-3		2-2 G6-4-3 1-2f		1-1 G6-3		1 0 0 0 0 1 2 0 0 0 0 0 0 0 1 0 0 0 0 0 2 0 0 0 0 0 0 0 2 0 0 0 0 0 1												
<b>Inning Stats</b>	R: 0 E: 0 K: 0 S: 8	H: 1 LOB: 0 BB: 0 P: 13	R: 0 E: 0 K: 2 S: 10	H: 0 LOB: 0 BB: 0 P: 14	R: 0 E: 0 K: 1 S: 12	H: 1 LOB: 2 BB: 1 P: 17	R: 2 E: 0 K: 1 S: 12	H: 3 LOB: 2 BB: 1 P: 20	R: 0 E: 0 K: 2 S: 8	H: 0 LOB: 1 BB: 1 P: 15	R: 0 E: 0 K: 1 S: 5	H: 0 LOB: 0 BB: 0 P: 8	R: 0 E: 0 K: 1 S: 12	H: 1 LOB: 1 BB: 1 P: 20	R: 0 E: 0 K: 2 S: 17	H: 1 LOB: 2 BB: 1 P: 25	R: 0 E: 0 K: 2 S: 15	H: 1 LOB: 1 BB: 0 P: 21	1B: 8 2B: 0 3B: 0 HR: 0	SF: 0 SAC: 0 DP: 2 HBP: 0	WP: 0 PB: 0 SB: 0 CS: 0	PA: 38
<b>PITCHER</b>	IP WLS BF H R ER SO BB IBB HBP BLK WP HR S P ERA WHIP																					
<b>Orel Hershiser, R</b> (1, 1) ERA: 2.12 <b>Alejandro Pena, R</b> (8, 1) ERA: 1.38	7.0 W 29 6 2 2 7 4 0 0 0 0 0 0 67 107 2.57 1.429																					
	2.0 9 2 0 0 4 1 0 0 0 0 0 0 32 46 0.00 1.500																					

San Francisco Giants @ Los Angeles Dodgers  
 Dodger Stadium, Los Angeles, CA  
 Fri Apr 21 1989, 7:05 PM PDT  
 Att: 47,251 - Unknown

livebaseballscorecards.com

AB	33
R	2
H	8
RBI	2
BB	5
SO	11
LOB	20





Batter	1	2	3	4	5	6	7	8	9	AB	R	H	RBI	BB	SO	LOB	BOTTOM	
<b>Willie Randolph, R</b> (1, 4) OBP: 0.373, SLG: 0.286 <b>Mariano Duncan, R</b> (8, 4) OBP: 0.357, SLG: 0.500	4-2  1B SF8 BB		1-1  G4-3 2B 1B		0-0  P8 BB BB	4-0  BB				2	2	1	0	2	0	0		
<b>Kirk Gibson, L</b> (1, 7) OBP: 0.385, SLG: 0.452 <b>Alejandro Pena, R</b> (8, 1)	0-0  1-3 WP 1B 1B		2-2  G4-3 1-2		4-2  S 1B BB	1-0  F8				3	2	1	0	1	0	2		
<b>Mike Marshall, R</b> (1, 9) OBP: 0.410, SLG: 0.571 <b>Mike Davis, L</b> (7, 9)	0-0  SF8		0-0  BLK 1B 2B		0-0  P4	1-3  K				3	1	1	2	0	1	2		
<b>Eddie Murray, S</b> (1, 3)	2-0  1-H 2B 1B		1-0  G3-6-3 1B		1-0  2B 1-H 1B 1B	0-0  F9				4	2	3	3	0	0	0		
<b>Mike Scioscia, L</b> (1, 2)	2-2  L3-6 1-H 2B		0-1  G3-6-3 1-2f		2-1  1B 2B	2-1  G4-3				4	1	2	1	0	0	1		
<b>John Shelby, S</b> (1, 8)	1-1  L3-6 2-3			2-2  F8		4-0  1B 1BB	2-2  G3-1			3	0	0	0	1	0	1		
<b>Jeff Hamilton, R</b> (1, 5)		0-0  G5-3		2-1  FC3-6 1B		1-2  1-3 2-H 3-H 1B	0-0  G5-3			4	0	2	2	0	0	0		
<b>Alfredo Griffin, S</b> (1, 6) <b>Dave Anderson, R</b> (9, 6)		1-2  L1		0-0  FC3-6 1-2f 1B		2-1  F9	3-2  G4-3			4	0	0	0	0	0	3		
<b>Orel Hershiser, R</b> (1, 1) <b>Franklin Stubbs, L</b> (8, 7)		1-3  K		0-0  P6		2-3  K	1-1  F9			3	0	0	0	0	2	1		
<b>Inning Stats</b>	R: 3 H: 3 E: 0 LOB: 0 K: 0 BB: 1 S: 11 P: 19	R: 0 H: 0 E: 0 LOB: 0 K: 1 BB: 0 S: 7 P: 9	R: 2 H: 3 E: 0 LOB: 0 K: 0 BB: 0 S: 9 P: 13	R: 0 H: 1 E: 0 LOB: 1 K: 0 BB: 0 S: 8 P: 12	R: 3 H: 3 E: 0 LOB: 2 K: 0 BB: 2 S: 14 P: 28	R: 0 H: 0 E: 0 LOB: 1 K: 2 BB: 1 S: 8 P: 16	R: 0 H: 0 E: 0 LOB: 0 K: 0 BB: 0 S: 7 P: 11	R: 0 H: 0 E: 0 LOB: 0 K: 0 BB: 0 S: 7 P: 11	R: 0 H: 0 E: 0 LOB: 0 K: 0 BB: 0 S: 7 P: 11	1B: 7 SF: 1 2B: 4 SAC: 0 3B: 0 DP: 2 HR: 0 HBP: 0	WP: 1 PA: 36 PB: 0 SB: 1 CS: 0							
<b>PITCHER</b> <b>Kelly Downs, R</b> (1, 1) ERA: 5.57 <b>Joe Price, L</b> (3, 1) ERA: 4.22 <b>Jeff Brantley, R</b> (4, 1) ERA: 3.38 <b>Rich Gossage, R</b> (7, 1) ERA:	IP WLS BF H R ER SO BB IBB HBP BLK WP HR S P ERA WHIP 2.1 L 13 6 5 5 1 1 0 0 0 1 0 25 39 19.29 3.000 0.2 1 0 0 0 0 0 0 0 0 0 0 2 2 0.00 0.000 3.0 16 4 3 3 2 2 1 0 0 0 0 30 56 9.00 2.000 2.0 6 0 0 0 0 0 0 0 0 0 0 14 22 0.00 0.000	<b>PITCHER</b> IP WLS BF H R ER SO BB IBB HBP BLK WP HR S P ERA WHIP	ERA WHIP															

**San Francisco Giants @ Los Angeles Dodgers**  
**Dodger Stadium, Los Angeles, CA**  
 Fri Apr 21 1989, 7:05 PM PDT  
 Att. 47,251 - Unknown

**AB 31**  
**R 8**  
**H 10**  
**RBI 8**  
**BB 4**  
**SO 3**  
**LOB 10**



livebaseballscorecards.com

Batter	1	2	3	4	5	6	7	8	9	AB R H RBI BB SO LOB	TOP					
<b>Brett Butler, L</b> (1, 8) OBP: 0.487, SLG: 0.493	2-1 1B SF9 1B		0-0 F8		2-1 2B		2-2 F8		0-0 SH3	4 1 2 0 0 0 1	<b>San Francisco Giants @ Los Angeles Dodgers</b> <b>Dodger Stadium, Los Angeles, CA</b> Sat Apr 22 1989, 7:05 PM PDT Att. 48,437 - Unknown - 63 F					
<b>Robby Thompson, R</b> (1, 4) OBP: 0.342, SLG: 0.338	0-0 SF9 BB 1-3 1B		4-1 HR BB		2-2 1-3		2-2 FC6-4 1-2 1B		0-2 F5	4 2 2 0 1 0 3						
<b>Will Clark, L</b> (1, 3) OBP: 0.487, SLG: 0.639	4-2 6-3 1-2 BB		0-0 1-H HR		4-0 BB		0-1 F7		4-0 1B IBB	2 1 1 2 3 0 2						
<b>Kevin Mitchell, R</b> (1, 7) OBP: 0.342, SLG: 0.629	0-1 SF9		1-2 FC6 1B		2-3 K		1-2 FC6-4 1-2f		1-1 1-2 2-H 1B	4 0 2 2 0 1 4						
<b>Candy Maldonado, R</b> (1, 9) OBP: 0.300, SLG: 0.339	1-2 6-3 1-2 3-H		1-2 P3		2-2 F8			2-0 F7	1-0 F9	5 0 0 1 0 0 6						
<b>Terry Kennedy, L</b> (1, 2) OBP: 0.359, SLG: 0.486	2-1 3-1		0-0 FC6 1-2f			0-0 L3		1-1 F8		4 0 0 0 0 0 2						
<b>Matt Williams, R</b> (1, 5) OBP: 0.178, SLG: 0.302		1-0 F7		2-3 K		3-3 K		0-1 2B		4 0 1 0 0 2 0						
<b>Craig Lefferts, L</b> (8, 1)										0 0 0 0 0 0 0						
<b>Jose Uribe, S</b> (1, 6) OBP: 0.258, SLG: 0.250		0-2 5-3		1-0 F5		1-3 K		2-3 K		4 0 0 0 0 2 1						
<b>Scott Garrelts, R</b> (1, 1) OBP: 0.200, SLG: 0.400		0-0 6-3		0-3 K			1-2 1B		0-0 SH3 1B	3 0 1 0 0 1 0						
<b>Atlee Hammaker, S</b> (7, 1)										0 0 0 0 0 0 0						
<b>Ernest Riles, L</b> (8, 5) OBP: 0.500, SLG: 0.706										1 0 1 0 0 0 0						
<b>Donell Nixon, R</b> (9, PR)										0 1 0 0 0 0 0						
<b>Chris Speier, R</b> (9, 5) OBP: 0.333, SLG: 0.267										0 0 0 0 0 0 0						
<b>Inning Stats</b>	R: 2 H: 2 E: 0 LOB: 1 K: 0 BB: 1 S: 12 P: 21	R: 0 H: 0 E: 0 LOB: 0 K: 0 BB: 0 S: 5 P: 6	R: 2 H: 2 E: 0 LOB: 1 K: 0 BB: 1 S: 10 P: 16	R: 0 H: 0 E: 0 LOB: 0 K: 2 BB: 0 S: 8 P: 11	R: 0 H: 1 E: 0 LOB: 2 K: 1 BB: 1 S: 11 P: 23	R: 0 H: 0 E: 0 LOB: 0 K: 2 BB: 0 S: 8 P: 12	R: 0 H: 2 E: 0 LOB: 2 K: 0 BB: 0 S: 16 P: 22	R: 0 H: 1 E: 0 LOB: 1 K: 1 BB: 0 S: 8 P: 13	R: 1 H: 2 E: 0 LOB: 2 K: 0 BB: 1 S: 8 P: 14	1B: 7 SF: 1 2B: 2 SAC: 1 3B: 0 DP: 0 HR: 1 HBP: 0	WP: 0 PA: 41 PB: 0 SB: 0 CS: 0					
<b>PITCHER</b>	IP WLS BF H R ER SO BB IBB HBP BLK WP HR S P ERA WHIP															
<b>Tim Leary, R</b> (1, 1) ERA: 3.1	5.0	23	5	4	4	3	3	0	0	0	0	1	46	77	7.20	1.600
<b>Tim Crews, R</b> (6, 1) ERA: 0.87	2.0	8	2	0	0	2	0	0	0	0	0	0	24	34	0.00	1.000
<b>Jay Howell, R</b> (8, 1) ERA: 1.74	2.0	L 10	3	1	1	1	0	1	0	0	0	0	16	27	4.50	1.500

<b>AB</b>	35
<b>R</b>	5
<b>H</b>	10
<b>RBI</b>	5
<b>BB</b>	4
<b>SO</b>	6
<b>LOB</b>	19



Batter	1	2	3	4	5	6	7	8	9	AB	R	H	RBI	BB	SO	LOB
<b>Willie Randolph, R</b> OBP: 0.375, SLG: 0.284 (1, 4)	1-0 E 2B 1B		4-2 G3-6-3 BB			0-0 F7	2-1 6-3		2-3 SAFE SAFE SAFE SAFE	4	1	1	0	1	1	2
<b>Kirk Gibson, L</b> OBP: 0.386, SLG: 0.468 (1, 7)	0-0 E8 2B		0-1 G3-6-3 1-2f			2-1 WP 2B 1B		1-2 4-3	2-3 SAFE SAFE SAFE	5	1	2	0	0	1	2
<b>Mike Marshall, R</b> OBP: 0.385, SLG: 0.528 (1, 9)	3-3 SAFE SAFE SAFE SAFE					2-3 SAFE SAFE SAFE SAFE		0-0 6-3		4	0	0	0	0	2	2
<b>Eddie Murray, S</b> OBP: 0.260, SLG: 0.364 (1, 3)	0-0 L4					0-0 SAFE SAFE SAFE SAFE		0-0 SAFE SAFE SAFE SAFE		4	1	2	1	0	1	1
<b>Mike Scioscia, L</b> OBP: 0.327, SLG: 0.348 <b>Rick Dempsey, R</b> OBP: 0.263, SLG: 0.235 (8, PH) (9, 2)	3-1 F7					0-0 F7		2-1 SAFE SAFE SAFE SAFE		3	0	0	0	0	0	2
<b>John Shelby, S</b> OBP: 0.304, SLG: 0.186 (1, 8)								2-1 SAFE SAFE SAFE SAFE		1	0	1	1	0	0	0
<b>Jeff Hamilton, R</b> OBP: 0.196, SLG: 0.268 (1, 5)								4-2 SAFE SAFE SAFE SAFE		3	0	0	0	1	1	0
<b>Alfredo Griffin, S</b> OBP: 0.237, SLG: 0.316 (1, 6)								0-0 SAFE SAFE SAFE SAFE		4	1	1	0	0	1	2
<b>Tim Leary, R</b> <b>Franklin Stubbs, L</b> <b>Tim Crews, R</b> <b>Mike Davis, L</b> <b>Mickey Hatcher, R</b> <b>Jay Howell, R</b> <b>Mariano Duncan, R</b> (5, PH) (6, 1) (7, PH) (7, PH) (8, 1) (9, PH)								0-0 SAFE SAFE SAFE SAFE		3	0	1	0	1	0	0

Inning Stats	R: 1	H: 2	E: 1	K: 1	S: 8	R: 0	H: 0	E: 0	K: 2	S: 7	R: 0	H: 0	E: 0	K: 0	S: 5	R: 0	H: 0	E: 0	K: 1	S: 5	R: 0	H: 0	E: 0	K: 1	S: 12	R: 1	H: 2	E: 0	K: 1	S: 8	R: 1	H: 2	E: 0	K: 0	S: 10	R: 1	H: 2	E: 0	K: 0	S: 11	R: 0	H: 1	E: 0	K: 2	S: 11	1B: 5	SF: 1	2B: 4	3B: 0	HR: 0	WP: 1	PA: 38
--------------	------	------	------	------	------	------	------	------	------	------	------	------	------	------	------	------	------	------	------	------	------	------	------	------	-------	------	------	------	------	------	------	------	------	------	-------	------	------	------	------	-------	------	------	------	------	-------	-------	-------	-------	-------	-------	-------	--------


PITCHER	IP	WLS	BF	H	R	ER	SO	BB	IBB	HBP	BLK	WP	HR	S	P	ERA	WHIP
<b>Scott Garrelts, R</b> ERA: 2.05 (1, 1)	6.1		26	6	3	3	6	2	0	0	0	1	0	51	84	4.26	1.263
<b>Atlee Hammaker, L</b> ERA: 1.88 (7, 1)	1.1		6	2	1	1	0	0	0	0	0	0	0	11	18	6.75	1.500
<b>Craig Lefferts, L</b> ERA: (8, 1)	1.1	W	6	1	0	0	2	1	0	0	0	0	0	15	24	0.00	1.500

**BOTTOM**

San Francisco Giants @ Los Angeles Dodgers  
 Dodger Stadium, Los Angeles, CA

Sat Apr 22 1989, 7:05 PM PDT  
 Att: 48,437 - Unknown - 63 F

AB	34
R	4
H	9
RBI	3
BB	3
SO	8
LOB	12



Batter	1	2	3	4	5	6	7	8	9	10	AB R H RBI BB SO LOB	TOP												
<b>Brett Butler, L</b> OBP: 0.476, SLG: 0.472 (1, 8)	0-1 F7	4-0 BB		3-3 K		0-2 F8		3-2 G5-3		0-1 1B E 1B	5 0 1 0 1 1 2													
<b>Robby Thompson, R</b> OBP: 0.342, SLG: 0.366 (1, 4)	2-0 2B	3-2 F8		2-2 G6-3		1-2 G4-3		0-0 1B 2B		1-3 K 1-2	6 2 2 1 0 1 4													
<b>Will Clark, L</b> OBP: 0.524, SLG: 0.727 (1, 3)	1-0 2B		1-1 2B 1B		2-2 BB FC4-6 1B		0-0 HR	1-0 S 1B		4-0 1B IBB	5 3 5 3 1 0 0													
<b>Kevin Mitchell, R</b> OBP: 0.354, SLG: 0.622 (1, 7)	3-3 K		0-0 1-H 2B		1-0 F8		4-2 BB	4-1 1-2 IBB		1-2 P6	4 0 1 1 2 1 4													
<b>Candy Maldonado, R</b> OBP: 0.307, SLG: 0.323 (8, 1)	4-0 FC6-4 BB		1-2 G5-3		4-2 FC4-6 BB 1-2 BB		1-3 K	2-1 P5		2-2 1-2 2-3 1B	3 0 0 0 2 1 4 0 0 0 0 0 0 0 1 0 1 0 0 0 0 0 0 0 0 0 0 0													
<b>Ed Jurak, R</b> OBP: 0.444, SLG: 0.444 (10, PH)			1-2 F8		4-0 FC4-6 BB		1-3 K		1-1 G5-3	0-2 F8	3 0 0 0 1 1 4 0 0 0 0 0 0 0 2 0 0 0 0 0 3													
<b>Atlee Hammaker, S</b> (10, 1)					1-2 2-3 BB																			
<b>Matt Williams, R</b> OBP: 0.184, SLG: 0.283 (5, 6)	0-1 FC6-4		1-2 F8		2-2 FC4-6		1-0 F7		2-2 G4-3		2 0 1 0 0 0 1 3 0 0 1 0 0 3													
<b>Craig Lefferts, L</b> (7, 1)					1-2 2-3 3-H																			
<b>Tracy Jones, R</b> (8, 9)					3-2 F9				0-1 G5-3 1B		2 0 1 0 0 0 1 3 1 2 0 0 0 2													
<b>Kirt Manwaring, R</b> OBP: 0.324, SLG: 0.333 (1, 2)		0-1 SH5-4 1B		1-0 F8		2-2 FC4-6		1-0 F7		2-2 G4-3														
<b>Terry Kennedy, L</b> OBP: 0.333, SLG: 0.450 (5, PH)					1-2 SH1-4 1B																			
<b>Jose Uribe, S</b> OBP: 0.266, SLG: 0.259 (5, PH)					3-2 F9				2-2 G5-3 2B 1B															
<b>Ernest Riles, L</b> OBP: 0.520, SLG: 0.700 (5, 5)					1-2 SH1-4 1B				0-0 1B															
<b>Rick Reuschel, R</b> OBP: 0.250, SLG: 0.143 (1, 1)					1-0 SH1-4				1-1 F9		1 0 0 0 0 0 0 0 0 0 0 0 0 0 2 0 0 0 0 0 2													
<b>Jeff Brantley, R</b> (6, 1)									0-0 P2															
<b>Chris Speier, R</b> OBP: 0.300, SLG: 0.235 (7, 6)																								
<b>Inning Stats</b>	R: 1 E: 0 K: 1 S: 10	H: 2 LOB: 2 BB: 1 P: 20	R: 0 E: 0 K: 0 S: 11	H: 1 LOB: 2 BB: 1 P: 18	R: 1 E: 0 K: 0 S: 10	H: 2 LOB: 1 BB: 0 P: 14	R: 0 E: 0 K: 1 S: 10	H: 1 LOB: 1 BB: 0 P: 17	R: 1 E: 0 K: 0 S: 16	H: 1 LOB: 2 BB: 2 P: 32	R: 0 E: 0 K: 0 S: 9	H: 0 LOB: 0 BB: 0 P: 12	R: 1 E: 0 K: 2 S: 12	H: 1 LOB: 1 BB: 1 P: 19	R: 2 E: 0 K: 0 S: 16	H: 3 LOB: 2 BB: 1 P: 28	R: 0 E: 0 K: 0 S: 8	H: 1 LOB: 1 BB: 0 P: 11	R: 0 E: 1 K: 1 S: 17	H: 2 LOB: 3 BB: 1 P: 25	1B: 9 2B: 4 3B: 0 HR: 1	SF: 0 SAC: 2 DP: 0 HBP: 0	WP: 0 PB: 0 SB: 1 CS: 0	PA: 51
<b>PITCHER</b>	IP WLS BF H R ER SO BB IBB HBP BLK WP HR S P ERA WHIP																							
<b>Fernando Valenzuela, L</b> ERA: 4.79 (1, 1)	4.1	24	7	3	3	2	4	0	0	0	0	0	0	0	0	0	6.23	2.538						
<b>Mike Morgan, R</b> ERA: 1.0 (5, 1)	1.2	5	0	0	0	0	0	0	0	0	0	0	0	0	0	0	0.00	0.000						
<b>Alejandro Pena, R</b> ERA: 3.07 (7, 1)	1.2	9	3	3	3	2	1	0	0	0	0	0	0	1	24	36	16.20	2.400						
<b>Ray Searge, L</b> ERA: 1.93 (8, 1)	0.1	3	1	0	0	0	0	1	0	0	0	0	0	4	11	0.00	3.000							
<b>Jay Howell, R</b> ERA: 1.46 (9, 1)	2.0	W 10	3	0	0	1	0	1	0	0	0	0	0	25	36	0.00	1.500							

San Francisco Giants @ Los Angeles Dodgers  
 Dodger Stadium, Los Angeles, CA  
 Sun Apr 23 1989, 3:33 AM PDT  
 Att: 48,493 - Overcast - 67 F

AB	42
R	6
H	14
RBI	6
BB	7
SO	5
LOB	30



BOTTOM

San Francisco Giants @ Los Angeles Dodgers  
Dodger Stadium, Los Angeles, CA  
Sun Apr 23 1989, 3:33 AM PDT  
Att. 48,493 - Overcast - 67 F

livebaseballscorecards.com



AB R H RBI BB SO LOB

2	2	1	0	4	0	3
6	2	3	1	0	0	5
3	1	1	2	0	1	0
1	0	0	0	1	0	2
5	1	1	1	1	3	6
4	0	3	2	0	0	3
0	0	0	0	0	0	0
0	0	0	1	1	0	0
5	0	1	0	0	0	3
3	0	2	0	0	0	1
2	0	0	0	0	0	1
5	0	1	0	0	0	2
2	0	0	0	0	0	1
0	0	0	0	0	0	0
0	0	0	0	1	0	0
0	0	0	0	0	0	0
0	0	0	0	0	0	0
1	1	1	0	0	0	0
1	0	0	0	0	0	0

AB 40  
R 7  
H 14  
RBI 7  
BB 8  
SO 4  
LOB 27

WP: 0 PA: 50  
PB: 0  
SB: 1  
CS: 0

1B: 10 SF: 1  
2B: 3 SAC: 0  
3B: 0 DP: 2  
HR: 1 HBP: 1

Batter	1	2	3	4	5	6	7	8	9	10
Willie Randolph, R OBP: 0.407, SLG: 0.290 (1, 4)	4-0 1B SF9 BB		4-2 1B E BB	4-1 FC6-4 BB		1-2 G6-2-3 1-2 2-3 3-Hf		4-2 2B 1-2 BB		1-1 1B FC1 1B
Mickey Hatcher, R OBP: 0.235, SLG: 0.333 (1, 5) (8, 7)	2-2 1B 1-3 1B		0-0 E6 1B 2B	2-0 FC6-4 1-2f		2-1 F9		0-1 2B 1-3 2-H		2-1 BB FC1 1B
Mike Davis, L OBP: 0.286, SLG: 0.250 (1, 9) Dave Anderson, R OBP: 0.267, SLG: 0.154 (8, 5)	1-1 SF9 3-H		1-2 2B 1B 1-3 2-H		1-0 G4-3		0-3 K		4-0 BB	0-0 FC1 BB BB
Eddie Murray, S OBP: 0.266, SLG: 0.394 (1, 3)	1-3 K		2-3 K2-3		2-0 P5		2-0 HR		2-3 K	4-1 BB 1-2 2-3 BB
Mike Scioscia, L OBP: 0.368, SLG: 0.400 (1, 2) Jay Howell, R (9, 1) Jeff Hamilton, R OBP: 0.211, SLG: 0.268 (10, PH)	2-2 1B 1-2 1B		0-0 2B 2-H 3-H		1-0 HBP		0-0 1B		3-2 L7	4-0 BB 1-2 2-3 3-H BB
John Shelby, S OBP: 0.297, SLG: 0.188 (1, 8)		1-0 FC4-6 1B	0-0 F7		3-1 P5		1-0 F7		2-2 P4	
Franklin Stubbs, L OBP: 0.385, SLG: 0.333 (1, 7) Mike Marshall, R OBP: 0.373, SLG: 0.509 (7, PH) (8, 9)		1-1 FC4-6 1-2f G4-6-3 1B		0-0 1-3 1B		1-2 2B G6-2-3 1B		0-0 4-3		0-2 G4-3
Alfredo Griffin, S OBP: 0.234, SLG: 0.323 (1, 6)		1-2 G4-6-3 1-2f		0-0 F8		1-1 G6-2-3 1-3 2B		0-1 G2		0-0 P4
Fernando Valenzuela, L (1, 1) Mike Morgan, R (5, 1) Kirk Gibson, L (6, PH) Alejandro Pineda, R (7, 1) Ray Searage, L (8, 1) Mariano Duncan, R (8, PH) Rick Dempsey, R (9, 2)			0-2 G4-3		1-0 1-3		4-0 G6-2-3 IBB		1-2 2B S 1B	0-2 G6-3

Inning Stats	R: 1	H: 2	E: 0	K: 1	S: 11	R: 0	H: 1	E: 0	K: 0	S: 6	R: 3	H: 2	E: 1	K: 1	S: 16	R: 0	H: 1	E: 0	K: 0	S: 5	R: 0	H: 2	E: 0	K: 0	S: 4	R: 0	H: 2	E: 0	K: 0	S: 10	R: 1	H: 2	E: 0	K: 1	S: 7	R: 1	H: 2	E: 0	K: 1	S: 17	R: 0	H: 0	E: 0	K: 0	S: 9	R: 1	H: 2	E: 0	K: 0	S: 9	R: 1	H: 2	E: 0	K: 0	S: 9
	LOB: 1	BB: 1	LOB: 0	BB: 0		LOB: 1	BB: 1	LOB: 1	BB: 0		LOB: 1	BB: 1	LOB: 1	BB: 1		LOB: 2	BB: 1	LOB: 1	BB: 0		LOB: 1	BB: 0	LOB: 3	BB: 2		LOB: 0	BB: 0	LOB: 0	BB: 0		LOB: 1	BB: 0	LOB: 1	BB: 0		LOB: 0	BB: 0	LOB: 3	BB: 2		LOB: 0	BB: 0	LOB: 3	BB: 2		LOB: 0	BB: 0	LOB: 3	BB: 2		LOB: 0	BB: 0	LOB: 3	BB: 2	

PITCHER	IP	WLS	BF	H	R	ER	SO	BB	IBB	HBP	BLK	WP	HR	S	P	ERA	WHIP
Rick Reuschel, R ERA: 4.25 (1, 1)	5.0		26	8	4	2	2	3	0	1	0	0	0	47	83	3.60	2.200
Jeff Brantley, R ERA: 3.14 (6, 1)	1.0		3	0	0	0	0	0	1	0	0	0	0	5	12	0.00	0.000
Craig Lefferts, L ERA: 0.61 (7, 1)	1.0		5	2	1	1	1	0	0	0	0	0	1	7	10	9.00	2.000
Michael LaCoss, R ERA: 3.38 (8, 1)	2.0		10	2	1	1	1	2	0	0	0	0	0	26	40	4.50	2.000
Atlee Hamaker, L ERA: 2.4 (10, 1)	0.2	L	6	2	1	1	0	2	0	0	0	0	0	9	20	13.50	6.000

Batter	1	2	3	4	5	6	7	8	9	AB R H RBI BB SO LOB	TOP											
<b>Brett Butler, L</b> (1, 8) OBP: 0.472, SLG: 0.468	1-2 P5		0-0 FC6-4 1B		1-1 FC4-6 CS			2-2 G4-3	0-0 1B	5 0 2 2 0 0 1	<b>San Francisco Giants @ St. Louis Cardinals</b> <b>Busch Stadium, St. Louis, MO</b> Tue Apr 25 1989, 7:05 PM CDT Att. 27,911 - Unknown											
<b>Robby Thompson, R</b> (1, 4) OBP: 0.333, SLG: 0.382	2-3 K		1-1 FC6-4 1B 2B		1-0 F9		2-2 3B	2-3 K	5 1 1 0 0 2 5													
<b>Will Clark, L</b> (1, 3) OBP: 0.523, SLG: 0.710	2-2 F9		0-2 2B 1B		4-0 BB		0-0 G3		3 0 1 1 1 0 1													
<b>Kevin Mitchell, R</b> (1, 7) OBP: 0.360, SLG: 0.623		3-1 G6-3	2-2 2B		0-1 F9		4-0 IBB		3 0 1 1 1 0 1													
<b>Ernest Riles, L</b> (1, 5) OBP: 0.464, SLG: 0.609		0-2 G1-3	0-0 G3-1		0-1 G2		0-2 L8		3 0 0 0 0 0 3													
<b>Matt Williams, R</b> (6, 5) OBP: 0.184, SLG: 0.283									0 0 0 0 0 0 0													
<b>Candy Maldonado, R</b> (8, PH) OBP: 0.303, SLG: 0.318									1 0 0 0 0 0 2													
<b>Craig Lefferts, L</b> (8, 1)									0 0 0 0 0 0 0													
<b>Terry Kennedy, L</b> (1, 2) OBP: 0.326, SLG: 0.419	1-0 F8			0-0 4-3		2-3 K		4-2 CS BB	3 0 0 0 1 1 1													
<b>Tracy Jones, R</b> (1, 9)			1-1 G4-3	0-0 F9		1-1 G6-3		2-1 F8	4 0 0 0 0 0 1													
<b>Jose Uribe, S</b> (1, 6) OBP: 0.279, SLG: 0.279			0-0 1B 2B	3-1 G4-3		0-2 P2		4-0 BB 1B BB	3 2 1 0 1 0 0													
<b>Don Robinson, R</b> (1, 1) OBP: 0.364, SLG: 0.364			0-1 FC6-4 1B		0-0 FC4-6 1B		2-1 G4-3	4-1 SAFE 1B BB	3 1 2 0 0 0 0													
<b>Chris Speier, R</b> (8, 5) OBP: 0.333, SLG: 0.235			2-3 1B					1-2 BB	0 0 0 0 1 0 0													
<b>Inning Stats</b>	R: 0 E: 0 K: 1 S: 11	H: 0 LOB: 0 BB: 0 P: 16	R: 0 E: 0 K: 0 S: 6	H: 0 LOB: 0 BB: 0 P: 10	R: 3 E: 0 K: 0 S: 15	H: 5 LOB: 2 BB: 0 P: 19	R: 0 E: 0 K: 0 S: 4	H: 0 LOB: 0 BB: 0 P: 7	R: 0 E: 0 K: 1 S: 8	H: 1 LOB: 0 BB: 0 P: 6	R: 0 E: 0 K: 1 S: 8	H: 0 LOB: 1 BB: 1 P: 14	R: 0 E: 0 K: 0 S: 8	H: 0 LOB: 0 BB: 0 P: 11	R: 0 E: 0 K: 0 S: 12	H: 1 LOB: 2 BB: 1 P: 20	R: 1 E: 0 K: 1 S: 9	H: 1 LOB: 2 BB: 3 P: 25	1B: 5 2B: 2 3B: 1 HR: 0	SF: 0 SAC: 0 DP: 0 HBP: 0	WP: 0 PB: 0 SB: 0 CS: 2	PA: 38
<b>PITCHER</b>	IP WLS BF H R ER SO BB IBB HBP BLK WP HR S P ERA WHIP																					
<b>Ken Hill, R</b> (1, 1) ERA: 3.21	7.0 L 27 6 3 3 2 1 0 0 0 0 0 0 56 83 3.86 1.000																					
<b>Frank DiPino, L</b> (8, 1) ERA: 1.29	0.2 3 1 0 0 0 0 0 0 0 0 0 0 9 13 0.00 1.500																					
<b>John Costello, R</b> (8, 1) ERA: 3.38	1.0 6 0 1 1 0 3 1 0 0 0 0 0 8 26 9.00 3.000																					
<b>Ken Dayley, L</b> (9, 1) ERA: 4.26	0.1 2 1 0 0 1 0 0 0 0 0 0 0 4 6 0.00 3.000																					

<b>AB</b>	33
<b>R</b>	4
<b>H</b>	8
<b>RBI</b>	4
<b>BB</b>	5
<b>SO</b>	3
<b>LOB</b>	15



BOTTOM

San Francisco Giants @ St. Louis Cardinals  
Busch Stadium, St. Louis, MO  
Tue Apr 25 1989, 7:05 PM CDT  
Att. 27,911 - Unknown

livebaseballscorecards.com

AB	32
R	0
H	6
RBI	0
BB	4
SO	2
LOB	15



WP:	0	PA:	36
PB:	0		
SB:	0		
CS:	0		

AB R H RBI BB SO LOB

4 0 0 0 0 0 3

4 0 0 0 0 0 1

3 0 1 0 1 1 0

3 0 1 0 1 0 1

4 0 1 0 0 0 3

4 0 0 0 0 1 2

3 0 1 0 1 0 2


4 0 1 0 0 0 2

1B:	4	SF:	0
2B:	2	SAC:	0
3B:	0	DP:	1
HR:	0	HBP:	0

Batter	1	2	3	4	5	6	7	8	9
Vince Coleman, S OBP: 0.359, SLG: 0.417 (1, 7)	1-2 L7		0-1 F7		0-0 F7		1-0 L8		
Ozzie Smith, S OBP: 0.439, SLG: 0.389 (1, 6)	3-1 G5-3		1-2 G5-3		1-0 F9			1-1 P4	
Terry Pendleton, S OBP: 0.315, SLG: 0.288 (1, 5)	1-1 BB 1B			4-2 F9 1B BB		2-1 F8		3-3 K	
Pedro Guerrero, R OBP: 0.370, SLG: 0.525 (1, 3)	4-2 SAFE BB			1-0 F9		1-0 F8		1-1 2B	
Milt Thompson, L OBP: 0.426, SLG: 0.517 (1, 8)	2-2 G5-3			2-2 1B		2-2 G4-3		2-2 G3	
Tom Brunansky, R OBP: 0.210, SLG: 0.333 (1, 9)		1-2 P2		0-1 F9			0-0 G6-3		1-3 K
José Oquendo, S OBP: 0.300, SLG: 0.258 (1, 4)		4-1 G4-6-3 BB		0-0 L7			0-0 F7		1-2 2B
Tony Peña, R OBP: 0.290, SLG: 0.367 (1, 2)		0-1 G4-6-3			3-2 F7		0-0 BB 1B		0-0 F7
Ken Hill, R Denny Welling, L Frank DiPino, L John Costello, R Ken Dayley, L Jim Lindeman, R (1, 1) (7, PH) (8, 1) (8, 1) (9, 1) (9, PH)			2-2 G3		0-2 1B		4-1 BB 1B		1-2 G4-3

Inning Stats	R: 0	H: 1	E: 0	LOB: 2	K: 0	S: 22	P: 33	R: 0	H: 0	E: 0	LOB: 0	K: 0	S: 6	P: 11	R: 0	H: 0	E: 0	LOB: 0	K: 0	S: 10	P: 13	R: 0	H: 1	E: 0	LOB: 2	K: 0	S: 11	R: 0	H: 1	E: 0	LOB: 1	K: 0	S: 9	P: 13	R: 0	H: 0	E: 0	LOB: 0	K: 0	S: 6	P: 11	R: 0	H: 1	E: 0	LOB: 2	K: 0	S: 5	P: 10	R: 0	H: 1	E: 0	LOB: 1	K: 1	S: 13	P: 20	R: 0	H: 1	E: 0	LOB: 1	K: 1	S: 11	P: 14	1B: 4	SF: 0	2B: 2	SAC: 0	3B: 0	DP: 1	HR: 0	HBP: 0	WP: 0	PA: 36
--------------	------	------	------	--------	------	-------	-------	------	------	------	--------	------	------	-------	------	------	------	--------	------	-------	-------	------	------	------	--------	------	-------	------	------	------	--------	------	------	-------	------	------	------	--------	------	------	-------	------	------	------	--------	------	------	-------	------	------	------	--------	------	-------	-------	------	------	------	--------	------	-------	-------	-------	-------	-------	--------	-------	-------	-------	--------	-------	--------

PITCHER	IP	WLS	BF	H	R	ER	SO	BB	IBB	HBP	BLK	WP	HR	S	P	ERA	WHIP
Don Robinson, R ERA: 2.67 (1, 1)	7.0	W	28	4	0	0	0	4	0	0	0	0	0	69	109	0.00	1.143
Craig Lefferts, L ERA: 0.54 (8, 1)	2.0	S	8	2	0	0	2	0	0	0	0	0	0	24	34	0.00	1.000

Batter	1	2	3	4	5	6	7	8	9	AB R H RBI BB SO LOB	TOP														
Brett Butler, L (1, 8) OBP: 0.473, SLG: 0.506	1-0 HR		1-2 L8			0-2 G4-3		2-1 1B		4 1 2 1 0 0 0	<p><b>San Francisco Giants @ St. Louis Cardinals</b>  <b>Busch Stadium, St. Louis, MO</b></p> <p>Wed Apr 26 1989, 7:05 PM CDT  Att: 27,514 - Unknown</p> <hr/> <p>livebaseballscorecards.com</p> <table> <tr><td><b>AB</b></td><td><b>31</b></td></tr> <tr><td><b>R</b></td><td><b>1</b></td></tr> <tr><td><b>H</b></td><td><b>5</b></td></tr> <tr><td><b>RBI</b></td><td><b>1</b></td></tr> <tr><td><b>BB</b></td><td><b>1</b></td></tr> <tr><td><b>SO</b></td><td><b>7</b></td></tr> <tr><td><b>LOB</b></td><td><b>7</b></td></tr> </table> 	<b>AB</b>	<b>31</b>	<b>R</b>	<b>1</b>	<b>H</b>	<b>5</b>	<b>RBI</b>	<b>1</b>	<b>BB</b>	<b>1</b>	<b>SO</b>	<b>7</b>	<b>LOB</b>	<b>7</b>
<b>AB</b>	<b>31</b>																								
<b>R</b>	<b>1</b>																								
<b>H</b>	<b>5</b>																								
<b>RBI</b>	<b>1</b>																								
<b>BB</b>	<b>1</b>																								
<b>SO</b>	<b>7</b>																								
<b>LOB</b>	<b>7</b>																								
Robby Thompson, R (1, 4) OBP: 0.318, SLG: 0.363	0-2 P6		0-2 G6-3			2-3 K		3-1 F9		4 0 0 0 0 1 2															
Will Clark, L (1, 3) OBP: 0.500, SLG: 0.671	1-2 F8				0-3 K	1-0 F7			2-3 K	4 0 0 0 0 2 0															
Kevin Mitchell, R (1, 7) OBP: 0.356, SLG: 0.600	0-0 P2				0-1 P3		1-1 G5-3		4-0 BB	3 0 0 0 1 0 0															
Ernest Riles, L (1, 5) OBP: 0.452, SLG: 0.577		2-2 1B		1-2 G3-1		2-2 L8		2-1 G6-4-3		3 0 1 0 0 0 0															
Chris Speier, R (9, PH) OBP: 0.318, SLG: 0.222								1-2f		1 0 0 0 0 0 1															
Terry Kennedy, L (1, 2) OBP: 0.306, SLG: 0.391		3-2 F8				1-3 K		0-0 G4-3		3 0 0 0 0 1 1															
Tracy Jones, R (1, 9)		1-3 K				0-3 K		2-2 G6-3		3 0 0 0 0 2 1															
Jose Uribe, S (1, 6) OBP: 0.286, SLG: 0.286		0-3 K				1-2 1B		2-1 G6-3		2 0 1 0 0 1 1															
Ed Jurak, R (8, PH) OBP: 0.400, SLG: 0.400								0-0 1B		1 0 0 0 0 0 0															
Kelly Downs, R (1, 1) OBP: 0.125, SLG: 0.125			1-2 G1-3			0-2 P6				2 0 0 0 0 0 1															
Candy Maldonado, R (8, PH) OBP: 0.312, SLG: 0.328										1 0 1 0 0 0 0															
Rich Gossage, R (8, 1)										0 0 0 0 0 0 0															
<b>Inning Stats</b>	R: 1 H: 1 E: 0 LOB: 0 K: 0 BB: 0 S: 8 P: 10	R: 0 H: 1 E: 0 LOB: 1 K: 2 BB: 0 S: 13 P: 19	R: 0 H: 0 E: 0 LOB: 0 K: 0 BB: 0 S: 9 P: 11	R: 0 H: 0 E: 0 LOB: 0 K: 1 BB: 0 S: 8 P: 9	R: 0 H: 1 E: 0 LOB: 1 K: 2 BB: 0 S: 15 P: 17	R: 0 H: 0 E: 0 LOB: 0 K: 1 BB: 0 S: 10 P: 13	R: 0 H: 0 E: 0 LOB: 0 K: 0 BB: 0 S: 7 P: 10	R: 0 H: 2 E: 0 LOB: 2 K: 0 BB: 0 S: 10 P: 19	R: 0 H: 0 E: 0 LOB: 0 K: 1 BB: 1 S: 5 P: 13	1B: 4 SF: 0 2B: 0 SAC: 0 3B: 0 DP: 1 HR: 1 HBP: 0	WP: 0 PA: 32 PB: 0 SB: 0 CS: 0														
<b>PITCHER</b>	IP WLS BF H R ER SO BB IBB HBP BLK WP HR S P ERA WHIP												<b>PITCHER</b>	IP WLS BF H R ER SO BB IBB HBP BLK WP HR S P ERA WHIP											
Jose DeLeon, R (1, 1) ERA: 1.96	8.1 W 31 5 1 1 7 1 0 0 0 0 0 1 83 117 1.08 0.720																								
Ken Dayley, L (9, 1) ERA: 3.86	0.2 S 1 0 0 0 0 0 0 0 0 0 0 0 2 4 0.00 0.000																								



Batter	1	2	3	4	5	6	7	8	9	AB	R	H	RBI	BB	SO	LOB
--------	---	---	---	---	---	---	---	---	---	----	---	---	-----	----	----	-----

<b>Vince Coleman, S</b> <small>(1, 7)</small> <small>OBP: 0.366, SLG: 0.421</small>										4	1	2	1	0	1	0
<b>Ozzie Smith, S</b> <small>(1, 6)</small> <small>OBP: 0.422, SLG: 0.359</small>										3	0	0	0	1	1	1
<b>Terry Pendleton, S</b> <small>(1, 5)</small> <small>OBP: 0.312, SLG: 0.300</small>										4	1	1	1	0	0	2
<b>Pedro Guerrero, R</b> <small>(1, 3)</small> <small>OBP: 0.364, SLG: 0.508</small>										4	0	1	0	0	1	1
<b>Milt Thompson, L</b> <small>(1, 8)</small> <small>OBP: 0.422, SLG: 0.500</small>										2	0	0	0	1	1	1
<b>Tom Brunansky, R</b> <small>(1, 9)</small> <small>OBP: 0.215, SLG: 0.333</small>										3	0	1	1	0	0	1
<b>José Oquendo, S</b> <small>(1, 4)</small> <small>OBP: 0.301, SLG: 0.250</small>										2	1	0	0	1	1	2
<b>Tony Peña, R</b> <small>(1, 2)</small> <small>OBP: 0.277, SLG: 0.349</small>										3	0	0	0	0	1	1
<b>Jose DeLeon, R</b> <small>(1, 1)</small> <b>Ken Dayley, L</b> <small>(9, 1)</small>										2	0	0	0	0	0	0
										0	0	0	0	0	0	0

Inning Stats	R: 0	H: 0	E: 0	K: 1	S: 6	LOB: 0	BB: 0	P: 7	R: 0	H: 0	E: 0	K: 1	S: 8	LOB: 0	BB: 0	P: 13	R: 1	H: 1	E: 0	K: 1	S: 13	LOB: 2	BB: 2	P: 22	R: 0	H: 1	E: 0	K: 0	S: 6	LOB: 0	BB: 0	P: 8	R: 0	H: 0	E: 0	K: 0	S: 5	LOB: 0	BB: 0	P: 7	R: 2	H: 3	E: 0	K: 3	S: 18	LOB: 2	BB: 1	P: 28	R: 0	H: 0	E: 0	K: 0	S: 6	LOB: 0	BB: 0	P: 8	R: 0	H: 0	E: 0	K: 0	S: 4	LOB: 0	BB: 0	P: 6
--------------	------	------	------	------	------	--------	-------	------	------	------	------	------	------	--------	-------	-------	------	------	------	------	-------	--------	-------	-------	------	------	------	------	------	--------	-------	------	------	------	------	------	------	--------	-------	------	------	------	------	------	-------	--------	-------	-------	------	------	------	------	------	--------	-------	------	------	------	------	------	------	--------	-------	------

PITCHER	IP	WLS	BF	H	R	ER	SO	BB	IBB	HBP	BLK	WP	HR	S	P	ERA	WHIP
<b>Kelly Downs, R</b> <small>ERA: 5.14</small>	(1, 1)	7.0	L	28	5	3	3	6	2	1	0	0	0	62	93	3.86	1.000
<b>Rich Gossage, R</b> <small>ERA:</small>	(8, 1)	1.0		3	0	0	0	0	0	0	0	0	0	4	6	0.00	0.000

**BOTTOM**

<b>San Francisco Giants @ St. Louis Cardinals</b> <b>Busch Stadium, St. Louis, MO</b> <small>Wed Apr 26 1989, 7:05 PM CDT</small> <small>Att. 27,514 - Unknown</small>
---

<b>AB</b> 27 <b>R</b> 3 <b>H</b> 5 <b>RBI</b> 3 <b>BB</b> 3 <b>SO</b> 6 <b>LOB</b> 9
--



<b>WP: 0</b> <b>PA: 31</b> <b>PB: 0</b> <b>SB: 0</b> <b>CS: 0</b>
--

WP	HR	S	P	ERA	WHIP		
1B: 4	SF: 0	2B: 1	SAC: 1	3B: 0	DP: 1	HR: 0	HBP: 0

Batter	1	2	3	4	5	6	7	8	9	AB R H RBI BB SO LOB	TOP											
<b>Brett Butler, L</b> (1, 8) OBP: 0.454, SLG: 0.482	1-1 G3		1-1 F8			1-2 G4-3		1-2 G1-3		4 0 0 0 0 0 0	<b>San Francisco Giants @ St. Louis Cardinals</b> <b>Busch Stadium, St. Louis, MO</b> Thu Apr 27 1989, 3:33 AM CDT Att: 30,825 - Unknown											
<b>Ernest Riles, L</b> (1, 4) OBP: 0.400, SLG: 0.500	1-3 K			0-1 F8		2-3 K		0-0 F9		4 0 0 0 0 2 0												
<b>Will Clark, L</b> (1, 3) OBP: 0.510, SLG: 0.671	4-2 BB			2-2 P2		2-1 2B 1B		1-2 2B 1B		3 1 2 0 1 0 0												
<b>Kevin Mitchell, R</b> (1, 7) OBP: 0.372, SLG: 0.655	2-1 F8			1-0 3B		1-1 2B		0-0 2B		4 0 3 1 0 0 1												
<b>Ed Jurak, R</b> (8, PR) OBP: 0.400, SLG: 0.400	SAFE					1-3 2B		1-H 2B		0 0 0 0 0 0 0												
<b>Candy Maldonado, R</b> (1, 9) OBP: 0.296, SLG: 0.310		1-1 G5-3		3-1 G5-3		0-0 P4		2-0 G6-3		4 0 0 0 0 0 4												
<b>Matt Williams, R</b> (1, 5) OBP: 0.189, SLG: 0.280		1-1 G6-3			0-0 FC5-4 1B		2-2 P4		2-3 K	4 0 1 0 0 1 0												
<b>Kirt Manwaring, R</b> (1, 2) OBP: 0.316, SLG: 0.324		0-0 G6-3			1-2 FC5-4 1-2f		0-2 1B 1B		3-3 K	4 0 1 0 0 1 1												
<b>Jose Uribe, S</b> (1, 6) OBP: 0.284, SLG: 0.284			0-0 G1-3		0-0 F8		0-1 G6-4-3 1B		0-1 G1-3	4 0 1 0 0 0 1												
<b>Scott Garrelts, R</b> (1, 1) OBP: 0.200, SLG: 0.400			0-1 G6-3		1-1 G6-3		0-1 G6-4-3 1-2f			0 0 0 0 0 0 0												
<b>Atlee Hammaker, S</b> (2, 1)										1 0 0 0 0 0 0												
<b>Tracy Jones, R</b> (5, PH)										1 0 0 0 0 0 1												
<b>Joe Price, R</b> (5, 1)										0 0 0 0 0 0 0												
<b>Donell Nixon, R</b> (7, PH)										1 0 0 0 0 0 2												
<b>Jeff Brantley, R</b> (7, 1)										0 0 0 0 0 0 0												
<b>Michael LaCoss, R</b> (7, 1)										0 0 0 0 0 0 0												
<b>Inning Stats</b>	R: 0 E: 0 K: 1 S: 9	H: 0 LOB: 1 BB: 1 P: 17	R: 0 E: 0 K: 0 S: 5	H: 0 LOB: 0 BB: 0 P: 7	R: 0 E: 0 K: 0 S: 5	H: 0 LOB: 0 BB: 0 P: 6	R: 0 E: 0 K: 0 S: 10	H: 1 LOB: 1 BB: 0 P: 16	R: 0 E: 0 K: 0 S: 7	H: 1 LOB: 1 BB: 0 P: 9	R: 0 E: 0 K: 1 S: 11	H: 2 LOB: 2 BB: 0 P: 17	R: 0 E: 0 K: 0 S: 14	H: 2 LOB: 1 BB: 0 P: 16	R: 1 E: 0 K: 0 S: 12	H: 2 LOB: 1 BB: 0 P: 16	R: 0 E: 0 K: 2 S: 10	H: 0 LOB: 0 BB: 0 P: 15	1B: 5 2B: 2 3B: 1 HR: 0	SF: 0 SAC: 0 DP: 1 HBP: 0	WP: 0 PB: 0 SB: 0 CS: 0	PA: 35
<b>PITCHER</b>	IP WLS BF H R ER SO BB IBB HBP BLK WP HR S P ERA WHIP																					
<b>Scott Terry, R</b> (1, 1) ERA: 1.8	8.0 W 32 8 1 1 2 1 0 0 0 0 0 0 73 104 1.12 1.125																					
<b>Dan Quisenberry, R</b> (9, 1) ERA: 5.63	1.0 3 0 0 0 2 0 0 0 0 0 0 0 10 15 0.00 0.000																					

livebaseballscorecards.com

<b>AB</b>	34
<b>R</b>	1
<b>H</b>	8
<b>RBI</b>	1
<b>BB</b>	1
<b>SO</b>	4
<b>LOB</b>	10



Batter 1 2 3 4 5 6 7 8 9 AB R H RBI BB SO LOB BOTTOM

Vince Coleman, S (1,7) 1-0 1B 1B 2-2 SF8 3B 0-1 G4-3 2-2 G4-3 1-0 G6-3

Ozzie Smith, S (1,6) 1-0 1B 1B 0-2 SF8 1-3 1B 1-0 F7 0-1 G6-3 2-2 G4-3

Terry Pendleton, S (1,5) 2-2 2B 1B 0-1 G4-3 1-H 2B 3-H 1B 0-0 HBP 2B 4-2 BB 1B

Pedro Guerrero, R (1,3) 0-1 P5 0-0 P2 0-0 G6-3 1-1 2B 1B HBP 1B

Jim Lindeman, R (7, PR) 0-1 P5 0-0 G6-3 1-2 1B HBP 1-3 1B

Milt Thompson, L (1,8) 0-0 F9 3-2 G6-3 1-2 K 1-2 1B 2B 1-3 2-H 1B F7

Tom Brunansky, R (1,9) 3-1 2B 0-2 L8 2-2 L7 0-2 1B 1B 1-3 2-H 3-H 1B 1B

John Morris, L (8,9) 1-3 2B 0-2 L8 2-2 L7 0-2 1B 1B 1-3 2-H 3-H 1B 1B

José Oquendo, S (1,4) 2-1 G4-3 1-2 G1-4-3 1-2 G6-3 3-1 1B HR 1B 1B 1-2 F9

Tony Peña, R (1,2) 2-1 WP SH3-4 3B 1B 0-0 G6-3 1-2 G6-3 2-2 HR 1B 2-1 F9

Scott Terry, R (1,1) 0-0 SH3-4 1-2 SH3-4 3B 1B 0-0 G6-3 1-2 G6-3 3-1 HR 1B 1-2 HR 1B 0-1 1B

Inning Stats R: 2 H: 4 E: 0 LOB: 2 K: 0 BB: 0 S: 12 PITCHER IP 1.1 WLS L BF 10 H 6 R 4 ER 4 SO 0

San Francisco Giants @ St. Louis Cardinals Busch Stadium, St. Louis, MO Thu Apr 27 1989, 3:33 AM CDT Att. 30,825 - Unknown

AB 37 R 10 H 16 RBI 10 BB 1 SO 1 LOB 9



WP: 1 PA: 41 PB: 0 SB: 1 CS: 0

PITCHER IP 1.1 WLS L BF 10 H 6 R 4 ER 4 SO 0 BB 0 IBB 0 HBP 0 BLK 0

Batter	1	2	3	4	5	6	7	8	9	AB R H RBI BB SO LOB	TOP
Donell Nixon, R (1, 8) X	0-0 G4-3 ①		1-0 F9 ③			0-0 G4-3 ②		1-0 G6-3 ③		4 0 0 0 0 0 1	<b>San Francisco Giants @ Pittsburgh Pirates</b> Three Rivers Stadium, Pittsburgh, PA Fri Apr 28 1989, 7:05 PM EDT Att. 12,913 - Unknown <a href="http://livebaseballscorecards.com">livebaseballscorecards.com</a>
Robby Thompson, R (1, 4) C B B X	2-1 F7 ②			2-3 K ①		2-3 K ③		2-2 1B	4 0 1 0 0 2 0		
Will Clark, L (1, 3) B C C F X	1-2 L6 ③			0-0 P4 ②			1-2 L1-3 1B	0-1 F7 ①	4 0 1 0 0 0 1		
Kevin Mitchell, R (1, 7) X		0-0 G4-3 ①		4-0 S BB		1-1 L1-3 ① ②		1-3 K ②	3 0 0 0 1 1 2		
Candy Maldonado, R (1, 9) B B B T B		4-2 WP S BB		0-1 F8 ③		1-1 1B		0-1 F8 ③	3 0 1 0 1 0 2		
Matt Williams, R (1, 5) S S SAFE		3-3 K2-3 ②		2-2 E6 CS		1-2 P3 ③			3 0 0 0 0 1 2		
Kirt Manwaring, R (1, 2) C B B T C X		3-2 P3 ③		2-2 F7 ① ②			0-0 F9 ①		3 0 0 0 0 0 2		
Jose Uribe, S (1, 6) B F X			1-1 G6-3 ①		1-2 P3 ③		1-0 E S 1B		3 0 1 0 0 0 0		
Rick Reuschel, R (1, 1) B C X			1-1 F8 ②			0-1 F9 ①		2-3 K ②	2 0 0 0 0 0 0		
Tracy Jones, R (8, PH)								1-3 K ③	1 0 0 0 0 1 1		
Craig Lefferts, L (8, 1)									0 0 0 0 0 0 0		
<b>Inning Stats</b>	R: 0 H: 0 E: 0 LOB: 0 K: 0 BB: 0 S: 7 P: 10	R: 0 H: 0 E: 0 LOB: 1 K: 1 BB: 1 S: 9 P: 19	R: 0 H: 0 E: 0 LOB: 0 K: 0 BB: 0 S: 5 P: 8	R: 0 H: 0 E: 0 LOB: 1 K: 1 BB: 1 S: 7 P: 13	R: 0 H: 0 E: 1 LOB: 0 K: 0 BB: 0 S: 10 P: 15	R: 0 H: 0 E: 0 LOB: 0 K: 1 BB: 0 S: 6 P: 8	R: 0 H: 2 E: 0 LOB: 1 K: 0 BB: 0 S: 10 P: 14	R: 0 H: 1 E: 0 LOB: 1 K: 1 BB: 0 S: 6 P: 10	R: 0 H: 1 E: 0 LOB: 1 K: 1 BB: 0 S: 10 P: 13	1B: 4 SF: 0 2B: 1 SAC: 0 3B: 0 DP: 1 HR: 0 HBP: 0	WP: 1 PA: 32 PB: 0 SB: 3 CS: 1
<b>PITCHER</b> John Smiley, L (1, 1) ERA: 1.96	IP 9.0 WLS W BF 32 H 4 R 0 ER 0 SO 5 BB 2 IBB 0 HBP 0 BLK 0 WP 1 HR 0 S 70 P 110 ERA 0.00 WHIP 0.667										



Batter	1	2	3	4	5	6	7	8	9	AB	R	H	RBI	BB	SO	LOB
<b>Barry Bonds, L</b> (1, 7) OBP: 0.306, SLG: 0.500	1-0 F8		3-2 G4-6-3			0-0 F9	3-1 G6-3			4	0	0	0	0	0	1
<b>Jose Lind, R</b> (1, 4) OBP: 0.293, SLG: 0.301	2-2 F8			0-0 F8		2-1 BB 1B BB 1B		0-2 G6-3		4	1	1	0	0	0	0
<b>R.J. Reynolds, S</b> (1, 8) OBP: 0.305, SLG: 0.333	0-2 G1-3			1-0 F9		0-0 BB 1B 1-2		2-2 E 1B		4	0	2	0	0	0	0
<b>Bobby Bonilla, S</b> (1, 5) OBP: 0.298, SLG: 0.341		1-2 3B		0-1 G1-3		1-3 K		3-1 E5 FC5-4		4	0	1	0	0	1	3
<b>Ken Oberkfell, L</b> (1, 3) OBP: 0.184, SLG: 0.171		2-0 P5			0-0 FC2-5 2B	4-0 BB		1-2 P3		2	0	1	0	1	0	1
<b>Benny Distefano, L</b> (8, 3) OBP: 0.182, SLG: 0.100						1-2 BB		2-2 FC5-4		1	0	0	0	0	0	2
<b>Glenn Wilson, R</b> (1, 9) OBP: 0.282, SLG: 0.387		0-0 P4			0-3 K	4-1 BB		2-2 FC5-4		3	0	0	1	1	1	4
<b>Rey Quinones, R</b> (1, 6) OBP: 0.143, SLG: 0.079		1-0 G4-3			1-0 G1-3	3-2 F7				3	0	0	0	0	0	5
<b>Junior Ortiz, R</b> (1, 2) OBP: 0.244, SLG: 0.211			1-0 G4-6-3 1B		4-0 FC2-5 IBB		2-1 G3			2	0	1	0	1	0	0
<b>John Smiley, L</b> (1, 1) OBP: 0.083, SLG: 0.083			2-3 K		1-3 FC2-5		0-0 G4-3			3	0	0	0	0	1	3

Inning Stats	R: 0	H: 0	E: 0	K: 0	S: 7	R: 0	H: 1	E: 0	K: 0	S: 6	R: 0	H: 1	E: 0	K: 1	S: 8	R: 0	H: 0	E: 0	K: 0	S: 4	R: 0	H: 1	E: 0	K: 1	S: 8	R: 1	H: 2	E: 0	K: 1	S: 11	R: 0	H: 0	E: 1	K: 0	S: 17	
	LOB: 0	BB: 0	BB: 0	BB: 0	LOB: 1	LOB: 0	LOB: 0	LOB: 0	LOB: 0	LOB: 1	LOB: 0	LOB: 0	LOB: 0	LOB: 0	LOB: 0	LOB: 2	LOB: 3	LOB: 0	LOB: 0	LOB: 2	LOB: 0	LOB: 0	LOB: 0	LOB: 0	LOB: 0	LOB: 0	LOB: 0	LOB: 3	LOB: 0	LOB: 0	LOB: 2	LOB: 0	LOB: 0	LOB: 2	LOB: 0	LOB: 0


PITCHER	IP	WLS	BF	H	R	ER	SO	BB	IBB	HBP	BLK	WP	HR	S	P	ERA	WHIP
<b>Rick Reuschel, R</b> (1, 1) ERA: 3.68	7.0	L	28	5	1	1	4	2	1	0	0	0	0	49	88	1.29	1.000
<b>Craig Lefferts, L</b> (8, 1) ERA: 0.51	1.0		5	1	0	0	0	0	0	0	0	0	0	17	25	0.00	1.000

**BOTTOM**

**San Francisco Giants @ Pittsburgh Pirates**  
 Three Rivers Stadium, Pittsburgh, PA

Fri Apr 28 1989, 7:05 PM EDT  
 Att. 12,913 - Unknown

<b>AB</b>	<b>30</b>
<b>R</b>	<b>1</b>
<b>H</b>	<b>6</b>
<b>RBI</b>	<b>1</b>
<b>BB</b>	<b>3</b>
<b>SO</b>	<b>3</b>
<b>LOB</b>	<b>19</b>



WP	PA	ERA	WHIP
0	33		

Batter	1	2	3	4	5	6	7	8	9	AB R H RBI BB SO LOB	TOP																
<b>Brett Butler, L</b> (1, 8) OBP: 0.441, SLG: 0.461	1-1 G3	4-0 BB		2-2 F8		0-1 FC4-6		3-2 F8		4 0 0 2 1 0 3																	
<b>Robby Thompson, R</b> (1, 4) OBP: 0.320, SLG: 0.345	4-1 FC5-4 1B BB	3-2 F7			1-2 F7	1-3 K		4-0 BB		3 0 0 0 2 1 5																	
<b>Will Clark, L</b> (1, 3) OBP: 0.495, SLG: 0.631	0-0 FC5-4 1B	2-2 G3			4-2 BB		2-2 F7	0-1 F8		4 0 1 0 1 0 4																	
<b>Kevin Mitchell, R</b> (1, 7) OBP: 0.369, SLG: 0.663	0-0 FC5-4		2-3 K		1-3 K		2-2 BB 2B	0-0 HR		5 1 2 1 0 2 3																	
<b>Ernest Riles, L</b> (1, 5) OBP: 0.350, SLG: 0.429	1-2 G3		0-0 G4-3		0-0 F9		2-1 F7	0-3 K		5 0 0 0 0 1 4																	
<b>Matt Williams, R</b> (9, 5) OBP: 0.179, SLG: 0.264										0 0 0 0 0 0 0																	
<b>Candy Maldonado, R</b> (1, 9) OBP: 0.322, SLG: 0.303		4-0 1B BB BB	0-3 K			4-2 FC4-6 BB	4-0 BB IBB	0-0 F7		2 1 0 0 3 1 0																	
<b>Terry Kennedy, L</b> (1, 2) OBP: 0.352, SLG: 0.469		4-0 BB 1B BB		1-2 FC4-6 1B		0-0 FC4-6 1B	4-2 BB	1-0 HR		3 2 2 1 2 0 1																	
<b>Jose Uribe, S</b> (1, 6) OBP: 0.305, SLG: 0.333		0-1 BB		3-2 FC4-6 S		0-1 FC4-6 1B	1-1 F7	3-2 3B		5 0 3 0 0 0 4																	
<b>Mike Krukow, R</b> (1, 1) OBP: 0.087, SLG: 0.045		2-3 K		1-3 K		0-1 FC4-6 1B		3-2 F7	1-3 K	2 0 0 0 0 2 4																	
<b>Tracy Jones, R</b> (6, PH) OBP: 0.087, SLG: 0.045										1 0 1 0 0 0 0																	
<b>Rich Gossage, R</b> (6, 1)										0 0 0 0 0 0 0																	
<b>Ed Jurak, R</b> (8, PH) OBP: 0.364, SLG: 0.364										1 0 0 0 0 0 0																	
<b>Michael LaCoss, R</b> (8, 1)										1 0 0 0 0 1 1																	
<b>Inning Stats</b>	R: 0 E: 0 K: 0 S: 8	H: 1 LOB: 2 BB: 1 P: 14	R: 1 E: 0 K: 1 S: 12	H: 1 LOB: 3 BB: 3 P: 31	R: 0 E: 0 K: 2 S: 7	H: 0 LOB: 0 BB: 0 P: 9	R: 0 E: 0 K: 1 S: 9	H: 0 LOB: 1 BB: 1 P: 15	R: 1 E: 0 K: 1 S: 13	H: 2 LOB: 2 BB: 1 P: 18	R: 0 E: 0 K: 0 S: 13	H: 1 LOB: 3 BB: 2 P: 28	R: 0 E: 0 K: 0 S: 8	H: 0 LOB: 1 BB: 1 P: 18	R: 2 E: 0 K: 2 S: 14	H: 3 LOB: 1 BB: 0 P: 19	1B: 5 2B: 1 3B: 1 HR: 2	SF: 0 SAC: 0 DP: 0 HBP: 0	WP: 0 PB: 0 SB: 1 CS: 0	PA: 45							
<b>PITCHER</b>	IP	WLS	BF	H	R	ER	SO	BB	IBB	HBP	BLK	WP	HR	S	P	ERA	WHIP										
<b>Randy Kramer, R</b> (1, 1) ERA: 3.38	5.1		27	5	2	2	5	6	0	0	0	0	0	57	101	3.38	2.062										
<b>Bob Kipper, L</b> (6, 1) ERA: 2.77	2.2		12	1	0	0	1	2	1	0	0	0	0	27	53	0.00	1.125										
<b>Jeff Robinson, R</b> (9, 1) ERA: 4.4	1.0	L	6	3	2	2	2	0	0	0	0	0	2	14	19	18.00	3.000										

**San Francisco Giants @ Pittsburgh Pirates**  
 Three Rivers Stadium, Pittsburgh, PA  
 Sat Apr 29 1989, 3:33 AM EDT  
 Att. 11,509 - Unknown

<b>AB</b>	36
<b>R</b>	4
<b>H</b>	9
<b>RBI</b>	4
<b>BB</b>	9
<b>SO</b>	8
<b>LOB</b>	29



Batter	1	2	3	4	5	6	7	8	9	AB	R	H	RBI	BB	SO	LOB
Barry Bonds, L (1, 7) OBP: 0.314, SLG: 0.489	4-0 L8-3 BB		1-2 F8			2-1 G4-3		4-0 WP BB IBB		2	0	0	0	2	0	0
Jose Lind, R (1, 4) OBP: 0.292, SLG: 0.291	1-1 L8-3 1-2			0-1 L5		0-1 G4-3		4-0 WP BB		3	0	0	0	1	0	1
Gary Redus, R (1, 3) OBP: 0.448, SLG: 0.409 Jeff Robinson, R (9, 1)	1-1 F7			2-3 K		0-1 F9		0-1 SF8		3	0	0	1	0	1	0
Bobby Bonilla, S (1, 5) OBP: 0.306, SLG: 0.341		3-2 F9 BLK 1B		4-1 HR BB		1-2 G6-3		1-2 G3		3	1	1	0	1	0	2
R.J. Reynolds, S (1, 8) OBP: 0.317, SLG: 0.410		1 SAFE F9		0-0 HR		0-1 CS 2B			3-1 G4-3	4	1	2	2	0	0	1
Glenn Wilson, R (1, 9) OBP: 0.280, SLG: 0.369		0-0 F9 1-3		0-2 G6-3		4-2 FC6-4 BB			1-3 K	3	0	0	0	1	1	1
Rey Quinones, R (1, 6) OBP: 0.130, SLG: 0.071		3-3 K				2-3 K		1-0 FC6-4	2-2 L4	4	0	0	0	0	2	2
Tom Prince, R (1, 2) OBP: 0.059, SLG: 0.125 John Cangelosi, S (8, PH) OBP: 0.343, SLG: 0.185 Junior Ortiz, R (9, 2) OBP: 0.244, SLG: 0.211			0-1 P6		2-0 P6			4-2 BB SH1-3 SF8 BB		2	0	0	0	0	0	0
Randy Kramer, R (1, 1) Bob Kipper, R (6, 1) Ken Oberkfell, L (8, PH) OBP: 0.184, SLG: 0.171 Benny Distefano, L (9, 3) OBP: 0.182, SLG: 0.100			0-1 F8		0-1 G3			0-0 SH1-3		2	0	0	0	0	0	0

Inning Stats	R: 0	H: 0	R: 0	H: 1	R: 0	H: 0	R: 2	H: 1	R: 0	H: 0	R: 0	H: 1	R: 1	H: 0	R: 0	H: 0	1B: 1	SF: 1
	E: 0	LOB: 0	E: 0	LOB: 1	E: 0	LOB: 0	E: 0	LOB: 0	E: 0	LOB: 0	E: 0	LOB: 1	E: 0	LOB: 2	E: 0	LOB: 0	2B: 2 <td>SAC: 1</td>	SAC: 1
	K: 0	BB: 1	K: 1	BB: 0	K: 0	BB: 0	K: 1	BB: 1	K: 0	BB: 0	K: 0	BB: 1	K: 0	BB: 3	K: 1	BB: 0	3B: 0	DP: 1
	S: 4	P: 10	S: 12	P: 18	S: 7	P: 8	S: 10	P: 16	S: 6	P: 10	S: 6	P: 8	S: 8	P: 14	S: 10	P: 16	HR: 1	HBP: 0

PITCHER	IP	WLS	BF	H	R	ER	SO	BB	IBB	HBP	BLK	WP	HR	S	P	ERA	WHIP
Mike Krukow, R (1, 1) ERA: 3.6	5.0		18	2	2	2	3	2	0	0	1	0	1	39	62	3.60	0.800
Rich Gossage, R (6, 1) ERA:	2.0		7	1	0	0	0	1	0	0	0	0	0	14	22	0.00	1.000
Michael LaCoss, R (8, 1) ERA: 3.14	2.0	W	9	0	1	1	1	2	1	0	0	1	0	20	39	4.50	1.000

BOTTOM

San Francisco Giants @ Pittsburgh Pirates  
Three Rivers Stadium, Pittsburgh, PA

livebaseballscores.com

AB	26
R	3
H	3
RBI	3
BB	6
SO	4
LOB	7



WP: 1	PA: 34
PB: 0	
SB: 0	
CS: 1	

PITCHER	IP	WLS	BF	H	R	ER	SO	BB	IBB	HBP	BLK	WP	HR	S	P	ERA	WHIP
---------	----	-----	----	---	---	----	----	----	-----	-----	-----	----	----	---	---	-----	------

Sat Apr 29 1989, 3:33 AM EDT  
Att. 11,509 - Unknown

Batter	1	2	3	4	5	6	7	8	9	AB R H RBI BB SO LOB
Brett Butler, L (1, 8) OBP: 0.425, SLG: 0.441	0-0 G3			2-2 G3-1		1-0 F7		1-1 F9		4 0 0 0 0 0 0
Robby Thompson, R (1, 4) OBP: 0.317, SLG: 0.341	1-1 P6			3-1 1B		1-2 E5 2B		0-0 G6-3		4 0 1 0 0 0 0
Will Clark, L (1, 3) OBP: 0.486, SLG: 0.625	2-2 F8			1-2 F8		1-2 2B		0-2 G4-3		4 0 1 0 0 0 1
Kevin Mitchell, R (1, 7) OBP: 0.355, SLG: 0.635		2-2 G5-3		0-3 K		1-1 F8		1-1 F8		4 0 0 0 0 1 3
Ernest Riles, L (1, 5) OBP: 0.364, SLG: 0.421		0-1 F8			2-1 1B SF8	4-2 FC5-4 BB		3-0 G1-6-3		3 1 1 0 1 0 0
Candy Maldonado, R (1, 9) OBP: 0.323, SLG: 0.304 Atlee Hammaker, S (6, 1) Ed Jurak, R (7, 9) OBP: 0.333, SLG: 0.333		0-0 F8			2-0 SF8 1B	0-0 FC5-4		3-2 P4		3 0 1 0 0 0 3 0 0 0 0 0 0 0 1 0 0 0 0 0 0
Terry Kennedy, L (1, 2) OBP: 0.333, SLG: 0.451			1-0 F9		0-0 SF8		1-3 K			2 0 0 1 0 1 0
Jose Uribe, S (1, 6) OBP: 0.294, SLG: 0.321			1-0 F7		1-3 K		2-0 G3			3 0 0 0 0 1 1
Don Robinson, R (1, 1) OBP: 0.333, SLG: 0.333 Jeff Brantley, R (3, 1) Tracy Jones, R (5, PH) OBP: 0.093, SLG: 0.043 Joe Price, R (5, 1) Donell Nixon, R (6, 9) Rich Gossage, R (7, 1)			1-3 K		2-2 G5-3		2-1 G6-3			1 0 0 0 0 0 1 0 0 0 0 0 0 0 0 0 1 0 0 0 0 0 0 1 0 0 0 0 0 0 0 0 1 0 0 0 0 0 0 0 0 0 0 0 0 0 0 0

**TOP**

**San Francisco Giants @ Pittsburgh Pirates**  
 Three Rivers Stadium, Pittsburgh, PA  
 Sun Apr 30 1989, 3:33 AM EDT  
 Att. 20,940 - Overcast

AB	31
R	1
H	4
RBI	1
BB	1
SO	4
LOB	9



Inning Stats	R: 0 E: 0 K: 0 S: 9	H: 0 LOB: 0 BB: 0 P: 12	R: 0 E: 0 K: 0 S: 10	H: 0 LOB: 0 BB: 0 P: 12	R: 0 E: 0 K: 1 S: 5	H: 0 LOB: 0 BB: 0 P: 8	R: 0 E: 0 K: 1 S: 12	H: 1 LOB: 1 BB: 0 P: 18	R: 1 E: 0 K: 1 S: 11	H: 2 LOB: 1 BB: 0 P: 18	R: 0 E: 1 K: 0 S: 14	H: 1 LOB: 3 BB: 1 P: 22	R: 0 E: 0 K: 1 S: 6	H: 0 LOB: 0 BB: 0 P: 11	R: 0 E: 0 K: 0 S: 6	H: 0 LOB: 0 BB: 0 P: 7	R: 0 E: 0 K: 0 S: 7	H: 0 LOB: 0 BB: 0 P: 14	1B: 3 2B: 1 3B: 0 HR: 0	SF: 1 SAC: 0 DP: 0 HBP: 0	WP: 0 PB: 0 SB: 0 CS: 0	PA: 33
<b>PITCHER</b> Bob Walk, R (1, 1) ERA: 3.98	IP: 9.0	WLS: W	BF: 33	H: 4	R: 1	ER: 1	SO: 4	BB: 1	IBB: 0	HBP: 0	BLK: 0	WP: 0	HR: 0	S: 80	P: 122	ERA: 1.00	WHIP: 0.556					

WP: 0	PA: 33
-------	--------



Batter	1	2	3	4	5	6	7	8	9
<b>Barry Bonds, L</b> OBP: 0.318, SLG: 0.490 (1, 7)	3-2 G3 S 2B 1B	0-0 F9		0-2 G4-3		1-0 SF9	1-1 G6-3 1B		
<b>Jose Lind, R</b> OBP: 0.277, SLG: 0.275 (1, 4)	1-1 G3 1-3	2-1 F9		1-3 K		1-1 G1-3	0-0 G6-3 1-2f		
<b>R.J. Reynolds, S</b> OBP: 0.353, SLG: 0.446 (1, 8)	2-3 K		0-0 S 2B 1B		2-1 F7 2B		1-1 SH5-4 1B 1B	4-0 2B SF9 BB	
<b>Bobby Bonilla, S</b> OBP: 0.330, SLG: 0.396 (1, 5)	0-0 HR 2B		3-2 G3 1-H 2B		0-0 F7		1-1 1B SH5-4 1B 1B	1-0 2B	
<b>Benny Distefano, L</b> OBP: 0.200, SLG: 0.077 (1, 3)	3-3 HR BB		3-3 K		0-3 K		0-1 SH5-4 1-2 2-3	2-2 G3	
<b>Steve Carter, L</b> OBP: 0.364, SLG: 0.667 (1, 9)	1-2 HR		0-1 G3		0-3 K		4-0 1B 1B 1B IBB	4-0 IBB	
<b>Glenn Wilson, R</b> OBP: 0.299, SLG: 0.369 (7, PH)			2-3						
<b>Junior Ortiz, R</b> OBP: 0.283, SLG: 0.244 (1, 2)	2-1 L5		4-1 FC6-4 BB			0-0 1B BLK SF9 1B	1-2 1B 1B 1B	1-2 SF9	
<b>Rafael Belliard, R</b> OBP: 0.351, SLG: 0.389 (1, 6)		2-2 P3	0-1 FC6-4			0-1 SF9 SH1-4 1B	0-0 1B 1B 1B	2-2 P6	
<b>Bob Walk, R</b> OBP: 0.333, SLG: 0.500 (1, 1)		0-2 1B		0-0 P6		1-1 SH1-4	0-2 1B		

Inning Stats	R: 4	H: 3	E: 0	K: 1	S: 23	LOB: 0	BB: 1	P: 36	R: 0	H: 1	E: 0	K: 0	S: 9	LOB: 1	BB: 0	P: 13	R: 1	H: 2	E: 0	K: 1	S: 13	LOB: 2	BB: 1	P: 22	R: 0	H: 0	E: 0	K: 1	S: 7	LOB: 0	BB: 0	P: 8	R: 0	H: 1	E: 0	K: 2	S: 10	LOB: 1	BB: 0	P: 12	R: 1	H: 2	E: 0	K: 0	S: 8	LOB: 1	BB: 0	P: 11	R: 4	H: 6	E: 0	K: 0	S: 16	LOB: 2	BB: 1	P: 24	R: 1	H: 1	E: 0	K: 0	S: 12	LOB: 2	BB: 2	P: 26
--------------	------	------	------	------	-------	--------	-------	-------	------	------	------	------	------	--------	-------	-------	------	------	------	------	-------	--------	-------	-------	------	------	------	------	------	--------	-------	------	------	------	------	------	-------	--------	-------	-------	------	------	------	------	------	--------	-------	-------	------	------	------	------	-------	--------	-------	-------	------	------	------	------	-------	--------	-------	-------

PITCHER															PITCHER																																																																							
IP	WLS	BF	H	R	ER	SO	BB	IBB	HBP	BLK	WP	HR	S	P	ERA	WHIP	IP	WLS	BF	H	R	ER	SO	BB	IBB	HBP	BLK	WP	HR	S	P	ERA	WHIP																																																					
Don Robinson, R (1, 1)	2.0	L	13	6	5	5	1	1	0	0	0	0	1	37	56	22.50	3.500	2.0	7	0	0	0	2	1	0	0	0	0	0	0	0	0	0	0	0	0	0	0	15	23	0.00	0.500	5.1	7	3	1	2	0	0	0	1	0	0	15	18	6.75	2.250	6.1	10	6	4	4	0	0	1	0	0	18	28	36.00	6.000	7.1	7	1	1	0	1	0	0	1	0	0	13	27	5.40	1.200

AB R H RBI BB SO LOB

4	1	2	2	0	0	1
5	0	0	0	0	1	6
4	3	3	0	1	1	1
5	2	4	2	0	0	1
3	1	0	0	1	2	4
3	1	1	3	0	1	2
0	1	0	0	2	0	0
3	2	2	2	1	0	0
5	0	2	1	0	0	4
3	0	2	1	0	0	0

AB	35
R	11
H	16
RBI	11
BB	5
SO	5
LOB	19



1B: 11	SF: 2	WP: 0	PA: 44
2B: 4	SAC: 2	PB: 0	
3B: 0	DP: 1	SB: 2	
HR: 1	HBP: 0	CS: 0	

**San Francisco Giants @ Pittsburgh Pirates**  
 Three Rivers Stadium, Pittsburgh, PA  
 Sun Apr 30 1989, 3:33 AM EDT  
 Att. 20,940 - Overcast

livebaseballscorecards.com

Batter	1	2	3	4	5	6	7	8	9	10	11	12	AB	R	H	RBI	BB	SO	LOB	TOP									
<b>Jerome Walton, R</b> (1, 8) OBP: 0.326, SLG: 0.434 <b>Mitch Webster, S</b> (2, PH) OBP: 0.362, SLG: 0.358 (2, 8) (8, 7)	4-2 FC1-2 BB	2-2 G3			1-0 G6-3 1B		1-0 F8			0-1 1B 1B		2-2 F8	0 0 0 0 1 0 0 5 0 2 0 0 0 1																
<b>Curtis Wilkerson, S</b> (1, 5) OBP: 0.244, SLG: 0.432	1-0 E3 FC1-2 1B	1-0 G3			2-1 G6-3 1-2f		1-3 K			0-0 1B 23 CS		1-2 1B	5 1 1 0 0 1 3																
<b>23 Ryne Sandberg, R</b> (1, 4) OBP: 0.327, SLG: 0.375	4-2 FC1-2 1B BB				2-2 1B					1-0 P6		1-1 G4-3 1-2	4 2 2 0 1 0 2																
<b>Andre Dawson, R</b> (1, 9) OBP: 0.301, SLG: 0.393	0-0 FC1-2 FC5-4 1B				2-3 K					2-0 G4-3		1-0 G5-3	5 0 0 0 0 1 5																
<b>Mark Grace, L</b> (1, 3) OBP: 0.414, SLG: 0.471	0-0 FC5-4 1B				3-1 SF8					0-0 L8		3-1 F9	4 0 2 3 0 0 0																
<b>Dwight Smith, L</b> (1, 7) <b>Darrin Jackson, R</b> (8, 8) OBP: 0.286, SLG: 0.429	3-1 FC5-4 1-2f 2-3				0-0 E4 CS					1-1 K		1-3 K	3 0 0 0 0 1 3 2 0 0 0 0 1 0																
<b>Damon Berryhill, S</b> (1, 2) OBP: 0.200, SLG: 0.800	0-0 F9				1-0 CS 1-2					1-3 K		2-2 G6-3	5 1 1 1 0 1 3																
<b>Shawon Dunston, R</b> (1, 6) <b>Jeff Pico, R</b> (9, 1) <b>Gary Varsho, L</b> (12, PH) <b>Calvin Schiraldi, R</b> (12, 1)		4-1 SH3 BB			1-1 G4-3					2-1 G6-3		3-2 CS 1B	3 0 1 0 1 0 1 0 0 0 0 0 0 0 1 0 0 0 0 0 0 0 0 0 0 0 0 0																
<b>Rick Sutcliffe, L</b> (1, 1) OBP: 0.294, SLG: 0.294 <b>Mitch Williams, L</b> (8, 1) <b>Domingo Ramos, R</b> (9, PH) OBP: 0.281, SLG: 0.419 (9, 6)	0-0 SH3 1-2				0-1 B2					1-1 G6-3		2-2 CS 1-2	2 0 0 0 0 0 0 0 0 0 0 0 0 0 2 0 0 0 0 0 0																
<b>Inning Stats</b>	R: 2 E: 1 K: 0 S: 10	H: 1 LOB: 2 BB: 2 P: 22	R: 0 E: 0 K: 0 S: 6	H: 0 LOB: 1 BB: 1 P: 13	R: 1 E: 1 K: 1 S: 8	H: 1 LOB: 0 BB: 0 P: 14	R: 0 E: 0 K: 0 S: 7	H: 0 LOB: 0 BB: 0 P: 11	R: 0 E: 0 K: 2 S: 12	H: 2 LOB: 1 BB: 0 P: 17	R: 0 E: 0 K: 1 S: 6	H: 0 LOB: 0 BB: 0 P: 9	R: 0 E: 0 K: 0 S: 3	H: 0 LOB: 0 BB: 0 P: 6	R: 0 E: 0 K: 0 S: 11	H: 1 LOB: 0 BB: 0 P: 18	R: 0 E: 0 K: 0 S: 7	H: 2 LOB: 1 BB: 0 P: 10	R: 0 E: 0 K: 1 S: 6	H: 0 LOB: 0 BB: 0 P: 11	R: 1 E: 0 K: 0 S: 9	H: 1 LOB: 0 BB: 0 P: 17	1B: 8 2B: 0 3B: 0 HR: 1	SF: 1 SAC: 1 DP: 1 HBP: 0	WP: 1 PB: 0 SB: 4 CS: 3	PA: 48			
<b>PITCHER</b>	IP WLS BF H R ER SO BB IBB HBP BLK WP HR S P ERA WHIP																												
<b>Kelly Downs, R</b> (1, 1) ERA: 5.46 <b>Scott Garrelts, R</b> (1, 1) ERA: 2.88 <b>Craig Lefferts, L</b> (8, 1) ERA: 0.46 <b>Michael LaCoss, R</b> (10, 1) ERA: 3.12	0.0 7.0 2.0 3.0																												

Chicago Cubs @ San Francisco Giants  
 Candlestick Park, San Francisco, CA  
 Mon May 01 1989, 10:05 PM EDT  
 Att. 17,914 - Unknown

AB	41
R	4
H	9
RBI	4
BB	3
SO	5
LOB	18



Batter	1	2	3	4	5	6	7	8	9	10	11	12
<b>Brett Butler, L</b> OBP: 0.414, SLG: 0.429 (1, 8)	1-2 E5		1-2 G6-3		0-0 P4			1-1 WP SF G1-3 1B		2-0 F7		
<b>Tracy Jones, R</b> OBP: 0.103, SLG: 0.071 (1, 9) (9, 7)	1-0 F9		0-3 K			3-2 1B		1-1 G1-3		0-1 G6-3		
<b>Will Clark, L</b> OBP: 0.465, SLG: 0.598 (1, 3)	3-3 K			1-2 P6		2-1 F8		1-0 SF		2-2 G6-3		
<b>Kevin Mitchell, R</b> OBP: 0.348, SLG: 0.610 (1, 7) (9, 5)	1-2 G5-3			1-0 P3		2-2 F8		4-0 IBB			3-1 G6-3	
<b>Ernest Riles, L</b> OBP: 0.362, SLG: 0.415 <b>Candy Maldonado, R</b> OBP: 0.316, SLG: 0.296 (8, PH) (9, 9)		2-1 E4 CS		2-2 HR 1B		1-0 P6		2-2 L7			3-3 K	
<b>Terry Kennedy, L</b> OBP: 0.350, SLG: 0.519 <b>Donell Nixon, R</b> (7, PR) <b>Kirt Manwaring, R</b> OBP: 0.279, SLG: 0.282 (8, 2)		0-0 F7		1-1 HR			1-0 G4-3 SH1-3 1B		0-0 G3		2-1 G4-3	
<b>Ed Jurak, R</b> OBP: 0.313, SLG: 0.267 (1, 4)		4-2 BB		1-2 G1-3			0-0 SH1-3			1-2 F8		
<b>Jose Uribe, S</b> OBP: 0.278, SLG: 0.301 (1, 6)		0-0 G4-3			1-0 G4-3		0-0 G4-3		1-0 G1-3			2-3 K
<b>Kelly Downs, R</b> OBP: 0.126, SLG: 0.125 <b>Scott Carter, R</b> OBP: 0.167, SLG: 0.333 <b>Jim Steels, L</b> (7, PH) <b>Craig Lefferts, L</b> (8, 1) <b>Don Robinson, R</b> OBP: 0.308, SLG: 0.308 <b>Michael LaCoss, R</b> (10, 1) <b>Matt Williams, R</b> OBP: 0.175, SLG: 0.259 (12, PH)			1-3 K		1-1 G5-3		1-0 G1-3		1-2 G1-3			1-3 K

Inning Stats	R: 0	H: 0	E: 1	LOB: 1	K: 1	P: 17	R: 0	H: 0	E: 1	LOB: 1	K: 0	P: 13	R: 0	H: 0	E: 0	LOB: 0	K: 2	P: 11	R: 2	H: 2	E: 0	LOB: 0	K: 0	P: 19	R: 0	H: 0	E: 0	LOB: 0	K: 0	P: 6	R: 0	H: 1	E: 0	LOB: 1	K: 0	P: 20	R: 0	H: 1	E: 0	LOB: 2	K: 0	P: 6	R: 1	H: 1	E: 1	LOB: 2	K: 0	P: 18	R: 0	H: 0	E: 0	LOB: 0	K: 0	P: 12	R: 0	H: 0	E: 0	LOB: 0	K: 0	P: 11	R: 0	H: 0	E: 0	LOB: 0	K: 1	P: 15	R: 0	H: 0	E: 0	LOB: 0	K: 2	P: 15	R: 0	H: 0	E: 0	LOB: 0	K: 2	P: 15	1B: 4	SF: 1	2B: 0	SAC: 1	3B: 0	DP: 0	HR: 1	HBP: 0	WP: 1	PA: 45
--------------	------	------	------	--------	------	-------	------	------	------	--------	------	-------	------	------	------	--------	------	-------	------	------	------	--------	------	-------	------	------	------	--------	------	------	------	------	------	--------	------	-------	------	------	------	--------	------	------	------	------	------	--------	------	-------	------	------	------	--------	------	-------	------	------	------	--------	------	-------	------	------	------	--------	------	-------	------	------	------	--------	------	-------	------	------	------	--------	------	-------	-------	-------	-------	--------	-------	-------	-------	--------	-------	--------

PITCHER	IP	WLS	BF	H	R	ER	SO	BB	IBB	HBP	BLK	WP	HR	S	P	ERA	WHIP
<b>Rick Sutcliffe, R</b> ERA: 3.74 (1, 1)	7.1		29	5	3	3	3	1	0	0	0	0	1	64	98	3.68	0.818
<b>Mitch Williams, L</b> ERA: 2.13 (8, 1)	0.2		4	0	0	0	0	0	1	0	0	1	0	5	12	0.00	0.000
<b>Jeff Pico, R</b> ERA: 3.0 (9, 1)	3.0	W	9	0	0	0	1	0	0	0	0	0	0	23	38	0.00	0.000
<b>Calvin Schiraldi, R</b> ERA: 4.41 (12, 1)	1.0	S	3	0	0	0	2	0	0	0	0	0	0	9	15	0.00	0.000

BOTTOM	
AB	5 5 4 4 3 2 3 0 0 0 0 0 0
R	1 0 0 0 0 0 0 0 0 0 0 0 0
H	1 0 0 0 0 0 0 0 0 0 0 0 0
RBI	0 0 1 0 0 0 0 0 0 0 0 0 0
BB	0 0 0 0 0 0 0 0 0 0 0 0 0
SO	0 0 1 0 1 0 2 0 0 0 0 0 0
LOB	0 2 2 2 1 2 1 0 0 0 0 0 0

**Chicago Cubs @ San Francisco Giants**  
Candlestick Park, San Francisco, CA

Mon May 01 1989, 10:05 PM EDT  
Att: 17,914 - Unknown

**GIANTS**

Batter	1	2	3	4	5	6	7	8	9	AB R H RBI BB SO LOB	TOP											
Dwight Smith, L (1, 7) OBP: 0.375, SLG: 0.286	1-0 F7		0-0 G3		1-1 1B		0-0 1B		4-0 23 1B BB	4 0 2 0 1 0 0												
Mitch Webster, S (1, 8) OBP: 0.345, SLG: 0.340	0-0 L8		1-0 B1-3		1-0 F8		0-0 F9		1-2 F5	5 0 0 0 0 0 4												
23 Ryne Sandberg, R (1, 4) OBP: 0.349, SLG: 0.390	4-2 BB		2-1 1B 1B		2-2 F8			2-2 1B 1B 1B	1-2 1B	4 0 3 0 1 0 1												
Andre Dawson, R (1, 9) OBP: 0.296, SLG: 0.382	1-3 K		0-0 1B		1-2 F3		1-2 K		1-3 K	5 0 1 0 0 3 4												
Mark Grace, L (1, 3) OBP: 0.408, SLG: 0.461		2-0 G3-1	3-1 G6-3		2-1 G5-3		0-0 1B 1B			4 0 1 0 0 0 2												
Damon Berryhill, S (1, 2) OBP: 0.333, SLG: 0.667		1-1 1B 1B		1-2 G6-3		0-3 K		0-1 1B 1B 1B		4 0 2 0 0 1 0												
Vance Law, R (1, 5) OBP: 0.209, SLG: 0.194		0-1 F8		2-3 K		2-2 F9		2-0 F2		4 0 0 0 0 1 4												
Shawon Dunston, R (1, 6) OBP: 0.273, SLG: 0.246		0-2 1B		0-0 G6-3		1-0 P4		3-2 G1-3		4 0 1 0 0 0 3												
Greg Maddux, R (1, 1) OBP: 0.167, SLG: 0.167		0-3 K		1-1 G4-3		1-1 1B 1B			1-1 L3	2 0 0 0 0 1 2												
Gary Varsho, L (7, PH) OBP: 0.286, SLG: 0.350										1 0 1 0 0 0 0												
Steve Wilson, L (7, 1)										0 0 0 0 0 0 0												
Curtis Wilkerson, S (9, PH) OBP: 0.239, SLG: 0.422										1 0 0 0 0 0 0												
<b>Inning Stats</b>	R: 0 E: 0 K: 1 S: 8	H: 0 LOB: 1 BB: 1 P: 13	R: 0 E: 0 K: 1 S: 11	H: 2 LOB: 2 BB: 0 P: 14	R: 0 E: 0 K: 0 S: 7	H: 2 LOB: 2 BB: 0 P: 13	R: 0 E: 0 K: 1 S: 8	H: 0 LOB: 0 BB: 0 P: 11	R: 0 E: 0 K: 0 S: 8	H: 1 LOB: 1 BB: 0 P: 13	R: 0 E: 0 K: 1 S: 8	H: 0 LOB: 0 BB: 0 P: 11	R: 0 E: 0 K: 0 S: 8	H: 2 LOB: 2 BB: 0 P: 12	R: 0 E: 0 K: 1 S: 15	H: 3 LOB: 3 BB: 0 P: 24	R: 0 E: 0 K: 1 S: 12	H: 1 LOB: 2 BB: 1 P: 20	1B: 11 2B: 0 3B: 0 HR: 0	SF: 0 SAC: 0 DP: 0 HBP: 0	WP: 0 PB: 0 SB: 0 CS: 0	PA: 40
<b>PITCHER</b>	IP WLS BF H R ER SO BB IBB HBP BLK WP HR S P ERA WHIP																					
Rich Reuschel, R (1, 1) ERA: 3.07	7.1 W 33 10 0 0 5 1 0 0 0 0 0 0 69 102 0.00 1.500																					
Rich Gossage, R (8, 1) ERA: 0.79	1.2 S 7 1 0 0 1 1 0 0 0 0 0 0 16 29 0.00 1.200																					

Chicago Cubs @ San Francisco Giants  
Candlestick Park, San Francisco, CA

Tue May 02 1989, 10:05 PM EDT  
Att. 11,128 - Unknown - 60 F

livebaseballscorecards.com

AB	38
R	0
H	11
RBI	0
BB	2
SO	6
LOB	20





Batter	1	2	3	4	5	6	7	8	9	AB R H RBI BB SO LOB	TOP											
Barry Bonds, L (1, 7) OBP: 0.308, SLG: 0.486	1-1 HR		0-0 F9		3-2 F8		2-1 G1-3		1-0 F8	5 1 1 1 0 0 1	<b>Pittsburgh Pirates @ San Francisco Giants</b> Candlestick Park, San Francisco, CA Wed May 03 1989, 10:05 PM EDT Att. 8,536 - Unknown											
Jose Lind, R (1, 4) OBP: 0.274, SLG: 0.272	2-2 G6-3		2-3 K		1-0 P8		1-0 1B			4 0 1 0 0 1 0												
Steve Carter, L (1, 9) OBP: 0.222, SLG: 0.375 Glenn Wilson, R (7, PH) OBP: 0.280, SLG: 0.343	1-3 K		0-3 K2-3		0-2 F8		1-2 G3			3 0 0 0 0 2 0 1 0 0 0 0 0 1												
Bobby Bonilla, S (1, 5) OBP: 0.339, SLG: 0.411	0-0 F9			2-1 CS 1B		0-0 SF8 3B		0-0 G4-3		4 1 2 0 0 0 0												
R.J. Reynolds, S (1, 8) OBP: 0.338, SLG: 0.429		2-3 K		3-2 SAFE 1B 1B		3-2 G3		1-0 F8		4 1 1 0 0 1 1												
Ken Oberkfell, L (1, 3) OBP: 0.175, SLG: 0.162 Gary Redus, R (6, PH) OBP: 0.452, SLG: 0.391		1-1 L4		0-1 SAFE G3		4-1 BB		0-0 F8		2 0 0 0 0 0 1 1 0 0 0 1 0 0 0 0 0 0 0 0 0												
Benny Distefano, L (9, 3) OBP: 0.238, SLG: 0.111				1-2																		
Rey Quinones, R (1, 6) OBP: 0.193, SLG: 0.173		1-0 1B 2B		1-0 2B 1B		2-1 SF8		2-1 L9		3 2 2 2 0 0 0												
Tom Prince, R (1, 2) OBP: 0.190, SLG: 0.263		2-2 2-H 1B		1-1 SAFE 1-H 2B		3-2 G6-3		4-2 FC1-6 BB		3 0 2 2 1 0 1												
John Smiley, L (1, 1) OBP: 0.063, SLG: 0.063 Logan Easley, R (9, 1)		2-3 K		3-2 G1-3			2-2 G5-3		1-1 SAFE FC1-6	4 0 0 0 0 1 3 0 0 0 0 0 0 0												
<b>Inning Stats</b>	R: 1 E: 0 K: 1 S: 10	H: 1 LOB: 0 BB: 0 P: 14	R: 1 E: 0 K: 2 S: 16	H: 2 LOB: 1 BB: 0 P: 24	R: 0 E: 0 K: 2 S: 8	H: 0 LOB: 0 BB: 0 P: 10	R: 2 E: 0 K: 0 S: 13	H: 4 LOB: 1 BB: 0 P: 23	R: 0 E: 0 K: 0 S: 7	H: 0 LOB: 0 BB: 0 P: 11	R: 1 E: 0 K: 0 S: 13	H: 1 LOB: 1 BB: 1 P: 25	R: 0 E: 0 K: 0 S: 9	H: 1 LOB: 1 BB: 0 P: 15	R: 0 E: 0 K: 0 S: 3	H: 0 LOB: 0 BB: 0 P: 4	R: 0 E: 0 K: 0 S: 7	H: 0 LOB: 1 BB: 1 P: 15	1B: 5 2B: 2 3B: 1 HR: 1	SF: 1 SAC: 0 DP: 0 HBP: 0	WP: 0 PB: 0 SB: 0 CS: 1	PA: 37
<b>PITCHER</b>	IP WLS BF H R ER SO BB IBB HBP BLK WP HR S P ERA WHIP																					
Don Robinson, R (1, 1) ERA: 4.72	5.1 L 23 8 5 5 5 0 0 0 0 0 1 60 91 8.44 1.500																					
Atlee Hammaker, L (6, 1) ERA: 3.38	2.2 10 1 0 0 0 1 0 0 0 0 0 19 35 0.00 0.750																					
Jeff Brantley, R (9, 1) ERA: 4.08	1.0 4 0 0 0 0 1 0 0 0 0 0 7 15 0.00 1.000																					

AB	34
R	5
H	9
RBI	5
BB	2
SO	5
LOB	8



Batter	1	2	3	4	5	6	7	8	9	AB	R	H	RBI	BB	SO	LOB
<b>Brett Butler, L</b> OBP: 0.412, SLG: 0.419 (1, 8)	G1-3		F8		SAFE 0-0			P5		4	0	1	0	0	0	0
<b>Tracy Jones, R</b> OBP: 0.135, SLG: 0.139 (1, 7)	L3			HR	CS	G4-3		L4		4	1	2	0	0	0	0
<b>Will Clark, L</b> OBP: 0.451, SLG: 0.570 (1, 3)	L3			P2		F8			G4-3	4	0	0	0	0	0	2
<b>Kevin Mitchell, R</b> OBP: 0.358, SLG: 0.694 (1, 5)		F7			HR	F8			HR	4	2	2	3	0	0	0
<b>Candy Maldonado, R</b> OBP: 0.303, SLG: 0.282 (1, 9)		P4		F9			P4		F8	4	0	0	0	0	0	0
<b>Kirt Manwaring, R</b> OBP: 0.283, SLG: 0.286 (1, 2) <b>Jim Steels, L</b> (9, PH)			S				F8		K2-3	3	0	1	0	0	1	0
<b>Robby Thompson, R</b> OBP: 0.317, SLG: 0.340 (1, 4)	L5									1	0	0	0	0	1	0
<b>Jose Uribe, S</b> OBP: 0.271, SLG: 0.292 (1, 6)			K			F8		G5-3		3	0	0	0	0	1	2
<b>Don Robinson, R</b> OBP: 0.267, SLG: 0.267 (1, 1) <b>Atlee Hammaker, S</b> (6, 1) <b>Ed Jurak, R</b> OBP: 0.294, SLG: 0.250 (8, PH) <b>Jeff Brantley, R</b> (9, 1)			K			P3		F9		2	0	0	0	0	1	1
										0	0	0	0	0	0	0
										1	0	0	0	0	0	0
										0	0	0	0	0	0	0

Inning Stats	R: 0	H: 1	R: 0	H: 1	R: 0	H: 0	R: 2	H: 2	R: 0	H: 1	R: 0	H: 0	R: 0	H: 1	R: 0	H: 0	R: 1	H: 1
	E: 0	LOB: 0	E: 0	LOB: 1	E: 0	LOB: 0	E: 0	LOB: 0	E: 1	LOB: 1	E: 0	LOB: 0	E: 0	LOB: 1	E: 0	LOB: 0	E: 0	LOB: 0
	K: 0	BB: 0	K: 0	BB: 0	K: 2	BB: 0	K: 1	BB: 0	K: 0	BB: 0	K: 0	BB: 0	K: 0	BB: 0	K: 0	BB: 0	K: 1	BB: 0
	S: 8	P: 12	S: 12	P: 17	S: 8	P: 9	S: 9	P: 11	S: 9	P: 12	S: 6	P: 8	S: 6	P: 9	S: 5	P: 9	S: 8	P: 11
	1B: 4	SF: 0	1B: 4	SF: 0	1B: 4	SF: 0	1B: 4	SF: 0	1B: 4	SF: 0	1B: 4	SF: 0	1B: 4	SF: 0	1B: 4	SF: 0	1B: 4	SF: 0
	2B: 2	SAC: 0	2B: 2	SAC: 0	2B: 2	SAC: 0	2B: 2	SAC: 0	2B: 2	SAC: 0	2B: 2	SAC: 0	2B: 2	SAC: 0	2B: 2	SAC: 0	2B: 2	SAC: 0
	3B: 0	DP: 1	3B: 0	DP: 1	3B: 0	DP: 1	3B: 0	DP: 1	3B: 0	DP: 1	3B: 0	DP: 1	3B: 0	DP: 1	3B: 0	DP: 1	3B: 0	DP: 1
	HR: 2	HBP: 0	HR: 2	HBP: 0	HR: 2	HBP: 0	HR: 2	HBP: 0	HR: 2	HBP: 0	HR: 2	HBP: 0	HR: 2	HBP: 0	HR: 2	HBP: 0	HR: 2	HBP: 0


**BOTTOM**

**Pittsburgh Pirates @ San Francisco Giants**  
Candlestick Park, San Francisco, CA

Wed May 03 1989, 10:05 PM EDT  
Att. 8,536 - Unknown

<b>AB</b>	<b>33</b>
<b>R</b>	<b>3</b>
<b>H</b>	<b>7</b>
<b>RBI</b>	<b>3</b>
<b>BB</b>	<b>0</b>
<b>SO</b>	<b>4</b>
<b>LOB</b>	<b>6</b>

WP: 0 PA: 34  
PB: 0  
SB: 1  
CS: 1



Batter	1	2	3	4	5	6	7	8	9	AB R H RBI BB SO LOB	TOP											
Barry Bonds, L (1, 7) OBP: 0.304, SLG: 0.474	3-2 F9		1-1 F8		0-1 G4-3		0-1 G5-3		1-0 1B	5 0 1 0 0 0 0	<b>Pittsburgh Pirates @ San Francisco Giants</b> Candlestick Park, San Francisco, CA Thu May 04 1989, 6:33 AM EDT Att. 11,820 - Unknown <a href="http://livebaseballscorecards.com">livebaseballscorecards.com</a>											
Gary Redus, R (1, 3) OBP: 0.417, SLG: 0.357	1-2 P3		1-1 P3		0-0 BB S 1B		2-3 K		0-0 P6	5 0 1 0 0 1 1												
R.J. Reynolds, S (1, 8) OBP: 0.341, SLG: 0.427	3-1 G4-3		0-1 1B		2-3 K 1-2		1-3 K		1-2 1B	5 0 2 0 0 2 1												
Bobby Bonilla, S (1, 5) OBP: 0.350, SLG: 0.441		0-2 HR	1-3 K		4-1 BB IBB			3-2 BB 1B	0-3 K	4 2 2 1 1 2 3												
Glenn Wilson, R (1, 9) OBP: 0.310, SLG: 0.397		0-2 G1-4-3 1B		1-2 HR	4-2 BB 1-2 2-3			4-2 F9 1B 1-2 BB	0-3 K	3 1 2 1 2 1 2												
Ken Oberkfell, L (1, 4) OBP: 0.163, SLG: 0.150		1-2 G1-4-3		3-2 G3-1	1-3 K			2-3 K		3 0 0 0 0 1 4												
Bob Kipper, R (5, 1)		1-2 G1-4-3								0 0 0 0 0 0 0												
John Cangelosi, S (8, PH) OBP: 0.316, SLG: 0.167		1-2								1 0 0 0 0 1 2												
Morris Madden, L (8, 1)										0 0 0 0 0 0 0												
Rey Quinones, R (1, 6) OBP: 0.213, SLG: 0.196						0-2 G1-3			3-2 1B	4 0 2 1 0 0 1												
Tom Prince, R (1, 2) OBP: 0.200, SLG: 0.227		4-0 IBB		2-1 F7		1-3 K			0-0 F9	3 0 0 0 1 1 3												
Randy Kramer, R (1, 1)					1-2 G5-3				2-2 G4-3	2 0 0 0 0 0 3												
Jose Lind, R (5, 4) OBP: 0.270, SLG: 0.267										2 0 0 0 0 0 2												
<b>Inning Stats</b>	R: 0 E: 0 K: 0 S: 11	H: 0 LOB: 0 BB: 0 P: 18	R: 1 E: 0 K: 0 S: 13	H: 2 LOB: 2 BB: 1 P: 19	R: 0 E: 0 K: 1 S: 9	H: 1 LOB: 1 BB: 0 P: 12	R: 1 E: 0 K: 0 S: 14	H: 2 LOB: 1 BB: 0 P: 21	R: 0 E: 0 K: 2 S: 14	H: 1 LOB: 3 BB: 2 P: 24	R: 0 E: 0 K: 1 S: 11	H: 0 LOB: 0 BB: 0 P: 15	R: 0 E: 0 K: 2 S: 9	H: 0 LOB: 0 BB: 0 P: 12	R: 1 E: 0 K: 1 S: 19	H: 2 LOB: 2 BB: 1 P: 33	R: 0 E: 0 K: 2 S: 13	H: 2 LOB: 2 BB: 0 P: 15	1B: 8 2B: 0 3B: 0 HR: 2	SF: 0 SAC: 0 DP: 0 HBP: 0	WP: 0 PB: 0 SB: 1 CS: 0	PA: 41
<b>PITCHER</b>	IP WLS BF H R ER SO BB IBB HBP BLK WP HR S P ERA WHIP																					
Mike Krukow, R (1, 1) ERA: 3.6	5.0 W 24 6 2 2 3 1 2 0 0 0 2 61 94 3.60 1.400																					
Jeff Brantley, R (6, 1) ERA: 4.12	2.0 8 1 1 1 3 1 0 0 0 0 0 0 27 41 4.50 1.000																					
Craig Lefferts, L (8, 1) ERA: 0.42	2.0 S 9 3 0 0 3 0 0 0 0 0 0 0 25 34 0.00 1.500																					





Batter	1	2	3	4	5	6	7	8	9
<b>Brett Butler, L</b> OBP: 0.411, SLG: 0.407 (1, 8)	4-2 S 1B BB	4-2 BB		1-2 G4-3	2-1 F9			2-2 F7	
<b>Candy Maldonado, R</b> OBP: 0.288, SLG: 0.267 (1, 9)	2-2 F9	0-0 F8		3-0 P4		1-0 G4-3		1-1 F9	
<b>Will Clark, L</b> OBP: 0.464, SLG: 0.583 (1, 3) <b>Jim Steels, L</b> (6, 3)	0-2 1B 2-H 1B		1-0 HR 1B		0-0 SH1-4 WP 1B	1-3 K		2-2 F9	
<b>Kevin Mitchell, R</b> OBP: 0.371, SLG: 0.721 (1, 7)	2-2 1B		0-0 HR		4-2 WP SH1-4 1B BB	3-3 K			
<b>Ernest Riles, L</b> OBP: 0.352, SLG: 0.438 (1, 5)	1-0 F8		1-0 G4-3		0-0 SH1-4		0-1 SF9 3B		
<b>Terry Kennedy, L</b> OBP: 0.358, SLG: 0.525 (1, 2)	0-0 P4		1-0 L7-4 2B		2-1 2B 1B		2-3 K		
<b>Robby Thompson, R</b> OBP: 0.343, SLG: 0.365 (1, 4)		1-2 F8 S 1B BB	4-1 BB BB		1-2 2B		4-2 SF9 S BB		
<b>Jose Uribe, S</b> OBP: 0.260, SLG: 0.283 (1, 6)		1-1 F8	1-0 L7-4		1-0 G1-3		0-2 SF9		
<b>Mike Krukow, R</b> (1, 1) <b>Tracy Jones, R</b> (5, PH) <b>Jeff Brantley, R</b> (6, 1) <b>Craig Lefferts, L</b> (8, 1)		0-0 G6-3		0-2 F8	4-0 IBB		1-3 K		

AB	R	H	RBI	BB	SO	LOB
3	1	0	0	2	0	3
5	0	0	0	0	0	3
3	2	3	1	0	0	0
2	0	0	0	0	1	0
3	2	2	2	1	1	0
3	1	1	0	0	0	2
4	0	2	1	0	1	3
2	0	2	0	2	0	0
3	0	0	1	0	0	5
2	0	0	0	0	0	1
0	0	0	0	1	0	0
1	0	0	0	0	1	1
0	0	0	0	0	0	0

**BOTTOM**

**Pittsburgh Pirates @ San Francisco Giants**  
Candlestick Park, San Francisco, CA

Thu May 04 1989, 6:33 AM EDT  
Att. 11,820 - Unknown

<b>AB</b>	<b>31</b>
<b>R</b>	<b>6</b>
<b>H</b>	<b>10</b>
<b>RBI</b>	<b>5</b>
<b>BB</b>	<b>6</b>
<b>SO</b>	<b>4</b>
<b>LOB</b>	<b>18</b>

WP: 1 PA: 39  
PB: 0  
SB: 3  
CS: 0



Inning Stats		R: 1	H: 2	E: 0	K: 0	S: 17	R: 0	H: 1	E: 0	K: 0	S: 13	R: 2	H: 3	E: 0	K: 0	S: 6	R: 0	H: 0	E: 0	K: 0	S: 7	R: 2	H: 3	E: 0	K: 0	S: 14	R: 0	H: 0	E: 0	K: 2	S: 8	R: 1	H: 1	E: 0	K: 2	S: 14	R: 0	H: 0	E: 0	K: 0	S: 9
PITCHER		IP	WLS	BF	H	R	ER	SO	BB	IBB	HBP	BLK	WP	HR	S	P	ERA	WHIP																							
<b>Randy Kramer, R</b> (1, 1) ERA: 4.82		4.0	L	20	6	3	3	0	3	0	0	0	0	1	43	70	6.75	2.250																							
<b>Bob Kipper, L</b> (5, 1) ERA: 3.94		3.0		16	4	3	3	4	2	1	0	0	1	0	36	61	9.00	2.000																							
<b>Morris Madden, L</b> (8, 1) ERA: 7.2		1.0		3	0	0	0	0	0	0	0	0	0	0	9	14	0.00	0.000																							

Batter	1	2	3	4	5	6	7	8	9	AB R H RBI BB SO LOB	TOP																									
Vince Coleman, S OBP: 0.384, SLG: 0.461 (1, 7)	2-1 G6-3 1B		1-1 S 1B			3-2 G3		4-2 E FC1 SF9 BB	1-2 F9	4 1 1 0 1 0 0	<b>St. Louis Cardinals @ San Francisco Giants</b> <b>Candlestick Park, San Francisco, CA</b> Fri May 05 1989, 10:05 PM EDT Att. 24,401 - Unknown																									
Ozzie Smith, S OBP: 0.337, SLG: 0.325 (1, 6)	2-1 F8		0-1 P6 1-2			0-1 G4-3		0-0 FC1 BB BB SF7		4 1 0 0 0 0 2																										
Terry Pendleton, S OBP: 0.333, SLG: 0.333 (1, 5)	1-1 S 1B			2-0 F9 2B		1-1 HR		4-2 BB 1-2 BB		3 1 3 1 1 0 0																										
Pedro Guerrero, R OBP: 0.385, SLG: 0.527 Todd Worrell, R (8, 1)	2-2 G5-3 1-2			0-1 F9 2-3		4-2 FC6 BB		1-1 SF9 3-H		2 0 0 1 1 0 2 0 0 0 0 0 0 0																										
Milt Thompson, L OBP: 0.396, SLG: 0.444 (1, 8)		4-1 CS BB		2-1 G4-3		2-2 FC6 1-2f		4-2 1-2 2-3 BB		2 0 0 0 2 0 2																										
Tom Brunansky, R OBP: 0.262, SLG: 0.368 (1, 9)		3-1 SAFE F8 1-2		2-3 K			2-2 L9	1-1 SF7 3-H		3 0 0 1 0 1 2																										
José Oquendo, S OBP: 0.330, SLG: 0.313 (1, 4)		2-2 G6-3			0-0 F7		2-2 G1-3	2-3 SAFE K		4 0 0 0 0 1 2																										
Tom Pagnozzi, R OBP: 0.250, SLG: 0.200 (1, 2)			2-1 G1-6-3		2-2 L9		0-1 1B		1-2 G4-3	4 0 1 0 0 0 0																										
Joe Magrane, R (1, 1)			3-3 K		1-1 G6-3		0-0 F9		3-2 G5-3	3 0 0 0 0 1 1 0 0 0 0 0 0 0 0 0 0 0 0 0 0 1 0 0 0 0 0 0																										
Cris Carpenter, R OBP: 0.500, SLG: 0.500 Frank DiPino, L (7, 1) Jim Lindeman, R OBP: 0.200, SLG: 0.111 (8, 3)																																				
<b>Inning Stats</b>	R: 0 E: 0 K: 0 S: 9	H: 1 LOB: 1 BB: 0 P: 16	R: 0 E: 0 K: 0 S: 6	H: 0 LOB: 0 BB: 1 P: 15	R: 0 E: 0 K: 1 S: 9	H: 1 LOB: 1 BB: 0 P: 15	R: 0 E: 0 K: 1 S: 8	H: 1 LOB: 1 BB: 0 P: 14	R: 0 E: 0 K: 0 S: 7	H: 0 LOB: 0 BB: 0 P: 10	R: 1 E: 0 K: 0 S: 13	H: 1 LOB: 1 BB: 1 P: 23	R: 0 E: 0 K: 0 S: 10	H: 1 LOB: 1 BB: 0 P: 14	R: 2 E: 1 K: 1 S: 17	H: 0 LOB: 2 BB: 3 P: 33	R: 0 E: 0 K: 0 S: 12	H: 0 LOB: 0 BB: 0 P: 17	1B: 3 2B: 1 3B: 0 HR: 1	SF: 2 SAC: 0 DP: 0 HBP: 0	WP: 0 PB: 0 SB: 2 CS: 1	PA: 37														
<b>PITCHER</b>	IP WLS BF H R ER SO BB IBB HBP BLK WP HR S P ERA WHIP																																			
Scott Garrelts, R ERA: 2.59 (1, 1)	7.0	27	5	1	1	2	2	0	0	0	0	0	1	62	107	1.29	1.000																			
Michael LaCoss, R ERA: 3.06 (8, 1)	0.1	L	5	0	2	0	3	0	0	0	0	0	0	12	25	0.00	9.000																			
Craig Lefferts, L ERA: 0.4 (8, 1)	0.2		2	0	0	0	1	0	0	0	0	0	0	5	8	0.00	0.000																			
Atlee Hammaker, L ERA: 3.22 (9, 1)	1.0		3	0	0	0	0	0	0	0	0	0	0	12	17	0.00	0.000																			

livebaseballscorecards.com

AB	30
R	3
H	5
RBI	3
BB	5
SO	3
LOB	11



Batter	1	2	3	4	5	6	7	8	9	AB	R	H	RBI	BB	SO	LOB
Brett Butler, L (1, 8) OBP: 0.395, SLG: 0.389	0-2 G4-3		1-0 G3			2-2 F7	0-0 FC3-2		1-3 K	5	0	0	0	0	1	3
Donell Nixon, R (1, 9) OBP: 0.133, SLG: 0.200 Michael LaCoss, R (8, 1) Craig Lefferts, L (8, 1) Atlee Hammaker, S (9, 1)	2-2 G5-3			0-0 S 2B 1B		1-1 2B	0-1 1-3			4	1	2	0	0	0	3
Ed Jurak, R (1, 3) OBP: 0.333, SLG: 0.263	3-1 1B			1-1 F9		4-1 BB		2-1 G4-3		3	0	1	0	1	0	1
Kevin Mitchell, R (1, 7) OBP: 0.367, SLG: 0.713	0-0 F5			2-2 1-H 2B		0-0 P3		0-3 K		4	0	1	1	0	1	3
Charlie Hayes, R (1, 5) Ernest Riles, L (8, PH) OBP: 0.364, SLG: 0.469		1-2 G5-3		1-2 G5-3		0-1 F8		2-2 2B		3	0	0	0	0	0	3
Kirt Manwaring, R (1, 2) OBP: 0.286, SLG: 0.289 Jim Steels, L (7, PR) Will Clark, L (8, PH) Greg Litton, R (8, PR)		0-3 K2-3		0-1 G4-3			1-0 SH1-4 FC3-2 1B	4-0 IBB		3	0	1	0	0	1	1
Robby Thompson, R (1, 4) OBP: 0.339, SLG: 0.360		0-1 F9			3-2 F8		1-2 FC3-2 SH1-4 1B	2-3 K		4	0	1	0	0	1	2
Jose Uribe, S (1, 6) OBP: 0.252, SLG: 0.274			0-3 K		1-0 G4-3		0-0 SH1-4		1-2 P4	3	0	0	0	0	1	0
Scott Garrelts, R (1, 1) OBP: 0.143, SLG: 0.286 Candy Maldonado, R (7, PH) Terry Kennedy, L (7, PH)			0-3 K		1-3 K		4-0 FC3-2 IBB		3-2 F8	2	0	0	0	0	2	0

Inning Stats	R: 0	H: 1	E: 0	K: 13	S: 18	R: 0	H: 0	E: 0	K: 9	S: 10	R: 0	H: 0	E: 0	K: 7	S: 8	R: 1	H: 2	E: 0	K: 12	S: 16	R: 0	H: 0	E: 0	K: 8	S: 13	R: 0	H: 1	E: 0	K: 10	S: 17	R: 0	H: 2	E: 0	K: 8	S: 14	R: 0	H: 1	E: 0	K: 11	S: 21	R: 0	H: 0	E: 0	K: 11	S: 16	1B: 4	2B: 3	3B: 0	HR: 0	SF: 0	SAC: 1	DP: 0	HBP: 0
--------------	------	------	------	-------	-------	------	------	------	------	-------	------	------	------	------	------	------	------	------	-------	-------	------	------	------	------	-------	------	------	------	-------	-------	------	------	------	------	-------	------	------	------	-------	-------	------	------	------	-------	-------	-------	-------	-------	-------	-------	--------	-------	--------

PITCHER	IP	WLS	BF	H	R	ER	SO	BB	IBB	HBP	BLK	WP	HR	S	P	ERA	WHIP
Joe Magrane, L (1, 1) ERA: 6.67	6.1		26	6	1	1	4	1	0	0	0	0	0	64	89	1.42	1.105
Cris Carpenter, R (7, 1) ERA: 2.33	0.0		1	0	0	0	0	0	1	0	0	0	0	4		∞	∞
Frank DiPino, L (7, 1) ERA: 1.32	0.2	W	2	0	0	0	0	0	0	0	0	0	0	3	3	0.00	0.000
Todd Worrell, R (8, 1) ERA: 1.17	2.0	S	8	1	0	0	3	0	1	0	0	0	0	22	37	0.00	0.500


**BOTTOM**

St. Louis Cardinals @ San Francisco Giants  
Candlestick Park, San Francisco, CA

Fri May 05 1989, 10:05 PM EDT  
Att. 24,401 - Unknown

AB	33
R	1
H	7
RBI	1
BB	3
SO	7
LOB	16

livebaseballscorecards.com



Batter	1	2	3	4	5	6	7	8	9	AB R H RBI BB SO LOB	TOP		
Vince Coleman, S (1, 7) OBP: 0.388, SLG: 0.458 Joe Magrane, R (8, PR) Cris Carpenter, R (8, 1) OBP: 0.500, SLG: 0.500	1-1 G4-3		4-1 G6-4-3 BB		0-0 G4-3			0-0 FC5 G4-3 1B		3 0 1 0 1 0 1 0 0 0 0 0 0 0 0 0 0 0 0 0 0	St. Louis Cardinals @ San Francisco Giants Candlestick Park, San Francisco, CA Sat May 06 1989, 6:33 AM EDT Att: 26,925 - Unknown		
Ozzie Smith, S (1, 6) OBP: 0.337, SLG: 0.325 Tim Jones, L (6, 6) OBP: 0.258, SLG: 0.259	1-2 G4-3 1B		1-2 G6-4-3 1-2f			1-3 K		0-0 G4-3 1-2		3 0 1 0 0 1 1 1 0 0 0 0 0 1			
Terry Pendleton, S (1, 5) OBP: 0.333, SLG: 0.327 Denny Walling, L (6, 5) OBP: 0.545, SLG: 0.500	2-0 G4-3 1-2			1-1 G6-3		4-2 G4-3 1B BB		4-1 BB BB		2 0 0 0 1 0 1 0 0 0 0 1 0 0			
Pedro Guerrero, R (1, 3) OBP: 0.393, SLG: 0.542 Jim Lindeman, R (6, 3) OBP: 0.182, SLG: 0.100 (8, 9)	1-2 P6			0-0 2B		1-0 G4-3 1-2 1B		2-3 K 2		3 0 2 0 0 0 1 1 0 0 0 0 1 2			
Milt Thompson, L (1, 8) OBP: 0.381, SLG: 0.426		1-0 G6-3		2-1 F7		2-1 G4-3 1-2 2-3		0-0 FC5 2-3f		4 0 0 0 0 0 5			
Tom Brunansky, R (1, 9) OBP: 0.255, SLG: 0.357 John Morris, L (7, 9) OBP: 0.526, SLG: 0.895 (8, 7)		1-1 L5		0-1 F9		3-1 F9			2-3 K 1	3 0 0 0 0 0 3 1 0 0 0 0 1 0			
José Oquendo, S (1, 4) OBP: 0.336, SLG: 0.313		0-0 1B			0-0 G4-3		1-0 G6-3		4-0 G4-3 BB	3 0 1 0 1 0 0			
Tony Peña, R (1, 2) OBP: 0.286, SLG: 0.358		0-0 L8			0-0 2B		1-1 G3-1		0-0 G4-3 1-2	4 0 1 0 0 0 2			
Jose DeLeon, R (1, 1) OBP: 0.056, SLG: 0.056 Ted Power, R (2, 1) Willie McGee, S (5, PH) OBP: 0.357, SLG: 0.538 Dan Quisenberry, R (5, 1) Tom Pagnozzi, R (8, 3) OBP: 0.235, SLG: 0.188			0-3 K		1-3 K		0-2 G4-3		2-2 G1-3	0 0 0 0 0 0 0 1 0 0 0 0 1 0 1 0 0 0 0 1 1 1 0 0 0 0 0 0 1 0 0 0 0 0 1			
<b>Inning Stats</b>	R: 0 H: 1 E: 0 LOB: 1 K: 0 BB: 0 S: 11 P: 16	R: 0 H: 1 E: 0 LOB: 1 K: 0 BB: 0 S: 5 P: 7	R: 0 H: 0 E: 0 LOB: 0 K: 1 BB: 1 S: 7 P: 12	R: 0 H: 1 E: 0 LOB: 1 K: 0 BB: 0 S: 7 P: 10	R: 0 H: 1 E: 0 LOB: 1 K: 1 BB: 0 S: 6 P: 7	R: 0 H: 1 E: 0 LOB: 2 K: 1 BB: 1 S: 11 P: 22	R: 0 H: 0 E: 0 LOB: 0 K: 0 BB: 0 S: 6 P: 8	R: 0 H: 1 E: 0 LOB: 2 K: 1 BB: 1 S: 7 P: 13	R: 0 H: 0 E: 0 LOB: 1 K: 1 BB: 1 S: 9 P: 17	1B: 4 SF: 0 2B: 2 SAC: 0 3B: 0 DP: 1 HR: 0 HBP: 0		WP: 0 PA: 36 PB: 0 SB: 0 CS: 0	
<b>PITCHER</b>	IP WLS BF H R ER SO BB IBB HBP BLK WP HR S P ERA WHIP											<b>PITCHER</b>	IP WLS BF H R ER SO BB IBB HBP BLK WP HR S P ERA WHIP
Rick Reuschel, R (1, 1) ERA: 2.7	6.0 W 24 5 0 0 3 2 0 0 0 0 0 0 47 74 0.00 1.167												
Michael LaCoss, R (7, 1) ERA: 2.61	3.0 S 12 1 0 0 2 2 0 0 0 0 0 0 22 38 0.00 1.000												

livebaseballscorecards.com

AB	32
R	0
H	6
RBI	0
BB	4
SO	5
LOB	19



Batter	1	2	3	4	5	6	7	8	9	AB R H RBI BB SO LOB
Brett Butler, L OBP: 0.409, SLG: 0.404 Tracy Jones, R OBP: 0.150, SLG: 0.132	4-2 1B E BB	2-2 HR 2B	4-0 1B IBB		0-1 G6-3			1-2 G6-3		1 2 1 2 2 0 0 2 0 0 0 0 0 1
Donell Nixon, R OBP: 0.250, SLG: 0.300	1-1 E1 1B	1-0 G6-3	0-0 1B			0-1 G6-3		0-0 E 1B		5 2 3 2 0 0 1
Will Clark, L OBP: 0.465, SLG: 0.604 Jim Steels, L OBP: 0.273, SLG: 0.111	0-3 K	3-2 HR	0-1 G3			1-0 1B		1-3 K		3 1 1 2 0 1 3 2 0 1 0 0 1 1
Kevin Mitchell, R OBP: 0.376, SLG: 0.708	2-2 1B	3-2 1B			0-1 F9	2-0 1B		0-1 E5		5 0 3 1 0 0 0
Ernest Riles, L OBP: 0.350, SLG: 0.444 Greg Litton, R	1-1 1B	1-2 F7			2-0 F8	1-1 L3		3-1 F7		5 0 1 0 0 0 4 0 0 0 0 0 0 0
Terry Kennedy, L OBP: 0.361, SLG: 0.508 Kirt Manwaring, R OBP: 0.280, SLG: 0.283	0-1 G4-6-3		2-1 G3 BB 1B		1-2 G3		0-0 G4-3			3 1 1 0 0 0 2 1 0 0 0 0 0 0
Robby Thompson, R OBP: 0.348, SLG: 0.356 Ed Jurak, R OBP: 0.318, SLG: 0.250		4-1 SH2-4 1B 2B BB	4-2 G3 1B BB		0-3 K		1-3 K			1 2 0 0 2 1 0 1 0 0 0 0 1 0
Jose Uribe, S OBP: 0.264, SLG: 0.286 Charlie Hayes, R OBP: 0.250, SLG: 0.250		1-2 SH2-4 2B 1B	1-1 G3		0-0 G1-3 1B		0-0 1B			3 1 2 0 0 0 2 1 0 1 0 0 0 0
Rick Reuschel, R OBP: 0.133, SLG: 0.071 Michael LaCoss, R		1-1 SH2-4	2-2 G6-3		2-2 G1-3		2-3 K			2 0 0 0 0 0 3 1 0 0 0 0 1 1

Inning Stats	R: 2 E: 1 K: 1 S: 15	H: 3 LOB: 1 BB: 1 P: 23	R: 4 E: 0 K: 0 S: 25	H: 4 LOB: 1 BB: 1 P: 41	R: 2 E: 0 K: 0 S: 14	H: 2 LOB: 2 BB: 2 P: 27	R: 0 E: 0 K: 0 S: 7	H: 0 LOB: 0 BB: 0 P: 10	R: 0 E: 0 K: 1 S: 9	H: 1 LOB: 1 BB: 0 P: 11	R: 0 E: 0 K: 0 S: 6	H: 2 LOB: 1 BB: 0 P: 10	R: 0 E: 0 K: 2 S: 9	H: 1 LOB: 1 BB: 0 P: 12	R: 1 E: 1 K: 1 S: 13	H: 1 LOB: 1 BB: 0 P: 18	
PITCHER	IP	WLS	BF	H	R	ER	SO	BB	IBB	HBP	BLK	WP	HR	S	P	ERA	WHIP
Jose DeLeon, R ERA: 2.6	(1, 1)	1.2	L	13	7	6	6	1	2	0	0	0	1	36	59	32.40	5.400
Ted Power, R ERA: 7.71	(2, 1)	2.1		11	2	2	0	1	1	0	0	0	0	25	42	7.71	1.286
Dan Quisenberry, R ERA: 3.21	(5, 1)	3.0		12	4	0	3	0	0	0	0	0	0	24	33	0.00	1.333
Cris Carpenter, R ERA: 2.21	(8, 1)	1.0		5	1	1	0	1	0	0	0	0	0	13	18	0.00	1.000

**BOTTOM**

St. Louis Cardinals @ San Francisco Giants  
Candlestick Park, San Francisco, CA

Sat May 06 1989, 6:33 AM EDT  
Att. 26,925 - Unknown

AB	36
R	9
H	14
RBI	7
BB	4
SO	5
LOB	18

livebaseballscorecards.com

WP: 0	PA: 41
PB: 0	
SB: 0	
CS: 0	

**GIANTS**

Batter	1	2	3	4	5	6	7	8	9	AB R H RBI BB SO LOB	TOP											
Milt Thompson, L (1, 8) OBP: 0.385, SLG: 0.429	1-1 CS 1B		1-0 L7		1-0 G1-3			1-0 G3-6-3 1B		4 0 2 0 0 0 1	<b>St. Louis Cardinals @ San Francisco Giants</b> <b>Candlestick Park, San Francisco, CA</b> Sun May 07 1989, 6:33 AM EDT Att. 50,492 - Sunny											
Ozzie Smith, S (1, 6) OBP: 0.333, SLG: 0.321	2-1 SAFE F7		2-1 1B		0-2 F7			1-0 G3-6-3		4 0 1 0 0 0 3												
Terry Pendleton, S (1, 5) OBP: 0.331, SLG: 0.324	1-1 S 1B		0-1 G4-3		2-2 G6-3			1-2 F7		4 0 1 0 0 0 1												
Pedro Guerrero, R (1, 3) OBP: 0.388, SLG: 0.540	2-3 SAFE SAFE K			0-1 2B	1-1 F8			0-0 G4-3		4 0 1 0 0 1 1												
John Morris, L (1, 7) OBP: 0.478, SLG: 0.783		0-1 1B 1B		0-0 L4	2-2 F9			0-1 F7		4 0 1 0 0 0 1												
Tom Brunansky, R (1, 9) OBP: 0.264, SLG: 0.356		1-0 G6-3 1B		4-2 G4-6-3 HBP		0-3 K		1-2 G6-3		3 0 1 0 0 1 0												
José Oquendo, S (1, 4) OBP: 0.328, SLG: 0.304		2-3 K		0-0 G4-6-3		1-1 F8				3 0 0 0 0 1 4												
Tony Peña, R (1, 2) OBP: 0.277, SLG: 0.347		0-0 G6-3			0-3 K		1-2 G4-3			3 0 0 0 0 1 2												
Todd Worrell, R (7, 1)		1-2 1B								0 0 0 0 0 0 0												
Scott Terry, R (1, 1) OBP: 0.267, SLG: 0.500			1-3 K		2-2 2B			0-0 1B G3-6-3 2B		0 0 0 0 0 0 0												
Frank DiPino, L (2, 1)										1 0 0 0 0 1 0												
Tim Jones, L (5, PH) OBP: 0.281, SLG: 0.321										1 0 1 0 0 0 0												
Ken Dayley, L (5, 1)										0 0 0 0 0 0 0												
Tom Pagnozzi, R (7, 2) OBP: 0.278, SLG: 0.294										1 1 1 0 0 0 0												
<b>Inning Stats</b>	R: 0 E: 0 K: 1 S: 11	H: 2 LOB: 1 BB: 0 P: 15	R: 0 E: 0 K: 1 S: 7	H: 2 LOB: 1 BB: 0 P: 10	R: 0 E: 0 K: 1 S: 8	H: 1 LOB: 1 BB: 0 P: 12	R: 0 E: 0 K: 0 S: 6	H: 1 LOB: 1 BB: 0 P: 10	R: 0 E: 0 K: 1 S: 11	H: 1 LOB: 1 BB: 0 P: 14	R: 0 E: 0 K: 0 S: 8	H: 0 LOB: 0 BB: 0 P: 13	R: 0 E: 0 K: 1 S: 9	H: 0 LOB: 0 BB: 0 P: 11	R: 1 E: 0 K: 0 S: 6	H: 2 LOB: 0 BB: 0 P: 9	R: 0 E: 0 K: 0 S: 6	H: 0 LOB: 0 BB: 0 P: 7	1B: 6 2B: 3 3B: 0 HR: 0	SF: 0 SAC: 0 DP: 3 HBP: 1	WP: 0 PB: 0 SB: 1 CS: 1	PA: 33
<b>PITCHER</b> Don Robinson, R (1, 1) ERA: 3.95	IP: 9.0 WLS: W BF: 33 H: 9 R: 1 ER: 1 SO: 5 BB: 0 IBB: 0 HBP: 1 BLK: 0 WP: 0 HR: 0 S: 72 P: 101 ERA: 1.00 WHIP: 1.000											<b>PITCHER</b>	IP: 0.0 WLS: 0 BF: 0 H: 0 R: 0 ER: 0 SO: 0 BB: 0 IBB: 0 HBP: 0 BLK: 0 WP: 0 HR: 0 S: 0 P: 0 ERA: 0.00 WHIP: 0.000									

livebaseballscorecards.com

AB	32
R	1
H	9
RBI	0
BB	0
SO	5
LOB	13



Batter	1	2	3	4	5	6	7	8	9	AB	R	H	RBI	BB	SO	LOB
<b>Brett Butler, L</b> (1, 8) OBP: 0.415, SLG: 0.405	4-1 G3 1B SF7 BB	1-2 FC1-6 1B		2-1 B5-3			1-1 SH2-3 1-3			2	1	1	0	1	0	0
<b>Donell Nixon, R</b> (1, 9) OBP: 0.292, SLG: 0.333	0-0 SF7 G3 1-2 1B	0-0 FC1-6 1-2f				1-2 S 1B	0-1 P4			4	0	2	0	0	0	2
<b>Will Clark, L</b> (1, 3) OBP: 0.451, SLG: 0.582	1-0 G3 1-2 2-3	0-3 K				1-3 K	0-1 F9			4	0	0	0	0	2	5
<b>Kevin Mitchell, R</b> (1, 7) OBP: 0.372, SLG: 0.724	2-1 SF7 2-3 3-H	1-0 F8				0-0 F9		0-1 HR		3	1	1	2	0	0	2
<b>Ernest Riles, L</b> (1, 5) OBP: 0.359, SLG: 0.429	4-2 BB BB			2-1 G6-3		3-1 P4 1-3		4-1 G3 E BB		2	1	0	0	2	0	1
<b>Terry Kennedy, L</b> (1, 2) OBP: 0.355, SLG: 0.485	4-1 1-2 BB			0-0 G3			0-0 F9	0-0 G3 1-2		3	0	0	0	1	0	1
<b>Robby Thompson, R</b> (1, 4) OBP: 0.336, SLG: 0.343	0-1 G3			3-1 G5-3			3-1 P3	0-2 G6-3		4	0	0	0	0	0	4
<b>Jose Uribe, S</b> (1, 6) OBP: 0.273, SLG: 0.314		1-2 HR 3B		1-2 G6-3			1-2 CS 1B	0-1 E6 2-H		4	1	2	0	0	0	0
<b>Don Robinson, R</b> (1, 1) OBP: 0.316, SLG: 0.474		1-1 HR		3-1 G5-3			1-0 CS 1-2	0-1 SH2-3 BLK 1B	0-0 G5-3	4	1	2	2	0	0	1

Inning Stats	R: 1	H: 1	E: 0	K: 0	S: 13	LOB: 3	BB: 3	P: 28	R: 2	H: 3	E: 0	K: 1	S: 14	LOB: 1	BB: 0	P: 18	R: 0	H: 0	E: 0	K: 0	S: 5	LOB: 0	BB: 0	P: 10	R: 0	H: 0	E: 0	K: 0	S: 7	LOB: 0	BB: 0	P: 13	R: 0	H: 1	E: 0	K: 1	S: 12	LOB: 1	BB: 0	P: 17	R: 0	H: 1	E: 0	K: 0	S: 6	LOB: 0	BB: 0	P: 11	R: 0	H: 1	E: 0	K: 0	S: 8	LOB: 1	BB: 0	P: 9	R: 2	H: 1	E: 1	K: 0	S: 10	LOB: 1	BB: 1	P: 14
--------------	------	------	------	------	-------	--------	-------	-------	------	------	------	------	-------	--------	-------	-------	------	------	------	------	------	--------	-------	-------	------	------	------	------	------	--------	-------	-------	------	------	------	------	-------	--------	-------	-------	------	------	------	------	------	--------	-------	-------	------	------	------	------	------	--------	-------	------	------	------	------	------	-------	--------	-------	-------

PITCHER	IP	WLS	BF	H	R	ER	SO	BB	IBB	HBP	BLK	WP	HR	S	P	ERA	WHIP
<b>Scott Terry, R</b> (1, 1) ERA: 3.0	1.0	L	7	1	1	1	0	3	0	0	0	0	0	13	28	9.00	4.000
<b>Frank DiPino, L</b> (2, 1) ERA: 2.16	3.0		12	3	2	2	1	0	0	0	0	0	1	26	41	6.00	1.000
<b>Ken Dayley, L</b> (5, 1) ERA: 3.18	2.0		7	2	0	0	1	0	0	0	0	0	0	18	28	0.00	1.000
<b>Todd Worrell, R</b> (7, 1) ERA: 1.56	2.0		10	2	2	1	0	1	0	0	1	0	1	18	23	4.50	1.500

**BOTTOM**

St. Louis Cardinals @ San Francisco Giants  
Candlestick Park, San Francisco, CA  
Sun May 07 1989, 6:33 AM EDT  
Att. 50,492 - Sunny

[livebaseballscorecards.com](http://livebaseballscorecards.com)

<b>AB</b>	<b>30</b>
<b>R</b>	<b>5</b>
<b>H</b>	<b>8</b>
<b>RBI</b>	<b>4</b>
<b>BB</b>	<b>4</b>
<b>SO</b>	<b>2</b>
<b>LOB</b>	<b>16</b>



WP	PA	ERA	WHIP
0	37		

Batter	1	2	3	4	5	6	7	8	9	AB R H RBI BB SO LOB	TOP														
<b>Brett Butler, L</b> (1, 8) OBP: 0.407, SLG: 0.392	0-1 G4-3		4-1 1B BB		0-1 P4		2-0 F9		1-0 G3	4 1 0 0 1 0 1															
<b>Donell Nixon, R</b> (1, 9) OBP: 0.310, SLG: 0.345	0-0 1B		1-1 1B 1-2 1B		1-0 FC6-4 1-2f		1-3 K		1-0 F8	5 0 2 0 0 1 1															
<b>Will Clark, L</b> (1, 3) OBP: 0.453, SLG: 0.575	1-3 K		1-0 1B 1-3 2-H		1-0 3B HBP		0-0 G4-3			3 1 1 1 0 1 1															
<b>Kevin Mitchell, R</b> (1, 7) OBP: 0.362, SLG: 0.701	1-2 P3		0-2 G4-3		1 SAFE F8		3-3 K			4 0 0 0 0 1 4															
<b>Ed Jurak, R</b> (1, 5) OBP: 0.280, SLG: 0.217		1-1 L3		3-1 G3-1		1-1 F9		0-0 1B 1B		3 0 0 0 0 0 1															
<b>Ernest Riles, L</b> (8, PH) OBP: 0.369, SLG: 0.439										1 0 1 0 0 0 0															
<b>Robby Thompson, R</b> (1, 4) OBP: 0.341, SLG: 0.367		2-1 F9		2-1 L7		2-0 E 3B		1 SAFE 1-2 1B		4 1 2 1 0 0 0															
<b>Kirt Manwaring, R</b> (1, 2) OBP: 0.283, SLG: 0.271										2 1 0 0 1 0 0															
<b>Terry Kennedy, L</b> (8, PH) OBP: 0.351, SLG: 0.478										1 0 0 0 0 0 2															
<b>Jose Uribe, S</b> (1, 6) OBP: 0.263, SLG: 0.302										4 0 0 0 0 1 2															
<b>Mike Krukow, R</b> (1, 1) OBP: 0.143, SLG: 0.143										3 0 1 0 0 0 1															
<b>Craig Lefferts, L</b> (8, 1)										1 0 0 0 0 1 0															
<b>Inning Stats</b>	R: 0 E: 0 K: 1 S: 10	H: 1 LOB: 1 BB: 0 P: 12	R: 0 E: 0 K: 0 S: 5	H: 0 LOB: 0 BB: 0 P: 9	R: 1 E: 0 K: 1 S: 11	H: 2 LOB: 2 BB: 1 P: 18	R: 0 E: 0 K: 0 S: 5	H: 0 LOB: 0 BB: 0 P: 11	R: 0 E: 0 K: 0 S: 6	H: 1 LOB: 1 BB: 0 P: 8	R: 3 E: 1 K: 0 S: 10	H: 1 LOB: 1 BB: 1 P: 20	R: 0 E: 0 K: 1 S: 5	H: 0 LOB: 0 BB: 0 P: 8	R: 0 E: 0 K: 1 S: 12	H: 2 LOB: 2 BB: 0 P: 17	R: 0 E: 0 K: 1 S: 8	H: 0 LOB: 0 BB: 0 P: 11	1B: 6 2B: 0 3B: 1 HR: 0	SF: 0 SAC: 0 DP: 0 HBP: 1	WP: 0 PB: 0 SB: 0 CS: 0	PA: 38			
<b>PITCHER</b>	IP	WLS	BF	H	R	ER	SO	BB	IBB	HBP	BLK	WP	HR	S	P	ERA	WHIP								
<b>Paul Kilgus, L</b> (1, 1) ERA: 3.46	6.0	L	27	5	4	2	2	2	0	1	0	0	0	47	78	3.00	1.167								
<b>Jeff Pico, R</b> (7, 1) ERA: 3.14	1.1		6	2	0	0	2	0	0	0	0	0	0	15	22	0.00	1.500								
<b>Pat Perry, L</b> (8, 1) ERA: 1.62	0.2		2	0	0	0	0	0	0	0	0	0	0	2	3	0.00	0.000								
<b>Calvin Schiraldi, R</b> (9, 1) ERA: 3.32	1.0		3	0	0	0	1	0	0	0	0	0	0	8	11	0.00	0.000								

San Francisco Giants @ Chicago Cubs  
Wrigley Field, Chicago, IL  
Tue May 09 1989, 3:33 AM CDT  
Att. 13,949 - Sunny - 47 F

livebaseballscorecards.com

AB	35
R	4
H	7
RBI	2
BB	2
SO	5
LOB	13





Batter 1 2 3 4 5 6 7 8 9 AB R H RBI BB SO LOB **BOTTOM**

<b>Jerome Walton, R</b> OBP: 0.319, SLG: 0.420 (1, 8) BB B T C X	3-2 <b>F7</b> ①		X 0-0 <b>G6-3</b> ③		X 0-0 <b>B3</b> ③		B S X 1-1 <b>G4-3</b> ③		4 0 0 0 0 0 0
---	--------------------	--	------------------------	--	----------------------	--	----------------------------------	--	---------------

<b>Dwight Smith, L</b> OBP: 0.308, SLG: 0.280 <b>Darrin Jackson, R</b> OBP: 0.214, SLG: 0.286 (1, 7) (9, PH) C B X	1-1 <b>G5-3</b> ②			B X 1-0 <b>P6</b> ①		C B S B S X 2-2 <b>G1-3</b> ①		C X 0-1 <b>F8</b> ①	3 0 0 0 0 0 0 1 0 0 0 0 0 0
---	----------------------	--	--	---------------------------	--	---	--	---------------------------	--------------------------------

<b>23 Ryne Sandberg, R</b> OBP: 0.361, SLG: 0.426 (1, 4) B C B X	2-1 <b>1B</b>			C B X 1-1 <b>F8</b> ②		C B B B X 3-2 <b>1B</b> SF7 <b>1B</b>		B C X 1-1 <b>2B</b>	4 1 3 0 0 0 0
--	------------------	--	--	--------------------------------	--	--	--	------------------------------	---------------

<b>Mark Grace, L</b> OBP: 0.397, SLG: 0.427 (1, 3) 1 SAFE B 1 SAFE B 1 SAFE C 1 SAFE F 1 SAFE	3-3 <b>K</b> ③			X 0-0 <b>F8</b> ③		S B X 1-1 <b>1B</b> E <b>1B</b>		C B X 1-1 <b>G6-3</b> ②	4 1 1 0 0 1 2
--	-------------------	--	--	----------------------	--	--	--	----------------------------------	---------------

<b>Damon Berryhill, S</b> OBP: 0.286, SLG: 0.360 (1, 2) F X			0-1 <b>F8</b> ①		X 0-2 <b>F8</b> ①		X 0-0 <b>SF7</b> ②	B S X 1-1 <b>G6-3</b> ③	3 0 0 1 0 0 1
---	--	--	--------------------	--	----------------------	--	-----------------------	----------------------------------	---------------

<b>Mitch Webster, S</b> OBP: 0.306, SLG: 0.298 (1, 9) B L B S B X			1-2 <b>F7</b> ②		B L B S B X 2-2 <b>F9</b> ②		X 0-0 <b>E9</b>		3 0 0 0 0 0 0
---	--	--	--------------------	--	---	--	--------------------	--	---------------

<b>Vance Law, R</b> OBP: 0.207, SLG: 0.232 (1, 5) B X			1-0 <b>G6-3</b> ③		B F X 1-1 <b>F9</b> ③		S T C X 0-3 <b>K</b> ③		3 0 0 0 0 1 1
---	--	--	----------------------	--	--------------------------------	--	------------------------------------	--	---------------

<b>Shawon Dunston, R</b> OBP: 0.230, SLG: 0.218 (1, 6) B C B S B X			3-2 <b>P3</b> ①		B F X 1-2 <b>G4-3</b> ①		B X 1-1 <b>G5-3</b> ①		3 0 0 0 0 0 0
--	--	--	--------------------	--	----------------------------------	--	-----------------------------	--	---------------

<b>Paul Kilgus, L</b> OBP: 0.077, SLG: 0.077 <b>Curtis Wilkerson, S</b> OBP: 0.216, SLG: 0.380 <b>Jeff Pico, R</b> <b>Pat Perry, L</b> OBP: 0.250, SLG: 0.250 <b>Domingo Ramos, R</b> OBP: 0.273, SLG: 0.456 <b>Calvin Schiraldi, R</b> (1, 1) (6, PH) (7, 1) (8, 1) (8, PH) (9, 1)			0-3 <b>K</b> ②		X 0-0 <b>G1-3</b> ②		B X 1-1 <b>G5-3</b> ②		1 0 0 0 0 0 1 0 1 0 1 0 0 0 0 0 0 0 0 0 0 0 0 0 0 0
---	--	--	-------------------	--	------------------------	--	-----------------------------	--	--

<b>Inning Stats</b>	R: 0 H: 1 E: 0 LOB: 1 K: 1 BB: 0 S: 10 P: 19	R: 0 H: 0 E: 0 LOB: 0 K: 0 BB: 0 S: 6 P: 8	R: 0 H: 0 E: 0 LOB: 0 K: 1 BB: 0 S: 9 P: 12	R: 0 H: 0 E: 0 LOB: 0 K: 0 BB: 0 S: 4 P: 6	R: 0 H: 0 E: 0 LOB: 0 K: 0 BB: 0 S: 9 P: 12	R: 0 H: 0 E: 0 LOB: 0 K: 1 BB: 0 S: 5 P: 6	R: 2 H: 2 E: 1 LOB: 1 K: 1 BB: 0 S: 15 P: 21	R: 0 H: 0 E: 0 LOB: 0 K: 0 BB: 0 S: 6 P: 9	R: 0 H: 1 E: 0 LOB: 1 K: 0 BB: 0 S: 8 P: 11	1B: 3 SF: 1 2B: 1 SAC: 0 3B: 0 DP: 0 HR: 0 HBP: 0	WP: 0 PA: 32 PB: 0 SB: 0 CS: 0
---------------------	---	---	--	---	--	---	---	---	--	--	---

<b>PITCHER</b> <b>Mike Krukow, R</b> ERA: 2.65 <b>Craig Lefferts, L</b> ERA: 0.37 (1, 1) (8, 1)	IP 7.0 2.0	WLS W S	BF 25 7	H 3 1	R 2 0	ER 1 0	SO 3 0	BB 0 0	IBB 0 0	HBP 0 0	BLK 0 0	WP 0 0	HR 0 0	S 58 14	P 84 20	ERA 1.29 0.00	WHIP 0.429 0.500
--	------------------	---------------	---------------	-------------	-------------	--------------	--------------	--------------	---------------	---------------	---------------	--------------	--------------	---------------	---------------	---------------------	------------------------

San Francisco Giants @ Chicago Cubs  
Wrigley Field, Chicago, IL  
Tue May 09 1989, 3:33 AM CDT  
Att. 13,949 - Sunny - 47 F

livebaseballscorecards.com

AB	31
R	2
H	4
RBI	1
BB	0
SO	3
LOB	4



Batter	1	2	3	4	5	6	7	8	9	AB R H RBI BB SO LOB	TOP										
<b>Brett Butler, L</b> (1, 8) OBP: 0.407, SLG: 0.392	2-2 4-3		2-2 1B			1-0 B3		0-0 FC6-5 1B	2-2 L7-4	5 1 2 0 0 0 2											
<b>Donell Nixon, R</b> (1, 9) OBP: 0.273, SLG: 0.303	0-0 B1-3		1-1 F9			0-3 K		2-2 FC6-5 1B BLK		4 1 0 0 0 1 4											
<b>Will Clark, L</b> (1, 3) OBP: 0.454, SLG: 0.573	1-3 K							2-0 BLK 1B		4 0 2 1 0 1 0											
<b>Kevin Mitchell, R</b> (1, 7) OBP: 0.359, SLG: 0.685										3 0 0 0 1 1 1											
<b>Ernest Riles, L</b> (1, 5) OBP: 0.368, SLG: 0.433										3 1 1 0 0 0 0											
<b>Charlie Hayes, R</b> (8, PH) OBP: 0.200, SLG: 0.200										1 0 0 0 0 1 2											
<b>Terry Kennedy, L</b> (1, 2) OBP: 0.350, SLG: 0.465										2 1 0 0 1 0 1											
<b>Kirt Manwaring, R</b> (8, PH) OBP: 0.278, SLG: 0.265										1 0 0 0 0 1 2											
<b>Robby Thompson, R</b> (1, 4) OBP: 0.346, SLG: 0.381										4 0 2 2 0 0 0											
<b>Jose Uribe, S</b> (1, 6) OBP: 0.259, SLG: 0.296										2 0 0 0 0 0 1											
<b>Candy Maldonado, R</b> (7, PH) OBP: 0.286, SLG: 0.264										1 0 0 0 0 0 1											
<b>Michael LaCoss, R</b> (7, 1)										0 0 0 0 1 0 0											
<b>Craig Lefferts, L</b> (9, 1)										0 0 0 0 0 0 0											
<b>Scott Garrelts, R</b> (1, 1) OBP: 0.143, SLG: 0.286										0 0 0 0 0 0 0											
<b>Atlee Hammaker, S</b> (5, 1)										0 0 0 0 0 0 0											
<b>Jim Steels, L</b> (6, PH) OBP: 0.250, SLG: 0.100										1 0 0 0 0 0 0											
<b>Jeff Brantley, R</b> (6, 1)										0 0 0 0 0 0 0											
<b>Ed Jurak, R</b> (7, 6) OBP: 0.333, SLG: 0.250										1 0 1 0 1 0 0											
<b>Inning Stats</b>	R: 0 E: 0 K: 1 S: 8	H: 0 LOB: 0 BB: 0 P: 11	R: 0 E: 0 K: 1 S: 11	H: 1 LOB: 0 BB: 0 P: 16	R: 0 E: 0 K: 0 S: 11	H: 2 LOB: 2 BB: 0 P: 16	R: 0 E: 0 K: 0 S: 7	H: 1 LOB: 0 BB: 0 P: 10	R: 0 E: 0 K: 0 S: 6	H: 0 LOB: 0 BB: 0 P: 7	R: 2 E: 1 K: 0 S: 15	H: 1 LOB: 1 BB: 1 P: 26	R: 2 E: 0 K: 2 S: 15	H: 3 LOB: 2 BB: 1 P: 26	R: 0 E: 0 K: 0 S: 11	H: 0 LOB: 1 BB: 2 P: 24	1B: 7 2B: 2 3B: 0 HR: 0	SF: 0 SAC: 1 DP: 2 HBP: 0	WP: 1 PB: 0 SB: 0 CS: 1	PA: 37	
<b>PITCHER</b>	IP	WLS	BF	H	R	ER	SO	BB	IBB	HBP	BLK	WP	HR	S	P	ERA	WHIP				
<b>Mike Bielecki, R</b> (1, 1) ERA: 1.26	7.0		27	6	3	1	3	1	0	0	0	1	0	66	97	1.29	1.000				
<b>Mitch Williams, L</b> (8, 1) ERA: 1.96	1.1	L	9	2	1	1	2	2	1	0	1	0	0	21	43	6.75	3.000				
<b>Pat Perry, L</b> (9, 1) ERA: 1.56	0.2		1	0	0	0	0	0	0	0	0	0	0	3	5	0.00	0.000				

**San Francisco Giants @ Chicago Cubs**  
 Wrigley Field, Chicago, IL  
 Wed May 10 1989, 7:05 PM CDT  
 Att. 25,638 - Unknown - 51 F

<b>AB</b>	<b>32</b>
<b>R</b>	<b>4</b>
<b>H</b>	<b>8</b>
<b>RBI</b>	<b>3</b>
<b>BB</b>	<b>4</b>
<b>SO</b>	<b>5</b>
<b>LOB</b>	<b>14</b>



Batter	1	2	3	4	5	6	7	8	9	AB	R	H	RBI	BB	SO	LOB
Jerome Walton, R OBP: 0.313, SLG: 0.407	0-1 5-3		2-3 K		0-1 23 S 1B	2-3 K			2-2 E6 1B	5	0	1	0	0	2	1
Dwight Smith, L OBP: 0.333, SLG: 0.286	4-0 23 1B SH3 BB		0-0 4-3		1-0 F8			2-1 23 FC5-4 1B	0-0 1B	3	1	1	0	0	1	1
Domingo Ramos, R OBP: 0.294, SLG: 0.424	1-0 SH3 1B		2-2 4-3		3-1 F7			1-2 FC5-4 CS	1-3 1B	1	0	1	0	0	0	0
23 Ryne Sandberg, R OBP: 0.358, SLG: 0.421	1-1 SH3			2-2 4-3 1B	4-0 IBB			3-2 P4		4	0	1	0	0	0	2
Mark Grace, L OBP: 0.403, SLG: 0.429	1-2 3-H							1-2		2	1	1	1	1	0	1
Phil Stephenson, L OBP: 0.250, SLG: 0.200	3-3 K			0-0 4-3	2-1 F8			1-1 6-3		2	0	0	0	0	1	2
Darrin Jackson, R OBP: 0.200, SLG: 0.267										1	0	0	0	0	0	2
Gary Varsho, L OBP: 0.250, SLG: 0.333				1-2						1	0	0	0	0	0	0
Damon Berryhill, S OBP: 0.313, SLG: 0.414			2-3 K		2-2 F8 1B			1-0 6-3 1B 2B		4	1	2	1	0	1	0
Vance Law, R OBP: 0.220, SLG: 0.256			0-0		1-2 1B			3-2 6-3		4	0	2	0	0	0	1
Pat Perry, L OBP: 0.250, SLG: 0.250					1-2 1B			2-3 6-3		0	0	0	0	0	0	0
Shawon Dunston, R OBP: 0.231, SLG: 0.220			3-2 5-3		1-2 F8			1-2 S 1B		4	0	1	1	0	0	3
Mike Bielecki, R			2-2 G3		0-3 K			3-3 K 1B								
Mitch Williams, L																
Curtis Wilkerson, S OBP: 0.212, SLG: 0.373									2-1 F8	3	0	0	0	0	2	4

Inning Stats	R: 1	H: 1	E: 0	LOB: 1	K: 1	P: 20	R: 0	H: 1	E: 0	LOB: 1	K: 1	P: 20	R: 0	H: 0	E: 0	LOB: 0	K: 1	P: 11	R: 1	H: 3	E: 0	LOB: 2	K: 1	P: 25	R: 0	H: 1	E: 0	LOB: 2	K: 0	P: 17	R: 1	H: 2	E: 0	LOB: 1	K: 2	P: 25	R: 0	H: 1	E: 0	LOB: 0	K: 0	P: 15	R: 0	H: 0	E: 0	LOB: 0	K: 0	P: 9	R: 0	H: 1	E: 1	LOB: 2	K: 0	P: 13	1B: 8	SF: 0	2B: 2	SAC: 1	3B: 0	DP: 0	HR: 0	HBP: 0	WP: 0	PA: 38
--------------	------	------	------	--------	------	-------	------	------	------	--------	------	-------	------	------	------	--------	------	-------	------	------	------	--------	------	-------	------	------	------	--------	------	-------	------	------	------	--------	------	-------	------	------	------	--------	------	-------	------	------	------	--------	------	------	------	------	------	--------	------	-------	-------	-------	-------	--------	-------	-------	-------	--------	-------	--------

PITCHER	IP	WLS	BF	H	R	ER	SO	BB	IBB	HBP	BLK	WP	HR	S	P	ERA	WHIP
Scott Garrelts, R ERA: 2.72	(1, 1)	4.2	22	6	2	2	4	1	1	0	0	0	0	58	89	3.86	1.500
Atlee Hammaker, L ERA: 3.18	(5, 1)	0.1	1	0	0	0	0	0	0	0	0	0	0	2	4	0.00	0.000
Jeff Brantley, R ERA: 4.35	(6, 1)	1.0	5	2	1	1	2	0	0	0	0	0	0	15	25	9.00	2.000
Michael LaCoss, R ERA: 2.38	(7, 1)	2.0	W 6	1	0	0	0	0	0	0	0	0	0	18	24	0.00	0.500
Craig Lefferts, L ERA: 0.36	(9, 1)	1.0	S 4	1	0	0	0	0	0	0	0	0	0	9	13	0.00	1.000

BOTTOM

San Francisco Giants @ Chicago Cubs  
Wrigley Field, Chicago, IL  
Wed May 10 1989, 7:05 PM CDT  
Att: 25,638 - Unknown - 51 F

livebaseballscores.com

AB	35
R	3
H	10
RBI	3
BB	2
SO	6
LOB	17



Batter	1	2	3	4	5	6	7	8	9	AB R H RBI BB SO LOB	TOP																					
<b>Brett Butler, L</b> (1, 8) OBP: 0.403, SLG: 0.388	0-0 F8		0-0 4-3		0-0 6-3			0-0 E 1B 1B		4 1 1 0 0 0 1																						
<b>Donell Nixon, R</b> (1, 9) <b>Tracy Jones, R</b> (9, 9) OBP: 0.150, SLG: 0.132	0-0 2-3		0-0 S 1B		0-0 6-3			0-0 E4 1B 1B		4 0 2 1 0 0 0 0 0 0 0 0 0 0																						
<b>Will Clark, L</b> (1, 3) OBP: 0.441, SLG: 0.554	0-0 F8		0-0 F7		0-0 4-3			0-0 4-3		4 0 0 0 0 0 2																						
<b>Kevin Mitchell, R</b> (1, 7) OBP: 0.356, SLG: 0.669		0-0 P4		0-0 5-3		0-0 F8		4-0 G4-3 IBB		3 0 0 0 1 0 0																						
<b>Ernest Riles, L</b> (1, 5) <b>Chris Speier, R</b> (8, 5) OBP: 0.318, SLG: 0.222		0-0 1B 1B		0-0 E 1B		0-0 G3		0-0 G4-3 1-2f		4 0 2 0 0 0 2 0 0 0 0 0 0 0																						
<b>Terry Kennedy, L</b> (1, 2) OBP: 0.345, SLG: 0.453		0-0 G5-4-3 1B		0-0 L8		0-0 4-3		0-0 L4		4 0 1 0 0 0 1																						
<b>Robby Thompson, R</b> (1, 4) OBP: 0.344, SLG: 0.393		0-0 G5-4-3		0-3 K		0-0 3B		0-3 K		4 0 1 0 0 2 3																						
<b>Jose Uribe, S</b> (1, 6) OBP: 0.275, SLG: 0.315			0-0 4-3 SH5-4 1B 1B		0-0 P5		4-0 IBB	0-0 2B		3 1 2 0 1 0 0																						
<b>Rick Reuschel, R</b> (1, 1) <b>Rich Gossage, R</b> (9, 1) OBP: 0.111, SLG: 0.059			0-0 SH5-4		0-0 6-3		0-0 6-3	0-3 K2-3		3 0 0 0 0 1 3 0 0 0 0 0 0 0																						
<b>Inning Stats</b>	R: 0 E: 0 K: 0 S: 3	H: 0 LOB: 0 BB: 0 P: 3	R: 0 E: 0 K: 0 S: 4	H: 2 LOB: 1 BB: 0 P: 4	R: 1 E: 0 K: 0 S: 5	H: 2 LOB: 1 BB: 0 P: 5	R: 0 E: 1 K: 1 S: 6	H: 1 LOB: 1 BB: 0 P: 6	R: 0 E: 0 K: 0 S: 3	H: 0 LOB: 0 BB: 0 P: 3	R: 0 E: 0 K: 0 S: 4	H: 1 LOB: 2 BB: 1 P: 8	R: 1 E: 1 K: 0 S: 4	H: 2 LOB: 1 BB: 1 P: 8	R: 0 E: 0 K: 2 S: 8	H: 1 LOB: 1 BB: 0 P: 8	1B: 7 2B: 1 3B: 1 HR: 0	SF: 0 SAC: 1 DP: 2 HBP: 0	WP: 0 PB: 0 SB: 1 CS: 0	PA: 36												
<b>PITCHER</b> <b>Pascual Perez, R</b> (1, 1) ERA: 5.21 <b>Joe Hesketh, L</b> (9, 1) ERA: 9.0	IP 8.0	WLS L	BF 32	H 8	R 2	ER 1	SO 1	BB 0	IBB 2	HBP 0	BLK 0	WP 0	HR 0	S 32	P 40	ERA 1.12	WHIP 1.000															
											<b>PITCHER</b>	IP	WLS	BF	H	R	ER	SO	BB	IBB	HBP	BLK	WP	HR	S	P	ERA	WHIP				

**San Francisco Giants @ Montreal Expos**  
**Olympic Stadium, Montreal, QB**  
 Fri May 12 1989, 7:05 PM EDT  
 Att: 15,851 - Unknown

<b>AB</b>	<b>33</b>
<b>R</b>	<b>2</b>
<b>H</b>	<b>9</b>
<b>RBI</b>	<b>1</b>
<b>BB</b>	<b>2</b>
<b>SO</b>	<b>3</b>
<b>LOB</b>	<b>12</b>



livebaseballscores.com

**BOTTOM**

**San Francisco Giants @ Montreal Expos**  
 Olympic Stadium, Montreal, QB  
 Fri May 12 1989, 7:05 PM EDT  
 Att. 15,851 - Unknown

livebaseballscorecards.com

<b>AB</b>	<b>30</b>
<b>R</b>	<b>1</b>
<b>H</b>	<b>6</b>
<b>RBI</b>	<b>1</b>
<b>BB</b>	<b>1</b>
<b>SO</b>	<b>3</b>
<b>LOB</b>	<b>10</b>



WP: 0	PA: 32
PB: 0	
SB: 1	
CS: 1	

AB	R	H	RBI	BB	SO	LOB
4	0	1	0	0	0	0
4	1	1	0	0	0	1
3	0	1	0	1	0	2
4	0	1	1	0	0	3
0	0	0	0	0	0	0
3	0	0	0	0	1	1
3	0	1	0	0	0	1
3	0	1	0	0	2	0
0	0	0	0	0	0	0
3	0	0	0	0	0	2
2	0	0	0	0	0	0
1	0	0	0	0	0	0
0	0	0	0	0	0	0

Batter	1	2	3	4	5	6	7	8	9
Tim Raines, S (1, 7) OBP: 0.403, SLG: 0.461	0-0 4-3 FC6-2 2B		0-0 4-3			0-0 G3			0-0 F7
Tom Foley, L (1, 4) OBP: 0.314, SLG: 0.380	0-0 4-3 2-3			0-0 F8		0-0 F7			0-0 G3 1B
Andres Galarraga, R (1, 3) OBP: 0.321, SLG: 0.436	0-0 FC6-2 3-H			4-0 G6-4-3 BB			0-0 S 1B		0-0 G3 1-2
Hubie Brooks, R (1, 9) OBP: 0.292, SLG: 0.394 Otis Nixon, S (9, PR) OBP: 0.317, SLG: 0.297	0-0 P4			0-0 G6-4-3 1-2f			0-0 F9		0-0 CS 1B 2-H
Tim Wallach, R (1, 5) OBP: 0.328, SLG: 0.397		0-0 F7			0-0 F9		0-3 K		0-0 CS 1-2
Dave Martinez, L (1, 8) OBP: 0.288, SLG: 0.343		0-0 F7			0-0 1B 1B		0-0 F8 1-2		
Nelson Santovenia, R (1, 2) OBP: 0.385, SLG: 0.398 Mike Fitzgerald, R (9, 2) OBP: 0.333, SLG: 0.391		0-3 K			0-0 G4-6-3 1-3 1B			0-3 K	
Spike Owen, S (1, 6) OBP: 0.371, SLG: 0.417			0-0 F9		0-0 G4-6-3 1-2f			0-0 4-3	
Pascual Perez, R (1, 1) OBP: 0.154, SLG: 0.231 Mike Aldrete, L (8, PH) OBP: 0.231, SLG: 0.121 Joe Hesketh, R (9, 1) OBP: 1.000, SLG: 1.000			0-0 4-3			0-0 L8		0-0 6-3	

Inning Stats	R: 0	H: 1	E: 0	LOB: 1	K: 0	BB: 0	S: 4	R: 0	H: 0	E: 0	LOB: 0	K: 1	BB: 0	S: 5	R: 0	H: 0	E: 0	LOB: 0	K: 0	BB: 1	S: 2	R: 0	H: 2	E: 0	LOB: 1	K: 0	BB: 0	S: 4	R: 0	H: 0	E: 0	LOB: 0	K: 1	BB: 0	S: 3	R: 0	H: 1	E: 0	LOB: 1	K: 1	BB: 0	S: 6	R: 0	H: 0	E: 0	LOB: 0	K: 1	BB: 0	S: 5	R: 1	H: 2	E: 0	LOB: 1	K: 0	BB: 0	S: 4	R: 0	H: 0	E: 0	LOB: 0	K: 1	BB: 0	S: 5	R: 0	H: 2	E: 0	LOB: 1	K: 0	BB: 0	S: 4	1B: 5	SF: 0	2B: 1	SAC: 0	3B: 0	DP: 2	HR: 0	HBP: 0	WP: 0	PA: 32
--------------	------	------	------	--------	------	-------	------	------	------	------	--------	------	-------	------	------	------	------	--------	------	-------	------	------	------	------	--------	------	-------	------	------	------	------	--------	------	-------	------	------	------	------	--------	------	-------	------	------	------	------	--------	------	-------	------	------	------	------	--------	------	-------	------	------	------	------	--------	------	-------	------	------	------	------	--------	------	-------	------	-------	-------	-------	--------	-------	-------	-------	--------	-------	--------

PITCHER	IP	WLS	BF	H	R	ER	SO	BB	IBB	HBP	BLK	WP	HR	S	P	ERA	WHIP
Rick Reuschel, R (1, 1) ERA: 2.45	8.2	W	31	6	1	1	3	1	0	0	0	0	0	36	40	1.04	0.808
Rich Gossage, R (9, 1) ERA: 0.77	0.1	S	0	0	0	0	0	0	0	0	0	0	0	0	0	0.00	0.000

Batter	1	2	3	4	5	6	7	8	9	AB R H RBI BB SO LOB	TOP																		
<b>Brett Butler, L</b> OBP: 0.399, SLG: 0.383 (1, 8) B X	1-0 1B 3B 1B		3-2 F8		0-0 F9			1-3 K		4 1 1 0 0 1 0																			
<b>Donell Nixon, R</b> OBP: 0.293, SLG: 0.317 (1, 9) B X	1-0 1-3 3B 1B		2-0 F7		2-2 G1-3			3-2 F9		4 1 1 0 0 0 0																			
<b>Will Clark, L</b> OBP: 0.450, SLG: 0.592 (1, 3) B F F B F X	2-2 1-H 3-H SF8 3B		2-2 1B			0-0 3B		0-0 G6-3		4 1 3 2 0 0 0																			
<b>Kevin Mitchell, R</b> OBP: 0.346, SLG: 0.650 (1, 7) C F B B S X	2-3 K		0-0 F9			0-2 G5-3			1-2 G6-3	4 0 0 0 0 1 3																			
<b>Ernest Riles, L</b> OBP: 0.368, SLG: 0.433 (1, 5) B F B X	2-1 3-H SF8			2-3 K		2-3 K			1-1 1B	3 0 1 1 0 2 1																			
<b>Terry Kennedy, L</b> OBP: 0.330, SLG: 0.430 (1, 2) S B F C X	1-2 F7			0-0 G6-3		2-2 F8			0-0 F8	4 0 0 0 0 0 2																			
<b>Robby Thompson, R</b> OBP: 0.341, SLG: 0.413 (1, 4) C C C		0-3 K		1-1 HR			0-2 G4-3		2-3 K	4 1 1 1 0 2 1																			
<b>Jose Uribe, S</b> OBP: 0.268, SLG: 0.307 (1, 6) C C C B B B T X		3-2 F7		1-3 K			2-2 F9			3 0 0 0 0 1 0																			
<b>Don Robinson, R</b> OBP: 0.273, SLG: 0.409 (1, 1) <b>Atlee Hammaker, S</b> (7, 1) C C C C B X		2-3 K		2-1 G5-3			1-1 F8			3 0 0 0 0 1 0 0 0 0 0 0 0 0																			
<b>Inning Stats</b>	R: 3 E: 0 K: 1 S: 15	H: 3 LOB: 0 BB: 0 P: 24	R: 0 E: 0 K: 2 S: 9	H: 0 LOB: 0 BB: 0 P: 14	R: 0 E: 0 K: 0 S: 8	H: 1 LOB: 1 BB: 0 P: 15	R: 1 E: 0 K: 2 S: 9	H: 1 LOB: 0 BB: 0 P: 13	R: 0 E: 0 K: 1 S: 12	H: 1 LOB: 1 BB: 0 P: 15	R: 0 E: 0 K: 0 S: 9	H: 0 LOB: 0 BB: 0 P: 12	R: 0 E: 0 K: 1 S: 9	H: 0 LOB: 0 BB: 0 P: 13	R: 0 E: 0 K: 1 S: 10	H: 1 LOB: 1 BB: 0 P: 13	1B: 4 2B: 0 3B: 2 HR: 1	SF: 1 SAC: 0 DP: 0 HBP: 0	WP: 0 PB: 0 SB: 1 CS: 0	PA: 34									
<b>PITCHER</b>	IP WLS BF H R ER SO BB IBB HBP BLK WP HR S P ERA WHIP																												
<b>Kevin Gross, R</b> ERA: 3.74 (1, 1)	6.0		24	6	4	4	6	0	0	0	0	0	0	1	59	91	6.00	1.000											
<b>Andy McGaffigan, R</b> ERA: 3.92 (7, 1)	1.0		3	0	0	0	0	0	0	0	0	0	0	0	9	12	0.00	0.000											
<b>Tim Burke, R</b> ERA: 4.43 (8, 1)	2.0	W	7	1	0	0	2	0	0	0	0	0	0	0	19	26	0.00	0.500											

San Francisco Giants @ Montreal Expos  
Olympic Stadium, Montreal, QB  
Sat May 13 1989, 3:33 AM EDT  
Att: 13,029 - Unknown

AB	33
R	4
H	7
RBI	4
BB	0
SO	8
LOB	7



WP	0	PA	34
PB	0		
SB	1		
CS	0		

PITCHER	IP	WLS	BF	H	R	ER	SO	BB	IBB	HBP	BLK	WP	HR	S	P	ERA	WHIP
---------	----	-----	----	---	---	----	----	----	-----	-----	-----	----	----	---	---	-----	------

**BOTTOM**

**San Francisco Giants @ Montreal Expos**  
 Olympic Stadium, Montreal, QB  
 Sat May 13 1989, 3:33 AM EDT  
 Att. 13,029 - Unknown

livebaseballscorecards.com

<b>AB</b>	<b>33</b>
<b>R</b>	<b>5</b>
<b>H</b>	<b>9</b>
<b>RBI</b>	<b>5</b>
<b>BB</b>	<b>2</b>
<b>SO</b>	<b>3</b>
<b>LOB</b>	<b>9</b>



WP: 0	PA: 35
PB: 0	
SB: 1	
CS: 0	

AB R H RBI BB SO LOB

4	1	1	1	0	0	2
4	0	1	0	0	1	1
4	0	0	0	0	1	2
4	1	2	0	0	0	0
4	0	0	0	0	0	2
4	0	1	0	0	0	1
4	2	2	1	0	0	1
4	1	2	3	0	0	0
1	0	0	0	0	1	0
0	0	0	0	1	0	0
0	0	0	0	0	0	0
0	0	0	0	1	0	0
0	0	0	0	0	0	0

Batter	1	2	3	4	5	6	7	8	9
<b>Tim Raines, S</b> (1, 7) OBP: 0.399, SLG: 0.479	0-0 G6-3		1-0 HR			0-1 F7	0-1 F9		
<b>Tom Foley, L</b> (1, 4) OBP: 0.312, SLG: 0.375	1-3 K		2-1 L4			0-2 F8		2-2 G4-6-3 1B	
<b>Andres Galarraga, R</b> (1, 3) OBP: 0.311, SLG: 0.421	1-2 G5-3			1-2 F7		0-3 K		1-2 G4-6-3 1-2f	
<b>Hubie Brooks, R</b> (1, 9) OBP: 0.298, SLG: 0.405		2-2 G4-3		0-1 G4-6-3 1B			1-1 1B 2B	0-0 G6-3	
<b>Tim Wallach, R</b> (1, 5) OBP: 0.319, SLG: 0.384		1-2 G5-3		1-0 G4-6-3 1-2f			2-0 P4	1-0 G6-3	
<b>Dave Martinez, L</b> (1, 8) OBP: 0.286, SLG: 0.365		1-2 3B		0-0 G4-3			1-2 F9	2-1 G4-3	
<b>Mike Fitzgerald, R</b> (1, 2) OBP: 0.345, SLG: 0.400		2-2 G1-3		0-1 G6-3			3-2 HR 1B	0-2 1B	
<b>Spike Owen, S</b> (1, 6) OBP: 0.375, SLG: 0.450			1-0 F8		1-2 G4-3		3-1 HR	3-1 1B	
<b>Kevin Gross, R</b> (1, 1) OBP: 0.188, SLG: 0.071			0-3 K			4-1 BB	4-2 BB		
<b>Otis Nixon, S</b> (6, PH) OBP: 0.325, SLG: 0.297									
<b>Andy McGaffigan, R</b> (7, 1)									
<b>Mike Aldrete, L</b> (7, PH) OBP: 0.250, SLG: 0.121									
<b>Tim Burke, R</b> (8, 1)									

Inning Stats	R: 0	H: 0	E: 0	K: 1	S: 7	R: 0	H: 1	E: 0	K: 0	S: 13	R: 1	H: 1	E: 0	K: 1	S: 7	R: 0	H: 1	E: 0	K: 0	S: 6	R: 0	H: 0	E: 0	K: 0	S: 6	R: 0	H: 0	E: 0	K: 1	S: 10	R: 3	H: 3	E: 0	K: 0	S: 19	R: 0	H: 1	E: 0	K: 0	S: 7	R: 1	H: 2	E: 0	K: 0	S: 9	1B: 5	SF: 0	2B: 1	SAC: 0	3B: 1	DP: 2	HR: 2	HBP: 0	WP: 0	PA: 35
	0	0	0	1	7	0	1	0	0	13	1	1	0	1	7	0	1	0	0	6	0	0	0	1	6	0	0	0	1	10	3	3	0	0	19	0	1	0	0	7	1	2	0	0	9	5	0	1	0	2	0	0	0	0	35

PITCHER	IP	WLS	BF	H	R	ER	SO	BB	IBB	HBP	BLK	WP	HR	S	P	ERA	WHIP
<b>Don Robinson, R</b> (1, 1) ERA: 4.14	6.2		26	6	4	4	3	1	0	0	0	0	2	62	91	5.40	1.050
<b>Atlee Hammaker, L</b> (7, 1) ERA: 3.28	2.0	L	9	3	1	1	0	1	0	0	0	0	0	22	35	4.50	2.000

Batter	1	2	3	4	5	6	7	8	9	AB R H RBI BB SO LOB	TOP
<b>Brett Butler, L</b> OBP: 0.395, SLG: 0.375 (1, 8) C B X	1-1 F8		1-3 K			4-0 1B BB		0-1 G4-3		3 0 0 0 1 1 1	
<b>Donell Nixon, R</b> OBP: 0.289, SLG: 0.311 (1, 7) C B B F X	2-2 L3		0-0 B5-3			2-2 S 1B		1-0 G6-3		4 0 1 1 0 0 0	
<b>Will Clark, L</b> OBP: 0.438, SLG: 0.574 (1, 3) B F B S S	2-3 K				0-2 L4	2-2 P5		1-3 K		4 0 0 0 0 2 2	
<b>Candy Maldonado, R</b> OBP: 0.294, SLG: 0.337 (1, 9) B S B B X		2-2 HR			0-1 HR	1-0 P5		0-1 G6-3		4 2 2 2 0 0 2	
<b>Ernest Riles, L</b> OBP: 0.367, SLG: 0.429 (1, 5) <b>Michael LaCoss, R</b> (6, 1) <b>Kevin Mitchell, R</b> OBP: 0.351, SLG: 0.652 (9, PH)		0-0 BLK 1B			0-3 K	0-1 F7		0-2 F7 1B		3 0 1 0 0 1 2 0 0 0 0 0 0 0 1 0 1 0 0 0 0	
<b>Terry Kennedy, L</b> OBP: 0.315, SLG: 0.410 (1, 2) C 1 SAFE F 1 SAFE P 1 SAFE F		1-3 K			0-0 G3-1	1-3 K		1-2 F7		4 0 0 0 0 2 2	
<b>Robby Thompson, R</b> OBP: 0.331, SLG: 0.400 (1, 4) 1 SAFE C T SAFE		0-1 F8			2-2 G6-3	2-0 F7		0-3 K		4 0 0 0 0 1 2	
<b>Jose Uribe, S</b> OBP: 0.262, SLG: 0.299 (1, 6) F X		0-1 P6			2-1 F9	0-0 F8				3 0 0 0 0 0 1	
<b>Mike Krukow, R</b> OBP: 0.125, SLG: 0.125 (1, 1) <b>Jeff Brantley, R</b> (3, 1) <b>Ken Oberkfell, L</b> OBP: 0.182, SLG: 0.195 (6, 5)			1-0 G6-3		1-3 K			3-2 G4-3 G6-3 2B		1 0 0 0 0 0 0 1 0 0 0 0 1 0 1 1 1 0 0 0 0	
<b>Inning Stats</b>	R: 0 E: 0 K: 1 S: 9 H: 0 LOB: 0 BB: 0 P: 14	R: 1 E: 0 K: 1 S: 15 H: 2 LOB: 1 BB: 0 P: 17	R: 0 E: 0 K: 1 S: 7 H: 0 LOB: 0 BB: 0 P: 9	R: 1 E: 0 K: 1 S: 11 H: 1 LOB: 0 BB: 0 P: 11	R: 0 E: 0 K: 1 S: 8 H: 0 LOB: 0 BB: 0 P: 13	R: 0 E: 0 K: 0 S: 9 H: 1 LOB: 2 BB: 1 P: 18	R: 0 E: 0 K: 1 S: 5 H: 0 LOB: 0 BB: 0 P: 8	R: 1 E: 0 K: 1 S: 9 H: 1 LOB: 0 BB: 0 P: 14	R: 0 E: 0 K: 1 S: 14 H: 1 LOB: 1 BB: 0 P: 15	1B: 3 2B: 1 3B: 0 HR: 2 SF: 0 SAC: 0 DP: 0 HBP: 0	WP: 0 PB: 0 SB: 1 CS: 0 PA: 34
<b>PITCHER</b> <b>Dennis Martinez, R</b> ERA: 3.26 (1, 1) <b>Tim Burke, R</b> ERA: 4.22 (9, 1)	IP WLS BF H R ER SO BB IBB HBP BLK WP HR S P ERA WHIP	8.0 W 30 5 3 3 7 1 0 0 1 0 2 73 104 3.38 0.750	1.0 S 4 1 0 0 1 0 0 0 0 0 0 14 15 0.00 1.000				<b>PITCHER</b> IP WLS BF H R ER SO BB IBB HBP BLK WP HR S P ERA WHIP				

**San Francisco Giants @ Montreal Expos**  
 Olympic Stadium, Montreal, QB  
 Sun May 14 1989, 3:33 AM EDT  
 Att. 19,835 - Unknown

**AB 33**  
**R 3**  
**H 6**  
**RBI 3**  
**BB 1**  
**SO 8**  
**LOB 12**



[livebaseballscorecards.com](http://livebaseballscorecards.com)



Batter	1	2	3	4	5	6	7	8	9
Tim Raines, S OBP: 0.399, SLG: 0.472 (1, 7)	0-3 K		4-2 2B 1-2 E BB	0-0 G4-3		2-0 FC5-2 1-2 1B		0-1 F8	
Tom Foley, L OBP: 0.325, SLG: 0.380 (1, 4)	3-2 HBP 1B		2-2 F9	4-1 BB		1-1 FC5-2 1-2 2-3 1B		1-2 G3-1 1-2 2-3	
Andres Galarraga, R OBP: 0.321, SLG: 0.427 (1, 3)	1-0 HBP		0-0 E7 1B 2B	1-3 K		0-1 FC5-2 FC4-6 1-2 2-3 3-Hf		4-0 IBB	
Hubie Brooks, R OBP: 0.295, SLG: 0.397 (1, 9) Tim Burke, R (9, 1)	1-1 F7		1-0 2B BB 1B		1-2 G4-3	0-0 FC4-6 1-2f		1-3 K	
Tim Wallach, R OBP: 0.324, SLG: 0.395 (1, 5)	2-2 F9		0-2 BB 1-3 3-H 2B		0-1 G4-3 1B		2-2 G4-3		
Dave Martinez, L OBP: 0.284, SLG: 0.351 (1, 8) (9, 9)		2-0 F8	4-0 BB IBB		1-1 SAFE 1-1 SAFE B 1-1 SAFE B 1-1 SAFE P X	3-1 F8	0-1 G3-1		
Mike Fitzgerald, R OBP: 0.355, SLG: 0.385 (1, 2)		2-3 K	4-0 BB G4-6-3 BB		1-0 G5-3		4-1 CS HBP		
Spike Owen, S OBP: 0.379, SLG: 0.447 (1, 6)		2-1 F8	2-2 G4-6-3 1-2f			4-2 FC1-6 BB	2-0 CS 1-2	0-2 G3-1 1B 1B	
Dennis Martinez, R OBP: 0.100, SLG: 0.100 (1, 1) Otis Nixon, S OBP: 0.333, SLG: 0.307 (8, PH) (9, 8)			0-0 F9 BB 2B 1B	1-1 G6-3		1-1 SAFE X 0-0 FC1-6 1B 1B 1-2f FC5-2		1-1 SAFE X 1-2 G3-1 1B	

AB	R	H	RBI	BB	SO	LOB
4	1	1	0	1	1	2
4	0	2	0	1	0	4
3	1	1	1	1	1	4
5	1	1	0	0	1	8
0	0	0	0	0	0	0
4	0	2	1	0	0	2
3	0	0	0	1	0	1
2	0	0	1	1	1	1
3	0	1	0	1	0	3
3	1	1	0	0	0	1
1	0	1	0	0	0	0

AB	R	H	RBI	BB	SO	LOB
32	4	10	3	6	4	26

Inning Stats	R	H	E	K	S	H	LOB	BB	P	R	H	E	K	S	ERA	WHIP
1	0	1	0	1	19	0	2	0	1	0	0	0	1	1	15.43	3.000
2	0	0	0	6	12	0	0	0	1	0	0	0	1	0	0.00	1.667
3	4	4	1	18	35	4	2	1	0	0	0	0	1	0	0.00	0.750
4	0	0	0	10	15	0	0	0	0	0	0	0	0	0	0.00	0.750
5	0	1	0	9	13	0	0	0	0	0	0	0	0	0	0.00	0.750
6	0	2	0	9	16	0	3	1	0	0	0	0	0	0	0.00	0.750
7	0	0	0	6	14	0	0	0	0	0	0	0	0	0	0.00	0.750
8	0	2	0	15	22	0	3	1	0	0	0	0	0	0	0.00	0.750
9	0	0	0	0	0	0	0	0	0	0	0	0	0	0	0.00	0.750

WP	PA	ERA	WHIP
0	41	0.00	0.750

**San Francisco Giants @ Montreal Expos**  
 Olympic Stadium, Montreal, QB  
 Sun May 14 1989, 3:33 AM EDT  
 Att. 19,835 - Unknown

livebaseballscorecards.com



Batter	1	2	3	4	5	6	7	8	9	10	11	12	AB	R	H	RBI	BB	SO	LOB	TOP	
<b>Donell Nixon, R</b> OBP: 0.255, SLG: 0.275 (1, 8) (10, 9)													6	0	0	0	0	3	7		
<b>Robby Thompson, R</b> OBP: 0.324, SLG: 0.385 (1, 4)														5	0	0	0	1	0	0	
<b>Will Clark, L</b> OBP: 0.447, SLG: 0.604 (1, 3)													5	1	3	1	1	0	1		
<b>Kevin Mitchell, R</b> OBP: 0.363, SLG: 0.669 (1, 7)													4	1	2	1	2	1	1		
<b>Candy Maldonado, R</b> OBP: 0.323, SLG: 0.333 <b>Craig Lefferts, L</b> (10, 1)														4	0	1	0	1	0	4	
<b>Ed Jurak, R</b> OBP: 0.323, SLG: 0.250 <b>Ernest Riles, L</b> OBP: 0.358, SLG: 0.417 (10, 5)													4	0	1	0	0	1	4		
<b>Kirt Manwaring, R</b> OBP: 0.268, SLG: 0.255 <b>Tracy Jones, R</b> OBP: 0.146, SLG: 0.128 <b>Terry Kennedy, L</b> OBP: 0.312, SLG: 0.405 (9, 2)														2	0	0	0	0	0	0	
<b>Jose Uribe, S</b> OBP: 0.267, SLG: 0.292 (1, 6)													3	0	0	0	2	0	0		
<b>Scott Garretts, R</b> OBP: 0.222, SLG: 0.294 <b>Brett Butler, L</b> OBP: 0.399, SLG: 0.380 (10, 8)														3	0	1	0	1	0	3	
<b>Inning Stats</b>	R: 0 H: 0 E: 0 LOB: 1 K: 1 BB: 1 S: 11 P: 18	R: 0 H: 1 E: 0 LOB: 3 K: 0 BB: 2 S: 16 P: 29	R: 0 H: 1 E: 0 LOB: 2 K: 0 BB: 1 S: 9 P: 15	R: 0 H: 0 E: 0 LOB: 0 K: 0 BB: 0 S: 6 P: 10	R: 0 H: 0 E: 0 LOB: 0 K: 0 BB: 0 S: 4 P: 5	R: 0 H: 0 E: 0 LOB: 1 K: 1 BB: 1 S: 15 P: 25	R: 0 H: 1 E: 0 LOB: 2 K: 0 BB: 1 S: 13 P: 25	R: 0 H: 1 E: 0 LOB: 1 K: 0 BB: 1 S: 15 P: 25	R: 0 H: 2 E: 0 LOB: 2 K: 1 BB: 1 S: 16 P: 25	R: 0 H: 1 E: 0 LOB: 1 K: 1 BB: 0 S: 8 P: 12	R: 2 H: 2 E: 0 LOB: 0 K: 2 BB: 0 S: 10 P: 14	1B: 6 SF: 0 2B: 1 SAC: 1 3B: 0 DP: 0 HR: 2 HBP: 0	WP: 0 PA: 51 PB: 0 SB: 1 CS: 2								
<b>PITCHER</b> <b>Don Carman, L</b> ERA: 4.03 <b>Steve Bedrosian, R</b> ERA: 3.15	IP: 9.0 WLS: 37 BF: 37 H: 4 R: 0 E: 0 SO: 4 BB: 7 IBB: 0 HBP: 0 BLK: 0 WP: 0 HR: 0 S: 98 P: 166 ERA: 0.00 WHIP: 1.222	IP: 0.0 WLS: 0 BF: 0 H: 0 R: 0 E: 0 SO: 0 BB: 0 IBB: 0 HBP: 0 BLK: 0 WP: 0 HR: 0 S: 0 P: 0 ERA: ∞ WHIP: ∞	<b>PITCHER</b> IP: 0 WLS: 0 BF: 0 H: 0 R: 0 E: 0 SO: 0 BB: 0 IBB: 0 HBP: 0 BLK: 0 WP: 0 HR: 0 S: 0 P: 0 ERA: ∞ WHIP: ∞																		

San Francisco Giants @ Philadelphia Phillies  
 Veterans Stadium, Philadelphia, PA  
 Mon May 15 1989, 7:05 PM EDT  
 Att. 15,703 - Unknown - 68 F

livebaseballscorecards.com

AB	42
R	2
H	9
RBI	2
BB	8
SO	8
LOB	22




Batter	1	2	3	4	5	6	7	8	9	10	11	12	AB	R	H	RBI	BB	SO	LOB
Juan Samuel, R OBP: 0.266, SLG: 0.400 (1, 8)	G6-3		K			F7		2-3 1B		G5-3			5	0	1	0	0	1	2
Chris James, R OBP: 0.250, SLG: 0.323 (1, 7)	E5		F7			F7		K			P4		5	0	0	0	0	1	2
Tom Herr, S OBP: 0.377, SLG: 0.408 (1, 4)	F7					G5-3			G4-3		P4		5	0	0	0	0	1	1
Mike Schmidt, R OBP: 0.319, SLG: 0.434 (1, 5)	P3					G6-3		P3	K		G4-3		5	0	0	0	0	1	1
Von Hayes, L OBP: 0.453, SLG: 0.588 (1, 9) (10, 3)		G3				G3-1		L9				K	5	0	1	0	0	1	0
Ricky Jordan, R OBP: 0.296, SLG: 0.330 Steve Bedrosian, R (10, 1) Dickie Thon, R OBP: 0.292, SLG: 0.279 (12, PH)						E5		G1-3			F9		4	0	1	0	0	0	1
Darren Daulton, L OBP: 0.289, SLG: 0.432 Steve Lake, R OBP: 0.313, SLG: 0.273 (10, PH) (11, 2)						FC3-6							0	0	0	0	0	0	0
Steve Jeltz, S OBP: 0.413, SLG: 0.395 (1, 6)						K							1	1	1	0	0	0	0
Don Carman, L Bob Dernier, R OBP: 0.301, SLG: 0.318 (10, 9)						K							3	0	0	0	0	1	2
						K							2	1	2	0	0	0	0
						K							3	0	0	0	2	2	4
						G1-3							2	0	0	0	0	1	1
						K2-3							2	1	1	3	0	0	2

Inning Stats	R: 0	H: 0	E: 1	K: 0	S: 8	R: 0	H: 1	E: 0	K: 2	S: 12	R: 0	H: 0	E: 0	K: 1	S: 10	R: 0	H: 0	E: 0	K: 1	S: 10	R: 0	H: 0	E: 0	K: 0	S: 6	R: 0	H: 0	E: 0	K: 0	S: 7	R: 0	H: 1	E: 0	K: 1	S: 9	R: 0	H: 1	E: 0	K: 1	S: 10	R: 0	H: 1	E: 0	K: 0	S: 6	R: 0	H: 0	E: 0	K: 0	S: 6	R: 0	H: 3	E: 0	K: 1	S: 15	1B: 5	2B: 1	3B: 0	HR: 1	SF: 0	SAC: 1	DP: 1	HBP: 0	WP: 0	PA: 45
	LOB: 1	BB: 0	P: 13	LOB: 1	BB: 0	P: 16	LOB: 0	BB: 0	P: 15	LOB: 0	BB: 0	LOB: 0	BB: 0	P: 14	LOB: 1	BB: 1	P: 13	LOB: 0	BB: 0	P: 10	LOB: 2	BB: 1	P: 14	LOB: 1	BB: 0	P: 13	LOB: 1	BB: 1	P: 11	LOB: 0	BB: 0	P: 9	LOB: 0	BB: 0	P: 21	1B: 5 <td>2B: 1 <td>3B: 0 <td>HR: 1 <td>SF: 0 <td>SAC: 1 <td>DP: 1 <td>HBP: 0 <td>WP: 0 <td>PA: 45</td> </td></td></td></td></td></td></td></td>	2B: 1 <td>3B: 0 <td>HR: 1 <td>SF: 0 <td>SAC: 1 <td>DP: 1 <td>HBP: 0 <td>WP: 0 <td>PA: 45</td> </td></td></td></td></td></td></td>	3B: 0 <td>HR: 1 <td>SF: 0 <td>SAC: 1 <td>DP: 1 <td>HBP: 0 <td>WP: 0 <td>PA: 45</td> </td></td></td></td></td></td>	HR: 1 <td>SF: 0 <td>SAC: 1 <td>DP: 1 <td>HBP: 0 <td>WP: 0 <td>PA: 45</td> </td></td></td></td></td>	SF: 0 <td>SAC: 1 <td>DP: 1 <td>HBP: 0 <td>WP: 0 <td>PA: 45</td> </td></td></td></td>	SAC: 1 <td>DP: 1 <td>HBP: 0 <td>WP: 0 <td>PA: 45</td> </td></td></td>	DP: 1 <td>HBP: 0 <td>WP: 0 <td>PA: 45</td> </td></td>	HBP: 0 <td>WP: 0 <td>PA: 45</td> </td>	WP: 0 <td>PA: 45</td>	PA: 45																				

PITCHER	IP	WLS	BF	H	R	ER	SO	BB	IBB	HBP	BLK	WP	HR	S	P	ERA	WHIP
Scott Garrelts, R ERA: 2.28 (1, 1)	9.0		33	3	0	0	8	1	0	0	0	0	0	81	118	0.00	0.444
Craig Lefferts, L ERA: 1.29 (10, 1)	2.2	L	12	4	3	3	1	1	0	0	0	0	0	27	41	10.12	1.875

**San Francisco Giants @ Philadelphia Phillies**  
**Veterans Stadium, Philadelphia, PA**  
 Mon May 15 1989, 7:05 PM EDT  
 Att: 15,703 - Unknown - 68 F

AB	42
R	3
H	7
RBI	3
BB	2
SO	9
LOB	16



Batter	1	2	3	4	5	6	7	8	9	AB	R	H	RBI	BB	SO	LOB	TOP	
<b>Brett Butler, L</b> (1, 8) OBP: 0.398, SLG: 0.379 <b>Donell Nixon, R</b> (6, PH) OBP: 0.245, SLG: 0.264 (6, 8)	3-2 L8	2-1 SH1-3		0-1 FC1-2 BB E		1B K		1-3 K		3	1	1	1	0	0	3		
<b>Ernest Riles, L</b> (1, 5) OBP: 0.353, SLG: 0.408 <b>Tracy Jones, R</b> (6, PH) OBP: 0.140, SLG: 0.122 (6, 7)	0-0 4-3	2-1 4-3		1-0 E4 BB		1B K		0-3 K		4	1	1	1	0	0	3		
<b>Will Clark, L</b> (1, 3) OBP: 0.442, SLG: 0.601 <b>Ed Jurak, R</b> (6, 6) OBP: 0.333, SLG: 0.267	1-3 K		1-3 K	0-3 K		1B K	2-1 WP 1B		1-3 K	4	1	1	1	0	3	3		
<b>Kevin Mitchell, R</b> (1, 7) OBP: 0.372, SLG: 0.676 <b>Ken Oberkfell, L</b> (6, 5) OBP: 0.174, SLG: 0.186		2-1 1B 2B 1B	3-2 2B	4-2 1B 2B BB		1B K	2-2 L3		0-0 6-3	3	1	2	1	1	0	1		
<b>Candy Maldonado, R</b> (1, 9) OBP: 0.300, SLG: 0.327		4-0 1B 2B BB	2-3 K	3-3 K		1B K	2-0 F3		1-0 4-3	5	2	1	1	1	2	5		
<b>Terry Kennedy, L</b> (1, 2) OBP: 0.330, SLG: 0.425 <b>Kirt Manwaring, R</b> (7, PH) OBP: 0.281, SLG: 0.269 (7, 2)		1-2 2B 1B 1B	2-2 P2		3-2 F9 2B	1B 1B 1B BB	2-1 1B		4-0 1B 1B 1B	3	2	2	0	1	0	1		
<b>Robby Thompson, R</b> (1, 4) OBP: 0.333, SLG: 0.400		1-2 1B SH1-3 2B		2-0 E5 1B FC1-2 1B	0-3 K	1B K	2-2 1B		0-0 1B 1B 1B	5	2	3	2	0	1	1		
<b>Jose Uribe, S</b> (1, 6) OBP: 0.274, SLG: 0.298 <b>Jim Steels, L</b> (6, 3) OBP: 0.231, SLG: 0.091		2-3 K		1-0 FC1-2 1B	1-0 F9	1B K	1-0 F3		1-0 F3	4	1	2	1	0	1	3		
<b>Atlee Hammaker, S</b> (1, 1) OBP: 0.500, SLG: 0.500 <b>Michael LaCoss, R</b> (7, 1) <b>Rich Gossage, R</b> (9, 1)		1-1 SH1-3 1B		1-0 E FC1-2 BB 1B	0-0 F3	1B K		1-3 K		4	1	3	3	0	0	1		
<b>Inning Stats</b>	R: 0 E: 0 K: 1 S: 7 H: 0 LOB: 0 BB: 0 P: 11	R: 4 E: 0 K: 1 S: 18 H: 4 LOB: 1 BB: 1 P: 32	R: 0 E: 0 K: 2 S: 14 H: 1 LOB: 1 BB: 0 P: 22	R: 2 E: 2 K: 2 S: 17 H: 2 LOB: 3 BB: 1 P: 29	R: 0 E: 0 K: 1 S: 9 H: 1 LOB: 1 BB: 0 P: 13	R: 6 E: 0 K: 1 S: 20 H: 7 LOB: 2 BB: 1 P: 40	R: 1 E: 0 K: 0 S: 13 H: 3 LOB: 2 BB: 0 P: 24	R: 0 E: 0 K: 3 S: 10 H: 0 LOB: 0 BB: 0 P: 12	R: 0 E: 0 K: 1 S: 6 H: 0 LOB: 0 BB: 0 P: 8	1B: 14 2B: 4 3B: 0 HR: 0 SF: 0 SAC: 1 DP: 0 HBP: 0	WP: 2 PB: 0 SB: 0 CS: 0	PA: 50						
<b>PITCHER</b>	IP	WLS	BF	H	R	ER	SO	BB	IBB	HBP	BLK	WP	HR	S	P	ERA	WHIP	
<b>Mike Maddux, R</b> (1, 1) ERA: 4.67	3.2	L	22	7	6	4	5	2	0	0	0	0	0	52	87	9.82	2.455	
<b>Randy O'Neal, R</b> (4, 1) ERA: 8.22	1.2		11	5	5	5	2	1	0	0	0	1	0	25	48	27.00	3.600	
<b>Gordon Dillard, L</b> (6, 1) ERA: 6.75	1.2		11	6	2	2	1	0	0	0	0	1	0	21	36	10.80	3.600	
<b>Todd Frohwrth, R</b> (8, 1) ERA: 6.55	2.0		6	0	0	0	4	0	0	0	0	0	0	16	20	0.00	0.000	

San Francisco Giants @ Philadelphia Phillies  
Veterans Stadium, Philadelphia, PA  
Tue May 16 1989, 7:05 PM EDT  
Att. 14,074 - Overcast - 55 F

AB	46
R	13
H	18
RBI	12
BB	3
SO	12
LOB	28



Batter	1	2	3	4	5	6	7	8	9	AB	R	H	RBI	BB	SO	LOB
Juan Samuel, R OBP: 0.273, SLG: 0.432 (1, 8)	1-0 HR		2-2 F9			3-2 F9		1-2 FC5 1B	2-2 FC6-4	5	2	2	1	0	0	3
Chris James, R OBP: 0.243, SLG: 0.313 (1, 7) (7, 5)	1-2 F8			2-0 6-3		0-2 FC5-4		3-2 FC5 1B FC3-6		4	1	0	0	0	0	3
Tom Herr, S OBP: 0.372, SLG: 0.403 Curt Ford, L OBP: 0.226, SLG: 0.143 (1, 4) (7, 4)	0-1 5-3			1-1 F9			1-0 S 1B HBP	2-2 FC3-6 1B		2	0	0	0	0	0	0
Mike Schmidt, R OBP: 0.315, SLG: 0.427 Dwayne Murphy, L OBP: 0.348, SLG: 0.300 (1, 5) (7, 7)	3-0 6-3			0-2 F6			1-1 L7	0-2 FC3-6		2	0	0	0	0	0	0
Ricky Jordan, R OBP: 0.304, SLG: 0.337 (1, 3)		2-2 CS 1B		0-1 F9			0-0 2B 1B	0-0 F4		4	1	2	1	0	0	1
Bob Dernier, R OBP: 0.286, SLG: 0.300 (1, 9)		1-3 K		0-3 K			0-0 F9		1-2 F8	4	0	0	0	0	2	2
Dickie Thon, R OBP: 0.286, SLG: 0.273 Gordon Dillard, L OBP: 0.278, SLG: 0.294 Todd Frohwirth, R OBP: 0.286, SLG: 0.427 (1, 6) (6, 1) (7, PH) (8, 1) (9, PH)		3-3 SAFE K		1-2 5-3			0-1 2B		0-0 F6	2	0	0	0	0	1	1
Steve Lake, R OBP: 0.308, SLG: 0.292 (1, 2)			0-0 F4			0-2 F3		0-0 F9		4	0	1	0	0	0	1
Mike Maddux, L Randy O'Neal, R Steve Jeltz, S OBP: 0.449, SLG: 0.425 (1, 1) (4, 1) (6, 6)			2-1 G3			4-2 FC5-4 BB		2-2 FC5 1B	1-0 FC6-4 1B	1	0	0	0	0	0	0

Inning Stats	R: 1	H: 1	R: 0	H: 1	R: 0	H: 0	R: 0	H: 0	R: 0	H: 0	R: 2	H: 2	R: 2	H: 3	R: 0	H: 2	1B: 6	SF: 0
	E: 0	LOB: 0	E: 0	LOB: 1	E: 0	LOB: 0	E: 0	LOB: 0	E: 0	LOB: 1	E: 0	LOB: 1	E: 0	LOB: 1	E: 0	LOB: 2	2B: 3	SAC: 0
	K: 0	BB: 0	K: 2	BB: 0	K: 0	BB: 0	K: 1	BB: 0	K: 0	BB: 1	K: 0	BB: 0	K: 0	BB: 0	K: 0	BB: 0	3B: 0	DP: 1
	S: 7	P: 12	S: 9	P: 15	S: 6	P: 10	S: 7	P: 10	S: 8	P: 9	S: 7	P: 9	S: 19	P: 27	S: 11	P: 15	HR: 1	HBP: 1

PITCHER	IP	WLS	BF	H	R	ER	SO	BB	IBB	HBP	BLK	WP	HR	S	P	ERA	WHIP
Atlee Hammaker, L ERA: 3.45 (1, 1)	6.2	W	25	4	3	3	3	1	0	1	0	0	1	55	83	4.05	0.750
Michael LaCoss, R ERA: 2.7 (7, 1)	1.1		7	3	2	2	0	0	0	0	0	0	0	20	28	13.50	2.250
Rich Gossage, R ERA: 0.71 (9, 1)	1.0		5	2	0	0	0	0	0	0	0	0	0	11	15	0.00	2.000

BOTTOM

San Francisco Giants @ Philadelphia Phillies  
Veterans Stadium, Philadelphia, PA  
Tue May 16 1989, 7:05 PM EDT  
Att. 14,074 - Overcast - 55 F

livebaseballscores.com

AB	35
R	5
H	9
RBI	5
BB	1
SO	3
LOB	13



Batter	1	2	3	4	5	6	7	8	9	AB R H RBI BB SO LOB	TOP		
<b>Brett Butler, L</b> OBP: 0.404, SLG: 0.393 (1, 8) X	0-0 L4-3 1B			X 0-0 2B	X 0-0 WP 2B BB 1-2 2B 1B	0-3 K			X 0-0 F7	5 2 3 0 0 1 0			
<b>Ken Oberkfell, L</b> OBP: 0.176, SLG: 0.170 (1, 4) X	0-0 L4-3 1-2		X 0-0 G3	X 0-0 G3	4-0 WP 2B BB 1-2 2-3		X 0-0 F7	X 0-0 G3	4 1 0 0 1 0 2				
<b>Will Clark, L</b> OBP: 0.446, SLG: 0.606 (1, 3) S S S	0-3 K		B B B B 4-0 2B BB	4-0 K	0-3 K		X 0-0 E 1B 1B	X 0-0 2B	4 1 2 0 1 2 3				
<b>Kevin Mitchell, R</b> OBP: 0.379, SLG: 0.678 (1, 7) X		X 0-0 F9	X 0-0 2B	X 0-0 2B	4-0 2B BB 1-2 2-3 3-H		X 0-0 E5 1-3 1B	X 0-0 F8	4 1 2 2 1 0 1				
<b>Ernest Riles, L</b> OBP: 0.348, SLG: 0.413 (1, 5) X		X 0-0 4-3	X 0-0 F7 2B 2-H	X 0-0 P3	0-0 P3		X 0-0 G4-6-3 1-2f		4 0 1 1 0 0 5				
<b>Candy Maldonado, R</b> OBP: 0.306, SLG: 0.336 (1, 9) X		X 0-0 5-3	B B B B 4-0 BB	4-0 BB	0-0 2B 1-3 2-H 3-H		X 0-0 5-3		3 0 1 2 1 0 0				
<b>Terry Kennedy, L</b> OBP: 0.317, SLG: 0.407 (1, 2) X			X 0-0 F7	X 0-0 F7	X 0-0 F8		X 0-0 F8		4 0 0 0 0 0 4				
<b>Jose Uribe, S</b> OBP: 0.273, SLG: 0.297 (1, 6) X			X 0-0 F8	X 0-3 K		0-3 K		X 0-0 1B	4 0 1 0 0 2 2				
<b>Rick Reuschel, R</b> OBP: 0.136, SLG: 0.050 (1, 1) X			X 0-0 5-3		4-0 BB 1B BB WP	0-3 K		X 0-0 F9	3 1 0 0 1 1 1				
<b>Jeff Brantley, R</b> (9, 1)									0 0 0 0 0 0 0				
<b>Inning Stats</b>	R: 0 H: 1 E: 0 LOB: 0 K: 1 BB: 0 S: 5 P: 5	R: 0 H: 0 E: 0 LOB: 0 K: 0 BB: 0 S: 3 P: 3	R: 0 H: 0 E: 0 LOB: 0 K: 0 BB: 0 S: 3 P: 3	R: 3 H: 3 E: 0 LOB: 2 K: 1 BB: 2 S: 8 P: 16	R: 3 H: 2 E: 0 LOB: 2 K: 1 BB: 3 S: 7 P: 19	R: 0 H: 0 E: 0 LOB: 0 K: 3 BB: 0 S: 9 P: 9	R: 0 H: 2 E: 1 LOB: 1 K: 0 BB: 0 S: 4 P: 4	R: 0 H: 1 E: 0 LOB: 1 K: 0 BB: 0 S: 4 P: 4	R: 0 H: 1 E: 0 LOB: 1 K: 0 BB: 0 S: 4 P: 4	1B: 5 SF: 0 2B: 6 SAC: 0 3B: 0 DP: 2 HR: 0 HBP: 0	WP: 1 PA: 40 PB: 0 SB: 0 CS: 0		
<b>PITCHER</b>	IP WLS BF H R ER SO BB IBB HBP BLK WP HR S P ERA WHIP											<b>PITCHER</b>	IP WLS BF H R ER SO BB IBB HBP BLK WP HR S P ERA WHIP
<b>Ken Howell, R</b> ERA: 4.67 (1, 1)	4.0 L 20 5 6 6 2 4 0 0 0 0 0 0 20 36 13.50 2.250												
<b>Alex Madrid, R</b> ERA: 4.82 (5, 1)	5.0 20 5 0 0 4 1 0 0 0 0 1 0 27 31 0.00 1.200												

San Francisco Giants @ Philadelphia Phillies  
Veterans Stadium, Philadelphia, PA  
Wed May 17 1989, 7:05 PM EDT  
Att: 18,943 - Unknown

livebaseballscorecards.com

AB 35  
R 6  
H 10  
RBI 5  
BB 5  
SO 6  
LOB 18





Batter	1	2	3	4	5	6	7	8	9	10	AB	R	H	RBI	BB	SO	LOB	TOP							
<b>Brett Butler, L</b> OBP: 0.392, SLG: 0.380 (1, 8)	1-3 K	3-2 F9			3-3 K			2-1 P3		2-3 K	5	0	0	0	0	3	1								
<b>Robby Thompson, R</b> OBP: 0.329, SLG: 0.407 (1, 4)	1-2 1B 3B			1-3 K	2-2 G6-3			0-0 B3		3-3 K	5	1	1	0	0	2	1								
<b>Will Clark, L</b> OBP: 0.451, SLG: 0.605 (1, 3)	1-1 BB 1B 3-H			3-2 F8			0-0 F7	3-2 1B		0-0 1B	5	0	3	1	0	0	0								
<b>Kevin Mitchell, R</b> OBP: 0.374, SLG: 0.660 (1, 7)	1-3 K			0-2 G5-3			0-0 F8	0-3 K		4-2 1B	4	0	0	0	1	2	2								
<b>Ernest Riles, L</b> OBP: 0.370, SLG: 0.463 (9, PH)	4-2 BB			3-2 HR			2-0 FC5-4 1B		3-1 F9	1-1 F9	2	1	2	1	1	0	0								
<b>Ed Jurak, R</b> OBP: 0.314, SLG: 0.250 (9, 5)	BB										2	0	0	0	0	0	3								
<b>Rich Gossage, R</b> (10, 1)	1-2 BB										0	0	0	0	0	0	0								
<b>Candy Maldonado, R</b> OBP: 0.305, SLG: 0.327 (1, 9)	4-0 BB			1-3 K			0-2 FC5-4 1-2f		2-3 K		3	0	0	0	1	2	1								
<b>Terry Kennedy, L</b> OBP: 0.308, SLG: 0.394 (9, PH)	2-2 G3-1			1-3 K				1-1 F9		1-2 1B	3	0	0	0	0	1	3								
<b>Kirt Manwaring, R</b> OBP: 0.293, SLG: 0.283 (9, 2)											1	0	1	0	0	0	0								
<b>Jose Uribe, S</b> OBP: 0.273, SLG: 0.295 (9, 1)		2-2 CS 1B		2-1 F7				1-3 K		3-3 K	4	0	1	0	0	2	1								
<b>Ken Oberkfell, L</b> OBP: 0.176, SLG: 0.170 (10, 5)											0	0	0	0	0	0	0								
<b>Don Robinson, R</b> OBP: 0.250, SLG: 0.375 (7, PH)		0-3 K						2-3 K			0	0	0	0	0	0	0								
<b>Jim Steels, L</b> OBP: 0.214, SLG: 0.083 (7, 1)											0	0	0	0	0	0	0								
<b>Jeff Brantley, R</b> (9, 6)		1-2 K									1	0	1	0	0	0	0								
<b>Greg Litton, R</b> OBP: 0.500, SLG: 0.333 (9, 6)										2-2 1B	1	0	1	0	0	0	0								
<b>Inning Stats</b>	R: 1 E: 0 K: 2 S: 17	H: 2 LOB: 3 BB: 2 P: 31	R: 0 E: 0 K: 1 S: 10	H: 1 LOB: 0 BB: 0 P: 15	R: 0 E: 0 K: 1 S: 10	H: 0 LOB: 0 BB: 0 P: 14	R: 1 E: 0 K: 2 S: 14	H: 1 LOB: 0 BB: 0 P: 21	R: 0 E: 0 K: 2 S: 10	H: 0 LOB: 0 BB: 0 P: 16	R: 0 E: 0 K: 0 S: 6	H: 1 LOB: 1 BB: 0 P: 8	R: 0 E: 0 K: 2 S: 9	H: 0 LOB: 0 BB: 0 P: 13	R: 0 E: 0 K: 1 S: 10	H: 1 LOB: 1 BB: 0 P: 15	R: 0 E: 0 K: 2 S: 13	H: 1 LOB: 1 BB: 0 P: 22	R: 0 E: 0 K: 2 S: 17	H: 2 LOB: 3 BB: 1 P: 29	1B: 7 2B: 0 3B: 1 HR: 1	SF: 0 SAC: 0 DP: 0 HBP: 0	WP: 0 PB: 0 SB: 1 CS: 1	PA: 41	
<b>PITCHER</b> <b>David Cone, R</b> ERA: 3.14 <b>Randy Myers, L</b> ERA: 0.78	IP 8.0	WLS 31	BF 10	H 3	R 0	ER 0	SO 4	BB 1	IBB 0	HBP 0	BLK 0	WP 0	HR 0	S 30	P 51	ERA 0.00	WHIP 2.000								

**San Francisco Giants @ New York Mets**  
Shea Stadium, Flushing, NY  
Fri May 19 1989, 7:05 PM EDT  
Att. 37,402 - Unknown - 65 F

livebaseballscorecards.com

**AB 38**  
**R 2**  
**H 9**  
**RBI 2**  
**BB 3**  
**SO 15**  
**LOB 13**





BOTTOM

San Francisco Giants @ New York Mets  
Shea Stadium, Flushing, NY  
Fri May 19 1989, 7:05 PM EDT  
Att. 37,402 - Unknown - 65 F

livebaseballscorecards.com

AB 32  
R 3  
H 4  
RBI 2  
BB 7  
SO 4  
LOB 9



WP: 0 PA: 40  
PB: 0  
SB: 1  
CS: 0

AB R H RBI BB SO LOB

3	1	0	0	1	0	0
3	0	0	0	1	0	1
0	0	0	0	1	0	0
4	0	0	0	1	1	2
4	1	1	2	1	1	1
3	1	1	0	1	0	0
4	0	2	0	0	1	1
3	0	0	0	0	0	2
1	0	0	0	0	0	1
4	0	0	0	0	0	1
2	0	0	0	0	0	0
0	0	0	0	1	0	0
0	0	0	0	0	0	0
1	0	0	0	0	1	0
1B: 2	SF: 0	2B: 1	SAC: 1	3B: 0	DP: 0	HR: 1
BB: 4	HBP: 0					

Batter	1	2	3	4	5	6	7	8	9	10
Lenny Dykstra, L (1, 8) OBP: 0.385, SLG: 0.440	P2		F9		G4-3			SH3-4		BB BB BB
Gregg Jefferies, S (1, 4) OBP: 0.221, SLG: 0.265	G3 BLK BB		L6			L7		P6		BB BB BB
Tim Teufel, R (10, PH) OBP: 0.397, SLG: 0.316								F7		BB BB
Howard Johnson, S (1, 5) OBP: 0.376, SLG: 0.542	G3			F7		K				BB BB
Darryl Strawberry, L (1, 9) OBP: 0.319, SLG: 0.528	P4			P4		HR			K	BB BB
Kevin McReynolds, R (1, 7) OBP: 0.353, SLG: 0.403			F9	1B E 1B		F7			E S BB	
Dave Magadan, L (1, 3) OBP: 0.316, SLG: 0.431				E9 1B			P5		K	
Mackey Sasser, L (1, 2) OBP: 0.174, SLG: 0.318										
Barry Lyons, R (9, PH) OBP: 0.326, SLG: 0.463			F7	L9			F8		F9	
Kevin Elster, R (1, 6) OBP: 0.297, SLG: 0.324						G3-1		G5-3		F7
David Cone, L (1, 1) OBP: 0.250, SLG: 0.211										
Lee Mazzilli, S (8, PH) OBP: 0.421, SLG: 0.385			G6-3							K
Randy Myers, L (9, 1) OBP: 0.286, SLG: 0.167								SH3-4 BB		

Inning Stats	R: 0	H: 0	E: 0	K: 0	S: 8	R: 0	H: 1	E: 0	K: 0	S: 13	R: 0	H: 0	E: 0	K: 0	S: 9	R: 1	H: 2	E: 1	K: 0	S: 8	R: 0	H: 0	E: 0	K: 0	S: 10	R: 1	H: 1	E: 0	K: 1	S: 7	R: 0	H: 0	E: 0	K: 0	S: 9	R: 0	H: 0	E: 0	K: 0	S: 4	R: 0	H: 0	E: 0	K: 2	S: 10	R: 0	H: 0	E: 0	K: 1	S: 8	R: 1	H: 0	E: 0	K: 1	S: 8	1B: 2	SF: 0	2B: 1	SAC: 1	3B: 0	DP: 0	HR: 1	WP: 0	PA: 40
--------------	------	------	------	------	------	------	------	------	------	-------	------	------	------	------	------	------	------	------	------	------	------	------	------	------	-------	------	------	------	------	------	------	------	------	------	------	------	------	------	------	------	------	------	------	------	-------	------	------	------	------	------	------	------	------	------	------	-------	-------	-------	--------	-------	-------	-------	-------	--------

PITCHER	IP	WLS	BF	H	R	ER	SO	BB	IBB	HBP	BLK	WP	HR	S	P	ERA	WHIP
Don Robinson, R (1, 1) ERA: 3.86	6.0		23	4	2	1	1	1	0	0	1	0	1	55	82	1.50	0.833
Jeff Brantley, R (7, 1) ERA: 3.38	2.0		7	0	0	0	0	1	0	0	0	0	0	13	23	0.00	0.500
Craig Lefferts, L (9, 1) ERA: 1.52	1.2	L	8	0	1	1	3	3	0	0	0	0	0	17	36	5.40	1.800
Rich Gossage, R (10, 1) ERA: 0.71	0.0		2	0	0	0	0	2	0	0	0	0	0	1	9	∞	∞

Batter	1	2	3	4	5	6	7	8	9	AB R H RBI BB SO LOB	TOP											
<b>Brett Butler, L</b> (1, 8) OBP: 0.389, SLG: 0.377	2-2 1B		3-3 K		1-2 G3-1		1-3 K			4 0 1 0 0 2 0												
<b>Robby Thompson, R</b> (1, 4) OBP: 0.327, SLG: 0.399	2-1 F8		2-3 K			4-2 2B SF8 BB		1-3 K		3 1 0 0 1 2 1												
<b>Will Clark, L</b> (1, 3) OBP: 0.452, SLG: 0.629	0-0 F7			3-2 HR		1-1 SF8 2B		1-0 F7		4 1 2 1 0 0 1												
<b>Kevin Mitchell, R</b> (1, 7) OBP: 0.376, SLG: 0.673	2-1 F8			3-1 HR		4-0 IBB		3-2 P3		3 1 1 1 1 0 1												
<b>Candy Maldonado, R</b> (1, 9) OBP: 0.295, SLG: 0.316		2-0 F8		2-2 F8		0-1 F8			3-1 L6	4 0 0 0 0 0 3												
<b>Ken Oberkfell, L</b> (1, 5) OBP: 0.164, SLG: 0.160		0-1 G3-1		0-1 G5-3		3-1 SF8			3-2 L3	3 0 0 1 0 0 0												
<b>Kirt Manwaring, R</b> (1, 2) OBP: 0.300, SLG: 0.291		2-0 1B		0-1 F7		2-2 G4-3			4-1 BB	2 0 1 0 0 0 0												
<b>Terry Kennedy, L</b> (6, PH) OBP: 0.311, SLG: 0.389										1 0 0 0 1 0 2												
<b>Jose Uribe, S</b> (1, 6) OBP: 0.265, SLG: 0.287		1-2 F9			3-2 G6-3		1-0 F7		0-0 P5	4 0 0 0 0 0 2												
<b>Mike Krukow, R</b> (1, 1) OBP: 0.100, SLG: 0.100			0-0 F9		0-3 K		0-2 G5-3			2 0 0 0 0 1 0												
<b>Michael LaCoss, R</b> (6, 1)										1 0 0 0 0 0 0												
<b>Inning Stats</b>	R: 0 E: 0 K: 0 S: 10	H: 1 LOB: 1 BB: 0 P: 16	R: 0 E: 0 K: 0 S: 8	H: 1 LOB: 1 BB: 0 P: 13	R: 0 E: 0 K: 2 S: 8	H: 0 LOB: 0 BB: 0 P: 13	R: 2 E: 0 K: 0 S: 14	H: 2 LOB: 0 BB: 0 P: 22	R: 0 E: 0 K: 1 S: 9	H: 0 LOB: 0 BB: 0 P: 13	R: 1 E: 0 K: 0 S: 11	H: 1 LOB: 2 BB: 2 P: 25	R: 0 E: 0 K: 1 S: 7	H: 0 LOB: 0 BB: 0 P: 9	R: 0 E: 0 K: 1 S: 7	H: 0 LOB: 0 BB: 0 P: 12	R: 0 E: 0 K: 0 S: 8	H: 0 LOB: 1 BB: 1 P: 18	1B: 2 2B: 1 3B: 0 HR: 2	SF: 1 SAC: 0 DP: 0 HBP: 0	WP: 0 PB: 0 SB: 0 CS: 0	PA: 35
<b>PITCHER</b>	IP WLS BF H R ER SO BB IBB HBP BLK WP HR S P ERA WHIP																					
<b>Bob Ojeda, L</b> (1, 1) ERA: 4.06	5.0 L 22 5 3 3 3 1 1 0 0 0 2 53 90 5.40 1.200																					
<b>Rick Aguilera, R</b> (6, 1) ERA: 1.13	3.0 9 0 0 0 2 0 0 0 0 0 0 21 33 0.00 0.000																					
<b>Don Aase, R</b> (9, 1) ERA: 1.15	1.0 4 0 0 0 0 1 0 0 0 0 0 8 18 0.00 1.000																					

San Francisco Giants @ New York Mets  
Shea Stadium, Flushing, NY  
Sat May 20 1989, 3:33 AM EDT  
Att. 45,565 - Sunny - 85 F

livebaseballscorecards.com

AB	31
R	3
H	5
RBI	3
BB	3
SO	5
LOB	10



BOTTOM

San Francisco Giants @ New York Mets  
Shea Stadium, Flushing, NY  
Sat May 20 1989, 3:33 AM EDT  
Att. 45,565 - Sunny - 85 F

livebaseballscorecards.com

AB 32  
R 0  
H 6  
RBI 0  
BB 1  
SO 4  
LOB 10



WP: 0 PA: 33  
PB: 0  
SB: 0  
CS: 0

AB R H RBI BB SO LOB

4 0 0 0 0 0 1  
0 0 0 0 0 0 0

4 0 0 0 0 2 1

3 0 0 0 1 0 0

4 0 2 0 0 2 0

4 0 2 0 0 0 2

4 0 0 0 0 0 3

3 0 1 0 0 0 1

3 0 0 0 0 0 1

2 0 1 0 0 0 1

0 0 0 0 0 0 0

1 0 0 0 0 0 0

1B: 5 SF: 0  
2B: 1 SAC: 0  
3B: 0 DP: 1  
HR: 0 HBP: 0

Batter	1	2	3	4	5	6	7	8	9
Lenny Dykstra, L OBP: 0.372, SLG: 0.421 Don Aase, R	3-2 G3-1		1-0 P2			0-0 F9		2-2 G4-3	
Tim Teufel, R OBP: 0.375, SLG: 0.295	1-0 G6-3		2-3 K			1-3 K		3-2 F8	
Howard Johnson, S OBP: 0.372, SLG: 0.528	1-0 F9			1-2 F9		4-1 1B BB		0-2 F7	
Darryl Strawberry, L OBP: 0.324, SLG: 0.527		0-3 K		2-3 K		3-2 1B		1-2 1B 1B	
Kevin McReynolds, R OBP: 0.357, SLG: 0.413		1-2 G4-3 2B		0-1 P5		1-0 F9		1-0 G6-4-3 1B	
Dave Magadan, L OBP: 0.295, SLG: 0.400		1-1 G4-3			1-1 G6-3		2-2 F8	0-1 G6-4-3 1-2f	
Barry Lyons, R OBP: 0.327, SLG: 0.455		1-0 F7			0-1 1B		1-1 G4-3		
Kevin Elster, R OBP: 0.289, SLG: 0.315			1-0 F7		1-2 F9		2-1 F9		
Bob Ojeda, L OBP: 0.286, SLG: 0.231 Rick Aguilera, R			0-2 1B		2-1 F7			3-2 L6	
Mookie Wilson, S OBP: 0.198, SLG: 0.261									

Inning Stats	R: 0	H: 0	E: 0	K: 5	S: 5	LOB: 0	BB: 0	P: 10	R: 0	H: 1	E: 0	K: 1	S: 10	LOB: 1	BB: 0	P: 13	R: 0	H: 1	E: 0	K: 1	S: 8	LOB: 1	BB: 0	P: 12	R: 0	H: 0	E: 0	K: 1	S: 10	LOB: 0	BB: 0	P: 13	R: 0	H: 1	E: 0	K: 0	S: 9	LOB: 2	BB: 1	P: 18	R: 0	H: 0	E: 0	K: 0	S: 11	LOB: 0	BB: 0	P: 16	R: 0	H: 0	E: 0	K: 0	S: 10	LOB: 0	BB: 0	P: 18	R: 0	H: 2	E: 0	K: 0	S: 10	LOB: 1	BB: 0	P: 12	1B: 5	SF: 0	2B: 1	SAC: 0	3B: 0	DP: 1	HR: 0	HBP: 0	WP: 0	PA: 33
--------------	------	------	------	------	------	--------	-------	-------	------	------	------	------	-------	--------	-------	-------	------	------	------	------	------	--------	-------	-------	------	------	------	------	-------	--------	-------	-------	------	------	------	------	------	--------	-------	-------	------	------	------	------	-------	--------	-------	-------	------	------	------	------	-------	--------	-------	-------	------	------	------	------	-------	--------	-------	-------	-------	-------	-------	--------	-------	-------	-------	--------	-------	--------

PITCHER	IP	WLS	BF	H	R	ER	SO	BB	IBB	HBP	BLK	WP	HR	S	P	ERA	WHIP
Mike Krukow, R ERA: 3.24	(1, 1)	5.2	W	22	4	0	4	1	0	0	0	0	0	50	77	0.00	0.882
Michael LaCoss, R ERA: 2.4	(6, 1)	3.1	S	11	2	0	0	0	0	0	0	0	0	32	48	0.00	0.600

PITCHER	IP	WLS	BF	H	R	ER	SO	BB	IBB	HBP	BLK	WP	HR	S	P	ERA	WHIP
Mike Krukow, R ERA: 3.24	(1, 1)	5.2	W	22	4	0	4	1	0	0	0	0	0	50	77	0.00	0.882
Michael LaCoss, R ERA: 2.4	(6, 1)	3.1	S	11	2	0	0	0	0	0	0	0	0	32	48	0.00	0.600

TOP

San Francisco Giants @ New York Mets  
 Shea Stadium, Flushing, NY  
 Sun May 21 1989, 3:33 AM EDT  
 Att. 44,660 - Cloudy

livebaseballscorecards.com

AB 38  
 R 10  
 H 12  
 RBI 9  
 BB 3  
 SO 11  
 LOB 12



Batter	1	2	3	4	5	6	7	8	9	AB R H RBI BB SO LOB
Donell Nixon, R OBP: 0.276, SLG: 0.268 (1, 8) (5, 9)	0-3 K		4-2 BB		4-1 HR BB		2-2 1B G4-3 1B	0-3 K		3 2 1 0 2 2 1
Robby Thompson, R OBP: 0.323, SLG: 0.412 (1, 4)	2-1 L5		1-0 F8		1-0 HR 1-H		2-1 G4-3 1-2	1-3 K		5 1 1 2 0 1 3
Will Clark, L OBP: 0.451, SLG: 0.622 (1, 3)	2-2 G4-3				1-2 1B		1-2 1B E 1B			5 1 2 1 0 2 0
Kevin Mitchell, R OBP: 0.388, SLG: 0.702 (1, 7)					2-2 1B G5-4-3 1B		0-0 E 1B			5 3 4 1 0 0 0
Candy Maldonado, R OBP: 0.289, SLG: 0.308 Jeff Brantley, R (5, 1)					0-0 E5 1B		0-0 E6 BB 2B			3 0 0 0 0 0 1 3
Atlee Hammaker, S OBP: 0.500, SLG: 0.500 Ken Oberkfell, L OBP: 0.158, SLG: 0.154 (7, PH) (7, 5)					2-3 G5-4-3 1-2f		2-3 E6 BB 2B			0 0 0 0 0 0 0 0
Ed Jurak, R OBP: 0.324, SLG: 0.265 Ernest Riles, L OBP: 0.372, SLG: 0.458 (6, PH) (6, 5)					1-2 1B 3-H		4-2 G6-3 1-2 2B BB			2 0 1 1 0 0 0 0
Craig Lefferts, L (7, 1)					1-3 K		0-1 G5-3 1B 2B			1 1 0 0 1 0 0 0
Kirt Manwaring, R OBP: 0.286, SLG: 0.276 Terry Kennedy, L OBP: 0.318, SLG: 0.406 (7, PH) (7, 2)					1-3 K		0-1 G5-3 1B 2B			0 0 0 0 0 0 0 0
Jose Uribe, S OBP: 0.265, SLG: 0.286 (1, 6)					1-3 K		2-1 F8 CS 1B			3 0 0 0 0 0 2 2
Scott Garrelts, R OBP: 0.200, SLG: 0.263 Brett Butler, L OBP: 0.390, SLG: 0.378 (1, 1) (5, 8)					1-3 K		0-1 F7 CS 1B			1 1 1 3 0 0 0 0
										4 0 1 1 0 1 2
										2 0 0 0 0 0 2 0
										2 0 1 0 0 0 0 0

Inning Stats	R: 0 E: 0 K: 1 S: 8	H: 0 LOB: 0 BB: 0 P: 12	R: 1 E: 0 K: 2 S: 8	H: 1 LOB: 0 BB: 0 P: 12	R: 0 E: 0 K: 2 S: 10	H: 0 LOB: 1 BB: 1 P: 18	R: 1 E: 1 K: 2 S: 15	H: 2 LOB: 2 BB: 0 P: 21	R: 2 E: 0 K: 1 S: 13	H: 3 LOB: 1 BB: 1 P: 22	R: 0 E: 0 K: 0 S: 7	H: 0 LOB: 0 BB: 0 P: 11	R: 6 E: 1 K: 0 S: 20	H: 5 LOB: 0 BB: 1 P: 29	R: 0 E: 0 K: 2 S: 8	H: 1 LOB: 0 BB: 0 P: 11	R: 0 E: 0 K: 1 S: 8	H: 0 LOB: 0 BB: 0 P: 10	1B: 8 2B: 2 3B: 0 HR: 2	SF: 0 SAC: 0 DP: 1 HBP: 0	WP: 0 PB: 0 SB: 0 CS: 2	PA: 42
--------------	------------------------------	----------------------------------	------------------------------	----------------------------------	-------------------------------	----------------------------------	-------------------------------	----------------------------------	-------------------------------	----------------------------------	------------------------------	----------------------------------	-------------------------------	----------------------------------	------------------------------	----------------------------------	------------------------------	----------------------------------	----------------------------------	------------------------------------	----------------------------------	--------

PITCHER	IP	WLS	BF	H	R	ER	SO	BB	IBB	HBP	BLK	WP	HR	S	P	ERA	WHIP
Sid Fernandez, L ERA: 3.26 (1, 1)	4.1		21	5	4	4	8	2	0	0	0	0	2	50	79	8.31	1.615
Terry Leach, R ERA: 1.17 (5, 1)	2.0		7	2	1	1	0	0	0	0	0	0	0	15	23	4.50	1.000
Roger McDowell, R ERA: 2.89 (7, 1)	0.1	L	6	3	4	0	0	1	0	0	0	0	0	13	19	0.00	12.000
Don Aase, R ERA: 1.13 (7, 1)	0.1		1	1	1	0	0	0	0	0	0	0	0	3	4	0.00	3.000
Rick Aguilera, R ERA: 1.08 (8, 1)	1.0		3	1	0	0	2	0	0	0	0	0	0	8	11	0.00	1.000

PITCHER	IP	WLS	BF	H	R	ER	SO	BB	IBB	HBP	BLK	WP	HR	S	P	ERA	WHIP
Randy Myers, L ERA: 0.75 (9, 1)	1.0		3	0	0	0	1	0	0	0	0	0	0	8	10	0.00	0.000

Batter	1	2	3	4	5	6	7	8	9	AB	R	H	RBI	BB	SO	LOB	BOTTOM
Lee Mazzilli, S OBP: 0.375, SLG: 0.294 (1, 3)	4-0 WP 1B BB	1-0 P5		2-1 F7		0-2 P5	0-3 K			4	1	0	0	1	1	3	
Lenny Dykstra, L OBP: 0.373, SLG: 0.414 (1, 8)	4-2 WP 1B BB	2-2 F9		0-1 G4-3		0-1 S 1B		0-0 F9		4	1	1	0	1	0	1	
Howard Johnson, S OBP: 0.374, SLG: 0.528 (1, 6)	3-2 1B		1-0 F7		4-0 1B E BB	4-2 BB		0-1 F8		2	1	1	2	0	0	0	
Kevin Elster, R OBP: 0.298, SLG: 0.313 (5, 6)	1-H 2-H 2B									1	1	0	0	2	0	0	
Darryl Strawberry, L OBP: 0.327, SLG: 0.526 (1, 9)	0-1 1-H 2B		4-1 G5-3 1B BB		0-0 F9	0-0 L4		0-0 L3		4	1	1	1	1	0	3	
Randy Myers, L (9, 1)										0	0	0	0	0	0	0	
Kevin McReynolds, R OBP: 0.346, SLG: 0.399 (1, 7)	3-3 K		1-0 1 SAFE 1 SAFE 1 SAFE G5-3 1B		0-3 K		0-3 K		0-1 G4-3	5	0	0	0	0	3	3	
Dave Magadan, L OBP: 0.318, SLG: 0.417 (1, 5)	2-2 F7		2-1 FC5-4 1B		0-0 E 1B	1-3 1B	1-1 FC5-4 1B		0-3 K	5	0	3	1	0	1	1	
Tim Teufel, R OBP: 0.364, SLG: 0.277 (1, 4)	4-0 BB		1-2 FC5-4		2-2 E6 FC6-4	1-2 FC6-4	3-2 FC5-4 1B 2B		0-0 P3	4	1	0	0	1	0	3	
Barry Lyons, R OBP: 0.321, SLG: 0.438 (1, 2)	1-1 P3		1-2 1-2f		1-2 FC6-4	1-2 FC6-4	3-2 2B 1B			4	0	1	0	0	0	4	
Sid Fernandez, L OBP: 0.226, SLG: 0.353 (1, 1)		0-1 P6		2-2 F7		1-3 K	0-0 K			2	0	1	0	0	0	0	
Terry Leshch, K (5, 1)										1	0	0	0	0	1	0	
Roger McDowell, R (7, 1)										0	0	0	0	0	0	0	
Don Aase, R (7, 1)										0	0	0	0	0	0	0	
Mookie Wilson, S OBP: 0.226, SLG: 0.280 (7, PH)										1	0	1	1	0	0	0	
Rick Aguilera, R (8, 1)										0	0	0	0	0	0	0	
Mark Carreon, R OBP: 0.286, SLG: 0.167 (9, 9)										0	0	0	0	0	0	0	

Inning Stats	R: 3	H: 2	E: 0	K: 1	S: 18	R: 0	H: 0	E: 0	K: 0	S: 6	R: 1	H: 1	E: 0	K: 0	S: 11	R: 0	H: 1	E: 0	K: 0	S: 11	R: 1	H: 1	E: 1	K: 1	S: 11	R: 0	H: 1	E: 0	K: 1	S: 13	R: 1	H: 3	E: 0	K: 2	S: 17	R: 0	H: 0	E: 0	K: 0	S: 4	R: 0	H: 0	E: 0	K: 1	S: 6	1B: 6	2B: 3	3B: 0	HR: 0	SF: 0	SAC: 0	DP: 0	HBP: 0	WP: 1	PB: 0	SB: 2	CS: 0	PA: 43
	H: 2	LOB: 2	BB: 3	P: 39	H: 0	LOB: 0	BB: 0	P: 9	H: 1	LOB: 1	BB: 1	P: 20	H: 1	LOB: 2	BB: 1	P: 18	H: 1	LOB: 2	BB: 1	P: 17	H: 1	LOB: 2	BB: 1	P: 17	H: 3	LOB: 2	BB: 0	P: 24	H: 0	LOB: 0	BB: 0	P: 4	H: 0	LOB: 0	BB: 0	P: 6	1B: 6	2B: 3	3B: 0	HR: 0	SF: 0	SAC: 0	DP: 0	HBP: 0	WP: 1	PB: 0	SB: 2	CS: 0	PA: 43									

PITCHER										PITCHER																																																									
IP	WLS	BF	H	R	ER	SO	BB	IBB	HBP	BLK	WP	HR	S	P	ERA	WHIP	IP	WLS	BF	H	R	ER	SO	BB	IBB	HBP	BLK	WP	HR	S	P	ERA	WHIP																																		
Scott Garrelts, R (1, 1)	4.2		24	5	5	4	2	5	0	0	0	0	51	94	7.71	2.143	Jeff Brantley, R (5, 1)	1.0	6	1	0	0	1	0	0	0	0	18	25	0.00	2.000	Atlee Hammaker, L (6, 1)	0.1	W	1	0	0	0	0	0	0	0	0	0	0	1	1	0.00	0.000	Craig Leferts, L (7, 1)	3.0	S	12	3	1	1	3	0	0	0	0	0	0	27	34	3.00	1.000

San Francisco Giants @ New York Mets  
Shea Stadium, Flushing, NY  
Sun May 21 1989, 3:33 AM EDT  
Att: 44,660 - Cloudy

livebaseballscorecards.com

AB	37
R	6
H	9
RBI	5
BB	6
SO	6
LOB	18



Batter	1	2	3	4	5	6	7	8	9	AB	R	H	RBI	BB	SO	LOB	TOP
<b>Tim Raines, S</b> (1, 7) <small>OBP: 0.405, SLG: 0.487</small> 	1-2  <b>G6-4-3</b> <b>1B</b>			1-0  <b>P8</b>		2-2  <b>F9</b>		1 SAFE 2-2  <b>G6-4-3</b> <b>1-H</b> <b>2B</b>		4	0	2	1	0	0	0	
<b>Dave Martinez, L</b> (1, 8) <small>OBP: 0.296, SLG: 0.322</small> <b>Steve Frey, R</b> (8, 1) 	0-1  <b>F9</b>			1-0  <b>G1-6-3</b>			1-0  <b>F7</b>	3-1  <b>F7</b>		4	0	0	0	0	0	2	
<b>Hubie Brooks, R</b> (1, 9) <small>OBP: 0.295, SLG: 0.389</small> 	2-2  <b>G6-4-3</b> <b>1-2f</b>			0-3  <b>K</b>			0-1  <b>G4-3</b> <b>2B</b>		1-0  <b>G5-4-3</b> <b>1B</b>	4	0	2	0	0	1	1	
<b>Mike Aldrete, L</b> (1, 3) <small>OBP: 0.310, SLG: 0.191</small> 				2-2  <b>G1-3</b>			1-1  <b>G4-3</b> <b>2-3</b>		2-3  <b>K</b>	4	0	1	0	0	1	2	
<b>Tim Wallach, R</b> (1, 5) <small>OBP: 0.327, SLG: 0.394</small> 				0-0  <b>F8</b>			2-2  <b>F9</b>		2-2  <b>G5-4-3</b> <b>1-2f</b>	4	0	0	0	0	0	3	
<b>Tom Foley, L</b> (1, 4) <small>OBP: 0.309, SLG: 0.364</small> 				0-1  <b>G4-3</b>			1-1  <b>CS</b> <b>1B</b>		3-1  <b>SF8</b> <b>3B</b>	3	1	2	0	0	0	0	
<b>Mike Fitzgerald, R</b> (1, 2) <small>OBP: 0.326, SLG: 0.342</small> 				2-1  <b>F8</b>			0-2  <b>F9</b> <b>1-2</b>		0-0  <b>SF8</b> <b>3-H</b>	2	0	0	1	0	0	2	
<b>Spike Owen, S</b> (1, 6) <small>OBP: 0.377, SLG: 0.393</small> 				0-1  <b>G3</b>			1-1  <b>G3</b>		0-1  <b>F7</b>	3	0	0	0	0	0	0	
<b>Brian Holman, R</b> (1, 1) <small>OBP: 0.125, SLG: 0.125</small> <b>Otis Nixon, S</b> (8, PH) <small>OBP: 0.313, SLG: 0.281</small> 				1-0  <b>F8</b>			1-1  <b>B2</b>		0-1  <b>E2</b> <b>2B</b>	2	0	0	0	0	0	0	
<b>Inning Stats</b>	R: 0 H: 1 E: 0 LOB: 0 K: 0 BB: 0 S: 11 P: 13	R: 0 H: 0 E: 0 LOB: 0 K: 0 BB: 0 S: 6 P: 8	R: 0 H: 0 E: 0 LOB: 0 K: 0 BB: 0 S: 5 P: 8	R: 0 H: 0 E: 0 LOB: 0 K: 1 BB: 0 S: 5 P: 7	R: 0 H: 2 E: 0 LOB: 1 K: 0 BB: 0 S: 7 P: 9	R: 0 H: 0 E: 0 LOB: 0 K: 0 BB: 0 S: 7 P: 11	R: 0 H: 1 E: 0 LOB: 1 K: 0 BB: 0 S: 9 P: 13	R: 2 H: 2 E: 1 LOB: 1 K: 0 BB: 0 S: 14 P: 22	R: 0 H: 1 E: 0 LOB: 0 K: 1 BB: 0 S: 8 P: 13	1B: 4 SF: 1 2B: 2 SAC: 0 3B: 1 DP: 2 HR: 0 HBP: 0	WP: 0 PA: 32 PB: 0 SB: 0 CS: 1						
<b>PITCHER</b> <b>Rick Reuschel, R</b> (1, 1) <small>ERA: 2.06</small> <b>Michael LaCoss, R</b> (8, 1) <small>ERA: 2.3</small>	IP WLS BF H R ER SO BB IBB HBP BLK WP HR S P ERA WHIP 7.2 W 28 6 2 1 1 0 0 0 0 0 0 0 62 86 1.17 0.783 1.1 S 4 1 0 0 1 0 0 0 0 0 0 0 0 10 18 0.00 0.750																

**Montreal Expos @ San Francisco Giants**  
 Candlestick Park, San Francisco, CA  
 Tue May 23 1989, 10:05 PM EDT  
 Att: 13,018 - Unknown

<b>AB</b>	<b>31</b>
<b>R</b>	<b>2</b>
<b>H</b>	<b>7</b>
<b>RBI</b>	<b>2</b>
<b>BB</b>	<b>0</b>
<b>SO</b>	<b>2</b>
<b>LOB</b>	<b>10</b>



Batter	1	2	3	4	5	6	7	8	9	AB R H RBI BB SO LOB
<b>Brett Butler, L</b> OBP: 0.394, SLG: 0.380 (1, 8) C X	0-1 FC6-4 1B		0-0 SH5-3 1-2		1-3 K		4-2 G5-3 HR BB			2 1 1 0 1 1 1
<b>Robby Thompson, R</b> OBP: 0.321, SLG: 0.408 (1, 4) X	0-0 FC6-4 1-2f		3-2 G6-3 2-3		3-1 WP 1B		3-1 G5-3 1-2			4 1 1 1 0 0 3
<b>Will Clark, L</b> OBP: 0.457, SLG: 0.639 (1, 3) S B B 1 SAFE F 1 SAFE B 1 SAFE X	3-2 F7		4-0 BB		4-2 1B 1-2 BB		1-0 HR			2 1 1 2 2 0 1
<b>Kevin Mitchell, R</b> OBP: 0.385, SLG: 0.691 (1, 7) 1 SAFE B B 1 SAFE B 1 SAFE X	2-1 G5-3		2-3 K		0-1 1B		3-0 F8			4 0 1 1 0 1 3
<b>Ernest Riles, L</b> OBP: 0.357, SLG: 0.437 (1, 5) X		0-0 F8		3-2 G4-3	0-1 G3		2-3 K			4 0 0 0 0 1 2
<b>Candy Maldonado, R</b> OBP: 0.295, SLG: 0.308 (1, 9) B B B X		2-0 1B		2-1 G4-3		0-0 P2	2-2 BLK HBP			3 0 1 0 0 0 0
<b>Terry Kennedy, L</b> OBP: 0.306, SLG: 0.390 (1, 2) B B B X		2-1 F7		0-0 G4-3		2-0 F8	1-1 L7			4 0 0 0 0 0 2
<b>Jose Uribe, S</b> OBP: 0.271, SLG: 0.287 (1, 6) X		0-0 F8			2-1 SH1-4 1B	3-2 P6	4-0 BB			3 1 1 0 1 0 1
<b>Rick Reuschel, R</b> OBP: 0.167, SLG: 0.091 (1, 1) <b>Michael LaCoss, R</b> (8, 1) B C C X			1-1 G6-3 SH5-3 1B		0-0 SH1-4 1-2		0-2 G1-3	1-3 K		2 0 1 0 0 0 0 1 0 0 0 0 1 2

Inning Stats	R: 0 E: 0 K: 0 S: 8	H: 1 LOB: 1 BB: 0 P: 13	R: 0 E: 0 K: 0 S: 5	H: 1 LOB: 1 BB: 0 P: 9	R: 0 E: 0 K: 1 S: 11	H: 1 LOB: 2 BB: 1 P: 21	R: 0 E: 0 K: 0 S: 6	H: 0 LOB: 0 BB: 0 P: 11	R: 2 E: 0 K: 1 S: 14	H: 3 LOB: 2 BB: 1 P: 24	R: 0 E: 0 K: 0 S: 5	H: 0 LOB: 0 BB: 0 P: 10	R: 2 E: 0 K: 0 S: 12	H: 1 LOB: 0 BB: 1 P: 22	R: 0 E: 0 K: 2 S: 11	H: 0 LOB: 2 BB: 1 P: 21	1B: 6 2B: 0 3B: 0 HR: 1	SF: 0 SAC: 2 DP: 0 HBP: 1
--------------	------------------------------	----------------------------------	------------------------------	---------------------------------	-------------------------------	----------------------------------	------------------------------	----------------------------------	-------------------------------	----------------------------------	------------------------------	----------------------------------	-------------------------------	----------------------------------	-------------------------------	----------------------------------	----------------------------------	------------------------------------

PITCHER	IP	WLS	BF	H	R	ER	SO	BB	IBB	HBP	BLK	WP	HR	S	P	ERA	WHIP
<b>Brian Holman, R</b> ERA: 4.83 (1, 1)	7.0	L	31	7	4	4	2	3	0	0	0	1	1	61	110	5.14	1.429
<b>Steve Frey, L</b> ERA: (8, 1)	1.0		5	0	0	0	2	1	0	1	1	0	0	11	21	0.00	1.000

**BOTTOM**

**Montreal Expos @ San Francisco Giants**  
Candlestick Park, San Francisco, CA

Tue May 23 1989, 10:05 PM EDT  
Att. 13,018 - Unknown

livebaseballscorecards.com

<b>AB</b>	<b>29</b>
<b>R</b>	<b>4</b>
<b>H</b>	<b>7</b>
<b>RBI</b>	<b>4</b>
<b>BB</b>	<b>4</b>
<b>SO</b>	<b>4</b>
<b>LOB</b>	<b>15</b>

**GIANTS**

WP: 1	PA: 36
PB: 0	
SB: 0	
CS: 0	

Batter	1	2	3	4	5	6	7	8	9	AB R H RBI BB SO LOB
--------	---	---	---	---	---	---	---	---	---	----------------------

<b>Tim Raines, S</b> OBP: 0.407, SLG: 0.480 (1, 7)	4-2 E S SF9 BB		3-2 F9 ②		4-2 1-2 BB			0-3 K ①		2 1 0 0 2 1 0
<b>Dave Martinez, L</b> OBP: 0.304, SLG: 0.323 (1, 8)	1 SAFE 4-1 S 1-3 BB		1-1 F9 ③		0-2 G3 ③			3-1 S 1B		3 0 1 0 1 0 2
<b>Andres Galarraga, R</b> OBP: 0.300, SLG: 0.392 (1, 3)	2-2 L5 ①			1-2 FC6 VWP 1B		2-3 K ①		3-2 P4 ②		4 0 1 0 0 1 3
<b>Hubie Brooks, R</b> OBP: 0.294, SLG: 0.384 (1, 9)	0-1 SF9 ②			4-2 FC6 1-2 BB		1-0 L6 ②		0-1 G5-3 ③		2 0 0 1 1 0 1
<b>Tim Wallach, R</b> OBP: 0.320, SLG: 0.384 (1, 5)	0-0 G4-3 ③			0-2 FC6 1-2f 2-3 L4-3		0-0 G6-3 ③		3-2 G6-3 ①		4 0 0 0 0 0 3
<b>Tom Foley, L</b> OBP: 0.307, SLG: 0.368 (1, 4)		1-1 G3 ①		1-0 L4-3 ③		3-2 P4 ①		2-1 G4-3 2B		4 0 1 0 0 0 2
<b>Marty Pevey, L</b> OBP: 0.125, SLG: 0.125 (1, 2)		3-2 G3 ②			0-0 L1 ①		0-1 BLK 1B		1-0 G4-3 ②	4 0 1 0 0 0 1
<b>Spike Owen, S</b> OBP: 0.374, SLG: 0.384 (1, 6)		3-2 F8 ③			2-1 F8 ②		1-3 SAFE K		4-0 IBB	3 0 0 0 1 1 1
<b>Kevin Gross, R</b> OBP: 0.190, SLG: 0.105 (1, 1)			2-1 F5 ①		0-1 BB 1B		1-1 F7 ③		0-0 G5-3 ③	4 0 1 0 0 0 3

**TOP**

**Montreal Expos @ San Francisco Giants**  
Candlestick Park, San Francisco, CA

Wed May 24 1989, 10:05 PM EDT  
Att. 9,889 - Unknown

[livebaseballscorecards.com](http://livebaseballscorecards.com)

**AB 30**  
**R 1**  
**H 5**  
**RBI 1**  
**BB 5**  
**SO 3**  
**LOB 16**



<b>Inning Stats</b>	R: 1 H: 0 E: 0 LOB: 1 K: 0 BB: 2 S: 13 P: 22	R: 0 H: 0 E: 0 LOB: 0 K: 0 BB: 0 S: 10 P: 17	R: 0 H: 0 E: 0 LOB: 0 K: 0 BB: 0 S: 7 P: 13	R: 0 H: 1 E: 0 LOB: 1 K: 0 BB: 1 S: 11 P: 17	R: 0 H: 1 E: 0 LOB: 2 K: 0 BB: 1 S: 11 P: 17	R: 0 H: 0 E: 0 LOB: 0 K: 1 BB: 0 S: 5 P: 8	R: 0 H: 1 E: 0 LOB: 1 K: 1 BB: 0 S: 11 P: 16	R: 0 H: 1 E: 0 LOB: 1 K: 1 BB: 0 S: 11 P: 17	R: 0 H: 1 E: 0 LOB: 2 K: 0 BB: 1 S: 8 P: 18	1B: 4 SF: 1 2B: 2 SAC: 0 3B: 0 DP: 1 HR: 0 HBP: 0	WP: 1 PA: 36 PB: 0 SB: 3 CS: 0
---------------------	---	---	--	---	---	---	---	---	--	--	---

<b>PITCHER</b> <b>Don Robinson, R</b> ERA: 3.43 <b>Rich Gossage, R</b> ERA: 0.61	IP 7.0 WLS L BF 27 H 3 R 1 ER 0 SO 2 BB 4 IBB 0 HBP 0 BLK 1 WP 1 HR 0 S 68 P 110 ERA 0.00 WHIP 1.000	<b>PITCHER</b> <b>IP 2.0 WLS L BF 9 H 2 R 0 ER 0 SO 1 BB 0 IBB 0 HBP 0 BLK 0 WP 0 HR 0 S 19 P 35 ERA 0.00 WHIP 1.000</b>
--	--	---





Batter	1	2	3	4	5	6	7	8	9	AB R H RBI BB SO LOB	TOP
<b>Tim Raines, S</b> (1, 7) OBP: 0.404, SLG: 0.471	0-0 			1-1 		4-1 		0-1 		3 0 0 0 1 0 0	
<b>Dave Martinez, L</b> (1, 8) OBP: 0.311, SLG: 0.323 (9, 9)	4-1 			2-0 		3-2 		0-0 		3 0 1 0 1 0 1	
<b>Andres Galarraga, R</b> (1, 3) OBP: 0.299, SLG: 0.384	2-1 			4-0 		0-0 		1-2 		3 0 0 0 1 0 2	
<b>Mike Aldrete, L</b> (1, 9) OBP: 0.328, SLG: 0.220 <b>Hubie Brooks, R</b> (9, PH) OBP: 0.292, SLG: 0.382 <b>Otis Nixon, S</b> (9, 8) OBP: 0.313, SLG: 0.281	2-2 	0-0 		3-1 		1-1 		0-1 		3 1 2 0 0 0 1 1 0 0 0 0 0 1 0 0 0 0 0 0 0	
<b>Tim Wallach, R</b> (1, 5) OBP: 0.318, SLG: 0.399			2-2 		1-1 		1-2 		3-1 	4 1 1 2 0 0 2	
<b>Tom Foley, L</b> (1, 4) OBP: 0.301, SLG: 0.359			0-0 		1-1 		1-2 			3 0 0 0 0 0 0	
<b>Mike Fitzgerald, R</b> (1, 2) OBP: 0.337, SLG: 0.338				4-1 		4-2 		0-1 		1 0 0 0 2 0 0	
<b>Junior Noboa, R</b> (1, 6) OBP: 0.200, SLG: 0.200				1-0 		0-0 		1-0 		3 0 0 0 0 0 2	
<b>Dennis Martinez, R</b> (1, 1) OBP: 0.160, SLG: 0.125 <b>Tim Burke, R</b> (9, 1)				0-1 		1-1 		0-1 		3 0 0 0 0 0 0 0 0 0 0 0 0 0	
<b>Inning Stats</b>	R: 0 H: 0 E: 0 LOB: 0 K: 0 BB: 1 S: 6 P: 14	R: 0 H: 1 E: 0 LOB: 0 K: 0 BB: 0 S: 6 P: 8	R: 0 H: 0 E: 0 LOB: 0 K: 0 BB: 1 S: 4 P: 9	R: 0 H: 0 E: 0 LOB: 1 K: 0 BB: 1 S: 5 P: 15	R: 0 H: 0 E: 0 LOB: 1 K: 0 BB: 1 S: 8 P: 14	R: 0 H: 0 E: 0 LOB: 0 K: 0 BB: 1 S: 11 P: 17	R: 2 H: 2 E: 0 LOB: 0 K: 0 BB: 0 S: 12 P: 15	R: 0 H: 0 E: 0 LOB: 0 K: 0 BB: 0 S: 5 P: 6	R: 0 H: 1 E: 0 LOB: 1 K: 0 BB: 0 S: 8 P: 12	1B: 3 SF: 0 2B: 1 SAC: 0 3B: 0 DP: 1 HR: 1 HBP: 0	WP: 0 PA: 33 PB: 0 SB: 0 CS: 3
<b>PITCHER</b> <b>Mike Krukow, R</b> (1, 1) ERA: 3.0 <b>Terry Mulholland, L</b> (9, 1) ERA:	IP WLS BF H R ER SO BB IBB HBP BLK WP HR S P ERA WHIP 8.0 L 28 3 2 2 0 5 0 0 0 0 0 1 57 98 2.25 1.000 1.0 4 1 0 0 0 0 0 0 0 0 0 0 8 12 0.00 1.000	<b>PITCHER</b> IP WLS BF H R ER SO BB IBB HBP BLK WP HR S P ERA WHIP									

**Montreal Expos @ San Francisco Giants**  
 Candlestick Park, San Francisco, CA  
 Thu May 25 1989, 6:33 AM EDT  
 Att. 14,125 - Unknown

<b>AB</b>	27
<b>R</b>	2
<b>H</b>	4
<b>RBI</b>	2
<b>BB</b>	5
<b>SO</b>	0
<b>LOB</b>	9



Batter	1	2	3	4	5	6	7	8	9	AB R H RBI BB SO LOB
<b>Brett Butler, L</b> (1, 8) OBP: 0.399, SLG: 0.386	1-1 F7		0-0 F9			0-0 E5 1B			0-1 FC5 WP 1B	4 0 2 0 0 0 0
<b>Robby Thompson, R</b> (1, 4) OBP: 0.318, SLG: 0.400	0-1 S 1B			1-0 L4		2-3 K			1-0 6-3 1-2	4 0 1 0 0 1 2
<b>Will Clark, L</b> (1, 3) OBP: 0.443, SLG: 0.614	3-3 K 1-2			0-1 4-3			3-1 F8		2-2 F7	4 0 0 0 0 1 2
<b>Candy Maldonado, R</b> (1, 9) OBP: 0.288, SLG: 0.299	1-0 F4			2-1 6-3			0-0 1B		4-1 BB	3 0 1 0 0 0 1 0 0 0 0 0 1 0 0
<b>Kevin Mitchell, R</b> (9, PH) OBP: 0.380, SLG: 0.675										
<b>Ernest Riles, L</b> (1, 5) (9, 6) OBP: 0.358, SLG: 0.413		1-2 F8		1-1 4-3			1-1 F7		1-0 FC5 2-3f	4 0 0 0 0 0 3
<b>Tracy Jones, R</b> (1, 7) OBP: 0.152, SLG: 0.136		1-0 CS 1B		0-0 6-3			1-1 4-3			3 0 1 0 0 0 1
<b>Terry Kennedy, L</b> (1, 2) OBP: 0.299, SLG: 0.377		3-3 K 1-2		2-1 G3						3 0 0 0 0 2 1
<b>Jose Uribe, S</b> (1, 6) OBP: 0.267, SLG: 0.277			3-3 K			1-0 F9				2 0 0 0 0 1 0 1 0 0 0 0 1 0
<b>Ken Oberkfell, L</b> (8, PH) OBP: 0.153, SLG: 0.148							2-3 K			
<b>Mike Krukow, R</b> (1, 1) OBP: 0.083, SLG: 0.083			0-3 K			1-3 K				2 0 0 0 0 2 0 1 0 0 0 0 0 0 0 0 0 0 0 0 0
<b>Ed Jurak, R</b> (8, PH) OBP: 0.316, SLG: 0.257								2-2 6-3		
<b>Terry Mulholland, R</b> (9, 1)										

Inning Stats		R: 0	H: 1	R: 0	H: 1	R: 0	H: 0	R: 0	H: 0	R: 0	H: 1	R: 0	H: 0	R: 0	H: 1	R: 0	H: 0	R: 0	H: 1	R: 0	H: 1	1B: 5	SF: 0	WP: 1	PA: 32
		E: 0	LOB: 1	E: 0	LOB: 0	E: 0	LOB: 0	E: 0	LOB: 0	E: 1	LOB: 1	E: 0	LOB: 1	E: 0	LOB: 0	E: 0	LOB: 0	E: 0	LOB: 2	E: 0	LOB: 2	2B: 0	SAC: 0	PB: 0	
		K: 1	BB: 0	K: 1	BB: 0	K: 2	BB: 0	K: 0	BB: 0	K: 2	BB: 0	K: 0	BB: 0	K: 2	BB: 0	K: 2	BB: 0	K: 0	BB: 1	K: 0	BB: 1	3B: 0	DP: 0	SB: 1	
		S: 10	P: 14	S: 8	P: 12	S: 8	P: 11	S: 5	P: 8	S: 9	P: 13	S: 7	P: 12	S: 16	P: 21	S: 10	P: 18	S: 10	P: 18	S: 10	P: 18	HR: 0	HBP: 0	CS: 1	

PITCHER		IP	WLS	BF	H	R	ER	SO	BB	IBB	HBP	BLK	WP	HR	S	P	ERA	WHIP
<b>Dennis Martinez, R</b> (1, 1) ERA: 2.69	(1, 1)	8.2	W	31	5	0	0	8	1	0	0	0	1	0	77	115	0.00	0.692
<b>Tim Burke, R</b> (9, 1) ERA: 3.86	(9, 1)	0.1	S	1	0	0	0	0	0	0	0	0	0	0	1	2	0.00	0.000

**Montreal Expos @ San Francisco Giants**  
 Candlestick Park, San Francisco, CA  
 Thu May 25 1989, 6:33 AM EDT  
 Att. 14,125 - Unknown

<b>AB</b>	31
<b>R</b>	0
<b>H</b>	5
<b>RBI</b>	0
<b>BB</b>	1
<b>SO</b>	8
<b>LOB</b>	10



[livebaseballscorecards.com](http://livebaseballscorecards.com)

Batter	1	2	3	4	5	6	7	8	9	AB R H RBI BB SO LOB	TOP
Bob Dernier, R (1, 7) OBP: 0.273, SLG: 0.284	3-2 L7		2-2 P3			0-0 G3-6-3 1B		1-0 P3		4 0 1 0 0 0 1	Philadelphia Phillies @ San Francisco Giants Candlestick Park, San Francisco, CA Fri May 26 1989, 10:05 PM EDT Att. 12,787 - Unknown
Tom Herr, S (1, 4) OBP: 0.372, SLG: 0.392	2-3 K			3-2 1B SF9 1B		1-2 G3-6-3 1-2f		2-3 K	4 1 1 0 0 2 1		
Von Hayes, L (1, 9) OBP: 0.443, SLG: 0.528	2-1 L9			0-2 G1-3 1B		1-3 K		3-1 4-3	4 0 1 0 0 1 0		
Mike Schmidt, R (1, 5) OBP: 0.294, SLG: 0.387		2-3 K		0-2 G1-3 1-2		1-1 G5-3		4-2 BB BB	3 0 0 0 1 1 2		
Juan Samuel, R (1, 8) OBP: 0.280, SLG: 0.372		0-3 K		1-2 SF9		4-0 CS BB		4-1 FC6-4 BB	1 0 0 1 2 1 0		
Ricky Jordan, R (1, 3) OBP: 0.270, SLG: 0.283		2-3 K		0-0 L3		2-2 E6 1-2		1-1 FC6-4 1-2f	4 0 0 0 0 1 4		
Darren Daulton, L (1, 2) OBP: 0.274, SLG: 0.412			0-3 K		1-2 4-3		2-3 K		3 0 0 0 0 2 1		
Steve Jeltz, S (1, 6) OBP: 0.405, SLG: 0.393			4-2 SH3-4 BB		4-0 CS BB		2-1 6-3		1 0 0 0 2 0 0		
Bob Sebra, R (1, 1) Mark Ryal, L (5, PH) Don Carman, L (5, 1) Jeff Parrett, R (7, 1) Curt Ford, L (8, PH) Greg Harris, S (8, 1)			0-0 SH3-4		2-3 K 1-2		1-3 K		0 0 0 0 0 0 0 1 0 0 0 0 0 1 1 0 0 0 0 0 0 0 0 0 0 0 0 0 0 0 0 1 0 0 0 0 0 1 0 0 0 0 0 0 0 0 0		
<b>Inning Stats</b>	R: 0 H: 0 E: 0 LOB: 0 K: 1 BB: 0 S: 10 P: 17	R: 0 H: 0 E: 0 LOB: 0 K: 3 BB: 0 S: 9 P: 13	R: 0 H: 0 E: 0 LOB: 1 K: 1 BB: 1 S: 11 P: 17	R: 1 H: 2 E: 0 LOB: 1 K: 0 BB: 0 S: 13 P: 17	R: 0 H: 0 E: 0 LOB: 0 K: 1 BB: 1 S: 9 P: 15	R: 0 H: 1 E: 0 LOB: 0 K: 1 BB: 0 S: 7 P: 9	R: 0 H: 0 E: 1 LOB: 1 K: 1 BB: 1 S: 9 P: 17	R: 0 H: 0 E: 0 LOB: 0 K: 1 BB: 0 S: 6 P: 10	R: 0 H: 0 E: 0 LOB: 2 K: 1 BB: 2 S: 10 P: 24	1B: 3 SF: 1 2B: 0 SAC: 1 3B: 0 DP: 1 HR: 0 HBP: 0	
<b>PITCHER</b>	IP WLS BF H R ER SO BB IBB HBP BLK WP HR S P ERA WHIP										
Scott Garrelts, R (1, 1) ERA: 2.55	7.0 W 25 3 1 1 8 3 0 0 0 0 0 0 68 105 1.29 0.857										
Jeff Brantley, R (8, 1) ERA: 3.14	1.0 3 0 0 0 1 0 0 0 0 0 0 0 6 10 0.00 0.000										
Michael LaCoss, R (9, 1) ERA: 2.23	1.0 5 0 0 0 1 2 0 0 0 0 0 0 10 24 0.00 2.000										

AB	26
R	1
H	3
RBI	1
BB	5
SO	10
LOB	10



Batter	1	2	3	4	5	6	7	8	9	AB	R	H	RBI	BB	SO	LOB
<b>Brett Butler, L</b> (1, 8) OBP: 0.398, SLG: 0.381 <b>Donell Nixon, R</b> (6, PH) OBP: 0.271, SLG: 0.263 (7, 8)	2-2 F7	1-1 G3		1-0 HBP		3-2 P3				2	0	0	0	0	0	2
<b>Robby Thompson, R</b> (1, 4) OBP: 0.328, SLG: 0.429 <b>Ken Oberkell, L</b> (8, 4) OBP: 0.153, SLG: 0.148	3-1 P3		2-1 HR	4-1 BB			1-0 1B			3	2	2	1	1	0	0
<b>Will Clark, L</b> (1, 3) OBP: 0.444, SLG: 0.618	1-0 4-3		0-1 HR	2-0 P6			2-2 5-3 2-H 1B			4	1	2	1	0	0	2
<b>Kevin Mitchell, R</b> (1, 7) OBP: 0.378, SLG: 0.676		2-1 1B	2-2 5-3	1-1 P4			1-0 5-3			4	1	1	0	0	0	4
<b>Ernest Riles, L</b> (1, 5) OBP: 0.364, SLG: 0.442		1-1 1B HBP	2-1 HR		2-1 G4-3		0-0 4-3			3	2	1	2	0	0	1
<b>Tracy Jones, R</b> (1, 9) OBP: 0.140, SLG: 0.125		2-3 K	0-3 K		0-0 5-3		1-0 P6			4	0	0	0	0	2	3
<b>Terry Kennedy, L</b> (1, 2) OBP: 0.306, SLG: 0.382		1-1 1B	2-1 1B		1-0 P2		2-1 G3-1			4	0	2	1	0	0	0
<b>Jose Uribe, S</b> (1, 6) OBP: 0.268, SLG: 0.278 <b>Greg Litton, R</b> (8, PH) OBP: 0.400, SLG: 0.250 (9, 6)		0-0 1B	1-3 K			1-3 K		2-2 1-3		3	0	1	1	0	2	1
<b>Scott Garrelts, R</b> (1, 1) OBP: 0.174, SLG: 0.227 <b>Jeff Brantley, R</b> (8, 1) <b>Candy Maldonado, R</b> (8, PH) OBP: 0.286, SLG: 0.297 <b>Michael LaCoss, R</b> (9, 1)		1-3 K		0-3 K		3-2 F9		3-1 L8		1	0	0	0	0	2	2

Inning Stats	R: 0	H: 0	E: 0	K: 6	S: 6	LOB: 0	BB: 12	R: 2	H: 3	E: 0	K: 2	S: 14	LOB: 2	BB: 0	P: 22	R: 3	H: 4	E: 0	K: 2	S: 17	LOB: 1	BB: 0	P: 26	R: 0	H: 0	E: 0	K: 1	S: 8	LOB: 2	BB: 1	P: 15	R: 0	H: 0	E: 0	K: 1	S: 11	LOB: 0	BB: 0	P: 18	R: 1	H: 2	E: 0	K: 0	S: 9	LOB: 1	BB: 0	P: 14	R: 0	H: 0	E: 0	K: 0	S: 7	LOB: 0	BB: 0	P: 14
--------------	------	------	------	------	------	--------	--------	------	------	------	------	-------	--------	-------	-------	------	------	------	------	-------	--------	-------	-------	------	------	------	------	------	--------	-------	-------	------	------	------	------	-------	--------	-------	-------	------	------	------	------	------	--------	-------	-------	------	------	------	------	------	--------	-------	-------

PITCHER	IP	WLS	BF	H	R	ER	SO	BB	IBB	HBP	BLK	WP	HR	S	P	ERA	WHIP
<b>Bob Sebra, R</b> (1, 1) ERA: 4.5	4.0	L	22	7	5	5	5	1	0	2	0	0	0	45	75	11.25	2.000
<b>Don Carman, L</b> (5, 1) ERA: 5.13	2.0		8	2	1	1	1	0	0	0	0	0	0	21	34	4.50	1.000
<b>Jeff Parrett, R</b> (7, 1) ERA: 1.93	1.0		3	0	0	0	0	0	0	0	0	0	0	3	5	0.00	0.000
<b>Greg Harris, R</b> (8, 1) ERA: 3.73	1.0		3	0	0	0	0	0	0	0	0	0	0	7	14	0.00	0.000

**BOTTOM**

Philadelphia Phillies @ San Francisco Giants  
Candlestick Park, San Francisco, CA

Fri May 26 1989, 10:05 PM EDT  
Att. 12,787 - Unknown

livebaseballscorecards.com

<b>AB</b>	<b>33</b>
<b>R</b>	<b>6</b>
<b>H</b>	<b>9</b>
<b>RBI</b>	<b>6</b>
<b>BB</b>	<b>1</b>
<b>SO</b>	<b>6</b>
<b>LOB</b>	<b>15</b>

**GIANTS**

1B: 4	SF: 0	WP: 0	PA: 36
2B: 2	SAC: 0	PB: 0	
3B: 1	DP: 0	SB: 1	
HR: 2	HBP: 2	CS: 0	

Batter	1	2	3	4	5	6	7	8	9	AB R H RBI BB SO LOB	TOP			
Dickie Thon, R (1, 6) OBP: 0.304, SLG: 0.277	4-1 BB		3-3 K			3-2 G5-3		0-0 1B		3 0 1 0 1 1 0				
Chris James, R (1, 7) OBP: 0.240, SLG: 0.288	0-1 G1-6-4-3		2-3 K			2-3 K		2-1 G6-4-3		4 0 0 0 0 2 2				
Tom Herr, S (1, 4) Steve Jeltz, S (8, 4) OBP: 0.364, SLG: 0.383 OBP: 0.405, SLG: 0.393	2-1 G6-3			0-1 P3			1-1 G4-3	0-3 K		4 0 0 0 0 1 0 0 0 0 0 0 0 0				
Mike Schmidt, R (1, 5) OBP: 0.293, SLG: 0.379		0-1 F9		3-3 K			1-2 E3	4-0 FC5-4		3 1 0 0 1 1 0				
Juan Samuel, R (1, 8) OBP: 0.279, SLG: 0.368		1-2 E5		0-0 G4-3			0-2 FC4-6	3-1 FC5-4		4 0 1 0 0 0 1				
Ricky Jordan, R (1, 3) OBP: 0.269, SLG: 0.282		1-0 F9			1-1 L9		1-1 FC4-6	1-2 G4-6-3		4 0 1 1 0 0 2				
Curt Ford, L (1, 9) OBP: 0.261, SLG: 0.233		0-0 FC4-6			3-3 K		0-0 BB	1-2 G4-6-3		4 0 1 0 0 1 3				
Steve Lake, R (1, 2) OBP: 0.344, SLG: 0.375			1-0 HR		1-1 G5-3		4-2 BB			2 1 1 1 1 0 0				
Alex Madrid, R (1, 1) Mark Ryal, L (6, PH) Randy O'Neal, R (6, 1) Dwayne Murphy, L (7, PH) Greg Harris, S (7, 1) OBP: 0.217, SLG: 0.227 OBP: 0.308, SLG: 0.343			1-1 G1-3			1-0 G6-3	2-2 F8			1 0 0 0 0 0 0 1 0 0 0 0 0 0 0 0 0 0 0 0 0 1 0 0 0 0 0 3 0 0 0 0 0 0 0				
<b>Inning Stats</b>	R: 0 H: 0 E: 0 LOB: 0 K: 0 BB: 1 S: 5 P: 11	R: 0 H: 0 E: 1 LOB: 1 K: 0 BB: 0 S: 10 P: 12	R: 1 H: 1 E: 0 LOB: 0 K: 2 BB: 0 S: 10 P: 17	R: 0 H: 0 E: 0 LOB: 0 K: 1 BB: 0 S: 6 P: 9	R: 0 H: 0 E: 0 LOB: 0 K: 1 BB: 0 S: 7 P: 12	R: 0 H: 0 E: 0 LOB: 0 K: 1 BB: 0 S: 7 P: 13	R: 1 H: 2 E: 1 LOB: 3 K: 0 BB: 1 S: 17 P: 26	R: 0 H: 1 E: 0 LOB: 0 K: 1 BB: 0 S: 6 P: 8	R: 0 H: 1 E: 0 LOB: 1 K: 0 BB: 1 S: 8 P: 17	1B: 4 SF: 0 2B: 0 SAC: 0 3B: 0 DP: 3 HR: 1 HBP: 0	WP: 0 PA: 34 PB: 0 SB: 0 CS: 0			
<b>PITCHER</b>	IP WLS BF H R ER SO BB IBB HBP BLK WP HR S P ERA WHIP												<b>PITCHER</b>	IP WLS BF H R ER SO BB IBB HBP BLK WP HR S P ERA WHIP
Atlee Hammaker, L (1, 1) ERA: 3.11	6.0 W 20 1 1 1 5 1 0 0 0 0 0 1 45 74 1.50 0.333													
Jeff Brantley, R (7, 1) ERA: 3.07	0.2 6 2 1 0 0 1 0 0 0 0 0 0 0 13 20 0.00 4.500													
Craig Lefferts, L (7, 1) ERA: 1.54	2.1 S 8 2 0 0 1 1 0 0 0 0 0 0 0 18 31 0.00 1.286													

Philadelphia Phillies @ San Francisco Giants  
 Candlestick Park, San Francisco, CA  
 Sat May 27 1989, 6:33 AM EDT  
 Att: 18,325 - Unknown

livebaseballscorecards.com

AB	31
R	2
H	5
RBI	2
BB	3
SO	6
LOB	11



Batter	1	2	3	4	5	6	7	8	9
<b>Brett Butler, L</b> (1, 8) OBP: 0.390, SLG: 0.372 <b>Donell Nixon, R</b> (7, 8) OBP: 0.267, SLG: 0.259	2-1 G4-3		0-0 B1-3		2-1 F7	1-1 L8		0-1 F9	
<b>Robby Thompson, R</b> (1, 4) OBP: 0.337, SLG: 0.461	1-2 G4-3		0-1 WP G3 1B		3-2 E 2B	0-1 HR			
<b>Will Clark, L</b> (1, 3) OBP: 0.446, SLG: 0.618	1-1 P3		1-0 G3		4-0 E 2B IBB	2-1 2B			
<b>Kevin Mitchell, R</b> (1, 7) OBP: 0.370, SLG: 0.661 <b>Jeff Brantley, R</b> (7, 1) <b>Craig Lefferts, L</b> (7, 1)		1-2 G4-3	2-2 G6-3		0-0 E5 2B 1B	2-2 G5-3			
<b>Ernest Riles, L</b> (1, 5) OBP: 0.368, SLG: 0.455		3-1 1B 1B		2-2 F7	2-0 1B 2B		1-3 K		
<b>Tracy Jones, R</b> (1, 9) OBP: 0.148, SLG: 0.118	0-0 L9			2-1 G4-3	4-0 1B IBB		1-2 G5-3		
<b>Kirt Manwaring, R</b> (1, 2) OBP: 0.309, SLG: 0.317		1-1 SAFE 1B		0-1 2B	0-1 CS 1B		2-3 K		
<b>Jose Uribe, S</b> (1, 6) OBP: 0.274, SLG: 0.279		2-1 1-2 2-H 1B		4-0 FC6-4 IBB	3-3 K		3-1 G3		
<b>Atlee Hammaker, S</b> (1, 1) OBP: 0.375, SLG: 0.375 <b>Ed Jurak, R</b> (6, PH) OBP: 0.308, SLG: 0.250 <b>Candy Maldonado, R</b> (7, 9) OBP: 0.284, SLG: 0.295		1-3 K		1-2 FC6-4		0-2 G5-3		2-1 L9	

Inning Stats	R: 0	H: 0	E: 0	K: 0	S: 7	R: 1	H: 3	E: 0	K: 1	S: 13	R: 0	H: 1	E: 0	K: 0	S: 7	R: 0	H: 1	E: 0	K: 0	S: 10	R: 4	H: 3	E: 1	K: 1	S: 16	R: 1	H: 2	E: 0	K: 0	S: 15	R: 0	H: 0	E: 0	K: 2	S: 11	R: 0	H: 0	E: 0	K: 0	S: 6
	LOB: 0	BB: 0	P: 11	LOB: 2	BB: 0	P: 21	LOB: 1	BB: 0	P: 10	LOB: 2	BB: 1	P: 19	LOB: 2	BB: 2	P: 32	LOB: 1	BB: 0	P: 20	LOB: 0	BB: 0	P: 15	LOB: 0	BB: 0	P: 11	LOB: 0	BB: 0	P: 11	LOB: 0	BB: 0	P: 11	LOB: 0	BB: 0	P: 11	LOB: 0	BB: 0	P: 11	LOB: 0	BB: 0	P: 11	

PITCHER	IP	WLS	BF	H	R	ER	SO	BB	IBB	HBP	BLK	WP	HR	S	P	ERA	WHIP
<b>Alex Madrid, R</b> (1, 1) ERA: 5.32	5.0	L	26	8	5	4	2	0	0	0	0	1	0	53	93	7.20	1.600
<b>Randy O'Neal, R</b> (6, 1) ERA: 5.68	1.0		5	2	1	1	0	0	0	0	0	0	1	15	20	9.00	2.000
<b>Greg Harris, R</b> (7, 1) ERA: 3.51	2.0		6	0	0	0	2	0	0	0	0	0	0	17	26	0.00	0.000

**BOTTOM**

Philadelphia Phillies @ San Francisco Giants  
Candlestick Park, San Francisco, CA

Sat May 27 1989, 6:33 AM EDT  
Att. 18,325 - Unknown

AB	R	H	RBI	BB	SO	LOB
4	0	0	0	0	0	0
1	0	0	0	0	0	0
4	2	3	1	0	0	0
3	1	1	0	1	0	1
4	1	0	0	0	0	4
0	0	0	0	0	0	0
0	0	0	0	0	0	0
4	2	2	2	0	1	0
3	0	0	0	1	0	1
4	0	3	2	0	1	0
3	0	1	1	1	1	2
2	0	0	0	0	1	4
1	0	0	0	0	0	0
1	0	0	0	0	0	0

AB	34
R	6
H	10
RBI	6
BB	3
SO	4
LOB	12

livebaseballscorecards.com

**GIANTS**

WP	PA
1	37

Batter	1	2	3	4	5	6	7	8	9	AB R H RBI BB SO LOB	TOP											
Juan Samuel, R (1, 8) OBP: 0.277, SLG: 0.362	2-2 G4-3	1-1 G5-3			0-0 P2		2-1 FC1-6 1B		3-2 F9	5 0 1 0 0 0 1	Philadelphia Phillies @ San Francisco Giants Candlestick Park, San Francisco, CA Sun May 28 1989, 6:33 AM EDT Att: 51,498 - Unknown											
Tom Herr, S (1, 4) OBP: 0.365, SLG: 0.389	2-3 K		2-3 K		2-2 2B 2B		2-2 FC1-6 1-2f E	3-2 BB BB 1B	5 2 2 0 0 2 1													
Von Hayes, L (1, 3) OBP: 0.447, SLG: 0.531	0-1 G3		4-0 CS BB		1-0 2B 2H		2-3 K	4-2 1B BB BB	3 0 1 1 2 1 1													
Mike Schmidt, R (1, 5) OBP: 0.297, SLG: 0.372		1-0 F8	4-1 BB		1-0 G6-3		1-2 E6	4-1 1B BB	3 0 0 0 2 0 2													
Dwayne Murphy, L (1, 7) OBP: 0.317, SLG: 0.351		1-0 E 1B	2-1 G4-3			0-0 E3 2B	3-1 G1-3	1-0 G6-4-3 1B	2 1 1 0 0 0 1													
Mark Ryal, L (5, 7) OBP: 0.269, SLG: 0.320								1-2 2-3 3-H	3 0 2 1 0 0 2													
Curt Ford, L (1, 9) OBP: 0.235, SLG: 0.208		0-0 E3 E 1B 1B		1-1 G6-3		2-0 E3 2-H 1B		0-1 G6-4-3	5 1 0 0 0 0 5													
Dickie Thon, R (1, 6) OBP: 0.310, SLG: 0.284		0-1 E8 1-3 3-H 1B		1-1 P9		0-0 1-2 1B		2-2 G4-3	4 1 2 1 0 0 0													
Darren Daulton, L (1, 2) OBP: 0.282, SLG: 0.410		0-0 SH1-4 2-H 3-H 1B		1-3 K		0-0 P6		4-2 BB	3 0 1 2 1 1 2													
Ken Howell, R (1, 1) OBP: 0.278, SLG: 0.250		1-0 SH1-4			1-3 K	1-0 G1-3		2-3 K	0 0 0 0 0 0 0													
Mike Maddux, L (4, 1) OBP: 0.270, SLG: 0.280									0 0 0 0 0 0 0													
Bob Demler, R (5, PH) OBP: 0.270, SLG: 0.280									0 0 0 0 0 0 0													
Greg Harris, S (5, 1) OBP: 0.270, SLG: 0.280									1 0 0 0 0 0 1 0													
Chris James, R (6, PH) OBP: 0.270, SLG: 0.280									0 0 0 0 0 0 0 0													
Jeff Parritt, R (6, 1) OBP: 0.270, SLG: 0.280									1 0 0 0 0 0 0 2													
Ricky Jordan, R (8, PH) OBP: 0.267, SLG: 0.280									0 0 0 0 0 0 0 0													
Steve Bedrosian, R (8, 1) OBP: 0.267, SLG: 0.280									1 0 0 0 0 0 1 1													
									0 0 0 0 0 0 0 0													
<b>Inning Stats</b>	R: 0 E: 0 K: 1 S: 10	H: 0 LOB: 0 BB: 0 P: 14	R: 3 E: 2 K: 0 S: 9	H: 3 LOB: 1 BB: 0 P: 13	R: 0 E: 0 K: 1 S: 7	H: 0 LOB: 1 BB: 2 P: 18	R: 0 E: 0 K: 1 S: 7	H: 0 LOB: 0 BB: 0 P: 10	R: 1 E: 0 K: 1 S: 12	H: 2 LOB: 1 BB: 0 P: 17	R: 0 E: 1 K: 0 S: 5	H: 2 LOB: 2 BB: 0 P: 8	R: 0 E: 1 K: 1 S: 15	H: 1 LOB: 2 BB: 0 P: 25	R: 0 E: 0 K: 1 S: 13	H: 0 LOB: 1 BB: 1 P: 23	R: 1 E: 0 K: 0 S: 12	H: 2 LOB: 2 BB: 2 P: 27	1B: 7 2B: 3 3B: 0 HR: 0	SF: 0 SAC: 1 DP: 1 HBP: 0	WP: 0 PB: 0 SB: 0 CS: 1	PA: 42
<b>PITCHER</b>	IP WLS BF H R ER SO BB IBB HBP BLK WP HR S P ERA WHIP																					
Rick Reuschel, R (1, 1) ERA: 2.15	5.1 W 25 7 4 2 4 2 0 0 0 0 0 0 48 77 3.38 1.688																					
Terry Mulholland, L (6, 1) ERA: 2.25	3.0 14 2 1 1 2 2 0 0 0 0 0 0 38 69 3.00 1.333																					
Michael LaCoss, R (9, 1) ERA: 2.18	0.2 S 3 1 0 0 0 1 0 0 0 0 0 0 4 9 0.00 3.000																					

AB	36
R	5
H	10
RBI	5
BB	5
SO	6
LOB	18






Batter	1	2	3	4	5	6	7	8	9	AB	R	H	RBI	BB	SO	LOB	BOTTOM	
<b>Brett Butler, L</b> OBP: 0.387, SLG: 0.366 (1, 8) B C X	2-1 F8 ①		2-1 G6-3 ①	4-1 E HR BB		3-2 G6-3 ②				3	1	0	0	1	0	1	<b>Philadelphia Phillies @ San Francisco Giants</b> <b>Candlestick Park, San Francisco, CA</b> Sun May 28 1989, 6:33 AM EDT Att. 51,498 - Unknown	
<b>Robby Thompson, R</b> OBP: 0.340, SLG: 0.456 (1, 4) H	1-0 HBP		4-2 WP BB	0-0 E5 HR		2-0 P4 ③				2	2	0	0	1	0	2		
<b>Will Clark, L</b> OBP: 0.447, SLG: 0.631 (1, 3) F B S	1-3 K ②		4-2 WP 2B BB	2-2 HR			2-2 L7 ①			3	2	1	4	1	1	1		
<b>Kevin Mitchell, R</b> OBP: 0.368, SLG: 0.657 (1, 7) F X	0-1 F8 ③		3-2 2B 1-H	2-1 G4-3 ③			0-0 P8 ②			4	0	1	1	0	0	1		
<b>Ernest Riles, L</b> OBP: 0.373, SLG: 0.471 (1, 5) C B X		1-1 E 3B	4-1 G6-4-3 BB		1-1 F7 ①		2-2 G6-3 ③			3	1	1	0	1	0	0		
<b>Tracy Jones, R</b> OBP: 0.155, SLG: 0.111 (1, 9) C B B B B X		3-2 E6 G6-3 S 3-H	0-0 G6-4-3 ② ⑤ 1-2f		2-0 G1-3 ②		4-2 G1-6-3 BB			3	0	0	1	1	0	2		
<b>Terry Kennedy, L</b> OBP: 0.304, SLG: 0.372 (1, 2) C B C C X		0-3 K ①		4-1 FC3-6 BB	2-2 F8 ③		0-0 G1-6-3 ① ② 1-2f			3	0	0	0	1	1	2		
<b>Jose Uribe, S</b> OBP: 0.273, SLG: 0.285 (1, 6) C X		0-1 G6-3 ②	1-2 FC3-6 E SH2-4 HR 1-2f		1-0 SH1-4 WP 2B		1-0 F7 ③			4	2	1	0	0	0	2		
<b>Rick Reuschel, R</b> OBP: 0.160, SLG: 0.087 (1, 1) <b>Terry Mulholland, R</b> (6, 1) <b>Michael LaCoss, R</b> (9, 1) B X		1-0 G1-3 ③	1-1 SH2-4		1-0 SH1-4 ① 2-3					1	0	0	0	0	0	1		
<b>Inning Stats</b>	R: 0 E: 0 K: 1 S: 7 H: 0 LOB: 1 BB: 0 P: 11	R: 1 E: 1 K: 1 S: 13 H: 1 LOB: 1 BB: 0 P: 18	R: 2 E: 0 K: 0 S: 16 H: 1 LOB: 1 BB: 3 P: 32	R: 4 E: 1 K: 0 S: 13 H: 1 LOB: 0 BB: 2 P: 27	R: 0 E: 0 K: 0 S: 6 H: 0 LOB: 0 BB: 0 P: 11	R: 1 E: 0 K: 0 S: 7 H: 1 LOB: 0 BB: 0 P: 14	R: 0 E: 0 K: 0 S: 7 H: 0 LOB: 0 BB: 0 P: 11	R: 0 E: 0 K: 0 S: 5 H: 0 LOB: 0 BB: 1 P: 10	1B: 0 2B: 2 3B: 1 HR: 1 SF: 0 SAC: 2 DP: 2 HBP: 1	WP: 5 PB: 0 SB: 1 CS: 0 PA: 35 ERA WHIP								
<b>PITCHER</b>	IP WLS L	BF H R ER SO	BB IBB HBP BLK	WP HR S P	ERA WHIP	<b>PITCHER</b>	IP WLS BF H R ER SO	BB IBB HBP BLK	WP HR S P	ERA WHIP								
<b>Ken Howell, R</b> ERA: 4.34 (1, 1)	3.2	20	2	6	4	2	5	0	0	0	0	0	0	0	0	0	9.82	1.909
<b>Mike Maddux, R</b> ERA: 4.28 (4, 1)	0.1	2	1	1	0	0	0	0	0	0	0	0	1	5	9	0.00	3.000	
<b>Greg Harris, R</b> ERA: 3.41 (5, 1)	1.0	3	0	0	0	0	0	0	0	0	0	0	0	6	11	0.00	0.000	
<b>Jeff Parrett, R</b> ERA: 2.18 (6, 1)	2.0	7	1	1	1	0	0	0	0	1	0	0	0	14	25	4.50	0.500	
<b>Steve Bedrosian, R</b> ERA: 2.63 (8, 1)	1.0	3	0	0	0	0	1	0	0	0	0	0	0	5	10	0.00	1.000	

livebaseballscorecards.com

**AB 26**  
**R 8**  
**H 4**  
**RBI 6**  
**BB 6**  
**SO 2**  
**LOB 12**



Batter	1	2	3	4	5	6	7	8	9	AB R H RBI BB SO LOB	TOP														
Lenny Dykstra, L (1, 8) OBP: 0.374, SLG: 0.410 Mookie Wilson, S (8, PH) OBP: 0.225, SLG: 0.296 (8, 8)	4-1 S 2B BB	0-3 K			0-0 2B			1-1 G5-3		2 1 1 0 1 1 2 1 0 0 0 0 0 0	<p><b>New York Mets @ San Francisco Giants</b> Candlestick Park, San Francisco, CA</p> <p>Mon May 29 1989, 6:33 AM EDT Att. 38,899 - Sunny</p> <p>livebaseballscorecards.com</p> <table border="1"> <tr><td>AB</td><td>33</td></tr> <tr><td>R</td><td>2</td></tr> <tr><td>H</td><td>9</td></tr> <tr><td>RBI</td><td>1</td></tr> <tr><td>BB</td><td>2</td></tr> <tr><td>SO</td><td>5</td></tr> <tr><td>LOB</td><td>16</td></tr> </table> 	AB	33	R	2	H	9	RBI	1	BB	2	SO	5	LOB	16
AB	33																								
R	2																								
H	9																								
RBI	1																								
BB	2																								
SO	5																								
LOB	16																								
Howard Johnson, S (1, 5) OBP: 0.348, SLG: 0.516	2-1 F7		1-0 F7		1-0 G3			2-2 2B		4 0 1 0 0 0 2															
Darryl Strawberry, L (1, 9) OBP: 0.309, SLG: 0.500	1-1 2B		4-2 CS BB		3-2 1B			0-1 G3-1		3 0 2 1 1 0 1															
Kevin McReynolds, R (1, 7) OBP: 0.339, SLG: 0.402	1-0 F9		2-3 K		0-0 F7			1-1 P6		4 0 0 0 0 1 3															
Dave Magadan, L (1, 3) OBP: 0.356, SLG: 0.418 Keith Miller, R (9, PR)	0-1 F7		1-2 F8		0-3 K			0-2 FC6-4 1B		4 0 1 0 0 1 1 0 0 0 0 0 0 0															
Gregg Jefferies, S (1, 4) OBP: 0.212, SLG: 0.260		1-2 SH5-4 1B		1-0 P7			2-2 P6	0-2 FC6-4 1B E		4 1 1 0 0 0 1															
Barry Lyons, R (1, 2) OBP: 0.360, SLG: 0.443		0-0 SH5-4 1B		2-3 K			1-2 G4-3	0-0 FC6 1B		4 0 2 0 0 1 0															
Kevin Elster, R (1, 6) OBP: 0.290, SLG: 0.303 Tim Teufel, R (9, PH) OBP: 0.379, SLG: 0.292		0-2 F8		0-1 F9			1-2 1B	3-2 FC6		3 0 1 0 0 0 2 1 0 0 0 0 0 1															
Ron Darling, R (1, 1) OBP: 0.095, SLG: 0.143 Lee Mazzilli, S (7, PH) OBP: 0.357, SLG: 0.250 Don Aase, R (7, 1) Mark Carreon, R (9, PH) OBP: 0.300, SLG: 0.556		0-1 SH5-4		2-3 K			3-1 P6	0-2 L4		1 0 0 0 0 1 0 1 0 0 0 0 0 1 0 0 0 0 0 0 0 1 0 0 0 0 0 2															
<b>Inning Stats</b>	R: 1 H: 1 E: 0 LOB: 1 K: 0 BB: 1 S: 8 P: 16	R: 0 H: 2 E: 0 LOB: 2 K: 1 BB: 0 S: 12 P: 13	R: 0 H: 0 E: 0 LOB: 0 K: 1 BB: 1 S: 10 P: 17	R: 0 H: 0 E: 0 LOB: 0 K: 1 BB: 0 S: 8 P: 12	R: 0 H: 1 E: 0 LOB: 1 K: 1 BB: 0 S: 8 P: 11	R: 0 H: 1 E: 0 LOB: 0 K: 1 BB: 0 S: 10 P: 13	R: 0 H: 1 E: 0 LOB: 1 K: 0 BB: 0 S: 13 P: 20	R: 0 H: 1 E: 0 LOB: 1 K: 0 BB: 0 S: 11 P: 15	R: 1 H: 2 E: 1 LOB: 2 K: 0 BB: 0 S: 13 P: 16	1B: 6 SF: 0 2B: 3 SAC: 1 3B: 0 DP: 0 HR: 0 HBP: 0	WP: 0 PA: 36 PB: 0 SB: 1 CS: 1														
<b>PITCHER</b> Don Robinson, R (1, 1) ERA: 3.21 Craig Lefferts, L (8, 1) ERA: 1.46	IP WLS BF H R ER SO BB IBB HBP BLK WP HR S P ERA WHIP	7.0 W 27 6 1 1 5 2 0 0 0 0 0 0 69 102 1.29 1.143	2.0 S 9 3 1 0 0 0 0 0 0 0 0 0 24 31 0.00 1.500	<b>PITCHER</b> IP WLS BF H R ER SO BB IBB HBP BLK WP HR S P ERA WHIP																					

Batter	1	2	3	4	5	6	7	8	9
<b>Brett Butler, L</b> OBP: 0.387, SLG: 0.367 (1, 8)	2-1 P6-4 G6-3 1B		4-0 FC6-5 2B BB	2-3 K2-3		0-2 SF8		1-0 SF8	
<b>Robby Thompson, R</b> OBP: 0.342, SLG: 0.460 (1, 4)	0-0 G6-3 1-2		0-1 FC6-5 2B 1-2 2-3f		0-0 F9 2B	1-3 K		1-2 E 1B	
<b>Will Clark, L</b> OBP: 0.450, SLG: 0.631 (1, 3)	4-0 BB		1-1 2B 1-3 2-H		1-1 F8		4-2 1B BB	2-1 E5 1-3	
<b>Kevin Mitchell, R</b> OBP: 0.364, SLG: 0.643 (1, 7)	0-2 P6-4 2-3f		4-0 IBB		0-1 F9		3-0 F8	0-0 P2	
<b>Terry Kennedy, L</b> OBP: 0.302, SLG: 0.368 (1, 2)			0-0 G3		3-3 K		0-0 1B		
<b>Candy Maldonado, R</b> OBP: 0.283, SLG: 0.288 (1, 9)			4-1 G3-4-3 BB		2-0 F7		0-0 F7	1-0 P2	
<b>Ken Oberkfell, L</b> OBP: 0.159, SLG: 0.155 (1, 5) <b>Craig Lefferts, L</b> (8, 1)			1-1 G3-4-3 1-2f		0-1 E4 1B		0-1 1B SF8 1B	0-0 P6	
<b>Jose Uribe, S</b> OBP: 0.284, SLG: 0.296 (1, 6)			0-1 B5-3		3-1 1B		0-0 SF8 1B 1-2	1-2 E4 SH5-3 SF8 1B	
<b>Don Robinson, R</b> OBP: 0.276, SLG: 0.414 (1, 1) <b>Chris Speier, R</b> OBP: 0.318, SLG: 0.222 (8, 5)			0-0 FC6-5 2B		0-3 K		1-1 1B	0-0 SH5-3	

Inning Stats	R: 0	H: 1	E: 0	K: 0	S: 6	R: 0	H: 0	E: 0	K: 1	S: 6	R: 1	H: 2	E: 0	K: 0	S: 8	R: 0	H: 1	E: 1	K: 2	S: 11	R: 0	H: 1	E: 0	K: 1	S: 8	R: 1	H: 3	E: 0	K: 1	S: 12	R: 0	H: 1	E: 0	K: 0	S: 7	R: 1	H: 2	E: 2	K: 0	S: 11	R: 0	H: 0	E: 0	K: 0	S: 0
	0	1	0	0	6	0	0	0	1	6	1	2	0	0	8	0	1	1	2	11	0	1	0	0	0	0	3	0	1	0	12	0	1	0	0	7	2	2	0	11	0	0	0	0	0

PITCHER	IP	WLS	BF	H	R	ER	SO	BB	IBB	HBP	BLK	WP	HR	S	P	ERA	WHIP
<b>Ron Darling, R</b> ERA: 4.1 (1, 1)	6.0	L	29	8	2	2	5	3	1	0	0	0	0	51	86	3.00	1.833
<b>Don Aase, R</b> ERA: 1.89 (7, 1)	2.0		11	3	1	1	0	1	0	0	0	0	0	18	31	4.50	2.000

**BOTTOM**


**New York Mets @ San Francisco Giants**  
Candlestick Park, San Francisco, CA

Mon May 29 1989, 6:33 AM EDT  
Att. 38,899 - Sunny

AB	R	H	RBI	BB	SO	LOB
2	1	1	2	1	1	2
5	0	2	0	0	1	5
3	0	1	1	2	0	2
4	0	0	0	1	0	6
4	0	1	0	0	2	4
3	0	0	0	1	0	2
4	1	1	0	0	0	3
0	0	0	0	0	0	0
4	1	3	0	0	0	0
3	0	2	0	0	1	2
0	0	0	0	0	0	0

AB	32
R	3
H	11
RBI	3
BB	5
SO	5
LOB	26

WP: 0 PA: 40  
PB: 0  
SB: 0  
CS: 0



Batter	1	2	3	4	5	6	7	8	9	AB R H RBI BB SO LOB	TOP											
Lenny Dykstra, L (1, 8) OBP: 0.378, SLG: 0.408	4-1 BLK 1B BB		2-2 G3		0-0 3-H 1B			1-1 G4-3		3 1 1 1 1 0 0												
Tim Teufel, R (1, 4) OBP: 0.396, SLG: 0.320	0-2 1-H 1B			0-2 G1-3		4-2 BB BB		2-2 2B		3 0 2 1 1 0 0												
Howard Johnson, S (1, 6) OBP: 0.346, SLG: 0.509	3-2 P2			0-0 2B 1B		2-1 F8		0-0 P4		4 1 1 0 0 0 2												
Darryl Strawberry, L (1, 9) OBP: 0.314, SLG: 0.503	3-3 K			0-0 1-H 2B		4-0 1-2 BB		3-2 G3		3 0 1 1 1 1 1												
Kevin McReynolds, R (1, 7) OBP: 0.337, SLG: 0.399		2-2 L4		1-3 K		1-1 F9			1-0 G4-6-3 1B 1B	4 0 1 0 0 1 3												
Dave Magadan, L (1, 3) OBP: 0.352, SLG: 0.410		1-1 F8		0-0 G1-3		0-0 F7			0-1 1-2 G4-6-3 1B	4 0 1 0 0 0 3												
Gregg Jefferies, S (1, 5) OBP: 0.213, SLG: 0.260		1-1 G6-3			1-2 G3-6-1 1B 1B		1-2 F8		0-1 G4-6-3 1-2f 2-3	4 1 1 0 0 0 2												
Mackey Sasser, L (1, 2) OBP: 0.294, SLG: 0.424			2-0 F7		0-2 1-2 G3-6-1 1B		0-1 G4-3		0-1 G4-3	4 0 1 0 0 0 1												
David Cone, L (1, 1) OBP: 0.261, SLG: 0.190 Lee Mazzilli, S (5, PH) OBP: 0.345, SLG: 0.238 Terry Leach, R (5, 1) Sid Fernandez, L (6, 1) OBP: 0.271, SLG: 0.316 Mookie Wilson, S (7, PH) OBP: 0.223, SLG: 0.293 Roger McDowell, R (7, 1)			0-0 G1-3		1-0 G3-6-1 1-2f 2-3		1-3 K			1 0 0 0 0 0 0 1 0 0 0 0 0 2 0 0 0 0 0 0 0 0 0 0 0 0 0 0 1 0 0 0 0 1 0 0 0 0 0 0 0 0												
<b>Inning Stats</b>	R: 1 E: 0 K: 1 S: 10	H: 1 LOB: 0 BB: 1 P: 20	R: 0 E: 0 K: 0 S: 10	H: 0 LOB: 0 BB: 0 P: 14	R: 0 E: 0 K: 0 S: 6	H: 0 LOB: 0 BB: 0 P: 10	R: 1 E: 0 K: 1 S: 9	H: 2 LOB: 1 BB: 0 P: 10	R: 1 E: 0 K: 0 S: 9	H: 3 LOB: 1 BB: 0 P: 11	R: 0 E: 0 K: 0 S: 7	H: 0 LOB: 2 BB: 2 P: 18	R: 0 E: 0 K: 1 S: 9	H: 0 LOB: 0 BB: 0 P: 11	R: 0 E: 0 K: 0 S: 9	H: 1 LOB: 1 BB: 0 P: 15	R: 0 E: 0 K: 0 S: 7	H: 2 LOB: 1 BB: 0 P: 8	1B: 7 2B: 2 3B: 0 HR: 0	SF: 0 SAC: 0 DP: 2 HBP: 0	WP: 0 PB: 0 SB: 0 CS: 0	PA: 35
<b>PITCHER</b>	IP WLS BF H R ER SO BB IBB HBP BLK WP HR S P ERA WHIP																					
Mike Krukow, R (1, 1) ERA: 3.29	5.1 W 21 6 3 3 2 2 0 0 0 1 0 0 48 75 5.06 1.500																					
Atlee Hammaker, L (6, 1) ERA: 2.97	1.2 6 0 0 0 1 1 0 0 0 0 0 0 12 19 0.00 0.600																					
Michael LaCoss, R (8, 1) ERA: 2.06	2.0 8 3 0 0 0 0 0 0 0 0 0 0 16 23 0.00 1.500																					

**New York Mets @ San Francisco Giants**  
 Candlestick Park, San Francisco, CA  
 Tue May 30 1989, 10:05 PM EDT  
 Att: 17,398 - Unknown

[livebaseballscorecards.com](http://livebaseballscorecards.com)

<b>AB</b>	<b>32</b>
<b>R</b>	<b>3</b>
<b>H</b>	<b>9</b>
<b>RBI</b>	<b>3</b>
<b>BB</b>	<b>3</b>
<b>SO</b>	<b>3</b>
<b>LOB</b>	<b>14</b>



Batter	1	2	3	4	5	6	7	8	9
<b>Brett Butler, L</b> OBP: 0.388, SLG: 0.379 (1, 8)	F7		P4	3B		HR		L8	
<b>Robby Thompson, R</b> OBP: 0.348, SLG: 0.461 (1, 4)	1B		HR	BB		K		G6-3	
<b>Will Clark, L</b> OBP: 0.458, SLG: 0.648 (1, 3)	L7		HR	BB		HR		HR	
<b>Kevin Mitchell, R</b> OBP: 0.364, SLG: 0.653 (1, 7)	P8		HR	K		P4		HR	
<b>Ernest Riles, L</b> OBP: 0.374, SLG: 0.495 (1, 5)		F8	F8		G5-4-3	F8		HR	
<b>Candy Maldonado, R</b> OBP: 0.274, SLG: 0.277 (1, 9)		K	G6-3		G5-4-3		K	G6-3	
<b>Terry Kennedy, L</b> OBP: 0.308, SLG: 0.375 (1, 2)		BB		K		2B	G4-1		
<b>Jose Uribe, S</b> OBP: 0.294, SLG: 0.309 (1, 6)		BB		3B	G3		1B		
<b>Mike Krukow, R</b> OBP: 0.071, SLG: 0.071 (1, 1)									
<b>Atlee Hammaker, S</b> OBP: 0.444, SLG: 0.556 (6, 1)	G6-3								
<b>Ed Jurak, R</b> OBP: 0.300, SLG: 0.243 (7, PH)						HR			
<b>Michael LaCoss, R</b> (8, 1)									

Inning Stats	R: 0	H: 1	E: 0	K: 0	S: 9	R: 0	H: 0	E: 0	K: 1	S: 9	R: 3	H: 3	E: 0	K: 0	S: 11	R: 1	H: 2	E: 0	K: 3	S: 15	R: 0	H: 2	E: 0	K: 0	S: 11	R: 3	H: 3	E: 0	K: 1	S: 20	R: 0	H: 1	E: 0	K: 1	S: 8	R: 3	H: 2	E: 0	K: 0	S: 10
	LOB: 1	BB: 0	P: 15	LOB: 2	BB: 2	P: 20	LOB: 0	BB: 0	P: 15	LOB: 3	BB: 0	P: 26	LOB: 1	BB: 0	P: 14	LOB: 0	BB: 0	P: 26	LOB: 0	BB: 0	P: 11	LOB: 1	BB: 1	P: 11	LOB: 0	BB: 1	P: 20	SF: 0	SAC: 0	DP: 1	HBP: 0	1B: 7	2B: 3	3B: 1	HR: 3	WP: 0	PA: 42			

PITCHER	IP	WLS	BF	H	R	ER	SO	BB	IBB	HBP	BLK	WP	HR	S	P	ERA	WHIP
<b>David Cone, R</b> ERA: 3.48 (1, 1)	4.0	L	22	6	4	4	4	4	0	0	0	0	1	44	76	9.00	2.500
<b>Terry Leach, R</b> ERA: 1.56 (5, 1)	1.0		5	3	1	1	0	0	0	0	0	0	0	19	23	9.00	3.000
<b>Sid Fernandez, L</b> ERA: 3.34 (6, 1)	1.0		5	2	2	2	1	0	0	0	0	0	1	12	17	18.00	2.000
<b>Roger McDowell, R</b> ERA: 3.52 (7, 1)	2.0		10	3	3	3	1	1	0	0	0	0	1	18	31	13.50	2.000

**BOTTOM**


**New York Mets @ San Francisco Giants**  
Candlestick Park, San Francisco, CA


Tue May 30 1989, 10:05 PM EDT  
Att. 17,398 - Unknown

AB R H RBI BB SO LOB

5	1	2	1	0	0	0
4	1	2	0	1	1	2
3	3	2	3	2	0	1
5	2	2	3	0	1	4
5	1	2	3	0	0	0
5	0	0	0	0	2	1
3	0	1	0	1	1	0
3	1	2	0	1	0	1
2	0	0	0	0	1	3
1	1	1	0	0	0	0
1	0	0	0	0	0	1
0	0	0	0	0	0	0

AB 37  
R 10  
H 14  
RBI 10  
BB 5  
SO 6  
LOB 13



Batter	1	2	3	4	5	6	7	8	9	10	AB R H RBI BB SO LOB	TOP														
Lenny Dykstra, L (1, 8) OBP: 0.374, SLG: 0.398 Mookie Wilson, S (10, PH) OBP: 0.221, SLG: 0.291 (10, 8)	0-1 L3		0-0 G4-3			1-0 G3		4-1 G5-4-3 BB		2-2 E6 1-H 2-H	3 0 0 0 1 0 0 1 0 0 1 0 0 0	<p><b>New York Mets @ San Francisco Giants</b> Candlestick Park, San Francisco, CA</p> <p>Wed May 31 1989, 10:05 PM EDT Att. 21,658 - Unknown</p> <p>livebaseballscorecards.com</p> <table border="1"> <tr><td>AB</td><td>37</td></tr> <tr><td>R</td><td>3</td></tr> <tr><td>H</td><td>7</td></tr> <tr><td>RBI</td><td>2</td></tr> <tr><td>BB</td><td>2</td></tr> <tr><td>SO</td><td>9</td></tr> <tr><td>LOB</td><td>17</td></tr> </table> 	AB	37	R	3	H	7	RBI	2	BB	2	SO	9	LOB	17
AB	37																									
R	3																									
H	7																									
RBI	2																									
BB	2																									
SO	9																									
LOB	17																									
Tim Teufel, R (1, 4) OBP: 0.385, SLG: 0.313 Rick Aguilera, R (10, 1)	2-3 K		0-0 1B			1-1 F8		2-0 G5-4-3 1-2f		1-3 K	5 0 1 0 0 2 3 0 0 0 0 0 0 0															
Darryl Strawberry, L (1, 9) OBP: 0.305, SLG: 0.488	1-3 K		2-3 K			2-1 P6				0-2 G1-3	5 0 0 0 0 2 3															
Kevin McReynolds, R (1, 7) OBP: 0.340, SLG: 0.407		1-1 F9		0-3 K		1-0 1B 2B		1-0 1B			4 1 2 0 0 1 0															
Howard Johnson, S (1, 5) OBP: 0.349, SLG: 0.506		4-0 1B F8-2 BB		2-2 G3		0-0 1B 2-H		2-3 K			3 0 1 1 1 1 1															
Dave Magadan, L (1, 3) OBP: 0.347, SLG: 0.402		0-0 1B 1-2 1B		0-0 F9		1-1 F8		3-2 G3			4 0 1 0 0 0 2															
Barry Lyons, R (1, 2) OBP: 0.367, SLG: 0.446 Keith Miller, R (10, PR) (10, 4)		0-0 1B 1-2 2-3 1B		1-3 K		1-3 K2-3				2-0 WP E E 1B	4 0 2 0 0 2 1 0 1 0 0 0 0 0															
Kevin Elster, R (1, 6) OBP: 0.282, SLG: 0.294		0-2 F8-2 3-H		1-2 G3-1		2-3 K				2-2 FC6 WP E	4 1 0 0 0 1 5															
Bob Ojeda, L (1, 1) OBP: 0.200, SLG: 0.158 Randy Myers, L (9, 1) Mark Carreon, R (10, PH) OBP: 0.273, SLG: 0.500 Mackey Sasser, L (10, 2) OBP: 0.294, SLG: 0.424			2-1 P7		0-0 G4-3		0-0 P6			0-1 B5	3 0 0 0 0 0 0 0 0 0 0 0 0 0 1 0 0 0 0 0 2 0 0 0 0 0 0 0															
<b>Inning Stats</b>	R: 0 H: 0 E: 0 LOB: 0 K: 2 BB: 0 S: 8 P: 11	R: 0 H: 2 E: 0 LOB: 2 K: 0 BB: 1 S: 8 P: 13	R: 0 H: 1 E: 0 LOB: 1 K: 1 BB: 0 S: 7 P: 11	R: 0 H: 0 E: 0 LOB: 0 K: 1 BB: 0 S: 7 P: 9	R: 0 H: 0 E: 0 LOB: 0 K: 1 BB: 0 S: 7 P: 9	R: 0 H: 0 E: 0 LOB: 0 K: 0 BB: 0 S: 5 P: 9	R: 1 H: 2 E: 0 LOB: 1 K: 2 BB: 0 S: 10 P: 15	R: 0 H: 0 E: 0 LOB: 0 K: 0 BB: 1 S: 5 P: 9	R: 0 H: 1 E: 0 LOB: 1 K: 1 BB: 0 S: 10 P: 15	R: 2 H: 1 E: 2 LOB: 2 K: 1 BB: 0 S: 17 P: 23	1B: 6 SF: 0 2B: 2 SAC: 0 3B: 0 DP: 2 HR: 0 HBP: 0	WP: 1 PA: 39 PB: 0 SB: 1 CS: 0														
<b>PITCHER</b> Scott Garrelts, R (1, 1) ERA: 2.4 Craig Leferts, L (9, 1) ERA: 1.38	IP WLS BF H R ER SO BB IBB HBP BLK WP HR S P ERA WHIP																									
	8.0 L 29 5 1 1 7 2 0 0 0 0 1 0 57 86 1.12 0.875																									
	2.0 L 10 2 2 0 2 0 0 0 0 0 0 0 27 38 0.00 1.000																									

Batter	1	2	3	4	5	6	7	8	9	10	AB	R	H	RBI	BB	SO	LOB
<b>Brett Butler, L</b> OBP: 0.393, SLG: 0.384 (1, 8) C X	0-1 G4-3 2B		4-2 E S BB			3-3 K		4-1 BB		1-3 K	3	0	1	0	2	2	1
<b>Chris Speier, R</b> OBP: 0.259, SLG: 0.174 (1, 4) C X	1-1 G4-3 2-3		3-3 K			1-3 K		0-1 G4-3		1-3 K	5	0	0	0	0	3	4
<b>Will Clark, L</b> OBP: 0.455, SLG: 0.638 (1, 3) F	2-3 K		0-3 K			1-3 K			4-2 2B BB								3 1 0 0 1 3 2
<b>Kevin Mitchell, R</b> OBP: 0.362, SLG: 0.649 (1, 7) B BB X	3-0 F7			2-3 K			2-0 P6		2-0 2B								4 0 1 1 0 1 1
<b>Candy Maldonado, R</b> OBP: 0.273, SLG: 0.277 (1, 9) B X		1-0 G4-6-3 1B		3-2 G6-3			0-1 G6-3		1-1 G6-3								4 0 1 0 0 0 0
<b>Ernest Riles, L</b> OBP: 0.378, SLG: 0.491 (1, 5) B B C X		2-1 G4-6-3 1-2f		0-1 G1-6-3			4-1 FC6 BB		3-2 1B								3 0 1 0 1 0 1
<b>Kirt Manwaring, R</b> OBP: 0.292, SLG: 0.299 (1, 2) F X		0-1 E6			1-1 G5-3		0-1 FC6 1-2f		1-3 K								4 0 0 0 0 1 2
<b>Jose Uribe, S</b> OBP: 0.291, SLG: 0.305 (1, 6)		3-3 K			0-0 G6-3			1-1 B1-3									2 0 0 0 0 1 1
<b>Donell Nixon, R</b> OBP: 0.262, SLG: 0.254 (8, PH)										2-2 F8							1 0 0 0 0 0 0
<b>Craig Leferts, L</b> OBP: 0.156, SLG: 0.153 (9, 1)																	0 0 0 0 0 0 0
<b>Ken Oberkfell, L</b> OBP: 0.156, SLG: 0.153 (10, PH)																	1 0 0 0 0 0 0
<b>Scott Garrelts, R</b> OBP: 0.160, SLG: 0.208 (1, 1)			2-1 G6-3			0-2 F9		1-1 F9		2-2 1B							2 0 0 0 0 0 0
<b>Ed Jurak, R</b> OBP: 0.293, SLG: 0.237 (8, PH)																	1 0 0 0 0 0 0
<b>Terry Kennedy, L</b> OBP: 0.313, SLG: 0.380 (9, 4)																	1 0 1 0 0 0 0

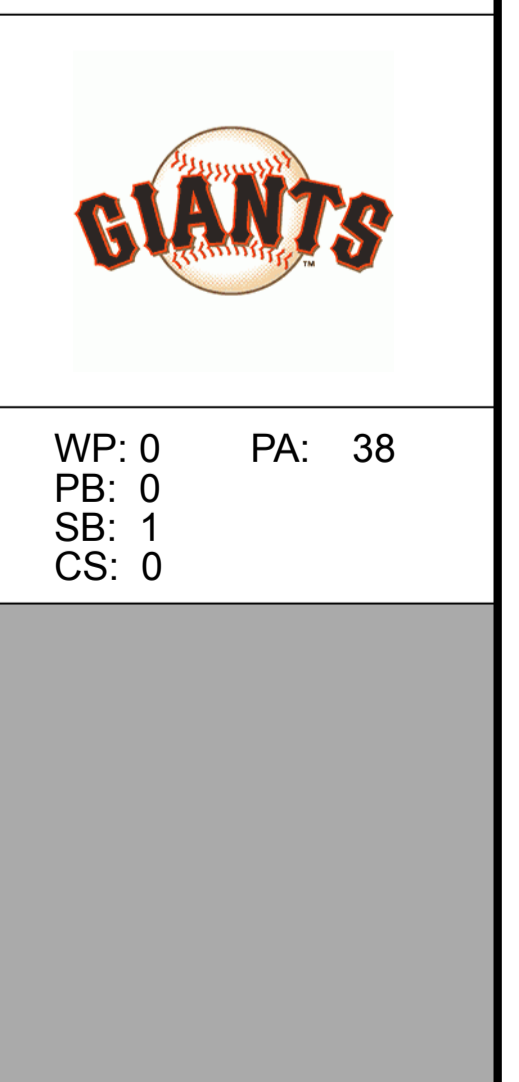
Inning Stats	R: 0	H: 1	E: 0	K: 1	S: 10	P: 16
	R: 0	H: 1	E: 1	K: 1	S: 9	P: 15
	R: 0	H: 0	E: 0	K: 2	S: 10	P: 19
	R: 0	H: 0	E: 0	K: 1	S: 9	P: 14
	R: 0	H: 0	E: 0	K: 0	S: 6	P: 7
	R: 0	H: 0	E: 0	K: 3	S: 11	P: 16
	R: 0	H: 0	E: 0	K: 0	S: 6	P: 12
	R: 0	H: 0	E: 0	K: 0	S: 7	P: 13
	R: 1	H: 2	E: 0	K: 1	S: 11	P: 22
	R: 0	H: 1	E: 0	K: 2	S: 16	P: 22
	1B: 3	SF: 0	2B: 2	SAC: 0	3B: 0	DP: 1
	HR: 0	HBP: 0				
WP: 0	PA: 38					
PB: 0						
SB: 1						
CS: 0						

PITCHER	IP	WLS	BF	H	R	ER	SO	BB	IBB	HBP	BLK	WP	HR	S	P	ERA	WHIP
<b>Bob Ojeda, L</b> ERA: 3.23 (1, 1)	8.0		29	2	0	0	8	3	0	0	0	0	0	68	112	0.00	0.625
<b>Randy Myers, L</b> ERA: 0.95 (9, 1)	1.0	W	5	2	1	1	1	1	0	0	0	0	0	11	22	9.00	3.000
<b>Rick Aguilera, R</b> ERA: 0.86 (10, 1)	1.0	S	4	1	0	0	2	0	0	0	0	0	0	16	22	0.00	1.000

PITCHER	IP	WLS	BF	H	R	ER	SO	BB	IBB	HBP	BLK	WP	HR	S	P	ERA	WHIP

**New York Mets @ San Francisco Giants**  
Candlestick Park, San Francisco, CA  
Wed May 31 1989, 10:05 PM EDT  
Att: 21,658 - Unknown

AB	34
R	1
H	5
RBI	1
BB	4
SO	11
LOB	12







BOTTOM

San Francisco Giants @ Atlanta Braves  
Atlanta-Fulton County Stadium, Atlanta, GA

AB	38
R	6
H	14
RBI	6
BB	4
SO	4
LOB	18



WP	0	PA	44
PB	0		
SB	0		
CS	0		

ERA	5.68	WHIP	1.737
ERA	3.0		
ERA	2.0		
ERA	1.83		
ERA	0.59		

AB R H RBI BB SO LOB

4 1 2 0 1 0 2  
5 1 2 0 0 0 5  
0 0 0 0 0 0 0  
0 0 0 0 0 0 0

5 2 3 0 0 0 4

5 0 2 0 0 2 1

3 1 2 4 0 0 0

4 0 1 1 1 0 3

5 1 1 1 0 1 2

3 0 0 0 0 0 0  
1 0 0 0 1 1 1

1 0 0 0 1 0 0  
0 0 0 0 0 0 0  
1 0 0 0 0 0 0  
0 0 0 0 0 0 0  
1 0 1 0 0 0 0  
0 0 0 0 0 0 0  
0 0 0 0 0 0 0

1B: 12 SF: 2  
2B: 0 SAC: 0  
3B: 0 DP: 0  
HR: 2 HBP: 0

Batter	1	2	3	4	5	6	7	8	9
Jeff Treadway, L (1, 4) OBP: 0.336, SLG: 0.387	0-0 G6-3	4-2 1B BB		0-0 1-2 1B			0-0 1B 1B SF9 1B	2-0 P6	
Tommy Gregg, L (1, 9) OBP: 0.422, SLG: 0.561 Paul Assenmacher, L (9, 1) Joe Boever, R (9, 1)	0-0 1B 1B SF7 1B	0-1 1-2 1B		0-2 F9 2-3			1-1 L4	1-1 FC6-4 1-2f	
Gerald Perry, L (1, 3) OBP: 0.358, SLG: 0.341	1-0 1-2 1B	2-0 F9		2-2 G5-3			1-1 1-2 1B 1B	0-0 HR 1B	
Dale Murphy, R (1, 8) OBP: 0.308, SLG: 0.366	1-0 1-2 2-3 1B		1-3 K		2-3 K		3-2 1-2 2-3 1B	1-2 P3	
Andres Thomas, R (1, 6) OBP: 0.265, SLG: 0.392	0-0 SF7 3-H		2-2 1B		0-2 G5-3		0-1 SF9 3-H	2-2 1-H HR	
Dion James, L (1, 7) OBP: 0.393, SLG: 0.333	3-2 F8		0-0 F8		2-1 F7		2-1 1-3 2-H 1B	4-1 BB	
Ron Gant, R (1, 5) OBP: 0.232, SLG: 0.328		0-0 HR	1-3 K			3-2 L6		2-2 P4	1-0 F8
Bruce Benedict, R (1, 2) OBP: 0.279, SLG: 0.154 Geronimo Berroa, R (8, PH) OBP: 0.350, SLG: 0.333		0-1 G5-3		0-1 G1-3		3-2 G5-3		4-2 1B BB	1-3 K
Tom Glavine, L (1, 1) OBP: 0.276, SLG: 0.222 Charlie Fuleo, R (5, 1) Terry Blocker, L (6, PH) OBP: 0.259, SLG: 0.269 Jim Acker, R (7, 1) Darrell Evans, L (8, PH) OBP: 0.316, SLG: 0.377 Zane Smith, L (8, PR) OBP: 0.187, SLG: 0.167 Jody Davis, R (9, 2) OBP: 0.230, SLG: 0.234		2-1 G4-3		4-2 F9 1B BB		0-1 F9		1-0 FC6-4 1-2 1B	

Inning Stats	R: 1	H: 3	E: 0	LOB: 2	K: 0	BB: 0	S: 9	R: 1	H: 2	E: 0	LOB: 2	K: 0	BB: 1	S: 10	R: 0	H: 1	E: 0	LOB: 1	K: 2	BB: 0	S: 12	R: 0	H: 1	E: 0	LOB: 2	K: 0	BB: 1	S: 13	R: 0	H: 0	E: 0	LOB: 0	K: 1	BB: 0	S: 8	R: 0	H: 0	E: 0	LOB: 0	K: 0	BB: 0	S: 9	R: 2	H: 4	E: 0	LOB: 2	K: 0	BB: 0	S: 13	R: 0	H: 1	E: 0	LOB: 2	K: 0	BB: 1	S: 9	R: 0	H: 2	E: 0	LOB: 1	K: 1	BB: 1	S: 15	1B: 12	SF: 2	2B: 0	SAC: 0	3B: 0	DP: 0	HR: 2	HBP: 0	WP: 0	PA: 44
--------------	------	------	------	--------	------	-------	------	------	------	------	--------	------	-------	-------	------	------	------	--------	------	-------	-------	------	------	------	--------	------	-------	-------	------	------	------	--------	------	-------	------	------	------	------	--------	------	-------	------	------	------	------	--------	------	-------	-------	------	------	------	--------	------	-------	------	------	------	------	--------	------	-------	-------	--------	-------	-------	--------	-------	-------	-------	--------	-------	--------

PITCHER	IP	WLS	BF	H	R	ER	SO	BB	IBB	HBP	BLK	WP	HR	S	P	ERA	WHIP
Rick Reuschel, R (1, 1) ERA: 2.41	6.1	W	30	9	4	4	3	2	0	0	0	0	0	66	101	5.68	1.737
Jeff Brantley, R (7, 1) ERA: 3.0	0.2		3	2	0	0	0	0	0	0	0	0	0	8	13	0.00	3.000
Michael LaCoss, R (8, 1) ERA: 2.0	1.0		5	1	0	0	0	1	0	0	0	0	0	9	19	0.00	2.000
Craig Lefferts, L (9, 1) ERA: 1.83	0.1		3	2	2	0	0	0	0	0	0	0	1	10	13	54.00	6.000
Rich Gossage, R (9, 1) ERA: 0.59	0.2	S	3	0	0	0	1	1	0	0	0	0	0	5	11	0.00	1.500

Fri Jun 02 1989, 7:05 PM EDT  
Att: 14,052 - Unknown - 84 F

Batter	1	2	3	4	5	6	7	8	9	AB R H RBI BB SO LOB	TOP											
<b>Brett Butler, L</b> (1, 8) OBP: 0.395, SLG: 0.383	0-1 CS 1B		4-1 G6-4-3 BB		1-3 K			0-3 K		3 0 1 0 1 2 0												
<b>Robby Thompson, R</b> (1, 4) OBP: 0.353, SLG: 0.476	2-1 G6-3		0-0 G6-4-3			3-1 F8		3-2 G6-3		4 0 0 0 0 0 3												
<b>Will Clark, L</b> (1, 3) OBP: 0.450, SLG: 0.622	0-1 E6			2-0 HR 1B		1-2 G4-3		1-0 G6-3		4 1 1 0 0 0 0												
<b>Kevin Mitchell, R</b> (1, 7) OBP: 0.370, SLG: 0.688	3-2 G5-3			1-2 HR		1-1 F8			0-0 HR 1B	4 2 2 2 0 0 1												
<b>Candy Maldonado, R</b> (1, 9) OBP: 0.278, SLG: 0.293		1-1 G6-3		3-2 F9		4-0 G3 S BB			2-0 HR	3 1 1 2 1 0 0												
<b>Ernest Riles, L</b> (1, 5) OBP: 0.375, SLG: 0.483		1-3 K		1-3 K		3-3 K			1-1 G3	4 0 0 0 0 3 1												
<b>Kirt Manwaring, R</b> (1, 2) OBP: 0.278, SLG: 0.284		1-1 G3		1-0 G6-3		0-1 G3			2-1 G6-3	4 0 0 0 0 0 1												
<b>Jose Uribe, S</b> (1, 6) OBP: 0.284, SLG: 0.293			1-1 L6		3-2 F8		4-0 IBB		0-0 G4-3	3 0 0 0 1 0 0												
<b>Don Robinson, R</b> (1, 1) OBP: 0.300, SLG: 0.433			0-0 BB 1B		2-2 G5-3		1-0 F9			1 0 1 0 0 0 0												
<b>Atlee Hammaker, S</b> (4, 1) OBP: 0.364, SLG: 0.455										2 0 0 0 0 0 2												
<b>Michael LaCoss, R</b> (9, 1)										0 0 0 0 0 0 0												
<b>Inning Stats</b>	R: 0 E: 1 K: 0 S: 9	H: 1 LOB: 1 BB: 0 P: 14	R: 0 E: 0 K: 1 S: 7	H: 0 LOB: 0 BB: 0 P: 10	R: 0 E: 0 K: 0 S: 5	H: 1 LOB: 1 BB: 1 P: 10	R: 2 E: 0 K: 1 S: 14	H: 2 LOB: 0 BB: 0 P: 22	R: 0 E: 0 K: 1 S: 10	H: 0 LOB: 0 BB: 0 P: 16	R: 0 E: 0 K: 0 S: 7	H: 0 LOB: 0 BB: 0 P: 12	R: 0 E: 0 K: 1 S: 6	H: 0 LOB: 2 BB: 2 P: 18	R: 0 E: 0 K: 1 S: 8	H: 0 LOB: 0 BB: 0 P: 12	R: 2 E: 0 K: 0 S: 7	H: 2 LOB: 0 BB: 0 P: 12	1B: 4 2B: 0 3B: 0 HR: 2	SF: 0 SAC: 0 DP: 1 HBP: 0	WP: 0 PB: 0 SB: 1 CS: 1	PA: 35
<b>PITCHER</b>	IP WLS BF H R ER SO BB IBB HBP BLK WP HR S P ERA WHIP												<b>PITCHER</b>	IP WLS BF H R ER SO BB IBB HBP BLK WP HR S P ERA WHIP								
<b>Zane Smith, L</b> (1, 1) ERA: 4.48	8.0 L 30 4 2 2 5 2 1 0 0 0 0 1 66 114 2.25 0.750																					
<b>José Álvarez, R</b> (9, 1) ERA: 2.45	1.0 5 2 2 2 0 0 0 0 0 0 0 1 7 12 18.00 2.000																					

San Francisco Giants @ Atlanta Braves  
Atlanta-Fulton County Stadium, Atlanta, GA

Sat Jun 03 1989, 3:33 AM EDT  
Att. 16,181 - Unknown - 87 F

livebaseballscorecards.com

AB	32
R	4
H	6
RBI	4
BB	3
SO	5
LOB	8



Batter	1	2	3	4	5	6	7	8	9	AB	R	H	RBI	BB	SO	LOB
Jeff Treadway, L (1, 4) OBP: 0.333, SLG: 0.383	1-0 F9		1-2 F8			0-1 BB 1B		2-2 F7		4	0	1	0	0	0	1
Tommy Gregg, L (1, 9) OBP: 0.408, SLG: 0.523	3-2 P2			3-2 F8		4-1 BB			1-2 F7	3	0	0	0	1	0	0
Gerald Perry, L (1, 3) OBP: 0.360, SLG: 0.344	0-1 G3-1			1-2 G5-4-3 1B		0-0 G6-3			0-0 E1 1B	4	0	2	0	0	0	2
Dale Murphy, R (1, 8) OBP: 0.302, SLG: 0.359		1-1 G4-3		1-2 G5-4-3 1-2f		0-0 G6-3			1-0 G4-3	4	0	0	0	0	0	2
Andres Thomas, R (1, 6) OBP: 0.260, SLG: 0.383		0-0 F8			0-0 P4				0-2 G4-3	4	0	0	0	0	0	1
Dion James, L (1, 7) OBP: 0.392, SLG: 0.333		0-0 FC5-4 1B			1-2 L3				1-0 4-3	3	0	1	0	0	0	0
Jody Davis, R (1, 2) OBP: 0.232, SLG: 0.236		0-0 FC5-4 1-2f			0-0 F9				3-2 FC5-4 1B	3	0	1	0	0	0	1
John Russell, R (8, PR) OBP: 0.146, SLG: 0.146										0	0	0	0	0	0	0
Ron Gant, R (1, 5) OBP: 0.228, SLG: 0.322			0-0 F8			1-1 F9			0-0 FC5-4 1-2f	3	0	0	0	0	0	1
Zane Smith, L (1, 1) OBP: 0.150, SLG: 0.150			0-1 G3			1-1 G2-3			1-0 F9	2	0	0	0	0	0	0
Geronimo Berroa, R (8, PH) OBP: 0.344, SLG: 0.328										1	0	0	0	0	0	1
José Álvarez, R (9, 1)										0	0	0	0	0	0	0

Inning Stats	R: 0	H: 0	E: 0	K: 8	S: 8	H: 0	LOB: 0	BB: 0	P: 12	R: 0	H: 1	E: 0	K: 0	S: 5	H: 1	LOB: 1	BB: 0	P: 6	R: 0	H: 1	E: 0	K: 0	S: 9	H: 0	LOB: 0	BB: 0	P: 10	R: 0	H: 0	E: 0	K: 0	S: 9	H: 1	LOB: 0	BB: 0	P: 14	R: 0	H: 0	E: 0	K: 0	S: 5	H: 0	LOB: 0	BB: 0	P: 6	R: 0	H: 1	E: 0	K: 0	S: 8	H: 1	LOB: 2	BB: 1	P: 14	R: 0	H: 0	E: 0	K: 0	S: 3	H: 0	LOB: 0	BB: 0	P: 4	R: 0	H: 1	E: 0	K: 0	S: 8	H: 1	LOB: 1	BB: 0	P: 14	R: 0	H: 1	E: 1	K: 0	S: 8	H: 1	LOB: 1	BB: 0	P: 10	1B: 5	2B: 0	3B: 0	HR: 0	SF: 0	SAC: 0	DP: 1	HBP: 0	WP: 0	PB: 0	SB: 0	CS: 0	PA: 32
--------------	------	------	------	------	------	------	--------	-------	-------	------	------	------	------	------	------	--------	-------	------	------	------	------	------	------	------	--------	-------	-------	------	------	------	------	------	------	--------	-------	-------	------	------	------	------	------	------	--------	-------	------	------	------	------	------	------	------	--------	-------	-------	------	------	------	------	------	------	--------	-------	------	------	------	------	------	------	------	--------	-------	-------	------	------	------	------	------	------	--------	-------	-------	-------	-------	-------	-------	-------	--------	-------	--------	-------	-------	-------	-------	--------

PITCHER	IP	WLS	BF	H	R	ER	SO	BB	IBB	HBP	BLK	WP	HR	S	P	ERA	WHIP
Don Robinson, R (1, 1) ERA: 3.08	3.0		10	1	0	0	0	0	0	0	0	0	0	22	28	0.00	0.333
Atlee Hammaker, L (4, 1) ERA: 2.64	5.0	W	18	3	0	0	0	1	0	0	0	0	0	33	52	0.00	0.800
Michael LaCoss, R (9, 1) ERA: 1.95	1.0		4	1	0	0	0	0	0	0	0	0	0	8	10	0.00	1.000

BOTTOM

San Francisco Giants @ Atlanta Braves  
Atlanta-Fulton County Stadium, Atlanta, GA

Sat Jun 03 1989, 3:33 AM EDT  
Att: 16,181 - Unknown - 87 F

livebaseballscorecards.com

AB	31
R	0
H	5
RBI	0
BB	1
SO	0
LOB	9



Batter	1	2	3	4	5	6	7	8	9	AB R H RBI BB SO LOB	TOP											
<b>Brett Butler, L</b> (1, 8) OBP: 0.392, SLG: 0.381	3-2 P6			1-1 P6		0-0 G5-4-3 1B		1-3 K		4 0 1 0 0 1 0												
<b>Robby Thompson, R</b> (1, 4) OBP: 0.351, SLG: 0.471	2-2 F8			2-2 G6-3		2-1 G5-4-3 1-2f			0-0 G1-4-3 2B 1B	4 1 1 0 0 0 1												
<b>Will Clark, L</b> (1, 3) OBP: 0.446, SLG: 0.614	2-0 F8			2-1 1B 1B		2-1 L5			1-2 G1-4-3 1-2	4 0 1 0 0 0 1												
<b>Kevin Mitchell, R</b> (1, 7) OBP: 0.377, SLG: 0.702		2-2 F8		0-1 1-3 1B			0-1 HR		4-0 2B WP BB	3 2 2 1 1 0 0												
<b>Candy Maldonado, R</b> (1, 9) OBP: 0.277, SLG: 0.298		1-0 G5-3		0-1 G3			1-3 K		1-0 WP 2B 1-3 2-H	4 0 1 1 0 1 2												
<b>Ernest Riles, L</b> (1, 5) OBP: 0.371, SLG: 0.475 (7, 6)		2-2 G4-3			2-2 CS 1B		2-2 G3		2-3 K 2-3 3-H	4 0 1 0 0 1 1												
<b>Chris Speier, R</b> (1, 6) OBP: 0.233, SLG: 0.154			0-0 F7		3-1 G5-3 1-2		0-0 G3		1-3 K	3 0 0 0 0 0 1												
<b>Rich Gossage, R</b> (7, 1)										0 0 0 0 0 0 0												
<b>Tracy Jones, R</b> (9, PH) OBP: 0.153, SLG: 0.109										0 0 0 0 0 0 0												
<b>Terry Kennedy, L</b> (9, PH) OBP: 0.309, SLG: 0.374										1 0 0 0 0 1 1												
<b>Kirt Manwaring, R</b> (1, 2) OBP: 0.280, SLG: 0.286			2-3 K		0-0 1B			0-3 K		3 0 1 0 0 2 0												
<b>Mike Krukow, R</b> (1, 1) OBP: 0.063, SLG: 0.063			1-2 G1-3		0-0 P2			1-1 P6		2 0 0 0 0 0 1												
<b>Jeff Brantley, R</b> (5, 1)										0 0 0 0 0 0 0												
<b>Ken Oberkfell, L</b> (7, 5) OBP: 0.154, SLG: 0.150										1 0 0 0 0 0 0												
<b>Inning Stats</b>	R: 0 E: 0 K: 0 S: 8	H: 0 LOB: 0 BB: 0 P: 15	R: 0 E: 0 K: 0 S: 7	H: 0 LOB: 0 BB: 0 P: 12	R: 0 E: 0 K: 1 S: 7	H: 0 LOB: 0 BB: 0 P: 10	R: 0 E: 0 K: 0 S: 13	H: 2 LOB: 2 BB: 0 P: 18	R: 0 E: 0 K: 0 S: 7	H: 2 LOB: 1 BB: 0 P: 12	R: 0 E: 0 K: 0 S: 5	H: 1 LOB: 0 BB: 0 P: 9	R: 1 E: 0 K: 1 S: 9	H: 1 LOB: 0 BB: 0 P: 12	R: 0 E: 0 K: 2 S: 8	H: 0 LOB: 0 BB: 0 P: 10	R: 2 E: 0 K: 2 S: 13	H: 2 LOB: 1 BB: 1 P: 22	1B: 6 2B: 1 3B: 0 HR: 1	SF: 0 SAC: 0 DP: 1 HBP: 0	WP: 1 PB: 0 SB: 0 CS: 1	PA: 34
<b>PITCHER</b>	IP WLS BF H R ER SO BB IBB HBP BLK WP HR S P ERA WHIP																					
<b>Derek Lilliquist, L</b> (1, 1) ERA: 2.21	6.0 W 21 5 0 0 1 0 0 0 0 0 0 0 47 76 0.00 0.833																					
<b>Jim Acker, R</b> (7, 1) ERA: 3.2	1.1 5 1 1 1 2 0 0 0 0 0 0 1 12 15 6.75 0.750																					
<b>Paul Assenmacher, L</b> (8, 1) ERA: 2.63	1.1 7 2 2 2 2 1 0 0 0 1 0 14 24 13.50 2.250																					
<b>Joe Boever, R</b> (9, 1) ERA: 2.61	0.1 S 1 0 0 0 1 0 0 0 0 0 0 0 4 5 0.00 0.000																					

San Francisco Giants @ Atlanta Braves  
Atlanta-Fulton County Stadium, Atlanta, GA

Sun Jun 04 1989, 3:33 AM EDT  
Att. 13,700 - Unknown

livebaseballscorecards.com

AB	33
R	3
H	8
RBI	2
BB	1
SO	6
LOB	8





San Francisco Giants @ Cincinnati Reds  
 Riverfront Stadium, Cincinnati, OH

Mon Jun 05 1989, 7:05 PM EDT  
 Att. 20,828 - Unknown

AB	39
R	11
H	15
RBI	11
BB	6
SO	7
LOB	21



WP	0	PA	46
PB	0		
SB	1		
CS	0		

AB R H RBI BB SO LOB

4	1	1	0	2	1	1
3	1	2	1	0	1	1
1	0	0	0	0	0	0
2	1	1	0	3	0	1
5	1	2	2	0	2	5
0	1	0	0	0	0	0
5	2	3	1	0	2	5
0	0	0	0	0	0	0
4	1	1	2	0	0	4
1	0	1	2	0	0	0
4	2	2	1	1	0	2
5	1	1	2	0	0	1
4	0	1	0	0	1	1
1	0	0	0	0	0	0
0	0	0	0	0	0	0

1B	12	SF	0
2B	2	SAC	0
3B	0	DP	1
HR	1	HBP	1

Batter	1	2	3	4	5	6	7	8	9
<b>Brett Butler, L</b> (1, 8) OBP: 0.395, SLG: 0.378	2-1 1B HBP 1B	4-2 K BB		4-2 BB 1B 1B BB		3-2 G6-3	3-3 K		0-0 F8
<b>Robby Thompson, R</b> (1, 4) OBP: 0.358, SLG: 0.474	1-0 1B HBP	3-3 K		0-1 BB 1B 1B		3-1 FC6-4 1B		2-1 G5-3	
<b>Ken Oberkfell, L</b> (8, PH) OBP: 0.152, SLG: 0.148	1-2 HBP	1-2 K		1-2 3-H 1B 1B		0-0 FC6-4 1-2f		4-1 FC6-4 BB	
<b>Will Clark, L</b> (1, 3) OBP: 0.454, SLG: 0.613	1-0 1B		4-2 S 1B BB	4-1 1B BB		0-0 FC6-4 1-2f		0-0 FC6-4 1B	
<b>Kevin Mitchell, R</b> (1, 7) OBP: 0.377, SLG: 0.695	2-3 K		2-3 K	1-2 2-H 3-H 1B		3-2 1B 1B		0-0 FC6-4 1-2f 2B	
<b>Donell Nixon, R</b> (8, PR) OBP: 0.258, SLG: 0.250									
<b>Ernest Riles, L</b> (1, 5) OBP: 0.379, SLG: 0.480	2-3 K		0-0 1B	2-3 K		2-0 2B 1B		1-1 2B 1B	
<b>Greg Litton, R</b> (8, 4) OBP: 0.400, SLG: 0.250									
<b>Tracy Jones, R</b> (1, 9) OBP: 0.159, SLG: 0.136	1-0 F7		1-1 G4-6-3 1B		1-1 G6-3		0-0 1B 2B	2-0 2B 1B	
<b>Candy Maldonado, R</b> (8, PH) OBP: 0.262, SLG: 0.309									
<b>Terry Kennedy, L</b> (1, 2) OBP: 0.319, SLG: 0.378		0-0 E4 HR 1B		4-1 G3 1B BB	1-2 F7		0-1 2-H 1B	0-1 G4-3	
<b>Jose Uribe, S</b> (1, 6) OBP: 0.282, SLG: 0.307		2-2 2-H HR		1-0 G4-3	2-2 G5-3		2-2 G5-3		0-0 F9
<b>Scott Garrelts, R</b> (1, 1) OBP: 0.172, SLG: 0.214									
<b>Ed Jurak, R</b> (9, PH) OBP: 0.286, SLG: 0.231									
<b>Jeff Brantley, R</b> (9, 1) OBP: 0.286, SLG: 0.231		2-3 K		1-2 G3		1-0 F9	1-0 1B		1-2 G6-3

Inning Stats	R: 0	H: 2	E: 0	K: 2	S: 10	R: 2	H: 2	E: 1	K: 2	S: 14	R: 1	H: 1	E: 0	K: 1	S: 10	R: 3	H: 2	E: 0	K: 1	S: 14	R: 0	H: 0	E: 0	K: 0	S: 9	R: 0	H: 1	E: 0	K: 0	S: 9	R: 3	H: 5	E: 0	K: 1	S: 15	R: 2	H: 2	E: 0	K: 0	S: 9	R: 0	H: 0	E: 0	K: 0	S: 5
--------------	------	------	------	------	-------	------	------	------	------	-------	------	------	------	------	-------	------	------	------	------	-------	------	------	------	------	------	------	------	------	------	------	------	------	------	------	-------	------	------	------	------	------	------	------	------	------	------

PITCHER	IP	WLS	BF	H	R	ER	SO	BB	IBB	HBP	BLK	WP	HR	S	P	ERA	WHIP
<b>Jose Rijo, R</b> (1, 1) ERA: 2.86	3.2	L	22	7	6	6	5	5	0	1	0	0	1	45	86	14.73	3.273
<b>Tim Birtsas, L</b> (4, 1) ERA: 2.03	2.1		8	1	0	0	1	0	0	0	0	0	0	21	34	0.00	0.429
<b>Norm Charlton, L</b> (7, 1) ERA: 3.28	1.0		7	5	3	3	1	0	0	0	0	0	0	15	26	27.00	5.000
<b>Kent Tekulve, R</b> (8, 1) ERA: 4.06	2.0		9	2	2	2	0	1	0	0	0	0	0	14	24	9.00	1.500

PITCHER	IP	WLS	BF	H	R	ER	SO	BB	IBB	HBP	BLK	WP	HR	S	P	ERA	WHIP
---------	----	-----	----	---	---	----	----	----	-----	-----	-----	----	----	---	---	-----	------

Batter	1	2	3	4	5	6	7	8	9	AB R H RBI BB SO LOB
Chris Sabo, R OBP: 0.295, SLG: 0.389 (1, 5)	F3			F8		E	2B		HR	5 2 3 1 0 0 0
Todd Benzinger, S OBP: 0.284, SLG: 0.327 (1, 3)	F8			K		2B	G4-3		HR	5 1 2 1 0 1 2
Barry Larkin, R OBP: 0.371, SLG: 0.452 Lenny Harris, L OBP: 0.300, SLG: 0.245 (1, 6) (9, 6)	P4			F4		K		G6-3	HR	4 0 0 0 0 1 2 1 1 1 0 0 0 0
Eric Davis, R OBP: 0.342, SLG: 0.549 Joel Youngblood, R OBP: 0.359, SLG: 0.500 (1, 8) (9, 7)		G1		P3		E6		HR	HR	4 1 1 1 0 0 1 1 1 1 3 0 0 0
Paul O'Neill, L OBP: 0.341, SLG: 0.452 (1, 9)		G4-3		BB		K		HR	HR	5 1 3 2 0 1 2
Rolando Roomes, R OBP: 0.354, SLG: 0.587 (1, 7) (9, 8)		G6-3		BB		F8		F8	G1-3	4 0 0 0 1 0 3
Jeff Reed, L OBP: 0.299, SLG: 0.336 (1, 2)			P2		F8		G6-3		K	4 0 0 0 0 1 2
Ron Oester, S OBP: 0.250, SLG: 0.243 (1, 4)			G3		F8		G4-3		G3	4 0 0 0 0 0 2
Jose Rijo, R OBP: 0.280, SLG: 0.281 Tim Lincecum, L OBP: 0.259, SLG: 0.231 Dave Collins, S OBP: 0.259, SLG: 0.231 Norm Charlton, S OBP: 0.259, SLG: 0.231 Herm Winningham, L OBP: 0.315, SLG: 0.399 Kent Tekulve, R OBP: 0.373, SLG: 0.414 (1, 1) (4, 1) (6, PH) (7, 1) (7, PH) (8, 1) (9, PH)			P4			1B	2B		K	1 0 0 0 0 0 0 0 0 0 0 0 0 0 1 1 1 0 0 0 0 0 0 0 0 0 0 0 0 0 0 0 1 0 0 0 0 0 0 0 0 0 1 0 0 0 0 1 0

**BOTTOM**

**San Francisco Giants @ Cincinnati Reds**  
Riverfront Stadium, Cincinnati, OH  
Mon Jun 05 1989, 7:05 PM EDT  
Att. 20,828 - Unknown

livebaseballscorecards.com

AB	40
R	8
H	12
RBI	8
BB	2
SO	5
LOB	14



Inning Stats	R: 0	H: 0	E: 0	K: 0	S: 6	LOB: 0	BB: 0	P: 10	R: 0	H: 0	E: 0	K: 0	S: 4	LOB: 0	BB: 0	P: 6	R: 0	H: 0	E: 0	K: 1	S: 7	LOB: 0	BB: 0	P: 9	R: 0	H: 1	E: 0	K: 0	S: 19	LOB: 2	BB: 1	P: 26	R: 2	H: 3	E: 1	K: 2	S: 18	LOB: 2	BB: 0	P: 24	R: 0	H: 1	E: 0	K: 0	S: 9	LOB: 2	BB: 1	P: 18	R: 2	H: 2	E: 0	K: 1	S: 9	LOB: 0	BB: 0	P: 12	R: 4	H: 5	E: 0	K: 1	S: 19	LOB: 1	BB: 0	P: 26	1B: 7	2B: 2	3B: 0	HR: 3	SF: 0	SAC: 0	DP: 0	HBP: 0	WP: 0	PA: 42
--------------	------	------	------	------	------	--------	-------	-------	------	------	------	------	------	--------	-------	------	------	------	------	------	------	--------	-------	------	------	------	------	------	-------	--------	-------	-------	------	------	------	------	-------	--------	-------	-------	------	------	------	------	------	--------	-------	-------	------	------	------	------	------	--------	-------	-------	------	------	------	------	-------	--------	-------	-------	-------	-------	-------	-------	-------	--------	-------	--------	-------	--------

PITCHER	IP	WLS	BF	H	R	ER	SO	BB	IBB	HBP	BLK	WP	HR	S	P	ERA	WHIP
Scott Garrelts, R ERA: 2.6 (1, 1)	8.0	W	34	7	4	4	4	2	0	0	0	0	1	77	116	4.50	1.125
Jeff Brantley, R ERA: 3.9 (9, 1)	1.0		8	5	4	4	1	0	0	0	0	0	2	19	26	36.00	5.000

Batter	1	2	3	4	5	6	7	8	9	AB R H RBI BB SO LOB	TOP
<b>Brett Butler, L</b> OBP: 0.395, SLG: 0.376 (1, 8) BB BB BB BB	4-0 HR BB BB		0-2 F8 S 1B		1-1 F7		1-1 FC6-4 CS 1-2f		0-2 G5-3	4 1 1 0 1 0 2	<b>San Francisco Giants @ Cincinnati Reds</b> Riverfront Stadium, Cincinnati, OH Tue Jun 06 1989, 3:33 AM EDT Sunny - 78 F
<b>Robby Thompson, R</b> OBP: 0.370, SLG: 0.474 (1, 4) SAFE BB BB BB BB BB	4-1 HR BB BB		4-1 F8 BB		4-2 1B BB		4-1 BB			0 1 0 0 4 0 0	
<b>Will Clark, L</b> OBP: 0.450, SLG: 0.606 (1, 3) BB BB BB BB BB	2-3 K BB		0-2 L6		0-1 1-3 1B		1-0 P6			4 0 1 0 0 1 5	
<b>Kevin Mitchell, R</b> OBP: 0.375, SLG: 0.701 (1, 7) BB BB BB BB	1-0 HR 1-H 2-H		0-1 F8 1-2 2-3		0-3 K		1-3 K			4 1 1 3 0 2 4	
<b>Ernest Riles, L</b> OBP: 0.369, SLG: 0.466 (1, 5) BB BB BB	1-1 G6-3		1-0 G5-3		2-1 P5		0-1 G3-1			4 0 0 0 0 0 4	
<b>Candy Maldonado, R</b> OBP: 0.277, SLG: 0.303 (1, 9) BB BB BB BB BB	3-2 F8				1-0 G6-3		3-1 G4-3		0-0 G3	3 0 0 0 0 0 0	
<b>Terry Kennedy, L</b> OBP: 0.310, SLG: 0.366 (1, 2) BB BB BB			1-2 G3-1		2-2 P5		2-3 K		0-0 L8	4 0 0 0 0 1 0	
<b>Jose Uribe, S</b> OBP: 0.281, SLG: 0.302 (1, 6) BB BB BB			0-1 P5		4-2 BB		0-0 F7		1-3 K	3 0 0 0 1 1 0	
<b>Terry Mulholland, R</b> OBP: 0.185, SLG: 0.164 (6, 9) BB BB BB			1-3 K		1-3 K		1-2 FC6-4 1B		2-1 1B	2 0 0 0 0 2 1 1 0 0 0 0 0 0 2 0 2 0 0 0 0	
<b>Inning Stats</b>	R: 3 E: 0 K: 1 S: 11 H: 1 LOB: 0 BB: 2 P: 26	R: 0 E: 0 K: 1 S: 9 H: 0 LOB: 0 BB: 0 P: 11	R: 0 E: 0 K: 0 S: 10 H: 1 LOB: 2 BB: 1 P: 15	R: 0 E: 0 K: 1 S: 12 H: 0 LOB: 1 BB: 1 P: 20	R: 0 E: 0 K: 1 S: 13 H: 1 LOB: 2 BB: 1 P: 20	R: 0 E: 0 K: 1 S: 8 H: 0 LOB: 0 BB: 0 P: 13	R: 0 E: 0 K: 0 S: 7 H: 1 LOB: 1 BB: 1 P: 14	R: 0 E: 0 K: 1 S: 6 H: 0 LOB: 0 BB: 0 P: 7	R: 0 E: 0 K: 1 S: 9 H: 1 LOB: 1 BB: 0 P: 12	1B: 4 2B: 0 3B: 0 HR: 1 SF: 0 SAC: 0 DP: 0 HBP: 0	WP: 0 PB: 0 SB: 1 CS: 1 PA: 37
<b>PITCHER</b> <b>Scott Scudder, R</b> ERA: 4.5 (1, 1)	IP: 6.0 WLS: 0 BF: 26 H: 3 R: 3 ER: 3 SO: 5 BB: 5 IBB: 0 HBP: 0 BLK: 0 WP: 0 HR: 1 S: 63 P: 105 ERA: 4.50 WHIP: 1.333										
<b>Rob Dibble, R</b> ERA: 2.11 (7, 1)	IP: 2.0 WLS: 0 BF: 7 H: 1 R: 0 ER: 0 SO: 1 BB: 1 IBB: 0 HBP: 0 BLK: 0 WP: 0 HR: 0 S: 13 P: 21 ERA: 0.00 WHIP: 1.000										
<b>John Franco, L</b> ERA: 1.26 (9, 1)	IP: 1.0 WLS: 1 BF: 4 H: 1 R: 0 ER: 0 SO: 1 BB: 0 IBB: 0 HBP: 0 BLK: 0 WP: 0 HR: 0 S: 9 P: 12 ERA: 0.00 WHIP: 1.000										

AB	31
R	3
H	5
RBI	3
BB	6
SO	7
LOB	16





Batter	1	2	3	4	5	6	7	8	9	AB	R	H	RBI	BB	SO	LOB
Chris Sabo, R OBP: 0.302, SLG: 0.396 (1, 5)	G4-3 ①		1B S 1B		E7 G6-3 2B	HBP BB		G6-3 ③		4	2	2	0	1	0	1
Todd Benzinger, S OBP: 0.283, SLG: 0.320 (1, 3)	K		F7		G6-3 3-H	HBP		G4-3 ①		4	0	0	1	0	1	1
Barry Larkin, R OBP: 0.381, SLG: 0.461 (1, 6)	BB 1B		2B 1B 1-H		S 1B			G1-3 ③		5	1	4	1	0	0	3
Joel Youngblood, R OBP: 0.386, SLG: 0.514 (1, 7)	BB		2B		BB			G1-3 ①		3	0	1	0	2	0	1
Rolando Roomes, R OBP: 0.329, SLG: 0.544 (1, 8)	G5-3 ③		F9		K			G1-3 ②		5	0	0	0	0	1	8
Paul O'Neill, L OBP: 0.347, SLG: 0.458 (1, 9)		F8 ①		G5-4-3 1B		1B 2B		F8 ③		4	1	2	0	1	0	0
Bo Diaz, R OBP: 0.206, SLG: 0.217 Eric Davis, R OBP: 0.346, SLG: 0.549 (9, PH)		F4 ②		F8 ①		G5-3 ①		G4-3 ①		4	0	0	0	0	0	2
Luis Quinones, S OBP: 0.308, SLG: 0.750 Lenny Harris, L OBP: 0.306, SLG: 0.255 (6, PH) (7, 4)		F8 ③		G5-4-3 1-2f		E S 1B 2-H		G6-3 ②		2	0	0	0	0	0	1
Scott Scudder, R Ken Griffey, L OBP: 0.368, SLG: 0.407 Rob Dibble, L Ron Oester, S OBP: 0.255, SLG: 0.248 John Franco, L (9, 1)			K ①		K ①		F7 ②		1B	2	0	0	0	0	2	0

Inning Stats	R: 0	H: 1	E: 0	K: 1	S: 14	LOB: 2	BB: 1	P: 22	R: 0	H: 0	E: 0	K: 0	S: 7	LOB: 0	BB: 0	P: 11	R: 1	H: 3	E: 0	K: 1	S: 15	LOB: 2	BB: 0	P: 22	R: 0	H: 1	E: 0	K: 0	S: 9	LOB: 0	BB: 0	P: 13	R: 1	H: 2	E: 1	K: 2	S: 21	LOB: 2	BB: 1	P: 28	R: 1	H: 2	E: 0	K: 0	S: 17	LOB: 3	BB: 1	P: 29	R: 0	H: 0	E: 0	K: 0	S: 6	LOB: 0	BB: 0	P: 12	R: 0	H: 1	E: 0	K: 0	S: 12	LOB: 1	BB: 0	P: 16	R: 1	H: 1	E: 1	K: 0	S: 12	LOB: 3	BB: 2	P: 21	1B: 8	2B: 3	3B: 0	HR: 0	SF: 0	SAC: 0	DP: 1	HBP: 1	WP: 0	PA: 43
--------------	------	------	------	------	-------	--------	-------	-------	------	------	------	------	------	--------	-------	-------	------	------	------	------	-------	--------	-------	-------	------	------	------	------	------	--------	-------	-------	------	------	------	------	-------	--------	-------	-------	------	------	------	------	-------	--------	-------	-------	------	------	------	------	------	--------	-------	-------	------	------	------	------	-------	--------	-------	-------	------	------	------	------	-------	--------	-------	-------	-------	-------	-------	-------	-------	--------	-------	--------	-------	--------

PITCHER	IP	WLS	BF	H	R	ER	SO	BB	IBB	HBP	BLK	WP	HR	S	P	ERA	WHIP
Terry Mulholland, L ERA: 4.0 (1, 1)	5.0		24	8	3	3	4	2	0	0	0	0	0	67	97	5.40	2.000
Michael LaCoss, R ERA: 1.77 (6, 1)	3.2	L	19	3	1	0	0	2	1	1	0	0	0	46	77	0.00	1.364

BOTTOM

San Francisco Giants @ Cincinnati Reds  
Riverfront Stadium, Cincinnati, OH  
Tue Jun 06 1989, 3:33 AM EDT  
Sunny - 78 F

livebaseballscorecards.com

AB	37
R	4
H	11
RBI	4
BB	5
SO	4
LOB	18



Batter	1	2	3	4	5	6	7	8	9	AB R H RBI BB SO LOB	TOP	
<b>Donell Nixon, R</b> (1, 8) <small>OBP: 0.246, SLG: 0.238</small> <b>Candy Maldonado, R</b> (8, PH) <small>OBP: 0.275, SLG: 0.301</small> (8, 9)	2-3 		1-2 			1-0 		1-3 		3 0 0 0 0 1 1 1 0 0 0 0 1 0		
<b>Robby Thompson, R</b> (1, 4) <small>OBP: 0.368, SLG: 0.467</small>	1-3 		0-1 			4-2 		1-3 		3 0 0 0 1 2 0		
<b>Will Clark, L</b> (1, 3) <small>OBP: 0.447, SLG: 0.599</small>	2-0 			0-0 		0-1 		0-2 		4 0 1 0 0 0 1		
<b>Kevin Mitchell, R</b> (1, 7) <small>OBP: 0.377, SLG: 0.725</small>		1-1 		3-2 		1-2 			1-1 	4 2 2 2 0 0 1		
<b>Tracy Jones, R</b> (1, 9) <small>OBP: 0.203, SLG: 0.172</small> (8, 8)		0-1 		1-1 			2-1 		0-1 	3 1 1 0 0 0 0		
<b>Greg Litton, R</b> (1, 5) <small>OBP: 0.375, SLG: 0.167</small>		1-1 			0-1 		4-2 		0-0 	2 0 0 0 1 0 0		
<b>Kirt Manwaring, R</b> (1, 2) <small>OBP: 0.279, SLG: 0.275</small>		4-2 			1-2 		0-2 		0-0 	3 0 0 0 1 0 2	<b>AB 29</b> <b>R 3</b> <b>H 5</b> <b>RBI 2</b> <b>BB 5</b> <b>SO 5</b> <b>LOB 10</b>	
<b>Jose Uribe, S</b> (1, 6) <small>OBP: 0.286, SLG: 0.299</small>		0-0 			0-1 		1 SAFE 		4-0 	2 0 0 0 2 0 1		
<b>Rick Reuschel, R</b> (1, 1) <small>OBP: 0.161, SLG: 0.103</small> <b>Craig Lefferts, L</b> (9, 1)			2-3 			0-0 	0-2 		1-0 	4 0 1 0 0 1 4 0 0 0 0 0 0 0		
<b>Inning Stats</b>	R: 0 H: 0 E: 0 LOB: 0 K: 2 BB: 0 S: 7 P: 12	R: 1 H: 1 E: 0 LOB: 1 K: 0 BB: 1 S: 9 P: 15	R: 0 H: 0 E: 0 LOB: 0 K: 1 BB: 0 S: 8 P: 11	R: 0 H: 1 E: 0 LOB: 0 K: 0 BB: 0 S: 6 P: 10	R: 0 H: 0 E: 0 LOB: 0 K: 0 BB: 0 S: 7 P: 8	R: 0 H: 1 E: 0 LOB: 1 K: 0 BB: 1 S: 9 P: 14	R: 1 H: 0 E: 1 LOB: 2 K: 0 BB: 2 S: 13 P: 24	R: 0 H: 0 E: 0 LOB: 0 K: 2 BB: 0 S: 10 P: 12	R: 1 H: 2 E: 0 LOB: 2 K: 0 BB: 1 S: 7 P: 13	1B: 3 SF: 0 2B: 0 SAC: 1 3B: 0 DP: 1 HR: 2 HBP: 1	WP: 0 PA: 36 PB: 0 SB: 2 CS: 0	
<b>PITCHER</b> <b>Tom Browning, L</b> (1, 1) <small>ERA: 3.92</small> <b>Rob Dibble, R</b> (9, 1) <small>ERA: 2.29</small>	IP WLS BF H R ER SO BB IBB HBP BLK WP HR S P ERA WHIP 8.0 0 30 3 2 1 5 3 1 1 0 0 1 69 106 1.12 0.750											<b>PITCHER</b> IP WLS BF H R ER SO BB IBB HBP BLK WP HR S P ERA WHIP 1.0 L 6 2 1 1 0 0 0 1 0 0 0 1 7 13 9.00 2.000

**San Francisco Giants @ Cincinnati Reds**  
 Riverfront Stadium, Cincinnati, OH  
 Tue Jun 06 1989, 7:05 PM EDT  
 Att. 28,380 - Unknown - 70 F

livebaseballscorecards.com



Batter	1	2	3	4	5	6	7	8	9	AB R H RBI BB SO LOB	TOP	
Tracy Jones, R OBP: 0.189, SLG: 0.159 (1, 8) (6, 9)	2-0 G6-3 1 X	0-0 G4-1 2			0-0 G5-3 1		0-1 G1-3 3		0-0 FC5-4 3 1-2f	5 0 0 0 0 0 4		
Robby Thompson, R OBP: 0.367, SLG: 0.470 Ken Oberkell, L OBP: 0.149, SLG: 0.145 (1, 4) (7, 4)	2-1 2B 2B	1-0 F8 3			2-2 F8 2			0-0 G6-3 1		3 1 1 0 0 0 1 1 0 0 0 0 0 0		
Will Clark, L OBP: 0.440, SLG: 0.588 (1, 3)	2-2 F7 2				1-2 G3 1			2-2 G3 2		4 0 0 0 0 0 1		
Kevin Mitchell, R OBP: 0.375, SLG: 0.715 Ed Jurak, R OBP: 0.286, SLG: 0.231 (1, 7) (8, 7)	4-0 2B IBB				1-2 G6-3 2			0-0 G4-3 3		3 1 0 0 1 0 0 0 0 0 0 0 0 0		
Ernest Riles, L OBP: 0.366, SLG: 0.467 (1, 5)	0-1 2B 1-H 2-H				3-3 K 3			3-3 K 2		4 0 1 2 0 2 0		
Candy Maldonado, R OBP: 0.276, SLG: 0.321 Rich Gossage, R (6, 1) Kirt Manwaring, R OBP: 0.276, SLG: 0.272 (9, PH)	1-3 K 3				0-1 HR			0-2 G5-3 3		3 1 1 1 0 1 1 0 0 0 0 0 0 0 1 0 0 0 0 0 0		
Terry Kennedy, L OBP: 0.322, SLG: 0.407 (1, 2)					1-0 G4-3 1B			1-3 K 1		4 2 3 1 0 1 0		
Jose Uribe, S OBP: 0.288, SLG: 0.301 Greg Litton, R OBP: 0.400, SLG: 0.250 (1, 6) (7, PH) (7, 6)					0-0 G4-3 2 1-2f			1-0 G6-3 2		2 0 1 0 0 0 1 2 0 1 1 0 0 0		
Atlee Hammaker, S OBP: 0.364, SLG: 0.455 Jeff Brantley, R (2, 1) Donell Nixon, R OBP: 0.269, SLG: 0.262 (6, 8)					3-2 G4-3 3			1-0 1B		0 0 0 0 0 0 0 1 0 0 0 0 0 0 2 0 2 0 0 0 0		
<b>Inning Stats</b>	R: 2 H: 2 E: 0 LOB: 1 K: 1 BB: 1 S: 11 P: 22	R: 1 H: 2 E: 0 LOB: 1 K: 0 BB: 0 S: 6 P: 11	R: 0 H: 0 E: 0 LOB: 0 K: 1 BB: 0 S: 11 P: 16	R: 1 H: 2 E: 0 LOB: 0 K: 0 BB: 0 S: 7 P: 11	R: 0 H: 0 E: 0 LOB: 0 K: 0 BB: 0 S: 8 P: 11	R: 0 H: 0 E: 0 LOB: 0 K: 1 BB: 0 S: 8 P: 13	R: 0 H: 1 E: 0 LOB: 1 K: 1 BB: 0 S: 7 P: 10	R: 0 H: 0 E: 0 LOB: 0 K: 0 BB: 0 S: 5 P: 7	R: 1 H: 3 E: 0 LOB: 2 K: 0 BB: 0 S: 8 P: 9	1B: 5 SF: 0 2B: 3 SAC: 1 3B: 0 DP: 1 HR: 2 HBP: 0	WP: 0 PA: 37 PB: 0 SB: 0 CS: 0	
<b>PITCHER</b> Rick Mahler, R ERA: 3.07 (1, 1)	IP WLS BF H R ER SO BB IBB HBP BLK WP HR S P ERA WHIP	9.0 W 37 10 5 5 4 0 1 0 0 0 2 71 110 5.00 1.111										

San Francisco Giants @ Cincinnati Reds  
Riverfront Stadium, Cincinnati, OH

Wed Jun 07 1989, 7:05 PM EDT  
Att. 25,896 - Unknown - 78 F

AB 35  
R 5  
H 10  
RBI 5  
BB 1  
SO 4  
LOB 8



Batter	1	2	3	4	5	6	7	8	9	AB	R	H	RBI	BB	SO	LOB
Chris Sabo, R OBP: 0.299, SLG: 0.389 Luis Quinones, S OBP: 0.308, SLG: 0.750	1-0 FC5 1B	1-1 2B 1B	2-3 K		1-2 G5-3		1-2 F8			5	2	2	0	0	1	1
Todd Benzinger, S OBP: 0.288, SLG: 0.325	2-2 F8	1-2 2B HR 1B		0-1 F7 S 1B		0-1 E BB E 1B	1-3 K			5	2	3	0	0	1	1
Barry Larkin, R OBP: 0.384, SLG: 0.470	1-2 FC5 BB 1B	3-2 HR 2B		1-0 P2		2-0 P3	0-0 F9			5	1	2	2	0	0	2
Eric Davis, R OBP: 0.353, SLG: 0.534 Joel Youngblood, R OBP: 0.367, SLG: 0.463	4-2 FC5 E BB 1B	4-0 HR IBB		4-1 BB		4-2 E E 1B BB		1-2 G6-3		0	3	0	0	4	0	0
Rolando Roomes, R OBP: 0.307, SLG: 0.507	0-0 FC5 E 1B	0-0 L7		1-1 F7		1-3 K		2-3 K		5	0	0	1	0	2	9
Paul O'Neill, L OBP: 0.369, SLG: 0.503	1-1 E7 1B	1-1 HR			1-1 HR	4-0 E 1B IBB		1-2 F7		4	3	3	6	1	0	0
Bo Diaz, R OBP: 0.194, SLG: 0.203	1-1 G5-3	0-0 G3			0-0 G6-3	0-0 E6 1B				4	0	0	0	0	0	4
Lenny Harris, L OBP: 0.309, SLG: 0.262		0-1 G1-3	0-0 F7		2-2 G1-3	1-0 1B				4	0	1	2	0	0	0
Rick Mahler, R OBP: 0.286, SLG: 0.219		3-2 1B 2B 1B	0-1 G5-3		2-2 1B	0-0 P3				4	1	2	0	0	0	2

Inning Stats	R: 2	H: 3	E: 1	LOB: 2	K: 0	S: 16	R: 6	H: 5	E: 0	LOB: 0	K: 0	S: 18	R: 0	H: 0	E: 0	LOB: 0	K: 1	S: 6	R: 0	H: 1	E: 0	LOB: 1	K: 0	S: 6	R: 1	H: 2	E: 0	LOB: 1	K: 0	S: 12	R: 3	H: 2	E: 2	LOB: 2	K: 1	S: 12	R: 0	H: 0	E: 0	LOB: 0	K: 1	S: 8	R: 0	H: 0	E: 0	LOB: 0	K: 1	S: 12	R: 0	H: 0	E: 0	LOB: 0	K: 1	S: 16
1B: 10	SF: 0	2B: 1	SAC: 0	3B: 0	DP: 0	HR: 2	HBP: 0	WP: 0	PA: 42																																													

PITCHER	IP	WLS	BF	H	R	ER	SO	BB	IBB	HBP	BLK	WP	HR	S	P	ERA	WHIP
Atlee Hammaker, L ERA: 3.74	(1, 1)	1.1	12	7	6	6	0	1	0	0	0	0	0	30	47	40.50	6.000
Jeff Brantley, R ERA: 4.21	(2, 1)	4.0	19	5	5	3	1	2	1	0	0	0	2	34	58	6.75	1.750
Rich Gossage, R ERA: 0.9	(6, 1)	2.2	11	1	1	0	3	0	1	0	0	0	0	26	38	0.00	0.375

BOTTOM

San Francisco Giants @ Cincinnati Reds  
Riverfront Stadium, Cincinnati, OH  
Wed Jun 07 1989, 7:05 PM EDT  
Att: 25,896 - Unknown - 78 F

livebaseballscorecards.com

AB	37
R	12
H	13
RBI	11
BB	5
SO	4
LOB	19



Batter	1	2	3	4	5	6	7	8	9	AB R H RBI BB SO LOB	TOP
<b>Tracy Jones, R</b> (1, 8) <small>OBP: 0.195, SLG: 0.155</small> <b>Ernest Riles, L</b> (7, PH) <small>OBP: 0.364, SLG: 0.463</small> <b>Michael LaCoss, R</b> (7, 1) <small>OBP: 0.155, SLG: 0.155</small> <b>Craig Lefferts, L</b> (8, 1) <small>OBP: 0.155, SLG: 0.155</small> <b>Don Robinson, R</b> (9, PH) <small>OBP: 0.290, SLG: 0.419</small>	4-1  <b>1B</b> <b>BB</b>		1-0  <b>G5-3</b>		3-1  <b>G5-3</b>		2-3  <b>K</b>		1-3  <b>K</b>	2 1 0 0 1 0 0 1 0 0 0 0 1 2 0 0 0 0 0 0 0 0 0 0 0 0 0 0 1 0 0 0 0 1 0	<b>San Francisco Giants @ Cincinnati Reds</b> Riverfront Stadium, Cincinnati, OH Thu Jun 08 1989, 3:33 AM EDT Att. 29,217 - Overcast - 80 F
<b>Robby Thompson, R</b> (1, 4) <small>OBP: 0.377, SLG: 0.473</small>	0-1  <b>L7</b> <b>FC1</b> <b>1B</b>		1-1  <b>F6</b>		2-2  <b>G4-6-3</b> <b>1B</b>		4-0  <b>BB</b>		4-2  <b>G4-3</b> <b>BB</b>	3 0 2 0 2 0 0	
<b>Will Clark, L</b> (1, 3) <small>OBP: 0.435, SLG: 0.579</small>	0-1  <b>L7</b> <b>1B</b>		1-1  <b>G6-3</b>		1-2  <b>G4-6-3</b> <b>1-2f</b>		2-3  <b>K</b>		3-1  <b>G4-3</b>	5 0 1 1 0 1 5	
<b>Kevin Mitchell, R</b> (1, 7) <small>OBP: 0.375, SLG: 0.705</small>	0-0  <b>L7</b>			4-1  <b>S</b> <b>2B</b> <b>BB</b>		3-2  <b>F8</b>		0-3  <b>K</b>	4-0  <b>IBB</b>	3 1 0 0 2 1 2	
<b>Candy Maldonado, R</b> (1, 9) <small>OBP: 0.274, SLG: 0.313</small>	1-0  <b>FC1</b> <b>FC5-4</b>		1-2  <b>P4</b>		0-0  <b>G6-3</b>		0-0  <b>G6-3</b>	4-2  <b>2B</b> <b>FC4-2</b> <b>BB</b>	1-3  <b>K</b>	4 0 0 0 1 1 5	
<b>Greg Litton, R</b> (1, 5) <small>OBP: 0.429, SLG: 0.500</small> (8, 6)	2-2  <b>FC5-4</b>		2-2  <b>G6-3</b> <b>1-H</b> <b>2B</b>		1-1  <b>F9</b>		1-1  <b>F9</b>	2-2  <b>FC4-2</b> <b>1-3</b> <b>2B</b>		4 0 2 1 0 0 2	
<b>Kirt Manwaring, R</b> (1, 2) <small>OBP: 0.267, SLG: 0.262</small> <b>Terry Kennedy, L</b> (8, PH) <small>OBP: 0.327, SLG: 0.407</small> (8, 2)		0-1  <b>G3</b>		0-2  <b>G6-3</b>		2-2  <b>F9</b>		4-0  <b>FC4-2</b> <b>IBB</b>		3 0 0 0 0 0 1 0 0 0 0 1 0 0	
<b>Jose Uribe, S</b> (1, 6) <small>OBP: 0.293, SLG: 0.303</small> <b>Ken Oberkfell, L</b> (8, PH) <small>OBP: 0.147, SLG: 0.143</small> (8, 5)		0-1  <b>G5-3</b>		4-0  <b>IBB</b>		1-2  <b>BB</b> <b>S</b> <b>1B</b>		2-2  <b>FC4-2</b>	1-2 2-3 3-H	2 0 1 0 1 0 0 1 0 0 0 0 0 3	
<b>Dennis Cook, L</b> (1, 1) <b>Ed Jurak, R</b> (7, PH) <small>OBP: 0.302, SLG: 0.231</small> <b>Donell Nixon, R</b> (7, PR) <small>OBP: 0.265, SLG: 0.258</small> (7, 8)		1-1  <b>F7</b>		1-3  <b>K</b>		4-0  <b>BB</b>		2-3  <b>K</b>	2-3	2 0 0 0 0 1 2 0 0 0 0 1 0 0 1 0 0 0 0 1 3	
<b>Inning Stats</b>	R: 1 H: 2 E: 0 LOB: 2 K: 0 BB: 1 S: 10 P: 17	R: 0 H: 0 E: 0 LOB: 0 K: 0 BB: 0 S: 6 P: 7	R: 0 H: 0 E: 0 LOB: 0 K: 0 BB: 0 S: 5 P: 8	R: 1 H: 1 E: 0 LOB: 2 K: 1 BB: 2 S: 13 P: 25	R: 0 H: 1 E: 0 LOB: 0 K: 0 BB: 0 S: 8 P: 14	R: 0 H: 0 E: 0 LOB: 0 K: 0 BB: 0 S: 6 P: 10	R: 0 H: 1 E: 0 LOB: 3 K: 2 BB: 2 S: 14 P: 28	R: 0 H: 1 E: 0 LOB: 3 K: 2 BB: 2 S: 15 P: 29	R: 0 H: 0 E: 0 LOB: 2 K: 2 BB: 2 S: 10 P: 23	1B: 4 SF: 0 2B: 2 SAC: 0 3B: 0 DP: 1 HR: 0 HBP: 0	
<b>PITCHER</b> <b>Danny Jackson, L</b> (1, 1) <small>ERA: 5.64</small> <b>Rob Dibble, R</b> (7, 1) <small>ERA: 2.2</small> <b>John Franco, L</b> (9, 1) <small>ERA: 1.21</small>	IP WLS BF H R ER SO BB IBB HBP BLK WP HR S P ERA WHIP 6.1 0 27 5 2 2 1 3 1 0 0 0 0 56 95 2.84 1.263 1.2 1 9 1 0 0 4 2 1 0 0 0 0 21 43 0.00 1.800 1.0 0 5 0 0 0 2 1 1 0 0 0 0 10 23 0.00 1.000	<b>PITCHER</b> IP WLS BF H R ER SO BB IBB HBP BLK WP HR S P ERA WHIP									

livebaseballscorecards.com

<b>AB</b>	<b>32</b>
<b>R</b>	<b>2</b>
<b>H</b>	<b>6</b>
<b>RBI</b>	<b>2</b>
<b>BB</b>	<b>9</b>
<b>SO</b>	<b>7</b>
<b>LOB</b>	<b>25</b>



Batter	1	2	3	4	5	6	7	8	9	AB R H RBI BB SO LOB
<b>Chris Sabo, R</b> (1, 5) OBP: 0.306, SLG: 0.402	2-1 CS 1B		2-2 2B 3B		2-2 F9		4-1 BB			3 1 2 0 1 0 0
<b>Todd Benzinger, S</b> (1, 3) OBP: 0.292, SLG: 0.333	1-2 F7		2-2 WP 1B 2B 3-H		0-0 FC5-4 1B		2-2 F7			4 1 2 1 0 0 3
<b>Barry Larkin, R</b> (1, 6) OBP: 0.390, SLG: 0.475	2-1 BB 1B 1-2		3-2 FC5-4 1B 2-H		2-2 FC5-4 1-2f		0-2 BB 1B WP 1B			4 1 3 1 0 0 1
<b>Eric Davis, R</b> (1, 8) OBP: 0.356, SLG: 0.530	4-0 1B 1-2 BB		1-1 FC5-4 1-2f		1-3 K		0-0 WP BB FC4-2 1B			3 0 1 0 1 1 1
<b>Rolando Roomes, R</b> (1, 7) OBP: 0.308, SLG: 0.500 <b>Rob Dibble, L</b> (7, 1) <b>Dave Collins, S</b> (8, PH) <b>John Franco, L</b> (9, 1)	0-3 K		0-0 F8		2-0 G4-3 1B		4-2 FC4-2 WP 1-2 2-3 BB			3 0 1 0 0 1 3 0 0 0 0 0 0 0 0 0 0 0 0 1 0 0 0 0 0 0 0 0 0 0
<b>Paul O'Neill, L</b> (1, 9) OBP: 0.367, SLG: 0.495		4-2 FC5-4 BB		3-2 G6-3		0-0 G4-3 1-2f		0-0 P4		3 0 0 0 1 0 4
<b>Bo Diaz, R</b> (1, 2) OBP: 0.197, SLG: 0.194		0-0 FC5-4 CS 1-2f		0-0 F8		0-2 G5-3		4-1 FC4-2 IBB		3 0 0 0 1 0 1
<b>Luis Quinones, S</b> (1, 4) OBP: 0.267, SLG: 0.643 <b>Lenny Harris, L</b> (7, PH) OBP: 0.300, SLG: 0.254 (8, 4)		3-3 SAFE K		3-2 F7		3-1 P6		0-0 FC4-2		2 0 0 0 0 1 1 2 0 0 0 0 0 3
<b>Danny Jackson, R</b> (1, 1) OBP: 0.200, SLG: 0.200 <b>Ken Griffey, L</b> (7, 7) OBP: 0.356, SLG: 0.406 <b>Joel Youngblood, R</b> (8, PH) OBP: 0.360, SLG: 0.452 (9, 7)		0-3 K		1-3 K		1-1 2B		2-2 F9		2 0 0 0 0 2 0 1 0 1 0 0 0 0 1 0 0 0 0 0 3

Inning Stats	R: 0 E: 0 K: 1 S: 11	H: 2 LOB: 2 BB: 1 P: 19	R: 0 E: 0 K: 1 S: 12	H: 0 LOB: 1 BB: 1 P: 19	R: 2 E: 0 K: 1 S: 18	H: 3 LOB: 1 BB: 0 P: 25	R: 0 E: 0 K: 0 S: 7	H: 0 LOB: 0 BB: 0 P: 13	R: 0 E: 0 K: 1 S: 14	H: 1 LOB: 1 BB: 0 P: 19	R: 0 E: 0 K: 1 S: 5	H: 1 LOB: 0 BB: 0 P: 8	R: 0 E: 0 K: 0 S: 13	H: 1 LOB: 2 BB: 1 P: 23	R: 1 E: 0 K: 0 S: 13	H: 2 LOB: 3 BB: 2 P: 23	1B: 7 2B: 3 3B: 1 HR: 0	SF: 0 SAC: 0 DP: 2 HBP: 0																		
<b>PITCHER</b>	IP	WLS	BF	H	R	ER	SO	BB	IBB	HBP	BLK	WP	HR	S	P	ERA	WHIP																			
<b>Dennis Cook, L</b> (1, 1) ERA: 3.0	6.0		24	7	2	2	5	2	0	0	0	1	0	67	103	3.00	1.500																			
<b>Michael LaCoss, R</b> (7, 1) ERA: 1.94	1.0	L	7	3	1	1	0	1	0	0	0	0	0	18	28	9.00	4.000																			
<b>Craig Lefferts, L</b> (8, 1) ERA: 1.77	1.0		5	0	0	0	0	1	1	0	0	1	0	8	18	0.00	1.000																			

**BOTTOM**

**San Francisco Giants @ Cincinnati Reds**  
Riverfront Stadium, Cincinnati, OH

Thu Jun 08 1989, 3:33 AM EDT  
Att: 29,217 - Overcast - 80 F

<b>AB</b>	31
<b>R</b>	3
<b>H</b>	10
<b>RBI</b>	2
<b>BB</b>	5
<b>SO</b>	5
<b>LOB</b>	20



<b>WP</b> : 2	<b>PA</b> : 36
<b>PB</b> : 0	
<b>SB</b> : 0	
<b>CS</b> : 2	

livebaseballscorecards.com

Batter	1	2	3	4	5	6	7	8	9	AB R H RBI BB SO LOB	TOP		
Roberto Alomar, S (1, 4) OBP: 0.315, SLG: 0.321 Rob Nelson, L (7, 3) OBP: 0.309, SLG: 0.255	4-0 CS BB		1-1 G4-3			2-2 FC3-6 G4-6-3 1-2f 2-3		3-2 P6		2 0 0 0 1 0 3 1 0 0 0 0 0 1			
Tim Flannery, L (1, 5) OBP: 0.341, SLG: 0.329	2-1 F8			1-3 K		2-1 G4-6-3 1-2f		1-0 2B		4 0 1 1 0 1 3			
Tony Gwynn, L (1, 8) OBP: 0.398, SLG: 0.480 Luis Salazar, R (7, 8) OBP: 0.272, SLG: 0.361	3-1 F7 1-2			0-2 G6-3			2-1 1B 1B	2-2 G6-3		3 0 1 0 0 0 1 1 0 0 0 0 0 1			
Jack Clark, R (1, 3) OBP: 0.405, SLG: 0.375 Gary Green, R (7, 6) OBP: 0.286, SLG: 0.370		0-2 G6-3		2-3 K			0-0 F7		0-1 2B G5-3 2B	3 0 0 0 0 1 1 1 1 1 0 0 0 0			
Marvell Wynne, L (1, 9) OBP: 0.307, SLG: 0.434		3-2 F8			1-1 F7		0-1 1B		3-2 2B	4 0 2 0 0 0 0			
Chris James, R (1, 7) OBP: 0.219, SLG: 0.263		0-1 G6-3			2-2 G6-3		1-2 P3		1-2 G5-3	4 0 0 1 0 0 3			
Benito Santiago, R (1, 2) OBP: 0.263, SLG: 0.356			0-0 F9		1-2 P3		2-2 F8		0-1 G6-3	4 0 0 0 0 0 3			
Garry Templeton, S (1, 6) OBP: 0.263, SLG: 0.311 Greg Booker, R (6, 1) Carmelo Martinez, R (8, PH) OBP: 0.304, SLG: 0.347 Dave Leiper, L (8, 1) Mark Parent, R (9, PH) OBP: 0.213, SLG: 0.375			1-1 SH3-4 1B			0-1 FC3-6 1B		0-1 2B 1B	1-2 G5-3	2 0 2 0 0 0 0 0 0 0 0 0 0 0 1 1 1 0 0 0 0 0 0 0 0 0 0 0 1 0 0 0 0 0 1			
Bruce Hurst, L (1, 1) OBP: 0.103, SLG: 0.037 Bip Roberts, S (6, PH) OBP: 0.392, SLG: 0.484			0-0 SH3-4 1-2			0-1 FC3-6 1B		2-2 L6		0 0 0 0 0 0 0 2 0 1 0 0 0 1			
<b>Inning Stats</b>	R: 0 H: 0 E: 0 LOB: 0 K: 0 BB: 1 S: 4 P: 13	R: 0 H: 0 E: 0 LOB: 0 K: 0 BB: 0 S: 8 P: 11	R: 0 H: 1 E: 0 LOB: 1 K: 0 BB: 0 S: 6 P: 8	R: 0 H: 0 E: 0 LOB: 0 K: 2 BB: 0 S: 10 P: 13	R: 0 H: 0 E: 0 LOB: 0 K: 0 BB: 0 S: 8 P: 12	R: 0 H: 2 E: 0 LOB: 1 K: 0 BB: 0 S: 10 P: 14	R: 0 H: 2 E: 0 LOB: 2 K: 0 BB: 0 S: 12 P: 17	R: 1 H: 2 E: 0 LOB: 1 K: 0 BB: 0 S: 15 P: 23	R: 1 H: 2 E: 0 LOB: 1 K: 0 BB: 0 S: 15 P: 20	1B: 6 SF: 0 2B: 3 SAC: 1 3B: 0 DP: 1 HR: 0 HBP: 0	WP: 0 PA: 35 PB: 0 SB: 0 CS: 1		
<b>PITCHER</b>	IP WLS BF H R ER SO BB IBB HBP BLK WP HR S P ERA WHIP											<b>PITCHER</b>	IP WLS BF H R ER SO BB IBB HBP BLK WP HR S P ERA WHIP
Don Robinson, R (1, 1) ERA: 2.89 Terry Mulholland, L (9, 1) ERA: 4.5	8.0 W 30 7 1 1 2 1 0 0 0 0 0 0 73 111 1.12 1.000												

San Diego Padres @ San Francisco Giants  
Candlestick Park, San Francisco, CA  
Fri Jun 09 1989, 10:05 PM EDT  
Att. 17,463 - Unknown - 60 F

AB	33
R	2
H	9
RBI	2
BB	1
SO	2
LOB	18





Batter	1	2	3	4	5	6	7	8	9	AB	R	H	RBI	BB	SO	LOB
Donell Nixon, R OBP: 0.274, SLG: 0.268 (1, 8)	F7		F9	G5-3		1B				5	1	2	0	0	0	2
Robby Thompson, R OBP: 0.373, SLG: 0.466 (1, 4)	K		F8			K				5	1	1	0	0	2	3
Will Clark, L OBP: 0.440, SLG: 0.586 (1, 3)	K		1B			1B				4	3	3	0	0	1	0
Candy Maldonado, R OBP: 0.278, SLG: 0.317 (8, 9)			2B			1B				1	1	1	0	0	0	0
Kevin Mitchell, R OBP: 0.385, SLG: 0.720 (1, 7)		HR	1B			1B				1	2	1	1	3	0	0
Ernest Riles, L OBP: 0.361, SLG: 0.460 (7, 7)			IBB			1B				1	0	0	0	0	0	1
Tracy Jones, R OBP: 0.232, SLG: 0.197 (1, 9)	F7		1B			1B				5	1	4	7	0	0	0
Greg Litton, R OBP: 0.412, SLG: 0.467 (1, 5)			1B			1B				3	0	1	0	0	1	2
Ken Oberkfell, L OBP: 0.157, SLG: 0.200 (6, PH)	K		FC6-5			HR				2	1	1	3	0	0	2
Kirt Manwaring, R OBP: 0.266, SLG: 0.261 (1, 2)	F7					HR				4	0	1	0	0	0	3
Bill Bathe, R (8, PH)										1	0	0	0	0	0	1
Jose Uribe, S OBP: 0.294, SLG: 0.304 (1, 6)			1B			1B				3	1	1	0	0	0	3
Don Robinson, R OBP: 0.286, SLG: 0.400 (1, 1)			E							4	1	1	0	0	1	1
Terry Mulholland, R (9, 1)			1B							0	0	0	0	0	0	0

Inning Stats	R: 0	H: 0	E: 0	K: 2	S: 9	R: 1	H: 1	E: 0	K: 1	S: 10	R: 3	H: 4	E: 1	K: 0	S: 17	R: 0	H: 1	E: 0	K: 0	S: 8	R: 2	H: 4	E: 0	K: 0	S: 13	R: 5	H: 4	E: 0	K: 2	S: 16	R: 0	H: 1	E: 0	K: 0	S: 5	R: 1	H: 2	E: 1	K: 0	S: 10
	0	0	0	2	12	1	1	0	1	12	3	4	1	0	27	0	1	0	0	15	0	4	2	1	23	0	4	0	30	0	1	0	5	1	2	1	18			

PITCHER	IP	WLS	BF	H	R	ER	SO	BB	IBB	HBP	BLK	WP	HR	S	P	ERA	WHIP
Bruce Hurst, L ERA: 3.66 (1, 1)	5.0	L	26	10	6	6	3	0	2	0	0	0	1	57	89	10.80	2.000
Greg Booker, R ERA: 4.26 (6, 1)	2.0		12	5	5	5	2	1	0	0	0	0	1	21	35	22.50	3.000
Dave Leiper, L ERA: 5.32 (8, 1)	1.0		5	2	1	0	0	0	0	0	0	0	0	10	18	0.00	2.000

**BOTTOM**

**San Diego Padres @ San Francisco Giants**  
 Candlestick Park, San Francisco, CA

livebaseballscores.com

AB	39
R	12
H	17
RBI	11
BB	3
SO	5
LOB	18



WP: 0	PA: 43
PB: 0	SB: 0
CS: 0	

Fri Jun 09 1989, 10:05 PM EDT  
 Att: 17,463 - Unknown - 60 F

Batter	1	2	3	4	5	6	7	8	9	AB R H RBI BB SO LOB	TOP											
<b>Roberto Alomar, S</b> (1, 4) OBP: 0.310, SLG: 0.316	0-2 F8		1-1 P6		1-2 FC4		2-2 CS	0-3 K		4 0 0 0 0 1 1	<b>San Diego Padres @ San Francisco Giants</b> Candlestick Park, San Francisco, CA Sat Jun 10 1989, 6:33 AM EDT Att. 29,116 - Unknown <a href="http://livebaseballscorecards.com">livebaseballscorecards.com</a>											
<b>Tim Flannery, L</b> (1, 5) OBP: 0.341, SLG: 0.329 <b>Luis Salazar, R</b> (8, PH) OBP: 0.270, SLG: 0.358	2-1 2B 1B		2-2 P6		1-1 P4		3-2 G3		3 0 1 0 0 0 1 1 0 0 0 0 0 0													
<b>Tony Gwynn, L</b> (1, 8) OBP: 0.400, SLG: 0.484	0-0 1-3 2B		2-2 1B		0-0 G3		1-1 L8		4 0 2 0 0 0 0													
<b>Jack Clark, R</b> (1, 3) OBP: 0.398, SLG: 0.367	1-3 K		1-2 G5-3		0-1 F8		0-3 K		4 0 0 0 0 2 3													
<b>Marvell Wynne, L</b> (1, 9) OBP: 0.308, SLG: 0.432 <b>Carmelo Martinez, R</b> (9, PH) OBP: 0.308, SLG: 0.351 <b>Gary Green, R</b> (9, PR)	3-2 G3			2-3 K		0-0 1B	1-1 G5-4-3 1B		3 0 1 0 0 1 2 1 0 1 0 0 0 0 0 0 0 0 0 0 0													
<b>Chris James, R</b> (1, 7) OBP: 0.215, SLG: 0.258		1-3 K		1-2 F8		2-2 F8	1-1 G5-4-3		4 0 0 0 0 1 2													
<b>Mark Parent, R</b> (1, 2) OBP: 0.219, SLG: 0.373 <b>Benito Santiago, R</b> (7, PR)		1-3 K		1-1 G6-3		2-2 CS 1B			3 0 1 0 0 1 0 0 0 0 0 0 0 0													
<b>Garry Templeton, S</b> (1, 6) OBP: 0.265, SLG: 0.311		1-2 1B			0-3 K		1-3 K		3 0 1 0 0 2 1													
<b>Ed Whitson, R</b> (1, 1) OBP: 0.200, SLG: 0.206 <b>Rob Nelson, L</b> (7, PH) OBP: 0.304, SLG: 0.250 <b>Greg Harris, R</b> (7, 1)		1-3 K			1-0 FC4 1B		1-3 K		2 0 1 0 0 1 1 1 0 0 0 0 1 1 0 0 0 0 0 0 0													
<b>Inning Stats</b>	R: 0 E: 0 K: 1 S: 14	H: 2 LOB: 2 BB: 0 P: 20	R: 0 E: 0 K: 3 S: 12	H: 1 LOB: 1 BB: 0 P: 16	R: 0 E: 0 K: 0 S: 13	H: 1 LOB: 1 BB: 0 P: 18	R: 0 E: 0 K: 1 S: 8	H: 0 LOB: 0 BB: 0 P: 12	R: 0 E: 0 K: 1 S: 9	H: 1 LOB: 1 BB: 0 P: 12		R: 0 E: 0 K: 2 S: 15	H: 1 LOB: 1 BB: 0 P: 21	R: 0 E: 0 K: 1 S: 10	H: 0 LOB: 0 BB: 0 P: 14	R: 0 E: 0 K: 1 S: 7	H: 1 LOB: 1 BB: 0 P: 9	R: 0 E: 0 K: 1 S: 7	H: 1 LOB: 1 BB: 0 P: 9	1B: 7 2B: 1 3B: 0 HR: 0	SF: 0 SAC: 0 DP: 1 HBP: 0	WP: 0 PB: 0 SB: 1 CS: 1
<b>PITCHER</b>	IP WLS BF H R ER SO BB IBB HBP BLK WP HR S P ERA WHIP																					
<b>Scott Garrelts, R</b> (1, 1) ERA: 2.43	6.0 W 24 6 0 0 6 0 0 0 0 0 0 0 63 87 0.00 1.000																					
<b>Rich Gossage, R</b> (7, 1) ERA: 0.86	1.0 3 1 0 0 2 0 0 0 0 0 0 0 15 21 0.00 1.000																					
<b>Craig Lefferts, L</b> (8, 1) ERA: 1.69	2.0 S 6 1 0 0 2 0 0 0 0 0 0 0 17 23 0.00 0.500																					

**San Diego Padres @ San Francisco Giants**  
 Candlestick Park, San Francisco, CA  
 Sat Jun 10 1989, 6:33 AM EDT  
 Att. 29,116 - Unknown

AB	33
R	0
H	8
RBI	0
BB	0
SO	10
LOB	12



Batter	1	2	3	4	5	6	7	8	9
<b>Brett Butler, L</b> OBP: 0.388, SLG: 0.368 (1, 8)	2-2 P6		0-1 G4-3		1-2 L4-3			1-1 G4-3	
<b>Robby Thompson, R</b> OBP: 0.371, SLG: 0.471 (1, 4)	2-2 G3-1		1-1 SF7 3B			2-3 K		0-3 K	
<b>Will Clark, L</b> OBP: 0.437, SLG: 0.581 (1, 3)	4-0 BB BB		0-1 SF7 3-H			0-1 P2		1-2 P4	
<b>Kevin Mitchell, R</b> OBP: 0.385, SLG: 0.714 (1, 7)	4-2 1-2 BB		1-1 P6			0-1 F7			
<b>Ernest Riles, L</b> OBP: 0.354, SLG: 0.450 (1, 5)	1-2 G3			1-2 G3			2-2 G3		
<b>Tracy Jones, R</b> OBP: 0.235, SLG: 0.203 (1, 9)		0-1 G3-1 G4-3 1B		1-2 P4			1-0 G4-3		
<b>Terry Kennedy, L</b> OBP: 0.327, SLG: 0.401 (1, 2)		0-0 G4-3		1-2 G3			4-2 BB BB		
<b>Jose Uribe, S</b> OBP: 0.294, SLG: 0.301 (1, 6)		0-1 G3-1			1-0 G6-3		4-1 BB BB		
<b>Scott Garrelts, R</b> OBP: 0.161, SLG: 0.200 (1, 1)		1-3 K			1-1 E5 L4-3		0-1 F9		
<b>Rich Gossage, R</b> (7, 1)									
<b>Ken Oberkfell, L</b> OBP: 0.155, SLG: 0.197 (7, PH)									
<b>Craig Lefferts, L</b> (8, 1)									

AB	R	H	RBI	BB	SO	LOB
4	0	0	0	0	0	1
4	1	1	0	0	2	0
2	0	0	1	1	0	0
2	0	0	0	1	0	0
3	0	0	0	0	0	2
3	0	1	0	0	0	0
2	0	0	0	1	0	1
2	0	0	0	0	1	1
0	0	0	0	0	0	0
1	0	0	0	0	0	2
0	0	0	0	0	0	0

BOTTOM	
<b>San Diego Padres @ San Francisco Giants</b> Candlestick Park, San Francisco, CA	
Sat Jun 10 1989, 6:33 AM EDT Att. 29,116 - Unknown	
AB	25
R	1
H	2
RBI	1
BB	4
SO	3
LOB	8
WP: 0	PA: 30
PB: 0	
SB: 0	
CS: 0	

Inning Stats		R: 0	H: 0	E: 0	K: 0	S: 13	R: 0	H: 1	E: 0	K: 1	S: 8	R: 0	H: 1	E: 0	K: 0	S: 8	R: 0	H: 0	E: 0	K: 0	S: 9	R: 0	H: 0	E: 0	K: 1	S: 7	R: 0	H: 0	E: 0	K: 0	S: 9	R: 0	H: 0	E: 0	K: 1	S: 7	R: 0	H: 0	E: 0	K: 0	S: 12	R: 0	H: 0	E: 0	K: 1	S: 8
<b>Ed Whitson, R</b> ERA: 2.22 (1, 1)	IP: 6.0	WLS: L	BF: 22	H: 2	R: 1	ER: 1	SO: 2	BB: 2	IBB: 0	HBP: 0	BLK: 0	WP: 0	HR: 0	S: 52	P: 76	ERA: 1.50	WHIP: 0.667																													
<b>Greg Harris, R</b> ERA: 1.67 (7, 1)	IP: 2.0	WLS: L	BF: 8	H: 0	R: 0	ER: 0	SO: 1	BB: 2	IBB: 0	HBP: 0	BLK: 0	WP: 0	HR: 0	S: 20	P: 33	ERA: 0.00	WHIP: 1.000																													
PITCHER		IP	WLS	BF	H	R	ER	SO	BB	IBB	HBP	BLK	WP	HR	S	P	ERA	WHIP																												

Batter	1	2	3	4	5	6	7	8	9	10	11	12	AB R H RBI BB SO LOB	TOP													
<b>Bip Roberts, S</b> OBP: 0.375, SLG: 0.457 <b>Mark Davis, L</b> (12, 1)	2-2 F7		1-1 F9			2-2 G6-3		1-1 1B 1B		0-0 FC5-6 G1-6-3		1-1 L5-4	6 1 1 0 0 0 3 0 0 0 0 0 0 0	<b>San Diego Padres @ San Francisco Giants</b> Candlestick Park, San Francisco, CA Sun Jun 11 1989, 6:33 AM EDT Att. 42,003 - Unknown <a href="http://livebaseballscorecards.com">livebaseballscorecards.com</a>													
<b>Tim Flannery, L</b> OBP: 0.337, SLG: 0.325 <b>Luis Salazar, R</b> OBP: 0.268, SLG: 0.356 (8, PR) (8, 5)	1-0 F8			0-0 G4-3		2-2 F7		2-1 1B 1B		0-1 G1-6-3			4 0 1 0 0 0 0 1 0 0 0 0 0 1														
<b>Tony Gwynn, L</b> OBP: 0.400, SLG: 0.482 (1, 8)	2-3 K			1-1 1B		0-1 G4-3		1-1 1B 1-2 3-H			1-0 G3		5 0 2 1 0 1 0														
<b>Jack Clark, R</b> OBP: 0.390, SLG: 0.358 (1, 3)		2-3 K		2-3 K			1-3 K	2-3 K			0-3 K		5 0 0 0 0 5 3														
<b>Marvell Wynne, L</b> OBP: 0.319, SLG: 0.438 (1, 9)	2-2 1B			0-0 G3			1-1 1B S	0-1 G4-3			0-1 1B BLK		5 0 3 0 0 0 3														
<b>Roberto Alomar, S</b> OBP: 0.308, SLG: 0.311 (1, 4)		1 SAFE 3-2 1 SAFE F7			0-2 G4-3		4-1 1B BB		1-2 F7		2-1 G6-3		4 0 0 0 1 0 2														
<b>Benito Santiago, R</b> OBP: 0.266, SLG: 0.358 (1, 2)		2-3 K		1-2 E6 G4-3 1B		1-2 1B	1-2 1B 2-H		3-2 G5-3			3-1 P3	5 0 2 0 0 1 1														
<b>Gary Templeton, S</b> OBP: 0.263, SLG: 0.308 (1, 6)			0-3 K		1-1 G4-3		1-2 P5		1-1 G3			0-0 L5-4 BB 1B	5 0 1 0 0 1 3														
<b>Dennis Rasmussen, L</b> OBP: 0.080, SLG: 0.080 <b>Carmelo Martinez, R</b> OBP: 0.312, SLG: 0.355 <b>Greg Harris, R</b> (10, PH) <b>Chris James, R</b> OBP: 0.219, SLG: 0.258 (12, PH) (12, 7)			3-1 F8		0-1 G1-3			1-0 F8		2-0 FC5-6 1B		4-1 BB BB	3 0 0 0 0 0 1 1 0 1 0 0 0 0 0 0 0 0 0 0 0 0 0 0 0 1 0 0														
<b>Inning Stats</b>	R: 0 E: 0 K: 1 S: 9	H: 0 LOB: 0 BB: 0 P: 14	R: 0 E: 0 K: 2 S: 13	H: 1 LOB: 1 BB: 0 P: 22	R: 0 E: 0 K: 1 S: 7	H: 0 LOB: 0 BB: 0 P: 11	R: 0 E: 1 K: 0 S: 10	H: 1 LOB: 1 BB: 0 P: 12	R: 0 E: 0 K: 1 S: 9	H: 0 LOB: 0 BB: 0 P: 13	R: 0 E: 0 K: 1 S: 12	H: 2 LOB: 2 BB: 1 P: 20	R: 1 E: 0 K: 1 S: 14		H: 3 LOB: 2 BB: 0 P: 19	R: 0 E: 0 K: 0 S: 8	H: 0 LOB: 0 BB: 0 P: 13	R: 0 E: 0 K: 0 S: 4	H: 1 LOB: 0 BB: 0 P: 6	R: 0 E: 0 K: 1 S: 8	H: 1 LOB: 1 BB: 0 P: 11	R: 0 E: 0 K: 0 S: 6	H: 1 LOB: 1 BB: 1 P: 14	1B: 11 2B: 1 3B: 0 HR: 0	SF: 0 SAC: 0 DP: 2 HBP: 0	WP: 0 PB: 0 SB: 1 CS: 0	PA: 46
<b>PITCHER</b>	IP WLS BF H R ER SO BB IBB HBP BLK WP HR S P ERA WHIP																										
<b>Rick Reuschel, R</b> ERA: 2.17 <b>Craig Lefferts, L</b> ERA: 1.61 <b>Rich Gossage, R</b> ERA: 0.82	(1, 1) 9.0 (10, 1) 2.0 (12, 1) 1.0	WLS 7 W	BF 35 7 4	H 8 2 1	R 1 0 0	ER 1 0 0	SO 7 1 0	BB 1 0 0	IBB 0 0 0	HBP 0 0 0	BLK 0 1 0	WP 0 0 0	HR 0 0 0		S 90 12 6	P 135 17 14	ERA 1.00 0.00 0.00	WHIP 1.000 1.000 2.000									



Batter	1	2	3	4	5	6	7	8	9	10	11	12	AB R H RBI BB SO LOB
<b>Brett Butler, L</b> OBP: 0.387, SLG: 0.367 (1, 8)	0-0 FC4-6 1B		1-2 FC6-4 1B		2-2 G6-3		2-2 F7		2-2 SAFE F5			2-3 K	6 0 2 0 0 1 2
<b>Robby Thompson, R</b> OBP: 0.374, SLG: 0.474 (1, 4)	2-0 FC4-6 1-2f		2-3 K			1-1 E 2B		4-0 G1-6-3 BB		2-3 K		1-2 HR 1B	5 1 2 0 1 2 2
<b>Will Clark, L</b> OBP: 0.431, SLG: 0.583 (1, 3)	2-1 FC4-6 1-2f		2-3 K			0-0 F8		2-2 G1-6-3 1-2f		1-1 F8		0-0 HR 1H	6 1 1 2 0 1 4
<b>Kevin Mitchell, R</b> OBP: 0.389, SLG: 0.714 (1, 7)	1-1 F7		1-0 FC6-4 1-2f			4-0 E IBB		1-1 1B		2-2 2B			4 0 2 0 1 0 2
<b>Tracy Jones, R</b> OBP: 0.222, SLG: 0.190 (1, 9)		2-1 F8		2-0 F8		3-3 K		2-0 F9		3-1 G6-3			5 0 0 0 0 1 4
<b>Greg Litton, R</b> OBP: 0.409, SLG: 0.600 <b>Rich Gossage, R</b> (12, 1)		1-2 FC4-6 1B		1-3 K		0-0 G5-3		1-0 HR		2-1 G6-3			5 1 2 1 0 1 2 0 0 0 0 0 0 0
<b>Kirt Manwaring, R</b> OBP: 0.285, SLG: 0.261 <b>Terry Kennedy, L</b> OBP: 0.331, SLG: 0.401 (11, PH) (12, 2)		1-0 FC4-6 1B		0-1 F7			0-0 F7		1-1 G6-3		4-1 CS BB		4 0 1 0 0 0 0 0 0 0 0 1 0 0
<b>Jose Uribe, S</b> OBP: 0.297, SLG: 0.299 (1, 6)		1-0 FC4-6 1-2f 2-3		2-2 G5-3		1-0 SH1-4 1B		4-0 BB		3-3 K		1-2	4 0 1 0 1 1 3
<b>Rick Reuschel, R</b> OBP: 0.152, SLG: 0.097 <b>Candy Maldonado, R</b> OBP: 0.277, SLG: 0.315 <b>Craig Lefferts, L</b> (10, 1) <b>Ken Oberkfell, L</b> OBP: 0.153, SLG: 0.194 (12, 5)		1-0 FC6-4		2-2 F3		1-0 SH1-4		1-1 SAFE F7				1-0 P6	2 0 0 0 0 0 2 1 0 0 0 0 0 1 0 0 0 0 0 0 0 1 0 0 0 0 0 0

Inning Stats	R: 0	H: 1	E: 0	K: 0	S: 6	H: 1	LOB: 1	BB: 0	P: 11	R: 0	H: 2	E: 0	K: 0	S: 8	H: 2	LOB: 2	BB: 0	P: 14	R: 0	H: 1	E: 0	K: 2	S: 11	H: 1	LOB: 1	BB: 0	P: 17	R: 0	H: 0	E: 0	K: 1	S: 6	H: 0	LOB: 0	BB: 0	P: 9	R: 0	H: 0	E: 0	K: 0	S: 10	H: 0	LOB: 0	BB: 0	P: 16	R: 0	H: 1	E: 1	K: 1	S: 7	H: 1	LOB: 2	BB: 1	P: 15	R: 0	H: 1	E: 0	K: 0	S: 6	H: 1	LOB: 1	BB: 0	P: 10	R: 0	H: 1	E: 0	K: 0	S: 6	H: 1	LOB: 1	BB: 1	P: 15	R: 1	H: 1	E: 0	K: 0	S: 9	H: 1	LOB: 1	BB: 1	P: 18	R: 0	H: 1	E: 0	K: 1	S: 11	H: 1	LOB: 1	BB: 0	P: 19	R: 0	H: 0	E: 0	K: 1	S: 7	H: 0	LOB: 1	BB: 1	P: 16	R: 2	H: 2	E: 0	K: 1	S: 9	H: 2	LOB: 0	BB: 0	P: 13	1B: 7	2B: 3	3B: 0	HR: 2	SF: 0	SAC: 1	DP: 2	HBP: 0	WP: 0	PA: 48
--------------	------	------	------	------	------	------	--------	-------	-------	------	------	------	------	------	------	--------	-------	-------	------	------	------	------	-------	------	--------	-------	-------	------	------	------	------	------	------	--------	-------	------	------	------	------	------	-------	------	--------	-------	-------	------	------	------	------	------	------	--------	-------	-------	------	------	------	------	------	------	--------	-------	-------	------	------	------	------	------	------	--------	-------	-------	------	------	------	------	------	------	--------	-------	-------	------	------	------	------	-------	------	--------	-------	-------	------	------	------	------	------	------	--------	-------	-------	------	------	------	------	------	------	--------	-------	-------	-------	-------	-------	-------	-------	--------	-------	--------	-------	--------


PITCHER	IP	WLS	BF	H	R	ER	SO	BB	IBB	HBP	BLK	WP	HR	S	P	ERA	WHIP
<b>Dennis Rasmussen, L</b> ERA: 4.44 (1, 1)	9.0		37	8	1	1	4	2	1	0	0	0	1	69	125	1.00	1.111
<b>Greg Harris, R</b> ERA: 1.57 (10, 1)	2.0		7	1	0	0	2	1	0	0	0	0	0	18	35	0.00	1.000
<b>Mark Davis, L</b> ERA: 3.21 (12, 1)	0.2	L	4	2	2	2	1	0	0	0	0	0	1	9	13	27.00	3.000


**San Diego Padres @ San Francisco Giants**  
Candlestick Park, San Francisco, CA

Sun Jun 11 1989, 6:33 AM EDT  
Att: 42,003 - Unknown

livebaseballscorecards.com

AB	43
R	3
H	11
RBI	3
BB	4
SO	7
LOB	22



Batter	1	2	3	4	5	6	7	8	9	AB R H RBI BB SO LOB	TOP											
Jeff Blausler, R (1, 5) OBP: 0.281, SLG: 0.382	0-0 G6-3		1-2 F9			1-0 G6-3		1-0 1B 1B	1-1 FC5	5 1 1 0 0 0 3												
Tommy Gregg, L (1, 7) OBP: 0.419, SLG: 0.481 (8, 9)	1-2 G1-3		0-0 G4-3			0-0 L6		0-0 1B 1B	1-1 P5	5 1 1 0 0 0 3												
Andres Thomas, R (1, 6) OBP: 0.265, SLG: 0.387	1-3 K				1-1 G4-3	1-1 1B 1B		2-2 1B 1B		4 0 2 0 0 1 0												
Dale Murphy, R (1, 8) OBP: 0.318, SLG: 0.368		1-1 E6 PB		3-2 FC4-6 1B		2-2 1B 1B		2-2 1B 1B		4 0 3 2 0 0 0												
Geronimo Berroa, R (1, 9) OBP: 0.338, SLG: 0.412 Dion James, L (8, PH) OBP: 0.377, SLG: 0.324 Ron Gant, R (8, PH) OBP: 0.227, SLG: 0.318 Joe Boever, R (8, 1)		1-0 L8		0-1 FC4-6 1-2f		0-0 L8		1-2 F7		3 0 0 0 0 0 4 0 0 0 0 0 0 0 1 0 0 0 0 0 2 0 0 0 0 0 0 0												
Darrell Evans, L (1, 3) OBP: 0.295, SLG: 0.330		2-3 SAFE K		0-0 L9			1-0 G5-4-3 1B	1-1 P5		4 0 1 0 0 1 4												
Jody Davis, R (1, 2) OBP: 0.247, SLG: 0.244 John Russell, R (9, PR) OBP: 0.149, SLG: 0.130		2-3 K			0-0 G4-6-3 1B		1-0 G5-4-3		3-2 FC5 SH1-4 1B	4 0 2 0 0 1 2 0 0 0 0 0 0 0	AB 35 R 2 H 10 RBI 2 BB 0 SO 5 LOB 19											
Jeff Treadway, L (1, 4) OBP: 0.326, SLG: 0.376			0-1 E1 SH3-4		1-0 G4-6-3 1-2f		0-3 K		0-0 SH1-4	3 0 0 0 0 1 1												
Zane Smith, L (1, 1) OBP: 0.174, SLG: 0.174 Lonnie Smith, R (8, PH) OBP: 0.456, SLG: 0.548 (8, 7) 29 John Smoltz, R (9, PR) OBP: 0.313, SLG: 0.407			0-0 SH3-4		1-2 G6-3			1-3 K	1-2 FC5 HBP	1 0 0 0 0 0 0 1 0 0 0 0 1 0 0 0 0 0 0 0 0												
Inning Stats	R: 0 E: 0 K: 1 S: 8	H: 0 LOB: 0 BB: 0 P: 10	R: 0 E: 1 K: 2 S: 9	H: 0 LOB: 1 BB: 0 P: 15	R: 0 E: 1 K: 0 S: 7	H: 0 LOB: 1 BB: 0 P: 8	R: 0 E: 0 K: 0 S: 8	H: 1 LOB: 1 BB: 0 P: 12	R: 0 E: 0 K: 0 S: 5	H: 1 LOB: 0 BB: 0 P: 7	R: 0 E: 0 K: 1 S: 8	H: 2 LOB: 2 BB: 0 P: 12	R: 0 E: 0 K: 1 S: 5	H: 1 LOB: 0 BB: 0 P: 7	R: 2 E: 0 K: 1 S: 21	H: 4 LOB: 2 BB: 0 P: 29	R: 0 E: 0 K: 0 S: 10	H: 1 LOB: 2 BB: 0 P: 16	1B: 10 2B: 0 3B: 0 HR: 0	SF: 0 SAC: 2 DP: 2 HBP: 1	WP: 0 PB: 1 SB: 0 CS: 0	PA: 38
PITCHER	IP WLS BF H R ER SO BB IBB HBP BLK WP HR S P ERA WHIP																					
Atlee Hammaker, L (1, 1) ERA: 3.57	7.1 W 30 8 2 2 5 0 0 0 0 0 0 0 60 85 2.46 1.091																					
Ernie Camacho, R (8, 1) ERA:	0.0 1 1 0 0 0 0 0 0 0 0 0 0 4 6 ∞ ∞																					
Craig Lefferts, L (8, 1) ERA: 1.55	1.2 S 7 1 0 0 0 0 0 0 1 0 0 0 17 25 0.00 0.600																					

Atlanta Braves @ San Francisco Giants  
Candlestick Park, San Francisco, CA  
Tue Jun 13 1989, 10:05 PM EDT  
Att. 10,484 - Unknown - 62 F

livebaseballscorecards.com

Batter	1	2	3	4	5	6	7	8	9	AB	R	H	RBI	BB	SO	LOB
<b>Brett Butler, L</b> OBP: 0.381, SLG: 0.361 (1, 8)	G1-3		FC1-6		G6-3		K			4	1	0	1	0	1	3
<b>Robby Thompson, R</b> OBP: 0.372, SLG: 0.475 (1, 4)	K		E6			G6-3 1B 2B		P3		4	1	1	0	0	1	0
<b>Will Clark, L</b> OBP: 0.425, SLG: 0.573 (1, 3)	F9		CS	B2-3		G6-3		G3-1		4	0	0	0	0	0	1
<b>Candy Maldonado, R</b> OBP: 0.281, SLG: 0.320 (1, 9)		G6-3						K		4	0	2	1	0	1	0
<b>Tracy Jones, R</b> OBP: 0.226, SLG: 0.195 (1, 7)		G3								3	0	1	0	0	0	1
<b>Greg Litton, R</b> OBP: 0.360, SLG: 0.522 (1, 5)		L9								3	0	0	0	0	0	4
<b>Kirt Manwaring, R</b> OBP: 0.257, SLG: 0.253 (1, 2)			G1-3					F8		3	0	0	0	0	0	0
<b>Jose Uribe, S</b> OBP: 0.302, SLG: 0.305 (1, 6)			E6							3	1	2	0	0	0	0
<b>Atlee Hammaker, S</b> OBP: 0.417, SLG: 0.500 (1, 1)			E3					SH3-4		1	0	1	0	0	0	0
<b>Ernie Camacho, R</b> (8, 1)										0	0	0	0	0	0	0
<b>Craig Lefferts, L</b> (8, 1)										0	0	0	0	0	0	0

Inning Stats	R: 0	H: 0	E: 0	K: 1	S: 11	LOB: 0	BB: 0	P: 17	R: 0	H: 0	E: 0	K: 0	S: 6	LOB: 0	BB: 0	P: 12	R: 2	H: 1	E: 4	K: 0	S: 8	LOB: 0	BB: 0	P: 14	R: 0	H: 2	E: 0	K: 0	S: 8	LOB: 1	BB: 0	P: 12	R: 0	H: 1	E: 0	K: 0	S: 9	LOB: 1	BB: 0	P: 14	R: 1	H: 2	E: 1	K: 0	S: 9	LOB: 1	BB: 0	P: 13	R: 0	H: 1	E: 0	K: 1	S: 8	LOB: 1	BB: 0	P: 12	R: 0	H: 0	E: 0	K: 1	S: 8	LOB: 0	BB: 0	P: 10
--------------	------	------	------	------	-------	--------	-------	-------	------	------	------	------	------	--------	-------	-------	------	------	------	------	------	--------	-------	-------	------	------	------	------	------	--------	-------	-------	------	------	------	------	------	--------	-------	-------	------	------	------	------	------	--------	-------	-------	------	------	------	------	------	--------	-------	-------	------	------	------	------	------	--------	-------	-------

PITCHER	IP	WLS	BF	H	R	ER	SO	BB	IBB	HBP	BLK	WP	HR	S	P	ERA	WHIP
<b>Zane Smith, L</b> ERA: 4.45 (1, 1)	7.0	L	28	7	3	1	2	0	0	0	0	0	0	59	94	1.29	1.000
<b>Joe Boever, R</b> ERA: 2.45 (8, 1)	1.0		3	0	0	0	1	0	0	0	0	0	0	8	10	0.00	0.000

**BOTTOM**

**Atlanta Braves @ San Francisco Giants**  
Candlestick Park, San Francisco, CA

Tue Jun 13 1989, 10:05 PM EDT  
Att: 10,484 - Unknown - 62 F

<b>AB</b>	<b>29</b>
<b>R</b>	<b>3</b>
<b>H</b>	<b>7</b>
<b>RBI</b>	<b>2</b>
<b>BB</b>	<b>0</b>
<b>SO</b>	<b>3</b>
<b>LOB</b>	<b>9</b>

livebaseballscorecards.com



<b>WP: 0</b>	<b>PA: 32</b>
<b>PB: 0</b>	
<b>SB: 0</b>	
<b>CS: 1</b>	

Batter	1	2	3	4	5	6	7	8	9	AB R H RBI BB SO LOB	TOP											
Jeff Treadway, L (1, 4) OBP: 0.325, SLG: 0.390	1-2 HR		1-3 K		0-1 G6-3			1-0 L8		4 1 1 1 0 1 1												
Dion James, L (1, 7) OBP: 0.380, SLG: 0.329	0-0 G3-1		1-2 E5			0-0 1B		2-2 G6-4-3 1B		4 0 2 0 0 0 0												
Tommy Gregg, L (1, 9) OBP: 0.400, SLG: 0.457	1-0 P6		2-1 P5			2-2 L8		1-1 G6-4-3 1-2f		4 0 0 0 0 0 4												
Dale Murphy, R (1, 8) OBP: 0.313, SLG: 0.362	1-2 G6-3			0-1 G6-3		1-3 K		1-3 K		4 0 0 0 0 2 1												
Darrell Evans, L (1, 3) OBP: 0.295, SLG: 0.330		3-2 G4-3 2B		4-2 BB		1-1 F9		1-0 L9		0 0 0 0 0 0 0												
Lonnie Smith, R (1, 7) OBP: 0.457, SLG: 0.550								3 0 1 0 1 0 1														
Andres Thomas, R (1, 6) OBP: 0.260, SLG: 0.380		0-2 G4-3		1-1 F8			1-1 L9	0-0 L9		4 0 0 0 0 0 2												
Ron Gant, R (1, 5) OBP: 0.224, SLG: 0.313		2-3	1-3 K		1-1 P6		2-3 K			3 0 0 0 0 2 2												
Bruce Benedict, R (1, 2) OBP: 0.293, SLG: 0.219		1-2 P3			1-0 G5-3		0-0 G5-3			3 0 0 0 0 0 1												
Derek Lilliquist, L (1, 1) OBP: 0.240, SLG: 0.280																						
Charlie Puleo, R (3, 1) OBP: 0.276, SLG: 0.379																						
Jeff Blauser, R (5, PH) OBP: 0.347, SLG: 0.429			0-0 F7																			
José Alvarez, R (5, 1) OBP: 0.347, SLG: 0.429					0-3 K																	
Geronimo Berroa, R (8, PH) OBP: 0.347, SLG: 0.429																						
Paul Assenmacher, L (8, 1) OBP: 0.347, SLG: 0.429								0-1 1B 1B		1 0 0 0 0 0 0 0 0 0 0 0 0 0 1 0 0 0 0 1 0 0 0 0 0 0 0 0 1 0 1 0 0 0 0 0 0 0 0 0 0 0												
<b>Inning Stats</b>	R: 1 E: 0 K: 0 S: 9	H: 1 LOB: 0 BB: 0 P: 12	R: 0 E: 0 K: 1 S: 14	H: 1 LOB: 1 BB: 0 P: 19	R: 0 E: 1 K: 1 S: 14	H: 0 LOB: 1 BB: 0 P: 18	R: 0 E: 0 K: 0 S: 9	H: 0 LOB: 1 BB: 1 P: 15	R: 0 E: 0 K: 1 S: 6	H: 0 LOB: 0 BB: 0 P: 7	R: 0 E: 0 K: 1 S: 9	H: 1 LOB: 1 BB: 0 P: 13	R: 0 E: 0 K: 1 S: 6	H: 0 LOB: 0 BB: 0 P: 9	R: 0 E: 0 K: 0 S: 9	H: 2 LOB: 1 BB: 0 P: 13	R: 0 E: 0 K: 1 S: 5	H: 0 LOB: 0 BB: 0 P: 7	1B: 3 2B: 1 3B: 0 HR: 1	SF: 0 SAC: 0 DP: 1 HBP: 0	WP: 0 PB: 0 SB: 0 CS: 0	PA: 33
<b>PITCHER</b>	IP WLS BF H R ER SO BB IBB HBP BLK WP HR S P ERA WHIP																					
Don Robinson, R (1, 1) ERA: 2.76	7.0 W 26 3 1 1 5 1 0 0 0 0 1 67 93 1.29 0.571																					
Terry Mulholland, L (8, 1) ERA: 4.09	1.0 4 2 0 0 0 0 0 0 0 0 0 9 13 0.00 2.000																					
Michael LaCoss, R (9, 1) ERA: 1.9	1.0 3 0 0 0 0 1 0 0 0 0 0 5 7 0.00 0.000																					

Atlanta Braves @ San Francisco Giants  
Candlestick Park, San Francisco, CA  
Wed Jun 14 1989, 6:33 AM EDT  
Att. 12,140 - Sunny

livebaseballscorecards.com

AB	32
R	1
H	5
RBI	1
BB	1
SO	6
LOB	12






Batter	1	2	3	4	5	6	7	8	9	AB	R	H	RBI	BB	SO	LOB	BOTTOM			
<b>Tracy Jones, R</b> <small>(1, 8) OBP: 0.245, SLG: 0.239</small> <small>(5, 7)</small>	2-1  G6-3	0-1  2B	3-2  2B			0-1  WP BB 1B		2-3  K		5	0	3	2	0	1	1				
<b>Robby Thompson, R</b> <small>(1, 4) OBP: 0.373, SLG: 0.491</small> <small>(5, 7)</small>	3-2  HR	0-0  G6-3	2-3  K			2-0  P3		1-2  1B 2B		5	2	2	2	0	1	3				
<b>Will Clark, L</b> <small>(1, 3) OBP: 0.426, SLG: 0.574</small> <b>Ken Oberkfell, L</b> <small>(6, PR) OBP: 0.164, SLG: 0.206</small> <small>(7, 3)</small>	2-0  2B	1-1  F8			0-3  K	4-1  WP BB 1-2		1-1  E 1B		3	1	1	0	1	1	1				
<b>Kevin Mitchell, R</b> <small>(1, 7) OBP: 0.392, SLG: 0.712</small> <b>Donell Nixon, R</b> <small>(5, 8) OBP: 0.267, SLG: 0.260</small>	4-0  2B 1B IBB		3-1  SH BB SF7 1B		2-0  F8	3-2  F9 1-2 2-3		0-1  E4 1-2		2	2	1	0	1	0	0				
<b>Candy Maldonado, R</b> <small>(1, 9) OBP: 0.289, SLG: 0.329</small>	2-2  1B 2B		4-2  SH 1B BB 1-2 2-3		0-0  G6-3		0-1  G3-6-3 1B	1-3  K		4	2	2	1	1	1	2				
<b>Greg Litton, R</b> <small>(1, 5) OBP: 0.357, SLG: 0.480</small>	3-3  K		1-1  SH 1B 2B 1-2 2-3		4-2  G4-6-3 BB		0-0  G3-6-3 1-2f			2	1	0	0	1	1	3				
<b>Kirt Manwaring, R</b> <small>(1, 2) OBP: 0.265, SLG: 0.260</small> <b>Terry Kennedy, L</b> <small>(3, PH) OBP: 0.325, SLG: 0.396</small> <small>(4, 2)</small>	2-2  1B		2-2  SF7		0-0  G4-6-3 1-2f		0-1  G3			1	0	1	2	0	0	0				
<b>Jose Uribe, S</b> <small>(1, 6) OBP: 0.296, SLG: 0.299</small>	1-0  P6		2-2  F8		0-0  G3		1-3  K			4	0	0	0	0	1	3				
<b>Don Robinson, R</b> <small>(1, 1) OBP: 0.289, SLG: 0.395</small> <b>Charlie Puleo, R</b> <small>(8, 1) ERA: 3.04</small> <b>Bill Bathe, R</b> <small>(8, PH) OBP: 0.500, SLG: 0.500</small> <b>Michael LaCoss, R</b> <small>(9, 1)</small>		1-2  F8	1-0  2B 1B		2-3  K		0-0  2B 1B			3	1	1	1	0	1	0				
<b>Inning Stats</b>	R: 4 E: 0 K: 1 S: 17	H: 4 LOB: 1 BB: 1 P: 36	R: 0 E: 0 K: 0 S: 10	H: 1 LOB: 1 BB: 0 P: 12	R: 4 E: 1 K: 1 S: 21	H: 3 LOB: 1 BB: 1 P: 39	R: 0 E: 0 K: 1 S: 5	H: 0 LOB: 0 BB: 0 P: 7	R: 0 E: 0 K: 0 S: 6	H: 0 LOB: 0 BB: 1 P: 10	R: 0 E: 0 K: 1 S: 11	H: 1 LOB: 3 BB: 1 P: 22	R: 0 E: 0 K: 0 S: 5	H: 1 LOB: 0 BB: 0 P: 5	R: 2 E: 1 K: 3 S: 20	H: 3 LOB: 2 BB: 0 P: 26	1B: 7 2B: 5 3B: 0 HR: 1	SF: 1 SAC: 1 DP: 2 HBP: 0	WP: 1 PB: 0 SB: 0 CS: 0	PA: 41
<b>PITCHER</b> <b>Derek Lilliquist, L</b> <small>(1, 1) ERA: 3.04</small> <b>Charlie Puleo, R</b> <small>(3, 1) ERA: 5.63</small> <b>José Alvarez, R</b> <small>(5, 1) ERA: 2.62</small> <b>Paul Assenmacher, L</b> <small>(8, 1) ERA: 3.25</small>	IP 2.0 2.0 3.0 1.0	WLS L 8 7	BF 15 8 11 7	H 6 2 2 3	R 7 1 0 2	ER 6 0 0 2	SO 1 2 1 3	BB 1 0 0 0	IBB 1 0 0 0	HBP 0 0 0 0	BLK 0 0 0 0	WP 0 0 1 0	HR 1 0 0 0	S 34 19 22 20	P 63 31 37 26	ERA 27.00 0.00 0.00 18.00	WHIP 3.500 1.000 1.333 3.000	<b>PITCHER</b> IP WLS BF H R ER SO BB IBB HBP BLK WP HR S P ERA WHIP		

Atlanta Braves @ San Francisco Giants  
 Candlestick Park, San Francisco, CA  
 Wed Jun 14 1989, 6:33 AM EDT  
 Att. 12,140 - Sunny

livebaseballscores.com

AB	35
R	10
H	13
RBI	10
BB	4
SO	7
LOB	17



Batter	1	2	3	4	5	6	7	8	9	AB R H RBI BB SO LOB	TOP														
Lonnie Smith, R (1, 7) OBP: 0.458, SLG: 0.569	1-0 G6-3			1-1 HR		1-1 F9		2-1 1B		4 1 2 1 0 0 0	<p><b>Atlanta Braves @ San Francisco Giants</b> Candlestick Park, San Francisco, CA</p> <p>Thu Jun 15 1989, 6:33 AM EDT Att. 9,403 - Sunny</p> <p>livebaseballscorecards.com</p> <table border="1"> <tr><td>AB</td><td>30</td></tr> <tr><td>R</td><td>2</td></tr> <tr><td>H</td><td>4</td></tr> <tr><td>RBI</td><td>2</td></tr> <tr><td>BB</td><td>2</td></tr> <tr><td>SO</td><td>4</td></tr> <tr><td>LOB</td><td>6</td></tr> </table> <p></p>	AB	30	R	2	H	4	RBI	2	BB	2	SO	4	LOB	6
AB	30																								
R	2																								
H	4																								
RBI	2																								
BB	2																								
SO	4																								
LOB	6																								
Jeff Treadway, L (1, 4) OBP: 0.323, SLG: 0.387	2-1 F7			2-2 G3		1-2 FC6-4 1B		2-1 G4-3		4 0 1 0 0 0 1															
Tommy Gregg, L (1, 9) OBP: 0.383, SLG: 0.435	0-3 K			0-2 G6-3		2-2 F9			2-0 F9	4 0 0 0 0 1 1															
Dale Murphy, R (1, 8) OBP: 0.309, SLG: 0.356		3-3 K		3-3 K		0-2 FC6-4 1-2f			2-0 G3	4 0 0 0 0 2 1															
Andres Thomas, R (1, 6) OBP: 0.256, SLG: 0.374		1-2 G1-3			1-0 P3		2-2 G3-1		0-0 G1-3	4 0 0 0 0 0 0															
Dion James, L (1, 3) OBP: 0.379, SLG: 0.324		1-0 G3			4-2 E BB		3-2 G3			2 1 0 0 1 0 0															
Ron Gant, R (1, 5) OBP: 0.225, SLG: 0.310				4-2 F9 E BB	3-1 P5		2-1 G6-3			2 0 0 0 1 0 1															
Jeff Blauser, R (9, 5) OBP: 0.279, SLG: 0.379										0 0 0 0 0 0 0															
Bruce Benedict, R (1, 2) OBP: 0.295, SLG: 0.239				2-0 F9 1-3	0-0 E4 1-H 2B			2-1 G5-3		3 0 1 1 0 0 1															
29 John Smoltz, R (1, 1) OBP: 0.286, SLG: 0.367				1-2 G3	1-3 K			1-1 B1-3		3 0 0 0 0 1 1															
<b>Inning Stats</b>	R: 0 E: 0 K: 1 S: 8	H: 0 LOB: 0 BB: 0 P: 11	R: 0 E: 0 K: 1 S: 7	H: 0 LOB: 0 BB: 0 P: 12	R: 0 E: 1 K: 0 S: 8	H: 0 LOB: 0 BB: 1 P: 15	R: 1 E: 0 K: 1 S: 15	H: 1 LOB: 0 BB: 0 P: 21	R: 1 E: 1 K: 1 S: 11	H: 1 LOB: 1 BB: 1 P: 19	R: 0 E: 0 K: 0 S: 12	H: 1 LOB: 1 BB: 0 P: 16	R: 0 E: 0 K: 0 S: 8	H: 0 LOB: 0 BB: 0 P: 15	R: 0 E: 0 K: 0 S: 8	H: 1 LOB: 1 BB: 0 P: 15	R: 0 E: 0 K: 0 S: 3	H: 0 LOB: 0 BB: 0 P: 7	1B: 2 2B: 1 3B: 0 HR: 1	SF: 0 SAC: 0 DP: 0 HBP: 0	WP: 0 PB: 0 SB: 0 CS: 0	PA: 32			
<b>PITCHER</b>	IP WLS BF H R ER SO BB IBB HBP BLK WP HR S P ERA WHIP																								
Scott Garrelts, R (1, 1) ERA: 2.44	7.0 L 25 3 2 2 4 2 0 0 0 0 0 1 69 109 2.57 0.714																								
Ernie Camacho, R (8, 1) ERA:	2.0 7 1 0 0 0 0 0 0 0 0 0 0 11 22 0.00 0.500																								

Batter	1	2	3	4	5	6	7	8	9	AB R H RBI BB SO LOB
<b>Tracy Jones, R</b> OBP: 0.233, SLG: 0.227 (1, 8) B X	1-0 G5-3 ①		2-3 K ③		3-1 L6 ③		1-1 E1 1-2		0-0 FC6-4 1-2f 2-3 ②	5 0 0 0 0 1 4
<b>Robby Thompson, R</b> OBP: 0.365, SLG: 0.480 (1, 4) X	0-0 G6-3 ②			0-1 L6 ①		2-3 K ①	1-3 K ③		2-3 K ③	5 0 0 0 0 3 4
<b>Will Clark, L</b> OBP: 0.423, SLG: 0.569 (1, 3) B C X	2-2 F7 ③			1-1 2B 1B		1-2 F8 ②		0-0 F7 ①		4 0 1 0 0 0 0
<b>Kevin Mitchell, R</b> OBP: 0.390, SLG: 0.703 (1, 7) C X		0-1 L1-3 ①		0-2 L6 ②		4-2 FC4-6 BB		0-1 E5 ①		3 0 0 0 1 0 1
<b>Ernest Riles, L</b> OBP: 0.358, SLG: 0.458 (1, 5) B F X		2-1 1B		2-2 2B		0-0 FC4-6 1-2f ③		1-1 P5 ②		4 0 2 0 0 0 2
<b>Candy Maldonado, R</b> OBP: 0.284, SLG: 0.322 (1, 9) C B S F X		2-3 K ②		0-0 L6 ③			0-0 P4 ①	0-3 K ③		4 0 0 0 0 2 4
<b>Terry Kennedy, L</b> OBP: 0.323, SLG: 0.387 (1, 2) B B X		2-0 F7 ③			0-1 P6 ①		0-0 G3-1 ②		4-1 FC6-4 1B BB	3 0 0 0 1 0 1 0 0 0 0 0 0 0
<b>Brett Butler, L</b> OBP: 0.381, SLG: 0.361 (9, PR)										
<b>Jose Uribe, S</b> OBP: 0.296, SLG: 0.303 (1, 6) B S F X			2-3 K ①		1-0 P2 ②		0-1 1B 2B		0-3 K ①	4 1 1 0 0 2 1
<b>Scott Garrelts, R</b> OBP: 0.182, SLG: 0.219 (1, 1) F S X			2-3 K2-3 ②		0-0 1B		1-0 E 1B		1-0 FC6-4 1B	2 0 1 0 0 1 0 1 0 1 1 0 0 0 0 0 0 0 0 0 0 0 0 0 0 0 0 0 1 0 1 0 0 0 0
<b>Ken Oberkfell, L</b> OBP: 0.176, SLG: 0.217 (7, PH)										
<b>Donell Nixon, R</b> OBP: 0.267, SLG: 0.260 (7, PR)										
<b>Ernie Camacho, R</b> (8, 1)										
<b>Greg Litton, R</b> OBP: 0.379, SLG: 0.500 (9, PH)										

BOTTOM

Atlanta Braves @ San Francisco Giants  
Candlestick Park, San Francisco, CA  
Thu Jun 15 1989, 6:33 AM EDT  
Att: 9,403 - Sunny

livebaseballscores.com

AB	36
R	1
H	7
RBI	1
BB	2
SO	9
LOB	17



<b>Inning Stats</b>	R: 0 E: 0 K: 5 S: 5	H: 0 LOB: 0 BB: 0 P: 8	R: 0 E: 0 K: 1 S: 8	H: 1 LOB: 1 BB: 0 P: 14	R: 0 E: 0 K: 3 S: 10	H: 0 LOB: 0 BB: 0 P: 16	R: 0 E: 0 K: 0 S: 11	H: 2 LOB: 2 BB: 0 P: 14	R: 0 E: 0 K: 0 S: 6	H: 1 LOB: 1 BB: 0 P: 10	R: 0 E: 0 K: 1 S: 12	H: 0 LOB: 1 BB: 1 P: 19	R: 1 E: 1 K: 1 S: 10	H: 2 LOB: 2 BB: 0 P: 13	R: 0 E: 1 K: 1 S: 8	H: 0 LOB: 1 BB: 0 P: 9	R: 0 E: 0 K: 2 S: 9	H: 1 LOB: 2 BB: 1 P: 16	1B: 5 2B: 2 3B: 0 HR: 0	SF: 0 SAC: 0 DP: 0 HBP: 0	WP: 0 PB: 0 SB: 0 CS: 0	PA: 38
---------------------	------------------------------	---------------------------------	------------------------------	----------------------------------	-------------------------------	----------------------------------	-------------------------------	----------------------------------	------------------------------	----------------------------------	-------------------------------	----------------------------------	-------------------------------	----------------------------------	------------------------------	---------------------------------	------------------------------	----------------------------------	----------------------------------	------------------------------------	----------------------------------	--------

<b>PITCHER</b> 29 John Smoltz, R ERA: 2.33 (1, 1)	IP	WLS	BF	H	R	ER	SO	BB	IBB	HBP	BLK	WP	HR	S	P	ERA	WHIP						
	9.0	W	38	7	1	1	9	2	0	0	0	0	0	79	119	1.00	1.000						
						<b>PITCHER</b>	IP	WLS	BF	H	R	ER	SO	BB	IBB	HBP	BLK	WP	HR	S	P	ERA	WHIP

Batter	1	2	3	4	5	6	7	8	9	AB R H RBI BB SO LOB	TOP																
Chris Sabo, R (1, 5) OBP: 0.309, SLG: 0.393	0-3 K			2-1 G5-3		1-0 G5-3		1-0 P6		4 0 0 0 0 1 1																	
Todd Benzinger, S (1, 3) OBP: 0.281, SLG: 0.358	1-0 G4-3			2-3 K		0-0 F7			2-1 1B 2B	4 1 1 0 0 1 1																	
Barry Larkin, R (1, 6) OBP: 0.389, SLG: 0.472	1-0 G5-3			1-0 F8			1-0 G4-3 2B 2B		1-1 P6	4 1 1 0 0 0 1																	
Paul O'Neill, L (1, 9) OBP: 0.349, SLG: 0.469		2-0 G4-3			0-0 HR		2-0 F9		1-2 HR 1B	4 2 2 2 0 0 1																	
Ken Griffey, L (1, 7) OBP: 0.360, SLG: 0.443		1-1 F8			2-2 G4-3		0-0 G4-3		0-0 HR	3 0 0 0 0 0 1																	
Eric Davis, R (9, PH) OBP: 0.367, SLG: 0.564							2-3		1-H	1 1 1 2 0 0 0																	
Van Snider, L (9, 7)										0 0 0 0 0 0 0																	
Rolando Roomes, R (1, 8) OBP: 0.308, SLG: 0.483		0-1 G5-3			0-0 B5-3		0-0 2B		1-3 K	4 0 1 1 0 1 0																	
Jeff Reed, L (1, 2) OBP: 0.285, SLG: 0.316				1-2 G4-6-3 1B		1-2 G3		1-2 L6		4 0 1 0 0 1 1																	
Lenny Harris, L (1, 4) OBP: 0.280, SLG: 0.272				2-2 G4-6-3 1-2f		0-0 F8		3-2 G4-3		3 0 0 0 0 0 1																	
Rick Mahler, R (1, 1) OBP: 0.282, SLG: 0.250				1-0 G1-3		1-0 2B		1-0 P6		2 0 1 0 0 0 0																	
Dave Collins, S (8, PH) OBP: 0.323, SLG: 0.250										1 0 0 0 0 0 0																	
Norm Charlton, S (8, 1)										0 0 0 0 0 0 0																	
John Franco, L (9, 1)										0 0 0 0 0 0 0																	
<b>Inning Stats</b>	R: 0 E: 0 K: 1 S: 5	H: 0 LOB: 0 BB: 0 P: 7	R: 0 E: 0 K: 0 S: 5	H: 0 LOB: 0 BB: 0 P: 8	R: 0 E: 0 K: 0 S: 7	H: 1 LOB: 0 BB: 0 P: 11	R: 0 E: 0 K: 1 S: 6	H: 0 LOB: 0 BB: 0 P: 11	R: 1 E: 0 K: 0 S: 9	H: 1 LOB: 0 BB: 0 P: 12	R: 0 E: 0 K: 0 S: 4	H: 1 LOB: 1 BB: 0 P: 6	R: 1 E: 0 K: 0 S: 7	H: 2 LOB: 1 BB: 0 P: 11	R: 0 E: 0 K: 0 S: 5	H: 0 LOB: 0 BB: 0 P: 10	R: 3 E: 0 K: 2 S: 17	H: 3 LOB: 0 BB: 0 P: 23	1B: 2 2B: 4 3B: 0 HR: 2	SF: 0 SAC: 0 DP: 1 HBP: 0	WP: 0 PB: 0 SB: 0 CS: 0	PA: 34					
<b>PITCHER</b>	IP WLS BF H R ER SO BB IBB HBP BLK WP HR S P ERA WHIP																										
Rick Reuschel, R (1, 1) ERA: 2.18	8.0		28	5	2	2	2	0	0	0	0	0	1	48	76	2.25	0.625										
Craig Lefferts, L (9, 1) ERA: 1.93	0.1		3	2	2	2	0	0	0	0	0	0	0	7	11	54.00	6.000										
Rich Gossage, R (9, 1) ERA: 1.19	0.2	L	3	1	1	1	2	0	0	0	0	0	1	10	12	13.50	1.500										

**Cincinnati Reds @ San Francisco Giants**  
 Candlestick Park, San Francisco, CA  
 Fri Jun 16 1989, 10:05 PM EDT  
 Att: 23,986 - Unknown

AB	34
R	5
H	8
RBI	5
BB	0
SO	4
LOB	7



Batter	1	2	3	4	5	6	7	8	9	AB R H RBI BB SO LOB
<b>Brett Butler, L</b> OBP: 0.381, SLG: 0.366 (1, 8) X	0-0 G6-3 2B		1-1 CS 1B			0-0 G1-4-3	1-2 P6		0-0 G4-3	5 1 2 0 0 0 2
<b>Robby Thompson, R</b> OBP: 0.367, SLG: 0.494 (1, 4) L F X	0-2 G6-3 2-3		1-0 P4 1-2			2-1 1B SF9 1B	1-1 HR			4 2 2 2 0 0 2
<b>Will Clark, L</b> OBP: 0.421, SLG: 0.564 (1, 3) X	0-0 G6-3			0-3 K		3-1 WP SF9 1B	1-3 K			4 0 1 1 0 2 0
<b>Kevin Mitchell, R</b> OBP: 0.388, SLG: 0.697 (1, 7) C B F X	1-2 L5			4-1 FC6-4 BB		0-0 SF9		1-3 K		2 0 0 1 1 1 0
<b>Ernest Riles, L</b> OBP: 0.355, SLG: 0.449 (1, 5) B C X		1-1 G6-3		1-1 F8		4-0 WP IBB		1-0 G6-3		3 0 0 0 1 0 1
<b>Candy Maldonado, R</b> OBP: 0.288, SLG: 0.318 (1, 9) B B B B		4-0 FC6-4 BB		2-2 FC6-4 1-2f		4-2 BB		0-1 G5-3		2 0 0 0 2 0 1 0 0 0 0 0 0 0
<b>Terry Kennedy, L</b> OBP: 0.317, SLG: 0.379 (1, 2) X		0-0 F8		2-3 K		1-2 P6		1-1 SH1-4 1B		3 0 0 0 0 1 4 1 0 1 0 0 0 0
<b>Greg Litton, R</b> OBP: 0.400, SLG: 0.519 (9, PH)										
<b>Jose Uribe, S</b> OBP: 0.296, SLG: 0.308 (1, 6) X		0-0 FC6-4 1-2f		3-2 F7		0-0 HR 2B		1-0 SH1-4		3 1 1 0 0 0 1
<b>Rick Reuschel, R</b> OBP: 0.139, SLG: 0.088 (1, 1) X			0-0 G6-3		1-3 K		0-3 K		1-2 P4	
<b>Craig Lefferts, L</b> OBP: 0.263, SLG: 0.257 (9, 1) C B L										3 0 0 0 0 2 1 0 0 0 0 0 0 0 1 0 0 0 0 0 1

Inning Stats	R: 1 E: 0 K: 0 S: 8	H: 1 LOB: 0 BB: 0 P: 9	R: 0 E: 0 K: 0 S: 4	H: 0 LOB: 1 BB: 1 P: 9	R: 0 E: 0 K: 0 S: 5	H: 1 LOB: 0 BB: 0 P: 6	R: 0 E: 0 K: 1 S: 9	H: 0 LOB: 1 BB: 1 P: 16	R: 0 E: 0 K: 2 S: 11	H: 0 LOB: 0 BB: 0 P: 17	R: 1 E: 0 K: 0 S: 11	H: 2 LOB: 3 BB: 2 P: 25	R: 2 E: 0 K: 2 S: 13	H: 2 LOB: 0 BB: 0 P: 16	R: 0 E: 0 K: 1 S: 6	H: 0 LOB: 0 BB: 0 P: 8	R: 0 E: 0 K: 0 S: 7	H: 1 LOB: 1 BB: 0 P: 10	1B: 4 2B: 2 3B: 0 HR: 1	SF: 1 SAC: 1 DP: 0 HBP: 0
--------------	------------------------------	---------------------------------	------------------------------	---------------------------------	------------------------------	---------------------------------	------------------------------	----------------------------------	-------------------------------	----------------------------------	-------------------------------	----------------------------------	-------------------------------	----------------------------------	------------------------------	---------------------------------	------------------------------	----------------------------------	----------------------------------	------------------------------------

PITCHER	IP	WLS	BF	H	R	ER	SO	BB	IBB	HBP	BLK	WP	HR	S	P	ERA	WHIP
<b>Rick Mahler, R</b> ERA: 3.36 (1, 1)	7.0		30	6	4	4	5	3	1	0	0	1	1	61	98	5.14	1.286
<b>Norm Charlton, L</b> ERA: 3.41 (8, 1)	1.0	W	3	0	0	0	1	0	0	0	0	0	0	6	8	0.00	0.000
<b>John Franco, L</b> ERA: 1.04 (9, 1)	1.0	S	4	1	0	0	0	0	0	0	0	0	0	7	10	0.00	1.000

**BOTTOM**

**Cincinnati Reds @ San Francisco Giants**  
Candlestick Park, San Francisco, CA

Fri Jun 16 1989, 10:05 PM EDT  
Att. 23,986 - Unknown

livebaseballscorecards.com

<b>AB</b>	<b>31</b>
<b>R</b>	<b>4</b>
<b>H</b>	<b>7</b>
<b>RBI</b>	<b>4</b>
<b>BB</b>	<b>4</b>
<b>SO</b>	<b>6</b>
<b>LOB</b>	<b>13</b>

**GIANTS**

<b>WP</b>	<b>1</b>	<b>PA</b>	<b>37</b>
<b>PB</b>	<b>0</b>		
<b>SB</b>	<b>0</b>		
<b>CS</b>	<b>1</b>		

Batter	1	2	3	4	5	6	7	8	9	AB R H RBI BB SO LOB	TOP
Chris Sabo, R (1, 5) OBP: 0.312, SLG: 0.396	4-0 BB BB		0-1 F7		3-1 G6-3			3-2 2B		3 0 1 0 1 0 0	
Todd Benzinger, S (1, 3) OBP: 0.285, SLG: 0.357	4-0 SAFE BB BB		0-0 G4-3			0-1 G4-3 1B		1-1 G1-3		3 0 1 0 1 0 1	
Barry Larkin, R (1, 6) OBP: 0.388, SLG: 0.471 Luis Quinones, S (6, 4) OBP: 0.238, SLG: 0.550	2-2 F7		2-2 1B			1-0 G4-3 1-2f		2-0 G5-3		3 0 1 0 0 0 3 1 0 0 0 0 0 1	
Eric Davis, R (1, 8) OBP: 0.365, SLG: 0.554	1-3 K		3-2 G5-3			4-1 1B BB		0-0 G6-3		3 0 0 0 1 1 4	
Rolando Roomes, R (1, 7) OBP: 0.305, SLG: 0.473	0-0 FC6-4 1-2f			2-1 G6-3		0-0 1-2 1B		2-1 G6-3		4 0 1 0 0 0 2	
Paul O'Neill, L (1, 9) OBP: 0.347, SLG: 0.478		3-2 HR		2-2 G6-3		2-3 K		0-0 G4-3		4 1 1 1 0 1 2	
Bo Diaz, R (1, 2) OBP: 0.193, SLG: 0.202		1-3 K		0-0 G4-3			1-2 P3	2-2 F8		4 0 0 0 0 1 0	
Lenny Harris, L (1, 4) OBP: 0.282, SLG: 0.274		0-1 F7			0-0 CS 1B		1-0 G1-3		3 0 1 0 0 0 0		
Danny Jackson, R (1, 1) OBP: 0.214, SLG: 0.214 Skeeter Barnes, R (5, PH) Kent Tekulve, R (5, 1) Dave Collins, S (7, PH) Tim Birtsas, L (7, 1)		1-3 K			3-2 P5 1-2		0-0 P5		0-0 P5	1 0 0 0 0 1 0 1 0 0 0 0 0 1 0 0 0 0 0 0 0 1 0 0 0 0 0 0 0 0 0 0 0 0 0	
<b>Inning Stats</b>	R: 0 H: 0 E: 0 LOB: 2 K: 1 BB: 2 S: 7 P: 18	R: 1 H: 1 E: 0 LOB: 0 K: 2 BB: 0 S: 11 P: 16	R: 0 H: 1 E: 0 LOB: 1 K: 0 BB: 0 S: 11 P: 16	R: 0 H: 0 E: 0 LOB: 0 K: 0 BB: 0 S: 6 P: 10	R: 0 H: 1 E: 0 LOB: 0 K: 0 BB: 0 S: 8 P: 14	R: 0 H: 2 E: 0 LOB: 2 K: 1 BB: 1 S: 9 P: 16	R: 0 H: 0 E: 0 LOB: 0 K: 0 BB: 0 S: 6 P: 8	R: 0 H: 1 E: 0 LOB: 1 K: 0 BB: 0 S: 8 P: 14	R: 0 H: 0 E: 0 LOB: 0 K: 0 BB: 0 S: 6 P: 10	1B: 4 SF: 0 2B: 1 SAC: 0 3B: 0 DP: 1 HR: 1 HBP: 0	WP: 0 PA: 34 PB: 0 SB: 0 CS: 1
<b>PITCHER</b> Dennis Cook, L (1, 1) ERA: 1.8	IP WLS BF H R ER SO BB IBB HBP BLK WP HR S P ERA WHIP										
	9.0 W 34 6 1 1 4 3 0 0 0 0 1 72 122 1.00 1.000										

Cincinnati Reds @ San Francisco Giants  
 Candlestick Park, San Francisco, CA  
 Sat Jun 17 1989, 6:33 AM EDT  
 Att. 34,476 - Unknown

livebaseballscorecards.com

AB	31
R	1
H	6
RBI	1
BB	3
SO	4
LOB	14



Batter	1	2	3	4	5	6	7	8	9
<b>Brett Butler, L</b> (1, 8) OBP: 0.382, SLG: 0.380	2-3 K	0-2 1B		0-0 G1-3		1-1 HR		0-2 G1-3	
<b>Robby Thompson, R</b> (1, 4) OBP: 0.368, SLG: 0.500	3-1 SF8	1 SAFE F6		2-0 1B		1-3 K		1-3 K	
<b>Will Clark, L</b> (1, 3) OBP: 0.422, SLG: 0.563	0-0 SF8		2-2 1B	4-0 1B			0-2 G3		
<b>Kevin Mitchell, R</b> (1, 7) OBP: 0.389, SLG: 0.707	1-1 G5-3		1-1 HR	0-1 FC6-4			2-2 1B		
<b>Candy Maldonado, R</b> (1, 9) OBP: 0.292, SLG: 0.324		1-1 1B	4-0 BB		1-2 F9		2-0 P4		
<b>Greg Litton, R</b> (1, 5) OBP: 0.382, SLG: 0.484		1-0 1B	0-0 FC6-4		3-1 G1-3		1 SAFE 2-2 P4		
<b>Kirt Manwaring, R</b> (1, 2) OBP: 0.274, SLG: 0.263		0-0 FC1-6	2-2 1B		1-1 G4-3			4-1 G1-3	
<b>Jose Uribe, S</b> (1, 6) OBP: 0.300, SLG: 0.312		1-1 1B	0-0 1B		0-0 G4-3			1-2 G1-3	
<b>Dennis Cook, L</b> (1, 1) OBP: 0.167, SLG: 0.500		3-3 K		2-1 G6-3		1-2 G6-3		1-2 BLK	

AB	R	H	RBI	BB	SO	LOB
5	1	2	2	0	1	0
5	1	2	0	0	2	2
2	1	1	1	1	0	0
4	1	2	2	0	0	2
3	1	1	0	1	0	1
4	0	1	1	0	0	2
3	2	1	0	1	0	1
4	0	2	0	0	0	1
4	1	1	1	0	1	2

**BOTTOM**

**Cincinnati Reds @ San Francisco Giants**  
Candlestick Park, San Francisco, CA

Sat Jun 17 1989, 6:33 AM EDT  
Att. 34,476 - Unknown

<b>AB</b>	<b>34</b>
<b>R</b>	<b>8</b>
<b>H</b>	<b>13</b>
<b>RBI</b>	<b>7</b>
<b>BB</b>	<b>3</b>
<b>SO</b>	<b>4</b>
<b>LOB</b>	<b>11</b>

WP: 0 PA: 38  
PB: 0  
SB: 0  
CS: 1



Inning Stats	R: 1	H: 1	E: 0	K: 1	S: 8	LOB: 0	BB: 0	P: 14
<b>R: 2</b>	<b>H: 4</b>	<b>E: 0</b>	<b>K: 1</b>	<b>S: 15</b>	<b>LOB: 2</b>	<b>BB: 0</b>	<b>P: 21</b>	
<b>R: 2</b>	<b>H: 4</b>	<b>E: 0</b>	<b>K: 0</b>	<b>S: 11</b>	<b>LOB: 2</b>	<b>BB: 1</b>	<b>P: 20</b>	
<b>R: 0</b>	<b>H: 1</b>	<b>E: 0</b>	<b>K: 0</b>	<b>S: 6</b>	<b>LOB: 2</b>	<b>BB: 1</b>	<b>P: 14</b>	
<b>R: 0</b>	<b>H: 0</b>	<b>E: 0</b>	<b>K: 0</b>	<b>S: 7</b>	<b>LOB: 0</b>	<b>BB: 0</b>	<b>P: 12</b>	
<b>R: 1</b>	<b>H: 1</b>	<b>E: 0</b>	<b>K: 1</b>	<b>S: 9</b>	<b>LOB: 0</b>	<b>BB: 0</b>	<b>P: 12</b>	
<b>R: 0</b>	<b>H: 1</b>	<b>E: 0</b>	<b>K: 0</b>	<b>S: 12</b>	<b>LOB: 1</b>	<b>BB: 0</b>	<b>P: 17</b>	
<b>R: 2</b>	<b>H: 1</b>	<b>E: 0</b>	<b>K: 1</b>	<b>S: 18</b>	<b>LOB: 0</b>	<b>BB: 1</b>	<b>P: 25</b>	

PITCHER	IP	WLS	BF	H	R	ER	SO	BB	IBB	HBP	BLK	WP	HR	S	P	ERA	WHIP
<b>Danny Jackson, L</b> (1, 1) ERA: 6.03	4.0	L	22	10	5	5	2	2	0	0	0	0	1	40	69	11.25	3.000
<b>Kent Tekulve, R</b> (5, 1) ERA: 4.5	2.0		7	1	1	1	1	0	0	0	0	0	1	16	24	4.50	0.500
<b>Tim Birtsas, L</b> (7, 1) ERA: 2.7	2.0		9	2	2	2	1	1	0	0	1	0	0	30	42	9.00	1.500

Batter	1	2	3	4	5	6	7	8	9	AB R H RBI BB SO LOB	TOP																
Luis Quinones, S (1, 5) OBP: 0.200, SLG: 0.458	1-1 G5-3		2-2 G5-4-3 1-2f		1-1 G5-3		2-3 K			4 0 0 0 0 1 1																	
Todd Benzinger, S (1, 3) OBP: 0.291, SLG: 0.363	2-2 G6-3			4-1 BB 1B BB	2-1 2B			4-0 FC3-6 BB		2 1 1 0 2 0 0																	
Barry Larkin, R (1, 6) OBP: 0.383, SLG: 0.463	2-2 G4-3			0-2 F8 1 SAFE	1-1 L8			3-1 F8 1 SAFE		4 0 0 0 0 0 3																	
Eric Davis, R (1, 8) OBP: 0.357, SLG: 0.542		0-0 F8		1-2 F7 1 SAFE		0-3 K		0-0 FC3-6 1-2f		4 0 0 0 0 1 2 0 0 0 0 0 0 0																	
Rob Dibble, L (8, 1)																											
Rolando Roomes, R (1, 7) OBP: 0.313, SLG: 0.485		1-2 G3-1 2B		0-0 1B BB 1-2 1B		0-0 G3-1		0-0 F8		4 0 2 0 0 0 1																	
Paul O'Neill, L (1, 9) OBP: 0.350, SLG: 0.474		1-1 G3-1		4-2 1B 1-2 2-3 BB		4-0 BB			1-2 P5	2 0 0 0 2 0 1																	
Bo Diaz, R (1, 2) OBP: 0.196, SLG: 0.205		0-0 F8		2-0 1-2 2-3 3-H 1B		1-2 F7		1-0 F9		4 0 1 1 0 0 2																	
Lenny Harris, L (1, 4) OBP: 0.271, SLG: 0.263			1-1 G6-3		0-0 G6-3		0-0 G4-3		0-0 P4	4 0 0 0 0 0 3																	
Jose Rijo, R (1, 1) OBP: 0.242, SLG: 0.250			0-1 G5-4-3 1B			0-3 K				3 0 1 0 0 1 0																	
Norm Charlton, S (7, 1)										0 0 0 0 0 0 0																	
Joel Youngblood, R (8, 7) OBP: 0.321, SLG: 0.396							2-1 P4			0 0 0 0 0 0 0																	
<b>Inning Stats</b>	R: 0 E: 0 K: 0 S: 9	H: 0 LOB: 0 BB: 0 P: 14	R: 0 E: 0 K: 0 S: 8	H: 1 LOB: 1 BB: 0 P: 10	R: 0 E: 0 K: 0 S: 8	H: 1 LOB: 0 BB: 0 P: 11	R: 1 E: 0 K: 0 S: 13	H: 2 LOB: 3 BB: 2 P: 24	R: 0 E: 0 K: 1 S: 10	H: 1 LOB: 1 BB: 0 P: 14	R: 0 E: 0 K: 1 S: 9	H: 0 LOB: 1 BB: 1 P: 13	R: 0 E: 0 K: 1 S: 6	H: 0 LOB: 0 BB: 0 P: 10	R: 0 E: 0 K: 0 S: 4	H: 0 LOB: 1 BB: 1 P: 11	R: 0 E: 0 K: 0 S: 6	H: 0 LOB: 0 BB: 0 P: 8	1B: 3 2B: 2 3B: 0 HR: 0	SF: 0 SAC: 0 DP: 1 HBP: 0	WP: 0 PB: 0 SB: 0 CS: 0	PA: 35					
<b>PITCHER</b>	IP WLS BF H R ER SO BB IBB HBP BLK WP HR S P ERA WHIP																										
Atlee Hammaker, L (1, 1) ERA: 3.41	5.0		21	5	1	1	1	2	0	0	0	0	0	48	73	1.80	1.400										
Michael LaCoss, R (6, 1) ERA: 1.81	2.0	W	7	0	0	0	2	1	0	0	0	0	0	15	23	0.00	0.500										
Ernie Camacho, R (8, 1) ERA:	0.0		1	0	0	0	0	1	0	0	0	0	0	0	4	∞	∞										
Craig Leferts, L (8, 1) ERA: 1.85	2.0	S	6	0	0	0	0	0	0	0	0	0	0	10	15	0.00	0.000										

Cincinnati Reds @ San Francisco Giants  
 Candlestick Park, San Francisco, CA  
 Sun Jun 18 1989, 6:33 AM EDT  
 Att. 44,542 - Unknown

livebaseballscorecards.com

AB	31
R	1
H	5
RBI	1
BB	4
SO	3
LOB	13







Batter	1	2	3	4	5	6	7	8	9	AB R H RBI BB SO LOB	TOP											
<b>Billy Hatcher, R</b> (1, 7) OBP: 0.280, SLG: 0.340	0-0 F7	0-3 K			0-0 P3		1-0 F8		1-1 F8	5 0 0 0 0 1 3												
<b>Gerald Young, S</b> (1, 8) OBP: 0.325, SLG: 0.251	3-2 1B 1B		1-1 B3		1-1 G4-3		2-2 1B			4 0 2 0 0 0 0												
<b>Bill Doran, S</b> (1, 4) OBP: 0.346, SLG: 0.414	1 SAFE 1-2 1B	0-0 1-2 1B	1-2 P2		1-2 F8		1-1 G4-3			4 0 1 0 0 0 1												
<b>Glenn Davis, R</b> (1, 3) OBP: 0.331, SLG: 0.483	0-1 P3		0-3 K			0-0 HR		1-1 G4-3		4 1 1 1 0 1 2												
<b>Terry Puhl, L</b> (1, 9) OBP: 0.345, SLG: 0.385	2-2 G3			1-1 G4-3 2B		0-1 G6-3		3-1 F7		4 0 1 0 0 0 2												
<b>Ken Caminiti, S</b> (1, 5) OBP: 0.292, SLG: 0.362			1-1 P4		2-1 G4-3		0-3 K	0-2 P8		4 0 0 0 0 1 1												
<b>Rafael Ramirez, R</b> (1, 6) OBP: 0.289, SLG: 0.318			0-2 F9		0-3 K		2-2 1B		1-1 G4-3 SH3-4 1B	4 0 2 0 0 1 1												
<b>Craig Biggio, R</b> (1, 2) OBP: 0.326, SLG: 0.410			1-0 1B 1B		0-1 G6-3		1 SAFE 0-1 P4		0-1 SH3-4	3 0 1 0 0 0 2												
<b>Bob Knepper, L</b> (1, 1) OBP: 0.308, SLG: 0.435			0-1 1B			0-0 HR		1-1 G4-3		0 1 0 0 0 0 0												
<b>Craig Reynolds, L</b> (7, PH) OBP: 0.274, SLG: 0.260										1 0 0 0 0 0 0												
<b>Danny Darwin, R</b> (7, 1) OBP: 0.143, SLG: 0.143										0 0 0 0 0 0 0												
<b>Greg Gross, L</b> (9, PH) OBP: 0.294, SLG: 0.163			1-3 1B						2-3 G4-3	1 0 0 0 0 0 1												
<b>Inning Stats</b>	R: 0 E: 0 K: 0 S: 11	H: 2 LOB: 2 BB: 0 P: 16	R: 0 E: 0 K: 1 S: 11	H: 2 LOB: 2 BB: 0 P: 13	R: 0 E: 0 K: 1 S: 8	H: 0 LOB: 0 BB: 0 P: 10	R: 0 E: 0 K: 1 S: 9	H: 1 LOB: 1 BB: 0 P: 12	R: 1 E: 0 K: 0 S: 9	H: 1 LOB: 0 BB: 0 P: 11	R: 1 E: 0 K: 1 S: 12	H: 2 LOB: 1 BB: 0 P: 14	R: 0 E: 0 K: 0 S: 7	H: 1 LOB: 1 BB: 0 P: 12	R: 0 E: 0 K: 0 S: 7	H: 0 LOB: 0 BB: 0 P: 11	R: 0 E: 0 K: 0 S: 8	H: 1 LOB: 1 BB: 0 P: 11	1B: 7 2B: 1 3B: 0 HR: 2	SF: 0 SAC: 1 DP: 0 HBP: 0	WP: 0 PB: 0 SB: 1 CS: 0	PA: 37
<b>PITCHER</b>	IP WLS BF H R ER SO BB IBB HBP BLK WP HR S P ERA WHIP																					
<b>Don Robinson, R</b> (1, 1) ERA: 2.72	8.0 W 33 9 2 2 4 0 0 0 0 0 2 74 99 2.25 1.125																					
<b>Steve Bedrosian, R</b> (9, 1) ERA: 3.12	1.0 S 4 1 0 0 0 0 0 0 0 0 0 0 8 11 0.00 1.000																					

**Houston Astros @ San Francisco Giants**  
**Candlestick Park, San Francisco, CA**  
 Mon Jun 19 1989, 10:05 PM EDT  
 Att. 22,386 - Unknown

livebaseballscorecards.com

**AB 34**  
**R 2**  
**H 8**  
**RBI 1**  
**BB 0**  
**SO 4**  
**LOB 13**



Batter	1	2	3	4	5	6	7	8	9	AB	R	H	RBI	BB	SO	LOB
<b>Brett Butler, L</b> OBP: 0.385, SLG: 0.384 (1, 8)	1-0 3B 1B		0-0 B1		1-2 G4-3	2-0 G4-3				4	1	1	0	0	0	2
<b>Robby Thompson, R</b> OBP: 0.368, SLG: 0.508 (1, 4)	1-0 1B 3B		2-3 K		2-0 1B 1B					4	1	2	1	0	2	1
<b>Will Clark, L</b> OBP: 0.424, SLG: 0.558 (1, 3)	2-3 K		0-0 F8		1-0 HBP 1B					4	0	1	0	0	1	2
<b>Kevin Mitchell, R</b> OBP: 0.385, SLG: 0.691 (1, 7)	0-1 G5-4-3 1B			2-1 G5-3	2-2 P3					3	0	1	1	1	0	2
<b>Candy Maldonado, R</b> OBP: 0.297, SLG: 0.322 (1, 9)	2-2 G5-4-3			4-2 1B S BB	1-0 HBP					1	1	0	0	1	0	1
<b>Pat Sheridan, L</b> OBP: 0.322, SLG: 0.328 (7, PH)	1-2f				1-2 HBP					1	0	0	0	0	1	1
<b>Greg Litton, R</b> OBP: 0.378, SLG: 0.471 (1, 5)		0-1 F8		2-2 FC5-4 1B 1B	0-2 L5					3	0	1	0	0	0	3
<b>Ernest Riles, L</b> OBP: 0.345, SLG: 0.434 (8, PH)				1-3						1	0	0	0	0	0	0
<b>Kirt Manwaring, R</b> OBP: 0.273, SLG: 0.262 (1, 2)		3-1 F9		0-0 FC5-4 1B	2-0 F7					4	0	1	1	0	1	0
<b>Jose Uribe, S</b> OBP: 0.299, SLG: 0.320 (1, 6)		3-1 G5-3		2-0 FC5-4	0-0 E6					4	0	1	0	0	0	2
<b>Don Robinson, R</b> OBP: 0.293, SLG: 0.375 (1, 1)				1-2f 2-3	2-2 G6-3					2	0	0	0	1	1	3
<b>Ken Oberkfell, L</b> OBP: 0.171, SLG: 0.211 (8, PH)						1-3 K				1	0	0	0	0	0	1
<b>Steve Bedrosian, R</b> (9, 1)						1-2 K				0	0	0	0	0	0	0

Inning Stats	R: 2	H: 3	E: 0	K: 1	S: 10	LOB: 0	BB: 0	P: 16	R: 0	H: 0	E: 0	K: 0	S: 6	LOB: 0	BB: 0	P: 12	R: 0	H: 0	E: 0	K: 1	S: 6	LOB: 1	BB: 1	P: 12	R: 1	H: 2	E: 0	K: 0	S: 15	LOB: 2	BB: 1	P: 27	R: 0	H: 2	E: 0	K: 12	S: 12	LOB: 3	BB: 0	P: 19	R: 0	H: 0	E: 1	K: 1	S: 6	LOB: 1	BB: 0	P: 11	R: 0	H: 0	E: 0	K: 2	S: 9	LOB: 1	BB: 1	P: 16	R: 0	H: 1	E: 0	K: 1	S: 11	LOB: 1	BB: 0	P: 14
--------------	------	------	------	------	-------	--------	-------	-------	------	------	------	------	------	--------	-------	-------	------	------	------	------	------	--------	-------	-------	------	------	------	------	-------	--------	-------	-------	------	------	------	-------	-------	--------	-------	-------	------	------	------	------	------	--------	-------	-------	------	------	------	------	------	--------	-------	-------	------	------	------	------	-------	--------	-------	-------

PITCHER	IP	WLS	BF	H	R	ER	SO	BB	IBB	HBP	BLK	WP	HR	S	P	ERA	WHIP
<b>Bob Knepper, L</b> ERA: 4.73 (1, 1)	6.0	L	28	7	3	3	3	2	0	1	0	0	0	55	97	4.50	1.500
<b>Danny Darwin, R</b> ERA: 2.47 (7, 1)	2.0		8	1	0	0	3	1	0	0	0	0	0	20	30	0.00	1.000

**BOTTOM**

**Houston Astros @ San Francisco Giants**  
Candlestick Park, San Francisco, CA

Mon Jun 19 1989, 10:05 PM EDT  
Att. 22,386 - Unknown

<b>AB</b>	<b>32</b>
<b>R</b>	<b>3</b>
<b>H</b>	<b>8</b>
<b>RBI</b>	<b>3</b>
<b>BB</b>	<b>3</b>
<b>SO</b>	<b>6</b>
<b>LOB</b>	<b>18</b>

livebaseballscorecards.com

**GIANTS**

<b>WP</b> : 0	<b>PA</b> : 36
<b>PB</b> : 0	
<b>SB</b> : 2	
<b>CS</b> : 0	

PITCHER	IP	WLS	BF	H	R	ER	SO	BB	IBB	HBP	BLK	WP	HR	S	P	ERA	WHIP
---------	----	-----	----	---	---	----	----	----	-----	-----	-----	----	----	---	---	-----	------

Batter	1	2	3	4	5	6	7	8	9	AB R H RBI BB SO LOB	TOP											
<b>Billy Hatcher, R</b> (1, 7) OBP: 0.280, SLG: 0.339	2-2 P3		3-2 6-3			0-0 1B		0-0 P3		4 0 1 0 0 0 2												
<b>Gerald Young, S</b> (1, 8) OBP: 0.324, SLG: 0.251	1-3 K			0-0 G4-6-3 1B		0-3 K		2-2 6-3		4 0 1 0 0 2 2												
<b>Bill Doran, S</b> (1, 4) OBP: 0.344, SLG: 0.411	2-1 4-3			0-0 G4-6-3 1-2f		1-1 1B		2-2 P3		4 0 1 0 0 0 1												
<b>Glenn Davis, R</b> (1, 3) OBP: 0.327, SLG: 0.476		1-1 P6		1-3 K			0-1 6-3		0-1 4-3	4 0 0 0 0 1 0												
<b>Terry Puhl, L</b> (1, 9) OBP: 0.339, SLG: 0.377		0-1 1-3			0-0 G3		2-1 6-3			3 0 0 0 0 0 0												
<b>Ken Caminiti, S</b> (1, 5) OBP: 0.293, SLG: 0.362		1-2 PO 1B			3-3 K		1-1 G3-1			3 0 1 0 0 1 0												
<b>Rafael Ramirez, R</b> (1, 6) OBP: 0.290, SLG: 0.323		2-1 PO 1-2	1-1 F7		1-2 3-1			0-0 2B		3 0 1 0 0 0 0												
<b>Craig Biggio, R</b> (1, 2) OBP: 0.326, SLG: 0.409			1-0 SH2-4 1B			1-0 5-3		2-1 P3		3 0 1 0 0 0 1												
<b>Bob Forsch, R</b> (1, 1) OBP: 0.333, SLG: 0.333			1-1 SH2-4			0-0 1B		1-3 K		0 0 0 0 0 0 0												
<b>Greg Gross, L</b> (8, PH) OBP: 0.308, SLG: 0.182			1-1 SH2-4							1 0 1 0 0 0 0												
<b>Dan Schatzeder, L</b> (8, PH) OBP: 0.308, SLG: 0.182			1-1 SH2-4							0 0 0 0 0 0 0												
<b>Craig Reynolds, L</b> (8, PH) OBP: 0.274, SLG: 0.260			1-1 SH2-4							0 0 0 0 0 0 0												
<b>Ron Washington, R</b> (8, PH) OBP: 0.274, SLG: 0.260			1-1 SH2-4							1 0 0 0 0 1 1												
<b>Juan Agosto, L</b> (8, 1) OBP: 1.000, SLG: 1.000			1-2 SH2-4							0 0 0 0 0 0 0												
<b>Larry Andersen, R</b> (8, 1) OBP: 1.000, SLG: 1.000			1-2 SH2-4							0 0 0 0 0 0 0												
<b>Inning Stats</b>	R: 0 E: 0 K: 1 S: 8	H: 0 LOB: 0 BB: 0 P: 13	R: 0 E: 0 K: 0 S: 8	H: 1 LOB: 0 BB: 0 P: 12	R: 0 E: 0 K: 0 S: 9	H: 1 LOB: 1 BB: 0 P: 14	R: 0 E: 0 K: 1 S: 5	H: 1 LOB: 0 BB: 0 P: 6	R: 0 E: 0 K: 1 S: 7	H: 0 LOB: 0 BB: 0 P: 11	R: 0 E: 0 K: 1 S: 8	H: 3 LOB: 3 BB: 0 P: 10	R: 0 E: 0 K: 0 S: 6	H: 0 LOB: 0 BB: 0 P: 9	R: 0 E: 0 K: 1 S: 7	H: 1 LOB: 1 BB: 0 P: 10	R: 0 E: 0 K: 0 S: 11	H: 0 LOB: 0 BB: 0 P: 15	1B: 6 2B: 1 3B: 0 HR: 0	SF: 0 SAC: 1 DP: 1 HBP: 0	WP: 0 PB: 0 SB: 0 CS: 0	PA: 32
<b>PITCHER</b>	IP WLS BF H R ER SO BB IBB HBP BLK WP HR S P ERA WHIP																					
<b>Scott Garrelts, R</b> (1, 1) ERA: 2.26	7.1 W 26 7 0 0 4 0 0 0 0 0 0 0 54 80 0.00 0.955																					
<b>Craig Lefferts, L</b> (8, 1) ERA: 1.79	1.2 S 5 0 0 0 1 0 0 0 0 0 0 0 15 20 0.00 0.000																					

**Houston Astros @ San Francisco Giants**  
**Candlestick Park, San Francisco, CA**  
 Tue Jun 20 1989, 10:05 PM EDT  
 Att: 21,074 - Unknown

AB	30
R	0
H	7
RBI	0
BB	0
SO	5
LOB	7



Batter	1	2	3	4	5	6	7	8	9
<b>Brett Butler, L</b> OBP: 0.383, SLG: 0.382 (1, 8)	1-0 G3		2-1 F9		1-2 G3-6-3			1-0 1B SF8 1B	
<b>Robby Thompson, R</b> OBP: 0.370, SLG: 0.506 (1, 4)	0-1 5-3		2-0 F8		4-1 BB			2-2 SF8 S SH1-3 1B	
<b>Will Clark, L</b> OBP: 0.422, SLG: 0.553 (1, 3)	4-2 FC5-4 BB		2-1 1-3		3-2 L3			3-2 SF8	
<b>Kevin Mitchell, R</b> OBP: 0.387, SLG: 0.694 (1, 7)	0-0 FC5-4			0-1 SF7 3B		0-0 5-3		4-0 SH1-3 IBB	
<b>Ernest Riles, L</b> OBP: 0.345, SLG: 0.435 <b>Candy Maldonado, R</b> OBP: 0.297, SLG: 0.322 <b>Ken Oberkfell, L</b> OBP: 0.171, SLG: 0.211 (8, PH) (9, 5)		3-2 6-3 3-1 1B		2-2 SF7		1-3 K		1-0 SH1-3	
<b>Pat Sheridan, L</b> OBP: 0.313, SLG: 0.318 (1, 9)		2-2 3-1		1-1 F7		2-1 4-3		1-2 K	
<b>Terry Kennedy, L</b> OBP: 0.324, SLG: 0.384 (1, 2)		2-1 6-3		0-0 1B			0-1 CS 1B		
<b>Jose Uribe, S</b> OBP: 0.300, SLG: 0.320 (1, 6)		1-0 1B		2-1 F8			1-0 F9		
<b>Scott Garrelts, R</b> OBP: 0.194, SLG: 0.229 <b>Craig Lefferts, L</b> (8, 1)		3-2 5-3			2-2 G3-6-3 1B		1-0 F9		

AB	R	H	RBI	BB	SO	LOB
4	1	1	0	0	0	1
3	1	1	0	1	0	0
2	0	0	1	1	0	1
3	1	1	0	1	0	1
2	1	1	1	0	1	0
0	0	0	0	0	0	0
0	0	0	1	0	0	0
4	0	0	0	0	1	2
3	0	2	0	0	0	1
3	0	1	1	0	0	2
3	0	1	0	0	0	2
0	0	0	0	0	0	0


**BOTTOM**

**Houston Astros @ San Francisco Giants**  
Candlestick Park, San Francisco, CA

Tue Jun 20 1989, 10:05 PM EDT  
Att. 21,074 - Unknown

livebaseballscorecards.com

<b>AB</b>	<b>27</b>
<b>R</b>	<b>4</b>
<b>H</b>	<b>8</b>
<b>RBI</b>	<b>4</b>
<b>BB</b>	<b>3</b>
<b>SO</b>	<b>2</b>
<b>LOB</b>	<b>10</b>



Inning Stats	R	H	E	K	S	P	IP	WLS	BF	H	R	ER	SO	BB	IBB	HBP	BLK	WP	HR	S	P	ERA	WHIP
<b>Bob Forsch, R</b> ERA: 4.17 (1, 1)	0	0	0	0	6	11	5.0	L	21	5	2	2	0	2	0	0	0	0	0	44	81	3.60	1.400
<b>Dan Schatzeder, L</b> ERA: 1.97 (6, 1)	0	0	0	0	6	11	2.0		6	1	0	0	1	0	0	0	0	0	0	11	16	0.00	0.500
<b>Juan Agosto, L</b> ERA: 3.51 (8, 1)	0	0	0	0	4	11	0.1		4	2	2	2	0	0	1	0	0	0	0	10	19	54.00	6.000
<b>Larry Andersen, R</b> ERA: 0.43 (8, 1)	0	0	0	0	2	11	0.2		2	0	0	0	1	0	0	0	0	0	0	5	7	0.00	0.000

WP	HR	S	P	ERA	WHIP
0	0	1	33		

Batter	1	2	3	4	5	6	7	8	9	AB R H RBI BB SO LOB	TOP													
<b>Billy Hatcher, R</b> (1, 7) OBP: 0.275, SLG: 0.333	0-2 G6-3		0-1 G4-3			1-1 G5-6-3		0-1 E5		4 0 0 0 0 0 1														
<b>Rafael Ramirez, R</b> (1, 6) OBP: 0.289, SLG: 0.321	0-0 F9			0-0 1B		1-1 G6-3		1-2 F7		4 0 1 0 0 0 1														
<b>Bill Doran, S</b> (1, 4) OBP: 0.340, SLG: 0.405	0-1 G1-3			0-0 L8			1-1 F7	1-0 P2		4 0 0 0 0 0 2														
<b>Glenn Davis, R</b> (1, 3) OBP: 0.322, SLG: 0.469		0-2 G5-3		0-3 K			0-0 F7		1-3 K	4 0 0 0 0 2 1														
<b>Terry Puhl, L</b> (1, 9) OBP: 0.343, SLG: 0.377		2-2 G6-3		0-0 G1-3			1-2 E 1B		4-2 BB	3 0 1 0 1 0 1														
<b>Ken Caminiti, S</b> (1, 5) OBP: 0.292, SLG: 0.360		0-1 F7			1-3 K		0-0 E 1B		0-3 K	4 0 1 0 0 2 1														
<b>Gerald Young, S</b> (1, 8) OBP: 0.328, SLG: 0.253 <b>Louie Meadows, L</b> (9, PH) OBP: 0.184, SLG: 0.243			1-1 SH1-4 1B		4-1 CS BB		1-2 E6		0-0 P4	2 0 1 0 1 0 2 1 0 0 0 0 0 1														
<b>Craig Biggio, R</b> (1, 2) OBP: 0.320, SLG: 0.401			0-0 F9		1-1 B1-3		0-0 L7			3 0 0 0 0 0 5														
<b>Jim Clancy, R</b> (1, 1) OBP: 0.217, SLG: 0.227 <b>Craig Reynolds, L</b> (8, PH) OBP: 0.271, SLG: 0.256 <b>Juan Agosto, L</b> (8, 1)			0-0 SH1-4			0-0 G1-3		0-0 G4-3		1 0 0 0 0 0 0 1 0 0 0 0 0 0 0 0 0 0 0 0 0														
<b>Inning Stats</b>	R: 0 E: 0 K: 0 S: 6	H: 0 LOB: 0 BB: 0 P: 6	R: 0 E: 0 K: 0 S: 10	H: 0 LOB: 0 BB: 0 P: 12	R: 0 E: 0 K: 0 S: 6	H: 1 LOB: 1 BB: 0 P: 7	R: 0 E: 0 K: 1 S: 6	H: 1 LOB: 1 BB: 0 P: 6	R: 0 E: 0 K: 1 S: 7	H: 0 LOB: 0 BB: 1 P: 12	R: 0 E: 0 K: 0 S: 5	H: 0 LOB: 0 BB: 0 P: 7	R: 0 E: 1 K: 0 S: 11	H: 2 LOB: 3 BB: 0 P: 14	R: 0 E: 1 K: 0 S: 7	H: 0 LOB: 1 BB: 0 P: 9	R: 0 E: 0 K: 2 S: 9	H: 0 LOB: 1 BB: 1 P: 14	R: 0 E: 0 K: 2 S: 9	H: 0 LOB: 1 BB: 1 P: 14	1B: 4 2B: 0 3B: 0 HR: 0	SF: 0 SAC: 1 DP: 0 HBP: 0	WP: 0 PB: 0 SB: 1 CS: 1	PA: 34
<b>PITCHER</b>	IP WLS BF H R ER SO BB IBB HBP BLK WP HR S P ERA WHIP																							
<b>Rick Reuschel, R</b> (1, 1) ERA: 2.04	7.1 W 28 4 0 0 2 1 0 0 0 0 0 0 54 67 0.00 0.682																							
<b>Steve Bedrosian, R</b> (8, 1) ERA: 2.97	1.2 S 6 0 0 0 2 1 0 0 0 0 0 0 13 20 0.00 0.600																							

Houston Astros @ San Francisco Giants  
Candlestick Park, San Francisco, CA

Wed Jun 21 1989, 6:33 AM EDT  
Att. 32,730 - Sunny - 90 F

livebaseballscorecards.com

AB	31
R	0
H	4
RBI	0
BB	2
SO	4
LOB	15



Batter	1	2	3	4	5	6	7	8	9	AB	R	H	RBI	BB	SO	LOB
<b>Brett Butler, L</b> OBP: 0.381, SLG: 0.380 (1, 8)	0-1 G3		1-2 P4			1-0 G6-3 PB G5-3 1B		1-0 L3		4	1	1	0	0	0	0
<b>Robby Thompson, R</b> OBP: 0.365, SLG: 0.498 (1, 4)	1-0 P3		3-3 K			0-0 G5-3		0-1 F7		4	0	0	0	0	1	1
<b>Will Clark, L</b> OBP: 0.428, SLG: 0.567 (1, 3)	3-2 HR				4-2 G6-4-3 BB	4-0 PB G6-3 IBB				1	1	1	1	2	0	0
<b>Kevin Mitchell, R</b> OBP: 0.383, SLG: 0.686 (1, 7)	0-1 P4				2-2 G6-4-3 1-2f	3-2 G6-3		1-2 2-3		3	0	0	0	0	0	3
<b>Ernest Riles, L</b> OBP: 0.345, SLG: 0.433 (1, 5)		0-1 CS 1B			1-3 K	1-1 3-1		2-3 3-H		3	0	1	0	0	1	1
<b>Pat Sheridan, L</b> OBP: 0.313, SLG: 0.333 (1, 9)		0-1 F7 1-2			0-0 3B	3-3 K				3	0	1	0	0	1	1
<b>Terry Kennedy, L</b> OBP: 0.329, SLG: 0.382 (1, 2)		4-2 BB			4-2 G6-3 BB	1-1 G4-3				1	0	0	0	2	0	0
<b>Jose Uribe, S</b> OBP: 0.296, SLG: 0.316 (1, 6)		1-3 K			2-3 K	0-0 F7				3	0	0	0	0	2	3
<b>Rick Reuschel, R</b> OBP: 0.132, SLG: 0.083 (1, 1)			1-3 K		0-0 G6-3 1-2f			2-2 G4-3		2	0	0	0	0	1	2
<b>Steve Bedrosian, R</b> (8, 1)										1	0	0	0	0	0	0

Inning Stats	R: 1	H: 1	E: 0	LOB: 0	K: 0	S: 9	P: 13	R: 0	H: 1	E: 0	LOB: 1	K: 1	S: 11	R: 0	H: 0	E: 0	LOB: 0	K: 2	S: 12	R: 0	H: 0	E: 0	LOB: 0	K: 1	S: 10	R: 0	H: 1	E: 0	LOB: 1	K: 1	S: 8	R: 1	H: 1	E: 0	LOB: 1	K: 0	S: 7	R: 0	H: 0	E: 0	LOB: 0	K: 1	S: 6	R: 0	H: 0	E: 0	LOB: 0	K: 0	S: 6	R: 0	H: 0	E: 0	LOB: 0	K: 0	S: 6	R: 0	H: 0	E: 0	LOB: 0	K: 0	S: 9
--------------	------	------	------	--------	------	------	-------	------	------	------	--------	------	-------	------	------	------	--------	------	-------	------	------	------	--------	------	-------	------	------	------	--------	------	------	------	------	------	--------	------	------	------	------	------	--------	------	------	------	------	------	--------	------	------	------	------	------	--------	------	------	------	------	------	--------	------	------

PITCHER	IP	WLS	BF	H	R	ER	SO	BB	IBB	HBP	BLK	WP	HR	S	P	ERA	WHIP
<b>Jim Clancy, R</b> ERA: 3.36 (1, 1)	7.0	L	26	4	2	1	6	3	1	0	0	0	1	63	103	1.29	1.000
<b>Juan Agosto, L</b> ERA: 3.41 (8, 1)	1.0		3	0	0	0	0	0	0	0	0	0	0	6	9	0.00	0.000

**BOTTOM**

**Houston Astros @ San Francisco Giants**  
Candlestick Park, San Francisco, CA

Wed Jun 21 1989, 6:33 AM EDT  
Att: 32,730 - Sunny - 90 F

livebaseballscorecards.com

<b>AB</b>	<b>25</b>
<b>R</b>	<b>2</b>
<b>H</b>	<b>4</b>
<b>RBI</b>	<b>1</b>
<b>BB</b>	<b>4</b>
<b>SO</b>	<b>6</b>
<b>LOB</b>	<b>11</b>

**GIANTS**

WP: 0	PA: 29
PB: 1	
SB: 0	
CS: 1	

Batter	1	2	3	4	5	6	7	8	9	AB R H RBI BB SO LOB	TOP																									
<b>Brett Butler, L</b> OBP: 0.379, SLG: 0.375 (1, 8) X	0-0 G4-3		4-1 BB		1-0 F9		3-2 F8	0-0 SH1-3		3 0 0 0 1 0 1																										
<b>Robby Thompson, R</b> OBP: 0.362, SLG: 0.500 (1, 4) B C C F F S	3-3 K		1-0 P4		0-0 G6-3		1-2 SF8 3B	1-2 F9		5 1 1 1 0 1 2																										
<b>Will Clark, L</b> OBP: 0.434, SLG: 0.580 (1, 3) X	0-0 HR		1-2 F8			4-1 BB 1B BB	4-2 1B BB	1-2 1B		3 2 2 2 2 0 1																										
<b>Kevin Mitchell, R</b> OBP: 0.383, SLG: 0.683 (1, 7) B C X	1-1 L6		0-3 K			1-0 BB 1B	1-0 SF8	0-0 1B		4 0 2 1 0 1 1																										
<b>Candy Maldonado, R</b> OBP: 0.304, SLG: 0.330 <b>Pat Sheridan, L</b> OBP: 0.314, SLG: 0.333 (6, PH) (6, 9)		0-1 1B SF9 1B		0-1 1B G4-6-3 1B		3-1 F7	1-2 1B 1B	0-3 K		2 2 2 0 0 0 0 3 1 1 0 0 1 4																										
<b>Greg Litton, R</b> OBP: 0.385, SLG: 0.472 <b>Ernest Riles, L</b> OBP: 0.344, SLG: 0.431 (6, PH) (6, 5)		2-1 P3		0-0 G4-6-3 1B		0-3 K	3-2 1B 1B		2-2 G6-3	2 0 1 0 0 0 1 3 0 1 1 0 1 2																										
<b>Kirt Manwaring, R</b> OBP: 0.277, SLG: 0.267 <b>Terry Kennedy, L</b> OBP: 0.333, SLG: 0.382 (6, PH) (6, 2)		0-0 1B		2-1 G4-6-3		4-0 1B	0-2 1B		0-1 G4-3 1B	2 0 1 0 0 0 1 0 0 0 0 1 0 0 0 0 0 0 0 0 0 1 0 1 1 0 0 0 1 0 1 0 0 0 0	<b>AB 37</b>																									
<b>Rich Gossage, R</b> <b>Donell Nixon, R</b> <b>Craig Leferts, L</b> <b>Steve Bedrosian, R</b> OBP: 0.500, SLG: 0.500 (8, 1)		1-3 1B		1-2f 2-3 3-H		1-2 2-3 BB	1-2 2-H 1B		1-2 G4-3 1B	0 0 0 0 0 0 0 1 0 1 1 0 0 0 0 0 0 0 0 0 0 1 0 1 0 0 0 0	<b>R 8</b>																									
<b>Jose Uribe, S</b> OBP: 0.290, SLG: 0.310 (1, 6)		2-0 SF9		2-3 K		0-3 K	0-3 K		1-2 G4-3	4 0 0 1 0 3 6	<b>H 15</b>																									
<b>Michael LaCoss, R</b> <b>Ed Jurak, R</b> <b>Trevor Wilson, L</b> <b>Bill Bathe, R</b> OBP: 0.750, SLG: 0.750 (6, 2)		3-2 F7				3-3 K			1-2 3B 1B	1 0 0 0 0 0 1 1 0 0 0 0 1 0 0 0 0 0 0 0 0 2 2 2 0 0 0 0	<b>RBI 7</b>																									
<b>Inning Stats</b>	R: 1 E: 0 K: 1 S: 8	H: 1 LOB: 0 BB: 0 P: 12	R: 1 E: 0 K: 0 S: 10	H: 2 LOB: 1 BB: 0 P: 17	R: 0 E: 0 K: 1 S: 9	H: 0 LOB: 1 BB: 1 P: 15	R: 1 E: 0 K: 1 S: 9	H: 2 LOB: 0 BB: 0 P: 13	R: 0 E: 0 K: 1 S: 5	H: 0 LOB: 0 BB: 0 P: 9	R: 0 E: 0 K: 2 S: 10	H: 1 LOB: 3 BB: 2 P: 22	R: 4 E: 0 K: 1 S: 27	H: 5 LOB: 2 BB: 1 P: 42	R: 1 E: 0 K: 1 S: 13	H: 3 LOB: 2 BB: 0 P: 17	R: 0 E: 0 K: 0 S: 8	H: 1 LOB: 0 BB: 0 P: 11	1B: 13 2B: 0 3B: 1 HR: 1	SF: 2 SAC: 1 DP: 2 HBP: 0	WP: 0 PB: 0 SB: 1 CS: 0	PA: 44														
<b>PITCHER</b>	IP WLS BF H R ER SO BB IBB HBP BLK WP HR S P ERA WHIP																																			
<b>Dennis Rasmussen, L</b> ERA: 4.24 (1, 1)	5.0		22	6	3	3	4	2	0	0	0	0	1	43	73	5.40	1.600																			
<b>Greg Harris, R</b> ERA: 2.23 (6, 1)	2.0	L	13	5	4	4	3	2	0	0	0	0	0	35	57	18.00	3.500																			
<b>Pat Clements, L</b> ERA: 4.5 (8, 1)	2.0		9	4	1	1	1	0	0	0	0	0	0	21	28	4.50	2.000																			

**San Francisco Giants @ San Diego Padres**  
Jack Murphy Stadium, San Diego, CA

<b>AB</b>	37
<b>R</b>	8
<b>H</b>	15
<b>RBI</b>	7
<b>BB</b>	4
<b>SO</b>	8
<b>LOB</b>	20



Fri Jun 23 1989, 10:05 PM EDT  
Att. 21,721 - Unknown - 70 F

<b>WP</b>	0
<b>PA</b>	44



Batter	1	2	3	4	5	6	7	8	9	AB R H RBI BB SO LOB
--------	---	---	---	---	---	---	---	---	---	----------------------

Shawn Abner, R (1, 7) OBP: 0.229, SLG: 0.303 (7, 8)	4-0 SH1-4 1B BB	2-0 2-H 2B			2-1 G5-3		1-3 K		2-1 G5-3	4 1 1 1 1 1 0
---	--------------------------	------------------	--	--	-------------	--	----------	--	-------------	---------------

Roberto Alomar, S (1, 4) OBP: 0.315, SLG: 0.311 (7, 8)	4-0 SH1-4 1B BB	0-1 G6-3			1-2 1B		2-2 G5-3			3 1 1 0 0 1 1
--	--------------------------	-------------	--	--	-----------	--	-------------	--	--	---------------

Tony Gwynn, L (1, 9) OBP: 0.405, SLG: 0.472 (7, 8)	0-0 SH1-4 1B		1-1 G4-3		2-2 G5-3			0-2 3B 1B		3 1 1 0 0 0 1
--	--------------------	--	-------------	--	-------------	--	--	-----------------	--	---------------

Jack Clark, R (1, 3) OBP: 0.384, SLG: 0.364 (7, 8)	0-1 L3 1B		0-3 K			3-1 F8		3-2 F7		4 0 1 2 0 1 1
--	-----------------	--	----------	--	--	-----------	--	-----------	--	---------------

Marvell Wynne, L (1, 8) OBP: 0.294, SLG: 0.385 Bip Roberts, S (6, PR) OBP: 0.356, SLG: 0.429 (7, 7)	0-1 L3 1B		2-3 K			2-2 2B HBP		0-1 F7		2 0 0 0 0 1 1 1 1 0 0 0 0 1
---	-----------------	--	----------	--	--	------------------	--	-----------	--	--------------------------------

Garry Templeton, S (1, 6) OBP: 0.292, SLG: 0.368 (7, 8)		0-0 2B 1B		0-0 G4-3		1-1 3B 2B		0-0 3B		4 2 3 2 0 0 0
---	--	-----------------	--	-------------	--	-----------------	--	-----------	--	---------------

Benito Santiago, R (1, 2) OBP: 0.259, SLG: 0.360 (7, 8)		1-3 K		2-3 K		3-1 CS 3B		0-0 F8		4 0 1 1 0 2 2
---	--	----------	--	----------	--	-----------------	--	-----------	--	---------------

Luis Salazar, R (1, 5) OBP: 0.274, SLG: 0.341 Rob Nelson, L (9, PH) OBP: 0.357, SLG: 0.351 (7, 8)		1-1 2B 1B		3-2 G4-3		1-2 G5-3		1-3 K		3 0 1 0 0 0 2 1 0 0 0 0 1 0
---	--	-----------------	--	-------------	--	-------------	--	----------	--	--------------------------------

Dennis Rasmussen, L (1, 1) OBP: 0.103, SLG: 0.138 Greg Harris, R (6, 1) Chris James, R (7, PH) OBP: 0.230, SLG: 0.258 Pat Clements, R (8, 1) Carmelo Martinez, R (9, PH) OBP: 0.309, SLG: 0.339 (7, 8)		0-0 2B 2B			3-3 K		0-1 G6-3		1-0 F9	2 1 1 1 0 1 0 0 0 0 0 0 0 0 1 0 0 0 0 0 0 0 0 0 0 0 0 0 1 0 0 0 0 0 0
--	--	-----------------	--	--	----------	--	-------------	--	-----------	---

<b>Inning Stats</b>	R: 2 E: 0 K: 5 S: 5	H: 1 LOB: 0 BB: 2 P: 13	R: 2 E: 0 K: 1 S: 10	H: 4 LOB: 1 BB: 0 P: 14	R: 0 E: 0 K: 2 S: 8	H: 0 LOB: 0 BB: 0 P: 11	R: 0 E: 0 K: 1 S: 10	H: 0 LOB: 0 BB: 0 P: 15	R: 0 E: 0 K: 1 S: 11	H: 1 LOB: 1 BB: 0 P: 19	R: 2 E: 0 K: 0 S: 11	H: 2 LOB: 1 BB: 0 P: 21	R: 0 E: 0 K: 1 S: 8	H: 0 LOB: 0 BB: 0 P: 11	R: 1 E: 0 K: 0 S: 10	H: 2 LOB: 1 BB: 0 P: 13	R: 0 E: 0 K: 1 S: 6	H: 0 LOB: 0 BB: 0 P: 10	1B: 5 2B: 4 3B: 2 HR: 0	SF: 0 SAC: 1 DP: 1 HBP: 1	WP: 0 PB: 0 SB: 0 CS: 1	PA: 37
---------------------	------------------------------	----------------------------------	-------------------------------	----------------------------------	------------------------------	----------------------------------	-------------------------------	----------------------------------	-------------------------------	----------------------------------	-------------------------------	----------------------------------	------------------------------	----------------------------------	-------------------------------	----------------------------------	------------------------------	----------------------------------	----------------------------------	------------------------------------	----------------------------------	--------

	IP	WLS	BF	H	R	ER	SO	BB	IBB	HBP	BLK	WP	HR	S	P	ERA	WHIP
<b>PITCHER</b>																	
Michael LaCoss, R (1, 1) ERA: 2.4	4.0		17	5	4	4	4	2	0	0	0	0	0	33	53	9.00	1.750
Trevor Wilson, L (5, 1) ERA: 13.5	1.1		8	3	2	2	1	0	0	1	0	0	0	19	36	13.50	2.250
Rich Gossage, R (6, 1) ERA: 1.16	0.2	W	1	0	0	0	0	0	0	0	0	0	0	3	4	0.00	0.000
Craig Lefferts, L (7, 1) ERA: 1.9	1.2		7	2	1	1	1	0	0	0	0	0	0	17	23	5.40	1.200
Steve Bedrosian, R (8, 1) ERA: 2.87	1.1	S	4	0	0	0	1	0	0	0	0	0	0	7	11	0.00	0.000

**BOTTOM**

**San Francisco Giants @ San Diego Padres**  
Jack Murphy Stadium, San Diego, CA

<b>AB</b>	<b>33</b>
<b>R</b>	<b>7</b>
<b>H</b>	<b>10</b>
<b>RBI</b>	<b>7</b>
<b>BB</b>	<b>2</b>
<b>SO</b>	<b>7</b>
<b>LOB</b>	<b>9</b>



WP: 0	PA: 37
ERA	WHIP

Fri Jun 23 1989, 10:05 PM EDT  
Att: 21,721 - Unknown - 70 F

livebaseballscorecards.com

Batter	1	2	3	4	5	6	7	8	9	AB R H RBI BB SO LOB	TOP											
<b>Brett Butler, L</b> (1, 8) OBP: 0.381, SLG: 0.377	1-3 K		3-2 WP 1B		0-0 P4			2-1 3B 1B		4 1 2 0 0 1 0	<b>San Francisco Giants @ San Diego Padres</b> Jack Murphy Stadium, San Diego, CA Sat Jun 24 1989, 10:05 PM EDT Att. 32,615 - Unknown - 70 F											
<b>Robby Thompson, R</b> (1, 4) OBP: 0.364, SLG: 0.498	0-1 P6		1-3 K		4-1 BB			1-2 3B 1B		3 1 1 0 1 1 1												
<b>Will Clark, L</b> (1, 3) OBP: 0.438, SLG: 0.588	3-1 1B		4-1 BB		0-0 F8			0-0 SF9 3B		3 1 2 2 1 0 1												
<b>Kevin Mitchell, R</b> (1, 7) OBP: 0.378, SLG: 0.673	1-3 K		1-2 G4-3			3-1 P4		2-1 G4-3		4 0 0 0 0 1 4												
<b>Ernest Riles, L</b> (1, 5) OBP: 0.344, SLG: 0.429		0-0 K2 1B		0-0 G6-3		2-2 F7		0-0 SF9		3 0 1 0 0 0 0												
<b>Bill Bathe, R</b> (8, PH) OBP: 0.600, SLG: 0.750										0 0 0 1 0 0 0												
<b>Ken Oberkfell, L</b> (8, 5) OBP: 0.171, SLG: 0.211										0 0 0 0 0 0 0												
<b>Pat Sheridan, L</b> (1, 9) OBP: 0.314, SLG: 0.328		3-3 SAFE K2		4-1 FC5-4 BB		1-0 F7		3-H 2-3 K		2 0 0 0 1 1 1												
<b>Candy Maldonado, R</b> (8, PH) OBP: 0.302, SLG: 0.328										1 0 0 0 0 1 0												
<b>Kirt Manwaring, R</b> (1, 2) OBP: 0.276, SLG: 0.266		1-2 E6 1B		1-0 FC5-4		2-2 G6-3			1-0 G5-3	4 0 1 0 0 0 1												
<b>Jose Uribe, S</b> (1, 6) OBP: 0.286, SLG: 0.305		0-1 F7		0-0 G1-3		2-1 F7			0-2 F7	4 0 0 0 0 0 2												
<b>Don Robinson, R</b> (1, 1) OBP: 0.267, SLG: 0.341			1-3 K		0-3 K		0-0 G5-3		1-0 G5-3	4 0 0 0 0 2 0												
<b>Steve Bedrosian, R</b> (9, 1) OBP: 0.500, SLG: 0.500										0 0 0 0 0 0 0												
<b>Inning Stats</b>	R: 0 E: 0 K: 2 S: 10	H: 1 LOB: 1 BB: 0 P: 15	R: 0 E: 1 K: 1 S: 9	H: 2 LOB: 1 BB: 0 P: 13	R: 0 E: 0 K: 2 S: 15	H: 1 LOB: 2 BB: 1 P: 25	R: 0 E: 0 K: 0 S: 5	H: 0 LOB: 1 BB: 1 P: 9	R: 0 E: 0 K: 1 S: 6	H: 0 LOB: 1 BB: 1 P: 10	R: 0 E: 0 K: 0 S: 9	H: 0 LOB: 0 BB: 0 P: 15	R: 0 E: 0 K: 0 S: 6	H: 0 LOB: 0 BB: 0 P: 10	R: 3 E: 0 K: 1 S: 14	H: 3 LOB: 0 BB: 0 P: 21	R: 0 E: 0 K: 0 S: 5	H: 0 LOB: 0 BB: 0 P: 7	1B: 6 2B: 1 3B: 1 HR: 0	SF: 1 SAC: 0 DP: 1 HBP: 0	WP: 1 PB: 0 SB: 0 CS: 0	PA: 36
<b>PITCHER</b>	IP WLS BF H R ER SO BB IBB HBP BLK WP HR S P ERA WHIP																					
<b>Walt Terrell, R</b> (1, 1) ERA: 3.64	7.0 L 29 6 2 2 6 3 0 0 0 0 1 0 65 105 2.57 1.286																					
<b>Mark Davis, L</b> (8, 1) ERA: 3.13	1.0 4 1 1 1 1 0 0 0 0 0 0 9 13 9.00 1.000																					
<b>Mark Grant, R</b> (9, 1) ERA: 2.61	1.0 3 0 0 0 0 0 0 0 0 0 0 5 7 0.00 0.000																					

<b>AB</b>	32
<b>R</b>	3
<b>H</b>	7
<b>RBI</b>	3
<b>BB</b>	3
<b>SO</b>	7
<b>LOB</b>	10



Batter	1	2	3	4	5	6	7	8	9	AB	R	H	RBI	BB	SO	LOB
<b>Bip Roberts, S</b> OBP: 0.363, SLG: 0.425 (1, 5)	1-2 SH4-3 SF8 1B		1-1 F8		4-1 CS BB			2-2 E4 G1-3		3	1	1	0	1	0	0
<b>Roberto Alomar, S</b> OBP: 0.316, SLG: 0.312 (1, 4)	1-1 SH4-3 1-3		1-1 1B		0-0 F9			1-0 G1-3 1-2		3	0	1	0	0	0	2
<b>Tony Gwynn, L</b> OBP: 0.400, SLG: 0.467 (1, 8)	0-1 SF8 3-H		3-1 F8		2-0 CS 1-2		0-1 F8	0-1 G3-1		3	0	0	1	0	0	2
<b>Jack Clark, R</b> OBP: 0.379, SLG: 0.357 (1, 9)	1-0 P6		0-0 G5-3				1-3 K		0-3 K	4	0	0	0	0	2	1
<b>Rob Nelson, L</b> OBP: 0.365, SLG: 0.350 (1, 3)		0-0 F9		4-1 BB		3-0 G3		1-1 FC4-6 1B		3	0	1	0	1	0	0
<b>Marvell Wynne, L</b> OBP: 0.294, SLG: 0.385 (9, PR)										0	0	0	0	0	0	0
<b>Garry Templeton, S</b> OBP: 0.287, SLG: 0.361 (1, 6)		0-1 G6-3		1-1 P4		0-0 F7		0-1 FC4-6 1B 1-2f		4	0	0	0	0	0	2
<b>Benito Santiago, R</b> OBP: 0.263, SLG: 0.367 (1, 2)		1-0 2B		1-2 F7		0-0 G4-3		1-2 FC6-4 1B		4	0	2	0	0	0	1
<b>Shawn Abner, R</b> OBP: 0.231, SLG: 0.278 (1, 7)		4-0 IBB		1-1 F9		1-2 F7		0-0 FC6-4 1-2f		3	0	0	0	1	0	3
<b>Walt Terrell, L</b> OBP: 0.171, SLG: 0.182 (1, 1)		1-3 K		1-0 G4-3				1-1 G6-3		2	0	0	0	0	1	2
<b>Mark Davis, L</b> (8, 1)										0	0	0	0	0	0	0
<b>Chris James, R</b> OBP: 0.229, SLG: 0.257 (8, PH)										1	0	0	0	0	0	0
<b>Mark Grant, R</b> (9, 1)										0	0	0	0	0	0	0


Inning Stats	R: 1	H: 1	E: 0	LOB: 0	K: 0	S: 9	P: 11	R: 0	H: 1	E: 0	LOB: 2	K: 1	S: 7	R: 0	H: 1	E: 0	LOB: 1	K: 0	S: 10	R: 0	H: 0	E: 0	LOB: 1	K: 0	S: 8	R: 0	H: 0	E: 0	LOB: 0	K: 0	S: 4	R: 0	H: 0	E: 0	LOB: 0	K: 1	S: 7	R: 0	H: 0	E: 0	LOB: 0	K: 0	S: 5	R: 0	H: 0	E: 1	LOB: 1	K: 0	S: 11	R: 0	H: 2	E: 0	LOB: 2	K: 1	S: 12	1B: 4	SF: 1	2B: 1	SAC: 1	3B: 0	DP: 0	HR: 0	HBP: 0
<b>PITCHER</b>	IP	WLS	BF	H	R	ER	SO	BB	IBB	HBP	BLK	WP	HR	S	P	ERA	WHIP																																														
<b>Don Robinson, R</b> ERA: 2.58 (1, 1)	8.2	W	34	5	1	1	3	2	1	0	0	0	0	72	106	1.04	0.808																																														
<b>Steve Bedrosian, R</b> ERA: 2.84 (9, 1)	0.1	S	1	0	0	0	0	0	0	0	0	0	0	1	1	0.00	0.000																																														

**BOTTOM**

**San Francisco Giants @ San Diego Padres**  
Jack Murphy Stadium, San Diego, CA

Sat Jun 24 1989, 10:05 PM EDT  
Att: 32,615 - Unknown - 70 F

<b>AB</b>	<b>30</b>
<b>R</b>	<b>1</b>
<b>H</b>	<b>5</b>
<b>RBI</b>	<b>1</b>
<b>BB</b>	<b>3</b>
<b>SO</b>	<b>3</b>
<b>LOB</b>	<b>13</b>



Batter	1	2	3	4	5	6	7	8	9	AB R H RBI BB SO LOB	TOP						
<b>Brett Butler, L</b> (1, 8) OBP: 0.377, SLG: 0.370	0-0 G3-1		0-3 K	2-3 K	2-1 G6-3			1-2 F7	4-2 BB	5 0 0 1 1 2 3	<b>San Francisco Giants @ San Diego Padres</b> <b>Jack Murphy Stadium, San Diego, CA</b> Sun Jun 25 1989, 6:33 AM EDT Att. 41,028 - Sunny - 75 F						
<b>Ken Oberkfell, L</b> (1, 4) OBP: 0.192, SLG: 0.264 <b>Greg Litton, R</b> (4, PH) OBP: 0.395, SLG: 0.462	4-1 2B BB		2-2 HR	4-2 G4-3 1B BB		2-1 WP 1B		0-1 G5-3	1-2 L4	1 2 1 1 1 0 0 3 0 1 0 1 0 4							
<b>Will Clark, L</b> (1, 3) OBP: 0.440, SLG: 0.592	2-2 L9		2-2 HR 2B	2-1 G4-3 1B		0-0 F8		3-2 1B		5 1 3 0 0 0 2							
<b>Kevin Mitchell, R</b> (1, 7) OBP: 0.382, SLG: 0.687	2-0 1-H 2B		2-1 HR 2B	1-2 G4-3 1B		0-0 F8		2-1 BB 1B BB 1B		5 2 3 3 0 0 3							
<b>Ernest Riles, L</b> (1, 5) OBP: 0.341, SLG: 0.424 <b>Robby Thompson, R</b> (4, PH) OBP: 0.367, SLG: 0.498	1-1 G3-1		0-0 L8	4-1 BB		3-2 P5		2-2 BB BB BB 1B		2 0 0 0 0 0 1 2 1 1 0 1 0 1							
<b>Pat Sheridan, L</b> (1, 9) OBP: 0.319, SLG: 0.345 <b>Candy Maldonado, R</b> (4, PH) OBP: 0.301, SLG: 0.326 <b>Trevor Wilson, L</b> (4, 1) <b>Ed Jurak, R</b> (7, PH) OBP: 0.304, SLG: 0.220		0-0 G3	1-1 2B 3B	3-2 G6-3		0-2 G5-3		4-2 BB BB BB BB		2 1 1 0 0 0 0 1 0 0 0 0 0 3 0 0 0 0 0 0 0 1 0 0 0 1 0 0							
<b>Kirt Manwaring, R</b> (1, 2) OBP: 0.281, SLG: 0.281		2-2 G1-3	3-1 2B		1-1 1B 1B		1-0 F8	0-3 K		5 0 2 1 0 1 3							
<b>Jose Uribe, S</b> (1, 6) OBP: 0.293, SLG: 0.310 <b>Rich Gossage, R</b> (7, 1) <b>Bill Bathe, R</b> (9, PH) OBP: 0.500, SLG: 0.600		3-2 1B	4-0 IBB		0-2 G6-3 1B		1-1 F7	2-0 F8		3 0 2 0 1 0 0 0 0 0 0 0 0 0 1 0 0 0 0 0 3							
<b>Scott Garrelts, R</b> (1, 1) OBP: 0.184, SLG: 0.216 <b>Ernie Camacho, R</b> (3, 1) <b>Donell Nixon, R</b> (4, 9) OBP: 0.288, SLG: 0.263		0-3 SAFE K	0-1 G4-3		0-3 K		4-1 G5-3 1B BB	4-2 BB BB		2 0 0 0 0 1 3 0 0 0 0 0 0 0 1 0 0 1 2 1 2							
<b>Inning Stats</b>	R: 1 H: 1 E: 0 LOB: 1 K: 0 BB: 1 S: 8 P: 17	R: 0 H: 1 E: 0 LOB: 1 K: 1 BB: 0 S: 11 P: 16	R: 4 H: 5 E: 0 LOB: 2 K: 1 BB: 1 S: 23 P: 37	R: 0 H: 1 E: 0 LOB: 3 K: 1 BB: 2 S: 14 P: 30	R: 0 H: 2 E: 0 LOB: 1 K: 1 BB: 0 S: 10 P: 13	R: 0 H: 1 E: 0 LOB: 1 K: 0 BB: 0 S: 9 P: 14	R: 0 H: 0 E: 0 LOB: 0 K: 0 BB: 0 S: 6 P: 8	R: 0 H: 1 E: 0 LOB: 2 K: 0 BB: 1 S: 10 P: 18	R: 2 H: 2 E: 0 LOB: 3 K: 1 BB: 3 S: 22 P: 41	1B: 8 SF: 0 2B: 3 SAC: 0 3B: 1 DP: 1 HR: 2 HBP: 0		WP: 1 PA: 47 PB: 0 SB: 0 CS: 0					
<b>PITCHER</b>	IP WLS BF H R ER SO BB IBB HBP BLK WP HR S P ERA WHIP											<b>PITCHER</b>	IP WLS BF H R ER SO BB IBB HBP BLK WP HR S P ERA WHIP				
<b>Eric Show, R</b> (1, 1) ERA: 4.23	3.0																
<b>Pat Clements, L</b> (4, 1) ERA: 3.86	0.2	5	1	0	0	1	2	0	0	0	0	0	0	11	24	0.00	4.500
<b>Mark Grant, R</b> (4, 1) ERA: 2.76	4.1	W	19	6	2	2	1	2	0	0	0	1	0	45	74	4.15	1.846
<b>Mark Davis, L</b> (9, 1) ERA: 3.05	1.0	S	5	0	0	0	1	2	0	0	0	0	0	15	26	0.00	2.000

livebaseballscorecards.com

<b>AB</b>	<b>39</b>
<b>R</b>	<b>7</b>
<b>H</b>	<b>14</b>
<b>RBI</b>	<b>7</b>
<b>BB</b>	<b>8</b>
<b>SO</b>	<b>5</b>
<b>LOB</b>	<b>28</b>



Batter	1	2	3	4	5	6	7	8	9
<b>Bip Roberts, S</b> OBP: 0.372, SLG: 0.434 (1, 5) BB: 1, F: 1, X: 1, S: 1	2-2 1B HR 1B	1-2 1B		0-0 SH3-4 1-2	0-1 F8 2			0-0 SH1-3 1-2	
<b>Roberto Alomar, S</b> OBP: 0.320, SLG: 0.314 (1, 4) SAFE: 1, X: 1	0-0 HR 1B	2-2 G4-3 3		4-2 PB E BB 2-3	3-2 F8 3			0-2 2-H 1B	
<b>Tony Gwynn, L</b> OBP: 0.406, SLG: 0.483 (1, 9) BB: 1, X: 1	2-0 HR 1-H 2-H		1-2 S PB FC6-5 1B	3-2 SAFE E8 F7 1B 1B 1-H 3-H		2-2 G3-6-3 1B		2-1 F8 2	
<b>Rob Nelson, L</b> OBP: 0.354, SLG: 0.328 (1, 3) SAFE: 1, BB: 1, F: 1, X: 1	3-2 G3 1		4-1 SAFE FC6-5 S BB 1-2	1-2 F7 2		0-0 G3-6-3 1-2f 2		1-3 K 3	
<b>Carmelo Martinez, R</b> OBP: 0.308, SLG: 0.337 (1, 7) (9, 3) SAFE: 1, X: 1	0-1 G6-3 2		3-3 K 1-2 2-3	3-2 K 3-H 1B		1-3 K 3			
<b>Garry Templeton, S</b> OBP: 0.282, SLG: 0.355 (1, 6) BB: 1, F: 1, X: 1	1-3 K 3		0-1 FC6-5 HR 2-3 3-H	0-3 K 3			1-2 G3-1 1		
<b>Mark Parent, R</b> OBP: 0.222, SLG: 0.413 (1, 2) BB: 1, X: 1		1-2 F8 1	3-0 1-H HR BB	4-1 E BB			1-3 K 2		
<b>Shawn Abner, R</b> OBP: 0.209, SLG: 0.250 (1, 8) BB: 1, X: 1		2-2 P4 2	3-2 F9 3	3-3 K 1			1-0 G4-3 3		
<b>Eric Show, R</b> OBP: 0.257, SLG: 0.265 (1, 1)		0-0 1B		4-2 WP SH3-4 PB BB	3-2 E4 1-2		2-0 SH1-3 1B 1B		

Inning Stats	R: 3	H: 3	LOB: 0	BB: 0	P: 22	R: 0	H: 2	LOB: 2	BB: 0	P: 19	R: 3	H: 2	LOB: 0	BB: 1	P: 28	R: 3	H: 2	LOB: 1	BB: 2	P: 33	R: 0	H: 0	LOB: 2	BB: 1	P: 27	R: 0	H: 1	LOB: 0	BB: 0	P: 10	R: 0	H: 0	LOB: 0	BB: 0	P: 13	R: 1	H: 2	LOB: 1	BB: 0	P: 16
	E: 0	K: 1	S: 14	E: 0	K: 0	S: 13	E: 0	K: 1	S: 14	E: 1	K: 1	S: 18	E: 0	K: 1	S: 14	E: 0	K: 1	S: 7	E: 0	K: 1	S: 10	E: 0	K: 1	S: 11	1B: 10	2B: 0	3B: 0	HR: 2	SF: 0	SAC: 2	DP: 1	HBP: 0	WP: 1	PB: 2	SB: 2	CS: 0				

PITCHER	IP	WLS	BF	H	R	ER	SO	BB	IBB	HBP	BLK	WP	HR	S	P	ERA	WHIP
<b>Scott Garrelts, R</b> ERA: 2.72 (1, 1)	2.2	L	16	7	6	6	2	1	0	0	0	0	2	38	63	20.25	3.000
<b>Ernie Camacho, R</b> ERA: 6.75 (3, 1)	0.2		4	0	2	2	0	2	0	0	0	1	0	8	19	27.00	3.000
<b>Trevor Wilson, L</b> ERA: 4.5 (4, 1)	2.2		12	3	1	0	3	1	0	0	0	0	0	34	57	0.00	1.500
<b>Rich Gossage, R</b> ERA: 1.42 (7, 1)	2.0		8	2	1	1	2	0	0	0	0	0	0	21	29	4.50	1.000

**BOTTOM**

**San Francisco Giants @ San Diego Padres**  
Jack Murphy Stadium, San Diego, CA

Sun Jun 25 1989, 6:33 AM EDT  
Att: 41,028 - Sunny - 75 F

AB	R	H	RBI	BB	SO	LOB
3	1	2	0	0	0	2
4	2	2	1	1	0	4
5	3	4	4	0	0	1
4	0	0	0	1	1	3
4	0	1	1	0	2	2
4	1	0	1	0	2	2
3	1	1	2	1	1	0
4	0	0	0	0	1	1
1	0	1	0	0	0	0
0	0	0	0	0	0	0
2	2	1	0	1	0	1
0	0	0	0	0	0	0
0	0	0	0	0	0	0

livebaseballscores.com

AB	34
R	10
H	12
RBI	9
BB	4
SO	7
LOB	16



WP	1	PA	40
PB	2		
SB	2		
CS	0		

TOP

San Francisco Giants @ Houston Astros  
Astrodome, Houston, TX  
Mon Jun 26 1989, 8:05 PM EDT  
Att. 11,616 - Dome

AB	38
R	4
H	11
RBI	4
BB	6
SO	7
LOB	27



Batter	1	2	3	4	5	6	7	8	9	AB	R	H	RBI	BB	SO	LOB
Brett Butler, L (1, 8) OBP: 0.370, SLG: 0.363	0-0 G3		0-0 3-1	0-0 L7		0-0 1-3	0-0 F9			5	0	0	0	0	0	7
Robby Thompson, R (1, 4) OBP: 0.364, SLG: 0.493	0-0 6-3		0-0 1B		0-0 6-3	0-0 5-3		0-0 L7		5	0	1	0	0	0	3
Will Clark, L (1, 3) OBP: 0.437, SLG: 0.584	4-0 WP BB		0-0 F8		0-0 L6		0-3 K	0-0 4-3		4	0	0	0	1	1	1
Kevin Mitchell, R (1, 7) OBP: 0.379, SLG: 0.676	0-0 P3		0-0 6-3		4-0 BLK 2B BB		0-0 E5 1B 2B	0-3 K		4	2	0	0	1	1	2
Ernest Riles, L (1, 5) OBP: 0.346, SLG: 0.435		0-0 BLK 1B		0-0 F8		0-0 2B 1B 1B		4-0 5-3 BB		3	0	2	1	0	0	0
Ed Jurak, R (7, PH) OBP: 0.319, SLG: 0.238										1	1	1	0	0	0	0
Greg Litton, R (7, 6) OBP: 0.409, SLG: 0.462										0	0	0	0	1	0	0
Pat Sheridan, L (1, 9) OBP: 0.317, SLG: 0.345		0-0 L7		0-0 1B 1B		0-0 F7		0-0 5-3		3	1	1	0	0	0	2
Candy Maldonado, R (7, PH) OBP: 0.303, SLG: 0.333		1-2						1-2		2	0	1	1	0	0	1
Terry Kennedy, L (1, 2) OBP: 0.343, SLG: 0.383		4-0 BB BB BB		0-0 SH1-4 1B 1B		0-3 K		4-0 IBB		2	0	1	0	2	1	0
Kirt Manwaring, R (8, 2) OBP: 0.287, SLG: 0.281										0	0	0	0	1	0	0
Jose Uribe, S (1, 6) OBP: 0.297, SLG: 0.314		0-3 K		0-0 SH1-4 1B		0-0 1B 1B		0-3 K		3	0	2	1	0	1	2
Ken Oberkfell, L (7, PH) OBP: 0.200, SLG: 0.270										2	0	1	1	0	1	2
Rick Reuschel, R (1, 1) OBP: 0.150, SLG: 0.105		0-3 K		0-0 SH1-4		0-0 1B 1B		0-3 K		2	0	1	0	0	1	2
Craig Leferts, L (8, PR) (6, 1)										0	0	0	0	0	0	0
Bill Bathe, R (7, PH) OBP: 0.429, SLG: 0.500										1	0	0	0	0	0	3
Jeff Brantley, R (7, 1) (7, 1)										0	0	0	0	0	0	0
Steve Bedrosian, R (8, 1) OBP: 0.333, SLG: 0.333										1	0	0	0	0	1	2

Inning Stats	R: 0	H: 0	E: 0	K: 0	S: 3	P: 7	R: 0	H: 1	E: 0	K: 2	S: 8	P: 12	R: 0	H: 1	E: 0	K: 0	S: 4	P: 4	R: 1	H: 3	E: 0	K: 0	S: 6	P: 6	R: 1	H: 1	E: 0	K: 0	S: 4	P: 8	R: 0	H: 2	E: 0	K: 1	S: 7	P: 7	R: 2	H: 3	E: 1	K: 1	S: 9	P: 13	R: 0	H: 0	E: 0	K: 1	S: 5	P: 5	R: 0	H: 0	E: 0	K: 2	S: 7	P: 15	1B: 9	SF: 0	2B: 2	SAC: 1	3B: 0	DP: 0	HR: 0	HBP: 0	WP: 1	PA: 45
--------------	------	------	------	------	------	------	------	------	------	------	------	-------	------	------	------	------	------	------	------	------	------	------	------	------	------	------	------	------	------	------	------	------	------	------	------	------	------	------	------	------	------	-------	------	------	------	------	------	------	------	------	------	------	------	-------	-------	-------	-------	--------	-------	-------	-------	--------	-------	--------

PITCHER	IP	WLS	BF	H	R	ER	SO	BB	IBB	HBP	BLK	WP	HR	S	P	ERA	WHIP
Bob Forsch, R (1, 1) ERA: 4.1	5.1		27	8	2	2	3	3	0	0	2	1	0	30	42	3.38	2.062
Juan Agosto, L (6, 1) ERA: 3.57	1.0	L	5	1	2	1	1	0	0	0	0	0	0	7	7	9.00	1.000
Larry Andersen, R (7, 1) ERA: 0.42	0.2		5	2	0	0	0	0	1	0	0	0	0	4	8	0.00	3.000
Dan Schatzeder, L (8, 1) ERA: 1.75	2.0		8	0	0	0	3	1	1	0	0	0	0	12	20	0.00	0.500

PITCHER	IP	WLS	BF	H	R	ER	SO	BB	IBB	HBP	BLK	WP	HR	S	P	ERA	WHIP
---------	----	-----	----	---	---	----	----	----	-----	-----	-----	----	----	---	---	-----	------

Batter	1	2	3	4	5	6	7	8	9	AB R H RBI BB SO LOB
<b>Billy Hatcher, R</b> OBP: 0.269, SLG: 0.318 (1, 7) BB	4-0 FC5-4 BB		0-0 F7	0-0 F9		0-0 SF8			0-3 K	3 0 0 1 1 1 2
<b>Gerald Young, S</b> OBP: 0.330, SLG: 0.263 (1, 8) X	0-0 F9		0-0 F7		0-0 4-3	0-0 6-3			0-0 CS 1B	5 0 1 0 0 0 2
<b>Bill Doran, S</b> OBP: 0.340, SLG: 0.412 (1, 4) X	0-0 P6		0-0 L6		0-0 F9				0-0 L8	5 0 0 0 0 0 2
<b>Glenn Davis, R</b> OBP: 0.324, SLG: 0.462 (1, 3) X	0-0 FC5-4 1-2f			0-0 1B 1B	0-0 BB 1B				0-0 K 1-2	4 1 2 0 0 1 2
<b>Terry Puhl, L</b> OBP: 0.360, SLG: 0.387 (1, 9) X		0-0 FC4-6 1B		0-0 1B 1B FC6-4 1B	4-0 BB BB BB				0-0 6-3	3 1 2 0 1 0 1
<b>Ken Caminiti, S</b> OBP: 0.297, SLG: 0.361 (1, 5) <b>Juan Agosto, L</b> (6, 1) <b>Larry Andersen, R</b> OBP: 1.000, SLG: 1.000 (7, 1) <b>Greg Gross, L</b> OBP: 0.302, SLG: 0.178 (7, PH) <b>Dan Schatzeder, L</b> (8, 1)		0-0 FC4-6 1B		0-0 FC6-4 1B	0-0 F7				0-0 L4	3 0 1 1 0 0 3 0 0 0 0 0 0 0 0 0 0 0 0 0 0 1 0 0 0 0 0 1 0 0 0 0 0 0 0
<b>Rafael Ramirez, R</b> OBP: 0.288, SLG: 0.319 (1, 6) X		0-0 1B		0-3 K		0-0 E 1B SF8 1B			0-0 5-3	4 1 2 0 0 1 2
<b>Craig Biggio, R</b> OBP: 0.337, SLG: 0.409 (1, 2) X		0-0 L7		0-0 FC6-4 1B		0-0 E5 SF8 1B			0-0 L4-3 1B	4 0 3 0 0 0 2
<b>Bob Forsch, R</b> OBP: 0.273, SLG: 0.273 (1, 1) <b>Craig Reynolds, L</b> OBP: 0.267, SLG: 0.244 (6, 5) X		0-0 1-3		0-0 FC6-4		0-0 L3			0-0 L4-3	2 0 0 1 0 0 4 2 0 0 0 0 0 3

Inning Stats	R: 0	H: 0	E: 0	K: 3	S: 3	R: 0	H: 2	E: 0	K: 5	S: 5	R: 0	H: 0	E: 0	K: 3	S: 3	R: 2	H: 4	E: 0	K: 1	S: 9	R: 0	H: 1	E: 0	K: 4	S: 8	R: 1	H: 2	E: 1	K: 0	S: 5	R: 0	H: 0	E: 1	K: 1	S: 6	R: 0	H: 1	E: 0	K: 3	S: 3	R: 0	H: 1	E: 0	K: 1	S: 5	1B: 11	SF: 1	3B: 0	HR: 0	WP: 0	PA: 40
--------------	------	------	------	------	------	------	------	------	------	------	------	------	------	------	------	------	------	------	------	------	------	------	------	------	------	------	------	------	------	------	------	------	------	------	------	------	------	------	------	------	------	------	------	------	------	--------	-------	-------	-------	-------	--------


PITCHER	IP	WLS	BF	H	R	ER	SO	BB	IBB	HBP	BLK	WP	HR	S	P	ERA	WHIP
<b>Rick Reuschel, R</b> ERA: 2.1 (1, 1)	5.0		24	7	2	2	1	2	0	0	0	0	0	24	32	3.60	1.800
<b>Craig Lefferts, L</b> ERA: 1.87 (6, 1)	1.0	W	5	2	1	0	0	0	0	0	0	0	0	5	5	0.00	2.000
<b>Jeff Brantley, R</b> ERA: 4.1 (7, 1)	1.0		4	0	0	0	1	0	0	0	0	0	0	6	6	0.00	0.000
<b>Steve Bedrosian, R</b> ERA: 2.7 (8, 1)	2.0	S	6	2	0	0	1	0	0	0	0	0	0	8	8	0.00	1.000

**BOTTOM**

**San Francisco Giants @ Houston Astros**  
Astrodome, Houston, TX

Mon Jun 26 1989, 8:05 PM EDT  
Att. 11,616 - Dome

<b>AB</b>	<b>36</b>
<b>R</b>	<b>3</b>
<b>H</b>	<b>11</b>
<b>RBI</b>	<b>3</b>
<b>BB</b>	<b>2</b>
<b>SO</b>	<b>3</b>
<b>LOB</b>	<b>24</b>



WP	HR	S	P	ERA	WHIP
0	0	0	0	0.00	1.800

Batter	1	2	3	4	5	6	7	8	9	AB R H RBI BB SO LOB
--------	---	---	---	---	---	---	---	---	---	----------------------

TOP

<b>Brett Butler, L</b> (1, 8) OBP: 0.372, SLG: 0.368 	2-1 		2-1 <b>SH3-4</b> 	0-1 <b>E7</b> 		1-1 <b>L7</b> 		2-3 <b>K</b> 	4 1 2 0 0 1 3
<b>Robby Thompson, R</b> (1, 4) OBP: 0.362, SLG: 0.487 	0-1 <b>L9</b> 		0-1 	0-1 <b>6-3</b> 		1-1 <b>6-3</b> 		0-3 <b>K</b> 	5 1 1 1 0 1 3
<b>Will Clark, L</b> (1, 3) OBP: 0.437, SLG: 0.590 	2-0 		0-2 		3-1 <b>F8</b> 		1-2 <b>P6</b> 		4 1 2 2 0 0 0
<b>Ernest Riles, L</b> (1, 5) OBP: 0.344, SLG: 0.436 	1-3 <b>K</b> 		1-1 		0-0 <b>4-3</b> 		1-0 <b>G3-1</b> 		4 1 1 1 0 1 1
<b>Candy Maldonado, R</b> (1, 9) OBP: 0.297, SLG: 0.326 	0-1 <b>5-3</b> 		0-0 <b>F8</b> 		2-2 <b>P3</b> 		2-3 <b>K</b> 		4 0 0 0 0 1 2
<b>Pat Sheridan, L</b> (1, 7) OBP: 0.321, SLG: 0.349 		2-0 <b>P5</b> 	1-1 <b>E3</b> 		2-2 		2-2 		4 0 2 0 0 0 0
<b>Terry Kennedy, L</b> (1, 2) OBP: 0.335, SLG: 0.373 <b>Steve Bedrosian, R</b> (8, 1) OBP: 0.333, SLG: 0.333 		1-0 <b>P4</b> 	0-0 <b>4-3</b> 		2-3 <b>K</b> 		2-3 <b>K</b> 		4 0 0 0 0 2 3 0 0 0 0 0 0 0
<b>Jose Uribe, S</b> (1, 6) OBP: 0.294, SLG: 0.310 <b>Ken Oberkfell, L</b> (9, PH) OBP: 0.210, SLG: 0.293 		1-2 <b>L9</b> 		0-2 <b>4-3</b> 		2-3 <b>K</b> 		3-2 <b>CS</b> 	3 0 0 0 0 1 1 1 0 1 0 0 0 0
<b>Michael LaCoss, R</b> (1, 1) OBP: 0.273, SLG: 0.222 <b>Jeff Brantley, R</b> (6, 1) <b>Kirt Manwaring, R</b> (8, 2) OBP: 0.287, SLG: 0.281 <b>Kevin Mitchell, R</b> (9, PH) OBP: 0.378, SLG: 0.674 			2-1 <b>SH3-4</b> <b>1B</b> 	3-2 <b>5-3</b> 		4-2 		0-3 <b>K</b> 	2 1 1 0 1 0 0 0 0 0 0 0 0 0 0 0 0 0 0 0 0 1 0 0 0 0 1 1

San Francisco Giants @ Houston Astros  
 Astrodome, Houston, TX  
 Tue Jun 27 1989, 8:05 PM EDT  
 Att. 33,231 - Dome

AB	36
R	5
H	10
RBI	4
BB	1
SO	8
LOB	14



Inning Stats	R: 1	H: 2	R: 0	H: 0	R: 4	H: 4	R: 0	H: 1	R: 0	H: 0	R: 0	H: 1	R: 0	H: 0	R: 0	H: 1	R: 0	H: 1	
E: 0	LOB: 1	E: 0	LOB: 0	E: 1	LOB: 1	E: 0	LOB: 0	E: 1	LOB: 2	E: 0	LOB: 0	E: 0	LOB: 0	E: 0	LOB: 0	E: 0	LOB: 0	E: 0	LOB: 1
K: 1	BB: 0	K: 0	BB: 0	K: 0	BB: 0	K: 0	BB: 0	K: 2	BB: 1	K: 0	BB: 0	K: 2	BB: 0	K: 0	BB: 0	K: 3	BB: 0	K: 0	BB: 0
S: 11	P: 16	S: 5	P: 9	S: 16	P: 22	S: 10	P: 13	S: 13	P: 24	S: 6	P: 9	S: 18	P: 26	S: 14	P: 17	S: 14	P: 17	S: 14	P: 17

WP: 0	PA: 39
PB: 0	
SB: 1	
CS: 1	

PITCHER	IP	WLS	BF	H	R	ER	SO	BB	IBB	HBP	BLK	WP	HR	S	P	ERA	WHIP
<b>Jim Clancy, R</b> (1, 1) ERA: 3.59	5.0		23	7	5	4	1	0	0	0	0	0	0	49	72	7.20	1.400
<b>Juan Agosto, L</b> (6, 1) ERA: 3.38	2.0		8	1	0	0	2	1	0	0	0	0	0	19	33	0.00	1.000
<b>Danny Darwin, R</b> (8, 1) ERA: 2.39	2.0	W	7	2	0	0	5	0	0	0	0	0	0	32	43	0.00	1.000

PITCHER	IP	WLS	BF	H	R	ER	SO	BB	IBB	HBP	BLK	WP	HR	S	P	ERA	WHIP
---------	----	-----	----	---	---	----	----	----	-----	-----	-----	----	----	---	---	-----	------



Batter	1	2	3	4	5	6	7	8	9	AB	R	H	RBI	BB	SO	LOB
Gerald Young, S OBP: 0.332, SLG: 0.268 (1, 8)	4-2 SH5-3 BLK SF7 BB	1-2 2-H 3-H 2B			1-1 G6-3		2-1 F7			3	1	1	2	1	0	0
Craig Reynolds, L OBP: 0.269, SLG: 0.238 (1, 4)	0-0 SH5-3	1-3 K			4-2 BB		1-2 G4-3			2	0	0	0	1	1	1
Billy Hatcher, R OBP: 0.269, SLG: 0.318 (9, 7)	1-3									0	0	0	0	0	0	0
Terry Puhl, L OBP: 0.352, SLG: 0.380 (1, 9)	3-0 SF7		0-2 G3-1		2-1 L8			0-0 G4-3		3	0	0	1	0	0	1
Glenn Davis, R OBP: 0.326, SLG: 0.462 (1, 3)	1-2 3-H 1B		0-2 P3			0-2 HBP 1B		2-2 F8		4	0	2	0	0	0	0
Ken Caminiti, S OBP: 0.296, SLG: 0.363 (1, 5)	3-1 L7		1-0 G4-3			0-0 F8		2-2 E 2B		4	1	1	0	0	0	2
Rafael Ramirez, R OBP: 0.288, SLG: 0.318 (1, 6)		0-0 3-1		0-1 G6-3		1-1 P2		2-2 E9 HR 1B		4	1	1	1	0	0	1
Greg Gross, L OBP: 0.321, SLG: 0.174 (1, 7)		4-1 E 2B BB		3-3 K		2-2 HBP		4-0 HR IBB		1	1	0	0	1	1	0
Eric Yelding, R OBP: 0.308, SLG: 0.292 (6, PR)										0	0	0	0	0	0	0
Bill Doran, S OBP: 0.342, SLG: 0.412 (7, 7)										0	1	0	0	1	0	0
Bill Doran, S OBP: 0.342, SLG: 0.412 (8, PH)																
Bill Doran, S OBP: 0.342, SLG: 0.412 (9, 4)																
Craig Biggio, R OBP: 0.335, SLG: 0.422 (1, 2)		1-0 E5 2B		1-1 G6-3		2-2 G4-3		1-0 HR		4	2	1	3	0	0	3
Jim Clancy, R OBP: 0.208, SLG: 0.217 (1, 1)		0-1 G6-3								1	0	0	0	0	0	2
Ron Washington, R (5, PH)										1	0	0	0	0	0	0
Juan Agosto, L (6, 1)										0	0	0	0	0	0	0
Louie Meadows, L OBP: 0.190, SLG: 0.244 (7, PH)										1	0	0	0	0	1	0
Danny Darwin, R OBP: 0.111, SLG: 0.111 (8, 1)										1	0	0	0	0	0	0

Inning Stats	R: 1	H: 1	E: 0	LOB: 1	K: 0	P: 20	R: 2	H: 1	E: 1	LOB: 1	K: 1	P: 13	R: 0	H: 0	E: 0	LOB: 0	K: 0	P: 9	R: 0	H: 0	E: 0	LOB: 0	K: 1	P: 7	R: 0	H: 0	E: 0	LOB: 1	K: 0	P: 16	R: 0	H: 1	E: 0	LOB: 2	K: 0	P: 18	R: 0	H: 0	E: 0	LOB: 0	K: 1	P: 12	R: 4	H: 3	E: 1	LOB: 0	K: 0	P: 25
	1	1	0	1	0	20	2	1	1	1	1	13	0	0	0	9	0	0	0	0	0	0	0	7	0	0	0	0	1	1	0	2	0	18	0	1	0	2	0	12	4	3	1	0	1	25		

PITCHER	IP	WLS	BF	H	R	ER	SO	BB	IBB	HBP	BLK	WP	HR	S	P	ERA	WHIP
Michael LaCoss, R ERA: 2.32 (1, 1)	5.2		25	3	3	1	2	3	0	1	1	0	0	54	88	1.59	1.059
Jeff Brantley, R ERA: 4.35 (6, 1)	2.0		8	2	2	2	1	0	0	0	0	0	0	25	36	9.00	1.000
Steve Bedrosian, R ERA: 3.12 (8, 1)	0.1	L	3	1	2	2	0	0	1	0	0	0	1	2	7	54.00	3.000

BOTTOM

San Francisco Giants @ Houston Astros  
Astrodome, Houston, TX  
Tue Jun 27 1989, 8:05 PM EDT  
Att. 33,231 - Dome

livebaseballscorecards.com

AB	29
R	7
H	6
RBI	7
BB	4
SO	3
LOB	10



WP	PA	36
PB	0	
SB	0	
CS	0	

WP	HR	S	P	ERA	WHIP
1B	3	SF	1		
2B	2	SAC	1		
3B	0	DP	0		
HR	1	HBP	1		

Batter	1	2	3	4	5	6	7	8	9	AB R H RBI BB SO LOB	TOP		
Brett Butler, L (1, 8) OBP: 0.370, SLG: 0.368 Randy McCament, R (7, 1)	2-1 F8		2-2 FC5-4 1B		0-1 F7		0-0 SF8-4			3 0 1 1 0 0 0 0 0 0 0 0 0 0	<b>San Francisco Giants @ Houston Astros</b> Astrodome, Houston, TX Wed Jun 28 1989, 4:33 AM EDT Att. 29,817 - Dome - 72 F <a href="http://livebaseballscorecards.com">livebaseballscorecards.com</a>		
Robby Thompson, R (1, 4) OBP: 0.357, SLG: 0.480	3-2 L5		1-1 FC5-4		2-1 G1-3			3-3 K		4 0 0 0 0 1 2			
Will Clark, L (1, 3) OBP: 0.438, SLG: 0.589	4-1 BB BB		2-2 SF9		3-1 G1-3			1-1 1B		2 0 1 1 1 0 0			
Kevin Mitchell, R (1, 7) OBP: 0.376, SLG: 0.667	4-1 FC5-4 BB		3-H 2-0 L7		3-2 G5-3			0-3 K		3 0 0 0 1 1 2			
Candy Maldonado, R (1, 9) OBP: 0.296, SLG: 0.340	3-1 FC5-4			1-3 K		1-0 HR		0-0 G5-3		4 1 1 1 0 1 3			
Greg Litton, R (1, 5) OBP: 0.383, SLG: 0.429 Ernest Riles, L (9, PH) OBP: 0.342, SLG: 0.434		3-2 P8		2-3 K		1-3 K		2-3 K		3 0 0 0 0 2 0 1 0 0 0 0 1 0			
Terry Kennedy, L (1, 2) OBP: 0.339, SLG: 0.379		1-2 L8		4-1 FC6-4 BB			3-1 1B SF8-4 2B		1-1 L7			3 1 1 0 1 0 0	
Jose Uribe, S (1, 6) OBP: 0.290, SLG: 0.306 Ken Oberkfell, L (9, PH) OBP: 0.207, SLG: 0.289		1-0 F9		0-2 FC6-4			1-1 G6-3		2-3 K			3 0 0 0 0 0 2 1 0 0 0 0 1 0	
Don Robinson, R (1, 1) OBP: 0.277, SLG: 0.348 Rich Gossage, R (5, 1) Donell Nixon, R (7, PH) OBP: 0.296, SLG: 0.273 (7, 8)			1-1 FC5-4 1B SF9 1B		1-3 K		1-0 SF8-4 1B					2 1 1 0 0 1 0 0 0 0 0 0 0 0 1 0 1 0 0 0 0	
<b>Inning Stats</b>	R: 0 H: 0 E: 0 LOB: 2 K: 0 BB: 2 S: 10 P: 26	R: 0 H: 0 E: 0 LOB: 0 K: 0 BB: 0 S: 7 P: 12	R: 1 H: 2 E: 0 LOB: 1 K: 0 BB: 0 S: 11 P: 19	R: 0 H: 0 E: 0 LOB: 1 K: 2 BB: 1 S: 12 P: 19	R: 0 H: 0 E: 0 LOB: 0 K: 1 BB: 0 S: 7 P: 10	R: 1 H: 1 E: 0 LOB: 0 K: 1 BB: 0 S: 10 P: 18	R: 1 H: 2 E: 0 LOB: 0 K: 0 BB: 0 S: 6 P: 11	R: 0 H: 1 E: 0 LOB: 1 K: 2 BB: 0 S: 9 P: 13	R: 0 H: 0 E: 0 LOB: 0 K: 2 BB: 0 S: 8 P: 13	1B: 4 SF: 2 2B: 2 SAC: 0 3B: 0 DP: 1 HR: 1 HBP: 0	WP: 0 PA: 35 PB: 0 SB: 0 CS: 0		
<b>PITCHER</b>	IP WLS BF H R ER SO BB IBB HBP BLK WP HR S P ERA WHIP											<b>PITCHER</b>	IP WLS BF H R ER SO BB IBB HBP BLK WP HR S P ERA WHIP
Jim Deshaies, L (1, 1) ERA: 3.16 Larry Andersen, R (8, 1) ERA: 0.4	7.0 W 28 5 3 3 4 3 0 0 0 0 0 1 63 115 3.86 1.143												



Batter	1	2	3	4	5	6	7	8	9
<b>Billy Hatcher, R</b> OBP: 0.271, SLG: 0.317 (1, 7)	1-2 P4	4-2 BB		1-0 P3		0-1 SF9 2-H 1B		1-0 F8	
<b>Gerald Young, S</b> OBP: 0.336, SLG: 0.269 (1, 8)	4-2 2B BB	1 SAFE 0-0 F7			1-2 1B	1-2 SF9 2-H		4-2 1-2 BB	
<b>Bill Doran, S</b> OBP: 0.343, SLG: 0.414 (1, 4)	3-2 2B 1-H		4-2 2B BB		3-0 G5-3 1-3	0-1 F9		1-1 F9	
<b>Glenn Davis, R</b> OBP: 0.328, SLG: 0.466 (1, 3)	0-2 G4-3 2B 2B		2-3 K		0-0 1B		0-3 K		
<b>Terry Puhl, L</b> OBP: 0.355, SLG: 0.389 (1, 9)	0-2 G4-3		0-0 2B		1-0 1B		2-1 G4-3		
<b>Ken Caminiti, S</b> OBP: 0.299, SLG: 0.366 (1, 5)	2-0 2B		0-3 K		0-0 L9		4-0 BB		
<b>Rafael Ramirez, R</b> OBP: 0.284, SLG: 0.314 <b>Larry Andersen, R</b> OBP: 1.000, SLG: 1.000 (8, 1)	2-2 G6-3		0-2 G4-3		0-0 G3		2-2 G1-3		
<b>Craig Biggio, R</b> OBP: 0.333, SLG: 0.415 (1, 2)		2-1 F9		0-0 F8		4-0 SH5-4 1B BB		0-0 B1-3	
<b>Jim Deshaies, L</b> OBP: 0.179, SLG: 0.158 <b>Craig Reynolds, L</b> OBP: 0.277, SLG: 0.247 (8, 6)		0-3 K		3-3 K		0-2 SH5-4		2-0 BB 1B	

Inning Stats	R: 3	H: 3	E: 0	K: 0	S: 22	LOB: 1	BB: 1	P: 32	R: 0	H: 0	E: 0	K: 1	S: 8	LOB: 1	BB: 1	P: 14	R: 1	H: 1	E: 0	K: 2	S: 13	LOB: 1	BB: 1	P: 19	R: 0	H: 0	E: 0	K: 1	S: 6	LOB: 0	BB: 0	P: 10	R: 1	H: 3	E: 0	K: 0	S: 8	LOB: 2	BB: 0	P: 13	R: 2	H: 1	E: 0	K: 0	S: 10	LOB: 0	BB: 1	P: 15	R: 0	H: 0	E: 0	K: 1	S: 9	LOB: 1	BB: 1	P: 16	R: 0	H: 1	E: 0	K: 0	S: 7	LOB: 2	BB: 1	P: 15
--------------	------	------	------	------	-------	--------	-------	-------	------	------	------	------	------	--------	-------	-------	------	------	------	------	-------	--------	-------	-------	------	------	------	------	------	--------	-------	-------	------	------	------	------	------	--------	-------	-------	------	------	------	------	-------	--------	-------	-------	------	------	------	------	------	--------	-------	-------	------	------	------	------	------	--------	-------	-------

PITCHER										PITCHER																																										
IP	WLS	BF	H	R	ER	SO	BB	IBB	HBP	BLK	WP	HR	S	P	ERA	WHIP	IP	WLS	BF	H	R	ER	SO	BB	IBB	HBP	BLK	WP	HR	S	P	ERA	WHIP																			
Don Robinson, R	(1, 1)	4.1	L	22	6	5	5	4	3	0	0	0	0	54	84	10.38	2.077	Rich Gossage, R	(5, 1)	1.2		8	2	2	0	1	0	0	0	0	13	19	10.80	1.800	Randy McCament, R	(7, 1)	2.0		9	1	0	0	1	2	0	0	0	0	16	31	0.00	1.500

**BOTTOM**

**San Francisco Giants @ Houston Astros**  
Astrodome, Houston, TX

Wed Jun 28 1989, 4:33 AM EDT  
Att: 29,817 - Dome - 72 F

AB	R	H	RBI	BB	SO	LOB
4	1	1	1	1	0	1
2	2	1	1	2	0	1
4	2	1	1	1	0	3
4	1	2	2	0	2	1
4	0	2	1	0	0	1
3	0	1	1	1	1	3
4	0	0	0	0	0	5
0	0	0	0	0	0	0
3	1	0	0	1	0	0
2	0	0	0	0	2	0
1	0	1	0	0	0	0

AB	31
R	7
H	9
RBI	7
BB	6
SO	5
LOB	15

livebaseballscorecards.com



WP: 0	PA: 39
PB: 0	SB: 3
CS: 0	

Batter	1	2	3	4	5	6	7	8	9	AB	R	H	RBI	BB	SO	LOB	TOP										
Jerome Walton, R (1, 8) OBP: 0.352, SLG: 0.435	2-0 P4	1-0 G6-3			0-1 G6-4-6 1B		2-1 G5-3			4	0	1	0	0	0	0											
Curtis Wilkerson, S (1, 4) OBP: 0.246, SLG: 0.333	1-0 1B		3-3 K		0-3 K		0-0 G3			4	1	1	0	0	2	1											
Dwight Smith, L (1, 9) OBP: 0.399, SLG: 0.486	2-1 E 1-3 1B		0-0 F7		1-0 FC6-4-6 1-2f			4-1 BB		3	0	1	0	1	0	1											
Mark Grace, L (1, 3) OBP: 0.397, SLG: 0.388	0-0 E7 1-3 1B		0-1 F8			0-0 G6-3		3-1 P5		4	0	1	1	0	0	1											
Lloyd McClendon, R (1, 5) OBP: 0.374, SLG: 0.491	1-0 P5			3-1 FC3-6 1B		2-2 G6-3		3-2 F8		4	0	1	0	0	0	3											
Mitch Webster, S (1, 7) OBP: 0.330, SLG: 0.363	4-0 IBB			2-2 FC3-6 FC5-4 1-2f		0-0 2B		2-3 K		3	0	1	0	1	1	2											
Domingo Ramos, R (1, 6) OBP: 0.324, SLG: 0.351	0-3 K			1-2 F9		0-0 F8			0-1 G5-3	4	0	0	0	0	1	5											
Joe Girardi, R (1, 2) OBP: 0.254, SLG: 0.265		0-3 K		0-0 FC5-4 1-2f			0-1 HR		1-0 F8	4	1	1	1	0	1	1											
Paul Kilgus, L (1, 1) OBP: 0.071, SLG: 0.071					0-3 K				0-1 F7	1	0	0	0	0	0	0											
Jeff Pico, R (2, 1) OBP: 0.500, SLG: 0.500										0	0	0	0	0	0	0											
Les Lancaster, R (2, 1)										1	0	0	0	0	1	0											
Gary Varsho, L (7, PH) OBP: 0.284, SLG: 0.338										1	0	0	0	0	0	0											
Calvin Schiraldi, R (7, 1)										0	0	0	0	0	0	0											
Damon Berryhill, S (9, PH) OBP: 0.297, SLG: 0.346										1	0	0	0	0	0	0											
<b>Inning Stats</b>	R: 1 E: 1 K: 1 S: 9	H: 3 LOB: 3 BB: 1 P: 19	R: 0 E: 0 K: 1 S: 7	H: 0 LOB: 0 BB: 0 P: 8	R: 0 E: 0 K: 1 S: 6	H: 0 LOB: 0 BB: 0 P: 9	R: 0 E: 0 K: 0 S: 9	H: 1 LOB: 1 BB: 0 P: 15	R: 0 E: 0 K: 2 S: 10	H: 1 LOB: 1 BB: 0 P: 11	R: 0 E: 0 K: 0 S: 6	H: 1 LOB: 1 BB: 0 P: 8	R: 1 E: 0 K: 0 S: 7	H: 1 LOB: 0 BB: 0 P: 9	R: 0 E: 0 K: 1 S: 11	H: 0 LOB: 1 BB: 1 P: 23	R: 0 E: 0 K: 0 S: 5	H: 0 LOB: 0 BB: 0 P: 6	1B: 5 2B: 1 3B: 0 HR: 1	SF: 0 SAC: 0 DP: 0 HBP: 0	WP: 0 PB: 0 SB: 0 CS: 0	PA: 36					
<b>PITCHER</b>	IP	WLS	BF	H	R	ER	SO	BB	IBB	HBP	BLK	WP	HR	S	P	ERA	WHIP										
Scott Garrelts, R (1, 1) ERA: 2.75	2.0		10	3	1	1	2	0	1	0	0	0	0	16	27	4.50	1.500										
Jeff Brantley, R (3, 1) ERA: 4.06	5.0	W	19	4	1	1	3	0	0	0	0	0	1	38	52	1.80	0.800										
Rich Gossage, R (8, 1) ERA: 1.93	1.0		4	0	0	0	1	1	0	0	0	0	0	11	23	0.00	1.000										
Randy McCament, R (9, 1) ERA:	1.0		3	0	0	0	0	0	0	0	0	0	0	5	6	0.00	0.000										

Chicago Cubs @ San Francisco Giants  
 Candlestick Park, San Francisco, CA  
 Thu Jun 29 1989, 10:05 PM EDT  
 Att. 12,339 - Sunny

livebaseballscorecards.com

AB 34  
 R 2  
 H 7  
 RBI 2  
 BB 2  
 SO 6  
 LOB 14



Batter	1	2	3	4	5	6	7	8	9
<b>Donell Nixon, R</b> OBP: 0.314, SLG: 0.284 (1, 8)	2-1 F9	2-1 HR 1B		3-2 F9		1-0 1B	4-2 1B BB		
<b>Robby Thompson, R</b> OBP: 0.357, SLG: 0.489 <b>Ken Oberkell, L</b> OBP: 0.214, SLG: 0.295 (6, PH) (7, 5)	1-2 G6-3	3-0 HR 1B		1-2 G4-3		1-3 K	1-1 1B		
<b>Will Clark, L</b> OBP: 0.435, SLG: 0.582 (1, 3)	1-0 G4-3	0-1 1B		0-0 G5-3			F7 F9		
<b>Kevin Mitchell, R</b> OBP: 0.375, SLG: 0.659 <b>Bill Bathe, R</b> OBP: 0.375, SLG: 0.429 (1, 7) (8, 2)		P4 F9		0-0 L8			4-2 1B 2B BB	2-3 K	
<b>Candy Maldonado, R</b> OBP: 0.303, SLG: 0.343 (1, 9)		3B 1B P4		2-1 F7			2-2 2B 1B	4-1 BB BB BB	
<b>Greg Litton, R</b> OBP: 0.404, SLG: 0.500 (1, 5) (7, 4) (8, 6)		0-2 1B 3B		4-2 F9 BB		2-1 F9	3-2 BB 2B	2-0 L8	
<b>Terry Kennedy, L</b> OBP: 0.337, SLG: 0.376 <b>Rich Gossage, R</b> <b>Brett Butler, L</b> OBP: 0.373, SLG: 0.368 <b>Randy McCament, R</b> (8, PH) (9, 1)		0-1 1B 3B 1B		0-0 F9		1-3 K	2-0 P9	4-2 BB BB	
<b>Jose Uribe, S</b> OBP: 0.295, SLG: 0.308 <b>Ernest Riles, L</b> OBP: 0.349, SLG: 0.434 (7, PH) (8, 4)		2-2 3B 1B		4-2 G6-4-3 BB		2-0 G6-3	1-0 BB BB 1B HBP	4-0 BB BB	
<b>Scott Garrelts, R</b> OBP: 0.205, SLG: 0.289 <b>Jeff Brantley, R</b> OBP: 0.167, SLG: 0.167 (2, PR) (3, 1)		0-0 1B 3B		0-0 G6-4-3		0-0 1B 1B	4-0 1B BB	2-2 G3-1	
<b>Pat Sheridan, L</b> OBP: 0.323, SLG: 0.347 (7, PH) (8, 7)		1-1 1B 3B		1-2			1-2 2-3 1B BB		

Inning Stats	R: 0 E: 0 K: 0 S: 6	H: 0 LOB: 0 BB: 0 P: 10	R: 7 E: 0 K: 0 S: 24	H: 8 LOB: 2 BB: 0 P: 38	R: 0 E: 0 K: 0 S: 7	H: 0 LOB: 1 BB: 2 P: 15	R: 0 E: 0 K: 0 S: 7	H: 0 LOB: 0 BB: 0 P: 11	R: 0 E: 0 K: 0 S: 5	H: 0 LOB: 0 BB: 0 P: 9	R: 0 E: 0 K: 2 S: 10	H: 2 LOB: 2 BB: 0 P: 15	R: 5 E: 0 K: 0 S: 19	H: 3 LOB: 2 BB: 3 P: 40	R: 0 E: 0 K: 1 S: 13	H: 0 LOB: 3 BB: 3 P: 31
--------------	------------------------------	----------------------------------	-------------------------------	----------------------------------	------------------------------	----------------------------------	------------------------------	----------------------------------	------------------------------	---------------------------------	-------------------------------	----------------------------------	-------------------------------	----------------------------------	-------------------------------	----------------------------------

PITCHER	IP	WLS	BF	H	R	ER	SO	BB	IBB	HBP	BLK	WP	HR	S	P	ERA	WHIP
<b>Paul Kilgus, L</b> ERA: 4.83 (1, 1)	1.1	L	8	4	4	4	0	0	0	0	0	0	0	19	28	27.00	3.000
<b>Jeff Pico, R</b> ERA: 3.64 (2, 1)	0.0		4	4	3	3	0	0	0	0	0	0	1	6	11	∞	∞
<b>Les Lancaster, R</b> ERA: (2, 1)	4.2		17	2	0	0	2	2	0	0	0	0	0	34	59	0.00	0.857
<b>Calvin Schiraldi, R</b> ERA: 4.21 (7, 1)	2.0		16	3	5	5	1	6	0	1	0	0	0	32	71	22.50	4.500

**BOTTOM**

AB	R	H	RBI	BB	SO	LOB
4	1	2	2	1	0	0
3	1	1	2	0	0	0
2	0	1	2	0	1	2
5	0	1	0	0	0	2
3	1	0	0	1	0	2
1	0	0	0	0	1	0
4	2	2	0	1	0	2
4	2	2	3	1	0	1
4	1	1	1	0	1	2
0	0	0	0	0	0	0
0	0	0	0	1	0	0
0	0	0	0	0	0	0
2	1	1	0	1	0	0
0	1	0	0	1	0	0
1	0	1	2	0	0	0
2	1	1	0	0	0	2
1	1	0	0	1	0	3

**Chicago Cubs @ San Francisco Giants**  
Candlestick Park, San Francisco, CA

Thu Jun 29 1989, 10:05 PM EDT  
Att. 12,339 - Sunny

AB	36
R	12
H	13
RBI	12
BB	8
SO	3
LOB	16

livebaseballscorecards.com

**GIANTS**

WP	PA
0	45

Batter	1	2	3	4	5	6	7	8	9	AB R H RBI BB SO LOB	TOP										
Jerome Walton, R OBP: 0.348, SLG: 0.424 (1, 8) C B X	1-1 G6-3 ①		X 0-0 FC1-6 G4-6-3 1-2f			SH1-3 23 1B BB F8			1-2 G6-3 ①	4 1 0 0 1 0 3											
Mark Grace, L OBP: 0.399, SLG: 0.392 (1, 3) B F X	1-1 G6-3 ②		X 1 SAFE 0-0 G4-6-3 1-2f			1 SAFE 1-0 1 SAFE 1 B 1 SAFE 1 SAFE X	SH1-3 1-2	2-1 23 L9 SF9 2B	4-1 23 G6-4-3 BB	3 1 1 0 1 0 1											
23 Ryne Sandberg, R OBP: 0.333, SLG: 0.425 (1, 4) B X	1-0 1B			3-1 P3		C B S X 1-2 1B 2-H 1B	1-2 L9	1-2 L9	1-2 G6-4-3 1-2f	5 1 2 1 0 0 2											
Andre Dawson, R OBP: 0.302, SLG: 0.487 (1, 9) B X	1-0 F9 ③			2-2 G6-3 ②		1 SAFE 1-2 B 1 SAFE F F F F X	1-2 E 1B 1B	1-2 SF9		3 1 1 1 0 0 1											
Damon Berryhill, S OBP: 0.296, SLG: 0.344 (1, 2) F S B S		1-2 G6-3 ①		X 0-0 G5-3 ③		B F F X 1-2 1B 1B	1-2 E7 1B 1B	2-2 F7		4 1 1 1 0 0 0											
Lloyd McClendon, R OBP: 0.378, SLG: 0.486 (1, 7) C B X		1-1 G6-3 ②		B B B B 4-0 G6-3 BB		P 1 SAFE 1-1 F 1 SAFE X	1-1 BB 1B 1B	3-2 F8		3 1 1 1 1 0 0											
Vance Law, R OBP: 0.280, SLG: 0.329 (1, 5) X		0-0 1B		1 SAFE 2-2 C C B 1 SAFE F B F 1 SAFE		1 SAFE 4-2 C C B 1 SAFE B	2-2 L1-3 SH2-4 1B BB	3-1 FC6-5 2B		3 0 2 0 1 0 1											
Shawon Dunston, R OBP: 0.295, SLG: 0.385 (1, 6) G T B B B F F F S		2-3 K		X 0-0 G6-3		F B F B F F X 3-2 SH2-4 1B	3-2 G6-3	0-0 FC6-5		4 0 1 2 0 1 3											
Scott Sanderson, R OBP: 0.219, SLG: 0.074 Steve Wilson, L Mitch Williams, L	(1, 1) (6, 1) (8, 1)		C B B B 4-1 FC1-6 BB		S S B B F F F F X 3-3 K	F 2 SAFE 0-1 X	SH2-4	1-0 G1-3		1 0 0 0 1 1 1 1 0 0 0 0 0 1 0 0 0 0 0 0 0											
Inning Stats	R: 0 H: 1 E: 0 LOB: 1 K: 0 BB: 0 S: 6 P: 10	R: 0 H: 1 E: 0 LOB: 1 K: 1 BB: 0 S: 12 P: 16	R: 0 H: 0 E: 0 LOB: 0 K: 0 BB: 1 S: 3 P: 7	R: 0 H: 0 E: 0 LOB: 0 K: 0 BB: 0 S: 8 P: 13	R: 0 H: 0 E: 0 LOB: 1 K: 1 BB: 1 S: 10 P: 19	R: 5 H: 5 E: 1 LOB: 2 K: 0 BB: 2 S: 28 P: 42	R: 1 H: 1 E: 0 LOB: 0 K: 0 BB: 0 S: 12 P: 18	R: 0 H: 1 E: 0 LOB: 1 K: 0 BB: 0 S: 7 P: 14	R: 0 H: 0 E: 0 LOB: 0 K: 0 BB: 1 S: 8 P: 13	1B: 7 SF: 1 2B: 2 SAC: 2 3B: 0 DP: 2 HR: 0 HBP: 0	WP: 0 PA: 39 PB: 0 SB: 0 CS: 0										
PITCHER	IP WLS BF H R ER SO BB IBB HBP BLK WP HR S P ERA WHIP											PITCHER	IP WLS BF H R ER SO BB IBB HBP BLK WP HR S P ERA WHIP								
Trevor Wilson, L ERA: 4.82 Craig Lefferts, L ERA: 2.3 Randy McCament, R ERA:	(1, 1) (6, 1) (8, 1)																				

Chicago Cubs @ San Francisco Giants  
Candlestick Park, San Francisco, CA

AB	31
R	6
H	9
RBI	6
BB	5
SO	2
LOB	13



Fri Jun 30 1989, 10:05 PM EDT  
Att: 49,241 - Unknown

livebaseballscorecards.com

Batter	1	2	3	4	5	6	7	8	9	AB	R	H	RBI	BB	SO	LOB						
<b>Brett Butler, L</b> OBP: 0.373, SLG: 0.372 (1, 8) C X	0-1 L7		2-0 2B			1-1 1B BB 1B	2-1 B3-4		1-3 K	5	1	2	0	0	1	0						
<b>Robby Thompson, R</b> OBP: 0.354, SLG: 0.482 (1, 4) B F C X	1-2 G4-3		1-0 F8			4-1 1B BB 1B	3-2 P7		0-1 F9	4	1	0	0	1	0	2						
<b>Will Clark, L</b> OBP: 0.432, SLG: 0.577 (1, 3) B F S X	2-2 P5					2-2 1B BB 1B			1-3 K	4	0	1	0	0	2	0						
<b>Kevin Mitchell, R</b> OBP: 0.373, SLG: 0.654 (1, 7) B X		1-0 P4				0-0 FC5-2 BB FC4-6 BB			1-1 G5-3	4	1	1	2	0	1	0						
<b>Ernest Riles, L</b> OBP: 0.345, SLG: 0.429 (1, 5) <b>Greg Litton, R</b> OBP: 0.426, SLG: 0.563 (6, PH) (7, 5)		1-1 G3-1				1-0 FC4-6 FC5-2 1B			2-2 1B BB 3B	2	0	0	0	0	0	0						
<b>Pat Sheridan, L</b> OBP: 0.320, SLG: 0.342 (1, 9) <b>Candy Maldonado, R</b> OBP: 0.305, SLG: 0.345 (6, PH) (7, 9)		2-0 F8				3-2 FC5-2 FC4-6			0-1 E BB 1B	2	0	0	0	0	0	0						
<b>Terry Kennedy, L</b> OBP: 0.339, SLG: 0.377 (1, 2) <b>Donell Nixon, R</b> OBP: 0.314, SLG: 0.284 (5, PR) <b>Kirt Manwaring, R</b> OBP: 0.290, SLG: 0.278 (6, 2)			1-2 F8			1-2 CS 1B			4-0 BB BB BB	2	0	1	0	0	0	0						
<b>Jose Uribe, S</b> OBP: 0.294, SLG: 0.311 (1, 6) B B X			2-0 F8			2-2 1B BB 1B			1-2 P4	4	0	1	0	0	0	4						
<b>Trevor Wilson, L</b> OBP: 0.500, SLG: 0.500 (1, 1) <b>Craig Lefferts, L</b> (6, 1) <b>Bill Bathe, R</b> OBP: 0.333, SLG: 0.375 (7, PH) <b>Randy McCament, R</b> (8, 1) <b>Ken Oberkfell, L</b> OBP: 0.212, SLG: 0.291 (9, PH)			0-1 2B 1B			0-0 F8			1-2 G5-3	2	0	1	0	0	0	2						
									1-2 F9	0	0	0	0	0	0	0						
										1	0	0	0	0	0	0						
										1	0	0	0	0	0	0						
										1	0	0	0	0	0	0						
<b>Inning Stats</b>	R: 0 E: 0 K: 8 S: 8	H: 0 LOB: 0 BB: 0 P: 11	R: 0 E: 0 K: 4 S: 4	H: 0 LOB: 0 BB: 0 P: 8	R: 0 E: 0 K: 8 S: 8	H: 2 LOB: 2 BB: 0 P: 14	R: 0 E: 0 K: 2 S: 8	H: 0 LOB: 0 BB: 0 P: 12	R: 0 E: 0 K: 11 S: 11	H: 2 LOB: 2 BB: 0 P: 12	R: 3 E: 0 K: 22 S: 22	H: 4 LOB: 2 BB: 1 P: 37	R: 0 E: 0 K: 0 S: 8	H: 0 LOB: 0 BB: 0 P: 14	R: 1 E: 1 K: 1 S: 16	H: 2 LOB: 2 BB: 1 P: 25	R: 0 E: 0 K: 1 S: 10	H: 0 LOB: 0 BB: 0 P: 12	1B: 7 2B: 2 3B: 1 HR: 0	SF: 0 SAC: 0 DP: 0 HBP: 0	WP: 0 PB: 0 SB: 0 CS: 1	PA: 38

**BOTTOM**

**Chicago Cubs @ San Francisco Giants**  
Candlestick Park, San Francisco, CA

Fri Jun 30 1989, 10:05 PM EDT  
Att. 49,241 - Unknown

AB	36
R	4
H	10
RBI	4
BB	2
SO	4
LOB	13



PITCHER	IP	WLS	BF	H	R	ER	SO	BB	IBB	HBP	BLK	WP	HR	S	P	ERA	WHIP
<b>Scott Sanderson, R</b> ERA: 3.61 (1, 1)	5.0	W	22	7	3	3	2	1	0	0	0	0	0	46	71	5.40	1.600
<b>Steve Wilson, L</b> ERA: 3.0 (6, 1)	2.2		11	3	1	1	1	0	0	0	0	0	0	33	51	3.38	1.125
<b>Mitch Williams, L</b> ERA: 2.16 (8, 1)	1.1	S	5	0	0	0	1	1	0	0	0	0	0	16	23	0.00	0.750

Batter	1	2	3	4	5	6	7	8	9	AB R H RBI BB SO LOB	TOP
Jerome Walton, R (1, 8) OBP: 0.349, SLG: 0.429	0-0 23 S 1B		0-2 P8	1-3 K			1-0 G4-3 23 FC1-2 2B		2-2 F7	5 0 2 0 0 1 2	
Dwight Smith, L (1, 7) OBP: 0.401, SLG: 0.493	3-2 P6		1-0 1B 2B	3-0 1B			3-2 G4-3			4 1 2 0 0 0 2	
23 Ryne Sandberg, R (1, 4) OBP: 0.329, SLG: 0.419	1-1 G5-3		1-3 K	2-3 K			1-1 FC1-2			4 0 0 0 0 2 6	
Andre Dawson, R (1, 9) OBP: 0.301, SLG: 0.478	1-3 K		4-2 1B HBP				0-0 G5-3		2-3 K	3 0 0 0 0 2 2	
Mark Grace, L (1, 3) OBP: 0.401, SLG: 0.394		1-0 G4-3 1B	3-2 1B 1-3 2-H 3-H			1-3 K		0-0 L1-3		4 0 2 2 0 1 0	
Damon Berryhill, S (1, 2) OBP: 0.291, SLG: 0.337		0-1 G4-3	0-0 F8			0-1 G4-3		0-0 G4-3		4 0 0 0 0 0 3	
Vance Law, R (1, 5) OBP: 0.280, SLG: 0.332 Mitch Williams, L (8, 1)		1-2 P3		1-0 1B 2B			0-0 G5-3		0-0 F8	4 1 1 0 0 0 1 0 0 0 0 0 0 0	
Shawon Dunston, R (1, 6) OBP: 0.289, SLG: 0.377		2-1 G5-3		1-3 K			0-3 K		3-3 K	4 0 0 0 0 3 2	
Greg Maddux, R (1, 1) OBP: 0.333, SLG: 0.342 Domingo Ramos, R (8, 5) OBP: 0.321, SLG: 0.347			0-2 2B 1B	0-2 1B 2-H			1-0 G4-3		2-2 F8	3 1 2 1 0 0 0 1 0 0 0 0 0 0	
<b>Inning Stats</b>	R: 0 H: 1 E: 0 LOB: 1 K: 1 BB: 0 S: 11 P: 15	R: 0 H: 1 E: 0 LOB: 1 K: 0 BB: 0 S: 10 P: 14	R: 2 H: 3 E: 0 LOB: 2 K: 1 BB: 0 S: 21 P: 30	R: 1 H: 3 E: 0 LOB: 2 K: 3 BB: 0 S: 15 P: 22	R: 0 H: 0 E: 0 LOB: 0 K: 1 BB: 0 S: 6 P: 7	R: 0 H: 0 E: 0 LOB: 0 K: 1 BB: 0 S: 5 P: 6	R: 0 H: 1 E: 0 LOB: 1 K: 1 BB: 0 S: 9 P: 16	R: 0 H: 0 E: 0 LOB: 0 K: 0 BB: 0 S: 3 P: 3	R: 0 H: 0 E: 0 LOB: 0 K: 1 BB: 0 S: 11 P: 18	1B: 6 SF: 0 2B: 3 SAC: 0 3B: 0 DP: 0 HR: 0 HBP: 1	WP: 0 PA: 37 PB: 0 SB: 1 CS: 0
<b>PITCHER</b> Rick Reuschel, R (1, 1) ERA: 2.17	IP WLS BF H R ER SO BB IBB HBP BLK WP HR S P ERA WHIP										

Chicago Cubs @ San Francisco Giants  
Candlestick Park, San Francisco, CA  
Sat Jul 01 1989, 6:33 AM EDT  
Att. 29,019 - Sunny

livebaseballscorecards.com

AB	36
R	3
H	9
RBI	3
BB	0
SO	9
LOB	18







Batter	1	2	3	4	5	6	7	8	9	AB R H RBI BB SO LOB	TOP																
Jerome Walton, R (1, 8) OBP: 0.352, SLG: 0.437	1-3 		1-0 	1-1 FC5-2 			3-2 			4 0 2 1 0 1 3																	
Dwight Smith, L (1, 7) OBP: 0.398, SLG: 0.487	2-3 		2-2 	2-0 G3 			0-0 G3 			4 0 1 0 0 1 3																	
23 Ryne Sandberg, R (1, 4) OBP: 0.328, SLG: 0.417	2-0 		1-2 G5-3 			0-0 F8 		0-3 		4 0 1 0 0 1 2																	
Andre Dawson, R (1, 9) OBP: 0.294, SLG: 0.466	2-2 CS 	2-1 F8 	2-2 P3 			0-1 F7 		2-2 P3 		4 0 0 0 0 0 2																	
Mark Grace, L (1, 3) OBP: 0.402, SLG: 0.393			0-2 F9 			2-2 		0-0 G4-3 		3 1 1 0 1 0 0																	
Damon Berryhill, S (1, 2) OBP: 0.285, SLG: 0.330			3-2 P6 			2-1 F7 		0-0 CS 		4 0 0 0 0 0 1																	
Vance Law, R (1, 5) OBP: 0.280, SLG: 0.332			3-2 P4 			2-0 		3-2 G6-3 		3 0 1 0 0 0 0																	
Gary Varsho, L (9, PH) OBP: 0.260, SLG: 0.333						1-3 FC5-2 				1 0 0 0 0 1 0																	
Shawon Dunston, R (1, 6) OBP: 0.294, SLG: 0.387			0-0 			3-2 		0-1 P3 		3 1 2 1 0 0 0																	
Curtis Wilkerson, S (9, PH) OBP: 0.243, SLG: 0.330						1-3 FC5-2 				1 0 0 0 0 1 0																	
Rick Sutcliffe, L (1, 1) OBP: 0.286, SLG: 0.216			1-2 			4-1 		2-2 P7 		2 1 1 1 1 0 0																	
<b>Inning Stats</b>	R: 0 E: 0 K: 2 S: 13	H: 1 LOB: 0 BB: 0 P: 20	R: 0 E: 0 K: 0 S: 11	H: 0 LOB: 0 BB: 0 P: 16	R: 2 E: 0 K: 0 S: 23	H: 4 LOB: 2 BB: 0 P: 30	R: 1 E: 0 K: 0 S: 15	H: 3 LOB: 3 BB: 1 P: 30	R: 0 E: 0 K: 0 S: 5	H: 0 LOB: 0 BB: 1 P: 9	R: 0 E: 0 K: 0 S: 8	H: 0 LOB: 0 BB: 0 P: 11	R: 0 E: 0 K: 0 S: 9	H: 1 LOB: 0 BB: 0 P: 14	R: 0 E: 0 K: 1 S: 12	H: 0 LOB: 0 BB: 0 P: 14	R: 0 E: 0 K: 2 S: 9	H: 0 LOB: 0 BB: 0 P: 13	1B: 6 2B: 3 3B: 0 HR: 0	SF: 0 SAC: 0 DP: 0 HBP: 0	WP: 0 PB: 0 SB: 2 CS: 2	PA: 37					
<b>PITCHER</b>	IP WLS BF H R ER SO BB IBB HBP BLK WP HR S P ERA WHIP																										
Michael LaCoss, R (1, 1) ERA: 2.65	3.1		18	8	3	3	2	1	0	0	0	0	0	59	90	8.10	2.700										
Randy McCament, R (4, 1) ERA:	1.2		5	0	0	0	0	1	0	0	0	0	0	8	15	0.00	0.600										
Jeff Brantley, R (6, 1) ERA: 3.8	3.0	W	9	1	0	0	1	0	0	0	0	0	0	29	39	0.00	0.333										
Steve Bedrosian, R (9, 1) ERA: 3.05	1.0	S	3	0	0	0	2	0	0	0	0	0	0	9	13	0.00	0.000										

Chicago Cubs @ San Francisco Giants  
 Candlestick Park, San Francisco, CA  
 Sun Jul 02 1989, 6:33 AM EDT  
 Att: 41,350 - Sunny

livebaseballscorecards.com


AB	33
R	3
H	9
RBI	3
BB	2
SO	5
LOB	11



Batter	1	2	3	4	5	6	7	8	9	AB	R	H	RBI	BB	SO	LOB
<b>Brett Butler, L</b> OBP: 0.367, SLG: 0.365 (1, 8)	3-2 P6		1-0 B5-3			3-2 G4-3		2-1 FC6-4 1B		4	1	0	0	0	0	1
<b>Robby Thompson, R</b> OBP: 0.355, SLG: 0.483 (1, 4)	2-2 F8		1-0 F9			2-0 G4-3 PB 2B		2-3 K		4	1	1	0	0	1	1
<b>Will Clark, L</b> OBP: 0.428, SLG: 0.568 (1, 3)	0-1 FC6-4 1B		0-2 P6			0-0 G4-3		1-2 HR 1B		4	1	2	1	0	0	1
<b>Kevin Mitchell, R</b> OBP: 0.373, SLG: 0.659 (1, 7)	1-2 FC6-4			1-2 P1		2-1 G4-3		0-0 HR		4	1	1	2	0	0	1
<b>Terry Kennedy, L</b> OBP: 0.332, SLG: 0.368 (1, 2)		2-3 K		3-2 G4-3			2-2 G3-1	1-1 F8		4	0	0	0	0	1	0
<b>Ken Oberkfell, L</b> OBP: 0.236, SLG: 0.305 (1, 5)		4-2 1B BB		2-1 F9			2-1 1B			2	0	1	0	1	0	0
<b>Pat Sheridan, L</b> OBP: 0.314, SLG: 0.335 (1, 9)		2-3 SAFE K			2-3 K		1-3 K			3	0	0	0	0	3	2
<b>Jose Uribe, S</b> OBP: 0.293, SLG: 0.310 (1, 6)		2-1 FC6-4 1B			1-1 G3		1-1 P6			2	0	1	0	0	0	0
<b>Ernest Riles, L</b> OBP: 0.342, SLG: 0.419 (7, PH)										1	0	0	0	0	0	1
<b>Steve Bedrosian, R</b> OBP: 0.333, SLG: 0.333 (9, 1)		1-2 FC6-4 1B			1-3 K					0	0	0	0	0	0	0
<b>Michael LaCoss, R</b> OBP: 0.290, SLG: 0.290 (1, 1)		2-2 FC6-4						1-2 FC6-4 1B		1	0	0	0	0	0	2
<b>Randy McCarren, R</b> OBP: 0.300, SLG: 0.333 (4, 1)										0	0	0	0	0	0	0
<b>Bill Bathe, R</b> OBP: 0.167, SLG: 0.167 (5, PH)										1	0	0	0	0	1	0
<b>Jeff Brantley, R</b> OBP: 0.167, SLG: 0.167 (6, 1)										0	0	0	0	0	0	0
<b>Greg Litton, R</b> OBP: 0.436, SLG: 0.571 (8, PH)										1	0	1	0	0	0	0

Inning Stats	R: 0	H: 1	R: 0	H: 1	R: 0	H: 0	R: 0	H: 0	R: 0	H: 0	R: 1	H: 1	R: 0	H: 1	R: 3	H: 3
	E: 0	LOB: 1	E: 0	LOB: 2	E: 0	LOB: 0	E: 0	LOB: 0	E: 0	LOB: 0	E: 0	LOB: 0	E: 0	LOB: 1	E: 0	LOB: 0
	K: 0	BB: 0	K: 2	BB: 1	K: 0	BB: 0	K: 2	BB: 0	K: 1	BB: 0	K: 1	BB: 0	K: 1	BB: 0	K: 1	BB: 0
	S: 12	P: 18	S: 14	P: 26	S: 5	P: 7	S: 8	P: 14	S: 9	P: 13	S: 8	P: 15	S: 10	P: 16	S: 14	P: 21

PITCHER	IP	WLS	BF	H	R	ER	SO	BB	IBB	HBP	BLK	WP	HR	S	P	ERA	WHIP
<b>Rick Sutcliffe, R</b> ERA: 3.49 (1, 1)	8.0	L	32	7	4	3	6	1	0	0	0	0	1	80	130	3.38	1.000

BOTTOM	
<b>Chicago Cubs @ San Francisco Giants</b> Candlestick Park, San Francisco, CA	
<b>AB</b> 31 <b>R</b> 4 <b>H</b> 7 <b>RBI</b> 3 <b>BB</b> 1 <b>SO</b> 6 <b>LOB</b> 9	
	
<b>WP:</b> 0 <b>PA:</b> 32 <b>PB:</b> 1 <b>SB:</b> 1 <b>CS:</b> 0	

PITCHER	IP	WLS	BF	H	R	ER	SO	BB	IBB	HBP	BLK	WP	HR	S	P	ERA	WHIP

Sun Jul 02 1989, 6:33 AM EDT  
Att. 41,350 - Sunny

livebaseballscorecards.com

Batter	1	2	3	4	5	6	7	8	9	AB R H RBI BB SO LOB	TOP									
<b>Brett Butler, L</b> (1, 8) OBP: 0.367, SLG: 0.364	1-1 G4-3	2-2 HBP 1B		1-0 F8		4-0 SAFE SAFE 1B SAFE BB			1-2 F7	4 0 1 0 1 0 1	<b>San Francisco Giants @ Pittsburgh Pirates</b> Three Rivers Stadium, Pittsburgh, PA Tue Jul 04 1989, 7:05 PM EDT Att. 14,186 - Unknown - 75 F									
<b>Robby Thompson, R</b> (1, 4) OBP: 0.358, SLG: 0.481	1-2 1B	1-1 1B HBP			4-2 G3-6 BB	0-2 F8			3-2 F8	3 0 1 0 1 0 2										
<b>Will Clark, L</b> (1, 3) OBP: 0.423, SLG: 0.561	0-0 P5	3-1 F7			0-0 G3-6 1-2f					4 0 0 0 0 1 5										
<b>Kevin Mitchell, R</b> (1, 7) OBP: 0.375, SLG: 0.667	1-2 SAFE SAFE 1B		0-2 F9		0-2 HR			1-0 G3		4 1 2 1 0 0 0										
<b>Terry Kennedy, L</b> (1, 2) OBP: 0.325, SLG: 0.360	1-3 K		2-1 G3-1		0-0 G4-3			1-0 G4-1		4 0 0 0 0 1 2										
<b>Ernest Riles, L</b> (1, 5) OBP: 0.338, SLG: 0.414		1-0 G1-3	1-1 F8			4-0 BLK G5-3 1B BB		1-2 G4-3		2 0 0 0 0 0 0 1 1 0 0 1 0 0										
<b>Greg Litton, R</b> (6, PH) OBP: 0.439, SLG: 0.560																				
<b>Pat Sheridan, L</b> (1, 9) OBP: 0.316, SLG: 0.357		0-1 HR		0-0 L7		1-1 G5-3		0-3 K		2 1 1 1 0 0 0 2 0 0 0 0 1 1										
<b>Candy Maldonado, R</b> (6, PH) OBP: 0.297, SLG: 0.335																				
<b>Jose Uribe, S</b> (1, 6) OBP: 0.296, SLG: 0.321		1-2 G3-1		1-0 3B		1-0 BB 1B		1-2 G3		4 0 2 1 0 0 0										
<b>Don Robinson, R</b> (1, 1) OBP: 0.286, SLG: 0.354		2-0 HBP 1B		1-2 G4-3		0-0 F9			2-2 L8	2 0 1 0 0 0 1 0 0 0 0 0 0 0 1 0 0 0 0 0 1 0 0 0 0 0 0 0 1 0 0 0 0 0 0										
<b>Randy McCament, R</b> (5, 1)																				
<b>Bill Bathe, R</b> (6, PH) OBP: 0.273, SLG: 0.300																				
<b>Rich Gossage, R</b> (6, 1)																				
<b>Ken Oberkfell, L</b> (9, PH) OBP: 0.233, SLG: 0.301																				
<b>Inning Stats</b>	R: 0 E: 0 K: 1 S: 14	H: 2 LOB: 2 BB: 0 P: 18	R: 1 E: 0 K: 0 S: 13	H: 3 LOB: 3 BB: 0 P: 23	R: 0 E: 0 K: 0 S: 7	H: 0 LOB: 0 BB: 0 P: 10	R: 0 E: 0 K: 0 S: 6	H: 1 LOB: 1 BB: 0 P: 9	R: 1 E: 0 K: 0 S: 8	H: 1 LOB: 2 BB: 2 P: 18	R: 0 E: 0 K: 1 S: 5	H: 0 LOB: 0 BB: 0 P: 9	R: 0 E: 0 K: 1 S: 9	H: 0 LOB: 0 BB: 0 P: 11	R: 0 E: 0 K: 0 S: 12	H: 0 LOB: 0 BB: 0 P: 18	1B: 5 2B: 0 3B: 1 HR: 2	SF: 0 SAC: 0 DP: 1 HBP: 1	WP: 0 PB: 0 SB: 0 CS: 0	PA: 38
<b>PITCHER</b>	IP WLS BF H R ER SO BB IBB HBP BLK WP HR S P ERA WHIP																			
<b>Randy Kramer, R</b> (1, 1) ERA: 3.95	5.0 W 23 7 2 2 1 1 0 1 0 1 0 2 50 74 3.60 1.600																			
<b>Bob Kipper, L</b> (6, 1) ERA: 2.63	0.2 5 1 1 1 0 2 0 0 1 0 0 4 14 13.50 4.500																			
<b>Doug Bair, R</b> (6, 1) ERA: 1.32	2.1 7 0 0 0 2 0 0 0 0 0 0 18 24 0.00 0.000																			
<b>Bill Landrum, R</b> (9, 1) ERA: 0.23	1.0 S 3 0 0 0 0 0 0 0 0 0 0 12 18 0.00 0.000																			

AB	34
R	3
H	8
RBI	3
BB	3
SO	3
LOB	13



Batter	1	2	3	4	5	6	7	8	9	AB	R	H	RBI	BB	SO	LOB
Barry Bonds, L OBP: 0.340, SLG: 0.418 (1, 7)	0-1 P6		3-2 F8		0-2 E 1B		0-0 G4-3			4	1	1	0	0	0	0
Jose Lind, R OBP: 0.286, SLG: 0.303 (1, 4)	2-2 L3		2-2 F9		1-0 E9 1B 1-H 2B 3-H		1-2 G6-3			4	1	1	2	0	0	0
Andy Van Slyke, L OBP: 0.345, SLG: 0.408 (1, 8)	3-2 HR		0-1 F8		2-3 K		3-3 K			4	1	1	1	0	2	1
Bobby Bonilla, S OBP: 0.345, SLG: 0.469 (1, 5)	0-0 F8			1-1 F9	4-0 2B IBB			0-0 G4-3		3	1	0	0	1	0	0
R.J. Reynolds, S OBP: 0.371, SLG: 0.423 (1, 9)		0-2 G5-3		2-1 G1-3 1B	0-1 2B			0-0 F9		4	0	2	2	0	0	0
Benny Distefano, L OBP: 0.356, SLG: 0.265 (1, 3)		0-0		1 SAFE 2-0 G1-3 1B	2-3 K			2-2 G6-3		3	0	1	0	0	1	2
Doug Bair, R OBP: 1.000, SLG: 2.000 (6, 1)				1 SAFE 1-3 G1-3 1B						0	0	0	0	0	0	0
Jeff King, R OBP: 0.290, SLG: 0.407 (8, PH)										1	0	0	0	0	0	0
Bill Landrum, R OBP: 0.238, SLG: 0.286 (9, 1)										0	0	0	0	0	0	0
Rey Quinones, R OBP: 0.238, SLG: 0.286 (1, 6)		4-2 1B		2-3 K		0-3 K				2	0	0	0	1	2	1
Michael LaValiere, L OBP: 0.333, SLG: 0.286 (1, 2)		0-2 P6			2-1 1B SH3 E 1B		2-1 F9			3	1	1	0	0	0	2
Randy Kramer, R OBP: 0.059, SLG: 0.059 (1, 1)		2-3 K			0-1 SH3		0-0 G5-3			1	0	0	0	0	1	2
Bob Kipper, R OBP: 0.250, SLG: 0.143 (6, 1)										0	0	0	0	0	0	0
Gary Redus, R OBP: 0.367, SLG: 0.418 (6, 3)										1	0	0	0	0	0	0


Inning Stats	R: 1	H: 1	E: 0	LOB: 0	K: 0	S: 10	R: 0	H: 1	E: 0	LOB: 2	K: 1	S: 16	R: 0	H: 0	E: 0	LOB: 0	K: 0	S: 13	R: 0	H: 1	E: 0	LOB: 1	K: 1	S: 9	R: 4	H: 4	E: 1	LOB: 1	K: 2	S: 16	R: 0	H: 0	E: 0	LOB: 0	K: 1	S: 6	R: 0	H: 0	E: 0	LOB: 0	K: 1	S: 7	R: 0	H: 0	E: 0	LOB: 0	K: 0	S: 6	R: 0	H: 0	E: 0	LOB: 0	K: 0	S: 6
PITCHER	IP	WLS	BF	H	R	ER	SO	BB	IBB	HBP	BLK	WP	HR	S	P	ERA	WHIP																																					
Don Robinson, R ERA: 3.17 (1, 1)	4.2	L	23	7	5	5	3	1	1	0	1	0	0	61	92	9.64	1.714																																					
Randy McCament, R ERA: (5, 1)	0.1		1	0	0	0	1	0	0	0	0	0	0	3	5	0.00	0.000																																					
Rich Gossage, R ERA: 1.74 (6, 1)	3.0		9	0	0	0	2	0	0	0	0	0	0	19	27	0.00	0.000																																					

**BOTTOM**

**San Francisco Giants @ Pittsburgh Pirates**  
 Three Rivers Stadium, Pittsburgh, PA

Tue Jul 04 1989, 7:05 PM EDT  
 Att: 14,186 - Unknown - 75 F

AB	30
R	5
H	7
RBI	5
BB	2
SO	6
LOB	8



1B: 5	SF: 0	WP: 0	PA: 33
2B: 1	SAC: 1	PB: 0	
3B: 0	DP: 0	SB: 2	
HR: 1	HBP: 0	CS: 0	

Batter	1	2	3	4	5	6	7	8	9	AB	R	H	RBI	BB	SO	LOB	TOP					
<b>Brett Butler, L</b> (1, 8) OBP: 0.368, SLG: 0.364	0-1 F7	0-0 G1-3			0-1 E7	0-1 1B PB		3-2 G5-3		5	2	2	0	0	0	3	<b>San Francisco Giants @ Pittsburgh Pirates</b> Three Rivers Stadium, Pittsburgh, PA Wed Jul 05 1989, 7:05 PM EDT Att. 22,242 - Unknown - 76 F					
<b>Ken Oberkfell, L</b> (1, 5) OBP: 0.253, SLG: 0.322	2-1 G4-3 1B HBP	1-1 G2-3			1-0 1B 2B	2-2 SAFE PB 1B		0-0 F8		4	1	2	1	0	0	3						
<b>Will Clark, L</b> (1, 3) OBP: 0.420, SLG: 0.555	1-2 G4-3		0-0 G4-3		0-1 1B 1B	1-3 H		0-0 E8		5	0	1	1	0	1	2						
<b>Kevin Mitchell, R</b> (1, 7) OBP: 0.381, SLG: 0.676	2-0 1B HBP		3-1 HR		0-0 G6-3	4-0 IBB		4-0 IBB		2	1	1	1	2	0	1						
<b>Terry Kennedy, L</b> (1, 2) OBP: 0.330, SLG: 0.361	0-2 1B		2-0 L6		4-1 1B BB	1-0 F8		0-2 6-3		2	0	1	0	1	0	0						
<b>Greg Litton, R</b> (6, PH) OBP: 0.424, SLG: 0.538	1-2 2-H									2	0	0	0	0	0	4						
<b>Ernest Riles, L</b> (1, 4) OBP: 0.343, SLG: 0.418			1-2 G5-3		2-1 1B 1B		0-0 P4		1-2 G6-3	3	1	2	0	0	0	0						
<b>Kirt Manwaring, R</b> (6, 2) OBP: 0.283, SLG: 0.271					1-2 2-3	1B				2	0	0	0	0	0	0						
<b>Pat Sheridan, L</b> (1, 9) OBP: 0.311, SLG: 0.350					1-3 K	0-1 L5		3-2 P6		3	0	0	0	0	1	4						
<b>Candy Maldonado, R</b> (7, PH) OBP: 0.295, SLG: 0.332									1-2 F7	2	0	0	0	0	0	0						
<b>Jose Uribe, S</b> (1, 6) OBP: 0.285, SLG: 0.318			1-1 L4		0-1 L4	0-2 P5		2-1 F9		5	0	1	0	0	0	3						
<b>Trevor Wilson, L</b> (1, 1) OBP: 0.400, SLG: 0.400			1-3 1B						1-1 G4-3													
<b>Donell Nixon, R</b> (8, PH) OBP: 0.322, SLG: 0.293			2-0 G1-3		0-0 4-3	2-1 F8			0-2 F8 S E 1B	3	0	1	1	0	0	0						
<b>Craig Lefferts, L</b> (8, 1)			1-3 3-H							1	1	1	0	0	0	0						
<b>Steve Bedrosian, R</b> (9, 1)										0	0	0	0	0	0	0						
<b>Inning Stats</b>	R: 0 E: 0 K: 0 S: 10	H: 1 LOB: 2 BB: 0 P: 15	R: 1 E: 0 K: 0 S: 12	H: 3 LOB: 2 BB: 0 P: 19	R: 1 E: 0 K: 0 S: 7	H: 1 LOB: 0 BB: 0 P: 13	R: 0 E: 0 K: 1 S: 8	H: 0 LOB: 0 BB: 0 P: 9	R: 2 E: 1 K: 0 S: 14	H: 4 LOB: 3 BB: 1 P: 21	R: 1 E: 0 K: 1 S: 13	H: 2 LOB: 2 BB: 1 P: 22	R: 0 E: 0 K: 0 S: 6	H: 0 LOB: 0 BB: 0 P: 11	R: 1 E: 1 K: 0 S: 11	H: 1 LOB: 2 BB: 1 P: 18	R: 0 E: 0 K: 0 S: 8	H: 0 LOB: 0 BB: 0 P: 11	1B: 10 2B: 1 3B: 0 HR: 1	SF: 0 SAC: 0 DP: 0 HBP: 2	WP: 0 PB: 1 SB: 1 CS: 0	PA: 44
<b>PITCHER</b>	IP	WLS	BF	H	R	ER	SO	BB	IBB	HBP	BLK	WP	HR	S	P	ERA	WHIP					
<b>Bob Walk, R</b> (1, 1) ERA: 4.25	5.1	L	29	11	5	4	1	1	0	2	0	0	1	60	89	6.75	2.250					
<b>Miguel Garcia, L</b> (6, 1) ERA: 3.27	1.2		6	0	0	0	1	0	1	0	0	0	0	10	21	0.00	0.000					
<b>Neal Heaton, L</b> (8, 1) ERA: 4.22	2.0		9	1	1	0	0	0	1	0	0	0	0	19	29	0.00	0.500					

livebaseballscores.com

<b>AB</b>	<b>39</b>
<b>R</b>	<b>6</b>
<b>H</b>	<b>12</b>
<b>RBI</b>	<b>4</b>
<b>BB</b>	<b>3</b>
<b>SO</b>	<b>2</b>
<b>LOB</b>	<b>20</b>



Batter	1	2	3	4	5	6	7	8	9	AB R H RBI BB SO LOB										
<b>John Cangelosi, S</b> OBP: 0.404, SLG: 0.325 (1, 7)	4-1 BB 1B SF9 BB	3-2 G6-4-3			1-0 L8			3-2 G5-3 1B 1B	3-2 G4-3 1B	4 1 2 0 1 0 1										
<b>Jose Lind, R</b> OBP: 0.287, SLG: 0.304 (1, 4)	3-1 SF9 BB 1B 1-2		2-2 F9		1-2 G6-3			0-1 G5-3 1B 1-2	1-1 G4-3 1-2	5 0 2 0 0 0 1										
<b>Gary Redus, R</b> OBP: 0.368, SLG: 0.414 (1, 3)	4-0 1-2 2-3 BB		2-1 CS 1B			2-2 F9		0-0 F8 1-2 2-3	3-3 K	4 0 1 0 1 1 3										
<b>Bobby Bonilla, S</b> OBP: 0.341, SLG: 0.463 (1, 5)	1-3 K		3-0 F8			2-1 G4-3		1-0 G5-3 1-2 2-3		4 0 0 0 0 1 6										
<b>Glenn Wilson, R</b> OBP: 0.336, SLG: 0.454 (1, 9)	0-0 SF9 2-3 3-H		3-2 CS 1-2	0-0 F7		3-2 F6		0-0 F9		3 0 0 1 0 0 2										
<b>Andy Van Slyke, L</b> OBP: 0.343, SLG: 0.402 (1, 8)	SAFE SAFE SAFE SAFE SAFE SAFE SAFE SAFE SAFE SAFE SAFE SAFE	1-2 G4-3		0-1 G4-3			4-0 BB		0-0 F9	3 0 0 0 1 0 2										
<b>Rey Quinones, R</b> OBP: 0.239, SLG: 0.284 (1, 6)			1-3 K	4-0 FC5-4 BB			1-3 K		4-0 1B WP HR BB	2 0 0 0 1 2 1 0 1 0 0 1 0 0										
<b>Michael LaValiere, L</b> OBP: 0.355, SLG: 0.286 (9, PH)																				
<b>Junior Ortiz, R</b> OBP: 0.276, SLG: 0.248 (1, 2)			3-1 G3	2-2 FC5-4 1-2f			3-2 F8		1-0 HR 1B	3 0 0 0 0 0 2 1 1 1 0 0 0 0										
<b>R.J. Reynolds, S</b> OBP: 0.374, SLG: 0.426 (9, PH)																				
<b>Bob Walk, R</b> OBP: 0.263, SLG: 0.324 (1, 1)			4-2 BB				0-3 K		2-1 HR 1B 1-H 3-H	1 0 0 0 1 0 0 0 0 0 0 0 0 0 1 0 0 0 0 1 1 0 0 0 0 0 0 0 1 1 1 3 0 0 0										
<b>Miguel Garcia, L</b> OBP: 1.000, SLG: 1.000 (6, 1)																				
<b>Jeff King, R</b> OBP: 0.281, SLG: 0.393 (7, PH)																				
<b>Neal Heaton, L</b> OBP: 0.348, SLG: 0.348 (8, 1)																				
<b>Barry Bonds, L</b> OBP: 0.342, SLG: 0.430 (9, PH)																				
<b>Inning Stats</b>	R: 1 E: 0 K: 1 S: 12	H: 1 LOB: 2 BB: 2 P: 25	R: 0 E: 0 K: 1 S: 10	H: 0 LOB: 1 BB: 1 P: 21	R: 0 E: 0 K: 0 S: 9	H: 1 LOB: 0 BB: 0 P: 18	R: 0 E: 0 K: 0 S: 6	H: 0 LOB: 1 BB: 1 P: 12	R: 0 E: 0 K: 0 S: 7	H: 0 LOB: 0 BB: 0 P: 10	R: 0 E: 0 K: 2 S: 9	H: 0 LOB: 1 BB: 1 P: 17	R: 0 E: 0 K: 0 S: 8	H: 2 LOB: 2 BB: 0 P: 12	R: 3 E: 0 K: 1 S: 13	H: 3 LOB: 1 BB: 1 P: 27	1B: 6 2B: 0 3B: 0 HR: 1	SF: 1 SAC: 0 DP: 0 HBP: 0	WP: 1 PB: 0 SB: 0 CS: 1	PA: 40

**BOTTOM**

**San Francisco Giants @ Pittsburgh Pirates**  
Three Rivers Stadium, Pittsburgh, PA

Wed Jul 05 1989, 7:05 PM EDT  
Att. 22,242 - Unknown - 76 F

AB	32
R	4
H	7
RBI	4
BB	6
SO	5
LOB	19

PITCHER	IP	WLS	BF	H	R	ER	SO	BB	IBB	HBP	BLK	WP	HR	S	P	ERA	WHIP
Trevor Wilson, L	(1, 1)		7.0	2	1	1	4	5	0	0	0	0	0	65	122	1.29	1.000
Craig Lefferts, L	(8, 1)		1.0	5	2	0	0	0	0	0	0	0	8	12	0.00	2.000	
Steve Bedrosian, R	(9, 1)		1.0	7	3	3	1	1	0	0	0	1	13	27	27.00	4.000	



Batter	1	2	3	4	5	6	7	8	9	10	AB R H RBI BB SO LOB	TOP										
<b>Brett Butler, L</b> (1, 8) OBP: 0.368, SLG: 0.375	2-2 L8		0-0 1B		1-2 FC6-4			0-0 L9		3-1 HR	5 1 2 1 0 0 1											
<b>Robby Thompson, R</b> (1, 4) OBP: 0.356, SLG: 0.487	0-1 F7		2-2 F7			1-0 P3		3-1 HR		2-2 L7	5 1 1 1 0 0 2											
<b>Will Clark, L</b> (1, 3) OBP: 0.421, SLG: 0.553	1-0 G5-3			1-0 HBP		0-0 CS 1B		1-2 F9			3 0 1 0 0 0 0											
<b>Kevin Mitchell, R</b> (1, 7) OBP: 0.377, SLG: 0.667		0-0 P4		0-0 P8		1-2 G3-1			2-3 K		4 0 0 0 0 1 2											
<b>Greg Litton, R</b> (1, 5) OBP: 0.397, SLG: 0.500		0-0 G5-3		1-2 F8			1-2 F4		0-1 G6-3		4 0 0 0 0 0 1											
<b>Candy Maldonado, R</b> (1, 9) OBP: 0.298, SLG: 0.344		2-3 K		2-3 K			0-1 2B		0-2 2B		4 0 2 0 0 2 1											
<b>Kirt Manwaring, R</b> (1, 2) OBP: 0.279, SLG: 0.267			0-1 F9		0-0 P4		1-3 K		1-3 K		2 0 0 0 0 0 0											
<b>Bill Bathe, R</b> (7, PH) OBP: 0.250, SLG: 0.273											1 0 0 0 0 1 1											
<b>Terry Kennedy, L</b> (7, 2) OBP: 0.329, SLG: 0.359											1 0 0 0 0 1 1											
<b>Jose Uribe, S</b> (1, 6) OBP: 0.291, SLG: 0.314			1-2 K		1-2 G4-3		1-2 G6-3			1-3 K	4 0 0 0 0 2 1											
<b>Rick Reuschel, R</b> (1, 1) OBP: 0.209, SLG: 0.150			1-2 1B		4-0 FC6-4			1-1 P5		2-3 K	1 0 1 0 1 0 0											
<b>Donell Nixon, R</b> (8, PH) OBP: 0.318, SLG: 0.289											1 0 0 0 0 0 0											
<b>Jeff Brantley, R</b> (8, 1) OBP: 0.167, SLG: 0.167											0 0 0 0 0 0 0											
<b>Don Robinson, R</b> (10, PH) OBP: 0.280, SLG: 0.347											1 0 0 0 0 1 0											
<b>Craig Leferts, L</b> (10, 1) OBP: 0.280, SLG: 0.347											0 0 0 0 0 0 0											
<b>Inning Stats</b>	R: 0 E: 0 K: 0 S: 7	H: 0 LOB: 0 BB: 0 P: 10	R: 0 E: 0 K: 1 S: 5	H: 0 LOB: 0 BB: 0 P: 7	R: 0 E: 0 K: 1 S: 13	H: 2 LOB: 2 BB: 0 P: 17	R: 0 E: 0 K: 1 S: 8	H: 0 LOB: 1 BB: 0 P: 12	R: 0 E: 0 K: 0 S: 7	H: 1 LOB: 0 BB: 0 P: 7	R: 0 E: 0 K: 1 S: 11	H: 1 LOB: 1 BB: 0 P: 14	R: 1 E: 0 K: 0 S: 8	H: 1 LOB: 0 BB: 0 P: 13	R: 0 E: 0 K: 2 S: 12	H: 1 LOB: 1 BB: 0 P: 15	R: 1 E: 0 K: 2 S: 13	H: 1 LOB: 0 BB: 0 P: 21	1B: 3 2B: 2 3B: 0 HR: 2	SF: 0 SAC: 0 DP: 0 HBP: 1	WP: 0 PB: 0 SB: 0 CS: 1	PA: 38
<b>PITCHER</b> <b>John Smiley, L</b> (1, 1) ERA: 2.85	IP 10.0	WLS L	BF 38	H 7	R 2	ER 2	SO 8	BB 1	IBB 0	HBP 1	BLK 0	WP 0	HR 2	S 89	P 129	ERA 1.80	WHIP 0.800					

**San Francisco Giants @ Pittsburgh Pirates**  
 Three Rivers Stadium, Pittsburgh, PA  
 Thu Jul 06 1989, 7:05 PM EDT  
 Att. 18,165 - Unknown - 83 F

AB	36
R	2
H	7
RBI	2
BB	1
SO	8
LOB	10





BOTTOM

San Francisco Giants @ Pittsburgh Pirates  
Three Rivers Stadium, Pittsburgh, PA

Thu Jul 06 1989, 7:05 PM EDT  
Att. 18,165 - Unknown - 83 F

livebaseballscorecards.com

AB	37
R	1
H	8
RBI	1
BB	1
SO	6
LOB	12



WP:	0	PA:	39
PB:	0		
SB:	0		
CS:	1		

AB R H RBI BB SO LOB

5 0 0 0 0 0 0

5 0 2 0 0 0 0

4 0 2 0 0 1 1

4 0 0 0 0 1 4

0 0 0 0 0 0 0

4 1 1 0 0 2 2

4 0 0 0 0 0 1

3 0 1 1 1 0 0

4 0 2 0 0 1 2

3 0 0 0 0 1 2

1 0 0 0 0 0 0

1B:	6	SF:	0
2B:	0	SAC:	0
3B:	2	DP:	0
HR:	0	HBP:	0

Batter	1	2	3	4	5	6	7	8	9	10
Barry Bonds, L OBP: 0.337, SLG: 0.423 (1, 7)	F9		P4		G6-3		G4-3			G3
Jose Lind, R OBP: 0.289, SLG: 0.312 (1, 4)	3B		1B		G6-3		G1-3			G1-3
Andy Van Slyke, L OBP: 0.346, SLG: 0.404 (1, 8)	F4		1B		1B					K
Bobby Bonilla, S OBP: 0.337, SLG: 0.457 Rey Quinones, R OBP: 0.239, SLG: 0.284 (1, 5) (9, 6)	G4-3		F8		F7					K
Gary Redus, R OBP: 0.366, SLG: 0.423 (1, 3)			K				G3-1			K
Glenn Wilson, R OBP: 0.330, SLG: 0.445 (1, 9)					G6-3		G5-3			P3
Michael LaValliere, L OBP: 0.371, SLG: 0.290 (1, 2)			FC6-4		G4-3		BB			F9
Rafael Belliard, R OBP: 0.277, SLG: 0.286 (1, 6) (9, 5)			FC6-4		1B		K			CS
John Smiley, L OBP: 0.119, SLG: 0.077 John Cangelosi, S OBP: 0.400, SLG: 0.321 (1, 1) (10, PH)			P7		K		G4-3			CS

Inning Stats	R: 0	H: 1	E: 0	K: 0	S: 10	R: 1	H: 2	E: 0	K: 0	S: 9	R: 0	H: 2	E: 0	K: 1	S: 10	R: 0	H: 1	E: 0	K: 1	S: 8	R: 0	H: 1	E: 0	K: 0	S: 11	R: 0	H: 0	E: 0	K: 0	S: 5	R: 0	H: 0	E: 0	K: 3	S: 11	R: 0	H: 1	E: 0	K: 0	S: 5	R: 0	H: 0	E: 0	K: 0	S: 6	R: 0	H: 0	E: 0	K: 0	S: 6
	LOB: 1	BB: 0	P: 15	LOB: 1	BB: 0	P: 13	LOB: 2	BB: 0	P: 14	LOB: 0	BB: 0	LOB: 1	BB: 0	P: 13	LOB: 1	BB: 0	LOB: 0	BB: 0	P: 17	LOB: 1	BB: 0	LOB: 0	BB: 0	LOB: 1	BB: 1	P: 17	LOB: 0	BB: 0	P: 6	LOB: 0	BB: 0	P: 15	LOB: 0	BB: 0	P: 8	LOB: 0	BB: 0	P: 10	LOB: 0	BB: 0	P: 10	LOB: 0	BB: 0	P: 10						

PITCHER	IP	WLS	BF	H	R	ER	SO	BB	IBB	HBP	BLK	WP	HR	S	P	ERA	WHIP
Rick Reuschel, R ERA: 2.12 (1, 1)	7.0		29	7	1	1	3	1	0	0	0	0	0	61	95	1.29	1.143
Jeff Brantley, R ERA: 3.65 (8, 1)	2.0	W	6	1	0	0	3	0	0	0	0	0	0	16	23	0.00	0.500
Craig Leferts, L ERA: 2.22 (10, 1)	1.0	S	3	0	0	0	0	0	0	0	0	0	0	6	10	0.00	0.000

Batter	1	2	3	4	5	6	7	8	9	AB R H RBI BB SO LOB	TOP																	
<b>Brett Butler, L</b> (1, 8) OBP: 0.370, SLG: 0.383	1-1 G6-3	1-2 3B			3-2 G4-3		2-2 1B			4 0 2 2 0 0 0	<b>San Francisco Giants @ St. Louis Cardinals</b> <b>Busch Stadium, St. Louis, MO</b> Fri Jul 07 1989, 7:05 PM CDT Att. 42,627 - Unknown - 95 F																	
<b>Robby Thompson, R</b> (1, 4) OBP: 0.352, SLG: 0.480	3-3 K	0-3 K			2-3 K		1-3 K			4 0 0 0 0 4 4																		
<b>Will Clark, L</b> (1, 3) OBP: 0.416, SLG: 0.545	0-0 L9			2-3 K	1-2 F8		0-2 G4-3			4 0 0 0 0 1 3																		
<b>Kevin Mitchell, R</b> (1, 7) OBP: 0.375, SLG: 0.671		1-1 HR		1-0 G5-3		1-0 G6-3		2-3 K		4 1 1 1 0 1 0																		
<b>Terry Kennedy, L</b> (1, 2) OBP: 0.324, SLG: 0.353		2-2 L9		0-0 G4-3		0-2 G3-1		2-3 K		3 0 0 0 0 0 0																		
<b>Greg Litton, R</b> (8, PH) OBP: 0.391, SLG: 0.491										1 0 0 0 0 1 0																		
<b>Ernest Riles, L</b> (1, 5) OBP: 0.348, SLG: 0.422		1-2 1B		2-2 G4-3		1-3 K		1-0 G4-3		3 1 2 0 0 1 0																		
<b>Kirt Manwaring, R</b> (8, PH) OBP: 0.277, SLG: 0.264		1B								1 0 0 0 0 0 0																		
<b>Pat Sheridan, L</b> (1, 9) OBP: 0.313, SLG: 0.352		0-1 1B		1-3 K		1-2 G6-3		3-2 P4		2 1 1 0 0 1 1																		
<b>Candy Maldonado, R</b> (7, PH) OBP: 0.296, SLG: 0.341		1-2 3B								2 0 0 0 0 0 0																		
<b>Jose Uribe, S</b> (1, 6) OBP: 0.293, SLG: 0.314		0-0 SH1-4		2-1 G4-3		4-1 1B		2-2 F9		3 1 1 1 1 0 1																		
<b>Michael LaCoss, R</b> (1, 1) OBP: 0.231, SLG: 0.192		1-2 SH1-4		1-2 G4-3		1-2 1B		0-2 G6-3		1 0 0 0 0 0 1																		
<b>Randy McCament, R</b> (4, 1) OBP: 0.306, SLG: 0.333				0-1 P8						0 0 0 0 0 0 0																		
<b>Bill Bathe, R</b> (7, PH) OBP: 0.306, SLG: 0.333										1 0 1 0 0 0 0																		
<b>Mike Benjamin, R</b> (7, PR) OBP: 0.306, SLG: 0.333										0 0 0 0 0 0 0																		
<b>Rich Gossage, R</b> (7, 1) OBP: 0.306, SLG: 0.333										0 0 0 0 0 0 0																		
<b>Donell Nixon, R</b> (8, PH) OBP: 0.315, SLG: 0.286										1 0 0 0 0 0 0																		
<b>Inning Stats</b>	R: 0 E: 0 K: 1 S: 8	H: 0 LOB: 0 BB: 0 P: 12	R: 4 E: 0 K: 1 S: 22	H: 5 LOB: 1 BB: 0 P: 28	R: 0 E: 0 K: 1 S: 5	H: 0 LOB: 0 BB: 0 P: 8	R: 0 E: 0 K: 1 S: 11	H: 1 LOB: 1 BB: 0 P: 16	R: 0 E: 0 K: 1 S: 12	H: 0 LOB: 0 BB: 0 P: 18	R: 0 E: 0 K: 1 S: 7	H: 0 LOB: 0 BB: 0 P: 9	R: 0 E: 0 K: 1 S: 18	H: 2 LOB: 3 BB: 1 P: 27	R: 0 E: 0 K: 2 S: 9	H: 0 LOB: 0 BB: 0 P: 14	R: 0 E: 0 K: 0 S: 11	H: 0 LOB: 0 BB: 0 P: 16	1B: 6 2B: 0 3B: 1 HR: 1	SF: 0 SAC: 1 DP: 0 HBP: 0	WP: 0 PB: 0 SB: 0 CS: 0	PA: 36						
<b>PITCHER</b>	IP WLS BF H R ER SO BB IBB HBP BLK WP HR S P ERA WHIP																											
<b>Jose DeLeon, R</b> (1, 1) ERA: 3.62	4.0		18	6	4	4	4	0	0	0	0	0	0	1	46	64	9.00	1.500										
<b>Frank DiPino, L</b> (5, 1) ERA: 2.59	2.1	W	10	2	0	0	2	1	0	0	0	0	0	0	29	45	0.00	1.286										
<b>John Costello, R</b> (7, 1) ERA: 2.45	0.1		1	0	0	0	1	0	0	0	0	0	0	0	5	6	0.00	0.000										
<b>Ken Dayley, L</b> (7, 1) ERA: 3.07	2.1	S	7	0	0	0	2	0	0	0	0	0	0	0	23	33	0.00	0.000										

livebaseballscorecards.com

<b>AB</b>	<b>34</b>
<b>R</b>	<b>4</b>
<b>H</b>	<b>8</b>
<b>RBI</b>	<b>4</b>
<b>BB</b>	<b>1</b>
<b>SO</b>	<b>9</b>
<b>LOB</b>	<b>10</b>



Batter	1	2	3	4	5	6	7	8	9
Vince Coleman, S OBP: 0.332, SLG: 0.357 (1, 7)	4-1 G6-3 BLK SF9 BB		1-1 G6-3	4-1 1B 1-2 BB		1-1 G6-3			
Milt Thompson, L OBP: 0.363, SLG: 0.398 (1, 8)	1-0 SF9 1-2 HBP		2-0 2B 1B	1-2 1B 1-3 2-H 3-H			2-0 G5-3		
Ozzie Smith, S OBP: 0.363, SLG: 0.382 (1, 6)	2-1 G6-3 1-2 2-3		0-0 1-H 2B	0-1 G1-3			2-3 K		
Pedro Guerrero, R OBP: 0.374, SLG: 0.450 (1, 3)	3-1 SF9 2-3 3-H		1-1 G6-3		1-2 F7		4-2 BB		
Terry Pendleton, S OBP: 0.289, SLG: 0.326 (1, 5)	2-2 L5			2-1 1B 1B	3-2 HR		1-1 L3		
Tom Brunansky, R OBP: 0.322, SLG: 0.421 (1, 9)		1-3 K		0-0 F8 1B 1B	1-1 F8		0-1 F8		
José Oquendo, S OBP: 0.348, SLG: 0.352 (1, 4)		2-1 G6-4-3 1B		2-0 BB 1-2 2-H 1B	2-1 F8		0-0 L7		
Tony Peña, R OBP: 0.298, SLG: 0.355 (1, 2)		1-1 G6-4-3 1-2f		2-2 P3		0-0 F8	2-2 P4		
Jose DeLeon, R OBP: 0.136, SLG: 0.095 (1, 1)			1-2 G3-1	0-1 F8		0-0 B2			
John Morris, L OBP: 0.288, SLG: 0.393 (4, PH)									
Frank DiPino, L OBP: 0.125, SLG: 0.125 (5, 1)									
John Costello, R (7, 1)									
Ken Dayley, L (7, 1)									

Inning Stats	R: 1	H: 0	E: 0	K: 0	S: 9	R: 0	H: 1	E: 0	K: 1	S: 10	R: 1	H: 2	E: 0	K: 0	S: 9	R: 3	H: 4	E: 0	K: 0	S: 16	R: 1	H: 1	E: 0	K: 0	S: 10	R: 0	H: 0	E: 0	K: 1	S: 8	R: 0	H: 0	E: 0	K: 0	S: 6	R: 0	H: 0	E: 0	K: 0	S: 6
	LOB: 1	BB: 1	P: 21	LOB: 0	BB: 0	P: 14	LOB: 1	BB: 0	P: 14	LOB: 2	BB: 1	LOB: 0	BB: 0	P: 17	LOB: 0	BB: 0	LOB: 0	BB: 0	P: 5	LOB: 1	BB: 1	LOB: 0	BB: 0	P: 8	LOB: 0	BB: 0	P: 8	LOB: 0	BB: 0	P: 8	LOB: 0	BB: 0	P: 8	LOB: 0	BB: 0	P: 8	LOB: 0	BB: 0	P: 8	

PITCHER	IP	WLS	BF	H	R	ER	SO	BB	IBB	HBP	BLK	WP	HR	S	P	ERA	WHIP
Michael LaCoss, R ERA: 3.26 (1, 1)	3.0	L	16	6	5	5	1	1	0	1	1	0	0	32	57	15.00	2.333
Randy McCament, R ERA: 0.9 (4, 1)	3.0		12	2	1	1	0	1	0	0	0	0	1	26	41	3.00	1.000
Rich Gossage, R ERA: 1.64 (7, 1)	2.0		7	0	0	0	1	1	0	0	0	0	0	14	25	0.00	0.500

**BOTTOM**

AB	R	H	RBI	BB	SO	LOB
2	1	0	0	2	0	0
3	1	2	2	0	0	0
4	0	1	1	0	1	4
2	0	0	1	1	0	1
4	2	2	1	0	0	2
4	1	1	0	0	1	0
4	1	2	1	0	0	0
4	0	0	0	0	0	3
1	0	0	0	0	0	0
1	0	0	0	0	0	2
1	0	0	0	0	0	0
0	0	0	0	0	0	0
0	0	0	0	0	0	0

San Francisco Giants @ St. Louis Cardinals  
Busch Stadium, St. Louis, MO

AB	30
R	6
H	8
RBI	6
BB	3
SO	2
LOB	12



WP	PA	3B	HR	SAC	DP	HBP
0	35	0	1	0	1	1

livebaseballscores.com

Fri Jul 07 1989, 7:05 PM CDT  
Att: 42,627 - Unknown - 95 F

Batter	1	2	3	4	5	6	7	8	9	AB R H RBI BB SO LOB	TOP			
<b>Brett Butler, L</b> (1, 8) OBP: 0.365, SLG: 0.378	2-2 L4		0-0 F7		2-2 G4-3		0-0 SH1-3		3-2 F9	4 0 0 0 0 0 0				
<b>Robby Thompson, R</b> (1, 4) OBP: 0.350, SLG: 0.474	1-3 K		2-2 G5-3		4-1 G4-6-3 BB		0-0 G5-3		2-3 K	4 0 0 0 1 2 1				
<b>Will Clark, L</b> (1, 3) OBP: 0.417, SLG: 0.554	3-3 K		2-0 HR 1B		1-2 G4-6-3 1-2f		2-2 HR			4 2 2 2 0 1 1				
<b>Kevin Mitchell, R</b> (1, 7) OBP: 0.380, SLG: 0.692 <b>Donell Nixon, R</b> (7, 7) OBP: 0.315, SLG: 0.286		0-1 1B	0-0 HR 1-H			3-2 HR	3-2 G6-3			4 2 3 3 0 0 0 0 0 0 0 0 0 0				
<b>Terry Kennedy, L</b> (1, 2) OBP: 0.322, SLG: 0.351	2-1 SAFE L7		0-1 G3			0-0 L4		0-1 G4-6-3 1B		4 0 1 0 0 0 1				
<b>Ernest Riles, L</b> (1, 5) OBP: 0.350, SLG: 0.424 <b>Steve Bedrosian, R</b> (8, 1) OBP: 0.333, SLG: 0.333	2-2 SAFE F8			0-1 G4-3 1B		1-1 CS 1B		2-0 G4-6-3 1-2f		4 0 2 0 0 0 2 0 0 0 0 0 0 0				
<b>Pat Sheridan, L</b> (1, 9) OBP: 0.308, SLG: 0.345 <b>Craig Lefferts, L</b> (6, 1) <b>Ken Oberkfell, L</b> (8, PH) (8, 5) OBP: 0.260, SLG: 0.330	2-3 K			2-2 SAFE G4-3		3-2 L4 1-2		0-1 1B		3 0 0 0 0 1 3 0 0 0 0 0 0 0 1 0 1 0 0 0 0				
<b>Jose Uribe, S</b> (1, 6) OBP: 0.296, SLG: 0.324			3-2 HR 3B		0-2 G6-3		0-1 S 2B 1B	1-0 L6		4 2 2 0 0 0 2				
<b>Don Robinson, R</b> (1, 1) OBP: 0.288, SLG: 0.412 <b>Jeff Brantley, R</b> (4, 1) OBP: 0.167, SLG: 0.167 <b>Candy Maldonado, R</b> (6, 9) OBP: 0.297, SLG: 0.347			0-0 HR 3-H		1-1 F7		3-2 SH1-3 1-H HR 2B		1-0 G4-3	2 1 1 2 0 0 1 0 0 0 0 0 0 0 2 1 1 1 0 0 0				
<b>Inning Stats</b>	R: 0 E: 0 K: 2 S: 9 H: 0 LOB: 0 BB: 0 P: 15	R: 0 E: 0 K: 1 S: 12 H: 1 LOB: 1 BB: 0 P: 18	R: 4 E: 0 K: 0 S: 13 H: 4 LOB: 0 BB: 0 P: 20	R: 0 E: 0 K: 0 S: 11 H: 1 LOB: 1 BB: 0 P: 14	R: 0 E: 0 K: 0 S: 7 H: 0 LOB: 0 BB: 1 P: 14	R: 1 E: 0 K: 0 S: 11 H: 2 LOB: 0 BB: 0 P: 18	R: 3 E: 0 K: 0 S: 16 H: 3 LOB: 0 BB: 0 P: 24	R: 0 E: 0 K: 0 S: 6 H: 2 LOB: 1 BB: 0 P: 9	R: 0 E: 0 K: 1 S: 7 H: 0 LOB: 0 BB: 0 P: 13	1B: 7 2B: 1 3B: 1 HR: 4 SF: 0 SAC: 1 DP: 2 HBP: 0	WP: 0 PB: 0 SB: 1 CS: 1 PA: 38			
<b>PITCHER</b>	IP WLS BF H R ER SO BB IBB HBP BLK WP HR S P ERA WHIP												<b>PITCHER</b>	IP WLS BF H R ER SO BB IBB HBP BLK WP HR S P ERA WHIP
<b>Ted Power, R</b> (1, 1) ERA: 5.33	4.0 L 18 6 4 4 3 0 0 0 0 0 0 2 45 67 9.00 1.500													
<b>Frank DiPino, L</b> (5, 1) ERA: 2.66	2.0 7 2 1 1 0 1 0 0 0 0 0 1 18 32 4.50 1.500													
<b>Dan Quisenberry, R</b> (7, 1) ERA: 2.47	2.0 10 5 3 3 0 0 0 0 0 0 0 1 22 33 13.50 2.500													
<b>Todd Worrell, R</b> (9, 1) ERA: 1.21	1.0 3 0 0 0 0 1 0 0 0 0 0 0 7 13 0.00 0.000													

San Francisco Giants @ St. Louis Cardinals  
 Busch Stadium, St. Louis, MO  
 Sat Jul 08 1989, 7:05 PM CDT  
 Att. 47,400 - Unknown - 93 F

livebaseballscorecards.com

AB	36
R	8
H	13
RBI	8
BB	1
SO	4
LOB	11



Batter	1	2	3	4	5	6	7	8	9	AB	R	H	RBI	BB	SO	LOB	BOTTOM					
Vince Coleman, S OBP: 0.330, SLG: 0.353 (1, 7)	1-1 G6-3	0-0 FC4-6 1-2f		4-1 BB		0-1 L9		0-1 FC4 1-2f		4	0	0	0	1	0	4	<b>San Francisco Giants @ St. Louis Cardinals</b> <b>Busch Stadium, St. Louis, MO</b> Sat Jul 08 1989, 7:05 PM CDT Att: 47,400 - Unknown - 93 F  <a href="http://livebaseballscorecards.com">livebaseballscorecards.com</a>					
Milt Thompson, L OBP: 0.356, SLG: 0.390 (1, 8)	1-0 G4-3		1-1 G4-3	3-2 P5		3-3 K		2-2 G5-3 1-2		5	0	0	0	0	1	4						
Ozzie Smith, S OBP: 0.367, SLG: 0.391 (1, 6)	1-1 1B 3B		0-0 G3		2-0 L9 1B		4-0 WP 2B BB		3-2 F9	4	2	2	0	1	0	0						
Pedro Guerrero, R OBP: 0.371, SLG: 0.446 (1, 3)	0-1 1B 3-H		2-1 G6-3		2-2 F9		3-3 1 SAFE K		2-2 F8	5	0	1	1	0	1	2						
Terry Pendleton, S OBP: 0.297, SLG: 0.346 (1, 5)	3-2 L9			1-2 1B	1-2 1B		0-2 F8 1-H 2B		0-0 HR	5	1	4	2	0	0	1						
Tom Brunansky, R OBP: 0.320, SLG: 0.417 (1, 9)				2-2 1B 2B 1B 1-3	0-1 L9 2-3		3-2 F8 2-3		0-3 K	5	1	1	0	0	2	3						
José Oquendo, S OBP: 0.350, SLG: 0.354 (1, 4)				0-0 1B 1B 1-2 2B 1B	2-1 F8		1-1 L5			4	1	2	0	0	0	3						
Tony Peña, R OBP: 0.298, SLG: 0.351 (1, 2)			0-0 F9	2-2 G6-3 1-2 2-3		4-2 S BB		2-1 P3		3	0	0	0	1	0	3						
Ted Power, R Denny Walling, L Frank DiPino, L John Morris, L Dan Quisenberry, R Tim Jones, L Todd Worrell, R			1-0 FC4-6 1B	1-2 2B		0-3 K		4-2 FC4 BB		1	0	1	0	0	0	0						
<b>Inning Stats</b>	R: 1 E: 0 K: 10 S: 16	H: 2 LOB: 1 BB: 0 P: 16	R: 0 E: 0 K: 1 S: 7	H: 2 LOB: 2 BB: 0 P: 11	R: 0 E: 0 K: 0 S: 5	H: 0 LOB: 0 BB: 0 P: 8	R: 2 E: 0 K: 0 S: 20	H: 4 LOB: 2 BB: 1 P: 33	R: 0 E: 0 K: 2 S: 11	H: 0 LOB: 1 BB: 1 P: 18	R: 1 E: 0 K: 1 S: 17	H: 1 LOB: 1 BB: 1 P: 28	R: 0 E: 0 K: 10 S: 10	H: 0 LOB: 1 BB: 1 P: 18	R: 1 E: 0 K: 1 S: 10	H: 1 LOB: 0 BB: 0 P: 15	1B: 8 2B: 2 3B: 1 HR: 1	SF: 0 SAC: 0 DP: 0 HBP: 0	WP: 1 PB: 0 SB: 2 CS: 0	PA: 42 ERA WHIP		
<b>PITCHER</b>	<b>Don Robinson, R</b> ERA: 3.3	<b>Jeff Brantley, R</b> ERA: 3.51	<b>Craig Lefferts, L</b> ERA: 2.33	<b>Steve Bedrosian, R</b> ERA: 3.65	<b>PITCHER</b>	<b>IP</b>	<b>WLS</b>	<b>BF</b>	<b>H</b>	<b>R</b>	<b>ER</b>	<b>SO</b>	<b>BB</b>	<b>IBB</b>	<b>HBP</b>	<b>BLK</b>	<b>WP</b>	<b>HR</b>	<b>S</b>	<b>P</b>	<b>ERA</b>	<b>WHIP</b>
	(1, 1) 3.2	(4, 1) 2.0	(6, 1) 1.1	(8, 1) 2.0					8	3	0	3	0	0	0	0	0	0	37	56	7.36	2.182
									2	0	0	1	0	0	0	0	0	0	23	40	0.00	2.000
									1	1	1	2	1	0	0	0	1	0	21	35	6.75	1.500
									1	1	1	1	1	0	0	0	0	1	20	33	4.50	1.000

Batter	1	2	3	4	5	6	7	8	9	AB R H RBI BB SO LOB	TOP									
<b>Brett Butler, L</b> (1, 8) OBP: 0.363, SLG: 0.375	2-3 		3-3 		0-0 		0-0 		0-1 	5 1 1 0 0 2 2	<b>San Francisco Giants @ St. Louis Cardinals</b> <b>Busch Stadium, St. Louis, MO</b> Sun Jul 09 1989, 3:33 AM CDT Att. 41,985 - Sunny - 93 F									
<b>Robby Thompson, R</b> (1, 4) OBP: 0.353, SLG: 0.471	0-0 		4-2 		4-0 		1-2 		0-1 	2 1 0 0 2 0 0										
<b>Will Clark, L</b> (1, 3) OBP: 0.418, SLG: 0.554	2-1 		1-3 		2-2 		1-1 			4 1 2 2 0 1 4										
<b>Kevin Mitchell, R</b> (1, 7) OBP: 0.378, SLG: 0.692	1-0 			0-1 		0-1 		1-2 		3 0 1 1 0 0 1										
<b>Candy Maldonado, R</b> (1, 9) OBP: 0.296, SLG: 0.345		1-0 		2-1 		1-0 		1-2 		4 0 1 1 0 0 1										
<b>Greg Litton, R</b> (1, 5) OBP: 0.388, SLG: 0.483		1-0 		0-0 		0-0 		1-2 		3 0 1 0 0 0 1										
<b>Ernest Riles, L</b> (8, PH) OBP: 0.349, SLG: 0.422										1 0 0 0 0 0 0										
<b>Kirt Manwaring, R</b> (1, 2) OBP: 0.273, SLG: 0.260		1-3 		2-0 		2-2 		1-3 		2 0 0 0 0 1 1										
<b>Rich Gossage, R</b> (6, 1)										0 0 0 0 0 0 0										
<b>Craig Lefferts, L</b> (6, 1)										0 0 0 0 0 0 0										
<b>Donell Nixon, R</b> (8, PH) OBP: 0.311, SLG: 0.282										1 0 0 0 0 1 0										
<b>Steve Bedrosian, R</b> (8, 1) OBP: 0.333, SLG: 0.333										0 0 0 0 0 0 0										
<b>Jose Uribe, S</b> (1, 6) OBP: 0.294, SLG: 0.321			0-0 		1-0 		1-0 		1-2 	2 0 0 0 0 0 0										
<b>Mike Benjamin, R</b> (7, PH) OBP: 0.500, SLG: 0.500										2 1 1 0 0 0 0										
<b>Trevor Wilson, L</b> (1, 1) OBP: 0.500, SLG: 0.400			4-0 		1-1 		1-0 		1-2 	0 0 0 0 1 0 0										
<b>Randy McCament, R</b> (4, 1)										0 0 0 0 0 0 0										
<b>Terry Kennedy, L</b> (4, 2) OBP: 0.323, SLG: 0.356										3 0 1 0 0 0 1										
<b>Bill Bathe, R</b> (6, PH) OBP: 0.286, SLG: 0.308										1 0 0 0 0 0 1										
<b>Inning Stats</b>	R: 0 E: 0 K: 1 S: 7	H: 1 LOB: 1 BB: 0 P: 12	R: 0 E: 0 K: 1 S: 6	H: 0 LOB: 0 BB: 0 P: 9	R: 0 E: 0 K: 2 S: 12	H: 0 LOB: 2 BB: 2 P: 24	R: 0 E: 0 K: 0 S: 6	H: 1 LOB: 1 BB: 0 P: 10	R: 0 E: 0 K: 0 S: 7	H: 1 LOB: 1 BB: 0 P: 10	R: 4 E: 0 K: 0 S: 14	H: 4 LOB: 1 BB: 0 P: 20	R: 0 E: 0 K: 1 S: 9	H: 0 LOB: 0 BB: 0 P: 12	R: 0 E: 0 K: 0 S: 7	H: 0 LOB: 0 BB: 0 P: 8	1B: 6 2B: 2 3B: 0 HR: 0	SF: 1 SAC: 0 DP: 0 HBP: 1	WP: 0 PB: 0 SB: 1 CS: 0	PA: 38
<b>PITCHER</b>	IP WLS BF H R ER SO BB IBB HBP BLK WP HR S P ERA WHIP																			
<b>Joe Magrane, L</b> (1, 1) ERA: 3.38	6.1 W 30 7 4 4 4 3 0 1 1 0 0 52 91 5.68 1.579																			
<b>John Costello, R</b> (7, 1) ERA: 2.39	0.2 2 1 0 0 0 0 0 0 0 0 0 7 9 0.00 1.500																			
<b>Ken Dayley, L</b> (8, 1) ERA: 2.93	2.0 S 6 0 0 0 1 0 0 0 0 0 0 16 20 0.00 0.000																			

livebaseballscorecards.com

<b>AB</b>	<b>33</b>
<b>R</b>	<b>4</b>
<b>H</b>	<b>8</b>
<b>RBI</b>	<b>4</b>
<b>BB</b>	<b>3</b>
<b>SO</b>	<b>5</b>
<b>LOB</b>	<b>12</b>



BOTTOM

San Francisco Giants @ St. Louis Cardinals  
Busch Stadium, St. Louis, MO  
Sun Jul 09 1989, 3:33 AM CDT  
Att. 41,985 - Sunny - 93 F

livebaseballscorecards.com

AB 33  
R 6  
H 11  
RBI 5  
BB 3  
SO 5  
LOB 19



WP: 0 PA: 38  
PB: 0  
SB: 0  
CS: 0

AB	R	H	RBI	BB	SO	LOB
5	0	0	0	0	0	4
4	1	2	2	1	0	2
4	0	2	0	0	0	2
4	0	1	1	0	1	5
0	0	0	0	0	0	0
4	1	1	0	0	2	2
3	1	2	1	1	0	0
4	0	1	0	0	1	2
0	0	0	0	0	0	0
3	2	2	1	0	0	1
1	1	0	0	1	0	1
0	0	0	0	0	0	0
1	0	0	0	0	1	0
1B: 7	SF: 0	2B: 3	SAC: 1	3B: 1	DP: 2	HR: 0
3B: 0	HBP: 1	HR: 0				

Batter	1	2	3	4	5	6	7	8	9					
Vince Coleman, S OBP: 0.326, SLG: 0.347 (1, 7)	2-1 L3		1-2 5-3		0-2 P5	1-2 FC5-2		2-1 B3						
José Oquendo, S OBP: 0.354, SLG: 0.363 (1, 4)	4-0 1B BB		0-2 1B 1B		1-0 3B	0-0 G1		1-2 F8						
Ozzie Smith, S OBP: 0.369, SLG: 0.392 (1, 6)	2-2 1B		0-0 1B 1B		0-0 F7	1-2 E5								
Pedro Guerrero, R OBP: 0.370, SLG: 0.443 Jim Lindeman, R OBP: 0.195, SLG: 0.162 (1, 3) (7, 3)	1-1 G6-4-3		1-0 1B		0-1 F8	2-3 K								
Tom Brunansky, R OBP: 0.319, SLG: 0.418 (1, 9)			3-3 K			2-1 2B		1-1 L7						
Terry Pendleton, S OBP: 0.302, SLG: 0.355 (1, 5)			1-0 G3		4-0 G4-6-3 BB	0-1 1B 2B		2-1 F9 2B						
Milt Thompson, L OBP: 0.355, SLG: 0.387 Ken Dayley, L (8, 1)			0-3 K		1-1 G4-6-3	0-0 BB 1B		0-0 F9						
Tony Peña, R OBP: 0.305, SLG: 0.355 (1, 2)			2-1 SH1-4 1B HBP		0-1 FC5-4 1B	0-0 FC5-2 BB		0-1 F9						
Joe Magrane, R OBP: 0.175, SLG: 0.184 John Costello, R John Morris, L OBP: 0.279, SLG: 0.379 (1, 1) (7, 1) (8, 8)			0-0 SH1-4		0-0 FC5-4	4-0 G1 FC5-2		2-3 K						
Inning Stats	R: 0 H: 1 E: 0 K: 10	H: 0 LOB: 0 BB: 0 P: 13	R: 2 H: 3 E: 0 K: 15	H: 3 LOB: 2 BB: 0 P: 22	R: 0 H: 1 E: 0 K: 5	H: 1 LOB: 1 BB: 1 P: 10	R: 0 H: 1 E: 0 K: 7	H: 1 LOB: 1 BB: 0 P: 8	R: 4 H: 4 E: 1 K: 17	H: 4 LOB: 2 BB: 1 P: 27	R: 0 H: 1 E: 0 K: 7	H: 1 LOB: 1 BB: 0 P: 10	R: 0 H: 0 E: 0 K: 9	H: 0 LOB: 0 BB: 0 P: 14

PITCHER	IP	WLS	BF	H	R	ER	SO	BB	IBB	HBP	BLK	WP	HR	S	P	ERA	WHIP
Trevor Wilson, L ERA: 3.72 (1, 1)	3.0	L	15	4	2	2	3	2	0	0	0	0	0	34	58	6.00	2.000
Randy McCament, R ERA: 0.75 (4, 1)	2.0		7	2	0	0	0	0	0	0	0	0	0	12	14	0.00	1.000
Rich Gossage, R ERA: 2.45 (6, 1)	0.0		5	4	4	3	0	1	0	0	0	0	0	6	12	∞	∞
Craig Lefferts, L ERA: 2.25 (6, 1)	2.0		8	1	0	0	1	0	0	0	0	0	0	18	25	0.00	0.500
Steve Bedrosian, R ERA: 3.57 (8, 1)	1.0		3	0	0	0	1	0	0	0	0	0	0	9	14	0.00	0.000

Batter	1	2	3	4	5	6	7	8	9	10	11	12	13	AB R H RBI BB SO LOB	TOP		
Barry Bonds, L (1, 7) OBP: 0.332, SLG: 0.424 Doug Bair, R (9, 1) OBP: 1.000, SLG: 2.000 Neal Heaton, L (11, 1) OBP: 0.320, SLG: 0.320 Miguel Garcia, L (13, 1) OBP: 1.000, SLG: 1.000	3-1 HR		1-2 G3			0-0 G4-6-3		4-2 F8 BB BB	3-3 K			0-0 G6-3		4 1 1 1 1 1 3 0 0 0 0 0 0 0 1 0 0 0 0 0 0 0 0 0 0 0 0 0	<b>Pittsburgh Pirates @ San Francisco Giants</b> Candlestick Park, San Francisco, CA Thu Jul 13 1989, 10:05 PM EDT Att. 17,178 - Unknown <a href="http://livebaseballscorecards.com">livebaseballscorecards.com</a>		
Jose Lind, R (1, 4) OBP: 0.295, SLG: 0.318	1-2 2B		2-2 P3			1-0 S 1B		4-0 BB BB		0-1 G6-3		1-2 1B		5 0 3 0 1 0 0			
Andy Van Slyke, L (1, 8) OBP: 0.333, SLG: 0.388	0-1 P4			1-0 G3		2-3 K		2-2 F8		0-1 G3-1		0-1 F9		6 0 0 0 0 1 5			
Bobby Bonilla, S (1, 5) OBP: 0.329, SLG: 0.441	1-3 K			0-1 G4-3				2-3 K		2-2 G1-3		0-0 G1-3		6 0 0 0 0 2 4			
R.J. Reynolds, S (1, 9) OBP: 0.359, SLG: 0.403	1-3 K			2-2 G4-3				1-1 F8 L8						6 0 0 0 0 2 3			
Gary Redus, R (1, 3) OBP: 0.374, SLG: 0.444		1-1 L4			1-1 L9			1-2 1B 1B		1-2 FC5-2 1B		1-0 2B		6 1 3 0 0 1 0			
Michael LaValliere, L (1, 2) OBP: 0.432, SLG: 0.400 Rafael Belliard, R (7, PR) OBP: 0.280, SLG: 0.289		2-2 CS 1B			3-3 K			3-2 1B 1B		0-0 B2		1-2 G6-3		3 0 2 0 0 1 0 3 0 1 0 0 0 2			
Rey Quinones, R (1, 6) OBP: 0.238, SLG: 0.278 Benny DiStefano, L (7, PH) OBP: 0.293, SLG: 0.262 Glenn Wilson, R (7, PH) OBP: 0.292, SLG: 0.430 Bob Kipper, R (7, 1) OBP: 0.250, SLG: 0.143 John Cangelosi, S (9, PH) OBP: 0.414, SLG: 0.325		3-1 P6			3-2 G5-3			0-1 1B		4-2 FC5-2 BB		4-0 IBB		2 0 0 0 0 0 1 0 0 0 0 0 0 0 1 0 1 1 0 0 0 0 0 0 0 0 0 0 0 0 0 0 2 0 0			
Bob Walk, R (1, 1) OBP: 0.275, SLG: 0.333 Junior Ortiz, R (7, PH) OBP: 0.276, SLG: 0.245			1-2 G4-3			2-1 G4-6-3 1B		1-3 K		1-0 FC5-2		1-2 G4-3		2 0 1 0 0 0 0 3 0 0 0 0 1 6		<b>P</b>	
<b>Inning Stats</b>	R: 1 H: 2 E: 0 LOB: 1 K: 2 S: 16 P: 22	R: 0 H: 1 E: 0 LOB: 0 K: 0 BB: 0 S: 8 P: 14	R: 0 H: 0 E: 0 LOB: 0 K: 0 BB: 0 S: 12 P: 16	R: 0 H: 0 E: 0 LOB: 0 K: 1 BB: 0 S: 11 P: 18	R: 0 H: 2 E: 0 LOB: 1 K: 1 BB: 0 S: 7 P: 12	R: 1 H: 3 E: 0 LOB: 2 K: 1 BB: 2 S: 16 P: 20	R: 0 H: 0 E: 0 LOB: 2 K: 1 BB: 2 S: 11 P: 24	R: 0 H: 1 E: 0 LOB: 2 K: 1 BB: 1 S: 12 P: 21	R: 0 H: 0 E: 0 LOB: 0 K: 0 BB: 0 S: 8 P: 10	R: 0 H: 1 E: 0 LOB: 2 K: 1 BB: 1 S: 10 P: 20	R: 0 H: 1 E: 0 LOB: 1 K: 1 BB: 0 S: 10 P: 11	R: 0 H: 1 E: 0 LOB: 0 K: 1 BB: 0 S: 10 P: 11	R: 0 H: 1 E: 0 LOB: 0 K: 1 BB: 0 S: 10 P: 11	1B: 9 SF: 0 2B: 2 SAC: 0 3B: 0 DP: 1 HR: 1 HBP: 0			WP: 0 PA: 53 PB: 0 SB: 3 CS: 2
<b>PITCHER</b>	IP WLS BF H R ER SO BB IBB HBP BLK WP HR S P ERA WHIP																
Don Robinson, R (1, 1) ERA: 3.27	6.2																
Craig Lefferts, L (7, 1) ERA: 2.24	0.1	2	1	0	0	1	0	0	0	0	0	5	6	0.00		3.000	
Steve Bedrosian, R (8, 1) ERA: 3.42	2.0	10	1	0	0	2	3	0	0	0	0	23	45	0.00	2.000		
Jeff Brantley, R (10, 1) ERA: 3.25	4.0	W	15	3	0	0	2	0	1	0	0	0	0	0.00	0.750		



Batter	1	2	3	4	5	6	7	8	9	10	11	12	13	AB R H RBI BB SO LOB
Brett Butler, L (1, 8) OBP: 0.360, SLG: 0.371	2-1 L7		0-2 G4-3		0-2 G3			2-2 P3		1-0 G4-3			2-1 1B 1B	6 1 1 0 0 0 0
Robby Thompson, R (1, 4) OBP: 0.353, SLG: 0.467	3-3 K		2-0 G5-3		1-1 F8			4-2 G3 BB		0-1 F8			0-0 1B 1B	5 0 1 0 1 1 0
Will Clark, L (1, 3) OBP: 0.417, SLG: 0.553	2-3 K		1-3 K					1-2 G3					2-2 2B 1B	6 0 2 1 0 2 1
Kevin Mitchell, R (1, 7) OBP: 0.384, SLG: 0.690		4-2 G4-3 1B BB		0-1 CS 1B		2-0 G6-3		4-0 IBB					4-0 G4-6-3 IBB	2 1 1 0 3 0 0
Terry Kennedy, L (1, 2) OBP: 0.315, SLG: 0.347		0-0 G6-3		3-3 K		1-2 L7		0-0 L9					0-2 G4-6-3	5 0 0 0 0 1 6
Ernest Riles, L (1, 5) OBP: 0.350, SLG: 0.420		3-2 G4-3		4-2 E BB			1-1 F8		0-0 CS 1B				1-1 F7	1 0 0 0 1 0 1
Greg Litton, R (7, PH) OBP: 0.391, SLG: 0.484														2 0 1 0 0 0 0
Donell Nixon, R (9, PR) OBP: 0.311, SLG: 0.282														0 0 0 0 0 0 0
Ken Oberkfell, L (10, 5) OBP: 0.258, SLG: 0.326		2-3												1 0 0 0 0 0 1
Pat Sheridan, L (1, 9) OBP: 0.310, SLG: 0.343		4-2 1B E BB		1-0 E5			0-2 G3 1B		0-3 K					1 1 0 0 1 0 1
Candy Maldonado, R (7, PH) OBP: 0.297, SLG: 0.345				1-3										3 0 1 0 0 1 1
Jose Uribe, S (1, 6) OBP: 0.294, SLG: 0.320		0-1 E6		2-2 G4-3			1-0 G3		1-0 L7				0-3 K	4 0 1 1 0 0 4
Jeff Brantley, R (10, 1) OBP: 0.143, SLG: 0.143		1-H 3-H 1B					1-2		1-2					1 0 0 0 0 1 0
Don Robinson, R (1, 1) OBP: 0.278, SLG: 0.396		2-3 K					2-0 P5						2-1 G5-3	2 0 0 0 0 1 1
Craig Lefferts, L (7, 1) OBP: 0.267, SLG: 0.286														0 0 0 0 0 0 0
Bill Bathe, R (7, PH) OBP: 0.333, SLG: 0.333														1 0 0 0 0 0 1
Steve Bedrosian, R (8, 1) OBP: 0.250, SLG: 0.250														0 0 0 0 0 0 0
Mike Benjamin, R (10, 6)														2 0 0 0 0 1 0

Inning Stats	R: 0	H: 0	E: 0	LOB: 0	K: 2	S: 10	R: 2	H: 1	E: 1	LOB: 1	K: 1	S: 19	R: 0	H: 0	E: 0	LOB: 0	K: 1	S: 10	R: 0	H: 0	E: 0	LOB: 0	K: 0	S: 6	R: 0	H: 0	E: 0	LOB: 0	K: 0	S: 6	R: 0	H: 0	E: 0	LOB: 2	K: 1	S: 12	R: 0	H: 1	E: 0	LOB: 1	K: 1	S: 6	R: 0	H: 1	E: 0	LOB: 1	K: 1	S: 7	R: 0	H: 0	E: 0	LOB: 2	K: 0	S: 12	R: 0	H: 0	E: 0	LOB: 1	K: 1	S: 7	R: 0	H: 0	E: 0	LOB: 0	K: 1	S: 7	R: 0	H: 1	E: 0	LOB: 1	K: 1	S: 8	R: 0	H: 0	E: 0	LOB: 0	K: 1	S: 7	R: 0	H: 0	E: 0	LOB: 1	K: 1	S: 8	R: 1	H: 3	E: 0	LOB: 2	K: 0	S: 6	1B: 7	SF: 0	2B: 2	SAC: 0	3B: 0	DP: 2	HR: 0	WP: 0	PA: 48
--------------	------	------	------	--------	------	-------	------	------	------	--------	------	-------	------	------	------	--------	------	-------	------	------	------	--------	------	------	------	------	------	--------	------	------	------	------	------	--------	------	-------	------	------	------	--------	------	------	------	------	------	--------	------	------	------	------	------	--------	------	-------	------	------	------	--------	------	------	------	------	------	--------	------	------	------	------	------	--------	------	------	------	------	------	--------	------	------	------	------	------	--------	------	------	------	------	------	--------	------	------	-------	-------	-------	--------	-------	-------	-------	-------	--------

PITCHER	IP	WLS	BF	H	R	ER	SO	BB	IBB	HBP	BLK	WP	HR	S	P	ERA	WHIP
Bob Walk, R (1, 1) ERA: 4.19	6.0		23	2	2	2	5	3	0	0	0	0	0	65	104	3.00	0.833
Bob Kipper, L (7, 1) ERA: 2.56	2.0		9	1	0	0	0	1	1	0	0	0	0	19	34	0.00	1.000
Doug Bair, R (9, 1) ERA: 0.96	2.0		6	1	0	0	2	0	0	0	0	0	0	13	16	0.00	0.500
Neal Heaton, L (11, 1) ERA: 4.07	2.0		7	1	0	0	1	0	1	0	0	0	0	15	25	0.00	0.500
Miguel Garcia, L (13, 1) ERA: 4.09	0.0	L	3	3	1	1	0	0	0	0	0	0	0	6	10	∞	∞

**BOTTOM**

**Pittsburgh Pirates @ San Francisco Giants**  
Candlestick Park, San Francisco, CA

Thu Jul 13 1989, 10:05 PM EDT  
Att: 17,178 - Unknown

AB	R	H	RBI	BB	SO	LOB
42	3	8	2	6	8	17

**GIANTS**

Batter	1	2	3	4	5	6	7	8	9	AB R H RBI BB SO LOB	TOP											
<b>Barry Bonds, L</b> (1, 7) OBP: 0.339, SLG: 0.433	3-2 WP 3B	4-0 FC4 IBB			4-0 BB 1B BB	1-3 K		2-2 G6-3 2-H 1B		3 2 2 1 2 1 2	<b>Pittsburgh Pirates @ San Francisco Giants</b> Candlestick Park, San Francisco, CA Fri Jul 14 1989, 10:05 PM EDT Att: 18,238 - Unknown											
<b>Jose Lind, R</b> (1, 4) OBP: 0.296, SLG: 0.320	1-1 3B	0-0 FC4 1-2f			1-2 L9	4-0 BB		3-2 G6-3 1-3	4 1 1 0 1 0 4													
<b>Andy Van Slyke, L</b> (1, 8) OBP: 0.335, SLG: 0.394	0-0 SF8 2-H 3B				4-1 BB 1B BB	1-2 G4-3		1-0 L6	4 2 1 1 1 0 4													
<b>Bobby Bonilla, S</b> (1, 5) OBP: 0.332, SLG: 0.441	0-0 SF8 3-H				4-2 L6-3 BB			1-0 G5-3 G4-6-3 1B	2 0 1 1 2 0 0													
<b>R.J. Reynolds, S</b> (1, 9) OBP: 0.360, SLG: 0.403	0-1 L4-3 1B				1-0 L6-3 1-2			1-0 G4-6-3 1-2f	5 0 2 2 0 1 2													
<b>Gary Redus, R</b> (1, 3) OBP: 0.369, SLG: 0.437	3-2 L4-3 1-2				0-1 G6-3			0-1 G4-3 1B	5 0 1 0 0 0 3													
<b>Michael LaValliere, L</b> (1, 2) OBP: 0.449, SLG: 0.444					3-3 K			1-0 2B FC4-2 1B	5 1 3 0 0 1 1													
<b>Rafael Belliard, R</b> (1, 6) OBP: 0.279, SLG: 0.297					0-0 G1-3			1-1 FC4-2 1-3 2B	4 0 1 0 0 0 2													
<b>Doug Drabek, R</b> (1, 1) OBP: 0.163, SLG: 0.100 <b>Doug Bair, R</b> (7, 1) OBP: 1.000, SLG: 2.000 <b>Glenn Wilson, R</b> (8, PH) OBP: 0.325, SLG: 0.437 <b>Bill Landrum, R</b> (8, 1)					0-0 G6-3			2-0 FC4-2 BB 2B 2-H	2 0 0 0 0 0 2 0 0 0 0 0 0 0 1 1 1 1 0 0 0 0 0 0 0 0 0 0													
<b>Inning Stats</b>	R: 3 E: 0 K: 0 S: 12	H: 4 LOB: 0 BB: 0 P: 19	R: 0 E: 0 K: 0 S: 7	H: 1 LOB: 2 BB: 1 P: 17	R: 0 E: 0 K: 0 S: 7	H: 0 LOB: 0 BB: 1 P: 15	R: 0 E: 0 K: 1 S: 7	H: 0 LOB: 0 BB: 0 P: 10	R: 2 E: 0 K: 0 S: 13	H: 1 LOB: 2 BB: 3 P: 27	R: 0 E: 0 K: 1 S: 13	H: 2 LOB: 3 BB: 1 P: 24	R: 0 E: 0 K: 1 S: 7	H: 0 LOB: 0 BB: 0 P: 10	R: 2 E: 0 K: 0 S: 14	H: 3 LOB: 1 BB: 0 P: 24	R: 0 E: 0 K: 0 S: 8	H: 2 LOB: 1 BB: 0 P: 12	1B: 7 2B: 6 3B: 2 HR: 0	SF: 1 SAC: 1 DP: 3 HBP: 0	WP: 1 PB: 0 SB: 1 CS: 0	PA: 43
<b>PITCHER</b>	IP WLS BF H R ER SO BB IBB HBP BLK WP HR S P ERA WHIP												<b>PITCHER</b>	IP WLS BF H R ER SO BB IBB HBP BLK WP HR S P ERA WHIP								
<b>Rick Reuschel, R</b> (1, 1) ERA: 2.36	5.0 L 26 8 5 5 1 4 1 0 0 0 1 0 49 93 9.00 2.400																					
<b>Trevor Wilson, L</b> (6, 1) ERA: 4.15	2.1 11 3 2 2 2 1 0 0 0 0 0 0 26 45 7.71 1.714																					
<b>Randy McCament, R</b> (8, 1) ERA: 0.71	0.2 2 0 0 0 0 0 0 0 0 0 0 0 5 8 0.00 0.000																					
<b>Rich Gossage, R</b> (9, 1) ERA: 2.38	1.0 4 2 0 0 0 0 0 0 0 0 0 0 8 12 0.00 2.000																					

AB	35
R	7
H	13
RBI	6
BB	6
SO	3
LOB	20



WP: 1	PA: 43
PB: 0	
SB: 1	
CS: 0	

ERA	WHIP

Batter	1	2	3	4	5	6	7	8	9	AB	R	H	RBI	BB	SO	LOB
<b>Brett Butler, L</b> OBP: 0.360, SLG: 0.375 (1, 8)	2-2 L4 2B	1-0 L8		1-3 K		2-2 2-H 1B			0-3 K	5	0	2	0	0	2	3
<b>Robby Thompson, R</b> OBP: 0.352, SLG: 0.462 (1, 4)	1-0 HBP		3-1 P4		1-3 K		0-3 K			3	0	0	0	0	2	0
<b>Will Clark, L</b> OBP: 0.418, SLG: 0.552 (1, 3)	2-2 L8		0-0 1B		0-2 HR 1B		2-1 G6-3			4	1	2	0	0	0	2
<b>Kevin Mitchell, R</b> OBP: 0.383, SLG: 0.694 (1, 7)	0-2 L4 2-3		0-1 P6		0-0 HR		1-1 G5-3			4	1	1	2	0	0	3
<b>Terry Kennedy, L</b> OBP: 0.310, SLG: 0.340 (1, 2)		0-1 L8	0-0 G6-3		2-0 G1-3		1-2 F7			4	0	0	0	0	0	1
<b>Ernest Riles, L</b> OBP: 0.350, SLG: 0.434 (1, 5)		2-2 G6-3		2-2 HR		2-0 F7		2-1 G6-3		3	1	1	1	0	0	0
<b>Randy McCament, R</b> (8, 1)										0	0	0	0	0	0	0
<b>Ken Oberkfell, L</b> OBP: 0.255, SLG: 0.322 (8, PH)										1	0	0	0	0	0	0
<b>Rich Gossage, R</b> (9, 1)										0	0	0	0	0	0	0
<b>Pat Sheridan, L</b> OBP: 0.314, SLG: 0.343 (1, 9)		2-1 BB 1B		0-3 K		4-0 S 1B BB		0-0 G6-3		3	1	1	0	1	1	0
<b>Jose Uribe, S</b> OBP: 0.294, SLG: 0.318 (1, 6)		4-2 1B		0-0 P5		0-0 B1			1-3 K	2	0	0	0	1	0	1
<b>Bill Bathe, R</b> OBP: 0.250, SLG: 0.267 (9, PH)		1-2 BB		1-1 P5		2-2 F8				1	0	0	0	0	1	0
<b>Rick Reuschel, R</b> OBP: 0.244, SLG: 0.190 (1, 1)		2-1 BB		1-1 1B					1-3 K	2	0	2	1	0	0	0
<b>Trevor Wilson, L</b> OBP: 0.500, SLG: 0.400 (6, 1)										0	0	0	0	0	0	0
<b>Greg Litton, R</b> OBP: 0.380, SLG: 0.469 (6, 5)		1-3 2-H 1B								2	0	0	0	0	1	1

Inning Stats	R: 0	H: 1	E: 0	K: 0	S: 12	R: 1	H: 2	E: 0	K: 0	S: 12	R: 0	H: 1	E: 0	K: 1	S: 10	R: 0	H: 0	E: 0	K: 1	S: 7	R: 0	H: 0	E: 0	K: 0	S: 8	R: 0	H: 0	E: 0	K: 3	S: 9	R: 0	H: 0	E: 0	K: 0	S: 10	R: 2	H: 2	E: 0	K: 1	S: 10	R: 0	H: 1	E: 0	K: 0	S: 10	R: 0	H: 0	E: 0	K: 1	S: 7	R: 0	H: 0	E: 0	K: 0	S: 8	R: 0	H: 0	E: 0	K: 0	S: 11	R: 0	H: 0	E: 0	K: 0	S: 11	R: 0	H: 0	E: 0	K: 0	S: 10	R: 0	H: 0	E: 0	K: 0	S: 10	R: 0	H: 0	E: 0	K: 0	S: 15
--------------	------	------	------	------	-------	------	------	------	------	-------	------	------	------	------	-------	------	------	------	------	------	------	------	------	------	------	------	------	------	------	------	------	------	------	------	-------	------	------	------	------	-------	------	------	------	------	-------	------	------	------	------	------	------	------	------	------	------	------	------	------	------	-------	------	------	------	------	-------	------	------	------	------	-------	------	------	------	------	-------	------	------	------	------	-------

PITCHER	IP	WLS	BF	H	R	ER	SO	BB	IBB	HBP	BLK	WP	HR	S	P	ERA	WHIP
<b>Doug Drabek, R</b> ERA: 2.36 (1, 1)	6.0		28	9	4	4	3	2	0	0	0	0	2	62	97	6.00	1.833
<b>Doug Bair, R</b> ERA: 0.92 (7, 1)	1.0		3	0	0	0	1	0	0	0	0	0	0	7	10	0.00	0.000
<b>Bill Landrum, R</b> ERA: 0.22 (8, 1)	2.0	S	6	0	0	0	3	0	0	0	0	0	0	17	22	0.00	0.000

**BOTTOM**

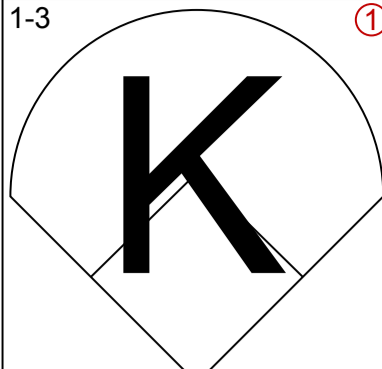
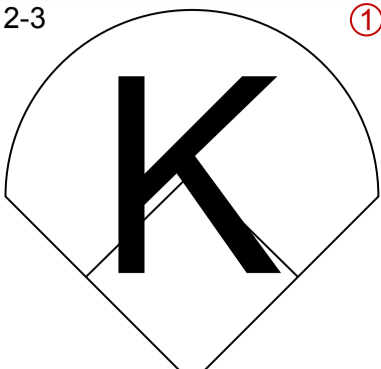
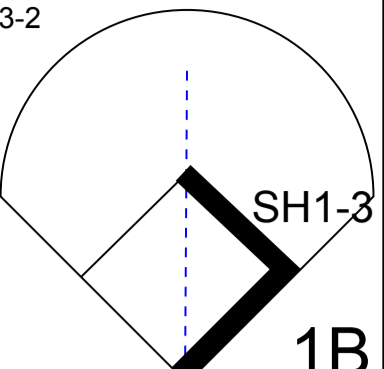
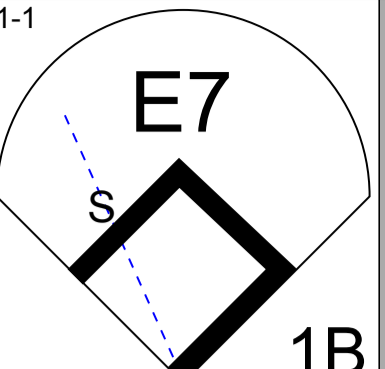
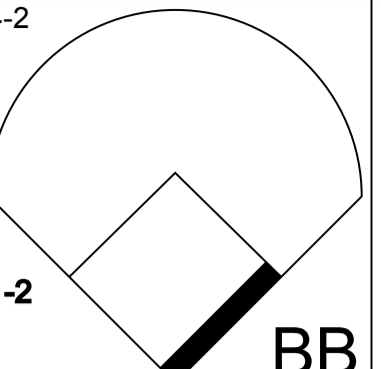
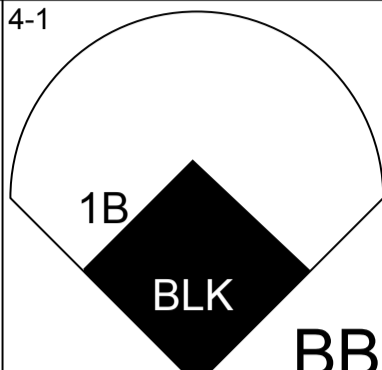
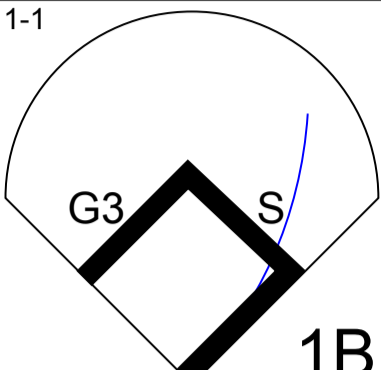
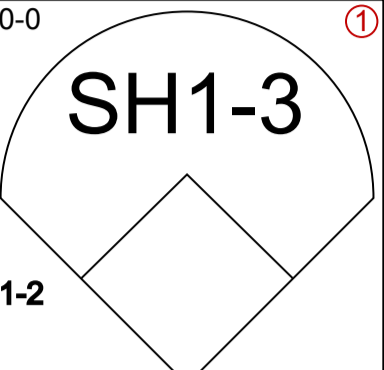
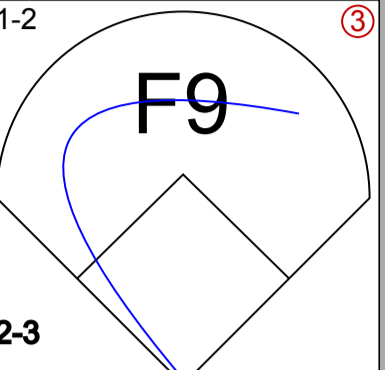
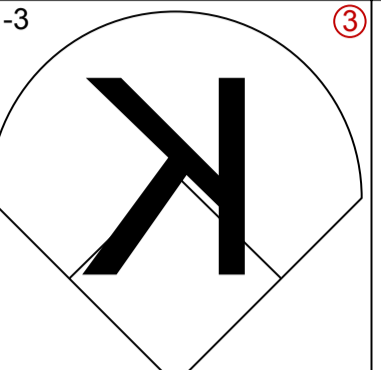
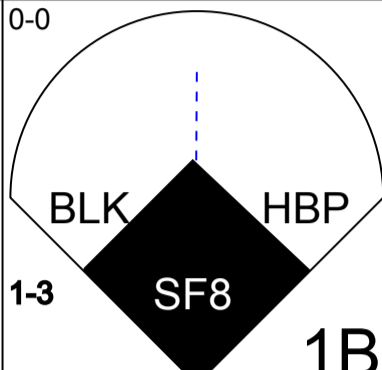
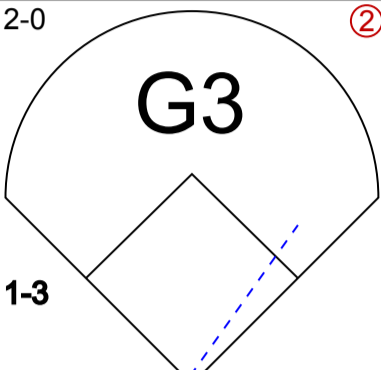
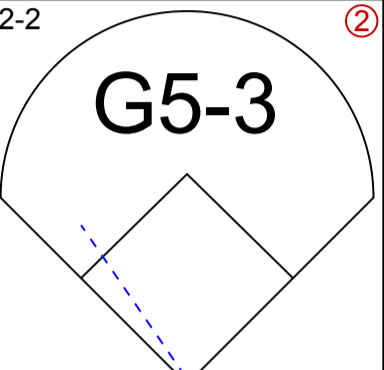

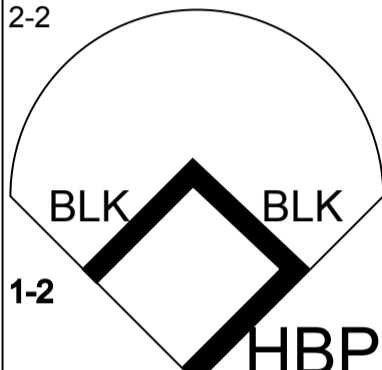
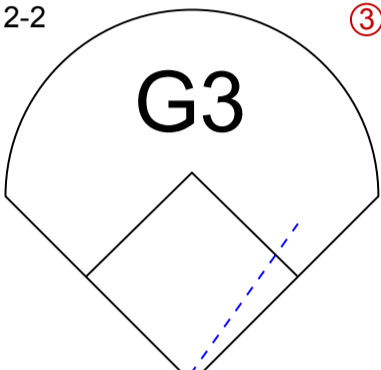
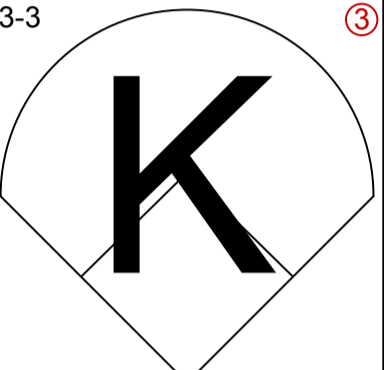

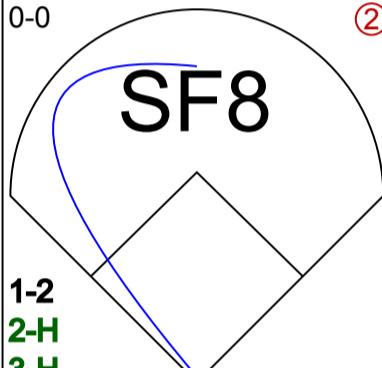
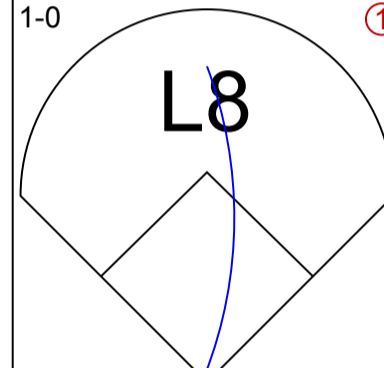
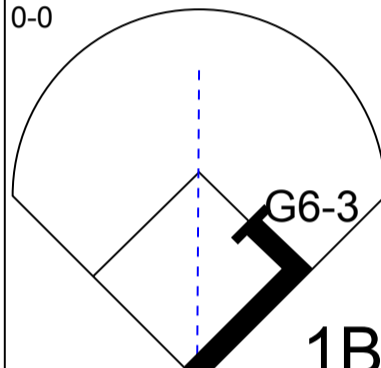
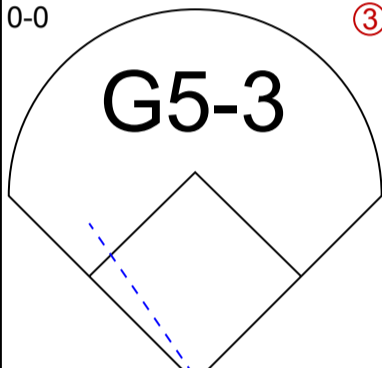
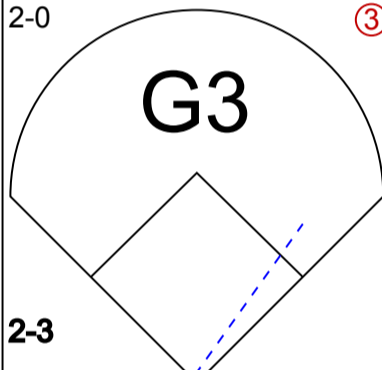
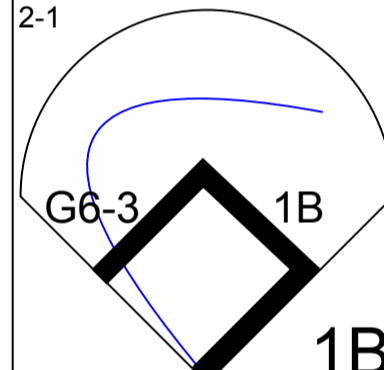
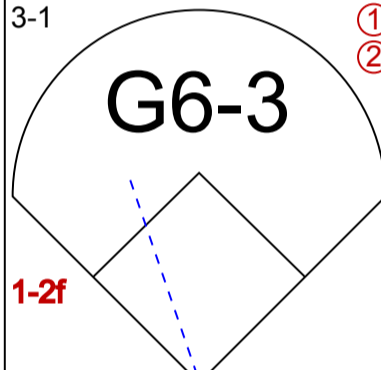
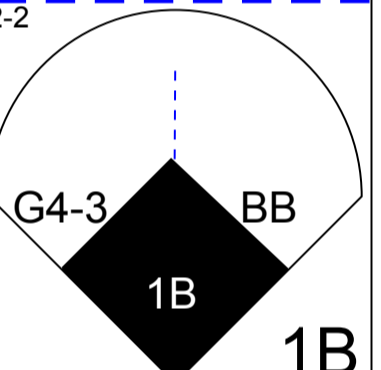
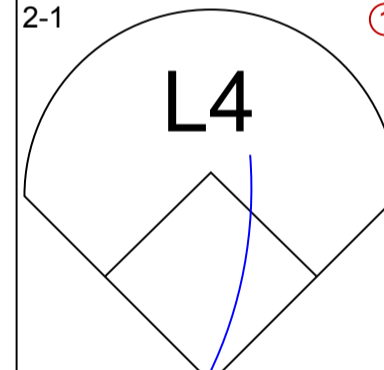
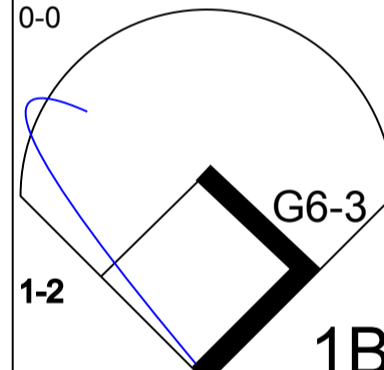
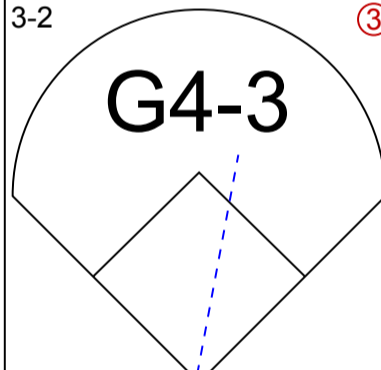
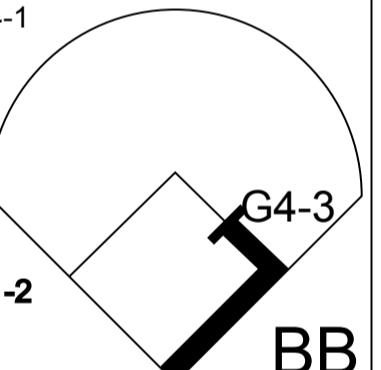
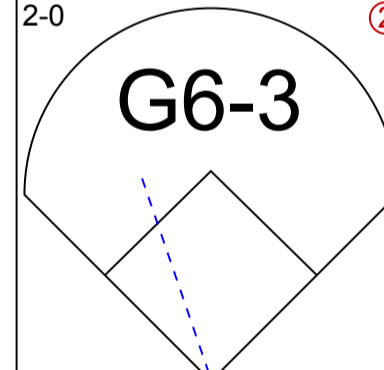
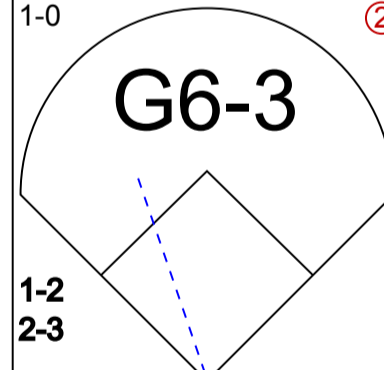
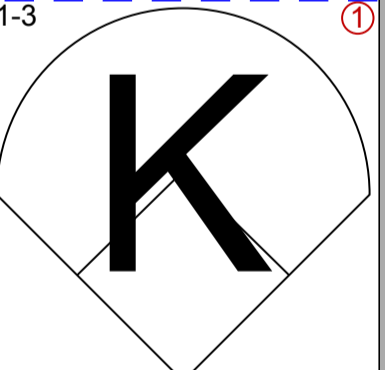
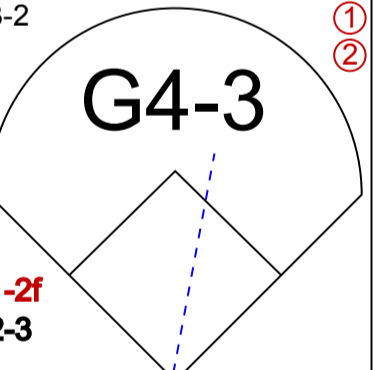
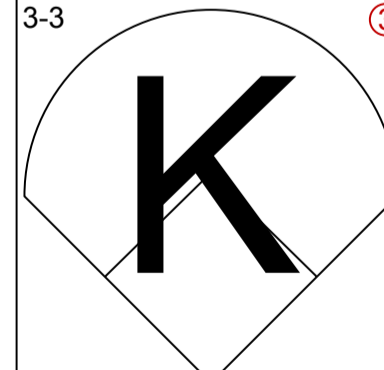
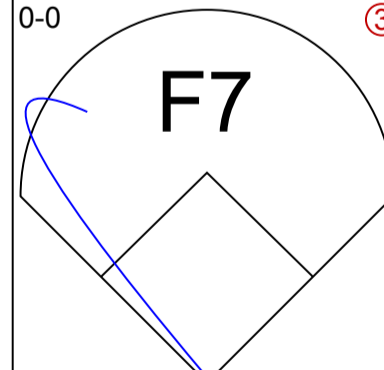
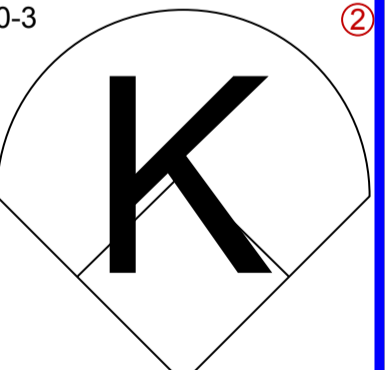
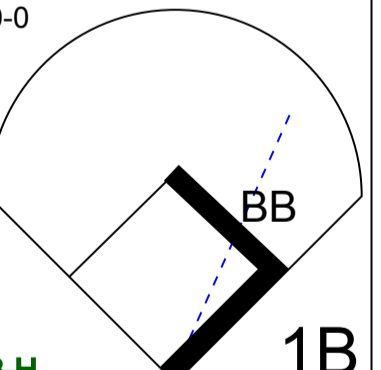
**Pittsburgh Pirates @ San Francisco Giants**  
Candlestick Park, San Francisco, CA

Fri Jul 14 1989, 10:05 PM EDT  
Att. 18,238 - Unknown

AB	R	H	RBI	BB	SO	LOB
34	4	9	4	2	7	11

**GIANTS**

WP	PA	ERA	WHIP
0	37		

Batter	1	2	3	4	5	6	7	8	9	AB R H RBI BB SO LOB	TOP
<b>Barry Bonds, L</b> (1, 7) OBP: 0.342, SLG: 0.433	1-3 		2-3 		3-2 		1-1 		4-2 	4 0 2 0 1 2 0	<b>Pittsburgh Pirates @ San Francisco Giants</b> Candlestick Park, San Francisco, CA Sat Jul 15 1989, 6:33 AM EDT Att: 27,881 - Unknown
<b>Jose Lind, R</b> (1, 4) OBP: 0.299, SLG: 0.320	4-1 		1-1 		0-0 		1-2 		1-3 	3 1 1 0 1 1 3	
<b>Andy Van Slyke, L</b> (1, 8) OBP: 0.333, SLG: 0.391	0-0 		2-0 		2-2 		1-0 			4 1 1 0 0 0 2	
<b>Bobby Bonilla, S</b> (1, 5) OBP: 0.332, SLG: 0.437	2-2 		2-2 		3-3 		1-1 			3 0 0 0 0 1 2	
<b>Glenn Wilson, R</b> (1, 9) OBP: 0.324, SLG: 0.436	0-0 			1-0 		0-0 		0-0 		3 0 1 1 0 0 0	
<b>Gary Redus, R</b> (1, 3) OBP: 0.372, SLG: 0.439	2-0 			2-1 		3-1 		2-2 		4 1 2 0 0 0 2	
<b>Junior Ortiz, R</b> (1, 2) OBP: 0.277, SLG: 0.247		2-1 		0-0 		3-2 		4-1 		3 0 1 0 0 0 0	
<b>John Cangelosi, S</b> (9, PH) OBP: 0.420, SLG: 0.325										0 0 0 0 1 0 0	
<b>Rafael Belliard, R</b> (1, 6) OBP: 0.271, SLG: 0.288		2-0 		1-0 		1-3 		3-2 		3 0 0 0 0 1 2	
<b>R.J. Reynolds, S</b> (9, PH) OBP: 0.358, SLG: 0.401										1 0 0 0 0 0 2	
<b>John Smiley, L</b> (1, 1) OBP: 0.114, SLG: 0.073		3-3 		0-0 		0-3 		0-0 		2 0 0 0 0 1 2	
<b>Jeff King, R</b> (7, PH) OBP: 0.278, SLG: 0.406										1 0 0 0 0 1 0	
<b>Bob Kipper, R</b> (7, 1) OBP: 0.250, SLG: 0.143										0 0 0 0 0 0 0	
<b>Miguel Garcia, L</b> (8, 1) OBP: 1.000, SLG: 1.000										0 0 0 0 0 0 0	
<b>Benny Distefano, L</b> (9, PH) OBP: 0.359, SLG: 0.271										1 0 1 1 0 0 0	
<b>Inning Stats</b>	R: 2 H: 1 E: 0 LOB: 1 K: 1 BB: 1 S: 9 P: 18	R: 0 H: 0 E: 0 LOB: 0 K: 1 BB: 0 S: 6 P: 13	R: 0 H: 1 E: 0 LOB: 1 K: 1 BB: 0 S: 9 P: 16	R: 0 H: 2 E: 0 LOB: 2 K: 0 BB: 0 S: 6 P: 10	R: 0 H: 1 E: 0 LOB: 1 K: 1 BB: 0 S: 12 P: 20	R: 0 H: 1 E: 0 LOB: 0 K: 0 BB: 0 S: 8 P: 14	R: 0 H: 1 E: 1 LOB: 1 K: 2 BB: 0 S: 12 P: 15	R: 0 H: 0 E: 0 LOB: 0 K: 0 BB: 0 S: 4 P: 6	R: 1 H: 2 E: 0 LOB: 2 K: 1 BB: 2 S: 14 P: 28	1B: 9 SF: 1 2B: 0 SAC: 1 3B: 0 DP: 2 HR: 0 HBP: 1	WP: 0 PA: 38 PB: 0 SB: 2 CS: 0
<b>PITCHER</b>	IP WLS BF H R ER SO BB IBB HBP BLK WP HR S P ERA WHIP										
<b>Michael LaCoss, R</b> (1, 1) ERA: 3.24	6.0 W 25 6 2 2 4 1 0 1 2 0 0 50 91 3.00 1.167										
<b>Craig Lefferts, L</b> (7, 1) ERA: 2.17	2.0 7 1 0 0 2 0 0 0 0 0 0 16 21 0.00 0.500										
<b>Randy McCament, R</b> (9, 1) ERA: 1.32	1.0 6 2 1 1 1 2 0 0 0 0 0 14 28 9.00 4.000										

AB	32
R	3
H	9
RBI	2
BB	3
SO	7
LOB	15



Batter	1	2	3	4	5	6	7	8	9
<b>Brett Butler, L</b> (1, 8) OBP: 0.364, SLG: 0.378	1-1 G5-3		1-0 B4-3		2-2 1B	1 SAFE 0-0 HBP 2B 1B		2-2 2B 1B	
<b>Robby Thompson, R</b> (1, 4) OBP: 0.352, SLG: 0.463	1-0 F7		1-3 K		0-0 P2	1-2 2B HBP		0-0 1-H 2B	
<b>Will Clark, L</b> (1, 3) OBP: 0.423, SLG: 0.558	4-0 BB			0-0 1B E	1-1 E WP 1B	0-1 1-H 2-H 3-H 2B		0-3 K	
<b>Kevin Mitchell, R</b> (1, 7) OBP: 0.388, SLG: 0.693	0-1 P4			0-1 E9 1B E	4-2 E IBB	4-0 BB		4-0 G5-4-3 IBB	
<b>Candy Maldonado, R</b> (1, 9) OBP: 0.292, SLG: 0.339		0-2 P4		1-0 F9	0-0 E5	1-2 F7		0-1 G5-4-3	
<b>Craig Lefferts, L</b> (7, 1)									
<b>Donell Nixon, R</b> (8, PH) OBP: 0.308, SLG: 0.279									
<b>Randy McCament, R</b> (9, 1)									
<b>Greg Litton, R</b> (1, 5) OBP: 0.387, SLG: 0.500		0-1 G6-3		1-2 E CS 1B	0-0 G6-3		0-0 SF7 3B		
<b>Kirt Manwaring, R</b> (1, 2) OBP: 0.272, SLG: 0.260		1-2 1B		0-2 E5 CS		1-2 G5-3	2-2 F7		
<b>Jose Uribe, S</b> (1, 6) OBP: 0.293, SLG: 0.316		1-2 P6		1-0 F9		4-2 HBP 1B 2B BB	2-2 SF7		
<b>Michael LaCoss, R</b> (1, 1) OBP: 0.200, SLG: 0.154			2-2 G6-3		2-1 P5	1-2 F8	0-0 G6-3		
<b>Bill Bathe, R</b> (6, PH) OBP: 0.235, SLG: 0.250									
<b>Pat Sheridan, L</b> (7, 9) OBP: 0.313, SLG: 0.341									

Inning Stats	R: 0 E: 0 K: 0 S: 5	H: 0 LOB: 1 BB: 1 P: 11	R: 0 E: 0 K: 0 S: 11	H: 1 LOB: 1 BB: 0 P: 13	R: 0 E: 0 K: 1 S: 7	H: 0 LOB: 0 BB: 0 P: 11	R: 2 E: 2 K: 0 S: 12	H: 3 LOB: 1 BB: 0 P: 14	R: 1 E: 1 K: 0 S: 12	H: 2 LOB: 3 BB: 1 P: 21	R: 3 E: 0 K: 0 S: 15	H: 2 LOB: 2 BB: 2 P: 27	R: 1 E: 0 K: 0 S: 8	H: 1 LOB: 0 BB: 0 P: 12	R: 1 E: 0 K: 1 S: 9	H: 2 LOB: 1 BB: 1 P: 15
--------------	------------------------------	----------------------------------	-------------------------------	----------------------------------	------------------------------	----------------------------------	-------------------------------	----------------------------------	-------------------------------	----------------------------------	-------------------------------	----------------------------------	------------------------------	----------------------------------	------------------------------	----------------------------------

PITCHER	IP	WLS	BF	H	R	ER	SO	BB	IBB	HBP	BLK	WP	HR	S	P	ERA	WHIP
<b>John Smiley, L</b> (1, 1) ERA: 3.06	6.0	L	32	8	6	5	1	3	1	1	0	1	0	62	97	7.50	1.833
<b>Bob Kipper, L</b> (7, 1) ERA: 2.67	1.0		4	1	1	1	0	0	0	0	0	0	0	8	12	9.00	1.000
<b>Miguel Garcia, L</b> (8, 1) ERA: 4.5	1.0		5	2	1	1	1	0	1	0	0	0	0	9	15	9.00	2.000

AB	R	H	RBI	BB	SO	LOB
5	3	3	0	0	0	0
4	1	1	1	0	1	1
4	1	3	4	1	1	1
2	1	1	0	3	0	1
4	0	0	0	0	0	5
0	0	0	0	0	0	0
1	0	0	0	0	0	2
0	0	0	0	0	0	0
4	1	2	0	0	0	3
4	0	1	1	0	0	2
2	1	0	1	1	0	3
2	0	0	0	0	0	0
1	0	0	0	0	0	1
1	0	0	0	0	0	0

WP	PA	41
1	41	
0		
1		
2		

1B	2B	3B	HR	SF	SAC	DP	HBP
8	2	1	0	1	0	1	1

AB	R	H	RBI	BB	SO	LOB
34	8	11	7	5	2	19



**Pittsburgh Pirates @ San Francisco Giants**  
 Candlestick Park, San Francisco, CA  
 Sat Jul 15 1989, 6:33 AM EDT  
 Att. 27,881 - Unknown

Batter	1	2	3	4	5	6	7	8	9	AB R H RBI BB SO LOB	TOP		
Barry Bonds, L (1, 7) OBP: 0.344, SLG: 0.432	0-0 SF7 1B		4-1 BB			1-3 K		3-2 F9		3 1 1 0 1 1 0	<b>Pittsburgh Pirates @ San Francisco Giants</b> Candlestick Park, San Francisco, CA Sun Jul 16 1989, 6:33 AM EDT Att. 44,781 - Sunny - 70 F		
Jose Lind, R (1, 4) OBP: 0.295, SLG: 0.317	3-2 F9		0-0 F9			1-2 G6-3		1-0 G6-3		4 0 0 0 0 0 3			
Andy Van Slyke, L (1, 8) OBP: 0.328, SLG: 0.387	2-2 SF7 1-H		0-1 G3-1			2-2 L5		0-1 F7		3 0 0 1 0 0 2			
Bobby Bonilla, S (1, 5) OBP: 0.331, SLG: 0.435	1-1 L7			0-1 G3		2-2 BB 1B		2-2 P5		4 0 1 0 0 0 0			
Glenn Wilson, R (1, 9) OBP: 0.323, SLG: 0.430		0-0 G1-3		1-3 K		4-1 BB 1B		1-1 G6-3		3 0 0 0 1 1 0			
Benny Distefano, L (1, 3) OBP: 0.349, SLG: 0.261		1-1 P4		1-2 P3		1-2 BB				3 0 0 0 0 1 2			
Michael LaValliere, L (1, 2) OBP: 0.423, SLG: 0.417		0-2 F8			1-1 G3-1		2-2 F8			3 0 0 0 0 0 2			
Rafael Belliard, R (1, 6) OBP: 0.275, SLG: 0.286 R.J. Reynolds, S (7, PH) OBP: 0.356, SLG: 0.399 Rey Quinones, R (7, 6) OBP: 0.238, SLG: 0.278			4-1 BB BB		1-3 K		2-3 K			1 0 0 0 1 1 0 1 0 0 0 0 1 2 0 0 0 0 0 0 0			
Jeff Robinson, R (1, 1) Neal Heaton, L (6, 1) OBP: 0.320, SLG: 0.320 John Cangelosi, S (8, PH) OBP: 0.416, SLG: 0.321 Bob Kipper, R (8, 1) OBP: 0.250, SLG: 0.143			1-3 K		1-3 K			0-2 G6-3		2 0 0 0 0 2 1 0 0 0 0 0 0 0 1 0 0 0 0 0 0 0 0 0 0 0 0 0			
<b>Inning Stats</b>	R: 1 H: 1 E: 0 LOB: 0 K: 0 BB: 0 S: 10 P: 15	R: 0 H: 0 E: 0 LOB: 0 K: 0 BB: 0 S: 6 P: 7	R: 0 H: 0 E: 0 LOB: 2 K: 1 BB: 2 S: 9 P: 17	R: 0 H: 0 E: 0 LOB: 0 K: 1 BB: 0 S: 8 P: 10	R: 0 H: 0 E: 0 LOB: 0 K: 2 BB: 0 S: 11 P: 14	R: 0 H: 0 E: 0 LOB: 0 K: 1 BB: 0 S: 11 P: 15	R: 0 H: 1 E: 0 LOB: 2 K: 2 BB: 1 S: 15 P: 26	R: 0 H: 0 E: 0 LOB: 0 K: 0 BB: 0 S: 7 P: 11	R: 0 H: 0 E: 0 LOB: 0 K: 0 BB: 0 S: 8 P: 11	1B: 2 SF: 1 2B: 0 SAC: 0 3B: 0 DP: 0 HR: 0 HBP: 0		WP: 0 PA: 32 PB: 0 SB: 1 CS: 0	
<b>PITCHER</b>	IP WLS BF H R ER SO BB IBB HBP BLK WP HR S P ERA WHIP											<b>PITCHER</b>	IP WLS BF H R ER SO BB IBB HBP BLK WP HR S P ERA WHIP
Scott Garrelts, R (1, 1) ERA: 2.61	6.0 W 22 2 1 0 5 2 0 0 0 0 0 0 58 83 0.00 0.667												
Jeff Brantley, R (7, 1) ERA: 3.14	2.0 7 0 0 0 2 1 0 0 0 0 0 0 19 32 0.00 0.500												
Steve Bedrosian, R (9, 1) ERA: 3.35	1.0 S 3 0 0 0 0 0 0 0 0 0 0 0 8 11 0.00 0.000												

AB	28
R	1
H	2
RBI	1
BB	3
SO	7
LOB	12



Batter	1	2	3	4	5	6	7	8	9	AB	R	H	RBI	BB	SO	LOB	BOTTOM									
<b>Brett Butler, L</b> OBP: 0.362, SLG: 0.377 (1, 8)	0-0 HBP <b>1B</b>			0-1 <b>F9</b>			1-2 <b>G6-3</b>			3-2 <b>F9</b>																
<b>Robby Thompson, R</b> OBP: 0.357, SLG: 0.471 (1, 4)	3-1 SAFE <b>G5-3</b> HBP			1-0 <b>F1</b>			2-1 WP <b>1B</b> <b>2B</b>			2-1 <b>2B</b>																
<b>Will Clark, L</b> OBP: 0.421, SLG: 0.554 (1, 3)	0-2 <b>E4</b> <b>G5-3</b>			1-1 <b>G3-1</b>			1-1 <b>L6-3</b> <b>1B</b>			2-2 <b>F7</b>																
<b>Kevin Mitchell, R</b> OBP: 0.387, SLG: 0.688 (1, 7)	3-2 SAFE <b>G5-3</b>			3-0 <b>G3-1</b> <b>1B</b> <b>1B</b>			1-1 <b>L6-3</b>			3-3 <b>K</b>																
<b>Terry Kennedy, L</b> OBP: 0.309, SLG: 0.335 (1, 2)	4-0 <b>BB</b>			1-3 <b>K</b>			0-2 <b>G6-3</b>			1-3 <b>K</b>																
<b>Ken Oberkfell, L</b> OBP: 0.257, SLG: 0.315 (1, 5)	2-2 <b>F9</b>			0-0 <b>G3-1</b>			4-1 <b>BB</b>			0-0 <b>P2</b>																
<b>Bill Bathe, R</b> OBP: 0.222, SLG: 0.235 (8, PH)				1-2 <b>BB</b> <b>1B</b>			1-3 <b>K</b>			1-3 SAFE <b>K</b>																
<b>Steve Bedrosian, R</b> OBP: 0.333, SLG: 0.333 (9, 1)				4-1 SAFE <b>G1-3</b>			2-2 <b>G1-3</b>			2-2 <b>G1-3</b>																
<b>Pat Sheridan, L</b> OBP: 0.313, SLG: 0.341 (1, 9)				1-2 <b>BB</b>			1-3 <b>K</b>			0-2 <b>L7</b>																
<b>Greg Litton, R</b> OBP: 0.387, SLG: 0.500 (9, 5)				2-2 SAFE <b>BB</b> <b>1B</b>			2-2 SAFE <b>BB</b> <b>1B</b>			1-0 <b>L7</b>																
<b>Jose Uribe, S</b> OBP: 0.294, SLG: 0.314 (1, 6)				1-1 <b>L8</b>			4-1 SAFE <b>G1-3</b>			1-1 <b>L7</b>																
<b>Scott Garrelts, R</b> OBP: 0.195, SLG: 0.275 (1, 1)				1-3 <b>K</b>			1-3 SAFE <b>K</b>			1-0 <b>L7</b>																
<b>Jeff Brantley, R</b> OBP: 0.143, SLG: 0.143 (7, 1)				1-1 <b>L8</b>			2-2 SAFE <b>G1-3</b>			1-0 <b>L7</b>																
<b>Candy Maldonado, R</b> OBP: 0.291, SLG: 0.338 (7, 9)				0-2 <b>G6-3</b>			1-3 <b>K</b>			1-0 <b>L7</b>																
<b>Inning Stats</b>	R: 1 E: 1 K: 0 S: 14	H: 1 LOB: 2 BB: 1 P: 26	R: 0 E: 0 K: 1 S: 11	H: 0 LOB: 0 BB: 0 P: 13	R: 0 E: 0 K: 0 S: 5	H: 0 LOB: 0 BB: 0 P: 7	R: 1 E: 0 K: 2 S: 13	H: 2 LOB: 2 BB: 1 P: 23	R: 1 E: 0 K: 0 S: 9	H: 2 LOB: 0 BB: 0 P: 14	R: 0 E: 0 K: 1 S: 11	H: 0 LOB: 1 BB: 1 P: 18	R: 0 E: 0 K: 0 S: 10	H: 1 LOB: 1 BB: 0 P: 18	R: 0 E: 0 K: 2 S: 9	H: 0 LOB: 0 BB: 0 P: 13	1B: 4 2B: 3 3B: 0 HR: 0	SF: 0 SAC: 0 DP: 1 HBP: 1	WP: 1 PB: 0 SB: 1 CS: 0	PA: 33						
<b>PITCHER</b>	IP WLS L	WLS L	BF L	H R	R ER	SO ER	BB IBB	HBP BLK	WP HR	S P	ERA WHIP	<b>PITCHER</b>	IP WLS BF	H R	ER SO	BB IBB	HBP BLK	WP HR	S P	ERA WHIP						
<b>Jeff Robinson, R</b> ERA: 4.95 (1, 1)	5.0		22	5	3	3	2	0	1	52	3.60															
<b>Neal Heaton, L</b> ERA: 3.98 (6, 1)	2.0		8	1	0	1	0	0	0	21	0.00															
<b>Bob Kipper, L</b> ERA: 2.63 (8, 1)	1.0		3	0	0	2	0	0	0	9	0.00															

**Pittsburgh Pirates @ San Francisco Giants**  
**Candlestick Park, San Francisco, CA**

Sun Jul 16 1989, 6:33 AM EDT  
 Att. 44,781 - Sunny - 70 F

<b>AB</b>	<b>29</b>
<b>R</b>	<b>3</b>
<b>H</b>	<b>6</b>
<b>RBI</b>	<b>3</b>
<b>BB</b>	<b>3</b>
<b>SO</b>	<b>6</b>
<b>LOB</b>	<b>12</b>



Batter	1	2	3	4	5	6	7	8	9	AB R H RBI BB SO LOB	TOP																								
Vince Coleman, S OBP: 0.328, SLG: 0.340 (1, 7)	0-1 SH1-3 WP BB 1B	1-0 SH1-3		2-2 F8			0-2 G3		4-0 1B BB	3 1 1 0 1 0 0																									
José Oquendo, S OBP: 0.360, SLG: 0.366 (1, 4)	4-2 WP SH1-3 HR BB	3-3 K		0-0 G3			1-0 FC5-4 1B		0-1 1-3 1B	4 1 2 0 1 1 1																									
Ozzie Smith, S OBP: 0.359, SLG: 0.376 (1, 6)	0-0 SH1-3	0-1 G4-3			0-3 K		2-1 F8		1-0 G4-3	4 0 0 0 0 1 4																									
Pedro Guerrero, R OBP: 0.372, SLG: 0.448 (1, 3)	1-2 HR 1B		0-0 BB		1-1 G3-1		0-0 FC5-4 1-2f			4 1 2 0 0 0 1																									
Tom Brunansky, R OBP: 0.327, SLG: 0.434 (1, 9)	0-2 HR 1B		4-0 FC5-4 BB		2-1 G6-3			0-1 F8		3 1 1 3 1 0 0																									
Terry Pendleton, S OBP: 0.299, SLG: 0.355 (1, 5)	2-0 G6-3		0-1 FC5-4 1B 1-2f			1-1 G4-6-3 1B		1-2 F8		4 0 1 0 0 0 1																									
Milt Thompson, L OBP: 0.353, SLG: 0.381 Todd Worrell, R (8, 1)	1-2 1B		0-0 1B			3-2 G4-6-3 1B		1-2 G6-3		4 0 3 0 0 0 0 0 0 0 0 0 0 0																									
Tony Peña, R OBP: 0.300, SLG: 0.351 Leon Durham, L (9, PH)	0-0 G4-3		1-3 K			0-0 G4-6-3 1-2f 2-3			0-0 F8	3 0 0 0 0 1 5 1 0 0 0 0 0 0																									
Ted Power, R OBP: 0.200, SLG: 0.200 Frank DiPino, L OBP: 0.111, SLG: 0.111 Denny Walling, L OBP: 0.378, SLG: 0.387 Dan Quisenberry, R OBP: 0.250, SLG: 0.250 John Morris, L OBP: 0.270, SLG: 0.367		1-2 BLK SH1-3 1B		2-1 G4-3					0-2 G3	1 0 1 0 0 0 0 1 0 0 0 0 0 0 1 0 0 0 0 0 1 0 0 0 0 0 0 0 1 0 0 0 0 0 0																									
<b>Inning Stats</b>	R: 4 E: 0 K: 0 S: 18	H: 4 LOB: 1 BB: 1 P: 26	R: 0 E: 0 K: 1 S: 12	H: 1 LOB: 1 BB: 0 P: 17	R: 0 E: 0 K: 1 S: 7	H: 2 LOB: 2 BB: 1 P: 12	R: 0 E: 0 K: 0 S: 6	H: 0 LOB: 0 BB: 0 P: 10	R: 0 E: 0 K: 0 S: 7	H: 2 LOB: 1 BB: 0 P: 12	R: 0 E: 0 K: 0 S: 7	H: 1 LOB: 1 BB: 0 P: 10	R: 0 E: 0 K: 0 S: 8	H: 0 LOB: 0 BB: 0 P: 10	R: 0 E: 0 K: 0 S: 7	H: 1 LOB: 2 BB: 1 P: 12	1B: 9 2B: 1 3B: 0 HR: 1	SF: 0 SAC: 2 DP: 1 HBP: 0	WP: 1 PB: 0 SB: 0 CS: 0	PA: 39															
<b>PITCHER</b>	IP WLS BF H R ER SO BB IBB HBP BLK WP HR S P ERA WHIP																																		
Atlee Hammaker, L ERA: 3.86 (1, 1)	2.2		16	7	4	4	1	2	0	0	1	1	34	51	13.50	3.375																			
Randy McCament, R ERA: 1.06 (3, 1)	3.1	W	11	2	0	0	2	0	0	0	0	0	23	36	0.00	0.600																			
Rich Gossage, R ERA: 2.19 (7, 1)	3.0	S	12	2	0	0	0	1	0	0	0	0	22	32	0.00	1.000																			

St. Louis Cardinals @ San Francisco Giants  
Candlestick Park, San Francisco, CA

Mon Jul 17 1989, 10:05 PM EDT  
Att: 25,643 - Unknown

livebaseballscorecards.com

AB	34
R	4
H	11
RBI	3
BB	3
SO	3
LOB	13





Batter	1	2	3	4	5	6	7	8	9
<b>Brett Butler, L</b> OBP: 0.366, SLG: 0.378 (1, 8)	0-2 G5-3 1B	0-2 3B 1B	2-3 K		1-0 G4-3			4-1 BB	
<b>Robby Thompson, R</b> OBP: 0.357, SLG: 0.476 (1, 4)	3-2 G5-3 1-2	1-2 2B 3B	2-3 K			0-1 L4-3 1B		2-2 P4	
<b>Will Clark, L</b> OBP: 0.422, SLG: 0.552 (1, 3)	2-0 G3-1 HBP 2-H 1B	4-0 2B 2B IBB		2-2 F7		0-2 L4-3 1-2			
<b>Candy Maldonado, R</b> OBP: 0.298, SLG: 0.346 (1, 9)	1-2 G3-1 HBP 1-2	0-0 2B 2B		2-2 FC4-6 1B		2-1 G4-3			
<b>Ernest Riles, L</b> OBP: 0.348, SLG: 0.435 (1, 5)	0-1 G3-1 1-2 2-3	0-1 1B 2B		0-1 FC4-6 1-2		1-2 G6-3			
<b>Donell Nixon, R</b> OBP: 0.305, SLG: 0.278 (1, 7)	2-1 P4	2-1 1B		3-1 G6-3		1-2 L6			
<b>Kirt Manwaring, R</b> OBP: 0.264, SLG: 0.252 (1, 2)		G6-3 F8			0-1 G6-3		0-3 K		
<b>Jose Uribe, S</b> OBP: 0.293, SLG: 0.313 (1, 6)		1B G4-3			1-3 K		0-1 G6-3		
<b>Atlee Hammaker, S</b> OBP: 0.357, SLG: 0.429 <b>Randy McCament, R</b> OBP: 0.500, SLG: 0.500 <b>Rich Gossage, R</b> (7, 1)		1-1 SH 1B 3B	3-2 G5-3		1-0 1B		0-1 G4-3		

AB	R	H	RBI	BB	SO	LOB
4	2	2	0	1	1	1
5	1	2	3	0	1	2
3	1	1	1	1	0	1
3	1	2	1	0	0	0
4	1	1	2	0	0	3
4	0	1	1	0	0	3
4	0	0	0	0	1	1
4	1	1	0	0	1	1
0	1	0	0	0	0	0
2	0	1	0	0	0	0
1	0	0	0	0	0	0

AB	R	H	RBI	BB	SO	LOB
34	8	11	8	2	4	12

Inning Stats		R: 1	H: 2	E: 0	K: 0	S: 14	R: 7	H: 6	E: 0	K: 0	S: 22	R: 0	H: 0	E: 0	K: 2	S: 11	R: 0	H: 1	E: 0	K: 1	S: 7	R: 0	H: 1	E: 0	K: 1	S: 9	R: 0	H: 0	E: 0	K: 1	S: 9	R: 0	H: 0	E: 0	K: 0	S: 8
LOB: 2		BB: 0		P: 22		LOB: 1		BB: 1		P: 34		LOB: 1		BB: 0		P: 18		LOB: 0		BB: 0		P: 10		LOB: 0		BB: 0		P: 11		LOB: 1		BB: 1		P: 14		

PITCHER	IP	WLS	BF	H	R	ER	SO	BB	IBB	HBP	BLK	WP	HR	S	P	ERA	WHIP
<b>Ted Power, R</b> ERA: 7.43 (1, 1)	1.1	L	13	6	7	7	0	0	0	1	0	0	0	27	44	47.25	4.500
<b>Frank DiPino, L</b> ERA: 2.65 (2, 1)	3.2		15	4	1	1	3	0	0	0	0	0	0	38	58	2.46	1.091
<b>Dan Quisenberry, R</b> ERA: 2.32 (6, 1)	2.0		6	1	0	0	1	0	0	0	0	0	0	17	21	0.00	0.500
<b>Todd Worrell, R</b> ERA: 1.17 (8, 1)	1.0		4	0	0	0	0	1	0	0	0	0	0	8	14	0.00	1.000

PITCHER	IP	WLS	BF	H	R	ER	SO	BB	IBB	HBP	BLK	WP	HR	S	P	ERA	WHIP

**St. Louis Cardinals @ San Francisco Giants**  
**Candlestick Park, San Francisco, CA**  
 Mon Jul 17 1989, 10:05 PM EDT  
 Att. 25,643 - Unknown

livebaseballscorecards.com



Batter	1	2	3	4	5	6	7	8	9	AB R H RBI BB SO LOB	TOP											
Vince Coleman, S OBP: 0.324, SLG: 0.336 (1, 7)	2-2 G1-3		2-2 L7			2-2 G6-3		0-3 K		4 0 0 0 0 1 1	<b>St. Louis Cardinals @ San Francisco Giants</b> <b>Candlestick Park, San Francisco, CA</b> Tue Jul 18 1989, 10:05 PM EDT Att. 18,112 - Unknown - 56 F											
Milt Thompson, L OBP: 0.355, SLG: 0.383 (1, 8)	0-0 CS 1B			1-2 L7		0-0 1B		1-1 G3		4 0 2 0 0 0 0												
Ozzie Smith, S OBP: 0.355, SLG: 0.371 (1, 6)	1-3 SAFE 1-2 K			0-0 P3		2-1 SAFE P9		0-0 F8		4 0 0 0 0 1 2												
Pedro Guerrero, R OBP: 0.370, SLG: 0.455 (1, 3)		0-3 K		2-2 F9		2-1 HR		1-1 F9		4 1 1 1 0 1 0												
Terry Pendleton, S OBP: 0.298, SLG: 0.357 (1, 5)		0-3 K		2-2 SF9 2B		0-3 K		1-1 P5		4 1 1 0 0 2 0												
Tom Brunansky, R OBP: 0.326, SLG: 0.430 (1, 9)		2-2 G5-3		0-0 F9		4-0 1B 1B BB		0-0 P4		3 1 0 0 1 0 1												
José Oquendo, S OBP: 0.363, SLG: 0.370 (1, 4)			0-0 G6-3 1B		0-0 SF9		2-2 1B 1B			2 0 2 1 0 0 0												
Tony Peña, R OBP: 0.298, SLG: 0.348 (1, 2)			2-1 SAFE F8		0-0 F8		3-2 G6-4-3 1B			2 0 0 0 0 0 1												
Willie McGee, S OBP: 0.278, SLG: 0.356 (7, PH)										1 0 1 1 0 0 0												
Ken Dayley, L (7, 1)										0 0 0 0 0 0 0												
Ken Hill, R OBP: 0.256, SLG: 0.263 (1, 1)			1-2 G6-3		1-2 L3		1-1 G6-4-3			2 0 0 0 0 0 1												
Tom Pagnozzi, R OBP: 0.250, SLG: 0.211 (7, PH) (7, 2)										1 0 0 0 0 0 2												
<b>Inning Stats</b>	R: 0 E: 0 K: 1 S: 8	H: 1 LOB: 0 BB: 0 P: 10	R: 0 E: 0 K: 2 S: 11	H: 0 LOB: 0 BB: 0 P: 13	R: 0 E: 0 K: 0 S: 10	H: 1 LOB: 1 BB: 0 P: 15	R: 0 E: 0 K: 0 S: 8	H: 0 LOB: 0 BB: 0 P: 11	R: 1 E: 0 K: 0 S: 7	H: 1 LOB: 0 BB: 0 P: 9	R: 0 E: 0 K: 0 S: 9	H: 1 LOB: 1 BB: 0 P: 14	R: 2 E: 0 K: 1 S: 14	H: 3 LOB: 1 BB: 1 P: 26	R: 0 E: 0 K: 1 S: 6	H: 0 LOB: 0 BB: 0 P: 7	R: 0 E: 0 K: 0 S: 5	H: 0 LOB: 0 BB: 0 P: 7	1B: 5 2B: 1 3B: 0 HR: 1	SF: 1 SAC: 0 DP: 1 HBP: 0	WP: 0 PB: 0 SB: 0 CS: 1	PA: 33
<b>PITCHER</b>	IP WLS BF H R ER SO BB IBB HBP BLK WP HR S P ERA WHIP																					
Don Robinson, R ERA: 3.31 (1, 1)	6.1 W 25 6 3 3 4 1 0 0 0 0 1 62 89 4.26 1.105																					
Craig Lefferts, L ERA: 2.11 (7, 1)	1.2 5 1 0 0 1 0 0 0 0 0 0 11 16 0.00 0.600																					
Steve Bedrosian, R ERA: 3.28 (9, 1)	1.0 3 0 0 0 0 0 0 0 0 0 0 5 7 0.00 0.000																					

livebaseballscorecards.com

<b>AB</b>	<b>31</b>
<b>R</b>	<b>3</b>
<b>H</b>	<b>7</b>
<b>RBI</b>	<b>3</b>
<b>BB</b>	<b>1</b>
<b>SO</b>	<b>5</b>
<b>LOB</b>	<b>8</b>



Batter	1	2	3	4	5	6	7	8	9	AB	R	H	RBI	BB	SO	LOB
<b>Brett Butler, L</b> OBP: 0.361, SLG: 0.373 (1, 8)	0-1 B1-3	0-0 G6-3			0-1 F7		1-1 G5-3	0-2 FC6-4		5	0	0	0	0	0	2
<b>Robby Thompson, R</b> OBP: 0.356, SLG: 0.473 (1, 4)	1-2 F9	1-2 G5-3			2-1 G1-3 1B		1-2 G6-3			4	0	1	0	0	0	0
<b>Will Clark, L</b> OBP: 0.420, SLG: 0.548 (1, 3)	0-0 1B BB 1B				0-1 G1-3		1-1 L8			4	1	1	0	0	0	2
<b>Candy Maldonado, R</b> OBP: 0.297, SLG: 0.345 (1, 9)	1-0 BB WP 3B 1B				0-3 K		2-3 K	1-2 G5-3		4	1	1	0	0	2	2
<b>Ernest Riles, L</b> OBP: 0.355, SLG: 0.436 (1, 5)	4-1 BB 3B BB				1-1 L8		0-0 SH5-4 1B	4-1 E 1B BB		2	2	1	0	2	0	0
<b>Donell Nixon, R</b> OBP: 0.323, SLG: 0.283 (1, 7)	4-0 3B BB				1-0 G5-3		2-0 P6-4 SH5-4 1B	4-2 SAFE E 1B BB		2	2	1	1	2	0	0
<b>Kirt Manwaring, R</b> OBP: 0.273, SLG: 0.276 (1, 2)	1-2 1-H 2-H 3-H 3B				1-1 G6-3		0-0 SH5-4	1-0 E9 E 1B		3	1	2	4	0	0	0
<b>Jose Uribe, S</b> OBP: 0.293, SLG: 0.310 (1, 6)	2-0 G4-3				0-1 G4-3		4-0 IBB	0-2 E3 FC6-4		3	0	0	0	1	0	1
<b>Don Robinson, R</b> OBP: 0.263, SLG: 0.375 (1, 1)					0-1 E5 G1-3 1B		1-1 P6-4	2-0 P3		3	0	0	0	0	0	3
<b>Craig Lefferts, L</b> (7, 1)										0	0	0	0	0	0	0
<b>Greg Litton, R</b> OBP: 0.382, SLG: 0.493 (8, PH)										1	0	0	0	0	0	1
<b>Steve Bedrosian, R</b> OBP: 0.333, SLG: 0.333 (9, 1)										0	0	0	0	0	0	0

Inning Stats	R: 4	H: 3	LOB: 1	K: 0	S: 12	P: 25	R: 0	H: 0	LOB: 0	K: 0	S: 8	P: 10	R: 0	H: 0	LOB: 0	K: 1	S: 7	P: 9	R: 0	H: 0	LOB: 0	K: 0	S: 5	P: 7	R: 0	H: 1	LOB: 2	K: 1	S: 11	P: 15	R: 0	H: 2	LOB: 2	K: 0	S: 5	P: 12	R: 0	H: 0	LOB: 0	K: 0	S: 7	P: 10	R: 3	H: 1	LOB: 1	K: 0	S: 18	P: 30
<b>Ken Hill, R</b> ERA: 3.26 (1, 1)	IP	WLS	BF	H	R	ER	SO	BB	IBB	HBP	BLK	WP	HR	S	P	ERA	WHIP																															
<b>Ken Dayley, L</b> ERA: 2.91 (7, 1)	2.0		10	1	3	1	0	2	0	0	0	0	0	25	40	4.50	1.500																															

**BOTTOM**

St. Louis Cardinals @ San Francisco Giants  
Candlestick Park, San Francisco, CA

Tue Jul 18 1989, 10:05 PM EDT  
Att: 18,112 - Unknown - 56 F

AB	31
R	7
H	7
RBI	5
BB	5
SO	2
LOB	11

WP: 1 PA: 37  
PB: 0  
SB: 0  
CS: 0

livebaseballscorecards.com

Batter	1	2	3	4	5	6	7	8	9	AB R H RBI BB SO LOB	TOP																
Vince Coleman, S (1, 7) OBP: 0.326, SLG: 0.334	4-0 L3 BB		0-3 K		4-0 1-2 2-3 BB		0-0 SH3	0-3 K		2 0 0 0 2 2 4																	
José Oquendo, S (1, 4) OBP: 0.361, SLG: 0.367	0-0 L3		0-0 G3		3-1 F8		0-0 2B 1B	0-3 K		5 1 1 1 0 1 7																	
Ozzie Smith, S (1, 6) OBP: 0.353, SLG: 0.373	0-0 6-3			0-0 F9	0-0 SF7		0-0 1B 2B		0-3 K	4 1 1 1 0 1 0																	
Pedro Guerrero, R (1, 3) OBP: 0.373, SLG: 0.456		0-0 FC6-4 1B		4-0 1B BB	0-3 K		0-0 FC6-4 1B		0-3 K	4 0 2 2 1 2 2																	
Tom Brunansky, R (1, 9) OBP: 0.327, SLG: 0.439		0-3 K		0-3 K		0-0 1B 1B	0-3 K		0-0 HR	5 1 2 1 0 3 3																	
Terry Pendleton, S (1, 5) OBP: 0.299, SLG: 0.356		0-0 FC6-4		0-0		0-0 P5	0-0 FC6-4		0-3 K2-3	3 0 1 0 0 0 2																	
Dan Quisenberry, R (6, 1) OBP: 0.250, SLG: 0.250				1-2 1B						0 0 0 0 0 0 0																	
Milt Thompson, L (7, PH) OBP: 0.354, SLG: 0.381										1 0 0 0 0 0 1																	
John Costello, R (7, 1)										0 0 0 0 0 0 0																	
Tom Pagnozzi, R (9, PH) OBP: 0.246, SLG: 0.207										1 0 0 0 0 1 0																	
Willie McGee, S (1, 8) OBP: 0.277, SLG: 0.352		0-0 F9		0-3 K		0-0 G4-6-3 1B		0-0 L9		4 0 1 0 0 1 3																	
Tony Peña, R (1, 2) OBP: 0.304, SLG: 0.352			0-0 K E 1B		0-0 BB S SF7 1B	0-0 G4-6-3		4-0 S 1B BB		3 1 2 0 1 0 2																	
Scott Terry, R (1, 1) OBP: 0.216, SLG: 0.371			0-0 E1		4-0 BB BB		0-0 SH3 1B 2B		0-0 1B	1 0 0 0 1 0 1																	
Frank DiPino, L (5, 1) OBP: 0.111, SLG: 0.111					1-2 BB					0 0 0 0 0 0 0																	
Denny Walling, L (6, 5) OBP: 0.410, SLG: 0.455										2 1 2 0 0 0 0																	
<b>Inning Stats</b>	R: 0 E: 0 K: 0 S: 2	H: 0 LOB: 0 BB: 1 P: 6	R: 0 E: 0 K: 1 S: 6	H: 1 LOB: 1 BB: 0 P: 6	R: 0 E: 1 K: 1 S: 6	H: 1 LOB: 1 BB: 0 P: 6	R: 0 E: 0 K: 2 S: 8	H: 1 LOB: 2 BB: 1 P: 12	R: 1 E: 0 K: 1 S: 7	H: 1 LOB: 2 BB: 2 P: 18	R: 0 E: 0 K: 0 S: 4	H: 2 LOB: 1 BB: 0 P: 4	R: 3 E: 0 K: 1 S: 9	H: 4 LOB: 1 BB: 0 P: 9	R: 0 E: 0 K: 2 S: 8	H: 1 LOB: 2 BB: 1 P: 12	R: 1 E: 0 K: 3 S: 10	H: 1 LOB: 0 BB: 0 P: 10	1B: 9 2B: 2 3B: 0 HR: 1	SF: 1 SAC: 1 DP: 1 HBP: 0	WP: 0 PB: 0 SB: 2 CS: 0	PA: 42					
<b>PITCHER</b>	IP WLS BF H R ER SO BB IBB HBP BLK WP HR S P ERA WHIP																										
Trevor Wilson, L (1, 1) ERA: 3.86	4.0		19	4	1	1	4	4	0	0	0	0	0	23	39	2.25	2.000										
Jeff Brantley, R (5, 1) ERA: 3.47	2.1	W	12	6	3	3	1	0	0	0	0	0	0	15	18	11.57	2.571										
Craig Lefferts, L (7, 1) ERA: 2.16	2.2	S	11	2	1	1	6	1	0	0	0	0	1	22	26	3.38	1.125										

St. Louis Cardinals @ San Francisco Giants  
 Candlestick Park, San Francisco, CA  
 Wed Jul 19 1989, 6:33 AM EDT  
 Att. 38,282 - Sunny

livebaseballscorecards.com

AB 35  
 R 5  
 H 12  
 RBI 5  
 BB 5  
 SO 11  
 LOB 25



Batter	1	2	3	4	5	6	7	8	9	AB	R	H	RBI	BB	SO	LOB
<b>Brett Butler, L</b> OBP: 0.360, SLG: 0.371 (1, 8)	0-3 K		0-0 5-3		0-0 5-3 1B	0-3 K				4	1	1	1	0	2	1
<b>Robby Thompson, R</b> OBP: 0.352, SLG: 0.467 (1, 4)	0-0 5-3			0-0 6-3	0-0 5-3		0-3 K			4	0	0	0	0	1	1
<b>Will Clark, L</b> OBP: 0.421, SLG: 0.549 (1, 3)	0-3 K			0-0 HR 2B	4-0 1B HR IBB		0-0 F8			3	2	1	0	1	1	0
<b>Candy Maldonado, R</b> OBP: 0.300, SLG: 0.360 (1, 9)		0-0 6-3		0-0 HR 2B	0-0 HR 1B		0-0 P3			4	2	2	3	0	0	0
<b>Ernest Riles, L</b> OBP: 0.352, SLG: 0.431 (1, 5)		0-0 4-3		0-0 G3	0-0 HR		0-3 K			2	0	0	0	0	0	0
<b>Greg Litton, R</b> OBP: 0.385, SLG: 0.535 (5, PH) (6, 5)						1-3 2-H HR		0-3 K		2	1	1	3	0	1	0
<b>Donell Nixon, R</b> OBP: 0.320, SLG: 0.281 (1, 7)		0-0 5-3		0-0 1B	0-0 E5		0-3 K			4	0	1	0	0	1	0
<b>Kirt Manwaring, R</b> OBP: 0.265, SLG: 0.268 (1, 2)			0-0 F9	0-0 5-3	0-0 6-3		0-3 K			4	0	0	0	0	1	2
<b>Jose Uribe, S</b> OBP: 0.296, SLG: 0.317 (1, 6)			0-0 2B		0-0 SH3-4 1B	0-3 K				3	1	2	0	0	1	0
<b>Trevor Wilson, L</b> OBP: 0.429, SLG: 0.333 (1, 1)			0-0 F7		0-0 SH3-4	0-3 K				1	0	0	0	0	0	1
<b>Jeff Brantley, R</b> OBP: 0.125, SLG: 0.125 (5, 1)					1-2					1	0	0	0	0	1	0
<b>Craig Lefferts, L</b> (7, 1)										0	0	0	0	0	0	0

Inning Stats	R: 0	H: 0	E: 0	LOB: 0	K: 2	BB: 0	S: 7	R: 0	H: 0	E: 0	LOB: 0	K: 0	BB: 0	S: 3	R: 0	H: 1	E: 0	LOB: 1	K: 0	BB: 0	S: 4	R: 2	H: 3	E: 0	LOB: 1	K: 0	BB: 0	S: 6	R: 5	H: 4	E: 1	LOB: 1	K: 0	BB: 1	S: 8	R: 0	H: 0	E: 0	LOB: 0	K: 3	BB: 0	S: 9	R: 0	H: 0	E: 0	LOB: 0	K: 1	BB: 0	S: 5	R: 0	H: 0	E: 0	LOB: 0	K: 3	BB: 0	S: 9	R: 0	H: 0	E: 0	LOB: 0	K: 3	BB: 0	S: 9
--------------	------	------	------	--------	------	-------	------	------	------	------	--------	------	-------	------	------	------	------	--------	------	-------	------	------	------	------	--------	------	-------	------	------	------	------	--------	------	-------	------	------	------	------	--------	------	-------	------	------	------	------	--------	------	-------	------	------	------	------	--------	------	-------	------	------	------	------	--------	------	-------	------

PITCHER	IP	WLS	BF	H	R	ER	SO	BB	IBB	HBP	BLK	WP	HR	S	P	ERA	WHIP
<b>Scott Terry, R</b> ERA: 3.82 (1, 1)	4.2	L	22	7	6	6	2	0	0	0	0	0	1	25	29	11.57	1.500
<b>Frank DiPino, L</b> ERA: 2.8 (5, 1)	0.1		3	1	1	1	0	0	0	0	0	0	1	3	3	27.00	3.000
<b>Dan Quisenberry, R</b> ERA: 2.28 (6, 1)	1.0		3	0	0	0	3	0	0	0	0	0	0	9	9	0.00	0.000
<b>John Costello, R</b> ERA: 2.08 (7, 1)	2.0		6	0	0	0	4	0	0	0	0	0	0	14	14	0.00	0.000


**BOTTOM**

St. Louis Cardinals @ San Francisco Giants  
Candlestick Park, San Francisco, CA

Wed Jul 19 1989, 6:33 AM EDT  
Att. 38,282 - Sunny

AB	32
R	7
H	8
RBI	7
BB	1
SO	9
LOB	5

livebaseballscorecards.com



WP	HR	S	P	ERA	WHIP
0	0	0	0	0	0
0	0	0	0	0	0
0	0	0	0	0	0

Batter	1	2	3	4	5	6	7	8	9	10	11	AB R H RBI BB SO LOB	TOP																
<b>Brett Butler, L</b> OBP: 0.360, SLG: 0.378 (1, 8)	G1-3		G1-3				G4-3					5 1 2 0 0 0 1	<b>San Francisco Giants @ Chicago Cubs</b> Wrigley Field, Chicago, IL Thu Jul 20 1989, 7:05 PM CDT Att: 32,306 - Unknown - 68 F																
<b>Robby Thompson, R</b> OBP: 0.353, SLG: 0.466 (1, 4)	G6-3		F7									5 0 2 1 0 0 0																	
<b>Will Clark, L</b> OBP: 0.416, SLG: 0.542 (1, 3)	F8		F7									5 0 0 0 0 2 4																	
<b>Candy Maldonado, R</b> OBP: 0.302, SLG: 0.368 (1, 9)												5 2 2 0 0 2 3																	
<b>Greg Litton, R</b> OBP: 0.370, SLG: 0.514 <b>Steve Bedrosian, R</b> OBP: 0.333, SLG: 0.333 (8, 1)												3 0 0 0 0 2 2																	
<b>Ernest Riles, L</b> OBP: 0.351, SLG: 0.429 (10, PH)												0 0 0 0 0 0 0																	
<b>Rich Gossage, R</b> (10, 1)												1 0 0 0 0 0 2																	
<b>Randy McCament, R</b> OBP: 0.500, SLG: 0.500 (10, 1)												0 0 0 0 0 0 0																	
<b>Donell Nixon, R</b> OBP: 0.318, SLG: 0.280 <b>Pat Sheridan, L</b> OBP: 0.313, SLG: 0.341 (9, 7)												0 0 0 0 0 0 0																	
<b>Kirt Manwaring, R</b> OBP: 0.272, SLG: 0.270 (1, 2)												4 0 1 1 0 1 1																	
<b>Jose Uribe, S</b> OBP: 0.298, SLG: 0.321 (1, 6)												0 0 0 0 0 0 0																	
<b>Michael LaCoss, R</b> OBP: 0.167, SLG: 0.125 <b>Ken Oberkfell, L</b> OBP: 0.252, SLG: 0.309 (8, 5)												3 0 1 0 1 0 0																	
<b>Inning Stats</b>	R: 0 H: 0 E: 0 K: 0 S: 10	H: 0 LOB: 0 BB: 0 P: 16	R: 1 H: 2 E: 1 K: 2 S: 16	H: 2 LOB: 2 BB: 0 P: 24	R: 0 H: 0 E: 0 K: 0 S: 4	H: 0 LOB: 0 BB: 0 P: 7	R: 1 H: 3 E: 0 K: 2 S: 13	H: 3 LOB: 1 BB: 0 P: 17	R: 1 H: 2 E: 0 K: 2 S: 10	H: 2 LOB: 0 BB: 0 P: 17	R: 0 H: 0 E: 0 K: 2 S: 7	H: 0 LOB: 0 BB: 0 P: 12	R: 0 H: 1 E: 0 K: 0 S: 9	H: 1 LOB: 1 BB: 0 P: 15	R: 0 H: 0 E: 1 K: 2 S: 14	H: 0 LOB: 1 BB: 0 P: 21	R: 0 H: 0 E: 0 K: 1 S: 13	H: 0 LOB: 1 BB: 1 P: 19	R: 0 H: 2 E: 0 K: 1 S: 13	H: 2 LOB: 2 BB: 0 P: 16	R: 0 H: 0 E: 1 K: 0 S: 8	H: 0 LOB: 1 BB: 0 P: 9	1B: 6 SF: 0 2B: 3 SAC: 2 3B: 1 DP: 0 HR: 0 HBP: 0	WP: 1 PA: 45 PB: 0 SB: 0 CS: 1					
<b>PITCHER</b>	IP WLS BF H R ER SO BB IBB HBP BLK WP HR S P ERA WHIP														<b>PITCHER</b>	IP WLS BF H R ER SO BB IBB HBP BLK WP HR S P ERA WHIP													
<b>Paul Kilgus, L</b> ERA: 4.42 (1, 1)	6.0	24	7	3	2	6	0	0	0	0	1	0	60	93	3.00	1.167													
<b>Jeff Pico, R</b> ERA: 3.86 (7, 1)	2.0	8	1	0	0	2	0	0	0	0	0	0	23	36	0.00	0.500													
<b>Calvin Schiraldi, R</b> ERA: 4.21 (8, 1)	1.0	4	0	0	0	1	1	0	0	0	0	0	13	19	0.00	1.000													
<b>Les Lancaster, R</b> ERA: (10, 1)	2.0	W 9	2	0	0	1	0	0	0	0	0	0	21	25	0.00	1.000													

livebaseballscorecards.com

<b>AB</b>	<b>41</b>
<b>R</b>	<b>3</b>
<b>H</b>	<b>10</b>
<b>RBI</b>	<b>2</b>
<b>BB</b>	<b>1</b>
<b>SO</b>	<b>10</b>
<b>LOB</b>	<b>22</b>



Batter	1	2	3	4	5	6	7	8	9	10	11	AB R H RBI BB SO LOB	BOTTOM				
Jerome Walton, R (1, 8) OBP: 0.344, SLG: 0.413	1-0 G6-3		0-0 G6-3			0-3 K		1-3 K		2-3 K		5 0 0 0 0 3 1	<b>San Francisco Giants @ Chicago Cubs</b> Wrigley Field, Chicago, IL Thu Jul 20 1989, 7:05 PM CDT Att: 32,306 - Unknown - 68 F				
23 Ryne Sandberg, R (1, 4) OBP: 0.320, SLG: 0.406	1-0 F7		1-1 G5-3			0-2 1B		3-3 K		1-2 P4		5 0 1 0 0 1 1					
Mitch Webster, S (1, 9) OBP: 0.339, SLG: 0.370	0-0 2B				3-1 G4-3		0-3 K		1-1 G3	4-2 BB		4 0 1 0 1 1 1					
Mark Grace, L (1, 3) OBP: 0.406, SLG: 0.438	3-2 F7				1-3 K		0-0 F7		1-1 1B	4-1 BB		4 1 1 0 1 1 1					
Damon Berryhill, S (1, 2) OBP: 0.277, SLG: 0.322			1-3 K		0-3 K		0-0 L9		1-2 1B	3-0 F8		5 1 1 0 0 2 2					
Lloyd McClendon, R (1, 7) OBP: 0.396, SLG: 0.551 (8, 5)			2-0 1B		0-1 G6-3		4-2 BB		1-2 P6	1-2 1B		4 0 2 0 1 0 2					
Vance Law, R (1, 5) OBP: 0.285, SLG: 0.336 Dwight Smith, L (7, PH) OBP: 0.406, SLG: 0.517 (8, 7)			1-3 K		0-3 K		2-2 FC6-4		0-2 E9	0-0 G6-4-3		2 0 0 0 0 2 1 3 1 1 1 0 0 2					
Shawon Dunston, R (1, 6) OBP: 0.297, SLG: 0.385 Curtis Wilkerson, S (8, PH) OBP: 0.268, SLG: 0.336 (9, 6)			3-2 G4-3		2-3 K		2-1 G6-3		0-2 1B	0-0 2B		2 0 0 0 0 1 1 3 1 2 2 0 0 0					
Paul Kilgus, L (1, 1) OBP: 0.065, SLG: 0.065 Gary Varsho, L (8, PH) OBP: 0.244, SLG: 0.308 Jeff Pico, R (7, 1) OBP: 0.333, SLG: 0.333 Andie Dawson, R (8, PH) OBP: 0.327, SLG: 0.485 Calvin Schiraldi, R (9, 1) Domingo Ramos, R (9, PH) Les Lancaster, R (10, 1) OBP: 0.500, SLG: 1.000			0-0 G6-3			2-3 K		1-2 1B		0-0 G4-3		1 0 0 0 0 0 0 1 0 0 0 0 1 0 0 0 0 0 0 0 0 1 0 1 0 0 0 0 0 0 0 0 0 0 0 1 0 0 0 0 0 1 1 0 1 1 0 0 0					
<b>Inning Stats</b>	R: 0 H: 1 E: 0 LOB: 1 K: 0 BB: 0 S: 7 P: 12	R: 0 H: 1 E: 0 LOB: 1 K: 2 BB: 0 S: 12 P: 19	R: 0 H: 0 E: 0 LOB: 0 K: 0 BB: 0 S: 4 P: 5	R: 0 H: 0 E: 0 LOB: 0 K: 2 BB: 0 S: 10 P: 14	R: 0 H: 0 E: 0 LOB: 0 K: 2 BB: 0 S: 8 P: 10	R: 0 H: 1 E: 0 LOB: 1 K: 3 BB: 1 S: 16 P: 18	R: 0 H: 0 E: 0 LOB: 1 K: 0 BB: 1 S: 8 P: 14	R: 0 H: 1 E: 0 LOB: 1 K: 2 BB: 0 S: 13 P: 20	R: 3 H: 4 E: 1 LOB: 1 K: 0 BB: 2 S: 18 P: 22	R: 0 H: 0 E: 0 LOB: 2 K: 1 BB: 2 S: 11 P: 25	R: 1 H: 3 E: 0 LOB: 1 K: 0 BB: 0 S: 9 P: 10	1B: 9 SF: 0 2B: 2 SAC: 0 3B: 0 DP: 1 HR: 0 HBP: 0		WP: 0 PA: 45 PB: 0 SB: 0 CS: 0			
<b>PITCHER</b>	IP WLS BF H R ER SO BB IBB HBP BLK WP HR S P ERA WHIP																
Michael LaCoss, R (1, 1) ERA: 2.93	7.0	25	3	0	0	9	1	0	0	0	0	0	0	65	92	0.00	0.571
Steve Bedrosian, R (8, 1) ERA: 3.51	2.0	11	5	3	2	2	0	0	0	0	0	0	0	31	42	9.00	2.500
Rich Gossage, R (10, 1) ERA: 2.15	0.2	4	0	0	0	1	2	0	0	0	0	0	0	10	21	0.00	3.000
Randy McCamert, R (10, 1) ERA: 1.5	1.0	L 5	3	1	1	0	0	0	0	0	0	0	0	10	14	9.00	3.000

livebaseballscores.com

AB	42
R	4
H	11
RBI	4
BB	3
SO	12
LOB	13



Batter	1	2	3	4	5	6	7	8	9	AB R H RBI BB SO LOB	TOP														
<b>Brett Butler, L</b> (1, 8) OBP: 0.361, SLG: 0.379	1-1 G6-3		0-1 SH1-3 1B 2B	2-2 G4-3			0-0 G3		4-2 CS BB	4 1 1 0 1 0 0															
<b>Robby Thompson, R</b> (1, 4) OBP: 0.350, SLG: 0.462	1-1 F9		0-1 SH1-3 2-3	0-0 F8			1-2 F8		1-0 CS 1-2	3 0 0 0 0 0 0															
<b>Will Clark, L</b> (1, 3) OBP: 0.414, SLG: 0.537	0-0 E5		4-0 1B 1B IBB				0-0 F9			3 1 0 0 1 1 0															
<b>Kevin Mitchell, R</b> (1, 7) OBP: 0.388, SLG: 0.688	1-1 F9		0-0 G3 1B 1B				2-2 G6-3		2-1 2B	4 1 2 1 0 0 1															
<b>Ernest Riles, L</b> (1, 5) OBP: 0.349, SLG: 0.426			1-2 1B 1B				1-1 G3-1		2-1 G3	4 1 1 1 0 1 1															
<b>Terry Kennedy, L</b> (1, 2) OBP: 0.308, SLG: 0.333			1-2 1B 1B				1-1 G4-3		2-0 F7	4 0 1 0 0 0 3															
<b>Pat Sheridan, L</b> (1, 9) OBP: 0.323, SLG: 0.349			1-2 1B				4-1 BB		0-3 K	2 0 2 2 1 0 0															
<b>Candy Maldonado, R</b> (8, PH) OBP: 0.301, SLG: 0.367			1-2 1B							1 0 0 0 0 1 1															
<b>Jose Uribe, S</b> (1, 6) OBP: 0.294, SLG: 0.317			0-0 F7				2-0 P6		1-3 K	4 0 0 0 0 1 4															
<b>Scott Garretts, R</b> (1, 1) OBP: 0.182, SLG: 0.256			2-3 K				1-3 K		1-1 G6-3	3 0 0 0 0 3 3															
<b>Craig Lefferts, L</b> (8, 1)										1 0 0 0 0 0 0															
<b>Inning Stats</b>	R: 0 E: 1 K: 0 S: 7	H: 0 LOB: 1 BB: 0 P: 10	R: 0 E: 0 K: 2 S: 16	H: 2 LOB: 2 BB: 0 P: 23	R: 4 E: 0 K: 0 S: 13	H: 4 LOB: 1 BB: 1 P: 21	R: 0 E: 0 K: 1 S: 7	H: 0 LOB: 0 BB: 0 P: 10	R: 0 E: 0 K: 0 S: 6	H: 0 LOB: 0 BB: 0 P: 9	R: 0 E: 0 K: 1 S: 7	H: 0 LOB: 1 BB: 1 P: 15	R: 0 E: 0 K: 1 S: 10	H: 0 LOB: 0 BB: 0 P: 13	R: 0 E: 0 K: 1 S: 8	H: 1 LOB: 1 BB: 0 P: 14	R: 0 E: 0 K: 1 S: 7	H: 0 LOB: 0 BB: 1 P: 14	1B: 5 2B: 2 3B: 0 HR: 0	SF: 0 SAC: 1 DP: 0 HBP: 0	WP: 0 PB: 0 SB: 0 CS: 1	PA: 38			
<b>PITCHER</b>	IP	WLS	BF	H	R	ER	SO	BB	IBB	HBP	BLK	WP	HR	S	P	ERA	WHIP								
<b>Rick Sutcliffe, R</b> (1, 1) ERA: 3.63	7.0	L	30	6	4	4	5	1	1	0	0	0	0	66	101	5.14	1.000								
<b>Steve Wilson, L</b> (8, 1) ERA: 3.05	0.2		3	1	0	0	0	0	0	0	0	0	0	5	11	0.00	1.500								
<b>Jeff Pico, R</b> (8, 1) ERA: 3.83	0.1		1	0	0	0	1	0	0	0	0	0	0	3	3	0.00	0.000								
<b>Mitch Williams, L</b> (9, 1) ERA: 1.78	1.0		3	0	0	0	1	1	0	0	0	0	0	7	14	0.00	1.000								

**San Francisco Giants @ Chicago Cubs**  
Wrigley Field, Chicago, IL  
Fri Jul 21 1989, 3:33 AM CDT  
Att. 34,725 - Overcast

[livebaseballscorecards.com](http://livebaseballscorecards.com)

<b>AB</b>	<b>33</b>
<b>R</b>	<b>4</b>
<b>H</b>	<b>7</b>
<b>RBI</b>	<b>4</b>
<b>BB</b>	<b>3</b>
<b>SO</b>	<b>7</b>
<b>LOB</b>	<b>13</b>







Batter	1	2	3	4	5	6	7	8	9	AB R H RBI BB SO LOB
<b>Brett Butler, L</b> (1, 8) OBP: 0.358, SLG: 0.376	2-2 G4-3		1-1 G3		0-1 SH5-3			2-1 P6		3 0 0 0 0 0 0
<b>Robby Thompson, R</b> (1, 4) OBP: 0.349, SLG: 0.458	2-2 F8		1-1 2B HBP		2-3 K			0-1 F8		3 1 0 0 0 1 1
<b>Will Clark, L</b> (1, 3) OBP: 0.417, SLG: 0.542	1-2 1B		0-0 1-H 2B		1-1 F9			0-0 1B		4 0 3 1 0 0 0
<b>Kevin Mitchell, R</b> (1, 7) OBP: 0.386, SLG: 0.683	2-1 1B		3-3 K		1-3 K			2-3 K		4 0 1 0 0 3 2
<b>Ernest Riles, L</b> (1, 5) (7, 6) OBP: 0.343, SLG: 0.418	1-2 F9			1-0 G3-1			3-2 F8		2-3 K	4 0 0 0 0 1 2
<b>Candy Maldonado, R</b> (1, 9) OBP: 0.304, SLG: 0.385		1-2 P3		2-2 P4		1-0 HR		2-2 2B		4 1 2 1 0 0 0
<b>Terry Kennedy, L</b> (1, 2) OBP: 0.303, SLG: 0.327		0-0 F7		0-0 G6-3		1-0 F7		0-0 G5-3		4 0 0 0 0 0 1
<b>Jose Uribe, S</b> (1, 6) OBP: 0.295, SLG: 0.322		0-0 F9			1-1 FC3-5 2B		0-1 P5		2-2 G4-3	2 0 1 0 0 0 0 2 0 0 0 0 0 1
<b>Ken Oberkfell, L</b> (7, PH) OBP: 0.248, SLG: 0.302										
<b>Atlee Hammaker, S</b> (1, 1) OBP: 0.313, SLG: 0.375			2-2 G4-3		0-0 FC3-5 SH5-3 2-3		0-0 F8			2 0 0 0 0 0 1 1 0 0 0 0 0 0 0 0 0 0 0 0 0
<b>Pat Sheridan, L</b> (7, PH) OBP: 0.322, SLG: 0.347										
<b>Jeff Brantley, R</b> (7, 1) OBP: 0.125, SLG: 0.125										

Inning Stats	R: 0 E: 0 K: 0 S: 14	H: 2 LOB: 2 BB: 0 P: 22	R: 0 E: 0 K: 0 S: 5	H: 0 LOB: 0 BB: 0 P: 6	R: 1 E: 0 K: 1 S: 11	H: 1 LOB: 1 BB: 0 P: 18	R: 0 E: 0 K: 0 S: 7	H: 0 LOB: 0 BB: 0 P: 10	R: 0 E: 0 K: 1 S: 8	H: 1 LOB: 1 BB: 0 P: 11	R: 0 E: 0 K: 1 S: 8	H: 0 LOB: 0 BB: 0 P: 13	R: 1 E: 0 K: 0 S: 5	H: 1 LOB: 0 BB: 0 P: 7	R: 0 E: 0 K: 1 S: 8	H: 1 LOB: 1 BB: 0 P: 12	R: 0 E: 0 K: 1 S: 13	H: 1 LOB: 1 BB: 0 P: 19	1B: 3 2B: 3 3B: 0 HR: 1	SF: 0 SAC: 1 DP: 0 HBP: 1	WP: 0 PB: 0 SB: 0 CS: 0	PA: 35
--------------	-------------------------------	----------------------------------	------------------------------	---------------------------------	-------------------------------	----------------------------------	------------------------------	----------------------------------	------------------------------	----------------------------------	------------------------------	----------------------------------	------------------------------	---------------------------------	------------------------------	----------------------------------	-------------------------------	----------------------------------	----------------------------------	------------------------------------	----------------------------------	--------


PITCHER	IP	WLS	BF	H	R	ER	SO	BB	IBB	HBP	BLK	WP	HR	S	P	ERA	WHIP
<b>Scott Sanderson, R</b> (1, 1) ERA: 3.68	7.0	W	27	5	2	2	3	0	0	1	0	0	1	58	87	2.57	0.714
<b>Les Lancaster, R</b> (8, 1) ERA:	2.0	S	8	2	0	0	2	0	0	0	0	0	0	21	31	0.00	1.000

**TOP**

**San Francisco Giants @ Chicago Cubs**  
Wrigley Field, Chicago, IL

Sat Jul 22 1989, 3:33 AM CDT  
Att. 35,530 - Sunny - 74 F

<b>AB</b>	<b>33</b>
<b>R</b>	<b>2</b>
<b>H</b>	<b>7</b>
<b>RBI</b>	<b>2</b>
<b>BB</b>	<b>0</b>
<b>SO</b>	<b>5</b>
<b>LOB</b>	<b>8</b>




Batter	1	2	3	4	5	6	7	8	9	AB	R	H	RBI	BB	SO	LOB
Jerome Walton, R OBP: 0.340, SLG: 0.410 (1, 8)	0-0 F9 C X	0-1 2-H 2B		0-2 P4 F M X			0-0 G6-3 X			4	0	1	1	0	0	0
23 Ryne Sandberg, R OBP: 0.315, SLG: 0.401 (1, 4)	1-2 F9 B S X	1-1 FC5 G5-4-3			1-0 P2 B X		0-3 K C S X			4	0	0	0	0	1	1
Mark Grace, L OBP: 0.408, SLG: 0.454 (1, 3)	1-1 E4 C B X	1-0 G5-4-3 1-2f			0-0 1B X		1-1 1B C B X			4	1	2	0	0	0	2
Andre Dawson, R OBP: 0.325, SLG: 0.500 (1, 9)	1-0 1-H HR B X		1-1 F8 C B X		0-0 F9 1 SAFE X		2-0 G5-3 B B 1 SAFE X			4	1	1	2	0	0	2
Lloyd McClendon, R OBP: 0.401, SLG: 0.545 (1, 7)	1-2 1B C F F F X		2-1 1B B B F X		1-0 F8 B X		0-0 G5-3 X			4	0	2	0	0	0	1
Vance Law, R OBP: 0.291, SLG: 0.363 (1, 5)	0-0 1B 1 SAFE X		1-0 F7 1 SAFE 1 SAFE 1 SAFE 1 SAFE B X		1-2 HR C B C X		2-2 HR C S B B X			4	2	3	2	0	0	1
Shawon Dunston, R OBP: 0.299, SLG: 0.385 (1, 6)	1-0 FC6-4 1-2f B X		3-1 P6 B B F B X		0-0 1B X		2-2 F8 C S B B X			4	0	1	0	0	0	3
Joe Girardi, R OBP: 0.233, SLG: 0.235 (1, 2)		2-1 SH3-4 2B B B F X		0-0 G6-3 X		0-0 G6-4-3 1 SAFE 1 SAFE X		0-1 G6-3 F X		4	1	1	0	0	0	1
Scott Sanderson, R OBP: 0.194, SLG: 0.065 (1, 1)		0-0 SH3-4 1 SAFE X		2-3 K S B F B X		0-1 P4 F X				2	0	0	0	0	1	0
Les Lancaster, R OBP: 0.500, SLG: 1.000 (8, 1)										0	0	0	0	0	0	0

Inning Stats	R: 2	H: 3	E: 1	K: 0	S: 14	LOB: 2	BB: 0	P: 19	R: 1	H: 2	E: 0	K: 0	S: 8	LOB: 1	BB: 0	P: 12	R: 0	H: 1	E: 0	K: 0	S: 7	LOB: 1	BB: 0	P: 14	R: 0	H: 0	E: 0	K: 1	S: 8	LOB: 0	BB: 0	P: 10	R: 0	H: 1	E: 0	K: 0	S: 4	LOB: 1	BB: 0	P: 6	R: 1	H: 2	E: 0	K: 0	S: 7	LOB: 0	BB: 0	P: 8	R: 0	H: 1	E: 0	K: 1	S: 8	LOB: 1	BB: 0	P: 11	R: 1	H: 1	E: 0	K: 0	S: 10	LOB: 0	BB: 0	P: 14
PITCHER	IP	WLS	BF	H	R	ER	SO	BB	IBB	HBP	BLK	WP	HR	S	P	ERA	WHIP																																															
Atlee Hammaker, L ERA: 3.78 (1, 1)	6.0	L	27	9	4	2	1	0	0	0	0	0	0	48	69	3.00	1.500																																															
Jeff Brantley, R ERA: 3.5 (7, 1)	2.0		8	2	1	1	1	0	0	0	0	0	0	18	25	4.50	1.000																																															

**BOTTOM**

**San Francisco Giants @ Chicago Cubs**  
Wrigley Field, Chicago, IL  
Sat Jul 22 1989, 3:33 AM CDT  
Att: 35,530 - Sunny - 74 F

AB	34
R	5
H	11
RBI	5
BB	0
SO	2
LOB	11



1B: 7	SF: 0	WP: 0	PA: 35
2B: 1	SAC: 1	PB: 0	
3B: 0	DP: 2	SB: 0	
HR: 3	HBP: 0	CS: 0	

livebaseballscorecards.com

Batter	1	2	3	4	5	6	7	8	9	AB R H RBI BB SO LOB	TOP											
Brett Butler, L (1, 8) OBP: 0.354, SLG: 0.372 Rich Gossage, R (7, 1)	1-3 K	1-0 G1-3			2-1 F7		0-1 G4-3			4 0 0 0 0 1 1 0 0 0 0 0 0 0												
Robby Thompson, R (1, 4) OBP: 0.346, SLG: 0.453	0-0 B2-3		0-0 G6-3			1-0 G6-3		2-3 K		4 0 0 0 0 1 0												
Will Clark, L (1, 3) OBP: 0.416, SLG: 0.542	1-0 WP 2B		2-3 K			1-1 G4-3		2-3 K		4 0 1 0 0 2 0												
Kevin Mitchell, R (1, 7) OBP: 0.385, SLG: 0.677	2-2 G6-3		0-0 G6-3			4-0 1B 1B BB		1-3 K		3 1 0 0 1 1 1												
Ken Oberkfell, L (1, 5) OBP: 0.269, SLG: 0.323 Kirt Manwaring, R (6, 2) OBP: 0.276, SLG: 0.275		1-0 1B 1B		1-0 CS 1B		1-2 1B 1B		2-1 2B 1B		3 1 3 0 0 0 0 1 1 1 0 0 0 0												
Candy Maldonado, R (1, 9) OBP: 0.310, SLG: 0.395		2-1 1B FC4-6 1B		0-1 SAFE F9		1-0 1B		0-0 1-H G6-3 2B		4 2 3 2 0 0 1												
Terry Kennedy, L (1, 2) OBP: 0.304, SLG: 0.329 Greg Litton, R (6, PH) OBP: 0.361, SLG: 0.500 (6, 5)		1-1 FC4-6 1B		2-1 SAFE G4-3		2-1 P3		0-0 G6-3		2 0 1 1 0 0 1 2 0 0 1 0 0 2												
Jose Uribe, S (1, 6) OBP: 0.293, SLG: 0.318 Ernest Riles, L (9, PH) OBP: 0.342, SLG: 0.416		0-1 FC4-6		0-1 P5		0-1 P5		1-2 G6-3		3 0 0 1 0 0 1 1 0 0 0 0 1 0												
Don Robinson, R (1, 1) OBP: 0.254, SLG: 0.362 Randy McCament, R (5, 1) OBP: 0.500, SLG: 0.500 Donell Nixon, R (7, PH) OBP: 0.312, SLG: 0.275 (7, 8)		0-3 K		0-0 G5-3		0-0 G5-3		3-3 K		2 0 0 0 0 1 1 0 0 0 0 0 0 0 2 0 0 0 0 1 0												
<b>Inning Stats</b>	R: 0 E: 0 K: 1 S: 10	H: 1 LOB: 1 BB: 0 P: 14	R: 2 E: 0 K: 1 S: 11	H: 3 LOB: 1 BB: 0 P: 16	R: 0 E: 0 K: 1 S: 5	H: 0 LOB: 0 BB: 0 P: 7	R: 0 E: 0 K: 0 S: 6	H: 1 LOB: 0 BB: 0 P: 8	R: 0 E: 0 K: 0 S: 5	H: 0 LOB: 0 BB: 0 P: 7	R: 1 E: 0 K: 0 S: 9	H: 2 LOB: 2 BB: 1 P: 19	R: 0 E: 0 K: 1 S: 9	H: 0 LOB: 0 BB: 0 P: 13	R: 0 E: 0 K: 3 S: 11	H: 0 LOB: 0 BB: 0 P: 16	R: 2 E: 0 K: 1 S: 9	H: 2 LOB: 0 BB: 0 P: 15	1B: 7 2B: 2 3B: 0 HR: 0	SF: 0 SAC: 0 DP: 0 HBP: 0	WP: 1 PB: 0 SB: 0 CS: 1	PA: 36
<b>PITCHER</b>	IP WLS BF H R ER SO BB IBB HBP BLK WP HR S P ERA WHIP																				<b>PITCHER</b>	IP WLS BF H R ER SO BB IBB HBP BLK WP HR S P ERA WHIP
Greg Maddux, R (1, 1) ERA: 3.07	5.2 W 24 7 3 3 3 1 0 0 0 1 0 44 67 4.76 1.412																					
Steve Wilson, L (6, 1) ERA: 2.96	1.1 4 0 0 0 1 0 0 0 0 0 0 11 17 0.00 0.000																					
Calvin Schiraldi, R (8, 1) ERA: 4.37	2.0 8 2 2 2 4 0 0 0 0 0 0 20 31 9.00 1.000																					

**San Francisco Giants @ Chicago Cubs**  
 Wrigley Field, Chicago, IL  
 Sun Jul 23 1989, 3:33 AM CDT  
 Att. 35,707 - Sunny - 76 F

AB	35
R	5
H	9
RBI	5
BB	1
SO	8
LOB	8



Batter	1	2	3	4	5	6	7	8	9
Jerome Walton, R OBP: 0.337, SLG: 0.406	0-0 B3	0-0 F8			0-0 2B 23 BB 1B	1-2 L7	0-2 FC4		
23 Ryne Sandberg, R OBP: 0.322, SLG: 0.410	2-1 1B 3B	0-0 S 1B			4-2 BB 2B BB	0-0 BB HR 1B		0-1 F8	
Dwight Smith, L OBP: 0.403, SLG: 0.500	1-2 1B E HBP	2-1 G3			4-2 2B SF7 BB	0-0 F8		4-2 FC3-6 BB	
Mark Grace, L OBP: 0.411, SLG: 0.458	1-0 E 1B		2-1 L3		3-2 1B 2B	4-1 HR BB		0-1 FC3-6 WP	
Andre Dawson, R OBP: 0.323, SLG: 0.510 Mitch Webster, S OBP: 0.337, SLG: 0.368	1-3 K		2-1 G5-3		1-3 2B K	1-1 HR		2-3 K	
Damon Berryhill, S OBP: 0.272, SLG: 0.313	2-2 E3		2-3 K		4-0 1B IBB	0-1 G3			
Vance Law, R OBP: 0.294, SLG: 0.362	0-0 P4			4-0 G4-6-3 BB	1-0 SF7		4-2 FC4-6 BB		
Shawon Dunston, R OBP: 0.302, SLG: 0.386		2-2 SH3-4 E 1B		2-1 G4-6-3	1-1 FC5-4 1B		1-3 K		
Greg Maddux, R OBP: 0.292, SLG: 0.319 Steve Wilson, L OBP: 0.238, SLG: 0.300 Calvin Schiraldi, R		1-0 SH3-4		1-2 G3-1	2-1 FC5-4		0-2 FC4-6		

Inning Stats	R: 2 E: 1 K: 13 S: 13	H: 2 LOB: 2 BB: 0 P: 20	R: 1 E: 1 K: 9 S: 9	H: 2 LOB: 1 BB: 0 P: 13	R: 0 E: 0 K: 1 S: 7	H: 0 LOB: 0 BB: 0 P: 13	R: 0 E: 0 K: 0 S: 5	H: 0 LOB: 0 BB: 1 P: 12	R: 3 E: 0 K: 1 S: 21	H: 3 LOB: 3 BB: 3 P: 38	R: 3 E: 0 K: 0 S: 11	H: 2 LOB: 0 BB: 1 P: 17	R: 0 E: 0 K: 1 S: 12	H: 0 LOB: 1 BB: 1 P: 17	R: 0 E: 0 K: 1 S: 11	H: 0 LOB: 1 BB: 1 P: 17
--------------	--------------------------------	----------------------------------	------------------------------	----------------------------------	------------------------------	----------------------------------	------------------------------	----------------------------------	-------------------------------	----------------------------------	-------------------------------	----------------------------------	-------------------------------	----------------------------------	-------------------------------	----------------------------------

PITCHER	IP	WLS	BF	H	R	ER	SO	BB	IBB	HBP	BLK	WP	HR	S	P	ERA	WHIP
Don Robinson, R ERA: 3.55	(1, 1)	4.0	L	6	6	5	2	3	0	1	0	0	0	47	80	11.25	2.250
Randy McCament, R ERA: 2.7	(5, 1)	2.0		3	3	3	1	1	1	0	0	0	1	19	33	13.50	2.000
Rich Gossage, R ERA: 2.04	(7, 1)	2.0		0	0	0	2	2	0	0	0	1	0	23	34	0.00	1.000


**BOTTOM**

**San Francisco Giants @ Chicago Cubs**  
 Wrigley Field, Chicago, IL  
 Sun Jul 23 1989, 3:33 AM CDT  
 Att. 35,707 - Sunny - 76 F

AB	R	H	RBI	BB	SO	LOB
5	1	1	0	0	0	1
4	3	3	0	1	0	0
2	2	0	0	2	0	2
4	1	2	3	1	0	1
4	1	1	3	0	2	4
1	0	0	0	0	1	1
3	0	0	0	1	1	1
1	0	0	1	2	0	2
4	1	2	0	0	1	2
2	0	0	0	0	0	3
0	0	0	0	0	0	0
1	0	0	0	0	0	1
0	0	0	0	0	0	0

AB	31
R	9
H	9
RBI	7
BB	7
SO	5
LOB	18

livebaseballscorecards.com



WP	PA
1	41
PB	0
SB	1
CS	0

Batter	1	2	3	4	5	6	7	8	9	AB R H RBI BB SO LOB	TOP	
<b>Brett Butler, L</b> (1, 8) OBP: 0.351, SLG: 0.367	2-1 L9		3-3 K			3-1 B5-3			2-1 F8	4 0 0 0 0 1 0	<b>San Francisco Giants @ Atlanta Braves</b> Atlanta-Fulton County Stadium, Atlanta, GA Mon Jul 24 1989, 7:05 PM EDT Att. 12,985 - Unknown - 86 F <a href="http://livebaseballscorecards.com">livebaseballscorecards.com</a>	
<b>Ernest Riles, L</b> (1, 4) OBP: 0.340, SLG: 0.413 <b>Steve Bedrosian, R</b> (9, 1) OBP: 0.333, SLG: 0.333	0-1 F7			1-1 BLK HR 1B		1-3 K		0-0 G3-1	4 1 1 0 0 1 0 0 0 0 0 0 0 0			
<b>Will Clark, L</b> (1, 3) OBP: 0.412, SLG: 0.536	1-1 L9			0-0 P6		1-1 F9		2-2 F8	4 0 0 0 0 0 1			
<b>Kevin Mitchell, R</b> (1, 7) OBP: 0.385, SLG: 0.683		2-3 K		0-2 1-H HR		3-3 K			3 1 1 2 0 2 0			
<b>Candy Maldonado, R</b> (1, 9) OBP: 0.307, SLG: 0.390 <b>Craig Lefferts, L</b> (7, 1) <b>Robby Thompson, R</b> (9, 4) OBP: 0.346, SLG: 0.453		2-3 K		2-2 F8		0-0 P3			3 0 0 0 0 1 0 0 0 0 0 0 0 0 0 0 0 0 0 0 0			
<b>Matt Williams, R</b> (1, 5) OBP: 0.183, SLG: 0.263		1-2 1B		0-1 G6-3		0-3 K			3 0 1 0 0 1 0			
<b>Terry Kennedy, L</b> (1, 2) OBP: 0.300, SLG: 0.324		2-3 K			1-2 F7		2-3 K		3 0 0 0 0 2 1			
<b>Jose Uribe, S</b> (1, 6) OBP: 0.290, SLG: 0.315			2-3 K		1-1 F7		1-1 F8		3 0 0 0 0 1 0			
<b>Rick Reuschel, R</b> (1, 1) OBP: 0.234, SLG: 0.182 <b>Jeff Brantley, R</b> (6, 1) OBP: 0.125, SLG: 0.125 <b>Pat Sheridan, L</b> (7, 9) OBP: 0.320, SLG: 0.345			0-3 K		1-0 F7		0-1 F9		2 0 0 0 0 1 0 0 0 0 0 0 0 0 1 0 0 0 0 0 0			
<b>Inning Stats</b>	R: 0 H: 0 E: 0 LOB: 0 K: 0 BB: 0 S: 6 P: 9	R: 0 H: 1 E: 0 LOB: 1 K: 3 BB: 0 S: 12 P: 19	R: 0 H: 0 E: 0 LOB: 0 K: 3 BB: 0 S: 11 P: 16	R: 2 H: 2 E: 0 LOB: 0 K: 0 BB: 0 S: 13 P: 16	R: 0 H: 0 E: 0 LOB: 0 K: 0 BB: 0 S: 6 P: 9	R: 0 H: 0 E: 0 LOB: 0 K: 1 BB: 0 S: 7 P: 12	R: 0 H: 0 E: 0 LOB: 0 K: 2 BB: 0 S: 9 P: 12	R: 0 H: 0 E: 0 LOB: 0 K: 1 BB: 0 S: 10 P: 13	R: 0 H: 0 E: 0 LOB: 0 K: 0 BB: 0 S: 7 P: 11	1B: 2 SF: 0 2B: 0 SAC: 0 3B: 0 DP: 0 HR: 1 HBP: 0	WP: 0 PA: 30 PB: 0 SB: 0 CS: 0	
<b>PITCHER</b> <b>29 John Smoltz, R</b> (1, 1) ERA: 2.13	IP WLS BF H R ER SO BB IBB HBP BLK WP HR S P ERA WHIP	9.0 L 30 3 2 2 10 0 0 0 1 0 1 81 117 2.00 0.333										

**San Francisco Giants @ Atlanta Braves**  
Atlanta-Fulton County Stadium, Atlanta, GA  
Mon Jul 24 1989, 7:05 PM EDT  
Att. 12,985 - Unknown - 86 F

AB	30
R	2
H	3
RBI	2
BB	0
SO	10
LOB	2



Batter	1	2	3	4	5	6	7	8	9	AB	R	H	RBI	BB	SO	LOB
<b>Oddibe McDowell, L</b> OBP: 0.307, SLG: 0.310 (1, 8)	1-2 P7		1-1 G3							4	0	2	0	0	0	0
<b>Tommy Gregg, L</b> OBP: 0.317, SLG: 0.347 (1, 3)	1-0 L4 BB 1B			0-0 BB 1B 1B						4	0	2	0	0	1	4
<b>Lonnie Smith, R</b> OBP: 0.443, SLG: 0.583 (1, 7)	4-2 1-2 BB			2-2 SAFE 1-2 BB 1B						3	0	1	0	1	0	2
<b>Dale Murphy, R</b> OBP: 0.306, SLG: 0.338 (1, 9)	1-0 L4 2-3			4-2 1-2 2-3 BB						3	0	0	0	1	2	2
<b>Darrell Evans, L</b> OBP: 0.276, SLG: 0.314 (1, 5)		2-1 F8		0-0 P8						4	0	0	0	0	0	3
<b>Andres Thomas, R</b> OBP: 0.258, SLG: 0.362 (1, 6)		1-0 F7		1-0 P4						4	0	1	0	0	0	3
<b>Jeff Treadway, L</b> OBP: 0.317, SLG: 0.365 (1, 4)		0-0 L7		1-1 F7						4	0	1	0	0	0	4
<b>Bruce Benedict, R</b> OBP: 0.303, SLG: 0.231 <b>Geronimo Berroa, R</b> OBP: 0.314, SLG: 0.372 (9, PH)		1-0 F7		2-1 FC2-6 1B						3	0	1	0	0	1	1
<b>29 John Smoltz, R</b> OBP: 0.226, SLG: 0.255 <b>Jeff Wetherby, L</b> OBP: 0.316, SLG: 0.294 (9, PH)		1-0 G6-3		1-1 FC2-6 1B 1-2f						1	0	0	0	0	0	1

Inning Stats	R: 0	H: 1	E: 0	K: 0	S: 7	LOB: 1	BB: 1	P: 14	R: 0	H: 0	E: 0	K: 0	S: 4	LOB: 0	BB: 0	P: 7	R: 0	H: 0	E: 0	K: 0	S: 4	LOB: 0	BB: 0	P: 7	R: 0	H: 2	E: 0	K: 0	S: 12	LOB: 3	BB: 1	P: 20	R: 0	H: 2	E: 0	K: 0	S: 10	LOB: 2	BB: 0	P: 14	R: 0	H: 0	E: 0	K: 1	S: 11	LOB: 0	BB: 0	P: 13	R: 0	H: 2	E: 0	K: 2	S: 13	LOB: 2	BB: 0	P: 19	R: 0	H: 0	E: 0	K: 1	S: 13	LOB: 0	BB: 0	P: 17	R: 0	H: 1	E: 0	K: 0	S: 10	LOB: 1	BB: 0	P: 12	1B: 7	2B: 2	3B: 0	HR: 0	SF: 0	SAC: 0	DP: 1	HBP: 0	WP: 0	PB: 0	SB: 0	CS: 0	PA: 36
--------------	------	------	------	------	------	--------	-------	-------	------	------	------	------	------	--------	-------	------	------	------	------	------	------	--------	-------	------	------	------	------	------	-------	--------	-------	-------	------	------	------	------	-------	--------	-------	-------	------	------	------	------	-------	--------	-------	-------	------	------	------	------	-------	--------	-------	-------	------	------	------	------	-------	--------	-------	-------	------	------	------	------	-------	--------	-------	-------	-------	-------	-------	-------	-------	--------	-------	--------	-------	-------	-------	-------	--------

PITCHER	IP	WLS	BF	H	R	ER	SO	BB	IBB	HBP	BLK	WP	HR	S	P	ERA	WHIP
<b>Rick Reuschel, R</b> ERA: 2.28 (1, 1)	5.0	W	21	5	0	0	0	0	2	0	0	0	0	37	62	0.00	1.400
<b>Jeff Brantley, R</b> ERA: 3.41 (6, 1)	1.2		7	2	0	0	2	0	0	0	0	0	0	20	27	0.00	1.200
<b>Craig Lefferts, L</b> ERA: 2.07 (7, 1)	1.2		6	1	0	0	2	0	0	0	0	0	0	21	26	0.00	0.600
<b>Steve Bedrosian, R</b> ERA: 3.46 (9, 1)	0.2	S	2	0	0	0	0	0	0	0	0	0	0	6	8	0.00	0.000


**BOTTOM**

**San Francisco Giants @ Atlanta Braves**  
Atlanta-Fulton County Stadium, Atlanta, GA

Mon Jul 24 1989, 7:05 PM EDT  
Att: 12,985 - Unknown - 86 F

livebaseballscorecards.com

<b>AB</b>	<b>34</b>
<b>R</b>	<b>0</b>
<b>H</b>	<b>8</b>
<b>RBI</b>	<b>0</b>
<b>BB</b>	<b>2</b>
<b>SO</b>	<b>4</b>
<b>LOB</b>	<b>23</b>



Batter	1	2	3	4	5	6	7	8	9	AB R H RBI BB SO LOB	TOP																
<b>Brett Butler, L</b> (1, 8) OBP: 0.347, SLG: 0.363	3-2 G4-3		1-3 K		2-3 K		1-0 G6-3			4 0 0 0 0 2 0																	
<b>Robby Thompson, R</b> (1, 4) OBP: 0.345, SLG: 0.459	1-1 HR		2-2 F9			0-1 G6-3		0-0 F7		4 1 1 1 0 0 0																	
<b>Will Clark, L</b> (1, 3) OBP: 0.413, SLG: 0.535	0-1 G6-4-3 1B		2-2 G3			0-0 F8 1B 1B		2-3 K		4 1 2 0 0 1 0																	
<b>Kevin Mitchell, R</b> (1, 7) OBP: 0.386, SLG: 0.679	3-0 G6-4-3 1-2f			1-0 G6-4-3 HBP		4-0 F8 1-2 E BB		1-2 L7		2 1 0 0 1 0 1																	
<b>Candy Maldonado, R</b> (1, 9) OBP: 0.303, SLG: 0.384			1-1 F9		0-0 G6-4-3 1-2f		1-0 F8 1-2 2-3		1-2 G1-3	4 0 0 0 0 0 3																	
<b>Matt Williams, R</b> (1, 5) OBP: 0.203, SLG: 0.279			0-1 1B E 1B		1-1 G5-3		3-1 E6 2-H 3-H 1B		2-2 F7	4 1 2 1 0 0 0																	
<b>Kirt Manwaring, R</b> (1, 2) OBP: 0.282, SLG: 0.276			1-1 1B E 1-3 1B 1B			4-0 1B G5-6-3 BB		2-3 K		3 1 1 0 1 1 1																	
<b>Jose Uribe, S</b> (1, 6) OBP: 0.293, SLG: 0.319			2-0 E8 1-H 3-H 1B			1-2 G5-6-3 1-3 1B		0-0 G4-3		3 0 2 1 0 0 0																	
<b>Michael LaCoss, R</b> (1, 1) OBP: 0.143, SLG: 0.105			1-3 K			2-0 G5-6-3 1-2f 3-H		2-2 G3		3 0 0 0 0 1 2																	
<b>Craig Lefferts, L</b> (8, 1)										0 0 0 0 0 0 0																	
<b>Inning Stats</b>	R: 1 E: 0 K: 0 S: 10	H: 2 LOB: 0 BB: 0 P: 17	R: 1 E: 1 K: 1 S: 10	H: 3 LOB: 1 BB: 0 P: 15	R: 0 E: 0 K: 1 S: 10	H: 0 LOB: 0 BB: 0 P: 15	R: 0 E: 0 K: 0 S: 3	H: 0 LOB: 0 BB: 0 P: 5	R: 1 E: 0 K: 1 S: 9	H: 1 LOB: 0 BB: 1 P: 17	R: 2 E: 1 K: 1 S: 9	H: 2 LOB: 1 BB: 1 P: 19	R: 0 E: 0 K: 0 S: 6	H: 0 LOB: 0 BB: 0 P: 9	R: 0 E: 0 K: 1 S: 8	H: 0 LOB: 0 BB: 0 P: 11	R: 0 E: 0 K: 0 S: 10	H: 0 LOB: 0 BB: 0 P: 15	1B: 7 2B: 0 3B: 0 HR: 1	SF: 0 SAC: 0 DP: 3 HBP: 1	WP: 0 PB: 0 SB: 0 CS: 0	PA: 34					
<b>PITCHER</b>	IP	WLS	BF	H	R	ER	SO	BB	IBB	HBP	BLK	WP	HR	S	P	ERA	WHIP										
<b>Derek Lilliquist, L</b> (1, 1) ERA: 3.88	5.2	L	23	7	5	4	3	2	0	1	0	0	1	46	78	6.35	1.588										
<b>Mark Eichhorn, R</b> (6, 1) ERA: 3.55	1.1		5	1	0	0	1	0	0	0	0	0	0	11	19	0.00	0.750										
<b>Paul Assenmacher, L</b> (8, 1) ERA: 4.11	1.0		3	0	0	0	1	0	0	0	0	0	0	8	11	0.00	0.000										
<b>Joe Boever, R</b> (9, 1) ERA: 2.91	1.0		3	0	0	0	0	0	0	0	0	0	0	10	15	0.00	0.000										

**San Francisco Giants @ Atlanta Braves**  
Atlanta-Fulton County Stadium, Atlanta, GA

Tue Jul 25 1989, 7:05 PM EDT  
Att. 10,564 - Unknown - 81 F

<b>AB</b>	<b>31</b>
<b>R</b>	<b>5</b>
<b>H</b>	<b>8</b>
<b>RBI</b>	<b>3</b>
<b>BB</b>	<b>2</b>
<b>SO</b>	<b>5</b>
<b>LOB</b>	<b>7</b>





Batter	1	2	3	4	5	6	7	8	9	AB	R	H	RBI	BB	SO	LOB
Oddibe McDowell, L (1, 8) OBP: 0.308, SLG: 0.309	3-2 G4-3	1-0 G1-3			1-0 BB 1-2 1B		4-1 BB		0-1 F8	4	0	1	0	1	0	2
Tommy Gregg, L (1, 3) OBP: 0.309, SLG: 0.337	3-2 G6-3		0-0 G1-3		1-0 L7		1-0 F7		1-1 P3	5	0	0	0	0	0	3
Lonnie Smith, R (1, 7) OBP: 0.444, SLG: 0.581	1-1 L6		2-2 CS 1B		4-2 BB 1-2 2-3 BB			0-3 K		3	0	1	0	1	1	0
Dale Murphy, R (1, 9) OBP: 0.308, SLG: 0.338		3-2 BB 1B 1B	2-3 K		1-1 P5			4-0 BB		3	1	1	0	1	1	4
Darrell Evans, L (1, 5) Joe Boever, R (9, 1) OBP: 0.276, SLG: 0.312		0-1 BB 1-2 1B 1B	2-0 CS	2-2 P5		2-2 G3		2-2 P5		4	1	1	0	0	0	1
Andres Thomas, R (1, 6) OBP: 0.255, SLG: 0.358		2-3 K		0-2 G4-3		0-1 G5-3		0-3 K		4	0	0	0	0	2	3
Jeff Treadway, L (1, 4) Jeff Blauser, R (9, PH) OBP: 0.314, SLG: 0.362		0-0 F7		1-1 G6-3		1-0 G1-3			0-1 F8 HR 2B	3	0	0	0	0	0	2
Bruce Benedict, R (1, 2) Geronimo Berroa, R (9, PH) OBP: 0.304, SLG: 0.228		4-2 BB 1-2 2-3 BB		2-1 G6-3		0-0 P4		0-1 F8		2	0	0	0	1	0	0
Derek Lilliquist, L (1, 1) Mark Eichhorn, R (6, 1) Jeff Wetherby, L (7, PH) Paul Assenmacher, L (8, 1) Ed Whited, R (9, 5) OBP: 0.211, SLG: 0.237		0-1 BB 1-2 2-3 BB		0-1 BB 1B 1B		0-1 F9		2-2 HR		2	0	2	2	0	0	0

Inning Stats	R: 0	H: 0	E: 0	K: 0	S: 12	H: 0	LOB: 0	BB: 0	P: 19	R: 2	H: 3	E: 0	K: 1	S: 15	H: 1	LOB: 2	BB: 1	P: 25	R: 0	H: 0	E: 0	K: 1	S: 8	H: 0	LOB: 0	BB: 0	P: 16	R: 0	H: 2	E: 0	K: 0	S: 10	H: 0	LOB: 3	BB: 1	P: 19	R: 0	H: 0	E: 0	K: 0	S: 7	H: 0	LOB: 1	BB: 1	P: 15	R: 0	H: 0	E: 0	K: 2	S: 14	H: 0	LOB: 1	BB: 1	P: 20	R: 2	H: 2	E: 0	K: 0	S: 11	H: 2	LOB: 0	BB: 0	P: 14	1B: 6	SF: 0	2B: 1	SAC: 0	3B: 0	DP: 0	HR: 1	HBP: 0	WP: 0	PA: 39
--------------	------	------	------	------	-------	------	--------	-------	-------	------	------	------	------	-------	------	--------	-------	-------	------	------	------	------	------	------	--------	-------	-------	------	------	------	------	-------	------	--------	-------	-------	------	------	------	------	------	------	--------	-------	-------	------	------	------	------	-------	------	--------	-------	-------	------	------	------	------	-------	------	--------	-------	-------	-------	-------	-------	--------	-------	-------	-------	--------	-------	--------

PITCHER	IP	WLS	BF	H	R	ER	SO	BB	IBB	HBP	BLK	WP	HR	S	P	ERA	WHIP
Michael LaCoss, R (1, 1) ERA: 2.9	7.0	W	29	6	2	2	2	3	0	0	0	0	0	70	115	2.57	1.286
Craig Lefferts, L (8, 1) ERA: 2.26	2.0	S	9	2	2	2	2	1	0	0	0	0	1	25	34	9.00	1.500

BOTTOM

San Francisco Giants @ Atlanta Braves  
Atlanta-Fulton County Stadium, Atlanta, GA

Tue Jul 25 1989, 7:05 PM EDT  
Att: 10,564 - Unknown - 81 F

livebaseballscores.com

AB	34
R	4
H	8
RBI	4
BB	4
SO	4
LOB	16



Batter	1	2	3	4	5	6	7	8	9	AB R H RBI BB SO LOB	TOP																
Pat Sheridan, L (1, 8) OBP: 0.317, SLG: 0.346 (8, 9)	2-1 F8 2B		0-1 F8 2B		2-2 E4 FC4 1-2		2-0 G4-3	1-0 G4-3		5 0 1 0 0 0 3																	
Robby Thompson, R (1, 4) OBP: 0.343, SLG: 0.459	1-1 G5-3		2-0 2B		1-1 FC4 1-2 2-3		0-3 K		1-1 G5-3	5 0 1 0 0 1 3																	
Ken Oberkfell, L (1, 3) OBP: 0.283, SLG: 0.356 (8, 5)	1-0 F8 2-3		0-2 G1-3			2-0 1B 3B	0-1 1B		3-2 1B	5 1 3 0 0 0 2 0 0 0 0 0 0 0																	
Donell Nixon, R (9, PR) OBP: 0.312, SLG: 0.275																											
Kevin Mitchell, R (1, 7) OBP: 0.383, SLG: 0.672	3-3 K			1-2 F8		0-0 BB FC4-6 1B 3-H	0-0 F9		2-1 L3	5 1 1 1 0 1 3																	
Candy Maldonado, R (1, 9) OBP: 0.309, SLG: 0.387 Brett Butler, L (8, PR) OBP: 0.346, SLG: 0.362 (8, 8)		2-2 F9		4-2 G6-3 BB		0-0 FC4-6 FC6 1B 1-2		3-2 SH1-4 1B	2-2 L7	3 1 2 0 1 0 0 1 1 0 0 0 0 1																	
Matt Williams, R (1, 5) OBP: 0.209, SLG: 0.270 (8, 6)		2-1 L4		0-0 G6-3 1-2		4-0 FC4-6 BB 1-2 2-3		0-0 SH1-4		2 0 0 0 1 0 1																	
Terry Kennedy, L (1, 2) OBP: 0.304, SLG: 0.324		1-1 1B		0-0 G6-3		1-0 FC4-6 FC6 1-2 2-3 3-H		4-0 1B IBB		3 0 1 1 1 0 3																	
Jose Uribe, S (1, 6) OBP: 0.291, SLG: 0.316 Will Clark, L (8, PH) OBP: 0.412, SLG: 0.534 (8, 3)		0-0 F8				0-0 F9 1-2 3-H	2-2 FC6	0-3 K		3 0 0 1 0 0 2 1 0 0 0 0 1 2																	
Scott Garrelts, R (1, 1) OBP: 0.191, SLG: 0.261 Ernest Riles, L (8, PH) OBP: 0.343, SLG: 0.416 Steve Bedrosian, R (8, 1) OBP: 0.333, SLG: 0.333			3-2 F8		2-2 FC4 E 1B	0-3 K		0-0 1B 1-2 2-H		3 0 1 0 0 1 1 1 0 1 1 0 0 0 0 0 0 0 0 0 0																	
Inning Stats	R: 0 E: 0 K: 1 S: 8	H: 1 LOB: 1 BB: 0 P: 15	R: 0 E: 0 K: 0 S: 9	H: 1 LOB: 1 BB: 0 P: 14	R: 0 E: 0 K: 0 S: 7	H: 0 LOB: 1 BB: 1 P: 12	R: 0 E: 1 K: 0 S: 10	H: 1 LOB: 1 BB: 0 P: 15	R: 3 E: 0 K: 1 S: 11	H: 3 LOB: 1 BB: 1 P: 19	R: 0 E: 0 K: 1 S: 7	H: 1 LOB: 1 BB: 0 P: 9	R: 1 E: 0 K: 1 S: 9	H: 2 LOB: 2 BB: 1 P: 17	R: 0 E: 0 K: 0 S: 10	H: 1 LOB: 1 BB: 0 P: 18	1B: 8 2B: 2 3B: 1 HR: 0	SF: 0 SAC: 1 DP: 0 HBP: 0	WP: 0 PA: 41 PB: 0 SB: 0 CS: 0								
PITCHER	IP	WLS	BF	H	R	ER	SO	BB	IBB	HBP	BLK	WP	HR	S	P	ERA	WHIP										
Marty Clary, R ERA: 4.26	(1, 1)	5.0	24	7	3	3	1	2	0	0	0	0	0	46	79	5.40	1.800										
Jim Acker, R ERA: 2.58	(6, 1)	1.0	3	0	0	0	1	0	0	0	0	0	0	8	10	0.00	0.000										
Mark Eichhorn, R ERA: 3.67	(7, 1)	1.1	7	2	1	1	1	0	1	0	0	0	0	11	20	6.75	1.500										
Joe Boever, R ERA: 2.82	(8, 1)	1.2	W	7	2	0	1	0	0	0	0	0	0	15	24	0.00	1.200										

San Francisco Giants @ Atlanta Braves  
Atlanta-Fulton County Stadium, Atlanta, GA

AB	37
R	4
H	11
RBI	4
BB	3
SO	4
LOB	21



Wed Jul 26 1989, 7:05 PM EDT  
Att. 8,055 - Unknown

livebaseballscorecards.com

Batter	1	2	3	4	5	6	7	8	9
<b>Oddibe McDowell, L</b> (1, 8) OBP: 0.307, SLG: 0.309	1-0 F8		3-1 F7			1-1 FC4		1-2 1B SF7	
<b>Jeff Treadway, L</b> (1, 4) OBP: 0.316, SLG: 0.364	3-2 1B		3-2 L7			2-0 P4		0-1 1B BB	
<b>Lonnie Smith, R</b> (1, 7) OBP: 0.442, SLG: 0.574	2-1 L8			0-0 G5-3		2-2 FC5-4 HR		4-2 1B BB	
<b>Dale Murphy, R</b> (1, 9) OBP: 0.307, SLG: 0.346	3-2 G3			2-2 L8		0-1 HR		1-1 SF7	
<b>Darrell Evans, L</b> (1, 3) OBP: 0.270, SLG: 0.304				0-1 G4-3		2-2 G4-3		0-1 F8	
<b>Andres Thomas, R</b> (1, 6) OBP: 0.252, SLG: 0.354						1-2 P2		1-0 P2	
<b>Jeff Blauser, R</b> (1, 5) OBP: 0.301, SLG: 0.411						1-1 G5-3			
<b>Bruce Benedict, R</b> (1, 2) <b>Joe Boever, R</b> (8, 1)						1-0 F9		1-2 P5	
<b>Marty Clary, R</b> (1, 1) <b>Jim Acker, R</b> (6, 1) <b>Derek Lilliquist, L</b> (6, PH) <b>Mark Eichhorn, R</b> (7, 1) <b>Jody Davis, R</b> (8, 2) <b>John Russell, R</b> (8, PR)						0-0 F8		4-2 1B PB BB	

Inning Stats	R: 0	H: 1	E: 0	LOB: 1	K: 0	BB: 0	S: 9	P: 18
	R: 0	H: 1	E: 0	LOB: 1	K: 0	BB: 0	S: 8	P: 18
	R: 0	H: 0	E: 0	LOB: 0	K: 0	BB: 0	S: 7	P: 13
	R: 0	H: 0	E: 0	LOB: 0	K: 0	BB: 0	S: 6	P: 8
	R: 0	H: 0	E: 0	LOB: 0	K: 0	BB: 0	S: 10	P: 13
	R: 3	H: 2	E: 1	LOB: 0	K: 0	BB: 0	S: 13	P: 22
	R: 0	H: 0	E: 0	LOB: 0	K: 1	BB: 0	S: 9	P: 13
	R: 2	H: 2	E: 0	LOB: 2	K: 0	BB: 2	S: 17	P: 28

Batter	AB	R	H	RBI	BB	SO	LOB
	4	1	1	0	0	0	1
	4	0	2	1	0	0	2
	3	1	0	0	1	0	3
	3	1	1	4	0	0	1
	4	0	0	0	0	0	2
	4	0	0	0	0	0	2
	3	0	1	0	0	1	0
	3	0	0	0	0	0	1
	0	0	0	0	0	0	0
	1	0	0	0	0	0	0
	0	0	0	0	0	0	0
	1	1	1	0	0	0	0
	0	0	0	0	0	0	0
	0	0	0	0	1	0	0
	0	1	0	0	0	0	0

**BOTTOM**

**San Francisco Giants @ Atlanta Braves**  
Atlanta-Fulton County Stadium, Atlanta, GA

Wed Jul 26 1989, 7:05 PM EDT  
Att. 8,055 - Unknown

livebaseballscorecards.com

<b>AB</b>	<b>30</b>
<b>R</b>	<b>5</b>
<b>H</b>	<b>6</b>
<b>RBI</b>	<b>5</b>
<b>BB</b>	<b>2</b>
<b>SO</b>	<b>1</b>
<b>LOB</b>	<b>12</b>



PITCHER	IP	WLS	BF	H	R	ER	SO	BB	IBB	HBP	BLK	WP	HR	S	P	ERA	WHIP
<b>Scott Garrelts, R</b> (1, 1) ERA: 2.38	7.0		26	4	3	0	1	0	0	0	0	0	1	62	105	0.00	0.571
<b>Steve Bedrosian, R</b> (8, 1) ERA: 3.74	1.0	L	7	2	2	2	0	2	0	0	0	0	0	17	28	18.00	4.000

Batter	1	2	3	4	5	6	7	8	9	AB R H RBI BB SO LOB	TOP	
<b>Donell Nixon, R</b> (1, 8) <small>OBP: 0.301, SLG: 0.264</small>	0-3 		0-0 		0-0 		0-0 			4 0 0 0 0 1 2	<b>San Francisco Giants @ Atlanta Braves</b> Atlanta-Fulton County Stadium, Atlanta, GA Thu Jul 27 1989, 7:05 PM EDT Att: 10,471 - Unknown	
<b>Greg Litton, R</b> (1, 4) <small>OBP: 0.356, SLG: 0.525</small>	0-0 		0-0 			0-0 		0-0 		4 1 1 1 0 0 0		
<b>Will Clark, L</b> (1, 3) <small>OBP: 0.408, SLG: 0.528</small> <b>Terry Kennedy, L</b> (8, 3) <small>OBP: 0.304, SLG: 0.324</small>	0-3 			0-0 		0-3 		0-3 		4 0 0 0 0 3 0 0 0 0 0 0 0 0		
<b>Kevin Mitchell, R</b> (1, 7) <small>OBP: 0.387, SLG: 0.674</small> <b>Ken Oberkfell, L</b> (8, 4) <small>OBP: 0.283, SLG: 0.356</small>	0-0 			0-0 		4-0 		0-0 		3 0 2 0 1 0 0 0 0 0 0 0 0 0		
<b>Candy Maldonado, R</b> (1, 9) <small>OBP: 0.309, SLG: 0.387</small> <b>Rich Gossage, R</b> (6, 1) <b>Don Robinson, R</b> (8, PH) <small>OBP: 0.250, SLG: 0.356</small> <b>Trevor Wilson, L</b> (8, 1) <small>OBP: 0.429, SLG: 0.333</small>	0-0 			0-0 		0-0 		0-0 		3 0 1 0 0 0 2 0 0 0 0 0 0 0 1 0 0 0 0 0 1 0 0 0 0 0 0 0		
<b>Matt Williams, R</b> (1, 5) <small>OBP: 0.211, SLG: 0.258</small>		0-0 		4-0 		0-0 		0-0 		3 0 0 0 1 0 2		
<b>Kirt Manwaring, R</b> (1, 2) <small>OBP: 0.275, SLG: 0.268</small>		0-0 		0-0 		0-0 		0-0 		4 0 0 0 0 0 3		
<b>Jose Uribe, S</b> (1, 6) <small>OBP: 0.291, SLG: 0.316</small> <b>Ernest Riles, L</b> (7, 6) <small>OBP: 0.341, SLG: 0.414</small>		0-0 			0-0 		0-0 		0-0 			3 0 1 0 0 0 0 1 0 0 0 0 0 1
<b>Atlee Hammaker, S</b> (1, 1) <small>OBP: 0.333, SLG: 0.389</small> <b>Jeff Brantley, R</b> (6, 1) <small>OBP: 0.125, SLG: 0.125</small> <b>Pat Sheridan, L</b> (6, 9) <small>OBP: 0.314, SLG: 0.342</small>			0-3 		0-0 		0-3 		0-3 			2 0 1 0 0 1 0 0 0 0 0 0 0 0 2 0 0 0 0 2 2
<b>Inning Stats</b>	R: 1 H: 1 E: 1 LOB: 1 K: 2 BB: 0 S: 9 P: 9	R: 0 H: 0 E: 0 LOB: 0 K: 0 BB: 0 S: 3 P: 3	R: 0 H: 0 E: 0 LOB: 0 K: 1 BB: 0 S: 5 P: 5	R: 0 H: 1 E: 0 LOB: 2 K: 0 BB: 1 S: 4 P: 8	R: 0 H: 1 E: 0 LOB: 0 K: 0 BB: 0 S: 3 P: 3	R: 0 H: 1 E: 0 LOB: 2 K: 1 BB: 1 S: 6 P: 10	R: 0 H: 1 E: 0 LOB: 1 K: 1 BB: 0 S: 6 P: 6	R: 0 H: 1 E: 0 LOB: 1 K: 1 BB: 0 S: 6 P: 6	R: 0 H: 0 E: 1 LOB: 1 K: 1 BB: 0 S: 6 P: 6	1B: 4 SF: 0 2B: 1 SAC: 0 3B: 0 DP: 1 HR: 1 HBP: 0		WP: 0 PA: 36 PB: 0 SB: 0 CS: 0
<b>PITCHER</b>	<b>Tom Glavine, L</b> (1, 1) <small>ERA: 3.52</small> <b>Paul Assenmacher, L</b> (9, 1) <small>ERA: 4.02</small>	IP WLS BF H R ER SO BB IBB HBP BLK WP HR S P ERA WHIP	IP WLS BF H R ER SO BB IBB HBP BLK WP HR S P ERA WHIP									

AB	34
R	1
H	6
RBI	1
BB	2
SO	7
LOB	13



Batter	1	2	3	4	5	6	7	8	9
<b>Oddibe McDowell, L</b> (1, 8) OBP: 0.311, SLG: 0.311	0-0 FC5-4 1B			0-0 CS 1B	0-0 4-3	4-0 1B IBB		0-0 G3	
<b>Jeff Blausler, R</b> (1, 4) OBP: 0.307, SLG: 0.412	0-0 FC5-4 1-2f G6-4-3			0-0 1-2 FC5 1B		0-0 1B HR		0-0 6-3	
<b>Lonnie Smith, R</b> (1, 7) OBP: 0.443, SLG: 0.572	0-0 1-2f G6-4-3			0-0 1-2 FC5 G6-4-3		0-0 1-2 HR BB			
<b>Dale Murphy, R</b> (1, 9) OBP: 0.309, SLG: 0.363		0-3 K		0-0 1-2f G6-4-3		0-0 HR			
<b>Andres Thomas, R</b> (1, 6) OBP: 0.252, SLG: 0.355		0-0 5-3			0-0 BB 2B	0-0 F9			
<b>Darrell Evans, L</b> (1, 3) OBP: 0.275, SLG: 0.305		0-0 F9			0-0 F7	0-0 HR 1B	4-0 BB		
<b>Jody Davis, R</b> (1, 2) OBP: 0.243, SLG: 0.235			0-0 F7		0-0 6-3	0-0 1H HR	0-0 G6-4-3 1-2f BB		
<b>Ed Whited, R</b> (1, 5) OBP: 0.250, SLG: 0.310		0-3 K			4-0 BB IBB	0-0 FC3-6 1B	0-0 F8		
<b>Tom Glavine, L</b> (1, 1) OBP: 0.200, SLG: 0.191 <b>Gerónimo Berroa, R</b> (8, PH) OBP: 0.308, SLG: 0.365 <b>Paul Assenmacher, L</b> (9, 1)		0-3 K		0-0 1-2 2-3 BB		0-0 1-2f 1B BLK		0-3 K	

AB	R	H	RBI	BB	SO	LOB
4	1	2	0	1	0	3
4	2	2	0	1	0	1
3	2	1	2	1	0	2
4	2	2	6	0	1	2
4	0	1	0	0	0	0
3	1	1	0	1	0	1
4	1	1	2	0	0	2
3	0	1	0	1	1	0
2	1	0	0	1	1	1
1	0	0	0	0	1	0
0	0	0	0	0	0	0

Inning Stats		R: 0	H: 1	E: 0	K: 0	S: 3	R: 0	H: 0	E: 0	K: 1	S: 5	R: 0	H: 0	E: 0	K: 2	S: 7	R: 0	H: 2	E: 0	K: 0	S: 4	R: 0	H: 1	E: 0	K: 0	S: 4	R: 10	H: 7	E: 0	K: 0	S: 10	R: 0	H: 0	E: 0	K: 0	S: 2	R: 0	H: 0	E: 0	K: 1	S: 5
PITCHER		IP	WLS	BF	H	R	ER	SO	BB	IBB	HBP	BLK	WP	HR	S	P	ERA	WHIP	PITCHER		IP	WLS	BF	H	R	ER	SO	BB	IBB	HBP	BLK	WP	HR	S	P	ERA	WHIP				
<b>Atlee Hammaker, L</b> (1, 1) ERA: 3.77	(1, 1)	5.0	L	21	5	2	2	3	2	1	0	0	0	0	24	36	3.60	1.400	<b>Jeff Brantley, R</b> (6, 1) ERA: 4.08		0.2	7	4	3	3	0	0	1	0	1	0	2	6	10	40.50	6.000					
<b>Rich Gossage, R</b> (6, 1) ERA: 2.63	(6, 1)	1.1		7	2	5	5	0	2	0	0	0	0	1	5	13	33.75	3.000	<b>Trevor Wilson, L</b> (8, 1) ERA: 3.71		1.0	3	0	0	0	1	0	0	0	0	5	5	0.00	0.000							

**BOTTOM**

**San Francisco Giants @ Atlanta Braves**  
Atlanta-Fulton County Stadium, Atlanta, GA

Thu Jul 27 1989, 7:05 PM EDT  
Att. 10,471 - Unknown

<b>AB</b>	<b>32</b>
<b>R</b>	<b>10</b>
<b>H</b>	<b>11</b>
<b>RBI</b>	<b>10</b>
<b>BB</b>	<b>6</b>
<b>SO</b>	<b>4</b>
<b>LOB</b>	<b>12</b>

WP: 0 PA: 38  
PB: 0  
SB: 0  
CS: 1

1B	2B	3B	HR	SF	SAC	DP	HBP
7	1	0	3	0	3	0	0

Batter	1	2	3	4	5	6	7	8	9	AB R H RBI BB SO LOB	TOP
<b>Brett Butler, L</b> (1, 8) OBP: 0.347, SLG: 0.361	2-2 L9 E G3-1 1B		2-1 E4 G5-3	4-2 BB			2-2 P6		1-3 K	4 1 1 0 1 1 0	
<b>Robby Thompson, R</b> (1, 4) OBP: 0.340, SLG: 0.454	1-2 L9 1-3		2-2 G5-3 1-2	0-0 G5-3			1-3 K			4 0 0 0 0 1 4	
<b>Will Clark, L</b> (1, 3) OBP: 0.409, SLG: 0.536	1-1 G3-1 3-H		1-3 K		0-1 1B		2-1 HR			4 1 2 2 0 1 1	
<b>Kevin Mitchell, R</b> (1, 7) OBP: 0.388, SLG: 0.674	0-0 2B		4-1 FC4-6 BB		0-0 F9		1-1 G6-3			3 0 1 0 1 0 1	
<b>Pat Sheridan, L</b> (1, 9) OBP: 0.313, SLG: 0.337	4-1 IBB		2-1 FC4-6 1-2f		1-0 F8			3-3 K		3 0 0 0 1 1 3	
<b>Matt Williams, R</b> (1, 5) OBP: 0.213, SLG: 0.271	0-3 K			0-0 2B		0-0 F8		2-1 F9		4 1 1 0 0 1 3	
<b>Terry Kennedy, L</b> (1, 2) OBP: 0.303, SLG: 0.327		3-2 G3		1-1 1B 2B 2-H		0-0 F8		2-2 L7		4 0 1 1 0 0 0	
<b>Jose Uribe, S</b> (1, 6) OBP: 0.291, SLG: 0.315		2-2 P3		2-0 1B		2-1 F8		0-0 F7		4 0 1 0 0 0 0	
<b>Don Robinson, R</b> (1, 1) OBP: 0.234, SLG: 0.333		2-3 K		0-0 P6		1-2 G5-3		0-0 F7		4 0 0 0 0 1 1	
<b>Inning Stats</b>	R: 1 H: 2 E: 1 LOB: 2 K: 1 BB: 1 S: 14 P: 22	R: 0 H: 0 E: 0 LOB: 0 K: 1 BB: 0 S: 13 P: 20	R: 0 H: 0 E: 1 LOB: 2 K: 1 BB: 1 S: 14 P: 25	R: 1 H: 3 E: 0 LOB: 2 K: 0 BB: 1 S: 11 P: 18	R: 0 H: 1 E: 0 LOB: 1 K: 0 BB: 0 S: 5 P: 6	R: 0 H: 0 E: 0 LOB: 0 K: 0 BB: 0 S: 6 P: 9	R: 1 H: 1 E: 0 LOB: 0 K: 1 BB: 0 S: 12 P: 18	R: 0 H: 0 E: 0 LOB: 0 K: 1 BB: 0 S: 8 P: 15	R: 0 H: 0 E: 0 LOB: 0 K: 1 BB: 0 S: 5 P: 6	1B: 3 SF: 0 2B: 3 SAC: 0 3B: 0 DP: 0 HR: 1 HBP: 0	WP: 0 PA: 37 PB: 0 SB: 0 CS: 0
<b>PITCHER</b>	IP WLS BF H R ER SO BB IBB HBP BLK WP HR S P ERA WHIP										
<b>Jim Clancy, R</b> (1, 1) ERA: 4.43	7.0 L 31 7 3 3 4 2 1 0 0 0 1 75 118 3.86 1.286										
<b>Danny Darwin, R</b> (8, 1) ERA: 2.21	2.0 6 0 0 0 2 0 0 0 0 0 0 13 21 0.00 0.000										

**San Francisco Giants @ Houston Astros**  
 Astrodome, Houston, TX  
 Fri Jul 28 1989, 8:05 PM EDT  
 Att: 38,845 - Dome - 74 F

AB	34
R	3
H	7
RBI	3
BB	3
SO	6
LOB	13



Batter	1	2	3	4	5	6	7	8	9	AB R H RBI BB SO LOB
Gerald Young, S OBP: 0.332, SLG: 0.271 (1, 8)	1-0 G4-3	1-0 F8			1-2 F9 G5-3 1B		3-2 G6-3			4 0 1 0 0 0 1
Craig Biggio, R OBP: 0.338, SLG: 0.399 (1, 2)	0-1 BLK 1B		0-3 K		0-1 G5-3			0-0 F7		4 1 1 0 0 1 1
Bill Doran, S OBP: 0.321, SLG: 0.368 (1, 4)	2-1 G6-3 1B		2-3 K		0-0 F9			0-3 K		4 1 1 1 0 2 1
Glenn Davis, R OBP: 0.337, SLG: 0.480 (1, 3)	0-1 G6-3		0-1 1B		1-1 F7			3-2 2B		4 0 2 0 0 0 2
Eric Yelding, R OBP: 0.302, SLG: 0.282 (8, PR)	1-3									0 0 0 0 0 0 0
Alex Trevino, R OBP: 0.358, SLG: 0.467 (9, 3)										0 0 0 0 0 0 0
Terry Puhl, L OBP: 0.338, SLG: 0.368 (1, 7)	0-0 1B		0-0 P6			2-3 K		0-2 G6-3		4 0 1 1 0 1 2
Eric Anthony, L OBP: 0.338, SLG: 0.368 (1, 7)	3-H									
Eric Anthony, L OBP: 0.338, SLG: 0.368 (1, 9)	0-1 G3		3-1 G4-3		1-0 P5			3-3 K		4 0 0 0 0 1 1
Rafael Ramirez, R OBP: 0.283, SLG: 0.318 (1, 6)		1-0 G6-3		0-0 F8		2-0 P4		0-1 L7		4 0 0 0 0 0 0
Ken Caminiti, S OBP: 0.302, SLG: 0.355 (1, 5)		0-3 K		1-1 1B			0-0 P5	3-2 F9		4 0 1 0 0 1 0
Jim Clancy, R OBP: 0.167, SLG: 0.172 (1, 1)		0-0 B5		0-3 K			3-2 P5			2 0 0 0 0 1 2
Craig Reynolds, L OBP: 0.262, SLG: 0.248 (7, PH)										1 0 0 0 0 0 0
Danny Darwin, R OBP: 0.083, SLG: 0.091 (8, 1)										0 0 0 0 0 0 0

Inning Stats	R: 2	H: 3	E: 0	K: 0	S: 10	LOB: 1	BB: 0	P: 13	R: 0	H: 0	E: 0	K: 1	S: 6	LOB: 1	BB: 0	P: 8	R: 0	H: 1	E: 0	K: 2	S: 9	LOB: 1	BB: 0	P: 11	R: 0	H: 1	E: 0	K: 1	S: 8	LOB: 1	BB: 0	P: 10	R: 0	H: 0	E: 0	K: 1	S: 5	LOB: 0	BB: 0	P: 10	R: 0	H: 0	E: 0	K: 0	S: 7	LOB: 0	BB: 0	P: 13	R: 0	H: 1	E: 0	K: 1	S: 12	LOB: 1	BB: 0	P: 15	R: 0	H: 0	E: 0	K: 1	S: 8	LOB: 0	BB: 0	P: 14	1B: 6	SF: 0	2B: 1	SAC: 0	3B: 0	DP: 0	HR: 0	HBP: 0	WP: 1	PA: 35
PITCHER Don Robinson, R ERA: 3.45 (1, 1)	IP	WLS	BF	H	R	ER	SO	BB	IBB	HBP	BLK	WP	HR	S	P	ERA	WHIP	IP	WLS	BF	H	R	ER	SO	BB	IBB	HBP	BLK	WP	HR	S	P	ERA	WHIP	IP	WLS	BF	H	R	ER	SO	BB	IBB	HBP	BLK	WP	HR	S	P	ERA	WHIP																							

BOTTOM

San Francisco Giants @ Houston Astros  
Astrodome, Houston, TX  
Fri Jul 28 1989, 8:05 PM EDT  
Att: 38,845 - Dome - 74 F

livebaseballscorecards.com

AB	35
R	2
H	7
RBI	2
BB	0
SO	7
LOB	10



Batter	1	2	3	4	5	6	7	8	9	AB R H RBI BB SO LOB	TOP													
<b>Brett Butler, L</b> (1, 8) <small>OBP: 0.344, SLG: 0.357</small> <b>Donell Nixon, R</b> (8, 8) <small>OBP: 0.301, SLG: 0.264</small>	1-2 G3		0-0 F7		1-0 L6			2-2 G4-3		4 0 0 0 0 0 1 0 0 0 0 0 0 0														
<b>Robby Thompson, R</b> (1, 4) <small>OBP: 0.337, SLG: 0.450</small> <b>Trevor Wilson, L</b> (5, 1) <small>OBP: 0.429, SLG: 0.333</small> <b>Greg Litton, R</b> (7, 6) <small>OBP: 0.352, SLG: 0.519</small>	1-0 F8		0-3 K		2-2 G6-3			1-2 F9		3 0 0 0 0 1 1 0 0 0 0 0 0 0 1 0 0 0 0 0 0														
<b>Will Clark, L</b> (1, 3) <small>OBP: 0.410, SLG: 0.542</small>	4-2 BB		2-1 HR			1-3 K2-3			1-0 G3-1	3 1 1 1 1 1 0														
<b>Kevin Mitchell, R</b> (1, 7) <small>OBP: 0.387, SLG: 0.669</small>	1-3 K		0-3 K			3-3 K			4-1 G5-3 BB	3 0 0 0 1 3 1														
<b>Candy Maldonado, R</b> (1, 9) <small>OBP: 0.308, SLG: 0.382</small>		4-0 FC4-6 1B BB		2-1 G5-3		2-0 F7			1-2 G5-3	3 0 0 0 1 0 1														
<b>Matt Williams, R</b> (1, 5) <small>OBP: 0.215, SLG: 0.270</small>		1-1 SAFE FC4-6 1B		0-1 G5-3			0-2 G4-3		1-3 K	4 0 1 0 0 1 1														
<b>Terry Kennedy, L</b> (1, 2) <small>OBP: 0.299, SLG: 0.323</small> <b>Kirt Manwaring, R</b> (7, 2) <small>OBP: 0.275, SLG: 0.268</small>		0-0 FC4-6 1-2 2-3		0-0 G1-6-3			1-0 F8			3 0 0 0 0 0 2 0 0 0 0 0 0 0														
<b>Jose Uribe, S</b> (1, 6) <small>OBP: 0.288, SLG: 0.312</small> <b>Rich Gossage, R</b> (7, 1)		2-3 K			1-0 G4-3		2-3 K			3 0 0 0 0 2 2 0 0 0 0 0 0 0														
<b>Rick Reuschel, R</b> (1, 1) <small>OBP: 0.229, SLG: 0.178</small> <b>Ken Oberkfell, L</b> (5, PH) <small>OBP: 0.287, SLG: 0.368</small> (5, 4)		0-0 G6-3			2-1 2B			0-0 F8		1 0 0 0 0 0 2 2 0 1 0 0 0 0														
<b>Inning Stats</b>	R: 0 E: 0 K: 1 S: 9	H: 0 LOB: 1 BB: 1 P: 16	R: 0 E: 0 K: 1 S: 8	H: 1 LOB: 2 BB: 1 P: 15	R: 1 E: 0 K: 2 S: 9	H: 1 LOB: 0 BB: 0 P: 11	R: 0 E: 0 K: 0 S: 5	H: 0 LOB: 0 BB: 0 P: 7	R: 0 E: 0 K: 0 S: 7	H: 1 LOB: 1 BB: 0 P: 13	R: 0 E: 0 K: 2 S: 7	H: 0 LOB: 0 BB: 0 P: 13	R: 0 E: 0 K: 1 S: 7	H: 0 LOB: 0 BB: 0 P: 10	R: 0 E: 0 K: 0 S: 7	H: 0 LOB: 0 BB: 0 P: 10	R: 0 E: 0 K: 1 S: 10	H: 0 LOB: 1 BB: 1 P: 17	1B: 1 2B: 1 3B: 0 HR: 1	SF: 0 SAC: 0 DP: 0 HBP: 0	WP: 0 PB: 0 SB: 0 CS: 0	PA: 33		
<b>PITCHER</b> <b>Mark Portugal, R</b> (1, 1) <small>ERA: 3.21</small>	IP: 9.0 WLS: W BF: 33 H: 3 R: 1 ER: 1 SO: 8 BB: 3 IBB: 0 HBP: 0 BLK: 0 WP: 0 HR: 1 S: 69 P: 112 ERA: 1.00 WHIP: 0.667																							

**San Francisco Giants @ Houston Astros**  
 Astrodome, Houston, TX  
 Sat Jul 29 1989, 4:33 AM EDT  
 Att. 39,602 - Dome - 74 F

AB	30
R	1
H	3
RBI	1
BB	3
SO	8
LOB	11



WP: 0	PA: 33
PB: 0	
SB: 0	
CS: 0	





Batter	1	2	3	4	5	6	7	8	9	AB R H RBI BB SO LOB	TOP											
<b>Brett Butler, L</b> (1, 8) OBP: 0.342, SLG: 0.355	1-2 HBP 1B	0-0 P8		2-0 G3		1-2 F7			1-3 K	5 0 1 0 0 1 3												
<b>Robby Thompson, R</b> (1, 4) OBP: 0.336, SLG: 0.445	1-0 HBP	0-0 FC6-4			0-0 F8			2-3 K	0-3 K	4 0 0 0 0 2 2												
<b>Will Clark, L</b> (1, 3) OBP: 0.412, SLG: 0.543	2-3 K		0-1 1B		3-2 2B 1B			3-3 K	3-2 BB 1B	5 1 3 0 0 2 2												
<b>Kevin Mitchell, R</b> (1, 7) OBP: 0.387, SLG: 0.667	1-3 K		0-1 G6-3 1-2		2-2 WP 2B 1-H			2-3 K	4-1 BB	4 0 1 1 1 2 3												
<b>Pat Sheridan, L</b> (1, 9) OBP: 0.310, SLG: 0.330	2-3 K		0-0 L7		0-3 K			4-2 1B BB	0-3 K	4 0 0 0 1 3 6												
<b>Matt Williams, R</b> (1, 5) OBP: 0.229, SLG: 0.273 (8, 6)		2-1 1B S E 1B	1-0 L9		4-1 BB			2-3 K		3 1 1 0 1 1 2												
<b>Terry Kennedy, L</b> (1, 2) OBP: 0.298, SLG: 0.322		2-3 K		1-0 SH3-4 1B	2-1 F8			1-3 K		4 0 1 0 0 2 4												
<b>Jose Uribe, S</b> (1, 6) OBP: 0.289, SLG: 0.313		0-2 E 1B		1-2 P6		0-0 P5		1-2 FC6-4 1B		3 0 1 0 0 0 1												
<b>Ken Oberkfell, L</b> (8, PH) OBP: 0.293, SLG: 0.374 (8, 5)		2-3 1B		0-1 SH3-4		0-3 K		1-3 FC6-4 1B		1 0 1 0 0 0 0												
<b>Michael LaCoss, R</b> (1, 1) OBP: 0.130, SLG: 0.095		1-0 E6		0-1 SH3-4				0-2 FC6-4		2 0 0 1 0 1 1												
<b>Craig Lefferts, L</b> (7, 1)										0 0 0 0 0 0 0												
<b>Ernest Riles, L</b> (8, PH) OBP: 0.340, SLG: 0.412										1 0 0 0 0 0 2												
<b>Steve Bedrosian, R</b> (8, 1) OBP: 0.333, SLG: 0.333		1-2 3-H								0 0 0 0 0 0 0												
<b>Inning Stats</b>	R: 0 E: 0 K: 3 S: 13	H: 1 LOB: 2 BB: 0 P: 20	R: 1 E: 1 K: 1 S: 11	H: 2 LOB: 2 BB: 0 P: 16	R: 0 E: 0 K: 0 S: 6	H: 1 LOB: 1 BB: 0 P: 7	R: 0 E: 0 K: 0 S: 7	H: 1 LOB: 1 BB: 0 P: 11	R: 1 E: 0 K: 1 S: 15	H: 2 LOB: 2 BB: 1 P: 25	R: 0 E: 0 K: 1 S: 8	H: 0 LOB: 0 BB: 0 P: 9	R: 0 E: 0 K: 3 S: 12	H: 0 LOB: 0 BB: 0 P: 19	R: 0 E: 0 K: 2 S: 19	H: 1 LOB: 2 BB: 1 P: 27	R: 0 E: 0 K: 3 S: 14	H: 1 LOB: 2 BB: 1 P: 22	1B: 8 2B: 1 3B: 0 HR: 0	SF: 0 SAC: 1 DP: 0 HBP: 1	WP: 1 PB: 0 SB: 2 CS: 0	PA: 41
<b>PITCHER</b>	IP WLS BF H R ER SO BB IBB HBP BLK WP HR S P ERA WHIP																					
<b>Mike Scott, R</b> (1, 1) ERA: 2.45	7.0 W 31 7 2 2 9 1 0 1 0 1 0 72 107 2.57 1.143																					
<b>Danny Darwin, R</b> (8, 1) ERA: 2.16	2.0 10 2 0 0 5 2 0 0 0 0 0 33 49 0.00 2.000																					

**San Francisco Giants @ Houston Astros**  
Astrodome, Houston, TX  
Sun Jul 30 1989, 4:33 AM EDT  
Att: 41,088 - Dome - 74 F

AB	36
R	2
H	9
RBI	2
BB	3
SO	14
LOB	26



Batter	1	2	3	4	5	6	7	8	9	AB	R	H	RBI	BB	SO	LOB	BOTTOM	
Craig Biggio, R OBP: 0.347, SLG: 0.418 (1, 2)	3-3 K 1		3-1 2B HBP		0-0 SF8 2		1-2 2B SF8 1B	2-2 S 1B		3	2	2	3	0	1	0	<b>San Francisco Giants @ Houston Astros</b> Astrodome, Houston, TX Sun Jul 30 1989, 4:33 AM EDT Att: 41,088 - Dome - 74 F	
Rafael Ramirez, R OBP: 0.285, SLG: 0.327 Danny Darwin, R OBP: 0.077, SLG: 0.083 (1, 6) (8, 1)	1-2 G5-3 2		1-0 1-H 2B		0-2 2B		0-0 FC6-4 2B	2-3 K 1-2		4	0	3	2	0	0	0		
Terry Puhl, L OBP: 0.337, SLG: 0.365 Billy Hatcher, R OBP: 0.293, SLG: 0.318 (1, 7) (7, PH) (8, 7)	0-0 1B		1-3 K 3		0-3 K 3		1-2 SF8 3-H			3	0	1	0	0	2	2		
Glenn Davis, R OBP: 0.338, SLG: 0.484 (1, 3)	2-1 G1-3 3			3-2 L8 1		2-1 F7	4-0 FC6-4 IBB			3	0	0	0	1	0	1		
Eric Anthony, L OBP: 0.182, SLG: 0.545 Mark Davidson, R OBP: 0.300, SLG: 0.308 (1, 9) (7, PH) (8, 9)		1-1 G4-3 1		1-3 K 2		0-0 F8	0-2 FC6-4 BB			3	0	0	0	0	1	0		
Ken Caminiti, S OBP: 0.310, SLG: 0.368 (1, 5)		0-3 K 2		3-1 1B 3		3-3 K	4-2 SAFE 1-2 BB			3	0	1	0	1	2	0		
Craig Reynolds, L OBP: 0.264, SLG: 0.250 Eric Yelding, R OBP: 0.295, SLG: 0.275 (1, 4) (7, PR) (8, 6)		0-1 G5-3 3		1-2 P5 3			SAFE 1B			3	0	1	0	0	0	1		
Gerald Young, S OBP: 0.330, SLG: 0.272 (1, 8)			3-2 G3-1 1		0-1 SH5-4 SF8 2B		3-1 SAFE E1 SH 1B	0-0 F7 1		4	2	1	0	0	0	1		
Mike Scott, R OBP: 0.127, SLG: 0.113 Bill Doran, S OBP: 0.319, SLG: 0.366 (1, 1) (7, PR) (8, 4)			0-3 K 2		0-1 SH5-4 2B 2-3		0-0 SH 1B 2B	1-2 G4-3 2		1	0	0	0	0	1	0		
<b>Inning Stats</b>	R: 0 E: 0 K: 1 S: 10	H: 1 LOB: 1 BB: 0 P: 16	R: 0 E: 0 K: 1 S: 7	H: 0 LOB: 0 BB: 0 P: 8	R: 1 E: 0 K: 2 S: 14	H: 1 LOB: 1 BB: 0 P: 21	R: 0 E: 0 K: 1 S: 15	H: 1 LOB: 1 BB: 0 P: 23	R: 0 E: 0 K: 1 S: 6	H: 0 LOB: 0 BB: 0 P: 11	R: 4 E: 1 K: 0 S: 21	H: 3 LOB: 3 BB: 2 P: 35	R: 0 E: 0 K: 1 S: 14	H: 1 LOB: 1 BB: 0 P: 18	1B: 5 2B: 4 3B: 0 HR: 0	SF: 2 SAC: 2 DP: 0 HBP: 1	WP: 0 PB: 0 SB: 1 CS: 0	PA: 38
<b>PITCHER</b> Michael LaCoss, R ERA: 3.22 Craig Lefferts, L ERA: 2.23 Steve Bedrosian, R ERA: 3.67	IP 6.0 7.1 8.1	WLS L	BF 29	H 8	R 6	ER 5	SO 7	BB 0	IBB 0	HBP 1	BLK 0	WP 0	HR 0	S 71	P 103	ERA 7.50	WHIP 1.333	

livebaseballscorecards.com

AB	31
R	6
H	9
RBI	6
BB	2
SO	8
LOB	11



Batter	1	2	3	4	5	6	7	8	9	AB R H RBI BB SO LOB	TOP																
<b>Brett Butler, L</b> (1, 8) OBP: 0.343, SLG: 0.358	1-1 P2		2-2 F8			0-1 E 2B	1-1 L7		1-0 1B	5 1 2 1 0 0 3																	
<b>Robby Thompson, R</b> (1, 4) OBP: 0.334, SLG: 0.442	1-3 K			0-0 S 1B		0-1 FC1 SF7		2-2 F8	0-1 L8	5 1 1 0 0 1 2																	
<b>Will Clark, L</b> (1, 3) OBP: 0.412, SLG: 0.540	1-0 G3			1 SAFE 3-2 F7 1-2		4-0 BB		1-2 S 1B	1-2 G4-3	4 0 1 0 1 0 3																	
<b>Kevin Mitchell, R</b> (1, 7) OBP: 0.386, SLG: 0.664		1-2 G5-4-3 1B		3-3 K		2-2 SF7		2-3 K		3 0 1 1 0 2 2																	
<b>Candy Maldonado, R</b> (1, 9) OBP: 0.305, SLG: 0.378		0-0 P4		2-3 K		3-2 F7		2-3 K		3 0 0 0 0 1 3																	
<b>Pat Sheridan, L</b> (8, PH) OBP: 0.309, SLG: 0.328								1-2 K		1 0 0 0 0 1 1																	
<b>Matt Williams, R</b> (1, 6) OBP: 0.241, SLG: 0.333		1-2 G5-4-3				3-2 HR	1-1 F9		0-0 1B 2B	4 2 2 1 0 0 2																	
<b>Greg Litton, R</b> (1, 5) OBP: 0.352, SLG: 0.512			0-0 L8		1-1 G5-3		0-0 G5-3 SH1-4 1B		0-0 1B 2B 1B	3 0 1 0 0 0 0																	
<b>Jose Uribe, S</b> (7, PR) OBP: 0.291, SLG: 0.315									2-3 1B 1B	1 1 1 0 0 0 0	<b>AB 35</b>																
<b>Kirt Manwaring, R</b> (1, 2) OBP: 0.276, SLG: 0.270			1-3 K		1-0 P4		1 SAFE 0-1 SH1-4		1-0 1B	3 0 1 1 0 1 0	<b>R 5</b>																
<b>Scott Garrelts, R</b> (1, 1) OBP: 0.204, SLG: 0.255			4-2 BB		1-0 G6-3		3-2 G5-3		1-3 1B	1 0 0 1 0 0 0	<b>H 10</b>																
<b>Jeff Brantley, R</b> (6, 1) OBP: 0.125, SLG: 0.125									3-H 1B	0 0 0 0 0 0 0	<b>RBI 4</b>																
<b>Don Robinson, R</b> (7, PH) OBP: 0.231, SLG: 0.328									0-3 K	1 0 0 0 0 2	<b>BB 2</b>																
<b>Craig Lefferts, L</b> (7, 1)										1 0 0 0 0 1 2	<b>SO 7</b>																
<b>Inning Stats</b>	R: 0 E: 0 K: 1 S: 6	H: 0 LOB: 0 BB: 0 P: 9	R: 0 E: 0 K: 0 S: 7	H: 1 LOB: 0 BB: 0 P: 9	R: 0 E: 0 K: 1 S: 11	H: 0 LOB: 1 BB: 1 P: 18	R: 0 E: 0 K: 2 S: 12	H: 1 LOB: 1 BB: 0 P: 20	R: 1 E: 0 K: 0 S: 7	H: 1 LOB: 0 BB: 0 P: 13	R: 2 E: 1 K: 0 S: 12	H: 1 LOB: 1 BB: 1 P: 22	R: 0 E: 0 K: 0 S: 8	H: 1 LOB: 2 BB: 0 P: 12	R: 0 E: 0 K: 2 S: 13	H: 1 LOB: 1 BB: 0 P: 20	R: 2 E: 0 K: 1 S: 14	H: 4 LOB: 2 BB: 0 P: 17	1B: 7 2B: 2 3B: 0 HR: 1	SF: 1 SAC: 1 DP: 1 HBP: 0	WP: 0 PB: 0 SB: 2 CS: 0	PA: 39					
<b>PITCHER</b>	IP	WLS	BF	H	R	ER	SO	BB	IBB	HBP	BLK	WP	HR	S	P	ERA	WHIP										
<b>Fernando Valenzuela, L</b> (1, 1) ERA: 3.76	7.0	L	28	5	3	1	4	2	0	0	0	0	1	63	103	1.29	1.000										
<b>Alejandro Pena, R</b> (8, 1) ERA: 2.61	1.1		8	4	2	2	3	0	0	0	0	0	0	19	27	13.50	3.000										
<b>Ray Seavage, L</b> (9, 1) ERA: 3.33	0.2		3	1	0	0	0	0	0	0	0	0	0	8	10	0.00	1.500										

San Francisco Giants @ Los Angeles Dodgers  
 Dodger Stadium, Los Angeles, CA  
 Tue Aug 01 1989, 7:05 PM PDT  
 Att. 35,716 - Sunny

livebaseballscorecards.com



Batter	1	2	3	4	5	6	7	8	9	AB R H RBI BB SO LOB
Alfredo Griffin, S (1, 6) OBP: 0.313, SLG: 0.345	0-2 F8		2-1 1B 2B		0-2 L4		0-2 1-2 1B		4-2 BB	4 1 2 0 1 0 0
Willie Randolph, R (1, 4) OBP: 0.374, SLG: 0.314	1-0 G5-3		2-2 BB 1B 2-H		0-0 B1-3		0-1 F8		2-1 G1-3	5 0 1 1 0 0 3
Kal Daniels, L (1, 7) OBP: 0.399, SLG: 0.392 Bill Bean, L (9, 8) OBP: 0.231, SLG: 0.136	0-1 S 1B		4-0 1-2 BB		0-0 HR		1-3 K			3 1 2 1 1 1 2 0 0 0 0 0 0 0
Eddie Murray, S (1, 3) OBP: 0.334, SLG: 0.384	3-2 G4-3		1-2 L6		2-0 P5			2-3 K		4 0 0 0 0 1 3
Mike Marshall, R (1, 9) OBP: 0.331, SLG: 0.379		1-1 F9		4-1 FC6-4 BB		1-1 L5		1-2 3B		3 0 1 0 1 0 0
Franklin Stubbs, L (1, 8) OBP: 0.368, SLG: 0.447 Mickey Hatcher, R (8, PH) OBP: 0.333, SLG: 0.420		1-2 F8		2-2 L7		4-1 BB		0-0 G5-3		2 0 0 0 1 0 1 1 0 0 0 0 0 1
Jeff Hamilton, R (1, 5) OBP: 0.271, SLG: 0.385		2-2 G5-3		1-0 FC6-4 1-2f		0-1 P4		2-3 K		4 0 0 0 0 1 3
Mike Scioscia, L (1, 2) OBP: 0.335, SLG: 0.324 Rick Dempsey, R (9, PH) OBP: 0.273, SLG: 0.221			2-3 K		0-0 G6-3		0-1 F8		0-0 G5-3	3 0 0 0 0 1 1 1 0 0 0 0 0 0
Fernando Valenzuela, L (1, 1) OBP: 0.095, SLG: 0.119 Dave Anderson, R (7, PH) OBP: 0.295, SLG: 0.229 Alejandro Pena, R (8, 1) Ray Searage, L (9, 1) Jose Gonzalez, R (9, PH) OBP: 0.329, SLG: 0.338			0-1 L6		0-1 F7		0-1 F8 1B 1B		2-2 F8	2 0 0 0 0 0 0 1 0 1 0 0 0 0 0 0 0 0 0 0 0 0 0 0 0 0 0 0 1 0 0 0 0 0 0

Inning Stats	R: 0 E: 0 K: 0 S: 9	H: 1 LOB: 1 BB: 0 P: 13	R: 0 E: 0 K: 0 S: 8	H: 0 LOB: 0 BB: 0 P: 12	R: 1 E: 0 K: 1 S: 13	H: 2 LOB: 2 BB: 1 P: 24	R: 0 E: 0 K: 0 S: 6	H: 0 LOB: 1 BB: 1 P: 13	R: 0 E: 0 K: 0 S: 8	H: 0 LOB: 0 BB: 0 P: 8	R: 1 E: 0 K: 0 S: 7	H: 1 LOB: 1 BB: 1 P: 14	R: 0 E: 0 K: 1 S: 12	H: 2 LOB: 2 BB: 0 P: 13	R: 0 E: 0 K: 2 S: 10	H: 1 LOB: 1 BB: 0 P: 15	R: 0 E: 0 K: 0 S: 8	H: 0 LOB: 1 BB: 1 P: 16	1B: 4 2B: 1 3B: 1 HR: 1	SF: 0 SAC: 0 DP: 0 HBP: 0	WP: 0 PB: 0 SB: 1 CS: 0	PA: 38
--------------	------------------------------	----------------------------------	------------------------------	----------------------------------	-------------------------------	----------------------------------	------------------------------	----------------------------------	------------------------------	---------------------------------	------------------------------	----------------------------------	-------------------------------	----------------------------------	-------------------------------	----------------------------------	------------------------------	----------------------------------	----------------------------------	------------------------------------	----------------------------------	--------

PITCHER	IP	WLS	BF	H	R	ER	SO	BB	IBB	HBP	BLK	WP	HR	S	P	ERA	WHIP
Scott Garrelts, R (1, 1) ERA: 2.42	5.1	W	22	4	2	2	1	2	0	0	0	0	1	46	74	3.38	1.125
Jeff Brantley, R (6, 1) ERA: 4.04	0.2		3	0	0	0	0	1	0	0	0	0	0	5	10	0.00	1.500
Craig Leferts, L (7, 1) ERA: 2.14	3.0	S	13	3	0	0	3	1	0	0	0	0	0	30	44	0.00	1.333

**BOTTOM**

**San Francisco Giants @ Los Angeles Dodgers**  
**Dodger Stadium, Los Angeles, CA**  
 Tue Aug 01 1989, 7:05 PM PDT  
 Att. 35,716 - Sunny

livebaseballscores.com

<b>AB</b>	<b>34</b>
<b>R</b>	<b>2</b>
<b>H</b>	<b>7</b>
<b>RBI</b>	<b>2</b>
<b>BB</b>	<b>4</b>
<b>SO</b>	<b>4</b>
<b>LOB</b>	<b>14</b>



Batter	1	2	3	4	5	6	7	8	9	AB R H RBI BB SO LOB	TOP											
<b>Brett Butler, L</b> (1, 8) OBP: 0.339, SLG: 0.354	1-1 F9		2-3 K	1-0 F7		2-2 FC6		0-3 K		5 0 0 0 0 2 6												
<b>Robby Thompson, R</b> (1, 4) OBP: 0.330, SLG: 0.436	2-3 K		2-2 E6 1B		0-3 K		3-2 G3		2-1 P5	5 0 0 0 0 2 1												
<b>Will Clark, L</b> (1, 3) OBP: 0.409, SLG: 0.536	0-1 P5		1-2 1B		1-1 F7		1-1 F8		0-2 G1-3	5 0 1 1 0 0 0												
<b>Kevin Mitchell, R</b> (1, 7) OBP: 0.386, SLG: 0.658		4-2 FC5-4 BB	4-0 IBB		3-1 F8		2-3 K		2-3 K	3 0 0 0 2 2 0												
<b>Ernest Riles, L</b> (1, 5) OBP: 0.339, SLG: 0.409		2-1 F8	0-0 G3-1			2-2 1B BB		0-0 F7		4 1 1 0 0 0 4												
<b>Matt Williams, R</b> (1, 6) OBP: 0.253, SLG: 0.376		1-0 FC5-4		2-2 HR		1-3 K		1-0 G1-3 1B		4 2 2 1 0 1 2												
<b>Greg Litton, R</b> (1, 9) OBP: 0.347, SLG: 0.494		0-1 F8		3-1 F8		4-2 1B BB		1-0 G1-3		3 0 0 0 1 0 2												
<b>Terry Kennedy, L</b> (1, 2) OBP: 0.298, SLG: 0.321			1-3 K	1-2 F9		1-1 F7		1-0 BB 1B		4 0 1 1 0 1 2												
<b>Altee Hammaker, S</b> <b>Trevor Wilson, L</b> <b>Rich Gossage, R</b> <b>Jeff Giamberini, R</b> <b>Carly Maddonado, R</b> <b>Steve Bestrosian, R</b> <b>Ken Oberkfell, L</b> <b>Don Robinson, R</b>			2-1 1B	2-2 HBP		1-1 FC6 1B		4-1 BB		1 0 1 0 0 0 0 0 1 0 0 0 0 0 0 0 0 0 0 0 0 1 0 1 1 0												
<b>Inning Stats</b>	R: 0 E: 0 K: 1 S: 7	H: 0 LOB: 0 BB: 0 P: 10	R: 0 E: 0 K: 0 S: 9	H: 0 LOB: 1 BB: 1 P: 16	R: 1 E: 1 K: 2 S: 19	H: 2 LOB: 3 BB: 1 P: 31	R: 1 E: 0 K: 0 S: 12	H: 1 LOB: 1 BB: 0 P: 21	R: 0 E: 0 K: 1 S: 7	H: 0 LOB: 0 BB: 0 P: 11	R: 1 E: 0 K: 1 S: 17	H: 2 LOB: 2 BB: 1 P: 28	R: 0 E: 0 K: 1 S: 8	H: 0 LOB: 0 BB: 0 P: 14	R: 1 E: 0 K: 1 S: 8	H: 2 LOB: 2 BB: 1 P: 15	R: 0 E: 0 K: 1 S: 12	H: 0 LOB: 0 BB: 0 P: 16	1B: 6 2B: 0 3B: 0 HR: 1	SF: 0 SAC: 0 DP: 0 HBP: 1	WP: 0 PB: 0 SB: 0 CS: 0	PA: 40
<b>PITCHER</b>	IP WLS BF H R ER SO BB IBB HBP BLK WP HR S P ERA WHIP																					
<b>Ramon Martinez, R</b> (1, 1) ERA: 3.66	6.0 W 28 5 3 2 5 2 1 1 0 0 1 71 117 3.00 1.167																					
<b>Mike Morgan, R</b> (7, 1) ERA: 2.6	1.2 8 2 1 1 1 1 0 0 0 0 0 13 26 5.40 1.800																					
<b>Jay Howell, R</b> (8, 1) ERA: 0.81	1.1 S 4 0 0 0 2 0 0 0 0 0 0 15 19 0.00 0.000																					

San Francisco Giants @ Los Angeles Dodgers  
 Dodger Stadium, Los Angeles, CA  
 Wed Aug 02 1989, 7:05 PM PDT  
 Att: 45,478 - Unknown

[livebaseballscorecards.com](http://livebaseballscorecards.com)

<b>AB</b>	35
<b>R</b>	4
<b>H</b>	7
<b>RBI</b>	4
<b>BB</b>	4
<b>SO</b>	8
<b>LOB</b>	17



Batter	1	2	3	4	5	6	7	8	9	AB	R	H	RBI	BB	SO	LOB
Alfredo Griffin, S OBP: 0.314, SLG: 0.346 (1, 6)	0-1 1B BB BB 1B		0-1 F7	0-0 G1		0-1 WP 1B 1B		0-0 F8		5	2	2	0	0	0	3
Willie Randolph, R OBP: 0.374, SLG: 0.311 (1, 4)	4-1 BB 1B BB 1-2 G6-4-3 BB		1-3 K		4-2 1B E BB	0-0 B2		3-2 G4-3		3	2	0	0	2	1	2
Mickey Hatcher, R OBP: 0.331, SLG: 0.416 (1, 7) Mike Morgan, R OBP: 0.108, SLG: 0.083 (7, 1) Rick Dempsey, R OBP: 0.273, SLG: 0.221 (8, 2)	2-2 G6-4-3 BB 1-2 2-3 1B		0-1 F9		0-2 F9	2-1 P4				4	0	1	0	0	0	3
Eddie Murray, S OBP: 0.340, SLG: 0.387 (1, 3)	4-0 1-2 2-3 3-H BB			4-0 FC6-4 HBP BB BB	0-1 E 1B BB 1-3 BB 1B	2-2 2-H 3-H 1B				2	2	2	3	2	0	0
Mike Marshall, R OBP: 0.330, SLG: 0.377 (1, 9)	0-1 G6-4-3 1-2f 2-3 3-H			0-1 L6	3-0 BB E 1-2 G3-2-3 1B	0-0 F8				4	0	1	0	0	0	4
Jeff Hamilton, R OBP: 0.271, SLG: 0.382 (1, 5)	0-0 G5-3			1-1 FC6-4 HBP	1-0 E5 BB		2-2 G6-3			3	0	0	1	0	0	3
Jose Gonzalez, R OBP: 0.327, SLG: 0.331 (1, 8)		1-3 K		1-1 FC6-4 BB 1-2f 2-3	4-2 BB 1-2 2-3 3-H BB		2-2 P3			3	0	0	1	1	1	2
Mike Scioscia, L OBP: 0.334, SLG: 0.321 (1, 2) Jay Howell, R (8, 1)		1-1 P5		4-1 BB BB 1-2	1-0 G3-2-3		2-1 F9			3	0	0	0	1	0	3
Ramon Martinez, R OBP: 0.333, SLG: 0.364 (1, 1) Lenny Harris, L OBP: 0.276, SLG: 0.294 (6, PH) Bill Bean, L OBP: 0.222, SLG: 0.130 (7, 7)		0-2 G5-3		4-1 BB 1-2 2-3 3-H BB		4-0 WP 1B 1B BB		0-0 F8		1	0	0	1	1	0	0
										0	1	0	0	1	0	0
										1	0	0	0	0	0	0

Inning Stats	R: 2	H: 2	E: 0	K: 0	S: 9	H: 2	LOB: 1	BB: 2	P: 19	R: 0	H: 0	E: 0	K: 1	S: 9	R: 0	H: 0	E: 0	K: 1	S: 7	R: 1	H: 0	E: 0	K: 0	S: 8	R: 2	H: 2	E: 1	K: 0	S: 13	R: 2	H: 2	E: 0	K: 0	S: 9	R: 0	H: 0	E: 0	K: 0	S: 10	R: 0	H: 0	E: 0	K: 0	S: 5	R: 0	H: 0	E: 0	K: 0	S: 8	1B: 6	2B: 0	3B: 0	HR: 0	SF: 0	SAC: 0	DP: 2	HBP: 1	WP: 1	PB: 0	SB: 0	CS: 0	PA: 38
--------------	------	------	------	------	------	------	--------	-------	-------	------	------	------	------	------	------	------	------	------	------	------	------	------	------	------	------	------	------	------	-------	------	------	------	------	------	------	------	------	------	-------	------	------	------	------	------	------	------	------	------	------	-------	-------	-------	-------	-------	--------	-------	--------	-------	-------	-------	-------	--------

PITCHER	IP	WLS	BF	H	R	ER	SO	BB	IBB	HBP	BLK	WP	HR	S	P	ERA	WHIP
Atlee Hammaker, L ERA: 3.91 (1, 1)	2.0		9	2	2	2	1	2	0	0	0	0	0	18	30	9.00	2.000
Trevor Wilson, L ERA: 4.75 (3, 1)	1.2	L	9	0	1	1	1	3	0	1	0	0	0	14	29	5.40	1.800
Rich Gossage, R ERA: 2.68 (4, 1)	0.2		7	2	2	1	0	2	0	0	0	0	0	13	25	13.50	6.000
Jeff Brantley, R ERA: 3.90 (5, 1)	0.2		1	0	0	0	0	0	0	0	0	0	0	1	2	0.00	0.000
Steve Bedrosian, R ERA: 3.86 (6, 1)	2.0		9	2	2	2	0	1	0	0	0	1	0	19	33	9.00	1.500

**BOTTOM**

**San Francisco Giants @ Los Angeles Dodgers**  
Dodger Stadium, Los Angeles, CA

Wed Aug 02 1989, 7:05 PM PDT  
Att. 45,478 - Unknown

<b>AB</b>	<b>29</b>
<b>R</b>	<b>7</b>
<b>H</b>	<b>6</b>
<b>RBI</b>	<b>6</b>
<b>BB</b>	<b>8</b>
<b>SO</b>	<b>2</b>
<b>LOB</b>	<b>20</b>



PITCHER	IP	WLS	BF	H	R	ER	SO	BB	IBB	HBP	BLK	WP	HR	S	P	ERA	WHIP
Don Robinson, R ERA: 3.43 (8, 1)	1.0		3	0	0	0	0	0	0	0	0	0	0	5	8	0.00	0.000

Batter	1	2	3	4	5	6	7	8	9	AB R H RBI BB SO LOB	TOP										
<b>Brett Butler, L</b> OBP: 0.338, SLG: 0.353 (1, 8)	1-1 G4-3	1-3 K			2-1 P5		0-1 1B			4 0 1 0 0 1 0	<b>San Francisco Giants @ Los Angeles Dodgers</b> <b>Dodger Stadium, Los Angeles, CA</b> Thu Aug 03 1989, 7:05 PM PDT Att: 43,516 - Unknown										
<b>Ken Oberkfell, L</b> OBP: 0.298, SLG: 0.369 (1, 4) (7, 5)	2-0 1B HR	3-2 G4-3			1-0 G6-3		2-3 K			4 1 1 0 0 1 2											
<b>Will Clark, L</b> OBP: 0.410, SLG: 0.535 (1, 3)	1-2 1B HR			2-2 G1-3 1B	3-3 K		1-2 G3-1			4 1 2 0 0 1 0											
<b>Kevin Mitchell, R</b> OBP: 0.385, SLG: 0.662 (1, 7)	0-0 1B HR			2-3 K	1-0 G6-3		2-3 K			4 1 1 3 0 2 1											
<b>Matt Williams, R</b> OBP: 0.263, SLG: 0.393 (1, 5) (7, 6)	0-2 2B			0-0 G1-3	1-0 G5-3		2-1 1B			4 0 2 0 0 0 1											
<b>Pat Sheridan, L</b> OBP: 0.305, SLG: 0.323 (1, 9) <b>Randy McCament, R</b> OBP: 0.500, SLG: 0.500 (8, 1)	3-3 K			2-2 G4-3	2-2 F7		0-3 K			3 0 0 0 0 1 2 0 0 0 0 0 0 0											
<b>Terry Kennedy, L</b> OBP: 0.305, SLG: 0.322 (1, 2)	4-0 BB			0-0 G4-6-3 1B		4-2 1B BB		1-2 G3		2 0 1 0 2 0 0											
<b>Jose Uribe, S</b> OBP: 0.289, SLG: 0.313 (1, 6) <b>Ernest Riles, L</b> OBP: 0.336, SLG: 0.405 (7, PH) (7, 4)	0-0 F7			2-2 G4-6-3		1-3 K		1-2 G4-3		2 0 0 0 0 0 3 2 0 0 0 0 1 1											
<b>Russ Swan, L</b> (1, 1) <b>Jeff Brantley, R</b> OBP: 0.125, SLG: 0.125 (6, 1) <b>Candy Maldonado, R</b> OBP: 0.305, SLG: 0.378 (6, 9) <b>Greg Litton, R</b> OBP: 0.344, SLG: 0.489 (8, PH)		1-1 G1-3		1-1 G6-3		2-3 K		2-1 G6-3		2 0 0 0 0 0 0 0 0 0 0 0 0 0 2 0 0 0 0 1 1 1 0 0 0 0 1 1											
<b>Inning Stats</b>	R: 3 E: 0 K: 1 S: 15	H: 4 LOB: 2 BB: 1 P: 26	R: 0 E: 0 K: 1 S: 8	H: 0 LOB: 0 BB: 0 P: 13	R: 0 E: 0 K: 1 S: 11	H: 1 LOB: 1 BB: 0 P: 17	R: 0 E: 0 K: 0 S: 8	H: 1 LOB: 0 BB: 0 P: 11	R: 0 E: 0 K: 0 S: 5	H: 0 LOB: 0 BB: 0 P: 9	R: 0 E: 0 K: 3 S: 16	H: 1 LOB: 2 BB: 1 P: 25	R: 0 E: 0 K: 2 S: 16	H: 1 LOB: 1 BB: 0 P: 21	R: 0 E: 0 K: 0 S: 8	H: 0 LOB: 0 BB: 0 P: 12	1B: 6 2B: 1 3B: 0 HR: 1	SF: 0 SAC: 0 DP: 1 HBP: 0	WP: 0 PB: 0 SB: 0 CS: 0	PA: 36	
<b>PITCHER</b> <b>Orel Hershiser, R</b> ERA: 2.42 (1, 1) <b>Jay Howell, R</b> ERA: 0.78 (8, 1)	IP 7.0	WLS W	BF 29	H 7	R 3	ER 3	SO 7	BB 2	IBB 0	HBP 0	BLK 0	WP 0	HR 1	S 70	P 114	ERA 3.86	WHIP 1.286				
<b>PITCHER</b>	IP	WLS	BF	H	R	ER	SO	BB	IBB	HBP	BLK	WP	HR	S	P	ERA	WHIP				

<b>AB</b>	34
<b>R</b>	3
<b>H</b>	8
<b>RBI</b>	3
<b>BB</b>	2
<b>SO</b>	9
<b>LOB</b>	12





Batter	1	2	3	4	5	6	7	8	9	AB	R	H	RBI	BB	SO	LOB
Alfredo Griffin, S OBP: 0.313, SLG: 0.345 (1, 6)	G4-3		G6-3				FC4-6 1B			4	1	1	0	0	0	1
Willie Randolph, R OBP: 0.378, SLG: 0.312 (1, 4)	G5-4-3 BB			E 3B	F7		1B			2	1	1	0	2	0	1
Mickey Hatcher, R OBP: 0.329, SLG: 0.412 (1, 7)	G5-4-3			E4 3B	F9		1B			4	1	1	1	0	0	2
Jay Howell, R (8, 1)										0	0	0	0	0	0	0
Eddie Murray, S OBP: 0.341, SLG: 0.393 (1, 3)		G6-3		HR 3B			P6			4	1	2	2	0	0	2
Mike Marshall, R OBP: 0.329, SLG: 0.387 (1, 9)		K		HR						4	1	1	2	0	2	1
Jeff Hamilton, R OBP: 0.268, SLG: 0.377 (1, 5)		L5		G6-3						4	0	0	0	0	1	1
Jose Gonzalez, R OBP: 0.331, SLG: 0.336 (1, 8)			SH5-4 E 1B	F8						4	1	2	0	0	1	1
Rick Dempsey, R OBP: 0.272, SLG: 0.214 (1, 2)		P3		BB						3	0	0	0	1	0	2
Orel Hershiser, R OBP: 0.224, SLG: 0.296 (1, 1)			SH5-4	K						1	0	0	0	0	1	1
Lenny Harris, L OBP: 0.279, SLG: 0.298 (7, PH)										1	0	1	0	0	0	0
Bill Bean, L OBP: 0.222, SLG: 0.130 (8, 7)							FC4-6 1B			0	0	0	0	0	0	0

Inning Stats	R: 0	H: 0	E: 0	LOB: 0	K: 0	S: 6	P: 15	R: 0	H: 0	E: 0	LOB: 0	K: 1	S: 9	R: 1	H: 1	E: 1	LOB: 0	K: 0	S: 13	R: 4	H: 2	E: 1	LOB: 1	K: 1	S: 12	R: 0	H: 1	E: 0	LOB: 0	K: 0	S: 3	R: 0	H: 1	E: 0	LOB: 1	K: 3	S: 13	R: 1	H: 3	E: 0	LOB: 2	K: 0	S: 12	R: 0	H: 1	E: 0	LOB: 1	K: 0	S: 9	1B: 7	2B: 0	3B: 1	HR: 1	SF: 0	SAC: 1	DP: 1	HBP: 0	WP: 0	PB: 0	SB: 2	CS: 1	PA: 35
--------------	------	------	------	--------	------	------	-------	------	------	------	--------	------	------	------	------	------	--------	------	-------	------	------	------	--------	------	-------	------	------	------	--------	------	------	------	------	------	--------	------	-------	------	------	------	--------	------	-------	------	------	------	--------	------	------	-------	-------	-------	-------	-------	--------	-------	--------	-------	-------	-------	-------	--------

PITCHER	IP	WLS	BF	H	R	ER	SO	BB	IBB	HBP	BLK	WP	HR	S	P	ERA	WHIP
Russ Swan, L ERA: 5.4 (1, 1)	5.0	L	22	5	5	3	2	3	0	0	0	0	1	45	81	5.40	1.600
Jeff Brantley, R ERA: 4.01 (6, 1)	2.0		9	3	1	1	3	0	0	0	0	0	0	23	30	4.50	1.500
Randy McCament, R ERA: 2.57 (8, 1)	1.0		4	1	0	0	0	0	0	0	0	0	0	9	15	0.00	1.000

BOTTOM

San Francisco Giants @ Los Angeles Dodgers  
 Dodger Stadium, Los Angeles, CA  
 Thu Aug 03 1989, 7:05 PM PDT  
 Att. 43,516 - Unknown

livebaseballscores.com

AB	31
R	6
H	9
RBI	5
BB	3
SO	5
LOB	12



Batter	1	2	3	4	5	6	7	8	9	AB R H RBI BB SO LOB	TOP											
<b>Craig Biggio, R</b> OBP: 0.351, SLG: 0.425 (1, 2) C X	0-1 G4-3 ①		2-1 1B ①			0-0 F8 ①		1-0 G6-3 ③		4 0 1 0 0 0 1												
<b>Rafael Ramirez, R</b> OBP: 0.283, SLG: 0.339 (1, 6) C F F S	0-3 K ②		1-1 F7 ③			2-2 1-H HR ②		0-3 K ①		4 1 1 2 0 2 1												
<b>Bill Doran, S</b> OBP: 0.315, SLG: 0.355 (1, 4) B B X	3-0 P9 ③					1-1 G3 ②		0-1 G6-3 ②		4 0 0 0 0 0 0												
<b>Glenn Davis, R</b> OBP: 0.338, SLG: 0.491 (1, 3) B B C C X		3-2 F7 ①				0-1 G5-3 ②		0-1 L5 ③		4 0 0 0 0 1 0												
<b>Terry Puhl, L</b> OBP: 0.339, SLG: 0.365 (1, 7) C X		0-1 1B ②				4-2 CS BB ③		1-2 P5 ①		2 0 1 0 1 0 0												
<b>Ken Caminiti, S</b> OBP: 0.316, SLG: 0.375 (1, 5) 1 SAFE 1 B 1 SAFE 1 P X		2-0 P6 ②				2-2 CS 1-2 ③		1-1 F8 ②		3 0 0 0 0 0 1												
<b>Eric Anthony, L</b> OBP: 0.250, SLG: 0.381 (1, 9) 1 SAFE B X		1-0 F8 ③				2-2 F8 ②		0-2 G6-3 ③		3 0 0 0 0 0 1												
<b>Gerald Young, S</b> OBP: 0.330, SLG: 0.276 (1, 8) X			0-0 P6 ①			1-1 G4-3 ③		1-2 G4-3 ①		3 0 0 0 0 0 0												
<b>Mark Portugal, R</b> OBP: 0.222, SLG: 0.250 (1, 1) X			0-0 F9 ②				0-1 E5 HR ①		0-3 K ②	1 0 0 0 0 0 0												
<b>Danny Darwin, R</b> OBP: 0.071, SLG: 0.077 (5, 1)										1 1 0 0 0 0 0												
<b>Craig Reynolds, L</b> OBP: 0.264, SLG: 0.250 (8, PH)										1 0 0 0 0 1 0												
<b>Juan Agosto, L</b> OBP: 0.200, SLG: 0.200 (8, 1)										0 0 0 0 0 0 0												
<b>Inning Stats</b>	R: 0 E: 0 K: 1 S: 8	H: 0 LOB: 0 BB: 0 P: 11	R: 0 E: 0 K: 0 S: 8	H: 1 LOB: 1 BB: 0 P: 13	R: 0 E: 0 K: 0 S: 9	H: 0 LOB: 0 BB: 1 P: 15	R: 0 E: 0 K: 0 S: 7	H: 0 LOB: 0 BB: 0 P: 10	R: 2 E: 1 K: 0 S: 10	H: 1 LOB: 0 BB: 0 P: 13	R: 0 E: 0 K: 0 S: 10	H: 0 LOB: 0 BB: 0 P: 12	R: 0 E: 0 K: 1 S: 7	H: 0 LOB: 0 BB: 0 P: 9	R: 0 E: 0 K: 2 S: 8	H: 0 LOB: 0 BB: 0 P: 10	1B: 2 2B: 0 3B: 0 HR: 1	SF: 0 SAC: 0 DP: 0 HBP: 0	WP: 0 PB: 0 SB: 0 CS: 1	PA: 32		
<b>PITCHER</b> <b>Don Robinson, R</b> ERA: 3.29 (1, 1)	IP 9.0	WLS W	BF 31	H 3	R 2	ER 1	SO 4	BB 1	IBB 0	HBP 0	BLK 0	WP 0	HR 1	S 74	P 102	ERA 1.00	WHIP 0.444					<b>PITCHER</b> IP WLS BF H R ER SO BB IBB HBP BLK WP HR S P ERA WHIP

Houston Astros @ San Francisco Giants  
Candlestick Park, San Francisco, CA

Fri Aug 04 1989, 10:05 PM EDT  
Att. 26,648 - Unknown

livebaseballscorecards.com

AB 30  
R 2  
H 3  
RBI 2  
BB 1  
SO 4  
LOB 4



Batter	1	2	3	4	5	6	7	8	9	AB R H RBI BB SO LOB
<b>Brett Butler, L</b> OBP: 0.339, SLG: 0.353 (1, 8) C X	0-1 P9		4-2 CS BB		0-2 SH1-4 1B		1-3 K			3 0 1 0 1 1 0
<b>Robby Thompson, R</b> OBP: 0.333, SLG: 0.436 (1, 4) C F C	0-3 K		1 SAFE 1 SAFE 1 SAFE BB BB 1-2		0-1 SH1-4 1-2		1-1 HR 1B			2 1 1 0 0 1 1 0
<b>Will Clark, L</b> OBP: 0.415, SLG: 0.548 (1, 3) X	0-0 1B 2B		4-2 BB		4-0 IBB		0-0 1-H HR			2 2 2 2 2 0 0
<b>Kevin Mitchell, R</b> OBP: 0.383, SLG: 0.658 (1, 7) B S F X	1-2 2-H 1B		1-2 F9		0-2 F7		3-2 F9			4 0 1 1 0 0 4
<b>Matt Williams, R</b> OBP: 0.253, SLG: 0.376 (1, 5) B X	1-0 P5			1-0 L6	1-2 G5-3		0-1 G5-3			4 0 0 0 0 0 3
<b>Pat Sheridan, L</b> OBP: 0.305, SLG: 0.328 (1, 9) <b>Candy Maldonado, R</b> OBP: 0.304, SLG: 0.376 (8, PH) (9, 9)		1-0 L7		2-0 1B 2B		1-0 F8	1-1 G4-3			3 1 1 0 0 0 0 1 0 0 0 0 0 0
<b>Kirt Manwaring, R</b> OBP: 0.275, SLG: 0.269 (1, 2) C B X		1-1 F9		0-0 FC3-6 2-H 1B		1-3 K	0-0 F8			4 0 1 1 0 1 0
<b>Jose Uribe, S</b> OBP: 0.287, SLG: 0.310 (1, 6) C C C C		1-3 K		0-0 FC3-6 E S 1-2f		1-1 P6				3 0 0 0 0 1 1
<b>Don Robinson, R</b> OBP: 0.221, SLG: 0.313 (1, 1) F B S S			2-3 K	3-3 1 SAFE 1 SAFE 1 SAFE BB BB BB 1-3 K		0-0 P4				3 0 0 0 0 2 1

Inning Stats	R: 1 E: 0 K: 1 S: 10	H: 2 LOB: 1 BB: 0 P: 12	R: 0 E: 0 K: 1 S: 6	H: 0 LOB: 0 BB: 0 P: 9	R: 0 E: 0 K: 1 S: 12	H: 0 LOB: 2 BB: 3 P: 27	R: 1 E: 0 K: 1 S: 7	H: 2 LOB: 1 BB: 0 P: 13	R: 0 E: 0 K: 0 S: 12	H: 1 LOB: 2 BB: 1 P: 17	R: 2 E: 0 K: 1 S: 11	H: 2 LOB: 0 BB: 0 P: 16	R: 0 E: 0 K: 0 S: 5	H: 0 LOB: 0 BB: 0 P: 6	1B: 4 2B: 2 3B: 0 HR: 1	SF: 0 SAC: 1 DP: 0 HBP: 0
--------------	-------------------------------	----------------------------------	------------------------------	---------------------------------	-------------------------------	----------------------------------	------------------------------	----------------------------------	-------------------------------	----------------------------------	-------------------------------	----------------------------------	------------------------------	---------------------------------	----------------------------------	------------------------------------

PITCHER	IP	WLS	BF	H	R	ER	SO	BB	IBB	HBP	BLK	WP	HR	S	P	ERA	WHIP
<b>Mark Portugal, R</b> ERA: 3.38 (1, 1)	4.0		19	5	2	2	4	3	0	0	0	0	0	38	64	4.50	2.000
<b>Danny Darwin, R</b> ERA: 2.28 (5, 1)	3.0	L	12	2	2	2	2	0	1	0	0	0	1	26	39	6.00	0.667
<b>Juan Agosto, L</b> ERA: 3.54 (8, 1)	1.0		3	0	0	0	0	0	0	0	0	0	0	5	6	0.00	0.000

**BOTTOM**

**Houston Astros @ San Francisco Giants**  
Candlestick Park, San Francisco, CA  
Fri Aug 04 1989, 10:05 PM EDT  
Att. 26,648 - Unknown

AB	29
R	4
H	7
RBI	4
BB	4
SO	6
LOB	9



WP	PA	ERA	WHIP
0	34		

Batter	1	2	3	4	5	6	7	8	9	AB R H RBI BB SO LOB	TOP									
<b>Craig Biggio, R</b> (1, 2) OBP: 0.345, SLG: 0.417	1-1 F9		1-1 L7		1-1 P3			2-2 G5-3	2-2 P3	5 0 0 0 0 0 3										
<b>Rafael Ramirez, R</b> (1, 6) OBP: 0.283, SLG: 0.339	0-2 F7		1-1 1B		1-0 G5-4-3			0-0 F8		4 0 1 0 0 0 1										
<b>Terry Puhl, L</b> (1, 7) OBP: 0.341, SLG: 0.365	1-2 1B		1-1 F7			1-2 G4-3		4-2 BB		3 0 1 0 1 0 1										
<b>Glenn Davis, R</b> (1, 3) OBP: 0.337, SLG: 0.488	2-2 F7			1-2 G5-3		0-0 B5-3		4-2 BB		3 0 0 0 1 0 1										
<b>Ken Caminiti, S</b> (1, 5) OBP: 0.316, SLG: 0.372		2-0 G6-3		4-1 FC6-4		2-2 E1		3-3 K		3 0 0 0 1 1 2										
<b>Eric Anthony, L</b> (1, 9) OBP: 0.250, SLG: 0.360		1-3 K		0-1 FC6-4		2-0 FC4		1-0 G3		4 0 1 0 0 1 1										
<b>Craig Reynolds, L</b> (1, 4) OBP: 0.271, SLG: 0.252		1-2 1B		1-1 FC6-4			0-2 G4-3		4-0 1B	3 0 1 0 1 0 2										
<b>Gerald Young, S</b> (1, 8) OBP: 0.329, SLG: 0.276		1-2 F8		1-1 L7			1-1 G4-3		3-2 1B	4 0 1 0 0 0 3										
<b>Mike Scott, R</b> (1, 1) OBP: 0.140, SLG: 0.111			1-1 F9		4-0 G5-4-3		2-1 G1-3		0-0 F8	1 0 0 0 0 1 0 0										
<b>Larry Andersen, R</b> (5, 1) OBP: 0.333, SLG: 0.333										0 0 0 0 0 0 0 0										
<b>Harry Spilman, L</b> (7, PH)										1 0 0 0 0 0 0 0										
<b>Juan Agosto, L</b> (7, 1) OBP: 0.200, SLG: 0.200										0 0 0 0 0 0 0 0										
<b>Jim Ciancy, R</b> (8, 1) OBP: 0.167, SLG: 0.172										0 0 0 0 0 0 0 0										
<b>Bill Doran, S</b> (9, PH) OBP: 0.314, SLG: 0.354										1 0 0 0 0 0 0 2										
<b>Inning Stats</b>	R: 0 E: 0 K: 0 S: 11	H: 1 LOB: 1 BB: 0 P: 15	R: 0 E: 0 K: 1 S: 12	H: 1 LOB: 1 BB: 0 P: 16	R: 0 E: 0 K: 0 S: 8	H: 1 LOB: 2 BB: 1 P: 12	R: 0 E: 0 K: 0 S: 3	H: 0 LOB: 0 BB: 1 P: 9	R: 0 E: 1 K: 0 S: 8	H: 0 LOB: 1 BB: 0 P: 13	R: 0 E: 0 K: 0 S: 7	H: 0 LOB: 0 BB: 0 P: 10	R: 0 E: 0 K: 1 S: 13	H: 0 LOB: 2 BB: 2 P: 26	R: 0 E: 0 K: 0 S: 10	H: 1 LOB: 2 BB: 1 P: 20	1B: 5 2B: 0 3B: 0 HR: 0	SF: 0 SAC: 0 DP: 1 HBP: 0	WP: 0 PB: 0 SB: 0 CS: 0	PA: 37
<b>PITCHER</b>	IP WLS BF H R ER SO BB IBB HBP BLK WP HR S P ERA WHIP																			
<b>Michael LaCoss, R</b> (1, 1) ERA: 2.98	7.0 W 27 4 0 0 1 2 0 0 0 0 0 0 63 96 0.00 0.857																			
<b>Ernie Camacho, R</b> (8, 1) ERA: 4.91	1.0 5 0 0 0 1 2 0 0 0 0 0 0 13 26 0.00 2.000																			
<b>Steve Bedrosian, R</b> (9, 1) ERA: 3.79	1.0 5 1 0 0 0 1 0 0 0 0 0 0 10 20 0.00 2.000																			

**Houston Astros @ San Francisco Giants**  
 Candlestick Park, San Francisco, CA  
 Sat Aug 05 1989, 6:33 AM EDT  
 Att. 33,736 - Sunny

livebaseballscorecards.com

AB	32
R	0
H	5
RBI	0
BB	5
SO	2
LOB	16



Batter	1	2	3	4	5	6	7	8	9
<b>Brett Butler, L</b> (1, 8) OBP: 0.342, SLG: 0.366	1-2 P6		1-1 HR		2-1 SH1-4 2B	1-1 BB 1B		0-2 G4-3	
<b>Robby Thompson, R</b> (1, 4) OBP: 0.333, SLG: 0.436 <b>Ernie Camacho, R</b> (8, 1)	0-3 K		1-1 1B		0-0 SH1-4	0-1 P4		2-0 G3-1	
<b>Ernest Riles, L</b> (8, PH) <b>Steve Bedrosian, R</b> (9, 1) OBP: 0.335, SLG: 0.404 OBP: 0.333, SLG: 0.333	0-1 G6-3				0-0 K	0-0 1B BB 2B		2-0 G4-3	
<b>Will Clark, L</b> (1, 3) OBP: 0.415, SLG: 0.547					0-1 F8 WP 1B 1B	4-0 BB 1B IBB		1-3 K	
<b>Kevin Mitchell, R</b> (1, 7) OBP: 0.384, SLG: 0.655		2-2 F9			2-2 F8 1-3	0-0 P3		1-2 G3	
<b>Matt Williams, R</b> (1, 5) OBP: 0.252, SLG: 0.381		0-2 E 2B			3-1 2B 1B	2-2 1B 1B		2-3 K	
<b>Pat Sheridan, L</b> (1, 9) OBP: 0.310, SLG: 0.333 <b>Candy Maldonado, R</b> (7, PH) OBP: 0.304, SLG: 0.375		1-0 E6 G4-6-3			1-0 2B	4-2 1B BB		1-0 G4-3	
<b>Terry Kennedy, L</b> (1, 2) OBP: 0.307, SLG: 0.326		0-1 G4-6-3			4-0 1B IBB	2-2 1B		4-2 BB	
<b>Jose Uribe, S</b> (1, 6) OBP: 0.292, SLG: 0.311			1-1 B2		1-1 G5-3	1-3 K		2-0 F8	
<b>Michael LaCoss, R</b> (1, 1) OBP: 0.115, SLG: 0.083 <b>Greg Litton, R</b> (7, PH) OBP: 0.340, SLG: 0.483									

AB	R	H	RBI	BB	SO	LOB
5	2	3	1	0	0	0
3	0	1	0	0	1	1
0	0	0	0	0	0	0
1	0	0	0	0	0	0
0	0	0	0	0	0	0
4	1	1	1	1	1	0
3	2	1	0	1	1	2
4	0	1	0	0	0	5
3	2	2	1	0	0	1
1	0	0	0	0	1	0
3	0	1	2	1	0	2
2	0	1	2	2	0	0
3	0	0	0	0	1	4
1	0	0	0	0	0	1

**BOTTOM**

**Houston Astros @ San Francisco Giants**  
Candlestick Park, San Francisco, CA

Sat Aug 05 1989, 6:33 AM EDT  
Att. 33,736 - Sunny

<b>AB</b>	<b>33</b>
<b>R</b>	<b>7</b>
<b>H</b>	<b>11</b>
<b>RBI</b>	<b>7</b>
<b>BB</b>	<b>5</b>
<b>SO</b>	<b>5</b>
<b>LOB</b>	<b>16</b>

livebaseballscorecards.com

**GIANTS**

1B: 6	SF: 0	WP: 1	PA: 39
E: 0	LOB: 1	PB: 0	
K: 1	BB: 1	SB: 0	
S: 9	P: 10	CS: 0	

Inning Stats	R: 0	H: 0	E: 0	K: 1	S: 9	R: 0	H: 1	E: 1	K: 0	S: 9	R: 1	H: 2	E: 0	K: 0	S: 8	R: 2	H: 3	E: 0	K: 2	S: 16	R: 4	H: 4	E: 0	K: 0	S: 16	R: 0	H: 1	E: 0	K: 1	S: 11	R: 0	H: 0	E: 0	K: 1	S: 8	R: 0	H: 0	E: 0	K: 0	S: 5
<b>PITCHER</b>	IP	WLS	BF	H	R	ER	SO	BB	IBB	HBP	BLK	WP	HR	S	P	ERA	WHIP																							
<b>Mike Scott, R</b> (1, 1) ERA: 2.71	4.1	L	22	8	6	6	3	0	2	0	0	1	1	46	71	12.46	1.846																							
<b>Larry Andersen, R</b> (5, 1) ERA: 1.1	1.2		10	3	1	1	1	2	0	0	0	0	0	23	39	5.40	3.000																							
<b>Juan Agosto, L</b> (7, 1) ERA: 3.47	1.0		4	0	0	0	1	1	0	0	0	0	0	8	17	0.00	1.000																							
<b>Jim Clancy, R</b> (8, 1) ERA: 4.99	1.0		3	0	0	0	0	0	0	0	0	0	0	5	9	0.00	0.000																							

TOP

Houston Astros @ San Francisco Giants  
Candlestick Park, San Francisco, CA

Sun Aug 06 1989, 6:33 AM EDT  
Att. 52,292 - Sunny

AB 33  
R 3  
H 9  
RBI 3  
BB 6  
SO 5  
LOB 21



WP: 0 PA: 42  
PB: 0  
SB: 3  
CS: 1

AB R H RBI BB SO LOB

4	0	2	1	0	0	0
3	1	1	0	1	1	3
3	0	1	0	2	1	1
5	0	1	1	0	3	5
3	1	1	0	2	0	4
3	0	1	1	0	0	0
1	0	0	0	0	0	3
1	0	0	0	0	0	1
3	0	1	0	0	0	0
3	1	0	0	1	0	2
3	0	0	0	0	0	2
0	0	0	0	0	0	0
1	0	1	0	0	0	0
0	0	0	0	0	0	0

Batter	1	2	3	4	5	6	7	8	9								
<b>Eric Yelding, R</b> (1, 4) OBP: 0.308, SLG: 0.277	1-1 F9		2-1 F7		0-1 E S 1B		3-1 SH5-3 HBP	1-2 CS 1B									
<b>Rafael Ramirez, R</b> (1, 6) OBP: 0.285, SLG: 0.338	2-1 BB 1B		4-2 1B BB		1-3 K		3-1 SH5-3	1-2 F7									
<b>Craig Biggio, R</b> (1, 2) OBP: 0.349, SLG: 0.416	4-1 BB		1-1 1B 1B		0-3 K		4-2 S BB										
<b>Glenn Davis, R</b> (1, 3) OBP: 0.335, SLG: 0.484	1-0 F8		1-2 1B		1-3 K		2-3 K										
<b>Ken Caminiti, S</b> (1, 5) OBP: 0.319, SLG: 0.374	1-1 G5-3		0-1 F8		1-0 1B 2B		4-0 IBB										
<b>Billy Hatcher, R</b> (1, 7) OBP: 0.286, SLG: 0.310		1-2 G6-3		1-0 G4-3		0-0 FC5-4 SH1-4 2-H 1B	2-0 F8										
<b>Bill Doran, S</b> (7, PH) OBP: 0.313, SLG: 0.353																	
<b>Terry Puhl, L</b> (7, 9) OBP: 0.340, SLG: 0.363																	
<b>Mark Davidson, R</b> (1, 9) OBP: 0.297, SLG: 0.303		2-1 G5-3		2-2 1B		1-0 SH1-4		1-1 G6-3									
<b>Gerald Young, S</b> (1, 8) OBP: 0.328, SLG: 0.274		1-0 F9		1-1 F9		2-1 FC5-4		4-1 1B BB									
<b>Rick Rhoden, R</b> (1, 1) OBP: 0.100, SLG: 0.150			2-2 G6-3		0-0 G4-3		1-0 F7	1-1 1B									
<b>Juan Agosto, L</b> (7, 1) OBP: 0.200, SLG: 0.200								1-2 1B									
<b>Alex Trevino, R</b> (8, PH) OBP: 0.368, SLG: 0.463																	
<b>Danny Darwin, R</b> (8, 1) OBP: 0.071, SLG: 0.077																	
<b>Dave Smith, R</b> (9, 1)																	
<b>Inning Stats</b>	R: 0 E: 0 K: 0 S: 8	H: 1 LOB: 2 BB: 1 P: 17	R: 0 E: 0 K: 0 S: 6	H: 0 LOB: 0 BB: 0 P: 10	R: 1 E: 0 K: 0 S: 14	H: 2 LOB: 2 BB: 1 P: 24	R: 0 E: 0 K: 0 S: 7	H: 1 LOB: 1 BB: 0 P: 11	R: 0 E: 1 K: 1 S: 13	H: 0 LOB: 3 BB: 2 P: 27	R: 1 E: 0 K: 1 S: 13	H: 2 LOB: 1 BB: 1 P: 20	R: 0 E: 0 K: 1 S: 7	H: 0 LOB: 1 BB: 1 P: 12	1B: 8 2B: 1 3B: 0 HR: 0	SF: 0 SAC: 2 DP: 0 HBP: 1	
<b>PITCHER</b>	IP WLS BF H R ER SO	IP WLS BF H R ER SO	IP WLS BF H R ER SO	IP WLS BF H R ER SO	IP WLS BF H R ER SO	IP WLS BF H R ER SO	IP WLS BF H R ER SO	IP WLS BF H R ER SO	IP WLS BF H R ER SO	IP WLS BF H R ER SO	IP WLS BF H R ER SO	IP WLS BF H R ER SO	IP WLS BF H R ER SO	IP WLS BF H R ER SO	ERA WHIP	ERA WHIP	
<b>Bob Knepper, L</b> (1, 1) ERA: 5.75	0.0																
<b>Jeff Brantley, R</b> (7, 1) ERA: 3.97	0.2	5	0	0	0	1	1	1	1	0	0	0	11	24	0.00	1.500	
<b>Craig Lefferts, L</b> (7, 1) ERA: 2.19	2.1	L 10	2	1	1	1	2	0	0	0	0	0	21	35	3.86	1.714	

livebaseballscorecards.com

Batter	1	2	3	4	5	6	7	8	9	AB R H RBI BB SO LOB
<b>Brett Butler, L</b> OBP: 0.342, SLG: 0.367 (1, 8)	2-2 G4-3		1-1 SH1-3	0-0 FC6-4			1-0 F8		0-1 2B	4 0 1 0 0 0 2
<b>Robby Thompson, R</b> OBP: 0.332, SLG: 0.434 (1, 4)	0-0 1B		2-0 SH 1B			1-1 F8	2-3 K		2-3 K	4 0 1 1 0 2 1
<b>Will Clark, L</b> OBP: 0.416, SLG: 0.553 (1, 3)	4-1 1B		3-0 F8			3-2 HR	0-0 P2			3 1 1 1 1 0 1
<b>Kevin Mitchell, R</b> OBP: 0.385, SLG: 0.652 (1, 7)	1-2 L3		1-0 1B			4-1 BB	1-1 F8			3 0 1 0 1 0 2
<b>Matt Williams, R</b> OBP: 0.252, SLG: 0.376 (1, 5)	0-0 G5-3		3-3 K			3-2 G1-3	0-0 1B			4 0 1 0 0 1 5
<b>Pat Sheridan, L</b> OBP: 0.309, SLG: 0.328 (1, 9)		2-2 F7		1-0 L4-3		4-0 SH1-3 BB	2-1 F7			3 0 0 0 1 0 1
<b>Kirt Manwaring, R</b> OBP: 0.278, SLG: 0.272 (1, 2)		2-0 F9		1-1 E4 1B		0-2 SH1-3	1-3 K			2 0 1 0 0 0 0
<b>Terry Kennedy, L</b> OBP: 0.306, SLG: 0.325 (8, PH) (9, 2)		2-1 G3		2-0 F9 1B		3-2 P4				1 0 0 0 0 1 1
<b>Jose Uribe, S</b> OBP: 0.289, SLG: 0.308 (1, 6)			2-1 G3		2-0 F9		3-2 P4		2-1 G3-1	3 0 0 0 0 0 2
<b>Ernest Riles, L</b> OBP: 0.333, SLG: 0.402 (9, PH)				4-2 BB		0-0 L7			1-2 F9	1 0 0 0 0 0 0
<b>Bob Knepper, L</b> OBP: 0.385, SLG: 0.500 (1, 1)										0 0 0 0 0 0 0
<b>Candy Maldonado, R</b> OBP: 0.303, SLG: 0.374 (6, PH)										0 0 0 0 0 0 0
<b>Jeff Brantley, R</b> OBP: 0.125, SLG: 0.125 (7, 1)										0 0 0 0 0 0 0
<b>Craig Lefferts, L</b> (7, 1)										0 0 0 0 0 0 0
<b>Ken Oberkfell, L</b> OBP: 0.295, SLG: 0.366 (9, PH)										1 0 0 0 0 0 0

Inning Stats	R: 0 E: 0 K: 10 S: 10	H: 1 LOB: 2 BB: 1 P: 16	R: 0 E: 0 K: 7 S: 7	H: 0 LOB: 0 BB: 0 P: 13	R: 1 E: 0 K: 13 S: 13	H: 2 LOB: 2 BB: 0 P: 25	R: 0 E: 1 K: 7 S: 7	H: 1 LOB: 2 BB: 1 P: 15	R: 1 E: 0 K: 14 S: 14	H: 1 LOB: 0 BB: 1 P: 25	R: 0 E: 0 K: 7 S: 7	H: 0 LOB: 1 BB: 1 P: 14	R: 0 E: 0 K: 6 S: 6	H: 0 LOB: 0 BB: 0 P: 9	R: 0 E: 0 K: 8 S: 8	H: 1 LOB: 1 BB: 0 P: 12	R: 0 E: 0 K: 10 S: 10	H: 1 LOB: 1 BB: 0 P: 15	1B: 4 2B: 2 3B: 0 HR: 1	SF: 0 SAC: 3 DP: 0 HBP: 0
--------------	--------------------------------	----------------------------------	------------------------------	----------------------------------	--------------------------------	----------------------------------	------------------------------	----------------------------------	--------------------------------	----------------------------------	------------------------------	----------------------------------	------------------------------	---------------------------------	------------------------------	----------------------------------	--------------------------------	----------------------------------	----------------------------------	------------------------------------

BOTTOM	
<b>Houston Astros @ San Francisco Giants</b> Candlestick Park, San Francisco, CA	Sun Aug 06 1989, 6:33 AM EDT Att. 52,292 - Sunny
AB 31	R 1
H 7	RBI 2
BB 4	SO 4
LOB 16	
WP: 0 PB: 0 SB: 1 CS: 1	PA: 38 ERA WHIP

PITCHER	IP	WLS	BF	H	R	ER	SO	BB	IBB	HBP	BLK	WP	HR	S	P	ERA	WHIP
<b>Rick Rhoden, R</b> ERA: 3.46 (1, 1)	6.0		27	5	2	2	1	3	1	0	0	0	1	58	108	3.00	1.333
<b>Juan Agosto, L</b> ERA: 3.41 (7, 1)	1.0	W	3	0	0	0	1	0	0	0	0	0	0	6	9	0.00	0.000
<b>Danny Darwin, R</b> ERA: 2.26 (8, 1)	1.0		4	1	0	0	1	0	0	0	0	0	0	8	12	0.00	1.000
<b>Dave Smith, R</b> ERA: 2.4 (9, 1)	1.0	S	4	1	0	0	1	0	0	0	0	0	0	10	15	0.00	1.000



Batter	1	2	3	4	5	6	7	8	9	AB R H RBI BB SO LOB	TOP		
Mariano Duncan, R (1, 6) OBP: 0.285, SLG: 0.357	1-3 K		1-2 F9		1-1 HBP 1B WP 1B	0-0 P4		1-3 K		5 1 1 0 0 2 3			
Luis Quinones, S (1, 5) OBP: 0.278, SLG: 0.403	1-1 G5-4-3 1B		1-1 F9		1-1 WP HBP BB 1B	2-1 P5		1-0 1-H 3-H 3B		5 1 3 3 0 0 1			
Eric Davis, R (1, 8) Joel Youngblood, R (8, 7) OBP: 0.359, SLG: 0.522 OBP: 0.314, SLG: 0.344	1-1 G5-4-3 1-2f			4-2 BB	1-1 BB WP 1B HBP	0-0 E4		1-0 G5-3		3 1 0 1 1 0 3 0 0 0 0 0 0 0			
Ken Griffey, L (1, 7) Tim Lincecum, L (6, 1) OBP: 0.372, SLG: 0.473 OBP: 0.333, SLG: 1.333		1-2 3B 1B		1-0 L9	4-1 BB 1B IBB	3-2 G6-3		3-3 K		3 2 1 0 1 0 3 1 0 0 0 0 1 1			
Rolando Roomes, R (1, 9) OBP: 0.316, SLG: 0.480		0-0 1-H FC4-2 3B		2-3 K	4-1 1B 1B BB		2-3 K		3-2 G1-3	4 1 1 2 1 2 1			
Todd Benzinger, S (1, 3) OBP: 0.297, SLG: 0.369		2-3 K		1-0 F7	1-3 K		4-0 G6-3 BB		2-1 P7	4 0 0 0 1 2 5			
Jeff Reed, L (1, 2) OBP: 0.311, SLG: 0.329		0-0 FC4-2			4-1 FC1-5 BB		1-1 G6-3 1-2f		3-2 G3-1	4 0 1 2 1 0 2			
Ron Oester, S (1, 4) OBP: 0.284, SLG: 0.269		0-0 G4-3			0-0 1B FC1-5 1B			2-2 1B 3B 1B		4 2 3 1 0 0 1			
Ron Robinson, R (1, 1) Dave Collins, S (6, PH) Herm Winningham, L (6, 7) OBP: 0.400, SLG: 0.333 OBP: 0.300, SLG: 0.250 OBP: 0.300, SLG: 0.305			0-3 K		0-0 FC1-5 HBP 1B 1B	4-1 E BB		1-2 3B 1B		2 1 0 0 0 1 2 0 0 0 0 1 0 0 1 1 1 0 0 0 0			
<b>Inning Stats</b>	R: 0 E: 0 K: 1 S: 7 H: 1 LOB: 0 BB: 0 P: 10	R: 1 E: 0 K: 1 S: 9 H: 2 LOB: 1 BB: 0 P: 12	R: 0 E: 0 K: 1 S: 8 H: 0 LOB: 0 BB: 0 P: 10	R: 0 E: 0 K: 1 S: 7 H: 0 LOB: 1 BB: 1 P: 15	R: 7 E: 0 K: 1 S: 18 H: 5 LOB: 2 BB: 3 P: 36	R: 0 E: 1 K: 0 S: 8 H: 0 LOB: 2 BB: 1 P: 17	R: 0 E: 0 K: 1 S: 5 H: 0 LOB: 0 BB: 1 P: 12	R: 2 E: 0 K: 2 S: 17 H: 3 LOB: 1 BB: 0 P: 26	R: 0 E: 0 K: 0 S: 9 H: 0 LOB: 0 BB: 0 P: 17	1B: 9 2B: 0 3B: 2 HR: 0 SF: 0 SAC: 0 DP: 2 HBP: 1	WP: 1 PB: 0 SB: 0 CS: 0 PA: 43		
<b>PITCHER</b>	IP WLS BF H R ER SO BB IBB HBP BLK WP HR S P ERA WHIP											<b>PITCHER</b>	IP WLS BF H R ER SO BB IBB HBP BLK WP HR S P ERA WHIP
Jeff Brantley, R (1, 1) ERA: 4.35	4.1 L 20 6 5 5 4 2 0 0 0 0 0 0 41 65 10.38 1.846												
Randy McCament, R (5, 1) ERA: 3.8	0.1 5 1 2 2 1 1 1 1 1 0 1 0 7 17 54.00 6.000												
Ernie Camacho, R (5, 1) ERA: 4.5	4.1 18 4 3 3 3 2 0 0 0 0 0 0 40 73 6.23 1.385												

**Cincinnati Reds @ San Francisco Giants**  
 Candlestick Park, San Francisco, CA  
 Mon Aug 07 1989, 10:05 PM EDT  
 Att. 23,905 - Unknown - 55 F

AB	36
R	10
H	11
RBI	9
BB	6
SO	8
LOB	22







Batter	1	2	3	4	5	6	7	8	9	AB	R	H	RBI	BB	SO	LOB	TOP								
Mariano Duncan, R (1, 6) OBP: 0.300, SLG: 0.391	1-1 SH1-3 HR 2B	2-2 HR		4-2 BB BB	0-1 F8			2-2 1B E 1B		4	3	3	2	1	0	0									
Luis Quinones, S (1, 4) OBP: 0.284, SLG: 0.423	1-0 SH1-3	2-1 HR		4-2 BB		2-2 F7		0-1 F7		3	1	1	1	1	0	1									
Ron Oester, S (8, 4) OBP: 0.284, SLG: 0.269	2-3			1-2 BB						0	0	0	0	0	0	0									
Eric Davis, R (1, 8) OBP: 0.363, SLG: 0.531	1-1	4-1 HR		2-3 K		0-1 5-3		0-0 E 1B		4	1	2	2	1	1	2									
Herm Winningham, L (8, PR) OBP: 0.300, SLG: 0.305	3-H HR	BB						1-3 1B		0	0	0	0	0	0	0									
Rolando Roomes, R (1, 9) OBP: 0.318, SLG: 0.478	2-1 1B	0-0 FC5-4			1-2 PB 2B 1B	0-1 F9		0-0 E5		5	1	2	0	0	0	2									
Joel Youngblood, R (1, 7) OBP: 0.308, SLG: 0.330	0-2 F9		1-2 G5-3		4-1 2B BB			2-2 L4		4	1	0	0	1	1	3									
Todd Benzinger, S (1, 3) OBP: 0.294, SLG: 0.365	1-1 G5-3		1-2 G6-3		0-0 P3			0-0 E6		5	0	0	0	0	0	3									
Joe Oliver, R (1, 2) OBP: 0.318, SLG: 0.317		1-1 PB HR 1B	0-0 G1-3		3-2 HR 2B			0-1 P3		5	2	2	2	0	0	1									
Scotti Madison, S (1, 5) OBP: 0.240, SLG: 0.326		2-1 G6-3		0-0 G3	0-1 HR			1-0 G6-3		5	1	1	2	0	0	2									
Tom Browning, L (1, 1) OBP: 0.136, SLG: 0.105		0-0 G4-3		0-0 G3	0-3 K			1-3 K		4	0	0	0	0	2	1									
<b>Inning Stats</b>	R: 2 E: 0 K: 0 S: 12	H: 3 LOB: 1 BB: 0 P: 18	R: 3 E: 0 K: 0 S: 13	H: 3 LOB: 1 BB: 1 P: 24	R: 0 E: 0 K: 0 S: 9	H: 0 LOB: 0 BB: 0 P: 11	R: 0 E: 0 K: 1 S: 10	H: 0 LOB: 2 BB: 2 P: 20	R: 4 E: 0 K: 1 S: 17	H: 3 LOB: 0 BB: 1 P: 24	R: 0 E: 0 K: 0 S: 7	H: 0 LOB: 0 BB: 0 P: 9	R: 0 E: 1 K: 1 S: 7	H: 0 LOB: 1 BB: 0 P: 9	R: 1 E: 1 K: 1 S: 13	H: 2 LOB: 2 BB: 0 P: 18	R: 0 E: 0 K: 0 S: 5	H: 0 LOB: 0 BB: 0 P: 8	1B: 5 2B: 2 3B: 0 HR: 4	SF: 0 SAC: 1 DP: 0 HBP: 0	WP: 0 PB: 2 SB: 0 CS: 0	PA: 44			
<b>PITCHER</b>	IP	WLS	BF	H	R	ER	SO	BB	IBB	HBP	BLK	WP	HR	S	P	ERA	WHIP								
Russ Swan, L (1, 1) ERA: 10.8	1.2	L	12	6	5	5	0	1	0	0	0	0	3	24	41	27.00	4.200								
Randy McCament, R (2, 1) ERA: 4.18	2.1		11	1	2	2	1	3	0	0	0	0	0	24	41	7.71	1.714								
Craig Lefferts, L (5, 1) ERA: 2.3	4.0		18	4	3	2	3	0	0	0	0	0	1	40	51	4.50	1.000								
Steve Bedrosian, R (9, 1) ERA: 3.72	1.0		3	0	0	0	0	0	0	0	0	0	0	5	8	0.00	0.000								

Cincinnati Reds @ San Francisco Giants  
 Candlestick Park, San Francisco, CA  
 Tue Aug 08 1989, 10:05 PM EDT  
 Att: 20,765 - Unknown

AB	39
R	10
H	11
RBI	9
BB	4
SO	4
LOB	15



WP: 0	PA: 44
-------	--------

ERA	WHIP
-----	------

Batter	1	2	3	4	5	6	7	8	9	AB	R	H	RBI	BB	SO	LOB						
<b>Brett Butler, L</b> OBP: 0.344, SLG: 0.370 (1, 8)	0-0 B4-3		1-1 1B 1B		4-1 FC6-5 BB		2-1 1B			3	1	2	0	1	0	0						
<b>Robby Thompson, R</b> OBP: 0.329, SLG: 0.429 (1, 4)	0-0 F9		0-0 1B 3B 1B		0-0 FC6-5		1-2 P4			4	1	1	0	0	0	3						
<b>Will Clark, L</b> OBP: 0.415, SLG: 0.549 (1, 3)	2-0 P2		2-2 1-3 2-H 3B 1B		2-2 F8		0-0 F8			4	1	1	1	0	0	3						
<b>Kevin Mitchell, R</b> OBP: 0.385, SLG: 0.654 (1, 7)		1-0 F9	2-1 1-H 3-H 3B		2-3 K			1-0 P6		4	0	1	2	0	1	2						
<b>Matt Williams, R</b> OBP: 0.235, SLG: 0.349 (1, 5) (5, 6)		1-0 F9	1-2 G5-3		0-1 F8			1-2 G6-3		4	0	0	0	0	0	1						
<b>Candy Maldonado, R</b> OBP: 0.301, SLG: 0.371 <b>Steve Bedrosian, R</b> OBP: 0.333, SLG: 0.333 (1, 9) (9, 1)		2-0 1B		1-3 K		1-0 G5-3		0-0 F8		4	0	1	0	0	1	0						
<b>Kirt Manwaring, R</b> OBP: 0.270, SLG: 0.264 (1, 2)		0-1 F9		1-1 F9		0-0 F8			2-2 1-3	4	0	0	0	0	0	1						
<b>Jose Uribe, S</b> OBP: 0.290, SLG: 0.309 <b>Donell Nixon, R</b> OBP: 0.296, SLG: 0.259 (1, 6) (9, 9)			2-0 L4	1-0 G5-3			1-3 K		1-3 K	2	0	0	0	0	0	0						
<b>Russ Swan, L</b> <b>Randy McCament, R</b> OBP: 0.333, SLG: 0.333 <b>Craig Lefferts, L</b> <b>Greg Litton, R</b> OBP: 0.347, SLG: 0.516 (1, 1) (2, 1) (5, 1) (5, 5)			1-3 K		0-2 FC6-5 BB 1B		2-2 HR		2-1 F8	0	0	0	0	0	0	0						
<b>Inning Stats</b>	R: 0 E: 0 K: 0 S: 3	H: 0 LOB: 0 BB: 0 P: 5	R: 0 E: 0 K: 0 S: 5	H: 1 LOB: 1 BB: 0 P: 9	R: 3 E: 0 K: 1 S: 16	H: 4 LOB: 1 BB: 0 P: 25	R: 0 E: 0 K: 1 S: 7	H: 0 LOB: 0 BB: 0 P: 10	R: 0 E: 0 K: 1 S: 11	H: 1 LOB: 2 BB: 1 P: 19	R: 0 E: 0 K: 0 S: 4	H: 0 LOB: 0 BB: 0 P: 5	R: 1 E: 0 K: 1 S: 13	H: 2 LOB: 1 BB: 0 P: 19	R: 0 E: 0 K: 0 S: 5	H: 0 LOB: 0 BB: 0 P: 7	R: 0 E: 0 K: 1 S: 11	H: 0 LOB: 0 BB: 0 P: 16	1B: 6 2B: 0 3B: 1 HR: 1	SF: 0 SAC: 0 DP: 0 HBP: 0	WP: 0 PB: 0 SB: 0 CS: 0	PA: 36

**BOTTOM**

**Cincinnati Reds @ San Francisco Giants**  
Candlestick Park, San Francisco, CA  
Tue Aug 08 1989, 10:05 PM EDT  
Att. 20,765 - Unknown

[livebaseballscorecards.com](http://livebaseballscorecards.com)

<b>AB</b>	<b>35</b>
<b>R</b>	<b>4</b>
<b>H</b>	<b>8</b>
<b>RBI</b>	<b>4</b>
<b>BB</b>	<b>1</b>
<b>SO</b>	<b>5</b>
<b>LOB</b>	<b>10</b>



PITCHER	IP	WLS	BF	H	R	ER	SO	BB	IBB	HBP	BLK	WP	HR	S	P	ERA	WHIP
<b>Tom Browning, L</b> ERA: 3.44 (1, 1)	9.0	W	36	8	4	4	5	1	0	0	0	0	1	75	115	4.00	1.000

Batter	1	2	3	4	5	6	7	8	9	AB R H RBI BB SO LOB	TOP	
Mariano Duncan, R (1, 6) OBP: 0.299, SLG: 0.388	3-2 SH1-3 1B		0-2 P4			2-2 G6-3			0-0 F9	4 0 1 0 0 0 0		
Luis Quinones, S (1, 5) OBP: 0.285, SLG: 0.421	0-0 SH1-3 1-2			3-2 F8		1-2 G3			0-2 FC6-4 1B	3 0 1 0 0 0 0		
Eric Davis, R (1, 8) OBP: 0.362, SLG: 0.539	2-3 K			1-0 HR					2-2 FC6-4 1-2f	3 1 1 1 0 2 1		
Joel Youngblood, R (7, 9) OBP: 0.306, SLG: 0.326										1 0 0 0 0 0 1		
Ken Griffey, L (1, 7) OBP: 0.369, SLG: 0.468	1-1 G3			1-3 K					0-1 P5	4 0 1 0 0 1 2		
Rolando Roomes, R (1, 9) OBP: 0.314, SLG: 0.471				0-2 P3						3 0 0 0 0 1 1		
Todd Benzinger, S (1, 3) OBP: 0.292, SLG: 0.362										3 0 0 0 0 0 1		
Jeff Reed, L (1, 2) OBP: 0.307, SLG: 0.325										3 0 0 0 0 1 0		
Ron Oester, S (1, 4) OBP: 0.285, SLG: 0.276										3 0 1 0 0 0 0		
Rick Mahler, R (1, 1) OBP: 0.253, SLG: 0.228										0 0 0 0 0 0 0		
Dave Collins, S (3, PH) OBP: 0.293, SLG: 0.243										1 0 0 0 0 0 0 1		
Mike Roesler, R (3, 1)										0 0 0 0 0 0 0 0		
Scott Madison, S (6, PH) OBP: 0.235, SLG: 0.319										1 0 0 0 0 0 0 0		
Norm Charlton, S (6, 1)										0 0 0 0 0 0 0 0		
Herm Winningham, L (8, PH) OBP: 0.298, SLG: 0.302										1 0 0 0 0 0 0 0		
John Franco, L (8, 1)										0 0 0 0 0 0 0 0		
<b>Inning Stats</b>	R: 0 H: 1 E: 0 LOB: 1 K: 1 BB: 0 S: 10 P: 16	R: 0 H: 0 E: 0 LOB: 0 K: 1 BB: 0 S: 7 P: 12	R: 0 H: 1 E: 0 LOB: 0 K: 0 BB: 0 S: 7 P: 7	R: 1 H: 1 E: 0 LOB: 0 K: 1 BB: 0 S: 12 P: 17	R: 0 H: 0 E: 0 LOB: 0 K: 1 BB: 0 S: 6 P: 7	R: 0 H: 0 E: 0 LOB: 0 K: 0 BB: 0 S: 8 P: 14	R: 0 H: 1 E: 0 LOB: 1 K: 1 BB: 0 S: 9 P: 15	R: 0 H: 0 E: 0 LOB: 0 K: 0 BB: 0 S: 5 P: 8	R: 0 H: 1 E: 0 LOB: 1 K: 0 BB: 0 S: 11 P: 13	1B: 3 SF: 0 2B: 2 SAC: 1 3B: 0 DP: 1 HR: 1 HBP: 0	WP: 0 PA: 31 PB: 0 SB: 0 CS: 0	
<b>PITCHER</b> Don Robinson, R (1, 1) ERA: 3.16	IP WLS BF H R ER SO BB IBB HBP BLK WP HR S P ERA WHIP											<b>PITCHER</b> IP WLS BF H R ER SO BB IBB HBP BLK WP HR S P ERA WHIP
	9.0 W 31 5 1 1 5 0 0 0 0 0 0 1 75 109 1.00 0.556											

Cincinnati Reds @ San Francisco Giants  
Candlestick Park, San Francisco, CA

Wed Aug 09 1989, 6:33 AM EDT  
Att. 29,441 - Unknown - 68 F

livebaseballscorecards.com

AB	30
R	1
H	5
RBI	1
BB	0
SO	5
LOB	7



Batter	1	2	3	4	5	6	7	8	9	AB	R	H	RBI	BB	SO	LOB
Brett Butler, L OBP: 0.343, SLG: 0.369 Ken Oberkfell, L OBP: 0.293, SLG: 0.363	0-2 SH1-3 1B	0-2 G3	2-2 F7			2-2 L6		1-2 L3		4	1	1	0	0	0	0
Robby Thompson, R OBP: 0.330, SLG: 0.429 Greg Litton, R OBP: 0.346, SLG: 0.510	1-0 SH1-3	1-0 3B HBP			1-3 K	2-0 HR 1B		0-3 K		0	1	0	0	0	0	0
Will Clark, L OBP: 0.416, SLG: 0.554 Donell Nixon, R OBP: 0.302, SLG: 0.266	1-0 HR 1B	0-0 1-H 3B			2-2 G6-3	0-3 K		0-2 1B		4	1	2	2	0	1	1
Kevin Mitchell, R OBP: 0.391, SLG: 0.671 Candy Maldonado, R OBP: 0.300, SLG: 0.369	0-0 HR 1B	4-0 IBB			4-2 FC8-4 BB	1-0 HR		0-3 K		2	2	2	4	2	0	0
Matt Williams, R OBP: 0.235, SLG: 0.372	3-2 G6-3	1-3 K			1-1 FC8-4	0-1 HR				4	1	1	1	0	1	3
Pat Sheridan, L OBP: 0.312, SLG: 0.335	0-1 1B 3B		0-0 F9		4-2 1B BB	2-3 K				3	1	1	0	1	1	0
Terry Kennedy, L OBP: 0.313, SLG: 0.332	0-1 1B		0-0 L7		0-0 1B					4	0	2	1	0	1	0
Jose Uribe, S OBP: 0.290, SLG: 0.306	1-0 F6		4-0 HR BB		0-0 F9					3	1	0	0	1	0	2
Don Robinson, R OBP: 0.222, SLG: 0.352		0-0 G6-3	0-2 HR		1-3 K					4	1	1	2	0	1	1

Inning Stats	R: 4	H: 5	E: 0	K: 0	S: 15	LOB: 1	BB: 0	P: 21	R: 1	H: 1	E: 0	K: 1	S: 8	LOB: 2	BB: 1	P: 14	R: 2	H: 1	E: 0	K: 0	S: 8	LOB: 1	BB: 1	P: 14	R: 0	H: 0	E: 0	K: 1	S: 10	LOB: 1	BB: 1	P: 18	R: 0	H: 1	E: 0	K: 1	S: 8	LOB: 1	BB: 1	P: 13	R: 3	H: 3	E: 0	K: 2	S: 15	LOB: 0	BB: 0	P: 22	R: 0	H: 0	E: 0	K: 1	S: 11	LOB: 0	BB: 0	P: 18	R: 0	H: 1	E: 0	K: 2	S: 12	LOB: 1	BB: 0	P: 13
--------------	------	------	------	------	-------	--------	-------	-------	------	------	------	------	------	--------	-------	-------	------	------	------	------	------	--------	-------	-------	------	------	------	------	-------	--------	-------	-------	------	------	------	------	------	--------	-------	-------	------	------	------	------	-------	--------	-------	-------	------	------	------	------	-------	--------	-------	-------	------	------	------	------	-------	--------	-------	-------

PITCHER	IP	WLS	BF	H	R	ER	SO	BB	IBB	HBP	BLK	WP	HR	S	P	ERA	WHIP
Rick Mahler, R ERA: 3.64	2.0	L	14	6	5	5	1	0	0	0	0	0	1	23	35	22.50	3.000
Mike Roesler, R ERA: 6.0	3.0		13	2	2	2	2	3	0	0	0	0	1	26	45	6.00	1.667
Norm Charlton, L ERA: 3.73	2.0		9	3	3	3	3	0	0	0	0	0	2	26	40	13.50	1.500
John Franco, L ERA: 2.44	1.0		4	1	0	0	2	0	0	0	0	0	0	12	13	0.00	1.000


**BOTTOM**

**Cincinnati Reds @ San Francisco Giants**  
Candlestick Park, San Francisco, CA

Wed Aug 09 1989, 6:33 AM EDT  
Att: 29,441 - Unknown - 68 F

AB	34
R	10
H	12
RBI	10
BB	4
SO	8
LOB	8

1B	6	SF	0	WP	0	PA	40
2B	0	SAC	1	PB	0		
3B	2	DP	0	SB	1		
HR	4	HBP	1	CS	0		

Batter	1	2	3	4	5	6	7	8	9	AB R H RBI BB SO LOB	TOP														
Luis Quinones, S (1, 4) OBP: 0.284, SLG: 0.436	2-2 F8		3-2 L5			1-3 K		2-1 HR		4 1 1 3 0 1 0	<p><b>Cincinnati Reds @ San Francisco Giants</b> Candlestick Park, San Francisco, CA</p> <p>Thu Aug 10 1989, 6:33 AM EDT Att. 34,810 - Unknown - 65 F</p> <p>livebaseballscorecards.com</p> <table border="1"> <tr><td>AB</td><td>31</td></tr> <tr><td>R</td><td>3</td></tr> <tr><td>H</td><td>4</td></tr> <tr><td>RBI</td><td>3</td></tr> <tr><td>BB</td><td>1</td></tr> <tr><td>SO</td><td>7</td></tr> <tr><td>LOB</td><td>6</td></tr> </table> 	AB	31	R	3	H	4	RBI	3	BB	1	SO	7	LOB	6
AB	31																								
R	3																								
H	4																								
RBI	3																								
BB	1																								
SO	7																								
LOB	6																								
Jeff Richardson, R (1, 6) OBP: 0.216, SLG: 0.147	1-0 G5-3			0-3 K		2-2 F7		0-2 G6-3		4 0 0 0 0 1 0															
Eric Davis, R (1, 8) OBP: 0.358, SLG: 0.532	2-0 G5-3			3-2 G6-3			1-0 F9		1-1 G6-3	4 0 0 0 0 0 0															
Rolando Roomes, R (1, 9) OBP: 0.309, SLG: 0.465 Herm Winningham, L (9, PH) OBP: 0.296, SLG: 0.300		0-0 G4-3		2-2 G6-3			0-0 F8		3-3 K	3 0 0 0 0 0 0 1 0 0 0 0 1 0															
Joel Youngblood, R (1, 7) OBP: 0.306, SLG: 0.337 Ken Griffey, L (9, PH) OBP: 0.367, SLG: 0.466		2-1 2B			0-0 P3		3-3 K		0-3 K	3 0 1 0 0 1 0 1 0 0 0 0 1 0															
Todd Benzinger, S (1, 3) OBP: 0.292, SLG: 0.362		1-0 F8			0-1 F6			0-0 2B HR 1B		3 1 1 0 0 0 1															
Joe Oliver, R (1, 2) OBP: 0.319, SLG: 0.302		0-0 F4			4-1 BB			0-0 F7		2 0 0 0 1 0 2															
Scotti Madison, S (1, 5) OBP: 0.241, SLG: 0.340			0-1 G6-3		1-0 G1-3			0-0 HR 2B		3 1 1 0 0 0 1															
Scott Scudder, R (1, 1) OBP: 0.231, SLG: 0.091 Dave Collins, S (6, PH) OBP: 0.286, SLG: 0.237 Rob Dibble, L (6, 1) Ron Oester, S (8, PH) OBP: 0.284, SLG: 0.274 Norm Charlton, S (8, 1)			1-3 K			0-0 G3		3-3 K		1 0 0 0 0 1 0 1 0 0 0 0 0 0 0 0 0 0 0 0 0 1 0 0 0 0 1 2 0 0 0 0 0 0 0															
<b>Inning Stats</b>	R: 0 E: 0 K: 0 S: 5	H: 0 LOB: 0 BB: 0 P: 10	R: 0 E: 0 K: 0 S: 5	H: 1 LOB: 1 BB: 0 P: 8	R: 0 E: 0 K: 1 S: 8	H: 0 LOB: 0 BB: 0 P: 12	R: 0 E: 0 K: 1 S: 10	H: 0 LOB: 0 BB: 0 P: 15	R: 0 E: 0 K: 0 S: 5	H: 0 LOB: 1 BB: 1 P: 10	R: 0 E: 0 K: 1 S: 9	H: 0 LOB: 0 BB: 0 P: 12	R: 0 E: 0 K: 1 S: 5	H: 0 LOB: 0 BB: 0 P: 9	R: 3 E: 0 K: 1 S: 11	H: 3 LOB: 0 BB: 0 P: 16	R: 0 E: 0 K: 2 S: 8	H: 0 LOB: 0 BB: 0 P: 12	1B: 1 2B: 2 3B: 0 HR: 1	SF: 0 SAC: 0 DP: 0 HBP: 0	WP: 0 PB: 0 SB: 0 CS: 0	PA: 32			
<b>PITCHER</b>	IP WLS BF H R ER SO BB IBB HBP BLK WP HR S P ERA WHIP												<b>PITCHER</b>	IP WLS BF H R ER SO BB IBB HBP BLK WP HR S P ERA WHIP											
Dave Dravecky, L (1, 1) ERA: 3.38	8.0 W 29 4 3 3 5 1 0 0 0 0 0 1 58 92 3.38 0.625																								
Steve Bedrosian, R (9, 1) ERA: 3.66	1.0 S 3 0 0 0 2 0 0 0 0 0 0 0 8 12 0.00 0.000																								

Batter	1	2	3	4	5	6	7	8	9	AB	R	H	RBI	BB	SO	LOB
<b>Brett Butler, L</b> OBP: 0.343, SLG: 0.368 (1, 8) C B B X	2-1 P5 ① X	0-0 B5-3 ③		1-1 P6-3 ① ② 1-2f		1-1 1B ③				4	0	1	0	0	0	2
<b>Robby Thompson, R</b> OBP: 0.327, SLG: 0.424 (1, 4) S S B B X	2-2 G5-3 ②		1-2 P3 ① M F B F B X	1-2 F9 ③ C F F B X		3-3 1-2 ③ B B B C F F C				4	0	0	0	0	1	1
<b>Will Clark, L</b> OBP: 0.416, SLG: 0.555 (1, 3) B S B B B	4-1 BB BB		1-2 2B		3-2 F8 ① B F S B B X		2-2 F8 ① B L B F T X			3	1	1	0	1	0	0
<b>Kevin Mitchell, R</b> OBP: 0.394, SLG: 0.669 (1, 7) B F B S B B	4-2 1-2 BB		4-0 2B IBB		4-0 HR BB B B B B		1-3 K ② C S B B C			1	1	0	0	3	1	0
<b>Matt Williams, R</b> OBP: 0.244, SLG: 0.410 (1, 5) S F B B X	2-2 P3 ③		0-0 1-3 2-H 2B		0-0 1-H HR		0-3 K ③ S F T C			4	1	2	3	0	1	2
<b>Pat Sheridan, L</b> OBP: 0.311, SLG: 0.343 (1, 9) B B B B X		3-1 G4-3 3B	1-1 G5-3 ② C B X		3-2 F7 ② C B F B B X		2-3 K ① S B B C S			4	1	1	0	0	1	2
<b>Terry Kennedy, L</b> OBP: 0.312, SLG: 0.328 (1, 2) <b>Steve Bedrosian, R</b> OBP: 0.333, SLG: 0.333 (9, 1) F X		0-1 G4-3 ① 3-H	4-0 FC4-6 IBB		1-1 G4-3 ③ B F X		0-3 K ② S F T C			3	0	0	1	1	1	0
<b>Jose Uribe, S</b> OBP: 0.287, SLG: 0.303 (1, 6) B F B B X		1-2 G6-3 ② X	0-0 FC4-6 ③ 1-2f		2-2 P5 ① B F B X		3-2 G5-3 ③ C B B B B X			4	0	0	0	0	0	3
<b>Dave Dravecky, R</b> OBP: 0.270, SLG: 0.264 (1, 1) <b>Kirt Manwaring, R</b> OBP: 0.270, SLG: 0.264 (9, 2) B B B B		4-0 BB		4-2 P6-3 BB F B B B B		1-3 K ② S B B B C				1	0	0	0	2	1	0
										0	0	0	0	0	0	0

Inning Stats	R: 0	H: 0	E: 0	K: 0	S: 12	R: 1	H: 1	E: 0	K: 0	S: 9	R: 1	H: 2	E: 0	K: 0	S: 12	R: 0	H: 0	E: 0	K: 0	S: 7	R: 2	H: 1	E: 0	K: 0	S: 9	R: 0	H: 1	E: 0	K: 2	S: 14	R: 0	H: 0	E: 0	K: 2	S: 10	R: 0	H: 0	E: 0	K: 2	S: 12	R: 0	H: 0	E: 0	K: 2	S: 17	1B: 1	2B: 3	3B: 1	HR: 1	SF: 0	SAC: 0	DP: 1	HBP: 0	WP: 0	PB: 0	SB: 1	CS: 0	PA: 35
--------------	------	------	------	------	-------	------	------	------	------	------	------	------	------	------	-------	------	------	------	------	------	------	------	------	------	------	------	------	------	------	-------	------	------	------	------	-------	------	------	------	------	-------	------	------	------	------	-------	-------	-------	-------	-------	-------	--------	-------	--------	-------	-------	-------	-------	--------

PITCHER	IP	WLS	BF	H	R	ER	SO	BB	IBB	HBP	BLK	WP	HR	S	P	ERA	WHIP
<b>Scott Scudder, R</b> ERA: 4.59 (1, 1)	5.0	L	25	4	4	4	0	5	2	0	0	0	1	49	99	7.20	1.800
<b>Rob Dibble, R</b> ERA: 2.31 (6, 1)	2.0		7	1	0	0	4	0	0	0	0	0	0	24	34	0.00	0.500
<b>Norm Charlton, L</b> ERA: 3.68 (8, 1)	1.0		3	0	0	0	2	0	0	0	0	0	0	12	17	0.00	0.000

**BOTTOM**

**Cincinnati Reds @ San Francisco Giants**  
Candlestick Park, San Francisco, CA  
Thu Aug 10 1989, 6:33 AM EDT  
Att: 34,810 - Unknown - 65 F

livebaseballscorecards.com

<b>AB</b>	<b>28</b>
<b>R</b>	<b>4</b>
<b>H</b>	<b>5</b>
<b>RBI</b>	<b>4</b>
<b>BB</b>	<b>7</b>
<b>SO</b>	<b>6</b>
<b>LOB</b>	<b>10</b>



Batter	1	2	3	4	5	6	7	8	9	AB	R	H	RBI	BB	SO	LOB									
<b>Lenny Harris, L</b> (1, 4) OBP: 0.276, SLG: 0.289	1-1 CS 1B		0-1 B1-3		0-0 G1-2-3 1B		0-0 G3			4	0	2	0	0	0	1									
<b>Alfredo Griffin, S</b> (1, 6) OBP: 0.312, SLG: 0.340 <b>Mike Sharperson, R</b> (5, 6) OBP: 0.333, SLG: 0.333	4-0 G6-3 1-2 BB		0-0 1B		2-1 G1-2-3 1B			1-2 G6-3		2	0	2	1	1	0	0									
<b>Franklin Stubbs, L</b> (1, 7) OBP: 0.372, SLG: 0.455	1-2 G6-3 1-2f		1-3 K		0-0 G1-2-3			0-3 K		4	0	0	0	0	2	5									
<b>Eddie Murray, S</b> (1, 3) OBP: 0.346, SLG: 0.387 <b>Ray Searage, L</b> (5, 1) <b>Dave Anderson, R</b> (8, PH) OBP: 0.299, SLG: 0.245 <b>Alejandro Pena, R</b> (8, 1)		4-1 BB		0-3 K		0-3 K		1-1 G6-3		2	0	0	0	1	2	2									
<b>Mike Marshall, R</b> (1, 9) OBP: 0.330, SLG: 0.403 <b>Mike Huff, R</b> (6, 9) OBP: 0.429, SLG: 0.200		3-2 P4		0-0 1B 2B		0-0 G6-3		0-2 G6-3		3	1	1	0	0	0	1									
<b>Jeff Hamilton, R</b> (1, 5) OBP: 0.263, SLG: 0.382		0-0 F8		0-1 F9		2-2 G6-3		0-0 G3		4	0	0	0	0	0	2									
<b>Jose Gonzalez, R</b> (1, 8) OBP: 0.329, SLG: 0.336		1-3 K		2-1 1B		1-2 G6-3		2-2 E5		4	0	1	1	0	1	1									
<b>Mike Scioscia, L</b> (1, 2) OBP: 0.330, SLG: 0.327 <b>Rick Dempsey, R</b> (9, PH) OBP: 0.258, SLG: 0.202			4-0 B1-3 G3 1B BB		0-0 F7		3-1 G4-3		3-2 F7		2	1	0	0	1	0	1								
<b>Tim Belcher, R</b> (1, 1) OBP: 0.140, SLG: 0.143 <b>Tim Crews, R</b> (3, 1) <b>Bill Bean, L</b> (5, PH) OBP: 0.225, SLG: 0.143			3-2 G3		2-2 1B G1-2-3 1B		0-2 F8				1	0	0	0	0	1									
<b>Inning Stats</b>	R: 0 E: 0 K: 0 S: 5	H: 1 LOB: 0 BB: 1 P: 11	R: 0 E: 0 K: 1 S: 9	H: 0 LOB: 1 BB: 1 P: 17	R: 1 E: 0 K: 1 S: 9	H: 2 LOB: 1 BB: 0 P: 11	R: 0 E: 0 K: 1 S: 11	H: 3 LOB: 2 BB: 0 P: 15	R: 0 E: 0 K: 0 S: 8	H: 0 LOB: 0 BB: 0 P: 11	R: 0 E: 0 K: 0 S: 6	H: 0 LOB: 0 BB: 0 P: 9	R: 0 E: 0 K: 1 S: 8	H: 0 LOB: 0 BB: 0 P: 10	R: 0 E: 1 K: 0 S: 10	H: 0 LOB: 1 BB: 0 P: 15	1B: 6 2B: 1 3B: 0 HR: 0	SF: 0 SAC: 0 DP: 2 HBP: 0	WP: 0 PB: 0 SB: 0 CS: 1	PA: 35					
<b>PITCHER</b>	IP	WLS	BF	H	R	ER	SO	BB	IBB	HBP	BLK	WP	HR	S	P	ERA	WHIP								
<b>Michael LaCoss, R</b> (1, 1) ERA: 2.95	7.0	W	28	7	2	2	4	3	0	0	0	0	0	57	91	2.57	1.429								
<b>Jeff Brantley, R</b> (8, 1) ERA: 4.3	1.0		3	0	0	0	1	0	0	0	0	0	0	8	10	0.00	0.000								
<b>Craig Lefferts, L</b> (9, 1) ERA: 2.28	1.0		4	0	0	0	0	0	0	0	0	0	0	10	15	0.00	0.000								

Los Angeles Dodgers @ San Francisco Giants  
Candlestick Park, San Francisco, CA  
Fri Aug 11 1989, 10:05 PM EDT  
Att: 33,307 - Unknown

livebaseballscorecards.com

AB	32
R	2
H	7
RBI	2
BB	3
SO	5
LOB	15





Batter	1	2	3	4	5	6	7	8	9
<b>Brett Butler, L</b> (1, 8) OBP: 0.345, SLG: 0.370 <b>Donell Nixon, R</b> (5, 8) OBP: 0.297, SLG: 0.261	2-3 <b>K</b>	0-0	2-2 1-2 2-H 3-H <b>1B</b>		0-0 <b>F9</b>		2-0 <b>G6-3</b>		
<b>Robby Thompson, R</b> (1, 4) OBP: 0.327, SLG: 0.424 <b>Ernest Riles, L</b> (5, 4) OBP: 0.332, SLG: 0.397	1-1 <b>1B</b> <b>HR</b>	0-1 <b>F8</b>	1-3 <b>K</b>		4-2 <b>1B</b> <b>BB</b>		3-2 <b>G3-1</b>		
<b>Will Clark, L</b> (1, 3) OBP: 0.418, SLG: 0.557	0-1 <b>1B</b> <b>HR</b>		1-0 <b>G4-3</b>		1-1 <b>HR</b> <b>2B</b>		0-1 <b>1B</b>	3-3 <b>K</b>	
<b>Kevin Mitchell, R</b> (1, 7) OBP: 0.395, SLG: 0.674 <b>Greg Litton, R</b> (7, 7) OBP: 0.343, SLG: 0.505	4-2 <b>HR</b> <b>BB</b>		1-2 <b>E5</b> <b>HR</b>		3-2 <b>HR</b> <b>2B</b>		3-2 <b>G5-3</b>	0-1 <b>G6-3</b>	
<b>Matt Williams, R</b> (1, 5) OBP: 0.250, SLG: 0.459	2-2 <b>HR</b>		0-1 <b>HR</b>		0-1 <b>G6-3</b>		0-0 <b>F9</b>	0-2 <b>G1-3</b>	
<b>Pat Sheridan, L</b> (1, 9) OBP: 0.316, SLG: 0.344 <b>Candy Maldonado, R</b> (6, PH) OBP: 0.302, SLG: 0.372	4-2 <b>G4-3</b> <b>BB</b>		2-2 <b>1B</b> <b>1B</b>		2-3 <b>K</b>		2-1 <b>FC5-4</b> <b>1B</b>		
<b>Terry Kennedy, L</b> (1, 2) OBP: 0.315, SLG: 0.331	0-1 <b>G4-3</b>		0-1 <b>BB</b> <b>1B</b> <b>1B</b>		2-2 <b>1B</b>		1-1 <b>F9</b>		
<b>Jose Uribe, S</b> (1, 6) OBP: 0.284, SLG: 0.299		1-1 <b>G4-3</b>	2-1 <b>L6</b>		2-3 <b>K</b>		1-1 <b>FC5-4</b>		
<b>Michael LaCoss, R</b> (1, 1) OBP: 0.138, SLG: 0.077 <b>Kirt Manwaring, R</b> (7, PH) OBP: 0.269, SLG: 0.262 <b>Jeff Brantley, R</b> (8, 1) OBP: 0.100, SLG: 0.100 <b>Craig Lefferts, L</b> (9, 1)		0-3 <b>K</b>	4-2 <b>1B</b> <b>BB</b>		1-3 <b>K</b>		3-2 <b>G6-3</b>		

Inning Stats	R: 4	H: 3	E: 0	K: 1	S: 22	R: 0	H: 1	E: 0	K: 1	S: 8	R: 4	H: 4	E: 1	K: 1	S: 23	R: 2	H: 3	E: 0	K: 2	S: 17	R: 0	H: 1	E: 0	K: 1	S: 12	R: 0	H: 1	E: 0	K: 0	S: 7	R: 0	H: 0	E: 0	K: 1	S: 8	R: 0	H: 0	E: 0	K: 1	S: 8
	LOB: 0	BB: 2	P: 35	LOB: 1	BB: 0	P: 9	LOB: 2	BB: 1	P: 36	LOB: 1	BB: 0	LOB: 2	BB: 1	P: 20	LOB: 1	BB: 0	LOB: 0	BB: 0	P: 11	LOB: 0	BB: 0	LOB: 0	BB: 0	LOB: 0	BB: 0	LOB: 0	BB: 0	LOB: 0	BB: 0	LOB: 0	BB: 0	LOB: 0	BB: 0	LOB: 0	BB: 0	LOB: 0	BB: 0	LOB: 0	BB: 0	LOB: 0

PITCHER	IP	WLS	BF	H	R	ER	SO	BB	IBB	HBP	BLK	WP	HR	S	P	ERA	WHIP
<b>Tim Belcher, R</b> (1, 1) ERA: 3.4	2.2	L	18	7	8	5	2	3	0	0	0	0	2	45	69	16.88	3.750
<b>Tim Crews, R</b> (3, 1) ERA: 2.92	1.1		8	4	2	2	3	0	0	0	0	0	1	25	38	13.50	3.000
<b>Ray Seavage, L</b> (5, 1) ERA: 2.86	3.0		12	2	0	0	1	1	0	0	0	0	0	26	46	0.00	1.000
<b>Alejandro Pena, R</b> (8, 1) ERA: 2.74	1.0		3	0	0	0	1	0	0	0	0	0	0	8	11	0.00	0.000

**Los Angeles Dodgers @ San Francisco Giants**  
**Candlestick Park, San Francisco, CA**  
 Fri Aug 11 1989, 10:05 PM EDT  
 Att. 33,307 - Unknown

AB	R	H	RBI	BB	SO	LOB
3	0	2	2	0	1	0
2	0	0	0	0	0	0
3	1	1	0	0	1	3
1	0	0	0	1	0	0
5	2	3	0	0	1	0
3	3	1	2	1	0	2
1	0	0	0	0	0	0
5	2	2	6	0	0	0
2	1	1	0	1	1	0
1	0	1	0	0	0	0
4	1	2	0	0	0	2
4	0	0	0	0	1	4
2	0	0	0	1	2	0
1	0	0	0	0	0	0
0	0	0	0	0	0	0
0	0	0	0	0	0	0

AB	37
R	10
H	13
RBI	10
BB	4
SO	7
LOB	11

WP: 0 PA: 41  
 PB: 0  
 SB: 0  
 CS: 0



Batter	1	2	3	4	5	6	7	8	9	AB R H RBI BB SO LOB	TOP											
Alfredo Griffin, S (1, 6) OBP: 0.313, SLG: 0.344	0-0 BLK 2B	2-1 L9			0-1 1B 1B	1-1 P4		0-0 F7		5 1 2 0 0 0 4	<p>Los Angeles Dodgers @ San Francisco Giants</p> <p>Candlestick Park, San Francisco, CA</p> <p>Sat Aug 12 1989, 6:33 AM EDT</p> <p>Att: 49,772 - Unknown</p> <p>livebaseballscorecards.com</p>											
Willie Randolph, R (1, 4) OBP: 0.377, SLG: 0.317	2-1 G4-3		0-1 G5-3		2-1 1B 1B		0-1 HR 1B	2-0 P4		5 1 2 0 0 0 3												
Eddie Murray, S (1, 3) OBP: 0.345, SLG: 0.392	0-0 P4		1-1 G1-3		2-2 P6		0-2 1-H HR	2-2 G3		5 1 1 2 0 0 5												
Mike Marshall, R (1, 9) OBP: 0.331, SLG: 0.401	2-0 P4		2-1 S 1B		0-0 F7		0-0 F9		4-0 G5-4-3 BB	4 0 1 0 1 0 3												
Jeff Hamilton, R (1, 5) OBP: 0.267, SLG: 0.383		0-1 P3	4-1 1-2 BB		0-0 1-3 2-H 1B		1-0 BB 1B	1-0 G5-4-3	1-2f	4 0 2 1 1 0 1												
Jose Gonzalez, R (1, 8) OBP: 0.331, SLG: 0.353		3-1 HR	3-3 K		0-0 P3		4-1 1-2 G1-6-3 BB	2-1 F7		4 1 1 1 1 1 4												
Mike Huff, R (1, 7) OBP: 0.400, SLG: 0.250		0-1 2B 1B		2-1 G5-3		3-3 K	0-1 G1-6-3			3 1 1 0 0 1 0												
Franklin Stubbs, L (7, PH) OBP: 0.368, SLG: 0.450										1 0 0 0 0 0 2												
Bill Bean, L (7, 7) OBP: 0.225, SLG: 0.143										0 0 0 0 0 0 0												
Rick Dempsey, R (1, 2) OBP: 0.274, SLG: 0.234		3-2 F8		0-0 2B		4-2 SH2-4 BB		2-2 1B 2B		3 0 2 0 1 0 1												
Fernando Valenzuela, L (1, 1) OBP: 0.128, SLG: 0.170		0-1 1-H 2B		0-1 G6-3		0-0 SH2-4		1-1 2-3 1B		3 0 2 1 0 0 0												
<b>Inning Stats</b>	R: 0 E: 0 K: 0 S: 5	H: 1 LOB: 1 BB: 0 P: 9	R: 2 E: 0 K: 0 S: 13	H: 3 LOB: 1 BB: 0 P: 21	R: 0 E: 0 K: 1 S: 10	H: 1 LOB: 2 BB: 1 P: 20	R: 0 E: 0 K: 0 S: 5	H: 1 LOB: 0 BB: 0 P: 7	R: 1 E: 0 K: 0 S: 11	H: 3 LOB: 2 BB: 0 P: 15	R: 0 E: 0 K: 1 S: 10	H: 0 LOB: 1 BB: 1 P: 18	R: 2 E: 0 K: 0 S: 10	H: 3 LOB: 1 BB: 1 P: 15	R: 0 E: 0 K: 0 S: 11	H: 2 LOB: 2 BB: 0 P: 18	R: 0 E: 0 K: 0 S: 3	H: 0 LOB: 0 BB: 1 P: 10	1B: 8 2B: 4 3B: 0 HR: 2	SF: 0 SAC: 1 DP: 2 HBP: 0	WP: 0 PB: 0 SB: 1 CS: 0	PA: 42
<b>PITCHER</b>	IP WLS BF H R ER SO BB IBB HBP BLK WP HR S P ERA WHIP											<b>PITCHER</b>	IP WLS BF H R ER SO BB IBB HBP BLK WP HR S P ERA WHIP									
Bob Knepper, L (1, 1) ERA: 5.73	5.0 L 24 9 3 3 1 1 0 0 1 0 1 44 72 5.40 2.000																					
Jeff Brantley, R (6, 1) ERA: 4.46	1.1 9 3 2 2 1 2 0 0 0 0 1 18 31 13.50 3.750																					
Randy McCament, R (7, 1) ERA: 3.76	2.2 9 2 0 0 0 0 1 0 0 0 0 0 16 30 0.00 1.125																					



Batter	1	2	3	4	5	6	7	8	9	AB	R	H	RBI	BB	SO	LOB
<b>Brett Butler, L</b> (1, 8) OBP: 0.342, SLG: 0.367	2-2 F8		2-1 FC6-4		1-1 G6-3		0-0 B2-3			4	0	0	1	0	0	4
<b>Robby Thompson, R</b> (1, 4) OBP: 0.325, SLG: 0.420	3-3 K		2-1 F9		2-0 G5-3			2-2 F8		4	0	0	0	0	1	4
<b>Will Clark, L</b> (1, 3) OBP: 0.415, SLG: 0.552	1-2 F8			3-3 K		2-2 P4		2-2 P5		4	0	0	0	0	1	0
<b>Matt Williams, R</b> (1, 5) OBP: 0.258, SLG: 0.464		3-3 K		4-2 G5-3 BB		1-2 2B		1-3 K		3	0	1	0	1	2	0
<b>Candy Maldonado, R</b> (1, 9) OBP: 0.298, SLG: 0.366		2-0 P4		2-1 G5-3		3-1 G5-3			1-2 E1 G3-6	4	0	0	0	0	0	2
<b>Greg Litton, R</b> (1, 7) OBP: 0.333, SLG: 0.490		0-0 F8		1-1 P4		2-3 K			3-2 G3-6	3	0	0	0	0	1	2
<b>Randy McCament, R</b> (7, 1) OBP: 0.333, SLG: 0.333									1-2f	0	0	0	0	0	0	0
<b>Ken Oberkfell, L</b> (9, PH) OBP: 0.290, SLG: 0.360										1	0	0	0	0	0	1
<b>Kirt Manwaring, R</b> (1, 2) OBP: 0.274, SLG: 0.263			1-0 E FC6 FC6-4 HBP		0-1 G6-3 BB 1B		2-2 G4-3		0-2 F8	3	1	1	0	0	0	0
<b>Jose Uribe, S</b> (1, 6) OBP: 0.282, SLG: 0.297			0-2 F7		1-3 K		1-0 G5-3			3	0	0	0	0	1	2
<b>Bob Knepper, L</b> (1, 1) OBP: 0.375, SLG: 0.485			0-0 FC6		4-1 G6-3		4-1			1	0	0	0	0	0	1
<b>Kevin Mitchell, R</b> (5, PH) OBP: 0.396, SLG: 0.674										0	0	0	0	1	0	0
<b>Jeff Brantley, R</b> (5, PR) OBP: 0.100, SLG: 0.100										0	0	0	0	0	0	0
<b>Donell Nixon, R</b> (7, 7) OBP: 0.303, SLG: 0.261			1-3 FC6-4		1-2 BB					0	0	0	0	1	0	0

Inning Stats	R: 0	H: 0	E: 0	LOB: 0	K: 1	S: 13	R: 0	H: 0	E: 0	LOB: 0	K: 1	S: 5	R: 1	H: 0	E: 1	LOB: 1	K: 0	S: 8	R: 0	H: 0	E: 0	LOB: 1	K: 1	S: 10	R: 0	H: 1	E: 0	LOB: 3	K: 1	S: 10	R: 0	H: 1	E: 0	LOB: 1	K: 1	S: 11	R: 0	H: 0	E: 0	LOB: 1	K: 0	S: 8	R: 0	H: 0	E: 0	LOB: 0	K: 1	S: 9	R: 0	H: 0	E: 1	LOB: 0	K: 0	S: 11	1B: 1	SF: 0	2B: 1	SAC: 0	3B: 0	DP: 1	HR: 0	HBP: 1	WP: 0	PA: 34
--------------	------	------	------	--------	------	-------	------	------	------	--------	------	------	------	------	------	--------	------	------	------	------	------	--------	------	-------	------	------	------	--------	------	-------	------	------	------	--------	------	-------	------	------	------	--------	------	------	------	------	------	--------	------	------	------	------	------	--------	------	-------	-------	-------	-------	--------	-------	-------	-------	--------	-------	--------

PITCHER	IP	WLS	BF	H	R	ER	SO	BB	IBB	HBP	BLK	WP	HR	S	P	ERA	WHIP
<b>Fernando Valenzuela, L</b> (1, 1) ERA: 3.46	9.0	W	34	2	1	0	6	3	0	1	0	0	0	85	143	0.00	0.556

**BOTTOM**

**Los Angeles Dodgers @ San Francisco Giants**  
**Candlestick Park, San Francisco, CA**  
 Sat Aug 12 1989, 6:33 AM EDT  
 Att. 49,772 - Unknown

<b>AB</b>	<b>30</b>
<b>R</b>	<b>1</b>
<b>H</b>	<b>2</b>
<b>RBI</b>	<b>1</b>
<b>BB</b>	<b>3</b>
<b>SO</b>	<b>6</b>
<b>LOB</b>	<b>16</b>



WP	PA	ERA	WHIP
0	34	0.00	0.556

Batter	1	2	3	4	5	6	7	8	9	10	11	12	AB R H RBI BB SO LOB	TOP													
Alfredo Griffin, S OBP: 0.314, SLG: 0.344 (1, 6)	G1-3		2-1 CS 1B			G4-3		1-2 2B 1B	2-3 K			1-1 FC6-2-5 SF8 1-3 3-H	6 1 2 0 0 1 4	<p>Los Angeles Dodgers @ San Francisco Giants Candlestick Park, San Francisco, CA</p> <p>Sun Aug 13 1989, 6:33 AM EDT Att. 53,821 - Sunny</p>													
Willie Randolph, R OBP: 0.377, SLG: 0.318 (1, 4)	F7		0-2 F9 1-2			K		0-0 1-H 2B		3-2 P3		4-0 BB IBB	5 0 1 1 1 1 1														
Franklin Stubbs, L OBP: 0.276, SLG: 0.446 (8, PH) Rick Dempsey, R OBP: 0.274, SLG: 0.234 (8, PH) Lenny Harris, L OBP: 0.275, SLG: 0.288 (8, 1) Jay Howell, R OBP: 0.250, SLG: 0.333 (12, PH) Mike Sharperson, R OBP: 0.250, SLG: 0.333 Alejandro Peña, R (12, 1)	4-0 BB		2-3 K			4-1 BB		0-3 K		0-2 P3		0-2 SF8	1 0 0 0 0 2 1 0 0 0 0 0 0 0 0 0 1 0 0 0 0 0 1 1 1 0 0 0 0 0 0 0 0 0 0 0 1 0 0 0 0 0 0 0 0 0 0 0														
Eddie Murray, S OBP: 0.344, SLG: 0.388 (1, 3)	G4-3					F8		4-0 FC5-4 IBB		1-2 P6		4-0 1-2 BB	4 0 0 0 2 0 2														
Mike Marshall, R OBP: 0.328, SLG: 0.399 (1, 9)			0-1 G3 1B 2B			F8		1-2 FC5-4 1-2f				1-1 L9	6 1 1 0 0 1 5														
Jeff Hamilton, R OBP: 0.267, SLG: 0.381 (1, 5)	G3		0-2 2-3			F7		1-1 P4		3-2 FC1-5 1B 1B		0-1 F8	5 0 1 0 0 0 1														
Jose Gonzalez, R OBP: 0.333, SLG: 0.350 (1, 8)	G4-3					F7		4-2 BB		0-0 FC1-5 1B		2-2 F8	4 0 1 0 1 0 1														
Mike Scioscia, L OBP: 0.331, SLG: 0.331 (1, 2)			1-0 1B			E4 CS		1-3 K		2-1 FC1-5 1-2 2-3f		0-2 1B FC6-2-5 2B	5 0 2 1 0 1 3														
Orel Hershiser, R OBP: 0.203, SLG: 0.267 Dave Anderson, R OBP: 0.297, SLG: 0.243 (8, PH) Bill Bean, L OBP: 0.238, SLG: 0.162 (8, 7)	K		1-3 3-H			P5		0-0 B5-3		0-2 P5		1-1 FC6-2-5 SF8 2-3 1B	2 0 0 0 0 1 2 1 0 0 0 0 0 0 2 1 1 0 0 0 2														
<b>Inning Stats</b>	R: 0 E: 0 K: 0 S: 6	H: 0 LOB: 1 BB: 1 P: 10	R: 1 E: 0 K: 1 S: 11	H: 2 LOB: 1 BB: 0 P: 13	R: 0 E: 0 K: 1 S: 8	H: 0 LOB: 0 BB: 0 P: 12	R: 0 E: 1 K: 0 S: 8	H: 0 LOB: 0 BB: 0 P: 14	R: 0 E: 0 K: 1 S: 8	H: 0 LOB: 1 BB: 1 P: 15	R: 0 E: 0 K: 1 S: 10	H: 0 LOB: 1 BB: 1 P: 17	R: 1 E: 0 K: 1 S: 12		H: 2 LOB: 2 BB: 1 P: 18	R: 0 E: 0 K: 1 S: 17	H: 2 LOB: 2 BB: 0 P: 24	R: 0 E: 0 K: 0 S: 11	H: 0 LOB: 0 BB: 0 P: 15	R: 0 E: 0 K: 0 S: 8	H: 0 LOB: 0 BB: 0 P: 11	R: 1 E: 0 K: 1 S: 16	H: 2 LOB: 3 BB: 2 P: 24	1B: 6 2B: 3 3B: 0 HR: 0	SF: 1 SAC: 0 DP: 0 HBP: 0	WP: 0 PB: 0 SB: 0 CS: 2	PA: 50
<b>PITCHER</b>	IP WLS BF H R ER SO BB IBB HBP BLK WP HR S P ERA WHIP																										
Kelly Downs, R ERA: 4.67 (1, 1)	6.2		25	3	1	1	3	3	0	0	0	0	0		0	0	8	10	13.50	3.000							
Craig Lefferts, L ERA: 2.37 (7, 1)	0.2		4	2	1	1	1	0	0	0	0	0	0	0	0	8	10	13.50	3.000								
Steve Bedrosian, R ERA: 3.56 (8, 1)	1.2		8	2	0	0	2	0	1	0	0	0	0	0	0	24	36	0.00	1.200								
Don Robinson, R ERA: 3.16 (10, 1)	3.0	L	13	2	1	1	1	1	1	0	0	0	0	0	0	35	50	3.00	1.000								

AB	43
R	3
H	9
RBI	3
BB	6
SO	7
LOB	22



Batter	1	2	3	4	5	6	7	8	9	10	11	12	AB	R	H	RBI	BB	SO	LOB
<b>Brett Butler, L</b> OBP: 0.342, SLG: 0.367 (1, 8)	1-0 G1-5-3		1-1 2B 1B		0-1 G6-3			1-0 1B		0-1 L3			5	0	2	1	0	0	0
<b>Robby Thompson, R</b> OBP: 0.323, SLG: 0.419 (1, 4)	0-0 G3-1		0-2 2B		0-3 K			0-0 F8			1-2 L5		5	0	1	0	0	1	1
<b>Will Clark, L</b> OBP: 0.415, SLG: 0.550 (1, 3)	0-0 G3		0-3 K2-3					0-1 F8			1-2 1B		5	0	2	0	0	1	3
<b>Kevin Mitchell, R</b> OBP: 0.398, SLG: 0.675 (1, 7)		2-1 1B 2B	4-0 IBB					0-0 G6-4-3 1B		1-2 1B 1B	1-0 F9		4	1	2	0	1	0	2
<b>Matt Williams, R</b> OBP: 0.248, SLG: 0.446 (1, 5)		3-1 G6-3	2-3 K					1-3 K		2-3 K	1-3 K		5	0	0	0	0	4	6
<b>Pat Sheridan, L</b> OBP: 0.312, SLG: 0.339 (8, 1)		2-3 K		1-3 K				2-0 G4-3		0-0 G1-6-3 1B		3-2 F8	3	0	0	0	0	2	1
<b>Steve Bedrosian, R</b> OBP: 0.333, SLG: 0.333 (9, PH)													0	0	0	0	0	0	0
<b>Ken Oberkfell, L</b> OBP: 0.296, SLG: 0.365 (10, 1)													1	0	1	0	0	0	0
<b>Don Robinson, R</b> OBP: 0.222, SLG: 0.352 (12, PH)													0	0	0	0	0	0	0
<b>Ernest Riles, L</b> OBP: 0.331, SLG: 0.395 (1, 2)		2-2 1B		1-1 L3 1B				0-0 F7-3 1B		1-2 G1-6-3		0-2 G1-3	3	0	3	1	0	0	0
<b>Terry Kennedy, L</b> OBP: 0.322, SLG: 0.339 (7, PR)													0	0	0	0	0	0	0
<b>Donell Nixon, R</b> OBP: 0.303, SLG: 0.261 (8, 2)													1	0	0	0	0	0	2
<b>Kirt Manwaring, R</b> OBP: 0.272, SLG: 0.262 (12, PH)													1	0	0	0	0	0	0
<b>Greg Litton, R</b> OBP: 0.330, SLG: 0.485 (1, 6)			1-0 SH3-4 1B	0-2 L3				0-1 F7-3		1-0 F8		0-1 P5	5	1	1	0	0	0	2
<b>Jose Uribe, S</b> OBP: 0.281, SLG: 0.296 (1, 1)													1	0	0	0	0	0	0
<b>Kelly Downs, R</b> OBP: 0.111, SLG: 0.111 (7, 1)			0-0 SH3-4		1-0 G6-3								0	0	0	0	0	0	0
<b>Craig Lefferts, L</b> (8, 9)			1-2					1-1 F9		0-0 F7			2	0	0	0	0	0	0

Inning Stats	R: 0	H: 0	E: 0	K: 0	S: 3	R: 1	H: 2	E: 0	K: 1	S: 11	R: 1	H: 3	E: 0	K: 2	S: 13	R: 0	H: 1	E: 0	K: 1	S: 8	R: 0	H: 1	E: 0	K: 1	S: 5	R: 0	H: 1	E: 0	K: 0	S: 4	R: 0	H: 1	E: 0	K: 0	S: 6	R: 0	H: 2	E: 0	K: 1	S: 10	R: 0	H: 0	E: 0	K: 0	S: 4	R: 0	H: 1	E: 0	K: 1	S: 8	R: 0	H: 0	E: 0	K: 0	S: 8	R: 0	H: 0	E: 0	K: 0	S: 11	1B: 10	2B: 4	3B: 0	HR: 0	SF: 0	SAC: 1	DP: 4	HBP: 0	WP: 0	PA: 44
--------------	------	------	------	------	------	------	------	------	------	-------	------	------	------	------	-------	------	------	------	------	------	------	------	------	------	------	------	------	------	------	------	------	------	------	------	------	------	------	------	------	-------	------	------	------	------	------	------	------	------	------	------	------	------	------	------	------	------	------	------	------	-------	--------	-------	-------	-------	-------	--------	-------	--------	-------	--------

PITCHER	IP	WLS	BF	H	R	ER	SO	BB	IBB	HBP	BLK	WP	HR	S	P	ERA	WHIP
<b>Orel Hershiser, R</b> ERA: 2.41 (1, 1)	7.0		26	8	2	2	6	0	1	0	0	0	0	50	73	2.57	1.143
<b>Jay Howell, R</b> ERA: 0.7 (8, 1)	4.0	W	15	4	0	0	2	0	0	0	0	0	0	30	41	0.00	1.000
<b>Alejandro Pena, R</b> ERA: 2.68 (12, 1)	1.0	S	3	0	0	0	0	0	0	0	0	0	0	8	11	0.00	0.000

**Los Angeles Dodgers @ San Francisco Giants**  
**Candlestick Park, San Francisco, CA**  
 Sun Aug 13 1989, 6:33 AM EDT  
 Att: 53,821 - Sunny

**AB 42**  
**R 2**  
**H 12**  
**RBI 2**  
**BB 1**  
**SO 8**  
**LOB 17**

PITCHER	IP	WLS	BF	H	R	ER	SO	BB	IBB	HBP	BLK	WP	HR	S	P	ERA	WHIP
---------	----	-----	----	---	---	----	----	----	-----	-----	-----	----	----	---	---	-----	------

Batter	1	2	3	4	5	6	7	8	9	AB R H RBI BB SO LOB	TOP											
<b>Brett Butler, L</b> OBP: 0.341, SLG: 0.365 (1, 8)	1-1 G6-3		0-0 L4		1-1 1B		2-2 F8		0-0 B5-3	5 0 1 0 0 0 2												
<b>Robby Thompson, R</b> OBP: 0.321, SLG: 0.415 (1, 4)	1-3 K			2-2 G4-3	0-3 K		1-1 F7			4 0 0 0 0 2 3												
<b>Will Clark, L</b> OBP: 0.415, SLG: 0.550 (1, 3)	1-1 G4-3			2-2 F7		1-2 HR 1B		1-2 1B 1B		4 1 2 0 0 0 0												
<b>Kevin Mitchell, R</b> OBP: 0.397, SLG: 0.673 (1, 7)		1-2 G4-3		1-0 2B		1-3 K		2-3 K		4 0 1 0 0 2 2												
<b>Matt Williams, R</b> OBP: 0.248, SLG: 0.463 (1, 5)		0-1 G5-3		0-0 G6-3		1 SAFE 1 SAFE 1B	1-0 HR	2-2 F9		4 1 1 2 0 0 2												
<b>Pat Sheridan, L</b> OBP: 0.312, SLG: 0.339 (1, 9)			1-2 F8		2-1 1B FC6-4 1B		1-0 F8	3-1 FC6-4 1B		3 1 1 0 0 0 0 1 0 1 0 0 0 0												
<b>Candy Maldonado, R</b> OBP: 0.299, SLG: 0.366 (8, PH) (8, 9)								1-2 1B														
<b>Terry Kennedy, L</b> OBP: 0.322, SLG: 0.338 (1, 2)			0-0 L4		1-0 FC6-4 1B		1-1 L8	2-1 FC6-4		3 0 1 0 0 0 0 1 0 0 0 0 0 2												
<b>Kirt Manwaring, R</b> OBP: 0.271, SLG: 0.260 (8, PH) (8, 2)								1-2f														
<b>Jose Uribe, S</b> OBP: 0.280, SLG: 0.295 (1, 6)			2-3 K		0-0 FC6-4 FC1-6 1-2f 3-H		0-1 SH5-4 1B		2-2 G6-3	4 0 1 1 0 1 1												
<b>Dave Dravecky, R</b> OBP: 0.600, SLG: 0.333 (1, 1)																						
<b>Jeff Brantley, R</b> OBP: 0.100, SLG: 0.100 (6, 1)																						
<b>Donell Nixon, R</b> OBP: 0.300, SLG: 0.259 (9, PH)																						
<b>Steve Bedrosian, R</b> OBP: 0.333, SLG: 0.333 (9, 1)			0-1 1B		0-0 FC1-6 1B 1-2f		1 SAFE 2-0 SH5-4 1B		1-1 G6-3	2 0 1 0 0 0 1 0 0 0 0 0 0 0 1 0 0 0 0 0 0 0 0 0 0 0 0 0												
<b>Inning Stats</b>	R: 0 E: 0 K: 1 S: 7	H: 0 LOB: 0 BB: 0 P: 10	R: 0 E: 0 K: 0 S: 9	H: 0 LOB: 0 BB: 0 P: 11	R: 0 E: 0 K: 1 S: 7	H: 1 LOB: 1 BB: 0 P: 9	R: 0 E: 0 K: 0 S: 10	H: 1 LOB: 1 BB: 0 P: 15	R: 1 E: 0 K: 1 S: 11	H: 3 LOB: 2 BB: 0 P: 14	R: 2 E: 0 K: 1 S: 12	H: 2 LOB: 0 BB: 0 P: 17	R: 0 E: 0 K: 0 S: 8	H: 1 LOB: 1 BB: 0 P: 13	R: 0 E: 0 K: 1 S: 14	H: 2 LOB: 2 BB: 0 P: 24	R: 0 E: 0 K: 0 S: 6	H: 0 LOB: 0 BB: 0 P: 9	1B: 8 2B: 1 3B: 0 HR: 1	SF: 0 SAC: 1 DP: 0 HBP: 0	WP: 0 PB: 0 SB: 0 CS: 0	PA: 37
<b>PITCHER</b>	IP WLS BF H R ER SO BB IBB HBP BLK WP HR S P ERA WHIP																					
<b>Bryn Smith, R</b> ERA: 2.56 (1, 1)	7.0 L 29 8 3 3 4 0 0 0 0 0 0 1 64 89 3.86 1.143																					
<b>Zane Smith, L</b> ERA: 3.66 (8, 1)	2.0 8 2 0 0 1 0 0 0 0 0 0 0 20 33 0.00 1.000																					

**San Francisco Giants @ Montreal Expos**  
Olympic Stadium, Montreal, QB  
Tue Aug 15 1989, 7:05 PM EDT  
Att: 24,490 - Unknown

AB	36
R	3
H	10
RBI	3
BB	0
SO	5
LOB	13



Batter	1	2	3	4	5	6	7	8	9	AB	R	H	RBI	BB	SO	LOB
<b>Otis Nixon, S</b> <small>OBP: 0.307, SLG: 0.267</small> (1, 8)	1-1 <b>B1-3</b>		0-1 <b>G6-3</b>		1-0 <b>G5-3</b>		1-0 <b>F8</b>			4	0	0	0	0	0	3
<b>Damaso Garcia, R</b> <small>OBP: 0.325, SLG: 0.392</small> <b>Tom Foley, L</b> <small>OBP: 0.305, SLG: 0.353</small> (8, PH) (9, 4)	1-1 <b>F8</b>			0-0 <b>G4-3</b>		1-0 <b>HR</b>		1-0 <b>G4-3</b>		3	1	1	1	0	0	0
<b>Andres Galarraga, R</b> <small>OBP: 0.337, SLG: 0.432</small> (1, 3)	1-0 <b>F8</b>			1-0 <b>G5-3</b> <b>1B</b>		3-2 <b>WP</b> <b>SF8</b> <b>HBP</b>		2-1 <b>G6-3</b>		3	1	1	0	0	0	0
<b>Tim Raines, S</b> <small>OBP: 0.409, SLG: 0.454</small> (1, 7)		4-1 <b>BB</b> <b>BB</b>		0-0 <b>G5-3</b> <b>1-2</b>		1-1 <b>SF8</b> <b>1-H</b>		0-0 <b>G3-1</b>		2	0	0	1	1	0	1
<b>Hubie Brooks, R</b> <small>OBP: 0.288, SLG: 0.355</small> (1, 9)		0-2 <b>F9</b> <b>SAFE</b>		0-0 <b>L8</b>		1-3 <b>K</b>			2-2 <b>P3</b>	4	0	0	0	0	1	2
<b>Tim Wallach, R</b> <small>OBP: 0.343, SLG: 0.421</small> <b>Rex Hudler, R</b> <small>OBP: 0.298, SLG: 0.462</small> (9, PR)		4-0 <b>G5-4-3</b> <b>BB</b> <b>1-2</b>		1-2 <b>1B</b>		2-1 <b>G5-3</b>			3-2 <b>E</b> <b>S</b> <b>1B</b>	3	0	2	0	1	0	0
<b>Mike Fitzgerald, R</b> <small>OBP: 0.336, SLG: 0.409</small> (1, 2)		0-0 <b>G5-4-3</b> <b>1-2</b>		3-2 <b>SH1-4</b> <b>BB</b> <b>1B</b>			0-3 <b>K</b>		2-1 <b>G6-3</b>	4	0	1	0	0	1	3
<b>Spike Owen, S</b> <small>OBP: 0.371, SLG: 0.353</small> (1, 6)			2-2 <b>F9</b>		4-1 <b>SH1-4</b> <b>BB</b> <b>1-2</b>		4-0 <b>BB</b>		1-2 <b>F9</b>	2	0	0	0	2	0	2
<b>Bryn Smith, R</b> <small>OBP: 0.170, SLG: 0.104</small> <b>Wallace Johnson, S</b> <small>OBP: 0.273, SLG: 0.325</small> <b>Zane Smith, L</b> <small>OBP: 0.200, SLG: 0.233</small> (8, 1)			1-2 <b>G6-3</b>		0-1 <b>SH1-4</b> <b>1-2</b> <b>2-3</b>		0-2 <b>P4</b>			1	0	0	0	0	0	0
										1	0	0	0	0	0	1
										0	0	0	0	0	0	0

Inning Stats	R: 0	H: 0	E: 0	K: 5	S: 5	R: 0	H: 0	E: 0	K: 6	S: 6	R: 0	H: 0	E: 0	K: 9	S: 9	R: 0	H: 1	E: 0	K: 4	S: 4	R: 0	H: 2	E: 0	K: 11	S: 11	R: 2	H: 1	E: 0	K: 11	S: 11	R: 0	H: 0	E: 0	K: 8	S: 8	R: 0	H: 0	E: 0	K: 4	S: 4	R: 0	H: 1	E: 0	K: 14	S: 14	1B: 4	2B: 0	3B: 0	HR: 1	SF: 1	SAC: 1	DP: 1	HBP: 1	WP: 2	PB: 0	SB: 1	CS: 0	PA: 35
<b>PITCHER</b> <b>Dave Dravecky, L</b> <small>ERA: 3.46</small> <b>Jeff Brantley, R</b> <small>ERA: 4.29</small> <b>Steve Bedrosian, R</b> <small>ERA: 3.5</small>	IP	WLS	BF	H	R	ER	SO	BB	IBB	HBP	BLK	WP	HR	S	P	ERA	WHIP																																									
	5.0	W	21	4	2	2	0	3	0	1	0	0	0	19	31	3.60	1.400																																									
	3.0		10	0	0	0	2	1	0	0	0	1	0	19	31	0.00	0.333																																									
	1.0	S	4	1	0	0	0	0	0	0	0	0	0	14	21	0.00	1.000																																									

**BOTTOM**

**San Francisco Giants @ Montreal Expos**  
 Olympic Stadium, Montreal, QB

Tue Aug 15 1989, 7:05 PM EDT  
 Att. 24,490 - Unknown

<b>AB</b>	<b>28</b>
<b>R</b>	<b>2</b>
<b>H</b>	<b>5</b>
<b>RBI</b>	<b>2</b>
<b>BB</b>	<b>4</b>
<b>SO</b>	<b>2</b>
<b>LOB</b>	<b>12</b>

Batter	1	2	3	4	5	6	7	8	9	AB R H RBI BB SO LOB	TOP														
<b>Brett Butler, L</b> (1, 8) OBP: 0.342, SLG: 0.365	0-1 G5-3		3-2 1B		0-3		4-1 FC5-4 BB			3 0 1 0 1 1 0															
<b>Robby Thompson, R</b> (1, 4) OBP: 0.320, SLG: 0.414	0-0 F7		2-1 F9			1-1 G6-4-3 BB 1B	1-2 FC5-4			4 0 1 0 0 0 2															
<b>Will Clark, L</b> (1, 3) OBP: 0.416, SLG: 0.549	2-1 1B		1-3			1 SAFE 1 SAFE 1-2 G6-4-3 BB		0-1 G4-3		3 0 1 0 1 1 0															
<b>Kevin Mitchell, R</b> (1, 7) OBP: 0.398, SLG: 0.679	1-0 F7			1-0 HR		0-0 G6-4-3 1-2f 2-3		2-2 F9-3 1B		4 1 2 1 0 0 3															
<b>Matt Williams, R</b> (1, 5) OBP: 0.241, SLG: 0.449			1-3 K	2-3 K		2-3 K		1-0 F9-3		4 0 0 0 0 3 2															
<b>Steve Bedrosian, R</b> (8, 1) OBP: 0.333, SLG: 0.333								1-2		0 0 0 0 0 0 0															
<b>Bob Knepper, L</b> (8, 1) OBP: 0.375, SLG: 0.485								1-2		0 0 0 0 0 0 0															
<b>Candy Maldonado, R</b> (1, 9) OBP: 0.302, SLG: 0.377			4-2 S BB	1-3 K				0-0 HR		2 1 1 1 1 1 0															
<b>Pat Sheridan, L</b> (9, PH) OBP: 0.311, SLG: 0.338										1 0 0 0 0 0 0															
<b>Kirt Manwaring, R</b> (1, 2) OBP: 0.272, SLG: 0.257			0-3 K	0-0 G5-3				0-1 G4-3		2 0 0 0 1 1 1															
<b>Ernest Riles, L</b> (9, PH) OBP: 0.330, SLG: 0.393			1-2				4-2 G6-4-3 BB			1 0 0 0 0 0 0															
<b>Jose Uribe, S</b> (1, 6) OBP: 0.281, SLG: 0.296			0-1				0-0 G6-4-3			3 0 1 0 0 0 1															
<b>Terry Kennedy, L</b> (9, PH) OBP: 0.321, SLG: 0.337			1B				1-2f	1-1 G4-3		1 0 0 0 0 0 0															
<b>Michael LaCoss, R</b> (1, 1) OBP: 0.156, SLG: 0.071			1-0 F8				4-2 BB BB			2 0 0 0 1 1 2															
<b>Craig Lefferts, L</b> (7, 1) OBP: 0.296, SLG: 0.365										0 0 0 0 0 0 0															
<b>Ken Oberkfell, L</b> (8, 5)										0 0 0 0 0 0 0															
<b>Inning Stats</b>	R: 0 E: 0 K: 0 S: 6	H: 1 LOB: 1 BB: 0 P: 9	R: 0 E: 0 K: 2 S: 12	H: 1 LOB: 2 BB: 1 P: 18	R: 0 E: 0 K: 1 S: 9	H: 1 LOB: 0 BB: 0 P: 15	R: 1 E: 0 K: 2 S: 9	H: 1 LOB: 0 BB: 0 P: 13	R: 0 E: 0 K: 1 S: 9	H: 0 LOB: 0 BB: 0 P: 10	R: 0 E: 0 K: 1 S: 9	H: 1 LOB: 1 BB: 1 P: 15	R: 1 E: 0 K: 0 S: 10	H: 1 LOB: 2 BB: 3 P: 23	R: 0 E: 0 K: 0 S: 6	H: 1 LOB: 0 BB: 0 P: 9	R: 0 E: 0 K: 0 S: 8	H: 0 LOB: 0 BB: 0 P: 12	1B: 5 2B: 1 3B: 0 HR: 2	SF: 0 SAC: 0 DP: 3 HBP: 0	WP: 0 PB: 0 SB: 1 CS: 0	PA: 35			
<b>PITCHER</b>	IP	WLS	BF	H	R	ER	SO	BB	IBB	HBP	BLK	WP	HR	S	P	ERA	WHIP								
<b>Mark Langston, L</b> (1, 1) ERA: 2.53	7.0		29	6	2	2	8	5	0	0	0	0	2	64	103	2.57	1.571								
<b>Tim Burke, R</b> (8, 1) ERA: 2.62	2.0	W	6	1	0	0	0	0	0	0	0	0	0	14	21	0.00	0.500								

San Francisco Giants @ Montreal Expos  
Olympic Stadium, Montreal, QB  
Wed Aug 16 1989, 7:05 PM EDT  
Att: 24,719 - Unknown

livebaseballscorecards.com

AB	30
R	2
H	7
RBI	2
BB	5
SO	8
LOB	11





Batter	1	2	3	4	5	6	7	8	9
<b>Dave Martinez, L</b> (1, 8) OBP: 0.328, SLG: 0.398 <b>Hubie Brooks, R</b> (8, PH) OBP: 0.287, SLG: 0.354 <b>Otis Nixon, S</b> (9, 8) OBP: 0.307, SLG: 0.267	2-0 F7		1-2 G4-3		2-0 L8		0-1 G3	1-0 F8	
<b>Tom Foley, L</b> (1, 4) OBP: 0.306, SLG: 0.350 <b>Rex Hudler, R</b> (8, PH) OBP: 0.296, SLG: 0.458	2-2 F7		4-0 G6-4-3 BB			0-0 G4-3		1-2 F7	
<b>Andres Galarraga, R</b> (1, 3) OBP: 0.338, SLG: 0.431	4-2 BB		1-2 G6-4-3 1-2f			2-1 1B		1-3 K	
<b>Tim Raines, S</b> (1, 7) OBP: 0.408, SLG: 0.455	0-1 F7			2-2 G6-3		1-3 K		3-2 S E 2B	
<b>Tim Wallach, R</b> (1, 5) OBP: 0.342, SLG: 0.418		1-2 L9		2-1 L6		0-0 F8		4-2 BB E BB	
<b>Larry Walker, L</b> (1, 9) OBP: 1.000, SLG: 1.000		4-2 BB BB		4-1 FC6-4 BB			0-0 PB 1B 1B	4-2 E BB	
<b>Nelson Santovenia, R</b> (1, 2) OBP: 0.332, SLG: 0.404		0-0 F7		2-2 FC6-4 1-2f			2-0 G5-3	3-2 E9 BB	
<b>Spike Owen, S</b> (1, 6) OBP: 0.372, SLG: 0.350		4-1 BB		2-1 L3			1-3 K	4-0 BB IBB	
<b>Mark Langston, R</b> (1, 1) OBP: 0.188, SLG: 0.234 <b>Wallace Johnson, S</b> (7, PH) OBP: 0.281, SLG: 0.333 <b>Tim Burke, R</b> (8, 1)		0-1 G5-3		3-3 K			3-2 K 2-H 1B	4-2 BB	

AB R H RBI BB SO LOB

4	0	0	0	0	0	1
1	0	0	0	0	0	3
0	0	0	0	0	0	0

2	0	0	0	1	0	0
1	0	0	0	0	0	0

3	0	1	0	1	1	1
---	---	---	---	---	---	---

4	1	1	0	0	1	2
---	---	---	---	---	---	---

3	1	0	0	1	0	1
---	---	---	---	---	---	---

1	2	1	0	3	0	0
---	---	---	---	---	---	---

4	0	0	0	0	0	3
---	---	---	---	---	---	---

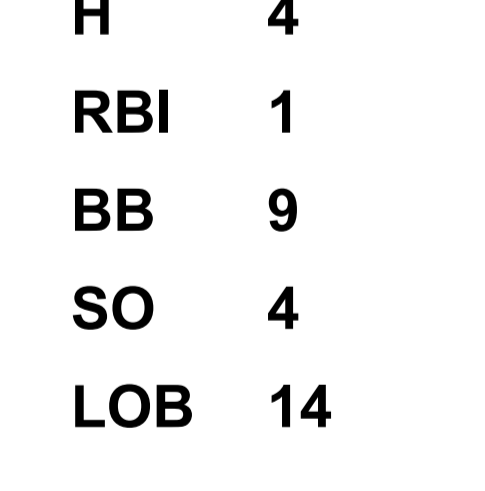
2	0	0	0	2	1	1
---	---	---	---	---	---	---

2	0	0	0	0	1	2
1	0	1	1	0	0	0
0	0	0	0	1	0	0

1B:	3	SF:	0
2B:	1	SAC:	0
3B:	0	DP:	1
HR:	0	HBP:	0

WP: 0 PA: 37  
PB: 1  
SB: 1  
CS: 0

AB 28  
R 4  
H 4  
RBI 1  
BB 9  
SO 4  
LOB 14

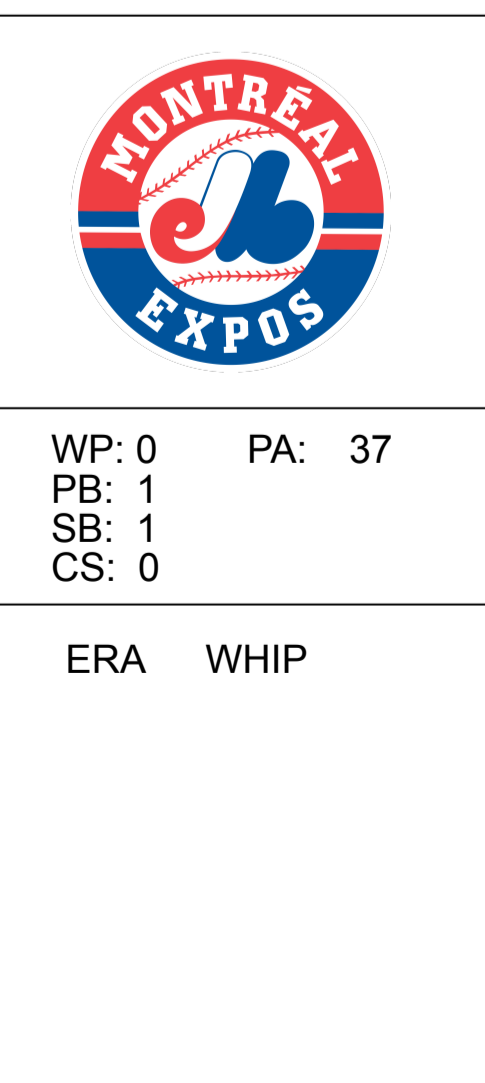


Inning Stats	R: 0	H: 0	E: 0	K: 11	R: 0	H: 0	E: 0	K: 12	R: 0	H: 0	E: 0	K: 6	R: 0	H: 0	E: 0	K: 19	R: 0	H: 0	E: 0	K: 15	R: 0	H: 1	E: 0	K: 7	R: 1	H: 2	E: 0	K: 10	R: 3	H: 1	E: 1	K: 20
--------------	------	------	------	-------	------	------	------	-------	------	------	------	------	------	------	------	-------	------	------	------	-------	------	------	------	------	------	------	------	-------	------	------	------	-------

PITCHER	IP	WLS	BF	H	R	ER	SO	BB	IBB	HBP	BLK	WP	HR	S	P	ERA	WHIP
<b>Michael LaCoss, R</b> (1, 1) ERA: 2.77	6.2		27	3	1	0	3	5	0	0	0	0	0	62	109	0.00	1.200
<b>Craig Lefferts, L</b> (7, 1) ERA: 2.34	1.0		4	1	1	0	1	0	0	0	0	0	0	12	17	0.00	1.000
<b>Steve Bedrosian, R</b> (8, 1) ERA: 3.5	0.0	L	5	0	2	0	0	3	1	0	0	0	0	9	28	∞	∞
<b>Bob Knepper, L</b> (8, 1) ERA: 5.72	0.1		1	0	0	0	0	0	0	0	0	0	0	1	2	0.00	0.000

**San Francisco Giants @ Montreal Expos**  
Olympic Stadium, Montreal, QB  
Wed Aug 16 1989, 7:05 PM EDT  
Att. 24,719 - Unknown

livebaseballscorecards.com



Batter	1	2	3	4	5	6	7	8	9	AB	R	H	RBI	BB	SO	LOB	TOP										
<b>Brett Butler, L</b> (1, 8) OBP: 0.346, SLG: 0.364	4-1 BB BLK SF9 BB		4-1 1B 2B BB	1-2 G6-3		1-0 SH HR	4-1 BB			1	3	0	0	3	0	1											
<b>Ken Oberkfell, L</b> (1, 5) OBP: 0.305, SLG: 0.373 <b>Robby Thompson, R</b> (5, PR) OBP: 0.319, SLG: 0.412	3-1 F7		1-1 2B 1B 1B		0-1 BB 1B	1-1 G5-3	0-1 G4-3			3	1	2	0	0	0	1											
<b>Will Clark, L</b> (1, 3) OBP: 0.418, SLG: 0.558	2-1 SF9 BB 1B		0-0 1B G4-6-3 2B		3-3 K	1-1 HR		1-3 K		5	2	3	4	0	2	1											
<b>Kevin Mitchell, R</b> (1, 7) OBP: 0.402, SLG: 0.687	4-2 BB		0-1 G4-6-3 1B		4-0 1B BB	1-0 HR		1-1 G5-3		3	1	2	2	2	0	0											
<b>Ernest Riles, L</b> (1, 4) OBP: 0.330, SLG: 0.394 <b>Kirt Manwaring, R</b> (5, 2) OBP: 0.269, SLG: 0.254	1-2 SF9		0-1 G4-6-3		1-0 1B	2-0 G6-3		1-2 G4-3		2	0	1	2	0	0	1											
<b>Pat Sheridan, L</b> (1, 9) OBP: 0.308, SLG: 0.335 <b>Candy Maldonado, R</b> (5, PH) OBP: 0.299, SLG: 0.373	3-3 K		2-3 K		2-3 K	0-0 F9		2-1 F7		2	0	0	0	0	2	2											
<b>Terry Kennedy, L</b> (1, 2) OBP: 0.322, SLG: 0.338 <b>Matt Williams, R</b> (5, PH) OBP: 0.250, SLG: 0.454		2-2 G6-3		0-0 FC6-4 1B		1-1 G6-3	2-0 F9 G3 1B		0-1 1B	2	0	1	0	0	0	0											
<b>Jose Uribe, S</b> (1, 6) OBP: 0.280, SLG: 0.294		1-3 K		0-0 FC6-4 SH5-4 1B		1-0 SH 1B	1-1 G3		2-1 F9	5	1	1	0	0	1	3											
<b>Don Robinson, R</b> (1, 1) OBP: 0.219, SLG: 0.347 <b>Bob Knepper, L</b> (4, PH) OBP: 0.381, SLG: 0.471		1-1 P6		0-0 SH5-4		4-0 SH BB	0-1 F9		0-0 F9	1	0	0	0	0	0	0											
<b>Donell Nixon, R</b> (9, PH) OBP: 0.298, SLG: 0.257 <b>Jeff Brantley, R</b> (9, 1) OBP: 0.100, SLG: 0.100				1-2			2-3			1	1	0	0	0	1	0											
<b>Inning Stats</b>	R: 1 E: 0 K: 1 S: 17	H: 1 LOB: 2 BB: 2 P: 34	R: 0 E: 0 K: 1 S: 9	H: 0 LOB: 0 BB: 0 P: 13	R: 3 E: 0 K: 1 S: 12	H: 3 LOB: 0 BB: 1 P: 18	R: 0 E: 0 K: 0 S: 6	H: 1 LOB: 1 BB: 0 P: 7	R: 1 E: 0 K: 2 S: 13	H: 2 LOB: 3 BB: 1 P: 24	R: 5 E: 2 K: 0 S: 9	H: 3 LOB: 0 BB: 1 P: 20	R: 0 E: 0 K: 0 S: 8	H: 1 LOB: 2 BB: 1 P: 15	R: 0 E: 0 K: 1 S: 8	H: 0 LOB: 0 BB: 0 P: 11	R: 0 E: 0 K: 0 S: 7	H: 1 LOB: 1 BB: 0 P: 11	1B: 9 2B: 1 3B: 0 HR: 2	SF: 1 SAC: 2 DP: 1 HBP: 0	WP: 0 PB: 0 SB: 0 CS: 0	PA: 45					
<b>PITCHER</b>	IP	WLS	BF	H	R	ER	SO	BB	IBB	HBP	BLK	WP	HR	S	P	ERA	WHIP										
<b>Kevin Gross, R</b> (1, 1) ERA: 4.28	4.1		23	7	5	5	4	4	0	0	1	0	0	52	88	10.38	2.538										
<b>Joe Hesketh, L</b> (5, 1) ERA: 6.59	1.0	L	8	3	5	4	1	1	0	0	0	0	2	12	24	36.00	4.000										
<b>Rich Thompson, R</b> (6, 1) ERA:	2.2		10	1	0	0	1	1	0	0	0	0	0	18	30	0.00	0.750										
<b>Andy McGaffigan, R</b> (9, 1) ERA: 3.84	1.0		4	1	0	0	0	0	0	0	0	0	0	7	11	0.00	1.000										

**San Francisco Giants @ Montreal Expos**  
**Olympic Stadium, Montreal, QB**  
Thu Aug 17 1989, 7:05 PM EDT  
Att: 21,057 - Dome - 72 F

**AB 36**  
**R 10**  
**H 12**  
**RBI 8**  
**BB 6**  
**SO 6**  
**LOB 21**



WP: 0 PA: 45  
PB: 0  
SB: 0  
CS: 0

livebaseballscorecards.com

Batter	1	2	3	4	5	6	7	8	9	AB	R	H	RBI	BB	SO	LOB
<b>Dave Martinez, L</b> OBP: 0.329, SLG: 0.396 (1, 8) BB F B (6, 9)	4-1 1B S G4-3 BB	1-1 2-H 1B		1 SAFE 2-1 FC4-6 FC6-4 1-2f			2-1 G4-3		1-2 G3	4	1	1	1	1	0	1
<b>Tom Foley, L</b> OBP: 0.310, SLG: 0.355 (1, 4) 1 SAFE C X (4, PH) <b>Damaso Garcia, R</b> OBP: 0.325, SLG: 0.391 (5, 4)	0-1 G4-3 2B 1B		0-0 F8 1B 1B	0-1 FC6-4 1-2f			0-0 FC5-4 1B		2-3 K	2	2	2	0	0	0	0
<b>Andres Galarraga, R</b> OBP: 0.340, SLG: 0.432 (1, 3) 1 SAFE F S X	1-3 K		0-1 1B WP 1B			3-1 1B	3-1 FC5-4 1-2f			4	1	2	0	0	1	3
<b>Tim Raines, S</b> OBP: 0.404, SLG: 0.450 (1, 7) 1 SAFE C X 1 SAFE B X	1-1 G4-3 1-2 3-H		0-0 F8 2-3			0-1 F9	0-1 G1-3			4	0	0	1	0	0	5
<b>Tim Wallach, R</b> OBP: 0.341, SLG: 0.419 (1, 5) B F X	1-1 2-H 2B		2-3 K			0-0 P4		1-2 P4		4	0	1	1	0	1	3
<b>Larry Walker, L</b> OBP: 0.633, SLG: 0.667 (5, PH) <b>Hubie Brooks, R</b> OBP: 0.287, SLG: 0.353 (6, 9) B B C X (6, 1) <b>Rich Thompson, R</b> <b>Rex Hudler, R</b> OBP: 0.294, SLG: 0.455 (8, PH) (8, 9)	3-1 G4-3		1-0 WP 1B	1-2 3-H		2-2 F8		0-0 G6-3		2	0	1	1	0	0	1
<b>Nelson Santovenia, R</b> OBP: 0.331, SLG: 0.401 (1, 2) B C X F B X		2-2 F9	1-2 P3	1-2 2-H			0-0 G5-3		0-2 FC6-4 1B	4	0	1	0	0	0	1
<b>Spike Owen, S</b> OBP: 0.371, SLG: 0.349 (1, 6) <b>Andy McGaffigan, R</b> OBP: 1.000, SLG: 1.000 (9, 1) B B X C X		1-1 F8		3-1 FC4-6 1B			2-2 F9		1-1 FC6-4	4	0	1	0	0	0	1
<b>Kevin Gross, R</b> OBP: 0.211, SLG: 0.170 (5, 1) <b>Joe Hesketh, L</b> OBP: 1.000, SLG: 1.000 (6, 8) <b>Otis Nixon, S</b> OBP: 0.305, SLG: 0.265 (6, 8) B B C X L M		3-1 1B 2B		0-3 K			1-1 F8		1-3 K	2	1	1	0	0	1	1

Inning Stats	R: 2	H: 2	E: 0	LOB: 1	K: 1	S: 12	R: 1	H: 2	E: 0	LOB: 1	K: 0	S: 9	R: 2	H: 3	E: 0	LOB: 1	K: 1	S: 12	R: 0	H: 1	E: 0	LOB: 1	K: 1	S: 9	R: 0	H: 1	E: 0	LOB: 1	K: 0	S: 9	R: 0	H: 0	E: 0	LOB: 0	K: 0	S: 6	R: 0	H: 1	E: 0	LOB: 1	K: 0	S: 7	R: 0	H: 1	E: 0	LOB: 1	K: 0	S: 9	R: 0	H: 0	E: 0	LOB: 0	K: 2	S: 12	R: 0	H: 0	E: 0	LOB: 0	K: 2	S: 12	1B: 9	SF: 0	2B: 2	SAC: 0	3B: 0	DP: 0	HR: 0	HBP: 0	WP: 2	PA: 38
--------------	------	------	------	--------	------	-------	------	------	------	--------	------	------	------	------	------	--------	------	-------	------	------	------	--------	------	------	------	------	------	--------	------	------	------	------	------	--------	------	------	------	------	------	--------	------	------	------	------	------	--------	------	------	------	------	------	--------	------	-------	------	------	------	--------	------	-------	-------	-------	-------	--------	-------	-------	-------	--------	-------	--------

PITCHER	IP	WLS	BF	H	R	ER	SO	BB	IBB	HBP	BLK	WP	HR	S	P	ERA	WHIP
<b>Don Robinson, R</b> ERA: 3.37 (1, 1)	3.0		16	7	5	5	2	1	0	0	0	1	0	33	54	15.00	2.667
<b>Bob Knepper, L</b> ERA: 5.5 (4, 1)	5.0	W	19	4	0	0	1	0	0	0	0	0	0	40	60	0.00	0.800
<b>Jeff Brantley, R</b> ERA: 4.23 (9, 1)	1.0		3	0	0	0	2	0	0	0	0	0	0	12	16	0.00	0.000

**BOTTOM**

**San Francisco Giants @ Montreal Expos**

Olympic Stadium, Montreal, QB

Thu Aug 17 1989, 7:05 PM EDT

Att: 21,057 - Dome - 72 F

<b>AB</b>	<b>37</b>
<b>R</b>	<b>5</b>
<b>H</b>	<b>11</b>
<b>RBI</b>	<b>4</b>
<b>BB</b>	<b>1</b>
<b>SO</b>	<b>5</b>
<b>LOB</b>	<b>18</b>



WP	PA
2	38

PITCHER	IP	WLS	BF	H	R	ER	SO	BB	IBB	HBP	BLK	WP	HR	S	P	ERA	WHIP
---------	----	-----	----	---	---	----	----	----	-----	-----	-----	----	----	---	---	-----	------

Batter	1	2	3	4	5	6	7	8	9	AB R H RBI BB SO LOB	TOP																
<b>Brett Butler, L</b> (1, 8) OBP: 0.346, SLG: 0.363	4-1 1B HR BB	0-1 1-2 1B			1-3 K		3-2 F7		3-2 G6-3	4 1 1 0 1 1 0																	
<b>Robby Thompson, R</b> (1, 4) OBP: 0.317, SLG: 0.409	1-0 1-2 HR 1B	2-2 F9			2-2 F8		0-3 K		0-1 F8	5 1 1 0 0 1 2																	
<b>Will Clark, L</b> (1, 3) OBP: 0.420, SLG: 0.569	1-1 HR 1-H 2-H				0-0 1B		1-0 2B			4 1 3 3 0 1 0																	
<b>Kevin Mitchell, R</b> (1, 7) OBP: 0.401, SLG: 0.682	3-0 G6-4-3 1B				0-0 F8		3-3 K		0-1 G3-1	4 0 1 0 0 1 2																	
<b>Matt Williams, R</b> (1, 5) OBP: 0.257, SLG: 0.476	2-2 P4				3-1 1B		1-0 HR		1-0 E5 G4-3 SF7	4 2 2 1 0 0 1																	
<b>Candy Maldonado, R</b> (1, 9) OBP: 0.297, SLG: 0.370	0-1 G6-4-3				3-1 G5-3		2-0 G6-3		0-1 G4-3	3 0 0 0 0 0 2																	
<b>Pat Sheridan, L</b> (8, PH) OBP: 0.307, SLG: 0.333	1-2f								2-3	1 0 0 0 0 0 1																	
<b>Kirt Manwaring, R</b> (1, 2) OBP: 0.268, SLG: 0.261					1-0 G1-3		2-2 2B		1-2 SF7	3 0 1 1 0 0 0																	
<b>Jose Uribe, S</b> (1, 6) OBP: 0.277, SLG: 0.291					3-2 G1-3		0-2 G5-3		1-3 K2-3	4 0 0 0 0 1 1																	
<b>Rick Reuschel, R</b> (1, 1) OBP: 0.235, SLG: 0.170					3-3 K		0-0 G6-3		2-3 K	2 0 0 0 1 1 1																	
<b>Craig Lefferts, L</b> (7, 1)										0 0 0 0 0 0 0																	
<b>Greg Litton, R</b> (9, PH) OBP: 0.327, SLG: 0.480										1 0 0 0 0 1 0																	
<b>Steve Bedrosian, R</b> (9, 1) OBP: 0.333, SLG: 0.333										0 0 0 0 0 0 0																	
<b>Inning Stats</b>	R: 3 E: 0 K: 0 S: 11	H: 3 LOB: 0 BB: 1 P: 22	R: 0 E: 0 K: 0 S: 16	H: 1 LOB: 2 BB: 1 P: 24	R: 0 E: 0 K: 1 S: 8	H: 1 LOB: 1 BB: 0 P: 14	R: 0 E: 0 K: 1 S: 7	H: 0 LOB: 0 BB: 0 P: 14	R: 0 E: 0 K: 2 S: 11	H: 1 LOB: 1 BB: 0 P: 17	R: 1 E: 0 K: 0 S: 9	H: 2 LOB: 1 BB: 0 P: 14	R: 0 E: 0 K: 1 S: 10	H: 1 LOB: 1 BB: 0 P: 14	R: 1 E: 1 K: 1 S: 9	H: 0 LOB: 0 BB: 0 P: 12	R: 0 E: 0 K: 1 S: 10	H: 0 LOB: 0 BB: 0 P: 15	1B: 5 2B: 2 3B: 0 HR: 2	SF: 1 SAC: 0 DP: 1 HBP: 0	WP: 0 PB: 0 SB: 0 CS: 0	PA: 38					
<b>PITCHER</b>	IP	WLS	BF	H	R	ER	SO	BB	IBB	HBP	BLK	WP	HR	S	P	ERA	WHIP										
<b>Bruce Ruffin, L</b> (1, 1) ERA: 5.27	6.0	L	27	8	4	4	4	2	0	0	0	0	2	62	105	6.00	1.667										
<b>Jeff Parrett, R</b> (7, 1) ERA: 2.21	2.0		8	1	1	0	2	0	0	0	0	0	0	19	26	0.00	0.500										
<b>Larry McWilliams, L</b> (9, 1) ERA: 4.11	1.0		3	0	0	0	1	0	0	0	0	0	0	10	15	0.00	0.000										

San Francisco Giants @ Philadelphia Phillies  
Veterans Stadium, Philadelphia, PA

Fri Aug 18 1989, 7:05 PM EDT  
Att. 23,368 - Unknown

livebaseballscorecards.com

AB 35  
R 5  
H 9  
RBI 5  
BB 2  
SO 7  
LOB 10



Batter	1	2	3	4	5	6	7	8	9	AB	R	H	RBI	BB	SO	LOB
Lenny Dykstra, L (1, 8) OBP: 0.334, SLG: 0.384	0-0 F8		0-2 F8	2-2 P3			1-1 G4-3		0-3 K	5	0	0	0	0	1	3
Tom Herr, S (1, 4) OBP: 0.346, SLG: 0.349	2-2 P4		0-1 G4-3			1-0 P5	1-1 L8			4	0	0	0	0	0	0
Von Hayes, L (1, 9) OBP: 0.390, SLG: 0.459	3-2 P5		0-0 P6			3-2 G4-3	1-2 G4-3			4	0	0	0	0	0	0
John Kruk, L (1, 7) OBP: 0.392, SLG: 0.457		3-2 G6-3		0-0 G4-3	1-1 FC5-4	1-1 G4-3	3-1 G4-3			4	2	3	0	0	0	0
Ricky Jordan, R (1, 3) OBP: 0.311, SLG: 0.396		0-0 G6-3		1-1 F7	1-0 FC5-4			1-0 P4		4	0	0	0	0	0	3
Charlie Hayes, R (1, 5) OBP: 0.290, SLG: 0.403		0-1 G6-3		1-1 G4-3		0-0 G5-3		1-1 G4-3		4	0	1	1	0	0	1
Darren Daulton, L (1, 2) OBP: 0.304, SLG: 0.322		1-0 1B		3-2 1B	1-0 2B	1-0 G3		1-2 G3		4	0	3	1	0	0	1
Dickie Thon, R (1, 6) OBP: 0.299, SLG: 0.382		0-0 1B		0-0 BB	1-3 1B	1-0 G5-3		0-1 G5-3		4	0	2	0	0	0	1
Bruce Ruffin, S (1, 1) OBP: 0.269, SLG: 0.174		0-0 G5-3		4-2 BB		3-1 G4-3		0-1 F7		1	0	0	0	1	0	2
Dwayne Murphy, L (6, PH) OBP: 0.333, SLG: 0.388										1	0	0	0	0	0	1
Jeff Parrett, R (7, 1)										0	0	0	0	0	0	0
Larry McWilliams, L (9, 1) OBP: 0.111, SLG: 0.185										0	0	0	0	0	0	0
Curt Ford, L (9, PH) OBP: 0.275, SLG: 0.300										1	0	0	0	0	0	0

Inning Stats	R: 0	H: 0	E: 0	K: 0	S: 7	H: 0	LOB: 0	BB: 0	P: 12	R: 1	H: 3	E: 0	K: 0	S: 9	H: 0	LOB: 0	BB: 0	P: 6	R: 0	H: 0	E: 0	K: 0	S: 6	R: 1	H: 3	E: 0	K: 0	S: 16	H: 1	LOB: 1	BB: 0	P: 15	R: 0	H: 1	E: 0	K: 0	S: 5	H: 0	LOB: 0	BB: 0	P: 11	R: 0	H: 1	E: 0	K: 0	S: 9	H: 1	LOB: 1	BB: 0	P: 15	R: 0	H: 0	E: 0	K: 1	S: 7	H: 0	LOB: 0	BB: 0	P: 7	1B: 7	SF: 0	2B: 2	SAC: 0	3B: 0	DP: 0	HR: 0	HBP: 0	WP: 0	PA: 37
--------------	------	------	------	------	------	------	--------	-------	-------	------	------	------	------	------	------	--------	-------	------	------	------	------	------	------	------	------	------	------	-------	------	--------	-------	-------	------	------	------	------	------	------	--------	-------	-------	------	------	------	------	------	------	--------	-------	-------	------	------	------	------	------	------	--------	-------	------	-------	-------	-------	--------	-------	-------	-------	--------	-------	--------

PITCHER	IP	WLS	BF	H	R	ER	SO	BB	IBB	HBP	BLK	WP	HR	S	P	ERA	WHIP
Rick Reuschel, R (1, 1) ERA: 2.48	6.0	W	27	8	2	2	0	1	0	0	0	0	0	52	82	3.00	1.500
Craig Lefferts, L (7, 1) ERA: 2.28	2.0		7	1	0	0	0	0	0	0	0	0	0	17	26	0.00	0.500
Steve Bedrosian, R (9, 1) ERA: 3.45	1.0	S	3	0	0	0	1	0	0	0	0	0	0	7	7	0.00	0.000

BOTTOM

San Francisco Giants @ Philadelphia Phillies  
Veterans Stadium, Philadelphia, PA

livebaseballscorecards.com

AB	36
R	2
H	9
RBI	2
BB	1
SO	1
LOB	12



PITCHER	IP	WLS	BF	H	R	ER	SO	BB	IBB	HBP	BLK	WP	HR	S	P	ERA	WHIP
Rick Reuschel, R (1, 1) ERA: 2.48	6.0	W	27	8	2	2	0	1	0	0	0	0	0	52	82	3.00	1.500
Craig Lefferts, L (7, 1) ERA: 2.28	2.0		7	1	0	0	0	0	0	0	0	0	0	17	26	0.00	0.500
Steve Bedrosian, R (9, 1) ERA: 3.45	1.0	S	3	0	0	0	1	0	0	0	0	0	0	7	7	0.00	0.000

Fri Aug 18 1989, 7:05 PM EDT  
Att. 23,368 - Unknown

Batter	1	2	3	4	5	6	7	8	9	AB R H RBI BB SO LOB	TOP																					
<b>Brett Butler, L</b> (1, 8) OBP: 0.343, SLG: 0.360	0-3 <b>K</b>		0-0 <b>G3</b>			0-0 <b>5-3</b>		0-0 <b>B1-3</b>		4 0 0 0 0 1 1																						
<b>Greg Litton, R</b> (1, 4) OBP: 0.316, SLG: 0.462	0-0 <b>4-3</b>			0-0 <b>4-3</b>		0-3 <b>K</b>		0-0 <b>F9</b>		4 0 0 0 0 1 1																						
<b>Will Clark, L</b> (1, 3) OBP: 0.417, SLG: 0.564	0-0 <b>4-3</b>			0-0 <b>P2</b>			0-0 <b>F9</b>		0-0 <b>F1</b>	4 0 0 0 0 0 0																						
<b>Kevin Mitchell, R</b> (1, 7) OBP: 0.398, SLG: 0.676		0-0 <b>F9</b>		0-0 <b>5-3</b>			0-0 <b>6-3</b>		0-0 <b>F8</b>	4 0 0 0 0 0 0																						
<b>Matt Williams, R</b> (1, 5) OBP: 0.256, SLG: 0.470 <b>Steve Bedrosian, R</b> (9, 1) OBP: 0.333, SLG: 0.333		0-0 <b>E</b> <b>1B</b>			0-0 <b>F6</b>		0-0 <b>E6</b> <b>BB</b>		0-0 <b>F9</b>	4 0 1 0 0 0 0 0 0 0 0 0 0 0																						
<b>Candy Maldonado, R</b> (1, 9) OBP: 0.297, SLG: 0.367		0-0 <b>E5</b> <b>G6-4-3</b>			0-0 <b>F9</b>		4-0 <b>BB</b> <b>BB</b>			2 0 0 0 1 0 1																						
<b>Kirt Manwaring, R</b> (1, 2) OBP: 0.269, SLG: 0.258		0-0 <b>G6-4-3</b> <b>1-2f</b>			0-0 <b>5-3</b>		4-0 <b>BB</b> <b>BB</b> <b>FC6</b> <b>BB</b>			2 0 0 0 1 0 2																						
<b>Jose Uribe, S</b> (1, 6) OBP: 0.278, SLG: 0.292			0-3 <b>K</b>			0-0 <b>5-3</b> <b>1B</b>		0-0 <b>FC6</b> <b>1-2f</b>		3 0 1 0 0 1 3																						
<b>Kelly Downs, R</b> (1, 1) OBP: 0.083, SLG: 0.083 <b>Craig Lefferts, L</b> (9, 1) <b>Ken Oberkfell, L</b> (9, 5) OBP: 0.305, SLG: 0.373			0-0 <b>F4</b>			0-3 <b>K</b>		0-0 <b>5-3</b>		3 0 0 0 0 1 1 0 0 0 0 0 0 0 0 0 0 0 0 0 0																						
<b>Inning Stats</b>	R: 0 E: 0 K: 1 S: 5	H: 0 LOB: 0 BB: 0 P: 5	R: 0 E: 1 K: 0 S: 4	H: 1 LOB: 1 BB: 0 P: 4	R: 0 E: 0 K: 1 S: 5	H: 0 LOB: 0 BB: 0 P: 5	R: 0 E: 0 K: 0 S: 3	H: 0 LOB: 0 BB: 0 P: 3	R: 0 E: 0 K: 2 S: 8	H: 1 LOB: 1 BB: 0 P: 8	R: 0 E: 1 K: 0 S: 4	H: 0 LOB: 3 BB: 2 P: 12	R: 0 E: 0 K: 0 S: 3	H: 0 LOB: 0 BB: 0 P: 3	R: 0 E: 0 K: 0 S: 3	H: 0 LOB: 0 BB: 0 P: 3	1B: 2 2B: 0 3B: 0 HR: 0	SF: 0 SAC: 0 DP: 1 HBP: 0	WP: 0 PB: 0 SB: 0 CS: 0	PA: 32												
<b>PITCHER</b> <b>Terry Mulholland, L</b> (1, 1) ERA: 4.36	IP 9.0	WLS W	BF 32	H 2	R 0	ER 0	SO 4	BB 2	IBB 0	HBP 0	BLK 0	WP 0	HR 0	S 38	P 46	ERA 0.00	WHIP 0.444															
											<b>PITCHER</b>	IP	WLS	BF	H	R	ER	SO	BB	IBB	HBP	BLK	WP	HR	S	P	ERA	WHIP				

San Francisco Giants @ Philadelphia Phillies  
Veterans Stadium, Philadelphia, PA

livebaseballscorecards.com

AB	30
R	0
H	2
RBI	0
BB	2
SO	4
LOB	9



Sat Aug 19 1989, 7:05 PM EDT  
Att. 30,366 - Overcast



Batter	1	2	3	4	5	6	7	8	9	AB R H RBI BB SO LOB	TOP														
<b>Brett Butler, L</b> (1, 8) OBP: 0.349, SLG: 0.361	1-2 2B 1B		1-0 HBP		4-0 BB		0-0 SH3-4		4-1 HBP SH HR BB	1 2 1 0 2 0 0															
<b>Greg Litton, R</b> (1, 4) OBP: 0.322, SLG: 0.473	2-0 G6-3 2B		0-0 G4-3		3-1 F8		0-0 FC5-4 1B		0-0 SH HR HBP	4 0 2 1 0 0 2 0 1 0 0 0 0 0															
<b>Robby Thompson, R</b> (9, PR) OBP: 0.317, SLG: 0.409			1-2		1-2		2-3		1-2																
<b>Will Clark, L</b> (1, 3) OBP: 0.415, SLG: 0.559	2-2 G6-3		2-3 K		2-3		0-1 P3		2-3 K	4 0 0 0 0 2 6															
<b>Kevin Mitchell, R</b> (1, 7) OBP: 0.400, SLG: 0.673	2-1 P3		4-0 FC5-4 IBB		1-2		2-2 FC5-4		3-1 HR HBP	3 1 1 0 1 0 3															
<b>Matt Williams, R</b> (1, 5) OBP: 0.261, SLG: 0.471	4-2 BB		1-1 FC5-4		0-1 G5-4-3		0-0 FC6-5 2B		0-0 P4	4 0 1 0 1 0 7															
<b>Candy Maldonado, R</b> (1, 9) OBP: 0.297, SLG: 0.365	0-3 K		3-2 F7		4-0 BB IBB		1-0 FC6-5 F7		1-0 HR	2 0 0 0 1 1 2 2 1 1 4 0 0 1															
<b>Ernest Riles, L</b> (8, PH) OBP: 0.331, SLG: 0.408							2-3		1-H 2-H 3-H																
<b>Terry Kennedy, L</b> (1, 2) OBP: 0.323, SLG: 0.337		1-0 L8	2-2 G3-1		4-1 BB		0-0 F7		0-0 1B	4 0 1 0 1 0 1															
<b>Jose Uribe, S</b> (1, 6) OBP: 0.276, SLG: 0.289		2-2 F8	0-0 P3		1-2 BB		4-1 F6		1-3 K	3 0 0 0 0 0 3 0 0 0 0 1 0 0 1 0 0 0 0 1 2															
<b>Ken Oberkfell, L</b> (8, PH) OBP: 0.310, SLG: 0.373																									
<b>Jeff Brantley, R</b> (8, 1) OBP: 0.091, SLG: 0.091																									
<b>Scott Garrelts, R</b> (1, 1) OBP: 0.196, SLG: 0.245		0-0 G3	0-0 F8		0-0 F8		4-2 1B SH3-4 BB		0-0 G5-3	2 0 0 0 0 0 0 0 0 0 0 1 0 0 0 0 0 0 0 0 0 1 0 0 0 0 0 2															
<b>Donell Nixon, R</b> (7, PH) OBP: 0.303, SLG: 0.257																									
<b>Craig Lefferts, L</b> (7, 1) OBP: 0.091, SLG: 0.091																									
<b>Pat Sheridan, L</b> (8, PH) OBP: 0.306, SLG: 0.332																									
<b>Inning Stats</b>	R: 1 E: 0 K: 1 S: 17	H: 2 LOB: 2 BB: 1 P: 28	R: 0 E: 0 K: 0 S: 5	H: 0 LOB: 0 BB: 0 P: 8	R: 0 E: 0 K: 1 S: 7	H: 0 LOB: 2 BB: 1 P: 15	R: 0 E: 0 K: 0 S: 8	H: 0 LOB: 0 BB: 0 P: 13	R: 0 E: 0 K: 0 S: 3	H: 0 LOB: 0 BB: 1 P: 10	R: 0 E: 0 K: 0 S: 6	H: 1 LOB: 3 BB: 2 P: 19	R: 0 E: 0 K: 0 S: 9	H: 1 LOB: 2 BB: 1 P: 15	R: 0 E: 0 K: 0 S: 5	H: 1 LOB: 2 BB: 1 P: 10	R: 4 E: 1 K: 2 S: 12	H: 2 LOB: 2 BB: 1 P: 23	1B: 4 2B: 2 3B: 0 HR: 1	SF: 0 SAC: 2 DP: 1 HBP: 3	WP: 0 PB: 0 SB: 1 CS: 1	PA: 44			
<b>PITCHER</b>	IP	WLS	BF	H	R	ER	SO	BB	IBB	HBP	BLK	WP	HR	S	P	ERA	WHIP								
<b>Dennis Cook, L</b> (1, 1) ERA: 3.52	6.2		30	4	1	1	2	4	2	2	0	0	0	52	103	1.35	1.200								
<b>Jeff Parrett, R</b> (7, 1) ERA: 2.21	0.1		1	0	0	0	0	0	0	0	0	0	0	3	5	0.00	0.000								
<b>Roger McDowell, R</b> (8, 1) ERA: 2.25	2.0	L	13	3	4	0	2	2	0	1	0	0	1	17	33	0.00	2.500								

San Francisco Giants @ Philadelphia Phillies  
Veterans Stadium, Philadelphia, PA

Sun Aug 20 1989, 3:33 AM EDT  
Att. 36,530 - Sunny - 80 F

livebaseballscorecards.com

AB	31
R	5
H	7
RBI	5
BB	8
SO	4
LOB	29





BOTTOM

San Francisco Giants @ Philadelphia Phillies  
Veterans Stadium, Philadelphia, PA  
Sun Aug 20 1989, 3:33 AM EDT  
Att. 36,530 - Sunny - 80 F

livebaseballscorecards.com

AB	35
R	2
H	8
RBI	2
BB	2
SO	3
LOB	16



WP:	0	PA:	37
PB:	0	SB:	0
CS:	0		

AB R H RBI BB SO LOB

4 0 2 0 1 0 3

4 0 1 0 0 0 3

4 0 0 0 0 1 3

4 1 1 0 0 2 2

4 1 2 1 0 0 0

4 0 1 1 0 0 2

4 0 0 0 0 0 1

3 0 0 0 1 0 0

2 0 0 0 0 0 0  
0 0 0 0 0 0 0  
1 0 0 0 0 0 2  
0 0 0 0 0 0 0  
1 0 1 0 0 0 0

1B: 5 SF: 0  
2B: 3 SAC: 0  
3B: 0 DP: 0  
HR: 0 HBP: 0

Batter	1	2	3	4	5	6	7	8	9
Lenny Dykstra, L (1, 8) OBP: 0.336, SLG: 0.389	4-2 BB G3-1 BB		2-0 1B			0-0 2B G4-3	2-2 F7		1-2 F8
Tom Herr, S (1, 4) OBP: 0.346, SLG: 0.349	2-2 SAFE G3-1 1-2		2-2 SAFE G4-3			0-0 2-3 G4-3		0-1 1B 1B	
Von Hayes, L (1, 9) OBP: 0.388, SLG: 0.456	3-2 P4			1-2 L4		3-3 K		2-1 F8	
John Kruk, L (1, 7) OBP: 0.388, SLG: 0.448	3-3 K			2-3 K		1-2 2B 1B		2-2 P5	
Ricky Jordan, R (1, 3) OBP: 0.312, SLG: 0.398		0-0 P4		0-2 F9		1-1 2B 2B		2-2 1B	
Charlie Hayes, R (1, 5) OBP: 0.285, SLG: 0.399		1-0 L3			0-1 F8		0-0 2B	1-2 P4	
Darren Daulton, L (1, 2) OBP: 0.297, SLG: 0.314		0-2 F7			1-2 G4-3		0-0 B2		0-2 G4-3
Steve Jeltz, S (1, 6) OBP: 0.381, SLG: 0.354			2-2 G4-3		2-2 G4-3		4-0 IBB		1-2 G5-3
Dennis Cook, L (1, 1) OBP: 0.206, SLG: 0.265			0-0 G4-3			0-1 B1-3			2-2 1B
Jeff Parrett, R (7, 1)									
Bob Dernier, R (7, PH) OBP: 0.244, SLG: 0.236									
Roger McDowell, R (8, 1) OBP: 0.333, SLG: 0.333									
Curt Ford, L (9, PH) OBP: 0.280, SLG: 0.306									

Inning Stats	R: 0	H: 0	E: 0	K: 1	S: 13	H: 0	LOB: 1	BB: 1	P: 24	R: 0	H: 0	E: 0	K: 0	S: 5	H: 0	LOB: 0	BB: 0	P: 6	R: 0	H: 1	E: 0	K: 0	S: 10	H: 0	LOB: 1	BB: 0	P: 16	R: 0	H: 0	E: 0	K: 1	S: 11	H: 0	LOB: 0	BB: 0	P: 14	R: 0	H: 1	E: 0	K: 1	S: 11	H: 1	LOB: 1	BB: 0	P: 14	R: 2	H: 3	E: 0	K: 0	S: 15	H: 2	LOB: 2	BB: 1	P: 24	R: 0	H: 2	E: 0	K: 0	S: 18	H: 1	LOB: 1	BB: 0	P: 17	1B: 5	SF: 0	2B: 3	SAC: 0	3B: 0	DP: 0	HR: 0	HBP: 0	WP: 0	PA: 37
--------------	------	------	------	------	-------	------	--------	-------	-------	------	------	------	------	------	------	--------	-------	------	------	------	------	------	-------	------	--------	-------	-------	------	------	------	------	-------	------	--------	-------	-------	------	------	------	------	-------	------	--------	-------	-------	------	------	------	------	-------	------	--------	-------	-------	------	------	------	------	-------	------	--------	-------	-------	-------	-------	-------	--------	-------	-------	-------	--------	-------	--------

PITCHER	IP	WLS	BF	H	R	ER	SO	BB	IBB	HBP	BLK	WP	HR	S	P	ERA	WHIP
Scott Garrelts, R (1, 1) ERA: 2.31	6.0		21	2	0	0	3	1	0	0	0	0	0	58	85	0.00	0.500
Craig Lefferts, L (7, 1) ERA: 2.45	1.0		7	3	2	2	0	0	1	0	0	0	0	15	24	18.00	3.000
Jeff Brantley, R (8, 1) ERA: 4.13	2.0	W	9	3	0	0	0	0	0	0	0	0	0	31	41	0.00	1.500

San Francisco Giants @ New York Mets  
 Shea Stadium, Flushing, NY  
 Mon Aug 21 1989, 7:05 PM EDT  
 Att. 41,200 - Unknown - 84 F

livebaseballscorecards.com

AB	34
R	1
H	7
RBI	1
BB	0
SO	11
LOB	14



WP:	0	PA:	34
PB:	0		
SB:	1		
CS:	0		

AB	R	H	RBI	BB	SO	LOB
4	0	0	0	0	1	1
3	0	2	0	0	1	1
0	0	0	0	0	0	0
4	0	1	0	0	1	2
4	0	1	0	0	2	2
4	0	0	0	0	1	2
3	0	0	0	0	2	0
1	0	0	0	0	1	2
3	0	1	0	0	1	0
1	0	0	0	0	0	2
3	0	0	0	0	0	1
2	0	1	0	0	1	1
0	0	0	0	0	0	0
1	1	1	1	0	0	0
1	0	0	0	0	0	0

Batter	1	2	3	4	5	6	7	8	9									
<b>Brett Butler, L</b> (1, 8) OBP: 0.346, SLG: 0.358	1-1 G3		3-3 K			1-0 F7		2-1 B1-3										
<b>Robby Thompson, R</b> (1, 4) OBP: 0.320, SLG: 0.411	2-1 1B		0-3 K			0-0 1B		0-0 G3										
<b>Steve Bedrosian, R</b> (8, 1) OBP: 0.333, SLG: 0.333																		
<b>Will Clark, L</b> (1, 3) OBP: 0.414, SLG: 0.556	2-2 P5				1-0 L8				1-0 1B									
<b>Kevin Mitchell, R</b> (1, 7) OBP: 0.398, SLG: 0.669	0-3 K				1-0 L7				0-0 1B									
<b>Matt Williams, R</b> (1, 5) OBP: 0.255, SLG: 0.459					1-1 F9				1-1 F7									
<b>Ernest Riles, L</b> (1, 9) OBP: 0.327, SLG: 0.402									0-3 K									
<b>Greg Litton, R</b> (9, PH) OBP: 0.319, SLG: 0.468																		
<b>Terry Kennedy, L</b> (1, 2) OBP: 0.323, SLG: 0.341									0-2 F9									
<b>Candy Maldonado, R</b> (9, PH) OBP: 0.297, SLG: 0.364																		
<b>Jose Uribe, S</b> (1, 6) OBP: 0.274, SLG: 0.287																		
<b>Michael LaCoss, R</b> (1, 1) OBP: 0.176, SLG: 0.133																		
<b>Randy McCament, R</b> (6, 1) OBP: 0.333, SLG: 0.333																		
<b>Pat Sheridan, L</b> (6, 9) OBP: 0.309, SLG: 0.348																		
<b>Ken Oberkfell, L</b> (8, PH) OBP: 0.308, SLG: 0.370																		
<b>Inning Stats</b>	R: 0 E: 0 K: 1 S: 11	H: 1 LOB: 1 BB: 0 P: 16	R: 0 E: 0 K: 3 S: 10	H: 0 LOB: 0 BB: 0 P: 15	R: 0 E: 0 K: 2 S: 9	H: 1 LOB: 1 BB: 0 P: 13	R: 0 E: 0 K: 0 S: 4	H: 0 LOB: 0 BB: 0 P: 7	R: 0 E: 0 K: 1 S: 10	H: 1 LOB: 1 BB: 0 P: 13	R: 0 E: 0 K: 2 S: 9	H: 1 LOB: 1 BB: 0 P: 11	R: 0 E: 0 K: 1 S: 5	H: 0 LOB: 0 BB: 0 P: 6	R: 1 E: 0 K: 0 S: 8	H: 1 LOB: 0 BB: 0 P: 12	R: 0 E: 0 K: 1 S: 10	H: 2 LOB: 2 BB: 0 P: 12

PITCHER	IP	WLS	BF	H	R	ER	SO	BB	IBB	HBP	BLK	WP	HR	S	P	ERA	WHIP
<b>Ron Darling, R</b> (1, 1) ERA: 3.49	8.1	W	32	7	1	1	10	0	0	0	0	0	1	70	99	1.08	0.840
<b>Randy Myers, L</b> (9, 1) ERA: 1.7	0.2	S	2	0	0	0	1	0	0	0	0	0	0	6	6	0.00	0.000

Batter	1	2	3	4	5	6	7	8	9	AB	R	H	RBI	BB	SO	LOB	BOTTOM			
Gregg Jefferies, S OBP: 0.289, SLG: 0.341 (1, 4)	G4-3 2B		FC6-4 1B			FC4 1B		F7		5	0	3	0	0	0	3	<b>San Francisco Giants @ New York Mets</b> Shea Stadium, Flushing, NY Mon Aug 21 1989, 7:05 PM EDT Att: 41,200 - Unknown - 84 F			
Juan Samuel, R OBP: 0.306, SLG: 0.359 (1, 8)	G4-3 2-3		FC6-4 1-2f			FC4 E		K		4	1	0	1	0	1	6				
Howard Johnson, S OBP: 0.382, SLG: 0.606 (1, 5)	G3					E9 1B		6-3		4	1	2	1	0	0	4				
Darryl Strawberry, L OBP: 0.323, SLG: 0.516 (1, 9)	3-1					IBB		G3-1		3	0	1	0	1	0	1				
Kevin McReynolds, R OBP: 0.338, SLG: 0.456 (1, 7)						SF8		F8		2	0	0	1	1	0	2				
Dave Magadan, L OBP: 0.364, SLG: 0.401 (1, 3)						L4		F8		3	1	0	0	1	0	2				
Barry Lyons, R OBP: 0.283, SLG: 0.353 (1, 2)						K		F9		4	0	1	0	0	1	2				
Kevin Elster, R OBP: 0.291, SLG: 0.363 (1, 6)						FC4 2B		F8		4	1	2	1	0	0	0				
Ron Darling, R OBP: 0.167, SLG: 0.259 Randy Myers, L (9, 1)						B5-3		P6		3	0	0	0	1	1	1				
										0	0	0	0	0	0	0				
<b>Inning Stats</b>	R: 0 E: 0 K: 0 S: 7	H: 1 LOB: 1 BB: 0 P: 9	R: 0 E: 0 K: 0 S: 5	H: 0 LOB: 0 BB: 0 P: 7	R: 0 E: 0 K: 1 S: 10	H: 1 LOB: 1 BB: 0 P: 15	R: 1 E: 0 K: 1 S: 8	H: 2 LOB: 1 BB: 0 P: 9	R: 2 E: 1 K: 0 S: 10	H: 3 LOB: 2 BB: 1 P: 17	R: 1 E: 0 K: 1 S: 13	H: 2 LOB: 3 BB: 2 P: 23	R: 0 E: 0 K: 0 S: 4	H: 0 LOB: 1 BB: 1 P: 11	R: 0 E: 0 K: 0 S: 10	H: 0 LOB: 0 BB: 0 P: 13	1B: 5 2B: 4 3B: 0 HR: 0	SF: 1 SAC: 0 DP: 0 HBP: 0	WP: 0 PB: 0 SB: 1 CS: 0	PA: 37
<b>PITCHER</b>	IP WLS BF H R ER SO	IP WLS BF H R ER SO	IP WLS BF H R ER SO	IP WLS BF H R ER SO	IP WLS BF H R ER SO	IP WLS BF H R ER SO	IP WLS BF H R ER SO	IP WLS BF H R ER SO	IP WLS BF H R ER SO	IP WLS BF H R ER SO	IP WLS BF H R ER SO	IP WLS BF H R ER SO	IP WLS BF H R ER SO	IP WLS BF H R ER SO	IP WLS BF H R ER SO	IP WLS BF H R ER SO	ERA WHIP	ERA WHIP		
Michael LaCoss, R ERA: 2.96 (1, 1)	5.0 L	26 L	9 4	4 4	2 4	2 4	2 4	2 4	2 4	2 4	2 4	2 4	2 4	2 4	2 4	2 4	0.00 1.000	0.000		
Randy McCament, R ERA: 3.49 (6, 1)	2.0	8	0	0	0	1	2	0	0	0	0	11	23	0.00	1.000					
Steve Bedrosian, R ERA: 3.39 (8, 1)	1.0	3	0	0	0	0	0	0	0	0	0	10	13	0.00	0.000					

livebaseballscorecards.com

AB	32
R	4
H	9
RBI	4
BB	4
SO	3
LOB	21



Batter	1	2	3	4	5	6	7	8	9	AB R H RBI BB SO LOB	TOP		
<b>Brett Butler, L</b> (1, 8) OBP: 0.345, SLG: 0.357	2-2 G6-3		1-1 3B 1B		3-3 K		1-2 F7			4 1 1 0 0 1 1			
<b>Robby Thompson, R</b> (1, 4) OBP: 0.323, SLG: 0.417	0-3 K		1-1 1-H 3B			0-0 1B HR 1B		4-0 BB		3 1 2 1 1 1 0			
<b>Will Clark, L</b> (1, 3) OBP: 0.413, SLG: 0.553	3-1 F7		2-3 K			1-0 1-2 HR 1B		0-1 F7		4 1 1 0 0 1 2			
<b>Kevin Mitchell, R</b> (1, 7) OBP: 0.397, SLG: 0.672		2-3 K CS E		2-3 K		1-2 1-H 2-H HR		1-1 F7		4 1 1 3 0 2 1			
<b>Matt Williams, R</b> (1, 6) OBP: 0.249, SLG: 0.447		0-2 E5 CS		0-3 K		1-2 P3		0-0 F7		4 0 0 0 0 1 2			
<b>Greg Litton, R</b> (1, 5) OBP: 0.309, SLG: 0.452		3-3 K 1-2 2-3		2-3 K		2-0 G6-3			0-3 K	4 0 0 0 0 3 2			
<b>Candy Maldonado, R</b> (1, 9) OBP: 0.299, SLG: 0.378		1-3 K			3-2 G6-3 2B		2-3 K		2-1 HR	4 1 2 1 0 2 1			
<b>Kirt Manwaring, R</b> (1, 2) OBP: 0.264, SLG: 0.253			2-2 F8		3-2 G6-3		1-0 G4-3		2-2 G4-3	4 0 0 0 0 0 1			
<b>Bob Knepper, L</b> (1, 1) OBP: 0.348, SLG: 0.421			3-3 K		0-0 F8		0-0 G3-1		0-0 G1	4 0 0 0 0 1 1			
<b>Inning Stats</b>	R: 0 E: 0 K: 1 S: 9 H: 0 LOB: 0 BB: 0 P: 14	R: 0 E: 1 K: 3 S: 12 H: 0 LOB: 1 BB: 0 P: 18	R: 1 E: 0 K: 2 S: 13 H: 2 LOB: 1 BB: 0 P: 22	R: 0 E: 0 K: 3 S: 10 H: 0 LOB: 0 BB: 0 P: 14	R: 0 E: 0 K: 1 S: 13 H: 1 LOB: 1 BB: 0 P: 22	R: 3 E: 0 K: 1 S: 14 H: 3 LOB: 0 BB: 0 P: 21	R: 0 E: 0 K: 0 S: 6 H: 0 LOB: 0 BB: 0 P: 8	R: 0 E: 0 K: 0 S: 5 H: 0 LOB: 1 BB: 1 P: 10	R: 1 E: 0 K: 1 S: 11 H: 1 LOB: 0 BB: 0 P: 15	1B: 3 2B: 2 3B: 1 HR: 2 SF: 0 SAC: 0 DP: 1 HBP: 0	WP: 1 PB: 0 SB: 0 CS: 2 PA: 36		
<b>PITCHER</b>	IP WLS BF H R ER SO BB IBB HBP BLK WP HR S P ERA WHIP											<b>PITCHER</b>	IP WLS BF H R ER SO BB IBB HBP BLK WP HR S P ERA WHIP
<b>Frank Viola, L</b> (1, 1) ERA: 3.72	8.0 L 32 6 4 4 11 1 0 0 0 1 1 82 129 4.50 0.875												
<b>Jeff Innis, R</b> (9, 1) ERA: 2.83	1.0 4 1 1 1 1 0 0 0 0 0 1 11 15 9.00 1.000												

**San Francisco Giants @ New York Mets**  
Shea Stadium, Flushing, NY  
Tue Aug 22 1989, 7:05 PM EDT  
Att. 48,249 - Unknown - 79 F

[livebaseballscorecards.com](http://livebaseballscorecards.com)

<b>AB</b>	<b>35</b>
<b>R</b>	<b>5</b>
<b>H</b>	<b>7</b>
<b>RBI</b>	<b>5</b>
<b>BB</b>	<b>1</b>
<b>SO</b>	<b>12</b>
<b>LOB</b>	<b>11</b>



BOTTOM

San Francisco Giants @ New York Mets  
Shea Stadium, Flushing, NY  
Tue Aug 22 1989, 7:05 PM EDT  
Att: 48,249 - Unknown - 79 F

livebaseballscorecards.com

AB 31  
R 0  
H 4  
RBI 0  
BB 2  
SO 2  
LOB 9



WP: 0 PA: 33  
PB: 0  
SB: 1  
CS: 0

AB	R	H	RBI	BB	SO	LOB
4	0	2	0	0	1	0
2	0	1	0	2	0	1
4	0	0	0	0	0	5
4	0	1	0	0	1	1
4	0	0	0	0	0	2
4	0	0	0	0	0	0
3	0	0	0	0	0	0
3	0	0	0	0	0	0
2	0	0	0	0	0	0
1	0	0	0	0	0	0
0	0	0	0	0	0	0

Batter	1	2	3	4	5	6	7	8	9
Gregg Jefferies, S OBP: 0.291, SLG: 0.343 (1, 4)	2-3 K		X 0-0 BB 1B			C 1-1 B X G4-3		F 3-2 F F F B B X FC6-4 1B	
Juan Samuel, R OBP: 0.310, SLG: 0.360 (1, 8)	2-2 E8 1B		B 4-0 B B B FC5-4 1-2 BB			B 4-1 C B B B B 1B S BB		B 2-0 B B X F9	
Howard Johnson, S OBP: 0.379, SLG: 0.600 (1, 5)	0-1 F9		B 1-0 X FC5-4 1-2f			S 2-2 B F B X P5 1-2		X 0-0 FC6-4 1-2f	
Darryl Strawberry, L OBP: 0.324, SLG: 0.513 (1, 9)	1-1 G3-1			B 1-3 B C S K		F 0-1 X 2-3 1B		F 1-2 C B X F8	
Kevin McReynolds, R OBP: 0.335, SLG: 0.452 (1, 7)		B 3-2 B C C X G4-3		X 0-0 F7		B 2-0 B B X L5		F 1-2 F B X F7	
Tim Teufel, R OBP: 0.340, SLG: 0.305 (1, 3)		X 0-0 G5-3		B 2-2 C B B X L7			B 2-1 B C X P3		B 1-0 X F8
Gary Carter, R OBP: 0.218, SLG: 0.228 (1, 2)		B 1-0 X G6-3			X 0-0 G6-3		B 3-2 B B B C X L7		
Kevin Elster, R OBP: 0.289, SLG: 0.359 (1, 6)			B 1-1 C X G5-3		B 2-0 B B X F7		B 2-1 B C X G6-3		
Frank Viola, L (1, 1)			S 0-1 X P4		F 1-2 C B X G6-3			B 1-0 X G3	
Mark Carreon, R OBP: 0.329, SLG: 0.494 (8, PH)									
Jeff Innis, R (9, 1)									

Inning	R	H	E	K	S	H	LOB	BB	IBB	HBP	BLK	WP	HR	S	P	ERA	WHIP
1	0	1	1	1	14	0	1	0	0	0	0	0	0	69	115	0.00	0.667
2	0	0	0	0	5	0	0	0	0	0	0	0	0	0	0	0.00	0.667
3	0	1	0	0	6	1	2	0	0	0	0	0	0	12	0	0.00	0.667
4	0	0	0	1	8	0	0	0	0	0	0	0	0	11	0	0.00	0.667
5	0	0	0	0	5	0	0	0	0	0	0	0	0	8	0	0.00	0.667
6	0	1	0	0	9	1	2	0	0	0	0	0	0	18	0	0.00	0.667
7	0	0	0	0	7	0	0	0	0	0	0	0	0	14	0	0.00	0.667
8	0	1	0	0	8	1	1	0	0	0	0	0	0	14	0	0.00	0.667
9	0	0	0	0	7	0	0	0	0	0	0	0	0	10	0	0.00	0.667

PITCHER	IP	WLS	BF	H	R	ER	SO	BB	IBB	HBP	BLK	WP	HR	S	P	ERA	WHIP
Bob Knepper, L ERA: 5.14 (1, 1)	9.0	W	33	4	0	0	2	2	0	0	0	0	0	69	115	0.00	0.667

**San Francisco Giants @ New York Mets**  
 Shea Stadium, Flushing, NY  
 Wed Aug 23 1989, 3:33 AM EDT  
 Att. 43,694 - Sunny

AB	31
R	5
H	5
RBI	4
BB	4
SO	8
LOB	8



WP	2	PA	37
PB	0		
SB	2		
CS	1		

AB R H RBI BB SO LOB

4	2	1	1	0	0	1
2	0	0	0	2	2	1
4	1	1	1	0	0	2
4	0	0	0	0	2	2
4	1	2	2	0	1	1
4	0	0	0	0	1	1
4	0	0	0	0	1	0
4	1	1	0	0	0	0
1	0	0	0	1	1	0
0	0	0	0	0	0	0
0	0	0	0	0	0	0
0	0	0	0	1	0	0
0	0	0	0	0	0	0

Batter	1	2	3	4	5	6	7	8	9
<b>Brett Butler, L</b> (1, 8) OBP: 0.344, SLG: 0.356	1-2 E6 1B		1-2 L4		0-1 S WP 1B		1-2 SAFE G1-3		2-2 CS
<b>Robby Thompson, R</b> (1, 4) OBP: 0.324, SLG: 0.416	3-3 K		1-3 K		4-2 WP BB			4-1 FC3-6 BB	
<b>Will Clark, L</b> (1, 3) OBP: 0.411, SLG: 0.551	1-2 FC4-6 1B			0-0 G3	2-2 G4-3			0-0 FC3-6 2B	
<b>Kevin Mitchell, R</b> (1, 7) OBP: 0.394, SLG: 0.666	2-3 K			0-1 F9		1-2 F7		2-3 K	
<b>Matt Williams, R</b> (1, 5) OBP: 0.254, SLG: 0.473	0-1 FC4-6 1-2f			0-0 HR		2-3 K		0-0 WP 1-H 2B	
<b>Pat Sheridan, L</b> (1, 9)		1-3 K		1-1 P2		1-1 G3-1		3-2 G3-1	
<b>Terry Kennedy, L</b> (1, 2) OBP: 0.319, SLG: 0.336		1-3 K			1-2 L9		1-2 G4-3		0-0 L8
<b>Jose Uribe, S</b> (1, 6) OBP: 0.274, SLG: 0.287		3-2 G6-3			2-0 SH1-4 1B		0-0 P5		0-2 P3
<b>Rick Reuschel, R</b> (1, 1) OBP: 0.245, SLG: 0.167			1-3 K		1-2 SH1-4		4-2 BB		4-1 CS BB
<b>Donell Nixon, R</b> (7, PR) OBP: 0.303, SLG: 0.257									
<b>Craig Lefferts, L</b> (7, 1)									
<b>Candy Maldonado, R</b> (9, PH) OBP: 0.301, SLG: 0.378									
<b>Steve Bedrosian, R</b> (9, 1) OBP: 0.333, SLG: 0.333									

Inning Stats	R	H	E	K	S	R	H	E	K	S	R	H	E	K	S	R	H	E	K	S	R	H	E	K	S	R	H	E	K	S	R	H	E	K	S	R	H	E	K	S	R	H	E	K	S	1B	2B	3B	HR	SF	SAC	DP	HBP																																			
	1	1	1	2	14	0	0	0	2	10	0	0	0	2	11	1	1	0	0	6	2	2	0	0	16	0	0	0	1	9	0	0	0	0	13	0	0	0	0	13	1	1	0	1	10	0	0	0	0	7	0	0	0	0	13	0	0	0	0	7	0	0	0	0	19	1	1	0	1	19	0	0	0	0	13	0	0	0	0	13	3	1	0	1	0	1	0	0

PITCHER	IP	WLS	BF	H	R	ER	SO	BB	IBB	HBP	BLK	WP	HR	S	P	ERA	WHIP
<b>David Cone, R</b> (1, 1) ERA: 3.66	7.2	L	32	5	5	4	8	3	0	0	0	1	1	86	128	4.70	1.043
<b>Jeff Musselman, L</b> (8, 1) ERA: 5.96	0.1		1	0	0	0	0	0	0	0	0	1	0	3	6	0.00	0.000
<b>Randy Myers, L</b> (9, 1) ERA: 1.67	1.0		3	0	0	0	0	1	0	0	0	0	0	7	13	0.00	1.000

Batter	1	2	3	4	5	6	7	8	9	AB	R	H	RBI	BB	SO	LOB
Gregg Jefferies, S OBP: 0.294, SLG: 0.345 Tim Teufel, R OBP: 0.338, SLG: 0.303	1-0 G6-4-3 1B		0-2 P6			1-1 F9 G5-3 1B		3-1 L5		3	0	2	0	0	0	1
Keith Miller, R OBP: 0.227, SLG: 0.262	3-1 G6-4-3 1-2f			0-0 E5 BB		0-0 G5-3		3-3 K		4	0	0	0	0	1	2
Howard Johnson, S OBP: 0.376, SLG: 0.594	1-0 P5			0-0 L7		1-1 F9		0-0 F9		4	0	0	0	0	0	2
Darryl Strawberry, L OBP: 0.321, SLG: 0.508		1-3 K		0-0 F8		1-2 G4-3		3-2 F9		4	0	0	0	0	1	2
Kevin McReynolds, R OBP: 0.337, SLG: 0.451		0-0 F7		4-0 BB		1-1 G4-6-3 1B		0-3 K		3	0	1	0	1	1	0
Dave Magadan, L OBP: 0.361, SLG: 0.397		1-0 F7		2-2 P5		2-1 G4-6-3 1-2f				3	0	0	0	0	0	3
Mackey Sasser, L OBP: 0.314, SLG: 0.404 Barry Lyons, R OBP: 0.286, SLG: 0.356			1-2 F9		1-0 L9		2-2 1B			2	0	0	0	0	0	0
Kevin Elster, R OBP: 0.287, SLG: 0.356			2-1 G6-3		1-1 L9		1-1 F8			3	0	0	0	0	0	1
David Cone, L OBP: 0.300, SLG: 0.310 Jeff Musselman, L OBP: 0.325, SLG: 0.487 Randy Myers, L			0-1 1B		0-3 K			1-3 K		2	0	1	0	0	1	0

Inning Stats	R: 0	H: 1	E: 0	LOB: 0	K: 0	BB: 0	S: 4	P: 9	R: 0	H: 0	E: 0	LOB: 0	K: 1	BB: 0	S: 5	P: 7	R: 0	H: 1	E: 0	LOB: 1	K: 0	BB: 0	S: 10	P: 13	R: 0	H: 0	E: 1	LOB: 2	K: 0	BB: 1	S: 6	P: 12	R: 0	H: 1	E: 0	LOB: 1	K: 0	BB: 0	S: 9	P: 12	R: 0	H: 2	E: 0	LOB: 1	K: 0	BB: 0	S: 10	P: 16	R: 0	H: 0	E: 0	LOB: 0	K: 2	BB: 0	S: 10	P: 17	R: 0	H: 0	E: 0	LOB: 0	K: 1	BB: 0	S: 10	P: 13	1B: 5	SF: 0	2B: 0	SAC: 0	3B: 0	DP: 2	HR: 0	HBP: 0	WP: 0	PA: 32
--------------	------	------	------	--------	------	-------	------	------	------	------	------	--------	------	-------	------	------	------	------	------	--------	------	-------	-------	-------	------	------	------	--------	------	-------	------	-------	------	------	------	--------	------	-------	------	-------	------	------	------	--------	------	-------	-------	-------	------	------	------	--------	------	-------	-------	-------	------	------	------	--------	------	-------	-------	-------	-------	-------	-------	--------	-------	-------	-------	--------	-------	--------

PITCHER	IP	WLS	BF	H	R	ER	SO	BB	IBB	HBP	BLK	WP	HR	S	P	ERA	WHIP
Rick Reuschel, R ERA: 2.39	(1, 1)	6.0	22	3	0	0	2	1	0	0	0	0	0	40	61	0.00	0.667
Craig Lefferts, L ERA: 2.4	(7, 1)	2.0	7	2	0	0	2	0	0	0	0	0	0	20	33	0.00	1.000
Steve Bedrosian, R ERA: 3.34	(9, 1)	1.0	3	0	0	0	1	0	0	0	0	0	0	10	13	0.00	0.000

**BOTTOM**

**San Francisco Giants @ New York Mets**  
 Shea Stadium, Flushing, NY  
 Wed Aug 23 1989, 3:33 AM EDT  
 Att. 43,694 - Sunny

livebaseballscores.com

<b>AB</b>	<b>31</b>
<b>R</b>	<b>0</b>
<b>H</b>	<b>5</b>
<b>RBI</b>	<b>0</b>
<b>BB</b>	<b>1</b>
<b>SO</b>	<b>5</b>
<b>LOB</b>	<b>11</b>



Batter	1	2	3	4	5	6	7	8	9	AB R H RBI BB SO LOB	TOP
<b>Dave Martinez, L</b> (1, 8) OBP: 0.326, SLG: 0.390	0-1 P6	1-1 SF9		3-1 3B		2-0 F8	1-1 E 1B		0-0 F8	5 1 2 1 0 0 2	
<b>Tom Foley, L</b> (1, 4) OBP: 0.307, SLG: 0.356	2-1 BB 1B	1-1 2B		0-1 L4		1-0 HR	4-1 E 1B BB		1-2 G1-3	5 2 3 4 1 0 1	
<b>Hubie Brooks, R</b> (1, 9) OBP: 0.286, SLG: 0.359	4-0 BB 1-2 BB	2-0 F9		3-2 P2		3-1 HR	2-2 F8		2-3 K	5 1 1 1 1 1 4	
<b>Tim Raines, S</b> (1, 7) OBP: 0.407, SLG: 0.453	0-0 F8		0-1 G1-4-3		1-0 G3	0-0 1B 2B	0-0 E4 1B			5 1 1 0 0 0 3	
<b>Tim Wallach, R</b> (1, 5) OBP: 0.348, SLG: 0.429	4-2 1-2 2-3 BB		4-2 HR BB		2-1 F9	0-0 2B 1B	1-1 1B 1B		1-2 1B	3 2 2 2 2 0 0	
<b>Andres Galarraga, R</b> (1, 3) OBP: 0.329, SLG: 0.425	1-0 F9		0-0 1-H HR		1-0 G6-3	4-2 1B BB	3-3 K			4 1 1 2 1 1 5	
<b>Mike Fitzgerald, R</b> (1, 2) OBP: 0.337, SLG: 0.401		4-2 SH3 1B SF9 BB	2-0 G5-3		1-1 E5		1-2 F9			4 2 1 1 1 0 0	
<b>Spike Owen, S</b> (1, 6) OBP: 0.372, SLG: 0.357		1-0 SF9 SH3	2-3 K		0-0 SH1-3		0-0 F9			4 1 1 0 0 1 2	
<b>Rex Hudler, R</b> (8, 4) OBP: 0.295, SLG: 0.444		1-2 2B 1B			1-2 G3					0 0 0 0 0 0 0	
<b>Dennis Martinez, R</b> (1, 1) OBP: 0.206, SLG: 0.138		2-0 SH3		0-0 G5-3		4-1 HR BB	1-3 K		0-3 K	1 0 0 0 0 0 0	
<b>Larry Walker, L</b> (6, PH) OBP: 0.419, SLG: 0.280		1-2 2-3								0 1 0 0 1 0 0	
<b>Zane Smith, L</b> (6, 1) OBP: 0.188, SLG: 0.219										2 0 0 0 0 2 0	
<b>Urbano Lugo, R</b> (8, 1)										0 0 0 0 0 0 0	
<b>Inning Stats</b>	R: 0 H: 1 E: 0 LOB: 3 K: 0 BB: 2 S: 9 P: 20	R: 2 H: 2 E: 0 LOB: 1 K: 0 BB: 1 P: 21	R: 2 H: 1 E: 0 LOB: 0 K: 1 BB: 1 P: 17	R: 0 H: 1 E: 0 LOB: 1 K: 0 BB: 0 P: 14	R: 0 H: 0 E: 0 LOB: 0 K: 0 BB: 0 P: 8	R: 6 H: 5 E: 1 LOB: 2 K: 0 BB: 2 S: 16 P: 34	R: 2 H: 2 E: 1 LOB: 2 K: 2 BB: 1 P: 30	R: 0 H: 0 E: 0 LOB: 0 K: 1 BB: 0 P: 8	R: 0 H: 0 E: 0 LOB: 0 K: 1 BB: 0 P: 10	1B: 6 SF: 1 2B: 2 SAC: 2 3B: 1 DP: 0 HR: 3 HBP: 0	WP: 0 PA: 48 PB: 0 SB: 0 CS: 0
<b>PITCHER</b>	IP WLS BF H R ER SO BB IBB HBP BLK WP HR S P ERA WHIP										
<b>Kelly Downs, R</b> (1, 1) ERA: 4.44	4.0 L 21 5 4 4 1 4 0 0 0 0 1 36 72 9.00 2.250										
<b>Randy McCament, R</b> (5, 1) ERA: 3.3	1.2 11 4 6 0 0 1 0 0 0 0 2 14 29 0.00 3.000										
<b>Jeff Brantley, R</b> (6, 1) ERA: 3.96	3.1 16 3 2 0 4 2 0 0 0 0 0 38 61 0.00 1.500										

**Montreal Expos @ San Francisco Giants**  
 Candlestick Park, San Francisco, CA  
 Fri Aug 25 1989, 10:05 PM EDT  
 Att: 23,272 - Unknown

AB	38
R	12
H	12
RBI	11
BB	7
SO	5
LOB	17





Batter	1	2	3	4	5	6	7	8	9	AB	R	H	RBI	BB	SO	LOB
<b>Brett Butler, L</b> OBP: 0.346, SLG: 0.358 <b>Donell Nixon, R</b> OBP: 0.309, SLG: 0.272 (1, 8) (7, PH) (8, 8)	0-2 HBP E 1B		1-1 G3		0-1 1B		2-1 2B			3	1	2	0	0	0	0
<b>Robby Thompson, R</b> OBP: 0.326, SLG: 0.414 (1, 4)	2-1 FC5-4 HBP 1-2		4-2 1B BB		1-1 P4		3-3 K			2	0	0	0	1	1	2
<b>Will Clark, L</b> OBP: 0.413, SLG: 0.552 <b>Greg Litton, R</b> OBP: 0.306, SLG: 0.448 (1, 3) (8, 2)	2-1 P6		0-0 1B		1-1 G6-4-3 1B		0-0 G3			3	0	2	0	0	0	2
<b>Kevin Mitchell, R</b> OBP: 0.391, SLG: 0.660 (1, 7)	1-2 FC5-4 1-2f 2-H		2-3 K		1-0 G6-4-3 1-2f		3-3 K			4	0	0	0	0	2	5
<b>Matt Williams, R</b> OBP: 0.254, SLG: 0.479 (1, 5) (5, 6)	0-3 K				0-1 1B 3B		1-1 F9		1-2 G5-3	4	1	1	0	0	1	1
<b>Pat Sheridan, L</b> OBP: 0.302, SLG: 0.339 <b>Candy Maldonado, R</b> OBP: 0.299, SLG: 0.376 (1, 9) (6, PH) (7, 9)		1-0 F8		0-3 K		2-0 G6-3		1-0 G5-3	2	0	0	0	0	1	1	
<b>Terry Kennedy, L</b> OBP: 0.318, SLG: 0.335 (1, 2) (8, 3)		1-2 G3		0-0 FC3-6 1B		2-1 G4-3		1-2 G5-3	4	0	1	1	0	0	0	
<b>Jose Uribe, S</b> OBP: 0.273, SLG: 0.286 <b>Ken Oberkfell, L</b> OBP: 0.301, SLG: 0.361 (1, 6) (4, PH) (5, 5)		3-2 G1-3		1-1 FC3-6 1-2f		0-1 G4-3		0-2 P5	1	0	0	0	0	0	0	1
<b>Kelly Downs, R</b> OBP: 0.077, SLG: 0.077 <b>Ernest Riles, L</b> OBP: 0.326, SLG: 0.401 <b>Randy McCament, R</b> OBP: 0.333, SLG: 0.333 <b>Jeff Brantley, R</b> OBP: 0.083, SLG: 0.083 (1, 1) (4, PH) (5, 1) (6, 1)			0-3 K		1-3 K		1-3 K			1	0	0	0	0	1	0
										1	0	0	0	0	1	1
										0	0	0	0	0	0	0
										1	0	0	0	0	1	0

Inning Stats	R: 1	H: 1	E: 1	K: 1	S: 12	R: 0	H: 0	E: 0	K: 0	S: 8	R: 0	H: 1	E: 0	K: 2	S: 13	R: 0	H: 2	E: 0	K: 0	S: 11	R: 0	H: 2	E: 0	K: 0	S: 7	R: 0	H: 0	E: 0	K: 0	S: 5	R: 0	H: 1	E: 0	K: 2	S: 10	R: 0	H: 0	E: 0	K: 1	S: 7	R: 0	H: 0	E: 0	K: 0	S: 9	1B: 5	2B: 1	3B: 1	HR: 0	SF: 0	SAC: 0	DP: 1	HBP: 1	WP: 0	PB: 0	SB: 0	CS: 0	PA: 35
<b>Dennis Martinez, R</b> ERA: 3.01 (1, 1)	IP	WLS	BF	H	R	ER	SO	BB	IBB	HBP	BLK	WP	HR	S	P	ERA	WHIP																																									
<b>Zane Smith, L</b> ERA: 3.73 (6, 1)	2.0	7	1	0	0	2	0	0	0	0	0	0	0	15	26	0.00	0.500																																									
<b>Urbano Lugo, R</b> ERA: (8, 1)	2.0	6	0	0	0	1	0	0	0	0	0	0	0	14	20	0.00	0.000																																									

**BOTTOM**

**Montreal Expos @ San Francisco Giants**  
Candlestick Park, San Francisco, CA  
Fri Aug 25 1989, 10:05 PM EDT  
Att. 23,272 - Unknown

livebaseballscorecards.com

<b>AB</b>	<b>33</b>
<b>R</b>	<b>2</b>
<b>H</b>	<b>7</b>
<b>RBI</b>	<b>1</b>
<b>BB</b>	<b>1</b>
<b>SO</b>	<b>8</b>
<b>LOB</b>	<b>13</b>



Batter	1	2	3	4	5	6	7	8	9	AB R H RBI BB SO LOB	TOP											
Dave Martinez, L (1, 8) OBP: 0.328, SLG: 0.396	1-0 F9		4-0 E S BB			2-0 4-3		1-0 2-H 1B 3B		3 1 1 1 1 0 0	<p><b>Montreal Expos @ San Francisco Giants</b> Candlestick Park, San Francisco, CA</p> <p>Sat Aug 26 1989, 6:33 AM EDT Att. 29,527 - Sunny - 67 F</p> <p>livebaseballscorecards.com</p>											
Tom Foley, L (1, 4) OBP: 0.309, SLG: 0.356	1-0 P6		4-0 1-3 BB			0-3 K		0-0 3-H 1B		3 0 1 1 1 1 0												
Hubie Brooks, R (1, 9) OBP: 0.284, SLG: 0.356 Tim Burke, R (8, 1)	1-3 K		2-3 K			0-0 P5		0-1 P6		4 0 0 0 0 2 3 0 0 0 0 0 0 0												
Tim Raines, S (1, 7) OBP: 0.403, SLG: 0.449		3-1 G3-1		1-1 L7		1-3 K		1-0 F4		4 0 0 0 0 1 1												
Tim Wallach, R (1, 5) OBP: 0.345, SLG: 0.425		1-3 K		2-2 5-3		0-0 L8		1-3 K		4 0 0 0 0 2 0												
Andres Galarraga, R (1, 3) OBP: 0.329, SLG: 0.425 Urbano Lugo, R (7, 1) Larry Walker, L (8, 9) OBP: 0.406, SLG: 0.269		2-2 1B		3-2 6-3		0-0 P3		2-3 K		3 0 1 0 0 0 0 0 0 0 0 0 0 0 1 0 0 0 0 1 0												
Nelson Santovenia, R (1, 2) OBP: 0.319, SLG: 0.385		0-3 K			0-0 P6			0-1 2B 6-3 1B	2-2 5-3	4 1 1 0 0 1 1												
Spike Owen, S (1, 6) OBP: 0.372, SLG: 0.360			2-1 F8		1-2 3-1			1-0 3B 2B		3 1 1 0 0 0 0												
Mark Langston, R (1, 1) OBP: 0.173, SLG: 0.216 Rich Thompson, R (4, 1) Wallace Johnson, S (7, 3) OBP: 0.289, SLG: 0.337			3-1 F8		1-3 K			1-1 6-3		1 0 0 0 0 0 0 1 0 0 0 0 1 0 1 0 0 1 0 0 1												
<b>Inning Stats</b>	R: 0 E: 0 K: 1 S: 6	H: 0 LOB: 0 BB: 0 P: 9	R: 0 E: 0 K: 2 S: 11	H: 1 LOB: 1 BB: 0 P: 17	R: 0 E: 0 K: 1 S: 8	H: 0 LOB: 2 BB: 2 P: 23	R: 0 E: 0 K: 0 S: 10	H: 0 LOB: 0 BB: 0 P: 16	R: 0 E: 0 K: 1 S: 10	H: 0 LOB: 0 BB: 0 P: 12	R: 0 E: 0 K: 1 S: 5	H: 0 LOB: 0 BB: 0 P: 7	R: 0 E: 0 K: 1 S: 5	H: 0 LOB: 0 BB: 0 P: 6	R: 3 E: 0 K: 0 S: 10	H: 4 LOB: 1 BB: 0 P: 14	R: 0 E: 0 K: 2 S: 10	H: 0 LOB: 0 BB: 0 P: 15	1B: 3 2B: 1 3B: 1 HR: 0	SF: 0 SAC: 0 DP: 0 HBP: 0	WP: 0 PB: 0 SB: 1 CS: 0	PA: 34
<b>PITCHER</b>	IP WLS BF H R ER SO BB IBB HBP BLK WP HR S P ERA WHIP																					
Scott Garrelts, R (1, 1) ERA: 2.38	7.1 W 28 4 3 3 7 2 0 0 0 0 0 0 61 99 3.68 0.818																					
Steve Bedrosian, R (8, 1) ERA: 3.26	1.2 6 1 0 0 2 0 0 0 0 0 0 0 14 20 0.00 0.600																					

**Montreal Expos @ San Francisco Giants**  
Candlestick Park, San Francisco, CA

Sat Aug 26 1989, 6:33 AM EDT  
Att. 29,527 - Sunny - 67 F

AB	32
R	3
H	5
RBI	3
BB	2
SO	9
LOB	6



Batter	1	2	3	4	5	6	7	8	9
<b>Brett Butler, L</b> (1, 8) OBP: 0.345, SLG: 0.356 <b>Donell Nixon, R</b> (7, 8) OBP: 0.306, SLG: 0.270	1-3 K	3-3 K2-3		1-0 6-3		3-2 2B HBP		2-3 K	
<b>Robby Thompson, R</b> (1, 4) OBP: 0.329, SLG: 0.414 <b>Greg Litton, R</b> (7, 4) OBP: 0.306, SLG: 0.448	4-0 HR BB		0-0 2B 1B	1-1 F7		4-1 2B BB			
<b>Will Clark, L</b> (1, 3) OBP: 0.417, SLG: 0.559	4-1 HR BB		0-0 1B 2B	0-0 1B 1B		0-1 2B			
<b>Kevin Mitchell, R</b> (1, 7) OBP: 0.392, SLG: 0.658 <b>Pat Sheridan, L</b> (7, 7) OBP: 0.302, SLG: 0.339	1-3 K		2-0 2B SF7 1B	3-1 1B		3-2 F9			
<b>Matt Williams, R</b> (1, 5) OBP: 0.260, SLG: 0.503	2-0 HR		1-2 2B			2-0 F9			
<b>Candy Maldonado, R</b> (1, 9) OBP: 0.296, SLG: 0.372	1-3 K		2-0 SF7			1-3 K		3-3 K	
<b>Kirt Manwaring, R</b> (1, 2) OBP: 0.259, SLG: 0.247 <b>Steve Bedrosian, R</b> (8, 1) OBP: 0.333, SLG: 0.333			0-0 P9			1-0 F7		1-3 K	
<b>Jose Uribe, S</b> (1, 6) OBP: 0.273, SLG: 0.284			1-3 K			2-3 K		0-0 G3	
<b>Scott Garrelts, R</b> (1, 1) OBP: 0.204, SLG: 0.235 <b>Terry Kennedy, L</b> (8, 2) OBP: 0.317, SLG: 0.333			4-0 S BB			0-3 K		1-2 F6	

Inning Stats	R: 3	H: 1	E: 1	K: 3	S: 12	LOB: 0	BB: 2	P: 25
	R: 0	H: 0	E: 0	K: 3	S: 10	LOB: 1	BB: 1	P: 19
	R: 3	H: 4	E: 0	K: 0	S: 9	LOB: 2	BB: 1	P: 19
	R: 0	H: 2	E: 0	K: 0	S: 6	LOB: 2	BB: 0	P: 11
	R: 0	H: 0	E: 0	K: 2	S: 8	LOB: 0	BB: 0	P: 11
	R: 2	H: 1	E: 0	K: 2	S: 14	LOB: 1	BB: 1	P: 26
	R: 0	H: 0	E: 0	K: 2	S: 11	LOB: 0	BB: 0	P: 17
	R: 0	H: 0	E: 0	K: 1	S: 8	LOB: 0	BB: 0	P: 11
	R: 0	H: 0	E: 0	K: 1	S: 8	LOB: 0	BB: 0	P: 11

AB	R	H	RBI	BB	SO	LOB
3	1	0	0	0	2	1
1	0	0	0	0	1	0
2	3	1	0	2	0	0
0	0	0	0	0	0	0
3	2	3	2	1	0	0
4	1	2	2	0	1	3
0	0	0	0	0	0	0
4	1	2	3	0	1	0
3	0	0	1	0	3	0
4	0	0	0	0	2	1
0	0	0	0	0	0	0
3	0	0	0	1	2	0
2	0	0	0	1	1	2
1	0	0	0	0	0	0
1B: 4	SF: 1					
2B: 3	SAC: 0					
3B: 0	DP: 0					
HR: 1	HBP: 1					

WP	HR	S	P	ERA	WHIP
0	1	31	63	18.00	2.667
0	0	28	48	6.00	1.333
0	0	11	17	0.00	0.000
0	0	8	11	0.00	0.000

**Montreal Expos @ San Francisco Giants**  
**Candlestick Park, San Francisco, CA**  
 Sat Aug 26 1989, 6:33 AM EDT  
 Att: 29,527 - Sunny - 67 F

livebaseballscorecards.com

**AB 30**  
**R 8**  
**H 8**  
**RBI 8**  
**BB 5**  
**SO 13**  
**LOB 7**

**GIANTS**

WP: 0 PA: 37  
 PB: 0  
 SB: 1  
 CS: 0

Batter	1	2	3	4	5	6	7	8	9	AB R H RBI BB SO LOB	TOP														
<b>Dave Martinez, L</b> OBP: 0.332, SLG: 0.397 (1, 8) S B B B C B (9, 9)	4-2 1B BB BB	0-2 1B		1-1 L4-3 1-2			3-1 1B BB 1B	2-2 G4-3		4 2 2 0 1 0 1															
<b>Tom Foley, L</b> OBP: 0.311, SLG: 0.355 (1, 4) SAFE F S (9, 1)	0-3 K	0-2 P5			0-0 G4-3		4-1 1B HR BB 1-2	0-0 E FC4-2-5-1 1B		4 1 1 0 1 1 2															
<b>Hubie Brooks, R</b> OBP: 0.285, SLG: 0.356 <b>Tim Burke, R</b> (1, 9) SAFE F SAFE F X (9, 1)	2-2 BB BB 1B 1-3		0-1 L6		2-2 G5-3		1-0 HR 1B 1-2 2-3	1-1 P8 1-3		5 1 2 0 0 0 1 0 0 0 0 0 0 0															
<b>Tim Raines, S</b> OBP: 0.403, SLG: 0.447 (1, 7) C B B B F B (1, 7)	4-2 BB BB		3-0 F7		0-0 G4-3		0-1 HR 1B 1-2 2-3 3-H	1-0 FC4-2-5-1		4 1 1 1 1 0 1															
<b>Tim Wallach, R</b> OBP: 0.346, SLG: 0.425 (1, 5) B X (1, 5)	1-0 P4		1-0 HBP 1B			0-0 CS 1B	0-2 P2	0-1 F7		5 0 2 0 0 0 7															
<b>Andres Galarraga, R</b> OBP: 0.335, SLG: 0.436 (1, 3) C B B B (1, 3)	4-1 BB 1-2 2-3 3-H		1-1 HBP		0-1 G6-3 1-2		2-0 HR			2 1 2 5 1 0 0															
<b>Mike Fitzgerald, R</b> OBP: 0.332, SLG: 0.394 (1, 2) X (1, 2)	0-0 1-3		2-3 K		0-0 G6-3		1-1 F9			4 0 0 0 0 1 6															
<b>Spike Owen, S</b> OBP: 0.368, SLG: 0.356 (1, 6) S B X (1, 6)		1-1 P5		1-2 F7		0-0 G1		3-2 G4-3		4 0 0 0 0 0 1															
<b>Bryn Smith, R</b> OBP: 0.172, SLG: 0.096 <b>Zane Smith, L</b> OBP: 0.188, SLG: 0.219 <b>Otis Nixon, S</b> OBP: 0.306, SLG: 0.264 (1, 1) (8, 1) (9, 8)		0-0 G6-3		4-2 L4-3 BB			0-2 G6-3	2-1 G5-3		3 0 0 0 1 0 0 0 0 0 0 0 0 0 0 0 0 0 0 0 0															
<b>Inning Stats</b>	R: 1 E: 0 K: 1 S: 14	H: 1 LOB: 3 BB: 3 P: 28	R: 0 E: 0 K: 0 S: 10	H: 1 LOB: 1 BB: 0 P: 11	R: 0 E: 0 K: 1 S: 8	H: 1 LOB: 2 BB: 0 P: 15	R: 0 E: 0 K: 0 S: 7	H: 0 LOB: 0 BB: 1 P: 13	R: 0 E: 0 K: 0 S: 6	H: 0 LOB: 0 BB: 0 P: 8	R: 0 E: 0 K: 0 S: 5	H: 2 LOB: 1 BB: 0 P: 5	R: 5 E: 0 K: 0 S: 17	H: 4 LOB: 0 BB: 1 P: 27	R: 0 E: 0 K: 0 S: 9	H: 0 LOB: 0 BB: 0 P: 16	R: 0 E: 1 K: 0 S: 6	H: 1 LOB: 1 BB: 0 P: 8	1B: 8 2B: 2 3B: 0 HR: 1	SF: 0 SAC: 0 DP: 1 HBP: 1	WP: 0 PB: 0 SB: 1 CS: 1	PA: 41			
<b>PITCHER</b> <b>Michael LaCoss, R</b> ERA: 3.19 <b>Craig Lefferts, L</b> ERA: 2.48 <b>Randy McCament, R</b> ERA: 3.09	IP 6.1 0.2 2.0	WLS L	BF 31 3 7	H 8 1 1	R 5 1 0	ER 5 1 0	SO 2 0 0	BB 5 0 0	IBB 0 0 0	HBP 1 0 0	BLK 0 0 0	WP 0 0 0	HR 0 1 0	S 60 7 15	P 97 10 24	ERA 7.11 13.50 0.00	WHIP 2.053 1.500 0.500								

**Montreal Expos @ San Francisco Giants**  
Candlestick Park, San Francisco, CA  
Sun Aug 27 1989, 6:33 AM EDT  
Att: 31,536 - Sunny

livebaseballscorecards.com

AB	35
R	6
H	10
RBI	6
BB	5
SO	2
LOB	19



Batter	1	2	3	4	5	6	7	8	9	AB	R	H	RBI	BB	SO	LOB
<b>Brett Butler, L</b> OBP: 0.343, SLG: 0.353 (1, 8)	2-2 G4-3		0-0 G4-3			2-2 G4-3		1-1 G4-3		4	0	0	0	0	0	3
<b>Robby Thompson, R</b> OBP: 0.331, SLG: 0.415 (1, 4)	1-2 F9			1-1 S 1B		2-2 P8		0-0 FC6-4 1B		4	0	2	2	0	0	0
<b>Will Clark, L</b> OBP: 0.414, SLG: 0.554 (1, 3)	0-1 G6-3			0-1 SAFE SAFE F9			0-1 F8	1-1 FC6-4		4	0	0	0	0	0	2
<b>Kevin Mitchell, R</b> OBP: 0.391, SLG: 0.659 (1, 7)		0-3 K		2-3 SAFE SAFE K			3-1 SF8 3B		0-0 F8	4	1	1	0	0	2	1
<b>Matt Williams, R</b> OBP: 0.254, SLG: 0.494 (1, 5)		2-2 G5-3		0-2 F9			0-2 SF8		1-3 K	3	0	0	1	0	1	1
<b>Pat Sheridan, L</b> OBP: 0.298, SLG: 0.335 (1, 9)			3-3 K		0-3 K				2-2 P5	3	0	0	0	0	2	0
<b>Randy McCament, R</b> OBP: 0.333, SLG: 0.333 (8, 1)										0	0	0	0	0	0	0
<b>Ken Oberkfell, L</b> OBP: 0.299, SLG: 0.358 (9, PH)										1	0	0	0	0	0	0
<b>Terry Kennedy, L</b> OBP: 0.317, SLG: 0.331 (1, 2)			4-2 SH5-3 BB		1-2 E4 G4-3-6			1-0 G4-3		2	0	0	0	1	0	0
<b>Jose Uribe, S</b> OBP: 0.272, SLG: 0.283 (1, 6)			0-1 SH5-3		2-1 G4-3-6			0-1 G4-3 1B		1	0	0	0	0	0	1
<b>Ernest Riles, L</b> OBP: 0.328, SLG: 0.403 (8, PH) (9, 6)			1-2 SH5-3		1-2 G4-3-6			1-2 1B 1B		1	1	1	0	0	0	0
<b>Michael LaCoss, R</b> OBP: 0.167, SLG: 0.125 (1, 1)			1-0 P9				1-3 K	0-2 G4-3 1B		2	0	0	0	0	1	1
<b>Craig Lefferts, L</b> OBP: 0.298, SLG: 0.374 (7, 1)										0	0	0	0	0	0	0
<b>Candy Maldonado, R</b> OBP: 0.298, SLG: 0.374 (8, 9)										1	1	1	0	0	0	0

Inning Stats	R: 0	H: 0	E: 0	K: 0	S: 9	R: 0	H: 0	E: 0	K: 2	S: 9	R: 0	H: 0	E: 0	K: 0	S: 7	R: 0	H: 1	E: 0	K: 1	S: 11	R: 0	H: 0	E: 1	K: 1	S: 10	R: 0	H: 0	E: 0	K: 1	S: 14	R: 1	H: 1	E: 0	K: 0	S: 9	R: 2	H: 3	E: 0	K: 0	S: 11	R: 0	H: 0	E: 0	K: 1	S: 7	1B: 4	2B: 0	3B: 1	HR: 0	SF: 1	SAC: 1	DP: 1	HBP: 0	WP: 0	PB: 0	SB: 1	CS: 0	PA: 33
<b>Bryn Smith, R</b> ERA: 2.58 (1, 1)	IP	WLS	BF	H	R	ER	SO	BB	IBB	HBP	BLK	WP	HR	S	P	ERA	WHIP																																									
<b>Zane Smith, L</b> ERA: 3.71 (8, 1)	0.2		3	1	0	0	0	0	0	0	0	0	0	5	7	0.00	1.500																																									
<b>Tim Burke, R</b> ERA: 2.4 (9, 1)	1.0	S	3	0	0	0	1	0	0	0	0	0	0	7	10	0.00	0.000																																									

**BOTTOM**

**Montreal Expos @ San Francisco Giants**  
Candlestick Park, San Francisco, CA

Sun Aug 27 1989, 6:33 AM EDT  
Att. 31,536 - Sunny

livebaseballscorecards.com

<b>AB</b>	<b>30</b>
<b>R</b>	<b>3</b>
<b>H</b>	<b>5</b>
<b>RBI</b>	<b>3</b>
<b>BB</b>	<b>1</b>
<b>SO</b>	<b>6</b>
<b>LOB</b>	<b>9</b>



Batter	1	2	3	4	5	6	7	8	9	AB R H RBI BB SO LOB	TOP
Lenny Dykstra, L (1, 8) OBP: 0.331, SLG: 0.388	3-2 E9 SF7 2B	0-0 G3		3-1 6-3	0-0 1B			2-1 P5		5 1 2 0 0 0 1	
Tom Herr, S (1, 4) OBP: 0.348, SLG: 0.351 Steve Jeltz, S (6, 4) OBP: 0.379, SLG: 0.356	2-0 SF7		1-1 F9	2-1 L9	1-1 P4			1-1 F9		3 0 0 1 0 0 2 1 0 0 0 0 0 0	
John Kruk, L (1, 7) OBP: 0.391, SLG: 0.436 Curt Ford, L (6, 7) OBP: 0.276, SLG: 0.301	3-H 3-2 6-3		4-1 2B BB	1-1 FC6-4 1B		2-1 4-3		1-1 3-1		3 1 1 0 1 0 0 1 0 0 0 0 0 0	
Ricky Jordan, R (1, 3) OBP: 0.313, SLG: 0.403	2-1 3-1		0-0 2B	2-1 FC6-4		0-0 2B		0-2 F8		5 1 2 1 0 0 1	
Von Hayes, L (1, 9) OBP: 0.381, SLG: 0.447		2-0 2B 2B	1-2 2B 2B		4-2 HR BB	1-2 P6		2-0 L3		4 3 2 1 1 0 1	
Charlie Hayes, R (1, 5) OBP: 0.286, SLG: 0.414		0-1 2B 2B	0-0 1B SF9 2B		2-2 HR	0-0 6-3		2-3 K		5 3 3 4 0 1 1	
Darren Daulton, L (1, 2) OBP: 0.293, SLG: 0.304		0-0 6-3	3-2 1B		1-1 FC5-4 HBP		0-0 F9			3 0 1 0 0 0 1	
Dickie Thon, R (1, 6) OBP: 0.299, SLG: 0.385		0-0 2B	3-1 SF9		1-0 FC5-4 1B S		1-3 K			3 0 1 2 0 1 1	
Ken Howell, R (1, 1) OBP: 0.143, SLG: 0.132 Jeff Parrett, R (9, 1)		0-0 FC6-5-4	0-1 F9		1-2 L5		2-1 6-3			4 0 0 0 0 0 3 0 0 0 0 0 0 0	
<b>Inning Stats</b>	R: 1 H: 1 E: 1 LOB: 0 K: 0 BB: 0 S: 12 P: 22	R: 2 H: 3 E: 0 LOB: 1 K: 0 BB: 0 S: 7 P: 9	R: 4 H: 4 E: 0 LOB: 1 K: 0 BB: 1 S: 18 P: 30	R: 0 H: 1 E: 0 LOB: 1 K: 0 BB: 0 S: 8 P: 16	R: 2 H: 2 E: 0 LOB: 2 K: 0 BB: 1 S: 16 P: 26	R: 0 H: 1 E: 0 LOB: 1 K: 0 BB: 0 S: 7 P: 10	R: 0 H: 0 E: 0 LOB: 0 K: 1 BB: 0 S: 6 P: 9	R: 0 H: 0 E: 0 LOB: 0 K: 1 BB: 0 S: 8 P: 12	1B: 3 SF: 2 2B: 8 SAC: 0 3B: 0 DP: 0 HR: 1 HBP: 1	WP: 0 PA: 42 PB: 0 SB: 1 CS: 0	
<b>PITCHER</b>	IP WLS BF H R ER SO BB IBB HBP BLK WP HR S P ERA WHIP										
Rick Reuschel, R (1, 1) ERA: 2.67	2.1 L 15 7 7 6 0 1 0 0 0 0 0 0 28 46 23.14 3.429										
Bob Knepper, L (3, 1) ERA: 5.06	5.2 24 5 2 2 1 1 0 1 0 0 1 52 86 3.18 1.059										
Randy McCament, R (9, 1) ERA: 3.0	1.0 3 0 0 0 0 1 0 0 0 0 0 0 8 12 0.00 0.000										

Philadelphia Phillies @ San Francisco Giants  
 Candlestick Park, San Francisco, CA  
 Mon Aug 28 1989, 10:05 PM EDT  
 Att: 15,614 - Unknown

livebaseballscores.com

AB	37
R	9
H	12
RBI	9
BB	2
SO	2
LOB	11



Batter	1	2	3	4	5	6	7	8	9	AB	R	H	RBI	BB	SO	LOB
<b>Brett Butler, L</b> OBP: 0.343, SLG: 0.353 <b>Donell Nixon, R</b> OBP: 0.312, SLG: 0.276	2-1 1B SF9 1B		1-1 6-3			0-0 1-3		2-2 1-2 4-3 1B		3	1	1	0	0	0	0
<b>Robby Thompson, R</b> OBP: 0.331, SLG: 0.415 <b>Ernest Riles, L</b> OBP: 0.330, SLG: 0.404	0-0 1-3 1B		1-0 F8			1-2 1B		0-0 1-2 2-3 4-3		2	0	1	0	0	0	0
<b>Will Clark, L</b> OBP: 0.411, SLG: 0.551 <b>Randy McCament, R</b> OBP: 0.333, SLG: 0.333	0-1 SF9		1-2 G3			1-2 F9		1-2 G3		3	0	0	1	0	0	3
<b>Kevin Mitchell, R</b> OBP: 0.390, SLG: 0.658	0-3 K		3-1 F8			2-0 F4		0-0 2B		4	0	1	0	0	1	2
<b>Matt Williams, R</b> OBP: 0.249, SLG: 0.483	0-3 K		1-1 P5			0-1 F8		2-1 F8		4	0	0	0	0	1	2
<b>Candy Maldonado, R</b> OBP: 0.297, SLG: 0.376		1-0 1-6-3 2B	3-2 5-3			1-0 5-3		0-3 K		4	0	1	0	0	1	1
<b>Terry Kennedy, L</b> OBP: 0.313, SLG: 0.326		0-2 1-6-3 2-3	2-2 F8			2-0 4-3		1-2 F8		4	0	0	0	0	0	2
<b>Jose Uribe, S</b> OBP: 0.271, SLG: 0.282 <b>Greg Litton, R</b> OBP: 0.304, SLG: 0.444		1-1 G1	0-2 F7			1-2 6-3				2	0	0	0	0	0	1
<b>Rick Reuschel, R</b> OBP: 0.241, SLG: 0.163 <b>Bob Knepper, L</b> OBP: 0.340, SLG: 0.410 <b>Ken Oberkfell, L</b> OBP: 0.304, SLG: 0.358		0-1 6-3	2-2 F8			4-2 4-3 1B BB				1	0	0	0	0	0	1

Inning Stats	R: 1	H: 2	E: 0	K: 2	S: 11	LOB: 1	BB: 0	P: 13	R: 0	H: 1	E: 0	K: 0	S: 8	LOB: 1	BB: 0	P: 10	R: 0	H: 0	E: 0	K: 0	S: 7	LOB: 0	BB: 0	P: 10	R: 0	H: 0	E: 0	K: 0	S: 8	LOB: 0	BB: 0	P: 15	R: 0	H: 1	E: 0	K: 0	S: 10	LOB: 1	BB: 0	P: 14	R: 0	H: 0	E: 0	K: 0	S: 4	LOB: 0	BB: 0	P: 7	R: 0	H: 1	E: 0	K: 0	S: 13	LOB: 2	BB: 1	P: 21	R: 0	H: 1	E: 0	K: 1	S: 10	LOB: 1	BB: 0	P: 13	1B: 4	2B: 2	3B: 0	HR: 0	SF: 1	SAC: 0	DP: 0	HBP: 0	WP: 0	PB: 0	SB: 0	CS: 0	PA: 34
--------------	------	------	------	------	-------	--------	-------	-------	------	------	------	------	------	--------	-------	-------	------	------	------	------	------	--------	-------	-------	------	------	------	------	------	--------	-------	-------	------	------	------	------	-------	--------	-------	-------	------	------	------	------	------	--------	-------	------	------	------	------	------	-------	--------	-------	-------	------	------	------	------	-------	--------	-------	-------	-------	-------	-------	-------	-------	--------	-------	--------	-------	-------	-------	-------	--------

PITCHER	IP	WLS	BF	H	R	ER	SO	BB	IBB	HBP	BLK	WP	HR	S	P	ERA	WHIP
<b>Ken Howell, R</b> ERA: 3.56	(1, 1)	8.0	30	5	1	1	2	1	0	0	0	0	0	70	103	1.12	0.750
<b>Jeff Parrett, R</b> ERA: 2.22	(9, 1)	1.0	4	1	0	0	1	0	0	0	0	0	0	10	13	0.00	1.000

**BOTTOM**

Philadelphia Phillies @ San Francisco Giants  
Candlestick Park, San Francisco, CA

Mon Aug 28 1989, 10:05 PM EDT  
Att. 15,614 - Unknown

<b>AB</b>	<b>32</b>
<b>R</b>	<b>1</b>
<b>H</b>	<b>6</b>
<b>RBI</b>	<b>1</b>
<b>BB</b>	<b>1</b>
<b>SO</b>	<b>3</b>
<b>LOB</b>	<b>14</b>



Batter	1	2	3	4	5	6	7	8	9	AB R H RBI BB SO LOB	TOP	
Lenny Dykstra, L OBP: 0.328, SLG: 0.384 (1, 8)	F7		G4-3		G5-3			P6		4 0 0 0 0 0 0		
Tom Herr, S OBP: 0.345, SLG: 0.348 (1, 4)	G4-3			F7		G4-3		L8		4 0 0 0 0 0 0		
John Kruk, L OBP: 0.389, SLG: 0.433 (1, 7)	G6-3			HR		F7			G3-1	4 1 1 0 0 0 0		
Ricky Jordan, R OBP: 0.317, SLG: 0.407 (1, 3)		F9		HR		HR			HR	4 2 3 0 0 0 0		
Von Hayes, L OBP: 0.384, SLG: 0.470 (1, 9)		HR		HR		G4-3			HR	4 3 3 6 0 0 1		
Charlie Hayes, R OBP: 0.286, SLG: 0.411 (1, 5)		P4		F9			G3-4		K	4 0 1 0 0 1 0		
Darren Daulton, L OBP: 0.289, SLG: 0.300 (1, 2)		L7		K			G3-4		P3	4 0 0 0 0 1 1		
Dickie Thon, R OBP: 0.297, SLG: 0.381 (1, 6)			G6-3		G6-3		G6-3			3 0 0 0 0 0 0		
Bruce Ruffin, S OBP: 0.233, SLG: 0.148 (1, 1)			L8					F7		3 0 0 0 0 1 0		
Roger McDowell, R OBP: 0.333, SLG: 0.333 (8, 1)					K					0 0 0 0 0 0 0		
<b>Inning Stats</b>	R: 0 H: 0 E: 0 LOB: 0 K: 0 BB: 0 S: 7 P: 10	R: 1 H: 1 E: 0 LOB: 0 K: 0 BB: 0 S: 9 P: 13	R: 0 H: 0 E: 0 LOB: 0 K: 0 BB: 0 S: 5 P: 7	R: 3 H: 3 E: 0 LOB: 0 K: 1 BB: 0 S: 13 P: 16	R: 0 H: 0 E: 0 LOB: 0 K: 1 BB: 0 S: 8 P: 12	R: 0 H: 1 E: 0 LOB: 1 K: 0 BB: 0 S: 13 P: 18	R: 0 H: 1 E: 0 LOB: 0 K: 0 BB: 0 S: 3 P: 4	R: 0 H: 0 E: 0 LOB: 0 K: 1 BB: 0 S: 6 P: 7	R: 2 H: 2 E: 0 LOB: 0 K: 1 BB: 0 S: 13 P: 17	1B: 5 SF: 0 2B: 0 SAC: 0 3B: 0 DP: 1 HR: 3 HBP: 0	WP: 0 PA: 34 PB: 0 SB: 0 CS: 0	
<b>PITCHER</b> Don Robinson, R (1, 1) ERA: 3.42 Craig Lefferts, L (9, 1) ERA: 2.65	IP WLS BF H R ER SO BB IBB HBP BLK WP HR S P ERA WHIP											<b>PITCHER</b> IP WLS BF H R ER SO BB IBB HBP BLK WP HR S P ERA WHIP

Philadelphia Phillies @ San Francisco Giants  
Candlestick Park, San Francisco, CA  
Tue Aug 29 1989, 10:05 PM EDT  
Att: 13,952 - Unknown

livebaseballscorecards.com





Batter	1	2	3	4	5	6	7	8	9	AB	R	H	RBI	BB	SO	LOB
<b>Brett Butler, L</b> (1, 8) OBP: 0.346, SLG: 0.354	4-2 1B BB		2-0 G4-3			4-0 FC6-4 1B BB		2-1 G6-4-3 1B		2	0	1	0	2	0	0
<b>Robby Thompson, R</b> (1, 4) OBP: 0.331, SLG: 0.414	1-1 L3 1B		2-3 K			3-2 L9		0-0 G6-4-3 1-2f 2-3		4	0	1	0	0	1	3
<b>Will Clark, L</b> (1, 3) OBP: 0.410, SLG: 0.548	0-1 L3 1-2		0-0 L9			0-0 FC6-4 1B		0-0 G4-3		4	0	1	0	0	0	3
<b>Kevin Mitchell, R</b> (1, 7) OBP: 0.387, SLG: 0.652	1-1 P3			1-0 G5-3		0-0 FC6-4 1-2f 2-3			1-3 K	4	0	0	0	0	1	3
<b>Matt Williams, R</b> (1, 6) OBP: 0.249, SLG: 0.495		1-0 HR		2-3 K		0-1 F9			0-0 L4	4	1	1	1	0	1	2
<b>Greg Litton, R</b> (1, 5) OBP: 0.297, SLG: 0.433		2-3 K		2-2 G6-3			0-0 G1-3		2-1 2B	3	0	0	0	0	1	0
<b>Ken Oberkfell, L</b> (9, PH) OBP: 0.309, SLG: 0.371										1	0	1	0	0	0	0
<b>Donell Nixon, R</b> (1, 9) OBP: 0.305, SLG: 0.269		1-2 G5-3			0-0 G5-3		1-1 B5-3		2-3 K	3	0	0	0	0	0	0
<b>Ernest Riles, L</b> (9, PH) OBP: 0.328, SLG: 0.402										1	0	0	0	0	1	1
<b>Kirt Manwaring, R</b> (1, 2) OBP: 0.260, SLG: 0.249		0-2 1B			2-3 K		0-0 G1-3			3	0	1	0	0	1	0
<b>Don Robinson, R</b> (1, 1) OBP: 0.213, SLG: 0.338		0-1 G6-3			1-0 G5-3			4-0 G6-4-3 1B BB		2	0	0	0	0	0	1
<b>Candy Maldonado, R</b> (8, PH) OBP: 0.299, SLG: 0.376										0	0	0	0	1	0	0
<b>Craig Lefferts, L</b> (9, 1)										0	0	0	0	0	0	0

Inning Stats	R: 0	H: 1	E: 0	K: 0	S: 8	R: 1	H: 2	E: 0	K: 1	S: 12	R: 0	H: 0	E: 0	K: 1	S: 5	R: 0	H: 0	E: 0	K: 1	S: 7	R: 0	H: 0	E: 0	K: 1	S: 5	R: 0	H: 1	E: 0	K: 0	S: 7	R: 0	H: 0	E: 0	K: 0	S: 4	R: 0	H: 1	E: 0	K: 0	S: 4	R: 0	H: 1	E: 0	K: 2	S: 9	R: 0	H: 1	E: 0	K: 2	S: 9	1B: 4	2B: 2	3B: 0	HR: 1	SF: 0	SAC: 0	DP: 2	HBP: 0	WP: 0	PA: 34
--------------	------	------	------	------	------	------	------	------	------	-------	------	------	------	------	------	------	------	------	------	------	------	------	------	------	------	------	------	------	------	------	------	------	------	------	------	------	------	------	------	------	------	------	------	------	------	------	------	------	------	------	-------	-------	-------	-------	-------	--------	-------	--------	-------	--------

PITCHER	IP	WLS	BF	H	R	ER	SO	BB	IBB	HBP	BLK	WP	HR	S	P	ERA	WHIP
<b>Bruce Ruffin, L</b> (1, 1) ERA: 5.13	7.0	W	27	4	1	1	4	3	0	0	0	0	1	48	82	1.29	1.000
<b>Roger McDowell, R</b> (8, 1) ERA: 2.13	2.0	S	7	2	0	0	2	0	0	0	0	0	0	13	20	0.00	1.000


**BOTTOM**

Philadelphia Phillies @ San Francisco Giants  
 Candlestick Park, San Francisco, CA

Tue Aug 29 1989, 10:05 PM EDT  
 Att. 13,952 - Unknown

livebaseballscorecards.com

<b>AB</b>	<b>31</b>
<b>R</b>	<b>1</b>
<b>H</b>	<b>6</b>
<b>RBI</b>	<b>1</b>
<b>BB</b>	<b>3</b>
<b>SO</b>	<b>6</b>
<b>LOB</b>	<b>13</b>



Batter	1	2	3	4	5	6	7	8	9	AB R H RBI BB SO LOB	TOP		
Lenny Dykstra, L (1, 8) OBP: 0.326, SLG: 0.380	0-0 P5	0-0 F6			0-0 L7			0-0 G3		4 0 0 0 0 0 1	Philadelphia Phillies @ San Francisco Giants Candlestick Park, San Francisco, CA Wed Aug 30 1989, 6:33 AM EDT Att: 19,053 - Sunny		
Tom Herr, S (1, 4) OBP: 0.344, SLG: 0.347	0-0 2B 1B		0-0 4-3			0-0 F8		0-0 1-3		4 1 1 0 0 0 0			
John Kruk, L (1, 7) OBP: 0.388, SLG: 0.430	0-0 F8		0-0 F9			0-0 5-3 1B		0-0 4-3		4 0 1 0 0 0 1			
Ricky Jordan, R (1, 3) OBP: 0.318, SLG: 0.410 Bob Dernier, R (9, PR) OBP: 0.238, SLG: 0.229	0-0 1-H 2B		0-0 L7			0-0 5-3 1-2		0-0 G3-6-3 1B		4 0 2 1 0 0 1 0 0 0 0 0 0 0			
Von Hayes, L (1, 9) OBP: 0.383, SLG: 0.467	4-0 IBB			0-0 F9		0-0 3-1		0-0 G3-6-3 1-2f		3 0 0 0 1 0 2			
Charlie Hayes, R (1, 5) OBP: 0.285, SLG: 0.422	0-3 K			0-0 6-3			0-0 HR	0-0 5-3		4 1 1 1 0 1 3			
Dickie Thon, R (1, 6) OBP: 0.294, SLG: 0.378		0-0 F9		0-3 K			0-3 K			3 0 0 0 0 2 0			
Tom Nieto, R (1, 2) OBP: 0.500, SLG: 0.500 Curt Ford, L (7, PH) OBP: 0.274, SLG: 0.298 Darren Daulton, L (7, 2) OBP: 0.289, SLG: 0.300		0-0 FC3-6 1B			0-0 F9		0-0 F8			2 0 1 0 0 0 0 1 0 0 0 0 0 0 0 0 0 0 0 0 0			
Terry Mulholland, R (1, 1) OBP: 0.063, SLG: 0.094 Larry McWilliams, L (6, 1) OBP: 0.111, SLG: 0.185 Dwayne Murphy, L (7, PH) OBP: 0.348, SLG: 0.412 Jeff Parrett, R (7, 1)		0-0 FC3-6 1-2f			0-0 5-3		0-0 4-3			2 0 0 0 0 0 1 0 0 0 0 0 0 0 1 0 0 0 0 0 0 0 0 0 0 0 0 0			
<b>Inning Stats</b>	R: 1 H: 2 E: 0 LOB: 2 K: 1 BB: 1 S: 7 P: 11	R: 0 H: 1 E: 0 LOB: 1 K: 0 BB: 0 S: 4 P: 4	R: 0 H: 0 E: 0 LOB: 0 K: 0 BB: 0 S: 3 P: 3	R: 0 H: 0 E: 0 LOB: 0 K: 1 BB: 0 S: 5 P: 5	R: 0 H: 0 E: 0 LOB: 0 K: 0 BB: 0 S: 3 P: 3	R: 0 H: 1 E: 0 LOB: 1 K: 0 BB: 0 S: 4 P: 4	R: 1 H: 1 E: 0 LOB: 0 K: 1 BB: 0 S: 6 P: 6	R: 0 H: 0 E: 0 LOB: 0 K: 0 BB: 0 S: 3 P: 3	R: 0 H: 1 E: 0 LOB: 1 K: 0 BB: 0 S: 3 P: 3	1B: 4 SF: 0 2B: 1 SAC: 0 3B: 0 DP: 1 HR: 1 HBP: 0		WP: 0 PA: 33 PB: 0 SB: 0 CS: 0	
<b>PITCHER</b>	IP WLS BF H R ER SO BB IBB HBP BLK WP HR S P ERA WHIP											<b>PITCHER</b>	IP WLS BF H R ER SO BB IBB HBP BLK WP HR S P ERA WHIP
Kelly Downs, R (1, 1) ERA: 4.27	6.0 W 24 5 2 2 2 0 1 0 0 0 0 1 27 31 3.00 0.833												
Jeff Brantley, R (7, 1) ERA: 3.92	1.0 3 0 0 0 1 0 0 0 0 0 0 0 5 5 0.00 0.000												
Craig Lefferts, L (8, 1) ERA: 2.62	1.0 3 0 0 0 0 0 0 0 0 0 0 0 3 3 0.00 0.000												
Steve Bedrosian, R (9, 1) ERA: 3.21	0.0 S 0 0 0 0 0 0 0 0 0 0 0 0 0 0 ∞ ∞												

livebaseballscorecards.com

AB	32
R	2
H	6
RBI	2
BB	1
SO	3
LOB	9





Batter	1	2	3	4	5	6	7	8	9	AB R H RBI BB SO LOB	TOP	
Gregg Jefferies, S OBP: 0.300, SLG: 0.348 (1, 4) B X	1-0 G3		2-1 L6			1-1 FC6-5 S 1B		0-0 SF9		3 0 1 1 0 0 1		
Juan Samuel, R OBP: 0.307, SLG: 0.353 (1, 8) X	0-0 F9			4-1 G6-3 WP BB		2-2 FC6-5 1-3		0-1 G6-3		3 0 0 0 1 0 2		
Howard Johnson, S OBP: 0.380, SLG: 0.592 (1, 5) C C C C X	0-2 P5			2-0 P6 1-2		2-1 F9			2-2 S 1B	4 0 1 0 0 0 2		
Darryl Strawberry, L OBP: 0.311, SLG: 0.484 (1, 9) C C C C C C C C C		1-3 K		0-2 G6-3 2-3			3-1 P6		3-3 K	4 0 0 0 0 2 2		
Kevin McReynolds, R OBP: 0.331, SLG: 0.451 (1, 7) B C C C C		2-3 K		1-1 G5-3			0-0 G4-6-3 1B		1-1 F9	4 0 1 0 0 1 2		
Keith Hernandez, L OBP: 0.330, SLG: 0.333 (1, 3) B C C C C C C		1-3 K			1-0 P7		0-0 G4-6-3 1-2f		1-0 F9	4 0 0 0 0 1 2		
Gary Carter, R OBP: 0.229, SLG: 0.248 (1, 2) B X				1-0 1B		0-1 F8		0-2 F9		3 0 1 0 0 0 0		
Kevin Elster, R OBP: 0.285, SLG: 0.355 (1, 6) C C C C C C C			1-2 L3		3-2 P3			0-0 E5 2B SF9		3 1 0 0 0 0 1		
Ron Darling, R OBP: 0.159, SLG: 0.246 (1, 1) Dave Magadan, L OBP: 0.365, SLG: 0.400 (8, PH) Lou Thornton, L (8, PR) Jeff Musselman, L (8, 1) L M			0-3 K			1-2 F9		0-0 2B		2 0 0 0 0 1 1 1 0 1 0 0 0 0 0 0 0 0 0 0 0 0 0 0 0 0 0 0		
Inning Stats	R: 0 H: 0 E: 0 LOB: 0 K: 0 BB: 0 S: 6 P: 7	R: 0 H: 0 E: 0 LOB: 0 K: 3 BB: 0 S: 12 P: 16	R: 0 H: 1 E: 0 LOB: 1 K: 1 BB: 0 S: 9 P: 13	R: 0 H: 0 E: 0 LOB: 1 K: 0 BB: 1 S: 7 P: 14	R: 0 H: 0 E: 0 LOB: 0 K: 0 BB: 0 S: 6 P: 10	R: 0 H: 1 E: 0 LOB: 1 K: 0 BB: 0 S: 12 P: 18	R: 0 H: 1 E: 0 LOB: 0 K: 0 BB: 0 S: 4 P: 7	R: 1 H: 1 E: 1 LOB: 1 K: 0 BB: 0 S: 8 P: 8	R: 0 H: 1 E: 0 LOB: 1 K: 1 BB: 0 S: 13 P: 20	1B: 4 SF: 1 2B: 1 SAC: 0 3B: 0 DP: 1 HR: 0 HBP: 0	WP: 1 PA: 33 PB: 0 SB: 2 CS: 0	
PITCHER Scott Garrelts, R ERA: 2.26 (1, 1) Craig Leferts, L ERA: 2.59 (9, 1)	IP WLS BF H R ER SO BB IBB HBP BLK WP HR S P ERA WHIP											PITCHER IP WLS BF H R ER SO BB IBB HBP BLK WP HR S P ERA WHIP

New York Mets @ San Francisco Giants  
 Candlestick Park, San Francisco, CA  
 Fri Sep 01 1989, 10:05 PM EDT  
 Att: 29,413 - Unknown

livebaseballscorecards.com

AB	31
R	1
H	5
RBI	1
BB	1
SO	5
LOB	13



Batter	1	2	3	4	5	6	7	8	9
<b>Brett Butler, L</b> (1, 8) OBP: 0.346, SLG: 0.355	2-1 G6-3		1-0 FC6-4 1B 2B		2-1 G3		0-1 HR 1B	3-3 K	
<b>Robby Thompson, R</b> (1, 4) OBP: 0.333, SLG: 0.412	0-1 G6-3		0-0 E5 FC6-4		4-2 BB		3-3 K 1-2	3-3 K	
<b>Will Clark, L</b> (1, 3) OBP: 0.409, SLG: 0.546	1-1 BB 1B		0-0 FC6-4 1B WP 1-2f 2-3		0-1 F8		4-0 HR IBB		
<b>Kevin Mitchell, R</b> (1, 7) OBP: 0.388, SLG: 0.657	4-1 1-2 BB		2-1 WP 1B 1-3 3-H		3-3 K		0-0 HR 1-H 2-H		
<b>Matt Williams, R</b> (1, 5) OBP: 0.244, SLG: 0.479	0-3 K		2-3 K 1-2 3-H		2-1 L9		1-2 G1-3		
<b>Jim Weaver, L</b> (1, 9) OBP: 0.333, SLG: 0.667		1-3 K		3-3 K		1-2 1B 2B		4-2 FC1 E BB	
<b>Candy Maldonado, R</b> (8, 9) OBP: 0.301, SLG: 0.376									
<b>Terry Kennedy, L</b> (1, 2) OBP: 0.313, SLG: 0.325		0-0 G3-1		0-3 K		3-2 1B		0-0 FC1 SH2-4 1-H 2B	
<b>Mike Benjamin, R</b> (8, PR) OBP: 0.250, SLG: 0.250									
<b>Craig Lefferts, L</b> (9, 1)									
<b>Jose Uribe, S</b> (1, 6) OBP: 0.268, SLG: 0.279		0-1 G3		0-0 F9		1-0 F9		0-0 SH2-4	
<b>Scott Garrelts, R</b> (1, 1) OBP: 0.193, SLG: 0.222			0-3 K		0-3 K		0-0 G5-3	0-1 2B	
<b>Bill Bathe, R</b> (8, PH) OBP: 0.263, SLG: 0.333									

Inning Stats	R: 0	H: 1	E: 0	K: 1	S: 10	LOB: 2	BB: 1	P: 17
	R: 0	H: 0	E: 0	K: 1	S: 7 <td>LOB: 0</td> <td>BB: 0</td> <td>P: 8 </td>	LOB: 0	BB: 0	P: 8
	R: 2	H: 2	E: 1	K: 2	S: 12 <td>LOB: 1</td> <td>BB: 0</td> <td>P: 17 </td>	LOB: 1	BB: 0	P: 17
	R: 0	H: 0	E: 0	K: 2	S: 8 <td>LOB: 0</td> <td>BB: 0</td> <td>P: 11 </td>	LOB: 0	BB: 0	P: 11
	R: 0	H: 0	E: 0	K: 1	S: 11 <td>LOB: 1</td> <td>BB: 1</td> <td>P: 17 </td>	LOB: 1	BB: 1	P: 17
	R: 0	H: 2	E: 0	K: 1	S: 15 <td>LOB: 2</td> <td>BB: 0</td> <td>P: 25 </td>	LOB: 2	BB: 0	P: 25
	R: 3	H: 2	E: 0	K: 1	S: 11 <td>LOB: 0</td> <td>BB: 1</td> <td>P: 19 </td>	LOB: 0	BB: 1	P: 19
	R: 2	H: 1	E: 1	K: 2	S: 16 <td>LOB: 1</td> <td>BB: 1</td> <td>P: 26 </td>	LOB: 1	BB: 1	P: 26

PITCHER	IP	WLS	BF	H	R	ER	SO	BB	IBB	HBP	BLK	WP	HR	S	P	ERA	WHIP
<b>Ron Darling, R</b> (1, 1) ERA: 3.7	7.0	L	32	7	5	3	9	2	1	0	0	1	1	74	114	3.86	1.286
<b>Jeff Musselman, L</b> (8, 1) ERA: 6.58	1.0		6	1	2	1	2	1	0	0	0	0	0	16	26	9.00	2.000

**BOTTOM**


**New York Mets @ San Francisco Giants**  
Candlestick Park, San Francisco, CA

Fri Sep 01 1989, 10:05 PM EDT  
Att. 29,413 - Unknown

AB	R	H	RBI	BB	SO	LOB
5	2	2	0	0	1	1
4	0	0	0	1	2	3
3	2	1	0	1	0	3
3	1	2	4	1	1	0
4	0	0	0	0	2	3
3	0	1	0	0	2	0
0	1	0	0	1	0	0
4	0	1	0	0	1	0
0	1	0	0	0	0	0
3	0	0	0	0	0	2
3	0	0	0	0	2	0
1	0	1	1	0	0	0

AB	33
R	7
H	8
RBI	5
BB	4
SO	11
LOB	12

WP: 1 PA: 38  
PB: 0 SB: 1 CS: 0  
SF: 0 SAC: 1 DP: 0 HBP: 0



WP	HR	S	P	ERA	WHIP
1	1	1	1		

Batter	1	2	3	4	5	6	7	8	9	AB R H RBI BB SO LOB	TOP											
<b>Gregg Jefferies, S</b> OBP: 0.299, SLG: 0.347 (1, 4) C X	0-1 F8 		0-0 G4-3 			1-0 1B 		1-1 L8 		4 0 1 0 0 0 0												
<b>Juan Samuel, R</b> OBP: 0.307, SLG: 0.352 (1, 8) C X	0-1 L5 			2-0 P3 		0-1 1B 		1-3 K 		4 0 1 0 0 1 0												
<b>Howard Johnson, S</b> OBP: 0.379, SLG: 0.596 (1, 5) X	0-0 P5 			0-0 P8 		2-3 K 			3-0 HR 	4 1 1 1 0 1 2												
<b>Darryl Strawberry, L</b> OBP: 0.311, SLG: 0.481 (1, 9) X		0-0 G3 		4-2 BB 		1-0 P5 		1-2 L3 		3 0 0 0 1 0 2												
<b>Kevin McReynolds, R</b> OBP: 0.328, SLG: 0.447 (1, 7) C B C B T C B C T C B C T C B C		2-3 K 		1-0 P4 		0-0 G3 		1-1 G6-3 		4 0 0 0 0 1 3												
<b>Dave Magadan, L</b> OBP: 0.367, SLG: 0.404 (1, 3) B X		1-0 2B 			1-1 F8 		1-2 G4-3 		1-0 1B 	4 0 2 0 0 0 0												
<b>Barry Lyons, R</b> OBP: 0.278, SLG: 0.339 (1, 2) <b>Mackey Sasser, L</b> OBP: 0.313, SLG: 0.412 (9, PH) C B C X		0-2 G3-1 			0-0 F7 		0-3 K 		1-0 P6 	3 0 0 0 0 1 1 1 0 0 0 0 0 1												
<b>Kevin Elster, R</b> OBP: 0.285, SLG: 0.363 (1, 6) C B X			1-1 F9 		2-0 HR 		0-0 F8 			3 1 1 1 0 0 0												
<b>Frank Viola, L</b> OBP: 0.154, SLG: 0.083 (1, 1) <b>Keith Miller, R</b> OBP: 0.237, SLG: 0.270 (8, PH) <b>Randy Myers, L</b> (8, 1) C B C B C B C X			0-0 G1-3 		1-3 K 			3-2 F8 		2 0 0 0 0 1 0 1 0 0 0 0 0 0 0 0 0 0 0 0 0												
<b>Inning Stats</b>	R: 0 E: 0 K: 0 S: 5	H: 0 LOB: 0 BB: 0 P: 5	R: 0 E: 0 K: 1 S: 8	H: 1 LOB: 1 BB: 0 P: 11	R: 0 E: 0 K: 0 S: 4	H: 0 LOB: 0 BB: 0 P: 5	R: 0 E: 0 K: 0 S: 5	H: 0 LOB: 1 BB: 1 P: 12	R: 1 E: 0 K: 1 S: 7	H: 1 LOB: 0 BB: 0 P: 11	R: 0 E: 0 K: 1 S: 9	H: 2 LOB: 2 BB: 0 P: 13	R: 0 E: 0 K: 1 S: 7	H: 0 LOB: 0 BB: 0 P: 8	R: 0 E: 0 K: 1 S: 8	H: 0 LOB: 0 BB: 0 P: 13	R: 1 E: 0 K: 0 S: 8	H: 2 LOB: 1 BB: 0 P: 15	1B: 3 2B: 1 3B: 0 HR: 2	SF: 0 SAC: 0 DP: 0 HBP: 0	WP: 0 PB: 0 SB: 0 CS: 0	PA: 34
<b>PITCHER</b>	IP WLS BF H R ER SO BB IBB HBP BLK WP HR S P ERA WHIP																		<b>PITCHER</b>	IP WLS BF H R ER SO BB IBB HBP BLK WP HR S P ERA WHIP		
<b>Rick Reuschel, R</b> ERA: 2.6 (1, 1)	8.0 W 29 4 1 1 5 1 0 0 0 0 1 53 78 1.12 0.625																		<b>Jeff Brantley, R</b> ERA: 3.98 (9, 1)	1.0 5 2 1 1 0 0 0 0 0 0 0 1 8 15 9.00 2.000		

New York Mets @ San Francisco Giants  
Candlestick Park, San Francisco, CA

Sat Sep 02 1989, 6:33 AM EDT  
Att. 31,066 - Sunny - 80 F

livebaseballscorecards.com

AB	33
R	2
H	6
RBI	2
BB	1
SO	5
LOB	9



Batter	1	2	3	4	5	6	7	8	9	AB	R	H	RBI	BB	SO	LOB
<b>Brett Butler, L</b> OBP: 0.345, SLG: 0.354 (1, 8) B X	2-0 G3-6-3 1B		1-0 L6		1-2 G6-3		2-0 F8			4	0	1	0	0	0	1
<b>Robby Thompson, R</b> OBP: 0.330, SLG: 0.408 (1, 4) F B SAFE X	1-2 F8		2-2 L6			1-1 F9		1-2 P1		4	0	0	0	0	0	1
<b>Will Clark, L</b> OBP: 0.408, SLG: 0.544 (1, 3) B X	1-0 G3-6-3 1-2f		1-3 K			0-0 BB HR 1B		1-3 K		4	1	1	0	0	2	1
<b>Kevin Mitchell, R</b> OBP: 0.391, SLG: 0.656 (1, 7) B X		1-0 E7 1B		4-1 L4-3 BB		4-1 HR BB		2-3 K 2B		2	3	1	0	2	1	0
<b>Matt Williams, R</b> OBP: 0.249, SLG: 0.500 (1, 5) C SAFE X		0-3 K		1-1 L4-3 1-2		1-0 HR		0-0 2B		4	1	2	4	0	1	2
<b>Donell Nixon, R</b> OBP: 0.311, SLG: 0.278 (1, 9) C SAFE X		3-2 2B 1B		1-1 F8		0-1 G6-3		1-3 K		4	1	1	1	0	1	1
<b>Bob Brenly, R</b> OBP: 0.257, SLG: 0.275 (1, 2) P SAFE X		3-2 2B			0-1 E6		0-1 F7			3	0	1	1	0	0	0
<b>Jose Uribe, S</b> OBP: 0.267, SLG: 0.277 (1, 6) B SAFE X		3-3 K		2-3 K			2-1 F8			3	0	0	0	0	2	2
<b>Rick Reuschel, R</b> OBP: 0.228, SLG: 0.154 (1, 1) <b>Jeff Brantley, R</b> OBP: 0.083, SLG: 0.083 (9, 1) B SAFE X		1-3 K			0-0 B2		1-3 K			3	0	0	0	0	2	2
										0	0	0	0	0	0	0

Inning Stats	R: 0	H: 1	E: 0	K: 0	S: 5	R: 2	H: 3	E: 1	K: 3	S: 19	R: 0	H: 0	E: 0	K: 1	S: 10	R: 0	H: 0	E: 0	K: 0	S: 5	R: 0	H: 0	E: 1	K: 1	S: 9	R: 3	H: 2	E: 0	K: 0	S: 9	R: 0	H: 0	E: 0	K: 1	S: 6	R: 1	H: 1	E: 0	K: 3	S: 15
	LOB: 0	BB: 0	P: 9	LOB: 1	BB: 0	P: 29	LOB: 0	BB: 0	P: 14	LOB: 1	BB: 0	P: 12	LOB: 0	BB: 1	P: 15	LOB: 0	BB: 0	P: 11	LOB: 0	BB: 0	P: 11	LOB: 1	BB: 0	P: 20	LOB: 1	BB: 0	P: 2	LOB: 0	BB: 0	P: 2	LOB: 0	BB: 0	P: 2	LOB: 0	BB: 0	P: 2	LOB: 0	BB: 0	P: 2	
<b>PITCHER</b>	IP	WLS	BF	H	R	ER	SO	BB	IBB	HBP	BLK	WP	HR	S	P	ERA	WHIP																							
<b>Frank Viola, L</b> ERA: 3.65 (1, 1)	7.0	L	28	6	5	5	6	2	0	0	0	0	1	63	101	6.43	1.143																							
<b>Randy Myers, L</b> ERA: 1.98 (8, 1)	1.0		5	1	1	1	3	0	0	0	0	1	0	15	20	9.00	1.000																							

**BOTTOM**

**New York Mets @ San Francisco Giants**  
Candlestick Park, San Francisco, CA

Sat Sep 02 1989, 6:33 AM EDT  
Att: 31,066 - Sunny - 80 F

livebaseballscorecards.com

<b>AB</b>	<b>31</b>
<b>R</b>	<b>6</b>
<b>H</b>	<b>7</b>
<b>RBI</b>	<b>6</b>
<b>BB</b>	<b>2</b>
<b>SO</b>	<b>9</b>
<b>LOB</b>	<b>10</b>

**GIANTS**

WP: 1	PA: 33
PB: 0	SB: 1
CS: 0	

Batter	1	2	3	4	5	6	7	8	9	AB R H RBI BB SO LOB	TOP																				
Gregg Jefferies, S (1, 4) OBP: 0.297, SLG: 0.343	0-0 F9		1-2 F5			0-0 G3-6		1-0 G6-3		4 0 0 0 0 0 2																					
Keith Hernandez, L (1, 3) OBP: 0.324, SLG: 0.326	0-0 P5			0-0 F8		0-0 P5			0-3 K	4 0 0 0 0 1 0																					
Kevin McReynolds, R (1, 7) OBP: 0.327, SLG: 0.445	2-2 F9			2-1 P3			0-3 K		0-1 1B	4 0 1 0 0 1 0																					
Howard Johnson, S (1, 5) OBP: 0.376, SLG: 0.591		2-3 K		1-1 F7			1-2 F9		0-2 P5	4 0 0 0 0 1 1																					
Darryl Strawberry, L (1, 9) OBP: 0.314, SLG: 0.483		3-1 1B			1-2 1B		0-1 1B		2-1 F8	4 0 3 0 0 0 1																					
Juan Samuel, R (1, 8) OBP: 0.305, SLG: 0.350		0-0 F9			1-3 K		2-0 G4-3			3 0 0 0 0 1 3																					
Mackey Sasser, L (1, 2) OBP: 0.313, SLG: 0.410		0-1 F8			0-1 1B			0-0 G3-1		3 0 1 0 0 0 1																					
Kevin Elster, R (1, 6) OBP: 0.286, SLG: 0.365			2-1 F8		3-1 F8			0-2 G4-3 2B		3 0 1 0 0 0 1																					
Bob Ojeda, L (1, 1) OBP: 0.172, SLG: 0.127			1-2 F8			0-0 G3-6 1B		1-2 G4-3		2 0 1 0 0 0 0																					
Dave Magadan, L (8, PH) OBP: 0.366, SLG: 0.403										1 0 0 0 0 0 1																					
Don Aase, R (8, 1)										0 0 0 0 0 0 0																					
<b>Inning Stats</b>	R: 0 E: 0 K: 0 S: 5	H: 0 LOB: 0 BB: 0 P: 7	R: 0 E: 0 K: 1 S: 8	H: 1 LOB: 1 BB: 0 P: 13	R: 0 E: 0 K: 0 S: 8	H: 0 LOB: 0 BB: 0 P: 12	R: 0 E: 0 K: 0 S: 5	H: 0 LOB: 0 BB: 0 P: 8	R: 0 E: 0 K: 1 S: 11	H: 2 LOB: 1 BB: 0 P: 16	R: 0 E: 0 K: 0 S: 3	H: 1 LOB: 0 BB: 0 P: 3	R: 0 E: 0 K: 1 S: 11	H: 1 LOB: 1 BB: 0 P: 14	R: 0 E: 0 K: 0 S: 8	H: 1 LOB: 1 BB: 0 P: 10	R: 0 E: 0 K: 1 S: 11	H: 1 LOB: 1 BB: 0 P: 13	1B: 6 2B: 1 3B: 0 HR: 0	SF: 0 SAC: 0 DP: 1 HBP: 0	WP: 0 PB: 0 SB: 0 CS: 0	PA: 32									
<b>PITCHER</b> Don Robinson, R (1, 1) ERA: 3.25	IP 9.0	WLS W	BF 32	H 7	R 0	ER 0	SO 4	BB 0	IBB 0	HBP 0	BLK 0	WP 0	HR 0	S 70	P 96	ERA 0.00	WHIP 0.778														
											<b>PITCHER</b>	IP	WLS	BF	H	R	ER	SO	BB	IBB	HBP	BLK	WP	HR	S	P	ERA	WHIP			

**New York Mets @ San Francisco Giants**  
**Candlestick Park, San Francisco, CA**

AB	32
R	0
H	7
RBI	0
BB	0
SO	4
LOB	10



Sun Sep 03 1989, 6:33 AM EDT  
 Att. 44,084 - Sunny

livebaseballscorecards.com



Batter	1	2	3	4	5	6	7	8	9	AB	R	H	RBI	BB	SO	LOB
<b>Brett Butler, L</b> OBP: 0.344, SLG: 0.354 (1, 8)	0-0 1B S 1B	3-2 L7			2-3 K		2-0 F7			4	1	1	0	0	1	0
<b>Robby Thompson, R</b> OBP: 0.331, SLG: 0.411 (1, 4)	1-0 BB 1B 1-3 BB 1B		2-2 G4-3 2B		1-1 G6-3			2-3 K		4	1	2	0	0	1	0
<b>Will Clark, L</b> OBP: 0.409, SLG: 0.546 (1, 3)	0-0 BB BB 1-2 BB 1B		1-2 G4-3			0-2 E3 S HR G5-3		2-2 2B		4	1	2	1	0	0	1
<b>Kevin Mitchell, R</b> OBP: 0.388, SLG: 0.651 (1, 7)	0-1 F9		1-1 G6-3			3-2 G5-3 1-2		2-3 K		4	0	0	0	0	1	5
<b>Matt Williams, R</b> OBP: 0.254, SLG: 0.513 (1, 5)	4-2 BB 1-2 BB 2-3 BB		3-3 K			1-0 HR		0-3 K		3	1	1	2	1	2	2
<b>Donell Nixon, R</b> OBP: 0.312, SLG: 0.273 (1, 9)	4-2 G6-4-3 1-2 BB 2-3 BB 3-H			0-0 G1-3		0-0 G6-3				2	0	0	1	1	0	0
<b>Bob Brenly, R</b> OBP: 0.250, SLG: 0.266 (1, 2)	2-2 G6-4-3 1-2f		1-2 G4-3			0-3 K				3	0	0	0	0	1	3
<b>Jose Uribe, S</b> OBP: 0.267, SLG: 0.278 (1, 6)		0-0 F7		1-1 G5-3			3-2 CS 1B			3	0	1	0	0	0	0
<b>Don Robinson, R</b> OBP: 0.205, SLG: 0.325 (1, 1)		2-2 G4-3			2-1 F7		1-2 SAFE F8 1-2			3	0	0	0	0	0	1

Inning Stats	R: 2	H: 3	E: 0	K: 0	S: 13	H: 3	LOB: 2	BB: 2	P: 24	R: 0	H: 0	E: 0	K: 0	S: 16	H: 0	LOB: 0	BB: 0	P: 21	R: 0	H: 1	E: 0	K: 1	S: 12	H: 0	LOB: 1	BB: 0	P: 19	R: 0	H: 0	E: 0	K: 0	S: 6	H: 0	LOB: 0	BB: 0	P: 8	R: 0	H: 0	E: 0	K: 1	S: 7	H: 0	LOB: 0	BB: 0	P: 12	R: 2	H: 1	E: 1	K: 1	S: 12	H: 1	LOB: 0	BB: 0	P: 16	R: 0	H: 1	E: 0	K: 0	S: 7	H: 1	LOB: 0	BB: 0	P: 13	R: 0	H: 1	E: 0	K: 3	S: 13	H: 1	LOB: 1	BB: 0	P: 19
--------------	------	------	------	------	-------	------	--------	-------	-------	------	------	------	------	-------	------	--------	-------	-------	------	------	------	------	-------	------	--------	-------	-------	------	------	------	------	------	------	--------	-------	------	------	------	------	------	------	------	--------	-------	-------	------	------	------	------	-------	------	--------	-------	-------	------	------	------	------	------	------	--------	-------	-------	------	------	------	------	-------	------	--------	-------	-------

PITCHER	IP	WLS	BF	H	R	ER	SO	BB	IBB	HBP	BLK	WP	HR	S	P	ERA	WHIP
<b>Bob Ojeda, L</b> ERA: 3.6 (1, 1)	7.0	L	28	6	4	3	3	2	0	0	0	0	1	73	113	3.86	1.143
<b>Don Aase, R</b> ERA: 3.67 (8, 1)	1.0		4	1	0	0	3	0	0	0	0	0	0	13	19	0.00	1.000


**BOTTOM**

**New York Mets @ San Francisco Giants**  
Candlestick Park, San Francisco, CA

Sun Sep 03 1989, 6:33 AM EDT  
Att. 44,084 - Sunny

livebaseballscorecards.com

<b>AB</b>	<b>30</b>
<b>R</b>	<b>4</b>
<b>H</b>	<b>7</b>
<b>RBI</b>	<b>4</b>
<b>BB</b>	<b>2</b>
<b>SO</b>	<b>6</b>
<b>LOB</b>	<b>12</b>



<b>WP: 0</b>	<b>PA: 32</b>
<b>PB: 0</b>	
<b>SB: 2</b>	
<b>CS: 1</b>	



Batter	1	2	3	4	5	6	7	8	9	AB	R	H	RBI	BB	SO	LOB
Herm Winningham, L (1, 8) OBP: 0.307, SLG: 0.328	3-3 K		0-1 G4-3	0-0 G4-3		2-2 FC5-4 3B		1-3 K		5	1	0	0	0	2	2
Luis Quinones, S (1, 4) OBP: 0.331, SLG: 0.478	2-1 HR		2-1 2B	1-0 1B		0-1 F7			0-2 F8	5	2	3	2	0	0	1
Paul O'Neill, L (1, 9) OBP: 0.355, SLG: 0.470	3-3 K		1-0 2B	1-3 K		2-2 3B			4-2 2B BB	4	1	2	2	1	2	1
Ken Griffey, L (1, 7) OBP: 0.339, SLG: 0.393	1-0 F7		0-0 F7			0-2 G5-3			0-1 2B	3	0	0	0	0	1	1
Rolando Roomes, R (6, PH) OBP: 0.262, SLG: 0.421									1-3 2B	1	0	0	0	0	0	1
Barry Larkin, R (9, PH) OBP: 0.368, SLG: 0.448										1	0	1	0	0	0	0
Todd Benzinger, S (1, 3) OBP: 0.293, SLG: 0.394		1-1 WP 1B	1-1 2B			2-2 HR			4-0 IBB	4	2	3	2	1	0	0
Chris Sabo, R (1, 5) OBP: 0.313, SLG: 0.402		1-0 F7	3-1 1B 2B			0-0 G5-3			2-1 P6	5	1	1	1	0	0	4
Joe Oliver, R (1, 2) OBP: 0.311, SLG: 0.375		0-1 SAFE F7	1-2 FC5-4 1B			0-1 1B			1-1 G4-3	4	0	2	1	0	0	1
Dave Collins, S (9, PH) OBP: 0.329, SLG: 0.297										1	0	0	0	0	0	3
Mariano Duncan, R (1, 6) OBP: 0.292, SLG: 0.374		2-1 G6-3	1-1 FC5-4			0-0 F9				4	0	0	0	0	1	3
Tim Leary, R (1, 1) OBP: 0.173, SLG: 0.143			0-1 E6 2B						2-3 K	2	1	1	0	1	1	0
Ron Oester, S (8, PH) OBP: 0.303, SLG: 0.290										1	0	0	0	0	1	0
Norm Charlton, S (9, 1)										0	0	0	0	0	0	0
John Franco, L (9, 1)										0	0	0	0	0	0	0
Rob Dibble, L (9, 1)										0	0	0	0	0	0	0

Inning Stats	R: 1	H: 1	E: 0	LOB: 0	K: 2	S: 11	R: 0	H: 1	E: 0	LOB: 1	K: 0	S: 7	R: 5	H: 6	E: 1	LOB: 1	K: 0	S: 18	R: 0	H: 1	E: 0	LOB: 1	K: 2	S: 10	R: 1	H: 2	E: 0	LOB: 1	K: 1	S: 10	R: 1	H: 1	E: 0	LOB: 1	K: 0	S: 14	R: 0	H: 0	E: 0	LOB: 0	K: 0	S: 5	R: 0	H: 0	E: 0	LOB: 0	K: 3	S: 10	R: 0	H: 1	E: 0	LOB: 3	K: 0	S: 11	1B: 5	SF: 0	2B: 5	SAC: 0	3B: 1	DP: 0	HR: 2	HBP: 0
--------------	------	------	------	--------	------	-------	------	------	------	--------	------	------	------	------	------	--------	------	-------	------	------	------	--------	------	-------	------	------	------	--------	------	-------	------	------	------	--------	------	-------	------	------	------	--------	------	------	------	------	------	--------	------	-------	------	------	------	--------	------	-------	-------	-------	-------	--------	-------	-------	-------	--------

PITCHER	IP	WLS	BF	H	R	ER	SO	BB	IBB	HBP	BLK	WP	HR	S	P	ERA	WHIP
Kelly Downs, R (1, 1) ERA: 5.04	2.2		15	7	6	6	2					1	1	30	50	20.25	2.625
Bob Knepper, L (3, 1) ERA: 5.04	2.1		11	4	1	1	3					0	1	26	36	3.86	1.714
Trevor Wilson, L (6, 1) ERA: 4.88	1.0		5	1	1	1	0	1				0	0	14	22	9.00	2.000
Randy McCament, R (7, 1) ERA: 2.91	1.0		3	0	0	0	0					0	0	5	9	0.00	0.000
Ernie Camacho, R (8, 1) ERA: 4.0	1.0	W	3	0	0	0	3					0	0	10	14	0.00	0.000


**BOTTOM**

**San Francisco Giants @ Cincinnati Reds**  
Riverfront Stadium, Cincinnati, OH

Mon Sep 04 1989, 7:05 PM EDT  
Att. 15,140 - Unknown

livebaseballscorecards.com

AB	40
R	8
H	13
RBI	8
BB	3
SO	8
LOB	17



PITCHER	IP	WLS	BF	H	R	ER	SO	BB	IBB	HBP	BLK	WP	HR	S	P	ERA	WHIP
Steve Bedrosian, R (9, 1) ERA: 3.16	1.0		6	1	0	0	0	1	1	0	0	0	0	11	22	0.00	2.000

Batter	1	2	3	4	5	6	7	8	9	AB R H RBI BB SO LOB	TOP											
<b>Brett Butler, L</b> (1, 8) OBP: 0.343, SLG: 0.352	0-1 G1-3		0-0 F7		1-0 CS 1B			2-2 G4-3	0-2 G4-3	5 0 1 0 0 0 0												
<b>Robby Thompson, R</b> (1, 4) OBP: 0.330, SLG: 0.407	0-3 K		0-3 K		3-1 CS 1-2	0-3 K		2-1 1B FC4-6 HBP		3 1 0 0 0 3 0												
<b>Will Clark, L</b> (1, 3) OBP: 0.411, SLG: 0.551	2-1 1B			4-2 HR BB		0-0 F8		0-0 FC4-6 1B		3 1 2 0 1 0 0												
<b>Matt Williams, R</b> (1, 6) OBP: 0.248, SLG: 0.510	1-0 F7			2-0 1-H HR		1-1 F8		1-1 FC4-6 2B		4 2 1 3 0 0 2												
<b>Ernest Riles, L</b> (1, 5) OBP: 0.335, SLG: 0.405		1-1 G4-3		2-3 K		0-1 FC6-4 1B		4-2 2B BB		3 1 1 0 1 1 0												
<b>Jim Weaver, L</b> (1, 9) OBP: 0.375, SLG: 0.625		2-1 S 1B		1-3 K		1-1 P5		1-0 1-H 2-H 2B		4 0 2 2 0 1 1												
<b>Donell Nixon, R</b> (1, 7) OBP: 0.308, SLG: 0.272		2-1 F8		2-2 G6-3		0-0 FC6-4 1B		3-3 K		4 0 0 0 0 1 3												
<b>Terry Kennedy, L</b> (1, 2) OBP: 0.316, SLG: 0.339		3-2 P2			0-1 G4-3		0-0 1-2 1B		2-3 K	3 0 1 0 0 0 1												
<b>Chris Speier, R</b> (9, PH) OBP: 0.250, SLG: 0.179		1-2			1-0 F8		1-0 F9		1-0 G6-3	1 0 0 0 0 1 0												
<b>Michael LaCoss, R</b> (1, 1) OBP: 0.162, SLG: 0.121			1-0 P3							1 0 0 0 0 0 0												
<b>Ken Oberkfell, L</b> (5, PH) OBP: 0.300, SLG: 0.359										1 0 0 0 0 0 0												
<b>Bob Knepper, L</b> (5, 1) OBP: 0.340, SLG: 0.410										0 0 0 0 0 0 0												
<b>Mike Laga, L</b> (7, PH) OBP: 0.000, SLG: 2.500										0 0 0 0 0 0 0												
<b>Bill Bathe, R</b> (7, PH) OBP: 0.273, SLG: 0.333										1 0 0 0 0 0 2												
<b>Craig Lefferts, L</b> (7, 1) OBP: 0.273, SLG: 0.333										0 0 0 0 0 0 0												
<b>Greg Litton, R</b> (9, PH) OBP: 0.306, SLG: 0.437										1 0 0 0 0 0 0												
<b>Inning Stats</b>	R: 0 E: 0 K: 1 S: 8	H: 1 LOB: 1 BB: 0 P: 11	R: 0 E: 0 K: 0 S: 13	H: 1 LOB: 1 BB: 0 P: 21	R: 0 E: 0 K: 1 S: 5	H: 0 LOB: 0 BB: 0 P: 6	R: 2 E: 0 K: 2 S: 15	H: 1 LOB: 0 BB: 1 P: 26	R: 0 E: 0 K: 0 S: 5	H: 1 LOB: 0 BB: 0 P: 10	R: 0 E: 0 K: 1 S: 6	H: 0 LOB: 0 BB: 0 P: 7	R: 0 E: 0 K: 0 S: 7	H: 2 LOB: 2 BB: 0 P: 9	R: 3 E: 0 K: 1 S: 15	H: 2 LOB: 1 BB: 1 P: 28	R: 0 E: 0 K: 1 S: 8	H: 0 LOB: 0 BB: 0 P: 11	1B: 6 2B: 1 3B: 0 HR: 1	SF: 0 SAC: 0 DP: 0 HBP: 1	WP: 0 PB: 0 SB: 1 CS: 1	PA: 38
<b>PITCHER</b>	IP WLS BF H R ER SO BB IBB HBP BLK WP HR S P ERA WHIP																					
<b>Jack Armstrong, R</b> (1, 1) ERA: 4.21	6.2 W 26 6 2 2 5 1 0 0 0 0 1 58 88 2.70 1.050																					
<b>Rosario Rodriguez, L</b> (7, 1) ERA:	0.1 1 0 0 0 0 0 0 0 0 0 0 0 1 2 0.00 0.000																					
<b>Rick Mahler, R</b> (8, 1) ERA: 3.86	1.0 7 2 3 3 1 1 0 1 0 0 0 0 15 28 27.00 3.000																					
<b>John Franco, L</b> (9, 1) ERA: 2.65	1.0 S 3 0 0 0 1 0 0 0 0 0 0 0 8 11 0.00 0.000																					

**San Francisco Giants @ Cincinnati Reds**  
Riverfront Stadium, Cincinnati, OH  
Tue Sep 05 1989, 7:05 PM EDT  
Att. 16,389 - Unknown

livebaseballscorecards.com

AB	34
R	5
H	8
RBI	5
BB	2
SO	7
LOB	9





Batter	1	2	3	4	5	6	7	8	9	AB R H RBI BB SO LOB
<b>Brett Butler, L</b> (1, 8) OBP: 0.342, SLG: 0.350	0-3 K		0-0 P3	0-0 L6			0-0 2B	0-0 G3		5 1 1 0 0 1 1
<b>Robby Thompson, R</b> (1, 4) OBP: 0.332, SLG: 0.411	0-0 HR		0-3 K		0-0 5-3		0-0 L5-4		0-3 K	5 1 3 1 0 2 0
<b>Will Clark, L</b> (1, 3) OBP: 0.413, SLG: 0.558	0-0 HR		0-0 E		0-3 K		1-0 HBP		0-0 3-1	4 2 2 2 0 1 1
<b>Kevin Mitchell, R</b> (1, 7) <b>Pat Sheridan, L</b> (9, 9) OBP: 0.385, SLG: 0.644 OBP: 0.294, SLG: 0.329	0-0 G1		0-0 E6		0-0 5-3		0-0 L5-4		0-0 6-3	5 1 0 0 0 0 4 0 0 0 0 0 0 0
<b>Matt Williams, R</b> (1, 5) OBP: 0.248, SLG: 0.505	0-0 L5		0-0 1B		0-0 5-3			0-0 F6		4 0 1 1 0 0 1
<b>Donell Nixon, R</b> (1, 9) OBP: 0.313, SLG: 0.300		0-3 K	0-0 1B			0-0 P2		0-0 HR		4 1 2 2 0 1 0
<b>Bob Brenly, R</b> (1, 2) OBP: 0.246, SLG: 0.273		0-3 K	0-3 K			0-0 4-3		0-0 1B		4 1 1 0 0 2 2
<b>Jose Uribe, S</b> (1, 6) OBP: 0.268, SLG: 0.278		0-0 1B		0-0 F7		0-0 F7		0-0 1B		4 0 2 1 0 0 0
<b>Scott Garrelts, R</b> (1, 1) OBP: 0.180, SLG: 0.207		0-0 F8		0-3 K			0-0 6-3	0-3 K		4 0 0 0 0 2 2

**San Francisco Giants @ Atlanta Braves**  
Atlanta-Fulton County Stadium, Atlanta, GA

Wed Sep 06 1989, 7:05 PM EDT  
Att: 2,735 - Unknown - 72 F

AB	39
R	7
H	12
RBI	7
BB	0
SO	9
LOB	11



Inning Stats	R: 2	H: 2	R: 0	H: 1	R: 2	H: 3	R: 0	H: 0	R: 0	H: 1	R: 0	H: 0	R: 1	H: 2	R: 2	H: 3	R: 0	H: 0	
E: 0	LOB: 0	E: 0	LOB: 1	E: 1	LOB: 2	E: 0	LOB: 0	E: 0	LOB: 1	E: 0	LOB: 0	E: 0	LOB: 1	E: 0	LOB: 1	E: 0	LOB: 0	E: 0	LOB: 0
K: 1	BB: 0	K: 2	BB: 0	K: 2	BB: 0	K: 1	BB: 0	K: 0	BB: 0	K: 1	BB: 0	K: 0	BB: 0	K: 0	BB: 0	K: 1	BB: 0	K: 1	BB: 0
S: 7	P: 7	S: 8	P: 8	S: 11	P: 11	S: 5	P: 5	S: 3	P: 3	S: 4	P: 5	S: 8	P: 8	S: 5	P: 5	S: 8	P: 5	S: 5	P: 5

PITCHER	IP	WLS	BF	H	R	ER	SO	BB	IBB	HBP	BLK	WP	HR	S	P	ERA	WHIP
<b>Derek Lilliquist, L</b> (1, 1) ERA: 4.02	7.0	L	31	9	5	3	7	0	0	1	0	0	1	44	45	3.86	1.286
<b>Sergio Valdez, R</b> (8, 1) ERA: 5.65	2.0		9	3	2	2	2	0	0	0	0	0	1	13	13	9.00	1.500

WP: 0	PA: 40
PB: 0	
SB: 0	
CS: 0	

Batter	1	2	3	4	5	6	7	8	9	AB	R	H	RBI	BB	SO	LOB
Oddibe McDowell, L (1, 8) OBP: 0.325, SLG: 0.371	0-0 L4-6 PB 1B		0-0 2-3 1B			0-0 1-3		0-0 F5		4	0	2	0	0	0	2
Jeff Treadway, L (1, 4) OBP: 0.323, SLG: 0.385	0-0 L4-6 1-3		0-0 SF8			0-0 4-3		0-0 FC5-4 1B		3	0	1	1	0	0	1
Lonnie Smith, R (1, 7) OBP: 0.424, SLG: 0.547	0-3 K2-3		0-3 K			0-0 1-3		0-0 FC5-4		4	0	0	1	0	2	3
Dale Murphy, R (1, 9) OBP: 0.300, SLG: 0.360		0-0 FC6-4 1B		0-0 F8			0-0 F8	0-3 K		4	0	1	0	0	1	2
Tommy Gregg, L (1, 3) OBP: 0.292, SLG: 0.345		0-0 FC6-4 BLK 1-2f		0-0 G4-6-3 1B			0-0 1B		0-0 4-3	4	0	2	0	0	0	1
Jeff Blausen, R (1, 5) OBP: 0.318, SLG: 0.405		0-3 K 1-2		0-0 G4-6-3 1-2f			0-0 F4		0-0 F9	4	0	0	0	0	1	3
Andres Thomas, R (1, 6) OBP: 0.230, SLG: 0.318		0-0 4-3			0-0 4-3				0-0 F7	3	0	0	0	0	0	2
Sergio Valdez, R (8, 1) OBP: 1.000, SLG: 1.000										0	0	0	0	0	0	0
Jeff Wetherby, L (9, PH) OBP: 0.293, SLG: 0.447										1	0	0	0	0	0	0
John Russell, R (1, 2) OBP: 0.222, SLG: 0.209			0-0 F8		0-0 F8			0-0 1B FC5-4 1B		3	1	1	0	0	0	0
Derek Lilliquist, L (1, 1) OBP: 0.190, SLG: 0.207			0-0 E9 1B SF8		0-0 P5			0-0 FC5-4 1B		2	1	0	0	0	0	0
Ed Whited, R (8, 5) OBP: 0.265, SLG: 0.348								1-2 1B		1	0	1	0	0	0	0

Inning Stats	R: 0	H: 1	E: 0	LOB: 0	K: 1	BB: 0	S: 5	P: 5	R: 0	H: 1	E: 0	LOB: 1	K: 1	BB: 0	S: 6	P: 6	R: 1	H: 1	E: 1	LOB: 1	K: 1	BB: 0	S: 7	P: 7	R: 0	H: 1	E: 0	LOB: 0	K: 0	BB: 0	S: 3	P: 3	R: 0	H: 0	E: 0	LOB: 0	K: 0	BB: 0	S: 3	P: 3	R: 0	H: 0	E: 0	LOB: 0	K: 0	BB: 0	S: 3	P: 3	R: 0	H: 1	E: 0	LOB: 1	K: 0	BB: 0	S: 4	P: 4	R: 1	H: 3	E: 0	LOB: 2	K: 1	BB: 0	S: 8	P: 8	R: 0	H: 0	E: 0	LOB: 0	K: 0	BB: 0	S: 3	P: 3	1B: 8	SF: 1	2B: 1	SAC: 0	3B: 0	DP: 2	HR: 0	HBP: 0	WP: 0	PA: 34	ERA	WHIP
PITCHER Scott Garrelts, R (1, 1) ERA: 2.19	IP: 9.0	WLS: W	BF: 34	H: 8	R: 2	ER: 1	SO: 4	BB: 0	IBB: 0	HBP: 0	BLK: 1	WP: 0	HR: 0	S: 42	P: 42	ERA: 1.00	WHIP: 0.889																																																																			
PITCHER	IP	WLS	BF	H	R	ER	SO	BB	IBB	HBP	BLK	WP	HR	S	P	ERA	WHIP																																																																			

**BOTTOM**

**San Francisco Giants @ Atlanta Braves**  
Atlanta-Fulton County Stadium, Atlanta, GA

Wed Sep 06 1989, 7:05 PM EDT  
Att. 2,735 - Unknown - 72 F

AB	33
R	2
H	8
RBI	2
BB	0
SO	4
LOB	14

WP: 0 PA: 34  
PB: 1  
SB: 0  
CS: 0



livebaseballscores.com

Batter	1	2	3	4	5	6	7	8	9	AB	R	H	RBI	BB	SO	LOB	TOP										
<b>Brett Butler, L</b> (1, 8) OBP: 0.342, SLG: 0.351	2-2 G4-3		0-0 G3		2-1 F9		2-2 1B 3B 1B	2-2 2-H 1B		5	1	2	1	0	0	0											
<b>Robby Thompson, R</b> (1, 4) OBP: 0.332, SLG: 0.409	0-0 P7		4-2 2B BB		0-1 G1-3		2-2 1-3 2-H 3B 1B	0-3 K		2	1	0	0	1	0	0											
<b>Mike Laga, L</b> (7, PH) OBP: 1.000, SLG: 2.000										1	0	1	1	0	0	0											
<b>Mike Benjamin, R</b> (7, PR) OBP: 0.250, SLG: 0.250										0	1	0	0	0	0	0											
<b>Steve Bedrosian, R</b> (7, 1) OBP: 0.250, SLG: 0.250										1	0	0	0	0	1	1											
<b>Will Clark, L</b> (1, 3) OBP: 0.414, SLG: 0.564	4-0 1B BB		2-2 F8 1-H 2B		1-2 L7		0-0 1-H 3-H 3B		1-2 G6-3	4	0	2	3	1	0	0											
<b>Kevin Mitchell, R</b> (1, 7) OBP: 0.387, SLG: 0.650	2-1 1-2 1B		1-2 F8		2-2 P2		2-2 FC4-6 1B		3-2 HR	5	1	3	1	0	0	3											
<b>Matt Williams, R</b> (1, 5) OBP: 0.242, SLG: 0.493	0-1 L8		0-2 G1-3		0-2 F9		0-0 P4		0-3 K	5	0	0	0	0	1	6											
<b>Jim Weaver, L</b> (1, 9) OBP: 0.273, SLG: 0.455		1-1 G4-3		2-3 K		0-0 F8		0-0 E 2B 1B	0-1 F8	3	0	0	0	0	1	1											
<b>Donell Nixon, R</b> (8, PH) OBP: 0.316, SLG: 0.303										2	1	1	0	0	0	0											
<b>Terry Kennedy, L</b> (1, 2) OBP: 0.318, SLG: 0.339		0-0 FC1-4 1B		4-0 FC4-6 BB		2-1 FC4-6 1-2f		0-3 SAFE SAFE SAFE SAFE K		3	0	1	0	1	1	2											
<b>Jose Uribe, S</b> (1, 6) OBP: 0.267, SLG: 0.277		0-2 FC1-4		0-1 FC4-6			2-1 G1-3	2-3 K		2	0	0	0	0	0	2											
<b>Ken Oberkfell, L</b> (7, PH) OBP: 0.298, SLG: 0.357										1	0	0	0	0	0	0											
<b>Greg Litton, R</b> (8, PH) OBP: 0.304, SLG: 0.433		1-2f FC6-4		1-2f FC5-4				1-3 K		1	0	0	0	0	1	1											
<b>Rick Reuschel, R</b> (1, 1) OBP: 0.220, SLG: 0.148		1-1 FC6-4		0-0 FC5-4			2-2 1B 1B	3-1 1B 2B		2	0	0	0	0	0	2											
<b>Ernest Riles, L</b> (7, PH) OBP: 0.337, SLG: 0.407										1	1	1	0	0	0	0											
<b>Chris Speier, R</b> (8, PH) OBP: 0.273, SLG: 0.241		1-2f		1-2f						1	1	1	1	0	0	0											
<b>Inning Stats</b>	R: 0 E: 0 K: 0 S: 8	H: 1 LOB: 2 BB: 1 P: 16	R: 0 E: 0 K: 0 S: 9	H: 1 LOB: 1 BB: 0 P: 11	R: 1 E: 0 K: 0 S: 17	H: 1 LOB: 1 BB: 1 P: 23	R: 0 E: 0 K: 1 S: 7	H: 0 LOB: 1 BB: 1 P: 13	R: 0 E: 0 K: 0 S: 7	H: 0 LOB: 0 BB: 0 P: 10	R: 0 E: 0 K: 0 S: 9	H: 1 LOB: 1 BB: 0 P: 13	R: 3 E: 0 K: 0 S: 18	H: 4 LOB: 2 BB: 0 P: 28	R: 2 E: 1 K: 3 S: 17	H: 3 LOB: 1 BB: 0 P: 23	R: 1 E: 0 K: 1 S: 12	H: 1 LOB: 0 BB: 0 P: 16	1B: 8 2B: 2 3B: 1 HR: 1	SF: 0 SAC: 0 DP: 0 HBP: 0	WP: 0 PB: 0 SB: 0 CS: 0	PA: 42					
<b>PITCHER</b>	IP	WLS	BF	H	R	ER	SO	BB	IBB	HBP	BLK	WP	HR	S	P	ERA	WHIP										
<b>Marty Clary, R</b> (1, 1) ERA: 2.84	6.1		29	7	4	4	1	3	0	0	0	0	0	68	105	5.68	1.579										
<b>Mike Stanton, L</b> (7, 1) ERA: 1.69	1.2	L	9	4	2	2	3	0	0	0	0	0	0	24	32	10.80	2.400										
<b>Dwayne Henry, R</b> (9, 1) ERA: 9.0	1.0		4	1	1	1	1	0	0	0	0	0	1	12	16	9.00	1.000										

San Francisco Giants @ Atlanta Braves  
Atlanta-Fulton County Stadium, Atlanta, GA

Thu Sep 07 1989, 7:05 PM EDT  
Att: 4,474 - Unknown - 75 F

livebaseballscorecards.com

AB	39
R	7
H	12
RBI	7
BB	3
SO	5
LOB	18





Batter	1	2	3	4	5	6	7	8	9	AB	R	H	RBI	BB	SO	LOB
Oddibe McDowell, L (1, 8) OBP: 0.326, SLG: 0.376	0-1 B1-3		0-1 HR 3B		1-0 P6			1-2 SF8 1B		4	2	2	1	0	0	0
Jeff Treadway, L (1, 4) OBP: 0.323, SLG: 0.390	0-0 P5		0-0 HR		1-0 F7			1-2 F9		4	1	1	2	0	0	1
Lonnie Smith, R (1, 7) OBP: 0.423, SLG: 0.544	2-3 K		4-2 BB			1-0 P3		3-1 SF8		2	0	0	1	1	1	0
Dale Murphy, R (1, 9) Dwayne Henry, R (9, 1) OBP: 0.298, SLG: 0.358		1-2 F8	2-3 K			1-2 G6-3		1-1 F9		4	0	0	0	0	1	1
Darrell Evans, L (1, 3) Mike Stanton, L (7, 1) Jeff Wetherby, L (9, 9) OBP: 0.286, SLG: 0.436		1-0 G5-3		0-2 F8		3-2 E4 FC6-4			1-1 F8	3	0	0	0	0	0	0
Jeff Blauser, R (1, 5) OBP: 0.315, SLG: 0.401		2-3 K		1-0 P4		2-1 FC6-4			0-2 G5-3	4	0	0	0	0	1	1
Andres Thomas, R (1, 6) OBP: 0.230, SLG: 0.323			0-1 P5	1-1 HR			0-1 G6-3		0-0 P5	4	1	1	1	0	0	0
John Russell, R (1, 2) OBP: 0.224, SLG: 0.212			2-1 SH1-4 3B 1B	0-0 L6			1-3 K			3	1	1	0	0	1	0
Marty Clary, R (1, 1) Tommy Gregg, L (7, 3) OBP: 0.259, SLG: 0.200			0-0 SH1-4		1-3 K		3-2 P6			1	0	0	0	0	1	0
			1-2 K							1	0	0	0	0	0	0

Inning Stats	R: 0	H: 0	E: 0	K: 1	S: 6	R: 0	H: 0	E: 0	K: 1	S: 7	R: 3	H: 3	E: 0	K: 1	S: 16	R: 1	H: 1	E: 0	K: 0	S: 7	R: 0	H: 0	E: 0	K: 1	S: 5	R: 0	H: 0	E: 1	K: 0	S: 11	R: 0	H: 0	E: 0	K: 1	S: 8	R: 1	H: 1	E: 0	K: 0	S: 10	R: 0	H: 0	E: 0	K: 0	S: 6	1B: 2	2B: 0	3B: 1	HR: 2	SF: 1	SAC: 1	DP: 0	HBP: 0	WP: 0	PB: 0	SB: 2	CS: 0	PA: 34
--------------	------	------	------	------	------	------	------	------	------	------	------	------	------	------	-------	------	------	------	------	------	------	------	------	------	------	------	------	------	------	-------	------	------	------	------	------	------	------	------	------	-------	------	------	------	------	------	-------	-------	-------	-------	-------	--------	-------	--------	-------	-------	-------	-------	--------

PITCHER	IP	WLS	BF	H	R	ER	SO	BB	IBB	HBP	BLK	WP	HR	S	P	ERA	WHIP
Rick Reuschel, R (1, 1) ERA: 2.71	6.0		24	4	4	4	4	1	0	0	0	0	2	52	78	6.00	0.833
Steve Bedrosian, R (7, 1) ERA: 3.15	3.0	W	10	1	1	1	1	0	0	0	0	0	0	24	35	3.00	0.333

BOTTOM

San Francisco Giants @ Atlanta Braves  
Atlanta-Fulton County Stadium, Atlanta, GA

Thu Sep 07 1989, 7:05 PM EDT  
Att. 4,474 - Unknown - 75 F

livebaseballscores.com

AB	31
R	5
H	5
RBI	5
BB	1
SO	5
LOB	3



**San Francisco Giants @ Houston Astros**  
Astrodome, Houston, TX

Fri Sep 08 1989, 8:05 PM EDT  
Att. 24,405 - Dome



WP: 0 PA: 35  
PB: 0  
SB: 0  
CS: 0

AB R H RBI BB SO LOB

3	0	1	0	1	0	2
3	0	1	0	0	0	1
1	0	0	0	0	0	2
0	0	0	0	0	0	0
0	0	0	0	0	0	0
3	0	0	0	1	1	1
4	0	1	0	0	2	2
4	0	0	0	0	1	2
4	1	1	0	0	0	0
3	0	2	1	0	0	0
0	1	0	0	0	0	0
1	0	0	0	0	0	0
2	0	1	0	0	0	0
2	0	0	0	0	0	1
2	0	0	0	0	1	2
0	0	0	0	0	0	0
1	0	0	1	0	0	0
0	0	0	0	0	0	0

Batter	1	2	3	4	5	6	7	8	9
<b>Brett Butler, L</b> (1, 8) OBP: 0.343, SLG: 0.351	0-1 P6		3-2 1B		3-2 G4-3		4-0 BB		
<b>Robby Thompson, R</b> (1, 4) OBP: 0.332, SLG: 0.409	2-2 F8		3-2 G6-3		1-2 1B		3-1 P6		
<b>Mike Laga, L</b> (7, PH) OBP: 0.750, SLG: 1.500									
<b>Craig Lefferts, L</b> (7, 1)									
<b>Ernie Camacho, R</b> (8, 1)									
<b>Will Clark, L</b> (1, 3) OBP: 0.413, SLG: 0.560	4-2 BB			0-0 F9		1-3 K		1-0 F8	
<b>Kevin Mitchell, R</b> (1, 7) OBP: 0.386, SLG: 0.646	1-3 K			1-2 G6-4-3 1B		3-3 K		1-1 F9	
<b>Matt Williams, R</b> (1, 5) OBP: 0.238, SLG: 0.484		1-0 G5-3		2-1 G6-4-3 1-2f		1-0 F7		1-3 K	
<b>Jim Weaver, L</b> (1, 9) OBP: 0.267, SLG: 0.467		3-1 G3-1			0-0 B1		1-2 2B		0-1 P4
<b>Terry Kennedy, L</b> (1, 2) OBP: 0.321, SLG: 0.346									
<b>Mike Benjamin, R</b> (7, PR) OBP: 0.250, SLG: 0.250									
<b>Pat Sheridan, L</b> (9, PH) OBP: 0.293, SLG: 0.328									
<b>Jose Uribe, S</b> (1, 6) OBP: 0.268, SLG: 0.278									
<b>Ernest Riles, L</b> (7, PH) OBP: 0.335, SLG: 0.404									
<b>Don Robinson, R</b> (1, 1) OBP: 0.200, SLG: 0.316									
<b>Jeff Brantley, R</b> (6, 1) OBP: 0.083, SLG: 0.083									
<b>Ken Oberkfell, L</b> (7, PH) OBP: 0.296, SLG: 0.354									
<b>Bob Brenly, R</b> (7, 2) OBP: 0.248, SLG: 0.273									

Inning Stats	R: 0	H: 0	E: 0	K: 1	S: 10	R: 0	H: 0	E: 0	K: 0	S: 5	R: 0	H: 1	E: 0	K: 1	S: 12	R: 0	H: 1	E: 0	K: 0	S: 10	R: 0	H: 2	E: 0	K: 0	S: 10	R: 0	H: 1	E: 0	K: 2	S: 10	R: 2	H: 2	E: 0	K: 0	S: 14	R: 0	H: 0	E: 0	K: 1	S: 7	R: 0	H: 0	E: 0	K: 0	S: 7	R: 0	H: 0	E: 0	K: 0	S: 7
	LOB: 1	BB: 1	P: 17			LOB: 0	BB: 0	P: 9			LOB: 1	BB: 0	P: 21			LOB: 0	BB: 0	P: 13			LOB: 2	BB: 0	P: 17			LOB: 1	BB: 0	P: 16			LOB: 2	BB: 1	P: 25			LOB: 0	BB: 0	P: 10			LOB: 0	BB: 0	P: 9							

PITCHER	IP	WLS	BF	H	R	ER	SO	BB	IBB	HBP	BLK	WP	HR	S	P	ERA	WHIP
<b>Mark Portugal, R</b> (1, 1) ERA: 3.1	6.2	W	28	7	2	2	4	2	0	0	0	0	0	69	113	2.70	1.350
<b>Danny Darwin, R</b> (7, 1) ERA: 2.39	2.1	S	7	0	0	0	1	0	0	0	0	0	0	16	24	0.00	0.000

1B	2B	3B	HR	SF	SAC	DP	HBP
5	2	0	0	0	0	1	0

WP	PA
0	35

Batter	1	2	3	4	5	6	7	8	9
<b>Gerald Young, S</b> OBP: 0.328, SLG: 0.279 (1, 8)	1-2 F7		2-1 FC3-6 HR		3-1 G4-3		0-1 FC4-6		
<b>Rafael Ramirez, R</b> OBP: 0.289, SLG: 0.336 (1, 6)	1-1 G6-3		2-0 SAFE SAFE SAFE SAFE SAFE SAFE SAFE 1-H HR			1-1 G6-3		2-3 K	
<b>Kevin Bass, S</b> OBP: 0.362, SLG: 0.448 (1, 7)	1-1 G3		2-3 K			1-0 G4-3		2-1 WP 1B	
<b>Glenn Davis, R</b> OBP: 0.340, SLG: 0.490 (1, 3)		0-0 F8		2-0 G6-3		1-1 L6		1-0 G5-3	
<b>Glenn Wilson, R</b> OBP: 0.330, SLG: 0.438 (1, 9)		1-0 G4-3		1-2 G5-3			0-0 G4-3	1-1 F8	
<b>Ken Caminiti, S</b> OBP: 0.320, SLG: 0.372 (1, 5)		3-3 K		0-0 G3			0-0 WP 1B 2B		
<b>Craig Biggio, R</b> OBP: 0.343, SLG: 0.395 (1, 2)			1-1 F9		2-2 G6-3		1-3 K		
<b>Steve Lombardozzi, R</b> OBP: 0.333, SLG: 0.800 (1, 4)			1-0 HR		0-1 P2		4-0 1B IBB		
<b>Mark Portugal, R</b> OBP: 0.240, SLG: 0.375 <b>Danny Darwin, R</b> OBP: 0.118, SLG: 0.125 (7, 1)			0-0 FC3-6 1B		1-0 HR		0-0 FC4-6 1B		

Inning Stats	R: 0	H: 0	E: 0	K: 8	S: 8	LOB: 0	BB: 11	P: 11
	R: 0	H: 0	E: 0	K: 1	S: 5	LOB: 0	BB: 9	P: 9
	R: 3	H: 3	E: 0	K: 1	S: 12	LOB: 0	BB: 18	P: 18
	R: 0	H: 0	E: 0	K: 5	S: 5	LOB: 0	BB: 8	P: 8
	R: 1	H: 1	E: 0	K: 8	S: 8	LOB: 0	BB: 14	P: 14
	R: 0	H: 0	E: 0	K: 5	S: 5	LOB: 0	BB: 8	P: 8
	R: 1	H: 2	E: 0	K: 1	S: 8	LOB: 2	BB: 13	P: 13
	R: 0	H: 1	E: 0	K: 1	S: 8	LOB: 1	BB: 14	P: 14

PITCHER	IP	WLS	BF	H	R	ER	SO	BB	IBB	HBP	BLK	WP	HR	S	P	ERA	WHIP
<b>Don Robinson, R</b> ERA: 3.36 (1, 1)	5.0	L	19	4	4	4	2	0	0	0	0	0	3	38	60	7.20	0.800
<b>Jeff Brantley, R</b> ERA: 3.93 (6, 1)	1.0		3	0	0	0	0	0	0	0	0	0	0	5	8	0.00	0.000
<b>Craig Lefferts, L</b> ERA: 2.7 (7, 1)	1.0		6	2	1	1	1	0	1	0	0	1	0	8	13	9.00	2.000
<b>Ernie Camacho, R</b> ERA: 3.6 (8, 1)	1.0		4	1	0	0	1	0	0	0	0	1	0	8	14	0.00	1.000

**BOTTOM**

AB R H RBI BB SO LOB

4	1	0	0	0	0	3
4	1	1	2	0	1	0
4	0	1	0	0	1	0
4	0	0	0	0	0	1
4	0	0	0	0	0	1
3	1	1	0	0	1	0
3	0	0	0	0	1	1
2	1	1	1	1	0	0
2	1	2	1	0	0	0
1	0	1	1	0	0	0

**AB 31**  
**R 5**  
**H 7**  
**RBI 5**  
**BB 1**  
**SO 4**  
**LOB 6**

**WP: 2** **PA: 32**  
**PB: 0**  
**SB: 0**  
**CS: 0**

**1B: 3** **SF: 0**  
**2B: 1** **SAC: 0**  
**3B: 0** **DP: 0**  
**HR: 3** **HBP: 0**

**San Francisco Giants @ Houston Astros**  
Astrodome, Houston, TX  
Fri Sep 08 1989, 8:05 PM EDT  
Att. 24,405 - Dome



[livebaseballscorecards.com](http://livebaseballscorecards.com)

Batter	1	2	3	4	5	6	7	8	9	AB R H RBI BB SO LOB	TOP	
<b>Brett Butler, L</b> (1, 8) OBP: 0.343, SLG: 0.349	1-1 F9		0-1 F7			2-1 F8			4-1 S 1B BB	3 1 0 0 1 0 0		
<b>Donell Nixon, R</b> (1, 9) OBP: 0.310, SLG: 0.297 <b>Mike Laga, L</b> (9, PH) OBP: 0.600, SLG: 1.200	0-0 F8			2-2 P6		1-1 F8			0-0 P5	3 0 0 0 0 0 0 1 0 0 0 0 0 1		
<b>Will Clark, L</b> (1, 3) OBP: 0.412, SLG: 0.562	2-3 K			2-0 3B		1-2 F7			3-1 G4-3	4 0 1 0 0 1 1		
<b>Kevin Mitchell, R</b> (1, 7) OBP: 0.386, SLG: 0.644		4-1 PB BB		0-0 P2		0-0 F8			1-0 FC6-4 1B 2-H	3 0 1 1 1 0 1		
<b>Matt Williams, R</b> (1, 5) OBP: 0.234, SLG: 0.476 (5, 6)		3-3 K 1-2		1-2 F7		0-2 F7			1-2 FC6-4 1-2f	4 0 0 0 0 1 3		
<b>Ernest Riles, L</b> (1, 4) OBP: 0.334, SLG: 0.407		0-0 F7			1-1 2B					3 0 1 0 0 1 1		
<b>Terry Kennedy, L</b> (1, 2) OBP: 0.319, SLG: 0.342		2-0 F7			1-3 K					3 0 0 0 0 1 2		
<b>Jose Uribe, S</b> (1, 6) OBP: 0.267, SLG: 0.277 <b>Ken Oberkfell, L</b> (5, PH) OBP: 0.292, SLG: 0.348 (5, 5)			1-2 F8		0-2 P5				0-2 F8	1 0 0 0 0 0 0 2 0 0 0 0 0 1		
<b>Kelly Downs, R</b> (1, 1) OBP: 0.118, SLG: 0.118 <b>Jim Weaver, L</b> (5, PH) OBP: 0.250, SLG: 0.438 <b>Michael LaCoss, R</b> (5, 1) OBP: 0.162, SLG: 0.121 <b>Bill Bathe, R</b> (8, PH) OBP: 0.261, SLG: 0.318 <b>Jeff Brantley, R</b> (8, 1) OBP: 0.083, SLG: 0.083			1-3 K		1-3 K				1-3 K	1 0 0 0 0 1 0 1 0 0 0 0 1 1 0 0 0 0 0 0 0 1 0 0 0 0 1 0 0 0 0 0 0 0 0		
<b>Inning Stats</b>	R: 0 E: 0 K: 1 S: 6 H: 0 LOB: 0 BB: 0 P: 9	R: 0 E: 0 K: 1 S: 11 H: 0 LOB: 1 BB: 1 P: 20	R: 0 E: 0 K: 1 S: 11 H: 0 LOB: 0 BB: 0 P: 13	R: 0 E: 0 K: 1 S: 8 H: 1 LOB: 1 BB: 0 P: 13	R: 0 E: 0 K: 2 S: 11 H: 1 LOB: 1 BB: 0 P: 14	R: 0 E: 0 K: 0 S: 7 H: 0 LOB: 0 BB: 0 P: 11	R: 0 E: 0 K: 1 S: 7 H: 0 LOB: 0 BB: 0 P: 9	R: 0 E: 0 K: 1 S: 7 H: 0 LOB: 0 BB: 0 P: 8	R: 1 E: 0 K: 0 S: 9 H: 1 LOB: 1 BB: 1 P: 18	1B: 1 2B: 1 3B: 1 HR: 0 SF: 0 SAC: 0 DP: 0 HBP: 0	WP: 0 PB: 1 SB: 1 CS: 0 PA: 32	
<b>PITCHER</b> <b>Mike Scott, R</b> (1, 1) ERA: 3.06	IP 9.0 WLS W BF 32 H 3 R 1 ER 1 SO 7 BB 2 IBB 0 HBP 0 BLK 0 WP 0 HR 0 S 77 P 115 ERA 1.00 WHIP 0.556											<b>PITCHER</b> IP WLS BF H R ER SO BB IBB HBP BLK WP HR S P ERA WHIP

**San Francisco Giants @ Houston Astros**  
Astrodome, Houston, TX  
Sat Sep 09 1989, 8:05 PM EDT  
Att. 37,711 - Dome

[livebaseballscorecards.com](http://livebaseballscorecards.com)

<b>AB</b>	30
<b>R</b>	1
<b>H</b>	3
<b>RBI</b>	1
<b>BB</b>	2
<b>SO</b>	7
<b>LOB</b>	11



Batter	1	2	3	4	5	6	7	8	9
<b>Gerald Young, S</b> OBP: 0.328, SLG: 0.278 (1, 8)	4-1 WP 2B BB	0-0 F7			2-1 G3		1-2 G3		
<b>Rafael Ramirez, R</b> OBP: 0.287, SLG: 0.333 (1, 6)	1-3 K	1-0 FC5-4			1-1 F9		1-3 K		
<b>Kevin Bass, S</b> OBP: 0.364, SLG: 0.453 (1, 7)	1-2 1B 2B				0-1 F9		2-2 WP 1B		
<b>Glenn Davis, R</b> OBP: 0.340, SLG: 0.488 (1, 3)	1-3 K				0-0 E6 FC1-4		1-2 G5-3		
<b>Glenn Wilson, R</b> OBP: 0.329, SLG: 0.436 (1, 9)	0-0 1B				0-0 FC1-4		1-1 G6-4-3 1B		
<b>Ken Caminiti, S</b> OBP: 0.319, SLG: 0.369 (1, 5)	3-3 K				1-2 P6		3-1 G3		
<b>Craig Biggio, R</b> OBP: 0.343, SLG: 0.393 (1, 2)		0-0 F7			1-1 F7		4-2 S G5-3 BB		
<b>Steve Lombardozzi, R</b> OBP: 0.333, SLG: 0.750 (1, 4)		0-0 1B 2B			0-1 G4-3		0-0 G5-3		
<b>Mike Scott, R</b> OBP: 0.153, SLG: 0.130 (1, 1)		0-0 FC5-4 1B			0-2 G1		3-3 K		

AB	R	H	RBI	BB	SO	LOB
3	1	0	0	1	0	2
4	0	0	0	0	2	2
4	2	2	1	0	0	0
4	0	1	0	0	1	1
4	0	1	1	0	0	2
3	0	0	0	0	1	2
2	0	0	0	1	0	0
3	1	1	0	0	0	1
3	0	1	1	0	1	1

**BOTTOM**

**San Francisco Giants @ Houston Astros**  
Astrodome, Houston, TX  
Sat Sep 09 1989, 8:05 PM EDT  
Att. 37,711 - Dome

<b>AB</b>	<b>30</b>
<b>R</b>	<b>4</b>
<b>H</b>	<b>6</b>
<b>RBI</b>	<b>3</b>
<b>BB</b>	<b>2</b>
<b>SO</b>	<b>5</b>
<b>LOB</b>	<b>11</b>



1B: 4	SF: 0	WP: 4	PA: 32
2B: 2	SAC: 0	PB: 0	
3B: 0	DP: 1	SB: 1	
HR: 0	HBP: 0	CS: 0	

Inning Stats		R: 2	H: 2	E: 0	LOB: 1	K: 3	S: 16	R: 1	H: 2	E: 0	LOB: 1	K: 0	S: 5	R: 0	H: 0	E: 1	LOB: 1	K: 0	S: 9	R: 0	H: 0	E: 0	LOB: 0	K: 0	S: 7	R: 0	H: 0	E: 0	LOB: 0	K: 0	S: 6	R: 0	H: 1	E: 0	LOB: 0	K: 0	S: 5	R: 0	H: 0	E: 0	LOB: 1	K: 1	S: 13	R: 1	H: 1	E: 0	LOB: 0	K: 1	S: 10
<b>PITCHER</b>	<b>IP</b>	<b>WLS</b>	<b>BF</b>	<b>H</b>	<b>R</b>	<b>ER</b>	<b>SO</b>	<b>BB</b>	<b>IBB</b>	<b>HBP</b>	<b>BLK</b>	<b>WP</b>	<b>HR</b>	<b>S</b>	<b>P</b>	<b>ERA</b>	<b>WHIP</b>																																
<b>Kelly Downs, R</b> ERA: 5.16 (1, 1)	4.0	L	18	4	3	3	3	1	0	0	0	1	0	37	51	6.75	1.250																																
<b>Michael LaCoss, R</b> ERA: 3.37 (5, 1)	3.0		10	1	0	0	1	1	0	0	0	0	0	24	39	0.00	0.667																																
<b>Jeff Brantley, R</b> ERA: 3.99 (8, 1)	1.0		4	1	1	1	1	0	0	0	0	1	0	10	15	9.00	1.000																																

AB	R	H	RBI	BB	SO	LOB
30	4	6	3	2	5	11

TOP

San Francisco Giants @ Houston Astros  
Astrodome, Houston, TX

Sun Sep 10 1989, 4:33 AM EDT  
Att. 26,004 - Dome

livebaseballscorecards.com

AB	31
R	5
H	8
RBI	5
BB	6
SO	9
LOB	13



AB R H RBI BB SO LOB

4	2	2	0	1	1	0
5	1	2	1	0	1	2
3	1	2	1	2	1	0
2	0	0	0	3	1	2
0	0	0	0	0	0	0
4	1	0	0	0	2	7
3	0	1	3	0	1	0
1	0	0	0	0	0	0
3	0	1	0	0	1	1
1	0	0	0	0	0	0
0	0	0	0	0	0	0
1	0	0	0	0	0	0

Batter	1	2	3	4	5	6	7	8	9
<b>Brett Butler, L</b> (1, 8) OBP: 0.345, SLG: 0.350	1-0 F9	2-1 S 2B 1B		3-1 S 1B 1B		1-3 K		4-0 F9-3 BB	
<b>Robby Thompson, R</b> (1, 4) OBP: 0.333, SLG: 0.411	1-2 HBP 2B 1B	2-2 BB 1-H 2B		0-3 K		0-1 P5		0-0 F9-3 1-2	
<b>Will Clark, L</b> (1, 3) OBP: 0.415, SLG: 0.564	4-1 HBP 2B BB	4-0 BB IBB		3-2 1-H 1B		1-0 2B		0-3 K	
<b>Kevin Mitchell, R</b> (1, 7) OBP: 0.388, SLG: 0.642 <b>Donell Nixon, R</b> (9, 7) OBP: 0.310, SLG: 0.297	2-3 K	4-2 BB		4-0 IBB		4-0 IBB		0-1 G6-3	
<b>Matt Williams, R</b> (1, 5) OBP: 0.233, SLG: 0.467	2-1 2B HBP	0-1 P3		3-1 F7		3-3 K		2-3 K	
<b>Pat Sheridan, L</b> (1, 9) OBP: 0.293, SLG: 0.332 <b>Candy Maldonado, R</b> (7, PH) OBP: 0.299, SLG: 0.373	1-1 2B		2-3 K		0-0 L4		2-0 G4-3		
<b>Terry Kennedy, L</b> (1, 2) OBP: 0.319, SLG: 0.342 <b>Bill Bathe, R</b> (7, PH) OBP: 0.250, SLG: 0.304 <b>Craig Lefferts, L</b> (7, 1)	1-0 F7		2-3 K		1-0 1B		1-0 F8		
<b>Jose Uribe, S</b> (1, 6) OBP: 0.265, SLG: 0.275		3-1 G4-3	2-0 P3		2-3 K		1-0 F8		
<b>Bob Knepper, L</b> (1, 1) OBP: 0.320, SLG: 0.381 <b>Bob Brenly, R</b> (7, 2) OBP: 0.245, SLG: 0.270		2-3 K		0-3 K		0-1 G1-3		2-2 G5-3	

Inning Stats	R: 3	H: 2	E: 0	K: 1	S: 14	R: 1	H: 2	E: 0	K: 1	S: 18	R: 0	H: 0	E: 0	K: 2	S: 7	R: 1	H: 2	E: 0	K: 2	S: 14	R: 0	H: 1	E: 0	K: 1	S: 7	R: 0	H: 1	E: 0	K: 2	S: 10	R: 0	H: 0	E: 0	K: 0	S: 3	R: 0	H: 0	E: 0	K: 0	S: 4	R: 0	H: 0	E: 0	K: 2	S: 9	R: 0	H: 0	E: 0	K: 2	S: 11	1B: 5	2B: 4	3B: 0	HR: 0	SF: 0	SAC: 0	DP: 1	HBP: 1	WP: 0	PA: 41
--------------	------	------	------	------	-------	------	------	------	------	-------	------	------	------	------	------	------	------	------	------	-------	------	------	------	------	------	------	------	------	------	-------	------	------	------	------	------	------	------	------	------	------	------	------	------	------	------	------	------	------	------	-------	-------	-------	-------	-------	-------	--------	-------	--------	-------	--------

PITCHER	IP	WLS	BF	H	R	ER	SO	BB	IBB	HBP	BLK	WP	HR	S	P	ERA	WHIP
<b>Rick Rhoden, R</b> (1, 1) ERA: 4.15	1.2	L	13	4	4	4	2	2	1	1	0	0	0	30	59	21.60	3.600
<b>Bob Forsch, R</b> (2, 1) ERA: 5.25	0.1		1	0	0	0	0	0	0	0	0	0	0	2	2	0.00	0.000
<b>Dan Schatzeder, L</b> (3, 1) ERA: 3.54	2.0		9	2	1	1	4	0	1	0	0	0	0	21	40	4.50	1.000
<b>Brian Meyer, R</b> (5, 1) ERA: 5.06	2.0		9	2	0	0	3	0	1	0	0	0	0	17	29	0.00	1.000
<b>Juan Agosto, L</b> (7, 1) ERA: 3.11	2.1		7	0	0	0	1	1	0	0	0	0	0	10	20	0.00	0.429
<b>Larry Andersen, R</b> (9, 1) ERA: 1.69	0.2		2	0	0	0	1	0	0	0	0	0	0	6	8	0.00	0.000

Batter	1	2	3	4	5	6	7	8	9	AB	R	H	RBI	BB	SO	LOB
Gerald Young, S OBP: 0.327, SLG: 0.279 (1, 8)	2-2 G6-3	1-1 2B			2-3 K		1-2 F8		1-0 F9	5	0	1	2	0	1	1
Rafael Ramirez, R OBP: 0.287, SLG: 0.333 (1, 6)	1-1 E6	0-2 F7			0-0 1B		0-0 G6-3			4	0	1	0	0	0	2
Kevin Bass, S OBP: 0.359, SLG: 0.446 (1, 7)	2-1 L6				1-3 K			1-3 K		4	0	0	0	0	3	2
Glenn Davis, R OBP: 0.341, SLG: 0.494 (1, 3)	3-0 G5-3				2-2 FC4-6			0-1 HR		4	1	2	1	0	0	1
Glenn Wilson, R OBP: 0.328, SLG: 0.437 Terry Puhl, L OBP: 0.335, SLG: 0.358 (1, 9) (9, 9)		1-2 2B			0-1 FC4-6			0-1 G6-3		4	1	1	0	0	0	2
Ken Caminiti, S OBP: 0.316, SLG: 0.366 (1, 5)		1-1 G6-3			1-2 2B			2-3 K		0	0	0	0	0	0	0
Craig Biggio, R OBP: 0.343, SLG: 0.389 (1, 2)		4-0 2B			0-1 L6			2-3 K		3	1	0	0	1	1	0
Steve Lombardozzi, R OBP: 0.333, SLG: 0.727 Juan Agosto, L OBP: 0.200, SLG: 0.200 Larry Andersen, R OBP: 0.333, SLG: 0.333 Eric Yelding, R OBP: 0.268, SLG: 0.219 (1, 4) (7, 1) (9, 1) (9, PH)		1-0 F8			2-1 2B			1-3 K		3	0	1	0	0	1	2
Rick Rhoden, R OBP: 0.167, SLG: 0.208 Bob Fersch, F OBP: 0.167, SLG: 0.167 Mark Davidson, R OBP: 0.294, SLG: 0.311 Dan Schatzeder, L OBP: 0.294, SLG: 0.311 Carl Nichols, R OBP: 0.294, SLG: 0.311 Brian Meyer, R OBP: 0.294, SLG: 0.311 Bill Doran, S OBP: 0.307, SLG: 0.332 (1, 1) (2, 1) (2, PH) (3, 1) (4, PH) (5, 1) (7, 4)		4-2 2B			1-1 G4-3			0-0 F7		0	0	0	0	0	0	0

Inning Stats	R: 0	H: 0	E: 1	K: 0	S: 8	H: 0	LOB: 1	BB: 0	P: 16	R: 2	H: 2	E: 0	K: 0	S: 17	R: 0	H: 0	E: 0	K: 1	S: 10	R: 0	H: 1	E: 0	K: 0	S: 8	R: 0	H: 2	E: 0	K: 2	S: 13	R: 0	H: 0	E: 0	K: 2	S: 10	R: 0	H: 0	E: 0	K: 0	S: 7	R: 1	H: 1	E: 0	K: 2	S: 11	R: 0	H: 1	E: 0	K: 0	S: 6	1B: 3	2B: 3	3B: 0	HR: 1	SF: 0	SAC: 0	DP: 0	HBP: 0	WP: 0	PB: 0	SB: 0	CS: 0	PA: 37
--------------	------	------	------	------	------	------	--------	-------	-------	------	------	------	------	-------	------	------	------	------	-------	------	------	------	------	------	------	------	------	------	-------	------	------	------	------	-------	------	------	------	------	------	------	------	------	------	-------	------	------	------	------	------	-------	-------	-------	-------	-------	--------	-------	--------	-------	-------	-------	-------	--------

PITCHER	IP	WLS	BF	H	R	ER	SO	BB	IBB	HBP	BLK	WP	HR	S	P	ERA	WHIP
Bob Knepper, L ERA: 4.9 (1, 1)	6.0	W	26	5	2	2	5	2	0	0	0	0	0	66	103	3.00	1.167
Craig Lefferts, L ERA: 2.71 (7, 1)	3.0	S	11	2	1	1	2	0	0	0	0	0	1	24	31	3.00	0.667


BOTTOM

San Francisco Giants @ Houston Astros  
Astrodome, Houston, TX  
Sun Sep 10 1989, 4:33 AM EDT  
Att. 26,004 - Dome

livebaseballscorecards.com

AB	35
R	3
H	7
RBI	3
BB	2
SO	7
LOB	12



Batter	1	2	3	4	5	6	7	8	9	AB R H RBI BB SO LOB	TOP			
Oddibe McDowell, L (1, 8) OBP: 0.324, SLG: 0.375	3-1 SF7 3B		1-0 P3		0-0 P4			1-0 F8		4 1 1 0 0 0 1	<p>Atlanta Braves @ San Francisco Giants</p> <p>Candlestick Park, San Francisco, CA</p> <p>Mon Sep 11 1989, 10:05 PM EDT</p> <p>Att. 11,930 - Unknown - 55 F</p>			
Jeff Treadway, L (1, 4) OBP: 0.320, SLG: 0.391	0-0 SF7		2-0 L4		0-2 L7			1-3 K		3 0 0 1 0 1 1				
Lonnie Smith, R (1, 7) OBP: 0.420, SLG: 0.542	0-1 F9		3-2 HR			2-3 K		3-3 K		4 1 1 1 0 2 0				
Dale Murphy, R (1, 9) OBP: 0.300, SLG: 0.357	1-1 F8		0-1 G5-3			0-3 K		3-2 G6-3		4 0 0 0 0 1 0				
Tommy Gregg, L (1, 3) OBP: 0.289, SLG: 0.339						0-2 L8		1-3 K		4 0 1 0 0 2 0				
Jeff Blauser, R (1, 5) OBP: 0.311, SLG: 0.393								2-3 K		3 0 1 0 0 2 0				
Andres Thomas, R (1, 6) OBP: 0.229, SLG: 0.319								1-1 P5		3 0 0 0 0 1 2				
Jody Davis, R (1, 2) OBP: 0.242, SLG: 0.228								2-2 G6-3		3 0 1 0 0 0 2				
Mark Eichhorn, R (7, 1)										0 0 0 0 0 0 0				
Tony Castillo, L (8, 1)										0 0 0 0 0 0 0				
Dwayne Henry, R (8, 1)										0 0 0 0 0 0 0				
Derek Lilliquist, L (1, 1) OBP: 0.183, SLG: 0.200										2 0 0 0 0 0 3	<p>WP: 0 PA: 32</p> <p>PB: 0</p> <p>SB: 0</p> <p>CS: 0</p> 			
Bruce Benedict, R (7, 2) OBP: 0.299, SLG: 0.231										0 0 0 0 0 0 0				
Jeff Wetherby, L (8, PH) OBP: 0.273, SLG: 0.415										1 0 0 0 0 0 0				
John Russell, R (8, 2) OBP: 0.222, SLG: 0.211										0 0 0 0 0 0 0				
<b>Inning Stats</b>	R: 1 H: 1 E: 0 LOB: 0 K: 0 BB: 0 S: 7 P: 11	R: 0 H: 2 E: 0 LOB: 2 K: 0 BB: 0 S: 12 P: 20	R: 1 H: 1 E: 0 LOB: 0 K: 0 BB: 0 S: 7 P: 13	R: 0 H: 0 E: 0 LOB: 0 K: 3 BB: 0 S: 10 P: 13	R: 0 H: 1 E: 0 LOB: 1 K: 0 BB: 0 S: 9 P: 10	R: 0 H: 0 E: 0 LOB: 0 K: 2 BB: 0 S: 9 P: 11	R: 0 H: 0 E: 0 LOB: 0 K: 1 BB: 0 S: 8 P: 13	R: 0 H: 0 E: 0 LOB: 0 K: 1 BB: 0 S: 5 P: 8	R: 0 H: 0 E: 0 LOB: 0 K: 2 BB: 0 S: 10 P: 17	1B: 3 SF: 1 2B: 0 SAC: 0 3B: 1 DP: 0 HR: 1 HBP: 0				
<b>PITCHER</b>	IP WLS BF H R ER SO BB IBB HBP BLK WP HR S P ERA WHIP											<b>PITCHER</b>	IP WLS BF H R ER SO BB IBB HBP BLK WP HR S P ERA WHIP	
Scott Garrelts, R (1, 1) ERA: 2.19	8.0 W 29 5 2 2 7 0 0 0 0 0 0 1 67 99 2.25 0.625													
Steve Bedrosian, R (9, 1) ERA: 3.11	1.0 S 3 0 0 0 2 0 0 0 0 0 0 0 10 17 0.00 0.000													



Batter	1	2	3	4	5	6	7	8	9
<b>Brett Butler, L</b> (1, 8) OBP: 0.345, SLG: 0.354	2-2 G6-3		1-2 L7			2-0 1B 3B		0-0 SH1-4	
<b>Robby Thompson, R</b> (1, 4) OBP: 0.333, SLG: 0.410 <b>Terry Kennedy, L</b> (8, 2) OBP: 0.321, SLG: 0.342	0-0 F9			1-0 F7		2-1 WP SF8 1B		4-2 1B BB	
<b>Will Clark, L</b> (1, 3) OBP: 0.414, SLG: 0.562	2-1 P2			1-1 L3		0-0 P5		0-1 1-3 2-H 1B	
<b>Matt Williams, R</b> (1, 5) OBP: 0.239, SLG: 0.470 <b>Mike Laga, L</b> (8, PH) OBP: 0.500, SLG: 1.000 <b>Steve Bedrosian, R</b> (9, 1) OBP: 0.250, SLG: 0.250			4-0 G6-4-3 BB	0-2 1B		1 SAFE 3-2 SF8 1-H		2-3 K	
<b>Candy Maldonado, R</b> (1, 9) OBP: 0.296, SLG: 0.369			1-2 G6-4-3 1-2f	1-0 P3		2-3 K		1-2 P6	
<b>Donell Nixon, R</b> (1, 7) OBP: 0.312, SLG: 0.299 <b>Pat Sheridan, L</b> (7, PH) OBP: 0.292, SLG: 0.331			1-2 FC4-6 1B		2-2 F9		2-2 G4-3		
<b>Bob Brenly, R</b> (1, 2) OBP: 0.250, SLG: 0.275 <b>Ernest Riles, L</b> (7, PH) OBP: 0.333, SLG: 0.405			0-0 FC4-6 1-2f		2-0 1B		2-2 P6		
<b>Jose Uribe, S</b> (1, 6) OBP: 0.264, SLG: 0.274 <b>Greg Litton, R</b> (5, PH) OBP: 0.299, SLG: 0.426			0-0 F7		2-3 K		1-3 K		
<b>Scott Garrelts, R</b> (1, 1) OBP: 0.175, SLG: 0.200 <b>Ken Oberkfell, L</b> (8, PH) OBP: 0.292, SLG: 0.348 <b>Bill Bathe, R</b> (8, PH) OBP: 0.280, SLG: 0.333 <b>Mike Benjamin, R</b> (8, PR) OBP: 0.250, SLG: 0.250			1-0 F7		0-3 K		0-1 SH1-4 1B 1B		

Inning Stats	R: 0 E: 0 K: 10 S: 10	H: 0 LOB: 0 BB: 0 P: 14	R: 0 E: 0 K: 8 S: 8	H: 1 LOB: 1 BB: 1 P: 14	R: 0 E: 0 K: 6 S: 6	H: 0 LOB: 0 BB: 0 P: 8	R: 0 E: 0 K: 10 S: 10	H: 1 LOB: 1 BB: 0 P: 13	R: 0 E: 0 K: 11 S: 11	H: 1 LOB: 1 BB: 0 P: 17	R: 2 E: 0 K: 10 S: 10	H: 2 LOB: 0 BB: 0 P: 19	R: 0 E: 0 K: 9 S: 9	H: 0 LOB: 0 BB: 0 P: 14	R: 1 E: 0 K: 16 S: 16	H: 2 LOB: 2 BB: 1 P: 23
--------------	--------------------------------	----------------------------------	------------------------------	----------------------------------	------------------------------	---------------------------------	--------------------------------	----------------------------------	--------------------------------	----------------------------------	--------------------------------	----------------------------------	------------------------------	----------------------------------	--------------------------------	----------------------------------

PITCHER	IP	WLS	BF	H	R	ER	SO	BB	IBB	HBP	BLK	WP	HR	S	P	ERA	WHIP
<b>Derek Lilliquist, L</b> (1, 1) ERA: 3.98	6.0		23	5	2	2	3	1	0	0	0	1	0	55	85	3.00	1.000
<b>Mark Eichhorn, R</b> (7, 1) ERA: 4.41	1.0		3	0	0	0	1	0	0	0	0	0	0	9	14	0.00	0.000
<b>Tony Castillo, L</b> (8, 1) ERA: 5.87	0.1	L	4	2	1	1	0	1	0	0	0	0	0	9	13	27.00	9.000
<b>Dwayne Henry, R</b> (8, 1) ERA: 6.0	0.2		2	0	0	0	1	0	0	0	0	0	0	7	10	0.00	0.000

AB	R	H	RBI	BB	SO	LOB
3	1	1	0	0	0	0
3	1	1	1	0	0	0
0	0	0	0	1	0	0
4	0	1	1	0	0	1
1	0	1	1	1	0	0
1	0	0	0	0	1	2
0	0	0	0	0	0	0
4	0	0	0	0	1	4
2	0	1	0	0	0	0
1	0	0	0	0	0	0
2	0	1	0	0	0	1
1	0	0	0	0	0	0
1	0	0	0	0	0	0
2	0	0	0	0	2	1
2	0	0	0	0	1	1
0	0	0	0	0	0	0
1	0	1	0	0	0	0
0	1	0	0	0	0	0

WP	PA
1	32

**Atlanta Braves @ San Francisco Giants**  
Candlestick Park, San Francisco, CA

Mon Sep 11 1989, 10:05 PM EDT  
Att. 11,930 - Unknown - 55 F

livebaseballscorecards.com

<b>AB</b>	<b>28</b>
<b>R</b>	<b>3</b>
<b>H</b>	<b>7</b>
<b>RBI</b>	<b>3</b>
<b>BB</b>	<b>2</b>
<b>SO</b>	<b>5</b>
<b>LOB</b>	<b>10</b>



Batter	1	2	3	4	5	6	7	8	9	AB R H RBI BB SO LOB	TOP																
Oddibe McDowell, L (1, 8) OBP: 0.323, SLG: 0.375	0-0 G4-3		0-3 K		0-0 P9			0-0 2B	0-0 G3	5 1 1 1 0 1 1																	
Jeff Treadway, L (1, 4) OBP: 0.322, SLG: 0.390	0-0 1B		0-0 F9		0-0 P4			4-0 HR		3 1 1 0 1 0 0																	
Lonnie Smith, R (1, 7) OBP: 0.420, SLG: 0.544	0-0 1B		0-0 G6-3		0-3 K			0-0 HR		4 1 2 1 0 1 0																	
Dale Murphy, R (1, 9) OBP: 0.300, SLG: 0.362	0-3 K			0-3 K		0-0 L4		0-0 HR		4 1 1 3 0 2 2																	
Darrell Evans, L (1, 3) Joe Boever, R (8, 1) Ed Whited, R (9, 3) OBP: 0.306, SLG: 0.366	0-3 K			0-0 P4			0-0 P6	0-0 P3		4 0 0 0 0 1 2																	
Jeff Blauser, R (1, 5) OBP: 0.311, SLG: 0.392		0-0 F7		0-0 1B		0-0 P3		0-0 F8		0 0 0 0 0 0 0																	
Andres Thomas, R (1, 6) OBP: 0.230, SLG: 0.324		0-0 HR		0-0 L9		0-0 G5-3			0-3 K	4 1 1 1 0 1 1																	
Jody Davis, R (1, 2) OBP: 0.238, SLG: 0.224		0-0 P6			0-0 F7			0-3 K	0-0 F7	4 0 0 0 0 1 0																	
Marty Clary, R (1, 1) Jeff Wetherby, L (5, PH) Jay Aldrich, R (5, 1) Tommy Gregg, L (8, PH) Mike Stanton, L (8, 3)		0-0 G6-3			0-0 F7			0-0 2B	4-0 BB	1 0 0 0 0 0 0																	
<b>Inning Stats</b>	R: 0 E: 1 K: 2 S: 9	H: 2 LOB: 2 BB: 0 P: 9	R: 1 E: 0 K: 0 S: 4	H: 1 LOB: 0 BB: 0 P: 4	R: 0 E: 0 K: 1 S: 5	H: 0 LOB: 0 BB: 0 P: 5	R: 0 E: 0 K: 1 S: 6	H: 1 LOB: 1 BB: 0 P: 6	R: 0 E: 0 K: 0 S: 3	H: 0 LOB: 0 BB: 0 P: 3	R: 0 E: 0 K: 1 S: 5	H: 0 LOB: 0 BB: 0 P: 5	R: 0 E: 0 K: 0 S: 3	H: 0 LOB: 0 BB: 0 P: 3	R: 5 E: 0 K: 1 S: 9	H: 4 LOB: 0 BB: 1 P: 13	R: 0 E: 0 K: 1 S: 5	H: 0 LOB: 1 BB: 1 P: 9	1B: 4 2B: 2 3B: 0 HR: 2	SF: 0 SAC: 0 DP: 0 HBP: 0	WP: 0 PB: 0 SB: 0 CS: 0	PA: 37					
<b>PITCHER</b>	IP WLS BF H R ER SO BB IBB HBP BLK WP HR S P ERA WHIP																										
Rick Reuschel, R (1, 1) ERA: 2.68	6.0		22	4	1	1	5	0	0	0	0	0	1	32	32	1.50	0.667										
Kelly Downs, R (7, 1) ERA: 5.64	1.1		8	3	4	4	1	1	0	0	0	0	0	9	13	27.00	3.000										
Steve Bedrosian, R (8, 1) ERA: 3.16	1.2	L	7	1	1	1	1	1	0	0	0	0	1	8	12	5.40	1.200										

Atlanta Braves @ San Francisco Giants  
 Candlestick Park, San Francisco, CA  
 Tue Sep 12 1989, 10:05 PM EDT  
 Att: 11,077 - Unknown

livebaseballscorecards.com

AB 35  
 R 6  
 H 8  
 RBI 6  
 BB 2  
 SO 7  
 LOB 6



Batter	1	2	3	4	5	6	7	8	9	AB	R	H	RBI	BB	SO	LOB
<b>Brett Butler, L</b> OBP: 0.344, SLG: 0.352 (1, 8)	0-0 G1-3	0-0 FC2-5		0-0 L9		0-0 L6		0-0 1B		5	0	1	0	0	0	2
<b>Ernest Riles, L</b> OBP: 0.332, SLG: 0.403 (1, 4)	0-0	0-0		0-0		0-0		0-3		4	1	1	0	0	0	2
<b>Kelly Downs, R</b> OBP: 0.118, SLG: 0.118 (7, 1)	1B	1B		1B		1B		1-2		0	0	0	0	0	0	0
<b>Candy Maldonado, R</b> OBP: 0.295, SLG: 0.368 (8, 9)	FC5	1B		1B		1B		1-2		1	0	0	0	0	1	1
<b>Will Clark, L</b> OBP: 0.417, SLG: 0.562 (1, 3)	4-0 1B			0-0 F7		4-0 1B		4-0 BB		2	1	1	0	3	0	0
<b>Kevin Mitchell, R</b> OBP: 0.388, SLG: 0.645 (1, 7)	0-0 FC5			0-0		0-0 FC5-4		0-0 BB		5	3	2	1	0	0	3
<b>Matt Williams, R</b> OBP: 0.242, SLG: 0.466 (1, 5)	1-2 FC4-6			HR		1B		1-2 BB		4	0	1	1	1	1	2
<b>Terry Kennedy, L</b> OBP: 0.323, SLG: 0.342 (1, 2)	FC5			1B		1B		1B		3	0	1	0	1	0	2
<b>Bill Bathe, R</b> OBP: 0.269, SLG: 0.320 (9, PH)	FC4-6			1B		F7		F8		1	0	0	0	0	1	1
<b>Pat Sheridan, L</b> OBP: 0.291, SLG: 0.329 (1, 9)	1-3 2-H 3-H			1B		F7		F8		4	0	1	2	0	0	4
<b>Steve Bedrosian, R</b> OBP: 0.250, SLG: 0.250 (8, 1)	FC4-6			G4-6-3		1B		1B		0	0	0	0	0	0	0
<b>Jose Uribe, S</b> OBP: 0.267, SLG: 0.275 (1, 6)	FC4			1B		1B		1B		2	0	1	0	1	0	2
<b>Ken Oberkfell, L</b> OBP: 0.297, SLG: 0.353 (8, PH)	FC4			SH1-4		1B		1B		1	0	1	0	0	0	0
<b>Mike Benjamin, R</b> OBP: 0.250, SLG: 0.250 (8, PR)	1-2f			1B		IBB		1B		0	0	0	0	0	0	0
<b>Rick Reuschel, R</b> OBP: 0.230, SLG: 0.179 (1, 1)				SH1-4		1B		1B		2	0	1	0	0	1	3
<b>Greg Litton, R</b> OBP: 0.297, SLG: 0.423 (7, 4)				FC2-5		1B		1B		1	0	0	0	0	1	1

Inning Stats	R: 3	H: 2	E: 1	K: 0	S: 6	LOB: 2	BB: 2	P: 14	R: 0	H: 1	E: 0	K: 0	S: 3	LOB: 0	BB: 0	P: 3	R: 1	H: 3	E: 0	K: 0	S: 5	LOB: 1	BB: 0	P: 5	R: 0	H: 1	E: 0	K: 0	S: 4	LOB: 1	BB: 0	P: 4	R: 1	H: 2	E: 0	K: 1	S: 7	LOB: 3	BB: 2	P: 15	R: 0	H: 0	E: 0	K: 0	S: 3	LOB: 1	BB: 1	P: 7	R: 0	H: 0	E: 0	K: 1	S: 5	LOB: 0	BB: 0	P: 5	R: 0	H: 2	E: 0	K: 2	S: 8	LOB: 2	BB: 0	P: 8	R: 0	H: 0	E: 0	K: 1	S: 5	LOB: 1	BB: 1	P: 9	1B: 9	SF: 0	2B: 1	SAC: 1	3B: 0	DP: 1	HR: 1	HBP: 0	WP: 0	PA: 42
--------------	------	------	------	------	------	--------	-------	-------	------	------	------	------	------	--------	-------	------	------	------	------	------	------	--------	-------	------	------	------	------	------	------	--------	-------	------	------	------	------	------	------	--------	-------	-------	------	------	------	------	------	--------	-------	------	------	------	------	------	------	--------	-------	------	------	------	------	------	------	--------	-------	------	------	------	------	------	------	--------	-------	------	-------	-------	-------	--------	-------	-------	-------	--------	-------	--------

PITCHER	IP	WLS	BF	H	R	ER	SO	BB	IBB	HBP	BLK	WP	HR	S	P	ERA	WHIP
<b>Marty Clary, R</b> ERA: 2.91 (1, 1)	4.0		20	7	4	2	0	1	1	0	0	0	1	18	26	4.50	2.000
<b>Jay Aldrich, R</b> ERA: 3.34 (5, 1)	3.0	W	14	2	1	1	2	2	1	0	0	0	0	15	27	3.00	1.333
<b>Joe Boever, R</b> ERA: 3.79 (8, 1)	1.0		4	2	0	0	2	0	0	0	0	0	0	8	8	0.00	2.000
<b>Mike Stanton, L</b> ERA: 1.42 (9, 1)	1.0	S	4	0	0	0	1	1	0	0	0	0	0	5	9	0.00	1.000

BOTTOM

Atlanta Braves @ San Francisco Giants  
Candlestick Park, San Francisco, CA

Tue Sep 12 1989, 10:05 PM EDT  
Att. 11,077 - Unknown

livebaseballscores.com

AB	35
R	5
H	11
RBI	4
BB	6
SO	5
LOB	23



Batter	1	2	3	4	5	6	7	8	9	10	11	12	13	AB R H RBI BB SO LOB	TOP															
Herm Winningham, L OBP: 0.323, SLG: 0.368 (1, 7)	5-3		1B 2B		G4-6-3			HR 1B		4-3		F8	K	7 2 2 1 0 1 5																
Luis Quinones, S OBP: 0.327, SLG: 0.463 (1, 5)	P5		1B				F9	HR BB		K		5-3		5 1 1 0 1 1 2																
Eric Davis, R OBP: 0.360, SLG: 0.545 (1, 8)			1B				G4-6-3	HR		P6			SH2-4 1B	5 2 4 4 1 0 0																
Paul O'Neill, L OBP: 0.351, SLG: 0.465 (1, 9)	K		G4-6-3				G4-6-3	F7				F8	SH2-4 1B WP BB	5 1 0 0 1 1 4																
Todd Benzinger, S OBP: 0.293, SLG: 0.384 (1, 3)							F7	5-3				6-3	SH2-4	5 0 0 0 0 1 0																
Joe Oliver, R OBP: 0.308, SLG: 0.408 Jeff Reed, L OBP: 0.300, SLG: 0.307 (1, 2) (2, 2)			5-3				6-3			K		FC6-4 BB	WP FC1 IBB	1 0 0 0 0 0 0 3 0 0 0 2 1 0																
Mariano Duncan, R OBP: 0.287, SLG: 0.364 (1, 6) (12, 4)			K				1-0	1-0		F9		FC6-4	FC1 WP 1B	5 0 1 1 0 1 1																
Ron Oester, S OBP: 0.310, SLG: 0.295 Rolando Rómulo, R OBP: 0.281, SLG: 0.413 Mike Roesler, R OBP: 0.276, SLG: 0.451 Barry Larkin, R OBP: 0.376, SLG: 0.451 Bob Sebra, R OBP: 0.376, SLG: 0.451 Rosario Rodriguez, R OBP: 0.376, SLG: 0.451 (1, 4) (12, PR) (12, 1) (13, PR) (13, 1) (13, 1)			SH3-4 2B 1B				1-3					F8 BLK 1B	FC1 IBB	5 1 3 0 0 0 0 1 0 0 0 0 0 0 0 0 0 0 0 0 0 1 0 0 0 0 0 0 0 0 0 0 0 0 0 0 0 0 0 0																
Scott Scudder, R OBP: 0.287, SLG: 0.364 Chris Sabo, R OBP: 0.287, SLG: 0.364 Tom Brantley, R OBP: 0.287, SLG: 0.364 Rick Mahler, R OBP: 0.287, SLG: 0.364 Norm Charlton, S OBP: 0.287, SLG: 0.364 Ken Griffey, L OBP: 0.287, SLG: 0.364 John Franco, L OBP: 0.287, SLG: 0.364 Jeff Richardson, R OBP: 0.287, SLG: 0.364 (1, 1) (12, PR) (12, 1) (13, PR) (13, 1) (13, 1)			SH3-4				1-3	F9		1-3		K	FC1	0 0 0 0 0 0 0 0 0 1 0 0 0 0 0 0 0 0 0 0 0 0 0 0 1 0 0 0 0 0 0 0 0 0 0 0 0 0 0 0 2 0 0 0 0 0 1 4																
<b>Inning Stats</b>	R: 0 E: 0 S: 9	H: 1 LOB: 1 BB: 0 P: 13	R: 0 E: 0 S: 7	H: 0 LOB: 0 BB: 0 P: 11	R: 2 E: 0 S: 16	H: 4 LOB: 1 BB: 0 P: 21	R: 0 E: 0 S: 11	H: 0 LOB: 0 BB: 0 P: 17	R: 0 E: 1 S: 4	H: 0 LOB: 1 BB: 0 P: 8	R: 0 E: 0 S: 5	H: 0 LOB: 1 BB: 0 P: 8	R: 3 E: 0 S: 13	H: 2 LOB: 0 BB: 1 P: 23	R: 0 E: 0 S: 9	H: 1 LOB: 1 BB: 0 P: 12	R: 0 E: 0 S: 5	H: 0 LOB: 0 BB: 0 P: 6	R: 0 E: 0 S: 6	H: 0 LOB: 1 BB: 1 P: 10	R: 0 E: 0 S: 7	H: 1 LOB: 2 BB: 0 P: 12	R: 2 E: 0 S: 12	H: 2 LOB: 3 BB: 3 P: 31	1B: 9 2B: 1 3B: 0 HR: 1	SF: 0 SAC: 2 DP: 3 HBP: 1	WP: 1 PB: 0 SB: 1 CS: 0	PA: 55		
<b>PITCHER</b>	<b>Don Robinson, R</b> ERA: 3.34 (1, 1)	IP: 1.0 WLS: 4 BF: 4 H: 1 R: 0 ER: 0 SO: 1 BB: 0 IBB: 0 HBP: 0 BLK: 0 WP: 0 HR: 0 S: 9 P: 13 ERA: 0.00 WHIP: 1.000	<b>Jeff Brantley, R</b> ERA: 4.13 (2, 1)	IP: 1.1 WLS: 8 BF: 4 H: 2 R: 2 ER: 2 SO: 1 BB: 0 IBB: 0 HBP: 0 BLK: 0 WP: 0 HR: 0 S: 22 P: 30 ERA: 13.50 WHIP: 3.000	<b>Trevor Wilson, L</b> ERA: 4.71 (3, 1)	IP: 5.0 WLS: 17 BF: 1 H: 2 R: 2 ER: 2 SO: 1 BB: 2 IBB: 0 HBP: 1 BLK: 0 WP: 0 HR: 0 S: 31 P: 58 ERA: 3.60 WHIP: 0.600	<b>Craig Leferts, L</b> ERA: 2.77 (8, 1)	IP: 1.0 WLS: 4 BF: 1 H: 1 R: 1 ER: 1 SO: 1 BB: 0 IBB: 0 HBP: 0 BLK: 0 WP: 1 HR: 1 S: 11 P: 14 ERA: 9.00 WHIP: 1.000	<b>Steve Bedrosian, R</b> ERA: 3.05 (9, 1)	IP: 2.2 WLS: 10 BF: 1 H: 0 R: 0 ER: 0 SO: 1 BB: 1 IBB: 0 HBP: 0 BLK: 0 WP: 0 HR: 0 S: 17 P: 25 ERA: 0.00 WHIP: 0.750	<b>PITCHER</b>	<b>Randy McCombs, R</b> ERA: 3.34 (12, 1)	IP: 1.0 WLS: W BF: 6 H: 1 R: 0 ER: 0 SO: 1 BB: 0 IBB: 2 HBP: 0 BLK: 0 WP: 1 HR: 0 S: 9 P: 21 ERA: 0.00 WHIP: 1.000	<b>Ernie Camacho, R</b> ERA: 3.27 (13, 1)	IP: 1.0 WLS: W BF: 6 H: 1 R: 0 ER: 0 SO: 1 BB: 0 IBB: 2 HBP: 0 BLK: 0 WP: 1 HR: 0 S: 9 P: 21 ERA: 0.00 WHIP: 1.000															

**Cincinnati Reds @ San Francisco Giants**  
 Candlestick Park, San Francisco, CA  
 Wed Sep 13 1989, 10:05 PM EDT  
 Att. 13,827 - Unknown

livebaseballscorecards.com

AB	46
R	7
H	11
RBI	6
BB	6
SO	7
LOB	18



Batter	1	2	3	4	5	6	7	8	9	10	11	12	13	AB R H RBI BB SO LOB
<b>Brett Butler, L</b> OBP: 0.346, SLG: 0.354 (1, 8)	4-2 G6-3 2B BB	1-0 P4		2-1 HR 1B		0-0 CS 1B			0-0 4-3		0-0 5-3		1-2 1B	6 2 3 1 1 0 2
<b>Robby Thompson, R</b> OBP: 0.331, SLG: 0.413 (1, 4)	2-1 G6-3 1-2	0-3 K		0-0 HR 1-H 2-H		0-1 CS 1-2	1-2 6-3		2-1 F9			0-3 K		6 1 1 3 0 2 3
<b>Will Clark, L</b> OBP: 0.415, SLG: 0.557 (1, 3)	2-2 F8		0-0 F8	0-1 CS 1B			2-3 K			3-2 P6		2-3 K		6 0 1 0 0 2 1
<b>Kevin Mitchell, R</b> OBP: 0.388, SLG: 0.641 (1, 7)	4-1 2B BB		3-1 E5	3-2 CS 1-2	0-0 6-3		0-0 F8			3-2 FC6-4 1B		0-1 F7		5 1 1 0 1 0 0
<b>Matt Williams, R</b> OBP: 0.244, SLG: 0.464 (1, 5)	0-0 1-H 2-H 2B		1-2 F8		3-0 F8		4-2 SH2-4 BB			1-2 FC6-4 1B			2-1 P3	5 0 1 2 1 0 2
<b>Terry Kennedy, L</b> OBP: 0.323, SLG: 0.345 (1, 2)	1-3 K		2-2 G3		0-0 2B		1-0 SH2-4			2-2 1-3 1B			2-2 WP BB 2B HBP	3 0 1 0 0 1 2 1 0 1 0 0 0 0 0 1 0 0 0 0 0
<b>Chris Speier, R</b> OBP: 0.294, SLG: 0.267 (8, PH) (9, 6)														
<b>Ken Oberkfell, L</b> OBP: 0.301, SLG: 0.353 (13, PH)														
<b>Pat Sheridan, L</b> OBP: 0.292, SLG: 0.329 (1, 9)			2-2 SH3-4 E 1B		0-0 4-3		1-3 K			0-3 K			4-0 WP BB 2B BB	3 0 1 0 0 0 1 2 0 0 0 0 2 3 0 1 0 0 1 0 0
<b>Candy Maldonado, R</b> OBP: 0.294, SLG: 0.366 (8, PH) (9, 9)														
<b>Ernest Riles, L</b> OBP: 0.334, SLG: 0.403 (13, PH)														
<b>Jose Uribe, S</b> OBP: 0.122, SLG: 0.122 Bill Baun, R OBP: 0.122, SLG: 0.122														
<b>Steve Bedrosian, R</b> OBP: 0.122, SLG: 0.122 Dorell Nixon, R OBP: 0.122, SLG: 0.122 Handy Jay Calvert, R OBP: 0.122, SLG: 0.122 Greg Littles, R OBP: 0.122, SLG: 0.122 Jim Weaver, L OBP: 0.122, SLG: 0.122														
<b>Don Robinson, R</b> OBP: 0.200, SLG: 0.316 (1, 1)			0-0 SH3-4		1-1 P5		1-0 F8		1-3 K		2-3 K		4-0 1B IBB	0 0 0 0 0 0 0 0 0 0 0 0 0 0 2 0 0 0 0 0 1 2 0 0 0 1 2 0
<b>Jeff Brantley, R</b> OBP: 0.083, SLG: 0.083 (2, 1)														
<b>Trevor Wilson, L</b> OBP: 0.400, SLG: 0.250 (3, 1)														
<b>Craig Lefferts, L</b> (8, 1)														
<b>Bob Brenly, R</b> OBP: 0.252, SLG: 0.269 (9, 2)														

Inning Stats	R: 2	E: 0	K: 1	S: 17	H: 1	LOB: 1	BB: 2	P: 29	R: 0	E: 1	K: 1	S: 10	H: 1	LOB: 2	BB: 1	P: 17	R: 0	E: 1	K: 0	S: 9	H: 0	LOB: 1	BB: 0	P: 15	R: 3	E: 1	K: 0	S: 13	H: 3	LOB: 0	BB: 0	P: 18	R: 0	E: 0	K: 0	S: 4	H: 1	LOB: 0	BB: 0	P: 7	R: 0	E: 0	K: 0	S: 7	H: 1	LOB: 0	BB: 0	P: 11	R: 0	E: 0	K: 1	S: 8	H: 0	LOB: 1	BB: 1	P: 14	R: 0	E: 0	K: 1	S: 6	H: 0	LOB: 0	BB: 0	P: 9	R: 0	E: 0	K: 1	S: 19	H: 2	LOB: 2	BB: 0	P: 28	R: 0	E: 0	K: 1	S: 5	H: 0	LOB: 0	BB: 0	P: 7	R: 0	E: 0	K: 2	S: 10	H: 0	LOB: 0	BB: 0	P: 12	R: 3	E: 0	K: 0	S: 12	H: 2	LOB: 2	BB: 2	P: 26	1B: 7	2B: 3	3B: 0	HR: 1	SF: 0	SAC: 2	DP: 0	HBP: 1	WP: 1	PB: 0	SB: 0	CS: 2	PA: 57
<b>PITCHER</b>	IP	WLS	BF	H	R	ER	SO	BB	IBB	HBP	BLK	WP	HR	S	P	ERA	WHIP																			IP	WLS	BF	H	R	ER	SO	BB	IBB	HBP	BLK	WP	HR	S	P	ERA	WHIP																																																									
<b>Scott Scudder, R</b> ERA: 3.83 (1, 1)	4.0		21	5	5	2	2	3	0	0	0	0	1	49	79	4.50	2.000																			<b>Bob Sebra, R</b> ERA: 5.65 (13, 1)	0.1		2	0	1	1	0	0	0	1	0	8	8	27.00	0.000																																																										
<b>Rick Mahler, R</b> ERA: 3.78 (5, 1)	3.0		10	2	0	0	1	0	0	0	0	0	0	18	28	0.00	0.667																			<b>Rosario Rodriguez, L</b> ERA: 6.0 (13, 1)	0.0	L	4	2	2	2	0	1	1	0	0	1	0	8	18	∞	∞																																																								
<b>Norm Charlton, L</b> ERA: 3.38 (8, 1)	1.0		4	0	0	0	1	1	0	0	0	0	0	8	14	0.00	1.000																																																																																												
<b>John Franco, L</b> ERA: 2.84 (9, 1)	3.0		11	2	0	0	3	0	0	0	0	0	0	30	44	0.00	0.667																																																																																												
<b>Mike Roesler, R</b> ERA: 3.32 (12, 1)	1.0		3	0	0	0	2	0	0	0	0	0	0	10	12	0.00	0.000																																																																																												

**BOTTOM**

**Cincinnati Reds @ San Francisco Giants**  
Candlestick Park, San Francisco, CA

Wed Sep 13 1989, 10:05 PM EDT  
Att: 13,827 - Unknown

AB	46
R	8
H	11
RBI	8
BB	6
SO	9
LOB	16

**GIANTS**

Batter	1	2	3	4	5	6	7	8	9	10	11	12	AB	R	H	RBI	BB	SO	LOB	TOP								
Herm Winningham, L OBP: 0.323, SLG: 0.369 (1, 7)	G6-3		G4-3 BB		G6-3		G3-1 1B 2B		G4-3			G1-3	5	1	1	0	1	0	0									
Luis Quinones, S OBP: 0.321, SLG: 0.453 (1, 5)	K		G4-3			P6	G3-1		G4-3			G1-3	6	0	0	0	0	1	2									
Eric Davis, R OBP: 0.364, SLG: 0.551 (1, 8)	1B		G6-3			2B	1B		F7			2B	6	1	4	1	0	0	1									
Paul O'Neill, L OBP: 0.356, SLG: 0.465 (1, 9)	1B				G3 1B	2B	1B				G6-3		4	1	2	0	2	1	1									
Todd Benzinger, S OBP: 0.294, SLG: 0.386 (1, 3)	G1-3				G3	G5-3 2B	FC6-4 1B				F8		5	0	2	2	0	0	3									
Mariano Duncan, R OBP: 0.281, SLG: 0.357 (1, 6)			G5-3		G6-3	G5-3	FC6-4				G6-3		5	0	0	0	0	0	5									
Jeff Reed, L OBP: 0.301, SLG: 0.306 (1, 2)			G6-4-3 1B		F8		BB		F8		G4-3		4	0	1	0	1	0	1									
Ron Oester, S OBP: 0.305, SLG: 0.279 (1, 4)			G6-4-3			G4-3	K		F9		G6-3		5	0	0	0	0	1	3									
Tim Leary, R OBP: 0.175, SLG: 0.132 Ken Griffey, L (8, PH) Norm Charlton, S (8, 1)			K			K			K		K		3	0	0	0	0	3	0									
													1	0	0	0	0	1	0									
													1	0	0	0	0	1	0									
<b>Inning Stats</b>	R: 0 E: 0 K: 1 S: 8	H: 2 LOB: 2 BB: 0 P: 13	R: 0 E: 0 K: 0 S: 8	H: 1 LOB: 0 BB: 0 P: 14	R: 0 E: 0 K: 1 S: 12	H: 1 LOB: 1 BB: 1 P: 22	R: 0 E: 0 K: 1 S: 10	H: 1 LOB: 1 BB: 0 P: 13	R: 0 E: 0 K: 1 S: 6	H: 0 LOB: 0 BB: 0 P: 8	R: 2 E: 0 K: 1 S: 13	H: 2 LOB: 2 BB: 2 P: 24	R: 1 E: 0 K: 1 S: 16	H: 3 LOB: 3 BB: 1 P: 24	R: 0 E: 0 K: 1 S: 7	H: 0 LOB: 0 BB: 0 P: 10	R: 0 E: 0 K: 0 S: 6	H: 0 LOB: 0 BB: 0 P: 6	R: 0 E: 0 K: 0 S: 4	H: 0 LOB: 0 BB: 0 P: 6	R: 0 E: 0 K: 1 S: 7	H: 0 LOB: 0 BB: 0 P: 12	R: 0 E: 0 K: 1 S: 8	H: 1 LOB: 1 BB: 0 P: 14	1B: 6 2B: 4 3B: 0 HR: 0	SF: 0 SAC: 0 DP: 1 HBP: 0	WP: 0 PB: 0 SB: 0 CS: 0	PA: 49
<b>PITCHER</b>	IP	WLS	BF	H	R	ER	SO	BB	IBB	HBP	BLK	WP	HR	S	P	ERA	WHIP											
Michael LaCoss, R ERA: 3.36	(1, 1)	5.2	25	6	2	2	3	3	0	0	0	0	0	53	89	3.18	1.588											
Craig Lefferts, L ERA: 2.76	(6, 1)	0.1	1	0	0	0	1	0	0	0	0	0	0	4	5	0.00	0.000											
Jeff Brantley, R ERA: 4.14	(7, 1)	2.0	10	3	1	1	2	1	0	0	0	0	0	23	34	4.50	2.000											
Kelly Downs, R ERA: 5.37	(9, 1)	3.0	9	0	0	0	1	0	0	0	0	0	0	17	24	0.00	0.000											
Ernie Camacho, R ERA: 3.0	(12, 1)	1.0	W 4	1	0	0	1	0	0	0	0	0	0	8	14	0.00	1.000											

Cincinnati Reds @ San Francisco Giants  
Candlestick Park, San Francisco, CA  
Thu Sep 14 1989, 6:33 AM EDT  
Att. 15,969 - Unknown

livebaseballscorecards.com

AB	45
R	3
H	10
RBI	3
BB	4
SO	8
LOB	16



Batter	1	2	3	4	5	6	7	8	9	10	11	12	AB	R	H	RBI	BB	SO	LOB
<b>Brett Butler, L</b> OBP: 0.348, SLG: 0.357 (1, 8)	1-0 P4		0-1 1B 2B		1-0 WP 1B		0-0 FC6-4 1B	3-2 E5			3-2 G4-3		6	1	3	0	0	0	1
<b>Robby Thompson, R</b> OBP: 0.327, SLG: 0.408 (1, 4)	0-3 K		1-3 K		0-0 P2		1-0 FC6-4 3B	1-3 K			1-3 K		6	1	0	0	0	4	5
<b>Will Clark, L</b> OBP: 0.416, SLG: 0.562 (1, 3)	0-0 2B		0-1 2-H 1B		2-0 P6		1-0 1-H SF7 3B			0-2 G4-3		0-0 E5 1B	6	2	3	2	0	0	1
<b>Kevin Mitchell, R</b> OBP: 0.386, SLG: 0.635 (1, 7)	2-2 F9		0-0 F7		4-0 IBB		2-2 SF7			1-3 K		1-3 K	4	0	0	1	1	2	3
<b>Matt Williams, R</b> OBP: 0.246, SLG: 0.459 (1, 5) (7, 6)		2-2 F7		0-0 F9	1-1 F9		0-0 1B			0-3 K		4-0 1B IBB	5	0	1	0	1	1	2
<b>Terry Kennedy, L</b> OBP: 0.322, SLG: 0.344 (1, 2)		0-0 F7		1-1 1B			0-3 K	2-3 K			2-3 K	4	0	1	0	0	2	1	
<b>Bob Brenly, R</b> OBP: 0.256, SLG: 0.274 (10, PH) (11, 2)												0-0 1B	2	0	1	1	0	1	0
<b>Pat Sheridan, L</b> OBP: 0.298, SLG: 0.331 (1, 9)		1-0 E4		0-0 1B			4-1 WP BB			2-1 F9		0-0 1B	2	0	1	0	1	0	0
<b>Donell Nixon, R</b> OBP: 0.306, SLG: 0.293 (8, PH) (9, 9)											0-3 K		2	0	0	0	0	1	0
<b>Jose Uribe, S</b> OBP: 0.266, SLG: 0.273 (1, 6)		0-2 P4		2-3 K			2-0 F7			3-3 K		0-3 K	2	0	0	0	0	1	3
<b>Ernest Riles, L</b> OBP: 0.333, SLG: 0.402 (6, PH) (7, 5)													1	0	0	0	0	0	1
<b>Greg Litton, R</b> OBP: 0.298, SLG: 0.429 (8, PH) (9, 5)													2	0	0	0	0	2	0
<b>Michael LaCoss, R</b> <b>Craig Leferts, L</b> <b>Mike Laga, L</b> <b>Jeff Brantley, S</b> <b>Bill Butler, R</b> <b>Jim Weaver, L</b> <b>Kelly Smith, S</b> <b>Chris Spivey, S</b> <b>Ernie Camacho, R</b>			0-0 F7	1-2 G1-3		0-3 K		0-0 E BLK 1B			0-3 K		2	0	0	0	0	0	2

Inning Stats	R: 0	H: 1	E: 0	K: 1	S: 9	LOB: 1	BB: 0	P: 12	R: 0	H: 0	E: 1	K: 0	S: 8	LOB: 1	BB: 0	P: 11	R: 1	H: 2	E: 0	K: 1	S: 10	LOB: 1	BB: 1	P: 11	R: 0	H: 2	E: 0	K: 1	S: 10	LOB: 2	BB: 0	P: 14	R: 0	H: 1	E: 0	K: 0	S: 5	LOB: 2	BB: 1	P: 13	R: 0	H: 0	E: 0	K: 2	S: 8	LOB: 1	BB: 1	P: 14	R: 2	H: 3	E: 0	K: 1	S: 10	LOB: 1	BB: 0	P: 16	R: 0	H: 1	E: 1	K: 2	S: 12	LOB: 2	BB: 0	P: 21	R: 0	H: 0	E: 0	K: 3	S: 9	LOB: 0	BB: 0	P: 10	R: 0	H: 0	E: 0	K: 3	S: 9	LOB: 0	BB: 0	P: 11	R: 0	H: 0	E: 0	K: 2	S: 9	LOB: 0	BB: 0	P: 13	R: 1	H: 1	E: 1	K: 1	S: 7	LOB: 2	BB: 1	P: 12	1B: 8	2B: 2	3B: 1	HR: 0	SF: 1	SAC: 0	DP: 0	HBP: 0	WP: 2	PA: 51
<b>PITCHER</b>	IP	WLS	BF	H	R	ER	SO	BB	IBB	HBP	BLK	WP	HR	S	P	ERA	WHIP																																																																																									
<b>Tim Leary, R</b> ERA: 3.67	7.0		33	9	3	3	6	1	1	0	0	2	0	60	91	3.86	1.429																																																																																									
<b>Norm Charlton, L</b> ERA: 3.2	4.1	L	18	2	1	0	10	0	1	0	1	0	0	46	67	0.00	0.462																																																																																									


**BOTTOM**

**Cincinnati Reds @ San Francisco Giants**  
Candlestick Park, San Francisco, CA

Thu Sep 14 1989, 6:33 AM EDT  
Att: 15,969 - Unknown

livebaseballscorecards.com

<b>AB</b>	47
<b>R</b>	4
<b>H</b>	11
<b>RBI</b>	4
<b>BB</b>	3
<b>SO</b>	16
<b>LOB</b>	20



Batter	1	2	3	4	5	6	7	8	9	AB R H RBI BB SO LOB	TOP										
<b>Bip Roberts, S</b> (1, 5) <small>OBP: 0.400, SLG: 0.440</small> <b>Mike Pagliarulo, L</b> (5, 5) <small>OBP: 0.265, SLG: 0.289</small>	0-1 F9		4-0 2B G3 BB		1-2 G3-1	1-2 F7			4-0 1B BB	2 1 0 0 1 0 0 1 0 0 0 1 0 0											
<b>Roberto Alomar, S</b> (1, 4) <small>OBP: 0.341, SLG: 0.364</small>	2-2 G5-3		3-2 G3 3B 2B		1-1 P4			1-2 P6	1-2 P2	5 1 1 0 0 0 2											
<b>Tony Gwynn, L</b> (1, 9) <small>OBP: 0.395, SLG: 0.430</small>	1-1 BB 1B		2-2 G3		1-2 1B			0-1 G3	0-0 1B	5 0 3 1 0 0 1											
<b>Jack Clark, R</b> (1, 3) <small>OBP: 0.401, SLG: 0.437</small>	4-2 1-2 BB		0-1 6-3		1-0 F8			2-2 2B	2-3 K	4 0 1 0 1 1 5											
<b>Chris James, R</b> (1, 7) <small>OBP: 0.279, SLG: 0.368</small>	1-1 F7		3-2 3B			0-1 2B 1B		0-2 G5-3	1-0 G1-3	5 1 2 1 0 0 6											
<b>Garry Templeton, S</b> (1, 6) <small>OBP: 0.288, SLG: 0.364</small>		1-1 G5-3 1B	1-1 G1-3			1-1 HR 2B		2-1 L6-3 1B		4 1 3 1 0 0 1											
<b>Benito Santiago, R</b> (1, 2) <small>OBP: 0.278, SLG: 0.380</small>		2-0 P3		0-1 F9		0-2 HR		0-0 P3		4 1 1 2 0 0 2											
<b>Darrin Jackson, R</b> (1, 8) <small>OBP: 0.272, SLG: 0.344</small>		1-2 G5-3		1-1 P3		1-0 G5-3		1-2 L6-3		4 0 0 0 0 0 2											
<b>Dennis Rasmussen, L</b> (1, 1) <small>OBP: 0.190, SLG: 0.226</small> <b>Greg Harris, R</b> (6, 1) <small>OBP: 0.167, SLG: 0.063</small>		1-2 G3		0-2 G6-3		1-2 F7			4-0 1B BB BB	3 0 0 0 0 0 1 0 0 0 0 1 0 0											
<b>Inning Stats</b>	R: 0 E: 0 K: 0 S: 12	H: 1 LOB: 2 BB: 1 P: 20	R: 0 E: 0 K: 0 S: 9	H: 1 LOB: 1 BB: 0 P: 14	R: 2 E: 0 K: 0 S: 20	H: 2 LOB: 1 BB: 1 P: 32	R: 0 E: 0 K: 0 S: 7	H: 0 LOB: 0 BB: 0 P: 8	R: 0 E: 0 K: 0 S: 9	H: 1 LOB: 1 BB: 0 P: 13	R: 3 E: 0 K: 0 S: 15	H: 3 LOB: 0 BB: 0 P: 18	R: 0 E: 0 K: 0 S: 15	H: 1 LOB: 1 BB: 0 P: 18	R: 0 E: 0 K: 0 S: 7	H: 1 LOB: 0 BB: 0 P: 10	R: 0 E: 0 K: 1 S: 8	H: 1 LOB: 3 BB: 2 P: 20	1B: 6 2B: 4 3B: 1 HR: 1	SF: 0 SAC: 0 DP: 1 HBP: 0	WP: 0 PA: 41 PB: 0 SB: 0 CS: 0
<b>PITCHER</b>	IP WLS BF H R ER SO BB IBB HBP BLK WP HR S P ERA WHIP																				
<b>Bob Knepper, L</b> (1, 1) <small>ERA: 5.0</small> <b>Craig Lefferts, L</b> (7, 1) <small>ERA: 2.71</small> <b>Randy McCament, R</b> (9, 1) <small>ERA: 3.34</small> <b>Jeff Brantley, R</b> (9, 1) <small>ERA: 4.09</small>	6.0 L 28 8 5 5 0 2 0 0 0 0 1 72 105 7.50 1.667																				

San Diego Padres @ San Francisco Giants  
 Candlestick Park, San Francisco, CA

Fri Sep 15 1989, 10:05 PM EDT  
 Att. 33,920 - Unknown - 55 F

AB	37
R	5
H	11
RBI	5
BB	4
SO	1
LOB	20





Batter	1	2	3	4	5	6	7	8	9	AB	R	H	RBI	BB	SO	LOB
<b>Brett Butler, L</b> OBP: 0.345, SLG: 0.354 (1, 8)	2-1 G5-3	0-1 FC6-4			2-1 F9		1-1 P6		1-1 F7	5	0	0	0	0	0	3
<b>Robby Thompson, R</b> OBP: 0.327, SLG: 0.411 (1, 4)	2-2 F8		0-1 SF8		2-2 F9		2-2 G6-3			4	1	1	0	0	0	0
<b>Will Clark, L</b> OBP: 0.413, SLG: 0.559 (1, 3)	1-2 F7		1-0 SF8		2-1 G3		1-2 G4-3			3	0	0	1	0	0	0
<b>Kevin Mitchell, R</b> OBP: 0.388, SLG: 0.640 (1, 7)		0-0 1B SF8	1-2 P3		0-0 2B		0-0 2B			4	2	3	0	0	0	0
<b>Matt Williams, R</b> OBP: 0.246, SLG: 0.460 (1, 5) (7, 6)		2-3 K	3-2 F8		1-0 2B		0-1 F9			4	0	1	1	0	1	2
<b>Donell Nixon, R</b> OBP: 0.313, SLG: 0.301 <b>Pat Sheridan, L</b> OBP: 0.295, SLG: 0.329 (8, PH) (9, 9)		0-0 1B	0-1 FC1-6		0-3 K		2-3 K			3	0	2	0	0	1	1
<b>Bob Brenly, R</b> OBP: 0.252, SLG: 0.271 <b>Terry Kennedy, L</b> OBP: 0.320, SLG: 0.342 (6, PH) (7, 2)		0-1 SF8	1-0 P3		0-2 FC1-5-6		1-0 F8			1	0	0	1	0	0	1
<b>Jose Uribe, S</b> OBP: 0.267, SLG: 0.272 <b>Ernest Riles, L</b> OBP: 0.334, SLG: 0.402 (6, PH) (7, 5)		4-0 IBB	1-0 FC1-6		2-0 1B		1-1 G4-3			1	0	0	0	1	0	1
<b>Bob Knepper, L</b> OBP: 0.327, SLG: 0.372 <b>Mike Lago, L</b> OBP: 0.375, SLG: 0.750 <b>Craig Lefferts, L</b> OBP: 0.333, SLG: 0.333 <b>Randy McCament, R</b> OBP: 0.063, SLG: 0.063 <b>Jeff Brantley, R</b> OBP: 0.299, SLG: 0.351 (9, PH)		4-0 BB	3-1 F9		0-0 F8		0-3 K			1	0	0	0	1	0	1

Inning Stats	R: 0	H: 0	E: 0	K: 0	S: 9	R: 1	H: 2	E: 0	K: 1	S: 9	R: 1	H: 1	E: 0	K: 0	S: 10	R: 0	H: 1	E: 0	K: 0	S: 6	R: 0	H: 0	E: 0	K: 0	S: 7	R: 1	H: 3	E: 0	K: 1	S: 10	R: 0	H: 0	E: 0	K: 0	S: 8	R: 0	H: 1	E: 0	K: 1	S: 7	R: 0	H: 0	E: 0	K: 1	S: 7	R: 0	H: 0	E: 0	K: 1	S: 9	1B: 4	2B: 3	3B: 1	HR: 0	SF: 2	SAC: 0	DP: 0	HBP: 0	WP: 0	PA: 37
--------------	------	------	------	------	------	------	------	------	------	------	------	------	------	------	-------	------	------	------	------	------	------	------	------	------	------	------	------	------	------	-------	------	------	------	------	------	------	------	------	------	------	------	------	------	------	------	------	------	------	------	------	-------	-------	-------	-------	-------	--------	-------	--------	-------	--------

PITCHER	IP	WLS	BF	H	R	ER	SO	BB	IBB	HBP	BLK	WP	HR	S	P	ERA	WHIP
<b>Dennis Rasmussen, L</b> ERA: 4.17 (1, 1)	5.0	W	23	6	3	3	1	1	1	0	0	0	0	43	74	5.40	1.400
<b>Greg Harris, R</b> ERA: 2.8 (6, 1)	4.0	S	14	2	0	0	3	0	0	0	0	0	0	30	41	0.00	0.500

**BOTTOM**

**San Diego Padres @ San Francisco Giants**  
Candlestick Park, San Francisco, CA

livebaseballscorecards.com

<b>AB</b>	<b>33</b>
<b>R</b>	<b>3</b>
<b>H</b>	<b>8</b>
<b>RBI</b>	<b>3</b>
<b>BB</b>	<b>2</b>
<b>SO</b>	<b>4</b>
<b>LOB</b>	<b>14</b>



PITCHER	IP	WLS	BF	H	R	ER	SO	BB	IBB	HBP	BLK	WP	HR	S	P	ERA	WHIP
---------	----	-----	----	---	---	----	----	----	-----	-----	-----	----	----	---	---	-----	------

Fri Sep 15 1989, 10:05 PM EDT  
Att: 33,920 - Unknown - 55 F

Batter	1	2	3	4	5	6	7	8	9	AB R H RBI BB SO LOB	TOP											
<b>Roberto Alomar, S</b> (1, 4) OBP: 0.339, SLG: 0.362	1-2 L3	1 SAFE 2-1 G4-3			2-2 G4-3		2-3 K			4 0 0 0 0 1 1	<b>San Diego Padres @ San Francisco Giants</b> Candlestick Park, San Francisco, CA Sun Sep 17 1989, 6:33 AM EDT Overcast - 55 F											
<b>Garry Templeton, S</b> (1, 6) OBP: 0.288, SLG: 0.365	1-0 G6-3 HR 2B		0-1 L9		0-2 F8		2-1 G4-3			4 1 1 0 0 0 0												
<b>Tony Gwynn, L</b> (1, 9) OBP: 0.393, SLG: 0.427	1-2 G6-3 2-3		0-0 G3-1		3-1 F7			0-2 P6		4 0 0 0 0 0 1												
<b>Jack Clark, R</b> (1, 3) OBP: 0.406, SLG: 0.454	0-1 HR		1-1 2B		1-2 1B SF9 2B			1-2 1B		4 2 4 2 0 0 0												
<b>Chris James, R</b> (1, 7) OBP: 0.281, SLG: 0.373 <b>Mark Davis, L</b> (8, 1)	1-2 3B		2-1 F8		0-2 SF9 2-3 1B			2-3 K		4 0 2 0 0 1 2 0 0 0 0 0 0 0												
<b>Benito Santiago, R</b> (1, 2) OBP: 0.276, SLG: 0.377	2-1 G5-3			1-1 G6-3		2-0 SF9 1-2 3-H		1-1 P4		3 0 0 1 0 0 2												
<b>Mike Pagliarulo, L</b> (1, 5) OBP: 0.268, SLG: 0.288 <b>Joey Cora, S</b> (9, PR) OBP: 0.333, SLG: 0.333			1-0 F8		4-2 WP BB		0-0 F9		4-0 G6-4-3 BB	2 0 0 0 2 0 1 0 0 0 0 0 0 0												
<b>Darrin Jackson, R</b> (1, 8) OBP: 0.271, SLG: 0.341			0-1 1B		2-2 F7 1-2		1-1 P3		0-2 G6-4-3 1-2f	4 0 1 0 0 0 3												
<b>Calvin Schiraldi, R</b> (1, 1) <b>Mark Grant, R</b> (3, 1) OBP: 0.190, SLG: 0.056 <b>Greg Harris, R</b> (6, 1) OBP: 0.157, SLG: 0.063 <b>Carmelo Martinez, R</b> (7, PH) OBP: 0.296, SLG: 0.354 <b>Pat Clements, R</b> (7, 1) <b>Shawn Abner, R</b> (8, 7) OBP: 0.202, SLG: 0.277			0-3 K		1-2 G1		1-2 L7		2-3 K	1 0 0 0 0 0 1 1 1 0 0 0 0 0 0 1 0 0 0 0 0 0 0 0 1 0 0 0 0 0 0 0 0 0 0 0 0 0 0 0 1 0 0 0 0 0 1 1												
<b>Inning Stats</b>	R: 2 E: 0 K: 0 S: 14	H: 3 LOB: 1 BB: 0 P: 20	R: 0 E: 0 K: 1 S: 8	H: 1 LOB: 1 BB: 0 P: 11	R: 0 E: 0 K: 0 S: 7	H: 1 LOB: 1 BB: 1 P: 10	R: 0 E: 0 K: 0 S: 12	H: 0 LOB: 1 BB: 1 P: 20	R: 0 E: 0 K: 0 S: 8	H: 0 LOB: 0 BB: 0 P: 13	R: 1 E: 0 K: 0 S: 10	H: 2 LOB: 1 BB: 0 P: 14	R: 0 E: 0 K: 1 S: 8	H: 0 LOB: 0 BB: 0 P: 13	R: 0 E: 0 K: 1 S: 13	H: 1 LOB: 1 BB: 0 P: 17	R: 0 E: 0 K: 1 S: 7	H: 0 LOB: 1 BB: 1 P: 13	1B: 3 2B: 3 3B: 1 HR: 1	SF: 1 SAC: 0 DP: 1 HBP: 0	WP: 1 PB: 0 SB: 0 CS: 0	PA: 36
<b>PITCHER</b>	IP WLS BF H R ER SO BB IBB HBP BLK WP HR S P ERA WHIP																					
<b>Scott Garrelts, R</b> (1, 1) ERA: 2.27	6.0 W 26 7 3 3 1 1 0 0 0 1 1 59 88 4.50 1.333																					
<b>Craig Lefferts, L</b> (7, 1) ERA: 2.68	1.0 3 0 0 0 1 0 0 0 0 0 0 8 13 0.00 0.000																					
<b>Steve Bedrosian, R</b> (8, 1) ERA: 2.97	2.0 S 7 1 0 0 2 1 0 0 0 0 0 20 30 0.00 1.000																					

AB	33
R	3
H	8
RBI	3
BB	2
SO	4
LOB	13



Batter	1	2	3	4	5	6	7	8	9	AB	R	H	RBI	BB	SO	LOB
<b>Brett Butler, L</b> OBP: 0.344, SLG: 0.355 (1, 8)	0-1 G3		0-0 G6-3		0-2 2B	0-0 B1				4	1	1	0	0	0	2
<b>Robby Thompson, R</b> OBP: 0.328, SLG: 0.413 (1, 4)	4-2 BB		1-1 G5-3		1-1 2B					3	0	1	2	1	0	0
<b>Will Clark, L</b> OBP: 0.410, SLG: 0.555 (1, 3)	1-0 P6		2-0 F8		1-3 K					4	0	0	0	0	2	2
<b>Kevin Mitchell, R</b> OBP: 0.390, SLG: 0.653 (1, 7)	0-3 K			1-0 HR	4-0 IBB					3	2	2	2	1	1	1
<b>Matt Williams, R</b> OBP: 0.243, SLG: 0.452 (1, 6) (7, 5)		0-3 K		0-0 G4-3	3-3 K					4	0	0	0	0	2	2
<b>Ernest Riles, L</b> OBP: 0.338, SLG: 0.405 <b>Jose Uribe, S</b> OBP: 0.267, SLG: 0.271 (6, PR) (7, 6)		1-2 1B		0-0 G6-3		1-0 SH3-4 1B			1-1 E5 K2-4-2 SH3-4	3	0	2	0	0	0	0
<b>Terry Kennedy, L</b> OBP: 0.321, SLG: 0.343 (1, 2)		2-1 FC6-4 1B		2-1 G5-3		0-1 SH3-4			0-0 SH3-4	2	0	1	0	0	0	0
<b>Pat Sheridan, L</b> OBP: 0.295, SLG: 0.329 <b>Donell Nixon, R</b> OBP: 0.317, SLG: 0.301 (8, PH) (9, 9)		0-2 P6			0-0 G4-3	0-0 1B			4-0 IBB	3	0	1	1	0	0	2
<b>Scott Garrelts, R</b> OBP: 0.185, SLG: 0.210 <b>Ken Oberkfell, L</b> OBP: 0.304, SLG: 0.356 (6, PH) <b>Mike Benjamin, R</b> OBP: 0.250, SLG: 0.250 (6, PR) <b>Craig Lefferts, L</b> (7, 1) <b>Steve Bedrosian, R</b> OBP: 0.200, SLG: 0.200 (8, 1)		1-2 FC6-4			0-1 2B	1-0 1B			2-3 K2-4-2	2	1	1	0	0	0	2

Inning Stats	R: 0	H: 0	E: 0	K: 1	S: 8	H: 0	LOB: 1	BB: 1	P: 13	R: 0	H: 2	E: 0	K: 1	S: 14	H: 0	LOB: 2	BB: 0	P: 18	R: 0	H: 0	E: 0	K: 0	S: 4	R: 1	H: 1	E: 0	K: 0	S: 5	H: 3	LOB: 2	BB: 1	P: 24	R: 1	H: 3	E: 0	K: 1	S: 6	H: 1	LOB: 1	BB: 0	P: 8	R: 1	H: 1	E: 0	K: 1	S: 9	H: 0	LOB: 2	BB: 1	P: 13	R: 0	H: 0	E: 1	K: 1	S: 6	H: 0	LOB: 2	BB: 1	P: 13	1B: 6	SF: 0	3B: 0	HR: 2
--------------	------	------	------	------	------	------	--------	-------	-------	------	------	------	------	-------	------	--------	-------	-------	------	------	------	------	------	------	------	------	------	------	------	--------	-------	-------	------	------	------	------	------	------	--------	-------	------	------	------	------	------	------	------	--------	-------	-------	------	------	------	------	------	------	--------	-------	-------	-------	-------	-------	-------

PITCHER	IP	WLS	BF	H	R	ER	SO	BB	IBB	HBP	BLK	WP	HR	S	P	ERA	WHIP
<b>Calvin Schiraldi, R</b> ERA: 3.58 (1, 1)	2.0		9	2	0	0	2	1	0	0	0	0	0	22	31	0.00	1.500
<b>Mark Grant, R</b> ERA: 3.53 (3, 1)	3.0		14	4	3	3	2	0	1	0	0	0	1	24	39	9.00	1.333
<b>Greg Harris, R</b> ERA: 2.85 (6, 1)	1.0	L	5	3	1	1	0	0	0	0	0	0	0	6	8	9.00	3.000
<b>Pat Clements, L</b> ERA: 4.17 (7, 1)	1.1		7	1	1	1	1	0	1	0	0	0	1	12	20	6.75	0.750
<b>Mark Davis, L</b> ERA: 2.1 (8, 1)	0.2		1	0	0	0	1	0	0	0	0	0	0	3	5	0.00	0.000


**BOTTOM**

**San Diego Padres @ San Francisco Giants**  
Candlestick Park, San Francisco, CA

Sun Sep 17 1989, 6:33 AM EDT  
Overcast - 55 F

AB	31
R	5
H	10
RBI	5
BB	3
SO	6
LOB	13

WP: 0 PA: 36  
PB: 0  
SB: 0  
CS: 0



PITCHER	IP	WLS	BF	H	R	ER	SO	BB	IBB	HBP	BLK	WP	HR	S	P	ERA	WHIP
---------	----	-----	----	---	---	----	----	----	-----	-----	-----	----	----	---	---	-----	------

Batter	1	2	3	4	5	6	7	8	9	AB R H RBI BB SO LOB	TOP											
<b>Roberto Alomar, S</b> (1, 4) OBP: 0.339, SLG: 0.367	1-0 HR	0-1 G6-3			3-2 F6		0-1 F8	0-1 S 1B		5 1 2 2 0 0 2												
<b>Garry Templeton, S</b> (1, 6) OBP: 0.287, SLG: 0.363	0-1 P9		3-2 G4-3		0-1 1B		0-0 P5	3-2 P6		5 0 1 0 0 0 1												
<b>Tony Gwynn, L</b> (1, 9) OBP: 0.393, SLG: 0.428	1-1 1B		1-1 F7		0-0 G4-3		2-1 2B		3-1 G3	5 0 2 0 0 0 1												
<b>Jack Clark, R</b> (1, 3) OBP: 0.407, SLG: 0.460	2-2 P5		1-3 K			4-2 CS BB	4-0 IBB		3-1 HR	3 1 1 1 2 1 1												
<b>Chris James, R</b> (1, 7) OBP: 0.282, SLG: 0.379 <b>Shawn Abner, R</b> (9, 7) OBP: 0.202, SLG: 0.277	2-3 K			0-0 HR		4-2 S 1B BB	3-3 K		2-1 G4-3	4 2 1 1 1 2 3 0 0 0 0 0 0 0												
<b>Benito Santiago, R</b> (1, 2) OBP: 0.275, SLG: 0.374		4-2 SH1-3 BB		0-0 G5-3		1 SAFE 2-3 K		2-3 K	2-3 K	4 0 0 0 1 3 1												
<b>Mike Pagliarulo, L</b> (1, 5) OBP: 0.273, SLG: 0.289		4-2 SAFE SH1-3 BB		3-2 F7		4-0 1B IBB		1-1 1B E 1B		2 1 1 0 2 0 0												
<b>Darrin Jackson, R</b> (1, 8) OBP: 0.278, SLG: 0.346		2-3 K		0-0 G6-3		1-2 1B		0-0 E7 1B		4 1 2 1 0 1 2												
<b>Bruce Hurst, L</b> (1, 1) OBP: 0.184, SLG: 0.075		0-0 SH1-3			0-0 G6-3	1-1 G6-3		0-3 K		3 0 0 0 0 1 3												
<b>Inning Stats</b>	R: 1 E: 0 K: 1 S: 13	H: 2 LOB: 1 BB: 0 P: 19	R: 0 E: 0 K: 1 S: 17	H: 0 LOB: 2 BB: 2 P: 27	R: 0 E: 0 K: 1 S: 9	H: 0 LOB: 0 BB: 0 P: 14	R: 1 E: 0 K: 0 S: 6	H: 1 LOB: 0 BB: 0 P: 9	R: 0 E: 0 K: 0 S: 8	H: 1 LOB: 1 BB: 0 P: 11	R: 1 E: 0 K: 1 S: 17	H: 1 LOB: 2 BB: 3 P: 33	R: 0 E: 0 K: 1 S: 9	H: 1 LOB: 2 BB: 1 P: 18	R: 2 E: 1 K: 2 S: 17	H: 3 LOB: 1 BB: 0 P: 22	R: 1 E: 0 K: 1 S: 10	H: 1 LOB: 0 BB: 0 P: 20	1B: 6 2B: 1 3B: 0 HR: 3	SF: 0 SAC: 1 DP: 0 HBP: 0	WP: 0 PB: 0 SB: 2 CS: 1	PA: 42
<b>PITCHER</b>	IP WLS BF H R ER SO BB IBB HBP BLK WP HR S P ERA WHIP																					
<b>Rick Reuschel, R</b> (1, 1) ERA: 2.72	7.0 L 32 6 3 3 5 4 2 0 0 0 2 79 131 3.86 1.429																					
<b>Jeff Brantley, R</b> (8, 1) ERA: 4.15	1.0 6 3 2 1 2 0 0 0 0 0 0 17 22 9.00 3.000																					
<b>Kelly Downs, R</b> (9, 1) ERA: 5.43	1.0 4 1 1 1 1 0 0 0 0 0 1 10 20 9.00 1.000																					

San Diego Padres @ San Francisco Giants  
Candlestick Park, San Francisco, CA

Sun Sep 17 1989, 6:38 AM EDT  
Att. 25,543 - Overcast - 55 F

AB	35
R	6
H	10
RBI	5
BB	6
SO	8
LOB	14



Batter	1	2	3	4	5	6	7	8	9	AB	R	H	RBI	BB	SO	LOB
<b>Brett Butler, L</b> OBP: 0.344, SLG: 0.354 (1, 8)	0-1 G6-3		0-0 G6-3 1B		0-0 F7		2-2 G3			4	1	1	0	0	0	1
<b>Robby Thompson, R</b> OBP: 0.326, SLG: 0.409 (1, 4)	2-2 P2		3-2 G6-3 1-3		2-1 P6		2-1 F7			4	0	0	0	0	0	2
<b>Will Clark, L</b> OBP: 0.413, SLG: 0.556 (1, 3)	4-2 BB BB		2-2 BB 1B		2-1 WP BB 1B		0-0 G3			3	0	2	1	1	0	0
<b>Kevin Mitchell, R</b> OBP: 0.391, SLG: 0.650 (1, 7)	4-0 BB 1-2		0-1 L5		4-1 WP BB 1-2		2-2 P3			2	0	0	0	2	0	1
<b>Matt Williams, R</b> OBP: 0.243, SLG: 0.453 (1, 5) (6, 6) (7, 5)	0-0 F7			1-1 G5-3		0-1 B2		1-2 BB 2B		4	0	1	0	0	0	4
<b>Candy Maldonado, R</b> OBP: 0.292, SLG: 0.363 <b>Bill Bathe, R</b> OBP: 0.267, SLG: 0.310 (6, PH) (7, 2) <b>Kelly Downs, R</b> OBP: 0.118, SLG: 0.118 (9, 1)		0-1 G5-3		1-2 F8		3-3 K 1-2 2-3		1-0 G4-3		2	0	0	0	0	0	0
<b>Bob Brenly, R</b> OBP: 0.248, SLG: 0.266 <b>Chris Speier, R</b> OBP: 0.297, SLG: 0.250 (6, PH) (7, 6)		3-2 P2		2-3 K		4-1 BB			3-3 K	2	0	0	0	0	1	0
<b>Jose Uribe, S</b> OBP: 0.266, SLG: 0.271 <b>Greg Litton, R</b> OBP: 0.299, SLG: 0.426 (5, PH) (6, 5) (7, 9)		2-0 F9			0-2 BB 1B		0-0 F9		0-2 F6	1	0	0	0	0	0	0
<b>Rick Reuschel, R</b> OBP: 0.222, SLG: 0.172 <b>Donell Nixon, R</b> OBP: 0.315, SLG: 0.299 <b>Jeff Brantley, R</b> OBP: 0.083, SLG: 0.083 <b>Kirt Manwaring, R</b> OBP: 0.264, SLG: 0.250 (8, 1) (9, 2)			0-3 K		1-3 K		1-3 K		0-3 K	3	0	0	0	0	2	1

Inning Stats	R: 0	H: 0	E: 0	K: 0	S: 8	R: 0	H: 0	E: 0	K: 0	S: 6	R: 1	H: 2	E: 0	K: 1	S: 14	R: 0	H: 0	E: 0	K: 1	S: 8	R: 0	H: 1	E: 0	K: 1	S: 9	R: 0	H: 1	E: 0	K: 1	S: 12	R: 0	H: 0	E: 0	K: 1	S: 8	R: 0	H: 1	E: 0	K: 0	S: 9	R: 0	H: 0	E: 0	K: 2	S: 9	R: 0	H: 0	E: 0	K: 0	S: 9
	LOB: 2	BB: 2	P: 18	LOB: 0	BB: 0	P: 11	LOB: 1	BB: 0	P: 19	LOB: 0	BB: 0	P: 12	LOB: 1	BB: 0	P: 12	LOB: 3	BB: 2	P: 25	LOB: 0	BB: 0	P: 13	LOB: 1	BB: 0	P: 13	LOB: 0	BB: 0	P: 12	LOB: 0	BB: 0	P: 12	LOB: 0	BB: 0	P: 12	LOB: 0	BB: 0	P: 12	LOB: 1	BB: 0	P: 13	LOB: 0	BB: 0	P: 12	LOB: 0	BB: 0	P: 12					
<b>PITCHER</b> <b>Bruce Hurst, L</b> ERA: 2.77 (1, 1)	IP: 9.0	WLS: W	BF: 36	H: 5	R: 1	ER: 1	SO: 7	BB: 4	IBB: 0	HBP: 0	BLK: 0	WP: 1	HR: 0	S: 83	P: 135	ERA: 1.00	WHIP: 1.000																																	

**BOTTOM**

**San Diego Padres @ San Francisco Giants**  
Candlestick Park, San Francisco, CA


Sun Sep 17 1989, 6:38 AM EDT  
Att. 25,543 - Overcast - 55 F

AB	32
R	1
H	5
RBI	1
BB	4
SO	7
LOB	15

WP: 1 PA: 36  
PB: 0  
SB: 1  
CS: 0



WP	PA	ERA	WHIP
1	36		

Batter	1	2	3	4	5	6	7	8	9	AB R H RBI BB SO LOB	TOP											
Alfredo Griffin, S OBP: 0.296, SLG: 0.316 (1, 6) X	0-0 CS 1B	0-0 1-3 1B		0-0 1-2 1B		0-3 K2-3			0-0 1B	5 0 4 0 0 1 1												
Willie Randolph, R OBP: 0.366, SLG: 0.325 (1, 4) X	0-0 G3 1B	0-0 5-3		0-0 F9			0-0 F7	0-0 F7	0-0 F7	5 1 1 0 0 0 4												
Eddie Murray, S OBP: 0.351, SLG: 0.410 (1, 3) X	0-0 G3 1-2		0-0 F8		0-0 4-3		0-0 1B	0-0 L8	0-0 L8	5 0 1 0 0 0 2												
Mike Marshall, R OBP: 0.328, SLG: 0.413 (1, 9) X	0-0 1B 2-H		0-0 5-3		0-0 2B		0-0 F8			4 1 2 1 0 0 0												
Jeff Hamilton, R OBP: 0.279, SLG: 0.389 (1, 5) X	0-0 1B 1-2		0-0 1B		0-0 5-3			0-0 1B		4 0 3 0 0 0 1												
Lenny Harris, L OBP: 0.285, SLG: 0.298 (1, 7) X	0-0 1-3 2-H 1B		0-0 4-3		0-0 3-1		0-0 F9			4 0 1 1 0 0 3												
John Shelby, S OBP: 0.241, SLG: 0.229 (1, 8) S S S	0-3 K			0-0 FC1-6 1B		0-0 SH1 2B		0-0 P5	0-0 P5	4 0 2 0 0 1 3	AB 38 R 2 H 15 RBI 2 BB 0 SO 3 LOB 19											
Mike Scioscia, L OBP: 0.332, SLG: 0.346 (1, 2) X		0-0 1B 1B		0-0 F6		0-0 SH1 2-3		0-0 P5		3 0 1 0 0 0 2												
Orel Hershiser, R OBP: 0.211, SLG: 0.254 Mike Sharperson, R OBP: 0.333, SLG: 0.273 Alejandro Pena, R OBP: 1.000, SLG: 1.000 Mike Davis, L OBP: 0.303, SLG: 0.395 (1, 1) (6, PH) (6, 1) (9, PH)		0-0 F4		0-0 FC1-6 1B 1-2f		0-3 K		0-0 F8	0-0 F8	2 0 0 0 0 0 2 1 0 0 0 0 1 1 0 0 0 0 0 0 0 1 0 0 0 0 0 0												
Inning Stats	R: 2 E: 0 K: 1 S: 9	H: 5 LOB: 2 BB: 0 P: 9	R: 0 E: 0 K: 0 S: 4	H: 2 LOB: 1 BB: 0 P: 4	R: 0 E: 0 K: 0 S: 4	H: 1 LOB: 1 BB: 0 P: 4	R: 0 E: 0 K: 0 S: 5	H: 2 LOB: 2 BB: 0 P: 5	R: 0 E: 0 K: 0 S: 4	H: 1 LOB: 1 BB: 0 P: 4	R: 0 E: 0 K: 0 S: 3	H: 1 LOB: 0 BB: 0 P: 3	R: 0 E: 0 K: 0 S: 4	H: 1 LOB: 1 BB: 0 P: 4	R: 0 E: 0 K: 0 S: 4	H: 1 LOB: 1 BB: 0 P: 4	1B: 13 2B: 2 3B: 0 HR: 0	SF: 0 SAC: 1 DP: 0 HBP: 0	WP: 0 PB: 0 SB: 0 CS: 1	PA: 39		
PITCHER Michael LaCoss, R ERA: 3.37 Craig Lefferts, L ERA: 2.63 Steve Bedrosian, R ERA: 2.9	(1, 1) (6, 1) (8, 1)	IP WLS BF H R ER SO BB IBB HBP BLK WP HR S P ERA WHIP	5.0 W 24 11 2 2 1 0 0 0 0 0 0 0 26 26 3.60 2.200	2.0 7 2 0 0 2 0 0 0 0 0 0 0 11 11 0.00 1.000	2.0 S 8 2 0 0 0 0 0 0 0 0 0 0 8 8 0.00 1.000		PITCHER IP WLS BF H R ER SO BB IBB HBP BLK WP HR S P ERA WHIP															

Los Angeles Dodgers @ San Francisco Giants  
Candlestick Park, San Francisco, CA  
Tue Sep 19 1989, 10:05 PM EDT  
Att. 20,668 - Unknown

livebaseballscorecards.com


Batter	1	2	3	4	5	6	7	8	9
<b>Brett Butler, L</b> OBP: 0.346, SLG: 0.356 (1, 8)	0-0 1B 1B	0-0 G6-3 1-2f			4-0 BB FC1-5 2B BB		0-0 L6-4 1B 1B		
<b>Robby Thompson, R</b> OBP: 0.327, SLG: 0.410 (1, 4)	0-0 P2		0-0 1B		0-0 FC1-5 BB 2B 1-2 2-3f		0-0 1-2 1B		
<b>Will Clark, L</b> OBP: 0.411, SLG: 0.553 (1, 3)	0-0 F7		0-0 F7		4-0 BB 2B BB 1-2 2-3		0-3 K		
<b>Kevin Mitchell, R</b> OBP: 0.390, SLG: 0.647 (1, 7)	0-0 FC6-4 1B 1-2		0-0 L6		0-3 K		0-0 L6-4 2-3		
<b>Matt Williams, R</b> OBP: 0.241, SLG: 0.450 (1, 5) <b>Mike Laga, L</b> OBP: 0.444, SLG: 0.889 (5, PH) <b>Jim Weaver, L</b> OBP: 0.250, SLG: 0.438 (5, PR) <b>Craig Lefferts, L</b> OBP: 0.250, SLG: 0.438 (6, 1) <b>Steve Bedrosian, R</b> OBP: 0.167, SLG: 0.167 (8, 1)	0-0 FC6-4 1B 1-2f		0-3 K		0-0 2B 1-H 2-H 3-H		0-0 F7		
<b>Terry Kennedy, L</b> OBP: 0.320, SLG: 0.342 (1, 2)		0-0 1B 1B 1B		0-0 4-3	0-3 K		0-0 F4		
<b>Candy Maldonado, R</b> OBP: 0.292, SLG: 0.362 (1, 9)		0-0 1B 1B 1-2		0-3 K		0-3 K	0-3 K		
<b>Jose Uribe, S</b> OBP: 0.268, SLG: 0.273 (1, 6) <b>Ernest Riles, L</b> OBP: 0.336, SLG: 0.402 (4, PH) (5, 5)		0-0 G6-3 1B 1-2 2-3		0-0 F9		0-3 K			
<b>Michael LaCoss, R</b> OBP: 0.150, SLG: 0.111 (1, 1) <b>Ken Oberkfell, L</b> OBP: 0.309, SLG: 0.360 (5, PH) <b>Mike Benjamin, R</b> OBP: 0.200, SLG: 0.200 (5, PR) (6, 6)		0-0 P5			0-0 FC1-5 BB 1B		0-0 1-3		

AB	R	H	RBI	BB	SO	LOB
3	1	2	0	1	0	3
4	1	2	0	0	0	3
3	1	0	0	1	1	4
4	0	1	0	0	1	6
2	0	0	0	0	1	3
1	0	1	3	0	0	0
0	0	0	0	0	0	0
0	0	0	0	0	0	0
1	0	0	0	0	0	0
4	0	1	0	0	1	1
4	0	1	0	0	3	0
1	0	1	0	0	0	0
2	0	0	0	0	1	0
1	0	0	0	0	0	3
1	0	1	0	0	0	0
1	0	0	0	0	0	0

**Los Angeles Dodgers @ San Francisco Giants**  
**Candlestick Park, San Francisco, CA**  
 Tue Sep 19 1989, 10:05 PM EDT  
 Att. 20,668 - Unknown

<b>AB</b>	<b>32</b>
<b>R</b>	<b>3</b>
<b>H</b>	<b>10</b>
<b>RBI</b>	<b>3</b>
<b>BB</b>	<b>2</b>
<b>SO</b>	<b>8</b>
<b>LOB</b>	<b>23</b>

WP: 0 PA: 34  
 PB: 0  
 SB: 0  
 CS: 0



Inning	R	H	E	K	S	IP	WLS	BF	H	R	ER	SO	BB	IBB	HBP	BLK	WP	HR	S	P	ERA	WHIP
1	0	2	0	0	5	5.0	L	24	8	3	3	4	2	0	0	0	0	0	30	38	5.40	2.000
2	0	3	0	0	5	3.0		10	2	0	0	4	0	0	0	0	0	0	18	18	0.00	0.667

PITCHER	IP	WLS	BF	H	R	ER	SO	BB	IBB	HBP	BLK	WP	HR	S	P	ERA	WHIP
<b>Orel Hershiser, R</b> ERA: 2.41 (1, 1)	5.0	L	24	8	3	3	4	2	0	0	0	0	0	30	38	5.40	2.000
<b>Alejandro Pena, R</b> ERA: 2.22 (6, 1)	3.0		10	2	0	0	4	0	0	0	0	0	0	18	18	0.00	0.667

Batter	1	2	3	4	5	6	7	8	9	AB R H RBI BB SO LOB	TOP																									
Alfredo Griffin, S OBP: 0.295, SLG: 0.315 (1, 6)	0-0 1B SF7	0-0 SF8	0-3 K			0-3 K			0-0 L6	4 1 1 1 0 2 1	<p>Los Angeles Dodgers @ San Francisco Giants</p> <p>Candlestick Park, San Francisco, CA</p> <p>Wed Sep 20 1989, 10:05 PM EDT</p> <p>Att: 21,420 - Unknown</p> <p>livebaseballscorecards.com</p>																									
Willie Randolph, R OBP: 0.366, SLG: 0.326 (1, 4)	0-0 1-3 1B	0-0 1B	0-0 F8			0-0 E6			0-0 4-3	5 0 2 1 0 0 1																										
Eddie Murray, S OBP: 0.349, SLG: 0.409 (1, 3)	0-0 SF7	0-0 1-2 1B			0-0 F8				0-0 5-3	4 0 1 1 0 0 1																										
Mike Marshall, R OBP: 0.325, SLG: 0.408 (1, 9)	0-0 F8	0-0 6-3			0-3 K				0-0 6-3	4 0 0 0 0 1 3																										
Jeff Hamilton, R OBP: 0.277, SLG: 0.387 Lenny Harris, L OBP: 0.284, SLG: 0.297 (1, 5) (5, 5)	0-0 F3		0-0 6-3		0-0 F9				0-0 P5	3 0 0 0 0 0 1 1 0 0 0 0 0 0																										
John Shelby, S OBP: 0.244, SLG: 0.235 (1, 8)		0-0 1B 2B	0-0 1B 2B 1B		0-0 F8				0-3 K	4 2 2 0 0 1 0																										
Rick Dempsey, R OBP: 0.328, SLG: 0.315 (1, 2)		4-0 1B SF8 BB	4-0 1B 2B BB		0-3 K				0-0 F5	2 2 0 0 2 1 0																										
Jose Gonzalez, R OBP: 0.331, SLG: 0.356 (1, 7)		0-0 SF8 SH1-4 1B	0-0 1-3 2-H 1B		0-3 K				0-0 F8	4 2 2 1 0 1 0																										
John Wetteland, R OBP: 0.111, SLG: 0.167 Mike Morgan, R OBP: 0.108, SLG: 0.083 Dave Anderson, R OBP: 0.172, SLG: 0.265 Jay Howell, R Mike Hartley, R John Tudor, L (1, 1) (6, 1) (8, PH) (8, 1) (9, 1) (9, 1)		0-0 SH1-4	0-0 WP 2B		0-3 K				0-0 6-3	2 0 1 3 0 1 0 0 0 0 0 0 0 0 1 0																										
<b>Inning Stats</b>	R: 1 E: 0 K: 0 S: 5	H: 2 LOB: 1 BB: 0 P: 5	R: 3 E: 0 K: 0 S: 7	H: 4 LOB: 2 BB: 1 P: 11	R: 3 E: 0 K: 1 S: 8	H: 3 LOB: 1 BB: 1 P: 12	R: 0 E: 0 K: 1 S: 5	H: 0 LOB: 0 BB: 0 P: 5	R: 0 E: 0 K: 2 S: 7	H: 0 LOB: 0 BB: 0 P: 7	R: 0 E: 1 K: 2 S: 8	H: 0 LOB: 1 BB: 0 P: 8	R: 0 E: 0 K: 1 S: 5	H: 0 LOB: 0 BB: 0 P: 5	R: 0 E: 0 K: 0 S: 3	H: 0 LOB: 0 BB: 0 P: 3	R: 0 E: 0 K: 0 S: 3	H: 0 LOB: 0 BB: 0 P: 3	1B: 7 2B: 2 3B: 0 HR: 0	SF: 2 SAC: 1 DP: 0 HBP: 0	WP: 1 PB: 0 SB: 1 CS: 0	PA: 39														
<b>PITCHER</b>	IP WLS BF H R ER SO BB IBB HBP BLK WP HR S P ERA WHIP																																			
Bob Knepper, L ERA: 5.17 (1, 1)	1.2		11	5	4	4	0	1	0	0	0	0	0	10	14	21.60	3.600																			
Randy McCament, R ERA: 4.04 (2, 1)	0.2		7	4	3	3	0	1	0	0	0	0	0	6	10	40.50	7.500																			
Stu Tate, R ERA: (3, 1)	2.2		8	0	0	0	4	0	0	0	0	1	0	16	16	0.00	0.000																			
Ernie Camacho, R ERA: 2.57 (6, 1)	2.0		7	0	0	0	3	0	0	0	0	0	0	13	13	0.00	0.000																			
Trevor Wilson, L ERA: 4.46 (8, 1)	2.0	W	6	0	0	0	0	0	0	0	0	0	0	6	6	0.00	0.000																			

AB	34
R	7
H	9
RBI	7
BB	2
SO	7
LOB	7





Batter	1	2	3	4	5	6	7	8	9	AB	R	H	RBI	BB	SO	LOB
<b>Brett Butler, L</b> (1, 8) OBP: 0.348, SLG: 0.356	0-0 F5		4-0 G6-4-3 BB			4-0 WP BB 5-3 BB		0-0 F8	0-0 1B	3	1	1	1	2	0	0
<b>Robby Thompson, R</b> (1, 4) OBP: 0.326, SLG: 0.408	0-0 F7		0-0 G6-4-3 1-2f			4-0 5-3 WP HR BB		0-3 K		3	1	0	0	1	1	1
<b>Will Clark, L</b> (1, 3) OBP: 0.410, SLG: 0.551	0-0 WP 1B			0-0 4-3		0-0 L7		0-0 F5		4	0	1	0	0	0	2
<b>Kevin Mitchell, R</b> (1, 7) OBP: 0.393, SLG: 0.653	4-0 1-2 BB			0-0 1B		0-0 5-3		0-0 1-3 2-H	0-0 HR	3	1	2	2	1	0	1
<b>Ernest Riles, L</b> (1, 5) OBP: 0.338, SLG: 0.415	0-0 G3			0-0 F9		0-0 HR		0-0 3-H	0-0 2B 1B	4	2	2	2	0	0	3
<b>Matt Williams, R</b> (1, 6) OBP: 0.241, SLG: 0.450		0-3 K		0-3 K		0-3 K		0-3 1-H	0-0 1B 2B	4	1	1	1	0	3	1
<b>Terry Kennedy, L</b> (1, 2) OBP: 0.320, SLG: 0.340		0-0 G3				0-0 F5		0-0 F7	0-0 2B 1B 1B	4	0	1	1	0	0	0
<b>Mike Benjamin, R</b> (9, PR) OBP: 0.200, SLG: 0.200									0-0 2B 1B 1B	0	1	0	0	0	0	0
<b>Pat Sheridan, L</b> (1, 9) OBP: 0.284, SLG: 0.328		0-0 F4				0-0 F6		0-3 K	0-0 1B 2B	1	0	0	0	0	0	0
<b>Stu Tate, R</b> (3, 1)									0-0 1B 2B	0	0	0	0	0	0	0
<b>Donell Nixon, R</b> (5, PH) OBP: 0.311, SLG: 0.295									0-0 1B 2B	2	0	0	0	0	1	0
<b>Candy Maldonado, R</b> (8, 9) OBP: 0.450, SLG: 0.362									1-3 1B 2B	0	0	0	0	0	0	0
<b>Chris Speier, R</b> (9, PH) OBP: 0.316, SLG: 0.303									0-0 1B	1	1	1	0	0	0	0
<b>Bob Knepper, L</b> (1, 1) OBP: 0.397, SLG: 0.372			0-0 L3			0-0 P3		0-0 4-3	0-0 1B	0	0	0	0	0	0	0
<b>Randy McCament, R</b> (2, 1) OBP: 0.333, SLG: 0.333									2-3 3-H 1B	0	0	0	0	0	0	0
<b>Jim Weaver, L</b> (3, 9) OBP: 0.222, SLG: 0.389										2	0	0	0	0	0	0
<b>Ernie Camacho, R</b> (6, 1)										0	0	0	0	0	0	0
<b>Ken Oberkell, L</b> (7, PH) OBP: 0.307, SLG: 0.358										1	0	0	0	0	0	0
<b>Trevor Wilson, L</b> (8, 1) OBP: 0.450, SLG: 0.250										0	0	0	0	0	0	0
<b>Greg Litton, R</b> (9, PH) OBP: 0.303, SLG: 0.431										1	0	1	1	0	0	0

Inning Stats	R: 0	H: 1	E: 0	LOB: 2	K: 0	BB: 1	S: 4	P: 8	R: 0	H: 0	E: 0	LOB: 0	K: 1	BB: 0	S: 5	P: 5	R: 0	H: 0	E: 0	LOB: 0	K: 0	BB: 0	S: 3	P: 3	R: 3	H: 1	E: 0	LOB: 0	K: 1	BB: 2	S: 6	P: 14	R: 0	H: 0	E: 0	LOB: 0	K: 1	BB: 0	S: 5	P: 5	R: 0	H: 0	E: 0	LOB: 0	K: 0	BB: 0	S: 5	P: 5	R: 5	H: 7	E: 0	LOB: 2	K: 0	BB: 0	S: 7	P: 7	1B: 6	SF: 0	2B: 2	SAC: 0	3B: 0	DP: 1	HR: 2	HBP: 0	WP: 2	PA: 37
--------------	------	------	------	--------	------	-------	------	------	------	------	------	--------	------	-------	------	------	------	------	------	--------	------	-------	------	------	------	------	------	--------	------	-------	------	-------	------	------	------	--------	------	-------	------	------	------	------	------	--------	------	-------	------	------	------	------	------	--------	------	-------	------	------	-------	-------	-------	--------	-------	-------	-------	--------	-------	--------

PITCHER	IP	WLS	BF	H	R	ER	SO	BB	IBB	HBP	BLK	WP	HR	S	P	ERA	WHIP
<b>John Wetteland, R</b> (1, 1) ERA: 3.86	5.2		23	3	3	3	2	4	0	0	0	2	1	23	39	4.76	1.235
<b>Mike Morgan, R</b> (6, 1) ERA: 2.56	1.1		4	0	0	0	2	0	0	0	0	0	0	8	8	0.00	0.000
<b>Jay Howell, R</b> (8, 1) ERA: 1.63	1.0		7	4	4	4	1	0	0	0	0	0	1	9	9	36.00	4.000
<b>Mike Hartley, R</b> (9, 1) ERA: 2.25	0.0	L	2	2	0	0	0	0	0	0	0	0	0	2	2	∞	∞
<b>John Tudor, L</b> (9, 1) ERA: 3.14	0.0		1	1	1	1	0	0	0	0	0	0	0	1	1	∞	∞

**Los Angeles Dodgers @ San Francisco Giants**  
**Candlestick Park, San Francisco, CA**  
 Wed Sep 20 1989, 10:05 PM EDT  
 Att. 21,420 - Unknown

<b>AB</b>	<b>33</b>
<b>R</b>	<b>8</b>
<b>H</b>	<b>10</b>
<b>RBI</b>	<b>8</b>
<b>BB</b>	<b>4</b>
<b>SO</b>	<b>5</b>
<b>LOB</b>	<b>8</b>



Batter	1	2	3	4	5	6	7	8	9	AB R H RBI BB SO LOB	TOP											
Alfredo Griffin, S (1, 6) OBP: 0.293, SLG: 0.313	0-1 P5		0-0 P5			1-0 P5		0-0 B4-3		4 0 0 0 0 0 0	<p>Los Angeles Dodgers @ San Francisco Giants</p> <p>Candlestick Park, San Francisco, CA</p> <p>Thu Sep 21 1989, 10:05 PM EDT</p> <p>Att. 24,896 - Unknown</p>											
Willie Randolph, R (1, 4) OBP: 0.367, SLG: 0.326	1-3 K			2-2 1B		3-3 K		4-1 BB		3 0 1 0 1 2 0												
Lenny Harris, L (1, 7) OBP: 0.284, SLG: 0.296	2-3 K			2-1 F8		0-0 HR 1B		0-0 F8		4 1 1 0 0 1 2												
Eddie Murray, S (1, 3) OBP: 0.349, SLG: 0.413		0-0 G3		0-0 F9		0-0 HR 1-H		0-2 P8		4 1 1 2 0 0 2												
Jeff Hamilton, R (1, 5) OBP: 0.277, SLG: 0.385		1-1 1B		1-3 K		1-1 F8		1-1 P4		4 0 1 0 0 1 1												
Mike Scioscia, L (1, 2) OBP: 0.333, SLG: 0.355		2-1 L9			1-2 F7		0-0 1B	2-1 HR		4 1 2 1 0 0 1												
John Shelby, S (1, 8) OBP: 0.244, SLG: 0.235		0-0 F7			0-0 G3 1B		2-3 K	1-3 K		4 0 1 0 0 2 2												
Bill Bean, L (1, 9) OBP: 0.232, SLG: 0.189			0-0 G4-3		1-1 G3		1-2 F9	3-3 K		3 0 0 0 0 0 2												
Mike Davis, L (9, PH) OBP: 0.302, SLG: 0.393					1-2 G3					1 0 0 0 0 1 0												
Ramon Martinez, R (1, 1) OBP: 0.171, SLG: 0.176			1-3 K		0-1 G1-3		0-2 G1-3			3 0 0 0 0 1 2												
Ray Searage, L (7, 1)										0 0 0 0 0 0 0												
Mike Morgan, R (7, 1) OBP: 0.108, SLG: 0.083										0 0 0 0 0 0 0												
<b>Inning Stats</b>	R: 0 E: 0 K: 2 S: 8	H: 0 LOB: 0 BB: 0 P: 11	R: 0 E: 0 K: 0 S: 6	H: 1 LOB: 1 BB: 0 P: 9	R: 0 E: 0 K: 1 S: 5	H: 0 LOB: 0 BB: 0 P: 6	R: 0 E: 0 K: 1 S: 10	H: 1 LOB: 1 BB: 0 P: 15	R: 0 E: 0 K: 1 S: 9	H: 1 LOB: 1 BB: 0 P: 11	R: 2 E: 0 K: 1 S: 8	H: 2 LOB: 0 BB: 0 P: 13	R: 0 E: 0 K: 1 S: 11	H: 1 LOB: 1 BB: 0 P: 14	R: 0 E: 0 K: 1 S: 6	H: 0 LOB: 1 BB: 1 P: 10	R: 1 E: 0 K: 2 S: 11	H: 1 LOB: 0 BB: 0 P: 18	1B: 5 2B: 0 3B: 0 HR: 2	SF: 0 SAC: 0 DP: 0 HBP: 0	WP: 0 PB: 0 SB: 0 CS: 0	PA: 35
<b>PITCHER</b>	IP WLS BF H R ER SO BB IBB HBP BLK WP HR S P ERA WHIP																					
Kelly Downs, R (1, 1) ERA: 5.15	7.0 W 27 6 2 2 6 0 0 0 0 0 0 1 57 79 2.57 0.857																					
Steve Bedrosian, R (8, 1) ERA: 2.94	2.0 S 8 1 1 1 2 1 0 0 0 0 0 1 17 28 4.50 1.000																					

livebaseballscorecards.com

AB	34
R	3
H	7
RBI	3
BB	1
SO	8
LOB	12



Batter	1	2	3	4	5	6	7	8	9
<b>Brett Butler, L</b> OBP: 0.349, SLG: 0.359 (1, 8)	2-3 K		2-1 G3			0-1 E5 1B	0-1 G6-3 1-H 2-H 2B		
<b>Robby Thompson, R</b> OBP: 0.326, SLG: 0.406 (1, 4)	2-3 K		1-1 P9			0-1 1B	1-1 G6-3		
<b>Will Clark, L</b> OBP: 0.411, SLG: 0.551 <b>Mike Laga, L</b> OBP: 0.333, SLG: 0.667 (1, 3) (3, 3)	2-2 2B 1B			3-3 K		1-3 K	2-1 F7		
<b>Kevin Mitchell, R</b> OBP: 0.392, SLG: 0.652 (1, 7)	3-2 1-H 2B			1-3 K		2-2 P6		2-0 G6-3	
<b>Ernest Riles, L</b> OBP: 0.334, SLG: 0.410 <b>Kirt Manwaring, R</b> OBP: 0.263, SLG: 0.249 (1, 5) (8, 2)	0-1 F9			0-0 G4-3		1-0 P3		2-3 K	
<b>Matt Williams, R</b> OBP: 0.241, SLG: 0.447 (1, 6) (8, 5)		2-1 G6-3			3-2 G6-3		2-1 FC1-5 SH 1B	2-3 K	
<b>Terry Kennedy, L</b> OBP: 0.321, SLG: 0.341 <b>Donell Nixon, R</b> OBP: 0.311, SLG: 0.295 (1, 2) (7, PR) (8, 9)		1-2 G4-3			3-2 1B		1-0 SH FC1-5 1B		
<b>Pat Sheridan, L</b> OBP: 0.292, SLG: 0.326 <b>Chris Speier, R</b> OBP: 0.308, SLG: 0.294 <b>Jose Uribe, S</b> OBP: 0.268, SLG: 0.273 (1, 9) (7, PH) (8, 6)		2-1 G4-3			2-1 P6		0-1 FC1-5 1B 2B		
<b>Kelly Downs, R</b> OBP: 0.105, SLG: 0.105 <b>Ken Oberkfell, L</b> OBP: 0.311, SLG: 0.362 <b>Scott Garrelts, R</b> OBP: 0.185, SLG: 0.210 <b>Steve Bedrosian, R</b> OBP: 0.167, SLG: 0.167 (1, 1) (7, PH) (7, PR) (8, 1)			1-1 G1-3		1-3 K		1-0 2B 1B		

AB	R	H	RBI	BB	SO	LOB
4	0	2	2	0	1	0
4	0	1	0	0	1	2
1	1	1	0	0	0	0
3	0	0	0	0	2	4
4	0	1	1	0	1	2
3	0	0	0	0	0	3
1	0	0	0	0	1	0
4	0	1	0	0	1	0
2	0	1	0	0	0	0
0	1	0	0	0	0	0
2	0	0	0	0	0	1
1	1	0	0	0	0	2
0	0	0	0	0	0	0
2	0	0	0	0	1	1
1	0	1	1	0	0	0
0	1	0	0	0	0	0
0	0	0	0	0	0	0

BOTTOM	
<b>Los Angeles Dodgers @ San Francisco Giants</b> Candlestick Park, San Francisco, CA	
Thu Sep 21 1989, 10:05 PM EDT Att. 24,896 - Unknown	
AB	32
R	4
H	8
RBI	4
BB	0
SO	8
LOB	15
WP: 0	PA: 33
PB: 0	
SB: 0	
CS: 0	

Inning Stats		R	H	R	H	R	H	R	H	R	H	R	H	R	H	R	H	R	H	R	H	R	H	R	H	R	H	R	H	R	H	R	H	R	H	R	H
Ramon Martinez, R (1, 1)		6.1	WLS	BF	H	R	ER	SO	BB	IBB	HBP	BLK	WP	HR	S	P	ERA	WHIP																			
Ray Searge, L (7, 1)		0.0	L	1	1	0	0	0	0	0	0	0	0	0	2	2	∞	∞																			
Mike Morgan, R (7, 1)		1.2		5	0	0	0	2	0	0	0	0	0	0	13	22	0.00	0.000																			

PITCHER		IP	WLS	BF	H	R	ER	SO	BB	IBB	HBP	BLK	WP	HR	S	P	ERA	WHIP
Ramon Martinez, R (1, 1)		6.1	WLS	BF	H	R	ER	SO	BB	IBB	HBP	BLK	WP	HR	S	P	ERA	WHIP
Ray Searge, L (7, 1)		0.0	L	1	1	0	0	0	0	0	0	0	0	0	2	2	∞	∞
Mike Morgan, R (7, 1)		1.2		5	0	0	0	2	0	0	0	0	0	0	13	22	0.00	0.000



Batter	1	2	3	4	5	6	7	8	9	AB R H RBI BB SO LOB	TOP	
Gerald Young, S OBP: 0.328, SLG: 0.279 (1, 8)	F8		FC1-6 1B		CS BB		1-H 1B		P5	4 0 2 2 1 0 2	<b>Houston Astros @ San Francisco Giants</b> Candlestick Park, San Francisco, CA Fri Sep 22 1989, 10:05 PM EDT Att. 33,020 - Unknown <a href="http://livebaseballscorecards.com">livebaseballscorecards.com</a>	
Craig Reynolds, L OBP: 0.284, SLG: 0.264 Rafael Ramirez, R OBP: 0.281, SLG: 0.324 (1, 6) (8, 6)	F8		FC1-6 1-2f		2B		P4			4 0 1 0 0 0 2 0 0 0 0 0 0 0		
Alex Trevino, R OBP: 0.336, SLG: 0.414 (1, 2)	L4		G1-3		P4			F7		4 0 0 0 0 0 2		
Glenn Davis, R OBP: 0.343, SLG: 0.484 (1, 3)		K		K		F7		L1		4 0 0 0 0 2 0		
Terry Puhl, L OBP: 0.341, SLG: 0.359 (1, 7)		G1-4-3		2B		G3		BB		3 0 1 0 1 0 0		
Ken Caminiti, S OBP: 0.314, SLG: 0.368 (1, 5)		F8		K		G3		K2-3		4 0 0 0 0 2 2		
Eric Anthony, L OBP: 0.291, SLG: 0.429 Eric Yelding, R OBP: 0.265, SLG: 0.216 Mark Davidson, R OBP: 0.295, SLG: 0.315 (1, 9) (9, PR) (9, 9)			HR	BB		BLK 1B 1B		G6-3 S 1B		3 2 3 1 1 0 0 0 0 0 0 0 0 0 0 0 0 0 0 0 0		
Bill Doran, S OBP: 0.304, SLG: 0.325 (1, 4)		SH3-4 1B BB		G1-3		F9		K		3 1 0 0 1 1 4		
Mark Portugal, R OBP: 0.212, SLG: 0.344 Dan Schatzeder, L (9, 1)		SH3-4		G6-3		K		G6-3		3 0 0 0 0 1 3 0 0 0 0 0 0 0		
<b>Inning Stats</b>	R: 0 E: 0 K: 0 S: 7 H: 0 LOB: 0 BB: 0 P: 12	R: 0 E: 0 K: 1 S: 5 H: 0 LOB: 0 BB: 0 P: 6	R: 2 E: 0 K: 0 S: 11 H: 2 LOB: 1 BB: 1 P: 21	R: 0 E: 0 K: 2 S: 11 H: 1 LOB: 2 BB: 1 P: 17	R: 0 E: 0 K: 0 S: 8 H: 1 LOB: 1 BB: 1 P: 16	R: 0 E: 0 K: 0 S: 5 H: 0 LOB: 0 BB: 0 P: 9	R: 1 E: 0 K: 1 S: 11 H: 2 LOB: 1 BB: 0 P: 16	R: 0 E: 0 K: 1 S: 6 H: 0 LOB: 1 BB: 1 P: 11	R: 0 E: 0 K: 1 S: 10 H: 1 LOB: 2 BB: 0 P: 13	1B: 4 2B: 2 3B: 0 HR: 1 SF: 0 SAC: 1 DP: 0 HBP: 0		WP: 0 PB: 0 SB: 1 CS: 1 PA: 37
<b>PITCHER</b> Scott Garrelts, R ERA: 2.32 Jeff Brantley, R ERA: 4.1 (1, 1) (9, 1)	IP 8.0 WLS L BF 33 H 6 R 3 ER 3 SO 5 BB 4 IBB 0 HBP 0 BLK 1 WP 0 HR 1 S 64 P 108 ERA 3.38 WHIP 1.250	IP 1.0 WLS L BF 4 H 1 R 0 ER 0 SO 1 BB 0 IBB 0 HBP 0 BLK 0 WP 0 HR 0 S 10 P 13 ERA 0.00 WHIP 1.000	<b>PITCHER</b> IP WLS BF H R ER SO BB IBB HBP BLK WP HR S P ERA WHIP									

**Houston Astros @ San Francisco Giants**  
 Candlestick Park, San Francisco, CA  
 Fri Sep 22 1989, 10:05 PM EDT  
 Att. 33,020 - Unknown

AB	32
R	3
H	7
RBI	3
BB	4
SO	6
LOB	15



Batter	1	2	3	4	5	6	7	8	9	AB R H RBI BB SO LOB
<b>Brett Butler, L</b> (1, 8) OBP: 0.350, SLG: 0.359	1-0 FC4 1B		2-3 K			0-3 K2-3			4-2 G3-1 1B BB	3 1 1 0 1 2 1
<b>Robby Thompson, R</b> (1, 4) OBP: 0.324, SLG: 0.403	1-0 FC4 1-2f		0-1 G6-3 1-2			1-3 K			1-3 K	4 0 0 0 0 2 3
<b>Mike Laga, L</b> (1, 3) OBP: 0.250, SLG: 0.500	2-1 F9			1-1 G3		0-0 F8			2-2 G3-1 1-2	4 0 0 0 0 0 2
<b>Kevin Mitchell, R</b> (1, 7) OBP: 0.392, SLG: 0.650	1-3 K			2-1 1B		1-2 P3			1-1 2-H 1B	4 0 2 1 0 1 1
<b>Ernest Riles, L</b> (1, 5) OBP: 0.331, SLG: 0.406		2-1 G3-1		1-1 F8		0-0 G6-3			2-2 G5-3	3 0 0 0 0 0 1 1 0 0 0 0 0 1
<b>Bill Bathe, R</b> (9, PH) OBP: 0.258, SLG: 0.300										
<b>Matt Williams, R</b> (1, 6) OBP: 0.239, SLG: 0.442		0-0 E6 CS		1-2 F9		1-2 G5-3				3 0 0 0 0 0 1
<b>Terry Kennedy, L</b> (1, 2) OBP: 0.318, SLG: 0.338		2-2 G4-3 1-2			3-2 G4-3				0-1 G1-5-3	3 0 0 0 0 0 1
<b>Pat Sheridan, L</b> (1, 9) OBP: 0.293, SLG: 0.326			0-0 1B		1-0 G4-3			2-1 F9		3 0 1 0 0 0 0
<b>Scott Garrelts, R</b> (1, 1) OBP: 0.179, SLG: 0.203			0-3 K		1-3 K			1-1 G4-3		2 0 0 0 0 2 1 1 0 0 0 0 0 0 0 0 0 0 0 0 0
<b>Ken Oberkfell, L</b> (8, PH) OBP: 0.309, SLG: 0.360										
<b>Jeff Brantley, R</b> (9, 1) OBP: 0.083, SLG: 0.083										

Inning Stats	R: 0	H: 1	E: 1	K: 1	S: 8	LOB: 1	BB: 0	P: 13	R: 0	H: 0	E: 1	K: 0	S: 6	LOB: 0	BB: 0	P: 10	R: 0	H: 1	E: 0	K: 2	S: 10	LOB: 1	BB: 0	P: 12	R: 0	H: 0	E: 0	K: 1	S: 10	LOB: 0	BB: 0	P: 15	R: 0	H: 0	E: 0	K: 2	S: 7	LOB: 0	BB: 0	P: 8	R: 0	H: 0	E: 0	K: 0	S: 7	LOB: 0	BB: 0	P: 9	R: 0	H: 0	E: 0	K: 0	S: 6	LOB: 0	BB: 0	P: 9	R: 1	H: 1	E: 0	K: 1	S: 16	LOB: 1	BB: 1	P: 26	1B: 4	2B: 0	3B: 0	HR: 0	SF: 0	SAC: 0	DP: 0	HBP: 0	WP: 0	PB: 0	SB: 1	CS: 1	PA: 32
<b>Mark Portugal, R</b> (1, 1) ERA: 2.53	IP	WLS	BF	H	R	ER	SO	BB	IBB	HBP	BLK	WP	HR	S	P	ERA	WHIP																																																												
<b>Dan Schatzeder, L</b> (9, 1) ERA: 3.86	0.1	S	1	0	0	0	0	0	0	0	0	0	0	3	5	0.00	0.000																																																												

**BOTTOM**

**Houston Astros @ San Francisco Giants**  
Candlestick Park, San Francisco, CA

Fri Sep 22 1989, 10:05 PM EDT  
Att. 33,020 - Unknown

livebaseballscorecards.com

<b>AB</b>	<b>31</b>
<b>R</b>	<b>1</b>
<b>H</b>	<b>4</b>
<b>RBI</b>	<b>1</b>
<b>BB</b>	<b>1</b>
<b>SO</b>	<b>7</b>
<b>LOB</b>	<b>12</b>



Batter	1	2	3	4	5	6	7	8	9	AB R H RBI BB SO LOB	TOP											
Terry Puhl, L (1, 8) OBP: 0.345, SLG: 0.365	1-0 1B		4-2 G5-4-3 BB		3-2 2B		1-2 F8			3 0 2 0 1 0 1												
Craig Biggio, R (1, 2) OBP: 0.335, SLG: 0.397	0-0 1B		1-1 G5-4-3 1-2f		0-1 G5-3			3-2 F7		4 0 1 0 0 0 2												
Kevin Bass, S (1, 7) OBP: 0.352, SLG: 0.432	3-3 K			0-3 K	0-0 G6-3			3-1 P5		4 0 0 0 0 2 3												
Glenn Davis, R (1, 3) OBP: 0.342, SLG: 0.482	2-2 G1-3			1-2 1B		1-2 G5-3		2-3 K		4 0 1 0 0 1 1												
Ken Caminiti, S (1, 5) OBP: 0.314, SLG: 0.367		3-3 K		0-0 1B		2-0 G4-3		2-2 F7		4 0 1 0 0 1 0												
Eric Anthony, L (1, 9) OBP: 0.271, SLG: 0.396		1-1 G4-3		0-0 F7		2-1 P6		3-3 K		4 0 0 0 0 1 2												
Rafael Ramirez, R (1, 6) OBP: 0.281, SLG: 0.323		4-0 BB		2-3 K			2-3 K		0-1 G4-3	2 0 0 0 1 2 2 1 0 0 0 0 0 0												
Greg Gross, L (9, PH) OBP: 0.301, SLG: 0.194																						
Bill Doran, S (1, 4) OBP: 0.302, SLG: 0.323		2-2 SAFE P6			1-1 G3-1		3-2 F8			3 0 0 0 0 0 1												
Mike Scott, R (1, 1) OBP: 0.154, SLG: 0.173			1-1 G5-3		2-1 HR		1-1 1B			2 1 1 1 0 0 0 1 0 1 0 0 0 0 0 0 0 0 0 0 0 0 0 0 0 0 0 0												
Harry Spilman, L (7, PH) OBP: 0.410, SLG: 0.344																						
Juan Agosto, L (7, 1) OBP: 0.200, SLG: 0.200																						
Danny Darwin, R (7, 1) OBP: 0.111, SLG: 0.118																						
<b>Inning Stats</b>	R: 0 E: 0 K: 1 S: 8	H: 2 LOB: 1 BB: 0 P: 14	R: 0 E: 0 K: 1 S: 9	H: 0 LOB: 1 BB: 1 P: 19	R: 0 E: 0 K: 0 S: 6	H: 0 LOB: 0 BB: 1 P: 12	R: 0 E: 0 K: 2 S: 12	H: 2 LOB: 2 BB: 0 P: 15	R: 1 E: 0 K: 0 S: 10	H: 2 LOB: 1 BB: 0 P: 16	R: 0 E: 0 K: 0 S: 7	H: 0 LOB: 0 BB: 0 P: 12	R: 0 E: 0 K: 1 S: 12	H: 1 LOB: 1 BB: 0 P: 19	R: 0 E: 0 K: 1 S: 8	H: 0 LOB: 0 BB: 0 P: 16	R: 0 E: 0 K: 1 S: 11	H: 0 LOB: 0 BB: 0 P: 16	1B: 5 2B: 2 3B: 0 HR: 1	SF: 0 SAC: 0 DP: 2 HBP: 0	WP: 0 PB: 0 SB: 0 CS: 1	PA: 34
<b>PITCHER</b> Rick Reuschel, R (1, 1) ERA: 2.64	IP: 9.0 WLS: W BF: 34 H: 7 R: 1 ER: 1 SO: 7 BB: 2 IBB: 0 HBP: 0 BLK: 0 WP: 0 HR: 1 S: 83 P: 139 ERA: 1.00 WHIP: 1.000											<b>PITCHER</b>	IP: 9.0 WLS: W BF: 34 H: 7 R: 1 ER: 1 SO: 7 BB: 2 IBB: 0 HBP: 0 BLK: 0 WP: 0 HR: 1 S: 83 P: 139 ERA: 1.00 WHIP: 1.000									

Houston Astros @ San Francisco Giants  
Candlestick Park, San Francisco, CA  
Sat Sep 23 1989, 6:33 AM EDT  
Att. 46,664 - Cloudy

livebaseballscorecards.com

AB	32
R	1
H	7
RBI	1
BB	2
SO	7
LOB	12



Batter	1	2	3	4	5	6	7	8	9	AB	R	H	RBI	BB	SO	LOB
<b>Brett Butler, L</b> OBP: 0.350, SLG: 0.357 (1, 8)	G4-3 SF9 BB		FC1-6 S 1-2f		G6-3 2-3		G6-3 2-3			3	1	0	0	1	0	4
<b>Robby Thompson, R</b> OBP: 0.322, SLG: 0.400 (1, 4)	G4-3 1-3		K 1-2		K		P6			4	0	0	0	0	2	5
<b>Ken Oberkfell, L</b> OBP: 0.308, SLG: 0.359 (1, 3)	SF9 3-H		L4			HR 1B		P4		3	1	1	1	0	0	2
<b>Kevin Mitchell, R</b> OBP: 0.390, SLG: 0.645 (1, 7)	F8 1-2			G6-3 2-2		P4		P4		4	0	0	0	0	0	1
<b>Matt Williams, R</b> OBP: 0.239, SLG: 0.451 (1, 5)		K2-3 0-3		K		HR 1-H		K		4	1	1	2	0	3	0
<b>Terry Kennedy, L</b> OBP: 0.318, SLG: 0.338 (1, 2)		L7 1-2			1B		F8 2-1			3	0	1	0	0	0	0
<b>Donell Nixon, R</b> OBP: 0.306, SLG: 0.289 (1, 9)		K 1-3			P3 0-1		G1-3 1-2			3	0	0	0	0	1	1
<b>Jose Uribe, S</b> OBP: 0.272, SLG: 0.277 (1, 6)			1B 3-2			G6-3 SH3 1B		G6-3 G5-3 1B		3	0	3	0	0	0	0
<b>Rick Reuschel, R</b> OBP: 0.231, SLG: 0.183 (1, 1)			FC1-6 1B 1-3		SH3 1-2		G5-3 1-2			2	0	1	0	0	0	1

Inning Stats	R: 1	H: 0	E: 0	K: 0	S: 11	R: 0	H: 0	E: 0	K: 2	S: 10	R: 0	H: 2	E: 0	K: 1	S: 16	R: 0	H: 1	E: 0	K: 1	S: 9	R: 0	H: 1	E: 0	K: 1	S: 7	R: 2	H: 2	E: 0	K: 0	S: 10	R: 0	H: 1	E: 0	K: 0	S: 7	R: 0	H: 0	E: 0	K: 1	S: 8
	LOB: 0	BB: 1	P: 18	LOB: 0	BB: 0	P: 12	LOB: 2	BB: 0	P: 20	LOB: 1	BB: 0	P: 11	LOB: 1	BB: 0	P: 9	LOB: 0	BB: 0	P: 18	LOB: 1	BB: 0	P: 10	LOB: 0	BB: 0	P: 11	LOB: 0	BB: 0	P: 11	LOB: 0	BB: 0	P: 10	LOB: 0	BB: 0	P: 10	LOB: 0	BB: 0	P: 11	LOB: 0	BB: 0	P: 11	

PITCHER	IP	WLS	BF	H	R	ER	SO	BB	IBB	HBP	BLK	WP	HR	S	P	ERA	WHIP
<b>Mike Scott, R</b> ERA: 3.1 (1, 1)	6.0	L	25	6	3	3	5	1	0	0	0	0	1	63	88	4.50	1.167
<b>Juan Agosto, L</b> ERA: 3.04 (7, 1)	0.2		3	1	0	0	0	0	0	0	0	0	0	5	8	0.00	1.500
<b>Danny Darwin, R</b> ERA: 2.42 (7, 1)	1.1		4	0	0	0	1	0	0	0	0	0	0	10	13	0.00	0.000

**BOTTOM**

**Houston Astros @ San Francisco Giants**  
Candlestick Park, San Francisco, CA

Sat Sep 23 1989, 6:33 AM EDT  
Att. 46,664 - Cloudy

livebaseballscorecards.com

<b>AB</b>	<b>29</b>
<b>R</b>	<b>3</b>
<b>H</b>	<b>7</b>
<b>RBI</b>	<b>3</b>
<b>BB</b>	<b>1</b>
<b>SO</b>	<b>6</b>
<b>LOB</b>	<b>14</b>

**GIANTS**

<b>WP: 0</b>	<b>PA: 32</b>
<b>PB: 0</b>	
<b>SB: 2</b>	
<b>CS: 0</b>	





Batter	1	2	3	4	5	6	7	8	9	AB	R	H	RBI	BB	SO	LOB
<b>Brett Butler, L</b> (1, 8) OBP: 0.351, SLG: 0.357 <b>Donell Nixon, R</b> (8, 8) OBP: 0.304, SLG: 0.288	1-1 G3		2-2 G4-3		4-0 HR IBB	0-0 1-2 1B		0-0 F8		3	1	1	0	1	0	0
<b>Robby Thompson, R</b> (1, 4) OBP: 0.322, SLG: 0.405	2-3 K			0-2 P6	1-1 HR	0-2 F9		4-0 G3 BB		4	1	1	3	1	1	2
<b>Ken Oberkfell, L</b> (1, 3) OBP: 0.311, SLG: 0.356	2-1 L8			2-2 G3-1	1-2 WP 2B 1B		4-1 1B WP BB	0-1 G3		4	2	1	0	1	0	1
<b>Kevin Mitchell, R</b> (1, 7) OBP: 0.390, SLG: 0.648		3-2 G6-3		1-0 HR	4-0 2B IBB		1-3 K	0-0 G4-3		4	2	1	1	1	1	2
<b>Ernest Riles, L</b> (1, 5) OBP: 0.337, SLG: 0.412 <b>Chris Speier, R</b> (9, 6) OBP: 0.308, SLG: 0.294		4-2 BB		3-2 2B	3-3 K		2-1 WP BB 1B			3	2	2	0	1	1	2
<b>Matt Williams, R</b> (1, 6) OBP: 0.246, SLG: 0.460		0-1 F9		2-2 2B	1-0 2B		4-1 1B WP BB			3	1	2	3	1	0	1
<b>Terry Kennedy, L</b> (1, 2) OBP: 0.316, SLG: 0.335 <b>Bill Bathe, R</b> (7, PH) OBP: 0.281, SLG: 0.323 <b>Kirt Manwaring, R</b> (8, 2) OBP: 0.263, SLG: 0.249		0-0 F8		0-2 G6-3		0-0 G4-3	2-2 1B			3	0	0	0	0	0	2
<b>Pat Sheridan, L</b> (1, 9) OBP: 0.295, SLG: 0.326			1-0 G3		0-0 HR SH2-4 1B	4-0 1B BB	2-2 F7			3	1	1	0	1	0	1
<b>Michael LaCoss, R</b> (1, 1) OBP: 0.140, SLG: 0.103			1-3 K		1-1 SH2-4	1-3 K	2-2 P3			3	0	0	0	0	2	2

Inning Stats	R: 0	H: 0	E: 0	LOB: 0	K: 1	S: 7	P: 12	R: 0	H: 0	E: 0	LOB: 1	K: 0	S: 10	P: 17	R: 0	H: 0	E: 0	LOB: 0	K: 1	S: 9	P: 13	R: 2	H: 3	E: 0	LOB: 1	K: 0	S: 20	P: 28	R: 5	H: 4	E: 0	LOB: 1	K: 1	S: 13	P: 28	R: 0	H: 1	E: 0	LOB: 2	K: 1	S: 8	P: 13	R: 3	H: 2	E: 0	LOB: 1	K: 1	S: 20	P: 37	R: 0	H: 0	E: 0	LOB: 1	K: 0	S: 4	P: 8
--------------	------	------	------	--------	------	------	-------	------	------	------	--------	------	-------	-------	------	------	------	--------	------	------	-------	------	------	------	--------	------	-------	-------	------	------	------	--------	------	-------	-------	------	------	------	--------	------	------	-------	------	------	------	--------	------	-------	-------	------	------	------	--------	------	------	------

PITCHER	IP	WLS	BF	H	R	ER	SO	BB	IBB	HBP	BLK	WP	HR	S	P	ERA	WHIP
<b>Jim Clancy, R</b> (1, 1) ERA: 5.05	4.1	L	20	5	5	5	2	1	1	0	0	0	2	51	81	10.38	1.385
<b>Dan Schatzeder, L</b> (5, 1) ERA: 4.15	0.1		3	1	0	0	1	0	1	0	0	1	0	7	15	0.00	3.000
<b>Brian Meyer, R</b> (5, 1) ERA: 4.8	1.1		6	2	2	2	1	1	0	0	0	0	0	9	15	13.50	2.250
<b>Roger Mason, R</b> (7, 1) ERA: 20.25	0.1		4	1	3	3	1	2	0	0	0	0	0	8	19	81.00	9.000
<b>Juan Agosto, L</b> (7, 1) ERA: 2.98	1.2		7	1	0	0	0	1	0	0	0	1	0	16	26	0.00	1.200

**BOTTOM**

**Houston Astros @ San Francisco Giants**  
Candlestick Park, San Francisco, CA

Sun Sep 24 1989, 6:33 AM EDT  
Att. 50,871 - Sunny

AB	32
R	10
H	10
RBI	9
BB	7
SO	5
LOB	13

livebaseballscores.com

**GIANTS**

1B:	5	SF:	0	WP:	2	PA:	40
2B:	3	SAC:	1	PB:	0	SB:	0
3B:	0	DP:	0	CS:	0		
HR:	2	HBP:	0				

Batter	1	2	3	4	5	6	7	8	9	AB R H RBI BB SO LOB	TOP																						
<b>Brett Butler, L</b> (1, 8) OBP: 0.350, SLG: 0.356	1-2 G4-3		2-2 1-3 1B			0-0 F8		1-0 P5		4 0 1 0 0 0 1																							
<b>Robby Thompson, R</b> (1, 4) OBP: 0.322, SLG: 0.404 <b>Mike Laga, L</b> (8, PH) OBP: 0.235, SLG: 0.471 <b>Bob Knepper, L</b> (8, 1) OBP: 0.327, SLG: 0.372	2-3 K2-3			0-0 1B 1B		1-3 K		0-3 K		3 0 1 0 0 2 0 1 0 0 0 0 1 1 0 0 0 0 0 0 0																							
<b>Will Clark, L</b> (1, 3) OBP: 0.409, SLG: 0.548	0-0 G3			2-3 K		0-3 K		2-3 K		4 0 0 0 0 3 2																							
<b>Kevin Mitchell, R</b> (1, 7) OBP: 0.391, SLG: 0.647		0-0 G3-6-3 1B		2-2 1-2 1B			3-2 G5-3		2-1 F9	4 0 2 0 0 0 0																							
<b>Ernest Riles, L</b> (1, 5) OBP: 0.335, SLG: 0.410		0-1 G3-6-3 1-2f		0-1 G4-6-3 1-2f			3-2 F9		2-2 WP 1B	4 0 1 0 0 0 3																							
<b>Matt Williams, R</b> (1, 6) OBP: 0.249, SLG: 0.470		0-1 F9			2-1 HR		4-1 BB		1-1 F9	3 1 1 1 1 0 1																							
<b>Terry Kennedy, L</b> (1, 2) OBP: 0.312, SLG: 0.331			0-3 K		0-1 F8		2-1 F9		2-3 K 1-2	4 0 0 0 0 2 2																							
<b>Pat Sheridan, L</b> (1, 9) OBP: 0.299, SLG: 0.341			2-1 1B 1B		1-3 K			0-0 HR		3 1 2 1 0 1 0																							
<b>Don Robinson, R</b> (1, 1) OBP: 0.195, SLG: 0.309 <b>Ernie Camacho, R</b> (6, 1) <b>Ken Oberkfell, L</b> (8, PH) OBP: 0.315, SLG: 0.361			0-1 P3		2-1 P4			1-2 1B		2 0 0 0 0 0 1 0 0 0 0 0 0 0 1 0 1 0 0 0 0																							
<b>Inning Stats</b>	R: 0 E: 0 K: 1 S: 8	H: 0 LOB: 0 BB: 0 P: 11	R: 0 E: 0 K: 0 S: 5	H: 1 LOB: 0 BB: 0 P: 5	R: 0 E: 0 K: 1 S: 13	H: 2 LOB: 2 BB: 0 P: 17	R: 0 E: 0 K: 1 S: 9	H: 2 LOB: 1 BB: 0 P: 13	R: 1 E: 0 K: 1 S: 9	H: 1 LOB: 0 BB: 0 P: 14	R: 0 E: 0 K: 2 S: 7	H: 0 LOB: 0 BB: 0 P: 8	R: 0 E: 0 K: 0 S: 11	H: 0 LOB: 1 BB: 1 P: 23	R: 1 E: 0 K: 2 S: 11	H: 2 LOB: 1 BB: 0 P: 15	R: 0 E: 0 K: 1 S: 15	H: 1 LOB: 1 BB: 0 P: 22	1B: 7 2B: 0 3B: 0 HR: 2	SF: 0 SAC: 0 DP: 2 HBP: 0	WP: 1 PB: 0 SB: 1 CS: 0	PA: 34											
<b>PITCHER</b> <b>John Wetteland, R</b> (1, 1) ERA: 3.77 <b>Alejandro Pena, R</b> (8, 1) ERA: 2.13	IP 7.0	WLS W	BF 26	H 7	R 2	ER 2	SO 6	BB 1	IBB 0	HBP 0	BLK 0	WP 0	HR 2	S 63	P 92	ERA 2.57	WHIP 1.143																
											<b>PITCHER</b>	IP	WLS	BF	H	R	ER	SO	BB	IBB	HBP	BLK	WP	HR	S	P	ERA	WHIP					

San Francisco Giants @ Los Angeles Dodgers  
 Dodger Stadium, Los Angeles, CA  
 Mon Sep 25 1989, 7:05 PM PDT  
 Att: 23,007 - Unknown

livebaseballscorecards.com

AB	33
R	2
H	9
RBI	2
BB	1
SO	9
LOB	11



Batter	1	2	3	4	5	6	7	8	9	AB	R	H	RBI	BB	SO	LOB
Alfredo Griffin, S OBP: 0.290, SLG: 0.309 (1, 6)	0-2 G1-3		0-2 F7		0-1 FC6-4		0-0 G4-3			4	0	0	0	0	0	1
Willie Randolph, R OBP: 0.368, SLG: 0.328 (1, 4)	1-3 K		2-0 F9		0-0 G4-3		1-2 L4			4	0	0	0	0	1	1
Mike Davis, L OBP: 0.305, SLG: 0.388 (1, 9) Jose Gonzalez, R OBP: 0.329, SLG: 0.362 (8, 9)	0-0 1B			0-0 P5	1-0 F9		2-2 F9			4	0	1	0	0	0	1
Eddie Murray, S OBP: 0.348, SLG: 0.409 (1, 3)	1-1 F7			0-1 WP 1B		0-0 F8		1-2 G5-3		4	1	1	0	0	0	1
Jeff Hamilton, R OBP: 0.277, SLG: 0.385 (1, 5)		0-1 F8		0-0 WP 1B		0-0 F9 1B		3-0 WP SH3 2B		4	3	3	0	0	0	0
Mike Scioscia, L OBP: 0.338, SLG: 0.365 (1, 2)		3-1 HR		1-2 1B		4-0 1B IBB		2-0 SH3		2	1	2	4	1	0	0
John Shelby, S OBP: 0.240, SLG: 0.231 (1, 8)		0-1 F7		3-3 K		0-1 F9		1-1 G4-3		4	0	0	0	0	1	3
Lenny Harris, L OBP: 0.281, SLG: 0.291 (1, 7) Bill Bean, L OBP: 0.221, SLG: 0.179 (9, 7)		1-1 F9		1-1 G4-3		1-2 1B				3	0	1	1	0	0	1
John Wetteland, R OBP: 0.143, SLG: 0.190 (1, 1) Alejandro Pena, R OBP: 1.000, SLG: 1.000 (8, 1)			1-1 B5-3		0-1 FC6-4 1B		1-3 K			0	0	0	0	0	0	0

Inning Stats	R: 0	H: 1	E: 0	K: 1	S: 9	LOB: 1	BB: 0	P: 11	R: 1	H: 1	E: 0	K: 0	S: 8	LOB: 0	BB: 0	P: 12	R: 0	H: 0	E: 0	K: 0	S: 6	LOB: 0	BB: 0	P: 9	R: 2	H: 3	E: 0	K: 1	S: 13	LOB: 1	BB: 0	P: 18	R: 0	H: 1	E: 0	K: 0	S: 6	LOB: 1	BB: 0	P: 7	R: 1	H: 2	E: 0	K: 1	S: 13	LOB: 2	BB: 1	P: 19	R: 0	H: 0	E: 0	K: 0	S: 7	LOB: 0	BB: 0	P: 10	R: 1	H: 1	E: 0	K: 0	S: 7	LOB: 0	BB: 0	P: 14
PITCHER	IP	WLS	BF	H	R	ER	SO	BB	IBB	HBP	BLK	WP	HR	S	P	ERA	WHIP																																															
Don Robinson, R ERA: 3.43 (1, 1)	5.2	L	26	8	4	4	2	0	1	0	0	1	1	50	70	6.35	1.412																																															
Ernie Camacho, R ERA: 2.35 (6, 1)	1.1		4	0	0	0	1	0	0	0	0	0	0	12	16	0.00	0.000																																															
Bob Knepper, L ERA: 5.19 (8, 1)	1.0		4	1	1	1	0	0	0	0	0	1	0	7	14	9.00	1.000																																															

**BOTTOM**

**San Francisco Giants @ Los Angeles Dodgers**  
Dodger Stadium, Los Angeles, CA

Mon Sep 25 1989, 7:05 PM PDT  
Att. 23,007 - Unknown

<b>AB</b>	<b>32</b>
<b>R</b>	<b>5</b>
<b>H</b>	<b>9</b>
<b>RBI</b>	<b>5</b>
<b>BB</b>	<b>1</b>
<b>SO</b>	<b>3</b>
<b>LOB</b>	<b>10</b>

[livebaseballscorecards.com](http://livebaseballscorecards.com)

WP	HR	S	P	ERA	WHIP
2	0	0	34		
0	0	0			
0	0	0			
0	0	0			

Batter	1	2	3	4	5	6	7	8	9	AB R H RBI BB SO LOB	TOP												
<b>Brett Butler, L</b> (1, 8) OBP: 0.348, SLG: 0.353	0-3 <b>K</b>		2-1 <b>P5</b>			3-2 <b>F9</b>		0-0 <b>F9</b>		4 0 0 0 0 1 2													
<b>Robby Thompson, R</b> (1, 4) OBP: 0.321, SLG: 0.402 <b>Mike Laga, L</b> (9, PH) OBP: 0.222, SLG: 0.444	3-2 <b>P2</b>			3-1 <b>P4</b>			2-3 <b>K</b>		2-3 <b>K</b>	3 0 0 0 0 1 0 1 0 0 0 0 1 0													
<b>Will Clark, L</b> (1, 3) OBP: 0.409, SLG: 0.552	1-2 <b>HR</b>			2-1 <b>P5</b>			0-1 <b>1B</b>		0-3 <b>K</b>	4 1 2 1 0 1 0													
<b>Kevin Mitchell, R</b> (1, 7) OBP: 0.390, SLG: 0.643	2-3 <b>K2-3</b>			0-0 <b>P3</b>			0-0 <b>P5</b>		4-0 <b>BB</b> <b>BB</b>	3 0 0 0 1 1 1													
<b>Ernest Riles, L</b> (1, 5) OBP: 0.334, SLG: 0.405 <b>Jose Uribe, S</b> (9, PR) OBP: 0.272, SLG: 0.277			1-3 <b>K</b>		0-1 <b>G3-1</b>		1-3 <b>K</b>		4-2 <b>FC6-4</b> <b>BB</b>	3 0 0 0 1 2 1 0 0 0 0 0 0 0													
<b>Matt Williams, R</b> (1, 6) OBP: 0.246, SLG: 0.463			1-3 <b>K</b>		1-1 <b>G6-3</b>			1-0 <b>G4-3</b>	0-0 <b>FC6-4</b>	4 0 0 0 0 1 2													
<b>Terry Kennedy, L</b> (1, 2) OBP: 0.310, SLG: 0.329			3-1 <b>G4-3</b>		0-0 <b>G4-3</b>			0-1 <b>P4</b>		3 0 0 0 0 0 0													
<b>Pat Sheridan, L</b> (1, 9) OBP: 0.299, SLG: 0.341				2-3 <b>K</b>			3-3 <b>K</b>		3-2 <b>1B</b> <b>1B</b>	3 0 1 0 0 2 0													
<b>Kelly Downs, R</b> (1, 1) OBP: 0.095, SLG: 0.095 <b>Ken Oberkfell, L</b> (8, PH) OBP: 0.319, SLG: 0.365 <b>Mike Benjamin, R</b> (8, PR) OBP: 0.200, SLG: 0.200 <b>Jeff Brantley, R</b> (8, 1) OBP: 0.083, SLG: 0.083			3-2 <b>L9</b>				2-3 <b>K</b>		0-1 <b>1B</b>	2 0 0 0 0 1 0 1 0 1 0 0 0 0 0 0 0 0 0 0 0 0 0 0 0 0 0 0													
<b>Inning Stats</b>	R: 1 E: 0 K: 2 S: 15	H: 1 LOB: 0 BB: 0 P: 21	R: 0 E: 0 K: 2 S: 8	H: 0 LOB: 0 BB: 0 P: 13	R: 0 E: 0 K: 1 S: 10	H: 0 LOB: 0 BB: 0 P: 17	R: 0 E: 0 K: 0 S: 5	H: 0 LOB: 0 BB: 0 P: 10	R: 0 E: 0 K: 0 S: 5	H: 0 LOB: 0 BB: 0 P: 6	R: 0 E: 0 K: 2 S: 10	H: 0 LOB: 0 BB: 0 P: 18	R: 0 E: 0 K: 2 S: 9	H: 1 LOB: 1 BB: 0 P: 12	R: 0 E: 0 K: 2 S: 10	H: 2 LOB: 2 BB: 0 P: 14	R: 0 E: 0 K: 2 S: 12	H: 0 LOB: 2 BB: 2 P: 22	1B: 3 2B: 0 3B: 0 HR: 1	SF: 0 SAC: 0 DP: 0 HBP: 0	WP: 0 PB: 0 SB: 0 CS: 0	PA: 33	
<b>PITCHER</b> <b>Ramon Martinez, R</b> (1, 1) ERA: 3.19 <b>Jay Howell, R</b> (9, 1) ERA: 1.6	IP 8.2	WLS W	BF 32	H 4	R 1	ER 1	SO 11	BB 2	IBB 0	HBP 0	BLK 0	WP 0	HR 1	S 83	P 132	ERA 1.04	WHIP 0.692						<b>PITCHER</b> IP WLS BF H R ER SO BB IBB HBP BLK WP HR S P ERA WHIP

San Francisco Giants @ Los Angeles Dodgers  
 Dodger Stadium, Los Angeles, CA  
 Tue Sep 26 1989, 7:05 PM PDT  
 Att: 27,622 - Unknown

livebaseballscorecards.com

**AB** 31  
**R** 1  
**H** 4  
**RBI** 1  
**BB** 2  
**SO** 11  
**LOB** 6



Batter	1	2	3	4	5	6	7	8	9
Alfredo Griffin, S OBP: 0.288, SLG: 0.307 (1, 6)	2-1 F7		1-0 P4		0-0 P2			1-2 G1-3	
Willie Randolph, R OBP: 0.367, SLG: 0.328 (1, 4)	1-3 K			0-0 F9		1-1 G4-6-3 1B		3-2 L7	
Lenny Harris, L OBP: 0.284, SLG: 0.301 (1, 7) Bill Bean, L OBP: 0.221, SLG: 0.179 (9, 7)	0-1 G4-3			1-1 3B		1-1 G4-6-3 1B			
Eddie Murray, S OBP: 0.347, SLG: 0.407 (1, 3)		2-2 G4-3		0-1 P6		2-1 G4-6-3 1-2f			
Jeff Hamilton, R OBP: 0.276, SLG: 0.383 (1, 5)		1-1 G6-3		2-2 G4-3		1-3 K			
Mike Scioscia, L OBP: 0.341, SLG: 0.365 (1, 2)		4-0 BB			3-2 G5-4-3 1B		3-1 F9		
John Shelby, S OBP: 0.238, SLG: 0.229 (1, 8)		1-0 F7			0-0 G5-4-3 1-2f		1-1 F9		
Jose Gonzalez, R OBP: 0.329, SLG: 0.366 (1, 9)			0-2 G4-3		0-0 1B 2B		0-3 K		
Ramon Martinez, R OBP: 0.184, SLG: 0.189 (1, 1) Jay Howell, R (9, 1)			0-3 K		2-2 1B 2-H		0-0 G5-3		

Inning Stats	R: 0	H: 0	E: 0	K: 1	S: 8	R: 0	H: 0	E: 0	K: 0	S: 6	R: 0	H: 0	E: 0	K: 1	S: 8	R: 0	H: 1	E: 0	K: 0	S: 8	R: 1	H: 2	E: 0	K: 1	S: 10	R: 0	H: 0	E: 0	K: 1	S: 7	R: 0	H: 0	E: 0	K: 0	S: 10	1B: 4	2B: 1	3B: 1	HR: 0	SF: 0	SAC: 0	DP: 2	HBP: 0	WP: 0	PB: 0	SB: 0	CS: 0
	LOB: 0	BB: 0	BB: 11	LOB: 1	BB: 1	LOB: 0	BB: 0	LOB: 1	BB: 0	P: 14	LOB: 0	BB: 0	LOB: 1	BB: 0	P: 9	LOB: 1	BB: 0	LOB: 1	BB: 0	P: 15	LOB: 0	BB: 0	LOB: 0	BB: 0	P: 11	LOB: 0	BB: 0	LOB: 0	BB: 0	P: 14	1B: 4 <td>2B: 1 <td>3B: 1 <td>HR: 0 <td>SF: 0 <td>SAC: 0 <td>DP: 2 <td>HBP: 0 <td>WP: 0 <td>PB: 0 <td>SB: 0 <td>CS: 0</td> </td></td></td></td></td></td></td></td></td></td>	2B: 1 <td>3B: 1 <td>HR: 0 <td>SF: 0 <td>SAC: 0 <td>DP: 2 <td>HBP: 0 <td>WP: 0 <td>PB: 0 <td>SB: 0 <td>CS: 0</td> </td></td></td></td></td></td></td></td></td>	3B: 1 <td>HR: 0 <td>SF: 0 <td>SAC: 0 <td>DP: 2 <td>HBP: 0 <td>WP: 0 <td>PB: 0 <td>SB: 0 <td>CS: 0</td> </td></td></td></td></td></td></td></td>	HR: 0 <td>SF: 0 <td>SAC: 0 <td>DP: 2 <td>HBP: 0 <td>WP: 0 <td>PB: 0 <td>SB: 0 <td>CS: 0</td> </td></td></td></td></td></td></td>	SF: 0 <td>SAC: 0 <td>DP: 2 <td>HBP: 0 <td>WP: 0 <td>PB: 0 <td>SB: 0 <td>CS: 0</td> </td></td></td></td></td></td>	SAC: 0 <td>DP: 2 <td>HBP: 0 <td>WP: 0 <td>PB: 0 <td>SB: 0 <td>CS: 0</td> </td></td></td></td></td>	DP: 2 <td>HBP: 0 <td>WP: 0 <td>PB: 0 <td>SB: 0 <td>CS: 0</td> </td></td></td></td>	HBP: 0 <td>WP: 0 <td>PB: 0 <td>SB: 0 <td>CS: 0</td> </td></td></td>	WP: 0 <td>PB: 0 <td>SB: 0 <td>CS: 0</td> </td></td>	PB: 0 <td>SB: 0 <td>CS: 0</td> </td>	SB: 0 <td>CS: 0</td>	CS: 0					

PITCHER	IP	WLS	BF	H	R	ER	SO	BB	IBB	HBP	BLK	WP	HR	S	P	ERA	WHIP
Kelly Downs, R ERA: 4.92 (1, 1)	7.0	L	26	6	2	2	4	1	0	0	0	0	0	57	86	2.57	1.000
Jeff Brantley, R ERA: 4.06 (8, 1)	1.0		3	0	0	0	0	0	0	0	0	0	0	10	14	0.00	0.000

**BOTTOM**

**San Francisco Giants @ Los Angeles Dodgers**  
**Dodger Stadium, Los Angeles, CA**

Tue Sep 26 1989, 7:05 PM PDT  
Att. 27,622 - Unknown

livebaseballscorecards.com

**AB 28**  
**R 2**  
**H 6**  
**RBI 1**  
**BB 1**  
**SO 4**  
**LOB 6**



Batter	1	2	3	4	5	6	7	8	9	AB R H RBI BB SO LOB	TOP	
<b>Brett Butler, L</b> (1, 8) OBP: 0.347, SLG: 0.353	0-2 G4-3 1B		0-0 P2			0-3 K		2-0 F8		4 0 1 0 0 1 1		
<b>Robby Thompson, R</b> (1, 4) OBP: 0.319, SLG: 0.400 <b>Mike Laga, L</b> (9, PH) OBP: 0.211, SLG: 0.421	1-3 K		0-0 F7			3-3 K		0-1 F9		3 0 0 0 0 2 1 1 0 0 0 0 0 0		
<b>Will Clark, L</b> (1, 3) OBP: 0.407, SLG: 0.549	1-1 G4-3 1-2				2-2 F8		2-2 P5		0-0 F7	4 0 0 0 0 0 1		
<b>Kevin Mitchell, R</b> (1, 7) OBP: 0.390, SLG: 0.642	4-0 BB				0-3 K		0-3 K		0-0 1B	3 0 1 0 1 2 0		
<b>Ernest Riles, L</b> (1, 5) OBP: 0.333, SLG: 0.403	1-3 K				3-1 F8		1-0 1B		1-1 F9	4 0 1 0 0 1 3		
<b>Matt Williams, R</b> (1, 6) OBP: 0.243, SLG: 0.458			3-3 K		3-2 G4-3		0-0 F8			3 0 0 0 0 1 1		
<b>Terry Kennedy, L</b> (1, 2) OBP: 0.307, SLG: 0.326			1-3 K		0-1 G3			1-0 P4		3 0 0 0 0 1 0		
<b>Pat Sheridan, L</b> (1, 9) OBP: 0.296, SLG: 0.337			2-3 K		2-3 K			2-1 F5		3 0 0 0 0 2 0		
<b>Scott Garrelts, R</b> (1, 1) OBP: 0.174, SLG: 0.197 <b>Ken Oberkfell, L</b> (8, PH) OBP: 0.323, SLG: 0.369 <b>Donell Nixon, R</b> (8, PR) OBP: 0.304, SLG: 0.288 <b>Steve Bedrosian, R</b> (8, 1) OBP: 0.167, SLG: 0.167			1-3 K			1-2 G6-3		1-1 1B		2 0 0 0 0 1 0 1 0 1 0 0 0 0 0 0 0 0 0 0 0 0 0 0 0 0 0 0		
<b>Inning Stats</b>	R: 0 H: 1 E: 0 LOB: 2 K: 2 BB: 1 S: 11 P: 18	R: 0 H: 0 E: 0 LOB: 0 K: 3 BB: 0 S: 12 P: 18	R: 0 H: 0 E: 0 LOB: 0 K: 1 BB: 0 S: 6 P: 7	R: 0 H: 0 E: 0 LOB: 0 K: 1 BB: 0 S: 8 P: 13	R: 0 H: 0 E: 0 LOB: 0 K: 1 BB: 0 S: 9 P: 14	R: 0 H: 0 E: 0 LOB: 0 K: 2 BB: 0 S: 9 P: 13	R: 0 H: 1 E: 0 LOB: 1 K: 1 BB: 0 S: 8 P: 11	R: 0 H: 1 E: 0 LOB: 2 K: 0 BB: 0 S: 6 P: 12	R: 0 H: 1 E: 0 LOB: 1 K: 0 BB: 0 S: 6 P: 7	1B: 4 SF: 0 2B: 0 SAC: 0 3B: 0 DP: 0 HR: 0 HBP: 0	WP: 1 PA: 32 PB: 0 SB: 0 CS: 0	
<b>PITCHER</b> <b>Tim Belcher, R</b> (1, 1) ERA: 2.82	IP WLS BF H R ER SO BB IBB HBP BLK WP HR S P ERA WHIP	9.0 W 32 4 0 0 11 1 0 0 0 1 0 75 113 0.00 0.556										

San Francisco Giants @ Los Angeles Dodgers  
 Dodger Stadium, Los Angeles, CA  
 Wed Sep 27 1989, 7:05 PM PDT  
 Att: 34,210 - Unknown

livebaseballscorecards.com

AB	31
R	0
H	4
RBI	0
BB	1
SO	11
LOB	7



Batter	1	2	3	4	5	6	7	8	9	AB R H RBI BB SO LOB
--------	---	---	---	---	---	---	---	---	---	----------------------

<b>Alfredo Griffin, S</b> <small>(1, 6)</small> <small>OBP: 0.287, SLG: 0.308</small>	<small>0-1</small> 		<small>0-2</small> 			<small>1-1</small> 		<small>2-3</small> 		4 1 1 0 0 1 1
<b>Willie Randolph, R</b> <small>(1, 4)</small> <small>OBP: 0.366, SLG: 0.326</small>	<small>0-1</small> 		<small>1-2</small> 			<small>0-1</small> 				3 0 0 0 0 0 1
<b>Mike Davis, L</b> <small>(1, 9)</small> <small>OBP: 0.305, SLG: 0.387</small> <b>Jose Gonzalez, R</b> <small>(7, 9)</small> <small>OBP: 0.329, SLG: 0.366</small>	<small>1-0</small> 				<small>1-3</small> 	<small>1-1</small> 				3 0 1 1 0 1 0 0 0 0 0 0 0 0
<b>Eddie Murray, S</b> <small>(1, 3)</small> <small>OBP: 0.345, SLG: 0.405</small>	<small>1-3</small> 				<small>2-3</small> 		<small>0-0</small> 			3 0 0 0 0 2 1
<b>Jeff Hamilton, R</b> <small>(1, 5)</small> <small>OBP: 0.274, SLG: 0.381</small>	<small>1-1</small> 				<small>0-0</small> 		<small>0-1</small> 			3 0 0 0 0 0 1
<b>Mike Scioscia, L</b> <small>(1, 2)</small> <small>OBP: 0.338, SLG: 0.363</small>		<small>0-3</small> 				<small>0-1</small> 		<small>0-1</small> 		3 0 0 0 0 1 0
<b>John Shelby, S</b> <small>(1, 8)</small> <small>OBP: 0.238, SLG: 0.230</small>		<small>2-2</small> 				<small>1-3</small> 		<small>0-1</small> 		3 0 1 0 0 1 0
<b>Lenny Harris, L</b> <small>(1, 7)</small> <small>OBP: 0.285, SLG: 0.301</small> <b>Bill Bean, L</b> <small>(9, 7)</small> <small>OBP: 0.221, SLG: 0.179</small>		<small>2-0</small> 				<small>1-2</small> 		<small>1-0</small> 		3 0 1 0 0 0 1 0 0 0 0 0 0 0
<b>Tim Belcher, R</b> <small>(1, 1)</small> <small>OBP: 0.137, SLG: 0.114</small>			<small>0-3</small> 			<small>2-3</small> 		<small>0-3</small> 		3 0 0 0 0 3 2

Inning Stats	R: 1 H: 2 E: 0 K: 1 S: 10	H: 2 LOB: 1 BB: 0 P: 13	R: 0 H: 0 E: 0 K: 1 S: 8	H: 0 LOB: 0 BB: 0 P: 12	R: 0 H: 0 E: 0 K: 1 S: 9	H: 0 LOB: 0 BB: 0 P: 10	R: 0 H: 0 E: 0 K: 2 S: 7	H: 0 LOB: 0 BB: 0 P: 10	R: 0 H: 1 E: 0 K: 2 S: 11	H: 1 LOB: 1 BB: 0 P: 15	R: 0 H: 0 E: 0 K: 0 S: 6	H: 0 LOB: 0 BB: 0 P: 8	R: 0 H: 0 E: 0 K: 0 S: 5	H: 0 LOB: 0 BB: 0 P: 5	R: 0 H: 1 E: 0 K: 2 S: 13	H: 1 LOB: 1 BB: 0 P: 15	1B: 3 2B: 1 3B: 0 HR: 0	SF: 0 SAC: 0 DP: 0 HBP: 0	WP: 0 PB: 0 SB: 1 CS: 0	PA: 28
--------------	---------------------------	-------------------------	--------------------------	-------------------------	--------------------------	-------------------------	--------------------------	-------------------------	---------------------------	-------------------------	--------------------------	------------------------	--------------------------	------------------------	---------------------------	-------------------------	-------------------------	---------------------------	-------------------------	--------

PITCHER	IP	WLS	BF	H	R	ER	SO	BB	IBB	HBP	BLK	WP	HR	S	P	ERA	WHIP
<b>Scott Garrelts, R</b> <small>(1, 1)</small> <small>ERA: 2.28</small>	7.0	L	24	3	1	1	7	0	0	0	0	0	0	56	73	1.29	0.429
<b>Steve Bedrosian, R</b> <small>(8, 1)</small> <small>ERA: 2.9</small>	1.0		4	1	0	0	2	0	0	0	0	0	0	13	15	0.00	1.000

**BOTTOM**

San Francisco Giants @ Los Angeles Dodgers  
 Dodger Stadium, Los Angeles, CA  
 Wed Sep 27 1989, 7:05 PM PDT  
 Att. 34,210 - Unknown

[livebaseballscorecards.com](http://livebaseballscorecards.com)

<b>AB</b>	<b>28</b>
<b>R</b>	<b>1</b>
<b>H</b>	<b>4</b>
<b>RBI</b>	<b>1</b>
<b>BB</b>	<b>0</b>
<b>SO</b>	<b>9</b>
<b>LOB</b>	<b>7</b>



Batter	1	2	3	4	5	6	7	8	9	AB R H RBI BB SO LOB	TOP		
Brett Butler, L (1, 8) OBP: 0.348, SLG: 0.353 Jim Weaver, L (8, 7) OBP: 0.222, SLG: 0.389	2-2 L6		1-1 F8 1B	2-0 FC3-6		3-2 SAFE E 1-2 1B		2-2 G6-3		5 1 2 0 0 0 1 0 0 0 0 0 0 0			
Donell Nixon, R (1, 7) OBP: 0.313, SLG: 0.297	1-0 1B 1B		0-1 SAFE SAFE F8 1B 1B	1-2 L7		0-3 K		0-0 2B 1B		5 3 3 0 0 1 3			
Will Clark, L (1, 3) OBP: 0.408, SLG: 0.550 Pat Sheridan, L (9, PR) OBP: 0.296, SLG: 0.337 Mike Laga, L (9, 3) OBP: 0.211, SLG: 0.421	1-1 SAFE S SAFE 1B 1B		3-1 F8		4-1 1B G1-2-3 BB	2-2 E6 FC5-4		1-2 SAFE SAFE 1B 2B		4 0 2 0 1 0 3 0 1 0 0 0 0 0 0 0 0 0 0 0 0			
Ernest Riles, L (1, 5) OBP: 0.338, SLG: 0.408 Atlee Hammaker, S (6, 1) OBP: 0.368, SLG: 0.421 Ernie Camacho, R (8, 1) Kevin Mitchell, R (9, PH) OBP: 0.390, SLG: 0.640 Jeff Brantley, R (9, 1) OBP: 0.083, SLG: 0.083	1-1 C SAFE X 1B 1B		0-0 F8 2B 1B		2-2 BB 1B	0-1 FC5-4		0-2 G6-3		4 1 3 3 0 0 2 0 0 0 0 0 0 0 0 0 0 0 0 0 0 1 0 0 0 0 0 2 0 0 0 0 0 0 0			
Candy Maldonado, R (1, 9) OBP: 0.296, SLG: 0.367	1-3 K		3-2 F8 2B		4-2 SAFE SAFE F B 1-2 BB		2-0 G5-3		3-2 1B G3-1 1B	4 0 2 3 1 1 2			
Greg Litton, R (1, 4) OBP: 0.293, SLG: 0.415	0-1 FC4-6		2-0 F8		1-1 F8		2-2 L9		1-1 G3-1	5 0 0 0 0 0 8			
Kirt Manwaring, R (1, 2) OBP: 0.262, SLG: 0.247		2-2 G6-3	0-1 G5-3		1-1 G1-2-3		0-0 G4-3		1-2 2B 1B	5 0 1 0 0 0 4			
Jose Uribe, S (1, 6) OBP: 0.272, SLG: 0.277 Mike Benjamin, R (8, 6) OBP: 0.167, SLG: 0.167		1-3 K		0-0 G3-1		1-2 G5-3		2-2 G4-6-3 1B	1-1 F8	4 0 1 0 0 1 0 1 0 0 0 0 0 3			
Michael LaCoss, R (1, 1) OBP: 0.156, SLG: 0.122 Ken Oberkfell, L (6, PH) OBP: 0.325, SLG: 0.371		1-1 P4		3-1 FC3-6 1B		2-2 E 1B		1-1 SAFE SAFE 1B G4-6-3		2 0 1 0 0 0 0 2 1 1 0 0 0 1			
<b>Inning Stats</b>	R: 1 H: 3 E: 0 LOB: 2 K: 1 BB: 0 S: 14 P: 20	R: 0 H: 0 E: 0 LOB: 0 K: 1 BB: 0 S: 11 P: 15	R: 3 H: 4 E: 0 LOB: 1 K: 0 BB: 0 S: 13 P: 22	R: 0 H: 1 E: 0 LOB: 1 K: 0 BB: 0 S: 7 P: 13	R: 0 H: 1 E: 0 LOB: 2 K: 0 BB: 2 S: 13 P: 25	R: 1 H: 2 E: 1 LOB: 2 K: 1 BB: 0 S: 24 P: 32	R: 0 H: 0 E: 0 LOB: 0 K: 0 BB: 0 S: 6 P: 10	R: 0 H: 1 E: 0 LOB: 0 K: 0 BB: 0 S: 13 P: 18	R: 2 H: 4 E: 0 LOB: 3 K: 0 BB: 0 S: 19 P: 26	1B: 14 SF: 0 2B: 2 SAC: 0 3B: 0 DP: 2 HR: 0 HBP: 0	WP: 0 PA: 44 PB: 0 SB: 1 CS: 0		
<b>PITCHER</b>	IP WLS BF H R ER SO BB IBB HBP BLK WP HR S P ERA WHIP											<b>PITCHER</b>	IP WLS BF H R ER SO BB IBB HBP BLK WP HR S P ERA WHIP
Andy Benes, R (1, 1) ERA: 3.51	5.2 L 29 11 5 4 3 2 0 0 0 0 0 0 76 119 6.35 2.294												
Pat Clements, L (6, 1) ERA: 3.92	1.1 5 0 0 0 0 0 0 0 0 0 0 0 12 18 0.00 0.000												
Don Schulze, R (8, 1) ERA: 5.09	2.0 10 5 2 2 0 0 0 0 0 0 0 0 32 44 9.00 2.500												

San Francisco Giants @ San Diego Padres  
Jack Murphy Stadium, San Diego, CA

AB 42  
R 7  
H 16  
RBI 6  
BB 2  
SO 3  
LOB 29



Fri Sep 29 1989, 10:05 PM EDT  
Att. 52,089 - Unknown - 70 F

livebaseballscorecards.com



Batter	1	2	3	4	5	6	7	8	9	AB	R	H	RBI	BB	SO	LOB
Joey Cora, S OBP: 0.364, SLG: 0.455 (1, 6)	0-1 F8 2B		2-1 E6 F8 1B G4-3		1-0 F7		1-2 FC6-4 1B		3-2 F8	5	1	2	0	0	0	0
Roberto Alomar, S OBP: 0.349, SLG: 0.378 (1, 4)	1-2 F8 2-3		1-2 SAFE G4-3 1B		1-1 L7		0-1 FC6-4 1-2f		1-0 1B 1B	5	0	2	0	0	0	2
Tony Gwynn, L OBP: 0.384, SLG: 0.418 (1, 9)	1-0 L4		0-1 F8 2-3			3-1 G3		1-0 L7	1-1 1B	5	0	1	0	0	0	3
Jerald Clark, R OBP: 0.257, SLG: 0.333 (1, 7)	1-1 G4-3		0-0 G4-3 1-2 3-H			0-1 1B 1B		1-0 HR	1-2 F9	5	1	2	2	0	0	4
Phil Stephenson, L OBP: 0.265, SLG: 0.167 (1, 3)		4-1 1B BB	1-3 K			3-1 1B 1B		3-1 G3		3	0	1	0	1	1	1
Sandy Alomar Jr., R OBP: 0.385, SLG: 0.364 (1, 2)		0-0 1B		3-3 K		0-0 F7		4-1 BLK BB		3	0	1	0	1	1	2
Tim Flannery, L OBP: 0.299, SLG: 0.269 (1, 5)		1-0 F7		2-0 G6-3		0-0 F9		4-0 BB		2	0	0	0	0	0	2
Bip Roberts, S OBP: 0.393, SLG: 0.426 (5, 5)									1-2 BB	1	0	0	0	1	0	2
Darrin Jackson, R OBP: 0.270, SLG: 0.329 (1, 8)		1-1 P4		0-3 K			2-3 K		0-0 L6	4	0	0	0	0	2	4
Andy Benes, R OBP: 0.250, SLG: 0.375 (1, 1)		1-3 K			2-3 K				0-3 K	2	0	0	0	0	2	2
Pat Clements, R (6, 1)										0	0	0	0	0	0	0
Shawn Abner, R OBP: 0.200, SLG: 0.274 (7, PH)										1	0	0	0	0	1	0
Don Schulze, R (8, 1)										0	0	0	0	0	0	0
Mark Parent, R OBP: 0.229, SLG: 0.369 (9, PH)										1	0	0	0	0	1	0

BOTTOM	
<b>San Francisco Giants @ San Diego Padres</b> <b>Jack Murphy Stadium, San Diego, CA</b> <small>Fri Sep 29 1989, 10:05 PM EDT</small> <small>Att: 52,089 - Unknown - 70 F</small>	<b>AB 37</b> <b>R 2</b> <b>H 9</b> <b>RBI 2</b> <b>BB 3</b> <b>SO 8</b> <b>LOB 22</b>
	<b>WP: 0</b> <b>PA: 40</b> <b>PB: 0</b> <b>SB: 0</b> <b>CS: 0</b>

Inning Stats																																	
R: 0		H: 1		R: 0		H: 1		R: 1		H: 1		R: 0		H: 0		R: 0		H: 2		R: 0		H: 1		R: 1		H: 1		R: 0		H: 2			
E: 0		LOB: 1		E: 0		LOB: 2		E: 1		LOB: 1		E: 0		LOB: 0		E: 0		LOB: 2		E: 0		LOB: 1		E: 0		LOB: 2		E: 0		LOB: 2			
K: 0		BB: 0		K: 1		BB: 1		K: 1		BB: 0		K: 2		BB: 0		K: 2		BB: 0		K: 0		BB: 2		K: 0		BB: 2		K: 1		BB: 0			
S: 9		P: 12		S: 8		P: 15		S: 11		P: 15		S: 8		P: 13		S: 6		P: 10		S: 8		P: 14		S: 6		P: 15		S: 12		P: 15			
PITCHER																	IP	WLS	BF	H	R	ER	SO	BB	IBB	HBP	BLK	WP	HR	S	P	ERA	WHIP
Michael LaCoss, R (1, 1)																	5.0		20	3	1	0	5	1	0	0	0	0	0	42	65	0.00	0.800
Atlee Hammaker, L (6, 1)																	2.0		9	3	0	0	2	0	0	0	0	0	0	20	29	0.00	1.500
Ernie Camacho, R (8, 1)																	1.0		6	1	1	1	0	2	0	0	1	0	1	6	19	9.00	3.000
Jeff Brantley, R (9, 1)																	1.0		5	2	0	0	1	0	0	0	0	0	0	15	21	0.00	2.000

Batter	1	2	3	4	5	6	7	8	9	AB R H RBI BB SO LOB	TOP
<b>Pat Sheridan, L</b> (1, 8) <small>OBP: 0.295, SLG: 0.335</small> <b>Donell Nixon, R</b> (8, PH) <small>OBP: 0.311, SLG: 0.295</small> (8, 8)	2-2 		1-2 		2-3 			3-3 		3 0 0 0 0 1 3 1 0 0 0 0 1 0	<b>San Francisco Giants @ San Diego Padres</b> Jack Murphy Stadium, San Diego, CA Sun Oct.01 1989, 6:33 AM EDT Att. 24,031 - Sunny - 80 F
<b>Ken Oberkfell, L</b> (1, 5) <small>OBP: 0.316, SLG: 0.359</small> <b>Bob Brenly, R</b> (6, 2) <small>OBP: 0.246, SLG: 0.264</small>	2-1 			2-3 		2-1 		1-0 		3 0 0 0 0 1 0 1 0 0 0 0 0 0	
<b>Will Clark, L</b> (1, 3) <small>OBP: 0.407, SLG: 0.546</small>	3-2 			1-1 		1-1 		0-0 		4 0 1 0 0 0 0	
<b>Kevin Mitchell, R</b> (1, 7) <small>OBP: 0.388, SLG: 0.635</small>		2-2 		1-1 		0-0 			3-0 	4 0 1 0 0 0 1	
<b>Ernest Riles, L</b> (1, 4) <small>OBP: 0.339, SLG: 0.404</small> <b>Bill Bathe, R</b> (9, PH) <small>OBP: 0.273, SLG: 0.313</small>		0-0 		3-1 		4-1 			0-1 	2 0 0 0 1 0 1 1 0 0 0 0 0 0	
<b>Terry Kennedy, L</b> (1, 2) <small>OBP: 0.306, SLG: 0.324</small> <b>Atlee Hammaker, S</b> (6, 1) <small>OBP: 0.368, SLG: 0.421</small> <b>Steve Bedrosian, R</b> (7, 1) <small>OBP: 0.167, SLG: 0.167</small> <b>Craig Lefferts, L</b> (8, 1)		0-3 			0-0 	1-3 			2-3 	3 0 0 0 0 2 2 0	
<b>Greg Litton, R</b> (9, PH) <small>OBP: 0.291, SLG: 0.413</small> <b>Candy Maldonado, R</b> (1, 9) <small>OBP: 0.296, SLG: 0.362</small>			1-3 		2-3 		4-1 			2 0 0 0 1 2 0	
<b>Chris Speier, R</b> (1, 6) <small>OBP: 0.333, SLG: 0.351</small>			0-0 		3-1 		2-2 			3 0 2 0 0 0 1	
<b>Kelly Downs, R</b> (1, 1) <small>OBP: 0.091, SLG: 0.091</small> <b>Mike Laga, L</b> (5, PH) <small>OBP: 0.238, SLG: 0.400</small> <b>Jeff Brantley, R</b> (5, 1) <small>OBP: 0.083, SLG: 0.083</small> <b>Matt Williams, R</b> (6, 5) <small>OBP: 0.242, SLG: 0.455</small>			1-3 		4-2 		0-0 			1 0 0 0 0 1 1 0 0 0 0 1 0 0 0 0 0 0 0 0 0 1 0 0 0 0 0 0	
<b>Inning Stats</b>	R: 0 H: 0 E: 0 LOB: 0 K: 0 BB: 0 S: 10 P: 17	R: 0 H: 0 E: 0 LOB: 0 K: 1 BB: 0 S: 10 P: 12	R: 0 H: 1 E: 0 LOB: 1 K: 2 BB: 0 S: 10 P: 13	R: 0 H: 1 E: 0 LOB: 1 K: 1 BB: 0 S: 10 P: 17	R: 0 H: 1 E: 0 LOB: 2 K: 2 BB: 1 S: 12 P: 23	R: 0 H: 1 E: 0 LOB: 2 K: 1 BB: 1 S: 9 P: 17	R: 0 H: 0 E: 0 LOB: 0 K: 0 BB: 1 S: 5 P: 11	R: 0 H: 0 E: 0 LOB: 0 K: 1 BB: 0 S: 7 P: 11	R: 0 H: 0 E: 0 LOB: 0 K: 1 BB: 0 S: 6 P: 11	1B: 3 SF: 0 2B: 1 SAC: 0 3B: 0 DP: 1 HR: 0 HBP: 0	WP: 0 PA: 33 PB: 0 SB: 0 CS: 0
<b>PITCHER</b> <b>Greg Harris, R</b> (1, 1) <small>ERA: 2.6</small> <b>Mark Davis, L</b> (8, 1) <small>ERA: 1.85</small>	IP WLS BF H R ER SO BB IBB HBP BLK WP HR S P ERA WHIP 7.0 W 27 4 0 0 7 3 0 0 0 0 0 0 66 110 0.00 1.000										

<b>AB</b>	30
<b>R</b>	0
<b>H</b>	4
<b>RBI</b>	0
<b>BB</b>	3
<b>SO</b>	9
<b>LOB</b>	9



Batter	1	2	3	4	5	6	7	8	9
<b>Joey Cora, S</b> <small>OBP: 0.350, SLG: 0.368</small> (1, 6)	1-0 F7	2-2 G3-1			4-2 BB		0-0 G4-3		
<b>Roberto Alomar, S</b> <small>OBP: 0.347, SLG: 0.376</small> (1, 4)	0-1 G4-3		1-1 G4-3		0-2 FC5-6-4 1B			0-0 1B	
<b>Tony Gwynn, L</b> <small>OBP: 0.389, SLG: 0.424</small> (1, 9)	1-1 1B		0-1 G3-1		1-2 1B			2-1 G4-3 F8 1B	
<b>Jerald Clark, R</b> <small>OBP: 0.250, SLG: 0.317</small> (1, 7)	0-2 P6		4-2 BB		0-0 F8			1-0 F8	
<b>Phil Stephenson, L</b> <small>OBP: 0.326, SLG: 0.395</small> (1, 3)		0-1 HR	1-2 F8		0-1 G3			0-1 G4-3	
<b>Sandy Alomar Jr., R</b> <small>OBP: 0.318, SLG: 0.421</small> (1, 2)		2-1 P6		1-2 G6-3		0-1 G5-3		0-1 P4	
<b>Mike Pagliarulo, L</b> <small>OBP: 0.275, SLG: 0.299</small> (1, 5)		2-2 1B		2-2 G4-3		3-3 K			
<b>Shawn Abner, R</b> <small>OBP: 0.213, SLG: 0.275</small> (1, 8)		0-2 1B		1-2 F7			0-0 F7		
<b>Greg Harris, R</b> <small>OBP: 0.143, SLG: 0.053</small> <b>Garry Templeton, S</b> <small>OBP: 0.286, SLG: 0.354</small> (7, PH) <b>Mark Davis, L</b> (8, 1)		2-3 K			2-3 K		0-3 K		

AB	R	H	RBI	BB	SO	LOB
3	0	0	0	1	0	2
4	2	1	0	0	0	1
4	0	3	2	0	0	0
3	0	0	0	1	0	3
4	1	1	1	0	0	2
4	0	0	0	0	0	1
3	0	1	0	0	1	0
3	0	1	0	0	0	0
2	0	0	0	0	2	2
1	0	0	0	0	1	0
0	0	0	0	0	0	0

**BOTTOM**

**San Francisco Giants @ San Diego Padres**  
 Jack Murphy Stadium, San Diego, CA

Sun Oct 01 1989, 6:33 AM EDT  
 Att. 24,031 - Sunny - 80 F

AB	31
R	3
H	7
RBI	3
BB	2
SO	4
LOB	11

Inning Stats	R	H	E	K	S	IP	WLS	BF	H	R	ER	SO	BB	IBB	HBP	BLK	WP	HR	S	P	ERA	WHIP
	0	1	0	0	8	4.0	L	17	4	1	1	1	1	0	0	0	0	1	44	64	2.25	1.250
	1	3	0	0	25	1.0		5	1	1	1	1	1	0	0	0	0	0	14	21	9.00	2.000
	0	0	0	0	10	1.0		3	0	0	0	1	0	0	0	0	0	0	7	10	0.00	0.000
	0	0	0	0	15	1.0		3	0	0	0	1	0	0	0	0	0	0	5	5	0.00	0.000
	0	0	0	0	10	1.0		5	2	1	1	0	0	0	0	0	0	0	8	11	9.00	2.000

WP	PA	ERA	WHIP
0	33		
1			
0			
0			

Batter	1	2	3	4	5	6	7	8	9	AB R H RBI BB SO LOB	TOP											
<b>Brett Butler, L</b> (1, 8) OBP: 0.400, SLG: 0.250	2-2 PB SH5-3 2B 1B	0-3 K		4-0 HR IBB		3-2 G6-3		3-2 G6-3		4 2 1 0 1 1 0	<b>San Francisco Giants @ Chicago Cubs</b> Wrigley Field, Chicago, IL Wed Oct 04 1989, 7:05 PM CDT Att. 39,195 - Unknown - 55 F											
<b>Robby Thompson, R</b> (1, 4) OBP: 0.250, SLG: 0.250	0-0 SH5-3 1-2		1-1 G6-3	1-2 P6		1-1 1B 1B		1-0 E5 HR WP		4 1 1 0 0 0 3												
<b>Will Clark, L</b> (1, 3) OBP: 1.000, SLG: 2.750	2-0 1B 2B 2B		3-2 HR	0-0 HR		0-2 1B 1B		4-0 HR BB		4 4 4 6 1 0 0												
<b>Kevin Mitchell, R</b> (1, 7) OBP: 0.400, SLG: 1.000	1-1 2B 1B		2-3 K	3-2 G5-3		3-1 F8		2-1 HR		5 2 2 3 0 1 2												
<b>Matt Williams, R</b> (1, 5) OBP: 0.400, SLG: 0.500	0-1 G4-3 2B		2-2 HBP		0-0 P4		1-2 G6-3	1-2 P2		4 0 1 2 0 0 0												
<b>Terry Kennedy, L</b> (1, 2) OBP: 0.250, SLG: 0.250 <b>Kirt Manwaring, R</b> (9, PH)	1-2 G4-3 2-3		0-0 G4-3		2-1 FC4-6 1B		1-0 G3	2-1 G1-6-3		4 0 1 0 0 0 2 1 0 0 0 0 0 0												
<b>Pat Sheridan, L</b> (1, 9) OBP: 0.500, SLG: 1.000 <b>Candy Maldonado, R</b> (9, PH)	0-1 F6			3-2 1B HR 1B	1-0 FC4-6		2-1 CS 3B	1-0 F9		4 1 2 0 0 0 2 1 0 0 0 0 0 0												
<b>Jose Uribe, S</b> (1, 6) OBP: 0.400, SLG: 0.250		1-1 G3		1-0 HR 1B	1-3 K		4-2 BB	2-3 K		4 1 1 0 1 2 1												
<b>Scott Garrelts, R</b> (1, 1) <b>Bill Bathe, R</b> (8, PH) <b>Jeff Brantley, R</b> (8, 1) <b>Atee Hammaker, S</b> (9, 1)		0-1 G6-3		2-3 K		0-0 G4-3	1-1 CS	3-3 K		3 0 0 0 0 1 2 1 0 0 0 0 1 0 0 0 0 0 0 0 0 0 0 0 0 0 0 0												
<b>Inning Stats</b>	R: 3 E: 0 K: 0 S: 16	H: 4 LOB: 1 BB: 0 P: 22	R: 0 E: 0 K: 1 S: 7	H: 0 LOB: 0 BB: 0 P: 8	R: 1 E: 0 K: 1 S: 15	H: 1 LOB: 1 BB: 0 P: 23	R: 4 E: 0 K: 1 S: 16	H: 3 LOB: 0 BB: 1 P: 30	R: 0 E: 0 K: 1 S: 7	H: 1 LOB: 1 BB: 0 P: 11		R: 0 E: 0 K: 0 S: 12	H: 2 LOB: 2 BB: 0 P: 19	R: 0 E: 0 K: 0 S: 9	H: 1 LOB: 1 BB: 1 P: 18	R: 3 E: 1 K: 1 S: 12	H: 1 LOB: 0 BB: 1 P: 26	R: 0 E: 0 K: 1 S: 6	H: 0 LOB: 0 BB: 0 P: 11	1B: 7 2B: 2 3B: 1 HR: 3	SF: 0 SAC: 1 DP: 0 HBP: 1	WP: 1 PB: 1 SB: 1 CS: 1
<b>PITCHER</b>	IP WLS BF H R ER SO BB IBB HBP BLK WP HR S P ERA WHIP																					
<b>Greg Maddux, R</b> (1, 1) ERA: 18.0	4.0 L 22 8 8 8 3 0 1 1 0 0 2 54 83 18.00 2.000																					
<b>Paul Kilgus, L</b> (5, 1) ERA:	3.0 13 4 0 0 1 1 0 0 0 0 0 28 48 0.00 1.667																					
<b>Steve Wilson, L</b> (8, 1) ERA:	2.0 9 1 3 0 2 1 0 0 0 1 1 18 37 0.00 1.000																					

livebaseballscorecards.com

<b>AB</b>	<b>39</b>
<b>R</b>	<b>11</b>
<b>H</b>	<b>13</b>
<b>RBI</b>	<b>11</b>
<b>BB</b>	<b>3</b>
<b>SO</b>	<b>6</b>
<b>LOB</b>	<b>12</b>



Batter	1	2	3	4	5	6	7	8	9	AB	R	H	RBI	BB	SO	LOB
Jerome Walton, R (1, 8) OBP: 0.250, SLG: 0.250 Steve Wilson, L (8, 1) Domingo Ramos, R (9, PH)	0-0 G5-3		2-1 G4-3		1-3 K		2-2 23 1B		0-0 L9	4	0	1	0	0	1	0
23 Ryne Sandberg, R (1, 4) OBP: 0.600, SLG: 1.400	3-1 HR 2B		2-0 HR		3-2 F9		0-0 1-2 1B		1-0 F8	5	2	3	1	0	0	1
Dwight Smith, L (1, 7)	2-3 K		0-1 L5		0-0 G5-3		1-1 L8			4	0	0	0	0	1	3
Mark Grace, L (1, 3) OBP: 0.750, SLG: 1.500	3-2 HR 2-H		0-0 S 1B		0-0 G5-3 G4-3 1B		1-2 F8			4	1	3	2	0	0	0
Andre Dawson, R (1, 9)	0-0 G4-3		4-1 1-2 BB		1-0 G4-3		0-3 K			3	0	0	0	1	1	1
Luis Salazar, R (1, 5) OBP: 0.500, SLG: 1.000		2-0 3B	1-0 P6		0-1 G5-3		2-0 1B			4	0	2	0	0	0	3
Shawon Dunston, R (1, 6)		2-3 K		1-0 F8		0-0 G5-3		0-0 L9		4	0	0	0	0	1	3
Rick Wrona, R (1, 2)		0-3 K		1-3 K		1-2 L5		0-1 G6-3		4	0	0	0	0	2	1
Greg Maddux, R (1, 1) Vance Law, R (4, PH) Paul Kilgus, L (5, 1) Marvell Wynne, L (7, PH) Lloyd McClendon, R (9, PH) OBP: 1.000, SLG: 1.000		2-0 P4		2-3 K		0-0 P7		1-0 1B		1	0	0	0	0	0	1


Inning Stats	R: 2	H: 2	E: 0	K: 1	S: 17	LOB: 0	BB: 0	P: 25	R: 0	H: 1	E: 0	K: 2	S: 8	LOB: 1	BB: 0	P: 14	R: 1	H: 2	E: 0	K: 0	S: 8	LOB: 2	BB: 1	P: 17	R: 0	H: 0	E: 0	K: 2	S: 7	LOB: 0	BB: 0	P: 11	R: 0	H: 1	E: 0	K: 1	S: 5	LOB: 1	BB: 0	P: 6	R: 0	H: 2	E: 0	K: 0	S: 10	LOB: 2	BB: 0	P: 14	R: 0	H: 1	E: 0	K: 1	S: 8	LOB: 1	BB: 0	P: 11	R: 0	H: 1	E: 0	K: 0	S: 5	LOB: 1	BB: 0	P: 7	1B: 6	SF: 0	2B: 1	SAC: 0	3B: 1	DP: 0	HR: 2	HBP: 0	WP: 0	PA: 38
--------------	------	------	------	------	-------	--------	-------	-------	------	------	------	------	------	--------	-------	-------	------	------	------	------	------	--------	-------	-------	------	------	------	------	------	--------	-------	-------	------	------	------	------	------	--------	-------	------	------	------	------	------	-------	--------	-------	-------	------	------	------	------	------	--------	-------	-------	------	------	------	------	------	--------	-------	------	-------	-------	-------	--------	-------	-------	-------	--------	-------	--------

PITCHER	IP	WLS	BF	H	R	ER	SO	BB	IBB	HBP	BLK	WP	HR	S	P	ERA	WHIP
Scott Garrelts, R (1, 1) ERA: 3.86	7.0		30	8	3	3	6	1	0	0	0	0	2	62	98	3.86	1.286
Jeff Brantley, R (8, 1) ERA:	1.0		4	1	0	0	1	0	0	0	0	0	0	8	11	0.00	1.000
Atlee Hammaker, L (9, 1) ERA:	1.0		4	1	0	0	0	0	0	0	0	0	0	5	7	0.00	1.000

**BOTTOM**

**San Francisco Giants @ Chicago Cubs**  
Wrigley Field, Chicago, IL  
Wed Oct 04 1989, 7:05 PM CDT  
Att: 39,195 - Unknown - 55 F

<b>AB</b>	<b>37</b>
<b>R</b>	<b>3</b>
<b>H</b>	<b>10</b>
<b>RBI</b>	<b>3</b>
<b>BB</b>	<b>1</b>
<b>SO</b>	<b>7</b>
<b>LOB</b>	<b>14</b>



PITCHER	IP	WLS	BF	H	R	ER	SO	BB	IBB	HBP	BLK	WP	HR	S	P	ERA	WHIP
---------	----	-----	----	---	---	----	----	----	-----	-----	-----	----	----	---	---	-----	------

Batter	1	2	3	4	5	6	7	8	9	AB R H RBI BB SO LOB	TOP																	
<b>Brett Butler, L</b> (1, 8) OBP: 0.300, SLG: 0.125	4-1 BB P3		1-0 L4		2-2 F7		3-2 L7		2-2 L7	4 0 0 0 1 0 1																		
<b>Robby Thompson, R</b> (1, 4) OBP: 0.333, SLG: 0.625	2-2 P3 SAFE SAFE SAFE SAFE SAFE		2-1 L8		4-2 BB		3-2 G6-3		3-2 HR	4 1 1 1 1 0 1																		
<b>Will Clark, L</b> (1, 3) OBP: 0.700, SLG: 1.500	4-2 BB			0-0 HR 1B	0-0 G3			0-1 G1-3	1-0 L7	4 1 1 0 1 0 2																		
<b>Kevin Mitchell, R</b> (1, 7) OBP: 0.556, SLG: 1.222	0-0 G4-3			0-0 HR 1B		2-2 F8 1B		0-1 HR 1B		4 2 3 2 0 0 1																		
<b>Matt Williams, R</b> (1, 5) (6, 6) OBP: 0.444, SLG: 0.875		1-0 F9		0-0 G5-3		1-1 F8 1B		2-1 HR		4 1 2 2 0 0 0																		
<b>Terry Kennedy, L</b> (1, 2) OBP: 0.333, SLG: 0.500		2-2		0-3		0-1 F8		1-2 P4		2 0 1 0 0 1 0																		
<b>Bill Bathe, R</b> (6, PH)						1-2 2-3				0 0 0 0 0 0 0																		
<b>Ken Oberkfell, L</b> (6, PH)										2 0 0 0 0 0 2																		
<b>Steve Bedrosian, R</b> (8, 1)										0 0 0 0 0 0 0																		
<b>Pat Sheridan, L</b> (1, 9) OBP: 0.286, SLG: 0.571		2-3 K		0-0 F8		3-3 K		2-0 1B		3 0 0 0 0 2 3																		
<b>Craig Lefferts, L</b> (6, 1)										0 0 0 0 0 0 0																		
<b>Jeff Brantley, R</b> (7, 1)										0 0 0 0 0 0 0																		
<b>Greg Litton, R</b> (8, PH) OBP: 1.000, SLG: 1.000										1 0 1 0 0 0 0																		
<b>Jose Uribe, S</b> (1, 6) OBP: 0.429, SLG: 0.333		3-3 K			1-1 SH3 1B	0-1 F8		0-1 L7		2 0 1 0 0 1 1																		
<b>Ernest Riles, L</b> (6, PH)										1 0 0 0 0 0 2																		
<b>Kirt Manwaring, R</b> (6, 2)										1 0 0 0 0 0 1																		
<b>Rick Reuschel, R</b> (1, 1)				3-2 G3		0-0 SH3			3-3 K	0 0 0 0 0 0 0																		
<b>Kelly Downs, R</b> (1, 1)						1-2				1 0 0 0 0 0 0																		
<b>Donell Nixon, R</b> (6, 9)							1-0 F7			2 0 0 0 0 1 0																		
<b>Inning Stats</b>	R: 0 E: 0 K: 0 S: 8 H: 0 LOB: 1 BB: 2 P: 18	R: 0 E: 0 K: 2 S: 13 H: 1 LOB: 1 BB: 0 P: 21	R: 0 E: 0 K: 0 S: 6 H: 0 LOB: 0 BB: 0 P: 12	R: 2 E: 0 K: 1 S: 7 H: 2 LOB: 0 BB: 0 P: 7	R: 0 E: 0 K: 0 S: 12 H: 1 LOB: 2 BB: 1 P: 19	R: 0 E: 0 K: 1 S: 17 H: 2 LOB: 2 BB: 0 P: 23	R: 0 E: 0 K: 0 S: 8 H: 0 LOB: 0 BB: 0 P: 15	R: 2 E: 0 K: 0 S: 12 H: 3 LOB: 1 BB: 0 P: 17	R: 1 E: 0 K: 1 S: 11 H: 1 LOB: 0 BB: 0 P: 20	1B: 6 2B: 1 3B: 0 HR: 3 SF: 0 SAC: 1 DP: 0 HBP: 0	WP: 0 PB: 0 SB: 0 CS: 0 PA: 39																	
<b>PITCHER</b>	IP WLS BF H R ER SO BB IBB HBP BLK WP HR S P ERA WHIP											<b>PITCHER</b>	IP WLS BF H R ER SO BB IBB HBP BLK WP HR S P ERA WHIP															
<b>Mike Bielecki, R</b> (1, 1) ERA: 3.86	4.2		20	4	2	2	3	3	0	0	0	0	1	45	76	3.86	1.500											
<b>Paul Assenmacher, L</b> (5, 1) ERA:	0.1		3	2	0	0	0	0	0	0	0	0	0	10	13	0.00	6.000											
<b>Les Lancaster, R</b> (6, 1) ERA: 6.75	4.0	W	16	4	3	3	2	0	0	0	0	0	2	39	63	6.75	1.000											

**San Francisco Giants @ Chicago Cubs**  
Wrigley Field, Chicago, IL  
Thu Oct 05 1989, 7:05 PM CDT  
Att. 39,195 - Unknown - 58 F

AB	35
R	5
H	10
RBI	5
BB	3
SO	5
LOB	14



BOTTOM

San Francisco Giants @ Chicago Cubs  
Wrigley Field, Chicago, IL  
Thu Oct 05 1989, 7:05 PM CDT  
Att: 39,195 - Unknown - 58 F

livebaseballscorecards.com

AB 33  
R 9  
H 11  
RBI 9  
BB 8  
SO 9  
LOB 16



WP: 0 PA: 41  
PB: 1  
SB: 1  
CS: 0

AB	R	H	RBI	BB	SO	LOB
4	2	3	1	1	0	0
3	2	1	1	2	1	1
4	1	1	0	1	0	4
4	1	3	4	1	1	0
4	0	0	0	1	3	4
3	1	1	1	0	0	1
3	1	1	0	1	0	2
3	1	0	0	1	1	1
2	0	1	2	0	0	1
0	0	0	0	0	0	0
1	0	0	0	0	1	2
2	0	0	0	0	2	0

Batter	1	2	3	4	5	6	7	8	9									
Jerome Walton, R OBP: 0.556, SLG: 0.500																		
23 Ryne Sandberg, R OBP: 0.600, SLG: 1.250																		
Dwight Smith, L OBP: 0.222, SLG: 0.250																		
Mark Grace, L OBP: 0.778, SLG: 1.375																		
Andre Dawson, R																		
Luis Salazar, R OBP: 0.429, SLG: 0.714																		
Shawon Dunston, R OBP: 0.250, SLG: 0.143																		
Joe Girardi, R																		
Mike Bielecki, R OBP: 0.500, SLG: 0.500																		
Paul Assenmacher, L																		
Les Lancaster, R																		
Vance Law, R																		
<b>Inning Stats</b>	R: 6 E: 0 K: 1 S: 23	H: 7 LOB: 3 BB: 2 P: 38	R: 0 E: 0 K: 1 S: 7	H: 1 LOB: 0 BB: 0 P: 11	R: 0 E: 0 K: 0 S: 6	H: 0 LOB: 0 BB: 1 P: 11	R: 0 E: 0 K: 2 S: 13	H: 0 LOB: 0 BB: 0 P: 11	R: 3 E: 0 K: 1 S: 15	H: 2 LOB: 2 BB: 3 P: 30	R: 0 E: 0 K: 1 S: 12	H: 0 LOB: 1 BB: 1 P: 19	R: 0 E: 0 K: 1 S: 11	H: 0 LOB: 0 BB: 0 P: 15	1B: 7 2B: 3 3B: 1 HR: 0	SF: 0 SAC: 0 DP: 2 HBP: 0	WP: 0 PB: 1 SB: 1 CS: 0	PA: 41

PITCHER	IP	WLS	BF	H	R	ER	SO	BB	IBB	HBP	BLK	WP	HR	S	P	ERA	WHIP
Rick Reuschel, R ERA: 67.5	(1, 1)	0.2	L	7	5	5	5	1	0	0	0	0	0	14	18	67.50	7.500
Kelly Downs, R ERA: 5.79	(1, 1)	4.2		22	5	3	3	5	4	1	0	0	0	50	86	5.79	1.929
Craig Lefferts, L ERA: 13.5	(6, 1)	0.2		5	1	1	1	1	1	0	0	0	0	8	19	13.50	3.000
Jeff Brantley, R ERA:	(7, 1)	1.0		4	0	0	0	1	1	0	0	0	0	12	19	0.00	1.000
Steve Bedrosian, R ERA:	(8, 1)	1.0		3	0	0	0	1	0	0	0	0	0	11	15	0.00	0.000

Batter	1	2	3	4	5	6	7	8	9	AB R H RBI BB SO LOB	TOP																
Jerome Walton, R OBP: 0.357, SLG: 0.308 (1, 8)	2-3 K	2-0 P4		1-0 F7			0-0 B3		2-1 G5-3	5 0 0 0 0 1 3	<b>Chicago Cubs @ San Francisco Giants</b> Candlestick Park, San Francisco, CA Sat Oct 07 1989, 10:05 PM EDT Att. 62,065 - Sunny - 75 F																
23 Ryne Sandberg, R OBP: 0.533, SLG: 1.000 (1, 4)	2-2 WP 1B 1B		3-3 K			1-0 G5-3	0-2 SF8		4-2 BB	3 1 1 1 1 1 0																	
Dwight Smith, L OBP: 0.214, SLG: 0.231 (1, 7)	0-0 WP 1-2 1B 1B		2-0 F7			1-3 K	0-0 G4-3		0-1 F7	5 1 1 0 0 1 2																	
Mark Grace, L OBP: 0.769, SLG: 1.273 (1, 3)	1-1 L7		1-1 2B			4-2 FC6-4 BB		0-0 F7-4 1B		3 0 2 0 1 0 2																	
Andre Dawson, R OBP: 0.231, SLG: 0.091 (1, 9)	1-2 1-1 2-H 2-H 1B		0-1 P6			0-1 FC6-4 1-2f		1-1 F7-4 1-2		4 0 1 2 0 0 3																	
Luis Salazar, R OBP: 0.364, SLG: 0.545 Curtis Wilkerson, S (1, 5) (8, PR) (8, 5)	1-2 L3		3-2 SH G3-2-3 1B 1B			1-2 F9		0-1 E9 1B		4 0 1 0 0 0 1 0 0 0 0 0 0 0																	
Shawon Dunston, R OBP: 0.333, SLG: 0.273 (1, 6)		2-2 G4-3		0-0 G3-2-3 SH 1-2 WP 1B		0-0 G6-3		0-0 1-2 1B		4 1 2 0 0 0 0																	
Joe Girardi, R OBP: 0.333, SLG: 0.200 Marvell Wynne, L (8, PH)		2-0 SH3-4 1B		0-0 SH WP G3-2-3		2-0 G5-3		3-2 F7		2 0 1 0 0 0 0 0 0 0 0 0 0 0 1 0 0 0 0 0 2																	
Lloyd McClendon, R OBP: 0.500, SLG: 0.500 (8, 2)		2-1 SH3-4		1-2 2-3 1-0 G3-2-3			0-0 E 23 SF8 2B		1-1 B5-3	2 0 1 0 0 0 3 0 1 0 0 0 0 0 0 0 0 0 0 0 0 0 0 0 0 0 0 0 1 0 0 0 0 0 0																	
Rick Sutcliffe, L OBP: 0.500, SLG: 1.000 Greg Maddux, R (7, PR) Paul Assenmacher, L (7, 1) Les Lancaster, R (7, 1) Mitch Webster, S (9, PH)		1-2 SH3-4		1-2 2-3 3-Hf																							
<b>Inning Stats</b>	R: 2 E: 0 K: 1 S: 18	H: 3 LOB: 1 BB: 0 P: 25	R: 0 E: 0 K: 0 S: 7	H: 1 LOB: 1 BB: 0 P: 15	R: 0 E: 0 K: 1 S: 8	H: 1 LOB: 1 BB: 0 P: 14	R: 1 E: 1 K: 0 S: 7	H: 2 LOB: 1 BB: 0 P: 12	R: 0 E: 0 K: 1 S: 9	H: 0 LOB: 1 BB: 1 P: 15	R: 0 E: 0 K: 0 S: 5	H: 0 LOB: 0 BB: 0 P: 8	R: 1 E: 1 K: 0 S: 7	H: 1 LOB: 1 BB: 0 P: 7	R: 0 E: 1 K: 0 S: 10	H: 2 LOB: 2 BB: 0 P: 14	R: 0 E: 0 K: 0 S: 8	H: 0 LOB: 1 BB: 1 P: 15	1B: 8 2B: 3 3B: 0 HR: 0	SF: 1 SAC: 2 DP: 2 HBP: 0	WP: 2 PB: 0 SB: 0 CS: 0	PA: 39					
<b>PITCHER</b>	IP WLS BF H R ER SO BB IBB HBP BLK WP HR S P ERA WHIP																										
Michael LaCoss, R ERA: 9.0 (1, 1)	3.0		17	7	3	3	2	0	0	0	0	1	0	38	62	9.00	2.333										
Jeff Brantley, R ERA: (4, 1)	3.0		9	0	0	0	1	1	0	0	0	1	0	16	27	0.00	0.333										
Don Robinson, R ERA: (7, 1)	1.2	W	8	3	1	0	0	0	0	0	0	0	0	13	14	0.00	1.800										
Craig Lefferts, L ERA: 9.0 (8, 1)	0.1		1	0	0	0	0	0	0	0	0	0	0	4	7	0.00	0.000										
Steve Bedrosian, R ERA: (9, 1)	1.0	S	4	0	0	0	0	1	0	0	0	0	0	8	15	0.00	1.000										

livebaseballscorecards.com

AB	34
R	4
H	10
RBI	3
BB	2
SO	3
LOB	16





Batter	1	2	3	4	5	6	7	8	9
<b>Brett Butler, L</b> OBP: 0.357, SLG: 0.250 (1, 8)	3-2 G1-3 1B G1-3 1B	0-1 P3		2-1 FC3-6 BLK 1-2f			2-0 HR 1B		
<b>Robby Thompson, R</b> OBP: 0.385, SLG: 0.833 (1, 4)	1 SAFE 1 SAFE 1 SAFE 1 SAFE 1 SAFE 1 SAFE 1 SAFE 1 SAFE 1 SAFE 1 SAFE	2-1 1 SAFE 1 SAFE 1 SAFE 1 SAFE 1 SAFE 1 SAFE 1 SAFE 1 SAFE 1 SAFE	0-3 K	3-1 P5 1-2			2-0 1-H HR		
<b>Will Clark, L</b> OBP: 0.643, SLG: 1.167 (1, 3)	1-0 G1-3 1-2 2-3	2-3 K			1-2 G4-6-3 1B		1-1 FC4 1B		
<b>Kevin Mitchell, R</b> OBP: 0.538, SLG: 1.000 (1, 7)	4-0 BB G1-3 1B IBB		2-1 FC3-6 1B		0-0 G4-6-3 1-2f		1-2 P6		
<b>Matt Williams, R</b> OBP: 0.308, SLG: 0.583 (1, 5)	1-0 G1-3 1-2 2-3 3-H		2-2 SAFE F8		1-1 F7		2-2 FC4 1-2f		
<b>Terry Kennedy, L</b> OBP: 0.300, SLG: 0.333 (1, 2)	4-0 1B BB IBB		0-0 FC3-6 1-2f			1-0 G3		3-3 K	
<b>Candy Maldonado, R</b> OBP: 0.300, SLG: 0.333 (1, 9)	4-2 1B BB IBB		0-1 G4-3			3-1 G5-3		2-2 F8	
<b>Don Robinson, R</b> OBP: 0.300, SLG: 0.333 (7, 1)									
<b>Craig Lefferts, L</b> OBP: 0.300, SLG: 0.333 (8, 1)									
<b>Ken Oberkfell, L</b> OBP: 0.300, SLG: 0.333 (8, PH)									
<b>Steve Bedrosian, R</b> OBP: 0.300, SLG: 0.333 (9, 1)	1-2 2-3 3-H BB								
<b>Jose Uribe, S</b> OBP: 0.364, SLG: 0.300 (1, 6)	0-0 1-2 2-3 3-H 1B					0-0 L9		1-0 G4-3	
<b>Michael LaCoss, R</b> OBP: 0.286, SLG: 0.571 (1, 1)	0-0 F7					4-0 FC3-6 BB		1-1 L7	
<b>Jeff Brantley, R</b> OBP: 0.286, SLG: 0.571 (4, 1)									
<b>Donell Nixon, R</b> OBP: 0.286, SLG: 0.571 (7, 9)									
<b>Pat Sheridan, L</b> OBP: 0.286, SLG: 0.571 (8, 9)									

AB	R	H	RBI	BB	SO	LOB
4	2	2	0	0	0	1
4	2	2	2	0	1	1
4	0	2	0	0	1	2
3	1	1	0	1	0	2
4	0	0	1	0	0	4
3	0	0	0	1	1	1
2	0	0	1	1	0	1
0	0	0	0	0	0	0
1	0	0	0	0	0	0
0	0	0	0	0	0	0
4	0	1	1	0	0	0
1	0	0	0	0	0	3
0	0	0	0	1	0	0
1	0	0	0	0	0	0
0	0	0	0	0	0	0

BOTTOM	
<b>Chicago Cubs @ San Francisco Giants</b> Candlestick Park, San Francisco, CA	
Sat Oct 07 1989, 10:05 PM EDT Att: 62,065 - Sunny - 75 F	
AB	31
R	5
H	8
RBI	5
BB	4
SO	3
LOB	15
WP: 0	PA: 35
PB: 0	
SB: 0	
CS: 0	

Inning Stats		R	H	E	K	S	P	BB	IBB	HBP	BLK	WP	HR	S	P	ERA	WHIP
R: 3	H: 3	E: 0	K: 0	S: 12													
H: 3	LOB: 3	BB: 3	P: 31														
R: 0	H: 0	E: 0	K: 2	S: 9													
H: 0	LOB: 0	BB: 0	P: 11														
R: 0	H: 1	E: 0	K: 0	S: 8													
H: 1	LOB: 1	BB: 0	P: 12														
R: 0	H: 0	E: 0	K: 0	S: 5													
H: 0	LOB: 1	BB: 1	P: 14														
R: 0	H: 1	E: 0	K: 0	S: 6													
H: 1	LOB: 0	BB: 0	P: 8														
R: 0	H: 0	E: 0	K: 0	S: 5													
H: 0	LOB: 0	BB: 0	P: 11														
R: 2	H: 3	E: 0	K: 0	S: 12													
H: 3	LOB: 1	BB: 0	P: 21														
R: 0	H: 0	E: 0	K: 1	S: 10													
H: 0	LOB: 0	BB: 0	P: 16														

PITCHER		IP	WLS	BF	H	R	ER	SO	BB	IBB	HBP	BLK	WP	HR	S	P	ERA	WHIP
<b>Rick Sutcliffe, R</b> ERA: 4.5 (1, 1)		6.0		26	5	3	3	2	2	2	0	1	0	0	45	87	4.50	1.167
<b>Paul Assenmacher, L</b> ERA: 13.5 (7, 1)		0.1		2	1	1	1	0	0	0	0	0	0	0	3	6	27.00	3.000
<b>Les Lancaster, R</b> ERA: 6.35 (7, 1)		1.2	L	7	2	1	1	1	0	0	0	0	0	1	19	31	5.40	1.200

Batter	1	2	3	4	5	6	7	8	9	AB R H RBI BB SO LOB	TOP															
Jerome Walton, R (1, 8) OBP: 0.368, SLG: 0.333	2-0 P4		1-0 F7		1-0 3B 1B	0-0 1B			0-1 F9	5 1 2 0 0 0 0	<b>Chicago Cubs @ San Francisco Giants</b> Candlestick Park, San Francisco, CA Sun Oct 08 1989, 10:05 PM EDT Att. 62,078 - Sunny - 78 F															
23 Ryne Sandberg, R (1, 4) OBP: 0.500, SLG: 0.875	2-2 1B SF9 2B		1-3 K		0-1 P6 1B	2-0 L7			0-1 1B 1B	5 1 2 0 0 1 3																
Dwight Smith, L (1, 7) Lloyd McClendon, R (5, 7) OBP: 0.294, SLG: 0.267 OBP: 0.750, SLG: 0.667	0-0 WP 1B		4-1 S E6 BB		1-1 L7				2-0 BB 1B	2 0 1 0 1 0 1 1 0 1 0 1 0 0																
Mark Grace, L (1, 3) OBP: 0.667, SLG: 1.214	3-0 SF9		1-1 E6		0-0 2B 3B				4-1 BB 1B	3 1 1 2 1 0 2																
Andre Dawson, R (1, 9) OBP: 0.222, SLG: 0.188	1-1 F9				1-0 F8	0-0 2B			1-3 K	5 0 1 1 0 1 5																
Luis Salazar, R (1, 5) OBP: 0.400, SLG: 0.733		2-1 HR			1-1 1B 1B	G4-3			L4	4 1 2 1 0 0 1																
Shawon Dunston, R (1, 6) OBP: 0.375, SLG: 0.333		1-1 G5-3			0-2 1B				F8	4 0 2 0 0 0 0																
Rick Wrona, R (1, 2) Marvell Wynne, L (4, PH) Joe Girardi, R (4, 2) OBP: 0.250, SLG: 0.143		0-3 K			2-2 P5	G6-3			K	1 0 0 0 0 1 0 1 0 0 0 0 0 2 2 0 0 0 0 1 1																
Greg Maddux, R (1, 1) Steve Wilson, L (4, 1) Curtis Wilkerson, S (6, PH) Scott Sanderson, R (6, 1) Mitch Williams, L (8, 1) Mitch Webster, S (8, 7)		1-0 G6-3			1-2 G1-3				F7	2 0 0 0 0 0 2 0 0 0 0 0 0 0 1 0 0 0 0 0 1 0 0 0 0 0 0 0 0 0 0 0 0 0 0 1 0 0 0 0 0 0																
<b>Inning Stats</b>	R: 1 H: 2 E: 0 LOB: 1 K: 0 BB: 0 S: 8 P: 16	R: 1 H: 1 E: 0 LOB: 0 K: 1 BB: 0 P: 12	R: 0 H: 0 E: 1 LOB: 2 K: 1 BB: 1 P: 14	R: 0 H: 2 E: 0 LOB: 2 K: 0 BB: 0 S: 15 P: 20	R: 2 H: 3 E: 0 LOB: 1 K: 0 BB: 0 S: 12 P: 16	R: 0 H: 2 E: 0 LOB: 2 K: 0 BB: 0 S: 5 P: 9	R: 0 H: 0 E: 0 LOB: 0 K: 0 BB: 1 P: 11	R: 0 H: 0 E: 0 LOB: 0 K: 1 BB: 0 P: 12	R: 0 H: 2 E: 0 LOB: 3 K: 1 BB: 1 P: 18	1B: 8 SF: 1 2B: 2 SAC: 0 3B: 1 DP: 1 HR: 1 HBP: 0		WP: 1 PA: 41 PB: 0 SB: 1 CS: 0														
<b>PITCHER</b>	IP WLS BF H R ER SO BB IBB HBP BLK WP HR S P ERA WHIP											<b>PITCHER</b>	IP WLS BF H R ER SO BB IBB HBP BLK WP HR S P ERA WHIP													
Scott Garrelts, R (1, 1) ERA: 5.4	4.2	23	8	4	4	2	1	0	0	0	1	1	45	71	7.71	1.929										
Kelly Downs, R (5, 1) ERA: 3.12	4.0	W	15	3	0	1	1	0	0	0	0	0	29	45	0.00	1.000										
Steve Bedrosian, R (9, 1) ERA:	0.1	S	3	1	0	1	1	0	0	0	0	0	5	12	0.00	6.000										

livebaseballscorecards.com

AB	37
R	4
H	12
RBI	4
BB	3
SO	4
LOB	18



Batter	1	2	3	4	5	6	7	8	9	AB	R	H	RBI	BB	SO	LOB
<b>Brett Butler, L</b> OBP: 0.333, SLG: 0.250 (1, 8)	G4-3		2B 1B	K		P2				4	1	1	0	0	1	1
<b>Robby Thompson, R</b> OBP: 0.412, SLG: 0.733 (1, 4)	1B FC5-4 BB		1B	P3			G4-3 1B			3	1	1	0	1	1	2
<b>Will Clark, L</b> OBP: 0.667, SLG: 1.188 (1, 3)	1B FC5-4		1B 2B		HR 2B		P4			4	2	3	0	0	0	1
<b>Kevin Mitchell, R</b> OBP: 0.471, SLG: 0.800 (1, 7)	FC5-4		1B IBB		L7		G4-3			3	0	0	1	1	0	3
<b>Matt Williams, R</b> OBP: 0.353, SLG: 0.750 (1, 5)	G3		1B		HR		K			4	1	2	4	0	1	2
<b>Terry Kennedy, L</b> OBP: 0.286, SLG: 0.308 (1, 2)			F8		K					4	0	1	0	0	2	2
<b>Donell Nixon, R</b> (8, PR)										0	0	0	0	0	0	0
<b>Kirt Manwaring, R</b> (9, 2)										0	0	0	0	0	0	0
<b>Pat Sheridan, L</b> OBP: 0.182, SLG: 0.364 (1, 9)	G6-3		G3		F8		P6			4	0	0	0	0	0	1
<b>Jose Uribe, S</b> OBP: 0.333, SLG: 0.357 (1, 6)	G4-3		WP 2B		P5		K			4	1	1	0	0	1	1
<b>Scott Garrelts, R</b> (1, 1)			G6-3		F9		K			1	0	0	0	1	0	0
<b>Kelly Downs, R</b> (5, 1)										2	0	0	0	0	1	2
<b>Steve Bedrosian, R</b> (9, 1)										0	0	0	0	0	0	0

Inning Stats	R: 1	H: 1	E: 0	K: 10	S: 10	LOB: 1	BB: 1	P: 16	R: 0	H: 0	E: 0	K: 1	S: 6	LOB: 0	BB: 0	P: 9	R: 2	H: 3	E: 0	K: 1	S: 11	LOB: 2	BB: 1	P: 20	R: 1	H: 1	E: 1	K: 1	S: 11	LOB: 1	BB: 1	P: 17	R: 2	H: 2	E: 0	K: 1	S: 18	LOB: 0	BB: 0	P: 24	R: 0	H: 0	E: 0	K: 0	S: 6	LOB: 0	BB: 0	P: 9	R: 0	H: 1	E: 0	K: 1	S: 11	LOB: 1	BB: 0	P: 17	R: 0	H: 1	E: 0	K: 2	S: 12	LOB: 2	BB: 0	P: 17
--------------	------	------	------	-------	-------	--------	-------	-------	------	------	------	------	------	--------	-------	------	------	------	------	------	-------	--------	-------	-------	------	------	------	------	-------	--------	-------	-------	------	------	------	------	-------	--------	-------	-------	------	------	------	------	------	--------	-------	------	------	------	------	------	-------	--------	-------	-------	------	------	------	------	-------	--------	-------	-------

PITCHER	IP	WLS	BF	H	R	ER	SO	BB	IBB	HBP	BLK	WP	HR	S	P	ERA	WHIP	
<b>Greg Maddux, R</b> ERA: 13.5 (1, 1)	3.1		18	5	4	3	2	2	2	0	0	0	0	1	33	56	8.10	2.100
<b>Steve Wilson, L</b> ERA: 4.91 (4, 1)	1.2	L	7	2	2	2	2	0	0	0	0	0	1	23	30	10.80	1.200	
<b>Scott Sanderson, R</b> ERA: (6, 1)	2.0		8	2	0	0	1	0	0	0	0	0	0	20	29	0.00	1.000	
<b>Mitch Williams, L</b> ERA: (8, 1)	1.0		3	0	0	0	2	0	0	0	0	0	0	9	14	0.00	0.000	

**BOTTOM**

**Chicago Cubs @ San Francisco Giants**  
Candlestick Park, San Francisco, CA

Sun Oct 08 1989, 10:05 PM EDT  
Att: 62,078 - Sunny - 78 F

AB	33
R	6
H	9
RBI	5
BB	3
SO	7
LOB	15

livebaseballscorecards.com

**GIANTS**

1B: 5	SF: 0	WP: 1	PA: 36
2B: 3	SAC: 0	PB: 0	
3B: 0	DP: 0	SB: 1	
HR: 1	HBP: 0	CS: 0	

Batter	1	2	3	4	5	6	7	8	9	AB R H RBI BB SO LOB	TOP
Jerome Walton, R (1, 8) OBP: 0.417, SLG: 0.364	1-2 1B 1B		2-1 E7 23 2B		3-2 G6-3			4-0 G4-3 23 SH1-3 BB	0-0 1-2 2-H 1B	4 1 2 1 1 0 0	
23 Ryne Sandberg, R (1, 4) OBP: 0.458, SLG: 0.800	2-3 K		1-0 2B 2-H			0-0 P6		0-1 SH1-3	0-0 G4-3	4 0 1 1 0 1 3	
Marvell Wynne, L (1, 7) OBP: 0.167, SLG: 0.167	1-0 P2		0-1 L8			1-0 1B		1-0 G4-3		4 0 1 0 0 0 2	
Mark Grace, L (1, 3) OBP: 0.682, SLG: 1.118	1-2 1B			1-1 L3		2-1 1B		4-0 IBB		3 0 2 0 1 0 0	
Andre Dawson, R (1, 9) OBP: 0.227, SLG: 0.158 Mitch Williams, L (8, 1) Les Lancaster, R (8, 1)	0-3 K			2-2 1B HBP		0-0 F9		1-2 G1-3		3 0 0 0 0 1 6 0 0 0 0 0 0 0 0 0 0 0 0 0 0	
Luis Salazar, R (1, 5) OBP: 0.368, SLG: 0.632		0-1 G5-3		0-1 1B G4-6-3		1-1 G4-3			2-2 G5-3	4 0 1 0 0 0 2	
Shawon Dunston, R (1, 6) OBP: 0.350, SLG: 0.316		0-0 G1-3		0-0 G4-6-3 1-2f			2-1 G6-3 1B		0-1 F7	4 0 1 0 0 0 2	
Joe Girardi, R (1, 2) OBP: 0.182, SLG: 0.100 Curtis Wilkerson, S (9, PH) OBP: 0.500, SLG: 0.500		1-0 L4			2-1 G6-3		1-0 G6-3 1-2f		1-2 1B 1B	3 0 0 0 0 0 1 1 1 1 0 0 0 0	
Mike Bielecki, R (1, 1) OBP: 0.200, SLG: 0.200 Mitch Webster, S (8, 9) OBP: 0.333, SLG: 0.333			0-0 P3		1-3 K		1-3 K		0-1 1B 1B	3 0 0 0 0 2 0 1 0 1 0 0 0 0	
<b>Inning Stats</b>	R: 0 H: 2 E: 0 LOB: 2 K: 2 BB: 0 S: 15 P: 19	R: 0 H: 0 E: 0 LOB: 0 K: 0 BB: 0 S: 4 P: 5	R: 1 H: 1 E: 1 LOB: 0 K: 0 BB: 0 S: 6 P: 9	R: 0 H: 1 E: 0 LOB: 1 K: 0 BB: 0 S: 7 P: 10	R: 0 H: 0 E: 0 LOB: 0 K: 1 BB: 0 S: 9 P: 15	R: 0 H: 2 E: 0 LOB: 2 K: 0 BB: 0 S: 7 P: 11	R: 0 H: 1 E: 0 LOB: 0 K: 1 BB: 0 S: 6 P: 10	R: 0 H: 0 E: 0 LOB: 2 K: 0 BB: 2 S: 7 P: 17	R: 1 H: 3 E: 0 LOB: 2 K: 0 BB: 0 S: 12 P: 15	1B: 9 SF: 0 2B: 1 SAC: 1 3B: 0 DP: 2 HR: 0 HBP: 1	WP: 0 PA: 38 PB: 0 SB: 0 CS: 0
<b>PITCHER</b> Rick Reuschel, R (1, 1) ERA: 5.19 Steve Bedrosian, R (9, 1) ERA: 2.7	IP WLS BF H R ER SO BB IBB HBP BLK WP HR S P ERA WHIP										

Chicago Cubs @ San Francisco Giants  
 Candlestick Park, San Francisco, CA  
 Mon Oct 09 1989, 6:33 AM EDT  
 Att. 62,084 - Sunny - 76 F

[livebaseballscorecards.com](http://livebaseballscorecards.com)

AB	34
R	2
H	10
RBI	2
BB	2
SO	4
LOB	16



Batter	1	2	3	4	5	6	7	8	9
<b>Brett Butler, L</b> (1, 8) OBP: 0.318, SLG: 0.211	0-0 P2			1-2 G6-3		2-3 K		1 SAFE 4-2 B 1 SAFE B 1 SAFE B 1 SAFE B 1 SAFE B	
<b>Robby Thompson, R</b> (1, 4) OBP: 0.381, SLG: 0.611	0-2 G3-1			1-2 P6		3-2 L7		4-0 1B 1-2 2-3 BB	
<b>Will Clark, L</b> (1, 3) OBP: 0.682, SLG: 1.200	2-3 K			1-1 1B			0-0 SF8 3B	1-2 1B 1-3 2-H 3-H 1B	
<b>Kevin Mitchell, R</b> (1, 7) OBP: 0.429, SLG: 0.706			2-3 K	2-3 K			0-1 SF8	1-2 BB	
<b>Matt Williams, R</b> (1, 5) OBP: 0.333, SLG: 0.650			2-0 F3		1-1 E6 1B		3-3 K	1-0 P6	
<b>Terry Kennedy, L</b> (1, 2) OBP: 0.235, SLG: 0.250			2-2 G6-3		1-1 P5		1-2 G6-3		
<b>Pat Sheridan, L</b> (1, 9) OBP: 0.154, SLG: 0.308				2-3 K		2-3 K		3-2 F7	
<b>Ken Oberkfell, L</b> (8, PH)									
<b>Steve Bedrosian, R</b> (9, 1)									
<b>Jose Uribe, S</b> (1, 6) OBP: 0.278, SLG: 0.294			2-2 L8		2-2 F7			1-3 K	
<b>Rick Reuschel, R</b> (1, 1)									
<b>Candy Maldonado, R</b> (8, PH) (9, 9)				0-0 G6-3		1-0 G1-3		4-2 BB 1B BB	

AB	R	H	RBI	BB	SO	LOB
3	1	0	0	1	1	0
3	0	0	0	1	0	0
4	1	3	2	0	1	0
2	0	0	1	1	2	1
4	0	1	0	0	1	3
3	0	0	0	0	0	1
2	0	0	0	0	2	1
1	0	0	0	0	0	0
0	0	0	0	0	0	0
3	0	0	0	0	1	1
2	0	0	0	0	0	0
0	1	0	0	1	0	0

BOTTOM	
<b>AB</b>	27
<b>R</b>	3
<b>H</b>	4
<b>RBI</b>	3
<b>BB</b>	4
<b>SO</b>	8
<b>LOB</b>	7
<b>WP</b>	0
<b>PA</b>	32

PITCHER		IP	WLS	BF	H	R	ER	SO	BB	IBB	HBP	BLK	WP	HR	S	P	ERA	WHIP
<b>Mike Bielecki, R</b> (1, 1) ERA: 3.65	(1, 1)	7.2	L	29	3	3	3	8	3	0	0	0	0	0	82	131	3.52	0.783
<b>Mitch Williams, L</b> (8, 1) ERA:	(8, 1)	0.0		1	1	0	0	0	0	0	0	0	0	0	5	6	∞	∞
<b>Les Lancaster, R</b> (8, 1) ERA: 6.0	(8, 1)	0.1		2	0	0	0	0	1	0	0	0	0	0	3	8	0.00	3.000

  
**Chicago Cubs @ San Francisco Giants**  
 Candlestick Park, San Francisco, CA  
 Mon Oct 09 1989, 6:33 AM EDT  
 Att: 62,084 - Sunny - 76 F

livebaseballscorecards.com

Batter	1	2	3	4	5	6	7	8	9	AB R H RBI BB SO LOB	TOP
<b>Brett Butler, L</b> (1, 8) OBP: 0.269, SLG: 0.174	2-2 F8		1-0 P6			3-2 P5		2-2 F7		4 0 0 0 0 0 2	<b>San Francisco Giants @ Oakland Athletics</b> <b>Oakland-Alameda County Coliseum, Oakland, CA</b> Sat Oct 14 1989, 7:05 PM PDT Att. 49,385 - Unknown - 65 F
<b>Robby Thompson, R</b> (1, 4) OBP: 0.320, SLG: 0.500	2-2 E1		0-3 K			1-1 P4		2-2 FC5-4		4 0 0 0 0 1 2	
<b>Will Clark, L</b> (1, 3) OBP: 0.654, SLG: 1.125	0-0 L8				2-2 P5	1-0 2B			1-0 PB 1B 1B	4 0 2 0 0 0 1	
<b>Kevin Mitchell, R</b> (1, 7) OBP: 0.440, SLG: 0.667	1-2 G4-3				3-2 FC6-4 1B	2-3 K			0-0 PB 1B	4 0 2 0 0 1 2	
<b>Matt Williams, R</b> (1, 5) (8, 6) OBP: 0.280, SLG: 0.542					1-0 P5				1-3 K	4 0 0 0 0 2 3	
<b>Ernest Riles, L</b> (1, 10)					2-2 FC6-4 1-2f				2-3 K	4 0 0 0 0 1 3	
<b>Candy Maldonado, R</b> (1, 9)						2-0 P3			3-1 G5-3	4 0 0 0 0 1 2	
<b>Terry Kennedy, L</b> (1, 2) OBP: 0.200, SLG: 0.211					0-1 G6-3	0-0 G4-1			3-1 G4-3	3 0 0 0 0 0 0	
<b>Jose Uribe, S</b> (1, 6) OBP: 0.300, SLG: 0.316 <b>Ken Oberkfell, L</b> (8, PH) (8, 5)					2-2 1B	1-1 G6-3			4-2 FC5-4 BB	2 0 1 0 0 0 0 0 0 0 0 1 0 0	
<b>Inning Stats</b>	R: 0 H: 0 E: 1 LOB: 1 K: 0 BB: 0 S: 11 P: 16	R: 0 H: 0 E: 0 LOB: 0 K: 2 BB: 0 S: 12 P: 17	R: 0 H: 1 E: 0 LOB: 1 K: 1 BB: 0 S: 9 P: 12	R: 0 H: 1 E: 0 LOB: 1 K: 0 BB: 0 S: 11 P: 19	R: 0 H: 0 E: 0 LOB: 0 K: 0 BB: 0 S: 4 P: 7	R: 0 H: 1 E: 0 LOB: 1 K: 1 BB: 0 S: 9 P: 16	R: 0 H: 0 E: 0 LOB: 0 K: 0 BB: 0 S: 7 P: 10	R: 0 H: 0 E: 0 LOB: 1 K: 0 BB: 1 S: 10 P: 21	R: 0 H: 2 E: 0 LOB: 2 K: 2 BB: 0 S: 13 P: 20	1B: 4 SF: 0 2B: 1 SAC: 0 3B: 0 DP: 0 HR: 0 HBP: 0	WP: 0 PA: 34 PB: 1 SB: 0 CS: 0
<b>PITCHER Dave Stewart, R</b> (1, 1) ERA: 1.8	IP WLS BF H R ER SO BB IBB HBP BLK WP HR S P ERA WHIP										

<b>AB</b>	<b>33</b>
<b>R</b>	<b>0</b>
<b>H</b>	<b>5</b>
<b>RBI</b>	<b>0</b>
<b>BB</b>	<b>1</b>
<b>SO</b>	<b>6</b>
<b>LOB</b>	<b>15</b>



Batter	1	2	3	4	5	6	7	8	9
Rickey Henderson, R OBP: 0.571, SLG: 0.850 (1, 7)	1-2 G4-3	3-2 1B		3-3 K		1-0 BB 1B		3-3 K	
Carney Lansford, R OBP: 0.444, SLG: 0.375 Mike Gallego, R OBP: 0.273, SLG: 0.364 (1, 5) (9, 4)	0-0 1B	2-0 F7		0-0 F7		1-2 F9		0-0 G4-3	
Jose Canseco, R OBP: 0.375, SLG: 0.400 (1, 9)	1-3 K	1 SAFE K		3-2 P3		4-0 FC4-6 BB			
Dave Parker, L OBP: 0.200, SLG: 0.650 (1, 10)	0-0 G1-3			2-0 HR		1-2 FC4-6			
Dave Henderson, R OBP: 0.320, SLG: 0.500 (1, 8)		4-1 1B BB		0-1 G6-3		1-0 G6-3		0-0 G5-3	
Mark McGwire, R OBP: 0.458, SLG: 0.636 (1, 3)		0-1 F8		3-2 1B		3-2 1B		1-1 1B	
Terry Steinbach, R OBP: 0.250, SLG: 0.211 (1, 2)		0-0 1B E 1B		2-3 K		2-2 F7		0-2 P3	
Tony Phillips, S OBP: 0.292, SLG: 0.273 (1, 4) (9, 5)		0-0 1B E 1B		0-3 K		2-0 BB 1B 1B		3-2 F8	
Walt Weiss, S OBP: 0.214, SLG: 0.462 (1, 6)		1 SAFE FC3 1B		1-1 HR		1-3 K		0-1 G4-3	

Inning Stats	R: 0	H: 1	E: 0	K: 1	S: 8	H: 1	LOB: 1	BB: 0	P: 10	R: 3	H: 3	E: 1	K: 1	S: 18	R: 1	H: 2	E: 0	K: 2	S: 12	R: 1	H: 1	E: 0	K: 1	S: 10	R: 0	H: 1	E: 0	K: 1	S: 11	R: 0	H: 2	E: 0	K: 1	S: 11	R: 0	H: 1	E: 0	K: 0	S: 10	R: 0	H: 0	E: 0	K: 1	S: 6	R: 0	H: 0	E: 0	K: 1	S: 9
--------------	------	------	------	------	------	------	--------	-------	-------	------	------	------	------	-------	------	------	------	------	-------	------	------	------	------	-------	------	------	------	------	-------	------	------	------	------	-------	------	------	------	------	-------	------	------	------	------	------	------	------	------	------	------

PITCHER	IP	WLS	BF	H	R	ER	SO	BB	IBB	HBP	BLK	WP	HR	S	P	ERA	WHIP
Scott Garrelts, R ERA: 6.32 (1, 1)	4.0	L	21	7	5	4	5	1	0	0	0	0	2	48	76	9.00	2.000
Atlee Hammaker, L ERA: (5, 1)	1.2		8	3	0	0	2	0	0	0	0	0	0	19	32	0.00	1.800
Jeff Brantley, R ERA: (6, 1)	1.1		6	1	0	0	0	1	0	0	0	0	0	13	22	0.00	1.500
Michael LaCoss, R ERA: 6.75 (8, 1)	1.0		3	0	0	0	1	0	0	0	0	0	0	6	9	0.00	0.000

AB R H RBI BB SO LOB

5	0	2	1	0	2	0
5	0	1	0	0	0	4
0	0	0	0	0	0	0
3	0	0	0	1	2	3
4	1	1	1	0	1	4
3	1	0	0	1	0	0
4	0	3	0	0	0	1
4	1	1	0	0	1	3
4	1	2	1	0	1	2
4	1	1	1	0	1	2

AB	R	H	RBI	BB	SO	LOB
36	5	11	4	2	8	19



**San Francisco Giants @ Oakland Athletics**  
Oakland-Alameda County Coliseum, Oakland, CA

livebaseballscorecards.com

WP: 0	PA: 38
PB: 0	SB: 0
CS: 0	

WP	HR	S	P	ERA	WHIP
----	----	---	---	-----	------

Sat Oct 14 1989, 7:05 PM PDT  
Att: 49,385 - Unknown - 65 F

Batter	1	2	3	4	5	6	7	8	9	AB R H RBI BB SO LOB	TOP		
<b>Brett Butler, L</b> (1, 8) OBP: 0.333, SLG: 0.200	4-2 G3 BB		1-1 WP S 1-3 1B		4-2 S BB			1-3 K		2 0 1 0 2 1 1			
<b>Robby Thompson, R</b> (1, 4) OBP: 0.276, SLG: 0.440	1-0 G3		1-2 SF8		1-3 K			0-0 G6-4-3		3 0 0 1 0 1 3			
<b>Will Clark, L</b> (1, 3) OBP: 0.567, SLG: 0.964	1-0 F7		2-3 K2-3		1-0 G3			2-0 G4-3		4 0 0 0 0 1 2			
<b>Kevin Mitchell, R</b> (1, 7) OBP: 0.414, SLG: 0.600	3-2 P6			1-1 WP G6-3 1B		3-1 F9		3-2 P5		4 0 1 0 0 0 1			
<b>Matt Williams, R</b> (1, 5) (8, 6) OBP: 0.241, SLG: 0.464		2-3 K		1-3 K		1-1 P3		1-1 G4-3		4 0 0 0 0 2 1			
<b>Ernest Riles, L</b> (1, 10)		2-2 F9		0-1 G6-3		1-2 F8				3 0 0 0 0 0 1			
<b>Candy Maldonado, R</b> (1, 9)		1-3 K		3-2 G5-3		0-1 G5-3				3 0 0 0 0 1 1			
<b>Terry Kennedy, L</b> (1, 2) OBP: 0.217, SLG: 0.227			2-1 FC1-6 1B		2-3 K		0-3 K			3 0 1 0 0 2 0			
<b>Jose Uribe, S</b> (1, 6) OBP: 0.273, SLG: 0.286			1-0 FC1-6 1B		0-0 P6			0-2 G6-4-3 1B		2 1 0 0 0 0 1			
<b>Ken Oberkfell, L</b> (8, PH) (8, 5) OBP: 0.333, SLG: 0.200			1-2 SF8							1 0 1 0 0 0 0			
<b>Inning Stats</b>	R: 0 E: 0 K: 0 S: 8 H: 0 LOB: 1 BB: 1 P: 17	R: 0 E: 0 K: 2 S: 13 H: 0 LOB: 0 BB: 0 P: 18	R: 1 E: 0 K: 1 S: 14 H: 2 LOB: 1 BB: 0 P: 21	R: 0 E: 0 K: 1 S: 12 H: 1 LOB: 1 BB: 0 P: 17	R: 0 E: 0 K: 2 S: 10 H: 0 LOB: 1 BB: 1 P: 17	R: 0 E: 0 K: 1 S: 5 H: 0 LOB: 0 BB: 0 P: 10	R: 0 E: 0 K: 1 S: 10 H: 0 LOB: 0 BB: 0 P: 11	R: 0 E: 0 K: 1 S: 8 H: 1 LOB: 0 BB: 0 P: 9	R: 0 E: 0 K: 0 S: 6 H: 0 LOB: 0 BB: 0 P: 12	1B: 4 2B: 0 3B: 0 HR: 0 SF: 1 SAC: 0 DP: 1 HBP: 0	WP: 2 PB: 0 SB: 2 CS: 0 PA: 32		
<b>PITCHER</b>	IP WLS BF H R ER SO BB IBB HBP BLK WP HR S P ERA WHIP											<b>PITCHER</b>	IP WLS BF H R ER SO BB IBB HBP BLK WP HR S P ERA WHIP
<b>Mike Moore, R</b> (1, 1) ERA: 0.64	7.0 W 27 4 1 1 7 2 0 0 0 2 0 75 114 1.29 0.857												
<b>Rick Honeycutt, L</b> (8, 1) ERA: 18.0	1.1 3 0 0 0 1 0 0 0 0 0 0 6 9 0.00 0.000												
<b>Dennis Eckersley, R</b> (9, 1) ERA: 1.42	0.2 2 0 0 0 0 0 0 0 0 0 0 5 9 0.00 0.000												

San Francisco Giants @ Oakland Athletics  
Oakland-Alameda County Coliseum, Oakland, CA

livebaseballscorecards.com

AB	29
R	1
H	4
RBI	1
BB	2
SO	8
LOB	11



Sun Oct 15 1989, 7:05 PM PDT  
Att. 49,388 - Unknown - 63 F



Batter	1	2	3	4	5	6	7	8	9	AB	R	H	RBI	BB	SO	LOB
Rickey Henderson, R OBP: 0.625, SLG: 0.957	4-0 S 2B BB		2-2 G5-4-3 1B		1-1 CS BB 1B		1-1 3B			3	1	3	0	1	0	0
Carney Lansford, R OBP: 0.455, SLG: 0.421	1-1 1-H 2B		1-1 G5-4-3 1-2f		4-2 1-2 BB		0-2 G1-4-3			3	0	1	1	1	0	2
Jose Canseco, R OBP: 0.393, SLG: 0.364	1-0 G5-3			4-2 2B BB		0-3 K	4-0 IBB			2	1	0	0	2	1	3
Dave Parker, L OBP: 0.208, SLG: 0.625	1-1 L9			1-0 1-H HR 2B		3-3 K	0-1 G3			4	1	1	1	0	1	5
Dave Henderson, R OBP: 0.310, SLG: 0.440	2-3 K			4-1 HR BB		0-0 G6-3	0-3 K			3	1	0	0	1	2	1
Mark McGwire, R OBP: 0.429, SLG: 0.615		3-1 G5-3		0-3 K		1-1 2B	0-3 K			4	0	1	0	0	2	2
Terry Steinbach, R OBP: 0.250, SLG: 0.348		1-0 F7		2-0 1-H 2-H HR		3-2 G5-3	0-0 G4-3			4	1	1	3	0	0	1
Tony Phillips, S OBP: 0.259, SLG: 0.240		0-1 G3		0-1 L9		0-0 F7				3	0	0	0	0	0	1
Walt Weiss, S OBP: 0.176, SLG: 0.375			2-1 F9	1-2 F7			1-3 K			3	0	0	0	0	1	0

Inning Stats	R: 1	H: 1	E: 0	K: 1	S: 8	LOB: 1	BB: 1	P: 17	R: 0	H: 0	E: 0	K: 0	S: 5	LOB: 0	BB: 0	P: 9	R: 0	H: 1	E: 0	K: 0	S: 7	LOB: 0	BB: 0	P: 12	R: 4	H: 2	E: 0	K: 1	S: 17	LOB: 0	BB: 2	P: 29	R: 0	H: 1	E: 0	K: 2	S: 12	LOB: 2	BB: 1	P: 18	R: 0	H: 1	E: 0	K: 0	S: 7	LOB: 1	BB: 0	P: 11	R: 0	H: 1	E: 0	K: 1	S: 10	LOB: 2	BB: 1	P: 16	R: 0	H: 0	E: 0	K: 2	S: 7	LOB: 0	BB: 0	P: 7
--------------	------	------	------	------	------	--------	-------	-------	------	------	------	------	------	--------	-------	------	------	------	------	------	------	--------	-------	-------	------	------	------	------	-------	--------	-------	-------	------	------	------	------	-------	--------	-------	-------	------	------	------	------	------	--------	-------	-------	------	------	------	------	-------	--------	-------	-------	------	------	------	------	------	--------	-------	------

PITCHER	IP	WLS	BF	H	R	ER	SO	BB	IBB	HBP	BLK	WP	HR	S	P	ERA	WHIP
Rick Reuschel, R ERA: 7.11	4.0	L	20	5	5	5	2	4	0	0	0	0	1	43	76	11.25	2.250
Kelly Downs, R ERA: 2.53	2.0		6	1	0	0	2	0	0	0	0	0	0	13	20	0.00	0.500
Craig Lefferts, L ERA: 4.5	1.0		5	1	0	0	1	0	1	0	0	0	0	10	16	0.00	1.000
Steve Bedrosian, R ERA: 2.08	1.0		3	0	0	0	2	0	0	0	0	0	0	7	7	0.00	0.000


**BOTTOM**

**San Francisco Giants @ Oakland Athletics**  
Oakland-Alameda County Coliseum, Oakland, CA

Sun Oct 15 1989, 7:05 PM PDT  
Att: 49,388 - Unknown - 63 F

livebaseballscores.com

AB	29
R	5
H	7
RBI	5
BB	5
SO	7
LOB	15



1B: 2	SF: 0	WP: 0	PA: 34
2B: 4	SAC: 0	PB: 0	
3B: 1	DP: 2	SB: 1	
HR: 1	HBP: 0	CS: 1	

Batter	1	2	3	4	5	6	7	8	9	AB R H RBI BB SO LOB	TOP		
Rickey Henderson, R OBP: 0.579, SLG: 0.857 Gene Nelson, R Todd Burns, R	0-2 G6-3		3-2 S 2B		4-2 S HR BB	1-0 G5-3		1-1 F8 2-3	1-2 L7	5 1 1 0 1 0 3 0 0 0 0 0 0 0 0 0 0 0 0 0 0			
Carney Lansford, R OBP: 0.519, SLG: 0.609 Rick Honeycutt, L Mike Gallego, R OBP: 0.250, SLG: 0.333	0-0 G6-3 1B 2B 1B		3-3 K		4-1 HR BB	0-0 HR		0-0 E7 1B G1-4-3 1B	1-2 F9	4 4 3 2 1 1 1 0 0 0 0 0 0 0 1 0 0 0 0 0 1			
Jose Canseco, R OBP: 0.424, SLG: 0.519 Stan Javier, S	2-1 G6-3 1-2 2B 1B		1-2 G5-3		2-2 HR	0-1 F7		0-0 G1-4-3 1B		5 3 3 3 0 0 1 0 0 0 0 0 0 0			
Mark McGwire, R OBP: 0.394, SLG: 0.533	0-2 G6-3 1-2 2-3		0-0 G1-3		0-3 K		4-2 G5-4-3 BB	0-2 G1-4-3 1-2 3-H		4 0 0 1 1 1 4			
Dave Henderson, R OBP: 0.382, SLG: 0.724	1-0 2-H 3-H 2B			2-0 HR	0-1 HR		2-2 G5-4-3 1-2f	2-1 1B HBP		4 2 3 4 0 0 1			
Terry Steinbach, R OBP: 0.276, SLG: 0.333	2-2 G5-3			0-0 G6-3	4-2 BLK BB		0-0 E5	1-0 1-2 2-H 1B		4 0 1 1 1 0 1			
Tony Phillips, S OBP: 0.250, SLG: 0.333		2-3 K		0-0 HR	0-3 K	1-2 K	0-1 G4-3	2-1 F8		5 1 1 1 0 2 4			
Walt Weiss, S OBP: 0.182, SLG: 0.333		1-1 F8		0-0 G3	2-1 G3-1			0-1 F8 1B 1B	2-1 P4	5 1 1 0 0 0 1			
Dave Stewart, R Lance Blankenship, R OBP: 0.500, SLG: 0.500		0-3 K		3-2 L4		1-1 P4		1-2 E 1B	2-1 E1	3 0 0 0 0 1 0 2 1 1 0 0 0 0			
<b>Inning Stats</b>	R: 2 H: 3 E: 0 LOB: 1 K: 0 BB: 0 S: 13 P: 18	R: 0 H: 0 E: 0 LOB: 0 K: 2 BB: 0 S: 9 P: 12	R: 0 H: 1 E: 0 LOB: 1 K: 1 BB: 0 S: 10 P: 17	R: 2 H: 2 E: 0 LOB: 0 K: 0 BB: 0 S: 8 P: 13	R: 4 H: 2 E: 0 LOB: 1 K: 2 BB: 3 S: 18 P: 34	R: 1 H: 1 E: 0 LOB: 0 K: 0 BB: 0 S: 6 P: 8	R: 0 H: 0 E: 1 LOB: 1 K: 0 BB: 1 S: 8 P: 14	R: 4 H: 5 E: 1 LOB: 2 K: 0 BB: 0 S: 16 P: 23	R: 0 H: 0 E: 1 LOB: 1 K: 0 BB: 0 S: 10 P: 16	1B: 7 SF: 0 2B: 2 SAC: 0 3B: 0 DP: 1 HR: 5 HBP: 1	WP: 0 PA: 47 PB: 0 SB: 2 CS: 0		
<b>PITCHER</b>	IP WLS BF H R ER SO BB IBB HBP BLK WP HR S P ERA WHIP											<b>PITCHER</b>	IP WLS BF H R ER SO BB IBB HBP BLK WP HR S P ERA WHIP
Scott Garrelts, R ERA: 7.11	(1, 1) 3.1 L 16 6 4 4 3 0 0 0 0 0 0 2 35 52 10.80 1.800												
Kelly Downs, R ERA: 5.4	(4, 1) 1.0 7 2 4 4 1 2 0 0 0 0 0 2 16 29 36.00 4.000												
Jeff Brantley, R ERA: 1.0	(5, 1) 2.2 11 1 1 1 1 2 0 0 1 0 0 1 21 35 3.38 1.125												
Atlee Hammaker, L ERA: 10.8	(8, 1) 0.2 8 5 4 4 0 0 0 0 1 0 0 0 14 19 54.00 7.500												
Craig Lefferts, L ERA: 2.7	(8, 1) 1.1 5 0 0 0 0 0 0 0 0 0 0 0 12 20 0.00 0.000												

Oakland Athletics @ San Francisco Giants  
Candlestick Park, San Francisco, CA  
Fri Oct 27 1989, 10:05 PM EDT  
Att. 62,038 - Unknown - 62 F

AB	42
R	13
H	14
RBI	12
BB	4
SO	5
LOB	17



Batter	1	2	3	4	5	6	7	8	9	AB	R	H	RBI	BB	SO	LOB
<b>Brett Butler, L</b> (1, 8) OBP: 0.303, SLG: 0.179 <b>Donell Nixon, R</b> (8, PH) OBP: 0.200, SLG: 0.200 (9, 8)	2-1 F7		0-0 F8		1-1 F8			0-0 G6-3	2-0 2B	3	0	0	0	0	0	0
<b>Robby Thompson, R</b> (1, 4) OBP: 0.250, SLG: 0.393 <b>Greg Litton, R</b> (8, PH) OBP: 1.000, SLG: 1.333 (9, 4)	1-3 K			0-3 K	0-0 F7			0-0 FC5-4 1B	2-0 2B	3	0	0	0	0	2	0
<b>Will Clark, L</b> (1, 3) OBP: 0.543, SLG: 0.875	0-3 K			0-0 BB 1B		2-0 P6		1-3 K	4-0 BB	4	1	1	0	1	2	1
<b>Kevin Mitchell, R</b> (1, 7) OBP: 0.382, SLG: 0.533		1-3 K		0-0 BB 1B	2-2 F8			0-1 FC5-4 1-2f	1-2 F7	5	1	1	0	0	1	3
<b>Ken Oberkfell, L</b> (1, 5) OBP: 0.500, SLG: 0.266		2-2 F9		4-0 1B	1-1 1B			4-1 2B HR	BB	2	1	1	0	2	0	0
<b>Matt Williams, R</b> (1, 6) OBP: 0.242, SLG: 0.531		1-1 HR		1-3 K	0-0 F8			1-1 F8	1-1 F8	4	1	1	1	0	1	5
<b>Terry Kennedy, L</b> (1, 2) OBP: 0.231, SLG: 0.240 <b>Kirt Manwaring, R</b> (9, 2) OBP: 0.333, SLG: 0.667		0-3 K		1-1 1B	1-2 2-H 3-H		0-0 P5		1-0 HR 2B	3	0	1	2	0	1	0
<b>Pat Sheridan, L</b> (1, 9) OBP: 0.133, SLG: 0.267 <b>Jeff Brantley, R</b> (5, 1) <b>Ernest Riles, L</b> (7, PH) <b>Atlee Hammaker, S</b> (8, 1) <b>Craig Lefferts, L</b> (8, 1) <b>Bill Bathe, R</b> (9, PH) OBP: 0.500, SLG: 2.000			0-1 G4-3	2-2 G3-1			1-1 F8		1-0 HR	2	0	0	0	0	0	2
<b>Scott Garrelts, R</b> (1, 1) <b>Kelly Downs, R</b> (4, 1) <b>Candy Maldonado, R</b> (5, 9)			1-3 K		0-0 G4-3		3-3 K		2-3 K	1	0	0	0	0	1	0

Inning Stats	R: 0	H: 0	E: 0	K: 2	S: 10	R: 1	H: 1	E: 0	K: 2	S: 12	R: 0	H: 0	E: 0	K: 1	S: 6	R: 2	H: 3	E: 0	K: 2	S: 13	R: 0	H: 1	E: 0	K: 0	S: 4	R: 0	H: 1	E: 0	K: 1	S: 8	R: 0	H: 0	E: 0	K: 1	S: 7	R: 0	H: 1	E: 0	K: 1	S: 7	R: 4	H: 4	E: 0	K: 1	S: 13	R: 0	H: 0	E: 0	K: 1	S: 13	1B: 6	SF: 0	2B: 2	SAC: 0	3B: 0	DP: 0	HR: 2	HBP: 0	WP: 0	PA: 40
--------------	------	------	------	------	-------	------	------	------	------	-------	------	------	------	------	------	------	------	------	------	-------	------	------	------	------	------	------	------	------	------	------	------	------	------	------	------	------	------	------	------	------	------	------	------	------	-------	------	------	------	------	-------	-------	-------	-------	--------	-------	-------	-------	--------	-------	--------


PITCHER	IP	WLS	BF	H	R	ER	SO	BB	IBB	HBP	BLK	WP	HR	S	P	ERA	WHIP
<b>Dave Stewart, R</b> (1, 1) ERA: 2.25	7.0		27	5	3	3	8	1	0	0	0	0	1	60	86	3.86	0.857
<b>Rick Honeycutt, L</b> (8, 1) ERA: 13.5	1.0		4	1	0	0	1	0	0	0	0	0	0	7	8	0.00	1.000
<b>Gene Nelson, R</b> (9, 1) ERA: 18.0	0.2		6	3	4	4	1	1	0	0	0	0	1	9	20	54.00	6.000
<b>Todd Burns, R</b> (9, 1) ERA:	0.1		3	1	0	0	0	1	0	0	0	0	0	4	11	0.00	6.000

**BOTTOM**

**Oakland Athletics @ San Francisco Giants**  
Candlestick Park, San Francisco, CA

Fri Oct 27 1989, 10:05 PM EDT  
Att: 62,038 - Unknown - 62 F

<b>AB</b>	<b>37</b>
<b>R</b>	<b>7</b>
<b>H</b>	<b>10</b>
<b>RBI</b>	<b>7</b>
<b>BB</b>	<b>3</b>
<b>SO</b>	<b>10</b>
<b>LOB</b>	<b>11</b>



PITCHER	IP	WLS	BF	H	R	ER	SO	BB	IBB	HBP	BLK	WP	HR	S	P	ERA	WHIP
---------	----	-----	----	---	---	----	----	----	-----	-----	-----	----	----	---	---	-----	------

Batter	1	2	3	4	5	6	7	8	9	AB R H RBI BB SO LOB	TOP	
Rickey Henderson, R OBP: 0.568, SLG: 0.941 (1, 7)	2-0 HR	1-2 1B		2-2 G4-3		2-0 1B 3B		0-2 G6-3	1-0 G5-3	6 2 3 2 0 0 0		
Carney Lansford, R OBP: 0.531, SLG: 0.593 (1, 5)	0-0 F8	4-0 1B BB			2-1 G5-3	2-2 1B 1B		1-2 BB BB 1B		4 1 2 1 1 0 0		
Jose Canseco, R OBP: 0.447, SLG: 0.516 (1, 9)	3-2 P3	0-0 FC6-4 1B			0-2 3B 1B	2-2 F7		4-0 BB BB BB		4 1 2 0 1 0 1		
Mark McGwire, R OBP: 0.368, SLG: 0.486 (1, 3)	0-0 G6-3	0-0 FC6-4 1B			1-0 F8	0-0 1B		0-0 P2		5 0 1 0 0 0 6		
Dave Henderson, R OBP: 0.410, SLG: 0.719 (1, 8)		3-1 F9 2B 2B	1-1 F7		4-2 3B BB	1-3 K		4-2 BB BB		3 2 1 0 2 1 2		
Terry Steinbach, R OBP: 0.294, SLG: 0.387 (1, 2)		2-1 F9	0-0 G4-3		1-1 2B 3B	1-0 F8		4-2 BB		4 1 1 3 1 0 3		
Tony Phillips, S OBP: 0.243, SLG: 0.343 (1, 4)		0-0 G4-3	0-0 F9		0-1 2B		1-0 P6	2-1 P3		5 0 1 1 0 0 4		
Walt Weiss, S OBP: 0.222, SLG: 0.292 (1, 6)		4-0 2B IBB		0-0 F8	4-0 IBB		0-1 G3	1-1 G3		3 1 0 0 2 0 0		
Mike Moore, R OBP: 0.333, SLG: 0.667 (7, PH) Ken Phelps, L OBP: 0.500, SLG: 1.000 (7, 1) Gene Nelson, R OBP: 0.500, SLG: 1.000 (7, 1) Rick Honeycutt, L OBP: 0.500, SLG: 1.000 (7, 1) Todd Burns, R OBP: 0.500, SLG: 1.000 (7, 1) Dave Parker, L OBP: 0.200, SLG: 0.600 (8, PH) Dennis Eckersley, R OBP: 0.200, SLG: 0.600 (8, 1)		0-2 1B 2B	3-1 L1	1-3 K		1-0 P6		1-0 P5		3 1 1 2 0 1 2 1 0 1 0 0 0 0 0 0 0 0 0 0 0 0 0		
<b>Inning Stats</b>	R: 1 H: 1 E: 0 LOB: 0 K: 0 BB: 0 S: 8 P: 13	R: 3 H: 4 E: 0 LOB: 3 K: 0 BB: 2 S: 14 P: 28	R: 0 H: 0 E: 0 LOB: 0 K: 0 BB: 0 S: 4 P: 5	R: 0 H: 0 E: 0 LOB: 0 K: 0 BB: 0 S: 6 P: 11	R: 3 H: 3 E: 0 LOB: 2 K: 1 BB: 2 S: 15 P: 28	R: 1 H: 3 E: 0 LOB: 2 K: 1 BB: 0 S: 14 P: 22	R: 0 H: 0 E: 0 LOB: 0 K: 0 BB: 0 S: 4 P: 6	R: 1 H: 1 E: 0 LOB: 3 K: 0 BB: 3 S: 16 P: 31	R: 0 H: 0 E: 0 LOB: 0 K: 0 BB: 0 S: 4 P: 7	1B: 6 SF: 0 2B: 3 SAC: 0 3B: 2 DP: 0 HR: 1 HBP: 0	WP: 0 PA: 46 PB: 0 SB: 1 CS: 0	
<b>PITCHER</b>	IP WLS BF H R ER SO BB IBB HBP BLK WP HR S P ERA WHIP	IP WLS BF H R ER SO BB IBB HBP BLK WP HR S P ERA WHIP										
Don Robinson, R ERA: 10.8 (1, 1)	1.2 L 10 4 4 4 0 0 0 1 0 0 0 1 20 35 21.60 2.400	Michael LaCoss, R ERA: 7.36 (2, 1)	3.1 17 4 3 3 1 2 1 0 0 0 0 0 27 50 8.10 1.800	Jeff Brantley, R ERA: 1.93 (6, 1)	0.1 4 3 1 1 0 0 0 0 0 0 0 0 9 15 27.00 9.000	Kelly Downs, R ERA: 4.73 (6, 1)	1.2 5 0 0 0 1 0 0 0 0 0 0 0 9 13 0.00 0.000	Craig Leferts, L ERA: 4.91 (8, 1)	0.1 3 1 1 1 0 1 0 0 0 0 0 0 6 11 27.00 6.000	Steve Bedrosian, R ERA: 1.5 (8, 1)	1.2 7 0 0 0 0 2 0 0 0 0 0 0 14 27 0.00 1.200	

Oakland Athletics @ San Francisco Giants  
Candlestick Park, San Francisco, CA

AB	39
R	9
H	12
RBI	9
BB	7
SO	2
LOB	18



Sat Oct 28 1989, 10:05 PM EDT  
Att. 62,032 - Unknown - 63 F

WP: 0	PA: 46
PB: 0	
SB: 1	
CS: 0	

