

San Francisco Giants - 1989

Batter	1	2	3	4	5	6	7	8	9	AB	R	H	RBI	BB	SO	LOB	TOP					
Brett Butler, L OBP: 0.733, SLG: 0.909	1-0 S 1B		4-0 FC6-4 BB		1-0 1B		1-1 G4-3	4-1 BB		3	0	2	0	2	0	1	San Francisco Giants @ San Diego Padres Jack Murphy Stadium, San Diego, CA Wed Apr 05 1989, 6:33 AM EDT Att: 24,309 - Sunny - 98 F livebaseballscorecards.com					
Robby Thompson, R OBP: 0.286, SLG: 0.417	2-3 K		1-2 FC6-4		0-0 G3		1-0 HR	3-3 K		5	1	1	2	0	2	5						
Will Clark, L OBP: 0.533, SLG: 0.917	0-1 G3-1		0-0 F7			4-1 1B BB	3-1 HBP		1-3 K	3	0	0	0	1	1	2						
Kevin Mitchell, R OBP: 0.333, SLG: 0.733	1-3 K		2-3 K			2-3 K	0-0 E4		2-1 F9	5	0	0	0	0	3	4						
Candy Maldonado, R OBP: 0.357, SLG: 0.333		1-3 K		1-2 G4-3		0-0 1B	4-0 IBB		3-2 G4-3	4	0	1	0	1	1	0						
Terry Kennedy, L OBP: 0.167, SLG: 0.667		2-1 HR		3-2 F7		0-3 K	1-3 K			3	1	1	1	0	1	2						
Tracy Jones, R (7, PH)										1	0	0	0	0	1	3						
Atlee Hammaker, S (7, 1)										0	0	0	0	0	0	0						
Matt Williams, R (1, 5)										2	0	0	0	0	1	2						
Ernest Riles, L OBP: 0.500, SLG: 0.500										1	0	1	0	0	0	0						
Jose Uribe, S OBP: 0.364, SLG: 0.364		0-1 F9		1-2 F8			1-0 G4-3 HR 1B	0-1 SH1-4		3	1	1	0	0	0	1						
Don Robinson, R (1, 1)		1-2 G5-3		0-3 K			1-1 P3	1-3 K		1	0	0	0	0	0	1						
Jeff Brantley, R (4, 1)										1	0	0	0	0	1	0						
Jim Steels, L (7, PH)										1	0	0	0	0	1	0						
Kirt Manwaring, R OBP: 0.143, SLG: 0.286										1	0	0	0	0	1	1						
Inning Stats	R: 0 E: 0 K: 2 S: 10	H: 1 LOB: 1 BB: 0 P: 14	R: 1 E: 1 K: 1 S: 10	H: 1 LOB: 1 BB: 0 P: 15	R: 0 E: 0 K: 1 S: 7	H: 0 LOB: 1 BB: 1 P: 14	R: 0 E: 0 K: 1 S: 10	H: 0 LOB: 0 BB: 0 P: 16	R: 0 E: 0 K: 2 S: 9	H: 1 LOB: 2 BB: 1 P: 11	R: 0 E: 0 K: 1 S: 9	H: 1 LOB: 1 BB: 0 P: 16	R: 2 E: 1 K: 1 S: 12	H: 2 LOB: 3 BB: 1 P: 24	R: 0 E: 0 K: 2 S: 13	H: 1 LOB: 2 BB: 1 P: 22	R: 0 E: 0 K: 1 S: 8	H: 0 LOB: 0 BB: 0 P: 14	1B: 5 2B: 0 3B: 0 HR: 2	SF: 0 SAC: 1 DP: 0 HBP: 2	WP: 0 PB: 0 SB: 1 CS: 0	PA: 41
PITCHER	IP	WLS	BF	H	R	ER	SO	BB	IBB	HBP	BLK	WP	HR	S	P	ERA	WHIP					
Ed Whitson, R ERA: 4.05	(1, 1)	6.2	W	29	6	3	3	8	2	0	1	0	0	2	9	4.05	1.200					
Dave Leiper, L ERA:	(7, 1)	0.0		3	0	0	0	0	0	1	1	0	0	0	2	∞	∞					
Greg Harris, R ERA:	(7, 1)	0.2		3	1	0	0	1	0	0	0	0	0	7	9	0.00	1.500					
Mark Davis, L ERA:	(8, 1)	1.2	S	6	0	0	0	3	1	0	0	0	0	18	32	0.00	0.600					

Batter	1	2	3	4	5	6	7	8	9	AB	R	H	RBI	BB	SO	LOB	BOTTOM					
Roberto Alomar, S OBP: 0.815, SLG: 0.444	0-1 E8 1B		0-3 K	0-0 1B		3-2 F7				4	0	2	0	0	1	1	San Francisco Giants @ San Diego Padres Jack Murphy Stadium, San Diego, CA Wed Apr 05 1989, 6:33 AM EDT Att: 24,309 - Sunny - 98 F livebaseballscorecards.com					
Luis Salazar, R OBP: 0.429, SLG: 0.429	1-2 F8		2-1 1B	2-0 G4-6-3 1B		0-0 G5-3				4	1	2	0	0	0	1						
Tony Gwynn, L OBP: 0.500, SLG: 0.636	1-0 F7		3-2 1B	0-0 G4-6-3		0-2 G3-1				4	1	1	0	0	0	4						
Jack Clark, R OBP: 0.273, SLG: 0.125	3-0 G5-3		0-1 1B	2-0 L6		3-1 G5-3				4	1	1	1	0	0	1						
Mark Davis, L (8, 1)			1-3 E 1B							0	0	0	0	0	0	0						
Marvell Wynne, L OBP: 0.667, SLG: 1.333		1-2 G1-3 SF8 2B	1-1 E6 1B	1-0 G6-3		1-1 G4-6-3 1B				4	1	3	1	0	0	0						
Benito Santiago, R OBP: 0.273, SLG: 0.545		0-0 G1-3	1-2 E6	2-2 F9		0-0 L6				4	0	0	0	0	0	3						
Randy Ready, R (1, 5)		3-0 SF8	0-0 P5			4-2 SH2-3 G3 BB				1	0	0	1	1	0	1						
John Kruk, L (8, 9)										1	0	0	0	0	0	1						
Garry Templeton, S OBP: 0.300, SLG: 0.400										3	0	2	0	0	0	1						
Ed Whitson, R (1, 1)		2-2 FC6-4		0-0 FC3-5 2B		1-0 SH2-3				2	0	0	0	0	0	2						
Dave Leiper, L (7, 1)										0	0	0	0	0	0	0						
Greg Harris, R (7, 1)										0	0	0	0	0	0	0						
Carmelo Martinez, R (8, 3)										0	0	0	0	0	0	0						
Inning Stats	R: 0 E: 1 K: 0 S: 7	H: 1 LOB: 1 BB: 0 P: 12	R: 1 E: 0 K: 0 S: 10	H: 2 LOB: 1 BB: 0 P: 18	R: 3 E: 1 K: 1 S: 17	H: 4 LOB: 1 BB: 0 P: 24	R: 0 E: 0 K: 0 S: 5	H: 3 LOB: 2 BB: 0 P: 7	R: 0 E: 0 K: 0 S: 5	H: 0 LOB: 0 BB: 0 P: 10	R: 0 E: 0 K: 0 S: 7	H: 0 LOB: 1 BB: 1 P: 15	R: 0 E: 0 K: 0 S: 7	H: 0 LOB: 0 BB: 0 P: 10	R: 0 E: 0 K: 0 S: 4	H: 1 LOB: 0 BB: 0 P: 5	R: 0 E: 0 K: 0 S: 8	H: 0 LOB: 0 BB: 0 P: 14	1B: 9 2B: 2 3B: 0 HR: 0	SF: 1 SAC: 1 DP: 2 HBP: 0	WP: 0 PB: 0 SB: 0 CS: 0	PA: 34
PITCHER	IP	WLS	BF	H	R	ER	SO	BB	IBB	HBP	BLK	WP	HR	S	P	ERA	WHIP					
Don Robinson, R ERA: 8.1	(1, 1)	3.1	L	19	9	4	3	1	0	0	0	0	0	0	0	8.10	2.700					
Jeff Brantley, R ERA:	(4, 1)	2.2		9	1	0	0	0	1	0	0	0	0	14	29	0.00	0.750					
Atlee Hammaker, L ERA:	(7, 1)	2.0		6	1	0	0	0	0	0	0	0	0	11	15	0.00	0.500					



Batter	1	2	3	4	5	6	7	8	9	10	11	12	13	14	15	16	AB	R	H	RBI	BB	SO	LOB	TOP		
Brett Butler, L OBP: 0.609, SLG: 0.667 (1, 8)																	7	1	2	0	1	3	1			
Robby Thompson, R OBP: 0.238, SLG: 0.316 (1, 4)																	7	1	1	0	0	2	2			
Will Clark, L OBP: 0.565, SLG: 0.750 (1, 3)																	4	1	1	0	4	0	1			
Kevin Mitchell, R OBP: 0.304, SLG: 0.545 (1, 7)																	7	0	1	0	1	2	8			
Candy Maldonado, R OBP: 0.428, SLG: 0.412 (1, 9)																	5	0	2	1	2	0	1			
Terry Kennedy, L OBP: 0.206, SLG: 0.500 (8, PR)																	4	0	1	1	0	1	5			
Donell Nixon, R OBP: 0.206, SLG: 0.222 (8, 2)																	2	0	0	0	1	0	2			
Matt Williams, R OBP: 0.278, SLG: 0.235 (1, 6)																	6	0	0	0	1	0	1			
Scott Garretts, R OBP: 0.500, SLG: 1.500 (7, PH)																	2	0	1	0	0	1	0			
Ernest Riles, L OBP: 0.007, SLG: 1.000 (12, PH)																	2	0	1	0	0	1	0			
Craig Lefferts, L OBP: 0.200, SLG: 0.200 (8, 5)																	1	0	1	0	0	0	0			
Chris Spailer, R OBP: 0.200, SLG: 0.200 (8, 5)																	4	0	1	0	0	1	3			
Inning Stats	R: 1 E: 0 K: 3 S: 18	H: 2 LOB: 2 BB: 1 P: 32	R: 0 E: 0 K: 1 S: 11	H: 1 LOB: 1 BB: 1 P: 18	R: 0 E: 0 K: 0 S: 9	H: 1 LOB: 2 BB: 1 P: 19	R: 0 E: 0 K: 1 S: 7	H: 0 LOB: 0 BB: 0 P: 9	R: 0 E: 0 K: 0 S: 8	H: 0 LOB: 0 BB: 0 P: 15	R: 0 E: 0 K: 1 S: 7	H: 1 LOB: 1 BB: 0 P: 12	R: 0 E: 0 K: 0 S: 7	H: 0 LOB: 0 BB: 0 P: 12	R: 0 E: 0 K: 1 S: 9	H: 0 LOB: 0 BB: 0 P: 15	R: 1 E: 0 K: 0 S: 13	H: 1 LOB: 1 BB: 2 P: 26	R: 0 E: 0 K: 2 S: 10	H: 0 LOB: 0 BB: 0 P: 16	R: 0 E: 0 K: 2 S: 9	H: 0 LOB: 1 BB: 1 P: 17	1B: 8 2B: 3 3B: 1 HR: 0	SF: 0 DP: 1 HBP: 0	WP: 2 PB: 0 SB: 1 CS: 3	PA: 68
PITCHER	IP: 7.0 WLS: 29 BF: 61 H: 6 R: 1 ER: 7 SO: 7 BB: 3 IBB: 0 HBP: 0 BLK: 0 WP: 0 HR: 0 S: 68 P: 113 ERA: 1.29 WHIP: 1.286																					IP: 3.0 WLS: 12 BF: 12 H: 1 R: 1 ER: 1 SO: 3 BB: 3 IBB: 0 HBP: 0 BLK: 1 WP: 1 HR: 0 S: 32 P: 59 ERA: 3.00 WHIP: 1.333				
Joe Rijo, R ERA: 1.29																					Tim Birtsas, L ERA: 3.00					
Norm Charlton, L ERA: 13.5																										
Rod Dibble, R ERA:																										
Kent Tekulve, R ERA: 2.45																										
John Franco, L ERA:																										

San Francisco Giants @ Cincinnati Reds
Riverfront Stadium, Cincinnati, OH
Fri Apr 07 1989, 7:05 PM EDT
Att. 25,278 - Unknown

AB 55
R 3
H 11
RBI 2
BB 11
SO 14
LOB 26

GIANTS

Batter	1	2	3	4	5	6	7	8	9	10	11	12	13	14	15	16	AB	R	H	RBI	BB	SO	LOB	BOTTOM				
Barry Larkin, R OBP: 0.283, SLG: 0.389 (1, 6)																	7	0	3	0	0	0	0					
Chris Sabo, R OBP: 0.143, SLG: 0.150 (1, 9)																	7	1	1	0	1	0	3					
Eric Davis, R OBP: 0.300, SLG: 0.235 (1, 8)																	7	0	2	0	1	0	3					
Kal Daniels, L OBP: 0.306, SLG: 0.143 (1, 7)																	6	0	1	1	1	0	2					
Todd Benzinger, S OBP: 0.333, SLG: 0.353 (1, 3)																	5	1	2	0	1	1	1					
Paul O'Neill, L OBP: 0.474, SLG: 0.667 (1, 9)																	6	1	2	0	1	0	2					
Jeff Reed, L OBP: 0.500, SLG: 0.667 (1, 2)																	4	0	2	2	0	0	1					
Dave Collins, S OBP: 0.500, SLG: 0.667 (11, PH)																	1	0	0	0	0	1	1					
Terry McGriff, R OBP: 0.278, SLG: 0.250 (1, 4)																	6	0	1	0	1	2	4					
Joe Mauer, R OBP: 0.500, SLG: 0.667 (1, 2)																	2	0	0	0	0	0	0					
Inning Stats	R: 0 E: 0 K: 0 S: 5	H: 0 LOB: 0 BB: 0 P: 9	R: 2 E: 0 K: 0 S: 7	H: 3 LOB: 1 BB: 0 P: 13	R: 0 E: 0 K: 0 S: 9	H: 1 LOB: 1 BB: 0 P: 12	R: 0 E: 0 K: 0 S: 7	H: 1 LOB: 2 BB: 1 P: 18	R: 0 E: 0 K: 0 S: 8	H: 1 LOB: 1 BB: 0 P: 8	R: 0 E: 0 K: 0 S: 11	H: 1 LOB: 1 BB: 0 P: 16	R: 0 E: 0 K: 0 S: 7	H: 0 LOB: 0 BB: 0 P: 15	R: 0 E: 0 K: 1 S: 10	H: 1 LOB: 1 BB: 0 P: 16	R: 0 E: 0 K: 0 S: 5	H: 1 LOB: 3 BB: 2 P: 22	R: 1 E: 0 K: 1 S: 15	H: 1 LOB: 1 BB: 1 P: 23	R: 0 E: 0 K: 0 S: 9	H: 0 LOB: 0 BB: 0 P: 11	R: 1 E: 0 K: 0 S: 3	H: 1 LOB: 2 BB: 1 P: 13	1B: 10 2B: 4 3B: 1 HR: 0	SF: 1 DP: 2 HBP: 0	WP: 2 PB: 0 SB: 2 CS: 0	PA: 67
PITCHER	IP: 6.0 WLS: 25 BF: 57 H: 7 R: 2 ER: 2 SO: 0 BB: 0 IBB: 0 HBP: 0 BLK: 0 WP: 0 HR: 0 S: 47 P: 76 ERA: 3.00 WHIP: 1.167																					IP: 2.0 WLS: 10 BF: 10 H: 1 R: 1 ER: 1 SO: 2 BB: 1 IBB: 2 HBP: 0 BLK: 0 WP: 1 HR: 0 S: 16 P: 32 ERA: 4.50 WHIP: 1.000						
Scott Garretts, R ERA: 3.00																					Joe Price, L ERA: 4.50							
Craig Lefferts, L ERA:																												
Michael LaCoss, R ERA:																												
Albee Hammaker, L ERA:																												
Jeff Brantley, R ERA: 1.89																												

San Francisco Giants @ Cincinnati Reds
Riverfront Stadium, Cincinnati, OH
Fri Apr 07 1989, 7:05 PM EDT
Att. 25,278 - Unknown

AB 57
R 4
H 15
RBI 3
BB 7
SO 5
LOB 25

REDS

Batter	1	2	3	4	5	6	7	8	9	AB	R	H	RBI	BB	SO	LOB	TOP					
Brett Butler, L OBP: 0.607, SLG: 0.696 (1, 8)	G4-3	K				BLK E 1B		2B		5	1	3	1	0	1	0	San Francisco Giants @ Cincinnati Reds Riverfront Stadium, Cincinnati, OH Sun Apr 09 1989, 3:33 AM EDT Att: 23,152 - Cloudy - 45 F					
Robby Thompson, R OBP: 0.292, SLG: 0.300 Tracy Jones, R (7, 9)	P6	BB			FC6 BB	SH1-2-4		F8		1	0	0	0	2	0	0						
Will Clark, L OBP: 0.536, SLG: 0.650 (1, 3)	2B BB 1B	K			FC6			G3		4	2	1	0	1	1	2						
Kevin Mitchell, R OBP: 0.286, SLG: 0.519 Donell Nixon, R (9, 7)	BB HR 2B	K				F8		G6-3		5	1	1	0	0	1	3						
Candy Maldonado, R OBP: 0.440, SLG: 0.400 Chris Speier, R OBP: 0.167, SLG: 0.167 (7, 4)	BB HR IBB				G6-3 1B	G6-3		E6		3	1	1	0	1	0	0						
Kirt Manwaring, R OBP: 0.333, SLG: 0.462 (1, 2)	HR BB				G6-3 1-2 2-3 3-H	BB 1B		G5-3		4	1	2	1	1	0	2						
Matt Williams, R OBP: 0.150, SLG: 0.222 (1, 5)	HR				G5-3			K		4	1	1	4	1	1	1						
Jose Uribe, S OBP: 0.273, SLG: 0.238 (1, 6)	1B				E6 SH1-4 1B	L5		L3		4	1	1	0	0	0	2						
Rick Reuschel, R OBP: 0.500, SLG: 0.333 Ernest Riles, L OBP: 0.500, SLG: 0.750 Craig Lefferts, L (7, 1) Joe Price, R (9, 1)	G3				SH1-4			BLK 1B BB		1	1	0	0	1	0	1						
Inning Stats	R: 5 E: 0 K: 0 S: 13	H: 4 LOB: 1 BB: 2 P: 28	R: 0 E: 0 K: 3 S: 12	H: 0 LOB: 1 BB: 1 P: 20	R: 0 E: 0 K: 0 S: 10	H: 1 LOB: 0 BB: 0 P: 15	R: 1 E: 1 K: 0 S: 9	H: 1 LOB: 1 BB: 1 P: 15	R: 0 E: 0 K: 0 S: 11	H: 1 LOB: 2 BB: 1 P: 21	R: 0 E: 0 K: 1 S: 9	H: 0 LOB: 0 BB: 0 P: 12	R: 0 E: 0 K: 1 S: 8	H: 1 LOB: 1 BB: 0 P: 11	R: 0 E: 0 K: 1 S: 9	H: 1 LOB: 1 BB: 0 P: 17	1B: 6 2B: 2 3B: 1 HR: 1	SF: 0 SAC: 2 DP: 1 HBP: 0	WP: 0 PB: 0 SB: 0 CS: 1	PA: 43		
PITCHER	IP WLS BF H R ER SO BB IBB HBP BLK WP HR S P ERA WHIP	IP WLS BF H R ER SO BB IBB HBP BLK WP HR S P ERA WHIP	IP WLS BF H R ER SO BB IBB HBP BLK WP HR S P ERA WHIP	IP WLS BF H R ER SO BB IBB HBP BLK WP HR S P ERA WHIP	IP WLS BF H R ER SO BB IBB HBP BLK WP HR S P ERA WHIP	IP WLS BF H R ER SO BB IBB HBP BLK WP HR S P ERA WHIP	IP WLS BF H R ER SO BB IBB HBP BLK WP HR S P ERA WHIP	IP WLS BF H R ER SO BB IBB HBP BLK WP HR S P ERA WHIP	IP WLS BF H R ER SO BB IBB HBP BLK WP HR S P ERA WHIP	IP WLS BF H R ER SO BB IBB HBP BLK WP HR S P ERA WHIP	IP WLS BF H R ER SO BB IBB HBP BLK WP HR S P ERA WHIP	IP WLS BF H R ER SO BB IBB HBP BLK WP HR S P ERA WHIP	IP WLS BF H R ER SO BB IBB HBP BLK WP HR S P ERA WHIP	IP WLS BF H R ER SO BB IBB HBP BLK WP HR S P ERA WHIP	IP WLS BF H R ER SO BB IBB HBP BLK WP HR S P ERA WHIP	IP WLS BF H R ER SO BB IBB HBP BLK WP HR S P ERA WHIP	IP WLS BF H R ER SO BB IBB HBP BLK WP HR S P ERA WHIP	IP WLS BF H R ER SO BB IBB HBP BLK WP HR S P ERA WHIP	IP WLS BF H R ER SO BB IBB HBP BLK WP HR S P ERA WHIP	IP WLS BF H R ER SO BB IBB HBP BLK WP HR S P ERA WHIP	IP WLS BF H R ER SO BB IBB HBP BLK WP HR S P ERA WHIP	IP WLS BF H R ER SO BB IBB HBP BLK WP HR S P ERA WHIP

AB	34
R	9
H	10
RBI	6
BB	7
SO	5
LOB	11



Batter	1	2	3	4	5	6	7	8	9	AB	R	H	RBI	BB	SO	LOB	BOTTOM					
Barry Larkin, R OBP: 0.238, SLG: 0.350 Lenny Harris, L OBP: 0.200, SLG: 0.200 (5, 6)	L8				G4-6-3			G6-3		2	0	0	0	0	0	0	San Francisco Giants @ Cincinnati Reds Riverfront Stadium, Cincinnati, OH Sun Apr 09 1989, 3:33 AM EDT Att: 23,152 - Cloudy - 45 F					
Chris Sabo, R OBP: 0.120, SLG: 0.125 (1, 5)	G5-3				P4			P6		4	0	0	0	0	0	1						
Eric Davis, R OBP: 0.292, SLG: 0.200 (1, 8)	BB				F9			F8		3	0	0	0	1	0	0						
Kal Daniels, L OBP: 0.292, SLG: 0.222 (1, 7)	F7				K			1B 2B		4	1	1	0	0	1	1						
Todd Benzinger, S OBP: 0.318, SLG: 0.333 (1, 3)	G4-3				P5			L8		4	0	1	1	0	0	0						
Paul O'Neill, L OBP: 0.435, SLG: 0.636 (1, 9)	G6-3				1B 2B			F8		4	0	1	0	0	1	1						
Jeff Reed, L OBP: 0.526, SLG: 0.667 (1, 2)	K				2-3 1B			G6-4-3 1B		3	0	2	0	0	1	0						
Ron Oester, S OBP: 0.286, SLG: 0.222 (1, 4)	G4-3				G4-6-3 BB			F9		2	0	0	0	1	0	1						
Danny Jackson, R (5, PH) Dave Collins, S (8, PH) Kent Tekulve, R (8, PH) Joel Youngblood, R (7, PH) Tim Birtsas, L (8, PH) Norm Charlton, S (9, PH)	G6-3				G6-3			G6-4-3		1	0	0	0	0	0	0						
Inning Stats	R: 0 E: 0 K: 0 S: 9	H: 0 LOB: 0 BB: 1 P: 19	R: 0 E: 0 K: 1 S: 6	H: 0 LOB: 0 BB: 0 P: 8	R: 0 E: 1 K: 0 S: 9	H: 0 LOB: 1 BB: 0 P: 14	R: 0 E: 0 K: 1 S: 6	H: 0 LOB: 0 BB: 0 P: 7	R: 0 E: 0 K: 1 S: 12	H: 2 LOB: 2 BB: 1 P: 18	R: 1 E: 0 K: 0 S: 7	H: 2 LOB: 1 BB: 0 P: 11	R: 0 E: 0 K: 0 S: 4	H: 1 LOB: 0 BB: 0 P: 7	R: 0 E: 0 K: 0 S: 11	H: 0 LOB: 0 BB: 0 P: 15	R: 0 E: 0 K: 1 S: 6	H: 0 LOB: 0 BB: 0 P: 9	1B: 3 2B: 2 3B: 0 HR: 0	SF: 0 SAC: 0 DP: 2 HBP: 0	WP: 0 PB: 0 SB: 0 CS: 0	PA: 33
PITCHER	IP WLS BF H R ER SO BB IBB HBP BLK WP HR S P ERA WHIP	IP WLS BF H R ER SO BB IBB HBP BLK WP HR S P ERA WHIP	IP WLS BF H R ER SO BB IBB HBP BLK WP HR S P ERA WHIP	IP WLS BF H R ER SO BB IBB HBP BLK WP HR S P ERA WHIP	IP WLS BF H R ER SO BB IBB HBP BLK WP HR S P ERA WHIP	IP WLS BF H R ER SO BB IBB HBP BLK WP HR S P ERA WHIP	IP WLS BF H R ER SO BB IBB HBP BLK WP HR S P ERA WHIP	IP WLS BF H R ER SO BB IBB HBP BLK WP HR S P ERA WHIP	IP WLS BF H R ER SO BB IBB HBP BLK WP HR S P ERA WHIP	IP WLS BF H R ER SO BB IBB HBP BLK WP HR S P ERA WHIP	IP WLS BF H R ER SO BB IBB HBP BLK WP HR S P ERA WHIP	IP WLS BF H R ER SO BB IBB HBP BLK WP HR S P ERA WHIP	IP WLS BF H R ER SO BB IBB HBP BLK WP HR S P ERA WHIP	IP WLS BF H R ER SO BB IBB HBP BLK WP HR S P ERA WHIP	IP WLS BF H R ER SO BB IBB HBP BLK WP HR S P ERA WHIP	IP WLS BF H R ER SO BB IBB HBP BLK WP HR S P ERA WHIP	IP WLS BF H R ER SO BB IBB HBP BLK WP HR S P ERA WHIP	IP WLS BF H R ER SO BB IBB HBP BLK WP HR S P ERA WHIP	IP WLS BF H R ER SO BB IBB HBP BLK WP HR S P ERA WHIP	IP WLS BF H R ER SO BB IBB HBP BLK WP HR S P ERA WHIP	IP WLS BF H R ER SO BB IBB HBP BLK WP HR S P ERA WHIP	IP WLS BF H R ER SO BB IBB HBP BLK WP HR S P ERA WHIP

AB	31
R	1
H	5
RBI	1
BB	2
SO	4
LOB	11



Batter	1	2	3	4	5	6	7	8	9	AB	R	H	RBI	BB	SO	LOB	TOP		
Lonnie Smith, R OBP: 0.428, SLG: 0.625 (1, 7)	G6-3		G6-3			K			1-3	4	0	0	0	0	1	0	Atlanta Braves @ San Francisco Giants Candlestick Park, San Francisco, CA Sat Apr 15 1989, 6:33 AM EDT Att: 29,798 - Sunny - 74 F livebaseballscorecards.com		
Dale Murphy, R OBP: 0.223, SLG: 0.209 (1, 8)	K			P5			L6		6-3	4	0	0	0	0	1	0			
Gerald Perry, L OBP: 0.476, SLG: 0.568 (1, 3)	4-3			P5			FC5-4 BB			2	0	0	0	1	0	0			
Andres Thomas, R OBP: 0.356, SLG: 0.465 (1, 6)		1B		K			FC5-4 FC6-4			3	0	1	0	0	1	1			
Ron Gant, R OBP: 0.212, SLG: 0.148 (1, 5)	F8				6-3		FC6-4			3	0	0	0	0	0	2			
Tommy Gregg, L OBP: 0.360, SLG: 0.478 John Russell, R OBP: 0.250, SLG: 0.250 (8, PH) (8, 9)	G6-4-3 1B				F8			K		2	0	1	0	0	0	0			
Jeff Blauser, R OBP: 0.257, SLG: 0.333 (1, 4)	G6-4-3				6-3			K		3	0	0	0	0	1	2			
Bruce Benedict, R OBP: 0.263, SLG: 0.278 (8, PH) (8, 2)			K			K		F9		2	0	0	0	0	2	0			
Pete Smith, R OBP: 0.133, SLG: 0.071 (9, PH)			K			6-3			5-3	2	0	0	0	0	1	0			
										1	0	0	0	0	0	0			
Inning Stats	R: 0 E: 0 K: 1 S: 5	H: 0 LOB: 0 BB: 0 P: 5	R: 0 E: 0 K: 0 S: 4	H: 2 LOB: 1 BB: 0 P: 4	R: 0 E: 0 K: 2 S: 7	H: 0 LOB: 0 BB: 0 P: 7	R: 0 E: 0 K: 1 S: 5	H: 0 LOB: 0 BB: 0 P: 5	R: 0 E: 0 K: 2 S: 7	H: 0 LOB: 0 BB: 0 P: 7	R: 0 E: 0 K: 0 S: 3	H: 0 LOB: 1 BB: 1 P: 7	R: 0 E: 0 K: 2 S: 7	H: 0 LOB: 0 BB: 0 P: 7	R: 0 E: 0 K: 0 S: 3	H: 0 LOB: 0 BB: 0 P: 3	1B: 2 2B: 0 3B: 0 HR: 0	SF: 0 SAC: 0 DP: 1 HBP: 0	WP: 0 PA: 29 PB: 0 SB: 0 CS: 0
PITCHER	IP WLS BF H R ER SO BB IBB HBP BLK WP HR S P ERA WHIP																		
Don Robinson, R ERA: 3.14 Atlee Hammaker, L ERA: 0.75	(1, 1) (6, 1)	5.0 W 4.0	16 13	2 0	0 0	0 0	4 4	0 1	0 0	0 0	0 0	0 0	0 0	24 20	24 24	0.00 0.00	0.400 0.250		

Batter	1	2	3	4	5	6	7	8	9	AB	R	H	RBI	BB	SO	LOB	BOTTOM		
Brett Butler, L OBP: 0.531, SLG: 0.537 (1, 8)	4-3		S 1B			F8		F8		4	0	1	0	0	0	0	Atlanta Braves @ San Francisco Giants Candlestick Park, San Francisco, CA Sat Apr 15 1989, 6:33 AM EDT Att: 29,798 - Sunny - 74 F livebaseballscorecards.com		
Robby Thompson, R OBP: 0.311, SLG: 0.308 (1, 4)	K		K			F9		F8		4	0	0	0	0	2	1			
Will Clark, L OBP: 0.490, SLG: 0.667 (1, 3)	1B		F8			5-3				3	0	1	0	0	0	1			
Kevin Mitchell, R OBP: 0.319, SLG: 0.614 (1, 7)	K			K		E8 2B				3	1	0	0	0	2	1			
Candy Maldonado, R OBP: 0.349, SLG: 0.342 (1, 9)		K		K		K				3	0	0	0	0	3	1			
Terry Kennedy, L OBP: 0.428, SLG: 0.579 Donell Nixon, R (7, PR) Kirt Manwaring, R OBP: 0.316, SLG: 0.368 (8, 2)		BB		F7		F8 2B				2	0	1	1	1	0	0			
Matt Williams, R OBP: 0.125, SLG: 0.167 Ernest Riles, L OBP: 0.333, SLG: 0.600 (7, PH) (8, 5)		K			5-3		F8			2	0	0	0	0	1	1			
Jose Uribe, S OBP: 0.256, SLG: 0.297 (1, 6)		K			K		K			3	0	0	0	0	3	3			
Don Robinson, R OBP: 0.167, SLG: 0.167 Atlee Hammaker, S (6, 1)			K			P5		K		2	0	0	0	0	1	0			
										1	0	0	0	0	1	0			
Inning Stats	R: 0 E: 0 K: 2 S: 8	H: 1 LOB: 1 BB: 0 P: 8	R: 0 E: 0 K: 3 S: 9	H: 0 LOB: 1 BB: 1 P: 13	R: 0 E: 0 K: 2 S: 8	H: 1 LOB: 0 BB: 0 P: 8	R: 0 E: 0 K: 2 S: 7	H: 0 LOB: 0 BB: 0 P: 7	R: 0 E: 0 K: 1 S: 5	H: 0 LOB: 0 BB: 0 P: 5	R: 0 E: 0 K: 0 S: 3	H: 0 LOB: 0 BB: 0 P: 3	R: 1 E: 1 K: 2 S: 9	H: 1 LOB: 2 BB: 0 P: 9	R: 0 E: 0 K: 1 S: 5	H: 0 LOB: 0 BB: 0 P: 5	1B: 2 2B: 1 3B: 0 HR: 0	SF: 0 SAC: 0 DP: 0 HBP: 0	WP: 0 PA: 29 PB: 0 SB: 1 CS: 0
PITCHER	IP WLS BF H R ER SO BB IBB HBP BLK WP HR S P ERA WHIP																		
Pete Smith, R ERA: 5.17	(1, 1)	8.0 L	29	3	1	0	13	1	0	0	0	0	0	54	58	0.00 0.500			

AB 28
R 0
H 2
RBI 0
BB 1
SO 8
LOB 5



AB 28
R 1
H 3
RBI 1
BB 1
SO 13
LOB 9



Batter	1	2	3	4	5	6	7	8	9	AB	R	H	RBI	BB	SO	LOB	TOP				
Lonnie Smith, R OBP: 0.444, SLG: 0.614 (1, 7)										4	0	2	0	1	0	3	Atlanta Braves @ San Francisco Giants Candlestick Park, San Francisco, CA Sun Apr 16 1989, 6:33 AM EDT Unknown				
Tommy Gregg, L OBP: 0.367, SLG: 0.519 (1, 9)										4	2	2	3	0	0	2					
Gerald Perry, L OBP: 0.486, SLG: 0.634 (1, 3)										4	1	2	4	0	0	2					
Andres Thomas, R OBP: 0.327, SLG: 0.426 (1, 6)										4	0	0	0	0	0	2					
Darrell Evans, L OBP: 0.316, SLG: 0.375 Jeff Blausler, R OBP: 0.257, SLG: 0.333 (8, PR) (8, 4)										3	0	0	0	1	0	1					
Jody Davis, R OBP: 0.282, SLG: 0.256 (1, 2)										3	1	0	0	0	1	1					
Dion James, L OBP: 0.357, SLG: 0.308 (1, 8)										3	0	1	0	1	0	2					
Jeff Treadway, L OBP: 0.176, SLG: 0.176 (8, 5)										4	2	1	0	0	0	5					
29 John Smoltz, R OBP: 0.500, SLG: 0.750 José Alvarez, R (6, 1)										1	1	0	0	1	0	0					
										1	0	0	0	0	1	0					
Inning Stats	R: 1 E: 0 K: 0 S: 10	H: 3 LOB: 1 BB: 0 P: 17	R: 5 E: 0 K: 0 S: 13	H: 3 LOB: 0 BB: 1 P: 20	R: 0 E: 0 K: 0 S: 5	H: 0 LOB: 0 BB: 0 P: 8	R: 1 E: 0 K: 0 S: 10	H: 2 LOB: 1 BB: 0 P: 14	R: 0 E: 0 K: 0 S: 5	H: 0 LOB: 0 BB: 0 P: 8	R: 0 E: 0 K: 0 S: 9	H: 0 LOB: 0 BB: 1 P: 13	R: 0 E: 1 K: 1 S: 12	H: 0 LOB: 2 BB: 0 P: 22	R: 0 E: 0 K: 1 S: 8	H: 0 LOB: 0 BB: 1 P: 15	1B: 6 2B: 1 3B: 0 HR: 1	SF: 1 SAC: 1 DP: 1 HBP: 1	WP: 0 PB: 1 SB: 0 CS: 2	PA: 38	
PITCHER	IP	WLS	BF	H	R	ER	SO	BB	IBB	HBP	BLK	WP	HR	S	P	ERA	WHIP				
Kelly Downs, R ERA: 3.86 (1, 1)	5.0	L	24	8	7	7	0	1	0	1	1	0	1	43	67	12.60	1.800				
Jeff Brantley, R ERA: 1.0 (6, 1)	2.0		7	0	0	0	0	1	0	0	0	0	0	14	19	0.00	0.500				
Rich Gossage, R ERA: (8, 1)	2.0		7	0	0	0	2	2	0	0	0	0	0	20	37	0.00	1.000				

Batter	1	2	3	4	5	6	7	8	9	AB	R	H	RBI	BB	SO	LOB	BOTTOM				
Brett Butler, L OBP: 0.519, SLG: 0.523 Jeff Brantley, R (6, 1)										3	0	1	0	0	0	0	Atlanta Braves @ San Francisco Giants Candlestick Park, San Francisco, CA Sun Apr 16 1989, 6:33 AM EDT Unknown				
Matt Williams, R OBP: 0.121, SLG: 0.161 (7, PH) Rich Gossage, R (8, 1)										5	1	2	0	0	1	4					
Candy Maldonado, R OBP: 0.384, SLG: 0.342 (9, PH) Robby Thompson, R OBP: 0.320, SLG: 0.318 (1, 4)										4	0	1	0	0	1	4					
Will Clark, L OBP: 0.472, SLG: 0.651 (1, 3)										4	1	2	2	0	2	1					
Kevin Mitchell, R OBP: 0.333, SLG: 0.688 (1, 7)										3	0	2	0	1	1	0					
Ernest Riles, L OBP: 0.500, SLG: 0.750 (1, 5)										4	0	0	0	0	0	4					
Tracy Jones, R (1, 9)										4	0	0	0	0	0	2					
Terry Kennedy, L OBP: 0.360, SLG: 0.478 (1, 2)										1	0	0	0	0	1	0					
Jose Uribe, S OBP: 0.250, SLG: 0.289 Donell Nixon, R (5, PH) (6, 8)										1	0	1	0	0	0	0					
Kelly Downs, R OBP: 0.200, SLG: 0.200 Ed Jurak, R OBP: 0.500, SLG: 0.500 (6, 6)										1	0	0	0	0	0	0					
Chris Speier, R OBP: 0.333, SLG: 0.111 (7, 6)										1	0	0	0	1	0	0					
Inning Stats	R: 2 E: 0 K: 1 S: 20	H: 3 LOB: 1 BB: 0 P: 24	R: 0 E: 0 K: 2 S: 9	H: 0 LOB: 0 BB: 0 P: 14	R: 0 E: 0 K: 1 S: 8	H: 1 LOB: 1 BB: 0 P: 13	R: 0 E: 0 K: 0 S: 10	H: 1 LOB: 0 BB: 0 P: 14	R: 0 E: 0 K: 1 S: 12	H: 2 LOB: 2 BB: 0 P: 18	R: 0 E: 0 K: 0 S: 8	H: 1 LOB: 1 BB: 1 P: 14	R: 0 E: 0 K: 2 S: 7	H: 0 LOB: 0 BB: 0 P: 11	R: 0 E: 0 K: 2 S: 10	H: 0 LOB: 2 BB: 2 P: 24	1B: 5 2B: 3 3B: 0 HR: 1	SF: 0 SAC: 0 DP: 1 HBP: 0	WP: 0 PB: 0 SB: 0 CS: 0	PA: 38	
PITCHER	IP	WLS	BF	H	R	ER	SO	BB	IBB	HBP	BLK	WP	HR	S	P	ERA	WHIP				
29 John Smoltz, R ERA: 2.84 (1, 1)	5.0	W	23	8	2	2	5	1	0	0	0	0	0	62	90	3.60	1.800				
José Alvarez, R ERA: (6, 1)	4.0	S	15	1	0	0	3	2	0	0	0	0	0	29	53	0.00	0.750				



Batter	1	2	3	4	5	6	7	8	9	AB	R	H	RBI	BB	SO	LOB	TOP			
Roberto Alomar, S (1,4) OBP: 0.306, SLG: 0.255 Bip Roberts, S (7,4) OBP: 0.250, SLG: 0.429	1-1 F8		1-2 G4-3		1-1 F5		0-2 G4-6-3			4	0	0	0	0	0	1	San Diego Padres @ San Francisco Giants Candlestick Park, San Francisco, CA Mon Apr 17 1989, 10:05 PM EDT Att: 12,161 - Unknown livebaseballscorecards.com			
Tim Flannery, L (1,5) OBP: 0.421, SLG: 0.412 Mark Grant, R (5,1)	2-1 G4-3		0-0 G4-3		4-2 BB		2-1 G3-1			2	0	0	0	1	0	0				
Tony Gwynn, L (1,8) OBP: 0.368, SLG: 0.500 Luis Salazar, R (7,8)	0-1 1B		3-2 G3-1		0-0 G4-3			1-3 K		3	0	1	0	0	0	1				
Marvell Wynne, L (1,7) OBP: 0.385, SLG: 0.640	1-0 G5-3			0-0 G3		2-0 1B		1-0 F8		4	0	1	0	0	0	1				
Jack Clark, R (1,3) OBP: 0.280, SLG: 0.244 Mark Parent, R (7,3) OBP: 0.286, SLG: 0.462		3-2 P5		2-2 1B		2-3 K		2-3 K		3	0	1	0	0	1	1				
Bento Santiago, R (1,2) OBP: 0.233, SLG: 0.326		0-0 1B		2-1 F8		2-1 F9		0-2 G4-3		4	0	1	0	0	0	2				
John Kruk, L (1,9) OBP: 0.292, SLG: 0.105		4-0 BB		2-0 1B		4-2 BB		1-0 G6-3		2	0	1	0	2	0	0				
Garry Templeton, S (1,6) OBP: 0.244, SLG: 0.364 Gary Green, R (7,6)		2-2 F7		0-0 P6		2-3 K		0-0 F3		3	0	0	0	0	1	6				
Dennis Rasmussen, L (1,1) OBP: 0.167, SLG: 0.167 Randy Ready, R (5, Ph) OBP: 0.400, SLG: 0.350		0-3 K		1-0 P6				0-0 G4-6-3		1	0	0	0	0	1	2				
Inning Stats	R: 0 E: 0 K: 0 S: 7	H: 1 LOB: 1 BB: 0 P: 11	R: 0 E: 0 K: 1 S: 11	H: 1 LOB: 2 BB: 1 P: 20	R: 0 E: 0 K: 0 S: 7	H: 0 LOB: 0 BB: 0 P: 11	R: 0 E: 0 K: 0 S: 8	H: 2 LOB: 2 BB: 0 P: 14	R: 0 E: 0 K: 2 S: 14	H: 1 LOB: 2 BB: 1 P: 26	R: 0 E: 0 K: 0 S: 6	H: 1 LOB: 0 BB: 0 P: 8	R: 0 E: 0 K: 2 S: 8	H: 0 LOB: 0 BB: 0 P: 12	R: 0 E: 0 K: 0 S: 6	H: 0 LOB: 0 BB: 0 P: 7		1B: 6 2B: 0 3B: 0 HR: 0	SF: 0 SAC: 0 DP: 1 HBP: 0	WP: 0 PB: 0 SB: 0 CS: 0
PITCHER Scott Garrelts, R (1,1) ERA: 1.35	IP: 9.0 WLS: W BF: 35 H: 6 R: 0 ER: 0 SO: 5 BB: 3 IBB: 0 HBP: 0 BLK: 0 WP: 0 HR: 0 S: 73 P: 121 ERA: 0.00 WHIP: 1.000															PITCHER				

Batter	1	2	3	4	5	6	7	8	9	AB	R	H	RBI	BB	SO	LOB	BOTTOM			
Brett Butler, L (1,8) OBP: 0.533, SLG: 0.520 Donell Nixon, R (6,8)	4-0 1B	4-1 BB		0-0 3B	1-1 G6-3		1-1 F3			2	2	1	0	2	0	1	San Diego Padres @ San Francisco Giants Candlestick Park, San Francisco, CA Mon Apr 17 1989, 10:05 PM EDT Att: 12,161 - Unknown livebaseballscorecards.com			
Robby Thompson, R (1,4) OBP: 0.327, SLG: 0.347	1-2 1B	2-2 F7		1-2 L5	0-1 F3		0-1 G6-3			5	1	2	0	0	0	4				
Will Clark, L (1,3) OBP: 0.492, SLG: 0.680 Tracy Jones, R (7,7)	0-1 1B	1-0 G3		3-2 E		0-2 2B		0-1 G1-3		4	2	3	3	0	0	2				
Kevin Mitchell, R (1,7) OBP: 0.356, SLG: 0.732 Chris Speier, R (7,3) OBP: 0.353, SLG: 0.286	1-0 G1-3		1-0 SF8	0-1 G6-3		1-3 K		1-0 G6-3		4	1	1	0	0	1	3				
Candy Maldonado, R (1,9) OBP: 0.340, SLG: 0.356	1-2 F2		0-0 SF8	3-1 E8		0-0 E		2-3 G6-3		4	0	2	3	0	0	2				
Kirt Manwaring, R (1,2) OBP: 0.333, SLG: 0.346	2-2 G1-3		3-H 1B	0-1 F9		1-1 HBP				3	1	1	0	0	0	2				
Matt Williams, R (1,5) OBP: 0.184, SLG: 0.306		1-1 HR	0-0 1B	2-1 E		1-2 G6-4-3				4	2	3	1	0	0	2				
Jose Uribe, S (1,6) OBP: 0.250, SLG: 0.289		0-1 SH1-4	0-0 SF8	2-1 E4		1-0 G5-3				3	0	2	1	0	0	0				
Scott Garrelts, R (1,1) OBP: 0.143, SLG: 0.429		0-1 SH1-4	1-0 F7	1-3 K		0-3 K				3	0	0	0	0	2	2				
Inning Stats	R: 2 E: 0 K: 0 S: 14	H: 2 LOB: 1 BB: 1 P: 22	R: 1 E: 0 K: 0 S: 12	H: 2 LOB: 2 BB: 1 P: 20	R: 2 E: 0 K: 0 S: 8	H: 3 LOB: 1 BB: 0 P: 10	R: 2 E: 1 K: 0 S: 15	H: 3 LOB: 1 BB: 0 P: 21	R: 1 E: 1 K: 1 S: 11	H: 2 LOB: 1 BB: 0 P: 17	R: 1 E: 1 K: 1 S: 11	H: 2 LOB: 2 BB: 0 P: 14	R: 0 E: 0 K: 1 S: 6	H: 0 LOB: 0 BB: 0 P: 8	R: 0 E: 0 K: 0 S: 6	H: 1 LOB: 1 BB: 0 P: 7		1B: 10 2B: 2 3B: 2 HR: 1	SF: 2 SAC: 1 DP: 1 HBP: 1	WP: 0 PB: 0 SB: 0 CS: 0
PITCHER Dennis Rasmussen, L (1,1) ERA: 3.35 Mark Grant, R (5,1) ERA: 3.24	IP: 4.0 WLS: L BF: 17 H: 5 R: 2 ER: 1 SO: 3 BB: 0 IBB: 0 HBP: 1 BLK: 0 WP: 0 HR: 0 S: 34 P: 46 ERA: 2.25 WHIP: 1.250															PITCHER				

Batter	1	2	3	4	5	6	7	8	9	AB	R	H	RBI	BB	SO	LOB	TOP						
Marvell Wynne, L (1, 7) <small>OBP: 0.353, SLG: 0.531</small> Carmelo Martinez, R (7, 7) <small>OBP: 0.212, SLG: 0.254</small> (8, 3)										3	0	0	0	0	1	1	San Diego Padres @ San Francisco Giants Candlestick Park, San Francisco, CA <small>Wed Apr 19 1989, 6:33 AM EDT</small> <small>Att: 22,701 - Unknown</small>						
Roberto Alomar, S (1, 4) <small>OBP: 0.282, SLG: 0.234</small>										5	0	1	0	0	0	2							
Tony Gwynn, L (1, 8) <small>OBP: 0.369, SLG: 0.475</small>										3	0	0	0	1	0	1							
Jack Clark, R (1, 3) <small>OBP: 0.310, SLG: 0.319</small> Bip Roberts, S (8, 7) <small>OBP: 0.250, SLG: 0.429</small>										2	1	0	1	2	1	0							
John Kruk, L (1, 9) <small>OBP: 0.323, SLG: 0.125</small>										3	1	1	0	1	0	3							
Bento Santiago, R (1, 2) <small>OBP: 0.275, SLG: 0.460</small>										3	1	2	3	1	1	0							
Tim Flannery, L (1, 5) Luis Salazar, R (6, 7) <small>OBP: 0.275, SLG: 0.425</small> (6, 5)										2	0	1	0	0	0	1							
Garry Templeton, S (1, 6) <small>OBP: 0.226, SLG: 0.327</small>										4	1	1	0	0	0	1							
Eric Show, R (1, 1) <small>OBP: 0.333, SLG: 0.333</small> Mark Davis, L (8, 1)										2	0	0	0	0	1	1							
Inning Stats	R: 0 E: 0 K: 1 S: 5	H: 0 LOB: 0 BB: 0 P: 8	R: 0 E: 0 K: 0 S: 14	H: 0 LOB: 1 BB: 1 P: 23	R: 0 E: 0 K: 0 S: 6	H: 0 LOB: 0 BB: 0 P: 9	R: 0 E: 0 K: 1 S: 8	H: 1 LOB: 0 BB: 0 P: 12	R: 2 E: 0 K: 1 S: 13	H: 2 LOB: 1 BB: 1 P: 19	R: 1 E: 0 K: 0 S: 14	H: 2 LOB: 2 BB: 1 P: 24	R: 1 E: 0 K: 0 S: 21	H: 1 LOB: 3 BB: 3 P: 35	R: 0 E: 0 K: 1 S: 8	H: 0 LOB: 0 BB: 0 P: 13		R: 0 E: 0 K: 2 S: 7	H: 0 LOB: 0 BB: 0 P: 8	1B: 4 2B: 1 3B: 0 HR: 1	SF: 0 SAC: 1 DP: 0 HBP: 0	WP: 0 PB: 0 SB: 1 CS: 1	PA: 38
PITCHER	IP WLS BF H R ER SO BB IBB HBP BLK WP HR S P ERA WHIP																						
Don Robinson, R (1, 1) <small>ERA: 3.6</small> Atlee Hammaker, L (6, 1) <small>ERA: 1.35</small> Michael LaCoss, R (7, 1) <small>ERA: 3.12</small> Craig Lefferts, L (9, 1) <small>ERA:</small>	5.2 1.0 1.1 1.0	WLS L 5 3	BF 6 5 3	H 1 0 0	R 1 0 0	ER 3 0 0	SO 3 1 0 2	BB 3 0 1 0	IBB 0 0 0 0	HBP 0 0 0 0	BLK 0 0 0 0	WP 0 0 0 0	HR 1 0 0 0	S 58 19 12 7	P 91 30 22 8	ERA 4.76 9.00 0.00 0.00	WHIP 1.412 3.000 0.750 0.000						

AB	31
R	4
H	6
RBI	4
BB	6
SO	6
LOB	12



Batter	1	2	3	4	5	6	7	8	9	AB	R	H	RBI	BB	SO	LOB	BOTTOM						
Brett Butler, L (1, 8) <small>OBP: 0.493, SLG: 0.483</small>										4	1	1	0	1	0	1	San Diego Padres @ San Francisco Giants Candlestick Park, San Francisco, CA <small>Wed Apr 19 1989, 6:33 AM EDT</small> <small>Att: 22,701 - Unknown</small>						
Robby Thompson, R (1, 4) <small>OBP: 0.326, SLG: 0.333</small>										5	0	1	0	0	1	1							
Will Clark, L (1, 3) <small>OBP: 0.449, SLG: 0.596</small>										3	0	0	0	1	0	2							
Kevin Mitchell, R (1, 7) <small>OBP: 0.358, SLG: 0.677</small>										2	0	0	0	2	0	1							
Candy Maldonado, R (1, 9) <small>OBP: 0.328, SLG: 0.377</small> Donell Nixon, R (8, 7) <small>OBP: 0.250, SLG: 0.425</small> Craig Lefferts, L (9, 1)										4	1	1	1	0	0	3							
Ernest Riles, L (1, 5) <small>OBP: 0.471, SLG: 0.769</small> Tracy Jones, R (8, 7) <small>OBP: 0.333, SLG: 0.267</small> (9, 9)										3	1	1	2	0	1	2							
Terry Kennedy, L (1, 2) <small>OBP: 0.387, SLG: 0.552</small> Michael LaCoss, R (7, 1) Chris Speier, R (8, 7) <small>OBP: 0.333, SLG: 0.267</small> (9, 5)										3	0	1	0	0	0	0							
Jose Uribe, S (1, 6) <small>OBP: 0.259, SLG: 0.280</small> Ed Jurak, R (9, 7) <small>OBP: 0.500, SLG: 0.500</small>										3	0	0	0	0	0	1							
Don Robinson, R (1, 1) <small>OBP: 0.250, SLG: 0.250</small> Atlee Hammaker, S (6, 1) Kirt Manwaring, R (7, 2) <small>OBP: 0.313, SLG: 0.321</small>										2	0	1	0	0	0	0							
Inning Stats	R: 1 E: 0 K: 0 S: 8	H: 1 LOB: 2 BB: 2 P: 20	R: 0 E: 0 K: 0 S: 9	H: 1 LOB: 0 BB: 0 P: 14	R: 0 E: 0 K: 1 S: 9	H: 0 LOB: 0 BB: 0 P: 9	R: 0 E: 0 K: 1 S: 9	H: 1 LOB: 0 BB: 0 P: 11	R: 0 E: 0 K: 0 S: 4	H: 0 LOB: 0 BB: 0 P: 5	R: 2 E: 0 K: 0 S: 10	H: 1 LOB: 0 BB: 1 P: 18	R: 0 E: 0 K: 0 S: 5	H: 0 LOB: 0 BB: 0 P: 8	R: 0 E: 0 K: 1 S: 10	H: 1 LOB: 3 BB: 2 P: 22		R: 0 E: 0 K: 2 S: 11	H: 1 LOB: 1 BB: 0 P: 14	1B: 2 2B: 3 3B: 0 HR: 1	SF: 0 SAC: 0 DP: 0 HBP: 0	WP: 0 PB: 0 SB: 0 CS: 0	PA: 38
PITCHER	IP WLS BF H R ER SO BB IBB HBP BLK WP HR S P ERA WHIP																						
Eric Show, R (1, 1) <small>ERA: 4.13</small> Mark Davis, L (8, 1) <small>ERA: 1.74</small>	7.2 1.1	WLS W S	BF 31 7	H 4 2	R 3 0	ER 3 0	SO 3 3	BB 4 0	IBB 0 1	HBP 0 0	BLK 0 0	WP 0 0	HR 1 0	S 56 16	P 96 25	ERA 3.52 0.00	WHIP 1.043 1.500						



Batter	1	2	3	4	5	6	7	8	9	AB	R	H	RBI	BB	SO	LOB	TOP				
Brett Butler , L (1, 8) OBP: 0.486, SLG: 0.476	G1-3		F7		F7		1B		1B	5	0	2	0	0	0	2	San Francisco Giants @ Los Angeles Dodgers Dodger Stadium, Los Angeles, CA Fri Apr 21 1989, 7:05 PM PDT Att: 47,251 - Unknown				
Robby Thompson , R (1, 4) OBP: 0.324, SLG: 0.328 Rich Gossage , R (7, 1) Donell Nixon , R (9, PH)	G4-3 1B		G4-3		K		K		K	4	0	1	0	0	0	2		3			
Will Clark , L (1, 3) OBP: 0.466, SLG: 0.593	G4-6-3 1-2				1B		1B		1B	2	1	1	0	2	0	1					
Kevin Mitchell , R (1, 7) OBP: 0.338, SLG: 0.636		K			F9		K		K	4	0	0	0	0	3	3					
Candy Maldonado , R (1, 9) OBP: 0.323, SLG: 0.368	G5-3				BB		L5		K	4	1	1	0	0	1	1					
Ernest Riles , L (1, 5) OBP: 0.476, SLG: 0.688	K				1B		G3-1		1B	3	0	1	0	1	1	0					
Terry Kennedy , L (1, 2) OBP: 0.400, SLG: 0.545					1B		P4		F8	4	0	2	2	0	0	2					
Jose Uribe , S (1, 6) OBP: 0.276, SLG: 0.269					1B				K	2	0	0	0	2	2	2					
Kelly Downs , R (1, 1) OBP: 0.167, SLG: 0.167 Joe Price , R (3, 1) Tracy Jones , R (4, PH) Jeff Brantley , R (4, 1) Ed Jurak , R (7, PH) OBP: 0.375, SLG: 0.375					G6-3		G6-4-3 1-2		G6-3	1	0	0	0	0	1	2					
Inning Stats	R: 0 E: 0 K: 0 S: 8	H: 1 LOB: 0 BB: 0 P: 13	R: 0 E: 0 K: 2 S: 10	H: 0 LOB: 0 BB: 0 P: 14	R: 0 E: 0 K: 1 S: 12	H: 1 LOB: 2 BB: 1 P: 17	R: 2 E: 0 K: 1 S: 12	H: 3 LOB: 2 BB: 1 P: 20	R: 0 E: 0 K: 2 S: 5	H: 0 LOB: 0 BB: 0 P: 8	R: 0 E: 0 K: 1 S: 12	H: 1 LOB: 1 BB: 1 P: 20	R: 0 E: 0 K: 2 S: 17	H: 1 LOB: 2 BB: 0 P: 25	R: 0 E: 0 K: 2 S: 15	H: 1 LOB: 1 BB: 0 P: 21		1B: 8 2B: 0 3B: 0 HR: 0	SF: 0 SAC: 0 DP: 2 HBP: 0	WP: 0 PB: 0 SB: 0 CS: 0	PA: 38
PITCHER	IP	WLS	BF	H	R	ER	SO	BB	IBB	HBP	BLK	WP	HR	S	P	ERA	WHIP				
Orel Hershiser , R (1, 1) ERA: 2.12	7.0	W	29	6	2	2	7	4	0	0	0	0	0	67	107	2.57	1.429				
Alejandro Pena , R (8, 1) ERA: 1.39	2.0		9	2	0	0	4	1	0	0	0	0	0	32	46	0.00	1.500				

Batter	1	2	3	4	5	6	7	8	9	AB	R	H	RBI	BB	SO	LOB	BOTTOM				
Willie Randolph , R (1, 4) OBP: 0.373, SLG: 0.286 Mariano Duncan , R (8, 4) OBP: 0.357, SLG: 0.500	1B SF8 BB		G4-3 2B		P8		BB		BB	2	2	1	0	2	0	0	San Francisco Giants @ Los Angeles Dodgers Dodger Stadium, Los Angeles, CA Fri Apr 21 1989, 7:05 PM PDT Att: 47,251 - Unknown				
Kirk Gibson , L (1, 7) OBP: 0.385, SLG: 0.452 Alejandro Pena , R (8, 1)	WP 1B		G4-3 1-2		S 1B BB		F8		F8	3	2	1	0	1	0	2					
Mike Marshall , R (1, 9) OBP: 0.410, SLG: 0.571 Mike Davis , L (7, 9) OBP: 0.300, SLG: 0.222	SF8		BLK 1B		P4		K		P4	3	1	1	2	0	1	2					
Eddie Murray , S (1, 3) OBP: 0.246, SLG: 0.323	2B 1B		G3-6-3 1B		2B 1B		F9		F9	4	2	3	3	0	0	0					
Mike Scioscia , L (1, 2) OBP: 0.347, SLG: 0.372	L3-6 2B		G3-6-3 1-2		1B 2B		G4-3		G4-3	4	1	2	1	0	0	1					
John Shelby , S (1, 8) OBP: 0.308, SLG: 0.196	L3-6				F8		1B		G3-1	3	0	0	0	1	0	1					
Jeff Hamilton , R (1, 5) OBP: 0.192, SLG: 0.269			G5-3		FC3-6 1B		1B		G5-3	4	0	2	2	0	0	0					
Alfredo Griffin , S (1, 6) OBP: 0.218, SLG: 0.296 Dave Anderson , R (9, 6) OBP: 0.231, SLG: 0.167	L1				FC3-6 1-2		F9		G4-3	4	0	0	0	0	0	3					
Orel Hershiser , R (1, 1) OBP: 0.250, SLG: 0.417 Franklin Stubbs , L (8, 7) OBP: 0.333, SLG: 0.250	K				P6		K		F9	3	0	0	0	0	2	1					
Inning Stats	R: 3 E: 0 K: 0 S: 11	H: 3 LOB: 0 BB: 1 P: 19	R: 0 E: 0 K: 1 S: 7	H: 0 LOB: 0 BB: 0 P: 9	R: 2 E: 0 K: 0 S: 9	H: 3 LOB: 0 BB: 0 P: 13	R: 0 E: 0 K: 0 S: 8	H: 1 LOB: 1 BB: 0 P: 12	R: 3 E: 0 K: 2 S: 14	H: 3 LOB: 2 BB: 2 P: 28	R: 0 E: 0 K: 2 S: 8	H: 0 LOB: 1 BB: 1 P: 16	R: 0 E: 0 K: 0 S: 7	H: 0 LOB: 0 BB: 0 P: 11	R: 0 E: 0 K: 0 S: 7	H: 0 LOB: 0 BB: 0 P: 11		1B: 7 2B: 4 3B: 0 HR: 0	SF: 1 SAC: 0 DP: 2 HBP: 0	WP: 1 PB: 0 SB: 1 CS: 0	PA: 36
PITCHER	IP	WLS	BF	H	R	ER	SO	BB	IBB	HBP	BLK	WP	HR	S	P	ERA	WHIP				
Kelly Downs , R (1, 1) ERA: 5.57	2.1	L	13	6	5	5	1	1	0	0	1	1	0	25	39	19.29	3.000				
Joe Price , L (3, 1) ERA: 4.22	0.2		1	0	0	0	0	0	0	0	0	0	0	2	2	0.00	0.000				
Jeff Brantley , R (4, 1) ERA: 3.38	3.0		16	4	3	3	2	2	1	0	0	0	0	30	56	9.00	2.000				
Rich Gossage , R (7, 1) ERA:	2.0		6	0	0	0	0	0	0	0	0	0	0	14	22	0.00	0.000				

Batter	1	2	3	4	5	6	7	8	9	10	AB	R	H	RBI	BB	SO	LOB	TOP						
Brett Butler, L OBP: 0.476, SLG: 0.472 (1.8)	F7			K		F8		G5-3			5	0	1	0	1	1	2							
Robby Thompson, R OBP: 0.342, SLG: 0.366 (1.4)	2B	F8		G6-3		G4-3		1B		K	6	2	2	1	0	1	4							
Will Clark, L OBP: 0.524, SLG: 0.727 (1.3)	2B										5	3	5	3	1	0	0							
Kevin Mitchell, R OBP: 0.354, SLG: 0.622 (1.7)	K					F8					4	0	1	1	2	1	4							
Candy Maldonado, R OBP: 0.307, SLG: 0.323 (8.1)											3	0	0	0	2	1	4							
Ed Jurak, R OBP: 0.444, SLG: 0.444 (10, PH)	FC6-4					FC4-6		K			1	0	1	0	0	0	0							
Atlee Hammaker, S (10.1)	BB							P5			0	0	0	0	0	0	0							
Matt Williams, R OBP: 0.184, SLG: 0.283 (5.6)	FC6-4					F8					3	0	0	0	1	1	4							
Craig Lefferts, L (7.1)											0	0	0	0	0	0	0							
Tracy Jones, R (8.9)											2	0	0	0	0	0	3							
Kirt Manwaring, R OBP: 0.324, SLG: 0.333 (5.2)											2	0	1	0	0	0	1							
Terry Kennedy, L OBP: 0.333, SLG: 0.450 (5.2)											3	0	0	1	0	0	3							
Jose Uribe, S OBP: 0.266, SLG: 0.259 (5.5)											2	0	1	0	0	0	1							
Ernest Riles, L OBP: 0.520, SLG: 0.700 (5.5)	F7					F9					3	1	2	0	0	0	2							
Rick Reuschel, R OBP: 0.250, SLG: 0.143 (6.1)											1	0	0	0	0	0	0							
Jeff Brantley, R (6.1)	SH5-4										0	0	0	0	0	0	0							
Chris Speier, R OBP: 0.300, SLG: 0.235 (7.6)											2	0	0	0	0	0	2							
Inning Stats	R: 1 E: 0 K: 1 S: 10	H: 2 LOB: 2 BB: 1 P: 20	R: 0 E: 0 K: 0 S: 11	H: 1 LOB: 2 BB: 1 P: 18	R: 1 E: 0 K: 0 S: 10	H: 2 LOB: 1 BB: 0 P: 14	R: 0 E: 0 K: 1 S: 10	H: 1 LOB: 2 BB: 0 P: 17	R: 1 E: 0 K: 0 S: 16	H: 1 LOB: 2 BB: 2 P: 32	R: 0 E: 0 K: 0 S: 9	H: 0 LOB: 0 BB: 0 P: 12	R: 1 E: 0 K: 2 S: 12	H: 1 LOB: 1 BB: 1 P: 19	R: 2 E: 0 K: 0 S: 16	H: 3 LOB: 2 BB: 1 P: 28	R: 0 E: 0 K: 0 S: 8	H: 1 LOB: 1 BB: 0 P: 11	R: 0 E: 1 K: 1 S: 17	H: 2 LOB: 3 BB: 1 P: 25	1B: 9 2B: 4 3B: 0 HR: 1	SF: 0 SAC: 2 DP: 0 HBP: 0	WP: 0 PA: 51	
PITCHER	IP	WLS	BF	H	R	ER	SO	BB	IBB	HBP	BLK	WP	HR	S	P	ERA	WHIP							
Fernando Valenzuela, L ERA: 4.79 (1.1)	4.1		24	7	3	3	2	4	0	0	0	0	0	47	86	6.23	2.538							
Mike Morgan, R ERA: 1.0 (5.1)	1.2		5	0	0	0	0	0	0	0	0	0	0	19	27	0.00	0.000							
Alejandro Pena, R ERA: 3.07 (7.1)	1.2		9	3	3	2	1	0	0	0	0	0	1	24	36	16.20	2.400							
Ray Seearge, L ERA: 1.93 (8.1)	0.1		3	1	0	0	0	0	1	0	0	0	0	4	11	0.00	3.000							
Jay Howell, R ERA: 1.46 (9.1)	2.0	W	10	3	0	0	1	0	1	0	0	0	0	25	36	0.00	1.500							

San Francisco Giants @ Los Angeles Dodgers
Dodger Stadium, Los Angeles, CA
Sun Apr 23 1989, 3:33 AM PDT
Att: 48,493 - Overcast - 67 F

AB	42
R	6
H	14
RBI	6
BB	7
SO	5
LOB	30



Batter	1	2	3	4	5	6	7	8	9	10	AB	R	H	RBI	BB	SO	LOB	BOTTOM					
Willie Randolph, R OBP: 0.407, SLG: 0.290 (1.4)	1B					G6-2-3					2	2	1	0	4	0	3						
Mickey Hatcher, R OBP: 0.235, SLG: 0.333 (8.7)	1B					F9					6	2	3	1	0	0	5						
Mike Davis, L OBP: 0.266, SLG: 0.250 (1.9)	SF9										3	1	1	2	0	1	0						
Dave Anderson, R OBP: 0.267, SLG: 0.154 (8.5)											1	0	0	0	1	0	2						
Eddie Murray, S OBP: 0.266, SLG: 0.384 (1.3)	K										5	1	1	1	1	3	6						
Mike Scioscia, L ERA: 3.14 (1.2)											4	0	3	2	0	0	3						
Jay Howell, R (9.1)											0	0	0	0	0	0	0						
Jeff Hamilton, R OBP: 0.211, SLG: 0.266 (10, PH)											0	0	0	1	1	0	0						
John Shelby, S OBP: 0.297, SLG: 0.188 (1.8)											5	0	1	0	0	0	3						
Franklin Stubbs, L OBP: 0.385, SLG: 0.333 (1.7)											3	0	2	0	0	0	1						
Mike Marshall, R OBP: 0.373, SLG: 0.509 (8.9)											2	0	0	0	0	0	1						
Alfredo Griffin, S OBP: 0.234, SLG: 0.323 (1.6)											5	0	1	0	0	0	2						
Fernando Valenzuela, L (5.1)											2	0	0	0	0	0	1						
Kirk Gibson, L ERA: 3.14 (8, PH)											0	0	0	0	1	0	0						
Alejandro Pena, R (7.1)											0	0	0	0	0	0	0						
Ray Seearge, L (8.1)											0	0	0	0	0	0	0						
Mariano Duncan, R ERA: 3.38 (8, PH)											1	1	1	0	0	0	0						
Rick Reuschel, R ERA: 4.25 (5.1)											1	0	0	0	0	0	0						
Jeff Brantley, R ERA: 3.14 (6.1)											0	0	0	0	0	0	0						
Craig Lefferts, L ERA: 0.61 (7.1)											0	0	0	0	0	0	0						
Michael LaCoss, R ERA: 3.38 (8.1)											0	0	0	0	0	0	0						
Atlee Hammaker, L ERA: 2.4 (10.1)											1	0	0	0	0	0	0						
Inning Stats	R: 1 E: 0 K: 1 S: 11	H: 2 LOB: 1 BB: 1 P: 21	R: 0 E: 0 K: 0 S: 6	H: 1 LOB: 0 BB: 0 P: 9	R: 3 E: 1 K: 1 S: 16	H: 2 LOB: 1 BB: 1 P: 23	R: 0 E: 0 K: 0 S: 5	H: 1 LOB: 2 BB: 1 P: 12	R: 0 E: 0 K: 0 S: 4	H: 0 LOB: 1 BB: 0 P: 11	R: 0 E: 0 K: 1 S: 7	H: 2 LOB: 1 BB: 0 P: 10	R: 1 E: 0 K: 1 S: 17	H: 2 LOB: 3 BB: 2 P: 29	R: 0 E: 0 K: 0 S: 9	H: 0 LOB: 0 BB: 0 P: 11	R: 1 E: 0 K: 0 S: 9	H: 2 LOB: 3 BB: 2 P: 20	1B: 10 2B: 3 3B: 0 HR: 1	SF: 1 SAC: 0 DP: 2 HBP: 1	WP: 0 PA: 50		
PITCHER	IP	WLS	BF	H	R	ER	SO	BB	IBB	HBP	BLK	WP	HR	S	P	ERA	WHIP						
Rick Reuschel, R ERA: 4.25 (1.1)	5.0		26	8	4	2	2	3	0	0	0	0	0	47	83	3.60	2.200						
Jeff Brantley, R ERA: 3.14 (6.1)	1.0		3	0	0	0	0	0	1	0	0	0	0	5	12	0.00	0.000						
Craig Lefferts, L ERA: 0.61 (7.1)	1.0		5	2	1	1	1	0	0	0	0	0	1	7	10	9.00	2.000						
Michael LaCoss, R ERA: 3.38 (8.1)	2.0		10	2	1	1	1	2	0	0	0	0	0	26	40	4.50	2.000						
Atlee Hammaker, L ERA: 2.4 (10.1)	0.2	L	6	2	1	1	0	2	0	0	0	0	0	9	20	13.50	6.000						

San Francisco Giants @ Los Angeles Dodgers
Dodger Stadium, Los Angeles, CA
Sun Apr 23 1989, 3:33 AM PDT
Att: 48,493 - Overcast - 67 F

AB	40
R	7
H	14
RBI	7
BB	8
SO	4
LOB	27



Batter	1	2	3	4	5	6	7	8	9	AB	R	H	RBI	BB	SO	LOB	TOP					
Brett Butler, L OBP: 0.472, SLG: 0.468 (1, 8)	P5		FC6-4 1B		FC4-6 CS			G4-3		5	0	2	2	0	0	1	San Francisco Giants @ St. Louis Cardinals Busch Stadium, St. Louis, MO Tue Apr 25 1989, 7:05 PM CDT Att: 27,911 - Unknown livebaseballscorecards.com					
Robby Thompson, R OBP: 0.333, SLG: 0.382 (1, 4)	K		FC6-4 1B 2B		F9				K	5	1	1	0	0	2	5						
Will Clark, L OBP: 0.523, SLG: 0.710 (1, 3)	F9		2B 1B					G3		3	0	1	1	1	0	1						
Kevin Mitchell, R OBP: 0.360, SLG: 0.623 (1, 7)		G6-3			F9					3	0	1	1	1	0	1						
Ernest Riles, L OBP: 0.464, SLG: 0.609 (1, 5)		G1-3			G2					3	0	0	0	0	0	3						
Matt Williams, R OBP: 0.184, SLG: 0.283 (6, 5)		G3-1								0	0	0	0	0	0	0						
Candy Maldonado, R OBP: 0.303, SLG: 0.318 (6, PH)										1	0	0	0	0	0	2						
Craig Lefferts, L (8, 1)										0	0	0	0	0	0	0						
Terry Kennedy, L OBP: 0.326, SLG: 0.419 (1, 2)	F8			4-3						3	0	0	0	1	1							
Tracy Jones, R (1, 9)			G4-3 1B		F9			G6-3		4	0	0	0	0	0	1						
Jose Uribe, S OBP: 0.279, SLG: 0.279 (1, 6)			1B 2B		G4-3			P2		3	2	1	0	1	0	0						
Don Robinson, R OBP: 0.364, SLG: 0.364 (1, 1)			FC6-4 1B							3	1	2	0	0	0	0						
Chris Speier, R OBP: 0.333, SLG: 0.235 (8, 5)			FC6-4 1B		FC4-6 1B			G4-3		0	0	0	0	1	0	0						
Inning Stats	R: 0 E: 0 K: 1 S: 11	H: 0 LOB: 0 BB: 0 P: 16	R: 0 E: 0 K: 0 S: 6	H: 0 LOB: 0 BB: 0 P: 10	R: 3 E: 0 K: 0 S: 15	H: 5 LOB: 2 BB: 0 P: 19	R: 0 E: 0 K: 0 S: 4	H: 0 LOB: 0 BB: 0 P: 7	R: 0 E: 0 K: 0 S: 4	H: 1 LOB: 0 BB: 0 P: 6	R: 0 E: 0 K: 1 S: 8	H: 0 LOB: 1 BB: 1 P: 14	R: 0 E: 0 K: 0 S: 8	H: 0 LOB: 0 BB: 0 P: 11	R: 0 E: 0 K: 0 S: 12	H: 1 LOB: 2 BB: 1 P: 20	R: 1 E: 0 K: 1 S: 9	H: 1 LOB: 2 BB: 3 P: 25	1B: 5 2B: 2 3B: 1 HR: 0	SF: 0 SAC: 0 DP: 0 HBP: 0	WP: 0 PB: 0 SB: 0 CS: 2	PA: 38
PITCHER	IP WLS BF H R ER SO BB IBB HBP BLK WP HR S P ERA WHIP																					
Ken Hill, R ERA: 3.21 (1, 1)	7.0 L 27 6 3 3 2 1 0 0 0 0 0 0 56 83 3.86 1.000																					
Frank DiPino, L ERA: 1.29 (8, 1)	0.2 3 1 0 0 0 0 0 0 0 0 0 9 13 0.00 1.500																					
John Costello, R ERA: 3.38 (8, 1)	1.0 6 0 1 1 0 0 3 1 0 0 0 0 8 26 9.00 3.000																					
Ken Dayley, L ERA: 4.26 (9, 1)	0.1 2 1 0 0 0 1 0 0 0 0 0 0 4 6 0.00 3.000																					

Batter	1	2	3	4	5	6	7	8	9	AB	R	H	RBI	BB	SO	LOB	BOTTOM					
Vince Coleman, S OBP: 0.359, SLG: 0.417 (1, 7)	L7		F7		F7			L8		4	0	0	0	0	0	3	San Francisco Giants @ St. Louis Cardinals Busch Stadium, St. Louis, MO Tue Apr 25 1989, 7:05 PM CDT Att: 27,911 - Unknown livebaseballscorecards.com					
Ozzie Smith, S OBP: 0.439, SLG: 0.389 (1, 6)	G5-3		G5-3		F9			P4		4	0	0	0	0	1							
Terry Pendleton, S OBP: 0.315, SLG: 0.288 (1, 5)	BB 1B				F9 1B BB			F8		3	0	1	0	1	1							
Pedro Guerrero, R OBP: 0.370, SLG: 0.525 (1, 3)	SAFE SAFE BB				F9			F8		3	0	1	0	1	0							
Milt Thompson, L OBP: 0.426, SLG: 0.517 (1, 8)	G5-3				1B			G4-3		4	0	1	0	0	0							
Tom Brunansky, R OBP: 0.210, SLG: 0.333 (1, 9)	P2				F9			G6-3		4	0	0	0	0	1							
José Oquendo, S OBP: 0.300, SLG: 0.258 (1, 4)	G4-6-3 BB				L7			F7		3	0	1	0	1	0							
Tony Peña, R OBP: 0.290, SLG: 0.367 (1, 2)	G4-6-3 1-2				F7			BB 1B		4	0	1	0	0	2							
Ken Hill, R OBP: 0.500, SLG: 0.500 (7, PH)										2	0	1	0	0	0							
Denny Walling, L (8, 1)										0	0	0	0	1	0							
Frank DiPino, L (8, 1)										0	0	0	0	0	0							
John Costello, R (8, 1)										0	0	0	0	0	0							
Ken Dayley, L (9, 1)										0	0	0	0	0	0							
Jim Lindeman, R (6, PH)										1	0	0	0	0	1							
Inning Stats	R: 0 E: 0 K: 0 S: 22	H: 1 LOB: 2 BB: 1 P: 33	R: 0 E: 0 K: 0 S: 6	H: 0 LOB: 1 BB: 1 P: 11	R: 0 E: 0 K: 0 S: 10	H: 0 LOB: 0 BB: 0 P: 13	R: 0 E: 0 K: 0 S: 11	H: 1 LOB: 2 BB: 1 P: 18	R: 0 E: 0 K: 0 S: 9	H: 1 LOB: 1 BB: 0 P: 13	R: 0 E: 0 K: 0 S: 6	H: 0 LOB: 0 BB: 0 P: 11	R: 0 E: 0 K: 0 S: 5	H: 1 LOB: 2 BB: 1 P: 10	R: 0 E: 0 K: 1 S: 13	H: 1 LOB: 1 BB: 0 P: 20	R: 0 E: 0 K: 1 S: 11	H: 1 LOB: 1 BB: 0 P: 14	1B: 4 2B: 2 3B: 0 HR: 0	SF: 0 SAC: 0 DP: 1 HBP: 0	WP: 0 PB: 0 SB: 0 CS: 0	PA: 36
PITCHER	IP WLS BF H R ER SO BB IBB HBP BLK WP HR S P ERA WHIP																					
Don Robinson, R ERA: 2.67 (1, 1)	7.0 W 28 4 0 0 2 4 0 0 0 0 0 0 69 109 0.00 1.143																					
Craig Lefferts, L ERA: 0.54 (8, 1)	2.0 S 8 2 0 0 2 0 0 0 0 0 0 0 24 34 0.00 1.000																					

San Francisco Giants @ St. Louis Cardinals
 Busch Stadium, St. Louis, MO
 Tue Apr 25 1989, 7:05 PM CDT
 Att: 27,911 - Unknown

AB 33
 R 4
 H 8
 RBI 4
 BB 5
 SO 3
 LOB 15



San Francisco Giants @ St. Louis Cardinals
 Busch Stadium, St. Louis, MO
 Tue Apr 25 1989, 7:05 PM CDT
 Att: 27,911 - Unknown

AB 32
 R 0
 H 6
 RBI 0
 BB 4
 SO 2
 LOB 15



Batter	1	2	3	4	5	6	7	8	9	AB	R	H	RBI	BB	SO	LOB	TOP											
Brett Butler, L OBP: 0.473, SLG: 0.506 (1, 8)										4	1	2	1	0	0	0	San Francisco Giants @ St. Louis Cardinals Busch Stadium, St. Louis, MO Wed Apr 26 1989, 7:05 PM CDT Att: 27,514 - Unknown											
Robby Thompson, R OBP: 0.318, SLG: 0.363 (1, 4)										4	0	0	0	0	1	2												
Will Clark, L OBP: 0.500, SLG: 0.671 (1, 3)										4	0	0	0	0	2	0												
Kevin Mitchell, R OBP: 0.356, SLG: 0.600 (1, 7)										3	0	0	0	1	0	0												
Ernest Riles, L OBP: 0.452, SLG: 0.577 Chris Speier, R OBP: 0.318, SLG: 0.222 (9, PH)										3	0	1	0	0	0	0												
Terry Kennedy, L OBP: 0.306, SLG: 0.391 (1, 2)										3	0	0	0	0	1	1												
Tracy Jones, R (1, 9)										3	0	0	0	0	2	1												
Jose Uribe, S OBP: 0.286, SLG: 0.286 (8, PH) Ed Jurak, R OBP: 0.400, SLG: 0.400 (8, 6)										2	0	1	0	0	1	1												
Kelly Downs, R OBP: 0.125, SLG: 0.125 Candy Maldonado, R OBP: 0.312, SLG: 0.328 Rich Gossage, R (8, 1)										2	0	0	0	0	0	1												
										1	0	1	0	0	0	0												
Inning Stats	R: 1 E: 0 K: 0 S: 8	H: 1 LOB: 0 BB: 0 P: 10	R: 0 E: 0 K: 2 S: 13	H: 1 LOB: 1 BB: 0 P: 19	R: 0 E: 0 K: 1 S: 9	H: 0 LOB: 0 BB: 0 P: 11	R: 0 E: 0 K: 1 S: 8	H: 0 LOB: 0 BB: 0 P: 9	R: 0 E: 0 K: 1 S: 15	H: 1 LOB: 1 BB: 0 P: 17	R: 0 E: 0 K: 1 S: 10	H: 0 LOB: 0 BB: 0 P: 13	R: 0 E: 0 K: 0 S: 7	H: 0 LOB: 0 BB: 0 P: 10	R: 0 E: 0 K: 0 S: 10	H: 2 LOB: 2 BB: 0 P: 19	R: 0 E: 0 K: 1 S: 5	H: 0 LOB: 0 BB: 1 P: 13	1B: 4 2B: 0 3B: 0 HR: 1	SF: 0 SAC: 0 DP: 1 HBP: 0	WP: 0 PB: 0 SB: 0 CS: 0	PA: 32						
PITCHER	IP	WLS	BF	H	R	ER	SO	BB	IBB	HBP	BLK	WP	HR	S	P	ERA	WHIP											
Jose DeLeon, R ERA: 1.96 Ken Dayley, L ERA: 3.96	(1, 1)	8.1	W	31	5	1	1	7	1	0	0	0	0	1	83	117	1.08	0.720										
(9, 1)	0.2	S	1	0	0	0	0	0	0	0	0	0	0	2	4	0.00	0.000											

Batter	1	2	3	4	5	6	7	8	9	AB	R	H	RBI	BB	SO	LOB	BOTTOM										
Vince Coleman, S OBP: 0.366, SLG: 0.421 (1, 7)										4	1	2	1	0	1	0	San Francisco Giants @ St. Louis Cardinals Busch Stadium, St. Louis, MO Wed Apr 26 1989, 7:05 PM CDT Att: 27,514 - Unknown										
Ozzie Smith, S OBP: 0.422, SLG: 0.359 (1, 6)										3	0	0	0	1	1	1											
Terry Pendleton, S OBP: 0.312, SLG: 0.300 (1, 5)										4	1	1	1	0	0	2											
Pedro Guerrero, R OBP: 0.364, SLG: 0.508 (1, 3)										4	0	1	0	0	1	1											
Milt Thompson, L OBP: 0.422, SLG: 0.500 (1, 8)										2	0	0	0	1	1	1											
Tom Brunansky, R OBP: 0.215, SLG: 0.333 (1, 9)										3	0	1	1	0	0	1											
José Oquendo, S OBP: 0.301, SLG: 0.250 (1, 4)										2	1	0	0	1	1	2											
Tony Peña, R OBP: 0.277, SLG: 0.349 (1, 2)										3	0	0	0	0	1	1											
Jose DeLeon, R Ken Dayley, L (9, 1)										2	0	0	0	0	0	0											
										0	0	0	0	0	0	0											
Inning Stats	R: 0 E: 0 K: 1 S: 6	H: 0 LOB: 0 BB: 0 P: 7	R: 0 E: 0 K: 1 S: 8	H: 0 LOB: 0 BB: 0 P: 13	R: 1 E: 0 K: 1 S: 13	H: 1 LOB: 2 BB: 1 P: 22	R: 0 E: 0 K: 0 S: 6	H: 1 LOB: 0 BB: 0 P: 8	R: 0 E: 0 K: 3 S: 18	H: 3 LOB: 2 BB: 1 P: 28	R: 0 E: 0 K: 0 S: 6	H: 0 LOB: 0 BB: 0 P: 8	R: 0 E: 0 K: 0 S: 4	H: 0 LOB: 0 BB: 0 P: 6	R: 0 E: 0 K: 0 S: 4	H: 0 LOB: 0 BB: 0 P: 6	1B: 4 2B: 1 3B: 0 HR: 0	SF: 0 SAC: 1 DP: 1 HBP: 0	WP: 0 PB: 0 SB: 0 CS: 0	PA: 31							
PITCHER	IP	WLS	BF	H	R	ER	SO	BB	IBB	HBP	BLK	WP	HR	S	P	ERA	WHIP										
Kelly Downs, R ERA: 5.14 Rich Gossage, R ERA:	(1, 1)	7.0	L	28	5	3	3	6	2	1	0	0	1	1	93	3.86	1.000										
(8, 1)	1.0	3	0	0	0	0	0	0	0	0	0	0	0	4	6	0.00	0.000										

Batter	1	2	3	4	5	6	7	8	9	AB	R	H	RBI	BB	SO	LOB	TOP										
Brett Butler, L OBP: 0.454, SLG: 0.482 (1, 8)	G3		F8			G4-3		G1-3		4	0	0	0	0	0	0	San Francisco Giants @ St. Louis Cardinals Busch Stadium, St. Louis, MO Thu Apr 27 1989, 3:33 AM CDT Att: 30,825 - Unknown										
Ernest Riles, L OBP: 0.400, SLG: 0.500 (1, 4) (8, 7)	K			F8		K		F9		4	0	0	0	0	2	0											
Will Clark, L OBP: 0.510, SLG: 0.671 (1, 3)				P2		2B	1B	2B	1B	3	1	2	0	1	0	0											
Kevin Mitchell, R OBP: 0.372, SLG: 0.655 (1, 7) Ed Jurak, R OBP: 0.400, SLG: 0.400 (8, PR) (8, 4)	F8									4	0	3	1	0	0	1											
Candy Maldonado, R OBP: 0.296, SLG: 0.310 (1, 9)		G5-3								4	0	0	0	0	0	4											
Matt Williams, R OBP: 0.189, SLG: 0.280 (1, 5)		G6-3								4	0	1	0	0	1	0											
Kirt Manwaring, R OBP: 0.316, SLG: 0.324 (1, 2)		G6-3								4	0	1	0	0	1	1											
Jose Uribe, S OBP: 0.284, SLG: 0.284 (1, 6)				G1-3		F8		G1-3		4	0	1	0	0	0	1											
Scott Garrelts, R OBP: 0.200, SLG: 0.200 (2, 1) Altee Hammaker, S (5, PH) Joe Price, R (5, 1) Donell Nixon, R (7, PH) Jeff Brantley, R (7, 1) Michael LaCoss, R (7, 1)		G6-3				G6-3		G6-4-3		0	0	0	0	0	0	0											
Inning Stats	R: 0 E: 0 K: 1 S: 9	H: 0 LOB: 1 BB: 1 P: 17	R: 0 E: 0 K: 0 S: 5	H: 0 LOB: 0 BB: 0 P: 7	R: 0 E: 0 K: 0 S: 5	H: 0 LOB: 0 BB: 0 P: 6	R: 0 E: 0 K: 0 S: 10	H: 1 LOB: 1 BB: 0 P: 16	R: 0 E: 0 K: 1 S: 11	H: 2 LOB: 2 BB: 0 P: 17	R: 0 E: 0 K: 0 S: 14	H: 2 LOB: 1 BB: 0 P: 16	R: 1 E: 0 K: 2 S: 12	H: 2 LOB: 1 BB: 0 P: 16	R: 0 E: 0 K: 2 S: 10	H: 0 LOB: 0 BB: 0 P: 15		1B: 5 2B: 2 3B: 1 HR: 0	SF: 0 SAC: 0 DP: 1 HBP: 0	WP: 0 PB: 0 SB: 0 CS: 0	PA: 35						
PITCHER	IP	WLS	BF	H	R	ER	SO	BB	IBB	HBP	BLK	WP	HR	S	P	ERA	WHIP										
Scott Terry, R ERA: 1.8 (1, 1)	8.0	W	32	8	1	1	2	1	0	0	0	0	0	73	104	1.12	1.125										
Dan Quisenberry, R ERA: 5.63 (9, 1)	1.0		3	0	0	0	2	0	0	0	0	0	0	10	15	0.00	0.000										

Batter	1	2	3	4	5	6	7	8	9	AB	R	H	RBI	BB	SO	LOB	BOTTOM										
Vince Coleman, S OBP: 0.368, SLG: 0.444 (1, 7)	1B			G4-3		G4-3		G6-3		5	2	2	1	0	0	1	San Francisco Giants @ St. Louis Cardinals Busch Stadium, St. Louis, MO Thu Apr 27 1989, 3:33 AM CDT Att: 30,825 - Unknown										
Ozzie Smith, S OBP: 0.400, SLG: 0.349 (1, 6)										4	1	1	1	0	0	0											
Terry Pendleton, S OBP: 0.329, SLG: 0.311 (1, 5)										4	1	2	2	1	0	0											
Pedro Guerrero, R OBP: 0.358, SLG: 0.485 (1, 3) Jim Lindeman, R OBP: 0.296, SLG: 0.167 (7, PR) (8, 3)	P5			P2						3	0	0	0	0	0	1											
Milt Thompson, L OBP: 0.406, SLG: 0.492 (1, 8)	F9			G6-3						5	1	1	1	0	1	3											
Tom Brunansky, R OBP: 0.232, SLG: 0.359 (1, 9) John Morris, L OBP: 0.600, SLG: 1.067 (8, 9)				L8						4	0	2	2	0	0	0											
José Oquendo, S OBP: 0.312, SLG: 0.265 (1, 4)	G4-3			G1-4-3						4	1	2	0	0	0	2											
Tony Peña, R OBP: 0.290, SLG: 0.358 (1, 2)				G6-3						4	2	2	0	0	0	2											
Scott Terry, R OBP: 0.286, SLG: 0.538 (1, 1) Dan Quisenberry, R (9, 1)										3	1	3	3	0	0	0											
Inning Stats	R: 2 E: 0 K: 0 S: 12	H: 4 LOB: 2 BB: 0 P: 21	R: 2 E: 0 K: 0 S: 14	H: 2 LOB: 0 BB: 0 P: 18	R: 0 E: 0 K: 0 S: 7	H: 0 LOB: 0 BB: 0 P: 10	R: 0 E: 0 K: 0 S: 8	H: 1 LOB: 1 BB: 0 P: 9	R: 0 E: 0 K: 1 S: 23	H: 3 LOB: 0 BB: 0 P: 37	R: 3 E: 0 K: 0 S: 16	H: 5 LOB: 2 BB: 0 P: 23	R: 0 E: 0 K: 0 S: 10	H: 1 LOB: 2 BB: 1 P: 19	1B: 11 2B: 3 3B: 1 HR: 1	SF: 1 SAC: 1 DP: 0 HBP: 1		WP: 1 PB: 0 SB: 1 CS: 0	PA: 41								
PITCHER	IP	WLS	BF	H	R	ER	SO	BB	IBB	HBP	BLK	WP	HR	S	P	ERA	WHIP										
Scott Garrelts, R ERA: 3.25 (2, 1)	2.2		9	1	0	0	0	0	0	0	0	0	0	22	26	0.00	0.375										
Altee Hammaker, L ERA: 2.04 (5, 1)	2.0		9	3	3	3	1	0	0	0	0	0	1	28	43	13.50	1.500										
Jeff Brantley, R ERA: 4.91 (7, 1)	0.1		5	3	3	3	0	0	0	1	0	0	0	10	12	81.00	9.000										
Michael LaCoss, R ERA: 2.92 (7, 1)	1.2		8	3	0	0	0	1	0	0	0	0	0	16	30	0.00	2.400										

AB	34
R	1
H	8
RBI	1
BB	1
SO	4
LOB	10




Batter	1	2	3	4	5	6	7	8	9	AB	R	H	RBI	BB	SO	LOB	TOP										
Donell Nixon, R (1, 8)	G4-3		F9			G4-3		G6-3		4	0	0	0	0	0	1											
Robby Thompson, R (1, 4) OBP: 0.315, SLG: 0.357	F7			K		K			1B	4	0	1	0	0	2	0											
Will Clark, L (1, 3) OBP: 0.500, SLG: 0.650	L6			P4			1-2		F7	4	0	1	0	0	0	1											
Kevin Mitchell, R (1, 7)		G4-3			4-0		1-1		K	3	0	0	0	1	1	2											
Candy Maldonado, R (1, 9) OBP: 0.306, SLG: 0.311		WP S BB		F8	0-1		1-1		F8	3	0	1	0	1	0	2											
Matt Williams, R (1, 5) OBP: 0.179, SLG: 0.264		K2-3			2-2		1-2			3	0	0	0	0	1	2											
Kirt Manwaring, R (1, 2) OBP: 0.293, SLG: 0.297		P3			2-2				F9	3	0	0	0	0	0	2											
Jose Uribe, S (1, 6) OBP: 0.286, SLG: 0.286			G6-3			P3				3	0	1	0	0	0	0											
Rick Reuschel, R (1, 1) OBP: 0.200, SLG: 0.111										2	0	0	0	0	0	0											
Tracy Jones, R (8, PH)										1	0	0	0	0	1	1											
Craig Lefferts, L (8, 1)										0	0	0	0	0	0	0											
Inning Stats	R: 0 E: 0 K: 0 S: 7	H: 0 LOB: 0 BB: 0 P: 10	R: 0 E: 0 K: 1 S: 9	H: 0 LOB: 1 BB: 1 P: 19	R: 0 E: 0 K: 0 S: 5	H: 0 LOB: 0 BB: 0 P: 8	R: 0 E: 0 K: 1 S: 7	H: 0 LOB: 1 BB: 1 P: 13	R: 0 E: 1 K: 0 S: 10	H: 0 LOB: 0 BB: 0 P: 15	R: 0 E: 0 K: 1 S: 6	H: 0 LOB: 0 BB: 0 P: 8	R: 0 E: 0 K: 0 S: 10	H: 2 LOB: 1 BB: 0 P: 14	R: 0 E: 0 K: 1 S: 6	H: 1 LOB: 1 BB: 0 P: 10	R: 0 E: 0 K: 1 S: 10	H: 1 LOB: 1 BB: 0 P: 13	1B: 4 2B: 1 3B: 0 HR: 0	SF: 0 SAC: 0 DP: 1 HBP: 0	WP: 1 PB: 0 SB: 3 CS: 1	PA: 32					
PITCHER	IP	WLS	BF	H	R	ER	SO	BB	IBB	HBP	BLK	WP	HR	S	P	ERA	WHIP										
John Smiley, L (1, 1) ERA: 1.96	9.0	W	32	4	0	0	5	2	0	0	0	1	0	70	110	0.00	0.667										

San Francisco Giants @ Pittsburgh Pirates
 Three Rivers Stadium, Pittsburgh, PA
 Fri Apr 28 1989, 7:05 PM EDT
 Att: 12,913 - Unknown

livebaseballscorecards.com

AB 30
 R 0
 H 4
 RBI 0
 BB 2
 SO 5
 LOB 11




Batter	1	2	3	4	5	6	7	8	9	AB	R	H	RBI	BB	SO	LOB	BOTTOM										
Barry Bonds, L (1, 7) OBP: 0.306, SLG: 0.500	F8		G4-6-3			F9		G6-3		4	0	0	0	0	0	1											
Jose Lind, R (1, 4) OBP: 0.293, SLG: 0.301	F8								G6-3	4	1	1	0	0	0	0											
R.J. Reynolds, S (1, 8) OBP: 0.305, SLG: 0.333	G1-3									4	0	2	0	0	0	0											
Bobby Bonilla, S (1, 5) OBP: 0.298, SLG: 0.341										4	0	1	0	0	1	3											
Ken Oberkfell, L (1, 3) OBP: 0.184, SLG: 0.171										2	0	1	0	1	0	1											
Benny Distefano, L (8, 3) OBP: 0.182, SLG: 0.100										1	0	0	0	0	0	2											
Glenn Wilson, R (1, 9) OBP: 0.282, SLG: 0.387										3	0	0	1	1	1	4											
Rey Quinones, R (1, 6) OBP: 0.143, SLG: 0.079										3	0	0	0	0	0	5											
Junior Ortiz, R (1, 2) OBP: 0.244, SLG: 0.211										2	0	1	0	1	0	0											
John Smiley, L (1, 1) OBP: 0.083, SLG: 0.083										3	0	0	0	0	1	3											
Inning Stats	R: 0 E: 0 K: 0 S: 7	H: 0 LOB: 0 BB: 0 P: 10	R: 0 E: 0 K: 0 S: 6	H: 1 LOB: 1 BB: 0 P: 10	R: 0 E: 0 K: 1 S: 8	H: 1 LOB: 0 BB: 0 P: 14	R: 0 E: 0 K: 0 S: 4	H: 0 LOB: 0 BB: 0 P: 5	R: 0 E: 0 K: 1 S: 8	H: 1 LOB: 2 BB: 1 P: 14	R: 1 E: 0 K: 0 S: 11	H: 2 LOB: 3 BB: 2 P: 25	R: 0 E: 0 K: 0 S: 5	H: 0 LOB: 0 BB: 0 P: 10	R: 0 E: 1 K: 0 S: 17	H: 1 LOB: 2 BB: 0 P: 25	1B: 4 2B: 1 3B: 1 HR: 0	SF: 0 SAC: 0 DP: 1 HBP: 0	WP: 0 PB: 0 SB: 0 CS: 0	PA: 33							
PITCHER	IP	WLS	BF	H	R	ER	SO	BB	IBB	HBP	BLK	WP	HR	S	P	ERA	WHIP										
Rick Reuschel, R (1, 1) ERA: 3.88	7.0	L	28	5	1	1	4	2	0	0	0	0	0	49	88	1.29	1.000										
Craig Lefferts, L (8, 1) ERA: 0.51	1.0		5	1	0	0	0	0	0	0	0	0	0	17	25	0.00	1.000										


San Francisco Giants @ Pittsburgh Pirates
 Three Rivers Stadium, Pittsburgh, PA
 Fri Apr 28 1989, 7:05 PM EDT
 Att: 12,913 - Unknown


livebaseballscorecards.com


AB 30
 R 1
 H 6
 RBI 1
 BB 3
 SO 3
 LOB 19



Batter	1	2	3	4	5	6	7	8	9	AB	R	H	RBI	BB	SO	LOB	TOP								
Brett Butler, L OBP: 0.441, SLG: 0.461 (1, 8)	1-1 G3	4-0 BB		2-2 F8		0-1 FC4-6		3-2 F8		4	0	0	2	1	0	3	San Francisco Giants @ Pittsburgh Pirates Three Rivers Stadium, Pittsburgh, PA Sat Apr 29 1989, 3:33 AM EDT Att: 11,509 - Unknown AB 36 R 4 H 9 RBI 4 BB 9 SO 8 LOB 29 								
Robby Thompson, R OBP: 0.320, SLG: 0.345 (1, 4)	4-1 FC5-4 1B BB	3-2 F7			1-2 F7	1-3 K		4-0 BB		3	0	0	0	2	1	5									
Will Clark, L OBP: 0.495, SLG: 0.631 (1, 3)	0-0 FC5-4 1B	2-2 G3			4-2 BB		2-2 F7	0-1 F8		4	0	1	0	1	0	4									
Kevin Mitchell, R OBP: 0.369, SLG: 0.663 (1, 7)	0-0 FC5-4		2-3 K		1-3 K		2-2 BB		0-0 HR	5	1	2	1	0	2	3									
Ernest Riles, L OBP: 0.350, SLG: 0.429 (1, 5)	1-2 G3		0-0 G4-3		0-0 F9		2-1 F7		0-3 K	5	0	0	0	0	1	4									
Matt Williams, R OBP: 0.179, SLG: 0.264 (9, 5)										0	0	0	0	0	0	0									
Candy Maldonado, R OBP: 0.322, SLG: 0.303 (1, 9)		4-0 1B BB BB	0-3 K			4-2 FC4-6 BB	4-0 BB IBB		0-0 F7	2	1	0	0	3	1	0									
Terry Kennedy, L OBP: 0.352, SLG: 0.469 (1, 2)		4-0 BB 1B BB		1-2 FC4-6 1B		0-0 FC4-6 1B	4-2 BB		1-0 HR	3	2	2	1	2	0	1									
Jose Uribe, S OBP: 0.305, SLG: 0.333 (1, 6)		0-1 BB	3-2 FC4-6		0-1 FC4-6 1B	1-1 F7		3-2 BB		5	0	3	0	0	0	4									
Mike Krukow, R (1, 1)		2-3 K		1-3 K		0-1 FC4-6		3-2 F7	1-3 K	2	0	0	0	0	2	4									
Tracy Jones, R OBP: 0.087, SLG: 0.045 (6, PH)										1	0	1	0	0	0	0									
Rich Gossage, R (6, 1)										0	0	0	0	0	0	0									
Ed Jurak, R OBP: 0.364, SLG: 0.364 (8, PH)										1	0	0	0	0	0	0									
Michael LaCoss, R (8, 1)										1	0	0	0	0	1	1									
Inning Stats	R: 0 E: 0 K: 0 S: 8	H: 1 LOB: 2 BB: 1 P: 14	R: 1 E: 0 K: 1 S: 12	H: 1 LOB: 3 BB: 3 P: 31	R: 0 E: 0 K: 2 S: 7	H: 0 LOB: 0 BB: 0 P: 9	R: 0 E: 0 K: 1 S: 14	H: 1 LOB: 1 BB: 1 P: 21	R: 0 E: 0 K: 1 S: 9	H: 0 LOB: 1 BB: 1 P: 15	R: 1 E: 0 K: 1 S: 13	H: 2 LOB: 2 BB: 1 P: 18	R: 0 E: 0 K: 0 S: 13	H: 1 LOB: 3 BB: 2 P: 28	R: 0 E: 0 K: 0 S: 8	H: 0 LOB: 1 BB: 1 P: 18	R: 2 E: 0 K: 2 S: 14	H: 3 LOB: 1 BB: 0 P: 19	1B: 5 2B: 1 3B: 1 HR: 2	SF: 0 SAC: 0 DP: 0 HBP: 0	WP: 0 PB: 0 CS: 1	PA: 45			
PITCHER	IP	WLS	BF	H	R	ER	SO	BB	IBB	HBP	BLK	WP	HR	S	P	ERA	WHIP								
Randy Kramer, R ERA: 3.38 (1, 1)	5.1		27	5	2	2	5	6	0	0	0	0	0	57	101	3.38	2.062								
Bob Kipper, L ERA: 2.77 (6, 1)	2.2		12	1	0	0	1	2	1	0	0	0	0	27	53	0.00	1.125								
Jeff Robinson, R ERA: 4.4 (9, 1)	1.0	L	6	3	2	2	2	0	0	0	0	0	2	14	19	18.00	3.000								

Batter	1	2	3	4	5	6	7	8	9	AB	R	H	RBI	BB	SO	LOB	BOTTOM								
Barry Bonds, L OBP: 0.314, SLG: 0.489 (1, 7)	4-0 L8-3 BB		1-2 F8			2-1 G4-3		4-0 WP BB IBB		2	0	0	0	2	0	0	San Francisco Giants @ Pittsburgh Pirates Three Rivers Stadium, Pittsburgh, PA Sat Apr 29 1989, 3:33 AM EDT Att: 11,509 - Unknown AB 26 R 3 H 3 RBI 3 BB 6 SO 4 LOB 7 								
Jose Lind, R OBP: 0.292, SLG: 0.291 (1, 4)	1-1 L8-3			0-1 L5		0-1 G4-3		4-0 WP BB		3	0	0	0	1	0	1									
Gary Redus, R OBP: 0.448, SLG: 0.409 (1, 3)	1-1 F7			2-3 K		0-1 F9		0-1 SF8		3	0	0	1	0	1	0									
Jeff Robinson, R (9, 1)										0	0	0	0	0	0	0									
Bobby Bonilla, S OBP: 0.306, SLG: 0.341 (1, 5)		3-2 F9 BLK 1B		4-1 HR BB		1-2 G6-3		1-2 G3		3	1	1	0	1	0	2									
R.J. Reynolds, S OBP: 0.317, SLG: 0.410 (1, 8)		1 SAFE F9		0-0 HR		0-1 CS 2B		3-1 G4-3		4	1	2	2	0	0	1									
Glenn Wilson, R OBP: 0.280, SLG: 0.369 (1, 9)		0-0 F9		0-2 G6-3		4-2 FC6-4 BB		1-3 K		3	0	0	0	1	1	1									
Rey Quinones, R OBP: 0.130, SLG: 0.071 (1, 6)		3-3 K			2-3 K		1-0 FC6-4		2-2 L4	4	0	0	0	0	2	2									
Tom Prince, R OBP: 0.059, SLG: 0.125 (1, 2)			0-1 P6		2-0 P6		4-2 BB SH1-3 BB			2	0	0	0	0	0	0									
John Cangelosi, S OBP: 0.243, SLG: 0.185 (8, PH)										0	1	0	0	1	0	0									
Junior Ortiz, R OBP: 0.244, SLG: 0.211 (9, 2)										0	0	0	0	0	0	0									
Randy Kramer, R (1, 1)										2	0	0	0	0	0	0									
Bob Kipper, R (6, 1)										0	0	0	0	0	0	0									
Ken Oberkfell, L OBP: 0.184, SLG: 0.171 (8, PH)										0	0	0	0	0	0	0									
Benny Distefano, L OBP: 0.182, SLG: 0.100 (9, 3)										0	0	0	0	0	0	0									
Inning Stats	R: 0 E: 0 K: 0 S: 4	H: 0 LOB: 0 BB: 1 P: 10	R: 0 E: 0 K: 1 S: 12	H: 1 LOB: 1 BB: 0 P: 18	R: 0 E: 0 K: 0 S: 7	H: 0 LOB: 0 BB: 0 P: 8	R: 2 E: 0 K: 1 S: 10	H: 1 LOB: 0 BB: 1 P: 16	R: 0 E: 0 K: 1 S: 6	H: 0 LOB: 0 BB: 0 P: 10	R: 0 E: 0 K: 0 S: 6	H: 0 LOB: 0 BB: 0 P: 8	R: 0 E: 0 K: 0 S: 8	H: 1 LOB: 1 BB: 1 P: 14	R: 1 E: 0 K: 0 S: 10	H: 0 LOB: 2 BB: 3 P: 23	R: 0 E: 0 K: 1 S: 10	H: 0 LOB: 0 BB: 0 P: 16	1B: 1 2B: 2 3B: 0 HR: 1	SF: 1 SAC: 1 DP: 1 HBP: 0	WP: 1 PB: 0 CS: 1	PA: 34			
PITCHER	IP	WLS	BF	H	R	ER	SO	BB	IBB	HBP	BLK	WP	HR	S	P	ERA	WHIP								
Mike Krukow, R ERA: 3.6 (1, 1)	5.0		18	2	2	2	3	2	0	0	1	0	0	39	62	3.60	0.800								
Rich Gossage, R ERA: 1.0 (6, 1)	2.0		7	1	0	0	0	1	0	0	0	0	0	14	22	0.00	1.000								
Michael LaCoss, R ERA: 3.14 (8, 1)	2.0	W	9	0	1	1	1	2	1	0	0	1	0	20	39	4.50	1.000								

Batter	1	2	3	4	5	6	7	8	9	AB	R	H	RBI	BB	SO	LOB	TOP
Brett Butler, L OBP: 0.425, SLG: 0.441 (1, 8)	G3			G3-1		F7		F9		4	0	0	0	0	0	0	San Francisco Giants @ Pittsburgh Pirates Three Rivers Stadium, Pittsburgh, PA Sun Apr 30 1989, 3:33 AM EDT Att: 20,940 - Overcast AB 31 R 1 H 4 RBI 1 BB 1 SO 4 LOB 9 
Robby Thomson, R OBP: 0.317, SLG: 0.341 (1, 4)	P6			1B		E5		G6-3		4	0	1	0	0	0	0	
Will Clark, L OBP: 0.486, SLG: 0.625 (1, 3)	F8			F8		F8		G4-3		4	0	1	0	0	0	1	
Kevin Mitchell, R OBP: 0.355, SLG: 0.635 (1, 7)				G5-3		F8		F8		4	0	0	0	0	1	3	
Ernest Riles, L OBP: 0.364, SLG: 0.421 (1, 5)	F8					1B SF8		G1-6-3		3	1	1	0	1	0	0	
Candy Maldonado, R OBP: 0.323, SLG: 0.304 Atlee Hammaker, S (6, 1)	F8					1B		P4		3	0	1	0	0	0	3	
Ed Jurak, R OBP: 0.333, SLG: 0.333 (7, 9)						1B				1	0	0	0	0	0	0	
Terry Kennedy, L OBP: 0.333, SLG: 0.451 (1, 2)				F9		SF8				2	0	0	1	0	1	0	
Jose Uribe, S OBP: 0.294, SLG: 0.321 (1, 6)				F7		K		G3		3	0	0	0	0	1	1	
Don Robinson, R OBP: 0.333, SLG: 0.333 Jeff Brantley, R Tracy Jones, R Joe Price, R Donell Nixon, R Rich Gossage, R (1, 1) (3, 1) (5, PH) (5, 1) (6, 9) (7, 1)				K		G5-3		G6-3		1	0	0	0	0	1	0	
Inning Stats	R: 0 H: 0 E: 0 K: 0 S: 9	H: 0 LOB: 0 BB: 0 P: 12	R: 0 H: 0 E: 0 K: 0 S: 10	H: 0 LOB: 0 BB: 0 P: 12	R: 0 H: 0 E: 0 K: 1 S: 5	H: 1 LOB: 1 BB: 0 P: 8	R: 0 H: 1 E: 0 K: 1 S: 12	H: 2 LOB: 3 BB: 1 P: 18	R: 0 H: 1 E: 0 K: 1 S: 14	H: 0 LOB: 0 BB: 0 P: 11	R: 0 H: 0 E: 0 K: 0 S: 7	H: 0 LOB: 0 BB: 0 P: 14	1B: 3 2B: 1 3B: 0 HR: 0	SF: 1 SAC: 0 DP: 0 HBP: 0	WP: 0 PB: 0 SB: 0 CS: 0	PA: 33	
PITCHER Bob Walk, R ERA: 3.98 (1, 1)	IP: 9.0 WLS: W BF: 33 H: 4 R: 1 ER: 1 SO: 4 BB: 1 IBB: 0 HBP: 0 BLK: 0 WP: 0 HR: 0 S: 80 P: 122 ERA: 1.00 WHIP: 0.556											PITCHER	IP: 9.0 WLS: W BF: 33 H: 4 R: 1 ER: 1 SO: 4 BB: 1 IBB: 0 HBP: 0 BLK: 0 WP: 0 HR: 0 S: 80 P: 122 ERA: 1.00 WHIP: 0.556				

Batter	1	2	3	4	5	6	7	8	9	AB	R	H	RBI	BB	SO	LOB	BOTTOM			
Barry Bonds, L OBP: 0.318, SLG: 0.490 (1, 7)	G3			G4-3		SF9		G6-3		4	1	2	2	0	0	1	San Francisco Giants @ Pittsburgh Pirates Three Rivers Stadium, Pittsburgh, PA Sun Apr 30 1989, 3:33 AM EDT Att: 20,940 - Overcast AB 35 R 11 H 16 RBI 11 BB 5 SO 5 LOB 19 			
Jose Lind, R OBP: 0.277, SLG: 0.275 (1, 4)	G3			K		G1-3		G6-3		5	0	0	0	0	1	6				
R.J. Reynolds, S OBP: 0.353, SLG: 0.446 (1, 8)	K			K		F7		SH5-4		4	3	3	0	1	1	1				
Bobby Bonilla, S OBP: 0.330, SLG: 0.396 (1, 5)	HR			G3		F7		1B		5	2	4	2	0	0	1				
Benny Distefano, L OBP: 0.200, SLG: 0.077 (1, 3)	HR			K		K		SH5-4		3	1	0	0	1	2	4				
Steve Carter, L OBP: 0.384, SLG: 0.667 Glenn Wilson, R OBP: 0.299, SLG: 0.369 (1, 9) (7, PH) (8, 9)	HR			G3		K		1B		3	1	1	3	0	1	2				
Junior Ortiz, R OBP: 0.283, SLG: 0.244 (1, 2)	L5			G3		K		1B		0	1	0	0	2	0	0				
Rafael Belliard, R OBP: 0.351, SLG: 0.389 (1, 6)	P3			FC6-4		SF9		P6		5	0	2	1	0	0	4				
Bob Walk, R OBP: 0.333, SLG: 0.500 (1, 1)				P6		SH1-4				3	0	2	1	0	0	0				
Inning Stats	R: 4 H: 3 E: 0 K: 1 S: 23	H: 3 LOB: 0 BB: 1 P: 36	R: 0 H: 1 E: 0 K: 0 S: 9	H: 1 LOB: 1 BB: 0 P: 13	R: 1 H: 2 E: 0 K: 1 S: 13	H: 2 LOB: 2 BB: 1 P: 22	R: 0 H: 0 E: 0 K: 1 S: 7	H: 0 LOB: 0 BB: 0 P: 8	R: 0 H: 1 E: 0 K: 2 S: 10	H: 1 LOB: 1 BB: 0 P: 12	R: 1 H: 2 E: 0 K: 0 S: 8	H: 2 LOB: 1 BB: 0 P: 11	R: 4 H: 6 E: 0 K: 0 S: 16	H: 6 LOB: 2 BB: 1 P: 24	R: 1 H: 1 E: 0 K: 0 S: 12	H: 1 LOB: 2 BB: 2 P: 26		1B: 11 2B: 4 3B: 0 HR: 1	SF: 2 SAC: 2 DP: 1 HBP: 0	WP: 0 PB: 0 SB: 2 CS: 0
PITCHER Don Robinson, R ERA: 4.03 Jeff Brantley, R ERA: 4.32 Joe Price, L ERA: 5.79 Atlee Hammaker, L ERA: 3.86 Rich Gossage, R ERA: 0.93 (1, 1) (3, 1) (5, 1) (6, 1) (7, 1)	IP: 2.0 WLS: L BF: 13 H: 5 R: 5 ER: 5 SO: 1 BB: 1 IBB: 0 HBP: 0 BLK: 0 WP: 0 HR: 1 S: 37 P: 56 ERA: 22.50 WHIP: 3.500											PITCHER	IP: 2.0 WLS: L BF: 13 H: 5 R: 5 ER: 5 SO: 1 BB: 1 IBB: 0 HBP: 0 BLK: 0 WP: 0 HR: 1 S: 37 P: 56 ERA: 22.50 WHIP: 3.500							

Batter	1	2	3	4	5	6	7	8	9	10	11	12	AB	R	H	RBI	BB	SO	LOB	TOP		
Jerome Walton, R OBP: 0.326, SLG: 0.434 Mitch Webster, S OBP: 0.362, SLG: 0.358	4-2 FC1-2 BB	2-2 G3			1-0 G6-3 1B		1-0 F8			0-1 1B		2-2 F8	0 0 0 0 1 0 0 5 0 2 0 0 0 1									
Curtis Wilkerson, S OBP: 0.244, SLG: 0.432	1-0 E3 FC1-2 23 1B	1-0 G3			2-1 G6-3		1-3 K			0-0 1B			5 1 1 0 0 1 3									
23 Ryne Sandberg, R OBP: 0.327, SLG: 0.575	4-2 FC1-2 1B BB		1-0 SF8 1B		2-2 1B		1-0 P6			1-1 G4-3			4 2 2 0 1 0 2									
Andre Dawson, R OBP: 0.301, SLG: 0.393	0-0 FC1-2 FC5-4 1B 1-2 2-3 3-H		2-3 K		2-0 L5		2-0 G4-3				1-0 G5-3		5 0 0 0 0 1 5									
Mark Grace, L OBP: 0.414, SLG: 0.471	0-0 FC5-4 1B		3-1 SF8			1-1 WP 1B				0-0 L8			4 0 2 3 0 0 0									
Dwight Smith, L Darrin Jackson, R OBP: 0.286, SLG: 0.429	3-1 FC5-4 1B		0-0 E4		1-3 K		1-2 K		1-1 F8				3 0 0 0 0 1 3 2 0 0 0 0 1 0									
Damon Berryhill, S OBP: 0.200, SLG: 0.800	0-0 F9		1-0 CS		3-2 G1-3		1-3 K		2-2 G6-3			2-1 HR	5 1 1 1 0 1 3									
Shawon Dunston, R OBP: 0.274, SLG: 0.245 Jeff Pico, R OBP: 0.290, SLG: 0.316 Gary Varsho, L OBP: 0.290, SLG: 0.316 Calvin Schiraldi, R	4-1 SH3 BB				1-1 G4-3		2-1 G6-3		3-2 CS 1B			3-2 G6-3	3 0 1 0 1 0 1 0 0 0 0 0 0 0 1 0 0 0 0 0 0 0 0 0 0 0 0 0									
Rick Sutcliffe, L OBP: 0.294, SLG: 0.294 Mitch Williams, L OBP: 0.445 Domingo Ramos, R OBP: 0.281, SLG: 0.419	0-0 SH3		0-1 B2				1-1 G6-3		2-2 CS		2-1 G6-3	1-0 G1-3	2 0 0 0 0 0 0 0 0 0 0 0 0 0 2 0 0 0 0 0 0									
Inning Stats	R: 2 E: 1 K: 10 S: 10	H: 1 LOB: 2 BB: 2 P: 22	R: 0 E: 0 K: 6 S: 6	H: 0 LOB: 1 BB: 1 P: 13	R: 1 E: 1 K: 1 S: 8	H: 1 LOB: 0 BB: 0 P: 14	R: 0 E: 0 K: 7 S: 7	H: 2 LOB: 1 BB: 0 P: 16	R: 0 E: 0 K: 12 S: 12	H: 1 LOB: 1 BB: 0 P: 17	R: 0 E: 0 K: 3 S: 6	H: 0 LOB: 0 BB: 0 P: 6	R: 0 E: 0 K: 11 S: 11	H: 1 LOB: 0 BB: 0 P: 18	R: 0 E: 0 K: 7 S: 7	H: 0 LOB: 1 BB: 0 P: 11	R: 1 E: 0 K: 9 S: 9	H: 1 LOB: 0 BB: 0 P: 17	1B: 8 2B: 0 3B: 0 HR: 1	SF: 1 SAC: 1 DP: 1 HBP: 0	WP: 1 PB: 0 SB: 4 CS: 3	PA: 48
PITCHER	IP WLS BF H R ER SO BB IBB HBP BLK WP HR S P ERA WHIP	IP WLS BF H R ER SO BB IBB HBP BLK WP HR S P ERA WHIP																			IP WLS BF H R ER SO BB IBB HBP BLK WP HR S P ERA WHIP	
Kelly Downs, R ERA: 3.46 Scott Garretts, R ERA: 2.88 Craig Lefteris, L ERA: 3.46 Michael LaCoss, R ERA: 3.12	(1, 1) 7.0 (1, 1) (8, 1) (10, 1)	29 5 1 0 0 0 0 0 0 0 0 0 1 14 88 1.29 0.857																			7.1 5 1 0 0 0 0 0 0 0 0 0 1 14 98 3.68 0.818	

Chicago Cubs @ San Francisco Giants
Candlestick Park, San Francisco, CA
Mon May 01 1989, 10:05 PM EDT
Att. 17,914 - Unknown

AB	41
R	4
H	9
RBI	4
BB	3
SO	5
LOB	18



Batter	1	2	3	4	5	6	7	8	9	10	11	12	AB	R	H	RBI	BB	SO	LOB	BOTTOM	
Brett Butler, L OBP: 0.414, SLG: 0.429	1-2 E5		1-2 G6-3		0-0 P4			1-1 WP SF G1-3 1B		2-0 F7			5 1 1 0 0 0 0								
Tracy Jones, R OBP: 0.103, SLG: 0.071	1-0 F9		0-3 K			3-2 1B		1-1 G1-3		0-1 G6-3			5 0 1 0 0 1 2								
Will Clark, L OBP: 0.465, SLG: 0.598	3-3 K				1-2 P6		2-1 F8		1-0 SF			2-2 G6-3	4 0 0 1 0 1 2								
Kevin Mitchell, R OBP: 0.348, SLG: 0.610	1-2 G5-3				1-0 P3		2-2 F8		4-0 IBB			3-1 G6-3	4 0 0 0 1 0 2								
Ernest Riles, L OBP: 0.362, SLG: 0.415 Candy Maldonado, R OBP: 0.316, SLG: 0.296	2-1 E4				2-2 HR 1B		1-0 P6		2-2 L7			3-3 K	3 1 1 0 0 0 1 2 0 0 0 0 1 2								
Terry Kennedy, L OBP: 0.350, SLG: 0.519 Donell Nixon, R OBP: 0.279, SLG: 0.282	0-0 F7				1-1 HR 1B			1-0 G4-3 SH1-3 1B		0-0 G3		2-1 G4-3	3 1 2 2 0 0 1 0 0 0 0 0 0 0 2 0 0 0 0 0 2								
Ed Jurak, R OBP: 0.313, SLG: 0.287	4-2 BB				1-2 G1-3			0-0 SH1-3		1-2 F8		3-2 G5-3	3 0 0 0 1 0 0								
Jose Uribe, S OBP: 0.278, SLG: 0.301	0-0 G4-3					1-0 G4-3		0-0 G4-3		1-0 G1-3		2-3 K	5 0 0 0 0 1 3								
Kelly Downs, R ERA: 3.74 Jim Sheets, L ERA: 2.13 Jeff Pico, R ERA: 3.0 Calvin Schiraldi, R ERA: 4.41	(1, 1) (1, 1) (8, 1) (9, 1) (10, 1) (12, 1)	7.1 0.2 3.0 1.0	29 4 9 3	5 0 0 0	3 0 0 0	3 0 0 2	1 0 0 0	0 1 0 0	0 1 0 0	5 12 23 9	12 38 38 15	64 0.00 0.000 0.000	3.68 0.000 0.000 0.000	0.818							
PITCHER	IP WLS BF H R ER SO BB IBB HBP BLK WP HR S P ERA WHIP	IP WLS BF H R ER SO BB IBB HBP BLK WP HR S P ERA WHIP																			IP WLS BF H R ER SO BB IBB HBP BLK WP HR S P ERA WHIP
Rick Sutcliffe, R ERA: 3.74 Mitch Williams, L ERA: 2.13 Jeff Pico, R ERA: 3.0 Calvin Schiraldi, R ERA: 4.41	(1, 1) (8, 1) (9, 1) (10, 1) (12, 1)	7.1 0.2 3.0 1.0	29 4 9 3	5 0 0 0	3 0 0 2	1 0 0 0	0 1 0 0	0 1 0 0	0 1 0 0	5 12 23 9	12 38 38 15	64 0.00 0.000 0.000	3.68 0.000 0.000 0.000	0.818							

Chicago Cubs @ San Francisco Giants
Candlestick Park, San Francisco, CA
Mon May 01 1989, 10:05 PM EDT
Att. 17,914 - Unknown

AB	41
R	3
H	5
RBI	3
BB	2
SO	6
LOB	17



Batter	1	2	3	4	5	6	7	8	9	AB	R	H	RBI	BB	SO	LOB	TOP								
Barry Bonds, L (1, 7) OBP: 0.308, SLG: 0.486	1-1 HR		0-0 F9		3-2 F8		2-1 G1-3		1-0 F8	5	1	1	1	0	0	1	Pittsburgh Pirates @ San Francisco Giants Candlestick Park, San Francisco, CA Wed May 03 1989, 10:05 PM EDT Att: 8,536 - Unknown livebaseballscorecards.com								
Jose Lind, R (1, 4) OBP: 0.274, SLG: 0.272	2-2 G6-3		2-3 K		1-0 P8		1-0 1B			4	0	1	0	0	0	1									
Steve Carter, L (1, 9) Glenn Wilson, R (7, PH) OBP: 0.280, SLG: 0.343	1-3 K		0-3 K2-3		0-2 F8		1-2 G3			3	0	0	0	0	2	0									
Bobby Bonilla, S (1, 5) OBP: 0.339, SLG: 0.411	0-0 F9			2-1 1B		0-0 SF8		0-0 G4-3		4	1	2	0	0	0	0									
R.J. Reynolds, S (1, 8) OBP: 0.338, SLG: 0.429		2-3 K		3-2 1B		3-2 G3		1-0 F8		4	1	1	0	0	1	1									
Ken Oberkfell, L (1, 3) Gary Redus, R (6, PH) OBP: 0.175, SLG: 0.162		1-1 L4		0-1 G3		4-1 BB		0-0 F8		2	0	0	0	0	0	1									
Benny Distefano, L (9, 3) OBP: 0.238, SLG: 0.111				1-2 G3						1	0	0	0	1	0	0									
Rey Quinones, R (1, 6) OBP: 0.193, SLG: 0.173		1-0 1B		1-0 2B		2-1 SF8		2-1 L9		3	2	2	2	0	0	0									
Tom Prince, R (1, 2) OBP: 0.190, SLG: 0.263		2-2 1B		1-1 2B		1-1 G6-3		4-2 BB		3	0	2	2	1	0	1									
John Smiley, L (1, 1) Logan Easley, R (9, 1)		2-3 K		3-2 G1-3			2-2 G5-3		1-1 FC1-6	4	0	0	0	0	1	3									
Inning Stats	R: 1 E: 0 K: 1 S: 10	H: 1 LOB: 0 BB: 0 P: 14	R: 1 E: 0 K: 2 S: 16	H: 2 LOB: 1 BB: 0 P: 24	R: 0 E: 0 K: 2 S: 8	H: 0 LOB: 0 BB: 0 P: 10	R: 2 E: 0 K: 0 S: 13	H: 4 LOB: 1 BB: 0 P: 23	R: 0 E: 0 K: 0 S: 7	H: 0 LOB: 0 BB: 0 P: 11	R: 1 E: 0 K: 0 S: 13	H: 1 LOB: 1 BB: 1 P: 25	R: 0 E: 0 K: 0 S: 9	H: 1 LOB: 1 BB: 0 P: 15	R: 0 E: 0 K: 0 S: 3	H: 0 LOB: 0 BB: 0 P: 4	R: 0 E: 0 K: 0 S: 7	H: 0 LOB: 1 BB: 1 P: 15	1B: 5 2B: 2 3B: 1 HR: 1	SF: 1 SAC: 0 DP: 0 HBP: 0	WP: 0 PB: 0 SB: 0 CS: 1	PA: 37			
PITCHER	IP	WLS	BF	H	R	ER	SO	BB	IBB	HBP	BLK	WP	HR	S	P	ERA	WHIP								
Don Robinson, R (1, 1) ERA: 4.72	5.1	L	23	8	5	5	5	0	0	0	0	0	1	60	91	8.44	1.500								
Atlee Hammaker, L (6, 1) ERA: 3.39	2.2		10	1	0	0	0	1	0	0	0	0	0	19	35	0.00	0.750								
Jeff Brantley, R (9, 1) ERA: 4.08	1.0		4	0	0	0	0	1	0	0	0	0	0	7	15	0.00	1.000								

Batter	1	2	3	4	5	6	7	8	9	AB	R	H	RBI	BB	SO	LOB	BOTTOM								
Brett Butler, L (1, 8) OBP: 0.412, SLG: 0.419	1-2 G1-3		0-0 F8		0-0 1B			2-1 P5		4	0	1	0	0	0	0	Pittsburgh Pirates @ San Francisco Giants Candlestick Park, San Francisco, CA Wed May 03 1989, 10:05 PM EDT Att: 8,536 - Unknown livebaseballscorecards.com								
Tracy Jones, R (1, 7) OBP: 0.135, SLG: 0.139	1-2 1B			0-0 HR		1-2 CS	1-2 G4-3		2-1 L4	4	1	2	0	0	0	0									
Will Clark, L (1, 3) OBP: 0.451, SLG: 0.570	2-1 L3			0-2 P2		0-0 F8			1-1 G4-3	4	0	0	0	0	2	0									
Kevin Mitchell, R (1, 5) OBP: 0.358, SLG: 0.694		2-2 F7		0-0 HR		1-1 F8			1-1 HR	4	2	2	3	0	0	0									
Candy Maldonado, R (1, 9) OBP: 0.303, SLG: 0.282		0-1 P4		1-0 F9			1-0 P4		0-0 F8	4	0	0	0	0	0	0									
Kirt Manwaring, R (1, 2) Jim Steels, L (9, PH)		2-2 1B		1-3 K			0-0 F8		1-3 K2-3	3	0	1	0	0	1	0									
Robby Thompson, R (1, 4) OBP: 0.317, SLG: 0.340		1-1 L5			2-2 E6		2-2 1B			3	0	1	0	0	0	1									
Jose Uribe, S (1, 6) OBP: 0.271, SLG: 0.292			1-3 K		0-1 F8		0-0 G5-3			3	0	0	0	0	1	2									
Don Robinson, R (1, 1) Atlee Hammaker, S (6, 1)			0-3 K		0-0 P3			0-0 F9		2	0	0	0	0	1	1									
Ed Jurak, R (6, PH) Jeff Brantley, R (9, 1)										1	0	0	0	0	0	0									
Inning Stats	R: 0 E: 0 K: 0 S: 8	H: 1 LOB: 0 BB: 0 P: 12	R: 0 E: 0 K: 0 S: 12	H: 1 LOB: 0 BB: 0 P: 17	R: 0 E: 0 K: 2 S: 8	H: 0 LOB: 0 BB: 0 P: 9	R: 2 E: 0 K: 1 S: 9	H: 2 LOB: 0 BB: 0 P: 11	R: 0 E: 1 K: 0 S: 9	H: 1 LOB: 1 BB: 0 P: 12	R: 0 E: 0 K: 0 S: 6	H: 0 LOB: 0 BB: 0 P: 8	R: 0 E: 0 K: 0 S: 6	H: 1 LOB: 1 BB: 0 P: 9	R: 0 E: 0 K: 0 S: 5	H: 0 LOB: 0 BB: 0 P: 9	R: 1 E: 0 K: 1 S: 8	H: 1 LOB: 0 BB: 0 P: 11	1B: 4 2B: 2 3B: 0 HR: 2	SF: 0 SAC: 0 DP: 1 HBP: 0	WP: 0 PB: 0 SB: 1 CS: 1	PA: 34			
PITCHER	IP	WLS	BF	H	R	ER	SO	BB	IBB	HBP	BLK	WP	HR	S	P	ERA	WHIP								
John Smiley, L (1, 1) ERA: 2.2	8.1	W	31	7	3	3	3	0	0	0	0	0	2	67	93	3.24	0.840								
Logan Easley, R (9, 1) ERA: 5.4	0.2	S	2	0	0	0	1	0	0	0	0	0	0	4	5	0.00	0.000								



Batter	1	2	3	4	5	6	7	8	9	AB	R	H	RBI	BB	SO	LOB	TOP				
Barry Bonds, L OBP: 0.304, SLG: 0.474 (1, 7)	F9		F8		G4-3		G5-3		1B	5	0	1	0	0	0	0	Pittsburgh Pirates @ San Francisco Giants Candlestick Park, San Francisco, CA Thu May 04 1989, 6:33 AM EDT Att: 11,820 - Unknown				
Gary Redus, R OBP: 0.417, SLG: 0.357 (1, 3)	P3		P3		BB		K		P6	5	0	1	0	0	1						
R.J. Reynolds, S OBP: 0.341, SLG: 0.427 (1, 8)	G4-3						K			5	0	2	0	0	2	1					
Bobby Bonilla, S OBP: 0.350, SLG: 0.441 (1, 5)										4	2	2	1	1	2	3					
Glenn Wilson, R OBP: 0.310, SLG: 0.397 (1, 9)										3	1	2	1	2	1	2					
Ken Oberkfell, L OBP: 0.183, SLG: 0.150 (5, 1)										3	0	0	0	0	1	4					
John Cangelosi, S OBP: 0.316, SLG: 0.167 (8, PH)										0	0	0	0	0	0	0					
Morris Madden, L OBP: 0.316, SLG: 0.167 (8, 1)										1	0	0	0	0	1	2					
Rey Quinones, R OBP: 0.213, SLG: 0.196 (1, 6)										0	0	0	0	0	0	0					
Tom Prince, R OBP: 0.200, SLG: 0.227 (1, 2)										3	0	0	0	1	1	3					
Randy Kramer, R OBP: 0.270, SLG: 0.267 (5, 4)										2	0	0	0	0	0	3					
Inning Stats	R: 0 E: 0 K: 0 S: 11	H: 0 LOB: 0 BB: 0 P: 18	R: 1 E: 0 K: 0 S: 13	H: 2 LOB: 2 BB: 1 P: 19	R: 0 E: 0 K: 1 S: 9	H: 1 LOB: 1 BB: 0 P: 12	R: 1 E: 0 K: 0 S: 14	H: 2 LOB: 1 BB: 0 P: 21	R: 0 E: 0 K: 2 S: 14	H: 0 LOB: 0 BB: 0 P: 15	R: 0 E: 0 K: 2 S: 9	H: 0 LOB: 0 BB: 0 P: 12	R: 1 E: 0 K: 1 S: 19	H: 2 LOB: 2 BB: 0 P: 33	R: 0 E: 0 K: 2 S: 13	H: 2 LOB: 2 BB: 0 P: 15	1B: 8 2B: 0 3B: 0 HR: 2	SF: 0 SAC: 0 DP: 0 HBP: 0	WP: 0 PB: 0 SB: 1 CS: 1	PA: 41	
PITCHER	IP	WLS	BF	H	R	ER	SO	BB	IBB	HBP	BLK	WP	HR	S	P	ERA	WHIP				
Mike Krukow, R ERA: 3.6 (1, 1)	5.0	W	24	6	2	2	3	1	2	0	0	0	2	61	94	3.60	1.400				
Jeff Brantley, R ERA: 4.12 (6, 1)	2.0		8	1	1	1	3	1	0	0	0	0	0	27	41	4.50	1.000				
Craig Lefferts, L ERA: 0.42 (8, 1)	2.0	S	9	3	0	0	3	0	0	0	0	0	0	25	34	0.00	1.500				

AB	37
R	3
H	10
RBI	3
BB	4
SO	9
LOB	22



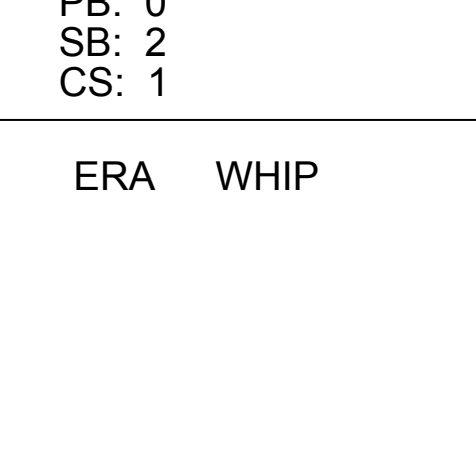
Batter	1	2	3	4	5	6	7	8	9	AB	R	H	RBI	BB	SO	LOB	BOTTOM				
Brett Butler, L OBP: 0.411, SLG: 0.407 (1, 8)										3	1	0	0	2	0	3	Pittsburgh Pirates @ San Francisco Giants Candlestick Park, San Francisco, CA Thu May 04 1989, 6:33 AM EDT Att: 11,820 - Unknown				
Candy Maldonado, R OBP: 0.288, SLG: 0.267 (1, 9)	F9		F8		P4		G4-3		F9	5	0	0	0	0	3						
Will Clark, L OBP: 0.464, SLG: 0.583 (1, 3)										3	2	3	1	0	0	0					
Jim Steels, L OBP: 0.464, SLG: 0.583 (6, 3)										2	0	0	0	0	1	0					
Kevin Mitchell, R OBP: 0.371, SLG: 0.721 (1, 7)										3	2	2	2	1	1	0					
Ernest Riles, L OBP: 0.352, SLG: 0.438 (1, 5)	F8		G4-3		SH1-4					3	1	1	0	0	0	2					
Terry Kennedy, L OBP: 0.358, SLG: 0.525 (1, 2)	P4									4	0	2	1	0	1	3					
Robby Thompson, R OBP: 0.343, SLG: 0.365 (1, 4)										2	0	2	0	2	0	0					
Jose Uribe, S OBP: 0.260, SLG: 0.283 (1, 6)										3	0	0	1	0	0	5					
Mike Krukow, R ERA: 4.82 (5, PH)										2	0	0	0	0	0	1					
Tracy Jones, R OBP: 0.158, SLG: 0.139 (5, PH)										0	0	0	0	1	0	0					
Jeff Brantley, R ERA: 3.94 (6, 1)										1	0	0	0	0	1	1					
Craig Lefferts, L ERA: 7.2 (8, 1)										0	0	0	0	0	0	0					
Inning Stats	R: 1 E: 0 K: 0 S: 17	H: 2 LOB: 2 BB: 1 P: 26	R: 0 E: 0 K: 0 S: 13	H: 1 LOB: 1 BB: 1 P: 19	R: 2 E: 0 K: 0 S: 6	H: 3 LOB: 1 BB: 1 P: 14	R: 0 E: 0 K: 0 S: 7	H: 0 LOB: 0 BB: 0 P: 11	R: 2 E: 0 K: 0 S: 14	H: 3 LOB: 3 BB: 2 P: 27	R: 0 E: 0 K: 2 S: 8	H: 0 LOB: 0 BB: 0 P: 13	R: 1 E: 0 K: 2 S: 14	H: 1 LOB: 1 BB: 1 P: 21	R: 0 E: 0 K: 0 S: 9	H: 0 LOB: 0 BB: 0 P: 14	1B: 6 2B: 3 3B: 1 HR: 1	SF: 1 SAC: 1 DP: 1 HBP: 0	WP: 1 PB: 0 SB: 3 CS: 0	PA: 39	
PITCHER	IP	WLS	BF	H	R	ER	SO	BB	IBB	HBP	BLK	WP	HR	S	P	ERA	WHIP				
Randy Kramer, R ERA: 4.82 (1, 1)	4.0	L	20	6	3	3	0	3	0	0	0	1	0	36	61	9.00	2.250				
Bob Kipper, L ERA: 3.94 (5, 1)	3.0		16	4	3	3	4	2	1	0	0	0	0	9	14	0.00	0.000				
Morris Madden, L ERA: 7.2 (8, 1)	1.0		3	0	0	0	0	0	0	0	0	0	0	9	14	0.00	0.000				



Batter	1	2	3	4	5	6	7	8	9	AB	R	H	RBI	BB	SO	LOB	TOP										
Vince Coleman, S OBP: 0.384, SLG: 0.461	G6-3		1B			G3		F9	F9	4	1	1	0	1	0	0											
Ozzie Smith, S OBP: 0.337, SLG: 0.325	F8		P6			G4-3		FC1	FC1	4	1	0	0	0	0	2											
Terry Pendleton, S OBP: 0.333, SLG: 0.333	1B					HR		BB	BB	3	1	3	1	1	0	0											
Pedro Guerrero, R OBP: 0.385, SLG: 0.527 Todd Worrell, R OBP: 0.337, SLG: 0.325	G5-3					F9		SF9	SF9	2	0	0	1	1	0	2											
Milt Thompson, L OBP: 0.396, SLG: 0.444						G4-3		BB	BB	2	0	0	0	2	0	2											
Tom Brunansky, R OBP: 0.282, SLG: 0.368	F8					K				3	0	0	1	0	1	2											
José Oquendo, S OBP: 0.330, SLG: 0.313	G6-3					F7				4	0	0	0	0	1	2											
Tom Pagnozzi, R OBP: 0.250, SLG: 0.200						L9				4	0	1	0	0	0	0											
Joe Magrane, R OBP: 0.250, SLG: 0.200						L9				4	0	1	0	0	0	0											
Cris Carpenter, R OBP: 0.300, SLG: 0.500 Frank DiPino, L OBP: 0.289, SLG: 0.267 Jim Lindeman, R OBP: 0.200, SLG: 0.111						G6-3		F9	G5-3	3	0	0	0	0	1	1											
Inning Stats	R: 0 E: 0 K: 0 S: 9	H: 1 LOB: 1 BB: 0 P: 16	R: 0 E: 0 K: 0 S: 6	H: 0 LOB: 0 BB: 1 P: 15	R: 0 E: 0 K: 1 S: 9	H: 1 LOB: 1 BB: 0 P: 15	R: 0 E: 0 K: 1 S: 8	H: 1 LOB: 0 BB: 0 P: 14	R: 0 E: 0 K: 0 S: 7	H: 0 LOB: 0 BB: 0 P: 10	R: 1 E: 0 K: 0 S: 13	H: 1 LOB: 1 BB: 1 P: 23	R: 0 E: 0 K: 0 S: 10	H: 1 LOB: 1 BB: 0 P: 14	R: 2 E: 1 K: 1 S: 17	H: 0 LOB: 2 BB: 3 P: 33	R: 0 E: 0 K: 0 S: 12	H: 0 LOB: 0 BB: 0 P: 17	1B: 3 2B: 1 3B: 0 HR: 1	SF: 2 SAC: 0 DP: 0 HBP: 0	WP: 0 PB: 0 SB: 2 CS: 1	PA: 37					
PITCHER	IP	WLS	BF	H	R	ER	SO	BB	IBB	HBP	BLK	WP	HR	S	P	ERA	WHIP										
Scott Garrelts, R ERA: 2.59	7.0		27	5	1	1	2	2	0	0	0	0	1	62	107	1.29	1.000										
Michael LaCoss, R ERA: 3.95	0.1	L	5	0	2	0	0	3	0	0	0	0	0	12	25	0.00	9.000										
Craig Lefferts, L ERA: 0.4	0.2		2	0	0	0	1	0	0	0	0	0	0	5	8	0.00	0.000										
Atlee Hammaker, L ERA: 3.22	1.0		3	0	0	0	0	0	0	0	0	0	0	12	17	0.00	0.000										

St. Louis Cardinals @ San Francisco Giants
Candlestick Park, San Francisco, CA
Fri May 05 1989, 10:05 PM EDT
Att: 24,401 - Unknown

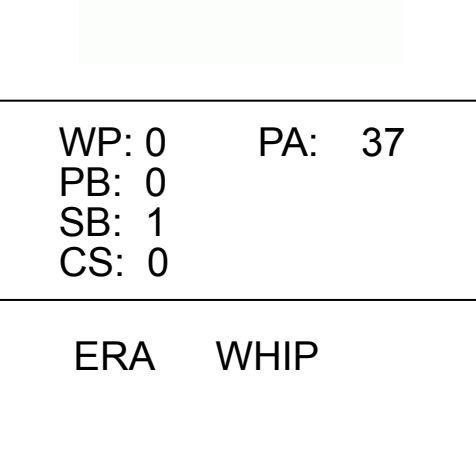
AB 30
R 3
H 5
RBI 3
BB 5
SO 3
LOB 11



Batter	1	2	3	4	5	6	7	8	9	AB	R	H	RBI	BB	SO	LOB	BOTTOM										
Brett Butler, L OBP: 0.395, SLG: 0.389	G4-3		G3			F7	FC3-2		K	5	0	0	0	0	1	3											
Donell Nixon, R OBP: 0.133, SLG: 0.200 Michael LaCoss, R OBP: 0.289, SLG: 0.267 Craig Lefferts, L OBP: 0.289, SLG: 0.267 Atlee Hammaker, S OBP: 0.367, SLG: 0.713	G5-3					2B	1B			4	1	2	0	0	0	3											
Ed Jurak, R OBP: 0.333, SLG: 0.263	1B					F9			G4-3	3	0	1	0	1	0	1											
Kevin Mitchell, R OBP: 0.367, SLG: 0.713	F5					P3			K	4	0	1	1	0	1	3											
Charlie Hayes, R OBP: 0.364, SLG: 0.469	G5-3					G5-3				3	0	0	0	0	0	3											
Ernest Riles, L OBP: 0.289, SLG: 0.267						G5-3				1	0	1	0	0	0	0											
Kirt Manariga, R OBP: 0.289, SLG: 0.267 Jim Steels, L OBP: 0.289, SLG: 0.267 Will Clark, L OBP: 0.289, SLG: 0.267 Greg Litton, R OBP: 0.289, SLG: 0.267	K2-3					G4-3				3	0	1	0	0	1	1											
Robby Thompson, R OBP: 0.339, SLG: 0.360	F9					F8				4	0	1	0	0	1	2											
Jose Uribe, S OBP: 0.252, SLG: 0.274						K			G4-3	3	0	0	0	0	1	0											
Scott Garrelts, R ERA: 6.67 Candy Maldonado, R OBP: 0.289, SLG: 0.267 Terry Kennedy, L OBP: 0.362, SLG: 0.516	K					K				2	0	0	0	0	2	0											
Inning Stats	R: 0 E: 0 K: 0 S: 13	H: 1 LOB: 1 BB: 0 P: 18	R: 0 E: 0 K: 1 S: 9	H: 0 LOB: 0 BB: 0 P: 10	R: 0 E: 0 K: 2 S: 7	H: 0 LOB: 0 BB: 0 P: 8	R: 1 E: 0 K: 0 S: 12	H: 2 LOB: 1 BB: 0 P: 16	R: 0 E: 0 K: 1 S: 8	H: 0 LOB: 0 BB: 0 P: 13	R: 0 E: 0 K: 0 S: 10	H: 1 LOB: 2 BB: 1 P: 17	R: 0 E: 0 K: 0 S: 8	H: 2 LOB: 3 BB: 1 P: 14	R: 0 E: 0 K: 2 S: 11	H: 1 LOB: 2 BB: 1 P: 21	R: 0 E: 0 K: 1 S: 11	H: 0 LOB: 0 BB: 0 P: 16	1B: 4 2B: 3 3B: 0 HR: 0	SF: 0 SAC: 1 DP: 0 HBP: 0	WP: 0 PB: 0 SB: 1 CS: 0	PA: 37					
PITCHER	IP	WLS	BF	H	R	ER	SO	BB	IBB	HBP	BLK	WP	HR	S	P	ERA	WHIP										
Joe Magrane, L ERA: 6.67	6.1		26	6	1	1	4	1	0	0	0	0	0	64	89	1.42	1.105										
Cris Carpenter, R ERA: 2.33	0.0		1	0	0	0	0	0	1	0	0	0	0	4													
Frank DiPino, L ERA: 1.32	0.2	W	2	0	0	0	0	0	0	0	0	0	0	3	3	0.00	0.000										
Todd Worrell, R ERA: 1.17	2.0	S	8	1	0	0	3	0	1	0	0	0	0	22	37	0.00	0.500										

St. Louis Cardinals @ San Francisco Giants
Candlestick Park, San Francisco, CA
Fri May 05 1989, 10:05 PM EDT
Att: 24,401 - Unknown

AB 33
R 1
H 7
RBI 1
BB 3
SO 7
LOB 16



Batter	1	2	3	4	5	6	7	8	9	AB	R	H	RBI	BB	SO	LOB	TOP			
Vince Coleman, S (1,7) OBP: 0.388, SLG: 0.458 Joe Magrane, R (8,FR) Cris Carpenter, R (8,1) OBP: 0.500, SLG: 0.500	G4-3		G6-4-3 BB		G4-3			FC5 G4-3 1B		3	0	1	0	1	0	1	St. Louis Cardinals @ San Francisco Giants Candlestick Park, San Francisco, CA Sat May 06 1989, 6:33 AM EDT Att: 26,925 - Unknown			
Ozzie Smith, S (1,6) OBP: 0.337, SLG: 0.325 Tim Jones, L (6,6)	G4-3 1B		G6-4-3 1-2f			K		G4-3 1-2		3	0	1	0	0	1	1				
Terry Pendleton, S (1,5) OBP: 0.333, SLG: 0.327 Denny Walling, L (6,5)	G4-3			G6-3		G4-3 1B BB		G4-3 BB		2	0	0	0	1	0	1				
Pedro Guerrero, R (1,3) OBP: 0.393, SLG: 0.542 Jim Lindeman, R (6,3) OBP: 0.182, SLG: 0.100	P6					G4-3 1B		G4-3 1B		3	0	2	0	0	0	1				
Milt Thompson, L (1,8) OBP: 0.381, SLG: 0.426		G6-3				G4-3 1B		FC5		4	0	0	0	0	0	5				
Tom Brunansky, R (1,9) OBP: 0.285, SLG: 0.357 John Morris, L (7,9) OBP: 0.526, SLG: 0.895	L5					F9				3	0	0	0	0	0	3				
José Oquendo, S (1,4) OBP: 0.336, SLG: 0.313										1	0	0	0	0	1	0				
Tony Peña, R (1,2) OBP: 0.286, SLG: 0.358	L8									4	0	1	0	0	0	2				
Jose DeLeon, R (1,1) OBP: 0.056, SLG: 0.056 Ted Power, R (2,1) Willie McGee, S (5,PH) OBP: 0.357, SLG: 0.538 Dan Quisenberry, R (5,1) Tom Pagnozzi, R (8,3) OBP: 0.235, SLG: 0.188			K							0	0	0	0	0	0	0				
Inning Stats	R: 0 E: 0 K: 0 S: 11	H: 1 LOB: 1 BB: 0 P: 16	R: 0 E: 0 K: 0 S: 5	H: 1 LOB: 1 BB: 0 P: 7	R: 0 E: 0 K: 1 S: 7	H: 0 LOB: 0 BB: 1 P: 12	R: 0 E: 0 K: 0 S: 7	H: 1 LOB: 1 BB: 0 P: 10	R: 0 E: 0 K: 1 S: 6	H: 1 LOB: 1 BB: 0 P: 7	R: 0 E: 0 K: 1 S: 11	H: 0 LOB: 0 BB: 0 P: 8	R: 0 E: 0 K: 1 S: 7	H: 1 LOB: 2 BB: 1 P: 13	R: 0 E: 0 K: 1 S: 9	H: 0 LOB: 1 BB: 1 P: 17		1B: 4 2B: 2 3B: 0 HR: 0	SF: 0 SAC: 0 DP: 1 HBP: 0	WP: 0 PB: 0 SB: 0 CS: 0
PITCHER	IP WLS BF H R ER SO BB IBB HBP BLK WP HR S P ERA WHIP																			
Rick Reuschel, R (1,1) ERA: 2.7 Michael LaCoss, R (7,1) ERA: 2.61	6.0 W 24 5 0 0 3 2 0 0 0 0 0 0 47 74 0.00 1.167																			
PITCHER	IP WLS BF H R ER SO BB IBB HBP BLK WP HR S P ERA WHIP																			

Batter	1	2	3	4	5	6	7	8	9	AB	R	H	RBI	BB	SO	LOB	BOTTOM			
Brett Butler, L (1,8) OBP: 0.409, SLG: 0.404 Tracy Jones, R (5,9) OBP: 0.150, SLG: 0.132	1B E BB	HR 2B	1B IBB		G6-3			G6-3		1	2	1	2	2	0	0	St. Louis Cardinals @ San Francisco Giants Candlestick Park, San Francisco, CA Sat May 06 1989, 6:33 AM EDT Att: 26,925 - Unknown			
Donell Nixon, R (1,9) OBP: 0.250, SLG: 0.300	E1 1B	G6-3	1B			G6-3		E 1B		5	2	3	2	0	1					
Will Clark, L (1,3) OBP: 0.348, SLG: 0.604 Jim Steels, L (4,3) OBP: 0.273, SLG: 0.111	K	HR	G3			1B		K 1B		3	1	1	2	0	1	3				
Kevin Mitchell, R (1,7) OBP: 0.376, SLG: 0.708	1B	HR			F9	1B		E5		5	0	3	1	0	0	0				
Ernest Riles, L (1,5) OBP: 0.350, SLG: 0.444	1B	F7			F8	1B		F7		5	0	1	0	0	0	4				
Greg Litton, R (9,4)	G4-6-3 1B				F8	L3		F7		0	0	0	0	0	0	0				
Terry Kennedy, L (1,2) OBP: 0.381, SLG: 0.508 Kirt Manwaring, R (5,2) OBP: 0.280, SLG: 0.283	G4-6-3 1-2f		G3 BB 1B		G3			G4-3		3	1	1	0	0	0	2				
Robby Thompson, R (1,4) OBP: 0.348, SLG: 0.356 Ed Jurak, R (7,PH) OBP: 0.318, SLG: 0.250		SH2-4 1B BB	G3 BB			K		K		1	2	0	0	2	1	0				
Jose Uribe, S (1,6) OBP: 0.264, SLG: 0.286 Charlie Hayes, R (7,PH) OBP: 0.250, SLG: 0.250		SH2-4 2B 1B	G3			G1-3 1B		G1-3 1B		3	1	2	0	0	0	2				
Rick Reuschel, R (1,1) OBP: 0.133, SLG: 0.071 Michael LaCoss, R (7,1)	SH2-4		G6-3		G1-3			K		2	0	0	0	0	0	3				
Inning Stats	R: 2 E: 1 K: 1 S: 15	H: 3 LOB: 1 BB: 1 P: 23	R: 4 E: 0 K: 0 S: 25	H: 4 LOB: 1 BB: 1 P: 41	R: 2 E: 0 K: 0 S: 14	H: 2 LOB: 2 BB: 2 P: 27	R: 0 E: 0 K: 0 S: 7	H: 0 LOB: 0 BB: 0 P: 10	R: 0 E: 0 K: 1 S: 9	H: 1 LOB: 1 BB: 0 P: 11	R: 0 E: 0 K: 0 S: 6	H: 2 LOB: 1 BB: 0 P: 10	R: 0 E: 0 K: 2 S: 9	H: 1 LOB: 1 BB: 0 P: 12	R: 1 E: 1 K: 1 S: 13	H: 1 LOB: 1 BB: 0 P: 18	1B: 12 2B: 2 3B: 0 HR: 1	SF: 0 SAC: 1 DP: 2 HBP: 0	WP: 0 PB: 0 SB: 0 CS: 0	PA: 41
PITCHER	IP WLS BF H R ER SO BB IBB HBP BLK WP HR S P ERA WHIP																			
Jose DeLeon, R (1,1) ERA: 2.6 Ted Power, R (2,1) ERA: 7.71 Dan Quisenberry, R (5,1) ERA: 3.21 Cris Carpenter, R (8,1) ERA: 2.21	1.2 L 13 7 6 6 1 1 0 0 1 1 0 0 0 25 42 7.71 1.286																			
PITCHER	IP WLS BF H R ER SO BB IBB HBP BLK WP HR S P ERA WHIP																			

AB 32
R 0
H 6
RBI 0
BB 4
SO 5
LOB 19



AB 36
R 9
H 14
RBI 7
BB 4
SO 5
LOB 18



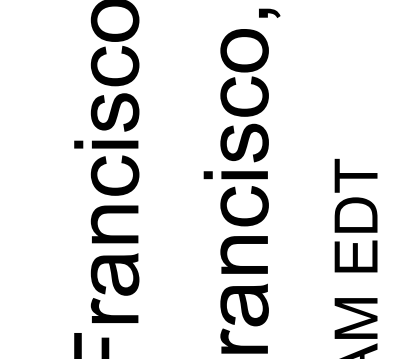
Batter	1	2	3	4	5	6	7	8	9	AB	R	H	RBI	BB	SO	LOB	TOP			
Milt Thompson, L (1, 8) OBP: 0.385, SLG: 0.429	1-1 CS 1B		1-0 L7		1-0 G1-3			1-0 G3-6-3 1B		4	0	2	0	0	0	1	St. Louis Cardinals @ San Francisco Giants Candlestick Park, San Francisco, CA Sun May 07 1989, 6:33 AM EDT Att: 50,492 - Sunny			
Ozzie Smith, S (1, 6) OBP: 0.333, SLG: 0.321	1-2 SAFE SAFE F7		2-1 1B		0-2 F7			1-0 G3-6-3 1-2 3-H F7		4	0	1	0	0	0	3				
Terry Pendleton, S (1, 5) OBP: 0.331, SLG: 0.324	1-1 1B		0-1 G4-3			2-2 G6-3				4	0	1	0	0	0	1				
Pedro Guerrero, R (1, 3) OBP: 0.388, SLG: 0.540	2-3 SAFE SAFE K			0-1 2B		1-1 F8			0-0 G4-3	4	0	1	0	0	1	1				
John Morris, L (1, 7) OBP: 0.478, SLG: 0.783		0-1 1B 1B		0-0 L4		2-2 F9			0-1 F7	4	0	1	0	0	0	1				
Tom Brunansky, R (1, 9) OBP: 0.284, SLG: 0.356		1-0 G6-3 1B		4-2 G4-6-3 HBP			0-3 K		1-2 G6-3	3	0	1	0	0	1	0				
José Oquendo, S (1, 4) OBP: 0.328, SLG: 0.304		2-3 K		0-0 G4-6-3			1-1 F8			3	0	0	0	0	1	4				
Tony Peña, R (1, 2) OBP: 0.277, SLG: 0.347		0-0 G6-3			0-3 K		1-2 G4-3			3	0	0	0	0	1	2				
Todd Worrell, R (7, 1)		1-2 G6-3								0	0	0	0	0	0	0				
Scott Terry, R (1, 1) OBP: 0.267, SLG: 0.500			1-3 K		2-2 2B				0-0 1B G3-6-3 2B	0	0	0	0	0	0	0				
Frank DiPino, L (2, 1)										1	0	0	0	0	1	0				
Tim Jones, L (5, PH) OBP: 0.281, SLG: 0.321										1	0	1	0	0	0	0				
Ken Dayley, L (5, 1)										0	0	0	0	0	0	0				
Tom Pagnozzi, R (7, 2) OBP: 0.276, SLG: 0.294										1	1	1	0	0	0	0				
Inning Stats	R: 0 E: 0 K: 1 S: 11	H: 2 LOB: 1 BB: 0 P: 15	R: 0 E: 0 K: 1 S: 7	H: 2 LOB: 1 BB: 0 P: 10	R: 0 E: 0 K: 1 S: 8	H: 1 LOB: 1 BB: 0 P: 12	R: 0 E: 0 K: 0 S: 6	H: 1 LOB: 1 BB: 0 P: 10	R: 0 E: 0 K: 1 S: 11	H: 0 LOB: 0 BB: 0 P: 13	R: 0 E: 0 K: 1 S: 9	H: 0 LOB: 0 BB: 0 P: 11	R: 1 E: 0 K: 0 S: 6	H: 2 LOB: 0 BB: 0 P: 9	R: 0 E: 0 K: 0 S: 6	H: 0 LOB: 0 BB: 0 P: 7	1B: 6 2B: 3 3B: 0 HR: 0	SF: 0 SAC: 0 DP: 3 HBP: 1	WP: 0 PB: 0 SB: 1 CS: 1	PA: 33
PITCHER Don Robinson, R (1, 1) ERA: 3.95	IP: 9.0 WLS: W BF: 33 H: 9 R: 1 ER: 1 SO: 5 BB: 0 IBB: 0 HBP: 1 BLK: 0 WP: 0 HR: 0 S: 72 P: 101 ERA: 1.00 WHIP: 1.000															PITCHER				

Batter	1	2	3	4	5	6	7	8	9	AB	R	H	RBI	BB	SO	LOB	BOTTOM			
Brett Butler, L (1, 8) OBP: 0.415, SLG: 0.405	4-1 G3 SF7 1B BB	1-2 FC1-6 1B		2-1 B5-3			1-1 SH2-3			2	1	1	0	1	0	0	St. Louis Cardinals @ San Francisco Giants Candlestick Park, San Francisco, CA Sun May 07 1989, 6:33 AM EDT Att: 50,492 - Sunny			
Donell Nixon, R (1, 9) OBP: 0.292, SLG: 0.333	0-0 SF7 G3 1B	0-0 FC1-6 1-2 2-H		1-2 S 1B			0-1 P4			4	0	2	0	0	0	2				
Will Clark, L (1, 3) OBP: 0.451, SLG: 0.582	1-0 G3	0-3 K		1-3 K			0-1 F9			4	0	0	0	0	2	5				
Kevin Mitchell, R (1, 7) OBP: 0.372, SLG: 0.724	2-1 SF7	1-0 F8		0-0 F9			0-1 HR			3	1	1	2	0	0	2				
Ernest Riles, L (1, 5) OBP: 0.359, SLG: 0.429	4-2 BB BB		2-1 G6-3		3-1 P4		4-1 G3 E BB			2	1	0	0	2	0	1				
Terry Kennedy, L (1, 2) OBP: 0.355, SLG: 0.485	4-1 BB		0-0 G3		0-0 F9		0-0 G3			3	0	0	0	1	0	1				
Robby Thompson, R (1, 4) OBP: 0.336, SLG: 0.343	0-1 G3		3-1 G5-3		3-1 P3		0-2 G6-3			4	0	0	0	0	0	4				
Jose Uribe, S (1, 6) OBP: 0.273, SLG: 0.314		1-2 HR		1-2 G6-3		1-2 CS 1B		0-1 E6		4	1	2	0	0	0	0				
Don Robinson, R (1, 1) OBP: 0.316, SLG: 0.474		1-1 HR		3-1 G5-3		1-0 CS		0-0 G5-3		4	1	2	2	0	0	1				
Inning Stats	R: 1 E: 0 K: 0 S: 13	H: 1 LOB: 3 BB: 3 P: 28	R: 2 E: 0 K: 1 S: 14	H: 3 LOB: 1 BB: 0 P: 18	R: 0 E: 0 K: 0 S: 5	H: 0 LOB: 0 BB: 0 P: 10	R: 0 E: 0 K: 0 S: 7	H: 0 LOB: 0 BB: 0 P: 13	R: 0 E: 0 K: 1 S: 12	H: 1 LOB: 1 BB: 0 P: 17	R: 0 E: 0 K: 0 S: 6	H: 1 LOB: 1 BB: 0 P: 11	R: 0 E: 0 K: 0 S: 8	H: 1 LOB: 1 BB: 0 P: 9	R: 2 E: 1 K: 0 S: 10	H: 1 LOB: 1 BB: 1 P: 14		1B: 5 2B: 0 3B: 1 HR: 2	SF: 1 SAC: 1 DP: 0 HBP: 0	WP: 0 PB: 0 SB: 2 CS: 1
PITCHER Scott Terry, R (1, 1) ERA: 3.0	IP: 1.0 WLS: L BF: 7 H: 1 R: 1 ER: 1 SO: 1 BB: 3 IBB: 0 HBP: 0 BLK: 0 WP: 0 HR: 0 S: 13 P: 28 ERA: 9.00 WHIP: 4.000															PITCHER				
Frank DiPino, L (2, 1) ERA: 2.15	3.0 12 3 2 2 1 0 0 0 0 0 1 26 41 6.00 1.000																			
Ken Dayley, L (5, 1) ERA: 3.18	2.0 7 2 0 0 1 0 0 0 0 0 0 18 28 0.00 1.000																			
Todd Worrell, R (7, 1) ERA: 1.56	2.0 10 2 2 1 0 1 0 0 1 0 1 18 23 4.50 1.500																			

AB 32
R 1
H 9
RBI 0
BB 0
SO 5
LOB 13



AB 30
R 5
H 8
RBI 4
BB 4
SO 2
LOB 16



Batter	1	2	3	4	5	6	7	8	9	AB	R	H	RBI	BB	SO	LOB	TOP										
Brett Butler, L OBP: 0.407, SLG: 0.392 (1, 8)	G4-3		1B BB		P4		F9		G3	4	1	0	0	1	0	1	San Francisco Giants @ Chicago Cubs Wrigley Field, Chicago, IL Tue May 09 1989, 3:33 AM CDT Att. 13,949 - Sunny - 47 F										
Donell Nixon, R OBP: 0.310, SLG: 0.345 (1, 9)	1B		1B 1-2		FC6-4		K		F8	5	0	2	0	0	1	1											
Will Clark, L OBP: 0.453, SLG: 0.575 (1, 3)	K		1-3 2-H				G4-3			3	1	1	1	0	1	1											
Kevin Mitchell, R OBP: 0.362, SLG: 0.701 (1, 7)	P3		G4-3				HBP		K	4	0	0	0	0	1	4											
Ed Jurak, R OBP: 0.280, SLG: 0.217 (8, PH) Ernest Riles, L OBP: 0.369, SLG: 0.439 (8, 5)		L3			G3-1		F9		1B	3	0	0	0	0	0	1											
Robby Thomsson, R OBP: 0.341, SLG: 0.367 (1, 4)	F9		L7				E		1B	4	1	2	1	0	0	0											
Kirt Manwaring, R OBP: 0.283, SLG: 0.271 (8, PH) Terry Kennedy, L OBP: 0.351, SLG: 0.478 (8, 2)	F8		F8				E		P6	2	1	0	0	1	0	0											
Jose Uribe, S OBP: 0.263, SLG: 0.302 (1, 6)			K				F9		F9	4	0	0	0	0	1	2											
Mike Krukow, R OBP: 0.143, SLG: 0.143 (8, 1) Craig Lefferts, L (8, 1)			G6-3				F7		K	3	0	1	0	0	0	1											
Inning Stats	R: 0 E: 0 K: 1 S: 10	H: 1 LOB: 1 BB: 0 P: 12	R: 0 E: 0 K: 0 S: 5	H: 0 LOB: 0 BB: 0 P: 9	R: 1 E: 0 K: 1 S: 11	H: 2 LOB: 2 BB: 1 P: 18	R: 0 E: 0 K: 0 S: 5	H: 0 LOB: 0 BB: 0 P: 11	R: 0 E: 0 K: 0 S: 6	H: 1 LOB: 1 BB: 0 P: 8	R: 3 E: 1 K: 0 S: 10	H: 1 LOB: 1 BB: 1 P: 20	R: 0 E: 0 K: 1 S: 5	H: 0 LOB: 0 BB: 0 P: 8	R: 0 E: 0 K: 1 S: 12	H: 2 LOB: 2 BB: 0 P: 17		R: 0 E: 0 K: 1 S: 8	H: 0 LOB: 0 BB: 0 P: 11	1B: 6 2B: 0 3B: 1 HR: 0	SF: 0 SAC: 0 DP: 0 HBP: 1	WP: 0 PB: 0 SB: 0 CS: 0	PA: 38				
PITCHER	IP	WLS	BF	H	R	ER	SO	BB	IBB	HBP	BLK	WP	HR	S	P	ERA	WHIP										
Paul Kilgus, L ERA: 3.48 (7, 1)	6.0	L	27	5	4	2	2	2	0	1	0	0	0	47	78	3.00	1.167										
Jeff Pico, R ERA: 3.14 (8, 1)	1.1		6	2	0	0	2	0	0	0	0	0	0	15	22	0.00	1.500										
Pat Perry, L ERA: 1.62 (9, 1)	0.2		2	0	0	0	0	0	0	0	0	0	0	2	3	0.00	0.000										
Calvin Schiraldi, R ERA: 3.32 (8, 1)	1.0		3	0	0	0	1	0	0	0	0	0	0	8	11	0.00	0.000										

Batter	1	2	3	4	5	6	7	8	9	AB	R	H	RBI	BB	SO	LOB	BOTTOM										
Jerome Walton, R OBP: 0.319, SLG: 0.420 (1, 8)	F7		G6-3			B3		G4-3		4	0	0	0	0	0	0	San Francisco Giants @ Chicago Cubs Wrigley Field, Chicago, IL Tue May 09 1989, 3:33 AM CDT Att. 13,949 - Sunny - 47 F										
Dwight Smith, L OBP: 0.308, SLG: 0.280 (8, PH) Darrin Jackson, R OBP: 0.214, SLG: 0.286 (1, 7)	G5-3				P6		G1-3		F8	3	0	0	0	0	0	0											
23 Ryne Sandberg, R OBP: 0.361, SLG: 0.426 (1, 4)	1B				F8		1B SF7		2B	4	1	3	0	0	0	0											
Mark Grace, L OBP: 0.397, SLG: 0.427 (1, 3)	K				F8		E		G6-3	4	1	1	0	0	1	2											
Damon Berryhill, S OBP: 0.286, SLG: 0.360 (1, 2)		F8					SF7		G6-3	3	0	0	1	0	0	1											
Mitch Webster, S OBP: 0.306, SLG: 0.298 (1, 9)	F7				F9		E9			3	0	0	0	0	0	0											
Vance Law, R OBP: 0.207, SLG: 0.232 (1, 5)	G6-3				F9		K			3	0	0	0	0	1	1											
Shawon Dunston, R OBP: 0.230, SLG: 0.218 (1, 6)			P3			G4-3		G5-3		3	0	0	0	0	0	0											
Paul Kilgus, L OBP: 0.407, SLG: 0.392 (8, PH) Curtis Wilkerson, S OBP: 0.216, SLG: 0.380 (7, 1) Jeff Pico, R (8, 1) Pat Perry, L OBP: 0.351, SLG: 0.478 (8, PH) Domingo Ramos, R OBP: 0.273, SLG: 0.406 Calvin Schiraldi, R (9, 1)			K			G1-3		G5-3		1	0	0	0	0	1	0											
Inning Stats	R: 0 E: 0 K: 1 S: 10	H: 1 LOB: 1 BB: 0 P: 19	R: 0 E: 0 K: 0 S: 6	H: 0 LOB: 0 BB: 0 P: 8	R: 0 E: 0 K: 0 S: 4	H: 0 LOB: 0 BB: 0 P: 6	R: 0 E: 0 K: 0 S: 9	H: 0 LOB: 0 BB: 0 P: 12	R: 0 E: 0 K: 0 S: 5	H: 0 LOB: 0 BB: 0 P: 6	R: 2 E: 1 K: 1 S: 15	H: 2 LOB: 1 BB: 0 P: 21	R: 0 E: 0 K: 0 S: 6	H: 0 LOB: 0 BB: 0 P: 9	R: 0 E: 0 K: 0 S: 8	H: 1 LOB: 1 BB: 0 P: 11		1B: 3 2B: 1 3B: 0 HR: 0	SF: 1 SAC: 0 DP: 0 HBP: 0	WP: 0 PB: 0 SB: 0 CS: 0	PA: 32						
PITCHER	IP	WLS	BF	H	R	ER	SO	BB	IBB	HBP	BLK	WP	HR	S	P	ERA	WHIP										
Mike Krukow, R ERA: 2.65 (8, 1)	7.0	W	25	3	2	1	3	0	0	0	0	0	0	58	84	1.29	0.429										
Craig Lefferts, L ERA: 0.37 (8, 1)	2.0	S	7	1	0	0	0	0	0	0	0	0	0	14	20	0.00	0.500										



Batter	1	2	3	4	5	6	7	8	9	AB	R	H	RBI	BB	SO	LOB	TOP										
Brett Butler, L (1,8) OBP: 0.407, SLG: 0.392	2-2 4-3		2-2 1B			1-0 B3		0-0 FC6-5 1B	2-2 L7-4	5	1	2	0	0	0	2											
Donell Nixon, R (1,9) OBP: 0.273, SLG: 0.303	0-0 B1-3		1-1 F9			0-3 K		2-2 FC6-5 1B BLK		4	1	0	0	0	1	4											
Will Clark, L (1,3) OBP: 0.454, SLG: 0.573	1-3 K			2-2 G4-6-3 1B			0-0 G4-1	2-0 BLK 1B		4	0	2	1	0	1	0											
Kevin Mitchell, R (1,7) OBP: 0.359, SLG: 0.685		1-3 K		0-2 G4-6-3 1-2			2-1 F9	4-1 IBB		3	0	0	0	1	1	1											
Ernest Riles, L (1,5) OBP: 0.368, SLG: 0.433 Charlie Hayes, R (8,PH) OBP: 0.200, SLG: 0.200		2-2 CS 1B		1-0 1-3			2-2 E6 WP 2B	3-3 K		3	1	1	0	0	0	0											
Terry Kennedy, L (1,2) OBP: 0.350, SLG: 0.465 Kirt Manwaring, R (8,PH) OBP: 0.278, SLG: 0.265		3-2 4-3			0-0 F8		4-2 2B WP	0-3 K		2	1	0	0	1	0	1											
Robby Thompson, R (1,4) OBP: 0.346, SLG: 0.381			2-2 FC5-4 1B		0-1 B3		1-2 1H 2H 2B	3-1 P2		4	0	2	2	0	0	0											
Jose Uribe, S (1,6) OBP: 0.259, SLG: 0.296 Candy Maldonado, R (7,PH) OBP: 0.296, SLG: 0.264 Michael LaCoss, R (7,1) Craig Lefferts, L (9,1)			0-1 FC5-4 1B SH1-4		1-2 F9		2-2 F8	4-2 L7-4 BB		2	0	0	0	0	0	1											
Scott Garrelts, R (1,1) OBP: 0.143, SLG: 0.286 Atlee Hammaker, S (5,1) Jim Steels, L (6,PH) OBP: 0.250, SLG: 0.100 Jeff Brantley, R (6,1) Ed Jurak, R (7,6) OBP: 0.333, SLG: 0.250			0-0 SH1-4			2-1 F9		0-1 FC6-5 1B	4-2 BB	0	0	0	0	0	0	0											
Inning Stats	R: 0 E: 0 K: 1 S: 8	H: 0 LOB: 0 BB: 0 P: 11	R: 0 E: 0 K: 1 S: 11	H: 1 LOB: 0 BB: 0 P: 16	R: 0 E: 0 K: 0 S: 11	H: 2 LOB: 2 BB: 0 P: 16	R: 0 E: 0 K: 0 S: 7	H: 1 LOB: 0 BB: 0 P: 10	R: 0 E: 0 K: 0 S: 6	H: 0 LOB: 0 BB: 0 P: 7	R: 0 E: 0 K: 1 S: 6	H: 0 LOB: 0 BB: 0 P: 9	R: 2 E: 1 K: 0 S: 15	H: 1 LOB: 1 BB: 1 P: 26	R: 2 E: 0 K: 2 S: 15	H: 3 LOB: 2 BB: 1 P: 26	R: 0 E: 0 K: 0 S: 11	H: 0 LOB: 1 BB: 2 P: 24	1B: 7 2B: 2 3B: 0 HR: 0	SF: 0 SAC: 1 DP: 2 HBP: 0	WP: 1 PB: 0 SB: 0 CS: 1	PA: 37					
PITCHER	IP	WLS	BF	H	R	ER	SO	BB	IBB	HBP	BLK	WP	HR	S	P	ERA	WHIP										
Mike Bielecki, R (1,1) ERA: 1.26	7.0		27	6	3	1	3	1	0	0	0	1	0	66	97	1.29	1.000										
Mitch Williams, L (8,1) ERA: 1.56	1.1	L	9	2	1	1	2	2	1	0	1	0	0	21	43	6.75	3.000										
Pat Perry, L (9,1) ERA: 1.56	0.2		1	0	0	0	0	0	0	0	0	0	0	3	5	0.00	0.000										

San Francisco Giants @ Chicago Cubs
Wrigley Field, Chicago, IL
Wed May 10 1989, 7:05 PM CDT
Att: 25,638 - Unknown - 51 F

AB 32
R 4
H 8
RBI 3
BB 4
SO 5
LOB 14



Batter	1	2	3	4	5	6	7	8	9	AB	R	H	RBI	BB	SO	LOB	BOTTOM										
Jerome Walton, R (1,8) OBP: 0.313, SLG: 0.407	0-1 5-3		2-3 K		0-1 23 S 1B	2-3 K			2-2 E6 1B	5	0	1	0	0	2	1											
Dwight Smith, L (1,9) OBP: 0.333, SLG: 0.286	4-0 23 1B SH3 BB		0-0 4-3		1-0 F8		2-1 23 FC5-4 1B	0-0 1-3 1B		3	1	1	0	1	0	1											
Domingo Ramos, R (9,PH) OBP: 0.294, SLG: 0.424	1-0 SH3 1B		2-2 4-3		3-1 F7		1-2 FC5-4 CS			4	0	1	0	0	0	2											
23 Ryne Sandberg, R (1,4) OBP: 0.358, SLG: 0.421	1-1 SH3			2-2 4-3 1B	4-0 1B IBB		3-2 P4			2	1	1	1	1	0	1											
Mark Grace, L (1,3) OBP: 0.403, SLG: 0.429	1-2 3H				4-0 1B IBB					2	1	1	1	1	0	1											
Phil Stephenson, L (1,7) OBP: 0.250, SLG: 0.200 Darrin Jackson, R (5,PH) OBP: 0.200, SLG: 0.267	3-3 K		0-0 4-3		2-1 F8			1-1 6-3		2	0	0	0	0	1	2											
Gary Varsho, L (8,PH) OBP: 0.250, SLG: 0.333				1-2 4-3		2-1 F8				1	0	0	0	0	0	0											
Damon Berryhill, S (1,2) OBP: 0.313, SLG: 0.414		2-3 K		2-2 F8 2H 1B		1-0 6-3 1B 2B		0-1 6-3		4	1	2	1	0	1	0											
Vance Law, R (1,5) OBP: 0.220, SLG: 0.256 Pat Perry, L (9,1) OBP: 0.250, SLG: 0.250		0-0 2B		1-2 1B		3-2 6-3		1-2 L4		4	0	2	0	0	0	1											
Shawon Dunston, R (1,6) OBP: 0.231, SLG: 0.220		3-2 5-3		1-2 F8		1-2 S 1B			0-2 F8	4	0	1	1	0	0	3											
Mike Bielecki, R (1,1) Mitch Williams, L (8,1) Curtis Wilkerson, S (9,5) OBP: 0.212, SLG: 0.373		2-2 G3		0-3 K		3-3 K		2-1 F8		3	0	0	0	0	2	4											
Inning Stats	R: 1 E: 0 K: 1 S: 11	H: 1 LOB: 1 BB: 1 P: 20	R: 0 E: 0 K: 1 S: 13	H: 1 LOB: 0 BB: 0 P: 20	R: 0 E: 0 K: 1 S: 7	H: 0 LOB: 0 BB: 0 P: 11	R: 1 E: 0 K: 1 S: 19	H: 3 LOB: 2 BB: 0 P: 25	R: 0 E: 0 K: 0 S: 10	H: 1 LOB: 2 BB: 1 P: 17	R: 1 E: 0 K: 2 S: 15	H: 2 LOB: 1 BB: 0 P: 25	R: 0 E: 0 K: 0 S: 11	H: 1 LOB: 0 BB: 0 P: 15	R: 0 E: 0 K: 0 S: 7	H: 0 LOB: 0 BB: 0 P: 9	R: 0 E: 1 K: 0 S: 9	H: 1 LOB: 2 BB: 0 P: 13	1B: 8 2B: 2 3B: 0 HR: 0	SF: 0 SAC: 1 DP: 0 HBP: 0	WP: 0 PB: 0 SB: 2 CS: 1	PA: 38					
PITCHER	IP	WLS	BF	H	R	ER	SO	BB	IBB	HBP	BLK	WP	HR	S	P	ERA	WHIP										
Scott Garrelts, R (1,1) ERA: 2.72	4.2		22	6	2	2	4	0	0	0	0	0	0	58	89	3.86	1.500										
Atlee Hammaker, L (5,1) ERA: 3.18	0.1		1	0	0	0	0	0	0	0	0	0	0	2	4	0.00	0.000										
Jeff Brantley, R (6,1) ERA: 4.35	1.0	W	5	2	1	1	2	0	0	0	0	0	0	15	25	9.00	2.000										
Michael LaCoss, R (7,1) ERA: 2.38	2.0		6	1	0	0	0	0	0	0	0	0	0	18	24	0.00	0.500										
Craig Lefferts, L (9,1) ERA: 0.36	1.0	S	4	1	0	0	0	0	0	0	0	0	0	9	13	0.00	1.000										

San Francisco Giants @ Chicago Cubs
Wrigley Field, Chicago, IL
Wed May 10 1989, 7:05 PM CDT
Att: 25,638 - Unknown - 51 F

AB 35
R 3
H 10
RBI 3
BB 2
SO 6
LOB 17



Batter	1	2	3	4	5	6	7	8	9	AB	R	H	RBI	BB	SO	LOB	TOP				
Brett Butler , L (1, 8) OBP: 0.403, SLG: 0.388	F8		4-3		6-3			1B E 1B		4	1	1	0	0	0	1					
Donell Nixon , R (1, 9) OBP: 0.297, SLG: 0.324 Tracy Jones , R (9, 9) OBP: 0.150, SLG: 0.132	2-3					6-3		E4 1B		4	0	2	1	0	0	0					
Will Clark , L (1, 3) OBP: 0.441, SLG: 0.554	F8		F7		4-3			4-3		4	0	0	0	0	0	2					
Kevin Mitchell , R (1, 7) OBP: 0.356, SLG: 0.669		P4		5-3		F8		G4-3 IBB		3	0	0	0	1	0	0					
Ernest Riles , L (1, 5) OBP: 0.375, SLG: 0.438 Chris Speier , R (8, 5) OBP: 0.316, SLG: 0.222		1B 1B		E 1B		G3		G4-3		4	0	2	0	0	0	2					
Terry Kennedy , L (1, 2) OBP: 0.345, SLG: 0.453		G5-4-3 1B		L8		4-3			L4	4	0	1	0	0	0	1					
Robby Thompson , R (1, 4) OBP: 0.344, SLG: 0.393		G5-4-3		K						4	0	1	0	0	2	3					
Jose Uribe , S (1, 6) OBP: 0.275, SLG: 0.315			4-3 SH5-4 1B		P5					3	1	2	0	1	0	0					
Rick Reuschel , R (1, 1) OBP: 0.111, SLG: 0.059 Rich Gossage , R (9, 1)			SH5-4		6-3				K2-3	3	0	0	0	0	1	3					
Inning Stats	R: 0 E: 0 K: 0 S: 3	H: 0 LOB: 0 BB: 0 P: 3	R: 0 E: 0 K: 0 S: 4	H: 2 LOB: 1 BB: 0 P: 4	R: 1 E: 0 K: 0 S: 5	H: 2 LOB: 1 BB: 0 P: 5	R: 0 E: 1 K: 1 S: 6	H: 1 LOB: 1 BB: 0 P: 6	R: 0 E: 0 K: 0 S: 3	H: 0 LOB: 0 BB: 0 P: 3	R: 0 E: 0 K: 0 S: 4	H: 1 LOB: 2 BB: 1 P: 8	R: 1 E: 1 K: 0 S: 4	H: 2 LOB: 1 BB: 1 P: 8	R: 0 E: 0 K: 2 S: 8	H: 1 LOB: 1 BB: 0 P: 8	1B: 7 2B: 1 3B: 1 HR: 0	SF: 0 SAC: 1 DP: 2 HBP: 0	WP: 0 PB: 0 SB: 1 CS: 0	PA: 36	
PITCHER	IP	WLS	BF	H	R	ER	SO	BB	IBB	HBP	BLK	WP	HR	S	P	ERA	WHIP				
Pascual Perez , R (1, 1) ERA: 5.21	8.0	L	32	8	2	1	1	0	2	0	0	0	0	32	40	1.12	1.000				
Joe Hesketh , L (9, 1) ERA: 9.0	1.0		4	1	0	0	2	0	0	0	0	0	0	8	8	0.00	1.000				

San Francisco Giants @ Montreal Expos
Olympic Stadium, Montreal, QB
Fri May 12 1989, 7:05 PM EDT
Att: 15,851 - Unknown

AB 33
R 2
H 9
RBI 1
BB 2
SO 3
LOB 12

GIANTS

Batter	1	2	3	4	5	6	7	8	9	AB	R	H	RBI	BB	SO	LOB	BOTTOM					
Tim Raines , S (1, 7) OBP: 0.403, SLG: 0.461	4-3 FC6-2 2B		4-3			G3			F7	4	0	1	0	0	0	0						
Tom Foley , L (1, 4) OBP: 0.314, SLG: 0.380	4-3				F8				F7	4	1	1	0	0	0	1						
Andres Galarraga , R (1, 3) OBP: 0.321, SLG: 0.436	FC6-2				G6-4-3 BB			S 1B	G3 1B	3	0	1	0	1	0	2						
Hubie Brooks , R (1, 9) OBP: 0.292, SLG: 0.394 Otis Nixon , S (9, PR) OBP: 0.317, SLG: 0.297	P4				G6-4-3			F9 1B	F9 CS 1B	4	0	1	1	0	0	3						
Tim Wallach , R (1, 5) OBP: 0.328, SLG: 0.397		F7				F9		K	CS	3	0	0	0	0	1	1						
Dave Martinez , L (1, 8) OBP: 0.288, SLG: 0.343		F7				1B 1B		F8		3	0	1	0	0	0	1						
Nelson Santovenia , R (1, 2) OBP: 0.389, SLG: 0.596 Mike Fitzgerald , R (9, 2) OBP: 0.333, SLG: 0.391			K			G4-6-3 1B		K		3	0	1	0	0	2	0						
Spike Owen , S (1, 6) OBP: 0.371, SLG: 0.417						G4-6-3		4-3		3	0	0	0	0	2							
Pascual Perez , R (1, 1) OBP: 0.154, SLG: 0.231 Mike Aldrete , L (8, PH) OBP: 0.231, SLG: 0.121 Joe Hesketh , R (9, 1) OBP: 1.000, SLG: 1.000			4-3			L8		6-3		2	0	0	0	0	0	0						
Inning Stats	R: 0 E: 0 K: 0 S: 4	H: 1 LOB: 1 BB: 0 P: 4	R: 0 E: 0 K: 1 S: 5	H: 0 LOB: 0 BB: 0 P: 5	R: 0 E: 0 K: 0 S: 3	H: 0 LOB: 0 BB: 0 P: 3	R: 0 E: 0 K: 0 S: 2	H: 0 LOB: 0 BB: 1 P: 6	R: 0 E: 0 K: 0 S: 4	H: 2 LOB: 1 BB: 0 P: 4	R: 0 E: 0 K: 0 S: 3	H: 0 LOB: 0 BB: 0 P: 3	R: 0 E: 0 K: 1 S: 6	H: 1 LOB: 1 BB: 0 P: 6	R: 0 E: 0 K: 1 S: 5	H: 0 LOB: 0 BB: 0 P: 5	R: 1 E: 0 K: 0 S: 4	H: 2 LOB: 1 BB: 0 P: 4	1B: 5 2B: 1 3B: 0 HR: 0	SF: 0 SAC: 0 DP: 2 HBP: 0	WP: 0 PB: 0 SB: 1 CS: 1	PA: 32
PITCHER	IP	WLS	BF	H	R	ER	SO	BB	IBB	HBP	BLK	WP	HR	S	P	ERA	WHIP					
Rick Reuschel , R (1, 1) ERA: 2.45	8.2	W	31	6	1	1	3	1	0	0	0	0	0	36	40	1.04	0.808					
Rich Gossage , R (9, 1) ERA: 0.77	0.1	S	0	0	0	0	0	0	0	0	0	0	0	0	0	0.00	0.000					

San Francisco Giants @ Montreal Expos
Olympic Stadium, Montreal, QB
Fri May 12 1989, 7:05 PM EDT
Att: 15,851 - Unknown

AB 30
R 1
H 6
RBI 1
BB 1
SO 3
LOB 10

MONTREAL EXPOS

Batter	1	2	3	4	5	6	7	8	9	AB	R	H	RBI	BB	SO	LOB	TOP				
Brett Butler, L OBP: 0.399, SLG: 0.383 (1, 8)	1-0 1B 3B 1B		3-2 F8		0-0 F9			1-3 K		4	1	1	0	0	1	0					
Donell Nixon, R OBP: 0.293, SLG: 0.317 (1, 9)	1-0 3B 1B		2-0 F7		2-2 G1-3			3-2 F9		4	1	1	0	0	0	0					
Will Clark, L OBP: 0.450, SLG: 0.592 (1, 3)	2-2 1-H 3-H SF8 3B		2-2 1B		0-0 3B			0-0 G6-3		4	1	3	2	0	0	0					
Kevin Mitchell, R OBP: 0.346, SLG: 0.650 (1, 7)	K		0-0 F9		0-2 G5-3			1-2 G6-3		4	0	0	0	0	1	3					
Ernest Riles, L OBP: 0.368, SLG: 0.433 (1, 5)	2-1 SF8			2-3 K		2-3 K		1-1 1B		3	0	1	1	0	2	1					
Terry Kennedy, L OBP: 0.330, SLG: 0.430 (1, 2)	1-2 3-H F7			0-0 G6-3		2-2 F8		0-0 F8		4	0	0	0	0	0	2					
Robby Thompson, R OBP: 0.341, SLG: 0.413 (1, 4)		0-3 K		1-1 HR			0-2 G4-3		2-3 K	4	1	1	1	0	2	1					
Jose Uribe, S OBP: 0.266, SLG: 0.307 (1, 6)		3-2 F7		1-3 K			2-2 F9			3	0	0	0	0	1	0					
Don Robinson, R OBP: 0.273, SLG: 0.409 Atlee Hammaker, S (7, 1)		2-3 K			2-1 G5-3		1-1 F8			3	0	0	0	0	1	0					
Inning Stats	R: 3 E: 0 K: 1 S: 15	H: 3 LOB: 0 BB: 0 P: 24	R: 0 E: 0 K: 2 S: 9	H: 0 LOB: 0 BB: 0 P: 14	R: 0 E: 0 K: 0 S: 8	H: 1 LOB: 1 BB: 0 P: 15	R: 1 E: 0 K: 2 S: 9	H: 1 LOB: 0 BB: 0 P: 13	R: 0 E: 0 K: 0 S: 6	H: 0 LOB: 0 BB: 0 P: 10	R: 0 E: 0 K: 1 S: 12	H: 1 LOB: 1 BB: 0 P: 15	R: 0 E: 0 K: 0 S: 9	H: 0 LOB: 0 BB: 0 P: 12	R: 0 E: 0 K: 1 S: 10	H: 1 LOB: 1 BB: 0 P: 13	1B: 4 2B: 0 3B: 2 HR: 1	SF: 1 SAC: 0 DP: 0 HBP: 0	WP: 0 PB: 0 SB: 1 CS: 0	PA: 34	
PITCHER	IP	WLS	BF	H	R	ER	SO	BB	IBB	HBP	BLK	WP	HR	S	P	ERA	WHIP				
Kevin Gross, R ERA: 3.74	(1, 1)	6.0	24	6	4	4	6	0	0	0	0	0	1	59	91	6.00	1.000				
Andy McGaffigan, R ERA: 3.92	(7, 1)	1.0	3	0	0	0	0	0	0	0	0	0	0	9	12	0.00	0.000				
Tim Burke, R ERA: 4.43	(8, 1)	2.0	W	7	1	0	0	2	0	0	0	0	0	19	26	0.00	0.500				

San Francisco Giants @ Montreal Expos
Olympic Stadium, Montreal, QB
Sat May 13 1989, 3:33 AM EDT
Att: 13,029 - Unknown

AB 33
R 4
H 7
RBI 4
BB 0
SO 8
LOB 7

GIANTS

Batter	1	2	3	4	5	6	7	8	9	AB	R	H	RBI	BB	SO	LOB	BOTTOM					
Tim Raines, S OBP: 0.399, SLG: 0.479 (1, 7)	0-0 G6-3		1-0 HR			0-1 F7	0-1 F9			4	1	1	1	0	0	2						
Tom Foley, L OBP: 0.312, SLG: 0.375 (1, 4)	1-3 K		2-1 L4			0-2 F8		2-2 G4-6-3 1B		4	0	1	0	0	1	1						
Andres Galarraga, R OBP: 0.311, SLG: 0.421 (1, 3)	1-2 G5-3			1-2 F7		0-3 K		1-2 G4-6-3 1-2f		4	0	0	0	0	1	2						
Hubie Brooks, R OBP: 0.298, SLG: 0.405 (1, 9)		2-2 G4-3		0-1 G4-6-3 1B			1-1 1B 2B	0-0 G6-3		4	1	2	0	0	0	0						
Tim Wallach, R OBP: 0.319, SLG: 0.384 (1, 5)		1-2 G5-3		1-0 G4-6-3 1-2f			2-0 P4		1-0 G6-3	4	0	0	0	0	0	2						
Dave Martinez, L OBP: 0.286, SLG: 0.365 (1, 8)		1-2 3B			0-0 G4-3		1-2 F9		2-1 G4-3	4	0	1	0	0	0	1						
Mike Fitzgerald, R OBP: 0.345, SLG: 0.490 (1, 2)		2-2 G1-3			0-1 G6-3		3-2 HR 1B		0-2 1B	4	2	2	1	0	0	1						
Spike Owen, S OBP: 0.375, SLG: 0.450 (1, 6)			1-0 F8		1-2 G4-3		3-1 HR		3-1 1B	4	1	2	3	0	0	0						
Kevin Gross, R OBP: 0.188, SLG: 0.071 Otis Nixon, S OBP: 0.325, SLG: 0.297 Andy McGaffigan, R (7, 1) Mike Aldrete, L OBP: 0.250, SLG: 0.121 Tim Burke, R (8, 1)			0-3 K		4-1 BB		4-2 BB			1	0	0	0	0	1	0						
Inning Stats	R: 0 E: 0 K: 1 S: 7	H: 0 LOB: 0 BB: 0 P: 9	R: 0 E: 0 K: 0 S: 13	H: 1 LOB: 1 BB: 0 P: 19	R: 1 E: 0 K: 1 S: 7	H: 1 LOB: 0 BB: 0 P: 11	R: 0 E: 0 K: 0 S: 6	H: 1 LOB: 0 BB: 0 P: 8	R: 0 E: 0 K: 0 S: 6	H: 0 LOB: 0 BB: 0 P: 7	R: 0 E: 0 K: 1 S: 10	H: 0 LOB: 1 BB: 1 P: 14	R: 3 E: 0 K: 0 S: 19	H: 3 LOB: 1 BB: 1 P: 33	R: 0 E: 0 K: 0 S: 7	H: 1 LOB: 0 BB: 0 P: 10	R: 1 E: 0 K: 0 S: 9	H: 2 LOB: 1 BB: 0 P: 15	1B: 5 2B: 1 3B: 1 HR: 2	SF: 0 SAC: 0 DP: 2 HBP: 0	WP: 0 PB: 0 SB: 1 CS: 0	PA: 35
PITCHER	IP	WLS	BF	H	R	ER	SO	BB	IBB	HBP	BLK	WP	HR	S	P	ERA	WHIP					
Don Robinson, R ERA: 4.14	(1, 1)	6.2	L	9	3	1	1	0	1	0	0	0	0	22	35	4.50	2.000					
Atlee Hammaker, L ERA: 3.29	(7, 1)	2.0	L	9	3	1	1	0	1	0	0	0	0	22	35	4.50	2.000					

San Francisco Giants @ Montreal Expos
Olympic Stadium, Montreal, QB
Sat May 13 1989, 3:33 AM EDT
Att: 13,029 - Unknown

AB 33
R 5
H 9
RBI 5
BB 2
SO 3
LOB 9

MONTREAL EXPOS

Batter	1	2	3	4	5	6	7	8	9	AB	R	H	RBI	BB	SO	LOB	TOP								
Brett Butler, L OBP: 0.395, SLG: 0.375 (1,8)	1-1 F8		1-3 K			4-0 1B BB		0-1 G4-3		3	0	0	0	1	1	1	San Francisco Giants @ Montreal Expos Olympic Stadium, Montreal, QB Sun May 14 1989, 3:33 AM EDT Att: 19,835 - Unknown								
Donell Nixon, R OBP: 0.289, SLG: 0.311 (1,7)	2-2 L3		0-0 B5-3			2-2 S 1B		1-0 G6-3		4	0	1	1	0	0	0									
Will Clark, L OBP: 0.438, SLG: 0.574 (1,3)	2-3 K			0-2 L4		2-2 P5		3-H 1-3 K		4	0	0	0	0	2	2									
Candy Maldonado, R OBP: 0.294, SLG: 0.337 (1,9)		2-2 HR		0-1 HR		1-0 P5		0-1 G6-3		4	2	2	2	0	0	2									
Ernest Riles, L OBP: 0.367, SLG: 0.429 (1,5)		0-0 HR		0-3 K		0-1 F7		0-2 F7 1B		3	0	1	0	0	1	2									
Michael LaCoss, R (6,1)										0	0	0	0	0	0	0									
Kevin Mitchell, R OBP: 0.351, SLG: 0.652 (9,PH)										1	0	1	0	0	0	0									
Terry Kennedy, L OBP: 0.315, SLG: 0.410 (1,2)		1-3 K		0-0 G3-1			1-3 K		1-2 F7 1-2	4	0	0	0	0	2	2									
Robby Thompson, R OBP: 0.331, SLG: 0.400 (1,4)		0-1 F8 1-2			2-2 G6-3		2-0 F7		0-3 K	4	0	0	0	0	1	2									
Jose Uribe, S OBP: 0.262, SLG: 0.299 (1,6)		0-1 P6			2-1 F9		0-0 F8			3	0	0	0	0	0	1									
Mike Krukow, R OBP: 0.125, SLG: 0.125 (1,1)					1-0 G6-3					1	0	0	0	0	0	0									
Jeff Brantley, R (3,1)										1	0	0	0	0	1	0									
Ken Oberkfell, L OBP: 0.182, SLG: 0.195 (6,5)								3-2 G4-3 G6-3 2B		1	1	1	0	0	0	0									
Inning Stats	R: 0 E: 0 K: 1 S: 9	H: 0 LOB: 0 BB: 0 P: 14	R: 1 E: 0 K: 1 S: 15	H: 2 LOB: 1 BB: 0 P: 17	R: 0 E: 0 K: 1 S: 7	H: 0 LOB: 0 BB: 0 P: 9	R: 1 E: 0 K: 1 S: 11	H: 1 LOB: 0 BB: 0 P: 11	R: 0 E: 0 K: 1 S: 8	H: 0 LOB: 0 BB: 0 P: 13	R: 0 E: 0 K: 0 S: 9	H: 1 LOB: 2 BB: 1 P: 18	R: 0 E: 0 K: 1 S: 5	H: 0 LOB: 0 BB: 0 P: 8	R: 1 E: 0 K: 1 S: 9	H: 1 LOB: 1 BB: 0 P: 14	R: 0 E: 0 K: 1 S: 14	H: 1 LOB: 1 BB: 0 P: 15	1B: 3 2B: 1 3B: 0 HR: 2	SF: 0 SAC: 0 DP: 0 HBP: 0	WP: 0 PB: 0 SB: 1 CS: 0	PA: 34			
PITCHER	IP	WLS	BF	H	R	ER	SO	BB	IBB	HBP	BLK	WP	HR	S	P	ERA	WHIP								
Dennis Martinez, R ERA: 3.26 (1,1)	8.0	W	30	5	3	3	7	1	0	0	1	0	2	73	104	3.38	0.750								
Tim Burke, R ERA: 4.22 (9,1)	1.0	S	4	1	0	0	1	0	0	0	0	0	0	14	15	0.00	1.000								

Batter	1	2	3	4	5	6	7	8	9	AB	R	H	RBI	BB	SO	LOB	BOTTOM								
Tim Raines, S OBP: 0.399, SLG: 0.472 (1,7)	0-3 K		4-2 2B E 1-2 BB	0-0 G4-3		2-0 FC5-2 1B 1-2 1B		0-1 F8		4	1	1	0	1	1	2	San Francisco Giants @ Montreal Expos Olympic Stadium, Montreal, QB Sun May 14 1989, 3:33 AM EDT Att: 19,835 - Unknown								
Tom Foley, L OBP: 0.325, SLG: 0.380 (1,4)	3-2 HBP 1B		2-2 F9	4-1 BB		1-1 FC5-2 1-2 2-3 1B		1-2 G3-1		4	0	2	0	1	0	4									
Andres Galarraga, R OBP: 0.321, SLG: 0.427 (1,3)	1-0 HBP		0-0 E7 1B 1-H 2B 3-H	1-3 K		0-1 FC5-2 FC4-6 1-2 2-3 3-H		4-0 IBB		3	1	1	1	1	4										
Hubie Brooks, R OBP: 0.295, SLG: 0.397 (1,9)	1-1 F7		1-0 2B BB 1B		1-2 G4-3	0-0 FC4-6		1-3 K		5	1	1	0	0	1	8									
Tim Burke, R (9,1)										0	0	0	0	0	0	0									
Tim Wallach, R OBP: 0.324, SLG: 0.395 (1,5)	2-2 F9		0-2 BB 1-3 2B		0-1 G4-3	2-2 G4-3				4	0	2	1	0	0	2									
Dave Martinez, L OBP: 0.284, SLG: 0.351 (1,8)		2-0 F8	4-0 BB IBB		3-1 F8	0-1 G3-1				3	0	0	0	1	0	1									
Mike Fitzgerald, R OBP: 0.355, SLG: 0.385 (1,2)		2-3 K	4-0 G4-6-3 BB		1-0 G5-3	4-1 CS HBP				2	0	0	1	1	1	1									
Spike Owen, S OBP: 0.379, SLG: 0.447 (1,6)		2-1 F8	2-2 G4-6-3			4-2 FC1-6 BB 1-2		0-2 G3-1 1B 1B		3	0	1	0	1	0	3									
Dennis Martinez, R OBP: 0.100, SLG: 0.100 (1,1)			0-0 F9 BB 2B		1-1 G6-3	0-0 FC1-6 1B FC5-2		1-1 G3-1		3	1	1	0	0	0	1									
Otis Nixon, S OBP: 0.333, SLG: 0.307 (8,PH)										1	0	1	0	0	0	0									
Inning Stats	R: 0 E: 0 K: 1 S: 12	H: 1 LOB: 2 BB: 0 P: 19	R: 0 E: 0 K: 1 S: 6	H: 0 LOB: 0 BB: 0 P: 12	R: 4 E: 1 K: 0 S: 18	H: 4 LOB: 3 BB: 3 P: 35	R: 0 E: 0 K: 1 S: 10	H: 0 LOB: 1 BB: 1 P: 15	R: 0 E: 0 K: 0 S: 9	H: 1 LOB: 3 BB: 1 P: 16	R: 0 E: 0 K: 0 S: 6	H: 0 LOB: 0 BB: 0 P: 14	R: 0 E: 0 K: 1 S: 15	H: 2 LOB: 3 BB: 1 P: 22	R: 0 E: 0 K: 1 S: 15	H: 2 LOB: 1 BB: 1 P: 22	1B: 8 2B: 2 3B: 0 HR: 0	SF: 0 SAC: 0 DP: 1 HBP: 2	WP: 0 PB: 0 SB: 0 CS: 1	PA: 41					
PITCHER	IP	WLS	BF	H	R	ER	SO	BB	IBB	HBP	BLK	WP	HR	S	P	ERA	WHIP								
Mike Krukow, R ERA: 4.19 (1,1)	2.1	L	16	5	4	4	2	2	1	0	0	0	0	29	47	0.00	1.667								
Jeff Brantley, R ERA: 3.5 (3,1)	3.0		13	3	0	0	1	2	0	0	0	0	0	24	39	0.00	0.750								
Michael LaCoss, R ERA: 2.13 (6,1)	2.2		11	2	0	0	1	0	1	1	0	0	0	24	39	0.00	0.750								



Batter	1	2	3	4	5	6	7	8	9	AB	R	H	RBI	BB	SO	LOB	TOP										
Brett Butler , L (1, 8) OBP: 0.398, SLG: 0.379 Donell Nixon , R (6, PH) OBP: 0.245, SLG: 0.264 (6, 8)	L8	SH1-3		FC1-2				K		3	1	1	1	0	0	3	San Francisco Giants @ Philadelphia Phillies Veterans Stadium, Philadelphia, PA Tue May 16 1989, 7:05 PM EDT Att: 14,074 - Overcast - 55 F										
Ernest Riles , L (1, 5) OBP: 0.353, SLG: 0.408 Tracy Jones , R (6, PH) OBP: 0.140, SLG: 0.122 (6, 7)	4-3	4-3		E4				K		4	1	1	1	0	0	3											
Will Clark , L (1, 3) OBP: 0.442, SLG: 0.601 Ed Jurak , R (6, 6)	K			K				K		4	1	1	1	0	0	3											
Kevin Mitchell , R (1, 7) OBP: 0.372, SLG: 0.676 Ken Oberkell , L (6, 5) OBP: 0.174, SLG: 0.166		1B 2B						5-3		3	1	2	1	1	0	1											
Candy Maldonado , R (1, 9) OBP: 0.300, SLG: 0.327		1B 2B		K				F3		5	2	1	1	1	2	5											
Terry Kennedy , L (1, 2) OBP: 0.330, SLG: 0.425 Kirt Manwaring , R (7, PH) OBP: 0.281, SLG: 0.269 (7, 2)	2B 1B			P2				F9		3	2	0	1	0	1	1											
Robby Thompson , R (1, 4) OBP: 0.333, SLG: 0.490	1B 2B			E5				K		5	2	3	2	0	1	1											
Jose Uribe , S (1, 6) OBP: 0.274, SLG: 0.298 Jim Steels , L (6, 3) OBP: 0.231, SLG: 0.091	1B 2B			FC1-2				K		4	1	2	1	0	1	3											
Atlee Hammaker , S (1, 1) OBP: 0.500, SLG: 0.500 Michael LaCoss , R (7, 1) Rich Gossage , R (9, 1)	1B			E				F3		1	0	0	0	0	0	2											
Inning Stats	R: 0 E: 0 K: 1 S: 7	H: 0 LOB: 0 BB: 0 P: 11	R: 4 E: 0 K: 1 S: 18	H: 4 LOB: 1 BB: 1 P: 32	R: 0 E: 0 K: 2 S: 14	H: 1 LOB: 1 BB: 0 P: 22	R: 2 E: 2 K: 2 S: 17	H: 2 LOB: 3 BB: 1 P: 29	R: 0 E: 0 K: 1 S: 9	H: 1 LOB: 1 BB: 0 P: 13	R: 6 E: 0 K: 1 S: 20	H: 7 LOB: 2 BB: 1 P: 40	R: 1 E: 0 K: 0 S: 13	H: 3 LOB: 2 BB: 0 P: 24	R: 0 E: 0 K: 3 S: 10	H: 0 LOB: 0 BB: 0 P: 12		R: 0 E: 0 K: 1 S: 6	H: 0 LOB: 0 BB: 0 P: 8	1B: 14 2B: 4 3B: 0 HR: 0	SF: 0 SAC: 1 DP: 0 HBP: 0	WP: 2 PB: 0 SB: 0 CS: 0	PA: 50				
PITCHER	IP	WLS	BF	H	R	ER	SO	BB	IBB	HBP	BLK	WP	HR	S	P	ERA	WHIP										
Mike Maddux , R (1, 1) ERA: 4.67	3.2	L	22	7	6	4	5	2	0	0	0	0	0	52	87	9.82	2.455										
Randy O'Neal , R (4, 1) ERA: 8.22	1.2		11	5	5	5	2	1	0	0	0	1	0	25	48	27.00	3.600										
Gordon Dillard , L (6, 1) ERA: 6.75	1.2		11	6	2	2	1	0	0	0	0	1	0	21	36	10.80	3.600										
Todd Frohwrth , R (8, 1) ERA: 6.55	2.0		6	0	0	0	4	0	0	0	0	0	0	16	20	0.00	0.000										

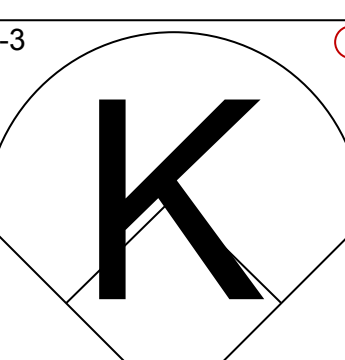
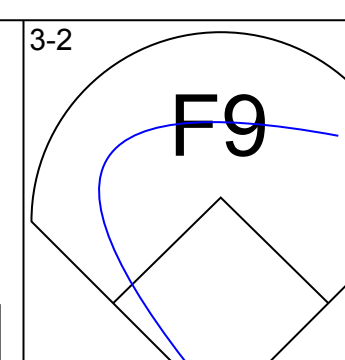
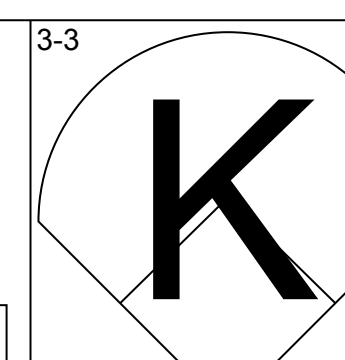
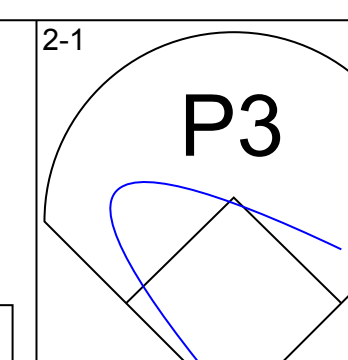
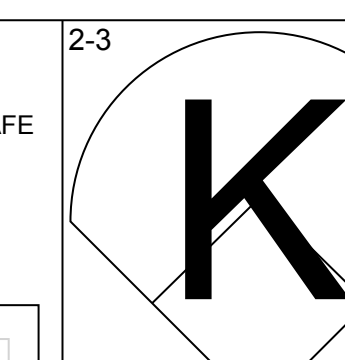
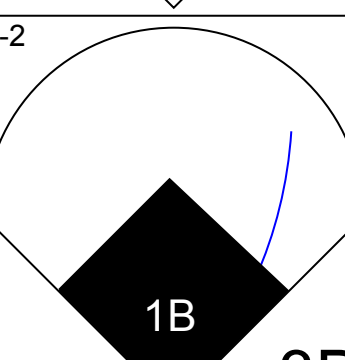
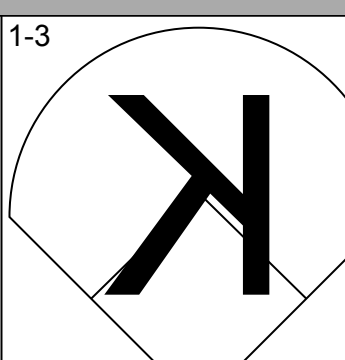
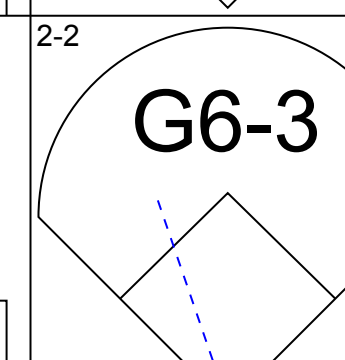
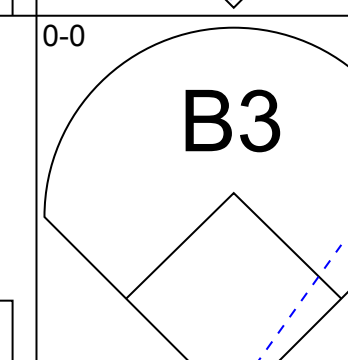
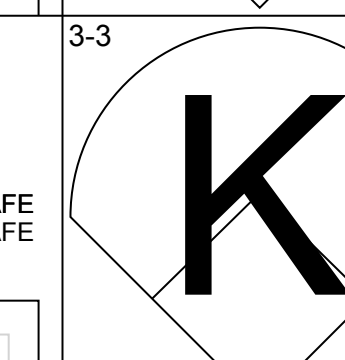
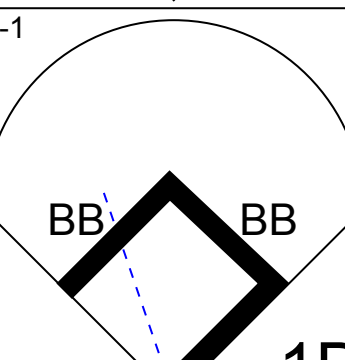
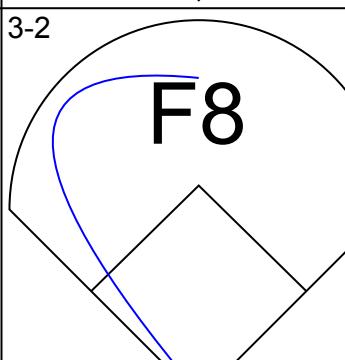
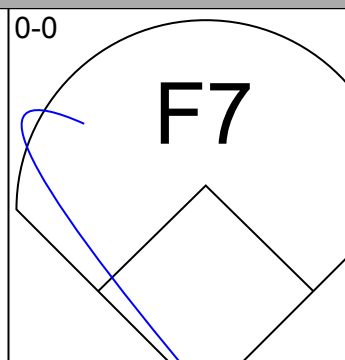
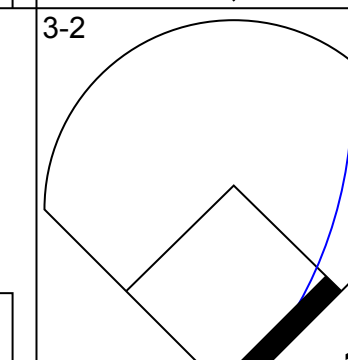
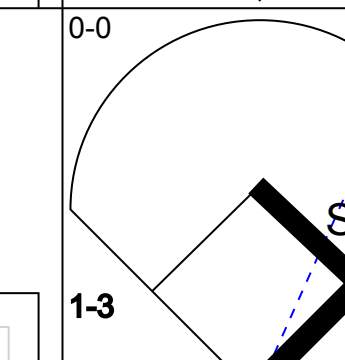
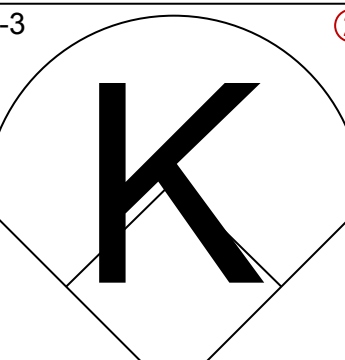
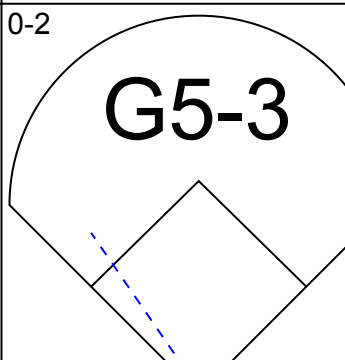
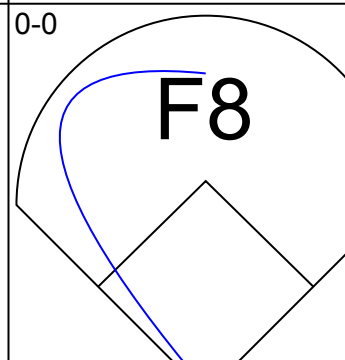
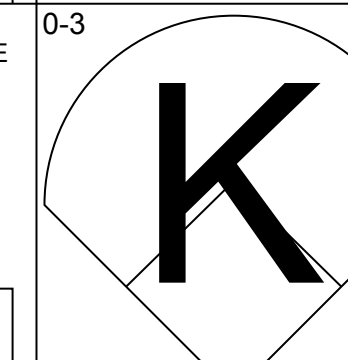
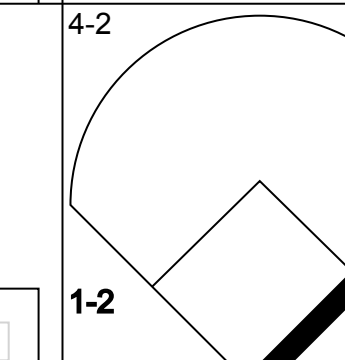
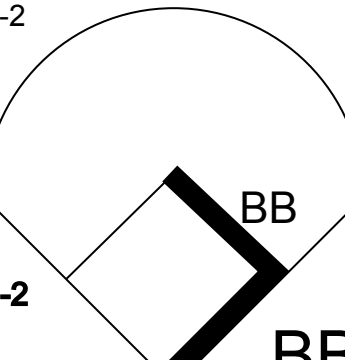
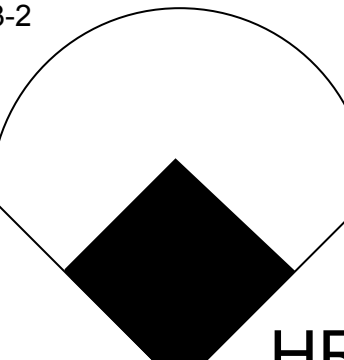
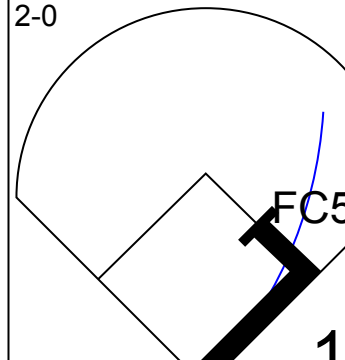
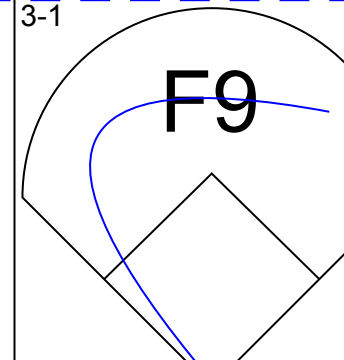
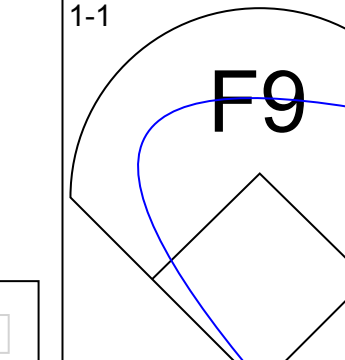
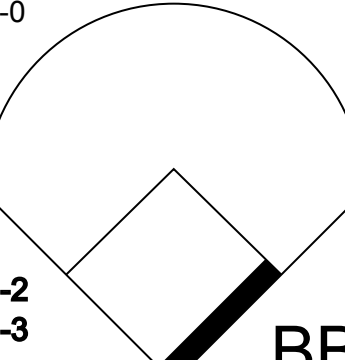
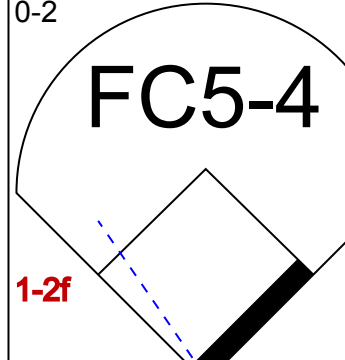
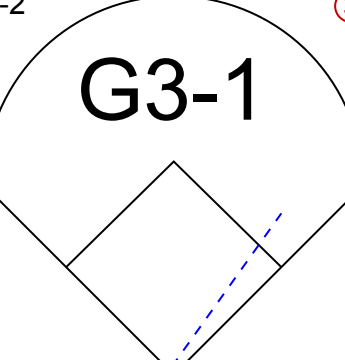
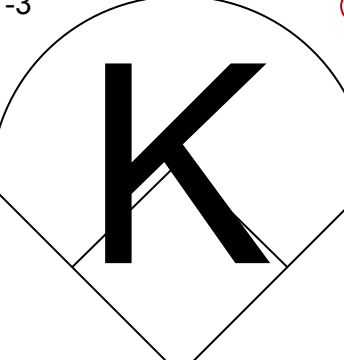

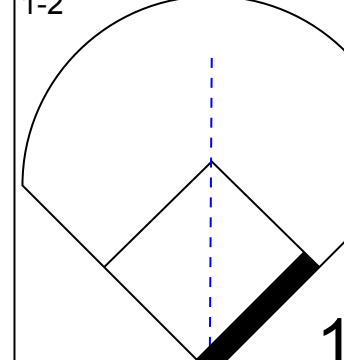

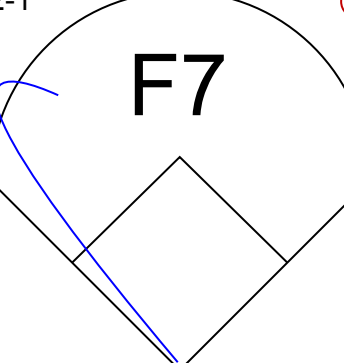
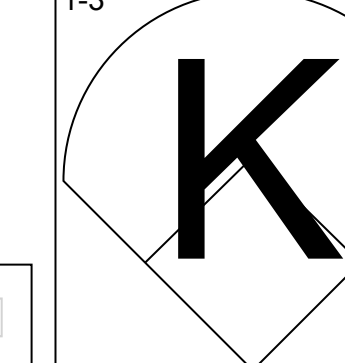
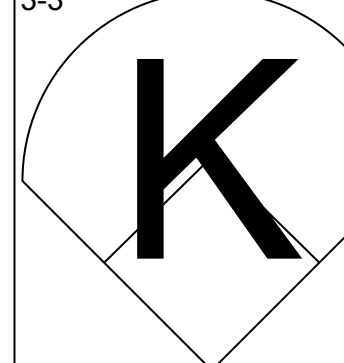

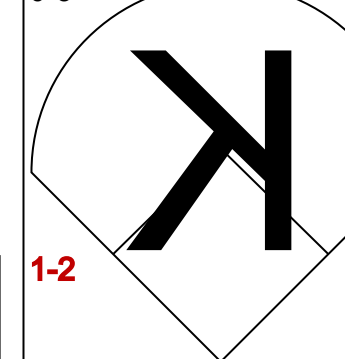



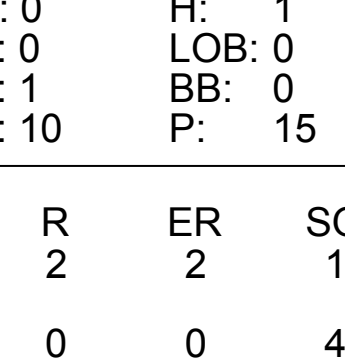
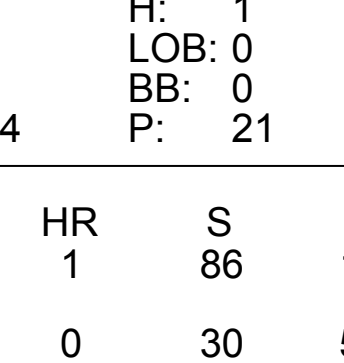
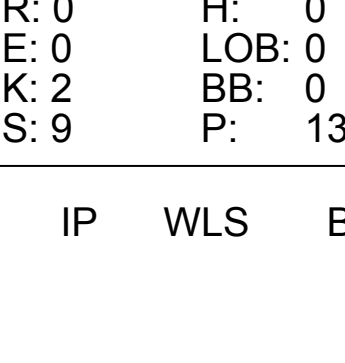
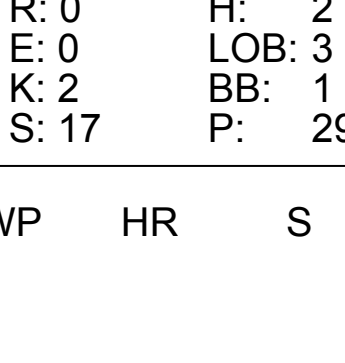


Batter	1	2	3	4	5	6	7	8	9	AB	R	H	RBI	BB	SO	LOB	BOTTOM										
Juan Samuel , R (1, 8) OBP: 0.273, SLG: 0.432	HR		F9			F9		FC5	FC6-4	5	2	2	1	0	0	3	San Francisco Giants @ Philadelphia Phillies Veterans Stadium, Philadelphia, PA Tue May 16 1989, 7:05 PM EDT Att: 14,074 - Overcast - 55 F										
Chris James , R (1, 7) OBP: 0.243, SLG: 0.313 (7, 5)	F8			6-3		FC5-4		FC5		4	1	0	0	0	0	3											
Tom Herr , S (1, 4) OBP: 0.372, SLG: 0.403 Curt Ford , L (7, 4) OBP: 0.226, SLG: 0.143	5-3			F9				S		2	0	0	0	0	0	0											
Mike Schmidt , R (1, 5) OBP: 0.315, SLG: 0.427 Dwayne Murphy , L (7, 7) OBP: 0.346, SLG: 0.300	6-3			F6				FC3-6		2	0	0	0	0	0	0											
Ricky Jordan , R (1, 3) OBP: 0.304, SLG: 0.337						F9		FC3-6		2	0	0	0	0	0	0											
Bob Dernier , R (1, 9) OBP: 0.286, SLG: 0.300								F4		4	1	2	1	0	0	1											
Dickie Thon , R (1, 6) OBP: 0.286, SLG: 0.273 Gordon Dillard , L (6, 1)								2B		4	0	0	0	0	2	2											
Mark Ryal , L (7, PH) OBP: 0.278, SLG: 0.294 Todd Frohwrth , R (8, 1)								F9		4	0	0	0	0	2	2											
Darren Daulton , L (9, PH) OBP: 0.286, SLG: 0.427 Steve Lake , R (1, 2) OBP: 0.308, SLG: 0.292								F9		4	1	2	1	0	0	1											
Mike Maddux , L (1, 1) Randy O'Neal , R (4, 1) Steve Jeltz , S (6, 6) OBP: 0.449, SLG: 0.425								F4		4	0	1	0	0	0	1											
Inning Stats	R: 1 E: 0 K: 0 S: 7	H: 1 LOB: 0 BB: 0 P: 12	R: 0 E: 0 K: 2 S: 9	H: 1 LOB: 1 BB: 0 P: 15	R: 0 E: 0 K: 0 S: 6	H: 0 LOB: 0 BB: 0 P: 10	R: 0 E: 0 K: 0 S: 7	H: 0 LOB: 0 BB: 0 P: 10	R: 0 E: 0 K: 1 S: 8	H: 0 LOB: 0 BB: 0 P: 9	R: 0 E: 0 K: 0 S: 12	H: 0 LOB: 1 BB: 1 P: 19	R: 2 E: 0 K: 0 S: 7	H: 2 LOB: 1 BB: 0 P: 9	R: 2 E: 0 K: 0 S: 19	H: 3 LOB: 1 BB: 0 P: 27	R: 0 E: 0 K: 0 S: 11	H: 2 LOB: 2 BB: 0 P: 15	1B: 6 2B: 3 3B: 0 HR: 1	SF: 0 SAC: 0 DP: 1 HBP: 1	WP: 0 PB: 0 SB: 1 CS: 1	PA: 37					
PITCHER	IP	WLS	BF	H	R	ER	SO	BB	IBB	HBP	BLK	WP	HR	S	P	ERA	WHIP										
Atlee Hammaker , L (1, 1) ERA: 3.45	6.2	W	25	4	3	3	3	1	0	0	0	0	0	55	83	4.05	0.750										
Michael LaCoss , R (7, 1) ERA: 2.7	1.1		7	3	2	2	0	0	0	0	0	0	0	20	28	13.50	2.250										
Rich Gossage , R (9, 1) ERA: 0.71	1.0		5	2	0	0	0	0	0	0	0	0	0	11	15	0.00	2.000										

AB	46
R	13
H	18
RBI	12
BB	3
SO	12
LOB	28



Batter	1	2	3	4	5	6	7	8	9	AB	R	H	RBI	BB	SO	LOB	TOP										
Brett Butler , L (1, 8) OBP: 0.404, SLG: 0.393										5	2	3	0	0	1	0	San Francisco Giants @ Philadelphia Phillies Veterans Stadium, Philadelphia, PA Wed May 17 1989, 7:05 PM EDT Att: 18,943 - Unknown										
Ken Oberkfell , L (1, 4) OBP: 0.176, SLG: 0.170									4	1	0	0	1	0	2												
Will Clark , L (1, 3) OBP: 0.446, SLG: 0.606									4	1	2	0	1	2	3												
Kevin Mitchell , R (1, 7) OBP: 0.379, SLG: 0.678									4	1	2	2	1	0	1												
Ernest Riles , L (1, 5) OBP: 0.348, SLG: 0.413									4	0	1	1	0	0	5												
Candy Maldonado , R (1, 9) OBP: 0.306, SLG: 0.336									3	0	1	2	1	0	0												
Terry Kennedy , L (1, 2) OBP: 0.317, SLG: 0.407									4	0	0	0	0	0	4												
Jose Uribe , S (1, 6) OBP: 0.273, SLG: 0.297									4	0	1	0	0	2	2												
Rick Reuschel , R (1, 1) OBP: 0.136, SLG: 0.050 Jeff Brantley , R (9, 1)									3	1	0	0	1	1	1												
Inning Stats	R: 0 E: 0 K: 1 S: 5	H: 1 LOB: 0 BB: 0 P: 5	R: 0 E: 0 K: 0 S: 3	H: 0 LOB: 0 BB: 0 P: 3	R: 0 E: 0 K: 0 S: 3	H: 0 LOB: 0 BB: 0 P: 3	R: 3 E: 0 K: 1 S: 8	H: 3 LOB: 2 BB: 3 P: 16	R: 3 E: 0 K: 1 S: 7	H: 2 LOB: 2 BB: 3 P: 19	R: 0 E: 0 K: 3 S: 9	H: 0 LOB: 0 BB: 0 P: 9	R: 0 E: 1 K: 0 S: 4	H: 2 LOB: 1 BB: 0 P: 4	R: 0 E: 0 K: 0 S: 4	H: 1 LOB: 1 BB: 0 P: 4	R: 0 E: 0 K: 0 S: 4	H: 1 LOB: 1 BB: 0 P: 4	1B: 5 2B: 6 3B: 0 HR: 0	SF: 0 SAC: 0 DP: 2 HBP: 0	WP: 1 PB: 0 SB: 0 CS: 0	PA: 40					
PITCHER	IP	WLS	BF	H	R	ER	SO	BB	IBB	HBP	BLK	WP	HR	S	P	ERA	WHIP										
Ken Howell , R (1, 1) ERA: 4.67	4.0	L	20	5	6	6	2	4	0	0	0	0	0	20	36	13.50	2.250										
Alex Madrid , R (5, 1) ERA: 4.92	5.0		20	5	0	0	4	1	0	0	0	1	0	27	31	0.00	1.200										

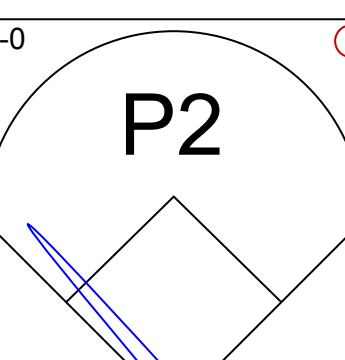
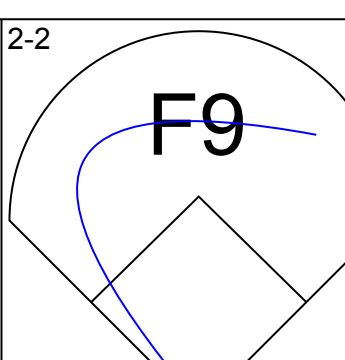
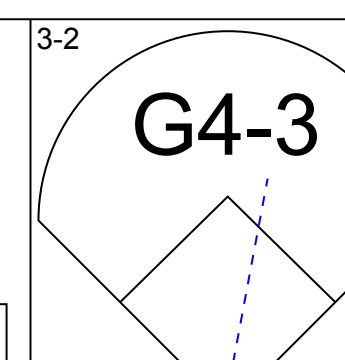
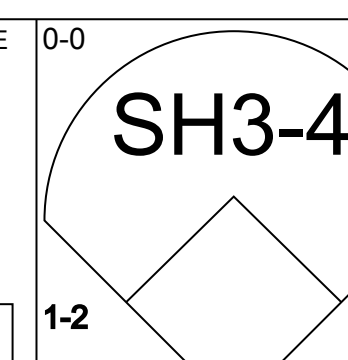
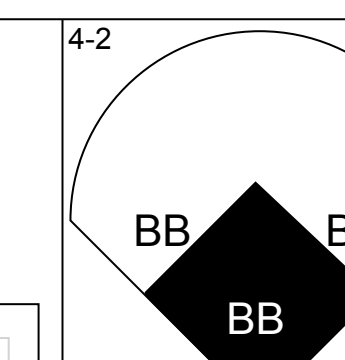
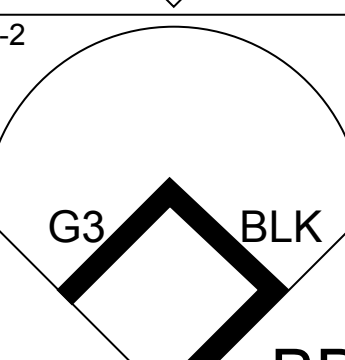
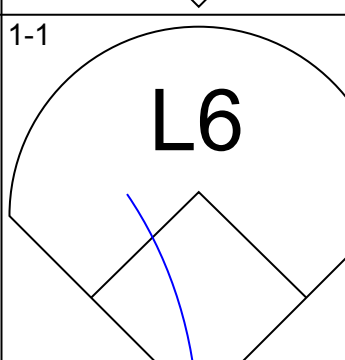
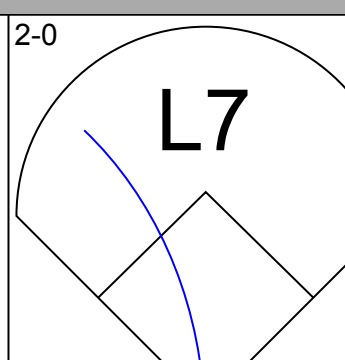
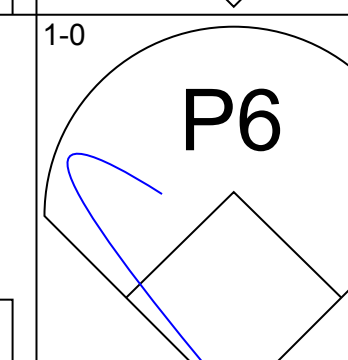
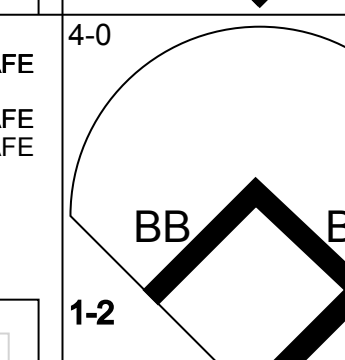
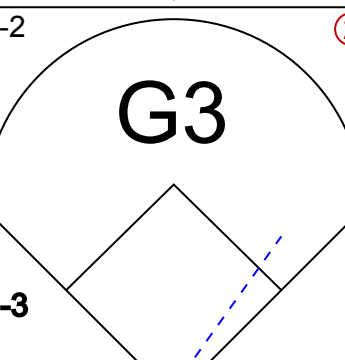
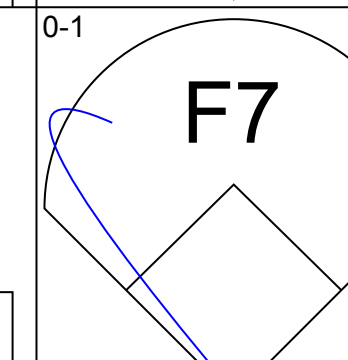
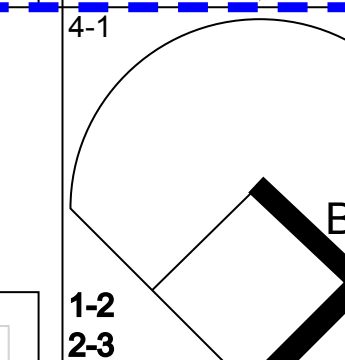
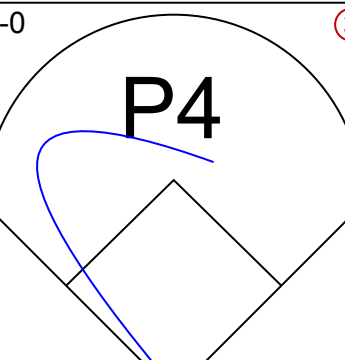
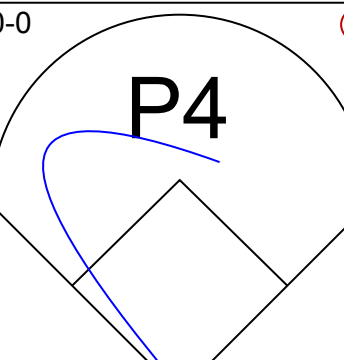
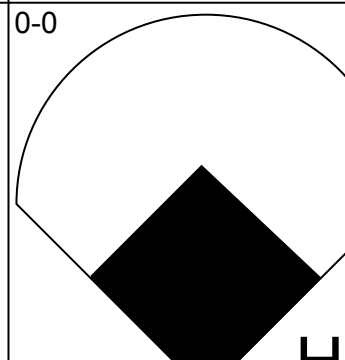

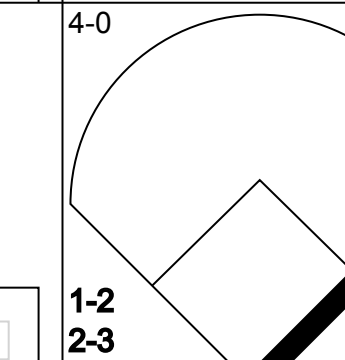

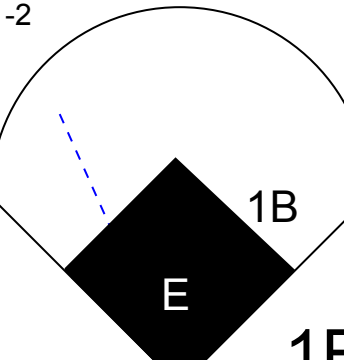
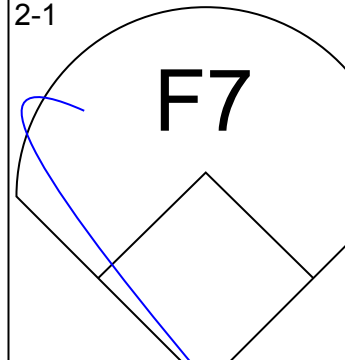
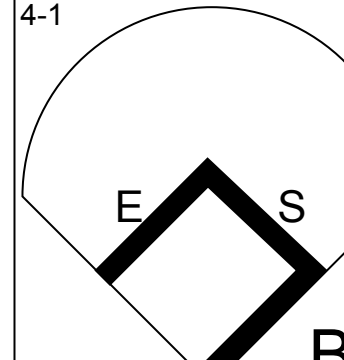

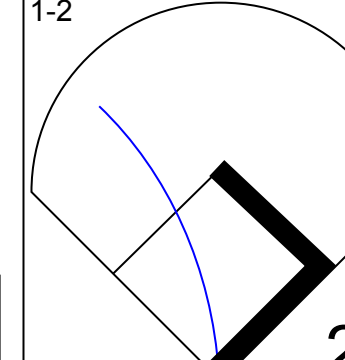
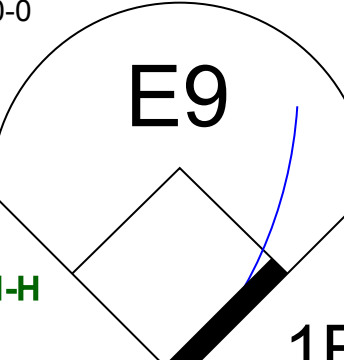

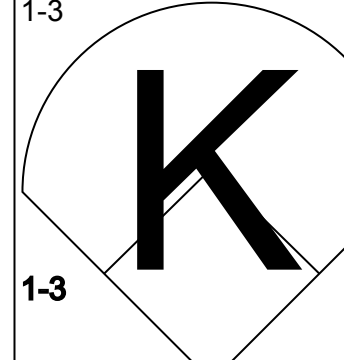

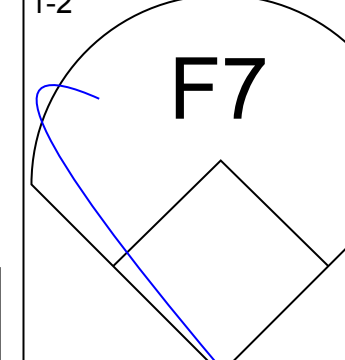
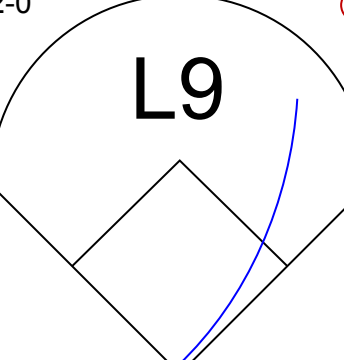

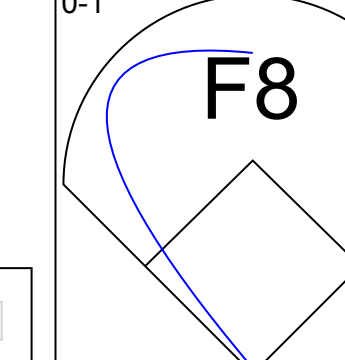
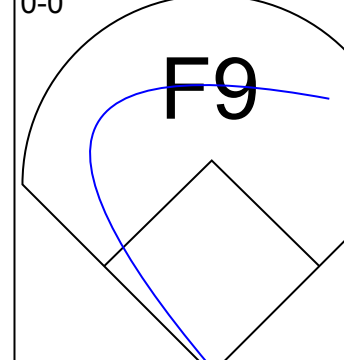
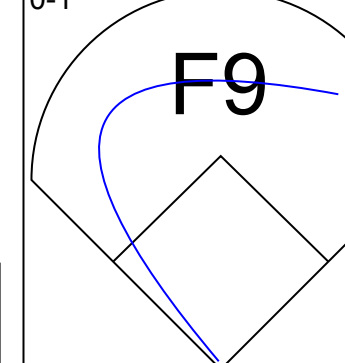

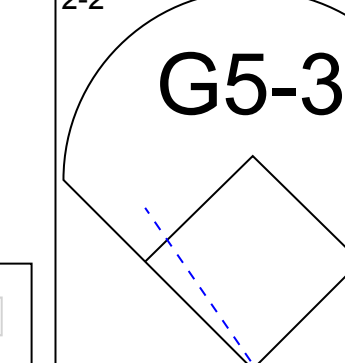


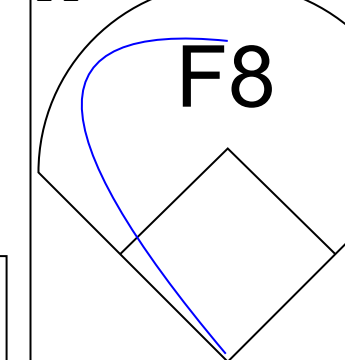

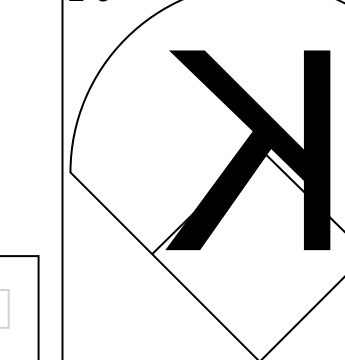
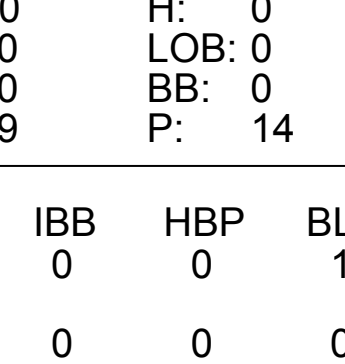
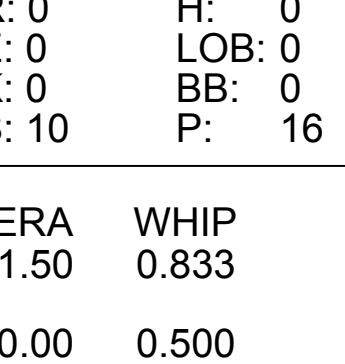
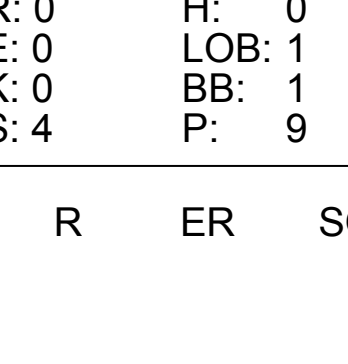
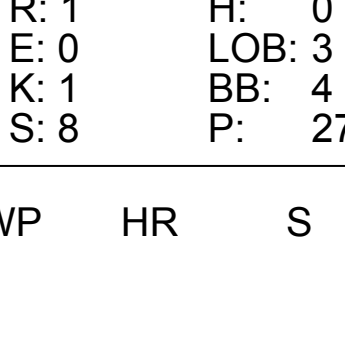

Batter	1	2	3	4	5	6	7	8	9	AB	R	H	RBI	BB	SO	LOB	BOTTOM										
Juan Samuel , R (1, 8) OBP: 0.262, SLG: 0.414										4	0	0	0	0	3	0	San Francisco Giants @ Philadelphia Phillies Veterans Stadium, Philadelphia, PA Wed May 17 1989, 7:05 PM EDT Att: 18,943 - Unknown										
Curt Ford , L (1, 7) OBP: 0.206, SLG: 0.129										3	0	0	0	0	1	0											
Tom Herr , S (1, 4) OBP: 0.371, SLG: 0.401										3	0	1	0	0	0	0											
Mike Schmidt , R (1, 5) OBP: 0.308, SLG: 0.417										3	0	0	0	0	1	0											
Von Hayes , L (1, 9) OBP: 0.451, SLG: 0.578										2	0	0	0	1	1	0											
Ricky Jordan , R (1, 3) OBP: 0.295, SLG: 0.327										3	0	0	0	0	0	1											
Darren Daulton , L (1, 2) OBP: 0.277, SLG: 0.412										3	0	0	0	0	0	1											
Steve Jeltz , S (1, 6) OBP: 0.423, SLG: 0.395										3	0	0	0	0	0	0											
Ken Howell , R (1, 1) OBP: 0.133, SLG: 0.071 Alex Madrid , R (5, 1) Dwayne Murphy , L (9, PH) OBP: 0.333, SLG: 0.286										1	0	0	0	0	0	0											
Inning Stats	R: 0 E: 0 K: 1 S: 5	H: 0 LOB: 0 BB: 0 P: 5	R: 0 E: 0 K: 1 S: 5	H: 0 LOB: 0 BB: 0 P: 5	R: 0 E: 0 K: 0 S: 3	H: 0 LOB: 0 BB: 0 P: 3	R: 0 E: 0 K: 2 S: 7	H: 0 LOB: 0 BB: 0 P: 7	R: 0 E: 0 K: 0 S: 3	H: 0 LOB: 0 BB: 0 P: 3	R: 0 E: 0 K: 1 S: 5	H: 0 LOB: 0 BB: 0 P: 5	R: 0 E: 0 K: 0 S: 3	H: 1 LOB: 1 BB: 0 P: 3	R: 0 E: 0 K: 1 S: 5	H: 0 LOB: 1 BB: 1 P: 9	R: 0 E: 0 K: 1 S: 5	H: 0 LOB: 0 BB: 0 P: 5	1B: 1 2B: 0 3B: 0 HR: 0	SF: 0 SAC: 0 DP: 0 HBP: 0	WP: 0 PB: 0 SB: 0 CS: 0	PA: 28					
PITCHER	IP	WLS	BF	H	R	ER	SO	BB	IBB	HBP	BLK	WP	HR	S	P	ERA	WHIP										
Rick Reuschel , R (1, 1) ERA: 2.16	8.0	W	25	1	0	0	6	1	0	0	0	0	0	36	40	0.00	0.250										
Jeff Brantley , R (9, 1) ERA: 3.65	1.0		3	0	0	0	1	0	0	0	0	0	0	5	5	0.00	0.000										

Batter	1	2	3	4	5	6	7	8	9	10	AB	R	H	RBI	BB	SO	LOB	TOP			
Brett Butler, L OBP: 0.392, SLG: 0.380 (1, 8)											5	0	0	0	0	3	1				
Robby Thompson, R OBP: 0.329, SLG: 0.407 (1, 4)											5	1	1	0	0	2	1				
Will Clark, L OBP: 0.451, SLG: 0.605 (1, 3)												5	0	3	1	0	0	0			
Kevin Mitchell, R OBP: 0.374, SLG: 0.660 (1, 7)											4	0	0	0	1	2	2				
Ernest Riles, L OBP: 0.270, SLG: 0.463 (1, 5)												2	1	2	1	1	0	0			
Ed Jurak, R OBP: 0.314, SLG: 0.250 (9, 5)												2	0	0	0	0	3				
Rich Gossage, R (10, 1)												0	0	0	0	0	0				
Candy Maldonado, R OBP: 0.305, SLG: 0.327 (1, 9)											3	0	0	0	1	2	1				
Terry Kennedy, L OBP: 0.308, SLG: 0.394 (1, 2)											3	0	0	0	0	1	3				
Kirt Manwaring, R OBP: 0.293, SLG: 0.283 (9, 2)											1	0	1	0	0	0	0				
Jose Uribe, S OBP: 0.273, SLG: 0.295 (9, 1)											4	0	1	0	0	2	1				
Craig Leferts, L (9, 1)											0	0	0	0	0	0	0				
Ken Oberkfell, L OBP: 0.176, SLG: 0.170 (10, 5)											0	0	0	0	0	0	0				
Don Robinson, R OBP: 0.250, SLG: 0.375 (1, 1)											2	0	0	0	0	2	1				
Jim Steels, L OBP: 0.214, SLG: 0.083 (7, PH)											1	0	0	0	0	1	0				
Jeff Brantley, R (7, 1)											0	0	0	0	0	0	0				
Greg Litton, R OBP: 0.500, SLG: 0.333 (9, 6)											1	0	1	0	0	0	0				
Inning Stats	R: 1 E: 0 K: 2 S: 17	H: 2 LOB: 3 BB: 2 P: 31	R: 0 E: 0 K: 1 S: 10	H: 1 LOB: 0 BB: 0 P: 15	R: 0 E: 0 K: 1 S: 10	H: 0 LOB: 0 BB: 0 P: 14	R: 1 E: 0 K: 2 S: 14	H: 1 LOB: 0 BB: 0 P: 21	R: 0 E: 0 K: 2 S: 10	H: 0 LOB: 1 BB: 0 P: 8	R: 0 E: 0 K: 2 S: 9	H: 0 LOB: 0 BB: 0 P: 13	R: 0 E: 0 K: 1 S: 10	H: 1 LOB: 1 BB: 0 P: 15	R: 0 E: 0 K: 2 S: 13	H: 1 LOB: 1 BB: 0 P: 22	R: 0 E: 0 K: 2 S: 17	H: 2 LOB: 3 BB: 1 P: 29	1B: 7 2B: 0 3B: 1 HR: 1	SF: 0 SAC: 0 DP: 0 HBP: 0	WP: 0 PA: 41
PITCHER	IP	WLS	BF	H	R	ER	SO	BB	IBB	HBP	BLK	WP	HR	S	P	ERA	WHIP				
David Cone, R ERA: 3.14 (1, 1)	8.0		31	6	2	2	11	2	0	0	0	0	1	86	133	2.25	1.000				
Randy Myers, L ERA: 0.78 (9, 1)	2.0	W	10	3	0	0	4	1	0	0	0	0	0	30	51	0.00	2.000				

San Francisco Giants @ New York Mets
Shea Stadium, Flushing, NY
Fri May 19 1989, 7:05 PM EDT
Att: 37,402 - Unknown - 65 F

AB	38
R	2
H	9
RBI	2
BB	3
SO	15
LOB	13



Batter	1	2	3	4	5	6	7	8	9	10	AB	R	H	RBI	BB	SO	LOB	BOTTOM					
Lenny Dykstra, L OBP: 0.385, SLG: 0.440 (1, 8)											3	1	0	0	1	0	0						
Gregg Jefferies, S OBP: 0.221, SLG: 0.265 (1, 4)											3	0	0	0	1	0	1						
Tim Lincecum, R OBP: 0.397, SLG: 0.316 (10, PH)											0	0	0	0	1	0	0						
Howard Johnson, S OBP: 0.376, SLG: 0.542 (1, 5)											4	0	0	0	1	1	2						
Darryl Strawberry, L OBP: 0.319, SLG: 0.528 (1, 9)											4	1	1	2	1	1	1						
Kevin McReynolds, R OBP: 0.355, SLG: 0.463 (1, 7)											3	1	1	0	1	0	0						
Dave Magadan, L OBP: 0.316, SLG: 0.431 (1, 3)											4	0	2	0	0	1	1						
Mackey Sasser, L OBP: 0.174, SLG: 0.318 (1, 2)											3	0	0	0	0	0	2						
Barry Lyons, R OBP: 0.326, SLG: 0.463 (10, 2)											1	0	0	0	0	0	1						
Kevin Elster, R OBP: 0.297, SLG: 0.324 (1, 6)											4	0	0	0	0	0	1						
David Cone, L OBP: 0.250, SLG: 0.211 (1, 1)											2	0	0	0	0	0	0						
Lee Mazzilli, S ERA: 3.39 (8, PH)											0	0	0	0	1	0	0						
Randy Myers, L (9, 1)											0	0	0	0	0	0	0						
Mark Carreon, R OBP: 0.286, SLG: 0.167 (10, PH)											1	0	0	0	0	1	0						
Inning Stats	R: 0 E: 0 K: 0 S: 8	H: 0 LOB: 1 BB: 1 P: 13	R: 0 E: 0 K: 0 S: 13	H: 1 LOB: 1 BB: 0 P: 15	R: 0 E: 0 K: 0 S: 9	H: 0 LOB: 0 BB: 0 P: 14	R: 1 E: 1 K: 0 S: 8	H: 2 LOB: 1 BB: 0 P: 11	R: 0 E: 0 K: 0 S: 10	H: 0 LOB: 0 BB: 0 P: 16	R: 1 E: 0 K: 0 S: 7	H: 0 LOB: 0 BB: 0 P: 13	R: 0 E: 0 K: 0 S: 9	H: 0 LOB: 0 BB: 0 P: 14	R: 0 E: 0 K: 2 S: 4	H: 0 LOB: 1 BB: 1 P: 9	R: 0 E: 0 K: 2 S: 10	H: 0 LOB: 1 BB: 0 P: 18	R: 1 E: 0 K: 1 S: 8	H: 0 LOB: 3 BB: 4 P: 27	1B: 2 2B: 1 3B: 0 HR: 1	SF: 0 SAC: 1 DP: 0 HBP: 0	WP: 0 PA: 40
PITCHER	IP	WLS	BF	H	R	ER	SO	BB	IBB	HBP	BLK	WP	HR	S	P	ERA	WHIP						
Don Robinson, R ERA: 3.86 (1, 1)	6.0		23	4	2	1	1	1	0	0	1	0	0	55	82	1.50	0.833						
Jeff Brantley, R ERA: 3.39 (7, 1)	2.0		7	0	0	0	0	1	0	0	0	0	0	13	23	0.00	0.500						
Craig Leferts, L ERA: 1.52 (9, 1)	1.2	L	8	0	1	1	3	3	0	0	0	0	0	17	36	5.40	1.800						
Rich Gossage, R ERA: 0.71 (10, 1)	0.0		2	0	0	0	0	2	0	0	0	0	0	1	9	∞	∞						

San Francisco Giants @ New York Mets
Shea Stadium, Flushing, NY
Fri May 19 1989, 7:05 PM EDT
Att: 37,402 - Unknown - 65 F

AB	32
R	3
H	4
RBI	2
BB	7
SO	4
LOB	9



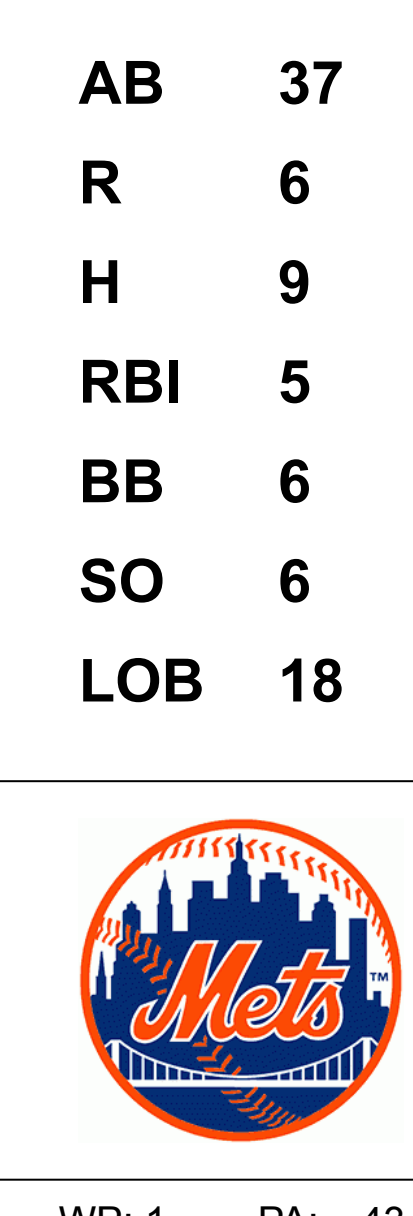
Batter	1	2	3	4	5	6	7	8	9	AB	R	H	RBI	BB	SO	LOB	TOP								
Brett Butler, L OBP: 0.389, SLG: 0.377 (1, 8)	2-2 1B		3-3 K		1-2 G3-1		1-3 K			4	0	1	0	0	2	0	San Francisco Giants @ New York Mets Shea Stadium, Flushing, NY Sat May 20 1989, 3:33 AM EDT Att: 45,565 - Sunny - 85 F livebaseballscorecards.com								
Robby Thompson, R OBP: 0.327, SLG: 0.399 (1, 4)	SAFE 2-1 F8		2-3 K			4-2 2B SF8 BB		1-3 K		3	1	0	0	1	2	1									
Will Clark, L OBP: 0.452, SLG: 0.629 (1, 3)	0-0 F7			3-2 HR		1-1 SF8 2B		1-0 F7		4	1	2	1	0	0	1									
Kevin Mitchell, R OBP: 0.376, SLG: 0.673 (1, 7)	SAFE 2-1 F8			3-1 HR		4-0 IBB		3-2 P3		3	1	1	1	1	0	1									
Candy Maldonado, R OBP: 0.295, SLG: 0.316 (1, 9)		2-0 F8		2-2 F8		0-1 F8			3-1 L6	4	0	0	0	0	0	3									
Ken Oberkfell, L OBP: 0.194, SLG: 0.160 (1, 5)		0-1 G3-1		0-1 G5-3		3-1 SF8			3-2 L3	3	0	0	1	0	0	0									
Kirt Manwaring, R OBP: 0.300, SLG: 0.291 Terry Kennedy, L OBP: 0.311, SLG: 0.389 (6, PH) (6, 2)		2-0 1B		0-1 F7		2-3 3-H 2-2 G4-3			4-1 BB	2	0	1	0	0	0	0									
Jose Uribe, S OBP: 0.265, SLG: 0.287 (1, 6)		1-2 F9			3-2 G6-3		1-0 F7		0-0 P5	4	0	0	0	0	0	2									
Mike Krukow, R OBP: 0.100, SLG: 0.100 Michael LaCoss, R (6, 1)			0-0 F9		0-3 K		0-2 G5-3			2	0	0	0	0	1	0									
Inning Stats	R: 0 E: 0 K: 0 S: 10	H: 1 LOB: 1 BB: 0 P: 16	R: 0 E: 0 K: 0 S: 8	H: 1 LOB: 1 BB: 0 P: 13	R: 0 E: 0 K: 2 S: 8	H: 0 LOB: 0 BB: 0 P: 13	R: 2 E: 0 K: 0 S: 14	H: 2 LOB: 0 BB: 0 P: 22	R: 0 E: 0 K: 1 S: 9	H: 0 LOB: 0 BB: 0 P: 13	R: 1 E: 0 K: 0 S: 11	H: 1 LOB: 2 BB: 2 P: 25	R: 0 E: 0 K: 1 S: 7	H: 0 LOB: 0 BB: 0 P: 9	R: 0 E: 0 K: 1 S: 7	H: 0 LOB: 0 BB: 0 P: 12		R: 0 E: 0 K: 0 S: 8	H: 0 LOB: 1 BB: 1 P: 18	1B: 2 2B: 1 3B: 0 HR: 2	SF: 1 SAC: 0 DP: 0 HBP: 0	WP: 0 PB: 0 SB: 0 CS: 0	PA: 35		
PITCHER	IP	WLS	BF	H	R	ER	SO	BB	IBB	HBP	BLK	WP	HR	S	P	ERA	WHIP								
Bob Ojeda, L ERA: 4.06 (1, 1)	5.0	L	22	5	3	3	3	1	1	0	0	0	2	53	90	5.40	1.200								
Rick Aguilera, R ERA: 1.13 (6, 1)	3.0		9	0	0	0	2	0	0	0	0	0	0	21	33	0.00	0.000								
Don Aase, R ERA: 1.15 (9, 1)	1.0		4	0	0	0	0	1	0	0	0	0	0	8	18	0.00	1.000								

Batter	1	2	3	4	5	6	7	8	9	AB	R	H	RBI	BB	SO	LOB	BOTTOM								
Lenny Dykstra, L OBP: 0.372, SLG: 0.421 Don Aase, R (9, 1)	3-2 G3-1		1-0 P2			0-0 F9		2-2 G4-3		4	0	0	0	0	0	1	San Francisco Giants @ New York Mets Shea Stadium, Flushing, NY Sat May 20 1989, 3:33 AM EDT Att: 45,565 - Sunny - 85 F livebaseballscorecards.com								
Tim Lincecum, R OBP: 0.375, SLG: 0.295 (1, 4)	1-0 G6-3		2-3 K			1-3 K		3-2 F8		4	0	0	0	0	2	1									
Howard Johnson, S OBP: 0.372, SLG: 0.528 (1, 5)	1-0 F9			1-2 F9		4-1 1B BB		0-2 F7		3	0	0	0	1	0	0									
Darryl Strawberry, L OBP: 0.324, SLG: 0.527 (1, 9)		0-3 K		2-3 K		1-3 1B		1-2 1B		4	0	2	0	0	2	0									
Kevin Reynolds, R OBP: 0.357, SLG: 0.413 (1, 7)		1-2 G4-3 2B		0-1 P5		1-0 F9		1-0 1B		4	0	2	0	0	0	2									
Dave Magadan, L OBP: 0.295, SLG: 0.400 (1, 3)		1-1 G4-3			1-1 G6-3		2-2 F8		0-1 G6-4-3	4	0	0	0	0	0	3									
Barry Lyons, R OBP: 0.327, SLG: 0.455 (1, 2)		1-0 F7			0-1 1B		1-1 G4-3			3	0	1	0	0	0	1									
Kevin Elster, R OBP: 0.289, SLG: 0.315 (1, 6)			1-0 F7		1-2 F9		2-1 F9			3	0	0	0	0	0	1									
Bob Ojeda, L OBP: 0.286, SLG: 0.231 Rick Aguilera, R (6, 1)			0-2 1B		2-1 F7			3-2 L6		2	0	1	0	0	0	1									
Mookie Wilson, S OBP: 0.198, SLG: 0.261 (9, 8)										1	0	0	0	0	0	0									
Inning Stats	R: 0 E: 0 K: 0 S: 5	H: 0 LOB: 0 BB: 0 P: 10	R: 0 E: 0 K: 1 S: 10	H: 1 LOB: 1 BB: 0 P: 13	R: 0 E: 0 K: 1 S: 10	H: 0 LOB: 0 BB: 0 P: 13	R: 0 E: 0 K: 1 S: 9	H: 1 LOB: 1 BB: 0 P: 13	R: 0 E: 0 K: 1 S: 9	H: 1 LOB: 2 BB: 1 P: 18	R: 0 E: 0 K: 0 S: 11	H: 0 LOB: 0 BB: 0 P: 16	R: 0 E: 0 K: 0 S: 10	H: 0 LOB: 0 BB: 0 P: 18	R: 0 E: 0 K: 0 S: 10	H: 2 LOB: 1 BB: 0 P: 12	1B: 5 2B: 1 3B: 0 HR: 0	SF: 0 SAC: 0 DP: 1 HBP: 0	WP: 0 PB: 0 SB: 0 CS: 0	PA: 33					
PITCHER	IP	WLS	BF	H	R	ER	SO	BB	IBB	HBP	BLK	WP	HR	S	P	ERA	WHIP								
Mike Krukow, R ERA: 3.24 (1, 1)	5.2	W	22	4	0	0	4	1	0	0	0	0	0	50	77	0.00	0.882								
Michael LaCoss, R ERA: 2.4 (6, 1)	3.1	S	11	2	0	0	0	0	0	0	0	0	0	32	48	0.00	0.600								

Batter	1	2	3	4	5	6	7	8	9	AB	R	H	RBI	BB	SO	LOB	TOP					
Donell Nixon, R OBP: 0.276, SLG: 0.268 (1, 8)	0-3 K		4-2 BB		4-1 HR BB		2-2 1B 1B	0-3 K		3	2	1	0	2	2	1	San Francisco Giants @ New York Mets Shea Stadium, Flushing, NY Sun May 21 1989, 3:33 AM EDT Att. 44,660 - Cloudy					
Robby Thompson, R OBP: 0.323, SLG: 0.412 (1, 4)	2-1 L5		1-0 F8		1-0 HR		2-1 G4-3 1-2	1-3 K		5	1	1	2	0	1	3						
Will Clark, L OBP: 0.451, SLG: 0.622 (1, 3)	2-2 G4-3			3-3 K	1-2 1B		1-2 1B E		2-3 K	5	1	2	1	0	2	0						
Kevin Mitchell, R OBP: 0.388, SLG: 0.702 (1, 7)		0-0 HR		0-0 1B 2B	2-2 1B		0-0 E 2B 1B		0-0 P4	5	3	4	1	0	0	0						
Candy Maldonado, R OBP: 0.289, SLG: 0.308 Jeff Brantley, R (5, 1)		2-3 K		0-0 E5 1B	0-0 G5-4-3 1B		0-0 E6 2B 1B		0-2 G3	3	0	0	0	0	1	3						
Atlee Hammaker, S OBP: 0.500, SLG: 0.500 Ken Oberkfell, L OBP: 0.158, SLG: 0.154 (7, PH)		K		2-3 1B	1-2 1B		2-3 2B BB			0	0	0	0	0	0	0						
Ed Jurak, R OBP: 0.324, SLG: 0.265 Ernest Riles, L OBP: 0.372, SLG: 0.458 (6, PH)		G4-3		1-0 1B		2-2 G6-3	4-2 2B BB			2	0	1	1	0	0	0						
Craig Lefferts, L (7, 1)				1-2 1B			1-2 2B BB			0	0	0	0	0	0	0						
Kirt Manwaring, R OBP: 0.286, SLG: 0.276 Terry Kennedy, L OBP: 0.318, SLG: 0.406 (7, PH)				0-3 K		0-1 G5-3	0-0 1B 2B			3	0	0	0	0	2	2						
Jose Uribe, S OBP: 0.265, SLG: 0.286 (1, 6)			1-3 K	1-0 F9		2-1 F8	0-1 1B CS			4	0	1	1	0	1	2						
Scott Garretts, R OBP: 0.200, SLG: 0.263 Brett Butler, L OBP: 0.390, SLG: 0.378 (5, 8)			2-3 K		1-3 K		F7 CS 1B	2-1 CS		2	0	0	0	0	2	0						
Inning Stats	R: 0 E: 0 K: 1 S: 8	H: 0 LOB: 0 BB: 0 P: 12	R: 1 E: 0 K: 2 S: 8	H: 1 LOB: 0 BB: 0 P: 12	R: 0 E: 0 K: 2 S: 10	H: 0 LOB: 1 BB: 1 P: 18	R: 1 E: 1 K: 2 S: 15	H: 2 LOB: 2 BB: 0 P: 21	R: 2 E: 0 K: 1 S: 13	H: 3 LOB: 1 BB: 1 P: 22	R: 0 E: 0 K: 0 S: 7	H: 0 LOB: 0 BB: 0 P: 11	R: 6 E: 1 K: 0 S: 20	H: 5 LOB: 0 BB: 1 P: 29	R: 0 E: 0 K: 2 S: 8	H: 1 LOB: 0 BB: 0 P: 11	R: 0 E: 0 K: 1 S: 8	H: 0 LOB: 0 BB: 0 P: 10	1B: 8 2B: 2 3B: 0 HR: 2	SF: 0 SAC: 0 DP: 1 HBP: 0	WP: 0 PB: 0 CS: 2	PA: 42
PITCHER	IP	WLS	BF	H	R	ER	SO	BB	IBB	HBP	BLK	WP	HR	S	P	ERA	WHIP					
Sid Fernandez, L ERA: 3.26	4.1		21	5	4	4	8	2	0	0	0	0	2	50	79	8.31	1.615					
Terry Leach, R ERA: 1.17	2.0	L	7	2	1	1	0	0	0	0	0	0	0	15	23	4.50	1.000					
Roger McDowell, R ERA: 2.89	0.1		6	3	4	0	0	1	0	0	0	0	0	13	19	0.00	12.000					
Don Aase, R ERA: 1.13	0.1		1	1	1	0	0	0	0	0	0	0	0	3	4	0.00	3.000					
Rick Aguilera, R ERA: 1.09	1.0		3	1	0	0	2	0	0	0	0	0	0	8	11	0.00	1.000					
PITCHER	IP	WLS	BF	H	R	ER	SO	BB	IBB	HBP	BLK	WP	HR	S	P	ERA	WHIP					
Randy Myers, L ERA: 0.75	1.0		3	0	0	0	1	0	0	0	0	0	0	8	10	0.00	0.000					

Batter	1	2	3	4	5	6	7	8	9	AB	R	H	RBI	BB	SO	LOB	BOTTOM				
Lee Mazzilli, S OBP: 0.375, SLG: 0.294 (1, 3)	4-0 WP 1B S BB		1-0 P5		2-1 F7		0-2 P5	0-3 K		4	1	0	0	1	1	3	San Francisco Giants @ New York Mets Shea Stadium, Flushing, NY Sun May 21 1989, 3:33 AM EDT Att. 44,660 - Cloudy				
Lenny Dykstra, L OBP: 0.373, SLG: 0.414 (1, 8)	4-2 1B WP BB	2-2 F9		0-1 G4-3		0-1 S 1B		0-0 F9		4	1	1	0	1	0	1					
Howard Johnson, S OBP: 0.374, SLG: 0.528 Kevin Elster, R OBP: 0.298, SLG: 0.313 (1, 6)	3-2 1B		1-0 F7		4-0 1B E BB		4-2 BB	0-1 F8		2	1	1	2	0	0	0					
Darryl Strawberry, L OBP: 0.327, SLG: 0.526 Randy Myers, L (9, 1)	0-1 1B 2B		4-1 G5-3 1B BB		0-0 F9		0-0 L4	0-0 L3		4	1	1	1	1	0	3					
Kevin McReynolds, R OBP: 0.346, SLG: 0.399 (1, 7)	3-3 K		3-1 G5-3		0-3 K		0-3 K		0-1 G4-3	5	0	0	0	0	3	3					
Dave Magadan, L OBP: 0.318, SLG: 0.417 (1, 5)	2-2 F7		2-1 FC5-4 1B		0-0 E 1B		1-1 FC5-4 1B		0-3 K	5	0	3	1	0	1	1					
Tim Teufel, R OBP: 0.384, SLG: 0.277 (1, 4)	4-0 BB		1-2 FC5-4		2-2 E6 FC6-4		3-2 FC5-4 1B 2B		0-0 P3	4	1	0	0	1	0	3					
Barry Lyons, R OBP: 0.321, SLG: 0.438 (1, 2)	1-1 P3		2-2 F7 FC6-4		1-3 E 1B		3-2 2B 1B			4	0	1	0	0	0	4					
Sid Fernandez, L OBP: 0.226, SLG: 0.353 Terry Leach, R Roger McDowell, R Don Aase, R Mookie Wilson, S Rick Aguilera, R Mark Carroon, R OBP: 0.296, SLG: 0.187 (1, 1)		0-1 P6		2-2 K 2B		1-3 K		0-0 E 2B		2	0	1	0	0	0	0					
Inning Stats	R: 3 E: 0 K: 1 S: 18	H: 2 LOB: 2 BB: 3 P: 39	R: 0 E: 0 K: 0 S: 6	H: 0 LOB: 0 BB: 0 P: 9	R: 1 E: 0 K: 0 S: 11	H: 1 LOB: 1 BB: 1 P: 20	R: 0 E: 0 K: 0 S: 11	H: 1 LOB: 2 BB: 1 P: 18	R: 0 E: 0 K: 1 S: 13	H: 1 LOB: 2 BB: 1 P: 17	R: 0 E: 0 K: 2 S: 17	H: 3 LOB: 2 BB: 0 P: 24	R: 0 E: 0 K: 0 S: 4	H: 0 LOB: 0 BB: 0 P: 4	R: 0 E: 0 K: 1 S: 6	H: 0 LOB: 0 BB: 0 P: 6		1B: 6 2B: 3 3B: 0 HR: 0	SF: 0 SAC: 0 DP: 0 HBP: 0	WP: 1 PB: 0 SB: 2 CS: 0	PA: 43
PITCHER	IP	WLS	BF	H	R	ER	SO	BB	IBB	HBP	BLK	WP	HR	S	P	ERA	WHIP				
Scott Garretts, R ERA: 2.7	4.2		24	5	5	4	2	5	0	0	0	0	1	51	94	7.71	2.143				
Jeff Brantley, R ERA: 3.25	1.0		6	1	0	0	1	1	0	0	0	0	0	18	25	0.00	2.000				
Atlee Hammaker, L ERA: 3.41	0.1	W	1	0	0	0	0	0	0	0	0	0	0	1	1	0.00	0.000				
Craig Lefferts, L ERA: 1.85	3.0	S	12	3	1	1	3	0	0	0	0	0	0	27	34	3.00	1.000				

AB 38
R 10
H 12
RBI 9
BB 3
SO 11
LOB 12



Batter	1	2	3	4	5	6	7	8	9	AB	R	H	RBI	BB	SO	LOB	TOP					
Tim Raines, S (1, 7) OBP: 0.405, SLG: 0.487	1-2 G6-4-3 1B			1-0 P8		2-2 F9		1 SAFE 2-2 1-H 2B		4	0	2	1	0	0	0						
Dave Martinez, L (1, 8) OBP: 0.296, SLG: 0.322 Steve Frey, R (8, 1)	1 SAFE 0-1 F9			1-0 G1-6-3			1-0 F7	3-1 F7		4	0	0	0	0	0	2						
Hubie Brooks, R (1, 9) OBP: 0.295, SLG: 0.389	1 SAFE 2-2 G6-4-3			0-3 K			0-1 G4-3 2B		1-0 G5-4-3 1B	4	0	2	0	0	1	1						
Mike Aldrete, L (1, 3) OBP: 0.310, SLG: 0.191		2-2 G1-3			1-0 1B 1B		1-1 G4-3		2-3 K	4	0	1	0	0	1	2						
Tim Wallach, R (1, 5) OBP: 0.327, SLG: 0.394		0-0 F8			1 SAFE 0-0 F8		2-2 F9		2-2 G5-4-3	4	0	0	0	0	0	3						
Tom Foley, L (1, 4) OBP: 0.309, SLG: 0.364		0-1 G4-3			1 SAFE 1-1 1 SAFE 1-3 1B			3-1 SF8 3B		3	1	2	0	0	0	0						
Mike Fitzgerald, R (1, 2) OBP: 0.326, SLG: 0.342			2-1 F8		1 SAFE 0-2 F9			0-0 SF8		2	0	0	1	0	0	2						
Spike Owen, S (1, 6) OBP: 0.377, SLG: 0.393			0-1 G3			1-1 G3		0-1 F7		3	0	0	0	0	0	0						
Brian Holman, R (1, 1) OBP: 0.125, SLG: 0.125 Otis Nixon, S (8, PH) OBP: 0.313, SLG: 0.281 (8, 8)			1-0 F8			1-1 B2		0-1 E2 2B		2	0	0	0	0	0	0						
Inning Stats	R: 0 E: 0 K: 0 S: 11	H: 1 LOB: 0 BB: 0 P: 13	R: 0 E: 0 K: 0 S: 6	H: 0 LOB: 0 BB: 0 P: 8	R: 0 E: 0 K: 1 S: 5	H: 0 LOB: 0 BB: 0 P: 8	R: 0 E: 0 K: 1 S: 5	H: 0 LOB: 0 BB: 0 P: 7	R: 0 E: 0 K: 0 S: 7	H: 2 LOB: 1 BB: 0 P: 9	R: 0 E: 0 K: 0 S: 7	H: 0 LOB: 0 BB: 0 P: 11	R: 0 E: 0 K: 0 S: 9	H: 1 LOB: 1 BB: 0 P: 13	R: 2 E: 1 K: 0 S: 14	H: 2 LOB: 1 BB: 0 P: 22	R: 0 E: 0 K: 1 S: 8	H: 1 LOB: 0 BB: 0 P: 13	1B: 4 2B: 2 3B: 1 HR: 0	SF: 1 SAC: 0 DP: 2 HBP: 0	WP: 0 PB: 0 CS: 1	PA: 32
PITCHER	IP	WLS	BF	H	R	ER	SO	BB	IBB	HBP	BLK	WP	HR	S	P	ERA	WHIP					
Rick Reuschel, R (1, 1) ERA: 2.06	7.2	W	28	6	2	1	1	0	0	0	0	0	0	62	86	1.17	0.783					
Michael LaCoss, R (8, 1) ERA: 2.3	1.1	S	4	1	0	0	1	0	0	0	0	0	0	10	18	0.00	0.750					

Montreal Expos @ San Francisco Giants
Candlestick Park, San Francisco, CA
Tue May 23 1989, 10:05 PM EDT
Att: 13,018 - Unknown

livebaseballscorecards.com

AB 31
R 2
H 7
RBI 2
BB 0
SO 2
LOB 10



Batter	1	2	3	4	5	6	7	8	9	AB	R	H	RBI	BB	SO	LOB	BOTTOM				
Brett Butler, L (1, 8) OBP: 0.394, SLG: 0.380	0-1 FC6-4 1B		0-0 SH5-3		1-3 K		4-2 G5-3 HR BB			2	1	1	0	1	1	1					
Robby Thompson, R (1, 4) OBP: 0.321, SLG: 0.408	0-0 FC6-4 1-2		3-2 G6-3		3-1 WP 1B		3-1 G5-3			4	1	1	1	0	0	3					
Will Clark, L (1, 3) OBP: 0.457, SLG: 0.639	3-2 F7		4-0 BB		4-2 1B 1-2 BB		1-0 HR			2	1	1	2	2	0	1					
Kevin Mitchell, R (1, 7) OBP: 0.385, SLG: 0.691	2-1 G5-3		2-3 K		0-1 1-3 2-H 1B		3-0 F8			4	0	1	1	0	1	3					
Ernest Riles, L (1, 5) OBP: 0.357, SLG: 0.437		0-0 F8		3-2 G4-3		0-1 G3		2-3 K		4	0	0	0	0	1	2					
Candy Maldonado, R (1, 9) OBP: 0.295, SLG: 0.308		2-0 1B		2-1 G4-3		0-0 P2		2-2 BLK HBP		3	0	1	0	0	0	0					
Terry Kennedy, L (1, 2) OBP: 0.306, SLG: 0.390		2-1 F7		0-0 G4-3		2-0 F8		1-1 L7		4	0	0	0	0	0	2					
Jose Uribe, S (1, 6) OBP: 0.271, SLG: 0.287		0-0 F8			2-1 SH1-4 1B		3-2 P6		4-0 BB	3	1	1	0	1	0	1					
Rick Reuschel, R (1, 1) ERA: 4.83 Michael LaCoss, R (8, 1)			1-1 G6-3 SH5-3 1B		0-0 SH1-4		0-2 G1-3		1-3 K	2	0	1	0	0	0	0					
Inning Stats	R: 0 E: 0 K: 0 S: 8	H: 1 LOB: 1 BB: 0 P: 13	R: 0 E: 0 K: 0 S: 5	H: 1 LOB: 1 BB: 0 P: 9	R: 0 E: 0 K: 1 S: 11	H: 1 LOB: 2 BB: 1 P: 21	R: 0 E: 0 K: 0 S: 6	H: 0 LOB: 0 BB: 0 P: 11	R: 2 E: 0 K: 1 S: 14	H: 3 LOB: 2 BB: 1 P: 24	R: 0 E: 0 K: 0 S: 5	H: 0 LOB: 0 BB: 0 P: 10	R: 2 E: 0 K: 0 S: 12	H: 1 LOB: 0 BB: 1 P: 22	R: 0 E: 0 K: 2 S: 11	H: 0 LOB: 2 BB: 1 P: 21	1B: 6 2B: 0 3B: 0 HR: 1	SF: 0 SAC: 2 DP: 0 HBP: 1	WP: 1 PB: 0 CS: 0	PA: 36	
PITCHER	IP	WLS	BF	H	R	ER	SO	BB	IBB	HBP	BLK	WP	HR	S	P	ERA	WHIP				
Brian Holman, R (1, 1) ERA: 4.83	7.0	L	31	7	4	4	2	3	0	0	0	0	0	61	110	5.14	1.429				
Steve Frey, L (8, 1) ERA:	1.0		5	0	0	0	2	1	0	1	1	0	0	11	21	0.00	1.000				

Montreal Expos @ San Francisco Giants
Candlestick Park, San Francisco, CA
Tue May 23 1989, 10:05 PM EDT
Att: 13,018 - Unknown

livebaseballscorecards.com

AB 29
R 4
H 7
RBI 4
BB 4
SO 4
LOB 15



Batter	1	2	3	4	5	6	7	8	9	AB	R	H	RBI	BB	SO	LOB	TOP			
Tim Raines, S (1, 7) OBP: 0.407, SLG: 0.480	4-2 SF9 BB		3-2 F9		4-2 BB			0-3 K		2	1	0	0	2	1	0				
Dave Martinez, L (1, 8) OBP: 0.304, SLG: 0.323	1 SAFE 4-1 BB		1-1 F9		0-2 G3			3-1 1B		3	0	1	0	1	0	2				
Andres Calarraga, R (1, 3) OBP: 0.300, SLG: 0.392	2-2 L5			1-2 FC6 WP 1B		2-3 K		3-2 P4		4	0	1	0	0	1	3				
Hubie Brooks, R (1, 9) OBP: 0.294, SLG: 0.384	0-1 SF9 BB			4-2 FC6 BB		1-0 L6		0-1 G5-3		2	0	0	1	1	0	1				
Tim Wallach, R (1, 5) OBP: 0.320, SLG: 0.384	0-0 G4-3			0-2 FC6 L4-3		0-0 G6-3			3-2 G6-3	4	0	0	0	0	0	3				
Tom Foley, L (1, 4) OBP: 0.307, SLG: 0.368		1-1 G3		1-0 L4-3			3-2 P4		2-1 G4-3 2B	4	0	1	0	0	0	2				
Marty Pevey, L (1, 2) OBP: 0.125, SLG: 0.125		3-2 G3			0-0 L1		0-1 BLK 1B		1-0 G4-3	4	0	1	0	0	0	1				
Spike Owen, S (1, 6) OBP: 0.374, SLG: 0.384		3-2 F8			2-1 F8		1-3 K		2-3 IBB	3	0	0	0	1	1	1				
Kevin Gross, R (1, 1) OBP: 0.190, SLG: 0.105			2-1 F5		0-1 BB 1B		1-1 F7		0-0 G5-3	4	0	1	0	0	0	3				
Inning Stats	R: 1 E: 0 K: 0 S: 13	H: 0 LOB: 1 BB: 2 P: 22	R: 0 E: 0 K: 0 S: 10	H: 0 LOB: 0 BB: 0 P: 17	R: 0 E: 0 K: 0 S: 7	H: 0 LOB: 0 BB: 0 P: 13	R: 0 E: 0 K: 0 S: 11	H: 1 LOB: 1 BB: 1 P: 17	R: 0 E: 0 K: 0 S: 5	H: 0 LOB: 0 BB: 0 P: 8	R: 0 E: 0 K: 1 S: 11	H: 1 LOB: 1 BB: 0 P: 16	R: 0 E: 0 K: 1 S: 11	H: 1 LOB: 1 BB: 0 P: 17	R: 0 E: 0 K: 0 S: 8	H: 1 LOB: 2 BB: 1 P: 18	1B: 4 2B: 2 3B: 0 HR: 0	SF: 1 SAC: 0 DP: 1 HBP: 0	WP: 1 PB: 0 SB: 3 CS: 0	PA: 36
PITCHER	IP WLS BF H R ER SO BB IBB HBP BLK WP HR S P ERA WHIP	7.0 L 27 3 1 0 2 4 0 0 0 1 0 0 68 110 0.00 1.000	2.0 9 2 0 0 1 0 1 0 0 0 0 0 19 35 0.00 1.000																	

Montreal Expos @ San Francisco Giants
Candlestick Park, San Francisco, CA
Wed May 24 1989, 10:05 PM EDT
Att: 9,889 - Unknown

AB 30
R 1
H 5
RBI 1
BB 5
SO 3
LOB 16



Batter	1	2	3	4	5	6	7	8	9	AB	R	H	RBI	BB	SO	LOB	BOTTOM					
Brett Butler, L (1, 8) OBP: 0.397, SLG: 0.383	1-0 B4-3		1-1 PB 1B		1-0 S 1B		1-1 CS	1-2 P4		4	0	2	0	0	0	0						
Robby Thompson, R (1, 4) OBP: 0.320, SLG: 0.404	0-3 K		1-3 K		2-1 G5-3		2-3	2-2 1B		4	0	1	0	0	2	2						
Will Clark, L (1, 3) OBP: 0.453, SLG: 0.630	0-1 WP 1B		0-3 K		1-3 K		1-3 K	2-3 K		4	0	1	0	0	3	2						
Kevin Mitchell, R (1, 7) OBP: 0.377, SLG: 0.675	1-3 K		2-0 G4-3			2-3 K		1-3 K		4	0	0	0	0	3	3						
Ernest Riles, L (1, 5) OBP: 0.373, SLG: 0.432		4-2 BB BB		0-0 G4-3		4-0 BB		4-0 WP FC4-2-5 BB		1	0	0	0	3	0	0						
Candy Maldonado, R (1, 9) OBP: 0.287, SLG: 0.298		3-2 F7		0-3 K		0-0 F5		3-2 L5		4	0	0	0	0	1	3						
Terry Kennedy, L (1, 2) OBP: 0.231, SLG: 0.388		1-3 K		1-0 G3			0-0 CS S 1B		1-0 FC4-2-5	3	0	1	0	0	1	1						
Donell Nixon, R (7, PR) OBP: 0.276, SLG: 0.268									1-1 3H G3	0	0	0	0	0	0	0						
Kirt Manwaring, R (8, 2) OBP: 0.281, SLG: 0.271										1	0	0	0	0	0	1						
Jose Uribe, S (1, 6) OBP: 0.270, SLG: 0.281		4-0 FC6-4 BB			1-1 G4-3		1-3 K		1-1 G3	3	0	0	0	1	1	2						
Don Robinson, R (1, 1) OBP: 0.231, SLG: 0.346		0-1 FC6-4			1-1 F8		2-2 P5			2	0	0	0	0	0	2						
Ken Oberkfell, L (7, PH) OBP: 0.155, SLG: 0.151										1	0	0	0	0	0	2						
Rich Gossage, R (8, 1) OBP: 0.281, SLG: 0.271										0	0	0	0	0	0	0						
Inning Stats	R: 0 E: 0 K: 2 S: 11	H: 1 LOB: 1 BB: 0 P: 13	R: 0 E: 0 K: 1 S: 12	H: 0 LOB: 2 BB: 2 P: 23	R: 0 E: 0 K: 2 S: 9	H: 1 LOB: 1 BB: 0 P: 13	R: 0 E: 0 K: 1 S: 5	H: 0 LOB: 0 BB: 0 P: 6	R: 0 E: 0 K: 0 S: 7	H: 1 LOB: 1 BB: 0 P: 12	R: 0 E: 0 K: 2 S: 8	H: 0 LOB: 1 BB: 1 P: 15	R: 0 E: 0 K: 1 S: 9	H: 1 LOB: 1 BB: 0 P: 12	R: 0 E: 0 K: 2 S: 13	H: 1 LOB: 1 BB: 0 P: 19	R: 0 E: 0 K: 0 S: 7	H: 0 LOB: 1 BB: 1 P: 16	1B: 5 2B: 0 3B: 0 HR: 0	SF: 0 SAC: 0 DP: 0 HBP: 0	WP: 3 PB: 1 SB: 2 CS: 1	PA: 36
PITCHER	IP WLS BF H R ER SO BB IBB HBP BLK WP HR S P ERA WHIP	9.0 W 35 5 0 0 11 4 0 0 0 2 0 81 129 0.00 1.000																				

Montreal Expos @ San Francisco Giants
Candlestick Park, San Francisco, CA
Wed May 24 1989, 10:05 PM EDT
Att: 9,889 - Unknown

AB 31
R 0
H 5
RBI 0
BB 4
SO 11
LOB 18



Batter	1	2	3	4	5	6	7	8	9	AB	R	H	RBI	BB	SO	LOB	TOP		
Tim Raines, S OBP: 0.404, SLG: 0.471 (1, 7)	F9			F6		F9		F9		3	0	0	0	1	0	0			
Dave Martinez, L OBP: 0.311, SLG: 0.323 (1, 8) (9, 9)	4-1 CS BB			F7		F9 1-2			0-0 1B	3	0	1	0	1	0	1			
Andres Calarraga, R OBP: 0.299, SLG: 0.384 (1, 3)	F6			4-0 BB				0-0 5-3	1-2 F6	3	0	0	0	1	0	2			
Mike Aldrete, L OBP: 0.328, SLG: 0.220 (9, PH) Hubie Brooks, R OBP: 0.292, SLG: 0.382 Otis Nixon, S OBP: 0.313, SLG: 0.281 (9, 8)	2-2 CS	0-0 CS 1B		3-1 4-3		1-1 HR 1B		0-1 F7	0-1 F7	3	1	2	0	0	0	1			
Tim Wallach, R OBP: 0.318, SLG: 0.399 (1, 5)		2-2 F8 1-2		1-1 F8		1-2 HR		3-1 6-3		4	1	1	2	0	0	2			
Tom Foley, L OBP: 0.301, SLG: 0.359 (1, 4)		0-0 P2		1-1 F8		1-2 L4				3	0	0	0	0	0	0			
Mike Fitzgerald, R OBP: 0.337, SLG: 0.338 (1, 2)			4-1 L9-3 BB	4-2 BB		0-1 F8				1	0	0	0	2	0	0			
Junior Noboa, R OBP: 0.200, SLG: 0.200 (1, 6)			1-0 L9-3	0-0 F7				1-0 F8		3	0	0	0	0	0	2			
Dennis Martinez, R OBP: 0.160, SLG: 0.125 Tim Burke, R (9, 1)			0-1 6-3	1-1 F7				0-1 4-3		3	0	0	0	0	0	0			
Inning Stats	R: 0 E: 0 K: 0 S: 6	H: 0 LOB: 0 BB: 1 P: 14	R: 0 E: 0 K: 0 S: 6	H: 1 LOB: 0 BB: 0 P: 8	R: 0 E: 0 K: 0 S: 4	H: 0 LOB: 0 BB: 1 P: 9	R: 0 E: 0 K: 0 S: 5	H: 0 LOB: 1 BB: 1 P: 15	R: 0 E: 0 K: 0 S: 11	H: 0 LOB: 0 BB: 1 P: 17	R: 2 E: 0 K: 0 S: 12	H: 2 LOB: 0 BB: 0 P: 15	R: 0 E: 0 K: 0 S: 5	H: 0 LOB: 0 BB: 0 P: 6	R: 0 E: 0 K: 0 S: 8	H: 1 LOB: 1 BB: 0 P: 12	1B: 3 2B: 1 3B: 0 HR: 1	SF: 0 SAC: 0 DP: 1 HBP: 0	WP: 0 PA: 33 CS: 3
PITCHER	IP WLS BF H R ER SO BB IBB HBP BLK WP HR S P ERA WHIP	IP WLS BF H R ER SO BB IBB HBP BLK WP HR S P ERA WHIP	IP WLS BF H R ER SO BB IBB HBP BLK WP HR S P ERA WHIP	IP WLS BF H R ER SO BB IBB HBP BLK WP HR S P ERA WHIP	IP WLS BF H R ER SO BB IBB HBP BLK WP HR S P ERA WHIP	IP WLS BF H R ER SO BB IBB HBP BLK WP HR S P ERA WHIP	IP WLS BF H R ER SO BB IBB HBP BLK WP HR S P ERA WHIP	IP WLS BF H R ER SO BB IBB HBP BLK WP HR S P ERA WHIP	IP WLS BF H R ER SO BB IBB HBP BLK WP HR S P ERA WHIP	IP WLS BF H R ER SO BB IBB HBP BLK WP HR S P ERA WHIP	IP WLS BF H R ER SO BB IBB HBP BLK WP HR S P ERA WHIP	IP WLS BF H R ER SO BB IBB HBP BLK WP HR S P ERA WHIP	IP WLS BF H R ER SO BB IBB HBP BLK WP HR S P ERA WHIP	IP WLS BF H R ER SO BB IBB HBP BLK WP HR S P ERA WHIP	IP WLS BF H R ER SO BB IBB HBP BLK WP HR S P ERA WHIP	IP WLS BF H R ER SO BB IBB HBP BLK WP HR S P ERA WHIP	IP WLS BF H R ER SO BB IBB HBP BLK WP HR S P ERA WHIP	IP WLS BF H R ER SO BB IBB HBP BLK WP HR S P ERA WHIP	IP WLS BF H R ER SO BB IBB HBP BLK WP HR S P ERA WHIP

Montreal Expos @ San Francisco Giants
Candlestick Park, San Francisco, CA
Thu May 25 1989, 6:33 AM EDT
Att: 14,125 - Unknown

AB	27
R	2
H	4
RBI	2
BB	5
SO	0
LOB	9



Batter	1	2	3	4	5	6	7	8	9	AB	R	H	RBI	BB	SO	LOB	BOTTOM		
Brett Butler, L OBP: 0.399, SLG: 0.386 (1, 8)	F7		0-0 F9			E5 1B			0-1 FC5 WP 1B	4	0	2	0	0	0	0			
Robby Thompson, R OBP: 0.318, SLG: 0.400 (1, 4)	0-1 S 1B			1-0 L4		2-3 K			1-0 6-3 1-2	4	0	1	0	0	1	2			
Will Clark, L OBP: 0.443, SLG: 0.614 (1, 3)	3-3 K			0-1 4-3		3-1 F8			2-2 F7	4	0	0	0	0	1	2			
Candy Maldonado, R OBP: 0.288, SLG: 0.299 Kevin Mitchell, R OBP: 0.390, SLG: 0.675 (9, PH)	1-0 F4			2-1 6-3		0-0 1B			4-1 BB	3	0	1	0	0	0	1			
Ernest Riles, L OBP: 0.358, SLG: 0.413 (1, 5) (9, 6)		1-2 F8		1-1 4-3		1-1 F7			1-0 FC5	4	0	0	0	0	0	3			
Tracy Jones, R OBP: 0.152, SLG: 0.136 (1, 7)		1-0 CS 1B		0-0 6-3		1-1 4-3				3	0	1	0	0	0	1			
Terry Kennedy, L OBP: 0.299, SLG: 0.377 (1, 2)		3-3 K		2-1 G3				1-3 K		3	0	0	0	0	2	1			
Jose Uribe, S OBP: 0.267, SLG: 0.277 Ken Oberkell, L OBP: 0.153, SLG: 0.148 (9, 5)			3-3 K			1-0 F9		2-3 K		2	0	0	0	0	1	0			
Mike Krukow, R OBP: 0.083, SLG: 0.083 Ed Jurak, R OBP: 0.153, SLG: 0.257 Terry Mulholland, R (9, 1)			0-3 K			1-3 K		2-2 6-3		2	0	0	0	0	2	0			
Inning Stats	R: 0 E: 1 K: 1 S: 10	H: 1 LOB: 1 BB: 0 P: 14	R: 0 E: 0 K: 1 S: 8	H: 1 LOB: 0 BB: 0 P: 12	R: 0 E: 0 K: 2 S: 8	H: 0 LOB: 0 BB: 0 P: 11	R: 0 E: 0 K: 0 S: 5	H: 0 LOB: 0 BB: 0 P: 8	R: 0 E: 1 K: 2 S: 9	H: 1 LOB: 1 BB: 0 P: 13	R: 0 E: 0 K: 0 S: 7	H: 1 LOB: 1 BB: 0 P: 12	R: 0 E: 0 K: 2 S: 16	H: 0 LOB: 0 BB: 0 P: 21	R: 0 E: 0 K: 0 S: 10	H: 1 LOB: 2 BB: 1 P: 18	1B: 5 2B: 0 3B: 0 HR: 0	SF: 0 SAC: 0 DP: 0 HBP: 0	WP: 1 PA: 32 CS: 1
PITCHER	IP WLS BF H R ER SO BB IBB HBP BLK WP HR S P ERA WHIP	IP WLS BF H R ER SO BB IBB HBP BLK WP HR S P ERA WHIP	IP WLS BF H R ER SO BB IBB HBP BLK WP HR S P ERA WHIP	IP WLS BF H R ER SO BB IBB HBP BLK WP HR S P ERA WHIP	IP WLS BF H R ER SO BB IBB HBP BLK WP HR S P ERA WHIP	IP WLS BF H R ER SO BB IBB HBP BLK WP HR S P ERA WHIP	IP WLS BF H R ER SO BB IBB HBP BLK WP HR S P ERA WHIP	IP WLS BF H R ER SO BB IBB HBP BLK WP HR S P ERA WHIP	IP WLS BF H R ER SO BB IBB HBP BLK WP HR S P ERA WHIP	IP WLS BF H R ER SO BB IBB HBP BLK WP HR S P ERA WHIP	IP WLS BF H R ER SO BB IBB HBP BLK WP HR S P ERA WHIP	IP WLS BF H R ER SO BB IBB HBP BLK WP HR S P ERA WHIP	IP WLS BF H R ER SO BB IBB HBP BLK WP HR S P ERA WHIP	IP WLS BF H R ER SO BB IBB HBP BLK WP HR S P ERA WHIP	IP WLS BF H R ER SO BB IBB HBP BLK WP HR S P ERA WHIP	IP WLS BF H R ER SO BB IBB HBP BLK WP HR S P ERA WHIP	IP WLS BF H R ER SO BB IBB HBP BLK WP HR S P ERA WHIP	IP WLS BF H R ER SO BB IBB HBP BLK WP HR S P ERA WHIP	IP WLS BF H R ER SO BB IBB HBP BLK WP HR S P ERA WHIP

Montreal Expos @ San Francisco Giants
Candlestick Park, San Francisco, CA
Thu May 25 1989, 6:33 AM EDT
Att: 14,125 - Unknown

AB	31
R	0
H	5
RBI	0
BB	1
SO	8
LOB	10



Batter	1	2	3	4	5	6	7	8	9	AB	R	H	RBI	BB	SO	LOB	TOP				
Bob Dernier, R (1, 7) OBP: 0.273, SLG: 0.284	L7		P3			G3-6-3 1B		P3		4	0	1	0	0	0	1	Philadelphia Phillies @ San Francisco Giants Candlestick Park, San Francisco, CA Fri May 26 1989, 10:05 PM EDT Att: 12,787 - Unknown				
Tom Herr, S (1, 4) OBP: 0.372, SLG: 0.392	K			1B SF9		G3-6-3 1-2		K	4	1	1	0	0	2	1						
Von Hayes, L (1, 9) OBP: 0.443, SLG: 0.528	L9			G1-3 1B		K		4-3	4	0	1	0	0	1	0						
Mike Schmidt, R (1, 5)		K		G1-3 1-2		G5-3		BB BB	3	0	0	0	1	1	2						
Juan Samuel, R (1, 8) OBP: 0.280, SLG: 0.372	K			SF9		CS BB		FC6-4 BB	1	0	0	1	2	1	0						
Ricky Jordan, R (1, 3) OBP: 0.270, SLG: 0.283	K			L3		E6 1-2		FC6-4 1-2	4	0	0	0	0	1	4						
Darren Daulton, L (1, 2) OBP: 0.274, SLG: 0.412			K			K			3	0	0	0	0	2	1						
Steve Jeltz, S (1, 6) OBP: 0.405, SLG: 0.393			SH3-4 BB			CS BB		6-3	1	0	0	0	2	0	0						
Bob Sebra, R (1, 1) Mark Ryal, L (5, PH) Don Carmann, L (5, 1) Jeff Parrett, R (7, 1) Curt Ford, L (8, PH) Greg Harris, S (8, 1)			SH3-4			K 1-2		K	0	0	0	0	0	0	0						
Inning Stats	R: 0 E: 0 K: 1 S: 10	H: 0 LOB: 0 BB: 0 P: 17	R: 0 E: 0 K: 3 S: 9	H: 0 LOB: 0 BB: 0 P: 13	R: 0 E: 0 K: 1 S: 11	H: 0 LOB: 1 BB: 1 P: 17	R: 1 E: 0 K: 0 S: 13	H: 2 LOB: 1 BB: 0 P: 17	R: 0 E: 0 K: 1 S: 7	H: 1 LOB: 0 BB: 0 P: 9	R: 0 E: 1 K: 1 S: 9	H: 0 LOB: 1 BB: 1 P: 17	R: 0 E: 0 K: 1 S: 6	H: 0 LOB: 0 BB: 2 P: 10	R: 0 E: 0 K: 1 S: 10	H: 0 LOB: 2 BB: 2 P: 24	1B: 3 2B: 2 3B: 0 HR: 0	SF: 1 SAC: 1 DP: 1 HBP: 0	WP: 0 PB: 0 SB: 0 CS: 2	PA: 33	
PITCHER	IP	WLS	BF	H	R	ER	SO	BB	IBB	HBP	BLK	WP	HR	S	P	ERA	WHIP				
Scott Garretts, R (1, 1) ERA: 2.55	7.0	W	25	3	1	1	8	3	0	0	0	0	0	68	105	1.29	0.857				
Jeff Brantley, R (8, 1) ERA: 3.14	1.0		3	0	0	0	1	0	0	0	0	0	0	6	10	0.00	0.000				
Michael LaCoss, R (9, 1) ERA: 2.23	1.0		5	0	0	0	1	2	0	0	0	0	0	10	24	0.00	2.000				

Batter	1	2	3	4	5	6	7	8	9	AB	R	H	RBI	BB	SO	LOB	BOTTOM				
Brett Butler, L (1, 8) OBP: 0.398, SLG: 0.381	F7					P3				2	0	0	0	0	0	2	Philadelphia Phillies @ San Francisco Giants Candlestick Park, San Francisco, CA Fri May 26 1989, 10:05 PM EDT Att: 12,787 - Unknown				
Donell Nixon, R (6, PH) OBP: 0.271, SLG: 0.263	G3			S HBP						1	0	0	0	0	0						
Robby Thompson, R (1, 4) OBP: 0.328, SLG: 0.429	P3			HR		1B 2B			3	2	2	1	1	0	0						
Ken Oberkfell, L (8, 4) OBP: 0.153, SLG: 0.148				BB					0	0	0	0	0	0	0						
Will Clark, L (1, 3) OBP: 0.444, SLG: 0.618	4-3			HR 2B		P6 2B		5-3 1B	4	1	2	1	0	0	2						
Kevin Mitchell, R (1, 7) OBP: 0.378, SLG: 0.676		1B 3B		5-3		P4		5-3	4	1	1	0	0	0	4						
Ernest Riles, L (1, 5) OBP: 0.364, SLG: 0.442		1B HBP		HR		G4-3		4-3	3	2	1	2	0	0	1						
Tracy Jones, R (1, 9) OBP: 0.140, SLG: 0.125		K		K		5-3		P6	4	0	0	0	0	2	3						
Terry Kennedy, L (1, 2) OBP: 0.306, SLG: 0.382		1B 1B		1B		P2		G3-1	4	0	2	1	0	0	0						
Jose Uribe, S (1, 6) OBP: 0.268, SLG: 0.278		1-2 3-H		1-3				1-3	3	0	1	1	0	2	1						
Greg Litton, R (8, PH) OBP: 0.400, SLG: 0.250		1-2 2-H		K		K		1-3	1	0	0	0	0	0	0						
Scott Garretts, R (1, 1) OBP: 0.174, SLG: 0.227		K				F9		L8	3	0	0	0	0	2	2						
Jeff Brantley, R (8, 1)									0	0	0	0	0	0	0						
Candy Maldonado, R (6, PH) OBP: 0.286, SLG: 0.297		K							1	0	0	0	0	0	0						
Michael LaCoss, R (9, 1)									0	0	0	0	0	0	0						
Inning Stats	R: 0 E: 0 K: 0 S: 6	H: 0 LOB: 0 BB: 0 P: 12	R: 2 E: 0 K: 2 S: 14	H: 3 LOB: 2 BB: 0 P: 22	R: 3 E: 0 K: 2 S: 17	H: 4 LOB: 1 BB: 0 P: 26	R: 0 E: 0 K: 1 S: 8	H: 0 LOB: 2 BB: 1 P: 15	R: 0 E: 0 K: 0 S: 4	H: 0 LOB: 0 BB: 0 P: 7	R: 0 E: 0 K: 1 S: 11	H: 0 LOB: 0 BB: 0 P: 18	R: 1 E: 0 K: 0 S: 9	H: 2 LOB: 1 BB: 0 P: 14	R: 0 E: 0 K: 0 S: 7	H: 0 LOB: 0 BB: 0 P: 14	1B: 4 2B: 2 3B: 1 HR: 2	SF: 0 SAC: 0 DP: 0 HBP: 2	WP: 0 PB: 0 SB: 1 CS: 0	PA: 36	
PITCHER	IP	WLS	BF	H	R	ER	SO	BB	IBB	HBP	BLK	WP	HR	S	P	ERA	WHIP				
Bob Sebra, R (1, 1) ERA: 4.5	4.0	L	22	7	5	5	5	1	0	0	0	0	0	21	34	4.50	1.000				
Don Carman, L (5, 1) ERA: 5.13	2.0		8	2	1	1	1	0	0	0	0	0	0	3	5	0.00	0.000				
Jeff Parrett, R (7, 1) ERA: 1.93	1.0		3	0	0	0	0	0	0	0	0	0	0	7	14	0.00	0.000				
Greg Harris, R (8, 1) ERA: 3.73	1.0		3	0	0	0	0	0	0	0	0	0	0	7	14	0.00	0.000				

Batter	1	2	3	4	5	6	7	8	9	AB	R	H	RBI	BB	SO	LOB	TOP				
Lenny Dykstra, L OBP: 0.374, SLG: 0.410 Mookie Wilson, S OBP: 0.225, SLG: 0.296	4-1 S 2B BB	0-3 K			0-0 2B			1-1 G5-3		2	1	1	0	1	1	2					
Howard Johnson, S OBP: 0.348, SLG: 0.516	2-1 F7		1-0 F7		1-0 G3			2-2 2B		4	0	1	0	0	0	2					
Darryl Strawberry, L OBP: 0.309, SLG: 0.500	1-1 1-H 2B		4-2 CS BB		3-2 1B			0-1 G3-1		3	0	2	1	1	0	1					
Kevin McReynolds, R OBP: 0.339, SLG: 0.402	1-0 F9		2-3 K		0-0 F7			1-1 P6		4	0	0	0	0	1	3					
Dave Magadan, L OBP: 0.356, SLG: 0.418 Keith Miller, R OBP: 0.379, SLG: 0.292	0-1 F7		1-2 F8		0-3 K			0-2 FC6-4 1B		4	0	1	0	0	1	1					
Gregg Jefferies, S OBP: 0.212, SLG: 0.260		1-2 SH5-4 1B		1-0 P7			2-2 P6	0-2 FC6-4 1B E		4	1	1	0	0	0	1					
Barry Lyons, R OBP: 0.360, SLG: 0.443		0-0 SH5-4 1B		2-3 K			1-2 G4-3	0-0 FC6 1B		4	0	2	0	0	1	0					
Kevin Elster, R OBP: 0.290, SLG: 0.303 Tim Lincecum, R OBP: 0.370, SLG: 0.292		0-2 F8		0-1 F9			1-2 1B	3-2 FC6 1-2 2-H		3	0	1	0	0	0	2					
Ron Darling, R OBP: 0.095, SLG: 0.143 Lee Mazzilli, S OBP: 0.357, SLG: 0.250 Don Aase, R OBP: 0.300, SLG: 0.556		0-1 SH5-4		2-3 K			3-1 P6	0-2 L4		1	0	0	0	0	1	0					
Inning Stats	R: 1 E: 0 K: 0 S: 8	H: 1 LOB: 1 BB: 1 P: 16	R: 0 E: 0 K: 1 S: 12	H: 2 LOB: 2 BB: 0 P: 13	R: 0 E: 0 K: 1 S: 10	H: 0 LOB: 0 BB: 1 P: 17	R: 0 E: 0 K: 1 S: 8	H: 0 LOB: 0 BB: 0 P: 12	R: 0 E: 0 K: 1 S: 10	H: 1 LOB: 1 BB: 0 P: 11	R: 0 E: 0 K: 0 S: 13	H: 1 LOB: 1 BB: 0 P: 20	R: 0 E: 0 K: 0 S: 11	H: 1 LOB: 1 BB: 0 P: 15	R: 1 E: 1 K: 0 S: 13	H: 2 LOB: 2 BB: 0 P: 16	1B: 6 2B: 3 3B: 0 HR: 0	SF: 0 SAC: 1 DP: 0 HBP: 0	WP: 0 PB: 0 SB: 1 CS: 1	PA: 36	
PITCHER	IP WLS BF H R ER SO BB IBB HBP BLK WP HR S P ERA WHIP	7.0 W 27 6 1 1 5 2 0 0 0 0 0 69 102 1.29 1.143	2.0 S 9 3 1 0 0 0 0 0 0 0 0 24 31 0.00 1.500																		

New York Mets @ San Francisco Giants
Candlestick Park, San Francisco, CA
Mon May 29 1989, 6:33 AM EDT
Att: 38,899 - Sunny

AB	33
R	2
H	9
RBI	1
BB	2
SO	5
LOB	16



Batter	1	2	3	4	5	6	7	8	9	AB	R	H	RBI	BB	SO	LOB	BOTTOM				
Brett Butler, L OBP: 0.387, SLG: 0.367	2-1 P6-4 G6-3 1B		4-0 FC6-5 2B BB	2-3 K2-3		0-2 SF8		1-0 SF8		2	1	1	2	1	1	2					
Robby Thompson, R OBP: 0.342, SLG: 0.460	0-0 G6-3		0-1 FC6-5 2B 1-2 2-3f		0-0 F9 2B	1-3 K		1-2 E 1B		5	0	2	0	0	1	5					
Will Clark, L OBP: 0.450, SLG: 0.631	4-0 BB		1-1 1-3 2-H 2B		1-1 F8		4-2 1B BB	2-1 E5 1-3		3	0	1	1	2	0	2					
Kevin Mitchell, R OBP: 0.364, SLG: 0.643	0-2 P6-4 2-3f		4-0 IBB		0-1 F9		3-0 F8	0-0 P2		4	0	0	0	1	0	6					
Terry Kennedy, L OBP: 0.302, SLG: 0.368		2-3 K	0-0 G3		3-3 K		0-0 1B			4	0	1	0	0	2	4					
Candy Maldonado, R OBP: 0.283, SLG: 0.288		4-1 G3-4-3 BB		2-0 F7		0-0 F7	1-0 P2			3	0	0	0	1	0	2					
Ken Oberkfell, L OBP: 0.159, SLG: 0.155 Craig Lefferts, L OBP: 0.316, SLG: 0.222		1-1 G3-4-3 1-2f		0-1 E4 1B		0-1 1B SF8 1B	0-0 P6			4	1	1	0	0	0	3					
Jose Uribe, S OBP: 0.284, SLG: 0.296			0-1 B5-3		3-1 1B	0-0 SF8 1B		1-2 E4 SH5-3 SF8 1B		4	1	3	0	0	0	0					
Don Robinson, R OBP: 0.276, SLG: 0.414 Chris Speier, R OBP: 0.316, SLG: 0.222			0-0 FC6-5 2B		0-3 K	1-1 1B		0-0 SH5-3		3	0	2	0	0	1	2					
Inning Stats	R: 0 E: 0 K: 0 S: 6	H: 1 LOB: 1 BB: 1 P: 12	R: 0 E: 0 K: 1 S: 6	H: 0 LOB: 0 BB: 1 P: 13	R: 1 E: 0 K: 0 S: 8	H: 2 LOB: 3 BB: 2 P: 17	R: 0 E: 0 K: 2 S: 11	H: 1 LOB: 2 BB: 0 P: 18	R: 0 E: 0 K: 1 S: 8	H: 1 LOB: 1 BB: 0 P: 12	R: 1 E: 0 K: 0 S: 12	H: 3 LOB: 2 BB: 0 P: 14	R: 0 E: 0 K: 0 S: 7	H: 1 LOB: 2 BB: 1 P: 15	R: 1 E: 2 K: 0 S: 11	H: 2 LOB: 2 BB: 0 P: 16	1B: 8 2B: 4 3B: 0 HR: 0	SF: 2 SAC: 1 DP: 2 HBP: 0	WP: 0 PB: 0 SB: 0 CS: 0	PA: 40	
PITCHER	IP WLS BF H R ER SO BB IBB HBP BLK WP HR S P ERA WHIP	6.0 L 29 8 2 2 5 3 1 0 0 0 0 18 31 3.00 1.833	2.0 11 3 1 1 0 1 0 0 0 0 0 0 18 31 4.50 2.000																		

New York Mets @ San Francisco Giants
Candlestick Park, San Francisco, CA
Mon May 29 1989, 6:33 AM EDT
Att: 38,899 - Sunny

AB	32
R	3
H	11
RBI	3
BB	5
SO	5
LOB	26



Batter	1	2	3	4	5	6	7	8	9	AB	R	H	RBI	BB	SO	LOB	TOP					
Lenny Dykstra, L OBP: 0.378, SLG: 0.408 (1, 8)	4-1 BLK 1B BB		2-2 G3		0-0 3-H 1B			1-1 G4-3		3	1	1	1	1	0	0						
Tim Lincecum, R OBP: 0.396, SLG: 0.320 (1, 4)	0-2 1-H 1B			0-2 G1-3		4-2 BB BB		2-2 2B		3	0	2	1	1	0	0						
Howard Johnson, S OBP: 0.346, SLG: 0.509 (1, 6)	3-2 P2			0-0 2B 1B		2-1 F8		0-0 P4		4	1	1	0	0	0	2						
Darryl Strawberry, L OBP: 0.314, SLG: 0.503 (1, 9)	3-3 K			0-0 1-H 2B		4-0 1-2 BB		3-2 G3		3	0	1	1	1	1	1						
Kevin McReynolds, R OBP: 0.337, SLG: 0.399 (1, 7)		2-2 L4		1-3 K		1-1 F9		1-0 G4-6-3 1B		4	0	1	0	0	1	3						
Dave Magadan, L OBP: 0.352, SLG: 0.410 (1, 3)	1-1 F8			0-0 G1-3		0-0 F7		0-1 G4-6-3 1B		4	0	1	0	0	0	3						
Gregg Jefferies, S OBP: 0.213, SLG: 0.260 (1, 5)	1-1 G6-3				1-2 G3-6-1 1B		1-2 F8		0-1 G4-6-3 1-2 2-3 1B	4	1	1	0	0	0	2						
Mackey Sasser, L OBP: 0.294, SLG: 0.424 (1, 2)				2-0 F7		0-2 G3-6-1 1B		0-1 G4-3		4	0	1	0	0	0	1						
David Cone, L OBP: 0.281, SLG: 0.190 (5, PH)				0-0 G1-3		1-0 G3-6-1 1-2 2-3 1B		1-3 K		1	0	0	0	0	0	0						
Lee Mazzilli, S OBP: 0.246, SLG: 0.238 (5, 1)										1	0	0	0	0	0	0						
Terry Leach, R OBP: 0.252, SLG: 0.318 (5, 1)										0	0	0	0	0	0	0						
Sid Fernandez, L OBP: 0.223, SLG: 0.293 (7, PH)										1	0	0	0	0	1	0						
Mookie Wilson, S OBP: 0.223, SLG: 0.293 (7, 1)										0	0	0	0	0	0	0						
Roger McDowell, R OBP: 0.223, SLG: 0.293 (7, 1)										0	0	0	0	0	0	0						
Inning Stats	R: 1 E: 0 K: 1 S: 10	H: 1 LOB: 0 BB: 1 P: 20	R: 0 E: 0 K: 0 S: 10	H: 0 LOB: 0 BB: 0 P: 14	R: 0 E: 0 K: 0 S: 6	H: 0 LOB: 0 BB: 0 P: 10	R: 1 E: 0 K: 1 S: 9	H: 2 LOB: 1 BB: 0 P: 10	R: 1 E: 0 K: 0 S: 9	H: 3 LOB: 1 BB: 0 P: 11	R: 0 E: 0 K: 0 S: 7	H: 0 LOB: 0 BB: 2 P: 18	R: 0 E: 0 K: 1 S: 9	H: 0 LOB: 0 BB: 0 P: 11	R: 0 E: 0 K: 0 S: 9	H: 1 LOB: 1 BB: 0 P: 15	R: 0 E: 0 K: 0 S: 7	H: 2 LOB: 1 BB: 0 P: 8	1B: 7 2B: 2 3B: 0 HR: 0	SF: 0 SAC: 0 DP: 2 HBP: 0	WP: 0 PB: 0 SB: 0 CS: 0	PA: 35
PITCHER	IP	WLS	BF	H	R	ER	SO	BB	IBB	HBP	BLK	WP	HR	S	P	ERA	WHIP					
Mike Krukow, R ERA: 3.29	5.1	W	21	6	3	3	2	2	0	0	1	0	0	48	75	5.06	1.500					
Atlee Hammaker, L ERA: 2.97	1.2		6	0	0	0	1	1	0	0	0	0	0	12	19	0.00	0.600					
Michael LaCoss, R ERA: 2.06	2.0		8	3	0	0	0	0	0	0	0	0	0	16	23	0.00	1.500					

New York Mets @ San Francisco Giants
Candlestick Park, San Francisco, CA
Tue May 30 1989, 10:05 PM EDT
Att: 17,398 - Unknown

AB 32
R 3
H 9
RBI 3
BB 3
SO 3
LOB 14



Batter	1	2	3	4	5	6	7	8	9	AB	R	H	RBI	BB	SO	LOB	BOTTOM				
Brett Butler, L OBP: 0.388, SLG: 0.379 (1, 8)	1-2 F7		0-0 P4	0-1 2-H 3B		1-0 HR 1B		3-2 L8		5	1	2	1	0	0	0					
Robby Thompson, R OBP: 0.348, SLG: 0.461 (1, 4)	3-2 1B		0-1 S HR 1B	4-0 BB BB		0-3 K		1-0 G6-3		4	1	2	0	1	1	2					
Will Clark, L OBP: 0.458, SLG: 0.648 (1, 3)	1-1 L7		2-2 1-2 HR 1B	4-2 1-2 BB		1-1 1-H 3-H HR		4-1 1B HR BB		3	3	2	3	2	0	1					
Kevin Mitchell, R OBP: 0.364, SLG: 0.653 (1, 7)	1-0 P8		1-0 1-H 2-H HR	1-3 K		0-1 P4		0-0 HR 1B		5	2	2	3	0	1	4					
Ernest Riles, L OBP: 0.374, SLG: 0.495 (1, 5)		1-0 F8	1-1 F8		2-2 G5-4-3 1B	3-2 F8		1-0 1-H 2-H HR		5	1	2	3	0	0	0					
Candy Maldonado, R OBP: 0.274, SLG: 0.277 (1, 9)		2-3 K	0-1 G6-3		1-0 G5-4-3 1-2 1B		0-3 K	1-1 G6-3		5	0	0	0	0	2	1					
Terry Kennedy, L OBP: 0.308, SLG: 0.375 (1, 2)		4-1 BB BB		0-3 K	0-0 2B		0-1 G4-1			3	0	1	0	1	1	0					
Jose Uribe, S OBP: 0.294, SLG: 0.309 (1, 6)		4-2 1-2 BB		0-1 3B 2B	0-0 G3		1-1 1B 1B			3	1	2	0	1	0	1					
Mike Krukow, R OBP: 0.071, SLG: 0.071 (6, 1)		0-0 G6-3		2-3 K		1-2 1B HR 2B		2-0 G5-3		2	0	0	0	0	1	3					
Atlee Hammaker, S OBP: 0.444, SLG: 0.556 (7, PH)										1	1	1	0	0	0	0					
Ed Jurak, R OBP: 0.300, SLG: 0.243 (8, 1)										1	0	0	0	0	0	1					
Michael LaCoss, R OBP: 0.294, SLG: 0.309 (8, 1)										0	0	0	0	0	0	0					
Inning Stats	R: 0 E: 0 K: 0 S: 9	H: 1 LOB: 1 BB: 0 P: 15	R: 0 E: 0 K: 1 S: 9	H: 0 LOB: 2 BB: 2 P: 20	R: 3 E: 0 K: 0 S: 11	H: 3 LOB: 0 BB: 0 P: 15	R: 1 E: 0 K: 3 S: 15	H: 2 LOB: 3 BB: 2 P: 26	R: 0 E: 0 K: 0 S: 11	H: 2 LOB: 1 BB: 0 P: 14	R: 3 E: 0 K: 1 S: 20	H: 3 LOB: 0 BB: 0 P: 26	R: 0 E: 0 K: 1 S: 8	H: 1 LOB: 1 BB: 0 P: 11	R: 3 E: 0 K: 0 S: 10	H: 2 LOB: 0 BB: 1 P: 20	1B: 7 2B: 3 3B: 1 HR: 3	SF: 0 SAC: 0 DP: 1 HBP: 0	WP: 0 PB: 0 SB: 1 CS: 0	PA: 42	
PITCHER	IP	WLS	BF	H	R	ER	SO	BB	IBB	HBP	BLK	WP	HR	S	P	ERA	WHIP				
David Cone, R ERA: 3.48	4.0	L	22	6	4	4	4	4	0	0	0	0	0	44	76	9.00	2.500				
Terry Leach, R ERA: 1.56	1.0		5	3	1	1	0	0	0	0	0	0	0	19	23	9.00	3.000				
Sid Fernandez, L ERA: 3.34	1.0		5	2	2	2	1	0	0	0	0	0	1	12	17	18.00	2.000				
Roger McDowell, R ERA: 3.52	2.0		10	3	3	3	1	1	0	0	0	0	1	18	31	13.50	2.000				

New York Mets @ San Francisco Giants
Candlestick Park, San Francisco, CA
Tue May 30 1989, 10:05 PM EDT
Att: 17,398 - Unknown

AB 37
R 10
H 14
RBI 10
BB 5
SO 6
LOB 13



Batter	1	2	3	4	5	6	7	8	9	AB	R	H	RBI	BB	SO	LOB	TOP								
Brett Butler, L OBP: 0.392, SLG: 0.381 (1, 8)										4	0	1	0	0	1	0	San Francisco Giants @ Atlanta Braves Atlanta-Fulton County Stadium, Atlanta, GA Sun Jun 04 1989, 3:33 AM EDT Att: 13,700 - Unknown								
Robby Thompson, R OBP: 0.351, SLG: 0.471 (1, 4)										4	1	1	0	0	0	1									
Will Clark, L OBP: 0.446, SLG: 0.614 (1, 3)										4	0	1	0	0	0	1									
Kevin Mitchell, R OBP: 0.377, SLG: 0.702 (1, 7)										3	2	2	1	1	0	0									
Candy Maldonado, R OBP: 0.277, SLG: 0.298 (1, 9)										4	0	1	1	0	1	2									
Ernest Riles, L OBP: 0.371, SLG: 0.475 (1, 5) (7, 6)										4	0	1	0	0	1	1									
Chris Speier, R OBP: 0.233, SLG: 0.154 Rich Gossage, R (7, 1)										3	0	0	0	0	0	1									
Tracy Jones, R OBP: 0.153, SLG: 0.109 (9, PH)										0	0	0	0	0	0	0									
Terry Kennedy, L OBP: 0.309, SLG: 0.374 (9, PH)										1	0	0	0	0	1	1									
Kirt Manwaring, R OBP: 0.280, SLG: 0.286 (1, 2)										3	0	1	0	0	2	0									
Mike Krukow, R OBP: 0.063, SLG: 0.063 Jeff Brantley, R (5, 1)										2	0	0	0	0	0	1									
Ken Oberkfell, L OBP: 0.154, SLG: 0.150 (7, 5)										0	0	0	0	0	0	0									
										1	0	0	0	0	0	0									
Inning Stats	R: 0 E: 0 K: 0 S: 8	H: 0 LOB: 0 BB: 0 P: 15	R: 0 E: 0 K: 0 S: 7	H: 0 LOB: 0 BB: 0 P: 12	R: 0 E: 0 K: 1 S: 7	H: 0 LOB: 0 BB: 0 P: 10	R: 0 E: 0 K: 0 S: 13	H: 2 LOB: 2 BB: 0 P: 18	R: 0 E: 0 K: 0 S: 7	H: 2 LOB: 1 BB: 0 P: 12	R: 0 E: 0 K: 0 S: 5	H: 1 LOB: 0 BB: 0 P: 9	R: 1 E: 0 K: 1 S: 9	H: 1 LOB: 0 BB: 0 P: 12	R: 0 E: 0 K: 2 S: 8	H: 0 LOB: 0 BB: 0 P: 10	R: 2 E: 0 K: 2 S: 13	H: 2 LOB: 1 BB: 1 P: 22	1B: 6 2B: 1 3B: 0 HR: 1	SF: 0 SAC: 0 DP: 1 HBP: 0	WP: 1 PB: 0 SB: 0 CS: 1	PA: 34			
PITCHER	IP	WLS	BF	H	R	ER	SO	BB	IBB	HBP	BLK	WP	HR	S	P	ERA	WHIP								
Derek Lilliquist, L ERA: 2.21	(1, 1)	6.0	W	21	5	0	1	0	0	0	0	0	0	47	76	0.00	0.833								
Jim Acker, R ERA: 3.2	(7, 1)	1.1		5	1	1	2	0	0	0	0	0	1	12	15	6.75	0.750								
Paul Assenmacher, L ERA: 2.63	(8, 1)	1.1		7	2	2	2	1	0	0	0	1	0	14	24	13.50	2.250								
Joe Boever, R ERA: 2.61	(9, 1)	0.1	S	1	0	0	1	0	0	0	0	0	0	4	5	0.00	0.000								

AB	33
R	3
H	8
RBI	2
BB	1
SO	6
LOB	8



Batter	1	2	3	4	5	6	7	8	9	AB	R	H	RBI	BB	SO	LOB	BOTTOM								
Gerald Perry, L OBP: 0.352, SLG: 0.335 (1, 3)										5	0	0	0	0	0	4	San Francisco Giants @ Atlanta Braves Atlanta-Fulton County Stadium, Atlanta, GA Sun Jun 04 1989, 3:33 AM EDT Att: 13,700 - Unknown								
Jeff Treadway, L OBP: 0.335, SLG: 0.390 (1, 4)										5	2	2	0	0	0	2									
Tommy Gregg, L OBP: 0.415, SLG: 0.511 (1, 9)										3	2	1	0	1	0	1									
Dale Murphy, R OBP: 0.310, SLG: 0.371 (1, 8)										4	1	3	3	0	0	0									
Darrell Evans, L OBP: 0.325, SLG: 0.422 Paul Assenmacher, L Joe Boever, R (8, 1) (9, 1)										3	1	1	3	1	0	1									
Andres Thomas, R OBP: 0.285, SLG: 0.386 (1, 6)										0	0	0	0	0	0	0									
										0	0	0	0	0	0	0									
Dion James, L OBP: 0.388, SLG: 0.331 (1, 7)										4	0	1	0	0	1	1									
Bruce Benedict, R OBP: 0.292, SLG: 0.164 (1, 2)										3	0	1	0	1	0	1									
Derek Lilliquist, L OBP: 0.143, SLG: 0.143 Jim Acker, R Jeff Blauser, R (1, 1) (7, 1) (8, 5)										3	0	1	0	0	1	1									
										0	0	0	0	0	0	0									
										0	0	0	0	1	0	0									
Inning Stats	R: 1 E: 0 K: 0 S: 15	H: 2 LOB: 2 BB: 1 P: 25	R: 0 E: 0 K: 0 S: 4	H: 0 LOB: 1 BB: 1 P: 8	R: 0 E: 0 K: 0 S: 9	H: 0 LOB: 0 BB: 0 P: 13	R: 0 E: 0 K: 0 S: 15	H: 2 LOB: 1 BB: 0 P: 22	R: 4 E: 0 K: 2 S: 21	H: 5 LOB: 1 BB: 0 P: 29	R: 0 E: 0 K: 0 S: 5	H: 1 LOB: 0 BB: 0 P: 11	R: 1 E: 0 K: 0 S: 8	H: 1 LOB: 1 BB: 1 P: 16	R: 0 E: 0 K: 0 S: 7	H: 1 LOB: 2 BB: 1 P: 16		1B: 9 2B: 2 3B: 0 HR: 1	SF: 0 SAC: 0 DP: 1 HBP: 0	WP: 1 PB: 1 SB: 0 CS: 1	PA: 38				
PITCHER	IP	WLS	BF	H	R	ER	SO	BB	IBB	HBP	BLK	WP	HR	S	P	ERA	WHIP								
Mike Krukow, R ERA: 3.98	(1, 1)	4.2	L	23	8	5	1	2	0	0	0	0	0	59	91	9.64	2.143								
Jeff Brantley, R ERA: 2.67	(5, 1)	1.1		5	2	0	1	0	0	0	0	0	0	10	17	0.00	1.500								
Rich Gossage, R ERA: 1.04	(7, 1)	2.0		10	2	1	1	2	0	0	0	1	0	15	32	4.50	2.000								



Batter	1	2	3	4	5	6	7	8	9	AB	R	H	RBI	BB	SO	LOB	TOP				
Brett Butler, L OBP: 0.395, SLG: 0.376 (1, 8)	4-0 BB HR BB		0-2 F8 S 1B		1-1 F7		1-1 FC6-4 CS		0-2 G5-3	4	1	1	0	1	0	2					
Robby Thompson, R OBP: 0.370, SLG: 0.474 (1, 4)	4-1 HR BB		4-1 F8 BB		4-2 1B BB		4-1 BB			0	1	0	0	4	0	0					
Will Clark, L OBP: 0.450, SLG: 0.606 (1, 3)	2-3 K		0-2 L6		0-1 1-3 1B		1-0 P6			4	0	1	0	0	1	5					
Kevin Mitchell, R OBP: 0.375, SLG: 0.701 (1, 7)	1-0 HR		0-1 F8		0-3 K			1-3 K		4	1	1	3	0	2	4					
Ernest Riles, L OBP: 0.369, SLG: 0.466 (1, 5)	1-1 G6-3		1-1 G5-3		2-1 P5			0-1 G3-1		4	0	0	0	0	0	4					
Candy Maldonado, R OBP: 0.277, SLG: 0.303 (1, 9)	3-2 F8			1-0 G6-3				0-0 G3		3	0	0	0	0	0	0					
Terry Kennedy, L OBP: 0.310, SLG: 0.366 (1, 2)		1-2 G3-1		2-2 P5				2-3 K		4	0	0	0	0	1	0					
Jose Uribe, S OBP: 0.281, SLG: 0.302 (1, 6)		0-1 P5		4-2 BB				0-0 F7		3	0	0	0	1	1	0					
Terry Mulholland, R (1, 1)		1-3 K		1-3 K				1-2 FC6-4 1B		2	0	0	0	0	2	1					
Michael LaCoss, R (6, 1)										1	0	0	0	0	0	0					
Tracy Jones, R OBP: 0.183, SLG: 0.164 (6, 9)										2	0	2	0	0	0	0					
Inning Stats	R: 3 E: 0 K: 1 S: 11	H: 1 LOB: 0 BB: 2 P: 26	R: 0 E: 0 K: 1 S: 9	H: 0 LOB: 0 BB: 0 P: 11	R: 0 E: 0 K: 0 S: 10	H: 1 LOB: 2 BB: 1 P: 15	R: 0 E: 0 K: 1 S: 12	H: 0 LOB: 1 BB: 1 P: 20	R: 0 E: 0 K: 1 S: 13	H: 0 LOB: 0 BB: 0 P: 13	R: 0 E: 0 K: 0 S: 7	H: 1 LOB: 1 BB: 1 P: 14	R: 0 E: 0 K: 1 S: 6	H: 0 LOB: 0 BB: 0 P: 7	R: 0 E: 0 K: 1 S: 9	H: 1 LOB: 1 BB: 0 P: 12	1B: 4 2B: 0 3B: 0 HR: 1	SF: 0 SAC: 0 DP: 0 HBP: 0	WP: 0 PB: 0 SB: 1 CS: 1	PA: 37	
PITCHER	IP	WLS	BF	H	R	ER	SO	BB	IBB	HBP	BLK	WP	HR	S	P	ERA	WHIP				
Scott Scudder, R ERA: 4.5 (1, 1)	6.0		26	3	3	3	5	5	0	0	0	0	1	63	105	4.50	1.333				
Rob Dibble, R ERA: 2.11 (7, 1)	2.0		7	1	0	0	1	1	0	0	0	0	0	13	21	0.00	1.000				
John Franco, L ERA: 1.26 (9, 1)	1.0	W	4	1	0	0	1	0	0	0	0	0	0	9	12	0.00	1.000				

San Francisco Giants @ Cincinnati Reds
Riverfront Stadium, Cincinnati, OH
Tue Jun 06 1989, 3:33 AM EDT
Sunny - 78 F

AB 31
R 3
H 5
RBI 3
BB 6
SO 7
LOB 16



Batter	1	2	3	4	5	6	7	8	9	AB	R	H	RBI	BB	SO	LOB	BOTTOM					
Chris Sabo, R OBP: 0.302, SLG: 0.396 (1, 5)	1-2 G4-3		0-0 S 1B		2-1 E7 G6-3 2B		4-2 HBP BB		0-1 G6-3	4	2	2	0	1	0	1						
Todd Benzinger, S OBP: 0.283, SLG: 0.320 (1, 3)	1-3 K		0-0 F7		2-2 G6-3		3-2 HBP		0-2 G4-3	4	0	0	1	0	1	1						
Barry Larkin, R OBP: 0.381, SLG: 0.461 (1, 6)	1-2 BB 1B		2-2 2B 1H 1B		0-1 S 1B		1-2 G1-3		0-1 E BB 1B	5	1	4	1	0	0	3						
Joel Youngblood, R OBP: 0.386, SLG: 0.514 (1, 7)	4-1 BB		2-2 2B		4-1 BB		2-1 G1-3		3-1 E6 BB G1-3 1B	3	0	1	0	2	0	1						
Rolando Roomes, R OBP: 0.329, SLG: 0.544 (1, 8)	1-2 G5-3		3-2 F9		1-3 K		2-1 G1-3		0-0 G1-3	5	0	0	0	0	1	8						
Paul O'Neill, L OBP: 0.347, SLG: 0.458 (1, 9)		1-0 F8		3-2 G5-4-3 1B		0-0 1B 2B		2-1 F8		4-0 BB IBB	4	1	2	0	1	0						
Bo Diaz, R OBP: 0.308, SLG: 0.217 (1, 2)		0-0 F4		1-2 F8		1-2 G5-3		2-2 G4-3		4-2 BB	4	0	0	0	0	2						
Eric Davis, R OBP: 0.346, SLG: 0.549 (9, PH)										0	0	0	1	1	0	0						
Luis Quinones, S OBP: 0.308, SLG: 0.750 (1, 4)		3-2 F8		0-0 G5-4-3		3-2 E S 1B		0-1 G6-3		2	0	0	0	0	0	1						
Lenny Harris, L OBP: 0.306, SLG: 0.255 (6, PH) (7, 4)				1-2 K		1-0 K		2-2 F7		2	0	1	1	0	0	0						
Scott Scudder, R (1, 1)										2	0	0	0	0	2	0						
Ken Griffey, L OBP: 0.388, SLG: 0.407 (6, PH)										1	0	0	0	0	0	1						
Rob Dibble, L (7, 1)										0	0	0	0	0	0	0						
Ron Oester, S OBP: 0.255, SLG: 0.248 (8, PH)										1	0	1	0	0	0	0						
John Franco, L (9, 1)										0	0	0	0	0	0	0						
Inning Stats	R: 0 E: 0 K: 1 S: 14	H: 1 LOB: 2 BB: 1 P: 22	R: 0 E: 0 K: 0 S: 7	H: 0 LOB: 0 BB: 0 P: 11	R: 1 E: 0 K: 1 S: 15	H: 3 LOB: 0 BB: 0 P: 22	R: 0 E: 0 K: 0 S: 9	H: 1 LOB: 0 BB: 0 P: 13	R: 1 E: 1 K: 2 S: 21	H: 2 LOB: 2 BB: 1 P: 28	R: 1 E: 0 K: 0 S: 17	H: 2 LOB: 3 BB: 1 P: 29	R: 0 E: 0 K: 0 S: 6	H: 0 LOB: 0 BB: 0 P: 12	R: 0 E: 0 K: 0 S: 12	H: 1 LOB: 1 BB: 0 P: 16	R: 1 E: 1 K: 0 S: 12	H: 1 LOB: 3 BB: 2 P: 21	1B: 8 2B: 3 3B: 0 HR: 0	SF: 0 SAC: 0 DP: 1 HBP: 1	WP: 0 PB: 0 SB: 3 CS: 0	PA: 43
PITCHER	IP	WLS	BF	H	R	ER	SO	BB	IBB	HBP	BLK	WP	HR	S	P	ERA	WHIP					
Terry Mulholland, L ERA: 4.0 (1, 1)	5.0		24	3	3	3	4	2	0	0	0	0	0	67	97	5.40	2.000					
Michael LaCoss, R ERA: 1.77 (6, 1)	3.2	L	19	3	1	0	0	2	1	1	0	0	0	46	77	0.00	1.364					

San Francisco Giants @ Cincinnati Reds
Riverfront Stadium, Cincinnati, OH
Tue Jun 06 1989, 3:33 AM EDT
Sunny - 78 F


AB 37
R 4
H 11
RBI 4
BB 5
SO 4
LOB 18




Batter	1	2	3	4	5	6	7	8	9	AB	R	H	RBI	BB	SO	LOB	TOP							
Donell Nixon, R (1, 8) OBP: 0.246, SLG: 0.238 Candy Maldonado, R (8, PH) OBP: 0.275, SLG: 0.301										3	0	0	0	0	1	1	San Francisco Giants @ Cincinnati Reds Riverfront Stadium, Cincinnati, OH Tue Jun 06 1989, 7:05 PM EDT Att: 28,380 - Unknown - 70 F							
Robby Thompson, R (1, 4) OBP: 0.368, SLG: 0.467										3	0	0	0	1	2	0								
Will Clark, L (1, 3) OBP: 0.447, SLG: 0.599										4	0	1	0	0	0	1								
Kevin Mitchell, R (1, 7) OBP: 0.377, SLG: 0.725										4	2	2	2	0	0	1								
Tracy Jones, R (1, 9) OBP: 0.203, SLG: 0.172										3	1	1	0	0	0	0								
Greg Litton, R (1, 5) OBP: 0.375, SLG: 0.167										2	0	0	0	1	0	0								
Kirt Manwaring, R (1, 2) OBP: 0.279, SLG: 0.275										3	0	0	0	1	0	2								
Jose Uribe, S (1, 6) OBP: 0.286, SLG: 0.299										2	0	0	0	2	0	1								
Rick Reuschel, R (1, 1) OBP: 0.161, SLG: 0.103 Craig Lefferts, L (9, 1)																	AB 29 R 3 H 5 RBI 2 BB 5 SO 5 LOB 10							
Inning Stats	R: 0 E: 0 K: 2 S: 7	H: 0 LOB: 0 BB: 0 P: 12	R: 1 E: 0 K: 0 S: 9	H: 1 LOB: 1 BB: 1 P: 15	R: 0 E: 0 K: 1 S: 8	H: 0 LOB: 0 BB: 0 P: 11	R: 0 E: 0 K: 0 S: 6	H: 1 LOB: 0 BB: 0 P: 10	R: 0 E: 0 K: 0 S: 7	H: 0 LOB: 0 BB: 0 P: 8	R: 0 E: 0 K: 0 S: 9	H: 1 LOB: 1 BB: 1 P: 14	R: 1 E: 1 K: 0 S: 13	H: 0 LOB: 2 BB: 2 P: 24	R: 0 E: 0 K: 2 S: 10	H: 0 LOB: 0 BB: 0 P: 12	R: 1 E: 0 K: 0 S: 7	H: 2 LOB: 2 BB: 1 P: 13	1B: 3 2B: 0 3B: 0 HR: 2	SF: 0 SAC: 1 DP: 1 HBP: 1	WP: 0 PB: 0 SB: 2 CS: 0	PA: 36		
PITCHER	IP 8.0	WLS 30	BF 3	H 2	R 2	ER 1	SO 5	BB 3	IBB 1	HBP 1	BLK 0	WP 0	HR 1	S 69	P 106	ERA 1.12	WHIP 0.750							
Tom Browning, L (1, 1) ERA: 3.92 Rob Dibble, R (9, 1) ERA: 2.29																								

Batter	1	2	3	4	5	6	7	8	9	AB	R	H	RBI	BB	SO	LOB	BOTTOM							
Chris Sabo, R (1, 5) OBP: 0.296, SLG: 0.388										4	0	0	0	0	1	1	San Francisco Giants @ Cincinnati Reds Riverfront Stadium, Cincinnati, OH Tue Jun 06 1989, 7:05 PM EDT Att: 28,380 - Unknown - 70 F							
Ken Griffey, L (1, 3) OBP: 0.347, SLG: 0.381										4	0	0	0	0	0	0								
Barry Larkin, R (1, 6) OBP: 0.383, SLG: 0.467										4	1	2	0	0	1	0								
Eric Davis, R (1, 8) OBP: 0.337, SLG: 0.534										4	0	0	0	0	2	2								
Paul O'Neill, L (1, 9) OBP: 0.359, SLG: 0.467											3	0	3	0	1	0								
Joel Youngblood, R (1, 7) OBP: 0.375, SLG: 0.475											3	0	0	1	1	3								
Jeff Reed, L (1, 2) OBP: 0.293, SLG: 0.328 Todd Benzinger, S (9, PH) OBP: 0.281, SLG: 0.318											3	0	0	0	0	2								
Ron Oester, S (1, 4) OBP: 0.253, SLG: 0.246 Lenny Harris, L (4, 4) OBP: 0.315, SLG: 0.263										1	0	0	0	0	0	0								
Tom Browning, L (1, 1) OBP: 0.120, SLG: 0.120 Dave Collins, S (8, PH) OBP: 0.259, SLG: 0.231 Rob Dibble, L (9, 1)										2	0	0	0	0	1	0								
Inning Stats	R: 0 E: 0 K: 1 S: 11	H: 1 LOB: 1 BB: 0 P: 12	R: 0 E: 0 K: 1 S: 7	H: 1 LOB: 0 BB: 0 P: 10	R: 0 E: 0 K: 1 S: 7	H: 0 LOB: 0 BB: 0 P: 10	R: 0 E: 0 K: 2 S: 9	H: 0 LOB: 0 BB: 0 P: 15	R: 0 E: 0 K: 0 S: 9	H: 0 LOB: 0 BB: 0 P: 16	R: 0 E: 0 K: 1 S: 7	H: 0 LOB: 0 BB: 0 P: 10	R: 1 E: 0 K: 0 S: 7	H: 2 LOB: 1 BB: 0 P: 9	R: 1 E: 1 K: 0 S: 8	H: 1 LOB: 0 BB: 0 P: 8	R: 0 E: 0 K: 0 S: 12	H: 1 LOB: 2 BB: 1 P: 17	1B: 5 2B: 2 3B: 0 HR: 0	SF: 0 SAC: 1 DP: 1 HBP: 0	WP: 0 PB: 0 SB: 0 CS: 2	PA: 35		
PITCHER	IP 8.2	WLS 33	BF 33	H 6	R 2	ER 1	SO 6	BB 2	IBB 0	HBP 0	BLK 0	WP 0	HR 0	S 75	P 105	ERA 1.04	WHIP 0.923							
Rick Reuschel, R (1, 1) ERA: 2.28 Craig Lefferts, L (9, 1) ERA: 1.82																								



Batter	1	2	3	4	5	6	7	8	9	AB	R	H	RBI	BB	SO	LOB	TOP			
Tracy Jones, R OBP: 0.189, SLG: 0.159 (1, 8)	G6-3	G4-1			G5-3		G1-3		FC5-4	5	0	0	0	0	0	4	San Francisco Giants @ Cincinnati Reds Riverfront Stadium, Cincinnati, OH Wed Jun 07 1989, 7:05 PM EDT Att: 25,896 - Unknown - 78 F AB 35 R 5 H 10 RBI 5 BB 1 SO 4 LOB 8 			
Robby Thompson, R OBP: 0.397, SLG: 0.470 Ken Oberkfell, L OBP: 0.149, SLG: 0.145 (1, 4) (7, 4)	2B	F8			F8			G6-3		3	1	1	0	0	0	1				
Will Clark, L OBP: 0.440, SLG: 0.588 (1, 3)	F7			G3				G3		4	0	0	0	0	0	1				
Kevin Mitchell, R OBP: 0.375, SLG: 0.715 Ed Jurak, R OBP: 0.296, SLG: 0.231 (1, 7) (8, 7)	2B	IBB		G6-3		P3		G4-3		3	1	0	0	1	0	0				
Ernest Riles, L OBP: 0.366, SLG: 0.467 (1, 5)	1-H 2-H 2B			K		K		G1-3		4	0	1	2	0	2	0				
Candy Maldonado, R OBP: 0.276, SLG: 0.321 Rich Gossage, R Kirt Manwaring, R OBP: 0.276, SLG: 0.272 (1, 9) (6, 1) (9, PH)	K			HR		G5-3		G6-3		3	1	1	1	0	1	1				
Terry Kennedy, L OBP: 0.322, SLG: 0.407 (1, 2)				HR				1B 2B		4	2	3	1	0	1	0				
Jose Uribe, S OBP: 0.288, SLG: 0.301 Greg Litton, R OBP: 0.400, SLG: 0.250 (1, 6) (7, PH) (7, 6)	G4-1 SH3 1B			G4-3		G6-3		1B		2	0	1	0	0	0	1				
Atlee Hammaker, S OBP: 0.364, SLG: 0.455 Jeff Brantley, R Donell Nixon, R OBP: 0.269, SLG: 0.262 (1, 1) (2, 1) (6, 8)	SH3			G4-3				1B		0	0	0	0	0	0	0				
Inning Stats	R: 2 E: 0 K: 1 S: 11	H: 2 LOB: 1 BB: 1 P: 22	R: 1 E: 0 K: 0 S: 6	H: 2 LOB: 1 BB: 0 P: 11	R: 0 E: 0 K: 1 S: 11	H: 0 LOB: 0 BB: 0 P: 16	R: 1 E: 0 K: 0 S: 7	H: 2 LOB: 0 BB: 0 P: 11	R: 0 E: 0 K: 1 S: 8	H: 0 LOB: 0 BB: 0 P: 13	R: 0 E: 0 K: 1 S: 7	H: 1 LOB: 1 BB: 0 P: 10	R: 0 E: 0 K: 0 S: 5	H: 0 LOB: 0 BB: 0 P: 7	R: 1 E: 0 K: 0 S: 8	H: 3 LOB: 2 BB: 0 P: 9		1B: 5 2B: 3 3B: 0 HR: 2	SF: 0 SAC: 1 DP: 1 HBP: 0	WP: 0 PB: 0 SB: 0 CS: 0
PITCHER Rick Mahler, R ERA: 3.07 (1, 1)	IP: 9.0 WLS: W BF: 37 H: 10 R: 5 ER: 5 SO: 4 BB: 0 IBB: 1 HBP: 0 BLK: 0 WP: 0 HR: 2 S: 71 P: 110 ERA: 5.00 WHIP: 1.111															PITCHER				

Batter	1	2	3	4	5	6	7	8	9	AB	R	H	RBI	BB	SO	LOB	BOTTOM			
Chris Sabo, R OBP: 0.299, SLG: 0.389 Luis Quinones, S OBP: 0.308, SLG: 0.750 (1, 5) (8, 5)	1B FC5	1B	K		G5-3		F8			5	2	2	0	0	1	1	San Francisco Giants @ Cincinnati Reds Riverfront Stadium, Cincinnati, OH Wed Jun 07 1989, 7:05 PM EDT Att: 25,896 - Unknown - 78 F AB 37 R 12 H 13 RBI 11 BB 5 SO 4 LOB 19 			
Todd Benzinger, S OBP: 0.288, SLG: 0.325 (1, 3)	F8	2B HR					K			5	2	3	0	0	1	1				
Barry Larkin, R OBP: 0.384, SLG: 0.470 (1, 6)	FC5 BB	HR		P2		P3	F9			5	1	2	2	0	2	2				
Eric Davis, R OBP: 0.353, SLG: 0.534 Joel Youngblood, R OBP: 0.397, SLG: 0.463 (1, 8) (7, 7)	FC5 E	HR				E		G6-3		0	3	0	0	4	0	0				
Rolando Roomes, R OBP: 0.307, SLG: 0.507 (1, 7) (7, 8)	FC5 E	L7		F7		K		K		5	0	0	1	0	2	9				
Paul O'Neill, L OBP: 0.369, SLG: 0.503 (1, 9)	E7							F7		4	3	3	6	1	0	0				
Bo Diaz, R OBP: 0.194, SLG: 0.203 (1, 2)	G5-3	G3			G6-3		E6			4	0	0	0	0	4	4				
Lenny Harris, L OBP: 0.309, SLG: 0.262 (1, 4)		G1-3		F7		G1-3				4	0	1	2	0	0	0				
Rick Mahler, R OBP: 0.286, SLG: 0.219 (1, 1)		1B 2B 1B		G5-3				P3		4	1	2	0	0	2	2				
Inning Stats	R: 2 E: 1 K: 0 S: 16	H: 3 LOB: 2 BB: 1 P: 25	R: 6 E: 0 K: 0 S: 18	H: 5 LOB: 0 BB: 1 P: 31	R: 0 E: 0 K: 1 S: 6	H: 0 LOB: 0 BB: 0 P: 8	R: 0 E: 0 K: 0 S: 6	H: 1 LOB: 1 BB: 1 P: 12	R: 1 E: 0 K: 0 S: 12	H: 2 LOB: 1 BB: 0 P: 18	R: 3 E: 2 K: 1 S: 12	H: 2 LOB: 2 BB: 2 P: 23	R: 0 E: 0 K: 1 S: 8	H: 0 LOB: 0 BB: 0 P: 10	R: 0 E: 0 K: 1 S: 12	H: 0 LOB: 0 BB: 0 P: 16		1B: 10 2B: 1 3B: 0 HR: 2	SF: 0 SAC: 0 DP: 0 HBP: 0	WP: 0 PB: 0 SB: 1 CS: 0
PITCHER Atlee Hammaker, L ERA: 3.74 Jeff Brantley, R ERA: 4.21 Rich Gossage, R ERA: 0.9 (1, 1) (2, 1) (6, 1)	IP: 1.1 WLS: L BF: 12 H: 7 R: 6 ER: 6 SO: 0 BB: 1 IBB: 0 HBP: 0 BLK: 0 WP: 0 HR: 0 S: 30 P: 47 ERA: 40.50 WHIP: 6.000															PITCHER				

Batter	1	2	3	4	5	6	7	8	9	AB	R	H	RBI	BB	SO	LOB	TOP										
Roberto Alomar, S (1,4) OBP: 0.315, SLG: 0.321	4-0 CS BB		1-1 G4-3			2-2 FC3-6 G4-6-3		3-2 P6		2	0	0	0	1	0	3	San Diego Padres @ San Francisco Giants Candlestick Park, San Francisco, CA Fri Jun 09 1989, 10:05 PM EDT Att: 17,463 - Unknown - 60 F										
Rob Nelson, L (7,3) OBP: 0.309, SLG: 0.255										1	0	0	0	0	0	1											
Tim Flannery, L (1,5) OBP: 0.341, SLG: 0.329	2-1 F8			1-3 K		2-1 G4-6-3		1-0 2B		4	0	1	1	0	1	3											
Tony Gwynn, L (1,8) OBP: 0.398, SLG: 0.480	3-1 F7			0-2 G6-3			2-1 1B	2-2 G6-3		3	0	1	0	0	0	1											
Luis Salazar, R (7,8) OBP: 0.272, SLG: 0.361				2-3 K						1	0	0	0	0	0	1											
Jack Clark, R (1,3) OBP: 0.405, SLG: 0.375		0-2 G6-3					0-0 F7		0-1 2B	3	0	0	0	0	1	1											
Gary Green, R (7,6) OBP: 0.296, SLG: 0.370									0-1 2B	1	1	1	0	0	0	0											
Marvell Wynne, L (1,9) OBP: 0.307, SLG: 0.434	3-2 F8				1-1 F7		0-1 1B	3-2 2B		4	0	2	0	0	0	0											
Chris James, R (1,7) OBP: 0.219, SLG: 0.263	0-1 G6-3				2-2 G6-3		1-2 P3	1-2 G5-3		4	0	0	1	0	0	3											
Benito Santiago, R (1,2) OBP: 0.283, SLG: 0.356			0-0 F9		1-2 P3		2-2 F8	3-H G6-3		4	0	0	0	0	0	3											
Garry Templeton, S (1,6) OBP: 0.283, SLG: 0.311			1-1 SH3-4			0-1 FC3-6		0-1 G5-3		2	0	2	0	0	0	0											
Greg Booker, R (6,1)										0	0	0	0	0	0	0											
Carmelo Martinez, R (6,PH) OBP: 0.394, SLG: 0.547										1	1	1	0	0	0	0											
Dave Leiper, L (8,1)										0	0	0	0	0	0	0											
Mark Parent, R (8,PH) OBP: 0.213, SLG: 0.375										1	0	0	0	0	0	1											
Bruce Hurst, L (1,1) OBP: 0.103, SLG: 0.037										0	0	0	0	0	0	0											
Bip Roberts, S (6,PH) OBP: 0.392, SLG: 0.484										2	0	1	0	0	0	1											
Inning Stats	R: 0 E: 0 K: 0 S: 4	H: 0 LOB: 0 BB: 1 P: 13	R: 0 E: 0 K: 0 S: 8	H: 0 LOB: 0 BB: 0 P: 11	R: 0 E: 0 K: 0 S: 6	H: 1 LOB: 1 BB: 0 P: 8	R: 0 E: 0 K: 2 S: 10	H: 0 LOB: 0 BB: 0 P: 13	R: 0 E: 0 K: 0 S: 8	H: 0 LOB: 0 BB: 0 P: 12	R: 0 E: 0 K: 0 S: 10	H: 2 LOB: 1 BB: 0 P: 14	R: 0 E: 0 K: 0 S: 12	H: 2 LOB: 2 BB: 0 P: 17	R: 1 E: 0 K: 0 S: 15	H: 2 LOB: 1 BB: 0 P: 20	R: 1 E: 0 K: 0 S: 15	H: 2 LOB: 1 BB: 0 P: 20	1B: 6 2B: 3 3B: 0 HR: 0	SF: 0 SAC: 1 DP: 1 HBP: 0	WP: 0 PB: 0 SB: 0 CS: 1	PA: 35					
PITCHER	IP	WLS	BF	H	R	ER	SO	BB	IBB	HBP	BLK	WP	HR	S	P	ERA	WHIP										
Don Robinson, R (1,1) ERA: 2.89	8.0	W	30	7	1	1	2	1	0	0	0	0	0	73	111	1.12	1.000										
Terry Mulholland, L (8,1) ERA: 4.5	1.0		5	2	1	1	0	0	0	0	0	0	0	15	20	9.00	2.000										

Batter	1	2	3	4	5	6	7	8	9	AB	R	H	RBI	BB	SO	LOB	BOTTOM										
Donell Nixon, R (1,8) OBP: 0.274, SLG: 0.268	0-2 F7		1-1 F9	2-2 G5-3		2-1 1B	0-1 1B			5	1	2	0	0	0	2	San Diego Padres @ San Francisco Giants Candlestick Park, San Francisco, CA Fri Jun 09 1989, 10:05 PM EDT Att: 17,463 - Unknown - 60 F										
Robby Thompson, R (1,4) OBP: 0.373, SLG: 0.466	3-3 K		3-H F8		0-0 1B	1-3 K	0-0 G5-3			5	1	1	0	0	2	3											
Will Clark, L (1,3) OBP: 0.440, SLG: 0.586	0-3 K		1-1 1B		3-1 1B	2-0 BB		1-0 1B		4	3	3	0	0	1	0											
Candy Maldonado, R (8,9) OBP: 0.278, SLG: 0.317			1-3 2B		1-3 1B	1-3 1B				1	1	1	0	0	0	0											
Kevin Mitchell, R (1,7) OBP: 0.385, SLG: 0.720		1-1 HR	4-0 FC6-5		4-0 1B	4-2 1B		2-2 E4		1	2	1	1	3	0	0											
Ernest Riles, L (7,7) OBP: 0.391, SLG: 0.460			FC6-5 1B		G1-2-3 1B	1-2 HR		G6-4-3 1B		1	0	0	0	0	0	1											
Tracy Jones, R (1,9) OBP: 0.232, SLG: 0.197	0-1 F7		0-1 1B		0-0 1B	1-0 1B		2-0 G6-4-3		5	1	4	7	0	0	0											
Greg Litton, R (1,5) OBP: 0.412, SLG: 0.467			1-2 2-H 3-H 1B		1-2 2-H 3-H 1B	1-3 2-H 3-H 1B		1-2 2-H 1B		3	0	1	0	0	1	2											
Ken Oberkfell, L (6,PH) OBP: 0.157, SLG: 0.200			FC6-5 2-3F		1-2 2-3 1B	1-H HR		G6-4-3		2	1	1	3	0	0	2											
Kirt Manwaring, R (1,2) OBP: 0.266, SLG: 0.261	1-2 F7			1-0 SH1-3		0-1 F7		1-2 G6-3		4	0	1	0	0	0	3											
Bill Bathe, R (8,PH) OBP: 0.294, SLG: 0.304			1-1 1B		1-0 SH1-3	1-2 G1-2-3				3	1	1	0	0	0	3											
Jose Uribe, S (1,6) OBP: 0.294, SLG: 0.304			0-1 E		3-1 P4					4	1	1	0	0	1	1											
Don Robinson, R (1,1) OBP: 0.286, SLG: 0.400			1-3 2B							0	0	0	0	0	0	0											
Terry Mulholland, R (9,1) ERA: 5.32										4	1	1	0	0	0	0											
Inning Stats	R: 0 E: 0 K: 2 S: 9	H: 0 LOB: 0 BB: 0 P: 12	R: 1 E: 0 K: 1 S: 10	H: 1 LOB: 0 BB: 0 P: 12	R: 3 E: 1 K: 0 S: 17	H: 4 LOB: 2 BB: 1 P: 27	R: 0 E: 0 K: 0 S: 8	H: 1 LOB: 1 BB: 0 P: 15	R: 2 E: 0 K: 0 S: 13	H: 4 LOB: 2 BB: 1 P: 23	R: 5 E: 0 K: 2 S: 16	H: 4 LOB: 0 BB: 1 P: 30	R: 0 E: 0 K: 0 S: 5	H: 1 LOB: 1 BB: 0 P: 5	R: 1 E: 1 K: 0 S: 10	H: 2 LOB: 1 BB: 0 P: 18	R: 1 E: 0 K: 0 S: 10	H: 2 LOB: 1 BB: 0 P: 18	1B: 14 2B: 1 3B: 0 HR: 2	SF: 0 SAC: 1 DP: 2 HBP: 0	WP: 0 PB: 0 SB: 0 CS: 0	PA: 43					
PITCHER	IP	WLS	BF	H	R	ER	SO	BB	IBB	HBP	BLK	WP	HR	S	P	ERA	WHIP										
Bruce Hurst, L (1,1) ERA: 3.66	5.0	L	26	10	6	6	3	0	2	0	0	0	1	57	89	10.80	2.000										
Greg Booker, R (6,1) ERA: 4.29	2.0		12	5	5	5	2	1	0	0	0	0	1	21	35	22.50	3.000										
Dave Leiper, L (8,1) ERA: 5.32	1.0		5	2	1	0	0	0	0	0	0	0	0	10	18	0.00	2.000										



Batter	1	2	3	4	5	6	7	8	9	AB	R	H	RBI	BB	SO	LOB	TOP										
Roberto Alomar, S (1, 4) OBP: 0.310, SLG: 0.316	F8		P6		FC4		CS	K		4	0	0	0	0	1	1	San Diego Padres @ San Francisco Giants Candlestick Park, San Francisco, CA Sat Jun 10 1989, 6:33 AM EDT Att: 29,116 - Unknown livebaseballscorecards.com										
Tim Flannery, L (1, 5) OBP: 0.341, SLG: 0.329 Luis Salazar, R (8, PH) OBP: 0.270, SLG: 0.358	2B		P6		P4		G3	G3		3	0	1	0	0	0	1											
Tony Gwynn, L (1, 8) OBP: 0.400, SLG: 0.484	2B		1B		G3		L8			4	0	2	0	0	0	0											
Jack Clark, R (1, 3) OBP: 0.398, SLG: 0.367	K		G5-3		F8		F8	K		4	0	0	0	0	2	3											
Marvell Wynne, L (1, 9) OBP: 0.398, SLG: 0.432 Carmelo Martinez, R (9, PH) OBP: 0.398, SLG: 0.351 Gary Green, R (9, PR) OBP: 0.286, SLG: 0.370	G3		K		1B		1B	G5-4-3		3	0	1	0	0	1	2											
Chris James, R (1, 7) OBP: 0.215, SLG: 0.258	K		F8		F8		F8	G5-4-3		4	0	0	0	0	1	2											
Mark Parent, R (1, 2) Benito Santiago, R (7, PR) OBP: 0.283, SLG: 0.356	K		G6-3		CS		1B			3	0	1	0	0	1	0											
Garry Templeton, S (1, 6) OBP: 0.265, SLG: 0.311	1B		K		K		K			3	0	1	0	0	2	1											
Ed Whitson, R (1, 1) OBP: 0.200, SLG: 0.206 Rob Nelson, L (7, PH) OBP: 0.304, SLG: 0.250 Greg Harris, R (7, 1)	K		FC4		1B		K			2	0	1	0	0	1	1											
Inning Stats	R: 0 E: 0 K: 1 S: 14	H: 2 LOB: 2 BB: 0 P: 20	R: 0 E: 0 K: 3 S: 12	H: 1 LOB: 1 BB: 0 P: 16	R: 0 E: 0 K: 0 S: 13	H: 1 LOB: 1 BB: 0 P: 18	R: 0 E: 0 K: 1 S: 8	H: 0 LOB: 0 BB: 0 P: 12	R: 0 E: 0 K: 1 S: 9	H: 1 LOB: 1 BB: 0 P: 12	R: 0 E: 0 K: 0 S: 7	H: 1 LOB: 1 BB: 0 P: 9	R: 0 E: 0 K: 2 S: 15	H: 1 LOB: 1 BB: 0 P: 21	R: 0 E: 0 K: 1 S: 10	H: 0 LOB: 0 BB: 0 P: 14		R: 0 E: 0 K: 1 S: 7	H: 1 LOB: 1 BB: 0 P: 9	1B: 7 2B: 1 3B: 0 HR: 0	SF: 0 SAC: 0 DP: 1 HBP: 0	WP: 0 PB: 0 SB: 1 CS: 1	PA: 34				
PITCHER	IP	WLS	BF	H	R	ER	SO	BB	IBB	HBP	BLK	WP	HR	S	P	ERA	WHIP										
Scott Garrelts, R (1, 1) ERA: 2.43	6.0	W	24	6	0	0	6	0	0	0	0	0	0	63	87	0.00	1.000										
Rich Gossage, R (7, 1) ERA: 0.99	1.0		3	1	0	0	2	0	0	0	0	0	0	15	21	0.00	1.000										
Craig Lefferts, L (8, 1) ERA: 1.69	2.0	S	6	1	0	0	2	0	0	0	0	0	0	17	23	0.00	0.500										

Batter	1	2	3	4	5	6	7	8	9	AB	R	H	RBI	BB	SO	LOB	BOTTOM										
Brett Butler, L (1, 8) OBP: 0.388, SLG: 0.368	P6		G4-3		L4-3			G4-3		4	0	0	0	0	0	1	San Diego Padres @ San Francisco Giants Candlestick Park, San Francisco, CA Sat Jun 10 1989, 6:33 AM EDT Att: 29,116 - Unknown livebaseballscorecards.com										
Robby Thompson, R (1, 4) OBP: 0.371, SLG: 0.471	G3-1		SF7		K		K			4	1	1	0	0	2	0											
Will Clark, L (1, 3) OBP: 0.437, SLG: 0.581	BB		SF7		P2		P4			2	0	0	1	1	0	0											
Kevin Mitchell, R (1, 7) OBP: 0.385, SLG: 0.714	BB		P6		F7					2	0	0	0	1	0	0											
Ernest Riles, L (1, 5) OBP: 0.354, SLG: 0.450	G3		G3		G3		G3			3	0	0	0	0	0	2											
Tracy Jones, R (1, 9) OBP: 0.235, SLG: 0.203	1B		P4		G4-3		G4-3			3	0	1	0	0	0	0											
Terry Kennedy, L (1, 2) OBP: 0.327, SLG: 0.401	G4-3		G3		G3		BB			2	0	0	0	1	0	1											
Jose Uribe, S (1, 6) OBP: 0.294, SLG: 0.301	G3-1		G6-3		G6-3		BB			2	0	0	0	1	0	1											
Scott Garrelts, R (1, 1) OBP: 0.161, SLG: 0.200 Rich Gossage, R (7, 1)	K		E5		L4-3		F9			2	0	0	0	0	1	1											
Ken Oberkfell, L (7, PH) OBP: 0.155, SLG: 0.197 Craig Lefferts, L (8, 1)										1	0	0	0	0	0	2											
Inning Stats	R: 0 E: 0 K: 0 S: 13	H: 0 LOB: 2 BB: 2 P: 26	R: 0 E: 0 K: 1 S: 8	H: 1 LOB: 1 BB: 0 P: 9	R: 1 E: 0 K: 0 S: 8	H: 1 LOB: 0 BB: 0 P: 10	R: 0 E: 0 K: 0 S: 9	H: 0 LOB: 0 BB: 0 P: 12	R: 0 E: 0 K: 0 S: 7	H: 0 LOB: 0 BB: 0 P: 10	R: 0 E: 0 K: 1 S: 7	H: 0 LOB: 0 BB: 0 P: 9	R: 0 E: 0 K: 0 S: 12	H: 0 LOB: 2 BB: 2 P: 23	R: 0 E: 0 K: 1 S: 8	H: 0 LOB: 0 BB: 0 P: 10	1B: 1 2B: 1 3B: 1 HR: 0	SF: 1 SAC: 0 DP: 1 HBP: 0	WP: 0 PB: 0 SB: 0 CS: 0	PA: 30							
PITCHER	IP	WLS	BF	H	R	ER	SO	BB	IBB	HBP	BLK	WP	HR	S	P	ERA	WHIP										
Ed Whitson, R (1, 1) ERA: 2.22	6.0	L	22	2	1	1	2	2	0	0	0	0	0	52	76	1.50	0.667										
Greg Harris, R (7, 1) ERA: 1.67	2.0		8	0	0	0	1	2	0	0	0	0	0	20	33	0.00	1.000										



Batter	1	2	3	4	5	6	7	8	9	10	11	12	AB	R	H	RBI	BB	SO	LOB	TOP				
Bip Roberts, S OBP: 0.375, SLG: 0.457 Mark Davis, L	F7		F9			G6-3		1B		FC5-6		L5-4	6	1	1	0	0	0	3					
Tim Flannery, L OBP: 0.337, SLG: 0.325 Luis Salazar, R OBP: 0.268, SLG: 0.356	F8			G4-3		F7		1B		G1-6-3			4	0	1	0	0	0	0					
Tony Gwynn, L OBP: 0.400, SLG: 0.482	K			1B		G4-3		1B				G3	5	0	2	1	0	1	0					
Jack Clark, R OBP: 0.390, SLG: 0.358		K		K			K	K				K	5	0	0	0	0	0	5	3				
Marvell Wynne, L OBP: 0.319, SLG: 0.438		1B		G3			1B	G4-3				1B	5	0	3	0	0	0	3					
Roberto Alomar, S OBP: 0.308, SLG: 0.311		F7				G4-3		1B		F7		G6-3	4	0	0	0	1	0	2					
Benito Santiago, R OBP: 0.266, SLG: 0.358		K				E6		1B		G5-3		P3	5	0	2	0	0	1	1					
Garry Templeton, S OBP: 0.263, SLG: 0.308			K			G4-3		1B		G3		L5-4	5	0	1	0	0	1	3					
Dennis Rasmussen, L OBP: 0.260, SLG: 0.300 Carmelo Martinez, R OBP: 0.312, SLG: 0.355 Greg Harris, R Chris James, R	F8					G1-3		F8		FC5-6		BB	3	0	0	0	0	0	1					
Inning Stats	R: 0 E: 0 K: 1 S: 9	H: 0 LOB: 0 BB: 0 P: 14	R: 0 E: 0 K: 2 S: 13	H: 1 LOB: 1 BB: 0 P: 22	R: 0 E: 0 K: 1 S: 7	H: 0 LOB: 0 BB: 0 P: 11	R: 0 E: 0 K: 1 S: 8	H: 1 LOB: 0 BB: 0 P: 11	R: 0 E: 1 K: 0 S: 10	H: 1 LOB: 1 BB: 0 P: 12	R: 0 E: 0 K: 0 S: 9	H: 0 LOB: 0 BB: 0 P: 13	R: 0 E: 0 K: 0 S: 8	H: 0 LOB: 0 BB: 0 P: 13	R: 0 E: 0 K: 0 S: 4	H: 1 LOB: 0 BB: 0 P: 6	R: 0 E: 0 K: 1 S: 8	H: 1 LOB: 1 BB: 0 P: 11	R: 0 E: 0 K: 0 S: 6	H: 1 LOB: 1 BB: 1 P: 14	1B: 11 2B: 1 3B: 0 HR: 0	SF: 0 SAC: 0 DP: 2 HBP: 0	WP: 0 PB: 0 SB: 1 CS: 0	PA: 46
PITCHER	IP	WLS	BF	H	R	ER	SO	BB	IBB	HBP	BLK	WP	HR	S	P	ERA	WHIP							
Rick Reuschel, R	(1, 1)		35	8	1	0	7	1	0	0	0	0	0	90	135	1.00	1.000							
Craig Lefferts, L	(10, 1)	2.0	7	2	0	0	1	0	0	0	1	0	0	12	17	0.00	1.000							
Rich Gossage, R	(12, 1)	1.0	W	4	1	0	0	1	0	0	0	0	0	6	14	0.00	2.000							

San Diego Padres @ San Francisco Giants
Candlestick Park, San Francisco, CA

Sun Jun 11 1989, 6:33 AM EDT
Alt. 42.003 - Unknown

AB 44
R 1
H 11
RBI 1
BB 2
SO 8
LOB 17



Batter	1	2	3	4	5	6	7	8	9	10	11	12	AB	R	H	RBI	BB	SO	LOB	BOTTOM						
Brett Butler, L OBP: 0.387, SLG: 0.367	FC4-6		FC6-4		G6-3		F7		F5			K	6	0	2	0	0	1	2							
Robby Thompson, R OBP: 0.374, SLG: 0.474	FC4-6		K			E		G1-6-3		K		HR	5	1	2	0	1	2	2							
Will Clark, L OBP: 0.431, SLG: 0.583	FC4-6		K			F8		G1-6-3		F8		HR	6	1	1	2	0	1	4							
Kevin Mitchell, R OBP: 0.389, SLG: 0.714	F7		FC6-4			E		1B		2B		HR	4	0	2	0	1	0	2							
Tracy Jones, R OBP: 0.222, SLG: 0.190		F8		F8		K		F9		G6-3			5	0	0	0	0	1	4							
Greg Litton, R OBP: 0.408, SLG: 0.600 Rich Gossage, R		FC4-6		K		G5-3				HR		G6-3	5	1	2	1	0	1	2							
Kirt Manwaring, R OBP: 0.285, SLG: 0.281 Terry Kennedy, L		FC4-6		F7				F7		G6-3		CS	4	0	1	0	0	0	0							
Jose Uribe, S OBP: 0.297, SLG: 0.299		FC4-6				G5-3		SH1-4		BB		K	4	0	1	0	1	1	3							
Rick Reuschel, R OBP: 0.152, SLG: 0.097 Candy Maldonado, R OBP: 0.277, SLG: 0.315 Craig Lefferts, L Ken Oberkell, L		FC6-4		F3		F7		SH1-4		F7		P6	2	0	0	0	0	0	2							
Inning Stats	R: 0 E: 0 K: 0 S: 6	H: 1 LOB: 1 BB: 0 P: 11	R: 0 E: 0 K: 0 S: 8	H: 2 LOB: 2 BB: 0 P: 14	R: 0 E: 0 K: 1 S: 11	H: 1 LOB: 1 BB: 0 P: 17	R: 0 E: 0 K: 2 S: 6	H: 0 LOB: 0 BB: 0 P: 9	R: 0 E: 0 K: 0 S: 10	H: 0 LOB: 0 BB: 0 P: 16	R: 0 E: 1 K: 0 S: 7	H: 1 LOB: 2 BB: 1 P: 15	R: 0 E: 0 K: 0 S: 6	H: 1 LOB: 1 BB: 1 P: 10	R: 1 E: 0 K: 0 S: 9	H: 1 LOB: 1 BB: 0 P: 18	R: 0 E: 0 K: 1 S: 11	H: 1 LOB: 1 BB: 1 P: 19	R: 0 E: 0 K: 1 S: 7	H: 0 LOB: 1 BB: 1 P: 16	R: 2 E: 0 K: 1 S: 9	H: 2 LOB: 0 BB: 0 P: 13	1B: 7 2B: 3 3B: 0 HR: 2	SF: 0 SAC: 1 DP: 2 HBP: 0	WP: 0 PB: 0 SB: 0 CS: 1	PA: 48
PITCHER	IP	WLS	BF	H	R	ER	SO	BB	IBB	HBP	BLK	WP	HR	S	P	ERA	WHIP									
Dennis Rasmussen, L	(1, 1)		37	8	1	1	4	2	1	0	0	0	1	69	125	1.00	1.111									
Greg Harris, R	(10, 1)	2.0	7	1	0	0	2	1	0	0	0	0	0	18	35	0.00	1.000									
Mark Davis, L	(12, 1)	0.2	L	4	2	2	1	0	0	0	0	0	1	9	13	27.00	3.000									

San Diego Padres @ San Francisco Giants
Candlestick Park, San Francisco, CA

Sun Jun 11 1989, 6:33 AM EDT
Alt. 42.003 - Unknown

AB 43
R 3
H 11
RBI 3
BB 4
SO 7
LOB 22



Batter	1	2	3	4	5	6	7	8	9	AB	R	H	RBI	BB	SO	LOB	TOP								
Jeff Blausler, R (1, 5) OBP: 0.281, SLG: 0.382	G6-3		F9			G6-3		1B 1B	FC5	5	1	1	0	0	0	3	Atlanta Braves @ San Francisco Giants Candlestick Park, San Francisco, CA Tue Jun 13 1989, 10:05 PM EDT Att: 10,484 - Unknown - 62 F								
Tommy Gregg, L (1, 7) OBP: 0.419, SLG: 0.481	G1-3		G4-3			L6		1B 1B	P5	5	1	1	0	0	0	3									
Andres Thomas, R (1, 6) OBP: 0.265, SLG: 0.387	K			G4-3		1B 1B		1B 1B		4	0	2	0	0	1	0									
Dale Murphy, R (1, 8) OBP: 0.318, SLG: 0.368		E6		FC4-6		1B 1B		1B 1B		4	0	3	2	0	0	0									
Gerónimo Berroa, R (1, 9) OBP: 0.338, SLG: 0.412	L8			FC4-6		L8		F7		3	0	0	0	0	0	4									
Dion James, L (8, PH) OBP: 0.377, SLG: 0.324										0	0	0	0	0	0	0									
Ron Gant, R (8, PH) OBP: 0.227, SLG: 0.318										1	0	0	0	0	0	2									
Joe Boever, R (8, 1)										0	0	0	0	0	0	0									
Darrell Evans, L (1, 3) OBP: 0.295, SLG: 0.330	K			L9			G5-4-3	P5		4	0	1	0	0	1	4									
Jody Davis, R (1, 2) OBP: 0.247, SLG: 0.244										4	0	2	0	0	1	2									
John Russell, R (8, PR) OBP: 0.149, SLG: 0.130	K					G4-6-3		FC5	SH1-4	0	0	0	0	0	0	0									
Jeff Treadway, L (1, 4) OBP: 0.326, SLG: 0.376			E1			G4-6-3		K	SH1-4	3	0	0	0	0	1	1									
Zane Smith, L (1, 1) OBP: 0.174, SLG: 0.174										1	0	0	0	0	0	0									
Lonnie Smith, R (8, PH) OBP: 0.456, SLG: 0.548			SH3-4			G6-3		K	FC5	1	0	0	0	0	1	0									
29 John Smoltz, R (8, PR) OBP: 0.313, SLG: 0.407									HBP	0	0	0	0	0	0	0									
Inning Stats	R: 0 E: 0 K: 1 S: 8	H: 0 LOB: 0 BB: 0 P: 10	R: 0 E: 1 K: 2 S: 9	H: 0 LOB: 1 BB: 0 P: 15	R: 0 E: 1 K: 0 S: 7	H: 0 LOB: 1 BB: 0 P: 8	R: 0 E: 0 K: 0 S: 8	H: 1 LOB: 1 BB: 0 P: 12	R: 0 E: 0 K: 0 S: 5	H: 1 LOB: 0 BB: 0 P: 7	R: 0 E: 0 K: 0 S: 8	H: 2 LOB: 2 BB: 0 P: 12	R: 0 E: 0 K: 1 S: 5	H: 1 LOB: 0 BB: 0 P: 7	R: 2 E: 0 K: 1 S: 21	H: 4 LOB: 2 BB: 0 P: 29	R: 0 E: 0 K: 0 S: 10	H: 1 LOB: 2 BB: 0 P: 16	1B: 10 2B: 0 3B: 0 HR: 0	SF: 0 SAC: 2 DP: 2 HBP: 1	WP: 0 PB: 1 SB: 0 CS: 0	PA: 38			
PITCHER	IP	WLS	BF	H	R	ER	SO	BB	IBB	HBP	BLK	WP	HR	S	P	ERA	WHIP								
Atlee Hammaker, L (1, 1) ERA: 3.57	7.1	W	30	8	2	2	5	0	0	0	0	0	0	60	85	2.46	1.091								
Ernie Camacho, R (8, 1) ERA:	0.0		1	1	0	0	0	0	0	0	0	0	0	4	6	∞	∞								
Craig Lefferts, L (8, 1) ERA: 1.55	1.2	S	7	1	0	0	0	0	0	1	0	0	0	17	25	0.00	0.600								

Batter	1	2	3	4	5	6	7	8	9	AB	R	H	RBI	BB	SO	LOB	BOTTOM								
Brett Butler, L (1, 8) OBP: 0.381, SLG: 0.361	G1-3		FC1-6			G6-3		K		4	1	0	1	0	1	3	Atlanta Braves @ San Francisco Giants Candlestick Park, San Francisco, CA Tue Jun 13 1989, 10:05 PM EDT Att: 10,484 - Unknown - 62 F								
Robby Thompsson, R (1, 4) OBP: 0.372, SLG: 0.475	K		E6			G6-3		P3		4	1	1	0	0	1	0									
Will Clark, L (1, 3) OBP: 0.425, SLG: 0.573	F9		CS		B2-3	G6-3		G3-1		4	0	0	0	0	0	1									
Candy Maldonado, R (1, 9) OBP: 0.281, SLG: 0.320	G6-3				1B	G6-3		K		4	0	2	1	0	1	0									
Tracy Jones, R (1, 7) OBP: 0.226, SLG: 0.195	G3				1B	E5				3	0	1	0	0	0	1									
Greg Litton, R (1, 5) OBP: 0.360, SLG: 0.522	L9				G4-6-3	G5-4-3				3	0	0	0	0	0	4									
Kirt Manwaring, R (1, 2) OBP: 0.257, SLG: 0.253			G1-3			L4		F8		3	0	0	0	0	0	0									
Jose Uribe, S (1, 6) OBP: 0.302, SLG: 0.305			E6			SH1		SH3-4		3	1	2	0	0	0	0									
Atlee Hammaker, S (1, 1) OBP: 0.417, SLG: 0.500			FC1-6			SH1				1	0	1	0	0	0	0									
Ernie Camacho, R (8, 1)										0	0	0	0	0	0	0									
Craig Lefferts, L (8, 1)										0	0	0	0	0	0	0									
Inning Stats	R: 0 E: 0 K: 1 S: 11	H: 0 LOB: 0 BB: 0 P: 17	R: 0 E: 0 K: 0 S: 6	H: 0 LOB: 0 BB: 0 P: 12	R: 2 E: 4 K: 0 S: 8	H: 1 LOB: 0 BB: 0 P: 14	R: 0 E: 0 K: 0 S: 8	H: 2 LOB: 1 BB: 0 P: 12	R: 0 E: 1 K: 0 S: 9	H: 2 LOB: 1 BB: 0 P: 13	R: 0 E: 0 K: 1 S: 8	H: 1 LOB: 0 BB: 0 P: 12	R: 0 E: 0 K: 1 S: 8	H: 0 LOB: 0 BB: 0 P: 10	1B: 6 2B: 1 3B: 0 HR: 0	SF: 0 SAC: 2 DP: 2 HBP: 0		WP: 0 PB: 0 SB: 0 CS: 1	PA: 32						
PITCHER	IP	WLS	BF	H	R	ER	SO	BB	IBB	HBP	BLK	WP	HR	S	P	ERA		WHIP							
Zane Smith, L (1, 1) ERA: 4.45	7.0	L	28	7	3	1	2	0	0	0	0	0	0	8	10	0.00	0.000								
Joe Boever, R (8, 1) ERA: 2.45	1.0		3	0	0	0	1	0	0	0	0	0	0	8	10	0.00	0.000								



Batter	1	2	3	4	5	6	7	8	9	AB	R	H	RBI	BB	SO	LOB	TOP			
Jeff Treadway, L (1.4) OBP: 0.325, SLG: 0.390	1-2 HR		1-3 K		0-1 G6-3			1-0 L8		4	1	1	1	0	1	1	<p>Atlanta Braves @ San Francisco Giants</p> <p>Candlestick Park, San Francisco, CA</p> <p>Wed Jun 14, 1989, 6:33 AM EDT</p> <p>Att: 12,140 - Sunny</p>			
Dion James, L (1.7) OBP: 0.390, SLG: 0.329	0-0 G3-1		1-2 E5			0-0 1B		2-2 G6-4-3 1B		4	0	2	0	0	0	0				
Tommy Gregg, L (1.9) OBP: 0.400, SLG: 0.457	1-0 P6		2-1 P5			2-2 L8		1-1 G6-4-3 1-2		4	0	0	0	0	0	4				
Dale Murphy, R (1.8) OBP: 0.313, SLG: 0.362	1-2 G6-3				0-1 G6-3		1-3 K		1-3 K	4	0	0	0	0	2	1				
Darrell Evans, L (1.3) OBP: 0.295, SLG: 0.330		3-2 G4-3 2B		4-2 BB		1-1 F9			1-0 L9	0	0	0	0	0	0	0				
Lonnie Smith, R (1.7) OBP: 0.457, SLG: 0.550										3	0	1	0	1	0	1				
Andres Thomas, R (1.6) OBP: 0.260, SLG: 0.380		0-2 G4-3		1-1 F8					0-0 L9	4	0	0	0	0	0	2				
Ron Gant, R (1.5) OBP: 0.224, SLG: 0.313		2-3 K		1-1 P6				2-3 K		3	0	0	0	0	2	2				
Bruce Benedict, R (1.2) OBP: 0.293, SLG: 0.219		1-2 P3			1-0 G5-3					3	0	0	0	0	0	1				
Derek Lilliquist, L (1.1) OBP: 0.240, SLG: 0.280			0-0 F7		0-3 K			0-1 1B 1B		1	0	0	0	0	0	0				
Charlie Puleo, R (3.1) ERA: 5.63										0	0	0	0	0	0	0				
Jeff Blauser, R (5. PH) ERA: 4.09										0	0	0	0	0	0	0				
José Alvarez, R (5.1) ERA: 2.65										0	0	0	0	0	0	0				
Geronimo Berroa, R (8. PH) ERA: 2.65										1	0	1	0	0	0	0				
Paul Assenmacher, L (8.1) ERA: 1.9										0	0	0	0	0	0	0				
Inning Stats	R: 1 E: 0 K: 0 S: 9	H: 1 LOB: 0 BB: 0 P: 12	R: 0 E: 0 K: 1 S: 14	H: 1 LOB: 1 BB: 0 P: 19	R: 0 E: 1 K: 1 S: 14	H: 0 LOB: 1 BB: 0 P: 18	R: 0 E: 0 K: 0 S: 9	H: 0 LOB: 1 BB: 1 P: 15	R: 0 E: 0 K: 1 S: 6	H: 1 LOB: 0 BB: 0 P: 13	R: 0 E: 0 K: 1 S: 6	H: 0 LOB: 0 BB: 0 P: 9	R: 0 E: 0 K: 0 S: 9	H: 2 LOB: 1 BB: 0 P: 13	R: 0 E: 0 K: 1 S: 5	H: 0 LOB: 0 BB: 0 P: 7	1B: 3 2B: 1 3B: 0 HR: 1	SF: 0 SAC: 0 DP: 1 HBP: 0	WP: 0 PB: 0 SB: 0 CS: 0	PA: 33
PITCHER	IP WLS BF H R ER SO BB IBB HBP BLK WP HR S P ERA WHIP																			
Don Robinson, R (1.1) ERA: 2.76	7.0 W 26 3 1 1 5 1 0 0 0 0 1 67 93 1.29 0.571																			
Terry Mulholland, L (8.1) ERA: 4.09	1.0 4 2 0 0 0 0 0 0 0 0 0 9 13 0.00 2.000																			
Michael LaCoss, R (9.1) ERA: 1.9	1.0 3 0 0 0 1 0 0 0 0 0 0 5 7 0.00 0.000																			

Batter	1	2	3	4	5	6	7	8	9	AB	R	H	RBI	BB	SO	LOB	BOTTOM			
Tracy Jones, R (1.8) OBP: 0.245, SLG: 0.239	2-1 G6-3	0-1 2B	3-2 1H 2H 2B			0-1 WP BB 1B		2-3 K		5	0	3	2	0	1	1	<p>Atlanta Braves @ San Francisco Giants</p> <p>Candlestick Park, San Francisco, CA</p> <p>Wed Jun 14, 1989, 6:33 AM EDT</p> <p>Att: 12,140 - Sunny</p>			
Robby Thompson, R (1.4) OBP: 0.373, SLG: 0.491	3-2 HR	0-0 G6-3	2-3 K			2-0 P3		1-2 1H 2B		5	2	2	2	0	1	3				
Will Clark, L (1.3) OBP: 0.426, SLG: 0.574	2-0 2B	1-1 F8		0-3 K		4-1 WP BB		1-1 E 1B		3	1	1	0	1	1	1				
Ken Oberkfell, L (6. PR) OBP: 0.164, SLG: 0.206	2B					1-2 WP BB		2-H 1B		1	0	1	1	0	0	0				
Kevin Mitchell, R (1.7) OBP: 0.392, SLG: 0.712	4-0 2B 1B IBB		3-1 SH BB SF7 1B		2-0 F8			0-1 E4		2	2	1	0	1	0	0				
Donell Nixon, R (5.8) OBP: 0.297, SLG: 0.260						3-2 F9		0-1 1-2 1B		2	0	0	0	0	0	3				
Candy Maldonado, R (1.9) OBP: 0.289, SLG: 0.329	2-2 1B 2B		4-2 SH BB		0-0 G6-3			1-3 G3-6-3 1B		4	2	2	1	1	1	2				
Greg Litton, R (1.5) OBP: 0.357, SLG: 0.480	3-3 K		1-1 SH 1B 2B		4-2 G4-6-3 BB			0-0 G3-6-3 1-2		2	1	0	0	1	1	3				
Kirt Manwaring, R (1.2) OBP: 0.260, SLG: 0.260	2-2 1B		2-2 SF7		0-0 G4-6-3			0-1 G3		1	0	1	2	0	0	0				
Terry Kennedy, L (3. PH) OBP: 0.325, SLG: 0.396										2	0	0	1	0	0	1				
Jose Uribe, S (1.6) OBP: 0.296, SLG: 0.299	1-0 P6		3-H 2-H F8		0-0 G3			1-3 K		4	0	0	0	0	1	3				
Don Robinson, R (1.1) OBP: 0.289, SLG: 0.395		1-2 F8	1-0 2B 1B		2-3 K			0-0 2B 1B		3	1	1	1	0	1	0				
Terry Mulholland, R (8.1) ERA: 5.63										0	0	0	0	0	0	0				
Bill Bathe, R (8. PH) ERA: 4.09										1	1	1	0	0	0	0				
Michael LaCoss, R (9.1) ERA: 1.9										0	0	0	0	0	0	0				
Inning Stats	R: 4 E: 0 K: 1 S: 17	H: 4 LOB: 1 BB: 1 P: 36	R: 0 E: 0 K: 0 S: 10	H: 1 LOB: 1 BB: 0 P: 12	R: 4 E: 1 K: 1 S: 21	H: 3 LOB: 1 BB: 1 P: 39	R: 0 E: 0 K: 1 S: 5	H: 0 LOB: 0 BB: 0 P: 7	R: 0 E: 0 K: 0 S: 6	H: 1 LOB: 3 BB: 1 P: 22	R: 0 E: 0 K: 0 S: 5	H: 1 LOB: 0 BB: 0 P: 5	R: 2 E: 1 K: 3 S: 20	H: 3 LOB: 2 BB: 0 P: 26	R: 0 E: 0 K: 0 S: 5	H: 0 LOB: 0 BB: 0 P: 7	1B: 7 2B: 5 3B: 0 HR: 1	SF: 1 SAC: 1 DP: 2 HBP: 0	WP: 1 PB: 0 SB: 0 CS: 0	PA: 41
PITCHER	IP WLS BF H R ER SO BB IBB HBP BLK WP HR S P ERA WHIP																			
Derek Lilliquist, L (1.1) ERA: 3.08	2.0 L 8 2 1 0 2 0 0 0 0 0 0 19 31 0.00 1.000																			
Charlie Puleo, R (3.1) ERA: 5.63	3.0 11 2 0 0 1 2 0 0 0 0 1 0 22 37 0.00 1.333																			
José Alvarez, R (5.1) ERA: 2.65	1.0 7 3 2 2 3 0 0 0 0 0 0 0 20 26 18.00 3.000																			

AB	32
R	1
H	5
RBI	1
BB	1
SO	6
LOB	12



WP	0	PA	33
PB	0		
SB	0		
CS	0		

AB	35
R	10
H	13
RBI	10
BB	4
SO	7
LOB	17



WP	1	PA	41
PB	0		
SB	0		
CS	0		

Batter	1	2	3	4	5	6	7	8	9	AB	R	H	RBI	BB	SO	LOB	TOP										
Lonnie Smith, R (1, 7) OBP: 0.458, SLG: 0.569	G6-3			HR		F9		1B		4	1	2	1	0	0	0	Atlanta Braves @ San Francisco Giants Candlestick Park, San Francisco, CA Thu Jun 15 1989, 6:33 AM EDT Att: 9,403 - Sunny livebaseballscorecards.com										
Jeff Treadway, L (1, 4) OBP: 0.323, SLG: 0.387	F7			G3		FC6-4		G4-3		4	0	1	0	0	0	1											
Tommy Gregg, L (1, 9) OBP: 0.383, SLG: 0.435	K			G6-3		F9			F9	4	0	0	0	0	1	1											
Dale Murphy, R (1, 8) OBP: 0.309, SLG: 0.356		K		K		FC6-4			G3	4	0	0	0	0	2	1											
Andres Thomas, R (1, 6) OBP: 0.256, SLG: 0.374		G1-3			P3				G1-3	4	0	0	0	0	0	0											
Dion James, L (1, 3) OBP: 0.379, SLG: 0.324		G3			E					2	1	0	0	1	0	0											
Ron Gant, R (1, 5) OBP: 0.225, SLG: 0.310					P5					2	0	0	0	1	0	1											
Jeff Blauser, R (9, 5) OBP: 0.279, SLG: 0.379										0	0	0	0	0	0	0											
Bruce Benedict, R (1, 2) OBP: 0.295, SLG: 0.239					E4			G5-3		3	0	1	1	0	0	1											
29 John Smoltz, R (1, 1) OBP: 0.286, SLG: 0.367					K			B1-3		3	0	0	0	0	1	1											
Inning Stats	R: 0 E: 0 K: 1 S: 8	H: 0 LOB: 0 BB: 0 P: 11	R: 0 E: 0 K: 1 S: 7	H: 0 LOB: 0 BB: 0 P: 12	R: 0 E: 1 K: 0 S: 8	H: 0 LOB: 0 BB: 1 P: 15	R: 1 E: 0 K: 1 S: 15	H: 1 LOB: 0 BB: 0 P: 21	R: 1 E: 1 K: 1 S: 11	H: 1 LOB: 1 BB: 1 P: 19	R: 0 E: 0 K: 0 S: 12	H: 1 LOB: 1 BB: 0 P: 16	R: 0 E: 0 K: 0 S: 8	H: 0 LOB: 0 BB: 0 P: 15	R: 0 E: 0 K: 0 S: 8	H: 1 LOB: 1 BB: 0 P: 15	R: 0 E: 0 K: 0 S: 3	H: 0 LOB: 0 BB: 0 P: 7	1B: 2 2B: 1 3B: 0 HR: 1	SF: 0 SAC: 0 DP: 0 HBP: 0	WP: 0 PB: 0 SB: 0 CS: 0	PA: 32					
PITCHER	IP	WLS	BF	H	R	ER	SO	BB	IBB	HBP	BLK	WP	HR	S	P	ERA	WHIP										
Scott Garrelts, R (1, 1) ERA: 2.44	7.0	L	25	3	2	2	4	2	0	0	0	0	1	69	109	2.57	0.714										
Ernie Camacho, R ERA:	2.0		7	1	0	0	0	0	0	0	0	0	0	11	22	0.00	0.500										

Batter	1	2	3	4	5	6	7	8	9	AB	R	H	RBI	BB	SO	LOB	BOTTOM										
Tracy Jones, R (1, 8) OBP: 0.233, SLG: 0.227	G5-3		K		L6				FC6-4	5	0	0	0	0	1	4	Atlanta Braves @ San Francisco Giants Candlestick Park, San Francisco, CA Thu Jun 15 1989, 6:33 AM EDT Att: 9,403 - Sunny livebaseballscorecards.com										
Robby Thompson, R (1, 4) OBP: 0.395, SLG: 0.480	G6-3			L6		K		K	K	5	0	0	0	0	3	4											
Will Clark, L (1, 3) OBP: 0.423, SLG: 0.569	F7			2B	1B	F8		F7		4	0	1	0	0	0	0											
Kevin Mitchell, R (1, 7) OBP: 0.390, SLG: 0.703		L1-3		L6		FC4-6		E5		3	0	0	0	1	0	1											
Ernest Riles, L (1, 5) OBP: 0.358, SLG: 0.458					2B	FC4-6		P5		4	0	2	0	0	0	2											
Candy Maldonado, R (1, 9) OBP: 0.284, SLG: 0.322			K		L6			P4		4	0	0	0	0	2	4											
Terry Kennedy, L (1, 2) OBP: 0.323, SLG: 0.387										3	0	0	0	1	0	1											
Brett Butler, L (9, PR) OBP: 0.381, SLG: 0.361	F7				P6			G3-1		0	0	0	0	0	0	0											
Jose Uribe, S (1, 6) OBP: 0.296, SLG: 0.303			K		P2			1B		4	1	1	0	0	2	1											
Scott Garrelts, R (1, 1) OBP: 0.182, SLG: 0.219										2	0	1	0	0	1	0											
Ken Oberkfell, L (7, PH) OBP: 0.176, SLG: 0.217			K2-3							1	0	1	1	0	0	0											
Donell Nixon, R (7, PR) OBP: 0.267, SLG: 0.260										0	0	0	0	0	0	0											
Ernie Camacho, R (8, 1)										0	0	0	0	0	0	0											
Greg Litton, R (9, PH) OBP: 0.379, SLG: 0.500										1	0	1	0	0	0	0											
Inning Stats	R: 0 E: 0 K: 0 S: 5	H: 0 LOB: 0 BB: 0 P: 8	R: 0 E: 0 K: 1 S: 8	H: 1 LOB: 0 BB: 0 P: 14	R: 0 E: 0 K: 3 S: 10	H: 0 LOB: 0 BB: 0 P: 16	R: 0 E: 0 K: 0 S: 11	H: 2 LOB: 2 BB: 0 P: 14	R: 0 E: 0 K: 0 S: 6	H: 1 LOB: 1 BB: 0 P: 10	R: 0 E: 0 K: 1 S: 12	H: 0 LOB: 1 BB: 1 P: 19	R: 1 E: 1 K: 1 S: 10	H: 2 LOB: 2 BB: 0 P: 13	R: 0 E: 1 K: 1 S: 8	H: 0 LOB: 1 BB: 0 P: 9	R: 0 E: 0 K: 2 S: 9	H: 1 LOB: 2 BB: 1 P: 16	1B: 5 2B: 2 3B: 0 HR: 0	SF: 0 SAC: 0 DP: 0 HBP: 0	WP: 0 PB: 0 SB: 0 CS: 0	PA: 38					
PITCHER	IP	WLS	BF	H	R	ER	SO	BB	IBB	HBP	BLK	WP	HR	S	P	ERA	WHIP										
29 John Smoltz, R (1, 1) ERA: 2.33	9.0	W	38	7	1	1	9	2	0	0	0	0	0	79	119	1.00	1.000										



Batter	1	2	3	4	5	6	7	8	9	AB	R	H	RBI	BB	SO	LOB	TOP								
Chris Sabo, R OBP: 0.309, SLG: 0.393										4	0	0	0	0	1	1	Cincinnati Reds @ San Francisco Giants Candlestick Park, San Francisco, CA Fri Jun 16 1989, 10:05 PM EDT Att: 23,986 - Unknown								
Todd Benzinger, S OBP: 0.291, SLG: 0.358										4	1	1	0	0	1	1									
Barry Larkin, R OBP: 0.389, SLG: 0.472										4	1	1	0	0	0	1									
Paul O'Neill, L OBP: 0.349, SLG: 0.469										4	2	2	2	0	0	1									
Ken Griffey, L OBP: 0.360, SLG: 0.443										3	0	0	0	0	0	1									
Eric Davis, R OBP: 0.367, SLG: 0.564										1	1	1	2	0	0	0									
Van Snider, L OBP: 0.367, SLG: 0.564										0	0	0	0	0	0	0									
Rolando Roomes, R OBP: 0.308, SLG: 0.483										4	0	1	1	0	1	0									
Jeff Reed, L OBP: 0.285, SLG: 0.316										4	0	1	0	0	1	1									
Lenny Harris, L OBP: 0.280, SLG: 0.272										3	0	0	0	0	0	1									
Rick Mahler, R OBP: 0.282, SLG: 0.250										2	0	1	0	0	0	0									
Dave Collins, S OBP: 0.323, SLG: 0.250										1	0	0	0	0	0	0									
Norm Charlton, S OBP: 0.323, SLG: 0.250										0	0	0	0	0	0	0									
John Franco, L OBP: 0.323, SLG: 0.250										0	0	0	0	0	0	0									
Inning Stats	R: 0 E: 0 K: 1 S: 5	H: 0 LOB: 0 BB: 0 P: 7	R: 0 E: 0 K: 0 S: 5	H: 0 LOB: 0 BB: 0 P: 8	R: 0 E: 0 K: 0 S: 7	H: 1 LOB: 0 BB: 0 P: 11	R: 0 E: 0 K: 1 S: 6	H: 0 LOB: 0 BB: 0 P: 11	R: 1 E: 0 K: 0 S: 9	H: 1 LOB: 0 BB: 0 P: 12	R: 0 E: 0 K: 0 S: 4	H: 1 LOB: 1 BB: 0 P: 6	R: 1 E: 0 K: 0 S: 7	H: 2 LOB: 1 BB: 0 P: 11	R: 0 E: 0 K: 0 S: 5	H: 0 LOB: 0 BB: 0 P: 10	R: 3 E: 0 K: 2 S: 17	H: 3 LOB: 0 BB: 0 P: 23	1B: 2 2B: 4 3B: 0 HR: 2	SF: 0 SAC: 0 DP: 1 HBP: 0	WP: 0 PB: 0 SB: 0 CS: 0	PA: 34			
PITCHER	IP	WLS	BF	H	R	ER	SO	BB	IBB	HBP	BLK	WP	HR	S	P	ERA	WHIP								
Rick Reuschel, R ERA: 2.18	(1, 1)	8.0	28	5	2	2	2	0	0	0	0	0	1	48	76	2.25	0.625								
Craig Lefferts, L ERA: 1.93	(9, 1)	0.1	3	2	2	2	0	0	0	0	0	0	0	7	11	54.00	6.000								
Rich Gossage, R ERA: 1.19	(9, 1)	0.2	L	3	1	1	1	2	0	0	0	0	1	10	12	13.50	1.500								



Batter	1	2	3	4	5	6	7	8	9	AB	R	H	RBI	BB	SO	LOB	BOTTOM								
Brett Butler, L OBP: 0.381, SLG: 0.366										5	1	2	0	0	0	2	Cincinnati Reds @ San Francisco Giants Candlestick Park, San Francisco, CA Fri Jun 16 1989, 10:05 PM EDT Att: 23,986 - Unknown								
Robby Thompson, R OBP: 0.397, SLG: 0.494										4	2	2	2	0	0	2									
Will Clark, L OBP: 0.421, SLG: 0.564										4	0	1	1	0	2	0									
Kevin Mitchell, R OBP: 0.388, SLG: 0.697										2	0	0	1	1	1	0									
Ernest Riles, L OBP: 0.355, SLG: 0.449										3	0	0	0	1	0	1									
Candy Maldonado, R OBP: 0.288, SLG: 0.318										2	0	0	0	2	0	1									
Rich Gossage, R										0	0	0	0	0	0	0									
Terry Kennedy, L OBP: 0.317, SLG: 0.379										3	0	0	0	0	1	4									
Greg Litton, R OBP: 0.400, SLG: 0.519										1	0	1	0	0	0	0									
Jose Uribe, S OBP: 0.296, SLG: 0.308										3	1	1	0	0	0	1									
Rick Reuschel, R OBP: 0.139, SLG: 0.088										3	0	0	0	0	2	1									
Craig Lefferts, L										0	0	0	0	0	0	0									
Donell Nixon, R OBP: 0.263, SLG: 0.257										1	0	0	0	0	0	1									
Inning Stats	R: 1 E: 0 K: 0 S: 8	H: 1 LOB: 0 BB: 0 P: 9	R: 0 E: 0 K: 0 S: 4	H: 0 LOB: 1 BB: 1 P: 9	R: 0 E: 0 K: 0 S: 5	H: 1 LOB: 0 BB: 0 P: 6	R: 0 E: 0 K: 1 S: 9	H: 0 LOB: 1 BB: 1 P: 16	R: 0 E: 0 K: 2 S: 11	H: 0 LOB: 0 BB: 0 P: 17	R: 1 E: 0 K: 0 S: 11	H: 2 LOB: 3 BB: 2 P: 25	R: 2 E: 0 K: 2 S: 13	H: 2 LOB: 0 BB: 0 P: 16	R: 0 E: 0 K: 1 S: 6	H: 0 LOB: 0 BB: 0 P: 8	R: 0 E: 0 K: 0 S: 7	H: 1 LOB: 1 BB: 0 P: 10	1B: 4 2B: 2 3B: 0 HR: 1	SF: 1 SAC: 1 DP: 0 HBP: 0	WP: 1 PB: 0 SB: 0 CS: 1	PA: 37			
PITCHER	IP	WLS	BF	H	R	ER	SO	BB	IBB	HBP	BLK	WP	HR	S	P	ERA	WHIP								
Rick Mahler, R ERA: 3.36	(1, 1)	7.0	30	6	4	4	5	3	1	0	0	0	0	61	98	5.14	1.286								
Norm Charlton, L ERA: 3.41	(8, 1)	1.0	W	3	0	0	1	0	0	0	0	0	0	6	8	0.00	0.000								
John Franco, L ERA: 1.04	(9, 1)	1.0	S	4	1	0	0	0	0	0	0	0	0	7	10	0.00	1.000								



Batter	1	2	3	4	5	6	7	8	9	AB	R	H	RBI	BB	SO	LOB	TOP	
Chris Sabo, R OBP: 0.312, SLG: 0.396 (1, 5)	4-0 BB BB		0-1 F7			3-1 G6-3		3-2 2B		3	0	1	0	1	0	0	Cincinnati Reds @ San Francisco Giants Candlestick Park, San Francisco, CA Sat Jun 17 1989, 6:33 AM EDT Att: 34,476 - Unknown	
Todd Benzinger, S OBP: 0.295, SLG: 0.357 (1, 3)	4-0 FC6-4 BB		0-0 G4-3			0-1 G4-3 1B		1-1 G1-3		3	0	1	0	1	0	1		
Barry Larkin, R OBP: 0.389, SLG: 0.471 Luis Quinones, S OBP: 0.238, SLG: 0.550 (6, 4)	2-2 F7		2-2 1B			1-0 G4-3 1-2		2-0 G5-3		3	0	1	0	0	0	3		
Eric Davis, R OBP: 0.365, SLG: 0.554 (1, 8)	1-3 K		3-2 G5-3			4-1 1B BB		0-0 G6-3		3	0	0	0	1	1	4		
Rolando Roomes, R OBP: 0.305, SLG: 0.473 (1, 7)	0-0 FC6-4 1-2			2-1 G6-3		0-0 1B BB		2-1 G6-3		4	0	1	0	0	0	2		
Paul O'Neill, L OBP: 0.347, SLG: 0.478 (1, 9)		3-2 HR		2-2 G6-3		2-3 K		0-0 G4-3		4	1	1	1	0	1	2		
Bo Diaz, R OBP: 0.193, SLG: 0.202 (1, 2)		1-3 K		0-0 G4-3			1-2 P3		2-2 F8		4	0	0	0	0	1		
Lenny Harris, L OBP: 0.282, SLG: 0.274 (6, 6)		0-1 F7			0-0 CS 1B		1-0 G1-3			3	0	1	0	0	0	0		
Danny Jackson, R OBP: 0.214, SLG: 0.214 Skeeter Barnes, R (5, PH)		1-3 K		3-2 P5		0-0 P5				1	0	0	0	0	1	0		
Kent Tekulve, R Dave Collins, S OBP: 0.313, SLG: 0.241 Tim Birtsas, L (7, 1)										1	0	0	0	0	0	0		
Inning Stats	R: 0 E: 0 K: 1 S: 7	H: 0 LOB: 2 BB: 2 P: 18	R: 1 E: 0 K: 2 S: 11	H: 1 LOB: 1 BB: 0 P: 16	R: 0 E: 0 K: 0 S: 6	H: 0 LOB: 2 BB: 0 P: 10	R: 0 E: 0 K: 1 S: 9	H: 2 LOB: 2 BB: 1 P: 16	R: 0 E: 0 K: 0 S: 6	H: 0 LOB: 0 BB: 0 P: 8	R: 0 E: 0 K: 0 S: 8	H: 1 LOB: 1 BB: 0 P: 10	R: 0 E: 0 K: 0 S: 6	H: 0 LOB: 0 BB: 0 P: 10	1B: 4 2B: 1 3B: 0 HR: 1	SF: 0 SAC: 0 DP: 1 HBP: 0	WP: 0 PB: 0 SB: 0 CS: 1	PA: 34
PITCHER Dennis Cook, L ERA: 1.8 (1, 1)	IP: 9.0 WLS: W BF: 34 H: 6 R: 1 ER: 1 SO: 4 BB: 3 IBB: 0 HBP: 0 BLK: 0 WP: 0 HR: 1 S: 72 P: 122 ERA: 1.00 WHIP: 1.000																	

AB	31
R	1
H	6
RBI	1
BB	3
SO	4
LOB	14



Batter	1	2	3	4	5	6	7	8	9	AB	R	H	RBI	BB	SO	LOB	BOTTOM	
Brett Butler, L OBP: 0.382, SLG: 0.380 (1, 8)	2-3 K	0-2 1B		0-0 G1-3		1-1 HR		0-2 G1-3		5	1	2	2	0	1	0	Cincinnati Reds @ San Francisco Giants Candlestick Park, San Francisco, CA Sat Jun 17 1989, 6:33 AM EDT Att: 34,476 - Unknown	
Robby Thompson, R OBP: 0.398, SLG: 0.500 (1, 4)	3-1 SF8 3B	1-3 F6		2-0 BB 1B		1-3 K		3-H K		5	1	2	0	0	2	2		
Will Clark, L OBP: 0.422, SLG: 0.563 (1, 3)	0-0 SF8 3-H		2-2 HR 1B	4-0 FC6-4 BB			0-2 G3			2	1	1	1	1	0	0		
Kevin Mitchell, R OBP: 0.389, SLG: 0.707 (1, 7)	1-1 G5-3		1-1 HR	0-1 FC6-4			2-2 1B			4	1	2	2	0	0	2		
Candy Maldonado, R OBP: 0.292, SLG: 0.324 (1, 9)		1-1 1B 2B	4-0 FC6-4 BB		1-2 F9		2-0 P4			3	1	1	0	1	0	1		
Greg Litton, R OBP: 0.382, SLG: 0.484 (1, 5)		1-0 FC1-6 1B	0-0 FC6-4 CS		3-1 G1-3		2-2 P4			4	0	1	1	0	0	2		
Kirt Manwaring, R OBP: 0.274, SLG: 0.263 (1, 2)		0-0 FC1-6 1B 1B	2-2 1B 1B		1-1 G4-3			4-1 G1-3 3B BB		3	2	1	0	1	0	1		
Jose Uribe, S OBP: 0.300, SLG: 0.312 (1, 6)		1-1 1B	0-0 1B			0-0 G4-3		1-2 G1-3		4	0	2	0	0	0	1		
Dennis Cook, L OBP: 0.167, SLG: 0.500 (1, 1)		3-3 K		2-1 G6-3		1-2 G6-3		1-2 BLK 3B		4	1	1	1	0	1	2		
Inning Stats	R: 1 E: 0 K: 1 S: 8	H: 1 LOB: 0 BB: 0 P: 14	R: 2 E: 0 K: 1 S: 15	H: 4 LOB: 2 BB: 0 P: 21	R: 2 E: 0 K: 0 S: 11	H: 4 LOB: 2 BB: 1 P: 20	R: 0 E: 0 K: 0 S: 6	H: 1 LOB: 2 BB: 1 P: 14	R: 0 E: 0 K: 1 S: 9	H: 1 LOB: 0 BB: 0 P: 12	R: 0 E: 0 K: 0 S: 12	H: 1 LOB: 1 BB: 0 P: 17	R: 2 E: 0 K: 1 S: 18	H: 1 LOB: 1 BB: 1 P: 25	1B: 8 2B: 1 3B: 2 HR: 2	SF: 1 SAC: 0 DP: 0 HBP: 0		WP: 0 PB: 0 SB: 0 CS: 1
PITCHER Danny Jackson, L ERA: 6.03 Kent Tekulve, R ERA: 4.5 Tim Birtsas, L ERA: 2.7	IP: 4.0 WLS: L BF: 22 H: 10 R: 5 ER: 5 SO: 2 BB: 2 IBB: 0 HBP: 0 BLK: 0 WP: 0 HR: 1 S: 40 P: 69 ERA: 11.25 WHIP: 3.000																	

AB	34
R	8
H	13
RBI	7
BB	3
SO	4
LOB	11



Batter	1	2	3	4	5	6	7	8	9	AB	R	H	RBI	BB	SO	LOB	TOP										
Billy Hatcher, R OBP: 0.280, SLG: 0.340 (1, 7)	F7	K			P3		F8		F8	5	0	0	0	0	1	3	Houston Astros @ San Francisco Giants Candlestick Park, San Francisco, CA Mon Jun 19 1989, 10:05 PM EDT Att: 22,386 - Unknown livebaseballscores.com										
Gerald Young, S OBP: 0.325, SLG: 0.251 (1, 8)	1B		B3		G4-3		1B			4	0	2	0	0	0	0											
Bill Doran, S OBP: 0.346, SLG: 0.414 (1, 4)	1B		P2		F8		G4-3			4	0	1	0	0	0	1											
Glenn Davis, R OBP: 0.331, SLG: 0.483 (1, 3)	P3		K					G4-3		4	1	1	1	0	1	2											
Terry Puhl, L OBP: 0.345, SLG: 0.385 (1, 9)	G3			G4-3	2B	G6-3		F7		4	0	1	0	0	0	2											
Ken Caminiti, S OBP: 0.292, SLG: 0.362 (1, 5)		P4		G4-3		K		P8		4	0	0	0	0	1	1											
Rafael Ramirez, R OBP: 0.289, SLG: 0.318 (1, 6)		F9		K					G4-3	4	0	2	0	0	1	1											
Craig Biggio, R OBP: 0.326, SLG: 0.410 (1, 2)	1B		G6-3			P4			SH3-4	3	0	1	0	0	0	2											
Bob Knepper, L OBP: 0.308, SLG: 0.435 (1, 1)									G4-3	0	1	0	0	0	0	0											
Craig Reynolds, L OBP: 0.274, SLG: 0.260 (7, PH)										1	0	0	0	0	0	0											
Danny Darwin, R OBP: 0.143, SLG: 0.143 (7, 1)										0	0	0	0	0	0	0											
Greg Gross, L OBP: 0.294, SLG: 0.163 (9, PH)	1B									1	0	0	0	0	0	1											
Inning Stats	R: 0 E: 0 K: 0 S: 11	H: 2 LOB: 2 BB: 0 P: 16	R: 0 E: 0 K: 1 S: 11	H: 2 LOB: 2 BB: 0 P: 13	R: 0 E: 0 K: 1 S: 8	H: 0 LOB: 0 BB: 0 P: 10	R: 0 E: 0 K: 1 S: 9	H: 1 LOB: 1 BB: 0 P: 12	R: 1 E: 0 K: 0 S: 9	H: 1 LOB: 0 BB: 0 P: 11	R: 1 E: 0 K: 1 S: 12	H: 2 LOB: 1 BB: 0 P: 14	R: 0 E: 0 K: 0 S: 7	H: 1 LOB: 1 BB: 0 P: 12	R: 0 E: 0 K: 0 S: 7	H: 0 LOB: 0 BB: 0 P: 11	R: 0 E: 0 K: 0 S: 8	H: 1 LOB: 1 BB: 0 P: 11	1B: 7 2B: 1 3B: 0 HR: 2	SF: 0 SAC: 1 DP: 0 HBP: 0	WP: 0 PB: 0 SB: 1 CS: 1	PA: 37					
PITCHER	IP	WLS	BF	H	R	ER	SO	BB	IBB	HBP	BLK	WP	HR	S	P	ERA	WHIP										
Don Robinson, R ERA: 2.72 (1, 1)	8.0	W	33	9	2	2	4	0	0	0	0	0	2	74	99	2.25	1.125										
Steve Bedrosian, R ERA: 3.12 (9, 1)	1.0	S	4	1	0	0	0	0	0	0	0	0	0	8	11	0.00	1.000										

Batter	1	2	3	4	5	6	7	8	9	AB	R	H	RBI	BB	SO	LOB	BOTTOM										
Brett Butler, L OBP: 0.385, SLG: 0.384 (1, 8)	3B		B1		G4-3	G4-3				4	1	1	0	0	0	2	Houston Astros @ San Francisco Giants Candlestick Park, San Francisco, CA Mon Jun 19 1989, 10:05 PM EDT Att: 22,386 - Unknown livebaseballscores.com										
Robby Thompson, R OBP: 0.398, SLG: 0.508 (1, 4)	1B		K		1B					4	1	2	1	0	2	1											
Will Clark, L OBP: 0.424, SLG: 0.558 (1, 3)	K		F8		HBP					4	0	1	0	0	1	2											
Kevin Mitchell, R OBP: 0.385, SLG: 0.691 (1, 7)	G5-4-3			G5-3	P3					3	0	1	1	1	0	2											
Candy Maldonado, R OBP: 0.297, SLG: 0.322 (1, 9)	3H									1	1	0	0	1	0	1											
Pat Sheridan, L OBP: 0.322, SLG: 0.328 (7, PH)	G5-4-3			1B						1	0	0	0	0	1	1											
Greg Litton, R OBP: 0.378, SLG: 0.471 (1, 5)										3	0	1	0	0	0	3											
Ernest Riles, L OBP: 0.345, SLG: 0.434 (8, PH)	F8			FC5-4	1B					1	0	0	0	0	0	0											
Kirt Manwaring, R OBP: 0.273, SLG: 0.262 (1, 2)	F9			1B						4	0	1	1	0	1	0											
Jose Uribe, S OBP: 0.299, SLG: 0.320 (1, 6)	G5-3			FC5-4						4	0	1	0	0	0	2											
Don Robinson, R OBP: 0.293, SLG: 0.375 (1, 1)										2	0	0	0	1	1	3											
Ken Oberkfell, L OBP: 0.171, SLG: 0.211 (8, PH)										1	0	0	0	0	0	1											
Steve Bedrosian, R ERA: 2.47 (9, 1)										0	0	0	0	0	0	0											
Inning Stats	R: 2 E: 0 K: 1 S: 10	H: 3 LOB: 0 BB: 0 P: 16	R: 0 E: 0 K: 0 S: 6	H: 0 LOB: 0 BB: 0 P: 12	R: 0 E: 0 K: 1 S: 6	H: 0 LOB: 1 BB: 1 P: 12	R: 1 E: 0 K: 0 S: 15	H: 2 LOB: 2 BB: 1 P: 27	R: 0 E: 0 K: 0 S: 12	H: 2 LOB: 3 BB: 0 P: 19	R: 0 E: 1 K: 1 S: 6	H: 0 LOB: 1 BB: 0 P: 11	R: 0 E: 0 K: 2 S: 9	H: 0 LOB: 1 BB: 1 P: 16	R: 0 E: 0 K: 1 S: 11	H: 1 LOB: 1 BB: 0 P: 14	1B: 6 2B: 0 3B: 2 HR: 0	SF: 0 SAC: 0 DP: 1 HBP: 1	WP: 0 PB: 0 SB: 2 CS: 0	PA: 36							
PITCHER	IP	WLS	BF	H	R	ER	SO	BB	IBB	HBP	BLK	WP	HR	S	P	ERA	WHIP										
Bob Knepper, L ERA: 4.73 (1, 1)	6.0	L	28	7	3	3	3	2	0	0	0	0	0	55	97	4.50	1.500										
Danny Darwin, R ERA: 2.47 (7, 1)	2.0		8	1	0	0	3	1	0	0	0	0	0	20	30	0.00	1.000										

Batter	1	2	3	4	5	6	7	8	9	AB	R	H	RBI	BB	SO	LOB	TOP					
Billy Hatcher, R OBP: 0.280, SLG: 0.339 (1, 7)										4	0	1	0	0	0	2						
Gerald Young, S OBP: 0.324, SLG: 0.251 (1, 8)										4	0	1	0	0	2	2						
Bill Doran, S OBP: 0.344, SLG: 0.411 (1, 4)										4	0	1	0	0	0	1						
Glenn Davis, R OBP: 0.327, SLG: 0.476 (1, 3)										4	0	0	0	0	1	0						
Terry Puhl, L OBP: 0.339, SLG: 0.377 (1, 9)										3	0	0	0	0	0	0						
Ken Caminiti, S OBP: 0.293, SLG: 0.362 (1, 5)										3	0	1	0	0	1	0						
Rafael Ramirez, R OBP: 0.290, SLG: 0.323 (1, 6)										3	0	1	0	0	0	0						
Craig Biggio, R OBP: 0.326, SLG: 0.409 (1, 2)										3	0	1	0	0	0	1						
Bob Forsch, R OBP: 0.333, SLG: 0.333 (5, PH)										0	0	0	0	0	0	0						
Craig Reynolds, L OBP: 0.274, SLG: 0.259 (8, PH)										0	0	0	0	0	0	0						
Ron Washington, R OBP: 0.274, SLG: 0.259 (8, PH)										0	0	0	0	0	0	0						
Juan Agosto, L OBP: 0.274, SLG: 0.259 (8, PH)										0	0	0	0	0	0	0						
Larry Andersen, R OBP: 1.000, SLG: 1.000 (8, PH)										0	0	0	0	0	0	0						
Inning Stats	R: 0 E: 0 K: 1 S: 8	H: 0 LOB: 0 BB: 0 P: 13	R: 0 E: 0 K: 0 S: 8	H: 1 LOB: 0 BB: 0 P: 12	R: 0 E: 0 K: 0 S: 9	H: 1 LOB: 1 BB: 0 P: 14	R: 0 E: 0 K: 1 S: 5	H: 1 LOB: 0 BB: 0 P: 6	R: 0 E: 0 K: 1 S: 7	H: 0 LOB: 0 BB: 0 P: 11	R: 0 E: 0 K: 1 S: 8	H: 3 LOB: 3 BB: 0 P: 10	R: 0 E: 0 K: 0 S: 6	H: 0 LOB: 0 BB: 0 P: 9	R: 0 E: 0 K: 1 S: 7	H: 1 LOB: 1 BB: 0 P: 10	R: 0 E: 0 K: 0 S: 11	H: 0 LOB: 0 BB: 0 P: 15	1B: 6 2B: 1 3B: 0 HR: 0	SF: 0 SAC: 1 DP: 1 HBP: 0	WP: 0 PB: 0 SB: 0 CS: 0	PA: 32
PITCHER	IP	WLS	BF	H	R	ER	SO	BB	IBB	HBP	BLK	WP	HR	S	P	ERA	WHIP					
Scott Garrelts, R ERA: 2.26 (1, 1)	7.1	W	26	7	0	0	4	0	0	0	0	0	0	54	80	0.00	0.955					
Craig Lefferts, L ERA: 1.79 (8, 1)	1.2	S	5	0	0	0	1	0	0	0	0	0	0	15	20	0.00	0.000					

Houston Astros @ San Francisco Giants
Candlestick Park, San Francisco, CA
Tue Jun 20 1989, 10:05 PM EDT
Att: 21,074 - Unknown

AB	30
R	0
H	7
RBI	0
BB	0
SO	5
LOB	7



Batter	1	2	3	4	5	6	7	8	9	AB	R	H	RBI	BB	SO	LOB	BOTTOM					
Brett Butler, L OBP: 0.383, SLG: 0.382 (1, 8)										4	1	1	0	0	0	1						
Robby Thompson, R OBP: 0.370, SLG: 0.506 (1, 4)										3	1	1	0	1	0	0						
Will Clark, L OBP: 0.422, SLG: 0.553 (1, 3)										2	0	0	1	1	0	1						
Kevin Mitchell, R OBP: 0.387, SLG: 0.694 (1, 7)										3	1	1	0	1	0	1						
Ernest Riles, L OBP: 0.345, SLG: 0.435 (8, PH)										2	1	1	1	0	1	0						
Candy Maldonado, R OBP: 0.297, SLG: 0.322 (8, PH)										0	0	0	0	0	0	0						
Ken Oberkfell, L OBP: 0.171, SLG: 0.211 (9, 5)										0	0	0	1	0	0	0						
Pat Sheridan, L OBP: 0.313, SLG: 0.318 (1, 9)										4	0	0	0	0	1	2						
Terry Kennedy, L OBP: 0.324, SLG: 0.384 (1, 2)										3	0	2	0	0	0	1						
Jose Uribe, S OBP: 0.300, SLG: 0.320 (1, 6)										3	0	1	1	0	0	2						
Scott Garrelts, R OBP: 0.194, SLG: 0.229 (1, 1)										3	0	1	0	0	0	2						
Craig Lefferts, L (8, 1)										0	0	0	0	0	0	0						
Inning Stats	R: 0 E: 0 K: 0 S: 6	H: 0 LOB: 1 BB: 1 P: 11	R: 1 E: 0 K: 0 S: 13	H: 2 LOB: 1 BB: 0 P: 24	R: 0 E: 0 K: 0 S: 5	H: 0 LOB: 0 BB: 0 P: 11	R: 1 E: 0 K: 0 S: 10	H: 2 LOB: 1 BB: 0 P: 15	R: 0 E: 0 K: 1 S: 7	H: 0 LOB: 0 BB: 0 P: 10	R: 0 E: 0 K: 0 S: 4	H: 1 LOB: 0 BB: 0 P: 6	R: 2 E: 0 K: 1 S: 15	H: 2 LOB: 1 BB: 1 P: 26	1B: 7 2B: 0 3B: 1 HR: 0	SF: 2 SAC: 1 DP: 1 HBP: 0	WP: 0 PB: 0 SB: 1 CS: 1	PA: 33				
PITCHER	IP	WLS	BF	H	R	ER	SO	BB	IBB	HBP	BLK	WP	HR	S	P	ERA	WHIP					
Bob Forsch, R ERA: 4.17 (6, 1)	5.0	L	21	5	2	2	0	0	0	0	0	0	0	11	16	0.00	0.500					
Dan Schatzeder, L ERA: 1.07 (8, 1)	2.0		6	1	0	0	1	0	0	0	0	0	0	10	19	54.00	6.000					
Juan Agosto, L ERA: 3.51 (8, 1)	0.1		4	2	2	2	0	0	1	0	0	0	0	5	7	0.00	0.000					
Larry Andersen, R ERA: 0.43 (8, 1)	0.2		2	0	0	0	1	0	0	0	0	0	0	5	7	0.00	0.000					

Houston Astros @ San Francisco Giants
Candlestick Park, San Francisco, CA
Tue Jun 20 1989, 10:05 PM EDT
Att: 21,074 - Unknown

AB	27
R	4
H	8
RBI	4
BB	3
SO	2
LOB	10



Batter	1	2	3	4	5	6	7	8	9	AB	R	H	RBI	BB	SO	LOB	TOP				
Billy Hatcher, R OBP: 0.275, SLG: 0.333 (1, 7)	G6-3		G4-3			G5-6-3		E5		4	0	0	0	0	0	1	Houston Astros @ San Francisco Giants Candlestick Park, San Francisco, CA Wed Jun 21 1989, 6:33 AM EDT Att: 32,730 - Sunny - 90 F				
Rafael Ramirez, R OBP: 0.289, SLG: 0.321 (1, 6)	F9					G6-3		F7		4	0	1	0	0	0	1					
Bill Doran, S OBP: 0.340, SLG: 0.405 (1, 4)	G1-3				L8			P2		4	0	0	0	0	2						
Glenn Davis, R OBP: 0.322, SLG: 0.469 (1, 3)		G5-3			K			F7		4	0	0	0	0	2	1					
Terry Puhl, L OBP: 0.343, SLG: 0.377 (1, 9)		G6-3			G1-3			E 1B		3	0	1	0	1	0	1					
Ken Caminiti, S OBP: 0.292, SLG: 0.360 (1, 5)								E 1B		4	0	1	0	0	2	1					
Gerald Young, S OBP: 0.328, SLG: 0.253 (1, 8)								E 1B		2	0	1	0	1	0	2					
Louie Meadows, L OBP: 0.184, SLG: 0.243 (8, PH)								P4		1	0	0	0	0	0	1					
Craig Biggio, R OBP: 0.320, SLG: 0.401 (1, 2)										3	0	0	0	0	0	5					
Jim Clancy, R OBP: 0.217, SLG: 0.227 (1, 1)										1	0	0	0	0	0	0					
Craig Reynolds, L OBP: 0.271, SLG: 0.256 (8, PH)										1	0	0	0	0	0	0					
Juan Agosto, L OBP: 0.271, SLG: 0.256 (8, 1)										0	0	0	0	0	0	0					
Inning Stats	R: 0 E: 0 K: 0 S: 6	H: 0 LOB: 0 BB: 0 P: 6	R: 0 E: 0 K: 0 S: 10	H: 0 LOB: 0 BB: 0 P: 12	R: 0 E: 0 K: 0 S: 6	H: 1 LOB: 1 BB: 0 P: 7	R: 0 E: 0 K: 1 S: 6	H: 1 LOB: 1 BB: 0 P: 6	R: 0 E: 0 K: 1 S: 7	H: 0 LOB: 0 BB: 1 P: 12	R: 0 E: 1 K: 0 S: 11	H: 2 LOB: 3 BB: 0 P: 14	R: 0 E: 1 K: 0 S: 7	H: 0 LOB: 1 BB: 1 P: 9	R: 0 E: 0 K: 2 S: 9	H: 0 LOB: 1 BB: 1 P: 14	1B: 4 2B: 0 3B: 0 HR: 0	SF: 0 SAC: 1 DP: 0 HBP: 0	WP: 0 PB: 0 SB: 1 CS: 1	PA: 34	
PITCHER	IP	WLS	BF	H	R	ER	SO	BB	IBB	HBP	BLK	WP	HR	S	P	ERA	WHIP				
Rick Reuschel, R ERA: 2.04 (1, 1)	7.1	W	28	4	0	0	2	1	0	0	0	0	0	54	67	0.00	0.682				
Steve Bedrosian, R ERA: 2.97 (8, 1)	1.2	S	6	0	0	0	2	1	0	0	0	0	0	13	20	0.00	0.600				

AB	31
R	0
H	4
RBI	0
BB	2
SO	4
LOB	15



Batter	1	2	3	4	5	6	7	8	9	AB	R	H	RBI	BB	SO	LOB	BOTTOM				
Brett Butler, L OBP: 0.381, SLG: 0.380 (1, 8)	G3		P4			G6-3 G5-3 PB 1B		L3		4	1	1	0	0	0	0	Houston Astros @ San Francisco Giants Candlestick Park, San Francisco, CA Wed Jun 21 1989, 6:33 AM EDT Att: 32,730 - Sunny - 90 F				
Robby Thompson, R OBP: 0.395, SLG: 0.498 (1, 4)	P3		K			G5-3		F7		4	0	0	0	0	1	1					
Will Clark, L OBP: 0.428, SLG: 0.567 (1, 3)										1	1	1	1	2	0	0					
Kevin Mitchell, R OBP: 0.383, SLG: 0.686 (1, 7)										3	0	0	0	0	3	3					
Ernest Riles, L OBP: 0.345, SLG: 0.433 (1, 5)										3	0	1	0	0	1	1					
Pat Sheridan, L OBP: 0.313, SLG: 0.333 (1, 9)										3	0	1	0	0	1	1					
Terry Kennedy, L OBP: 0.329, SLG: 0.382 (1, 2)										1	0	0	0	2	0	0					
Jose Uribe, S OBP: 0.296, SLG: 0.316 (1, 6)										3	0	0	0	0	2	3					
Rick Reuschel, R OBP: 0.132, SLG: 0.083 (1, 1)										2	0	0	0	0	1	2					
Steve Bedrosian, R ERA: 2.97 (8, 1)										1	0	0	0	0	0	0					
Inning Stats	R: 1 E: 0 K: 0 S: 9	H: 1 LOB: 0 BB: 0 P: 13	R: 0 E: 0 K: 1 S: 11	H: 1 LOB: 1 BB: 1 P: 16	R: 0 E: 0 K: 2 S: 12	H: 0 LOB: 0 BB: 0 P: 17	R: 0 E: 0 K: 1 S: 10	H: 0 LOB: 1 BB: 1 P: 17	R: 0 E: 0 K: 1 S: 8	H: 1 LOB: 1 BB: 1 P: 14	R: 1 E: 0 K: 0 S: 7	H: 1 LOB: 1 BB: 1 P: 16	R: 0 E: 0 K: 1 S: 6	H: 0 LOB: 0 BB: 0 P: 10	R: 0 E: 0 K: 0 S: 6	H: 0 LOB: 0 BB: 0 P: 9	1B: 2 2B: 0 3B: 1 HR: 1	SF: 0 SAC: 0 DP: 2 HBP: 0	WP: 0 PB: 1 SB: 0 CS: 1	PA: 29	
PITCHER	IP	WLS	BF	H	R	ER	SO	BB	IBB	HBP	BLK	WP	HR	S	P	ERA	WHIP				
Jim Clancy, R ERA: 3.36 (1, 1)	7.0	L	26	4	2	1	6	3	1	0	0	0	0	63	103	1.29	1.000				
Juan Agosto, L ERA: 3.41 (8, 1)	1.0		3	0	0	0	0	0	0	0	0	0	0	6	9	0.00	0.000				



Batter	1	2	3	4	5	6	7	8	9	AB	R	H	RBI	BB	SO	LOB	TOP				
Brett Butler, L OBP: 0.379, SLG: 0.375 (1, 8)	G4-3						F9	F8	SH1-3								3 0 0 0 1 0 1				
Robby Thompson, R OBP: 0.362, SLG: 0.500 (1, 4)	K						G6-3	SF8	F9								5 1 1 1 0 1 2				
Will Clark, L OBP: 0.434, SLG: 0.580 (1, 3)	HR							1B	1B								3 2 2 2 2 0 1				
Kevin Mitchell, R OBP: 0.383, SLG: 0.683 (1, 7)	L6							1B	1B								4 0 2 1 0 1 1				
Candy Maldonado, R OBP: 0.304, SLG: 0.330 (6, PH)																	2 2 2 0 0 0 0				
Pat Sheridan, L OBP: 0.314, SLG: 0.333 (6, 9)																	3 1 1 0 0 1 4				
Greg Litton, R OBP: 0.385, SLG: 0.472 (6, PH)																	2 0 1 0 0 0 1				
Ernest Riles, L OBP: 0.344, SLG: 0.431 (6, 5)																	3 0 1 1 0 1 2				
Kirt Manwaring, R OBP: 0.277, SLG: 0.287 (5, PH)																	2 0 1 0 0 0 1				
Terry Kennedy, L OBP: 0.333, SLG: 0.362 (6, 2)																	0 0 0 0 0 0 0				
Rich Gossage, R OBP: 0.271, SLG: 0.287 (7, PH)																	1 0 1 1 0 0 0				
Craig Lefferts, L OBP: 0.500, SLG: 0.500 (8, 1)																	0 0 0 0 0 0 0				
Steve Bedrosian, R OBP: 0.500, SLG: 0.500 (8, 1)																	1 0 1 0 0 0 0				
Jose Uribe, S OBP: 0.290, SLG: 0.310 (1, 6)																	4 0 0 1 0 3 6				
Michael LaCoss, R OBP: 0.295, SLG: 0.225 (5, PH)																	1 0 0 0 0 0 1				
Ed Jurak, R OBP: 0.295, SLG: 0.225 (5, PH)																	1 0 0 0 0 1 0				
Trevor Wilson, L OBP: 0.750, SLG: 0.750 (6, 2)																	0 0 0 0 0 0 0				
Bill Bathe, R OBP: 0.750, SLG: 0.750 (6, 2)																	2 2 2 0 0 0 0				
Inning Stats	R: 1 E: 0 K: 1 S: 8	H: 1 LOB: 0 BB: 0 P: 12	R: 1 E: 0 K: 0 S: 10	H: 2 LOB: 1 BB: 0 P: 17	R: 0 E: 0 K: 1 S: 9	H: 0 LOB: 1 BB: 1 P: 15	R: 1 E: 0 K: 1 S: 9	H: 2 LOB: 0 BB: 0 P: 13	R: 0 E: 0 K: 2 S: 10	H: 1 LOB: 3 BB: 2 P: 22	R: 4 E: 0 K: 1 S: 27	H: 5 LOB: 2 BB: 1 P: 42	R: 1 E: 0 K: 1 S: 13	H: 3 LOB: 2 BB: 0 P: 17	R: 0 E: 0 K: 0 S: 8	H: 1 LOB: 0 BB: 0 P: 11	1B: 13 2B: 9 3B: 1 HR: 1	SF: 2 SAC: 1 DP: 2 HBP: 0	WP: 0 PB: 0 SB: 1 CS: 0	PA: 44	
PITCHER	IP	WLS	BF	H	R	ER	SO	BB	IBB	HBP	BLK	WP	HR	S	P	ERA	WHIP				
Dennis Rasmussen, L ERA: 4.24 (1, 1)	5.0		22	6	3	3	4	2	0	0	0	0	1	43	73	5.40	1.600				
Greg Harris, R ERA: 2.23 (6, 1)	2.0	L	13	5	4	4	3	2	0	0	0	0	0	35	57	18.00	3.500				
Pat Clements, L ERA: 4.5 (8, 1)	2.0		9	4	1	1	1	0	0	0	0	0	0	21	28	4.50	2.000				

San Francisco Giants @ San Diego Padres
 Jack Murphy Stadium, San Diego, CA
 Fri Jun 23 1989, 10:05 PM EDT
 Att: 21,721 - Unknown - 70 F



AB	37
R	8
H	15
RBI	7
BB	4
SO	8
LOB	20

Batter	1	2	3	4	5	6	7	8	9	AB	R	H	RBI	BB	SO	LOB	BOTTOM				
Shawn Abner, R OBP: 0.229, SLG: 0.303 (1, 7)	SH1-4																4 1 1 1 1 1 0				
Roberto Alomar, S OBP: 0.315, SLG: 0.311 (1, 4)																	3 1 1 0 1 0 1				
Tony Gwynn, L OBP: 0.405, SLG: 0.472 (1, 9)	SH1-4																3 1 1 0 0 0 1				
Jack Clark, R OBP: 0.384, SLG: 0.364 (1, 3)																	4 0 1 2 0 1 1				
Marvell Wynne, L OBP: 0.284, SLG: 0.385 (6, PR)																	2 0 0 0 0 1 1				
Bip Roberts, S OBP: 0.356, SLG: 0.429 (7, 7)																	1 1 0 0 0 0 1				
Gary Templeton, S OBP: 0.292, SLG: 0.368 (1, 6)																	4 2 3 2 0 0 0				
Benito Santiago, R OBP: 0.259, SLG: 0.360 (1, 2)																	4 0 1 1 0 2 2				
Luis Salazar, R OBP: 0.274, SLG: 0.341 (9, PH)																	3 0 1 0 0 0 2				
Rob Nelson, L OBP: 0.357, SLG: 0.351 (9, PH)																	1 0 0 0 0 1 0				
Dennis Rasmussen, L OBP: 0.103, SLG: 0.138 (6, 1)																	2 1 1 1 0 1 0				
Greg Harris, R ERA: 1.16 (7, PH)																	0 0 0 0 0 0 0				
Chris James, R OBP: 0.230, SLG: 0.258 (8, 1)																	1 0 0 0 0 0 0				
Pat Clements, R ERA: 2.87 (9, PH)																	1 0 0 0 0 0 0				
Carmelo Martinez, R OBP: 0.309, SLG: 0.339 (9, PH)																	1 0 0 0 0 0 0				
Inning Stats	R: 2 E: 0 K: 0 S: 5	H: 1 LOB: 2 BB: 2 P: 13	R: 2 E: 0 K: 1 S: 10	H: 4 LOB: 1 BB: 0 P: 14	R: 0 E: 0 K: 2 S: 8	H: 0 LOB: 0 BB: 0 P: 11	R: 0 E: 0 K: 1 S: 10	H: 0 LOB: 0 BB: 0 P: 15	R: 0 E: 0 K: 0 S: 11	H: 2 LOB: 1 BB: 0 P: 21	R: 0 E: 0 K: 1 S: 8	H: 0 LOB: 0 BB: 0 P: 11	R: 1 E: 0 K: 0 S: 10	H: 2 LOB: 1 BB: 0 P: 13	R: 0 E: 0 K: 1 S: 6	H: 0 LOB: 0 BB: 0 P: 10	1B: 5 2B: 4 3B: 2 HR: 0	SF: 0 SAC: 1 DP: 1 HBP: 1	WP: 0 PB: 0 SB: 0 CS: 1	PA: 37	
PITCHER	IP	WLS	BF	H	R	ER	SO	BB	IBB	HBP	BLK	WP	HR	S	P	ERA	WHIP				
Michael LaCoss, R ERA: 2.4 (5, 1)	1.1		8	3	2	2	1	0	0	1	0	0	0	19	36	13.50	2.250				
Trevor Wilson, L ERA: 1.16 (6, 1)	0.2	W	1	0	0	0	0	0	0	0	0	0	0	3	4	0.00	0.000				
Rich Gossage, R ERA: 1.16 (7, 1)	1.2		7	2	1	1	1	0	0	0	0	0	0	17	23	5.40	1.200				
Craig Lefferts, L ERA: 1.5 (8, 1)	1.1	S	4	0	0	0	1	0	0	0	0	0	0	7	11	0.00	0.000				

San Francisco Giants @ San Diego Padres
 Jack Murphy Stadium, San Diego, CA
 Fri Jun 23 1989, 10:05 PM EDT
 Att: 21,721 - Unknown - 70 F



AB	33
R	7
H	10
RBI	7
BB	2
SO	7
LOB	9

Batter	1	2	3	4	5	6	7	8	9	AB	R	H	RBI	BB	SO	LOB	TOP										
Brett Butler, L OBP: 0.381, SLG: 0.377 (1, 8)										4	1	2	0	0	1	0	San Francisco Giants @ San Diego Padres Jack Murphy Stadium, San Diego, CA Sat Jun 24 1989, 10:05 PM EDT Att: 32,615 - Unknown - 70 F										
Robby Thompson, R OBP: 0.364, SLG: 0.498 (1, 4)										3	1	1	0	1	1	1											
Will Clark, L OBP: 0.438, SLG: 0.588 (1, 3)										3	1	2	2	1	0	1											
Kevin Mitchell, R OBP: 0.378, SLG: 0.673 (1, 7)										4	0	0	0	0	1	4											
Ernest Riles, L OBP: 0.344, SLG: 0.429 (1, 5)										3	0	1	0	0	0	0											
Bill Bathe, R OBP: 0.600, SLG: 0.750 (8, PH)										0	0	0	1	0	0	0											
Ken Oberkell, L OBP: 0.171, SLG: 0.211 (8, 5)										0	0	0	0	0	0	0											
Pat Sheridan, L OBP: 0.314, SLG: 0.328 (8, PH)										2	0	0	0	1	1	1											
Candy Maldonado, R OBP: 0.302, SLG: 0.328 (8, 9)										1	0	0	0	0	1	0											
Kirt Manwaring, R OBP: 0.276, SLG: 0.266 (1, 2)										4	0	1	0	0	0	1											
Jose Uribe, S OBP: 0.286, SLG: 0.305 (1, 6)										4	0	0	0	0	0	2											
Don Robinson, R OBP: 0.267, SLG: 0.341 (9, 1)										4	0	0	0	0	2	0											
Steve Bedrosian, R OBP: 0.500, SLG: 0.500 (9, 1)										0	0	0	0	0	0	0											
Inning Stats	R: 0 E: 0 K: 2 S: 10	H: 1 LOB: 1 BB: 0 P: 15	R: 0 E: 1 K: 1 S: 9	H: 2 LOB: 1 BB: 0 P: 13	R: 0 E: 0 K: 2 S: 15	H: 1 LOB: 2 BB: 1 P: 25	R: 0 E: 0 K: 0 S: 5	H: 0 LOB: 1 BB: 1 P: 9	R: 0 E: 0 K: 1 S: 6	H: 0 LOB: 0 BB: 0 P: 10	R: 0 E: 0 K: 0 S: 9	H: 0 LOB: 0 BB: 0 P: 15	R: 0 E: 0 K: 0 S: 6	H: 0 LOB: 0 BB: 0 P: 10	R: 3 E: 1 K: 1 S: 14	H: 3 LOB: 0 BB: 0 P: 21	R: 0 E: 0 K: 0 S: 5	H: 0 LOB: 0 BB: 0 P: 7	1B: 6 2B: 1 3B: 1 HR: 0	SF: 1 SAC: 0 DP: 1 HBP: 0	WP: 1 PB: 0 SB: 0 CS: 0	PA: 36					
PITCHER	IP	WLS	BF	H	R	ER	SO	BB	IBB	HBP	BLK	WP	HR	S	P	ERA	WHIP										
Walt Terrell, R ERA: 3.64 (1, 1)	7.0	L	29	6	2	2	6	3	0	0	0	1	0	65	105	2.57	1.286										
Mark Davis, L ERA: 3.13 (8, 1)	1.0		4	1	1	1	1	0	0	0	0	0	0	9	13	9.00	1.000										
Mark Grant, R ERA: 2.61 (9, 1)	1.0		3	0	0	0	0	0	0	0	0	0	0	5	7	0.00	0.000										

AB	32
R	3
H	7
RBI	3
BB	3
SO	7
LOB	10



Batter	1	2	3	4	5	6	7	8	9	AB	R	H	RBI	BB	SO	LOB	BOTTOM										
Bip Roberts, S OBP: 0.363, SLG: 0.425 (1, 5)										3	1	1	0	1	0	0	San Francisco Giants @ San Diego Padres Jack Murphy Stadium, San Diego, CA Sat Jun 24 1989, 10:05 PM EDT Att: 32,615 - Unknown - 70 F										
Roberto Alomar, S OBP: 0.316, SLG: 0.312 (1, 4)										3	0	1	0	0	0	2											
Tony Gwynn, L OBP: 0.400, SLG: 0.467 (1, 8)											3	0	0	1	0	2											
Jack Clark, R OBP: 0.379, SLG: 0.357 (1, 9)										4	0	0	0	0	2	1											
Rob Nelson, L OBP: 0.365, SLG: 0.350 (1, 3)										3	0	1	0	1	0	0											
Marvell Wynne, L OBP: 0.294, SLG: 0.385 (9, PR)										0	0	0	0	0	0	0											
Garry Templeton, S OBP: 0.287, SLG: 0.361 (1, 6)											4	0	0	0	0	0		2									
Benito Santiago, R OBP: 0.283, SLG: 0.367 (1, 2)										4	0	2	0	0	0	1											
Shawn Abner, R OBP: 0.231, SLG: 0.278 (1, 7)										3	0	0	0	1	0	3											
Walt Terrell, L OBP: 0.171, SLG: 0.182 (8, 1)											2	0	0	0	0	1		2									
Chris James, R OBP: 0.228, SLG: 0.257 (8, PH)											0	0	0	0	0	0	0										
Mark Grant, R ERA: 2.64 (9, 1)											0	0	0	0	0	0	0										
Inning Stats	R: 1 E: 0 K: 0 S: 9	H: 1 LOB: 2 BB: 1 P: 11	R: 0 E: 0 K: 1 S: 7	H: 1 LOB: 1 BB: 1 P: 13	R: 0 E: 0 K: 0 S: 10	H: 1 LOB: 0 BB: 0 P: 12	R: 0 E: 0 K: 0 S: 8	H: 0 LOB: 1 BB: 1 P: 15	R: 0 E: 0 K: 0 S: 4	H: 0 LOB: 0 BB: 1 P: 10	R: 0 E: 0 K: 1 S: 7	H: 0 LOB: 0 BB: 0 P: 11	R: 0 E: 0 K: 0 S: 5	H: 0 LOB: 0 BB: 0 P: 6	R: 0 E: 1 K: 0 S: 11	H: 0 LOB: 1 BB: 0 P: 15	R: 0 E: 0 K: 1 S: 12	H: 2 LOB: 2 BB: 0 P: 14	1B: 4 2B: 1 3B: 0 HR: 0	SF: 1 SAC: 1 DP: 0 HBP: 0	WP: 0 PB: 0 SB: 1 CS: 1	PA: 36					
PITCHER	IP	WLS	BF	H	R	ER	SO	BB	IBB	HBP	BLK	WP	HR	S	P	ERA	WHIP										
Don Robinson, R ERA: 2.58 (1, 1)	8.2	W	34	5	1	1	3	2	1	0	0	0	0	72	106	1.04	0.808										
Steve Bedrosian, R ERA: 2.64 (9, 1)	0.1	S	1	0	0	0	0	0	0	0	0	0	0	1	1	0.00	0.000										

AB	30
R	1
H	5
RBI	1
BB	3
SO	3
LOB	13



Batter	1	2	3	4	5	6	7	8	9	AB	R	H	RBI	BB	SO	LOB	TOP					
Brett Butler, L OBP: 0.377, SLG: 0.370 (1, 8)	G3-1		K	K	G6-3			F7		5	0	0	1	1	2	3	San Francisco Giants @ San Diego Padres Jack Murphy Stadium, San Diego, CA Sun Jun 25 1989, 6:33 AM EDT Att: 41,028 - Sunny - 75 F livebaseballscorecards.com					
Ken Oberkfell, L OBP: 0.192, SLG: 0.264 (1, 4) Greg Litton, R OBP: 0.395, SLG: 0.462 (4, 5)	2B		HR	G4-3 1B			WP 1B	G5-3	L4	1	2	1	1	1	0	0						
Will Clark, L OBP: 0.440, SLG: 0.592 (1, 3)	L9		HR	G4-3			F8			5	1	3	0	0	0	2						
Kevin Mitchell, R OBP: 0.382, SLG: 0.687 (1, 7)	1-H 2B		HR	G4-3			F8		BB 1B	5	2	3	3	0	0	3						
Ernest Riles, L OBP: 0.341, SLG: 0.424 (1, 5) Robby Thompson, R OBP: 0.367, SLG: 0.498 (4, 4)	G3-1		L8				P5		BB 1B	2	0	0	0	0	0	1						
Pat Sheridan, L OBP: 0.301, SLG: 0.345 (4, 9) Cammy Maldonado, R OBP: 0.301, SLG: 0.326 (4, 9) Trevor Wilson, L OBP: 0.304, SLG: 0.220 (7, 6)		G3	2B	G6-3			G5-3		BB 1B	2	1	1	0	0	0	0						
Kirt Manwaring, R OBP: 0.281, SLG: 0.281 (1, 2)	G1-3		2B				F8		BB	5	0	2	1	0	1	3						
Jose Uribe, S OBP: 0.293, SLG: 0.310 (1, 6) Rich Gossage, R OBP: 0.500, SLG: 0.600 (9, 7)							F7		F8	3	0	2	0	1	0	0						
Scott Garretts, R OBP: 0.184, SLG: 0.216 (1, 1) Ernie Camacho, R OBP: 0.288, SLG: 0.263 (4, 9)			G4-3						BB	2	0	0	0	0	1	3						
Inning Stats	R: 1 E: 0 K: 0 S: 8	H: 1 LOB: 1 BB: 1 P: 17	R: 0 E: 0 K: 1 S: 11	H: 1 LOB: 1 BB: 0 P: 16	R: 4 E: 0 K: 1 S: 23	H: 5 LOB: 2 BB: 1 P: 37	R: 0 E: 0 K: 1 S: 14	H: 1 LOB: 1 BB: 2 P: 30	R: 0 E: 0 K: 0 S: 9	H: 2 LOB: 1 BB: 0 P: 13	R: 0 E: 0 K: 0 S: 6	H: 0 LOB: 0 BB: 0 P: 8	R: 0 E: 0 K: 0 S: 10	H: 1 LOB: 2 BB: 3 P: 18	R: 2 E: 0 K: 1 S: 22	H: 2 LOB: 3 BB: 3 P: 41		1B: 8 2B: 3 3B: 1 HR: 2	SF: 0 SAC: 0 DP: 1 HBP: 0	WP: 1 PB: 0 SB: 0 CS: 0	PA: 47	
PITCHER	IP	WLS	BF	H	R	ER	SO	BB	IBB	HBP	BLK	WP	HR	S	P	ERA		WHIP				
Eric Show, R ERA: 4.23 (1, 1)	3.0		18	7	5	5	2	1	1	0	0	0	2	42	70	15.00		2.667				
Pat Clements, L ERA: 3.95 (4, 1)	0.2	5	1	0	0	1	2	0	0	0	0	0	0	11	24	0.00		4.500				
Mark Grant, R ERA: 2.76 (4, 1)	4.1	W	19	6	2	2	1	2	0	0	0	1	0	45	74	4.15		1.846				
Mark Davis, L ERA: 3.05 (9, 1)	1.0	S	5	0	0	0	1	2	0	0	0	0	0	15	26	0.00		2.000				

Batter	1	2	3	4	5	6	7	8	9	AB	R	H	RBI	BB	SO	LOB	BOTTOM					
Bip Roberts, S OBP: 0.372, SLG: 0.434 (1, 5) (9, 7)	HR 1B			SH3-4	F8			SH1-3		3	1	2	0	0	0	2	San Francisco Giants @ San Diego Padres Jack Murphy Stadium, San Diego, CA Sun Jun 25 1989, 6:33 AM EDT Att: 41,028 - Sunny - 75 F livebaseballscorecards.com					
Roberto Alomar, S OBP: 0.320, SLG: 0.314 (1, 4)	HR 1B	G4-3		PB	F8			F8		4	2	2	1	1	0	4						
Tony Gwynn, L OBP: 0.406, SLG: 0.483 (1, 9)	HR		S PB	E8	G3-6-3			F8		5	3	4	4	0	0	1						
Rob Nelson, L OBP: 0.354, SLG: 0.328 (1, 3)	G3		FC6-5	F7	G3-6-3			K		4	0	0	0	1	1	3						
Carmelo Martinez, R OBP: 0.308, SLG: 0.337 (1, 7) (9, 3)	G6-3		K					K		4	0	1	1	0	2	2						
Gary Templeton, S OBP: 0.282, SLG: 0.355 (1, 6)	K		FC6-5	K				G3-1		4	1	0	1	0	2	2						
Mark Parent, R OBP: 0.222, SLG: 0.413 (1, 2)		F8		HR				K		3	1	1	2	1	1	0						
Shawn Abner, R OBP: 0.209, SLG: 0.250 (1, 8)		P4		F9				G4-3		4	0	0	0	0	1	1						
Eric Show, R OBP: 0.257, SLG: 0.265 (1, 1) Pat Clements, R ERA: 6.75 (4, 1)								E4		1	0	1	0	0	0	0						
Mark Grant, R OBP: 0.428, SLG: 0.200 (4, 1) Mark Davis, L OBP: 0.274, SLG: 0.341 (9, 5)				WP	SH3-4			SH1-3		2	2	1	0	1	0	1						
Luis Salazar, R OBP: 0.274, SLG: 0.341 (9, 5)				PB	BB			1B		0	0	0	0	0	0	0						
Inning Stats	R: 3 E: 0 K: 1 S: 14	H: 3 LOB: 0 BB: 0 P: 22	R: 0 E: 0 K: 0 S: 13	H: 2 LOB: 2 BB: 0 P: 19	R: 3 E: 0 K: 1 S: 14	H: 2 LOB: 0 BB: 1 P: 28	R: 3 E: 1 K: 1 S: 18	H: 2 LOB: 1 BB: 2 P: 33	R: 0 E: 0 K: 1 S: 7	H: 1 LOB: 0 BB: 0 P: 10	R: 0 E: 0 K: 1 S: 10	H: 0 LOB: 0 BB: 0 P: 13	R: 0 E: 0 K: 1 S: 11	H: 2 LOB: 1 BB: 0 P: 16	1B: 10 2B: 0 3B: 0 HR: 2	SF: 0 SAC: 2 DP: 1 HBP: 0		WP: 1 PB: 2 SB: 2 CS: 0	PA: 40			
PITCHER	IP	WLS	BF	H	R	ER	SO	BB	IBB	HBP	BLK	WP	HR	S	P	ERA		WHIP				
Scott Garretts, R ERA: 2.72 (1, 1)	2.2	L	16	7	6	6	2	1	0	0	0	0	0	0	38	3.000						
Ernie Camacho, R ERA: 6.75 (3, 1)	0.2		4	0	2	2	0	2	0	0	0	1	0	8	19	27.00		3.000				
Trevor Wilson, L ERA: 4.5 (4, 1)	2.2		12	3	1	0	3	1	0	0	0	0	0	34	57	0.00		1.500				
Rich Gossage, R ERA: 1.42 (7, 1)	2.0		8	2	1	1	2	0	0	0	0	0	0	21	29	4.50	1.000					

Batter	1	2	3	4	5	6	7	8	9	AB	R	H	RBI	BB	SO	LOB	TOP										
Brett Butler, L OBP: 0.370, SLG: 0.363 (1, 8)	G3		3-1	L7		1-3	F9			5	0	0	0	0	0	7	San Francisco Giants @ Houston Astros Astrodome, Houston, TX Mon Jun 26 1989, 8:05 PM EDT Att: 11,616 - Dome										
Robby Thompson, R OBP: 0.364, SLG: 0.493 (1, 4)	6-3		1B		6-3	5-3		L7		5	0	1	0	0	0	3											
Will Clark, L OBP: 0.437, SLG: 0.584 (1, 3)	WP BB		F8		L6		K	4-3		4	0	0	0	1	1	1											
Kevin Mitchell, R OBP: 0.379, SLG: 0.676 (1, 7)	P3		6-3		BLK 2B BB		E5 1B 2B	K		4	2	0	0	1	1	2											
Ernest Riles, L OBP: 0.346, SLG: 0.435 (7, PH)				F8						3	0	2	1	0	0	0											
Ed Jurak, R OBP: 0.319, SLG: 0.238 (7, PH)										1	1	1	0	0	0	0											
Greg Litton, R OBP: 0.409, SLG: 0.462 (7, 6)		BLK 1B								0	0	0	0	0	1	0											
Pat Sheridan, L OBP: 0.317, SLG: 0.345 (7, PH)										3	1	1	0	0	0	2											
Candy Maldonado, R OBP: 0.303, SLG: 0.333 (7, 9)	L7			1B		F7		5-3		2	0	1	1	0	0	1											
Terry Kennedy, L OBP: 0.343, SLG: 0.383 (8, 2)										2	0	1	0	2	1	0											
Kirt Manwaring, R OBP: 0.287, SLG: 0.281 (7, 5)				SH1-4 1B			K	1B IBB		0	0	0	0	1	0	0											
Jose Uribe, S OBP: 0.297, SLG: 0.314 (7, PH)										3	0	2	1	0	1	2											
Ken Oberkell, L OBP: 0.200, SLG: 0.270 (7, 5)										2	0	1	1	0	1	2											
Rick Reuschel, R OBP: 0.195, SLG: 0.195 (6, PH)										2	0	1	0	0	1	2											
Craig Lefferts, L OBP: 0.195, SLG: 0.195 (6, PH)										0	0	0	0	0	0	0											
Bill Bathe, R OBP: 0.195, SLG: 0.195 (7, PH)										1	0	0	0	0	0	3											
Jeff Brantley, R OBP: 0.195, SLG: 0.195 (7, 1)										0	0	0	0	0	0	0											
Steve Bedrosian, R OBP: 0.195, SLG: 0.195 (8, 1)										1	0	0	0	0	1	2											
Inning Stats	R: 0 E: 0 K: 0 S: 3	H: 0 LOB: 1 BB: 1 P: 7	R: 0 E: 0 K: 2 S: 8	H: 1 LOB: 2 BB: 1 P: 12	R: 0 E: 0 K: 0 S: 4	H: 1 LOB: 1 BB: 0 P: 4	R: 1 E: 0 K: 0 S: 6	H: 3 LOB: 2 BB: 0 P: 6	R: 1 E: 0 K: 0 S: 4	H: 1 LOB: 1 BB: 1 P: 8	R: 0 E: 0 K: 1 S: 7	H: 2 LOB: 3 BB: 0 P: 7	R: 2 E: 1 K: 1 S: 9	H: 3 LOB: 3 BB: 1 P: 13	R: 0 E: 0 K: 1 S: 5	H: 0 LOB: 0 BB: 0 P: 5	R: 0 E: 0 K: 2 S: 7	H: 0 LOB: 2 BB: 2 P: 15	1B: 9 2B: 2 3B: 0 HR: 0	SF: 0 SAC: 1 DP: 0 HBP: 0	WP: 1 PB: 0 SB: 0 CS: 0	PA: 45					
PITCHER	IP	WLS	BF	H	R	ER	SO	BB	IBB	HBP	BLK	WP	HR	S	P	ERA	WHIP										
Bob Forsch, R ERA: 4.1 (1, 1)	5.1		27	8	2	2	3	3	0	0	2	1	0	30	42	3.38	2.062										
Juan Agosto, L ERA: 3.57 (6, 1)	1.0	L	5	1	2	1	1	0	0	0	0	0	0	7	7	9.00	1.000										
Larry Andersen, R ERA: 0.42 (7, 1)	0.2		5	2	0	0	0	0	1	0	0	0	0	4	8	0.00	3.000										
Dan Schatzeder, L ERA: 1.75 (8, 1)	2.0		8	0	0	0	3	1	1	0	0	0	0	12	20	0.00	0.500										

Batter	1	2	3	4	5	6	7	8	9	AB	R	H	RBI	BB	SO	LOB	BOTTOM										
Billy Hatcher, R OBP: 0.269, SLG: 0.318 (1, 7)	FC5-4 BB		F7	F9		SF8			K	3	0	0	1	1	1	2	San Francisco Giants @ Houston Astros Astrodome, Houston, TX Mon Jun 26 1989, 8:05 PM EDT Att: 11,616 - Dome										
Gerald Young, S OBP: 0.330, SLG: 0.263 (1, 8)	F9		F7		4-3	6-3			CS 1B	5	0	1	0	0	0	2											
Bill Doran, S OBP: 0.340, SLG: 0.412 (1, 4)	P6		L6		F9				L8	5	0	0	0	0	0	2											
Glenn Davis, R OBP: 0.324, SLG: 0.462 (1, 3)	FC5-4			1B					CS	4	1	2	0	0	1	2											
Terry Puhl, L OBP: 0.360, SLG: 0.387 (1, 9)				1B						3	1	2	0	1	0	1											
Ken Caminiti, S OBP: 0.297, SLG: 0.361 (1, 5)				1B						3	0	1	1	0	0	3											
Juan Agosto, L ERA: 1.87 (6, 1)	FC4-6			1B						0	0	0	0	0	0	0											
Larry Andersen, R OBP: 1.000, SLG: 1.000 (7, 1)				1B						0	0	0	0	0	0	0											
Greg Gross, L OBP: 0.302, SLG: 0.178 (7, PH)				1B						1	0	0	0	0	0	1											
Dan Schatzeder, L (8, 1)				1B						0	0	0	0	0	0	0											
Rafael Ramirez, R OBP: 0.288, SLG: 0.319 (1, 6)										4	1	2	0	0	1	2											
Craig Biggio, R OBP: 0.337, SLG: 0.409 (1, 2)										4	0	3	0	0	0	2											
Bob Forsch, R OBP: 0.273, SLG: 0.273 (1, 1)										2	0	0	1	0	0	4											
Craig Reynolds, L OBP: 0.267, SLG: 0.244 (6, 5)										2	0	0	0	0	0	3											
Inning Stats	R: 0 E: 0 K: 0 S: 3	H: 2 LOB: 2 BB: 0 P: 5	R: 0 E: 0 K: 0 S: 3	H: 0 LOB: 0 BB: 0 P: 3	R: 2 E: 0 K: 1 S: 9	H: 4 LOB: 2 BB: 0 P: 9	R: 0 E: 0 K: 0 S: 4	H: 1 LOB: 2 BB: 1 P: 8	R: 1 E: 1 K: 0 S: 5	H: 2 LOB: 1 BB: 0 P: 5	R: 0 E: 0 K: 1 S: 6	H: 0 LOB: 1 BB: 0 P: 6	R: 0 E: 0 K: 0 S: 3	H: 1 LOB: 0 BB: 0 P: 3	R: 0 E: 0 K: 1 S: 5	H: 1 LOB: 0 BB: 0 P: 5	1B: 11 2B: 1 3B: 0 HR: 0	SF: 1 SAC: 0 DP: 1 HBP: 0	WP: 0 PB: 0 SB: 1 CS: 1	PA: 40							
PITCHER	IP	WLS	BF	H	R	ER	SO	BB	IBB	HBP	BLK	WP	HR	S	P	ERA	WHIP										
Rick Reuschel, R ERA: 2.1 (1, 1)	5.0		24	7	2	2	1	2	0	0	0	0	0	5	5	0.00	2.000										
Craig Lefferts, L ERA: 1.87 (6, 1)	1.0	W	5	2	1	0	0	0	0	0	0	0	0	6	6	0.00	0.000										
Jeff Brantley, R ERA: 4.1 (7, 1)	1.0		4	0	0	0	1	0	0	0	0	0	0	6	6	0.00	0.000										
Steve Bedrosian, R ERA: 2.7 (8, 1)	2.0	S	6	2	0	0	1	0	0	0	0	0	0	8	8	0.00	1.000										



Batter	1	2	3	4	5	6	7	8	9	AB	R	H	RBI	BB	SO	LOB	TOP								
Brett Butler, L OBP: 0.372, SLG: 0.368 (1, 8)	2-1 2B 1B		2-1 SH3-4	0-1 E7 2B		1-1 L7			2-3 K	4	1	2	0	0	1	3	San Francisco Giants @ Houston Astros Astrodome, Houston, TX Tue Jun 27 1989, 8:05 PM EDT Att: 33,231 - Dome livebaseballscorecards.com								
Robby Thompson, R OBP: 0.362, SLG: 0.487 (1, 4)	0-1 L9		0-1 2B	0-1 6-3			1-1 6-3		0-3 K	5	1	1	1	0	1	3									
Will Clark, L OBP: 0.437, SLG: 0.590 (1, 3)	SAFE 1-H 2B	2-0	0-2 2B		3-1 F8		1-2 P6			4	1	2	2	0	0	0									
Ernest Riles, L OBP: 0.344, SLG: 0.436 (1, 5)	1-3 K		1-1 F8 E 2B		0-0 4-3		1-0 G3-1			4	1	1	1	0	1	1									
Candy Maldonado, R OBP: 0.297, SLG: 0.326 (1, 9)	0-1 5-3		0-0 F8		2-2 P3			2-3 K		4	0	0	0	0	1	2									
Pat Sheridan, L OBP: 0.321, SLG: 0.349 (1, 7)		2-0 P5	1-1 E3		2-2 E 1B			2-2 CS 1B		4	0	2	0	0	0	0									
Terry Kennedy, L OBP: 0.335, SLG: 0.373 (1, 2)	1-0 P4		3-H 4-3		2-3 K			2-3 K		4	0	0	0	0	2	3									
Steve Bedrosian, R OBP: 0.333, SLG: 0.333 (8, 1)					1-3 K			1-2 CS		0	0	0	0	0	0	0									
Jose Uribe, S OBP: 0.294, SLG: 0.310 (1, 6)	1-2 L9			0-2 4-3		2-3 K		3-2 CS	1-2	3	0	0	0	0	1	1									
Ken Oberkell, L OBP: 0.210, SLG: 0.293 (9, PH)								1-2 2B		1	0	1	0	0	0	0									
Michael LaCoss, R OBP: 0.273, SLG: 0.222 (1, 1)			2-1 SH3-4 1B		3-2 5-3			0-3 K		2	1	1	0	1	0	0									
Jeff Brantley, R OBP: 0.287, SLG: 0.281 (6, 2)										0	0	0	0	0	0	0									
Kirt Manwaring, R OBP: 0.287, SLG: 0.281 (6, 2)										0	0	0	0	0	0	0									
Kevin Mitchell, R OBP: 0.378, SLG: 0.674 (9, PH)										1	0	0	0	0	1	1									
Inning Stats	R: 1 E: 0 K: 1 S: 11	H: 2 LOB: 1 BB: 0 P: 16	R: 0 E: 0 K: 0 S: 5	H: 0 LOB: 0 BB: 0 P: 9	R: 4 E: 1 K: 0 S: 16	H: 4 LOB: 1 BB: 0 P: 22	R: 0 E: 1 K: 0 S: 10	H: 1 LOB: 1 BB: 0 P: 13	R: 0 E: 0 K: 0 S: 7	H: 0 LOB: 0 BB: 0 P: 12	R: 0 E: 1 K: 2 S: 13	H: 1 LOB: 2 BB: 1 P: 24	R: 0 E: 0 K: 0 S: 6	H: 0 LOB: 0 BB: 0 P: 9	R: 0 E: 0 K: 2 S: 18	H: 1 LOB: 0 BB: 0 P: 26		R: 0 E: 0 K: 3 S: 14	H: 1 LOB: 1 BB: 0 P: 17	1B: 4 2B: 6 3B: 0 HR: 0	SF: 0 SAC: 1 DP: 0 HBP: 0	WP: 0 PB: 0 SB: 1 CS: 1	PA: 39		
PITCHER	IP	WLS	BF	H	R	ER	SO	BB	IBB	HBP	BLK	WP	HR	S	P	ERA		WHIP							
Jim Clancy, R ERA: 3.59 (1, 1)	5.0		23	7	5	4	1	0	0	0	0	0	0	49	72	7.20	1.400								
Juan Agosto, L ERA: 3.99 (6, 1)	2.0		8	1	0	0	2	1	0	0	0	0	0	19	33	0.00	1.000								
Danny Darwin, R ERA: 2.39 (8, 1)	2.0	W	7	2	0	0	5	0	0	0	0	0	0	32	43	0.00	1.000								

Batter	1	2	3	4	5	6	7	8	9	AB	R	H	RBI	BB	SO	LOB	BOTTOM								
Gerald Young, S OBP: 0.332, SLG: 0.268 (1, 8)	4-2 SH5-3 BLK SF7 BB	1-2 2B			1-1 G6-3		2-1 F7			3	1	1	2	1	0	0	San Francisco Giants @ Houston Astros Astrodome, Houston, TX Tue Jun 27 1989, 8:05 PM EDT Att: 33,231 - Dome livebaseballscorecards.com								
Craig Reynolds, L OBP: 0.289, SLG: 0.238 (1, 4)	SAFE SH5-3	0-0 2B			4-2 BB		1-2 G4-3			2	0	0	0	1	1	1									
Billy Hatcher, R OBP: 0.269, SLG: 0.318 (9, 7)	1-3 K									0	0	0	0	0	0	0									
Terry Puhl, L OBP: 0.352, SLG: 0.380 (1, 9)	3-0 SF7		0-2 G3-1		2-1 L8			0-0 G4-3		3	0	0	1	0	0	1									
Glenn Davis, R OBP: 0.326, SLG: 0.462 (1, 3)	1-2 1B		0-2 P3		0-2 HBP 1B		2-2 F8		2-2 F8	4	0	2	0	0	0	0									
Ken Caminiti, S OBP: 0.296, SLG: 0.363 (1, 5)	3-1 L7		1-0 G4-3		0-0 F8		2-2 F8		2-2 E 2B	4	1	1	0	0	0	2									
Rafael Ramirez, R OBP: 0.288, SLG: 0.318 (1, 6)		0-0 3-1		0-1 G6-3		1-1 P2		2-2 E9 HR 1B		4	1	1	1	0	0	1									
Greg Gross, L OBP: 0.321, SLG: 0.174 (1, 7)		4-1 E 2B BB		3-3 K		2-2 HBP		4-0 HR IBB		1	1	0	0	1	1	0									
Eric Yelding, R OBP: 0.308, SLG: 0.292 (6, PR)										0	0	0	0	0	0	0									
Bill Doran, S OBP: 0.342, SLG: 0.412 (8, PH)						1-2 HBP				0	1	0	0	1	0	0									
Craig Biggio, R OBP: 0.335, SLG: 0.422 (1, 2)	1-0 E5 2B		1-1 G6-3		2-2 G4-3		2-2 G4-3		1-0 HR	4	2	1	3	0	0	3									
Jim Clancy, R OBP: 0.208, SLG: 0.217 (1, 1)		0-1 G6-3			1-1 G4-3		0-3 K		0-0 F8	1	0	0	0	0	0	2									
Ron Washington, R OBP: 0.190, SLG: 0.244 (5, PH)										1	0	0	0	0	0	0									
Juan Agosto, L OBP: 0.190, SLG: 0.244 (7, PH)										0	0	0	0	0	0	0									
Louie Meadows, L OBP: 0.190, SLG: 0.244 (7, PH)										1	0	0	0	0	1	0									
Danny Darwin, R OBP: 0.311, SLG: 0.111 (8, 1)										1	0	0	0	0	0	0									
Inning Stats	R: 1 E: 0 K: 0 S: 9	H: 1 LOB: 1 BB: 1 P: 20	R: 2 E: 1 K: 1 S: 13	H: 1 LOB: 1 BB: 1 P: 20	R: 0 E: 0 K: 0 S: 8	H: 0 LOB: 0 BB: 0 P: 9	R: 0 E: 0 K: 1 S: 7	H: 0 LOB: 0 BB: 0 P: 11	R: 0 E: 0 K: 0 S: 8	H: 0 LOB: 1 BB: 1 P: 16	R: 0 E: 0 K: 0 S: 13	H: 1 LOB: 2 BB: 0 P: 18	R: 0 E: 0 K: 1 S: 9	H: 0 LOB: 0 BB: 0 P: 12	R: 4 E: 1 K: 0 S: 14	H: 3 LOB: 0 BB: 1 P: 25	1B: 3 2B: 2 3B: 0 HR: 1	SF: 1 SAC: 1 DP: 0 HBP: 1	WP: 0 PB: 0 SB: 0 CS: 0	PA: 36					
PITCHER	IP	WLS	BF	H	R	ER	SO	BB	IBB	HBP	BLK	WP	HR	S	P	ERA	WHIP								
Michael LaCoss, R ERA: 2.32 (1, 1)	5.2		25	3	3	1	2	3	0	0	0	0	0	54	88	1.59	1.059								
Jeff Brantley, R ERA: 4.35 (6, 1)	2.0		8	2	2	2	1	0	0	0	0	0	0	25	36	9.00	1.000								
Steve Bedrosian, R ERA: 3.12 (8, 1)	0.1	L	3	1	2	2	0	0	1	0	0	0	1	2	7	54.00	3.000								

Batter	1	2	3	4	5	6	7	8	9	AB	R	H	RBI	BB	SO	LOB	TOP					
Brett Butler, L (1, 8) OBP: 0.370, SLG: 0.368 Randy McCament, R (7, 1)	F8		FC5-4 1B		F7		SF8-4			3	0	1	1	0	0	0	San Francisco Giants @ Houston Astros Astrodome, Houston, TX Wed Jun 28 1989, 4:33 AM EDT Att: 29,817 - Dome - 72 F					
Robby Thompson, R (1, 4) OBP: 0.357, SLG: 0.480	L5		FC5-4 1-2 2-3		G1-3			K	4	0	0	0	0	1	2							
Will Clark, L (1, 3) OBP: 0.438, SLG: 0.589		BB		SF9		G1-3		1B	2	0	1	1	1	0	0							
Kevin Mitchell, R (1, 7) OBP: 0.376, SLG: 0.667		BB		L7		G5-3		K	3	0	0	0	1	1	2							
Candy Maldonado, R (1, 9) OBP: 0.296, SLG: 0.340	FC5-4 1-2				K	HR		G5-3	4	1	1	1	0	1	3							
Greg Litton, R (1, 5) OBP: 0.383, SLG: 0.429 Ernest Riles, L (9, PH) OBP: 0.342, SLG: 0.434		P8			K				K	3	0	0	0	0	2							
Terry Kennedy, L (1, 2) OBP: 0.339, SLG: 0.379		L8						L7	3	1	1	0	1	0	0							
Jose Uribe, S (1, 6) OBP: 0.290, SLG: 0.306 Ken Oberkell, L (9, PH) OBP: 0.207, SLG: 0.289		F9		FC6-4 1-2			G6-3	K	3	0	0	0	0	0	2							
Don Robinson, R (1, 1) OBP: 0.277, SLG: 0.348 Rich Gossage, R (5, 1) Donell Nixon, R (7, PH) OBP: 0.296, SLG: 0.273 (7, 8)				FC5-4 1B SF9 1B		K		SF8-4 1B	2	1	1	0	0	1	0							
Inning Stats	R: 0 E: 0 K: 0 S: 10	H: 0 LOB: 2 BB: 2 P: 26	R: 0 E: 0 K: 0 S: 7	H: 0 LOB: 0 BB: 0 P: 12	R: 1 E: 0 K: 0 S: 11	H: 2 LOB: 1 BB: 0 P: 19	R: 0 E: 0 K: 2 S: 12	H: 0 LOB: 1 BB: 1 P: 19	R: 0 E: 0 K: 1 S: 7	H: 0 LOB: 0 BB: 0 P: 10	R: 1 E: 0 K: 1 S: 10	H: 1 LOB: 0 BB: 0 P: 18	R: 1 E: 0 K: 0 S: 6	H: 2 LOB: 0 BB: 0 P: 11	R: 0 E: 0 K: 2 S: 9	H: 1 LOB: 1 BB: 0 P: 13		R: 0 E: 0 K: 2 S: 8	H: 0 LOB: 0 BB: 0 P: 13	1B: 4 2B: 2 3B: 0 HR: 1	SF: 2 SAC: 0 DP: 1 HBP: 0	WP: 0 PB: 0 SB: 0 CS: 0
PITCHER	IP	WLS	BF	H	R	ER	SO	BB	IBB	HBP	BLK	WP	HR	S	P	ERA	WHIP					
Jim Deshaies, L (1, 1) ERA: 3.16 Larry Andersen, R (8, 1) ERA: 0.4	7.0	W	28	5	3	3	4	3	0	0	0	0	1	63	115	3.86	1.143					
	2.0		7	1	0	0	4	0	0	0	0	0	0	17	26	0.00	0.500					

Batter	1	2	3	4	5	6	7	8	9	AB	R	H	RBI	BB	SO	LOB	BOTTOM				
Billy Hatcher, R (1, 7) OBP: 0.271, SLG: 0.317	P4			P3		SF9 1B		F8		4	1	1	1	1	0	1	San Francisco Giants @ Houston Astros Astrodome, Houston, TX Wed Jun 28 1989, 4:33 AM EDT Att: 29,817 - Dome - 72 F				
Gerald Young, S (1, 8) OBP: 0.234, SLG: 0.269		BB				SF9 1B				2	2	1	1	2	0	1					
Bill Doran, S (1, 4) OBP: 0.343, SLG: 0.414	BB					SF9 1B		F9		4	2	1	1	1	0	3					
Glenn Davis, R (1, 3) OBP: 0.328, SLG: 0.466	BB					SF9 1B				4	1	2	2	0	2	1					
Terry Puhl, L (1, 9) OBP: 0.355, SLG: 0.389	G4-3					SF9 1B		G4-3		4	0	2	1	0	0	1					
Ken Caminiti, S (1, 5) OBP: 0.299, SLG: 0.366						SF9 1B				3	0	1	1	1	1	3					
Rafael Ramirez, R (1, 6) OBP: 0.294, SLG: 0.314 Larry Andersen, R (8, 1) OBP: 1.000, SLG: 1.000	G6-3			G4-3		G3		G1-3		4	0	0	0	0	0	5					
Craig Biggio, R (1, 2) OBP: 0.333, SLG: 0.415								B1-3		3	1	0	0	1	0	0					
Jim Deshaies, L (1, 1) OBP: 0.179, SLG: 0.158 Craig Reynolds, L (8, 6) OBP: 0.277, SLG: 0.247								BB		2	0	0	0	0	2	0					
Inning Stats	R: 3 E: 0 K: 0 S: 22	H: 3 LOB: 1 BB: 1 P: 32	R: 0 E: 0 K: 1 S: 8	H: 0 LOB: 1 BB: 1 P: 14	R: 1 E: 0 K: 2 S: 13	H: 1 LOB: 1 BB: 1 P: 19	R: 0 E: 0 K: 1 S: 6	H: 0 LOB: 0 BB: 0 P: 10	R: 1 E: 0 K: 0 S: 8	H: 3 LOB: 2 BB: 0 P: 13	R: 2 E: 0 K: 0 S: 10	H: 1 LOB: 0 BB: 1 P: 15	R: 0 E: 0 K: 1 S: 9	H: 0 LOB: 1 BB: 1 P: 16	R: 0 E: 0 K: 0 S: 7	H: 1 LOB: 2 BB: 1 P: 15		1B: 5 2B: 4 3B: 0 HR: 0	SF: 1 SAC: 1 DP: 0 HBP: 0	WP: 0 PB: 0 SB: 3 CS: 0	PA: 39
PITCHER	IP	WLS	BF	H	R	ER	SO	BB	IBB	HBP	BLK	WP	HR	S	P	ERA	WHIP				
Don Robinson, R (1, 1) ERA: 2.89 Rich Gossage, R (5, 1) ERA: 2.0 Randy McCament, R (7, 1) ERA:	4.1	L	22	6	5	5	4	3	0	0	0	0	0	54	84	10.38	2.077				
	1.2		8	2	2	2	0	1	0	0	0	0	0	13	19	10.80	1.800				
	2.0		9	1	0	0	1	2	0	0	0	0	0	16	31	0.00	1.500				

Batter	1	2	3	4	5	6	7	8	9	AB	R	H	RBI	BB	SO	LOB	TOP			
Jerome Walton, R OBP: 0.352, SLG: 0.435										4	0	1	0	0	0	0				
Curtis Wilkerson, S OBP: 0.246, SLG: 0.333										4	1	1	0	0	2	1				
Dwight Smith, L OBP: 0.399, SLG: 0.486										3	0	1	0	1	0	1				
Mark Grace, L OBP: 0.397, SLG: 0.388										4	0	1	1	0	0	1				
Lloyd McClendon, R OBP: 0.374, SLG: 0.491										4	0	1	0	0	0	3				
Mitch Webster, S OBP: 0.330, SLG: 0.363										3	0	1	0	1	1	2				
Domingo Ramos, R OBP: 0.324, SLG: 0.351										4	0	0	0	0	1	5				
Joe Girardi, R OBP: 0.254, SLG: 0.265										4	1	1	1	0	1	1				
Paul Kilgus, L OBP: 0.271, SLG: 0.071										1	0	0	0	0	0	0				
Jeff Pico, R OBP: 0.209, SLG: 0.500										1	0	0	0	0	0	0				
Les Lancaster, R OBP: 0.295, SLG: 0.338										1	0	0	0	0	1	0				
Gary Varsho, L OBP: 0.295, SLG: 0.338										1	0	0	0	0	0	0				
Calvin Schiraldi, R OBP: 0.295, SLG: 0.338										0	0	0	0	0	0	0				
Damon Berryhill, S OBP: 0.297, SLG: 0.346										1	0	0	0	0	0	0				
Inning Stats	R: 1 E: 1 K: 1 S: 9	H: 3 LOB: 3 BB: 1 P: 19	R: 0 E: 0 K: 1 S: 7	H: 0 LOB: 0 BB: 0 P: 8	R: 0 E: 0 K: 1 S: 6	H: 0 LOB: 0 BB: 0 P: 9	R: 0 E: 0 K: 0 S: 9	H: 1 LOB: 1 BB: 0 P: 15	R: 0 E: 0 K: 0 S: 10	H: 1 LOB: 1 BB: 0 P: 11	R: 1 E: 0 K: 0 S: 7	H: 1 LOB: 0 BB: 0 P: 9	R: 0 E: 0 K: 1 S: 11	H: 0 LOB: 1 BB: 1 P: 23	R: 0 E: 0 K: 0 S: 5	H: 0 LOB: 0 BB: 0 P: 6	1B: 5 2B: 1 3B: 0 HR: 1	SF: 0 SAC: 0 DP: 0 HBP: 0	WP: 0 PB: 0 SB: 0 CS: 0	PA: 36
PITCHER	IP WLS BF H R ER SO BB IBB HBP BLK WP HR S P ERA WHIP																			
Scott Garrelts, R ERA: 2.75	2.0		10	3	1	1	2	0	1	0	0	0	0	0	0	16	27	4.50	1.500	
Jeff Brantley, R ERA: 4.09	5.0	W	19	4	1	1	3	0	0	0	0	0	0	0	1	38	52	1.80	0.800	
Rich Gossage, R ERA: 1.93	1.0		4	0	0	0	1	1	0	0	0	0	0	0	0	11	23	0.00	1.000	
Randy McCament, R ERA:	1.0		3	0	0	0	0	0	0	0	0	0	0	0	0	5	6	0.00	0.000	

Chicago Cubs @ San Francisco Giants
Candlestick Park, San Francisco, CA
Thu Jun 29 1989, 10:05 PM EDT
Att: 12,339 - Sunny

AB 34
R 2
H 7
RBI 2
BB 2
SO 6
LOB 14




Batter	1	2	3	4	5	6	7	8	9	AB	R	H	RBI	BB	SO	LOB	BOTTOM		
Donell Nixon, R OBP: 0.314, SLG: 0.284										4	1	2	2	1	0	0			
Robby Thompson, R OBP: 0.357, SLG: 0.489										3	1	1	2	0	0	0			
Ken Oberkfell, L OBP: 0.214, SLG: 0.295										2	0	1	2	0	1	2			
Will Clark, L OBP: 0.435, SLG: 0.582										5	0	1	0	0	0	2			
Kevin Mitchell, R OBP: 0.375, SLG: 0.659										3	1	0	0	1	0	2			
Bill Bathie, R OBP: 0.375, SLG: 0.429										1	0	0	0	0	1	0			
Candy Maldonado, R OBP: 0.303, SLG: 0.343										4	2	2	0	1	0	2			
Greg Litton, R OBP: 0.404, SLG: 0.500										4	2	2	3	1	0	1			
Terry Kennedy, L OBP: 0.337, SLG: 0.376										4	1	1	1	0	1	2			
Rich Gossage, R ERA: 4.09										0	0	0	0	0	0	0			
Brett Butler, L OBP: 0.373, SLG: 0.368										0	0	0	0	1	0	0			
Randy McCament, R ERA:										0	0	0	0	0	0	0			
Jose Uribe, S OBP: 0.295, SLG: 0.308										2	1	1	0	1	0	0			
Ernest Riles, L OBP: 0.349, SLG: 0.434										0	1	0	0	1	0	0			
Scott Garrelts, R OBP: 0.205, SLG: 0.289										1	0	1	2	0	0	0			
Jeff Brantley, R OBP: 0.167, SLG: 0.167										2	1	1	0	0	0	2			
Pat Sheridan, L OBP: 0.323, SLG: 0.347										1	1	0	0	1	0	3			
Inning Stats	R: 0 E: 0 K: 0 S: 6	H: 8 LOB: 2 BB: 0 P: 10	R: 7 E: 0 K: 0 S: 24	H: 8 LOB: 2 BB: 0 P: 38	R: 0 E: 0 K: 0 S: 7	H: 0 LOB: 1 BB: 2 P: 15	R: 0 E: 0 K: 0 S: 7	H: 0 LOB: 0 BB: 0 P: 11	R: 0 E: 0 K: 2 S: 10	H: 2 LOB: 2 BB: 0 P: 15	R: 5 E: 0 K: 0 S: 19	H: 3 LOB: 2 BB: 3 P: 40	R: 0 E: 0 K: 1 S: 13	H: 0 LOB: 3 BB: 3 P: 31	1B: 9 2B: 1 3B: 2 HR: 1	SF: 0 SAC: 0 DP: 1 HBP: 1	WP: 0 PB: 0 SB: 0 CS: 0	PA: 45	
PITCHER	IP WLS BF H R ER SO BB IBB HBP BLK WP HR S P ERA WHIP																		
Paul Kilgus, L ERA: 4.83	1.1	L	8	4	4	4	0	0	0	0	0	0	0	0	0	19	28	27.00	3.000
Jeff Pico, R ERA: 3.64	0.0		4	4	3	3	0	0	0	0	0	0	0	0	1	6	11	-	-
Les Lancaster, R ERA:	4.2		17	2	0	0	2	2	0	0	0	0	0	0	34	59	0.00	0.857	
Calvin Schiraldi, R ERA: 4.21	2.0		16	3	5	5	1	6	0	1	0	0	0	0	32	71	22.50	4.500	

Chicago Cubs @ San Francisco Giants
Candlestick Park, San Francisco, CA
Thu Jun 29 1989, 10:05 PM EDT
Att: 12,339 - Sunny

AB 36
R 12
H 13
RBI 12
BB 8
SO 3
LOB 16



Batter	1	2	3	4	5	6	7	8	9	AB	R	H	RBI	BB	SO	LOB	TOP										
Jerome Walton, R (1, 8) OBP: 0.348, SLG: 0.424	G6-3		FC1-6						G6-3	4	1	0	0	1	0	3	<p>Chicago Cubs @ San Francisco Giants</p> <p>Candlestick Park, San Francisco, CA</p> <p>Fri Jun 30 1989, 10:05 PM EDT</p> <p>Att: 49,241 - Unknown</p>										
Mark Grace, L (1, 3) OBP: 0.399, SLG: 0.392	G6-3		G4-6-3			SH1-3	SF9		G6-3	3	1	1	0	1	0	1											
23 Ryne Sandberg, R (1, 4) OBP: 0.333, SLG: 0.425	1B			P3		1B	L9		G6-4-3	5	1	2	1	0	0	2											
Andre Dawson, R (1, 9) OBP: 0.302, SLG: 0.487	F9			G6-3		1B	SF9			3	1	1	1	0	0	1											
Damon Berryhill, S (1, 2)		G6-3		G5-3		E7	F7			4	1	1	1	0	0	0											
Lloyd McClendon, R (1, 7) OBP: 0.378, SLG: 0.486	G6-3				G6-3	BB		F8		3	1	1	1	1	0	0											
Vance Law, R (1, 5) OBP: 0.280, SLG: 0.329					L1-3	1B	FC6-5			3	0	2	0	1	0	1											
Shawon Dunston, R (1, 6) OBP: 0.295, SLG: 0.385	K				G6-3	SH2-4	FC6-5			4	0	1	2	0	1	3											
Scott Sanderson, R (1, 1) OBP: 0.219, SLG: 0.074					K	SH2-4		G1-3		1	0	0	0	1	1												
Steve Wilson, L (6, 1)									1	0	0	0	0	0	1												
Mitch Williams, L (8, 1)									0	0	0	0	0	0	0												
Inning Stats	R: 0 E: 0 K: 0 S: 6	H: 1 LOB: 1 BB: 0 P: 10	R: 0 E: 0 K: 1 S: 12	H: 1 LOB: 1 BB: 0 P: 16	R: 0 E: 0 K: 0 S: 3	H: 0 LOB: 0 BB: 1 P: 7	R: 0 E: 0 K: 0 S: 8	H: 0 LOB: 0 BB: 0 P: 13	R: 0 E: 0 K: 1 S: 10	H: 0 LOB: 1 BB: 1 P: 19	R: 5 E: 1 K: 0 S: 28	H: 5 LOB: 2 BB: 2 P: 42	R: 1 E: 0 K: 0 S: 12	H: 1 LOB: 0 BB: 0 P: 18	R: 0 E: 0 K: 0 S: 7	H: 1 LOB: 1 BB: 0 P: 14	R: 0 E: 0 K: 0 S: 8	H: 0 LOB: 0 BB: 1 P: 13	1B: 7 2B: 2 3B: 0 HR: 0	SF: 1 SAC: 2 DP: 2 HBP: 0	WP: 0 PB: 0 SB: 0 CS: 0	PA: 39					
PITCHER	IP	WLS	BF	H	R	ER	SO	BB	IBB	HBP	BLK	WP	HR	S	P	ERA	WHIP										
Trevor Wilson, L (1, 1) ERA: 4.82	5.1	L	22	4	3	3	2	3	0	0	0	0	0	47	80	5.06	1.312										
Craig Lefferts, L (6, 1) ERA: 2.3	1.2		10	4	3	3	0	1	0	0	0	0	0	32	45	16.20	3.000										
Randy McCament, R (8, 1) ERA:	2.0		7	1	0	0	0	1	0	0	0	0	0	15	27	0.00	1.000										

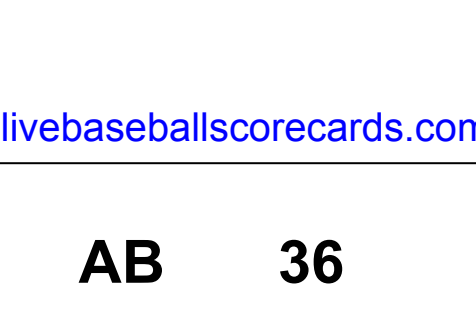
Batter	1	2	3	4	5	6	7	8	9	AB	R	H	RBI	BB	SO	LOB	BOTTOM										
Brett Butler, L (1, 8) OBP: 0.373, SLG: 0.372	L7					B3-4			K	5	1	2	0	0	1	0	<p>Chicago Cubs @ San Francisco Giants</p> <p>Candlestick Park, San Francisco, CA</p> <p>Fri Jun 30 1989, 10:05 PM EDT</p> <p>Att: 49,241 - Unknown</p>										
Robby Thompson, R (1, 4) OBP: 0.354, SLG: 0.482	G4-3		F8			1B	P7		F9	4	1	0	0	1	0	2											
Will Clark, L (1, 3) OBP: 0.432, SLG: 0.577	P5			K		1B			K	4	0	1	0	0	2	0											
Kevin Mitchell, R (1, 7) OBP: 0.373, SLG: 0.654		P4		K		FC5-2			G5-3	4	1	1	2	0	1	0											
Ernest Riles, L (1, 5) OBP: 0.345, SLG: 0.429						FC4-6				2	0	0	0	0	0	0											
Greg Litton, R (6, PH) OBP: 0.426, SLG: 0.563	G3-1			L6		FC4-6	FC5-2		1B	2	1	2	0	0	0	0											
Pat Sheridan, L (1, 9) OBP: 0.320, SLG: 0.342						FC4-6				2	0	0	0	0	0	0											
Candy Maldonado, R (6, PH) OBP: 0.305, SLG: 0.345	F8				G4-3	FC5-2			E	2	0	1	1	0	0	3											
Terry Kennedy, L (1, 2) OBP: 0.339, SLG: 0.377			F8			FC4-6				2	0	1	0	0	0	0											
Donell Nixon, R (5, PR) OBP: 0.314, SLG: 0.284						1B				0	0	0	0	0	0	0											
Kirt Manwaring, R (6, 2) OBP: 0.290, SLG: 0.278						CS				1	0	0	1	1	0	2											
Jose Uribe, S (1, 6) OBP: 0.294, SLG: 0.311			F8			P3			P4	4	0	1	0	0	0	4											
Trevor Wilson, L (1, 1) OBP: 0.500, SLG: 0.500										2	0	1	0	0	0	2											
Craig Lefferts, L (6, 1)										0	0	0	0	0	0	0											
Bill Bathe, R (7, PH) OBP: 0.333, SLG: 0.375										1	0	0	0	0	0	0											
Randy McCament, R (8, 1)										0	0	0	0	0	0	0											
Ken Oberkell, L (9, PH) OBP: 0.212, SLG: 0.291										1	0	0	0	0	0	0											
Inning Stats	R: 0 E: 0 K: 0 S: 8	H: 0 LOB: 0 BB: 0 P: 11	R: 0 E: 0 K: 0 S: 4	H: 0 LOB: 0 BB: 0 P: 8	R: 0 E: 0 K: 2 S: 8	H: 2 LOB: 2 BB: 0 P: 14	R: 0 E: 0 K: 2 S: 8	H: 0 LOB: 0 BB: 0 P: 12	R: 0 E: 0 K: 0 S: 11	H: 2 LOB: 2 BB: 0 P: 12	R: 3 E: 0 K: 0 S: 22	H: 4 LOB: 2 BB: 1 P: 37	R: 0 E: 0 K: 0 S: 8	H: 0 LOB: 0 BB: 0 P: 14	R: 1 E: 1 K: 1 S: 16	H: 2 LOB: 2 BB: 1 P: 25	R: 0 E: 0 K: 1 S: 10	H: 0 LOB: 0 BB: 0 P: 12	1B: 7 2B: 2 3B: 1 HR: 0	SF: 0 SAC: 0 DP: 0 HBP: 0	WP: 0 PB: 0 SB: 0 CS: 1	PA: 38					
PITCHER	IP	WLS	BF	H	R	ER	SO	BB	IBB	HBP	BLK	WP	HR	S	P	ERA	WHIP										
Scott Sanderson, R (1, 1) ERA: 3.61	5.0	W	22	7	3	3	2	1	0	0	0	0	0	46	71	5.40	1.600										
Steve Wilson, L (6, 1) ERA: 3.0	2.2		11	3	1	1	1	0	0	0	0	0	0	33	51	3.38	1.125										
Mitch Williams, L (8, 1) ERA: 2.16	1.1	S	5	0	0	0	1	1	0	0	0	0	0	16	23	0.00	0.750										

AB	31
R	6
H	9
RBI	6
BB	5
SO	2
LOB	13



Chicago Cubs @ San Francisco Giants

AB	36
R	4
H	10
RBI	4
BB	2
SO	4
LOB	13



Batter	1	2	3	4	5	6	7	8	9	AB	R	H	RBI	BB	SO	LOB	TOP								
Jerome Walton, R (1, 8) OBP: 0.349, SLG: 0.429	0-0 23 S 1B		0-2 P8	1-3 K			1-0 G4-3 23 FC1-2 2B		2-2 F7	5	0	2	0	0	1	2									
Dwight Smith, L (1, 7) OBP: 0.401, SLG: 0.493	3-2 P6		1-0 1B	3-0 1B			3-2 G4-3			4	1	2	0	0	0	2									
23 Ryne Sandberg, R (1, 4) OBP: 0.329, SLG: 0.419	1-1 G5-3		1-3 K	2-3 K			1-1 FC1-2			4	0	0	0	0	2	6									
Andre Dawson, R (1, 9) OBP: 0.301, SLG: 0.478	1-3 K		4-2 1B	HBP			0-0 G5-3			3	0	0	0	0	2	2									
Mark Grace, L (1, 3) OBP: 0.401, SLG: 0.394		1-0 G4-3 1B	3-2 1B				1-3 K		0-0 L1-3	4	0	2	2	0	1	0									
Damon Berryhill, S (1, 2) OBP: 0.291, SLG: 0.337	0-1 G4-3		0-0 F8				0-1 G4-3		0-0 G4-3	4	0	0	0	0	0	3									
Vance Law, R (1, 5) Mitch Williams, L (8, 1)	1-2 P3			1-0 1B			0-0 G5-3		0-0 F8	4	1	1	0	0	0	1									
Shawon Dunston, R (1, 6) OBP: 0.289, SLG: 0.377	2-1 G5-3		1-3 K				0-3 K		3-3 K	4	0	0	0	0	3	2									
Greg Maddux, R (1, 1) Domingo Ramos, R (8, 5) OBP: 0.321, SLG: 0.347			0-2 2B	1B			1-0 G4-3		2-2 F8	3	1	2	1	0	0	0									
Inning Stats	R: 0 E: 0 K: 1 S: 11	H: 1 LOB: 1 BB: 0 P: 15	R: 0 E: 0 K: 0 S: 10	H: 1 LOB: 1 BB: 0 P: 14	R: 2 E: 0 K: 1 S: 21	H: 3 LOB: 2 BB: 0 P: 30	R: 1 E: 0 K: 3 S: 15	H: 3 LOB: 2 BB: 0 P: 22	R: 0 E: 0 K: 1 S: 6	H: 0 LOB: 0 BB: 0 P: 7	R: 0 E: 0 K: 1 S: 5	H: 0 LOB: 0 BB: 0 P: 6	R: 0 E: 0 K: 1 S: 9	H: 1 LOB: 1 BB: 0 P: 16	R: 0 E: 0 K: 0 S: 3	H: 0 LOB: 0 BB: 0 P: 3	R: 0 E: 0 K: 1 S: 11	H: 0 LOB: 0 BB: 0 P: 18	1B: 6 2B: 3 HR: 0	SF: 0 SAC: 0 DP: 0 HBP: 1	WP: 0 PB: 0 SB: 1 CS: 1	PA: 37			
PITCHER Rick Reuschel, R (1, 1) ERA: 2.17	IP: 9.0 WLS: L BF: 37	H: 9 R: 3 ER: 3 SO: 9	BB: 0 IBB: 0 HBP: 1 BLK: 0	WP: 0 HR: 0 S: 91 P: 131	ERA: 3.00 WHIP: 1.000																				

Chicago Cubs @ San Francisco Giants
Candlestick Park, San Francisco, CA
Sat Jul 01 1989, 6:33 AM EDT
Att: 29,019 - Sunny

AB 36
R 3
H 9
RBI 3
BB 0
SO 9
LOB 18



Batter	1	2	3	4	5	6	7	8	9	AB	R	H	RBI	BB	SO	LOB	BOTTOM								
Brett Butler, L (1, 8) OBP: 0.371, SLG: 0.371	2-2 G6-3		3-2 S 1B				2-2 CS		2-1 P6	4	1	1	1	0	0	2									
Robby Thompson, R (1, 4) OBP: 0.356, SLG: 0.483	1-0 L9		2-2 1H 1B				0-0 P3		1-0 1B	4	0	2	1	0	0	0									
Will Clark, L (1, 3) OBP: 0.427, SLG: 0.569	3-3 K		3-2 L4				3-3 K		0-2 P6	4	0	0	0	0	2	3									
Candy Maldonado, R (1, 9) OBP: 0.300, SLG: 0.338		1-0 G6-3		2-2 G5-3			0-0 G5-3		2-1 F8	4	0	0	0	0	0	0									
Ernest Riles, L (1, 5) OBP: 0.343, SLG: 0.421		4-0 CS BB		1-1 G5-3			1-3 K		0-3 K	3	0	0	0	1	2	0									
Pat Sheridan, L (1, 7) Kevin Mitchell, R (8, PH) OBP: 0.375, SLG: 0.654	0-1 G3-1		1-1 G4-3				2-0 1B		4-2 BB	3	0	1	0	0	0	1									
Terry Kennedy, L (1, 2) Kirt Manwaring, R (8, PH) OBP: 0.288, SLG: 0.276			1-1 FC6-4 1B				1-0 K		0-1 G4-3	3	0	1	0	0	1	1									
Jose Uribe, S (1, 6) Ken Oberkfell, L (8, PH) Donell Nixon, R (8, PR) Greg Litton, R (8, 6) OBP: 0.426, SLG: 0.563			1-0 FC6-4 SH1 1B				2-3 K		0-1 1B SH2-4 1B	2	1	0	0	0	1	1									
Rick Reuschel, R (1, 1) OBP: 0.171, SLG: 0.128			1-1 SH1				1-0 CS 1B		0-1 SH2-4	1	0	1	0	0	0	0									
Inning Stats	R: 0 E: 0 K: 1 S: 7	H: 0 LOB: 0 BB: 0 P: 13	R: 0 E: 0 K: 0 S: 3	H: 0 LOB: 0 BB: 1 P: 8	R: 2 E: 0 K: 0 S: 18	H: 3 LOB: 1 BB: 0 P: 28	R: 0 E: 0 K: 0 S: 7	H: 0 LOB: 0 BB: 0 P: 11	R: 0 E: 0 K: 2 S: 11	H: 1 LOB: 0 BB: 0 P: 16	R: 0 E: 0 K: 1 S: 7	H: 0 LOB: 0 BB: 0 P: 10	R: 0 E: 0 K: 1 S: 6	H: 1 LOB: 1 BB: 0 P: 10	R: 0 E: 0 K: 0 S: 10	H: 2 LOB: 2 BB: 0 P: 13	R: 0 E: 0 K: 1 S: 9	H: 0 LOB: 1 BB: 1 P: 15	1B: 7 2B: 0 3B: 0 HR: 0	SF: 0 SAC: 2 DP: 0 HBP: 0	WP: 0 PB: 0 SB: 1 CS: 2	PA: 35			
PITCHER Greg Maddux, R (1, 1) ERA: 2.85 Mitch Williams, L (8, 1) ERA: 2.09	IP: 7.2 WLS: W BF: 29	H: 7 R: 2 ER: 2 SO: 5	BB: 1 IBB: 0 HBP: 0 BLK: 0	WP: 0 HR: 0 S: 66 P: 106	ERA: 2.35 WHIP: 1.043																				
PITCHER	IP: 1.1 WLS: S BF: 5	H: 0 R: 0 ER: 0 SO: 1	BB: 1 IBB: 0 HBP: 0 BLK: 0	WP: 0 HR: 0 S: 12 P: 18	ERA: 0.00 WHIP: 0.750																				

Chicago Cubs @ San Francisco Giants
Candlestick Park, San Francisco, CA
Sat Jul 01 1989, 6:33 AM EDT
Att: 29,019 - Sunny

AB 30
R 2
H 7
RBI 2
BB 2
SO 6
LOB 9




Batter	1	2	3	4	5	6	7	8	9	AB	R	H	RBI	BB	SO	LOB	TOP								
Brett Butler, L OBP: 0.367, SLG: 0.364 (1, 8)	1-1 G4-3	2-2 HBP 1B		1-0 F8		1-0 F8			1-2 F7	4	0	1	0	1	0	1	San Francisco Giants @ Pittsburgh Pirates Three Rivers Stadium, Pittsburgh, PA Tue Jul 04 1989, 7:05 PM EDT Att: 14,186 - Unknown - 75 F livebaseballscorecards.com								
Robby Thompson, R OBP: 0.356, SLG: 0.481 (1, 4)	1-2 1B	1-1 HBP			4-2 G3-6 BB	0-2 F8			3-2 F8	3	0	1	0	1	0	2									
Will Clark, L OBP: 0.423, SLG: 0.561 (1, 3)	0-0 P5	3-1 F7			0-0 G3-6 1-2				2-3 K	4	0	0	0	0	1	5									
Kevin Mitchell, R OBP: 0.375, SLG: 0.667 (1, 7)	1-2 1B		0-2 F9		0-2 HR				1-0 G3	4	1	2	1	0	0	0									
Terry Kennedy, L OBP: 0.325, SLG: 0.360 (1, 2)	K		2-1 G3-1		0-0 G4-3				1-0 G4-1	4	0	0	0	0	1	2									
Ernest Riles, L OBP: 0.338, SLG: 0.414 (6, PH) (6, 5)		1-0 G1-3	1-1 F8			4-0 BLK G5-3 1B BB			1-2 G4-3	2	0	0	0	0	0	0									
Pat Sheridan, L OBP: 0.316, SLG: 0.357 (6, PH) (6, 9)		0-1 HR		0-0 L7		1-1 G5-3			0-3 K	2	1	1	1	0	0	0									
Candy Maldonado, R OBP: 0.297, SLG: 0.335 (6, 9)		1-2 HR		1-0 3B		1-2 BB 1B			1-2 G3	4	0	2	1	0	0	0									
Jose Uribe, S OBP: 0.296, SLG: 0.321 (1, 6)		2-0 HBP 1B		1-2 G4-3		0-0 F9			2-2 L8	2	0	1	0	0	0	1									
Don Robinson, R OBP: 0.286, SLG: 0.354 (5, 1)										2	0	1	0	0	0	1									
Bill Bathe, R OBP: 0.273, SLG: 0.300 (6, PH) (6, 1)										1	0	0	0	0	0	1									
Ken Oberkfell, L OBP: 0.233, SLG: 0.301 (9, PH)										1	0	0	0	0	0	0									
Inning Stats	R: 0 E: 0 K: 1 S: 14	H: 2 LOB: 2 BB: 0 P: 18	R: 1 E: 0 K: 0 S: 13	H: 3 LOB: 3 BB: 0 P: 23	R: 0 E: 0 K: 0 S: 7	H: 0 LOB: 0 BB: 0 P: 10	R: 0 E: 0 K: 0 S: 6	H: 1 LOB: 1 BB: 0 P: 9	R: 1 E: 0 K: 0 S: 10	H: 1 LOB: 0 BB: 1 P: 14	R: 1 E: 0 K: 0 S: 8	H: 1 LOB: 2 BB: 2 P: 18	R: 0 E: 0 K: 1 S: 5	H: 0 LOB: 0 BB: 0 P: 9	R: 0 E: 0 K: 1 S: 9	H: 0 LOB: 0 BB: 0 P: 11	R: 0 E: 0 K: 0 S: 12	H: 0 LOB: 0 BB: 0 P: 18	1B: 5 2B: 0 3B: 1 HR: 2	SF: 0 SAC: 0 DP: 1 HBP: 1	WP: 0 PB: 0 SB: 0 CS: 0	PA: 38			
PITCHER	IP	WLS	BF	H	R	ER	SO	BB	IBB	HBP	BLK	WP	HR	S	P	ERA	WHIP								
Randy Kramer, R ERA: 3.95	5.0	W	23	7	2	2	1	1	0	1	0	0	2	50	74	3.60	1.600								
Bob Kipper, L ERA: 2.53	0.2		5	1	1	1	0	2	0	0	1	0	0	4	14	13.50	4.500								
Doug Bair, R ERA: 1.32	2.1		7	0	0	0	2	0	0	0	0	0	0	18	24	0.00	0.000								
Bill Landrum, R ERA: 0.23	1.0	S	3	0	0	0	0	0	0	0	0	0	0	12	18	0.00	0.000								


Batter	1	2	3	4	5	6	7	8	9	AB	R	H	RBI	BB	SO	LOB	BOTTOM								
Barry Bonds, L OBP: 0.340, SLG: 0.418 (1, 7)	0-1 P6		3-2 F8		0-2 S E 1B		0-0 G4-3			4	1	1	0	0	0	0	San Francisco Giants @ Pittsburgh Pirates Three Rivers Stadium, Pittsburgh, PA Tue Jul 04 1989, 7:05 PM EDT Att: 14,186 - Unknown - 75 F livebaseballscorecards.com								
Jose Lind, R OBP: 0.286, SLG: 0.303 (1, 4)	2-2 L3		2-2 F9		1-0 E9 2B 1B		1-2 G6-3			4	1	1	2	0	0	0									
Andy Van Slyke, L OBP: 0.345, SLG: 0.408 (1, 8)	3-2 HR		0-1 F8		1-1 K		3-3 K			4	1	1	1	0	2	1									
Bobby Bonilla, S OBP: 0.345, SLG: 0.469 (1, 5)	0-0 F8			1-1 F9	4-0 2B IBB		0-0 G4-3			3	1	0	0	1	0	0									
R.J. Reynolds, S OBP: 0.371, SLG: 0.423 (1, 9)		0-2 G5-3		2-1 G1-3 S 1B	0-1 K		0-0 F9			4	0	2	2	0	0	0									
Benny DiStefano, L OBP: 0.356, SLG: 0.265 (6, 1)		0-0		2-0 G1-3	2-3 K		2-2 G6-3			3	0	1	0	0	1	2									
Doug Bair, R OBP: 1.000, SLG: 2.000 (8, PH) (8, PH)										0	0	0	0	0	0	0									
Jeff King, R OBP: 0.250, SLG: 0.407 (9, 1)										1	0	0	0	0	0	0									
Bill Landrum, R OBP: 0.238, SLG: 0.286 (1, 6)		4-2 1B		2-3 K			0-3 K			2	0	0	0	1	2	1									
Michael LaValliere, L OBP: 0.333, SLG: 0.286 (1, 2)		0-2 P6			2-1 1B SH3 E 1B		2-1 F9			3	1	1	0	0	0	2									
Randy Kramer, R OBP: 0.059, SLG: 0.059 (6, 1) (6, 3)		2-3 K			0-1 SH3		0-0 G5-3			1	0	0	0	0	1	2									
Bob Kipper, R OBP: 0.250, SLG: 0.143 (6, 3)										0	0	0	0	0	0	0									
Gary Redus, R OBP: 0.367, SLG: 0.418 (6, 3)										1	0	0	0	0	0	0									
Inning Stats	R: 1 E: 0 K: 0 S: 10	H: 1 LOB: 0 BB: 0 P: 15	R: 0 E: 0 K: 1 S: 16	H: 1 LOB: 2 BB: 1 P: 22	R: 0 E: 0 K: 0 S: 13	H: 0 LOB: 0 BB: 0 P: 18	R: 0 E: 0 K: 1 S: 9	H: 1 LOB: 1 BB: 0 P: 15	R: 4 E: 1 K: 2 S: 16	H: 4 LOB: 1 BB: 1 P: 27	R: 0 E: 0 K: 1 S: 6	H: 0 LOB: 0 BB: 0 P: 8	R: 0 E: 0 K: 1 S: 7	H: 0 LOB: 0 BB: 0 P: 11	R: 0 E: 0 K: 0 S: 6	H: 0 LOB: 0 BB: 0 P: 8	1B: 5 2B: 1 3B: 0 HR: 1	SF: 0 SAC: 1 DP: 0 HBP: 0	WP: 0 PB: 0 SB: 2 CS: 0	PA: 33					
PITCHER	IP	WLS	BF	H	R	ER	SO	BB	IBB	HBP	BLK	WP	HR	S	P	ERA	WHIP								
Don Robinson, R ERA: 3.17	4.2	L	23	7	5	5	3	1	0	0	1	0	1	61	92	9.64	1.714								
Randy McCament, R ERA: 1.74	0.1		1	0	0	0	1	0	0	0	0	0	0	3	5	0.00	0.000								
Rich Gossage, R ERA: 1.74	3.0		9	0	0	0	2	0	0	0	0	0	0	19	27	0.00	0.000								



Batter	1	2	3	4	5	6	7	8	9	AB	R	H	RBI	BB	SO	LOB	TOP						
Brett Butler , L (1, 8) OBP: 0.368, SLG: 0.364	F7	G1-3			E7	1B		G5-3		5	2	2	0	0	0	3	San Francisco Giants @ Pittsburgh Pirates Three Rivers Stadium, Pittsburgh, PA Wed Jul 05 1989, 7:05 PM EDT Att: 22,242 - Unknown - 76 F livebaseballscorecards.com						
Ken Oberkfell , L (1, 5) OBP: 0.253, SLG: 0.322	G4-3	G2-3			1B	2B		F8		4	1	2	1	0	0	3							
Will Clark , L (1, 3) OBP: 0.420, SLG: 0.555	G4-3		G4-3		1B	2B		E8		5	0	1	1	0	1	2							
Kevin Mitchell , R (1, 7) OBP: 0.381, SLG: 0.676	1B				G6-3					2	1	1	1	2	0	1							
Terry Kennedy , L (1, 2) OBP: 0.330, SLG: 0.361 Greg Litton , R (6, PH) OBP: 0.424, SLG: 0.538	HBP				1B					2	0	1	0	1	0	0							
Ernest Riles , L (1, 4) OBP: 0.343, SLG: 0.418 Kirt Manwaring , R (6, 2) OBP: 0.283, SLG: 0.271	1B		G5-3		1B					3	1	2	0	0	0	0							
Pat Sheridan , L (1, 9) OBP: 0.311, SLG: 0.350 Candy Maldonado , R (7, PH) OBP: 0.295, SLG: 0.332	P5				L5					3	0	0	0	0	1	4							
Jose Uribe , S (1, 6) OBP: 0.295, SLG: 0.318	1B				L4					5	0	1	0	0	0	3							
Trevor Wilson , L (1, 1) OBP: 0.400, SLG: 0.400 Donell Nixon , R (8, PH) OBP: 0.322, SLG: 0.293 Craig Lefferts , L (8, 1) Steve Bedrosian , R (9, 1) OBP: 0.333, SLG: 0.333	1B				4-3					3	0	1	1	0	0	0							
Inning Stats	R: 0 E: 0 K: 0 S: 10	H: 1 LOB: 2 BB: 0 P: 15	R: 1 E: 0 K: 0 S: 12	H: 3 LOB: 2 BB: 0 P: 19	R: 1 E: 0 K: 0 S: 7	H: 1 LOB: 0 BB: 0 P: 13	R: 0 E: 0 K: 1 S: 8	H: 0 LOB: 0 BB: 0 P: 9	R: 2 E: 1 K: 0 S: 14	H: 4 LOB: 3 BB: 1 P: 21	R: 1 E: 0 K: 0 S: 13	H: 2 LOB: 2 BB: 1 P: 22	R: 0 E: 0 K: 0 S: 6	H: 0 LOB: 0 BB: 0 P: 11	R: 1 E: 1 K: 0 S: 11	H: 1 LOB: 2 BB: 1 P: 18		R: 0 E: 0 K: 0 S: 8	H: 0 LOB: 0 BB: 0 P: 11	1B: 10 2B: 1 3B: 0 HR: 1	SF: 0 SAC: 0 DP: 0 HBP: 2	WP: 0 PB: 1 SB: 1 CS: 0	PA: 44
PITCHER	IP	WLS	BF	H	R	ER	SO	BB	IBB	HBP	BLK	WP	HR	S	P	ERA		WHIP					
Bob Walk , R (1, 1) ERA: 4.25	5.1	L	29	11	5	4	1	1	0	2	0	0	1	60	89	6.75		2.250					
Miguel Garcia , L (6, 1) ERA: 3.27	1.2		6	0	0	0	1	0	1	0	0	0	0	10	21	0.00		0.000					
Neal Heaton , L (8, 1) ERA: 4.22	2.0		9	1	1	0	0	0	1	0	0	0	0	19	29	0.00		0.500					

Batter	1	2	3	4	5	6	7	8	9	AB	R	H	RBI	BB	SO	LOB	BOTTOM			
John Cangelosi , S (1, 7) OBP: 0.404, SLG: 0.325	BB	G6-4-3			L8			G5-3	G4-3	4	1	2	0	1	0	1	San Francisco Giants @ Pittsburgh Pirates Three Rivers Stadium, Pittsburgh, PA Wed Jul 05 1989, 7:05 PM EDT Att: 22,242 - Unknown - 76 F livebaseballscorecards.com			
Jose Lind , R (1, 4) OBP: 0.287, SLG: 0.304	SF9				G6-3			G5-3	G4-3	5	0	2	0	0	0	1				
Gary Redus , R (1, 3) OBP: 0.368, SLG: 0.414	BB							F8	K	4	0	1	0	1	1	3				
Bobby Bonilla , S (1, 5) OBP: 0.341, SLG: 0.463	K				F8			G4-3		4	0	0	0	0	1	6				
Glenn Wilson , R (1, 9) OBP: 0.336, SLG: 0.454	SF9				F7			F9		3	0	0	1	0	0	2				
Andy Van Slyke , L (1, 8) OBP: 0.343, SLG: 0.402	G4-3				G4-3				F9	3	0	0	0	1	0	2				
Ray Quinones , R (1, 6) OBP: 0.239, SLG: 0.294 Michael LaValliere , L (9, PH) OBP: 0.355, SLG: 0.286	K				FC5-4				1B	2	0	0	0	1	2	1				
Junior Ortiz , R (1, 2) OBP: 0.276, SLG: 0.248 R.J. Reynolds , S (9, PH) OBP: 0.374, SLG: 0.426	G3				FC5-4			F8	HR	3	0	0	0	0	0	2				
Bob Walk , R (1, 1) OBP: 0.263, SLG: 0.324 Miguel Garcia , L (6, 1) OBP: 1.000, SLG: 1.000 Jeff King , R (7, PH) OBP: 0.281, SLG: 0.393 Neal Heaton , L (8, 1) OBP: 0.348, SLG: 0.348 Barry Bonds , L (9, PH) OBP: 0.342, SLG: 0.430	BB				L5				HR	1	0	0	0	1	0	0				
Inning Stats	R: 1 E: 0 K: 1 S: 12	H: 1 LOB: 2 BB: 2 P: 25	R: 0 E: 0 K: 1 S: 10	H: 0 LOB: 1 BB: 1 P: 21	R: 0 E: 0 K: 0 S: 9	H: 1 LOB: 0 BB: 0 P: 18	R: 0 E: 0 K: 0 S: 6	H: 0 LOB: 1 BB: 1 P: 12	R: 0 E: 0 K: 2 S: 9	H: 0 LOB: 1 BB: 1 P: 17	R: 0 E: 0 K: 0 S: 8	H: 2 LOB: 2 BB: 0 P: 12	R: 3 E: 0 K: 1 S: 13	H: 3 LOB: 1 BB: 1 P: 27	1B: 6 2B: 0 3B: 0 HR: 1	SF: 1 SAC: 0 DP: 0 HBP: 0		WP: 1 PB: 0 SB: 0 CS: 1	PA: 40	
PITCHER	IP	WLS	BF	H	R	ER	SO	BB	IBB	HBP	BLK	WP	HR	S	P	ERA		WHIP		
Trevor Wilson , L (1, 1) ERA: 3.31	7.0	W	27	2	1	1	4	5	0	0	0	0	0	65	122	1.29		1.000		
Craig Lefferts , L (8, 1) ERA: 2.29	1.0		5	2	0	0	0	0	0	0	0	0	0	8	12	0.00		2.000		
Steve Bedrosian , R (9, 1) ERA: 3.61	1.0		7	3	3	3	1	1	0	0	0	1	1	13	27	27.00		4.000		

Batter	1	2	3	4	5	6	7	8	9	10	AB	R	H	RBI	BB	SO	LOB	TOP				
Brett Butler, L OBP: 0.368, SLG: 0.375 (1, 8)	L8				FC6-4			L9		HR	5	1	2	1	0	0	1	San Francisco Giants @ Pittsburgh Pirates Three Rivers Stadium, Pittsburgh, PA Thu Jul 06 1989, 7:05 PM EDT Att: 18,165 - Unknown - 83 F AB 36 R 2 H 7 RBI 2 BB 1 SO 8 LOB 10 				
Robby Thompson, R OBP: 0.356, SLG: 0.487 (1, 4)	F7		F7			P3		HR		L7	5	1	1	1	0	0	2					
Will Clark, L OBP: 0.421, SLG: 0.553 (1, 3)	G5-3				HBP			F9			3	0	1	0	0	0	0					
Kevin Mitchell, R OBP: 0.377, SLG: 0.667 (1, 7)		P4			P8			G3-1		K	4	0	0	0	0	1	2					
Greg Litton, R OBP: 0.337, SLG: 0.500 (1, 5)	G5-3				F8			F4		G6-3	4	0	0	0	0	0	1					
Candy Maldonado, R OBP: 0.238, SLG: 0.344 (1, 9)	K				K						4	0	2	0	0	2	1					
Kirt Manwaring, R OBP: 0.279, SLG: 0.267 Bill Bathe, R OBP: 0.250, SLG: 0.273 Terry Kennedy, L OBP: 0.329, SLG: 0.359 (7, PH) (7, 2)					F9			P4		K	2	0	0	0	0	0	1					
Jose Uribe, S OBP: 0.291, SLG: 0.314 (1, 6)					K			G4-3		G6-3	4	0	0	0	0	2	1					
Rick Reuschel, R OBP: 0.209, SLG: 0.150 Donell Nixon, R OBP: 0.318, SLG: 0.289 Jeff Brantley, R OBP: 0.167, SLG: 0.167 Don Robinson, R OBP: 0.290, SLG: 0.347 Craig Lefferts, L OBP: 0.281, SLG: 0.347 (10, PH) (10, 1)										P5	1	0	1	0	1	0	0					
Inning Stats	R: 0 E: 0 K: 0 S: 7	H: 0 LOB: 0 BB: 0 P: 10	R: 0 E: 0 K: 1 S: 5	H: 0 LOB: 0 BB: 0 P: 7	R: 0 E: 0 K: 1 S: 13	H: 2 LOB: 2 BB: 0 P: 17	R: 0 E: 0 K: 1 S: 8	H: 0 LOB: 1 BB: 0 P: 12	R: 0 E: 0 K: 0 S: 5	H: 1 LOB: 0 BB: 0 P: 7	R: 0 E: 0 K: 1 S: 11	H: 1 LOB: 1 BB: 0 P: 14	R: 1 E: 0 K: 0 S: 8	H: 1 LOB: 0 BB: 0 P: 13	R: 0 E: 0 K: 2 S: 12	H: 1 LOB: 1 BB: 0 P: 15	R: 1 E: 0 K: 2 S: 13		H: 1 LOB: 0 BB: 0 P: 21	1B: 3 2B: 2 3B: 0 HR: 2	SF: 0 SAC: 0 DP: 0 HBP: 1	WP: 0 PB: 0 SB: 0 CS: 1
PITCHER John Smiley, L ERA: 2.85 (1, 1)	IP 10.0 WLS L BF 38 H 7 R 2 ER 2 SO 8 BB 1 IBB 0 HBP 1 BLK 0 WP 0 HR 2 S 89 P 129 ERA 1.80 WHIP 0.800																					

Batter	1	2	3	4	5	6	7	8	9	10	AB	R	H	RBI	BB	SO	LOB	BOTTOM				
Barry Bonds, L OBP: 0.337, SLG: 0.423 (1, 7)	F9		P4		G6-3		G4-3			G3	5	0	0	0	0	0	0	San Francisco Giants @ Pittsburgh Pirates Three Rivers Stadium, Pittsburgh, PA Thu Jul 06 1989, 7:05 PM EDT Att: 18,165 - Unknown - 83 F AB 37 R 1 H 8 RBI 1 BB 1 SO 6 LOB 12 				
Jose Lind, R OBP: 0.289, SLG: 0.312 (1, 4)					G6-3		G1-3			G1-3	5	0	2	0	0	0	0					
Andy Van Slyke, L OBP: 0.346, SLG: 0.404 (1, 8)	F4										4	0	2	0	0	1	1					
Bobby Bonilla, S OBP: 0.337, SLG: 0.457 Rey Quinones, R OBP: 0.239, SLG: 0.284 (9, 6) (1, 5)	G4-3										4	0	0	0	0	1	4					
Gary Redus, R OBP: 0.366, SLG: 0.423 (1, 3)											4	1	1	0	0	2	2					
Glenn Wilson, R OBP: 0.339, SLG: 0.445 (1, 9)											4	0	0	0	0	0	1					
Michael LaValiere, L OBP: 0.371, SLG: 0.290 (1, 2)											3	0	1	1	1	0	0					
Rafael Belliard, R OBP: 0.277, SLG: 0.286 (9, 5) (1, 6)											4	0	2	0	0	1	2					
John Smiley, L OBP: 0.119, SLG: 0.077 John Cangelosi, S OBP: 0.400, SLG: 0.321 (10, PH) (10, 1)											3	0	0	0	0	1	2					
Inning Stats	R: 0 E: 0 K: 0 S: 10	H: 1 LOB: 1 BB: 0 P: 15	R: 1 E: 0 K: 0 S: 9	H: 2 LOB: 1 BB: 0 P: 13	R: 0 E: 0 K: 1 S: 10	H: 2 LOB: 2 BB: 0 P: 14	R: 0 E: 0 K: 1 S: 8	H: 1 LOB: 1 BB: 0 P: 13	R: 0 E: 0 K: 0 S: 11	H: 0 LOB: 0 BB: 0 P: 17	R: 0 E: 0 K: 0 S: 5	H: 0 LOB: 0 BB: 0 P: 6	R: 0 E: 0 K: 3 S: 11	H: 0 LOB: 0 BB: 0 P: 15	R: 0 E: 0 K: 0 S: 5	H: 1 LOB: 0 BB: 0 P: 8	R: 0 E: 0 K: 0 S: 6		H: 0 LOB: 0 BB: 0 P: 10	1B: 6 2B: 0 3B: 2 HR: 0	SF: 0 SAC: 0 DP: 0 HBP: 0	WP: 0 PB: 0 SB: 0 CS: 1
PITCHER Rick Reuschel, R ERA: 2.12 (8, 1) Jeff Brantley, R ERA: 3.65 Craig Lefferts, L ERA: 2.22 (10, 1)	IP 7.0 WLS W BF 6 H 1 R 0 ER 0 SO 3 BB 1 IBB 0 HBP 0 BLK 0 WP 0 HR 0 S 61 P 95 ERA 1.29 WHIP 1.143																					

Batter	1	2	3	4	5	6	7	8	9	AB	R	H	RBI	BB	SO	LOB	TOP									
Brett Butler, L OBP: 0.370, SLG: 0.383 (1, 8)	1-1 G6-3	1-2 3B			3-2 G4-3		2-2 1B			4	0	2	2	0	0	0	San Francisco Giants @ St. Louis Cardinals Busch Stadium, St. Louis, MO Fri Jul 07 1989, 7:05 PM CDT Att: 42,627 - Unknown - 95 F livebaseballscorecards.com									
Robby Thompson, R OBP: 0.352, SLG: 0.480 (1, 4)	3-3 K	0-3 K			2-3 K		1-3 K			4	0	0	0	0	4	4										
Will Clark, L OBP: 0.416, SLG: 0.545 (1, 3)	0-0 L9		2-3 K		1-2 F8		0-2 G4-3			4	0	0	0	0	1	3										
Kevin Mitchell, R OBP: 0.375, SLG: 0.671 (1, 7)		1-1 HR	1-0 G5-3			1-0 G6-3		2-3 K		4	1	1	1	0	1	0										
Terry Kennedy, L OBP: 0.348, SLG: 0.353 (8, PH)		2-2 L9	0-0 G4-3			0-2 G3-1		2-3 K		3	0	0	0	0	0	0										
Greg Litton, R OBP: 0.391, SLG: 0.491 (8, 5)										1	0	0	0	0	1	0										
Ernest Riles, L OBP: 0.324, SLG: 0.422 (8, PH)		1-2 1B			2-2 G4-3		1-3 K		1-0 G4-3	3	1	2	0	0	1	0										
Kirt Manwaring, R OBP: 0.277, SLG: 0.264 (8, 2)		1B			1B					1	0	0	0	0	0	0										
Pat Sheridan, L OBP: 0.313, SLG: 0.352 (7, PH)		0-1 1B			1-3 K		1-2 G6-3		3-2 P4	2	1	1	0	0	1	1										
Candy Maldonado, R OBP: 0.296, SLG: 0.341 (7, 9)		1-2 3B								2	0	0	0	0	0	0										
Jose Uribe, S OBP: 0.293, SLG: 0.314 (1, 6)		0-0 SH1-4			2-1 G4-3		4-1 1B		2-2 F9	3	1	1	1	1	0	1										
Michael LaCoss, R OBP: 0.301, SLG: 0.193 (4, 1)		1-3 3B			1-2 1B																					
Bill Bathe, R OBP: 0.348, SLG: 0.333 (7, PH)		1-2 SH1-4			0-1 P8		1-2 1B		0-2 G6-3	1	0	0	0	0	0	1										
Mike Benjamin, R OBP: 0.310, SLG: 0.298 (7, 1)										0	0	0	0	0	0	0										
Rich Gossage, R OBP: 0.310, SLG: 0.298 (7, 1)										0	0	0	0	0	0	0										
Donell Nixon, R OBP: 0.310, SLG: 0.298 (7, 1)										0	0	0	0	0	0	0										
Inning Stats	R: 0 E: 0 K: 1 S: 8	H: 0 LOB: 0 BB: 0 P: 12	R: 4 E: 0 K: 1 S: 22	H: 5 LOB: 1 BB: 0 P: 28	R: 0 E: 0 K: 1 S: 5	H: 0 LOB: 0 BB: 0 P: 8	R: 0 E: 0 K: 1 S: 11	H: 1 LOB: 1 BB: 0 P: 16	R: 0 E: 0 K: 1 S: 12	H: 0 LOB: 0 BB: 0 P: 18	R: 0 E: 0 K: 1 S: 7	H: 0 LOB: 0 BB: 0 P: 9	R: 0 E: 0 K: 1 S: 18	H: 2 LOB: 3 BB: 1 P: 27	R: 0 E: 0 K: 2 S: 9	H: 0 LOB: 0 BB: 0 P: 14	R: 0 E: 0 K: 0 S: 11	H: 0 LOB: 0 BB: 0 P: 16	1B: 6 2B: 0 3B: 1 HR: 1	SF: 0 SAC: 1 DP: 0 HBP: 0	WP: 0 PB: 0 SB: 0 CS: 0	PA: 36				
PITCHER	IP	WLS	BF	H	R	ER	SO	BB	IBB	HBP	BLK	WP	HR	S	P	ERA	WHIP									
Jose DeLeon, R ERA: 3.62 (1, 1)	4.0		18	6	4	4	4	0	0	0	0	0	0	1	46	64	9.00	1.500								
Frank DiPino, L ERA: 2.59 (5, 1)	2.1	W	10	2	0	0	2	1	0	0	0	0	0	0	29	45	0.00	1.286								
John Costello, R ERA: 2.45 (7, 1)	0.1		1	0	0	0	1	0	0	0	0	0	0	0	5	6	0.00	0.000								
Ken Dayley, L ERA: 3.07 (7, 1)	2.1	S	7	0	0	0	2	0	0	0	0	0	0	0	23	33	0.00	0.000								

Batter	1	2	3	4	5	6	7	8	9	AB	R	H	RBI	BB	SO	LOB	BOTTOM									
Vince Coleman, S OBP: 0.332, SLG: 0.357 (1, 7)	4-1 G6-3		1-1 G6-3	4-1 1B		1-1 G6-3				2	1	0	0	2	0	0	San Francisco Giants @ St. Louis Cardinals Busch Stadium, St. Louis, MO Fri Jul 07 1989, 7:05 PM CDT Att: 42,627 - Unknown - 95 F livebaseballscorecards.com									
Milt Thompson, L OBP: 0.363, SLG: 0.398 (1, 8)	1-0 SF9		2-0 2B	1-2 1B		2-0 G5-3				3	1	2	2	0	0	0										
Ozzie Smith, S OBP: 0.363, SLG: 0.382 (1, 6)	2-1 G6-3		0-0 1B	0-1 G1-3		2-3 K				4	0	1	1	0	1	4										
Pedro Guerrero, R OBP: 0.374, SLG: 0.450 (1, 3)	3-1 SF9		1-1 G6-3		1-2 F7		4-2 BB			2	0	0	1	1	0	1										
Terry Pendleton, S OBP: 0.289, SLG: 0.326 (1, 5)	2-3 L5			2-1 1B		3-2 HR		1-1 L3		4	2	2	1	0	0	2										
Tom Brunansky, R OBP: 0.322, SLG: 0.421 (1, 9)		1-3 K		0-0 F8		1-1 F8		0-1 F8		4	1	1	0	0	1	0										
José Oquendo, S OBP: 0.348, SLG: 0.352 (1, 4)		2-1 1B		2-0 1B		2-1 F8		0-0 L7		4	1	2	1	0	0	0										
Tony Peña, R OBP: 0.298, SLG: 0.355 (1, 2)	1-1 G6-4-3		2-2 P3		0-0 F8		2-2 P4			4	0	0	0	0	0	3										
Jose DeLeon, R OBP: 0.136, SLG: 0.095 (4, PH)			1-2 G3-1		0-1 F8		0-0 B2			1	0	0	0	0	0	0										
John Morris, L OBP: 0.288, SLG: 0.393 (5, 1)										1	0	0	0	0	0	2										
Frank DiPino, L OBP: 0.125, SLG: 0.125 (7, 1)										0	0	0	0	0	0	0										
Ken Dayley, L ERA: 1.64 (7, 1)										0	0	0	0	0	0	0										
Inning Stats	R: 1 E: 0 K: 0 S: 9	H: 0 LOB: 1 BB: 1 P: 21	R: 0 E: 0 K: 1 S: 10	H: 1 LOB: 0 BB: 0 P: 14	R: 1 E: 0 K: 0 S: 9	H: 2 LOB: 1 BB: 0 P: 14	R: 3 E: 0 K: 0 S: 16	H: 4 LOB: 2 BB: 1 P: 27	R: 1 E: 0 K: 0 S: 10	H: 1 LOB: 0 BB: 0 P: 17	R: 0 E: 0 K: 0 S: 4	H: 0 LOB: 0 BB: 0 P: 5	R: 0 E: 0 K: 1 S: 8	H: 0 LOB: 1 BB: 1 P: 17	R: 0 E: 0 K: 0 S: 6	H: 0 LOB: 0 BB: 0 P: 8	R: 0 E: 0 K: 0 S: 11	H: 0 LOB: 0 BB: 0 P: 16	1B: 6 2B: 1 3B: 0 HR: 1	SF: 1 SAC: 0 DP: 1 HBP: 1	WP: 0 PB: 0 SB: 0 CS: 0	PA: 35				
PITCHER	IP	WLS	BF	H	R	ER	SO	BB	IBB	HBP	BLK	WP	HR	S	P	ERA	WHIP									
Michael LaCoss, R ERA: 3.26 (4, 1)	3.0	L	16	6	5	5	1	1	0	0	0	0	0	1	26	41	3.00	1.000								
Randy McCament, R ERA: 9.5 (7, 1)	2.0		7	0	0	0	1	1	0	0	0	0	0	0	14	25	0.00	0.500								



Batter	1	2	3	4	5	6	7	8	9	AB	R	H	RBI	BB	SO	LOB	TOP											
Brett Butler, L OBP: 0.365, SLG: 0.378 (1, 8)	L4		F7		G4-3		SH1-3		F9	4	0	0	0	0	0	0	San Francisco Giants @ St. Louis Cardinals Busch Stadium, St. Louis, MO Sat Jul 08 1989, 7:05 PM CDT Att: 47,400 - Unknown - 93 F											
Robby Thompson, R OBP: 0.350, SLG: 0.474 (1, 4)	K		G5-3		G4-3 BB		G5-3		K	4	0	0	0	1	2	1												
Will Clark, L OBP: 0.417, SLG: 0.554 (1, 3)	K		HR		G4-6-3 1-2		HR			4	2	2	2	0	1	1												
Kevin Mitchell, R OBP: 0.380, SLG: 0.692 Donell Nixon, R OBP: 0.315, SLG: 0.286 (7, 7)			HR				G6-3			4	2	3	3	0	0	0												
Terry Kennedy, L OBP: 0.322, SLG: 0.351 (1, 2)	L7		G3				L4		G4-6-3 1B	4	0	1	0	0	0	1												
Ernest Riles, L OBP: 0.350, SLG: 0.424 Steve Bedrosian, R OBP: 0.333, SLG: 0.333 (8, 1)	F8				G4-3 1B		CS 1B		G4-6-3 1-2	4	0	2	0	0	0	2												
Pat Sheridan, L OBP: 0.345 Craig Lefferts, L (8, PH) Ken Oberkfell, L OBP: 0.260, SLG: 0.330 (8, 5)	K				G4-3 1-2		L4 1-2		1B	3	0	0	0	0	1	3												
Jose Uribe, S OBP: 0.296, SLG: 0.324 (1, 6)			HR		G6-3		S 2B		L6	4	2	2	0	0	2													
Don Robinson, R OBP: 0.288, SLG: 0.412 Jeff Brantley, R OBP: 0.167, SLG: 0.167 Candy Maldonado, R OBP: 0.297, SLG: 0.347 (6, 9)			HR		F7		SH1-3 1-H HR		G4-3	2	1	1	2	0	0	1												
Inning Stats	R: 0 E: 0 K: 2 S: 9	H: 0 LOB: 0 BB: 0 P: 15	R: 0 E: 0 K: 1 S: 12	H: 1 LOB: 1 BB: 0 P: 18	R: 4 E: 0 K: 0 S: 13	H: 4 LOB: 0 BB: 0 P: 20	R: 0 E: 0 K: 0 S: 11	H: 1 LOB: 1 BB: 0 P: 14	R: 0 E: 0 K: 0 S: 7	H: 0 LOB: 0 BB: 1 P: 14	R: 1 E: 0 K: 0 S: 11	H: 2 LOB: 2 BB: 0 P: 18	R: 3 E: 0 K: 0 S: 16	H: 3 LOB: 0 BB: 0 P: 24	R: 0 E: 0 K: 0 S: 6	H: 2 LOB: 1 BB: 0 P: 9		R: 0 E: 0 K: 1 S: 7	H: 0 LOB: 0 BB: 0 P: 13	1B: 7 2B: 1 3B: 1 HR: 4	SF: 0 SAC: 1 DP: 2 HBP: 0	WP: 0 PB: 0 SB: 1 CS: 1	PA: 38					
PITCHER	IP	WLS	BF	H	R	ER	SO	BB	IBB	HBP	BLK	WP	HR	S	P	ERA		WHIP										
Ted Power, R ERA: 5.33 Frank DiPino, L ERA: 2.96 Dan Quisenberry, R ERA: 2.47 Todd Worrell, R ERA: 1.21	4.0	L	18	6	4	4	3	0	0	0	0	0	2	45	67	9.00		1.500										

Batter	1	2	3	4	5	6	7	8	9	AB	R	H	RBI	BB	SO	LOB	BOTTOM											
Vince Coleman, S OBP: 0.330, SLG: 0.353 (1, 7)	G6-3	FC4-6 1-2				L9		FC4 1-2		4	0	0	0	1	0	4	San Francisco Giants @ St. Louis Cardinals Busch Stadium, St. Louis, MO Sat Jul 08 1989, 7:05 PM CDT Att: 47,400 - Unknown - 93 F											
Milt Thompson, L OBP: 0.356, SLG: 0.390 (1, 8)	G4-3		G4-3	P5		K		G5-3		5	0	0	0	0	1	4												
Ozzie Smith, S OBP: 0.367, SLG: 0.391 (1, 6)	1B 3B		G3		L9 1B		WP 2B BB		F9	4	2	2	0	1	0	0												
Pedro Guerrero, R OBP: 0.371, SLG: 0.446 (1, 3)	1B		G6-3		F9		K		F8	5	0	1	1	0	1	2												
Terry Pendleton, S OBP: 0.297, SLG: 0.346 (1, 5)	L9			1B	1B		F8 1-H 2B		HR	5	1	4	2	0	0	1												
Tom Brunansky, R OBP: 0.320, SLG: 0.417 (1, 9)			K	G6-3 1B 2B	L9		F8		K	5	1	1	0	0	2	3												
José Oquendo, S OBP: 0.350, SLG: 0.354 (1, 4)	1B		1B	G6-3 1B	F8		L5			4	1	2	0	0	0	3												
Tony Peña, R OBP: 0.298, SLG: 0.351 (1, 2)	F9			G6-3			P3			3	0	0	0	1	0	3												
Ted Power, R OBP: 0.111, SLG: 0.111 Denny Walling, L OBP: 0.412, SLG: 0.429 Frank DiPino, L OBP: 0.225, SLG: 0.125 John Morris, S OBP: 0.320, SLG: 0.320 Dan Quisenberry, R OBP: 0.320, SLG: 0.320 Tim Jones, L OBP: 0.320, SLG: 0.320 Todd Worrell, R (9, 1)	FC4-6 1B			2B		K	FC4 BB			1	0	1	0	0	0	0												
Inning Stats	R: 1 E: 0 K: 0 S: 10	H: 2 LOB: 1 BB: 0 P: 16	R: 0 E: 0 K: 1 S: 7	H: 2 LOB: 2 BB: 0 P: 11	R: 0 E: 0 K: 0 S: 5	H: 0 LOB: 0 BB: 0 P: 8	R: 2 E: 0 K: 0 S: 20	H: 4 LOB: 2 BB: 1 P: 33	R: 0 E: 0 K: 2 S: 11	H: 0 LOB: 1 BB: 1 P: 18	R: 1 E: 0 K: 1 S: 17	H: 1 LOB: 1 BB: 1 P: 28	R: 0 E: 0 K: 0 S: 10	H: 0 LOB: 1 BB: 1 P: 18	R: 1 E: 0 K: 1 S: 10	H: 1 LOB: 0 BB: 0 P: 15		1B: 8 2B: 2 3B: 1 HR: 1	SF: 0 SAC: 0 DP: 0 HBP: 0	WP: 1 PB: 0 SB: 2 CS: 0	PA: 42							
PITCHER	IP	WLS	BF	H	R	ER	SO	BB	IBB	HBP	BLK	WP	HR	S	P	ERA		WHIP										
Don Robinson, R ERA: 3.3 Jeff Brantley, R ERA: 3.51 Craig Lefferts, L ERA: 2.33 Steve Bedrosian, R ERA: 3.85	3.2	W	10	2	0	0	1	2	0	0	0	0	0	23	40	0.00		2.000										

Batter	1	2	3	4	5	6	7	8	9	AB	R	H	RBI	BB	SO	LOB	TOP										
Brett Butler, L OBP: 0.363, SLG: 0.375 (1, 8)										5	1	1	0	0	2	2	San Francisco Giants @ St. Louis Cardinals Busch Stadium, St. Louis, MO Sun Jul 09 1989, 3:33 AM CDT Att: 41,985 - Sunny - 93 F										
Robby Thompson, R OBP: 0.353, SLG: 0.471 (1, 4)										2	1	0	0	2	0	0											
Will Clark, L OBP: 0.418, SLG: 0.554 (1, 3)										4	1	2	2	0	1	4											
Kevin Mitchell, R OBP: 0.378, SLG: 0.692 (1, 7)										3	0	1	1	0	0	1											
Candy Maldonado, R OBP: 0.296, SLG: 0.345 (1, 9)										4	0	1	1	0	0	1											
Greg Litton, R OBP: 0.388, SLG: 0.483 (1, 5)										3	0	1	0	0	0	1											
Ernest Riles, L OBP: 0.349, SLG: 0.422 (8, PH)										1	0	0	0	0	0	0											
Kirt Manwaring, R OBP: 0.273, SLG: 0.260 (6, 1)										2	0	0	0	0	1	1											
Rich Gossage, R (6, 1)										0	0	0	0	0	0	0											
Craig Lefferts, L (6, 1)										0	0	0	0	0	0	0											
Donell Nixon, R OBP: 0.311, SLG: 0.282 (8, PH)										1	0	0	0	0	1	0											
Steve Bedrosian, R OBP: 0.333, SLG: 0.333 (8, 1)										0	0	0	0	0	0	0											
Jose Uribe, S OBP: 0.294, SLG: 0.321 (1, 6)										2	0	0	0	0	0	0											
Mike Benjamin, R OBP: 0.500, SLG: 0.500 (7, PH)										2	1	1	0	0	0	0											
Trevor Wilson, L OBP: 0.500, SLG: 0.400 (1, 1)										0	0	0	0	1	0	0											
Randy McCament, R (4, 1)										0	0	0	0	0	0	0											
Terry Kennedy, L OBP: 0.323, SLG: 0.356 (4, 2)										3	0	1	0	0	0	1											
Bill Bathe, R OBP: 0.286, SLG: 0.308 (6, PH)										1	0	0	0	0	0	1											
Inning Stats	R: 0 E: 0 K: 1 S: 7	H: 1 LOB: 1 BB: 0 P: 12	R: 0 E: 0 K: 1 S: 6	H: 0 LOB: 0 BB: 0 P: 9	R: 0 E: 0 K: 2 S: 12	H: 0 LOB: 2 BB: 2 P: 24	R: 0 E: 0 K: 0 S: 6	H: 1 LOB: 1 BB: 0 P: 10	R: 0 E: 0 K: 0 S: 7	H: 1 LOB: 2 BB: 1 P: 15	R: 0 E: 0 K: 0 S: 7	H: 1 LOB: 1 BB: 0 P: 10	R: 4 E: 0 K: 0 S: 14	H: 4 LOB: 1 BB: 0 P: 20	R: 0 E: 0 K: 1 S: 9	H: 0 LOB: 0 BB: 0 P: 12	R: 0 E: 0 K: 0 S: 7	H: 0 LOB: 0 BB: 0 P: 8	1B: 6 2B: 2 3B: 0 HR: 0	SF: 1 SAC: 0 DP: 0 HBP: 1	WP: 0 PB: 0 SB: 1 CS: 0	PA: 38					
PITCHER	IP	WLS	BF	H	R	ER	SO	BB	IBB	HBP	BLK	WP	HR	S	P	ERA	WHIP										
Joe Magrane, L ERA: 3.38 (1, 1)	6.1	W	30	7	4	4	4	3	0	1	1	0	0	52	91	5.68	1.579										
John Costello, R ERA: 2.39 (7, 1)	0.2		2	1	0	0	0	0	0	0	0	0	0	7	9	0.00	1.500										
Ken Dayley, L ERA: 2.93 (8, 1)	2.0	S	6	0	0	0	1	0	0	0	0	0	0	16	20	0.00	0.000										

Batter	1	2	3	4	5	6	7	8	9	AB	R	H	RBI	BB	SO	LOB	BOTTOM										
Vince Coleman, S OBP: 0.326, SLG: 0.347 (1, 7)										5	0	0	0	0	0	4	San Francisco Giants @ St. Louis Cardinals Busch Stadium, St. Louis, MO Sun Jul 09 1989, 3:33 AM CDT Att: 41,985 - Sunny - 93 F										
José Oquendo, S OBP: 0.354, SLG: 0.363 (1, 4)										4	1	2	2	1	0	2											
Ozzie Smith, S OBP: 0.369, SLG: 0.392 (1, 6)										4	0	2	0	0	0	2											
Pedro Guerrero, R OBP: 0.370, SLG: 0.443 (1, 3)										4	0	1	1	0	1	5											
Jim Lindeman, R OBP: 0.195, SLG: 0.162 (7, 3)										0	0	0	0	0	0	0											
Tom Brunansky, R OBP: 0.319, SLG: 0.418 (1, 9)										4	1	1	0	0	2	2											
Terry Pendleton, S OBP: 0.302, SLG: 0.355 (1, 5)										3	1	2	1	1	0	0											
Milt Thompson, L OBP: 0.355, SLG: 0.387 (1, 8)										4	0	1	0	0	1	2											
Ken Dayley, L (8, 1)										0	0	0	0	0	0	0											
Tony Peña, R OBP: 0.305, SLG: 0.355 (1, 2)										3	2	2	1	0	0	1											
Joe Magrane, R OBP: 0.175, SLG: 0.184 (1, 1)										1	1	0	0	1	0	1											
John Costello, R ERA: 0.75 (7, 1)										0	0	0	0	0	0	0											
John Morris, L OBP: 0.279, SLG: 0.379 (8, 8)										1	0	0	0	0	1	0											
Inning Stats	R: 0 E: 0 K: 0 S: 10	H: 1 LOB: 1 BB: 1 P: 19	R: 0 E: 0 K: 2 S: 9	H: 0 LOB: 0 BB: 0 P: 13	R: 2 E: 0 K: 1 S: 15	H: 3 LOB: 2 BB: 0 P: 22	R: 0 E: 0 K: 0 S: 5	H: 1 LOB: 1 BB: 1 P: 10	R: 0 E: 0 K: 1 S: 7	H: 1 LOB: 1 BB: 0 P: 8	R: 4 E: 1 K: 1 S: 17	H: 4 LOB: 2 BB: 1 P: 27	R: 0 E: 0 K: 0 S: 7	H: 1 LOB: 1 BB: 0 P: 10	R: 0 E: 0 K: 1 S: 9	H: 0 LOB: 0 BB: 0 P: 14	1B: 7 2B: 3 3B: 1 HR: 0	SF: 0 SAC: 1 DP: 2 HBP: 1	WP: 0 PB: 0 SB: 0 CS: 0	PA: 38							
PITCHER	IP	WLS	BF	H	R	ER	SO	BB	IBB	HBP	BLK	WP	HR	S	P	ERA	WHIP										
Trevor Wilson, L ERA: 3.72 (1, 1)	3.0	L	15	4	2	2	3	2	0	1	0	0	0	34	58	6.00	2.000										
Randy McCament, R ERA: 0.75 (4, 1)	2.0		7	2	0	0	0	0	0	0	0	0	0	12	14	0.00	1.000										
Rich Gossage, R ERA: 2.45 (6, 1)	0.0		5	4	4	3	0	1	0	0	0	0	0	6	12	∞	∞										
Craig Lefferts, L ERA: 2.25 (6, 1)	2.0		8	1	0	0	1	0	0	0	0	0	0	18	25	0.00	0.500										
Steve Bedrosian, R ERA: 3.57 (8, 1)	1.0		3	0	0	0	1	0	0	0	0	0	0	9	14	0.00	0.000										

Batter	1	2	3	4	5	6	7	8	9	10	11	12	13	AB	R	H	RBI	BB	SO	LOB	TOP						
Barry Bonds, L OBP: 0.335, SLG: 0.424 (1, 7)														4	1	1	1	1	1	3	<p>Pittsburgh Pirates @ San Francisco Giants Candlestick Park, San Francisco, CA</p> <p>Thu Jul 13 1989, 10:05 PM EDT Att. 17,178 - Unknown</p> <p>livebaseballscorecards.com</p> <p>AB 48 R 2 H 12 RBI 2 BB 4 SO 9 LOB 24</p>						
Doug Bair, R OBP: 1.000, SLG: 2.000 (9, 1)														5	0	3	0	1	0	0							
Neal Heaton, L OBP: 0.320, SLG: 0.320 (11, 1)														6	0	0	0	0	1	5							
Miguel Garcia, L OBP: 1.000, SLG: 1.000 (13, 1)														6	0	0	0	0	2	4							
Jose Lind, R OBP: 0.295, SLG: 0.318 (1, 4)														6	0	0	0	0	2	3							
Andy Van Slyke, L OBP: 0.335, SLG: 0.388 (1, 8)														6	1	3	0	0	1	0							
Bobby Bonilla, S OBP: 0.329, SLG: 0.441 (1, 5)														6	0	0	0	0	2	3							
R.J. Reynolds, S OBP: 0.359, SLG: 0.403 (1, 9)														6	0	0	0	0	2	3							
Gary Redus, R OBP: 0.374, SLG: 0.444 (1, 3)														6	1	3	0	0	1	0							
Michael LaValliere, L OBP: 0.432, SLG: 0.400 (7, PR)														3	0	2	0	0	1	0							
Rafael Belliard, R OBP: 0.280, SLG: 0.289 (7, 9)														3	0	1	0	0	0	2							
Ray Quinones, R OBP: 0.275, SLG: 0.279 (7, PR)														2	0	0	0	0	0	1							
Benny Cordero, L OBP: 0.250, SLG: 0.250 (7, PR)														0	0	0	0	0	0	0							
Glenn Wilson, L OBP: 0.250, SLG: 0.250 (7, PR)														0	0	0	0	0	0	0							
Bob Kipper, R OBP: 0.250, SLG: 0.250 (7, PR)														0	0	0	0	0	0	0							
Junior Ortiz, R OBP: 0.276, SLG: 0.245 (7, 2)														2	0	1	0	0	0	0							
Bob Walk, R OBP: 0.275, SLG: 0.333 (7, PH)														3	0	0	0	0	1	6							
Inning Stats	R: 1 E: 0 K: 2 S: 16	H: 2 LOB: 1 BB: 0 P: 22	R: 0 E: 0 K: 0 S: 8	H: 1 LOB: 0 BB: 0 P: 14	R: 0 E: 0 K: 0 S: 12	H: 0 LOB: 0 BB: 0 P: 16	R: 0 E: 0 K: 0 S: 6	H: 0 LOB: 0 BB: 0 P: 9	R: 0 E: 0 K: 1 S: 7	H: 3 LOB: 2 BB: 0 P: 12	R: 0 E: 0 K: 1 S: 11	H: 0 LOB: 2 BB: 2 P: 24	R: 0 E: 0 K: 1 S: 12	H: 1 LOB: 2 BB: 1 P: 21	R: 0 E: 0 K: 0 S: 8	H: 0 LOB: 0 BB: 0 P: 10	R: 0 E: 0 K: 1 S: 10	H: 1 LOB: 2 BB: 1 P: 20	R: 0 E: 0 K: 0 S: 8	H: 1 LOB: 1 BB: 0 P: 9	R: 0 E: 0 K: 1 S: 10	H: 1 LOB: 0 BB: 0 P: 11	1B: 9 2B: 2 3B: 0 HR: 1	SF: 0 SAC: 0 DP: 1 HBP: 0	W/P: 0 PB: 0 SB: 3 CS: 2	PA: 53	
PITCHER	IP	WLS	BF	H	R	ER	SO	BB	IBB	HBP	BLK	WP	HR	S	P	ERA	WHIP										
Don Robinson, R ERA: 3.27 (1, 1)	6.2	25	7	2	2	4	0	0	0	0	0	0	1	71	105	2.70	1.050										
Craig Lefferts, L ERA: 2.24 (7, 1)	0.1	2	1	0	0	1	0	0	0	0	0	0	5	6	0.00	3.000											
Steve Bedrosian, R ERA: 3.42 (8, 1)	2.0	10	1	0	0	2	3	0	0	0	0	0	23	45	0.00	2.000											
Jeff Brantley, R ERA: 3.25 (10, 1)	4.0	15	3	0	0	2	0	1	0	0	0	0	36	50	0.00	0.750											

Batter	1	2	3	4	5	6	7	8	9	10	11	12	13	AB	R	H	RBI	BB	SO	LOB	BOTTOM									
Brett Butler, L OBP: 0.360, SLG: 0.371 (1, 8)														6	1	1	0	0	0	0	<p>Pittsburgh Pirates @ San Francisco Giants Candlestick Park, San Francisco, CA</p> <p>Thu Jul 13 1989, 10:05 PM EDT Att. 17,178 - Unknown</p> <p>livebaseballscorecards.com</p> <p>AB 42 R 3 H 8 RBI 2 BB 6 SO 8 LOB 17</p>									
Robby Thompson, R OBP: 0.353, SLG: 0.467 (1, 4)														5	0	1	0	1	1	0										
Will Clark, L OBP: 0.417, SLG: 0.553 (1, 3)														6	0	2	1	0	2	1										
Kevin Mitchell, R OBP: 0.384, SLG: 0.690 (1, 7)														2	1	1	0	3	0	0										
Terry Kennedy, L OBP: 0.315, SLG: 0.347 (1, 2)														5	0	0	0	0	1	6										
Ernest Riles, L OBP: 0.350, SLG: 0.420 (7, PH)														1	0	0	0	1	0	1										
Greg Littor, R OBP: 0.391, SLG: 0.484 (8, 5)														2	0	1	0	0	0	0										
Donell Nixon, R OBP: 0.311, SLG: 0.282 (9, PR)														0	0	0	0	0	0	0										
Ken Oberkell, L OBP: 0.258, SLG: 0.326 (10, 5)														1	0	0	0	0	0	1										
Pat Sheridan, L OBP: 0.310, SLG: 0.343 (7, PH)														1	1	0	0	1	0	1										
Candy Maldonado, R OBP: 0.297, SLG: 0.345 (8, 9)														3	0	1	0	0	1	1										
Jose Uribe, S OBP: 0.294, SLG: 0.320 (1, 6)														4	0	1	1	0	0	4										
Jeff Brantley, R OBP: 0.143, SLG: 0.143 (10, 1)														1	0	0	0	0	1	0										
Don Robinson, R OBP: 0.278, SLG: 0.396 (7, 1)														2	0	0	0	0	1	1										
Bill Bathe, R OBP: 0.267, SLG: 0.286 (7, PH)														0	0	0	0	0	0	0										
Steve Bedrosian, R OBP: 0.333, SLG: 0.333 (8, 1)														1	0	0	0	0	0	1										
Mike Benjamin, R OBP: 0.250, SLG: 0.250 (10, 6)														0	0	0	0	0	0	0										
Inning Stats	R: 0 E: 0 K: 2 S: 10	H: 0 LOB: 0 BB: 0 P: 17	R: 2 E: 1 K: 1 S: 19	H: 1 LOB: 1 BB: 2 P: 32	R: 0 E: 0 K: 1 S: 10	H: 0 LOB: 0 BB: 0 P: 13	R: 0 E: 1 K: 1 S: 14	H: 1 LOB: 2 BB: 1 P: 24	R: 0 E: 0 K: 0 S: 6	H: 0 LOB: 0 BB: 0 P: 9	R: 0 E: 0 K: 0 S: 6	H: 0 LOB: 0 BB: 0 P: 9	R: 0 E: 0 K: 1 S: 7	H: 1 LOB: 1 BB: 0 P: 11	R: 0 E: 0 K: 0 S: 12	H: 0 LOB: 2 BB: 2 P: 23	R: 0 E: 0 K: 1 S: 6	H: 1 LOB: 1 BB: 1 P: 6	R: 0 E: 0 K: 1 S: 7	H: 0 LOB: 0 BB: 0 P: 10	R: 0 E: 0 K: 1 S: 8	H: 1 LOB: 1 BB: 1 P: 16	R: 0 E: 0 K: 1 S: 7	H: 0 LOB: 0 BB: 0 P: 9	R: 1 E: 0 K: 0 S: 6	H: 3 LOB: 2 BB: 0 P: 10	1B: 7 2B: 2 3B: 0 HR: 0	SF: 0 SAC: 0 DP: 2 HBP: 0	W/P: 0 PB: 0 SB: 0 CS: 2	PA: 48
PITCHER	IP	WLS	BF	H	R	ER	SO	BB	IBB	HBP	BLK	WP	HR	S	P	ERA	WHIP													
Bob Walk, R ERA: 4.19 (1, 1)	6.0	23	2	2	2	5	3	0	0	0	0	0	0	65	104	3.00	0.833													
Bob Kipper, L ERA: 2.56 (7, 1)	2.0	9	1	0	0	0	1	1	0	0	0	0	19	34	0.00	1.000														
Doug Bair, R ERA: 0.96 (9, 1)	2.0	6	1	0	0	2	0	0	0	0	0	0	13	16	0.00	0.500														
Neal Heaton, L ERA: 4.07 (11, 1)	2.0	7	1	0	0	1	0	1	0	0	0	0	15	25	0.00	0.500														
Miguel Garcia, L ERA: 4.09 (13, 1)	0.0	3	3	1	1	0	0	0	0	0	0	0	6	10	∞	∞														

Batter	1	2	3	4	5	6	7	8	9	AB	R	H	RBI	BB	SO	LOB	TOP					
Barry Bonds, L (1, 7) OBP: 0.339, SLG: 0.433										3	2	2	1	2	1	2	Pittsburgh Pirates @ San Francisco Giants Candlestick Park, San Francisco, CA Fri Jul 14 1989, 10:05 PM EDT Att: 18,238 - Unknown					
Jose Lind, R (1, 4) OBP: 0.296, SLG: 0.320										4	1	1	0	1	0	4						
Andy Van Slyke, L (1, 8) OBP: 0.335, SLG: 0.394										4	2	1	1	1	0	4						
Bobby Bonilla, S (1, 5) OBP: 0.332, SLG: 0.441										2	0	1	1	2	0	0						
R.J. Reynolds, S (1, 9) OBP: 0.360, SLG: 0.403										5	0	2	2	0	1	2						
Gary Redus, R (1, 3) OBP: 0.269, SLG: 0.437										5	0	1	0	0	0	3						
Michael LaValliere, L (1, 2) OBP: 0.449, SLG: 0.444										5	1	3	0	0	1	1						
Rafael Belliard, R (1, 6) OBP: 0.279, SLG: 0.297										4	0	1	0	0	0	2						
Doug Drabek, R (1, 1) OBP: 0.163, SLG: 0.100										2	0	0	0	0	0	2						
Doug Bair, R (7, 1) OBP: 1.000, SLG: 2.000										0	0	0	0	0	0	0						
Glenn Wilson, R (6, PH) OBP: 0.325, SLG: 0.437										1	1	1	1	0	0	0						
Bill Landrum, R (8, 1) OBP: 0.325, SLG: 0.437										0	0	0	0	0	0	0						
Inning Stats	R: 3 E: 0 K: 0 S: 12	H: 4 LOB: 0 BB: 0 P: 19	R: 0 E: 0 K: 0 S: 7	H: 1 LOB: 2 BB: 1 P: 17	R: 0 E: 0 K: 0 S: 7	H: 0 LOB: 0 BB: 1 P: 15	R: 0 E: 0 K: 1 S: 7	H: 0 LOB: 0 BB: 0 P: 10	R: 2 E: 0 K: 0 S: 13	H: 1 LOB: 2 BB: 3 P: 27	R: 0 E: 0 K: 1 S: 13	H: 2 LOB: 3 BB: 1 P: 24	R: 0 E: 0 K: 1 S: 7	H: 0 LOB: 0 BB: 0 P: 10	R: 2 E: 0 K: 0 S: 14	H: 3 LOB: 1 BB: 0 P: 20	R: 0 E: 0 K: 0 S: 8	H: 2 LOB: 1 BB: 0 P: 12	1B: 7 2B: 6 3B: 2 HR: 0	SF: 1 SAC: 1 DP: 3 HBP: 0	WP: 1 PB: 0 SB: 1 CS: 0	PA: 43
PITCHER	IP	WLS	BF	H	R	ER	SO	BB	IBB	HBP	BLK	WP	HR	S	P	ERA	WHIP					
Rick Reuschel, R (1, 1) ERA: 2.36	5.0	L	26	8	5	5	1	4	1	0	0	1	0	49	93	9.00	2.400					
Trevor Wilson, L (6, 1) ERA: 4.15	2.1	11	3	2	2	2	1	0	0	0	0	0	0	26	45	7.71	1.714					
Randy McCament, R (8, 1) ERA: 0.71	0.2	2	0	0	0	0	0	0	0	0	0	0	0	5	8	0.00	0.000					
Rich Gossage, R (9, 1) ERA: 2.38	1.0	4	2	0	0	0	0	0	0	0	0	0	0	8	12	0.00	2.000					

Batter	1	2	3	4	5	6	7	8	9	AB	R	H	RBI	BB	SO	LOB	BOTTOM					
Brett Butler, L (1, 8) OBP: 0.360, SLG: 0.375										5	0	2	0	0	2	3	Pittsburgh Pirates @ San Francisco Giants Candlestick Park, San Francisco, CA Fri Jul 14 1989, 10:05 PM EDT Att: 18,238 - Unknown					
Robby Thompson, R (1, 4) OBP: 0.352, SLG: 0.462										3	0	0	0	0	2	0						
Will Clark, L (1, 3) OBP: 0.418, SLG: 0.552										4	1	2	0	0	0	2						
Kevin Mitchell, R (1, 7) OBP: 0.383, SLG: 0.694										4	1	1	2	0	0	3						
Terry Kennedy, L (1, 2) OBP: 0.310, SLG: 0.340										4	0	0	0	0	0	1						
Ernest Riles, L (1, 5) OBP: 0.350, SLG: 0.434										3	1	1	1	0	0	0						
Randy McCament, R (8, 1) OBP: 0.350, SLG: 0.322										0	0	0	0	0	0	0						
Ken Oberkell, L (8, PH) OBP: 0.255, SLG: 0.322										1	0	0	0	0	0	0						
Rich Gossage, R (9, 1) ERA: 2.38										0	0	0	0	0	0	0						
Pat Sheridan, L (1, 9) OBP: 0.314, SLG: 0.343										3	1	1	0	1	1	0						
Jose Uribe, S (1, 6) OBP: 0.294, SLG: 0.318										2	0	0	0	1	0	1						
Bill Bathe, R (9, PH) OBP: 0.250, SLG: 0.267										1	0	0	0	0	1	0						
Rick Reuschel, R (1, 1) OBP: 0.244, SLG: 0.190										2	0	2	1	0	0	0						
Trevor Wilson, L (6, 1) ERA: 4.15										0	0	0	0	0	0	0						
Greg Litton, R (6, 5) OBP: 0.380, SLG: 0.469										2	0	0	0	0	1	1						
Inning Stats	R: 0 E: 0 K: 0 S: 12	H: 1 LOB: 1 BB: 0 P: 17	R: 1 E: 0 K: 0 S: 12	H: 2 LOB: 2 BB: 1 P: 23	R: 0 E: 0 K: 2 S: 6	H: 1 LOB: 1 BB: 0 P: 9	R: 1 E: 0 K: 2 S: 12	H: 2 LOB: 1 BB: 0 P: 16	R: 2 E: 0 K: 1 S: 10	H: 2 LOB: 0 BB: 0 P: 15	R: 0 E: 0 K: 0 S: 10	H: 1 LOB: 2 BB: 1 P: 17	R: 0 E: 0 K: 1 S: 7	H: 0 LOB: 0 BB: 0 P: 10	R: 0 E: 0 K: 0 S: 8	H: 0 LOB: 0 BB: 0 P: 11	R: 0 E: 0 K: 3 S: 9	H: 0 LOB: 0 BB: 0 P: 11	1B: 6 2B: 2 3B: 0 HR: 2	SF: 0 SAC: 0 DP: 1 HBP: 1	WP: 0 PB: 0 SB: 1 CS: 0	PA: 37
PITCHER	IP	WLS	BF	H	R	ER	SO	BB	IBB	HBP	BLK	WP	HR	S	P	ERA	WHIP					
Doug Drabek, R (1, 1) ERA: 2.36	6.0	W	28	9	4	4	3	2	0	1	0	0	0	62	97	6.00	1.833					
Doug Bair, R (7, 1) ERA: 9.92	1.0	3	0	0	0	1	0	0	0	0	0	0	0	7	10	0.00	0.000					
Bill Landrum, R (8, 1) ERA: 0.22	2.0	S	6	0	0	0	3	0	0	0	0	0	0	17	22	0.00	0.000					




Batter	1	2	3	4	5	6	7	8	9	AB	R	H	RBI	BB	SO	LOB	TOP			
Barry Bonds, L (1, 7) OBP: 0.342, SLG: 0.433										4	0	2	0	1	2	0	Pittsburgh Pirates @ San Francisco Giants Candlestick Park, San Francisco, CA Sat Jul 15 1989, 6:33 AM EDT Att: 27,881 - Unknown livebaseballscorecards.com			
Jose Lind, R (1, 4) OBP: 0.299, SLG: 0.320										3	1	1	0	1	1	3				
Andy Van Slyke, L (1, 8) OBP: 0.333, SLG: 0.391										4	1	1	0	0	0	2				
Bobby Bonilla, S (1, 5) OBP: 0.332, SLG: 0.437										3	0	0	0	0	1	2				
Glenn Wilson, R (1, 9) OBP: 0.324, SLG: 0.436										3	0	1	1	0	0	0				
Gary Redus, R (1, 3) OBP: 0.372, SLG: 0.439										4	1	2	0	0	0	2				
Junior Ortiz, R (1, 2) OBP: 0.277, SLG: 0.247										3	0	1	0	0	0	0				
John Cangelosi, S (9, PH) OBP: 0.420, SLG: 0.325										0	0	0	0	1	0	0				
Rafael Belliard, R (1, 6) OBP: 0.271, SLG: 0.288										3	0	0	0	0	1	2				
R.J. Reynolds, S (9, PH) OBP: 0.356, SLG: 0.401										1	0	0	0	0	0	2				
John Smiley, L (1, 1) OBP: 0.114, SLG: 0.073										2	0	0	0	0	1	2				
Jeff King, R (7, PH) OBP: 0.278, SLG: 0.406										1	0	0	0	0	1	0				
Bob Kipper, R (7, 1) OBP: 0.250, SLG: 0.143										0	0	0	0	0	0	0				
Miguel Garcia, L (8, 1) OBP: 1.000, SLG: 1.000										0	0	0	0	0	0	0				
Benny Distefano, L (9, PH) OBP: 0.355, SLG: 0.271										1	0	1	1	0	0	0				
Inning Stats	R: 2 E: 0 K: 1 S: 9	H: 1 LOB: 1 BB: 1 P: 18	R: 0 E: 0 K: 1 S: 6	H: 0 LOB: 0 BB: 0 P: 13	R: 0 E: 0 K: 1 S: 9	H: 1 LOB: 1 BB: 0 P: 16	R: 0 E: 0 K: 0 S: 6	H: 2 LOB: 2 BB: 0 P: 10	R: 0 E: 0 K: 1 S: 12	H: 1 LOB: 1 BB: 0 P: 20	R: 0 E: 1 K: 2 S: 12	H: 1 LOB: 1 BB: 0 P: 15	R: 0 E: 0 K: 0 S: 4	H: 0 LOB: 0 BB: 0 P: 6	R: 1 E: 0 K: 1 S: 14	H: 2 LOB: 2 BB: 2 P: 28	1B: 9 2B: 2 3B: 0 HR: 0	SF: 1 SAC: 1 DP: 2 HBP: 1	WP: 0 PB: 0 SB: 2 CS: 0	PA: 38
PITCHER	IP WLS BF H R ER SO BB IBB HBP BLK WP HR S P ERA WHIP																			
Michael LaCoss, R (1, 1) ERA: 3.24	6.0 W 25 6 2 2 4 1 0 1 2 0 0 50 91 3.00 1.167																			
Craig Lefferts, L (7, 1) ERA: 2.17	2.0 7 1 0 0 2 0 0 0 0 0 0 16 21 0.00 0.500																			
Randy McCament, R (9, 1) ERA: 1.32	1.0 6 2 1 1 1 2 0 0 0 0 0 0 14 28 9.00 4.000																			

Batter	1	2	3	4	5	6	7	8	9	AB	R	H	RBI	BB	SO	LOB	BOTTOM			
Brett Butler, L (1, 8) OBP: 0.364, SLG: 0.378										5	3	3	0	0	0	0	Pittsburgh Pirates @ San Francisco Giants Candlestick Park, San Francisco, CA Sat Jul 15 1989, 6:33 AM EDT Att: 27,881 - Unknown livebaseballscorecards.com			
Robby Thompson, R (1, 4) OBP: 0.352, SLG: 0.463										4	1	1	1	0	1	1				
Will Clark, L (1, 3) OBP: 0.423, SLG: 0.558										4	1	3	4	1	1	1				
Kevin Mitchell, R (1, 7) OBP: 0.388, SLG: 0.693										2	1	1	0	3	0	1				
Candy Maldonado, R (1, 9) OBP: 0.292, SLG: 0.339										4	0	0	0	0	0	5				
Craig Lefferts, L (7, 1) ERA: 2.17										0	0	0	0	0	0	0				
Donell Nixon, R (8, PH) OBP: 0.308, SLG: 0.279										1	0	0	0	0	0	2				
Randy McCament, R (9, 1) ERA: 1.32										0	0	0	0	0	0	0				
Greg Litton, R (1, 5) OBP: 0.387, SLG: 0.500										4	1	2	0	0	0	3				
Kirt Manwaring, R (1, 2) OBP: 0.272, SLG: 0.260										4	0	1	1	0	0	2				
Jose Uribe, S (1, 6) OBP: 0.293, SLG: 0.316										2	1	0	1	1	0	3				
Michael LaCoss, R (1, 1) OBP: 0.200, SLG: 0.154										2	0	0	0	0	0	0				
Bill Bathe, R (6, PH) OBP: 0.235, SLG: 0.250										1	0	0	0	0	0	1				
Pat Sheridan, L (7, 9) OBP: 0.313, SLG: 0.341										1	0	0	0	0	0	0				
Inning Stats	R: 0 E: 0 K: 0 S: 5	H: 0 LOB: 1 BB: 1 P: 11	R: 0 E: 0 K: 0 S: 11	H: 1 LOB: 1 BB: 0 P: 13	R: 0 E: 0 K: 1 S: 7	H: 0 LOB: 0 BB: 0 P: 11	R: 2 E: 2 K: 0 S: 12	H: 3 LOB: 1 BB: 0 P: 14	R: 1 E: 1 K: 0 S: 12	H: 2 LOB: 3 BB: 1 P: 21	R: 3 E: 0 K: 0 S: 15	H: 2 LOB: 2 BB: 2 P: 27	R: 1 E: 0 K: 0 S: 8	H: 1 LOB: 0 BB: 0 P: 12	R: 1 E: 0 K: 1 S: 9	H: 2 LOB: 1 BB: 1 P: 15	1B: 8 2B: 2 3B: 1 HR: 0	SF: 1 SAC: 0 DP: 1 HBP: 1	WP: 1 PB: 0 SB: 1 CS: 2	PA: 41
PITCHER	IP WLS BF H R ER SO BB IBB HBP BLK WP HR S P ERA WHIP																			
John Smiley, L (1, 1) ERA: 3.06	6.0 L 32 6 6 5 1 3 1 0 0 0 0 0 62 97 7.50 1.833																			
Bob Kipper, L (7, 1) ERA: 2.07	1.0 4 1 1 1 0 0 0 0 0 0 0 0 8 12 9.00 1.000																			
Miguel Garcia, L (8, 1) ERA: 4.5	1.0 5 2 1 1 1 0 1 0 0 0 0 0 9 15 9.00 2.000																			


Batter	1	2	3	4	5	6	7	8	9	AB	R	H	RBI	BB	SO	LOB	TOP			
Barry Bonds, L (1, 7) OBP: 0.344, SLG: 0.432										3	1	1	0	1	1	0	Pittsburgh Pirates @ San Francisco Giants Candlestick Park, San Francisco, CA Sun Jul 16 1989, 6:33 AM EDT Att: 44,781 - Sunny - 70 F			
Jose Lind, R (1, 4) OBP: 0.295, SLG: 0.317										4	0	0	0	0	0	3				
Andy Van Slyke, L (1, 8) OBP: 0.328, SLG: 0.387										3	0	0	1	0	0	2				
Bobby Bonilla, S (1, 5) OBP: 0.331, SLG: 0.435										4	0	1	0	0	0	0				
Glenn Wilson, R (1, 9) OBP: 0.323, SLG: 0.430										3	0	0	0	1	1	0				
Benny DiStefano, L (1, 3) OBP: 0.348, SLG: 0.261										3	0	0	0	0	1	2				
Michael LaValliere, L (1, 2) OBP: 0.423, SLG: 0.417										3	0	0	0	0	0	2				
Rafael Belliard, R (1, 6) OBP: 0.275, SLG: 0.286										1	0	0	0	1	1	0				
R.J. Reynolds, S (7, PH) OBP: 0.356, SLG: 0.359										1	0	0	0	0	1	2				
Rey Quinones, R (7, 6) OBP: 0.238, SLG: 0.278										0	0	0	0	0	0	0				
Jeff Robinson, R (1, 1) OBP: 0.320, SLG: 0.320										2	0	0	0	0	2	1				
Neal Heaton, L (6, 1) OBP: 0.416, SLG: 0.321										0	0	0	0	0	0	0				
John Cangelosi, S (6, PH) OBP: 0.250, SLG: 0.143										1	0	0	0	0	0	0				
Bob Kipper, R (8, 1) OBP: 0.250, SLG: 0.143										0	0	0	0	0	0	0				
Inning Stats	R: 1 E: 0 K: 0 S: 10	H: 1 LOB: 0 BB: 0 P: 15	R: 0 E: 0 K: 0 S: 6	H: 0 LOB: 0 BB: 0 P: 7	R: 0 E: 0 K: 1 S: 9	H: 0 LOB: 2 BB: 2 P: 17	R: 0 E: 0 K: 1 S: 8	H: 0 LOB: 0 BB: 0 P: 10	R: 0 E: 0 K: 2 S: 11	H: 0 LOB: 0 BB: 0 P: 14	R: 0 E: 0 K: 1 S: 11	H: 1 LOB: 2 BB: 1 P: 26	R: 0 E: 0 K: 0 S: 7	H: 0 LOB: 0 BB: 0 P: 11	R: 0 E: 0 K: 0 S: 8	H: 0 LOB: 0 BB: 0 P: 11	1B: 2 2B: 3 3B: 0 HR: 0	SF: 1 SAC: 0 DP: 0 HBP: 0	WP: 0 PB: 0 SB: 1 CS: 1	PA: 32
PITCHER	IP WLS BF H R ER SO BB IBB HBP BLK WP HR S P ERA WHIP																			
Scott Garretts, R (1, 1) ERA: 2.61	6.0 W 22 2 1 0 5 2 0 0 0 0 0 0 58 83 0.00 0.667																			
Jeff Brantley, R (7, 1) ERA: 3.14	2.0 7 0 0 0 2 1 0 0 0 0 0 0 19 32 0.00 0.500																			
Steve Bedrosian, R (9, 1) ERA: 3.35	1.0 S 3 0 0 0 0 0 0 0 0 0 0 0 8 11 0.00 0.000																			

Batter	1	2	3	4	5	6	7	8	9	AB	R	H	RBI	BB	SO	LOB	BOTTOM			
Brett Butler, L (1, 8) OBP: 0.362, SLG: 0.377										4	0	1	0	0	0	0	Pittsburgh Pirates @ San Francisco Giants Candlestick Park, San Francisco, CA Sun Jul 16 1989, 6:33 AM EDT Att: 44,781 - Sunny - 70 F			
Robby Thompson, R (1, 4) OBP: 0.357, SLG: 0.471										3	2	2	0	0	0	0				
Will Clark, L (1, 3) OBP: 0.421, SLG: 0.554										4	0	1	1	0	0	2				
Kevin Mitchell, R (1, 7) OBP: 0.387, SLG: 0.688										4	1	1	1	0	1	2				
Terry Kennedy, L (1, 2) OBP: 0.309, SLG: 0.335										3	0	0	0	1	2	1				
Ken Oberkfell, L (1, 5) OBP: 0.297, SLG: 0.315										2	0	0	0	1	0	3				
Bill Bathe, R (8, PH) OBP: 0.222, SLG: 0.235										1	0	0	0	0	0	0				
Steve Bedrosian, R (9, 1) OBP: 0.333, SLG: 0.333										0	0	0	0	0	0	0				
Pat Sheridan, L (1, 9) OBP: 0.313, SLG: 0.341										3	0	1	1	0	2	1				
Greg Litton, R (9, 5) OBP: 0.387, SLG: 0.500										0	0	0	0	0	0	0				
Jose Uribe, S (1, 6) OBP: 0.294, SLG: 0.314										2	0	0	0	1	0	1				
Scott Garretts, R (1, 1) OBP: 0.195, SLG: 0.275										2	0	0	0	0	1	2				
Jeff Brantley, R (7, 1) OBP: 0.143, SLG: 0.143										0	0	0	0	0	0	0				
Candy Maldonado, R (7, 9) OBP: 0.291, SLG: 0.338										1	0	0	0	0	0	0				
Inning Stats	R: 1 E: 1 K: 0 S: 14	H: 1 LOB: 2 BB: 1 P: 26	R: 0 E: 0 K: 1 S: 11	H: 0 LOB: 0 BB: 0 P: 13	R: 0 E: 0 K: 0 S: 5	H: 0 LOB: 0 BB: 0 P: 7	R: 1 E: 0 K: 2 S: 13	H: 2 LOB: 2 BB: 1 P: 23	R: 1 E: 0 K: 0 S: 9	H: 2 LOB: 0 BB: 0 P: 14	R: 0 E: 0 K: 1 S: 11	H: 0 LOB: 1 BB: 1 P: 18	R: 0 E: 0 K: 2 S: 10	H: 1 LOB: 1 BB: 0 P: 18	R: 0 E: 0 K: 2 S: 9	H: 0 LOB: 0 BB: 0 P: 13	1B: 4 2B: 3 3B: 0 HR: 0	SF: 0 SAC: 0 DP: 1 HBP: 1	WP: 1 PB: 0 SB: 1 CS: 0	PA: 33
PITCHER	IP WLS BF H R ER SO BB IBB HBP BLK WP HR S P ERA WHIP																			
Jeff Robinson, R (1, 1) ERA: 4.95	5.0 L 22 1 0 0 1 1 0 0 0 0 0 0 21 36 0.00 1.000																			
Neal Heaton, L (6, 1) ERA: 3.98	2.0 8 1 0 0 1 1 0 0 0 0 0 0 9 13 0.00 0.000																			
Bob Kipper, L (8, 1) ERA: 2.63	1.0 3 0 0 0 2 0 0 0 0 0 0 0 9 13 0.00 0.000																			

AB 28
R 1
H 2
RBI 1
BB 3
SO 7
LOB 12




AB 29
R 3
H 6
RBI 3
BB 3
SO 6
LOB 12




Batter	1	2	3	4	5	6	7	8	9	AB	R	H	RBI	BB	SO	LOB	TOP					
Vince Coleman, S (1,7) OBP: 0.324, SLG: 0.336	G1-3		L7			G6-3		K		4	0	0	0	0	1	1	St. Louis Cardinals @ San Francisco Giants Candlestick Park, San Francisco, CA Tue Jul 18, 1989, 10:05 PM EDT Att: 18,112 - Unknown - 56 F					
Milt Thompson, L (1,8) OBP: 0.355, SLG: 0.383	1B			L7		1B		G3		4	0	2	0	0	0	0						
Ozzie Smith, S (1,6) OBP: 0.355, SLG: 0.371	K			P3		P9		F8		4	0	0	0	0	1	2						
Pedro Guerrero, R (1,3) OBP: 0.370, SLG: 0.455		K		F9			HR		F9	4	1	1	1	0	1	0						
Terry Pendleton, S (1,5) OBP: 0.298, SLG: 0.357		K			SF9	2B		K	P5	4	1	1	0	0	2	0						
Tom Brunansky, R (1,9) OBP: 0.326, SLG: 0.430	G5-3				F9		1B	1B	P4	3	1	0	0	1	0	1						
José Oquendo, S (1,4) OBP: 0.363, SLG: 0.370					SF9		1B	1B		2	0	2	1	0	0	0						
Tony Peña, R (1,2) OBP: 0.298, SLG: 0.348					F8			1B		2	0	0	0	0	0	1						
Willie McGee, S (7,PH) OBP: 0.278, SLG: 0.356					F8					1	0	1	1	0	0	0						
Ken Dayley, L (7,1)								G6-4-3	1B	0	0	0	0	0	0	0						
Ken Hill, R (1,1) OBP: 0.256, SLG: 0.263					G6-3			L3	G6-4-3	2	0	0	0	0	0	1						
Tom Pagnozzi, R (7,PH) OBP: 0.250, SLG: 0.211										1	0	0	0	0	0	2						
Inning Stats	R: 0 E: 0 K: 1 S: 8	H: 1 LOB: 0 BB: 0 P: 10	R: 0 E: 0 K: 2 S: 11	H: 0 LOB: 0 BB: 0 P: 13	R: 0 E: 0 K: 0 S: 10	H: 1 LOB: 1 BB: 0 P: 15	R: 0 E: 0 K: 0 S: 8	H: 0 LOB: 0 BB: 0 P: 11	R: 1 E: 0 K: 0 S: 7	H: 1 LOB: 0 BB: 0 P: 9	R: 0 E: 0 K: 0 S: 9	H: 1 LOB: 1 BB: 0 P: 14	R: 2 E: 0 K: 1 S: 14	H: 3 LOB: 1 BB: 1 P: 26	R: 0 E: 0 K: 1 S: 6	H: 0 LOB: 0 BB: 0 P: 7	R: 0 E: 0 K: 0 S: 5	H: 0 LOB: 0 BB: 0 P: 7	1B: 5 2B: 1 3B: 0 HR: 1	SF: 1 SAC: 0 DP: 1 HBP: 0	WP: 0 PB: 0 SB: 0 CS: 1	PA: 33
PITCHER	IP WLS BF H R ER SO BB IBB HBP BLK WP HR S P ERA WHIP	6.1 W 25 6 3 3 4 1 0 0 0 0 1 62 89 4.26 1.105	1.2 5 1 0 0 1 0 0 0 0 0 0 0 11 16 0.00 0.600	1.0 3 0 0 0 0 0 0 0 0 0 0 0 5 7 0.00 0.000	PITCHER										IP WLS BF H R ER SO BB IBB HBP BLK WP HR S P ERA WHIP							
Don Robinson, R (1,1) ERA: 3.31											6.1 W 25 6 3 3 4 1 0 0 0 0 1 62 89 4.26 1.105											
Craig Lefferts, L (7,1) ERA: 2.11											1.2 5 1 0 0 1 0 0 0 0 0 0 0 11 16 0.00 0.600											
Steve Bedrosian, R (9,1) ERA: 3.28											1.0 3 0 0 0 0 0 0 0 0 0 0 0 5 7 0.00 0.000											

Batter	1	2	3	4	5	6	7	8	9	AB	R	H	RBI	BB	SO	LOB	BOTTOM				
Brett Butler, L (1,8) OBP: 0.361, SLG: 0.373	B1-3	G6-3			F7		G5-3	FC6-4		5	0	0	0	0	0	2	St. Louis Cardinals @ San Francisco Giants Candlestick Park, San Francisco, CA Tue Jul 18, 1989, 10:05 PM EDT Att: 18,112 - Unknown - 56 F				
Robby Thompson, R (1,4) OBP: 0.356, SLG: 0.473	F9	G5-3			G1-3	1B	G6-3			4	0	1	0	0	0	0					
Will Clark, L (1,3) OBP: 0.420, SLG: 0.548	1B	BB		F7	G1-3		L8			4	1	1	0	0	0	2					
Candy Maldonado, R (1,9) OBP: 0.297, SLG: 0.345	BB	WP			K			G5-3		4	1	1	0	0	2	2					
Ernest Riles, L (1,5) OBP: 0.355, SLG: 0.436	BB	BB			L8			BB	E	2	2	1	0	2	0	0					
Donell Nixon, R (1,7) OBP: 0.323, SLG: 0.283	BB	BB			G5-3			BB	BB	2	2	1	1	2	0	0					
Kirt Manwaring, R (1,2) OBP: 0.273, SLG: 0.276	BB	BB			G6-3			BB	E	3	1	2	4	0	0	0					
Jose Uribe, S (1,6) OBP: 0.293, SLG: 0.310	G4-3				G4-3			BB	E	3	0	0	0	1	0	1					
Don Robinson, R (1,1) OBP: 0.263, SLG: 0.375					G6-3			BB	P3	3	0	0	0	0	0	3					
Craig Lefferts, L (7,1) ERA: 2.11										0	0	0	0	0	0	0					
Greg Litton, R (6,PH) OBP: 0.382, SLG: 0.493										1	0	0	0	0	0	1					
Steve Bedrosian, R (9,1) OBP: 0.333, SLG: 0.333										0	0	0	0	0	0	0					
Inning Stats	R: 4 E: 0 K: 0 S: 12	H: 3 LOB: 1 BB: 2 P: 25	R: 0 E: 0 K: 0 S: 8	H: 0 LOB: 0 BB: 0 P: 10	R: 0 E: 0 K: 1 S: 7	H: 0 LOB: 0 BB: 0 P: 9	R: 0 E: 0 K: 0 S: 5	H: 0 LOB: 0 BB: 0 P: 7	R: 0 E: 0 K: 0 S: 11	H: 1 LOB: 2 BB: 0 P: 15	R: 0 E: 0 K: 0 S: 5	H: 2 LOB: 2 BB: 1 P: 12	R: 0 E: 0 K: 0 S: 7	H: 0 LOB: 0 BB: 0 P: 10	R: 3 E: 3 K: 0 S: 18	H: 1 LOB: 1 BB: 2 P: 30	1B: 6 2B: 1 3B: 1 HR: 0	SF: 0 SAC: 1 DP: 1 HBP: 0	WP: 1 PB: 0 SB: 0 CS: 0	PA: 37	
PITCHER	IP WLS BF H R ER SO BB IBB HBP BLK WP HR S P ERA WHIP	6.0 L 27 6 4 4 2 2 0 0 0 0 0 25 40 6.00 1.333	2.0 10 1 3 1 0 2 0 0 0 0 0 0 25 40 4.50 1.500	PITCHER										IP WLS BF H R ER SO BB IBB HBP BLK WP HR S P ERA WHIP							
Ken Hill, R (1,1) ERA: 3.26											6.0 L 27 6 4 4 2 2 0 0 0 0 0 25 40 6.00 1.333										
Ken Dayley, L (7,1) ERA: 2.91											2.0 10 1 3 1 0 2 0 0 0 0 0 0 25 40 4.50 1.500										



Batter	1	2	3	4	5	6	7	8	9	AB	R	H	RBI	BB	SO	LOB	TOP										
Brett Butler, L OBP: 0.361, SLG: 0.379 (1, 8)	1-1 G6-3		0-1 SH1-3 1B 2B	2-2 G4-3			0-0 G3		4-2 CS BB	4	1	1	0	1	0	0	San Francisco Giants @ Chicago Cubs Wrigley Field, Chicago, IL Fri Jul 21 1989, 3:33 AM CDT Att: 34,725 - Overcast livebaseballscores.com AB 33 R 4 H 7 RBI 4 BB 3 SO 7 LOB 13 										
Robby Thompson, R OBP: 0.350, SLG: 0.462 (1, 4)	1-1 F9		0-1 SH1-3	0-0 F8			1-2 F8		1-0 CS	3	0	0	0	0	0	0											
Will Clark, L OBP: 0.414, SLG: 0.537 (1, 3)	0-0 E5		4-0 1B 1B		0-0 F9		2-3 K			3	1	0	0	1	1	0											
Kevin Mitchell, R OBP: 0.388, SLG: 0.688 (1, 7)	1-1 F9		0-0 G3 1B 1B		2-2 G6-3			2-1 2B		4	1	2	1	0	0	1											
Ernest Riles, L OBP: 0.349, SLG: 0.426 (1, 5)		2-3 K	1-2 G3 1B 1B		1-1 G3-1			2-1 G3		4	1	1	1	0	1	1											
Terry Kennedy, L OBP: 0.308, SLG: 0.333 (1, 2)		2-2 1B 1B	1-2 G3			1-1 G4-3		2-0 F7		4	0	1	0	0	0	3											
Pat Sheridan, L OBP: 0.323, SLG: 0.349 (8, PH) Candy Maldonado, R OBP: 0.301, SLG: 0.367 (8, 9)		1-2 1B	1-0 1B			4-1 BB		0-3 K		2	0	2	2	1	0	0											
Jose Uribe, S OBP: 0.294, SLG: 0.317 (1, 6)		0-0 F7	2-3 G4-3			2-0 P6			1-3 K	4	0	0	0	0	1	4											
Scott Garretts, R OBP: 0.182, SLG: 0.256 (1, 1) Craig Lefferts, L (8, 1)		2-3 K		1-3 K			1-3 K		1-1 G6-3	3	0	0	0	0	3	3											
Inning Stats	R: 0 E: 1 K: 0 S: 7	H: 0 LOB: 1 BB: 0 P: 10	R: 0 E: 0 K: 2 S: 16	H: 2 LOB: 2 BB: 23 P: 23	R: 4 E: 0 K: 0 S: 13	H: 4 LOB: 1 BB: 1 P: 21	R: 0 E: 0 K: 1 S: 7	H: 0 LOB: 0 BB: 0 P: 10	R: 0 E: 0 K: 0 S: 6	H: 0 LOB: 0 BB: 0 P: 9	R: 0 E: 0 K: 1 S: 7	H: 0 LOB: 1 BB: 1 P: 15	R: 0 E: 0 K: 1 S: 10	H: 0 LOB: 0 BB: 0 P: 13	R: 0 E: 0 K: 1 S: 8	H: 1 LOB: 1 BB: 0 P: 14		R: 0 E: 0 K: 1 S: 7	H: 0 LOB: 0 BB: 1 P: 14	1B: 5 2B: 2 3B: 0 HR: 0	SF: 0 SAC: 1 DP: 0 HBP: 0	WP: 0 PA: 38 PB: 0 SB: 0 CS: 1					
PITCHER	IP	WLS	BF	H	R	ER	SO	BB	IBB	HBP	BLK	WP	HR	S	P	ERA	WHIP										
Rick Sutcliffe, R ERA: 3.63 (1, 1)	7.0	L	30	6	4	4	5	1	1	0	0	0	0	66	101	5.14	1.000										
Steve Wilson, L ERA: 3.05 (8, 1)	0.2		3	1	0	0	0	0	0	0	0	0	0	5	11	0.00	1.500										
Jeff Pico, R ERA: 3.83 (8, 1)	0.1		1	0	0	0	1	0	0	0	0	0	0	3	3	0.00	0.000										
Mitch Williams, L ERA: 1.78 (9, 1)	1.0		3	0	0	0	1	1	0	0	0	0	0	7	14	0.00	1.000										

Batter	1	2	3	4	5	6	7	8	9	AB	R	H	RBI	BB	SO	LOB	BOTTOM										
Jerome Walton, R OBP: 0.341, SLG: 0.409 (1, 8)	1-0 G6-3		1-1 2B 1B		2-2 G6-3			1-0 F8	0-2 G6-3	5	0	1	1	0	0	1	San Francisco Giants @ Chicago Cubs Wrigley Field, Chicago, IL Fri Jul 21 1989, 3:33 AM CDT Att: 34,725 - Overcast livebaseballscores.com AB 35 R 3 H 8 RBI 3 BB 1 SO 6 LOB 14 										
23 Ryne Sandberg, R OBP: 0.319, SLG: 0.405 (1, 4)	2-2 G6-3		1-1 1B		0-0 G1-3		3-3 K	0-3 K		5	0	1	0	0	2	1											
Dwight Smith, L OBP: 0.398, SLG: 0.506 (1, 7)	1-2 G4-3		0-3 K		2-2 G3		0-0 E3 HR			4	1	0	0	0	1	2											
Mark Grace, L OBP: 0.407, SLG: 0.453 (1, 3)		2-2 2B	0-0 G4-3		1-0 L7		1-2 HR			4	1	2	2	0	0	2											
Andre Dawson, R OBP: 0.326, SLG: 0.490 (1, 9)		1-2 G4-3		2-0 L9			0-0 P6	2-2 3B		4	0	1	0	0	0	1											
Lloyd McClendon, R OBP: 0.399, SLG: 0.547 (1, 5) Mitch Williams, L (9, 1)		2-3 K	1-1 1B		1-0 F8		1-0 1B	4-0 BB		3	0	1	0	1	1	1											
Damon Berryhill, S OBP: 0.272, SLG: 0.317 (1, 2)		1-1 G4-3		0-1 P6			0-0 F8	2-2 F8		4	0	0	0	0	0	4											
Shawon Dunston, R OBP: 0.300, SLG: 0.387 (1, 6)			0-3 K 1B		0-0 P4		2-1 1B		0-0 SH1-4 1B	4	1	2	0	0	1	0											
Rick Sutcliffe, L OBP: 0.286, SLG: 0.209 (1, 1) Gary Varsho, L OBP: 0.241, SLG: 0.304 (7, PH) Steve Wilson, L (8, 1) Jeff Pico, R OBP: 0.333, SLG: 0.333 (8, 1) Domingo Ramos, R OBP: 0.316, SLG: 0.343 (9, 5)			0-0 SH1-3		1-3 K		0-0 F9		0-0 SH1-4	1	0	0	0	0	1	0											
Inning Stats	R: 0 E: 0 K: 0 S: 7	H: 0 LOB: 0 BB: 0 P: 11	R: 0 E: 0 K: 1 S: 11	H: 1 LOB: 1 BB: 0 P: 17	R: 1 E: 0 K: 2 S: 16	H: 2 LOB: 0 BB: 0 P: 18	R: 0 E: 0 K: 0 S: 4	H: 0 LOB: 0 BB: 0 P: 7	R: 0 E: 0 K: 1 S: 8	H: 0 LOB: 0 BB: 0 P: 11	R: 0 E: 0 K: 0 S: 5	H: 0 LOB: 0 BB: 0 P: 8	R: 0 E: 0 K: 1 S: 6	H: 2 LOB: 2 BB: 0 P: 9	R: 2 E: 1 K: 1 S: 15	H: 2 LOB: 2 BB: 1 P: 28		R: 0 E: 0 K: 1 S: 8	H: 1 LOB: 1 BB: 0 P: 8	1B: 5 2B: 1 3B: 1 HR: 1	SF: 0 SAC: 2 DP: 0 HBP: 0	WP: 1 PA: 38 PB: 0 SB: 0 CS: 0					
PITCHER	IP	WLS	BF	H	R	ER	SO	BB	IBB	HBP	BLK	WP	HR	S	P	ERA	WHIP										
Scott Garretts, R ERA: 2.52 (1, 1)	7.2	W	32	7	3	1	5	0	0	0	0	0	0	69	100	1.17	0.913										
Craig Lefferts, L ERA: 2.12 (8, 1)	1.1	S	6	1	0	0	1	1	0	0	0	0	0	11	17	0.00	1.500										

Batter	1	2	3	4	5	6	7	8	9	AB	R	H	RBI	BB	SO	LOB	TOP					
Brett Butler , L (1, 8) OBP: 0.358, SLG: 0.376	G4-3		G3		SH5-3			P6		3	0	0	0	0	0	0	San Francisco Giants @ Chicago Cubs Wrigley Field, Chicago, IL Sat Jul 22 1989, 3:33 AM CDT Att: 35,530 - Sunny - 74 F					
Robby Thompson , R (1, 4) OBP: 0.349, SLG: 0.458	F8		2B HBP		K			F8		3	1	0	0	0	1	1						
Will Clark , L (1, 3) OBP: 0.417, SLG: 0.542	1B		1-H 2B		F9			1B		4	0	3	1	0	0	0						
Kevin Mitchell , R (1, 7) OBP: 0.386, SLG: 0.683	1B		K		K			K		4	0	1	0	0	3	2						
Ernest Riles , L (1, 5) (7, 6) OBP: 0.343, SLG: 0.418	F9				G3-1			F8		4	0	0	0	0	1	2						
Candy Maldonado , R (1, 9) OBP: 0.304, SLG: 0.385		P3			P4			HR		4	1	2	1	0	0	0						
Terry Kennedy , L (1, 2) OBP: 0.303, SLG: 0.327	F7		G6-3					F7		4	0	0	0	0	0	1						
Jose Uribe , S (1, 6) (7, PH) OBP: 0.295, SLG: 0.322 Ken Oberkell , L (7, PH) (7, 5) OBP: 0.246, SLG: 0.302	F9				FC3-5 2B			P5		2	0	1	0	0	0	0						
Atlee Hammaker , S (1, 1) (7, PH) OBP: 0.313, SLG: 0.375 Pat Sheridan , L (7, PH) (7, 1) OBP: 0.322, SLG: 0.347 Jeff Brantley , R (7, 1) OBP: 0.125, SLG: 0.125			G4-3		FC3-5 SH5-3			F8		2	0	0	0	0	0	1						
Inning Stats	R: 0 E: 0 K: 0 S: 14	H: 2 LOB: 2 BB: 0 P: 22	R: 0 E: 0 K: 0 S: 5	H: 0 LOB: 0 BB: 0 P: 6	R: 1 E: 0 K: 1 S: 11	H: 1 LOB: 1 BB: 0 P: 18	R: 0 E: 0 K: 0 S: 7	H: 0 LOB: 0 BB: 0 P: 10	R: 0 E: 0 K: 1 S: 8	H: 1 LOB: 1 BB: 0 P: 11	R: 0 E: 0 K: 0 S: 8	H: 0 LOB: 0 BB: 0 P: 13	R: 1 E: 0 K: 0 S: 5	H: 1 LOB: 0 BB: 0 P: 7	R: 0 E: 0 K: 1 S: 8	H: 1 LOB: 1 BB: 0 P: 12		R: 0 E: 0 K: 1 S: 13	H: 1 LOB: 1 BB: 0 P: 19	1B: 3 2B: 3 3B: 0 HR: 1	SF: 0 SAC: 1 DP: 0 HBP: 1	WP: 0 PB: 0 SB: 0 CS: 0
PITCHER	IP	WLS	BF	H	R	ER	SO	BB	IBB	HBP	BLK	WP	HR	S	P	ERA	WHIP					
Scott Sanderson , R (1, 1) ERA: 3.68	7.0	W	27	5	2	2	3	0	0	1	0	0	1	58	87	2.57	0.714					
Les Lancaster , R (8, 1) ERA:	2.0	S	8	2	0	0	2	0	0	0	0	0	0	21	31	0.00	1.000					

Batter	1	2	3	4	5	6	7	8	9	AB	R	H	RBI	BB	SO	LOB	BOTTOM					
Jerome Walton , R (1, 8) OBP: 0.340, SLG: 0.410	F9				P4			G6-3		4	0	1	1	0	0	0	San Francisco Giants @ Chicago Cubs Wrigley Field, Chicago, IL Sat Jul 22 1989, 3:33 AM CDT Att: 35,530 - Sunny - 74 F					
23 Ryne Sandberg , R (1, 4) OBP: 0.315, SLG: 0.401	F9	2H 2B	FC5 G5-4-3					K		4	0	0	0	0	1	1						
Mark Grace , L (1, 3) OBP: 0.408, SLG: 0.454	E4 HR	G5-4-3						1B		4	1	2	0	0	0	2						
Andre Dawson , R (1, 9) OBP: 0.325, SLG: 0.500	HR		F8		F9			G5-3		4	1	1	2	0	0	2						
Lloyd McClendon , R (1, 7) OBP: 0.401, SLG: 0.545	1B		1B		F8			G5-3		4	0	2	0	0	0	1						
Vance Law , R (1, 5) OBP: 0.291, SLG: 0.363	1B		F7					HR		4	2	3	2	0	0	1						
Shawon Dunston , R (1, 6) OBP: 0.299, SLG: 0.385	FC6-4		P6					HR		4	0	1	0	0	0	3						
Joe Girardi , R (1, 2) OBP: 0.233, SLG: 0.235		SH3-4 2B 1B			G6-3			G6-4-3		4	1	1	0	0	0	1						
Scott Sanderson , R (1, 1) OBP: 0.194, SLG: 0.065 Les Lancaster , R (8, 1) OBP: 0.500, SLG: 1.000		SH3-4			K			P4		2	0	0	0	0	1	0						
Inning Stats	R: 2 E: 1 K: 0 S: 14	H: 3 LOB: 2 BB: 0 P: 19	R: 1 E: 0 K: 0 S: 8	H: 2 LOB: 1 BB: 0 P: 12	R: 0 E: 0 K: 0 S: 7	H: 1 LOB: 1 BB: 0 P: 14	R: 0 E: 0 K: 1 S: 8	H: 0 LOB: 0 BB: 0 P: 10	R: 0 E: 0 K: 0 S: 4	H: 1 LOB: 1 BB: 0 P: 6	R: 1 E: 0 K: 0 S: 7	H: 2 LOB: 0 BB: 0 P: 8	R: 0 E: 0 K: 1 S: 8	H: 1 LOB: 0 BB: 0 P: 11	R: 1 E: 0 K: 0 S: 10	H: 1 LOB: 0 BB: 0 P: 14		R: 0 E: 0 K: 0 S: 10	H: 1 LOB: 0 BB: 0 P: 14	1B: 7 2B: 1 3B: 0 HR: 3	SF: 0 SAC: 1 DP: 2 HBP: 0	WP: 0 PB: 0 SB: 0 CS: 0
PITCHER	IP	WLS	BF	H	R	ER	SO	BB	IBB	HBP	BLK	WP	HR	S	P	ERA	WHIP					
Atlee Hammaker , L (1, 1) ERA: 3.78	6.0	L	27	9	4	2	1	0	0	0	0	0	1	48	69	3.00	1.500					
Jeff Brantley , R (7, 1) ERA: 3.5	2.0		8	2	1	1	1	0	0	0	0	0	1	18	25	4.50	1.000					



Batter	1	2	3	4	5	6	7	8	9	AB	R	H	RBI	BB	SO	LOB	TOP			
Brett Butler, L (1, 8) OBP: 0.351, SLG: 0.367	L9		K			B5-3			F8	4	0	0	0	0	1	0	San Francisco Giants @ Atlanta Braves Atlanta-Fulton County Stadium, Atlanta, GA Mon Jul 24 1989, 7:05 PM EDT Att: 12,985 - Unknown - 86 F			
Ernest Riles, L (1, 4) OBP: 0.340, SLG: 0.413 Steve Bedrosian, R (9, 1) OBP: 0.333, SLG: 0.333	F7			HR		K			G3-1	4	1	1	0	0	1	0				
Will Clark, L (1, 3) OBP: 0.412, SLG: 0.536	L9			P6		F9			F8	4	0	0	0	0	0	1				
Kevin Mitchell, R (1, 7) OBP: 0.385, SLG: 0.683		K		HR			K			3	1	1	2	0	2	0				
Candy Maldonado, R (1, 9) OBP: 0.307, SLG: 0.390 Craig Lefferts, L (7, 1) OBP: 0.346, SLG: 0.453		K		F8			P3			3	0	0	0	0	1	0				
Robby Thompson, R (9, 4) OBP: 0.346, SLG: 0.453				F8						0	0	0	0	0	0	0				
Robby Thompson, R (9, 4) OBP: 0.346, SLG: 0.453				F8						0	0	0	0	0	0	0				
Matt Williams, R (1, 5) OBP: 0.183, SLG: 0.263				G6-3			K			3	0	1	0	0	1	0				
Terry Kennedy, L (1, 2) OBP: 0.300, SLG: 0.324				1B						3	0	0	0	0	2	1				
Jose Uribe, S (1, 6) OBP: 0.290, SLG: 0.315				K						3	0	0	0	0	1	0				
Rick Reuschel, R (1, 1) OBP: 0.234, SLG: 0.182 Jeff Brantley, R (6, 1) OBP: 0.125, SLG: 0.125 Pat Sheridan, L (7, 9) OBP: 0.320, SLG: 0.345				K						2	0	0	0	0	1	0				
Inning Stats	R: 0 E: 0 K: 0 S: 6	H: 0 LOB: 0 BB: 0 P: 9	R: 0 E: 0 K: 3 S: 12	H: 1 LOB: 1 BB: 0 P: 19	R: 0 E: 0 K: 3 S: 11	H: 0 LOB: 0 BB: 0 P: 16	R: 2 E: 0 K: 0 S: 13	H: 2 LOB: 0 BB: 0 P: 16	R: 0 E: 0 K: 1 S: 7	H: 0 LOB: 0 BB: 0 P: 12	R: 0 E: 0 K: 2 S: 9	H: 0 LOB: 0 BB: 0 P: 12	R: 0 E: 0 K: 1 S: 10	H: 0 LOB: 0 BB: 0 P: 13	R: 0 E: 0 K: 0 S: 7	H: 0 LOB: 0 BB: 0 P: 11	1B: 2 2B: 0 3B: 0 HR: 1	SF: 0 SAC: 0 DP: 0 HBP: 0	WP: 0 PB: 0 SB: 0 CS: 0	PA: 30
PITCHER 29 John Smoltz, R (1, 1) ERA: 2.13	IP: 9.0 WLS: L BF: 30 H: 3 R: 2 ER: 2 SO: 10 BB: 0 IBB: 0 HBP: 0 BLK: 1 WP: 0 HR: 1 S: 81 P: 117 ERA: 2.00 WHIP: 0.333																			

Batter	1	2	3	4	5	6	7	8	9	AB	R	H	RBI	BB	SO	LOB	BOTTOM			
Oddibe McDowell, L (1, 8) OBP: 0.307, SLG: 0.310	P7		G3							4	0	2	0	0	0	0	San Francisco Giants @ Atlanta Braves Atlanta-Fulton County Stadium, Atlanta, GA Mon Jul 24 1989, 7:05 PM EDT Att: 12,985 - Unknown - 86 F			
Tommy Gregg, L (1, 3) OBP: 0.317, SLG: 0.347	L4			BB						4	0	2	0	0	1	4				
Lonnie Smith, R (1, 7) OBP: 0.443, SLG: 0.583				BB						3	0	1	0	1	0	2				
Dale Murphy, R (1, 9) OBP: 0.306, SLG: 0.338	L4									3	0	0	0	1	2	2				
Darrell Evans, L (1, 5) OBP: 0.276, SLG: 0.314										4	0	0	0	0	0	3				
Andres Thomas, R (1, 6) OBP: 0.258, SLG: 0.362										4	0	1	0	0	0	3				
Jeff Treadway, L (1, 4) OBP: 0.317, SLG: 0.365										4	0	1	0	0	0	4				
Bruce Benedict, R (1, 2) OBP: 0.303, SLG: 0.231 Gerónimo Berroa, R (9, PH) ERA: 3.41 OBP: 0.314, SLG: 0.372										3	0	1	0	0	1	1				
29 John Smoltz, R (1, 1) OBP: 0.226, SLG: 0.255 Jeff Wetherby, L (9, PH) OBP: 0.316, SLG: 0.294										3	0	0	0	0	0	2				
Inning Stats	R: 0 E: 0 K: 0 S: 7	H: 1 LOB: 1 BB: 1 P: 14	R: 0 E: 0 K: 0 S: 4	H: 0 LOB: 0 BB: 0 P: 7	R: 0 E: 0 K: 0 S: 4	H: 0 LOB: 0 BB: 0 P: 7	R: 0 E: 0 K: 0 S: 12	H: 2 LOB: 3 BB: 1 P: 20	R: 0 E: 0 K: 1 S: 11	H: 0 LOB: 0 BB: 0 P: 13	R: 0 E: 0 K: 2 S: 13	H: 2 LOB: 2 BB: 0 P: 19	R: 0 E: 0 K: 1 S: 13	H: 0 LOB: 0 BB: 0 P: 17	R: 0 E: 0 K: 0 S: 10	H: 1 LOB: 1 BB: 0 P: 12		1B: 7 2B: 2 3B: 0 HR: 0	SF: 0 SAC: 0 DP: 1 HBP: 0	WP: 0 PB: 0 SB: 0 CS: 0
PITCHER Rick Reuschel, R (1, 1) ERA: 2.28 Jeff Brantley, R (6, 1) ERA: 3.41 Craig Lefferts, L (7, 1) ERA: 2.07 Steve Bedrosian, R (9, 1) ERA: 3.46	IP: 5.0 WLS: W BF: 21 H: 5 R: 0 ER: 0 SO: 0 BB: 2 IBB: 0 HBP: 0 BLK: 0 WP: 0 HR: 0 S: 37 P: 62 ERA: 0.00 WHIP: 1.400																			



Batter	1	2	3	4	5	6	7	8	9	AB	R	H	RBI	BB	SO	LOB	TOP											
Brett Butler, L OBP: 0.347, SLG: 0.363 (1, 8)	G4-3		K				G6-3			4	0	0	0	0	2	0	San Francisco Giants @ Atlanta Braves Atlanta-Fulton County Stadium, Atlanta, GA Tue Jul 25 1989, 7:05 PM EDT Att: 10,564 - Unknown - 81 F											
Robby Thompson, R OBP: 0.345, SLG: 0.459 (1, 4)	HR		F9				G6-3		F7	4	1	1	1	0	0	0												
Will Clark, L OBP: 0.413, SLG: 0.535 (1, 3)	G6-4-3 1B		G3				F8 BB 1B		K	4	1	2	0	0	1	0												
Kevin Mitchell, R OBP: 0.386, SLG: 0.679 (1, 7)	G6-4-3						F8 BB 1B		L7	2	1	0	0	1	0	1												
Candy Maldonado, R OBP: 0.303, SLG: 0.384 (1, 9)		F9					F8		G1-3	4	0	0	0	0	0	3												
Matt Williams, R OBP: 0.203, SLG: 0.279 (1, 5)	1B E		G5-3				E6 1B		F7	4	1	2	1	0	0	0												
Kirt Manwaring, R OBP: 0.282, SLG: 0.276 (1, 2)	1B E						1B G5-6-3 BB		F8	3	1	1	0	1	1	1												
Jose Uribe, S OBP: 0.293, SLG: 0.319 (1, 6)	E8 1B						G4-3			3	0	2	1	0	0	0												
Michael LaCoss, R OBP: 0.143, SLG: 0.105 Craig Lefferts, L (8, 1)	K						G3			3	0	0	0	0	1	2												
Inning Stats	R: 1 E: 0 K: 0 S: 10	H: 2 LOB: 0 BB: 0 P: 17	R: 1 E: 1 K: 1 S: 10	H: 3 LOB: 1 BB: 0 P: 15	R: 0 E: 0 K: 1 S: 10	H: 0 LOB: 0 BB: 0 P: 15	R: 0 E: 0 K: 0 S: 3	H: 0 LOB: 0 BB: 0 P: 5	R: 1 E: 0 K: 1 S: 9	H: 1 LOB: 0 BB: 1 P: 17	R: 2 E: 1 K: 1 S: 9	H: 2 LOB: 1 BB: 1 P: 19	R: 0 E: 0 K: 0 S: 6	H: 0 LOB: 0 BB: 0 P: 9	R: 0 E: 0 K: 1 S: 8	H: 0 LOB: 0 BB: 0 P: 11	R: 0 E: 0 K: 0 S: 10	H: 0 LOB: 0 BB: 0 P: 15	1B: 7 2B: 0 3B: 0 HR: 1	SF: 0 SAC: 0 DP: 3 HBP: 1	WP: 0 PB: 0 SB: 0 CS: 0	PA: 34						
PITCHER	IP	WLS	BF	H	R	ER	SO	BB	IBB	HBP	BLK	WP	HR	S	P	ERA	WHIP											
Derek Lilliquist, L ERA: 3.88 Mark Eichhorn, R ERA: 3.55 Paul Assenmacher, L ERA: 4.11 Joe Boever, R ERA: 2.91	(1, 1)	5.2	L	23	7	5	4	3	2	0	1	0	0	1	46	78	6.35	1.588										

Batter	1	2	3	4	5	6	7	8	9	AB	R	H	RBI	BB	SO	LOB	BOTTOM											
Oddibe McDowell, L OBP: 0.308, SLG: 0.309 (1, 8)	G4-3	G1-3							F8	4	0	1	0	1	0	2	San Francisco Giants @ Atlanta Braves Atlanta-Fulton County Stadium, Atlanta, GA Tue Jul 25 1989, 7:05 PM EDT Att: 10,564 - Unknown - 81 F											
Tommy Gregg, L OBP: 0.305, SLG: 0.337 (1, 3)	G6-3		G1-3				L7		P3	5	0	0	0	0	0	3												
Lonnie Smith, R OBP: 0.444, SLG: 0.581 (1, 7)	L6						F7		K	3	0	1	0	1	1	0												
Dale Murphy, R OBP: 0.308, SLG: 0.338 (1, 9)		BB 1B 1B					P5		BB	3	1	1	0	1	1	4												
Darrell Evans, L OBP: 0.276, SLG: 0.312 Joe Boever, R (9, 1)		BB 1B 1B		CS			P5		G3	4	1	1	0	0	0	1												
Andres Thomas, R OBP: 0.255, SLG: 0.358 (1, 6)	K						G4-3		G5-3	4	0	0	0	0	2	3												
Jeff Treadway, L OBP: 0.330, SLG: 0.362 Jeff Blauser, R OBP: 0.301, SLG: 0.412 (9, PH)							G6-3		G1-3	3	0	0	0	0	0	2												
Bruce Benedict, R OBP: 0.304, SLG: 0.228 Geronimo Berroa, R OBP: 0.311, SLG: 0.368 (9, PH)		1B BB					G6-3		P4	2	0	0	0	1	0	0												
Derek Lilliquist, L OBP: 0.211, SLG: 0.237 Mark Eichhorn, R (6, 1) Jeff Wetherby, L OBP: 0.303, SLG: 0.278 Paul Assenmacher, L (8, 1) Ed Whited, R OBP: 0.214, SLG: 0.308 (9, 5)		1B					BB 1B		F9	2	0	2	2	0	0	0												
Inning Stats	R: 0 E: 0 K: 0 S: 12	H: 0 LOB: 0 BB: 0 P: 19	R: 2 E: 0 K: 1 S: 15	H: 3 LOB: 2 BB: 1 P: 25	R: 0 E: 0 K: 1 S: 11	H: 1 LOB: 0 BB: 0 P: 16	R: 0 E: 0 K: 0 S: 8	H: 0 LOB: 0 BB: 0 P: 11	R: 0 E: 0 K: 0 S: 10	H: 2 LOB: 3 BB: 1 P: 19	R: 0 E: 0 K: 0 S: 7	H: 0 LOB: 0 BB: 0 P: 10	R: 0 E: 0 K: 0 S: 7	H: 0 LOB: 1 BB: 1 P: 15	R: 0 E: 0 K: 2 S: 14	H: 0 LOB: 1 BB: 1 P: 20	R: 2 E: 0 K: 0 S: 11	H: 2 LOB: 0 BB: 0 P: 14	1B: 6 2B: 1 3B: 0 HR: 1	SF: 0 SAC: 0 DP: 0 HBP: 0	WP: 0 PB: 0 SB: 0 CS: 1	PA: 39						
PITCHER	IP	WLS	BF	H	R	ER	SO	BB	IBB	HBP	BLK	WP	HR	S	P	ERA	WHIP											
Michael LaCoss, R ERA: 2.9 Craig Lefferts, L ERA: 2.26	(1, 1)	7.0	W	29	6	2	2	2	3	0	0	0	0	1	25	34	9.00	1.500										



Batter	1	2	3	4	5	6	7	8	9	AB	R	H	RBI	BB	SO	LOB	TOP											
Donell Nixon, R OBP: 0.301, SLG: 0.264 (1, 8)	0-3 K ①		0-0 5-3 ②		0-0 G4-3 ③		0-0 FC1-6-4 ③			4	0	0	0	0	1	2	San Francisco Giants @ Atlanta Braves Atlanta-Fulton County Stadium, Atlanta, GA Thu Jul 27 1989, 7:05 PM EDT Att: 10,471 - Unknown											
Greg Litton, R OBP: 0.356, SLG: 0.525 (1, 4) (8, 7)	0-0 HR ①		0-0 4-3 ③			0-0 6-3 ①		0-0 6-3 ①		4	1	1	1	0	0	0												
Will Clark, L OBP: 0.408, SLG: 0.528 Terry Kennedy, L OBP: 0.304, SLG: 0.324 (1, 3) (8, 3)	0-3 K ②			0-0 1-3 ①		0-3 K ②		0-3 K ②		4	0	0	0	0	3	0												
Kevin Mitchell, R OBP: 0.387, SLG: 0.674 Ken Oberkell, L OBP: 0.293, SLG: 0.356 (1, 7) (8, 4)	0-0 E6 ①			0-0 2B ②		4-0 FC5 1B BB ②		0-0 1B ③		3	0	2	0	1	0	0												
Candy Maldonado, R OBP: 0.309, SLG: 0.387 Rich Gossage, R (6, 1)	0-0 4-3 ③			0-0 F8 ②		0-0 1B ③		0-0 1-4-3 ③		3	0	1	0	0	0	2												
Don Robinson, R OBP: 0.250, SLG: 0.356 Trevor Wilson, L OBP: 0.429, SLG: 0.333 (8, PH) (8, 1)				0-0 BB ②		0-0 FC5 ③				3	0	0	0	1	0	2												
Matt Williams, R OBP: 0.211, SLG: 0.258 (1, 5)		0-0 P4 ①		0-0 BB ②		0-0 FC5 ③																						
Kirt Manwaring, R OBP: 0.275, SLG: 0.268 (1, 2)		0-0 5-3 ②		0-0 F8 ③			0-0 F9 ①		0-0 P3 ①	4	0	0	0	0	0	3												
Jose Uribe, S OBP: 0.291, SLG: 0.316 Ernest Riles, L OBP: 0.341, SLG: 0.414 (1, 6) (7, 6)		0-0 F7 ③			0-0 5-3 ①		0-0 1B ②		0-0 F8 ②	3	0	1	0	0	0	0												
Atlee Hammaker, S OBP: 0.333, SLG: 0.389 Jeff Brantley, R OBP: 0.125, SLG: 0.125 Pat Sheridan, L OBP: 0.314, SLG: 0.342 (6, 1) (6, 9)			0-3 K ①		0-0 G4-3 1B ②		0-3 K ②		0-3 K ③	2	0	1	0	0	1	0												
Inning Stats	R: 1 E: 1 K: 2 S: 9	H: 1 LOB: 1 BB: 0 P: 9	R: 0 E: 0 K: 0 S: 3	H: 0 LOB: 0 BB: 0 P: 3	R: 0 E: 0 K: 1 S: 5	H: 0 LOB: 0 BB: 0 P: 5	R: 0 E: 0 K: 0 S: 4	H: 1 LOB: 2 BB: 1 P: 8	R: 0 E: 0 K: 0 S: 3	H: 1 LOB: 0 BB: 0 P: 3	R: 0 E: 0 K: 1 S: 6	H: 1 LOB: 1 BB: 0 P: 10	R: 0 E: 0 K: 1 S: 6	H: 1 LOB: 1 BB: 0 P: 6	R: 0 E: 0 K: 1 S: 6	H: 0 LOB: 1 BB: 0 P: 6	R: 0 E: 1 K: 1 S: 6	H: 0 LOB: 1 BB: 0 P: 6	1B: 4 2B: 1 3B: 0 HR: 1	SF: 0 SAC: 0 DP: 1 HBP: 0	WP: 0 PB: 0 SB: 0 CS: 0	PA: 36						
PITCHER	IP	WLS	BF	H	R	ER	SO	BB	IBB	HBP	BLK	WP	HR	S	P	ERA	WHIP	PITCHER										
Tom Glavine, L ERA: 3.52 Paul Assenmacher, L ERA: 4.02 (1, 1) (8, 1)	8.0	W	32	6	1	1	6	2	0	0	0	0	0	1	42	50	1.12	1.000										

Batter	1	2	3	4	5	6	7	8	9	AB	R	H	RBI	BB	SO	LOB	BOTTOM											
Oddibe McDowell, L OBP: 0.311, SLG: 0.311 (1, 8)	0-0 FC5-4 1B ①			0-0 CS 1B ①	0-0 4-3 ③	4-0 BB 1B IBB ②		0-0 G3 ②		4	1	2	0	1	0	3	San Francisco Giants @ Atlanta Braves Atlanta-Fulton County Stadium, Atlanta, GA Thu Jul 27 1989, 7:05 PM EDT Att: 10,471 - Unknown											
Jeff Blauser, R OBP: 0.307, SLG: 0.412 (1, 4)	0-0 FC5-4 G6-4-3 1-2 ①			0-0 FC5 1B ①		0-0 BB 1B ②		0-0 6-3 ③		4	2	2	0	1	0	1												
Lonnie Smith, R OBP: 0.443, SLG: 0.572 (1, 7)	0-0 G6-4-3 1-2 ②			0-0 FC5 G6-4-3 1-2 ②		0-0 BB 1B ②				3	2	1	2	1	0	2												
Dale Murphy, R OBP: 0.309, SLG: 0.363 (1, 9)		0-3 K ①		0-0 G6-4-3 1-2 ②		0-0 HR 1B ②		0-0 HR 1B ②		4	2	2	6	0	1	2												
Andres Thomas, R OBP: 0.252, SLG: 0.355 (1, 6)		0-0 5-3 ②			0-0 BB 2B ②		0-0 F9 ①		0-0 F7 ②	4	0	1	0	0	0	0												
Darrell Evans, L OBP: 0.275, SLG: 0.305 (1, 3)		0-0 F9 ③			0-0 F7 ①	0-0 HR 1B ②	4-0 G6-4-3 BB ②			3	1	1	0	1	0	1												
Jody Davis, R OBP: 0.243, SLG: 0.235 (1, 2)			0-0 F7 ①		0-0 6-3 ②	0-0 HR 1B ②	0-0 G6-4-3 ②			4	1	1	2	0	0	2												
Ed Whited, R OBP: 0.250, SLG: 0.310 (1, 5)			0-3 K ②		4-0 BB IBB ②	0-0 FC3-6 1B ②	0-0 F8 ③			3	0	1	0	1	1	0												
Tom Glavine, L OBP: 0.200, SLG: 0.191 Geronimo Berroa, R OBP: 0.358, SLG: 0.365 Paul Assenmacher, L (1, 1) (8, PH) (8, 1)			0-3 K ③		0-0 K 1B ②	0-0 FC3-6 BB BLK 1B ②	0-3 K ①			2	1	0	0	1	1	1												
Inning Stats	R: 0 E: 0 K: 0 S: 3	H: 1 LOB: 0 BB: 0 P: 3	R: 0 E: 0 K: 1 S: 5	H: 0 LOB: 0 BB: 0 P: 5	R: 0 E: 0 K: 2 S: 7	H: 0 LOB: 0 BB: 0 P: 7	R: 0 E: 0 K: 0 S: 4	H: 2 LOB: 1 BB: 0 P: 4	R: 0 E: 0 K: 0 S: 4	H: 1 LOB: 3 BB: 2 P: 12	R: 10 E: 0 K: 0 S: 10	H: 7 LOB: 0 BB: 3 P: 22	R: 0 E: 0 K: 0 S: 2	H: 0 LOB: 0 BB: 1 P: 6	R: 0 E: 0 K: 1 S: 5	H: 0 LOB: 0 BB: 0 P: 5		1B: 7 2B: 1 3B: 0 HR: 3	SF: 0 SAC: 0 DP: 3 HBP: 0	WP: 0 PB: 0 SB: 0 CS: 1	PA: 38							
PITCHER	IP	WLS	BF	H	R	ER	SO	BB	IBB	HBP	BLK	WP	HR	S	P	ERA	WHIP	PITCHER										
Atlee Hammaker, L ERA: 3.77 Jeff Brantley, R ERA: 4.09 Rich Gossage, R ERA: 2.63 Trevor Wilson, L ERA: 3.71 (1, 1) (6, 1) (6, 1) (8, 1)	5.0	L	21	5	2	2	3	2	1	0	0	0	0	2	6	10	3.60	1.400										

Batter	1	2	3	4	5	6	7	8	9	AB	R	H	RBI	BB	SO	LOB	TOP				
Brett Butler, L OBP: 0.347, SLG: 0.361 (1, 8)	2-2 L9 E G3-1 1B		2-1 E4 G5-3	4-2 BB			2-2 P6		1-3 K	4	1	1	0	1	1	0					
Robby Thompson, R OBP: 0.340, SLG: 0.454 (1, 4)	1-2 L9		2-2 G5-3	0-0 G5-3			1-3 K			4	0	0	0	0	1	4					
Will Clark, L OBP: 0.409, SLG: 0.536 (1, 3)	1-1 G3-1		1-3 K		0-1 1B		2-1 HR			4	1	2	2	0	1	1					
Kevin Mitchell, R OBP: 0.388, SLG: 0.674 (1, 7)	0-0 2B		4-1 FC4-6 BB		0-0 F9		1-1 G6-3			3	0	1	0	1	0	1					
Pat Sheridan, L OBP: 0.313, SLG: 0.337 (1, 9)	4-1 IBB		2-1 FC4-6 1-2		1-0 F8			3-3 K		3	0	0	0	1	1	3					
Matt Williams, R OBP: 0.213, SLG: 0.271 (1, 5)	0-3 K			0-0 2B		0-0 F8		2-1 F9		4	1	1	0	0	1	3					
Terry Kennedy, L OBP: 0.303, SLG: 0.327 (1, 2)		3-2 G3		1-1 1B 2B		0-0 F8		2-2 L7		4	0	1	1	0	0	0					
Jose Uribe, S OBP: 0.291, SLG: 0.315 (1, 6)		2-2 P3		2-0 1B		2-1 F8			0-0 F7	4	0	1	0	0	0	0					
Don Robinson, R OBP: 0.234, SLG: 0.333 (1, 1)		2-3 K		0-0 P6		1-2 G5-3			0-0 F7	4	0	0	0	0	1	1					
Inning Stats	R: 1 E: 1 K: 1 S: 14	H: 2 LOB: 2 BB: 1 P: 22	R: 0 E: 0 K: 1 S: 13	H: 0 LOB: 0 BB: 0 P: 20	R: 0 E: 1 K: 1 S: 14	H: 0 LOB: 2 BB: 1 P: 25	R: 1 E: 0 K: 0 S: 11	H: 3 LOB: 2 BB: 1 P: 18	R: 0 E: 0 K: 0 S: 5	H: 0 LOB: 0 BB: 0 P: 9	R: 1 E: 0 K: 1 S: 12	H: 1 LOB: 0 BB: 0 P: 18	R: 0 E: 0 K: 1 S: 8	H: 0 LOB: 0 BB: 0 P: 15	R: 0 E: 0 K: 1 S: 5	H: 0 LOB: 0 BB: 0 P: 6	1B: 3 2B: 3 3B: 0 HR: 1	SF: 0 SAC: 0 DP: 0 HBP: 0	WP: 0 PB: 0 SB: 0 CS: 0	PA: 37	
PITCHER	IP	WLS	BF	H	R	ER	SO	BB	IBB	HBP	BLK	WP	HR	S	P	ERA	WHIP				
Jim Clancy, R ERA: 4.43 Danny Darwin, R ERA: 2.21	(1, 1) (8, 1)	7.0 2.0	31 6	7 0	3 0	3 0	4 2	2 0	1 0	0 0	0 0	0 0	1 0	75 13	118 21	3.86 0.00	1.286 0.000				

San Francisco Giants @ Houston Astros
Astrodome, Houston, TX
Fri Jul 28 1989, 8:05 PM EDT
Att: 38,845 - Dome - 74 F

AB 34
R 3
H 7
RBI 3
BB 3
SO 6
LOB 13



Batter	1	2	3	4	5	6	7	8	9	AB	R	H	RBI	BB	SO	LOB	BOTTOM				
Gerald Young, S OBP: 0.332, SLG: 0.271 (1, 8)	1-0 G4-3	1-0 F8			1-2 F9 G5-3 1B		3-2 G6-3			4	0	1	0	0	0	1					
Craig Biggio, R OBP: 0.338, SLG: 0.399 (1, 2)	0-1 BLK 1B		0-3 K		0-1 G5-3			0-0 F7		4	1	1	0	0	1	1					
Bill Doran, S OBP: 0.321, SLG: 0.368 (1, 4)	2-1 G6-3 1B		2-3 K		0-0 F9			0-3 K		4	1	1	1	1	0	2					
Glenn Davis, R OBP: 0.337, SLG: 0.480 Eric Yelding, R OBP: 0.262, SLG: 0.282 Alex Trevino, R OBP: 0.358, SLG: 0.467 (8, PR) (9, 3)	0-1 G6-3		0-1 1B		1-1 F7			3-2 2B		4	0	2	0	0	0	2					
Terry Puhl, L OBP: 0.338, SLG: 0.368 (1, 7)	0-0 1B		0-0 P6			2-3 K		0-2 G6-3		4	0	1	1	0	1	2					
Eric Anthony, L (1, 9)	0-1 G3			3-1 G4-3		1-0 P5			3-3 K	4	0	0	0	0	1	1					
Rafael Ramirez, R OBP: 0.283, SLG: 0.318 (1, 6)		1-0 G6-3		0-0 F8		2-0 P4			0-1 L7	4	0	0	0	0	0	0					
Ken Caminiti, S OBP: 0.302, SLG: 0.355 (1, 5)		0-3 K		1-1 1B			0-0 P5		3-2 F9	4	0	1	0	0	1	0					
Jim Clancy, R OBP: 0.167, SLG: 0.172 Craig Reynolds, L OBP: 0.262, SLG: 0.248 Danny Darwin, R OBP: 0.083, SLG: 0.091 (7, PH) (8, 1)	0-0 B5			0-3 K		3-2 P5				2	0	0	0	0	1	2					
Inning Stats	R: 2 E: 0 K: 0 S: 10	H: 3 LOB: 1 BB: 0 P: 13	R: 0 E: 0 K: 1 S: 6	H: 0 LOB: 0 BB: 0 P: 8	R: 0 E: 0 K: 2 S: 9	H: 1 LOB: 1 BB: 0 P: 11	R: 0 E: 0 K: 1 S: 8	H: 1 LOB: 1 BB: 0 P: 12	R: 0 E: 0 K: 1 S: 5	H: 0 LOB: 0 BB: 0 P: 10	R: 0 E: 0 K: 1 S: 7	H: 0 LOB: 0 BB: 0 P: 13	R: 0 E: 0 K: 1 S: 12	H: 1 LOB: 1 BB: 0 P: 15	R: 0 E: 0 K: 1 S: 8	H: 0 LOB: 0 BB: 0 P: 14	1B: 6 2B: 1 3B: 0 HR: 0	SF: 0 SAC: 0 DP: 0 HBP: 0	WP: 1 PB: 0 SB: 1 CS: 0	PA: 35	
PITCHER	IP	WLS	BF	H	R	ER	SO	BB	IBB	HBP	BLK	WP	HR	S	P	ERA	WHIP				
Don Robinson, R ERA: 3.45	(1, 1)	9.0 W	35 35	7 2	2 2	2 2	7 7	0 0	0 0	0 0	1 1	1 0	0 73	106 106	2.00 2.00	0.778 0.778					

San Francisco Giants @ Houston Astros
Astrodome, Houston, TX
Fri Jul 28 1989, 8:05 PM EDT
Att: 38,845 - Dome - 74 F

AB 35
R 2
H 7
RBI 2
BB 0
SO 7
LOB 10



Batter	1	2	3	4	5	6	7	8	9	AB	R	H	RBI	BB	SO	LOB	TOP			
Brett Butler, L OBP: 0.344, SLG: 0.357 Donell Nixon, R OBP: 0.301, SLG: 0.264	1-2 G3		0-0 F7		1-0 L6			2-2 G4-3		4	0	0	0	0	0	1	San Francisco Giants @ Houston Astros Astrodome, Houston, TX Sat Jul 29 1989, 4:33 AM EDT Att: 39,602 - Dome - 74 F			
Robby Thompson, R OBP: 0.337, SLG: 0.450 Trevor Wilson, L OBP: 0.429, SLG: 0.333 Greg Litton, R OBP: 0.352, SLG: 0.519	1-0 F8		0-3 K		2-2 G6-3			1-2 F9		3	0	0	0	0	1					
Will Clark, L OBP: 0.410, SLG: 0.542	4-2 BB		2-1 HR		1-3 K2-3			1-0 G3-1		3	1	1	1	1	0					
Kevin Mitchell, R OBP: 0.387, SLG: 0.669	1-3 K		0-3 K		3-3 K			4-1 G5-3 BB		3	0	0	0	1	3					
Candy Maldonado, R OBP: 0.299, SLG: 0.382		4-0 FC4-6 1B BB		2-1 G5-3		2-0 F7		1-2 G5-3		3	0	0	0	1	0					
Matt Williams, R OBP: 0.215, SLG: 0.270		1-1 FC4-6 1B		0-1 G5-3			0-2 G4-3		1-3 K		4	0	1	0	0					
Terry Kennedy, L OBP: 0.299, SLG: 0.323 Kirt Manwaring, R OBP: 0.275, SLG: 0.268		0-0 FC4-6		0-0 G1-6-3			1-0 F8			3	0	0	0	0	2					
Jose Uribe, S OBP: 0.288, SLG: 0.312 Rich Gossage, R		2-3 K			1-0 G4-3		2-3 K			3	0	0	0	0	2					
Rick Reuschel, R OBP: 0.229, SLG: 0.178 Ken Oberkfell, L OBP: 0.287, SLG: 0.368		0-0 G6-3			2-1 2B			0-0 F8		1	0	0	0	0	2					
Inning Stats	R: 0 E: 0 K: 1 S: 9	H: 0 LOB: 1 BB: 1 P: 16	R: 0 E: 0 K: 1 S: 8	H: 1 LOB: 2 BB: 1 P: 15	R: 1 E: 0 K: 2 S: 9	H: 1 LOB: 0 BB: 0 P: 11	R: 0 E: 0 K: 0 S: 5	H: 0 LOB: 0 BB: 0 P: 7	R: 0 E: 0 K: 0 S: 7	H: 1 LOB: 1 BB: 0 P: 13	R: 0 E: 0 K: 2 S: 7	H: 0 LOB: 0 BB: 0 P: 13	R: 0 E: 0 K: 1 S: 7	H: 0 LOB: 0 BB: 0 P: 10	R: 0 E: 0 K: 0 S: 7	H: 0 LOB: 1 BB: 1 P: 10		1B: 1 2B: 1 3B: 0 HR: 1	SF: 0 SAC: 0 DP: 0 HBP: 0	WP: 0 PB: 0 SB: 0 CS: 0
PITCHER Mark Portugal, R ERA: 3.21	IP: 9.0 WLS: W BF: 33 H: 3 R: 1 ER: 1 SO: 8 BB: 3 IBB: 0 HBP: 0 BLK: 0 WP: 0 HR: 1 S: 69 P: 112 ERA: 1.00 WHIP: 0.667											PITCHER	IP: 9.0 WLS: W BF: 33 H: 3 R: 1 ER: 1 SO: 8 BB: 3 IBB: 0 HBP: 0 BLK: 0 WP: 0 HR: 1 S: 69 P: 112 ERA: 1.00 WHIP: 0.667	AB: 30 R: 1 H: 3 RBI: 1 BB: 3 SO: 8 LOB: 11						

Batter	1	2	3	4	5	6	7	8	9	AB	R	H	RBI	BB	SO	LOB	BOTTOM			
Craig Biggio, R OBP: 0.343, SLG: 0.415	1-2 G4-3 SF7 1B	3-2 HR		1-0 P3		0-2 2H 1B		1-1 G5-3		5	2	3	2	0	0	2	San Francisco Giants @ Houston Astros Astrodome, Houston, TX Sat Jul 29 1989, 4:33 AM EDT Att: 39,602 - Dome - 74 F			
Rafael Ramirez, R OBP: 0.280, SLG: 0.314	3-2 G4-3	0-0 L6-3		1-0 G1-3		2-0 G5-3				4	0	0	0	0	1					
Bill Doran, S OBP: 0.320, SLG: 0.366	1-0 SF7		0-0 F9		4-2 BLK HR BB		0-2 L9			2	1	0	1	1	0					
Glenn Davis, R OBP: 0.339, SLG: 0.488 Craig Reynolds, L OBP: 0.292, SLG: 0.248	1-2 3H 1B		2-3 K		2-2 1H HR		0-0 G6-3			4	1	2	2	0	1					
Terry Puhl, L OBP: 0.337, SLG: 0.366	0-2 P2		0-0 1B		1-2 G6-3		1-3 K			4	0	1	0	0	1					
Ken Caminiti, S OBP: 0.308, SLG: 0.368		4-1 HR BB	0-0 1B		3-1 HR			1-1 2B 1B		3	2	3	1	1	0					
Eric Anthony, L OBP: 0.250, SLG: 0.750		1-2 1H HR	2-1 G6-3		1-0 P5			0-1 1-3 2B		4	1	2	2	0	2					
Gerald Young, S OBP: 0.331, SLG: 0.269		1-1 G4-3		1-2 G4-3		4-0 SH3-4 1B BB		3-2 G3		3	1	0	0	1	0					
Mark Portugal, R OBP: 0.250, SLG: 0.286		1-2 G6-3		1-2 F7		0-0 SH3-4		0-3 K		3	0	0	0	1	2					
Inning Stats	R: 1 E: 0 K: 0 S: 14	H: 2 LOB: 1 BB: 0 P: 20	R: 3 E: 0 K: 0 S: 17	H: 2 LOB: 1 BB: 1 P: 27	R: 0 E: 0 K: 1 S: 8	H: 2 LOB: 2 BB: 0 P: 12	R: 0 E: 0 K: 0 S: 7	H: 0 LOB: 0 BB: 0 P: 10	R: 3 E: 0 K: 0 S: 15	H: 2 LOB: 0 BB: 1 P: 27	R: 1 E: 0 K: 0 S: 5	H: 1 LOB: 1 BB: 1 P: 11	R: 0 E: 0 K: 1 S: 8	H: 0 LOB: 0 BB: 0 P: 9	R: 0 E: 0 K: 1 S: 12	H: 2 LOB: 2 BB: 0 P: 17		1B: 6 2B: 1 3B: 0 HR: 4	SF: 1 SAC: 1 DP: 0 HBP: 0	WP: 0 PB: 0 SB: 1 CS: 0
PITCHER Rick Reuschel, R ERA: 2.45 Trevor Wilson, L ERA: 4.71 Rich Gossage, R ERA: 2.51	IP: 4.0 WLS: L BF: 19 H: 6 R: 4 ER: 4 SO: 4 BB: 1 IBB: 0 HBP: 0 BLK: 0 WP: 0 HR: 2 S: 46 P: 69 ERA: 9.00 WHIP: 1.750											PITCHER	IP: 2.0 WLS: L BF: 10 H: 3 R: 4 ER: 4 SO: 2 BB: 0 IBB: 0 HBP: 0 BLK: 1 WP: 0 HR: 2 S: 20 P: 38 ERA: 18.00 WHIP: 2.500	IP: 2.0 WLS: L BF: 8 H: 2 R: 0 ER: 0 SO: 2 BB: 0 IBB: 0 HBP: 0 BLK: 0 WP: 0 HR: 0 S: 20 P: 26 ERA: 0.00 WHIP: 1.000	AB: 32 R: 8 H: 11 RBI: 8 BB: 3 SO: 3 LOB: 10					

Batter	1	2	3	4	5	6	7	8	9	AB	R	H	RBI	BB	SO	LOB	TOP							
Brett Butler, L OBP: 0.342, SLG: 0.355 (1, 8)	1-2 HBP 1B	0-0 P8		2-0 G3		1-2 F7			1-3 K	5	0	1	0	0	1	3								
Robby Thompson, R OBP: 0.336, SLG: 0.445 (1, 4)	1-0 SAFE SAFE SAFE SAFE	0-0 FC6-4			0-0 F8		2-3 K		0-3 K	4	0	0	0	0	2	2								
Will Clark, L OBP: 0.412, SLG: 0.543 (1, 3)	2-3 K		0-1 1B		3-2 2B 1B		3-3 K		3-2 BB 1B	5	1	3	0	0	2	2								
Kevin Mitchell, R OBP: 0.387, SLG: 0.667 (1, 7)	1-3 K		0-1 G6-3		2-2 WP 1-H 2B		2-3 K		4-1 BB	4	0	1	1	1	2	3								
Pat Sheridan, L OBP: 0.310, SLG: 0.330 (1, 9)	2-3 K		0-0 L7		0-3 K			4-2 BB 1B	0-3 K	4	0	0	0	1	3	6								
Matt Williams, R OBP: 0.229, SLG: 0.273 (1, 5) (8, 6)		2-1 1B S E 1B	1-0 L9		4-1 BB			2-3 K		3	1	1	0	1	1	2								
Terry Kennedy, L OBP: 0.298, SLG: 0.322 (1, 2)	2-3 K		1-0 SH3-4 1B		2-1 F8			1-3 K		4	0	1	0	0	2	4								
Jose Uribe, S OBP: 0.289, SLG: 0.313 (8, PH)	0-2 E		1-2 P6		0-0 P5			1-2 FC6-4 1B		3	0	1	0	0	0	1								
Ken Oberkell, L OBP: 0.233, SLG: 0.374 (8, 5)	2-3 1B							1-3 1B		1	0	1	0	0	0	0								
Michael LaCoss, R OBP: 0.130, SLG: 0.095 (7, 1)	1-0 E6		0-1 SH3-4		0-3 K			0-2 FC6-4		2	0	0	1	0	1	1								
Craig Lefferts, L (8, PH)	1-2 3-H							1-2		1	0	0	0	0	0	2								
Ernest Riles, L OBP: 0.340, SLG: 0.412 (8, 1)										0	0	0	0	0	0	0								
Steve Bedrosian, R OBP: 0.333, SLG: 0.333 (8, 1)										0	0	0	0	0	0	0								
Inning Stats	R: 0 E: 0 K: 3 S: 13	H: 1 LOB: 2 BB: 0 P: 20	R: 1 E: 1 K: 1 S: 11	H: 2 LOB: 2 BB: 0 P: 16	R: 0 E: 0 K: 0 S: 6	H: 1 LOB: 1 BB: 0 P: 7	R: 0 E: 0 K: 0 S: 7	H: 1 LOB: 1 BB: 0 P: 11	R: 1 E: 0 K: 1 S: 15	H: 2 LOB: 2 BB: 1 P: 25	R: 0 E: 0 K: 1 S: 8	H: 0 LOB: 0 BB: 0 P: 9	R: 0 E: 0 K: 2 S: 12	H: 0 LOB: 0 BB: 0 P: 19	R: 0 E: 0 K: 2 S: 19	H: 1 LOB: 2 BB: 1 P: 27	R: 0 E: 0 K: 3 S: 14	H: 1 LOB: 2 BB: 1 P: 22	1B: 8 2B: 1 3B: 0 HR: 0	SF: 0 SAC: 1 DP: 0 HBP: 1	WP: 1 PB: 0 SB: 2 CS: 0	PA: 41		
PITCHER	IP WLS BF H R ER SO BB IBB HBP BLK WP HR S P ERA WHIP	7.0 W 31 7 2 2 9 1 0 1 0 1 0 72 107 2.57 1.143	2.0 L 10 2 0 0 5 2 0 0 0 0 0 33 49 0.00 2.000																					

San Francisco Giants @ Houston Astros
Astrodome, Houston, TX
Sun Jul 30 1989, 4:33 AM EDT
Att: 41,088 - Dome - 74 F

AB	36
R	2
H	9
RBI	2
BB	3
SO	14
LOB	26



Batter	1	2	3	4	5	6	7	8	9	AB	R	H	RBI	BB	SO	LOB	BOTTOM						
Craig Biggio, R OBP: 0.347, SLG: 0.418 (1, 2)	3-3 K		3-1 2B HBP		0-0 SF8		1-2 2B SF8 1B	2-2 S 1B		3	2	2	3	0	1	0							
Rafael Ramirez, R OBP: 0.285, SLG: 0.327 (8, 1)	1-2 G5-3		1-0 1-H 2B		0-2 2B		0-0 FC6-4 2B	2-3 K		4	0	3	2	0	0	0							
Terry Puhl, L OBP: 0.337, SLG: 0.365 (7, PH)	0-0 1B		1-3 K		0-3 K		1-2 SF8			3	0	1	0	0	2	2							
Billy Hatcher, R OBP: 0.293, SLG: 0.318 (8, 7)										0	0	0	1	0	0	0							
Glenn Davis, R OBP: 0.338, SLG: 0.484 (1, 3)	2-1 G1-3			3-2 L8		2-1 F7	4-0 FC6-4 IBB			3	0	0	0	1	0	1							
Eric Anthony, L OBP: 0.182, SLG: 0.545 (7, PH)		1-1 G4-3		1-3 K		0-0 F8	0-2 FC6-4 BB			3	0	0	0	0	1	0							
Mark Davidson, R OBP: 0.300, SLG: 0.308 (8, 9)							1-2 2-3 FC5 BB			1	0	0	0	0	0	2							
Ken Caminiti, S OBP: 0.310, SLG: 0.368 (1, 5)		0-3 K		3-1 1B		3-3 K	4-2 SAFE BB 1-2 BB			3	0	1	0	1	2	0							
Craig Reynolds, L OBP: 0.254, SLG: 0.250 (7, PR)		0-1 G5-3		1-2 P5			SH IB 1B	FC5		3	0	1	0	0	0	1							
Eric Yelding, R OBP: 0.295, SLG: 0.275 (8, 6)										1	1	0	0	0	0	3							
Gerald Young, S OBP: 0.330, SLG: 0.272 (1, 8)			3-2 G3-1		0-1 SH5-4 SF8 2B		3-1 SAFE BB SAFE SAFE 1-2 1B	0-0 F7		4	2	1	0	0	0	1							
Mike Scott, R OBP: 0.127, SLG: 0.113 (7, PR)			0-3 K		0-1 SH5-4		0-0 SH 1B	1-2 G4-3		1	0	0	0	0	1	0							
Bill Doran, S OBP: 0.319, SLG: 0.366 (8, 4)										1	1	0	0	0	0	0							
Inning Stats	R: 0 E: 0 K: 1 S: 10	H: 1 LOB: 1 BB: 0 P: 16	R: 0 E: 0 K: 1 S: 7	H: 0 LOB: 0 BB: 0 P: 8	R: 1 E: 0 K: 2 S: 14	H: 1 LOB: 1 BB: 0 P: 21	R: 0 E: 0 K: 1 S: 15	H: 1 LOB: 1 BB: 0 P: 23	R: 1 E: 0 K: 1 S: 11	H: 2 LOB: 1 BB: 0 P: 11	R: 0 E: 0 K: 1 S: 6	H: 0 LOB: 0 BB: 0 P: 11	R: 4 E: 1 K: 0 S: 21	H: 3 LOB: 3 BB: 2 P: 35	R: 0 E: 0 K: 1 S: 14	H: 1 LOB: 1 BB: 0 P: 18	1B: 5 2B: 4 3B: 0 HR: 0	SF: 2 SAC: 2 DP: 0 HBP: 1	WP: 0 PB: 0 SB: 1 CS: 0	PA: 38			
PITCHER	IP WLS BF H R ER SO BB IBB HBP BLK WP HR S P ERA WHIP	6.0 L 29 8 6 5 7 0 0 1 0 0 0 71 103 7.50 1.333	1.0 L 5 0 0 0 0 1 1 0 0 0 0 13 22 0.00 1.000	1.0 L 4 1 0 0 1 0 0 0 0 0 0 14 18 0.00 1.000																			

San Francisco Giants @ Houston Astros
Astrodome, Houston, TX
Sun Jul 30 1989, 4:33 AM EDT
Att: 41,088 - Dome - 74 F

AB	31
R	6
H	9
RBI	6
BB	2
SO	8
LOB	11



Batter	1	2	3	4	5	6	7	8	9	AB	R	H	RBI	BB	SO	LOB	TOP								
Brett Butler, L OBP: 0.343, SLG: 0.358 (1, 8)	1-1 P2		2-2 F8				0-1 E 2B	1-1 L7		1-0 3-H 1B	5	1	2	1	0	0	3								
Robby Thompson, R OBP: 0.334, SLG: 0.442 (1, 4)	1-3 K			0-0 S 1B			0-1 FC1 SF7		2-2 F8	0-1 L8	5	1	1	0	0	1	2								
Will Clark, L OBP: 0.412, SLG: 0.540 (1, 3)	1-0 G3			3-2 F7			4-0 BB		1-2 S 1B	1-2 G4-3	4	0	1	0	1	0	3								
Kevin Mitchell, R OBP: 0.386, SLG: 0.664 (1, 7)		1-2 G5-4-3 1B		3-3 K			2-2 SF7		2-3 K		3	0	1	1	0	2	2								
Candy Maldonado, R OBP: 0.305, SLG: 0.378 (8, PH)		0-0 P4		2-3 K			1-1 F7		1-2 K		3	0	0	0	0	1	3								
Pat Sheridan, L OBP: 0.309, SLG: 0.328 (8, 9)											1	0	0	0	0	1	1								
Matt Williams, R OBP: 0.241, SLG: 0.333 (7, 5)		1-2 G5-4-3				3-2 HR	1-1 F9			0-0 1B 2B	4	2	2	1	0	0	2								
Greg Litton, R OBP: 0.352, SLG: 0.512 (7, PR)			0-0 L8			1-1 G5-3		0-0 G5-3 SH1-4 1B		0-0 1B 1B	3	0	1	0	0	0	0								
Jose Uribe, S OBP: 0.291, SLG: 0.315 (7, 6)										2-3 1B	1	1	1	0	0	0	0								
Kirt Manwaring, R OBP: 0.276, SLG: 0.270 (1, 2)			1-3 K			1-0 P4		1-1 SH1-4		1-0 1B	3	0	1	1	0	1	0								
Scott Garrelts, R OBP: 0.204, SLG: 0.255 (6, 1)			4-2 BB			1-0 G6-3		3-2 G5-3		0-3 K	1	0	0	0	1	0	0								
Jeff Brantley, R OBP: 0.125, SLG: 0.125 (7, PH)											0	0	0	0	0	0	0								
Don Robinson, R OBP: 0.231, SLG: 0.328 (7, 1)											1	0	0	0	0	0	2								
Craig Lefferts, L (7, 1)											1	0	0	0	0	1	2								
Inning Stats	R: 0 E: 0 K: 1 S: 6	H: 0 LOB: 0 BB: 0 P: 9	R: 0 E: 0 K: 0 S: 7	H: 1 LOB: 0 BB: 0 P: 9	R: 0 E: 0 K: 1 S: 11	H: 0 LOB: 1 BB: 1 P: 18	R: 0 E: 0 K: 2 S: 12	H: 1 LOB: 1 BB: 0 P: 20	R: 1 E: 0 K: 0 S: 7	H: 1 LOB: 0 BB: 0 P: 13	R: 2 E: 1 K: 0 S: 12	H: 1 LOB: 1 BB: 1 P: 22	R: 0 E: 0 K: 2 S: 8	H: 1 LOB: 1 BB: 0 P: 12	R: 0 E: 0 K: 2 S: 13	H: 1 LOB: 1 BB: 0 P: 20	R: 2 E: 0 K: 1 S: 14	H: 4 LOB: 2 BB: 0 P: 17	1B: 7 2B: 2 3B: 0 HR: 1	SF: 1 SAC: 1 DP: 1 HBP: 0	WP: 0 PB: 0 SB: 2 CS: 0	PA: 39			
PITCHER	IP	WLS	BF	H	R	ER	SO	BB	IBB	HBP	BLK	WP	HR	S	P	ERA	WHIP								
Fernando Valenzuela, L ERA: 3.78	7.0	L	28	5	3	1	4	2	0	0	0	0	1	63	103	1.29	1.000								
Alejandro Pena, R ERA: 2.61	1.1		8	4	2	2	3	0	0	0	0	0	0	19	27	13.50	3.000								
Ray Searage, L ERA: 0.33	0.2		3	1	0	0	0	0	0	0	0	0	0	8	10	0.00	1.500								

San Francisco Giants @ Los Angeles Dodgers
Dodger Stadium, Los Angeles, CA
Tue Aug 01 1989, 7:05 PM PDT
Att: 35,716 - Sunny

AB	35
R	5
H	10
RBI	4
BB	2
SO	7
LOB	20



Batter	1	2	3	4	5	6	7	8	9	AB	R	H	RBI	BB	SO	LOB	BOTTOM								
Alfredo Griffin, S OBP: 0.313, SLG: 0.345 (1, 6)	0-2 F8		2-1 1B 2B				0-2 L4		4-2 BB	4	1	2	0	1	0	0									
Willie Randolph, R OBP: 0.374, SLG: 0.314 (1, 4)	1-0 G5-3		2-2 2-H 1B			0-0 B1-3		0-1 F8	2-1 G1-3	5	0	1	1	0	0	3									
Kal Daniels, L OBP: 0.399, SLG: 0.392 (1, 7)	0-1 S 1B		4-0 1-2 BB			0-0 HR		1-3 K		3	1	2	1	1	1	2									
Bill Bean, L OBP: 0.231, SLG: 0.136 (9, 8)										0	0	0	0	0	0	0									
Eddie Murray, S OBP: 0.334, SLG: 0.384 (1, 3)	3-2 G4-3		1-2 L6			2-0 P5		2-3 K		4	0	0	0	0	1	3									
Mike Marshall, R OBP: 0.331, SLG: 0.379 (1, 9)		1-1 F9		4-1 FC6-4 BB		1-1 L5		1-2 3B		3	0	1	0	1	0	0									
Franklin Stubbs, L OBP: 0.388, SLG: 0.447 (8, PH)		1-2 F8		2-2 L7		4-1 BB		0-0 G5-3		2	0	0	0	1	0	1									
Mickey Hatcher, R OBP: 0.333, SLG: 0.420 (9, 7)										1	0	0	0	0	0	1									
Jeff Hamilton, R OBP: 0.271, SLG: 0.385 (1, 5)		2-2 G5-3		1-0 FC6-4		0-1 P4		2-3 K		4	0	0	0	0	1	3									
Mike Scioscia, L OBP: 0.335, SLG: 0.324 (9, PH)			2-3 K		0-0 G6-3			0-1 F8		3	0	0	0	0	1	1									
Rick Dempsey, R OBP: 0.273, SLG: 0.221 (9, PH)										1	0	0	0	0	0	0									
Fernando Valenzuela, L OBP: 0.095, SLG: 0.119 (7, PH)										2	0	0	0	0	0	0									
Dave Anderson, R OBP: 0.255, SLG: 0.229 (8, 1)										1	0	1	0	0	0	0									
Alejandro Pena, R (8, 1)										0	0	0	0	0	0	0									
Ray Searage, L (9, PH)										0	0	0	0	0	0	0									
Jose Gonzalez, R OBP: 0.329, SLG: 0.338 (9, PH)										1	0	0	0	0	0	0									
Inning Stats	R: 0 E: 0 K: 0 S: 9	H: 1 LOB: 1 BB: 0 P: 13	R: 0 E: 0 K: 0 S: 8	H: 0 LOB: 0 BB: 0 P: 12	R: 1 E: 0 K: 1 S: 13	H: 2 LOB: 2 BB: 1 P: 24	R: 0 E: 0 K: 0 S: 6	H: 0 LOB: 1 BB: 1 P: 13	R: 0 E: 0 K: 0 S: 7	H: 0 LOB: 0 BB: 0 P: 8	R: 1 E: 0 K: 0 S: 7	H: 1 LOB: 1 BB: 1 P: 14	R: 0 E: 0 K: 1 S: 12	H: 2 LOB: 2 BB: 0 P: 13	R: 0 E: 0 K: 2 S: 10	H: 1 LOB: 1 BB: 0 P: 15	R: 0 E: 0 K: 0 S: 8	H: 0 LOB: 1 BB: 1 P: 16	1B: 4 2B: 1 3B: 1 HR: 1	SF: 0 SAC: 0 DP: 0 HBP: 0	WP: 0 PB: 0 SB: 1 CS: 0	PA: 38			
PITCHER	IP	WLS	BF	H	R	ER	SO	BB	IBB	HBP	BLK	WP	HR	S	P	ERA	WHIP								
Scott Garrelts, R ERA: 2.42	5.1	W	22	4	2	2	1	2	0	0	0	0	0	46	74	3.38	1.125								
Jeff Brantley, R ERA: 4.04	0.2		3	0	0	0	0	1	0	0	0	0	0	5	10	0.00	1.500								
Craig Lefferts, L ERA: 2.14	3.0	S	13	3	0	0	3	1	0	0	0	0	0	30	44	0.00	1.333								

San Francisco Giants @ Los Angeles Dodgers
Dodger Stadium, Los Angeles, CA
Tue Aug 01 1989, 7:05 PM PDT
Att: 35,716 - Sunny

AB	34
R	2
H	7
RBI	2
BB	4
SO	4
LOB	14



Batter	1	2	3	4	5	6	7	8	9	AB	R	H	RBI	BB	SO	LOB	TOP					
Brett Butler, L OBP: 0.339, SLG: 0.354 (1, 8)	F9		K	F7		FC6		K		5	0	0	0	0	2	6						
Robby Thompson, R OBP: 0.330, SLG: 0.436 (1, 4)	K		E6 1B		K		G3		P5	5	0	0	0	0	2	1						
Will Clark, L OBP: 0.409, SLG: 0.536 (1, 3)	P5			F7		F8		F8	G1-3	5	0	1	1	0	0	0						
Kevin Mitchell, R OBP: 0.386, SLG: 0.658 (1, 7)				F8		F8		K		3	0	0	0	2	2	0						
Ernest Riles, L OBP: 0.339, SLG: 0.409 (1, 5)				F8		G3-1		F7		4	1	1	0	0	0	4						
Matt Williams, R OBP: 0.253, SLG: 0.376 (1, 6)				FC5-4		HR		K	G1-3	4	2	2	1	0	1	2						
Greg Litton, R OBP: 0.347, SLG: 0.494 (1, 9)				F8		F8		K	G1-3	3	0	0	0	1	0	2						
Terry Kennedy, L OBP: 0.298, SLG: 0.321 (1, 2)				K		F9		F7		4	0	1	1	0	1	2						
Allee Hammaker, S Trevor Wilson, L Rich Gossage, R Jeff Brantley, R Cory Spangenberg, R Steve Bedrosian, R Ken Oberhelman, L Don Robinson, R										1	0	1	0	0	0	0						
Inning Stats	R: 0 E: 0 K: 1 S: 7	H: 0 LOB: 0 BB: 0 P: 10	R: 0 E: 0 K: 0 S: 9	H: 0 LOB: 1 BB: 1 P: 16	R: 1 E: 1 K: 2 S: 19	H: 2 LOB: 3 BB: 1 P: 31	R: 1 E: 0 K: 0 S: 12	H: 1 LOB: 1 BB: 0 P: 21	R: 0 E: 0 K: 1 S: 7	H: 0 LOB: 0 BB: 0 P: 11	R: 1 E: 0 K: 1 S: 17	H: 2 LOB: 2 BB: 1 P: 28	R: 0 E: 0 K: 1 S: 8	H: 0 LOB: 0 BB: 0 P: 14	R: 1 E: 0 K: 1 S: 8	H: 2 LOB: 2 BB: 1 P: 15	R: 0 E: 0 K: 1 S: 12	H: 0 LOB: 0 BB: 0 P: 16	1B: 6 2B: 0 3B: 0 HR: 1	SF: 0 SAC: 0 DP: 0 HBP: 1	WP: 0 PB: 0 SB: 0 CS: 0	PA: 40
PITCHER	IP	WLS	BF	H	R	ER	SO	BB	IBB	HBP	BLK	WP	HR	S	P	ERA	WHIP					
Ramon Martinez, R ERA: 3.66	(1, 1)	6.0	W	28	5	3	2	5	2	1	1	0	0	1	71	117	3.00	1.167				
Mike Morgan, R ERA: 2.5	(7, 1)	1.2		8	2	1	1	1	1	0	0	0	0	0	13	26	5.40	1.800				
Jay Howell, R ERA: 0.81	(8, 1)	1.1	S	4	0	0	0	2	0	0	0	0	0	15	19	0.00	0.000					

San Francisco Giants @ Los Angeles Dodgers
Dodger Stadium, Los Angeles, CA
Wed Aug 02 1989, 7:05 PM PDT
Att: 45,478 - Unknown

AB	35
R	4
H	7
RBI	4
BB	4
SO	8
LOB	17



Batter	1	2	3	4	5	6	7	8	9	AB	R	H	RBI	BB	SO	LOB	BOTTOM					
Alfredo Griffin, S OBP: 0.314, SLG: 0.346 (1, 6)	1B BB		F7	G1		WP 1B		F8		5	2	2	0	0	0	3						
Willie Randolph, R OBP: 0.374, SLG: 0.311 (1, 4)	BB 1B		K			B2		G4-3		3	2	0	0	2	1	2						
Mickey Hatcher, R OBP: 0.331, SLG: 0.416 Mike Morgan, R OBP: 0.168, SLG: 0.083 Rick Dempsey, R OBP: 0.273, SLG: 0.221	BB 1B		F9			F9		P4		4	0	1	0	0	0	3						
Eddie Murray, S OBP: 0.340, SLG: 0.387 (1, 3)	G6-4-3 BB			FC6-4 HBP BB		E 1B BB		1B		2	2	2	3	2	0	0						
Mike Marshall, R OBP: 0.330, SLG: 0.377 (1, 9)	G6-4-3		L6			F8				4	0	1	0	0	0	4						
Jeff Hamilton, R OBP: 0.271, SLG: 0.382 (1, 5)	G5-3		FC6-4 HBP			E5		G6-3		3	0	0	1	0	0	3						
Jose Gonzalez, R OBP: 0.327, SLG: 0.331 (1, 8)			K			FC6-4 BB BB		P3		3	0	0	1	1	1	2						
Mike Scioscia, L OBP: 0.334, SLG: 0.321 Jay Howell, R (8, 1)	P5			BB		G3-2-3		F9		3	0	0	0	1	0	3						
Ramon Martinez, R OBP: 0.333, SLG: 0.364 Lenny Harris, L OBP: 0.276, SLG: 0.294 Bill Bean, L OBP: 0.222, SLG: 0.130	G5-3			BB		BB				0	0	0	0	0	0	0						
Inning Stats	R: 2 E: 0 K: 0 S: 9	H: 2 LOB: 1 BB: 2 P: 19	R: 0 E: 0 K: 1 S: 9	H: 0 LOB: 0 BB: 0 P: 11	R: 0 E: 0 K: 1 S: 7	H: 0 LOB: 0 BB: 0 P: 8	R: 2 E: 0 K: 0 S: 8	H: 2 LOB: 3 BB: 3 P: 22	R: 2 E: 0 K: 0 S: 13	H: 2 LOB: 2 BB: 2 P: 26	R: 2 E: 0 K: 0 S: 9	H: 2 LOB: 1 BB: 1 P: 17	R: 0 E: 0 K: 0 S: 10	H: 0 LOB: 0 BB: 0 P: 16	R: 0 E: 0 K: 0 S: 5	H: 0 LOB: 0 BB: 0 P: 8	R: 0 E: 0 K: 0 S: 9	H: 0 LOB: 0 BB: 0 P: 16	1B: 6 2B: 0 3B: 0 HR: 0	SF: 0 SAC: 0 DP: 2 HBP: 1	WP: 1 PB: 0 SB: 0 CS: 0	PA: 38
PITCHER	IP	WLS	BF	H	R	ER	SO	BB	IBB	HBP	BLK	WP	HR	S	P	ERA	WHIP					
Atlee Hammaker, L ERA: 3.91	(1, 1)	2.0		2	2	2	1	1	3	0	1	0	0	0	14	29	5.40	1.800				
Trevor Wilson, L ERA: 4.75	(3, 1)	1.2	L	9	0	1	1	1	3	0	1	0	0	0	13	25	13.50	6.000				
Rich Gossage, R ERA: 2.68	(4, 1)	0.2		7	2	2	1	0	2	0	0	0	0	0	1	2	0.00	0.000				
Jeff Brantley, R ERA: 3.99	(5, 1)	0.2		1	0	0	0	0	0	0	0	0	0	0	1	2	0.00	0.000				
Steve Bedrosian, R ERA: 3.86	(6, 1)	2.0		9	2	2	2	0	1	0	0	0	1	0	19	33	9.00	1.500				

San Francisco Giants @ Los Angeles Dodgers
Dodger Stadium, Los Angeles, CA
Wed Aug 02 1989, 7:05 PM PDT
Att: 45,478 - Unknown

AB	29
R	7
H	6
RBI	6
BB	8
SO	2
LOB	20



Batter	1	2	3	4	5	6	7	8	9	AB	R	H	RBI	BB	SO	LOB	TOP						
Craig Biggio, R OBP: 0.391, SLG: 0.425 (1,2)	G4-3					F8		G6-3		4	0	1	0	0	0	1							
Rafael Ramirez, R OBP: 0.283, SLG: 0.339 (1,6)	K			F7		HR			K	4	1	1	2	0	2	1							
Bill Doran, S OBP: 0.315, SLG: 0.355 (1,4)	P9				F8			G6-3		4	0	0	0	0	0	0							
Glenn Davis, R OBP: 0.338, SLG: 0.491 (1,3)		F7			G5-3				K	4	0	0	0	0	1	0							
Terry Puhl, L OBP: 0.339, SLG: 0.365 (1,7)										2	0	1	0	1	0	0							
Ken Caminiti, S OBP: 0.316, SLG: 0.375 (1,5)										3	0	0	0	0	0	1							
Eric Anthony, L OBP: 0.250, SLG: 0.381 (1,9)										3	0	0	0	0	0	1							
Gerald Young, S OBP: 0.330, SLG: 0.276 (1,8)										3	0	0	0	0	0	0							
Mark Portugal, R OBP: 0.222, SLG: 0.250 (1,1)										1	0	0	0	0	0	0							
Danny Darwin, R OBP: 0.071, SLG: 0.077 (5, PH)										1	1	0	0	0	0	0							
Craig Reynolds, L OBP: 0.264, SLG: 0.250 (8, PH)										1	0	0	0	0	1	0							
Juan Agosto, L OBP: 0.200, SLG: 0.200 (8,1)										0	0	0	0	0	0	0							
Inning Stats	R: 0 E: 0 K: 1 S: 8	H: 0 LOB: 0 BB: 0 P: 11	R: 0 E: 0 K: 0 S: 8	H: 1 LOB: 1 BB: 0 P: 13	R: 0 E: 0 K: 0 S: 7	H: 1 LOB: 1 BB: 0 P: 9	R: 0 E: 0 K: 0 S: 9	H: 0 LOB: 0 BB: 1 P: 15	R: 0 E: 0 K: 0 S: 7	H: 0 LOB: 0 BB: 0 P: 10	R: 2 E: 1 K: 0 S: 10	H: 1 LOB: 0 BB: 0 P: 13	R: 0 E: 0 K: 0 S: 10	H: 0 LOB: 0 BB: 0 P: 12	R: 0 E: 0 K: 1 S: 7	H: 0 LOB: 0 BB: 0 P: 9	R: 0 E: 0 K: 2 S: 8	H: 0 LOB: 0 BB: 0 P: 10	1B: 2 2B: 0 3B: 0 HR: 1	SF: 0 SAC: 0 DP: 0 HBP: 0	WP: 0 PB: 0 SB: 0 CS: 1	PA: 32	
PITCHER Don Robinson, R ERA: 3.29 (1,1)	IP: 9.0 WLS: W BF: 31 H: 3 R: 2 ER: 1 SO: 4 BB: 1 IBB: 0 HBP: 0 BLK: 0 WP: 0 HR: 1 S: 74 P: 102 ERA: 1.00 WHIP: 0.444											PITCHER	IP: 9.0 WLS: W BF: 31 H: 3 R: 2 ER: 1 SO: 4 BB: 1 IBB: 0 HBP: 0 BLK: 0 WP: 0 HR: 1 S: 74 P: 102 ERA: 1.00 WHIP: 0.444										

Houston Astros @ San Francisco Giants
Candlestick Park, San Francisco, CA
Fri Aug 04 1989, 10:05 PM EDT
Att: 26,648 - Unknown

AB	30
R	2
H	3
RBI	2
BB	1
SO	4
LOB	4



Batter	1	2	3	4	5	6	7	8	9	AB	R	H	RBI	BB	SO	LOB	BOTTOM						
Brett Butler, L OBP: 0.339, SLG: 0.353 (1,8)	P9									3	0	1	0	1	1	0							
Robby Thompson, R OBP: 0.333, SLG: 0.436 (1,4)	K									2	1	1	0	1	1	0							
Will Clark, L OBP: 0.415, SLG: 0.548 (1,3)										2	2	2	2	2	0	0							
Kevin Mitchell, R OBP: 0.383, SLG: 0.658 (1,7)										4	0	1	1	0	0	4							
Matt Williams, R OBP: 0.253, SLG: 0.376 (1,5)										4	0	0	0	0	0	3							
Pat Sheridan, L OBP: 0.305, SLG: 0.328 (1,9)										3	1	1	0	0	0	0							
Candy Maldonado, R OBP: 0.304, SLG: 0.376 (8, PH)										1	0	0	0	0	0	0							
Kirt Manwaring, R OBP: 0.275, SLG: 0.269 (1,2)										4	0	1	1	0	1	0							
Jose Uribe, S OBP: 0.287, SLG: 0.310 (1,6)										3	0	0	0	0	1	1							
Don Robinson, R OBP: 0.221, SLG: 0.313 (1,1)										3	0	0	0	0	2	1							
Inning Stats	R: 1 E: 0 K: 1 S: 10	H: 2 LOB: 1 BB: 0 P: 12	R: 0 E: 0 K: 1 S: 6	H: 0 LOB: 0 BB: 0 P: 9	R: 0 E: 0 K: 1 S: 12	H: 0 LOB: 2 BB: 3 P: 27	R: 1 E: 0 K: 1 S: 7	H: 2 LOB: 1 BB: 0 P: 13	R: 0 E: 0 K: 0 S: 12	H: 1 LOB: 2 BB: 1 P: 17	R: 0 E: 0 K: 1 S: 6	H: 0 LOB: 0 BB: 0 P: 9	R: 2 E: 0 K: 1 S: 11	H: 2 LOB: 0 BB: 0 P: 16	R: 0 E: 0 K: 0 S: 5	H: 0 LOB: 0 BB: 0 P: 6	1B: 4 2B: 2 3B: 0 HR: 1	SF: 0 SAC: 1 DP: 0 HBP: 0	WP: 0 PB: 0 SB: 1 CS: 1	PA: 34			
PITCHER Mark Portugal, R ERA: 3.38 (1,1)	IP: 4.0 WLS: L BF: 12 H: 2 R: 2 ER: 2 SO: 2 BB: 0 IBB: 1 HBP: 0 BLK: 0 WP: 0 HR: 1 S: 26 P: 39 ERA: 6.00 WHIP: 0.667											PITCHER	IP: 4.0 WLS: L BF: 12 H: 2 R: 2 ER: 2 SO: 2 BB: 0 IBB: 1 HBP: 0 BLK: 0 WP: 0 HR: 1 S: 26 P: 39 ERA: 6.00 WHIP: 0.667										
Danny Darwin, R ERA: 2.29 (5,1)	IP: 3.0 WLS: L BF: 12 H: 2 R: 2 ER: 2 SO: 2 BB: 0 IBB: 1 HBP: 0 BLK: 0 WP: 0 HR: 1 S: 26 P: 39 ERA: 6.00 WHIP: 0.667											PITCHER	IP: 3.0 WLS: L BF: 12 H: 2 R: 2 ER: 2 SO: 2 BB: 0 IBB: 1 HBP: 0 BLK: 0 WP: 0 HR: 1 S: 26 P: 39 ERA: 6.00 WHIP: 0.667										
Juan Agosto, L ERA: 3.54 (8,1)	IP: 1.0 WLS: 3 BF: 0 H: 0 R: 0 ER: 0 SO: 0 BB: 0 IBB: 0 HBP: 0 BLK: 0 WP: 0 HR: 0 S: 5 P: 6 ERA: 0.00 WHIP: 0.000											PITCHER	IP: 1.0 WLS: 3 BF: 0 H: 0 R: 0 ER: 0 SO: 0 BB: 0 IBB: 0 HBP: 0 BLK: 0 WP: 0 HR: 0 S: 5 P: 6 ERA: 0.00 WHIP: 0.000										

Houston Astros @ San Francisco Giants
Candlestick Park, San Francisco, CA
Fri Aug 04 1989, 10:05 PM EDT
Att: 26,648 - Unknown


AB	29
R	4
H	7
RBI	4
BB	4
SO	6
LOB	9



Batter	1	2	3	4	5	6	7	8	9	AB	R	H	RBI	BB	SO	LOB	TOP				
Craig Biggio, R OBP: 0.345, SLG: 0.417 (1, 2)	1-1 F9		1-1 L7		1-1 P3			2-2 G5-3	2-2 P3	5	0	0	0	0	0	3	Houston Astros @ San Francisco Giants Candlestick Park, San Francisco, CA Sat Aug 05 1989, 6:33 AM EDT Att: 33,736 - Sunny				
Rafael Ramirez, R OBP: 0.283, SLG: 0.339 (1, 6)	0-2 F7		1-1 1B		1-0 G5-4-3			0-0 F8		4	0	1	0	0	0	1					
Terry Puhl, L OBP: 0.341, SLG: 0.365 (1, 7)	1-2 1B		1-1 F7			1-2 G4-3		4-2 BB		3	0	1	0	1	0	1					
Glenn Davis, R OBP: 0.337, SLG: 0.488 (1, 3)	2-2 F7			1-2 G5-3		0-0 B5-3		4-2 BB		3	0	0	0	1	0	1					
Ken Caminiti, S OBP: 0.316, SLG: 0.372 (1, 5)		2-0 G6-3		4-1 FC6-4 1B		2-2 E1		3-3 K		3	0	0	0	1	1	2					
Eric Anthony, L OBP: 0.250, SLG: 0.360 (1, 9)		1-3 K		0-1 FC6-4 1B		2-0 FC4		1-0 G3		4	0	1	0	0	1	1					
Craig Reynolds, L OBP: 0.271, SLG: 0.252 (1, 4)	1-2 1B		1-1 FC6-4			0-2 G4-3		4-0 1B		3	0	1	0	1	0	2					
Gerald Young, S OBP: 0.329, SLG: 0.276 (1, 8)	1-2 F8		1-1 L7			1-1 G4-3		3-2 1B		4	0	1	0	0	0	3					
Mike Scott, R OBP: 0.145, SLG: 0.111 (5, 1)			1-1 F9		4-0 G5-4-3 BB		2-1 G1-3		0-0 F8	1	0	0	0	1	0	0					
Larry Andersen, R OBP: 0.333, SLG: 0.333 (7, PH)										0	0	0	0	0	0	0					
Harry Spillman, L OBP: 0.290, SLG: 0.200 (7, 1)										0	0	0	0	0	0	0					
Juan Agosto, L OBP: 0.167, SLG: 0.172 (8, 1)										0	0	0	0	0	0	0					
Jim Clancy, R OBP: 0.134, SLG: 0.254 (8, PH)										0	0	0	0	0	0	2					
Inning Stats	R: 0 E: 0 K: 0 S: 11	H: 1 LOB: 1 BB: 0 P: 15	R: 0 E: 0 K: 1 S: 12	H: 1 LOB: 1 BB: 0 P: 16	R: 0 E: 0 K: 0 S: 8	H: 1 LOB: 2 BB: 0 P: 12	R: 0 E: 0 K: 0 S: 14	H: 0 LOB: 0 BB: 1 P: 21	R: 0 E: 1 K: 0 S: 3	H: 0 LOB: 1 BB: 0 P: 9	R: 0 E: 0 K: 0 S: 7	H: 0 LOB: 0 BB: 0 P: 10	R: 0 E: 0 K: 1 S: 13	H: 0 LOB: 2 BB: 1 P: 26	R: 0 E: 0 K: 0 S: 10	H: 1 LOB: 2 BB: 1 P: 20	1B: 5 2B: 0 3B: 0 HR: 0	SF: 0 SAC: 0 DP: 1 HBP: 0	WP: 0 PB: 0 SB: 0 CS: 0	PA: 37	
PITCHER	IP	WLS	BF	H	R	ER	SO	BB	IBB	HBP	BLK	WP	HR	S	P	ERA	WHIP				
Michael LaCoss, R ERA: 2.98	7.0	W	27	4	0	0	1	2	0	0	0	0	0	63	96	0.00	0.857				
Ernie Camacho, R ERA: 4.91	1.0		5	0	0	0	1	2	0	0	0	0	0	13	26	0.00	2.000				
Steve Bedrosian, R ERA: 3.79	1.0		5	1	0	0	0	1	0	0	0	0	0	10	20	0.00	2.000				

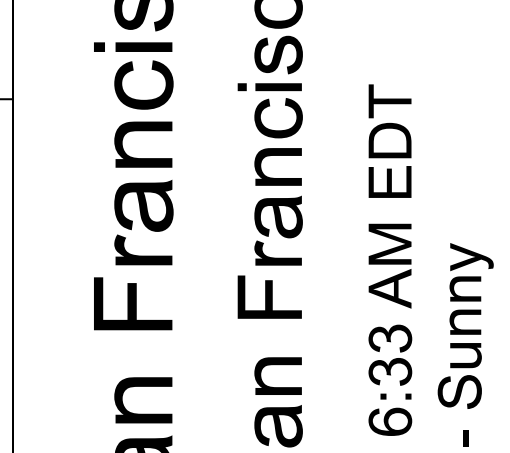
Batter	1	2	3	4	5	6	7	8	9	AB	R	H	RBI	BB	SO	LOB	BOTTOM				
Brett Butler, L OBP: 0.342, SLG: 0.366 (1, 8)	1-2 P6		1-1 HR		2-1 SH1-4 2B	1-1 BB		0-2 G4-3		5	2	3	1	0	0	0	Houston Astros @ San Francisco Giants Candlestick Park, San Francisco, CA Sat Aug 05 1989, 6:33 AM EDT Att: 33,736 - Sunny				
Robby Thompson, R OBP: 0.333, SLG: 0.436 (1, 4)	0-3 K		1-1 1B		0-0 SH1-4	0-1 P4		2-0 G3-1		3	0	1	0	0	1	1					
Ernie Camacho, R OBP: 0.333, SLG: 0.333 (8, 1)					2-3					1	0	0	0	0	0	0					
Ernest Riles, L OBP: 0.335, SLG: 0.404 (8, PH)										0	0	0	0	0	0	0					
Steve Bedrosian, R OBP: 0.333, SLG: 0.333 (9, 1)										0	0	0	0	0	0	0					
Will Clark, L OBP: 0.415, SLG: 0.547 (1, 3)	0-1 G6-3			0-3 K	0-0 1B	4-1 BB		2-0 G4-3		4	1	1	1	1	1	0					
Kevin Mitchell, R OBP: 0.384, SLG: 0.655 (1, 7)		2-2 F9		0-1 F8 1B	4-0 BB 2B	1-3 K				3	2	1	0	1	1	2					
Matt Williams, R OBP: 0.252, SLG: 0.381 (1, 5)	0-2 E			2-2 F8	0-0 P3	1-2 G3				4	0	1	0	0	0	5					
Pat Sheridan, L OBP: 0.310, SLG: 0.333 (8, 9)	1-0 E6			3-1 2B	2-2 BB		2-3 K			3	2	2	1	0	0	1					
Candy Maldonado, R OBP: 0.304, SLG: 0.375 (7, PH)				3-H 2B	1-2 2B	1-2 2B				1	0	0	0	0	1	0					
Terry Kennedy, L OBP: 0.307, SLG: 0.326 (1, 2)	0-1 G4-6-3			1-0 K	4-2 1B	1-0 G4-3				3	0	1	2	1	0	2					
Jose Uribe, S OBP: 0.292, SLG: 0.311 (1, 6)			1-1 B2	4-0 IBB	1-2 2B	4-2 BB				2	0	1	2	2	0	0					
Michael LaCoss, R OBP: 0.115, SLG: 0.083 (1, 1)			1-1 G5-3	1-3 K	1-2 2B	1-2 BB				3	0	0	0	0	1	4					
Greg Litton, R OBP: 0.340, SLG: 0.483 (7, PH)							2-0 F8			1	0	0	0	0	0	1					
Inning Stats	R: 0 E: 0 K: 1 S: 9	H: 0 LOB: 0 BB: 0 P: 10	R: 0 E: 1 K: 0 S: 9	H: 1 LOB: 1 BB: 0 P: 12	R: 1 E: 0 K: 0 S: 8	H: 2 LOB: 1 BB: 0 P: 12	R: 2 E: 0 K: 2 S: 16	H: 3 LOB: 2 BB: 1 P: 27	R: 4 E: 0 K: 0 S: 16	H: 4 LOB: 2 BB: 2 P: 31	R: 0 E: 0 K: 1 S: 11	H: 1 LOB: 2 BB: 1 P: 18	R: 0 E: 0 K: 1 S: 8	H: 0 LOB: 1 BB: 1 P: 17	R: 0 E: 0 K: 0 S: 5	H: 0 LOB: 0 BB: 0 P: 9	1B: 6 2B: 4 3B: 0 HR: 1	SF: 0 SAC: 1 DP: 1 HBP: 0	WP: 1 PB: 0 SB: 0 CS: 0	PA: 39	
PITCHER	IP	WLS	BF	H	R	ER	SO	BB	IBB	HBP	BLK	WP	HR	S	P	ERA	WHIP				
Mike Scott, R ERA: 2.71	4.1	L	22	8	6	6	3	0	2	0	0	0	1	46	71	12.46	1.846				
Larry Andersen, R ERA: 1.1	1.2		10	3	1	1	1	2	0	0	0	0	0	23	39	5.40	3.000				
Juan Agosto, L ERA: 3.47	1.0		4	0	0	0	1	1	0	0	0	0	0	8	17	0.00	1.000				
Jim Clancy, R ERA: 4.99	1.0		3	0	0	0	0	0	0	0	0	0	0	5	9	0.00	0.000				

AB 32
R 0
H 5
RBI 0
BB 5
SO 2
LOB 16



livebaseballscores.com

AB 33
R 7
H 11
RBI 7
BB 5
SO 5
LOB 16



livebaseballscores.com

Batter	1	2	3	4	5	6	7	8	9	AB	R	H	RBI	BB	SO	LOB	TOP					
Mariano Duncan, R OBP: 0.285, SLG: 0.357										5	1	1	0	0	2	3	<p>Cincinnati Reds @ San Francisco Giants Candlestick Park, San Francisco, CA</p> <p>Mon Aug 07 1989, 10:05 PM EDT Att: 23,905 - Unknown - 55 F</p>					
Luis Quinones, S OBP: 0.276, SLG: 0.403										5	1	3	3	0	0	1						
Eric Davis, R OBP: 0.359, SLG: 0.522 Joel Youngblood, R OBP: 0.314, SLG: 0.344										3	1	0	1	1	0	3						
Ken Griffey, L OBP: 0.372, SLG: 0.473 Tim Lincecum, L OBP: 0.333, SLG: 1.333										3	2	1	0	1	0	3						
Rolando Roomes, R OBP: 0.316, SLG: 0.480										4	1	1	2	1	2	1						
Todd Benzinger, S OBP: 0.297, SLG: 0.369										4	0	0	0	1	2	5						
Jeff Reed, L OBP: 0.311, SLG: 0.329										4	0	1	2	1	0	2						
Ron Oester, S OBP: 0.284, SLG: 0.269										4	2	3	1	0	0	1						
Ron Robinson, R OBP: 0.400, SLG: 0.333 Dave Collins, S OBP: 0.300, SLG: 0.250 Herm Winningham, L OBP: 0.300, SLG: 0.305										2	1	0	0	0	1	2						
Inning Stats	R: 0 E: 0 K: 1 S: 7	H: 1 LOB: 0 BB: 0 P: 10	R: 1 E: 0 K: 1 S: 9	H: 2 LOB: 1 BB: 0 P: 12	R: 0 E: 0 K: 1 S: 8	H: 0 LOB: 0 BB: 0 P: 10	R: 0 E: 0 K: 1 S: 7	H: 0 LOB: 1 BB: 1 P: 15	R: 7 E: 0 K: 1 S: 18	H: 5 LOB: 2 BB: 3 P: 36	R: 0 E: 1 K: 0 S: 8	H: 0 LOB: 0 BB: 1 P: 17	R: 0 E: 0 K: 1 S: 5	H: 0 LOB: 0 BB: 1 P: 12	R: 2 E: 0 K: 2 S: 17	H: 3 LOB: 1 BB: 0 P: 26		R: 0 E: 0 K: 0 S: 9	H: 0 LOB: 0 BB: 0 P: 17	1B: 9 2B: 0 3B: 2 HR: 0	SF: 0 SAC: 0 DP: 2 HBP: 1	WP: 1 PB: 0 SB: 0 CS: 0
PITCHER	IP WLS BF H R ER SO BB IBB HBP BLK WP HR S P ERA WHIP																					
Jeff Brantley, R ERA: 4.35	4.1 L 20 6 5 5 4 2 0 0 0 0 0 0 41 65 10.38 1.846																					
Randy McCament, R ERA: 3.8	0.1 5 1 2 2 1 1 1 1 0 1 0 7 17 54.00 6.000																					
Ernie Camacho, R ERA: 4.5	4.1 18 4 3 3 3 2 0 0 0 0 0 40 73 6.23 1.385																					

Batter	1	2	3	4	5	6	7	8	9	AB	R	H	RBI	BB	SO	LOB	BOTTOM					
Brett Butler, L OBP: 0.341, SLG: 0.368 Kirt Manwaring, R OBP: 0.276, SLG: 0.270										4	0	1	0	0	0	2	<p>Cincinnati Reds @ San Francisco Giants Candlestick Park, San Francisco, CA</p> <p>Mon Aug 07 1989, 10:05 PM EDT Att: 23,905 - Unknown - 55 F</p>					
Robby Thompson, R OBP: 0.330, SLG: 0.430 Ernest Riles, L OBP: 0.331, SLG: 0.398										3	0	0	0	0	1	0						
Will Clark, L OBP: 0.416, SLG: 0.552										4	1	2	0	0	0	0						
Kevin Mitchell, R OBP: 0.387, SLG: 0.653										3	0	1	0	1	2	1						
Matt Williams, R OBP: 0.243, SLG: 0.362										4	0	0	0	0	4							
Pat Sheridan, L OBP: 0.309, SLG: 0.325 Candy Maldonado, R OBP: 0.302, SLG: 0.372										2	1	0	0	1	0	1						
Terry Kennedy, L OBP: 0.310, SLG: 0.329 Greg Litton, R OBP: 0.337, SLG: 0.478										3	0	2	0	0	0	0						
Jose Uribe, S OBP: 0.292, SLG: 0.311										4	0	2	1	0	0	1						
Jeff Brantley, R OBP: 0.100, SLG: 0.100 Randy McCament, R OBP: 0.300, SLG: 0.500 Ernie Camacho, R										2	0	0	0	0	1	3						
Donell Nixon, R OBP: 0.298, SLG: 0.262										1	0	0	0	0	0	0						
Inning Stats	R: 0 E: 1 K: 0 S: 17	H: 0 LOB: 2 BB: 1 P: 27	R: 0 E: 0 K: 0 S: 5	H: 1 LOB: 1 BB: 0 P: 7	R: 0 E: 0 K: 0 S: 11	H: 2 LOB: 2 BB: 0 P: 14	R: 1 E: 0 K: 1 S: 9	H: 2 LOB: 1 BB: 1 P: 18	R: 1 E: 0 K: 2 S: 11	H: 1 LOB: 1 BB: 0 P: 17	R: 0 E: 0 K: 1 S: 14	H: 2 LOB: 2 BB: 0 P: 27	R: 0 E: 0 K: 1 S: 8	H: 0 LOB: 0 BB: 0 P: 14	R: 0 E: 0 K: 1 S: 9	H: 0 LOB: 0 BB: 0 P: 9	R: 0 E: 0 K: 0 S: 9	H: 0 LOB: 0 BB: 0 P: 14	1B: 6 2B: 3 3B: 0 HR: 0	SF: 0 SAC: 0 DP: 1 HBP: 0	WP: 0 PB: 0 SB: 0 CS: 0	PA: 38
PITCHER	IP WLS BF H R ER SO BB IBB HBP BLK WP HR S P ERA WHIP																					
Ron Robinson, R ERA: 1.63	5.0 W 24 2 0 0 3 0 0 0 0 0 0 40 64 0.00 0.500																					
Tim Lincecum, L ERA: 3.61	4.0 S 14 2 0 0 3 0 0 0 0 0 0 40 64 0.00 0.500																					



Batter	1	2	3	4	5	6	7	8	9	AB	R	H	RBI	BB	SO	LOB	TOP								
Luis Quinones, S (1, 4) OBP: 0.284, SLG: 0.436	F8		L5			K		HR		4	1	1	3	0	1	0	Cincinnati Reds @ San Francisco Giants Candlestick Park, San Francisco, CA Thu Aug 10 1989, 6:33 AM EDT Att: 34,810 - Unknown - 65 F								
Jeff Richardson, R (1, 6) OBP: 0.216, SLG: 0.147	G5-3			K		F7		G6-3		4	0	0	0	0	1	0									
Eric Davis, R (1, 8) OBP: 0.358, SLG: 0.532	G5-3			G6-3			F9		G6-3	4	0	0	0	0	0	0									
Rolando Roomes, R (1, 9) OBP: 0.309, SLG: 0.465 Herm Winningham, L (9, PH) OBP: 0.296, SLG: 0.390		G4-3		G6-3			F8		K	3	0	0	0	0	0	0									
Joel Youngblood, R (1, 7) OBP: 0.306, SLG: 0.337 Ken Griffey, L (9, PH) OBP: 0.367, SLG: 0.466		2B			P3		K		K	3	0	1	0	0	1	0									
Todd Benzinger, S (1, 3) OBP: 0.292, SLG: 0.362	F8				F6			HR		3	1	1	0	0	0	1									
Joe Oliver, R (1, 2) OBP: 0.319, SLG: 0.302	F4				BB			F7		2	0	0	0	1	0	2									
Scotti Madison, S (1, 5) OBP: 0.241, SLG: 0.340			G6-3		G1-3			HR		3	1	1	0	0	0	1									
Scott Scudder, R (1, 1) OBP: 0.231, SLG: 0.091 Dave Collins, S (6, PH) OBP: 0.286, SLG: 0.237 Rob Dibble, L (6, PH) OBP: 0.284, SLG: 0.274 Ron Oester, S (8, PH) OBP: 0.284, SLG: 0.274 Norm Charlton, S (8, 1)			K		G3			K		1	0	0	0	0	1	0									
										1	0	0	0	0	0	0									
										1	0	0	0	0	0	0									
										1	0	0	0	0	1	2									
										0	0	0	0	0	0	0									
										0	0	0	0	0	0	0									
Inning Stats	R: 0 E: 0 K: 0 S: 5	H: 0 LOB: 0 BB: 0 P: 10	R: 0 E: 0 K: 0 S: 5	H: 1 LOB: 1 BB: 0 P: 8	R: 0 E: 0 K: 1 S: 8	H: 0 LOB: 0 BB: 0 P: 12	R: 0 E: 0 K: 1 S: 10	H: 0 LOB: 0 BB: 0 P: 15	R: 0 E: 0 K: 0 S: 5	H: 0 LOB: 1 BB: 1 P: 10	R: 0 E: 0 K: 1 S: 9	H: 0 LOB: 0 BB: 0 P: 12	R: 0 E: 0 K: 1 S: 5	H: 0 LOB: 0 BB: 0 P: 9	R: 3 E: 0 K: 1 S: 11	H: 3 LOB: 0 BB: 0 P: 16	R: 0 E: 0 K: 2 S: 8	H: 0 LOB: 0 BB: 0 P: 12	1B: 1 2B: 2 3B: 0 HR: 1	SF: 0 SAC: 0 DP: 0 HBP: 0	WP: 0 PB: 0 SB: 0 CS: 0	PA: 32			
PITCHER	IP	WLS	BF	H	R	ER	SO	BB	IBB	HBP	BLK	WP	HR	S	P	ERA	WHIP								
Dave Dravecky, L (1, 1) ERA: 3.38	8.0	W	29	4	3	3	5	1	0	0	0	0	1	58	92	3.38	0.625								
Steve Bedrosian, R (9, 1) ERA: 3.66	1.0	S	3	0	0	0	2	0	0	0	0	0	0	8	12	0.00	0.000								

Batter	1	2	3	4	5	6	7	8	9	AB	R	H	RBI	BB	SO	LOB	BOTTOM								
Brett Butler, L (1, 8) OBP: 0.343, SLG: 0.368	P5	B5-3		P6-3		1B				4	0	1	0	0	0	2	Cincinnati Reds @ San Francisco Giants Candlestick Park, San Francisco, CA Thu Aug 10 1989, 6:33 AM EDT Att: 34,810 - Unknown - 65 F								
Robby Thompson, R (1, 4) OBP: 0.327, SLG: 0.424	G5-3		P3	F9		K				4	0	0	0	0	1	1									
Will Clark, L (1, 3) OBP: 0.416, SLG: 0.555	BB		2B		F8		F8			3	1	1	0	1	0	0									
Kevin Mitchell, R (1, 7) OBP: 0.394, SLG: 0.669	BB		2B	IBB	HR	BB		K		1	1	0	0	3	1	0									
Matt Williams, R (1, 5) OBP: 0.244, SLG: 0.410	P3		2B		HR		K			4	1	2	3	0	1	2									
Pat Sheridan, L (1, 9) OBP: 0.311, SLG: 0.343	G4-3	3B	G5-3		F7		K			4	1	1	0	0	1	2									
Terry Kennedy, L (1, 2) OBP: 0.312, SLG: 0.328 Steve Bedrosian, R (9, 1) OBP: 0.333, SLG: 0.333	G4-3		FC4-6	IBB	G4-3		K			3	0	0	1	1	1	0									
Jose Uribe, S (1, 6) OBP: 0.287, SLG: 0.303	G6-3		FC4-6			P5		G5-3		4	0	0	0	0	0	3									
Dave Dravecky, R (1, 1) Kirt Manwaring, R (9, 2) OBP: 0.270, SLG: 0.264				BB	P6-3	BB		K		1	0	0	0	2	1	0									
										0	0	0	0	0	0	0									
										1	0	0	0	2	1	0									
										0	0	0	0	0	0	0									
Inning Stats	R: 0 E: 0 K: 0 S: 12	H: 0 LOB: 2 BB: 2 P: 26	R: 1 E: 0 K: 0 S: 9	H: 1 LOB: 1 BB: 1 P: 17	R: 1 E: 0 K: 0 S: 12	H: 2 LOB: 3 BB: 2 P: 23	R: 0 E: 0 K: 0 S: 7	H: 0 LOB: 0 BB: 1 P: 13	R: 2 E: 0 K: 2 S: 14	H: 1 LOB: 0 BB: 0 P: 21	R: 0 E: 0 K: 2 S: 10	H: 0 LOB: 0 BB: 0 P: 13	R: 0 E: 0 K: 2 S: 12	H: 0 LOB: 0 BB: 0 P: 17	R: 0 E: 0 K: 2 S: 12	H: 0 LOB: 0 BB: 0 P: 17	1B: 1 2B: 3 3B: 1 HR: 1	SF: 0 SAC: 0 DP: 1 HBP: 0	WP: 0 PB: 0 SB: 1 CS: 0	PA: 35					
PITCHER	IP	WLS	BF	H	R	ER	SO	BB	IBB	HBP	BLK	WP	HR	S	P	ERA	WHIP								
Scott Scudder, R (1, 1) ERA: 4.59	5.0	L	25	4	4	4	0	5	2	0	0	0	0	49	99	7.20	1.800								
Rob Dibble, R (6, 1) ERA: 2.31	2.0		7	1	0	0	4	0	0	0	0	0	0	24	34	0.00	0.500								
Norm Charlton, L (8, 1) ERA: 3.68	1.0		3	0	0	0	2	0	0	0	0	0	0	12	17	0.00	0.000								

AB	31
R	3
H	4
RBI	3
BB	1
SO	7
LOB	6



AB	28
R	4
H	5
RBI	4
BB	7
SO	6
LOB	10



Batter	1	2	3	4	5	6	7	8	9	AB	R	H	RBI	BB	SO	LOB	TOP								
Brett Butler, L OBP: 0.341, SLG: 0.365 (1, 8)	G6-3		L4				F8		B5-3	5	0	1	0	0	0	2									
Robby Thompson, R OBP: 0.321, SLG: 0.415 (1, 4)	K			G4-3			F7			4	0	0	0	0	2	3									
Will Clark, L OBP: 0.415, SLG: 0.550 (1, 3)	G4-3			F7						4	1	2	0	0	0	0									
Kevin Mitchell, R OBP: 0.397, SLG: 0.673 (1, 7)		G4-3								4	0	1	0	0	2	2									
Matt Williams, R OBP: 0.248, SLG: 0.463 (1, 5)	G5-3			G6-3						4	1	1	2	0	0	2									
Pat Sheridan, L OBP: 0.312, SLG: 0.339 (8, PH)										3	1	1	0	0	0	0									
Candy Maldonado, R OBP: 0.299, SLG: 0.366 (8, 9)	F8									1	0	1	0	0	0	0									
Terry Kennedy, L OBP: 0.322, SLG: 0.338 (8, PH)				L4						3	0	1	0	0	0	0									
Kirt Manwaring, R OBP: 0.271, SLG: 0.260 (8, 2)										1	0	0	0	0	0	2									
Jose Uribe, S OBP: 0.280, SLG: 0.295 (1, 6)				K						4	0	1	1	0	1	1									
Dave Dravecky, R OBP: 0.600, SLG: 0.333 (1, 1)										2	0	1	0	0	0	1									
Jeff Brantley, R OBP: 0.100, SLG: 0.100 (6, 1)										0	0	0	0	0	0	0									
Donell Nixon, R OBP: 0.300, SLG: 0.259 (9, PH)										1	0	0	0	0	0	0									
Steve Bedrosian, R OBP: 0.333, SLG: 0.333 (9, 1)										0	0	0	0	0	0	0									
Inning Stats	R: 0 E: 0 K: 1 S: 7	H: 0 LOB: 0 BB: 0 P: 10	R: 0 E: 0 K: 0 S: 9	H: 0 LOB: 0 BB: 0 P: 11	R: 0 E: 0 K: 1 S: 7	H: 1 LOB: 1 BB: 0 P: 9	R: 0 E: 0 K: 0 S: 10	H: 1 LOB: 1 BB: 0 P: 15	R: 1 E: 0 K: 1 S: 11	H: 3 LOB: 2 BB: 0 P: 14	R: 2 E: 0 K: 1 S: 12	H: 2 LOB: 0 BB: 0 P: 17	R: 0 E: 0 K: 0 S: 8	H: 1 LOB: 1 BB: 0 P: 13	R: 0 E: 0 K: 1 S: 14	H: 2 LOB: 2 BB: 0 P: 24	R: 0 E: 0 K: 0 S: 6	H: 0 LOB: 0 BB: 0 P: 9	1B: 8 2B: 1 3B: 0 HR: 1	SF: 0 SAC: 1 DP: 0 HBP: 0	WP: 0 PB: 0 SB: 0 CS: 0	PA: 37			
PITCHER	IP	WLS	BF	H	R	ER	SO	BB	IBB	HBP	BLK	WP	HR	S	P	ERA	WHIP								
Bryn Smith, R ERA: 2.56 (1, 1)	7.0	L	29	8	3	3	4	0	0	0	0	0	1	64	89	3.86	1.143								
Zane Smith, L ERA: 3.66 (8, 1)	2.0		8	2	0	0	1	0	0	0	0	0	0	20	33	0.00	1.000								

San Francisco Giants @ Montreal Expos
Olympic Stadium, Montreal, QB
Tue Aug 15 1989, 7:05 PM EDT
Att: 24,490 - Unknown

AB 36
R 3
H 10
RBI 3
BB 0
SO 5
LOB 13



Batter	1	2	3	4	5	6	7	8	9	AB	R	H	RBI	BB	SO	LOB	BOTTOM								
Otis Nixon, S OBP: 0.307, SLG: 0.267 (1, 8)	B1-3		G6-3				F8			4	0	0	0	0	0	3									
Damaso Garcia, R OBP: 0.325, SLG: 0.392 (1, 4)	F8			G4-3						3	1	1	1	0	0	0									
Tom Foley, L OBP: 0.305, SLG: 0.353 (8, PH)										1	0	0	0	0	0	0									
Andres Galarraga, R OBP: 0.337, SLG: 0.432 (1, 3)	F8									3	1	1	0	0	0	0									
Tim Raines, S OBP: 0.409, SLG: 0.454 (1, 7)										2	0	0	1	1	0	1									
Hubie Brooks, R OBP: 0.288, SLG: 0.355 (1, 9)										4	0	0	0	0	1	2									
Tim Wallach, R OBP: 0.343, SLG: 0.421 (1, 5)										3	0	2	0	1	0	0									
Rex Hudler, R OBP: 0.298, SLG: 0.462 (9, FR)										0	0	0	0	0	0	0									
Mike Fitzgerald, R OBP: 0.336, SLG: 0.409 (1, 2)										4	0	1	0	0	1	3									
Spike Owen, S OBP: 0.371, SLG: 0.353 (1, 6)										2	0	0	0	2	0	2									
Bryn Smith, R OBP: 0.170, SLG: 0.104 (1, 1)										1	0	0	0	0	0	0									
Wallace Johnson, S OBP: 0.273, SLG: 0.325 (7, PH)										1	0	0	0	0	0	1									
Zane Smith, L OBP: 0.200, SLG: 0.233 (8, 1)										0	0	0	0	0	0	0									
Inning Stats	R: 0 E: 0 K: 0 S: 5	H: 0 LOB: 0 BB: 0 P: 8	R: 0 E: 0 K: 0 S: 6	H: 0 LOB: 2 BB: 2 P: 13	R: 0 E: 0 K: 0 S: 9	H: 0 LOB: 0 BB: 0 P: 12	R: 0 E: 0 K: 0 S: 4	H: 1 LOB: 1 BB: 0 P: 5	R: 0 E: 0 K: 0 S: 11	H: 2 LOB: 2 BB: 1 P: 20	R: 2 E: 0 K: 1 S: 11	H: 1 LOB: 0 BB: 0 P: 19	R: 0 E: 0 K: 1 S: 8	H: 0 LOB: 1 BB: 1 P: 13	R: 0 E: 0 K: 0 S: 4	H: 0 LOB: 0 BB: 0 P: 7	R: 0 E: 0 K: 0 S: 14	H: 1 LOB: 2 BB: 0 P: 21	1B: 4 2B: 0 3B: 0 HR: 1	SF: 1 SAC: 1 DP: 1 HBP: 1	WP: 2 PB: 0 SB: 1 CS: 0	PA: 35			
PITCHER	IP	WLS	BF	H	R	ER	SO	BB	IBB	HBP	BLK	WP	HR	S	P	ERA	WHIP								
Dave Dravecky, L ERA: 3.46 (1, 1)	5.0	W	21	4	2	2	0	3	0	1	0	0	1	39	66	3.60	1.400								
Jeff Brantley, R ERA: 4.29 (6, 1)	3.0		10	0	0	0	2	1	0	0	0	1	0	19	31	0.00	0.333								
Steve Bedrosian, R ERA: 3.5 (9, 1)	1.0	S	4	1	0	0	0	0	0	0	0	0	0	14	21	0.00	1.000								

San Francisco Giants @ Montreal Expos
Olympic Stadium, Montreal, QB
Tue Aug 15 1989, 7:05 PM EDT
Att: 24,490 - Unknown

AB 28
R 2
H 5
RBI 2
BB 4
SO 2
LOB 12



Batter	1	2	3	4	5	6	7	8	9	AB	R	H	RBI	BB	SO	LOB	TOP									
Brett Butler, L (1, 8) OBP: 0.342, SLG: 0.365	G5-3		1B		K		FC5-4 BB			3	0	1	0	1	1	0	San Francisco Giants @ Montreal Expos Olympic Stadium, Montreal, QB Wed Aug 16 1989, 7:05 PM EDT Att: 24,719 - Unknown livebaseballscorecards.com									
Robby Thompson, R (1, 4) OBP: 0.320, SLG: 0.414	F7		F9			G6-4-3 BB 1B	FC5-4			4	0	1	0	0	0	2										
Will Clark, L (1, 3) OBP: 0.416, SLG: 0.549	1B		K			1 SAFE SAFE BB BB	G6-4-3 BB	G4-3		3	0	1	0	1	1	0										
Kevin Mitchell, R (1, 7) OBP: 0.398, SLG: 0.679	F7				HR	G6-4-3		F9-3 1B		4	1	2	1	0	0	3										
Matt Williams, R (1, 5) OBP: 0.241, SLG: 0.449		K			K			F9-3		4	0	0	0	0	3	2										
Steve Bedrosian, R (8, 1) OBP: 0.333, SLG: 0.333										0	0	0	0	0	0	0										
Bob Knepper, L (8, 1) OBP: 0.375, SLG: 0.485										0	0	0	0	0	0	0										
Candy Maldonado, R (1, 9) OBP: 0.302, SLG: 0.377		S BB			K			F9		2	1	1	1	1	1	0										
Pat Sheridan, L (9, PH) OBP: 0.311, SLG: 0.338										1	0	0	0	0	0	0										
Kirt Manwaring, R (1, 2) OBP: 0.272, SLG: 0.257										2	0	0	0	1	1	1										
Ernest Riles, L (9, PH) OBP: 0.330, SLG: 0.393		K			G5-3		G6-4-3 BB	G4-3		1	0	0	0	0	0	0										
Jose Uribe, S (1, 6) OBP: 0.281, SLG: 0.296							L9	G4-3		3	0	1	0	0	0	1										
Terry Kennedy, L (9, PH) OBP: 0.321, SLG: 0.337		1B					G6-4-3	G4-3		1	0	0	0	0	0	0										
Michael LaCoss, R (1, 1) OBP: 0.156, SLG: 0.071										2	0	0	0	1	1	2										
Craig Lefferts, L (7, 1)										0	0	0	0	0	0	0										
Ken Oberkfell, L (8, 5) OBP: 0.296, SLG: 0.365		F8			K			BB BB		0	0	0	0	0	0	0										
Inning Stats	R: 0 E: 0 K: 0 S: 6	H: 1 LOB: 1 BB: 0 P: 9	R: 0 E: 0 K: 2 S: 12	H: 1 LOB: 2 BB: 1 P: 18	R: 0 E: 0 K: 1 S: 9	H: 1 LOB: 0 BB: 0 P: 15	R: 1 E: 0 K: 2 S: 9	H: 1 LOB: 0 BB: 0 P: 13	R: 0 E: 0 K: 1 S: 9	H: 0 LOB: 0 BB: 0 P: 10	R: 0 E: 0 K: 1 S: 9	H: 1 LOB: 1 BB: 1 P: 15	R: 1 E: 0 K: 0 S: 10	H: 1 LOB: 2 BB: 3 P: 23	R: 0 E: 0 K: 0 S: 6	H: 1 LOB: 0 BB: 0 P: 9		R: 0 E: 0 K: 0 S: 8	H: 0 LOB: 0 BB: 0 P: 12	1B: 5 2B: 1 3B: 0 HR: 2	SF: 0 SAC: 0 DP: 3 HBP: 0	WP: 0 PB: 0 SB: 1 CS: 0	PA: 35			
PITCHER	IP	WLS	BF	H	R	ER	SO	BB	IBB	HBP	BLK	WP	HR	S	P	ERA		WHIP								
Mark Langston, L (1, 1) ERA: 2.53	7.0		29	6	2	2	8	5	0	0	0	0	2	64	103	2.57		1.571								
Tim Burke, R (8, 1) ERA: 2.62	2.0	W	6	1	0	0	0	0	0	0	0	0	0	14	21	0.00	0.500									

Batter	1	2	3	4	5	6	7	8	9	AB	R	H	RBI	BB	SO	LOB	BOTTOM									
Dave Martinez, L (1, 8) OBP: 0.328, SLG: 0.398	F7		G4-3		L8		G3	F8		4	0	0	0	0	0	1	San Francisco Giants @ Montreal Expos Olympic Stadium, Montreal, QB Wed Aug 16 1989, 7:05 PM EDT Att: 24,719 - Unknown livebaseballscorecards.com									
Hubie Brooks, R (8, PH) OBP: 0.287, SLG: 0.354										1	0	0	0	0	0	3										
Otis Nixon, S (9, 8) OBP: 0.307, SLG: 0.267										0	0	0	0	0	0	0										
Tom Foley, L (1, 4) OBP: 0.306, SLG: 0.350	F7		G6-4-3 BB			G4-3		F7		2	0	0	0	1	0	0										
Rex Hudler, R (8, PH) OBP: 0.296, SLG: 0.458										1	0	0	0	0	0	0										
Andres Galarraga, R (1, 3) OBP: 0.339, SLG: 0.431		BB	G6-4-3			1B		K		3	0	1	0	1	1	1										
Tim Raines, S (1, 7) OBP: 0.408, SLG: 0.455	F7				G6-3		K	S E		4	1	1	0	0	1	2										
Tim Wallach, R (1, 5) OBP: 0.342, SLG: 0.418		L9			L6		F8	BB E BB		3	1	0	0	1	0	1										
Larry Walker, L (1, 9) OBP: 1.000, SLG: 1.000		BB BB			FC6-4 BB		1B 1B	E BB		1	2	1	0	3	0	0										
Nelson Santovenia, R (1, 2) OBP: 0.332, SLG: 0.404		F7			FC6-4		G5-3	E9		4	0	0	0	0	0	3										
Spike Owen, S (1, 6) OBP: 0.372, SLG: 0.350		1 SAFE SAFE SAFE SAFE			L3		K	BB IBB		2	0	0	0	2	1	1										
Mark Langston, R (1, 1) OBP: 0.188, SLG: 0.234		G5-3								2	0	0	0	0	1	2										
Wallace Johnson, S (7, PH) OBP: 0.281, SLG: 0.333										1	0	1	1	0	0	0										
Tim Burke, R (8, 1) ERA: 5.72					K			BB		0	0	0	0	1	0	0										
Inning Stats	R: 0 E: 0 K: 0 S: 11	H: 0 LOB: 1 BB: 1 P: 19	R: 0 E: 0 K: 0 S: 12	H: 0 LOB: 2 BB: 2 P: 20	R: 0 E: 0 K: 0 S: 6	H: 0 LOB: 1 BB: 1 P: 12	R: 0 E: 0 K: 0 S: 10	H: 0 LOB: 1 BB: 1 P: 19	R: 0 E: 0 K: 1 S: 8	H: 0 LOB: 0 BB: 0 P: 15	R: 0 E: 0 K: 1 S: 7	H: 1 LOB: 1 BB: 0 P: 10	R: 1 E: 0 K: 1 S: 10	H: 2 LOB: 1 BB: 0 P: 16	R: 3 E: 1 K: 1 S: 20	H: 1 LOB: 3 BB: 4 P: 45		1B: 3 2B: 1 3B: 0 HR: 0	SF: 0 SAC: 0 DP: 1 HBP: 0	WP: 0 PB: 1 SB: 1 CS: 0	PA: 37					
PITCHER	IP	WLS	BF	H	R	ER	SO	BB	IBB	HBP	BLK	WP	HR	S	P	ERA		WHIP								
Michael LaCoss, R (1, 1) ERA: 2.77	6.2		27	3	1	0	3	5	0	0	0	0	0	62	109	0.00		1.200								
Craig Lefferts, L (7, 1) ERA: 2.34	1.0	L	4	1	1	0	1	0	0	0	0	0	0	12	17	0.00		1.000								
Steve Bedrosian, R (8, 1) ERA: 3.5	0.0	L	5	0	2	0	0	3	1	0	0	0	0	9	28	∞		∞								
Bob Knepper, L (8, 1) ERA: 5.72	0.1		1	0	0	0	0	0	0	0	0	0	0	1	2	0.00	0.000									

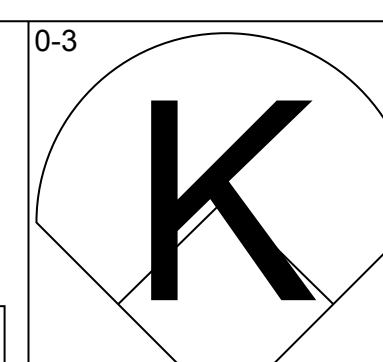
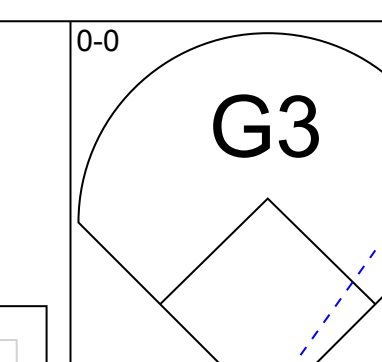
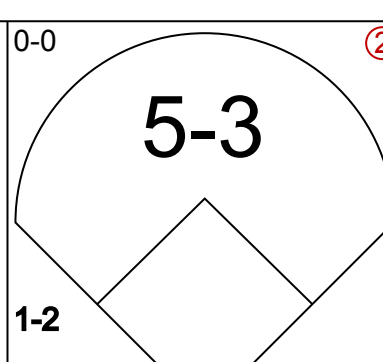
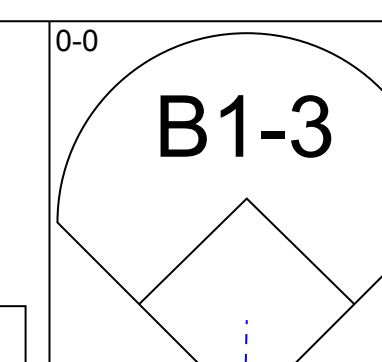
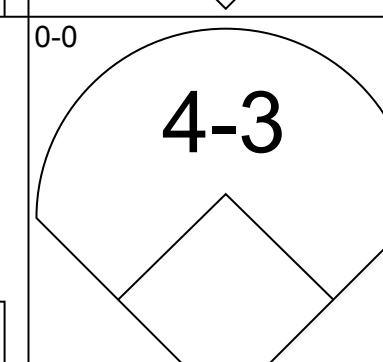
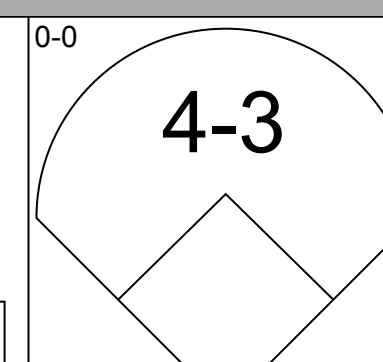
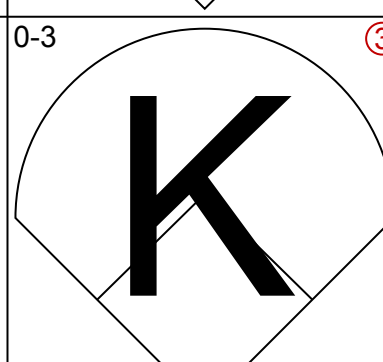
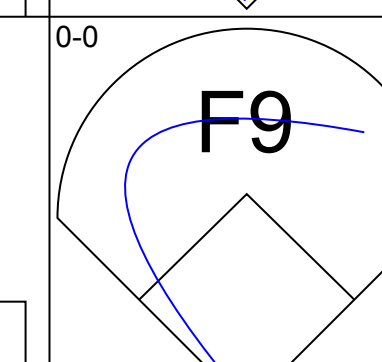
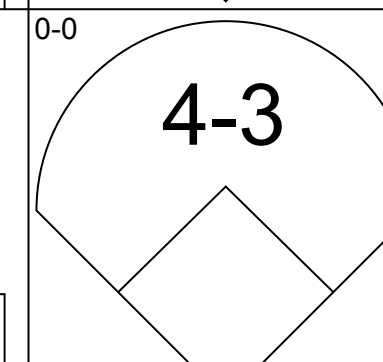
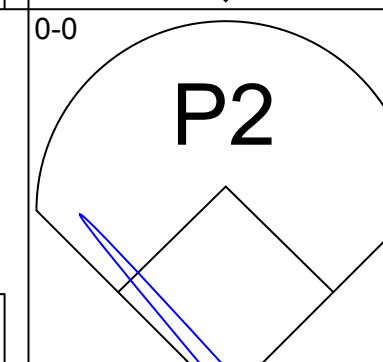
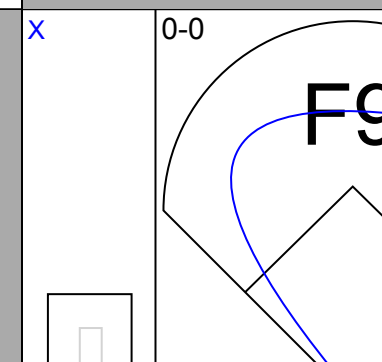
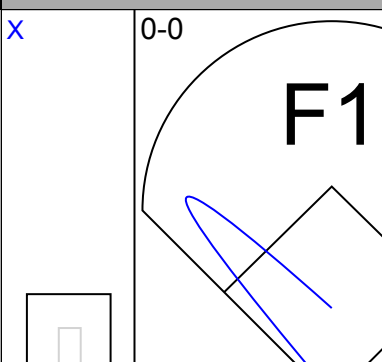
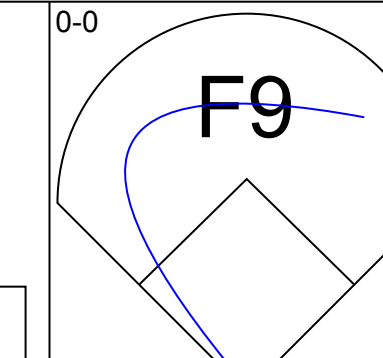
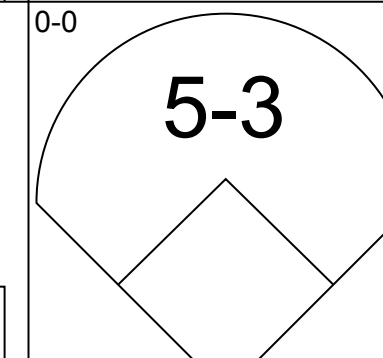
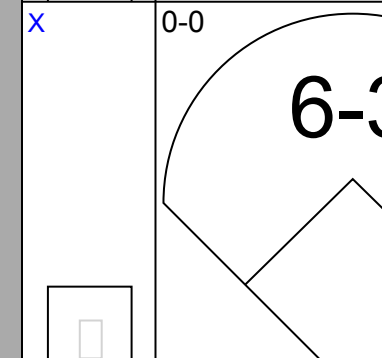
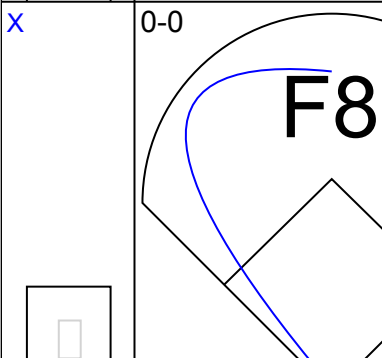
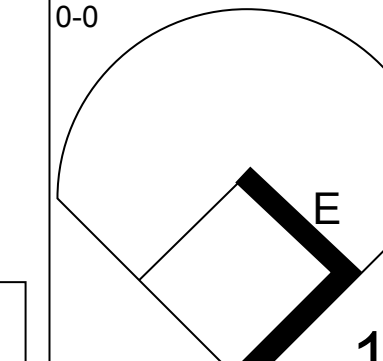
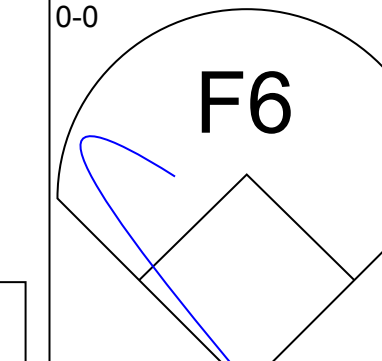
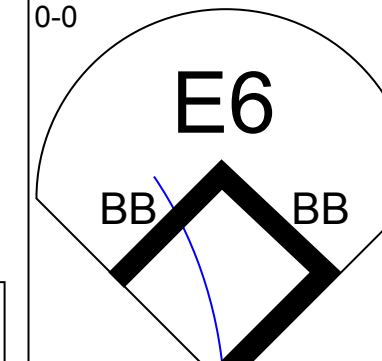
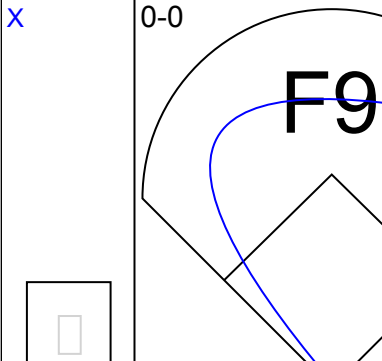
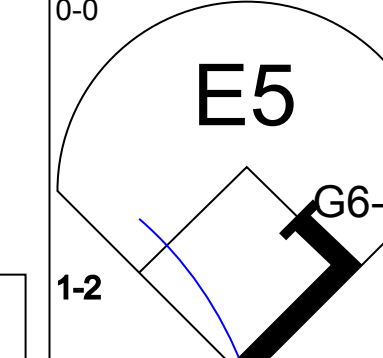
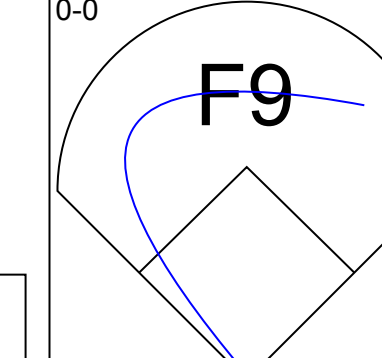
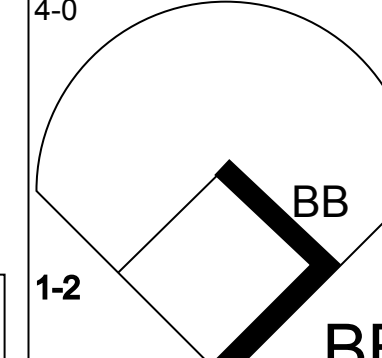
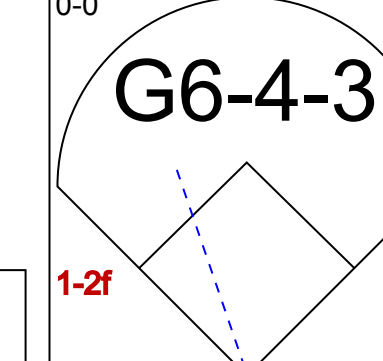
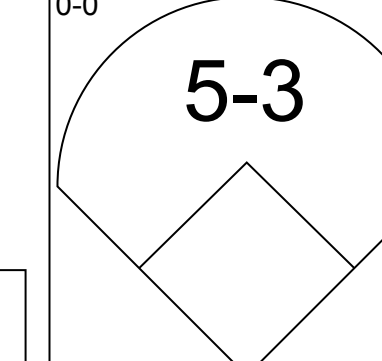
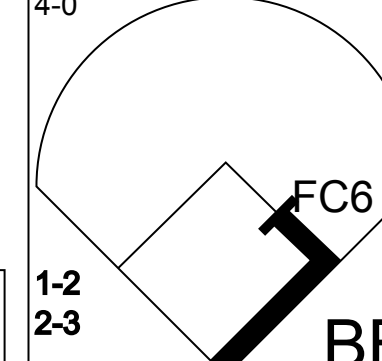
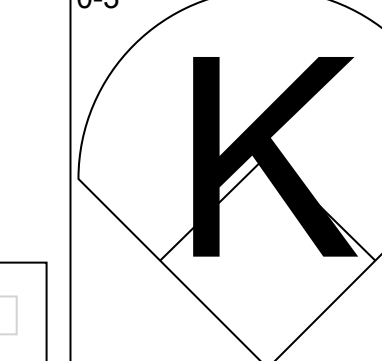
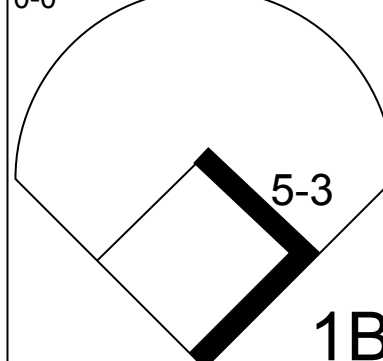
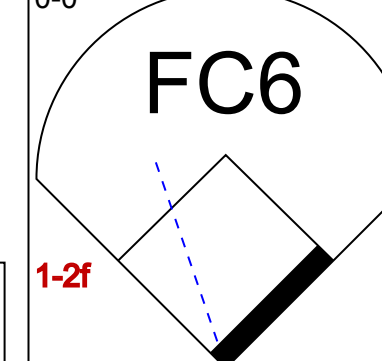
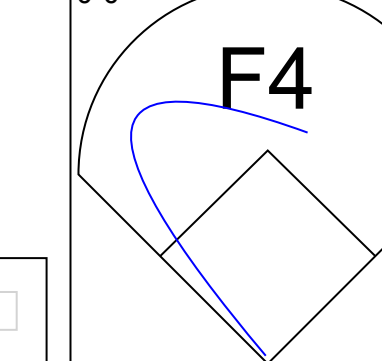

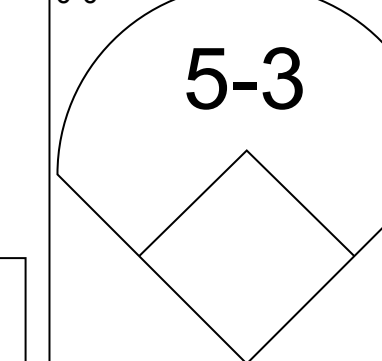
Batter	1	2	3	4	5	6	7	8	9	AB	R	H	RBI	BB	SO	LOB	TOP				
Brett Butler, L OBP: 0.346, SLG: 0.363 (1, 8)	4-1 1B HR BB	0-1 1-2 1B			1-3 K		3-2 F7		3-2 G6-3	4	1	1	0	1	1	0	San Francisco Giants @ Philadelphia Phillies Veterans Stadium, Philadelphia, PA Fri Aug 18 1989, 7:05 PM EDT Att: 23,368 - Unknown				
Robby Thomson, R OBP: 0.317, SLG: 0.409 (1, 4)	1-0 1-2 HR 1B	2-2 F9			2-2 F8		0-3 K		0-1 F8	5	1	1	0	0	1	2					
Will Clark, L OBP: 0.420, SLG: 0.569 (1, 3)	1-1 1-H 2-H HR		0-3 K		0-0 1B		1-0 2B			4	1	3	3	0	1	0					
Kevin Mitchell, R OBP: 0.401, SLG: 0.682 (1, 7)	3-0 G6-4-3 1B		0-0 F8		3-3 K		0-1 G3-1			4	0	1	0	0	1	2					
Matt Williams, R OBP: 0.257, SLG: 0.476 (1, 5)	2-2 P4		3-1 1B		1-0 HR		1-0 E5 G4-3 SF7			4	2	2	1	0	0	1					
Candy Maldonado, R OBP: 0.297, SLG: 0.370 Pat Sheridan, L OBP: 0.307, SLG: 0.333 (8, PH) (8, 9)	0-1 G6-4-3 1-2		3-1 G5-3		2-0 G6-3		0-1 G4-3			3	0	0	0	0	0	2					
Kirt Manwaring, R OBP: 0.268, SLG: 0.261 (1, 2)		2-2 P6		1-0 G1-3		2-2 2B		1-2 SF7		3	0	1	1	0	0	0					
Jose Uribe, S OBP: 0.277, SLG: 0.291 (1, 6)		0-2 G5-3		3-2 G1-3		0-2 G5-3		1-3 K2-3		4	0	0	0	0	1	1					
Rick Reuschel, R OBP: 0.235, SLG: 0.170 Craig Lefferts, L (7, 1) Greg Litton, R OBP: 0.327, SLG: 0.480 Steve Bedrosian, R OBP: 0.333, SLG: 0.333 (9, PH) (9, 1)	4-2 1B BB		3-3 K		0-0 G6-3		2-3 K			2	0	0	0	1	1	1					
Inning Stats	R: 3 E: 0 K: 0 S: 11	H: 3 LOB: 0 BB: 1 P: 22	R: 0 E: 0 K: 0 S: 16	H: 1 LOB: 2 BB: 1 P: 24	R: 0 E: 0 K: 1 S: 8	H: 1 LOB: 0 BB: 0 P: 14	R: 0 E: 0 K: 1 S: 7	H: 0 LOB: 0 BB: 0 P: 14	R: 1 E: 0 K: 0 S: 9	H: 2 LOB: 1 BB: 0 P: 14	R: 0 E: 0 K: 1 S: 10	H: 1 LOB: 0 BB: 0 P: 14	R: 1 E: 1 K: 1 S: 9	H: 0 LOB: 0 BB: 0 P: 12	R: 0 E: 0 K: 1 S: 10	H: 0 LOB: 0 BB: 0 P: 15		1B: 5 2B: 2 3B: 0 HR: 2	SF: 1 SAC: 0 DP: 1 HBP: 0	WP: 0 PB: 0 SB: 0 CS: 0	PA: 38
PITCHER	IP WLS BF H R ER SO BB IBB HBP BLK WP HR S P ERA WHIP	IP WLS BF H R ER SO BB IBB HBP BLK WP HR S P ERA WHIP	IP WLS BF H R ER SO BB IBB HBP BLK WP HR S P ERA WHIP	IP WLS BF H R ER SO BB IBB HBP BLK WP HR S P ERA WHIP	IP WLS BF H R ER SO BB IBB HBP BLK WP HR S P ERA WHIP	IP WLS BF H R ER SO BB IBB HBP BLK WP HR S P ERA WHIP	IP WLS BF H R ER SO BB IBB HBP BLK WP HR S P ERA WHIP	IP WLS BF H R ER SO BB IBB HBP BLK WP HR S P ERA WHIP	IP WLS BF H R ER SO BB IBB HBP BLK WP HR S P ERA WHIP	IP WLS BF H R ER SO BB IBB HBP BLK WP HR S P ERA WHIP	IP WLS BF H R ER SO BB IBB HBP BLK WP HR S P ERA WHIP	IP WLS BF H R ER SO BB IBB HBP BLK WP HR S P ERA WHIP	IP WLS BF H R ER SO BB IBB HBP BLK WP HR S P ERA WHIP	IP WLS BF H R ER SO BB IBB HBP BLK WP HR S P ERA WHIP	IP WLS BF H R ER SO BB IBB HBP BLK WP HR S P ERA WHIP	IP WLS BF H R ER SO BB IBB HBP BLK WP HR S P ERA WHIP	IP WLS BF H R ER SO BB IBB HBP BLK WP HR S P ERA WHIP	IP WLS BF H R ER SO BB IBB HBP BLK WP HR S P ERA WHIP	IP WLS BF H R ER SO BB IBB HBP BLK WP HR S P ERA WHIP	IP WLS BF H R ER SO BB IBB HBP BLK WP HR S P ERA WHIP	IP WLS BF H R ER SO BB IBB HBP BLK WP HR S P ERA WHIP

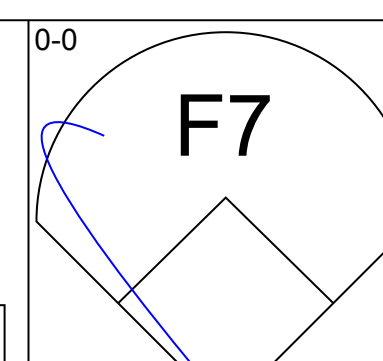
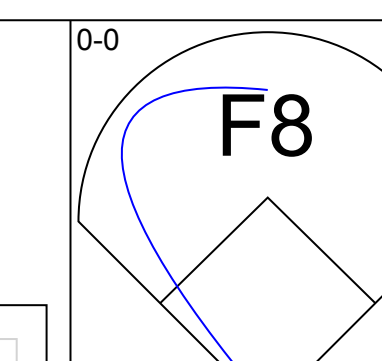
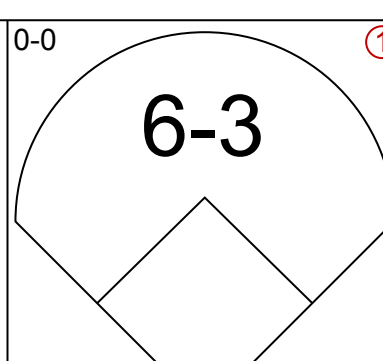
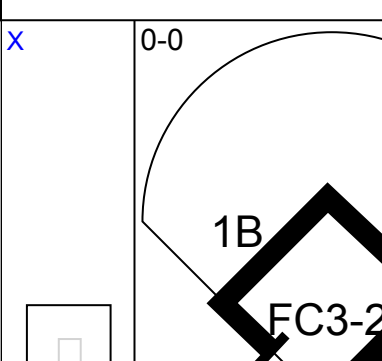
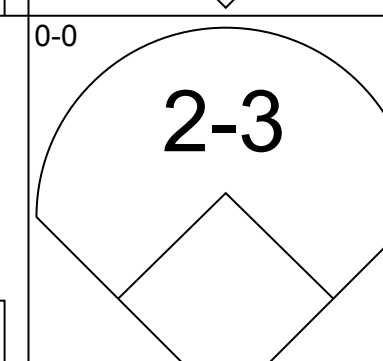
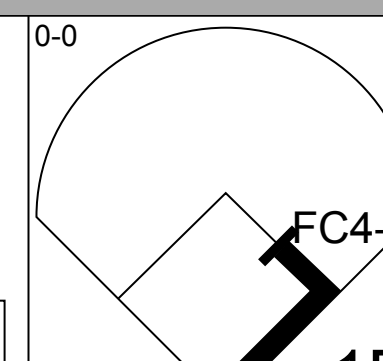
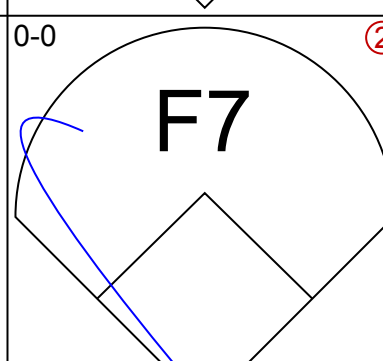
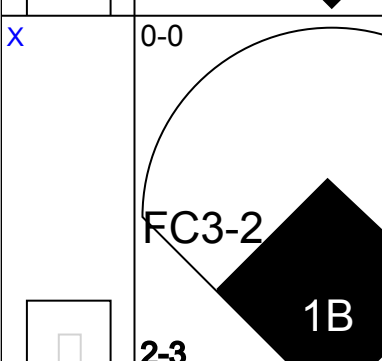
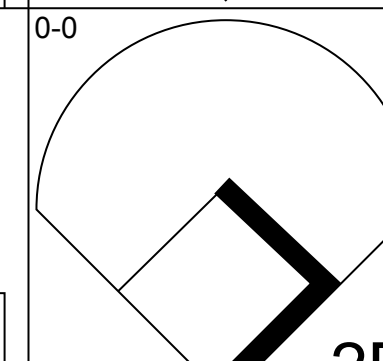
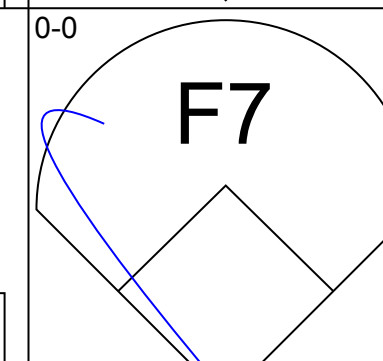
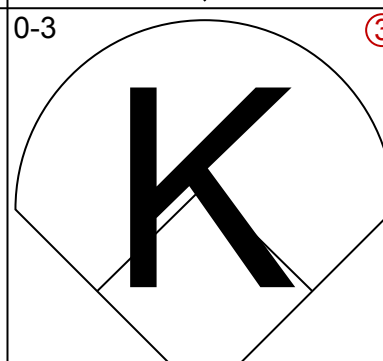
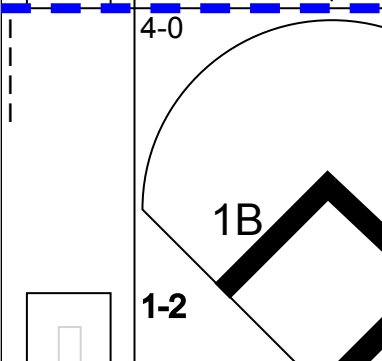
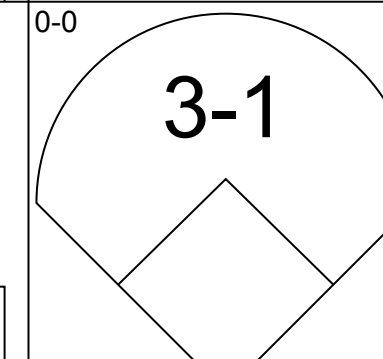
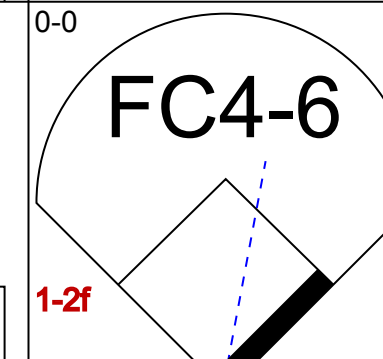
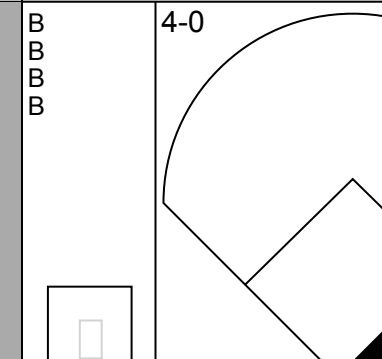
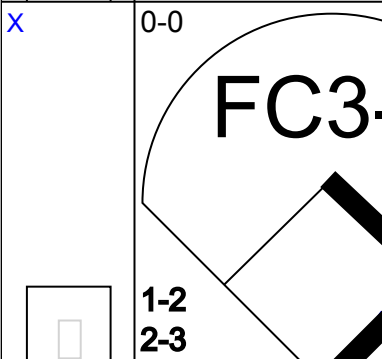
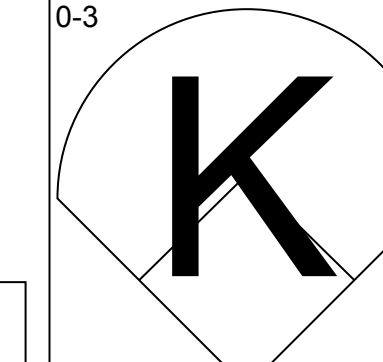
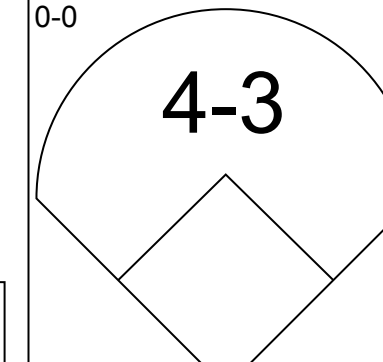
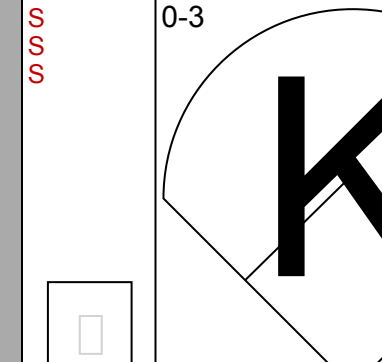
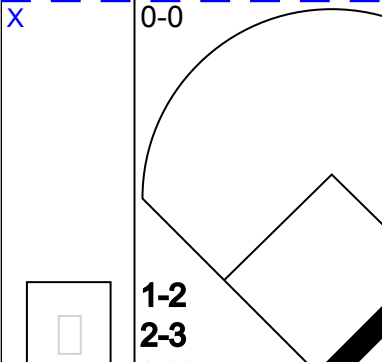
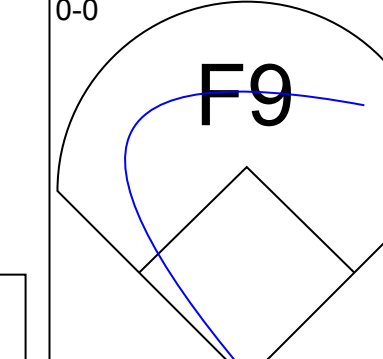
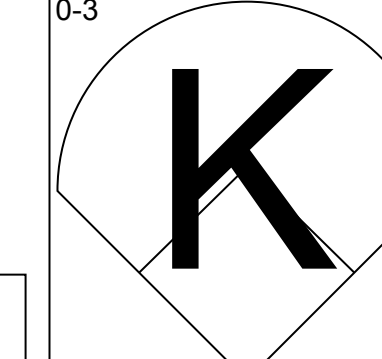
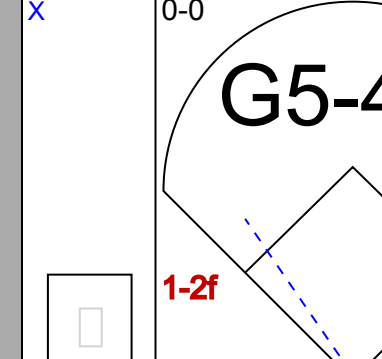

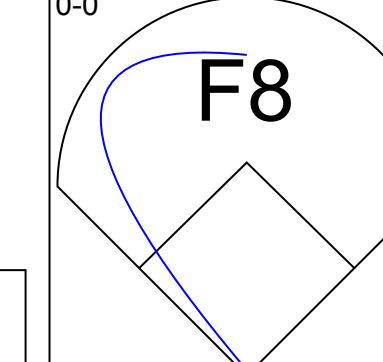
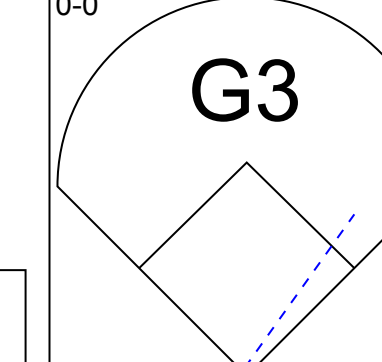
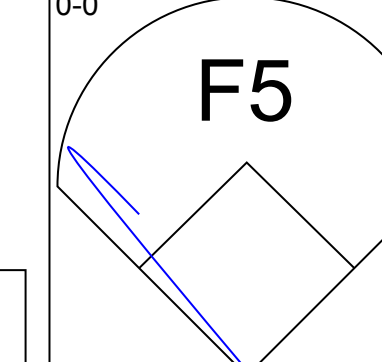
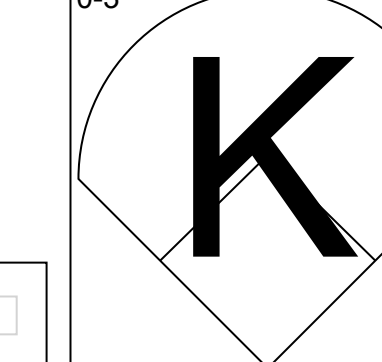
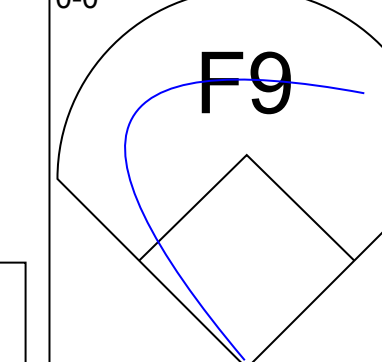
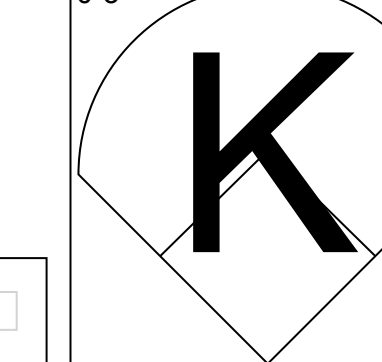
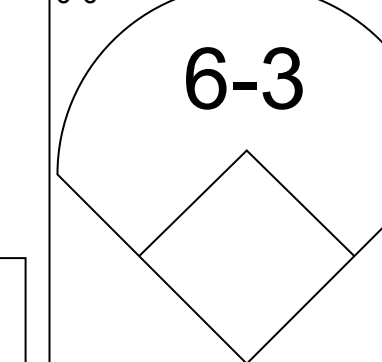
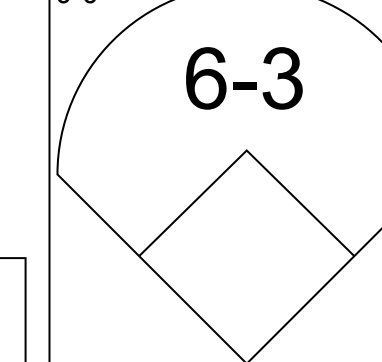
AB	35
R	5
H	9
RBI	5
BB	2
SO	7
LOB	10



Batter	1	2	3	4	5	6	7	8	9	AB	R	H	RBI	BB	SO	LOB	BOTTOM					
Lenny Dykstra, L OBP: 0.334, SLG: 0.384 (1, 8)	0-0 F8		0-2 F8	2-2 P3			1-1 G4-3		0-3 K	5	0	0	0	0	1	3	San Francisco Giants @ Philadelphia Phillies Veterans Stadium, Philadelphia, PA Fri Aug 18 1989, 7:05 PM EDT Att: 23,368 - Unknown					
Tom Herr, S OBP: 0.346, SLG: 0.349 (1, 4)	2-2 P4		0-1 G4-3		1-0 P5		1-1 L8			4	0	0	0	0	0	0						
Von Hayes, L OBP: 0.390, SLG: 0.459 (1, 9)	3-2 P5		0-0 P6		3-2 G4-3		1-2 G4-3			4	0	0	0	0	0	0						
John Kruk, L OBP: 0.392, SLG: 0.457 (1, 7)		3-2 G6-3 2B		0-0 1B G4-3	1-1 FC5-4 1B		3-1 G4-3			4	2	3	0	0	0	0						
Ricky Jordan, R OBP: 0.311, SLG: 0.396 (1, 3)		0-0 G6-3		1-1 F7	1-0 FC5-4		1-0 P4			4	0	0	0	0	0	3						
Charlie Hayes, R OBP: 0.290, SLG: 0.403 (1, 5)		0-1 G6-3		1-1 G4-3		0-0 G5-3		1-1 1B		4	0	1	1	0	0	1						
Darren Daulton, L OBP: 0.304, SLG: 0.322 (1, 2)		3-H 1B 1B		3-2 1B 2-H 1B	1-0 2B		1-2 G3			4	0	3	1	0	0	1						
Dickie Thon, R OBP: 0.299, SLG: 0.382 (1, 6)		0-0 1-2 1B		0-0 BB 1B	1-3 1B		1-0 G5-3		0-1 G5-3	4	0	2	0	0	0	1						
Bruce Ruffin, S OBP: 0.289, SLG: 0.174 Dwayne Murphy, L OBP: 0.333, SLG: 0.388 Jeff Parrett, R (7, 1) Larry McWilliams, L OBP: 0.111, SLG: 0.185 Curt Ford, L OBP: 0.275, SLG: 0.300 (9, PH)	0-0 G5-3		4-2 BB		3-1 G4-3		0-1 F7			1	0	0	0	1	0	2						
Inning Stats	R: 0 E: 0 K: 0 S: 7	H: 0 LOB: 0 BB: 0 P: 12	R: 1 E: 0 K: 0 S: 9	H: 3 LOB: 2 BB: 0 P: 13	R: 0 E: 0 K: 0 S: 6	H: 0 LOB: 0 BB: 0 P: 6	R: 1 E: 0 K: 0 S: 16	H: 3 LOB: 3 BB: 1 P: 26	R: 0 E: 0 K: 0 S: 9	H: 1 LOB: 1 BB: 0 P: 15	R: 0 E: 0 K: 0 S: 5	H: 1 LOB: 1 BB: 0 P: 10	R: 0 E: 0 K: 0 S: 8	H: 0 LOB: 0 BB: 0 P: 11	R: 0 E: 0 K: 0 S: 9	H: 1 LOB: 1 BB: 0 P: 15		R: 0 E: 0 K: 1 S: 7	H: 0 LOB: 0 BB: 0 P: 7	1B: 7 2B: 2 3B: 0 HR: 0	SF: 0 SAC: 0 DP: 0 HBP: 0	WP: 0 PB: 0 SB: 0 CS: 0
PITCHER	IP WLS BF H R ER SO BB IBB HBP BLK WP HR S P ERA WHIP	IP WLS BF H R ER SO BB IBB HBP BLK WP HR S P ERA WHIP	IP WLS BF H R ER SO BB IBB HBP BLK WP HR S P ERA WHIP	IP WLS BF H R ER SO BB IBB HBP BLK WP HR S P ERA WHIP	IP WLS BF H R ER SO BB IBB HBP BLK WP HR S P ERA WHIP	IP WLS BF H R ER SO BB IBB HBP BLK WP HR S P ERA WHIP	IP WLS BF H R ER SO BB IBB HBP BLK WP HR S P ERA WHIP	IP WLS BF H R ER SO BB IBB HBP BLK WP HR S P ERA WHIP	IP WLS BF H R ER SO BB IBB HBP BLK WP HR S P ERA WHIP	IP WLS BF H R ER SO BB IBB HBP BLK WP HR S P ERA WHIP	IP WLS BF H R ER SO BB IBB HBP BLK WP HR S P ERA WHIP	IP WLS BF H R ER SO BB IBB HBP BLK WP HR S P ERA WHIP	IP WLS BF H R ER SO BB IBB HBP BLK WP HR S P ERA WHIP	IP WLS BF H R ER SO BB IBB HBP BLK WP HR S P ERA WHIP	IP WLS BF H R ER SO BB IBB HBP BLK WP HR S P ERA WHIP	IP WLS BF H R ER SO BB IBB HBP BLK WP HR S P ERA WHIP	IP WLS BF H R ER SO BB IBB HBP BLK WP HR S P ERA WHIP	IP WLS BF H R ER SO BB IBB HBP BLK WP HR S P ERA WHIP	IP WLS BF H R ER SO BB IBB HBP BLK WP HR S P ERA WHIP	IP WLS BF H R ER SO BB IBB HBP BLK WP HR S P ERA WHIP	IP WLS BF H R ER SO BB IBB HBP BLK WP HR S P ERA WHIP	



Batter	1	2	3	4	5	6	7	8	9	AB	R	H	RBI	BB	SO	LOB	TOP			
Brett Butler, L OBP: 0.343, SLG: 0.360 (1, 8)										4	0	0	0	0	1	1	San Francisco Giants @ Philadelphia Phillies Veterans Stadium, Philadelphia, PA Sat Aug 19 1989, 7:05 PM EDT Att: 30,366 - Overcast livebaseballscorecards.com			
Greg Litton, R OBP: 0.316, SLG: 0.462 (1, 4)										4	0	0	0	0	1	1				
Will Clark, L OBP: 0.417, SLG: 0.564 (1, 3)										4	0	0	0	0	0	0				
Kevin Mitchell, R OBP: 0.398, SLG: 0.676 (1, 7)										4	0	0	0	0	0	0				
Matt Williams, R OBP: 0.256, SLG: 0.470 Steve Bedrosian, R OBP: 0.333, SLG: 0.333 (9, 1)										4	0	1	0	0	0	0				
Candy Maldonado, R OBP: 0.297, SLG: 0.367 (1, 9)										2	0	0	0	1	0	1				
Kirt Manwaring, R OBP: 0.269, SLG: 0.258 (1, 2)										2	0	0	0	1	0	2				
Jose Uribe, S OBP: 0.276, SLG: 0.292 (1, 6)										3	0	1	0	0	1	3				
Kelly Downs, R OBP: 0.083, SLG: 0.083 Craig Lefferts, L (9, 1) Ken Oberkfell, L OBP: 0.305, SLG: 0.373 (9, 5)										3	0	0	0	0	1	1				
Inning Stats	R: 0 E: 0 K: 1 S: 5	H: 0 LOB: 0 BB: 0 P: 5	R: 0 E: 1 K: 0 S: 4	H: 1 LOB: 1 BB: 0 P: 4	R: 0 E: 0 K: 1 S: 5	H: 0 LOB: 0 BB: 0 P: 5	R: 0 E: 0 K: 0 S: 3	H: 0 LOB: 0 BB: 0 P: 3	R: 0 E: 0 K: 0 S: 3	H: 1 LOB: 1 BB: 0 P: 8	R: 0 E: 1 K: 0 S: 4	H: 0 LOB: 3 BB: 2 P: 12	R: 0 E: 0 K: 0 S: 3	H: 0 LOB: 0 BB: 0 P: 3	R: 0 E: 0 K: 0 S: 3	H: 0 LOB: 0 BB: 0 P: 3		1B: 2 2B: 0 3B: 0 HR: 0	SF: 0 SAC: 0 DP: 1 HBP: 0	WP: 0 PB: 0 SB: 0 CS: 0
PITCHER Terry Mulholland, L ERA: 4.36 (1, 1)	IP: 9.0 WLS: W BF: 32 H: 2 R: 0 ER: 0 SO: 4 BB: 2 IBB: 0 HBP: 0 BLK: 0 WP: 0 HR: 0 S: 38 P: 46 ERA: 0.00 WHIP: 0.444															PITCHER Terry Mulholland, L ERA: 4.36 (1, 1)	IP: 9.0 WLS: W BF: 32 H: 2 R: 0 ER: 0 SO: 4 BB: 2 IBB: 0 HBP: 0 BLK: 0 WP: 0 HR: 0 S: 38 P: 46 ERA: 0.00 WHIP: 0.444			

Batter	1	2	3	4	5	6	7	8	9	AB	R	H	RBI	BB	SO	LOB	BOTTOM			
Lenny Dykstra, L OBP: 0.333, SLG: 0.385 (1, 8)										4	0	1	0	0	0	0	San Francisco Giants @ Philadelphia Phillies Veterans Stadium, Philadelphia, PA Sat Aug 19 1989, 7:05 PM EDT Att: 30,366 - Overcast livebaseballscorecards.com			
Tom Herr, S OBP: 0.347, SLG: 0.350 (1, 4)									4	1	2	0	0	0	0					
Von Hayes, L OBP: 0.391, SLG: 0.460 (1, 9)									3	0	1	0	1	1	1					
John Kruk, L OBP: 0.390, SLG: 0.451 (1, 7)									3	0	0	0	1	0	5					
Ricky Jordan, R OBP: 0.310, SLG: 0.394 (1, 3)									4	0	1	1	0	2	2					
Charlie Hayes, R OBP: 0.286, SLG: 0.397 (1, 5)										3	0	0	0	0	1	1				
Darren Daulton, L OBP: 0.301, SLG: 0.319 (1, 2)										3	0	0	0	0	0	0				
Steve Jeltz, S OBP: 0.383, SLG: 0.360 (1, 6)										3	0	1	0	0	1	0				
Terry Mulholland, R OBP: 0.074, SLG: 0.111 (1, 1)										3	0	0	0	0	1	1				
Inning Stats	R: 0 E: 0 K: 0 S: 4	H: 1 LOB: 1 BB: 0 P: 4	R: 0 E: 0 K: 1 S: 5	H: 0 LOB: 0 BB: 0 P: 5	R: 0 E: 0 K: 2 S: 7	H: 0 LOB: 0 BB: 0 P: 7	R: 0 E: 0 K: 0 S: 4	H: 1 LOB: 1 BB: 0 P: 4	R: 0 E: 0 K: 1 S: 6	H: 1 LOB: 1 BB: 0 P: 6	R: 0 E: 0 K: 1 S: 5	H: 0 LOB: 0 BB: 1 P: 8	R: 0 E: 0 K: 0 S: 3	H: 0 LOB: 0 BB: 0 P: 3	R: 1 E: 0 K: 0 S: 4	H: 3 LOB: 3 BB: 1 P: 8		1B: 4 2B: 2 3B: 0 HR: 0	SF: 0 SAC: 0 DP: 1 HBP: 0	WP: 0 PB: 0 SB: 0 CS: 0
PITCHER Kelly Downs, R ERA: 4.01 (1, 1) Craig Lefferts, L ERA: 2.29 (9, 1) Steve Bedrosian, R ERA: 3.45 (9, 1)	IP: 8.0 WLS: L BF: 29 H: 5 R: 1 ER: 1 SO: 6 BB: 1 IBB: 0 HBP: 0 BLK: 0 WP: 0 HR: 0 S: 40 P: 44 ERA: 1.12 WHIP: 0.750															PITCHER Kelly Downs, R ERA: 4.01 (1, 1) Craig Lefferts, L ERA: 2.29 (9, 1) Steve Bedrosian, R ERA: 3.45 (9, 1)	IP: 8.0 WLS: L BF: 29 H: 5 R: 1 ER: 1 SO: 6 BB: 1 IBB: 0 HBP: 0 BLK: 0 WP: 0 HR: 0 S: 40 P: 44 ERA: 1.12 WHIP: 0.750			

Batter	1	2	3	4	5	6	7	8	9	AB	R	H	RBI	BB	SO	LOB	TOP				
Brett Butler, L OBP: 0.349, SLG: 0.361 (1, 8)	1-2 2B 1B		1-0 S G4-3 HBP		4-0 CS BB		0-0 SH3-4		4-1 HBP SH HR BB	1	2	1	0	2	0	0					
Greg Litton, R OBP: 0.322, SLG: 0.473 Robby Thompson, R OBP: 0.317, SLG: 0.409 (9, FR)	2-0 G6-3 1-H 2B		0-0 G4-3		3-1 F8		0-0 FC5-4 1B		0-0 SH HBP HR	4	0	2	1	0	0	2					
Will Clark, L OBP: 0.415, SLG: 0.559 (1, 3)	2-2 G6-3		2-3 K		3-1 G5-4-3 1B HBP		0-1 P3		2-3 K	4	0	0	0	0	2	6					
Kevin Mitchell, R OBP: 0.400, SLG: 0.673 (1, 7)	2-1 P3		4-0 FC5-4 IBB		1-0 G5-4-3 1B		2-2 FC5-4		3-1 HR HBP	3	1	1	0	1	0	3					
Matt Williams, R OBP: 0.261, SLG: 0.471 (8, 6)	4-2 BB		1-1 FC5-4		0-1 G5-4-3		0-0 FC6-5 2B		0-0 P4	4	0	1	0	1	0	7					
Candy Maldonado, R OBP: 0.297, SLG: 0.365 Ernest Riles, L OBP: 0.331, SLG: 0.408 (8, 5)	0-3 K				3-2 F7		4-0 BB IBB		1-0 FC6-5 F7 HR	2	0	0	0	1	1	2					
Terry Kennedy, L OBP: 0.323, SLG: 0.337 (1, 2)			1-0 L8		2-2 G3-1		4-1 BB		0-0 F7 1B	4	0	1	0	1	0	1					
Jose Uribe, S OBP: 0.276, SLG: 0.289 Ken Oberkell, L OBP: 0.310, SLG: 0.373 Jeff Brantley, R OBP: 0.091, SLG: 0.091 (8, PH)	2-2 F8		0-0 P3		1-0 F6		4-1 BB		1-3 K	3	0	0	0	0	0	3					
Scott Garretts, R OBP: 0.196, SLG: 0.245 Donell Nixon, R OBP: 0.303, SLG: 0.257 Craig Lefferts, L OBP: 0.306, SLG: 0.332 (8, 9)	0-0 G3				0-0 F8		4-2 1B SH3-4 BB		0-0 G5-3	2	0	0	0	0	0	0					
Inning Stats	R: 1 E: 0 K: 1 S: 17	H: 2 LOB: 2 BB: 1 P: 28	R: 0 E: 0 K: 0 S: 5	H: 0 LOB: 0 BB: 0 P: 8	R: 0 E: 0 K: 1 S: 7	H: 0 LOB: 0 BB: 1 P: 15	R: 0 E: 0 K: 0 S: 8	H: 0 LOB: 0 BB: 0 P: 13	R: 0 E: 0 K: 0 S: 3	H: 1 LOB: 3 BB: 2 P: 10	R: 0 E: 0 K: 0 S: 9	H: 1 LOB: 2 BB: 1 P: 15	R: 0 E: 0 K: 0 S: 5	H: 1 LOB: 2 BB: 1 P: 10	R: 4 E: 1 K: 2 S: 12	H: 2 LOB: 2 BB: 1 P: 23	1B: 4 2B: 2 3B: 0 HR: 1	SF: 0 SAC: 2 DP: 1 HBP: 3	WP: 0 PB: 0 SB: 1 CS: 1	PA: 44	
PITCHER	IP WLS BF H R ER SO BB IBB HBP BLK WP HR S P ERA WHIP	IP WLS BF H R ER SO BB IBB HBP BLK WP HR S P ERA WHIP	IP WLS BF H R ER SO BB IBB HBP BLK WP HR S P ERA WHIP	IP WLS BF H R ER SO BB IBB HBP BLK WP HR S P ERA WHIP	IP WLS BF H R ER SO BB IBB HBP BLK WP HR S P ERA WHIP	IP WLS BF H R ER SO BB IBB HBP BLK WP HR S P ERA WHIP	IP WLS BF H R ER SO BB IBB HBP BLK WP HR S P ERA WHIP	IP WLS BF H R ER SO BB IBB HBP BLK WP HR S P ERA WHIP	IP WLS BF H R ER SO BB IBB HBP BLK WP HR S P ERA WHIP	IP WLS BF H R ER SO BB IBB HBP BLK WP HR S P ERA WHIP	IP WLS BF H R ER SO BB IBB HBP BLK WP HR S P ERA WHIP	IP WLS BF H R ER SO BB IBB HBP BLK WP HR S P ERA WHIP	IP WLS BF H R ER SO BB IBB HBP BLK WP HR S P ERA WHIP	IP WLS BF H R ER SO BB IBB HBP BLK WP HR S P ERA WHIP	IP WLS BF H R ER SO BB IBB HBP BLK WP HR S P ERA WHIP	IP WLS BF H R ER SO BB IBB HBP BLK WP HR S P ERA WHIP	IP WLS BF H R ER SO BB IBB HBP BLK WP HR S P ERA WHIP	IP WLS BF H R ER SO BB IBB HBP BLK WP HR S P ERA WHIP	IP WLS BF H R ER SO BB IBB HBP BLK WP HR S P ERA WHIP	IP WLS BF H R ER SO BB IBB HBP BLK WP HR S P ERA WHIP	IP WLS BF H R ER SO BB IBB HBP BLK WP HR S P ERA WHIP

San Francisco Giants @ Philadelphia Phillies
Veterans Stadium, Philadelphia, PA
Sun Aug 20 1989, 3:33 AM EDT
Att: 36,530 - Sunny - 80 F

AB 31
R 5
H 7
RBI 5
BB 8
SO 4
LOB 29



Batter	1	2	3	4	5	6	7	8	9	AB	R	H	RBI	BB	SO	LOB	BOTTOM					
Lenny Dykstra, L OBP: 0.336, SLG: 0.389 (1, 8)	4-2 G3-1 BB		2-0 1B			0-0 G4-3 2B		2-2 F7		1-2 F8	4	0	2	0	1	0	3					
Tom Herr, S OBP: 0.346, SLG: 0.349 (1, 4)	2-2 G3-1 1-2		2-2 G4-3			0-0 G4-3		0-1 1B		1-2 1B	4	0	1	0	0	0	3					
Von Hayes, L OBP: 0.388, SLG: 0.456 (1, 9)	3-2 P4				1-2 L4		0-3 K		2-1 F8	4	0	0	0	0	1	3						
John Kruk, L OBP: 0.388, SLG: 0.448 (1, 7)	3-3 K				2-3 K		1-2 2B 1B		1-2 P5	4	1	1	0	0	2	2						
Ricky Jordan, R OBP: 0.312, SLG: 0.398 (1, 3)			0-0 P4		0-2 F9		1-1 2B 2B		2-2 1B	4	1	2	1	0	0	0						
Charlie Hayes, R OBP: 0.285, SLG: 0.399 (1, 5)			1-0 L3		0-1 F8		0-0 2B		1-2 P4	4	0	1	1	0	0	2						
Darren Daulton, L OBP: 0.297, SLG: 0.314 (1, 2)			0-2 F7		1-2 G4-3		0-0 B2		0-2 G4-3	4	0	0	0	0	0	1						
Steve Jeltz, S OBP: 0.381, SLG: 0.354 (1, 6)			2-2 G4-3		2-2 G4-3		4-0 IBB		1-2 G5-3	3	0	0	0	1	0	0						
Dennis Cook, L OBP: 0.206, SLG: 0.265 Jeff Parrett, R OBP: 0.244, SLG: 0.236 Roger McDowell, R OBP: 0.333, SLG: 0.333 Curt Ford, L OBP: 0.280, SLG: 0.306 (8, PH)			0-0 G4-3		0-1 B1-3		1-1 P4		2-2 1B	2	0	0	0	0	0	0						
Inning Stats	R: 0 E: 0 K: 1 S: 13	H: 0 LOB: 1 BB: 1 P: 24	R: 0 E: 0 K: 0 S: 5	H: 0 LOB: 0 BB: 0 P: 6	R: 0 E: 0 K: 0 S: 10	H: 1 LOB: 1 BB: 0 P: 16	R: 0 E: 0 K: 1 S: 11	H: 0 LOB: 0 BB: 0 P: 14	R: 0 E: 0 K: 0 S: 8	H: 0 LOB: 0 BB: 0 P: 11	R: 0 E: 0 K: 1 S: 11	H: 1 LOB: 1 BB: 0 P: 14	R: 2 E: 0 K: 0 S: 15	H: 3 LOB: 2 BB: 1 P: 24	R: 0 E: 0 K: 0 S: 18	H: 2 LOB: 2 BB: 0 P: 24	R: 0 E: 0 K: 0 S: 13	H: 1 LOB: 1 BB: 0 P: 17	1B: 5 2B: 3 3B: 0 HR: 0	SF: 0 SAC: 0 DP: 0 HBP: 0	WP: 0 PB: 0 SB: 0 CS: 0	PA: 37
PITCHER	IP WLS BF H R ER SO BB IBB HBP BLK WP HR S P ERA WHIP	IP WLS BF H R ER SO BB IBB HBP BLK WP HR S P ERA WHIP	IP WLS BF H R ER SO BB IBB HBP BLK WP HR S P ERA WHIP	IP WLS BF H R ER SO BB IBB HBP BLK WP HR S P ERA WHIP	IP WLS BF H R ER SO BB IBB HBP BLK WP HR S P ERA WHIP	IP WLS BF H R ER SO BB IBB HBP BLK WP HR S P ERA WHIP	IP WLS BF H R ER SO BB IBB HBP BLK WP HR S P ERA WHIP	IP WLS BF H R ER SO BB IBB HBP BLK WP HR S P ERA WHIP	IP WLS BF H R ER SO BB IBB HBP BLK WP HR S P ERA WHIP	IP WLS BF H R ER SO BB IBB HBP BLK WP HR S P ERA WHIP	IP WLS BF H R ER SO BB IBB HBP BLK WP HR S P ERA WHIP	IP WLS BF H R ER SO BB IBB HBP BLK WP HR S P ERA WHIP	IP WLS BF H R ER SO BB IBB HBP BLK WP HR S P ERA WHIP	IP WLS BF H R ER SO BB IBB HBP BLK WP HR S P ERA WHIP	IP WLS BF H R ER SO BB IBB HBP BLK WP HR S P ERA WHIP	IP WLS BF H R ER SO BB IBB HBP BLK WP HR S P ERA WHIP	IP WLS BF H R ER SO BB IBB HBP BLK WP HR S P ERA WHIP	IP WLS BF H R ER SO BB IBB HBP BLK WP HR S P ERA WHIP	IP WLS BF H R ER SO BB IBB HBP BLK WP HR S P ERA WHIP	IP WLS BF H R ER SO BB IBB HBP BLK WP HR S P ERA WHIP	IP WLS BF H R ER SO BB IBB HBP BLK WP HR S P ERA WHIP	

San Francisco Giants @ Philadelphia Phillies
Veterans Stadium, Philadelphia, PA
Sun Aug 20 1989, 3:33 AM EDT
Att: 36,530 - Sunny - 80 F

AB 35
R 2
H 8
RBI 2
BB 2
SO 3
LOB 16




Batter	1	2	3	4	5	6	7	8	9	AB	R	H	RBI	BB	SO	LOB	TOP											
Brett Butler, L OBP: 0.346, SLG: 0.358 (1, 8)	G3		K			F7		B1-3		4	0	0	0	0	1	1	San Francisco Giants @ New York Mets Shea Stadium, Flushing, NY Mon Aug 21 1989, 7:05 PM EDT Att: 41,200 - Unknown - 84 F											
Robby Thompson, R OBP: 0.320, SLG: 0.411 Steve Bedrosian, R OBP: 0.333, SLG: 0.333 (1, 4) (8, 1)	1B		K			1B		G3		3	0	2	0	0	1	1												
Will Clark, L OBP: 0.414, SLG: 0.556 (1, 3)	P5			L8		K		1B	1B	4	0	1	0	0	1	2												
Kevin Mitchell, R OBP: 0.398, SLG: 0.669 (1, 7)	K			L7		K		1B	1B	4	0	1	0	0	2	2												
Matt Williams, R OBP: 0.255, SLG: 0.459 (1, 5)		K		F9			F7		F7	4	0	0	0	0	1	2												
Ernest Riles, L OBP: 0.327, SLG: 0.402 (6, 4)	K				G3		K		K	3	0	0	0	0	2	0												
Greg Litton, R OBP: 0.319, SLG: 0.468 (9, PH)	K							K	K	1	0	0	0	0	1	2												
Terry Kennedy, L OBP: 0.323, SLG: 0.341 Candy Maldonado, R OBP: 0.297, SLG: 0.364 (8, PH)	K				G4-3	2B		P6	F9	3	0	1	0	0	1	0												
Jose Uribe, S OBP: 0.274, SLG: 0.287 (1, 6)			G6-3		G4-3			P5		3	0	0	0	0	0	1												
Michael LaCoss, R OBP: 0.176, SLG: 0.133 Randy McCament, R OBP: 0.333, SLG: 0.333 Pat Sheridan, L OBP: 0.309, SLG: 0.348 Ken Oberkfell, L OBP: 0.308, SLG: 0.370 (8, PH)						K			HR	2	0	1	0	0	1	1												
Inning Stats	R: 0 E: 0 K: 1 S: 11	H: 1 LOB: 1 BB: 0 P: 16	R: 0 E: 0 K: 3 S: 10	H: 0 LOB: 0 BB: 0 P: 15	R: 0 E: 0 K: 2 S: 9	H: 1 LOB: 1 BB: 0 P: 13	R: 0 E: 0 K: 0 S: 4	H: 0 LOB: 0 BB: 0 P: 7	R: 0 E: 0 K: 1 S: 10	H: 1 LOB: 1 BB: 0 P: 13	R: 0 E: 0 K: 2 S: 9	H: 1 LOB: 0 BB: 0 P: 11	R: 0 E: 0 K: 1 S: 5	H: 0 LOB: 0 BB: 0 P: 6	R: 1 E: 0 K: 0 S: 8	H: 1 LOB: 0 BB: 0 P: 12	R: 0 E: 0 K: 1 S: 10	H: 2 LOB: 2 BB: 0 P: 12	1B: 4 2B: 2 3B: 0 HR: 1	SF: 0 SAC: 0 DP: 0 HBP: 0	WP: 0 PB: 0 SB: 1 CS: 0	PA: 34						
PITCHER	IP	WLS	BF	H	R	ER	SO	BB	IBB	HBP	BLK	WP	HR	S	P	ERA	WHIP											
Ron Darling, R ERA: 3.49 Randy Myers, L ERA: 1.7	(1, 1)	8.1	W	32	7	1	1	10	0	0	0	0	0	1	70	99	1.08	0.840										
PITCHER	IP	WLS	BF	H	R	ER	SO	BB	IBB	HBP	BLK	WP	HR	S	P	ERA	WHIP											


AB	34
R	1
H	7
RBI	1
BB	0
SO	11
LOB	14



Batter	1	2	3	4	5	6	7	8	9	AB	R	H	RBI	BB	SO	LOB	BOTTOM										
Gregg Jefferies, S OBP: 0.289, SLG: 0.341 (1, 4)	G4-3		FC6-4		FC4	FC3-2		F7		5	0	3	0	0	0	3	San Francisco Giants @ New York Mets Shea Stadium, Flushing, NY Mon Aug 21 1989, 7:05 PM EDT Att: 41,200 - Unknown - 84 F										
Juan Samuel, R OBP: 0.306, SLG: 0.359 (1, 8)	G4-3		FC6-4		FC4	K				4	1	0	1	0	1	6											
Howard Johnson, S OBP: 0.382, SLG: 0.606 (1, 5)	G3			1B	E9	6-3				4	1	2	1	0	0	4											
Darryl Strawberry, L OBP: 0.325, SLG: 0.516 (1, 9)	3-1			1B	E9		G3-1			3	0	1	0	1	0	1											
Kevin McReynolds, R OBP: 0.338, SLG: 0.456 (1, 7)		6-3		SF8	F8					2	0	0	1	1	0	2											
Dave Magadan, L OBP: 0.384, SLG: 0.401 (1, 3)	L7			L4		1B	F8			3	1	0	0	1	0	2											
Barry Lyons, R OBP: 0.283, SLG: 0.353 (1, 2)	P3			K		FC3-2	F9			4	0	1	0	0	1	2											
Kevin Elster, R OBP: 0.291, SLG: 0.363 (1, 6)			6-3		1B	FC4	FC3-2	F8		4	1	2	1	0	0	0											
Ron Darling, R OBP: 0.167, SLG: 0.259 Randy Myers, L	(1, 1) (9, 1)			K		B5-3	FC3-2	P6		3	0	0	0	1	1	1											
Inning Stats	R: 0 E: 0 K: 0 S: 7	H: 1 LOB: 0 BB: 0 P: 9	R: 0 E: 0 K: 0 S: 5	H: 0 LOB: 0 BB: 0 P: 7	R: 0 E: 0 K: 1 S: 10	H: 1 LOB: 1 BB: 0 P: 15	R: 1 E: 0 K: 1 S: 8	H: 2 LOB: 1 BB: 0 P: 9	R: 2 E: 0 K: 0 S: 10	H: 3 LOB: 2 BB: 1 P: 17	R: 1 E: 0 K: 0 S: 13	H: 2 LOB: 3 BB: 2 P: 23	R: 0 E: 0 K: 0 S: 4	H: 0 LOB: 1 BB: 1 P: 11	R: 0 E: 0 K: 0 S: 10	H: 0 LOB: 0 BB: 0 P: 13		1B: 5 2B: 4 3B: 0 HR: 0	SF: 1 SAC: 0 DP: 0 HBP: 0	WP: 0 PB: 0 SB: 1 CS: 0	PA: 37						
PITCHER	IP	WLS	BF	H	R	ER	SO	BB	IBB	HBP	BLK	WP	HR	S	P	ERA	WHIP										
Michael LaCoss, R ERA: 2.96 Randy McCament, R ERA: 3.49 Steve Bedrosian, R ERA: 3.39	(1, 1)	5.0	L	26	9	4	4	2	1	0	0	0	0	11	23	0.00	1.000										
PITCHER	IP	WLS	BF	H	R	ER	SO	BB	IBB	HBP	BLK	WP	HR	S	P	ERA	WHIP										



Batter	1	2	3	4	5	6	7	8	9	AB	R	H	RBI	BB	SO	LOB	TOP										
Brett Butler, L OBP: 0.345, SLG: 0.357 (1, 8)	G6-3		3B			K		F7		4	1	1	0	0	1	1	San Francisco Giants @ New York Mets Shea Stadium, Flushing, NY Tue Aug 22 1989, 7:05 PM EDT Att: 48,249 - Unknown - 79 F										
Robby Thompson, R OBP: 0.323, SLG: 0.417 (1, 4)	K		1B					BB		3	1	2	1	1	1	0											
Will Clark, L OBP: 0.413, SLG: 0.553 (1, 3)	F7		3B					F7		4	1	1	0	0	1	2											
Kevin Mitchell, R OBP: 0.397, SLG: 0.672 (1, 7)								F7		4	1	1	3	0	2	1											
Matt Williams, R OBP: 0.249, SLG: 0.447 (1, 6)	E5							F7		4	0	0	0	0	1	2											
Greg Litton, R OBP: 0.309, SLG: 0.452 (1, 5)	K							F7		4	0	0	0	0	3	2											
Candy Maldonado, R OBP: 0.299, SLG: 0.378 (1, 9)	K							HR		4	1	2	1	0	2	1											
Kirt Manwaring, R OBP: 0.264, SLG: 0.253 (1, 2)								G4-3		4	0	0	0	0	0	1											
Bob Knepper, L OBP: 0.348, SLG: 0.421 (1, 1)								G1		4	0	0	0	0	1	1											
Inning Stats	R: 0 E: 0 K: 1 S: 9	H: 0 LOB: 0 BB: 0 P: 14	R: 0 E: 1 K: 3 S: 12	H: 0 LOB: 1 BB: 0 P: 18	R: 1 E: 0 K: 2 S: 13	H: 2 LOB: 1 BB: 0 P: 22	R: 0 E: 0 K: 3 S: 10	H: 0 LOB: 0 BB: 0 P: 14	R: 0 E: 0 K: 1 S: 13	H: 1 LOB: 1 BB: 0 P: 22	R: 3 E: 0 K: 1 S: 14	H: 3 LOB: 0 BB: 0 P: 21	R: 0 E: 0 K: 0 S: 6	H: 0 LOB: 0 BB: 0 P: 8	R: 0 E: 0 K: 0 S: 5	H: 0 LOB: 1 BB: 1 P: 10		R: 1 E: 0 K: 1 S: 11	H: 1 LOB: 0 BB: 0 P: 15	1B: 3 2B: 2 3B: 1 HR: 2	SF: 0 SAC: 0 DP: 1 HBP: 0	WP: 1 PB: 0 SB: 0 CS: 2	PA: 36				
PITCHER	IP	WLS	BF	H	R	ER	SO	BB	IBB	HBP	BLK	WP	HR	S	P	ERA	WHIP										
Frank Viola, L ERA: 3.72 (1, 1)	8.0	L	32	6	4	4	11	1	0	0	0	1	1	82	129	4.50	0.875										
Jeff Innis, R ERA: 2.83 (9, 1)	1.0		4	1	1	1	1	0	0	0	0	0	1	11	15	9.00	1.000										

Batter	1	2	3	4	5	6	7	8	9	AB	R	H	RBI	BB	SO	LOB	BOTTOM										
Gregg Jefferies, S OBP: 0.291, SLG: 0.343 (1, 4)	K		BB			G4-3		FC6-4		4	0	2	0	0	1	0	San Francisco Giants @ New York Mets Shea Stadium, Flushing, NY Tue Aug 22 1989, 7:05 PM EDT Att: 48,249 - Unknown - 79 F										
Juan Samuel, R OBP: 0.310, SLG: 0.360 (1, 8)	E8		1B			1B		F9		2	0	1	0	2	0	1											
Howard Johnson, S OBP: 0.379, SLG: 0.600 (1, 5)	F9		BB			P5		FC6-4		4	0	0	0	0	0	5											
Darryl Strawberry, L OBP: 0.324, SLG: 0.513 (1, 9)	G3-1							F8		4	0	1	0	0	1	1											
Kevin McReynolds, R OBP: 0.335, SLG: 0.452 (1, 7)						L5		F7		4	0	0	0	0	0	2											
Tim Lincecum, R OBP: 0.340, SLG: 0.305 (1, 3)								F8		4	0	0	0	0	0	0											
Gary Carter, R OBP: 0.216, SLG: 0.228 (1, 2)										3	0	0	0	0	0	0											
Kevin Elster, R OBP: 0.289, SLG: 0.359 (1, 6)										3	0	0	0	0	0	0											
Frank Viola, L (1, 1)										2	0	0	0	0	0	0											
Mark Carreon, R OBP: 0.329, SLG: 0.494 Jeff Innis, R (8, PH) (9, 1)										1	0	0	0	0	0	0											
Inning Stats	R: 0 E: 1 K: 1 S: 14	H: 1 LOB: 1 BB: 0 P: 19	R: 0 E: 0 K: 0 S: 5	H: 0 LOB: 0 BB: 0 P: 9	R: 0 E: 0 K: 0 S: 6	H: 1 LOB: 2 BB: 1 P: 12	R: 0 E: 0 K: 1 S: 8	H: 0 LOB: 0 BB: 0 P: 11	R: 0 E: 0 K: 0 S: 5	H: 0 LOB: 0 BB: 0 P: 8	R: 0 E: 0 K: 0 S: 9	H: 1 LOB: 2 BB: 1 P: 18	R: 0 E: 0 K: 0 S: 7	H: 0 LOB: 0 BB: 0 P: 14	R: 0 E: 0 K: 0 S: 8	H: 1 LOB: 1 BB: 0 P: 14	R: 0 E: 0 K: 0 S: 7	H: 0 LOB: 0 BB: 0 P: 10	1B: 4 2B: 0 3B: 0 HR: 0	SF: 0 SAC: 0 DP: 0 HBP: 0	WP: 0 PB: 0 SB: 1 CS: 0	PA: 33					
PITCHER	IP	WLS	BF	H	R	ER	SO	BB	IBB	HBP	BLK	WP	HR	S	P	ERA	WHIP										
Bob Knepper, L ERA: 5.14 (1, 1)	9.0	W	33	4	0	0	2	2	0	0	0	0	0	69	115	0.00	0.667										

Batter	1	2	3	4	5	6	7	8	9	AB	R	H	RBI	BB	SO	LOB	TOP								
Brett Butler, L OBP: 0.344, SLG: 0.356 (1, 8)	E6 1B		L4				G1-3		CS	4	2	1	1	0	0	1									
Robby Thompson, R OBP: 0.324, SLG: 0.416 (1, 4)	K		K							2	0	0	0	2	2	1									
Will Clark, L OBP: 0.411, SLG: 0.551 (1, 3)				G3	G4-3			FC3-6 2B		4	1	1	1	0	0	2									
Kevin Mitchell, R OBP: 0.394, SLG: 0.666 (1, 7)	K			F9			F7	K		4	0	0	0	0	2	2									
Matt Williams, R OBP: 0.254, SLG: 0.473 (1, 5)	FC4-6						K			4	1	2	2	0	1	1									
Pat Sheridan, L OBP: 0.304, SLG: 0.342 (1, 9)			K		P2		G3-1		G3-1	4	0	0	0	0	1	1									
Terry Kennedy, L OBP: 0.319, SLG: 0.336 (1, 2)			K				L9			4	0	0	0	0	1	0									
Jose Uribe, S OBP: 0.274, SLG: 0.287 (1, 6)			G6-3					P5		4	1	1	0	0	0	0									
Rick Reuschel, R OBP: 0.245, SLG: 0.167 (1, 1)										1	0	0	0	1	1	0									
Donell Nixon, R OBP: 0.303, SLG: 0.257 (7, PR)										0	0	0	0	0	0	0									
Craig Lefferts, L (7, 1)										0	0	0	0	0	0	0									
Candy Maldonado, R OBP: 0.301, SLG: 0.378 (9, PH)										0	0	0	0	1	0	0									
Steve Bedrosian, R OBP: 0.333, SLG: 0.333 (9, 1)										0	0	0	0	0	0	0									
Inning Stats	R: 1 E: 1 K: 2 S: 14	H: 1 LOB: 1 BB: 0 P: 21	R: 0 E: 0 K: 2 S: 10	H: 0 LOB: 0 BB: 0 P: 15	R: 0 E: 0 K: 2 S: 11	H: 0 LOB: 0 BB: 0 P: 14	R: 1 E: 0 K: 0 S: 6	H: 1 LOB: 0 BB: 0 P: 7	R: 2 E: 0 K: 1 S: 16	H: 2 LOB: 1 BB: 1 P: 26	R: 0 E: 0 K: 1 S: 9	H: 0 LOB: 1 BB: 0 P: 13	R: 0 E: 0 K: 0 S: 13	H: 0 LOB: 1 BB: 1 P: 19	R: 1 E: 0 K: 1 S: 10	H: 1 LOB: 1 BB: 1 P: 19	R: 0 E: 0 K: 0 S: 7	H: 0 LOB: 0 BB: 1 P: 13	1B: 3 2B: 1 3B: 0 HR: 1	SF: 0 SAC: 1 DP: 0 HBP: 0	WP: 2 PB: 0 SB: 2 CS: 1	PA: 37			
PITCHER	IP	WLS	BF	H	R	ER	SO	BB	IBB	HBP	BLK	WP	HR	S	P	ERA	WHIP								
David Cone, R ERA: 3.66	7.2	L	32	5	5	4	8	3	0	0	0	1	1	86	128	4.70	1.043								
Jeff Musselman, L ERA: 5.96	0.1		1	0	0	0	0	0	0	0	0	1	0	3	6	0.00	0.000								
Randy Myers, L ERA: 1.67	1.0		3	0	0	0	0	1	0	0	0	0	0	7	13	0.00	1.000								

San Francisco Giants @ New York Mets
Shea Stadium, Flushing, NY
Wed Aug 23 1989, 3:33 AM EDT
Att: 43,694 - Sunny

AB 31
R 5
H 5
RBI 4
BB 4
SO 8
LOB 8



Batter	1	2	3	4	5	6	7	8	9	AB	R	H	RBI	BB	SO	LOB	BOTTOM								
Gregg Jefferies, S OBP: 0.294, SLG: 0.345 (1, 4)	G6-4-3 1B		P6							3	0	2	0	0	0	1									
Tim Teufel, R OBP: 0.338, SLG: 0.303 (7, 4)										1	0	0	0	0	0	0									
Keith Miller, R OBP: 0.227, SLG: 0.262 (1, 8)	G6-4-3			E5 BB						4	0	0	0	0	1	2									
Howard Johnson, S OBP: 0.376, SLG: 0.594 (1, 5)	P5			L7						4	0	0	0	0	0	2									
Darryl Strawberry, L OBP: 0.321, SLG: 0.508 (1, 9)			K							4	0	0	0	0	1	2									
Kevin McReynolds, R OBP: 0.337, SLG: 0.451 (1, 7)				F7						3	0	1	0	1	1	0									
Dave Magadan, L OBP: 0.361, SLG: 0.397 (1, 3)				F7						3	0	0	0	0	0	3									
Mackey Sasser, L OBP: 0.314, SLG: 0.404 (1, 2)										2	0	0	0	0	0	0									
Barry Lyons, R OBP: 0.286, SLG: 0.356 (7, PH) (8, 2)										1	0	1	0	0	0	0									
Kevin Elster, R OBP: 0.287, SLG: 0.356 (1, 6)										3	0	0	0	0	0	1									
David Cone, L OBP: 0.300, SLG: 0.310 (8, 1)										2	0	1	0	0	1	0									
Jeff Musselman, L (8, 1)										0	0	0	0	0	0	0									
Mark Carreon, R OBP: 0.325, SLG: 0.487 (8, PH)										1	0	0	0	0	1	0									
Randy Myers, L (9, 1)										0	0	0	0	0	0	0									
Inning Stats	R: 0 E: 0 K: 0 S: 4	H: 1 LOB: 0 BB: 0 P: 9	R: 0 E: 0 K: 1 S: 5	H: 0 LOB: 0 BB: 0 P: 7	R: 0 E: 0 K: 0 S: 10	H: 1 LOB: 1 BB: 0 P: 13	R: 0 E: 1 K: 0 S: 6	H: 0 LOB: 2 BB: 1 P: 12	R: 0 E: 0 K: 0 S: 9	H: 1 LOB: 1 BB: 0 P: 12	R: 0 E: 0 K: 0 S: 10	H: 2 LOB: 1 BB: 0 P: 16	R: 0 E: 0 K: 2 S: 10	H: 0 LOB: 0 BB: 0 P: 17	R: 0 E: 0 K: 1 S: 10	H: 0 LOB: 0 BB: 0 P: 13	1B: 5 2B: 0 3B: 0 HR: 0	SF: 0 SAC: 0 DP: 2 HBP: 0	WP: 0 PB: 0 SB: 0 CS: 0	PA: 32					
PITCHER	IP	WLS	BF	H	R	ER	SO	BB	IBB	HBP	BLK	WP	HR	S	P	ERA	WHIP								
Rick Reuschel, R ERA: 2.39	6.0	W	22	3	0	0	2	1	0	0	0	0	0	40	61	0.00	0.667								
Craig Lefferts, L ERA: 2.5	2.0		7	2	0	0	2	0	0	0	0	0	0	20	33	0.00	1.000								
Steve Bedrosian, R ERA: 3.34	1.0		3	0	0	0	1	0	0	0	0	0	0	10	13	0.00	0.000								

San Francisco Giants @ New York Mets
Shea Stadium, Flushing, NY
Wed Aug 23 1989, 3:33 AM EDT
Att: 43,694 - Sunny


AB 31
R 0
H 5
RBI 0
BB 1
SO 5
LOB 11



Batter	1	2	3	4	5	6	7	8	9	AB	R	H	RBI	BB	SO	LOB	TOP					
Dave Martinez, L OBP: 0.326, SLG: 0.390 (1, 8)	0-1 P6	1-1 SF9		3-1 3B		2-0 F8	1-1 BB E 1B		0-0 F8	5	1	2	1	0	0	2						
Tom Foley, L OBP: 0.307, SLG: 0.356 (1, 4) (8, 6)	2-1 BB BB 1B	1-1 3-H 2B		0-1 L4		1-0 1-H 2-H HR	4-1 F 1B BB		1-2 G1-3	5	2	3	4	1	0	1						
Hubie Brooks, R OBP: 0.286, SLG: 0.359 (1, 9)	4-0 BB BB 1-2 BB	3-H F9		3-2 P2		3-1 HR	2-2 F8		2-3 K	5	1	1	1	1	1	4						
Tim Raines, S OBP: 0.407, SLG: 0.453 (1, 7)	0-0 F8		0-1 G1-4-3		1-0 G3	0-0 1B 2B	0-0 E4 1B 1-H 2-H			5	1	1	0	0	0	3						
Tim Wallach, R OBP: 0.348, SLG: 0.429 (1, 5)	4-2 1-2 2-3 BB		4-2 HR BB		2-1 F9	0-0 2H 1B 1B	1-1 1-2 1B			3	2	2	2	2	0	0						
Andres Galarraga, R OBP: 0.329, SLG: 0.425 (1, 3)	1-0 F9		0-0 1-H HR		1-0 G6-3	4-2 1-2 1B BB	3-3 3-H K			4	1	1	2	1	1	5						
Mike Fitzgerald, R OBP: 0.337, SLG: 0.401 (1, 2)		4-2 SH3 SF9 BB	2-0 G5-3			E5 HR 1B	1-2 F9			4	2	1	1	1	0	0						
Spike Owen, S OBP: 0.372, SLG: 0.357 (1, 6)		1-0 SF9 SH3 2B 1B	2-3 K			SH1-3 G3	0-0 F9			4	1	1	0	0	1	2						
Rex Hudler, R OBP: 0.295, SLG: 0.444 (8, 4)										0	0	0	0	0	0	0						
Dennis Martinez, R OBP: 0.206, SLG: 0.138 (6, PH)		2-0 SH3	0-0 G5-3			4-1 HR BB	1-3 K		0-3 K	1	0	0	0	0	0	0						
Larry Walker, L OBP: 0.419, SLG: 0.280 (6, PH)										0	1	0	0	1	0	0						
Zane Smith, L OBP: 0.188, SLG: 0.219 (6, 1)		1-2 2-3								2	0	0	0	0	2	0						
Urbano Lugo, R (8, 1)										0	0	0	0	0	0	0						
Inning Stats	R: 0 E: 0 K: 0 S: 9	H: 1 LOB: 3 BB: 2 P: 20	R: 2 E: 0 K: 0 S: 10	H: 2 LOB: 1 BB: 1 P: 21	R: 2 E: 0 K: 1 S: 9	H: 1 LOB: 0 BB: 1 P: 17	R: 0 E: 0 K: 0 S: 8	H: 1 LOB: 1 BB: 0 P: 14	R: 0 E: 0 K: 0 S: 4	H: 0 LOB: 0 BB: 0 P: 8	R: 6 E: 1 K: 0 S: 16	H: 5 LOB: 2 BB: 2 P: 34	R: 2 E: 1 K: 2 S: 18	H: 2 LOB: 2 BB: 1 P: 30	R: 0 E: 0 K: 1 S: 7	H: 0 LOB: 0 BB: 0 P: 8	R: 0 E: 0 K: 1 S: 7	H: 0 LOB: 0 BB: 0 P: 10	1B: 6 2B: 2 3B: 1 HR: 3	SF: 1 SAC: 2 DP: 0 HBP: 0	WP: 0 PB: 0 SB: 0 CS: 0	PA: 48
PITCHER	IP	WLS	BF	H	R	ER	SO	BB	IBB	HBP	BLK	WP	HR	S	P	ERA	WHIP					
Kelly Downs, R ERA: 4.44 (1, 1)	4.0	L	21	5	4	4	1	4	0	0	0	0	1	36	72	9.00	2.250					
Randy McCament, R ERA: 3.3 (5, 1)	1.2		11	4	6	0	0	1	0	0	0	0	2	14	29	0.00	3.000					
Jeff Brantley, R ERA: 3.96 (6, 1)	3.1		16	3	2	0	4	2	0	0	0	0	0	38	61	0.00	1.500					

Montreal Expos @ San Francisco Giants
Candlestick Park, San Francisco, CA
Fri Aug 25 1989, 10:05 PM EDT
Att: 23,272 - Unknown

AB 38
R 12
H 12
RBI 11
BB 7
SO 5
LOB 17



Batter	1	2	3	4	5	6	7	8	9	AB	R	H	RBI	BB	SO	LOB	BOTTOM					
Brett Butler, L OBP: 0.346, SLG: 0.358 (1, 8)	0-2 HBP E 1B		1-1 G3		0-1 1B 1B		2-1 2B			3	1	2	0	0	0	0						
Donell Nixon, R OBP: 0.309, SLG: 0.272 (7, PH) (8, 8)										1	0	1	0	0	0	0						
Robby Thompson, R OBP: 0.326, SLG: 0.414 (1, 4)	2-1 FC5-4 HBP 1-2		4-2 1B BB		1-1 P4		3-3 K			2	0	0	0	1	1	2						
Will Clark, L OBP: 0.413, SLG: 0.552 (1, 3)	2-1 P6		0-0 1B		1-1 G6-4-3 1B					3	0	2	0	0	0	2						
Greg Litton, R OBP: 0.306, SLG: 0.448 (8, 2)			1-2 1B		1-3 1B					1	0	0	0	0	0	0						
Kevin Mitchell, R OBP: 0.391, SLG: 0.660 (1, 7)	1-2 FC5-4 1-2 2-H		2-3 K		1-0 G6-4-3 1-2					4	0	0	0	0	2	5						
Matt Williams, R OBP: 0.254, SLG: 0.479 (1, 5) (5, 6)	0-3 K			0-1 1B 3B		1-1 F9		1-2 G5-3		4	1	1	0	0	1	1						
Pat Sheridan, L OBP: 0.302, SLG: 0.339 (1, 9)		1-0 F8		0-3 K		2-0 G6-3			1-0 G5-3	2	0	0	0	0	1	1						
Candy Maldonado, R OBP: 0.326, SLG: 0.401 (6, PH) (7, 9)										2	0	0	0	0	0	0						
Terry Kennedy, L OBP: 0.318, SLG: 0.335 (1, 2) (8, 3)		1-2 G3		0-0 FC3-6 1B		2-1 G4-3			1-2 G5-3	4	0	1	1	0	0	0						
Jose Uribe, S OBP: 0.273, SLG: 0.286 (1, 6)		3-2 G1-3		3-H FC3-6 1-2		1-1 G4-3			0-2 P5	1	0	0	0	0	0	0						
Ken Oberkell, L OBP: 0.301, SLG: 0.361 (4, PH) (5, 5)				1-2 K						3	0	0	0	0	0	1						
Kelly Downs, R OBP: 0.077, SLG: 0.077 (1, 1)				1-3 K						1	0	0	0	0	1	0						
Ernest Riles, L OBP: 0.326, SLG: 0.401 (4, PH)										1	0	0	0	0	1	1						
Randy McCament, R OBP: 0.333, SLG: 0.333 (5, 1)										0	0	0	0	0	0	0						
Jeff Brantley, R OBP: 0.083, SLG: 0.083 (6, 1)										1	0	0	0	0	1	0						
Inning Stats	R: 1 E: 1 K: 1 S: 12	H: 1 LOB: 1 BB: 0 P: 17	R: 0 E: 0 K: 0 S: 8	H: 0 LOB: 0 BB: 0 P: 13	R: 0 E: 0 K: 2 S: 13	H: 1 LOB: 2 BB: 1 P: 20	R: 1 E: 0 K: 2 S: 11	H: 2 LOB: 1 BB: 0 P: 13	R: 0 E: 0 K: 0 S: 7	H: 2 LOB: 1 BB: 0 P: 10	R: 0 E: 0 K: 0 S: 5	H: 0 LOB: 0 BB: 0 P: 10	R: 0 E: 0 K: 2 S: 10	H: 1 LOB: 1 BB: 0 P: 16	R: 0 E: 0 K: 1 S: 7	H: 0 LOB: 0 BB: 0 P: 11	R: 0 E: 0 K: 0 S: 7	H: 0 LOB: 0 BB: 0 P: 9	1B: 5 2B: 1 3B: 1 HR: 0	SF: 0 SAC: 0 DP: 1 HBP: 1	WP: 0 PB: 0 SB: 0 CS: 0	PA: 35
PITCHER	IP	WLS	BF	H	R	ER	SO	BB	IBB	HBP	BLK	WP	HR	S	P	ERA	WHIP					
Dennis Martinez, R ERA: 3.01 (1, 1)	5.0	W	22	6	2	1	5	1	0	1	0	0	0	51	73	1.80	1.400					
Zane Smith, L ERA: 3.73 (6, 1)	2.0		7	1	0	0	2	0	0	0	0	0	0	15	26	0.00	0.500					
Urbano Lugo, R ERA: (8, 1)	2.0		6	0	0	0	1	0	0	0	0	0	0	14	20	0.00	0.000					

Montreal Expos @ San Francisco Giants
Candlestick Park, San Francisco, CA
Fri Aug 25 1989, 10:05 PM EDT
Att: 23,272 - Unknown

AB 33
R 2
H 7
RBI 1
BB 1
SO 8
LOB 13



Batter	1	2	3	4	5	6	7	8	9	AB	R	H	RBI	BB	SO	LOB	TOP						
Dave Martinez, L (1, 8) OBP: 0.328, SLG: 0.396	F9		E S BB			4-3		1B 3B		3	1	1	1	1	0	0	Montreal Expos @ San Francisco Giants Candlestick Park, San Francisco, CA Sat Aug 26 1989, 6:33 AM EDT Att: 29,527 - Sunny - 67 F						
Tom Foley, L (1, 4) OBP: 0.309, SLG: 0.356	P6					K		1B		3	0	1	1	1	1	0							
Hubie Brooks, R (1, 9) OBP: 0.284, SLG: 0.356 Tim Burke, R (8, 1)	K					P5		P6		4	0	0	0	0	2	3							
Tim Raines, S (1, 7) OBP: 0.403, SLG: 0.449		G3-1				L7		F4		4	0	0	0	0	1	1							
Tim Wallach, R (1, 5) OBP: 0.345, SLG: 0.425		K				5-3		L8		4	0	0	0	0	2	0							
Andres Galaraga, R (1, 3) OBP: 0.329, SLG: 0.425 Urbano Lugo, R (7, 1) Larry Walker, L (8, 9) OBP: 0.406, SLG: 0.289						6-3		P3		3	0	1	0	0	0	0							
Nelson Santovenia, R (1, 2) OBP: 0.319, SLG: 0.385										4	1	1	0	0	1	1							
Spike Owen, S (1, 6) OBP: 0.372, SLG: 0.360										3	1	1	0	0	0	0							
Mark Langston, R (1, 1) OBP: 0.173, SLG: 0.216 Rich Thompson, R (4, 1) Wallace Johnson, S (7, 3) OBP: 0.289, SLG: 0.337										1	0	0	0	0	0	0							
										1	0	0	0	0	1	0							
										1	0	0	1	0	0	1							
Inning Stats	R: 0 E: 0 K: 1 S: 6	H: 0 LOB: 0 BB: 0 P: 9	R: 0 E: 0 K: 2 S: 11	H: 1 LOB: 1 BB: 0 P: 17	R: 0 E: 0 K: 1 S: 8	H: 0 LOB: 2 BB: 2 P: 23	R: 0 E: 0 K: 0 S: 10	H: 0 LOB: 0 BB: 0 P: 16	R: 0 E: 0 K: 1 S: 10	H: 0 LOB: 0 BB: 0 P: 12	R: 0 E: 0 K: 1 S: 5	H: 0 LOB: 0 BB: 0 P: 7	R: 0 E: 0 K: 1 S: 5	H: 0 LOB: 0 BB: 0 P: 6	R: 3 E: 0 K: 0 S: 10	H: 4 LOB: 1 BB: 0 P: 14		R: 0 E: 0 K: 2 S: 10	H: 0 LOB: 0 BB: 0 P: 15	1B: 3 2B: 1 3B: 1 HR: 0	SF: 0 SAC: 0 DP: 0 HBP: 0	WP: 0 PB: 0 SB: 1 CS: 0	PA: 34
PITCHER	IP WLS BF H R ER SO BB IBB HBP BLK WP HR S P ERA WHIP																						
Scott Garrelts, R (1, 1) ERA: 2.38	7.1 W 28 4 3 3 7 2 0 0 0 0 0 0 61 99 3.68 0.818																						
Steve Bedrosian, R (8, 1) ERA: 3.26	1.2 6 1 0 0 2 0 0 0 0 0 0 0 14 20 0.00 0.600																						

AB	32
R	3
H	5
RBI	3
BB	2
SO	9
LOB	6



Batter	1	2	3	4	5	6	7	8	9	AB	R	H	RBI	BB	SO	LOB	BOTTOM				
Brett Butler, L (1, 8) OBP: 0.345, SLG: 0.356 Donell Nixon, R (7, 8) OBP: 0.306, SLG: 0.270	K	K2-3		6-3		BB 2B HBP		K		3	1	0	0	0	2	1	Montreal Expos @ San Francisco Giants Candlestick Park, San Francisco, CA Sat Aug 26 1989, 6:33 AM EDT Att: 29,527 - Sunny - 67 F				
Robby Thompson, R (1, 4) OBP: 0.329, SLG: 0.414 Greg Litton, R (7, 4) OBP: 0.306, SLG: 0.448	HR BB		2B 1B	F7		2B BB				2	3	1	0	2	0	0					
Will Clark, L (1, 3) OBP: 0.417, SLG: 0.559	HR BB		1B 2B	1B		1B 2B				3	2	3	2	1	0	0					
Kevin Mitchell, R (1, 7) OBP: 0.392, SLG: 0.658 Pat Sheridan, L (7, 7) OBP: 0.302, SLG: 0.339	K		2B SF7	1B		F9				4	1	2	2	0	1	3					
Matt Williams, R (1, 5) OBP: 0.260, SLG: 0.503	HR		1B	1B		F9				4	1	2	3	0	1	0					
Candy Maldonado, R (1, 9) OBP: 0.296, SLG: 0.372	K		SF7	1B						3	0	0	1	0	3	0					
Kirt Manwaring, R (1, 2) OBP: 0.259, SLG: 0.247 Steve Bedrosian, R (8, 1) OBP: 0.333, SLG: 0.333			P9			F7				4	0	0	0	0	2	1					
Jose Uribe, S (1, 6) OBP: 0.273, SLG: 0.284										3	0	0	0	1	2	0					
Scott Garrelts, R (1, 1) OBP: 0.204, SLG: 0.235 Terry Kennedy, L (8, 2) OBP: 0.317, SLG: 0.333			5-1							2	0	0	0	1	1	2					
										1	0	0	0	0	0	0					
Inning Stats	R: 3 E: 1 K: 3 S: 12	H: 1 LOB: 0 BB: 2 P: 25	R: 0 E: 0 K: 3 S: 10	H: 0 LOB: 1 BB: 1 P: 19	R: 3 E: 0 K: 0 S: 9	H: 4 LOB: 2 BB: 1 P: 19	R: 0 E: 0 K: 0 S: 6	H: 2 LOB: 2 BB: 0 P: 11	R: 0 E: 0 K: 2 S: 8	H: 0 LOB: 0 BB: 0 P: 11	R: 2 E: 0 K: 2 S: 14	H: 1 LOB: 1 BB: 1 P: 26	R: 0 E: 0 K: 2 S: 11	H: 0 LOB: 0 BB: 0 P: 17	R: 0 E: 0 K: 1 S: 8	H: 0 LOB: 0 BB: 0 P: 11		1B: 4 2B: 3 3B: 0 HR: 1	SF: 1 SAC: 0 DP: 0 HBP: 1	WP: 0 PB: 0 SB: 1 CS: 0	PA: 37
PITCHER	IP WLS BF H R ER SO BB IBB HBP BLK WP HR S P ERA WHIP																				
Mark Langston, L (1, 1) ERA: 2.87	3.0 L 18 5 6 6 6 3 1 0 1 0 0 0 31 63 18.00 2.667																				
Rich Thompson, R (4, 1) ERA: 1.1	3.0 13 3 2 2 4 1 0 1 0 0 0 0 28 48 6.00 1.333																				
Urbano Lugo, R (7, 1) ERA:	1.0 3 0 0 0 2 0 0 0 0 0 0 0 11 17 0.00 0.000																				
Tim Burke, R (8, 1) ERA: 2.43	1.0 3 0 0 0 1 0 0 0 0 0 0 0 8 11 0.00 0.000																				



Batter	1	2	3	4	5	6	7	8	9	AB	R	H	RBI	BB	SO	LOB	TOP			
Dave Martinez, L OBP: 0.332, SLG: 0.397 (1, 8)	4-2 1B BB	0-2 1B		1-1 L4-3			3-1 1B BB	2-2 G4-3		4	2	2	0	1	0	1	Montreal Expos @ San Francisco Giants Candlestick Park, San Francisco, CA Sun Aug 27 1989, 6:33 AM EDT Att: 31,536 - Sunny AB 35 R 6 H 10 RBI 6 BB 5 SO 2 LOB 19			
Tom Foley, L OBP: 0.311, SLG: 0.355 (1, 4)	SAFE K	0-3 P5			0-0 G4-3		4-1 1B HR	0-0 1B	0-0 1B	4	1	1	0	1	1	2				
Hubie Brooks, R OBP: 0.285, SLG: 0.356 Tim Burke, R (9, 1)	SAFE BB BB	2-2 1B		0-1 L6	2-2 G5-3		1-0 HR	1-1 P8	1-1 1B	5	1	2	0	0	0	1				
Tim Raines, S OBP: 0.403, SLG: 0.447 (1, 7)	4-2 BB		3-0 F7		0-0 G4-3		0-1 HR	1-0 FC4-2-5-1	1-0 1B	4	1	1	1	1	0	1				
Tim Wallach, R OBP: 0.346, SLG: 0.425 (1, 5)	1-0 P4		1-0 HBP 1B			0-0 CS 1B	1-2 HR	0-1 P2	1-3 F7	5	0	2	0	0	0	7				
Andres Galaraga, R OBP: 0.335, SLG: 0.436 (1, 3)	4-1 BB		1-1 HBP		0-1 G6-3		2-0 HR			2	1	2	5	1	0	0				
Mike Fitzgerald, R OBP: 0.332, SLG: 0.394 (1, 2)	1-2 BB		2-3 HBP		0-0 1-3		0-0 G6-3	1-1 F9		4	0	0	0	0	1	6				
Spike Owen, S OBP: 0.368, SLG: 0.356 (1, 6)		1-1 P5		1-2 F7		0-0 G1		3-2 G4-3		4	0	0	0	0	0	1				
Bryn Smith, R OBP: 0.172, SLG: 0.096 Zane Smith, L OBP: 0.198, SLG: 0.219 Otis Nixon, S OBP: 0.306, SLG: 0.264 (8, 1) (9, 8)		0-0 G6-3		4-2 L4-3 BB			0-2 G6-3	2-1 G5-3		3	0	0	0	1	0	0				
Inning Stats	R: 1 E: 0 K: 1 S: 14	H: 1 LOB: 3 BB: 3 P: 28	R: 0 E: 0 K: 0 S: 10	H: 1 LOB: 1 BB: 0 P: 11	R: 0 E: 0 K: 1 S: 8	H: 1 LOB: 2 BB: 0 P: 15	R: 0 E: 0 K: 0 S: 7	H: 0 LOB: 0 BB: 1 P: 13	R: 0 E: 0 K: 0 S: 6	H: 2 LOB: 1 BB: 0 P: 5	R: 5 E: 0 K: 0 S: 17	H: 4 LOB: 0 BB: 1 P: 27	R: 0 E: 0 K: 0 S: 9	H: 0 LOB: 0 BB: 0 P: 16	R: 0 E: 1 K: 0 S: 6	H: 1 LOB: 1 BB: 0 P: 8		1B: 8 2B: 2 3B: 0 HR: 1	SF: 0 SAC: 0 DP: 1 HBP: 1	WP: 0 PB: 0 SB: 1 CS: 1
PITCHER	IP WLS BF H R ER SO BB IBB HBP BLK WP HR S P ERA WHIP	IP WLS BF H R ER SO BB IBB HBP BLK WP HR S P ERA WHIP																		
Michael LaCoss, R ERA: 3.19 (1, 1)	6.1 L 31 8 5 5 2 5 0 1 0 0 0 60 97 7.11 2.053																			
Craig Lefferts, L ERA: 2.49 (7, 1)	0.2 3 1 1 1 0 0 0 0 0 0 1 7 10 13.50 1.500																			
Randy McCament, R ERA: 3.09 (8, 1)	2.0 7 1 0 0 0 0 0 0 0 0 0 15 24 0.00 0.500																			

Batter	1	2	3	4	5	6	7	8	9	AB	R	H	RBI	BB	SO	LOB	BOTTOM					
Brett Butler, L OBP: 0.343, SLG: 0.353 (1, 8)	2-2 G4-3		0-0 G4-3			2-2 G4-3		1-1 G4-3		4	0	0	0	0	0	3	Montreal Expos @ San Francisco Giants Candlestick Park, San Francisco, CA Sun Aug 27 1989, 6:33 AM EDT Att: 31,536 - Sunny AB 30 R 3 H 5 RBI 3 BB 1 SO 6 LOB 9					
Robby Thompson, R OBP: 0.331, SLG: 0.415 (1, 4)	1-2 F9			1-1 S 1B		2-2 P8		0-0 FC6-4 1B	0-0 1B	4	0	2	2	0	0	0						
Will Clark, L OBP: 0.414, SLG: 0.554 (1, 3)	0-1 G6-3			0-1 F9		0-1 F8		1-1 FC6-4	1-1 1B	4	0	0	0	0	0	2						
Kevin Mitchell, R OBP: 0.391, SLG: 0.659 (1, 7)		0-3 K		2-3 K		3-1 SF8 3B		0-0 F8	0-0 F8	4	1	1	0	0	2	1						
Matt Williams, R OBP: 0.254, SLG: 0.494 (1, 5)	2-2 G5-3			0-2 F9		0-2 SF8		1-3 K	1-3 K	3	0	0	1	0	1	1						
Pat Sheridan, L OBP: 0.298, SLG: 0.335 Randy McCament, R OBP: 0.333, SLG: 0.333 Ken Oberkell, L OBP: 0.299, SLG: 0.358 (9, PH)		3-3 K			0-3 K		3-1 G3		2-2 P5	3	0	0	0	0	2	0						
Terry Kennedy, L OBP: 0.317, SLG: 0.331 (1, 2)			4-2 SH5-3 BB		1-2 E4 G4-3-6			1-0 G4-3		2	0	0	0	1	0	0						
Jose Uribe, S OBP: 0.272, SLG: 0.283 Ernest Riles, L OBP: 0.328, SLG: 0.403 (9, PH) (9, 6)			0-1 SH5-3		2-1 G4-3-6			0-1 G4-3 1B 1B		1	0	0	0	0	0	1						
Michael LaCoss, R OBP: 0.167, SLG: 0.125 Craig Lefferts, L Candy Maldonado, R OBP: 0.298, SLG: 0.374 (9, 9)			1-0 P9			1-3 K		0-2 G4-3 1B	1-2 1B	2	0	0	0	0	1	1						
Inning Stats	R: 0 E: 0 K: 0 S: 9	H: 0 LOB: 0 BB: 0 P: 12	R: 0 E: 0 K: 2 S: 9	H: 0 LOB: 0 BB: 0 P: 14	R: 0 E: 0 K: 0 S: 7	H: 0 LOB: 1 BB: 1 P: 12	R: 0 E: 0 K: 1 S: 11	H: 1 LOB: 0 BB: 0 P: 13	R: 0 E: 0 K: 1 S: 10	H: 0 LOB: 0 BB: 0 P: 13	R: 0 E: 0 K: 1 S: 14	H: 0 LOB: 0 BB: 0 P: 19	R: 1 E: 0 K: 0 S: 9	H: 1 LOB: 0 BB: 0 P: 15	R: 2 E: 0 K: 0 S: 11	H: 3 LOB: 1 BB: 0 P: 14		R: 0 E: 0 K: 1 S: 7	H: 0 LOB: 0 BB: 0 P: 10	1B: 4 2B: 0 3B: 1 HR: 0	SF: 1 SAC: 1 DP: 1 HBP: 0	WP: 0 PB: 0 SB: 1 CS: 0
PITCHER	IP WLS BF H R ER SO BB IBB HBP BLK WP HR S P ERA WHIP	IP WLS BF H R ER SO BB IBB HBP BLK WP HR S P ERA WHIP																				
Bryn Smith, R ERA: 2.58 (8, 1)	7.1 W 27 4 3 3 3 1 0 0 0 0 0 75 105 3.68 0.682																					
Zane Smith, L ERA: 3.71 (9, 1)	0.2 3 1 0 0 0 0 0 0 0 0 0 5 7 0.00 1.500																					
Tim Burke, R ERA: 2.4 (9, 1)	1.0 S 3 0 0 0 0 0 0 0 0 0 7 10 0.00 0.000																					

Batter	1	2	3	4	5	6	7	8	9	AB	R	H	RBI	BB	SO	LOB	TOP										
Lenny Dykstra, L OBP: 0.331, SLG: 0.388 (1, 8)	E9 SF7 2B	G3		6-3				P5		5	1	2	0	0	0	1	Philadelphia Phillies @ San Francisco Giants Candlestick Park, San Francisco, CA Mon Aug 28 1989, 10:05 PM EDT Att: 15,614 - Unknown										
Tom Herr, S OBP: 0.348, SLG: 0.351 Steve Jeltz, S OBP: 0.379, SLG: 0.356 (1, 4) (6, 4)	SF7		F9	L9	P4			F9		3	0	0	1	0	0	2											
John Kruk, L OBP: 0.391, SLG: 0.436 Curt Ford, L OBP: 0.276, SLG: 0.301 (1, 7) (6, 7)	6-3		4-1 2B	1-1 FC6-4 1B				3-1		3	1	1	0	1	0	0											
Ricky Jordan, R OBP: 0.313, SLG: 0.403 (1, 3)	3-1		0-0 2B	2-1 FC6-4 1-2 2B					F8	5	1	2	1	0	0	1											
Von Hayes, L OBP: 0.381, SLG: 0.447 (1, 9)		2-0 2B	1-2 2B		4-2 HR			P6	L3	4	3	2	1	1	0	1											
Charlie Hayes, R OBP: 0.286, SLG: 0.414 (1, 5)		0-1 2B	0-0 1B	2-2 HR				6-3	K	5	3	3	4	0	1	1											
Darren Daulton, L OBP: 0.293, SLG: 0.304 (1, 2)		0-0 6-3	3-2 1B		1-1 FC5-4 HBP			F9		3	0	1	0	0	0	1											
Dickie Thon, R OBP: 0.299, SLG: 0.385 (1, 6)		0-0 2B	3-1 SF9		1-0 FC5-4 1B			K		3	0	1	2	0	1	1											
Ken Howell, R OBP: 0.143, SLG: 0.132 Jeff Parrett, R (9, 1)	FC6-5-4		0-1 F9		1-2 L5			6-3		4	0	0	0	0	0	3											
Inning Stats	R: 1 E: 1 K: 0 S: 12	H: 1 LOB: 0 BB: 0 P: 22	R: 2 E: 0 K: 0 S: 7	H: 3 LOB: 1 BB: 0 P: 9	R: 4 E: 0 K: 0 S: 18	H: 4 LOB: 1 BB: 1 P: 30	R: 0 E: 0 K: 0 S: 8	H: 1 LOB: 1 BB: 0 P: 16	R: 2 E: 0 K: 0 S: 16	H: 2 LOB: 2 BB: 1 P: 26	R: 0 E: 0 K: 0 S: 7	H: 0 LOB: 0 BB: 0 P: 10	R: 0 E: 0 K: 1 S: 6	H: 0 LOB: 0 BB: 0 P: 9	R: 0 E: 0 K: 0 S: 6	H: 0 LOB: 0 BB: 0 P: 10	R: 0 E: 0 K: 1 S: 8	H: 0 LOB: 0 BB: 0 P: 12	1B: 3 2B: 8 3B: 0 HR: 1	SF: 2 SAC: 0 DP: 0 HBP: 1	WP: 0 PB: 0 SB: 1 CS: 0	PA: 42					
PITCHER	IP	WLS	BF	H	R	ER	SO	BB	IBB	HBP	BLK	WP	HR	S	P	ERA	WHIP										
Rick Reuschel, R ERA: 2.67 (1, 1)	2.1	L	15	7	7	6	0	1	0	0	0	0	0	28	46	23.14	3.429										
Bob Knepper, L ERA: 5.09 (3, 1)	5.2		24	5	2	2	1	1	0	1	0	0	1	52	86	3.18	1.059										
Randy McCament, R ERA: 3.0 (9, 1)	1.0		3	0	0	0	1	0	0	0	0	0	0	8	12	0.00	0.000										

Batter	1	2	3	4	5	6	7	8	9	AB	R	H	RBI	BB	SO	LOB	BOTTOM										
Brett Butler, L OBP: 0.343, SLG: 0.353 Donell Nixon, R OBP: 0.312, SLG: 0.276 (1, 8) (7, 8)	1B SF9 1B		6-3			1-3		4-3 1B		3	1	1	0	0	0	0	Philadelphia Phillies @ San Francisco Giants Candlestick Park, San Francisco, CA Mon Aug 28 1989, 10:05 PM EDT Att: 15,614 - Unknown										
Robby Thompson, R OBP: 0.331, SLG: 0.415 Ernest Riles, L OBP: 0.330, SLG: 0.404 (1, 4) (6, PH) (7, 6)			F8			1-2 1B		4-3		2	0	1	0	0	0	0											
Will Clark, L OBP: 0.411, SLG: 0.551 Randy McCament, R OBP: 0.333, SLG: 0.333 (1, 3) (9, 1)	SF9		1-2 G3			1-2 F9		G3		3	0	0	1	0	0	3											
Kevin Mitchell, R OBP: 0.390, SLG: 0.658 (1, 7)	K					3-1 F8		2-0 F4		4	0	1	0	0	1	2											
Matt Williams, R OBP: 0.249, SLG: 0.483 (1, 5)	K					1-1 P5		F8		4	0	0	0	0	1	2											
Candy Maldonado, R OBP: 0.297, SLG: 0.376 (1, 9)		1-0 2B				3-2 5-3		K		4	0	1	0	0	1	1											
Terry Kennedy, L OBP: 0.313, SLG: 0.326 (1, 2)		0-2 1-6-3				2-2 F8		4-3		4	0	0	0	0	2												
Jose Uribe, S OBP: 0.271, SLG: 0.282 Greg Litton, R OBP: 0.304, SLG: 0.444 (1, 6) (7, 4)		1-1 G1				0-2 F7		6-3		2	0	0	0	0	0	1											
Rick Reuschel, R OBP: 0.241, SLG: 0.163 Bob Knepper, L OBP: 0.340, SLG: 0.410 Ken Oberkfell, L OBP: 0.304, SLG: 0.358 (1, 1) (3, 1) (6, PH) (9, 3)		0-1 6-3				2-2 F8		4-3 1B BB		1	0	0	0	0	0	0											
Inning Stats	R: 1 E: 0 K: 2 S: 11	H: 2 LOB: 1 BB: 0 P: 13	R: 0 E: 0 K: 0 S: 8	H: 1 LOB: 0 BB: 0 P: 10	R: 0 E: 0 K: 0 S: 7	H: 0 LOB: 0 BB: 0 P: 10	R: 0 E: 0 K: 0 S: 8	H: 0 LOB: 0 BB: 0 P: 15	R: 0 E: 0 K: 0 S: 9	H: 0 LOB: 0 BB: 0 P: 13	R: 0 E: 0 K: 0 S: 10	H: 1 LOB: 1 BB: 0 P: 14	R: 0 E: 0 K: 0 S: 4	H: 0 LOB: 0 BB: 0 P: 7	R: 0 E: 0 K: 0 S: 13	H: 1 LOB: 2 BB: 1 P: 21	R: 0 E: 0 K: 1 S: 10	H: 1 LOB: 1 BB: 0 P: 13	1B: 4 2B: 2 3B: 0 HR: 0	SF: 1 SAC: 0 DP: 0 HBP: 0	WP: 0 PB: 0 SB: 0 CS: 0	PA: 34					
PITCHER	IP	WLS	BF	H	R	ER	SO	BB	IBB	HBP	BLK	WP	HR	S	P	ERA	WHIP										
Ken Howell, R ERA: 3.56 Jeff Parrett, R ERA: 2.22 (1, 1) (9, 1)	8.0	W	30	5	1	1	2	1	0	0	0	0	0	70	103	1.12	0.750										
	1.0		4	1	0	0	1	0	0	0	0	0	0	10	13	0.00	1.000										



Batter	1	2	3	4	5	6	7	8	9	AB	R	H	RBI	BB	SO	LOB	TOP			
Lenny Dykstra, L (1, 8) OBP: 0.328, SLG: 0.384	1-2 F7		0-2 G4-3		3-2 G5-3			0-0 P6		4	0	0	0	0	0	0	Philadelphia Phillies @ San Francisco Giants Candlestick Park, San Francisco, CA Tue Aug 29 1989, 10:05 PM EDT Att: 13,952 - Unknown			
Tom Herr, S (1, 4) OBP: 0.345, SLG: 0.348	1-0 G4-3			2-2 F7		2-2 G4-3		1-2 L8		4	0	0	0	0	0					
John Kruk, L (1, 7) OBP: 0.389, SLG: 0.433	1-1 G6-3			0-0 1B HR		2-2 F7			0-1 G3-1	4	1	1	0	0	0					
Ricky Jordan, R (1, 3) OBP: 0.317, SLG: 0.407		1-0 F9		0-1 1B HR		1-1			1-2 1B HR	4	2	3	0	0	0					
Von Hayes, L (1, 9) OBP: 0.384, SLG: 0.470		1-0 HR		0-0 1B HR		0-2 G4-3			1-1 1B HR	4	3	3	6	0	0					
Charlie Hayes, R (1, 5) OBP: 0.286, SLG: 0.411	1-2 P4			0-0 F9					1-3 K	4	0	1	0	0	1					
Darren Daulton, L (1, 2) OBP: 0.289, SLG: 0.300	1-2 L7			1-3 K					1-2 P3	4	0	0	0	0	1					
Dickie Thon, R (1, 6) OBP: 0.297, SLG: 0.381		1-0 G6-3		0-0 G6-3						3	0	0	0	0	0					
Bruce Ruffin, S (1, 1) OBP: 0.233, SLG: 0.148		1-0 L8							0-1 F7	3	0	0	0	0	1					
Roger McDowell, R (8, 1) OBP: 0.333, SLG: 0.333										0	0	0	0	0	0					
Inning Stats	R: 0 E: 0 K: 0 S: 7	H: 0 LOB: 0 BB: 0 P: 10	R: 1 E: 0 K: 0 S: 9	H: 1 LOB: 0 BB: 0 P: 13	R: 0 E: 0 K: 0 S: 5	H: 0 LOB: 0 BB: 0 P: 7	R: 3 E: 0 K: 1 S: 13	H: 3 LOB: 0 BB: 0 P: 16	R: 0 E: 0 K: 0 S: 8	H: 1 LOB: 0 BB: 0 P: 18	R: 0 E: 0 K: 0 S: 3	H: 1 LOB: 0 BB: 0 P: 4	R: 0 E: 0 K: 0 S: 6	H: 0 LOB: 0 BB: 0 P: 7	R: 2 E: 0 K: 1 S: 13	H: 2 LOB: 0 BB: 0 P: 17	1B: 5 2B: 0 3B: 0 HR: 3	SF: 0 SAC: 0 DP: 1 HBP: 0	WP: 0 PB: 0 SB: 0 CS: 0	PA: 34
PITCHER	IP WLS BF H R ER SO BB IBB HBP BLK WP HR S P ERA WHIP																			
Don Robinson, R (1, 1) ERA: 3.42	8.0 L 29 6 4 4 2 0 0 0 0 0 2 64 87 4.50 0.750																			
Craig Lefferts, L (9, 1) ERA: 2.65	1.0 5 2 2 2 1 0 0 0 0 0 1 13 17 18.00 2.000																			

Batter	1	2	3	4	5	6	7	8	9	AB	R	H	RBI	BB	SO	LOB	BOTTOM					
Brett Butler, L (1, 8) OBP: 0.346, SLG: 0.354	4-2 1B BB		2-0 G4-3			4-0 FC6-4 1B BB		2-1 G6-4-3 1B		2	0	1	0	2	0	0	Philadelphia Phillies @ San Francisco Giants Candlestick Park, San Francisco, CA Tue Aug 29 1989, 10:05 PM EDT Att: 13,952 - Unknown					
Robby Thompson, R (1, 4) OBP: 0.331, SLG: 0.414	1-1 L3 1B		2-3 K			3-2 L9		0-0 G6-4-3 1B		4	0	1	0	0	1	3						
Will Clark, L (1, 3) OBP: 0.410, SLG: 0.548	0-1 L3 1-2		0-0 L9			0-0 FC6-4 1B		0-0 G4-3		4	0	1	0	0	0	3						
Kevin Mitchell, R (1, 7) OBP: 0.387, SLG: 0.652	1-1 P3			1-0 G5-3		0-0 FC6-4 1B			1-3 K	4	0	0	0	0	1	3						
Matt Williams, R (1, 6) OBP: 0.249, SLG: 0.495		1-0 HR		2-3 K		0-1 F9			0-0 L4	4	1	1	1	0	1	2						
Greg Litton, R (1, 5) OBP: 0.297, SLG: 0.433		2-3 K		2-2 G6-3					2-1 L4 2B	3	0	0	0	0	1	0						
Ken Oberkfell, L (9, PH) OBP: 0.309, SLG: 0.371		K								1	0	1	0	0	0	0						
Donell Nixon, R (1, 9) OBP: 0.269, SLG: 0.269		1-2 G5-3							2-3 K	3	0	0	0	0	0	0						
Ernest Riles, L (9, PH) OBP: 0.328, SLG: 0.402		G5-3								1	0	0	0	0	1	1						
Kirt Manwaring, R (1, 2) OBP: 0.260, SLG: 0.249		0-2 1B								3	0	1	0	0	1	0						
Don Robinson, R (1, 1) OBP: 0.213, SLG: 0.338		0-1 G6-3								2	0	0	0	0	0	1						
Candy Maldonado, R (8, PH) OBP: 0.299, SLG: 0.376										0	0	0	0	1	0	0						
Craig Lefferts, L (9, 1) ERA: 2.13										0	0	0	0	0	0	0						
Inning Stats	R: 0 E: 0 K: 0 S: 8	H: 1 LOB: 1 BB: 1 P: 14	R: 1 E: 0 K: 1 S: 12	H: 2 LOB: 1 BB: 0 P: 16	R: 0 E: 0 K: 1 S: 5	H: 0 LOB: 0 BB: 0 P: 9	R: 0 E: 0 K: 1 S: 7	H: 0 LOB: 0 BB: 0 P: 12	R: 0 E: 0 K: 1 S: 5	H: 0 LOB: 0 BB: 0 P: 8	R: 0 E: 0 K: 0 S: 7	H: 1 LOB: 2 BB: 1 P: 14	R: 0 E: 0 K: 0 S: 4	H: 0 LOB: 0 BB: 0 P: 5	R: 0 E: 0 K: 0 S: 4	H: 1 LOB: 1 BB: 1 P: 10	R: 0 E: 0 K: 2 S: 9	H: 1 LOB: 1 BB: 0 P: 14	1B: 4 2B: 2 3B: 0 HR: 1	SF: 0 SAC: 0 DP: 2 HBP: 0	WP: 0 PB: 0 SB: 0 CS: 0	PA: 34
PITCHER	IP WLS BF H R ER SO BB IBB HBP BLK WP HR S P ERA WHIP																					
Bruce Ruffin, L (1, 1) ERA: 5.13	7.0 W 27 4 1 1 4 3 0 0 0 0 0 48 82 1.29 1.000																					
Roger McDowell, R (8, 1) ERA: 2.13	2.0 S 7 2 0 0 2 0 0 0 0 0 0 13 20 0.00 1.000																					



Batter	1	2	3	4	5	6	7	8	9	AB	R	H	RBI	BB	SO	LOB	TOP					
Lenny Dykstra, L OBP: 0.326, SLG: 0.380	P5	F6			L7			G3		4	0	0	0	0	0	1	Philadelphia Phillies @ San Francisco Giants Candlestick Park, San Francisco, CA Wed Aug 30 1989, 6:33 AM EDT Att: 19,053 - Sunny					
Tom Herr, S OBP: 0.344, SLG: 0.347	2B	1B	4-3			F8		1-3		4	1	1	0	0	0	0						
John Kruk, L OBP: 0.388, SLG: 0.430	F8		F9			5-3	1B	4-3		4	0	1	0	0	0	1						
Ricky Jordan, R OBP: 0.318, SLG: 0.410	1-H	2B	L7			5-3		G3-6-3	1B	4	0	2	1	0	0	1						
Bob Demler, R OBP: 0.236, SLG: 0.229										0	0	0	0	0	0	0						
Von Hayes, L OBP: 0.383, SLG: 0.467	IBB		F9			3-1		G3-6-3	1B	3	0	0	0	1	0	2						
Charlie Hayes, R OBP: 0.285, SLG: 0.422	K		6-3					5-3		4	1	1	1	0	1	3						
Dickie Thon, R OBP: 0.294, SLG: 0.378			F9		K			HR		3	0	0	0	0	2	0						
Tom Nieto, R OBP: 0.500, SLG: 0.500					F9			F8		2	0	1	0	0	0	0						
Curt Ford, L OBP: 0.274, SLG: 0.298			FC3-6							1	0	0	0	0	0	0						
Darren Daulton, L OBP: 0.289, SLG: 0.300			1B							0	0	0	0	0	0	0						
Terry Mulholland, R OBP: 0.063, SLG: 0.094										2	0	0	0	0	0	1						
Larry McWilliams, L OBP: 0.131, SLG: 0.155			FC3-6							0	0	0	0	0	0	0						
Dwayne Murphy, L OBP: 0.346, SLG: 0.412					5-3					1	0	0	0	0	0	0						
Jeff Parrett, R OBP: 0.285, SLG: 0.422								4-3		0	0	0	0	0	0	0						
Inning Stats	R: 1 E: 0 K: 1 S: 7	H: 2 LOB: 2 BB: 1 P: 11	R: 0 E: 0 K: 0 S: 4	H: 1 LOB: 1 BB: 0 P: 4	R: 0 E: 0 K: 0 S: 3	H: 0 LOB: 0 BB: 0 P: 3	R: 0 E: 0 K: 1 S: 5	H: 0 LOB: 0 BB: 0 P: 5	R: 0 E: 0 K: 0 S: 3	H: 0 LOB: 0 BB: 0 P: 3	R: 0 E: 0 K: 0 S: 4	H: 1 LOB: 1 BB: 0 P: 4	R: 1 E: 0 K: 1 S: 6	H: 1 LOB: 0 BB: 0 P: 6	R: 0 E: 0 K: 0 S: 3	H: 0 LOB: 0 BB: 0 P: 3	R: 0 E: 0 K: 0 S: 3	H: 1 LOB: 1 BB: 0 P: 3	1B: 4 2B: 1 3B: 0 HR: 1	SF: 0 SAC: 0 DP: 1 HBP: 0	WP: 0 PB: 0 SB: 0 CS: 0	PA: 33
PITCHER	IP WLS BF H R ER SO BB IBB HBP BLK WP HR S P ERA WHIP																					
Kelly Downs, R ERA: 4.27	(1, 1) 6.0 W 24 5 2 2 2 0 1 0 0 0 0 1 27 31 3.00 0.833																					
Jeff Brantley, R ERA: 3.92	(7, 1) 1.0 3 0 0 0 1 0 0 0 0 0 0 0 5 5 0.00 0.000																					
Craig Lefferts, L ERA: 2.62	(8, 1) 1.0 3 0 0 0 0 0 0 0 0 0 0 0 3 3 0.00 0.000																					
Steve Bedrosian, R ERA: 3.21	(9, 1) 0.0 S 0 0 0 0 0 0 0 0 0 0 0 0 0 0 ∞ ∞																					
Batter	1	2	3	4	5	6	7	8	9	AB	R	H	RBI	BB	SO	LOB	BOTTOM					
Brett Butler, L OBP: 0.345, SLG: 0.353	1B		B1-3		K	L7				4	0	1	0	0	1	4	Philadelphia Phillies @ San Francisco Giants Candlestick Park, San Francisco, CA Wed Aug 30 1989, 6:33 AM EDT Att: 19,053 - Sunny					
Robby Thompson, R OBP: 0.334, SLG: 0.415	F4				E	1B	L5-3	BB		3	1	2	0	1	0	1						
Will Clark, L OBP: 0.409, SLG: 0.548	K		L4		E6	1B	L5-3	BB		4	1	1	2	0	1	3						
Kevin Mitchell, R OBP: 0.386, SLG: 0.650	K		K		6-3			2B		4	0	1	0	0	2	2						
Matt Williams, R OBP: 0.249, SLG: 0.489					F4			K		4	0	1	0	0	2	1						
Greg Litton, R OBP: 0.305, SLG: 0.439										3	0	2	0	0	0	0						
Jose Uribe, S OBP: 0.270, SLG: 0.281	1B	1B			F8			K		1	0	0	0	0	1	0						
Donell Nixon, R OBP: 0.279	1B	1B								3	0	2	0	0	0	1						
Pat Sheridan, L OBP: 0.297, SLG: 0.333	WP	1B						K		1	0	0	0	0	1	0						
Kirt Manwaring, R OBP: 0.266, SLG: 0.251										2	0	1	0	0	0	1						
Ken Oberkell, L OBP: 0.307, SLG: 0.368										1	0	0	0	0	0	0						
Steve Bedrosian, R OBP: 0.333, SLG: 0.333	WP	1B								0	0	0	0	0	0	0						
Kelly Downs, R OBP: 0.133, SLG: 0.133										2	1	1	0	0	1	2						
Jeff Brantley, R OBP: 0.083										0	0	0	0	0	0	0						
Craig Lefferts, L OBP: 0.333, SLG: 0.333										0	0	0	0	0	0	0						
Terry Kennedy, L OBP: 0.313, SLG: 0.326										0	0	0	0	0	0	0						
Inning Stats	R: 0 E: 0 K: 2 S: 8	H: 1 LOB: 1 BB: 0 P: 8	R: 0 E: 0 K: 1 S: 7	H: 4 LOB: 2 BB: 0 P: 7	R: 0 E: 0 K: 1 S: 6	H: 1 LOB: 1 BB: 0 P: 6	R: 0 E: 0 K: 0 S: 4	H: 1 LOB: 1 BB: 0 P: 4	R: 3 E: 1 K: 2 S: 10	H: 3 LOB: 3 BB: 0 P: 10	R: 0 E: 0 K: 0 S: 4	H: 1 LOB: 3 BB: 0 P: 5	R: 0 E: 0 K: 1 S: 5	H: 1 LOB: 1 BB: 1 P: 9	R: 0 E: 0 K: 2 S: 7	H: 0 LOB: 0 BB: 0 P: 7	R: 0 E: 0 K: 2 S: 7	H: 0 LOB: 0 BB: 0 P: 7	1B: 10 2B: 3 3B: 0 HR: 0	SF: 0 SAC: 1 DP: 1 HBP: 1	WP: 1 PB: 0 SB: 0 CS: 0	PA: 35
PITCHER	IP WLS BF H R ER SO BB IBB HBP BLK WP HR S P ERA WHIP																					
Terry Mulholland, L ERA: 4.1	(1, 1) 5.1 L 26 11 3 2 2 6 0 0 0 0 0 0 2 2 0.00 0.000																					
Larry McWilliams, L ERA: 4.1	(6, 1) 0.2 2 0 0 0 0 0 0 0 0 0 0 0 2 2 0.00 0.000																					
Jeff Parrett, R ERA: 2.17	(7, 1) 2.0 7 1 0 0 3 1 0 0 0 0 0 0 12 16 0.00 1.000																					

Batter	1	2	3	4	5	6	7	8	9	AB	R	H	RBI	BB	SO	LOB	TOP								
Gregg Jefferies, S OBP: 0.300, SLG: 0.348 (1,4)	G3		L6			FC6-5 1B		SF9		3	0	1	1	0	0	1									
Juan Samuel, R OBP: 0.307, SLG: 0.353 (1,8)	F9			G6-3 WP BB		FC6-5		G6-3		3	0	0	0	1	0	2									
Howard Johnson, S OBP: 0.380, SLG: 0.592 (1,5)	P5			P6		F9			2-2	4	0	1	0	0	0	2									
Darryl Strawberry, L OBP: 0.311, SLG: 0.484 (1,9)		K		G6-3			P6		3-3	4	0	0	0	0	2	2									
Kevin McReynolds, R OBP: 0.331, SLG: 0.451 (1,7)		K		G5-3					1-1	4	0	1	0	0	1	2									
Keith Hernandez, L OBP: 0.330, SLG: 0.333 (1,3)		K			P7				1-0	4	0	0	0	0	1	2									
Gary Carter, R OBP: 0.229, SLG: 0.248 (1,2)					F8				0-1	3	0	1	0	0	0	0									
Kevin Elster, R OBP: 0.285, SLG: 0.355 (1,6)				L3		P3			3-2	3	1	0	0	0	0	1									
Ron Darling, R OBP: 0.159, SLG: 0.246 (8, PH)									0-0	2	0	0	0	0	1	1									
Dave Magadan, L OBP: 0.365, SLG: 0.400 (8, PR)									0-0	1	0	1	0	0	0	0									
Lou Thornton, L (8, PR)									0-0	0	0	0	0	0	0	0									
Jeff Musselman, L (8, 1)									1-3	0	0	0	0	0	0	0									
Inning Stats	R: 0 E: 0 K: 0 S: 6	H: 0 LOB: 0 BB: 0 P: 7	R: 0 E: 0 K: 3 S: 12	H: 0 LOB: 0 BB: 0 P: 16	R: 0 E: 0 K: 1 S: 9	H: 1 LOB: 1 BB: 0 P: 13	R: 0 E: 0 K: 0 S: 7	H: 0 LOB: 1 BB: 0 P: 14	R: 0 E: 0 K: 0 S: 6	H: 0 LOB: 0 BB: 0 P: 10	R: 0 E: 0 K: 0 S: 12	H: 1 LOB: 1 BB: 0 P: 18	R: 0 E: 0 K: 0 S: 4	H: 1 LOB: 0 BB: 0 P: 7	R: 1 E: 1 K: 0 S: 8	H: 1 LOB: 0 BB: 0 P: 8	R: 0 E: 0 K: 1 S: 13	H: 1 LOB: 1 BB: 0 P: 20	1B: 4 2B: 1 3B: 0 HR: 0	SF: 1 SAC: 0 DP: 1 HBP: 0	WP: 1 PB: 0 SB: 2 CS: 0	PA: 33			
PITCHER	IP	WLS	BF	H	R	ER	SO	BB	IBB	HBP	BLK	WP	HR	S	P	ERA	WHIP								
Scott Garrelts, R ERA: 2.26 (1, 1)	8.0	W	29	4	1	0	4	1	0	0	0	1	0	64	93	0.00	0.625								
Craig Lefferts, L ERA: 2.99 (9, 1)	1.0		4	1	0	0	1	0	0	0	0	0	0	13	20	0.00	1.000								

New York Mets @ San Francisco Giants
Candlestick Park, San Francisco, CA
Fri Sep 01 1989, 10:05 PM EDT
Att: 29,413 - Unknown

AB	31
R	1
H	5
RBI	1
BB	1
SO	5
LOB	13



Batter	1	2	3	4	5	6	7	8	9	AB	R	H	RBI	BB	SO	LOB	BOTTOM							
Brett Butler, L OBP: 0.346, SLG: 0.355 (1,8)	G6-3		FC6-4 1B 2B		G3			K		5	2	2	0	0	1	1								
Robby Thompson, R OBP: 0.333, SLG: 0.412 (1,4)	G6-3		E5 FC6-4				K	K		4	0	0	0	1	2	3								
Will Clark, L OBP: 0.409, SLG: 0.546 (1,3)			FC6-4 1B WP		F8				4-0	3	2	1	0	1	0	3								
Kevin Mitchell, R OBP: 0.388, SLG: 0.657 (1,7)							K		3-3	3	1	2	4	1	1	0								
Matt Williams, R OBP: 0.244, SLG: 0.479 (1,5)									1-2	4	0	0	0	0	2	3								
Jim Weaver, L OBP: 0.333, SLG: 0.667 (8, 9)									1-2	3	0	1	0	0	2	0								
Candy Maldonado, R OBP: 0.301, SLG: 0.376 (8, 9)									4-2	0	1	0	0	1	0	0								
Terry Kennedy, L OBP: 0.313, SLG: 0.325 (8, PR)									0-0	4	0	1	0	0	1	0								
Mike Benjamin, R OBP: 0.250, SLG: 0.250 (9, 1)									3-2	0	1	0	0	0	0	0								
Craig Lefferts, L (9, 1)									2-3	0	0	0	0	0	0	0								
Jose Uribe, S OBP: 0.268, SLG: 0.279 (1,6)									1-0	3	0	0	0	0	0	2								
Scott Garrelts, R OBP: 0.193, SLG: 0.222 (8, PH)									0-0	3	0	0	0	0	2	0								
Bill Bathe, R OBP: 0.263, SLG: 0.333 (9, 2)									0-3	1	0	1	1	0	0	0								
Inning Stats	R: 0 E: 0 K: 1 S: 10	H: 1 LOB: 2 BB: 1 P: 17	R: 0 E: 0 K: 1 S: 7	H: 0 LOB: 0 BB: 0 P: 8	R: 2 E: 1 K: 2 S: 12	H: 2 LOB: 1 BB: 0 P: 17	R: 0 E: 0 K: 2 S: 8	H: 0 LOB: 0 BB: 0 P: 11	R: 0 E: 0 K: 1 S: 15	H: 2 LOB: 2 BB: 0 P: 25	R: 3 E: 0 K: 1 S: 11	H: 2 LOB: 1 BB: 1 P: 19	R: 2 E: 1 K: 2 S: 16	H: 1 LOB: 1 BB: 1 P: 26	R: 2 E: 1 K: 2 S: 16	H: 1 LOB: 1 BB: 1 P: 26	1B: 4 2B: 3 3B: 0 HR: 1	SF: 0 SAC: 1 DP: 0 HBP: 0	WP: 1 PB: 0 SB: 1 CS: 0	PA: 38				
PITCHER	IP	WLS	BF	H	R	ER	SO	BB	IBB	HBP	BLK	WP	HR	S	P	ERA	WHIP							
Ron Darling, R ERA: 3.7 (8, 1)	7.0	L	32	7	5	3	9	2	1	0	0	1	1	74	114	3.86	1.286							
Jeff Musselman, L ERA: 6.99 (8, 1)	1.0		6	1	2	1	2	1	0	0	0	0	0	16	26	9.00	2.000							

New York Mets @ San Francisco Giants
Candlestick Park, San Francisco, CA
Fri Sep 01 1989, 10:05 PM EDT
Att: 29,413 - Unknown

AB	33
R	7
H	8
RBI	5
BB	4
SO	11
LOB	12



Batter	1	2	3	4	5	6	7	8	9	AB	R	H	RBI	BB	SO	LOB	TOP					
Gregg Jefferies, S (1, 4) OBP: 0.299, SLG: 0.347	F8		G4-3			1B		L8		4	0	1	0	0	0	0						
Juan Samuel, R (1, 8) OBP: 0.307, SLG: 0.352	L5			P3		1B		K		4	0	1	0	0	1	0						
Howard Johnson, S (1, 5) OBP: 0.379, SLG: 0.596	P5			P8		K			HR	4	1	1	1	0	1	2						
Darryl Strawberry, L (1, 9) OBP: 0.311, SLG: 0.481		G3		BB		P5		L3		3	0	0	0	1	0	2						
Kevin McReynolds, R (1, 7) OBP: 0.328, SLG: 0.447	K			P4		G3		G6-3		4	0	0	0	0	1	3						
Dave Magadan, L (1, 3) OBP: 0.367, SLG: 0.404							F8			4	0	2	0	0	0	0						
Barry Lyons, R (1, 2) Mackey Sasser, L (8, PH) OBP: 0.237, SLG: 0.270	G3-1					F7		K		3	0	0	0	0	1	1						
Kevin Elster, R (1, 6) OBP: 0.285, SLG: 0.363							F8			3	1	1	1	0	0	0						
Frank Viola, L (1, 1) OBP: 0.154, SLG: 0.083										2	0	0	0	0	1	0						
Keith Miller, R (8, PH) OBP: 0.237, SLG: 0.270										1	0	0	0	0	0	0						
Randy Myers, L (8, 1)										0	0	0	0	0	0	0						
Inning Stats	R: 0 E: 0 K: 0 S: 5	H: 0 LOB: 0 BB: 0 P: 5	R: 0 E: 0 K: 1 S: 8	H: 1 LOB: 1 BB: 0 P: 11	R: 0 E: 0 K: 0 S: 4	H: 0 LOB: 0 BB: 0 P: 5	R: 0 E: 0 K: 0 S: 5	H: 0 LOB: 1 BB: 1 P: 12	R: 1 E: 0 K: 1 S: 7	H: 1 LOB: 0 BB: 0 P: 11	R: 0 E: 0 K: 1 S: 9	H: 2 LOB: 2 BB: 0 P: 13	R: 0 E: 0 K: 1 S: 7	H: 0 LOB: 0 BB: 0 P: 8	R: 0 E: 0 K: 1 S: 8	H: 0 LOB: 1 BB: 0 P: 13	R: 1 E: 0 K: 0 S: 8	H: 2 LOB: 1 BB: 0 P: 15	1B: 3 2B: 1 3B: 0 HR: 2	SF: 0 SAC: 0 DP: 0 HBP: 0	WP: 0 PB: 0 SB: 0 CS: 0	PA: 34
PITCHER	IP	WLS	BF	H	R	ER	SO	BB	IBB	HBP	BLK	WP	HR	S	P	ERA	WHIP					
Rick Reuschel, R (1, 1) ERA: 2.6	8.0	W	29	4	1	1	5	1	0	0	0	0	1	53	78	1.12	0.625					
Jeff Brantley, R (9, 1) ERA: 3.95	1.0		5	2	1	1	0	0	0	0	0	0	1	8	15	9.00	2.000					

New York Mets @ San Francisco Giants
Candlestick Park, San Francisco, CA
Sat Sep 02 1989, 6:33 AM EDT
Att: 31,066 - Sunny - 80 F

AB 33
R 2
H 6
RBI 2
BB 1
SO 5
LOB 9



Batter	1	2	3	4	5	6	7	8	9	AB	R	H	RBI	BB	SO	LOB	BOTTOM				
Brett Butler, L (1, 8) OBP: 0.345, SLG: 0.354	G3-6-3		L6			G6-3		F8		4	0	1	0	0	0	1					
Robby Thompson, R (1, 4) OBP: 0.330, SLG: 0.408	F8		L6			F9		P1		4	0	0	0	0	0	1					
Will Clark, L (1, 3) OBP: 0.408, SLG: 0.544	G3-6-3		K			HR		K		4	1	1	0	0	2	1					
Kevin Mitchell, R (1, 7) OBP: 0.391, SLG: 0.656		E7		L4-3		HR		K		2	3	1	0	2	1	0					
Matt Williams, R (1, 5) OBP: 0.249, SLG: 0.500		K		L4-3		HR		2B		4	1	2	4	0	1	2					
Donell Nixon, R (1, 9) OBP: 0.311, SLG: 0.278		2B		F8		G6-3		K		4	1	1	1	0	1	1					
Bob Brenly, R (1, 2) OBP: 0.257, SLG: 0.275		2B				F7				3	0	1	1	0	0	0					
Jose Uribe, S (1, 6) OBP: 0.267, SLG: 0.277		K				K		F8		3	0	0	0	0	2	2					
Rick Reuschel, R (1, 1) OBP: 0.228, SLG: 0.154										3	0	0	0	0	2	2					
Jeff Brantley, R (9, 1) OBP: 0.083, SLG: 0.083										0	0	0	0	0	0	0					
Inning Stats	R: 0 E: 0 K: 0 S: 5	H: 1 LOB: 0 BB: 0 P: 9	R: 2 E: 1 K: 3 S: 19	H: 3 LOB: 1 BB: 0 P: 29	R: 0 E: 0 K: 1 S: 10	H: 0 LOB: 0 BB: 0 P: 14	R: 0 E: 0 K: 0 S: 5	H: 0 LOB: 0 BB: 1 P: 11	R: 0 E: 1 K: 1 S: 9	H: 0 LOB: 1 BB: 0 P: 12	R: 3 E: 0 K: 0 S: 9	H: 2 LOB: 0 BB: 1 P: 15	R: 0 E: 0 K: 1 S: 6	H: 0 LOB: 0 BB: 0 P: 11	R: 1 E: 0 K: 3 S: 15	H: 1 LOB: 1 BB: 0 P: 20	1B: 4 2B: 3 3B: 0 HR: 1	SF: 0 SAC: 0 DP: 2 HBP: 0	WP: 1 PB: 0 SB: 1 CS: 0	PA: 33	
PITCHER	IP	WLS	BF	H	R	ER	SO	BB	IBB	HBP	BLK	WP	HR	S	P	ERA	WHIP				
Frank Viola, L (1, 1) ERA: 3.65	7.0	L	28	6	5	5	6	2	0	0	0	0	1	63	101	6.43	1.143				
Randy Myers, L (8, 1) ERA: 1.95	1.0		5	1	1	1	3	0	0	0	0	1	0	15	20	9.00	1.000				

New York Mets @ San Francisco Giants
Candlestick Park, San Francisco, CA
Sat Sep 02 1989, 6:33 AM EDT
Att: 31,066 - Sunny - 80 F

AB 31
R 6
H 7
RBI 6
BB 2
SO 9
LOB 10



Batter	1	2	3	4	5	6	7	8	9	AB	R	H	RBI	BB	SO	LOB	TOP		
Gregg Jefferies, S OBP: 0.297, SLG: 0.343 (1, 4)										4	0	0	0	0	0	2			
Keith Hernandez, L OBP: 0.324, SLG: 0.326 (1, 3)										4	0	0	0	0	1	0			
Kevin McReynolds, R OBP: 0.327, SLG: 0.445 (1, 7)										4	0	1	0	0	1	0			
Howard Johnson, S OBP: 0.376, SLG: 0.591 (1, 5)										4	0	0	0	0	1	1			
Darryl Strawberry, L OBP: 0.314, SLG: 0.483 (1, 9)										4	0	3	0	0	0	1			
Juan Samuel, R OBP: 0.305, SLG: 0.350 (1, 8)										3	0	0	0	0	1	3			
Mackey Sasser, L OBP: 0.313, SLG: 0.410 (1, 2)										3	0	1	0	0	0	1			
Kevin Elster, R OBP: 0.286, SLG: 0.365 (1, 6)										3	0	1	0	0	0	1			
Bob Ojeda, L OBP: 0.172, SLG: 0.127 (1, 1)										2	0	1	0	0	0	0			
Dave Magadan, L (8, PH) OBP: 0.366, SLG: 0.403										1	0	0	0	0	0	1			
Don Aase, R (8, 1)										0	0	0	0	0	0	0			
Inning Stats	R: 0 H: 0 E: 0 K: 0 S: 5	H: 0 LOB: 0 BB: 0 P: 7	R: 0 H: 1 E: 0 K: 1 S: 8	LOB: 1 BB: 0 P: 13	R: 0 H: 0 E: 0 K: 0 S: 8	LOB: 0 BB: 0 P: 12	R: 0 H: 0 E: 0 K: 1 S: 11	H: 2 LOB: 1 BB: 0 P: 16	R: 0 H: 1 E: 0 K: 0 S: 3	H: 1 LOB: 0 BB: 0 P: 3	R: 0 H: 1 E: 0 K: 1 S: 11	H: 1 LOB: 1 BB: 0 P: 14	R: 0 H: 1 E: 0 K: 0 S: 8	H: 1 LOB: 1 BB: 0 P: 10	R: 0 H: 1 E: 0 K: 1 S: 11	H: 1 LOB: 1 BB: 0 P: 13	1B: 6 2B: 1 3B: 0 HR: 0	SF: 0 SAC: 0 DP: 1 HBP: 0	WP: 0 PA: 32 PB: 0 SB: 0 CS: 0
PITCHER Don Robinson, R ERA: 3.25 (1, 1)	IP: 9.0 WLS: W BF: 32 H: 7 R: 0 ER: 0 SO: 4 BB: 0 IBB: 0 HBP: 0 BLK: 0 WP: 0 HR: 0 S: 70 P: 96 ERA: 0.00 WHIP: 0.778															PITCHER Don Robinson, R ERA: 3.25 (1, 1)	IP: 9.0 WLS: W BF: 32 H: 7 R: 0 ER: 0 SO: 4 BB: 0 IBB: 0 HBP: 0 BLK: 0 WP: 0 HR: 0 S: 70 P: 96 ERA: 0.00 WHIP: 0.778		

New York Mets @ San Francisco Giants
Candlestick Park, San Francisco, CA
Sun Sep 03 1989, 6:33 AM EDT
Att: 44,084 - Sunny

AB	32
R	0
H	7
RBI	0
BB	0
SO	4
LOB	10



Batter	1	2	3	4	5	6	7	8	9	AB	R	H	RBI	BB	SO	LOB	BOTTOM		
Brett Butler, L OBP: 0.344, SLG: 0.354 (1, 8)										4	1	1	0	0	1	0			
Robby Thompson, R OBP: 0.331, SLG: 0.411 (1, 4)										4	1	2	0	0	1	0			
Will Clark, L OBP: 0.409, SLG: 0.546 (1, 3)										4	1	2	1	0	0	1			
Kevin Mitchell, R OBP: 0.388, SLG: 0.651 (1, 7)										4	0	0	0	0	1	5			
Matt Williams, R OBP: 0.254, SLG: 0.513 (1, 5)										3	1	1	2	1	2	2			
Donell Nixon, R OBP: 0.312, SLG: 0.273 (1, 9)										2	0	0	1	1	0	0			
Bob Brenly, R OBP: 0.250, SLG: 0.266 (1, 2)										3	0	0	0	0	1	3			
Jose Uribe, S OBP: 0.267, SLG: 0.278 (1, 6)										3	0	1	0	0	0	0			
Don Robinson, R OBP: 0.205, SLG: 0.325 (1, 1)										3	0	0	0	0	0	1			
Inning Stats	R: 2 H: 3 E: 0 K: 0 S: 13	H: 3 LOB: 2 BB: 2 P: 24	R: 0 H: 0 E: 0 K: 0 S: 16	LOB: 0 BB: 0 P: 21	R: 0 H: 1 E: 0 K: 1 S: 12	LOB: 1 BB: 0 P: 19	R: 0 H: 0 E: 0 K: 0 S: 6	H: 0 LOB: 0 BB: 0 P: 8	R: 0 H: 0 E: 0 K: 1 S: 7	H: 0 LOB: 0 BB: 0 P: 12	R: 2 H: 1 E: 1 K: 1 S: 12	H: 1 LOB: 0 BB: 0 P: 16	R: 0 H: 1 E: 0 K: 0 S: 7	H: 1 LOB: 0 BB: 0 P: 13	R: 0 H: 1 E: 0 K: 3 S: 13	H: 1 LOB: 1 BB: 0 P: 19	1B: 4 2B: 2 3B: 0 HR: 1	SF: 0 SAC: 0 DP: 1 HBP: 0	WP: 0 PA: 32 PB: 0 SB: 2 CS: 1
PITCHER Bob Ojeda, L ERA: 3.6 (1, 1)	IP: 7.0 WLS: L BF: 28 H: 6 R: 4 ER: 3 SO: 3 BB: 2 IBB: 0 HBP: 0 BLK: 0 WP: 0 HR: 1 S: 73 P: 113 ERA: 3.86 WHIP: 1.143															PITCHER Don Aase, R ERA: 3.67 (8, 1)	IP: 1.0 WLS: L BF: 4 H: 1 R: 0 ER: 0 SO: 3 BB: 0 IBB: 0 HBP: 0 BLK: 0 WP: 0 HR: 0 S: 13 P: 19 ERA: 0.00 WHIP: 1.000		

New York Mets @ San Francisco Giants
Candlestick Park, San Francisco, CA
Sun Sep 03 1989, 6:33 AM EDT
Att: 44,084 - Sunny

AB	30
R	4
H	7
RBI	4
BB	2
SO	6
LOB	12



Batter	1	2	3	4	5	6	7	8	9	AB	R	H	RBI	BB	SO	LOB	TOP					
Brett Butler, L OBP: 0.343, SLG: 0.352 (1, 8)	G1-3		F7					G4-3	G4-3	5	0	1	0	0	0	0	San Francisco Giants @ Cincinnati Reds Riverfront Stadium, Cincinnati, OH Tue Sep 05 1989, 7:05 PM EDT Att: 16,389 - Unknown					
Robby Thompson, R OBP: 0.330, SLG: 0.407 (1, 4)	K		K					1B FC4-6 HBP		3	1	0	0	0	3	0						
Will Clark, L OBP: 0.411, SLG: 0.551 (1, 3)										3	1	2	0	1	0	0						
Matt Williams, R OBP: 0.248, SLG: 0.510 (1, 6)	F7									4	2	1	3	0	0	2						
Ernest Riles, L OBP: 0.335, SLG: 0.405 (1, 5)										3	1	1	0	1	1	0						
Jim Weaver, L OBP: 0.375, SLG: 0.625 (1, 9)										4	0	2	2	0	1	1						
Donell Nixon, R OBP: 0.308, SLG: 0.272 (1, 7)										4	0	0	0	0	1	3						
Terry Kennedy, L OBP: 0.316, SLG: 0.339 (1, 2)										3	0	1	0	0	0	1						
Chris Speier, R OBP: 0.250, SLG: 0.179 (9, PH)										1	0	0	0	0	1	0						
Michael LaCoss, R OBP: 0.162, SLG: 0.121 (5, PH)										1	0	0	0	0	0	0						
Ken Oberkfell, L OBP: 0.306, SLG: 0.359 (5, 1)										0	0	0	0	0	0	0						
Bob Knepper, L OBP: 0.341, SLG: 0.419 (7, PH)										0	0	0	0	0	0	0						
Mike Leary, L OBP: 0.273, SLG: 0.269 (7, PH)										0	0	0	0	0	0	0						
Bill Bathe, R OBP: 0.273, SLG: 0.333 (7, 1)										0	0	0	0	0	2	0						
Craig Lefferts, L OBP: 0.266, SLG: 0.437 (9, PH)										1	0	0	0	0	0	0						
Inning Stats	R: 0 E: 0 K: 1 S: 8	H: 1 LOB: 1 BB: 0 P: 11	R: 0 E: 0 K: 0 S: 13	H: 1 LOB: 1 BB: 0 P: 21	R: 0 E: 0 K: 1 S: 5	H: 0 LOB: 0 BB: 0 P: 6	R: 2 E: 0 K: 2 S: 15	H: 1 LOB: 0 BB: 1 P: 26	R: 0 E: 0 K: 0 S: 5	H: 1 LOB: 0 BB: 0 P: 10	R: 0 E: 0 K: 1 S: 6	H: 0 LOB: 0 BB: 0 P: 7	R: 0 E: 0 K: 0 S: 7	H: 2 LOB: 2 BB: 0 P: 9	R: 3 E: 0 K: 1 S: 15	H: 2 LOB: 1 BB: 1 P: 28	R: 0 E: 0 K: 1 S: 8	H: 0 LOB: 0 BB: 0 P: 11	1B: 6 2B: 1 3B: 0 HR: 1	SF: 0 SAC: 0 DP: 0 HBP: 1	WP: 0 PB: 0 SB: 1 CS: 1	PA: 38
PITCHER	IP	WLS	BF	H	R	ER	SO	BB	IBB	HBP	BLK	WP	HR	S	P	ERA	WHIP					
Jack Armstrong, R ERA: 4.21 (1, 1)	6.2	W	26	6	2	2	5	1	0	0	0	0	1	58	88	2.70	1.050					
Rosario Rodriguez, L ERA: 4.21 (7, 1)	0.1		1	0	0	0	0	0	0	0	0	0	0	1	2	0.00	0.000					
Rick Mahler, R ERA: 3.86 (8, 1)	1.0		7	2	3	3	1	1	0	1	0	0	0	15	28	27.00	3.000					
John Franco, L ERA: 2.65 (9, 1)	1.0	S	3	0	0	0	1	0	0	0	0	0	0	8	11	0.00	0.000					

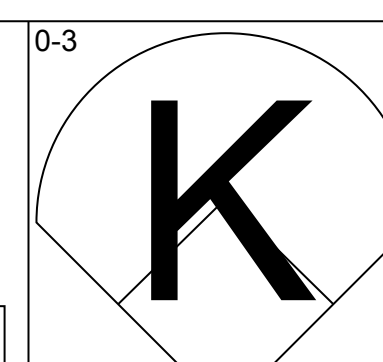
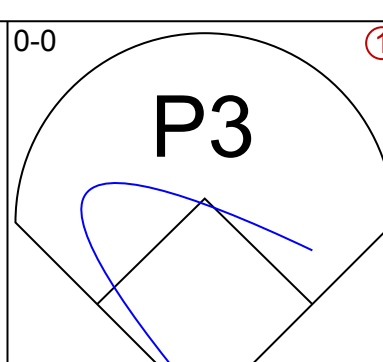
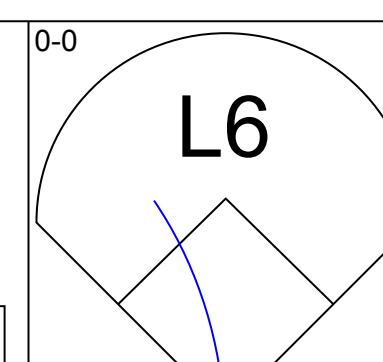
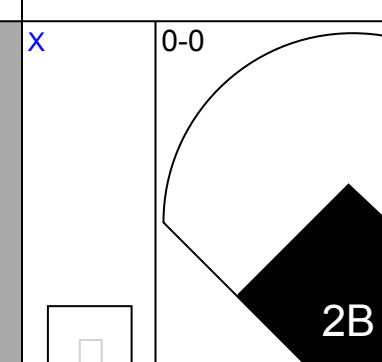
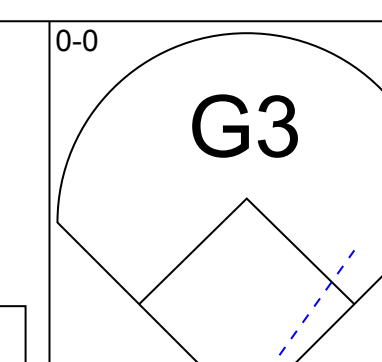
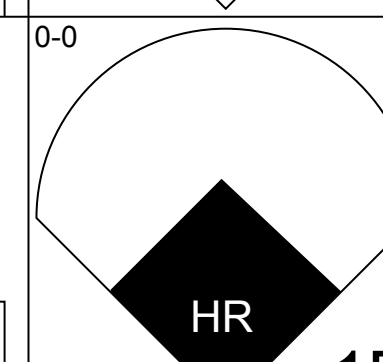
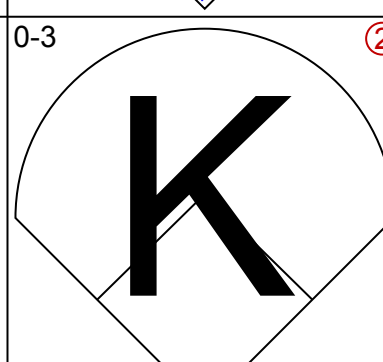
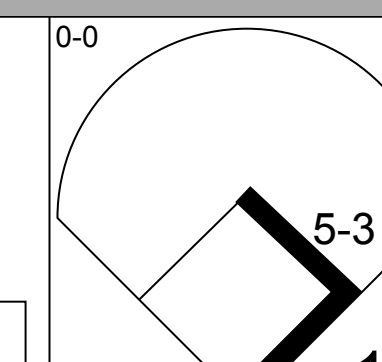
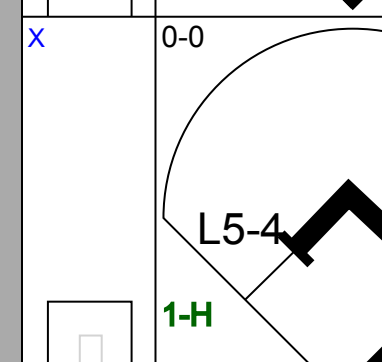
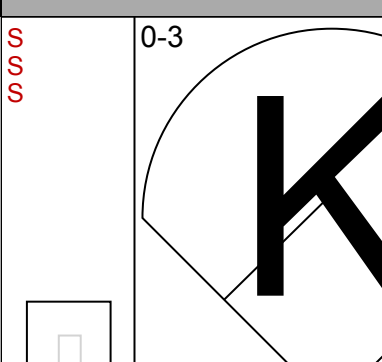
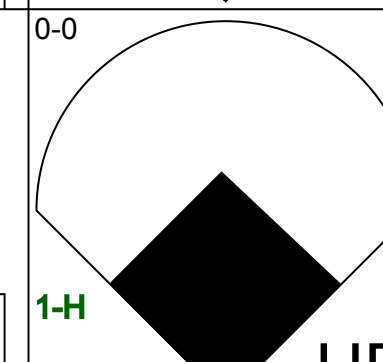
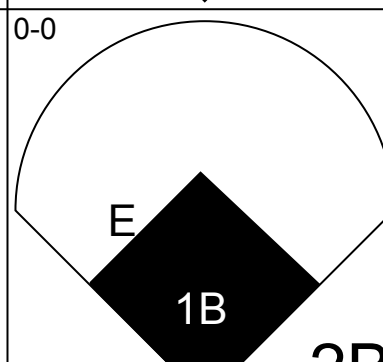

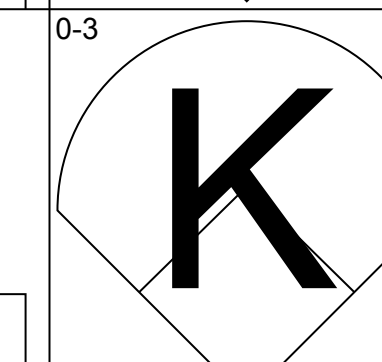
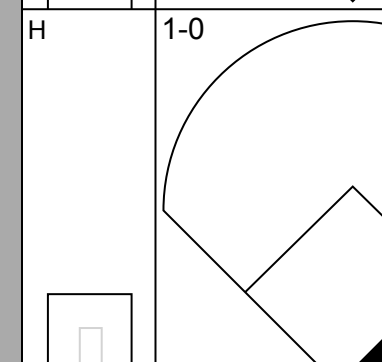
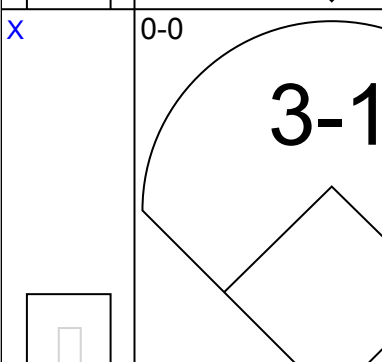
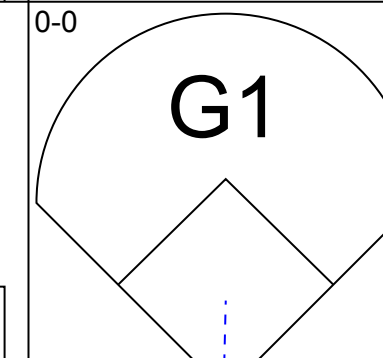
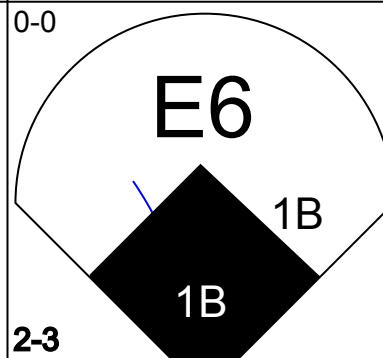

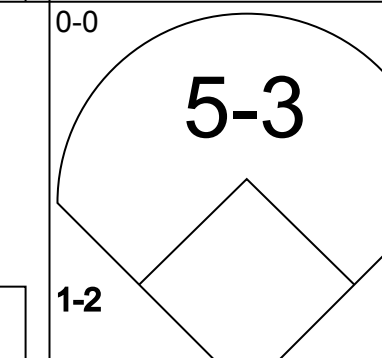
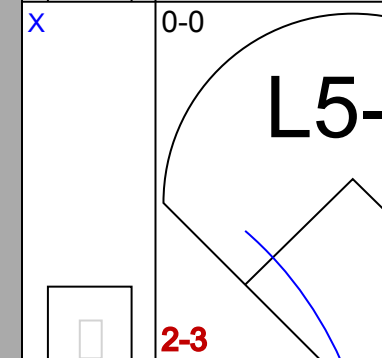
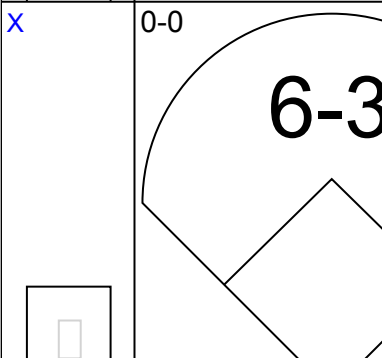
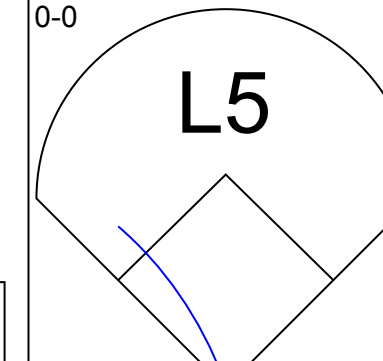
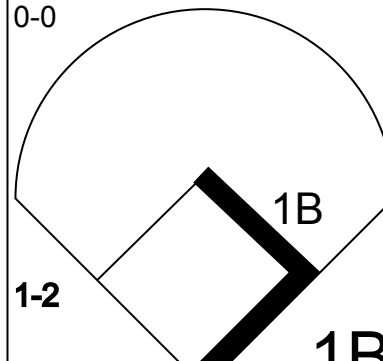

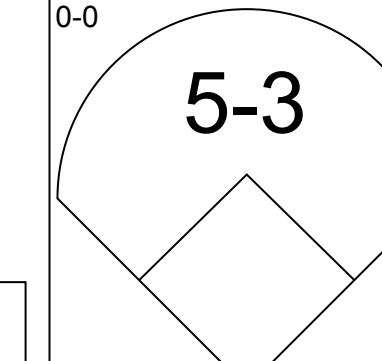
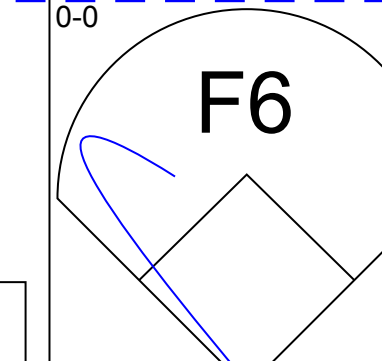
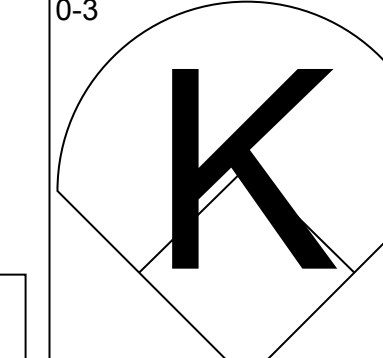
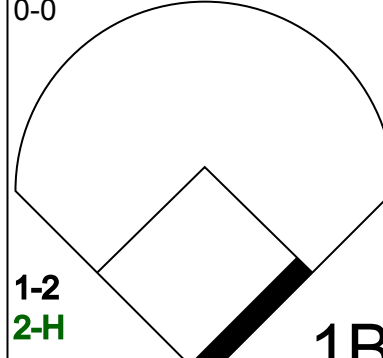
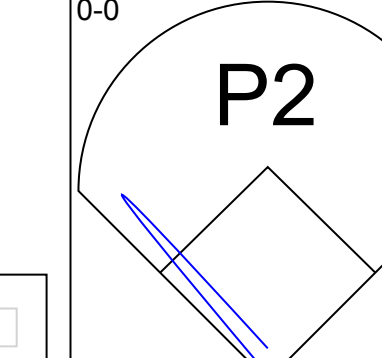
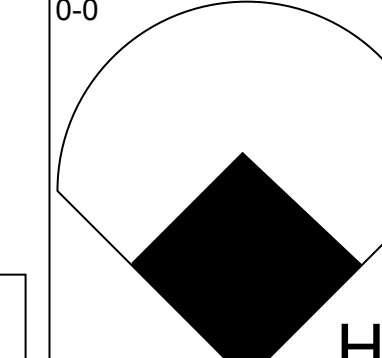
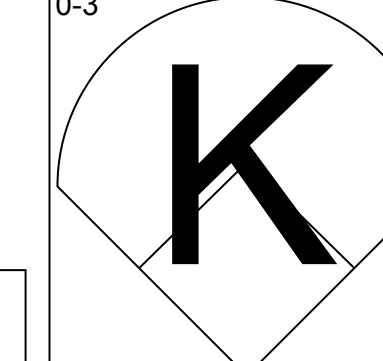
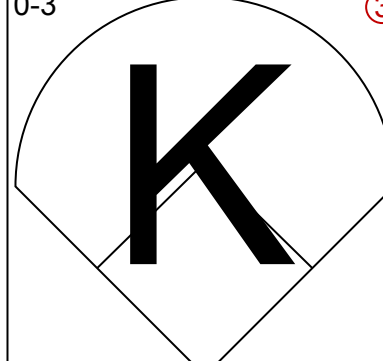
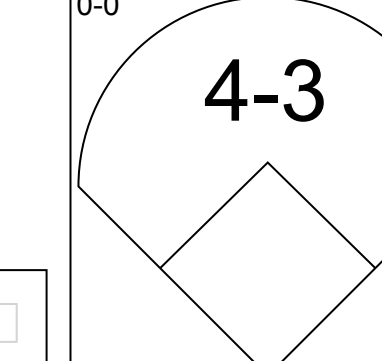
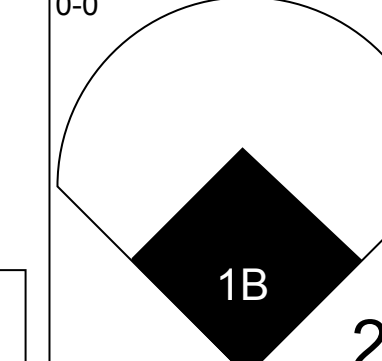
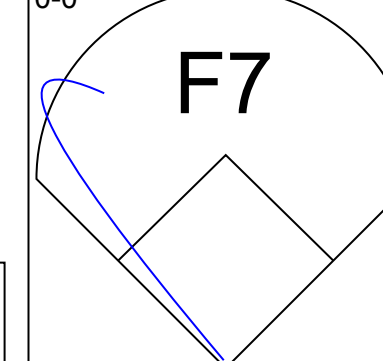
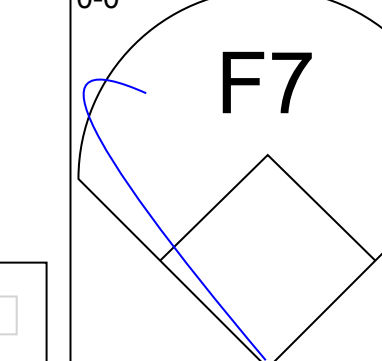
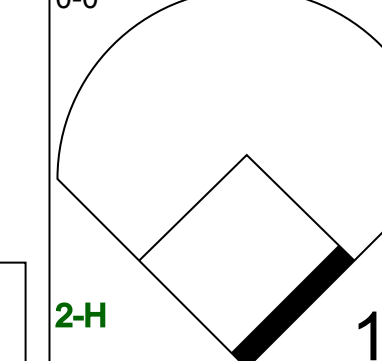
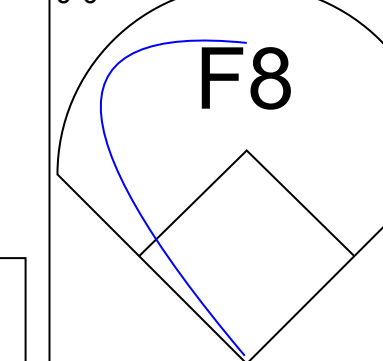
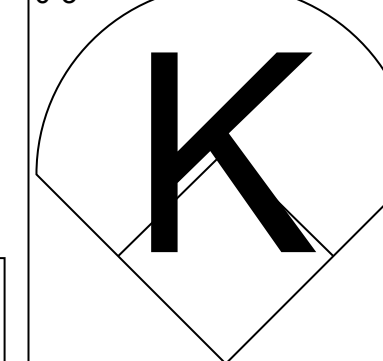
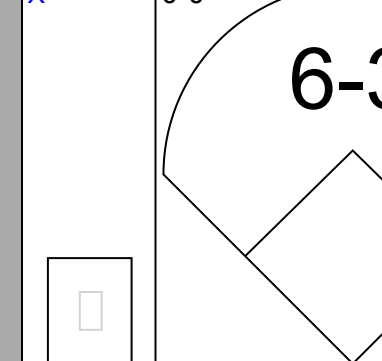
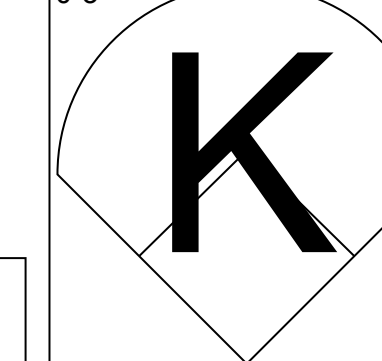
Batter	1	2	3	4	5	6	7	8	9	AB	R	H	RBI	BB	SO	LOB	BOTTOM				
Herm Winningham, L OBP: 0.311, SLG: 0.347 (1, 8)	G3									4	2	2	2	0	0	0	San Francisco Giants @ Cincinnati Reds Riverfront Stadium, Cincinnati, OH Tue Sep 05 1989, 7:05 PM EDT Att: 16,389 - Unknown				
Luis Quinones, S OBP: 0.330, SLG: 0.474 (1, 4)	K									4	1	1	0	0	2	0					
Paul O'Neill, L OBP: 0.359, SLG: 0.470 (1, 9)										2	1	1	1	2	0	0					
Ken Griffey, L OBP: 0.343, SLG: 0.419 (1, 7)										3	1	2	3	0	0	1					
Rolando Roomes, R OBP: 0.291, SLG: 0.420 (8, 7)										1	0	0	0	0	0	1					
Todd Benzinger, S OBP: 0.291, SLG: 0.391 (1, 3)										4	0	0	0	0	1	2					
Joe Oliver, R OBP: 0.299, SLG: 0.360 (1, 2)										4	0	0	0	0	1	2					
Chris Sabo, R OBP: 0.310, SLG: 0.398 (1, 5)										3	0	0	0	0	1	1					
Mariano Duncan, R OBP: 0.292, SLG: 0.378 (1, 6)										3	1	1	0	0	0	0					
Jack Armstrong, R (1, 1)										1	0	0	0	0	0	0					
Rosario Rodriguez, R (7, 1)										0	0	0	0	0	0	0					
Scotti Madison, S OBP: 0.230, SLG: 0.294 (7, PH)										1	0	0	0	0	0	0					
Rick Mahler, R OBP: 0.239, SLG: 0.210 (8, 1)										0	0	0	0	0	0	0					
John Franco, L (9, 1)										0	0	0	0	0	0	0					
Inning Stats	R: 0 E: 0 K: 1 S: 11	H: 0 LOB: 1 BB: 1 P: 16	R: 0 E: 0 K: 2 S: 7	H: 0 LOB: 0 BB: 0 P: 11	R: 5 E: 0 K: 0 S: 16	H: 5 LOB: 0 BB: 0 P: 23	R: 0 E: 0 K: 0 S: 3	H: 0 LOB: 0 BB: 0 P: 3	R: 0 E: 0 K: 1 S: 5	H: 1 LOB: 1 BB: 0 P: 6	R: 1 E: 0 K: 0 S: 9	H: 1 LOB: 0 BB: 0 P: 15	R: 0 E: 0 K: 0 S: 9	H: 0 LOB: 1 BB: 1 P: 14	1B: 3 2B: 1 3B: 1 HR: 2	SF: 0 SAC: 1 DP: 0 HBP: 0	WP: 0 PB: 0 SB: 1 CS: 0	PA: 33			
PITCHER	IP	WLS	BF	H	R	ER	SO	BB	IBB	HBP	BLK	WP	HR	S	P	ERA	WHIP				
Michael LaCoss, R ERA: 3.45 (1, 1)	4.0	L	18	5	5	5	3	1	0	0	1	0	1	37	53	11.25	1.500				
Bob Knepper, L ERA: 4.99 (5, 1)	2.0		7	1	0	0	2	0	0	0	0	0	0	16	22	0.00	0.500				
Craig Lefferts, L ERA: 2.63 (7, 1)	2.0		8	1	1	1	0	1	0	0	0	0	1	18	29	4.50	1.000				

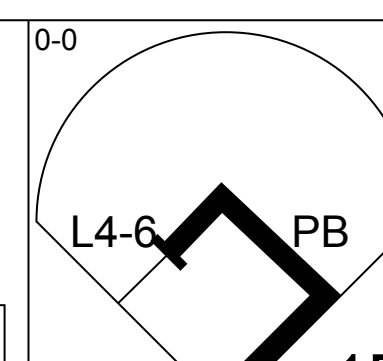
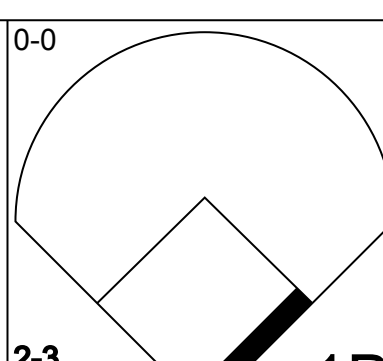
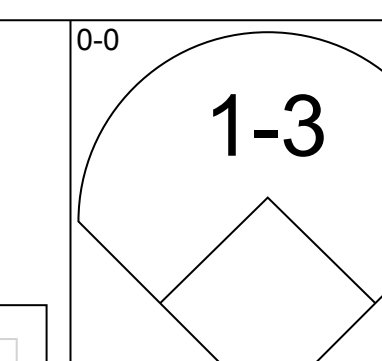
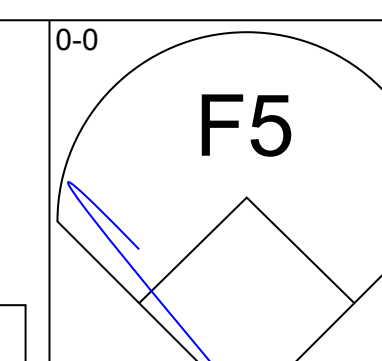
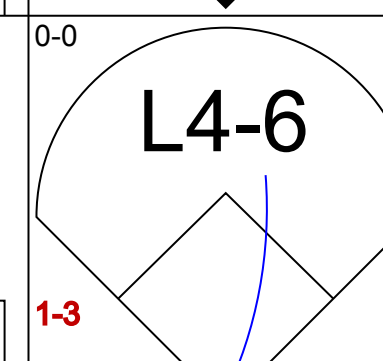
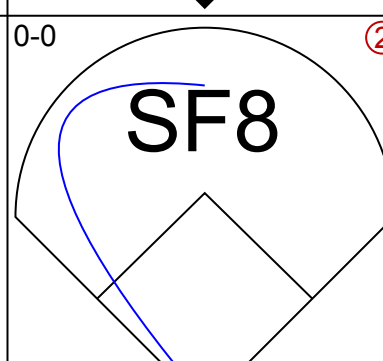
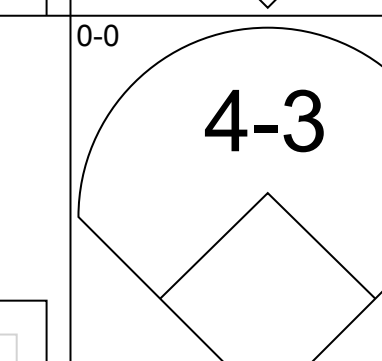
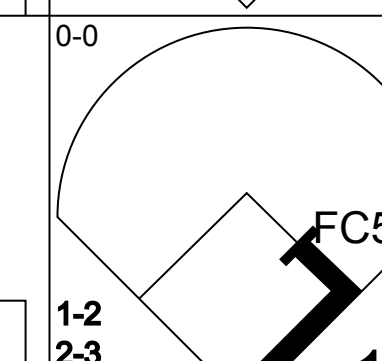
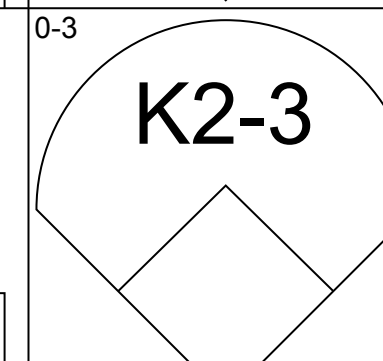
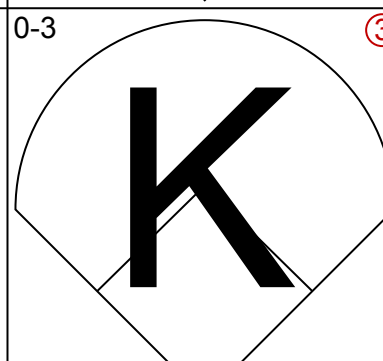
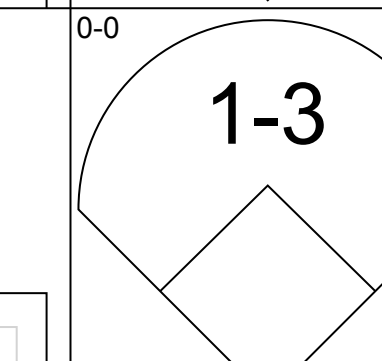
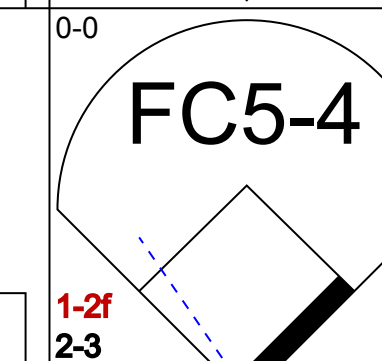
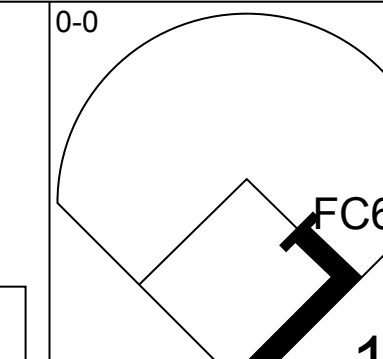
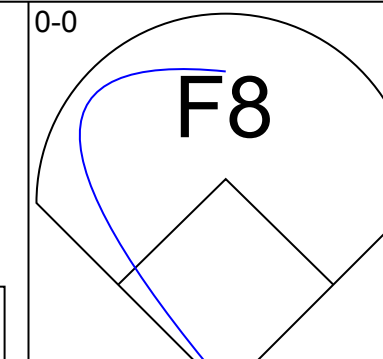
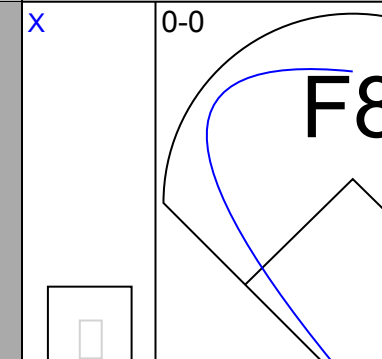
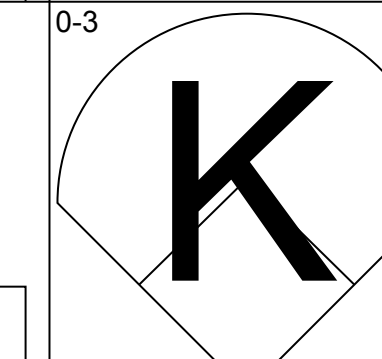
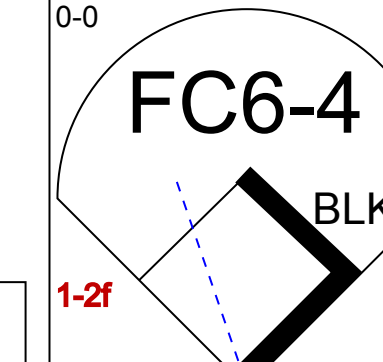
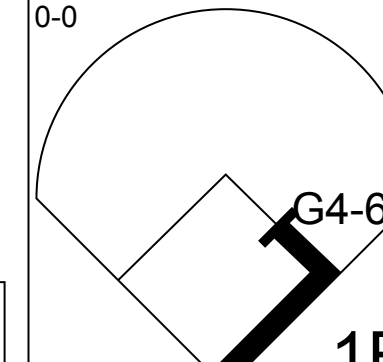
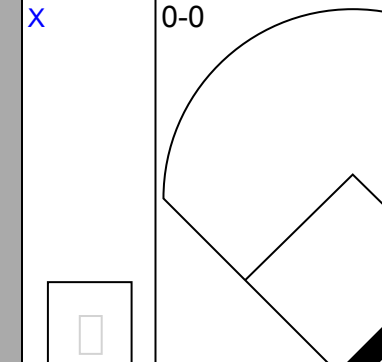
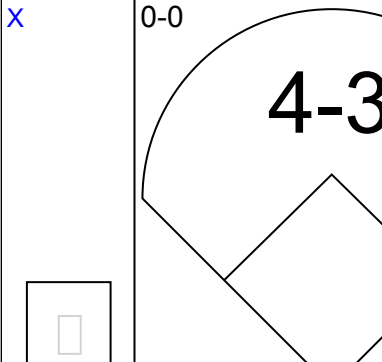
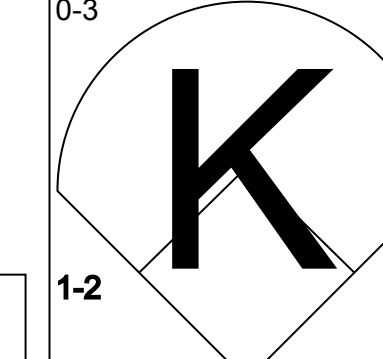
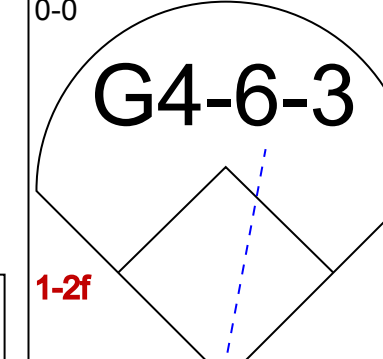
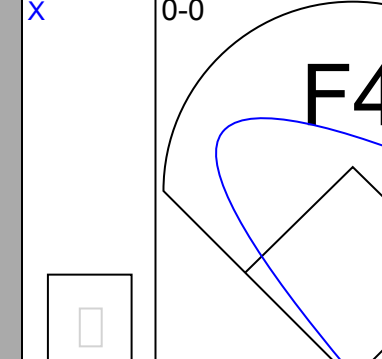
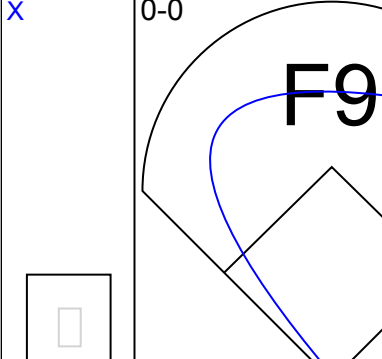
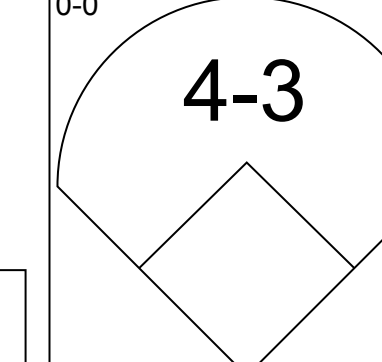
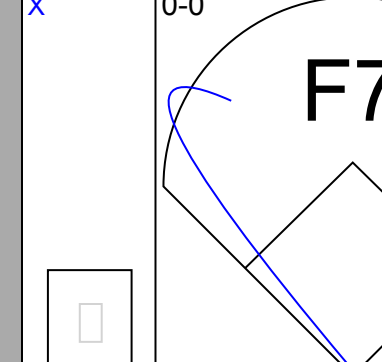
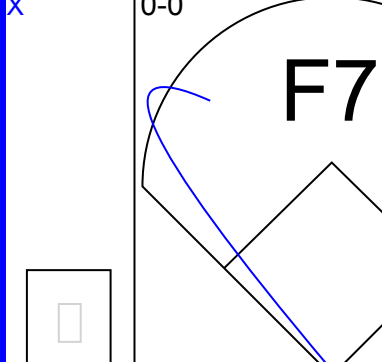
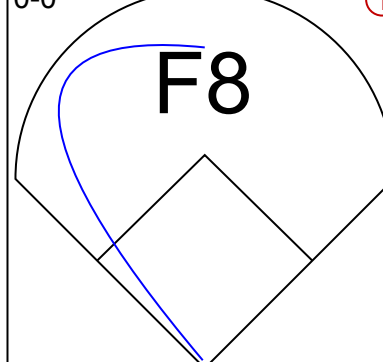
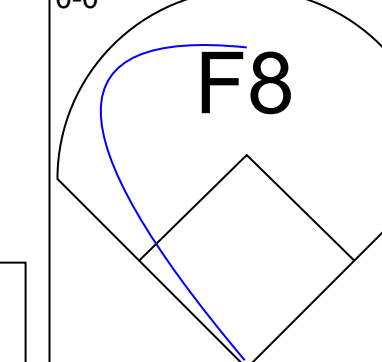
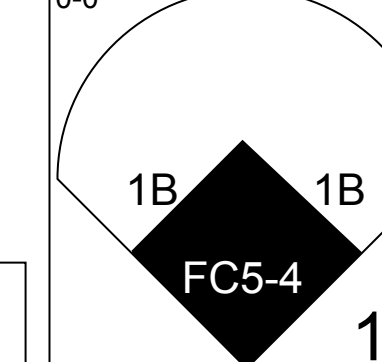
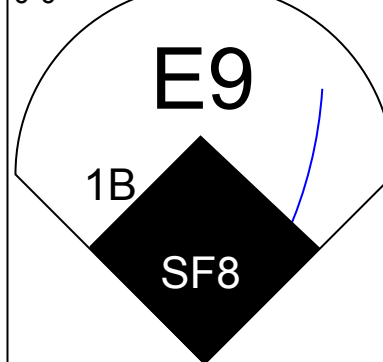
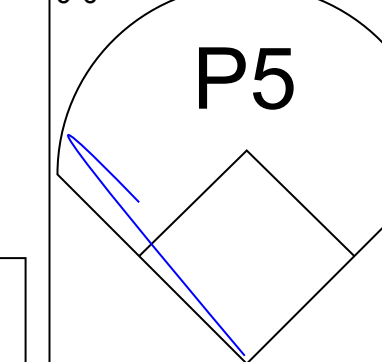
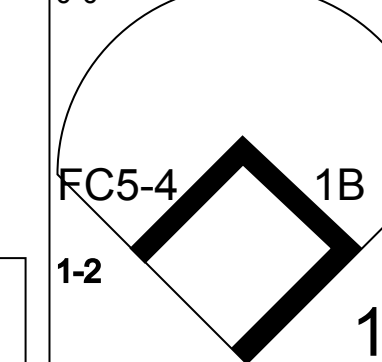
AB	34
R	5
H	8
RBI	5
BB	2
SO	7
LOB	9



AB	30
R	6
H	7
RBI	6
BB	2
SO	5
LOB	7



Batter	1	2	3	4	5	6	7	8	9	AB	R	H	RBI	BB	SO	LOB	TOP					
Brett Butler, L OBP: 0.342, SLG: 0.350 (1, 8)										5	1	1	0	0	1	1	San Francisco Giants @ Atlanta Braves Atlanta-Fulton County Stadium, Atlanta, GA Wed Sep 06 1989, 7:05 PM EDT Att: 2,735 - Unknown - 72 F livebaseballscorecards.com					
Robby Thompson, R OBP: 0.332, SLG: 0.411 (1, 4)										5	1	3	1	0	2	0						
Will Clark, L OBP: 0.413, SLG: 0.558 (1, 3)										4	2	2	2	0	1	1						
Kevin Mitchell, R OBP: 0.385, SLG: 0.644 Pat Sheridan, L OBP: 0.294, SLG: 0.329 (9, 9)										5	1	0	0	0	0	4						
Matt Williams, R OBP: 0.248, SLG: 0.505 (1, 5)										4	0	1	1	0	0	1						
Donell Nixon, R OBP: 0.313, SLG: 0.300 (9, 7)										4	1	2	2	0	1	0						
Bob Brenly, R OBP: 0.248, SLG: 0.273 (1, 2)										4	1	1	0	0	2	2						
Jose Uribe, S OBP: 0.268, SLG: 0.278 (1, 6)										4	0	2	1	0	0	0						
Scott Garrelts, R OBP: 0.180, SLG: 0.207 (1, 1)										4	0	0	0	0	2	2						
Inning Stats	R: 2 E: 0 K: 1 S: 7	H: 2 LOB: 0 BB: 0 P: 7	R: 0 E: 0 K: 2 S: 8	H: 1 LOB: 1 BB: 0 P: 8	R: 2 E: 1 K: 2 S: 11	H: 3 LOB: 2 BB: 0 P: 11	R: 0 E: 0 K: 1 S: 5	H: 0 LOB: 0 BB: 0 P: 5	R: 0 E: 0 K: 1 S: 6	H: 1 LOB: 1 BB: 0 P: 6	R: 0 E: 0 K: 0 S: 3	H: 0 LOB: 0 BB: 0 P: 3	R: 1 E: 0 K: 0 S: 4	H: 2 LOB: 1 BB: 0 P: 5	R: 2 E: 0 K: 1 S: 8	H: 3 LOB: 1 BB: 0 P: 8	R: 0 E: 0 K: 1 S: 5	H: 0 LOB: 0 BB: 0 P: 5	1B: 7 2B: 4 3B: 0 HR: 2	SF: 0 SAC: 0 DP: 1 HBP: 1	WP: 0 PB: 0 SB: 0 CS: 0	PA: 40
PITCHER	IP	WLS	BF	H	R	ER	SO	BB	IBB	HBP	BLK	WP	HR	S	P	ERA	WHIP					
Derek Lilliquist, L ERA: 4.02 Sergio Valdez, R ERA: 5.65	(1, 1)	7.0	L	31	9	5	3	7	0	0	1	0	0	1	44	45	3.86	1.286				
PITCHER	IP	WLS	BF	H	R	ER	SO	BB	IBB	HBP	BLK	WP	HR	S	P	ERA	WHIP					

Batter	1	2	3	4	5	6	7	8	9	AB	R	H	RBI	BB	SO	LOB	BOTTOM					
Oddibe McDowell, L OBP: 0.325, SLG: 0.371 (1, 8)										4	0	2	0	0	0	2	San Francisco Giants @ Atlanta Braves Atlanta-Fulton County Stadium, Atlanta, GA Wed Sep 06 1989, 7:05 PM EDT Att: 2,735 - Unknown - 72 F livebaseballscorecards.com					
Jeff Treadway, L OBP: 0.323, SLG: 0.385 (1, 4)										3	0	1	1	0	0	1						
Lonnie Smith, R OBP: 0.424, SLG: 0.547 (1, 7)										4	0	0	1	0	2	3						
Dale Murphy, R OBP: 0.300, SLG: 0.360 (1, 9)										4	0	1	0	0	1	2						
Tommy Gregg, L OBP: 0.292, SLG: 0.345 (1, 3)										4	0	2	0	0	0	1						
Jeff Blauser, R OBP: 0.316, SLG: 0.405 (8, 6)										4	0	0	0	0	1	3						
Andres Thomas, R OBP: 0.230, SLG: 0.318 Sergio Valdez, R OBP: 1.000, SLG: 1.000 Jeff Wetherby, L OBP: 0.293, SLG: 0.447 (9, PH)										3	0	0	0	0	0	2						
John Russell, R OBP: 0.222, SLG: 0.209 (1, 2)										3	1	1	0	0	0	0						
Derek Lilliquist, L OBP: 0.190, SLG: 0.207 Ed Whited, R OBP: 0.266, SLG: 0.348 (8, 5)										2	1	0	0	0	0	0						
Inning Stats	R: 0 E: 0 K: 1 S: 5	H: 1 LOB: 0 BB: 0 P: 5	R: 0 E: 0 K: 1 S: 6	H: 1 LOB: 1 BB: 0 P: 6	R: 1 E: 1 K: 1 S: 7	H: 1 LOB: 1 BB: 0 P: 7	R: 0 E: 0 K: 0 S: 3	H: 0 LOB: 0 BB: 0 P: 3	R: 0 E: 0 K: 0 S: 3	H: 0 LOB: 0 BB: 0 P: 3	R: 0 E: 0 K: 0 S: 3	H: 0 LOB: 0 BB: 0 P: 3	R: 0 E: 0 K: 1 S: 4	H: 1 LOB: 1 BB: 0 P: 4	R: 1 E: 0 K: 1 S: 8	H: 3 LOB: 2 BB: 0 P: 8	R: 0 E: 0 K: 0 S: 3	H: 0 LOB: 0 BB: 0 P: 3	1B: 8 2B: 1 3B: 0 HR: 0	SF: 1 SAC: 0 DP: 2 HBP: 0	WP: 0 PB: 1 SB: 0 CS: 0	PA: 34
PITCHER	IP	WLS	BF	H	R	ER	SO	BB	IBB	HBP	BLK	WP	HR	S	P	ERA	WHIP					
Scott Garrelts, R ERA: 2.19	(1, 1)	9.0	W	34	8	2	1	4	0	0	0	0	0	0	42	42	1.00	0.889				

Batter	1	2	3	4	5	6	7	8	9	AB	R	H	RBI	BB	SO	LOB	TOP					
Brett Butler, L (1, 8) OBP: 0.342, SLG: 0.351	G4-3		G3		F9		1B 3B 1B	2H 1B		5	1	2	1	0	0	0	San Francisco Giants @ Atlanta Braves Atlanta-Fulton County Stadium, Atlanta, GA Thu Sep 07 1989, 7:05 PM EDT Att. 4,474 - Unknown - 75 F					
Robby Thompson, R (1, 4) OBP: 0.332, SLG: 0.409	P7		4-2		G1-3		1B 3B 1B	K		2	1	0	0	1	0	0						
Mike Laga, L (7, PH) OBP: 1.000, SLG: 2.000			2B				1B 3B 1B			1	0	1	1	0	0	0						
Mike Benjamin, R (7, PR) OBP: 0.250, SLG: 0.250			BB							0	1	0	0	0	0	0						
Steve Bedrosian, R (7, 1) OBP: 0.250, SLG: 0.250										1	0	0	0	0	1	1						
Will Clark, L (1, 3) OBP: 0.414, SLG: 0.564	1B		F8 1H		L7		1H 3H		G6-3	4	0	2	3	1	0	0						
Kevin Mitchell, R (1, 7) OBP: 0.387, SLG: 0.650	1B		F8		F8		FC4-6 1B	P2		5	1	3	1	0	0	3						
Matt Williams, R (1, 5) OBP: 0.242, SLG: 0.493	L8		G1-3		F9		P4		K	5	0	0	0	0	1	6						
Jim Weaver, L (1, 9) OBP: 0.273, SLG: 0.455		G4-3							F8	3	0	0	0	0	1	1						
Donell Nixon, R (8, 9) OBP: 0.316, SLG: 0.303					K				F8	2	1	1	0	0	0	0						
Terry Kennedy, L (1, 2) OBP: 0.318, SLG: 0.339			FC1-4 1B		FC4-6				K	3	0	1	0	1	1	2						
Jose Uribe, S (1, 6) OBP: 0.267, SLG: 0.277										2	0	0	0	0	0	2						
Ken Oberkell, L (7, PH) OBP: 0.236, SLG: 0.357		FC1-4			FC4-6				K	1	0	0	0	0	0	0						
Greg Litton, R (8, PH) OBP: 0.304, SLG: 0.433		FC6-4			FC5-4				K	1	0	0	0	0	1	1						
Rick Reuschel, R (1, 1) OBP: 0.220, SLG: 0.148										2	0	0	0	0	0	2						
Ernest Riles, L (7, PH) OBP: 0.337, SLG: 0.407		FC6-4			FC5-4					1	1	1	0	0	0	0						
Chris Speier, R (8, PH) OBP: 0.273, SLG: 0.241							1B 1B	1B 2B		1	1	1	1	0	0	0						
Inning Stats	R: 0 E: 0 K: 0 S: 8	H: 1 LOB: 2 BB: 1 P: 16	R: 0 E: 0 K: 0 S: 9	H: 1 LOB: 1 BB: 0 P: 11	R: 1 E: 0 K: 0 S: 17	H: 1 LOB: 1 BB: 1 P: 23	R: 0 E: 0 K: 1 S: 7	H: 0 LOB: 1 BB: 1 P: 13	R: 0 E: 0 K: 0 S: 7	H: 0 LOB: 0 BB: 0 P: 10	R: 0 E: 0 K: 0 S: 9	H: 1 LOB: 1 BB: 0 P: 13	R: 3 E: 0 K: 0 S: 18	H: 4 LOB: 2 BB: 0 P: 28	R: 2 E: 1 K: 3 S: 17	H: 3 LOB: 1 BB: 0 P: 23	R: 1 E: 0 K: 1 S: 12	H: 1 LOB: 0 BB: 0 P: 16	1B: 8 2B: 2 3B: 1 HR: 1	SF: 0 SAC: 0 DP: 0 HBP: 0	WP: 0 PB: 0 SB: 0 CS: 0	PA: 42
PITCHER	IP WLS BF H R ER SO BB IBB HBP BLK WP HR S P ERA WHIP																					
Marty Clary, R (1, 1) ERA: 2.84	6.1	L	29	7	4	4	1	3	0	0	0	0	0	0	68	105	5.68	1.579				
Mike Stanton, L (7, 1) ERA: 1.69	1.2		9	4	2	2	3	0	0	0	0	0	0	0	24	32	10.80	2.400				
Dwayne Henry, R (9, 1) ERA: 9.0	1.0		4	1	1	1	1	0	0	0	0	0	0	1	12	16	9.00	1.000				

Batter	1	2	3	4	5	6	7	8	9	AB	R	H	RBI	BB	SO	LOB	BOTTOM					
Oddibe McDowell, L (1, 8) OBP: 0.326, SLG: 0.376	B1-3		HR		P6			F9 SF8 1B		4	2	2	1	0	0	0	San Francisco Giants @ Atlanta Braves Atlanta-Fulton County Stadium, Atlanta, GA Thu Sep 07 1989, 7:05 PM EDT Att. 4,474 - Unknown - 75 F					
Jeff Treadway, L (1, 4) OBP: 0.323, SLG: 0.390	P5		HR		F7			F9		4	1	1	2	0	0	1						
Lonnie Smith, R (1, 7) OBP: 0.423, SLG: 0.544	K		BB		P3			SF8		2	0	0	1	1	1	0						
Dale Murphy, R (1, 9) OBP: 0.298, SLG: 0.358		F8			G6-3			F9		4	0	0	0	0	1	1						
Dwayne Henry, R (9, 1)			K							0	0	0	0	0	0	0						
Darrell Evans, L (1, 3) OBP: 0.319, SLG: 0.382		G5-3			F8			F8		3	0	0	0	0	0	0						
Mike Stanton, L (7, 1)										0	0	0	0	0	0	0						
Jeff Wetherby, L (9, 9) OBP: 0.286, SLG: 0.436					FC6-4					1	0	0	0	0	0	0						
Jeff Blauser, R (1, 5) OBP: 0.315, SLG: 0.401	K				P4			G5-3		4	0	0	0	0	1	1						
Andres Thomas, R (1, 6) OBP: 0.230, SLG: 0.323			P5		HR			G6-3		4	1	1	1	0	0	0						
John Russell, R (1, 2) OBP: 0.224, SLG: 0.212			SH1-4 3B 1B		L6			K		3	1	1	0	0	1	0						
Marty Clary, R (1, 1) OBP: 0.259, SLG: 0.200								P6		1	0	0	0	0	1	0						
Tommy Gregg, L (7, 3) OBP: 0.291, SLG: 0.344			SH1-4		K					1	0	0	0	0	0	0						
Inning Stats	R: 0 E: 0 K: 1 S: 6	H: 0 LOB: 0 BB: 0 P: 8	R: 0 E: 0 K: 1 S: 7	H: 0 LOB: 0 BB: 0 P: 11	R: 3 E: 0 K: 1 S: 16	H: 3 LOB: 1 BB: 1 P: 24	R: 1 E: 0 K: 0 S: 7	H: 1 LOB: 0 BB: 0 P: 9	R: 0 E: 0 K: 1 S: 5	H: 0 LOB: 0 BB: 0 P: 8	R: 0 E: 1 K: 0 S: 11	H: 0 LOB: 1 BB: 0 P: 18	R: 0 E: 0 K: 1 S: 8	H: 0 LOB: 0 BB: 0 P: 12	R: 1 E: 0 K: 0 S: 10	H: 1 LOB: 0 BB: 0 P: 16	R: 0 E: 0 K: 0 S: 6	H: 0 LOB: 0 BB: 0 P: 7	1B: 2 2B: 0 3B: 1 HR: 2	SF: 1 SAC: 1 DP: 0 HBP: 0	WP: 0 PB: 0 SB: 2 CS: 0	PA: 34
PITCHER	IP WLS BF H R ER SO BB IBB HBP BLK WP HR S P ERA WHIP																					
Rick Reuschel, R (1, 1) ERA: 2.71	6.0	W	24	4	4	4	4	1	0	0	0	0	0	0	24	78	6.00	0.833				
Steve Bedrosian, R (7, 1) ERA: 3.15	3.0		10	1	1	1	1	0	0	0	0	0	0	0	24	35	3.00	0.333				

Batter	1	2	3	4	5	6	7	8	9	AB	R	H	RBI	BB	SO	LOB	TOP					
Brett Butler, L OBP: 0.343, SLG: 0.351 (1, 8)	0-1 P6		3-2 1B		3-2 G4-3		4-0 BB			3	0	1	0	1	0	2						
Robby Thompson, R OBP: 0.332, SLG: 0.409 (1, 4)	2-2 F8		3-2 G6-3			1-2 1B	SAFE 3-1 P6			3	0	1	0	0	0	1						
Mike Laga, L OBP: 0.750, SLG: 1.500 (7, PH)										1	0	0	0	0	0	2						
Craig Lefferts, L (7, 1)										0	0	0	0	0	0	0						
Ernie Camacho, R (8, 1)										0	0	0	0	0	0	0						
Will Clark, L OBP: 0.413, SLG: 0.560 (1, 3)	4-2 BB			0-0 F9		1-3 K		1-0 F8		3	0	0	0	1	1	1						
Kevin Mitchell, R OBP: 0.386, SLG: 0.646 (1, 7)	1-3 K			1-2 G6-4-3 1B		3-3 K		1-1 F9		4	0	1	0	0	2	2						
Matt Williams, R OBP: 0.238, SLG: 0.484 (1, 5)		1-0 G5-3		2-1 G6-4-3 1B		1-0 F7		1-3 K		4	0	0	0	0	1	2						
Jim Weaver, L OBP: 0.287, SLG: 0.467 (1, 9)		3-1 G3-1			0-0 B1		1-2 2B		0-1 P4	4	1	1	0	0	0	0						
Terry Kennedy, L OBP: 0.321, SLG: 0.346 (1, 2)		0-1 F8			3-1 G5-3 1B		0-0 G6-3 2B		1-2 L8	3	0	2	1	0	0	0						
Mike Benjamin, R OBP: 0.250, SLG: 0.250 (7, PR)										0	1	0	0	0	0	0						
Pat Sheridan, L OBP: 0.293, SLG: 0.328 (9, PH)										1	0	0	0	0	0	0						
Jose Uribe, S OBP: 0.268, SLG: 0.278 (1, 6)			3-1 P6		0-0 G5-3 1B		2-2 G6-3		1-1 L8	2	0	1	0	0	0	0						
Ernest Riles, L OBP: 0.335, SLG: 0.404 (7, PH)					1-2 G5-3 1B		2-3 G6-3			2	0	0	0	0	0	1						
Don Robinson, R OBP: 0.200, SLG: 0.316 (1, 1)			0-3 K		1-2 G5-3		1-2 G5-3			2	0	0	0	0	1	2						
Jeff Brantley, R OBP: 0.093, SLG: 0.083 (6, 1)										0	0	0	0	0	0	0						
Ken Oberkfell, L OBP: 0.296, SLG: 0.354 (7, PH)					1-2 G5-3					1	0	0	1	0	0	0						
Bob Brenly, R OBP: 0.248, SLG: 0.273 (7, 2)					1-2 2-3		3-H			0	0	0	0	0	0	0						
Inning Stats	R: 0 E: 0 K: 1 S: 10	H: 0 LOB: 1 BB: 1 P: 17	R: 0 E: 0 K: 0 S: 5	H: 0 LOB: 0 BB: 0 P: 9	R: 0 E: 0 K: 1 S: 12	H: 1 LOB: 1 BB: 0 P: 21	R: 0 E: 0 K: 0 S: 10	H: 1 LOB: 0 BB: 0 P: 13	R: 0 E: 0 K: 0 S: 10	H: 2 LOB: 2 BB: 0 P: 17	R: 0 E: 0 K: 2 S: 14	H: 1 LOB: 1 BB: 0 P: 16	R: 2 E: 0 K: 0 S: 14	H: 2 LOB: 2 BB: 1 P: 25	R: 0 E: 0 K: 1 S: 7	H: 0 LOB: 0 BB: 0 P: 10	R: 0 E: 0 K: 0 S: 7	H: 0 LOB: 0 BB: 0 P: 9	1B: 5 2B: 2 3B: 0 HR: 0	SF: 0 SAC: 0 DP: 1 HBP: 0	WP: 0 PB: 0 SB: 0 CS: 0	PA: 35
PITCHER	IP	WLS	BF	H	R	ER	SO	BB	IBB	HBP	BLK	WP	HR	S	P	ERA	WHIP					
Mark Portugal, R ERA: 3.1	(1, 1)	6.2	W	28	7	2	2	4	2	0	0	0	0	69	113	2.70	1.350					
Danny Darwin, R ERA: 2.39	(7, 1)	2.1	S	7	0	0	0	1	0	0	0	0	0	16	24	0.00	0.000					

San Francisco Giants @ Houston Astros
Astrodome, Houston, TX
Fri Sep 08 1989, 8:05 PM EDT
Att: 24,405 - Dome

AB 33
R 2
H 7
RBI 2
BB 2
SO 5
LOB 13



Batter	1	2	3	4	5	6	7	8	9	AB	R	H	RBI	BB	SO	LOB	BOTTOM				
Gerald Young, S OBP: 0.328, SLG: 0.279 (1, 8)	1-2 F7		2-1 FC3-6 HR		3-1 G4-3		0-1 FC4-6			4	1	0	0	0	0	3					
Rafael Ramirez, R OBP: 0.288, SLG: 0.336 (1, 6)	1-1 G6-3		2-0 HR			1-1 G6-3		2-3 K		4	1	1	2	0	1	0					
Kevin Bass, S OBP: 0.362, SLG: 0.448 (1, 7)	1-1 G3		2-3 K			1-0 G4-3		2-1 WP 1B		4	0	1	0	0	1	0					
Glenn Davis, R OBP: 0.340, SLG: 0.490 (1, 3)		0-0 F8		2-0 G6-3		1-1 L6		1-0 G5-3		4	0	0	0	0	0	1					
Glenn Wilson, R OBP: 0.330, SLG: 0.438 (1, 9)		1-0 G4-3		1-2 G5-3			0-0 G4-3	1-1 F8		4	0	0	0	0	0	1					
Ken Caminiti, S OBP: 0.320, SLG: 0.372 (1, 5)		3-3 K		0-0 G3			0-0 WP 1B 2B			3	1	1	0	0	1	0					
Craig Biggio, R OBP: 0.343, SLG: 0.395 (1, 2)			1-1 F9		2-2 G6-3		1-3 K			3	0	0	0	0	1	1					
Steve Lombardozzi, R OBP: 0.333, SLG: 0.800 (1, 4)			1-0 HR		0-1 P2		4-0 1B IBB			2	1	1	1	1	0	0					
Mark Portugal, R OBP: 0.240, SLG: 0.375 (7, 1)			0-0 FC3-6 1B		1-0 HR		0-0 FC4-6 1B			2	1	2	1	0	0	0					
Inning Stats	R: 0 E: 0 K: 0 S: 8	H: 0 LOB: 0 BB: 0 P: 11	R: 0 E: 0 K: 1 S: 5	H: 0 LOB: 0 BB: 0 P: 9	R: 3 E: 0 K: 1 S: 12	H: 3 LOB: 0 BB: 0 P: 18	R: 0 E: 0 K: 0 S: 5	H: 0 LOB: 0 BB: 0 P: 8	R: 1 E: 0 K: 0 S: 8	H: 1 LOB: 0 BB: 0 P: 14	R: 0 E: 0 K: 0 S: 5	H: 0 LOB: 0 BB: 0 P: 8	R: 1 E: 0 K: 1 S: 8	H: 2 LOB: 2 BB: 1 P: 13	R: 0 E: 0 K: 1 S: 8	H: 1 LOB: 1 BB: 0 P: 14	1B: 3 2B: 1 3B: 0 HR: 3	SF: 0 SAC: 0 DP: 0 HBP: 0	WP: 2 PB: 0 SB: 0 CS: 0	PA: 32	
PITCHER	IP	WLS	BF	H	R	ER	SO	BB	IBB	HBP	BLK	WP	HR	S	P	ERA	WHIP				
Don Robinson, R ERA: 3.36	(1, 1)	5.0	L	19	4	4	4	2	0	0	0	0	0	3	38	6	0.800				
Jeff Brantley, R ERA: 3.93	(6, 1)	1.0		3	0	0	0	0	0	0	0	0	0	5	8	0.00	0.000				
Craig Lefferts, L ERA: 2.7	(7, 1)	1.0		6	2	1	1	1	0	1	0	0	0	8	13	9.00	2.000				
Ernie Camacho, R ERA: 3.6	(8, 1)	1.0		4	1	0	0	1	0	0	0	0	0	8	14	0.00	1.000				

San Francisco Giants @ Houston Astros
Astrodome, Houston, TX
Fri Sep 08 1989, 8:05 PM EDT
Att: 24,405 - Dome

AB 31
R 5
H 7
RBI 5
BB 1
SO 4
LOB 6



Batter	1	2	3	4	5	6	7	8	9	AB	R	H	RBI	BB	SO	LOB	TOP					
Brett Butler, L OBP: 0.343, SLG: 0.349 (1, 8)	F9		F7			F8			S 1B BB	3	1	0	0	1	0	0						
Donell Nixon, R OBP: 0.310, SLG: 0.297 Mike Laga, L OBP: 0.600, SLG: 1.200 (9, PH)	F8			P6		F8			P5	3	0	0	0	0	0	0						
Will Clark, L OBP: 0.412, SLG: 0.562 (1, 3)	K				2-0 3B	F7			G4-3	4	0	1	0	0	1	1						
Kevin Mitchell, R OBP: 0.386, SLG: 0.644 (1, 7)		4-1 PB BB			0-0 P2				F8	3	0	1	1	1	0	1						
Matt Williams, R OBP: 0.234, SLG: 0.476 (5, 6)	K	3-3 K 1-2			1-2 F7				F7	4	0	0	0	0	1	3						
Ernest Riles, L OBP: 0.334, SLG: 0.407 (1, 4)	F7				1-1 2B				K	3	0	1	0	0	1	1						
Terry Kennedy, L OBP: 0.319, SLG: 0.342 (1, 2)	F7				1-3 K				P5	3	0	0	0	0	1	2						
Jose Uribe, S OBP: 0.267, SLG: 0.277 Ken Oberkell, L OBP: 0.292, SLG: 0.348 (5, PH)			1-2 F8		0-2 P5				F8	1	0	0	0	0	0	0						
Kelly Downs, R OBP: 0.118, SLG: 0.118 Jim Weaver, L OBP: 0.250, SLG: 0.438 Michael LaCoss, R OBP: 0.162, SLG: 0.121 Bill Bathe, R OBP: 0.261, SLG: 0.318 Jeff Brantley, R OBP: 0.093, SLG: 0.083 (8, 1)			1-3 K		1-3 K				K	1	0	0	0	0	1	0						
Inning Stats	R: 0 E: 0 K: 1 S: 6	H: 0 LOB: 0 BB: 0 P: 9	R: 0 E: 0 K: 1 S: 11	H: 0 LOB: 1 BB: 1 P: 20	R: 0 E: 0 K: 1 S: 11	H: 0 LOB: 0 BB: 0 P: 13	R: 0 E: 0 K: 0 S: 8	H: 1 LOB: 1 BB: 0 P: 13	R: 0 E: 0 K: 2 S: 11	H: 1 LOB: 1 BB: 0 P: 14	R: 0 E: 0 K: 0 S: 7	H: 0 LOB: 0 BB: 0 P: 11	R: 0 E: 0 K: 1 S: 7	H: 0 LOB: 0 BB: 0 P: 9	R: 0 E: 0 K: 1 S: 7	H: 0 LOB: 0 BB: 0 P: 8	R: 1 E: 0 K: 0 S: 9	H: 1 LOB: 1 BB: 1 P: 18	1B: 1 2B: 1 3B: 1 HR: 0	SF: 0 SAC: 0 DP: 0 HBP: 0	WP: 0 PB: 1 SB: 1 CS: 0	PA: 32
PITCHER Mike Scott, R ERA: 3.06 (1, 1)	IP: 9.0 WLS: W BF: 32 H: 3 R: 1 ER: 1 SO: 7 BB: 2 IBB: 0 HBP: 0 BLK: 0 WP: 0 HR: 0 S: 77 P: 115 ERA: 1.00 WHIP: 0.556															PITCHER Mike Scott, R ERA: 3.06 (1, 1)	IP: 9.0 WLS: W BF: 32 H: 3 R: 1 ER: 1 SO: 7 BB: 2 IBB: 0 HBP: 0 BLK: 0 WP: 0 HR: 0 S: 77 P: 115 ERA: 1.00 WHIP: 0.556					

San Francisco Giants @ Houston Astros
 Astrodome, Houston, TX
 Sat Sep 09 1989, 8:05 PM EDT
 Att: 37,711 - Dome

AB 30
R 1
H 3
RBI 1
BB 2
SO 7
LOB 11



Batter	1	2	3	4	5	6	7	8	9	AB	R	H	RBI	BB	SO	LOB	BOTTOM			
Gerald Young, S OBP: 0.328, SLG: 0.278 (1, 8)	WP 2B BB		F7			G3			G3	3	1	0	0	1	0	2				
Rafael Ramirez, R OBP: 0.287, SLG: 0.333 (1, 6)	K		FC5-4		1-1 F9				K	4	0	0	0	0	2	2				
Kevin Bass, S OBP: 0.364, SLG: 0.453 (1, 7)	2H 1B 2B		1-2 P4		0-1 F9				WP 1B	4	2	2	1	0	0	0				
Glenn Davis, R OBP: 0.340, SLG: 0.488 (1, 3)	K		0-0 E6 FC1-4		0-0 G6-4-3 1B				G5-3	4	0	1	0	0	1	1				
Glenn Wilson, R OBP: 0.329, SLG: 0.436 (1, 9)	2H 1B		0-0 FC1-4		1-1 G6-4-3				L5	4	0	1	1	0	0	2				
Ken Caminiti, S OBP: 0.319, SLG: 0.369 (1, 5)	K		3-3 P6		3-1 G3					3	0	0	0	0	1	2				
Craig Biggio, R OBP: 0.343, SLG: 0.393 (1, 2)			0-0 F7		1-1 F7				S G5-3 BB	2	0	0	0	1	0	0				
Steve Lombardozzi, R OBP: 0.333, SLG: 0.750 (1, 4)			0-0 1B 2B		0-1 G4-3				G5-3	3	1	1	0	0	0	1				
Mike Scott, R OBP: 0.153, SLG: 0.130 (1, 1)			0-0 FC5-4 2H 1B		0-2 G1				K	3	0	1	1	0	1	1				
Inning Stats	R: 2 E: 0 K: 3 S: 16	H: 2 LOB: 1 BB: 1 P: 26	R: 1 E: 0 K: 0 S: 5	H: 2 LOB: 1 BB: 0 P: 6	R: 0 E: 1 K: 0 S: 9	H: 0 LOB: 1 BB: 0 P: 11	R: 0 E: 0 K: 0 S: 7	H: 0 LOB: 0 BB: 0 P: 8	R: 0 E: 0 K: 0 S: 6	H: 0 LOB: 0 BB: 0 P: 9	R: 0 E: 0 K: 0 S: 5	H: 1 LOB: 0 BB: 0 P: 9	R: 0 E: 0 K: 1 S: 13	H: 0 LOB: 1 BB: 1 P: 21	R: 1 E: 0 K: 1 S: 10	H: 1 LOB: 0 BB: 0 P: 15	1B: 4 2B: 2 3B: 0 HR: 0	SF: 0 SAC: 0 DP: 1 HBP: 0	WP: 4 PB: 0 SB: 1 CS: 0	PA: 32
PITCHER Kelly Downs, R ERA: 5.16 Michael LaCoss, R ERA: 3.37 Jeff Brantley, R ERA: 3.99 (8, 1)	IP: 4.0 WLS: L BF: 18 H: 4 R: 3 ER: 3 SO: 3 BB: 1 IBB: 0 HBP: 0 BLK: 0 WP: 1 HR: 0 S: 24 P: 37 ERA: 6.75 WHIP: 1.250															PITCHER Kelly Downs, R ERA: 5.16 Michael LaCoss, R ERA: 3.37 Jeff Brantley, R ERA: 3.99 (8, 1)	IP: 4.0 WLS: L BF: 18 H: 4 R: 3 ER: 3 SO: 3 BB: 1 IBB: 0 HBP: 0 BLK: 0 WP: 1 HR: 0 S: 24 P: 37 ERA: 6.75 WHIP: 1.250			

San Francisco Giants @ Houston Astros
 Astrodome, Houston, TX
 Sat Sep 09 1989, 8:05 PM EDT
 Att: 37,711 - Dome

AB 30
R 4
H 6
RBI 3
BB 2
SO 5
LOB 11



Batter	1	2	3	4	5	6	7	8	9	AB	R	H	RBI	BB	SO	LOB	TOP											
Brett Butler, L OBP: 0.345, SLG: 0.350	F9	2B		1B		K		F9-3		4	2	2	0	1	1	0	San Francisco Giants @ Houston Astros Astrodome, Houston, TX Sun Sep 10 1989, 4:33 AM EDT Att: 26,004 - Dome											
Robby Thompson, R OBP: 0.333, SLG: 0.411	HBP	2B		K		P5		F9-3		5	1	2	1	0	1	2												
Will Clark, L OBP: 0.415, SLG: 0.564	HBP	2B		1B		2B			K	3	1	2	1	2	1	0												
Kevin Mitchell, R OBP: 0.388, SLG: 0.642	K								G6-3	2	0	0	0	3	1	2												
Donell Nixon, R OBP: 0.310, SLG: 0.297	K									0	0	0	0	0	0	0												
Matt Williams, R OBP: 0.233, SLG: 0.467	2B								K	4	1	0	0	0	2	7												
Pat Sheridan, L OBP: 0.293, SLG: 0.332	2B									3	0	1	3	0	1	0												
Candy Maldonado, R OBP: 0.299, SLG: 0.373	2B									1	0	0	0	0	0	0												
Terry Kennedy, L OBP: 0.319, SLG: 0.342	F7									3	0	1	0	0	1	1												
Bill Bathe, R OBP: 0.250, SLG: 0.304										1	0	0	0	0	0	0												
Craig Lefferts, L OBP: 0.250, SLG: 0.304										0	0	0	0	0	0	0												
Jose Uribe, S OBP: 0.265, SLG: 0.275										4	0	0	0	0	1	1												
Bob Knepper, L OBP: 0.320, SLG: 0.381										0	0	0	0	0	0	0												
Bob Brenly, R OBP: 0.245, SLG: 0.270										1	0	0	0	0	0	0												
Inning Stats	R: 3 H: 2 E: 0 K: 1 S: 14	H: 2 R: 1 ER: 0 LOB: 1 BB: 1 P: 26	R: 1 H: 2 E: 0 K: 1 S: 18	H: 2 R: 0 ER: 0 LOB: 0 BB: 2 P: 35	R: 0 H: 0 E: 0 K: 2 S: 7	H: 0 R: 0 ER: 0 LOB: 0 BB: 0 P: 13	R: 1 H: 2 E: 0 K: 2 S: 14	H: 2 R: 0 ER: 0 LOB: 2 BB: 1 P: 27	R: 0 H: 1 E: 0 K: 1 S: 7	H: 1 R: 0 ER: 0 LOB: 0 BB: 0 P: 10	R: 0 H: 1 E: 0 K: 2 S: 10	H: 0 R: 0 ER: 0 LOB: 0 BB: 1 P: 19	R: 0 H: 0 E: 0 K: 0 S: 3	H: 0 R: 0 ER: 0 LOB: 0 BB: 1 P: 7	R: 0 H: 0 E: 0 K: 0 S: 4	H: 0 R: 0 ER: 0 LOB: 0 BB: 0 P: 10	R: 0 H: 0 E: 0 K: 2 S: 9	H: 0 R: 0 ER: 0 LOB: 0 BB: 0 P: 11	1B: 5 2B: 4 3B: 0 HR: 0	SF: 0 SAC: 0 DP: 1 HBP: 1	WP: 0 PB: 0 SB: 2 CS: 0	PA: 41						
PITCHER	IP	WLS	BF	H	R	ER	SO	BB	IBB	HBP	BLK	WP	HR	S	P	ERA	WHIP											
Rick Rhoden, R ERA: 4.15	1.2	L	13	4	4	4	2	2	1	1	0	0	0	30	59	21.60	3.600											
Bob Forsch, R ERA: 5.25	0.1		1	0	0	0	0	0	0	0	0	0	0	2	2	0.00	0.000											
Dan Schatzeder, L ERA: 3.54	2.0		9	2	1	1	4	0	1	0	0	0	0	21	40	4.50	1.000											
Brian Meyer, R ERA: 5.06	2.0		9	2	0	0	3	0	1	0	0	0	0	17	29	0.00	1.000											
Juan Agosto, L ERA: 3.11	2.1		7	0	0	0	1	1	0	0	0	0	0	10	20	0.00	0.429											
Larry Andersen, R ERA: 1.69	0.2		2	0	0	0	1	0	0	0	0	0	0	6	8	0.00	0.000											
Batter	1	2	3	4	5	6	7	8	9	AB	R	H	RBI	BB	SO	LOB	BOTTOM											
Gerald Young, S OBP: 0.327, SLG: 0.279	G6-3	2B							F9	5	0	1	2	0	1	1	San Francisco Giants @ Houston Astros Astrodome, Houston, TX Sun Sep 10 1989, 4:33 AM EDT Att: 26,004 - Dome											
Rafael Ramirez, R OBP: 0.287, SLG: 0.333	E6	F7							G6-3	4	0	1	0	0	2													
Kevin Bass, S OBP: 0.359, SLG: 0.446	L6								K	4	0	0	0	0	3	2												
Glenn Davis, R OBP: 0.341, SLG: 0.494	G5-3								G5-3	4	1	2	1	0	0	1												
Glenn Wilson, R OBP: 0.328, SLG: 0.437									FC4-6	4	1	1	0	0	0	2												
Terry Puhl, L OBP: 0.335, SLG: 0.358		2B							G6-3	0	0	0	0	0	0	0												
Ken Caminiti, S OBP: 0.316, SLG: 0.366	G6-3								K	4	0	0	0	0	1	1												
Craig Biggio, R OBP: 0.343, SLG: 0.389		2B							L6	3	1	0	0	1	1	0												
Steve Lombardozzi, R OBP: 0.333, SLG: 0.727									F8	3	0	1	0	0	1	2												
Juan Agosto, L OBP: 0.200, SLG: 0.200									F8	0	0	0	0	0	0	0												
Larry Andersen, R OBP: 0.333, SLG: 0.333									F8	1	0	0	0	0	0	0												
Eric Yelding, R OBP: 0.288, SLG: 0.219									F7	0	0	0	0	0	0	0												
Rick Rhoden, R ERA: 4.15	6.0									6	0	1	0	0	0	103	3.00	1.167										
Bob Forsch, L ERA: 4.9	3.0									3	0	1	24	31	3.00	0.667												
Bob Knepper, L ERA: 4.9	6.0									6	0	1	0	0	0	103	3.00	1.167										
Craig Lefferts, L ERA: 2.71	3.0									3	0	1	24	31	3.00	0.667												
Inning Stats	R: 0 H: 0 E: 1 K: 0 S: 8	H: 0 R: 2 ER: 0 LOB: 1 BB: 0 P: 16	H: 2 R: 0 ER: 0 LOB: 2 BB: 2 P: 29	H: 2 R: 0 ER: 0 LOB: 0 BB: 0 P: 15	H: 1 R: 0 ER: 0 LOB: 1 BB: 0 P: 12	H: 2 R: 0 ER: 0 LOB: 2 BB: 0 P: 18	H: 0 R: 0 ER: 0 LOB: 0 BB: 0 P: 13	H: 0 R: 0 ER: 0 LOB: 0 BB: 0 P: 8	H: 1 R: 1 ER: 0 LOB: 1 BB: 0 P: 14	H: 1 R: 0 ER: 0 LOB: 0 BB: 0 P: 9	1B: 3 2B: 3 3B: 0 HR: 1	SF: 0 SAC: 0 DP: 0 HBP: 0	WP: 0 PB: 0 SB: 0 CS: 0	PA: 37														
PITCHER	IP	WLS	BF	H	R	ER	SO	BB	IBB	HBP	BLK	WP	HR	S	P	ERA	WHIP											

Batter	1	2	3	4	5	6	7	8	9	AB	R	H	RBI	BB	SO	LOB	TOP				
Oddibe McDowell, L (1, 8) OBP: 0.324, SLG: 0.375										4	1	1	0	0	0	1	Atlanta Braves @ San Francisco Giants Candlestick Park, San Francisco, CA Mon Sep 11 1989, 10:05 PM EDT Att: 11,930 - Unknown - 55 F				
Jeff Treadway, L (1, 4) OBP: 0.320, SLG: 0.391										3	0	0	1	0	1						
Lonnie Smith, R (1, 7) OBP: 0.420, SLG: 0.542										4	1	1	1	0	2						
Dale Murphy, R (1, 9) OBP: 0.300, SLG: 0.357										4	0	0	0	0	1						
Tommy Gregg, L (1, 3)										4	0	1	0	0	2						
Jeff Blaser, R (1, 5) OBP: 0.311, SLG: 0.393										3	0	1	0	0	2						
Andres Thomas, R (1, 6) OBP: 0.229, SLG: 0.319										3	0	0	0	0	1						
Jody Davis, R (1, 2) OBP: 0.242, SLG: 0.228										3	0	1	0	0	0	2					
Mark Eichhorn, R (7, 1)										0	0	0	0	0	0	0					
Tony Castillo, L (8, 1)										0	0	0	0	0	0	0					
Dwayne Henry, R (8, 1)										0	0	0	0	0	0	0					
Derek Lilliquist, L (1, 1) OBP: 0.183, SLG: 0.200										2	0	0	0	0	0	3					
Bruce Benedict, R (7, 2) OBP: 0.259, SLG: 0.231										0	0	0	0	0	0	0					
Jeff Wetherby, L (8, PH) OBP: 0.273, SLG: 0.415										1	0	0	0	0	0	0					
John Russell, R (8, 2) OBP: 0.222, SLG: 0.211										0	0	0	0	0	0	0					
Inning Stats	R: 1 E: 0 K: 0 S: 7	H: 1 LOB: 0 BB: 0 P: 11	R: 0 E: 0 K: 0 S: 12	H: 2 LOB: 2 BB: 0 P: 20	R: 1 E: 0 K: 0 S: 7	H: 1 LOB: 0 BB: 0 P: 13	R: 0 E: 0 K: 3 S: 10	H: 0 LOB: 1 BB: 0 P: 13	R: 0 E: 0 K: 2 S: 9	H: 0 LOB: 0 BB: 0 P: 11	R: 0 E: 0 K: 1 S: 8	H: 0 LOB: 0 BB: 0 P: 13	R: 0 E: 0 K: 1 S: 5	H: 0 LOB: 0 BB: 0 P: 8	R: 0 E: 0 K: 2 S: 10	H: 0 LOB: 0 BB: 0 P: 17	1B: 3 2B: 0 3B: 1 HR: 1	SF: 1 SAC: 0 DP: 0 HBP: 0	WP: 0 PB: 0 SB: 0 CS: 0	PA: 32	
PITCHER	IP	WLS	BF	H	R	ER	SO	BB	IBB	HBP	BLK	WP	HR	S	P	ERA	WHIP				
Scott Garretts, R (1, 1) ERA: 2.19	8.0	W	29	5	2	2	7	0	0	0	0	0	1	67	99	2.25	0.625				
Steve Bedrosian, R (9, 1) ERA: 3.11	1.0	S	3	0	0	0	2	0	0	0	0	0	0	10	17	0.00	0.000				

Batter	1	2	3	4	5	6	7	8	9	AB	R	H	RBI	BB	SO	LOB	BOTTOM				
Brett Butler, L (1, 8) OBP: 0.345, SLG: 0.354										3	1	1	0	0	0	0	Atlanta Braves @ San Francisco Giants Candlestick Park, San Francisco, CA Mon Sep 11 1989, 10:05 PM EDT Att: 11,930 - Unknown - 55 F				
Robby Thompson, R (1, 4) OBP: 0.333, SLG: 0.410										3	1	1	1	0	0	0					
Terry Kennedy, L (8, 2) OBP: 0.321, SLG: 0.342										4	0	1	1	0	0	1					
Will Clark, L (1, 3) OBP: 0.414, SLG: 0.562										1	0	1	1	1	0	0					
Matt Williams, R (1, 5) OBP: 0.239, SLG: 0.470										1	0	0	0	0	1	2					
Mike Laga, L (8, PH) OBP: 0.500, SLG: 1.000										0	0	0	0	0	0	0					
Steve Bedrosian, R (9, 1) OBP: 0.250, SLG: 0.250										4	0	0	0	0	1	4					
Candy Maldonado, R (1, 9) OBP: 0.296, SLG: 0.369										4	0	0	0	0	1	4					
Donell Nixon, R (1, 7) OBP: 0.312, SLG: 0.299										2	0	1	0	0	0	0					
Pat Sheridan, L (7, PH) OBP: 0.292, SLG: 0.331										1	0	0	0	0	0	0					
Bob Brenly, R (1, 2) OBP: 0.250, SLG: 0.275										2	0	1	0	0	0	1					
Ernest Riles, L (7, PH) OBP: 0.333, SLG: 0.405										1	0	0	0	0	0	0					
Jose Uribe, S (1, 6) OBP: 0.264, SLG: 0.274										1	0	0	0	0	0	0					
Greg Litton, R (5, PH) OBP: 0.239, SLG: 0.426										2	0	0	0	0	2	1					
Scott Garretts, R (1, 1) OBP: 0.175, SLG: 0.200										2	0	0	0	0	1	1					
Ken Oberkfell, L (8, PH) OBP: 0.292, SLG: 0.348										0	0	0	0	0	0	0					
Bill Bathe, R (8, PH) OBP: 0.280, SLG: 0.333										1	0	1	0	0	0	0					
Mike Benjamin, R (8, FR) OBP: 0.250, SLG: 0.250										0	1	0	0	0	0	0					
Inning Stats	R: 0 E: 0 K: 0 S: 10	H: 0 LOB: 0 BB: 0 P: 14	R: 0 E: 0 K: 0 S: 8	H: 1 LOB: 1 BB: 1 P: 14	R: 0 E: 0 K: 0 S: 6	H: 0 LOB: 0 BB: 0 P: 8	R: 0 E: 0 K: 0 S: 10	H: 1 LOB: 1 BB: 0 P: 13	R: 0 E: 0 K: 2 S: 11	H: 1 LOB: 1 BB: 0 P: 17	R: 2 E: 0 K: 1 S: 10	H: 2 LOB: 0 BB: 0 P: 19	R: 0 E: 0 K: 1 S: 9	H: 0 LOB: 0 BB: 0 P: 14	R: 1 E: 0 K: 1 S: 16	H: 2 LOB: 2 BB: 1 P: 23	1B: 6 2B: 0 3B: 1 HR: 0	SF: 1 SAC: 1 DP: 1 HBP: 0	WP: 1 PB: 0 SB: 1 CS: 0	PA: 32	
PITCHER	IP	WLS	BF	H	R	ER	SO	BB	IBB	HBP	BLK	WP	HR	S	P	ERA	WHIP				
Derek Lilliquist, L (1, 1) ERA: 3.38	6.0		23	5	2	2	3	1	0	0	0	0	0	55	85	3.00	1.000				
Mark Eichhorn, R (7, 1) ERA: 4.41	1.0	L	3	0	0	0	1	0	0	0	0	0	0	9	14	0.00	0.000				
Tony Castillo, L (8, 1) ERA: 5.87	0.1	L	4	2	1	1	0	1	0	0	0	0	0	9	13	27.00	9.000				
Dwayne Henry, R (8, 1) ERA: 6.0	0.2		2	0	0	0	1	0	0	0	0	0	0	7	10	0.00	0.000				



Batter	1	2	3	4	5	6	7	8	9	AB	R	H	RBI	BB	SO	LOB	TOP								
Oddibe McDowell, L OBP: 0.323, SLG: 0.375	G4-3		K		P9			2B	G3	5	1	1	1	0	1	1	Atlanta Braves @ San Francisco Giants Candlestick Park, San Francisco, CA Tue Sep 12 1989, 10:05 PM EDT Att: 11,077 - Unknown								
Jeff Treadway, L OBP: 0.322, SLG: 0.390	F		F9		P4			HR	BB	3	1	1	0	1	0	0									
Lonnie Smith, R OBP: 0.420, SLG: 0.544	E9		G6-3		K			HR	2B	4	1	2	1	0	1	0									
Dale Murphy, R OBP: 0.300, SLG: 0.362	K				K			HR		4	1	1	3	0	2	2									
Darrell Evans, L OBP: 0.306, SLG: 0.366	K				P4			P3		4	0	0	0	0	1	2									
Joe Boever, R Ed Whited, R OBP: 0.260, SLG: 0.340	K				P4			P6		0	0	0	0	0	0	0									
Ed Whited, R OBP: 0.260, SLG: 0.340					P3			P3		0	0	0	0	0	0	0									
Jeff Blauser, R OBP: 0.311, SLG: 0.392					1B			F8		4	0	1	0	0	0	0									
Andres Thomas, R OBP: 0.230, SLG: 0.324					L9			G5-3		4	1	1	1	0	1	1									
Jody Davis, R OBP: 0.238, SLG: 0.224					P6			F7		4	0	0	0	0	1	0									
Marty Clary, R OBP: 0.285, SLG: 0.192					G6-3			F7		1	0	0	0	0	0	0									
Jeff Wiedersheim, L OBP: 0.267, SLG: 0.405										1	0	0	0	0	0	0									
Jay Aldrich, R OBP: 0.267, SLG: 0.405										0	0	0	0	0	0	0									
Tommy Gregg, L OBP: 0.258, SLG: 0.341										1	1	1	0	1	0	0									
Mike Stanton, L OBP: 0.258, SLG: 0.341										0	0	0	0	0	0	0									
Inning Stats	R: 0 E: 1 K: 2 S: 9	H: 2 LOB: 2 BB: 0 P: 9	R: 1 E: 0 K: 0 S: 4	H: 1 LOB: 0 BB: 0 P: 4	R: 0 E: 0 K: 1 S: 5	H: 0 LOB: 0 BB: 0 P: 5	R: 0 E: 0 K: 1 S: 6	H: 1 LOB: 1 BB: 0 P: 6	R: 0 E: 0 K: 0 S: 3	H: 0 LOB: 0 BB: 0 P: 3	R: 0 E: 0 K: 0 S: 5	H: 0 LOB: 0 BB: 0 P: 5	R: 0 E: 0 K: 1 S: 3	H: 0 LOB: 0 BB: 0 P: 3	R: 5 E: 0 K: 1 S: 9	H: 4 LOB: 0 BB: 1 P: 13	R: 0 E: 0 K: 1 S: 5	H: 0 LOB: 1 BB: 1 P: 9	1B: 4 2B: 2 3B: 0 HR: 2	SF: 0 SAC: 0 DP: 0 HBP: 0	WP: 0 PB: 0 SB: 0 CS: 0	PA: 37			
PITCHER	IP	WLS	BF	H	R	ER	SO	BB	IBB	HBP	BLK	WP	HR	S	P	ERA	WHIP								
Rick Reuschel, R ERA: 2.68	(1, 1)	6.0	22	4	1	1	5	0	0	0	0	0	1	32	32	1.50	0.667								
Kelly Downs, R ERA: 5.64	(7, 1)	1.1	8	3	4	4	1	1	0	0	0	0	0	9	13	27.00	3.000								
Steve Bedrosian, R ERA: 3.16	(8, 1)	1.2	L	7	1	1	1	1	0	0	0	0	1	8	12	5.40	1.200								

Batter	1	2	3	4	5	6	7	8	9	AB	R	H	RBI	BB	SO	LOB	BOTTOM								
Brett Butler, L OBP: 0.344, SLG: 0.352	G1-3	FC2-5		L9		L6		S		5	0	1	0	0	0	2	Atlanta Braves @ San Francisco Giants Candlestick Park, San Francisco, CA Tue Sep 12 1989, 10:05 PM EDT Att: 11,077 - Unknown								
Ernest Riles, L OBP: 0.332, SLG: 0.403		G4-3		G3-1		G4-3		1B		4	1	1	0	0	0	2									
Kelly Downs, R OBP: 0.118, SLG: 0.118	1B							K		0	0	0	0	0	0	0									
Candy Maldonado, R OBP: 0.295, SLG: 0.368	FC5									1	0	0	0	0	1	1									
Will Clark, L OBP: 0.417, SLG: 0.562	1B			F7		FC5-4				2	1	1	0	3	0	0									
Kevin Mitchell, R OBP: 0.388, SLG: 0.645	FC5					FC5-4		1B		5	3	2	1	0	0	3									
Matt Williams, R OBP: 0.242, SLG: 0.466	FC5			1B		1B				4	0	1	1	1	1	2									
Terry Kennedy, L OBP: 0.323, SLG: 0.342	FC4-6			1B		1B				3	0	1	0	1	0	2									
Bill Bathe, R OBP: 0.269, SLG: 0.320	FC4-6			G4-6-3		F7				1	0	0	0	0	1	1									
Pat Sheridan, L OBP: 0.291, SLG: 0.329	FC4-6			G4-6-3						4	0	1	2	0	0	4									
Steve Bedrosian, R OBP: 0.250, SLG: 0.250	FC4-6			G4-6-3						0	0	0	0	0	0	0									
Jose Uribe, S OBP: 0.267, SLG: 0.275	FC4									2	0	1	0	1	0	2									
Ken Oberkell, L OBP: 0.297, SLG: 0.353										1	0	1	0	0	0	0									
Mike Benjamin, R OBP: 0.250, SLG: 0.250										0	0	0	0	0	0	0									
Rick Reuschel, R OBP: 0.230, SLG: 0.179										2	0	1	0	0	1	3									
Greg Litton, R OBP: 0.297, SLG: 0.423										1	0	0	0	0	1	1									
Inning Stats	R: 3 E: 1 K: 0 S: 6	H: 2 LOB: 2 BB: 2 P: 14	R: 0 E: 0 K: 0 S: 3	H: 1 LOB: 0 BB: 0 P: 3	R: 1 E: 0 K: 0 S: 5	H: 3 LOB: 1 BB: 0 P: 5	R: 0 E: 0 K: 0 S: 4	H: 1 LOB: 1 BB: 0 P: 4	R: 1 E: 0 K: 1 S: 7	H: 2 LOB: 3 BB: 2 P: 15	R: 0 E: 0 K: 0 S: 3	H: 0 LOB: 0 BB: 1 P: 7	R: 0 E: 0 K: 1 S: 5	H: 0 LOB: 0 BB: 0 P: 5	R: 0 E: 0 K: 2 S: 8	H: 2 LOB: 2 BB: 0 P: 8	R: 0 E: 0 K: 1 S: 5	H: 0 LOB: 1 BB: 1 P: 9	1B: 9 2B: 1 3B: 0 HR: 1	SF: 0 SAC: 1 DP: 1 HBP: 0	WP: 0 PB: 0 SB: 1 CS: 1	PA: 42			
PITCHER	IP	WLS	BF	H	R	ER	SO	BB	IBB	HBP	BLK	WP	HR	S	P	ERA	WHIP								
Marty Clary, R ERA: 2.91	(1, 1)	4.0		7	4	2	0	1	1	0	0	0	0	15	27	4.50	2.000								
Jay Aldrich, R ERA: 3.34	(5, 1)	3.0	W	14	2	1	1	2	2	1	0	0	0	8	8	3.00	1.333								
Joe Boever, R ERA: 3.79	(8, 1)	1.0		4	2	0	0	2	0	0	0	0	0	8	8	0.00	2.000								
Mike Stanton, L ERA: 1.42	(9, 1)	1.0	S	4	0	0	0	1	1	0	0	0	0	5	9	0.00	1.000								




Batter	1	2	3	4	5	6	7	8	9	10	11	12	AB	R	H	RBI	BB	SO	LOB							
Herm Winningham, L OBP: 0.323, SLG: 0.369	G6-3		G4-3 BB		G6-3		G3-1 1B 2B		G4-3			G1-3	5	1	1	0	1	0	0							
Luis Quinones, S OBP: 0.321, SLG: 0.453	K		G4-3			P6	G3-1		G4-3			G1-3	6	0	0	0	0	1	2							
Eric Davis, R OBP: 0.364, SLG: 0.551	1B		G6-3			2B	1B BB		F7			2B	6	1	4	1	0	0	1							
Paul O'Neill, L OBP: 0.356, SLG: 0.465	1B				G3 1B	2B BB	1B BB		G6-3			K2-3	4	1	2	0	2	1	1							
Todd Benzinger, S OBP: 0.294, SLG: 0.386	G1-3		G3			G5-3 2B	FC6-4 1B		F8				5	0	2	2	0	0	3							
Mariano Duncan, R OBP: 0.281, SLG: 0.357		G5-3	G6-3			G5-3	FC6-4		G6-3				5	0	0	0	0	0	5							
Jeff Reed, L OBP: 0.301, SLG: 0.306		G6-4-3 1B	F8					F8				G4-3	4	0	1	0	1	0	1							
Ron Oester, S OBP: 0.305, SLG: 0.279	G6-4-3		G4-3			K		F9				G6-3	5	0	0	0	0	1	3							
Tim Leary, R OBP: 0.132			K					K				K	3	0	0	0	0	3	0							
Ken Griffey, L OBP: 0.349, SLG: 0.424													1	0	0	0	0	1	0							
Norm Charlton, S ERA: 3.2													1	0	0	0	0	1	0							
Inning Stats	R: 0 E: 0 K: 1 S: 8	H: 2 LOB: 2 BB: 0 P: 13	R: 0 E: 0 K: 0 S: 8	H: 1 LOB: 0 BB: 0 P: 14	R: 0 E: 0 K: 1 S: 12	H: 0 LOB: 1 BB: 1 P: 22	R: 0 E: 0 K: 0 S: 10	H: 1 LOB: 1 BB: 0 P: 13	R: 0 E: 0 K: 1 S: 6	H: 0 LOB: 0 BB: 0 P: 6	R: 2 E: 0 K: 1 S: 13	H: 2 LOB: 2 BB: 2 P: 24	R: 1 E: 0 K: 1 S: 16	H: 3 LOB: 3 BB: 1 P: 24	R: 0 E: 0 K: 1 S: 7	H: 0 LOB: 0 BB: 0 P: 10	R: 0 E: 0 K: 0 S: 4	H: 0 LOB: 0 BB: 0 P: 6	R: 0 E: 0 K: 1 S: 7	H: 0 LOB: 0 BB: 0 P: 12	R: 0 E: 0 K: 1 S: 8	H: 1 LOB: 1 BB: 0 P: 14	1B: 6 2B: 4 3B: 0 HR: 0	SF: 0 SAC: 0 DP: 1 HBP: 0	WP: 0 PB: 0 SB: 0 CS: 0	PA: 49
PITCHER	IP WLS BF H R ER SO BB IBB HBP BLK WP HR S P ERA WHIP	Michael LaCoss, R ERA: 3.38	Craig Lefferts, L ERA: 2.76	Jeff Brantley, R ERA: 4.14	Kelly Downs, R ERA: 5.37	Ernie Camacho, R ERA: 3.0	PITCHER	IP WLS BF H R ER SO BB IBB HBP BLK WP HR S P ERA WHIP	Michael LaCoss, R ERA: 3.38	Craig Lefferts, L ERA: 2.76	Jeff Brantley, R ERA: 4.14	Kelly Downs, R ERA: 5.37	Ernie Camacho, R ERA: 3.0													

TOP

Cincinnati Reds @ San Francisco Giants
Candlestick Park, San Francisco, CA

Thu Sep 14 1989, 6:33 AM EDT
Att. 15,969 - Unknown

AB 45
R 3
H 10
RBI 3
BB 4
SO 8
LOB 16




Batter	1	2	3	4	5	6	7	8	9	10	11	12	AB	R	H	RBI	BB	SO	LOB	
Brett Butler, L OBP: 0.348, SLG: 0.357	P4		1B 2B		WP 1B		FC6-4 1B	E5			G4-3		6	1	3	0	0	0	1	
Robby Thompson, R OBP: 0.327, SLG: 0.408	K		K		P2		FC6-4 3B	K			K		6	1	0	0	0	4	5	
Will Clark, L OBP: 0.416, SLG: 0.562	2B		1B		P6		SF7 3B	G4-3			E5 1B		6	2	3	2	0	0	1	
Kevin Mitchell, R OBP: 0.386, SLG: 0.635	F9		F7		IBB		SF7	K			K		4	0	0	1	1	2	3	
Matt Williams, R OBP: 0.246, SLG: 0.459		F7			F9		F9	K			K		5	0	1	0	1	1	2	
Terry Kennedy, L OBP: 0.322, SLG: 0.344		F7			1B		1B				1B IBB		4	0	1	0	0	2	1	
Bob Brenly, R OBP: 0.256, SLG: 0.274					1B		K				K		2	0	1	1	0	1	0	
Pat Sheridan, L OBP: 0.296, SLG: 0.331		E4			1B		K				K		2	0	1	0	1	0	0	
Donell Nixon, R OBP: 0.306, SLG: 0.293					1B		WP BB	F9			K		2	0	0	0	0	1	0	
Jose Uribe, S OBP: 0.266, SLG: 0.273		P4			K		F7				K		2	0	0	0	0	1	3	
Ernest Riles, L OBP: 0.333, SLG: 0.402					K		K				K		1	0	0	0	0	0	1	
Greg Litton, R OBP: 0.298, SLG: 0.429					K		K				K		2	0	0	0	0	2	0	
Michael LaCoss, R ERA: 3.67			F7		G1-3		K				E BLK 1B		2	0	0	0	0	0	0	
Inning Stats	R: 0 E: 0 K: 1 S: 9	H: 1 LOB: 1 BB: 0 P: 12	R: 0 E: 0 K: 0 S: 8	H: 0 LOB: 0 BB: 0 P: 11	R: 1 E: 0 K: 1 S: 10	H: 2 LOB: 1 BB: 0 P: 11	R: 0 E: 0 K: 0 S: 10	H: 2 LOB: 2 BB: 0 P: 14	R: 0 E: 0 K: 1 S: 8	H: 1 LOB: 2 BB: 0 P: 21	R: 0 E: 0 K: 2 S: 9	H: 0 LOB: 0 BB: 0 P: 11	R: 0 E: 0 K: 1 S: 7	H: 0 LOB: 0 BB: 0 P: 13	R: 1 E: 1 K: 1 S: 7	H: 1 LOB: 2 BB: 1 P: 12	1B: 8 2B: 2 3B: 1 HR: 0	SF: 1 SAC: 0 DP: 0 HBP: 0	WP: 2 PB: 0 SB: 1 CS: 0	PA: 51
PITCHER	IP WLS BF H R ER SO BB IBB HBP BLK WP HR S P ERA WHIP	Tim Leary, R ERA: 3.86	Norm Charlton, L ERA: 3.2	PITCHER	IP WLS BF H R ER SO BB IBB HBP BLK WP HR S P ERA WHIP	Tim Leary, R ERA: 3.86	Norm Charlton, L ERA: 3.2													

BOTTOM

Cincinnati Reds @ San Francisco Giants
Candlestick Park, San Francisco, CA

Thu Sep 14 1989, 6:33 AM EDT
Att. 15,969 - Unknown

AB 47
R 4
H 11
RBI 4
BB 3
SO 16
LOB 20



Batter	1	2	3	4	5	6	7	8	9	AB	R	H	RBI	BB	SO	LOB	TOP								
Bip Roberts, S (1, 5) OBP: 0.400, SLG: 0.440 Mike Pagliarulo, L (5, 5) OBP: 0.265, SLG: 0.289	0-1 F9		4-0 2B G3 BB		1-2 G3-1	1-2 F7			4-0 1B BB	2	1	0	0	1	0	0									
Roberto Alomar, S (1, 4) OBP: 0.341, SLG: 0.364	2-2 G5-3		3-2 G3 1-3 2B		1-1 P4		1-2 P6		1-2 P2	5	1	1	0	0	0	2									
Tony Gwynn, L (1, 9) OBP: 0.395, SLG: 0.430	1-1 BB 1B		2-2 G3		1-2 1B		0-1 G3		0-0 1B	5	0	3	1	0	0	1									
Jack Clark, R (1, 3) OBP: 0.401, SLG: 0.437	4-2 BB 1-2 BB		0-1 6-3		1-0 F8		2-2 2B		2-3 K	4	0	1	0	1	1	5									
Chris James, R (1, 7) OBP: 0.279, SLG: 0.368	1-1 F7		3-2 3B		0-1 2B 1B		0-2 G5-3		1-0 G1-3	5	1	2	1	0	0	6									
Gary Templeton, S (1, 6) OBP: 0.288, SLG: 0.364		1-1 G5-3 1B	3-H 1-1 G1-3		0-1 HR 2B		2-1 1B			4	1	3	1	0	0	1									
Benito Santiago, R (1, 2) OBP: 0.278, SLG: 0.380		2-0 P3		0-1 F9		0-2 HR		0-0 P3		4	1	1	2	0	0	2									
Darrin Jackson, R (1, 8) OBP: 0.272, SLG: 0.344		1-2 G5-3		1-1 P3		1-0 G5-3		1-2 L6-3		4	0	0	0	0	0	2									
Dennis Rasmussen, L (1, 1) OBP: 0.190, SLG: 0.226 Greg Harris, R (6, 1) OBP: 0.167, SLG: 0.063		1-2 G3		0-2 G6-3		1-2 F7			4-0 1B BB BB	3	0	0	0	0	0	1									
Inning Stats	R: 0 E: 0 K: 0 S: 12	H: 1 LOB: 2 BB: 1 P: 20	R: 0 E: 0 K: 0 S: 9	H: 1 LOB: 1 BB: 0 P: 14	R: 2 E: 0 K: 0 S: 20	H: 2 LOB: 1 BB: 1 P: 32	R: 0 E: 0 K: 0 S: 7	H: 0 LOB: 0 BB: 0 P: 8	R: 0 E: 0 K: 0 S: 9	H: 1 LOB: 1 BB: 0 P: 13	R: 3 E: 0 K: 0 S: 15	H: 3 LOB: 0 BB: 0 P: 18	R: 0 E: 0 K: 0 S: 15	H: 1 LOB: 1 BB: 0 P: 18	R: 0 E: 0 K: 0 S: 7	H: 1 LOB: 0 BB: 2 P: 10	R: 0 E: 0 K: 1 S: 8	H: 1 LOB: 3 BB: 2 P: 20	1B: 6 2B: 4 3B: 1 HR: 1	SF: 0 SAC: 0 DP: 1 HBP: 0	WP: 0 PB: 0 SB: 0 CS: 0	PA: 41			
PITCHER	IP	WLS	BF	H	R	ER	SO	BB	IBB	HBP	BLK	WP	HR	S	P	ERA	WHIP								
Bob Knepper, L (1, 1) ERA: 5.0	6.0	L	28	8	5	5	0	2	0	0	0	0	1	72	105	7.50	1.667								
Craig Lefferts, L (7, 1) ERA: 2.71	2.0		7	2	0	0	0	0	0	0	0	0	0	22	28	0.00	1.000								
Randy McCament, R (9, 1) ERA: 3.34	0.0		1	0	0	0	0	1	0	0	0	0	0	0	4	∞	∞								
Jeff Brantley, R (9, 1) ERA: 4.09	1.0		5	1	0	0	1	1	0	0	0	0	0	8	16	0.00	2.000								

San Diego Padres @ San Francisco Giants
Candlestick Park, San Francisco, CA
Fri Sep 15 1989, 10:05 PM EDT
Att: 33,920 - Unknown - 55 F

livebaseballscorecards.com

AB	37
R	5
H	11
RBI	5
BB	4
SO	1
LOB	20




Batter	1	2	3	4	5	6	7	8	9	AB	R	H	RBI	BB	SO	LOB	BOTTOM								
Brett Butler, L (1, 8) OBP: 0.345, SLG: 0.354	2-1 G5-3	0-1 FC6-4			2-1 F9		1-1 P6		1-1 F7	5	0	0	0	0	0	3									
Robby Thompson, R (1, 4) OBP: 0.327, SLG: 0.411	2-2 F8		0-1 SF8 3B		2-2 F9		2-2 G6-3			4	1	1	0	0	0	0									
Will Clark, L (1, 3) OBP: 0.413, SLG: 0.559	1-2 F7		1-0 SF8		2-1 G3		1-2 G4-3			3	0	0	1	0	0	0									
Kevin Mitchell, R (1, 7) OBP: 0.388, SLG: 0.640		0-0 1B SF8 1B	1-2 P3		0-0 2B 2B		0-0 F9 2B			4	2	3	0	0	0	0									
Matt Williams, R (1, 5) OBP: 0.246, SLG: 0.460		2-3 K	3-2 F8		1-0 FC1-5 2B		0-1 F9		2-3 K	4	0	1	1	0	1	2									
Donell Nixon, R (1, 9) OBP: 0.313, SLG: 0.301 Pat Sheridan, L (8, PH) OBP: 0.295, SLG: 0.329		0-0 BB S 1B		0-1 FC1-6 1B		0-3 K		2-3 K		3	0	2	0	0	1	1									
Bob Brenly, R (1, 2) OBP: 0.252, SLG: 0.271 Terry Kennedy, L (6, PH) OBP: 0.320, SLG: 0.342		0-1 SF8		0-0 P3		0-2 FC1-5-6 1B		1-0 F8		1	0	0	1	0	0	1									
Jose Uribe, S (1, 6) OBP: 0.267, SLG: 0.272 Ernest Riles, L (6, PH) OBP: 0.334, SLG: 0.402		3-H 4-0 BB 1B		1-0 FC1-6		2-0 1B		1-1 G4-3		1	0	0	0	1	0	1									
Bob Knepper, L (1, 1) OBP: 0.327, SLG: 0.372 Mike Leary, L (5, PH) OBP: 0.278, SLG: 0.750 Craig Lefferts, L (7, 1) ERA: 2.71 Randy McCament, R (9, 1) ERA: 3.34 Jeff Brantley, R (9, 1) ERA: 4.09 Ken Oberkell, L (9, PH) OBP: 0.208, SLG: 0.321		4-0 1B 2-3 BB		3-1 F9		0-0 F8		0-3 K		1	0	0	0	1	0	1									
Inning Stats	R: 0 E: 0 K: 0 S: 9	H: 0 LOB: 0 BB: 0 P: 14	R: 1 E: 0 K: 1 S: 9	H: 2 LOB: 3 BB: 2 P: 19	R: 1 E: 0 K: 0 S: 10	H: 1 LOB: 0 BB: 0 P: 15	R: 0 E: 0 K: 0 S: 6	H: 1 LOB: 1 BB: 0 P: 10	R: 0 E: 0 K: 0 S: 7	H: 0 LOB: 0 BB: 0 P: 13	R: 1 E: 0 K: 1 S: 10	H: 3 LOB: 2 BB: 0 P: 13	R: 0 E: 0 K: 0 S: 8	H: 0 LOB: 0 BB: 0 P: 12	R: 0 E: 0 K: 1 S: 7	H: 1 LOB: 1 BB: 0 P: 10	R: 0 E: 0 K: 1 S: 7	H: 0 LOB: 0 BB: 0 P: 9	1B: 4 2B: 3 3B: 1 HR: 0	SF: 2 SAC: 0 DP: 0 HBP: 0	WP: 0 PB: 0 SB: 2 CS: 0	PA: 37			
PITCHER	IP	WLS	BF	H	R	ER	SO	BB	IBB	HBP	BLK	WP	HR	S	P	ERA	WHIP								
Dennis Rasmussen, L (1, 1) ERA: 4.17	5.0	W	23	6	3	3	1	1	0	0	0	0	0	43	74	5.40	1.400								
Greg Harris, R (6, 1) ERA: 2.8	4.0	S	14	2	0	0	3	0	0	0	0	0	0	30	41	0.00	0.500								

San Diego Padres @ San Francisco Giants
Candlestick Park, San Francisco, CA
Fri Sep 15 1989, 10:05 PM EDT
Att: 33,920 - Unknown - 55 F

livebaseballscorecards.com

AB	33
R	3
H	8
RBI	3
BB	2
SO	4
LOB	14



Batter	1	2	3	4	5	6	7	8	9	AB	R	H	RBI	BB	SO	LOB	TOP		
Roberto Alomar, S OBP: 0.339, SLG: 0.362 (1, 4)	L3	G4-3			G4-3		K			4	0	0	0	0	1	1			
Gary Templeton, S OBP: 0.288, SLG: 0.365 (1, 6)	G6-3 HR		L9		F8		G4-3			4	1	1	0	0	0	0			
Tony Gwynn, L OBP: 0.393, SLG: 0.427 (1, 9)	G6-3		G3-1		F7			P6		4	0	0	0	0	0	1			
Jack Clark, R OBP: 0.406, SLG: 0.454 (1, 3)						1B SF9				4	2	4	2	0	0	0			
Chris James, R OBP: 0.281, SLG: 0.373 Mark Davis, L (8, 1)			F8			SF9		K		4	0	2	0	0	1	2			
Benito Santiago, R OBP: 0.276, SLG: 0.377 (1, 2)	G5-3				SF9			P4		3	0	0	1	0	0	2			
Mike Pagliarulo, L OBP: 0.268, SLG: 0.288 Joey Cora, S OBP: 0.333, SLG: 0.333 (9, PR)		F8		WP BB	F9			G6-4-3 BB		2	0	0	0	2	0	1			
Darrin Jackson, R OBP: 0.271, SLG: 0.341 (1, 8)			F7		P3			G6-4-3		4	0	1	0	0	0	3			
Calvin Schiraldi, R OBP: 0.190, SLG: 0.056 Mark Grant, R OBP: 0.297, SLG: 0.493 Greg Harris, L OBP: 0.304, SLG: 0.356 Carmelo Martinez, R OBP: 0.334, SLG: 0.354 Pat Clements, L OBP: 0.250, SLG: 0.250 Shawn Abner, R OBP: 0.200, SLG: 0.277 (8, 7)			K		G1		L7			1	0	0	0	0	1	1			
Inning Stats	R: 2 E: 0 K: 0 S: 14	H: 3 LOB: 1 BB: 0 P: 20	R: 0 E: 0 K: 1 S: 8	H: 1 LOB: 1 BB: 0 P: 11	R: 0 E: 0 K: 0 S: 7	H: 1 LOB: 1 BB: 0 P: 10	R: 0 E: 0 K: 0 S: 12	H: 0 LOB: 0 BB: 0 P: 20	R: 0 E: 0 K: 0 S: 8	H: 0 LOB: 0 BB: 0 P: 13	R: 1 E: 0 K: 0 S: 10	H: 2 LOB: 1 BB: 0 P: 14	R: 0 E: 0 K: 1 S: 13	H: 1 LOB: 1 BB: 0 P: 17	R: 0 E: 0 K: 1 S: 7	H: 0 LOB: 1 BB: 1 P: 13	1B: 3 2B: 3 3B: 1 HR: 1	SF: 1 SAC: 0 DP: 1 HBP: 0	WP: 1 PA: 36 PB: 0 SB: 0 CS: 0
PITCHER	IP	WLS	BF	H	R	ER	SO	BB	IBB	HBP	BLK	WP	HR	S	P	ERA	WHIP		
Scott Garrelts, R ERA: 2.27 (1, 1)	6.0	W	26	7	3	3	1	1	0	0	0	1	1	59	88	4.50	1.333		
Craig Lefferts, L ERA: 2.99 (7, 1)	1.0		3	0	0	0	1	0	0	0	0	0	0	8	13	0.00	0.000		
Steve Bedrosian, R ERA: 2.97 (8, 1)	2.0	S	7	1	0	0	2	1	0	0	0	0	0	20	30	0.00	1.000		

San Diego Padres @ San Francisco Giants
Candlestick Park, San Francisco, CA
Sun Sep 17 1989, 6:33 AM EDT
Overcast - 55 F

AB 33
R 3
H 8
RBI 3
BB 2
SO 4
LOB 13



Batter	1	2	3	4	5	6	7	8	9	AB	R	H	RBI	BB	SO	LOB	BOTTOM		
Brett Butler, L OBP: 0.344, SLG: 0.355 (1, 8)	G3		G6-3			B1				4	1	1	0	0	0	2			
Robby Thompson, R OBP: 0.328, SLG: 0.413 (1, 4)			G5-3				L3			3	0	1	2	1	0	0			
Will Clark, L OBP: 0.410, SLG: 0.555 (1, 3)	P6		F8				K			4	0	0	0	0	2	2			
Kevin Mitchell, R OBP: 0.390, SLG: 0.653 (1, 7)	K									3	2	2	2	1	1	1			
Matt Williams, R OBP: 0.243, SLG: 0.452 (7, 5)										4	0	0	0	0	2	2			
Ernest Riles, L OBP: 0.338, SLG: 0.405 Jose Uribe, S OBP: 0.267, SLG: 0.271 (6, PR)										3	0	2	0	0	0	0			
Terry Kennedy, L OBP: 0.321, SLG: 0.343 (1, 2)										2	0	1	0	0	0	0			
Pat Sheridan, L OBP: 0.295, SLG: 0.329 Donell Nixon, R OBP: 0.317, SLG: 0.301 (8, PH)										3	0	1	1	0	0	2			
Scott Garrelts, R OBP: 0.185, SLG: 0.210 Ken Oberkfell, L OBP: 0.304, SLG: 0.356 Mike Benjamin, R OBP: 0.250, SLG: 0.250 Craig Lefferts, L (7, 1)										2	1	1	0	0	0	2			
Steve Bedrosian, R OBP: 0.200, SLG: 0.200 (8, 1)										1	0	1	0	0	0	0			
Inning Stats	R: 0 E: 0 K: 1 S: 8	H: 0 LOB: 1 BB: 1 P: 13	R: 0 E: 0 K: 1 S: 14	H: 2 LOB: 2 BB: 0 P: 18	R: 0 E: 0 K: 0 S: 4	H: 0 LOB: 0 BB: 0 P: 7	R: 1 E: 0 K: 0 S: 5	H: 1 LOB: 0 BB: 0 P: 8	R: 2 E: 0 K: 2 S: 15	H: 3 LOB: 2 BB: 1 P: 24	R: 1 E: 0 K: 0 S: 6	H: 3 LOB: 1 BB: 0 P: 8	R: 1 E: 0 K: 1 S: 9	H: 1 LOB: 0 BB: 0 P: 12	R: 0 E: 1 K: 1 S: 6	H: 0 LOB: 2 BB: 1 P: 13	1B: 6 2B: 4 3B: 0 HR: 2	SF: 0 SAC: 2 DP: 2 HBP: 0	WP: 0 PA: 36 PB: 0 SB: 0 CS: 0
PITCHER	IP	WLS	BF	H	R	ER	SO	BB	IBB	HBP	BLK	WP	HR	S	P	ERA	WHIP		
Calvin Schiraldi, R ERA: 3.58 (1, 1)	2.0		9	2	0	0	2	1	0	0	0	0	1	24	31	0.00	1.500		
Mark Grant, R ERA: 3.53 (3, 1)	3.0		14	4	3	3	2	0	1	0	0	0	1	24	39	9.00	1.333		
Greg Harris, R ERA: 2.85 (6, 1)	1.0	L	5	3	1	1	0	0	0	0	0	0	0	6	8	9.00	3.000		
Pat Clements, L ERA: 4.17 Mark Davis, L ERA: 2.1 (8, 1)	1.1		7	1	1	1	1	0	1	0	0	0	1	12	20	6.75	0.750		
Mark Davis, L ERA: 2.1 (8, 1)	0.2		1	0	0	0	1	0	0	0	0	0	0	3	5	0.00	0.000		

San Diego Padres @ San Francisco Giants
Candlestick Park, San Francisco, CA
Sun Sep 17 1989, 6:33 AM EDT
Overcast - 55 F

AB 31
R 5
H 10
RBI 5
BB 3
SO 6
LOB 13



Batter	1	2	3	4	5	6	7	8	9	AB	R	H	RBI	BB	SO	LOB	TOP								
Roberto Alomar, S OBP: 0.339, SLG: 0.367 (1, 4)	1-0 HR	0-1 G6-3			3-2 F6		0-1 F8	0-1 2H 1B		5	1	2	2	0	0	2									
Gary Templeton, S OBP: 0.287, SLG: 0.363 (1, 6)	0-1 P9		3-2 G4-3		0-1 1B		0-0 P5	3-2 P6		5	0	1	0	0	0	1									
Tony Gwynn, L OBP: 0.393, SLG: 0.428 (1, 9)	1-1 1B		1-1 F7		0-0 G4-3		2-1 2B		3-1 G3	5	0	2	0	0	0	1									
Jack Clark, R OBP: 0.407, SLG: 0.460 (1, 3)	2-2 P5		1-3 K			4-2 CS BB	4-0 IBB		3-1 HR	3	1	1	1	2	1	1									
Chris James, R OBP: 0.282, SLG: 0.379 Shawn Abner, R OBP: 0.202, SLG: 0.277 (1, 7) (9, 7)	2-3 K			0-0 HR		4-2 S 1B BB	3-3 K		2-1 G4-3	4	2	1	1	1	2	3									
Benito Santiago, R OBP: 0.275, SLG: 0.374 (1, 2)		4-2 SH1-3 BB BB		0-0 G5-3		1 SAFE 2-3 K		2-3 K	2-3 K	4	0	0	0	1	3	1									
Mike Pagliarulo, L OBP: 0.273, SLG: 0.289 (1, 5)		4-2 SH1-3 BB		3-2 F7		1-2 1B IBB		1-1 1B 1B		2	1	1	0	2	0	0									
Darrin Jackson, R OBP: 0.278, SLG: 0.346 (1, 8)		2-3 K		0-0 G6-3		1-2 1B		0-0 E7 1B 1B		4	1	2	1	0	1	2									
Bruce Hurst, L OBP: 0.184, SLG: 0.075 (1, 1)		0-0 SH1-3			0-0 G6-3		1-1 G6-3		0-3 K	3	0	0	0	0	1	3									
Inning Stats	R: 1 E: 0 K: 1 S: 13	H: 2 LOB: 1 BB: 0 P: 19	R: 0 E: 0 K: 1 S: 17	H: 0 LOB: 2 BB: 2 P: 27	R: 0 E: 0 K: 1 S: 9	H: 0 LOB: 0 BB: 0 P: 14	R: 1 E: 0 K: 0 S: 6	H: 1 LOB: 0 BB: 0 P: 9	R: 0 E: 0 K: 0 S: 8	H: 1 LOB: 1 BB: 0 P: 11	R: 1 E: 0 K: 1 S: 17	H: 1 LOB: 2 BB: 3 P: 33	R: 0 E: 0 K: 1 S: 9	H: 1 LOB: 2 BB: 1 P: 18	R: 2 E: 1 K: 2 S: 17	H: 3 LOB: 1 BB: 0 P: 22	R: 1 E: 0 K: 1 S: 10	H: 1 LOB: 0 BB: 0 P: 20	1B: 6 2B: 1 3B: 0 HR: 3	SF: 0 SAC: 1 DP: 0 HBP: 0	WP: 0 PB: 0 SB: 2 CS: 1	PA: 42			
PITCHER	IP	WLS	BF	H	R	ER	SO	BB	IBB	HBP	BLK	WP	HR	S	P	ERA	WHIP								
Rick Reuschel, R ERA: 2.72 (1, 1)	7.0	L	32	6	3	3	5	4	2	0	0	0	2	79	131	3.86	1.429								
Jeff Brantley, R ERA: 4.15 (8, 1)	1.0		6	3	2	1	2	0	0	0	0	0	0	17	22	9.00	3.000								
Kelly Downs, R ERA: 5.43 (9, 1)	1.0		4	1	1	1	1	0	0	0	0	0	1	10	20	9.00	1.000								

San Diego Padres @ San Francisco Giants
Candlestick Park, San Francisco, CA
Sun Sep 17 1989, 6:38 AM EDT
Att: 25,543 - Overcast - 55 F


AB	35
R	6
H	10
RBI	5
BB	6
SO	8
LOB	14



Batter	1	2	3	4	5	6	7	8	9	AB	R	H	RBI	BB	SO	LOB	BOTTOM								
Brett Butler, L OBP: 0.344, SLG: 0.354 (1, 8)	0-1 G6-3		0-0 G6-3 S 1B 1B		0-0 F7		2-2 G3			4	1	1	0	0	0	1									
Robby Thompson, R OBP: 0.326, SLG: 0.409 (1, 4)	2-2 P2		3-2 G6-3 1-3		2-1 P6		2-1 F7			4	0	0	0	0	0	2									
Will Clark, L OBP: 0.413, SLG: 0.556 (1, 3)	4-2 BB		2-2 1B		2-1 WP BB 1B		0-0 G3			3	0	2	1	1	0	0									
Kevin Mitchell, R OBP: 0.391, SLG: 0.650 (1, 7)	4-0 BB		0-1 L5		4-1 WP BB		2-2 P3			2	0	0	0	2	0	1									
Matt Williams, R OBP: 0.243, SLG: 0.453 (1, 5) (6, 6) (7, 5)	0-0 F7			1-1 G5-3		0-1 B2		1-2 2B		4	0	1	0	0	0	4									
Candy Maldonado, R OBP: 0.292, SLG: 0.363 Bill Bathe, R OBP: 0.267, SLG: 0.310 (6, PH) (7, 2) (9, 1)		0-1 G5-3		1-2 F8		3-3 K		1-0 G4-3		2	0	0	0	0	0	0									
Kelly Downs, R OBP: 0.118, SLG: 0.118 (9, 1)						1-2 2-3				0	0	0	0	0	0	0									
Bob Brenly, R OBP: 0.248, SLG: 0.266 Chris Speier, R OBP: 0.297, SLG: 0.250 (6, PH) (7, 6)		3-2 P2		2-3 K		4-1 BB			3-3 K	2	0	0	0	0	1	0									
Jose Uribe, S OBP: 0.266, SLG: 0.271 Greg Litton, R OBP: 0.299, SLG: 0.426 (5, PH) (6, 5) (7, 9)		2-0 F9			0-2 1B		0-0 F9		0-2 F6	1	0	0	0	0	0	0									
Rick Reuschel, R OBP: 0.222, SLG: 0.172 Donell Nixon, R OBP: 0.315, SLG: 0.299 Jeff Brantley, R OBP: 0.083, SLG: 0.083 Kirt Manwaring, R OBP: 0.264, SLG: 0.250 (1, 1) (7, PH) (8, 1) (9, 2)			0-3 K		1-3 K		1-3 K		0-3 K	2	0	0	0	0	2	1									
Inning Stats	R: 0 E: 0 K: 0 S: 8	H: 0 LOB: 2 BB: 2 P: 18	R: 0 E: 0 K: 0 S: 6	H: 0 LOB: 0 BB: 0 P: 11	R: 1 E: 0 K: 1 S: 14	H: 2 LOB: 1 BB: 0 P: 19	R: 0 E: 0 K: 1 S: 8	H: 0 LOB: 0 BB: 0 P: 12	R: 0 E: 0 K: 1 S: 9	H: 1 LOB: 1 BB: 0 P: 12	R: 0 E: 0 K: 1 S: 12	H: 1 LOB: 3 BB: 2 P: 25	R: 0 E: 0 K: 1 S: 8	H: 0 LOB: 0 BB: 0 P: 13	R: 0 E: 0 K: 0 S: 9	H: 1 LOB: 1 BB: 0 P: 13	R: 0 E: 0 K: 2 S: 9	H: 0 LOB: 0 BB: 0 P: 12	1B: 4 2B: 1 3B: 0 HR: 0	SF: 0 SAC: 0 DP: 0 HBP: 0	WP: 1 PB: 0 SB: 1 CS: 0	PA: 36			
PITCHER	IP	WLS	BF	H	R	ER	SO	BB	IBB	HBP	BLK	WP	HR	S	P	ERA	WHIP								
Bruce Hurst, L ERA: 2.77 (1, 1)	9.0	W	36	5	1	1	7	4	0	0	0	1	0	83	135	1.00	1.000								

San Diego Padres @ San Francisco Giants
Candlestick Park, San Francisco, CA
Sun Sep 17 1989, 6:38 AM EDT
Att: 25,543 - Overcast - 55 F

AB	32
R	1
H	5
RBI	1
BB	4
SO	7
LOB	15



Batter	1	2	3	4	5	6	7	8	9	AB	R	H	RBI	BB	SO	LOB	TOP			
Alfredo Griffin, S OBP: 0.296, SLG: 0.316	0-0 CS 1B	0-0 1-3 1B		0-0 1-2 1B		0-3 K2-3			0-0 1B	5	0	4	0	0	1	1	Los Angeles Dodgers @ San Francisco Giants Candlestick Park, San Francisco, CA Tue Sep 19 1989, 10:05 PM EDT Att: 20,668 - Unknown			
Willie Randolph, R OBP: 0.366, SLG: 0.325	0-0 1-2 G3 1B	0-0 5-3		0-0 F9			0-0 F7		0-0 F7	5	1	1	0	0	0	4				
Eddie Murray, S OBP: 0.351, SLG: 0.410	0-0 1-2 G3		0-0 F8		0-0 4-3		0-0 1B		0-0 L8	5	0	1	0	0	0	2				
Mike Marshall, R OBP: 0.328, SLG: 0.413	0-0 2H 1B 1B		0-0 5-3		0-0 2B		0-0 F8			4	1	2	1	0	0	0				
Jeff Hamilton, R OBP: 0.279, SLG: 0.389	0-0 1B 1-2 1B		0-0 1B		0-0 5-3			0-0 1B		4	0	3	0	0	0	1				
Lenny Harris, L OBP: 0.285, SLG: 0.298	0-0 1-3 2H 1B		0-0 4-3		0-0 3-1			0-0 F9		4	0	1	1	0	0	3				
John Shelby, S OBP: 0.241, SLG: 0.229	0-3 K		0-0 FC1-6 1B			0-0 SH1 2B		0-0 P5		4	0	2	0	0	1	3				
Mike Scioscia, L OBP: 0.332, SLG: 0.346		0-0 1B 1B		0-0 F6		0-0 SH1		0-0 P5		3	0	1	0	0	0	2				
Orel Hershiser, R OBP: 0.211, SLG: 0.254		0-0 F4		0-0 FC1-6 1B		0-3 K			0-0 F8	2	0	0	0	0	0	2				
Mike Sharperson, R OBP: 0.333, SLG: 0.273										1	0	0	0	0	1	1				
Alejandro Pena, R OBP: 1.000, SLG: 1.000										0	0	0	0	0	0	0				
Mike Davis, L OBP: 0.303, SLG: 0.395										1	0	0	0	0	0	0				
Inning Stats	R: 2 E: 0 K: 1 S: 9	H: 5 LOB: 2 BB: 0 P: 9	R: 0 E: 0 K: 0 S: 4	H: 2 LOB: 1 BB: 0 P: 4	R: 0 E: 0 K: 0 S: 4	H: 1 LOB: 2 BB: 0 P: 5	R: 0 E: 0 K: 2 S: 5	H: 1 LOB: 1 BB: 0 P: 8	R: 0 E: 0 K: 0 S: 3	H: 1 LOB: 1 BB: 0 P: 4	R: 0 E: 0 K: 0 S: 4	H: 1 LOB: 1 BB: 0 P: 4	R: 0 E: 0 K: 0 S: 4	H: 1 LOB: 1 BB: 0 P: 4	R: 0 E: 0 K: 0 S: 4	H: 1 LOB: 1 BB: 0 P: 4	1B: 13 2B: 2 3B: 0 HR: 0	SF: 0 SAC: 1 DP: 0 HBP: 0	WP: 0 PB: 0 SB: 0 CS: 1	PA: 39
PITCHER	IP WLS BF H R ER SO BB IBB HBP BLK WP HR S P ERA WHIP	IP WLS BF H R ER SO BB IBB HBP BLK WP HR S P ERA WHIP	PITCHER																	
Michael LaCoss, R ERA: 3.37	5.0 W 24 11 2 2 1 0 0 0 0 0 0 26 26 3.60 2.200	2.0 L 7 2 0 0 2 0 0 0 0 0 0 11 11 0.00 1.000	2.0 S 8 2 0 0 0 0 0 0 0 0 0 8 8 0.00 1.000																	

AB	38
R	2
H	15
RBI	2
BB	0
SO	3
LOB	19



Batter	1	2	3	4	5	6	7	8	9	AB	R	H	RBI	BB	SO	LOB	BOTTOM			
Brett Butler, L OBP: 0.346, SLG: 0.356	0-0 1B 1B	0-0 1-2 G6-3			4-0 BB FC1-5 2B BB		0-0 L6-4 1B			3	1	2	0	1	0	3	Los Angeles Dodgers @ San Francisco Giants Candlestick Park, San Francisco, CA Tue Sep 19 1989, 10:05 PM EDT Att: 20,668 - Unknown			
Robby Thompson, R OBP: 0.327, SLG: 0.410	0-0 P2		0-0 1B		0-0 FC1-5 2B BB		0-0 1-2 1B			4	1	2	0	0	0	3				
Will Clark, L OBP: 0.411, SLG: 0.553	0-0 F7		0-0 F7		4-0 1-2 2-3 2B BB		0-3 K			3	1	0	0	1	1	4				
Kevin Mitchell, R OBP: 0.390, SLG: 0.647	0-0 1-2 FC6-4 1B		0-0 L6		0-3 K		0-0 L6-4			4	0	1	0	0	1	6				
Matt Williams, R OBP: 0.241, SLG: 0.450	0-0 FC6-4		0-3 K		0-0 1-1 2H SH 2B			0-0 F7		2	0	0	0	0	1	3				
Mike Laga, L OBP: 0.344, SLG: 0.889								0-0 F7		1	0	1	3	0	0	0				
Jim Weaver, S OBP: 0.309, SLG: 0.438										0	0	0	0	0	0	0				
Craig Lefferts, L OBP: 0.167, SLG: 0.167										0	0	0	0	0	0	0				
Steve Bedrosian, R ERA: 2.9										0	0	0	0	0	0	0				
Terry Kennedy, L OBP: 0.320, SLG: 0.342		0-0 1B 1B		0-0 4-3		0-3 K		0-0 F4		4	0	1	0	0	1	1				
Candy Maldonado, R OBP: 0.292, SLG: 0.362		0-0 1B 1-2 1B		0-3 K		0-3 K		0-3 K		4	0	1	0	0	3	0				
Jose Uribe, S OBP: 0.268, SLG: 0.273										1	0	1	0	0	0	0				
Ernest Riles, L OBP: 0.336, SLG: 0.402		0-0 1-2 2-3 G6-3 1B		0-0 F9		0-3 K				2	0	0	0	0	1	0				
Michael LaCoss, R OBP: 0.150, SLG: 0.111		0-0 P5			0-0 FC1-5 BB 1B		0-0 1-3			1	0	0	0	0	0	3				
Ken Oberkfell, L OBP: 0.309, SLG: 0.360										1	0	1	0	0	0	0				
Mike Benjamin, R OBP: 0.200, SLG: 0.200										1	0	0	0	0	0	0				
Inning Stats	R: 0 E: 0 K: 0 S: 5	H: 2 LOB: 2 BB: 0 P: 5	R: 0 E: 0 K: 0 S: 5	H: 3 LOB: 2 BB: 0 P: 5	R: 0 E: 0 K: 1 S: 6	H: 1 LOB: 1 BB: 0 P: 6	R: 0 E: 0 K: 1 S: 5	H: 0 LOB: 0 BB: 0 P: 5	R: 3 E: 0 K: 2 S: 9	H: 2 LOB: 1 BB: 2 P: 17	R: 0 E: 0 K: 2 S: 7	H: 0 LOB: 0 BB: 0 P: 7	R: 0 E: 0 K: 1 S: 6	H: 2 LOB: 1 BB: 0 P: 6	R: 0 E: 0 K: 1 S: 5	H: 0 LOB: 0 BB: 0 P: 5	1B: 9 2B: 2 3B: 0 HR: 0	SF: 0 SAC: 0 DP: 2 HBP: 0	WP: 0 PB: 0 SB: 0 CS: 0	PA: 34
PITCHER	IP WLS BF H R ER SO BB IBB HBP BLK WP HR S P ERA WHIP	IP WLS BF H R ER SO BB IBB HBP BLK WP HR S P ERA WHIP	PITCHER																	
Orel Hershiser, R ERA: 2.41	5.0 L 24 11 2 2 1 0 0 0 0 0 0 30 30 5.40 2.000	3.0 L 10 2 0 0 4 0 0 0 0 0 0 18 18 0.00 0.667																		

AB	32
R	3
H	10
RBI	3
BB	2
SO	8
LOB	23



Batter	1	2	3	4	5	6	7	8	9	AB	R	H	RBI	BB	SO	LOB	TOP					
Alfredo Griffin, S OBP: 0.295, SLG: 0.315										4	1	1	1	0	2	1	Los Angeles Dodgers @ San Francisco Giants Candlestick Park, San Francisco, CA Wed Sep 20 1989, 10:05 PM EDT Att: 21,420 - Unknown livebaseballscorecards.com					
Wille Randolph, R OBP: 0.366, SLG: 0.326										5	0	2	1	0	0	1						
Eddie Murray, S OBP: 0.349, SLG: 0.409										4	0	1	1	0	0	1						
Mike Marshall, R OBP: 0.325, SLG: 0.408										4	0	0	0	0	1	3						
Jeff Hamilton, R OBP: 0.277, SLG: 0.387										3	0	0	0	0	0	1						
Lenny Harris, L OBP: 0.284, SLG: 0.297										1	0	0	0	0	0	0						
John Shelby, S OBP: 0.244, SLG: 0.235										4	2	2	0	0	1	0						
Rick Dempsey, R OBP: 0.328, SLG: 0.315										2	2	0	0	2	1	0						
Jose Gonzalez, R OBP: 0.331, SLG: 0.356										4	2	2	1	0	1	0						
John Wetteland, R OBP: 0.111, SLG: 0.167										2	0	1	3	0	1	0						
Mike Morgan, R OBP: 0.106, SLG: 0.060										0	0	0	0	0	0	0						
Dave Anderson, R OBP: 0.117, SLG: 0.265										1	0	0	0	0	0	0						
Jay Howell, R OBP: 0.117, SLG: 0.265										0	0	0	0	0	0	0						
Mike Hartley, R OBP: 0.117, SLG: 0.265										0	0	0	0	0	0	0						
John Tudor, L OBP: 0.117, SLG: 0.265										0	0	0	0	0	0	0						
Inning Stats	R: 1 E: 0 K: 0 S: 5	H: 2 LOB: 1 BB: 0 P: 5	R: 3 E: 0 K: 0 S: 7	H: 4 LOB: 2 BB: 1 P: 11	R: 3 E: 0 K: 1 S: 8	H: 3 LOB: 1 BB: 1 P: 12	R: 0 E: 0 K: 1 S: 5	H: 0 LOB: 0 BB: 0 P: 5	R: 0 E: 0 K: 2 S: 7	H: 0 LOB: 0 BB: 0 P: 7	R: 0 E: 0 K: 1 S: 8	H: 0 LOB: 1 BB: 0 P: 8	R: 0 E: 0 K: 1 S: 5	H: 0 LOB: 0 BB: 0 P: 5	R: 0 E: 0 K: 0 S: 3	H: 0 LOB: 0 BB: 0 P: 3	R: 0 E: 0 K: 0 S: 3	H: 0 LOB: 0 BB: 0 P: 3	1B: 7 2B: 2 3B: 0 HR: 0	SF: 2 SAC: 1 DP: 0 HBP: 0	WP: 1 PB: 0 SB: 1 CS: 0	PA: 39
PITCHER	IP WLS BF H R ER SO BB IBB HBP BLK WP HR S P ERA WHIP																	PITCHER	IP WLS BF H R ER SO BB IBB HBP BLK WP HR S P ERA WHIP			
Bob Knepper, L ERA: 5.17	(1, 1) 1.2 11 5 4 4 0 1 0 0 0 0 0 0 10 14 21.60 3.600																					
Randy McCament, R ERA: 4.04	(2, 1) 0.2 7 4 3 3 0 1 0 0 0 0 0 0 6 10 40.50 7.500																					
Stu Tate, R ERA: 4.04	(3, 1) 2.2 8 0 0 0 4 0 0 0 0 0 1 0 16 16 0.00 0.000																					
Ernie Camacho, R ERA: 2.57	(6, 1) 2.0 7 0 0 0 3 0 0 0 0 0 0 0 13 13 0.00 0.000																					
Trevor Wilson, L ERA: 4.49	(8, 1) 2.0 W 6 0 0 0 0 0 0 0 0 0 0 0 6 6 0.00 0.000																					
Batter	1	2	3	4	5	6	7	8	9	AB	R	H	RBI	BB	SO	LOB	BOTTOM					
Brett Butler, L OBP: 0.348, SLG: 0.356										3	1	1	1	2	0	0	Los Angeles Dodgers @ San Francisco Giants Candlestick Park, San Francisco, CA Wed Sep 20 1989, 10:05 PM EDT Att: 21,420 - Unknown livebaseballscorecards.com					
Robby Thompson, R OBP: 0.326, SLG: 0.408										3	1	0	0	1	1	1						
Will Clark, L OBP: 0.410, SLG: 0.551										4	0	1	0	0	0	2						
Kevin Mitchell, R OBP: 0.393, SLG: 0.653										3	1	2	2	1	0	1						
Ernest Riles, L OBP: 0.338, SLG: 0.415										4	2	2	2	0	0	3						
Matt Williams, R OBP: 0.241, SLG: 0.450										4	1	1	1	0	3	1						
Terry Kennedy, L OBP: 0.320, SLG: 0.340										4	0	1	1	0	0	0						
Mike Benjamin, R OBP: 0.200, SLG: 0.200										0	1	0	0	0	0	0						
Pat Sheridan, L OBP: 0.248, SLG: 0.328										1	0	0	0	0	0	0						
Stu Tate, R OBP: 0.331, SLG: 0.295										2	0	0	0	0	1	0						
Donnell Nixon, R OBP: 0.311, SLG: 0.295										0	0	0	0	0	0	0						
Candy Maldonado, R OBP: 0.220, SLG: 0.362										0	0	0	0	0	0	0						
Chris Speier, R OBP: 0.316, SLG: 0.303										1	1	1	0	0	0	0						
Bob Knepper, L ERA: 3.86	(1, 1) 5.2 23 3 3 3 2 4 0 0 0 0 0 0 23 39 4.76 1.235																					
Mike Morgan, R ERA: 2.56	(6, 1) 1.1 4 0 0 0 2 0 0 0 0 0 0 0 8 8 0.00 0.000																					
Jay Howell, R ERA: 1.63	(8, 1) 1.0 7 4 4 4 1 0 0 0 0 0 0 1 9 9 36.00 4.000																					
Mike Hartley, R ERA: 2.25	(9, 1) 0.0 L 2 2 0 0 0 0 0 0 0 0 0 0 2 2 ∞ ∞																					
John Tudor, L ERA: 3.14	(9, 1) 0.0 1 1 1 1 0 0 0 0 0 0 0 0 1 1 ∞ ∞																					
Inning Stats	R: 0 E: 0 K: 0 S: 4	H: 1 LOB: 2 BB: 1 P: 8	R: 0 E: 0 K: 1 S: 5	H: 0 LOB: 0 BB: 0 P: 5	R: 0 E: 0 K: 0 S: 2	H: 0 LOB: 0 BB: 1 P: 6	R: 0 E: 0 K: 1 S: 6	H: 1 LOB: 1 BB: 0 P: 6	R: 0 E: 0 K: 0 S: 3	H: 0 LOB: 0 BB: 0 P: 3	R: 3 E: 0 K: 1 S: 6	H: 1 LOB: 0 BB: 2 P: 14	R: 0 E: 0 K: 1 S: 5	H: 0 LOB: 0 BB: 0 P: 5	R: 0 E: 0 K: 1 S: 5	H: 0 LOB: 0 BB: 0 P: 5	R: 5 E: 0 K: 0 S: 7	H: 7 LOB: 2 BB: 0 P: 7	1B: 6 2B: 2 3B: 0 HR: 2	SF: 0 SAC: 0 DP: 1 HBP: 0	WP: 2 PB: 0 SB: 0 CS: 0	PA: 37
PITCHER	IP WLS BF H R ER SO BB IBB HBP BLK WP HR S P ERA WHIP																	PITCHER	IP WLS BF H R ER SO BB IBB HBP BLK WP HR S P ERA WHIP			
John Wetteland, R ERA: 3.86	(1, 1) 5.2 23 3 3 3 2 4 0 0 0 0 0 0 23 39 4.76 1.235																					
Mike Morgan, R ERA: 2.56	(6, 1) 1.1 4 0 0 0 2 0 0 0 0 0 0 0 8 8 0.00 0.000																					
Jay Howell, R ERA: 1.63	(8, 1) 1.0 7 4 4 4 1 0 0 0 0 0 0 1 9 9 36.00 4.000																					
Mike Hartley, R ERA: 2.25	(9, 1) 0.0 L 2 2 0 0 0 0 0 0 0 0 0 0 2 2 ∞ ∞																					
John Tudor, L ERA: 3.14	(9, 1) 0.0 1 1 1 1 0 0 0 0 0 0 0 0 1 1 ∞ ∞																					

Batter	1	2	3	4	5	6	7	8	9	AB	R	H	RBI	BB	SO	LOB	TOP				
Gerald Young, S (1, 8) OBP: 0.328, SLG: 0.279	F8		FC1-6 2-H 1B		CS BB		1-1 1-H 1B		P5	4	0	2	2	1	0	2					
Craig Reynolds, L (1, 6) OBP: 0.294, SLG: 0.264	F8		FC1-6				1-1 1-H 1B			4	0	1	0	0	0	2					
Rafael Ramirez, R (8, 6) OBP: 0.281, SLG: 0.324	F8		FC1-6				1-1 1-H 1B			0	0	0	0	0	0	0					
Alex Trevino, R (1, 2) OBP: 0.336, SLG: 0.414	L4		G1-3						F7	4	0	0	0	0	0	2					
Glenn Davis, R (1, 3) OBP: 0.343, SLG: 0.484		K							L1	4	0	0	0	0	2	0					
Terry Puhl, L (1, 7) OBP: 0.341, SLG: 0.359		G1-4-3							G3	3	0	1	0	1	0	0					
Ken Caminiti, S (1, 5) OBP: 0.314, SLG: 0.368	F8								G3	4	0	0	0	0	2	2					
Eric Anthony, L (1, 9) OBP: 0.291, SLG: 0.429										3	2	3	1	1	0	0					
Eric Yelding, R (9, PR) OBP: 0.265, SLG: 0.216										0	0	0	0	0	0	0					
Mark Davidson, R (9, 9) OBP: 0.295, SLG: 0.315										0	0	0	0	0	0	0					
Bill Doran, S (1, 4) OBP: 0.304, SLG: 0.325										3	1	0	0	1	1	4					
Mark Portugal, R (1, 1) OBP: 0.212, SLG: 0.344										3	0	0	0	0	1	3					
Dan Schatzeder, L (9, 1)										0	0	0	0	0	0	0					
Inning Stats	R: 0 E: 0 K: 0 S: 7	H: 0 LOB: 0 BB: 0 P: 12	R: 0 E: 0 K: 1 S: 5	H: 0 LOB: 0 BB: 0 P: 6	R: 2 E: 0 K: 0 S: 11	H: 2 LOB: 1 BB: 1 P: 21	R: 0 E: 0 K: 2 S: 11	H: 1 LOB: 2 BB: 1 P: 17	R: 0 E: 0 K: 0 S: 8	H: 0 LOB: 0 BB: 0 P: 9	R: 1 E: 0 K: 1 S: 11	H: 2 LOB: 1 BB: 0 P: 16	R: 0 E: 0 K: 1 S: 6	H: 0 LOB: 1 BB: 1 P: 11	R: 0 E: 0 K: 1 S: 10	H: 1 LOB: 2 BB: 0 P: 13	1B: 4 2B: 2 3B: 0 HR: 1	SF: 0 SAC: 1 DP: 0 HBP: 0	WP: 0 PB: 0 SB: 1 CS: 1	PA: 37	
PITCHER	IP WLS BF H R ER SO BB IBB HBP BLK WP HR S P ERA WHIP	IP WLS BF H R ER SO BB IBB HBP BLK WP HR S P ERA WHIP	IP WLS BF H R ER SO BB IBB HBP BLK WP HR S P ERA WHIP	IP WLS BF H R ER SO BB IBB HBP BLK WP HR S P ERA WHIP	IP WLS BF H R ER SO BB IBB HBP BLK WP HR S P ERA WHIP	IP WLS BF H R ER SO BB IBB HBP BLK WP HR S P ERA WHIP	IP WLS BF H R ER SO BB IBB HBP BLK WP HR S P ERA WHIP	IP WLS BF H R ER SO BB IBB HBP BLK WP HR S P ERA WHIP	IP WLS BF H R ER SO BB IBB HBP BLK WP HR S P ERA WHIP	IP WLS BF H R ER SO BB IBB HBP BLK WP HR S P ERA WHIP	IP WLS BF H R ER SO BB IBB HBP BLK WP HR S P ERA WHIP	IP WLS BF H R ER SO BB IBB HBP BLK WP HR S P ERA WHIP	IP WLS BF H R ER SO BB IBB HBP BLK WP HR S P ERA WHIP	IP WLS BF H R ER SO BB IBB HBP BLK WP HR S P ERA WHIP	IP WLS BF H R ER SO BB IBB HBP BLK WP HR S P ERA WHIP	IP WLS BF H R ER SO BB IBB HBP BLK WP HR S P ERA WHIP	IP WLS BF H R ER SO BB IBB HBP BLK WP HR S P ERA WHIP	IP WLS BF H R ER SO BB IBB HBP BLK WP HR S P ERA WHIP	IP WLS BF H R ER SO BB IBB HBP BLK WP HR S P ERA WHIP	IP WLS BF H R ER SO BB IBB HBP BLK WP HR S P ERA WHIP	IP WLS BF H R ER SO BB IBB HBP BLK WP HR S P ERA WHIP

Houston Astros @ San Francisco Giants
Candlestick Park, San Francisco, CA
Fri Sep 22, 1989, 10:05 PM EDT
Att: 33,020 - Unknown

AB	32
R	3
H	7
RBI	3
BB	4
SO	6
LOB	15



Batter	1	2	3	4	5	6	7	8	9	AB	R	H	RBI	BB	SO	LOB	BOTTOM					
Brett Butler, L (1, 8) OBP: 0.350, SLG: 0.359	FC4 1B		K						K2-3 G3-1 1B BB	3	1	1	0	1	2	1						
Robby Thompson, R (1, 4) OBP: 0.324, SLG: 0.403	FC4 1-2		G6-3 1-2						K	4	0	0	0	0	2	3						
Mike Laga, L (1, 3) OBP: 0.250, SLG: 0.500	F9								G3-1 1-2	4	0	0	0	0	0	2						
Kevin Mitchell, R (1, 7) OBP: 0.392, SLG: 0.650	K								G3-1 1-2 1B	4	0	2	1	0	1	1						
Ernest Riles, L (1, 5) OBP: 0.331, SLG: 0.406									G3-1	3	0	0	0	0	0	1						
Bill Bathe, R (9, PH) OBP: 0.258, SLG: 0.300									G5-3	1	0	0	0	0	0	1						
Matt Williams, R (1, 6) OBP: 0.239, SLG: 0.442	E6 CS								G5-3	3	0	0	0	0	0	1						
Terry Kennedy, L (1, 2) OBP: 0.318, SLG: 0.338	G4-3 1-2								G1-5-3	3	0	0	0	0	0	1						
Pat Sheridan, L (1, 9) OBP: 0.293, SLG: 0.326									G4-3 F9	3	0	1	0	0	0	0						
Scott Garrelts, R (1, 1) OBP: 0.179, SLG: 0.203									G4-3	2	0	0	0	0	2	1						
Ken Oberkfell, L (8, PH) OBP: 0.309, SLG: 0.360									G4-3	1	0	0	0	0	0	0						
Jeff Brantley, R (9, 1) OBP: 0.083, SLG: 0.083									G4-3	0	0	0	0	0	0	0						
Inning Stats	R: 0 E: 1 K: 1 S: 8	H: 1 LOB: 1 BB: 0 P: 13	R: 0 E: 1 K: 0 S: 6	H: 0 LOB: 0 BB: 0 P: 10	R: 0 E: 0 K: 2 S: 10	H: 1 LOB: 1 BB: 0 P: 12	R: 0 E: 0 K: 0 S: 9	H: 1 LOB: 1 BB: 0 P: 14	R: 0 E: 0 K: 1 S: 10	H: 0 LOB: 0 BB: 0 P: 15	R: 0 E: 0 K: 2 S: 7	H: 0 LOB: 0 BB: 0 P: 8	R: 0 E: 0 K: 0 S: 7	H: 0 LOB: 0 BB: 0 P: 9	R: 0 E: 0 K: 0 S: 6	H: 0 LOB: 0 BB: 0 P: 9	R: 1 E: 0 K: 1 S: 16	H: 1 LOB: 1 BB: 1 P: 26	1B: 4 2B: 0 3B: 0 HR: 0	SF: 0 SAC: 0 DP: 0 HBP: 0	WP: 0 PB: 0 SB: 1 CS: 1	PA: 32
PITCHER	IP WLS BF H R ER SO BB IBB HBP BLK WP HR S P ERA WHIP	IP WLS BF H R ER SO BB IBB HBP BLK WP HR S P ERA WHIP	IP WLS BF H R ER SO BB IBB HBP BLK WP HR S P ERA WHIP	IP WLS BF H R ER SO BB IBB HBP BLK WP HR S P ERA WHIP	IP WLS BF H R ER SO BB IBB HBP BLK WP HR S P ERA WHIP	IP WLS BF H R ER SO BB IBB HBP BLK WP HR S P ERA WHIP	IP WLS BF H R ER SO BB IBB HBP BLK WP HR S P ERA WHIP	IP WLS BF H R ER SO BB IBB HBP BLK WP HR S P ERA WHIP	IP WLS BF H R ER SO BB IBB HBP BLK WP HR S P ERA WHIP	IP WLS BF H R ER SO BB IBB HBP BLK WP HR S P ERA WHIP	IP WLS BF H R ER SO BB IBB HBP BLK WP HR S P ERA WHIP	IP WLS BF H R ER SO BB IBB HBP BLK WP HR S P ERA WHIP	IP WLS BF H R ER SO BB IBB HBP BLK WP HR S P ERA WHIP	IP WLS BF H R ER SO BB IBB HBP BLK WP HR S P ERA WHIP	IP WLS BF H R ER SO BB IBB HBP BLK WP HR S P ERA WHIP	IP WLS BF H R ER SO BB IBB HBP BLK WP HR S P ERA WHIP	IP WLS BF H R ER SO BB IBB HBP BLK WP HR S P ERA WHIP	IP WLS BF H R ER SO BB IBB HBP BLK WP HR S P ERA WHIP	IP WLS BF H R ER SO BB IBB HBP BLK WP HR S P ERA WHIP	IP WLS BF H R ER SO BB IBB HBP BLK WP HR S P ERA WHIP	IP WLS BF H R ER SO BB IBB HBP BLK WP HR S P ERA WHIP	

Houston Astros @ San Francisco Giants
Candlestick Park, San Francisco, CA
Fri Sep 22, 1989, 10:05 PM EDT
Att: 33,020 - Unknown

AB	31
R	1
H	4
RBI	1
BB	1
SO	7
LOB	12



Batter	1	2	3	4	5	6	7	8	9	AB	R	H	RBI	BB	SO	LOB	TOP					
Terry Puhl, L OBP: 0.345, SLG: 0.365 (1, 8)										3	0	2	0	1	0	1	Houston Astros @ San Francisco Giants Candlestick Park, San Francisco, CA Sat Sep 23 1989, 6:33 AM EDT Att. 46,664 - Cloudy					
Craig Biggio, R OBP: 0.335, SLG: 0.397 (1, 2)										4	0	1	0	0	0	2						
Kevin Bass, S OBP: 0.352, SLG: 0.432 (1, 7)										4	0	0	0	0	2	3						
Glenn Davis, R OBP: 0.342, SLG: 0.482 (1, 3)										4	0	1	0	0	1	1						
Ken Caminiti, S OBP: 0.314, SLG: 0.367 (1, 5)										4	0	1	0	0	1	0						
Eric Anthony, L OBP: 0.271, SLG: 0.396 (1, 9)										4	0	0	0	0	1	2						
Rafael Ramirez, R OBP: 0.281, SLG: 0.323 (9, PH) Greg Gross, L OBP: 0.301, SLG: 0.194										2	0	0	0	1	2	2						
Bill Doran, S OBP: 0.302, SLG: 0.323 (1, 4)										3	0	0	0	0	0	1						
Mike Scott, R OBP: 0.154, SLG: 0.173 (1, 1) Harry Spilman, L OBP: 0.410, SLG: 0.344 (7, PH) Juan Agosto, L OBP: 0.200, SLG: 0.200 (7, 1) Danny Darwin, R OBP: 0.111, SLG: 0.118 (7, 1)										2	1	1	1	0	0	0						
Inning Stats	R: 0 E: 0 K: 1 S: 8	H: 2 LOB: 1 BB: 0 P: 14	R: 0 E: 0 K: 1 S: 9	H: 0 LOB: 1 BB: 1 P: 19	R: 0 E: 0 K: 0 S: 6	H: 0 LOB: 0 BB: 1 P: 12	R: 0 E: 0 K: 2 S: 12	H: 2 LOB: 2 BB: 0 P: 15	R: 1 E: 0 K: 0 S: 10	H: 2 LOB: 1 BB: 0 P: 16	R: 0 E: 0 K: 0 S: 7	H: 0 LOB: 0 BB: 0 P: 12	R: 0 E: 0 K: 1 S: 12	H: 1 LOB: 1 BB: 0 P: 19	R: 0 E: 0 K: 1 S: 8	H: 0 LOB: 0 BB: 0 P: 16		R: 0 E: 0 K: 1 S: 11	H: 0 LOB: 0 BB: 0 P: 16	1B: 5 2B: 2 3B: 0 HR: 1	SF: 0 SAC: 0 DP: 2 HBP: 0	WP: 0 PB: 0 SB: 0 CS: 1
PITCHER Rick Reuschel, R ERA: 2.64 (1, 1)	IP: 9.0 WLS: W BF: 34 H: 7 R: 1 ER: 1 SO: 7 BB: 2 IBB: 0 HBP: 0 BLK: 0 WP: 0 HR: 1 S: 83 P: 139 ERA: 1.00 WHIP: 1.000															PITCHER						

Batter	1	2	3	4	5	6	7	8	9	AB	R	H	RBI	BB	SO	LOB	BOTTOM					
Brett Butler, L OBP: 0.350, SLG: 0.357 (1, 8)										3	1	0	0	1	0	4	Houston Astros @ San Francisco Giants Candlestick Park, San Francisco, CA Sat Sep 23 1989, 6:33 AM EDT Att. 46,664 - Cloudy					
Robby Thompson, R OBP: 0.322, SLG: 0.400 (1, 4)										4	0	0	0	0	2	5						
Ken Oberkfell, L OBP: 0.308, SLG: 0.359 (1, 3)										3	1	1	1	0	0	2						
Kevin Mitchell, R OBP: 0.390, SLG: 0.645 (1, 7)										4	0	0	0	0	0	1						
Matt Williams, R OBP: 0.239, SLG: 0.451 (1, 5)										4	1	1	2	0	3	0						
Terry Kennedy, L OBP: 0.318, SLG: 0.338 (1, 2)										3	0	1	0	0	0	0						
Donell Nixon, R OBP: 0.306, SLG: 0.289 (1, 9)										3	0	0	0	0	1	1						
Jose Uribe, S OBP: 0.272, SLG: 0.277 (1, 6)										3	0	3	0	0	0	0						
Rick Reuschel, R OBP: 0.231, SLG: 0.183 (1, 1)										2	0	1	0	0	0	1						
Inning Stats	R: 1 E: 0 K: 0 S: 11	H: 0 LOB: 0 BB: 1 P: 18	R: 0 E: 0 K: 2 S: 10	H: 0 LOB: 0 BB: 0 P: 12	R: 0 E: 0 K: 1 S: 16	H: 2 LOB: 2 BB: 0 P: 20	R: 0 E: 0 K: 1 S: 9	H: 1 LOB: 1 BB: 0 P: 11	R: 0 E: 0 K: 0 S: 7	H: 1 LOB: 1 BB: 0 P: 9	R: 2 E: 0 K: 0 S: 10	H: 2 LOB: 0 BB: 0 P: 18	R: 0 E: 0 K: 0 S: 7	H: 1 LOB: 1 BB: 0 P: 10	R: 0 E: 0 K: 1 S: 8	H: 0 LOB: 0 BB: 0 P: 11		R: 0 E: 0 K: 1 S: 8	H: 0 LOB: 0 BB: 0 P: 11	1B: 6 2B: 0 3B: 0 HR: 1	SF: 1 SAC: 1 DP: 0 HBP: 0	WP: 0 PB: 0 SB: 2 CS: 0
PITCHER Mike Scott, R ERA: 3.1 (1, 1) Juan Agosto, L ERA: 3.04 (7, 1) Danny Darwin, R ERA: 2.42 (7, 1)	IP: 6.0 WLS: L BF: 25 H: 6 R: 3 ER: 3 SO: 5 BB: 3 IBB: 3 HBP: 3 BLK: 5 WP: 0 HR: 1 S: 63 P: 88 ERA: 4.50 WHIP: 1.167															PITCHER						

AB	32
R	1
H	7
RBI	1
BB	2
SO	7
LOB	12



AB	29
R	3
H	7
RBI	3
BB	1
SO	6
LOB	14



Batter	1	2	3	4	5	6	7	8	9	AB	R	H	RBI	BB	SO	LOB	TOP					
Gerald Young, S OBP: 0.326, SLG: 0.277	F8		L9		F7			P5		4	0	0	0	0	0	1	Houston Astros @ San Francisco Giants Candlestick Park, San Francisco, CA Sun Sep 24 1989, 6:33 AM EDT Att: 50,871 - Sunny					
Craig Reynolds, L OBP: 0.276, SLG: 0.258	K		F8		F8			F8		4	0	0	0	0	1							
Kevin Bass, S OBP: 0.357, SLG: 0.434	P4			1B		G3		1B		3	0	2	0	1	0							
Glenn Davis, R OBP: 0.342, SLG: 0.480		SH5-3	1B	K		F7		G5-3		4	1	1	0	0	1							
Terry Puhl, L OBP: 0.347, SLG: 0.365		SH5-3	1B	1B		G3		F8		3	1	1	0	1	0							
Rafael Ramirez, R OBP: 0.282, SLG: 0.323		SH5-3		F9		P5		1B		3	0	1	0	0	3							
Ken Caminiti, S OBP: 0.315, SLG: 0.368			G5-4-3	P4		G4-3		1B		4	0	2	2	0	2							
Craig Biggio, R OBP: 0.334, SLG: 0.395		G5-4-3		G6-3		G3-6-3		K		2	0	0	0	0	1							
Greg Gross, L OBP: 0.310, SLG: 0.194								K		0	0	0	0	1	0							
Carl Nichols, R OBP: 0.282, SLG: 0.323								K		1	0	0	0	1	2							
Jim Clancy, R OBP: 0.167, SLG: 0.171			G6-3					K		2	0	1	0	0	0							
Dan Schatzeder, L OBP: 0.287, SLG: 0.389										0	0	0	0	0	0							
Brian Meyer, R OBP: 0.287, SLG: 0.389										0	0	0	0	0	0							
Eric Anthony, L OBP: 0.287, SLG: 0.389										1	0	0	0	0	1							
Roger Mason, R OBP: 0.287, SLG: 0.389										0	0	0	0	0	0							
Juan Agosto, L OBP: 0.287, SLG: 0.389										0	0	0	0	0	0							
Harry Spilman, L OBP: 0.287, SLG: 0.389										1	0	0	0	0	1							
Inning Stats	R: 0 E: 0 K: 1 S: 5	H: 0 LOB: 0 BB: 0 P: 6	R: 2 E: 0 K: 0 S: 9	H: 2 LOB: 0 BB: 1 P: 16	R: 0 E: 0 K: 0 S: 6	H: 0 LOB: 0 BB: 0 P: 9	R: 0 E: 0 K: 1 S: 14	H: 2 LOB: 2 BB: 0 P: 21	R: 0 E: 0 K: 0 S: 7	H: 1 LOB: 1 BB: 0 P: 11	R: 0 E: 0 K: 0 S: 10	H: 0 LOB: 0 BB: 1 P: 18	R: 0 E: 0 K: 0 S: 5	H: 0 LOB: 0 BB: 1 P: 10	R: 0 E: 0 K: 0 S: 7	H: 1 LOB: 1 BB: 0 P: 11	R: 0 E: 0 K: 2 S: 13	H: 2 LOB: 2 BB: 0 P: 22	1B: 8 2B: 0 3B: 0 HR: 0	SF: 0 SAC: 1 DP: 2 HBP: 0	WP: 0 PB: 0 SB: 0 CS: 0	PA: 36
PITCHER Michael LaCoss, R ERA: 3.28	IP: 9.0 WLS: W BF: 36	H: 8 R: 2 ER: 2 SO: 4	BB: 3 IBB: 0 HBP: 0 BLK: 0	WP: 0 HR: 0 S: 76 P: 124	ERA: 2.00 WHIP: 1.222	PITCHER										IP: 9.0 WLS: W BF: 36	H: 8 R: 2 ER: 2 SO: 4	BB: 3 IBB: 0 HBP: 0 BLK: 0	WP: 0 HR: 0 S: 76 P: 124	ERA: 2.00 WHIP: 1.222		

AB	32
R	2
H	8
RBI	2
BB	3
SO	4
LOB	17




Batter	1	2	3	4	5	6	7	8	9	AB	R	H	RBI	BB	SO	LOB	BOTTOM						
Brett Butler, L OBP: 0.351, SLG: 0.357	G3		G4-3		HR			F8		3	1	1	0	1	0	0	Houston Astros @ San Francisco Giants Candlestick Park, San Francisco, CA Sun Sep 24 1989, 6:33 AM EDT Att: 50,871 - Sunny						
Donell Nixon, R OBP: 0.304, SLG: 0.288					IBB		1B			1	0	0	0	0	0								
Robby Thompson, R OBP: 0.322, SLG: 0.405	K			P6		F9		G3		4	1	1	3	1	1								
Ken Oberkfell, L OBP: 0.311, SLG: 0.356	L8			G3-1		HR		G3		4	2	1	0	1	0								
Kevin Mitchell, R OBP: 0.390, SLG: 0.648		G6-3		HR		2B		G4-3		4	2	1	1	1	2								
Ernest Riles, L OBP: 0.337, SLG: 0.412				HR		2B				3	2	2	0	1	1								
Chris Speier, R OBP: 0.308, SLG: 0.294				2B		K		BB		0	0	0	0	0	0								
Matt Williams, R OBP: 0.246, SLG: 0.460				2B		2B		1B		3	1	2	3	1	0								
Terry Kennedy, L OBP: 0.316, SLG: 0.335				2B		2B		1B		3	0	0	0	0	2								
Bill Bathe, R OBP: 0.281, SLG: 0.323				G6-3				G4-3		1	0	1	2	0	0								
Kirt Manwaring, R OBP: 0.263, SLG: 0.249								1B		0	0	0	0	0	0								
Pat Sheridan, L OBP: 0.295, SLG: 0.326			G3		HR			F7		3	1	1	0	1	0								
Michael LaCoss, R OBP: 0.140, SLG: 0.103			K		SH2-4			P3		3	0	0	0	2	2								
Inning Stats	R: 0 E: 0 K: 1 S: 7	H: 0 LOB: 0 BB: 0 P: 12	R: 0 E: 0 K: 0 S: 10	H: 0 LOB: 1 BB: 1 P: 17	R: 0 E: 0 K: 1 S: 9	H: 0 LOB: 0 BB: 0 P: 13	R: 2 E: 0 K: 0 S: 20	H: 3 LOB: 1 BB: 0 P: 28	R: 5 E: 0 K: 1 S: 13	H: 4 LOB: 1 BB: 2 P: 28	R: 0 E: 0 K: 1 S: 8	H: 1 LOB: 2 BB: 1 P: 13	R: 3 E: 0 K: 1 S: 20	H: 2 LOB: 1 BB: 2 P: 37	R: 0 E: 0 K: 0 S: 4	H: 0 LOB: 1 BB: 1 P: 8	1B: 5 2B: 3 3B: 0 HR: 2	SF: 0 SAC: 1 DP: 0 HBP: 0	WP: 2 PB: 0 SB: 0 CS: 0	PA: 40			
PITCHER Jim Clancy, R ERA: 5.05	IP: 4.1 WLS: L BF: 20	H: 5 R: 5 ER: 5 SO: 2	BB: 1 IBB: 1 HBP: 0 BLK: 0	WP: 0 HR: 2 S: 51 P: 81	ERA: 10.38 WHIP: 1.385	PITCHER										IP: 4.1 WLS: L BF: 20	H: 5 R: 5 ER: 5 SO: 2	BB: 1 IBB: 1 HBP: 0 BLK: 0	WP: 0 HR: 2 S: 51 P: 81	ERA: 10.38 WHIP: 1.385			
Dan Schatzeder, L ERA: 4.15	0.1	3	1	0	0	1	0	1	0	7	15	0.00	3.000										
Brian Meyer, R ERA: 4.8	1.1	6	2	2	2	1	1	0	9	15	13.50	2.250											
Roger Mason, R ERA: 20.25	0.1	4	1	3	3	1	2	0	8	19	81.00	9.000											
Juan Agosto, L ERA: 2.99	1.2	7	1	0	0	0	1	0	16	26	0.00	1.200											



Batter	1	2	3	4	5	6	7	8	9	AB	R	H	RBI	BB	SO	LOB	TOP										
Brett Butler, L (1, 8) OBP: 0.350, SLG: 0.356	G4-3		1B			F8		P5		4	0	1	0	0	0	1	San Francisco Giants @ Los Angeles Dodgers Dodger Stadium, Los Angeles, CA Mon Sep 25 1989, 7:05 PM PDT Att: 23,007 - Unknown										
Robby Thompson, R (1, 4) OBP: 0.322, SLG: 0.404	K2-3			1B		K		K		3	0	1	0	0	2	0											
Mike Laga, L (8, PH) OBP: 0.235, SLG: 0.471				1B						1	0	0	0	0	1	1											
Bob Knepper, L (8, 1) OBP: 0.327, SLG: 0.372										0	0	0	0	0	0	0											
Will Clark, L (1, 3) OBP: 0.409, SLG: 0.548	G3			K		K		K		4	0	0	0	0	3	2											
Kevin Mitchell, R (1, 7) OBP: 0.391, SLG: 0.647										4	0	2	0	0	0	0											
Ernest Riles, L (1, 5) OBP: 0.335, SLG: 0.410	G3-6-3			G4-6-3		F9		F9		4	0	1	0	0	0	3											
Matt Williams, R (1, 6) OBP: 0.249, SLG: 0.470	F9							F9		3	1	1	1	1	0	1											
Terry Kennedy, L (1, 2) OBP: 0.312, SLG: 0.331						F8		F9		4	0	0	0	0	2	2											
Pat Sheridan, L (1, 9) OBP: 0.299, SLG: 0.341						K				3	1	2	1	0	1	0											
Don Robinson, R (1, 1) OBP: 0.195, SLG: 0.309										2	0	0	0	0	0	1											
Ernie Camacho, R (6, 1) OBP: 0.315, SLG: 0.361										0	0	0	0	0	0	0											
Ken Oberkfell, L (8, PH) OBP: 0.315, SLG: 0.361										1	0	1	0	0	0	0											
Inning Stats	R: 0 E: 0 K: 1 S: 8	H: 0 LOB: 0 BB: 0 P: 11	R: 0 E: 0 K: 0 S: 5	H: 1 LOB: 0 BB: 0 P: 5	R: 0 E: 0 K: 1 S: 13	H: 2 LOB: 2 BB: 0 P: 17	R: 0 E: 0 K: 1 S: 9	H: 2 LOB: 1 BB: 0 P: 13	R: 1 E: 0 K: 1 S: 9	H: 1 LOB: 0 BB: 0 P: 14	R: 0 E: 0 K: 2 S: 7	H: 0 LOB: 0 BB: 0 P: 8	R: 0 E: 0 K: 0 S: 11	H: 0 LOB: 1 BB: 1 P: 23	R: 1 E: 0 K: 2 S: 11	H: 2 LOB: 1 BB: 0 P: 15	R: 0 E: 0 K: 1 S: 15	H: 1 LOB: 1 BB: 0 P: 22	1B: 7 2B: 0 3B: 0 HR: 2	SF: 0 SAC: 0 DP: 2 HBP: 0	WP: 1 PB: 0 SB: 1 CS: 0	PA: 34					
PITCHER	IP	WLS	BF	H	R	ER	SO	BB	IBB	HBP	BLK	WP	HR	S	P	ERA	WHIP										
John Wetteland, R (1, 1) ERA: 3.77	7.0	W	26	7	2	2	6	1	0	0	0	0	2	63	92	2.57	1.143										
Alejandro Pena, R (8, 1) ERA: 2.13	2.0	S	8	2	0	0	3	0	0	0	0	1	0	25	36	0.00	1.000										

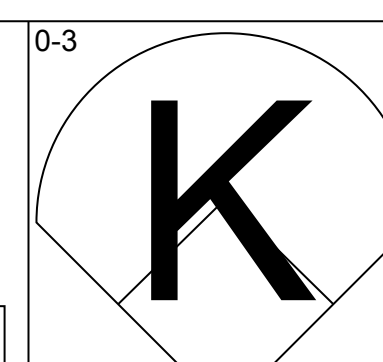
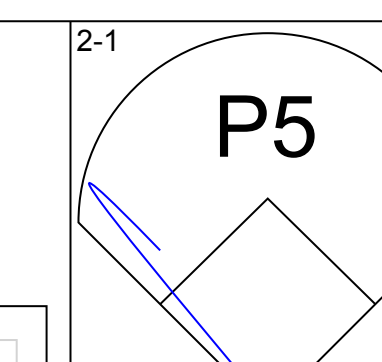
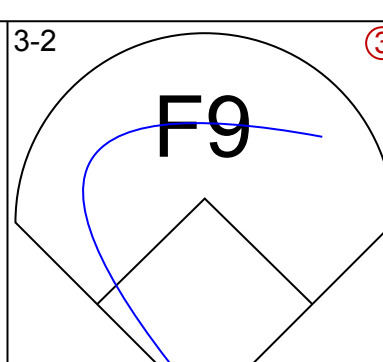
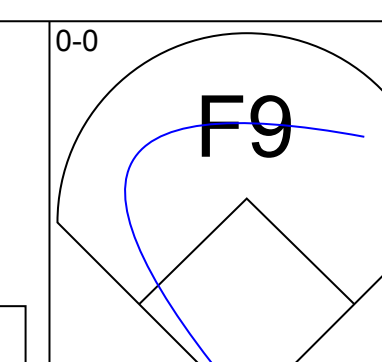
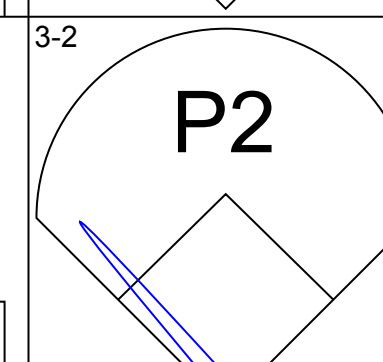
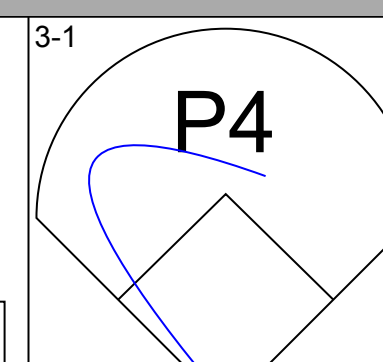
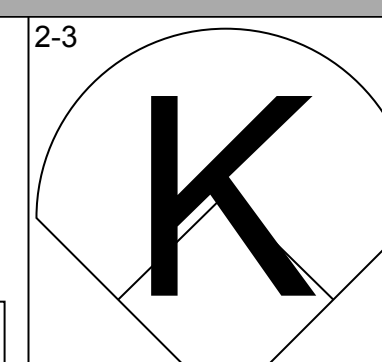
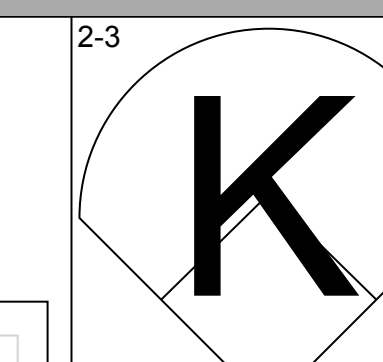
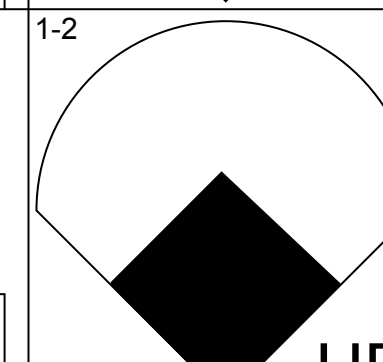
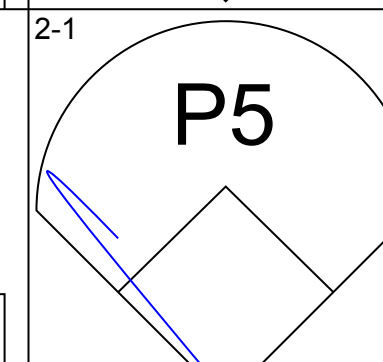
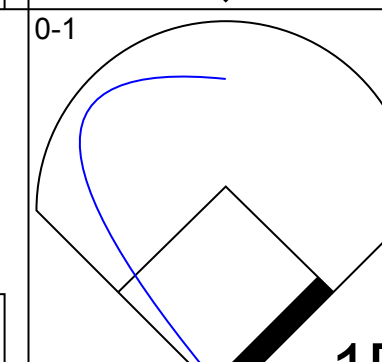
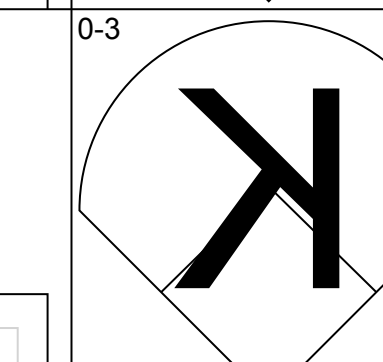
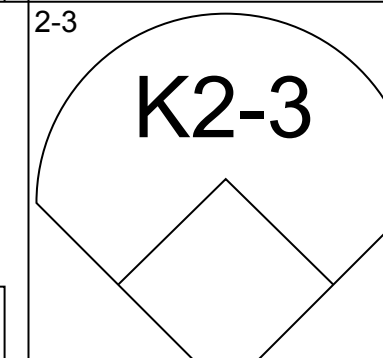
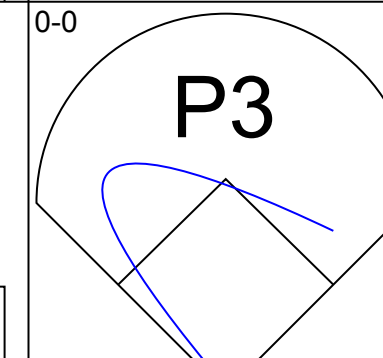
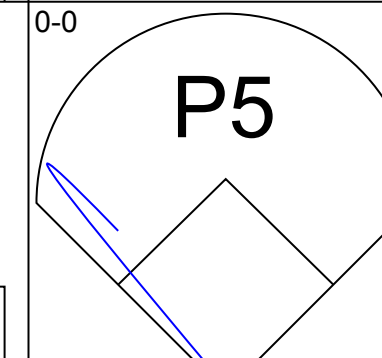
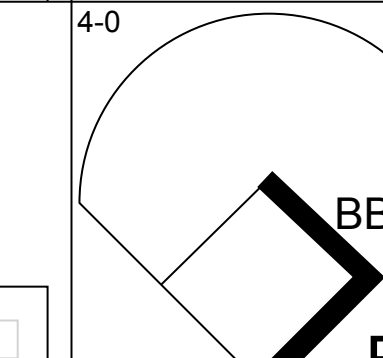
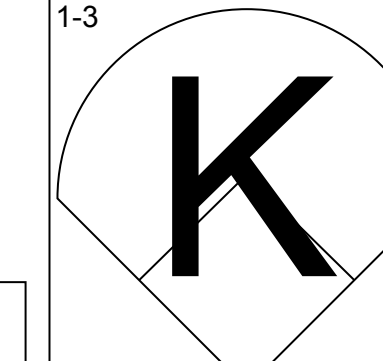
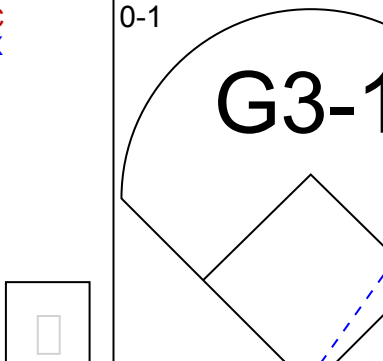

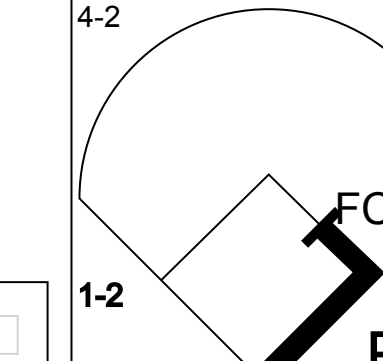

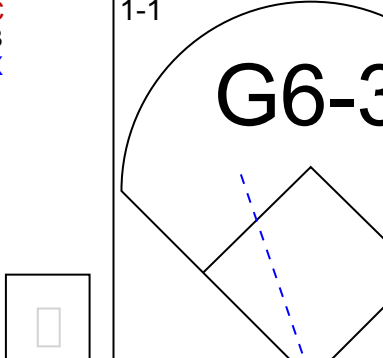
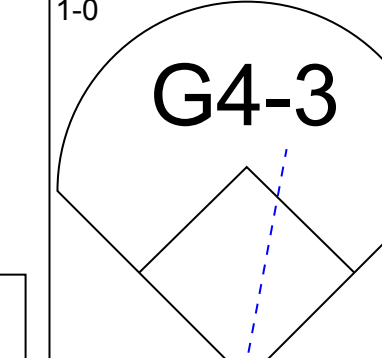
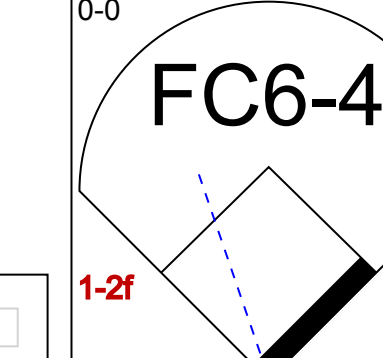
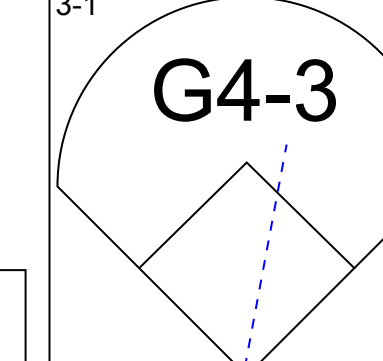
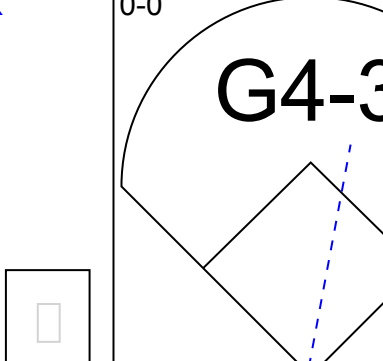
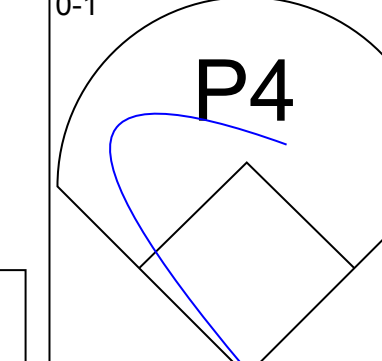
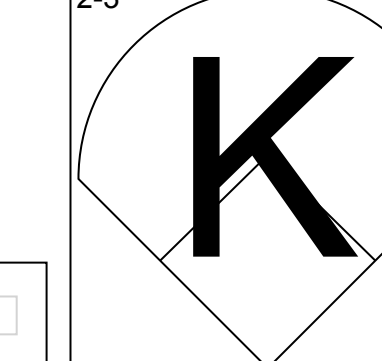
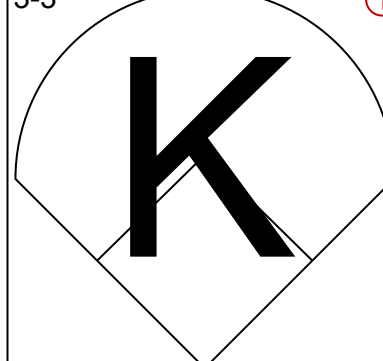
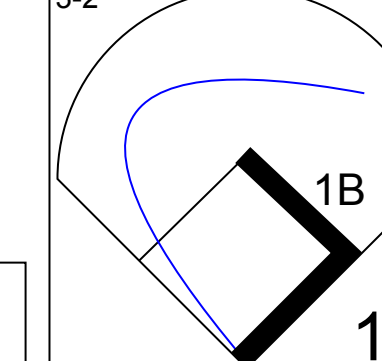
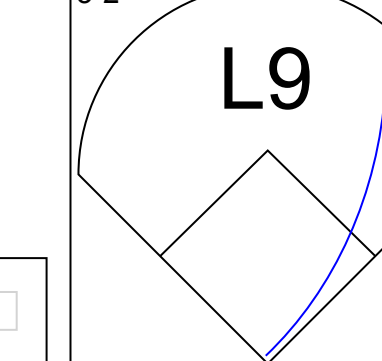

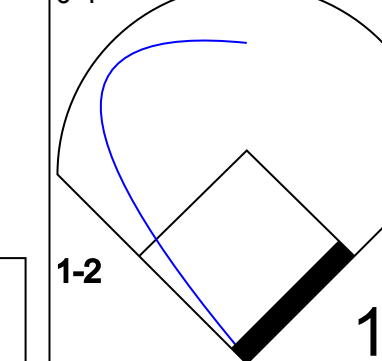
Batter	1	2	3	4	5	6	7	8	9	AB	R	H	RBI	BB	SO	LOB	BOTTOM										
Alfredo Griffin, S (1, 6) OBP: 0.290, SLG: 0.309	G1-3		F7			FC6-4		G4-3		4	0	0	0	0	0	1	San Francisco Giants @ Los Angeles Dodgers Dodger Stadium, Los Angeles, CA Mon Sep 25 1989, 7:05 PM PDT Att: 23,007 - Unknown										
Willie Randolph, R (1, 4) OBP: 0.395, SLG: 0.328	K		F9			G4-3		L4		4	0	0	0	0	1	1											
Mike Davis, L (1, 9) OBP: 0.305, SLG: 0.388										4	0	1	0	0	0	1											
Jose Gonzalez, R (8, 9) OBP: 0.329, SLG: 0.362										0	0	0	0	0	0	0											
Eddie Murray, S (1, 3) OBP: 0.348, SLG: 0.409	F7									4	1	1	0	0	0	1											
Jeff Hamilton, R (1, 5) OBP: 0.277, SLG: 0.385										4	3	3	0	0	0	0											
Mike Scioscia, L (1, 2) OBP: 0.338, SLG: 0.365										2	1	2	4	1	0	0											
John Shelby, S (1, 8) OBP: 0.240, SLG: 0.231										4	0	0	0	0	1	3											
Lenny Harris, L (1, 7) OBP: 0.281, SLG: 0.291										3	0	1	1	0	0	1											
Bill Bean, L (9, 7) OBP: 0.221, SLG: 0.179										0	0	0	0	0	0	0											
John Wetteland, R (1, 1) OBP: 0.143, SLG: 0.190										3	0	1	0	0	1	2											
Alejandro Pena, R (8, 1) OBP: 1.000, SLG: 1.000										0	0	0	0	0	0	0											
Inning Stats	R: 0 E: 0 K: 1 S: 9	H: 1 LOB: 1 BB: 0 P: 11	R: 1 E: 0 K: 0 S: 8	H: 1 LOB: 0 BB: 0 P: 12	R: 0 E: 0 K: 0 S: 6	H: 0 LOB: 0 BB: 0 P: 9	R: 2 E: 0 K: 1 S: 13	H: 3 LOB: 1 BB: 0 P: 18	R: 0 E: 0 K: 0 S: 6	H: 1 LOB: 1 BB: 0 P: 7	R: 1 E: 0 K: 1 S: 13	H: 2 LOB: 2 BB: 1 P: 19	R: 0 E: 0 K: 0 S: 7	H: 0 LOB: 0 BB: 0 P: 10	R: 1 E: 0 K: 0 S: 7	H: 1 LOB: 0 BB: 0 P: 14	1B: 6 2B: 2 3B: 0 HR: 1	SF: 0 SAC: 1 DP: 0 HBP: 0	WP: 2 PB: 0 SB: 0 CS: 0	PA: 34							
PITCHER	IP	WLS	BF	H	R	ER	SO	BB	IBB	HBP	BLK	WP	HR	S	P	ERA	WHIP										
Don Robinson, R (1, 1) ERA: 3.43	5.2	L	26	8	4	4	2	0	0	0	0	0	0	50	70	6.35	1.412										
Ernie Camacho, R (6, 1) ERA: 2.35	1.1		4	0	0	0	1	0	0	0	0	0	0	12	16	0.00	0.000										
Bob Knepper, L (8, 1) ERA: 5.19	1.0		4	1	1	1	0	0	0	0	0	1	0	7	14	9.00	1.000										

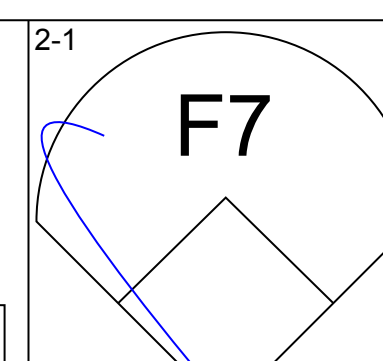
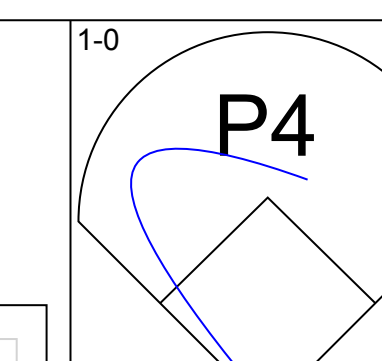
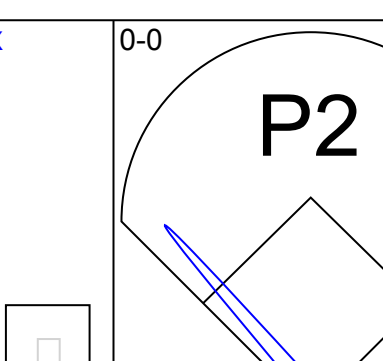
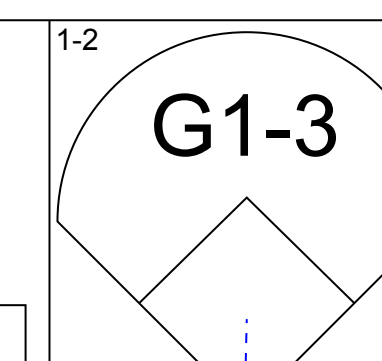
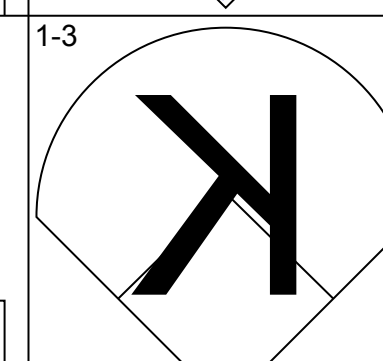
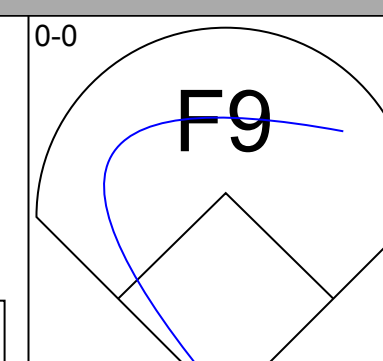
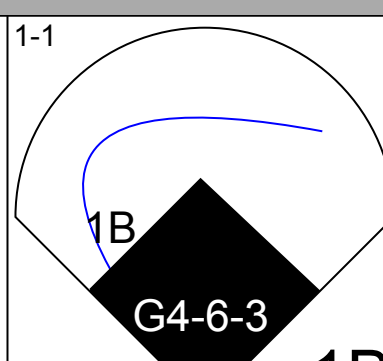
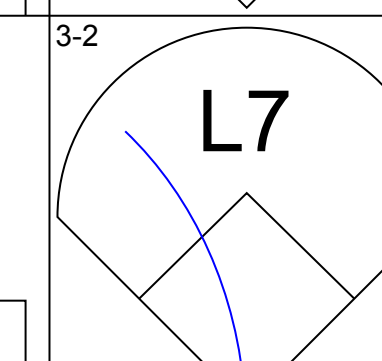
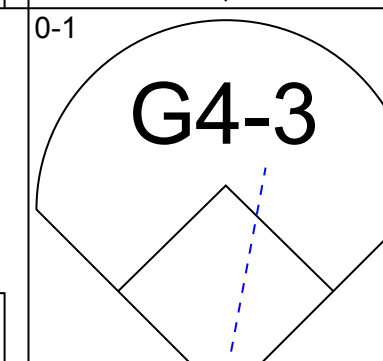
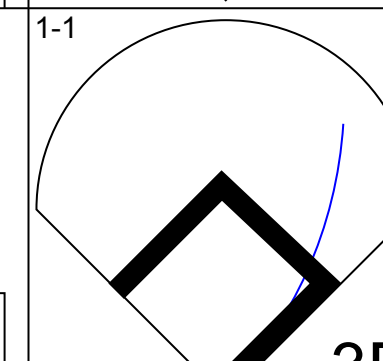
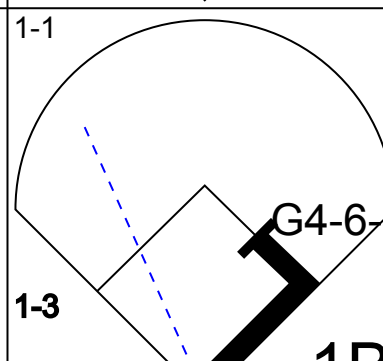
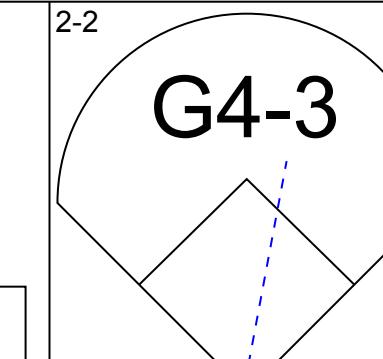
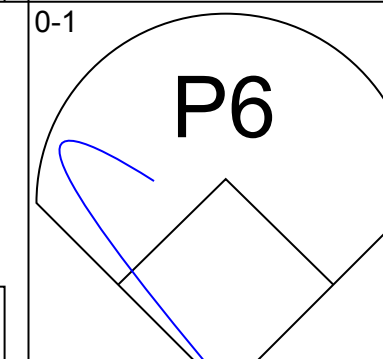
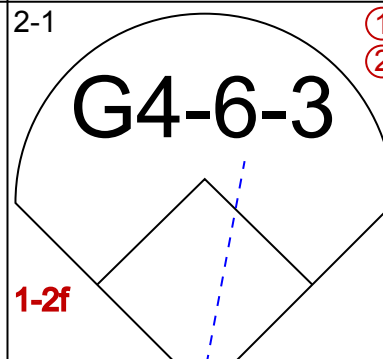
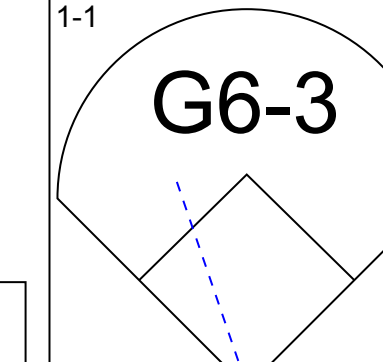
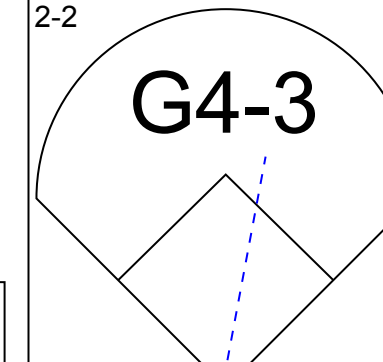
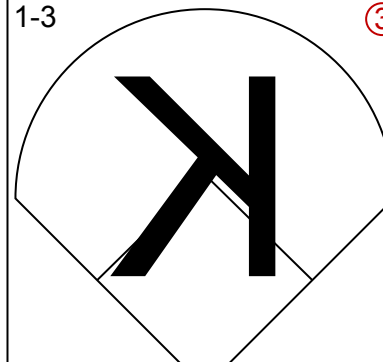
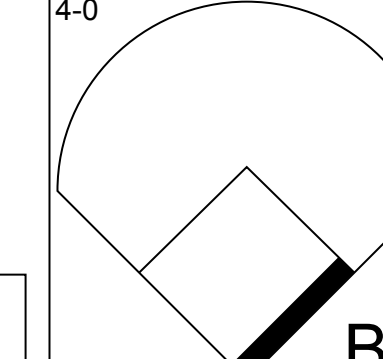
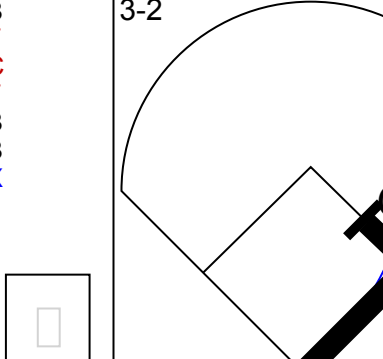
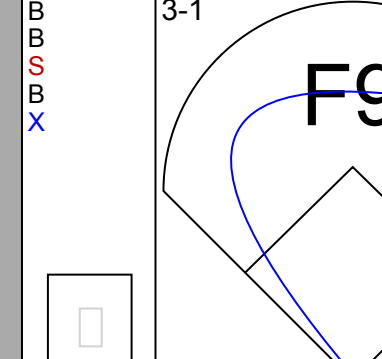
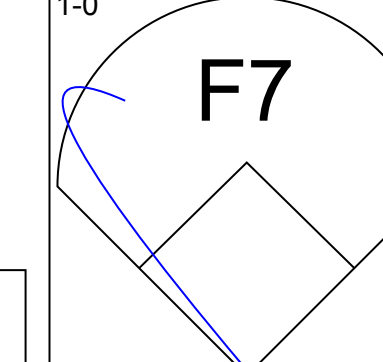
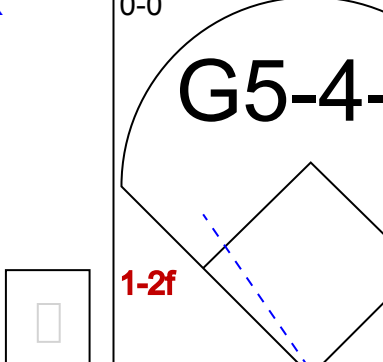
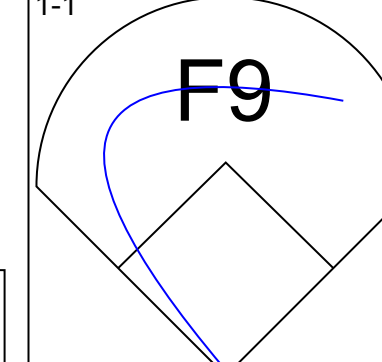
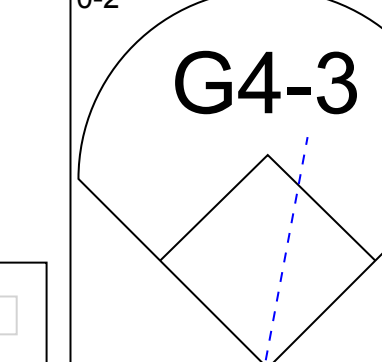
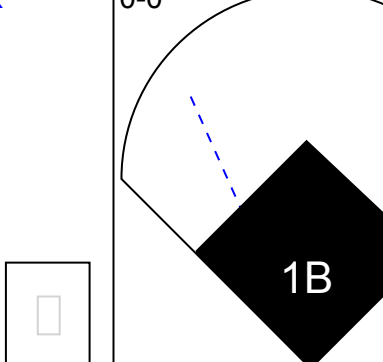
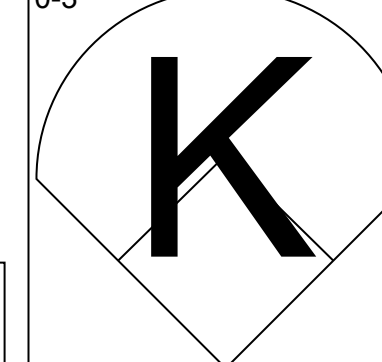
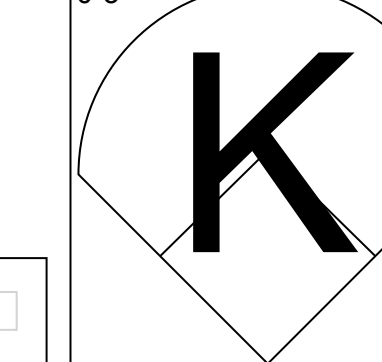
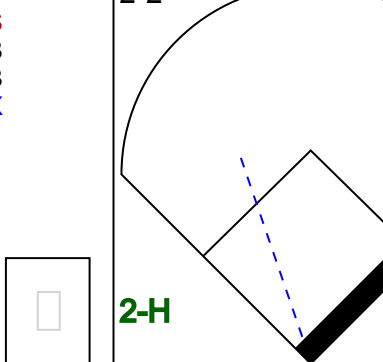
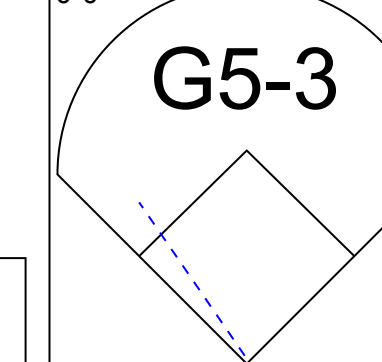
AB 33
R 2
H 9
RBI 2
BB 1
SO 9
LOB 11



AB 32
R 5
H 9
RBI 5
BB 1
SO 3
LOB 10



Batter	1	2	3	4	5	6	7	8	9	AB	R	H	RBI	BB	SO	LOB	TOP			
Brett Butler , L (1, 8) OBP: 0.348, SLG: 0.353										4	0	0	0	0	1	2	San Francisco Giants @ Los Angeles Dodgers Dodger Stadium, Los Angeles, CA Tue Sep 26 1989, 7:05 PM PDT Att: 27,622 - Unknown			
Robby Thompson , R (1, 4) OBP: 0.321, SLG: 0.402 Mike Laga , L (9, PH) OBP: 0.222, SLG: 0.444										3	0	0	0	0	1	0				
Will Clark , L (1, 3) OBP: 0.409, SLG: 0.552										4	1	2	1	0	1	0				
Kevin Mitchell , R (1, 7) OBP: 0.390, SLG: 0.643										3	0	0	0	1	1	1				
Ernest Riles , L (1, 5) OBP: 0.334, SLG: 0.405 Jose Uribe , S (9, PR) OBP: 0.272, SLG: 0.277										3	0	0	0	1	2	1				
Matt Williams , R (1, 6) OBP: 0.246, SLG: 0.463										4	0	0	0	0	1	2				
Terry Kennedy , L (1, 2) OBP: 0.310, SLG: 0.329										3	0	0	0	0	0	0				
Pat Sheridan , L (1, 9) OBP: 0.299, SLG: 0.341										3	0	1	0	0	2	0				
Kelly Downs , R (1, 1) OBP: 0.095, SLG: 0.095 Ken Oberkfell , L (8, PH) OBP: 0.319, SLG: 0.365 Mike Benjamin , R (6, PR) OBP: 0.200, SLG: 0.200 Jeff Brantley , R (8, 1) OBP: 0.083, SLG: 0.083										2	0	0	0	0	1	0				
Inning Stats	R: 1 E: 0 K: 2 S: 15	H: 1 LOB: 0 BB: 0 P: 21	R: 0 E: 0 K: 2 S: 8	H: 0 LOB: 0 BB: 0 P: 13	R: 0 E: 0 K: 1 S: 10	H: 0 LOB: 0 BB: 0 P: 17	R: 0 E: 0 K: 0 S: 5	H: 0 LOB: 0 BB: 0 P: 10	R: 0 E: 0 K: 0 S: 5	H: 0 LOB: 0 BB: 0 P: 6	R: 0 E: 0 K: 2 S: 10	H: 1 LOB: 1 BB: 0 P: 12	R: 0 E: 0 K: 0 S: 10	H: 2 LOB: 2 BB: 0 P: 14	R: 0 E: 0 K: 2 S: 12	H: 0 LOB: 2 BB: 2 P: 22		1B: 3 2B: 0 3B: 0 HR: 1	SF: 0 SAC: 0 DP: 0 HBP: 0	WP: 0 PB: 0 SB: 0 CS: 0
PITCHER Ramon Martinez , R (1, 1) ERA: 3.19 Jay Howell , R (9, 1) ERA: 1.6	IP: 8.2 WLS: W BF: 32 P: 21	H: 4 R: 1 ER: 1 SO: 11	H: 0 R: 0 ER: 0 SO: 0	H: 0 R: 0 ER: 0 SO: 0	H: 0 R: 0 ER: 0 SO: 0	H: 0 R: 0 ER: 0 SO: 0	H: 0 R: 0 ER: 0 SO: 0	H: 0 R: 0 ER: 0 SO: 0	H: 0 R: 0 ER: 0 SO: 0	H: 0 R: 0 ER: 0 SO: 0	H: 0 R: 0 ER: 0 SO: 0	H: 1 R: 0 ER: 0 SO: 1	H: 0 R: 0 ER: 0 SO: 1	H: 2 R: 0 ER: 0 SO: 0	H: 0 R: 0 ER: 0 SO: 0	H: 0 R: 0 ER: 0 SO: 0	ERA: 1.04 WHIP: 0.692	ERA: 0.00 WHIP: 0.000		

Batter	1	2	3	4	5	6	7	8	9	AB	R	H	RBI	BB	SO	LOB	BOTTOM			
Alfredo Griffin , S (1, 6) OBP: 0.288, SLG: 0.307										4	0	0	0	0	0	1	San Francisco Giants @ Los Angeles Dodgers Dodger Stadium, Los Angeles, CA Tue Sep 26 1989, 7:05 PM PDT Att: 27,622 - Unknown			
Willie Randolph , R (1, 4) OBP: 0.397, SLG: 0.328										4	1	1	0	0	1	0				
Lenny Harris , L (1, 7) OBP: 0.284, SLG: 0.301 Bill Bean , L (9, 7) OBP: 0.221, SLG: 0.179										3	0	2	0	0	0	0				
Eddie Murray , S (1, 3) OBP: 0.347, SLG: 0.407										3	0	0	0	0	0	2				
Jeff Hamilton , R (1, 5) OBP: 0.276, SLG: 0.383										3	0	0	0	0	1	1				
Mike Scioscia , L (1, 2) OBP: 0.341, SLG: 0.365										2	0	1	0	1	0	0				
John Shelby , S (1, 8) OBP: 0.238, SLG: 0.229										3	0	0	0	0	0	2				
Jose Gonzalez , R (1, 9) OBP: 0.329, SLG: 0.366										3	1	1	0	0	1	0				
Ramon Martinez , R (1, 1) ERA: 4.92 Jay Howell , R (9, 1) ERA: 4.06										3	0	1	1	0	1	0				
Inning Stats	R: 0 E: 0 K: 1 S: 8	H: 0 LOB: 0 BB: 0 P: 11	R: 0 E: 0 K: 0 S: 6	H: 0 LOB: 1 BB: 1 P: 14	R: 0 E: 0 K: 1 S: 8	H: 0 LOB: 0 BB: 0 P: 9	R: 0 E: 0 K: 0 S: 8	H: 1 LOB: 1 BB: 0 P: 11	R: 1 E: 0 K: 0 S: 10	H: 3 LOB: 1 BB: 0 P: 15	R: 1 E: 0 K: 0 S: 10	H: 2 LOB: 0 BB: 0 P: 15	R: 0 E: 0 K: 1 S: 7	H: 0 LOB: 0 BB: 0 P: 11	R: 0 E: 0 K: 0 S: 10	H: 0 LOB: 0 BB: 0 P: 14		1B: 4 2B: 1 3B: 1 HR: 0	SF: 0 SAC: 0 DP: 2 HBP: 0	WP: 0 PB: 0 SB: 0 CS: 0
PITCHER Kelly Downs , R (1, 1) ERA: 4.92 Jeff Brantley , R (8, 1) ERA: 4.06	IP: 7.0 WLS: L BF: 26 P: 21	H: 6 R: 2 ER: 2 SO: 4	H: 0 R: 0 ER: 0 SO: 0	H: 0 R: 0 ER: 0 SO: 0	H: 0 R: 0 ER: 0 SO: 0	H: 0 R: 0 ER: 0 SO: 0	H: 0 R: 0 ER: 0 SO: 0	H: 1 R: 0 ER: 0 SO: 1	H: 0 R: 0 ER: 0 SO: 0	H: 0 R: 0 ER: 0 SO: 0	H: 0 R: 0 ER: 0 SO: 0	H: 0 R: 0 ER: 0 SO: 0	H: 0 R: 0 ER: 0 SO: 0	H: 0 R: 0 ER: 0 SO: 0	H: 0 R: 0 ER: 0 SO: 0	H: 0 R: 0 ER: 0 SO: 0	ERA: 2.57 WHIP: 1.000	ERA: 0.00 WHIP: 0.000		

Batter	1	2	3	4	5	6	7	8	9	AB	R	H	RBI	BB	SO	LOB	TOP			
Brett Butler, L (1, 8) OBP: 0.347, SLG: 0.353	G4-3 1B		P2					F8		4	0	1	0	0	1	1	San Francisco Giants @ Los Angeles Dodgers Dodger Stadium, Los Angeles, CA Wed Sep 27 1989, 7:05 PM PDT Att: 34,210 - Unknown			
Robby Thompson, R (1, 4) OBP: 0.319, SLG: 0.400 Mike Laga, L (9, PH) OBP: 0.211, SLG: 0.421	K		F7			K		F9		3	0	0	0	0	2	1				
Will Clark, L (1, 3) OBP: 0.407, SLG: 0.549	G4-3 1-2					P5		F7		4	0	0	0	0	0	1				
Kevin Mitchell, R (1, 7) OBP: 0.390, SLG: 0.642	BB					K				3	0	1	0	1	2	0				
Ernest Riles, L (1, 5) OBP: 0.333, SLG: 0.403	K					F8		F9		4	0	1	0	0	1	3				
Matt Williams, R (1, 6) OBP: 0.243, SLG: 0.458			K			G4-3		F8		3	0	0	0	0	1	1				
Terry Kennedy, L (1, 2) OBP: 0.307, SLG: 0.326			K			G3				3	0	0	0	0	1	0				
Pat Sheridan, L (1, 9) OBP: 0.296, SLG: 0.337			K			K		F5		3	0	0	0	0	2	0				
Scott Garrelts, R (1, 1) OBP: 0.174, SLG: 0.197 Ken Oberkfell, L (8, PH) OBP: 0.323, SLG: 0.369 Donell Nixon, R (8, PR) OBP: 0.304, SLG: 0.288 Steve Bedrosian, R (8, 1) OBP: 0.167, SLG: 0.167			K					G6-3		2	0	0	0	0	1	0				
Inning Stats	R: 0 E: 0 K: 2 S: 11	H: 1 LOB: 2 BB: 1 P: 18	R: 0 E: 0 K: 3 S: 12	H: 0 LOB: 0 BB: 0 P: 18	R: 0 E: 0 K: 1 S: 6	H: 0 LOB: 0 BB: 0 P: 7	R: 0 E: 0 K: 1 S: 8	H: 0 LOB: 0 BB: 0 P: 13	R: 0 E: 0 K: 2 S: 9	H: 0 LOB: 0 BB: 0 P: 14	R: 0 E: 0 K: 1 S: 8	H: 1 LOB: 1 BB: 0 P: 11	R: 0 E: 0 K: 0 S: 6	H: 1 LOB: 2 BB: 0 P: 12	R: 0 E: 0 K: 0 S: 6	H: 1 LOB: 1 BB: 0 P: 7		1B: 4 2B: 0 3B: 0 HR: 0	SF: 0 SAC: 0 DP: 0 HBP: 0	WP: 1 PB: 0 SB: 0 CS: 0
PITCHER Tim Belcher, R (1, 1) ERA: 2.82	IP: 9.0 WLS: W BF: 32 H: 4 R: 0 ER: 0 SO: 11 BB: 1 IBB: 0 HBP: 0 BLK: 0 WP: 1 HR: 0 S: 75 P: 113 ERA: 0.00 WHIP: 0.556															PITCHER				

Batter	1	2	3	4	5	6	7	8	9	AB	R	H	RBI	BB	SO	LOB	BOTTOM			
Alfredo Griffin, S (1, 6) OBP: 0.287, SLG: 0.308	G4-3 1B 2B		P5			G3		K		4	1	1	0	0	1	1	San Francisco Giants @ Los Angeles Dodgers Dodger Stadium, Los Angeles, CA Wed Sep 27 1989, 7:05 PM PDT Att: 34,210 - Unknown			
Willie Randolph, R (1, 4) OBP: 0.396, SLG: 0.326	G4-3 2-3		F9			G4-3				3	0	0	0	0	0	1				
Mike Davis, L (1, 9) OBP: 0.305, SLG: 0.387 Jose Gonzalez, R (7, 9) OBP: 0.329, SLG: 0.366						G3		G3		3	0	1	1	0	1	0				
Eddie Murray, S (1, 3) OBP: 0.345, SLG: 0.405	1B					K		F9		3	0	0	0	0	2	1				
Jeff Hamilton, R (1, 5) OBP: 0.274, SLG: 0.381	P3					F9		F7		3	0	0	0	0	0	1				
Mike Scioscia, L (1, 2) OBP: 0.338, SLG: 0.363			K			G3		G3		3	0	0	0	0	1	0				
John Shelby, S (1, 8) OBP: 0.238, SLG: 0.230			G4-3			K				3	0	1	0	0	1	0				
Lenny Harris, L (1, 7) OBP: 0.285, SLG: 0.301 Bill Bean, L (9, 7) OBP: 0.221, SLG: 0.179			G3					F9		3	0	1	0	0	0	1				
Tim Belcher, R (1, 1) OBP: 0.137, SLG: 0.114			K			K		K		3	0	0	0	0	3	2				
Inning Stats	R: 1 E: 0 K: 1 S: 10	H: 2 LOB: 1 BB: 0 P: 13	R: 0 E: 0 K: 1 S: 8	H: 0 LOB: 0 BB: 0 P: 12	R: 0 E: 0 K: 1 S: 9	H: 0 LOB: 0 BB: 0 P: 10	R: 0 E: 0 K: 2 S: 7	H: 0 LOB: 0 BB: 0 P: 10	R: 0 E: 0 K: 0 S: 6	H: 1 LOB: 1 BB: 0 P: 15	R: 0 E: 0 K: 0 S: 5	H: 0 LOB: 0 BB: 0 P: 5	R: 0 E: 0 K: 2 S: 13	H: 1 LOB: 1 BB: 0 P: 15	R: 0 E: 0 K: 0 S: 13	H: 1 LOB: 1 BB: 0 P: 15		1B: 3 2B: 1 3B: 0 HR: 0	SF: 0 SAC: 0 DP: 0 HBP: 0	WP: 0 PB: 0 SB: 1 CS: 0
PITCHER Scott Garrelts, R (1, 1) ERA: 2.28 Steve Bedrosian, R (8, 1) ERA: 2.9	IP: 7.0 WLS: L BF: 24 H: 3 R: 1 ER: 1 SO: 7 BB: 0 IBB: 0 HBP: 0 BLK: 0 WP: 0 HR: 0 S: 56 P: 73 ERA: 1.29 WHIP: 0.429															PITCHER				

AB	31
R	0
H	4
RBI	0
BB	1
SO	11
LOB	7



AB	28
R	1
H	4
RBI	1
BB	0
SO	9
LOB	7



Batter	1	2	3	4	5	6	7	8	9	AB	R	H	RBI	BB	SO	LOB	TOP					
Pat Sheridan, L (1, 8) OBP: 0.295, SLG: 0.335 Donell Nixon, R (8, PH) OBP: 0.311, SLG: 0.295	P5		F8		K			K		3	0	0	0	0	1	3						
Ken Oberkfell, L (1, 5) OBP: 0.316, SLG: 0.359 Bob Brenly, R (6, 2) OBP: 0.246, SLG: 0.264	F7			K		L9		P4		3	0	0	0	0	1	0						
Will Clark, L (1, 3) OBP: 0.407, SLG: 0.546	G3-1			4-3				F8		4	0	1	0	0	0	0						
Kevin Mitchell, R (1, 7) OBP: 0.388, SLG: 0.635		F7				F8		F8		4	0	1	0	0	0	1						
Ernest Riles, L (1, 4) OBP: 0.339, SLG: 0.404 Bill Bathe, R (9, PH) OBP: 0.273, SLG: 0.313	G1-3			F8				F9		2	0	0	0	1	0	1						
Terry Kennedy, L (1, 2) OBP: 0.306, SLG: 0.324 Atlee Hammaker, S (6, 1) OBP: 0.368, SLG: 0.421 Steve Bedrosian, R (7, 1) OBP: 0.167, SLG: 0.167 Craig Lefferts, L (8, 1) Greg Litton, R (9, PH) OBP: 0.291, SLG: 0.413	K				L9			K		3	0	0	0	0	2	2						
Candy Maldonado, R (1, 9) OBP: 0.296, SLG: 0.362			K		K			G6-3		2	0	0	0	1	2	0						
Chris Speier, R (1, 6) OBP: 0.333, SLG: 0.351								G6-3		3	0	2	0	0	0	1						
Kelly Downs, R (1, 1) OBP: 0.091, SLG: 0.091 Mike Laga, L (5, PH) OBP: 0.230, SLG: 0.400 Jeff Brantley, R (5, 1) OBP: 0.083, SLG: 0.083 Matt Williams, R (6, 5) OBP: 0.242, SLG: 0.455			K					F7		1	0	0	0	0	1	1						
Inning Stats	R: 0 E: 0 K: 0 S: 10	H: 0 LOB: 0 BB: 0 P: 17	R: 0 E: 0 K: 1 S: 10	H: 0 LOB: 0 BB: 0 P: 12	R: 0 E: 0 K: 2 S: 10	H: 1 LOB: 1 BB: 0 P: 13	R: 0 E: 0 K: 1 S: 10	H: 1 LOB: 1 BB: 0 P: 17	R: 0 E: 0 K: 2 S: 12	H: 1 LOB: 2 BB: 1 P: 23	R: 0 E: 0 K: 0 S: 5	H: 0 LOB: 0 BB: 1 P: 11	R: 0 E: 0 K: 1 S: 7	H: 0 LOB: 0 BB: 0 P: 11	R: 0 E: 0 K: 1 S: 6	H: 0 LOB: 0 BB: 0 P: 11	1B: 3 2B: 1 3B: 0 HR: 0	SF: 0 SAC: 0 DP: 1 HBP: 0	WP: 0 PB: 0 SB: 0 CS: 0	PA: 33		
PITCHER	IP WLS BF H R ER SO BB IBB HBP BLK WP HR S P ERA WHIP	IP WLS BF H R ER SO BB IBB HBP BLK WP HR S P ERA WHIP	IP WLS BF H R ER SO BB IBB HBP BLK WP HR S P ERA WHIP	IP WLS BF H R ER SO BB IBB HBP BLK WP HR S P ERA WHIP	IP WLS BF H R ER SO BB IBB HBP BLK WP HR S P ERA WHIP	IP WLS BF H R ER SO BB IBB HBP BLK WP HR S P ERA WHIP	IP WLS BF H R ER SO BB IBB HBP BLK WP HR S P ERA WHIP	IP WLS BF H R ER SO BB IBB HBP BLK WP HR S P ERA WHIP	IP WLS BF H R ER SO BB IBB HBP BLK WP HR S P ERA WHIP	IP WLS BF H R ER SO BB IBB HBP BLK WP HR S P ERA WHIP	IP WLS BF H R ER SO BB IBB HBP BLK WP HR S P ERA WHIP	IP WLS BF H R ER SO BB IBB HBP BLK WP HR S P ERA WHIP	IP WLS BF H R ER SO BB IBB HBP BLK WP HR S P ERA WHIP	IP WLS BF H R ER SO BB IBB HBP BLK WP HR S P ERA WHIP	IP WLS BF H R ER SO BB IBB HBP BLK WP HR S P ERA WHIP	IP WLS BF H R ER SO BB IBB HBP BLK WP HR S P ERA WHIP	IP WLS BF H R ER SO BB IBB HBP BLK WP HR S P ERA WHIP	IP WLS BF H R ER SO BB IBB HBP BLK WP HR S P ERA WHIP	IP WLS BF H R ER SO BB IBB HBP BLK WP HR S P ERA WHIP	IP WLS BF H R ER SO BB IBB HBP BLK WP HR S P ERA WHIP	IP WLS BF H R ER SO BB IBB HBP BLK WP HR S P ERA WHIP	IP WLS BF H R ER SO BB IBB HBP BLK WP HR S P ERA WHIP

San Francisco Giants @ San Diego Padres
 Jack Murphy Stadium, San Diego, CA
 Sun Oct 01 1989, 6:33 AM EDT
 Att: 24,031 - Sunny - 80 F

AB	30
R	0
H	4
RBI	0
BB	3
SO	9
LOB	9



Batter	1	2	3	4	5	6	7	8	9	AB	R	H	RBI	BB	SO	LOB	BOTTOM					
Joey Cora, S (1, 6) OBP: 0.350, SLG: 0.368	F7	G3-1					G4-3			3	0	0	0	1	0	2						
Roberto Alomar, S (1, 4) OBP: 0.347, SLG: 0.376	G4-3		G4-3		FC5-6-4			PB		4	2	1	0	0	0	1						
Tony Gwynn, L (1, 9) OBP: 0.389, SLG: 0.424			G3-1					G4-3		4	0	3	2	0	0	0						
Jerald Clark, R (1, 7) OBP: 0.250, SLG: 0.317	P6							F8		3	0	0	0	1	0	3						
Phil Stephenson, L (1, 3) OBP: 0.326, SLG: 0.395					F8		G3		G4-3	4	1	1	1	0	0	2						
Sandy Alomar Jr., R (1, 2) OBP: 0.318, SLG: 0.421		P6							P4	4	0	0	0	0	0	1						
Mike Pagliarulo, L (1, 5) OBP: 0.275, SLG: 0.299					G4-3				K	3	0	1	0	0	1	0						
Shawn Abner, R (1, 8) OBP: 0.213, SLG: 0.275					F7				F7	3	0	1	0	0	0	0						
Greg Harris, R (1, 1) OBP: 0.143, SLG: 0.053 Garry Templeton, S (7, PH) OBP: 0.286, SLG: 0.354 Mark Davis, L (8, 1) ERA: 4.07									K	2	0	0	0	0	2	2						
Inning Stats	R: 0 E: 0 K: 0 S: 8	H: 1 LOB: 1 BB: 0 P: 10	R: 1 E: 0 K: 1 S: 17	H: 3 LOB: 2 BB: 0 P: 25	R: 0 E: 0 K: 0 S: 9	H: 0 LOB: 1 BB: 1 P: 15	R: 0 E: 0 K: 0 S: 10	H: 0 LOB: 0 BB: 0 P: 14	R: 1 E: 0 K: 1 S: 14	H: 1 LOB: 1 BB: 1 P: 21	R: 0 E: 0 K: 1 S: 7	H: 0 LOB: 0 BB: 0 P: 10	R: 0 E: 0 K: 1 S: 5	H: 0 LOB: 0 BB: 0 P: 5	R: 1 E: 0 K: 0 S: 8	H: 2 LOB: 1 BB: 0 P: 11	1B: 6 2B: 0 3B: 0 HR: 1	SF: 0 SAC: 0 DP: 0 HBP: 0	WP: 0 PB: 1 SB: 0 CS: 0	PA: 33		
PITCHER	IP WLS BF H R ER SO BB IBB HBP BLK WP HR S P ERA WHIP	IP WLS BF H R ER SO BB IBB HBP BLK WP HR S P ERA WHIP	IP WLS BF H R ER SO BB IBB HBP BLK WP HR S P ERA WHIP	IP WLS BF H R ER SO BB IBB HBP BLK WP HR S P ERA WHIP	IP WLS BF H R ER SO BB IBB HBP BLK WP HR S P ERA WHIP	IP WLS BF H R ER SO BB IBB HBP BLK WP HR S P ERA WHIP	IP WLS BF H R ER SO BB IBB HBP BLK WP HR S P ERA WHIP	IP WLS BF H R ER SO BB IBB HBP BLK WP HR S P ERA WHIP	IP WLS BF H R ER SO BB IBB HBP BLK WP HR S P ERA WHIP	IP WLS BF H R ER SO BB IBB HBP BLK WP HR S P ERA WHIP	IP WLS BF H R ER SO BB IBB HBP BLK WP HR S P ERA WHIP	IP WLS BF H R ER SO BB IBB HBP BLK WP HR S P ERA WHIP	IP WLS BF H R ER SO BB IBB HBP BLK WP HR S P ERA WHIP	IP WLS BF H R ER SO BB IBB HBP BLK WP HR S P ERA WHIP	IP WLS BF H R ER SO BB IBB HBP BLK WP HR S P ERA WHIP	IP WLS BF H R ER SO BB IBB HBP BLK WP HR S P ERA WHIP	IP WLS BF H R ER SO BB IBB HBP BLK WP HR S P ERA WHIP	IP WLS BF H R ER SO BB IBB HBP BLK WP HR S P ERA WHIP	IP WLS BF H R ER SO BB IBB HBP BLK WP HR S P ERA WHIP	IP WLS BF H R ER SO BB IBB HBP BLK WP HR S P ERA WHIP	IP WLS BF H R ER SO BB IBB HBP BLK WP HR S P ERA WHIP	IP WLS BF H R ER SO BB IBB HBP BLK WP HR S P ERA WHIP

San Francisco Giants @ San Diego Padres
 Jack Murphy Stadium, San Diego, CA
 Sun Oct 01 1989, 6:33 AM EDT
 Att: 24,031 - Sunny - 80 F

AB	31
R	3
H	7
RBI	3
BB	2
SO	4
LOB	11



Batter	1	2	3	4	5	6	7	8	9	AB	R	H	RBI	BB	SO	LOB	TOP			
Brett Butler , L (1, 8) OBP: 0.400, SLG: 0.250	2-2 PB SH5-3 2B 1B	0-3 K		4-0 HR IBB		3-2 G6-3		3-2 G6-3		4	2	1	0	1	1	0	San Francisco Giants @ Chicago Cubs Wrigley Field, Chicago, IL Wed Oct 04 1989, 7:05 PM CDT Att: 39,195 - Unknown - 55 F			
Robby Thompson , R (1, 4) OBP: 0.250, SLG: 0.250	0-0 SH5-3 1-2		1-1 G6-3	1-2 P6		1-1 1B		1-0 E5 HR WP		4	1	1	0	0	0	3				
Will Clark , L (1, 3) OBP: 1.000, SLG: 2.750	2-0 1B 2B 2H		3-2 HR	0-0 HR		0-2 1B		4-0 1-2 HR BB		4	4	4	6	1	0	0				
Kevin Mitchell , R (1, 7) OBP: 0.400, SLG: 1.000	1-1 2B 1B		2-3 K	3-2 G5-3		3-1 F8		2-1 HR		5	2	2	3	0	1	2				
Matt Williams , R (1, 5) OBP: 0.400, SLG: 0.500	0-1 G4-3 1H 3H 2B		2-2 HBP		0-0 P4		1-2 G6-3	1-2 P2		4	0	1	2	0	0	0				
Terry Kennedy , L (1, 2) OBP: 0.250, SLG: 0.250 Kirt Manwaring , R (9, PH)	1-2 G4-3 2-3		0-0 G4-3		2-1 FC4-6 1B		1-0 G3		2-1 G1-6-3	4	0	1	0	0	0	2				
Pat Sheridan , L (1, 9) OBP: 0.500, SLG: 1.000 Candy Maldonado , R (9, PH)	0-1 F6			3-2 1B HR 1B	1-0 FC4-6 1-2		2-1 CS 3B		1-0 F9	4	1	2	0	0	0	2				
Jose Uribe , S (1, 6) OBP: 0.400, SLG: 0.250		1-1 G3		1-0 HR 1B	1-3 K		4-2 BB		2-3 K	4	1	1	0	1	2	1				
Scott Garrelts , R (1, 1) Bill Bathe , R (8, PH) Jeff Brantley , R (8, 1) Atlee Hammaker , S (9, 1)		0-1 G6-3		2-3 K 1-2		0-0 G4-3	1-1 CS		3-3 K	3	0	0	0	0	1	2				
Inning Stats	R: 3 E: 0 K: 0 S: 16	H: 4 LOB: 1 BB: 0 P: 22	R: 0 E: 0 K: 1 S: 7	H: 0 LOB: 0 BB: 0 P: 8	R: 1 E: 0 K: 1 S: 15	H: 1 LOB: 1 BB: 0 P: 23	R: 4 E: 0 K: 1 S: 16	H: 3 LOB: 0 BB: 1 P: 30	R: 0 E: 0 K: 0 S: 12	H: 1 LOB: 2 BB: 0 P: 19	R: 0 E: 0 K: 0 S: 9	H: 1 LOB: 1 BB: 1 P: 18	R: 3 E: 1 K: 1 S: 12	H: 1 LOB: 0 BB: 1 P: 26	R: 0 E: 0 K: 1 S: 6	H: 0 LOB: 0 BB: 0 P: 11		1B: 7 2B: 2 3B: 1 HR: 3	SF: 0 SAC: 1 DP: 0 HBP: 1	WP: 1 PB: 1 SB: 1 CS: 1
PITCHER	IP WLS BF H R ER SO BB IBB HBP BLK WP HR S P ERA WHIP																			
Greg Maddux , R (1, 1) ERA: 18.0	4.0 L 22 8 8 8 3 0 1 1 0 0 2 54 83 18.00 2.000																			
Paul Kilgus , L (5, 1) ERA:	3.0 13 4 0 0 1 1 0 0 0 0 0 28 48 0.00 1.667																			
Steve Wilson , L (8, 1) ERA:	2.0 9 1 3 0 2 1 0 0 0 1 1 18 37 0.00 1.000																			

Batter	1	2	3	4	5	6	7	8	9	AB	R	H	RBI	BB	SO	LOB	BOTTOM			
Jerome Walton , R (1, 8) OBP: 0.250, SLG: 0.250 Steve Wilson , L (8, 1) Domingo Ramos , R (9, PH)	0-0 G5-3		2-1 G4-3		1-3 K		2-2 23 1B		0-0 L9	4	0	1	0	0	1	0	San Francisco Giants @ Chicago Cubs Wrigley Field, Chicago, IL Wed Oct 04 1989, 7:05 PM CDT Att: 39,195 - Unknown - 55 F			
23 Ryne Sandberg , R (1, 4) OBP: 0.600, SLG: 1.400	3-1 HR 2B		2-0 HR		3-2 F9		0-0 1-2 1B		1-0 F8	5	2	3	1	0	0	1				
Dwight Smith , L (1, 7)	2-3 K		0-1 L5		0-0 G5-3		1-1 L8			4	0	0	0	0	1	3				
Mark Grace , L (1, 3) OBP: 0.750, SLG: 1.500	3-2 2H HR		0-0 S 1B		0-0 G5-3 G4-3 1B		1-2 F8			4	1	3	2	0	0	0				
Andre Dawson , R (1, 9)	0-0 G4-3		4-1 1-2 BB		1-0 G4-3		1-0 G4-3		0-3 K	3	0	0	0	1	1	1				
Luis Salazar , R (1, 5) OBP: 0.500, SLG: 1.000		2-0 3B	1-0 P6		0-1 G5-3		0-1 G5-3		2-0 1B	4	0	2	0	0	0	3				
Shawon Dunston , R (1, 6)		2-3 K		1-0 F8		0-0 G5-3		0-0 L9		4	0	0	0	0	1	3				
Rick Wrona , R (1, 2)		0-3 K		1-3 K		1-2 L5		0-1 G6-3		4	0	0	0	0	2	1				
Greg Maddux , R (1, 1) Vance Law , R (4, PH) Paul Kilgus , L (5, 1) Marvell Wynne , L (7, PH) Lloyd McClendon , R (9, PH) OBP: 1.000, SLG: 1.000		2-0 P4		2-3 K		0-0 P7		1-0 1B		1	0	0	0	0	0	1				
Inning Stats	R: 2 E: 0 K: 1 S: 17	H: 2 LOB: 0 BB: 0 P: 25	R: 0 E: 0 K: 2 S: 8	H: 1 LOB: 1 BB: 0 P: 14	R: 1 E: 0 K: 0 S: 8	H: 2 LOB: 2 BB: 1 P: 17	R: 0 E: 0 K: 2 S: 7	H: 0 LOB: 0 BB: 0 P: 11	R: 0 E: 0 K: 0 S: 5	H: 1 LOB: 1 BB: 0 P: 6	R: 0 E: 0 K: 0 S: 10	H: 2 LOB: 2 BB: 0 P: 14	R: 0 E: 0 K: 1 S: 8	H: 1 LOB: 1 BB: 0 P: 11	R: 0 E: 0 K: 0 S: 5	H: 1 LOB: 1 BB: 0 P: 7		1B: 6 2B: 1 3B: 1 HR: 2	SF: 0 SAC: 0 DP: 0 HBP: 0	WP: 0 PB: 0 SB: 1 CS: 0
PITCHER	IP WLS BF H R ER SO BB IBB HBP BLK WP HR S P ERA WHIP																			
Scott Garrelts , R (1, 1) ERA: 3.86	7.0 W 30 8 3 3 6 1 0 0 0 0 0 2 62 98 3.86 1.286																			
Jeff Brantley , R (8, 1) ERA:	1.0 4 1 0 0 1 0 0 0 0 0 0 8 11 0.00 1.000																			
Atlee Hammaker , L (9, 1) ERA:	1.0 4 1 0 0 0 0 0 0 0 0 0 5 7 0.00 1.000																			



Batter	1	2	3	4	5	6	7	8	9	AB	R	H	RBI	BB	SO	LOB	TOP					
Jerome Walton, R OBP: 0.357, SLG: 0.308										5	0	0	0	0	1	3						
23 Ryne Sandberg, R OBP: 0.533, SLG: 1.000										3	1	1	1	1	1	0						
Dwight Smith, L OBP: 0.214, SLG: 0.231										5	1	1	0	0	1	2						
Mark Grace, L OBP: 0.769, SLG: 1.273										3	0	2	0	1	0	2						
Andre Dawson, R OBP: 0.231, SLG: 0.091										4	0	1	2	0	0	3						
Luis Salazar, R OBP: 0.584, SLG: 0.545 Curtis Wilkerson, S										4	0	1	0	0	0	1						
Shawon Dunston, R OBP: 0.333, SLG: 0.273										4	1	2	0	0	0	0						
Joe Girardi, R OBP: 0.333, SLG: 0.200 Marvell Wynne, L										2	0	1	0	0	0	0						
Lloyd McClendon, R OBP: 0.500, SLG: 0.500										0	0	0	0	0	0	2						
Rick Sutcliffe, L OBP: 0.500, SLG: 1.000 Greg Maddux, R										2	0	1	0	0	0	3						
Paul Assenmacher, L Les Lancaster, R Mitch Webster, S										0	0	0	0	0	0	0						
Inning Stats	R: 2 E: 0 K: 1 S: 18	H: 3 LOB: 1 BB: 0 P: 25	R: 0 E: 0 K: 0 S: 7	H: 1 LOB: 1 BB: 0 P: 15	R: 0 E: 0 K: 1 S: 8	H: 1 LOB: 1 BB: 0 P: 14	R: 1 E: 1 K: 0 S: 7	H: 2 LOB: 1 BB: 0 P: 12	R: 0 E: 0 K: 1 S: 9	H: 0 LOB: 0 BB: 1 P: 15	R: 0 E: 0 K: 0 S: 5	H: 0 LOB: 0 BB: 0 P: 8	R: 1 E: 1 K: 0 S: 7	H: 1 LOB: 0 BB: 0 P: 7	R: 0 E: 1 K: 0 S: 10	H: 2 LOB: 2 BB: 1 P: 14	R: 0 E: 0 K: 0 S: 8	H: 0 LOB: 1 BB: 1 P: 15	1B: 8 2B: 3 3B: 0 HR: 0	SF: 1 SAC: 2 DP: 2 HBP: 0	WP: 2 PB: 0 SB: 0 CS: 0	PA: 39
PITCHER	IP WLS BF H R ER SO BB IBB HBP BLK WP HR S P ERA WHIP																					
Michael LaCoss, R ERA: 9.0	(1, 1) 3.0 17 7 3 3 2 0 0 0 0 0 1 0 38 62 9.00 2.333																					
Jeff Brantley, R ERA:	(4, 1) 3.0 9 0 0 0 1 1 0 0 0 0 1 0 16 27 0.00 0.333																					
Don Robinson, R ERA:	(7, 1) 1.2 W 8 3 1 0 1 0 0 0 0 0 0 0 13 14 0.00 1.800																					
Craig Lefferts, L ERA: 9.0	(8, 1) 0.1 1 0 0 0 0 0 0 0 0 0 0 0 4 7 0.00 0.000																					
Steve Bedrosian, R ERA:	(9, 1) 1.0 S 4 0 0 0 0 1 0 0 0 0 0 0 8 15 0.00 1.000																					

Chicago Cubs @ San Francisco Giants
Candlestick Park, San Francisco, CA
Sat Oct 07 1989, 10:05 PM EDT
Att: 62,065 - Sunny - 75 F

AB 34
R 4
H 10
RBI 3
BB 2
SO 3
LOB 16



Batter	1	2	3	4	5	6	7	8	9	AB	R	H	RBI	BB	SO	LOB	BOTTOM			
Brett Butler, L OBP: 0.357, SLG: 0.250										4	2	2	0	0	0	1				
Robby Thompson, R OBP: 0.385, SLG: 0.833										4	2	2	2	0	1	1				
Will Clark, L OBP: 0.643, SLG: 1.167										4	0	2	0	0	1	2				
Kevin Mitchell, R OBP: 0.538, SLG: 1.000										3	1	1	0	1	0	2				
Matt Williams, R OBP: 0.308, SLG: 0.583										4	0	0	1	0	0	4				
Terry Kennedy, L OBP: 0.300, SLG: 0.333										3	0	0	0	1	1	1				
Candy Maldonado, R Don Robinson, R Craig Lefferts, L Ken Oberkfell, L Steve Bedrosian, R										2	0	0	1	1	0	1				
Jose Uribe, S OBP: 0.364, SLG: 0.300										4	0	1	1	0	0	0				
Michael LaCoss, R Jeff Brantley, R Donell Nixon, R Pat Sheridan, L OBP: 0.288, SLG: 0.571										1	0	0	0	0	0	3				
Inning Stats	R: 3 E: 0 K: 0 S: 12	H: 3 LOB: 3 BB: 3 P: 31	R: 0 E: 0 K: 2 S: 9	H: 0 LOB: 0 BB: 0 P: 11	R: 0 E: 0 K: 0 S: 8	H: 1 LOB: 1 BB: 0 P: 12	R: 0 E: 0 K: 0 S: 5	H: 0 LOB: 0 BB: 1 P: 14	R: 0 E: 0 K: 0 S: 6	H: 1 LOB: 0 BB: 0 P: 8	R: 0 E: 0 K: 0 S: 5	H: 0 LOB: 0 BB: 0 P: 11	R: 2 E: 0 K: 0 S: 12	H: 3 LOB: 1 BB: 0 P: 21	R: 0 E: 0 K: 1 S: 10	H: 0 LOB: 0 BB: 0 P: 16	1B: 7 2B: 0 3B: 0 HR: 1	SF: 0 SAC: 0 DP: 1 HBP: 0	WP: 0 PB: 0 SB: 0 CS: 0	PA: 35
PITCHER	IP WLS BF H R ER SO BB IBB HBP BLK WP HR S P ERA WHIP																			
Rick Sutcliffe, R ERA: 4.5	(1, 1) 6.0 26 5 3 3 2 2 2 0 0 0 0 0 45 87 4.50 1.167																			
Paul Assenmacher, L ERA: 13.5	(7, 1) 0.1 2 1 1 1 0 0 0 0 0 0 0 0 3 6 27.00 3.000																			
Les Lancaster, R ERA: 6.35	(7, 1) 1.2 L 7 2 1 1 1 1 0 0 0 0 0 0 1 19 31 5.40 1.200																			

Chicago Cubs @ San Francisco Giants
Candlestick Park, San Francisco, CA
Sat Oct 07 1989, 10:05 PM EDT
Att: 62,065 - Sunny - 75 F

AB 31
R 5
H 8
RBI 5
BB 4
SO 3
LOB 15



Batter	1	2	3	4	5	6	7	8	9	AB	R	H	RBI	BB	SO	LOB	TOP					
Jerome Walton, R (1, 8) OBP: 0.417, SLG: 0.364	1-2 1B		2-1 E7 23 2B		3-2 G6-3			4-0 G4-3 23 SH1-3 BB	0-0 1-2 2-H 1B	4	1	2	1	1	0	0						
23 Ryne Sandberg, R (1, 4) OBP: 0.458, SLG: 0.800	2-3 K		1-0 2B				0-0 P6	0-1 SH1-3	0-0 G4-3	4	0	1	1	0	1	3						
Marvell Wynne, L (1, 7) OBP: 0.167, SLG: 0.167	1-0 P2		0-1 L8				1-0 1B	1-0 G4-3		4	0	1	0	0	0	2						
Mark Grace, L (1, 3) OBP: 0.682, SLG: 1.118	1-2 1B			1-1 L3			2-1 1B	4-0 1B		3	0	2	0	1	0	0						
Andre Dawson, R (1, 9) OBP: 0.227, SLG: 0.158 Mitch Williams, L (8, 1) Les Lancaster, R (8, 1)	0-3 K			2-2 1B HBP			0-0 F9	1-2 G1-3		3	0	0	0	0	0	16						
Luis Salazar, R (1, 5) OBP: 0.388, SLG: 0.632		0-1 G5-3		0-1 G4-6-3 1B			1-1 G4-3		2-2 G5-3	4	0	1	0	0	0	2						
Shawon Dunston, R (1, 6) OBP: 0.350, SLG: 0.316		0-0 G1-3		0-0 G4-6-3 1-2			2-1 G6-3 1B		0-1 F7	4	0	1	0	0	0	2						
Joe Girardi, R (1, 2) Curtis Wilkerson, S (8, PH) OBP: 0.500, SLG: 0.500		1-0 L4		2-1 G6-3			1-0 G6-3		1-2 1B 1B	3	0	0	0	0	0	1						
Mike Bielecki, R (1, 1) Mitch Webster, S (8, 9) OBP: 0.200, SLG: 0.200 OBP: 0.333, SLG: 0.333			0-0 P3		1-3 K		1-3 K		0-1 1B 1B	3	0	0	0	0	2	0						
Inning Stats	R: 0 E: 0 K: 2 S: 15	H: 2 LOB: 2 BB: 0 P: 19	R: 0 E: 0 K: 0 S: 4	H: 0 LOB: 0 BB: 0 P: 5	R: 1 E: 1 K: 0 S: 6	H: 1 LOB: 0 BB: 0 P: 9	R: 0 E: 0 K: 0 S: 7	H: 1 LOB: 1 BB: 0 P: 10	R: 0 E: 0 K: 1 S: 9	H: 0 LOB: 0 BB: 0 P: 15	R: 0 E: 0 K: 1 S: 7	H: 2 LOB: 2 BB: 0 P: 11	R: 0 E: 0 K: 1 S: 6	H: 1 LOB: 0 BB: 0 P: 10	R: 0 E: 0 K: 0 S: 7	H: 0 LOB: 2 BB: 2 P: 17	R: 1 E: 0 K: 0 S: 12	H: 3 LOB: 2 BB: 0 P: 15	1B: 9 2B: 1 3B: 0 HR: 0	SF: 0 SAC: 1 DP: 2 HBP: 1	WP: 0 PB: 0 SB: 0 CS: 0	PA: 38
PITCHER	IP WLS BF H R ER SO BB IBB HBP BLK WP HR S P ERA WHIP	IP WLS BF H R ER SO BB IBB HBP BLK WP HR S P ERA WHIP																				
Rick Reuschel, R (1, 1) ERA: 5.19	8.0 W 32 7 1 0 4	1.0 S 6 3 1 1 0																				
Steve Bedrosian, R (9, 1) ERA: 2.7																						

Chicago Cubs @ San Francisco Giants
Candlestick Park, San Francisco, CA
Mon Oct 09 1989, 6:33 AM EDT
Att: 62,084 - Sunny - 76 F

AB 34
R 2
H 10
RBI 2
BB 2
SO 4
LOB 16



Batter	1	2	3	4	5	6	7	8	9	AB	R	H	RBI	BB	SO	LOB	BOTTOM			
Brett Butler, L (1, 8) OBP: 0.318, SLG: 0.211	0-0 P2			1-2 G6-3				4-2 BB 1B BB		3	1	0	0	1	1	0				
Robby Thompson, R (1, 4) OBP: 0.381, SLG: 0.611	0-2 G3-1			1-2 P6			3-2 L7	4-0 1B BB		3	0	0	0	1	0	0				
Will Clark, L (1, 3) OBP: 0.682, SLG: 1.200	2-3 K			1-1 1B			0-0 SF8	1-2 BB 1B		4	1	3	2	0	1	0				
Kevin Mitchell, R (1, 7) OBP: 0.429, SLG: 0.706		2-3 K		2-3 K			0-1 SF8	4-2 BB BB		2	0	0	1	1	2	1				
Matt Williams, R (1, 5) OBP: 0.333, SLG: 0.650		2-0 F3			1-1 E6 PB 1B		3-3 K	1-0 P6		4	0	1	0	0	1	3				
Terry Kennedy, L (1, 2) OBP: 0.235, SLG: 0.250		2-2 G6-3			1-1 P5		1-2 G6-3			3	0	0	0	0	0	1				
Pat Sheridan, L (1, 9) OBP: 0.154, SLG: 0.308 Ken Oberkfell, L (8, PH) Steve Bedrosian, R (9, 1)			2-3 K		2-3 K		3-2 F7			2	0	0	0	0	2	1				
Jose Uribe, S (1, 6) OBP: 0.278, SLG: 0.294			2-2 L8		2-2 F7		1-3 K			3	0	0	0	0	1	1				
Rick Reuschel, R (1, 1) Candy Maldonado, R (8, PH) (9, 9)				0-0 G6-3			1-0 G1-3	4-2 BB BB 1B BB		2	0	0	0	0	0	0				
Inning Stats	R: 0 E: 0 K: 1 S: 8	H: 0 LOB: 0 BB: 0 P: 10	R: 0 E: 0 K: 1 S: 8	H: 0 LOB: 0 BB: 0 P: 14	R: 0 E: 0 K: 1 S: 9	H: 0 LOB: 0 BB: 0 P: 13	R: 0 E: 0 K: 1 S: 12	H: 1 LOB: 1 BB: 0 P: 17	R: 0 E: 0 K: 1 S: 10	H: 1 LOB: 1 BB: 0 P: 16	R: 0 E: 0 K: 1 S: 7	H: 0 LOB: 0 BB: 0 P: 13	R: 1 E: 0 K: 1 S: 11	H: 1 LOB: 0 BB: 0 P: 15	R: 2 E: 0 K: 1 S: 25	H: 1 LOB: 3 BB: 4 P: 47	1B: 3 2B: 0 3B: 1 HR: 0	SF: 1 SAC: 0 DP: 0 HBP: 0	WP: 0 PB: 1 SB: 0 CS: 0	PA: 32
PITCHER	IP WLS BF H R ER SO BB IBB HBP BLK WP HR S P ERA WHIP	IP WLS BF H R ER SO BB IBB HBP BLK WP HR S P ERA WHIP																		
Mike Bielecki, R (1, 1) ERA: 3.65	7.2 L 29 3 3 3 8	0.0 1 1 0 0 0																		
Mitch Williams, L (8, 1) ERA																				
Les Lancaster, R (8, 1) ERA: 6.0	0.1 2 0 0 0 0																			

Chicago Cubs @ San Francisco Giants
Candlestick Park, San Francisco, CA
Mon Oct 09 1989, 6:33 AM EDT
Att: 62,084 - Sunny - 76 F

AB 27
R 3
H 4
RBI 3
BB 4
SO 8
LOB 7



Batter	1	2	3	4	5	6	7	8	9	AB	R	H	RBI	BB	SO	LOB	TOP			
Brett Butler, L OBP: 0.289, SLG: 0.174 (1, 8)	F8		P6			P5		F7		4	0	0	0	0	0	2	San Francisco Giants @ Oakland Athletics Oakland-Alameda County Coliseum, Oakland, CA Sat Oct 14 1989, 7:05 PM PDT Att: 49,385 - Unknown - 65 F livebaseballscorecards.com			
Robby Thompson, R OBP: 0.320, SLG: 0.500 (1, 4)	E1		K			P4		FC5-4		4	0	0	0	0	1	2				
Will Clark, L OBP: 0.654, SLG: 1.125 (1, 3)	L8					P5				4	0	2	0	0	0	1				
Kevin Mitchell, R OBP: 0.440, SLG: 0.667 (1, 7)	G4-3					FC6-4 1B		K		4	0	2	0	0	1	2				
Matt Williams, R OBP: 0.280, SLG: 0.542 (8, 6)			K			P5				4	0	0	0	0	2	3				
Ernest Riles, L (1, 10)	G4-3					FC6-4 1-2		G3-1		4	0	0	0	0	1	3				
Candy Maldonado, R (1, 9)			K					P2		4	0	0	0	0	1	2				
Terry Kennedy, L OBP: 0.200, SLG: 0.211 (1, 2)			G6-3			G4-1		G4-3		3	0	0	0	0	0	0				
Jose Uribe, S OBP: 0.300, SLG: 0.316 (8, PH)						G6-3				2	0	1	0	0	0	0				
Ken Oberkfell, L (8, 5)								FC5-4 BB		0	0	0	0	1	0	0				
Inning Stats	R: 0 E: 1 K: 0 S: 11	H: 0 LOB: 1 BB: 0 P: 16	R: 0 E: 0 K: 2 S: 12	H: 0 LOB: 2 BB: 0 P: 17	R: 0 E: 0 K: 1 S: 9	H: 1 LOB: 1 BB: 0 P: 12	R: 0 E: 0 K: 0 S: 11	H: 1 LOB: 0 BB: 0 P: 19	R: 0 E: 0 K: 1 S: 9	H: 0 LOB: 0 BB: 0 P: 7	R: 0 E: 0 K: 0 S: 7	H: 0 LOB: 0 BB: 0 P: 10	R: 0 E: 0 K: 0 S: 10	H: 0 LOB: 1 BB: 1 P: 21	R: 0 E: 0 K: 2 S: 13	H: 2 LOB: 2 BB: 0 P: 20	1B: 4 2B: 1 3B: 0 HR: 0	SF: 0 SAC: 0 DP: 0 HBP: 0	WP: 0 PB: 1 SB: 0 CS: 0	PA: 34
PITCHER Dave Stewart, R ERA: 1.8 (1, 1)	IP: 9.0 WLS: W BF: 34 H: 5 R: 0 ER: 0 SO: 6 BB: 1 IBB: 0 HBP: 0 BLK: 0 WP: 0 HR: 0 S: 86 P: 138 ERA: 0.00 WHIP: 0.667																			

Batter	1	2	3	4	5	6	7	8	9	AB	R	H	RBI	BB	SO	LOB	BOTTOM			
Rickey Henderson, R OBP: 0.571, SLG: 0.850 (1, 7)	G4-3					K		K		5	0	2	1	0	2	0	San Francisco Giants @ Oakland Athletics Oakland-Alameda County Coliseum, Oakland, CA Sat Oct 14 1989, 7:05 PM PDT Att: 49,385 - Unknown - 65 F livebaseballscorecards.com			
Carney Lansford, R OBP: 0.444, SLG: 0.375 Mike Gallego, R OBP: 0.273, SLG: 0.364 (9, 4)						F7		G4-3		5	0	1	0	0	4	0				
Jose Canseco, R OBP: 0.375, SLG: 0.400 (1, 9)	K					P3		FC4-6 BB		3	0	0	0	1	2	3				
Dave Parker, L OBP: 0.200, SLG: 0.650 (1, 10)	G1-3					K		FC4-6 1-2		4	1	1	1	0	1	4				
Dave Henderson, R OBP: 0.320, SLG: 0.500 (1, 8)						G6-3		G5-3		3	1	0	0	1	0	0				
Mark McWire, R OBP: 0.458, SLG: 0.636 (1, 3)						F8		1B		4	0	3	0	0	0	1				
Terry Steinbach, R OBP: 0.250, SLG: 0.211 (1, 2)						F7		P3		4	1	1	0	0	1	3				
Tony Phillips, S OBP: 0.292, SLG: 0.273 (9, 5)						K		F8		4	1	2	1	0	1	2				
Walt Weiss, S OBP: 0.214, SLG: 0.462 (1, 6)						HR		G4-3		4	1	1	1	0	1	2				
Inning Stats	R: 0 E: 0 K: 1 S: 8	H: 1 LOB: 1 BB: 0 P: 10	R: 3 E: 1 K: 1 S: 18	H: 3 LOB: 2 BB: 1 P: 30	R: 1 E: 0 K: 2 S: 12	H: 2 LOB: 1 BB: 0 P: 19	R: 1 E: 0 K: 1 S: 10	H: 1 LOB: 0 BB: 0 P: 17	R: 0 E: 0 K: 1 S: 11	H: 1 LOB: 3 BB: 1 P: 21	R: 0 E: 0 K: 0 S: 10	H: 1 LOB: 1 BB: 0 P: 14	R: 0 E: 0 K: 1 S: 6	H: 0 LOB: 0 BB: 0 P: 9	R: 0 E: 0 K: 1 S: 6	H: 0 LOB: 0 BB: 0 P: 9		1B: 9 2B: 0 3B: 0 HR: 2	SF: 0 SAC: 0 DP: 0 HBP: 0	WP: 0 PB: 0 SB: 0 CS: 0
PITCHER Scott Garrelts, R ERA: 6.32 Allee Hammaker, L ERA: Jeff Brantley, R ERA: Michael LaCoss, R ERA: 6.75	IP: 4.0 WLS: L BF: 21 H: 7 R: 5 ER: 4 SO: 5 BB: 1 IBB: 0 HBP: 0 BLK: 0 WP: 0 HR: 2 S: 19 P: 32 ERA: 9.00 WHIP: 2.000	IP: 1.2 WLS: BF: 8 H: 3 R: 0 ER: 0 SO: 2 BB: 0 IBB: 0 HBP: 0 BLK: 0 WP: 0 HR: 0 S: 13 P: 22 ERA: 0.00 WHIP: 1.500	IP: 1.1 WLS: BF: 6 H: 1 R: 0 ER: 0 SO: 0 BB: 1 IBB: 0 HBP: 0 BLK: 0 WP: 0 HR: 0 S: 6 P: 9 ERA: 0.00 WHIP: 0.000	IP: 1.0 WLS: BF: 3 H: 0 R: 0 ER: 0 SO: 1 BB: 0 IBB: 0 HBP: 0 BLK: 0 WP: 0 HR: 0 S: 6 P: 9 ERA: 0.00 WHIP: 0.000																



Batter	1	2	3	4	5	6	7	8	9	AB	R	H	RBI	BB	SO	LOB	TOP										
Brett Butler, L OBP: 0.333, SLG: 0.200 (1, 8)										2	0	1	0	2	1	1	San Francisco Giants @ Oakland Athletics Oakland-Alameda County Coliseum, Oakland, CA Sun Oct 15 1989, 7:05 PM PDT Att: 49,388 - Unknown - 63 F livebaseballscorecards.com										
Robby Thompson, R OBP: 0.276, SLG: 0.440 (1, 4)										3	0	0	1	0	1	3											
Will Clark, L OBP: 0.567, SLG: 0.964 (1, 3)										4	0	0	0	0	1	2											
Kevin Mitchell, R OBP: 0.414, SLG: 0.600 (1, 7)										4	0	1	0	0	0	1											
Matt Williams, R OBP: 0.241, SLG: 0.464 (8, 6)										4	0	0	0	0	2	1											
Ernest Riles, L (1, 10)										3	0	0	0	0	0	1											
Candy Maldonado, R (1, 9)										3	0	0	0	0	1	1											
Terry Kennedy, L OBP: 0.217, SLG: 0.227 (1, 2)										3	0	1	0	0	2	0											
Jose Uribe, S OBP: 0.273, SLG: 0.286 (8, PH)										2	1	0	0	0	0	1											
Ken Oberkfell, L OBP: 0.333, SLG: 0.200 (8, 5)										1	0	1	0	0	0	0											
Inning Stats	R: 0 E: 0 K: 0 S: 8	H: 0 LOB: 1 BB: 1 P: 17	R: 0 E: 0 K: 2 S: 13	H: 0 LOB: 0 BB: 0 P: 18	R: 1 E: 0 K: 1 S: 14	H: 2 LOB: 1 BB: 0 P: 21	R: 0 E: 0 K: 1 S: 12	H: 1 LOB: 1 BB: 0 P: 17	R: 0 E: 0 K: 2 S: 10	H: 0 LOB: 0 BB: 1 P: 17	R: 0 E: 0 K: 1 S: 10	H: 0 LOB: 0 BB: 0 P: 11	R: 0 E: 0 K: 1 S: 8	H: 1 LOB: 0 BB: 0 P: 9	R: 0 E: 0 K: 0 S: 6	H: 0 LOB: 0 BB: 0 P: 12	1B: 4 2B: 0 3B: 0 HR: 0	SF: 1 SAC: 0 DP: 1 HBP: 0	WP: 2 PB: 0 SB: 2 CS: 0	PA: 32							
PITCHER	IP	WLS	BF	H	R	ER	SO	BB	IBB	HBP	BLK	WP	HR	S	P	ERA	WHIP										
Mike Moore, R ERA: 0.64 (1, 1)	7.0	W	27	4	1	1	7	2	0	0	0	2	0	75	114	1.29	0.857										
Rick Honeycutt, L ERA: 18.0 (8, 1)	1.1		3	0	0	0	1	0	0	0	0	0	0	6	9	0.00	0.000										
Dennis Eckersley, R ERA: 1.42 (9, 1)	0.2		2	0	0	0	0	0	0	0	0	0	0	5	9	0.00	0.000										

Batter	1	2	3	4	5	6	7	8	9	AB	R	H	RBI	BB	SO	LOB	BOTTOM										
Rickey Henderson, R OBP: 0.625, SLG: 0.957 (1, 7)										3	1	3	0	1	0	0	San Francisco Giants @ Oakland Athletics Oakland-Alameda County Coliseum, Oakland, CA Sun Oct 15 1989, 7:05 PM PDT Att: 49,388 - Unknown - 63 F livebaseballscorecards.com										
Carney Lansford, R OBP: 0.455, SLG: 0.421 (1, 5)										3	0	1	1	1	0	2											
Jose Canseco, R OBP: 0.393, SLG: 0.364 (1, 9)										2	1	0	0	2	1	3											
Dave Parker, L OBP: 0.208, SLG: 0.625 (1, 10)										4	1	1	1	0	1	5											
Dave Henderson, R OBP: 0.310, SLG: 0.440 (1, 8)										3	1	0	0	1	2	1											
Mark McWire, R OBP: 0.425, SLG: 0.615 (1, 3)										4	0	1	0	0	2	2											
Terry Steinbach, R OBP: 0.250, SLG: 0.348 (1, 2)										4	1	1	3	0	0	1											
Tony Phillips, S OBP: 0.259, SLG: 0.240 (1, 4)										3	0	0	0	0	0	1											
Walt Weiss, S OBP: 0.176, SLG: 0.375 (1, 6)										3	0	0	0	0	1	0											
Inning Stats	R: 1 E: 0 K: 1 S: 8	H: 1 LOB: 1 BB: 1 P: 17	R: 0 E: 0 K: 0 S: 5	H: 0 LOB: 0 BB: 0 P: 9	R: 0 E: 0 K: 0 S: 7	H: 1 LOB: 0 BB: 0 P: 12	R: 4 E: 0 K: 1 S: 17	H: 2 LOB: 2 BB: 2 P: 29	R: 0 E: 0 K: 2 S: 12	H: 1 LOB: 1 BB: 1 P: 18	R: 0 E: 0 K: 0 S: 7	H: 1 LOB: 2 BB: 0 P: 11	R: 0 E: 0 K: 1 S: 10	H: 1 LOB: 2 BB: 1 P: 16	R: 0 E: 0 K: 2 S: 7	H: 0 LOB: 0 BB: 0 P: 7		1B: 2 2B: 4 3B: 1 HR: 1	SF: 0 SAC: 0 DP: 2 HBP: 0	WP: 0 PB: 0 SB: 1 CS: 1	PA: 34						
PITCHER	IP	WLS	BF	H	R	ER	SO	BB	IBB	HBP	BLK	WP	HR	S	P	ERA	WHIP										
Rick Reuschel, R ERA: 7.11 (1, 1)	4.0	L	20	5	5	5	2	4	0	0	0	0	0	43	76	11.25	2.250										
Kelly Downs, R ERA: 2.53 (5, 1)	2.0		6	1	0	0	2	0	0	0	0	0	0	13	20	0.00	0.500										
Craig Lefferts, L ERA: 4.5 (7, 1)	1.0		5	1	0	0	1	0	1	0	0	0	0	10	16	0.00	1.000										
Steve Bedrosian, R ERA: 2.08 (8, 1)	1.0		3	0	0	0	2	0	0	0	0	0	0	7	7	0.00	0.000										



Batter	1	2	3	4	5	6	7	8	9	AB	R	H	RBI	BB	SO	LOB	TOP		
Rickey Henderson, R OBP: 0.568, SLG: 0.941	2-0 HR	1-2 1B		2-2 G4-3		2-0 1B		0-2 G6-3	1-0 G5-3	6	2	3	2	0	0	0			
Carney Lansford, R OBP: 0.531, SLG: 0.593	0-0 F8	1-0 1B			2-1 G5-3	2-2 1B		1-2 BB		4	1	2	1	1	0	0			
Jose Canseco, R OBP: 0.447, SLG: 0.516	3-2 P3	0-0 FC6-4			0-2 3B	3-H F7		4-0 BB	2-2 BB	4	1	2	0	1	0	1			
Mark McGwire, R OBP: 0.368, SLG: 0.486	0-0 G6-3	0-0 FC6-4			1-0 F8	0-0 1B		0-0 P2		5	0	1	0	0	0	6			
Dave Henderson, R OBP: 0.410, SLG: 0.719		3-1 F9	1-1 F7		4-2 3B	1-3 K		4-2 BB	1-2 BB	3	2	1	0	2	1	2			
Terry Steinbach, R OBP: 0.294, SLG: 0.387		2-1 F9	0-0 G4-3		1-1 2B	1-0 F8		4-2 BB	1-2 BB	4	1	1	3	1	0	3			
Tony Phillips, S OBP: 0.243, SLG: 0.343		0-0 G4-3	0-0 F9		0-1 2B		1-0 P6	2-1 P3		5	0	1	1	0	0	4			
Walt Weiss, S OBP: 0.222, SLG: 0.292		4-0 2B		0-0 F8	4-0 IBB		0-1 G3	1-1 G3		3	1	0	0	2	0	0			
Mike Moore, R OBP: 0.333, SLG: 0.667		0-2 1B		3-1 L1	1-3 K		1-0 P6	1-0 P5		3	1	1	2	0	1	2			
Ken Griffey Jr., L OBP: 0.500, SLG: 1.000										1	0	0	0	0	0	0			
Gene Nelson, R OBP: 0.273, SLG: 0.414										0	0	0	0	0	0	0			
Rick Honeycutt, L OBP: 0.273, SLG: 0.414										0	0	0	0	0	0	0			
Todd Burns, R OBP: 0.273, SLG: 0.414										0	0	0	0	0	0	0			
Dave Parker, L OBP: 0.200, SLG: 0.400										1	0	0	0	0	0	0			
Dennis Eckersley, R OBP: 0.273, SLG: 0.414										0	0	0	0	0	0	0			
Inning Stats	R: 1 E: 0 K: 0 S: 8	H: 1 LOB: 0 BB: 0 P: 13	R: 3 E: 0 K: 0 S: 14	H: 4 LOB: 3 BB: 2 P: 28	R: 0 E: 0 K: 0 S: 4	H: 0 LOB: 0 BB: 0 P: 5	R: 0 E: 0 K: 0 S: 6	H: 0 LOB: 0 BB: 0 P: 11	R: 3 E: 0 K: 1 S: 15	H: 3 LOB: 2 BB: 2 P: 28	R: 0 E: 0 K: 0 S: 4	H: 0 LOB: 3 BB: 0 P: 6	R: 1 E: 0 K: 0 S: 16	H: 1 LOB: 3 BB: 3 P: 31	R: 0 E: 0 K: 0 S: 4	H: 0 LOB: 0 BB: 0 P: 7	1B: 6 2B: 3 3B: 2 HR: 1	SF: 0 SAC: 0 DP: 0 HBP: 0	WP: 0 PA: 46 PB: 0 SB: 1 CS: 0
PITCHER	IP WLS BF H R ER SO BB IBB HBP BLK WP HR S P ERA WHIP	IP WLS BF H R ER SO BB IBB HBP BLK WP HR S P ERA WHIP	IP WLS BF H R ER SO BB IBB HBP BLK WP HR S P ERA WHIP	IP WLS BF H R ER SO BB IBB HBP BLK WP HR S P ERA WHIP	IP WLS BF H R ER SO BB IBB HBP BLK WP HR S P ERA WHIP	IP WLS BF H R ER SO BB IBB HBP BLK WP HR S P ERA WHIP	IP WLS BF H R ER SO BB IBB HBP BLK WP HR S P ERA WHIP	IP WLS BF H R ER SO BB IBB HBP BLK WP HR S P ERA WHIP	IP WLS BF H R ER SO BB IBB HBP BLK WP HR S P ERA WHIP	IP WLS BF H R ER SO BB IBB HBP BLK WP HR S P ERA WHIP	IP WLS BF H R ER SO BB IBB HBP BLK WP HR S P ERA WHIP	IP WLS BF H R ER SO BB IBB HBP BLK WP HR S P ERA WHIP	IP WLS BF H R ER SO BB IBB HBP BLK WP HR S P ERA WHIP	IP WLS BF H R ER SO BB IBB HBP BLK WP HR S P ERA WHIP	IP WLS BF H R ER SO BB IBB HBP BLK WP HR S P ERA WHIP	IP WLS BF H R ER SO BB IBB HBP BLK WP HR S P ERA WHIP	IP WLS BF H R ER SO BB IBB HBP BLK WP HR S P ERA WHIP	IP WLS BF H R ER SO BB IBB HBP BLK WP HR S P ERA WHIP	IP WLS BF H R ER SO BB IBB HBP BLK WP HR S P ERA WHIP
Don Robinson, R ERA: 10.8	1.2 L	17 4	4 3	4 3	0 1	0 0	0 0	0 0	0 0	21.60 2.400									
Michael LaCoss, R ERA: 7.39	3.1 F	17 4	3 1	3 1	2 0	1 0	0 0	0 0	0 0	8.10 1.800									
Jeff Brantley, R ERA: 1.93	0.1 F	4 3	1 1	1 0	0 0	0 0	0 0	0 0	0 0	27.00 9.000									
Kelly Downs, R ERA: 4.73	1.2 F	5 0	0 0	0 1	0 0	0 0	0 0	0 0	0 0	0.00 0.000									
Craig Lefferts, L ERA: 4.91	0.1 F	3 1	1 1	1 0	1 0	0 0	0 0	0 0	0 0	27.00 6.000									
Brett Butler, L OBP: 0.342, SLG: 0.273	0-1 FC6-4			1-0 CS					0-1 G4-1	5	1	3	1	0	0	0			
Ken Oberkfell, L OBP: 0.385, SLG: 0.200	0-2 FC6-4			2-2 F7						3	0	0	0	0	0	2			
Robby Thompson, R OBP: 0.273, SLG: 0.414	0-2 FC5-4			2-2 F7						1	0	1	1	0	0	0			
Steve Bedrosian, R ERA: 4.91	1-2 1B			2-2 CS					2-H 1B	0	0	0	0	0	0	0			
Will Clark, L OBP: 0.513, SLG: 0.806	2-1 F8			0-2 G3					0-0 F9	4	1	1	0	0	0	2			
Kevin Mitchell, R OBP: 0.368, SLG: 0.588	0-0 FC5-4			2-3 K					1-0 F7	4	1	1	2	0	1	2			
Matt Williams, R OBP: 0.243, SLG: 0.500		0-2 G1-3		1-3 K					1-1 G5-3	4	0	1	0	0	1	0			
Terry Kennedy, L OBP: 0.233, SLG: 0.214		3-1 G3			2-1 L7				4-1 HR	3	1	0	0	1	0	1			
Greg Litton, R OBP: 0.571, SLG: 1.143		3-2 G1-3			0-0 F9				2-1 HR	4	1	1	2	0	0	1			
Donell Nixon, R OBP: 0.222, SLG: 0.125		0-3 K			4-2 FC4-6				0-0 F9	3	0	0	0	1	1	1			
Don Robinson, R ERA: 1.35				2-1 G1-3					0-1 2B	0	0	0	0	0	0	0			
Michael LaCoss, R ERA: 7.39					2-2 FC4-6				0-1 3B	0	0	0	0	0	0	0			
Jeff Brantley, R ERA: 1.93										0	0	0	0	0	0	0			
Kelly Downs, R ERA: 4.73										0	0	0	0	0	0	0			
Ernie Wilson, L ERA: 16.62										0	0	0	0	0	0	0			
Clayton Kershaw, R ERA: 1.65										0	0	0	0	0	0	0			
Craig Lefferts, L ERA: 4.91										0	0	0	0	0	0	0			
Dennis Eckersley, R ERA: 1.23										0	0	0	0	0	0	0			
Inning Stats	R: 0 E: 0 K: 0 S: 9	H: 1 LOB: 1 BB: 0 P: 11	R: 0 E: 0 K: 1 S: 12	H: 1 LOB: 0 BB: 0 P: 18	R: 0 E: 0 K: 2 S: 9	H: 0 LOB: 0 BB: 0 P: 12	R: 0 E: 0 K: 0 S: 10	H: 0 LOB: 1 BB: 1 P: 18	R: 2 E: 0 K: 0 S: 8	H: 2 LOB: 0 BB: 0 P: 11	R: 4 E: 0 K: 0 S: 14	H: 4 LOB: 1 BB: 1 P: 23	R: 0 E: 0 K: 0 S: 6	H: 0 LOB: 0 BB: 0 P: 9	R: 0 E: 0 K: 0 S: 4	H: 0 LOB: 0 BB: 0 P: 4	1B: 5 2B: 1 3B: 1 HR: 2	SF: 0 SAC: 0 DP: 0 HBP: 0	WP: 0 PA: 38 PB: 0 SB: 0 CS: 1
PITCHER	IP WLS BF H R ER SO BB IBB HBP BLK WP HR S P ERA WHIP	IP WLS BF H R ER SO BB IBB HBP BLK WP HR S P ERA WHIP	IP WLS BF H R ER SO BB IBB HBP BLK WP HR S P ERA WHIP	IP WLS BF H R ER SO BB IBB HBP BLK WP HR S P ERA WHIP	IP WLS BF H R ER SO BB IBB HBP BLK WP HR S P ERA WHIP	IP WLS BF H R ER SO BB IBB HBP BLK WP HR S P ERA WHIP	IP WLS BF H R ER SO BB IBB HBP BLK WP HR S P ERA WHIP	IP WLS BF H R ER SO BB IBB HBP BLK WP HR S P ERA WHIP	IP WLS BF H R ER SO BB IBB HBP BLK WP HR S P ERA WHIP	IP WLS BF H R ER SO BB IBB HBP BLK WP HR S P ERA WHIP	IP WLS BF H R ER SO BB IBB HBP BLK WP HR S P ERA WHIP	IP WLS BF H R ER SO BB IBB HBP BLK WP HR S P ERA WHIP	IP WLS BF H R ER SO BB IBB HBP BLK WP HR S P ERA WHIP	IP WLS BF H R ER SO BB IBB HBP BLK WP HR S P ERA WHIP	IP WLS BF H R ER SO BB IBB HBP BLK WP HR S P ERA WHIP	IP WLS BF H R ER SO BB IBB HBP BLK WP HR S P ERA WHIP	IP WLS BF H R ER SO BB IBB HBP BLK WP HR S P ERA WHIP	IP WLS BF H R ER SO BB IBB HBP BLK WP HR S P ERA WHIP	IP WLS BF H R ER SO BB IBB HBP BLK WP HR S P ERA WHIP
Mike Moore, R ERA: 1.35	6.0 W	23 3	2 2	2 2	0 1	0 0	0 0	0 0	0 0	3.00 1.000									
Gene Nelson, R ERA: 23.14	0.1 F	3 1	2 2	2 0	1 0	0 0	0 0	0 0	0 0	54.00 6.000									
Rick Honeycutt, L ERA: 16.62	0.1 F	4 3	2 2	2 0	0 0	0 0	0 0	0 0	0 0	54.00 9.000									
Todd Burns, R ERA: 16.62	1.1 F	4 0	0 0	0 0	0 0	0 0	0 0	0 0	0 0	0.00 0.000									
Dennis Eckersley, R ERA: 1.23	1.0 S	3 0	0 0	0 0	0 0	0 0	0 0	0 0	0 0	0.00 0.000									

Oakland Athletics @ San Francisco Giants
Candlestick Park, San Francisco, CA
Sat Oct 28 1989, 10:05 PM EDT
Att: 62,032 - Unknown - 63 F

Oakland Athletics @ San Francisco Giants
Candlestick Park, San Francisco, CA
Sat Oct 28 1989, 10:05 PM EDT
Att: 62,032 - Unknown - 63 F

AB	39
R	9
H	12
RBI	9
BB	7
SO	2
LOB	18

