

San Francisco Giants - 1990

Batter	1	2	3	4	5	6	7	8	9	AB R H RBI BB SO LOB	TOP											
Brett Butler, L (1, 8) OBP: 0.400, SLG: 0.800	0-0 F1		0-0 G4-3		0-0 1-3		0-0 1-H 3B		0-0 1B 1B	5 1 2 1 0 0 1												
Kevin Bass, S (1, 9) OBP: 0.750, SLG: 2.000 Brad Komminsk, R (7, 9) OBP: 1.000, SLG: 1.000	4-0 FC6-4 BB			0-0 1B 2B	0-0 HR		0-0 4-3		0-0 1B 1B	3 2 2 1 1 0 1 1 1 1 0 0 0 0												
Will Clark, L (1, 3) OBP: 0.400, SLG: 0.400	0-0 P4			0-0 2B 1B	0-0 4-3		0-0 F8		0-0 1B 1B	5 1 2 2 0 0 2												
Kevin Mitchell, R (1, 7) OBP: 0.250, SLG: 0.500 Atlee Hammaker, S (8, 1)	0-0 FC6-4			0-0 PB 2B 1-H		0-0 4-3		0-0 F9	0-0 F9	4 1 1 1 0 0 1 1 0 0 0 0 0 2												
Matt Williams, R (1, 5) OBP: 0.200, SLG: 0.200 Tony Perezchica, R (9, PR) (9, 4)		0-0 F8		0-0 5-3		0-0 6-3		0-3 K	0-0 1B	5 0 1 1 0 0 1 0 0 0 0 0 0 0												
Robby Thompson, R (1, 4) OBP: 0.750, SLG: 1.750 Ernest Riles, L (9, PH) (9, 5)		0-3 K		0-0 6-3 2B 2-H		0-0 HR		0-0 BB 1B	0-0 4-3	4 1 3 2 0 1 0 1 0 0 0 0 0 2												
Gary Carter, R (1, 2) Jeff Brantley, R (6, 1) Rick Leach, L (8, PH) (8, 7)		0-3 K		0-0 6-3 2-3		0-0 F8		4-0 BB 1B		3 0 0 0 0 0 1 0 0 0 0 0 0 0 0 0 0 0 0 1 0 0												
Jose Uribe, S (1, 6)			0-0 F9	0-0 F9			0-0 P6	0-0 4-3		4 0 0 0 0 0 3												
Rick Reuschel, R (1, 1) OBP: 0.500, SLG: 0.500 Terry Kennedy, L (6, 2)			0-0 G4-3 1B		0-0 4-3		4-0 BB 3B		0-0 4-3	2 0 1 0 0 0 0 1 1 0 0 1 0 0												
Inning Stats	R: 0 E: 0 K: 0 S: 3	H: 0 LOB: 1 BB: 1 P: 7	R: 0 E: 0 K: 2 S: 7	H: 0 LOB: 0 BB: 0 P: 7	R: 0 E: 0 K: 0 S: 3	H: 1 LOB: 0 P: 3	R: 3 E: 0 K: 0 S: 7	H: 4 LOB: 1 BB: 0 P: 7	R: 1 E: 0 K: 0 S: 4	H: 1 LOB: 0 BB: 0 P: 4	R: 1 E: 0 K: 0 S: 4	H: 1 LOB: 0 BB: 0 P: 4	R: 1 E: 0 K: 0 S: 4	H: 1 LOB: 1 BB: 1 P: 8	R: 0 E: 0 K: 1 S: 6	H: 1 LOB: 2 BB: 1 P: 10	R: 2 E: 0 K: 0 S: 7	H: 4 LOB: 2 BB: 0 P: 7	1B: 7 2B: 3 3B: 1 HR: 2	SF: 0 SAC: 0 DP: 1 HBP: 0	WP: 0 PB: 1 SB: 0 CS: 0	PA: 42
PITCHER	IP WLS BF H R ER SO BB IBB HBP BLK WP HR S P ERA WHIP																					
Tom Glavine, L (1, 1) ERA: 7.2	5.0 L 21 6 4 4 2 1 0 0 0 0 0 1 24 28 7.20 1.400																					
Tommy Greene, R (6, 1) ERA: 9.0	2.0 9 2 2 2 0 1 0 0 0 0 0 1 8 12 9.00 1.500																					
Rick Luecken, R (8, 1) ERA: 10.8	1.2 11 5 2 2 1 1 0 0 0 0 0 0 12 16 10.80 3.600																					
Sergio Valdez, R (9, 1) ERA:	0.1 1 0 0 0 0 0 0 0 0 0 0 0 1 1 0.00 0.000																					

San Francisco Giants @ Atlanta Braves
Atlanta-Fulton County Stadium, Atlanta, GA
Wed Apr 11 1990, 7:05 PM EDT
Sunny - 50 F

AB	39
R	8
H	13
RBI	8
BB	3
SO	3
LOB	14



Batter	1	2	3	4	5	6	7	8	9	AB	R	H	RBI	BB	SO	LOB
Oddibe McDowell, L (1, 8) OBP: 0.250, SLG: 0.250	0-0 G3		0-0 G3		0-0 G3		0-0 F8			4	0	1	0	0	0	2
Jeff Treadway, L (1, 4) Rick Luecken, R (8, 1) Sergio Valdez, R (9, 1)	0-0 6-3		0-0 P7			0-0 F8	0-0 F8			4	0	0	0	0	0	3
Tommy Gregg, L (1, 7) Lonnie Smith, R (8, PH) (9, 7)	0-3 K		0-0 G3			0-0 4-3		0-3 K		3	0	0	0	0	1	2
Nick Esasky, R (1, 3) OBP: 0.250, SLG: 0.250		0-0 5-3		0-3 K		0-0 BB BB 1B		0-3 K		4	0	1	0	0	2	0
Dale Murphy, R (1, 9)		0-0 5-3		0-3 K		4-0 BB BB 1-2 BB		0-0 1-3		3	0	0	0	1	1	0
Ernie Whitt, L (1, 2) Alexis Infante, R (9, PH)		4-0 BB BB FC6-4 BB		0-0 4-3		4-0 BB BB 1-2 2-3 BB		0-0 P3		1	0	0	0	2	0	0
Jim Presley, R (1, 5)		0-0 FC6-4 1-2f		0-0 E6		0-3 K		0-3 K		4	0	0	0	0	2	4
Jeff Blauser, R (1, 6)			0-0 5-3		0-0 F8		4-0 BB BB BB	0-0 L5		3	0	0	0	1	0	1
Tom Glavine, L (1, 1) OBP: 1.000, SLG: 2.000 Ron Gant, R (5, PH) Tommy Greene, R (6, 1) Mark Lemke, S (7, PH) (8, 4)			0-0 1B 2B		0-3 K		0-0 F8			1	0	1	0	0	0	0
										1	0	0	0	0	1	1
										0	0	0	0	0	0	0
										1	0	0	0	0	0	1

Inning Stats	R: 0	H: 0	E: 0	K: 1	S: 5	LOB: 0	BB: 0	P: 5	R: 0	H: 0	E: 0	K: 0	S: 3	LOB: 1	BB: 1	P: 7	R: 0	H: 2	E: 0	K: 0	S: 5	LOB: 2	BB: 0	P: 5	R: 0	H: 0	E: 0	K: 2	S: 7	LOB: 0	BB: 0	P: 7	R: 0	H: 1	E: 0	K: 1	S: 6	LOB: 3	BB: 2	P: 14	R: 0	H: 0	E: 0	K: 0	S: 3	LOB: 1	BB: 1	P: 7	R: 0	H: 0	E: 0	K: 2	S: 7	LOB: 0	BB: 0	P: 7	R: 0	H: 0	E: 0	K: 1	S: 5	LOB: 0	BB: 0	P: 5	1B: 2	2B: 1	3B: 0	HR: 0	SF: 0	SAC: 0	DP: 0	HBP: 0	WP: 0	PB: 0	SB: 0	CS: 0	PA: 35
--------------	------	------	------	------	------	--------	-------	------	------	------	------	------	------	--------	-------	------	------	------	------	------	------	--------	-------	------	------	------	------	------	------	--------	-------	------	------	------	------	------	------	--------	-------	-------	------	------	------	------	------	--------	-------	------	------	------	------	------	------	--------	-------	------	------	------	------	------	------	--------	-------	------	-------	-------	-------	-------	-------	--------	-------	--------	-------	-------	-------	-------	--------

PITCHER	IP	WLS	BF	H	R	ER	SO	BB	IBB	HBP	BLK	WP	HR	S	P	ERA	WHIP
Rick Reuschel, R (1, 1) ERA:	5.2	W	24	3	0	0	4	3	0	0	0	0	0	29	41	0.00	1.059
Jeff Brantley, R (6, 1) ERA:	1.1		5	0	0	0	1	1	0	0	0	0	0	6	10	0.00	0.750
Atlee Hammaker, L (8, 1) ERA:	2.0		6	0	0	0	3	0	0	0	0	0	0	12	12	0.00	0.000

BOTTOM

San Francisco Giants @ Atlanta Braves
Atlanta-Fulton County Stadium, Atlanta, GA

Wed Apr 11 1990, 7:05 PM EDT
Sunny - 50 F

livebaseballscorecards.com

AB	31
R	0
H	3
RBI	0
BB	4
SO	8
LOB	14



Batter	1	2	3	4	5	6	7	8	9	AB R H RBI BB SO LOB	TOP		
Brett Butler, L (1, 8) OBP: 0.400, SLG: 0.500	4-0 BB BB	0-0 4-3			4-0 G4-6-3 BB		0-0 F8		0-0 1-3	3 0 0 0 2 0 1	San Francisco Giants @ Atlanta Braves Atlanta-Fulton County Stadium, Atlanta, GA Wed Apr 11 1990, 7:05 PM EDT Att. 11,082 - Unknown - 55 F		
Kevin Bass, S (1, 9) Eric Gunderson, R (7, 1) Dan Quisenberry, R (7, 1) Gary Carter, R (9, PH)	0-3 K		0-0 F7		0-0 G4-6-3 1-2f		0-0 F8		0-0 P2	4 0 0 0 0 1 2 0 0 0 0 0 0 0 0 0 0 0 0 0 0 1 0 0 0 0 0 0			
Will Clark, L (1, 3) OBP: 0.667, SLG: 0.625	4-0 1-2 BB		0-0 1B 1B		0-0 1B			0-0 1B 1B		3 1 3 0 1 0 0			
Kevin Mitchell, R (1, 7) OBP: 0.250, SLG: 0.375	0-3 K		0-0 P5		0-3 K			0-0 1B L5 1B		4 0 1 0 0 2 4			
Matt Williams, R (1, 5) OBP: 0.333, SLG: 0.333	0-3 K2-3		0-0 1B			0-0 F8		0-0 1B 1B		4 1 2 1 0 1 2			
Robby Thompson, R (1, 4) OBP: 0.500, SLG: 1.000		4-0 1B FC4-6 BB	0-3 K			0-0 6-3		0-0 L5		3 1 0 0 1 1 4			
Terry Kennedy, L (1, 2) OBP: 0.600, SLG: 0.500 Bill Bathe, R (8, PH) (8, 2)				0-0 4-3		0-0		0-0		3 0 2 0 0 0 0 1 0 1 1 0 0 0			
Jose Uribe, S (1, 6) Ernest Riles, L (6, PH) (6, 6) Tony Perezchica, R (8, PH) (8, 6)		0-0 FC4-6 1B		0-0 4-3		0-0 F9		0-0 1B		2 0 0 1 0 0 1 1 0 0 0 0 0 1 1 0 0 0 0 1 1			
Russ Swan, L (1, 1) Randy O'Neal, R (3, 1) Rick Leach, L (7, PH) (7, 9) Dave Anderson, R (9, PH)		0-3 K		0-0 P3			0-3 K		0-3 K	1 0 0 0 0 1 1 1 0 0 0 0 0 0 1 0 0 0 0 1 0 1 0 0 0 0 1 0			
Inning Stats	R: 0 H: 0 E: 0 LOB: 2 K: 3 BB: 2 S: 9 P: 17	R: 1 H: 1 E: 0 LOB: 1 K: 1 BB: 1 S: 6 P: 10	R: 0 H: 2 E: 0 LOB: 2 K: 1 BB: 0 S: 7 P: 7	R: 0 H: 0 E: 0 LOB: 0 K: 0 BB: 0 S: 3 P: 3	R: 0 H: 1 E: 0 LOB: 1 K: 1 BB: 1 S: 5 P: 9	R: 0 H: 1 E: 0 LOB: 1 K: 0 BB: 0 S: 4 P: 4	R: 0 H: 0 E: 0 LOB: 0 K: 1 BB: 0 S: 5 P: 5	R: 2 H: 4 E: 0 LOB: 1 K: 1 BB: 0 S: 8 P: 8	R: 0 H: 0 E: 0 LOB: 0 K: 1 BB: 0 S: 5 P: 5	1B: 9 SF: 0 2B: 1 SAC: 0 3B: 0 DP: 2 HR: 0 HBP: 0		WP: 0 PA: 38 PB: 0 SB: 1 CS: 0	
PITCHER	IP WLS BF H R ER SO BB IBB HBP BLK WP HR S P ERA WHIP											PITCHER	IP WLS BF H R ER SO BB IBB HBP BLK WP HR S P ERA WHIP
Pete Smith, R (1, 1) ERA: 1.8	5.0 W 22 4 1 1 6 4 0 0 0 0 0 0 30 46 1.80 1.600												
Joe Boever, R (6, 1) ERA:	2.0 7 1 0 0 1 0 0 0 0 0 0 0 9 9 0.00 0.500												
Dwayne Henry, R (8, 1) ERA:	0.0 2 2 2 2 0 0 0 0 0 0 0 0 2 2 ∞ ∞												
Mike Stanton, L (8, 1) ERA: 4.5	2.0 S 7 2 0 0 2 0 0 0 0 0 0 0 11 11 0.00 1.000												

livebaseballscorecards.com

AB	34
R	3
H	9
RBI	3
BB	4
SO	9
LOB	17



Batter	1	2	3	4	5	6	7	8	9	AB	R	H	RBI	BB	SO	LOB
Ron Gant, R (1, 8)	0-0 L5	4-0 1B E BB		4-0 BB BB BB			0-0 F7			2	1	0	0	2	0	0
Mark Lemke, S (1, 4) OBP: 0.200, SLG: 0.200	0-0 F8	0-0 E7 1B 1-H 2-H 3-H		0-3 K			0-0 F8			4	0	1	2	0	1	2
Lonnie Smith, R (1, 7) OBP: 0.200, SLG: 0.200	0-0 WP 1B	0-3 K		0-3 K			0-0 E6 1B BLK			4	1	1	0	0	2	3
Nick Esasky, R (1, 3) OBP: 0.625, SLG: 0.500	4-0 1-2 BB		0-0 PB 1B		4-0 G5-4-3 BB		0-0 BLK 1B			2	0	2	0	2	0	0
Dale Murphy, R (1, 9)	0-0 F8		0-0 F8		0-3 K		0-3 K			4	0	0	0	0	2	5
Jim Presley, R (1, 5)		0-0 1-3	4-0 1-2 G4-6-3 BB		0-0 G5-4-3			0-0 4-3		3	0	0	0	1	0	1
Andres Thomas, R (1, 6)		4-0 BB 1B E BB	0-0 G4-6-3		0-0 6-3			0-0 5-3		3	1	0	0	1	0	2
Jody Davis, R (1, 2)		0-0 F8		0-0 5-3		0-0 4-3		0-0 5-3		4	0	0	0	0	0	1
Pete Smith, R (1, 1) OBP: 0.500, SLG: 0.500		0-0 E4		0-0 BB		0-0 G3				2	1	1	0	0	0	1
Joe Boever, R (6, 1)										1	0	0	0	0	0	0
Dwayne Henry, R (8, 1)										0	0	0	0	0	0	0
Mike Stanton, L (8, 1)										0	0	0	0	0	0	0
Tommy Gregg, L (8, 7)		1-2 1B		1-2 1B						0	0	0	0	0	0	0

Inning Stats	R: 0	H: 1	E: 0	K: 0	S: 4	L: 2	P: 8	R: 3	H: 1	E: 2	K: 1	S: 7	L: 1	LOB: 1	BB: 2	P: 15	R: 0	H: 1	E: 0	K: 0	S: 3	R: 0	H: 0	E: 0	K: 1	S: 4	R: 0	H: 0	E: 0	K: 0	S: 3	R: 1	H: 1	E: 1	K: 1	S: 7	R: 0	H: 0	E: 0	K: 0	S: 3	R: 0	H: 0	E: 0	K: 0	S: 3	1B: 5	2B: 0	3B: 0	HR: 0	SF: 0	SAC: 0	DP: 2	HBP: 0	WP: 1	PB: 1	SB: 0	CS: 0	PA: 35
--------------	------	------	------	------	------	------	------	------	------	------	------	------	------	--------	-------	-------	------	------	------	------	------	------	------	------	------	------	------	------	------	------	------	------	------	------	------	------	------	------	------	------	------	------	------	------	------	------	-------	-------	-------	-------	-------	--------	-------	--------	-------	-------	-------	-------	--------

PITCHER	IP	WLS	BF	H	R	ER	SO	BB	IBB	HBP	BLK	WP	HR	S	P	ERA	WHIP
Russ Swan, L (1, 1) ERA:	2.1	L	15	3	3	0	1	4	0	0	0	1	0	13	29	0.00	3.000
Randy O'Neal, R (3, 1) ERA:	3.2		12	1	0	0	3	2	0	0	0	0	0	16	24	0.00	0.818
Eric Gunderson, L (7, 1) ERA:	0.2		4	1	1	0	0	0	0	0	0	0	0	4	4	0.00	1.500
Dan Quisenberry, R (7, 1) ERA:	1.1		4	0	0	0	1	0	0	0	1	0	0	6	6	0.00	0.000

BOTTOM

San Francisco Giants @ Atlanta Braves
Atlanta-Fulton County Stadium, Atlanta, GA

Wed Apr 11 1990, 7:05 PM EDT
Att. 11,082 - Unknown - 55 F

AB	29
R	4
H	5
RBI	2
BB	6
SO	5
LOB	15

livebaseballscorecards.com



Batter	1	2	3	4	5	6	7	8	9	AB R H RBI BB SO LOB	TOP		
Brett Butler, L (1, 8) OBP: 0.625, SLG: 0.556	4-0 F8 S BB	4-0 1B E BB		4-0 1B 2B BB	0-0 1-2 2-H 1B		4-0 S 2B BB		4-0 1B E BB	1 4 1 1 5 0 0			
Robby Thompson, R (1, 4) OBP: 0.500, SLG: 0.818 Tony Perezchica, R (5, 4) OBP: 0.667, SLG: 0.500	0-0 F7	0-0 E WP 1B		0-0 2B 1B 1B	0-3 K		4-0 2B BB		0-0 E3 FC4-6 1B	4 2 2 2 0 1 3 1 1 1 0 1 0 0			
Will Clark, L (1, 3) OBP: 0.615, SLG: 0.667 Mike Laga, L (5, 3)	0-0 F8	0-0 E8 WP 1B		0-0 1B 2B	0-0 4-3		0-3 K		0-0 P5	4 1 2 3 0 0 3 2 0 0 0 0 1 3			
Matt Williams, R (1, 5) OBP: 0.308, SLG: 0.308 Andy McGaffigan, R (6, 1) Jeff Brantley, R (6, 1) OBP: 0.500, SLG: 1.000	0-3 K	0-3 K		0-0 FC1-6 1B		0-0 4-3		0-0 1-H 2-H 2B	0-0 FC4-6 1-2f	4 0 1 2 0 2 2 0 0 0 0 0 0 0 2 0 1 2 0 0 1			
Kevin Bass, S (1, 9) OBP: 0.273, SLG: 0.600 Brad Komminsk, R (4, 9) OBP: 0.667, SLG: 0.500		0-0 4-3	0-0 F7	0-0 FC1-6 1-2f		4-0 HBP BB		0-0 6-3		3 0 0 0 0 0 1 1 0 0 0 1 0 1			
Terry Kennedy, L (1, 2) OBP: 0.625, SLG: 0.667 Gary Carter, R (6, PH) OBP: 0.167, SLG: 0.167		0-0 1B 1B 2B	4-0 G4-6-3 BB	0-3 K		0-0 F9		0-0 G6-4-3 1B		2 1 1 0 1 1 1 2 0 1 0 0 0 1			
Rick Leach, L (1, 7) OBP: 0.571, SLG: 0.250		0-0 BB 1B 1B	0-0 G4-6-3		4-0 1B BB	1-0 HBP		0-0 G6-4-3 1-2f		3 2 1 0 1 0 2			
Jose Uribe, S (1, 6) OBP: 0.250, SLG: 0.250 Dave Anderson, R (5, PH) OBP: 0.250, SLG: 0.250		0-0 BB 1B 1B		0-0 1B SH3 2B 1B		0-0 F9		0-0 5-3		2 2 2 1 0 0 0 3 0 1 0 0 0 2			
Michael LaCoss, R (1, 1) Ernest Riles, L (6, 5)		0-3 K		0-0 SH3		0-3 K		0-0 4-3	0-3 K	2 0 0 0 0 2 4 2 0 0 0 0 1 0			
Inning Stats	R: 0 H: 0 E: 0 LOB: 1 K: 1 BB: 1 S: 5 P: 9	R: 5 H: 5 E: 1 LOB: 1 K: 2 BB: 1 S: 12 P: 16	R: 0 H: 0 E: 0 LOB: 0 K: 0 BB: 1 S: 2 P: 6	R: 4 H: 4 E: 1 LOB: 1 K: 1 BB: 1 S: 9 P: 13	R: 1 H: 2 E: 0 LOB: 2 K: 2 BB: 1 S: 9 P: 13	R: 0 H: 0 E: 0 LOB: 2 K: 0 BB: 1 S: 3 P: 8	R: 2 H: 1 E: 0 LOB: 1 K: 1 BB: 2 S: 6 P: 14	R: 0 H: 1 E: 0 LOB: 0 K: 0 BB: 0 S: 3 P: 3	R: 1 H: 1 E: 1 LOB: 1 K: 1 BB: 1 S: 6 P: 10	1B: 11 SF: 0 2B: 3 SAC: 1 3B: 0 DP: 2 HR: 0 HBP: 1	WP: 1 PA: 49 PB: 0 SB: 2 CS: 0		
PITCHER	IP WLS BF H R ER SO BB IBB HBP BLK WP HR S P ERA WHIP											PITCHER	IP WLS BF H R ER SO BB IBB HBP BLK WP HR S P ERA WHIP
29 John Smoltz, R (1, 1) ERA: 22.5	2.0 L 13 5 5 5 3 2 0 0 0 1 0 17 25 22.50 3.500												
Sergio Valdez, R (3, 1) ERA: 15.43	2.0 11 4 4 4 1 2 0 0 0 0 0 11 19 18.00 3.000												
Tony Castillo, L (5, 1) ERA: 4.5	2.0 11 2 1 1 2 2 0 1 0 0 0 12 21 4.50 2.000												
Dwayne Henry, R (7, 1) ERA: 9.0	3.0 14 3 3 2 2 3 0 0 0 0 0 15 27 6.00 2.000												

San Francisco Giants @ Atlanta Braves
Atlanta-Fulton County Stadium, Atlanta, GA

Thu Apr 12 1990, 3:33 AM EDT
Att. 6,425 - Sunny - 59 F

AB	38
R	13
H	14
RBI	11
BB	9
SO	8
LOB	24



Batter	1	2	3	4	5	6	7	8	9	AB	R	H	RBI	BB	SO	LOB
Oddibe McDowell, L (1, 8) OBP: 0.333, SLG: 0.333	0-3 K		0-0 F9	0-0 1B		0-0 BB 1B		0-0 F8		5	0	2	3	0	1	0
Jeff Treadway, L (1, 4) OBP: 0.333, SLG: 0.333	0-0 1B		0-0 F9		0-0 1B	0-0 BB 1B		0-0 G3		5	0	3	0	0	0	0
Lonnie Smith, R (1, 7) OBP: 0.200, SLG: 0.111	0-3 K		4-0 BB		0-0 P7	0-0 F7			0-0 P6	4	0	0	0	1	1	4
Nick Esasky, R (1, 3) OBP: 0.462, SLG: 0.300	0-0 G3		0-3 K		0-3 K	4-0 BB			0-3 K	4	0	0	0	1	3	3
Dale Murphy, R (1, 9) Dwayne Henry, R (7, 1) Jody Davis, R (9, PH)		0-0 6-3		0-0 F8	0-0 F9	0-3 K			0-0 P4	4	0	0	0	0	1	4
Ernie Whitt, L (1, 2)		4-0 1B E BB		4-0 BB 1B BB		4-0 BB 1B BB	0-0 L9			1	2	0	0	3	0	0
Jim Presley, R (1, 5) OBP: 0.250, SLG: 0.182		0-0 E5 G4-3 1B		0-0 BB 1B BB		0-0 2B 1B BB	0-0 P4			4	1	2	0	0	0	1
Jeff Blauser, R (1, 6) OBP: 0.250, SLG: 0.143		0-0 1B		0-0 P9		0-0 F8	0-0 5-3			4	0	1	0	0	0	4
29 John Smoltz, R (1, 1) Mark Lemke, S (2, PH) Sergio Valdez, R (3, 1) Tommy Gregg, L (4, PH) Tony Castillo, L (5, 1) Ron Cant, R (6, PH)		0-0 G4-3		4-0 1B BB		0-0 1B 2B		0-3 K		0	0	0	0	0	0	0

Inning Stats	R: 0	H: 1	E: 0	K: 2	S: 8	P: 8	R: 0	H: 1	E: 1	K: 0	S: 4	R: 0	H: 0	E: 0	K: 1	S: 5	R: 1	H: 2	E: 0	K: 0	S: 4	R: 0	H: 1	E: 0	K: 1	S: 6	R: 3	H: 4	E: 0	K: 1	S: 9	R: 0	H: 0	E: 0	K: 0	S: 3	R: 0	H: 0	E: 0	K: 1	S: 5	R: 0	H: 0	E: 0	K: 1	S: 5	1B: 8	SF: 0	2B: 1	3B: 0	HR: 0	WP: 0	PB: 0	SB: 0	CS: 0
--------------	------	------	------	------	------	------	------	------	------	------	------	------	------	------	------	------	------	------	------	------	------	------	------	------	------	------	------	------	------	------	------	------	------	------	------	------	------	------	------	------	------	------	------	------	------	------	-------	-------	-------	-------	-------	-------	-------	-------	-------

PITCHER	IP	WLS	BF	H	R	ER	SO	BB	IBB	HBP	BLK	WP	HR	S	P	ERA	WHIP
Michael LaCoss, R (1, 1) ERA: 1.8	5.0		23	5	1	1	4	4	0	0	0	0	0	27	43	1.80	1.800
Andy McGaffigan, R (6, 1) ERA: 81.0	0.1		6	4	3	3	0	1	0	0	0	0	0	5	9	81.00	15.000
Jeff Brantley, R (6, 1) ERA:	3.2	S	12	0	0	0	3	1	0	0	0	0	0	17	21	0.00	0.273

BOTTOM

San Francisco Giants @ Atlanta Braves
Atlanta-Fulton County Stadium, Atlanta, GA

Thu Apr 12 1990, 3:33 AM EDT
Att. 6,425 - Sunny - 59 F

livebaseballscorecards.com

AB	35
R	4
H	9
RBI	4
BB	6
SO	7
LOB	19



WP	PA	ERA	WHIP
0	41		

Batter	1	2	3	4	5	6	7	8	9	AB R H RBI BB SO LOB
Brett Butler, L OBP: 0.600, SLG: 0.615 (1, 8) F B B B B F B F X	3-2 1B G4-6-3 1B		1-3 K		1-0 G4-3		3-2 2B 3-H		2-1 PO 2-3	4 1 2 1 0 1 0
Kevin Bass, S OBP: 0.267, SLG: 0.500 (1, 9) C 1 SAFE X	0-1 1B G4-6-3 1B			1-0 G4-3	2-2 F8		1-1 G3			4 0 1 0 0 0 1
Will Clark, L OBP: 0.471, SLG: 0.500 (1, 3) F B B B X	2-2 G4-6-3 1-2f 3-H			0-1 G4-3		0-0 G3		3-3 K		4 0 0 0 0 1 1
Kevin Mitchell, R OBP: 0.417, SLG: 0.455 (1, 7) X	0-0 L6			1-0 1B 2B 1B		4-2 BB		0-0 1B G5-4-3		3 1 2 0 1 0 0
Matt Williams, R OBP: 0.294, SLG: 0.294 (1, 5) S F F		0-3 K		1-2 2B 1B		0-0 P4		0-1 G5-4-3 1-2f		4 0 1 0 0 1 2
Robby Thompson, R OBP: 0.563, SLG: 0.857 (1, 4) B X		1-0 1B G1-6-3		0-0 2B 1-3 2-H		1-3 K		4-0 PO 1B BB		3 0 2 1 1 1 1
Terry Kennedy, L OBP: 0.636, SLG: 0.750 (1, 2) Brad Komminsk, R OBP: 0.667, SLG: 0.500 (7, PR) Gary Carter, R OBP: 0.286, SLG: 0.286 (8, 2) F B B B F F F F X	1-2 G1-6-3 1-2f			4-0 IBB		0-0 SH2-3 2B		3-2 1B		2 0 1 0 1 0 1 0 1 0 0 0 0 0 1 0 1 0 0 0 0
Jose Uribe, S OBP: 0.200, SLG: 0.200 (1, 6) Rick Leach, L OBP: 0.500, SLG: 0.200 (9, PH) C X			0-1 G3	2-1 F7		0-0 SH2-3		1-2 F9		2 0 0 0 0 0 3 1 0 0 0 0 0 2
Scott Garrelts, R (1, 1) Mike Laga, L (5, PH) (6, 1) Atlee Hammaker, S (6, 1) Ernest Riles, L (7, PH) (8, 1) Dan Quisenberry, R (8, 1) Randy O'Neal, R (9, 1) Bill Bathe, R (9, PH) (9, 500, SLG: 0.500) S S B B X			1-3 K		0-0 P3		1-0 P3		2-2 F2	1 0 0 0 0 0 1 0 1 0 0 0 0 0 0 0 0 0 0 0 0 0 0 0 1 0 0 0 0 0 0 2 0 0 0 0 0 0 0 0 0 0 0 0 0 0 0 0 1 0 0 0 0 0 0 2

Inning Stats	R: 1 E: 0 K: 0 S: 11	H: 2 LOB: 0 BB: 0 P: 16	R: 0 E: 0 K: 1 S: 9	H: 1 LOB: 0 BB: 0 P: 11	R: 0 E: 0 K: 2 S: 8	H: 0 LOB: 0 BB: 0 P: 10	R: 1 E: 0 K: 0 S: 10	H: 3 LOB: 3 BB: 1 P: 19	R: 0 E: 0 K: 0 S: 5	H: 0 LOB: 0 BB: 0 P: 8	R: 0 E: 0 K: 1 S: 8	H: 0 LOB: 1 BB: 1 P: 13	R: 1 E: 0 K: 0 S: 10	H: 2 LOB: 1 BB: 0 P: 15	R: 0 E: 0 K: 1 S: 7	H: 1 LOB: 0 BB: 0 P: 10	R: 0 E: 0 K: 0 S: 11	H: 1 LOB: 1 BB: 1 P: 23	1B: 7 2B: 3 3B: 0 HR: 0	SF: 0 SAC: 1 DP: 3 HBP: 0
--------------	-------------------------------	----------------------------------	------------------------------	----------------------------------	------------------------------	----------------------------------	-------------------------------	----------------------------------	------------------------------	---------------------------------	------------------------------	----------------------------------	-------------------------------	----------------------------------	------------------------------	----------------------------------	-------------------------------	----------------------------------	----------------------------------	------------------------------------

PITCHER	IP	WLS	BF	H	R	ER	SO	BB	IBB	HBP	BLK	WP	HR	S	P	ERA	WHIP
Ed Whitson, R ERA: 3.0 (1, 1)	6.0		24	6	2	2	4	1	1	0	0	0	0	51	77	3.00	1.167
Mark Grant, R ERA: 10.8 (7, 1)	1.1		7	3	1	1	1	0	0	0	0	0	0	15	23	6.75	2.250
Greg Harris, R ERA: (8, 1)	1.2	W	5	1	0	0	0	1	0	0	0	0	0	13	25	0.00	1.200


BOTTOM

San Diego Padres @ San Francisco Giants
Candlestick Park, San Francisco, CA

livebaseballscorecards.com

AB	32
R	3
H	10
RBI	2
BB	3
SO	5
LOB	15

WP: 0 PA: 37
PB: 0
SB: 0
CS: 0



Fri Apr 13 1990, 10:05 PM EDT
Att. 52,872 - Unknown

Batter	1	2	3	4	5	6	7	8	9	10	AB	R	H	RBI	BB	SO	LOB	TOP									
Bip Roberts, S OBP: 0.227, SLG: 0.263 Craig Lefferts, L (9, 1)	2-2 G4-3			4-2 1B 1B BB		1-2 F7		2-1 FC5-4 1B	2-2 F9		4	1	1	0	1	0	3										
Roberto Alomar, S OBP: 0.333, SLG: 0.417 (1, 4)	3-3 K			0-2 SAFE 1B 1B 1B		1-1 G6-3		0-0 FC5-4		4-1 2B SF8 BB	4	1	1	1	1	1	1										
Tony Gwynn, L OBP: 0.360, SLG: 0.583 (1, 9)	0-0 F7			1-2 SAFE SAFE SAFE CS 1B		1-1 1B		2-2 G4-3		1-1 SF8 1B 2B	5	1	3	1	0	0	1										
Jack Clark, R OBP: 0.360, SLG: 0.350 (1, 3)		3-2 F8		3-2 SAFE SAFE SAFE SAFE 1B 1-2 2-3		2-3 K			2-2 P5	4-0 1B IBB	4	0	1	0	1	1	1										
Joe Carter, R OBP: 0.120, SLG: 0.120 (1, 7) (7, 8)		0-0 G4-3		1-3 K			2-2 G5-3		0-1 E5 1B 1B	0-1 F8	5	1	0	0	0	1	4										
Darrin Jackson, R OBP: 0.250, SLG: 0.250 Calvin Schiraldi, R (7, 1) Phil Stephenson, L OBP: 0.667, SLG: 0.667 Mike Pagliarulo, L (9, 5)		1-3 K			1-2 G5-3		2-2 G5-3		0-1 BB 1B 1B	1-1 SF8	3	0	0	0	0	1	0										
Benito Santiago, R OBP: 0.417, SLG: 0.364 (1, 2)		2-2 F9			0-0 1B		1-2 G6-3		0-0 F9	0-0 1B	5	0	2	1	0	0	2										
Garry Templeton, S OBP: 0.263, SLG: 0.368 (1, 6)		0-0 F8		2-3 SAFE SAFE SAFE SAFE K				0-1 F8	0-0 BB 1B	0-0 G3	5	0	1	1	0	1	3										
Bruce Hurst, L (1, 1) Fred Lynn, L OBP: 0.429, SLG: 0.667 (7, 7)		1-3 K		1-3 K				0-0 1B FC5-4 1B	4-0 LOB: 3 BB		2	0	0	0	0	2	1										
Inning Stats	R: 0 E: 0 K: 1 S: 7	H: 0 LOB: 0 BB: 0 P: 12	R: 0 E: 0 K: 1 S: 8	H: 0 LOB: 0 BB: 0 P: 12	R: 0 E: 0 K: 1 S: 7	H: 0 LOB: 0 BB: 0 P: 10	R: 1 E: 0 K: 1 S: 16	H: 3 LOB: 1 BB: 1 P: 25	R: 0 E: 0 K: 2 S: 10	H: 1 LOB: 1 BB: 0 P: 14	R: 0 E: 0 K: 1 S: 10	H: 1 LOB: 1 BB: 0 P: 15	R: 0 E: 0 K: 0 S: 9	H: 0 LOB: 0 BB: 0 P: 14	R: 1 E: 0 K: 0 S: 9	H: 2 LOB: 1 BB: 0 P: 13	R: 1 E: 1 K: 0 S: 13	H: 2 LOB: 3 BB: 1 P: 21	R: 2 E: 0 K: 0 S: 9	H: 2 LOB: 2 BB: 2 P: 19	1B: 10 2B: 1 3B: 0 HR: 0	SF: 1 SAC: 0 DP: 0 HBP: 0	WP: 0 PB: 0 SB: 0 CS: 1	PA: 44			
PITCHER Eric Gunderson, L ERA: 1.35 Atlee Hammaker, L ERA: 1.5 Jeff Brantley, R ERA: 3.0 Dan Quisenberry, R ERA: 9.82	IP 6.0	WLS L	BF 22	H 5	R 1	ER 1	SO 7	BB 1	IBB 0	HBP 0	BLK 0	WP 0	HR 0	S 58	P 88	ERA 1.50	WHIP 1.000										

San Diego Padres @ San Francisco Giants
 Candlestick Park, San Francisco, CA
 Sat Apr 14 1990, 6:33 AM EDT
 Att. 24,846 - Unknown

AB	39
R	5
H	11
RBI	5
BB	4
SO	7
LOB	16



BOTTOM

San Diego Padres @ San Francisco Giants
 Candlestick Park, San Francisco, CA

Sat Apr 14 1990, 6:33 AM EDT
 Att: 24,846 - Unknown

livebaseballscorecards.com

AB	35
R	3
H	7
RBI	3
BB	5
SO	6
LOB	13



AB	R	H	RBI	BB	SO	LOB
3	0	1	0	2	0	0

4	0	0	0	0	1	3
---	---	---	---	---	---	---

5	0	1	1	0	1	2
---	---	---	---	---	---	---

5	1	1	1	0	1	4
---	---	---	---	---	---	---

5	0	0	0	0	2	0
---	---	---	---	---	---	---

4	0	1	0	0	1	0
---	---	---	---	---	---	---

2	1	1	0	1	0	0
0	0	0	0	0	0	0
0	0	0	0	1	0	0
0	0	0	0	0	0	0
0	0	0	0	0	0	0
0	0	0	0	0	0	0

3	0	1	1	1	0	1
---	---	---	---	---	---	---

2	0	0	0	0	0	3
---	---	---	---	---	---	---

2	1	1	0	0	0	0
---	---	---	---	---	---	---

1B:	4	SF:	0
2B:	1	SAC:	1
3B:	1	DP:	0
HR:	1	HBP:	0

WP:	0	PA:	41
PB:	0		
SB:	0		
CS:	1		

Batter	1	2	3	4	5	6	7	8	9	10
Brett Butler, L OBP: 0.600, SLG: 0.563 (1, 8)	4-0 SH1-3 BB		1-1 F9		0-1 FC4-6 1B		1 SAFE 4-0 1B BB		1-1 B5-3	
Kevin Bass, S OBP: 0.211, SLG: 0.389 (1, 9)	0-0 SH1-3		3-3 K		0-0 FC4-6 1-2f		0-1 F9		1-2 G4-3	
Will Clark, L OBP: 0.409, SLG: 0.429 (1, 3)	1-2 G3		0-3 K		1-0 P2		0-0 1-3 3-H 1B			1-2 F8
Kevin Mitchell, R OBP: 0.353, SLG: 0.563 (1, 7)	1-1 L5			0-2 HR	3-3 K		0-2 F9			1-0 L5
Matt Williams, R OBP: 0.227, SLG: 0.227 (1, 5)		2-3 K		3-0 G6-3		0-0 G6-3		0-0 F9		0-3 K
Robby Thompson, R OBP: 0.500, SLG: 0.722 (1, 4)		0-1 F9		3-3 K		1-0 G5-3		0-1 CS 1B		
Gary Carter, R OBP: 0.493, SLG: 0.444 (1, 2)		4-2 BB		2-0 2B		2-0 P4		4-2 1-2 BB		
Atlee Hammaker, S OBP: 0.656, SLG: 0.200 (7, 1)										
Rick Leach, L OBP: 0.501, SLG: 1.000 (8, PH)										
Jeff Brantley, R OBP: 0.501, SLG: 1.000 (8, 1)										
Dan Quisenberry, R OBP: 0.857, SLG: 0.900 (10, 1)										
Brad Komminsk, R OBP: 0.857, SLG: 0.900 (10, 9)										
Jose Uribe, S OBP: 0.286, SLG: 0.385 (1, 6)	0-1 1-H 3B			4-0 IBB			1-0 G6-3		0-0 G6-3	
Eric Gunderson, R OBP: 0.615, SLG: 0.700 (1, 1)	1-0 G6-3			0-1 G1-3			0-1 F9 BB 1B		1-2 G4-3	
Terry Kennedy, L OBP: 0.615, SLG: 0.700 (7, 2)										

Inning Stats	R: 0	H: 0	E: 0	K: 0	S: 6	H: 1	LOB: 1	BB: 1	P: 12	R: 1	H: 1	E: 0	K: 1	S: 10	R: 0	H: 0	E: 0	K: 2	S: 11	R: 1	H: 2	E: 0	K: 1	S: 12	R: 0	H: 1	E: 0	K: 0	S: 8	R: 0	H: 0	E: 0	K: 0	S: 3	R: 1	H: 2	E: 0	K: 0	S: 11	R: 0	H: 1	E: 0	K: 0	S: 6	R: 0	H: 0	E: 0	K: 0	S: 8	R: 0	H: 0	E: 0	K: 0	S: 8	R: 0	H: 0	E: 0	K: 1	S: 8	R: 0	H: 0	E: 0	K: 0	S: 8
--------------	------	------	------	------	------	------	--------	-------	-------	------	------	------	------	-------	------	------	------	------	-------	------	------	------	------	-------	------	------	------	------	------	------	------	------	------	------	------	------	------	------	-------	------	------	------	------	------	------	------	------	------	------	------	------	------	------	------	------	------	------	------	------	------	------	------	------	------

PITCHER	IP	WLS	BF	H	R	ER	SO	BB	IBB	HBP	BLK	WP	HR	S	P	ERA	WHIP
Bruce Hurst, L ERA: 4.3 (1, 1)	6.2		30	6	3	3	5	3	1	0	0	0	1	56	97	4.05	1.350
Calvin Schiraldi, R ERA: 3.6 (7, 1)	1.1		5	1	0	0	0	1	0	0	0	0	0	11	15	0.00	1.500
Craig Lefferts, L ERA: (9, 1)	2.0	W	6	0	0	0	1	0	0	0	0	0	0	16	21	0.00	0.000

PITCHER	IP	WLS	BF	H	R	ER	SO	BB	IBB	HBP	BLK	WP	HR	S	P	ERA	WHIP
---------	----	-----	----	---	---	----	----	----	-----	-----	-----	----	----	---	---	-----	------

Batter	1	2	3	4	5	6	7	8	9	AB R H RBI BB SO LOB	TOP	
Bip Roberts, S (1, 5) OBP: 0.222, SLG: 0.250 Mike Pagliarulo, L (9, 5)	1-2 G1-3			1-3 K		0-0 B2-3	0-2 F8		2-1 1B	5 0 1 0 0 1 1 0 0 0 0 0 0 0		
Roberto Alomar, S (1, 4) OBP: 0.344, SLG: 0.414	2-1 P5			0-1 G6-3		1-2 2B 1B	0-2 G1-3		2-0 1B	5 1 2 0 0 0 1		
Tony Gwynn, L (1, 9) OBP: 0.367, SLG: 0.586	2-1 G3			3-1 F7		0-0 BB 2B		0-0 CS 1B	0-0 L3	5 0 2 0 0 0 2		
Jack Clark, R (1, 3) OBP: 0.310, SLG: 0.292			2-3 K		2-3 K	0-3 K		1-0 F7		4 0 0 0 0 3 3		
Fred Lynn, L (1, 7) OBP: 0.400, SLG: 0.571			2-1 F9		0-0 G1-3	4-0 BB IBB		3-3 K		3 0 0 0 1 1 1		
Joe Carter, R (1, 8) OBP: 0.207, SLG: 0.214			0-3 K		1-0 1B 1B	4-1 1-2 2-3 3-H BB		0-0 G4-3 HR		3 2 2 1 1 1 0		
Garry Templeton, S (1, 6) OBP: 0.261, SLG: 0.348				2-2 F8		0-0 1B	1-2 P6		1-0 G4-3	4 0 1 0 0 0 4		
Mark Parent, R (1, 2) OBP: 0.667, SLG: 0.667 Benito Santiago, R (7, PR) OBP: 0.440, SLG: 0.522 (7, 2)				0-1 F7		0-0 1B		0-2 CS 1B		3 0 2 1 0 0 0 1 1 1 2 0 0 0		
Eric Show, R (1, 1) Phil Stephenson, L (7, PH) OBP: 0.750, SLG: 0.667 Greg Harris, R (7, 1)				1-1 G4-3		0-0 G1-3		4-2 SAFE BB		2 0 0 0 0 0 2 0 0 0 0 1 0 0 1 0 0 0 0 0 0		
Inning Stats	R: 0 H: 0 E: 0 LOB: 0 K: 0 BB: 0 S: 7 P: 12	R: 0 H: 0 E: 0 LOB: 0 K: 2 BB: 0 S: 12 P: 16	R: 0 H: 0 E: 0 LOB: 0 K: 0 BB: 0 S: 7 P: 10	R: 0 H: 0 E: 0 LOB: 0 K: 1 BB: 0 S: 7 P: 11	R: 1 H: 3 E: 0 LOB: 2 K: 1 BB: 0 S: 8 P: 11	R: 1 H: 2 E: 0 LOB: 3 K: 1 BB: 2 S: 14 P: 24	R: 0 H: 1 E: 0 LOB: 1 K: 0 BB: 1 S: 10 P: 14	R: 0 H: 1 E: 0 LOB: 1 K: 1 BB: 0 S: 5 P: 9	R: 2 H: 4 E: 0 LOB: 2 K: 0 BB: 0 S: 11 P: 16	1B: 8 SF: 0 2B: 3 SAC: 0 3B: 0 DP: 1 HR: 1 HBP: 0	WP: 0 PA: 39 PB: 0 SB: 0 CS: 2	
PITCHER Rick Reuschel, R (1, 1) ERA: 1.32 Steve Bedrosian, R (9, 1) ERA: 18.0	IP WLS BF H R ER SO BB IBB HBP BLK WP HR S P ERA WHIP											PITCHER IP WLS BF H R ER SO BB IBB HBP BLK WP HR S P ERA WHIP
	8.0 32 7 2 2 6 2 1 0 0 0 0 70 107 2.25 1.125											

San Diego Padres @ San Francisco Giants
Candlestick Park, San Francisco, CA

Sun Apr 15 1990, 6:33 AM EDT
Att. 29,339 - Sunny - 60 F

AB	36
R	4
H	11
RBI	4
BB	3
SO	6
LOB	14



Batter	1	2	3	4	5	6	7	8	9	AB	R	H	RBI	BB	SO	LOB
Brett Butler, L OBP: 0.552, SLG: 0.650 (1, 8)	3-2 HR		0-0 G4-3			3-2 F9		3-3 K		4	1	1	1	0	1	0
Kevin Bass, S OBP: 0.217, SLG: 0.364 (1, 9)	2-2 F8		2-1 G6-3			1-2 HR 1B		0-1 G4-3		4	1	1	0	0	0	0
Will Clark, L OBP: 0.385, SLG: 0.520 (1, 3)	0-0 G4-3				1-0 G3	2-2 HR 1-H		1-2 G4-3		4	1	1	2	0	0	0
Kevin Mitchell, R OBP: 0.333, SLG: 0.500 (1, 7)	2-1 1B				2-3 K	0-0 P3		2-2 F8		4	0	1	0	0	1	0
Matt Williams, R OBP: 0.269, SLG: 0.308 (1, 5)	2-0 F9				3-2 1B	2-2 2B		1-0 G6-3		4	0	2	0	0	0	1
Robby Thompson, R OBP: 0.417, SLG: 0.591 (1, 4)			1-1 G5-3		1-2 P6	1-1 L6		1-3 K		4	0	0	0	0	1	2
Terry Kennedy, L OBP: 0.500, SLG: 0.538 (1, 2)			0-0 G1-3			0-0 G4-1		1-0 F7		3	0	0	0	0	0	0
Jose Uribe, S OBP: 0.235, SLG: 0.313 (1, 6)			1-1 F9			1-2 F9		1-1 G3		3	0	0	0	0	0	0
Rick Reuschel, R OBP: 0.200, SLG: 0.200 Steve Bedrosian, R (9, 1)			2-1 G6-3			0-0 G5-3		1-1 F9		3	0	0	0	0	0	0

Inning Stats	R: 1	H: 2	E: 0	K: 0	S: 13	LOB: 1	BB: 0	P: 22	R: 0	H: 0	E: 0	K: 0	S: 5	LOB: 0	BB: 0	P: 7	R: 0	H: 0	E: 0	K: 0	S: 5	LOB: 0	BB: 0	P: 9	R: 0	H: 1	E: 0	K: 1	S: 11	LOB: 1	BB: 0	P: 18	R: 0	H: 0	E: 0	K: 0	S: 6	LOB: 0	BB: 0	P: 7	R: 2	H: 3	E: 0	K: 0	S: 18	LOB: 1	BB: 0	P: 27	R: 0	H: 0	E: 0	K: 0	S: 5	LOB: 0	BB: 0	P: 8	R: 0	H: 0	E: 0	K: 1	S: 12	LOB: 0	BB: 0	P: 16	R: 0	H: 0	E: 0	K: 1	S: 9	LOB: 0	BB: 0	P: 13	1B: 3	SF: 0	2B: 1	SAC: 0	3B: 0	DP: 0	HR: 2	HBP: 0	WP: 0	PA: 33
--------------	------	------	------	------	-------	--------	-------	-------	------	------	------	------	------	--------	-------	------	------	------	------	------	------	--------	-------	------	------	------	------	------	-------	--------	-------	-------	------	------	------	------	------	--------	-------	------	------	------	------	------	-------	--------	-------	-------	------	------	------	------	------	--------	-------	------	------	------	------	------	-------	--------	-------	-------	------	------	------	------	------	--------	-------	-------	-------	-------	-------	--------	-------	-------	-------	--------	-------	--------

PITCHER	IP	WLS	BF	H	R	ER	SO	BB	IBB	HBP	BLK	WP	HR	S	P	ERA	WHIP
Eric Show, R ERA: 3.38 (1, 1)	6.0		24	6	3	3	1	0	0	0	0	0	2	58	90	4.50	1.000
Greg Harris, R ERA: (7, 1)	3.0	W	9	0	0	0	2	0	0	0	0	0	0	26	37	0.00	0.000

BOTTOM

San Diego Padres @ San Francisco Giants
Candlestick Park, San Francisco, CA

Sun Apr 15 1990, 6:33 AM EDT
Att: 29,339 - Sunny - 60 F

livebaseballscores.com

AB	33
R	3
H	6
RBI	3
BB	0
SO	3
LOB	3



Batter	1	2	3	4	5	6	7	8	9	AB R H RBI BB SO LOB	TOP		
Brett Butler, L (1, 8) OBP: 0.529, SLG: 0.640	0-0 1B SF8 2B	0-0 F8			0-0 F8		0-3 K		0-0 CS 1B	5 1 2 0 0 1 2			
Kevin Bass, S (1, 9) OBP: 0.250, SLG: 0.370	0-0 2-3 1B		0-3 K		0-0 2B 1B		0-0 2-3		0-0 G3 1-2	5 1 2 1 0 1 1			
Will Clark, L (1, 3) OBP: 0.400, SLG: 0.571	0-0 SF8 3-H		0-0 4-3		0-0 1-H 2B			0-0 1B 1B		3 0 2 2 0 0 0			
Kevin Mitchell, R (1, 7) OBP: 0.292, SLG: 0.435 Brad Komminsk, R (6, 7) OBP: 0.500, SLG: 0.333	0-0 F9		0-0 F4		0-0 5-3			0-3 K		3 0 0 0 0 0 1 1 0 0 0 0 1 1			
Matt Williams, R (1, 5) OBP: 0.233, SLG: 0.267	0-0 E6 1-2			0-0 F8		0-0 5-3		0-3 K		4 0 0 0 0 1 2			
Robby Thompson, R (1, 4) OBP: 0.429, SLG: 0.577	0-3 K			0-0 F7		0-0 WP 1B		0-0 S 1B		4 0 2 0 0 1 2			
Gary Carter, R (1, 2) OBP: 0.500, SLG: 0.400		4-0 SH2-4 BB		0-0 F8		4-0 1-2 BB		4-0 1-2 BB		1 0 0 0 3 0 0			
Jose Uribe, S (1, 6) OBP: 0.238, SLG: 0.300		0-0 F9			0-0 SH2-4 1B 1B		0-3 K		0-0 1-3	4 1 1 0 0 1 6			
Michael LaCoss, R (1, 1) OBP: 0.238, SLG: 0.300		0-0 SH2-4 1-2			0-0 SH2-4 1-2		0-3 K		0-0 F9	2 0 0 0 0 1 0			
Inning Stats	R: 1 E: 1 K: 1 S: 8 H: 2 LOB: 2 BB: 0 P: 8	R: 0 E: 0 K: 0 S: 3 H: 0 LOB: 1 BB: 1 P: 7	R: 0 E: 0 K: 1 S: 5 H: 0 LOB: 0 BB: 0 P: 5	R: 0 E: 0 K: 0 S: 3 H: 0 LOB: 0 BB: 0 P: 3	R: 2 E: 0 K: 0 S: 5 H: 3 LOB: 1 BB: 0 P: 5	R: 0 E: 0 K: 1 S: 6 H: 1 LOB: 2 BB: 1 P: 10	R: 0 E: 0 K: 2 S: 7 H: 0 LOB: 0 BB: 0 P: 7	R: 0 E: 0 K: 2 S: 9 H: 2 LOB: 3 BB: 1 P: 13	R: 0 E: 0 K: 0 S: 3 H: 1 LOB: 0 BB: 0 P: 3	1B: 7 2B: 2 3B: 0 HR: 0 SF: 1 SAC: 2 DP: 0 HBP: 0	WP: 1 PB: 0 SB: 1 CS: 1 PA: 38		
PITCHER	IP WLS BF H R ER SO BB IBB HBP BLK WP HR S P ERA WHIP											PITCHER	IP WLS BF H R ER SO BB IBB HBP BLK WP HR S P ERA WHIP
Fernando Valenzuela, L (1, 1) ERA: 4.09	6.0 L 26 6 3 3 3 2 0 0 0 1 0 30 38 4.50 1.333												
Ray Searage, L (7, 1) ERA:	1.0 3 0 0 0 2 0 0 0 0 0 0 7 7 0.00 0.000												
Tim Crews, R (8, 1) ERA:	2.0 9 3 0 0 2 1 0 0 0 0 0 12 16 0.00 2.000												

San Francisco Giants @ Los Angeles Dodgers
Dodger Stadium, Los Angeles, CA
Mon Apr 16 1990, 7:05 PM PDT
Att: 26,954 - Cloudy

livebaseballscorecards.com

AB	32
R	3
H	9
RBI	3
BB	3
SO	7
LOB	15



Batter	1	2	3	4	5	6	7	8	9	AB R H RBI BB SO LOB	TOP						
Juan Samuel, R (1, 8) OBP: 0.333, SLG: 0.400 Jay Howell, R (9, 1)	2-2 F9		2-2 2B	4-1 BB			1-2 1B	3-3 K	1-3 K	5 2 2 0 1 2 2 0 0 0 0 0 0 0	<p>Los Angeles Dodgers @ San Francisco Giants</p> <p>Candlestick Park, San Francisco, CA</p> <p>Tue Apr 17 1990, 10:05 PM EDT</p> <p>Att. 23,194 - Cloudy - 62 F</p>						
Willie Randolph, R (1, 4) OBP: 0.385, SLG: 0.417	1-1 1B		4-1 2B	0-1 BB			3-2 1B		0-0 G5-3	4 3 2 1 1 0 2							
Kal Daniels, L (1, 7) OBP: 0.500, SLG: 0.500 Jose Gonzalez, R (9, 8) OBP: 0.500, SLG: 0.500	1-1 SF9		1-0 F7				0-1 SH5-4		2-2 1B	4 1 2 0 0 0 2 0 0 0 0 0 0 0							
Eddie Murray, S (1, 3) OBP: 0.375, SLG: 0.400	4-2 SF9		3-2 WP				1-0 F7		4-0 1B	3 1 1 2 2 0 1							
Hubie Brooks, R (1, 9) OBP: 0.282, SLG: 0.389	1-0 SF9		1-3 K				3-1 1B		2-3 K	4 0 2 2 0 2 3							
Lenny Harris, L (1, 5) Mickey Hatcher, R (7, PH) Don Aase, R (7, 1) Chris Gwynn, L (9, PH) OBP: 0.667, SLG: 1.000	0-0 P5		4-2 BB				2-3 K		1-1 1B	2 0 0 0 1 0 3 1 0 0 0 0 1 1 0 0 0 0 0 0 0 1 1 1 1 0 0 0							
Mike Scioscia, L (1, 2) OBP: 0.281, SLG: 0.533			0-3 K2-3				2-2 G6-3		1-1 1B	5 2 2 2 0 1 2							
Alfredo Griffin, S (1, 6) OBP: 0.353, SLG: 0.367			1-0 F9				0-0 F8		1-1 F7	4 0 1 1 1 0 0							
Ramon Martinez, R (1, 1) John Shelby, S (6, PH) OBP: 0.250, SLG: 0.250 Ray Searage, L (6, 1) Mike Sharperson, R (7, 5) OBP: 0.333, SLG: 0.333			0-0 G5-3				2-1 G6-3		2-2 G3-1	1 0 0 0 0 0 0 1 0 0 0 0 0 0 0 0 0 0 0 0 0 2 0 1 1 0 0 0							
Inning Stats	R: 1 H: 2 E: 0 LOB: 2 K: 0 BB: 1 S: 13 P: 22	R: 0 H: 0 E: 0 LOB: 0 K: 0 BB: 0 S: 5 P: 7	R: 2 H: 2 E: 0 LOB: 2 K: 2 BB: 2 S: 17 P: 32	R: 0 H: 0 E: 0 LOB: 1 K: 0 BB: 2 S: 7 P: 15	R: 0 H: 1 E: 0 LOB: 1 K: 0 BB: 0 S: 7 P: 13	R: 0 H: 0 E: 0 LOB: 0 K: 0 BB: 0 S: 6 P: 10	R: 2 H: 3 E: 0 LOB: 1 K: 1 BB: 0 S: 14 P: 24	R: 1 H: 1 E: 0 LOB: 0 K: 1 BB: 0 S: 10 P: 18	R: 4 H: 5 E: 0 LOB: 2 K: 2 BB: 1 S: 25 P: 39	1B: 10 SF: 1 2B: 3 SAC: 2 3B: 0 DP: 1 HR: 1 HBP: 0		WP: 1 PA: 46 PB: 0 SB: 1 CS: 0					
PITCHER	IP WLS BF H R ER SO BB IBB HBP BLK WP HR S P ERA WHIP											PITCHER	IP WLS BF H R ER SO BB IBB HBP BLK WP HR S P ERA WHIP				
Scott Garrelts, R (1, 1) ERA: 5.63	3.0		4 3 3 2 3 0 0 0 0 0 1 0 35 61 9.00 2.333											Russ Swan, L (9, 1) ERA: 3.86	0.0		3 3 1 1 0 0 0 0 0 0 0 0 8 12 ∞ ∞
Andy McGaffigan, R (4, 1) ERA: 20.25	1.0		4 0 0 0 0 0 2 0 0 0 0 0 7 15 0.00 2.000											Jeff Brantley, R (9, 1) ERA: 2.84	0.1		1 0 0 0 1 0 0 0 0 0 0 0 3 4 0.00 0.000
Randy O'Neal, R (5, 1) ERA: 2.84	2.0		9 3 2 2 0 0 0 0 0 0 0 0 19 33 9.00 1.500														
Atlee Hammaker, L (7, 1) ERA: 2.25	2.0	L	8 2 1 1 2 0 0 0 0 0 0 1 18 32 4.50 1.000														
Dan Quisenberry, R (9, 1) ERA: 14.54	0.2		5 2 3 3 1 0 1 0 0 0 0 0 14 23 40.50 3.000														

livebaseballscorecards.com



Batter	1	2	3	4	5	6	7	8	9	AB	R	H	RBI	BB	SO	LOB
Brett Butler, L OBP: 0.538, SLG: 0.633 (1, 8)	2-2 CS 1B		1-2 G1-3	1-2 1-3 3-H 1B		0-2 FC6-4			0-1 G1-3 1B	5	0	3	1	0	0	1
Kevin Bass, S OBP: 0.212, SLG: 0.313 (1, 9)	2-3 SAFE SAFE SAFE 1-2 K		2-2 P4		2-0 P6		1-1 G4-3		2-2 G1-3 1-2	5	0	0	0	0	1	2
Will Clark, L OBP: 0.400, SLG: 0.563 (1, 3)	4-2 FC6-4 BB			2-3 K	1-0 F8 2B		2-3 K		2-0 F8	4	0	1	0	1	2	1
Kevin Mitchell, R OBP: 0.357, SLG: 0.577 (1, 7)	2-1 FC6-4 1-2f			1-2 BB 2B 1B	4-0 F8 IBB		3-2 HR			3	2	2	1	1	0	1
Matt Williams, R OBP: 0.235, SLG: 0.242 (1, 5)		0-0 F7		4-1 2B BB	2-0 F8		2-3 K			3	1	0	0	1	1	2
Robby Thompson, R OBP: 0.375, SLG: 0.500 (1, 4)		3-1 F8		2-0 P4	3-2 P6		1-3 K			4	0	0	0	0	1	4
Terry Kennedy, L OBP: 0.550, SLG: 0.647 (1, 2)		0-2 1B		1-2 E 1-H 2-H 1B 2B		1-2 FC5-4 1B		1-2 G6-3		4	1	3	2	0	0	0
Jose Uribe, S OBP: 0.208, SLG: 0.261 (1, 6)		1-3 K		0-0 E6 1B 1B		2-2 FC5-4 FC6-4 1-2f		0-1 F8		3	1	0	0	0	1	3
Ernest Riles, L (8, PH)						1 SAFE 2-2 FC5-4				1	0	0	0	0	0	0
Russ Swan, L (9, 1)						1-2 F8				0	0	0	0	0	0	0
Jeff Brantley, R OBP: 0.500, SLG: 1.000 (9, 1)						0-3 K				0	0	0	0	0	0	0
Scott Garrelts, R (1, 1)			1-1 F8		3-2 1B 1B			0-3 K		0	0	0	0	0	0	0
Mike Laga, L (3, PH)										1	0	0	0	0	0	0
Andy McGaffigan, R (4, 1)										0	0	0	0	0	0	0
Rick Leach, L OBP: 0.600, SLG: 0.333 (4, PH)										1	0	1	1	0	0	0
Randy O'Neal, R (5, 1)										1	0	0	0	0	1	1
Atlee Hammaker, S (7, 1)										0	0	0	0	0	0	0
Dan Quisenberry, R (9, 1)										0	0	0	0	0	0	0
Tony Perezchica, R OBP: 0.500, SLG: 0.333 (9, 9)										1	0	0	0	0	1	0

Inning Stats	R: 0	H: 1	E: 0	LOB: 1	K: 1	P: 23	R: 0	H: 1	E: 0	LOB: 1	K: 1	P: 15	R: 0	H: 0	E: 0	LOB: 0	K: 0	P: 12	R: 4	H: 4	E: 1	LOB: 2	K: 1	P: 35	R: 0	H: 1	E: 0	LOB: 2	K: 0	P: 18	R: 0	H: 1	E: 0	LOB: 1	K: 1	P: 15	R: 1	H: 1	E: 0	LOB: 0	K: 2	P: 19	R: 0	H: 0	E: 0	LOB: 0	K: 1	P: 10	R: 0	H: 1	E: 0	LOB: 1	K: 1	P: 13	1B: 7	SF: 0	2B: 3	SAC: 0	3B: 0	DP: 1	HR: 1	HBP: 0	WP: 0	PA: 39
--------------	------	------	------	--------	------	-------	------	------	------	--------	------	-------	------	------	------	--------	------	-------	------	------	------	--------	------	-------	------	------	------	--------	------	-------	------	------	------	--------	------	-------	------	------	------	--------	------	-------	------	------	------	--------	------	-------	------	------	------	--------	------	-------	-------	-------	-------	--------	-------	-------	-------	--------	-------	--------

PITCHER	IP	WLS	BF	H	R	ER	SO	BB	IBB	HBP	BLK	WP	HR	S	P	ERA	WHIP
Ramon Martinez, R ERA: 3.6 (1, 1)	5.0		24	7	4	2	3	2	1	0	0	0	0	59	103	3.60	1.800
Ray Seavage, L ERA: (6, 1)	1.0		4	1	0	0	1	0	0	0	0	0	0	12	15	0.00	1.000
Don Aase, R ERA: 7.2 (7, 1)	2.0	W	7	1	1	1	3	0	0	0	0	0	0	19	29	4.50	0.500
Jay Howell, R ERA: (9, 1)	1.0		4	1	0	0	1	0	0	0	0	0	0	9	13	0.00	1.000

BOTTOM

Los Angeles Dodgers @ San Francisco Giants
Candlestick Park, San Francisco, CA

Tue Apr 17 1990, 10:05 PM EDT
Att: 23,194 - Cloudy - 62 F

livebaseballscorecards.com

AB	36
R	5
H	10
RBI	5
BB	3
SO	8
LOB	15



Batter	1	2	3	4	5	6	7	8	9	AB	R	H	RBI	BB	SO	LOB	TOP								
Juan Samuel, R OBP: 0.340, SLG: 0.385 (1, 8)	0-0 4-3		0-0 6-3		0-0 5-3	0-0 1-2 3-H 1B		4-0 BB		4	0	1	1	1	0	0									
Willie Randolph, R OBP: 0.364, SLG: 0.375 (1, 4)	0-0 F9		4-0 HR BB		0-0 6-3	0-0 F8		0-0 G5-3		4	1	0	0	1	0	4									
Hubie Brooks, R OBP: 0.295, SLG: 0.488 Jose Gonzalez, R OBP: 0.500, SLG: 0.500 (1, 9) (9, 9)	0-0 6-3		0-3 K		0-0 2B		0-0 4-3		0-0 HR	5	1	2	1	0	1	1									
Eddie Murray, S OBP: 0.422, SLG: 0.590 (1, 3)		0-0 BB 1B	0-0 1-H HR		4-0 IBB		0-0 HR		0-0 F9	4	3	3	3	1	0	0									
Kal Daniels, L OBP: 0.486, SLG: 0.444 John Shelby, S OBP: 0.250, SLG: 0.250 (1, 7) (9, 7)		4-0 FC5 1B 1-2 BB	0-0 L5		0-0 G3		4-0 BB		0-3 K	3	0	0	0	2	1	2									
Mike Sharperson, R OBP: 0.333, SLG: 0.250 Chris Gwynn, L OBP: 0.667, SLG: 1.000 Lenny Harris, L (7, 5) (7, 5)		0-3 K		4-0 CS BB		0-0 4-3	0-0 F7		0-0 3-1	2	0	0	0	1	1	2									
Mike Scioscia, L OBP: 0.278, SLG: 0.500 (1, 2)		0-0 1-2 2-H 1B		0-0 F8		0-0 4-3	0-0 F8			4	0	1	1	0	0	2									
Alfredo Griffin, S OBP: 0.385, SLG: 0.455 (1, 6)		0-0 F3		4-0 1-2 BB		0-0 1B 2B		0-0 G5-3 2B		3	1	2	0	1	0	2									
Mike Morgan, R OBP: 0.286, SLG: 0.167 Mike Munoz, L Tim Crews, R (1, 1) (7, 1) (8, 1)		0-0 FC5		0-3 K		0-0 1B		0-3 K		3	0	1	0	0	1	3									
Inning Stats	R: 0 E: 0 K: 0 S: 3	H: 0 LOB: 0 BB: 0 P: 3	R: 1 E: 0 K: 1 S: 7	H: 2 LOB: 2 BB: 1 P: 11	R: 2 E: 0 K: 1 S: 6	H: 1 LOB: 0 BB: 1 P: 10	R: 0 E: 0 K: 1 S: 4	H: 0 LOB: 1 BB: 2 P: 12	R: 0 E: 0 K: 0 S: 4	H: 1 LOB: 2 BB: 1 P: 8	R: 1 E: 0 K: 0 S: 6	H: 3 LOB: 2 BB: 0 P: 6	R: 1 E: 0 K: 0 S: 4	H: 1 LOB: 1 BB: 1 P: 8	R: 0 E: 0 K: 1 S: 5	H: 1 LOB: 1 BB: 1 P: 9	R: 1 E: 0 K: 1 S: 6	H: 1 LOB: 0 BB: 0 P: 6	1B: 4 2B: 3 3B: 0 HR: 3	SF: 0 SAC: 0 DP: 1 HBP: 0	WP: 0 PB: 0 SB: 0 CS: 1	PA: 42			
PITCHER	IP	WLS	BF	H	R	ER	SO	BB	IBB	HBP	BLK	WP	HR	S	P	ERA	WHIP								
Eric Gunderson, L ERA: 3.65 (1, 1)	5.2	L	28	7	4	4	3	4	1	0	0	0	1	29	49	6.35	1.941								
Randy O'Neal, R ERA: 3.52 (6, 1)	1.1		6	1	1	1	0	1	0	0	0	0	1	5	9	6.75	1.500								
Ernie Camacho, R ERA: (8, 1)	1.0		4	1	0	0	1	1	0	0	0	0	0	5	9	0.00	2.000								
Steve Bedrosian, R ERA: 13.5 (9, 1)	1.0		4	1	1	1	1	0	0	0	0	0	1	6	6	9.00	1.000								

Los Angeles Dodgers @ San Francisco Giants
Candlestick Park, San Francisco, CA

Wed Apr 18 1990, 6:33 AM EDT
Att: 22,022 - Unknown

livebaseballscorecards.com

AB 35
R 6
H 10
RBI 6
BB 7
SO 5
LOB 18



Batter	1	2	3	4	5	6	7	8	9	AB	R	H	RBI	BB	SO	LOB
Brett Butler, L (1, 8) OBP: 0.545, SLG: 0.657	0-0 L5		0-0 F8 SH2-3 1B		0-0 1B 2B		0-0 FC6-4 G5-4-3 1-2f		0-0 1B 1B	5	1	3	0	0	0	1
Kevin Bass, S (1, 9) OBP: 0.243, SLG: 0.333	0-0 3-1		0-0 SH2-3 1-2		0-0 1B 2-H		0-0 G5-4-3 1-2f		0-0 1B 1-2 2-3	4	0	2	1	0	0	1
Will Clark, L (1, 3) OBP: 0.400, SLG: 0.568	0-0 WP 1B 1B		0-0 F8 2-3		0-0 F8			0-0 2B	0-3 K	5	1	2	0	0	1	5
Kevin Mitchell, R (1, 7) OBP: 0.364, SLG: 0.548	0-0 1-2 1B 1B		0-0 5-3		0-3 K			0-0 1B	0-0 F2	5	0	2	0	0	1	5
Matt Williams, R (1, 5) OBP: 0.211, SLG: 0.216	0-3 K 1-2 2-3 1B			0-0 3-1		0-0 6-3		0-0 F3		4	0	0	0	0	1	4
Robby Thompson, R (1, 4) OBP: 0.389, SLG: 0.500	0-0 1-2 2-H 3-H 1B			0-0 FC6-4 1B		0-0 5-3		0-3 K		4	0	2	1	0	1	2
Terry Kennedy, L (1, 2) OBP: 0.500, SLG: 0.571		0-0 F7		0-0 FC6-4 1-2f 2B		0-0 1B		0-0 F5		4	0	1	0	0	0	3
Steve Bedrosian, R (9, 1)										0	0	0	0	0	0	0
Dave Anderson, R (1, 6) OBP: 0.286, SLG: 0.429		0-0 6-3		0-0 1-H 2B		0-0 4-3			0-0 F8	3	0	1	0	0	0	1
Ernest Riles, L (9, PH)										1	0	0	0	0	0	0
Eric Gunderson, R (1, 1)		0-3 K				0-3 K		0-0 FC6-4 1B	4-0 1B 1B BB	2	0	0	0	0	2	0
Randy O'Neal, R (6, 1)										0	0	0	0	0	0	0
Rick Leach, L (7, PH) OBP: 0.636, SLG: 0.429										1	0	1	0	0	0	0
Ernie Camacho, R (8, 1)										0	0	0	0	0	0	0
Gary Carter, R (9, 2) OBP: 0.533, SLG: 0.400										0	0	0	0	1	0	0

Inning Stats	R: 1	H: 3	E: 0	K: 1	S: 8	H: 3	LOB: 2	BB: 0	P: 8	R: 0	H: 0	E: 0	K: 1	S: 5	H: 0	LOB: 0	BB: 0	P: 5	R: 0	H: 1	E: 0	K: 0	S: 4	H: 2	LOB: 2	BB: 0	P: 4	R: 1	H: 2	E: 0	K: 2	S: 9	H: 2	LOB: 1	BB: 0	P: 9	R: 0	H: 1	E: 0	K: 0	S: 4	H: 1	LOB: 1	BB: 0	P: 4	R: 0	H: 1	E: 0	K: 0	S: 3	H: 2	LOB: 2	BB: 0	P: 7	R: 0	H: 2	E: 0	K: 1	S: 7	H: 2	LOB: 3	BB: 1	P: 11	1B: 11	2B: 3	3B: 0	HR: 0	SF: 0	SAC: 1	DP: 1	HBP: 0	WP: 1	PA: 40
--------------	------	------	------	------	------	------	--------	-------	------	------	------	------	------	------	------	--------	-------	------	------	------	------	------	------	------	--------	-------	------	------	------	------	------	------	------	--------	-------	------	------	------	------	------	------	------	--------	-------	------	------	------	------	------	------	------	--------	-------	------	------	------	------	------	------	------	--------	-------	-------	--------	-------	-------	-------	-------	--------	-------	--------	-------	--------

PITCHER	IP	WLS	BF	H	R	ER	SO	BB	IBB	HBP	BLK	WP	HR	S	P	ERA	WHIP
Mike Morgan, R (1, 1) ERA: 1.84	6.1	W	28	10	2	2	4	0	0	0	0	1	0	36	36	2.84	1.579
Mike Munoz, L (7, 1) ERA:	0.2		1	0	0	0	0	0	0	0	0	0	0	1	1	0.00	0.000
Tim Crews, R (8, 1) ERA:	2.0	S	11	4	0	0	2	1	0	0	0	0	0	14	18	0.00	2.500

BOTTOM

Los Angeles Dodgers @ San Francisco Giants
Candlestick Park, San Francisco, CA
 Wed Apr 18 1990, 6:33 AM EDT
 Att. 22,022 - Unknown

livebaseballscorecards.com

AB	38
R	2
H	14
RBI	2
BB	1
SO	6
LOB	22



Batter	1	2	3	4	5	6	7	8	9	AB R H RBI BB SO LOB	TOP																						
Brett Butler, L (1, 8) OBP: 0.521, SLG: 0.615	0-2 G4-6-3 1B		0-0 G3		1-1 G4-3		2-1 F7			4 0 1 1 0 0 1																							
Kevin Bass, S (1, 9) OBP: 0.244, SLG: 0.325	0-1 G4-6-3 1-2f		2-0 F8		2-2 1B		0-3 K			4 0 1 1 0 1 1																							
Will Clark, L (1, 3) OBP: 0.386, SLG: 0.537	3-1 2B 1B		0-0 L4		0-0 F7			1-1 G1-3		4 0 1 0 0 0 1																							
Kevin Mitchell, R (1, 7) OBP: 0.351, SLG: 0.543	1-1 1-3 2B			0-0 P6		0-3 K		0-0 F8		4 0 1 0 0 1 0																							
Matt Williams, R (1, 5) OBP: 0.214, SLG: 0.220	0-0 P4			0-0 G4-3		0-0 1B 1B		1-0 F8		4 0 1 0 0 0 2																							
Robby Thompson, R (1, 4) OBP: 0.375, SLG: 0.474		0-0 1B		2-0 P5		0-1 F9			0-0 G1-3	4 0 1 0 0 0 1																							
Terry Kennedy, L (1, 2) OBP: 0.500, SLG: 0.560		0-0 F7			2-2 2B G4-3 1B	0-0 1-2 1B		1-2 F8		4 1 2 0 0 0 1																							
Jose Uribe, S (1, 6) OBP: 0.222, SLG: 0.308		0-1 P5			0-0 G4-3 1B 2B	0-1 F8		0-2 F7		3 1 1 0 0 0 3																							
Andy McGaffigan, R (7, 1)										0 0 0 0 0 0 0																							
Rick Leach, L (9, PH) OBP: 0.583, SLG: 0.375										1 0 0 0 0 0 0																							
Rick Reuschel, R (1, 1) OBP: 0.143, SLG: 0.143					0-1 G1-3			1-2 F8		2 0 0 0 0 1 3																							
Ernest Riles, L (7, PH) (7, 6)										1 0 0 0 0 0 0																							
Inning Stats	R: 0 E: 0 K: 0 S: 10	H: 3 LOB: 2 BB: 0 P: 14	R: 0 E: 0 K: 1 S: 8	H: 1 LOB: 1 BB: 0 P: 8	R: 0 E: 0 K: 0 S: 3	H: 0 LOB: 0 BB: 0 P: 5	R: 0 E: 0 K: 0 S: 3	H: 0 LOB: 0 BB: 0 P: 5	R: 2 E: 0 K: 1 S: 15	H: 3 LOB: 1 BB: 0 P: 20	R: 0 E: 0 K: 1 S: 9	H: 2 LOB: 2 BB: 0 P: 9	R: 0 E: 0 K: 1 S: 8	H: 0 LOB: 0 BB: 0 P: 11	R: 0 E: 0 K: 0 S: 4	H: 0 LOB: 0 BB: 0 P: 6	R: 0 E: 0 K: 0 S: 7	H: 0 LOB: 0 BB: 0 P: 8	1B: 7 2B: 2 3B: 0 HR: 0	SF: 0 SAC: 0 DP: 1 HBP: 0	WP: 0 PB: 0 SB: 0 CS: 0	PA: 35											
PITCHER Ed Whitson, R (1, 1) ERA: 2.4	IP 9.0	WLS W	BF 35	H 9	R 2	ER 2	SO 3	BB 0	IBB 0	HBP 0	BLK 0	WP 0	HR 0	S 67	P 86	ERA 2.00	WHIP 1.000																
											PITCHER	IP	WLS	BF	H	R	ER	SO	BB	IBB	HBP	BLK	WP	HR	S	P	ERA	WHIP					

San Francisco Giants @ San Diego Padres
Jack Murphy Stadium, San Diego, CA

AB	35
R	2
H	9
RBI	2
BB	0
SO	3
LOB	13



Fri Apr 20 1990, 10:05 PM EDT
Att: 36,052 - Unknown - 70 F

livebaseballscorecards.com

Batter	1	2	3	4	5	6	7	8	9	AB R H RBI BB SO LOB	TOP											
Brett Butler, L (1, 8) OBP: 0.509, SLG: 0.591	0-1 F7		0-1 HR 1B		0-1 G4-3		1-0 G3 1B		0-1 F7	5 1 2 0 0 0 1	San Francisco Giants @ San Diego Padres Jack Murphy Stadium, San Diego, CA Sat Apr 21 1990, 10:05 PM EDT Att. 56,147 - Unknown - 60 F GIANTS											
Robby Thompson, R (1, 4) OBP: 0.356, SLG: 0.442	2-0 G5-3		1-2 F9			0-1 2B 1B	0-1 F9		1-3 K	5 1 1 0 0 1 3												
Will Clark, L (1, 3) OBP: 0.375, SLG: 0.578	0-0 E4 CS		1-0 HR			1-1 F9	2-1 G3		2-1 G3	4 1 1 2 0 0 2												
Kevin Mitchell, R (1, 7) OBP: 0.341, SLG: 0.538	0-0 CS 1-2		2-0 F8			0-1 1B 1-3 1B	2-3 K			4 1 1 0 0 1 1												
Kevin Bass, S (1, 9) OBP: 0.244, SLG: 0.318					1-1 F7				1-2 G4-3	4 1 1 1 0 0 0												
Matt Williams, R (1, 5) OBP: 0.239, SLG: 0.267					0-1 G5-3				0-0 F9	4 1 2 1 0 0 0												
Gary Carter, R (1, 2) OBP: 0.526, SLG: 0.385					3-3 K				1-2 F7	3 0 1 1 1 1 0												
Jose Uribe, S (1, 6) OBP: 0.226, SLG: 0.300									1-0 1B	4 0 1 1 0 0 3												
Michael LaCoss, R (1, 1) Jeff Brantley, R (7, 1) Dave Anderson, R (9, PH) Steve Bedrosian, R (9, 1)					0-0 G5-3				2-3 K	3 0 0 0 0 0 1 0 0 0 0 0 0 0 1 0 0 0 0 1 1 0 0 0 0 0 0 0												
Inning Stats	R: 0 E: 1 K: 0 S: 4	H: 0 LOB: 0 BB: 0 P: 6	R: 0 E: 0 K: 0 S: 7	H: 1 LOB: 2 BB: 1 P: 13	R: 2 E: 0 K: 0 S: 8	H: 2 LOB: 0 BB: 0 P: 12	R: 0 E: 0 K: 1 S: 7	H: 0 LOB: 0 BB: 0 P: 11	R: 0 E: 0 K: 0 S: 6	H: 0 LOB: 0 BB: 0 P: 6	R: 4 E: 0 K: 0 S: 12	H: 5 LOB: 1 BB: 0 P: 15	R: 0 E: 0 K: 1 S: 8	H: 1 LOB: 1 BB: 0 P: 13	R: 0 E: 0 K: 0 S: 8	H: 0 LOB: 0 BB: 0 P: 10	R: 0 E: 0 K: 2 S: 10	H: 1 LOB: 1 BB: 0 P: 13	1B: 7 2B: 2 3B: 0 HR: 1	SF: 0 SAC: 0 DP: 0 HBP: 0	WP: 1 PB: 0 SB: 0 CS: 1	PA: 39
PITCHER	IP WLS BF H R ER SO BB IBB HBP BLK WP HR S P ERA WHIP																					
Bruce Hurst, L (1, 1) ERA: 5.4	5.1 L 23 6 5 5 1 1 0 0 0 0 1 1 39 56 8.44 1.312																					
Calvin Schiraldi, R (6, 1) ERA: 3.12	1.2 8 3 1 1 1 0 0 0 0 0 0 0 13 20 5.40 1.800																					
Greg Harris, R (8, 1) ERA: 1.38	2.0 7 1 0 0 0 2 0 0 0 0 0 0 18 23 0.00 0.500																					

AB	37
R	6
H	10
RBI	6
BB	1
SO	4
LOB	12

WP	1	PA	39
PB	0		
SB	0		
CS	1		

PITCHER	IP WLS BF H R ER SO BB IBB HBP BLK WP HR S P ERA WHIP
----------------	---

BOTTOM

San Francisco Giants @ San Diego Padres
Jack Murphy Stadium, San Diego, CA

AB 30
R 4
H 5
RBI 3
BB 3
SO 5
LOB 7



WP: 0 PA: 34
PB: 1
SB: 1
CS: 0

ERA WHIP

AB R H RBI BB SO LOB

4 0 0 0 0 0 1

3 1 0 0 1 0 0

3 1 2 0 1 0 1

3 1 1 1 0 1 2

4 0 1 1 0 1 0

4 1 0 0 0 0 1

4 0 1 0 0 2 0

2 0 0 0 0 0 0

0 0 0 0 1 0 0

1B: 3 SF: 1
2B: 2 SAC: 0
3B: 0 DP: 1
HR: 0 HBP: 0

Sat Apr 21 1990, 10:05 PM EDT
Att: 56,147 - Unknown - 60 F

livebaseballscorecards.com

Batter	1	2	3	4	5	6	7	8	9
Bip Roberts, S OBP: 0.227, SLG: 0.250 (1, 5)	1-1 G6-3		0-1 G6-4-3			1-2 G1-3		2-2 F7	
Roberto Alomar, S OBP: 0.347, SLG: 0.372 (1, 4)	1-2 G5-3			4-0 G3 S SF7 BB		0-1 G5-3		2-1 G4-3	
Tony Gwynn, L OBP: 0.340, SLG: 0.477 (1, 9)	0-2 2B			3-2 G3		4-2 2B BLK BB		3-2 FC6-4 1B	
Jack Clark, R OBP: 0.348, SLG: 0.405 (1, 3)	3-3 K			0-1 SF7		1-2 BLK 1B 2B		2-2 FC6-4	
Joe Carter, R OBP: 0.261, SLG: 0.341 (1, 8)		1-0 F7		3-3 K		3-2 FC6-4 1B		0-0 G5-3	
Fred Lynn, L OBP: 0.343, SLG: 0.483 (1, 7)		0-1 G3-1			2-1 G6-3		1-1 FC6-4 PB 1B G4-3		1-2 P6
Benito Santiago, R OBP: 0.476, SLG: 0.684 (1, 2)		1-2 F3			1-3 K		0-0 G4-3 PB 1B		1-3 K
Garry Templeton, S OBP: 0.243, SLG: 0.306 Calvin Schiraldi, R (6, 1)			0-0 G1-3		1-2 F9		2-2 G4-3		
Phil Stephenson, L OBP: 0.500, SLG: 0.400 Greg Harris, R (8, 1)							1-3 2-H		
Bruce Hurst, L Joey Cora, S OBP: 0.375, SLG: 0.167 (6, 6)			4-2 G6-4-3 BB			1-1 F8		0-3 K	

Inning Stats	R: 0	H: 1	E: 0	K: 1	S: 13	LOB: 1	BB: 0	P: 18										
Michael LaCoss, R ERA: 2.25 (1, 1)	6.0	WLS	W	23	H 3	R 4	ER 3	SO 3	BB 3	IBB 0	HBP 0	BLK 1	WP 0	HR 0	S 58	P 93	ERA 4.50	WHIP 1.000
Jeff Brantley, R ERA: 2.16 (7, 1)	2.0			8	H 2	R 0	ER 0	SO 1	BB 0	IBB 0	HBP 0	BLK 0	WP 0	HR 0	S 25	P 37	ERA 0.00	WHIP 1.000
Steve Bedrosian, R ERA: 9.0 (9, 1)	1.0	S		3	H 0	R 0	ER 0	SO 1	BB 0	IBB 0	HBP 0	BLK 0	WP 0	HR 0	S 8	P 10	ERA 0.00	WHIP 0.000

Batter	1	2	3	4	5	6	7	8	9	AB R H RBI BB SO LOB	TOP									
Brett Butler, L (1, 8) OBP: 0.474, SLG: 0.542	0-1 G4-3		0-0 G4-3		3-2 F8		1-2 F7			4 0 0 0 0 0 0	San Francisco Giants @ San Diego Padres Jack Murphy Stadium, San Diego, CA Sun Apr 22 1990, 10:05 PM EDT Att. 28,555 - Unknown - 60 F livebaseballscorecards.com									
Robby Thompson, R (1, 4) OBP: 0.347, SLG: 0.413	1-2 F9		0-1 G1-3		0-0 F3			4-2 BB	3 0 0 0 1 0 0											
Will Clark, L (1, 3) OBP: 0.365, SLG: 0.592	2-1 1B		0-1 F9		0-0 F8			0-1 SAFE F9	4 1 1 0 0 0 1											
Kevin Mitchell, R (1, 7) OBP: 0.356, SLG: 0.535	0-1 1B			0-1 HR		1-1 F9		1-0 SAFE P4	4 1 2 1 0 0 1											
Kevin Bass, S (1, 9) OBP: 0.245, SLG: 0.375	0-1 G4-3		0-2 HR		0-0 G6-3			1-2 SAFE K	4 1 1 2 0 1 2											
Matt Williams, R (1, 5) OBP: 0.240, SLG: 0.265		0-1 F8		0-1 F8		0-1 1B		1-3 K	4 0 1 0 0 1 0											
Terry Kennedy, L (1, 2) OBP: 0.438, SLG: 0.483		3-2 F8		2-1 G3		1-0 G4-3		0-2 F7	4 0 0 0 0 0 1											
Ernest Riles, L (1, 6) OBP: 0.182, SLG: 0.100		2-1 E7		4-1 BB			1-2 F2	1-1 E4	2 0 1 0 1 0 0											
Jose Uribe, S (7, 6) OBP: 0.219, SLG: 0.290									1 0 0 0 0 0 0											
Atlee Hammaker, S (1, 1) Steve Bedrosian, R (9, 1)		0-1 G4-3		0-0 G5-3			2-3 K	1-3 K2-3	4 0 0 0 0 2 3											
									0 0 0 0 0 0 0	GIANTS										
Inning Stats	R: 1 E: 0 K: 0 S: 12	H: 2 LOB: 1 BB: 0 P: 15	R: 0 E: 1 K: 0 S: 9	H: 1 LOB: 1 BB: 0 P: 14	R: 0 E: 0 K: 0 S: 5	H: 0 LOB: 0 BB: 0 P: 5	R: 2 E: 0 K: 0 S: 11	H: 2 LOB: 1 BB: 1 P: 17	R: 0 E: 0 K: 0 S: 6	H: 1 LOB: 1 BB: 0 P: 8	R: 0 E: 0 K: 1 S: 9	H: 0 LOB: 0 BB: 0 P: 13	R: 0 E: 0 K: 1 S: 8	H: 0 LOB: 1 BB: 1 P: 14	R: 0 E: 1 K: 2 S: 13	H: 0 LOB: 1 BB: 0 P: 16	1B: 4 2B: 0 3B: 1 HR: 1	SF: 0 SAC: 0 DP: 0 HBP: 0	WP: 0 PB: 0 SB: 1 CS: 0	PA: 36
PITCHER	IP WLS BF H R ER SO BB IBB HBP BLK WP HR S P ERA WHIP																			
Eric Show, R (1, 1) ERA: 3.78	6.0 L 25 6 3 3 0 1 0 0 0 0 0 1 49 68 4.50 1.167																			
Mark Grant, R (7, 1) ERA: 5.4	2.0 7 0 0 0 2 1 0 0 0 0 0 0 17 27 0.00 0.500																			
Craig Lefferts, L (9, 1) ERA:	1.0 4 0 0 0 2 0 0 0 0 0 0 0 13 16 0.00 0.000																			

Batter	1	2	3	4	5	6	7	8	9	AB R H RBI BB SO LOB	TOP		
Brett Butler, L (1, 8) OBP: 0.475, SLG: 0.529 Brad Komminsk, R (7, 8) OBP: 0.500, SLG: 0.333	1-2 S 1B		0-3 K			4-2 HR BB	1-0 L6			3 1 1 0 1 1 2 0 0 0 0 0 0 0	San Francisco Giants @ San Diego Padres Jack Murphy Stadium, San Diego, CA Mon Apr 23 1990, 10:05 PM EDT Att. 11,312 - Cloudy - 62 F		
Robby Thompson, R (1, 4) OBP: 0.327, SLG: 0.388 Dave Anderson, R (7, 4) OBP: 0.222, SLG: 0.333	3-3 SAFE K 1-2		1-1 F4			1-1 F8		1-1 F7		3 0 0 0 0 1 2 1 0 0 0 0 0 0			
Will Clark, L (1, 3) OBP: 0.339, SLG: 0.547 Jeff Brantley, R (8, 1) OBP: 0.500, SLG: 1.000	1-3 SAFE K			1-2 F7		1-2 F7		2-2 G5-3		4 0 0 0 0 1 2 0 0 0 0 0 0 0			
Kevin Mitchell, R (1, 7) OBP: 0.367, SLG: 0.596	1-2 F7			1-3 K		1-1 HR		0-1 1B		4 1 2 2 0 1 1			
Kevin Bass, S (1, 9) OBP: 0.231, SLG: 0.353 Ernie Camacho, R (6, 1) Rick Leach, L (8, PH) OBP: 0.538, SLG: 0.333		2-1 G1-3		3-1 F7		2-1 P6		1-2 G4-3		3 0 0 0 0 0 0 0 0 0 0 0 0 0 1 0 0 0 0 0 1			
Matt Williams, R (1, 5) OBP: 0.259, SLG: 0.340		1-2 G6-3			1-2 HR		1-1 G3-1 1B		2-3 K	4 1 2 1 0 1 0			
Terry Kennedy, L (1, 2) OBP: 0.441, SLG: 0.516 Bill Bathe, R (7, PH) OBP: 0.500, SLG: 0.500		0-0 2B		2-2 F7		0-0 G3-1 1B		0-3 K	2 0 1 0 0 0 0 2 0 1 0 0 1 0				
Ernest Riles, L (1, 6) OBP: 0.200, SLG: 0.143		3-3 K		0-1 F8		1-1 G3-1		1-2 1B	4 0 1 0 0 1 3				
Eric Gunderson, R (1, 1) Randy O'Neal, R (1, 1) Dan Quisenberry, R (2, 1) Mike Laga, L (5, PH) Andy McGaffigan, R (5, 1) Greg Litton, R (6, 9)			1-1 G3-1		1-2 G4-3		0-3 K	1-3 K	0 0 0 0 0 0 0 0 0 0 0 0 0 0 1 0 0 0 0 0 0 0 0 0 0 0 0 0 2 0 0 0 0 2 3				
Inning Stats	R: 0 H: 1 E: 0 LOB: 1 K: 2 BB: 0 S: 15 P: 21	R: 0 H: 1 E: 0 LOB: 1 K: 1 BB: 0 S: 9 P: 15	R: 0 H: 0 E: 0 LOB: 0 K: 1 BB: 0 S: 8 P: 10	R: 0 H: 0 E: 0 LOB: 0 K: 1 BB: 0 S: 9 P: 14	R: 1 H: 1 E: 0 LOB: 0 K: 0 BB: 0 S: 12 P: 16	R: 2 H: 1 E: 0 LOB: 0 K: 0 BB: 1 S: 11 P: 20	R: 0 H: 2 E: 0 LOB: 2 K: 1 BB: 0 S: 9 P: 12	R: 0 H: 1 E: 0 LOB: 1 K: 0 BB: 0 S: 10 P: 14	R: 0 H: 1 E: 0 LOB: 1 K: 3 BB: 0 S: 16 P: 20	1B: 5 SF: 0 2B: 1 SAC: 0 3B: 0 DP: 0 HR: 2 HBP: 0	WP: 0 PA: 36 PB: 0 SB: 1 CS: 0		
PITCHER	IP WLS BF H R ER SO BB IBB HBP BLK WP HR S P ERA WHIP											PITCHER	IP WLS BF H R ER SO BB IBB HBP BLK WP HR S P ERA WHIP
Andy Benes, R (1, 1) ERA: 3.18 Calvin Schiraldi, R (7, 1) ERA: 2.31	6.0 W 23 4 3 3 5 1 0 0 0 0 2 64 96 4.50 0.833												

livebaseballscorecards.com

AB	35
R	3
H	8
RBI	3
BB	1
SO	9
LOB	14



Batter	1	2	3	4	5	6	7	8	9	AB	R	H	RBI	BB	SO	LOB
Roberto Alomar, S OBP: 0.328, SLG: 0.346 (1, 4)	2-1 1B HR 1B	0-1 G4-3		1-2 1B 1B	2-2 P5		2-3 K			5	2	2	0	0	1	0
Bip Roberts, S OBP: 0.255, SLG: 0.340 Mike Pagliarulo, L (7, 5)	0-2 1B HR 1B	0-2 F8		0-0 1B 1B		2-2 HR	1-0 G4-3			4	3	3	1	0	0	0
Tony Gwynn, L OBP: 0.339, SLG: 0.472 (1, 9)	2-0 F7	3-1 2B		0-2 1B 1B		0-2 2B 1B	3-2 G4-3			5	2	3	1	0	0	2
Jack Clark, R OBP: 0.415, SLG: 0.487 Phil Stephenson, L OBP: 0.571, SLG: 0.500 (1, 3) (7, 3)	4-0 1B HR BB	4-1 BB		4-2 1B BB		4-1 2B 2B BB	2-1 BB F9-2 1B			0	2	0	0	4	0	0
Joe Carter, R OBP: 0.283, SLG: 0.431 Shawn Abner, R OBP: 0.500, SLG: 0.500 (1, 7) (7, 7)	1-0 HR	0-1 F7		0-2 1B		1-2 2B 2B	0-1 BB 1B			4	2	3	7	0	0	2
Benito Santiago, R OBP: 0.449, SLG: 0.622 Mark Parent, R OBP: 0.600, SLG: 0.500 (1, 2) (8, 2)	0-0 2B 1B		0-0 F8	0-1 F9		0-3 K	4-1 1B BB			4	1	1	0	0	1	4
Darrin Jackson, R OBP: 0.214, SLG: 0.231 (1, 8)	0-0 F7		1-0 G1-3	0-0 P4		1-0 WP 2B	0-0 F9-2			5	0	1	2	0	0	6
Garry Templeton, S OBP: 0.227, SLG: 0.302 Joey Cora, S OBP: 0.444, SLG: 0.286 (1, 6) (7, 6)	0-1 2B		0-0 G6-3		0-0 L5	1-0 F8	0-2 1B			4	0	1	1	0	0	1
Andy Benes, R Rob Nelson, L Calvin Schiraldi, R (1, 1) (6, PH) (7, 1)	3-3 K			0-1 F9		2-3 K	2-2 F9			3	0	0	0	0	2	1

Inning Stats	R: 5	H: 5	E: 0	K: 1	S: 15	LOB: 1	BB: 1	P: 27	R: 0	H: 1	E: 0	K: 0	S: 11	LOB: 2	BB: 1	P: 18	R: 0	H: 0	E: 0	K: 0	S: 3	LOB: 0	BB: 0	P: 4	R: 3	H: 4	E: 0	K: 0	S: 17	LOB: 2	BB: 1	P: 22	R: 0	H: 0	E: 0	K: 1	S: 8	LOB: 0	BB: 0	P: 12	R: 4	H: 4	E: 0	K: 1	S: 21	LOB: 1	BB: 1	P: 32	R: 0	H: 0	E: 0	K: 1	S: 7	LOB: 0	BB: 0	P: 13	R: 1	H: 3	E: 0	K: 0	S: 12	LOB: 2	BB: 1	P: 18	1B: 11	2B: 5	3B: 0	HR: 2	SF: 0	SAC: 0	DP: 1	HBP: 0
--------------	------	------	------	------	-------	--------	-------	-------	------	------	------	------	-------	--------	-------	-------	------	------	------	------	------	--------	-------	------	------	------	------	------	-------	--------	-------	-------	------	------	------	------	------	--------	-------	-------	------	------	------	------	-------	--------	-------	-------	------	------	------	------	------	--------	-------	-------	------	------	------	------	-------	--------	-------	-------	--------	-------	-------	-------	-------	--------	-------	--------

PITCHER	IP	WLS	BF	H	R	ER	SO	BB	IBB	HBP	BLK	WP	HR	S	P	ERA	WHIP
Eric Gunderson, L ERA: 6.92	(1, 1)	0.2	L	8	5	5	0	1	0	0	0	0	0	12	21	67.50	9.000
Randy O'Neal, R ERA: 3.12	(1, 1)	1.0		5	1	0	1	1	0	0	0	0	0	12	22	0.00	2.000
Dan Quisenberry, R ERA: 13.5	(2, 1)	2.1		12	4	3	0	1	0	0	0	0	0	22	28	11.57	2.143
Andy McGaffigan, R ERA: 17.36	(5, 1)	1.1		9	4	4	2	1	0	0	0	0	1	25	37	27.00	3.750
Ernie Camacho, R ERA:	(6, 1)	1.2		5	0	0	1	0	0	0	0	1	0	11	20	0.00	0.000


BOTTOM

San Francisco Giants @ San Diego Padres
Jack Murphy Stadium, San Diego, CA

Mon Apr 23 1990, 10:05 PM EDT
Att: 11,312 - Cloudy - 62 F

AB	40
R	13
H	17
RBI	13
BB	5
SO	4
LOB	19

WP: 1 PA: 45
PB: 0
SB: 1
CS: 0



PITCHER	IP	WLS	BF	H	R	ER	SO	BB	IBB	HBP	BLK	WP	HR	S	P	ERA	WHIP
Jeff Brantley, R ERA: 2.89	(8, 1)	1.0		3	1	1	0	1	0	0	0	0	0	12	18	9.00	4.000

Batter	1	2	3	4	5	6	7	8	9	AB R H RBI BB SO LOB	TOP											
Wally Backman, S OBP: 0.419, SLG: 0.407 (1, 5)	1-0 BB 1B		2-2 G1-3		2-1 F7		2-3 K		2-1 BB 1B	5 1 2 0 0 1 1												
Jay Bell, R OBP: 0.316, SLG: 0.275 (1, 6)	2-0 F7		3-1 F9			0-1 FC4-6 1B		1-0 F9	4-2 BB 1B	4 0 1 0 1 0 1												
Andy Van Slyke, L OBP: 0.316, SLG: 0.462 (1, 8)	4-1 BB 1-2			3-2 P5		0-0 FC4-6 1-2f		2-2 S 1B	0-1 1-3 2-H 1B	4 1 2 1 1 0 1												
Bobby Bonilla, S OBP: 0.302, SLG: 0.597 (1, 9)	0-3 K			1-2 1B		1-0 P4		1-1 1B 1B	2-1 L7	5 0 2 1 0 1 5												
R.J. Reynolds, S OBP: 0.304, SLG: 0.318 (1, 7)	1-2 G3			0-0 F7		0-0 G4-3		1-2 1B		4 0 1 0 0 0 4												
Sid Bream, L OBP: 0.308, SLG: 0.250 (1, 3)		1-0 P5		0-0 F8			1-1 SH1-4 HR 1B	2-0 P5		4 1 1 0 0 0 3												
Michael LaValliere, L OBP: 0.321, SLG: 0.208 (1, 2)		3-1 G3-1			3-2 FC6-4 1B		0-0 SH1-4	2-2 P4		3 0 1 0 0 0 2												
Jose Lind, R OBP: 0.302, SLG: 0.320 (1, 4)		1-0 L4			1-0 FC6-4 SH1-4 1-2f		1-1 F9		1-0 L5	4 0 0 0 0 0 2												
Doug Drabek, R OBP: 0.429, SLG: 0.833 Bob Patterson, R Bill Landrum, R			0-0 P3		0-0 SH1-4		0-0 HR		0-3 K	2 1 1 2 0 0 0 0 0 0 0 0 0 0 1 0 0 0 0 1 0												
Inning Stats	R: 0 E: 0 K: 1 S: 9	H: 1 LOB: 2 BB: 1 P: 17	R: 0 E: 0 K: 0 S: 4	H: 0 LOB: 0 BB: 0 P: 9	R: 0 E: 0 K: 0 S: 8	H: 0 LOB: 0 BB: 0 P: 13	R: 0 E: 0 K: 0 S: 11	H: 1 LOB: 1 BB: 0 P: 15	R: 0 E: 0 K: 0 S: 7	H: 1 LOB: 1 BB: 0 P: 13	R: 0 E: 0 K: 0 S: 5	H: 1 LOB: 1 BB: 0 P: 6	R: 2 E: 0 K: 1 S: 9	H: 2 LOB: 0 BB: 0 P: 13	R: 1 E: 0 K: 0 S: 15	H: 3 LOB: 2 BB: 0 P: 26	R: 1 E: 0 K: 1 S: 12	H: 2 LOB: 2 BB: 1 P: 21	1B: 10 2B: 0 3B: 0 HR: 1	SF: 0 SAC: 2 DP: 0 HBP: 0	WP: 0 PB: 0 SB: 1 CS: 0	PA: 40
PITCHER	IP WLS BF H R ER SO BB IBB HBP BLK WP HR S P ERA WHIP																					
Scott Garrelts, R ERA: 4.2 (1, 1)	7.0 L 28 6 2 2 2 1 0 0 0 0 0 1 53 86 2.57 1.000																					
Ernie Camacho, R ERA: 3.0 (8, 1)	0.1 4 3 1 1 0 0 0 0 0 0 0 0 11 18 27.00 9.000																					
Eric Gunderson, L ERA: 6.75 (8, 1)	1.2 8 2 1 1 1 1 0 0 0 0 0 0 16 29 5.40 1.800																					

Pittsburgh Pirates @ San Francisco Giants
Candlestick Park, San Francisco, CA

Tue Apr 24 1990, 10:05 PM EDT
Att. 10,881 - Cloudy - 58 F

AB	36
R	4
H	11
RBI	4
BB	2
SO	3
LOB	19



Batter	1	2	3	4	5	6	7	8	9	AB	R	H	RBI	BB	SO	LOB
Brett Butler, L OBP: 0.500, SLG: 0.554 (1, 8)	3-2 FC3-6 1B		1-1 1B			3-2 G6-3 SH1-3 1B		2-2 P9 1B 1B	2-1 FC6-4	5	0	4	0	0	0	1
Robby Thompson, R OBP: 0.327, SLG: 0.385 (1, 4)	1-1 FC3-6 1-2f		0-1 G4-3			0-0 SH1-3 1-2		0-0 1B 1-2		3	0	1	0	0	0	2
Will Clark, L OBP: 0.333, SLG: 0.526 (1, 3)	1-3 K 1-2					0-0 G6-4-3 1B		0-3 K		4	0	1	0	0	2	4
Kevin Mitchell, R OBP: 0.340, SLG: 0.549 (1, 7)	2-3 K					2-2 G6-4-3 1-2f		0-0 P9 2-3		4	0	0	0	0	2	5
Kevin Bass, S OBP: 0.232, SLG: 0.345 (1, 9)			2-2 F7			1-0 1B		1-0 K	1-0 L8	4	0	1	0	0	1	2
Matt Williams, R OBP: 0.259, SLG: 0.333 (1, 5)			2-1 F8			0-0 P6		2-1 FC6-4 1B	1-3 K	4	0	1	0	0	1	1
Gary Carter, R OBP: 0.435, SLG: 0.294 (1, 2)			0-2 G5-3			1-1 F8		2-0 FC6-4 1B	1-3 K	4	0	0	0	0	1	1
Jose Uribe, S OBP: 0.235, SLG: 0.303 (1, 6)			1-0 G3			1-0 CS 1B		2-0 1B 1-2	1-2 HR	2	0	1	0	0	0	0
Ernest Riles, L OBP: 0.294, SLG: 0.438 (7, PH) (8, 6)						3-3 K 1-2		2-3 K	4-0 FC6-4 BB	2	1	2	1	0	0	0
Scott Garrelts, R OBP: 0.294, SLG: 0.438 (7, PH) (8, 1)			0-1 F8							2	0	0	0	0	1	1
Mike Laga, L OBP: 0.294, SLG: 0.438 (8, 1)										1	0	0	0	0	1	2
Ernie Camacho, R OBP: 0.294, SLG: 0.438 (8, 1)										0	0	0	0	0	0	0
Eric Gunderson, R OBP: 0.294, SLG: 0.438 (8, 1)										0	0	0	0	0	0	0
Rick Leach, L OBP: 0.571, SLG: 0.333 (9, PH)										0	0	0	0	1	0	0

Inning Stats	R: 0	H: 1	E: 0	K: 2	S: 13	H: 0	LOB: 1	BB: 0	P: 20	R: 0	H: 0	E: 0	K: 0	S: 8	H: 1	LOB: 1	BB: 0	P: 12	R: 0	H: 1	E: 0	K: 0	S: 7	H: 2	LOB: 1	BB: 0	P: 10	R: 0	H: 1	E: 0	K: 1	S: 7	H: 1	LOB: 1	BB: 0	P: 11	R: 0	H: 1	E: 0	K: 1	S: 8	H: 2	LOB: 2	BB: 0	P: 19	R: 0	H: 2	E: 0	K: 1	S: 10	H: 2	LOB: 2	BB: 0	P: 13	R: 1	H: 1	E: 0	K: 2	S: 11	H: 1	LOB: 1	BB: 1	P: 20	1B: 10	SF: 0	2B: 1	SAC: 1	3B: 0	DP: 2	HR: 1	HBP: 0	WP: 0	PA: 37
--------------	------	------	------	------	-------	------	--------	-------	-------	------	------	------	------	------	------	--------	-------	-------	------	------	------	------	------	------	--------	-------	-------	------	------	------	------	------	------	--------	-------	-------	------	------	------	------	------	------	--------	-------	-------	------	------	------	------	-------	------	--------	-------	-------	------	------	------	------	-------	------	--------	-------	-------	--------	-------	-------	--------	-------	-------	-------	--------	-------	--------

PITCHER	IP	WLS	BF	H	R	ER	SO	BB	IBB	HBP	BLK	WP	HR	S	P	ERA	WHIP
Doug Drabek, R ERA: 2.59 (1, 1)	7.0	W	27	8	0	0	6	0	0	0	0	0	0	60	95	0.00	1.143
Bob Patterson, L ERA: (8, 1)	0.1		3	2	0	0	1	0	0	0	0	0	0	8	10	0.00	6.000
Bill Landrum, R ERA: 1.04 (8, 1)	1.2	S	7	1	1	1	2	1	0	0	0	0	1	13	23	5.40	1.200

BOTTOM

Pittsburgh Pirates @ San Francisco Giants
Candlestick Park, San Francisco, CA

livebaseballscores.com

AB	35
R	1
H	11
RBI	1
BB	1
SO	9
LOB	19



WP	PA	ERA	WHIP
0	37		

Tue Apr 24 1990, 10:05 PM EDT
Att: 10,881 - Cloudy - 58 F

Batter	1	2	3	4	5	6	7	8	9	10	11	12	AB R H RBI BB SO LOB	TOP												
Wally Backman, S (1, 5) OBP: 0.378, SLG: 0.344 Jeff King, R (12, 5) OBP: 0.200, SLG: 0.258	F7	G4-3		F8		K			K			SH5-4 1B BB	5 1 0 0 1 2 3 0 0 0 0 0 0 0													
Jay Bell, R (1, 6) OBP: 0.290, SLG: 0.250	G6-3		F7		K				K	F9		SH5-4	5 0 0 0 0 2 0													
Andy Van Slyke, L (1, 8) OBP: 0.349, SLG: 0.491	1B BB		F8 2B		F7				F9	G1-6-3 1B		BB IBB BB 1B	5 1 3 2 1 0 0													
Bobby Bonilla, S (1, 9) OBP: 0.319, SLG: 0.627	1B		F8		HR				K	G1-6-3 1-2f		BB BB 1B IBB	5 2 2 1 1 1 2													
R.J. Reynolds, S (1, 7) OBP: 0.345, SLG: 0.333	G4-3		K		2B 1B				G6-4-3 1B			K BB	5 1 2 0 1 2 5													
Sid Bream, L (1, 3)		HR		K	2B				K			P5 BB	5 1 2 2 1 2 2													
Michael LaValliere, L (1, 2) OBP: 0.324, SLG: 0.179		G6-3		L7	P8				G6-4-3 1-2f			G6-4-3 IBB BB	4 0 0 1 2 0 2													
Jose Lind, R (1, 4) OBP: 0.322, SLG: 0.339		SH3-4 1B		1B 1B		F7			P3			G6-4-3 1-2f BB	6 0 3 1 0 0 2													
Walt Terrell, L (1, 1) OBP: 0.143, SLG: 0.143 Scott Ruskin, R (8, 1) OBP: 0.394, SLG: 0.364 Barry Bonds, L (9, PH) Doug Bair, R (9, 1) Bob Patterson, R (10, 1) John Cangelosi, S (12, PH) Ted Power, R (12, 1)		SH3-4		1B		G6-3			K			SH5-4 1B FC6-4	2 0 1 0 0 0 0 0 0 0 0 0 0 0 1 0 0 0 0 1 0 0 0 0 0 0 0 0 0 0 0 0 0 0 0 2 1 1 0 0 0 3 0 0 0 0 0 0 0													
Inning Stats	R: 0 E: 0 K: 0 S: 16	H: 1 LOB: 2 BB: 1 P: 27	R: 1 E: 0 K: 0 S: 6	H: 2 LOB: 1 BB: 0 P: 10	R: 0 E: 0 K: 1 S: 7	H: 1 LOB: 1 BB: 0 P: 8	R: 0 E: 0 K: 1 S: 10	H: 2 LOB: 2 BB: 0 P: 16	R: 2 E: 0 K: 1 S: 9	H: 3 LOB: 1 BB: 0 P: 17	R: 0 E: 0 K: 1 S: 8	H: 0 LOB: 0 BB: 0 P: 11	R: 0 E: 0 K: 2 S: 9	H: 1 LOB: 0 BB: 0 P: 8	R: 0 E: 0 K: 1 S: 7	H: 0 LOB: 0 BB: 0 P: 12	R: 0 E: 0 K: 0 S: 7	H: 1 LOB: 0 BB: 0 P: 11	R: 0 E: 0 K: 0 S: 6	H: 0 LOB: 1 BB: 2 P: 14	R: 4 E: 0 K: 1 S: 23	H: 3 LOB: 3 BB: 4 P: 44	1B: 10 2B: 2 3B: 0 HR: 2	SF: 0 SAC: 2 DP: 3 HBP: 0	WP: 0 PB: 0 SB: 2 CS: 0	PA: 54
PITCHER	IP WLS BF H R ER SO BB IBB HBP BLK WP HR S P ERA WHIP																									
Rick Reuschel, R (1, 1) ERA: 4.05 Jeff Brantley, R (8, 1) ERA: 2.33 Steve Bedrosian, R (10, 1) ERA: 9.45 Randy O'Neal, R (12, 1) ERA: 3.0	7.0		31	9	3	3	6	1	0	0	0	0	0	0	0	2	65	103	3.86	1.429						
	2.0		6	1	0	0	3	0	0	0	0	0	0	0	0	0	15	20	0.00	0.500						
	2.2	L	14	3	4	4	1	3	2	0	0	0	0	0	0	0	27	54	13.50	2.250						
	0.1		3	1	0	0	0	1	0	0	0	0	0	0	0	0	9	15	0.00	6.000						

Pittsburgh Pirates @ San Francisco Giants
 Candlestick Park, San Francisco, CA
 Wed Apr 25 1990, 10:05 PM EDT
 Att. 10,698 - Unknown

AB	45
R	7
H	14
RBI	7
BB	7
SO	10
LOB	19



Batter	1	2	3	4	5	6	7	8	9	10	11	12	AB	R	H	RBI	BB	SO	LOB						
Brett Butler, L OBP: 0.486, SLG: 0.525 (1, 8)	4-2 SH1-3 BLK BLK BB		1-1 G1-3		1-0 CS 1-2	1-2 G1-3		1-1 E1		0-1 SH1-4 1B		0-1 L6	5	1	1	0	1	0	0						
Robby Thompson, R OBP: 0.339, SLG: 0.418 (1, 4)	0-0 SH1-3			2-0 G3-1 3B		4-0 G5-3 BB		2-3 K		0-1 SH1-4		0-2 E5 1B	3	2	1	0	1	1	1						
Will Clark, L OBP: 0.316, SLG: 0.492 (1, 3)	1-0 L6			1-0 G3-1		0-0 G5-3		2-3 K		1-3 K		0-2 1B	6	0	1	1	0	2	4						
Kevin Mitchell, R OBP: 0.356, SLG: 0.527 (1, 7)	1-0 G5-3			1-1 F8		0-0 G6-3		4-0 FC5-4 IBB		4-0 IBB		0-2 1B	4	0	1	1	2	0	1						
Kevin Bass, S OBP: 0.226, SLG: 0.317 (1, 9)		0-0 G6-3		0-2 G1-3			4-2 SH1-3 BB	0-2 FC5-4		1-1 G4-3		0-2 L7	5	0	0	0	1	0	6						
Matt Williams, R OBP: 0.262, SLG: 0.322 Jose Uribe, S OBP: 0.229, SLG: 0.294 (9, PR) (10, 6)		1-0 F8		0-1 G1-3			0-0 SH1-3		4-2 SH3-4 BB		1-0 L9		2	0	0	0	1	0	0						
Ernest Riles, L OBP: 0.333, SLG: 0.579 Randy O'Neal, R (12, 1)		2-1 G4-3		1-0 HR			4-0 IBB		0-0 SH3-4		2-3 K		3	1	1	1	1	1	0						
Gary Carter, R OBP: 0.393, SLG: 0.273 (1, 2)			1-3 K		0-0 CS 1B		0-1 P9		1-3 K2-3		1-0 P4		5	0	1	0	0	2	4						
Rick Reuschel, R OBP: 0.111, SLG: 0.111 (7, PH) Rick Lescov, L OBP: 0.033, SLG: 0.300 (8, 1) Jeff Brantley, R OBP: 0.000, SLG: 1.000 (9, PH) Bill Gathe, R OBP: 0.400, SLG: 0.400 (10, 1) Steve Seedorian, R OBP: 0.000, SLG: 0.000 (12, 5)			2-3 K		1-3 K		2-1 G6-3		0-0 F7			3-2 G6-3	2	0	0	0	0	2	1						
Inning Stats	R: 1 E: 0 K: 0 S: 5	H: 0 LOB: 0 BB: 1 P: 11	R: 0 E: 0 K: 0 S: 4	H: 0 LOB: 0 BB: 0 P: 7	R: 0 E: 0 K: 2 S: 8	H: 0 LOB: 0 BB: 0 P: 12	R: 1 E: 0 K: 0 S: 7	H: 1 LOB: 0 BB: 0 P: 11	R: 1 E: 0 K: 1 S: 7	H: 2 LOB: 0 BB: 0 P: 10	R: 0 E: 0 K: 0 S: 5	H: 0 LOB: 1 BB: 1 P: 10	R: 0 E: 1 K: 2 S: 11	H: 0 LOB: 2 BB: 1 P: 20	R: 0 E: 0 K: 1 S: 7	H: 0 LOB: 2 BB: 1 P: 12	R: 0 E: 0 K: 1 S: 9	H: 1 LOB: 2 BB: 1 P: 15	R: 0 E: 0 K: 1 S: 5	H: 0 LOB: 0 BB: 0 P: 9	R: 1 E: 1 K: 0 S: 19	H: 2 LOB: 2 BB: 0 P: 22	1B: 4 2B: 0 3B: 1 HR: 1	SF: 0 SAC: 4 DP: 0 HBP: 0	WP: 0 PA: 51

PITCHER	IP	WLS	BF	H	R	ER	SO	BB	IBB	HBP	BLK	WP	HR	S	P	ERA	WHIP
Walt Terrell, R ERA: 4.08 (1, 1)	7.0		27	3	3	3	3	3	1	0	2	0	1	43	78	3.86	0.857
Scott Ruskin, L ERA: 2.45 (8, 1)	1.0		5	0	0	0	2	0	1	0	0	0	0	11	20	0.00	0.000
Doug Bair, R ERA: 2.57 (9, 1)	1.0		4	0	0	0	1	1	0	0	0	0	0	7	12	0.00	1.000
Bob Patterson, L ERA: (10, 1)	2.0	W	8	1	0	0	2	0	1	0	0	0	0	14	24	0.00	0.500
Ted Power, R ERA: (12, 1)	1.0		6	2	1	0	0	0	0	0	0	0	0	19	22	0.00	2.000

BOTTOM

Pittsburgh Pirates @ San Francisco Giants
Candlestick Park, San Francisco, CA

Wed Apr 25 1990, 10:05 PM EDT
Att: 10,698 - Unknown

livebaseballscorecards.com

AB	39
R	4
H	6
RBI	3
BB	7
SO	8
LOB	21



Batter	1	2	3	4	5	6	7	8	9	AB R H RBI BB SO LOB	TOP														
Barry Bonds, L (1, 7) OBP: 0.304, SLG: 0.375	4-1 F8 1B BB		3-1 F7		2-1 1B 2B		3-3 K		0-0 G6-3	4 1 1 0 1 1 0	Pittsburgh Pirates @ San Francisco Giants Candlestick Park, San Francisco, CA Thu Apr 26 1990, 6:33 AM EDT Att. 10,493 - Sunny - 74 F livebaseballscorecards.com														
Jay Bell, R (1, 6) OBP: 0.318, SLG: 0.283	1-0 1-2 1B		0-3 K		0-1 2-H 1B		2-1 FC1-6-5 G4-3 1B		4 0 3 1 0 1 0																
Andy Van Slyke, L (1, 8) OBP: 0.328, SLG: 0.459	0-1 F8 2-3		0-1 G4-3		1-3 K		1-2 G4-3 1-2		4 0 0 0 0 1 4																
Bobby Bonilla, S (1, 9) OBP: 0.315, SLG: 0.606	2-3 K			1-3 K		0-2 G4-3 1B		0-1 FC1-6-5-4 1B 2-3	4 1 1 0 0 2 3																
Sid Bream, L (1, 3) OBP: 0.333, SLG: 0.394	1-1 G4-3		0-1 P5		0-0 G4-3 1-2		1-2 1B 1B 2-H		4 0 1 1 0 0 3																
Don Slaught, R (1, 2) OBP: 0.519, SLG: 0.692		0-0 G6-3		0-0 1B		1-2 F7		1-2 1B 1B	4 0 2 0 0 0 1																
Jeff King, R (1, 5) OBP: 0.184, SLG: 0.235		2-2 G5-3		1-0 F9		0-0 G6-3		2-3 K	3 0 0 0 0 0 2																
R.J. Reynolds, S (8, PH) OBP: 0.333, SLG: 0.321									1 0 0 0 0 1 2																
Rafael Belliard, R (8, 5) OBP: 0.500, SLG: 0.667									0 0 0 0 0 0 0																
Jose Lind, R (1, 4) OBP: 0.317, SLG: 0.333		1-0 1B		2-3 K		1-1 G4-3		0-0 F9	4 0 1 0 0 1 0																
John Smiley, L (1, 1)		1-2 G4-3		3-3 K		2-3 K		1-3 K	4 0 0 0 0 3 1																
Inning Stats	R: 0 E: 0 K: 1 S: 9	H: 1 LOB: 2 BB: 1 P: 17	R: 0 E: 0 K: 0 S: 8	H: 1 LOB: 1 BB: 0 P: 12	R: 0 E: 0 K: 1 S: 7	H: 0 LOB: 0 BB: 0 P: 10	R: 0 E: 0 K: 1 S: 7	H: 1 LOB: 1 BB: 0 P: 9	R: 1 E: 0 K: 3 S: 13	H: 2 LOB: 1 BB: 0 P: 21	R: 0 E: 0 K: 0 S: 8	H: 1 LOB: 1 BB: 0 P: 9	R: 0 E: 0 K: 2 S: 8	H: 0 LOB: 0 BB: 0 P: 14	R: 1 E: 0 K: 1 S: 17	H: 3 LOB: 2 BB: 0 P: 24	R: 0 E: 0 K: 1 S: 5	H: 0 LOB: 0 BB: 0 P: 6	1B: 8 2B: 1 3B: 0 HR: 0	SF: 0 SAC: 0 DP: 0 HBP: 0	WP: 0 PB: 0 SB: 1 CS: 0	PA: 37			
PITCHER	IP	WLS	BF	H	R	ER	SO	BB	IBB	HBP	BLK	WP	HR	S	P	ERA	WHIP								
Michael LaCoss, R (1, 1) ERA: 2.28	7.2	L	31	7	2	2	8	1	0	0	0	0	0	67	102	2.35	1.043								
Eric Gunderson, L (8, 1) ERA: 6.75	0.0		2	2	0	0	0	0	0	0	0	0	0	6	8	∞	∞								
Jeff Brantley, R (8, 1) ERA: 2.13	1.1		4	0	0	0	2	0	0	0	0	0	0	9	12	0.00	0.000								

AB	36
R	2
H	9
RBI	2
BB	1
SO	10
LOB	16



Batter	1	2	3	4	5	6	7	8	9	AB R H RBI BB SO LOB
Brett Butler, L OBP: 0.474, SLG: 0.523 (1, 8) B X	1-0 B4-3 ①		0-2 G6-3 ③			1-2 F9 2-H 2B ②			0-1 F8 ①	4 0 1 1 0 0 1
Robby Thompson, R OBP: 0.317, SLG: 0.390 (1, 4) F C B S	1-3 K ②			2-2 G4-3 ①		0-1 F9 ②			0-0 F9 ②	4 0 0 0 0 1 1
Will Clark, L OBP: 0.300, SLG: 0.463 (1, 3) X	0-0 G6-3 ③			0-1 G4-3 ②		1-1 F7 ③			0-0 P5 ③	4 0 0 0 0 0 1
Kevin Mitchell, R OBP: 0.339, SLG: 0.500 (1, 7) B X		1-0 G1 ①		1-2 G1 ③			0-0 P3 ①			3 0 0 0 0 0 0
Kevin Bass, S OBP: 0.215, SLG: 0.302 (1, 9) X F B F		1-2 F9 ②			0-1 F8 ①		1-1 G4-3 ②			3 0 0 0 0 0 0
Matt Williams, R OBP: 0.250, SLG: 0.306 (1, 5) G F T C		0-3 K ③			0-0 F7 ②		1-3 K ③			3 0 0 0 0 2 0
Gary Carter, R OBP: 0.355, SLG: 0.240 (1, 2) S T T C			0-3 K ①		1-1 F8 ③			0-2 G5-3 ①		3 0 0 0 0 1 0
Jose Uribe, S OBP: 0.270, SLG: 0.333 (1, 6) Bill Bathe, R OBP: 0.333, SLG: 0.333 (8, PH) Dave Anderson, R OBP: 0.222, SLG: 0.333 (9, 6) X F C			0-2 BLK 1B ②			0-0 SH3-4 2B 1B ①		1-2 F9 ②		2 1 2 0 0 0 0 1 0 0 0 0 0 0 0 0 0 0 0 0 0
Michael LaCoss, R OBP: 0.500, SLG: 1.000 (8, 1) Eric Gunderson, R OBP: 0.500, SLG: 1.000 (8, 1) Jeff Brantley, R OBP: 0.500, SLG: 1.000 (8, 1) Greg Litton, R OBP: 0.500, SLG: 1.000 (8, 5) M B 1 SAFE F 1 SAFE S			1-3 K ②			0-2 SH3-4 ①		0-3 K ③		1 0 0 0 0 1 1 0 0 0 0 0 0 0 0 0 0 0 0 0 0 1 0 0 0 0 1 0

Inning Stats	R: 0	H: 0	E: 0	LOB: 0	K: 1	BB: 0	S: 5	P: 7	R: 0	H: 0	E: 0	LOB: 0	K: 1	BB: 0	S: 7	P: 9	R: 0	H: 1	E: 0	LOB: 1	K: 2	BB: 0	S: 14	P: 15	R: 0	H: 0	E: 0	LOB: 0	K: 0	BB: 0	S: 10	P: 13	R: 0	H: 0	E: 0	LOB: 0	K: 0	BB: 0	S: 5	P: 6	R: 1	H: 2	E: 0	LOB: 1	K: 0	BB: 0	S: 12	P: 14	R: 0	H: 0	E: 0	LOB: 0	K: 1	BB: 0	S: 6	P: 8	R: 0	H: 0	E: 0	LOB: 0	K: 1	BB: 0	S: 10	P: 11	R: 0	H: 0	E: 0	LOB: 0	K: 0	BB: 0	S: 4	P: 4	1B: 2	SF: 0	2B: 1	SAC: 1	3B: 0	DP: 0	HR: 0	HBP: 0	WP: 0	PA: 30
John Smiley, L ERA: 3.33 (1, 1)	IP	WLS	BF	H	R	ER	SO	BB	IBB	HBP	BLK	WP	HR	S	P	ERA	WHIP																																																																	


BOTTOM

Pittsburgh Pirates @ San Francisco Giants
Candlestick Park, San Francisco, CA

Thu Apr 26 1990, 6:33 AM EDT
Att. 10,493 - Sunny - 74 F

livebaseballscorecards.com

AB	29
R	1
H	3
RBI	1
BB	0
SO	6
LOB	4



Batter	1	2	3	4	5	6	7	8	9	AB	R	H	RBI	BB	SO	LOB
Brett Butler, L (1, 8) OBP: 0.469, SLG: 0.507 Brad Komminsk, R (9, 8) OBP: 0.500, SLG: 0.333	4-1 F9 HBP 1B BB		1-2 G4-3	0-0 1B FC5 1B	0-0 G3		0-1 G5-3			4	2	1	0	1	0	1
Robby Thompson, R (1, 4) OBP: 0.324, SLG: 0.371 Dave Anderson, R (9, 6) OBP: 0.222, SLG: 0.333	1-0 S 1B 1-2 HBP		4-2 1B BB	0-0 L7	1-1 L8		2-1 G4-3			3	1	0	0	1	0	3
Will Clark, L (1, 3) OBP: 0.320, SLG: 0.472 Ernest Riles, L (9, 5) OBP: 0.333, SLG: 0.579	3-1 F9		0-2 1B BB	1-2 E 1B		1-1 G4-3		1-0 HR 1B		5	1	3	1	0	0	2
Kevin Mitchell, R (1, 7) OBP: 0.343, SLG: 0.484	0-3 K		1-0 2B 1B	0-1 FC5		4-2 HR BB		0-0 F9		4	2	1	1	1	1	4
Kevin Bass, S (1, 9) OBP: 0.243, SLG: 0.382	1-2 S 1B		0-1 1B 2B	0-1 P5		0-0 P5		0-0 HR		5	2	3	3	0	0	3
Matt Williams, R (1, 5) OBP: 0.290, SLG: 0.379 Mike Laga, L (9, 3)	2-2 F8		1-2 1B		0-0 2B E 1B		0-1 HR		4-2 FC6 BB	4	2	3	4	1	0	2
Gary Carter, R (1, 2) OBP: 0.353, SLG: 0.286 Terry Kennedy, L (6, PH) OBP: 0.444, SLG: 0.515		3-1 F9	0-0 P6		1-1 E 2B		2-2 1B		0-2 FC6 1B	3	1	1	0	0	0	1
Jose Uribe, S (1, 6) OBP: 0.286, SLG: 0.341 Ernie Camacho, R (9, 1)		2-2 G5-3		0-0 F7		0-3 E2 1B		2-1 K2-3		5	0	2	2	0	1	1
Atlee Hammaker, S (1, 1) OBP: 0.111, SLG: 0.111 Greg Litton, R (8, PH) (9, 4)		1-2 G1-3		2-1 1B 1B		2-2 G6-3		0-3 K		4	1	1	0	0	1	1

Inning Stats	R: 1	H: 1	E: 0	K: 1	S: 13	LOB: 2	BB: 1	P: 24	R: 0	H: 0	E: 0	K: 0	S: 8	LOB: 0	BB: 0	P: 14	R: 3	H: 4	E: 0	K: 0	S: 18	LOB: 1	BB: 1	P: 25	R: 2	H: 3	E: 1	K: 0	S: 15	LOB: 2	BB: 0	P: 21	R: 2	H: 3	E: 1	K: 1	S: 10	LOB: 1	BB: 0	P: 14	R: 2	H: 2	E: 0	K: 1	S: 18	LOB: 1	BB: 1	P: 25	R: 0	H: 0	E: 0	K: 1	S: 8	LOB: 0	BB: 0	P: 11	R: 2	H: 3	E: 0	K: 1	S: 13	LOB: 2	BB: 1	P: 20
--------------	------	------	------	------	-------	--------	-------	-------	------	------	------	------	------	--------	-------	-------	------	------	------	------	-------	--------	-------	-------	------	------	------	------	-------	--------	-------	-------	------	------	------	------	-------	--------	-------	-------	------	------	------	------	-------	--------	-------	-------	------	------	------	------	------	--------	-------	-------	------	------	------	------	-------	--------	-------	-------

PITCHER	IP	WLS	BF	H	R	ER	SO	BB	IBB	HBP	BLK	WP	HR	S	P	ERA	WHIP
Greg Mathews, L (1, 1) ERA: 7.04	3.2	L	21	8	6	5	1	2	0	0	0	0	0	47	74	12.27	2.727
Ken Hill, R (4, 1) ERA: 17.18	2.1		14	5	4	4	1	1	0	0	0	0	1	35	49	15.43	2.571
Tom Niedenfuer, R (7, 1) ERA:	1.0		3	0	0	0	1	0	0	0	0	0	0	8	11	0.00	0.000
Ricky Horton, L (8, 1) ERA: 5.4	1.0		7	3	2	2	1	1	0	0	0	0	1	13	20	18.00	4.000

BOTTOM

St. Louis Cardinals @ San Francisco Giants
Candlestick Park, San Francisco, CA

Fri Apr 27 1990, 10:05 PM EDT
Att: 19,516 - Unknown - 62 F

AB	40
R	12
H	16
RBI	11
BB	4
SO	4
LOB	21

livebaseballscores.com

GIANTS

WP: 0	PA: 45
PB: 0	
SB: 2	
CS: 0	

Batter	1	2	3	4	5	6	7	8	9	AB R H RBI BB SO LOB	TOP		
Vince Coleman, S OBP: 0.338, SLG: 0.320 (1, 7)	0-0 G5-3		0-1 G4-3 1B	2-2 G4-3			4-2 E S BB		2-1 G5-3 1B	4 2 2 0 1 0 0			
Ozzie Smith, S OBP: 0.300, SLG: 0.240 (1, 6)	1-2 G4-3		1-1 G4-3 1B		1-0 L8		4-2 BB		1-0 G5-3 1B	4 0 0 0 1 0 2			
Willie McGee, S OBP: 0.424, SLG: 0.500 (1, 8)	4-0 BB		0-0 G1-3 1B 2-H		1-1 G5-3		2-3 K		2-0 FC4-6 1B 2-H	4 2 2 2 1 1 2			
Pedro Guerrero, R OBP: 0.321, SLG: 0.493 Dave Collins, S OBP: 0.273, SLG: 0.200 (1, 3) (9, PR) (9, 3)	1-1 P4		4-0 1B 1-2 G1-3 IBB		0-2 G5-3		3-2 L8		1-1 FC4-6 1B 1-2	4 0 1 0 1 0 3 0 0 0 0 0 0 0			
Milt Thompson, L OBP: 0.257, SLG: 0.233 (1, 9)		2-2 G1-3	2-1 G1-3 1-2 2-3		1-1 HR			4-0 1B BB	3-1 FC4-6 1B 1-2 2-3	4 1 1 1 1 0 4			
Denny Walling, L OBP: 0.190, SLG: 0.190 Scott Terry, R (9, 1)		2-0 BB 1B	1-0 1B 2-3 3-H		2-2 P5			1-2 F8	0-1 1B	5 0 3 2 0 0 1 0 0 0 0 0 0 0			
Todd Zeile, R OBP: 0.361, SLG: 0.460 (1, 2)		4-2 SAFE 1-2 BB	2-2 F8		2-2 G4-3			1-1 1B	2-1 L7	4 0 1 0 1 0 4			
José Oquendo, S OBP: 0.375, SLG: 0.300 (1, 4)		2-3 K		2-1 G6-3		1-1 L7		0-3 K		4 0 0 0 0 2 4			
John Tudor, L OBP: 0.100, SLG: 0.100 John Morris, L OBP: 0.200, SLG: 0.200 Ken Dayley, L OBP: 0.346, SLG: 0.190 (1, 1) (8, PH) (8, 1) (9, 5)		0-0 B1-3		1-0 L7			2-3 K	1-1 F8		3 0 0 0 0 1 2 1 0 0 0 0 0 2 0 0 0 0 0 0 0 0 0 0 0 0 0 0			
Inning Stats	R: 0 E: 0 K: 0 S: 7 H: 0 LOB: 1 BB: 1 P: 12	R: 0 E: 0 K: 1 S: 11 H: 1 LOB: 2 BB: 1 P: 21	R: 2 E: 0 K: 0 S: 11 H: 3 LOB: 2 BB: 1 P: 21	R: 0 E: 0 K: 0 S: 6 H: 0 LOB: 0 BB: 0 P: 11	R: 0 E: 0 K: 0 S: 7 H: 0 LOB: 0 BB: 0 P: 9	R: 1 E: 0 K: 0 S: 11 H: 1 LOB: 0 BB: 0 P: 17	R: 0 E: 1 K: 2 S: 16 H: 0 LOB: 2 BB: 2 P: 30	R: 0 E: 0 K: 1 S: 11 H: 1 LOB: 2 BB: 1 P: 17	R: 2 E: 0 K: 0 S: 13 H: 4 LOB: 2 BB: 0 P: 23	1B: 9 2B: 0 3B: 0 HR: 1 SF: 0 SAC: 0 DP: 0 HBP: 0	WP: 0 PB: 0 SB: 2 CS: 0 PA: 43		
PITCHER	IP WLS BF H R ER SO BB IBB HBP BLK WP HR S P ERA WHIP											PITCHER	IP WLS BF H R ER SO BB IBB HBP BLK WP HR S P ERA WHIP
Scott Garrelts, R ERA: 4.29 (1, 1)	6.0 L 26 5 3 3 1 2 1 0 0 0 0 1 53 91 4.50 1.167												
Randy O'Neal, R ERA: 2.89 (7, 1)	0.1 3 0 0 0 1 2 0 0 0 0 0 0 9 18 0.00 6.000												
Jeff Brantley, R ERA: 1.86 (7, 1)	1.2 7 1 0 0 2 1 0 0 0 0 0 0 18 29 0.00 1.200												
Ernie Camacho, R ERA: 5.4 (9, 1)	0.0 0 0 0 0 0 0 0 0 0 0 0 0 0 0 0.00 0.000												

St. Louis Cardinals @ San Francisco Giants
 Candlestick Park, San Francisco, CA
 Sat Apr 28 1990, 6:33 AM EDT
 Att. 21,963 - Sunny

livebaseballscorecards.com

AB 37
 R 5
 H 10
 RBI 5
 BB 6
 SO 4
 LOB 24



BOTTOM

St. Louis Cardinals @ San Francisco Giants
Candlestick Park, San Francisco, CA

Sat Apr 28 1990, 6:33 AM EDT
 Att. 21,963 - Sunny

livebaseballscorecards.com

AB	32
R	0
H	7
RBI	0
BB	2
SO	2
LOB	17



WP: 0	PA: 35
PB: 0	
SB: 0	
CS: 1	

AB R H RBI BB SO LOB

4	0	2	0	0	0	0
3	0	0	0	0	0	1
0	0	0	0	0	0	0
1	0	0	0	0	0	2
0	0	0	0	0	0	0

4 0 1 0 0 1 3

2 0 1 0 2 0 0

4 0 0 0 0 1 3

4 0 2 0 0 0 1

4 0 0 0 0 0 4

3 0 1 0 0 0 2

1	0	0	0	0	0	0
1	0	0	0	0	0	0
0	0	0	0	0	0	0
1	0	0	0	0	0	1

1B: 7	SF: 0
2B: 0	SAC: 0
3B: 0	DP: 0
HR: 0	HBP: 0

Batter	1	2	3	4	5	6	7	8	9
Brett Butler, L (1, 8) OBP: 0.471, SLG: 0.507	1-1 G5-3		1-2 G6-3			2-2 1B		0-0 1B	
Robby Thompson, R (1, 4) OBP: 0.310, SLG: 0.354	1-2 F7		1-0 L6			1-0 P4		0-1 P4	
Jeff Brantley, R (7, 1) OBP: 0.500, SLG: 1.000									
Bill Bathe, R (8, PH) OBP: 0.286, SLG: 0.286									
Ernie Camacho, R (9, 1)									
Will Clark, L (1, 3) OBP: 0.316, SLG: 0.461	0-0 1B			1-2 P2		2-1 G4-3		1-3 K	
Kevin Mitchell, R (1, 7) OBP: 0.366, SLG: 0.484		4-0 1B BB		0-1 FC5-4 1B			0-0 L7		4-1 FC4-6 BB
Kevin Bass, S (1, 9) OBP: 0.230, SLG: 0.361		0-1 F9		1-0 FC5-4 CS			3-2 G6-3		2-3 K
Matt Williams, R (1, 5) OBP: 0.301, SLG: 0.386		1-0 FC6-4 1B		1-1 CS	0-1 G1-3		0-0 1B		0-2 FC4-6
Gary Carter, R (1, 2) OBP: 0.316, SLG: 0.250		2-2 F9			0-1 F7		1-0 F8		1-1 G1-3
Jose Uribe, S (1, 6) OBP: 0.289, SLG: 0.341		1-0 FC6-4			1-2 P9			1-1 1B 1B	
Scott Garrelts, R (1, 1)			0-0 F8			0-0 G4-3		1-2 P4	
Greg Litton, R (6, PH)									
Randy O'Neal, R (7, 1)									
Dave Anderson, R (7, 4) OBP: 0.200, SLG: 0.300									

Inning Stats	R: 0	H: 1	E: 0	K: 0	S: 6	H: 1	LOB: 1	BB: 0	P: 8	R: 0	H: 1	E: 0	K: 0	S: 7	H: 1	LOB: 2	BB: 1	P: 15	R: 0	H: 0	E: 0	K: 0	S: 6	R: 0	H: 1	E: 0	K: 0	S: 9	R: 0	H: 0	E: 0	K: 0	S: 7	R: 0	H: 1	E: 0	K: 0	S: 8	R: 0	H: 1	E: 0	K: 0	S: 6	R: 0	H: 2	E: 0	K: 1	S: 11	R: 0	H: 0	E: 0	K: 1	S: 9	1B: 7	2B: 0	3B: 0	HR: 0	SF: 0	SAC: 0	DP: 0	HBP: 0	WP: 0	PA: 35
--------------	------	------	------	------	------	------	--------	-------	------	------	------	------	------	------	------	--------	-------	-------	------	------	------	------	------	------	------	------	------	------	------	------	------	------	------	------	------	------	------	------	------	------	------	------	------	------	------	------	------	-------	------	------	------	------	------	-------	-------	-------	-------	-------	--------	-------	--------	-------	--------

PITCHER	IP	WLS	BF	H	R	ER	SO	BB	IBB	HBP	BLK	WP	HR	S	P	ERA	WHIP
John Tudor, L (1, 1) ERA: 0.96	7.0		25	5	0	0	0	1	0	0	0	0	0	49	74	0.00	0.857
Ken Dayley, L (8, 1) ERA:	1.0		5	2	0	0	1	0	0	0	0	0	0	11	14	0.00	2.000
Scott Terry, R (9, 1) ERA: 9.82	1.0		4	0	0	0	1	1	0	0	0	0	0	9	16	0.00	1.000

Batter	1	2	3	4	5	6	7	8	9	AB R H RBI BB SO LOB	TOP																	
Vince Coleman, S (1, 7) OBP: 0.341, SLG: 0.325	1-0 B3		0-2 1B		2-2 P5		0-0 L8		2-1 1B	5 1 2 1 0 0 2																		
Ozzie Smith, S (1, 6) OBP: 0.292, SLG: 0.236	2-2 P6		0-1 F8		0-0 G4-3			1-1 1B	2-1 G1-3	5 1 1 0 0 0 2																		
Willie McGee, S (1, 8) OBP: 0.411, SLG: 0.482	3-3 K		0-0 G1-3			0-0 F7		1-2 1B	0-2 G1-3	5 1 1 0 0 1 2																		
Pedro Guerrero, R (1, 3) OBP: 0.349, SLG: 0.513 Rex Hudler, R (9, PR) OBP: 0.143, SLG: 0.143		0-1 1B		0-0 G4-3		0-1 L5		0-0 SF8	0-2 1B	5 2 4 2 0 0 0 0 0 0 0 0 0 0																		
Milt Thompson, L (1, 9) OBP: 0.250, SLG: 0.257		0-0 F7		3-1 G4-3		1-0 G4-3		2-2 E2	1-2 G4-3	5 1 1 0 0 0 4																		
Denny Walling, L (1, 5) OBP: 0.160, SLG: 0.167		1-3 K		3-2 G4-3			1-1 F9	1-0 SF8		3 0 0 2 0 1 2																		
Todd Zeile, R (1, 2) OBP: 0.342, SLG: 0.439		2-0 P2		2-0 SF7			1-1 G5-3	0-3 K		3 0 0 1 0 1 3																		
José Oquendo, S (1, 4) OBP: 0.385, SLG: 0.344			2-1 SH1-4		0-1 G4-3		1-1 BB	1-0 1B		4 1 3 1 0 0 0																		
Joe Magrane, R (1, 1) Bob Tewksbury, R (3, 1) Ricky Horton, L (5, 1) John Morris, L (7, PH) Tom Niedertuer, R (7, 1) Tom Brunansky, R (8, PH) Frank DiPino, L (8, 1)			0-0 SH1-4		1-1 G5-3		4-2 BB	1-2 G1-3		0 0 0 0 0 0 0 1 0 0 0 0 0 0 0 0 0 0 0 0 0 0 0 0 0 0 1 0 0 0 0 0 0 0 0 0 0 1 0 0 0 0 0 0 2 0 0 0 0 0 0 0 0																		
Inning Stats	R: 0 E: 0 K: 1 S: 7	H: 0 LOB: 0 BB: 0 P: 13	R: 0 E: 0 K: 1 S: 8	H: 1 LOB: 1 BB: 0 P: 11	R: 1 E: 0 K: 0 S: 11	H: 2 LOB: 1 BB: 0 P: 13	R: 2 E: 0 K: 0 S: 11	H: 2 LOB: 0 BB: 0 P: 19	R: 0 E: 0 K: 0 S: 6	H: 0 LOB: 0 BB: 0 P: 9	R: 0 E: 0 K: 0 S: 4	H: 0 LOB: 0 BB: 0 P: 5	R: 0 E: 0 K: 0 S: 9	H: 1 LOB: 2 BB: 1 P: 16	R: 3 E: 1 K: 1 S: 21	H: 4 LOB: 2 BB: 0 P: 28	R: 1 E: 0 K: 0 S: 13	H: 2 LOB: 1 BB: 0 P: 18	1B: 10 2B: 2 3B: 0 HR: 0	SF: 2 SAC: 1 DP: 0 HBP: 0	WP: 0 PB: 0 SB: 1 CS: 0	PA: 41						
PITCHER Rick Reuschel, R (1, 1) ERA: 4.46 Steve Bedrosian, R (8, 1) ERA: 9.0	IP: 7.2 WLS: W BF: 35 H: 10 R: 6 ER: 5 SO: 3 BB: 1 IBB: 0 HBP: 0 BLK: 0 WP: 0 HR: 0 S: 74 P: 110 ERA: 5.87 WHIP: 1.435	IP: 1.1 WLS: S BF: 6 H: 2 R: 1 ER: 1 SO: 0 BB: 0 IBB: 0 HBP: 0 BLK: 0 WP: 0 HR: 0 S: 16 P: 22 ERA: 6.75 WHIP: 1.500											PITCHER	IP: 7.2 WLS: W BF: 35 H: 10 R: 6 ER: 5 SO: 3 BB: 1 IBB: 0 HBP: 0 BLK: 0 WP: 0 HR: 0 S: 74 P: 110 ERA: 5.87 WHIP: 1.435	IP: 1.1 WLS: S BF: 6 H: 2 R: 1 ER: 1 SO: 0 BB: 0 IBB: 0 HBP: 0 BLK: 0 WP: 0 HR: 0 S: 16 P: 22 ERA: 6.75 WHIP: 1.500											PITCHER	IP: 7.2 WLS: W BF: 35 H: 10 R: 6 ER: 5 SO: 3 BB: 1 IBB: 0 HBP: 0 BLK: 0 WP: 0 HR: 0 S: 74 P: 110 ERA: 5.87 WHIP: 1.435	IP: 1.1 WLS: S BF: 6 H: 2 R: 1 ER: 1 SO: 0 BB: 0 IBB: 0 HBP: 0 BLK: 0 WP: 0 HR: 0 S: 16 P: 22 ERA: 6.75 WHIP: 1.500

St. Louis Cardinals @ San Francisco Giants
Candlestick Park, San Francisco, CA

Sun Apr 29 1990, 6:33 AM EDT
Att. 34,969 - Sunny - 60 F

livebaseballscorecards.com

AB	37
R	7
H	12
RBI	7
BB	1
SO	3
LOB	17



Batter	1	2	3	4	5	6	7	8	9
Brett Butler, L (1, 8) OBP: 0.467, SLG: 0.513	1-0 CS 1B		1-0 1B 2B	2-2 G1-3	1-1 G4-6-3 1-2f			1-1 G6-3	
Robby Thompson, R (1, 4) OBP: 0.303, SLG: 0.343	1-3 1-2		1-0 PB 1B 2-3 3-H	1-0 G5-3		2-3 K		2-2 F9	
Will Clark, L (1, 3) OBP: 0.321, SLG: 0.450	2-2 G6-3		1-1 1B PB SF8 1B 1-2 3-H	1-0 L5		2-1 G3		4-0 FC6-4 IBB	
Kevin Mitchell, R (1, 7) OBP: 0.378, SLG: 0.500 Brad Komminsk, R (6, PH) OBP: 0.333, SLG: 0.200 (7, 7)		2-3 K	4-1 1B IBB 1-2 2-3		2-1 G4-3 WP 2B	3-3 K		2-1 FC6-4 1-2f	
Kevin Bass, S (1, 9) OBP: 0.256, SLG: 0.373		1-0 S 1B	2-2 1B 1-2 2-3 3-H		0-0 G4-3		4-2 G6-4-3 BB		
Matt Williams, R (1, 5) OBP: 0.312, SLG: 0.397		2-2 SAFE SAFE 1B	1-0 SF8 3-H		1-0 2B 1B 3-H		1-1 G6-4-3 1-2f		
Gary Carter, R (1, 2) OBP: 0.310, SLG: 0.278 Steve Bedrosian, R (8, 1)		0-2 P2	0-1 F8		0-0 1B 2B 1-3		0-0 P3		
Jose Uribe, S (1, 6) OBP: 0.327, SLG: 0.362		SAFE 1B	1-0 L8	2-1 FC6-4 1B 1-2 2-H		4-0 1B IBB		0-2 E6 2B 1B	
Rick Reuschel, R (1, 1) OBP: 0.250, SLG: 0.250 Terry Kennedy, L (8, 2) OBP: 0.459, SLG: 0.559			1-1 2B 1B FC6-4 1-2		0-0 G4-6-3 1B 1-3 2-H 3-H		0-0 2B		

Inning Stats	R: 0	H: 1	E: 0	LOB: 0	K: 1	S: 7	R: 1	H: 2	E: 0	LOB: 1	K: 1	S: 11	R: 5	H: 6	E: 0	LOB: 2	K: 0	S: 18	R: 0	H: 0	E: 0	LOB: 0	K: 0	S: 6	R: 3	H: 4	E: 0	LOB: 1	K: 0	S: 8	R: 0	H: 0	E: 0	LOB: 0	K: 2	S: 10	R: 0	H: 0	E: 0	LOB: 0	K: 0	S: 6	R: 0	H: 2	E: 1	LOB: 3	K: 0	S: 16	

AB	R	H	RBI	BB	SO	LOB
5	1	2	0	0	0	4
5	1	1	1	0	2	3
4	1	1	1	1	0	0
2	2	1	0	1	1	0
2	0	0	0	0	1	3
3	1	2	1	1	0	1
3	1	2	2	0	0	1
4	1	1	0	0	0	3
0	0	0	0	0	0	0
3	0	2	1	1	0	1
3	1	2	2	0	0	2
1	0	1	0	0	0	0

WP	PA	ERA	WHIP
1	40		
1			
1			
1			

PITCHER	IP	WLS	BF	H	R	ER	SO	BB	IBB	HBP	BLK	WP	HR	S	P	ERA	WHIP
Joe Magrane, L (1, 1) ERA: 5.54	2.0	L	14	8	6	6	2	0	0	0	0	0	0	28	48	27.00	4.000
Bob Tewksbury, R (3, 1) ERA: 6.35	2.1		13	5	3	3	0	0	1	0	0	1	0	20	35	11.57	2.143
Ricky Horton, L (5, 1) ERA: 4.32	1.2		4	0	0	0	2	0	0	0	0	0	0	12	20	0.00	0.000
Tom Niedenfuer, R (7, 1) ERA:	1.0		3	0	0	0	0	1	0	0	0	0	0	6	11	0.00	1.000
Frank DiPino, L (8, 1) ERA: 1.8	1.0		6	2	0	0	0	0	1	0	0	0	0	16	25	0.00	2.000

BOTTOM

St. Louis Cardinals @ San Francisco Giants
Candlestick Park, San Francisco, CA
 Sun Apr 29 1990, 6:33 AM EDT
 Att. 34,969 - Sunny - 60 F

livebaseballscorecards.com

AB	35
R	9
H	15
RBI	8
BB	4
SO	4
LOB	18



Batter	1	2	3	4	5	6	7	8	9	AB R H RBI BB SO LOB	TOP										
Brett Butler, L (1, 8) OBP: 0.453, SLG: 0.488	3-2 G5-3		1-0 L9	0-1 G5-3			1-1 G1-3		4-0 E S 1B BB	4 1 0 0 1 0 2											
Robby Thompson, R (1, 4) OBP: 0.296, SLG: 0.324	1-3 K		1-3 K	0-3 K			1-2 G6-3		4-2 1B 1B BB	4 1 0 0 1 3 2											
Will Clark, L (1, 3) OBP: 0.337, SLG: 0.488	1-2 HBP			3-2 HR	1-3 K		2-3 K		3-2 BB 1B 1B	4 1 2 2 0 2 0											
Kevin Mitchell, R (1, 7) OBP: 0.380, SLG: 0.535	2-3 K			1-0 1B 2B 1B	1-3 K			0-0 HR	1-3 K	5 2 2 1 0 3 3											
Kevin Bass, S (1, 9) OBP: 0.277, SLG: 0.413		2-2 P2		0-0 2B 1B	1-3 K			1-2 1B 3B	3-1 BB 1B	5 2 3 1 0 1 0											
Matt Williams, R (1, 5) OBP: 0.329, SLG: 0.416		0-1 F8		1-0 2B 2B		1-3 K		3-2 1B	4-0 BB	4 1 2 3 1 1 0											
Terry Kennedy, L (1, 2) OBP: 0.452, SLG: 0.564		1-2 1B		2-1 FC5-6 2B		2-3 K		0-0 F8	0-0 P5	5 0 2 1 0 1 4											
Jose Uribe, S (1, 6) OBP: 0.333, SLG: 0.404		1-1 F8		1-1 G5-3 FC5-6 1B		0-1 3B		1-3 K	1-3 K	5 0 2 0 0 2 5											
John Burkett, R (1, 1) Bill Bathe, R (8, PH) Jeff Brantley, R (8, 1) OBP: 0.250, SLG: 0.250 OBP: 0.500, SLG: 1.000			2-3 K	0-1 FC5-6 G5-3 1-2 2-3f		0-0 P4		0-1 L9		3 0 0 0 0 1 3 1 0 0 0 0 0 1 0 0 0 0 0 0 0											
Inning Stats	R: 0 E: 0 K: 2 S: 12	H: 0 LOB: 1 BB: 0 P: 19	R: 0 E: 0 K: 0 S: 10	H: 1 LOB: 1 BB: 0 P: 14	R: 0 E: 0 K: 2 S: 7	H: 0 LOB: 0 BB: 0 P: 11	R: 4 E: 0 K: 1 S: 17	H: 6 LOB: 2 BB: 0 P: 25	R: 0 E: 0 K: 3 S: 10	H: 0 LOB: 0 BB: 0 P: 13	R: 0 E: 0 K: 2 S: 12	H: 1 LOB: 1 BB: 0 P: 15	R: 0 E: 0 K: 1 S: 9	H: 0 LOB: 0 BB: 0 P: 13	R: 2 E: 0 K: 1 S: 15	H: 3 LOB: 1 BB: 0 P: 20	R: 2 E: 0 K: 2 S: 18	H: 2 LOB: 3 BB: 3 P: 38	1B: 7 2B: 2 3B: 2 HR: 2	SF: 0 SAC: 0 DP: 0 HBP: 1	WP: 0 PA: 44 PB: 0 SB: 1 CS: 0
PITCHER	IP WLS BF H R ER SO BB IBB HBP BLK WP HR S P ERA WHIP																				
John Wetteland, R (1, 1) ERA: 11.25	3.0 L 16 6 4 4 4 0 0 1 0 0 1 37 59 12.00 2.000																				
Mike Munoz, L (4, 1) ERA:	1.0 4 1 0 0 1 0 0 0 0 0 0 9 10 0.00 1.000																				
Mike Hartley, R (5, 1) ERA: 3.6	3.0 10 1 0 0 6 0 0 0 0 0 0 31 41 0.00 0.333																				
Tim Crews, R (8, 1) ERA: 2.25	0.0 3 3 2 2 0 0 0 0 0 0 1 9 13 ∞ ∞																				
Ray Searge, L (8, 1) ERA: 2.57	1.0 6 1 2 2 1 2 0 0 0 0 0 13 25 18.00 3.000																				
PITCHER	IP WLS BF H R ER SO BB IBB HBP BLK WP HR S P ERA WHIP																				
Don Aase, R (9, 1) ERA: 3.27	1.0 5 1 0 0 2 1 0 0 0 0 0 11 20 0.00 2.000																				

San Francisco Giants @ Los Angeles Dodgers
 Dodger Stadium, Los Angeles, CA
 Mon Apr 30 1990, 7:05 PM PDT
 Att. 25,152 - Unknown

AB	40
R	8
H	13
RBI	8
BB	3
SO	14
LOB	20



Batter	1	2	3	4	5	6	7	8	9	AB R H RBI BB SO LOB
Juan Samuel, R OBP: 0.298, SLG: 0.317 (1, 8)	2-3 K	1-3 K			1-1 P2		1-1 G4-3		1-3 K	5 0 0 0 0 3 3
Lenny Harris, L OBP: 0.273, SLG: 0.275 (1, 4) (9, 5)	3-2 1B		3-2 G3		2-1 F7 S 1B		1-1 G6-3		1-1 1B	5 0 3 1 0 0 0
Kal Daniels, L OBP: 0.470, SLG: 0.481 (1, 7)	2-2 F8		1-1 BLK 1B		2-1 F7		4-1 1B		3-2 SF7	3 0 1 1 1 0 2
Eddie Murray, S OBP: 0.371, SLG: 0.436 (1, 3)	3-2 G3		1-1 L8		2-0 G4-3		1-1 1B		0-1 F8	5 0 1 0 0 0 4
Hubie Brooks, R OBP: 0.253, SLG: 0.427 (1, 9)		1-2 G6-3	4-2 BB		3-2 G6-3		0-2 P2			3 0 0 0 1 0 2
Mike Scioscia, L OBP: 0.324, SLG: 0.456 (1, 2)		1-2 1B 1B	1-2 G5-3		2-2 G3		0-2 F7			4 1 1 0 0 0 4
Mike Sharperson, R OBP: 0.323, SLG: 0.345 (1, 5)		0-0 1B SH1-3 1B		1-1 F8		1-0 1B		0-1 L7		4 1 2 0 0 0 2
Alfredo Griffin, S OBP: 0.392, SLG: 0.429 (1, 6)		0-0 SH1-3 1B		1-0 L7		0-2 G5-3			2-2 1B 1B	4 1 2 1 0 0 1
John Wetteland, R Mike Munoz, L John Shelby, S Albie Martinez, R Brian Traxler, L Tim Crews, R Ray Searage, L Don Aase, R Jose Vizcaino, S Chris Gwynn, L		0-0 SH1-3		2-1 P4			1-3 K		0-1 1B SF7 1B	0 0 0 0 1 0 1 1 1 0 0 0 0 0

Inning Stats	R: 0	H: 1	E: 0	K: 1	S: 13	LOB: 1	BB: 0	P: 23	R: 2	H: 3	E: 0	K: 1	S: 12	LOB: 1	BB: 0	P: 15	R: 0	H: 1	E: 0	K: 0	S: 15	LOB: 2	BB: 1	P: 25	R: 0	H: 0	E: 0	K: 0	S: 5	LOB: 0	BB: 0	P: 9	R: 0	H: 1	E: 0	K: 0	S: 7	LOB: 1	BB: 0	P: 14	R: 0	H: 1	E: 0	K: 0	S: 10	LOB: 1	BB: 0	P: 16	R: 0	H: 0	E: 0	K: 1	S: 9	LOB: 0	BB: 0	P: 12	R: 0	H: 1	E: 0	K: 0	S: 13	LOB: 2	BB: 1	P: 18	R: 2	H: 3	E: 0	K: 1	S: 18	LOB: 1	BB: 0	P: 25	1B: 11	SF: 1	2B: 0	SAC: 1	3B: 0	DP: 0	HR: 0	HBP: 0	WP: 0	PA: 40
--------------	------	------	------	------	-------	--------	-------	-------	------	------	------	------	-------	--------	-------	-------	------	------	------	------	-------	--------	-------	-------	------	------	------	------	------	--------	-------	------	------	------	------	------	------	--------	-------	-------	------	------	------	------	-------	--------	-------	-------	------	------	------	------	------	--------	-------	-------	------	------	------	------	-------	--------	-------	-------	------	------	------	------	-------	--------	-------	-------	--------	-------	-------	--------	-------	-------	-------	--------	-------	--------

PITCHER	IP	WLS	BF	H	R	ER	SO	BB	IBB	HBP	BLK	WP	HR	S	P	ERA	WHIP
John Burkett, R ERA: 2.57 (1, 1)	7.0	W	29	7	2	2	3	1	0	0	1	0	0	71	114	2.57	1.143
Jeff Brantley, R ERA: 2.76 (8, 1)	2.0		11	4	2	2	1	1	0	0	0	0	0	31	43	9.00	2.500

BOTTOM

San Francisco Giants @ Los Angeles Dodgers
Dodger Stadium, Los Angeles, CA

Mon Apr 30 1990, 7:05 PM PDT
Att. 25,152 - Unknown

AB	36
R	4
H	11
RBI	4
BB	2
SO	4
LOB	18



PITCHER	IP	WLS	BF	H	R	ER	SO	BB	IBB	HBP	BLK	WP	HR	S	P	ERA	WHIP
---------	----	-----	----	---	---	----	----	----	-----	-----	-----	----	----	---	---	-----	------

Batter	1	2	3	4	5	6	7	8	9	AB R H RBI BB SO LOB	TOP																
Jerome Walton, R (1, 8) OBP: 0.376, SLG: 0.311	3-2 G5-3		2-2 G4-3		2-1 SF8 23 1B	4-0 23 FC6-4 BB		0-1 G4-3		4 0 1 0 1 0 0																	
23 Ryne Sandberg, R (1, 4) OBP: 0.298, SLG: 0.407	0-0 G3-6-3 1B		0-0 2B		0-0 1B	2-0 FC6-4		1-0 HR		5 2 4 1 0 0 1																	
Mark Grace, L (1, 3) OBP: 0.365, SLG: 0.300	1-1 G3-6-3 1-2f		2-0 2B		2-1 P6		1-1 L8		0-0 G6-3	5 0 1 1 0 0 4																	
Andre Dawson, R (1, 9) OBP: 0.353, SLG: 0.651		2-1 1B 1B	0-0 P3		0-0 SF8		1-1 HR		2-2 G6-3	4 2 2 2 0 0 1																	
Lloyd McClendon, R (1, 7) OBP: 0.234, SLG: 0.333		1-1 G6-4-3 1B	0-3 K		1-0 F9		1-2 2B		2-3 K	4 0 2 0 0 1 3																	
Doug Dascenzo, S (7, PR) OBP: 0.231, SLG: 0.417										1 0 0 0 0 1 0																	
Luis Salazar, R (1, 5) OBP: 0.271, SLG: 0.281		0-1 L6			2-3 K		3-1 HR 1B		1-3 K	4 1 1 0 0 2 3																	
Joe Kraemer, L (7, 1)										0 0 0 0 0 0 0																	
Bill Long, R (7, 1)										0 0 0 0 0 0 0																	
Mitch Williams, L (9, 1)										0 0 0 0 0 0 0																	
Shawon Dunston, R (1, 6) OBP: 0.316, SLG: 0.519		1-0 G6-4-3 1B			1-0 G6-3 1B		0-1 HR		0-2 G5-3	4 1 3 3 0 0 1																	
Joe Girardi, R (1, 2) OBP: 0.327, SLG: 0.327		3-2 G6-4-3			0-1 G6-3		0-1 P3		0-0 G4-3	4 0 0 0 0 0 3																	
Mike Bielecki, R (1, 1) OBP: 0.429, SLG: 0.429		2-3 K			3-2 23 1B SF8 1B		1-1 G1-3		0-3 K	3 1 1 0 0 1 2																	
Paul Assenmacher, L (6, 1)										0 0 0 0 0 0 0																	
Les Lancaster, R (6, 1)										0 0 0 0 0 0 0																	
Domingo Ramos, R (7, 5) OBP: 0.217, SLG: 0.182										1 0 0 0 0 1 0																	
Inning Stats	R: 0 E: 0 K: 0 S: 6	H: 1 LOB: 0 BB: 0 P: 10	R: 1 E: 0 K: 1 S: 13	H: 3 LOB: 2 BB: 0 P: 22	R: 1 E: 0 K: 1 S: 10	H: 2 LOB: 1 BB: 0 P: 14	R: 0 E: 0 K: 1 S: 6	H: 1 LOB: 0 BB: 0 P: 9	R: 1 E: 0 K: 0 S: 12	H: 3 LOB: 2 BB: 0 P: 20	R: 2 E: 0 K: 0 S: 10	H: 2 LOB: 1 BB: 1 P: 19	R: 1 E: 0 K: 1 S: 16	H: 2 LOB: 1 BB: 0 P: 20	R: 0 E: 0 K: 1 S: 6	H: 0 LOB: 0 BB: 0 P: 6	R: 1 E: 0 K: 1 S: 10	H: 1 LOB: 0 BB: 0 P: 15	1B: 9 2B: 3 3B: 0 HR: 3	SF: 1 SAC: 0 DP: 2 HBP: 0	WP: 0 PB: 0 SB: 0 CS: 0	PA: 41					
PITCHER	IP	WLS	BF	H	R	ER	SO	BB	IBB	HBP	BLK	WP	HR	S	P	ERA	WHIP										
Atlee Hammaker, L (1, 1) ERA: 2.89	4.0		20	10	3	3	3	0	0	0	0	0	0	43	68	6.75	2.500										
Bob Knepper, L (5, 1) ERA: 9.0	2.0	L	9	2	2	2	0	1	0	0	0	0	1	14	26	9.00	1.500										
Ernie Camacho, R (7, 1) ERA: 5.14	2.0		8	2	1	1	2	0	0	0	0	0	1	22	26	4.50	1.000										
Randy O'Neal, R (9, 1) ERA: 3.48	1.0		4	1	1	1	1	0	0	0	0	0	1	10	15	9.00	1.000										

Chicago Cubs @ San Francisco Giants
Candlestick Park, San Francisco, CA
Tue May 01 1990, 10:05 PM EDT
Att. 21,714 - Unknown - 55 F

AB	39
R	7
H	15
RBI	7
BB	1
SO	6
LOB	18



WP: 0	PA: 41
PB: 0	
SB: 0	
CS: 0	

Chicago Cubs @ San Francisco Giants
Candlestick Park, San Francisco, CA

Wed May 02 1990, 6:33 AM EDT
Att. 18,279 - Sunny - 69 F

AB	42
R	9
H	16
RBI	9
BB	2
SO	2
LOB	18



WP	0	PA	45
PB	0		
SB	1		
CS	2		

AB R H RBI BB SO LOB

4	0	1	0	1	0	0
5	1	3	0	0	0	1
5	3	1	0	0	0	5
5	3	3	3	0	1	1
5	1	3	0	0	0	2
4	1	2	3	0	0	1
5	0	2	2	0	0	2
4	0	1	1	1	0	2
3	0	0	0	0	1	4
2	0	0	0	0	0	0

Batter	1	2	3	4	5	6	7	8	9
Marvell Wynne, L (1, 8) OBP: 0.194, SLG: 0.179	1-1 CS 23 1B 1B		1-0 P5	0-0 G4-3	1-1 G4-3		4-2 BB		
23 Ryne Sandberg, R (1, 4) OBP: 0.315, SLG: 0.419	3-2 G4-3 CS 1-2 1B		0-0 P4	3-2 E 2B 1B		1-1 FC6-4 1B	3-2 F9		
Mark Grace, L (1, 3) OBP: 0.356, SLG: 0.307	1-1 G4-3 1-3 2-3		0-2 1B 2B	0-0 E4 2B		2-2 FC6-4 1B	1-1 G3		
Andre Dawson, R (1, 9) OBP: 0.370, SLG: 0.662	1-3 K		1-1 1B 1B 2-H	2-0 1B SF9 2B 1-H 2-H		1-2 1B 1B	1-1 F9		
Dwight Smith, L (1, 7) OBP: 0.365, SLG: 0.391		1-0 S 1B	0-1 1B 1B	1-1 FC5-4 1B 2-3		0-0 F7	2-2 G6-3		
Luis Salazar, R (1, 5) OBP: 0.281, SLG: 0.295		1-0 F7	0-1 1B 1B 3-H	2-0 SF9 1B 3-H		1-0 1B 1B 1-3 2-H	2-2 G3		
Shawon Dunston, R (1, 6) OBP: 0.321, SLG: 0.512		2-2 F9	0-1 1B 1B 3-H	0-1 FC5-4 1-2f		0-0 FC5-4 1B 3-H		1-1 G5-3	
Joe Girardi, R (1, 2) OBP: 0.333, SLG: 0.321		4-0 IBB	1-2 FC6-4 1B 1-3 2-H		1-0 G5-3	1-2f FC5-4 1B		2-2 G6-3	
Mike Harkey, R (1, 1) OBP: 0.143, SLG: 0.143 Paul Assenmacher, L (6, 1)		0-1 F7	0-1 FC6-4 1-2f		1-3 K		0-0 G5-3		0-0 G1-6-3

Inning Stats	R: 0	H: 2	E: 0	LOB: 1	K: 1	BB: 0	S: 10	P: 16	R: 0	H: 1	E: 0	LOB: 2	K: 0	BB: 1	S: 8	P: 16	R: 4	H: 6	E: 0	LOB: 2	K: 0	BB: 0	S: 18	P: 21	R: 3	H: 3	E: 1	LOB: 1	K: 0	BB: 0	S: 11	P: 19	R: 0	H: 0	E: 0	LOB: 0	K: 1	BB: 0	S: 6	P: 9	R: 2	H: 4	E: 0	LOB: 2	K: 0	BB: 0	S: 14	P: 20	R: 0	H: 0	E: 0	LOB: 1	K: 0	BB: 1	S: 9	P: 17	R: 0	H: 0	E: 0	LOB: 0	K: 0	BB: 0	S: 9	P: 14	R: 0	H: 0	E: 0	LOB: 0	K: 0	BB: 0	S: 6	P: 9	1B: 14	SF: 1	2B: 2	SAC: 0	3B: 0	DP: 0	HR: 0	HBP: 0	WP: 0	PA: 45
--------------	------	------	------	--------	------	-------	-------	-------	------	------	------	--------	------	-------	------	-------	------	------	------	--------	------	-------	-------	-------	------	------	------	--------	------	-------	-------	-------	------	------	------	--------	------	-------	------	------	------	------	------	--------	------	-------	-------	-------	------	------	------	--------	------	-------	------	-------	------	------	------	--------	------	-------	------	-------	------	------	------	--------	------	-------	------	------	--------	-------	-------	--------	-------	-------	-------	--------	-------	--------

PITCHER	IP	WLS	BF	H	R	ER	SO	BB	IBB	HBP	BLK	WP	HR	S	P	ERA	WHIP
Scott Garrelts, R (1, 1) ERA: 5.55	3.1	L	22	11	7	5	1	0	1	0	0	0	0	42	64	13.50	3.300
Randy O'Neal, R (4, 1) ERA: 3.0	1.2		6	1	0	0	1	0	0	0	0	0	0	11	17	0.00	0.600
Bob Knepper, L (6, 1) ERA: 12.0	1.0		7	4	2	2	0	0	0	0	0	0	0	14	20	18.00	4.000
Ernie Camacho, R (7, 1) ERA: 4.0	2.0		7	0	0	0	0	1	0	0	0	0	0	18	31	0.00	0.500
Steve Bedrosian, R (9, 1) ERA: 8.0	1.0		3	0	0	0	0	0	0	0	0	0	0	6	9	0.00	0.000

livebaseballscorecards.com

Batter	1	2	3	4	5	6	7	8	9	AB R H RBI BB SO LOB
--------	---	---	---	---	---	---	---	---	---	----------------------

Brett Butler, L OBP: 0.457, SLG: 0.472 (1, 8)	2-1 G4-3 WP 1B		1-0 F7		4-1 BB		4-2 G6-4-3 BB		0-0 G4-3	3 0 1 0 2 0 0
Robby Thompson, R OBP: 0.291, SLG: 0.316 (1, 4)	1 SAFE 3-2 G1-3 1-2		2-2 G6-3		2-1 G5-3		0-1 G6-4-3 1-2f			4 0 0 0 0 0 4
Will Clark, L OBP: 0.327, SLG: 0.462 (1, 3)	3-2 G4-3 2-3			1-3 K		1-2 G3-1		0-0 F8		4 0 0 0 0 1 1
Kevin Mitchell, R OBP: 0.364, SLG: 0.538 (1, 7)	2-0 L5			2-3 K		0-0 HR		3-2 G6-3		4 1 1 1 0 1 1
Rick Leach, L OBP: 0.524, SLG: 0.500 Steve Bedrosian, R (9, 1)		0-0 G6-3		1-2 2B		2-1 HR 1B		2-3 K		4 1 2 0 0 1 0 0 0 0 0 0 0 0
Matt Williams, R OBP: 0.356, SLG: 0.500 (1, 5)		0-1 HR		1-0 F9		3-2 HR 1-H		0-0 HR 1B		4 3 3 3 0 0 1
Terry Kennedy, L OBP: 0.447, SLG: 0.535 (1, 2) Gary Carter, R (9, PH) OBP: 0.311, SLG: 0.359		3-1 G4-3		1-0 G3 1B		1-2 G1-3		1-2 HR 1-H		3 0 1 0 0 0 0 1 1 1 2 0 0 0
Jose Uribe, S OBP: 0.322, SLG: 0.386 (1, 6) Ernie Camacho, R (7, 1) Greg Litton, R (9, 9)		1-1 P3		1-0 G3		0-0 B5-3		1-0 G1-6-3		3 0 0 0 0 0 1 0 0 0 0 0 0 0 1 0 0 0 0 0 0
Scott Garrelts, R (1, 1) Randy O'Neal, R (4, 1) Bill Bathe, R (5, PH) OBP: 0.300, SLG: 0.222 Bob Knepper, L (6, 1) Dave Anderson, R (7, 6) OBP: 0.154, SLG: 0.231			2-3 K		1-3 K		0-3 K		1-0 G6-3	1 0 0 0 0 0 1 0 0 0 0 0 0 0 0 0 1 0 0 0 0 0 1 1 0 0 0 0 0 0 0 0 2 0 0 0 0 0 1 0

Inning Stats	R: 0 E: 0 K: 10 S: 10	H: 1 LOB: 1 BB: 0 P: 19	R: 1 E: 0 K: 0 S: 7	H: 1 LOB: 0 BB: 0 P: 11	R: 0 E: 0 K: 1 S: 8	H: 0 LOB: 0 BB: 0 P: 13	R: 0 E: 0 K: 2 S: 11	H: 1 LOB: 1 BB: 0 P: 16	R: 0 E: 0 K: 1 S: 8	H: 1 LOB: 2 BB: 1 P: 17	R: 3 E: 0 K: 0 S: 16	H: 3 LOB: 0 BB: 0 P: 23	R: 0 E: 0 K: 1 S: 7	H: 0 LOB: 0 BB: 1 P: 11	R: 0 E: 0 K: 1 S: 7	H: 0 LOB: 0 BB: 0 P: 12	R: 2 E: 0 K: 0 S: 10	H: 2 LOB: 0 BB: 0 P: 13	1B: 4 2B: 1 3B: 0 HR: 4	SF: 0 SAC: 0 DP: 1 HBP: 0
--------------	--------------------------------	----------------------------------	------------------------------	----------------------------------	------------------------------	----------------------------------	-------------------------------	----------------------------------	------------------------------	----------------------------------	-------------------------------	----------------------------------	------------------------------	----------------------------------	------------------------------	----------------------------------	-------------------------------	----------------------------------	----------------------------------	------------------------------------

PITCHER	IP	WLS	BF	H	R	ER	SO	BB	IBB	HBP	BLK	WP	HR	S	P	ERA	WHIP
Mike Harkey, R ERA: 3.57 (1, 1)	5.1	W	24	7	4	4	4	1	0	0	0	1	3	56	94	6.75	1.500
Paul Assenmacher, L ERA: 1.31 (6, 1)	3.2	S	13	2	2	2	2	1	0	0	0	0	1	28	41	4.91	0.818

BOTTOM

Chicago Cubs @ San Francisco Giants
Candlestick Park, San Francisco, CA

livebaseballscores.com

AB	35
R	6
H	9
RBI	6
BB	2
SO	6
LOB	9



WP: 1	PA: 37
PB: 0	
SB: 0	
CS: 0	

Wed May 02 1990, 6:33 AM EDT
Att. 18,279 - Sunny - 69 F

Batter	1	2	3	4	5	6	7	8	9	AB R H RBI BB SO LOB	TOP									
Brett Butler, L (1, 8) OBP: 0.464, SLG: 0.479	0-0 P6		0-0 G6-4-3 1B		0-0 FC5-4 1B		0-0 WP 1B		0-0 1-3	5 0 3 1 0 0 0										
Robby Thompson, R (1, 4) OBP: 0.275, SLG: 0.298	0-0 F9		0-0 G6-4-3 1-2f 3-H		0-0 FC5-4 1-2f 3-4-3		0-0 F8 1-2		0-0 L5	5 0 0 0 0 0 3										
Will Clark, L (1, 3) OBP: 0.333, SLG: 0.458	0-0 F9		0-0 3B 1B		0-0 3-4-3 1-2		4-0 IBB			3 1 1 0 1 0 1										
Kevin Mitchell, R (1, 7) OBP: 0.359, SLG: 0.548		0-0 F9	0-0 1-H 3B		0-0 F9		0-3 K			4 0 1 1 0 1 3										
Rick Leach, L (1, 9) OBP: 0.440, SLG: 0.400		0-0 4-3	0-0 4-3		0-0 4-3		0-0 4-3		0-0 4-3	4 0 0 0 0 0 1										
Matt Williams, R (1, 5) OBP: 0.352, SLG: 0.494		0-0 F9		0-0 G3		0-0 P5		0-0 G3		1 0 0 0 0 0 0										
Ernest Riles, L (3, 5) OBP: 0.286, SLG: 0.440										3 0 0 0 0 0 0										
Terry Kennedy, L (1, 2) OBP: 0.471, SLG: 0.574			0-0 2B 1B 1B	0-0 F8		0-0 2B		0-0 1B		4 1 3 0 0 0 0										
Jose Uribe, S (1, 6) OBP: 0.333, SLG: 0.393			0-0 2B 1B 1B	0-0 1B		0-0 3-1		0-3 K		4 1 2 0 0 1 2										
Rick Reuschel, R (1, 1) OBP: 0.286, SLG: 0.357			0-0 1B 2B	0-3 K		0-0 F7		0-3 K		2 1 1 1 0 1 1										
Rick Parker, R (7, PH)			1-3 2-H G6-4-3 2B							1 0 0 0 0 0 0										
Mark Thurmond, L (7, 1)										0 0 0 0 0 0 0										
Greg Litton, R (9, PH)										1 0 0 0 0 1 0										
Inning Stats	R: 0 E: 0 K: 0 S: 3	H: 0 LOB: 0 BB: 0 P: 3	R: 0 E: 0 K: 0 S: 3	H: 0 LOB: 0 BB: 0 P: 3	R: 4 E: 0 K: 0 S: 8	H: 6 LOB: 1 BB: 0 P: 8	R: 0 E: 0 K: 1 S: 6	H: 1 LOB: 1 BB: 0 P: 6	R: 0 E: 0 K: 0 S: 4	H: 1 LOB: 1 BB: 0 P: 4	R: 0 E: 0 K: 1 S: 6	H: 1 LOB: 2 BB: 1 P: 10	R: 0 E: 0 K: 1 S: 6	H: 1 LOB: 1 BB: 0 P: 6	R: 0 E: 0 K: 1 S: 5	H: 0 LOB: 0 BB: 0 P: 5	1B: 8 2B: 2 3B: 1 HR: 0	SF: 0 SAC: 0 DP: 1 HBP: 0	WP: 1 PB: 0 SB: 0 CS: 0	PA: 38
PITCHER	IP WLS BF H R ER SO BB IBB HBP BLK WP HR S P ERA WHIP																			
Kevin Gross, R (1, 1) ERA: 3.45	6.0 W 26 9 4 4 1 0 0 0 0 0 0 0 28 28 6.00 1.500																			
Dave Schmidt, R (7, 1) ERA:	2.0 9 2 0 0 2 0 1 0 0 1 0 12 16 0.00 1.000																			
Tim Burke, R (9, 1) ERA: 4.73	1.0 S 3 0 0 0 1 0 0 0 0 0 0 5 5 0.00 0.000																			

San Francisco Giants @ Montreal Expos
Olympic Stadium, Montreal, QB
Fri May 04 1990, 7:05 PM EDT
Att. 14,001 - Dome

AB	37
R	4
H	11
RBI	3
BB	1
SO	4
LOB	11



WP: 1	PA: 38
PB: 0	
SB: 0	
CS: 0	

ERA	WHIP

livebaseballscorecards.com

Batter	1	2	3	4	5	6	7	8	9
Delino DeShields, L (1, 4) OBP: 0.415, SLG: 0.420	0-0 G3	0-0 E7 1B		4-0 S 1B BB		0-0 F7			
Dave Martinez, L (1, 8) OBP: 0.316, SLG: 0.316 Otis Nixon, S (7, PH) OBP: 0.294, SLG: 0.143	0-0 HR 1B	0-0 1B		0-0 1B			0-3 K		
Tim Raines, S (1, 7) OBP: 0.344, SLG: 0.307	0-0 HR	4-0 G6-4-3 IBB		4-0 FC5-4 IBB			0-0 5-3		
Tim Wallach, R (1, 5) OBP: 0.327, SLG: 0.422	0-3 K	0-0 G6-4-3 1-2f		0-0 FC5-4 1-2f			0-0 6-3		
Andres Galarraga, R (1, 3) OBP: 0.333, SLG: 0.320	0-0 2B		0-0 6-3		0-0 1-3		0-3 K		
Mike Aldrete, L (1, 9) OBP: 0.476, SLG: 0.313 Marquis Grissom, R (8, PH) OBP: 0.274, SLG: 0.307	0-3 K		0-0 F8		0-0 4-3		0-0 6-3		
Mike Fitzgerald, R (1, 2) OBP: 0.366, SLG: 0.323		0-0 SH3-4 E 2B	0-0 6-3		0-3 K		0-0 4-3		
Tom Foley, L (1, 6) OBP: 0.167, SLG: 0.167		0-0 SH3-4 E 1B		0-0 F8		0-0 F8			
Kevin Gross, R (1, 1) OBP: 0.167, SLG: 0.250 Larry Walker, L (6, PH) OBP: 0.333, SLG: 0.407 Dave Schmidt, R (7, 1) Tim Burke, R (9, 1)		0-0 SH3-4 1-2 2-3		0-3 K		0-0 F9			

AB	R	H	RBI	BB	SO	LOB
3	1	1	2	1	0	0
3	1	3	1	0	0	0
1	0	0	0	0	1	0
2	1	1	2	2	0	0
4	0	0	0	0	1	5
4	0	1	0	0	1	0
3	0	0	0	0	1	1
1	0	0	0	0	0	0
4	1	1	0	0	1	0
3	1	1	0	0	0	0
1	0	0	0	0	1	0
1	0	0	0	0	0	0
0	0	0	0	0	0	0
0	0	0	0	0	0	0

AB	R	H	RBI	BB	SO	LOB
30	5	8	5	3	6	6

Inning Stats		R: 2	H: 3	E: 0	LOB: 1	K: 2	BB: 0	S: 10	R: 2	H: 4	E: 1	LOB: 2	K: 0	BB: 1	S: 6	R: 0	H: 0	E: 0	LOB: 0	K: 0	BB: 0	S: 3	R: 1	H: 1	E: 0	LOB: 2	K: 1	BB: 2	S: 6	R: 0	H: 0	E: 0	LOB: 0	K: 1	BB: 0	S: 5	R: 0	H: 0	E: 0	LOB: 0	K: 1	BB: 0	S: 5	R: 0	H: 0	E: 0	LOB: 0	K: 1	BB: 0	S: 5	R: 0	H: 0	E: 0	LOB: 0	K: 1	BB: 0	S: 5
PITCHER	IP	WLS	BF	H	R	ER	SO	BB	IBB	HBP	BLK	WP	HR	S	P	ERA	WHIP																																								
Rick Reuschel, R (1, 1) ERA: 4.91	6.0	L	28	8	5	5	4	1	2	0	0	0	1	33	45	7.50	1.500																																								
Mark Thurmond, L (7, 1) ERA:	2.0		6	0	0	0	2	0	0	0	0	0	0	10	10	0.00	0.000																																								

WP	PA	ERA	WHIP
0	34		

San Francisco Giants @ Montreal Expos
Olympic Stadium, Montreal, QB
Fri May 04 1990, 7:05 PM EDT
Att. 14,001 - Dome

livebaseballscorecards.com



Batter	1	2	3	4	5	6	7	8	9	AB R H RBI BB SO LOB	TOP	
Brett Butler, L (1, 8) OBP: 0.447, SLG: 0.459	0-0 F7		0-0 F4			0-0 6-3		0-0 4-3		4 0 0 0 0 0 2		
Robby Thompson, R (1, 4) OBP: 0.274, SLG: 0.330	0-0 4-3			0-0 6-3		0-0 6-3		0-0 HR		4 1 1 2 0 0 0		
Will Clark, L (1, 3) OBP: 0.321, SLG: 0.440	0-0 3-1			0-0 4-3		0-3 K		0-0 4-3		4 0 0 0 0 1 0		
Kevin Mitchell, R (1, 7) OBP: 0.375, SLG: 0.591		0-0 6-3		0-0 1B		0-0 HR		0-0 1B		4 2 3 1 0 0 0		
Rick Leach, L (1, 9) OBP: 0.414, SLG: 0.375		0-3 K		0-0 G3		0-0 4-3		0-0 1B		4 0 1 0 0 1 1		
Matt Williams, R (1, 5) OBP: 0.337, SLG: 0.472		0-3 K			0-0 1-3	0-3 K		0-0 G4-6-3		4 0 0 0 0 2 1		
Terry Kennedy, L (1, 2) OBP: 0.436, SLG: 0.529			0-0 F8		0-3 K	0-0 5-3		0-0 F7		4 0 0 0 0 1 0		
Jose Uribe, S (1, 6) OBP: 0.364, SLG: 0.422			0-0 SH4-3 1B		0-0 1B			0-0 HR 1B		3 1 3 0 0 0 0		
John Burkett, R (1, 1) Dave Anderson, R (8, PH) Jeff Brantley, R (8, 1) OBP: 0.500, SLG: 1.000			0-0 SH4-3		0-3 K			0-0 4-3		1 0 0 0 0 1 1 1 0 0 0 0 0 1 0 0 0 0 0 0 0		
Inning Stats	R: 0 E: 0 K: 0 S: 3 H: 0 LOB: 0 BB: 0 P: 3	R: 0 E: 0 K: 2 S: 7 H: 0 LOB: 0 BB: 0 P: 7	R: 0 E: 0 K: 0 S: 4 H: 1 LOB: 1 BB: 0 P: 4	R: 0 E: 0 K: 0 S: 4 H: 1 LOB: 1 BB: 0 P: 4	R: 0 E: 0 K: 2 S: 8 H: 1 LOB: 1 BB: 0 P: 8	R: 0 E: 0 K: 1 S: 5 H: 0 LOB: 0 BB: 0 P: 5	R: 1 E: 0 K: 1 S: 6 H: 1 LOB: 0 BB: 0 P: 6	R: 2 E: 0 K: 0 S: 5 H: 2 LOB: 0 BB: 0 P: 5	R: 1 E: 0 K: 0 S: 4 H: 2 LOB: 0 BB: 0 P: 4	1B: 6 2B: 0 3B: 0 HR: 2 SF: 0 SAC: 1 DP: 1 HBP: 0	WP: 0 PB: 0 SB: 0 CS: 0 PA: 34	
PITCHER Dennis Martinez, R (1, 1) ERA: 2.51 Bill Sampen, R (9, 1) ERA: 0.87	IP 8.0 WLS L BF 30 H 6 R 3 ER 3 SO 6 BB 0 IBB 0 HBP 0 BLK 0 WP 0 HR 2 S 42 P 42 ERA 3.38 WHIP 0.750	IP 1.0 WLS L BF 4 H 2 R 1 ER 1 SO 0 BB 0 IBB 0 HBP 0 BLK 0 WP 0 HR 0 S 4 P 4 ERA 9.00 WHIP 2.000	PITCHER IP WLS BF H R ER SO BB IBB HBP BLK WP HR S P ERA WHIP									

San Francisco Giants @ Montreal Expos
 Olympic Stadium, Montreal, QB
 Sat May 05 1990, 3:33 AM EDT
 Att. 14,544 - Dome - 70 F

AB	33
R	4
H	8
RBI	3
BB	0
SO	6
LOB	6



livebaseballscorecards.com

Batter	1	2	3	4	5	6	7	8	9	AB	R	H	RBI	BB	SO	LOB
Delino DeShields, L (1, 4) OBP: 0.408, SLG: 0.412	0-0 6-3		0-0 F6		0-0 1B			0-0 E3		4	0	1	0	0	0	1
Dave Martinez, L (1, 8) OBP: 0.261, SLG: 0.261	0-3 K		0-0 F9		0-0 3-1			0-0 G6-4-3		4	0	0	0	0	1	4
Tim Raines, S (1, 7) OBP: 0.330, SLG: 0.291	0-0 4-3			0-0 6-3				0-0 F9		4	0	0	0	0	0	0
Andres Galarraga, R (1, 3) OBP: 0.319, SLG: 0.304		0-3 K		0-0 4-3				0-0 3-1		4	0	0	0	0	1	0
Tim Wallach, R (1, 5) OBP: 0.314, SLG: 0.404		0-0 F8		0-0 F4				0-0 6-3		4	0	0	0	0	1	0
Mike Aldrete, L (1, 9) OBP: 0.542, SLG: 0.389		4-0 BB			0-0 3-1 BB			0-0 CS		2	1	2	0	1	0	0
Otis Nixon, S (7, PR) OBP: 0.294, SLG: 0.143					0-0 1B			0-0 CS		0	0	0	0	0	0	0
Nelson Santovenia, R (1, 2) OBP: 0.150, SLG: 0.214		0-0 F5			0-0 CS			0-0 CS		2	0	1	0	1	0	1
Junior Nобоа, R (7, PR) OBP: 0.318, SLG: 0.286					1-2 BB			1-2 1B		0	0	0	0	0	0	0
Mike Fitzgerald, R (8, 2) OBP: 0.366, SLG: 0.323					0-0 1B			0-0 1B		0	0	0	0	0	0	0
Spike Owen, S (1, 6) OBP: 0.376, SLG: 0.506			0-0 F9		0-0 3-1			0-0 4-3		3	0	0	0	0	0	3
Dennis Martinez, R (1, 1) OBP: 0.231, SLG: 0.231			0-0		0-0			0-0		2	0	2	1	0	0	0
Wallace Johnson, S (8, PH) OBP: 0.286, SLG: 0.308					0-0 1B					1	0	0	0	0	0	0
Bill Sampen, R (9, 1)					0-0 1B			0-0 4-3		0	0	0	0	0	0	0

Inning Stats	R: 0	H: 0	E: 0	K: 1	S: 5	R: 0	H: 0	E: 0	K: 1	S: 5	R: 0	H: 1	E: 0	K: 0	S: 4	R: 0	H: 0	E: 0	K: 0	S: 3	R: 1	H: 3	E: 0	K: 0	S: 5	R: 0	H: 0	E: 0	K: 0	S: 3	R: 0	H: 2	E: 1	K: 0	S: 3	R: 0	H: 0	E: 0	K: 1	S: 5	R: 0	H: 0	E: 0	K: 1	S: 5	1B: 6	2B: 0	3B: 0	HR: 0	SF: 0	SAC: 0	DP: 1	HBP: 0	WP: 0	PA: 32
--------------	------	------	------	------	------	------	------	------	------	------	------	------	------	------	------	------	------	------	------	------	------	------	------	------	------	------	------	------	------	------	------	------	------	------	------	------	------	------	------	------	------	------	------	------	------	-------	-------	-------	-------	-------	--------	-------	--------	-------	--------

PITCHER	IP	WLS	BF	H	R	ER	SO	BB	IBB	HBP	BLK	WP	HR	S	P	ERA	WHIP
John Burkett, R (1, 1) ERA: 1.93	7.0	W	26	6	1	1	2	2	0	0	0	0	0	28	36	1.29	1.143
Jeff Brantley, R (8, 1) ERA: 2.45	2.0	S	6	0	0	0	1	0	0	0	0	0	0	8	8	0.00	0.000

BOTTOM

San Francisco Giants @ Montreal Expos
Olympic Stadium, Montreal, QB
Sat May 05 1990, 3:33 AM EDT
Att. 14,544 - Dome - 70 F

livebaseballscores.com

AB	30
R	1
H	6
RBI	1
BB	2
SO	3
LOB	9



Batter	1	2	3	4	5	6	7	8	9	AB R H RBI BB SO LOB	TOP											
Brett Butler, L (1, 8) OBP: 0.441, SLG: 0.451	0-0 S 1B		0-0 4-3		0-3 K			0-0 L6		4 0 1 0 0 1 2												
Robby Thompson, R (1, 4) OBP: 0.263, SLG: 0.315	0-3 K 1-2		0-0 F8		0-0 6-3			0-0 F9		4 0 0 0 0 1 3												
Will Clark, L (1, 3) OBP: 0.318, SLG: 0.433	0-3 K		0-0 F8				0-0 F6	0-0 1-2 1B		4 0 1 0 0 1 1												
Kevin Mitchell, R (1, 7) OBP: 0.360, SLG: 0.565	0-3 K			0-0 F8			0-0 F4	0-0 F8		4 0 0 0 0 1 3												
Rick Leach, L (1, 9) OBP: 0.406, SLG: 0.346				0-3 K			0-0 4-3		0-0 G3	2 0 0 0 1 1 0												
Randy O'Neal, R (6, 1)										0 0 0 0 0 0 0												
Bob Knepper, L (6, 1)										0 0 0 0 0 0 0												
Ernie Camacho, R (8, 1)										0 0 0 0 0 0 0												
Ernest Riles, L (9, PH) OBP: 0.276, SLG: 0.423										1 0 0 0 0 0 0												
Matt Williams, R (1, 5) OBP: 0.354, SLG: 0.505										4 0 3 0 0 0 0												
Terry Kennedy, L (1, 2) OBP: 0.407, SLG: 0.491										4 0 0 0 0 1 4												
Jose Uribe, S (1, 6) OBP: 0.357, SLG: 0.403										3 0 0 0 1 0 1												
Atlee Hammaker, S (1, 1) OBP: 0.154, SLG: 0.083										1 0 0 0 1 1 2												
Greg Litton, R (6, 9) OBP: 0.100, SLG: 0.100										1 0 1 0 0 0 0												
Inning Stats	R: 0 E: 0 K: 3 S: 10	H: 1 LOB: 1 BB: 0 P: 10	R: 0 E: 0 K: 1 S: 5	H: 1 LOB: 2 BB: 2 P: 13	R: 0 E: 0 K: 0 S: 3	H: 0 LOB: 0 BB: 0 P: 3	R: 0 E: 0 K: 2 S: 8	H: 1 LOB: 1 BB: 0 P: 8	R: 0 E: 1 K: 1 S: 5	H: 0 LOB: 1 BB: 1 P: 9	R: 0 E: 0 K: 0 S: 3	H: 0 LOB: 0 BB: 0 P: 3	R: 0 E: 0 K: 0 S: 3	H: 0 LOB: 0 BB: 0 P: 3	R: 0 E: 0 K: 0 S: 5	H: 2 LOB: 2 BB: 0 P: 5	R: 0 E: 0 K: 0 S: 4	H: 1 LOB: 1 BB: 0 P: 4	1B: 4 2B: 2 3B: 0 HR: 0	SF: 0 SAC: 0 DP: 0 HBP: 0	WP: 0 PB: 0 SB: 1 CS: 2	PA: 35
PITCHER Mark Gardner, R (1, 1) ERA: 1.32	IP: 9.0 WLS: W BF: 35 H: 6 R: 0 ER: 0 SO: 7 BB: 2 IBB: 1 HBP: 0 BLK: 0 WP: 0 HR: 0 S: 46 P: 58 ERA: 0.00 WHIP: 0.889											PITCHER IP: WLS: BF: H: R: ER: SO: BB: IBB: HBP: BLK: WP: HR: S: P: ERA: WHIP:										

San Francisco Giants @ Montreal Expos
Olympic Stadium, Montreal, QB
 Sun May 06 1990, 3:33 AM EDT
 Att. 16,043 - Dome - 70 F

AB	32
R	0
H	6
RBI	0
BB	3
SO	7
LOB	16



Batter	1	2	3	4	5	6	7	8	9
Delino DeShields, L OBP: 0.408, SLG: 0.416 (1, 4)	0-0 L3		4-0 FC6 BB		0-0 FC5-2-5 2-3 3-H	0-0 2B		0-0 6-3	
Marquis Grissom, R OBP: 0.280, SLG: 0.297 (1, 9)	0-3 K		0-0 FC6 1-2f			0-0 BB		0-0 6-3	
Tim Raines, S OBP: 0.337, SLG: 0.301 (1, 7)	0-0 WP S 1B			0-0 5-3		0-0 1B			
Andres Galarraga, R OBP: 0.308, SLG: 0.293 (1, 3)	0-0 4-3 1-3			0-0 F8		0-0 SF8 1-3 3-H	0-0 F7		
Tim Wallach, R OBP: 0.321, SLG: 0.429 (1, 5)		0-0 F9		0-0 FC6-4 1B		0-0 1B 3B	0-0 F4		
Nelson Santovenia, R OBP: 0.188, SLG: 0.250 (1, 2)		0-0 G6-3 1B		0-0 FC6-4 1-2f		0-0 1B PB 1B	0-0 3B 1B		
Otis Nixon, S OBP: 0.381, SLG: 0.389 (1, 8)		0-0 G6-3 1-2f			0-0 SH3-4 S FC5-2-5 1B	0-0 1B 1B	0-0 3B		
Spike Owen, S OBP: 0.382, SLG: 0.500 (1, 6)			0-0 5-3		4-0 FC5-2-5 SH3-4 BB	0-0 PB 2B 1B	0-0 F8		
Mark Gardner, R OBP: 0.125, SLG: 0.250 (1, 1)			0-0 F9		0-0 SH3-4 1-2 2-3	0-0 2B 2B		0-3 K	

Inning Stats	R: 0 E: 0 K: 1 S: 6	H: 1 LOB: 1 BB: 0 P: 6	R: 0 E: 0 K: 0 S: 3	H: 1 LOB: 0 BB: 0 P: 3	R: 0 E: 0 K: 0 S: 3	H: 0 LOB: 1 BB: 1 P: 7	R: 0 E: 0 K: 0 S: 4	H: 1 LOB: 1 BB: 0 P: 4	R: 0 E: 0 K: 0 S: 3	H: 1 LOB: 1 BB: 1 P: 7	R: 6 E: 1 K: 0 S: 9	H: 7 LOB: 2 BB: 2 P: 17	R: 1 E: 0 K: 0 S: 5	H: 2 LOB: 1 BB: 0 P: 5	R: 0 E: 0 K: 1 S: 5	H: 0 LOB: 0 BB: 0 P: 5
--------------	------------------------------	---------------------------------	------------------------------	---------------------------------	------------------------------	---------------------------------	------------------------------	---------------------------------	------------------------------	---------------------------------	------------------------------	----------------------------------	------------------------------	---------------------------------	------------------------------	---------------------------------

PITCHER	IP	WLS	BF	H	R	ER	SO	BB	IBB	HBP	BLK	WP	HR	S	P	ERA	WHIP
Atlee Hammaker, L ERA: 3.24 (1, 1)	5.1	L	23	6	3	3	1	3	0	0	0	1	0	22	34	5.06	1.688
Randy O'Neal, R ERA: 5.11 (6, 1)	0.1		4	4	2	2	0	0	0	0	0	0	0	4	4	54.00	12.000
Bob Knepper, L ERA: 10.38 (6, 1)	1.1		8	3	2	2	0	1	0	0	0	0	0	7	11	13.50	3.000
Ernie Camacho, R ERA: 3.6 (8, 1)	1.0		3	0	0	0	1	0	0	0	0	0	0	5	5	0.00	0.000

BOTTOM


San Francisco Giants @ Montreal Expos
Olympic Stadium, Montreal, QB
Sun May 06 1990, 3:33 AM EDT
Att. 16,043 - Dome - 70 F

AB	R	H	RBI	BB	SO	LOB
4	0	1	1	1	0	2
3	1	0	0	2	1	1
4	1	2	0	0	0	2
3	0	0	1	0	0	1
4	1	2	1	0	0	0
4	2	3	1	0	0	1
4	0	3	1	0	0	1
3	1	1	0	1	0	1
3	1	1	1	0	1	0

AB	32
R	7
H	13
RBI	6
BB	4
SO	2
LOB	9

livebaseballscorecards.com

1B	9	SF	1	WP	1	PA	38
2B	3	SAC	1	PB	1		
3B	2	DP	2	SB	2		
HR	0	HBP	0	CS	0		



Batter	1	2	3	4	5	6	7	8	9	AB	R	H	RBI	BB	SO	LOB	TOP								
Brett Butler, L (1, 8) OBP: 0.423, SLG: 0.430	0-0 6-3		0-0 1-3	0-0 4-3		0-0 G3		0-0 P4		5	0	0	0	0	0	2									
Robby Thompson, R (1, 4) OBP: 0.260, SLG: 0.320	0-0 4-3		0-0 1B		0-0 1-3	0-0 1-3		0-0 5-3		5	1	1	0	0	0	2									
Steve Bedrosian, R (8, 1)			2B							0	0	0	0	0	0	0									
Will Clark, L (1, 3) OBP: 0.330, SLG: 0.459	0-0 G3		0-0 BB		0-0 1B		0-0 F8		0-0 2B	5	2	3	1	0	0	0									
Kevin Mitchell, R (1, 7) OBP: 0.352, SLG: 0.546		0-0 G6-3	0-0 L7		0-0 6-3		0-0 K		0-0 F7	5	0	1	0	0	1	3									
Kevin Bass, S (1, 9) OBP: 0.311, SLG: 0.442		0-0 G6-3	4-0 BB		0-0 1B		0-0 1B		0-0 HR	4	1	3	2	1	0	1									
Matt Williams, R (1, 5) OBP: 0.375, SLG: 0.546		0-0 1B	4-0 BB		0-0 F9		0-0 1B		0-0 HR	4	2	3	2	1	0	1									
Gary Carter, R (1, 2) OBP: 0.333, SLG: 0.366		4-0 1B	0-0 6-3		0-0 E		0-0 1B		0-0 S	2	0	1	0	1	0	3									
Terry Kennedy, L (7, PH) OBP: 0.426, SLG: 0.509		1-2 BB			1-2 1B		1-2 1B		1-2 1B	2	0	2	0	0	0	0									
Jose Uribe, S (1, 6) OBP: 0.365, SLG: 0.408		0-0 1B		0-0 5-3		0-0 E9		0-0 F8		4	0	2	1	0	0	3									
Jeff Brantley, R (7, 1) OBP: 0.500, SLG: 1.000		1-2 2-H			1-3 1B		1-3 1B		1-2 K	0	0	0	0	0	0	0									
Ernest Riles, L (8, 4) OBP: 0.267, SLG: 0.407		0-0 1B		0-3 K		0-3 K		0-3 K2-3		1	0	0	0	0	1	1									
Scott Garrelts, R (1, 1) OBP: 0.188, SLG: 0.250		0-0 1-3							0-0 1B	3	0	0	0	0	2	4									
Mark Thurmond, L (7, 1)										0	0	0	0	0	0	0									
Dave Anderson, R (7, 6)										2	0	1	0	0	1	0									
Inning Stats	R: 0 E: 0 K: 0 S: 3	H: 0 LOB: 0 BB: 0 P: 3	R: 1 E: 0 K: 0 S: 5	H: 3 LOB: 2 BB: 1 P: 9	R: 1 E: 0 K: 0 S: 5	H: 2 LOB: 3 BB: 2 P: 13	R: 0 E: 0 K: 1 S: 5	H: 0 LOB: 0 BB: 0 P: 5	R: 1 E: 0 K: 0 S: 5	H: 2 LOB: 1 BB: 0 P: 5	R: 0 E: 1 K: 1 S: 7	H: 2 LOB: 2 BB: 0 P: 7	R: 0 E: 0 K: 1 S: 8	H: 3 LOB: 3 BB: 0 P: 8	R: 0 E: 0 K: 1 S: 5	H: 0 LOB: 0 BB: 0 P: 5	R: 3 E: 0 K: 1 S: 9	H: 5 LOB: 2 BB: 0 P: 9	1B: 12 2B: 4 3B: 0 HR: 1	SF: 0 SAC: 0 DP: 1 HBP: 0	WP: 0 PB: 0 SB: 1 CS: 0	PA: 45			
PITCHER	IP	WLS	BF	H	R	ER	SO	BB	IBB	HBP	BLK	WP	HR	S	P	ERA	WHIP								
Zane Smith, L (1, 1) ERA: 3.12	6.1		30	9	3	3	2	3	0	0	0	0	0	31	43	4.26	1.895								
Dave Schmidt, R (7, 1) ERA: 1.59	1.2		9	4	1	1	2	0	0	0	0	0	0	13	13	5.40	2.400								
Tim Burke, R (9, 1) ERA: 5.93	0.1		3	2	2	2	0	0	0	0	0	0	1	3	3	54.00	6.000								
Steve Frey, L (9, 1) ERA: 2.63	0.2	W	3	2	0	0	1	0	0	0	0	0	0	5	5	0.00	3.000								

San Francisco Giants @ Montreal Expos
 Olympic Stadium, Montreal, QB
 Mon May 07 1990, 7:05 PM EDT
 Att. 9,265 - Dome

AB	42
R	6
H	17
RBI	6
BB	3
SO	5
LOB	20



WP: 0	PA: 45
-------	--------

ERA	WHIP
-----	------

livebaseballscorecards.com

Batter	1	2	3	4	5	6	7	8	9	AB R H RBI BB SO LOB	TOP									
Brett Butler, L (1, 8) OBP: 0.417, SLG: 0.418	4-2 F B BB		0-0 B4		1-2 G5-3			1-2 G1-3		3 0 0 0 1 0 1										
Robby Thompson, R (1, 4) OBP: 0.250, SLG: 0.307	3-2 F8 SAFE		3-2 G5-3			1-2 G6-3		1-0 F8		4 0 0 0 0 0 1										
Will Clark, L (1, 3) OBP: 0.319, SLG: 0.442	0-0 F9			0-0 F8		2-2 L7		2-2 G1-3		4 0 0 0 0 0 1										
Kevin Mitchell, R (1, 7) OBP: 0.367, SLG: 0.590	0-0 P4			3-2 HR		1-2 2B		4-0 FC6-4 BB		3 1 2 1 1 0 1										
Kevin Bass, S (1, 9) OBP: 0.298, SLG: 0.422		2-2 G4-3		2-1 P3		2-1 P4		2-1 FC6-4 G6-4-3 1-2f		4 0 0 0 0 0 2										
Matt Williams, R (1, 5) OBP: 0.370, SLG: 0.545		1-2 2B		0-3 K			1-2 F8	2-1 G6-4-3 1-2f		4 0 1 0 0 1 1										
Gary Carter, R (1, 2) OBP: 0.353, SLG: 0.372		0-0 F9		4-2 SH1-4 BB		2-2 FC4-6 1B				2 0 1 0 1 0 1										
Rick Parker, R (7, PR)										0 0 0 0 0 0 0										
Terry Kennedy, L (7, 2) OBP: 0.426, SLG: 0.509										0 0 0 0 0 0 0										
Jose Uribe, S (1, 6) OBP: 0.351, SLG: 0.392		0-0 F9		2-2 L8		1-0 FC4-6 1-2f				3 0 0 0 0 0 3										
Rick Reuschel, R (1, 1) OBP: 0.250, SLG: 0.313			1-3 K		0-0 SH1-4		1-3 K			2 0 0 0 0 2 1										
Mark Thurmond, L (7, 1)										0 0 0 0 0 0 0										
Inning Stats	R: 0 E: 0 K: 0 S: 12	H: 0 LOB: 1 BB: 1 P: 19	R: 0 E: 0 K: 0 S: 9	H: 1 LOB: 1 BB: 0 P: 12	R: 0 E: 0 K: 1 S: 10	H: 0 LOB: 0 BB: 0 P: 14	R: 1 E: 0 K: 1 S: 9	H: 1 LOB: 0 BB: 0 P: 14	R: 0 E: 0 K: 0 S: 14	H: 0 LOB: 1 BB: 1 P: 21	R: 0 E: 0 K: 1 S: 13	H: 1 LOB: 1 BB: 0 P: 18	R: 0 E: 0 K: 1 S: 7	H: 0 LOB: 0 BB: 0 P: 11	R: 0 E: 0 K: 0 S: 4	H: 0 LOB: 0 BB: 1 P: 12	1B: 1 2B: 2 3B: 0 HR: 1	SF: 0 SAC: 1 DP: 1 HBP: 0	WP: 0 PB: 0 SB: 0 CS: 0	PA: 33
PITCHER	IP WLS BF H R ER SO BB IBB HBP BLK WP HR S P ERA WHIP																			
Sid Fernandez, L (1, 1) ERA: 3.29	7.0 W 27 4 1 1 3 2 0 0 0 0 0 1 79 116 1.29 0.857																			
John Franco, L (8, 1) ERA: 1.46	2.0 S 6 0 0 0 0 1 0 0 0 0 0 0 11 23 0.00 0.500																			

San Francisco Giants @ New York Mets
 Shea Stadium, Flushing, NY
 Tue May 08 1990, 7:05 PM EDT
 Att. 28,228 - Unknown - 63 F

AB	29
R	1
H	4
RBI	1
BB	3
SO	3
LOB	12



WP: 0	PA: 33
-------	--------

Batter	1	2	3	4	5	6	7	8	9	AB R H RBI BB SO LOB	TOP											
Brett Butler, L (1, 8) OBP: 0.405, SLG: 0.404	1-2 L1	2-2 F7			2-0 B5-3		0-1 G4-3			4 0 0 0 0 0 1												
Robby Thompson, R (1, 4) OBP: 0.250, SLG: 0.333	2-2 HR		2-2 G4-3		3-2 G5-3			0-0 B5-3		4 1 1 1 0 0 0												
Will Clark, L (1, 3) OBP: 0.333, SLG: 0.443	4-2 1B HR BB		0-0 1B		0-1 F8			4-2 BB		2 1 1 0 2 0 0												
Kevin Mitchell, R (1, 7) OBP: 0.363, SLG: 0.577	2-1 HR 1B		0-0 P6		0-0 G6-3			0-3 K	1 SAFE 1 SAFE 1 SAFE 1 SAFE	4 1 1 0 0 1 2												
Kevin Bass, S (1, 9) OBP: 0.296, SLG: 0.447	0-1 HR		0-0 F9		1-0 G1-3			0-0 F8		4 1 1 3 0 0 2												
Matt Williams, R (1, 5) OBP: 0.357, SLG: 0.524	1-3 K			0-0 F8		0-0 L9			0-3 K	4 0 0 0 0 2 0												
Gary Carter, R (1, 2) OBP: 0.327, SLG: 0.340	1-0 P4			1-0 G6-3			0-2 G5-3		0-0 G5-3	4 0 0 0 0 0 0												
Jose Uribe, S (1, 6) OBP: 0.370, SLG: 0.410				1-0 1B		1-0 1B	0-0 SH3 1B		0-0 1B	4 0 3 0 0 0 0												
Bob Knepper, L (1, 1)				0-0 G4-3		3-3 K	0-0 SH3		0-3 K	2 0 0 0 0 1 1												
Jeff Brantley, R (6, 1) OBP: 0.500, SLG: 1.000									1 SAFE 1 SAFE	0 0 0 0 0 0 0												
Ernest Riles, L (9, PH) OBP: 0.258, SLG: 0.393										1 0 0 0 0 1 1												
Steve Bedrosian, R (9, 1)										0 0 0 0 0 0 0												
Inning Stats	R: 4 E: 0 K: 1 S: 17	H: 3 LOB: 0 BB: 1 P: 28	R: 0 E: 0 K: 0 S: 5	H: 0 LOB: 0 BB: 0 P: 8	R: 0 E: 0 K: 0 S: 7	H: 1 LOB: 1 BB: 0 P: 9	R: 0 E: 0 K: 1 S: 7	H: 1 LOB: 1 BB: 0 P: 12	R: 0 E: 0 K: 0 S: 6	H: 0 LOB: 0 BB: 0 P: 11	R: 0 E: 0 K: 0 S: 3	H: 0 LOB: 0 BB: 0 P: 4	R: 0 E: 0 K: 0 S: 7	H: 1 LOB: 1 BB: 0 P: 7	R: 0 E: 0 K: 1 S: 12	H: 0 LOB: 1 BB: 1 P: 16	R: 0 E: 0 K: 2 S: 8	H: 1 LOB: 1 BB: 0 P: 8	1B: 5 2B: 0 3B: 0 HR: 2	SF: 0 SAC: 1 DP: 0 HBP: 0	WP: 0 PB: 0 SB: 0 CS: 0	PA: 36
PITCHER	IP WLS BF H R ER SO BB IBB HBP BLK WP HR S P ERA WHIP																					
Bob Ojeda, L (1, 1) ERA: 2.57	5.0 L 21 5 4 4 2 1 0 0 0 0 2 42 68 7.20 1.200																					
Wally Whitehurst, R (6, 1) ERA: 1.32	2.0 7 1 0 0 0 0 0 0 0 0 0 10 11 0.00 0.500																					
Alejandro Pena, R (8, 1) ERA: 3.29	2.0 8 1 0 0 3 1 0 0 0 0 0 20 24 0.00 1.000																					

San Francisco Giants @ New York Mets
 Shea Stadium, Flushing, NY
 Wed May 09 1990, 7:05 PM EDT
 Att. 27,682 - Unknown - 70 F

livebaseballscorecards.com

AB	33
R	4
H	7
RBI	4
BB	2
SO	5
LOB	7



Batter	1	2	3	4	5	6	7	8	9	AB R H RBI BB SO LOB	TOP		
Brett Butler, L OBP: 0.403, SLG: 0.397 Ed Vosberg, L OBP: 0.176, SLG: 0.235 Dave Anderson, R OBP: 0.176, SLG: 0.235 Mark Thurmond, L OBP: 0.176, SLG: 0.235 Steve Bedrosian, R OBP: 0.321, SLG: 0.333 Gary Carter, R OBP: 0.321, SLG: 0.333	4-2 G3 S BB		1-0 G5-3		2-3 K		0-3 K		0-0 F8 2-3	2 0 0 0 1 1 0 0 0 0 0 0 0 0 1 0 0 0 0 0 1 0 0 0 0 0 0 0 0 0 0 0 0 0 0 0 0 0 1 0 0 0 0 0 0 1			
Rick Leach, L OBP: 0.400, SLG: 0.321 Greg Litton, R OBP: 0.083, SLG: 0.083	0-0 F8			3-1 G4-3		4-2 BB HR BB	3-2 F8		2-3 K	2 1 0 0 1 0 1 2 0 0 0 0 1 1			
Will Clark, L OBP: 0.323, SLG: 0.429	1-2 SAFE G3 1-3			1-2 G3		0-0 F6	1-3 K			4 0 0 0 0 1 2			
Matt Williams, R OBP: 0.353, SLG: 0.514	3-3 K			1-0 1B		1-3 K		1-2 P3		4 0 1 0 0 2 2			
Kevin Bass, S OBP: 0.294, SLG: 0.433		1-2 F8		1-0 G4-3		4-0 HR BB	1-1 F7			3 1 0 0 1 0 1			
Terry Kennedy, L OBP: 0.419, SLG: 0.500 Mark Bailey, S OBP: 0.333, SLG: 1.333		1-0 F8			1-1 G4-3	3-2 HR	2-3 K			1 0 0 0 0 0 0 3 1 1 3 0 1 0			
Robby Thompson, R OBP: 0.248, SLG: 0.330 Ernest Riles, L OBP: 0.324, SLG: 0.393		1-1 G4-3			4-1 3B BB	4-0 BB BB		4-2 2B BB		1 0 0 0 0 0 0 0 2 0 0 3 0 0			
Jose Uribe, S OBP: 0.376, SLG: 0.432			0-1 L8		1-2 G4-3 3B	4-1 BB		3-3 K		3 1 1 1 1 1 1			
John Burkett, R Randy McCament, R Rick Parker, R OBP: 0.250, SLG: 0.500			1-1 G5-3		0-1 G4-3	2-1 P2		2-2 F8 2B		1 0 0 0 0 0 0 0 0 0 0 0 0 0 3 0 1 2 0 0 2			
Inning Stats	R: 0 H: 0 E: 0 LOB: 1 K: 1 BB: 1 S: 15 P: 23	R: 0 H: 0 E: 0 LOB: 0 K: 0 BB: 0 S: 6 P: 9	R: 0 H: 0 E: 0 LOB: 0 K: 0 BB: 0 S: 5 P: 7	R: 0 H: 1 E: 0 LOB: 1 K: 0 BB: 0 S: 7 P: 13	R: 2 H: 1 E: 0 LOB: 0 K: 1 BB: 1 S: 14 P: 22	R: 3 H: 1 E: 0 LOB: 2 K: 1 BB: 4 S: 12 P: 34	R: 0 H: 0 E: 0 LOB: 0 K: 2 BB: 0 S: 11 P: 15	R: 0 H: 0 E: 0 LOB: 0 K: 1 BB: 0 S: 8 P: 12	R: 1 H: 1 E: 0 LOB: 1 K: 2 BB: 1 S: 12 P: 23	1B: 1 SF: 0 2B: 1 SAC: 0 3B: 1 DP: 0 HR: 1 HBP: 0	WP: 0 PA: 38 PB: 0 SB: 1 CS: 0		
PITCHER	IP WLS BF H R ER SO BB IBB HBP BLK WP HR S P ERA WHIP											PITCHER	IP WLS BF H R ER SO BB IBB HBP BLK WP HR S P ERA WHIP
Ken Howell, R ERA: 4.21	(1, 1) 5.2 W 25 3 5 5 3 5 0 0 0 0 0 1 56 99 7.94 1.412												
Don Carman, L ERA: 1.04	(6, 1) 2.2 11 1 1 1 4 2 0 0 0 0 0 0 30 53 3.38 1.125												
Roger McDowell, R ERA: 4.2	(9, 1) 0.2 2 0 0 0 1 0 0 0 0 0 0 0 4 6 0.00 0.000												

San Francisco Giants @ Philadelphia Phillies
Veterans Stadium, Philadelphia, PA
Fri May 11 1990, 7:05 PM EDT
Att. 26,750 - Unknown - 65 F

livebaseballscorecards.com

AB	31
R	6
H	4
RBI	6
BB	7
SO	8
LOB	11




Batter	1	2	3	4	5	6	7	8	9	AB	R	H	RBI	BB	SO	LOB
Lenny Dykstra, L (1, 8) OBP: 0.453, SLG: 0.495	1-3 BB	1-2 SF7	0-0 BB		2-0 1B		1-0 FC6-4			4	1	3	3	0	1	0
Tom Herr, S (1, 4) OBP: 0.376, SLG: 0.467	1-2 2B	4-2 WP	4-0 BB		1-2 3B		0-1 FC6-4			3	2	2	1	2	0	2
Von Hayes, L (1, 9) OBP: 0.424, SLG: 0.525	3-1 2B	2-2 G4-3	0-1 G3		3-2 3B		0-0 F9			5	0	2	3	0	0	6
Ricky Jordan, R (1, 3) OBP: 0.356, SLG: 0.427	1-2 G5-3		0-0 SF9	2-0 1B	3-2 G4-3		1-1 G5-3			5	1	2	0	0	0	4
John Kruk, L (1, 7) OBP: 0.340, SLG: 0.457	0-0 F7		1-0 1B	0-3 K	1-0 G3			0-0 G5-3		5	1	1	0	0	1	3
Dickie Thon, R (1, 6) OBP: 0.299, SLG: 0.305		4-2 G5-3	2-1 F8	1-3 K	0-1 F7		4-0 FC3-6			3	1	0	0	2	1	3
Darren Daulton, L (1, 2) OBP: 0.341, SLG: 0.303		4-2 1B	2-0 SF9	1-0 F8	2-1 G3-1		0-1 FC3-6			3	1	0	1	1	0	2
Charlie Hayes, R (1, 5) OBP: 0.293, SLG: 0.319		1-1 G5-3	2-0 2B		1-1 1B		1-2 1B			5	2	3	0	0	1	2
Ken Howell, R (1, 1) OBP: 0.231, SLG: 0.250		0-1 WP	0-0 1B		0-3 K		0-1 FC6-4			3	1	2	2	0	1	1
Don Carman, L (6, 1) OBP: 0.400, SLG: 0.400			1-3 1B					0-3 K		2	0	1	0	0	1	2
Roger McDowell, R (9, 1)			1-3 2B							0	0	0	0	0	0	0

Inning Stats	R: 1	H: 2	E: 0	K: 1	S: 14	R: 2	H: 1	E: 0	K: 0	S: 21	R: 4	H: 5	E: 0	K: 0	S: 10	R: 0	H: 1	E: 0	K: 2	S: 9	R: 3	H: 4	E: 0	K: 1	S: 20	R: 0	H: 0	E: 0	K: 1	S: 7	R: 0	H: 2	E: 0	K: 0	S: 8	R: 0	H: 1	E: 0	K: 1	S: 11	1B: 13	SF: 2	2B: 2	SAC: 0	3B: 1	DP: 0	HR: 0	HBP: 0
	LOB: 1 <td>BB: 0 <td>P: 20 <td>LOB: 2 <td>BB: 3 <td>P: 37 <td>LOB: 2 <td>BB: 1 <td>P: 21 <td>LOB: 1 <td>BB: 0 <td>P: 13 <td>LOB: 0 <td>BB: 0 <td>P: 10 <td>LOB: 2 <td>BB: 1 <td>P: 16 <td>1B: 13 <td>SF: 2 <td>2B: 2 <td>SAC: 0 <td>3B: 1 <td>DP: 0 <td>HR: 0 <td>HBP: 0 </td></td></td></td></td></td></td></td></td></td></td></td></td></td></td></td></td></td></td></td></td></td></td></td></td>	BB: 0 <td>P: 20 <td>LOB: 2 <td>BB: 3 <td>P: 37 <td>LOB: 2 <td>BB: 1 <td>P: 21 <td>LOB: 1 <td>BB: 0 <td>P: 13 <td>LOB: 0 <td>BB: 0 <td>P: 10 <td>LOB: 2 <td>BB: 1 <td>P: 16 <td>1B: 13 <td>SF: 2 <td>2B: 2 <td>SAC: 0 <td>3B: 1 <td>DP: 0 <td>HR: 0 <td>HBP: 0 </td></td></td></td></td></td></td></td></td></td></td></td></td></td></td></td></td></td></td></td></td></td></td></td>	P: 20 <td>LOB: 2 <td>BB: 3 <td>P: 37 <td>LOB: 2 <td>BB: 1 <td>P: 21 <td>LOB: 1 <td>BB: 0 <td>P: 13 <td>LOB: 0 <td>BB: 0 <td>P: 10 <td>LOB: 2 <td>BB: 1 <td>P: 16 <td>1B: 13 <td>SF: 2 <td>2B: 2 <td>SAC: 0 <td>3B: 1 <td>DP: 0 <td>HR: 0 <td>HBP: 0 </td></td></td></td></td></td></td></td></td></td></td></td></td></td></td></td></td></td></td></td></td></td></td>	LOB: 2 <td>BB: 3 <td>P: 37 <td>LOB: 2 <td>BB: 1 <td>P: 21 <td>LOB: 1 <td>BB: 0 <td>P: 13 <td>LOB: 0 <td>BB: 0 <td>P: 10 <td>LOB: 2 <td>BB: 1 <td>P: 16 <td>1B: 13 <td>SF: 2 <td>2B: 2 <td>SAC: 0 <td>3B: 1 <td>DP: 0 <td>HR: 0 <td>HBP: 0 </td></td></td></td></td></td></td></td></td></td></td></td></td></td></td></td></td></td></td></td></td></td>	BB: 3 <td>P: 37 <td>LOB: 2 <td>BB: 1 <td>P: 21 <td>LOB: 1 <td>BB: 0 <td>P: 13 <td>LOB: 0 <td>BB: 0 <td>P: 10 <td>LOB: 2 <td>BB: 1 <td>P: 16 <td>1B: 13 <td>SF: 2 <td>2B: 2 <td>SAC: 0 <td>3B: 1 <td>DP: 0 <td>HR: 0 <td>HBP: 0 </td></td></td></td></td></td></td></td></td></td></td></td></td></td></td></td></td></td></td></td></td>	P: 37 <td>LOB: 2 <td>BB: 1 <td>P: 21 <td>LOB: 1 <td>BB: 0 <td>P: 13 <td>LOB: 0 <td>BB: 0 <td>P: 10 <td>LOB: 2 <td>BB: 1 <td>P: 16 <td>1B: 13 <td>SF: 2 <td>2B: 2 <td>SAC: 0 <td>3B: 1 <td>DP: 0 <td>HR: 0 <td>HBP: 0 </td></td></td></td></td></td></td></td></td></td></td></td></td></td></td></td></td></td></td></td>	LOB: 2 <td>BB: 1 <td>P: 21 <td>LOB: 1 <td>BB: 0 <td>P: 13 <td>LOB: 0 <td>BB: 0 <td>P: 10 <td>LOB: 2 <td>BB: 1 <td>P: 16 <td>1B: 13 <td>SF: 2 <td>2B: 2 <td>SAC: 0 <td>3B: 1 <td>DP: 0 <td>HR: 0 <td>HBP: 0 </td></td></td></td></td></td></td></td></td></td></td></td></td></td></td></td></td></td></td>	BB: 1 <td>P: 21 <td>LOB: 1 <td>BB: 0 <td>P: 13 <td>LOB: 0 <td>BB: 0 <td>P: 10 <td>LOB: 2 <td>BB: 1 <td>P: 16 <td>1B: 13 <td>SF: 2 <td>2B: 2 <td>SAC: 0 <td>3B: 1 <td>DP: 0 <td>HR: 0 <td>HBP: 0 </td></td></td></td></td></td></td></td></td></td></td></td></td></td></td></td></td></td>	P: 21 <td>LOB: 1 <td>BB: 0 <td>P: 13 <td>LOB: 0 <td>BB: 0 <td>P: 10 <td>LOB: 2 <td>BB: 1 <td>P: 16 <td>1B: 13 <td>SF: 2 <td>2B: 2 <td>SAC: 0 <td>3B: 1 <td>DP: 0 <td>HR: 0 <td>HBP: 0 </td></td></td></td></td></td></td></td></td></td></td></td></td></td></td></td></td>	LOB: 1 <td>BB: 0 <td>P: 13 <td>LOB: 0 <td>BB: 0 <td>P: 10 <td>LOB: 2 <td>BB: 1 <td>P: 16 <td>1B: 13 <td>SF: 2 <td>2B: 2 <td>SAC: 0 <td>3B: 1 <td>DP: 0 <td>HR: 0 <td>HBP: 0 </td></td></td></td></td></td></td></td></td></td></td></td></td></td></td></td>	BB: 0 <td>P: 13 <td>LOB: 0 <td>BB: 0 <td>P: 10 <td>LOB: 2 <td>BB: 1 <td>P: 16 <td>1B: 13 <td>SF: 2 <td>2B: 2 <td>SAC: 0 <td>3B: 1 <td>DP: 0 <td>HR: 0 <td>HBP: 0 </td></td></td></td></td></td></td></td></td></td></td></td></td></td></td>	P: 13 <td>LOB: 0 <td>BB: 0 <td>P: 10 <td>LOB: 2 <td>BB: 1 <td>P: 16 <td>1B: 13 <td>SF: 2 <td>2B: 2 <td>SAC: 0 <td>3B: 1 <td>DP: 0 <td>HR: 0 <td>HBP: 0 </td></td></td></td></td></td></td></td></td></td></td></td></td></td>	LOB: 0 <td>BB: 0 <td>P: 10 <td>LOB: 2 <td>BB: 1 <td>P: 16 <td>1B: 13 <td>SF: 2 <td>2B: 2 <td>SAC: 0 <td>3B: 1 <td>DP: 0 <td>HR: 0 <td>HBP: 0 </td></td></td></td></td></td></td></td></td></td></td></td></td>	BB: 0 <td>P: 10 <td>LOB: 2 <td>BB: 1 <td>P: 16 <td>1B: 13 <td>SF: 2 <td>2B: 2 <td>SAC: 0 <td>3B: 1 <td>DP: 0 <td>HR: 0 <td>HBP: 0 </td></td></td></td></td></td></td></td></td></td></td></td>	P: 10 <td>LOB: 2 <td>BB: 1 <td>P: 16 <td>1B: 13 <td>SF: 2 <td>2B: 2 <td>SAC: 0 <td>3B: 1 <td>DP: 0 <td>HR: 0 <td>HBP: 0 </td></td></td></td></td></td></td></td></td></td></td>	LOB: 2 <td>BB: 1 <td>P: 16 <td>1B: 13 <td>SF: 2 <td>2B: 2 <td>SAC: 0 <td>3B: 1 <td>DP: 0 <td>HR: 0 <td>HBP: 0 </td></td></td></td></td></td></td></td></td></td>	BB: 1 <td>P: 16 <td>1B: 13 <td>SF: 2 <td>2B: 2 <td>SAC: 0 <td>3B: 1 <td>DP: 0 <td>HR: 0 <td>HBP: 0 </td></td></td></td></td></td></td></td></td>	P: 16 <td>1B: 13 <td>SF: 2 <td>2B: 2 <td>SAC: 0 <td>3B: 1 <td>DP: 0 <td>HR: 0 <td>HBP: 0 </td></td></td></td></td></td></td></td>	1B: 13 <td>SF: 2 <td>2B: 2 <td>SAC: 0 <td>3B: 1 <td>DP: 0 <td>HR: 0 <td>HBP: 0 </td></td></td></td></td></td></td>	SF: 2 <td>2B: 2 <td>SAC: 0 <td>3B: 1 <td>DP: 0 <td>HR: 0 <td>HBP: 0 </td></td></td></td></td></td>	2B: 2 <td>SAC: 0 <td>3B: 1 <td>DP: 0 <td>HR: 0 <td>HBP: 0 </td></td></td></td></td>	SAC: 0 <td>3B: 1 <td>DP: 0 <td>HR: 0 <td>HBP: 0 </td></td></td></td>	3B: 1 <td>DP: 0 <td>HR: 0 <td>HBP: 0 </td></td></td>	DP: 0 <td>HR: 0 <td>HBP: 0 </td></td>	HR: 0 <td>HBP: 0 </td>	HBP: 0																						

BOTTOM

San Francisco Giants @ Philadelphia Phillies
Veterans Stadium, Philadelphia, PA
Fri May 11 1990, 7:05 PM EDT
Att: 26,750 - Unknown - 65 F

AB	38
R	10
H	16
RBI	10
BB	5
SO	6
LOB	25



PITCHER	IP	WLS	BF	H	R	ER	SO	BB	IBB	HBP	BLK	WP	HR	S	P	ERA	WHIP
John Burkett, R (1, 1) ERA: 4.86	2.2	L	17	6	6	6	1	3	0	0	0	1	0	41	70	20.25	3.375
Randy McCament, R (3, 1) ERA: 6.75	1.1		8	3	1	1	2	1	0	0	0	0	0	13	21	6.75	3.000
Ed Vosberg, L (5, 1) ERA: 13.5	2.0		10	4	3	3	2	0	0	0	0	0	0	27	41	13.50	2.000
Mark Thurmond, L (7, 1) ERA: 5.79	1.0		5	2	0	0	0	0	0	0	0	0	0	8	10	0.00	2.000
Steve Bedrosian, R (8, 1) ERA: 6.57	1.0		5	1	0	0	1	1	0	0	0	0	0	11	16	0.00	2.000

Batter	1	2	3	4	5	6	7	8	9	AB R H RBI BB SO LOB	TOP											
Brett Butler, L (1, 8) OBP: 0.403, SLG: 0.392	2-3 		4-2 FC6-4 BB HR		2-1 G4-3		1-2 BLK 1B		2-3 K	4 1 1 0 1 2 1												
Rick Parker, R (1, 7) OBP: 0.429, SLG: 0.667	3-1 G5-3		4-1 FC6-4 BB		0-0 2B		1-1 G1-3		1-0 HR 1B	2 0 1 0 1 0 0 1 0 0 0 0 0 1												
Rick Leach, L (7, PH) OBP: 0.389, SLG: 0.310			1-2 BB				1-2		1-3 HR 1B	1 1 1 0 0 0 0												
Greg Litton, R (9, PH) OBP: 0.154, SLG: 0.154																						
Will Clark, L (1, 3) OBP: 0.326, SLG: 0.447	0-0 F8		0-2 FC6-4 HR		2-3 K		4-0 G6-4-3 IBB		0-0 HR	4 2 1 3 1 1 3												
Matt Williams, R (1, 5) OBP: 0.355, SLG: 0.531		0-1 G4-3	3-1 HR			4-0 BB E BB	1-2 G6-4-3		0-0 P5	4 1 1 3 1 0 2												
Kevin Bass, S (1, 9) OBP: 0.290, SLG: 0.431		0-1 1B 2B	0-0 G6-3			0-1 F8		0-0 F8	2-1 F9	5 0 1 0 0 0 1												
Gary Carter, R (1, 2) OBP: 0.317, SLG: 0.314		2-2 1B HBP		0-0 G6-3		3-1 E5 BB		2-1 G5-3		3 0 0 0 0 0 1												
Robby Thompson, R (1, 4) OBP: 0.256, SLG: 0.330		0-1 F8		1-1 G5-3		4-2 BB		2-0 1B		3 0 1 0 1 0 2												
Jose Uribe, S (1, 6) OBP: 0.371, SLG: 0.424		2-2 1B		2-0 G6-3		2-1 P6		1-0 F9		4 0 1 0 0 0 4 0 0 0 0 0 0 0												
Jeff Brantley, R (8, 1) OBP: 0.500, SLG: 1.000		1-2 2-H																				
Scott Garrelts, R (1, 1) OBP: 0.250, SLG: 1.000			0-1 G5-3		0-0 G5-3		1-2 G4-3		1-2 HR 1B	2 0 0 0 0 0 0 1 0 0 0 0 0 3 0 0 0 0 0 0 0 1 1 1 0 0 0 0												
Mark Bailey, S (6, PH) OBP: 0.154, SLG: 0.083																						
Atlee Hammaker, S (6, 1) OBP: 0.222, SLG: 0.278																						
Dave Anderson, R (8, 6) OBP: 0.222, SLG: 0.278																						
Inning Stats	R: 0 E: 0 K: 1 S: 6	H: 0 LOB: 0 BB: 0 P: 11	R: 0 E: 0 K: 0 S: 11	H: 2 LOB: 2 BB: 0 P: 15	R: 3 E: 0 K: 0 S: 17	H: 1 LOB: 0 BB: 2 P: 28	R: 0 E: 0 K: 0 S: 4	H: 0 LOB: 0 BB: 0 P: 7	R: 0 E: 1 K: 1 S: 8	H: 1 LOB: 1 BB: 0 P: 12	R: 0 E: 0 K: 1 S: 11	H: 0 LOB: 3 BB: 2 P: 25	R: 0 E: 0 K: 0 S: 8	H: 1 LOB: 1 BB: 1 P: 15	R: 0 E: 0 K: 0 S: 5	H: 1 LOB: 1 BB: 0 P: 10	R: 3 E: 0 K: 1 S: 11	H: 3 LOB: 0 BB: 0 P: 17	1B: 5 2B: 2 3B: 0 HR: 2	SF: 0 SAC: 0 DP: 1 HBP: 1	WP: 0 PB: 0 SB: 0 CS: 0	PA: 41
PITCHER	IP WLS BF H R ER SO BB IBB HBP BLK WP HR S P ERA WHIP																					
Bruce Ruffin, L (1, 1) ERA: 4.43	5.1 L 25 4 3 3 2 4 0 1 0 0 1 52 90 5.06 1.500																					
Darrel Akerfelds, R (6, 1) ERA:	0.2 3 1 0 0 0 0 0 0 0 0 0 8 12 0.00 1.500																					
Jeff Parrett, R (7, 1) ERA: 5.33	2.0 7 1 0 0 0 0 0 1 0 1 0 0 21 0.00 0.500																					
Don Carman, L (9, 1) ERA: 2.45	1.0 6 3 3 3 1 0 0 0 0 0 0 1 11 27.00 3.000																					

San Francisco Giants @ Philadelphia Phillies
Veterans Stadium, Philadelphia, PA

AB	35
R	6
H	9
RBI	6
BB	5
SO	3
LOB	18



Sat May 12 1990, 7:05 PM EDT
Att: 24,272 - Unknown

Batter	1	2	3	4	5	6	7	8	9	AB R H RBI BB SO LOB
Lenny Dykstra, L (1, 8) OBP: 0.450, SLG: 0.485	4-2 1B SF7 BB		0-2 F8 BB 1B		1-1 F8		1-1 F9		2-1 G4-3	4 2 1 0 1 0 1
Tom Herr, S (1, 4) OBP: 0.372, SLG: 0.454	3-2 P4		4-1 1B BB		1-2 G6-3		0-0 F8			3 0 0 0 1 0 2
Von Hayes, L (1, 9) OBP: 0.419, SLG: 0.515	3-2 S 1B		0-1 F8		1-0 F9			2-3 K		4 0 1 0 0 1 2
Ricky Jordan, R (1, 3) OBP: 0.351, SLG: 0.424	1-0 SF7		0-0 FC4-6 1B		1-0 G5-3			0-0 G6-3		3 0 1 2 0 0 0
John Kruk, L (1, 7) OBP: 0.333, SLG: 0.447 Carmelo Martinez, R (6, PH) OBP: 0.397, SLG: 0.531	3-H K		2-3 FC4-6 1B		0-2 G5-3			4-0 BB BB		2 0 0 0 0 1 3 1 0 0 0 1 0 0
Dickie Thon, R (1, 6) OBP: 0.315, SLG: 0.316			1-2 F9 1B		1-0 1B			4-1 1B BB		3 0 2 0 1 0 0
Charlie Hayes, R (1, 5) OBP: 0.294, SLG: 0.320 Don Carman, L (9, 1) OBP: 0.400, SLG: 0.400			1-1 F7 1B		2-0 1B			1-3 K		3 0 1 0 0 0 2 0 0 0 0 0 0 0
Steve Lake, R (1, 2) OBP: 0.222, SLG: 0.269 Curt Ford, L (9, PH) OBP: 0.182, SLG: 0.100			3-1 F8		0-0 P4			0-0 P3		3 0 0 0 0 0 2 1 0 0 0 0 1 0
Bruce Ruffin, S (1, 1) OBP: 0.143, SLG: 0.143 Darrel Akerfelds, R (6, 1) Jeff Parrett, R (7, 1) Dave Hollins, S (7, 5) Randy Ready, R (8, PH) OBP: 0.400, SLG: 0.458			0-0 G1		0-1 F7			2-0 1B		2 0 0 0 0 0 1 0 0 0 0 0 0 0 0 0 0 0 0 0 0 2 0 1 0 0 0 0 1 0 0 0 0 1 2

Inning Stats	R: 1 E: 0 K: 1 S: 17	H: 1 LOB: 1 BB: 1 P: 29	R: 0 E: 0 K: 0 S: 7	H: 1 LOB: 0 BB: 0 P: 14	R: 1 E: 0 K: 0 S: 10	H: 2 LOB: 2 BB: 1 P: 13	R: 0 E: 0 K: 0 S: 7	H: 1 LOB: 1 BB: 0 P: 10	R: 0 E: 0 K: 0 S: 7	H: 0 LOB: 0 BB: 0 P: 10	R: 0 E: 0 K: 0 S: 6	H: 1 LOB: 1 BB: 0 P: 9	R: 0 E: 0 K: 0 S: 5	H: 1 LOB: 1 BB: 0 P: 8	R: 0 E: 0 K: 2 S: 8	H: 0 LOB: 2 BB: 2 P: 19	R: 0 E: 0 K: 1 S: 9	H: 0 LOB: 0 BB: 0 P: 15	1B: 7 2B: 0 3B: 0 HR: 0	SF: 1 SAC: 0 DP: 0 HBP: 0
--------------	-------------------------------	----------------------------------	------------------------------	----------------------------------	-------------------------------	----------------------------------	------------------------------	----------------------------------	------------------------------	----------------------------------	------------------------------	---------------------------------	------------------------------	---------------------------------	------------------------------	----------------------------------	------------------------------	----------------------------------	----------------------------------	------------------------------------

PITCHER	IP	WLS	BF	H	R	ER	SO	BB	IBB	HBP	BLK	WP	HR	S	P	ERA	WHIP
Scott Garrelts, R (1, 1) ERA: 5.6	5.0	W	21	5	2	2	1	2	0	0	0	0	0	48	76	3.60	1.400
Atlee Hammaker, L (6, 1) ERA: 3.0	2.2		11	2	0	0	1	1	0	0	0	0	0	15	27	0.00	1.125
Jeff Brantley, R (8, 1) ERA: 1.99	1.1	S	5	0	0	0	2	1	0	0	0	0	0	13	24	0.00	0.750

BOTTOM

San Francisco Giants @ Philadelphia Phillies
Veterans Stadium, Philadelphia, PA
Sat May 12 1990, 7:05 PM EDT
Att. 24,272 - Unknown

AB	32
R	2
H	7
RBI	2
BB	4
SO	4
LOB	15



WP	PA	ERA	WHIP
0	37		

Batter	1	2	3	4	5	6	7	8	9	AB R H RBI BB SO LOB	TOP									
Brett Butler, L (1, 8) OBP: 0.399, SLG: 0.387	2-1 L8			0-2 G3-1		0-0 1B		0-1 B1		4 0 1 0 0 0 0										
Greg Litton, R (1, 7) OBP: 0.294, SLG: 0.471	2-2 G5-3			0-0 G6-3 1B		1-0 1B		0-0 HR		4 1 3 1 0 0 0										
Will Clark, L (1, 3) OBP: 0.316, SLG: 0.433	1-3 K			0-1 G6-3 1-2		1-2 F9		1-1 F8		4 0 0 0 0 1 3										
Matt Williams, R (1, 5) OBP: 0.344, SLG: 0.513		0-0 G1-3		0-0 G4-3		1-0 P2		0-0 G6-3		4 0 0 0 0 0 1										
Kevin Bass, S (1, 9) OBP: 0.288, SLG: 0.425		1-2 G6-3		1-1 G5-3		1-3 K		0-0 1B		4 0 1 0 0 1 0										
Gary Carter, R (1, 2) OBP: 0.313, SLG: 0.309		1-2 G5-3		1-1 G5-3		2-2 1B		1-1 G6-3		4 0 1 0 0 0 1										
Robby Thompson, R (1, 4) OBP: 0.250, SLG: 0.321			1-2 F9	1-1 G6-3		0-0 P3				3 0 0 0 0 0 1										
Jose Uribe, S (1, 6) OBP: 0.359, SLG: 0.409			1-0 P2	2-2 G4-3		1-2 G4-3				3 0 0 0 0 0 0										
Rick Reuschel, R (1, 1) OBP: 0.222, SLG: 0.278			1-3 K	1-2 G5-3		1-2 G5-3		2-1 F8		2 0 0 0 0 1 0										
Dave Anderson, R (8, PH) OBP: 0.211, SLG: 0.263										1 0 0 0 0 0 0										
Steve Bedrosian, R (8, 1)										0 0 0 0 0 0 0										
Inning Stats	R: 0 E: 0 K: 1 S: 8	H: 0 LOB: 0 BB: 0 P: 13	R: 0 E: 0 K: 0 S: 8	H: 0 LOB: 0 BB: 0 P: 10	R: 0 E: 0 K: 1 S: 7	H: 0 LOB: 0 BB: 0 P: 10	R: 0 E: 0 K: 0 S: 7	H: 1 LOB: 1 BB: 0 P: 7	R: 0 E: 0 K: 0 S: 6	H: 0 LOB: 0 BB: 0 P: 9	R: 0 E: 0 K: 1 S: 9	H: 1 LOB: 1 BB: 0 P: 13	R: 0 E: 0 K: 0 S: 7	H: 0 LOB: 0 BB: 0 P: 10	R: 1 E: 0 K: 0 S: 7	H: 2 LOB: 1 BB: 0 P: 9	1B: 5 2B: 0 3B: 0 HR: 1	SF: 0 SAC: 0 DP: 0 HBP: 0	WP: 0 PB: 0 SB: 0 CS: 0	PA: 33
PITCHER Dennis Cook, L (1, 1) ERA: 1.46	IP: 9.0 WLS: W BF: 33 H: 6 R: 1 ER: 1 SO: 3 BB: 0 IBB: 0 HBP: 0 BLK: 0 WP: 0 HR: 1 S: 70 P: 97 ERA: 1.00 WHIP: 0.667																			

San Francisco Giants @ Philadelphia Phillies
Veterans Stadium, Philadelphia, PA
Sun May 13 1990, 3:33 AM EDT
Att. 19,631 - Cloudy - 65 F

livebaseballscorecards.com

AB	33
R	1
H	6
RBI	1
BB	0
SO	3
LOB	6



Batter	1	2	3	4	5	6	7	8	9
Lenny Dykstra, L OBP: 0.457, SLG: 0.515 (1, 8)	0-0 FC6-5 G5-3 1B		2-0 G4-3		4-2 1B BB		1-0 HR	0-0 F8	
Randy Ready, R OBP: 0.382, SLG: 0.429 Rod Booker, L OBP: 0.350, SLG: 0.294 (1, 4) (8, 4)	2-0 G5-3 1-2		1-1 P6		1-1 1B		1-1 P6		
Von Hayes, L OBP: 0.414, SLG: 0.514 (1, 9)	0-0 FC6-5 FC6-4 2-3			0-0 G4-3	1-0 F6		3-1 2B		
Ricky Jordan, R OBP: 0.347, SLG: 0.416 (1, 3)	1-1 FC6-4 1-2f			0-1 F9		2-1 2B 1B	1-3 K		
John Kruk, L OBP: 0.349, SLG: 0.480 (1, 7)		1-0 BB 1B		2-2 G6-3		0-0 2B	1-0 2B		
Dickie Thon, R OBP: 0.304, SLG: 0.304 (1, 6)		0-0 L6			2-1 F9	2-2 G5-3	0-3 K		
Darren Daulton, L OBP: 0.347, SLG: 0.295 (1, 2)		4-1 SAFE G1-6-3 BB			1-1 G4-3	4-0 IBB	0-0 P2		
Charlie Hayes, R OBP: 0.292, SLG: 0.317 (1, 5)		0-2 G1-6-3 1-2f			1-1 BB 1B 1B	0-3 K	1-3 K		
Dennis Cook, L OBP: 0.294, SLG: 0.294 (1, 1)			0-0 G1-3		1-1 BB 1B	0-1 P6	0-0 1B		

Inning Stats	R: 0 E: 0 K: 0 S: 5	H: 1 LOB: 1 BB: 0 P: 8	R: 0 E: 0 K: 0 S: 6	H: 1 LOB: 1 BB: 1 P: 11	R: 0 E: 0 K: 0 S: 4	H: 0 LOB: 0 BB: 0 P: 7	R: 0 E: 0 K: 0 S: 6	H: 0 LOB: 0 BB: 0 P: 8	R: 2 E: 0 K: 0 S: 14	H: 3 LOB: 2 BB: 1 P: 25	R: 0 E: 0 K: 1 S: 11	H: 2 LOB: 3 BB: 1 P: 19	R: 2 E: 0 K: 2 S: 13	H: 3 LOB: 1 BB: 0 P: 20	R: 0 E: 0 K: 1 S: 6	H: 1 LOB: 1 BB: 0 P: 7
--------------	------------------------------	---------------------------------	------------------------------	----------------------------------	------------------------------	---------------------------------	------------------------------	---------------------------------	-------------------------------	----------------------------------	-------------------------------	----------------------------------	-------------------------------	----------------------------------	------------------------------	---------------------------------

PITCHER	IP	WLS	BF	H	R	ER	SO	BB	IBB	HBP	BLK	WP	HR	S	P	ERA	WHIP
Rick Reuschel, R ERA: 4.67 (1, 1)	7.0	L	33	10	4	4	3	2	1	0	0	0	1	59	98	5.14	1.714
Steve Bedrosian, R ERA: 6.08 (8, 1)	1.0		4	1	0	0	1	0	0	0	0	0	0	6	7	0.00	1.000

AB	R	H	RBI	BB	SO	LOB
4	1	2	1	1	0	1
4	0	1	2	0	0	1
0	0	0	0	0	0	0
4	1	1	0	0	0	3
4	0	1	0	0	1	2
4	0	3	1	0	0	0
4	0	0	0	0	1	4
2	0	0	0	2	0	0
4	1	1	0	0	2	5
4	1	2	0	0	0	3

WP	PA	ERA	WHIP
0	37		

San Francisco Giants @ Philadelphia Phillies
Veterans Stadium, Philadelphia, PA
Sun May 13 1990, 3:33 AM EDT
Att. 19,631 - Cloudy - 65 F



New York Mets @ San Francisco Giants
 Candlestick Park, San Francisco, CA

Mon May 14 1990, 10:05 PM EDT
 Att. 16,264 - Unknown - 52 F

livebaseballscorecards.com



WP: 0 PA: 36
 PB: 0
 SB: 0
 CS: 0

AB	R	H	RBI	BB	SO	LOB
4	1	2	1	0	0	0
3	0	1	0	0	1	1
1	0	1	0	0	0	0
3	0	0	0	1	0	2
4	0	0	0	0	0	3
4	0	1	0	0	0	0
3	0	0	0	1	2	0
3	1	1	1	1	0	2
3	0	1	0	0	0	1
1	0	0	0	0	0	2
1	0	0	0	0	0	0
1	0	0	0	0	0	0
0	0	0	0	0	0	0
1	0	0	0	0	0	1
0	0	0	0	0	0	0
0	0	0	0	0	0	0
0	0	0	0	0	0	0
1	0	0	0	0	0	2

1B	SF	2B	SAC	3B	DP	HBP
4	0	1	0	0	0	0
3	0	0	0	1	2	0
3	1	1	1	1	0	2
3	0	1	0	0	0	1
1	0	0	0	0	0	2
1	0	0	0	0	0	0
1	0	0	0	0	0	0
0	0	0	0	0	0	0
0	0	0	0	0	0	0
1	0	0	0	0	0	0
1	0	0	0	0	0	2

Batter	1	2	3	4	5	6	7	8	9
Gregg Jefferies, S (1, 4) OBP: 0.355, SLG: 0.491	3-2 L9		3-2 2B			0-1 HR		2-1 F8	
Kevin Elster, R (1, 6) OBP: 0.212, SLG: 0.270	3-1 1B		1-1 G6-3			2-3 K		3-2 1B	
Dave Magadan, L (8, PH) OBP: 0.385, SLG: 0.326									
Howard Johnson, S (1, 5) OBP: 0.315, SLG: 0.474	1-0 L9				3-2 F7	4-1 BB		0-1 F7	
Kevin McReynolds, R (1, 7) OBP: 0.364, SLG: 0.442	1-2 P6				3-2 G1-3	2-0 F7		1-2 F9	
Darryl Strawberry, L (1, 9) OBP: 0.341, SLG: 0.368					2-2 G4-3			0-1 G4-3	0-2 FC5 BB 1B
Mike Marshall, R (1, 3) OBP: 0.258, SLG: 0.398								3-1 G6-3	4-2 BB
Mark Carreon, R (1, 8) OBP: 0.299, SLG: 0.492								0-0 HR	1-0 F8
Barry Lyons, R (1, 2) OBP: 0.253, SLG: 0.303								0-0 1B	0-0 F9
Daryl Boston, L (9, PH) OBP: 0.323, SLG: 0.464									0-0 FC5
Sid Fernandez, L (1, 1) OBP: 0.231, SLG: 0.308									
Tim Teufel, R (8, PH) OBP: 0.260, SLG: 0.357									
Wally Whitehurst, R (6, 1) OBP: 0.260, SLG: 0.357									
Darren Reed, R (7, PH) OBP: 0.123, SLG: 0.250									
Tom O'Malley, L (7, PH) OBP: 0.067, SLG: 0.067									
Jeff Musselman, L (7, 1) OBP: 0.067, SLG: 0.067									
Julio Machado, R (7, 1) OBP: 0.067, SLG: 0.067									
Mackey Sasser, L (9, PH) OBP: 0.263, SLG: 0.294									

Inning	R	H	E	K	S	H	LOB	R	ER	SO	BB	IBB	HBP	BLK	WP	HR	S	P	ERA	WHIP
1	0	1	0	0	11	0	1	0	0	0	0	0	0	0	0	2	19	12	16	18
2	0	0	0	1	12	0	0	0	0	0	0	0	0	0	0	0	16	12	16	18
3	0	1	0	0	12	0	1	0	0	0	0	0	0	0	0	0	18	12	16	18
4	0	0	0	0	16	0	0	0	0	0	0	0	0	0	0	0	24	16	24	18
5	0	0	0	1	10	0	0	0	0	0	0	0	0	0	0	0	18	10	18	18
6	1	1	0	2	10	0	1	0	0	0	0	0	0	0	0	0	18	10	18	18
7	1	2	0	0	9	0	1	0	0	0	0	0	0	0	0	0	13	9	13	13
8	0	1	0	0	14	0	1	0	0	0	0	0	0	0	0	0	20	14	20	20
9	0	1	0	0	10	0	1	0	0	0	0	0	0	0	0	0	15	10	15	15

PITCHER	IP	WLS	BF	H	R	ER	SO	BB	IBB	HBP	BLK	WP	HR	S	P	ERA	WHIP
Bob Knepper, L (1, 1) ERA: 4.86	6.2	W	26	5	2	2	4	2	0	0	0	0	2	77	122	2.70	1.050
Jeff Brantley, R (7, 1) ERA: 1.88	1.1		7	2	0	0	0	1	0	0	0	0	0	24	35	0.00	2.250
Steve Bedrosian, R (9, 1) ERA: 5.65	1.0	S	3	0	0	0	0	0	0	0	0	0	0	3	4	0.00	0.000

TOP

New York Mets @ San Francisco Giants
 Candlestick Park, San Francisco, CA

Tue May 15 1990, 10:05 PM EDT
 Att. 16,143 - Unknown - 52 F

livebaseballscorecards.com

AB	35
R	5
H	9
RBI	5
BB	3
SO	5
LOB	13



AB	R	H	RBI	BB	SO	LOB
4	1	2	1	1	0	0
5	0	1	0	0	1	3
4	0	0	1	0	0	1
4	1	2	0	0	0	1
4	0	0	0	0	0	3
3	1	1	0	1	0	1
4	1	2	2	0	0	0
3	1	0	0	1	2	2
2	0	1	1	0	1	2
1	0	0	0	0	1	0
0	0	0	0	0	0	0
1	0	0	0	0	0	0

Batter	1	2	3	4	5	6	7	8	9
Gregg Jefferies, S (1, 4) OBP: 0.364, SLG: 0.491	1-2 G6-3		3-1 F6	0-0 1B			0-1 1B SF9		4-1 BB
Dave Magadan, L (1, 3) OBP: 0.368, SLG: 0.313	0-0 L7		2-3 K	1-2 G3			1-0 1B		2-1 F7
Howard Johnson, S (1, 5) OBP: 0.304, SLG: 0.458	0-1 P6		2-1 F8		1-0 G4-3		0-0 SF9		1-0 P6
Darryl Strawberry, L (1, 9) OBP: 0.346, SLG: 0.382		1-1 1B		1-2 P4	3-2 2B		0-1 F7		
Kevin McReynolds, R (1, 7) OBP: 0.351, SLG: 0.424		1-2 P6		0-1 F9	0-0 P4		1-0 G1-3		
Daryl Boston, L (1, 8) OBP: 0.343, SLG: 0.452		2-1 1B		4-1 S	1-0 G5-3			2-1 P4	
Barry Lyons, R (1, 2) OBP: 0.265, SLG: 0.313		0-0 1B		0-1 1B		3-2 G6-3		3-2 L7	
Kevin Elster, R (1, 6) OBP: 0.214, SLG: 0.262		1-3 K		4-0 1B		1-3 K		2-2 F8	
Ron Darling, R (1, 1) OBP: 0.143, SLG: 0.143		3-3 K		1-1 1B		1-3 K			3-2 F7
Bob Ojeda, L (4, 1)									
Julio Machado, R (8, 1)									
Tom O'Malley, L (9, PH) OBP: 0.063, SLG: 0.063				1-2 1B					

Inning Stats	R: 0	H: 0	E: 0	K: 0	S: 6	P: 7	R: 1	H: 3	E: 0	K: 2	S: 15	P: 22	R: 0	H: 0	E: 0	K: 1	S: 7	P: 14	R: 3	H: 3	E: 0	K: 0	S: 14	P: 25	R: 0	H: 1	E: 0	K: 0	S: 6	P: 11	R: 0	H: 0	E: 0	K: 2	S: 10	P: 15	R: 1	H: 2	E: 0	K: 0	S: 7	P: 9	R: 0	H: 0	E: 0	K: 0	S: 11	P: 18	R: 0	H: 0	E: 0	K: 0	S: 9	P: 19	1B: 8	SF: 1	2B: 1	SAC: 0	3B: 0	DP: 0	HR: 0	HBP: 0	WP: 0	PA: 39
--------------	------	------	------	------	------	------	------	------	------	------	-------	-------	------	------	------	------	------	-------	------	------	------	------	-------	-------	------	------	------	------	------	-------	------	------	------	------	-------	-------	------	------	------	------	------	------	------	------	------	------	-------	-------	------	------	------	------	------	-------	-------	-------	-------	--------	-------	-------	-------	--------	-------	--------

PITCHER	IP	WLS	BF	H	R	ER	SO	BB	IBB	HBP	BLK	WP	HR	S	P	ERA	WHIP
John Burkett, R (1, 1) ERA: 5.56	6.0		29	9	5	5	5	1	1	0	0	0	0	61	98	7.50	1.667
Mark Thurmond, L (7, 1) ERA: 4.05	2.0	W	6	0	0	0	0	0	0	0	0	0	0	15	23	0.00	0.000
Steve Bedrosian, R (9, 1) ERA: 5.28	1.0	S	4	0	0	0	0	1	0	0	0	0	0	9	19	0.00	1.000

Batter	1	2	3	4	5	6	7	8	9
Brett Butler, L OBP: 0.382, SLG: 0.364 (1, 8)	1-3 K		1-0 L6	0-2 E1			2-3 K		
Robby Thompson, R OBP: 0.250, SLG: 0.313 (1, 4)	3-2 E4		3-3 K	1-1 G6-3			4-2 BB		
Will Clark, L OBP: 0.319, SLG: 0.452 (1, 3)	1-3 K		1-0 F7		2-1 G4-3		1-0 F7		
Kevin Mitchell, R OBP: 0.364, SLG: 0.550 (1, 7)	1-0 F8			4-2 1B HR BB	0-0 F7			4-0 FC1-6 BB	
Kevin Bass, S OBP: 0.286, SLG: 0.412 (1, 9)		0-1 L8		3-1 BB HR 1B	2-3 K			0-0 FC1-6 G1-3 2B	
Matt Williams, R OBP: 0.346, SLG: 0.524 (1, 5)		3-2 HR		4-2 HR BB		1-3 K		0-1 G1-3	
Terry Kennedy, L OBP: 0.415, SLG: 0.541 (1, 2)		3-3 K		1-0 HR		1-1 G6-3		3-2 2B	
Gary Carter, R OBP: 0.348, SLG: 0.383 (8, PH) (9, 2)				1-H 2-H 3-H HR		0-1 G6-3		2-2 F9	
Jose Uribe, S OBP: 0.374, SLG: 0.415 (1, 6)		2-2 1B		0-0 CS 1B					
Steve Bedrosian, R (9, 1)									
John Burkett, R (1, 1)		0-0 G4-3		1-3 K			1-0 G6-3		
Mark Thurmond, L (7, 1)									
Dave Anderson, R OBP: 0.200, SLG: 0.250 (7, 6)									
Rick Parker, R OBP: 0.375, SLG: 0.571 (8, PH)				1-2 K					

Inning Stats	R: 0 E: 1 K: 2 S: 11	H: 0 LOB: 1 BB: 0 P: 17	R: 1 E: 0 K: 1 S: 13	H: 2 LOB: 1 BB: 0 P: 21	R: 0 E: 0 K: 1 S: 6	H: 0 LOB: 0 BB: 0 P: 11	R: 4 E: 1 K: 1 S: 17	H: 3 LOB: 1 BB: 2 P: 31	R: 0 E: 0 K: 1 S: 7	H: 0 LOB: 0 BB: 0 P: 11	R: 0 E: 0 K: 1 S: 8	H: 0 LOB: 0 BB: 0 P: 10	R: 0 E: 0 K: 1 S: 8	H: 0 LOB: 1 BB: 1 P: 16	R: 1 E: 0 K: 0 S: 11	H: 1 LOB: 1 BB: 1 P: 20
--------------	-------------------------------	----------------------------------	-------------------------------	----------------------------------	------------------------------	----------------------------------	-------------------------------	----------------------------------	------------------------------	----------------------------------	------------------------------	----------------------------------	------------------------------	----------------------------------	-------------------------------	----------------------------------

PITCHER	IP	WLS	BF	H	R	ER	SO	BB	IBB	HBP	BLK	WP	HR	S	P	ERA	WHIP
Ron Darling, R ERA: 6.84 (1, 1)	3.0		16	4	5	5	4	2	0	0	0	0	2	38	69	15.00	2.000
Bob Ojeda, L ERA: 2.45 (4, 1)	4.2	L	18	2	1	1	4	2	0	0	0	0	0	38	61	1.93	0.857
Julio Machado, R ERA: 2.19 (8, 1)	0.1		1	0	0	0	0	0	0	0	0	0	0	5	7	0.00	0.000

BOTTOM

New York Mets @ San Francisco Giants
Candlestick Park, San Francisco, CA

Tue May 15 1990, 10:05 PM EDT
Att: 16,143 - Unknown - 52 F

AB	31
R	6
H	6
RBI	6
BB	4
SO	8
LOB	9

WP: 0 PA: 35
PB: 0
SB: 1
CS: 1



AB	R	H	RBI	BB	SO	LOB
4	0	0	0	0	2	0
3	0	0	0	1	1	1
4	0	0	0	0	1	2
2	1	0	0	2	0	1
4	2	1	0	0	1	1
3	2	1	1	1	1	1
3	1	1	4	0	1	0
1	0	1	1	0	0	0
3	0	2	0	0	0	0
0	0	0	0	0	0	0
2	0	0	0	0	1	2
0	0	0	0	0	0	0
1	0	0	0	0	0	0
1	0	0	0	0	0	1

BOTTOM

New York Mets @ San Francisco Giants
Candlestick Park, San Francisco, CA
Wed May 16 1990, 6:33 AM EDT
Att. 18,985 - Sunny - 60 F

livebaseballscorecards.com

AB 36
R 4
H 7
RBI 4
BB 4
SO 9
LOB 11



WP: 0 PA: 40
PB: 0
SB: 1
CS: 1

AB R H RBI BB SO LOB

4 1 1 0 1 1 1
1 0 0 0 0 0 0

4 1 2 2 1 0 1

4 1 1 1 1 1 1

4 1 1 1 0 0 2

4 0 0 0 0 3 0

3 0 1 0 0 1 0
1 0 0 0 0 0 0
0 0 0 0 0 0 0

3 0 1 0 1 0 1

2 0 0 0 0 1 1
0 0 0 0 0 0 0
1 0 0 0 0 1 0
0 0 0 0 0 0 0
1 0 0 0 0 0 1

1B: 4 SF: 0
2B: 0 SAC: 0
3B: 0 DP: 0
HR: 3 HBP: 0

Batter	1	2	3	4	5	6	7	8	9	10
Brett Butler, L OBP: 0.382, SLG: 0.360 (1, 8)	E5 CS		K		S 1B			G3 HR BB	G4-3	
Ernest Riles, L OBP: 0.289, SLG: 0.344 (1, 4)	F7		K		F7			G3		P2
Robby Thompson, R (10, PH) OBP: 0.248, SLG: 0.310										
Will Clark, L OBP: 0.329, SLG: 0.475 (1, 3)	BB		1B		L4			HR		G3-1
Kevin Mitchell, R OBP: 0.365, SLG: 0.566 (1, 7)	BB		K					G5-3		HR
Kevin Bass, S OBP: 0.285, SLG: 0.432 (1, 9)	G4-3			F7		G4-3		HR		
Matt Williams, R OBP: 0.336, SLG: 0.508 (1, 5)		F9	K			K				
Terry Kennedy, L OBP: 0.412, SLG: 0.531 (1, 2)		G6-3		1B			K		F4	
Rick Parker, R OBP: 0.333, SLG: 0.500 (9, PH)										
Jeff Brantley, R OBP: 0.500, SLG: 1.000 (10, 1)										
Jose Uribe, S OBP: 0.379, SLG: 0.412 (1, 6)		BB			F7			P5	FC4-6 1B	
Scott Garretts, R Ed Vosberg, L Rick Leach, L Atlee Hammaker, S Gary Carter, R OBP: 0.378, SLG: 0.300 OBP: 0.154, SLG: 0.083 OBP: 0.343, SLG: 0.377 (1, 1) (6, 1) (7, PH) (8, 1) (9, PH) (10, 2)	F7				K			K	FC4-6 1-2f	

Inning Stats	R: 0	H: 0	E: 1	LOB: 2	K: 0	S: 15	P: 27	R: 0	H: 0	E: 0	LOB: 1	K: 0	S: 13	P: 19	R: 0	H: 1	E: 0	LOB: 1	K: 3	S: 13	P: 17	R: 0	H: 1	E: 0	LOB: 1	K: 1	S: 10	P: 15	R: 0	H: 0	E: 0	LOB: 0	K: 1	S: 6	P: 6	R: 0	H: 0	E: 0	LOB: 0	K: 2	S: 11	P: 15	R: 3	H: 2	E: 0	LOB: 0	K: 1	S: 14	P: 25	R: 0	H: 1	E: 0	LOB: 1	K: 0	S: 5	P: 8	R: 1	H: 1	E: 0	LOB: 0	K: 0	S: 3	P: 9	1B: 4	SF: 0	2B: 0	SAC: 0	3B: 0	DP: 0	HR: 3	HBP: 0	WP: 0	PA: 40
--------------	------	------	------	--------	------	-------	-------	------	------	------	--------	------	-------	-------	------	------	------	--------	------	-------	-------	------	------	------	--------	------	-------	-------	------	------	------	--------	------	------	------	------	------	------	--------	------	-------	-------	------	------	------	--------	------	-------	-------	------	------	------	--------	------	------	------	------	------	------	--------	------	------	------	-------	-------	-------	--------	-------	-------	-------	--------	-------	--------

PITCHER	IP	WLS	BF	H	R	ER	SO	BB	IBB	HBP	BLK	WP	HR	S	P	ERA	WHIP
Dwight Gooden, R ERA: 4.18 (1, 1)	7.1		30	4	2	2	8	4	0	0	0	0	1	83	126	2.46	1.091
John Franco, L ERA: 2.08 (8, 1)	0.2		3	1	1	1	1	0	0	0	0	0	1	9	14	13.50	1.500
Jeff Musselman, L ERA: 3.68 (9, 1)	1.2		6	1	0	0	0	0	0	0	0	0	0	7	13	0.00	0.600
Alejandro Pena, R ERA: 3.68 (10, 1)	0.0	L	1	1	1	1	0	0	0	0	0	0	1	1	4	∞	∞

Batter	1	2	3	4	5	6	7	8	9	AB R H RBI BB SO LOB	TOP																									
Delino DeShields, L OBP: 0.413, SLG: 0.446 (1, 4)	1-1 G1-3		1-0 SH3-4 1B	4-0 FC6 IBB		0-1 SAFE 1-2 1B		2-1 G6-3		4 0 2 0 1 0 0	Montreal Expos @ San Francisco Giants Candlestick Park, San Francisco, CA Fri May 18 1990, 10:05 PM EDT Att. 22,932 - Unknown																									
Marquis Grissom, R OBP: 0.297, SLG: 0.313 (1, 8) (7, 9)	0-1 1B G6-3 1B		0-0 SH3-4 1-2	1-2 FC6 1-2f		2-1 P3		1-0 P3	4 1 1 0 0 0 5																											
Tim Raines, S OBP: 0.372, SLG: 0.323 (1, 7)	2-1 G6-3 1-3 1B		3-2 G5-3		0-0 G6-4-3 1B		2-1 G4-3	4-1 G6-4-3 BB	4 0 2 0 1 0 1																											
Andres Galarraga, R OBP: 0.324, SLG: 0.365 (1, 3)	0-1 G6-3 1-2 3-H		2-0 G6-3		1-0 G6-4-3 1B		4-2 FC3-6 1B HBP	2-1 G6-4-3 1-2f	4 0 1 1 0 0 3																											
Tim Wallach, R OBP: 0.322, SLG: 0.517 (1, 5)	0-0 F9			1-1 SH 2B	1-2 G6-4-3 1-2f 2-3		0-1 SAFE 1-2 FC3-6 1B		4 1 2 0 0 0 3																											
Larry Walker, L OBP: 0.361, SLG: 0.484 (1, 9)		1-3 K		0-0 SH 2B	2-0 G1-6-3		0-0 FC3-6 1-2f 2-3		3 0 0 0 0 1 3																											
Dave Schmidt, R (7, 1)				FC6-4 2-H					0 0 0 0 0 0 0																											
Bill Sampen, R (7, 1)									0 0 0 0 0 0 0																											
Jerry Goff, L OBP: 0.286, SLG: 0.167 (1, 2)		0-1 CS 1B		4-2 FC6-4 BB		1-3 K		3-2 G5-3	2 0 1 0 1 1 0																											
Mike Fitzgerald, R OBP: 0.397, SLG: 0.408 (7, PH) (7, 2)									1 0 0 0 0 0 2																											
Spike Owen, S OBP: 0.352, SLG: 0.438 (1, 6)		3-2 1-2 1B		1-1 FC6-4 SH1-4 1-2f 2-3		0-0 1B 1B		1-2 G4-3	4 0 2 0 0 0 2																											
Oil Can Boyd, R (1, 1)		3-3 SAFE K		1-1 SAFE SH1-4		0-0 P2		0-1 B1-3	2 0 0 0 0 1 3																											
Steve Frey, R (7, 1)									0 0 0 0 0 0 0																											
Otis Nixon, S OBP: 0.364, SLG: 0.368 (7, 8)		2-3 K		1-2					1 0 0 0 0 0 0																											
Inning Stats	R: 1 E: 0 K: 0 S: 10	H: 2 LOB: 1 BB: 0 P: 12	R: 0 E: 0 K: 2 S: 13	H: 2 LOB: 2 BB: 0 P: 20	R: 0 E: 0 K: 0 S: 6	H: 1 LOB: 1 BB: 0 P: 12	R: 1 E: 1 K: 0 S: 13	H: 1 LOB: 3 BB: 2 P: 26	R: 0 E: 0 K: 0 S: 7	H: 2 LOB: 1 BB: 0 P: 11	R: 0 E: 0 K: 1 S: 9	H: 2 LOB: 2 BB: 0 P: 12	R: 0 E: 0 K: 0 S: 10	H: 1 LOB: 2 BB: 0 P: 19	R: 0 E: 0 K: 0 S: 7	H: 0 LOB: 0 BB: 0 P: 10	R: 0 E: 0 K: 0 S: 4	H: 0 LOB: 0 BB: 1 P: 11	1B: 10 2B: 2 3B: 0 HR: 0	SF: 0 SAC: 3 DP: 3 HBP: 1	WP: 0 PB: 0 SB: 0 CS: 1	PA: 40														
PITCHER	IP WLS BF H R ER SO BB IBB HBP BLK WP HR S P ERA WHIP																																			
Rick Reuschel, R ERA: 4.33 (1, 1)	6.1		32	11	2	1	3	1	1	1	0	0	0	64	105	1.42	1.895																			
Atlee Hammaker, L ERA: 2.79 (7, 1)	0.2	W	2	0	0	0	0	0	0	0	0	0	0	4	7	0.00	0.000																			
Mark Thurmond, L ERA: 3.12 (8, 1)	2.0		6	0	0	0	0	1	0	0	0	0	0	11	21	0.00	0.500																			

livebaseballscorecards.com

AB	33
R	2
H	11
RBI	1
BB	3
SO	3
LOB	22



Batter	1	2	3	4	5	6	7	8	9	AB	R	H	RBI	BB	SO	LOB				
Brett Butler, L OBP: 0.385, SLG: 0.360 (1, 8)	1-0 B3		2-1 1B		4-0 SH BB		SH2-4 G1-3			3	0	1	0	1	0	3				
Robby Thompson, R OBP: 0.256, SLG: 0.311 (1, 4)	2-2 G6-3		0-0 P6		0-1 SH		4-1 1B BB	2-2 2B 1B		3	1	1	0	1	0	0				
Will Clark, L OBP: 0.331, SLG: 0.479 (1, 3)	1-1 F8		1-3 K		0-0 P4		0-0 E BB 1B	1-0 2B		5	1	2	1	0	1	2				
Kevin Mitchell, R OBP: 0.366, SLG: 0.568 (1, 7)		1-0 2B		0-0 P2	1-0 F7		0-0 E BB 1B	1-1 G5-3		5	2	2	1	0	0	4				
Kevin Bass, S OBP: 0.297, SLG: 0.438 (1, 9)		0-0 1B PB 2B		4-1 2B BB	0-1 F9		4-0 1B BB IBB	1-3 K		3	2	1	1	2	1	4				
Matt Williams, R OBP: 0.338, SLG: 0.511 (1, 5)		0-0 SH2-4 PB 1B		2-0 2B		2-3 K	1-3 K	1-2 F8		5	0	2	0	0	2	5				
Terry Kennedy, L OBP: 0.431, SLG: 0.523 (1, 2)		4-2 SH2-4 BB		4-0 IBB		1-2 P7	4-2 1B 1B BB			1	0	0	1	3	0	0				
Jose Uribe, S OBP: 0.368, SLG: 0.400 Atlee Hammaker, S OBP: 0.154, SLG: 0.083 Rick Leach, L OBP: 0.395, SLG: 0.323 Dave Anderson, R OBP: 0.200, SLG: 0.250 (8, 6)		0-0 P6		0-2 P9		1-2 P3	3-2 1B 1B			3	0	0	0	0	0	5				
Rick Reuschel, R OBP: 0.211, SLG: 0.263 Greg Litton, R OBP: 0.304, SLG: 0.435 Mark Thurmond, L (8, 1)		0-0 SH2-4		0-3 K			1-2 SH2-4 1B			0	0	0	0	0	1	3				
Inning Stats	R: 0 E: 0 K: 0 S: 10	H: 0 LOB: 0 BB: 0 P: 14	R: 2 E: 0 K: 0 S: 9	H: 3 LOB: 1 BB: 1 P: 14	R: 0 E: 0 K: 1 S: 7	H: 1 LOB: 0 BB: 0 P: 10	R: 0 E: 0 K: 1 S: 9	H: 1 LOB: 3 BB: 2 P: 19	R: 0 E: 1 K: 0 S: 6	H: 0 LOB: 2 BB: 1 P: 11	R: 0 E: 0 K: 1 S: 12	H: 0 LOB: 0 BB: 0 P: 16	R: 5 E: 1 K: 1 S: 20	H: 5 LOB: 3 BB: 3 P: 40	R: 0 E: 0 K: 1 S: 14	H: 2 LOB: 2 BB: 0 P: 20	1B: 8 2B: 5 3B: 0 HR: 0	SF: 0 SAC: 3 DP: 1 HBP: 0	WP: 0 PB: 1 SB: 1 CS: 0	PA: 42

BOTTOM

Montreal Expos @ San Francisco Giants
Candlestick Park, San Francisco, CA
Fri May 18 1990, 10:05 PM EDT
Att. 22,932 - Unknown

livebaseballscorecards.com

AB	32
R	7
H	12
RBI	6
BB	7
SO	5
LOB	26



	IP	WLS	BF	H	R	ER	SO	BB	IBB	HBP	BLK	WP	HR	S	P	ERA	WHIP
Oil Can Boyd, R ERA: 4.01	(1, 1)	6.0		5	2	1	3	3	1	0	0	0	0	53	84	1.50	1.333
Steve Frey, L ERA: 4.3	(7, 1)	0.1	L	4	2	3	0	1	0	0	0	0	0	5	9	81.00	9.000
Dave Schmidt, R ERA: 2.79	(7, 1)	0.1		6	3	2	1	1	1	0	0	0	0	14	28	54.00	12.000
Bill Sampen, R ERA: 1.04	(7, 1)	1.1		6	2	0	1	0	0	0	0	0	0	15	23	0.00	1.500

Batter	1	2	3	4	5	6	7	8	9	AB R H RBI BB SO LOB	TOP
Otis Nixon, S (1, 8) <small>OBP: 0.296, SLG: 0.304</small>										4 0 0 1 0 2 2	
Junior Noboa, R (1, 4) <small>OBP: 0.233, SLG: 0.207</small>										5 1 0 0 0 0 2	
Tim Raines, S (1, 7) <small>OBP: 0.379, SLG: 0.349</small>										5 2 3 1 0 0 0	
Andres Galarraga, R (1, 3) <small>OBP: 0.327, SLG: 0.366</small>										5 1 2 2 0 1 1	
Tim Wallach, R (1, 5) <small>OBP: 0.327, SLG: 0.524</small>										4 0 2 0 0 0 2	
Marquis Grissom, R (1, 9) <small>OBP: 0.303, SLG: 0.313</small>										3 1 1 0 1 0 2	
Mike Fitzgerald, R (1, 2) <small>OBP: 0.403, SLG: 0.434</small>										4 2 2 1 0 0 1	
Spike Owen, S (1, 6) <small>OBP: 0.349, SLG: 0.440</small>										4 0 1 0 0 1 1	
Kevin Gross, R (1, 1) <small>OBP: 0.200, SLG: 0.450</small> Tim Burke, R (7, 1) <small>OBP: 0.333, SLG: 0.333</small>										3 0 1 1 0 1 2 1 0 1 0 0 0 0	
Inning Stats	R: 0 H: 0 E: 0 LOB: 0 K: 1 BB: 0 S: 6 P: 8	R: 3 H: 3 E: 0 LOB: 1 K: 0 BB: 1 S: 13 P: 26	R: 1 H: 2 E: 0 LOB: 1 K: 0 BB: 0 S: 10 P: 18	R: 1 H: 2 E: 0 LOB: 1 K: 1 BB: 0 S: 10 P: 16	R: 0 H: 1 E: 0 LOB: 1 K: 1 BB: 0 S: 8 P: 10	R: 0 H: 0 E: 0 LOB: 0 K: 1 BB: 0 S: 7 P: 10	R: 1 H: 2 E: 0 LOB: 1 K: 0 BB: 0 S: 10 P: 18	R: 0 H: 1 E: 0 LOB: 0 K: 0 BB: 0 S: 8 P: 15	R: 1 H: 2 E: 1 LOB: 1 K: 1 BB: 0 S: 15 P: 22	1B: 8 SF: 1 2B: 4 SAC: 0 3B: 1 DP: 0 HR: 0 HBP: 0	WP: 2 PA: 40 PB: 0 SB: 1 CS: 0
PITCHER Bob Knepper, L (1, 1) <small>ERA: 6.05</small> Randy McCament, R (3, 1) <small>ERA: 3.86</small> Ed Vosberg, L (7, 1) <small>ERA: 6.0</small> Steve Bedrosian, R (9, 1) <small>ERA: 5.51</small>	IP WLS BF H R ER SO BB IBB HBP BLK WP HR S P ERA WHIP 2.2 L 14 5 4 4 1 1 0 0 0 1 0 27 49 13.50 2.250 3.1 13 3 1 1 3 0 0 0 0 0 0 27 39 2.70 0.900 2.0 8 3 1 1 0 0 0 0 0 0 0 18 33 4.50 1.500 1.0 5 2 1 1 1 0 0 0 0 0 0 15 22 9.00 2.000	PITCHER IP WLS BF H R ER SO BB IBB HBP BLK WP HR S P ERA WHIP									

Montreal Expos @ San Francisco Giants
 Candlestick Park, San Francisco, CA
 Sat May 19 1990, 6:33 AM EDT
 Att: 22,575 - Cloudy

AB	38
R	7
H	13
RBI	6
BB	1
SO	5
LOB	13



Batter	1	2	3	4	5	6	7	8	9	10	11	AB R H RBI BB SO LOB	TOP	
Delino DeShields, L OBP: 0.404, SLG: 0.434 (1, 4)	X 0-0 G3		X 0-0 CS 1B		X 0-0 G4-3		X 0-0 G4-3		X 0-0 G6-3		S 0-3 K	6 0 1 0 0 1 0	Montreal Expos @ San Francisco Giants Candlestick Park, San Francisco, CA Sun May 20 1990, 6:33 AM EDT Att. 25,285 - Unknown	
Dave Martinez, L OBP: 0.250, SLG: 0.300 (1, 8) Marquis Grissom, R OBP: 0.306, SLG: 0.316 (9, PH) (9, 9)	X 0-0 L4		X 0-0 F9		X 0-0 G4-3 2B		S 0-3 K		S 0-3 K		X 0-0 E 1B	4 0 1 0 0 1 1 2 1 1 0 0 1 0		
Tim Raines, S OBP: 0.384, SLG: 0.346 (1, 7)	B B B 4-0 BB		X 0-0 F8		B B B B 4-0 G4-3 BB		X 0-0 F9		X 0-0 L6		X 0-0 E7 1B	4 0 1 0 2 0 0		
Mike Aldrete, L OBP: 0.484, SLG: 0.333 (1, 3) Otis Nixon, S OBP: 0.310, SLG: 0.320 (8, PR) (8, 8)	X 0-0 F7			X 0-0 L7		X 0-0 G4-3		X 0-0 S 1B		X 0-0 1B	X 0-0 L9	4 0 1 0 0 0 3 2 0 1 0 0 0 1		
Tim Wallach, R OBP: 0.335, SLG: 0.540 (1, 5)		X 0-0 HR		B B B B 4-0 2B BB		B B B B 4-0 BB		X 0-0 L4		X 0-0 P3		3 2 1 1 2 0 2		
Larry Walker, L OBP: 0.383, SLG: 0.516 (1, 9) Andres Galarraga, R OBP: 0.327, SLG: 0.361 (5, PH) (5, 3)		X 0-0 HR		X 0-0 F7		X 0-3 K		X 4-0 IBB		X 0-0 F8		2 1 1 1 0 0 1 2 0 0 0 1 1 4		
Mike Fitzgerald, R OBP: 0.389, SLG: 0.431 (1, 2)		S 0-3 K		X 0-0 1-H 2B		X 0-0 G6-3		X 0-0 P6		X 0-0 G6-3		5 0 1 1 0 1 2		
Spike Owen, S OBP: 0.358, SLG: 0.442 (1, 6)		X 0-0 G6-3		X 4-0 FC5-4 IBB		X 0-0 G1-6-3 1B		X 0-0 P6		X 0-0 HR 1B		4 1 2 0 1 0 2		
Dennis Martinez, R OBP: 0.136, SLG: 0.136 (8, 1) Junior Noboa, R OBP: 0.226, SLG: 0.200 (9, PH) Drew Hall, L (9, 1) Bill Sampen, R (9, 1) Wallace Johnson, S OBP: 0.294, SLG: 0.500 (11, PH) Steve Frey, R (11, 1) Tim Burke, R OBP: 0.333, SLG: 0.333 (11, 1)		S 0-3 K		X 0-0 1-2f FC5-4		X 0-0 1-2f G1-6-3		X 0-0 G6-3		X 0-0 HR		3 0 0 0 0 0 1 3 0 0 0 0 0 0 0 0 1 0 1 1 1 2 0		
Inning Stats	R: 0 H: 0 E: 0 LOB: 1 K: 0 BB: 1 S: 3 P: 7	R: 2 H: 2 E: 0 LOB: 0 K: 2 BB: 0 S: 9 P: 9	R: 0 H: 1 E: 0 LOB: 0 K: 0 BB: 0 S: 3 P: 3	R: 1 H: 1 E: 0 LOB: 2 K: 0 BB: 2 S: 4 P: 12	R: 0 H: 1 E: 0 LOB: 3 K: 1 BB: 2 S: 6 P: 14	R: 0 H: 1 E: 0 LOB: 0 K: 0 BB: 0 S: 3 P: 3	R: 0 H: 0 E: 0 LOB: 0 K: 1 BB: 0 S: 5 P: 5	R: 0 H: 1 E: 0 LOB: 2 K: 0 BB: 1 S: 4 P: 8	R: 0 H: 0 E: 0 LOB: 0 K: 1 BB: 0 S: 5 P: 5	R: 0 H: 1 E: 0 LOB: 1 K: 0 BB: 0 S: 4 P: 4	R: 3 H: 4 E: 1 LOB: 1 K: 1 BB: 0 S: 9 P: 9	1B: 7 SF: 0 2B: 2 SAC: 0 3B: 0 DP: 1 HR: 3 HBP: 0		WP: 0 PA: 49 PB: 0 SB: 1 CS: 1
PITCHER	IP WLS BF H R ER SO BB IBB HBP BLK WP HR S P ERA WHIP													
John Burkett, R ERA: 5.6 (1, 1)	4.2 23 5 3 3 2 4 1 0 0 0 2 22 42 5.79 1.929													
Mark Thurmond, L ERA: 2.45 (5, 1)	2.1 7 1 0 0 2 0 0 0 0 0 0 11 11 0.00 0.429													
Jeff Brantley, R ERA: 1.73 (8, 1)	1.0 5 1 0 0 0 0 1 0 0 0 0 4 8 0.00 1.000													
Atlee Hammaker, L ERA: 3.02 (9, 1)	3.0 L 14 5 3 2 2 0 0 0 0 0 1 18 18 6.00 1.667													

livebaseballscorecards.com

AB	43
R	6
H	12
RBI	5
BB	6
SO	6
LOB	19



Batter	1	2	3	4	5	6	7	8	9	10	11	AB R H RBI BB SO LOB	BOTTOM	
Brett Butler, L OBP: 0.382, SLG: 0.349 (1, 8)	F7		G1-3		1B		F7		SH1-4		HR	4 2 1 0 1 0 1	Montreal Expos @ San Francisco Giants Candlestick Park, San Francisco, CA Sun May 20 1990, 6:33 AM EDT Att. 25,285 - Unknown	
Robby Thompson, R OBP: 0.267, SLG: 0.344 (1, 4)	G5-3			1B BB	K		E7		P5		HR	6 2 3 3 0 1 2		
Will Clark, L OBP: 0.341, SLG: 0.470 (1, 3)	F7			G6-3 1B	1B		2-H		BB		P3	3 0 1 1 3 0 0		
Kevin Mitchell, R OBP: 0.358, SLG: 0.545 Rick Leach, L OBP: 0.390, SLG: 0.324 Dave Anderson, R OBP: 0.240, SLG: 0.250 (10, 6)		G6-3		K	G4-3		P6		BB		1B	2 0 0 0 0 1 2 2 0 0 0 0 0 3 1 0 1 0 1 0 0		
Kevin Bass, S OBP: 0.297, SLG: 0.435 (1, 9)		FC6-4 1B		G6-3 1B		F7		L3	F8		K	6 0 2 0 0 1 4		
Matt Williams, R OBP: 0.316, SLG: 0.476 (1, 5)	FC6-4			G6-3		G5-3		G4-3		G4-3	K	6 0 0 1 0 1 4		
Terry Kennedy, L OBP: 0.449, SLG: 0.515 (1, 2)	G4-3			IBB		G4-3		G4-3 1B		FC1-6 BB		3 0 1 0 2 0 1		
Jose Uribe, S OBP: 0.381, SLG: 0.381 Mark Thurmond, L (5, 1) Rick Parker, R OBP: 0.400, SLG: 0.556 (7, PH) Jeff Brantley, R OBP: 0.500, SLG: 1.000 (8, 1) Mark Bailey, S OBP: 0.167, SLG: 0.667 (8, PH) Allee Hammaker, S OBP: 0.143, SLG: 0.577 (9, 1)			K	K			SH1-4 1B		G5-3		FC1-6	2 0 0 0 0 0 2 3 0 0 0 0 0 0 0 0 1 1 1 0 0 0 0 0 0 0 0 0 0 0 0 0 1 0 0 0 0 0 0 1 1 0 0 0 0 0 0 1		
John Burkett, R Greg Litton, R OBP: 0.308, SLG: 0.423 (10, 7)			L4		K		SH1-4			BB SH1-4 1B	K	1 0 0 0 0 0 0 0 3 0 1 0 0 2 1		
Inning Stats	R: 0 H: 0 E: 0 K: 0 S: 3	R: 0 H: 1 E: 0 K: 0 S: 4	R: 0 H: 0 E: 0 K: 1 S: 5	R: 1 H: 2 E: 0 K: 2 S: 9	R: 1 H: 2 E: 0 K: 2 S: 9	R: 0 H: 0 E: 0 K: 0 S: 3	R: 1 H: 2 E: 1 K: 0 S: 5	R: 0 H: 1 E: 0 K: 0 S: 4	R: 0 H: 1 E: 0 K: 0 S: 4	R: 0 H: 0 E: 0 K: 1 S: 5	R: 2 H: 2 E: 0 K: 2 S: 9	1B: 10 SF: 0 2B: 0 SAC: 2 3B: 0 DP: 0 HR: 1 HBP: 0		WP: 0 PA: 51 PB: 0 SB: 1 CS: 0
PITCHER Dennis Martinez, R ERA: 2.77 Dave Schmidt, R ERA: 2.53 Drew Hall, L ERA: 3.51 Bill Sampen, R ERA: 0.96 Steve Frey, L ERA: 5.4	IP WLS BF H R ER SO BB IBB HBP BLK WP HR S P ERA WHIP	7.0 31 7 3 3 5 1 2 0 0 0 0 0 38 50 3.86 1.143	1.0 4 1 0 0 0 0 0 0 0 0 0 0 4 4 0.00 1.000	0.2 5 1 0 0 0 1 1 0 0 0 0 0 3 11 0.00 3.000	1.1 5 0 0 0 1 1 0 0 0 0 0 0 6 10 0.00 0.750	0.1 3 1 2 2 0 1 0 0 0 0 0 1 2 6 54.00 6.000	PITCHER Tim Burke, R ERA: 4.42 (11, 1)	IP WLS BF H R ER SO BB IBB HBP BLK WP HR S P ERA WHIP	0.2 3 1 0 0 2 0 0 0 0 0 0 0 7 7 0.00 1.500					

livebaseballscores.com

AB	42
R	5
H	11
RBI	5
BB	7
SO	8
LOB	23



Batter	1	2	3	4	5	6	7	8	9	AB	R	H	RBI	BB	SO	LOB	TOP
Lenny Dykstra, L OBP: 0.477, SLG: 0.542 (1, 8) C B X	1-1 G4-3		3-2 E3 G4-6-3		0-0 1B 1B	2-2 1B		3-2 CS 1B		5	1	3	0	0	0	1	
Tom Herr, S OBP: 0.364, SLG: 0.419 (1, 4) X	0-0 G6-3		2-1 G4-6-3		0-2 F8 1B 1B	1-0 1B		4-2 F8 BB 1-2		4	1	2	0	1	0	2	
Von Hayes, L OBP: 0.404, SLG: 0.481 (1, 9) X	0-0 G4-3		4-1 BB		2-1 F8 1B 1-2 2-H	3-2 G6-3		4-1 BB		3	1	1	1	2	0	2	
Ricky Jordan, R OBP: 0.328, SLG: 0.413 (1, 3) C B B X		1-2 G5-4-3 HR 1B	3-3 K		1-1 F8 1-2 2-3		1-0 G5-3	1-1 F8 2-3		5	1	1	0	0	1	6	
Randy Ready, R OBP: 0.372, SLG: 0.389 (1, 7) Sii Campusano, R OBP: 0.182, SLG: 0.143 (7, 7) C S X		0-2 G5-4-3 1B 1-2		1-1 F8	2-1 S 1B 2-H 3-H		2-1 F8	1-3 K		4	0	2	2	0	0	0	
Charlie Hayes, R OBP: 0.328, SLG: 0.378 (1, 5) B F X		1-1 G5-4-3 1-2f 2-3		1-1 2B	0-0 F8		0-2 BB BB 1B		0-0 E5 WP	5	0	2	0	0	0	3	
Dickie Thon, R OBP: 0.301, SLG: 0.326 (1, 6) X		0-0 HR		1-3 K	3-1 F9 1-2		4-0 BB BB		0-0 G1-3	4	1	1	2	1	1	3	
Darren Daulton, L OBP: 0.328, SLG: 0.260 (1, 2) B B X		2-0 F9		4-0 IBB		2-1 G4-3	4-1 FC6-4 BB 1-2 2-3		1-1 F5	3	0	0	0	2	0	1	
Terry Mulholland, R OBP: 0.286, SLG: 0.357 (1, 1) Marvin Freeman, R (6, 1) John Kruk, L OBP: 0.354, SLG: 0.447 (9, PH) Roger McDowell, R (9, 1) B S C B X			3-2 E WP 1B	1-2 G1-3		1-3 K	0-0 FC6-4		2-2 G1-3	3	0	1	0	0	1	2	
Inning Stats	R: 0 E: 0 K: 0 S: 4 H: 0 LOB: 0 BB: 0 P: 5	R: 2 E: 0 K: 0 S: 10 H: 3 LOB: 0 BB: 0 P: 14	R: 0 E: 1 K: 1 S: 13 H: 1 LOB: 2 BB: 1 P: 28	R: 0 E: 0 K: 1 S: 10 H: 1 LOB: 2 BB: 1 P: 18	R: 3 E: 0 K: 0 S: 13 H: 4 LOB: 1 BB: 0 P: 21	R: 0 E: 0 K: 1 S: 14 H: 2 LOB: 2 BB: 0 P: 23	R: 0 E: 0 K: 0 S: 8 H: 1 LOB: 3 BB: 2 P: 19	R: 0 E: 0 K: 1 S: 15 H: 1 LOB: 2 BB: 2 P: 28	R: 0 E: 1 K: 0 S: 8 H: 0 LOB: 1 BB: 0 P: 11	1B: 11 2B: 1 3B: 0 HR: 1 SF: 0 SAC: 0 DP: 2 HBP: 0	WP: 2 PB: 0 SB: 1 CS: 1 PA: 45						
PITCHER	IP WLS BF H R ER SO BB IBB HBP BLK WP HR S P ERA WHIP	IP WLS BF H R ER SO BB IBB HBP BLK WP HR S P ERA WHIP	IP WLS BF H R ER SO BB IBB HBP BLK WP HR S P ERA WHIP	IP WLS BF H R ER SO BB IBB HBP BLK WP HR S P ERA WHIP	IP WLS BF H R ER SO BB IBB HBP BLK WP HR S P ERA WHIP	IP WLS BF H R ER SO BB IBB HBP BLK WP HR S P ERA WHIP	IP WLS BF H R ER SO BB IBB HBP BLK WP HR S P ERA WHIP	IP WLS BF H R ER SO BB IBB HBP BLK WP HR S P ERA WHIP	IP WLS BF H R ER SO BB IBB HBP BLK WP HR S P ERA WHIP	IP WLS BF H R ER SO BB IBB HBP BLK WP HR S P ERA WHIP	IP WLS BF H R ER SO BB IBB HBP BLK WP HR S P ERA WHIP	IP WLS BF H R ER SO BB IBB HBP BLK WP HR S P ERA WHIP	IP WLS BF H R ER SO BB IBB HBP BLK WP HR S P ERA WHIP	IP WLS BF H R ER SO BB IBB HBP BLK WP HR S P ERA WHIP	IP WLS BF H R ER SO BB IBB HBP BLK WP HR S P ERA WHIP	IP WLS BF H R ER SO BB IBB HBP BLK WP HR S P ERA WHIP	IP WLS BF H R ER SO BB IBB HBP BLK WP HR S P ERA WHIP
Scott Garrelts, R ERA: 6.09 (1, 1)	4.0 L	21 8 5 5 2	1 1 0 0	1 1 0 0	1 1 0 0	1 1 0 0	1 1 0 0	1 1 0 0	1 1 0 0	11.25 2.250							
Jeff Brantley, R ERA: 1.61 (5, 1)	2.0	9 3 0 0 1	0 0 0 0	0 0 0 0	0 0 0 0	0 0 0 0	0 0 0 0	0 0 0 0	0 0 0 0	0.00 1.500							
Randy McCament, R ERA: 3.0 (7, 1)	1.1	9 2 0 0 0	4 0 0 0	0 0 0 0	0 0 0 0	0 0 0 0	0 0 0 0	0 0 0 0	0 0 0 0	0.00 4.500							
Ed Vosberg, L ERA: 5.4 (8, 1)	0.2	2 0 0 0 1	0 0 0 0	0 0 0 0	0 0 0 0	0 0 0 0	0 0 0 0	0 0 0 0	0 0 0 0	0.00 0.000							
Steve Bedrosian, R ERA: 5.19 (9, 1)	1.0	4 0 0 0 0	0 0 0 0	0 0 0 0	0 0 0 0	0 0 0 0	0 0 0 0	0 0 0 0	0 0 0 0	0.00 0.000							

Philadelphia Phillies @ San Francisco Giants
Candlestick Park, San Francisco, CA
Mon May 21 1990, 10:05 PM EDT
Att: 11,263 - Unknown

livebaseballscores.com

AB	39
R	5
H	13
RBI	5
BB	6
SO	4
LOB	26



Batter	1	2	3	4	5	6	7	8	9	AB R H RBI BB SO LOB
Brett Butler, L (1, 8) OBP: 0.383, SLG: 0.351	2-0 G3 1B		1-2 G6-3	3-2 1B		2-0 L9			2-3 K	5 0 2 0 0 1 3
Robby Thompson, R (1, 4) OBP: 0.266, SLG: 0.349 Rick Leach, L (9, PH) OBP: 0.405, SLG: 0.324	1-0 P5		0-2 1B 2B	2-3 K		2-0 FC5-4			4-2 FC6-4 BB	4 1 1 0 0 1 5 0 0 0 0 1 0 0
Will Clark, L (1, 3) OBP: 0.331, SLG: 0.455	1-1 G3		0-0 F2		0-1 G4-3		1-0 G3		0-1 L9	5 0 0 0 0 0 4
Kevin Mitchell, R (1, 7) OBP: 0.359, SLG: 0.535	1-1 G6-3		4-1 1B BB		2-2 FC6-4 1B		0-0 F9		1-0 FC6-4	4 0 1 0 1 0 3
Matt Williams, R (1, 5) OBP: 0.321, SLG: 0.497		2-1 HR	0-0 1B		0-1 F7		1-3 K			4 1 2 2 0 1 1
Greg Litton, R (1, 9) OBP: 0.267, SLG: 0.367		1-3 K	1-1 G6-3		1-0 FC6-4		2-3 K			4 0 0 0 0 2 3
Gary Carter, R (1, 2) OBP: 0.325, SLG: 0.353		2-2 E6 FC6-4		0-0 F8		2-1 1B 1B		0-1 G5-3		4 0 1 0 0 0 0
Jose Uribe, S (1, 6) OBP: 0.348, SLG: 0.376 Steve Bedrosian, R (9, 1)		1-0 FC6-4 BLK		1-2 G5-3		1-0 FC5-4 1B		3-2 L8		4 0 1 0 0 0 1 0 0 0 0 0 0 0
Scott Garrelts, R (1, 1) Jeff Brantley, R (5, 1) Rick Parker, R (6, PH) Randy McCament, R (7, 1) Ed Vosberg, L (8, 1) Dave Anderson, R (9, 8)		1-3 SAFE K		0-1 E6 1B		0-0 F7			2-2 BB 1B	2 0 0 0 0 0 1 1 0 0 0 0 0 0 0 0 1 0 0 0 0 0 0 2 0 0 0 0 0 0 0 0 0 0 0 0 0 0 0 0 1 0 1 0 0 0 0 0

Inning Stats	R: 0 E: 0 K: 0 S: 6	H: 1 LOB: 1 BB: 0 P: 11	R: 1 E: 1 K: 2 S: 19	H: 1 LOB: 1 BB: 0 P: 26	R: 1 E: 0 K: 0 S: 13	H: 2 LOB: 2 BB: 1 P: 19	R: 0 E: 1 K: 1 S: 14	H: 1 LOB: 2 BB: 0 P: 20	R: 0 E: 0 K: 0 S: 9	H: 1 LOB: 1 BB: 0 P: 12	R: 0 E: 0 K: 0 S: 6	H: 2 LOB: 2 BB: 0 P: 13	R: 0 E: 0 K: 1 S: 9	H: 0 LOB: 0 BB: 0 P: 11	R: 0 E: 0 K: 1 S: 10	H: 0 LOB: 0 BB: 0 P: 15	R: 0 E: 0 K: 1 S: 11	H: 1 LOB: 2 BB: 1 P: 20	1B: 7 2B: 1 3B: 0 HR: 1	SF: 0 SAC: 0 DP: 0 HBP: 0
--------------	------------------------------	----------------------------------	-------------------------------	----------------------------------	-------------------------------	----------------------------------	-------------------------------	----------------------------------	------------------------------	----------------------------------	------------------------------	----------------------------------	------------------------------	----------------------------------	-------------------------------	----------------------------------	-------------------------------	----------------------------------	----------------------------------	------------------------------------

PITCHER	IP	WLS	BF	H	R	ER	SO	BB	IBB	HBP	BLK	WP	HR	S	P	ERA	WHIP
Terry Mulholland, L (1, 1) ERA: 3.66	5.2	W	28	8	2	2	3	1	0	0	1	0	1	66	98	3.18	1.588
Marvin Freeman, R (6, 1) ERA:	2.1		7	0	0	0	2	0	0	0	0	0	0	20	29	0.00	0.000
Roger McDowell, R (9, 1) ERA: 4.5	1.0	S	5	1	0	0	1	1	0	0	0	0	0	11	20	0.00	2.000

BOTTOM

Philadelphia Phillies @ San Francisco Giants
Candlestick Park, San Francisco, CA
Mon May 21 1990, 10:05 PM EDT
Att. 11,263 - Unknown

livebaseballscorecards.com

AB	38
R	2
H	9
RBI	2
BB	2
SO	6
LOB	23



WP: 0	PA: 40
PB: 0	
SB: 0	
CS: 0	

Batter	1	2	3	4	5	6	7	8	9	AB R H RBI BB SO LOB	TOP											
Lenny Dykstra, L OBP: 0.474, SLG: 0.551 (1, 8) B X	1-0 4-3		1-0 G3		0-0 1B 2-H 2B		2-1 4-3 2B		0-0 FC1-6 1B 1-2f 2-3	5 0 2 1 0 0 3												
Tom Herr, S OBP: 0.365, SLG: 0.418 (1, 4) B C F B B B X	3-2 P6			2-1 L8	1-0 2-3 1B		1-2 4-3		1-1 1-2 3-H 1B	5 0 2 1 0 0 1												
Von Hayes, L OBP: 0.392, SLG: 0.464 (1, 9) X	0-0 F7			2-0 F9	3-3 K		1-2 G3		1-3 K	5 0 0 0 0 2 5												
Ricky Jordan, R OBP: 0.319, SLG: 0.400 (1, 3) C B X		1-1 6-3		2-2 F7		1-0 5-3		1-3 K		4 0 0 0 0 1 0												
John Kruk, L OBP: 0.366, SLG: 0.453 (1, 7) F B F B F B B		2-2 G5-4-3 1B			4-2 1B BB	1-0 6-3 1B		1-0 4-3		3 1 2 0 1 0 0												
Charlie Hayes, R OBP: 0.326, SLG: 0.374 (1, 5) 1 SAFE S 1 SAFE C X	0-2 G5-4-3 1-2f			1-2 G5-3	1-2 G5-3	0-0 6-3 1B		2-1 6-3		4 0 1 0 0 0 2												
Dickie Thon, R OBP: 0.306, SLG: 0.331 (1, 6) C X			0-1 SH2-4 1B		0-2 1B 2-H 1B	3-1 6-3			2-1 5-3	4 1 2 1 0 0 2												
Darren Daulton, L OBP: 0.333, SLG: 0.263 (1, 2) 1 SAFE C F B F B 1 SAFE X		2-2 F7		3-0 SH3-4 2B 2-H 1B		0-0 6-3		4-2 FC1-6 1B BB		3 2 1 1 1 0 3												
Ken Howell, R OBP: 0.176, SLG: 0.188 (1, 1)			0-0 SH2-4		1-1 SH3-4		1-3 K		0-2 FC1-6 1B	1 0 0 0 0 1 0												
Don Carman, L OBP: 0.400, SLG: 0.400 (8, 1)										0 0 0 0 0 0 0												
Jeff Parrett, R (8, 1)										0 0 0 0 0 0 0												
Randy Ready, R OBP: 0.386, SLG: 0.405 (9, PH)			1-2		1-2				1-2 1B	1 0 1 0 0 0 0												
Roger McDowell, R (9, 1)										0 0 0 0 0 0 0												
Inning Stats	R: 0 E: 0 K: 0 S: 5	H: 0 LOB: 0 BB: 0 P: 9	R: 0 E: 0 K: 0 S: 9	H: 1 LOB: 0 BB: 0 P: 12	R: 0 E: 0 K: 0 S: 8	H: 1 LOB: 1 BB: 0 P: 11	R: 0 E: 0 K: 0 S: 6	H: 0 LOB: 0 BB: 0 P: 12	R: 3 E: 0 K: 1 S: 19	H: 4 LOB: 2 BB: 1 P: 32	R: 0 E: 0 K: 0 S: 6	H: 2 LOB: 2 BB: 0 P: 11	R: 0 E: 0 K: 1 S: 11	H: 1 LOB: 1 BB: 0 P: 16	R: 0 E: 0 K: 1 S: 6	H: 0 LOB: 0 BB: 0 P: 10	R: 1 E: 0 K: 1 S: 15	H: 2 LOB: 2 BB: 1 P: 23	1B: 9 2B: 2 3B: 0 HR: 0	SF: 0 SAC: 2 DP: 1 HBP: 0	WP: 0 PB: 0 SB: 0 CS: 0	PA: 39
PITCHER	IP WLS BF H R ER SO BB IBB HBP BLK WP HR S P ERA WHIP																					
Rick Reuschel, R ERA: 4.41 (1, 1)	5.0 L 21 6 3 3 1 1 0 0 0 0 0 0 47 76 5.40 1.400																					
Mark Thurmond, L ERA: 2.08 (6, 1)	2.0 9 3 0 0 1 0 0 0 0 0 0 0 17 27 0.00 1.500																					
Atlee Hammaker, L ERA: 3.09 (8, 1)	2.0 9 2 1 1 2 1 0 0 0 0 0 0 21 33 4.50 1.500																					

Philadelphia Phillies @ San Francisco Giants
Candlestick Park, San Francisco, CA
Tue May 22 1990, 6:33 AM EDT
Att. 8,799 - Sunny - 60 F

livebaseballscorecards.com

AB	35
R	4
H	11
RBI	4
BB	2
SO	4
LOB	16



Batter	1	2	3	4	5	6	7	8	9
Brett Butler, L OBP: 0.380, SLG: 0.344 (1, 8) C F B X	1-2 G3-1 ①		1-3 K ③			4-0 FC5-4 BB		3-2 P4 ①	
Rick Leach, L OBP: 0.378, SLG: 0.297 (1, 9) F C B X	1-2 1-3 ②			0-3 K ①		0-2 FC5-4 HR 1-2f		4-2 1B BB	
Will Clark, L OBP: 0.335, SLG: 0.472 (1, 3) S B C F B	4-2 FC6-4 BB			3-2 F7		0-0 HR 1-H		0-1 F8 ②	
Kevin Mitchell, R OBP: 0.356, SLG: 0.527 (1, 7) X	0-0 FC6-4 1-2f			1-3 K ③		1-0 6-3 ②		0-1 1B	
Matt Williams, R OBP: 0.313, SLG: 0.483 (1, 5) B X					1-0 F8 ①	3-2 5-3 ③		2-3 K ③	
Terry Kennedy, L OBP: 0.469, SLG: 0.522 (1, 2) X T B F S		1-2 G6-4-3 1B			4-2 1B BB		4-0 BB		3-0 F7 ①
Dave Anderson, R OBP: 0.269, SLG: 0.280 (7, PR) F S T B F S		0-2 G6-4-3 1-2f			0-1 F8 ②		2-2 P3 ①		1-3 K ②
Gary Carter, R OBP: 0.321, SLG: 0.348 (8, 2) F S T B F S					2-1 1B		0-1 F9 ②		4-2 BB
Robby Thompson, R OBP: 0.259, SLG: 0.338 (1, 4) F S T B F S					1-2 1B		3-3 K ③		0-2 4-3 ③
Jose Uribe, S OBP: 0.353, SLG: 0.375 (1, 6) B B C C X			3-2 6-3 ①		2-1 K ②				
Rick Reuschel, R OBP: 0.250, SLG: 0.250 (5, PH) S T B F S			0-3 K ②		2-3 K ③				
Ernest Riles, L OBP: 0.282, SLG: 0.333 (6, 1) S T B F S									
Mark Thurmond, L OBP: 0.295, SLG: 0.432 (7, PH) S T B F S									
Kevin Bass, S OBP: 0.143, SLG: 0.077 (8, 1) S T B F S									
Atlee Hammaker, S OBP: 0.143, SLG: 0.571 (9, PH) S T B F S									

AB	R	H	RBI	BB	SO	LOB
3	0	0	0	1	1	0
3	1	0	0	0	1	1
0	0	0	0	1	0	0
3	1	1	2	1	0	1
4	0	1	0	0	1	1
4	0	0	0	0	1	2
1	0	1	0	2	0	0
0	0	0	0	0	0	0
1	0	0	0	0	0	0
4	0	0	0	0	1	3
3	0	1	0	1	0	1
1	0	0	0	0	1	0
1	0	0	0	0	1	2
0	0	0	0	0	0	0
1	0	0	0	0	1	1
0	0	0	0	0	0	0
1	0	0	0	0	0	1


BOTTOM

Philadelphia Phillies @ San Francisco Giants
Candlestick Park, San Francisco, CA

Tue May 22 1990, 6:33 AM EDT
Att. 8,799 - Sunny - 60 F

livebaseballscorecards.com

AB	30
R	2
H	4
RBI	2
BB	6
SO	8
LOB	13



Inning Stats	R: 0	H: 0	E: 0	K: 10	S: 10	H: 1	LOB: 0	BB: 0	P: 11	R: 0	H: 0	E: 0	K: 2	S: 10	H: 0	LOB: 0	BB: 0	P: 14	R: 0	H: 0	E: 0	K: 2	S: 9	H: 1	LOB: 2	BB: 1	P: 21	R: 2	H: 1	E: 0	K: 1	S: 9	H: 0	LOB: 1	BB: 1	P: 17	R: 0	H: 0	E: 0	K: 1	S: 8	H: 1	LOB: 2	BB: 1	P: 24	R: 0	H: 0	E: 0	K: 1	S: 11	H: 0	LOB: 1	BB: 1	P: 19	1B: 3	SF: 0	2B: 0	SAC: 0	3B: 0	DP: 1	HR: 1	HBP: 0	WP: 0	PA: 36
Ken Howell, R ERA: 3.6 (1, 1)	IP	WLS	BF	H	R	ER	SO	BB	IBB	HBP	BLK	WP	HR	S	P	ERA	WHIP																																															
Don Carman, L ERA: 3.0 (8, 1)	0.2		3	0	0	0	0	1	0	0	0	0	0	9	16	0.00	1.500																																															
Jeff Parrett, R ERA: 5.65 (8, 1)	0.1		2	1	0	0	1	0	0	0	0	0	0	6	8	0.00	3.000																																															
Roger McDowell, R ERA: 4.3 (9, 1)	1.0	S	4	0	0	0	1	1	0	0	0	0	0	11	19	0.00	1.000																																															

BOTTOM

San Francisco Giants @ St. Louis Cardinals
Busch Stadium, St. Louis, MO
Wed May 23 1990, 7:05 PM CDT
Att: 35,760 - Unknown - 70 F

livebaseballscorecards.com

AB 34
R 1
H 8
RBI 1
BB 3
SO 4
LOB 18



WP: 0 PA: 37
PB: 0
SB: 3
CS: 0

AB R H RBI BB SO LOB

5 1 2 0 0 1 2

4 0 1 0 0 1 2

4 0 0 0 0 1 2

4 0 2 0 0 1 2

2 0 0 0 2 0 1

4 0 1 0 0 0 4

4 0 0 0 0 0 3

2 0 1 0 0 0 0
0 0 0 0 0 0 0
1 0 0 0 0 0 0
0 0 0 0 0 0 0
0 0 0 0 0 0 0
0 0 0 0 1 0 0

1B: 6 SF: 0
2B: 0 SAC: 0
3B: 2 DP: 1
HR: 0 HBP: 0

Batter	1	2	3	4	5	6	7	8	9
Vince Coleman, S OBP: 0.337, SLG: 0.375 (1, 7)	2-2 1B 3B		2-2 L9 1-3		1-3 K		1-1 3B		1-1 1-3 1-2
Ozzie Smith, S OBP: 0.318, SLG: 0.287 (1, 6)	1-1 S 1B		1-1 5-3		1-1 5-3		2-0 F7		
Willie McGee, S OBP: 0.371, SLG: 0.436 (1, 8)	2-2 3-H 6-3 1-2		0-1 L9		3-3 K		0-1 FC6-4 1B		
Pedro Guerrero, R OBP: 0.342, SLG: 0.460 (1, 3)	1-0 F9		1-3 K		1-0 5-3		3-2 F8		
Terry Pendleton, S OBP: 0.308, SLG: 0.368 (1, 5)	1-2 6-3 2-3		1-2 FC4-6 1B		1-0 BB 1B		0-3 K		
Todd Zeile, R OBP: 0.317, SLG: 0.372 (1, 2)		2-2 6-3	4-2 FC4-6 BB		4-0 BB		0-0 FC6-4 1-2f		
Milt Thompson, L OBP: 0.295, SLG: 0.312 (1, 9)		2-2 G5-4-3 1B	0-1 FC4-6 1-2f 2-3		2-2 F8		0-0 5-3		
José Oquendo, S OBP: 0.342, SLG: 0.276 (1, 4)		2-0 G5-4-3 1-2f	3-1 1-3		1-1 L5		2-2 F5		
Greg Mathews, R OBP: 0.273, SLG: 0.300 Tom Niedentuer, R OBP: 0.257, SLG: 0.303 Rex Hudler, R OBP: 0.257, SLG: 0.303 Scott Terry, R OBP: 0.257, SLG: 0.303 Ricky Horton, L OBP: 0.250, SLG: 0.100 (1, 1) (6, 1) (7, PH) (8, 1) (8, 1) (9, PH)			3-1 L9 BLK 1B		0-0 F9		1-2 F3		4-1 S BB

Inning Stats	R: 1	H: 2	E: 0	K: 15	LOB: 1	BB: 0	P: 22	R: 0	H: 1	E: 0	K: 8	LOB: 0	BB: 0	P: 14	R: 0	H: 1	E: 0	K: 9	LOB: 2	BB: 1	P: 21	R: 0	H: 0	E: 0	K: 7	LOB: 0	BB: 0	P: 9	R: 0	H: 1	E: 0	K: 9	LOB: 2	BB: 1	P: 20	R: 0	H: 1	E: 0	K: 14	LOB: 1	BB: 0	P: 12	R: 0	H: 0	E: 0	K: 7	LOB: 1	BB: 1	P: 14
--------------	------	------	------	-------	--------	-------	-------	------	------	------	------	--------	-------	-------	------	------	------	------	--------	-------	-------	------	------	------	------	--------	-------	------	------	------	------	------	--------	-------	-------	------	------	------	-------	--------	-------	-------	------	------	------	------	--------	-------	-------

PITCHER	IP	WLS	BF	H	R	ER	SO	BB	IBB	HBP	BLK	WP	HR	S	P	ERA	WHIP
Bob Knepper, L ERA: 4.85 (1, 1)	6.2	W	28	7	1	1	3	2	0	0	1	0	0	68	112	1.35	1.350
Jeff Brantley, R ERA: 1.53 (7, 1)	1.1		5	1	0	0	1	0	0	0	0	0	0	10	15	0.00	0.750
Ed Vosberg, L ERA: 4.7 (9, 1)	1.0		4	0	0	0	0	1	0	0	0	0	0	7	14	0.00	1.000

Batter	1	2	3	4	5	6	7	8	9	10	11	12
Vince Coleman, S OBP: 0.355, SLG: 0.410 (1, 7)	4-0 BB CS	4-0 BB			0-0 1B S 1B		0-0 SH2-4 2B		0-0 F7			0-0 HR
Tim Jones, L OBP: 0.324, SLG: 0.148 (1, 6)	4-0 1B BB 1-2	0-0 6-3			0-3 K 1-2		0-0 SH2-4 2-3			0-0 G3		
Willie McGee, S OBP: 0.372, SLG: 0.435 (1, 8)	0-0 1-3 S 1B		0-0 6-3		0-0 2-3 1B		0-0 F4			0-0 4-3		
Pedro Guerrero, R OBP: 0.337, SLG: 0.451 (1, 3)	0-0 1-H 3-H 1B		0-0 4-3		0-0 F9		0-0 4-3			0-3 K		
Terry Pendleton, S OBP: 0.295, SLG: 0.351 (1, 5)	0-0 4-3 1-2		0-0 F4			0-0 F7		0-0 F8			0-0 3-1	
John Morris, L OBP: 0.294, SLG: 0.143 Lee Smith, R (9, 1)	0-0 F5			0-0 1B		0-0 F5		0-0 3-1			0-0 F8	
Denny Walling, L OBP: 0.229, SLG: 0.244 (11, PH)												
Tom Niedenfuer, R (12, 1)												
Frank DiPino, L (12, 1)												
José Oquendo, S OBP: 0.344, SLG: 0.275 (1, 4)		0-0 SH3-4 1B		0-0 5-3		4-0 1B BB		0-3 K			0-0 F2	
Tom Pagnozzi, R OBP: 0.267, SLG: 0.267 (1, 2)		0-0 F2		0-0 5-3		0-0 1-2 1B			0-0 6-3			0-0 F8
Ozzie Smith, S OBP: 0.315, SLG: 0.285 (9, PH)												
Todd Zeile, R OBP: 0.315, SLG: 0.369 (10, 2)												
John Tudor, L OBP: 0.125, SLG: 0.067 (1, 1)		0-0 SH3-4			0-0 F8		0-0 F7			0-0 6-3		0-0 4-3
Ken Dayley, L (8, 1)												
Milt Thompson, L OBP: 0.290, SLG: 0.305 (9, 9)		1-2										

Inning Stats	R: 2	H: 2	E: 0	LOB: 1	K: 0	P: 12	R: 0	H: 1	E: 0	LOB: 2	K: 0	P: 8	R: 0	H: 0	E: 0	LOB: 0	K: 0	P: 3	R: 0	H: 1	E: 0	LOB: 0	K: 0	P: 3	R: 0	H: 0	E: 0	LOB: 0	K: 1	P: 5	R: 0	H: 0	E: 0	LOB: 0	K: 0	P: 3	R: 0	H: 0	E: 0	LOB: 0	K: 0	P: 3	R: 1	H: 1	E: 0	LOB: 0	K: 0	P: 3	1B: 7	2B: 1	3B: 0	HR: 1	SF: 0	SAC: 2	DP: 0	HBP: 0	WP: 0	PA: 46
--------------	------	------	------	--------	------	-------	------	------	------	--------	------	------	------	------	------	--------	------	------	------	------	------	--------	------	------	------	------	------	--------	------	------	------	------	------	--------	------	------	------	------	------	--------	------	------	------	------	------	--------	------	------	-------	-------	-------	-------	-------	--------	-------	--------	-------	--------

PITCHER	IP	WLS	BF	H	R	ER	SO	BB	IBB	HBP	BLK	WP	HR	S	P	ERA	WHIP
Don Robinson, R ERA: 3.0 (1, 1)	6.0		27	7	2	2	1	4	0	0	0	0	0	25	41	3.00	1.833
Mark Thurmond, L ERA: 1.98 (7, 1)	0.2		3	1	0	0	0	0	0	0	0	0	0	3	3	0.00	1.500
Steve Bedrosian, R ERA: 4.82 (7, 1)	1.1		4	0	0	0	1	0	0	0	0	0	0	6	6	0.00	0.000
Jeff Brantley, R ERA: 1.39 (9, 1)	3.0		9	0	0	0	1	0	0	0	0	0	0	11	11	0.00	0.000
Ed Vosberg, L ERA: 5.4 (12, 1)	0.2	L	3	1	1	1	0	0	0	0	0	0	1	3	3	13.50	1.500


San Francisco Giants @ St. Louis Cardinals
Busch Stadium, St. Louis, MO
 Thu May 24 1990, 3:33 AM CDT
 Att. 34,253 - Cloudy - 75 F

BOTTOM

AB	R	H	RBI	BB	SO	LOB
4	1	3	1	2	0	0
3	1	0	0	1	1	3
5	1	2	0	0	0	1
5	0	1	2	0	1	3
5	0	0	0	0	0	1
4	0	1	0	0	0	1
0	0	0	0	0	0	0
1	0	0	0	0	0	0
0	0	0	0	0	0	0
0	0	0	0	0	0	0
4	0	1	0	1	1	0
3	0	1	0	0	0	1
1	0	0	0	0	0	0
1	0	0	0	0	0	0
2	0	0	0	0	0	2
0	0	0	0	0	0	0
2	0	0	0	0	0	0

AB 40
R 3
H 9
RBI 3
BB 4
SO 3
LOB 12

WP: 0 **PA: 46**
PB: 0
SB: 2
CS: 1



PITCHER	IP	WLS	BF	H	R	ER	SO	BB	IBB	HBP	BLK	WP	HR	S	P	ERA	WHIP
---------	----	-----	----	---	---	----	----	----	-----	-----	-----	----	----	---	---	-----	------

Batter	1	2	3	4	5	6	7	8	9	AB R H RBI BB SO LOB	TOP											
Brett Butler, L OBP: 0.371, SLG: 0.333 (1, 8) X	0-0 F8		3-1 B1-3		H 1-0 1B HR HBP	2-2 1B		3-2 F7		4 1 1 1 0 0 0												
Robby Thompson, R OBP: 0.259, SLG: 0.338 (1, 4) B X	1-1 F7		3-2 G3		F 0-1 1 SAFE 1 SAFE 1B	2-3 1B			3-3 K	5 1 1 0 0 2 1												
Will Clark, L OBP: 0.319, SLG: 0.477 (1, 3) F B F F B B X	3-2 HR		0-0 L6		F 3-2 1 SAFE F B B 2 SAFE 1B		1-2 G4-3		3-1 G3	5 1 1 1 0 0 2												
Kevin Mitchell, R OBP: 0.379, SLG: 0.600 (1, 7) X	0-0 G6-3			B 1-0 HR	Z 2-0 SAFE B B 1B	1-H 2-H HR			1-2 L4	5 3 3 5 0 0 0												
Kevin Bass, S OBP: 0.296, SLG: 0.421 (1, 9) X		0-0 G5-3 HR 1B		C 2-1 B B 1B			0-0 F8		0-0 F8	4 1 2 0 0 0 0												
Matt Williams, R OBP: 0.314, SLG: 0.472 (1, 5) S T X		0-2 G5-3		X 0-0 F7	1 S 0-1 X P3		1-2 1B			4 0 1 0 0 0 2												
Terry Kennedy, L OBP: 0.448, SLG: 0.493 (1, 2) B B C T B B C		3-3 K		X 0-0 1-2 1B			2-1 G4-3	1 SAFE 1-2 F8		4 0 1 0 0 1 2												
Jose Uribe, S OBP: 0.344, SLG: 0.395 (1, 6) X		0-0 2-H HR		B 1-0 F8			2-0 1B S	1-1 F9		4 2 2 2 0 0 2												
John Burkett, R (1, 1)		0-3 K		B 1-0 G5-3			1 SAFE 2-3 K	1-3 K		2 0 0 0 0 1 2 1 0 0 0 0 1 1 0 0 0 0 0 0 0 0 0 0 0 0 0 0 1 0 0 0 0 1 0 0 0 0 0 0 0 0 0 0 0 0 0 0 0												
Ernest Riles, L OBP: 0.268, SLG: 0.314 (6, PH)																						
Atlee Hammaker, S OBP: 0.143, SLG: 0.077 (6, 1)																						
Greg Booker, R (6, 1)																						
Mark Thurmond, L (6, 1)																						
Steve Bedrosian, R (9, 1)																						
Jeff Brantley, R OBP: 0.500, SLG: 1.000 (9, 1)																						
Inning Stats	R: 1 E: 0 K: 0 S: 8	H: 1 LOB: 0 BB: 0 P: 12	R: 2 E: 0 K: 2 S: 12	H: 2 LOB: 0 BB: 0 P: 15	R: 0 E: 0 K: 0 S: 7	H: 0 LOB: 0 BB: 0 P: 13	R: 1 E: 0 K: 0 S: 7	H: 3 LOB: 2 BB: 0 P: 12	R: 3 E: 0 K: 0 S: 11	H: 2 LOB: 0 BB: 0 P: 17	R: 1 E: 0 K: 2 S: 13	H: 2 LOB: 1 BB: 0 P: 23	R: 1 E: 0 K: 0 S: 14	H: 2 LOB: 1 BB: 0 P: 19	R: 0 E: 0 K: 1 S: 9	H: 0 LOB: 0 BB: 0 P: 14	R: 0 E: 0 K: 1 S: 9	H: 0 LOB: 0 BB: 0 P: 16	1B: 7 2B: 0 3B: 0 HR: 5	SF: 0 SAC: 0 DP: 0 HBP: 1	WP: 0 PB: 0 SB: 1 CS: 0	PA: 40
PITCHER	IP WLS BF H R ER SO BB IBB HBP BLK WP HR S P ERA WHIP																					
Walt Terrell, R ERA: 5.18 (1, 1)	3.1 L 16 6 4 4 2 0 0 0 0 0 0 3 32 48 10.80 1.800																					
Bob Kipper, L ERA: 13.5 (4, 1)	1.2 8 2 3 3 0 0 0 0 1 0 0 1 13 21 16.20 1.200																					
Randy Kramer, R ERA: 4.71 (6, 1)	1.0 5 2 1 1 2 0 0 0 0 0 0 0 13 23 9.00 2.000																					
Bob Patterson, L ERA: 2.61 (7, 1)	2.0 8 2 1 1 1 0 0 0 0 0 0 1 23 33 4.50 1.000																					
Ted Power, R ERA: 3.26 (9, 1)	1.0 3 0 0 0 0 1 0 0 0 0 0 0 9 16 0.00 0.000																					

San Francisco Giants @ Pittsburgh Pirates
Three Rivers Stadium, Pittsburgh, PA

AB	39
R	9
H	12
RBI	9
BB	0
SO	6
LOB	12



Fri May 25 1990, 7:05 PM EDT
Att. 24,644 - Unknown - 64 F

Batter	1	2	3	4	5	6	7	8	9	AB R H RBI BB SO LOB	TOP																				
Brett Butler, L (1, 8) OBP: 0.364, SLG: 0.326	0-0 F9		0-0 4-3			0-0 F8		0-0 6-3		4 0 0 0 0 0 0	San Francisco Giants @ Pittsburgh Pirates Three Rivers Stadium, Pittsburgh, PA Sat May 26 1990, 7:05 PM EDT Att. 25,150 - Overcast - 63 F																				
Robby Thompson, R (1, 4) OBP: 0.253, SLG: 0.329	0-0 6-3		0-3 K			0-0 6-3		0-0 F9		4 0 0 0 0 1 0																					
Will Clark, L (1, 3) OBP: 0.318, SLG: 0.472	0-3 K				0-0 1B FC5-4 1B	0-0 4-3		0-0 4-3		4 1 1 0 0 1 0																					
Kevin Mitchell, R (1, 7) OBP: 0.388, SLG: 0.622		0-0 HR			0-0 1-3 FC5-4 1B	0-0 1-4-3		4-0 2B SF7 BB		3 2 2 1 1 0 0																					
Kevin Bass, S (1, 9) OBP: 0.301, SLG: 0.450		0-0 4-3			0-0 FC5-4 G4-6-3	0-0 HR		0-0 1-3 2B		4 1 2 2 0 0 1																					
Ernest Riles, L (1, 5) OBP: 0.267, SLG: 0.316		0-0 1B			0-0 3-H G4-6-3	0-0 F7		0-0 3-H SF7		3 0 1 1 0 0 1																					
Terry Kennedy, L (1, 2) OBP: 0.429, SLG: 0.468		0-0 F9			0-0 P4	0-0 E7		0-0 L7		4 0 0 0 0 0 2																					
Jose Uribe, S (1, 6) OBP: 0.336, SLG: 0.386		0-0 F7			0-3 K	0-0 F7				3 0 0 0 0 1 2																					
Greg Booker, R (7, 1)					0-3 K					0 0 0 0 0 0 0																					
Scott Garrelts, R (1, 1)			0-3 K		0-3 K			0-3 K		2 0 0 0 0 2 0																					
Ed Vosberg, L (5, 1)										0 0 0 0 0 0 0																					
Greg Litton, R (7, 6) OBP: 0.265, SLG: 0.333										1 0 0 0 0 1 0																					
Inning Stats	R: 0 E: 0 K: 1 S: 5	H: 0 LOB: 0 BB: 0 P: 5	R: 1 E: 0 K: 0 S: 5	H: 2 LOB: 1 BB: 0 P: 5	R: 0 E: 0 K: 2 S: 7	H: 0 LOB: 0 BB: 0 P: 7	R: 1 E: 0 K: 0 S: 4	H: 2 LOB: 0 BB: 0 P: 4	R: 0 E: 0 K: 2 S: 7	H: 0 LOB: 0 BB: 0 P: 7	R: 0 E: 0 K: 0 S: 3	H: 0 LOB: 0 BB: 0 P: 3	R: 1 E: 1 K: 0 S: 5	H: 1 LOB: 1 BB: 0 P: 5	R: 0 E: 0 K: 1 S: 5	H: 0 LOB: 0 BB: 0 P: 5	R: 1 E: 0 K: 0 S: 4	H: 1 LOB: 1 BB: 1 P: 8	1B: 3 2B: 1 3B: 0 HR: 2	SF: 1 SAC: 0 DP: 1 HBP: 0	WP: 0 PB: 0 SB: 0 CS: 0	PA: 34									
PITCHER Doug Drabek, R (1, 1) ERA: 2.66	IP 9.0	WLS W	BF 34	H 6	R 4	ER 4	SO 6	BB 1	IBB 0	HBP 0	BLK 0	WP 0	HR 2	S 45	P 49	ERA 4.00	WHIP 0.778														
											PITCHER	IP	WLS	BF	H	R	ER	SO	BB	IBB	HBP	BLK	WP	HR	S	P	ERA	WHIP			

AB	32
R	4
H	6
RBI	4
BB	1
SO	6
LOB	6



Batter	1	2	3	4	5	6	7	8	9
Wally Backman, S OBP: 0.413, SLG: 0.443 Jeff King, R OBP: 0.230, SLG: 0.313	0-0 SH3-4 1B	0-0 1B 2B		0-0 2B		0-3 K	0-0 FC4-6 1B		
Jay Bell, R OBP: 0.353, SLG: 0.404	0-0 SH3-4 1-2	4-0 1B BB		0-0 F7		0-0 S 2B	0-0 1B 1B		
Andy Van Slyke, L OBP: 0.396, SLG: 0.471	0-0 P3	0-0 1-3 2-H 1B		0-3 K		4-0 S BB	0-0 1-3 2-H 1B		
Bobby Bonilla, S OBP: 0.335, SLG: 0.613	0-0 2-H 1B	0-0 F7			0-0 2B 2B	0-3 K	0-0 L6		
Barry Bonds, L OBP: 0.400, SLG: 0.594	0-3 K		0-0 2B 1B		0-0 4-3 2B 1B	4-0 IBB		0-3 K	
Sid Bream, L OBP: 0.327, SLG: 0.354		0-0 F8	0-0 1-H 2B		0-0 4-3 2-3	0-0 4-3		0-0 5-3	
Michael LaValliere, L OBP: 0.424, SLG: 0.390 Don Slaught, R OBP: 0.413, SLG: 0.580		4-0 1B 2B BB	0-0 G4-6-3 1B		0-0 3-H 1B		0-0 1B BLK FC4-6 1B	0-0 2B 2B	
Jose Lind, R OBP: 0.356, SLG: 0.397		0-0 F3	0-0 1-2f G4-6-3		0-0 F8		0-0 F9	0-0 2-H 2B	
Doug Drabek, R OBP: 0.300, SLG: 0.421		0-0 1-2 2B 1B		0-0 6-3	0-0 4-3		0-0 1-3 FC4-6 1B	0-0 6-3	

Inning Stats	R: 1 E: 0 K: 1 S: 7	H: 2 LOB: 1 BB: 0 P: 7	R: 3 E: 0 K: 0 S: 6	H: 3 LOB: 2 BB: 2 P: 14	R: 1 E: 0 K: 0 S: 4	H: 3 LOB: 0 BB: 0 P: 4	R: 0 E: 0 K: 1 S: 6	H: 1 LOB: 1 BB: 0 P: 6	R: 2 E: 0 K: 0 S: 6	H: 3 LOB: 1 BB: 0 P: 6	R: 0 E: 0 K: 2 S: 8	H: 1 LOB: 3 BB: 2 P: 16	R: 2 E: 0 K: 0 S: 7	H: 4 LOB: 2 BB: 0 P: 7	R: 1 E: 0 K: 1 S: 7	H: 2 LOB: 1 BB: 0 P: 7
1B: 11 2B: 8 3B: 0 HR: 0	SF: 0 SAC: 1 DP: 1 HBP: 0	WP: 0 PB: 0 SB: 2 CS: 0	1B: 11 2B: 8 3B: 0 HR: 0	SF: 0 SAC: 1 DP: 1 HBP: 0	WP: 0 PB: 0 SB: 2 CS: 0	1B: 11 2B: 8 3B: 0 HR: 0	SF: 0 SAC: 1 DP: 1 HBP: 0	WP: 0 PB: 0 SB: 2 CS: 0	1B: 11 2B: 8 3B: 0 HR: 0	SF: 0 SAC: 1 DP: 1 HBP: 0	WP: 0 PB: 0 SB: 2 CS: 0	1B: 11 2B: 8 3B: 0 HR: 0	SF: 0 SAC: 1 DP: 1 HBP: 0	WP: 0 PB: 0 SB: 2 CS: 0	1B: 11 2B: 8 3B: 0 HR: 0	SF: 0 SAC: 1 DP: 1 HBP: 0

PITCHER	IP	WLS	BF	H	R	ER	SO	BB	IBB	HBP	BLK	WP	HR	S	P	ERA	WHIP
Scott Garrelts, R ERA: 6.89	4.0	L	23	11	7	7	2	2	0	0	0	0	0	25	33	15.75	3.250
Ed Vosberg, L ERA: 4.35	2.0		10	2	0	0	2	1	1	0	0	0	0	12	20	0.00	1.500
Greg Booker, R ERA: 13.5	2.0		12	6	3	3	1	0	0	0	1	0	0	14	14	13.50	3.000

BOTTOM

San Francisco Giants @ Pittsburgh Pirates
Three Rivers Stadium, Pittsburgh, PA
Sat May 26 1990, 7:05 PM EDT
Att. 25,150 - Overcast - 63 F

livebaseballscores.com

AB	40
R	10
H	19
RBI	10
BB	4
SO	5
LOB	21



WP: 0	PA: 45
PB: 0	
SB: 2	
CS: 0	

Batter	1	2	3	4	5	6	7	8	9	AB R H RBI BB SO LOB	TOP																
Brett Butler, L (1, 8) OBP: 0.366, SLG: 0.326	1-1 CS S 1B		4-0 1B 2B BB		2-0 G6-3			2-3 K		3 1 1 0 1 1 1																	
Robby Thompson, R (1, 4) OBP: 0.253, SLG: 0.327	1-3 SAFE SAFE K		3-2 1-3 2-H 2B 1B		2-2 G5-3			2-1 F8		4 0 1 1 0 1 2																	
Rick Parker, R (1, 9) OBP: 0.375, SLG: 0.500	1-3 SAFE SAFE K		0-1 1-H 3-H 2B				3-1 P4	1-2 G4-3		4 0 1 1 0 1 1																	
Kevin Mitchell, R (1, 7) OBP: 0.391, SLG: 0.616		0-1 CS 1B		4-1 BB			1-0 F8		3-3 K	3 0 1 0 1 1 0																	
Matt Williams, R (1, 5) OBP: 0.313, SLG: 0.464		2-1 F8		1-3 K			4-2 BB		0-2 G6-3	3 0 0 0 1 1 2																	
Gary Carter, R (1, 2) OBP: 0.330, SLG: 0.338		3-3 SAFE SAFE K		1-1 SAFE SAFE F8			0-2 G3		0-1 G3	2 0 0 0 0 1 2 2 0 0 0 0 0 1																	
Terry Kennedy, L (6, PH) OBP: 0.419, SLG: 0.457																											
Rick Leach, L (1, 3) OBP: 0.360, SLG: 0.286			1-3 K	0-0 F7				1-3 K		3 0 0 0 0 2 1																	
Jose Uribe, S (1, 6) OBP: 0.343, SLG: 0.400			0-0 1B 2B		1-0 G6-3 4-6-3 1B			1-1 F7		3 1 2 0 0 0 0																	
Rick Reuschel, R (1, 1) OBP: 0.174, SLG: 0.217			2-1 SAFE SAFE G5-3		2-0 4-6-3			0-3 K		3 0 0 0 0 1 2 0 0 0 0 0 0 0																	
Mark Thurmond, L (7, 1)																											
Inning Stats	R: 0 E: 0 K: 2 S: 8	H: 1 LOB: 1 BB: 0 P: 11	R: 0 E: 0 K: 1 S: 8	H: 1 LOB: 1 BB: 0 P: 13	R: 2 E: 0 K: 1 S: 13	H: 3 LOB: 2 BB: 1 P: 23	R: 0 E: 0 K: 1 S: 7	H: 0 LOB: 1 BB: 1 P: 13	R: 0 E: 0 K: 0 S: 9	H: 0 LOB: 1 BB: 1 P: 17	R: 0 E: 0 K: 2 S: 8	H: 0 LOB: 0 BB: 0 P: 10	R: 0 E: 0 K: 1 S: 9	H: 0 LOB: 0 BB: 0 P: 14	R: 0 E: 0 K: 1 S: 9	H: 0 LOB: 0 BB: 0 P: 12	1B: 4 2B: 4 3B: 0 HR: 0	SF: 0 SAC: 0 DP: 2 HBP: 0	WP: 0 PB: 0 SB: 1 CS: 2	PA: 33							
PITCHER	IP	WLS	BF	H	R	ER	SO	BB	IBB	HBP	BLK	WP	HR	S	P	ERA	WHIP										
Neal Heaton, L (1, 1) ERA: 2.91	5.0	W	20	6	2	2	5	2	0	0	0	0	0	43	73	3.60	1.600										
Stan Belinda, R (6, 1) ERA:	2.0		7	0	0	0	2	1	0	0	0	0	0	17	27	0.00	0.500										
Scott Ruskin, L (8, 1) ERA: 3.15	1.0		3	0	0	0	1	0	0	0	0	0	0	9	14	0.00	0.000										
Ted Power, R (9, 1) ERA: 3.1	1.0	S	3	0	0	0	1	0	0	0	0	0	0	9	12	0.00	0.000										

San Francisco Giants @ Pittsburgh Pirates
Three Rivers Stadium, Pittsburgh, PA
 Sun May 27 1990, 3:33 AM EDT
 Att. 23,943 - Overcast - 65 F

AB	30
R	2
H	6
RBI	2
BB	3
SO	9
LOB	12



WP	0	PA	33
-----------	----------	-----------	-----------

ERA	3.60	WHIP	1.600
------------	-------------	-------------	--------------

livebaseballscorecards.com

Batter	1	2	3	4	5	6	7	8	9	AB	R	H	RBI	BB	SO	LOB
R.J. Reynolds, S OBP: 0.351, SLG: 0.358 (1, 9)	0-1 G3-1		0-0 G4-6-3 1B	0-1 3B		0-0 G1-3				4	0	2	0	0	0	1
Jay Bell, R OBP: 0.345, SLG: 0.394 (1, 6)	2-3 K		2-0 G4-6-3 1-2f	0-3 K			0-1 F8			4	0	0	0	0	2	2
Andy Van Slyke, L OBP: 0.405, SLG: 0.507 (1, 8)	2-2 1B		1-0 2B		1-1 F9		0-0 HR			4	1	3	1	0	0	0
Bobby Bonilla, S OBP: 0.328, SLG: 0.599 (1, 3)	1-0 F7		3-1 P6		1-0 F8		3-0 F7			4	0	0	0	0	0	2
Barry Bonds, L OBP: 0.402, SLG: 0.610 (1, 7)		0-1 G6-3		1-0 HR	4-1 BB		2-1 G3-1			3	1	1	1	1	0	0
Jeff King, R OBP: 0.231, SLG: 0.310 (1, 5)		1-2 G5-3		1-1 HR 1B	2-1 G6-3		2-1 G6-3			4	1	1	0	0	0	1
Don Slaught, R OBP: 0.430, SLG: 0.658 (1, 2)		1-1 1B 1B		0-0 HR 1-H		0-0 F8		0-0 SF7 3B		4	2	3	2	0	0	0
Jose Lind, R OBP: 0.360, SLG: 0.403 (1, 4)		2-0 1B		1-0 F9		1-0 1B		0-1 SF7		3	0	2	1	0	0	0
Neal Heaton, L OBP: 0.143, SLG: 0.053 (1, 1)		0-0 L7		1-3 K		1-3 K		1-2 F8		2	0	0	0	0	1	2
Stan Belinda, R (6, 1)										1	0	0	0	0	1	1
Scott Ruskin, R (8, 1)										0	0	0	0	0	0	0
Gary Redus, R (8, PH)										1	0	0	0	0	0	0
Ted Power, R (9, 1)										0	0	0	0	0	0	0

Inning Stats	R: 0	H: 1	E: 0	K: 1	S: 9	H: 2	LOB: 1	BB: 0	P: 14	R: 0	H: 2	E: 0	K: 0	S: 9	H: 2	LOB: 2	BB: 0	P: 13	R: 0	H: 2	E: 0	K: 0	S: 5	H: 2	LOB: 1	BB: 0	P: 11	R: 3	H: 4	E: 0	K: 2	S: 13	H: 0	LOB: 1	BB: 1	P: 14	R: 0	H: 1	E: 0	K: 1	S: 7	H: 1	LOB: 1	BB: 0	P: 8	R: 1	H: 1	E: 0	K: 0	S: 6	H: 1	LOB: 0	BB: 0	P: 11	R: 1	H: 1	E: 0	K: 0	S: 8	H: 1	LOB: 0	BB: 0	P: 11
1B: 6	SF: 1	2B: 1	SAC: 0	3B: 2	DP: 1	HR: 3	HBP: 0																																																								

PITCHER	IP	WLS	BF	H	R	ER	SO	BB	IBB	HBP	BLK	WP	HR	S	P	ERA	WHIP
Rick Reuschel, R (1, 1)	6.2	L	31	11	4	4	4	1	0	0	0	0	3	54	84	5.40	1.800
Mark Thurmond, L (7, 1)	1.1		5	1	1	1	0	0	0	0	0	0	0	10	15	6.75	0.750

BOTTOM

San Francisco Giants @ Pittsburgh Pirates
Three Rivers Stadium, Pittsburgh, PA

Sun May 27 1990, 3:33 AM EDT
Att. 23,943 - Overcast - 65 F

livebaseballscores.com

AB	34
R	5
H	12
RBI	5
BB	1
SO	4
LOB	9



WP: 0	PA: 36
PB: 0	
SB: 1	
CS: 0	

Batter	1	2	3	4	5	6	7	8	9	AB R H RBI BB SO LOB	TOP											
Brett Butler, L (1, 8) OBP: 0.367, SLG: 0.324	1-1 F7		1-1 1B 1B		2-1 F7		4-1 1B BB		1-3 K	4 1 1 0 1 1 2	San Francisco Giants @ Chicago Cubs Wrigley Field, Chicago, IL Mon May 28 1990, 3:33 AM CDT Att: 33,822 - Unknown											
Robby Thompson, R (1, 4) OBP: 0.263, SLG: 0.335	1-0 1B		0-0 1B 1B		3-2 G6-3		0-1 1B		3-2 P2	5 0 3 0 0 0 2												
Will Clark, L (1, 3) OBP: 0.311, SLG: 0.462	2-2 F7		0-0 P6		1-3 K		1-3 K			4 0 0 0 0 2 5												
Kevin Mitchell, R (1, 7) OBP: 0.387, SLG: 0.606	1-3 K		2-0 1B		2-3 K		1-3 K			4 0 1 1 0 3 1												
Matt Williams, R (1, 5) OBP: 0.311, SLG: 0.459		1-0 1B 1B	2-1 F8		1-1 F8		0-0 G6-3			4 0 1 0 0 0 2												
Rick Leach, L (1, 9) OBP: 0.377, SLG: 0.333		0-0 1B	2-2 F8		2-1 2B		0-3 K			3 0 2 0 0 0 2												
Steve Bedrosian, R (8, 1)		1-3 1B								0 0 0 0 0 0 0												
Terry Kennedy, L (1, 2) OBP: 0.412, SLG: 0.447		1-3 K		2-1 FC6 1B		3-1 G6-3				4 0 1 0 0 1 3												
Jose Uribe, S (1, 6) OBP: 0.340, SLG: 0.391		2-1 P5		1-2 FC6 CS		0-0 P4		0-2 G4-3		3 0 0 0 1 0 3												
Bob Knepper, L (1, 1) OBP: 0.200, SLG: 0.300		0-3 K		1-1 G3-1		3-3 K		1-1 1B BB		2 0 0 0 0 1 3												
Atlee Hammaker, S (6, 1) OBP: 0.143, SLG: 0.077								1-2 1B		0 0 0 0 0 0 0												
Rick Parker, R (6, 9) OBP: 0.389, SLG: 0.500										2 0 1 0 0 1 0												
Ernest Riles, L (8, PH) OBP: 0.261, SLG: 0.308										1 0 0 0 0 1 0												
Inning Stats	R: 0 E: 0 K: 1 S: 9	H: 1 LOB: 1 BB: 0 P: 14	R: 0 E: 0 K: 2 S: 11	H: 2 LOB: 2 BB: 0 P: 14	R: 1 E: 0 K: 0 S: 12	H: 3 LOB: 2 BB: 0 P: 19	R: 0 E: 0 K: 0 S: 7	H: 1 LOB: 0 BB: 0 P: 11	R: 0 E: 0 K: 1 S: 8	H: 0 LOB: 0 BB: 0 P: 14	R: 0 E: 0 K: 1 S: 9	H: 1 LOB: 1 BB: 0 P: 17	R: 0 E: 0 K: 2 S: 12	H: 1 LOB: 2 BB: 1 P: 20	R: 0 E: 0 K: 2 S: 7	H: 0 LOB: 0 BB: 0 P: 8	R: 0 E: 0 K: 1 S: 13	H: 1 LOB: 2 BB: 1 P: 22	1B: 9 2B: 1 3B: 0 HR: 0	SF: 0 SAC: 0 DP: 0 HBP: 0	WP: 0 PB: 0 SB: 0 CS: 1	PA: 38
PITCHER	IP WLS BF H R ER SO BB IBB HBP BLK WP HR S P ERA WHIP																					
Mike Harkey, R (1, 1) ERA: 4.41	5.0 W 21 7 1 1 4 0 0 0 0 0 0 0 47 72 1.80 1.400																					
Les Lancaster, R (6, 1) ERA: 4.07	4.0 S 17 3 0 0 6 2 0 0 0 0 0 0 41 67 0.00 1.250																					

livebaseballscorecards.com



Batter	1	2	3	4	5	6	7	8	9	AB	R	H	RBI	BB	SO	LOB
Jerome Walton, R OBP: 0.376, SLG: 0.349 (1, 8)	2-3 K	2-1 2-4	1-2 G3 2B 1B	1-0 3B		3-1 SF9		2-2 L9		4	0	2	3	0	1	0
23 Ryne Sandberg, R OBP: 0.358, SLG: 0.535 (1, 4)	1-2 S 1B		1-2 G3 1B	4-0 IBB		4-0 BB IBB		4-2 1B SF9 BB		2	1	2	0	3	0	0
Mark Grace, L OBP: 0.323, SLG: 0.320 (1, 3)	2-3 K		1-1 G3	3-2 F9		4-2 BB		0-0 1B		4	0	1	0	1	1	5
Andre Dawson, R OBP: 0.373, SLG: 0.675 (1, 9)	4-0 FC6-4 IBB		4-0 G6-4-3 IBB		2-2 F7	0-0 L9		0-0 SF9		2	0	0	1	2	0	3
Lloyd McClendon, R OBP: 0.278, SLG: 0.275 Doug Dascenzo, S OBP: 0.211, SLG: 0.361 (1, 7) (8, 7)	1-1 FC6-4		1-0 G6-4-3		1-0 F7		0-1 G6-3	0-0 F8		4	0	0	0	0	0	5
Domingo Ramos, R OBP: 0.277, SLG: 0.359 (1, 5)		1-1 G2-3		0-0 G4-3	1-3 K		1-1 G4-3			4	0	0	0	0	1	0
Shawon Dunston, R OBP: 0.327, SLG: 0.524 (1, 6)		2-0 SF9 3B		0-1 G6-3		1-2 1B SF9 1B	0-1 1B			4	2	3	0	0	0	0
Joe Girardi, R OBP: 0.307, SLG: 0.339 (1, 2)		0-2 SF9		4-0 1B 3B BB		1-2 BB SH1-4 1B	2-0 1B			2	1	2	1	1	0	0
Mike Harkey, R OBP: 0.294, SLG: 0.313 Les Lancaster, R OBP: 0.182, SLG: 0.100 (1, 1) (6, 1)		2-2 HBP		0-0 3B 1B		0-2 SH1-4	1-3 K			1	1	1	0	0	0	0

Inning Stats	R: 0	H: 1	E: 0	K: 2	S: 11	R: 1	H: 1	E: 0	K: 0	S: 9	R: 0	H: 2	E: 0	K: 0	S: 10	R: 2	H: 2	E: 0	K: 0	S: 8	R: 0	H: 0	E: 0	K: 1	S: 10	R: 1	H: 2	E: 0	K: 0	S: 16	R: 0	H: 2	E: 0	K: 1	S: 11	R: 1	H: 1	E: 0	K: 0	S: 10
	LOB: 2	BB: 1	P: 21	LOB: 1	BB: 0	P: 16	LOB: 2	BB: 2	P: 20	LOB: 0	BB: 0	P: 14	LOB: 3	BB: 2	P: 29	LOB: 2	BB: 0	P: 15	LOB: 1	BB: 1	1B: 9	2B: 0	3B: 2	HR: 0	SF: 3	SAC: 1	DP: 1	HBP: 1	WP: 0	PA: 41	ERA	WHIP	WP: 0	PA: 41	ERA	WHIP				

PITCHER	IP	WLS	BF	H	R	ER	SO	BB	IBB	HBP	BLK	WP	HR	S	P	ERA	WHIP
Bob Knepper, L ERA: 5.23 (1, 1)	5.0	L	27	8	4	4	3	1	3	1	0	0	0	56	98	7.20	1.800
Atlee Hammaker, L ERA: 3.69 (6, 1)	2.0		10	2	0	0	1	1	1	0	0	0	0	19	34	0.00	1.500
Steve Bedrosian, R ERA: 5.4 (8, 1)	1.0		5	1	1	1	0	1	0	0	0	0	0	10	16	9.00	2.000

BOTTOM

San Francisco Giants @ Chicago Cubs
Wrigley Field, Chicago, IL
Mon May 28 1990, 3:33 AM CDT
Att. 33,822 - Unknown

livebaseballscorecards.com

AB	29
R	5
H	11
RBI	5
BB	7
SO	4
LOB	16



Batter	1	2	3	4	5	6	7	8	9	AB R H RBI BB SO LOB	TOP									
Brett Butler, L (1, 8) OBP: 0.363, SLG: 0.321	1-1 F9 S 1B	1-2 FC3-6 1-2f 2-3		2-1 G6-3			0-0 G3-1		2-2 F7	5 0 1 0 0 0 2										
Robby Thompson, R (1, 4) OBP: 0.261, SLG: 0.327	2-2 F9 1-3	0-3 K		1-0 P4			1-0 P2		2-2 1B HBP 1B HBP	4 1 0 0 0 1 3										
Will Clark, L (1, 3) OBP: 0.308, SLG: 0.452	1-0 G3		1-1 G4-3	2-0 F7			2-3 K		1-2 1B 1-2 1B HBP	4 1 0 0 0 1 1										
Kevin Mitchell, R (1, 7) OBP: 0.393, SLG: 0.604	4-2 BB		1-0 E 1B SF9 1B		1-1 F8			2-3 K	0-1 G4-3 1B 1-2 2-3 1B	4 1 2 0 1 1 0										
Matt Williams, R (1, 5) OBP: 0.314, SLG: 0.457	0-0 F9		1-0 E 1B 1B		0-0 F8			3-2 F8	0-0 G4-3 1-2 2-H 3-H 1B	5 1 2 2 0 0 2										
Rick Leach, L (1, 9) OBP: 0.388, SLG: 0.327 Mike Kingery, L (8, PR) (8, 9)		1-0 G4-3	2-2 E1 1B		0-0 G1-6-3			1-0 E 1B 1B	0-1 G4-3	4 0 1 0 0 0 2 1 1 0 0 0 0 2										
Terry Kennedy, L (1, 2) OBP: 0.412, SLG: 0.443		4-2 1B 1B BB	0-1 SF9		1-2 G4-3			1-2 E9 1-H 1B	3-3 K	3 1 1 1 1 1 2										
Jose Uribe, S (1, 6) OBP: 0.352, SLG: 0.397		1-0 FC3-6 1B 1-3 1B	0-0 3-H 1B		1-0 G6-3			4-0 IBB		3 0 2 1 1 0 0										
Don Robinson, R (1, 1) OBP: 0.200, SLG: 0.200 Jeff Brantley, R (7, 1) OBP: 0.333, SLG: 0.667		1-0 FC3-6 1B 1-2 3-H 1B	1-0 F8		1-0 G6-3			0-1 G3		3 0 1 1 0 0 2 1 0 0 0 0 0 2										
Inning Stats	R: 0 E: 0 K: 0 S: 10	H: 1 LOB: 2 BB: 1 P: 18	R: 1 E: 0 K: 1 S: 13	H: 2 LOB: 2 BB: 1 P: 21	R: 2 E: 1 K: 0 S: 12	H: 3 LOB: 2 BB: 0 P: 18	R: 0 E: 0 K: 0 S: 4	H: 0 LOB: 0 BB: 0 P: 9	R: 0 E: 0 K: 0 S: 4	H: 0 LOB: 0 BB: 0 P: 5	R: 0 E: 0 K: 1 S: 6	H: 0 LOB: 0 BB: 0 P: 9	R: 1 E: 1 K: 1 S: 12	H: 2 LOB: 2 BB: 1 P: 23	R: 2 E: 0 K: 1 S: 15	H: 2 LOB: 2 BB: 0 P: 23	1B: 10 2B: 0 3B: 0 HR: 0	SF: 1 SAC: 0 DP: 0 HBP: 2	WP: 0 PA: 43 PB: 0 SB: 1 CS: 0	
PITCHER	IP WLS BF H R ER SO BB IBB HBP BLK WP HR S P ERA WHIP																			
Kevin Blankenship, R (1, 1) ERA: 1.29	7.0 L 30 6 3 1 2 2 0 0 0 0 0 0 54 88 1.29 1.143																			
Bill Long, R (8, 1) ERA: 4.56	1.1 8 2 2 1 1 0 1 1 0 0 0 0 17 32 6.75 1.500																			
Paul Assenmacher, L (9, 1) ERA: 1.95	0.0 2 1 0 0 0 0 0 0 1 0 0 0 4 5 ∞ ∞																			
Jeff Pico, R (9, 1) ERA: 6.98	0.2 3 1 1 1 1 0 0 0 0 0 0 0 6 9 13.50 1.500																			

San Francisco Giants @ Chicago Cubs
 Wrigley Field, Chicago, IL
 Tue May 29 1990, 7:05 PM CDT
 Att. 28,925 - Unknown

AB	37
R	6
H	10
RBI	5
BB	3
SO	4
LOB	18



Batter	1	2	3	4	5	6	7	8	9	AB R H RBI BB SO LOB	TOP
Brett Butler, L (1, 8) OBP: 0.355, SLG: 0.312	1-1 G6-3	0-1 F8		2-1 F9		0-0 F7			1-1 G6-3	5 0 0 0 0 0 2	
Robby Thompson, R (1, 4) OBP: 0.272, SLG: 0.339	1-2 1B		1-2 1B 2B	4-1 BB			3-2 F7			3 1 2 0 1 0 0	
Will Clark, L (1, 3) OBP: 0.302, SLG: 0.442	0-1 F9		1-2 L3	0-0 G4-3			1-2 F7			4 0 0 0 0 0 3	
Kevin Mitchell, R (1, 7) OBP: 0.390, SLG: 0.595	1-1 L9		2-1 HR 1B		1-3 K		2-1 F7			4 1 1 1 0 1 1	
Matt Williams, R (1, 5) OBP: 0.317, SLG: 0.475		0-0 F9	1-1 HR		1-2 G6-3			0-2 G3-6-1 1B		4 1 2 2 0 0 0	
Rick Leach, L (1, 9) Mike Kingery, L (8, 9)		4-0 1B 1B BB	0-2 G3		0-0 2B		3-2 F7			3 1 1 0 1 0 1 0 0 0 0 0 0 0	
Terry Kennedy, L (1, 2) OBP: 0.415, SLG: 0.446		0-0 1B 1B	1-0 1B		1-0 G4-3		2-2 G3-6-1			4 0 2 0 0 0 2	
Jose Uribe, S (1, 6) OBP: 0.342, SLG: 0.386		1-1 P4	0-0 G5-3			0-1 G3		1-0 F9		4 0 0 0 0 0 3	
John Burkett, R (1, 1) OBP: 0.077, SLG: 0.077 Greg Litton, R (9, PH) OBP: 0.257, SLG: 0.324 Steve Bedrosian, R (9, 1)		0-1 1B		2-3 K		0-1 F8		3-2 L6		3 0 1 1 0 1 0 1 0 0 0 0 0 0 0 0 0 0 0 0 0	
Inning Stats	R: 0 H: 1 E: 0 LOB: 1 K: 0 BB: 0 S: 9 P: 12	R: 1 H: 2 E: 0 LOB: 2 K: 0 BB: 1 S: 8 P: 13	R: 3 H: 4 E: 0 LOB: 1 K: 0 BB: 1 S: 15 P: 21	R: 0 H: 0 E: 0 LOB: 1 K: 1 BB: 1 S: 8 P: 16	R: 0 H: 1 E: 0 LOB: 1 K: 1 BB: 0 S: 8 P: 11	R: 0 H: 0 E: 0 LOB: 0 K: 0 BB: 0 S: 5 P: 5	R: 0 H: 0 E: 0 LOB: 0 K: 0 BB: 0 S: 11 P: 17	R: 0 H: 1 E: 0 LOB: 0 K: 0 BB: 0 S: 13 P: 16	R: 0 H: 0 E: 0 LOB: 0 K: 0 BB: 0 S: 6 P: 11	1B: 6 SF: 0 2B: 2 SAC: 0 3B: 0 DP: 1 HR: 1 HBP: 0	WP: 0 PA: 37 PB: 0 SB: 0 CS: 0
PITCHER Shawn Boskie, R (1, 1) ERA: 3.38 Mitch Williams, L (9, 1) ERA: 2.3	IP WLS BF H R ER SO BB IBB HBP BLK WP HR S P ERA WHIP										
	8.0 L 34 9 4 4 2 2 0 0 0 0 0 1 77 111 4.50 1.375										
	1.0 3 0 0 0 0 0 0 0 0 0 0 0 6 11 0.00 0.000										

San Francisco Giants @ Chicago Cubs
Wrigley Field, Chicago, IL
Wed May 30 1990, 3:33 AM CDT
Att. 29,109 - Sunny - 53 F

livebaseballscorecards.com

AB	35
R	4
H	9
RBI	4
BB	2
SO	2
LOB	12



Batter	1	2	3	4	5	6	7	8	9	AB R H RBI BB SO LOB
Eric Yelding, R OBP: 0.331, SLG: 0.331 (1, 8) X	0-0 S 1B 1B		0-0 SH1-3 BB 1B		0-0 L8	4-0 1B BB		0-0 SH5-4		3 2 2 1 1 0 0
Bill Doran, S OBP: 0.348, SLG: 0.336 (1, 4) X	0-0 BB 1B		4-0 SH1-3 BB		0-0 4-3	0-0 1B 1B		0-0 5-3		4 0 2 2 1 0 1
Craig Biggio, R OBP: 0.358, SLG: 0.345 (1, 2) X	0-0 F7		0-0 SH1-3		0-0 1B 1B	0-0 FC6-4 1B		0-3 K		4 0 2 2 0 1 2
Glenn Davis, R OBP: 0.337, SLG: 0.497 (1, 3) X	0-0 F9		0-3 K		0-0 FC6-4 1B	0-3 K		0-0 5-3		5 0 1 0 0 2 5
Franklin Stubbs, L OBP: 0.333, SLG: 0.506 (6, PH) B B B	4-0 BB		0-0 G3		0-0 FC6-4	0-0 FC6-4		0-0 E3		2 0 0 0 1 0 4 2 0 0 0 0 0 2
Glenn Wilson, R OBP: 0.270, SLG: 0.326 (6, 9) B B B	1-2 BB				1-2f	1-2f		G4-6-3		
Ken Caminiti, S OBP: 0.345, SLG: 0.356 (1, 5) X	0-0 6-3				0-0 G3	0-0 E5 1B BB	0-3 K	0-0 G4-6-3		5 1 0 0 0 1 3
Louie Meadows, L OBP: 0.214, SLG: 0.154 (1, 7) B B B B		4-0 G6-4-3 BB		0-0 F4		0-0 BB 1B 1B	0-0 F7			3 1 1 0 1 0 0
Rafael Ramirez, R OBP: 0.271, SLG: 0.295 (1, 6) X		0-0 G6-4-3		0-0		0-0 F8	0-0 F7			4 0 1 0 0 0 3
Juan Agosto, L (7, 1)		1-2f								0 0 0 0 0 0 0
Danny Darwin, R (7, 1)										0 0 0 0 0 0 0
Jim Deshaies, L (1, 1) X		0-0 6-3		0-3 K		4-0 1B BB 1B		4-0 SH5-4 BB		2 0 0 0 0 1 1
Eric Anthony, L OBP: 0.344, SLG: 0.430 (6, PH) B B B B										0 1 0 0 1 0 0
Larry Andersen, R (6, 1)										0 0 0 0 0 0 0
Casey Candaele, S OBP: 0.344, SLG: 0.302 (7, 6) B B B B										0 0 0 0 1 0 0

Inning Stats	R: 1	H: 2	R: 0	H: 0	R: 0	H: 1	R: 0	H: 2	R: 4	H: 3	R: 0	H: 0	R: 0	H: 0	R: 0	H: 0	R: 0	H: 0
	E: 0	LOB: 2	E: 0	LOB: 0	E: 0	LOB: 1	E: 0	LOB: 2	E: 0	LOB: 2	E: 0	LOB: 0	E: 0	LOB: 1	E: 1	LOB: 0	E: 1	LOB: 0
	K: 0	BB: 1	K: 0	BB: 1	K: 1	BB: 1	K: 0	BB: 0	K: 1	BB: 2	K: 1	BB: 0	K: 1	BB: 1	K: 0	BB: 0	K: 0	BB: 0
	S: 5	P: 9	S: 2	P: 6	S: 6	P: 10	S: 5	P: 5	S: 9	P: 17	S: 5	P: 5	S: 5	P: 9	S: 3	P: 3	S: 3	P: 3


PITCHER	IP	WLS	BF	H	R	ER	SO	BB	IBB	HBP	BLK	WP	HR	S	P	ERA	WHIP
Scott Garrelts, R ERA: 6.88 (1, 1)	5.1	L	28	7	5	4	2	5	0	0	0	0	0	27	47	6.75	2.250
Mark Thurmond, L ERA: 2.55 (6, 1)	0.1		3	2	0	0	1	0	0	0	0	0	0	5	5	0.00	6.000
Francisco Oliveras, R ERA: (6, 1)	1.1		4	0	0	0	1	0	0	0	0	0	0	6	6	0.00	0.000
Ed Vosberg, L ERA: 3.65 (8, 1)	2.0		7	0	0	0	1	1	0	0	0	0	0	8	12	0.00	0.500

TOP

Houston Astros @ San Francisco Giants
Candlestick Park, San Francisco, CA

Thu May 31 1990, 10:05 PM EDT
Att: 10,037 - Unknown

AB	34
R	5
H	9
RBI	5
BB	6
SO	5
LOB	21



1B: 8	SF: 0	WP: 0	PA: 42
2B: 1	SAC: 2	PB: 0	
3B: 0	DP: 2	SB: 1	
HR: 0	HBP: 0	CS: 0	

livebaseballscorecards.com

Batter	1	2	3	4	5	6	7	8	9	AB R H RBI BB SO LOB
Brett Butler, L OBP: 0.360, SLG: 0.313 (1, 8)	0-0 E S 1B	0-0 F8			4-0 S S SF8 BB		4-0 3-1 BB		0-3 K	3 2 1 0 2 1 2
Robby Thompson, R OBP: 0.265, SLG: 0.329 (1, 4)	0-3 K	0-0 5-3			0-3 K		0-3 K		0-0 E6	5 0 0 0 0 3 6
Will Clark, L OBP: 0.305, SLG: 0.438 (1, 3)	0-0 S 1B		0-0 F7		4-0 FC6-4 IBB		0-0 3-1		0-3 K	4 0 1 1 1 1 3
Kevin Mitchell, R OBP: 0.380, SLG: 0.581 (1, 7)	0-3 K		0-0 6-3		0-0 SF8		0-0 L8		0-0 F9	4 0 0 1 0 1 4
Matt Williams, R OBP: 0.316, SLG: 0.467 (1, 5)	4-0 IBB		0-0 5-3		0-0 FC6-4			0-0 F6		3 0 0 0 1 0 1
Greg Litton, R OBP: 0.243, SLG: 0.306 (1, 9)	0-0 F7		0-0 5-3		0-0 G3		0-3 K			2 0 0 0 0 0 2
Mike Kingery, L (6, PH) (7, 9)										2 0 0 0 0 1 0
Gary Carter, R OBP: 0.333, SLG: 0.333 (1, 2)		0-0 5-3		4-0 6-3 BB		0-0 F8		0-0 2B		1 0 0 0 1 0 0
Terry Kennedy, L OBP: 0.417, SLG: 0.457 (6, PH) (7, 2)				0-0 6-3		0-0 4-3		0-0 F5		2 0 1 0 0 0 0
Jose Uribe, S OBP: 0.340, SLG: 0.382 (1, 6)		0-0 1B 1B		0-0 6-3						4 0 1 0 0 0 2
Scott Garrelts, R OBP: 0.086, SLG: 0.086 (1, 1)		0-0 1B		0-0 5-3			4-0 3-1 BB BB		0-0 HR	2 0 1 0 0 0 1
Mark Thurmond, L (6, 1)										0 0 0 0 0 0 0
Francisco Oliveras, R (6, 1)										0 0 0 0 0 0 0
Rick Leach, L OBP: 0.387, SLG: 0.346 (7, PH)										0 0 0 0 1 0 0
Ed Vosberg, L (8, 1)										0 0 0 0 0 0 0
Ernest Riles, L OBP: 0.277, SLG: 0.400 (9, PH)		1-2 1B								1 1 1 1 0 0 0

Inning Stats	R: 1	H: 2	E: 0	K: 2	S: 9	H: 2	LOB: 2	BB: 1	P: 13	R: 0	H: 2	E: 0	K: 0	S: 5	R: 0	H: 0	E: 0	K: 0	S: 3	R: 0	H: 0	E: 0	K: 0	S: 3	R: 1	H: 0	E: 0	K: 1	S: 5	R: 0	H: 0	E: 0	K: 0	S: 3	R: 0	H: 1	E: 0	K: 1	S: 6	R: 1	H: 1	E: 1	K: 2	S: 9	1B: 4	2B: 1	3B: 0	HR: 1	SF: 1	SAC: 0	DP: 0	HBP: 0	WP: 0	PB: 0	SB: 4	CS: 0	PA: 40
--------------	------	------	------	------	------	------	--------	-------	-------	------	------	------	------	------	------	------	------	------	------	------	------	------	------	------	------	------	------	------	------	------	------	------	------	------	------	------	------	------	------	------	------	------	------	------	-------	-------	-------	-------	-------	--------	-------	--------	-------	-------	-------	-------	--------

PITCHER	IP	WLS	BF	H	R	ER	SO	BB	IBB	HBP	BLK	WP	HR	S	P	ERA	WHIP
Jim Deshaies, L ERA: 3.38 (1, 1)	5.0	W	23	4	2	2	3	2	2	0	0	0	0	25	41	3.60	1.200
Larry Andersen, R ERA: 1.55 (6, 1)	1.1		6	0	0	0	1	2	0	0	0	0	0	6	14	0.00	1.500
Juan Agosto, L ERA: 1.34 (7, 1)	0.1		1	0	0	0	0	0	0	0	0	0	0	1	1	0.00	0.000
Danny Darwin, R ERA: 1.24 (7, 1)	2.1	S	10	2	1	1	3	0	0	0	0	0	1	16	16	3.86	0.857

BOTTOM

Houston Astros @ San Francisco Giants
Candlestick Park, San Francisco, CA

Thu May 31 1990, 10:05 PM EDT
Att. 10,037 - Unknown

livebaseballscorecards.com

AB 33
R 3
H 6
RBI 3
BB 6
SO 7
LOB 21



Batter	1	2	3	4	5	6	7	8	9	10	11	AB R H RBI BB SO LOB	TOP					
Eric Yelding, R OBP: 0.341, SLG: 0.325 (1, 8) C X	0-1 G4-3 BB		4-0 BB BB BB BB			4-1 CS BB	1-1 G6-3 2-3			4-2 L6-4 S BB		2 0 0 0 3 0 1	<div style="text-align: center;"> Houston Astros @ San Francisco Giants Candlestick Park, San Francisco, CA Fri Jun 01 1990, 10:05 PM EDT Att. 15,650 - Unknown </div>					
Bill Doran, S OBP: 0.349, SLG: 0.329 (1, 4) B B C B	4-1 FC6-4 BB		0-0 L4			4-1 SAFE 1B HR BB	1-2 F7			3-3 K 1-2		3 1 0 0 2 1 3						
Craig Biggio, R OBP: 0.354, SLG: 0.341 (1, 7) (9, 2) X	0-0 FC6-4 FC6-4 1-2f				2-2 F9	1-1 1-2 HR 1B			3-2 G6-3	1-2 L6-4 2-3		5 1 1 0 0 0 2						
Glenn Davis, R OBP: 0.343, SLG: 0.549 (1, 3) B B X	2-0 FC6-4 1-2f				1-1 HR	2-2 1-H 2-H HR			0-0 HR		1-3 K	5 3 3 5 0 1 1						
Ken Caminiti, S OBP: 0.341, SLG: 0.348 (1, 5)		1-1 P4			3-1 L6	4-2 BB			3-3 K		1-1 P4	4 0 0 0 1 1 0						
Glenn Wilson, R OBP: 0.264, SLG: 0.319 Franklin Stubbs, L OBP: 0.330, SLG: 0.500 (1, 9) (8, PH) (8, 9)		2-2 G6-3			0-0 G6-3	0-1 F8			3-2 F6		3-1 P7	3 0 0 0 0 0 1 1 0 0 0 0 0 0						
Dan Schatzeder, L OBP: 0.333, SLG: 0.333 Jeff Baldwin, L (10, 1) (10, 9)												0 0 0 0 0 0 0 1 0 0 0 0 0 0						
Alex Trevino, R OBP: 0.238, SLG: 0.385 Louie Meadows, L OBP: 0.200, SLG: 0.143 (1, 2) (9, PH) (9, 7)		2-2 G4-3			0-0 F7	2-1 F8				1-3 K		3 0 0 0 0 0 1 1 0 0 0 0 1 0						
Rafael Ramirez, R OBP: 0.270, SLG: 0.294 (1, 6)			1-2 F9			1-1 G4-3				1-2 G6-3 S 1B	1-2 G4-3	4 0 1 0 0 0 0						
Mark Portugal, R OBP: 0.273, SLG: 0.238 Larry Andersen, R Juan Agosto, L Dave Smith, R Casey Candaele, S OBP: 0.339, SLG: 0.296 Jim Clancy, R OBP: 0.286, SLG: 0.286 (1, 1) (7, 1) (7, 1) (8, 1) (8, 9) (10, 1)			0-2 G1-3			0-1 G1-3				1-2 F8	1-2 G3	3 0 0 0 0 0 1 0 1 0 0 0 0 0 0 0 0 0 0 0 0 0						
Inning Stats	R: 0 H: 0 E: 0 LOB: 1 K: 0 BB: 1 S: 5 P: 11	R: 0 H: 0 E: 0 LOB: 0 K: 0 BB: 0 S: 13 P: 18	R: 0 H: 0 E: 0 LOB: 1 K: 0 BB: 1 S: 7 P: 12	R: 1 H: 1 E: 0 LOB: 0 K: 0 BB: 0 S: 10 P: 16	R: 0 H: 0 E: 0 LOB: 0 K: 0 BB: 0 S: 5 P: 6	R: 3 H: 2 E: 0 LOB: 1 K: 0 BB: 3 S: 14 P: 31	R: 0 H: 1 E: 0 LOB: 1 K: 0 BB: 0 S: 11 P: 15	R: 1 H: 1 E: 0 LOB: 0 K: 1 BB: 0 S: 13 P: 22	R: 0 H: 0 E: 0 LOB: 0 K: 1 BB: 0 S: 9 P: 17	R: 0 H: 0 E: 0 LOB: 0 K: 1 BB: 1 S: 7 P: 12	1B: 2 SF: 0 2B: 1 SAC: 0 3B: 0 DP: 1 HR: 3 HBP: 0	WP: 0 PA: 42 PB: 0 SB: 2 CS: 1						
PITCHER	IP WLS BF H R ER SO BB IBB HBP BLK WP HR S P ERA WHIP																	
Trevor Wilson, L ERA: 6.75 (1, 1)	5.1	23	3	4	4	0	5	0	0	0	0	0	0	2	50	88	6.75	1.500
Francisco Oliveras, R ERA: (6, 1)	1.2	6	1	0	0	0	0	0	0	0	0	0	0	0	15	21	0.00	0.600
Jeff Brantley, R ERA: 1.45 (8, 1)	2.0	7	1	1	1	2	0	0	0	0	0	0	0	1	24	36	4.50	0.500
Steve Bedrosian, R ERA: 4.7 (10, 1)	2.0	W 6	0	0	0	2	1	0	0	0	0	0	0	0	16	29	0.00	0.500

AB	36
R	5
H	5
RBI	5
BB	6
SO	4
LOB	10



WP: 0	PA: 42
PB: 0	
SB: 2	
CS: 1	

1B: 2	SF: 0
2B: 1	SAC: 0
3B: 0	DP: 1
HR: 3	HBP: 0

WP: 0	PA: 42
PB: 0	
SB: 2	
CS: 1	

Batter	1	2	3	4	5	6	7	8	9	10	11	AB	R	H	RBI	BB	SO	LOB	BOTTOM							
Brett Butler, L OBP: 0.361, SLG: 0.311 (1, 8)	0-0 F9			3-3 K		1-1 G6-3		0-2 1B 1B	0-1 CS	4-2 1B BB		4	1	1	0	1	1	0								
Rick Leach, L OBP: 0.388, SLG: 0.339 (1, 9)	0-1 G3			0-0 G6-3			4-2 2B BB	0-1 1B		0-1 L7		4	1	1	0	1	0	1								
Will Clark, L OBP: 0.312, SLG: 0.439 (1, 3)	0-0 G4-3			0-1 F8			4-2 2B BB	1-1 1B 2-H		0-0 G4 1B		4	1	2	1	1	0	0								
Kevin Mitchell, R OBP: 0.375, SLG: 0.587 (1, 7)		2-1 G6-3			2-0 HR		1-2 F8	0-1 F8		2-2 G4		5	1	1	1	0	0	6								
Matt Williams, R OBP: 0.313, SLG: 0.465 (1, 5)		1-1 G6-3			0-0 F9		0-0 G6-3 1B 2B	1-3 K			3-2 G4-3		5	1	1	2	0	1	2							
Ernest Riles, L OBP: 0.265, SLG: 0.381 (1, 4)		2-3 K			1-3 K		2-2 G6-3	3-3 K		2-2 2B G6-3 1B		2	0	0	0	0	2	0								
Francisco Oliveras, R (6, 1)												0	0	0	0	0	0	0								
Mike Kingery, L (7, PH)												1	0	0	0	0	0	1								
Robby Thompson, R OBP: 0.267, SLG: 0.331 (8, 4)												2	1	1	0	0	1	2								
Terry Kennedy, L OBP: 0.409, SLG: 0.448 (1, 2)			2-3 K		3-2 G6-3		2-0 1B		0-2 F9		1-2 G6-3 2B	2	0	0	0	0	1	0								
Gary Carter, R OBP: 0.344, SLG: 0.358 (7, PH)							3-H 1B				1-3 1B	3	0	2	1	0	0	0								
Jose Uribe, S OBP: 0.348, SLG: 0.385 (1, 6)			1-0 G5-3			1-1 G1-3		1-2 1B		1-2 CS 1B		4	0	2	0	1	0	0								
Trevor Wilson, L (1, 1)			0-3 K			1-3 K		3-1 G1-3		1-1 F7		1	0	0	0	0	1	0								
Dave Anderson, R OBP: 0.250, SLG: 0.259 (6, 4)												2	0	0	0	0	1	2								
Jeff Grantley, R OBP: 0.333, SLG: 0.867 (8, 1)												0	0	0	0	0	0	0								
Rick Parker, R OBP: 0.388, SLG: 0.471 (9, PH)												1	0	0	0	0	0	1								
Steve Bedrosian, R (10, 1)												0	0	0	0	0	0	0								
Greg Litton, R OBP: 0.297, SLG: 0.297 (11, PH)											1-2 2-3 3-H	1	0	0	1	0	0	2								
Inning Stats	R: 0 E: 0 K: 0 S: 4	H: 0 LOB: 0 BB: 0 P: 4	R: 0 E: 0 K: 1 S: 9	H: 0 LOB: 0 BB: 0 P: 14	R: 0 E: 0 K: 2 S: 9	H: 0 LOB: 0 BB: 0 P: 12	R: 0 E: 0 K: 1 S: 7	H: 0 LOB: 0 BB: 0 P: 10	R: 1 E: 0 K: 1 S: 11	H: 1 LOB: 0 BB: 0 P: 17	R: 0 E: 0 K: 1 S: 7	H: 0 LOB: 0 BB: 0 P: 10	R: 3 E: 0 K: 0 S: 16	H: 3 LOB: 2 BB: 2 P: 33	R: 1 E: 0 K: 2 S: 17	H: 3 LOB: 2 BB: 0 P: 22	R: 0 E: 0 K: 0 S: 12	H: 1 LOB: 0 BB: 0 P: 14	R: 0 E: 0 K: 0 S: 8	H: 1 LOB: 1 BB: 1 P: 14	R: 1 E: 0 K: 0 S: 11	H: 2 LOB: 3 BB: 1 P: 21	1B: 8 2B: 3 3B: 0 HR: 1	SF: 0 SAC: 0 DP: 1 HBP: 0	WP: 0 PB: 0 SB: 0 CS: 1	PA: 46

Houston Astros @ San Francisco Giants
Candlestick Park, San Francisco, CA
Fri Jun 01 1990, 10:05 PM EDT
Att. 15,650 - Unknown

AB	41
R	6
H	11
RBI	6
BB	4
SO	8
LOB	17



Batter	1	2	3	4	5	6	7	8	9	10	AB	R	H	RBI	BB	SO	LOB
Brett Butler, L (1, 8) OBP: 0.362, SLG: 0.313	F9		K		P5			1B	FC6-4		5	0	2	1	0	1	0
Rick Leach, L (1, 9) OBP: 0.394, SLG: 0.350	1B		K			F7		1B	FC6-4		4	0	2	0	0	1	0
Rick Parker, R (8, PR) OBP: 0.350, SLG: 0.444	1B							1B	2B		1	0	0	0	0	0	2
Steve Bedrosian, R (10, 1)											0	0	0	0	0	0	0
Will Clark, L (1, 3) OBP: 0.318, SLG: 0.448	G5-4-3		1B		P5			K			5	0	3	1	0	1	2
Kevin Mitchell, R (1, 7) OBP: 0.371, SLG: 0.574	G5-4-3		F8		L9			F9			4	1	0	0	1	0	5
Matt Williams, R (1, 5)		K			K			F9		B3	5	0	0	0	0	3	3
Terry Kennedy, L (1, 2) OBP: 0.426, SLG: 0.460		G1-6-3			F8			1B		1B	4	1	3	0	1	0	0
Scott Garrelts, R (10, PR) OBP: 0.056, SLG: 0.056		BB						1B		1B	0	1	0	0	0	0	0
Robby Thompson, R (1, 4) OBP: 0.271, SLG: 0.333		G1-6-3			G6-3			P5		F9	5	0	2	1	0	0	2
Jose Uribe, S (1, 6) OBP: 0.350, SLG: 0.386		G1-6-3			F8			1B		P8	5	1	2	0	0	0	4
Bob Knepper, L (1, 1) OBP: 0.167, SLG: 0.250								1B		1B	2	0	0	0	0	2	2
Ernest Riles, L (7, PH) OBP: 0.260, SLG: 0.372										FC6-4	1	0	0	0	0	1	2
Mark Thurmond, L (8, 1)										2B	0	0	0	0	0	0	0
Mike Kingery, L (9, PH) OBP: 0.333, SLG: 0.333										1B	2	1	2	2	0	0	0

Inning Stats	R: 0	H: 2	E: 0	K: 0	S: 9	R: 0	H: 1	E: 0	K: 2	S: 14	R: 0	H: 1	E: 0	K: 2	S: 13	R: 0	H: 0	E: 0	K: 1	S: 8	R: 0	H: 0	E: 0	K: 0	S: 17	R: 0	H: 2	E: 0	K: 2	S: 14	R: 0	H: 2	E: 0	K: 1	S: 12	R: 3	H: 5	E: 0	K: 0	S: 21	R: 2	H: 3	E: 0	K: 0	S: 8	1B: 15	SF: 0	2B: 1	3B: 0	HR: 0	WP: 0	PA: 45
--------------	------	------	------	------	------	------	------	------	------	-------	------	------	------	------	-------	------	------	------	------	------	------	------	------	------	-------	------	------	------	------	-------	------	------	------	------	-------	------	------	------	------	-------	------	------	------	------	------	--------	-------	-------	-------	-------	-------	--------

PITCHER	IP	WLS	BF	H	R	ER	SO	BB	IBB	HBP	BLK	WP	HR	S	P	ERA	WHIP
Bill Gullickson, R (1, 1) ERA: 3.58	8.0		33	9	1	1	9	1	0	0	0	0	0	94	141	1.12	1.250
Dave Smith, R (9, 1) ERA: 2.92	1.0		6	4	2	2	0	0	0	0	0	0	0	18	23	18.00	4.000
Danny Darwin, R (10, 1) ERA: 1.82	0.2	L	6	3	2	2	0	1	0	0	0	0	0	8	13	27.00	6.000

BOTTOM

Houston Astros @ San Francisco Giants
Candlestick Park, San Francisco, CA

Sat Jun 02 1990, 6:33 AM EDT
Att: 20,692 - Sunny

livebaseballscorecards.com

AB	43
R	5
H	16
RBI	5
BB	2
SO	9
LOB	22



Batter	1	2	3	4	5	6	7	8	9	AB R H RBI BB SO LOB	TOP											
Eric Yelding, R OBP: 0.324, SLG: 0.304 (1, 8) C F B X	1-2 G4-3 ①		3-2 G6-3 ③			1-1 G6-3 ①	4-0 BB BB 1-2 BB BB		0-3 K ②	4 0 0 0 1 1 1												
Bill Doran, S OBP: 0.358, SLG: 0.344 (1, 4) X	0-0 F8 ②			1-1 G6-3 ①		0-0 1B 1B 2B	4-1 BB BB 1-2 2-3 BB BB		4-1 BB 1-2 BB	3 1 1 0 2 0 0												
Craig Biggio, R OBP: 0.351, SLG: 0.354 (1, 7) (7, 2) C S B B F F F X	2-2 F9 ③			2-1 F9 ②		0-0 1B S 1B 2-3	1-1 P8 ③		1-1 G4-3 ③	5 1 1 0 0 0 5												
Glenn Davis, R OBP: 0.359, SLG: 0.583 (1, 3)		2-0 HR		4-2 BB		0-1 1B 1-H 3-H		2-3 K ①		3 1 2 3 1 1 0												
Ken Caminiti, S OBP: 0.330, SLG: 0.335 (1, 5) X	0-0 P4 ①			2-2 F9 ③		0-1 P9 ②		1-2 G5-3 ②		4 0 0 0 0 0 2												
Glenn Wilson, R OBP: 0.270, SLG: 0.312 Louie Meadows, L OBP: 0.250, SLG: 0.143 (8, PH) (8, 9) S X	0-1 G6-3 ②				4-0 BB	0-1 G3 ③		4-2 BB BB		2 0 0 0 1 0 1 0 0 0 0 1 0 0												
Alex Trevino, R OBP: 0.229, SLG: 0.341 Jeff Baldwin, L (7, PH) (7, 7) B C F C X	1-2 G6-3 ③				2-2 L7 ①		2-2 F8 ①	2-2 G4-3 ③		2 0 0 0 0 0 1 2 0 0 0 0 0 1												
Rafael Ramirez, R OBP: 0.263, SLG: 0.286 (1, 6) B F X			1-1 G6-3 ①		1-1 P4 ②		2-3 K2-3 ②		2-1 L3 ①	4 0 0 0 0 1 1												
Mike Scott, R OBP: 0.176, SLG: 0.125 Eric Anthony, L OBP: 0.340, SLG: 0.425 Dan Schatzeder, L OBP: 0.333, SLG: 0.333 Ken Oberkell, L OBP: 0.321, SLG: 0.333 Xavier Hernandez, L (7, 1) Franklin Stubbs, L OBP: 0.343, SLG: 0.523 (8, PH) C C C C X	0-3 K ②				0-2 P5 ③		4-0 BB BB BB		0-1 BB 1B	1 0 0 0 0 0 1 0 1 0 0 0 0 0 0 1 0 0 0 0 0 0 0 0 0 0 0 0 0 1 0 0 0 0 0 0 0 0 0 0 1 0 1 0 0 0 0 0												
Inning Stats	R: 0 E: 0 K: 0 S: 10	H: 0 LOB: 0 BB: 0 P: 13	R: 1 E: 0 K: 0 S: 7	H: 1 LOB: 0 BB: 0 P: 10	R: 0 E: 0 K: 1 S: 8	H: 0 LOB: 0 BB: 0 P: 12	R: 0 E: 0 K: 0 S: 9	H: 0 LOB: 1 BB: 1 P: 18	R: 0 E: 0 K: 0 S: 9	H: 0 LOB: 1 BB: 1 P: 16	R: 2 E: 0 K: 0 S: 10	H: 3 LOB: 1 BB: 0 P: 11	R: 0 E: 0 K: 1 S: 16	H: 0 LOB: 3 BB: 3 P: 33	R: 0 E: 0 K: 1 S: 18	H: 0 LOB: 1 BB: 1 P: 27	R: 0 E: 0 K: 1 S: 10	H: 1 LOB: 2 BB: 1 P: 17	1B: 3 2B: 1 3B: 0 HR: 1	SF: 0 SAC: 0 DP: 0 HBP: 0	WP: 0 PB: 0 SB: 1 CS: 0	PA: 39
PITCHER	IP WLS BF H R ER SO BB IBB HBP BLK WP HR S P ERA WHIP																					
Atlee Hammaker, L ERA: 3.78 (1, 1)	6.0 W 24 4 3 3 1 2 0 0 0 0 0 1 53 80 4.50 1.000																					
Francisco Oliveras, R ERA: (7, 1)	0.2 5 0 0 0 1 3 0 0 0 0 0 0 14 30 0.00 4.500																					
Jeff Brantley, R ERA: 1.36 (7, 1)	2.1 S 10 1 0 0 2 2 0 0 0 0 0 0 30 47 0.00 1.286																					

Houston Astros @ San Francisco Giants
Candlestick Park, San Francisco, CA

Sun Jun 03 1990, 6:33 AM EDT
Att. 50,295 - Sunny - 75 F

livebaseballscorecards.com

AB	32
R	3
H	5
RBI	3
BB	7
SO	4
LOB	13



Batter	1	2	3	4	5	6	7	8	9	AB	R	H	RBI	BB	SO	LOB				
Brett Butler, L OBP: 0.359, SLG: 0.307 (1, 8) B B C X	2-1 F9 ①	1-1 P4 ③		4-1 1B 1-2 1B BB		3-2 E8		0-1 G4-3 ②		4	1	0	0	1	0	0				
Rick Leach, L OBP: 0.421, SLG: 0.400 (1, 9) B C B F B X	3-2 G1-3 1B		2-2 HR 1B	0-1 1B 1-3 2-H 1B		1-0 L9 ③		0-0 2B		5	1	4	1	0	0	1				
Will Clark, L OBP: 0.316, SLG: 0.442 (1, 3) X	0-0 G1-3 ② 1-2		1-2 P5 ① 1 SAFE	3-2 1B 1-3 3-H 1B			1-1 G3 ①	1-2 G1-3 ③		5	0	1	1	0	0	3				
Kevin Mitchell, R OBP: 0.373, SLG: 0.589 (1, 7) B B X	2-0 P3 ③		1 SAFE 1-0 1B 1-H HR	1-0 P3 ③			3-2 G3 1B 1B			4	1	2	2	0	0	3				
Matt Williams, R OBP: 0.304, SLG: 0.449 (1, 5) B C B X		1-3 K 1B HR	0-0 P5 ②		0-1 G5-3 ①		0-0 G3 1B 1-2			4	1	1	0	0	1	0				
Terry Kennedy, L OBP: 0.420, SLG: 0.452 (1, 2) B F 1 SAFE B SAFE X		3-2 1 SAFE 1 SAFE 1 SAFE 1-3 HR 1B	0-0 P6 ③		3-3 K ②		0-1 G3 ② 1-2 2-3			4	1	1	0	0	1	2				
Robby Thompson, R OBP: 0.281, SLG: 0.352 (1, 4) B B B B S X		3-2 1-H 3-H HR		4-2 S 1B BB	1-0 G5-3 ③		3-1 HBP			2	2	1	3	1	0	0				
Jose Uribe, S OBP: 0.341, SLG: 0.376 (1, 6) B X		1-0 G1-3 ①		1-0 F9 ①		1-1 F9 ①	1-0 G1-3 ③			4	0	0	0	0	0	4				
Atlee Hammaker, S OBP: 0.125, SLG: 0.067 (1, 1) Rick Parker, R OBP: 0.333, SLG: 0.421 (6, PH) Francisco Oliveras, R OBP: 0.250, SLG: 0.500 (7, 1) Jeff Brantley, R OBP: 0.250, SLG: 0.500 (7, 1) B X B C B F X		1-2 G1-3 ②		0-0 P3 ②		0-3 K ②		2-2 G1-4-3 ①		2	0	0	0	0	0	1				
Inning Stats	R: 0 E: 0 K: 0 S: 8	H: 1 LOB: 1 BB: 0 P: 15	R: 3 E: 0 K: 1 S: 21	H: 2 LOB: 0 BB: 0 P: 31	R: 2 E: 0 K: 0 S: 11	H: 2 LOB: 0 BB: 0 P: 15	R: 2 E: 0 K: 0 S: 12	H: 2 LOB: 2 BB: 2 P: 25	R: 0 E: 0 K: 1 S: 9	H: 0 LOB: 0 BB: 0 P: 10	R: 0 E: 1 K: 1 S: 9	H: 0 LOB: 1 BB: 0 P: 14	R: 0 E: 0 K: 0 S: 10	H: 2 LOB: 3 BB: 0 P: 18	R: 0 E: 0 K: 0 S: 10	H: 1 LOB: 1 BB: 0 P: 13	1B: 7 2B: 1 3B: 0 HR: 2	SF: 0 SAC: 0 DP: 0 HBP: 1	WP: 0 PB: 1 SB: 1 CS: 0	PA: 39

BOTTOM

Houston Astros @ San Francisco Giants
Candlestick Park, San Francisco, CA

Sun Jun 03 1990, 6:33 AM EDT
Att: 50,295 - Sunny - 75 F

livebaseballscorecards.com

AB	36
R	7
H	10
RBI	7
BB	2
SO	3
LOB	14



PITCHER	IP	WLS	BF	H	R	ER	SO	BB	IBB	HBP	BLK	WP	HR	S	P	ERA	WHIP
Mike Scott, R ERA: 5.53 (1, 1)	4.0	L	22	7	7	6	1	2	0	0	0	0	2	52	86	13.50	2.250
Dan Schatzeder, L ERA: 2.78 (5, 1)	2.0		7	0	0	0	2	0	0	0	0	0	0	15	24	0.00	0.000
Xavier Hernandez, R ERA: 7.08 (7, 1)	2.0		10	3	0	0	0	0	0	1	0	0	0	20	31	0.00	1.500

Batter	1	2	3	4	5	6	7	8	9	AB R H RBI BB SO LOB	TOP	
Chris Sabo, R OBP: 0.393, SLG: 0.548 (1, 5)	3-2 G5-4-3 BB 1B		2-1 5-3			2-0 G1-3		4-2 1B BB		3 0 1 0 1 0 0		
Billy Hatcher, R OBP: 0.385, SLG: 0.438 (1, 8)	4-0 G5-4-3 1-2 BB			1-2 G6-3		0-2 FC5-4 1B 1B		0-0 1-2 1B		3 1 2 0 1 0 0		
Barry Larkin, R OBP: 0.424, SLG: 0.404 Luis Quinones, S OBP: 0.276, SLG: 0.255 (1, 6) (8, 4)	0-1 G5-4-3 1-2f 2-3			3-2 G6-3		3-2 FC5-4 1-2 1B		0-0 P3		4 0 1 0 0 0 4 0 0 0 0 0 0 0		
Eric Davis, R OBP: 0.297, SLG: 0.402 Herm Winningham, L OBP: 0.292, SLG: 0.361 (1, 7) (8, 7)	2-0 6-3			0-0 1B		0-0 FC5-4 1-2f 2-3		1-3 K		4 0 1 0 0 1 5 0 0 0 0 0 0 0		
Paul O'Neill, L OBP: 0.355, SLG: 0.452 (1, 9)		1-0 L8		2-1 4-3		2-0 1-3 3-H 1B		2-1 P6		4 0 1 1 0 0 3		
Todd Benzinger, S OBP: 0.333, SLG: 0.379 (1, 3)		2-2 6-3			1-2 1B	1-3 K2-3		2-2 3-1		4 0 1 0 0 1 2		
Mariano Duncan, R OBP: 0.405, SLG: 0.565 (1, 4) (8, 6)		1-2 G5-3			0-0 F8		1-1 G5-3		1-2 F9	4 0 0 0 0 0 1		
Joe Oliver, R OBP: 0.333, SLG: 0.393 Tim Birtsas, L Ken Griffey, L OBP: 0.308, SLG: 0.292 (1, 2) (7, 1) (9, PH)			2-2 G6-3		2-1 F9		0-0 6-3		3-1 F8	3 0 0 0 0 0 1 0 0 0 0 0 0 0 1 0 0 0 0 0 0		
Ron Robinson, R OBP: 0.091, SLG: 0.091 Tim Laryna, R Rolando Roomes, R OBP: 0.218, SLG: 0.327 Rick Mahler, R OBP: 0.286, SLG: 0.286 Jeff Reed, L OBP: 0.192, SLG: 0.292 (1, 1) (4, 1) (5, PH) (5, 1) (7, PH) (7, 2)			2-1 G5-3		1-3 K		2-2 F8			1 0 0 0 0 0 0 0 0 0 0 0 0 0 1 0 0 0 0 1 1 0 0 0 0 0 0 0 1 0 0 0 0 0 0		
Inning Stats	R: 0 H: 1 E: 0 LOB: 1 K: 0 BB: 1 S: 8 P: 16	R: 0 H: 0 E: 0 LOB: 0 K: 0 BB: 0 S: 7 P: 11	R: 0 H: 0 E: 0 LOB: 0 K: 0 BB: 0 S: 7 P: 13	R: 0 H: 1 E: 0 LOB: 1 K: 0 BB: 0 S: 9 P: 15	R: 0 H: 1 E: 0 LOB: 1 K: 1 BB: 0 S: 9 P: 13	R: 1 H: 3 E: 0 LOB: 2 K: 1 BB: 0 S: 14 P: 22	R: 0 H: 0 E: 0 LOB: 0 K: 0 BB: 0 S: 7 P: 10	R: 0 H: 1 E: 0 LOB: 2 K: 1 BB: 1 S: 9 P: 16	R: 0 H: 0 E: 0 LOB: 0 K: 0 BB: 0 S: 8 P: 14	1B: 7 SF: 0 2B: 0 SAC: 0 3B: 0 DP: 1 HR: 0 HBP: 0	WP: 0 PA: 35 PB: 0 SB: 0 CS: 0	
PITCHER John Burkett, R ERA: 3.83 (1, 1)	IP WLS BF H R ER SO BB IBB HBP BLK WP HR S P ERA WHIP											PITCHER IP WLS BF H R ER SO BB IBB HBP BLK WP HR S P ERA WHIP

Cincinnati Reds @ San Francisco Giants
Candlestick Park, San Francisco, CA
Mon Jun 04 1990, 10:05 PM EDT
Att: 16,233 - Unknown

livebaseballscorecards.com

AB	33
R	1
H	7
RBI	1
BB	2
SO	3
LOB	17



Batter	1	2	3	4	5	6	7	8	9
Brett Butler, L OBP: 0.361, SLG: 0.308 (1, 8)									
Rick Parker, R OBP: 0.364, SLG: 0.450 (7, PH) (8, 7)									
Rick Leach, L OBP: 0.438, SLG: 0.412 (1, 9)									
Greg Litton, R OBP: 0.231, SLG: 0.289 (7, PH) (8, 9)									
Will Clark, L OBP: 0.317, SLG: 0.446 (1, 3)									
Kevin Mitchell, R OBP: 0.376, SLG: 0.587 (1, 7)									
Mike Kingery, L OBP: 0.429, SLG: 0.429 (7, 7) (8, 8)									
Matt Williams, R OBP: 0.311, SLG: 0.450 (1, 5)									
Terry Kennedy, L OBP: 0.415, SLG: 0.444 (1, 2)									
Gary Carter, R OBP: 0.340, SLG: 0.354 (6, PR) (7, 2)									
Robby Thompson, R OBP: 0.285, SLG: 0.351 (1, 4)									
Dave Anderson, R OBP: 0.276, SLG: 0.259 (8, 4)									
Jose Uribe, S OBP: 0.343, SLG: 0.377 (1, 6)									
John Burkett, R OBP: 0.111, SLG: 0.111 (1, 1)									

Inning Stats	R: 5	H: 7	E: 0	LOB: 2	K: 0	P: 30	R: 0	H: 1	E: 1	LOB: 1	K: 0	P: 15	R: 0	H: 0	E: 0	LOB: 0	K: 0	P: 12	R: 3	H: 4	E: 0	LOB: 3	K: 1	P: 48	R: 0	H: 0	E: 0	LOB: 1	K: 1	P: 16	R: 1	H: 2	E: 0	LOB: 2	K: 4	P: 19	R: 1	H: 2	E: 0	LOB: 2	K: 4	P: 22	R: 0	H: 0	E: 0	LOB: 0	K: 1	P: 14	
	S: 19		S: 9		S: 9		S: 27		S: 8		S: 11		S: 15		S: 7		S: 15		S: 7		S: 15		S: 7		S: 15		S: 7		S: 15		S: 7		S: 15		S: 7		S: 15		S: 7		S: 15		S: 7		S: 15		S: 7		S: 15

PITCHER	IP	WLS	BF	H	R	ER	SO	BB	IBB	HBP	BLK	WP	HR	S	P	ERA	WHIP
Ron Robinson, R ERA: 4.88 (1, 1)	3.2	L	22	10	8	8	1	1	0	0	0	1	0	53	84	19.64	3.000
Tim Layana, R ERA: 3.24 (4, 1)	0.1		4	2	0	0	0	1	0	0	0	1	0	11	21	0.00	9.000
Rick Mahler, R ERA: 5.4 (5, 1)	2.0		10	2	1	1	2	2	0	0	0	0	0	19	35	4.50	2.000
Tim Birtsas, L ERA: 3.33 (7, 1)	2.0		9	2	1	1	5	1	0	0	0	1	0	22	36	4.50	1.500

AB	R	H	RBI	BB	SO	LOB
3	1	1	0	1	0	2
1	1	1	0	0	0	0
3	2	2	0	1	0	1
1	0	0	0	0	1	1
5	2	2	1	0	2	3
4	2	2	1	0	0	3
1	0	1	1	0	0	0
4	1	2	1	1	1	2
4	0	1	2	0	0	3
1	0	0	0	0	1	2
3	1	1	2	1	0	1
0	0	0	0	1	0	0
5	0	2	0	0	0	4
5	0	1	1	0	3	2

WP	PA
2	45

AB	40
R	10
H	16
RBI	9
BB	5
SO	8
LOB	24



Cincinnati Reds @ San Francisco Giants
 Candlestick Park, San Francisco, CA
 Mon Jun 04 1990, 10:05 PM EDT
 Att. 16,233 - Unknown

livebaseballscores.com

Batter	1	2	3	4	5	6	7	8	9	AB R H RBI BB SO LOB	TOP											
Chris Sabo, R OBP: 0.395, SLG: 0.552 (1, 5) C F B B X	2-2 F7 ①		0-1 P5 ③		1-0 2B			1-0 FC5-4 1B		4 0 2 0 0 0 0	Cincinnati Reds @ San Francisco Giants Candlestick Park, San Francisco, CA Tue Jun 05 1990, 10:05 PM EDT Att. 18,002 - Unknown - 68 F livebaseballscorecards.com											
Billy Hatcher, R OBP: 0.378, SLG: 0.428 (1, 8) C C C F X	1-2 L3 ②			2-1 5-3 ① F B B X	0-1 F9 ③			1-2 FC5-4 1B 1-2f	4 1 0 0 0 0 2													
Barry Larkin, R OBP: 0.427, SLG: 0.409 Ron Oester, S OBP: 0.328, SLG: 0.373 (1, 6) B B X (6, 4)	2-0 1B			2-2 FC4-6 1B		2-1 F9 ①		1-0 1B 1-2	3 0 2 0 0 0 0 1 0 1 0 0 0 0													
Eric Davis, R OBP: 0.295, SLG: 0.396 (1, 7) S S P S	1-3 K ③			1-0 FC4-6 1B 1-2f		3-3 K ②		2-2 1B 1-2 2-H	4 0 1 1 0 2 2													
Paul O'Neill, L OBP: 0.353, SLG: 0.448 (1, 9) B L B T X		2-1 F8 ①		3-2 BB 1-3 1B		3-1 G6-3 ③		2-2 F8 ③	4 0 1 0 0 0 2													
Todd Benzinger, S OBP: 0.333, SLG: 0.374 Norm Charlton, S OBP: 0.500, SLG: 0.500 Herm Winningham, L OBP: 0.303, SLG: 0.387 (1, 3) (7, 1) (9, PH)		2-3 K ②		4-2 BB 1-2		1-0 F8 ①		0-1 2B	2 0 0 0 1 1 0 0 0 0 0 0 0 0 1 0 1 0 0 0 0													
Mariano Duncan, R OBP: 0.392, SLG: 0.545 (1, 4) (6, 6)		1-2 F9 ③		0-1 4-3 ③		2-1 6-3 ②		0-3 K ①	4 0 0 0 0 1 4													
Joe Oliver, R OBP: 0.325, SLG: 0.382 (1, 2) S S S S S			2-3 K ①		0-0 5-3 ①		2-3 K ③		2-3 K ②	4 0 0 0 0 3 1												
Jack Armstrong, R OBP: 0.087, SLG: 0.045 Ken Griffey, L OBP: 0.286, SLG: 0.269 (1, 1) (7, 3)			1-0 F9 ②		0-3 K ②		1-1 F7 ①		1-0 5-3 ③	2 0 0 0 0 1 0 2 0 0 0 0 0 1												
Inning Stats	R: 0 E: 0 K: 1 S: 13	H: 1 LOB: 1 BB: 0 P: 18	R: 0 E: 0 K: 1 S: 8	H: 0 LOB: 0 BB: 0 P: 13	R: 0 E: 0 K: 1 S: 6	H: 0 LOB: 0 BB: 0 P: 9	R: 0 E: 0 K: 0 S: 21	H: 2 LOB: 3 BB: 1 P: 33	R: 0 E: 0 K: 1 S: 7	H: 1 LOB: 1 BB: 0 P: 8		R: 0 E: 0 K: 1 S: 7	H: 0 LOB: 0 BB: 0 P: 15	R: 0 E: 0 K: 1 S: 6	H: 0 LOB: 0 BB: 0 P: 11	R: 1 E: 0 K: 0 S: 15	H: 3 LOB: 2 BB: 0 P: 23	R: 0 E: 0 K: 2 S: 11	H: 1 LOB: 1 BB: 0 P: 14	1B: 6 2B: 2 3B: 0 HR: 0	SF: 0 SAC: 0 DP: 0 HBP: 0	WP: 0 PB: 0 SB: 0 CS: 0
PITCHER	IP WLS BF H R ER SO BB IBB HBP BLK WP HR S P ERA WHIP																					
Scott Garrelts, R ERA: 6.08 (1, 1)	7.0 W 26 4 0 0 6 1 0 0 0 0 0 0 68 107 0.00 0.714																					
Jeff Brantley, R ERA: 1.51 (8, 1)	2.0 S 10 4 1 1 2 0 0 0 0 0 0 0 26 37 4.50 2.000																					



Batter	1	2	3	4	5	6	7	8	9
Brett Butler, L OBP: 0.359, SLG: 0.307 (1, 8) C F B X	1-2 G4-3 ①		2-2 6-3 ②			0-2 G6-3 ①	2-2 1B ②		
Mike Kingery, L OBP: 0.364, SLG: 0.300 (1, 7) X	0-0 F8 ②		1-0 F8 ③			4-1 1B SF9 BB ②	1-1 G3 ③		
Will Clark, L OBP: 0.325, SLG: 0.449 (1, 3) F B B X	2-1 4-3 ③			4-0 CS BB ②		2-1 1-3 1B ②		1-2 E S 2B 1B ②	
Matt Williams, R OBP: 0.310, SLG: 0.453 (1, 5) S B B S S		2-3 K ①		1-3 K ②		1-0 SF9 ②		1-0 1B 2B ①	
Rick Leach, L OBP: 0.440, SLG: 0.408 (1, 9) F B B B B B		1-2 E 1B ②		4-2 BB ③		0-1 G3 ③		0-1 F8 ①	
Terry Kennedy, L OBP: 0.402, SLG: 0.429 (1, 2) X C C X		0-2 E4 1-2 ②		0-0 P4 ③			1-2 F9 ①	2-2 5-3 ②	
Robby Thompson, R OBP: 0.289, SLG: 0.354 (1, 4) S B B B F C		2-3 K ②			3-1 L6 ①		1-2 E7 6-3 3B 1B ②	1-1 E 1B ②	
Jose Uribe, S OBP: 0.341, SLG: 0.373 (1, 6) B F B X		1-1 P4 ③			0-0 G6-3 ②		0-0 6-3 ②	2-2 E6 1B ②	
Scott Garrelts, R OBP: 0.050, SLG: 0.050 (1, 1) Ernest Riles, L OBP: 0.275, SLG: 0.432 (7, PH) Jeff Brantley, R OBP: 0.200, SLG: 0.400 (8, 1) C S C S			1-3 K ①		2-3 K ③		1-2 1B 3B ③	2-3 K ③	

Inning Stats	R: 0	H: 0	E: 0	K: 0	S: 6	R: 0	H: 1	E: 1	K: 2	S: 14	R: 0	H: 0	E: 0	K: 1	S: 10	R: 0	H: 0	E: 0	K: 1	S: 7	R: 0	H: 0	E: 0	K: 1	S: 7	R: 1	H: 1	E: 0	K: 0	S: 9	R: 2	H: 3	E: 1	K: 0	S: 22	R: 3	H: 4	E: 1	K: 1	S: 17	
	0	0	0	0	9	0	1	1	0	20	0	0	0	2	14	0	0	0	1	2	16	0	0	0	0	12	0	1	0	1	28	0	3	1	0	26	0	4	1	0	26

PITCHER	IP	WLS	BF	H	R	ER	SO	BB	IBB	HBP	BLK	WP	HR	S	P	ERA	WHIP
Jack Armstrong, R ERA: 1.77 (1, 1)	6.2	L	27	4	3	3	5	3	0	0	0	0	0	68	105	4.05	1.050
Norm Charlton, L ERA: 3.56 (7, 1)	1.1		9	5	3	2	1	0	0	0	0	0	0	24	36	13.50	3.750

AB R H RBI BB SO LOB

4 0 1 1 0 0 0

3 1 0 0 1 0 1

3 1 2 0 1 0 0

3 1 1 2 0 2 1

3 0 1 0 1 0 2

4 0 0 0 0 0 3

4 2 2 1 0 1 2

4 0 1 0 0 0 3

2 0 0 0 0 2 0

1 1 1 1 0 0 0

1 0 0 0 0 1 1

1B: 7 SF: 1
2B: 1 SAC: 0
3B: 1 DP: 0
HR: 0 HBP: 0

WP: 0 PA: 36
PB: 0
SB: 1
CS: 1

ERA WHIP

GIANTS

Cincinnati Reds @ San Francisco Giants
Candlestick Park, San Francisco, CA

Tue Jun 05 1990, 10:05 PM EDT
Att: 18,002 - Unknown - 68 F

AB 32

R 6

H 9

RBI 5

BB 3

SO 6

LOB 13

Batter	1	2	3	4	5	6	7	8	9	10	11	AB R H RBI BB SO LOB	TOP		
Chris Sabo, R (1, 5) OBP: 0.390, SLG: 0.548	0-0 P8		0-1 G5-3		1-0 G5-3		1-0 2B			1-1 G4-3		5 0 1 0 0 0 0	Cincinnati Reds @ San Francisco Giants Candlestick Park, San Francisco, CA Wed Jun 06 1990, 6:33 AM EDT Att. 30,136 - Overcast - 70 F		
Billy Hatcher, R (1, 7) OBP: 0.378, SLG: 0.427	2-2 G4-3		1-0 1B		1-2 1B		0-1 G6-3			2-1 L8		5 0 2 0 0 0 1			
Barry Larkin, R (1, 6) OBP: 0.422, SLG: 0.403	1-0 HR 1B		3-3 1B		0-0 P3				0-1 P5		0-0 F7	5 1 1 0 0 1 2			
Paul O'Neill, L (1, 9) OBP: 0.349, SLG: 0.458	0-1 HR		3-2 P5						3-3 K		2-2 P7	5 1 1 2 0 1 1			
Ken Griffey, L (1, 3) Randy Myers, L (8, 1) Luis Quinones, S (11, PH) Rolando Roomes, R (11, PR) Rob Dibble, L (11, 1)	1-2 F7				1-0 1B		1-0 2B		2-2 F7		3-1 BLK 1B	4 0 2 0 0 0 0 0 0 0 0 0 0 0 1 0 1 0 0 0 0 0 0 0 0 0 0 0 0 0 0 0 0 0 0			
Herm Winningham, L (1, 8) OBP: 0.296, SLG: 0.364		0-0 L8		1-3 K		0-3 K			1-2 G4-3		4-0 FC5-4 1-2 IBB	4 0 0 0 1 2 2			
Ron Oester, S (1, 4) Mariano Duncan, R (9, 4) OBP: 0.323, SLG: 0.365 OBP: 0.389, SLG: 0.540		1-1 E5 1B		1-3 K		0-0 G4-3			0-1 G4-3		0-0 FC5-4 1-2	4 0 1 0 0 1 2 1 0 0 0 0 0 2			
Jeff Reed, L (1, 2) OBP: 0.167, SLG: 0.250		2-1 L8		0-0 F7			0-2 P4		3-2 F8			4 0 0 0 0 0 2			
Danny Jackson, R (1, 1) Todd Benzinger, S (8, 3) OBP: 0.091, SLG: 0.091 OBP: 0.332, SLG: 0.372		0-3 K			0-2 L4		3-1 L8			1-3 K		3 0 0 0 0 1 1 1 0 0 0 0 1 0			
Inning Stats	R: 2 H: 2 E: 0 LOB: 0 K: 0 BB: 0 S: 14 P: 18	R: 0 H: 1 E: 1 LOB: 1 K: 1 BB: 0 S: 8 P: 11	R: 0 H: 1 E: 0 LOB: 1 K: 1 BB: 0 S: 11 P: 17	R: 0 H: 1 E: 0 LOB: 1 K: 2 BB: 0 S: 8 P: 11	R: 0 H: 1 E: 0 LOB: 1 K: 0 BB: 0 S: 10 P: 12	R: 0 H: 1 E: 0 LOB: 1 K: 1 BB: 0 S: 8 P: 12	R: 0 H: 1 E: 0 LOB: 1 K: 0 BB: 0 S: 8 P: 12	R: 0 H: 0 E: 0 LOB: 0 K: 1 BB: 0 S: 10 P: 15	R: 0 H: 0 E: 0 LOB: 0 K: 0 BB: 0 S: 8 P: 12	R: 0 H: 0 E: 0 LOB: 0 K: 1 BB: 0 S: 7 P: 11	R: 0 H: 1 E: 0 LOB: 2 K: 0 BB: 1 S: 8 P: 17	1B: 6 SF: 0 2B: 2 SAC: 0 3B: 0 DP: 0 HR: 1 HBP: 0		WP: 0 PA: 43 PB: 0 SB: 3 CS: 0	
PITCHER	IP WLS BF H R ER SO BB IBB HBP BLK WP HR S P ERA WHIP														
Don Robinson, R (1, 1) ERA: 2.61	8.0	32	8	2	2	6	0	0	0	0	0	0	108	2.25	1.000
Steve Bedrosian, R (9, 1) ERA: 4.5	2.0	6	0	0	0	1	0	0	0	0	0	0	23	0.00	0.000
Jeff Brantley, R (11, 1) ERA: 1.48	1.0	5	1	0	0	0	0	1	0	1	0	0	17	0.00	1.000

AB	42
R	2
H	9
RBI	2
BB	1
SO	7
LOB	13



livebaseballscorecards.com

San Francisco Giants @ Atlanta Braves
 Atlanta-Fulton County Stadium, Atlanta, GA

Fri Jun 08 1990, 7:05 PM EDT
 Att. 32,154 - Unknown - 93 F

AB	54
R	23
H	27
RBI	23
BB	1
SO	9
LOB	26



Batter	1	2	3	4	5	6	7	8	9	AB	R	H	RBI	BB	SO	LOB	TOP										
Rick Parker, R OBP: 0.455, SLG: 0.645 (1, 8) (6, 9)	G6-3	E5		HR	FC6-4	1B		FC6-4	1B	7	4	4	6	0	0	2											
Greg Litton, R OBP: 0.214, SLG: 0.268 Rick Leach, L OBP: 0.437, SLG: 0.405 Ernest Riles, L OBP: 0.315, SLG: 0.457	F7	G6-3		1B	FC6-4	HR		HR	BB	2	0	0	0	0	0	2											
Will Clark, L OBP: 0.325, SLG: 0.487	K			FC6	K	HR		HR	L6-4	7	2	3	6	0	2	3											
Kevin Mitchell, R OBP: 0.375, SLG: 0.585		FC5	P3	L8		F7		K		6	0	1	0	0	2	3											
Matt Williams, R OBP: 0.316, SLG: 0.453		FC5	K	1B		3B		G6-3	K	6	2	3	1	0	2	1											
Gary Carter, R OBP: 0.337, SLG: 0.344		FC5	P3	F8		P2			1B	6	2	2	0	0	0	6											
Robby Thompson, R OBP: 0.292, SLG: 0.352 Dave Anderson, R OBP: 0.281, SLG: 0.267		P8		HR	1B	3B		K	1B	3	3	2	0	0	0	2											
Jose Uribe, S OBP: 0.348, SLG: 0.391 Mark Thurmond, L		E9		HR	SH1-4	1B		K	2B	4	4	4	3	0	0	0											
Bob Knepper, L OBP: 0.231, SLG: 0.308 Don Robinson, R OBP: 0.125, SLG: 0.125 Trevor Wilson, L Mike Kingery, L OBP: 0.500, SLG: 0.462		E		P5	SH1-4	1B		FC6-4	1B	1	0	1	2	0	0	0											
Inning Stats	R: 0 E: 0 K: 1 S: 7	H: 0 LOB: 0 BB: 0 P: 10	R: 3 E: 2 K: 0 S: 20	H: 4 LOB: 2 BB: 0 P: 33	R: 0 E: 0 K: 1 S: 12	H: 1 LOB: 1 BB: 0 P: 19	R: 4 E: 1 K: 0 S: 15	H: 4 LOB: 2 BB: 0 P: 21	R: 2 E: 0 K: 1 S: 13	H: 3 LOB: 1 BB: 0 P: 19	R: 7 E: 0 K: 1 S: 21	H: 7 LOB: 0 BB: 0 P: 33	R: 0 E: 0 K: 2 S: 8	H: 1 LOB: 1 BB: 0 P: 11	R: 3 E: 0 K: 2 S: 16	H: 2 LOB: 0 BB: 1 P: 24	R: 4 E: 0 K: 1 S: 16	H: 5 LOB: 0 BB: 0 P: 25	1B: 21 2B: 3 3B: 1 HR: 3	SF: 0 SAC: 1 DP: 1 HBP: 1	WP: 0 PB: 0 SB: 0 CS: 0	PA: 57					
PITCHER	IP	WLS	BF	H	R	ER	SO	BB	IBB	HBP	BLK	WP	HR	S	P	ERA	WHIP										
Derek Lilliquist, L ERA: 6.23	(1, 1)	3.1	L	19	7	6	5	2	0	0	1	0	0	1	48	75	13.50	2.100									
Marty Clary, R ERA: 5.54	(4, 1)	1.0		9	5	3	2	0	0	0	0	0	0	0	14	21	18.00	5.000									
Tony Castillo, L ERA: 3.71	(5, 1)	0.2		2	0	0	0	1	0	0	0	0	0	0	5	6	0.00	0.000									
Dwayne Henry, R ERA: 8.44	(6, 1)	0.2		8	6	6	6	0	0	0	0	0	0	0	17	27	81.00	9.000									
Joe Hesketh, L ERA: 4.35	(6, 1)	0.1		2	1	1	1	1	0	0	0	0	0	1	4	6	27.00	3.000									
PITCHER	IP	WLS	BF	H	R	ER	SO	BB	IBB	HBP	BLK	WP	HR	S	P	ERA	WHIP										
Joe Boever, R ERA: 3.55	(7, 1)	2.0		10	3	3	3	4	1	0	0	0	0	0	1	24	35	13.50	2.000								
Charlie Kerfeld, R ERA: 8.06	(9, 1)	1.0		7	5	4	4	1	0	0	0	0	0	0	16	25	36.00	5.000									

Batter	1	2	3	4	5	6	7	8	9	AB	R	H	RBI	BB	SO	LOB
Lonnie Smith, R OBP: 0.316, SLG: 0.381 (1, 7)	1-2 G5-3	2-1 L7		1-1 1B		1-3 K		1-0 HR		5	1	2	1	0	1	2
Jeff Treadway, L OBP: 0.341, SLG: 0.479 Charlie Kerfeld, R (9, 1)	0-0 FC4-6 1B	1-0 1-2 2-H 1B		3-1 G4-3		1-0 HR		4-1 BB		4	1	3	2	1	0	1
Ron Gant, R OBP: 0.375, SLG: 0.559 (1, 8)	0-2 FC4-6 BB HR	2-2 F7			0-0 G6-3	1-2 G6-3		1-0 F8		5	1	0	0	0	0	4
Jim Presley, R OBP: 0.322, SLG: 0.443 Joe Boever, R (7, 1) Jimmy Kremers, L (8, PH) (9, 2)	4-2 HR BB			2-1 G1-3	1-0 G5-3	0-3 K		2-1 F8		3	1	0	0	1	1	0
Dale Murphy, R OBP: 0.354, SLG: 0.467 (1, 9)	1-1 HR			0-0 E 2-1 G5-3 1B	1-1 1B 1B		1-0 L5-4 1B		0-1 F9	5	2	4	3	0	0	0
David Justice, L OBP: 0.349, SLG: 0.474 (1, 3)	3-2 F8			3-2 G5-3	2-0 1B 1B		0-1 P5		2-1 F7	5	1	1	0	0	0	2
Jeff Blauser, R OBP: 0.336, SLG: 0.400 (1, 6)		4-0 1B BB		0-1 E6	1-0 1B 1B		3-2 1B 1B		0-0 WP 1B	4	1	3	1	1	0	1
Greg Olson, R OBP: 0.327, SLG: 0.409 (1, 2) (9, 5)		1-0 1B 1B		1-2 2-1	1-1 G6-3	1-1 1B 1B		3-2 L5-4	3-2 G6-3	5	0	2	1	0	0	3
Derek Lilliquist, L OBP: 0.348, SLG: 0.609 Marty Clary, R (4, 1) Tony Castillo, L (5, 1) Francisco Cabrera, R OBP: 0.400, SLG: 0.600 Dwayne Henry, R (6, 1) Joe Hesketh, R (6, 1) Alexis Infante, R OBP: 0.053, SLG: 0.105 (7, 5) (9, 4)		0-3 K		0-1 G6-3	1-2 F7			0-1 F7		1	0	0	0	0	1	2

Inning Stats	R: 3	H: 2	E: 0	K: 0	S: 19	LOB: 0	BB: 1	P: 28	R: 1	H: 2	E: 0	K: 1	S: 11	LOB: 2	BB: 1	P: 21	R: 0	H: 1	E: 1	K: 0	S: 12	LOB: 2	BB: 0	P: 18	R: 0	H: 1	E: 0	K: 0	S: 8	LOB: 1	BB: 1	P: 14	R: 2	H: 4	E: 0	K: 0	S: 11	LOB: 2	BB: 0	P: 18	R: 1	H: 1	E: 0	K: 2	S: 10	LOB: 0	BB: 0	P: 13	R: 0	H: 2	E: 0	K: 0	S: 9	LOB: 1	BB: 0	P: 16	R: 1	H: 1	E: 0	K: 0	S: 7	LOB: 1	BB: 1	P: 15	R: 0	H: 1	E: 0	K: 0	S: 8	LOB: 1	BB: 0	P: 13	1B: 12	SF: 0	2B: 1	SAC: 0	3B: 0	DP: 1	HR: 3	HBP: 0	WP: 1	PA: 44
--------------	------	------	------	------	-------	--------	-------	-------	------	------	------	------	-------	--------	-------	-------	------	------	------	------	-------	--------	-------	-------	------	------	------	------	------	--------	-------	-------	------	------	------	------	-------	--------	-------	-------	------	------	------	------	-------	--------	-------	-------	------	------	------	------	------	--------	-------	-------	------	------	------	------	------	--------	-------	-------	------	------	------	------	------	--------	-------	-------	--------	-------	-------	--------	-------	-------	-------	--------	-------	--------

PITCHER	IP	WLS	BF	H	R	ER	SO	BB	IBB	HBP	BLK	WP	HR	S	P	ERA	WHIP
Bob Knepper, L ERA: 5.27 (1, 1)	3.0		17	5	4	4	1	2	0	0	0	0	1	42	67	12.00	2.333
Trevor Wilson, L ERA: 7.36 (4, 1)	2.0	W	11	5	2	2	0	0	0	0	0	0	0	19	32	9.00	2.500
Mark Thurmond, L ERA: 3.04 (6, 1)	4.0	S	17	5	2	2	2	1	0	0	0	1	2	34	57	4.50	1.500

BOTTOM

San Francisco Giants @ Atlanta Braves
Atlanta-Fulton County Stadium, Atlanta, GA

livebaseballscores.com

AB	41
R	8
H	15
RBI	8
BB	3
SO	3
LOB	18

1	0	0	0	0	0	1	2
1	0	0	0	0	0	0	0
0	0	0	0	0	0	0	0
1	0	0	0	0	0	0	2
0	0	0	0	0	0	0	0
0	0	0	0	0	0	0	0
1	0	0	0	0	0	0	0



Fri Jun 08 1990, 7:05 PM EDT
Att: 32,154 - Unknown - 93 F

Batter	1	2	3	4	5	6	7	8	9	AB R H RBI BB SO LOB	TOP											
Rick Parker, R (1, 8) OBP: 0.395, SLG: 0.556	0-3 K		0-0 G5-3		0-0 L1-3		1-0 G4-3		0-0 E6	5 0 0 0 0 1 4	San Francisco Giants @ Atlanta Braves Atlanta-Fulton County Stadium, Atlanta, GA Sat Jun 09 1990, 7:05 PM EDT Att. 31,048 - Unknown livebaseballscorecards.com											
Greg Litton, R (1, 9) OBP: 0.234, SLG: 0.283	0-0 G5-3		2-3 K			0-0 G4-3 1B		0-1 FC5 G3-1 1B	5 1 2 0 0 1 3													
Will Clark, L (1, 3) OBP: 0.320, SLG: 0.478	2-2 G3-1			0-1 E4 1B		2-0 G4-3 1-2		1-0 G3-1 1-2	4 1 0 0 0 0 2													
Kevin Mitchell, R (1, 7) OBP: 0.373, SLG: 0.579		0-0 F9		0-2 G5-3		2-0 G4-3 2-H 1B		2-0 FC5 2-3	4 0 1 1 0 0 2													
Matt Williams, R (1, 5) OBP: 0.316, SLG: 0.451		1-1 FC6-4 1B		0-1 P2		0-0 F9		3-2 P5	3 0 1 0 0 0 2													
Trevor Wilson, L (6, 1)									0 0 0 0 0 0 0													
Brett Butler, L (8, PH) OBP: 0.359, SLG: 0.301									1 0 0 0 0 0 1													
Steve Bedrosian, R (8, 1)									0 0 0 0 0 0 0													
Gary Carter, R (1, 2) OBP: 0.343, SLG: 0.362		0-1 F8		1-1 FC4-6 2-H 1B		0-1 F8			4 1 2 1 0 0 2													
Robby Thompson, R (1, 4) OBP: 0.287, SLG: 0.345		0-1 FC6-4 1-2f		0-0 FC4-6 1-2f			1-1 G6-3		1-1 F8	4 0 0 0 0 0 3												
Jose Uribe, S (1, 6) OBP: 0.356, SLG: 0.399			1-0 SH2-4 1B		2-1 L1-3 1B		1-1 SH2-3 1B		1-1 E6 2-3	4 0 3 0 0 0 1												
Atlee Hammaker, S (1, 1) OBP: 0.125, SLG: 0.067			0-0 SH2-4		0-3 K		0-0 SH2-3		1-3 K	0 0 0 0 0 0 0												
Francisco Oliveras, R (4, 1)									0 0 0 0 0 0 0													
Don Robinson, R (5, PH) OBP: 0.111, SLG: 0.111									1 0 0 0 0 1 1													
Ed Vosberg, L (5, 1)									0 0 0 0 0 0 0													
Dave Anderson, R (6, 5) OBP: 0.273, SLG: 0.258									1 0 0 0 0 1 2													
Inning Stats	R: 0 E: 0 K: 1 S: 7	H: 0 LOB: 0 BB: 0 P: 9	R: 0 E: 0 K: 0 S: 7	H: 1 LOB: 1 BB: 0 P: 8	R: 0 E: 0 K: 1 S: 6	H: 1 LOB: 1 BB: 0 P: 9	R: 1 E: 1 K: 0 S: 11	H: 1 LOB: 1 BB: 0 P: 12	R: 0 E: 0 K: 1 S: 6	H: 1 LOB: 0 BB: 0 P: 8	R: 1 E: 0 K: 0 S: 6	H: 2 LOB: 1 BB: 0 P: 10	R: 0 E: 0 K: 0 S: 6	H: 1 LOB: 1 BB: 0 P: 9	R: 0 E: 0 K: 0 S: 9	H: 1 LOB: 1 BB: 0 P: 15	R: 1 E: 2 K: 1 S: 13	H: 1 LOB: 2 BB: 0 P: 19	1B: 8 2B: 2 3B: 0 HR: 0	SF: 0 SAC: 2 DP: 1 HBP: 0	WP: 0 PB: 0 SB: 0 CS: 0	PA: 38
PITCHER Charlie Leibrandt, L (1, 1) ERA: 1.13	IP: 9.0 WLS: W BF: 38 H: 9 R: 3 ER: 1 SO: 4 BB: 0 IBB: 0 HBP: 0 BLK: 0 WP: 0 HR: 0 S: 71 P: 99 ERA: 1.00 WHIP: 1.000																					



Batter	1	2	3	4	5	6	7	8	9
Lonnie Smith, R <small>OBP: 0.318, SLG: 0.377</small> (1, 7) X	0-0 F9	0-0 F8		0-3 K		4-1 BB		3-2 1B	
Jeff Treadway, L <small>OBP: 0.339, SLG: 0.473</small> Alexis Infante, R <small>OBP: 0.050, SLG: 0.100</small> (1, 4) L S F X (7, 4) X	0-2 G1-3	1-3 K		0-0 1B		2-3 K		2-3 K	
Ron Gant, R <small>OBP: 0.378, SLG: 0.557</small> (1, 8) X	0-0 1B			2-2 CS 1B		0-0 G5-3			
Jim Presley, R <small>OBP: 0.320, SLG: 0.439</small> (1, 5) C X	0-1 1B			3-2 F9		2-3 K		1-3 K	
Dale Murphy, R <small>OBP: 0.357, SLG: 0.467</small> (1, 9) B X	1-0 1B			1-2 G6-3		1-2 F8		0-1 FC6-4 1B	
David Justice, L <small>OBP: 0.333, SLG: 0.451</small> (1, 3) C S B F X	1-2 G4-3			1-2 G4-3		2-2 G6-3		0-3 K	
Jeff Blauser, R <small>OBP: 0.351, SLG: 0.412</small> (1, 6) C S B F X		0-2 G6-3 1B		4-1 1B		4-1 2B		0-1 FC6-4	
Greg Olson, R <small>OBP: 0.333, SLG: 0.423</small> (1, 2) X		0-0 G6-3		0-1 1B		0-0 SH5-4 2B		1-0 F9	
Charlie Leibrandt, R <small>OBP: 0.600, SLG: 0.600</small> (1, 1) F X		0-1 1B		1-0 1B		3-1 SH5-4		1-2 F8	

AB	R	H	RBI	BB	SO	LOB
4	0	1	0	1	1	3
4	0	1	1	0	2	3
1	0	0	0	0	1	1
4	1	2	0	0	0	4
4	0	1	0	0	2	1
4	0	2	1	0	0	0
4	0	0	0	0	1	3
2	3	1	0	2	0	1
4	1	2	1	0	0	1
3	0	2	2	0	0	0

BOTTOM

San Francisco Giants @ Atlanta Braves
 Atlanta-Fulton County Stadium, Atlanta, GA

AB	34
R	5
H	12
RBI	5
BB	3
SO	7
LOB	17



WP: 0	PA: 38
PB: 0	
SB: 0	
CS: 1	

Inning Stats	R	H	E	K	S	IP	WLS	BF	H	R	ER	SO	BB	IBB	HBP	BLK	WP	HR	S	P	ERA	WHIP
ATLANTA BRAVES	1	3	0	13	15	3.1	L	18	8	4	4	1	1	0	0	0	0	0	45	59	10.80	2.700
SAN FRANCISCO GIANTS	0	1	0	15	20	2.0		10	4	1	0	1	0	0	0	0	0	0	7	9	0.00	1.500
PITCHER	IP	WLS	BF	H	R	ER	SO	BB	IBB	HBP	BLK	WP	HR	S	P	ERA	WHIP					
Atlee Hammaker, L	(1, 1)	3.1	L	18	8	4	1	1	0	0	0	0	0	0	0	10.80	2.700					
Francisco Oliveras, R	(4, 1)	0.2		3	1	0	1	0	0	0	0	0	0	0	0	0.00	1.500					
Ed Vosberg, L	(5, 1)	1.1		7	1	1	1	2	0	0	0	0	0	0	0	6.75	2.250					
Trevor Wilson, L	(6, 1)	1.2		6	1	0	3	0	0	0	0	0	0	0	0	0.00	0.600					
Steve Bedrosian, R	(8, 1)	1.0		4	1	0	1	0	0	0	0	0	0	0	0	0.00	1.000					

Sat Jun 09 1990, 7:05 PM EDT
 Att. 31,048 - Unknown

livebaseballscores.com

Batter	1	2	3	4	5	6	7	8	9	AB	R	H	RBI	BB	SO	LOB	TOP										
Brett Butler, L OBP: 0.352, SLG: 0.294 (1, 8)	2-2 G6-3	3-2 F7		1-0 FC5-6-4 S 1B		3-1 G4-3		2-1 FC6-4		5	1	0	1	0	0	5											
Rick Leach, L OBP: 0.438, SLG: 0.408 Rick Parker, R OBP: 0.415, SLG: 0.553 (4, PH) (4, 9)	1-0 1B	1-0 F8		3-2 S 1B		3-2 F8		1-0 FC3-6 HBP		2	1	1	0	0	0	0											
Will Clark, L OBP: 0.322, SLG: 0.489 Mike Kingery, L OBP: 0.500, SLG: 0.462 (9, PR) (9, 7)	3-2 1B HR		2-2 P6	1-2 F7			3-1 HR	2-1 FC3-6 G5-4-3		5	2	2	1	0	0	2											
Kevin Mitchell, R OBP: 0.378, SLG: 0.577 Greg Litton, R OBP: 0.234, SLG: 0.283 (1, 7) (9, 6)	2-1 HR		4-2 G6-4-3 BB		3-2 S 1B		2-3 K	1-0 G5-4-3		4	2	2	1	1	1	1											
Matt Williams, R OBP: 0.319, SLG: 0.466 (1, 5)	0-0 HR		0-0 G6-4-3		2-1 G6-4-3 1B		3-3 K			4	1	2	4	0	1	1											
Terry Kennedy, L OBP: 0.405, SLG: 0.426 (1, 2)				1-1 1B 1B FC5-6-4 1B		2-3 K		0-0 L3		3	1	1	0	1	1	1											
Robby Thompson, R OBP: 0.286, SLG: 0.343 (1, 4)	1-2 K		1-2 FC5-6-4 1B 1B		1-0 G6-4-3			0-2 P5		4	1	1	0	0	1	2											
Jose Uribe, S OBP: 0.361, SLG: 0.403 Dave Anderson, R OBP: 0.265, SLG: 0.250 (6, PR) (6, 6) (9, 3)	0-1 G5-3		0-0 FC5-6-4 1B		2-2 G4-3 SH5-4 1B			3-3 K		3	0	2	0	0	0	1											
John Burkett, R OBP: 0.143, SLG: 0.100 Jeff Brantley, R OBP: 0.200, SLG: 0.400 (1, 1) (9, 1)		0-0 P3		2-2 F4		0-0 SH5-4		4-2 FC6-4 BB		2	0	0	0	1	0	3											
Inning Stats	R: 4 E: 0 K: 1 S: 20	H: 4 LOB: 1 BB: 1 P: 32	R: 0 E: 0 K: 0 S: 6	H: 0 LOB: 0 BB: 0 P: 10	R: 0 E: 0 K: 0 S: 10	H: 0 LOB: 1 BB: 1 P: 16	R: 3 E: 0 K: 0 S: 19	H: 4 LOB: 1 BB: 0 P: 29	R: 1 E: 0 K: 1 S: 12	H: 2 LOB: 0 BB: 0 P: 20	R: 0 E: 0 K: 0 S: 9	H: 1 LOB: 2 BB: 0 P: 17	R: 1 E: 0 K: 2 S: 10	H: 1 LOB: 0 BB: 0 P: 18	R: 0 E: 0 K: 1 S: 12	H: 0 LOB: 1 BB: 1 P: 21	R: 0 E: 0 K: 0 S: 3	H: 0 LOB: 1 BB: 0 P: 7	1B: 10 2B: 0 3B: 0 HR: 2	SF: 0 SAC: 1 DP: 3 HBP: 1	WP: 0 PB: 0 SB: 3 CS: 1	PA: 40					
PITCHER	IP	WLS	BF	H	R	ER	SO	BB	IBB	HBP	BLK	WP	HR	S	P	ERA	WHIP										
Pete Smith, R ERA: 4.26 (1, 1)	3.1	L	18	7	7	7	1	2	0	0	0	0	1	47	74	18.90	2.700										
Tony Castillo, L ERA: 3.81 (4, 1)	1.2		7	3	1	1	1	0	0	0	0	0	0	20	33	5.40	1.800										
Marty Clary, R ERA: 5.49 (6, 1)	2.0		8	2	1	1	2	0	0	0	0	0	1	19	35	4.50	1.000										
Rick Luecken, R ERA: 5.94 (8, 1)	2.0		7	0	0	0	1	1	0	1	0	0	0	15	28	0.00	0.500										

San Francisco Giants @ Atlanta Braves
Atlanta-Fulton County Stadium, Atlanta, GA

Sun Jun 10 1990, 3:33 AM EDT
Att: 17,448 - Sunny

AB	35
R	9
H	12
RBI	9
BB	3
SO	5
LOB	18



Batter	1	2	3	4	5	6	7	8	9	AB	R	H	RBI	BB	SO	LOB
Oddibe McDowell, L (1, 8) OBP: 0.281, SLG: 0.366	2-1 G3 BLK G6-3 1B		X 0-0 F9			1-1 1-2 1B		3-2 P5		4	1	2	0	0	0	0
Jeff Treadway, L (1, 4) OBP: 0.331, SLG: 0.462	3-2 G3			1-2 P5	2-3 K			0-0 F8		4	0	0	0	0	1	3
Ron Gant, R (1, 7) OBP: 0.381, SLG: 0.572	1-2 G6-3			4-1 BB		0-0 HR		3-3 K FC6-4		3	1	1	2	1	1	0
Jim Presley, R (1, 5) OBP: 0.319, SLG: 0.435	3-H 1-2 P3			1-0 F8		1-1 G6-4-3 1B		1-0 FC6-4		4	0	1	0	0	0	2
David Justice, L (1, 3) OBP: 0.319, SLG: 0.430		1-2 G3		1-2 P4		2-3 K			0-0 F7	4	0	0	0	0	1	2
Dale Murphy, R (1, 9) OBP: 0.350, SLG: 0.457		2-3 K			0-0 E6 1B	0-0 G6-4-3			3-2 G1-3	4	1	0	0	0	1	1
Jimmy Kremers, L (1, 2) OBP: 0.350, SLG: 0.457		1-3 K			2-2 F7				0-3 K	4	0	0	0	0	2	1
Jeff Blausen, R (1, 6) OBP: 0.342, SLG: 0.400			2-0 G6-3		0-1 E6 1B	1-2 1B		2-3 K		3	0	0	0	0	1	1
Pete Smith, R (1, 1) OBP: 0.087, SLG: 0.045 Tony Castillo, L (4, 1) Tommy Gregg, L (5, PH) OBP: 0.226, SLG: 0.185 29 John Smoltz, R (5, PH) OBP: 0.394, SLG: 0.176 Marty Clary, R (6, 1) Lonnie Smith, R (7, PH) OBP: 0.316, SLG: 0.374 Rick Luecken, R (8, 1)			1-0 G6-3		1-2 1B	1-2 1B		3-3 K		1	0	0	0	0	0	0

Inning Stats	R: 1	H: 1	E: 0	K: 0	S: 13	R: 0	H: 0	E: 0	K: 2	S: 10	R: 0	H: 0	E: 0	K: 0	S: 3	R: 0	H: 0	E: 0	K: 0	S: 3	R: 1	H: 2	E: 2	K: 1	S: 14	R: 0	H: 2	E: 0	K: 1	S: 9	R: 0	H: 0	E: 0	K: 2	S: 10	R: 0	H: 0	E: 0	K: 1	S: 11	R: 0	H: 0	E: 0	K: 1	S: 8	1B: 4	2B: 0	3B: 0	HR: 1	SF: 0	SAC: 0	DP: 1	HBP: 0	WP: 1	PA: 34
PITCHER	IP	WLS	BF	H	R	ER	SO	BB	IBB	HBP	BLK	WP	HR	S	P	ERA	WHIP																																						
John Burkett, R (1, 1) ERA: 3.61	8.0	W	31	5	3	2	7	1	0	0	1	1	1	80	122	2.25	0.750																																						
Jeff Brantley, R (9, 1) ERA: 1.44	1.0		3	0	0	0	1	0	0	0	0	0	0	8	11	0.00	0.000																																						

BOTTOM

San Francisco Giants @ Atlanta Braves
Atlanta-Fulton County Stadium, Atlanta, GA

Sun Jun 10 1990, 3:33 AM EDT
Att. 17,448 - Sunny

livebaseballscores.com

AB	33
R	3
H	5
RBI	3
BB	1
SO	8
LOB	10



Batter	1	2	3	4	5	6	7	8	9	AB R H RBI BB SO LOB	TOP											
Brett Butler, L (1, 8) OBP: 0.360, SLG: 0.307	0-2 F8		1-0 S 1B			3-2 WP E 1B	1-0 1-H 2B	4-2 BB		4 1 3 1 1 0 0												
Rick Leach, L (1, 9) OBP: 0.419, SLG: 0.388	2-2 G4-3		3-2 G1			1-3 K	0-0 G4-3	1-2 P4		4 0 0 0 0 1 4												
Jeff Brantley, R (7, 1) OBP: 0.200, SLG: 0.400			1-2			1-2 K				0 0 0 0 0 0 0												
Rick Parker, R (8, PH) OBP: 0.405, SLG: 0.538										1 0 0 0 0 0 3												
Steve Bedrosian, R (8, 1)										0 0 0 0 0 0 0												
Will Clark, L (1, 3) OBP: 0.327, SLG: 0.490	1-3 K					2-1 HR 1B		4-0 1B BB	1-2 1B F7 1B	4 3 2 1 1 2 0												
Kevin Mitchell, R (1, 7) OBP: 0.378, SLG: 0.587		1-0 G5-3				0-1 HR		0-0 1B 1B	1-1 F7	5 2 2 2 0 1 1												
Matt Williams, R (1, 5) OBP: 0.325, SLG: 0.466		2-3 K				0-0 1B		2-1 BB 1B	4-0 1B 1B IBB	4 1 2 1 1 2 0												
Terry Kennedy, L (1, 2) OBP: 0.396, SLG: 0.415		3-3 K				0-0 F9		2-2 F8	0-0 1B 1B	3 0 0 0 0 2 1												
Gary Carter, R (8, PH) OBP: 0.345, SLG: 0.365									1-2 2-3 1B	2 0 1 0 0 0 2												
Ernest Riles, L (1, 6) OBP: 0.316, SLG: 0.449						1-0 L9		0-1 P3	1-0 P3	3 0 1 0 0 0 0												
Jose Uribe, S (7, 6) OBP: 0.363, SLG: 0.404						0-3 K2-3		1-0 2B 1B	4-1 1B BB	2 0 1 1 0 0 2												
Robby Thompson, R (1, 4) OBP: 0.289, SLG: 0.341						0-3 K		0-0 G5-3	3-2 L6	4 1 1 0 1 2 4												
Scott Garrelts, R (1, 1) OBP: 0.043, SLG: 0.043								1-1 K	0-0 BB 1B	3 0 0 0 0 2 2												
Mike Kingery, L (7, 9) OBP: 0.500, SLG: 0.467								1-3 2-H 3-H		2 0 1 2 0 0 3												
Inning Stats	R: 0 E: 0 K: 1 S: 11	H: 0 LOB: 0 BB: 0 P: 14	R: 0 E: 0 K: 2 S: 7	H: 0 LOB: 0 BB: 0 P: 13	R: 0 E: 0 K: 1 S: 11	H: 2 LOB: 2 BB: 0 P: 16	R: 0 E: 0 K: 3 S: 9	H: 0 LOB: 0 BB: 0 P: 12	R: 0 E: 0 K: 2 S: 8	H: 0 LOB: 0 BB: 0 P: 9	R: 3 E: 1 K: 1 S: 15	H: 4 LOB: 1 BB: 0 P: 22	R: 1 E: 0 K: 1 S: 8	H: 2 LOB: 1 BB: 0 P: 10	R: 3 E: 0 K: 0 S: 16	H: 3 LOB: 3 BB: 3 P: 34	R: 1 E: 0 K: 1 S: 13	H: 3 LOB: 3 BB: 1 P: 23	1B: 12 2B: 1 3B: 0 HR: 1	SF: 0 SAC: 0 DP: 0 HBP: 0	WP: 1 PB: 0 SB: 1 CS: 0	PA: 45
PITCHER	IP WLS BF H R ER SO BB IBB HBP BLK WP HR S P ERA WHIP																					
29 John Smoltz, R (1, 1) ERA: 5.56	7.0 L 29 8 4 4 11 0 0 0 0 1 1 69 96 5.14 1.143																					
Joe Hesketh, L (8, 1) ERA: 5.66	0.0 3 2 3 3 0 1 0 0 0 0 0 3 9 ∞ ∞																					
Joe Boever, R (8, 1) ERA: 3.42	1.0 6 1 0 0 0 2 0 0 0 0 0 0 13 25 0.00 3.000																					
Derek Lilliquist, L (9, 1) ERA: 6.28	1.0 7 3 1 1 1 0 1 0 0 0 0 0 13 23 9.00 3.000																					

San Francisco Giants @ Atlanta Braves
Atlanta-Fulton County Stadium, Atlanta, GA

Mon Jun 11 1990, 7:05 PM EDT
Att: 11,528 - Unknown

AB 41
R 8
H 14
RBI 8
BB 4
SO 12
LOB 22



livebaseballscorecards.com

Batter	1	2	3	4	5	6	7	8	9	AB	R	H	RBI	BB	SO	LOB
Oddibe McDowell, L OBP: 0.287, SLG: 0.390 (1, 8)	3-2 P6 ①		0-1 F9 ③			1-0 HR		1-1 HBP 1B		4	1	2	1	0	0	0
Jeff Treadway, L OBP: 0.330, SLG: 0.455 (1, 4)	2-2 F7 ②			0-1 L6 ①		0-0 F7 ①		1-2 HBP		3	0	0	0	0	0	0
Ron Gant, R OBP: 0.372, SLG: 0.558 (1, 7)	0-2 G4-3 ③			2-1 P3 ②		2-2 F8 ②		0-1 L7 ①		4	0	0	0	0	0	2
Jim Presley, R OBP: 0.318, SLG: 0.431 (1, 5)		0-2 G6-3 ①		1-0 HR 1B		0-0 P4 ③		1-0 F9 ②		4	1	1	0	0	0	2
Dale Murphy, R OBP: 0.349, SLG: 0.469 (1, 9)		2-0 F9 ②		1-0 HR			1-1 F9 ①	2-3 K ③		4	1	1	2	0	1	2
David Justice, L OBP: 0.326, SLG: 0.427 (1, 3)		4-2 BB		0-2 F8 ③			3-2 1B		0-1 F9 ①	3	0	1	0	1	0	0
Jeff Blauser, R OBP: 0.331, SLG: 0.385 (1, 6)		1-0 F8 ③			0-0 G6-3 ①		1-1 F9 ②		2-1 F7 ②	4	0	0	0	0	0	2
Greg Olson, R OBP: 0.348, SLG: 0.430 (1, 2)			2-2 29 G4-6-3 1B		4-1 29 G4-6-3 BB		2-2 1B		1-0 F7 ③	3	0	2	0	1	0	0
29 John Smoltz, R OBP: 0.333, SLG: 0.158 (1, 1)			3-2 G4-6-3 ①			0-0 G4-6-3 ②		1-2 P2 ③		2	0	0	0	0	0	2
Tommy Gregg, L OBP: 0.222, SLG: 0.182 (7, PH)			1-2f G4-6-3 ②			1-2f G4-6-3 ③				1	0	0	0	0	0	2
Joe Hesketh, R (8, 1)										0	0	0	0	0	0	0
Joe Boever, R (8, 1)										0	0	0	0	0	0	0
Derek Lilliquist, L OBP: 0.348, SLG: 0.609 (9, 1)										0	0	0	0	0	0	0

Inning Stats	R: 0	H: 0	E: 0	K: 0	S: 9	H: 0	LOB: 0	BB: 0	P: 14	R: 0	H: 0	E: 0	K: 0	S: 9	H: 1	LOB: 0	BB: 0	P: 13	R: 2	H: 2	E: 0	K: 0	S: 9	H: 0	LOB: 0	BB: 0	P: 13	R: 0	H: 0	E: 0	K: 0	S: 3	R: 1	H: 1	E: 0	K: 0	S: 6	H: 2	LOB: 2	BB: 0	P: 25	R: 0	H: 1	E: 0	K: 1	S: 10	H: 0	LOB: 0	BB: 0	P: 8	1B: 5	SF: 0	2B: 0	3B: 0	HR: 2	WP: 0	PA: 35
--------------	------	------	------	------	------	------	--------	-------	-------	------	------	------	------	------	------	--------	-------	-------	------	------	------	------	------	------	--------	-------	-------	------	------	------	------	------	------	------	------	------	------	------	--------	-------	-------	------	------	------	------	-------	------	--------	-------	------	-------	-------	-------	-------	-------	-------	--------

PITCHER	IP	WLS	BF	H	R	ER	SO	BB	IBB	HBP	BLK	WP	HR	S	P	ERA	WHIP
Scott Garrelts, R ERA: 5.91 (1, 1)	6.1	W	24	5	3	3	0	0	0	0	0	0	0	50	82	4.26	1.105
Jeff Brantley, R ERA: 1.42 (7, 1)	0.2		3	1	0	0	0	0	0	0	0	0	0	11	15	0.00	1.500
Steve Bedrosian, R ERA: 4.03 (8, 1)	2.0		8	1	0	0	1	0	0	1	0	0	0	15	23	0.00	0.500


BOTTOM

San Francisco Giants @ Atlanta Braves
Atlanta-Fulton County Stadium, Atlanta, GA

Mon Jun 11 1990, 7:05 PM EDT
Att. 11,528 - Unknown

livebaseballscorecards.com

AB	32
R	3
H	7
RBI	3
BB	2
SO	1
LOB	12



Batter	1	2	3	4	5	6	7	8	9	AB	R	H	RBI	BB	SO	LOB
Roberto Alomar, S OBP: 0.383, SLG: 0.420 (1, 4) C X	0-1 G5-3 ①		3-1 G4-3 ①		2-1 G1-3 ②			2-2 F8 ①		4	0	0	0	0	0	2
Tony Gwynn, L OBP: 0.397, SLG: 0.473 (1, 9) C B B F X	2-2 WP 1B		3-1 G6-3 ②		0-1 G6-3 ③			2-1 FC3-6 FC5-4 1-2f		4	0	1	0	0	0	2
Joe Carter, R OBP: 0.285, SLG: 0.441 (1, 8) 1 SAFE SAFE X	0-0 L5 ②		1-0 1B				0-0 F8 ①	2-1 FC5-4 1-2f		4	0	1	0	0	0	2
Jack Clark, R OBP: 0.402, SLG: 0.488 (1, 3) B 1 SAFE SAFE F 1 SAFE SAFE F 1 SAFE SAFE B C	2-3 1-2		0-0 F9 ③				1-2 F7 ②		2-3 K ①	4	0	0	0	0	2	2
Benito Santiago, R OBP: 0.371, SLG: 0.519 (1, 2) X		0-0 HR		1-0 L8 ①			0-0 G5-3 ③		0-0 E3 G4-1 1B	4	2	1	1	0	0	0
Mike Pagliarulo, L OBP: 0.391, SLG: 0.415 (1, 5) C B S B X		1-2 G3 ①		1-1 FC6-4 HBP			3-2 F9 ①		1-1 G4-1 ②	3	0	0	0	0	0	1
Shawn Abner, R OBP: 0.326, SLG: 0.364 (1, 7) F X		0-1 1B		2-1 FC6-4 CS 1-2f			0-2 P6 ②		2-2 FC4-6 1B 2-H	4	0	2	1	0	0	1
Garry Templeton, S OBP: 0.287, SLG: 0.389 (1, 6) 1 SAFE SAFE C X		0-1 P5 ②		1-2 CS ③	1-0 P4 ①		1-2 G6-3 ③		2-2 FC4-6 ③	4	0	0	0	0	0	2
Dennis Rasmussen, L OBP: 0.333, SLG: 0.333 (1, 1) 1 SAFE X		0-0 F8 ③			2-1 G1-3 1B			0-0 FC3-6 1B		2	0	1	0	0	0	1
Mike Dunne, R (8, 1)										0	0	0	0	0	0	0
Jerald Clark, R OBP: 0.310, SLG: 0.425 (8, PH)										1	0	1	0	0	0	0
Calvin Schiraldi, R OBP: 0.333, SLG: 0.200 (9, 1)										0	0	0	0	0	0	0

Inning Stats	R: 0	H: 1	E: 0	K: 1	S: 9	R: 1	H: 2	E: 0	K: 0	S: 9	R: 0	H: 1	E: 0	K: 0	S: 6	R: 0	H: 0	E: 0	K: 0	S: 7	R: 0	H: 1	E: 0	K: 0	S: 7	R: 0	H: 0	E: 0	K: 0	S: 5	R: 0	H: 0	E: 0	K: 0	S: 9	R: 0	H: 1	E: 0	K: 1	S: 8	R: 1	H: 1	E: 1	K: 1	S: 16	1B: 6	2B: 0	3B: 0	HR: 1	SF: 0	SAC: 0	DP: 0	HBP: 1	WP: 1	PA: 36
--------------	------	------	------	------	------	------	------	------	------	------	------	------	------	------	------	------	------	------	------	------	------	------	------	------	------	------	------	------	------	------	------	------	------	------	------	------	------	------	------	------	------	------	------	------	-------	-------	-------	-------	-------	-------	--------	-------	--------	-------	--------

PITCHER	IP	WLS	BF	H	R	ER	SO	BB	IBB	HBP	BLK	WP	HR	S	P	ERA	WHIP
Don Robinson, R ERA: 2.36 (1, 1)	6.0	W	23	5	1	1	1	0	0	1	0	1	1	43	65	1.50	0.833
Mark Thurmond, L ERA: 2.7 (7, 1)	3.0	S	12	2	1	0	1	0	0	0	0	0	0	33	50	0.00	0.667

BOTTOM

San Francisco Giants @ San Diego Padres
Jack Murphy Stadium, San Diego, CA

AB	34
R	2
H	7
RBI	2
BB	0
SO	2
LOB	13



Tue Jun 12 1990, 10:05 PM EDT
Att: 29,053 - Unknown - 65 F

livebaseballscorecards.com

Batter	1	2	3	4	5	6	7	8	9	AB R H RBI BB SO LOB	TOP	
Brett Butler, L (1, 8) OBP: 0.359, SLG: 0.312	1-0 B5-3		1-1 1B			0-0 F7		0-0 SH2-3	1-0 1B	4 0 2 0 0 0 0		
Rick Leach, L (1, 9) OBP: 0.398, SLG: 0.365	0-1 G4-3		3-1 G4-3			0-1 G3		2-0 G4-3	1-1 G4-3	5 0 0 0 0 0 4		
Will Clark, L (1, 3) OBP: 0.335, SLG: 0.500 Mike Kingery, L (8, 9) OBP: 0.500, SLG: 0.467	2-1 G4-3				1-1 G4-3		2-1 E 1B	1-2 HR 2B		4 2 2 1 0 0 0 0 0 0 0 0 0 0		
Kevin Mitchell, R (1, 7) OBP: 0.378, SLG: 0.575		0-0 F3		1-2 G4-3		0-0 P4		4-0 HR IBB		3 1 0 0 1 0 1		
Matt Williams, R (1, 5) OBP: 0.331, SLG: 0.485		0-0 FC5-4 1B		0-0 G1-3		2-1 E2 2B		0-0 HR		4 2 3 4 0 0 0		
Terry Kennedy, L (1, 2) OBP: 0.384, SLG: 0.402		1-1 F7			1-1 F7		0-2 F8	2-1 G1-3		4 0 0 0 0 0 1		
Robby Thompson, R (1, 4) OBP: 0.288, SLG: 0.338		1-2 FC5-4 1-2f			3-3 K		0-0 E6		0-1 F8	4 0 0 0 0 1 1		
Jose Uribe, S (1, 6) OBP: 0.355, SLG: 0.395			2-1 G6-3		1-2 F9		0-0 G4-3		1-0 1B	4 0 1 0 0 0 1		
Trevor Wilson, L (1, 1) OBP: 0.355, SLG: 0.395			1-3 K			3-3 K		2-2 E6 G4-3 SH2-3 2B	1-3 K	4 1 0 0 0 3 1		
Inning Stats	R: 0 E: 0 K: 0 S: 5 H: 0 LOB: 0 BB: 0 P: 8	R: 0 E: 0 K: 0 S: 8 H: 1 LOB: 1 BB: 0 P: 10	R: 0 E: 0 K: 1 S: 9 H: 1 LOB: 1 BB: 0 P: 16	R: 0 E: 0 K: 0 S: 8 H: 0 LOB: 0 BB: 0 P: 10	R: 0 E: 0 K: 1 S: 8 H: 0 LOB: 0 BB: 0 P: 13	R: 0 E: 0 K: 1 S: 6 H: 0 LOB: 0 BB: 0 P: 9	R: 2 E: 2 K: 0 S: 10 H: 2 LOB: 1 BB: 0 P: 14	R: 4 E: 1 K: 0 S: 13 H: 2 LOB: 0 BB: 1 P: 24	R: 0 E: 0 K: 1 S: 9 H: 2 LOB: 2 BB: 0 P: 13	1B: 5 2B: 2 3B: 0 HR: 1 SF: 0 SAC: 1 DP: 0 HBP: 0	WP: 0 PB: 0 SB: 0 CS: 0 PA: 38	
PITCHER	IP WLS BF H R ER SO BB IBB HBP BLK WP HR S P ERA WHIP											
Ed Whitson, R (1, 1) ERA: 2.89	8.0 L 33 6 6 2 3 0 1 0 0 0 0 1 67 104 2.25 0.750											
Mark Grant, R (9, 1) ERA: 5.06	1.0 5 2 0 0 1 0 0 0 0 0 0 0 9 13 0.00 2.000											

San Francisco Giants @ San Diego Padres
Jack Murphy Stadium, San Diego, CA
 Wed Jun 13 1990, 10:05 PM EDT
 Att. 31,455 - Unknown - 68 F

AB	36
R	6
H	8
RBI	5
BB	1
SO	4
LOB	9



Batter	1	2	3	4	5	6	7	8	9	AB R H RBI BB SO LOB
Bip Roberts, S OBP: 0.356, SLG: 0.436 (1, 7) B B C F C X	2-2 F9 ①			0-1 F9 ①			1-1 G4-3 ①		1-2 G6-3 ③	4 0 0 0 0 0 1
Roberto Alomar, S OBP: 0.378, SLG: 0.414 (1, 4) B C B X	2-1 G6-3 ②			1-1 F8 ②			2-3 K ②			3 0 0 0 0 1 0
Tony Gwynn, L OBP: 0.392, SLG: 0.467 (1, 9) B F C F X	1-2 G1-3 ③			3-2 G5-3 ③			1-1 G3-1 ③			3 0 0 0 0 0 0
Joe Carter, R OBP: 0.281, SLG: 0.436 (1, 8) C X			0-1 F8 ①			1-3 K ①		0-0 F7 ①		3 0 0 0 0 1 0
Jack Clark, R OBP: 0.391, SLG: 0.472 (1, 3) C C B C C X			2-3 K ②			1-1 G1-3 ②		0-1 G6-3 ②		3 0 0 0 0 1 0
Benito Santiago, R OBP: 0.366, SLG: 0.511 (1, 2) C C B C C X			3-3 K ③			1-3 K ③		0-0 G6-3 ③		3 0 0 0 0 2 0
Mike Pagliarulo, L OBP: 0.389, SLG: 0.413 (1, 5) B F X			1-1 F7 ①			0-1 CS ③	1-3 K ①			3 0 1 0 0 1 0
Garry Templeton, S OBP: 0.283, SLG: 0.383 (1, 6) F F B S			1-3 K ②			1-2 CS ③	0-0 G6-3 ②			3 0 0 0 0 1 1
Ed Whitson, R OBP: 0.154, SLG: 0.269 (1, 1) Mark Grant, R (9, 1) Jerald Clark, R OBP: 0.302, SLG: 0.415 (9, PH) X			0-0 G6-3 ③			1-3 K2-3 ③			3-1 BLK 1B ①	3 0 0 0 0 1 1
									0-2 F8 ①	3 0 0 0 0 1 1
									0-3 K ②	2 0 0 0 0 1 0
										0 0 0 0 0 0 0
										1 0 0 0 0 1 1

BOTTOM

San Francisco Giants @ San Diego Padres
Jack Murphy Stadium, San Diego, CA
Wed Jun 13 1990, 10:05 PM EDT
Att: 31,455 - Unknown - 68 F

livebaseballscorecards.com

AB	28
R	0
H	1
RBI	0
BB	0
SO	9
LOB	3



Inning Stats	R: 0	H: 0	E: 0	LOB: 0	K: 0	S: 9	P: 14	R: 0	H: 0	E: 0	LOB: 0	K: 2	S: 8	P: 13	R: 0	H: 0	E: 0	LOB: 0	K: 1	S: 6	P: 8	R: 0	H: 0	E: 0	LOB: 0	K: 0	S: 7	P: 11	R: 0	H: 0	E: 0	LOB: 0	K: 2	S: 11	P: 14	R: 0	H: 0	E: 0	LOB: 0	K: 1	S: 7	P: 9	R: 0	H: 0	E: 0	LOB: 0	K: 1	S: 7	P: 11	R: 0	H: 0	E: 0	LOB: 0	K: 0	S: 4	P: 4	R: 0	H: 1	E: 0	LOB: 1	K: 1	S: 11	P: 15	1B: 1	2B: 0	3B: 0	HR: 0	SF: 0	SAC: 0	DP: 0	HBP: 0	WP: 1	PA: 29	ERA: 3.0	WHIP: 0.111
PITCHER Trevor Wilson, L ERA: 3.0 (1, 1)	IP	WLS	BF	H	R	ER	SO	BB	IBB	HBP	BLK	WP	HR	S	P	ERA	WHIP																			PITCHER	IP	WLS	BF	H	R	ER	SO	BB	IBB	HBP	BLK	WP	HR	S	P	ERA	WHIP																						

Batter	1	2	3	4	5	6	7	8	9	AB R H RBI BB SO LOB	TOP		
Brett Butler, L OBP: 0.364, SLG: 0.315 (1, 8) C C C F F X	2-2 F7		3-2 1B		1-1 2B 1B		4-1 1B BB	0-0 SH5-3	1-3 K	4 1 2 0 1 1 2	San Francisco Giants @ San Diego Padres Jack Murphy Stadium, San Diego, CA Thu Jun 14 1990, 6:33 AM EDT Att. 30,279 - Sunny - 75 F		
Rick Parker, R OBP: 0.396, SLG: 0.571 (1, 9) B X	1-0 F7		0-2 P4		0-1 2B		4-2 1B BB	0-3 K	0-0 G1-3	5 1 1 0 1 1 4			
Will Clark, L OBP: 0.336, SLG: 0.496 (1, 3) C B B S B S	3-3 K		3-2 G1-4-3		1-2 P7		0-1 2B SF8	4-0 2B IBB		4 2 1 1 1 1 3			
Kevin Mitchell, R OBP: 0.379, SLG: 0.581 (1, 7) C T C		0-3 K		1-1 G6-3	1-0 F8		1-0 SF8 2B	3-2 2B		5 0 2 3 0 1 2			
Matt Williams, R OBP: 0.332, SLG: 0.483 (1, 5) B T X		1-1 F9		2-2 BB 1B		0-0 SH2-4 1B	0-0 G5-3	1-3 K		5 0 2 0 0 1 3			
Gary Carter, R OBP: 0.370, SLG: 0.447 (1, 2) F X		0-1 2B		4-0 SAFE 1B SAFE BB	1-2 BB	0-0 E5 SH2-4	4-0 IBB		1-1 HR	3 1 2 1 2 0 1			
Robby Thompson, R OBP: 0.289, SLG: 0.336 (1, 4) Mike Kingery, L OBP: 0.471, SLG: 0.467 (7, PH) Dave Anderson, R OBP: 0.286, SLG: 0.273 (7, 4) B B B B B X		4-1 BB		3-2 F8		0-0 SH2-4	2-1 SF8	1-1 WP S 1B		1 0 0 0 1 0 2 0 0 0 1 0 0 0 1 0 1 0 0 0 0			
Jose Uribe, S OBP: 0.346, SLG: 0.385 (1, 6) X S X		0-2 F7		1-0 F8		0-3 K	0-1 G4-3	2-2 L4		5 0 0 0 0 1 9			
Francisco Oliveras, R OBP: 0.229, SLG: 0.277 (6, PH) Greg Litton, R OBP: 0.229, SLG: 0.277 (6, PH) Ed Vosberg, L OBP: 0.332, SLG: 0.500 (7, 1) Jeff Brantley, R OBP: 0.404, SLG: 0.365 (9, PH) Rick Leach, L OBP: 0.404, SLG: 0.365 (9, PH) Steve Bedrosian, R OBP: 0.404, SLG: 0.365 (9, 1)			3-3 K		1-3 K	3-0 F8		0-1 SH5-3 2B 1B	4-2 BB	2 0 0 0 0 2 0 1 0 0 0 0 0 2 0 0 0 0 0 0 0 1 1 1 0 0 0 0 0 0 0 0 1 0 0 0 0 0 0 0 0 0			
Inning Stats	R: 0 E: 0 K: 1 S: 8 H: 0 LOB: 0 BB: 0 P: 14	R: 0 E: 0 K: 1 S: 11 H: 1 LOB: 2 BB: 1 P: 16	R: 0 E: 0 K: 1 S: 14 H: 1 LOB: 1 BB: 0 P: 23	R: 0 E: 0 K: 0 S: 11 H: 1 LOB: 2 BB: 1 P: 21	R: 0 E: 0 K: 1 S: 12 H: 2 LOB: 2 BB: 0 P: 16	R: 0 E: 1 K: 1 S: 7 H: 1 LOB: 2 BB: 0 P: 10	R: 3 E: 0 K: 0 S: 11 H: 2 LOB: 2 BB: 3 P: 26	R: 2 E: 0 K: 2 S: 12 H: 2 LOB: 1 BB: 1 P: 20	R: 1 E: 0 K: 1 S: 13 H: 2 LOB: 2 BB: 1 P: 22	1B: 7 2B: 4 3B: 0 HR: 1 SF: 1 SAC: 2 DP: 0 HBP: 0		WP: 1 PB: 0 SB: 1 CS: 0 PA: 47	
PITCHER	IP WLS BF H R ER SO BB IBB HBP BLK WP HR S P ERA WHIP											PITCHER	IP WLS BF H R ER SO BB IBB HBP BLK WP HR S P ERA WHIP
Bruce Hurst, L ERA: 4.08 (1, 1)	6.0 L 30 7 3 3 5 4 0 0 0 0 0 0 68 113 4.50 1.833												
Greg Harris, R ERA: 2.17 (7, 1)	1.0 5 1 0 0 0 0 0 1 0 0 0 0 6 13 0.00 1.000												
Mark Grant, R ERA: 5.65 (8, 1)	2.0 12 4 3 3 3 1 1 0 0 1 1 25 42 13.50 2.500												

livebaseballscorecards.com

AB	37
R	6
H	12
RBI	6
BB	7
SO	8
LOB	28



Batter	1	2	3	4	5	6	7	8	9	AB R H RBI BB SO LOB
Bip Roberts, S (1, 7) OBP: 0.352, SLG: 0.428	1-1 F7		0-3 K		0-3 K		2-2 G4-3		3-1 G4-6-3 HBP	4 0 0 0 0 2 2
Roberto Alomar, S (1, 4) OBP: 0.371, SLG: 0.405	0-3 K		2-0 F9		2-1 F8			0-1 F7	0-2 G4-6-3	5 0 0 0 0 1 3
Tony Gwynn, L (1, 9) OBP: 0.394, SLG: 0.476	3-2 E6		1-0 1B 3B		3-1 F7			0-1 1B 1B		4 1 2 0 0 0 0
Joe Carter, R (1, 8) OBP: 0.280, SLG: 0.432	1-0 G5-3		3-0 CS 1B		2-2 F7			2-3 SAFE K		4 0 1 1 0 1 2
Mike Pagliarulo, L (1, 5) OBP: 0.385, SLG: 0.407		1-0 F2	0-1 CS	0-1 P6		1-3 K		0-1 1B		4 0 1 0 0 1 0
Phil Stephenson, L (1, 3) OBP: 0.366, SLG: 0.404		2-2 F9		0-1 G4-3		0-2 SH1-4 1B		3-2 P4		2 0 0 0 0 0 0
Jerald Clark, R (7, PH) OBP: 0.311, SLG: 0.419										2 0 1 0 0 0 2
Garry Templeton, S (1, 6) OBP: 0.294, SLG: 0.405		0-0 HR		4-0 BB		1-1 SAFE SH1-4		1-1 HBP BB 1B		2 1 2 1 1 0 0
Mark Parent, R (1, 2) OBP: 0.297, SLG: 0.333		1-2 1B		0-0 G3		1-3 K		1-2 P4		2 0 1 0 0 0 1
Fred Lynn, L (7, PH) OBP: 0.327, SLG: 0.365										1 0 0 0 0 1 1
Mark Grant, R (8, 1)										0 0 0 0 0 0 0
Shawn Abner, R (9, PH) OBP: 0.319, SLG: 0.356										1 0 0 0 0 0 1
Bruce Hurst, L (1, 1) OBP: 0.125, SLG: 0.045		2-3 K		1-3 K		1-2 HBP		4-2 HBP BB		2 0 0 0 0 2 1
Greg Harris, R (7, 1)										0 0 0 0 0 0 0
Benito Santiago, R (7, PH) OBP: 0.369, SLG: 0.511										0 0 0 0 0 0 0
Joey Cora, S (7, PR) OBP: 0.314, SLG: 0.290										0 0 0 0 1 0 0

Inning Stats	R: 0	H: 0	E: 1	K: 1	S: 9	LOB: 1	BB: 0	P: 14	R: 1	H: 2	E: 0	K: 1	S: 13	LOB: 1	BB: 0	P: 19	R: 1	H: 2	E: 0	K: 1	S: 7	LOB: 0	BB: 0	P: 13	R: 0	H: 0	E: 0	K: 0	S: 5	LOB: 1	BB: 1	P: 9	R: 0	H: 0	E: 0	K: 2	S: 9	LOB: 0	BB: 0	P: 12	R: 0	H: 0	E: 0	K: 1	S: 8	LOB: 0	BB: 0	P: 14	R: 0	H: 1	E: 0	K: 1	S: 17	LOB: 2	BB: 0	P: 22	R: 0	H: 2	E: 0	K: 1	S: 15	LOB: 2	BB: 0	P: 20	R: 0	H: 1	E: 0	K: 0	S: 18	LOB: 2	BB: 1	P: 27	1B: 6	2B: 0	3B: 1	HR: 1	SF: 0	SAC: 1	DP: 1	HBP: 2	WP: 0	PB: 0	SB: 0	CS: 1	PA: 39
--------------	------	------	------	------	------	--------	-------	-------	------	------	------	------	-------	--------	-------	-------	------	------	------	------	------	--------	-------	-------	------	------	------	------	------	--------	-------	------	------	------	------	------	------	--------	-------	-------	------	------	------	------	------	--------	-------	-------	------	------	------	------	-------	--------	-------	-------	------	------	------	------	-------	--------	-------	-------	------	------	------	------	-------	--------	-------	-------	-------	-------	-------	-------	-------	--------	-------	--------	-------	-------	-------	-------	--------

PITCHER	IP	WLS	BF	H	R	ER	SO	BB	IBB	HBP	BLK	WP	HR	S	P	ERA	WHIP
Francisco Oliveras, R (1, 1) ERA: 1.93	5.0		20	4	2	2	5	1	0	0	0	0	0	43	67	3.60	1.000
Ed Vosberg, L (6, 1) ERA: 3.68	1.0	W	3	0	0	0	1	0	0	0	0	0	0	8	14	0.00	0.000
Jeff Brantley, R (7, 1) ERA: 1.36	2.0		10	3	0	0	2	0	0	1	0	0	0	32	42	0.00	1.500
Steve Bedrosian, R (9, 1) ERA: 3.9	1.0		5	1	0	0	0	1	0	1	0	0	0	18	27	0.00	2.000

BOTTOM

San Francisco Giants @ San Diego Padres
Jack Murphy Stadium, San Diego, CA
 Thu Jun 14 1990, 6:33 AM EDT
 Att: 30,279 - Sunny - 75 F

livebaseballscorecards.com

AB	33
R	2
H	8
RBI	2
BB	2
SO	8
LOB	13



Batter	1	2	3	4	5	6	7	8	9	AB R H RBI BB SO LOB	TOP											
Lonnie Smith, R (1, 7) OBP: 0.330, SLG: 0.424	0-2 L4		3-2 1B			2-3 K		1-1 L7		4 0 1 0 0 1 1	<p>Atlanta Braves @ San Francisco Giants</p> <p>Candlestick Park, San Francisco, CA</p> <p>Fri Jun 15 1990, 10:05 PM EDT</p> <p>Att. 18,882 - Unknown - 58 F</p>											
Jeff Treadway, L (1, 4) OBP: 0.329, SLG: 0.454	0-1 G3		2-0 F7			4-2 BB		2-1 1B		3 0 1 1 1 0 2												
Ron Gant, R (1, 8) OBP: 0.361, SLG: 0.567	0-1 P7			2-2 F8		3-1 F8		2-3 K		4 0 0 0 0 1 2												
Jim Presley, R (1, 5) OBP: 0.313, SLG: 0.442		1-3 K		1-0 G5-3		2-2 G5-3		2-0 HR		4 1 1 1 0 1 0												
Dale Murphy, R (1, 9) OBP: 0.338, SLG: 0.439		1-3 K		0-1 G1-3		1-0 F8		2-0 G5-3		4 0 0 0 0 1 0												
David Justice, L (1, 3) OBP: 0.316, SLG: 0.374		1-3 K			3-2 L6		4-1 BB	2-1 F7		3 0 0 0 1 1 0												
Jeff Blausler, R (1, 6) OBP: 0.345, SLG: 0.416			2-1 L1-4-3		3-2 F7		0-2 F9	0-0 G5-3		4 0 0 0 0 0 1												
Greg Olson, R (1, 2) OBP: 0.370, SLG: 0.470			0-2 1B SH1-4 1B		2-3 K			0-0 WP 1B 1B		3 1 2 0 0 1 0												
Pete Smith, R (1, 1) OBP: 0.087, SLG: 0.045 Tommy Greene, R (4, 1) Tommy Gregg, L (6, PH) Tony Castillo, L (6, 1) Oddibe McDowell, L (8, PH) Joe Hesketh, R (8, 1)			0-0 SH1-4		1-3 K			1-2 P4		0 0 0 0 0 0 0 0 0 0 0 0 0 0 1 0 0 0 0 1 0 0 0 0 0 0 0 0 1 0 0 0 0 0 1 0 0 0 0 0 0 0												
Inning Stats	R: 0 E: 0 K: 0 S: 7	H: 0 LOB: 0 BB: 0 P: 7	R: 0 E: 0 K: 3 S: 10	H: 0 LOB: 0 BB: 0 P: 13	R: 0 E: 0 K: 0 S: 10	H: 2 LOB: 2 BB: 0 P: 17	R: 0 E: 0 K: 0 S: 7	H: 0 LOB: 0 BB: 0 P: 10	R: 0 E: 0 K: 1 S: 9	H: 0 LOB: 0 BB: 0 P: 17	R: 0 E: 0 K: 2 S: 11	H: 0 LOB: 1 BB: 1 P: 21	R: 0 E: 0 K: 0 S: 8	H: 0 LOB: 1 BB: 1 P: 15	R: 1 E: 0 K: 1 S: 12	H: 2 LOB: 1 BB: 0 P: 18	R: 1 E: 0 K: 0 S: 5	H: 1 LOB: 0 BB: 0 P: 11	1B: 4 2B: 0 3B: 0 HR: 1	SF: 0 SAC: 1 DP: 0 HBP: 0	WP: 1 PB: 0 SB: 0 CS: 0	PA: 34
PITCHER	IP WLS BF H R ER SO BB IBB HBP BLK WP HR S P ERA WHIP																					
John Burkett, R (1, 1) ERA: 3.31	8.0 W 30 4 1 1 7 2 0 0 0 1 0 74 118 1.12 0.750																					
Mark Thurmond, L (9, 1) ERA: 2.93	1.0 4 1 1 1 0 0 0 0 0 0 1 5 11 9.00 1.000																					

AB	31
R	2
H	5
RBI	2
BB	2
SO	7
LOB	7



Batter	1	2	3	4	5	6	7	8	9
Brett Butler, L OBP: 0.361, SLG: 0.310 (1, 8)	2-2 G4-3		4-1 BB	3-2 G6-3			3-2 G5-3	1-2 FC1-4-6	
Rick Leach, L OBP: 0.392, SLG: 0.352 (1, 9) Mike Kingery, L OBP: 0.444, SLG: 0.438 (6, 9)	0-0 G4-3		1-2 F8		1-3 K		1-2 F9		
Will Clark, L OBP: 0.335, SLG: 0.492 (1, 3)	2-2 F8			0-0 1B 2B 1B	1-0 G4-3		2-3 K		
Kevin Mitchell, R OBP: 0.381, SLG: 0.597 (1, 7)		0-1 G3		0-3 K	3-1 HR		2-0 F9 HR 2B		
Matt Williams, R OBP: 0.339, SLG: 0.504 (1, 5)		1-1 HR		2-0 2B 1B	0-0 2B		1-1 F9		
Terry Kennedy, L OBP: 0.387, SLG: 0.408 (1, 2)		1-3 K		0-0 1B 2B	2-0 F8		4-2 HR BB		
Robby Thompson, R OBP: 0.293, SLG: 0.353 (1, 4)		2-2 G1-3		1-2 1B 2B 1B		2-1 G4-3	1-1 HR		
Jose Uribe, S OBP: 0.344, SLG: 0.382 (1, 6)			1-3 K	2-1 1B		2-0 G4-3	1-0 G4-3		
John Burkett, R OBP: 0.125, SLG: 0.087 (1, 1) Rick Parker, R OBP: 0.407, SLG: 0.571 (8, PH) Mark Thurmond, L (9, 1)			0-3 K	1-3 K		0-3 K	4-1 BB		

AB	R	H	RBI	BB	SO	LOB
4	0	0	0	1	0	3
3	0	0	0	0	1	1
1	0	0	0	0	0	0
4	1	1	0	0	1	0
4	2	2	1	0	1	1
4	2	3	1	0	0	1
3	2	1	2	1	1	1
4	1	2	3	0	0	0
4	0	1	1	0	1	0
3	0	0	0	0	3	2
0	0	0	0	1	0	0
0	0	0	0	0	0	0

BOTTOM

Atlanta Braves @ San Francisco Giants
Candlestick Park, San Francisco, CA

Fri Jun 15 1990, 10:05 PM EDT
Att: 18,882 - Unknown - 58 F

AB	34
R	8
H	10
RBI	8
BB	3
SO	8
LOB	9

Inning Stats	R: 0	H: 0	E: 0	K: 8	S: 8	R: 1	H: 1	E: 0	K: 13	S: 13	R: 0	H: 0	E: 0	K: 2	S: 13	R: 3	H: 5	E: 0	K: 2	S: 20	R: 1	H: 2	E: 0	K: 1	S: 8	R: 0	H: 0	E: 0	K: 1	S: 7	R: 0	H: 0	E: 0	K: 1	S: 12	R: 3	H: 2	E: 0	K: 0	S: 14
PITCHER	IP	WLS	BF	H	R	ER	SO	BB	IBB	HBP	BLK	WP	HR	S	P	ERA	WHIP	PITCHER	IP	WLS	BF	H	R	ER	SO	BB	IBB	HBP	BLK	WP	HR	S	P	ERA	WHIP					
Pete Smith, R ERA: 4.56 (1, 1)	3.1	L	15	4	4	4	4	1	0	0	0	0	1	41	56	10.80	1.500																							
Tommy Greene, R ERA: 6.3 (4, 1)	1.2		9	4	1	1	2	0	0	0	0	0	1	21	33	5.40	2.400																							
Tony Castillo, L ERA: 3.97 (6, 1)	2.0		6	0	0	0	2	0	0	0	0	0	0	19	29	0.00	0.000																							
Joe Hesketh, L ERA: 6.45 (8, 1)	1.0		7	2	3	3	0	2	0	0	0	0	1	14	27	27.00	4.000																							

WP: 0	PA: 37
PB: 0	
SB: 0	
CS: 0	

Batter	1	2	3	4	5	6	7	8	9	AB R H RBI BB SO LOB	TOP											
Lonnie Smith, R (1, 7) OBP: 0.328, SLG: 0.420	0-0 P3		0-0 P4			0-0 G5-3 1B		0-3 K		4 0 1 0 0 1 2	Atlanta Braves @ San Francisco Giants Candlestick Park, San Francisco, CA Sat Jun 16 1990, 6:33 AM EDT Att. 27,597 - Overcast - 60 F livebaseballscorecards.com											
Jeff Treadway, L (1, 4) OBP: 0.322, SLG: 0.445	0-0 F9		0-0 G6-3			0-0 G5-3 1-2		0-0 F9	4 0 0 0 0 0 2													
Ron Gant, R (1, 8) OBP: 0.359, SLG: 0.558	0-0 G6-3			0-0 P6		0-0 G4-3		4-0 BB 1B BB	3 0 0 0 1 0 1													
Jim Presley, R (1, 5) OBP: 0.308, SLG: 0.434		0-3 K		0-0 F8			0-3 K	0-0 P8	4 0 0 0 0 2 1													
Dale Murphy, R (1, 9) OBP: 0.336, SLG: 0.435		0-3 K		0-3 K			0-0 G5-3	0-0 BB 1B	4 0 1 0 0 2 0													
David Justice, L (1, 3) OBP: 0.314, SLG: 0.364		4-0 E S BB			0-0 P4		0-0 P6	0-0 P5	3 0 0 0 1 0 2													
Jeff Blausler, R (1, 6) OBP: 0.338, SLG: 0.406		0-0 F8 1-3			0-0 G6-3			0-0 F8	3 0 0 0 0 0 1													
Greg Olson, R (1, 2) OBP: 0.377, SLG: 0.479			0-0 SH1-4 2B		0-0 P9			4-0 BB	2 0 1 0 1 0 0													
29 John Smoltz, R (1, 1) OBP: 0.320, SLG: 0.150			0-0 SH1-4			0-0 L7		0-0 P2	1 0 0 0 0 0 0													
Joe Boever, R (6, 1)									0 0 0 0 0 0 0													
Oddibe McDowell, L (8, PH) OBP: 0.286, SLG: 0.383									1 0 0 0 0 0 1													
Joe Hesketh, R (8, 1)			2-3						0 0 0 0 0 0 0													
Inning Stats	R: 0 E: 0 K: 0 S: 3	H: 0 LOB: 0 BB: 0 P: 3	R: 0 E: 0 K: 2 S: 7	H: 0 LOB: 1 BB: 1 P: 11	R: 0 E: 0 K: 0 S: 4	H: 1 LOB: 1 BB: 0 P: 4	R: 0 E: 0 K: 1 S: 5	H: 0 LOB: 0 BB: 0 P: 5	R: 0 E: 0 K: 0 S: 3	H: 0 LOB: 0 BB: 0 P: 3	R: 0 E: 0 K: 1 S: 4	H: 1 LOB: 1 BB: 0 P: 4	R: 0 E: 0 K: 1 S: 5	H: 0 LOB: 0 BB: 0 P: 5	R: 0 E: 0 K: 1 S: 5	H: 0 LOB: 1 BB: 1 P: 9	R: 0 E: 0 K: 0 S: 4	H: 1 LOB: 2 BB: 1 P: 8	1B: 2 2B: 1 3B: 0 HR: 0	SF: 0 SAC: 1 DP: 0 HBP: 0	WP: 0 PB: 0 SB: 1 CS: 0	PA: 33
PITCHER Scott Garrelts, R (1, 1) ERA: 5.21	IP: 9.0 WLS: W BF: 33 H: 3 R: 0 ER: 0 SO: 5 BB: 3 IBB: 0 HBP: 0 BLK: 0 WP: 0 HR: 0 S: 40 P: 52 ERA: 0.00 WHIP: 0.667																					



Batter	1	2	3	4	5	6	7	8	9	AB	R	H	RBI	BB	SO	LOB
Brett Butler, L OBP: 0.361, SLG: 0.309 (1, 8)	0-0 L4	0-0 1B		0-3 K		4-0 FC4-6 BB		0-0 G6-3		4	0	1	0	1	1	1
Mike Kingery, L OBP: 0.391, SLG: 0.350 (1, 9)	4-0 BB 2B BB	0-0 L6			0-0 F7	0-0 FC4-6 1B		0-0 G3-1		4	1	0	1	1	0	3
Will Clark, L OBP: 0.340, SLG: 0.494 (1, 3)	4-0 2B 1-2 G4-3 BB		0-0 1B		0-0 F8	0-0 1B				3	1	2	1	1	0	0
Kevin Mitchell, R OBP: 0.382, SLG: 0.604 (1, 7)	0-0 G4-3 2B		0-0 P3		0-0 1B 2B	0-0 P9				4	1	2	1	0	0	3
Matt Williams, R OBP: 0.341, SLG: 0.516 (1, 5)	0-0 G4-3		0-0 L5		0-0 1B		0-0 HR			4	1	2	3	0	0	2
Terry Kennedy, L OBP: 0.377, SLG: 0.395 (1, 2)	0-0 F8		0-0 G1-3		0-0 G4-3		0-0 F8			4	0	0	0	0	0	3
Robby Thompson, R OBP: 0.300, SLG: 0.371 (1, 4)		0-0 HR		4-0 FC4 BB		0-0 G6-3	0-0 G4-6-3 1B			3	1	2	1	1	0	0
Jose Uribe, S OBP: 0.343, SLG: 0.379 (1, 6)		0-0 F7		0-0 F8		0-0 S FC4-6 HBP 1B	0-0 G4-6-3			4	1	1	0	0	0	2
Scott Garrelts, R OBP: 0.074, SLG: 0.038 (1, 1)		0-3 K		0-0 FC4		1-0 FC4-6 S 1B HBP		0-0 P3		3	1	0	0	0	1	1

Inning Stats	R: 2	H: 1	E: 0	K: 0	S: 4	LOB: 1	BB: 2	P: 12	R: 1	H: 2	E: 0	K: 1	S: 7	LOB: 1	BB: 0	P: 7	R: 0	H: 1	E: 0	K: 0	S: 4	LOB: 1	BB: 0	P: 4	R: 0	H: 0	E: 0	K: 1	S: 5	LOB: 1	BB: 1	P: 9	R: 1	H: 2	E: 0	K: 0	S: 5	LOB: 1	BB: 0	P: 5	R: 2	H: 2	E: 0	K: 0	S: 5	LOB: 2	BB: 1	P: 10	R: 1	H: 2	E: 0	K: 0	S: 4	LOB: 0	BB: 0	P: 4	R: 0	H: 0	E: 0	K: 0	S: 3	LOB: 0	BB: 0	P: 3
--------------	------	------	------	------	------	--------	-------	-------	------	------	------	------	------	--------	-------	------	------	------	------	------	------	--------	-------	------	------	------	------	------	------	--------	-------	------	------	------	------	------	------	--------	-------	------	------	------	------	------	------	--------	-------	-------	------	------	------	------	------	--------	-------	------	------	------	------	------	------	--------	-------	------

PITCHER	IP	WLS	BF	H	R	ER	SO	BB	IBB	HBP	BLK	WP	HR	S	P	ERA	WHIP
29 John Smoltz, R ERA: 5.85 (1, 1)	5.2	L	30	8	6	6	2	4	0	1	0	0	1	29	46	9.53	2.118
Joe Boever, R ERA: 3.56 (6, 1)	1.1		5	2	1	1	0	0	0	0	0	0	1	5	5	6.75	1.500
Joe Hesketh, L ERA: 6.17 (8, 1)	1.0		3	0	0	0	0	0	0	0	0	0	0	3	3	0.00	0.000

BOTTOM

Atlanta Braves @ San Francisco Giants
Candlestick Park, San Francisco, CA


Sat Jun 16 1990, 6:33 AM EDT
Att. 27,597 - Overcast - 60 F

AB	33
R	7
H	10
RBI	7
BB	4
SO	2
LOB	15

livebaseballscorecards.com



WP	HR	S	P	ERA	WHIP
0	0	1	1	0	0

Batter	1	2	3	4	5	6	7	8	9	AB R H RBI BB SO LOB	TOP																
Oddibe McDowell, L (1, 8) OBP: 0.289, SLG: 0.383	0-1 B1-3	1-0 P8		0-1 1B		1-1 1B			2-1 P6	5 0 2 2 0 0 0	<p>Atlanta Braves @ San Francisco Giants Candlestick Park, San Francisco, CA</p> <p>Sun Jun 17 1990, 6:33 AM EDT Att: 43,080 - Sunny</p> <p>livebaseballscorecards.com</p> <table border="1"> <tr><td>AB</td><td>38</td></tr> <tr><td>R</td><td>7</td></tr> <tr><td>H</td><td>14</td></tr> <tr><td>RBI</td><td>7</td></tr> <tr><td>BB</td><td>1</td></tr> <tr><td>SO</td><td>5</td></tr> <tr><td>LOB</td><td>11</td></tr> </table> 	AB	38	R	7	H	14	RBI	7	BB	1	SO	5	LOB	11		
AB	38																										
R	7																										
H	14																										
RBI	7																										
BB	1																										
SO	5																										
LOB	11																										
Jeff Treadway, L (1, 4) OBP: 0.319, SLG: 0.439	0-0 F7		0-0 1B	1-0 G4-3			1-2 P8		1-3 K	5 0 1 0 0 1 1																	
Ron Gant, R (1, 7) OBP: 0.369, SLG: 0.602	2-2 HR		0-1 F8		1-1 HR		0-1 1B 2B		1-0 1B	5 3 4 2 0 0 1																	
Jim Presley, R (1, 5) OBP: 0.306, SLG: 0.442	0-0 HR		2-3 K		0-2 G1-3		1-3 K		0-3 K	5 1 1 1 0 3 3																	
Dale Murphy, R (1, 9) OBP: 0.339, SLG: 0.441	3-0 2B		1-2 F7		1-2 F7		0-0 1B			4 0 2 1 0 0 1																	
David Justice, L (1, 3) OBP: 0.320, SLG: 0.363	4-2 BB			0-1 1B 1B		2-2 G3-1		2-2 G3		3 1 1 0 1 0 1																	
Jeff Blausler, R (1, 6) OBP: 0.342, SLG: 0.409	0-2 P4			0-2 1B 1B		0-1 G5-3 1B		0-0 G6-3		4 2 2 0 0 0 2																	
Greg Olson, R (1, 2) OBP: 0.373, SLG: 0.471		1-2 F7		2-2 SH2-4 1B		2-1 G5-3		3-2 P3		4 0 1 1 0 0 1																	
Tom Glavine, L (1, 1) OBP: 0.172, SLG: 0.148			0-1 G6-3		0-0 SH2-4		1-3 K		0-0 G3	2 0 0 0 0 1 1																	
Rick Luecken, R (6, 1)										0 0 0 0 0 0 0																	
Tony Castillo, L (7, 1)										0 0 0 0 0 0 0																	
Tommy Gregg, L (7, 3) OBP: 0.209, SLG: 0.169										1 0 0 0 0 0 0																	
Inning Stats	R: 2 E: 0 K: 0 S: 16	H: 3 LOB: 2 BB: 1 P: 25	R: 0 E: 0 K: 0 S: 6	H: 0 LOB: 0 BB: 0 P: 8	R: 0 E: 0 K: 1 S: 9	H: 1 LOB: 1 BB: 0 P: 12	R: 2 E: 0 K: 0 S: 13	H: 4 LOB: 1 BB: 0 P: 15	R: 1 E: 0 K: 0 S: 14	H: 1 LOB: 0 BB: 0 P: 18	R: 1 E: 0 K: 1 S: 9	H: 2 LOB: 1 BB: 0 P: 13	R: 1 E: 0 K: 1 S: 13	H: 2 LOB: 1 BB: 0 P: 17	R: 0 E: 0 K: 0 S: 5	H: 0 LOB: 0 BB: 0 P: 8	R: 0 E: 0 K: 2 S: 10	H: 1 LOB: 1 BB: 0 P: 14	1B: 9 2B: 2 3B: 0 HR: 3	SF: 0 SAC: 1 DP: 0 HBP: 0	WP: 0 PB: 0 SB: 0 CS: 0	PA: 40					
PITCHER	IP WLS BF H R ER SO BB IBB HBP BLK WP HR S P ERA WHIP																										
Don Robinson, R (1, 1) ERA: 3.26	3.2		19	8	4	4	1	1	0	0	0	0	2	42	58	9.82	2.455										
Jeff Brantley, R (4, 1) ERA: 1.66	2.1		9	3	2	2	1	0	0	0	0	0	1	25	33	7.71	1.286										
Mark Thurmond, L (7, 1) ERA: 3.21	0.1		2	1	1	1	0	0	0	0	0	0	0	5	6	27.00	3.000										
Steve Bedrosian, R (7, 1) ERA: 3.58	2.2	W	10	2	0	0	3	0	0	0	0	0	0	23	33	0.00	0.750										

Batter	1	2	3	4	5	6	7	8	9
Brett Butler, L OBP: 0.359, SLG: 0.304 (1, 8)	4-0 G4-6-3 BB BB	0-2 G2-3 2-H 3-H	0-0 FC6-4 1-2f			1-0 SH1-3 1-2	2-3 K 2f	0-1 FC6-4 1-2f	
Greg Litton, R OBP: 0.245, SLG: 0.275 (1, 9)	4-2 G4-6-3 BB 1-2	2-1 1B			1-0 G6-3	0-0 G1-3 2-3	0-1 F9		
Will Clark, L OBP: 0.341, SLG: 0.489 (1, 3)	0-2 G4-6-3 1-2f 2-3	1-1 G4-3			1-3 K	4-0 1B 2B BB		4-0 1B E BB	
Kevin Mitchell, R OBP: 0.391, SLG: 0.607 (1, 7)	4-0 BB		3-2 1B E 1B		0-0 F7	3-2 2B 1-2 3-H 1B		1-0 E 1B 1B	
Matt Williams, R OBP: 0.346, SLG: 0.526 (1, 5)	0-3 K		0-0 F9			1-2 WP 2B	2-0 2B	0-1 E8 1B 1-3 2-H 1B	
Gary Carter, R OBP: 0.374, SLG: 0.443 (1, 2)		2-1 E 1B 1B	0-0 F9			2-3 K	4-0 IBB	1-3 K	
Steve Bedrosian, R (7, 1)						2-3 K	1-1 G4-3	4-0 1B IBB	
Robby Thompson, R OBP: 0.306, SLG: 0.373 (1, 4)		1-0 E9 SH1-4 G2-3 1B 1-3	2-2 E 1B 1B			0-3 K			4-0 1B
Dave Anderson, R OBP: 0.289, SLG: 0.278 (1, 6)		0-2 SH1-4 E 1B 3-H	1-1 E6 1B 1-3 2-H			3-2 G5-3		3-2 SH1-4 1B	1-1 P3
Jose Uribe, S OBP: 0.344, SLG: 0.380 (7, 6)									
Don Robinson, R OBP: 0.231, SLG: 0.231 (1, 1)		1-0 SH1-4	1-1 FC6-4 1B				0-0 G1-3 SH1-3 1B 1B	0-0 SH1-4	0-0 FC6-4 1B
Jeff Brantley, R OBP: 0.333, SLG: 0.500 (4, 1)									
Rick Parker, R OBP: 0.418, SLG: 0.580 (6, PH)									
Mark Thurmond, L (7, 1)									
Terry Kennedy, L OBP: 0.381, SLG: 0.400 (7, 2)									

Inning Stats	R: 0	H: 0	E: 0	K: 1	S: 10	R: 3	H: 4	E: 2	K: 0	S: 15	R: 2	H: 3	E: 1	K: 0	S: 16	R: 0	H: 0	E: 0	K: 1	S: 5	R: 0	H: 1	E: 0	K: 2	S: 17	R: 2	H: 3	E: 0	K: 0	S: 9	R: 0	H: 1	E: 0	K: 1	S: 11	R: 2	H: 3	E: 1	K: 1	S: 11	R: 0	H: 0	E: 0	K: 1	S: 11
	LOB: 2	BB: 3	P: 22			LOB: 1	BB: 0	P: 22			LOB: 2	BB: 0	P: 23			LOB: 0	BB: 0	P: 7			LOB: 1	BB: 0	P: 23			LOB: 3	BB: 2	P: 24			LOB: 1	BB: 0	P: 16			LOB: 3	BB: 2	P: 22			LOB: 3	BB: 2	P: 22		

PITCHER	IP	WLS	BF	H	R	ER	SO	BB	IBB	HBP	BLK	WP	HR	S	P	ERA	WHIP
Tom Glavine, L ERA: 3.81 (1, 1)	5.2		33	11	7	5	4	4	1	0	0	1	0	70	118	7.94	2.647
Rick Luecken, R ERA: 5.31 (6, 1)	0.1		2	1	0	0	0	0	0	0	0	0	0	5	9	0.00	3.000
Tony Castillo, L ERA: 4.25 (7, 1)	2.0	L	11	3	2	2	2	1	1	0	0	0	0	19	32	9.00	2.000

AB	R	H	RBI	BB	SO	LOB
4	0	0	1	1	1	6
4	0	1	0	1	0	2
3	2	0	0	2	1	3
4	2	3	1	1	0	0
5	0	3	2	0	1	3
3	1	1	0	1	1	2
1	0	0	0	0	1	2
4	2	2	0	1	1	4
3	1	1	1	0	0	2
2	0	1	0	0	0	3
1	0	1	1	0	0	0
0	0	0	0	0	0	0
1	1	1	0	0	0	0
0	0	0	0	0	0	0
1	0	1	1	0	0	0

AB	36	R	9	H	15	RBI	7	BB	7	SO	6	LOB	27
WP:	1	PA:	46	PB:	0	SB:	0	CS:	0				

Atlanta Braves @ San Francisco Giants
 Candlestick Park, San Francisco, CA
 Sun Jun 17 1990, 6:33 AM EDT
 Att. 43,080 - Sunny



Batter	1	2	3	4	5	6	7	8	9	AB R H RBI BB SO LOB	TOP											
Tony Gwynn, L (1, 9) OBP: 0.382, SLG: 0.451	1-2 G3-1		2-1 G1-3		0-0 G4-3			2-1 F7		4 0 0 0 0 0 2	San Diego Padres @ San Francisco Giants Candlestick Park, San Francisco, CA Mon Jun 18 1990, 10:05 PM EDT Att. 26,388 - Unknown - 65 F livebaseballscorecards.com											
Bip Roberts, S (1, 7) OBP: 0.351, SLG: 0.427	2-2 CS 1B			4-0 WP S BB		1-1 F9		1-1 F7		3 0 1 0 1 0 0												
Roberto Alomar, S (1, 4) OBP: 0.361, SLG: 0.400	1-1 SAFE F7			1-1 SAFE F7		2-0 G6-3		1-2 F8		4 0 0 0 0 0 2												
Joe Carter, R (1, 8) OBP: 0.273, SLG: 0.429		0-0 G6-3		1-2 SAFE F9		2-2 F9		0-0 F9		4 0 0 0 0 0 1												
Jack Clark, R (1, 3) OBP: 0.400, SLG: 0.433		3-3 K		4-2 SAFE BB			4-0 1B BB		2-2 G6-3	2 0 0 0 2 1 0												
Garry Templeton, S (1, 6) Joey Cora, S (9, PR) OBP: 0.289, SLG: 0.265		2-2 G3		0-2 SAFE F7		1-3 SAFE SAFE K		3-2 1B		4 0 1 0 0 1 3 0 0 0 0 0 0 0												
Mike Pagliarulo, L (1, 5) OBP: 0.373, SLG: 0.400			0-0 G4-3		2-3 K		0-0 L1-3 1B		0-1 G3	4 0 1 0 0 1 1												
Mark Parent, R (1, 2) OBP: 0.288, SLG: 0.320			4-1 BB		0-0 SH3-4 1B		2-0 L1-3			2 0 1 0 1 0 2												
Ed Whitson, R (1, 1) Fred Lynn, L (8, PH) Greg Harris, R (8, 1)			1-0 F8		0-0 SH3-4			3-2 HR		1 0 0 0 0 0 1 1 1 1 1 0 0 0 0 0 0 0 0 0 0												
Inning Stats	R: 0 E: 0 K: 0 S: 10	H: 1 LOB: 0 BB: 0 P: 14	R: 0 E: 0 K: 1 S: 7	H: 0 LOB: 0 BB: 0 P: 12	R: 0 E: 0 K: 0 S: 5	H: 0 LOB: 1 BB: 1 P: 12	R: 0 E: 0 K: 0 S: 15	H: 0 LOB: 2 BB: 2 P: 24	R: 0 E: 0 K: 1 S: 6	H: 1 LOB: 1 BB: 0 P: 8	R: 0 E: 0 K: 0 S: 6	H: 0 LOB: 0 BB: 0 P: 11	R: 0 E: 0 K: 1 S: 7	H: 1 LOB: 1 BB: 1 P: 14	R: 1 E: 0 K: 0 S: 13	H: 1 LOB: 0 BB: 0 P: 20	R: 0 E: 0 K: 0 S: 10	H: 1 LOB: 1 BB: 0 P: 15	1B: 4 2B: 1 3B: 0 HR: 1	SF: 0 SAC: 1 DP: 1 HBP: 0	WP: 1 PB: 0 SB: 1 CS: 1	PA: 34
PITCHER	IP WLS BF H R ER SO BB IBB HBP BLK WP HR S P ERA WHIP																					
Trevor Wilson, L (1, 1) ERA: 2.22	6.1 W 25 3 0 0 3 4 0 0 0 1 0 55 92 0.00 1.105																					
Jeff Brantley, R (7, 1) ERA: 1.75	2.2 S 9 2 1 1 0 0 0 0 0 0 0 1 24 38 3.38 0.750																					

AB	29
R	1
H	5
RBI	1
BB	4
SO	3
LOB	12



Batter	1	2	3	4	5	6	7	8	9	AB R H RBI BB SO LOB	TOP																																																																																																																				
Tony Gwynn, L OBP: 0.382, SLG: 0.450 (1, 9) C B X	1-1 F8 ①		3-1 L6 ①		2-1 G4-6-3 1B ①		1-1 FC4 1B ①		0-3 K ①	5 0 2 0 0 1 1	San Diego Padres @ San Francisco Giants Candlestick Park, San Francisco, CA Tue Jun 19 1990, 10:05 PM EDT Att. 31,164 - Unknown - 70 F livebaseballscorecards.com																																																																																																																				
Bip Roberts, S OBP: 0.352, SLG: 0.424 (1, 7) (7, 5) F B B B	4-1 S E BB		0-1 F7 ②		0-0 G4-6-3 1-2f ②		1-2 FC4 BB ①		1-0 1B ①	4 1 1 1 1 0 2																																																																																																																					
Roberto Alomar, S OBP: 0.369, SLG: 0.409 (1, 4) 1 SAFE SAFE B B C X	2-1 E8 1B 1B 1-H		1-2 2B ②		0-1 HBP 1B ②		4-0 BB ②		0-3 K ②	4 1 3 1 1 1 2																																																																																																																					
Joe Carter, R OBP: 0.276, SLG: 0.428 (1, 8) B X	1-0 WP BLK SF7 1B 2-H		0-0 F2 ③		1-1 HBP ③		1-0 F8 ②		2-2 CS ③	3 1 1 1 0 0 3																																																																																																																					
Mike Pagliarulo, L OBP: 0.369, SLG: 0.394 Craig Lefferts, L OBP: 0.250, SLG: 0.250 (1, 5) (7, 1) 1 SAFE SAFE F F F X	1-2 SF7 ② 1-H			4-1 1B BB ①	2-2 G4-3 ③		2-2 G4-3 ③			2 0 0 1 1 0 4 0 0 0 0 0 0 0																																																																																																																					
Jack Clark, R OBP: 0.388, SLG: 0.416 (1, 3) X	0-0 F9 ③			2-1 F8 ①		2-3 K ①		0-0 F8 ①		4 0 0 0 0 1 1																																																																																																																					
Garry Templeton, S OBP: 0.298, SLG: 0.399 (1, 6) C X		0-1 F7 ①		1-0 1B ②		1-0 G5-3 ②		1-2 F8 ②		4 0 1 0 0 0 0																																																																																																																					
Mark Parent, R OBP: 0.286, SLG: 0.302 (1, 2) B X		1-0 F3 ②		4-0 IBB ③		2-3 K ③		1-1 G6-3 ③		3 0 0 0 1 1 0																																																																																																																					
Bruce Hurst, L OBP: 0.115, SLG: 0.042 Greg Harris, R OBP: 0.143, SLG: 0.429 Shawn Abner, R OBP: 0.327, SLG: 0.360 (1, 1) (6, 1) (7, 7) C X		0-1 G5-3 ③		0-3 K ③			0-1 FC4 3B ③		0-0 CS 1B ③	2 0 0 0 0 1 2 1 1 1 0 0 0 0 1 0 1 0 0 0 0																																																																																																																					
Inning Stats	R: 3 E: 1 K: 0 S: 12	H: 2 LOB: 0 BB: 1 P: 21	R: 0 E: 0 K: 0 S: 5	H: 0 LOB: 0 BB: 0 P: 6	R: 0 E: 0 K: 0 S: 9	H: 1 LOB: 1 BB: 2 P: 13	R: 0 E: 0 K: 1 S: 7	H: 1 LOB: 2 BB: 2 P: 18	R: 0 E: 0 K: 2 S: 8	H: 0 LOB: 0 BB: 0 P: 13	R: 1 E: 0 K: 0 S: 13	H: 2 LOB: 2 BB: 1 P: 21	R: 0 E: 0 K: 0 S: 6	H: 0 LOB: 0 BB: 0 P: 8	R: 0 E: 0 K: 2 S: 10	H: 2 LOB: 1 BB: 0 P: 13	1B: 8 2B: 1 3B: 1 HR: 0	SF: 1 SAC: 0 DP: 1 HBP: 1	WP: 1 PB: 0 SB: 1 CS: 1	PA: 40																																																																																																											
PITCHER	IP WLS BF H R ER SO BB IBB HBP BLK WP HR S P ERA WHIP	<table border="1"> <thead> <tr> <th>PITCHER</th> <th>IP</th> <th>WLS</th> <th>BF</th> <th>H</th> <th>R</th> <th>ER</th> <th>SO</th> <th>BB</th> <th>IBB</th> <th>HBP</th> <th>BLK</th> <th>WP</th> <th>HR</th> <th>S</th> <th>P</th> <th>ERA</th> <th>WHIP</th> </tr> </thead> <tbody> <tr> <td>Francisco Oliveras, R ERA: 3.21</td> <td>(1, 1)</td> <td>4.2</td> <td>L</td> <td>22</td> <td>6</td> <td>3</td> <td>3</td> <td>1</td> <td>2</td> <td>1</td> <td>1</td> <td>1</td> <td>0</td> <td>39</td> <td>67</td> <td>5.79</td> <td>1.714</td> </tr> <tr> <td>Ed Vosberg, L ERA: 3.6</td> <td>(5, 1)</td> <td>0.1</td> <td></td> <td>1</td> <td>0</td> <td>0</td> <td>0</td> <td>0</td> <td>0</td> <td>0</td> <td>0</td> <td>0</td> <td>0</td> <td>3</td> <td>5</td> <td>0.00</td> <td>0.000</td> </tr> <tr> <td>Bob Knepper, L ERA: 5.31</td> <td>(6, 1)</td> <td>1.1</td> <td></td> <td>7</td> <td>2</td> <td>1</td> <td>2</td> <td>1</td> <td>0</td> <td>0</td> <td>0</td> <td>0</td> <td>0</td> <td>17</td> <td>27</td> <td>6.75</td> <td>2.250</td> </tr> <tr> <td>Mark Thurmond, L ERA: 3.03</td> <td>(7, 1)</td> <td>1.2</td> <td></td> <td>5</td> <td>0</td> <td>0</td> <td>0</td> <td>0</td> <td>0</td> <td>0</td> <td>0</td> <td>0</td> <td>0</td> <td>10</td> <td>15</td> <td>0.00</td> <td>0.000</td> </tr> <tr> <td>Steve Bedrosian, R ERA: 3.48</td> <td>(9, 1)</td> <td>1.0</td> <td></td> <td>4</td> <td>2</td> <td>0</td> <td>2</td> <td>0</td> <td>0</td> <td>0</td> <td>0</td> <td>0</td> <td>0</td> <td>10</td> <td>13</td> <td>0.00</td> <td>2.000</td> </tr> </tbody> </table>																		PITCHER	IP	WLS	BF	H	R	ER	SO	BB	IBB	HBP	BLK	WP	HR	S	P	ERA	WHIP	Francisco Oliveras, R ERA: 3.21	(1, 1)	4.2	L	22	6	3	3	1	2	1	1	1	0	39	67	5.79	1.714	Ed Vosberg, L ERA: 3.6	(5, 1)	0.1		1	0	0	0	0	0	0	0	0	0	3	5	0.00	0.000	Bob Knepper, L ERA: 5.31	(6, 1)	1.1		7	2	1	2	1	0	0	0	0	0	17	27	6.75	2.250	Mark Thurmond, L ERA: 3.03	(7, 1)	1.2		5	0	0	0	0	0	0	0	0	0	10	15	0.00	0.000	Steve Bedrosian, R ERA: 3.48	(9, 1)	1.0		4	2	0	2	0	0	0	0	0	0	10	13	0.00	2.000
PITCHER	IP	WLS	BF	H	R	ER	SO	BB	IBB	HBP	BLK	WP	HR	S	P	ERA	WHIP																																																																																																														
Francisco Oliveras, R ERA: 3.21	(1, 1)	4.2	L	22	6	3	3	1	2	1	1	1	0	39	67	5.79	1.714																																																																																																														
Ed Vosberg, L ERA: 3.6	(5, 1)	0.1		1	0	0	0	0	0	0	0	0	0	3	5	0.00	0.000																																																																																																														
Bob Knepper, L ERA: 5.31	(6, 1)	1.1		7	2	1	2	1	0	0	0	0	0	17	27	6.75	2.250																																																																																																														
Mark Thurmond, L ERA: 3.03	(7, 1)	1.2		5	0	0	0	0	0	0	0	0	0	10	15	0.00	0.000																																																																																																														
Steve Bedrosian, R ERA: 3.48	(9, 1)	1.0		4	2	0	2	0	0	0	0	0	0	10	13	0.00	2.000																																																																																																														

AB	33
R	4
H	10
RBI	4
BB	4
SO	5
LOB	15



Batter	1	2	3	4	5	6	7	8	9	AB R H RBI BB SO LOB
Brett Butler, L OBP: 0.365, SLG: 0.310 (1, 8) B X	1-0 B3 ①		1-1 1-2 1B		4-1 BB		1 SAFE 3-2 1-2 BB 1B		2-1 FC6-4 1B	4 0 3 0 1 0 0
Rick Parker, R OBP: 0.400, SLG: 0.537 (1, 9) C X	0-1 F8 ②		1-3 K ③		0-0 G5-3 ③		4-2 1-2 2-3 BB		0-0 FC6-4 1B 1-2f	4 0 0 0 1 1 4
Will Clark, L OBP: 0.339, SLG: 0.489 (1, 3) S B F X	2-2 G4-3 ③				0-3 K ①		3-2 1-2 G3-1 3B		0-1 F7 1-2 1B	5 1 2 0 0 1 3
Kevin Mitchell, R OBP: 0.390, SLG: 0.602 (1, 7) B C X			4-1 FC5-4 BB ①		1-0 G6-3 ②		0-0 G3-1 3-H		1-1 2B 1B ③	4 1 1 1 1 0 2
Matt Williams, R OBP: 0.344, SLG: 0.531 (1, 5) X			0-0 FC5-4 CS 1-2f		2-1 1B		1-3 K		1-0 F3	4 0 1 0 0 1 2
Gary Carter, R OBP: 0.365, SLG: 0.431 Mark Thurmond, L (7, 1) C X Greg Litton, R OBP: 0.241, SLG: 0.269 (8, PH) (9, 4) X			1-2 P3 ② ③		0-1 F3 ③		0-3 K		0-0 F8 ②	3 0 0 0 0 1 2 0 0 0 0 0 0 0 1 0 0 0 0 0 1
Robby Thompson, R OBP: 0.306, SLG: 0.375 Steve Bedrosian, R (9, 1) B X			1-0 G5-3 ①		2-3 K ①		3-2 G5-3 ① X		0-0 1-H 2B	4 0 1 1 0 1 0 0 0 0 0 0 0 0
Jose Uribe, S OBP: 0.342, SLG: 0.374 (1, 6) B X			1-0 1B 1B		0-0 G6-3 ②		4-1 BB 1B BB		0-0 G5-3 ③	3 0 1 0 1 0 1
Francisco Oliveras, R Ed Vosberg, L Don Robinson, R OBP: 0.286, SLG: 0.500 Bob Knepper, L OBP: 0.231, SLG: 0.308 Terry Kennedy, L OBP: 0.368, SLG: 0.385 (1, 1) (5, 1) (5, PH) (6, 1) (7, 2) L L L X			0-3 K ②		0-0 HR		0-1 F7 ②		1-0 P4 ①	1 0 0 0 0 1 1 0 0 0 0 0 0 0 1 1 1 1 0 0 0 0 0 0 0 0 0 0 2 0 0 0 0 0 1

Inning Stats	R: 0	H: 0	E: 0	K: 0	S: 6	H: 0	LOB: 0	BB: 0	P: 9	R: 0	H: 0	E: 0	K: 0	S: 6	H: 0	LOB: 0	BB: 1	P: 11	R: 0	H: 2	E: 0	K: 2	S: 12	H: 1	LOB: 1	BB: 0	P: 11	R: 1	H: 1	E: 0	K: 1	S: 7	H: 1	LOB: 1	BB: 1	P: 13	R: 1	H: 1	E: 0	K: 2	S: 16	H: 1	LOB: 0	BB: 0	P: 20	R: 0	H: 1	E: 0	K: 0	S: 15	H: 1	LOB: 3	BB: 2	P: 30	R: 1	H: 2	E: 0	K: 0	S: 6	H: 2	LOB: 1	BB: 0	P: 8	R: 0	H: 2	E: 0	K: 0	S: 7	H: 2	LOB: 2	BB: 0	P: 10	1B: 7	SF: 0	2B: 1	SAC: 0	3B: 1	DP: 0	HR: 1	HBP: 0	WP: 0	PA: 40
--------------	------	------	------	------	------	------	--------	-------	------	------	------	------	------	------	------	--------	-------	-------	------	------	------	------	-------	------	--------	-------	-------	------	------	------	------	------	------	--------	-------	-------	------	------	------	------	-------	------	--------	-------	-------	------	------	------	------	-------	------	--------	-------	-------	------	------	------	------	------	------	--------	-------	------	------	------	------	------	------	------	--------	-------	-------	-------	-------	-------	--------	-------	-------	-------	--------	-------	--------

PITCHER	IP	WLS	BF	H	R	ER	SO	BB	IBB	HBP	BLK	WP	HR	S	P	ERA	WHIP
Bruce Hurst, L ERA: 4.05 (1, 1)	5.0	W	21	5	2	2	4	2	0	0	0	0	1	48	72	3.60	1.400
Greg Harris, R ERA: 1.97 (6, 1)	1.2		8	1	0	0	2	2	0	0	0	0	0	18	33	0.00	1.800
Craig Lefferts, L ERA: 1.45 (7, 1)	2.1	S	11	4	1	1	0	0	0	0	0	0	0	17	23	3.86	1.714

BOTTOM

San Diego Padres @ San Francisco Giants
Candlestick Park, San Francisco, CA
Tue Jun 19 1990, 10:05 PM EDT
Att: 31,164 - Unknown - 70 F

AB	36
R	3
H	10
RBI	3
BB	4
SO	6
LOB	17



WP	HR	S	P	ERA	WHIP
0	0	0	0	0	0

Batter	1	2	3	4	5	6	7	8	9	10	11	AB R H RBI BB SO LOB	TOP																			
Bip Roberts, S (1, 7) OBP: 0.353, SLG: 0.421	2-2 P4		3-2 G5-3			4-1 HBP S BB	0-0 HBP 2-H 3-H 1B			2-2 G4-3		4 0 1 2 1 0 0																				
Roberto Alomar, S (1, 4) OBP: 0.366, SLG: 0.403	0-1 F8			2-2 F7		3-3 K2-3	1-0 HBP			2-0 G4-3		4 0 0 0 0 1 1																				
Tony Gwynn, L (1, 9) OBP: 0.383, SLG: 0.447	1-3 K			2-0 G4-3		4-0 HBP IBB	3-1 G3			2-1 1B		4 0 1 0 1 1 2																				
Joe Carter, R (1, 8) OBP: 0.275, SLG: 0.421		1-2 G5-3		2-3 K		2-0 FC4-6 HBP		1-2 F3		1-1 F8		4 0 0 0 0 1 1																				
Mike Pagliarulo, L (1, 5) OBP: 0.364, SLG: 0.401		0-0 G3			2-3 K	0-0 FC4-6		3-2 F7			0-0 2B 3B	5 1 1 0 0 1 3																				
Phil Stephenson, L (1, 3) OBP: 0.375, SLG: 0.470		0-1 HR		2-2 CS 1B			3-2 2B 1B 1B		2-1 F9		0-1 2B	4 2 3 1 0 0 0 0 0 0 0 0 0 0 1 0 1 1 0 0 0 0 0 0 0 0 0 0																				
Craig Lefferts, L (8, 1) OBP: 0.250, SLG: 0.250											3-H 2B																					
Shawn Abner, R (11, PH) OBP: 0.340, SLG: 0.392																																
Greg Harris, R (11, 1) OBP: 0.143, SLG: 0.429																																
Garry Templeton, S (1, 6) OBP: 0.296, SLG: 0.391		0-1 G3-1		4-0 BB		1-2 F7			1-2 G3-1		1-2 F2	4 0 0 0 1 0 2																				
Mark Parent, R (1, 2) OBP: 0.276, SLG: 0.291			2-1 G6-3		1-2 F5		0-3 K		0-3 K		0-3 K	2 0 0 0 0 0 1 1 0 0 0 0 1 1 2 0 0 0 0 2 1																				
Fred Lynn, L (7, PH) OBP: 0.339, SLG: 0.427																																
Ronn Reynolds, R (7, 2)																																
Andy Benes, R (1, 1) OBP: 0.100, SLG: 0.103			1-3 K			0-0 B1-3	0-0 1B 2B		1-1 F2		1-1 L5-6	2 0 0 0 0 1 0 1 1 1 0 0 0 0 0 0 0 0 0 0 0 2 0 0 0 0 0 1																				
Jerald Clark, R (7, PH) OBP: 0.313, SLG: 0.435																																
Calvin Schiraldi, R (7, 1) OBP: 0.333, SLG: 0.200																																
Jack Clark, R (8, 3) OBP: 0.382, SLG: 0.408																																
Inning Stats	R: 0 E: 0 K: 1 S: 8	H: 0 LOB: 0 BB: 0 P: 11	R: 1 E: 0 K: 0 S: 8	H: 1 LOB: 0 BB: 0 P: 9	R: 0 E: 0 K: 1 S: 8	H: 0 LOB: 0 BB: 0 P: 14	R: 0 E: 0 K: 1 S: 8	H: 0 LOB: 0 BB: 0 P: 14	R: 0 E: 0 K: 1 S: 11	H: 1 LOB: 1 BB: 1 P: 19	R: 0 E: 0 K: 1 S: 8	H: 0 LOB: 3 BB: 2 P: 19	R: 2 E: 0 K: 1 S: 13	H: 3 LOB: 2 BB: 0 P: 21	R: 0 E: 0 K: 0 S: 9	H: 0 LOB: 0 BB: 0 P: 15	R: 0 E: 0 K: 1 S: 9	H: 0 LOB: 0 BB: 0 P: 11	R: 0 E: 0 K: 0 S: 8	H: 1 LOB: 1 BB: 0 P: 15	R: 1 E: 0 K: 1 S: 13	H: 2 LOB: 1 BB: 0 P: 15	1B: 4 2B: 2 3B: 1 HR: 1	SF: 0 SAC: 0 DP: 0 HBP: 2	WP: 0 PB: 0 SB: 1 CS: 1	PA: 45						
PITCHER	IP WLS BF H R ER SO BB IBB HBP BLK WP HR S P ERA WHIP																															
John Burkett, R (1, 1) ERA: 3.38	6.2		29	5	3	3	6	2	1	2	0	0	0	1	62	102	4.05	1.050														
Mark Thurmond, L (7, 1) ERA: 3.0	0.1		1	0	0	0	0	0	0	0	0	0	0	0	2	5	0.00	0.000														
Jeff Brantley, R (8, 1) ERA: 1.66	3.0		10	1	0	0	1	0	0	0	0	0	0	0	26	41	0.00	0.333														
Steve Bedrosian, R (11, 1) ERA: 3.63	1.0	L	5	2	1	1	1	0	0	0	0	0	0	0	13	15	9.00	2.000														

San Diego Padres @ San Francisco Giants
 Candlestick Park, San Francisco, CA
 Wed Jun 20 1990, 6:33 AM EDT
 Att: 43,876 - Sunny - 90 F

AB	40
R	4
H	8
RBI	4
BB	3
SO	8
LOB	13



Batter	1	2	3	4	5	6	7	8	9	10	11	AB R H RBI BB SO LOB	BOTTOM																	
Brett Butler, L (1, 8) OBP: 0.365, SLG: 0.307	2-2 G6-3			4-0 FC4-6 E BB		4-1 1B SF7 BB		2-3 K		0-0 E3 1B FC6-2		3 2 0 0 2 1 0	San Diego Padres @ San Francisco Giants Candlestick Park, San Francisco, CA Wed Jun 20 1990, 6:33 AM EDT Att: 43,876 - Sunny - 90 F																	
Mike Kingery, L (1, 9) OBP: 0.367, SLG: 0.308	0-1 F7			1 SAFE 4-2 FC4-6 1-2 BB		1-0 FC5-4 1-3 1B		2-2 G6-3		1-1 FC6-2 1-3 1B		3 0 1 0 1 0 0 1 0 1 0 0 0 0 0 0 0 0 0 0 0																		
Greg Litton, R (10, PH) OBP: 0.255, SLG: 0.283				1-1 FC4-6		0-0 SF7		4-1 BB		0-1 FC6-2		3 0 0 1 1 0 4																		
Steve Bedrosian, R (11, 1)				1-2f 2-3		3-H 2-2 FC5-4		0-1 P4		1-2 3-H L5		5 0 0 0 0 1 5																		
Will Clark, L (1, 3) OBP: 0.337, SLG: 0.484	1-1 G6-3			1-2 F3		2-2 FC5-4																								
Kevin Mitchell, R (1, 7) OBP: 0.383, SLG: 0.589		2-3 K		1-2 F9																										
Matt Williams, R (1, 5) OBP: 0.342, SLG: 0.523		1-3 K		0-0 F9																										
Terry Kennedy, L (1, 2) OBP: 0.364, SLG: 0.380		0-0 G5-3																												
Gary Carter, R (9, PH) OBP: 0.367, SLG: 0.427																														
Robby Thompson, R (1, 4) OBP: 0.301, SLG: 0.369			1-3 K																											
Ernest Riles, L (11, PH) OBP: 0.311, SLG: 0.423																														
Jose Uribe, S (1, 6) OBP: 0.341, SLG: 0.372			0-1 P2																											
John Burkett, R (1, 1) OBP: 0.115, SLG: 0.080			2-3 K																											
Mark Thurmond, L (7, 1) OBP: 0.394, SLG: 0.367																														
Rick Leach, L (7, PH) OBP: 0.288, SLG: 0.429																														
Jeff Brantley, R (8, 1) OBP: 0.288, SLG: 0.429																														
Rick Parker, R (10, PH) OBP: 0.363, SLG: 0.527																														
Inning Stats	R: 0 E: 0 K: 0 S: 7	H: 0 LOB: 0 BB: 0 P: 10	R: 0 E: 0 K: 2 S: 7	H: 0 LOB: 0 BB: 0 P: 10	R: 0 E: 0 K: 2 S: 8	H: 0 LOB: 0 BB: 0 P: 11	R: 1 E: 1 K: 0 S: 8	H: 0 LOB: 1 BB: 2 P: 18	R: 0 E: 0 K: 1 S: 8	H: 0 LOB: 0 BB: 0 P: 12	R: 1 E: 0 K: 1 S: 9	H: 1 LOB: 1 BB: 1 P: 16	R: 1 E: 0 K: 0 S: 9	H: 1 LOB: 1 BB: 1 P: 13	R: 0 E: 0 K: 1 S: 9	H: 0 LOB: 1 BB: 1 P: 17	R: 0 E: 0 K: 0 S: 8	H: 0 LOB: 1 BB: 1 P: 14	R: 0 E: 1 K: 0 S: 8	H: 1 LOB: 2 BB: 0 P: 11	R: 0 E: 0 K: 0 S: 8	H: 0 LOB: 0 BB: 0 P: 11	1B: 3 2B: 0 3B: 0 HR: 0	SF: 1 SAC: 1 DP: 0 HBP: 0	WP: 0 PB: 0 SB: 1 CS: 0	PA: 43				
PITCHER	IP WLS BF H R ER SO BB IBB HBP BLK WP HR S P ERA WHIP																													
Andy Benes, R (1, 1) ERA: 3.08	6.0	22	1	2	1	6	3	0	0	0	0	0	0	47	77	1.50	0.667													
Calvin Schiraldi, R (7, 1) ERA: 4.81	1.2	8	1	1	1	1	2	0	0	0	0	0	0	16	28	5.40	1.800													
Craig Lefferts, L (8, 1) ERA: 1.36	2.1	W	10	1	0	0	1	0	0	0	0	0	0	18	27	0.00	0.857													
Greg Harris, R (11, 1) ERA: 1.93	1.0	S	3	0	0	0	0	0	0	0	0	0	0	8	11	0.00	0.000													

AB	35
R	3
H	3
RBI	2
BB	6
SO	7
LOB	14



Batter	1	2	3	4	5	6	7	8	9	AB R H RBI BB SO LOB	TOP																	
Brett Butler, L (1, 8) OBP: 0.372, SLG: 0.311	0-0 FC4-6 1B		0-0 1B	4-0 BB		4-0 CS BB			0-0 G6-3	3 2 2 0 2 0 0																		
Rick Parker, R (1, 9) OBP: 0.400, SLG: 0.525 Mike Kingery, L (7, 9) OBP: 0.387, SLG: 0.308	0-0 FC4-6 1B		0-0 F8	0-3 K		0-0 CS	0-0 FC3 1B		4-0 1B BB	4 1 2 0 0 1 2 0 0 0 0 1 0 0																		
Will Clark, L (1, 3) OBP: 0.344, SLG: 0.487	0-0 FC4-6 1-2f 3-H		0-0 BB FC5-2 1B		4-0 BB FC6-4 BB		0-0 FC3 1B		0-0 1-2 1B	4 0 3 2 1 0 1																		
Kevin Mitchell, R (1, 7) OBP: 0.380, SLG: 0.580	0-3 K		4-0 FC5-2 BB		0-0 FC6-4 FC6-4 S 1-2f		0-0 FC3		0-3 K	4 0 0 1 1 2 4																		
Matt Williams, R (1, 5) OBP: 0.339, SLG: 0.515	0-0 F9		4-0 FC5-2 BB		0-0 G5-3		0-0 F7		0-0 L3	4 0 0 0 1 0 5																		
Gary Carter, R (1, 2) OBP: 0.364, SLG: 0.416		0-0 G6-3	0-0 FC5-2		4-0 FC6-4 BB		0-0 G5-3			3 0 0 0 1 0 4																		
Robby Thompson, R (1, 4) OBP: 0.300, SLG: 0.379		0-0 HR	0-0 G4-3		0-0 FC6-4			0-0 F7		4 1 1 1 0 0 5																		
Jose Uribe, S (1, 6) OBP: 0.343, SLG: 0.374		0-0 F5		0-0 CS 1B		0-0 CS 1B		0-0 F8		4 0 2 0 0 0 0																		
Scott Garrelts, R (1, 1) OBP: 0.065, SLG: 0.033 Steve Bedrosian, R (9, 1) Mark Thurmond, L (9, 1) Jeff Brantley, R (9, 1) OBP: 0.286, SLG: 0.429		0-0 F9		0-3 K		0-0 F8		0-0 G5-3		4 0 0 0 0 1 2 0																		
Inning Stats	R: 1 E: 0 K: 1 S: 7	H: 2 LOB: 1 BB: 0 P: 7	R: 1 E: 0 K: 0 S: 4	H: 1 LOB: 0 BB: 0 P: 4	R: 1 E: 0 K: 0 S: 5	H: 2 LOB: 3 BB: 2 P: 13	R: 0 E: 0 K: 2 S: 7	H: 1 LOB: 1 BB: 1 P: 11	R: 0 E: 0 K: 0 S: 3	H: 0 LOB: 2 BB: 2 P: 11	R: 0 E: 0 K: 0 S: 2	H: 1 LOB: 0 BB: 1 P: 6	R: 1 E: 0 K: 0 S: 5	H: 2 LOB: 1 BB: 0 P: 5	R: 0 E: 0 K: 0 S: 3	H: 0 LOB: 0 BB: 0 P: 3	R: 0 E: 0 K: 1 S: 6	H: 1 LOB: 2 BB: 1 P: 10	1B: 9 2B: 0 3B: 0 HR: 1	SF: 0 SAC: 0 DP: 0 HBP: 0	WP: 0 PA: 42 PB: 0 SB: 4 CS: 3							
PITCHER	IP	WLS	BF	H	R	ER	SO	BB	IBB	HBP	BLK	WP	HR	S	P	ERA	WHIP											
Jim Deshaies, L (1, 1) ERA: 4.55	2.1	L	14	5	3	3	1	2	0	0	0	0	1	14	22	11.57	3.000											
Xavier Hernandez, R (3, 1) ERA: 6.0	3.2		14	2	0	0	2	4	0	0	0	0	0	14	30	0.00	1.636											
Dan Schatzeder, L (7, 1) ERA: 3.06	0.1		2	2	1	1	0	0	0	0	0	0	0	2	2	27.00	6.000											
Danny Darwin, R (7, 1) ERA: 2.3	1.2		6	0	0	0	0	0	0	0	0	0	0	6	6	0.00	0.000											
Juan Agosto, L (9, 1) ERA: 2.74	0.1		3	1	0	0	0	1	0	0	0	0	0	2	6	0.00	6.000											
PITCHER	IP	WLS	BF	H	R	ER	SO	BB	IBB	HBP	BLK	WP	HR	S	P	ERA	WHIP											
Larry Andersen, R (9, 1) ERA: 1.56	0.2		2	0	0	0	1	0	0	0	0	0	0	0	4	4	0.00	0.000										

San Francisco Giants @ Houston Astros
Astrodome, Houston, TX

Fri Jun 22 1990, 8:05 PM EDT
Att. 21,258 - Dome - 70 F

livebaseballscorecards.com

AB 34
R 4
H 10
RBI 4
BB 7
SO 4
LOB 23



Batter	1	2	3	4	5	6	7	8	9	AB	R	H	RBI	BB	SO	LOB
Eric Yelding, R OBP: 0.294, SLG: 0.283 (1, 6)	0-0 G1-3		0-0 F6			0-0 SF9 3B		0-3 K		4	1	1	0	0	1	0
Bill Doran, S OBP: 0.376, SLG: 0.333 Dan Schatzeder, L OBP: 0.333, SLG: 0.333 Danny Darwin, R OBP: 0.325, SLG: 0.394 Casey Candaele, S OBP: 0.325, SLG: 0.394 Juan Agosto, L OBP: 0.325, SLG: 0.394 Larry Andersen, R OBP: 0.325, SLG: 0.394	0-0 G1-4-3			0-0 G3		0-0 SF9		0-0 F4		2	0	0	1	0	0	0
Craig Biggio, R OBP: 0.333, SLG: 0.333 (1, 8)	0-0 1B			0-0 F8		0-0 F8		0-0 E4		4	0	1	0	0	0	0
Franklin Stubbs, L OBP: 0.327, SLG: 0.489 (1, 3)	0-0 F4			0-0 F4			0-0 G3	0-0 F8		4	0	0	0	0	0	2
Eric Anthony, L OBP: 0.308, SLG: 0.410 (1, 9)		0-0 G4-3			0-0 F5		0-0 E1 1B 2B		0-0 HR	4	2	1	1	0	0	0
Glenn Wilson, R OBP: 0.286, SLG: 0.377 (1, 7)		0-0 1B		0-0 F8		0-3 K		4-0 SH1-4 BB		3	0	1	0	1	1	1
Ken Caminiti, S OBP: 0.311, SLG: 0.308 (1, 5)		0-0 G4-6-3		0-0 1B		0-0 1B		0-0 SH1-4		3	0	2	0	0	0	1
Rich Gedman, L OBP: 0.345, SLG: 0.233 Javier Ortiz, R OBP: 0.462, SLG: 0.545 (7, PR)			0-0 G3-6-3 1B		0-3 K		0-0 2B	0-0 G5-3		3	0	2	1	0	1	1
Rafael Ramirez, R OBP: 0.278, SLG: 0.314 (9, PH)			0-0 1B			0-0 K	1-3 2-H 2B	0-0 G5-3		0	0	0	0	0	0	0
Jim Deshaies, L OBP: 0.250, SLG: 0.176 (7, 4)			0-0 G3-6-3		0-0 F8		0-0 L4	0-3 K		1	0	0	0	0	0	1
Dave Rohde, S OBP: 0.250, SLG: 0.176 (7, 4)			0-0 1B					0-3 K		3	0	0	0	0	1	3

Inning Stats	R: 0	H: 1	E: 0	LOB: 1	K: 0	BB: 0	S: 4	P: 4
	R: 0	H: 1	E: 0	LOB: 0	K: 0	BB: 0	S: 3	P: 3
	R: 0	H: 0	E: 0	LOB: 0	K: 0	BB: 0	S: 3	P: 3
	R: 0	H: 1	E: 0	LOB: 1	K: 1	BB: 0	S: 6	P: 6
	R: 1	H: 1	E: 0	LOB: 0	K: 0	BB: 0	S: 4	P: 4
	R: 1	H: 2	E: 1	LOB: 2	K: 1	BB: 0	S: 8	P: 8
	R: 0	H: 0	E: 1	LOB: 1	K: 1	BB: 0	S: 6	P: 6
	R: 1	H: 1	E: 0	LOB: 1	K: 1	BB: 1	S: 6	P: 10

PITCHER	IP	WLS	BF	H	R	ER	SO	BB	IBB	HBP	BLK	WP	HR	S	P	ERA	WHIP
Scott Garrelts, R ERA: 4.82 (1, 1)	8.0	W	31	7	2	1	3	0	0	0	0	0	0	37	37	1.12	0.875
Steve Bedrosian, R ERA: 3.89 (9, 1)	0.0		2	1	1	1	0	1	0	0	0	0	1	1	5	∞	∞
Mark Thurmond, L ERA: 2.97 (9, 1)	0.1		1	0	0	0	0	0	0	0	0	0	0	1	1	0.00	0.000
Jeff Brantley, R ERA: 1.64 (9, 1)	0.2	S	2	0	0	0	1	0	0	0	0	0	0	4	4	0.00	0.000

BOTTOM

San Francisco Giants @ Houston Astros
Astrodome, Houston, TX

Fri Jun 22 1990, 8:05 PM EDT
Att: 21,258 - Dome - 70 F

AB	R	H	RBI	BB	SO	LOB
4	1	1	0	0	1	0
2	0	0	1	0	0	0
0	0	0	0	0	0	0
0	0	0	0	0	0	0
1	0	0	0	0	0	0
0	0	0	0	0	0	0
0	0	0	0	0	0	0
4	0	1	0	0	0	0
4	0	0	0	0	0	2
4	2	1	1	0	0	0
3	0	1	0	1	1	1
3	0	2	0	0	0	1
3	0	2	1	0	1	1
0	0	0	0	0	0	0
1	0	0	0	0	0	1
0	0	0	0	0	0	0
1	0	0	0	0	0	1
3	0	0	0	0	1	3

AB	33
R	3
H	8
RBI	3
BB	1
SO	4
LOB	10

WP: 0 PA: 36
PB: 0
SB: 1
CS: 0



livebaseballscorecards.com

TOP

San Francisco Giants @ Houston Astros
Astrodome, Houston, TX

Sat Jun 23 1990, 4:33 AM EDT
Att. 21,837 - Dome - 72 F

livebaseballscorecards.com

AB	31
R	2
H	6
RBI	2
BB	1
SO	6
LOB	10



AB R H RBI BB SO LOB

4	0	2	0	0	1	0
4	1	1	0	0	1	3
0	0	0	0	0	0	0
3	0	0	1	0	1	3
4	1	1	0	0	1	0
4	0	1	0	0	1	0
3	0	0	0	1	0	2
3	0	0	1	0	0	1
3	0	0	0	0	1	1
1	0	0	0	0	0	0
1	0	1	0	0	0	0
0	0	0	0	0	0	0
1	0	0	0	0	0	0
0	0	0	0	0	0	0
0	0	0	0	0	0	0
0	0	0	0	0	0	0

Batter	1	2	3	4	5	6	7	8	9
Brett Butler, L (1, 8) OBP: 0.374, SLG: 0.317	1-3 K		2-2 6-3			2-2 1-2 1B		1-1 G3 2B	
Mike Kingery, L (1, 9) OBP: 0.371, SLG: 0.300 Jeff Brantley, R (8, 1) OBP: 0.286, SLG: 0.429	2-2 E S SF7 1B		1-1 P7			0-3 K		1-0 G3	
Will Clark, L (1, 3) OBP: 0.340, SLG: 0.482	3-2 SF7 1-H		0-0 4-3			3-3 K		0-0 6-3	
Kevin Mitchell, R (1, 7) OBP: 0.378, SLG: 0.574	2-0 F9		0-2 G3-1			1-0 PB SH1-3 1B		1-3 K	
Matt Williams, R (1, 5) OBP: 0.338, SLG: 0.511			3-3 K			1-0 F8		0-0 SH1-3 1B	
Terry Kennedy, L (1, 2) OBP: 0.361, SLG: 0.371			2-2 1-3			0-0 L8		1-1 SAFE P7	
Robby Thompson, R (1, 4) OBP: 0.297, SLG: 0.374			0-2 L8			1-1 6-3		3-1 SH1-3	
Jose Uribe, S (1, 6) OBP: 0.339, SLG: 0.369			1-2 P2			2-0 6-3		0-3 K	
Trevor Wilson, L (1, 1) Randy O'Neal, R (3, 1) OBP: 0.333, SLG: 0.333 Mark Thurmond, L (7, 1) Rick Leach, L (8, PH) OBP: 0.390, SLG: 0.363 Steve Bedrosian, R (8, 1) Rick Parker, R (8, 9) OBP: 0.400, SLG: 0.525			0-1 F8			1-0 1B 1B		2-1 4-3	

Inning Stats	R: 1	H: 1	E: 0	K: 1	S: 13	P: 21	R: 0	H: 0	E: 0	K: 1	S: 9	P: 14	R: 0	H: 0	E: 0	K: 0	S: 8	P: 11	R: 0	H: 0	E: 0	K: 0	S: 6	P: 7	R: 0	H: 0	E: 0	K: 0	S: 4	P: 6	R: 0	H: 2	E: 0	K: 2	S: 12	P: 20	R: 1	H: 2	E: 0	K: 1	S: 9	P: 14	R: 0	H: 1	E: 0	K: 0	S: 6	P: 10	R: 0	H: 0	E: 0	K: 1	S: 7	P: 13	1B: 5	SF: 1	2B: 1	SAC: 1	3B: 0	DP: 0	HR: 0	HBP: 0	WP: 0	PA: 34
--------------	------	------	------	------	-------	-------	------	------	------	------	------	-------	------	------	------	------	------	-------	------	------	------	------	------	------	------	------	------	------	------	------	------	------	------	------	-------	-------	------	------	------	------	------	-------	------	------	------	------	------	-------	------	------	------	------	------	-------	-------	-------	-------	--------	-------	-------	-------	--------	-------	--------

PITCHER	IP	WLS	BF	H	R	ER	SO	BB	IBB	HBP	BLK	WP	HR	S	P	ERA	WHIP
Mark Portugal, R (1, 1) ERA: 4.23	8.0	W	30	6	2	0	5	0	0	0	0	0	0	67	103	0.00	0.750
Dave Smith, R (9, 1) ERA: 2.51	1.0	S	4	0	0	0	1	1	0	0	0	0	0	7	13	0.00	1.000

Batter	1	2	3	4	5	6	7	8	9
Eric Yelding, R OBP: 0.304, SLG: 0.286 (1, 8) C B C F B F B	4-2 CS BB		2-2 6-3			2-2 1B		4-2 2B BB	
Rafael Ramirez, R OBP: 0.279, SLG: 0.314 Franklin Stubbs, L OBP: 0.331, SLG: 0.500 Dave Smith, R (8, PH) (9, 1) B 1 SAFE C X	2-1 4-3 1-2			3-2 1B 1B		2-0 B5-3 1-2		0-0 1B 2B	
Craig Biggio, R OBP: 0.336, SLG: 0.333 (1, 2) B S B C S	2-3 K			1-1 G6-4-3 1B		0-3 K		4-1 1B BB	
Glenn Davis, R OBP: 0.336, SLG: 0.558 (1, 3) B X		1-0 1-3		3-2 P4		1-0 P6		2-3 K	
Glenn Wilson, R OBP: 0.290, SLG: 0.380 (1, 7) B B C F X		1-3 K		0-0 G6-4-3 1-2f			3-2 G4-3 1B	1-1 E7 1B 1B	
Ken Caminiti, S OBP: 0.315, SLG: 0.311 (1, 5) B B C X		1-1 5-3			2-1 3-1 1B		2-1 G4-3	1-2 1B	
Eric Anthony, L OBP: 0.299, SLG: 0.397 (1, 9) C S F C			0-3 K		2-3 K		1-3 K	2-1 L9	
Casey Candaele, S OBP: 0.325, SLG: 0.384 (9, 6) C B B B		4-1 SH3-4 BB			2-0 3-1		3-2 L6		
Mark Portugal, R OBP: 0.214, SLG: 0.185 Bill Doran, S OBP: 0.374, SLG: 0.332 Dave Rohde, S OBP: 0.250, SLG: 0.176 (8, PH) (9, 4) 1 SAFE X		0-0 SH3-4			1-0 6-3			1-1 P6	


AB	R	H	RBI	BB	SO	LOB
2	1	1	0	2	0	1
3	0	1	0	0	0	2
1	1	1	1	0	0	0
0	0	0	0	0	0	0
3	1	1	0	1	2	1
4	0	0	0	0	1	5
4	1	2	1	0	1	2
4	0	2	1	0	0	1
4	0	0	0	0	3	3
2	0	0	0	1	0	2
1	0	0	0	0	0	1
1	0	0	0	0	0	0
0	0	0	0	0	0	0

BOTTOM

San Francisco Giants @ Houston Astros
Astrodome, Houston, TX

Sat Jun 23 1990, 4:33 AM EDT
Att: 21,837 - Dome - 72 F

AB	29
R	4
H	8
RBI	3
BB	4
SO	7
LOB	18



Inning Stats	R: 0	H: 0	E: 0	K: 1	S: 9	LOB: 0	BB: 1	P: 17	R: 0	H: 0	E: 0	K: 1	S: 6	LOB: 0	BB: 0	P: 9	R: 0	H: 0	E: 0	K: 1	S: 10	LOB: 1	BB: 1	P: 16	R: 0	H: 2	E: 0	K: 0	S: 11	LOB: 1	BB: 0	P: 17	R: 0	H: 1	E: 0	K: 1	S: 8	LOB: 1	BB: 0	P: 14	R: 0	H: 1	E: 0	K: 1	S: 8	LOB: 1	BB: 0	P: 13	R: 0	H: 1	E: 0	K: 1	S: 12	LOB: 1	BB: 0	P: 21	R: 4	H: 3	E: 1	K: 1	S: 16	LOB: 1	BB: 2	P: 31
Trevor Wilson, L ERA: 2.0 (1, 1)	IP	WLS	BF	H	R	ER	SO	BB	IBB	HBP	BLK	WP	HR	S	P	ERA	WHIP																																															
Randy O'Neal, R ERA: 3.94 (3, 1)	3.2		15	5	0	0	2	0	0	0	0	0	0	37	61	0.00	1.364																																															
Mark Thurmond, L ERA: 2.9 (7, 1)	0.2		2	0	0	0	1	0	0	0	0	0	0	6	10	0.00	0.000																																															
Steve Bedrosian, R ERA: 4.63 (8, 1)	0.1	L	4	1	3	3	0	2	0	0	0	0	0	6	15	81.00	9.000																																															
Jeff Brantley, R ERA: 1.62 (8, 1)	0.2		4	2	1	0	1	0	0	0	0	0	0	10	16	0.00	3.000																																															

WP	PA	ERA	WHIP
0	34		
0			
1			
1			

Batter	1	2	3	4	5	6	7	8	9	AB R H RBI BB SO LOB	TOP																						
Brett Butler, L (1, 8) OBP: 0.374, SLG: 0.314	2-2 G4-3		4-2 1B BB		1-1 G6-3		1-0 L3		4-0 BB	3 0 0 0 2 0 2	San Francisco Giants @ Houston Astros Astrodome, Houston, TX Sun Jun 24 1990, 4:33 AM EDT Att. 22,103 - Dome - 72 F																						
Mike Kingery, L (1, 9) OBP: 0.385, SLG: 0.324 Greg Litton, R (9, PH) OBP: 0.250, SLG: 0.278	1-1 F8		0-0 1B		2-1 E SF7 1B		1-1 P8	1-0 G1-3	4 1 2 0 0 0 0 1 0 0 0 0 0 2																								
Will Clark, L (1, 3) OBP: 0.339, SLG: 0.477	4-1 BB		2-1 P5		0-0 F7		2-2 G4-3		3 0 0 0 1 0 3																								
Kevin Mitchell, R (1, 7) OBP: 0.376, SLG: 0.567	0-2 P3		0-0 P3		0-1 E7 1-3		4-0 FC6-4 BB		3 0 0 0 1 0 4																								
Matt Williams, R (1, 5) OBP: 0.337, SLG: 0.509		0-1 G6-4-3 1B		0-3 K		1-0 SF7	1-2 FC6-4		3 0 1 1 0 1 1																								
Terry Kennedy, L (1, 2) OBP: 0.358, SLG: 0.375		1 SAFE 1-2 G6-4-3 1-2f		0-0 L5		1-1 L8	1-2 1B 2B		4 1 1 0 0 0 2																								
Robby Thompson, R (1, 4) OBP: 0.296, SLG: 0.372		1-1 S 1B		1-3 K		1-2 F8	1-0 F7		4 0 1 0 0 1 1																								
Jose Uribe, S (1, 6) OBP: 0.338, SLG: 0.367		1 SAFE 1-2 SAFE G4-3 1-2		0-0 G6-3		2-1 1B 1B	1-0 F7		4 0 1 0 0 0 2																								
Don Robinson, R (1, 1) OBP: 0.250, SLG: 0.438 Ed Vosberg, L (6, 1) Ernest Riles, L (7, PH) OBP: 0.323, SLG: 0.434 Bob Knepper, L (7, 1) OBP: 0.231, SLG: 0.308 Rick Leach, L (9, PH) OBP: 0.396, SLG: 0.370			0-3 K		0-1 P6	0-2 L3 1B	0-1 BB 1B		2 0 0 0 0 1 0 0 0 0 0 0 0 0 1 0 1 0 0 0 0 0 0 0 0 0 0 0 1 0 1 1 0 0 0																								
Inning Stats	R: 0 E: 0 K: 0 S: 12	H: 0 LOB: 1 BB: 1 P: 19	R: 0 E: 0 K: 0 S: 11	H: 2 LOB: 1 BB: 0 P: 13	R: 0 E: 0 K: 1 S: 10	H: 1 LOB: 2 BB: 1 P: 16	R: 0 E: 0 K: 2 S: 7	H: 0 LOB: 0 BB: 0 P: 8	R: 0 E: 0 K: 0 S: 5	H: 0 LOB: 0 BB: 0 P: 6	R: 1 E: 1 K: 0 S: 8	H: 1 LOB: 1 BB: 0 P: 12	R: 0 E: 0 K: 0 S: 11	H: 2 LOB: 1 BB: 0 P: 15	R: 0 E: 0 K: 0 S: 8	H: 0 LOB: 1 BB: 1 P: 16	R: 1 E: 0 K: 0 S: 10	H: 2 LOB: 2 BB: 1 P: 18	1B: 7 2B: 2 3B: 0 HR: 0	SF: 1 SAC: 0 DP: 2 HBP: 0	WP: 0 PB: 0 SB: 1 CS: 0	PA: 38											
PITCHER Bill Gullickson, R (1, 1) ERA: 3.28 Juan Agosto, L (9, 1) ERA: 2.72	IP 8.2	WLS W	BF 37	H 8	R 2	ER 1	SO 3	BB 4	IBB 0	HBP 0	BLK 0	WP 0	HR 0	S 81	P 121	ERA 1.04	WHIP 1.385																
											PITCHER	IP	WLS	BF	H	R	ER	SO	BB	IBB	HBP	BLK	WP	HR	S	P	ERA	WHIP					

AB	33
R	2
H	8
RBI	2
BB	4
SO	3
LOB	17



Batter	1	2	3	4	5	6	7	8	9
Eric Yelding, R OBP: 0.311, SLG: 0.291 (1, 4) (9, 8)	4-2 B 2B BB	1-2 PO 1B			1-3 K 1		1-2 F6 1	1-1 1B 1-2 3-H	
Rafael Ramirez, R OBP: 0.282, SLG: 0.321 (1, 6)	0-0 1-H 2B 2B	1-0 PO 1-2	2-1 L5-3 1B		2-3 K 2		0-0 G3 2	3-2 P4 3	
Craig Biggio, R OBP: 0.335, SLG: 0.332 (1, 8) (9, 2)	0-2 L8 1		0-0 L5-3 1-2 1		0-1 HR 1B		2-2 L5 3		
Glenn Davis, R OBP: 0.335, SLG: 0.556 Franklin Stubbs, L OBP: 0.331, SLG: 0.518 (1, 3) (2, 3)	3-0 G5-3 2		0-3 K 3		0-0 HR 1-H			1-0 G1-4-3 1	
Glenn Wilson, R OBP: 0.294, SLG: 0.387 (1, 7)	3-2 2-H 1B 2B			1-1 G5-3 1	3-1 G4-3 3			2-1 G6-3 1B 1B	
Eric Anthony, L OBP: 0.305, SLG: 0.395 (1, 9)	0-2 2-H 1B		2-2 L9 2		0-1 F9 1		4-2 SAFE 1-2 1B BB		
Ken Caminiti, S OBP: 0.317, SLG: 0.319 (1, 5)	0-0 G4-3 3		3-2 2B		3-1 1B		0-0 G6-3 2		
Rich Gedman, L OBP: 0.345, SLG: 0.222 Casey Candaele, S OBP: 0.333, SLG: 0.384 (8, PH) (9, 4)		1-1 F8 1		4-0 IBB		1 SAFE 2-3 K 2	4-0 1B 1B IBB		
Bill Gullickson, R OBP: 0.233, SLG: 0.179 Juan Agosto, L (9, 1)		0-0 F8 2		1-1 G5-3 3		0-1 G1-3 3	0-0 1B 1-3 2-H 3-H		

AB	R	H	RBI	BB	SO	LOB
4	1	2	1	1	1	0
5	1	2	1	0	1	2
4	1	1	0	0	0	2
1	0	0	0	0	0	1
3	1	1	2	0	1	0
4	2	2	1	0	0	0
3	1	1	1	1	0	0
4	0	2	0	0	0	3
2	0	0	0	1	1	1
0	1	0	0	1	0	0
4	0	1	2	0	0	3
0	0	0	0	0	0	0


BOTTOM

San Francisco Giants @ Houston Astros
Astrodome, Houston, TX

Sun Jun 24 1990, 4:33 AM EDT
Att: 22,103 - Dome - 72 F

AB	34
R	8
H	12
RBI	8
BB	4
SO	4
LOB	12

livebaseballscorecards.com



Inning Stats	R	H	E	K	S	LOB	BB	P	ER	SO	IBB	HBP	BLK	WP	HR	S	P	ERA	WHIP
	3	3	0	19	29	1	0	7	0	3	1	0	0	0	1	53	84	9.00	1.800
	0	1	0	7	9	0	0	9	0	0	0	0	0	0	0	20	38	13.50	2.000

PITCHER	IP	WLS	BF	H	R	ER	SO	BB	IBB	HBP	BLK	WP	HR	S	P	ERA	WHIP
Don Robinson, R ERA: 4.08 (1, 1)	5.0	L	23	8	5	5	3	1	1	0	0	0	0	11	16	0.00	1.000
Ed Vosberg, L ERA: 3.38 (6, 1)	1.0		4	1	0	0	1	0	0	0	0	0	0	11	16	0.00	1.000
Bob Knepper, L ERA: 5.68 (7, 1)	2.0		11	3	3	3	0	1	1	0	0	0	0	20	38	13.50	2.000

WP	PA	ERA	WHIP
0	39		
0			
0			
0			

Batter	1	2	3	4	5	6	7	8	9	AB	R	H	RBI	BB	SO	LOB
Chris Sabo, R OBP: 0.401, SLG: 0.587 (1, 5)	0-1 F8 G5-3 HR 1B	0-1 F9		0-0 3-H 2B		1-0 FC6-4 1B				4	1	3	2	0	0	1
Billy Hatcher, R OBP: 0.360, SLG: 0.405 (1, 7)	2-0 G5-3 1-2	0-0 F7		1-2 G5-3		0-0 FC6-4 1-2f				4	0	0	0	0	0	5
Paul O'Neill, L OBP: 0.349, SLG: 0.442 (1, 9)	1-0 F8 2-3		3-2 F8		2-2 G4-3		1-3 K			4	0	0	0	0	1	1
Eric Davis, R OBP: 0.358, SLG: 0.470 (1, 8)	4-1 HR BB		4-1 FC6-4 BB		2-0 G6-3		3-3 K			2	1	0	0	2	1	0
Todd Benzinger, S OBP: 0.333, SLG: 0.397 (1, 3)	3-2 HR		2-3 K		1-3 K		0-1 F9			4	1	1	3	0	2	1
Mariano Duncan, R OBP: 0.353, SLG: 0.489 (1, 6) (9, 4)	1-0 1B		1-0 FC6-4 1-2f		3-2 L4		2-2 G5-3			4	0	1	0	0	0	1
Ron Oester, S OBP: 0.349, SLG: 0.388 Randy Myers, L (9, 1)	1-3 K2-3		2-2 G6-3 2B 2B		0-0 L6		0-0 F9			4	1	1	0	0	1	1
Joe Oliver, R OBP: 0.330, SLG: 0.356 (1, 2)		1-3 K	1-2 F7		3-2 L6 1B 1B		1-0 G5-3			4	1	1	0	0	1	1
Jack Armstrong, R OBP: 0.152, SLG: 0.125 Barry Larkin, R OBP: 0.385, SLG: 0.399 (9, 6)		1-1 1B	0-0 G6-3 2-3		0-1 1B 1B					3	0	2	0	0	0	1

Inning Stats	R: 3	H: 3	LOB: 1	K: 1	S: 13	R: 0	H: 1	LOB: 1	K: 1	S: 8	R: 0	H: 0	LOB: 1	K: 1	S: 11	R: 0	H: 0	LOB: 0	K: 1	S: 7	R: 1	H: 3	LOB: 2	K: 0	S: 13	R: 0	H: 0	LOB: 0	K: 2	S: 11	R: 0	H: 0	LOB: 0	K: 0	S: 7	R: 0	H: 0	LOB: 0	K: 0	S: 7
	1B: 6	SF: 0	2B: 2	SAC: 0	3B: 0	DP: 0	HR: 1	HBP: 0	CS: 0		1B: 6	SF: 0	2B: 2	SAC: 0	3B: 0	DP: 0	HR: 1	HBP: 0	CS: 0		1B: 6	SF: 0	2B: 2	SAC: 0	3B: 0	DP: 0	HR: 1	HBP: 0	CS: 0		1B: 6	SF: 0	2B: 2	SAC: 0	3B: 0	DP: 0	HR: 1	HBP: 0	CS: 0	

PITCHER	IP	WLS	BF	H	R	ER	SO	BB	IBB	HBP	BLK	WP	HR	S	P	ERA	WHIP
John Burkett, R ERA: 3.62 (1, 1)	5.0	L	23	6	4	4	4	2	0	0	0	0	1	50	81	7.20	1.600
Steve Bedrosian, R ERA: 4.62 (6, 1)	2.0		9	3	1	1	2	0	0	0	0	0	0	24	35	4.50	1.500
Ed Vosberg, L ERA: 3.18 (8, 1)	1.0		3	0	0	0	0	0	0	0	0	0	0	7	10	0.00	0.000


BOTTOM

San Francisco Giants @ Cincinnati Reds
Riverfront Stadium, Cincinnati, OH

Mon Jun 25 1990, 7:05 PM EDT
Att. 31,263 - Unknown

livebaseballscorecards.com

AB	33
R	5
H	9
RBI	5
BB	2
SO	6
LOB	12



WP	PA	ERA	WHIP
0	35		

Batter	1	2	3	4	5	6	7	8	9	10	11	12	AB R H RBI BB SO LOB	TOP										
Brett Butler, L OBP: 0.373, SLG: 0.314 (1, 8)	1-2 6-3		1-0 L6-4 BLK 1B			0-0 F7		1-1 SAFE G3			0-0 1B		5 0 2 0 0 0 1											
Rick Parker, R OBP: 0.380, SLG: 0.492 (1, 9) (4, 7)	1-0 L9		1-2 SAFE P6			3-2 P3			0-1 SAFE P4		1-0 SAFE F8		5 0 0 0 0 0 2											
Will Clark, L OBP: 0.339, SLG: 0.469 (1, 3)	4-2 HR BB		1-2 SAFE L6-4			2-3 K			1-2 SAFE G4-6-3 1B		3-3 K		4 1 1 0 1 2 1											
Kevin Mitchell, R OBP: 0.376, SLG: 0.588 Mike Kingery, L OBP: 0.333, SLG: 0.275 (1, 7) (4, 9)	2-2 1-H HR			1-0 5-3			1-0 6-3		1-0 SAFE G4-6-3		1-1 F8		2 1 1 2 0 0 0 3 0 0 0 0 0 1											
Matt Williams, R OBP: 0.330, SLG: 0.496 (1, 5)	1-3 K			2-0 6-3			0-0 F7			1-3 K		0-1 F8	5 0 0 0 0 2 0											
Gary Carter, R OBP: 0.358, SLG: 0.402 (1, 2)		4-2 FC6-4 BB		1-1 F7			3-2 P6			1-3 K			3 0 0 0 1 1 0											
Robby Thompson, R OBP: 0.291, SLG: 0.365 (1, 4)		0-0 FC6-4 1-2f G4-3			1-3 K			3-2 P2		0-3 K			4 0 0 0 0 2 1	AB 38 R 2 H 4 RBI 2 BB 3 SO 8 LOB 8										
Jose Uribe, S OBP: 0.328, SLG: 0.356 (1, 6)		1-2 G4-3			0-0 6-3			1-2 L8			2-1 4-3		4 0 0 0 0 0 1											
Scott Garrelts, R OBP: 0.061, SLG: 0.031 Rick Leach, L OBP: 0.394, SLG: 0.362 Jeff Brantley, R OBP: 0.286, SLG: 0.429 Greg Litton, R OBP: 0.241, SLG: 0.268 Mark Thurmond, L (11, 1)		0-1 P6			0-3 K			4-2 BB			1-0 G6-3		2 0 0 0 0 1 1 0 0 0 0 1 0 0 0 0 0 0 0 0 0 1 0 0 0 0 0 0 0 0 0 0 0 0 0											
Inning Stats	R: 2 E: 0 K: 1 S: 14	H: 1 LOB: 0 BB: 1 P: 23	R: 0 E: 0 K: 0 S: 9	H: 0 LOB: 1 BB: 1 P: 14	R: 0 E: 0 K: 0 S: 9	H: 0 LOB: 0 BB: 0 P: 12	R: 0 E: 0 K: 2 S: 7	H: 0 LOB: 0 BB: 0 P: 8	R: 0 E: 0 K: 1 S: 7	H: 0 LOB: 0 BB: 0 P: 9	R: 0 E: 0 K: 0 S: 13	H: 0 LOB: 1 BB: 1 P: 22	R: 0 E: 0 K: 0 S: 8	H: 1 LOB: 0 BB: 0 P: 10	R: 0 E: 0 K: 3 S: 9	H: 0 LOB: 0 BB: 0 P: 11	R: 0 E: 0 K: 0 S: 5	H: 1 LOB: 1 BB: 0 P: 9	R: 0 E: 0 K: 1 S: 10	H: 0 LOB: 0 BB: 0 P: 14	1B: 3 2B: 1 3B: 0 HR: 1	SF: 0 SAC: 0 DP: 2 HBP: 0	WP: 0 PB: 0 SB: 0 CS: 0	PA: 41
PITCHER	IP WLS BF H R ER SO BB IBB HBP BLK WP HR S P ERA WHIP																							
Danny Jackson, L ERA: 3.71 (1, 1)	7.0		2	2	2	4	2	0	0	0	0	1	0	0	55	86	2.57	0.571						
Rob Dibble, R ERA: 1.67 (8, 1)	3.0	10	1	0	0	3	1	0	0	0	0	0	0	0	30	43	0.00	0.667						
Randy Myers, L ERA: 2.41 (11, 1)	2.0	W 7	1	0	0	1	0	0	0	0	0	0	0	0	15	23	0.00	0.500						

San Francisco Giants @ Cincinnati Reds
 Riverfront Stadium, Cincinnati, OH
 Tue Jun 26 1990, 7:05 PM EDT
 Att. 37,626 - Unknown - 79 F

livebaseballscores.com



Batter	1	2	3	4	5	6	7	8	9	10	11	12	AB	R	H	RBI	BB	SO	LOB	
Chris Sabo, R OBP: 0.398, SLG: 0.580 Ron Oester, S OBP: 0.349, SLG: 0.388	(1, 5) 2-1 G4-3		(1, 5) 0-0 F8		(1, 5) 2-2 F9 1B		(1, 5) 3-1 5-3		(1, 5) 1-3 K		(1, 5) 1-3 K		5 0	0 1	0 0	0 0	1 0	2 0		
Barry Larkin, R OBP: 0.382, SLG: 0.395	(1, 6) 0-1 1-3		(1, 6) 1-0 CS S 1B		(1, 6) 1-0 F9 1-2		(1, 6) 1-0 4-3		(1, 6) 1-2 F9		(1, 6) 1-2 F9		5 0	0 1	0 0	0 0	0 0	2 0		
Paul O'Neill, L OBP: 0.346, SLG: 0.435	(1, 9) 1-1 4-3		(1, 9) 4-2 CS 1-2 BB		(1, 9) 0-0 F8		(1, 9) 2-1 3-1		(1, 9) 2-1 3-1		(1, 9) 1-0 G4-3		4 0	0 0	0 0	1 0	0 0			
Eric Davis, R OBP: 0.359, SLG: 0.484	(1, 8)	(1, 8) 3-2 HR	(1, 8) 4-2 1-2 2-3 BB		(1, 8) 1-1 L6		(1, 8) 2-2 P3		(1, 8) 2-2 P3		(1, 8) 1-2 6-3		4 1	1 1	1 1	1 0	0 0			
Todd Benzinger, S OBP: 0.331, SLG: 0.393	(1, 3)	(1, 3) 0-0 F7	(1, 3) 1-1 F9		(1, 3) 3-2 G3		(1, 3) 0-1 FC3-6 1B		(1, 3) 0-1 FC3-6 1B		(1, 3) 0-3 K2-3		5 0	0 1	0 0	0 1	2 2			
Glenn Braggs, R OBP: 0.344, SLG: 0.411 Herm Winningham, L OBP: 0.300, SLG: 0.351	(1, 7) (9, PR) (10, 7)	(1, 7) 3-3 K	(1, 7) 3-2 L5-3 1B		(1, 7) 1-1 F8		(1, 7) 0-1 FC3-6 CS 1-2f		(1, 7) 0-1 FC3-6 CS 1-2f		(1, 7) 1-2 SH 1B		4 1	0 1	1 1	0 0	0 0	1 0	1 0	
Mariano Duncan, R OBP: 0.359, SLG: 0.497	(1, 4)	(1, 4) 1-1 2B	(1, 4) 1-2 F9		(1, 4) 0-2 2B 1B		(1, 4) 3-1 5-3 1-2		(1, 4) 3-1 5-3 1-2		(1, 4) 0-0 SH 1B		5 1	3 0	0 0	0 0	0 2			
Joe Oliver, R OBP: 0.330, SLG: 0.352 Ken Griffey, L OBP: 0.256, SLG: 0.350 Jeff Reed, L OBP: 0.239, SLG: 0.262	(1, 2) (10, PH) (11, 2)	(1, 2) 4-0 IBB	(1, 2) 0-0 L5-3		(1, 2) 0-0 P3		(1, 2) 0-0 P3		(1, 2) 2-2 4-3		(1, 2) 1-1 SH		2 1	0 0	0 0	0 0	0 0	0 0	2 0	
Danny Jackson, R OBP: 0.269, SLG: 0.269 Hal Morris, L OBP: 0.425, SLG: 0.417 Rob DiStefano, L OBP: 0.324, SLG: 0.365 Billy Hatcher, R OBP: 0.360, SLG: 0.405 Randy Myers, L OBP: 0.360, SLG: 0.405	(1, 1) (7, PH) (8, 1) (10, PH) (10, PR) (11, 1)	(1, 1) 2-3 K	(1, 1) 0-3 K		(1, 1) 1-0 1-H 2B		(1, 1) 1-0 2B		(1, 1) 1-0 2B		(1, 1) 1-0 2B		2 1	0 1	0 1	0 0	0 0	2 0	2 0	


Inning Stats	R: 0	H: 0	E: 0	K: 0	S: 6	LOB: 0	BB: 0	P: 9	R: 1	H: 2	E: 0	K: 2	S: 12	LOB: 2	BB: 1	P: 25	R: 0	H: 1	E: 0	K: 0	S: 9	LOB: 2	BB: 2	P: 18	R: 0	H: 1	E: 0	K: 0	S: 8	LOB: 0	BB: 0	P: 12	R: 0	H: 1	E: 0	K: 1	S: 7	LOB: 0	BB: 0	P: 10	R: 0	H: 0	E: 0	K: 0	S: 8	LOB: 0	BB: 0	P: 12	R: 1	H: 2	E: 0	K: 0	S: 9	LOB: 1	BB: 0	P: 14	R: 0	H: 0	E: 0	K: 0	S: 7	LOB: 0	BB: 0	P: 12	R: 0	H: 1	E: 0	K: 0	S: 7	LOB: 1	BB: 0	P: 9	R: 0	H: 1	E: 0	K: 1	S: 11	LOB: 1	BB: 0	P: 16	R: 0	H: 0	E: 0	K: 1	S: 7	LOB: 0	BB: 0	P: 9	R: 1	H: 2	E: 1	K: 0	S: 6	LOB: 2	BB: 0	P: 8	1B: 7	2B: 4	3B: 0	HR: 1	SF: 0	DP: 1	HBP: 0	WP: 0	PA: 44
--------------	------	------	------	------	------	--------	-------	------	------	------	------	------	-------	--------	-------	-------	------	------	------	------	------	--------	-------	-------	------	------	------	------	------	--------	-------	-------	------	------	------	------	------	--------	-------	-------	------	------	------	------	------	--------	-------	-------	------	------	------	------	------	--------	-------	-------	------	------	------	------	------	--------	-------	-------	------	------	------	------	------	--------	-------	------	------	------	------	------	-------	--------	-------	-------	------	------	------	------	------	--------	-------	------	------	------	------	------	------	--------	-------	------	-------	-------	-------	-------	-------	-------	--------	-------	--------

PITCHER	IP	WLS	BF	H	R	ER	SO	BB	IBB	HBP	BLK	WP	HR	S	P	ERA	WHIP
Scott Garrelts, R ERA: 4.65	(1, 1)	7.0	28	7	2	2	3	2	1	0	0	0	1	59	100	2.57	1.286
Jeff Brantley, R ERA: 1.53	(8, 1)	3.0	10	2	0	0	1	0	0	0	0	0	0	25	37	0.00	0.667
Mark Thurmond, L ERA: 2.81	(11, 1)	1.0	L 6	2	1	0	1	0	0	0	0	0	0	13	17	0.00	2.000

San Francisco Giants @ Cincinnati Reds
Riverfront Stadium, Cincinnati, OH
Tue Jun 26 1990, 7:05 PM EDT
Att: 37,626 - Unknown - 79 F

livebaseballscorecards.com

AB	40
R	3
H	11
RBI	2
BB	3
SO	5
LOB	13



Batter	1	2	3	4	5	6	7	8	9	AB R H RBI BB SO LOB	TOP
Brett Butler, L OBP: 0.377, SLG: 0.317 (1, 8)	4-2 L6-3 BB		2-2 F8		1-1 BB 1B 1B	2-0 1B			1-1 G6-3	4 1 2 0 1 0 0	
Rick Parker, R OBP: 0.368, SLG: 0.471 (1, 9) (7, 7)	0-1 L6-3 1-2		2-3 K		1-0 SAFE 1B 1B	0-0 F9			2-1 F4	5 1 1 0 0 1 3	
Will Clark, L OBP: 0.339, SLG: 0.466 (1, 3)	1-1 F9			1-0 2B 3B 1B	4-1 2B 1B BB	1-1 F9			3-2 E6 HR	4 3 1 0 1 0 2	
Matt Williams, R OBP: 0.334, SLG: 0.507 (1, 5)		1-1 1B 1B G6-4-3 HBP		1-0 F8	1-2 2B 1B		1-2 L7	1-1 HR	4 2 2 4 0 0 1		
Greg Litton, R OBP: 0.262, SLG: 0.305 Mike Kingery, L OBP: 0.319, SLG: 0.262 (7, PH) (7, 9)		1-1 G6-4-3 1B 1-2 1B		1-0 F9	0-0 2B	1-3 2-H	0-2 G5-3	3-2 G6-3	3 0 2 1 0 0 1 2 0 0 0 0 0 0		
Gary Carter, R OBP: 0.362, SLG: 0.413 (1, 2)		2-2 G6-4-3 1B 1-2 2-3 1B		1-0 SAFE 3B 2B	2-3 K		1-1 G5-3		4 1 2 0 0 1 2		
Robby Thompson, R OBP: 0.290, SLG: 0.371 (1, 4)		0-0 G6-4-3 1-2 2-3 3-H		0-0 3B	0-2 5-3			3-3 K	4 0 1 2 0 1 4		
Jose Uribe, S OBP: 0.327, SLG: 0.354 (1, 6)		2-2 G4-3		0-3 K2-3		1-0 1B 1B		1-3 K2-3	4 0 1 0 0 2 2		
Don Robinson, R OBP: 0.200, SLG: 0.350 Steve Bedrosian, R (9, 1)			1-0 F7		1-1 L8	1-3 K		2-2 F9	4 0 0 0 0 1 1 0 0 0 0 0 0 0		
Inning Stats	R: 0 E: 0 K: 0 S: 9 H: 0 LOB: 0 BB: 1 P: 14	R: 1 E: 0 K: 0 S: 10 H: 2 LOB: 1 BB: 0 P: 16	R: 0 E: 0 K: 1 S: 12 H: 0 LOB: 0 BB: 0 P: 17	R: 2 E: 0 K: 1 S: 8 H: 3 LOB: 1 BB: 0 P: 12	R: 3 E: 0 K: 1 S: 17 H: 4 LOB: 2 BB: 1 P: 26	R: 0 E: 0 K: 1 S: 8 H: 2 LOB: 2 BB: 0 P: 13	R: 0 E: 0 K: 0 S: 10 H: 0 LOB: 0 BB: 0 P: 12	R: 0 E: 0 K: 2 S: 11 H: 0 LOB: 0 BB: 0 P: 17	R: 2 E: 1 K: 0 S: 14 H: 1 LOB: 0 BB: 0 P: 24	1B: 8 2B: 3 3B: 1 HR: 1 SF: 0 SAC: 0 DP: 2 HBP: 1	WP: 0 PB: 0 SB: 0 CS: 0 PA: 41
PITCHER Tom Browning, L ERA: 2.94 Tim Layana, R ERA: 2.56 Tim Lirtsas, L ERA: 3.77	IP WLS BF H R ER SO BB IBB HBP BLK WP HR S P ERA WHIP	IP WLS BF H R ER SO BB IBB HBP BLK WP HR S P ERA WHIP	IP WLS BF H R ER SO BB IBB HBP BLK WP HR S P ERA WHIP	IP WLS BF H R ER SO BB IBB HBP BLK WP HR S P ERA WHIP	IP WLS BF H R ER SO BB IBB HBP BLK WP HR S P ERA WHIP	IP WLS BF H R ER SO BB IBB HBP BLK WP HR S P ERA WHIP	IP WLS BF H R ER SO BB IBB HBP BLK WP HR S P ERA WHIP	IP WLS BF H R ER SO BB IBB HBP BLK WP HR S P ERA WHIP	IP WLS BF H R ER SO BB IBB HBP BLK WP HR S P ERA WHIP	ERA WHIP	ERA WHIP

San Francisco Giants @ Cincinnati Reds
Riverfront Stadium, Cincinnati, OH
Wed Jun 27 1990, 3:33 AM EDT
Att. 42,543 - Sunny - 85 F

livebaseballscorecards.com

AB	38
R	8
H	12
RBI	7
BB	2
SO	6
LOB	16



Batter	1	2	3	4	5	6	7	8	9	AB R H RBI BB SO LOB	TOP	
Gary Redus, R (1, 3) OBP: 0.336, SLG: 0.383 Sid Bream, L (9, PH) OBP: 0.346, SLG: 0.436	0-0 G6-3		0-0 1B		0-0 F9		4-0 FC6 BB		4-0 BB	3 0 1 0 1 0 0 0 0 0 0 1 0 0		
Jay Bell, R (1, 6) OBP: 0.338, SLG: 0.398	0-0 G6-3		0-3 K		4-0 BB		0-0 FC6 1-2f		0-0 F8	4 0 0 0 1 1 3		
Andy Van Slyke, L (1, 8) OBP: 0.381, SLG: 0.461	0-0 FC5-4 1B		0-0 G1-3		0-3 K			0-0 G4-6-3 1B	0-0 F8	5 0 2 0 0 1 3		
R.J. Reynolds, S (1, 9) OBP: 0.347, SLG: 0.343	0-0 FC5-4 1-2f			0-0 2B 1B 1B	0-0 G3			0-0 G4-6-3 1-2f		4 1 1 0 0 0 3		
Barry Bonds, L (1, 7) OBP: 0.414, SLG: 0.611		0-0 WP S 1B		0-0 1-3 E 2B		0-0 G4-3		4-0 1B BB		3 1 2 0 1 0 0		
Don Slaught, R (1, 2) OBP: 0.433, SLG: 0.593 Michael LaValiere, L (7, 2) OBP: 0.394, SLG: 0.346		0-3 K		0-0 E9 G4-3 G4-3 1B		0-0 G5-3		0-0 BB 1B		3 1 1 1 0 1 1 1 0 1 0 0 0 0		
Jeff King, R (1, 5) OBP: 0.260, SLG: 0.295		0-0 F8		0-0 G4-3		0-3 K		4-0 1-2 BB		3 0 0 0 1 1 2		
Jose Lind, R (1, 4) OBP: 0.346, SLG: 0.398		0-0 G3		0-0 G4-3			0-0 G6-3	0-0 F9		4 0 0 1 0 0 4		
Neal Heaton, L (1, 1) OBP: 0.125, SLG: 0.034 Mark Ross, R (3, 1) Scott Ruskin, R (6, 1) Orlando Merced, S (7, PH) OBP: 0.333, SLG: 0.667 Jay Tibbs, R (7, 1) Wally Backman, S (9, PH) OBP: 0.355, SLG: 0.405			0-3 K	0-3 K			0-0 L4		0-0 F7	1 0 0 0 0 0 1 0 1 0 0 0 0 0 1 0 0 0 0 0 0 0 0 0 1 0 0 0 0 0 0 0 0 0 0 0 0 0 0 0 1 0 0 0 0 0 0 0		
Inning Stats	R: 0 H: 1 E: 0 LOB: 1 K: 0 BB: 0 S: 4 P: 4	R: 0 H: 1 E: 0 LOB: 1 K: 1 BB: 0 S: 6 P: 6	R: 0 H: 1 E: 0 LOB: 1 K: 2 BB: 0 S: 8 P: 8	R: 3 H: 3 E: 1 LOB: 0 K: 1 BB: 0 S: 8 P: 8	R: 0 H: 0 E: 0 LOB: 1 K: 1 BB: 1 S: 5 P: 9	R: 0 H: 0 E: 0 LOB: 0 K: 1 BB: 0 S: 5 P: 5	R: 0 H: 0 E: 0 LOB: 1 K: 0 BB: 1 S: 3 P: 7	R: 0 H: 2 E: 0 LOB: 3 K: 0 BB: 2 S: 4 P: 12	R: 0 H: 0 E: 0 LOB: 1 K: 0 BB: 1 S: 3 P: 7	1B: 7 SF: 0 2B: 1 SAC: 0 3B: 0 DP: 1 HR: 0 HBP: 0	WP: 1 PA: 39 PB: 0 SB: 1 CS: 0	
PITCHER	IP WLS BF H R ER SO BB IBB HBP BLK WP HR S P ERA WHIP											
Trevor Wilson, L (1, 1) ERA: 2.12	7.0 W 29 6 3 2 6 2 0 0 0 1 0 39 47 2.57 1.143											
Mark Thurmond, L (8, 1) ERA: 2.76	0.2 4 2 0 0 0 1 0 0 0 0 0 3 7 0.00 4.500											
Jeff Brantley, R (8, 1) ERA: 1.5	1.1 S 6 0 0 0 0 2 0 0 0 0 0 4 12 0.00 1.500											

Pittsburgh Pirates @ San Francisco Giants
Candlestick Park, San Francisco, CA

Fri Jun 29 1990, 10:05 PM EDT
Att. 21,231 - Sunny - 70 F

AB	34
R	3
H	8
RBI	2
BB	5
SO	6
LOB	16



WP: 1	PA: 39
PB: 0	
SB: 1	
CS: 0	

ERA	WHIP
-----	------

livebaseballscorecards.com

Batter	1	2	3	4	5	6	7	8	9
Brett Butler, L OBP: 0.380, SLG: 0.321 (1, 8) BBB	4-0 E S 1B BB	0-0 G3-1 1B 2B	4-0 IBB			0-0 G6-3		0-0 G4-3	
Rick Parker, R OBP: 0.358, SLG: 0.453 (1, 9) (8, 7)	0-0 1-H 1B 1B	0-0 G3-1 2-3	0-0 2-5 2-3	0-0 F7		0-0 G1-3		0-0 G6-3 3-H	
Will Clark, L OBP: 0.344, SLG: 0.480 (1, 3)	0-0 G6-3 1-H 1B 1B	0-0 1B 3-H 1B		0-0 HR		0-0 F7			
Matt Williams, R OBP: 0.333, SLG: 0.503 (1, 5)	0-0 G6-3 1-3 1B	0-0 1B		0-0 G4-3			0-0 L6		
Greg Litton, R OBP: 0.266, SLG: 0.306 (1, 7) Mike Kingery, L OBP: 0.313, SLG: 0.256 (7, PH) (8, 9)	0-0 1B G6-3 1B 3-H	0-0 F9		0-3 K			0-0 P6		
Gary Carter, R OBP: 0.366, SLG: 0.435 (1, 2)	0-0 G6-3 1-2 1B		0-0 HR		0-0 G5-3		4-0 BB BB BB		
Robby Thompson, R OBP: 0.293, SLG: 0.373 (1, 4) Jeff Brantley, R OBP: 0.286, SLG: 0.429 (8, 1)	0-0 2-3 1B		0-0 E5 2-5 SH2-4		0-0 G4-3 1B		0-0 G1-3		
Jose Uribe, S OBP: 0.321, SLG: 0.349 (1, 6)	0-0 G4-3		0-0 F8		0-0 G4-3 1-2		0-0 L9		
Trevor Wilson, L (1, 1) Mark Thurmond, L (8, 1) Dave Anderson, R OBP: 0.308, SLG: 0.351 (8, 4)		0-0 F8	0-0 SH2-4 1-2		0-0 G1-3		0-0 G4-3 3B		

Inning Stats	R: 3	H: 4	E: 0	LOB: 2	K: 0	P: 11	R: 1	H: 3	E: 0	LOB: 2	K: 0	P: 6	R: 1	H: 1	E: 1	LOB: 2	K: 0	P: 8	R: 1	H: 1	E: 0	LOB: 0	K: 1	P: 6	R: 0	H: 1	E: 0	LOB: 1	K: 0	P: 4	R: 0	H: 0	E: 0	LOB: 0	K: 0	P: 3	R: 0	H: 0	E: 0	LOB: 1	K: 0	P: 7	R: 1	H: 1	E: 0	LOB: 0	K: 0	P: 4		
	S: 7		S: 6		S: 4		S: 6		S: 4		S: 3		S: 3		S: 4		S: 3		S: 3		S: 4		S: 3		S: 3		S: 4		S: 3		S: 4		S: 4		S: 3		S: 4		S: 4		S: 4		S: 4		S: 4		S: 4		S: 4	

PITCHER	IP	WLS	BF	H	R	ER	SO	BB	IBB	HBP	BLK	WP	HR	S	P	ERA	WHIP
Neal Heaton, L ERA: 3.32 (1, 1)	2.0	L	16	8	5	5	0	1	0	0	0	0	1	15	19	22.50	4.500
Mark Ross, R ERA: 1.23 (3, 1)	3.0		12	2	1	1	1	0	1	0	0	0	1	12	16	3.00	0.667
Scott Ruskin, L ERA: 2.81 (6, 1)	1.0		3	0	0	0	0	0	0	0	0	0	0	3	3	0.00	0.000
Jay Tibbs, R ERA: 5.6 (7, 1)	2.0		8	1	1	1	0	1	0	0	0	0	0	7	11	4.50	1.000

AB	R	H	RBI	BB	SO	LOB
3	2	1	1	2	0	0
5	1	1	1	0	0	1
4	2	3	3	0	0	0
4	0	1	0	0	0	1
3	0	1	1	0	1	2
1	0	0	0	0	0	0
3	1	1	1	1	0	1
4	0	2	0	0	0	1
0	0	0	0	0	0	0
4	0	0	0	0	0	4
2	0	0	0	0	0	1
0	0	0	0	0	0	0
1	1	1	0	0	0	0

WP	PA	3B	SF	SAC	DP	HBP
0	38	1	0	1	0	0

AB	34
R	7
H	11
RBI	7
BB	3
SO	1
LOB	11



Pittsburgh Pirates @ San Francisco Giants
 Candlestick Park, San Francisco, CA
 Fri Jun 29 1990, 10:05 PM EDT
 Att. 21,231 - Sunny - 70 F

livebaseballscorecards.com

Batter	1	2	3	4	5	6	7	8	9	AB	R	H	RBI	BB	SO	LOB
Brett Butler, L (1, 8) OBP: 0.378, SLG: 0.320	0-0 P6		0-0 1B		0-0 B5-3		0-0 L3			4	0	1	0	0	0	0
Mike Kingery, L (1, 9) OBP: 0.314, SLG: 0.261 Greg Litton, R (8, PH) OBP: 0.262, SLG: 0.302	0-0 1B		0-0 F8			0-3 K		0-0 F8		3	0	1	0	0	1	1
Will Clark, L (1, 3) OBP: 0.343, SLG: 0.477	0-0 F8		0-0 F7			0-0 FC6-4 1B		0-0 L3		4	0	1	0	0	0	2
Matt Williams, R (1, 5) OBP: 0.332, SLG: 0.510	0-0 P3			0-0 HR		0-0 FC6-4 2B		0-0 P3		4	2	1	1	0	0	2
Ernest Riles, L (1, 4) OBP: 0.323, SLG: 0.418 Robby Thompson, R (8, 4) OBP: 0.292, SLG: 0.371		0-3 K		0-0 F9		4-0 2B BB		0-0 F8		2	1	0	0	1	1	0
Rick Leach, L (1, 7) OBP: 0.393, SLG: 0.371 Mark Thurmond, L (8, 1) Steve Bedrosian, R (9, 1) Kevin Mitchell, R (9, PH) OBP: 0.378, SLG: 0.589 Scott Garrelts, R (9, PR) OBP: 0.061, SLG: 0.031		0-0 F8		0-0 G3		0-0 2B		0-0 G4-3 1B		3	0	1	2	0	0	0
Terry Kennedy, L (1, 2) OBP: 0.355, SLG: 0.373		0-0 2B		0-0 P8		0-3 K		0-0 G4-3		4	0	1	0	0	1	2
Jose Uribe, S (1, 6) OBP: 0.318, SLG: 0.344		0-3 K			0-3 K		0-0 6-3			3	0	0	0	0	2	1
John Burkett, R (1, 1) OBP: 0.103, SLG: 0.071 Rick Parker, R (7, PH) OBP: 0.354, SLG: 0.447			0-0 5-3		0-3 K		0-3 K			2	0	0	0	0	1	0
										1	0	0	0	0	1	0

Inning Stats	R: 0	H: 1	E: 0	LOB: 1	K: 0	BB: 0	S: 4	R: 0	H: 1	E: 0	LOB: 1	K: 2	BB: 0	S: 8	R: 0	H: 1	E: 0	LOB: 1	K: 0	BB: 0	S: 4	R: 1	H: 1	E: 0	LOB: 0	K: 0	BB: 0	S: 4	R: 0	H: 0	E: 0	LOB: 0	K: 2	BB: 0	S: 7	R: 2	H: 2	E: 0	LOB: 1	K: 2	BB: 1	S: 9	R: 0	H: 0	E: 0	LOB: 0	K: 1	BB: 0	S: 5	R: 0	H: 0	E: 0	LOB: 0	K: 0	BB: 0	S: 3	R: 0	H: 1	E: 0	LOB: 1	K: 0	BB: 0	S: 3	R: 0	H: 1	E: 0	LOB: 1	K: 0	BB: 0	S: 3	1B: 4	SF: 0	2B: 2	SAC: 0	3B: 0	DP: 1	HR: 1	HBP: 0	WP: 0	PA: 34
--------------	------	------	------	--------	------	-------	------	------	------	------	--------	------	-------	------	------	------	------	--------	------	-------	------	------	------	------	--------	------	-------	------	------	------	------	--------	------	-------	------	------	------	------	--------	------	-------	------	------	------	------	--------	------	-------	------	------	------	------	--------	------	-------	------	------	------	------	--------	------	-------	------	------	------	------	--------	------	-------	------	-------	-------	-------	--------	-------	-------	-------	--------	-------	--------

PITCHER	IP	WLS	BF	H	R	ER	SO	BB	IBB	HBP	BLK	WP	HR	S	P	ERA	WHIP
Rick Reed, R (1, 1) ERA: 2.19	6.0		25	6	3	3	6	1	0	0	0	0	1	36	40	4.50	1.167
Bob Kipper, L (7, 1) ERA: 4.44	1.2	W	5	0	0	0	1	0	0	0	0	0	0	7	7	0.00	0.000
Stan Belinda, R (8, 1) ERA: 2.89	1.1	S	4	1	0	0	0	0	0	0	0	0	0	4	4	0.00	0.750

BOTTOM

Pittsburgh Pirates @ San Francisco Giants
Candlestick Park, San Francisco, CA

livebaseballscores.com

AB	33
R	3
H	7
RBI	3
BB	1
SO	7
LOB	8



Sat Jun 30 1990, 6:33 AM EDT
Att: 31,159 - Sunny - 69 F

Batter	1	2	3	4	5	6	7	8	9	AB	R	H	RBI	BB	SO	LOB
Brett Butler, L OBP: 0.373, SLG: 0.314 (1, 8)	1-0 B1-3	1-2 G4-3		3-2 G6-3		3-2 F8			2-2 L9	5	0	0	1	0	0	2
Rick Parker, R OBP: 0.337, SLG: 0.425 Mike Kingery, L OBP: 0.327, SLG: 0.319 (9, PH)	2-0 P3		1-2 L7	1-1 F8			0-0 G4-3		3-2 3B	4	0	0	0	0	0	1
Will Clark, L OBP: 0.347, SLG: 0.484 (1, 3)	1-2 1B 3B		0-0 F7		1-2 F9 1B G1 1B		4-0 G5-4-3 BB		1-2 P3	4	2	2	0	1	0	1
Matt Williams, R OBP: 0.333, SLG: 0.508 (1, 5)	2-2 1B 1B		0-0 P6		1-2 G1 1B		3-2 G5-4-3 1-2f		1-3 K	5	0	2	1	0	1	2
Greg Litton, R OBP: 0.290, SLG: 0.343 (1, 9)	1-1 1-2 1B		0-1 1B 2B 1B		3-1 F9		1-2 G1-3 2B			4	1	3	0	0	0	2
Gary Carter, R OBP: 0.365, SLG: 0.433 Terry Kennedy, L OBP: 0.353, SLG: 0.371 (8, PH) (9, 2)	0-1 F8		1-0 1B 2B 1B		0-1 G1		2-3 K		2-3 K	3	1	1	1	0	0	3
Robby Thompson, R OBP: 0.296, SLG: 0.375 Rick Leach, L OBP: 0.389, SLG: 0.367 Mark Thurmond, L (9, 1)		2-2 FC5-6 1B		0-0 2B G6-3 1B		2-2 F7		2-2 G1-3		3	1	2	0	0	0	1
Dave Anderson, R OBP: 0.310, SLG: 0.375 Randy O'Neal, R OBP: 0.333, SLG: 0.333 Ernest Riles, L OBP: 0.333, SLG: 0.418 (9, 4)		0-3 K		1-2 2B		1-3 2-H 3-H		4-0 BB		3	0	1	2	0	2	1
Scott Garretts, R OBP: 0.030, SLG: 0.030 Kevin Mitchell, R OBP: 0.377, SLG: 0.587 Francisco Oliveras, R Ed Vosberg, L Jose Uribe, S OBP: 0.316, SLG: 0.341 (7, 8)		0-1 FC5-6		0-2 G1-3		0-0 P8		1-2 F9		1	0	0	0	0	0	1

Inning Stats	R: 1	H: 3	E: 0	K: 12	S: 12	H: 3	LOB: 2	BB: 0	P: 19	R: 0	H: 1	E: 0	K: 1	S: 12	R: 0	H: 0	E: 0	K: 5	S: 5	R: 3	H: 4	E: 0	K: 0	S: 15	R: 1	H: 2	E: 0	K: 1	S: 9	R: 0	H: 0	E: 0	K: 0	S: 4	R: 0	H: 1	E: 0	K: 1	S: 18	R: 0	H: 1	E: 0	K: 1	S: 19	1B: 8	2B: 2	3B: 2	HR: 0	SF: 0	SAC: 0	DP: 1	HBP: 0	WP: 0	PA: 40
--------------	------	------	------	-------	-------	------	--------	-------	-------	------	------	------	------	-------	------	------	------	------	------	------	------	------	------	-------	------	------	------	------	------	------	------	------	------	------	------	------	------	------	-------	------	------	------	------	-------	-------	-------	-------	-------	-------	--------	-------	--------	-------	--------

PITCHER	IP	WLS	BF	H	R	ER	SO	BB	IBB	HBP	BLK	WP	HR	S	P	ERA	WHIP
John Smiley, L ERA: 3.99 (1, 1)	4.0		21	9	5	5	1	0	0	0	0	0	0	47	65	11.25	2.250
Jay Tibbs, R ERA: 5.5 (5, 1)	1.0	W	4	1	0	0	0	0	0	0	0	0	0	11	17	0.00	1.000
Bob Patterson, L ERA: 3.31 (6, 1)	2.0		7	1	0	0	1	1	0	0	0	0	0	16	28	0.00	1.000
Bill Landrum, R ERA: 1.62 (8, 1)	2.0	S	8	1	0	0	2	1	0	0	0	0	0	34	50	0.00	1.000

BOTTOM

Pittsburgh Pirates @ San Francisco Giants
Candlestick Park, San Francisco, CA

livebaseballscores.com

AB	38
R	5
H	12
RBI	5
BB	2
SO	4
LOB	20



Sun Jul 01 1990, 6:33 AM EDT
Att. 36,441 - Unknown

Batter	1	2	3	4	5	6	7	8	9	AB R H RBI BB SO LOB	TOP	
Vince Coleman, S OBP: 0.336, SLG: 0.393 (1, 7)	2-1 G6-3		2-2 G4-3			2-0 P5		0-2 B1-3		4 0 0 0 0 0 1		
Willie McGee, S OBP: 0.369, SLG: 0.412 Tom Niedenfuer, R (8, 1)	2-2 F8 2B			1-3 K		2-3 K		2-2 G6-3		4 0 1 0 0 2 1 0 0 0 0 0 0 0		
Terry Pendleton, S OBP: 0.315, SLG: 0.392 (1, 5)	1-1 F8 2-3			0-1 L7			3-1 F8		2-2 F8	4 0 0 0 0 0 1		
Pedro Guerrero, R OBP: 0.347, SLG: 0.465 (1, 3)	0-1 G6-3			2-2 G6-3			1-0 1B 2B		0-0 HR	4 1 2 1 0 0 1		
Todd Zeile, R OBP: 0.315, SLG: 0.382 (1, 2)				1-3 K		1-0 G5-3		1-1 L4	0-0 P5	4 0 0 0 0 1 1		
Milt Thompson, L OBP: 0.294, SLG: 0.349 (1, 9) (8, 8)				2-2 F8		1-1 L4		0-0 S 1B	0-0 1B 2B	4 1 2 0 0 0 0		
José Oquendo, S OBP: 0.354, SLG: 0.318 Rex Hudler, R (9, PR)				1-1 F8		0-3 K		4-0 SAFE SAFE BB	1-2 CS 1B	3 0 1 1 1 1 0 0 0 0 0 0 0 0	AB 32 R 2 H 7 RBI 2 BB 1 SO 4 LOB 8	
Tim Jones, L OBP: 0.278, SLG: 0.191 (1, 6)				1-2 G4-3		1-1 SH3-4 1B		0-0 G4-3	1-1 SAFE SAFE SAFE SAFE CS	3 0 1 0 0 0 3		
Joe Magrane, R OBP: 0.219, SLG: 0.172 Denny Walling, L OBP: 0.265, SLG: 0.256 (8, PH) (8, 9)				1-1 P2		0-0 SH3-4		0-1 G6-3		1 0 0 0 0 0 0 1 0 0 0 0 0 0		
Inning Stats	R: 0 H: 1 E: 0 LOB: 1 K: 0 BB: 0 S: 9 P: 14	R: 0 H: 0 E: 0 LOB: 0 K: 1 BB: 0 S: 11 P: 15	R: 0 H: 0 E: 0 LOB: 0 K: 0 BB: 0 S: 8 P: 12	R: 0 H: 0 E: 0 LOB: 0 K: 1 BB: 0 S: 9 P: 12	R: 0 H: 0 E: 0 LOB: 0 K: 1 BB: 0 S: 6 P: 8	R: 0 H: 1 E: 0 LOB: 1 K: 1 BB: 0 S: 7 P: 12	R: 0 H: 2 E: 0 LOB: 3 K: 0 BB: 1 S: 8 P: 16	R: 0 H: 0 E: 0 LOB: 0 K: 0 BB: 0 S: 11 P: 13	R: 2 H: 3 E: 0 LOB: 1 K: 0 BB: 0 S: 11 P: 15	1B: 3 SF: 0 2B: 3 SAC: 1 3B: 0 DP: 0 HR: 1 HBP: 0	WP: 0 PA: 35 PB: 0 SB: 1 CS: 1	
PITCHER Don Robinson, R ERA: 3.63 Jeff Brantley, R ERA: 1.49	IP WLS BF H R ER SO BB IBB HBP BLK WP HR S P ERA WHIP	8.2 W 34 7 2 2 4 1 0 0 0 0 1 79 115 2.08 0.923	0.1 S 0 0 0 0 0 0 0 0 0 0 0 0 1 2 0.00 0.000									

St. Louis Cardinals @ San Francisco Giants
 Candlestick Park, San Francisco, CA
 Mon Jul 02 1990, 10:05 PM EDT
 Att. 15,396 - Unknown

livebaseballscorecards.com



Batter	1	2	3	4	5	6	7	8	9	AB R H RBI BB SO LOB	TOP											
Vince Coleman, S (1, 7) OBP: 0.332, SLG: 0.388	1-0 G5-3		0-2 P8		1-3 K			0-0 P4		4 0 0 0 0 1 4												
Willie McGee, S (1, 8) OBP: 0.367, SLG: 0.408	1-2 G5-3			3-1 G6-3		2-1 G5-3		4-2 BB		3 0 0 0 1 0 0												
Terry Pendleton, S (1, 5) OBP: 0.314, SLG: 0.390	0-2 G6-3			1-3 K		0-2 1B 1B		0-0 P5		4 0 1 0 0 1 1												
Pedro Guerrero, R (1, 3) OBP: 0.343, SLG: 0.458		2-2 F9		0-0 G6-3		0-2 L9		2-1 F9		4 0 0 0 0 0 2												
Todd Zeile, R (1, 2) OBP: 0.314, SLG: 0.380		3-2 P9			0-2 F8	1-1 1B 1B		0-2 L6		4 0 1 0 0 0 0												
José Oquendo, S (1, 6) OBP: 0.353, SLG: 0.317		3-2 G5-3			1-0 1B G4-3 1B	1-1 G6-3		1-3 K		4 0 1 0 0 1 2												
Milt Thompson, L (1, 9) OBP: 0.289, SLG: 0.342			1-2 F7		3-2 G4-3		0-1 G4-3		3-1 G3	4 0 0 0 0 0 1												
Rex Hudler, R (1, 4) OBP: 0.243, SLG: 0.250			0-0 G5-3		4-0 1B BB		0-0 B3			2 0 0 0 1 0 0												
Bob Tewksbury, R (1, 1) OBP: 0.429, SLG: 0.333 Dave Collins, S (7, PH) OBP: 0.306, SLG: 0.167 Frank DiPino, L (7, 1)			2-1 1B		3-2 1B 2-3		1-0 G6-3			2 0 2 0 0 0 0 1 0 0 0 0 0 0 0 0 0 0 0 0 0												
Inning Stats	R: 0 E: 0 K: 0 S: 11	H: 0 LOB: 0 BB: 0 P: 13	R: 0 E: 0 K: 0 S: 11	H: 0 LOB: 0 BB: 0 P: 19	R: 0 E: 0 K: 0 S: 11	H: 1 LOB: 1 BB: 0 P: 14	R: 0 E: 0 K: 1 S: 6	H: 0 LOB: 0 BB: 0 P: 10	R: 0 E: 0 K: 1 S: 14	H: 2 LOB: 3 BB: 1 P: 26	R: 0 E: 0 K: 0 S: 12	H: 2 LOB: 2 BB: 0 P: 16	R: 0 E: 0 K: 0 S: 4	H: 0 LOB: 0 BB: 0 P: 5	R: 0 E: 0 K: 0 S: 6	H: 0 LOB: 1 BB: 1 P: 12	R: 0 E: 0 K: 1 S: 8	H: 0 LOB: 0 BB: 0 P: 12	1B: 5 2B: 0 3B: 0 HR: 0	SF: 0 SAC: 0 DP: 0 HBP: 0	WP: 0 PB: 0 SB: 0 CS: 0	PA: 34
PITCHER Trevor Wilson, L (1, 1) ERA: 1.67	IP: 9.0 WLS: W BF: 34 H: 5 R: 0 ER: 0 SO: 3 BB: 2 IBB: 0 HBP: 0 BLK: 0 WP: 0 HR: 0 S: 83 P: 127 ERA: 0.00 WHIP: 0.778											PITCHER IP: 0 WLS: 0 BF: 0 H: 0 R: 0 ER: 0 SO: 0 BB: 0 IBB: 0 HBP: 0 BLK: 0 WP: 0 HR: 0 S: 0 P: 0 ERA: 0.00 WHIP: 0.00										

St. Louis Cardinals @ San Francisco Giants
Candlestick Park, San Francisco, CA

Tue Jul 03 1990, 10:05 PM EDT
Att: 48,900 - Unknown

livebaseballscorecards.com

AB 32
R 0
H 5
RBI 0
BB 2
SO 3
LOB 10



Batter	1	2	3	4	5	6	7	8	9	AB R H RBI BB SO LOB	TOP	
Dwight Smith, L (1, 7) OBP: 0.338, SLG: 0.401 Doug Dascenzo, S (7, 7) OBP: 0.307, SLG: 0.395	2-1 F8		1-0 FC4		0-0 F4		1-0 G1-3		1-1 F9	4 0 0 0 0 0 2 1 0 0 0 0 0 0		
23 Ryne Sandberg, R (1, 4) OBP: 0.386, SLG: 0.618	3-1 G5-3			2-3 K	1-0 1B 2B		2-1 P3			4 1 1 0 0 1 1		
Mark Grace, L (1, 3) OBP: 0.342, SLG: 0.350	2-1 G4-3			2-2 1B HR 1B	0-0 G6-4-3 1B			0-0 E3 FC6-4		4 1 2 1 0 0 0		
Andre Dawson, R (1, 9) OBP: 0.385, SLG: 0.601		2-0 L3 1B		0-0 F8	1-2 G6-4-3			0-0 FC6-4 G4-3 1B		4 1 1 0 0 0 3		
Marvell Wynne, L (1, 8) OBP: 0.256, SLG: 0.344		0-0 L3		1-0 HR 1B		2-0 F9		1-1 G4-3		4 1 1 0 0 0 2		
Luis Salazar, R (1, 5) OBP: 0.337, SLG: 0.467 Steve Wilson, L (8, 1) OBP: 0.150, SLG: 0.105 Bill Long, R (9, 1)		0-3 K		3-0 HR		3-2 P6		3-2 1B		4 1 2 4 0 1 0 0 0 0 0 0 0 0 0 0 0 0 0 0 0		
Shawon Dunston, R (1, 6) OBP: 0.289, SLG: 0.436			3-2 L4	1-0 E7		0-3 K		0-0 P6		4 0 0 0 0 1 1		
Joe Girardi, R (1, 2) OBP: 0.325, SLG: 0.400			0-0 G6-3	4-0 IBB			0-0 G1-3 SH3 1B		2-0 G6-3	3 0 1 0 1 0 0		
Shawn Boskie, R (1, 1) OBP: 0.286, SLG: 0.381 Paul Assenmacher, L (7, 1) Les Lancaster, R (7, 1) OBP: 0.185, SLG: 0.071 Curtis Wilkerson, S (8, 5) OBP: 0.260, SLG: 0.268			2-2 FC4 1B	3-2 G3			1-0 SH3		3-3 K	2 0 1 0 0 0 2 0 0 0 0 0 0 0 0 0 0 0 0 0 0 1 0 0 0 0 1 0		
Inning Stats	R: 0 H: 0 E: 0 LOB: 0 K: 0 BB: 0 S: 6 P: 13	R: 0 H: 1 E: 0 LOB: 0 K: 1 BB: 0 S: 5 P: 7	R: 0 H: 1 E: 0 LOB: 1 K: 0 BB: 0 S: 16 P: 22	R: 3 H: 3 E: 1 LOB: 2 K: 1 BB: 1 S: 14 P: 30	R: 1 H: 2 E: 0 LOB: 0 K: 0 BB: 0 S: 6 P: 8	R: 0 H: 0 E: 0 LOB: 0 K: 1 BB: 0 S: 8 P: 13	R: 0 H: 1 E: 0 LOB: 1 K: 0 BB: 0 S: 5 P: 9	R: 1 H: 1 E: 1 LOB: 1 K: 0 BB: 0 S: 9 P: 13	R: 0 H: 0 E: 0 LOB: 0 K: 1 BB: 0 S: 6 P: 12	1B: 7 SF: 0 2B: 2 SAC: 1 3B: 0 DP: 2 HR: 1 HBP: 0	WP: 0 PA: 37 PB: 0 SB: 0 CS: 0	
PITCHER	IP WLS BF H R ER SO BB IBB HBP BLK WP HR S P ERA WHIP											
Scott Garrelts, R (1, 1) ERA: 4.95	5.0 L 22 7 4 4 2 0 1 0 0 0 0 1 47 80 7.20 1.400											
Randy O'Neal, R (6, 1) ERA: 3.6	2.0 7 1 0 0 1 0 0 0 0 0 0 0 13 22 0.00 0.500											
Ed Vosberg, L (8, 1) ERA: 2.79	0.2 4 1 1 0 0 0 0 0 0 0 0 0 8 12 0.00 1.500											
Steve Bedrosian, R (8, 1) ERA: 4.35	0.1 1 0 0 0 0 0 0 0 0 0 0 0 1 1 0.00 0.000											
Francisco Oliveras, R (9, 1) ERA: 4.7	1.0 3 0 0 0 1 0 0 0 0 0 0 0 6 12 0.00 0.000											

Chicago Cubs @ San Francisco Giants
Candlestick Park, San Francisco, CA
Fri Jul 06 1990, 10:05 PM EDT
Att: 28,517 - Unknown

AB	35
R	5
H	9
RBI	5
BB	1
SO	4
LOB	11



BOTTOM

Chicago Cubs @ San Francisco Giants
Candlestick Park, San Francisco, CA

Fri Jul 06 1990, 10:05 PM EDT
Att. 28,517 - Unknown

livebaseballscorecards.com

AB	32
R	2
H	7
RBI	2
BB	9
SO	4
LOB	24



WP	1	PA	42
PB	0		
SB	0		
CS	1		

AB R H RBI BB SO LOB

4	0	1	0	1	0	2
2	0	1	1	2	0	2
1	0	0	0	0	0	0
3	0	0	0	2	0	4
4	0	1	0	1	0	6
4	0	0	0	0	2	3
4	1	3	0	0	0	0
1	0	0	0	0	0	2
3	0	0	0	1	0	2
3	0	0	0	1	1	1
1	0	0	0	0	1	0
1	0	1	0	0	0	0
0	0	0	0	0	0	0
0	1	0	0	1	0	0
0	0	0	0	0	0	0
0	0	0	0	0	0	0
1	0	0	1	0	0	2
0	0	0	0	0	0	0

1B	5	SF	0
2B	2	SAC	0
3B	0	DP	1
HR	0	HBP	1

WP	1	PA	42
PB	0		
SB	0		
CS	1		

WP	1	PA	42
PB	0		
SB	0		
CS	1		

Batter	1	2	3	4	5	6	7	8	9
Brett Butler, L OBP: 0.379, SLG: 0.324 (1, 8)	3-2 G1-3 1		0-0 G3 2		2-0 2B 1-3		4-1 1B 1-2	3-2 G6-3 3	
Rick Leach, L OBP: 0.407, SLG: 0.387 Greg Litton, R OBP: 0.289, SLG: 0.325 (1, 9)	4-2 FC6-4 BB BB		4-1 BB BB		1-2 P4 2		0-0 1B 1-2 2-H	2-2 P3 1	
Will Clark, L OBP: 0.352, SLG: 0.472 (1, 3)	4-2 FC6-4 1-2 BB		4-2 FC6-4 1-2 BB		3-1 G4-3 3		2-2 F7 2	1-2 G4-3 2	
Kevin Mitchell, R OBP: 0.378, SLG: 0.582 (1, 7)	0-0 FC6-4 FC6-4 1-2f 2-3		1-1 FC6-4 1-2f 3		1-1 G6-3 1B 1		0-0 F8 3	4-0 HBP BB	
Matt Williams, R OBP: 0.324, SLG: 0.489 (1, 5)	0-0 FC6-4 1-2f 3		2-3 K 1		0-1 G6-3 1-2f 2		1-3 K 1	2-2 FC5-4 HBP 1-2	
Terry Kennedy, L OBP: 0.355, SLG: 0.378 Gary Carter, R OBP: 0.362, SLG: 0.427 (1, 2)		1-2 FC5-4 1B 1	1-2 G3 2		2-1 2B 1		0-1 BB BB FC6 1B 1	1-0 FC5-4 1-2f 3	
Robby Thompson, R OBP: 0.298, SLG: 0.371 (1, 4)		2-1 FC5-4 CS 1-2f 1	1-2 P6 3		2-0 P6 3		4-1 FC6 BB 1-2 BB 1		
Jose Uribe, S OBP: 0.320, SLG: 0.349 (1, 6)		1-3 SAFE K 1-2 2	1-1 L3 1		1-1 L3 1		1-2 F9 1	4-2 FC6 BB 1-2 2-3 BB 1	
Scott Garrelts, R OBP: 0.057, SLG: 0.029 Ernest Riles, L OBP: 0.343, SLG: 0.429 Randy O'Neal, R OBP: 0.333, SLG: 0.333 Mike Kingery, L OBP: 0.333, SLG: 0.313 Ed Vosberg, L OBP: 0.385, SLG: 0.545 Steve Bedrosian, R OBP: 0.385, SLG: 0.545 Bill Bathe, R OBP: 0.385, SLG: 0.545 Francisco Oliveras, R OBP: 0.385, SLG: 0.545 (1, 1)		0-3 K 1	0-3 K 1		1-0 2B 1B 1		4-1 WP 1B BB 1	2-2 FC6 1-2f 2-3 3-H 2	

Inning Stats	R: 0 H: 0 E: 0 K: 10 S: 10	H: 0 LOB: 2 BB: 2 P: 21	R: 0 H: 1 E: 0 K: 11 S: 11	H: 0 LOB: 0 BB: 0 P: 15	R: 0 H: 0 E: 0 K: 1 S: 9	H: 0 LOB: 0 BB: 0 P: 13	R: 0 H: 2 E: 0 K: 0 S: 9	H: 2 LOB: 2 BB: 0 P: 17	R: 0 H: 2 E: 0 K: 0 S: 7	H: 1 LOB: 1 BB: 0 P: 12	R: 1 H: 1 E: 0 K: 0 S: 10	H: 1 LOB: 2 BB: 2 P: 21	R: 1 H: 1 E: 0 K: 1 S: 19	H: 0 LOB: 2 BB: 1 P: 33	R: 0 H: 0 E: 0 K: 0 S: 11	H: 0 LOB: 2 BB: 1 P: 21	1B: 5 2B: 2 3B: 0 HR: 0	SF: 0 SAC: 0 DP: 1 HBP: 1
--------------	----------------------------	-------------------------	----------------------------	-------------------------	--------------------------	-------------------------	--------------------------	-------------------------	--------------------------	-------------------------	---------------------------	-------------------------	---------------------------	-------------------------	---------------------------	-------------------------	-------------------------	---------------------------

PITCHER	IP	WLS	BF	H	R	ER	SO	BB	IBB	HBP	BLK	WP	HR	S	P	ERA	WHIP
Shawn Boskie, R ERA: 3.86 (1, 1)	6.1	W	29	6	1	1	3	6	0	0	0	1	0	62	112	1.42	1.895
Paul Assenmacher, L ERA: 3.56 (7, 1)	0.1		1	0	0	0	0	0	0	0	0	0	0	3	5	0.00	0.000
Les Lancaster, R ERA: 5.22 (7, 1)	1.0		6	1	1	1	1	2	0	0	0	0	0	13	24	9.00	3.000
Steve Wilson, L ERA: 4.58 (8, 1)	1.0		5	0	0	0	0	1	0	1	0	0	0	17	29	0.00	1.000
Bill Long, R ERA: 3.68 (9, 1)	0.1	S	1	0	0	0	0	0	0	0	0	0	0	1	2	0.00	0.000

PITCHER	IP	WLS	BF	H	R	ER	SO	BB	IBB	HBP	BLK	WP	HR	S	P	ERA	WHIP
---------	----	-----	----	---	---	----	----	----	-----	-----	-----	----	----	---	---	-----	------

Batter	1	2	3	4	5	6	7	8	9	AB R H RBI BB SO LOB	TOP							
Dwight Smith, L (1, 7) OBP: 0.344, SLG: 0.406 Doug Dascenzo, S (8, 7) OBP: 0.307, SLG: 0.395	0-1 1B 1B	3-2 1B 1B			0-0 P5		0-0 1B 1B	1-3 K		5 1 3 0 0 1 1 0 0 0 0 0 0 0								
23 Ryne Sandberg, R (1, 4) OBP: 0.386, SLG: 0.615	2-1 1B 1B	0-2 FC7-6-5 1B			2-2 G5-3		0-0 FC4-6 1B	0-2 1B		5 2 2 1 0 0 3								
Mark Grace, L (1, 3) OBP: 0.343, SLG: 0.349 Paul Assenmacher, L (8, 1) Lloyd McClendon, R (9, 3) OBP: 0.250, SLG: 0.229	0-0 HR 1B	1-0 FC4-6			0-0 G3		4-0 1B IBB	0-3 K		4 1 1 1 1 1 4 0 0 0 0 0 0 0 0 0 0 0 0 0 0								
Andre Dawson, R (1, 9) OBP: 0.389, SLG: 0.612	1-0 HR				1-3 K		0-1 1B SF9		0-2 2B SF8	5 3 3 3 0 1 2								
Marvell Wynne, L (1, 8)	2-3 K				1-1 P5		1-1 1B	0-0 FC4-6 1B	0-1 SF8 2B	5 0 3 1 0 1 0								
Luis Salazar, R (1, 5) OBP: 0.330, SLG: 0.456 Bill Long, R (7, 1) Hector Villanueva, R (8, 3) OBP: 0.338, SLG: 0.625	3-2 P6				1-3 K		0-1 F8	1-1 FC4-6	1-3 K	4 0 0 0 0 1 4 0 0 0 0 0 0 0 1 0 0 0 0 1 2								
Shawon Dunston, R (1, 6) OBP: 0.291, SLG: 0.433	0-1 F7				1-0 P9		0-0 SF9		4-0 SH BB	2 1 0 1 2 0 0								
Joe Girardi, R (1, 2) OBP: 0.319, SLG: 0.393 Dave Clark, L (9, PH) OBP: 0.246, SLG: 0.340 Les Lancaster, R (9, 1) OBP: 0.188, SLG: 0.071		0-3 K			2-1 P5		1-0 P4		0-0 F8	4 0 0 0 0 1 2 0 0 0 1 0 0 0 0 0 0 0 0 0 0								
Greg Maddux, R (1, 1) OBP: 0.158, SLG: 0.135 Steve Wilson, L (4, 1) OBP: 0.150, SLG: 0.105 Gary Varsho, L (7, PH) OBP: 0.333, SLG: 0.417 Domingo Ramos, R (7, 5) OBP: 0.303, SLG: 0.297		0-0 1B 1B			0-1 G4-3		2-2 1B FC4-6 2B	3-1 SH 23 1B	2-3 K	2 0 1 0 0 0 0 0 0 0 0 0 0 0 1 1 1 0 0 0 0 1 0 0 1 0 1 2								
Inning Stats	R: 4 H: 4 E: 0 LOB: 0 K: 1 BB: 0 S: 17 P: 25	R: 0 H: 2 E: 0 LOB: 2 K: 1 BB: 0 S: 12 P: 16	R: 0 H: 0 E: 0 LOB: 0 K: 2 BB: 0 S: 8 P: 11	R: 0 H: 0 E: 0 LOB: 0 K: 0 BB: 0 S: 5 P: 8	R: 0 H: 0 E: 0 LOB: 0 K: 0 BB: 0 S: 5 P: 7	R: 1 H: 2 E: 0 LOB: 1 K: 0 BB: 0 S: 9 P: 10	R: 2 H: 3 E: 0 LOB: 2 K: 0 BB: 1 S: 10 P: 16	R: 1 H: 1 E: 0 LOB: 2 K: 2 BB: 1 S: 13 P: 20	R: 1 H: 2 E: 0 LOB: 2 K: 2 BB: 1 S: 12 P: 19	1B: 11 SF: 2 2B: 2 SAC: 1 3B: 0 DP: 0 HR: 1 HBP: 0	WP: 0 PA: 45 PB: 0 SB: 3 CS: 0							
PITCHER	IP WLS BF H R ER SO BB IBB HBP BLK WP HR S P ERA WHIP																	
Don Robinson, R (1, 1) ERA: 4.32	6.1		30	10	7	7	4	0	1	0	0	0	0	1	62	88	9.95	1.579
Steve Bedrosian, R (7, 1) ERA: 4.43	1.1		8	2	1	1	1	1	0	0	0	0	0	0	14	22	6.75	2.250
Mark Thurmond, L (8, 1) ERA: 3.09	0.1		1	0	0	0	1	0	0	0	0	0	0	3	3	0.00	0.000	
Jeff Brantley, R (9, 1) ERA: 1.56	1.0	W	6	2	1	1	2	0	1	0	0	0	0	0	12	19	9.00	2.000

Chicago Cubs @ San Francisco Giants
Candlestick Park, San Francisco, CA
Sat Jul 07 1990, 6:33 AM EDT
Att. 36,005 - Sunny

livebaseballscorecards.com



Batter	1	2	3	4	5	6	7	8	9	AB	R	H	RBI	BB	SO	LOB
Brett Butler, L OBP: 0.382, SLG: 0.335 (1, 8)	2-1 G4-3 1B	2-1 1B		1-3 K		4-2 CS BB		3-2 HR		4	1	2	2	1	1	2
Rick Leach, L OBP: 0.408, SLG: 0.389 (1, 9)	3-1 E G5-3 1B	0-0 G4-3		0-2 G6-3		2-2 CS	0-1 1B 1B	1-3 K		2	1	1	0	0	0	1
Greg Litton, R OBP: 0.291, SLG: 0.325 (4, PH)										3	1	1	0	0	1	2
Jeff Brantley, R OBP: 0.286, SLG: 0.429 (5, 9)										0	0	0	0	0	0	0
Will Clark, L OBP: 0.350, SLG: 0.467 (1, 3)	0-1 G5-3 E 1-2 1B 1B		2-3 K		2-3 K		1-3 K	0-3 K		5	1	1	0	0	4	1
Kevin Mitchell, R OBP: 0.371, SLG: 0.571 (1, 7)	0-2 E6 G5-3 1-2 2-3 1B		0-3 K		3-3 K		1-3 K		2-3 K	5	1	0	0	0	4	3
Matt Williams, R OBP: 0.328, SLG: 0.500 (1, 5)	1-1 G5-3 1-2 2-3 3-H 1B		0-0 G6-3		0-1 HR		1-0 1B 1-2 1B		1-0 WP 1B 1B	5	2	3	2	0	0	2
Gary Carter, R OBP: 0.382, SLG: 0.471 (1, 2)				1-1 HR		2-2 1B		0-0 1B 1-2 2-H 1B		5	1	5	4	0	0	0
Dave Anderson, R OBP: 0.326, SLG: 0.390 (9, PR)									2-1 WP 1-2 1B 1B	0	1	0	0	0	0	0
Robby Thompson, R OBP: 0.297, SLG: 0.367 (1, 4)	2-3 K			4-1 SH1-4 1B BB		1-1 G4-3		2-3 K		3	0	0	0	1	2	4
Mark Thurmond, L OBP: 0.345, SLG: 0.327 (8, 1)									1-2 1B 1B	0	0	0	0	0	0	0
Mike Kingery, L OBP: 0.345, SLG: 0.327 (9, 9)									1-2 1B 1-1 2-H 1B	1	0	1	2	0	0	0
Jose Uribe, S OBP: 0.322, SLG: 0.351 (1, 6)		0-1 G4-3		2-1 SH1-4 1-2 1B		1-0 F9		2-2 HR 1B		4	1	2	0	0	0	0
Don Robinson, R OBP: 0.200, SLG: 0.320 (1, 1)		2-1 G6-3		0-1 SH1-4		0-0 P2		3-2 F9		2	0	0	0	0	0	0
Steve Bedrosian, R OBP: 0.338, SLG: 0.421 (7, 1)										0	0	0	0	0	0	0
Ernest Riles, L OBP: 0.338, SLG: 0.421 (8, 4)										1	0	0	0	0	0	1

Inning Stats	R: 3	H: 3	LOB: 1	BB: 0	S: 20	R: 0	H: 1	LOB: 1	BB: 0	S: 7	R: 0	H: 0	LOB: 0	BB: 0	S: 7	R: 1	H: 2	LOB: 2	BB: 1	S: 15	R: 1	H: 2	LOB: 1	BB: 0	S: 15	R: 0	H: 0	LOB: 0	BB: 1	S: 8	R: 1	H: 3	LOB: 2	BB: 0	S: 14	R: 2	H: 2	LOB: 0	BB: 0	S: 19	R: 2	H: 3	LOB: 1	BB: 0	S: 9	1B: 13	SF: 0	2B: 0	SAC: 1	3B: 0	DP: 0	HR: 3	HBP: 0
--------------	------	------	--------	-------	-------	------	------	--------	-------	------	------	------	--------	-------	------	------	------	--------	-------	-------	------	------	--------	-------	-------	------	------	--------	-------	------	------	------	--------	-------	-------	------	------	--------	-------	-------	------	------	--------	-------	------	--------	-------	-------	--------	-------	-------	-------	--------

PITCHER	IP	WLS	BF	H	R	ER	SO	BB	IBB	HBP	BLK	WP	HR	S	P	ERA	WHIP
Greg Maddux, R ERA: 4.57 (1, 1)	3.1		18	6	4	1	3	1	0	0	0	0	1	41	62	2.70	2.100
Steve Wilson, L ERA: 4.54 (4, 1)	2.2		10	2	1	1	3	1	0	0	0	0	1	31	47	3.38	1.125
Bill Long, R ERA: 4.23 (7, 1)	1.2		10	5	3	3	4	0	0	0	0	0	1	30	44	16.20	3.000
Paul Assenmacher, L ERA: 3.54 (8, 1)	0.1	L	1	0	0	0	1	0	0	0	0	0	0	3	3	0.00	0.000
Les Lancaster, R ERA: 5.45 (9, 1)	0.1	L	4	3	2	2	1	0	0	0	0	1	0	9	15	54.00	9.000

BOTTOM


Chicago Cubs @ San Francisco Giants
Candlestick Park, San Francisco, CA

Sat Jul 07 1990, 6:33 AM EDT
Att. 36,005 - Sunny

livebaseballscorecards.com

AB	40
R	10
H	16
RBI	10
BB	2
SO	12
LOB	16

WP: 1 PA: 44
PB: 0
SB: 0
CS: 1



Batter	1	2	3	4	5	6	7	8	9	AB	R	H	RBI	BB	SO	LOB	TOP										
Doug Dascenzo, S (1, 8) OBP: 0.304, SLG: 0.388 Dave Clark, L (8, PH) OBP: 0.241, SLG: 0.333 Paul Assenmacher, L (8, 1)	0-1 F8	0-2 FC5-4		2-0 G6-3		1-2 23 BB 1B		2-3 K		4	1	1	1	0	0	5											
23 Ryne Sandberg, R (1, 4) OBP: 0.384, SLG: 0.608	0-0 E6		0-3 K		0-1 F9	4-0 1B BB			3-3 K	4	0	0	0	1	2	0											
Shawon Dunston, R (1, 6) OBP: 0.293, SLG: 0.443	2-3 K		0-1 HR		3-3 K	0-0 1B		1-3 2-H 1B	0-2 F9	5	1	2	2	0	2	1											
Andre Dawson, R (1, 9) OBP: 0.386, SLG: 0.605	1-2 G1-3		0-1 P3		0-2 BB 1B	2-1 F7		2-2 L6	2-2 L6	5	0	1	0	0	0	3											
Luis Salazar, R (1, 7) OBP: 0.328, SLG: 0.448		0-0 F4	1-2 L1		4-2 1-2 BB		1-3 K			3	0	0	0	1	1	0											
Lloyd McClendon, R (1, 3) OBP: 0.243, SLG: 0.222 Mark Grace, L (7, PH) OBP: 0.342, SLG: 0.348 (7, 3)		1-0 P3		0-0 F8	3-2 F8		2-1 G4-3			3	0	0	0	0	0	2											
Curtis Wilkerson, S (1, 5) OBP: 0.267, SLG: 0.270		2-0 1B E 1B		1-1 F9		4-1 G5-3 1B BB	0-1 L7			3	1	1	0	1	0	0											
Joe Girardi, R (1, 2) OBP: 0.319, SLG: 0.392 Marvell Wynne, L (8, PH) OBP: 0.266, SLG: 0.359 (8, 8)		1-2 E5 1B		0-0 2B 1B		0-1 G5-3	3-3 K			3	0	1	0	0	0	2											
Jeff Pico, R (1, 1) OBP: 0.400, SLG: 0.389 Gary Varsho, L (8, PH) OBP: 0.308, SLG: 0.385 Hector Villanueva, R (8, 2) OBP: 0.338, SLG: 0.625		1-0 FC5-4 1B		1-0 2B		1-3 K	2-3 K			3	0	2	0	0	1	1											
Inning Stats	R: 0 E: 1 K: 1 S: 11	H: 0 LOB: 1 BB: 0 P: 14	R: 0 E: 1 K: 0 S: 11	H: 2 LOB: 3 BB: 0 P: 16	R: 1 E: 0 K: 1 S: 10	H: 1 LOB: 0 BB: 0 P: 11	R: 0 E: 0 K: 0 S: 6	H: 2 LOB: 2 BB: 0 P: 10	R: 0 E: 0 K: 1 S: 13	H: 1 LOB: 2 BB: 1 P: 23	R: 2 E: 0 K: 1 S: 12	H: 2 LOB: 2 BB: 2 P: 24	R: 0 E: 0 K: 1 S: 7	H: 0 LOB: 0 BB: 0 P: 10	R: 0 E: 0 K: 3 S: 12	H: 0 LOB: 0 BB: 0 P: 19	R: 0 E: 0 K: 1 S: 9	H: 0 LOB: 0 BB: 0 P: 14	1B: 6 2B: 1 3B: 0 HR: 1	SF: 0 SAC: 0 DP: 0 HBP: 0	WP: 0 PB: 0 SB: 0 CS: 0	PA: 40					
PITCHER	IP	WLS	BF	H	R	ER	SO	BB	IBB	HBP	BLK	WP	HR	S	P	ERA	WHIP										
Trevor Wilson, L (1, 1) ERA: 2.03	5.2	W	28	7	3	3	4	2	0	0	0	0	1	60	89	4.76	1.588										
Randy O'Neal, R (6, 1) ERA: 3.38	1.1		6	1	0	0	1	1	0	0	0	0	0	10	19	0.00	1.500										
Jeff Brantley, R (8, 1) ERA: 1.52	2.0	S	6	0	0	0	4	0	0	0	0	0	0	21	33	0.00	0.000										

Chicago Cubs @ San Francisco Giants
Candlestick Park, San Francisco, CA
Sun Jul 08 1990, 6:33 AM EDT
Sunny

livebaseballscorecards.com

AB	37
R	3
H	8
RBI	3
BB	3
SO	9
LOB	14



Batter	1	2	3	4	5	6	7	8	9
Brett Butler, L OBP: 0.385, SLG: 0.335 (1, 8)	4-1 2B BB	3-2 G4-3	4-2 BB		3-1 G3			1-2 SH1-4 1B	
Rick Leach, L OBP: 0.403, SLG: 0.393 Mike Kingery, L OBP: 0.345, SLG: 0.327 (8, PH) (9, 9)	1-0 HR 2B	2-2 G3	3-2 G3-1			3-2 G1-3		0-0 SH1-4 1B	
Will Clark, L OBP: 0.348, SLG: 0.465 (1, 3)	1-3 K	1-2 E 1B		0-1 F8		0-0 G5-3		0-0 SF7	
Kevin Mitchell, R OBP: 0.375, SLG: 0.582 (1, 7)	1-2 HR	0-1 E5		0-1 FC5-4 1B		1-0 1B		0-3 K	
Matt Williams, R OBP: 0.327, SLG: 0.503 (1, 5)	2-0 E7 3B	1-3 K		1-0 FC5-4		0-0 G1-3			
Terry Kennedy, L OBP: 0.353, SLG: 0.371 (1, 2)	4-1 1B PB BB		0-2 G3-1	0-0 G3		2-0 G3			
Robby Thompson, R OBP: 0.300, SLG: 0.372 (1, 4)	3-3 K		1-0 SH1-4 1B		2-1 G3 2B		0-1 P5		
Jose Uribe, S OBP: 0.325, SLG: 0.353 Jeff Brantley, R OBP: 0.286, SLG: 0.429 (8, 1)	1-0 1B		1-0 SH1-4 1B		1-0 G3		1-2 P5		
Trevor Wilson, L Randy O'Neal, R OBP: 0.333, SLG: 0.333 Dave Anderson, R OBP: 0.341, SLG: 0.405 (8, 6)	0-0 G4-3		0-0 SH1-4		2-2 G3		0-0 SH1-4 1B SF7 1B		

AB	R	H	RBI	BB	SO	LOB
3	1	1	0	2	0	1
4	1	1	1	0	0	3
0	0	0	0	0	0	0
4	0	1	1	0	1	1
5	1	3	2	0	1	2
4	1	1	0	0	1	4
3	0	0	0	1	0	1
4	0	2	0	0	1	1
4	0	2	0	0	0	1
0	0	0	0	0	0	0
2	0	0	0	0	0	3
0	0	0	0	0	0	0
1	1	1	0	0	0	0

WP	PA
0	40

Inning Stats	R	H	E	K	S	LOB	BB	IBB	HBP	BLK	WP	HR	S	P	ERA	WHIP
	4	4	1	2	12	3	3	0	0	0	0	1	72	120	5.14	1.857
	0	1	0	0	6	1	0	0	0	0	0	0	10	11	0.00	2.000

Chicago Cubs @ San Francisco Giants
Candlestick Park, San Francisco, CA
Sun Jul 08 1990, 6:33 AM EDT
Sunny

AB	R	H	RBI	BB	SO	LOB
34	5	12	4	3	4	17

WP: 0 PA: 40
PB: 1 SB: 0
CS: 0



Batter	1	2	3	4	5	6	7	8	9	AB R H RBI BB SO LOB	TOP											
Dwight Smith, L (1, 9) OBP: 0.345, SLG: 0.406	1-2 S 1B	0-0 S 1B		0-0 P5			2-3 K 1-2		2-2 G4-3	5 1 2 0 0 1 3												
Curtis Wilkerson, S (1, 4) OBP: 0.257, SLG: 0.260	2-3 K	3-2 F7 1-2			2-2 G4-3		0-0 F7		2-2 P5	5 0 0 0 0 1 3												
Mark Grace, L (1, 3) OBP: 0.337, SLG: 0.342	2-3 K 1-2		2-2 G3-1		0-0 F7		0-1 G3		0-2 L8	5 0 0 0 0 1 2												
Marvell Wynne, L (1, 8) OBP: 0.266, SLG: 0.356	2-1 1B 2-H		1-0 G3		2-0 F8			1-0 G3		4 0 1 1 0 0 0												
Dave Clark, L (1, 7) OBP: 0.242, SLG: 0.345	0-0 G4-3		2-1 G6-3			0-0 G4-3		2-0 1B 1B 2B		4 1 1 0 0 0 1												
Hector Villanueva, R (1, 2) OBP: 0.361, SLG: 0.647		3-2 HR 1B		1-1 G6-3 2B		1-3 K		2-2 1B		4 1 3 0 0 1 0												
Shawon Dunston, R (1, 6) OBP: 0.298, SLG: 0.457		1-0 HR		0-3 K		1-1 1B		2-3 1B		4 1 3 3 0 1 1												
Domingo Ramos, R (1, 5) OBP: 0.295, SLG: 0.288		2-3 K		0-0 G6-3		1-0 G5-3		0-3 K		4 0 0 0 0 2 4												
Mike Bielecki, R (1, 1) OBP: 0.296, SLG: 0.231		1-3 K		4-1 BB			1-0 1B		0-2 F7	1 0 0 0 0 0 1 0 0 0 0 0 0 1 0 0 0 0 0 0 0 0 0 0 1 0 1 0 0 0 0 0 0 0 0 0 0 0 0 0 1 0 0 0 0 0 0 2 0 0 0 0 0 0 0 0												
Lloyd McClendon, R (4, PH) OBP: 0.250, SLG: 0.222																						
Jose Antonio Nunez, R (4, 1)																						
Gary Varsho, L (7, PH) OBP: 0.357, SLG: 0.429																						
Steve Wilson, L (7, 1) OBP: 0.150, SLG: 0.105																						
Luis Salazar, R (8, PH) OBP: 0.326, SLG: 0.446																						
Les Lancaster, R (8, 1) OBP: 0.188, SLG: 0.071																						
Inning Stats	R: 1 E: 0 K: 2 S: 13	H: 2 LOB: 1 BB: 0 P: 19	R: 2 E: 0 K: 2 S: 17	H: 3 LOB: 1 BB: 0 P: 27	R: 0 E: 0 K: 0 S: 6	H: 0 LOB: 0 BB: 0 P: 11	R: 0 E: 0 K: 1 S: 9	H: 1 LOB: 2 BB: 1 P: 14	R: 0 E: 0 K: 0 S: 5	H: 0 LOB: 0 BB: 0 P: 9	R: 0 E: 0 K: 1 S: 7	H: 1 LOB: 1 BB: 0 P: 10	R: 0 E: 0 K: 1 S: 7	H: 1 LOB: 1 BB: 0 P: 10	R: 1 E: 0 K: 1 S: 16	H: 3 LOB: 2 BB: 0 P: 22	R: 0 E: 0 K: 0 S: 9	H: 0 LOB: 0 BB: 0 P: 13	1B: 8 2B: 2 3B: 0 HR: 1	SF: 0 SAC: 0 DP: 0 HBP: 0	WP: 0 PB: 0 SB: 3 CS: 0	PA: 39
PITCHER	IP WLS BF H R ER SO BB IBB HBP BLK WP HR S P ERA WHIP												IP WLS BF H R ER SO BB IBB HBP BLK WP HR S P ERA WHIP									
John Burkett, R (1, 1) ERA: 3.49	7.0 W 30 8 3 3 7 1 0 0 0 0 0 1 64 100 3.86 1.286																					
Steve Bedrosian, R (8, 1) ERA: 4.22	2.0 9 3 1 0 1 0 0 0 0 0 0 0 25 35 0.00 1.500																					

Chicago Cubs @ San Francisco Giants
 Candlestick Park, San Francisco, CA
 Sun Jul 08 1990, 10:05 PM EDT
 Att. 45,669 - Sunny

AB	38
R	4
H	11
RBI	4
BB	1
SO	8
LOB	16



Batter	1	2	3	4	5	6	7	8	9	AB R H RBI BB SO LOB	TOP									
Brett Butler, L (1, 8) OBP: 0.387, SLG: 0.339	2-2 F8		0-1 4-3 1B		2-2 4-3 SH3-4 1B		3-2 4-3		1-1 F8	5 1 2 0 0 0 1										
Rick Leach, L (1, 9) OBP: 0.405, SLG: 0.389	4-2 1B		3-2 4-3		0-0 SH3-4		4-0 CS		0-2 P8	1 1 0 0 1 0 1										
Rick Parker, R (5, PH) OBP: 0.326, SLG: 0.400	1B		1-3		1-2		CS BB			0 0 0 0 1 0 0										
Mike Kingery, L (8, 9) OBP: 0.333, SLG: 0.302	BB									1 0 0 0 0 0 1										
Will Clark, L (1, 3) OBP: 0.346, SLG: 0.461	3-2 F5		3-2 HR 1B		1-1 4-3		1-2 CS		1-2 F8	4 1 1 1 0 0 2										
Kevin Mitchell, R (1, 7) OBP: 0.386, SLG: 0.612	1-0 1B		0-1 1B		4-0 1B			4-2 1B		2 1 2 2 2 0 0										
	1-2 1B		1-H HR		IBB			BB												
Matt Williams, R (1, 5) OBP: 0.329, SLG: 0.503	0-0 FC6-4 1B		2-3 K		2-3 K			0-3 K		4 0 1 1 0 3 3										
Terry Kennedy, L (1, 2) OBP: 0.351, SLG: 0.368	0-2 FC6-4		2-2 4-3					0-2 1B		4 0 1 0 0 0 2										
Robby Thompson, R (1, 4) OBP: 0.296, SLG: 0.367		2-1 F8		1-1 6-3		2-3 K		0-0 P9		4 0 0 0 0 1 2										
Jose Uribe, S (1, 6) OBP: 0.320, SLG: 0.348		1-2 F5		0-2 F9		0-1 4-3			1-2 P7	4 0 0 0 0 0 0										
Scott Garrelts, R (1, 1) OBP: 0.077, SLG: 0.053		0-3 K		1-2 F8			1-2 4-3		1-0 1B	4 0 1 0 0 1 0										
Inning Stats	R: 1 E: 0 K: 0 S: 17	H: 2 LOB: 2 BB: 1 P: 27	R: 0 E: 0 K: 1 S: 8	H: 0 LOB: 0 BB: 0 P: 11	R: 3 E: 0 K: 1 S: 25	H: 3 LOB: 0 BB: 0 P: 35	R: 0 E: 0 K: 0 S: 9	H: 0 LOB: 0 BB: 0 P: 11	R: 0 E: 0 K: 1 S: 12	H: 1 LOB: 2 BB: 1 P: 21	R: 0 E: 0 K: 0 S: 10	H: 0 LOB: 0 BB: 1 P: 18	R: 0 E: 0 K: 1 S: 14	H: 1 LOB: 2 BB: 1 P: 19	R: 0 E: 0 K: 0 S: 13	H: 1 LOB: 1 BB: 0 P: 16	1B: 7 2B: 0 3B: 0 HR: 1	SF: 0 SAC: 1 DP: 0 HBP: 0	WP: 0 PB: 0 SB: 1 CS: 1	PA: 39
PITCHER	IP WLS BF H R ER SO BB IBB HBP BLK WP HR S P ERA WHIP																			
Bryn Smith, R (1, 1) ERA: 4.15	4.0 L 18 5 4 4 2 1 0 0 0 0 1 59 84 9.00 1.500																			
Frank DiPino, L (5, 1) ERA: 4.91	3.0 11 1 0 0 2 1 1 0 0 0 0 29 48 0.00 0.667																			
Tom Niedenfuer, R (8, 1) ERA: 2.38	2.0 9 2 0 0 1 1 0 0 0 0 0 27 35 0.00 1.500																			

San Francisco Giants @ St. Louis Cardinals
 Busch Stadium, St. Louis, MO
 Thu Jul 12 1990, 7:05 PM CDT
 Att. 32,136 - Unknown - 74 F

AB	33
R	4
H	8
RBI	4
BB	4
SO	5
LOB	12



Batter	1	2	3	4	5	6	7	8	9	AB	R	H	RBI	BB	SO	LOB
Willie McGee, S OBP: 0.374, SLG: 0.412 (1, 8)	1-1 F8 SH1-3 1B		1-0 4-3	1-1 4-3			2-2 4-3			4	0	1	0	0	0	1
Ozzie Smith, S OBP: 0.323, SLG: 0.277 (1, 6)	1-1 SH1-3 1-2		2-2 6-3 1B			1-1 6-3	2-1 4-3			3	0	1	0	0	0	0
Terry Pendleton, S OBP: 0.298, SLG: 0.365 (1, 5)	3-1 F8 2-3		2-2 6-3 1-3			1-0 6-3		1-1 F8		4	0	0	0	0	0	2
Pedro Guerrero, R OBP: 0.333, SLG: 0.440 (1, 3)	2-2 F8		2-2 5-3			0-3 K		0-1 5-3		4	0	0	0	0	1	2
Todd Zeile, R OBP: 0.313, SLG: 0.377 (1, 2)		2-1 1B 1B		2-0 F9		0-1 6-3		2-2 F8		4	0	1	0	0	0	0
Milt Thompson, L OBP: 0.290, SLG: 0.325 (1, 9)		3-1 F5		1-0 4-3		2-1 L1		2-2 G3		4	0	0	0	0	0	1
José Oquendo, S OBP: 0.352, SLG: 0.317 (1, 4)	1-1 SAFE 1-2 1B		4-1 1B 2B BB		2-0 1B	2-0 1B		1-1 F9		3	1	2	0	1	0	0
Rex Hudler, R OBP: 0.262, SLG: 0.273 (1, 7)	1-1 F9		0-0 2B 1B		1-2 2B 1B	1-2 4-3		1-2 F9		4	1	1	0	0	0	3
Bryn Smith, R OBP: 0.214, SLG: 0.214 (1, 1)		2-3 K		1-0 2B		3-2 G3				1	0	0	0	0	1	2
Denny Walling, L OBP: 0.273, SLG: 0.277 (4, PH)										1	0	1	2	0	0	0
Frank DiPino, L (5, 1)										0	0	0	0	0	0	0
Dave Collins, S OBP: 0.295, SLG: 0.162 (7, PH)										1	0	0	0	0	0	0
Tom Niedenfuer, R (8, 1)										0	0	0	0	0	0	0

Inning Stats	R: 0	H: 1	E: 0	LOB: 1	K: 0	BB: 0	S: 9	R: 0	H: 2	E: 0	LOB: 2	K: 1	BB: 0	S: 11	R: 0	H: 1	E: 0	LOB: 1	K: 0	BB: 0	S: 11	R: 0	H: 2	E: 0	LOB: 1	K: 0	BB: 1	S: 7	R: 0	H: 0	E: 0	LOB: 0	K: 1	BB: 0	S: 6	R: 0	H: 1	E: 0	LOB: 1	K: 0	BB: 0	S: 8	R: 0	H: 0	E: 0	LOB: 0	K: 0	BB: 0	S: 10	R: 0	H: 0	E: 0	LOB: 0	K: 0	BB: 0	S: 8	R: 0	H: 0	E: 0	LOB: 0	K: 0	BB: 0	S: 9	R: 0	H: 0	E: 0	LOB: 0	K: 0	BB: 0	S: 9	R: 0	H: 0	E: 0	LOB: 0	K: 0	BB: 0	S: 11	1B: 6	SF: 0	2B: 1	SAC: 1	3B: 0	DP: 0	HR: 0	HBP: 0	WP: 0	PA: 35
--------------	------	------	------	--------	------	-------	------	------	------	------	--------	------	-------	-------	------	------	------	--------	------	-------	-------	------	------	------	--------	------	-------	------	------	------	------	--------	------	-------	------	------	------	------	--------	------	-------	------	------	------	------	--------	------	-------	-------	------	------	------	--------	------	-------	------	------	------	------	--------	------	-------	------	------	------	------	--------	------	-------	------	------	------	------	--------	------	-------	-------	-------	-------	-------	--------	-------	-------	-------	--------	-------	--------

PITCHER	IP	WLS	BF	H	R	ER	SO	BB	IBB	HBP	BLK	WP	HR	S	P	ERA	WHIP
Scott Garrelts, R ERA: 4.71 (1, 1)	9.0	W	35	7	2	2	2	1	0	0	0	0	0	79	132	2.00	0.889

BOTTOM

San Francisco Giants @ St. Louis Cardinals
 Busch Stadium, St. Louis, MO
 Thu Jul 12 1990, 7:05 PM CDT
 Att: 32,136 - Unknown - 74 F

livebaseballscores.com

AB	33
R	2
H	7
RBI	2
BB	1
SO	2
LOB	11



Batter	1	2	3	4	5	6	7	8	9	AB R H RBI BB SO LOB	TOP									
Brett Butler, L (1, 8) OBP: 0.393, SLG: 0.352	2-2 3B		3-2 1B		0-0 1B		1-1 F7		3-1 1B	5 1 4 1 0 0 0										
Rick Leach, L (1, 9) OBP: 0.410, SLG: 0.391	4-2 BB		2-2 G4-3		0-0 1B			3-2 G3	0-0 SH2-4	2 0 1 1 1 0 1										
Bill Bathe, R (8, PH) OBP: 0.333, SLG: 0.462										1 0 0 0 0 0 0										
Jeff Brantley, R (8, 1) OBP: 0.286, SLG: 0.429										0 0 0 0 0 0 0										
Will Clark, L (1, 3) OBP: 0.346, SLG: 0.460	0-1 G5-3			2-2 F7	1-3 K			2-1 1B	0-1 WP	5 0 2 2 0 1 4										
Kevin Mitchell, R (1, 7) OBP: 0.386, SLG: 0.617	0-3 K			1-2 HR	2-3 K			0-0 G1-5-3	4-0 1B	4 1 1 1 1 2 5										
Matt Williams, R (1, 5) OBP: 0.327, SLG: 0.497	1-3 K			1-1 F9		2-3 K		4-0 IBB	1-3 K	4 0 0 0 1 3 4										
Ernest Riles, L (1, 4) OBP: 0.333, SLG: 0.397		0-0 L9		1-2 F8		1-0 F9		0-0 L9		3 0 0 0 0 0 0										
Robby Thompson, R (7, 4) OBP: 0.295, SLG: 0.366										1 0 0 0 0 0 2										
Terry Kennedy, L (1, 2) OBP: 0.354, SLG: 0.368		1-1 1B			4-2 2B	3-3 K			1-1 G4-3	3 1 1 0 1 1 0	AB 36									
Jose Uribe, S (1, 6) OBP: 0.319, SLG: 0.347		3-2 G6-4-3			0-0 F8		1-0 P6		3-2 1B	4 1 1 0 0 0 2	R 6									
Don Robinson, R (1, 1) OBP: 0.214, SLG: 0.357					0-0 1B		2-1 G6-3		2-0 E1	3 1 1 1 0 0 0	H 12									
Mike Kingery, L (8, 9) OBP: 0.344, SLG: 0.315					1-H 1B				1-3 1B	1 1 1 0 0 0 0	RBI 6									
											SO 7									
											LOB 18									
Inning Stats	R: 0 E: 0 K: 2 S: 16	H: 1 LOB: 2 BB: 1 P: 23	R: 0 E: 0 K: 0 S: 7	H: 1 LOB: 0 BB: 0 P: 11	R: 0 E: 0 K: 0 S: 14	H: 1 LOB: 0 BB: 0 P: 22	R: 1 E: 0 K: 0 S: 12	H: 1 LOB: 0 BB: 0 P: 17	R: 2 E: 0 K: 2 S: 8	H: 3 LOB: 2 BB: 1 P: 21	R: 0 E: 0 K: 0 S: 5	H: 0 LOB: 0 BB: 0 P: 9	R: 0 E: 0 K: 0 S: 7	H: 1 LOB: 2 BB: 1 P: 16	R: 3 E: 1 K: 1 S: 16	H: 4 LOB: 2 BB: 1 P: 29	1B: 9 2B: 1 3B: 1 HR: 1	SF: 0 SAC: 1 DP: 1 HBP: 0	WP: 1 PB: 0 SB: 0 CS: 1	PA: 41
PITCHER	IP WLS BF H R ER SO BB IBB HBP BLK WP HR S P ERA WHIP																			
Jose DeLeon, R (1, 1) ERA: 3.82	7.0 L 28 7 3 3 6 2 0 0 0 0 0 1 76 117 3.86 1.286																			
Ricky Horton, L (8, 1) ERA: 5.35	0.1 2 1 0 0 0 0 0 0 0 0 0 0 5 10 0.00 3.000																			
Scott Terry, R (8, 1) ERA: 7.44	0.1 1 0 0 0 0 0 0 0 0 0 0 0 1 1 0.00 0.000																			
Ken Dayley, L (8, 1) ERA: 4.6	1.1 10 4 3 3 1 0 2 0 0 1 0 17 34 20.25 3.000																			

San Francisco Giants @ St. Louis Cardinals
 Busch Stadium, St. Louis, MO
 Fri Jul 13 1990, 7:05 PM CDT
 Att. 35,961 - Unknown - 64 F

livebaseballscorecards.com

GIANTS

BOTTOM

San Francisco Giants @ St. Louis Cardinals
 Busch Stadium, St. Louis, MO
 Fri Jul 13 1990, 7:05 PM CDT
 Att: 35,961 - Unknown - 64 F

livebaseballscorecards.com

AB	30
R	1
H	4
RBI	1
BB	5
SO	3
LOB	15



WP: 0	PA: 35
PB: 0	
SB: 1	
CS: 0	

AB R H RBI BB SO LOB

4	1	1	0	0	1	2
3	0	1	1	1	0	1
4	0	0	0	0	1	3
3	0	0	0	1	0	1
2	0	0	0	2	0	1
4	0	0	0	0	0	3
4	0	1	0	0	0	2
4	0	0	0	0	0	2
1	0	0	0	1	1	0
1	0	1	0	0	0	0
0	0	0	0	0	0	0
0	0	0	0	0	0	0
0	0	0	0	0	0	0

Batter	1	2	3	4	5	6	7	8	9
Willie McGee, S OBP: 0.373, SLG: 0.413 (1, 8)	0-3 K		1-0 1B 2B		0-0 G4-3		0-0 L8		
Milt Thompson, L OBP: 0.293, SLG: 0.325 (1, 9)	2-2 G4-3		3-1 2-H 1B		0-0 G6-3			4-0 G5-3 BB	
Terry Pendleton, S OBP: 0.294, SLG: 0.360 (1, 5)	1-1 F7		1 SAFE 3-1 G2-3		0-0 G4-3			1-3 K	
Pedro Guerrero, R OBP: 0.332, SLG: 0.436 (1, 3)		2-1 F9		4-1 BB BB		0-0 F8		3-2 G5-3	
Denny Walling, L OBP: 0.283, SLG: 0.271 (1, 7)		4-2 2B BB		4-0 1-2 BB		1-0 F9		0-2 F7	
Todd Zeile, R OBP: 0.309, SLG: 0.371 (1, 2)		3-2 F8		2-1 F8		2-2 P5			3-2 P2
José Oquendo, S OBP: 0.351, SLG: 0.320 (1, 4)		1-1 1-H 2B		1-0 F7			1-1 L9		0-1 G3-1
Ozzie Smith, S OBP: 0.318, SLG: 0.273 (1, 6)			3-2 P6		0-0 F8		2-1 F8		1-2 G1-3
Jose DeLeon, R OBP: 0.143, SLG: 0.176 (1, 1)			0-3 K		4-2 G4-3 BB		0-0 1B		
Dave Collins, S OBP: 0.311, SLG: 0.184 (7, PH)									
Ricky Horton, L (8, 1)									
Scott Terry, R OBP: 0.500, SLG: 0.500 (8, 1)									
Ken Dayley, L (8, 1)									

Inning Stats	R: 0	H: 0	E: 0	K: 1	S: 10	R: 0	H: 1	E: 0	K: 0	S: 9	R: 1	H: 2	E: 0	K: 1	S: 11	R: 0	H: 0	E: 0	K: 0	S: 5	R: 0	H: 0	E: 0	K: 0	S: 6	R: 0	H: 0	E: 0	K: 0	S: 5	R: 0	H: 1	E: 0	K: 0	S: 6	R: 0	H: 0	E: 0	K: 1	S: 9	R: 0	H: 0	E: 0	K: 0	S: 8	R: 0	H: 0	E: 0	K: 0	S: 8	R: 0	H: 0	E: 0	K: 0	S: 12	1B: 2	2B: 2	3B: 0	HR: 0	SF: 0	SAC: 0	DP: 0	HBP: 0	WP: 0	PA: 35
--------------	------	------	------	------	-------	------	------	------	------	------	------	------	------	------	-------	------	------	------	------	------	------	------	------	------	------	------	------	------	------	------	------	------	------	------	------	------	------	------	------	------	------	------	------	------	------	------	------	------	------	------	------	------	------	------	-------	-------	-------	-------	-------	-------	--------	-------	--------	-------	--------

PITCHER	IP	WLS	BF	H	R	ER	SO	BB	IBB	HBP	BLK	WP	HR	S	P	ERA	WHIP
Don Robinson, R ERA: 3.99 (1, 1)	7.0	W	28	4	1	1	2	4	0	0	0	0	0	52	96	1.29	1.143
Jeff Brantley, R ERA: 1.47 (8, 1)	2.0	S	7	0	0	0	1	1	0	0	0	0	0	17	29	0.00	0.500

Batter	1	2	3	4	5	6	7	8	9	AB R H RBI BB SO LOB	TOP		
Brett Butler, L (1, 8) OBP: 0.391, SLG: 0.351	3-2 G3		0-2 6-3			3-2 FC1-6 1B		2-3 K		4 0 1 0 0 1 0	San Francisco Giants @ St. Louis Cardinals Busch Stadium, St. Louis, MO Sat Jul 14 1990, 7:05 PM CDT Att. 43,690 - Unknown - 66 F		
Greg Litton, R (1, 9) OBP: 0.289, SLG: 0.322 Mike Kingery, L (8, PH) OBP: 0.339, SLG: 0.309	2-2 1B 1B		2-0 F8			0-0 FC1-6 1B 1-2f		1-1 4-3		3 0 1 0 0 0 1 1 0 0 0 0 0 0			
Will Clark, L (1, 3) OBP: 0.351, SLG: 0.465	3-1 F7				1-1 1B 2B	0-0 1-2 1B		4-1 1B BB		3 1 2 0 1 0 1			
Kevin Mitchell, R (1, 7) OBP: 0.388, SLG: 0.615	1-2 1-2 1B				2-3 K	0-0 F8		0-0 1-2 1B		4 0 2 0 0 1 3			
Matt Williams, R (1, 5) OBP: 0.326, SLG: 0.494	1-3 K				0-0 G4-6-3 1B 2-H	2-2 F2		1-3 K		4 0 1 1 0 2 6			
Bill Bathe, R (1, 2) OBP: 0.333, SLG: 0.438 Terry Kennedy, L (7, 2) OBP: 0.352, SLG: 0.366		2-2 G4-6-3 1B			0-1 G4-6-3 1-2f		0-3 K	1-3 K		3 0 1 0 0 1 1 1 0 0 0 0 1 2			
Robby Thompson, R (1, 4) OBP: 0.296, SLG: 0.365 Ernest Riles, L (9, PH) OBP: 0.329, SLG: 0.391		1-2 G4-6-3 1-2f			2-3 K		2-2 L7-3 1B	3-3 K		3 0 1 0 0 1 1 1 0 0 0 0 1 2			
Dave Anderson, R (1, 6) OBP: 0.294, SLG: 0.347 Jose Uribe, S (7, 6) OBP: 0.319, SLG: 0.347		2-0 F9			1-3 K		2-2 L7-3 1-2			3 0 0 0 0 1 1 0 0 0 0 0 0 0			
Trevor Wilson, L (1, 1) Jeff Brantley, R (8, 1) OBP: 0.286, SLG: 0.429			2-3 K		2-2 F7			2-3 K		3 0 0 0 0 2 0 0 0 0 0 0 0 0			
Inning Stats	R: 0 H: 2 E: 0 LOB: 2 K: 1 BB: 0 S: 15 P: 25	R: 0 H: 1 E: 0 LOB: 0 K: 0 BB: 0 S: 7 P: 12	R: 0 H: 0 E: 0 LOB: 0 K: 1 BB: 0 S: 9 P: 13	R: 1 H: 2 E: 0 LOB: 0 K: 1 BB: 0 S: 9 P: 12	R: 0 H: 0 E: 0 LOB: 0 K: 2 BB: 0 S: 10 P: 15	R: 0 H: 2 E: 0 LOB: 2 K: 0 BB: 0 S: 9 P: 14	R: 0 H: 1 E: 0 LOB: 0 K: 1 BB: 0 S: 11 P: 14	R: 0 H: 0 E: 0 LOB: 0 K: 2 BB: 0 S: 11 P: 16	R: 0 H: 1 E: 0 LOB: 2 K: 3 BB: 1 S: 13 P: 22	1B: 8 SF: 0 2B: 2 SAC: 0 3B: 0 DP: 3 HR: 0 HBP: 0		WP: 0 PA: 34 PB: 0 SB: 0 CS: 0	
PITCHER	IP WLS BF H R ER SO BB IBB HBP BLK WP HR S P ERA WHIP											PITCHER	IP WLS BF H R ER SO BB IBB HBP BLK WP HR S P ERA WHIP
Joe Magrane, L (1, 1) ERA: 3.91 Lee Smith, R (8, 1) ERA: 2.03	7.0 0 26 8 1 1 6 0 0 0 0 0 0 0 70 105 1.29 1.143												


livebaseballscorecards.com

AB	33
R	1
H	9
RBI	1
BB	1
SO	11
LOB	18



Batter	1	2	3	4	5	6	7	8	9
Craig Wilson, R OBP: 0.318, SLG: 0.211 (1, 7)	3-2 6-3		0-0 F9			4-1 FC6-4 BB		4-0 E BB	
Rex Hudler, R OBP: 0.262, SLG: 0.273 (8, PR)	0-0 6-3		0-3 K			4-1 FC6-4 BB		3-1 E4	
Ozzie Smith, S OBP: 0.318, SLG: 0.270 (1, 6)	4-0 CS BB		0-0 L9			0-1 FC6-4		1-2 1B 1B	
Willie McGee, S OBP: 0.374, SLG: 0.412 (1, 8)	1-0 CS	0-3 K	2-0 6-3			2-2 5-3		1-0 1B	
Pedro Guerrero, R OBP: 0.331, SLG: 0.434 (1, 3)	3-3 K		0-0 F4			0-0 G4-3		0-1 1B	
Terry Pendleton, S OBP: 0.293, SLG: 0.358 (1, 5)	4-1 BB BB		1-0 F8			3-2 F3		1-1 F4	
José Oquendo, S OBP: 0.350, SLG: 0.316 (1, 4)	4-0 BB BB		1-3 K			2-2 1B			
Tom Pagnozzi, R OBP: 0.276, SLG: 0.309 (1, 2)	1-2 BB		0-0 5-3			3-1 4-3			
Dave Collins, S OBP: 0.311, SLG: 0.184 (7, PR)	1-2 BB		0-0 L4			0-1 3-1			
Lee Smith, R (8, 1)									
Milt Thompson, L OBP: 0.290, SLG: 0.321 (1, 9)									
Joe Magrane, R OBP: 0.194, SLG: 0.152 (1, 1)									
Todd Zeile, R OBP: 0.308, SLG: 0.370 (8, 2)									

AB	R	H	RBI	BB	SO	LOB
2	0	0	0	2	0	0
0	1	0	0	0	0	0
3	0	0	0	1	1	1
3	1	1	1	1	0	2
4	0	1	0	0	1	2
4	0	1	1	0	1	0
3	0	0	0	1	0	2
2	0	1	0	1	1	0
0	0	0	0	0	0	0
0	0	0	0	0	0	0
3	0	0	0	0	0	3
2	0	0	0	0	0	0
1	0	0	0	0	1	0

BOTTOM	
AB	27
R	2
H	4
RBI	2
BB	6
SO	5
LOB	10
	
WP: 0 PA: 34	
PB: 0	
SB: 0	
CS: 1	

San Francisco Giants @ St. Louis Cardinals
 Busch Stadium, St. Louis, MO
 Sat Jul 14 1990, 7:05 PM CDT
 Att: 43,690 - Unknown - 66 F

Inning Stats		R	H	E	K	S	P	BB	IBB	HBP	BLK	WP	HR	S	P	ERA	WHIP
Trevor Wilson, L ERA: 2.08 (1, 1)	7.2	0	2	0	2	5	116	6	0	0	0	0	0	65	7	2.35	1.043
Jeff Brantley, R ERA: 1.46 (8, 1)	0.1	0	2	0	0	0	7	0	0	0	0	0	0	5	7	0.00	6.000

PITCHER		IP	WLS	BF	H	R	ER	SO	BB	IBB	HBP	BLK	WP	HR	S	P	ERA	WHIP
Trevor Wilson, L ERA: 2.08 (1, 1)	7.2	0	2	30	2	2	2	5	6	0	0	0	0	0	65	7	2.35	1.043
Jeff Brantley, R ERA: 1.46 (8, 1)	0.1	0	3	2	0	0	0	0	0	0	0	0	0	5	7	0.00	6.000	

Batter	1	2	3	4	5	6	7	8	9	AB R H RBI BB SO LOB	TOP														
Brett Butler, L (1, 8) OBP: 0.389, SLG: 0.349	2-1 F7		0-1 F7		0-1 L1-3		1-0 FC6-4 1B		3-1 FC1-6 FC6-4	5 0 1 0 0 0 2	San Francisco Giants @ St. Louis Cardinals Busch Stadium, St. Louis, MO Sun Jul 15 1990, 7:05 PM CDT Att. 29,624 - Unknown - 83 F														
Robby Thompson, R (1, 4) OBP: 0.291, SLG: 0.359	2-3 K		0-3 K		2-2 P6		0-0 FC6-4		2-0 FC6-4	5 0 0 0 0 2 2															
Will Clark, L (1, 3) OBP: 0.352, SLG: 0.465	2-2 P6		1-2 HR 1B			1-0 E6 G6-3 BB		1-0 2B 1B		4 2 2 0 0 0 0															
Kevin Mitchell, R (1, 7) OBP: 0.389, SLG: 0.623		1-0 G5-3	0-2 HR			4-0 G6-3 BB		0-1 P9		3 1 1 2 1 0 1															
Matt Williams, R (1, 5) OBP: 0.325, SLG: 0.494		1-0 E5 G1-3 1B	2-0 F8			1-2 P4		2-2 1B 2B		4 2 1 1 0 0 2															
Greg Litton, R (1, 9) OBP: 0.287, SLG: 0.319		0-0 G1-3		0-0 G6-3		1-0 G6-3		0-0 G6-4-3 1B		4 0 1 1 0 0 3															
Mike Kingery, L (8, PR) OBP: 0.339, SLG: 0.309						1-2 2-3		2-H 1B		0 0 0 0 0 0 0															
Jeff Brantley, R (8, 1) OBP: 0.286, SLG: 0.429		1-2				1-2 2-3		2-H 1B		0 0 0 0 0 0 0															
Terry Kennedy, L (1, 2) OBP: 0.350, SLG: 0.360		4-2 1B BB		2-2 F9		0-3 K		1-1 G6-4-3 1-2f		3 0 0 0 1 1 3															
Jose Uribe, S (1, 6) OBP: 0.318, SLG: 0.345		1-0 1-3 2-H 1B		0-2 G6-3		0-0 G6-3		0-0 F9		4 0 1 1 0 0 0															
John Burkett, R (1, 1) OBP: 0.111, SLG: 0.086		1-3 SAFE K		1-2 L1-3 1B		2-3 K		2-0 FC1-6 1B		3 0 1 0 0 2 2															
Mark Thurmond, L (7, 1)										0 0 0 0 0 0 0															
Steve Bedrosian, R (7, 1)										0 0 0 0 0 0 0															
Rick Leach, L (8, 9) OBP: 0.415, SLG: 0.397										1 0 1 0 0 0 0															
Inning Stats	R: 0 E: 0 K: 1 S: 10	H: 0 LOB: 0 BB: 0 P: 16	R: 1 E: 1 K: 1 S: 9	H: 1 LOB: 2 BB: 1 P: 17	R: 2 E: 0 K: 1 S: 12	H: 2 LOB: 0 BB: 0 P: 15	R: 0 E: 0 K: 0 S: 9	H: 0 LOB: 0 BB: 0 P: 11	R: 0 E: 0 K: 0 S: 9	H: 1 LOB: 0 BB: 0 P: 12	R: 0 E: 1 K: 1 S: 8	H: 0 LOB: 2 BB: 1 P: 15	R: 0 E: 0 K: 1 S: 6	H: 1 LOB: 1 BB: 0 P: 9	R: 2 E: 0 K: 0 S: 9	H: 3 LOB: 1 BB: 0 P: 13	R: 0 E: 0 K: 0 S: 6	H: 1 LOB: 1 BB: 0 P: 12	1B: 7 2B: 2 3B: 0 HR: 1	SF: 0 SAC: 0 DP: 2 HBP: 0	WP: 0 PB: 0 SB: 0 CS: 0	PA: 38			
PITCHER	IP	WLS	BF	H	R	ER	SO	BB	IBB	HBP	BLK	WP	HR	S	P	ERA	WHIP								
John Tudor, L (1, 1) ERA: 2.91	7.0		29	5	3	2	5	2	0	0	0	0	1	63	95	2.57	1.000								
Tom Niedenfuer, R (8, 1) ERA: 2.79	0.1	L	4	3	2	2	0	0	0	0	0	0	0	7	10	54.00	9.000								
Frank DiPino, L (8, 1) ERA: 4.83	0.2		1	0	0	0	0	0	0	0	0	0	0	2	3	0.00	0.000								
Ken Dayley, L (9, 1) ERA: 4.45	1.0		4	1	0	0	0	0	0	0	0	0	0	6	12	0.00	1.000								

AB	36
R	5
H	9
RBI	5
BB	2
SO	5
LOB	15



Batter	1	2	3	4	5	6	7	8	9	AB	R	H	RBI	BB	SO	LOB
Tim Jones, L OBP: 0.267, SLG: 0.189 (1, 6)	2-2 1B		G4-3		L9		G4-3	P5		5	0	1	0	0	0	5
Milt Thompson, L Ozzie Smith, S Tom Niedtner, R Frank DiPino, L Denny Walling, L Ken Dayley, L (1, 9) (7, PH) (8, 1) (8, PH) (9, 1)	0-0 F7		K		1B		SF8	G4-3		3	0	1	0	0	1	1
Willie McGee, S OBP: 0.377, SLG: 0.418 (1, 8)	1-0 F7		G3		G4-3		G3			5	0	3	1	0	0	2
Pedro Guerrero, R OBP: 0.330, SLG: 0.428 (1, 3)	0-0 F9		G5-3		P6		BB	P4		4	0	0	0	1	0	3
Terry Pendleton, S OBP: 0.288, SLG: 0.352 (1, 5)		G1-3		F7		F9	K	G3		5	0	0	0	0	1	3
Todd Zeile, R OBP: 0.309, SLG: 0.381 (1, 2)		K		HR		1B		G5-3		5	1	2	1	0	2	1
José Oquendo, S OBP: 0.352, SLG: 0.316 (1, 4)		2B		L7		L8		BB		3	0	1	0	1	0	1
Craig Wilson, R OBP: 0.385, SLG: 0.348 (1, 7)		1B		K		K		BB		4	1	3	0	0	1	0
John Tudor, L Dave Collins, S OBP: 0.125, SLG: 0.067 OBP: 0.340, SLG: 0.184 (1, 1) (7, PH) (8, 9)		G4-3		G4-3		B1-3		BB		2	0	0	0	0	0	2
										0	1	0	0	2	0	0

Inning Stats	R: 0	H: 1	E: 0	LOB: 1	K: 0	S: 7	R: 0	H: 2	E: 0	LOB: 2	K: 1	S: 12	R: 0	H: 1	E: 0	LOB: 1	K: 1	S: 9	R: 1	H: 1	E: 0	LOB: 0	K: 1	S: 8	R: 0	H: 1	E: 0	LOB: 1	K: 0	S: 7	R: 0	H: 1	E: 0	LOB: 2	K: 1	S: 12	R: 2	H: 2	E: 0	LOB: 2	K: 1	S: 12	R: 0	H: 1	E: 0	LOB: 3	K: 0	S: 22	R: 0	H: 1	E: 0	LOB: 1	K: 1	S: 11	1B: 8	SF: 1	2B: 2	SAC: 0	3B: 0	DP: 0	HR: 1	HBP: 0
--------------	------	------	------	--------	------	------	------	------	------	--------	------	-------	------	------	------	--------	------	------	------	------	------	--------	------	------	------	------	------	--------	------	------	------	------	------	--------	------	-------	------	------	------	--------	------	-------	------	------	------	--------	------	-------	------	------	------	--------	------	-------	-------	-------	-------	--------	-------	-------	-------	--------

PITCHER	IP	WLS	BF	H	R	ER	SO	BB	IBB	HBP	BLK	WP	HR	S	P	ERA	WHIP
John Burkett, R ERA: 3.54 (1, 1)	6.1		28	8	3	3	3	1	0	0	0	0	1	53	88	4.26	1.421
Mark Thurmond, L ERA: 3.06 (7, 1)	0.1		2	1	0	0	0	0	0	0	0	0	0	4	5	0.00	3.000
Steve Bedrosian, R ERA: 4.15 (7, 1)	0.2	W	6	1	0	0	1	3	0	0	0	0	0	16	31	0.00	6.000
Jeff Brantley, R ERA: 1.43 (8, 1)	1.2	S	6	1	0	0	1	0	0	0	0	0	0	21	34	0.00	0.600

BOTTOM

San Francisco Giants @ St. Louis Cardinals
Busch Stadium, St. Louis, MO
 Sun Jul 15 1990, 7:05 PM CDT
 Att: 29,624 - Unknown - 83 F

livebaseballscorecards.com

AB	37
R	3
H	11
RBI	3
BB	4
SO	5
LOB	21



WP: 0	PA: 42
PB: 0	
SB: 3	
CS: 0	

Batter	1	2	3	4	5	6	7	8	9	AB R H RBI BB SO LOB	TOP																
Brett Butler, L (1, 8) OBP: 0.384, SLG: 0.344	0-0 B2-3		0-0 5-3		0-0 FC5		0-0 E5 1B PB	0-0 1-3		5 1 0 0 0 0 4																	
Rick Leach, L (1, 9) OBP: 0.413, SLG: 0.403	0-0 F9			0-0 F9		0-0 G1 1B 2B	0-3 K		0-0 6-3	3 1 1 0 0 0 0 1 0 0 0 0 1 1 1 0 0 0 0 0 0																	
Rick Parker, R (7, PH) OBP: 0.323, SLG: 0.395																											
Mike Kingery, L (7, 9) OBP: 0.333, SLG: 0.304																											
Will Clark, L (1, 3) OBP: 0.353, SLG: 0.470	0-0 F8			0-0 F7		0-0 G1	0-0 PB 1B		0-0 SF8 3B	5 1 2 0 0 0 1																	
Kevin Mitchell, R (1, 7) OBP: 0.386, SLG: 0.618		0-0 F7		0-0 F9		0-0 F9 1B 1B	0-0 F8		0-0 SF8	4 0 1 2 0 0 1																	
Matt Williams, R (1, 5) OBP: 0.329, SLG: 0.496		0-0 F7			0-0 1B 4-3 1B	0-0 F9 1B		0-0 1B 1B	0-3 K	5 1 3 0 0 1 0																	
Ernest Riles, L (1, 4) OBP: 0.329, SLG: 0.388		0-0 2B 1B			0-0 4-3	0-0 F9		0-0 F9 1B 1B		3 1 1 0 0 0 3 1 1 1 0 0 0 0																	
Robby Thompson, R (6, 4) OBP: 0.293, SLG: 0.361					1-2 4-3	1-2 2-3 F9		1-3 F9 1B CS 1B																			
Terry Kennedy, L (1, 2) OBP: 0.358, SLG: 0.367	0-0 1-H 2B			0-0 FC5 1B IBB	4-0 FC5 1B IBB	4-0 IBB		0-0 F8		2 0 1 1 2 0 2																	
Jose Uribe, S (1, 6) OBP: 0.318, SLG: 0.344			0-0 P3		0-0 F7	0-0 P2		0-0 CS 1B		4 0 1 1 0 0 5																	
Scott Garrelts, R (1, 1) OBP: 0.093, SLG: 0.071			0-0 6-3		0-0 1-2 2-3 1B		0-3 K	0-0 F9		4 0 1 0 0 1 2																	
Inning Stats	R: 0 E: 0 K: 0 S: 3	H: 0 LOB: 0 BB: 0 P: 3	R: 1 E: 0 K: 0 S: 4	H: 2 LOB: 1 BB: 0 P: 4	R: 0 E: 0 K: 0 S: 3	H: 0 LOB: 0 BB: 0 P: 3	R: 0 E: 0 K: 0 S: 5	H: 2 LOB: 3 BB: 1 P: 9	R: 1 E: 0 K: 2 S: 6	H: 3 LOB: 3 BB: 1 P: 10	R: 1 E: 1 K: 2 S: 9	H: 1 LOB: 1 BB: 0 P: 9	R: 2 E: 0 K: 0 S: 6	H: 3 LOB: 1 BB: 0 P: 6	R: 1 E: 0 K: 1 S: 6	H: 1 LOB: 0 BB: 0 P: 6	1B: 9 2B: 2 3B: 1 HR: 0	SF: 1 SAC: 0 DP: 0 HBP: 0	WP: 0 PB: 1 SB: 0 CS: 2	PA: 41							
PITCHER	IP	WLS	BF	H	R	ER	SO	BB	IBB	HBP	BLK	WP	HR	S	P	ERA	WHIP										
Rick Reed, R (1, 1) ERA: 3.38	6.0	L	26	7	2	2	0	0	2	0	0	0	0	24	32	3.00	1.167										
Scott Ruskin, L (7, 1) ERA: 2.43	0.2		4	1	1	0	2	0	0	0	0	0	0	8	8	0.00	1.500										
Ted Power, R (7, 1) ERA: 2.36	0.1		1	0	0	0	0	0	0	0	0	0	0	1	1	0.00	0.000										
Bob Patterson, L (8, 1) ERA: 2.95	2.0		10	4	3	2	1	0	0	0	0	0	0	12	12	9.00	2.000										

San Francisco Giants @ Pittsburgh Pirates
 Three Rivers Stadium, Pittsburgh, PA

AB	38
R	6
H	12
RBI	4
BB	2
SO	3
LOB	19



WP: 0	PA: 41
-------	--------

Mon Jul 16 1990, 7:05 PM EDT
 Att. 28,304 - Unknown - 79 F

livebaseballscorecards.com

Batter	1	2	3	4	5	6	7	8	9	AB R H RBI BB SO LOB	TOP														
Brett Butler, L (1, 8) OBP: 0.384, SLG: 0.349	0-0 P6		4-0 G5-4-3 BB			0-0 HR 3B	0-0 4-3		0-0 G3	4 1 1 0 1 0 1															
Rick Parker, R (1, 9) OBP: 0.330, SLG: 0.386	0-0 E1		0-0 G5-4-3			4-0 HR BB	4-0 1B BB		0-0 1B	2 1 0 0 2 0 1 1 0 1 1 0 0 0															
Mike Kingery, L (9, PH) OBP: 0.344, SLG: 0.316			1-2f			BB	BB		3-H 1B																
Will Clark, L (1, 3) OBP: 0.351, SLG: 0.466	0-0 F7		0-0 4-3			0-0 P4	0-0 1-3 1B		0-0 P6	5 0 1 0 0 0 4															
Kevin Mitchell, R (1, 7) OBP: 0.387, SLG: 0.614	4-0 1-2 BB			0-3 K		4-0 1-2 HR BB	0-0 F8			2 1 0 0 2 1 2															
Matt Williams, R (1, 5) OBP: 0.333, SLG: 0.513	0-3 K			0-0 G6-4-3 1B		0-0 HR		0-0 3B		4 1 3 4 0 1 2															
Bill Bathe, R (1, 2) OBP: 0.350, SLG: 0.611				0-0 1B		0-0 F7		0-0 F8		2 1 1 1 0 0 1 2 0 0 0 0 0 0															
Terry Kennedy, L (6, PH) OBP: 0.354, SLG: 0.363				0-0 HR		0-0 G6-4-3																			
Robby Thompson, R (1, 4) OBP: 0.293, SLG: 0.363				0-0 5-3		0-0 1-3	0-0 2B		0-0 P3	4 0 1 0 0 0 0															
Jose Uribe, S (1, 6) OBP: 0.320, SLG: 0.346				0-0 1B		0-3 K2-3	0-0 4-3		0-0 G3 SH3-4 1B	4 1 2 0 0 1 1															
Don Robinson, R (1, 1) OBP: 0.194, SLG: 0.323				0-0 1B		0-3 K		0-0 F8	0-0 SH3-4	3 0 0 0 0 1 1 0 0 0 0 0 0 0															
Atlee Hammaker, S (9, 1) OBP: 0.125, SLG: 0.067				1-2f					1-2																
Inning Stats	R: 0 E: 1 K: 1 S: 6	H: 0 LOB: 2 BB: 1 P: 10	R: 1 E: 0 K: 0 S: 4	H: 2 LOB: 0 BB: 0 P: 4	R: 0 E: 0 K: 0 S: 2	H: 0 LOB: 0 BB: 1 P: 6	R: 0 E: 0 K: 1 S: 5	H: 1 LOB: 0 BB: 0 P: 5	R: 0 E: 0 K: 2 S: 7	H: 0 LOB: 0 BB: 0 P: 7	R: 4 E: 0 K: 0 S: 6	H: 3 LOB: 1 BB: 2 P: 14	R: 0 E: 0 K: 0 S: 4	H: 1 LOB: 2 BB: 1 P: 8	R: 0 E: 0 K: 0 S: 3	H: 1 LOB: 0 BB: 0 P: 3	R: 1 E: 0 K: 0 S: 5	H: 2 LOB: 1 BB: 0 P: 5	1B: 5 2B: 1 3B: 2 HR: 2	SF: 0 SAC: 1 DP: 3 HBP: 0	WP: 0 PB: 0 SB: 1 CS: 0	PA: 39			
PITCHER	IP	WLS	BF	H	R	ER	SO	BB	IBB	HBP	BLK	WP	HR	S	P	ERA	WHIP								
John Smiley, L (1, 1) ERA: 3.95	6.2	L	30	7	5	5	4	5	0	0	0	0	2	33	53	6.75	1.800								
Stan Belinda, R (7, 1) ERA: 1.91	1.1		4	1	0	0	0	0	0	0	0	0	0	4	4	0.00	0.750								
Bill Landrum, R (9, 1) ERA: 1.55	1.0		5	2	1	1	0	0	0	0	0	0	0	5	5	9.00	2.000								

San Francisco Giants @ Pittsburgh Pirates
Three Rivers Stadium, Pittsburgh, PA

Tue Jul 17 1990, 7:05 PM EDT
Att. 23,098 - Unknown - 85 F

AB	33
R	6
H	10
RBI	6
BB	5
SO	4
LOB	13



Batter	1	2	3	4	5	6	7	8	9	AB R H RBI BB SO LOB	TOP											
Brett Butler, L (1, 8) OBP: 0.385, SLG: 0.350	0-0 F8		0-0 F7		0-0 2-3 1B			0-0 3-1 1B 5-3 1B		4 1 2 0 0 0 0	San Francisco Giants @ Pittsburgh Pirates Three Rivers Stadium, Pittsburgh, PA Wed Jul 18 1990, 7:05 PM EDT Att. 38,430 - Unknown - 85 F											
Rick Leach, L (1, 9) OBP: 0.415, SLG: 0.415	0-0 3-1			0-0 2B	0-0 4-3			0-0 1-2 1B 3-1		4 1 2 0 0 0 2												
Will Clark, L (1, 3) OBP: 0.347, SLG: 0.461	0-0 F7			0-0 6-3		0-0 G3		0-0 1-2 2-3 3-1		4 0 0 0 0 0 3												
Kevin Mitchell, R (1, 7) OBP: 0.383, SLG: 0.605		0-0 5-3		0-0 6-3		0-3 K		0-0 5-3		4 0 0 1 0 1 2												
Rick Parker, R (8, 7) OBP: 0.330, SLG: 0.386										0 0 0 0 0 0 0												
Matt Williams, R (1, 5) OBP: 0.332, SLG: 0.513	0-0 F7			0-0 2B		0-0 1-3		0-0 5-3		4 0 1 1 0 0 1												
Ernest Riles, L (1, 4) OBP: 0.337, SLG: 0.386		4-0 BB		0-3 K			0-0 FC1-6 1B		0-0 P3	3 0 1 0 0 1 1 1												
Terry Kennedy, L (1, 2) OBP: 0.357, SLG: 0.371		0-3 K			0-0 1B 2B		0-3 K		0-0 1B	4 0 2 0 0 2 2												
Jose Uribe, S (1, 6) OBP: 0.317, SLG: 0.343			0-0 L5		0-0 F8		0-0 FC1-6		0-3 K	3 0 0 0 0 0 2												
Dave Anderson, R (7, 6) OBP: 0.288, SLG: 0.340							1-2			1 0 0 0 0 1 1												
Trevor Wilson, L (1, 1) OBP: 0.333, SLG: 0.333			0-0 G1		0-0 6-3		0-0 4-3		0-0 G3	1 0 0 0 0 0 0 0												
Randy O'Neal, R (3, 1) OBP: 0.333, SLG: 0.333										0 0 0 0 0 0 0 0												
Bill Bathe, R (5, PH) OBP: 0.333, SLG: 0.579										1 0 0 0 0 0 0 1												
Steve Bedrosian, R (5, 1) OBP: 0.338, SLG: 0.310										0 0 0 0 0 0 0 0												
Mike Kingery, L (7, PH) OBP: 0.338, SLG: 0.310										1 0 0 0 0 0 0 1												
Ed Vosberg, L (7, 1) OBP: 0.284, SLG: 0.315										0 0 0 0 0 0 0 0												
Greg Litton, R (9, PH) OBP: 0.284, SLG: 0.315										1 0 0 0 0 0 0 1												
Inning Stats	R: 0 E: 0 K: 0 S: 3	H: 0 LOB: 0 BB: 0 P: 3	R: 0 E: 0 K: 1 S: 5	H: 0 LOB: 1 BB: 1 P: 9	R: 0 E: 0 K: 0 S: 3	H: 0 LOB: 0 BB: 0 P: 3	R: 1 E: 0 K: 1 S: 7	H: 2 LOB: 1 BB: 0 P: 7	R: 0 E: 0 K: 0 S: 5	H: 2 LOB: 2 BB: 0 P: 5	R: 0 E: 0 K: 1 S: 5	H: 0 LOB: 0 BB: 0 P: 5	R: 0 E: 0 K: 1 S: 6	H: 1 LOB: 1 BB: 0 P: 6	R: 1 E: 0 K: 0 S: 5	H: 2 LOB: 1 BB: 0 P: 5	R: 0 E: 0 K: 1 S: 6	H: 1 LOB: 1 BB: 0 P: 6	1B: 5 2B: 3 3B: 0 HR: 0	SF: 0 SAC: 0 DP: 0 HBP: 0	WP: 0 PB: 0 SB: 1 CS: 0	PA: 36
PITCHER	IP WLS BF H R ER SO BB IBB HBP BLK WP HR S P ERA WHIP																					
Doug Drabek, R (1, 1) ERA: 3.1	8.0 W 32 7 2 2 4 1 0 0 0 0 0 0 39 43 2.25 1.000																					
Bill Landrum, R (9, 1) ERA: 1.52	1.0 4 1 0 0 1 0 0 0 0 0 0 0 6 6 0.00 1.000																					

AB	35
R	2
H	8
RBI	2
BB	1
SO	5
LOB	17



Batter	1	2	3	4	5	6	7	8	9	AB	R	H	RBI	BB	SO	LOB
Gary Redus, R OBP: 0.326, SLG: 0.366 Sid Bream, L OBP: 0.347, SLG: 0.439	0-0 F9	4-0 1B BB	0-3 K			0-0 1-H HR		4-0 FC3-8 BB		2	0	0	0	1	1	1
Jay Bell, R OBP: 0.324, SLG: 0.377	0-0 F9	0-0 FC4-6 1B		0-0 4-3		0-0 F8		0-0 FC3-6 BB 1B 1-2f HR		5	1	1	0	0	0	1
R.J. Reynolds, S OBP: 0.348, SLG: 0.353	4-0 E BB	0-0 FC4-6 1-2f		0-0 1-3		0-0 FC4 2B		0-0 F8		4	0	1	0	1	0	3
Bobby Bonilla, S OBP: 0.309, SLG: 0.522	0-0 E6 1-3		0-0 1B 1B	0-0 P5		0-0 F8		0-0 BB 1-2 HR 1B		5	2	2	0	0	0	2
Barry Bonds, L OBP: 0.439, SLG: 0.624	0-0 4-3		0-0 1B 1B		4-0 BB	4-0 FC4 IBB		4-0 1-2 2-3 HR BB		2	2	1	0	3	0	2
Jeff King, R OBP: 0.284, SLG: 0.349		0-0 HR 1B	0-0 G1-6-3 1B 1B		0-0 P4	0-0 FC4 1-2f 2-3		0-0 1-H 2-H 3-H HR		5	3	3	5	0	0	3
Don Slaught, R OBP: 0.418, SLG: 0.565		0-0 L9	0-0 G1-6-3 1-2 2-H 1B		0-0 F9		0-0 F8	0-0 G3		5	0	1	1	0	0	2
Jose Lind, R OBP: 0.344, SLG: 0.397		0-0 HR	0-0 G1-6-3 1-2f 2-3		0-0 F8		0-0 5-3			4	1	1	2	0	0	3
Doug Drabek, R OBP: 0.209, SLG: 0.262 Bill Landrum, R	0-0 F9	0-0 F9	0-0 3-H 1B			0-0 WP HR 1B		0-0 P4		4	1	2	1	0	0	0
										0	0	0	0	0	0	0

Inning Stats	R: 0	H: 0	E: 1	LOB: 2	K: 0	BB: 1	S: 4	P: 8	R: 2	H: 3	E: 0	LOB: 2	K: 0	BB: 1	S: 6	P: 10	R: 3	H: 5	E: 0	LOB: 1	K: 1	BB: 0	S: 9	P: 9	R: 0	H: 0	E: 0	LOB: 0	K: 0	BB: 0	S: 3	R: 0	H: 0	E: 0	LOB: 1	K: 0	BB: 1	S: 3	P: 7	R: 2	H: 3	E: 0	LOB: 2	K: 0	BB: 1	S: 6	P: 10	R: 0	H: 0	E: 0	LOB: 0	K: 0	BB: 0	S: 3	P: 3	R: 4	H: 2	E: 0	LOB: 0	K: 0	BB: 2	S: 5	P: 13
--------------	------	------	------	--------	------	-------	------	------	------	------	------	--------	------	-------	------	-------	------	------	------	--------	------	-------	------	------	------	------	------	--------	------	-------	------	------	------	------	--------	------	-------	------	------	------	------	------	--------	------	-------	------	-------	------	------	------	--------	------	-------	------	------	------	------	------	--------	------	-------	------	-------


PITCHER	IP	WLS	BF	H	R	ER	SO	BB	IBB	HBP	BLK	WP	HR	S	P	ERA	WHIP
Trevor Wilson, L ERA: 2.78	(1, 1)	2.0	L	15	6	5	5	0	2	0	0	0	1	13	21	22.50	4.000
Randy O'Neal, R ERA: 3.09	(3, 1)	2.0		7	2	0	1	0	0	0	0	0	0	9	9	0.00	1.000
Steve Bedrosian, R ERA: 4.37	(5, 1)	2.0		11	3	2	0	1	1	0	0	1	1	9	17	9.00	2.000
Ed Vosberg, L ERA: 4.22	(7, 1)	2.0		10	2	4	0	2	0	0	0	0	1	8	16	18.00	2.000

BOTTOM

San Francisco Giants @ Pittsburgh Pirates
 Three Rivers Stadium, Pittsburgh, PA

Wed Jul 18 1990, 7:05 PM EDT
 Att: 38,430 - Unknown - 85 F

AB	37
R	11
H	13
RBI	11
BB	6
SO	1
LOB	17



WP	HR	S	P	ERA	WHIP
1B: 9	SF: 0	WP: 1	PA: 43		
2B: 1	SAC: 0	PB: 0			
3B: 0	DP: 1	SB: 0			
HR: 3	HBP: 0	CS: 0			

Batter	1	2	3	4	5	6	7	8	9	AB R H RBI BB SO LOB	TOP									
Brett Butler, L (1, 8) OBP: 0.381, SLG: 0.345	2-2 G5-3	0-3 K		2-2 G6-3			3-3 K		3-2 4-3	5 0 0 0 0 2 3										
Robby Thompson, R (1, 4) OBP: 0.295, SLG: 0.363	4-2 FC4-6 BB		1-1 2B 1B	2-3 K			0-0 G5-3			3 1 1 0 1 1 1										
Will Clark, L (1, 3) OBP: 0.346, SLG: 0.459	2-1 FC4-6 1B 1-2f		1-3 K			1-1 G3	1-1 1B 2-H			4 0 1 1 0 1 2										
Kevin Mitchell, R (1, 7) OBP: 0.381, SLG: 0.601	1-2 1B		0-3 K			1-2 F9	3-2 G6-3			4 0 1 0 0 1 2										
Matt Williams, R (1, 5) OBP: 0.332, SLG: 0.513	2-2 F9		1-0 1B 2B			1-2 F8		2-3 K		4 1 1 1 0 1 2										
Greg Litton, R (1, 9) OBP: 0.286, SLG: 0.316		1-0 G5-3	1-1 3B 1B			2-2 F9		1-2 G3		3 1 1 1 0 0 0										
Mike Kingery, L (7, 9) OBP: 0.333, SLG: 0.305										1 0 0 0 0 0 0										
Kirt Manwaring, R (1, 2) OBP: 0.250, SLG: 0.750		0-2 G6-3	2-2 1H 3B			1-2 P4		0-0 F9		4 0 1 1 0 0 0										
Jeff Brantley, R (8, 1) OBP: 0.286, SLG: 0.429										0 0 0 0 0 0 0										
Jose Uribe, S (1, 6) OBP: 0.317, SLG: 0.342		0-0 BB 1B	2-2 F8			0-1 G1-3			1-0 4-3	3 0 1 0 0 0 1										
Atlee Hammaker, S (6, 1) OBP: 0.125, SLG: 0.067										0 0 0 0 0 0 0										
Terry Kennedy, L (8, 2) OBP: 0.355, SLG: 0.369										1 0 0 0 0 0 0										
John Burkett, R (1, 1) OBP: 0.132, SLG: 0.083		4-1 BB		1-3 K			2-2 1B 2B		3-2 6-3	1 0 0 0 1 1 0										
Dave Anderson, R (6, 6) OBP: 0.296, SLG: 0.365										2 1 1 0 0 0 0										
Inning Stats	R: 0 E: 0 K: 0 S: 16	H: 1 LOB: 2 BB: 1 P: 27	R: 0 E: 0 K: 1 S: 9	H: 1 LOB: 2 BB: 1 P: 14	R: 3 E: 0 K: 2 S: 23	H: 4 LOB: 1 BB: 0 P: 31	R: 0 E: 0 K: 2 S: 9	H: 0 LOB: 0 BB: 0 P: 14	R: 0 E: 0 K: 0 S: 9	H: 0 LOB: 0 BB: 0 P: 12	R: 0 E: 0 K: 1 S: 12	H: 2 LOB: 1 BB: 0 P: 21	R: 0 E: 0 K: 1 S: 8	H: 0 LOB: 0 BB: 0 P: 11	R: 0 E: 0 K: 0 S: 8	H: 0 LOB: 0 BB: 0 P: 15	1B: 5 2B: 2 3B: 1 HR: 0	SF: 0 SAC: 0 DP: 0 HBP: 0	WP: 0 PB: 0 SB: 0 CS: 0	PA: 37
PITCHER	IP WLS BF H R ER SO BB IBB HBP BLK WP HR S P ERA WHIP																			
Steve Wilson, L (1, 1) ERA: 4.2	6.2 30 8 4 4 6 2 0 0 0 0 0 0 84 125 5.40 1.500																			
Mike Bielecki, R (7, 1) ERA: 5.5	2.1 7 0 0 0 1 0 0 0 0 0 0 0 19 32 0.00 0.000																			

San Francisco Giants @ Chicago Cubs
 Wrigley Field, Chicago, IL
 Fri Jul 20 1990, 3:33 AM CDT
 Att: 30,532 - Overcast

livebaseballscorecards.com

AB	35
R	4
H	8
RBI	4
BB	2
SO	7
LOB	11



BOTTOM

San Francisco Giants @ Chicago Cubs
Wrigley Field, Chicago, IL

AB	33
R	5
H	13
RBI	4
BB	0
SO	1
LOB	11



WP	0	PA	35
PB	0		
SB	2		
CS	0		

ERA	3.38	WHIP	1.688
ERA	0.00	WHIP	0.429
ERA	18.00	WHIP	3.000

Fri Jul 20 1990, 3:33 AM CDT
Att. 30,532 - Overcast

livebaseballscorecards.com

AB R H RBI BB SO LOB

3	0	2	2	0	0	0
1	0	0	0	0	0	0
3	0	1	0	0	1	0
4	0	1	0	0	0	3
4	0	1	0	0	0	0
3	0	2	0	0	0	1
0	0	0	0	0	0	0
1	1	1	0	0	0	0
4	0	1	0	0	0	3
4	2	2	1	0	0	2
4	1	2	1	0	0	1
1	1	0	0	0	0	1
1	0	0	0	0	0	0

Batter	1	2	3	4	5	6	7	8	9
Dave Clark, L (1, 7) OBP: 0.295, SLG: 0.432 Dwight Smith, L (6, 7) OBP: 0.331, SLG: 0.387	2-2 G3		1-1 2B		0-0 1B			2-0 F7	
23 Ryne Sandberg, R (1, 4) OBP: 0.377, SLG: 0.584	1-2 G6-3		0-0 1B		1-3 K			1-2 FC6-4 HBP	
Mark Grace, L (1, 3) OBP: 0.332, SLG: 0.347	0-1 P5		1 SAFE 2-1 G4-6-3		1-1 1B 2B			0-1 FC6-4	
Andre Dawson, R (1, 9) OBP: 0.387, SLG: 0.590		1-0 G5-3		1-0 G5-3		3-2 1B		2-1 G3	
Marvell Wynne, L (1, 8) OBP: 0.288, SLG: 0.363 Mike Bielecki, R (7, 1) OBP: 0.286, SLG: 0.231 Gary Varsho, L (9, PH) OBP: 0.375, SLG: 0.500		1-1 1B		0-0 1B		0-1 G5-4-3		0-2 1B 2B	
Luis Salazar, R (1, 5) OBP: 0.314, SLG: 0.422		1 SAFE 1-0 G5-4-3		1 SAFE 3-2 F6		0-2 1B		1-2 1-3	
Shawon Dunston, R (1, 6) OBP: 0.304, SLG: 0.458			0-1 FC 1B		1-2 G6-3		0-0 G1-6-3 1B	1-2 BLK 1B 1B	
Joe Girardi, R (1, 2) OBP: 0.332, SLG: 0.397		1 SAFE 1-1 E3 FC 1B		0-0 SH3-4 1B		0-0 6-3		2-2 1B	
Steve Wilson, L (1, 1) OBP: 0.167, SLG: 0.130 Doug Dascenzo, S (7, 8) OBP: 0.301, SLG: 0.385			1-1 FC 2B		0-1 SH3-4			1-2 F9	

Inning Stats	R: 0	H: 0	R: 0	H: 1	R: 2	H: 3	R: 0	H: 1	R: 1	H: 2	R: 0	H: 2	R: 0	H: 1	R: 0	H: 0	R: 2	H: 3	1B: 10	SF: 0
	E: 0	LOB: 0	E: 0	LOB: 0	E: 2	LOB: 1	E: 0	LOB: 1	E: 0	LOB: 0	E: 0	LOB: 0	E: 0	LOB: 1	E: 0	LOB: 1	E: 0	LOB: 1	2B: 3	SAC: 2
	K: 0	BB: 0	K: 0	BB: 0	K: 0	BB: 0	K: 0	BB: 0	K: 1	BB: 0	K: 0	BB: 0	K: 0	BB: 0	K: 0	BB: 0	K: 0	BB: 0	3B: 0	DP: 4
	S: 8	P: 11	S: 5	P: 7	S: 11	P: 16	S: 10	P: 13	S: 7	P: 8	S: 8	P: 12	S: 5	P: 5	S: 8	P: 12	S: 18	P: 24	HR: 0	HBP: 1

PITCHER	IP	WLS	BF	H	R	ER	SO	BB	IBB	HBP	BLK	WP	HR	S	P	ERA	WHIP
John Burkett, R (1, 1) ERA: 3.53	5.1		22	9	3	2	1	0	0	0	0	0	0	47	65	3.38	1.688
Atlee Hammaker, L (6, 1) ERA: 3.97	2.1		6	1	0	0	0	0	0	0	0	0	0	11	14	0.00	0.429
Jeff Brantley, R (8, 1) ERA: 1.66	1.0	L	7	3	2	2	0	0	0	1	1	0	0	22	29	18.00	3.000

Batter	1	2	3	4	5	6	7	8	9	AB R H RBI BB SO LOB	TOP																
Brett Butler, L (1, 8) OBP: 0.380, SLG: 0.348	1-1 1B		2-2 G4-3			2-2 G4-3		0-1 2B		4 0 2 1 0 0 0	San Francisco Giants @ Chicago Cubs Wrigley Field, Chicago, IL Sun Jul 22 1990, 3:33 AM CDT Att. 33,708 - Overcast - 65 F																
Rick Leach, L (1, 9) OBP: 0.416, SLG: 0.423	0-2 1B		2-1 F9			2-2 G3		4-0 IBB		3 0 1 0 0 0 0																	
Bill Bathe, R (8, PH) OBP: 0.364, SLG: 0.579	SAFE									0 0 0 0 1 0 0																	
Atlee Hammaker, S (8, 1) OBP: 0.125, SLG: 0.067	1-2 1B									0 0 0 0 0 0 0																	
Steve Bedrosian, R (8, 1)										0 0 0 0 0 0 0																	
Will Clark, L (1, 3) OBP: 0.342, SLG: 0.450	2-3 K				0-0 L7			2-3 K		4 0 0 0 0 2 4																	
Kevin Mitchell, R (1, 7) OBP: 0.384, SLG: 0.597	0-2 G6-4-3				0-0 F7		1-0 G5-3		3-2 G4-6-3 1B	4 0 1 0 0 0 2																	
Matt Williams, R (1, 5) OBP: 0.332, SLG: 0.518		1-2 P4			1-2 HR		0-0 F9		2-2 G4-6-3	4 1 1 1 0 0 1																	
Ernest Riles, L (1, 4) OBP: 0.318, SLG: 0.360		3-2 P3			0-0 G4-3		2-2 G6-3		1-1 G3	4 0 0 0 0 0 0																	
Terry Kennedy, L (1, 2) OBP: 0.358, SLG: 0.381		2-0 2B				0-0 F7		1-1 SH5-4 2B 1B		3 0 2 0 0 0 0																	
Scott Garrelts, R (8, PR) OBP: 0.087, SLG: 0.067										0 1 0 0 0 0 0																	
Kirt Manwaring, R (8, 2) OBP: 0.250, SLG: 0.750										0 0 0 0 0 0 0																	
Jose Uribe, S (1, 6) OBP: 0.312, SLG: 0.337		1-0 F8				1-3 K		0-0 SH5-4		2 0 0 0 0 1 1																	
Don Robinson, R (1, 1) OBP: 0.182, SLG: 0.303			0-3 K			2-2 G6-3		3-2 P5		2 0 0 0 0 1 0																	
Mark Leonard, L (8, 9)										1 0 0 0 0 0 2																	
Inning Stats	R: 0 E: 0 K: 1 S: 15	H: 2 LOB: 1 BB: 0 P: 18	R: 0 E: 0 K: 0 S: 10	H: 1 LOB: 1 BB: 0 P: 17	R: 0 E: 0 K: 1 S: 8	H: 0 LOB: 0 BB: 0 P: 12	R: 1 E: 0 K: 0 S: 6	H: 1 LOB: 0 BB: 0 P: 7	R: 0 E: 0 K: 1 S: 7	H: 0 LOB: 0 BB: 0 P: 10	R: 0 E: 0 K: 0 S: 9	H: 0 LOB: 0 BB: 0 P: 15	R: 0 E: 0 K: 0 S: 5	H: 0 LOB: 0 BB: 0 P: 8	R: 1 E: 0 K: 1 S: 11	H: 2 LOB: 2 BB: 1 P: 21	R: 0 E: 0 K: 0 S: 10	H: 1 LOB: 0 BB: 0 P: 16	1B: 4 2B: 2 3B: 0 HR: 1	SF: 0 SAC: 1 DP: 2 HBP: 0	WP: 0 PB: 0 SB: 0 CS: 0	PA: 33					
PITCHER	IP WLS BF H R ER SO BB IBB HBP BLK WP HR S P ERA WHIP																										
Shawn Boskie, R (1, 1) ERA: 3.54	7.2		28	6	2	2	3	0	0	0	0	0	1	68	99	2.35	0.783										
Paul Assenmacher, L (8, 1) ERA: 3.45	0.1	W	2	0	0	0	1	0	1	0	0	0	0	3	9	0.00	0.000										
Jeff Pico, R (9, 1) ERA: 4.66	1.0	S	3	1	0	0	0	0	0	0	0	0	0	10	16	0.00	1.000										

livebaseballscorecards.com

AB	31
R	2
H	7
RBI	2
BB	1
SO	4
LOB	10



BOTTOM

San Francisco Giants @ Chicago Cubs

Wrigley Field, Chicago, IL

Sun Jul 22 1990, 3:33 AM CDT

Att. 33,708 - Overcast - 65 F

livebaseballscorecards.com

AB	35
R	4
H	12
RBI	4
BB	3
SO	3
LOB	19



WP:	1	PA:	38
PB:	0		
SB:	0		
CS:	1		

1B:	10	SF:	0
2B:	1	SAC:	0
3B:	1	DP:	0
HR:	0	HBP:	0

WP	HR	S	P	ERA	WHIP
0	0	0	0	0.00	0.000

AB R H RBI BB SO LOB

5	0	3	1	0	0	1
5	0	2	1	0	1	5
4	0	1	0	0	0	4
3	0	0	0	1	0	2
3	1	0	0	0	0	1
1	0	0	0	0	0	0
4	0	2	0	0	1	1
3	1	1	1	1	0	2
4	1	2	1	0	0	2
3	1	1	0	0	1	1
0	0	0	0	0	0	0
0	0	0	0	1	0	0
0	0	0	0	0	0	0

Batter	1	2	3	4	5	6	7	8	9
Doug Dascenzo, S OBP: 0.324, SLG: 0.404	0-0 23 CS 1B		0-1 P8		1-1 1 SAFE 1-2 1B		0-1 B2	0-0 1-2 2-H 1B	
23 Ryne Sandberg, R OBP: 0.376, SLG: 0.592	3-1 F8 1-2		1-1 1B		1-3 K		0-0 1-H FC6-2-5-1-1 3B	2-2 F8	
Mark Grace, L OBP: 0.333, SLG: 0.346	1-1 WP 1B		2-0 F8		0-0 G3		0-1 FC6-2-5-1-6 3-H		
Marvell Wynne, L OBP: 0.267, SLG: 0.354	2-1 F7 1-2			2-1 F8		4-2 FC6-4 BB	0-1 G1-3		
Dave Clark, L OBP: 0.284, SLG: 0.416		1-1 G6-3		0-1 G4-3		1 SAFE 1 SAFE FC6-4 1B 1-2f		2-2 G3	
Domingo Ramos, R OBP: 0.298, SLG: 0.284									
Luis Salazar, R OBP: 0.320, SLG: 0.422		2-3 K		2-2 1B		1 SAFE 1-1 G6-3 1-2		0-0 FC6-4 1B	
Shawon Dunston, R OBP: 0.303, SLG: 0.451		4-0 BB		1-0 G5-3		0-2 2-H 1B		0-0 FC6-4 2B 1-2f	
Joe Girardi, R OBP: 0.333, SLG: 0.400		0-0 F9			0-0 FC3-6 1B	1 SAFE 0-0 F8		0-1 1-H 1B 2B	
Shawn Boskie, R OBP: 0.276, SLG: 0.379			1-3 K		0-1 FC3-6 1B 1-2f		0-0 23 3B 1B	4-0 1B	
Paul Assenmacher, L OBP: 0.265, SLG: 0.225									
Lloyd McClendon, R OBP: 0.400, SLG: 0.389									
Jeff Pico, R									

Inning Stats	R: 0	H: 2	E: 0	K: 0	S: 8	R: 0	H: 0	E: 0	K: 1	S: 9	R: 0	H: 1	E: 0	K: 1	S: 9	R: 0	H: 1	E: 0	K: 0	S: 10	R: 1	H: 1	E: 0	K: 0	S: 10	R: 1	H: 2	E: 0	K: 0	S: 8	R: 2	H: 3	E: 0	K: 0	S: 12
	LOB: 1	BB: 0	LOB: 1	BB: 0	P: 13	LOB: 1	BB: 1	LOB: 1	BB: 1	P: 16	LOB: 1	BB: 0	LOB: 1	BB: 0	P: 13	LOB: 2	BB: 0	LOB: 1	BB: 1	P: 11	LOB: 1	BB: 1	LOB: 1	BB: 1	P: 15	LOB: 1	BB: 0	LOB: 1	BB: 0	P: 8	LOB: 2	BB: 1	LOB: 2	BB: 1	P: 20

PITCHER	IP	WLS	BF	H	R	ER	SO	BB	IBB	HBP	BLK	WP	HR	S	P	ERA	WHIP
Don Robinson, R ERA: 3.7	7.0		31	9	2	2	3	2	0	0	0	1	0	63	91	2.57	1.571
Atlee Hammaker, L ERA: 4.22	0.2	L	6	3	2	2	0	0	1	0	0	0	0	9	15	27.00	4.500
Steve Bedrosian, R ERA: 4.27	0.1		1	0	0	0	0	0	0	0	0	0	0	3	5	0.00	0.000

Batter	1	2	3	4	5	6	7	8	9	AB R H RBI BB SO LOB	TOP											
Brett Butler, L (1, 8) OBP: 0.379, SLG: 0.345 Mark Thurmond, L (7, 1) Terry Kennedy, L (9, PH) OBP: 0.356, SLG: 0.379	2-3 		0-0 E5 FC5-4 		2-1 G3 		4-2 FC6-4 BB 		0-0 FC6-4 1-2f 	3 0 0 0 1 1 1 0 0 0 0 0 0 0 1 0 0 0 0 0 2	<p>San Francisco Giants @ Los Angeles Dodgers Dodger Stadium, Los Angeles, CA</p> <p>Mon Jul 23 1990, 7:05 PM PDT Att: 43,202 - Unknown</p>											
Dave Anderson, R (1, 6) OBP: 0.276, SLG: 0.339	3-3 		0-1 FC5-4 1-2f 2-3 		2-2 L3 		0-0 FC6-4 1-2f 			4 0 0 0 0 1 4												
Rick Leach, L (1, 3) OBP: 0.418, SLG: 0.429	4-2 		3-1 L4 		3-2 1B 2B 		0-0 G3-1 			3 1 1 0 1 0 2												
Kevin Mitchell, R (1, 7) OBP: 0.385, SLG: 0.596 Ernest Riles, L (8, 4) OBP: 0.318, SLG: 0.360	1-1 P4 			1-0 WP 1B 		0-1 2-H 1B 		1-2 G6-3 		4 0 2 1 0 0 1 0 0 0 0 0 0 0												
Matt Williams, R (1, 5) OBP: 0.332, SLG: 0.514		2-0 P6 		4-2 L4-6 BB 		3-2 P3 		1-2 P2 		3 0 0 0 1 0 1												
Greg Litton, R (1, 4) OBP: 0.275, SLG: 0.303 (8, 7)		0-0 F8 		2-0 L4-6 1-2 		3-2 G6-3 		2-2 G5-3 		4 0 0 0 0 0 3												
Mark Leonard, L (1, 9)		2-3 		3-3 K 			2-3 K 			4 0 0 0 0 3 1												
Kirt Manwaring, R (1, 2) OBP: 0.286, SLG: 0.571 Bill Bathe, R (7, 2) OBP: 0.391, SLG: 0.579			2-2 FC5-4 SH1-4 1B 		3-2 L7 		2-3 			3 0 1 0 0 1 0 0 0 0 0 1 0 0												
Trevor Wilson, L (1, 1) Randy O'Neal, R (2, 1) OBP: 0.250, SLG: 0.250 Ed Vosberg, L (6, 1) Mike Kingery, L (7, PH) OBP: 0.353, SLG: 0.317 (7, 8)			0-0 SH1-4 		0-0 G4-3 		2-2 			0 0 0 0 0 0 0 1 0 0 0 0 0 0 0 0 0 0 0 0 0 1 0 1 0 1 0 0												
Inning Stats	R: 0 E: 0 K: 2 S: 10	H: 0 LOB: 1 BB: 1 P: 20	R: 0 E: 0 K: 1 S: 5	H: 0 LOB: 0 BB: 0 P: 9	R: 0 E: 1 K: 0 S: 9	H: 1 LOB: 2 BB: 0 P: 14	R: 0 E: 0 K: 1 S: 10	H: 1 LOB: 1 BB: 1 P: 20	R: 0 E: 0 K: 0 S: 6	H: 0 LOB: 0 BB: 0 P: 11		R: 1 E: 0 K: 0 S: 15	H: 2 LOB: 1 BB: 0 P: 26	R: 0 E: 0 K: 2 S: 13	H: 1 LOB: 2 BB: 1 P: 23	R: 0 E: 0 K: 0 S: 7	H: 0 LOB: 0 BB: 0 P: 9	R: 0 E: 0 K: 0 S: 12	H: 0 LOB: 2 BB: 2 P: 25	1B: 4 2B: 2 3B: 0 HR: 0	SF: 0 SAC: 1 DP: 1 HBP: 0	WP: 1 PB: 0 SB: 0 CS: 0
PITCHER	IP WLS BF H R ER SO BB IBB HBP BLK WP HR S P ERA WHIP																					
Fernando Valenzuela, L (1, 1) ERA: 3.68	6.0 W 24 4 1 1 4 2 0 0 0 1 0 55 100 1.50 1.000																					
Tim Crews, R (7, 1) ERA: 2.83	2.0 8 1 0 0 2 1 0 0 0 0 0 20 32 0.00 1.000																					
Jim Gott, R (9, 1) ERA: 4.3	1.0 5 0 0 0 0 2 0 0 0 0 0 12 25 0.00 2.000																					

AB	31
R	1
H	5
RBI	1
BB	5
SO	6
LOB	15



Batter	1	2	3	4	5	6	7	8	9	AB R H RBI BB SO LOB	TOP	
Brett Butler, L (1, 8) OBP: 0.377, SLG: 0.345 Atlee Hammaker, S (8, 1) OBP: 0.125, SLG: 0.067	1-0 S 1B		0-0 G4-3			3-2 E4		1-1 SF8		3 0 1 1 0 0 0 0 0 0 0 0 0 0	<p>San Francisco Giants @ Los Angeles Dodgers Dodger Stadium, Los Angeles, CA</p> <p>Tue Jul 24 1990, 7:05 PM PDT Att. 39,279 - Unknown - 70 F</p>	
Ernest Riles, L (1, 4) OBP: 0.308, SLG: 0.346 Ed Vosberg, L (6, 1) Mike Kingery, L (8, PH) OBP: 0.348, SLG: 0.311	1-2 F9			1-0 G3-4-1		3-2 P6		1-2 G4-3		3 0 0 0 0 0 2 0 0 0 0 0 0 0 1 0 0 0 0 0 1		
Rick Leach, L (1, 3) OBP: 0.408, SLG: 0.416	1-0 F7			1-2 G3			1-1 F9		2-3 K	4 0 0 0 0 1 1		
Kevin Mitchell, R (1, 7) OBP: 0.384, SLG: 0.591	2-2 G5-3			1-3 K			0-0 L6		2-2 G5-3 1B	4 0 1 0 0 1 1		
Matt Williams, R (1, 5) OBP: 0.328, SLG: 0.508		2-3 K			1-2 P3		1-1 F9		0-0 G5-3	4 0 0 0 0 1 1		
Mark Leonard, L (1, 9)		1-3 K			0-0 P5			4-0 FC4-6 E BB	2-3 K	3 1 0 0 1 2 1		
Terry Kennedy, L (1, 2) OBP: 0.351, SLG: 0.374		2-2 P6			0-0 F9			2-1 E6 FC4-6		3 0 0 0 0 0 1		
Jose Uribe, S (1, 6) OBP: 0.309, SLG: 0.333			1-1 P4			2-3 K		0-1 FC4-6 E SF8		3 1 0 0 0 1 2		
John Burkett, R (1, 1) OBP: 0.128, SLG: 0.081 Greg Litton, R (6, PH) OBP: 0.269, SLG: 0.297			1-3 K			2-3 K		0-1 E6		1 0 0 0 0 1 0 2 0 0 1 0 1 1		
Inning Stats	R: 0 H: 1 E: 0 LOB: 1 K: 0 BB: 0 S: 12 P: 17	R: 0 H: 0 E: 0 LOB: 0 K: 2 BB: 0 S: 11 P: 16	R: 0 H: 0 E: 0 LOB: 0 K: 1 BB: 0 S: 6 P: 8	R: 0 H: 0 E: 0 LOB: 0 K: 1 BB: 0 S: 7 P: 10	R: 0 H: 0 E: 0 LOB: 0 K: 0 BB: 0 S: 5 P: 6	R: 0 H: 0 E: 1 LOB: 1 K: 2 BB: 0 S: 15 P: 25	R: 0 H: 0 E: 0 LOB: 0 K: 0 BB: 0 S: 5 P: 7	R: 2 H: 0 E: 2 LOB: 1 K: 0 BB: 1 S: 11 P: 19	R: 0 H: 1 E: 0 LOB: 1 K: 2 BB: 0 S: 13 P: 19	1B: 2 SF: 1 2B: 0 SAC: 0 3B: 0 DP: 0 HR: 0 HBP: 0		WP: 0 PA: 33 PB: 0 SB: 1 CS: 0
PITCHER Ramon Martinez, R (1, 1) ERA: 2.77	IP WLS BF H R ER SO BB IBB HBP BLK WP HR S P ERA WHIP	9.0 W 33 2 2 0 8 1 0 0 0 0 0 0 85 127 0.00 0.333										

livebaseballscorecards.com

AB	31
R	2
H	2
RBI	2
BB	1
SO	8
LOB	11



Batter	1	2	3	4	5	6	7	8	9	AB R H RBI BB SO LOB	TOP											
Brett Butler, L (1, 8) OBP: 0.380, SLG: 0.352	2-1 G4-3 HR 1B	3-2		1-1 G3		4-0 1B 2B BB		1-3 K		4 2 2 0 1 1 1												
Rick Leach, L (1, 9) OBP: 0.400, SLG: 0.407	1-0 G4-3	2-0 G4-3			0-3 K	2-2 SF7		2-3 K		3 0 0 0 0 1 2												
Bill Bathe, R (6, PH) OBP: 0.375, SLG: 0.579	1-2									0 0 0 1 0 0 0												
Mike Kingery, L (6, 9) OBP: 0.343, SLG: 0.306										1 0 0 0 0 1 0												
Will Clark, L (1, 3) OBP: 0.345, SLG: 0.457	3-3 K			1-1 G6-3 2B		2-2 2B		1-3 2B 1B		5 0 3 1 0 2 1												
Kevin Mitchell, R (1, 7) OBP: 0.387, SLG: 0.602	4-1 HR BB			0-0 G6-3		0-0 F9		2-2 2B		4 2 2 2 1 0 2												
Matt Williams, R (1, 5) OBP: 0.332, SLG: 0.515	1-0 HR			1-2 G1-3		4-0 IBB		4-0 IBB		3 1 1 3 2 1 1												
Gary Carter, R (1, 2) OBP: 0.382, SLG: 0.486	2-2 1B			2-3 K		1-1 G4-3		0-2 L8		5 0 1 0 0 2 6												
Robby Thompson, R (1, 4) OBP: 0.283, SLG: 0.357	0-1 G4-3			2-1 G4-3		4-2 1B SF7 BB		1-1 F7		4 1 0 0 1 0 1												
Jose Uribe, S (1, 6) OBP: 0.308, SLG: 0.332		1-0 G4-3		0-0 G6-3		0-0 1B S 1B		2-2 P6		4 1 1 0 0 0 0												
Scott Garrelts, R (1, 1) OBP: 0.100, SLG: 0.063		0-0 G5-3		4-0 BB		1-2 L4		1-3 K		3 0 0 0 1 1 2												
Steve Bedrosian, R (8, 1)										0 0 0 0 0 0 0												
Inning Stats	R: 3 E: 0 K: 1 S: 13	H: 3 LOB: 1 BB: 1 P: 26	R: 0 E: 0 K: 0 S: 6	H: 1 LOB: 1 BB: 0 P: 12	R: 0 E: 0 K: 1 S: 11	H: 1 LOB: 1 BB: 0 P: 15	R: 0 E: 0 K: 0 S: 5	H: 0 LOB: 1 BB: 1 P: 12	R: 0 E: 0 K: 1 S: 9	H: 1 LOB: 2 BB: 1 P: 16	R: 3 E: 0 K: 0 S: 16	H: 3 LOB: 3 BB: 3 P: 33	R: 0 E: 0 K: 1 S: 8	H: 0 LOB: 0 BB: 0 P: 12	R: 0 E: 0 K: 3 S: 11	H: 0 LOB: 0 BB: 0 P: 15	R: 1 E: 0 K: 2 S: 11	H: 1 LOB: 0 BB: 0 P: 16	1B: 4 2B: 3 3B: 1 HR: 2	SF: 1 SAC: 0 DP: 0 HBP: 0	WP: 0 PB: 0 SB: 1 CS: 0	PA: 43
PITCHER	IP WLS BF H R ER SO BB IBB HBP BLK WP HR S P ERA WHIP																					
Mike Morgan, R (1, 1) ERA: 3.64	5.1 L 28 7 6 6 3 4 1 0 0 0 0 1 50 96 10.12 2.062																					
Ray Seavage, L (6, 1) ERA: 3.66	0.1 2 1 0 0 0 0 0 0 0 0 0 0 4 6 0.00 3.000																					
Tim Crews, R (6, 1) ERA: 2.77	1.1 6 1 0 0 1 0 1 0 0 0 0 0 14 24 0.00 0.750																					
Mike Hartley, R (8, 1) ERA: 4.11	2.0 7 1 1 1 5 0 0 0 0 0 0 1 22 31 4.50 0.500																					

San Francisco Giants @ Los Angeles Dodgers
 Dodger Stadium, Los Angeles, CA
 Wed Jul 25 1990, 7:05 PM PDT
 Att: 40,500 - Unknown

livebaseballscorecards.com

AB	36
R	7
H	10
RBI	7
BB	6
SO	9
LOB	16



Batter	1	2	3	4	5	6	7	8	9	AB	R	H	RBI	BB	SO	LOB
Lenny Harris, L OBP: 0.341, SLG: 0.383 (1, 5)	0-0 E6		3-2 1B		1-2 FC3-6			1-1 WP 3B		4	1	2	0	0	0	1
Kirk Gibson, L OBP: 0.331, SLG: 0.409 (1, 8)	1-2 P2		1-0 CS 1B		0-0 G3			2-1 F8 1B 2B		4	1	2	0	0	0	2
Kal Daniels, L OBP: 0.375, SLG: 0.511 (1, 7)	3-1 F7		1-1 P4				1-1 G4-6-3 1B	0-1 F8		4	0	1	0	0	0	4
Eddie Murray, S OBP: 0.389, SLG: 0.485 (1, 3)	3-2 G4-3		1-0 CS 1-2	3-1 G3		1-1 G4-6-3 1-2f	1-1 G4-6-3 1B	3-2 G6-4-3 1B		4	0	1	1	0	0	2
Hubie Brooks, R OBP: 0.288, SLG: 0.400 (1, 9)		1-2 G4-3		1-0 F7		2-2 P3		0-1 G6-4-3 1-2f		4	0	0	0	0	0	1
Mike Scioscia, L OBP: 0.331, SLG: 0.410 (1, 2)		1-0 E 1B		0-0 S 1B			4-2 L4-3 BB		1-2 G4-3	3	0	2	0	1	0	0
Juan Samuel, R OBP: 0.285, SLG: 0.337 (1, 4)		0-1 F9		2-3 K			0-1 L4-3		2-3 K	4	0	0	0	0	2	3
Jose Vizcaino, S OBP: 0.357, SLG: 0.400 (1, 6)		2-2 G3			1-2 G4-3		0-0 2B		1-1 F8	4	0	1	0	0	0	1
Mike Morgan, R OBP: 0.128, SLG: 0.089 Ray Searage, L Tim Crews, R Chris Gwynn, L Mike Hartley, R			0-0 P6		4-0 FC3-6 BB		1-2 L4			1	0	0	0	1	0	0

Inning Stats	R: 0	H: 0	E: 1	K: 0	S: 9	R: 0	H: 1	E: 1	K: 0	S: 10	R: 0	H: 2	E: 0	K: 0	S: 8	R: 0	H: 1	E: 0	K: 1	S: 7	R: 0	H: 0	E: 0	K: 0	S: 7	R: 0	H: 1	E: 0	K: 0	S: 9	R: 0	H: 1	E: 0	K: 0	S: 10	R: 2	H: 3	E: 0	K: 0	S: 11	R: 0	H: 0	E: 0	K: 1	S: 9	1B: 6	SF: 0	2B: 3	SAC: 0	3B: 1	DP: 3	HR: 0	HBP: 0	WP: 1	PA: 36
--------------	------	------	------	------	------	------	------	------	------	-------	------	------	------	------	------	------	------	------	------	------	------	------	------	------	------	------	------	------	------	------	------	------	------	------	-------	------	------	------	------	-------	------	------	------	------	------	-------	-------	-------	--------	-------	-------	-------	--------	-------	--------

PITCHER	IP	WLS	BF	H	R	ER	SO	BB	IBB	HBP	BLK	WP	HR	S	P	ERA	WHIP
Scott Garrelts, R ERA: 4.22 (1, 1)	7.0	W	29	8	2	2	1	2	0	0	0	1	0	64	105	2.57	1.429
Steve Bedrosian, R ERA: 4.1 (8, 1)	2.0		6	1	0	0	1	0	0	0	0	0	0	16	23	0.00	0.500

BOTTOM

San Francisco Giants @ Los Angeles Dodgers
Dodger Stadium, Los Angeles, CA
 Wed Jul 25 1990, 7:05 PM PDT
 Att. 40,500 - Unknown

livebaseballscores.com

AB	33
R	2
H	9
RBI	1
BB	2
SO	2
LOB	15



Batter	1	2	3	4	5	6	7	8	9	AB R H RBI BB SO LOB	TOP																
Chris Sabo, R OBP: 0.364, SLG: 0.499 (1, 5)	1-1 1B 2B	1-0 HBP			0-1 F8		4-2 BB		0-0 F7	3 1 1 0 1 0 2																	
Billy Hatcher, R OBP: 0.344, SLG: 0.394 (1, 7)	0-0 2B 1B	1-2 1B	L1-4		1-0 F3		2-0 F6			4 1 1 0 0 0 3																	
Eric Davis, R OBP: 0.341, SLG: 0.465 (1, 8)	1-1 SH1 SF9 2B			4-2 G4-6-3 BB	0-0 5-3			0-1 6-3		3 1 1 2 1 0 0																	
Glenn Braggs, R OBP: 0.369, SLG: 0.429 (1, 9)	4-2 SF9 SH1 BB			4-2 G4-6-3 BB		0-0 CS 1B		2-3 K		2 0 1 0 2 1 0																	
Hal Morris, L OBP: 0.425, SLG: 0.543 (1, 3)	0-0 SH1			0-2 G4-6-3	0-1 1B			2-2 1-3		3 0 1 0 0 0 2																	
Luis Quinones, S OBP: 0.311, SLG: 0.319 (1, 6)	0-0 SF9			0-3 K	1-2 1B			1-0 BB		3 0 2 1 0 1 1																	
Herm Winningham, L OBP: 0.286, SLG: 0.385 (9, PR)	2-3 3-H				1-2 1B			1-0 BB		0 0 0 0 0 0 0																	
Joe Oliver, R OBP: 0.328, SLG: 0.367 (1, 2)	2-2 6-3				0-0 F8			4-2 BB		3 0 0 0 0 0 3																	
Paul O'Neill, L OBP: 0.346, SLG: 0.428 (9, PH)					1-0 G5-4-3			1-2 BB		0 0 0 0 1 0 0																	
Ron Oester, S OBP: 0.347, SLG: 0.387 (1, 4)		2-3 K			1-3 K			2-2 F7		3 0 0 0 1 2 0																	
Jose Rijo, R OBP: 0.121, SLG: 0.121 (1, 1)		0-1 E5			0-0 F9			0-0 5-3		3 0 1 0 0 0 0																	
Todd Benzinger, S OBP: 0.301, SLG: 0.354 (9, PH)		L1-4 1B						2-2 F7		1 0 0 0 0 0 2																	
Inning Stats	R: 3 E: 0 K: 0 S: 17	H: 3 LOB: 1 BB: 1 P: 25	R: 0 E: 1 K: 1 S: 14	H: 1 LOB: 1 BB: 0 P: 18	R: 0 E: 0 K: 1 S: 11	H: 0 LOB: 1 BB: 2 P: 19	R: 0 E: 0 K: 1 S: 5	H: 0 LOB: 0 BB: 0 P: 6	R: 0 E: 0 K: 0 S: 4	H: 0 LOB: 0 BB: 0 P: 5	R: 0 E: 0 K: 0 S: 8	H: 3 LOB: 1 BB: 0 P: 10	R: 0 E: 0 K: 0 S: 8	H: 0 LOB: 1 BB: 1 P: 16	R: 0 E: 0 K: 1 S: 8	H: 0 LOB: 0 BB: 0 P: 12	R: 0 E: 0 K: 0 S: 11	H: 1 LOB: 2 BB: 2 P: 21	1B: 7 2B: 2 3B: 0 HR: 0	SF: 1 SAC: 1 DP: 3 HBP: 1	WP: 0 PB: 0 SB: 0 CS: 1	PA: 37					
PITCHER	IP WLS BF H R ER SO BB IBB HBP BLK WP HR S P ERA WHIP																										
Trevor Wilson, L ERA: 3.86 (1, 1)	5.1		24	7	3	3	3	3	0	1	0	0	0	58	81	5.06	1.875										
Mark Thurmond, L ERA: 3.23 (6, 1)	1.2	W	5	0	0	0	0	1	0	0	0	0	0	9	18	0.00	0.600										
Jeff Brantley, R ERA: 1.62 (8, 1)	2.0	S	8	1	0	0	1	2	0	0	0	0	0	19	33	0.00	1.500										

Cincinnati Reds @ San Francisco Giants
 Candlestick Park, San Francisco, CA
 Thu Jul 26 1990, 10:05 PM EDT
 Att. 34,684 - Unknown

AB	28
R	3
H	8
RBI	3
BB	6
SO	4
LOB	13



Batter	1	2	3	4	5	6	7	8	9	AB	R	H	RBI	BB	SO	LOB					
Brett Butler, L OBP: 0.385, SLG: 0.359 (1, 8)	1-0 BB 1B		2-2 HR 1B	0-1 1-2 2-3 3-H 1B			2-2 1B G4-6-3 1B			4	2	4	1	0	0	0					
Rick Leach, L OBP: 0.409, SLG: 0.434 (1, 9) Jeff Brantley, R OBP: 0.286, SLG: 0.429 (8, 1)	4-2 2B BB 1-2		2-1 HR 1-H	1-1 P5			1-0 G4-6-3 1B 1-3			3	1	2	2	1	0	3					
Will Clark, L OBP: 0.344, SLG: 0.454 (1, 3)	2-3 K		4-0 BB	2-3 K			0-0 G4-6-3 1-2f 3-H			3	0	0	0	1	2	5					
Kevin Mitchell, R OBP: 0.385, SLG: 0.601 (1, 7)	1-1 2B 1-3		0-0 F4		0-0 5-3		1-1 F8			4	0	1	0	0	0	1					
Matt Williams, R OBP: 0.328, SLG: 0.509 (1, 5)	0-0 F9		0-1 F8		0-0 F8			1-2 G3		4	0	0	0	0	0	3					
Terry Kennedy, L OBP: 0.350, SLG: 0.371 (1, 2)		0-0 1-3		2-1 1B 1B 1B	3-2 F7			0-0 F9		4	1	1	0	0	0	0					
Robby Thompson, R OBP: 0.296, SLG: 0.362 (1, 4)		2-3 K		1-0 1B 1B 1B		2-1 P4		1-1 2B		4	0	2	0	0	1	0					
Jose Uribe, S OBP: 0.307, SLG: 0.329 (1, 6)		1-2 F8		1-3 K		0-0 F8		4-0 IBB		3	0	0	0	1	1	2					
Trevor Wilson, L OBP: 0.050, SLG: 0.050 (1, 1) Mark Thurmond, L (6, 1) Mike Kingery, L OBP: 0.338, SLG: 0.302 (8, 9)			0-2 6-3	0-1 1B 1-2 2-3 1B		1-3 K		0-3 K		2	0	1	0	0	0	0					
Inning Stats	R: 0 E: 0 K: 1 S: 10	H: 2 LOB: 2 BB: 1 P: 18	R: 0 E: 0 K: 1 S: 8	H: 0 LOB: 0 BB: 0 P: 11	R: 2 E: 0 K: 0 S: 12	H: 2 LOB: 1 BB: 1 P: 20	R: 1 E: 0 K: 2 S: 18	H: 4 LOB: 3 BB: 0 P: 25	R: 0 E: 0 K: 0 S: 6	H: 0 LOB: 0 BB: 0 P: 9	R: 0 E: 0 K: 1 S: 6	H: 0 LOB: 0 BB: 0 P: 9	R: 1 E: 0 K: 0 S: 7	H: 2 LOB: 0 BB: 0 P: 11	R: 0 E: 0 K: 1 S: 10	H: 1 LOB: 2 BB: 1 P: 16	1B: 8 2B: 2 3B: 0 HR: 1	SF: 0 SAC: 0 DP: 1 HBP: 0	WP: 0 PB: 0 SB: 0 CS: 0	PA: 36	
PITCHER Jose Rijo, R ERA: 3.51 (1, 1)	IP 8.0	WLS L	BF 36	H 11	R 4	ER 4	SO 6	BB 2	IBB 1	HBP 0	BLK 0	WP 0	HR 1	S 77	P 119	ERA 4.50	WHIP 1.625				

BOTTOM


Cincinnati Reds @ San Francisco Giants
Candlestick Park, San Francisco, CA

Thu Jul 26 1990, 10:05 PM EDT
Att. 34,684 - Unknown

livebaseballscorecards.com

AB	33
R	4
H	11
RBI	3
BB	3
SO	6
LOB	16



Batter	1	2	3	4	5	6	7	8	9	AB R H RBI BB SO LOB	TOP														
Chris Sabo, R (1, 5) OBP: 0.365, SLG: 0.504	0-1 1B HR 2B		1-1 6-3		1-1 2B			0-0 B1-3		4 1 2 0 0 0 0	<p>Cincinnati Reds @ San Francisco Giants Candlestick Park, San Francisco, CA</p> <p>Fri Jul 27 1990, 10:05 PM EDT Att: 32,820 - Unknown</p> <p>livebaseballscorecards.com</p> <table border="1"> <tr><td>AB</td><td>33</td></tr> <tr><td>R</td><td>3</td></tr> <tr><td>H</td><td>7</td></tr> <tr><td>RBI</td><td>3</td></tr> <tr><td>BB</td><td>0</td></tr> <tr><td>SO</td><td>6</td></tr> <tr><td>LOB</td><td>6</td></tr> </table> 	AB	33	R	3	H	7	RBI	3	BB	0	SO	6	LOB	6
AB	33																								
R	3																								
H	7																								
RBI	3																								
BB	0																								
SO	6																								
LOB	6																								
Barry Larkin, R (1, 6) OBP: 0.375, SLG: 0.432	1-2 HR 1B		1-2 6-3		0-1 G6-3			2-1 F9		4 1 1 0 0 0 1															
Paul O'Neill, L (1, 9) OBP: 0.348, SLG: 0.438	0-0 HR		1-0 F8					1-2 4-3		4 1 2 3 0 0 0															
Eric Davis, R (1, 8) OBP: 0.340, SLG: 0.462	1-0 6-3			2-0 4-3 S 1B				2-3 K		4 0 1 0 0 2 1															
Hal Morris, L (1, 3) OBP: 0.419, SLG: 0.541	1-1 F8			0-0 L8				3-2 F8		4 0 1 0 0 0 1															
Glenn Braggs, R (1, 7) OBP: 0.363, SLG: 0.422	1-1 P5			2-1 4-3				0-3 K		4 0 0 0 0 1 2															
Randy Myers, L (9, 1) OBP: 0.500, SLG: 0.500				1-3						0 0 0 0 0 0 0															
Ron Oester, S (1, 4) OBP: 0.339, SLG: 0.377		0-0 4-3		3-2 L8				0-1 3-1		3 0 0 0 0 0 1															
Joe Oliver, R (1, 2) OBP: 0.324, SLG: 0.363		2-0 F7			0-3 K			0-3 K2-3		3 0 0 0 0 2 0															
Scott Scudder, R (1, 1) OBP: 0.111, SLG: 0.111		2-1 6-3			1-3 K			2-1 5-3		3 0 0 0 0 1 0															
Billy Hatcher, R (9, 7) OBP: 0.344, SLG: 0.394										0 0 0 0 0 0 0															
Inning Stats	R: 3 E: 0 K: 0 S: 14	H: 3 LOB: 0 BB: 0 P: 18	R: 0 E: 0 K: 0 S: 4	H: 0 LOB: 0 BB: 0 P: 8	R: 0 E: 0 K: 0 S: 6	H: 0 LOB: 0 BB: 0 P: 9	R: 0 E: 0 K: 0 S: 7	H: 1 LOB: 1 BB: 0 P: 14	R: 0 E: 0 K: 1 S: 8	H: 2 LOB: 1 BB: 0 P: 10	R: 0 E: 0 K: 1 S: 7	H: 0 LOB: 0 BB: 0 P: 9	R: 0 E: 0 K: 2 S: 10	H: 0 LOB: 0 BB: 0 P: 15	R: 0 E: 0 K: 2 S: 10	H: 0 LOB: 0 BB: 0 P: 15	1B: 3 2B: 3 3B: 0 HR: 1	SF: 0 SAC: 0 DP: 0 HBP: 0	WP: 0 PB: 0 SB: 1 CS: 0	PA: 33					
PITCHER Don Robinson, R (1, 1) ERA: 3.63	IP: 9.0 WLS: W BF: 33 H: 7 R: 3 ER: 3 SO: 6 BB: 0 IBB: 0 HBP: 0 BLK: 0 WP: 0 HR: 1 S: 72 P: 104 ERA: 3.00 WHIP: 0.778																								

Batter	1	2	3	4	5	6	7	8	9	10	11	AB R H RBI BB SO LOB	TOP											
Chris Sabo, R OBP: 0.363, SLG: 0.499 (1, 5)	K2-3		G5-3			K		FC1-6			B5-3	4 0 0 0 1 2 1	<p>Cincinnati Reds @ San Francisco Giants</p> <p>Candlestick Park, San Francisco, CA</p> <p>Sat Jul 28 1990, 6:33 AM EDT</p> <p>Att. 48,161 - Sunny</p>											
Barry Larkin, R OBP: 0.373, SLG: 0.427 (1, 6)	L7			BB		F8		CS	G6-3		B5-3	4 0 0 0 1 0 1												
Paul O'Neill, L OBP: 0.346, SLG: 0.438 Randy Myers, L OBP: 0.500, SLG: 0.500 (1, 9) (11, 1)	P5			BB	F8		G6-3				G3-1	5 1 1 0 0 1 1 0 0 0 0 0 0 0												
Eric Davis, R OBP: 0.346, SLG: 0.466 (1, 8)		FC6-4				G6-3						4 0 3 0 0 0 1												
Hal Morris, L OBP: 0.413, SLG: 0.531 Rob Dibble, L OBP: 0.344, SLG: 0.394 (1, 3) (9, 1) (11, 7)	FC6-4				G4-6-3							4 1 1 1 0 1 4 0 0 0 0 0 0 0 0 0 0 0 0 0 0												
Glenn Braggs, R OBP: 0.365, SLG: 0.425 (1, 7) (11, 9)	K					G6-3						3 0 1 1 1 1 1												
Ron Oester, S OBP: 0.331, SLG: 0.368 (1, 4)	K					K						3 0 0 0 0 3 2												
Joe Oliver, R OBP: 0.323, SLG: 0.358 (1, 2)	K2-3					K						3 0 0 0 1 2 2												
Tom Browning, L OBP: 0.127, SLG: 0.130 Todd Benzinger, S OBP: 0.300, SLG: 0.353 (1, 1) (9, 3)	G5-3					G6-3						3 0 0 0 0 1 1 1 0 0 0 0 0 1												
Inning Stats	R: 0 H: 0 E: 0 K: 1 S: 8	H: 0 LOB: 0 BB: 0 P: 10	R: 0 H: 1 E: 0 K: 2 S: 9	H: 1 LOB: 1 BB: 0 P: 17	R: 0 H: 0 E: 0 K: 1 S: 11	H: 0 LOB: 0 BB: 0 P: 17	R: 0 H: 1 E: 0 K: 2 S: 14	H: 1 LOB: 1 BB: 1 P: 20	R: 0 H: 0 E: 0 K: 2 S: 10	H: 0 LOB: 0 BB: 0 P: 13	R: 0 H: 0 E: 0 K: 1 S: 7	H: 0 LOB: 0 BB: 0 P: 10		R: 2 H: 3 E: 0 K: 1 S: 11	H: 3 LOB: 1 BB: 0 P: 19	R: 0 H: 0 E: 0 K: 2 S: 6	H: 0 LOB: 0 BB: 1 P: 11	R: 0 H: 1 E: 0 K: 2 S: 12	H: 1 LOB: 1 BB: 0 P: 15	R: 0 H: 0 E: 0 K: 2 S: 5	H: 0 LOB: 1 BB: 1 P: 11	R: 0 H: 0 E: 0 K: 0 S: 8	H: 0 LOB: 0 BB: 1 P: 16	1B: 4 SF: 0 2B: 3 SAC: 1 3B: 0 DP: 4 HR: 0 HBP: 0
PITCHER	IP WLS BF H R ER SO BB IBB HBP BLK WP HR S P ERA WHIP																							
John Burkett, R ERA: 3.57 (1, 1)	6.1	24	5	2	2	7	1	0	0	0	0	0	0	0	66	101	2.84	0.947						
Mark Thurmond, L ERA: 3.1 (7, 1)	1.2	4	0	0	0	2	1	0	0	0	0	0	0	0	10	16	0.00	0.600						
Atlee Hammaker, L ERA: 4.09 (9, 1)	1.0	6	1	0	0	2	1	0	0	0	0	0	0	0	13	20	0.00	2.000						
Steve Bedrosian, R ERA: 3.93 (10, 1)	2.0	W 5	0	0	0	0	1	0	0	0	0	0	0	0	12	22	0.00	0.500						

livebaseballscorecards.com

AB	34
R	2
H	6
RBI	2
BB	4
SO	11
LOB	15




Batter	1	2	3	4	5	6	7	8	9	10	11	AB R H RBI BB SO LOB
Brett Butler, L OBP: 0.271, SLG: 0.352 (1, 8)	2-2 E7 1B		3-3 K			3-2 G4-3		0-3 K			0-3 K	5 1 0 0 0 3 1
Greg Litton, R OBP: 0.298, SLG: 0.302 (1, 9)	0-1 F8 1B		0-1 G5-3			1-3 K			0-1 HR		2-3 K	3 0 1 1 0 1 0
Mike Kingery, L OBP: 0.338, SLG: 0.302 (7, 9)												0 0 0 0 0 0 0
Dave Anderson, R OBP: 0.288, SLG: 0.404 (9, PH)												1 1 1 1 0 0 0
Rick Leach, L OBP: 0.408, SLG: 0.453 (10, 9)												1 0 0 0 0 1 1
Will Clark, L OBP: 0.346, SLG: 0.454 (1, 3)	0-1 1-2 1B				2-0 F8	1-3 K			2-0 P5		0-0 1B	5 0 2 0 0 1 0
Kevin Mitchell, R OBP: 0.381, SLG: 0.591 (1, 7)	1-0 F8				3-3 K		0-0 F8		1-0 CS 1B		3-2 1B	5 0 2 1 0 1 2
Matt Williams, R OBP: 0.322, SLG: 0.499 (1, 5)	0-2 F8				0-1 P4		2-2 G6-3		2-3 K			4 0 0 0 0 1 2
Gary Carter, R OBP: 0.376, SLG: 0.474 (1, 2)		1-2 F9			3-1 F9		0-0 FC6-4 1B			1-2 F8		4 0 1 0 0 0 0
Robby Thompson, R OBP: 0.295, SLG: 0.368 (1, 4)		0-1 P3			0-0 G1-3 1B		1-2 FC6-4			1-3 K		4 0 1 0 0 1 1
Jose Uribe, S OBP: 0.301, SLG: 0.322 (1, 6)		0-0 G6-3			0-1 G1-3			3-2 F9		2-3 K		4 0 0 0 0 1 1
John Burkett, R OBP: 0.122, SLG: 0.077 (7, 1)			0-1 L9		1-0 L8			3-3 K			1-2 1B 1B	2 0 0 0 0 0 1
Mark Thurmond, L OBP: 0.385, SLG: 0.571 (8, PH)												0 0 0 0 0 0 0
Bill Bathe, R OBP: 0.125, SLG: 0.267 (9, 1)												1 0 0 0 0 1 0
Atlee Hammaker, S OBP: 0.125, SLG: 0.267 (10, 1)												0 0 0 0 0 0 0
Steve Bedrosian, R OBP: 0.315, SLG: 0.354 (11, PH)												0 0 0 0 0 0 0
Ernest Riles, L												1 1 1 0 0 0 0


Inning Stats	R: 1	H: 2	R: 0	H: 0	R: 0	H: 0	R: 0	H: 1	R: 0	H: 0	R: 0	H: 1	R: 0	H: 2	R: 0	H: 0	R: 1	H: 3	
E: 1	LOB: 1	E: 0	LOB: 0	E: 0	LOB: 0	E: 0	LOB: 1	E: 0	LOB: 0	E: 0	LOB: 0	E: 0	LOB: 1	E: 0	LOB: 0	E: 0	LOB: 0	E: 0	LOB: 2
K: 0	BB: 0	K: 0	BB: 0	K: 1	BB: 0	K: 0	BB: 0	K: 0	BB: 0	K: 2	BB: 0	K: 0	BB: 0	K: 1	BB: 0	K: 2	BB: 0	K: 2	BB: 0
S: 14	P: 17	S: 6	P: 7	S: 7	P: 10	S: 6	P: 10	S: 6	P: 10	S: 9	P: 14	S: 8	P: 11	S: 7	P: 12	S: 12	P: 18	S: 13	P: 19

PITCHER	IP	WLS	BF	H	R	ER	SO	BB	IBB	HBP	BLK	WP	HR	S	P	ERA	WHIP
Tom Browning, L ERA: 2.76 (1, 1)	8.1		31	6	2	1	6	0	0	0	0	0	1	72	105	1.08	0.720
Rob Dibble, R ERA: 1.93 (9, 1)	1.2		4	0	0	0	3	0	0	0	0	0	0	12	18	0.00	0.000
Randy Myers, L ERA: 2.0 (11, 1)	0.2	L	5	3	1	1	2	0	0	0	0	0	0	13	19	13.50	4.500

BOTTOM	
Cincinnati Reds @ San Francisco Giants Candlestick Park, San Francisco, CA	
AB 40	
R 3	
H 9	
RBI 3	
BB 0	
SO 11	
LOB 9	
WP: 0 PA: 40	
PB: 0	
SB: 0	
CS: 1	

Sat Jul 28 1990, 6:33 AM EDT
Att. 48,161 - Sunny



Batter	1	2	3	4	5	6	7	8	9	AB R H RBI BB SO LOB	TOP														
Chris Sabo, R (1, 5) OBP: 0.360, SLG: 0.493	1-0 1-3			0-0 F7		2-1 6-3			1-0 P5	4 0 0 0 0 0 1	<p>Cincinnati Reds @ San Francisco Giants Candlestick Park, San Francisco, CA</p> <p>Sun Jul 29 1990, 6:33 AM EDT Att: 55,792 - Unknown</p> <p>livebaseballscorecards.com</p> <table border="1"> <tr><td>AB</td><td>27</td></tr> <tr><td>R</td><td>0</td></tr> <tr><td>H</td><td>1</td></tr> <tr><td>RBI</td><td>0</td></tr> <tr><td>BB</td><td>4</td></tr> <tr><td>SO</td><td>5</td></tr> <tr><td>LOB</td><td>9</td></tr> </table> 	AB	27	R	0	H	1	RBI	0	BB	4	SO	5	LOB	9
AB	27																								
R	0																								
H	1																								
RBI	0																								
BB	4																								
SO	5																								
LOB	9																								
Barry Larkin, R (1, 6) OBP: 0.371, SLG: 0.424	0-1 1-3			3-3 K			4-2 BB	3-2 P3	3 0 0 0 1 1 1																
Paul O'Neill, L (1, 9) OBP: 0.345, SLG: 0.435	2-1 F7			3-2 F8			0-0 G4-6-3	0-0 1B	4 0 1 0 0 0 1																
Eric Davis, R (1, 8) OBP: 0.348, SLG: 0.462		2-0 F8			4-2 BB		4-1 BB	0-0 F7	2 0 0 0 2 0 2																
Hal Morris, L (1, 3) OBP: 0.403, SLG: 0.517		3-1 F8			0-0 F9		0-1 1-3		3 0 0 0 0 0 2																
Glenn Braggs, R (1, 7) OBP: 0.361, SLG: 0.419		3-3 K			2-3 K			3-2 6-3	3 0 0 0 0 2 1																
Ron Oester, S (1, 4) OBP: 0.323, SLG: 0.359			1-1 B5-3		3-1 4-3			3-1 F7	3 0 0 0 0 0 1																
Jeff Reed, L (1, 2) OBP: 0.317, SLG: 0.361			1-0 6-3			1-0 G4-3		0-0 4-3	3 0 0 0 0 0 0																
Jack Armstrong, R (1, 1) OBP: 0.116, SLG: 0.095 Todd Benzing, S (9, PH) OBP: 0.302, SLG: 0.353			3-3 K			0-3 K		4-2 1B BB	2 0 0 0 0 2 0 0 0 0 0 1 0 0																
Inning Stats	R: 0 E: 0 K: 0 S: 5	H: 0 LOB: 0 BB: 0 P: 8	R: 0 E: 0 K: 1 S: 7	H: 0 LOB: 0 BB: 0 P: 15	R: 0 E: 0 K: 1 S: 6	H: 0 LOB: 0 BB: 0 P: 11	R: 0 E: 0 K: 1 S: 9	H: 0 LOB: 1 BB: 1 P: 17	R: 0 E: 0 K: 1 S: 6	H: 0 LOB: 0 BB: 0 P: 9	R: 0 E: 0 K: 0 S: 6	H: 0 LOB: 1 BB: 2 P: 14	R: 0 E: 0 K: 0 S: 6	H: 0 LOB: 0 BB: 0 P: 12	R: 0 E: 0 K: 0 S: 8	H: 1 LOB: 2 BB: 1 P: 16	1B: 1 2B: 0 3B: 0 HR: 0	SF: 0 SAC: 0 DP: 1 HBP: 0	WP: 0 PB: 0 SB: 0 CS: 0	PA: 31					
PITCHER Scott Garrelts, R (1, 1) ERA: 3.95	IP: 9.0 WLS: W BF: 31 H: 1 R: 0 ER: 0 SO: 5 BB: 4 IBB: 0 HBP: 0 BLK: 0 WP: 0 HR: 0 S: 62 P: 117 ERA: 0.00 WHIP: 0.556											PITCHER	IP: WLS: BF: H: R: ER: SO: BB: IBB: HBP: BLK: WP: HR: S: P: ERA: WHIP:												

Batter	1	2	3	4	5	6	7	8	9	AB R H RBI BB SO LOB	TOP																			
Eric Yelding, R OBP: 0.322, SLG: 0.311 (1, 8) X	0-0 F9 BB 1B		0-0 4-3			0-0 SH PB		0-0 E4 FC4-8	0-0 4-3	4 0 1 0 0 0 3																				
Bill Doran, S OBP: 0.383, SLG: 0.374 (1, 4) B B B	4-0 G5-4-3 1-2 BB			4-0 CS BB		0-0 F4		0-0 F8	0-0 E5	3 0 0 0 2 0 4																				
Ken Caminiti, S OBP: 0.320, SLG: 0.318 (1, 5) X	0-0 F9			0-0 F3		0-0 SF8		0-0 FC4-6	0-0 P4	4 0 0 1 0 0 6																				
Glenn Wilson, R OBP: 0.288, SLG: 0.350 (1, 9) X	0-0 G5-4-3			0-0 4-3		0-0 F7			0-0 F9	4 0 0 0 0 0 3																				
Craig Biggio, R OBP: 0.353, SLG: 0.363 (1, 2) X		0-0 F4			4-0 BB BB BB		0-0 F4		0-0 BB BB SF	3 1 1 0 1 0 0																				
Mark Davidson, R OBP: 0.389, SLG: 0.400 (1, 7) X		0-0 1-3			0-0 F3		0-0 5-3		4-0 SF BB BB	3 0 0 0 0 0 1																				
Terry Puhl, L OBP: 0.362, SLG: 0.300 (9, PH) X									1-2 1B BB	0 1 0 0 1 0 0																				
Casey Candaele, S OBP: 0.387, SLG: 0.439 (9, 7) X									4-0 BB BB	0 0 0 0 0 0 0																				
Franklin Stubbs, L OBP: 0.301, SLG: 0.453 (1, 3) X		0-0 3-1			0-0 F2		0-3 K		4-0 1B SF BB	3 1 0 0 1 1 1																				
Rafael Ramirez, R OBP: 0.306, SLG: 0.335 (1, 6) X			0-0 F3		0-0 F3			0-0 E 1B	0-0 SF 1B	3 1 1 1 0 0 1																				
Danny Darwin, R OBP: 0.176, SLG: 0.294 (1, 1) X			0-3 K			0-3 K PB SH SF8		0-0 F2 1B	0-0 E 1B	3 1 0 0 0 2 1																				
Carl Nichols, R OBP: 0.346, SLG: 0.348 (9, PH) X									1-2 2-3 3-H	1 1 1 2 0 0 0																				
Dave Smith, R (9, 1) X									0-0 E 1B	0 0 0 0 0 0 0																				
Inning Stats	R: 0 H: 1 E: 0 LOB: 1 K: 0 BB: 1 S: 3 P: 7	R: 0 H: 0 E: 0 LOB: 0 K: 0 BB: 0 S: 3 P: 3	R: 0 H: 0 E: 0 LOB: 0 K: 1 BB: 0 S: 5 P: 5	R: 0 H: 0 E: 0 LOB: 0 K: 0 BB: 1 S: 2 P: 6	R: 0 H: 0 E: 0 LOB: 1 K: 0 BB: 1 S: 3 P: 7	R: 1 H: 0 E: 0 LOB: 1 K: 1 BB: 0 S: 7 P: 7	R: 0 H: 0 E: 0 LOB: 0 K: 1 BB: 0 S: 5 P: 5	R: 0 H: 1 E: 1 LOB: 2 K: 0 BB: 0 S: 5 P: 5	R: 5 H: 2 E: 2 LOB: 1 K: 0 BB: 2 S: 7 P: 15	1B: 4 SF: 2 2B: 0 SAC: 1 3B: 0 DP: 1 HR: 0 HBP: 0	WP: 0 PA: 39 PB: 2 SB: 0 CS: 1																			
PITCHER	IP WLS BF H R ER SO BB IBB HBP BLK WP HR S P ERA WHIP												PITCHER	IP WLS BF H R ER SO BB IBB HBP BLK WP HR S P ERA WHIP																
Trevor Wilson, L ERA: 3.44 (1, 1)	8.0		30	2	1	0	3	3	0	0	0	0	0	0	33	45	0.00	0.625												
Steve Bedrosian, R ERA: 4.26 (9, 1)	0.1	L	4	1	3	2	0	2	0	0	0	0	0	2	10	54.00	9.000													
Mark Thurmond, L ERA: 3.05 (9, 1)	0.2		5	1	2	0	0	0	0	0	0	0	0	5	5	0.00	1.500													

Houston Astros @ San Francisco Giants
Candlestick Park, San Francisco, CA

Mon Jul 30 1990, 10:05 PM EDT
Att. 17,980 - Unknown - 65 F

AB	31
R	6
H	4
RBI	4
BB	5
SO	3
LOB	20



Batter	1	2	3	4	5	6	7	8	9	AB	R	H	RBI	BB	SO	LOB
Brett Butler, L (1, 8) OBP: 0.385, SLG: 0.354	0-0 G3		0-0 SH1-3		4-0 BB		0-0 F7			2	0	0	0	1	0	0
Mike Kingery, L (1, 9) OBP: 0.321, SLG: 0.275	0-0 F5		0-3 K		4-0 BB			0-0 F7		3	0	0	0	1	1	1
Will Clark, L (1, 3) OBP: 0.349, SLG: 0.453	0-0 HBP 1B		4-0 IBB		0-0 F9			0-0 F9		3	0	1	0	1	0	2
Matt Williams, R (1, 5) OBP: 0.323, SLG: 0.495	1-0 HBP		0-0 6-3		0-0 F9			0-0 1B		3	0	1	0	0	0	2
Rick Leach, L (1, 7) OBP: 0.401, SLG: 0.439 Steve Bedrosian, R (9, 1) Mark Thurmond, L (9, 1)	0-0 F8		0-0 F7		0-0 F8			0-0 F7		4	0	0	0	0	0	3
Terry Kennedy, L (1, 2) OBP: 0.342, SLG: 0.376		0-0 F3		0-0 F9		0-0 F8			0-0 4-3	4	0	0	0	0	0	0
Robby Thompson, R (1, 4) OBP: 0.291, SLG: 0.362		0-0 F3		0-3 K		0-0 F8			0-3 K	4	0	0	0	0	2	0
Jose Uribe, S (1, 6) OBP: 0.296, SLG: 0.316 Ernest Riles, L (7, PH) OBP: 0.323, SLG: 0.400 Dave Anderson, R (8, 6) OBP: 0.283, SLG: 0.397		0-0 F8		0-0 F6		0-0 HR			0-3 K	2	0	0	0	0	0	0
Trevor Wilson, L (1, 1) OBP: 0.087, SLG: 0.087 Greg Litton, R (9, 7) OBP: 0.271, SLG: 0.298			0-0 SH1-3 1B		0-0 5-3		0-0 F7			3	0	1	0	0	0	0

Inning Stats	R: 0	H: 1	E: 0	K: 0	S: 4	LOB: 2	BB: 0	P: 5	R: 0	H: 0	E: 0	K: 0	S: 3	LOB: 0	BB: 0	P: 3	R: 0	H: 1	E: 0	K: 1	S: 6	LOB: 2	BB: 1	P: 10	R: 0	H: 0	E: 0	K: 0	S: 3	LOB: 0	BB: 0	P: 3	R: 1	H: 1	E: 0	K: 0	S: 4	LOB: 0	BB: 0	P: 4	R: 0	H: 1	E: 0	K: 0	S: 4	LOB: 1	BB: 0	P: 4	R: 0	H: 0	E: 0	K: 2	S: 7	LOB: 0	BB: 0	P: 7	1B: 3	2B: 0	3B: 0	HR: 1	SF: 0	SAC: 1	DP: 0	HBP: 1	WP: 0	PB: 0	SB: 1	CS: 0	PA: 35
--------------	------	------	------	------	------	--------	-------	------	------	------	------	------	------	--------	-------	------	------	------	------	------	------	--------	-------	-------	------	------	------	------	------	--------	-------	------	------	------	------	------	------	--------	-------	------	------	------	------	------	------	--------	-------	------	------	------	------	------	------	--------	-------	------	-------	-------	-------	-------	-------	--------	-------	--------	-------	-------	-------	-------	--------

PITCHER	IP	WLS	BF	H	R	ER	SO	BB	IBB	HBP	BLK	WP	HR	S	P	ERA	WHIP
Danny Darwin, R (1, 1) ERA: 1.73	8.0	W	32	4	1	1	2	2	1	1	0	0	1	32	45	1.12	0.750
Dave Smith, R (9, 1) ERA: 2.52	1.0		3	0	0	0	2	0	0	0	0	0	0	7	7	0.00	0.000


BOTTOM

Houston Astros @ San Francisco Giants
Candlestick Park, San Francisco, CA

Mon Jul 30 1990, 10:05 PM EDT
Att: 17,980 - Unknown - 65 F

livebaseballscorecards.com

AB	30
R	1
H	4
RBI	1
BB	3
SO	4
LOB	8



Batter	1	2	3	4	5	6	7	8	9	AB R H RBI BB SO LOB	TOP						
Eric Yelding, R OBP: 0.328, SLG: 0.314 (1, 8) X	0-0 CS 1B		0-0 S 1B		1-2 FC5-4 S 1-2f		4-2 S 1B BB		4-1 2B BB	3 1 2 0 2 0 1							
Bill Doran, S OBP: 0.384, SLG: 0.375 (1, 4) B B B	4-0 S 1-2 BB		0-3 K 1-2		1-2 P4 1-2		1-3 K 1-2		0-0 2B	4 0 1 0 1 2 3							
Ken Caminiti, S OBP: 0.318, SLG: 0.314 (1, 5) S S S	0-3 K 1-2			2-2 G5-3		0-1 F7	4-0 1B IBB		3-3 K	4 0 0 0 1 2 3							
Glenn Wilson, R OBP: 0.291, SLG: 0.351 (1, 9) S S S	0-3 K			4-1 1B BB		1-2 BB 1B	1-1 1B 1-3 2-H		0-0 G3	2 1 1 0 1 1 1 1 0 1 1 0 0 0 1 0 0 0 0 0 2							
Terry Puhl, L OBP: 0.375, SLG: 0.317 (7, PH)																	
Casey Candaele, S OBP: 0.385, SLG: 0.435 (7, 7)																	
Craig Biggio, R OBP: 0.354, SLG: 0.363 (1, 2) X		0-0 F8		1-1 1-2 1B		4-0 F9 1B BB	0-0 P4			3 0 1 0 1 0 2							
Mark Davidson, R OBP: 0.364, SLG: 0.368 (1, 7) (7, 9) X		0-0 P4		3-2 F8		0-1 1-2 2-H 1B		1-3 K		4 0 1 1 0 1 2							
Franklin Stubbs, L OBP: 0.297, SLG: 0.446 (1, 3) X		0-0 F9		0-3 K		3-2 F9 2-3		1-3 K		4 0 0 0 0 2 4							
Rafael Ramirez, R OBP: 0.302, SLG: 0.330 (1, 6) X		0-0 F8			1-0 L6	0-2 G4-3		2-0 G5-3		4 0 0 0 0 0 2							
Mark Portugal, R OBP: 0.163, SLG: 0.143 (1, 1) X		0-0 F9			2-2 FC5-4 1B		0-0 F9		2-3 K	3 0 1 0 0 0 0 0 0 0 0 0 0 0 1 0 0 0 0 1 0							
Juan Agosto, L (7, 1)																	
Carl Nichols, R OBP: 0.333, SLG: 0.333 (7, 2)																	
Inning Stats	R: 0 E: 0 K: 2 S: 7 H: 1 LOB: 1 BB: 1 P: 11	R: 0 E: 0 K: 0 S: 3 H: 0 LOB: 0 BB: 0 P: 3	R: 0 E: 0 K: 1 S: 6 H: 1 LOB: 1 BB: 0 P: 6	R: 0 E: 0 K: 1 S: 13 H: 1 LOB: 2 BB: 1 P: 23	R: 0 E: 0 K: 0 S: 13 H: 1 LOB: 1 BB: 0 P: 17	R: 1 E: 0 K: 0 S: 13 H: 2 LOB: 2 BB: 1 P: 21	R: 1 E: 0 K: 1 S: 10 H: 1 LOB: 2 BB: 2 P: 20	R: 0 E: 0 K: 2 S: 7 H: 0 LOB: 0 BB: 0 P: 11	R: 0 E: 0 K: 2 S: 9 H: 1 LOB: 2 BB: 1 P: 18	1B: 7 2B: 1 3B: 0 HR: 0 SF: 0 SAC: 0 DP: 0 HBP: 0	WP: 0 PB: 0 SB: 4 CS: 1 PA: 40						
PITCHER	IP WLS BF H R ER SO BB IBB HBP BLK WP HR S P ERA WHIP																
Rafael Nova, L ERA: 1.59 (1, 1)	5.2		25	6	1	1	4	3	0	0	0	0	0	52	78	1.59	1.588
Steve Bedrosian, R ERA: 4.33 (6, 1)	1.1		7	1	1	1	1	1	1	0	0	0	0	13	23	6.75	1.500
Jeff Brantley, R ERA: 1.57 (8, 1)	2.0	W	8	1	0	0	4	1	0	0	0	0	0	16	29	0.00	1.000

Houston Astros @ San Francisco Giants
Candlestick Park, San Francisco, CA

livebaseballscorecards.com

AB	34
R	2
H	8
RBI	2
BB	6
SO	9
LOB	20



Tue Jul 31 1990, 6:33 AM EDT
Att. 24,978 - Sunny

BOTTOM

Houston Astros @ San Francisco Giants
Candlestick Park, San Francisco, CA

livebaseballscorecards.com

AB 37
R 3
H 15
RBI 3
BB 1
SO 5
LOB 17



WP: 0 PA: 40
PB: 0
SB: 0
CS: 0

ERA WHIP

Tue Jul 31 1990, 6:33 AM EDT
Att. 24,978 - Sunny

AB R H RBI BB SO LOB

5 2 3 0 0 1 0

3 0 2 0 0 0 0

4 0 2 0 1 1 3

3 0 0 0 0 0 5
0 0 0 0 0 0 0
1 0 1 1 0 0 0
0 0 0 0 0 0 0
0 0 0 0 0 0 0
1 0 1 1 0 0 0

3 0 0 0 0 0 2
1 0 0 0 0 0 1

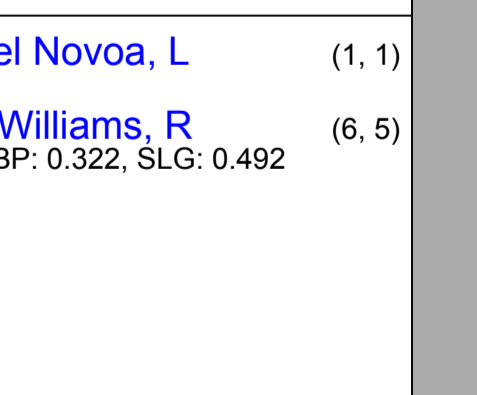
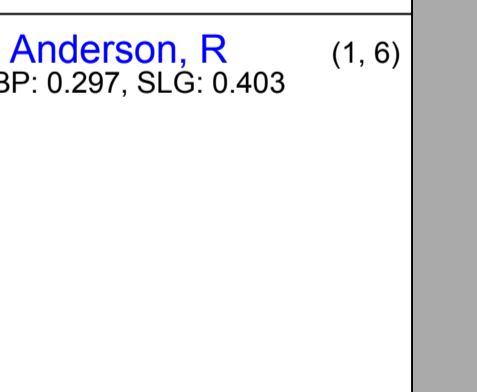
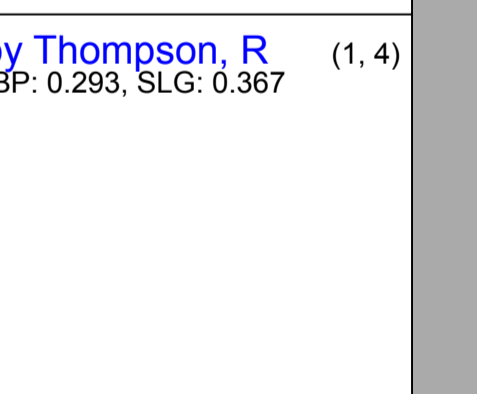
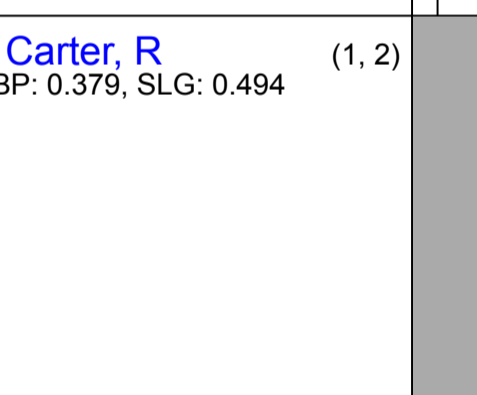
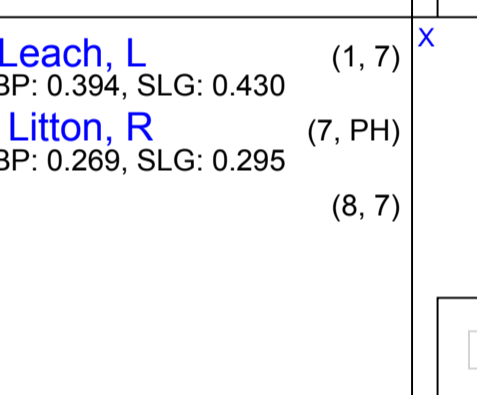
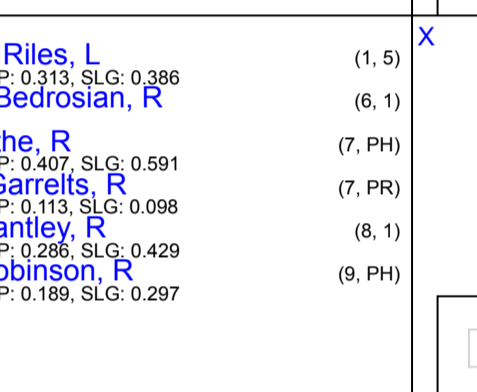
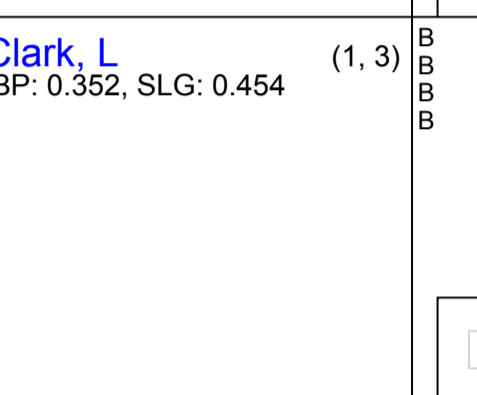
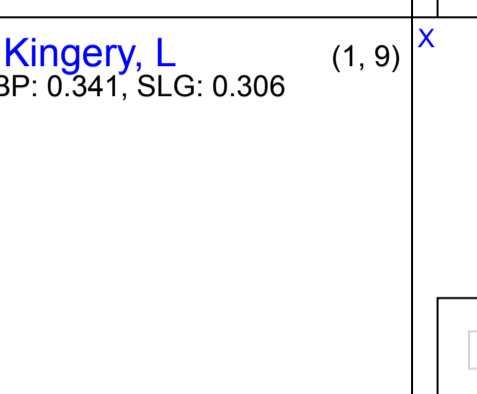
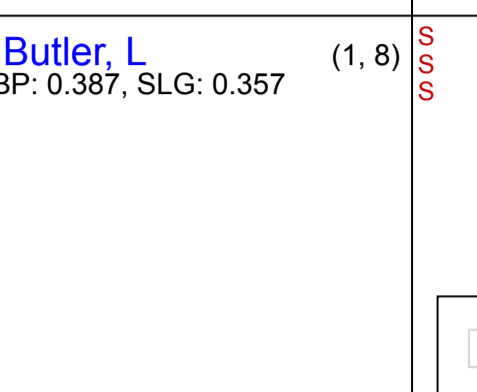
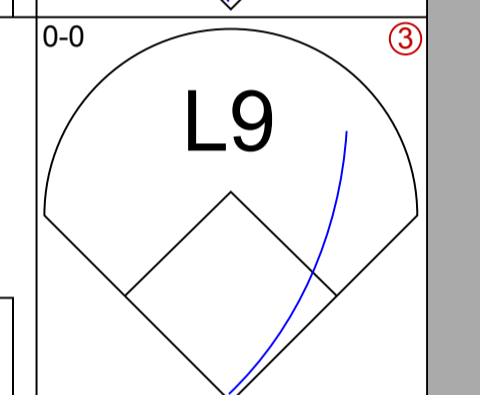
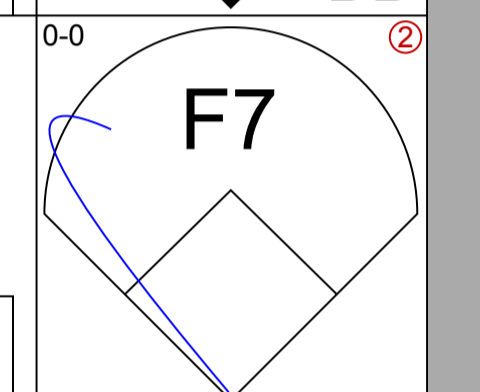
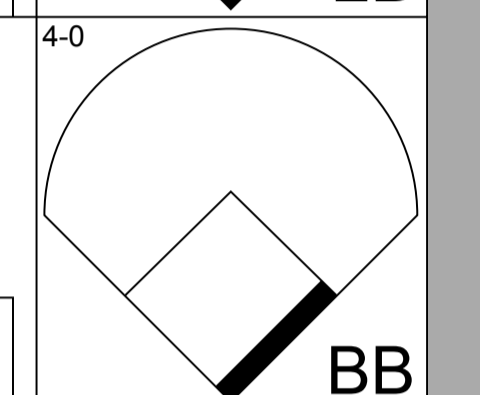
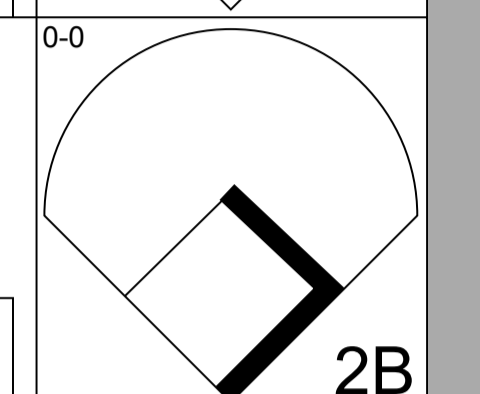
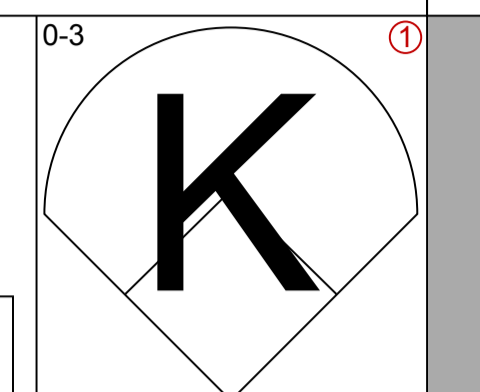
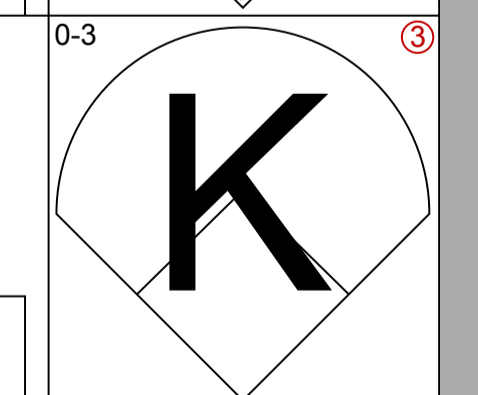
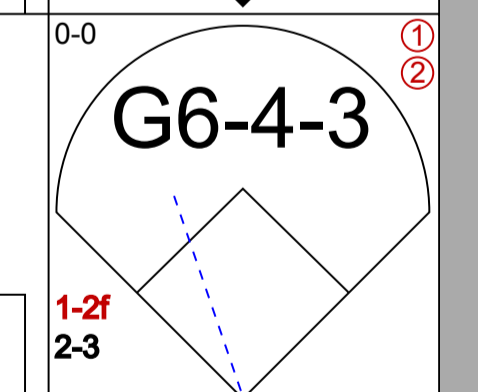
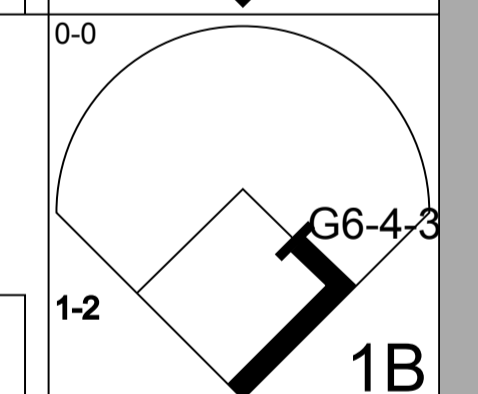
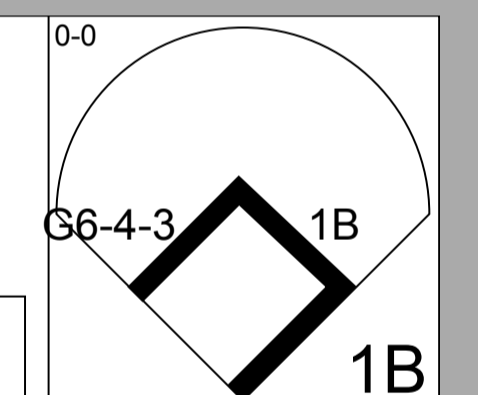


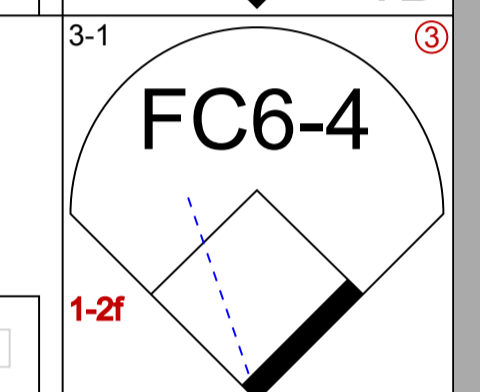
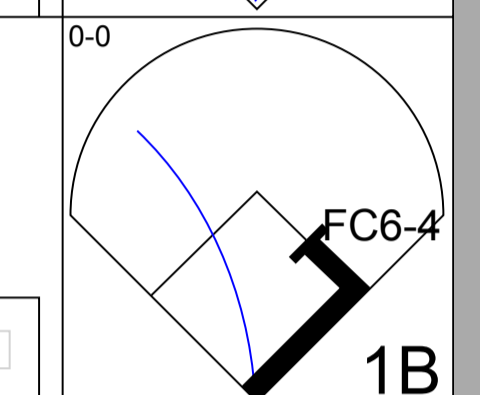
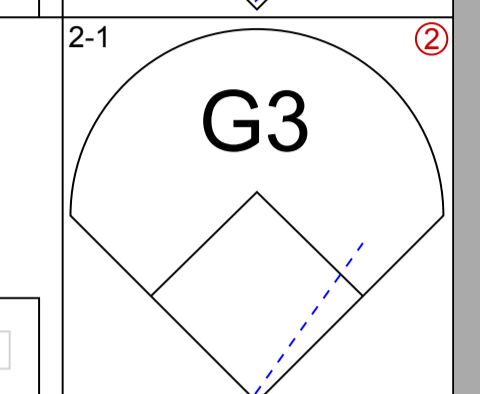
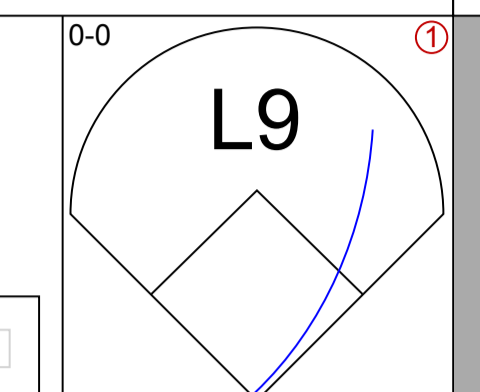

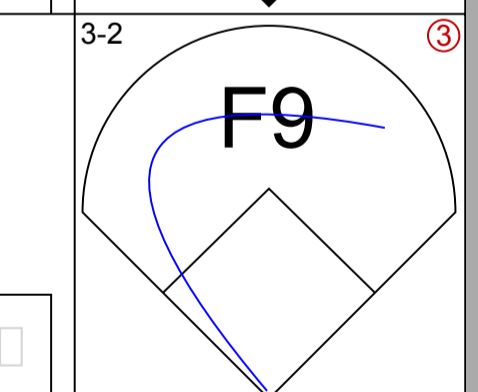
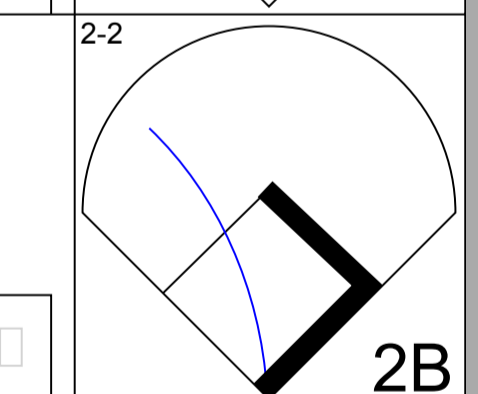
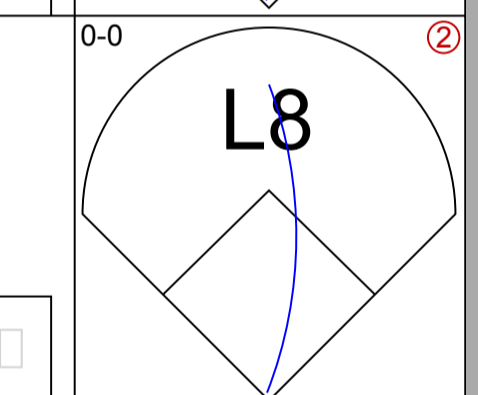
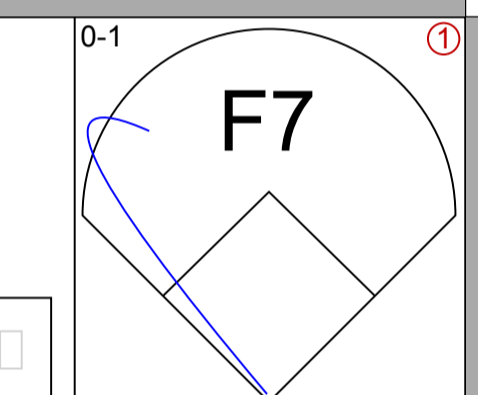

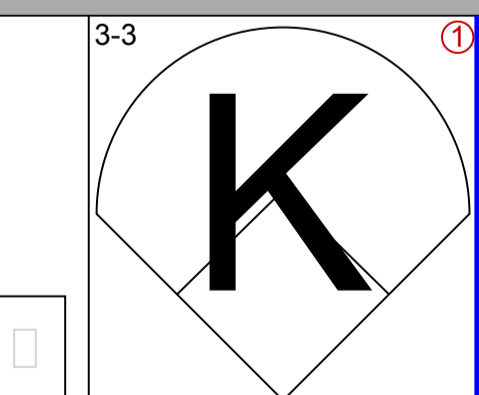

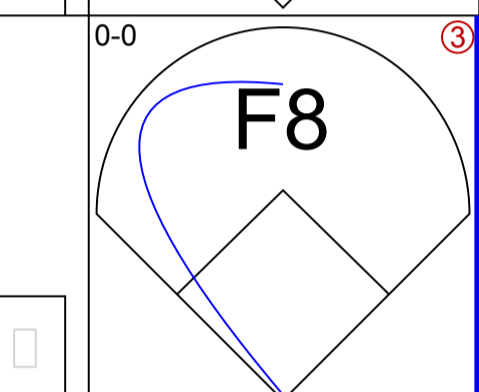
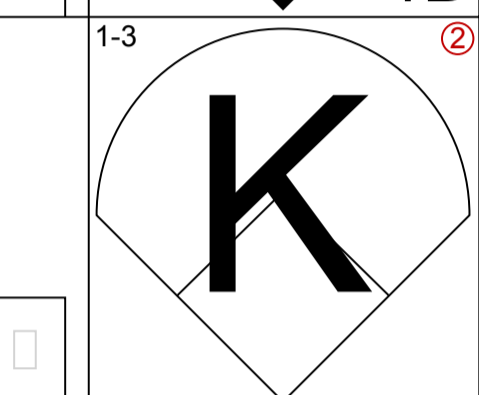
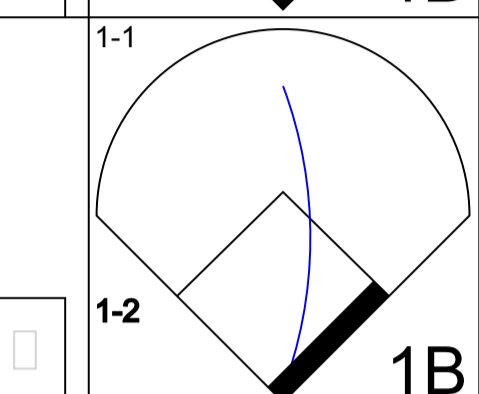
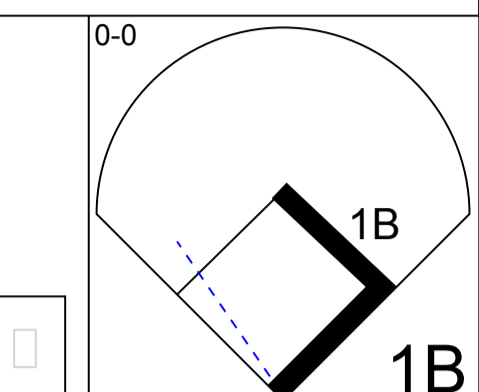
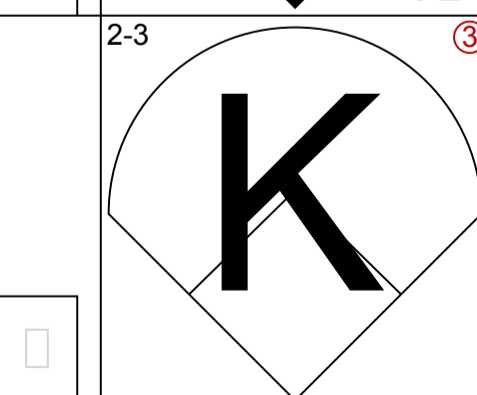
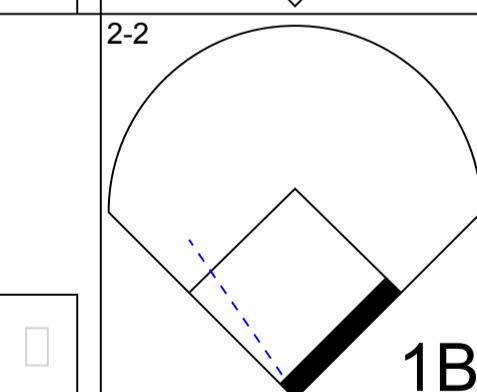
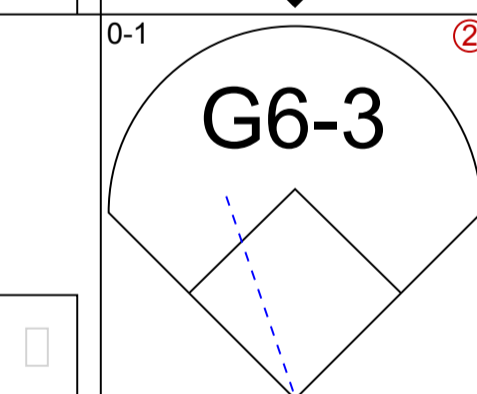
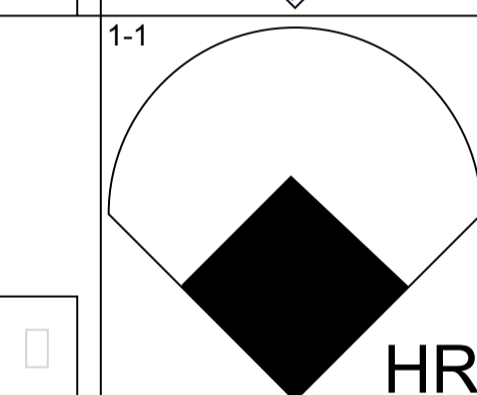
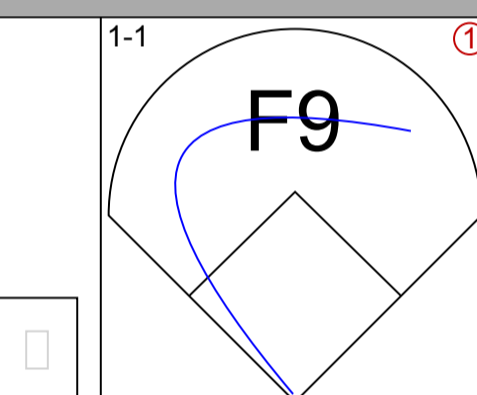



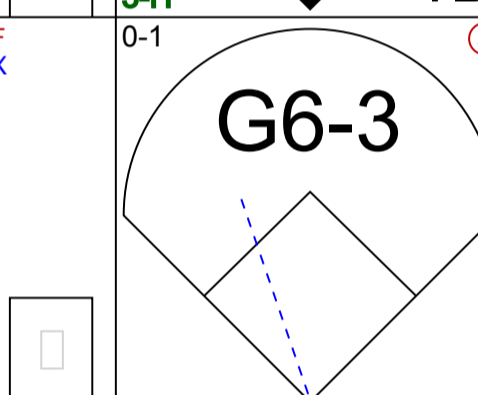
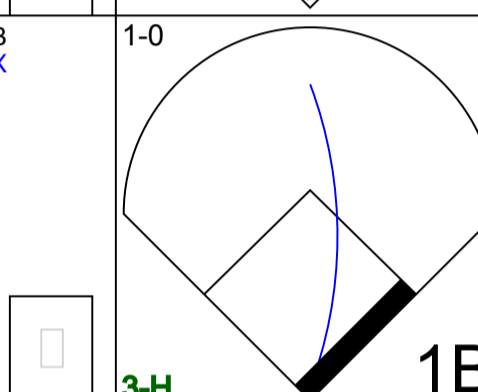
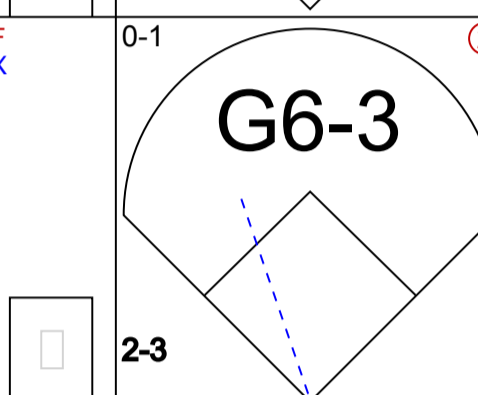
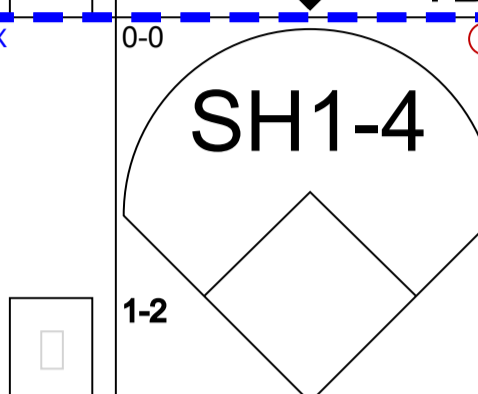
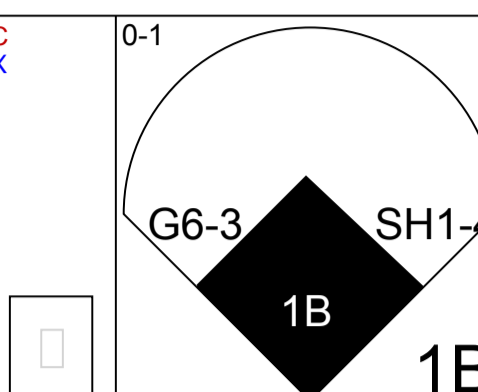
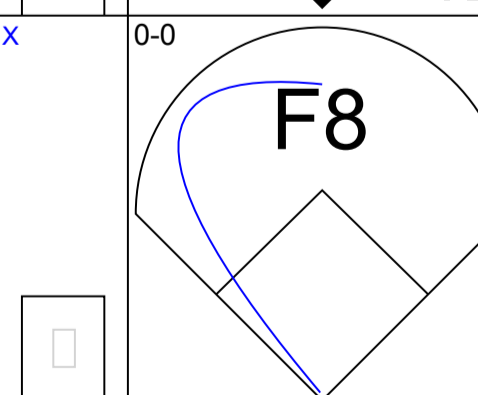
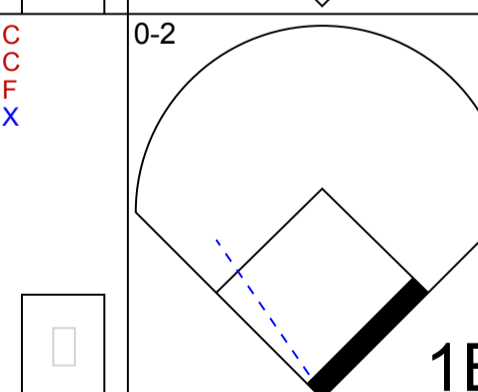
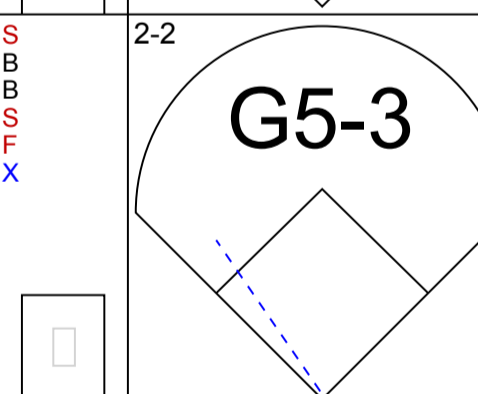
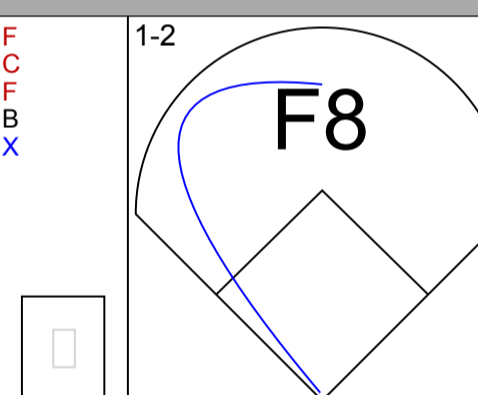



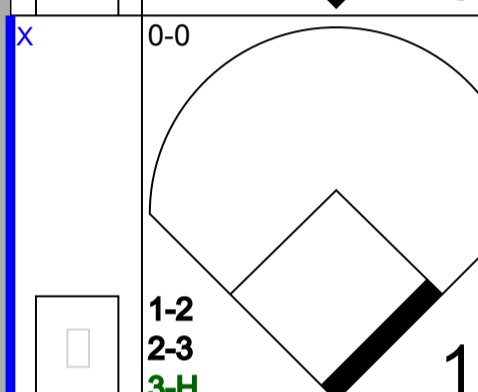
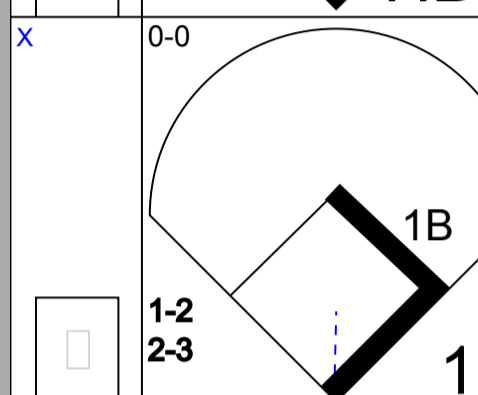
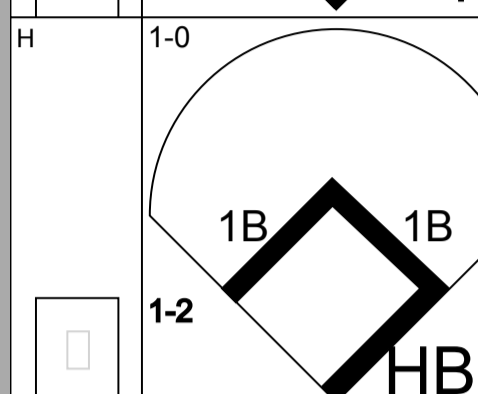
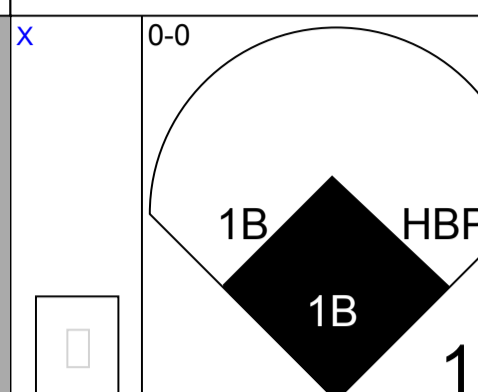
4 1 2 1 0 0 0

4 0 2 0 0 0 0

4 0 2 0 0 0 3

2 0 0 0 0 2 1
2 0 0 0 0 1 2

1B: 12 SF: 0
2B: 2 SAC: 1
3B: 0 DP: 1
HR: 1 HBP: 1



Brett Butler, L
OBP: 0.387, SLG: 0.357
(1, 8)

Mike Kingery, L
OBP: 0.341, SLG: 0.306
(1, 9)

Will Clark, L
OBP: 0.352, SLG: 0.454
(1, 3)

Ernest Riles, L
OBP: 0.313, SLG: 0.396
Steve Bedrosian, R
OBP: 0.407, SLG: 0.591
Bill Bathe, R
OBP: 0.113, SLG: 0.098
Scott Garretts, R
OBP: 0.286, SLG: 0.429
Jeff Brantley, R
OBP: 0.169, SLG: 0.297
(1, 5)
(6, 1)
(7, PH)
(7, PH)
(8, 1)
(9, PH)

Rick Leach, L
OBP: 0.394, SLG: 0.430
Greg Litton, R
OBP: 0.269, SLG: 0.295
(1, 7)
(7, PH)
(8, 7)

Gary Carter, R
OBP: 0.379, SLG: 0.494
(1, 2)

Robby Thompson, R
OBP: 0.293, SLG: 0.367
(1, 4)

Dave Anderson, R
OBP: 0.297, SLG: 0.403
(1, 6)

Rafael Novoa, L
OBP: 0.322, SLG: 0.492
(1, 1)
Matt Williams, R
(6, 5)

Inning Stats

PITCHER
Mark Portugal, R
ERA: 4.05
Juan Agosto, L
ERA: 3.89

R: 0 H: 1
E: 0 LOB: 2
K: 1 BB: 1
S: 6 P: 10

R: 0 H: 2
E: 0 LOB: 1
K: 1 BB: 0
S: 6 P: 6

R: 0 H: 1
E: 0 LOB: 1
K: 0 BB: 0
S: 6 P: 11

R: 0 H: 1
E: 0 LOB: 1
K: 0 BB: 0
S: 9 P: 14

R: 0 H: 2
E: 0 LOB: 2
K: 2 BB: 0
S: 11 P: 16

R: 1 H: 2
E: 0 LOB: 1
K: 1 BB: 0
S: 13 P: 19

R: 1 H: 2
E: 0 LOB: 1
K: 0 BB: 0
S: 8 P: 9

R: 0 H: 1
E: 0 LOB: 1
K: 0 BB: 0
S: 13 P: 16

R: 1 H: 3
E: 0 LOB: 3
K: 0 BB: 0
S: 3 P: 4

1B: 12 SF: 0
2B: 2 SAC: 1
3B: 0 DP: 1
HR: 1 HBP: 1

WP: 0 PA: 40
PB: 0
SB: 0
CS: 0

ERA WHIP

IP WLS BF H R ER SO BB IBB HBP BLK WP HR S P ERA WHIP

6.0 1 28 10 2 2 5 1 0 0 0 1 53 78 3.00 1.833

2.0 L 12 5 1 1 0 0 0 0 1 0 0 22 27 4.50 2.500

Batter	1	2	3	4	5	6	7	8	9	AB	R	H	RBI	BB	SO	LOB
--------	---	---	---	---	---	---	---	---	---	----	---	---	-----	----	----	-----

Lenny Harris, L OBP: 0.342, SLG: 0.375 (1, 4)	2-2 F9			4-0 G4-3 BB		0-1 L8		2-3 K		3	0	0	0	1	1	0
Kirk Gibson, L OBP: 0.343, SLG: 0.436 (1, 8)	1-1 G6-3			1-1 G4-3		0-1 S 1B		0-1 P6		4	0	1	0	0	0	1
Kal Daniels, L OBP: 0.387, SLG: 0.507 (1, 7)	2-3 K			1-3 K		1-0 P5		2-3 K		4	0	0	0	0	3	2
Eddie Murray, S OBP: 0.402, SLG: 0.511 (1, 3)				1-1 L8		2-2 G4-3 1B		2-0 F8		4	0	2	0	0	0	1
Hubie Brooks, R OBP: 0.284, SLG: 0.399 (1, 9)				2-2 F8		1-0 P9		3-1 G4-3		3	0	0	0	0	0	2
Mike Scioscia, L OBP: 0.327, SLG: 0.416 (1, 2)				1-1 HR		3-1 G4-3		1-2 F8		3	1	1	1	0	0	1
Mike Sharperson, R OBP: 0.392, SLG: 0.372 (1, 5)				0-3 K		2-2 F8		2-1 B1-3		3	0	0	0	0	1	1
Alfredo Griffin, S OBP: 0.279, SLG: 0.281 (1, 6)				1-0 F8		1-0 P5		1-0 F8		3	0	0	0	0	1	0
Jim Neidlinger, S (1, 1)				3-3 K		0-1 L6		1-0 F8		1	0	0	0	0	1	0
Jose Vizcaino, S OBP: 0.359, SLG: 0.371 (6, PH)										1	0	0	0	0	0	0
Tim Crews, R (7, 1)										0	0	0	0	0	0	0
Chris Gwynn, L OBP: 0.301, SLG: 0.341 (8, PH)										1	0	0	0	0	0	0
Jay Howell, R (9, 1)										0	0	0	0	0	0	0

Inning Stats	R: 0	H: 0	R: 0	H: 1	R: 0	H: 0	R: 1	H: 1	R: 0	H: 1	R: 0	H: 0	R: 0	H: 0	R: 0	H: 0	R: 0	H: 0	1B: 3	SF: 0	WP: 0	PA: 31	
E: 0	LOB: 0	E: 0	LOB: 0	E: 0	LOB: 0	E: 0	LOB: 1	E: 0	LOB: 0	E: 0	LOB: 1	E: 0	LOB: 1	E: 0	LOB: 0	E: 0	LOB: 0	E: 0	LOB: 0	2B: 0	SAC: 0	PB: 0	
K: 1	BB: 0	K: 0	BB: 0	K: 2	BB: 0	K: 1	BB: 1	K: 1	BB: 0	K: 0	BB: 0	K: 1	BB: 0	K: 1	BB: 0	K: 1	BB: 0	K: 1	BB: 0	3B: 0	DP: 1	SB: 1	
S: 10	P: 15	S: 9	P: 10	S: 7	P: 12	S: 7	P: 14	S: 9	P: 13	S: 8	P: 8	S: 11	P: 18	S: 6	P: 11	S: 6	P: 10	S: 6	P: 10	HR: 1	HBP: 0	CS: 0	

PITCHER	IP	WLS	BF	H	R	ER	SO	BB	IBB	HBP	BLK	WP	HR	S	P	ERA	WHIP
Don Robinson, R ERA: 3.39 (1, 1)	9.0	W	31	4	1	1	7	1	0	0	0	0	1	73	111	1.00	0.556

BOTTOM

San Francisco Giants @ Los Angeles Dodgers
 Dodger Stadium, Los Angeles, CA
 Wed Aug 01 1990, 7:05 PM PDT
 Att. 36,453 - Unknown

livebaseballscorecards.com

AB	30
R	1
H	4
RBI	1
BB	1
SO	7
LOB	8



Batter	1	2	3	4	5	6	7	8	9	AB R H RBI BB SO LOB	TOP
Lenny Harris, L (1, 4) OBP: 0.338, SLG: 0.370	0-3 K	0-0 G3			0-0 G3		0-0 G3			4 0 0 0 0 1 1	<p>Los Angeles Dodgers @ San Francisco Giants</p> <p>Candlestick Park, San Francisco, CA</p> <p>Thu Aug 02 1990, 10:05 PM EDT</p> <p>Att: 28,189 - Unknown</p>
Kirk Gibson, L (1, 8) OBP: 0.341, SLG: 0.428	4-0 S 1B BB	0-3 K			0-0 F7		0-0 F6			3 1 0 0 1 1 1	
Kal Daniels, L (1, 7) OBP: 0.383, SLG: 0.500	0-3 K			0-0 4-3	0-0 1-3			0-0 F8		4 0 0 0 0 1 1	
Eddie Murray, S (1, 3) OBP: 0.403, SLG: 0.510	0-0 1B 2-H 1B			0-0 FC5-4 1B	0-0 1-3			0-0 F9		4 0 2 1 0 0 0	
Hubie Brooks, R (1, 9) OBP: 0.286, SLG: 0.400	0-0 BB 1-3 1B			0-0 FC5-4 1-2f	0-0 1B 1B			0-0 6-3		4 0 2 0 0 0 1	
Mike Scioscia, L (1, 2) OBP: 0.326, SLG: 0.412	4-0 FC6-4 BB			0-0 F7	0-0 F9			0-0 6-3		3 0 0 0 1 0 2	
Mike Sharperson, R (1, 5) OBP: 0.394, SLG: 0.372	0-0 FC6-4 1-2f			0-3 K	0-0 1B			4-0 S BB		3 0 1 0 1 1 3	
Alfredo Griffin, S (1, 6) OBP: 0.276, SLG: 0.277		0-0 F9		0-0 P4	0-0 F9			0-0 F7 1-2		4 0 0 0 0 0 3	
Fernando Valenzuela, L (1, 1) OBP: 0.298, SLG: 0.400		0-0 G3 1B		0-0 1-3		0-0 1-3		0-3 K		2 0 1 0 0 0 0	
Jose Vizcaino, S (7, PH) OBP: 0.350, SLG: 0.361										1 0 0 0 0 0 0	
Jim Gott, R (7, 1)										0 0 0 0 0 0 0	
Mickey Hatcher, R (9, PH) OBP: 0.281, SLG: 0.301										1 0 0 0 0 1 1	
Inning Stats	R: 1 H: 2 E: 0 LOB: 3 K: 2 BB: 2 S: 9 P: 17	R: 0 H: 1 E: 0 LOB: 1 K: 1 BB: 0 S: 6 P: 6	R: 0 H: 1 E: 0 LOB: 1 K: 0 BB: 0 S: 4 P: 4	R: 0 H: 0 E: 0 LOB: 0 K: 1 BB: 0 S: 5 P: 5	R: 0 H: 0 E: 0 LOB: 0 K: 0 BB: 0 S: 3 P: 3	R: 0 H: 2 E: 0 LOB: 2 K: 0 BB: 0 S: 5 P: 5	R: 0 H: 0 E: 0 LOB: 0 K: 0 BB: 0 S: 3 P: 3	R: 0 H: 0 E: 0 LOB: 0 K: 0 BB: 0 S: 3 P: 3	R: 0 H: 0 E: 0 LOB: 1 K: 1 BB: 1 S: 5 P: 9	1B: 6 SF: 0 2B: 0 SAC: 0 3B: 0 DP: 0 HR: 0 HBP: 0	WP: 0 PA: 36 PB: 0 SB: 2 CS: 0
PITCHER	IP WLS BF H R ER SO BB IBB HBP BLK WP HR S P ERA WHIP										
John Burkett, R (1, 1) ERA: 3.41	8.1 W 34 6 1 1 4 3 0 0 0 0 0 0 39 51 1.08 1.080										
Mark Thurmond, L (9, 1) ERA: 3.0	0.2 S 2 0 0 0 1 0 0 0 0 0 0 0 4 4 0.00 0.000										

AB	33
R	1
H	6
RBI	1
BB	3
SO	5
LOB	13



Batter	1	2	3	4	5	6	7	8	9	AB R H RBI BB SO LOB
--------	---	---	---	---	---	---	---	---	---	----------------------

Brett Butler, L OBP: 0.387, SLG: 0.356 (1, 8)	0-0 2B 1B		0-0 5-3 1-2		0-0 F8		0-0 7-5 1B			4 0 2 0 0 0 1
Robby Thompson, R OBP: 0.298, SLG: 0.380 (1, 4)	0-0 1-3 2B		0-0 F9		0-0 HR		4-0 1-2 FC6-4 BB			3 1 2 1 1 0 1
Gary Carter, R OBP: 0.368, SLG: 0.494 (1, 3)	0-3 K		0-0 F7		0-0 E5 2B		0-0 7-5 2-3f			4 0 0 0 0 1 5 0 0 0 0 0 0 0
Mike Kingery, L OBP: 0.337, SLG: 0.303 (8, 9)										
Kevin Mitchell, R OBP: 0.380, SLG: 0.590 (1, 7)	0-0 P5			0-0 E6 2B	0-0 1-H 2B		0-0 FC6-4 1-2f			4 2 1 0 0 0 3
Matt Williams, R OBP: 0.320, SLG: 0.490 (1, 5)	0-0 5-3			0-0 5-3 1-2	0-0 WP 2B			0-0 5-3		4 0 1 1 0 0 3
Greg Litton, R OBP: 0.270, SLG: 0.306 (1, 9)		0-3 K		0-0 2-H 2B	0-3 2-3 K			0-0 3-1		3 0 1 1 0 2 1 1 0 0 0 0 0 0
Rick Leach, L OBP: 0.389, SLG: 0.423 (8, 3)										
Kirt Manwaring, R OBP: 0.182, SLG: 0.364 (1, 2)		0-0 F8		0-0 P6		0-3 K2-3		0-0 F8		4 0 0 0 0 1 1
Jose Uribe, S OBP: 0.295, SLG: 0.313 (1, 6)		0-3 K		4-0 IBB		0-3 K				2 0 0 0 1 2 0
John Burkett, R OBP: 0.136, SLG: 0.073 (1, 1)			4-0 5-3 BB		0-3 K		0-3 K			2 0 0 0 1 2 2 0 0 0 0 0 0 0
Mark Thurmond, L (9, 1)										

Inning Stats	R: 0	H: 2	E: 0	LOB: 2	K: 1	S: 7	R: 0	H: 0	E: 0	LOB: 0	K: 2	S: 7	R: 0	H: 0	E: 0	LOB: 0	K: 2	S: 7	R: 1	H: 1	E: 1	LOB: 2	K: 1	S: 7	R: 2	H: 3	E: 1	LOB: 1	K: 1	S: 8	R: 0	H: 0	E: 0	LOB: 0	K: 3	S: 9	R: 0	H: 1	E: 0	LOB: 1	K: 0	S: 3	R: 0	H: 0	E: 0	LOB: 0	K: 0	S: 3	R: 0	H: 0	E: 0	LOB: 0	K: 0	S: 3
--------------	------	------	------	--------	------	------	------	------	------	--------	------	------	------	------	------	--------	------	------	------	------	------	--------	------	------	------	------	------	--------	------	------	------	------	------	--------	------	------	------	------	------	--------	------	------	------	------	------	--------	------	------	------	------	------	--------	------	------

PITCHER	IP	WLS	BF	H	R	ER	SO	BB	IBB	HBP	BLK	WP	HR	S	P	ERA	WHIP
Fernando Valenzuela, L ERA: 3.93 (1, 1)	6.0	L	27	6	3	2	8	1	1	0	0	1	1	41	49	3.00	1.167
Jim Gott, R ERA: 3.45 (7, 1)	2.0		7	1	0	0	0	1	0	0	0	0	0	6	10	0.00	1.000

BOTTOM

Los Angeles Dodgers @ San Francisco Giants
Candlestick Park, San Francisco, CA

livebaseballscorecards.com

AB	31
R	3
H	7
RBI	3
BB	3
SO	8
LOB	17



WP	PA	ERA	WHIP
1	34		

Thu Aug 02 1990, 10:05 PM EDT
Att. 28,189 - Unknown

Batter	1	2	3	4	5	6	7	8	9	AB R H RBI BB SO LOB	TOP											
Lenny Harris, L (1, 4) OBP: 0.341, SLG: 0.376	0-0 1B 2B	0-0 BB WP 1B 1B		0-0 G3		0-0 2B 1B	0-0 F8		0-0 G3	6 3 3 0 0 0 0												
Kirk Gibson, L (1, 8) OBP: 0.350, SLG: 0.429	0-0 1B 1B	4-0 1B BB		0-0 F8		4-0 2B WP BB	0-0 1B 2B		0-0 P5	2 3 1 1 2 0 0 2 1 1 0 0 0 0												
Jose Gonzalez, R (7, PH) OBP: 0.279, SLG: 0.431	2-H 1B 1B	1-2 1B BB		0-0 F7		0-0 WP 1B 2B	0-0 E 1B 1B		0-3 K2-3	4 2 2 1 0 0 2 2 0 1 1 0 1 0												
Kal Daniels, L (1, 7) OBP: 0.384, SLG: 0.503	0-0 E 1B SF7 1B	0-0 F7		0-0 F7		0-0 1B 2B	0-0 E 1B 1B		0-0 F9	3 2 2 2 1 0 0 1 0 0 0 0 0 1												
Chris Gwynn, L (6, 7) OBP: 0.305, SLG: 0.345	1-3 1B 1B	1-2 E 1B WP BB		0-0 P3		0-0 2-H 3-H 1B 1B	0-0 F9		0-0 E9 1B	5 0 4 2 0 0 2												
Eddie Murray, S (1, 3) OBP: 0.407, SLG: 0.512	0-0 E 1B	4-0 E 1B WP BB		0-0 1B 1B		0-0 1B 1B	0-0 E9 1B		0-0 F8	5 0 2 1 0 0 6												
Mickey Hatcher, R (7, PH) OBP: 0.278, SLG: 0.298	1-2 3-H 1B	1-2 2-3 E 1B WP BB		0-0 1B 1B		0-0 1-2 2-3 1B 1B	0-0 F8		0-0 F8	5 0 0 1 1 1 2												
Hubie Brooks, R (1, 9) OBP: 0.293, SLG: 0.405	0-0 E5 1B	0-0 E7 WP 1B		0-0 1B 1B		0-0 1-2 2-3 1B 1B	0-0 F8		0-0 F8	3 0 0 1 1 1 2												
Mike Scioscia, L (1, 2) OBP: 0.327, SLG: 0.411	0-0 F8	0-0 G3		0-0 1B 1B		0-0 1-2 2-3 1B 1B	0-0 F8		0-0 F8	3 0 0 0 1 0 5 1 0 1 0 0 0 0												
Mike Sharperson, R (1, 5) OBP: 0.390, SLG: 0.366	0-0 SF7 3-H		0-3 K	0-0 G6-4-3 IBB		4-0 G6-4-3 IBB	0-0 2-3		0-0 5-3	5 0 0 0 0 2 4												
Alfredo Griffin, S (1, 6) OBP: 0.276, SLG: 0.275	0-0 P6		0-0 F8	0-0 G6-4-3 IBB		0-0 G6-4-3 IBB	4-0 IBB		0-0 G4-6-3 1B													
Jose Vizcaino, S (6, 6) OBP: 0.366, SLG: 0.378			0-0 F8	0-0 G6-4-3 IBB		0-0 G6-4-3 IBB	4-0 IBB		0-0 G4-6-3 1B													
Ramon Martinez, R (1, 1) OBP: 0.093, SLG: 0.094		0-0 4-3	0-3 K	0-3 K		0-0 6-3 K	0-0 K		0-0 G4-6-3 1B													
Inning Stats	R: 3 E: 1 K: 0 S: 8	H: 4 LOB: 2 BB: 0 P: 8	R: 3 E: 1 K: 0 S: 5	H: 2 LOB: 1 BB: 2 P: 13	R: 0 E: 0 K: 2 S: 7	H: 0 LOB: 0 BB: 0 P: 7	R: 0 E: 0 K: 0 S: 3	H: 0 LOB: 0 BB: 0 P: 3	R: 0 E: 0 K: 0 S: 4	H: 2 LOB: 2 BB: 1 P: 8	R: 4 E: 0 K: 1 S: 10	H: 5 LOB: 3 BB: 2 P: 18	R: 1 E: 1 K: 0 S: 6	H: 3 LOB: 2 BB: 0 P: 6	R: 0 E: 0 K: 0 S: 3	H: 1 LOB: 0 BB: 0 P: 3	R: 0 E: 0 K: 1 S: 5	H: 0 LOB: 0 BB: 0 P: 5	1B: 14 2B: 3 3B: 0 HR: 0	SF: 1 SAC: 0 DP: 2 HBP: 0	WP: 3 PB: 0 SB: 0 CS: 0	PA: 48
PITCHER	IP WLS BF H R ER SO BB IBB HBP BLK WP HR S P ERA WHIP																					
Scott Garrelts, R (1, 1) ERA: 4.15	1.2 L 14 6 6 4 0 2 0 0 0 0 1 0 12 20 21.60 4.800																					
Atlee Hammaker, L (2, 1) ERA: 4.27	3.2 16 4 3 3 2 1 1 0 0 1 0 18 26 7.36 1.364																					
Randy O'Neal, R (6, 1) ERA: 3.26	3.2 18 7 2 2 2 0 1 0 0 1 0 21 25 4.91 1.909																					

Los Angeles Dodgers @ San Francisco Giants
Candlestick Park, San Francisco, CA

livebaseballscorecards.com

AB 42
R 11
H 17
RBI 9
BB 5
SO 4
LOB 22



Fri Aug 03 1990, 10:05 PM EDT
Att: 35,540 - Unknown

Batter	1	2	3	4	5	6	7	8	9	AB R H RBI BB SO LOB	TOP	
Stan Javier, S (1, 8) OBP: 0.376, SLG: 0.401	4-1 FC4-6 BB		0-0 G6-3			0-3 K			3-2 F9	3 0 0 0 1 1 0	<p>Los Angeles Dodgers @ San Francisco Giants</p> <p>Candlestick Park, San Francisco, CA</p> <p>Sat Aug 04 1990, 6:33 AM EDT</p> <p>Att. 47,193 - Sunny - 70 F</p>	
Mike Sharperson, R (1, 5) OBP: 0.383, SLG: 0.359	0-0 FC4-6 1-2f		0-0 G6-3			1-3 K			2-3 K	4 0 0 0 0 2 1		
Kal Daniels, L (1, 7) OBP: 0.382, SLG: 0.500 Jose Gonzalez, R (9, PR) OBP: 0.279, SLG: 0.431	0-1 F8		3-3 K			0-3 K			1-0 1B	4 0 1 0 0 2 1 0 0 0 0 0 0 0		
Eddie Murray, S (1, 3) OBP: 0.403, SLG: 0.506	1-0 L1		0-1 F7			1-1 G5-3			3-3 K	4 0 0 0 0 1 2		
Hubie Brooks, R (1, 9) OBP: 0.296, SLG: 0.414		4-2 G5-4-3 BB		3-1 HR		0-3 K				2 1 1 1 1 1 0		
Rick Dempsey, R (1, 2) OBP: 0.337, SLG: 0.354		0-1 G5-4-3 1-2f		2-0 G5-3		1-1 G5-3				3 0 0 0 0 0 1		
Lenny Harris, L (1, 4) OBP: 0.341, SLG: 0.373		1-0 L7		4-1 BB				1-1 G4-3		2 0 0 0 1 0 0		
Alfredo Griffin, S (1, 6) OBP: 0.273, SLG: 0.272			2-2 G6-3		1 SAFE P5			0-2 L8		3 0 0 0 0 0 1		
Mike Morgan, R (1, 1) OBP: 0.115, SLG: 0.080 Mickey Hatcher, R (8, PH) OBP: 0.275, SLG: 0.294 Ray Searage, L (8, 1) Jim Gott, R (8, 1)			0-0 F9		0-0 L9			1-0 F8		2 0 0 0 0 0 1 1 0		
Inning Stats	R: 0 H: 0 E: 0 LOB: 1 K: 0 BB: 1 S: 5 P: 10	R: 0 H: 0 E: 0 LOB: 0 K: 0 BB: 1 S: 5 P: 10	R: 0 H: 0 E: 0 LOB: 0 K: 0 BB: 0 S: 5 P: 7	R: 0 H: 0 E: 0 LOB: 0 K: 1 BB: 0 S: 7 P: 10	R: 1 H: 1 E: 0 LOB: 1 K: 0 BB: 1 S: 6 P: 15	R: 0 H: 0 E: 0 LOB: 0 K: 3 BB: 0 S: 9 P: 10	R: 0 H: 0 E: 0 LOB: 0 K: 1 BB: 0 S: 7 P: 9	R: 0 H: 0 E: 0 LOB: 0 K: 0 BB: 0 S: 6 P: 8	R: 0 H: 1 E: 0 LOB: 1 K: 2 BB: 0 S: 14 P: 23	1B: 1 SF: 0 2B: 0 SAC: 0 3B: 0 DP: 1 HR: 1 HBP: 0		WP: 0 PA: 31 PB: 0 SB: 0 CS: 0
PITCHER Trevor Wilson, L (1, 1) ERA: 3.17	IP WLS BF H R ER SO BB IBB HBP BLK WP HR S P ERA WHIP	9.0 W 31 2 1 1 7 3 0 0 0 0 1 64 102 1.00 0.556										

AB	28
R	1
H	2
RBI	1
BB	3
SO	7
LOB	7



Batter	1	2	3	4	5	6	7	8	9
Brett Butler, L OBP: 0.389, SLG: 0.361 (1, 8) M X	1-1 S SF9 1B		2-2 B C L X 2B		2-0 B B X 1-2 1B			0-0 X B1-3	
Rick Leach, L OBP: 0.382, SLG: 0.414 (1, 9) Mike Kingery, L OBP: 0.330, SLG: 0.295 (7, 9) 1 C SAFE 1 SAFE 1 SAFE X	0-1 L8		1-0 B X L1-3		2-2 B B F C X G4-3			1-2 B F F X P6	
Will Clark, L OBP: 0.353, SLG: 0.454 (1, 3) Dave Anderson, R OBP: 0.292, SLG: 0.397 (8, PR) (9, 3) B B X X	3-1 SF9 1-H			0-1 C X G4-3		4-0 B B B B FC5-4 BB		2-1 B B C X WP 1B	
Kevin Mitchell, R OBP: 0.381, SLG: 0.593 (1, 7) C B X X	1-1 F8			3-1 C B B B X G1-3		1-0 B X FC5-4 G1-3 1-2f		4-2 S F F B B B 1-2 BB	
Matt Williams, R OBP: 0.317, SLG: 0.492 (1, 5) X C F X		1-2 F9		0-1 C X HR		2-0 B B X G1-3 1-2		1-2 B S S X F8	
Gary Carter, R OBP: 0.365, SLG: 0.482 (1, 2) X		0-0 G6-3		0-0 X F7		1-1 C B X G6-3			
Robby Thompson, R OBP: 0.296, SLG: 0.380 (1, 4) C T B F C X		1-3 K				0-0 X L8		1-2 C B F X F9	
Jose Uribe, S OBP: 0.293, SLG: 0.313 (1, 6) B C X X			1-1 G6-3		1-1 B S X F7		0-0 X G3		
Trevor Wilson, L OBP: 0.115, SLG: 0.115 (1, 1) X			0-0 G4-3		3-2 B B B B X 1B 1B		2-0 B B X G4-3		

Inning Stats	R: 1 E: 0 K: 0 S: 8	H: 1 LOB: 0 BB: 0 P: 13	R: 0 E: 0 K: 1 S: 8	H: 0 LOB: 0 BB: 0 P: 10	R: 0 E: 0 K: 0 S: 7	H: 1 LOB: 1 BB: 0 P: 11	R: 1 E: 0 K: 0 S: 7	H: 1 LOB: 0 BB: 0 P: 10	R: 0 E: 0 K: 0 S: 11	H: 2 LOB: 2 BB: 0 P: 19	R: 0 E: 0 K: 0 S: 4	H: 0 LOB: 1 BB: 1 P: 12	R: 0 E: 0 K: 0 S: 5	H: 0 LOB: 0 BB: 0 P: 8	R: 0 E: 0 K: 0 S: 11	H: 1 LOB: 2 BB: 1 P: 19
--------------	------------------------------	----------------------------------	------------------------------	----------------------------------	------------------------------	----------------------------------	------------------------------	----------------------------------	-------------------------------	----------------------------------	------------------------------	----------------------------------	------------------------------	---------------------------------	-------------------------------	----------------------------------

PITCHER	IP	WLS	BF	H	R	ER	SO	BB	IBB	HBP	BLK	WP	HR	S	P	ERA	WHIP
Mike Morgan, R ERA: 3.43 (1, 1)	7.0	L	27	5	2	2	1	1	0	0	0	0	1	50	83	2.57	0.857
Ray Searge, L ERA: 2.96 (8, 1)	0.2		4	1	0	0	0	1	0	0	0	1	0	8	15	0.00	3.000
Jim Gott, R ERA: 3.41 (8, 1)	0.1		1	0	0	0	0	0	0	0	0	0	0	3	4	0.00	0.000

BOTTOM

Los Angeles Dodgers @ San Francisco Giants
Candlestick Park, San Francisco, CA

Sat Aug 04 1990, 6:33 AM EDT
Att: 47,193 - Sunny - 70 F

AB	R	H	RBI	BB	SO	LOB
4	1	3	0	0	0	0
3	0	0	0	0	0	4
1	0	0	0	0	0	0
2	0	1	1	1	0	0
0	0	0	0	0	0	0
3	0	0	0	1	0	1
4	1	1	1	0	0	3
3	0	0	0	0	0	1
3	0	0	0	0	1	0
3	0	0	0	0	0	0
3	0	1	0	0	0	0

livebaseballscorecards.com

AB	29
R	2
H	6
RBI	2
BB	2
SO	1
LOB	9

GIANTS

WP	PA
1	32
PB	0
SB	1
CS	0

Batter	1	2	3	4	5	6	7	8	9	AB R H RBI BB SO LOB	TOP										
Stan Javier, S OBP: 0.374, SLG: 0.392 (1, 8) X	0-0 L4 BB	4-0 1B BB		4-0 FC3-6 1B HR BB	0-0 F7		0-3 K		0-0 FC3-6 1B BB	4 2 0 0 2 1 4											
Mike Sharperson, R OBP: 0.394, SLG: 0.367 (1, 4) (6, 5) BB	4-0 BB HR BB	0-0 IBB 1B		0-0 FC3-6 1B	0-0 5-3			0-0 HR 1B	4-0 1B BB	4 2 3 1 2 0 2											
Kirk Gibson, L OBP: 0.360, SLG: 0.470 Tim Crews, R (1, 7) (9, 1) BB	4-0 HR BB	0-3 K		0-0 FC3-6 HR		0-0 HR		0-0 HR 1B	0-0 1B BB	5 4 3 4 1 1 4 0 0 0 0 0 0 0											
Eddie Murray, S OBP: 0.404, SLG: 0.521 (1, 3) X	0-0 HR 1-H 2-H	4-0 FC6-4 IBB		0-0 HR		0-0 4-3		0-0 F8	0-0 F9	5 2 2 6 1 0 2											
Hubie Brooks, R OBP: 0.295, SLG: 0.411 Jose Gonzalez, R OBP: 0.279, SLG: 0.431 (1, 9) (8, 9) X	0-0 F5	0-0 FC6-4		0-0 FC6-4 1B		0-0 6-3		0-0 6-3		5 0 1 0 0 0 3 0 0 0 0 0 0 0											
Mickey Hatcher, R OBP: 0.274, SLG: 0.292 Lenny Harris, L OBP: 0.340, SLG: 0.372 (1, 5) (6, 4) X	0-0 E7 1B		0-0 4-3	0-0 FC6-4		0-0 4-3		0-0 6-3		4 0 1 0 0 0 1 1 0 0 0 0 0 0											
Mike Scioscia, L OBP: 0.328, SLG: 0.414 (1, 2) S	0-3 K		0-0 F3		0-0 1B 1B		0-0 G3		0-0 F9 1B 2B	5 1 2 0 0 1 1											
Alfredo Griffin, S OBP: 0.272, SLG: 0.271 (1, 6) X		0-0 6-3	0-3 K		0-0 1B 1B		0-0 F9		0-0 F9	5 0 1 0 0 1 1											
Tim Belcher, R OBP: 0.195, SLG: 0.154 Ray Searage, L OBP: 0.357, SLG: 0.368 Jose Vizcaino, S OBP: 0.500, SLG: 0.500 Mike Hartley, R OBP: 0.313, SLG: 0.352 (1, 1) (2, 1) (4, PH) (4, 1) (9, PH) (9, 7) X		0-0 BB 1B		0-0 6-3	0-3 K		0-0 1B		0-0 FC3-6 1B	1 1 1 0 0 0 0 0 0 0 0 0 0 0 1 0 0 0 0 0 0 2 0 1 0 0 1 2 1 0 1 1 0 0 0											
Inning Stats	R: 3 E: 1 K: 1 S: 7	H: 2 LOB: 1 BB: 2 P: 15	R: 1 E: 0 K: 1 S: 7	H: 2 LOB: 3 BB: 2 P: 15	R: 0 E: 0 K: 1 S: 5	H: 0 LOB: 0 BB: 0 P: 5	R: 3 E: 0 K: 0 S: 6	H: 3 LOB: 1 BB: 1 P: 10	R: 0 E: 0 K: 1 S: 7	H: 2 LOB: 2 BB: 0 P: 7	R: 1 E: 0 K: 0 S: 4	H: 1 LOB: 0 BB: 0 P: 4	R: 0 E: 0 K: 1 S: 6	H: 1 LOB: 1 BB: 0 P: 6	R: 2 E: 0 K: 0 S: 5	H: 2 LOB: 0 BB: 0 P: 5	R: 2 E: 0 K: 0 S: 6	H: 3 LOB: 2 BB: 1 P: 10	1B: 11 2B: 1 3B: 0 HR: 4	SF: 0 SAC: 0 DP: 0 HBP: 0	WP: 0 PA: 49 PB: 0 SB: 0 CS: 0
PITCHER	IP WLS BF H R ER SO BB IBB HBP BLK WP HR S P ERA WHIP											PITCHER	IP WLS BF H R ER SO BB IBB HBP BLK WP HR S P ERA WHIP								
Rafael Nova, L ERA: 7.71 (1, 1)	3.2 L 22 6 7 7 3 4 1 0 0 0 2 23 43 17.18 2.727																				
Francisco Oliveras, R ERA: 4.32 (4, 1)	1.1 7 3 0 0 1 0 0 0 0 0 0 0 9 9 0.00 2.250																				
Atlee Hammaker, L ERA: 4.28 (6, 1)	2.0 8 2 1 1 1 0 0 0 0 0 0 1 10 10 4.50 1.000																				
Steve Bedrosian, R ERA: 4.83 (8, 1)	2.0 12 5 4 4 0 1 0 0 0 0 0 1 11 15 18.00 3.000																				

Los Angeles Dodgers @ San Francisco Giants
Candlestick Park, San Francisco, CA
Sun Aug 05 1990, 6:33 AM EDT
Att: 49,005 - Unknown

livebaseballscorecards.com

AB 43
R 12
H 16
RBI 12
BB 6
SO 5
LOB 20



Batter	1	2	3	4	5	6	7	8	9	AB	R	H	RBI	BB	SO	LOB		
Brett Butler, L OBP: 0.389, SLG: 0.360 (1, 8) BBB	4-0 1B BB	0-0 4-3 1-2	0-0 CS 1B			0-0 F7		0-0 F7		4	0	1	0	1	0	1		
Rick Leach, L OBP: 0.372, SLG: 0.402 (1, 9) SSS	0-3 K	0-0 E6 1B 1B 2-3	0-0 CS 1-2	0-0 G3		0-0 E3 FC5 1B		0-3 K		5	1	0	0	0	2	2		
Will Clark, L OBP: 0.354, SLG: 0.453 (1, 3) X	0-0 G6-4-3 1-2 1B	0-3 K		0-0 1-3		0-0 FC5 1-2 1B		0-0 F8		5	0	2	0	0	1	2		
Kevin Mitchell, R OBP: 0.381, SLG: 0.589 (1, 7) X	0-0 G6-4-3 1-2f	0-0 BB 1B 1-3 1B 3-H		0-0 F7		0-0 FC5 1-2 2-3f		4-0 FC6-4 BB		4	0	1	1	1	0	4		
Matt Williams, R OBP: 0.318, SLG: 0.490 (1, 5) X		BB BB 1B				0-0 6-3		0-0 F2		0-0 FC6-4 1B 1-2f		5	1	2	1	0	0	3
Ernest Riles, L OBP: 0.330, SLG: 0.379 (1, 6) X		BB BB				0-0 F2		0-0 3-1		0-0 1-2 1B		3	1	1	0	2	0	0
Terry Kennedy, L OBP: 0.343, SLG: 0.377 (1, 2) Steve Bedrosian, R OBP: 0.326, SLG: 0.291 (8, 1) Mike Kingery, L OBP: 0.326, SLG: 0.291 (9, PH)		BB BB				0-0 1B 2B		0-0 6-3		0-0 P6		3	1	1	0	1	0	3
Robby Thompson, R OBP: 0.298, SLG: 0.387 (1, 4) X		BB BB 1B 1-H 2-H 3-H		0-0 F8		0-0 2-3 1B		0-3 K		4	1	2	3	0	1	0		
Rafael Novoa, L OBP: 0.250, SLG: 0.250 (1, 1) Francisco Oliveras, R OBP: 0.379, SLG: 0.542 (4, 1) Bill Bathe, R OBP: 0.111, SLG: 0.059 (5, PH) Atlee Hammaker, S OBP: 0.111, SLG: 0.059 (6, 1) Gary Carter, R OBP: 0.363, SLG: 0.480 (8, 2)		BB BB 1B E 4-3 1B 3-H		0-0 4-3		0-3 K		0-3 K		2	1	1	1	0	0	0		

Inning Stats	R: 0	H: 1	E: 0	LOB: 1	K: 1	P: 9	R: 6	H: 5	E: 1	LOB: 3	K: 1	P: 23	R: 0	H: 1	E: 0	LOB: 0	K: 0	P: 3	R: 0	H: 0	E: 0	LOB: 0	K: 0	P: 3	R: 0	H: 2	E: 0	LOB: 2	K: 1	P: 7	R: 0	H: 1	E: 1	LOB: 2	K: 0	P: 5	R: 0	H: 0	E: 0	LOB: 0	K: 1	P: 5	R: 0	H: 0	E: 0	LOB: 0	K: 2	P: 7	R: 0	H: 1	E: 0	LOB: 2	K: 0	P: 8
	0	1	0	1	1	9	6	5	1	3	1	23	0	1	0	0	0	3	0	0	0	0	0	3	0	0	0	2	0	2	1	7	0	1	1	5	0	0	0	0	5	0	0	0	2	0	7	0	1	0	8			

PITCHER	IP	WLS	BF	H	R	ER	SO	BB	IBB	HBP	BLK	WP	HR	S	P	ERA	WHIP
Tim Belcher, R ERA: 3.81 (1, 1)	1.0		9	4	5	4	1	3	0	0	0	0	0	8	20	36.00	7.000
Ray Searge, L ERA: 2.73 (2, 1)	2.0		10	3	1	0	1	1	0	0	0	0	0	11	15	0.00	2.000
Mike Hartley, R ERA: 3.3 (4, 1)	5.0	W	19	3	0	0	4	0	0	0	0	0	0	27	27	0.00	0.600
Tim Crews, R ERA: 2.58 (9, 1)	1.0		5	1	0	0	0	1	0	0	0	0	0	4	8	0.00	2.000

BOTTOM

Los Angeles Dodgers @ San Francisco Giants
Candlestick Park, San Francisco, CA

Sun Aug 05 1990, 6:33 AM EDT
Att. 49,005 - Unknown

AB	38
R	6
H	11
RBI	6
BB	5
SO	6
LOB	19

livebaseballscorecards.com

GIANTS

WP: 0	PA: 44
PB: 0	
SB: 0	
CS: 1	

Batter	1	2	3	4	5	6	7	8	9	AB R H RBI BB SO LOB	TOP										
Brett Butler, L (1, 8) OBP: 0.388, SLG: 0.359	0-2 6-3 1B		3-2 4-3 S 1B		1 SAFE 0-0 FC4-6 1-2f			3-2 F7		4 0 1 0 0 0 1											
Mike Kingery, L (1, 9) OBP: 0.325, SLG: 0.289	2-1 1B		1-0 4-3 1-3		1 SAFE 2-1 F8			3-2 F8		4 0 1 0 0 0 2											
Will Clark, L (1, 3) OBP: 0.353, SLG: 0.451	1-0 F7		2-1 4-3			1-3 K		1-0 1B		4 0 1 0 0 1 2											
Kevin Mitchell, R (1, 7) OBP: 0.380, SLG: 0.585	1-2 6-3 1-2			0-1 1B		2-2 P4		3-1 F8		4 0 1 0 0 0 2											
Matt Williams, R (1, 5) OBP: 0.318, SLG: 0.488		0-0 1B		1-0 F7		1-1 F7			0-1 F9	4 0 1 0 0 0 1											
Ernest Riles, L (1, 6) OBP: 0.327, SLG: 0.407		0-3 K		1 SAFE 3-2 1 SAFE P3			1-2 4-3		2-2 HR	4 1 1 1 0 1 2											
Gary Carter, R (1, 2) OBP: 0.355, SLG: 0.469		1 SAFE 2-0 1 SAFE P6		1-3 K			1-0 F7		1-1 F7	4 0 0 0 0 1 2											
Robby Thompson, R (1, 4) OBP: 0.301, SLG: 0.388		1-0 P4			1-1 FC4-6 1B		2-2 1B		0-3 K	4 0 2 0 0 1 1											
Don Robinson, R (1, 1) OBP: 0.167, SLG: 0.262 Mark Leonard, L (7, PH) Mark Thurmond, L (7, 1)			1-3 K		0-0 L4		2-1 4-3			2 0 0 0 0 1 1 1 0 0 0 0 0 1 0 0 0 0 0 0 0											
Inning Stats	R: 0 E: 0 K: 0 S: 14	H: 1 LOB: 1 BB: 0 P: 17	R: 0 E: 0 K: 1 S: 6	H: 1 LOB: 1 BB: 0 P: 9	R: 0 E: 0 K: 1 S: 11	H: 1 LOB: 1 BB: 0 P: 18	R: 0 E: 0 K: 1 S: 11	H: 1 LOB: 1 BB: 0 P: 15	R: 0 E: 0 K: 1 S: 8	H: 0 LOB: 0 BB: 0 P: 12	R: 0 E: 0 K: 0 S: 14	H: 1 LOB: 1 BB: 0 P: 20	R: 0 E: 0 K: 0 S: 11	H: 1 LOB: 1 BB: 0 P: 21	R: 1 E: 0 K: 1 S: 11	H: 1 LOB: 0 BB: 0 P: 14	1B: 7 2B: 0 3B: 0 HR: 1	SF: 0 SAC: 0 DP: 0 HBP: 0	WP: 0 PB: 0 SB: 2 CS: 0	PA: 35	
PITCHER Bill Gullickson, R (1, 1) ERA: 3.59	IP 9.0	WLS W	BF 35	H 8	R 1	ER 1	SO 5	BB 0	IBB 0	HBP 0	BLK 0	WP 0	HR 1	S 92	P 135	ERA 1.00	WHIP 0.889				
				PITCHER	IP	WLS	BF	H	R	ER	SO	BB	IBB	HBP	BLK	WP	HR	S	P	ERA	WHIP

San Francisco Giants @ Houston Astros
Astrodome, Houston, TX
Mon Aug 06 1990, 8:05 PM EDT
Att: 17,251 - Dome - 72 F

AB	35
R	1
H	8
RBI	1
BB	0
SO	5
LOB	15



Batter	1	2	3	4	5	6	7	8	9	AB	R	H	RBI	BB	SO	LOB
Eric Yelding, R OBP: 0.324, SLG: 0.308 (1, 8)	2-2 CS 1B			0-2 4-3	0-0 F8		0-0 1-2 S 1B			4	0	2	0	0	0	1
Bill Doran, S OBP: 0.398, SLG: 0.421 (1, 4)	3-1 F9 1-2			4-1 BB 1B BB	2-2 1-H HR		4-2 1-2 2-3 BB			2	2	1	2	2	0	1
Ken Oberkfell, L OBP: 0.314, SLG: 0.355 (1, 5) Ken Caminiti, S OBP: 0.319, SLG: 0.317 (7, PH) (8, 5)	0-1 F9			1-0 F9	3-1 1B		0-3 K			3	0	1	0	0	0	1
Franklin Stubbs, L OBP: 0.298, SLG: 0.431 (1, 3)		2-2 3-1		4-2 1-2 1B BB	2-2 L9		1-1 3-1			3	1	0	0	1	0	4
Craig Biggio, R OBP: 0.354, SLG: 0.361 (1, 2)		2-1 F9		0-1 1-2 2-H 1B		0-0 F9		2-1 6-3		4	0	1	1	0	0	0
Glenn Wilson, R OBP: 0.284, SLG: 0.352 (1, 9) Mark Davidson, R OBP: 0.429, SLG: 0.448 (7, 9)		0-0 P7		1-2 1-3 2-H 1B		0-3 K		4-2 BB		3	0	1	1	0	1	0
Casey Candaele, S OBP: 0.376, SLG: 0.438 (1, 7)			0-1 G3	0-1 P6		2-1 F8		1-1 L5		4	0	0	0	0	0	3
Rafael Ramirez, R OBP: 0.302, SLG: 0.334 (1, 6)			1-1 1-3		1-1 6-3		0-0 S 1B 1B	0-1 F7		4	0	1	0	0	0	1
Bill Gullickson, R OBP: 0.209, SLG: 0.150 (1, 1)			2-3 K		4-2 HR BB		0-1 F9			2	1	0	0	1	1	1

Inning Stats	R: 0	H: 1	E: 0	LOB: 0	K: 0	S: 8	P: 12	R: 0	H: 0	E: 0	LOB: 0	K: 0	S: 10	P: 14	R: 0	H: 0	E: 0	LOB: 0	K: 1	S: 7	P: 10	R: 2	H: 2	E: 0	LOB: 2	K: 0	S: 17	P: 25	R: 2	H: 2	E: 0	LOB: 1	K: 1	S: 13	P: 25	R: 0	H: 0	E: 0	LOB: 0	K: 1	S: 6	P: 8	R: 0	H: 2	E: 0	LOB: 3	K: 1	S: 11	P: 16	R: 0	H: 0	E: 0	LOB: 1	K: 0	S: 8	P: 15
PITCHER	IP	WLS	BF	H	R	ER	SO	BB	IBB	HBP	BLK	WP	HR	S	P	ERA	WHIP																																							
Don Robinson, R ERA: 3.54 (1, 1)	6.0	L	25	5	4	4	2	3	0	0	0	0	0	61	94	6.00	1.333																																							
Mark Thurmond, L ERA: 2.86 (7, 1)	2.0		10	2	0	0	1	2	0	0	0	0	0	19	31	0.00	2.000																																							

BOTTOM

San Francisco Giants @ Houston Astros
Astrodome, Houston, TX

Mon Aug 06 1990, 8:05 PM EDT
Att. 17,251 - Dome - 72 F

AB	30
R	4
H	7
RBI	4
BB	5
SO	3
LOB	15

livebaseballscorecards.com



WP: 0	PA: 35
PB: 0	
SB: 2	
CS: 1	

Batter	1	2	3	4	5	6	7	8	9	AB R H RBI BB SO LOB	TOP									
Brett Butler, L (1, 8) OBP: 0.385, SLG: 0.355	0-2 G6-3		1-0 P6			1-2 G5-3		0-1 F7		4 0 0 0 0 0 3										
Robby Thompson, R (1, 4) OBP: 0.297, SLG: 0.384 Steve Bedrosian, R (8, 1) Atlee Hammaker, S (8, 1) Francisco Oliveras, R (8, 1)	2-3 K		3-1 P6			2-2 G5-3		3-1 F7		4 0 0 0 0 1 2 0										
Will Clark, L (1, 3) OBP: 0.352, SLG: 0.449	0-3 K		1-1 1B			0-1 F8			3-2 F8	4 0 1 0 0 1 0										
Kevin Mitchell, R (1, 7) OBP: 0.378, SLG: 0.581		1-1 1B	3-2 F8			1-1 F9			2-2 P4	4 0 1 0 0 0 1										
Matt Williams, R (1, 5) OBP: 0.315, SLG: 0.484		3-3 1-2 K	2-3 K			1-3 K			0-1 F9	4 0 0 0 0 3 2										
Ernest Riles, L (1, 6) OBP: 0.318, SLG: 0.394		2-3 K			1-1 F8		3-3 K			3 0 0 0 0 2 0										
Terry Kennedy, L (1, 2) OBP: 0.347, SLG: 0.381 Mike Kingery, L (8, PR) OBP: 0.323, SLG: 0.289			2-1 F8			2-0 1B		0-0 1B		3 0 2 0 0 0 0 0 0 0 0 0 0 0										
Mark Leonard, L (1, 9) Dave Anderson, R (8, PH) OBP: 0.303, SLG: 0.406			4-2 BB			2-0 F7		2-1 1B		1 0 0 0 1 0 1 1 0 1 0 0 0 0										
John Burkett, R (1, 1) OBP: 0.130, SLG: 0.070 Gary Carter, R (8, PH) OBP: 0.354, SLG: 0.466			1-3 K			1-3 K		2-2 F7		2 0 0 0 0 2 2 1 0 0 0 0 0 2										
Inning Stats	R: 0 E: 0 K: 2 S: 10	H: 0 LOB: 0 BB: 0 P: 12	R: 0 E: 0 K: 2 S: 9	H: 1 LOB: 0 BB: 0 P: 15	R: 0 E: 0 K: 1 S: 9	H: 0 LOB: 1 BB: 1 P: 17	R: 0 E: 0 K: 1 S: 7	H: 1 LOB: 1 BB: 0 P: 13	R: 0 E: 0 K: 0 S: 10	H: 0 LOB: 0 BB: 0 P: 13	R: 0 E: 0 K: 2 S: 9	H: 0 LOB: 0 BB: 0 P: 14	R: 0 E: 0 K: 0 S: 11	H: 2 LOB: 2 BB: 0 P: 18	R: 0 E: 0 K: 0 S: 9	H: 0 LOB: 0 BB: 0 P: 14	1B: 5 2B: 1 3B: 0 HR: 0	SF: 0 SAC: 0 DP: 1 HBP: 0	WP: 0 PB: 0 SB: 0 CS: 1	PA: 32
PITCHER	IP WLS BF H R ER SO BB IBB HBP BLK WP HR S P ERA WHIP																			
Mark Portugal, R (1, 1) ERA: 3.83	7.1 W 27 5 0 0 9 1 0 0 0 0 0 0 71 114 0.00 0.818																			
Juan Agosto, L (8, 1) ERA: 3.77	0.1 1 0 0 0 0 0 0 0 0 0 0 0 2 2 0.00 0.000																			
Dave Smith, R (8, 1) ERA: 2.38	1.1 S 4 0 0 0 0 0 0 0 0 0 0 0 11 19 0.00 0.000																			

San Francisco Giants @ Houston Astros
Astrodome, Houston, TX
Tue Aug 07 1990, 8:05 PM EDT
Att. 18,648 - Dome - 72 F

AB	31
R	0
H	5
RBI	0
BB	1
SO	9
LOB	13



Batter	1	2	3	4	5	6	7	8	9
Eric Yelding, R OBP: 0.323, SLG: 0.308 (1, 8)	0-0 F9			1-1 1B SF8 1B		1-1 G5-3		0-0 P2	
Bill Doran, S OBP: 0.402, SLG: 0.424 (1, 4)	1-0 G4-3			1-0 1B 1-2 1B		1-1 1B		4-0 WP 1B 1-2 2-3 3-H BB	
Ken Caminiti, S OBP: 0.321, SLG: 0.319 (1, 5)	1-2 G6-3			0-0 1-2 2-3 1B		0-0 L6		2-2 WP 1-2 2-3 3-H 1B	
Franklin Stubbs, L OBP: 0.295, SLG: 0.428 (1, 3)		3-3 K		0-0 SF8		1-3 K		4-1 1-2 2-3 3-H BB	
Carl Nichols, R OBP: 0.344, SLG: 0.333 (8, PH)		2-1 F9		0-0 L5-4		1-0 L5		1-3 K	
Ken Oberkfell, L OBP: 0.314, SLG: 0.355 (9, 3)		2-0 G5-3		0-0 F7		1-1 F7		3-2 G6-3	
Craig Biggio, R OBP: 0.351, SLG: 0.357 (1, 2)		2-2 P4		1-3 K		1-2 1B SH PB 1B		1-2 SH PB 1B 1-2 1B	
Glenn Wilson, R OBP: 0.281, SLG: 0.349 (1, 9)		0-0 G6-3		0-1 G4-3		0-3 K		1-1 1B PB 1-2 2-3 WP 1B	
Dave Smith, R OBP: 0.351, SLG: 0.357 (8, 1)		0-1 P3							
Karl Rhodes, L OBP: 0.333, SLG: 0.333 (1, 7)									
Rafael Ramirez, R OBP: 0.300, SLG: 0.332 (1, 6)									
Mark Portugal, R OBP: 0.156, SLG: 0.136 (1, 1)									
Juan Agosto, L ERA: 4.28 (8, 1)									
Casey Candaele, S OBP: 0.380, SLG: 0.443 (8, 9)									


AB	R	H	RBI	BB	SO	LOB
4	1	1	0	0	0	3
3	0	2	0	1	0	0
4	0	2	1	0	0	1
2	0	0	1	0	2	0
0	0	0	0	1	0	0
0	0	0	0	0	0	0
4	0	0	0	0	1	5
3	0	0	0	0	0	0
1	0	0	0	0	0	3
3	1	1	0	0	1	0
2	1	0	0	0	0	0
2	0	0	0	0	1	0
0	0	0	0	0	0	0
1	1	1	0	0	0	0

BOTTOM

San Francisco Giants @ Houston Astros
Astrodome, Houston, TX

Tue Aug 07 1990, 8:05 PM EDT
Att. 18,648 - Dome - 72 F

AB	29
R	4
H	7
RBI	2
BB	2
SO	5
LOB	12



Inning Stats		R: 0	H: 0	E: 0	LOB: 0	K: 0	BB: 0	S: 7	P: 9
R: 0	H: 0	E: 0	LOB: 0	K: 0	BB: 0	S: 6	P: 13		
R: 1	H: 3	E: 0	LOB: 1	K: 0	BB: 0	S: 7	P: 8		
R: 0	H: 0	E: 0	LOB: 0	K: 1	BB: 0	S: 6	P: 7		
R: 0	H: 1	E: 0	LOB: 1	K: 1	BB: 0	S: 8	P: 10		
R: 0	H: 0	E: 0	LOB: 0	K: 1	BB: 0	S: 6	P: 9		
R: 3	H: 3	E: 1	LOB: 3	K: 1	BB: 2	S: 19	P: 35		

PITCHER		IP	WLS	BF	H	R	ER	SO	BB	IBB	HBP	BLK	WP	HR	S	P	ERA	WHIP
John Burkett, R	(1, 1)	7.0	L	24	4	1	1	4	0	0	0	0	0	0	46	64	1.29	0.571
Steve Bedrosian, R	(8, 1)	0.1		6	3	3	2	0	1	0	0	0	0	0	11	19	54.00	12.000
Atlee Hammaker, L	(8, 1)	0.0		1	0	0	0	0	1	0	0	0	1	0	5	5	∞	∞
Francisco Oliveras, R	(8, 1)	0.2		2	0	0	0	1	0	0	0	0	0	0	7	11	0.00	0.000

WP	PA	3B	DP	HBP	CS
1	33	0	1	0	0

Batter	1	2	3	4	5	6	7	8	9	AB R H RBI BB SO LOB	TOP												
Brett Butler, L (1, 8) OBP: 0.385, SLG: 0.354	0-0 P3		4-0 1B BB	0-0 SF8		0-0 SH1-3		1-0 2B HBP	0-0 FC4-6	2 1 0 1 1 0 1													
Mike Kingery, L (1, 9) OBP: 0.330, SLG: 0.299	0-0 E8		0-0 1B	0-0 L3		0-0 1B		0-0 1B 2B		4 0 2 1 0 0 1													
Greg Litton, R (8, PH) OBP: 0.274, SLG: 0.318			1-2 1B			2-H 1B		1-H 2-H 1B 2B		1 0 1 2 0 0 0													
Will Clark, L (1, 3) OBP: 0.353, SLG: 0.449	0-3 K		0-3 K		0-0 1B 1B	0-0 F7		0-0 1B 1B		5 1 2 0 0 2 4													
Kevin Mitchell, R (1, 7) OBP: 0.376, SLG: 0.576	0-0 P6		0-3 K		0-0 P6	0-0 4-3		0-0 FC4-6 1B		5 0 1 1 0 1 5													
Matt Williams, R (1, 5) OBP: 0.316, SLG: 0.483		0-0 4-3 CS 1B	0-0 F7		0-0 1B 1B		0-0 5-3	0-0 FC4-6		5 0 2 0 0 0 3													
Terry Kennedy, L (1, 2) OBP: 0.345, SLG: 0.379		0-0 4-3		0-3 K	0-0 F8		0-0 CS 1B		0-0 1B SF7 1B	4 0 1 0 0 1 3													
Dave Anderson, R (7, PR) OBP: 0.303, SLG: 0.406		1-3								0 0 0 0 0 0 0													
Gary Carter, R (7, 2) OBP: 0.357, SLG: 0.469										1 1 1 0 0 0 0													
Robby Thompson, R (1, 4) OBP: 0.299, SLG: 0.392		0-0 E5 3B		0-0 HR	0-0 1B		0-0 P2		0-0 P4	5 2 2 1 0 0 3													
Jose Uribe, S (1, 6) OBP: 0.297, SLG: 0.326		3-H 1-H 3B		0-0 BLK SF8 2B	0-0 4-3		0-0 CS	0-0 F9	0-0 FC4-6 1B	5 1 3 1 0 0 3													
Trevor Wilson, L (1, 1) OBP: 0.172, SLG: 0.143		0-0 P5		4-0 SF8 BLK BB		0-0 SH1-3 1B		4-0 HBP 2B BB	0-0 SF7	2 1 1 0 1 0 1													
Bill Bathe, R (8, PH) OBP: 0.400, SLG: 0.542									3-H	0 0 0 0 1 0 0													
Scott Garrelts, R (8, PR) OBP: 0.113, SLG: 0.098										0 1 0 0 0 0 0													
Mark Thurmond, L (8, 1)										0 0 0 1 0 0 0													
Inning Stats	R: 0 E: 1 K: 1 S: 6	H: 0 LOB: 1 BB: 0 P: 6	R: 1 E: 1 K: 0 S: 5	H: 2 LOB: 1 BB: 0 P: 5	R: 0 E: 0 K: 2 S: 8	H: 1 LOB: 2 BB: 1 P: 12	R: 2 E: 0 K: 1 S: 7	H: 2 LOB: 1 BB: 1 P: 11	R: 0 E: 0 K: 0 S: 6	H: 3 LOB: 3 BB: 0 P: 6	R: 1 E: 0 K: 0 S: 5	H: 2 LOB: 1 BB: 0 P: 5	R: 0 E: 0 K: 0 S: 3	H: 1 LOB: 1 BB: 0 P: 3	R: 3 E: 0 K: 0 S: 5	H: 3 LOB: 1 BB: 1 P: 10	R: 1 E: 0 K: 0 S: 5	H: 2 LOB: 1 BB: 0 P: 5	1B: 12 2B: 2 3B: 1 HR: 1	SF: 2 SAC: 1 DP: 0 HBP: 1	WP: 0 PB: 0 SB: 2 CS: 2	PA: 47	
PITCHER	IP WLS BF H R ER SO BB IBB HBP BLK WP HR S P ERA WHIP																						
Mike Scott, R (1, 1) ERA: 3.95	7.0		34	11	4	3	4	2	0	0	1	0	1	40	48	3.86	1.857						
Juan Agosto, L (8, 1) ERA: 4.11	0.2	L	5	2	3	3	0	1	0	1	0	0	0	3	8	40.50	4.500						
Brian Fisher, R (8, 1) ERA: 6.75	1.1		7	3	1	1	0	0	0	0	0	0	0	7	7	6.75	2.250						

San Francisco Giants @ Houston Astros
Astrodome, Houston, TX
Wed Aug 08 1990, 4:33 AM EDT
Att. 20,110 - Dome

AB	39
R	8
H	16
RBI	8
BB	3
SO	4
LOB	24



Batter	1	2	3	4	5	6	7	8	9	AB	R	H	RBI	BB	SO	LOB
Eric Yelding, R OBP: 0.320, SLG: 0.304 (1, 8)	0-0 F9	0-0 F9			0-3 K		0-0 G6-4-3			4	0	0	0	0	1	3
Bill Doran, S OBP: 0.403, SLG: 0.427 (1, 4)	0-0 6-3				0-0 G6-4-3			4-0 BB		3	0	1	0	1	0	1
Ken Caminiti, S OBP: 0.318, SLG: 0.315 (1, 5)	0-0 6-3				0-0 1-3			0-3 K		4	0	0	0	0	1	2
Glenn Wilson, R OBP: 0.287, SLG: 0.357 (1, 9)								0-0 F8		4	2	3	0	0	0	1
Craig Biggio, R OBP: 0.350, SLG: 0.356 (1, 2)								0-0 P6		4	1	1	0	0	0	3
Mark Davidson, R OBP: 0.395, SLG: 0.406 (1, 7)								0-0 P6		3	0	0	0	0	0	1
Carl Nichols, R OBP: 0.306, SLG: 0.290 (1, 3)								0-0 F8		4	0	0	1	0	1	2
Rafael Ramirez, R OBP: 0.302, SLG: 0.342 (1, 6)								4-0 BB		3	1	1	2	1	1	0
Mike Scott, R OBP: 0.214, SLG: 0.154 (1, 1)								0-0 FC6-4		1	0	1	0	1	0	0
Casey Candaele, S OBP: 0.377, SLG: 0.439 (7, PH)								0-0 FC6-4		1	0	0	0	0	0	0
Juan Agosto, L (8, 1)								0-0 FC6-4		0	0	0	0	0	0	0
Brian Fisher, R (8, 1)								0-0 FC6-4		0	0	0	0	0	0	0
Dave Rohde, S OBP: 0.293, SLG: 0.294 (9, PH)								0-0 FC6-4		1	0	0	0	0	0	1

BOTTOM

San Francisco Giants @ Houston Astros
Astrodome, Houston, TX
Wed Aug 08 1990, 4:33 AM EDT
Att. 20,110 - Dome

livebaseballscorecards.com

AB	32
R	4
H	7
RBI	3
BB	3
SO	4
LOB	14



Inning Stats	R: 0	H: 0	E: 0	K: 0	S: 3	H: 0	LOB: 0	BB: 0	P: 3	R: 3	H: 4	E: 0	K: 0	S: 7	R: 0	H: 2	E: 0	K: 0	S: 4	R: 0	H: 0	E: 0	K: 0	S: 3	R: 0	H: 0	E: 0	K: 1	S: 4	R: 1	H: 1	E: 1	K: 1	S: 7	R: 0	H: 0	E: 1	K: 1	S: 5	R: 0	H: 0	E: 0	K: 1	S: 5	R: 0	H: 0	E: 0	K: 1	S: 5	R: 0	H: 0	E: 0	K: 1	S: 3	1B: 4	SF: 0	2B: 2	3B: 0	HR: 1	WP: 0	PB: 0	SB: 1	CS: 0	PA: 36
--------------	------	------	------	------	------	------	--------	-------	------	------	------	------	------	------	------	------	------	------	------	------	------	------	------	------	------	------	------	------	------	------	------	------	------	------	------	------	------	------	------	------	------	------	------	------	------	------	------	------	------	------	------	------	------	------	-------	-------	-------	-------	-------	-------	-------	-------	-------	--------

PITCHER	IP	WLS	BF	H	R	ER	SO	BB	IBB	HBP	BLK	WP	HR	S	P	ERA	WHIP
Trevor Wilson, L ERA: 3.22 (1, 1)	7.0	W	28	7	4	3	3	1	0	0	0	0	1	33	37	3.86	1.143
Mark Thurmond, L ERA: 2.74 (8, 1)	2.0	S	8	0	0	0	1	2	0	0	0	0	0	8	16	0.00	1.000

Batter	1	2	3	4	5	6	7	8	9	AB R H RBI BB SO LOB	TOP									
Brett Butler, L (1, 8) OBP: 0.382, SLG: 0.350	2-1 G4-3		2-2 F7			2-1 F7			0-0 F7	4 0 0 0 0 0 1	San Francisco Giants @ Cincinnati Reds Riverfront Stadium, Cincinnati, OH Fri Aug 10 1990, 7:05 PM EDT Att. 48,685 - Unknown - 83 F livebaseballscorecards.com									
Robby Thompson, R (1, 4) OBP: 0.296, SLG: 0.388	3-1 G6			0-3 K		0-0 G6-4-3			0-2 E5	4 0 0 0 0 1 1										
Will Clark, L (1, 3) OBP: 0.350, SLG: 0.444	1-1 G3			2-2 G4-3			0-1 G6-3		0-0 P3	4 0 0 0 0 0 1										
Kevin Mitchell, R (1, 7)		2-0 F7		2-2 1B			1-1 G4-3		1-2 P6	4 0 1 0 0 0 1										
Matt Williams, R (1, 5) OBP: 0.316, SLG: 0.482		0-0 1B		2-2 G6			2-3 K			3 0 1 0 0 1 1										
Gary Carter, R (1, 2) OBP: 0.351, SLG: 0.461		2-3 K			2-0 P3			1-2 G5-3		3 0 0 0 0 1 1										
Greg Litton, R (1, 9) OBP: 0.267, SLG: 0.310		1-0 F8			0-0 G5-3			1-2 G6-3		3 0 0 0 0 0 1										
Jose Uribe, S (1, 6) OBP: 0.301, SLG: 0.325			4-1 BB		1-2 G5-3			4-0 BB		1 0 0 0 2 0 0										
Don Robinson, R (1, 1) OBP: 0.163, SLG: 0.256			2-2 G6-4-3			0-0 G6-4-3		2-3 K		1 0 0 0 0 0 1										
Francisco Oliveras, R (3, 1) OBP: 0.313, SLG: 0.415			1-2 G6-4-3							0 0 0 0 0 0 0										
Dave Anderson, R (6, PH)										1 0 1 0 0 0 0										
Kelly Downs, R (6, 1)										0 0 0 0 0 0 0										
Bill Bathe, R (8, PH)										1 0 0 0 0 1 1										
Steve Bedrosian, R (8, 1)										0 0 0 0 0 0 0										
Inning Stats	R: 0 E: 0 K: 0 S: 6	H: 0 LOB: 0 BB: 0 P: 12	R: 0 E: 0 K: 1 S: 6	H: 1 LOB: 1 BB: 0 P: 11	R: 0 E: 0 K: 0 S: 8	H: 0 LOB: 0 BB: 1 P: 16	R: 0 E: 0 K: 1 S: 12	H: 1 LOB: 1 BB: 0 P: 18	R: 0 E: 0 K: 0 S: 6	H: 0 LOB: 0 BB: 0 P: 9	R: 0 E: 0 K: 1 S: 7	H: 0 LOB: 0 BB: 0 P: 10	R: 0 E: 0 K: 1 S: 10	H: 0 LOB: 1 BB: 1 P: 18	R: 0 E: 1 K: 0 S: 8	H: 0 LOB: 1 BB: 0 P: 9	1B: 3 2B: 0 3B: 0 HR: 0	SF: 0 SAC: 0 DP: 2 HBP: 0	WP: 0 PB: 0 SB: 1 CS: 0	PA: 31
PITCHER Norm Charlton, L (1, 1) ERA: 2.37	IP: 9.0 WLS: W BF: 31 H: 3 R: 0 ER: 0 SO: 4 BB: 2 IBB: 0 HBP: 0 BLK: 0 WP: 0 HR: 0 S: 67 P: 109 ERA: 0.00 WHIP: 0.556																			



Batter	1	2	3	4	5	6	7	8	9	AB	R	H	RBI	BB	SO	LOB	TOP					
Brett Butler, L (1, 8) OBP: 0.384, SLG: 0.349	2-1 P4		1-0 1B 2B 1B	4-2 BB		2-0 L6		0-0 1-2 1B		4	1	2	0	1	0	2						
Greg Litton, R (1, 9) OBP: 0.258, SLG: 0.299	1-1 G4-3		1-1 F8	0-0 G5-3		0-0 L9		0-0 G4-3		4	0	0	0	0	0	4						
Francisco Oliveras, R (6, 1)			1 SAFE 1 SAFE 1 SAFE							0	0	0	0	0	0	0						
Rick Parker, R (8, PH) OBP: 0.327, SLG: 0.382			1 SAFE 1 SAFE 1 SAFE							1	0	0	0	0	0	2						
Steve Bedrosian, R (8, 1)			1 SAFE 1 SAFE 1 SAFE							0	0	0	0	0	0	0						
Will Clark, L (1, 3) OBP: 0.353, SLG: 0.451	1-1 1B		0-2 2B SF9 1B		4-2 BB		0-1 F7		0-3 K	4	1	2	0	1	1	0						
Kevin Mitchell, R (1, 7) OBP: 0.371, SLG: 0.565	0-0 P3		0-1 SF9 1-3 2B		3-2 F9		1-1 F8		3-2 G1-3	5	0	1	1	0	0	2						
Matt Williams, R (1, 5) OBP: 0.318, SLG: 0.476		2-2 G1-3	4-0 IBB		0-1 F7		0-3 K		0-3 K	4	0	0	0	1	2	1						
Gary Carter, R (1, 2) OBP: 0.351, SLG: 0.452		0-0 F7	2-1 SF9		3-2 F9			4-1 FC6-4 BB		2	0	0	1	1	0	1						
Robby Thompson, R (1, 4) OBP: 0.297, SLG: 0.398		2-2 HR	1-2 F9		1-3 K			2-2 FC6-4 G4-3 1B 1-2f		4	2	1	1	0	1	3						
Dave Anderson, R (1, 6) OBP: 0.324, SLG: 0.420		1-1 1B		2-2 G1-3		1-1 1B 1B		3-2 G4-3		4	0	2	0	0	0	1						
Scott Garrelts, R (1, 1) OBP: 0.109, SLG: 0.094		1-0 F7		1-2 G5-3		2-2 1B		0-1 1B		2	0	0	0	0	0	1						
Bill Bathe, R (6, PH) OBP: 0.394, SLG: 0.519										1	0	1	0	0	0	0						
Mike Kingery, L (6, PR) OBP: 0.330, SLG: 0.301										1	0	1	1	0	0	0						
										1	0	1	1	0	0	0						
Inning Stats	R: 0 E: 0 K: 0 S: 7	H: 1 LOB: 1 BB: 0 P: 11	R: 1 E: 0 K: 0 S: 12	H: 2 LOB: 1 BB: 0 P: 18	R: 2 E: 0 K: 0 S: 14	H: 3 LOB: 2 BB: 1 P: 23	R: 0 E: 0 K: 0 S: 10	H: 0 LOB: 1 BB: 1 P: 17	R: 0 E: 0 K: 0 S: 12	H: 0 LOB: 1 BB: 1 P: 22	R: 0 E: 0 K: 1 S: 11	H: 2 LOB: 2 BB: 0 P: 17	R: 0 E: 0 K: 1 S: 7	H: 0 LOB: 0 BB: 0 P: 8	R: 1 E: 0 K: 0 S: 12	H: 2 LOB: 2 BB: 1 P: 21	R: 0 E: 0 K: 2 S: 9	H: 0 LOB: 0 BB: 0 P: 12	1B: 8 2B: 1 3B: 0 HR: 1	SF: 1 SAC: 0 DP: 0 HBP: 0	WP: 0 PB: 0 SB: 1 CS: 0	PA: 41
PITCHER	IP	WLS	BF	H	R	ER	SO	BB	IBB	HBP	BLK	WP	HR	S	P	ERA	WHIP					
Tom Browning, L (1, 1) ERA: 3.02	6.1	W	30	8	3	3	1	2	1	0	0	0	1	68	110	4.26	1.579					
Rob Dibble, R (7, 1) ERA: 2.12	1.1		6	1	1	1	1	1	0	0	0	0	0	15	25	6.75	1.500					
Randy Myers, L (8, 1) ERA: 1.9	1.1	S	5	1	0	0	2	0	0	0	0	0	0	11	14	0.00	0.750					

San Francisco Giants @ Cincinnati Reds
Riverfront Stadium, Cincinnati, OH

Sun Aug 12 1990, 3:33 AM EDT
Att. 40,134 - Cloudy - 85 F

AB	36
R	4
H	10
RBI	4
BB	4
SO	4
LOB	17



Batter	1	2	3	4	5	6	7	8	9
Eric Davis, R OBP: 0.333, SLG: 0.440 (1, 8)	1-1 1B 2B 1B	2-1 G6-3		3-1 L8		1-3 K		1-1 F9	
Paul O'Neill, L OBP: 0.349, SLG: 0.439 (1, 9)	1-1 2B 1B	3-2 G4-3		0-0 F9			1-2 G4-3	4-0 IBB	
Barry Larkin, R OBP: 0.362, SLG: 0.412 (1, 6)	2-0 1B 2B	2-0 F8			2-2 G1-3		3-2 G6-3	1-2 G4-3	
Todd Benzinger, S OBP: 0.296, SLG: 0.347 (1, 7)	2-1 1B HBP		1-0 F7		1-0 G3		0-0 1B 3B		
Herm Winningham, L OBP: 0.275, SLG: 0.368 (8, 7)			2-2 HR		4-0 BB		4-0 1B IBB		
Randy Myers, L OBP: 0.500, SLG: 0.500 (8, 1)			2-2 F9		0-1 P3		2-2 1B		
Hal Morris, L OBP: 0.423, SLG: 0.583 (1, 3)	3-2 1B 1B								
Chris Sabo, R OBP: 0.345, SLG: 0.501 (1, 5)	2-1 G5-2-3		2-2 F9				2-2 1B		
Mariano Duncan, R OBP: 0.365, SLG: 0.507 (1, 4)	1-2 1B		4-1 BB			1-0 G5-3	2-3 K		
Joe Oliver, R OBP: 0.310, SLG: 0.341 (1, 2)	0-2 1B		0-0 F7			4-2 SH2-3 BB		0-2 F9	
Tom Browning, L OBP: 0.119, SLG: 0.121 (1, 1)	0-0 L4			1-0 G3		0-0 SH2-3		4-1 BB	
Rob Dibble, L OBP: 0.335, SLG: 0.397 (7, 1)									
Billy Hatcher, R OBP: 0.335, SLG: 0.397 (8, 7)									

Inning Stats	R: 4	H: 6	E: 0	LOB: 2	K: 0	P: 19	R: 0	H: 0	E: 0	LOB: 0	K: 0	P: 7	R: 1	H: 1	E: 0	LOB: 1	K: 0	P: 12	R: 0	H: 0	E: 0	LOB: 0	K: 0	P: 4	R: 0	H: 0	E: 0	LOB: 1	K: 1	P: 8	R: 1	H: 2	E: 0	LOB: 2	K: 1	P: 16	R: 0	H: 0	E: 1	LOB: 2	K: 0	P: 12	R: 0	H: 0	E: 0	LOB: 2	K: 0	P: 21
--------------	------	------	------	--------	------	-------	------	------	------	--------	------	------	------	------	------	--------	------	-------	------	------	------	--------	------	------	------	------	------	--------	------	------	------	------	------	--------	------	-------	------	------	------	--------	------	-------	------	------	------	--------	------	-------

PITCHER	IP	WLS	BF	H	R	ER	SO	BB	IBB	HBP	BLK	WP	HR	S	P	ERA	WHIP
Scott Garretts, R ERA: 4.32 (1, 1)	5.0	L	24	7	5	5	0	2	0	1	0	0	1	48	87	9.00	1.800
Francisco Oliveras, R ERA: 3.68 (6, 1)	2.0		10	2	1	1	2	1	1	0	0	0	0	24	41	4.50	1.500
Steve Bedrosian, R ERA: 5.27 (8, 1)	1.0		5	0	0	0	0	1	1	0	0	0	0	12	21	0.00	1.000

BOTTOM


San Francisco Giants @ Cincinnati Reds
Riverfront Stadium, Cincinnati, OH

Sun Aug 12 1990, 3:33 AM EDT
Att: 40,134 - Cloudy - 85 F

AB	R	H	RBI	BB	SO	LOB
5	1	1	0	0	1	2
4	1	1	0	1	0	0
5	0	1	1	0	0	2
3	2	1	0	0	0	0
0	0	0	0	0	0	0
0	0	0	0	0	0	0
2	2	2	2	2	0	0
4	0	1	1	0	0	4
3	0	1	1	1	1	2
3	0	1	1	1	0	1
2	0	0	0	0	0	2
0	0	0	0	0	0	0
0	0	0	0	1	0	0

livebaseballscorecards.com

AB	31
R	6
H	9
RBI	6
BB	6
SO	2
LOB	13



WP: 0	PA: 39
PB: 0	CS: 0
SB: 1	
CS: 0	

San Francisco Giants @ Cincinnati Reds
Riverfront Stadium, Cincinnati, OH

Mon Aug 13 1990, 7:05 PM EDT
Att. 34,868 - Unknown - 75 F

AB	32
R	5
H	7
RBI	5
BB	4
SO	10
LOB	12



WP:	0	PA:	38
PB:	0		
SB:	0		
CS:	0		

Batter	1	2	3	4	5	6	7	8	9	AB R H RBI BB SO LOB
Brett Butler, L OBP: 0.384, SLG: 0.347 (1, 8)	1-1 G1-3	3-1 G3			4-2 HBP 1B BB		4-1 1B BB		3-3 K	3 1 0 0 2 1 1
Greg Litton, R OBP: 0.272, SLG: 0.311 (1, 9) (3, 4)	1-1 2B	2-0 P3			1-1 HBP 1B		1-0 1B 1B		0-0 F7	5 1 3 0 0 0 1
Will Clark, L OBP: 0.352, SLG: 0.452 (1, 3)	2-2 SAFE 1-H HR		3-2 P4		0-3 K		3-3 K			4 1 1 1 0 2 4
Kevin Mitchell, R OBP: 0.374, SLG: 0.565 (1, 7)	4-0 HR		0-3 K		1-1 G5-4-3 HBP		0-0 1B			2 1 1 1 1 1 0
Matt Williams, R OBP: 0.319, SLG: 0.482 (1, 5)	3-2 1-H 2-H HR		4-1 BB		0-1 G5-4-3		2-2 F9			3 1 1 3 1 0 5
Gary Carter, R OBP: 0.344, SLG: 0.442 (1, 2)	3-0 P4		2-1 F9		1-0 G5-3		1-0 F7			4 0 0 0 0 0 1
Robby Thompson, R OBP: 0.297, SLG: 0.397 Mike Kingery, L OBP: 0.321, SLG: 0.292 (1, 4) (3, 9)	1-3 K		3-1 P4		1-3 K		1-3 K			1 0 0 0 0 1 0 3 0 0 0 0 2 0
Jose Uribe, S OBP: 0.298, SLG: 0.322 Kelly Downs, R (6, 1) Mike Laga, L (8, PH) Steve Bedrosian, R (8, 1)		0-0 G3 SH3-4 1B		0-0 F8		1-2 G3-1		2-3 K		3 0 1 0 0 0 0 0 0 0 0 0 0 0 1 0 0 0 0 1 0 0 0 0 0 0 0 0
Trevor Wilson, L OBP: 0.167, SLG: 0.138 Mark Thurmond, L (4, 1) Ernest Riles, L OBP: 0.321, SLG: 0.396 Bill Bathe, R (9, PH) OBP: 0.382, SLG: 0.500		0-1 SH3-4		2-3 K		0-1 P6		1-3 K		1 0 0 0 0 1 0 0 0 0 0 0 0 0 1 0 0 0 0 0 0 1 0 0 0 0 1 0

Inning Stats	R: 4	H: 3	E: 0	K: 1	S: 17	P: 32	R: 0	H: 1	E: 0	K: 0	S: 6	P: 11	R: 0	H: 0	E: 0	K: 1	S: 11	P: 20	R: 0	H: 0	E: 0	K: 1	S: 6	P: 11	R: 0	H: 1	E: 0	K: 1	S: 10	P: 16	R: 0	H: 0	E: 0	K: 1	S: 8	P: 11	R: 1	H: 2	E: 0	K: 1	S: 12	P: 22	R: 0	H: 0	E: 0	K: 2	S: 7	P: 11	R: 0	H: 0	E: 0	K: 2	S: 9	P: 13	1B: 5	2B: 1	3B: 0	HR: 1	SF: 0	SAC: 1	DP: 1	HBP: 1	WP: 0	PA: 38
--------------	------	------	------	------	-------	-------	------	------	------	------	------	-------	------	------	------	------	-------	-------	------	------	------	------	------	-------	------	------	------	------	-------	-------	------	------	------	------	------	-------	------	------	------	------	-------	-------	------	------	------	------	------	-------	------	------	------	------	------	-------	-------	-------	-------	-------	-------	--------	-------	--------	-------	--------

PITCHER	IP	WLS	BF	H	R	ER	SO	BB	IBB	HBP	BLK	WP	HR	S	P	ERA	WHIP
Danny Jackson, L ERA: 2.95 (1, 1)	0.0		0	0	0	0	0	0	0	0	0	0	0	0	0	∞	∞
Scott Scudder, R ERA: 5.65 (1, 1)	4.0		20	5	4	4	3	3	0	0	0	0	1	44	83	9.00	2.000
Tim Layana, R ERA: 2.53 (5, 1)	2.1	W	9	1	1	1	2	1	0	1	0	0	0	18	27	3.86	0.857
Rob Dibble, R ERA: 2.07 (7, 1)	1.2		6	1	0	0	3	0	0	0	0	0	0	15	24	0.00	0.600
Randy Myers, L ERA: 1.87 (9, 1)	1.0	S	3	0	0	0	2	0	0	0	0	0	0	9	13	0.00	0.000

PITCHER	IP	WLS	BF	H	R	ER	SO	BB	IBB	HBP	BLK	WP	HR	S	P	ERA	WHIP
---------	----	-----	----	---	---	----	----	----	-----	-----	-----	----	----	---	---	-----	------

Batter	1	2	3	4	5	6	7	8	9
Eric Davis, R OBP: 0.332, SLG: 0.438 (1, 8)	0-1 G4-3		2-3 K	2-1 S 1B			2-0 G6-3		
Todd Benzinger, S OBP: 0.292, SLG: 0.343 (1, 3)	0-1 G5-3		2-2 G4-3	3-H 3-2 F9			2-2 L7		
Barry Larkin, R OBP: 0.358, SLG: 0.408 (1, 6)	0-3 K			0-0 F9	2-2 G1-3			1-0 G5-3	
Chris Sabo, R OBP: 0.347, SLG: 0.500 (1, 5)				1-0 1B 2B 1B	1-0 P5			1-0 P2	
Glenn Braggs, R OBP: 0.351, SLG: 0.402 (1, 7)				1-2 2B 1B	0-1 G6-3			1-1 F8	
Rob Dibble, L (7, 1)									
Ken Griffey, L OBP: 0.242, SLG: 0.295 (8, PH)									
Randy Myers, L OBP: 0.500, SLG: 0.500 (9, 1)									
Paul O'Neill, L OBP: 0.351, SLG: 0.442 (1, 9)				1-0 1B 2B					
Mariano Duncan, R OBP: 0.368, SLG: 0.508 (1, 4)				0-1 2B 1B					
Joe Oliver, R OBP: 0.310, SLG: 0.345 (1, 2)				0-1 SH1-3 1B 2B					
Danny Jackson, R OBP: 0.042, SLG: 0.042 (1, 1)									
Scott Scudder, R OBP: 0.063, SLG: 0.063 (1, 1)									
Tim Layana, R (5, 1)									
Billy Hatcher, R OBP: 0.334, SLG: 0.396 (7, 7)									

Inning Stats	R: 0	H: 0	E: 0	K: 1	S: 7	R: 1	H: 1	E: 0	K: 1	S: 12	R: 0	H: 0	E: 0	K: 1	S: 10	R: 5	H: 6	E: 0	K: 0	S: 19	R: 0	H: 0	E: 0	K: 0	S: 7	R: 0	H: 0	E: 0	K: 1	S: 8	R: 0	H: 0	E: 0	K: 0	S: 6	R: 0	H: 0	E: 0	K: 0	S: 4
	0	0	0	1	7	1	1	0	1	12	0	0	0	1	10	5	6	0	0	19	0	0	0	0	7	0	0	0	0	1	0	0	0	0	6	0	0	0	0	4

PITCHER	IP	WLS	BF	H	R	ER	SO	BB	IBB	HBP	BLK	WP	HR	S	P	ERA	WHIP
Trevor Wilson, L ERA: 3.69 (1, 1)	3.1	L	17	6	6	6	3	2	0	0	0	1	0	41	58	16.20	2.400
Mark Thurmond, L ERA: 2.64 (4, 1)	1.2		6	1	0	0	0	0	0	0	0	0	0	14	21	0.00	0.600
Kelly Downs, R ERA: 2.25 (6, 1)	2.0		6	0	0	0	1	0	0	0	0	0	0	14	22	0.00	0.000
Steve Bedrosian, R ERA: 5.18 (8, 1)	1.0		3	0	0	0	0	0	0	0	0	0	0	4	7	0.00	0.000

AB	R	H	RBI	BB	SO	LOB
4	0	1	1	0	1	0
4	0	0	0	0	0	1
4	0	0	0	0	1	0
3	1	1	0	1	0	0
3	1	1	0	0	0	1
0	0	0	0	0	0	0
0	0	0	0	0	0	0
2	2	1	1	1	1	0
3	1	2	2	0	0	0
3	1	1	2	0	1	1
0	0	0	0	0	0	0
1	0	0	0	0	0	0
0	0	0	0	0	0	0
1	0	0	0	0	0	0

WP	PA
1	32

AB	29
R	6
H	7
RBI	6
BB	2
SO	4
LOB	3



BOTTOM

San Francisco Giants @ Cincinnati Reds
Riverfront Stadium, Cincinnati, OH
 Mon Aug 13 1990, 7:05 PM EDT
 Att: 34,868 - Unknown - 75 F

livebaseballscorecards.com

Batter	1	2	3	4	5	6	7	8	9	10	11	12	13	AB R H RBI BB SO LOB	TOP
Rick Parker, R OBP: 0.314, SLG: 0.366 Brett Butler, L OBP: 0.385, SLG: 0.348	(1, 8) X 0-0 P6		X 0-0 5-3		X 0-0 F8		X 0-0 F8			X 0-0 E 1B			X 0-0 5-3	4 0 0 0 0 0 2 2 0 1 0 0 0 0	
Dave Anderson, R OBP: 0.338, SLG: 0.427	(1, 4) X 0-0 F7		X 0-0 FC5-4 1B		X 0-0 3B 1B		X 0-0 6-3			X 0-0 E1 G4-6-3			X 0-0 1B	6 1 3 0 0 0 2	
Will Clark, L OBP: 0.352, SLG: 0.455	(1, 3) X 0-0 1B		S 0-3 K		X 0-0 3B			X 0-0 4-3		X 0-0 G4-6-3			X 0-0 F8	6 0 2 2 0 1 4	
Kevin Mitchell, R OBP: 0.371, SLG: 0.559 Jeff Brantley, R OBP: 0.288, SLG: 0.429 Ernest Fyles, L OBP: 0.327, SLG: 0.398 Francisco Oliveras, R OBP: 0.371, SLG: 0.463 Bill Bathe, R OBP: 0.371, SLG: 0.463 Steve Bedrosian, R OBP: 0.371, SLG: 0.463	(1, 7) S 0-3 K		X 0-0 FC5-4 1-2		X 0-0 5-3			X 0-0 F8		X 0-0 F8			X 0-0 F8	4 0 0 0 0 0 1 3 0 0 0 0 0 0 0 0 0 0 0 0 0 1 0 0 0 0 0 0 0 0 0 0 1 0 0 0 0 0 0 1 0 0 0 0 0 0 0 0	
Matt Williams, R OBP: 0.316, SLG: 0.477	(1, 5) 0-3 K		S 0-3 K		X 0-0 6-3			X 0-3 K		X 0-0 G4-3			X 0-0 G4-3	5 0 0 0 0 3 1	
Greg Litton, R OBP: 0.262, SLG: 0.299	(1, 9) 0-3 K		X 0-0 4-3		X 0-0 F9			X 0-0 L8		X 0-0 F8			X 0-0 F8	5 0 0 0 0 1 0	
Gary Carter, R OBP: 0.336, SLG: 0.431	(1, 2) 0-0 E5 1B		X 0-0 F3		X 0-0 G3			X 0-3 K		X 0-0 F9			X 0-0 F9	5 1 0 0 0 1 0	
Jose Uribe, S OBP: 0.299, SLG: 0.323	(1, 6) 0-0 2-H 1B		X 0-0 4-3		X 0-0 4-3			X 0-0 4-3		X 0-0 G3			X 0-0 G3	5 0 2 1 0 0 0	
Michael LaCoss, R OBP: 0.091, SLG: 0.182 Mark Thurmond, L OBP: 0.315, SLG: 0.286 Mike Kingery, L OBP: 0.315, SLG: 0.286	(1, 1) 0-0 5-3		X 0-0 1B 3B 2B		X 0-0 K			X 0-3 K		X 0-0 4-3			X 0-0 L8	3 1 1 0 0 1 2 0 0 0 0 0 0 0 2 0 0 0 0 0 0	
Inning Stats	R: 0 H: 1 E: 0 LOB: 1 K: 1 BB: 0 S: 6 P: 6	R: 1 H: 1 E: 1 LOB: 1 K: 2 BB: 0 S: 9 P: 9	R: 0 H: 1 E: 0 LOB: 1 K: 1 BB: 0 S: 6 P: 6	R: 0 H: 0 E: 0 LOB: 0 K: 1 BB: 0 S: 5 P: 5	R: 2 H: 3 E: 0 LOB: 1 K: 0 BB: 0 S: 6 P: 6	R: 0 H: 0 E: 0 LOB: 0 K: 0 BB: 0 S: 3 P: 3	R: 0 H: 1 E: 0 LOB: 1 K: 1 BB: 0 S: 6 P: 6	R: 0 H: 0 E: 0 LOB: 0 K: 1 BB: 0 S: 5 P: 5	R: 0 H: 0 E: 0 LOB: 0 K: 1 BB: 0 S: 5 P: 5	R: 0 H: 1 E: 1 LOB: 1 K: 0 BB: 0 S: 4 P: 4	R: 0 H: 0 E: 0 LOB: 0 K: 0 BB: 1 S: 2 P: 6	R: 0 H: 0 E: 0 LOB: 0 K: 0 BB: 0 S: 3 P: 3	R: 0 H: 1 E: 0 LOB: 1 K: 0 BB: 0 S: 4 P: 4	1B: 7 SF: 0 2B: 1 SAC: 0 3B: 1 DP: 2 HR: 0 HBP: 0	WP: 0 PA: 49 PB: 0 SB: 0 CS: 0
PITCHER	IP WLS BF H R ER SO BB IBB HBP BLK WP HR S P ERA WHIP														
Pat Combs, L ERA: 3.81	(1, 1) 7.0 0 29 7 3 2 6 0 0 0 0 0 0 41 41 2.57 1.000														
Joe Boever, R ERA: 4.13	(8, 1) 2.0 0 6 0 0 0 2 0 0 0 0 0 0 10 10 0.00 0.000														
Roger McDowell, R ERA: 4.6	(10, 1) 1.0 0 4 1 0 0 0 0 0 0 0 0 0 4 4 0.00 1.000														
Darrel Akerfelds, R ERA: 3.03	(11, 1) 2.0 0 6 0 0 0 0 1 0 0 0 0 0 5 9 0.00 0.500														
Dennis Cook, L ERA: 3.25	(13, 1) 1.0 W 4 1 0 0 0 0 0 0 0 0 0 0 4 4 0.00 1.000														

San Francisco Giants @ Philadelphia Phillies
Veterans Stadium, Philadelphia, PA

Tue Aug 14 1990, 7:05 PM EDT
Att: 29,538 - Unknown - 80 F

livebaseballscorecards.com

AB 48
R 3
H 9
RBI 3
BB 1
SO 8
LOB 15



Batter	1	2	3	4	5	6	7	8	9	AB R H RBI BB SO LOB	TOP																									
Brett Butler, L (1, 8) OBP: 0.387, SLG: 0.348	0-3 K	1-0 BB HBP		1-2 1B		4-0 1B BB		0-0 F9		3 1 1 0 1 1 0																										
Dave Anderson, R (1, 4) OBP: 0.341, SLG: 0.415	0-0 1B	4-0 BB		0-0 L9		0-0 G3		0-0 1B		4 0 2 1 1 0 4																										
Will Clark, L (1, 3) OBP: 0.350, SLG: 0.450	0-0 F8	0-3 K			4-0 F9 BB	0-0 BB 1B		0-3 K		4 0 1 2 1 2 5																										
Kevin Mitchell, R (1, 7) OBP: 0.369, SLG: 0.550	0-0 F8		0-0 5-3		4-0 BB	4-0 BB		0-0 F9		3 0 0 0 2 0 1																										
Matt Williams, R (1, 5) OBP: 0.313, SLG: 0.470		0-0 1B 1B	0-0 P4		0-0 F9	0-0 F3		0-0 5-3		5 1 1 0 0 0 4																										
Greg Litton, R (1, 9) OBP: 0.254, SLG: 0.289		0-0 SH1-4 BB 1B	0-0 6-3		0-0 F9		0-3 K	0-3 K		5 1 1 0 0 2 2																										
Terry Kennedy, L (1, 2) OBP: 0.345, SLG: 0.378		0-0 BB SH1-4 1B		0-0 WP 1B	0-0 G3		0-0 F5			4 0 2 1 0 0 2																										
Jose Uribe, S (1, 6) OBP: 0.293, SLG: 0.317		0-0 F8		0-0 1-6-5-4-1 1-3f		0-0 F9	0-0 6-3			4 0 0 0 0 0 3																										
John Burkett, R (1, 1) OBP: 0.163, SLG: 0.068		0-0 SH1-4		4-0 1B BB		4-0 G3 BB 1B BB		0-3 K		0 0 0 0 1 0 0																										
Rick Parker, R (6, PH) OBP: 0.311, SLG: 0.354										0 1 0 0 1 0 0																										
Francisco Oliveras, R (6, 1)										0 0 0 0 0 0 0																										
Ernest Riles, L (8, PH) OBP: 0.325, SLG: 0.392										1 0 0 0 0 1 0																										
Mark Thurmond, L (8, 1)										0 0 0 0 0 0 0																										
Inning Stats	R: 0 E: 0 K: 1 S: 6	H: 1 LOB: 1 BB: 0 P: 6	R: 2 E: 0 K: 1 S: 8	H: 3 LOB: 3 BB: 1 P: 13	R: 0 E: 0 K: 0 S: 3	H: 0 LOB: 0 BB: 0 P: 3	R: 0 E: 0 K: 0 S: 4	H: 2 LOB: 2 BB: 1 P: 8	R: 0 E: 0 K: 0 S: 3	H: 0 LOB: 2 BB: 2 P: 11	R: 2 E: 0 K: 0 S: 4	H: 1 LOB: 2 BB: 3 P: 16	R: 0 E: 0 K: 1 S: 5	H: 0 LOB: 0 BB: 0 P: 5	R: 0 E: 0 K: 2 S: 8	H: 1 LOB: 1 BB: 0 P: 8	R: 0 E: 0 K: 1 S: 5	H: 0 LOB: 0 BB: 0 P: 5	1B: 8 2B: 1 3B: 0 HR: 0	SF: 0 SAC: 1 DP: 1 HBP: 1	WP: 1 PB: 0 SB: 0 CS: 0	PA: 42														
PITCHER	IP WLS BF H R ER SO BB IBB HBP BLK WP HR S P ERA WHIP																																			
Jason Grimsley, R (1, 1) ERA: 3.27	4.0		22	6	2	2	2	4	0	1	0	1	0	21	38	4.50	2.500																			
Dennis Cook, L (5, 1) ERA: 3.36	1.2		9	1	2	2	0	3	0	0	0	0	0	6	18	10.80	2.400																			
Darrel Akerfelds, R (6, 1) ERA: 3.01	0.1		1	0	0	0	0	0	0	0	0	0	0	1	1	0.00	0.000																			
Joe Boever, R (7, 1) ERA: 3.99	2.0		7	1	0	0	3	0	0	0	0	0	0	13	13	0.00	0.500																			
Roger McDowell, R (9, 1) ERA: 4.52	1.0	W	3	0	0	0	1	0	0	0	0	0	0	5	5	0.00	0.000																			

San Francisco Giants @ Philadelphia Phillies
Veterans Stadium, Philadelphia, PA

Thu Aug 16 1990, 3:33 AM EDT
Att. 37,340 - Unknown - 81 F

livebaseballscorecards.com

AB	33
R	4
H	8
RBI	4
BB	7
SO	6
LOB	21



Batter	1	2	3	4	5	6	7	8	9	AB R H RBI BB SO LOB
Lenny Dykstra, L OBP: 0.448, SLG: 0.478 (1, 8) X	0-0 2B SF9 1B	4-0 BB BB		0-0 1-3 1B 2B		0-0 4-3			0-0 6-3	4 2 2 0 1 0 0
Darren Daulton, L OBP: 0.367, SLG: 0.431 (1, 2) X	0-0 SF9 1B 2B	4-0 1-2 BB		0-0 2-H 3-H 1B			0-0 P4		4-0 HR BB	3 2 2 2 2 0 0
Von Hayes, L OBP: 0.383, SLG: 0.448 (1, 7) X	0-0 SF9 2-3 3-H	0-0 3-1		0-3 K			0-0 P5		0-0 HR 1-H	4 1 1 3 0 1 4
Carmelo Martinez, R OBP: 0.344, SLG: 0.409 (1, 3) X	0-0 1B 3-H 1B		0-0 G4-6-3 1B		0-0 FC6-5 S 1B		0-0 F7			4 0 3 1 0 0 0
John Kruk, L OBP: 0.381, SLG: 0.377 (1, 9) X	0-0 1-2 1B G6-3		0-0 G4-6-3		0-0 L8 1-2			0-0 P5		4 0 1 0 0 0 2
Tom Herr, S OBP: 0.321, SLG: 0.358 (1, 4) X	0-0 G6-3 1-2f		0-0 1B		0-0 FC6-5 2-3			0-0 F8		4 0 1 0 0 0 3
Charlie Hayes, R OBP: 0.300, SLG: 0.366 (1, 5)		0-0 E4 G3		0-0 F9		0-3 K		0-0 2B		4 0 1 0 0 1 1
Dickie Thon, R OBP: 0.319, SLG: 0.356 (1, 6)		0-0 P3		0-0 4-3		0-0 5-3		4-0 IBB		3 0 0 0 1 0 1
Jason Grimsley, R OBP: 0.400, SLG: 0.250 (1, 1) Dennis Cook, L OBP: 0.287, SLG: 0.378 (5, 1) Darrel Akerfeldt, R OBP: 0.200, SLG: 0.200 (6, PH) Dale Murphy, R OBP: 0.380, SLG: 0.397 (7, 1) Joe Boever, R OBP: 0.344, SLG: 0.340 (8, PH) Roger McDowell, R (9, 1)		0-0 G3		4-0 2B 1B BB		0-3 K		0-3 K		1 1 0 0 0 1 0 1 0 0 0 0 0 0 0 0 0 0 0 0 0 0 0 0 1 0 0 0 0 0 1 0 0 0 0 0 0 0 0 0 1 0 0 0 0 0 1 2 0 0 0 0 0 0 0 0

Inning Stats	R: 2	H: 4	E: 0	K: 0	S: 6	LOB: 1	BB: 0	P: 6	R: 0	H: 0	E: 1	K: 0	S: 4	LOB: 3	BB: 2	P: 12	R: 0	H: 2	E: 0	K: 0	S: 3	LOB: 1	BB: 0	P: 3	R: 2	H: 2	E: 0	K: 1	S: 7	LOB: 1	BB: 1	P: 11	R: 0	H: 1	E: 0	K: 1	S: 6	LOB: 0	BB: 0	P: 6	R: 0	H: 0	E: 0	K: 0	S: 5	LOB: 0	BB: 0	P: 5	R: 0	H: 0	E: 0	K: 0	S: 3	LOB: 0	BB: 0	P: 3	R: 0	H: 1	E: 0	K: 1	S: 6	LOB: 2	BB: 1	P: 10	R: 2	H: 1	E: 0	K: 0	S: 2	LOB: 0	BB: 1	P: 6	1B: 7	SF: 1	2B: 3	SAC: 0	3B: 0	DP: 2	HR: 1	HBP: 0	WP: 0	PA: 39
PITCHER	IP	WLS	BF	H	R	ER	SO	BB	IBB	HBP	BLK	WP	HR	S	P	ERA	WHIP																																																																	
John Burkett, R ERA: 3.44 (1, 1)	5.0		25	9	4	4	2	3	0	0	0	0	0	26	38	7.20	2.400																																																																	
Francisco Oliveras, R ERA: 3.12 (6, 1)	2.0		6	0	0	0	1	0	0	0	0	0	0	8	8	0.00	0.000																																																																	
Mark Thurmond, L ERA: 2.88 (8, 1)	1.1	L	8	2	2	2	1	1	1	0	0	0	1	8	16	13.50	2.250																																																																	

BOTTOM

San Francisco Giants @ Philadelphia Phillies
Veterans Stadium, Philadelphia, PA
Thu Aug 16 1990, 3:33 AM EDT
Att: 37,340 - Unknown - 81 F

livebaseballscores.com

AB	33
R	6
H	11
RBI	6
BB	5
SO	4
LOB	14



Batter	1	2	3	4	5	6	7	8	9	AB R H RBI BB SO LOB	TOP										
Daryl Boston, L (1, 8) OBP: 0.347, SLG: 0.484	0-0 G4-3		3-2 G3			3-1 SH5-3 2B	4-1 BB			3 0 1 0 1 0 0	<p>New York Mets @ San Francisco Giants Candlestick Park, San Francisco, CA</p> <p>Fri Aug 17 1990, 10:05 PM EDT Att. 28,099 - Unknown - 55 F</p> <p>livebaseballscorecards.com</p>										
Dave Magadan, L (1, 5) OBP: 0.418, SLG: 0.452	4-1 FC6-4 BB			4-1 G4-6-3 BB		0-0 SH5-3 2-3	2-0 F7			1 0 0 0 2 0 1											
Gregg Jefferies, S (1, 4) OBP: 0.356, SLG: 0.472	1-2 FC6-4 E 1-2f			1-0 G4-6-3 1-2f		1-3 K		1-2 1B		4 0 1 0 0 1 3											
Darryl Strawberry, L (1, 9) OBP: 0.374, SLG: 0.520	1 SAFE 2-1 F9 1-3			0-0 F8		4-2 BB		1-0 G6-4-3 1-2 1B		3 0 1 0 1 0 1											
Howard Johnson, S (1, 6) OBP: 0.312, SLG: 0.453		3-2 F8			3-2 2B 1B	0-0 P5		2-2 L7		4 0 1 0 0 0 4											
Kevin McReynolds, R (1, 7) OBP: 0.359, SLG: 0.422		2-3 K			1 SAFE 2-0 F8		1-1 G4-3 1B	2-0 G6-4-3 1-2f		4 0 1 0 0 1 3											
Kelvin Torve, L (1, 3) OBP: 0.529, SLG: 0.667		3-2 G6-3			2-1 2B 1-H		0-0 G4-3 1-2f		2-3 K	4 0 1 0 0 1 1											
Orlando Mercado, R (1, 2) OBP: 0.303, SLG: 0.342 Mackey Sasser, L (9, PH) OBP: 0.365, SLG: 0.472			3-1 F8		4-0 IBB		1-1 HR 1B		2-1 G3	2 1 1 0 1 0 0 1 0 0 0 0 0 0											
Frank Viola, L (1, 1) OBP: 0.117, SLG: 0.117 Tom O'Malley, L (7, PH) OBP: 0.298, SLG: 0.430 Alejandro Pena, R (7, 1) OBP: 0.500, SLG: 0.333 Tim Teufel, R (9, PH) OBP: 0.300, SLG: 0.429			0-0 L9		0-0 G3		2-1 HR		3-3 K	2 0 0 0 0 0 2 1 1 1 2 0 0 0 0 0 0 0 0 0 0 1 0 0 0 0 1 0											
Inning Stats	R: 0 E: 1 K: 0 S: 8	H: 0 LOB: 1 BB: 1 P: 15	R: 0 E: 0 K: 1 S: 9	H: 0 LOB: 0 BB: 0 P: 17	R: 0 E: 0 K: 0 S: 6	H: 0 LOB: 0 BB: 0 P: 12	R: 0 E: 0 K: 0 S: 3	H: 2 LOB: 2 BB: 1 P: 8	R: 0 E: 0 K: 1 S: 10	H: 1 LOB: 2 BB: 1 P: 20		R: 2 E: 0 K: 0 S: 9	H: 3 LOB: 1 BB: 1 P: 19	R: 0 E: 0 K: 0 S: 10	H: 2 LOB: 1 BB: 0 P: 16	R: 0 E: 0 K: 2 S: 11	H: 0 LOB: 0 BB: 0 P: 18	1B: 5 2B: 2 3B: 0 HR: 1	SF: 0 SAC: 1 DP: 3 HBP: 0	WP: 0 PB: 0 SB: 0 CS: 0	PA: 36
PITCHER Scott Garrelts, R (1, 1) ERA: 4.24 Steve Bedrosian, R (8, 1) ERA: 5.1	IP 7.0 2.0	WLS W S	BF 31 5	H 8 0	R 2 0	ER 2 0	SO 2 2	BB 4 0	IBB 1 0	HBP 0 0	BLK 0 0	WP 0 0	HR 1 0	S 59 16	P 115 27	ERA 2.57 0.00	WHIP 1.714 0.000				

New York Mets @ San Francisco Giants
Candlestick Park, San Francisco, CA

Fri Aug 17 1990, 10:05 PM EDT
Att. 28,099 - Unknown - 55 F

livebaseballscorecards.com

AB	30
R	2
H	8
RBI	2
BB	5
SO	4
LOB	15



Batter	1	2	3	4	5	6	7	8	9
Brett Butler, L OBP: 0.383, SLG: 0.344 (1, 8)	2-1 G1-3		0-2 G4-3		0-1 FC4		1-2 G4-3	0-3 K	
Dave Anderson, R OBP: 0.341, SLG: 0.412 (1, 3)	1-3 K		2-0 CS 1B		2-1 G6-3		0-0 1B		
Mike Laga, L OBP: 0.125, SLG: 0.125 (7, PH)									
Greg Litton, R OBP: 0.261, SLG: 0.297 (1, 9)	2-3 K		4-2 BB			2-1 HR 2B	1-3 K		
Kevin Mitchell, R OBP: 0.370, SLG: 0.549 (1, 7)		0-1 2B 1B	2-0 P2			4-2 HR BB	3-2 F8		
Matt Williams, R OBP: 0.314, SLG: 0.479 (1, 5)		1-2 2B		1-3 K		1-0 HR	0-0 F8		
Gary Carter, R OBP: 0.330, SLG: 0.422 (1, 2)		1-3 2B			0-0 F9	2-2 G5-3	2-0 F8		
Terry Kennedy, L OBP: 0.344, SLG: 0.376 (8, PH)		3-2 L5							
Robby Thompson, R OBP: 0.296, SLG: 0.398 (1, 4)		1-3 K		0-0 G6-3		1-0 G5-3	0-0 1B 2B		
Jose Uribe, S OBP: 0.301, SLG: 0.323 (1, 6)		4-0 FC6-4 IBB			2-2 FC4 1B	1-2 2B	4-0 1B IBB		
Scott Garrelts, R OBP: 0.103, SLG: 0.089 (1, 1)		0-0 FC6-4			0-0 B2	0-0 G1-3	0-0 1B		
Steve Bedrosian, R OBP: 0.333, SLG: 0.333 (8, 1)							1-2 2-3 1B		

Inning Stats	R: 0	H: 0	E: 0	K: 2	S: 8	R: 0	H: 2	E: 0	K: 1	S: 16	R: 0	H: 1	E: 0	K: 0	S: 7	R: 0	H: 0	E: 0	K: 1	S: 5	R: 0	H: 1	E: 0	K: 0	S: 8	R: 3	H: 3	E: 0	K: 0	S: 13	R: 0	H: 1	E: 0	K: 1	S: 10	R: 0	H: 2	E: 0	K: 1	S: 7
	LOB: 0	BB: 0	P: 13	LOB: 3	BB: 1	P: 25	LOB: 1	BB: 1	P: 15		LOB: 0	BB: 0	P: 6	LOB: 1	BB: 0	P: 12	LOB: 1	BB: 1	P: 24		LOB: 1	BB: 0	P: 15	LOB: 3	BB: 1	P: 24	LOB: 1	BB: 0	P: 15	LOB: 2	BB: 1	P: 13		LOB: 3	BB: 1	P: 13		LOB: 3	BB: 1	P: 13

PITCHER															PITCHER																		
IP	WLS	BF	H	R	ER	SO	BB	IBB	HBP	BLK	WP	HR	S	P	ERA	WHIP	IP	WLS	BF	H	R	ER	SO	BB	IBB	HBP	BLK	WP	HR	S	P	ERA	WHIP
Frank Viola, L	(1, 1)	6.0	L	27	7	3	3	4	2	1	0	0	57	95	4.50	1.500	Alejandro Pena, R	(7, 1)	2.0	10	3	0	0	2	0	1	0	0	0	17	28	0.00	1.500

AB	R	H	RBI	BB	SO	LOB
5	0	0	0	0	1	4
3	0	1	0	0	1	1
1	0	1	0	0	0	0
3	1	1	0	1	2	1
3	1	1	0	1	0	2
4	1	2	3	0	1	0
3	0	0	0	0	0	2
1	0	0	0	0	0	0
4	0	1	0	0	1	2
2	0	2	0	2	0	0
3	0	0	0	0	0	5
1	0	1	0	0	0	0

WP	PA
0	37

New York Mets @ San Francisco Giants
 Candlestick Park, San Francisco, CA
 Fri Aug 17 1990, 10:05 PM EDT
 Att: 28,099 - Unknown - 55 F

AB	33
R	3
H	10
RBI	3
BB	4
SO	6
LOB	17



Batter	1	2	3	4	5	6	7	8	9	AB R H RBI BB SO LOB	TOP									
Mark Carreon, R OBP: 0.313, SLG: 0.481 (1, 8) X	0-0 L5		0-2 1B 2B	3-2 F7	0-3 K			1-0 SF7 1B		5 1 2 0 0 1 3										
Dave Magadan, L OBP: 0.415, SLG: 0.450 (1, 3) B X	1-1 G6-3		0-1 2B BB 1B	1-2 G3-1				1-1 SF7		4 1 1 3 0 1 1										
Gregg Jefferies, S OBP: 0.357, SLG: 0.472 (1, 4) B X	2-2 G6-3		0-0 BB 1B 2B		4-1 WP S 2B BB			2-2 P4		4 2 1 0 1 0 1										
Kevin McReynolds, R OBP: 0.359, SLG: 0.420 (1, 7) C X		2-2 G4-6-3 1B	4-0 BB 1B IBB		0-1 F9			0-0 F9		4 1 1 0 1 0 1										
Darryl Strawberry, L OBP: 0.372, SLG: 0.515 (1, 9) B X		3-1 G4-6-3 1-2f	4-1 1B BB		0-2 L7			1-0 F9		4 0 0 1 1 0 2										
Howard Johnson, S OBP: 0.315, SLG: 0.459 (1, 6) F X		1-1 G5-3	1-2 1B		3-2 1B 2B			0-1 F8		5 1 3 3 0 0 0										
Tim Teufel, R OBP: 0.305, SLG: 0.421 (1, 5) B X			1-2 2B 1B		0-2 1B 1B			2-3 K		4 1 1 1 1 1 3										
Orlando Mercado, R OBP: 0.301, SLG: 0.337 (1, 2) F X			2-1 G4-3 1-2f		0-0 P2			0-1 E8 1B SH1-4 SF7		4 1 1 0 0 0 1										
David Cone, L OBP: 0.275, SLG: 0.250 (1, 1) B X			4-0 2B 1B BB		3-1 1B			0-0 SH1-4		2 1 2 1 1 0 0										
Inning Stats	R: 0 H: 0 E: 0 K: 0 S: 7	H: 0 LOB: 0 BB: 0 P: 10	R: 0 H: 1 E: 0 K: 0 S: 9	H: 1 LOB: 0 BB: 0 P: 15	R: 5 H: 4 E: 0 K: 0 S: 20	H: 4 LOB: 2 BB: 4 P: 40	R: 0 H: 1 E: 0 K: 0 S: 9	H: 1 LOB: 1 BB: 0 P: 16	R: 3 H: 4 E: 0 K: 1 S: 21	H: 4 LOB: 2 BB: 1 P: 30	R: 0 H: 0 E: 0 K: 1 S: 7	H: 0 LOB: 0 BB: 0 P: 13	R: 0 H: 0 E: 0 K: 1 S: 7	H: 0 LOB: 0 BB: 0 P: 10	R: 1 H: 1 E: 1 K: 0 S: 9	H: 1 LOB: 1 BB: 0 P: 13	R: 0 H: 1 E: 0 K: 0 S: 6	H: 1 LOB: 1 BB: 0 P: 9	1B: 8 SF: 1 2B: 4 SAC: 1 3B: 0 DP: 2 HR: 0 HBP: 0	WP: 1 PA: 43 PB: 0 SB: 1 CS: 0
PITCHER	IP WLS BF H R ER SO BB IBB HBP BLK WP HR S P ERA WHIP																			
Trevor Wilson, L ERA: 4.06 (1, 1)	2.2 L 15 5 5 5 0 3 1 0 0 0 0 0 32 60 16.88 3.000																			
Francisco Oliveras, R ERA: 3.81 (3, 1)	2.1 13 5 3 3 1 1 0 0 0 1 0 34 51 11.57 2.571																			
Kelly Downs, R ERA: 1.13 (6, 1)	2.0 6 0 0 0 2 0 0 0 0 0 0 14 23 0.00 0.000																			
Mark Thurmond, L ERA: 2.77 (8, 1)	2.0 9 2 1 0 0 0 0 0 0 0 0 15 22 0.00 1.000																			

New York Mets @ San Francisco Giants
Candlestick Park, San Francisco, CA

Sat Aug 18 1990, 6:33 AM EDT
Att. 39,061 - Sunny - 62 F

livebaseballscorecards.com

AB	36
R	9
H	12
RBI	9
BB	5
SO	3
LOB	12



Batter	1	2	3	4	5	6	7	8	9	AB	R	H	RBI	BB	SO	LOB
Brett Butler, L OBP: 0.384, SLG: 0.346 (1, 8)	1-2 G6-3		4-1 FC6 BB		0-0 1B	1-2 G5-4-3 1B		0-2 G1-3		4	0	2	0	1	0	0
Mike Kingery, L OBP: 0.296, SLG: 0.267 (1, 9) Greg Litton, R OBP: 0.257, SLG: 0.293 (6, PH) (7, 9)	3-1 L9		0-3 K		1-0 F9	3-2 G5-4-3 1-2f		0-2 G5-3		3	0	0	0	0	1	3
Will Clark, L OBP: 0.350, SLG: 0.449 (1, 3)	4-1 BB		1-1 FC6 1-2f		3-3 K		3-2 1B 2B	2-0 G3		4	1	1	0	1	1	3
Kevin Mitchell, R OBP: 0.374, SLG: 0.555 (1, 7)	1-2 L6			4-2 2B BB	0-0 L8		1-2 1B 1B		3-1 HR	4	3	2	1	1	0	2
Matt Williams, R OBP: 0.319, SLG: 0.488 (1, 5)		0-1 G1-6-3 1B		2-2 2B		4-1 BB HR BB	2-3 K		1-2 G5-3	4	2	2	0	1	1	2
Terry Kennedy, L OBP: 0.350, SLG: 0.390 (1, 2) Gary Carter, R OBP: 0.332, SLG: 0.420 (7, 2) Rick Parker, R OBP: 0.311, SLG: 0.354 (9, PR)		1-0 G1-6-3 1-2f	1-0 2B	1-0 2B		1-0 HR 1B	1-1 P2		4-0 WP S BB	3	1	2	2	0	0	1
Robby Thompson, R OBP: 0.299, SLG: 0.395 (1, 4)		1-0 CS HBP	3-2 G6-3		1-3 K	1-3 HR BB	1-0 1B		4-2 G6-4-3 BB	3	0	1	1	1	1	3
Jose Uribe, S OBP: 0.303, SLG: 0.323 (1, 6)		1-2 CS 1-2	0-0 S 1B	1-3 K		4-1 HR BB	2-1 FC4 1B		1-1 G6-4-3 1-2f	4	1	2	1	1	1	3
Michael LaCoss, R OBP: 0.177, SLG: 0.154 (5, 1) Rick Rodriguez, R (6, 1) Mark Thurmond, L (6, PH) Ernest Riles, L OBP: 0.328, SLG: 0.424 (7, 1) Francisco Oliveras, R (7, PH) Bill Bathe, R OBP: 0.342, SLG: 0.438 (8, 1) Steve Bedrosian, R OBP: 0.333, SLG: 0.333			0-3 K	1-2 G5-3		1-0 HR	2-1 FC4			2	0	0	0	0	1	2

Inning Stats	R: 0	H: 0	E: 0	K: 0	S: 9	H: 1	LOB: 1	BB: 1	P: 18	R: 0	H: 1	E: 0	K: 0	S: 5	H: 1	LOB: 0	BB: 0	P: 8	R: 0	H: 1	E: 0	K: 2	S: 10	H: 1	LOB: 2	BB: 1	P: 15	R: 2	H: 2	E: 0	K: 1	S: 18	H: 1	LOB: 1	BB: 1	P: 30	R: 0	H: 1	E: 0	K: 1	S: 6	H: 3	LOB: 0	BB: 2	P: 29	R: 2	H: 4	E: 0	K: 1	S: 16	H: 0	LOB: 2	BB: 0	P: 28	R: 0	H: 0	E: 0	K: 0	S: 7	H: 1	LOB: 2	BB: 2	P: 24	1B: 8	2B: 3	3B: 0	HR: 2	SF: 0	SAC: 0	DP: 3	HBP: 1	WP: 1	PA: 45
PITCHER	IP	WLS	BF	H	R	ER	SO	BB	IBB	HBP	BLK	WP	HR	S	P	100	ERA	WHIP																																																							
Dwight Gooden, R ERA: 4.39	(1, 1)	5.1	W	27	7	6	6	5	5	0	0	0	0	56	20	10.12	2.250																																																								
Bob Ojeda, L ERA: 3.65	(6, 1)	0.2		4	3	2	0	0	0	0	0	0	0	12	20	27.00	4.500																																																								
Alejandro Pena, R ERA: 4.2	(7, 1)	1.0		5	2	0	1	0	0	0	0	0	0	10	18	0.00	2.000																																																								
John Franco, L ERA: 1.94	(8, 1)	2.0	S	8	1	1	0	2	0	0	0	1	1	18	33	4.50	1.500																																																								

BOTTOM

New York Mets @ San Francisco Giants
Candlestick Park, San Francisco, CA

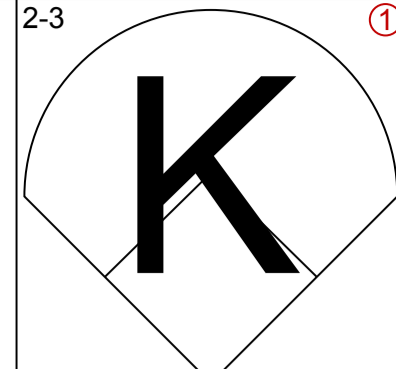
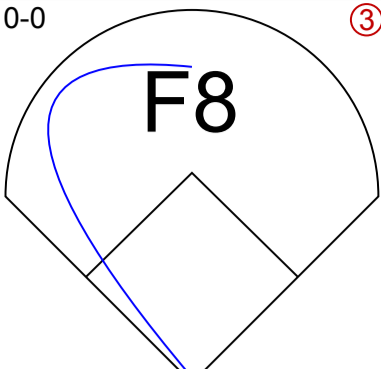
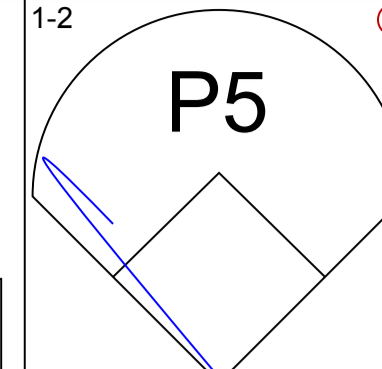
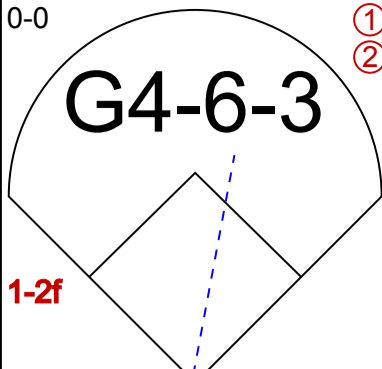
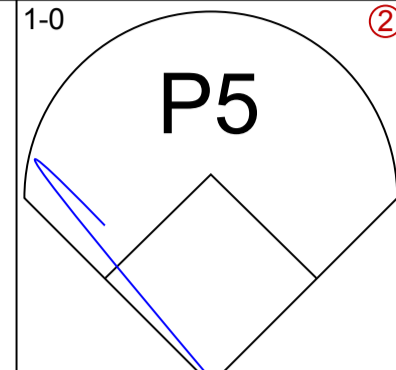
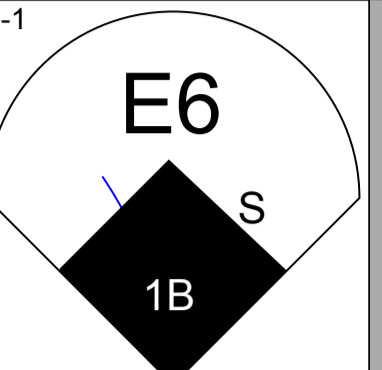
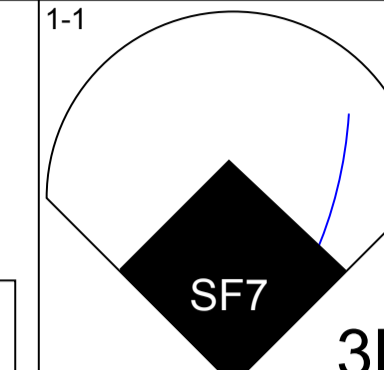
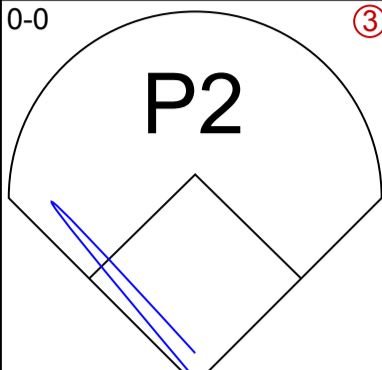
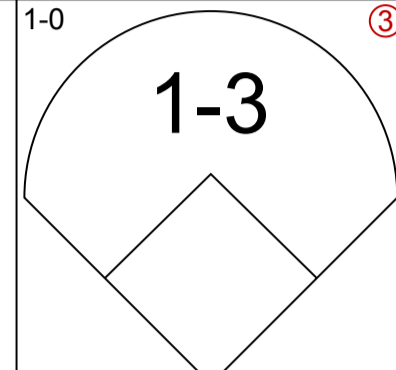
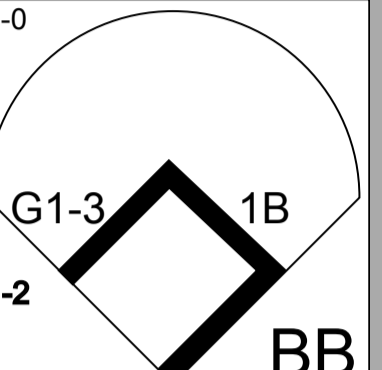
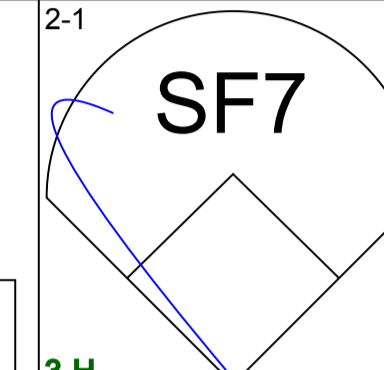
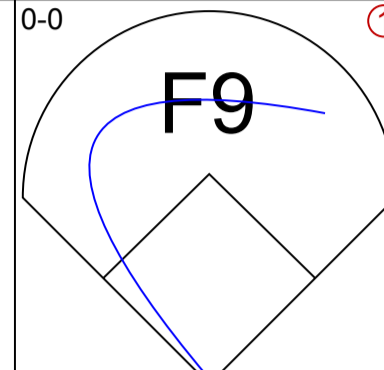
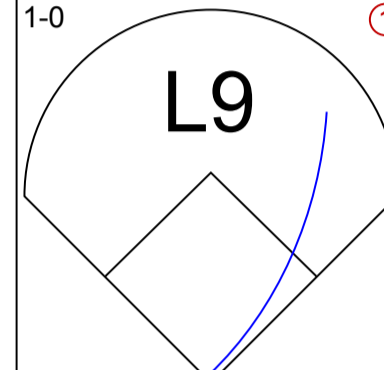
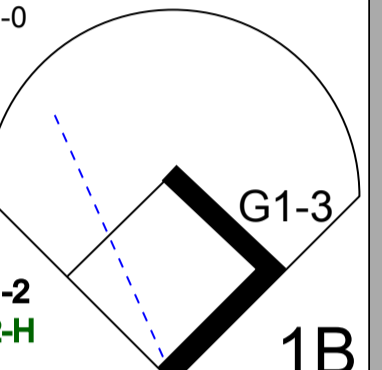
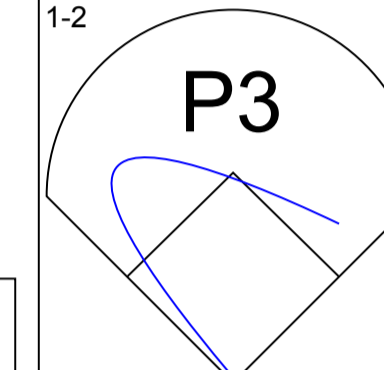
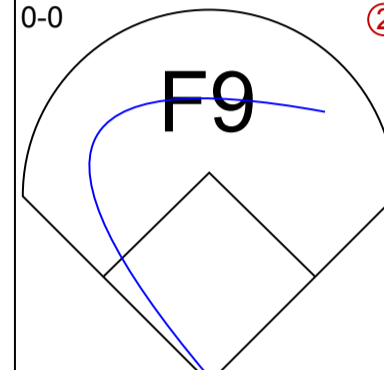
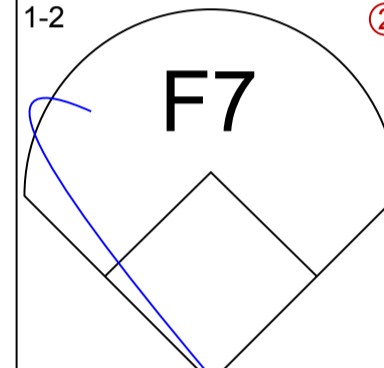
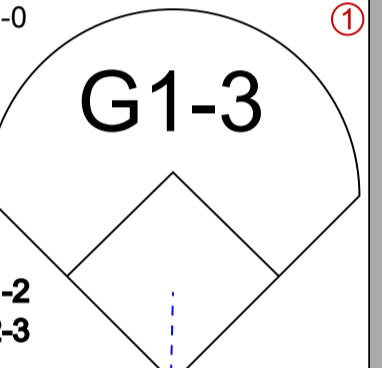
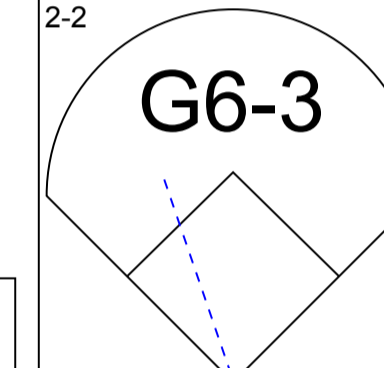
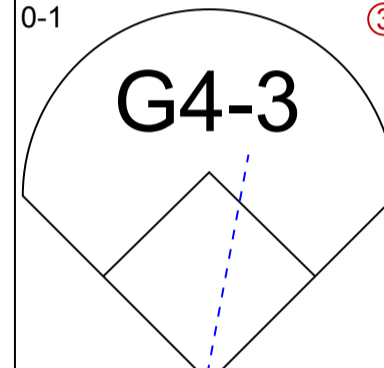
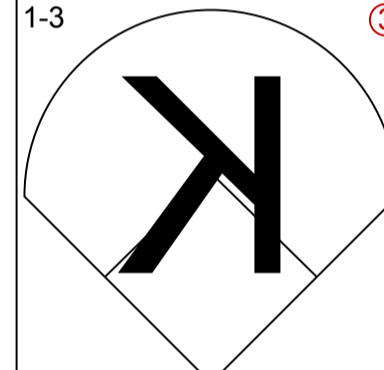
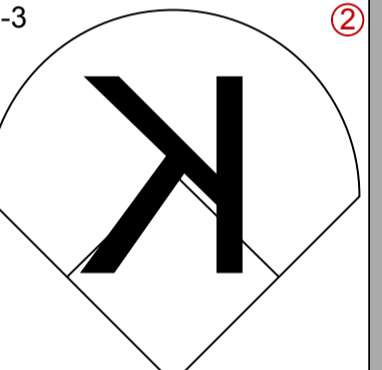
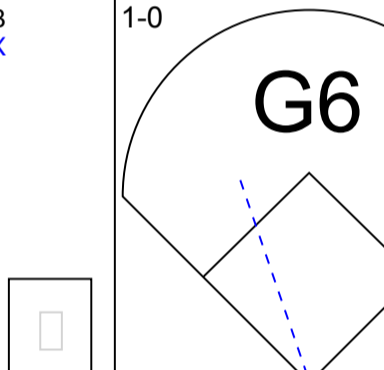
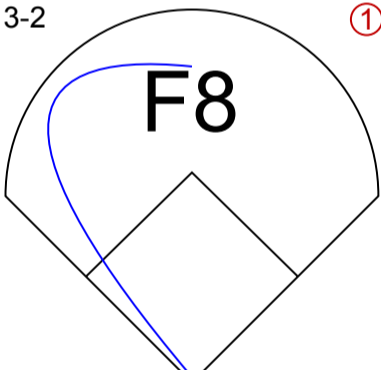
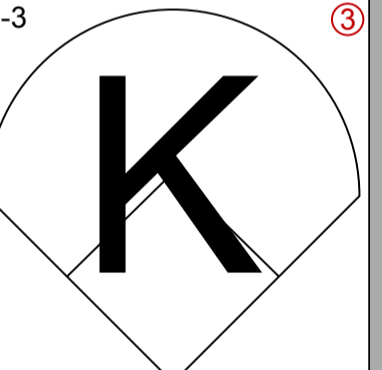
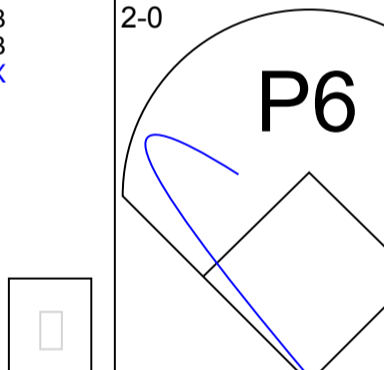
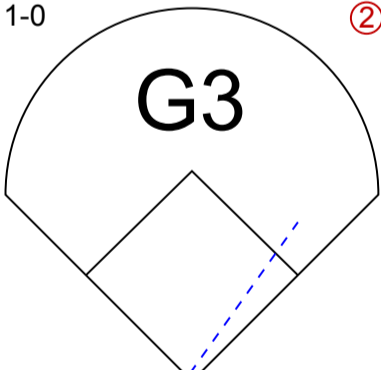
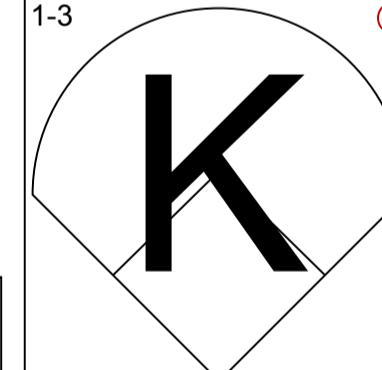
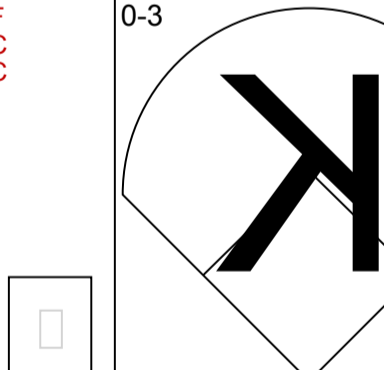
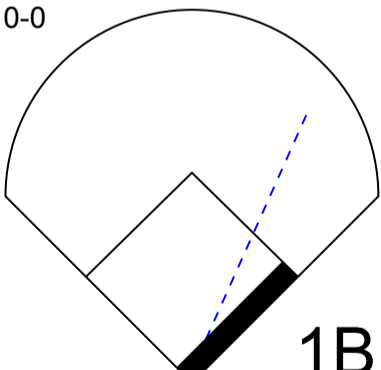
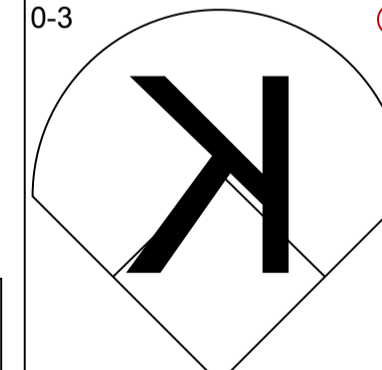
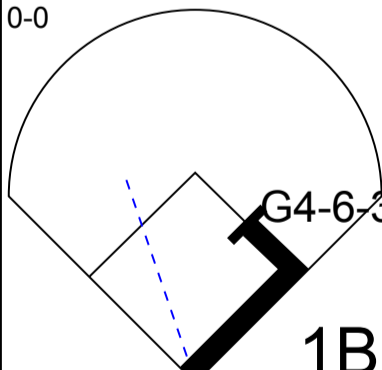
AB	36
R	9
H	13
RBI	9
BB	7
SO	6
LOB	24

WP: 1	PA: 45
PB: 0	
SB: 3	
CS: 1	



Sun Aug 19 1990, 10:05 PM EDT
Att: 33,251 - Sunny - 67 F

livebaseballscorecards.com

Batter	1	2	3	4	5	6	7	8	9	AB R H RBI BB SO LOB	TOP											
Delino DeShields, L (1, 4) OBP: 0.383, SLG: 0.397	2-3 		0-0 		1-2 			0-0 		4 0 0 0 0 1 2	Montreal Expos @ San Francisco Giants Candlestick Park, San Francisco, CA Mon Aug 20 1990, 10:05 PM EDT Att. 13,888 - Unknown - 58 F											
Dave Martinez, L (1, 8) OBP: 0.344, SLG: 0.477	1-0 			0-1 		1-1 		0-0 		4 2 1 0 0 0 0												
Tim Raines, S (1, 7) OBP: 0.378, SLG: 0.385	1-0 			4-0 		2-1 		0-0 		2 0 0 1 1 0 0												
Tim Wallach, R (1, 5) OBP: 0.356, SLG: 0.500		1-0 		0-0 		1-2 		0-0 		4 0 1 1 0 0 0												
Mike Aldrete, L (1, 3) OBP: 0.376, SLG: 0.328		1-2 		1-0 		2-2 		0-1 		4 0 0 0 0 0 2												
Larry Walker, L (1, 9) OBP: 0.299, SLG: 0.405		1-3 		0-3 			1-0 			3 0 0 0 0 2 2												
Jerry Goff, L (1, 2) OBP: 0.348, SLG: 0.338			3-2 		2-3 		2-0 			3 0 0 0 0 1 2												
Spike Owen, S (1, 6) OBP: 0.337, SLG: 0.343			1-0 			1-3 		0-3 		3 0 0 0 0 2 0												
Kevin Gross, R (1, 1) OBP: 0.239, SLG: 0.364			0-0 			0-3 		0-0 		2 0 1 0 0 1 0												
Otis Nixon, S (8, PH) OBP: 0.341, SLG: 0.321										1 0 1 0 0 0 0												
Bill Sampen, R (8, 1)										0 0 0 0 0 0 0												
Inning Stats	R: 0 E: 0 K: 1 S: 5	H: 0 LOB: 0 BB: 0 P: 9	R: 0 E: 0 K: 1 S: 7	H: 0 LOB: 0 BB: 0 P: 10	R: 0 E: 0 K: 0 S: 6	H: 1 LOB: 1 BB: 0 P: 10	R: 1 E: 1 K: 2 S: 10	H: 1 LOB: 2 BB: 1 P: 17	R: 0 E: 0 K: 2 S: 9	H: 0 LOB: 0 BB: 0 P: 11	R: 1 E: 0 K: 0 S: 12	H: 1 LOB: 0 BB: 0 P: 18	R: 0 E: 0 K: 1 S: 5	H: 0 LOB: 0 BB: 0 P: 8	R: 0 E: 0 K: 0 S: 3	H: 1 LOB: 0 BB: 0 P: 3	R: 0 E: 0 K: 0 S: 4	H: 0 LOB: 0 BB: 0 P: 4	1B: 3 2B: 0 3B: 1 HR: 0	SF: 1 SAC: 0 DP: 1 HBP: 0	WP: 0 PB: 0 SB: 1 CS: 0	PA: 32
PITCHER Don Robinson, R (1, 1) ERA: 3.77	IP 9.0	WLS W	BF 32	H 4	R 2	ER 1	SO 7	BB 1	IBB 0	HBP 0	BLK 0	WP 0	HR 0	S 61	P 90	ERA 1.00	WHIP 0.556					

livebaseballscorecards.com

AB	30
R	2
H	4
RBI	2
BB	1
SO	7
LOB	8



Batter	1	2	3	4	5	6	7	8	9	AB R H RBI BB SO LOB
Brett Butler, L OBP: 0.385, SLG: 0.348 (1, 8) B C C C X	2-2 G3 1B		1-1 1B 1B	3-2 F8		2-1 L9				4 1 2 0 0 0 1
Mike Kingery, L OBP: 0.303, SLG: 0.275 (1, 9) B S 1 C 1 SAFE 1 SAFE 1 B X	2-2 G3 1-2		0-0 S 1B 1B		1-2 1B E 1B	0-0 G3				4 1 2 0 0 0 1
Will Clark, L OBP: 0.351, SLG: 0.456 (1, 3) B B C F F S	2-3 K		0-0 P6		0-0 HBP SF8 1B		1-1 HR			4 2 2 1 0 1 3
Kevin Mitchell, R OBP: 0.375, SLG: 0.555 (1, 7) C S C	0-3 K		2-1 S 1B	1-2 3-H 1B	1-2 E5 HBP	1-2 HBP	0-0 CS 1B			4 0 2 2 0 1 2
Matt Williams, R OBP: 0.319, SLG: 0.486 (1, 5) Dave Anderson, R OBP: 0.333, SLG: 0.402 (6, 5)		1-0 P3	3-3 SAFE K	1-2 2-3	1-0 HBP	1-2 2-3	2-0 P3			2 0 0 0 0 1 2 1 0 0 0 0 0 1
Terry Kennedy, L OBP: 0.344, SLG: 0.384 (1, 2) C B X	1-1 G3		1-0 G4-3		0-0 P6		1-1 F8			4 0 0 0 0 0 5
Robby Thompson, R OBP: 0.301, SLG: 0.395 (1, 4) B X	1-0 S 1B			4-1 G1-3 G3 BB	0-2 SF8		1-1 P6			2 0 1 1 1 0 0
Jose Uribe, S OBP: 0.303, SLG: 0.321 (1, 6) B B B I	4-0 G3 1-2 IBB		2-0 G3	1-2	1-3 K		2-2 G4-3			3 0 0 0 1 1 3
Don Robinson, R OBP: 0.143, SLG: 0.224 (1, 1) B B X	2-0 P7		2-1 G1-3	2-3		0-3 K		1-3 K		4 0 0 0 0 2 3

Inning Stats	R: 0 E: 0 K: 2 S: 13	H: 1 LOB: 1 BB: 0 P: 19	R: 0 E: 0 K: 0 S: 5	H: 1 LOB: 2 BB: 1 P: 14	R: 1 E: 0 K: 1 S: 13	H: 3 LOB: 2 BB: 0 P: 20	R: 0 E: 0 K: 0 S: 7	H: 0 LOB: 1 BB: 1 P: 18	R: 2 E: 1 K: 1 S: 15	H: 2 LOB: 2 BB: 0 P: 19	R: 0 E: 0 K: 1 S: 6	H: 0 LOB: 0 BB: 0 P: 8	R: 1 E: 0 K: 0 S: 8	H: 2 LOB: 0 BB: 0 P: 10	R: 0 E: 0 K: 1 S: 14	H: 0 LOB: 0 BB: 0 P: 18	1B: 8 2B: 0 3B: 0 HR: 1	SF: 1 SAC: 0 DP: 0 HBP: 1	WP: 0 PB: 0 SB: 3 CS: 1	PA: 36	
PITCHER	IP	WLS	BF	H	R	ER	SO	BB	IBB	HBP	BLK	WP	HR	S	P	ERA	WHIP				
Kevin Gross, R ERA: 4.57 (1, 1)	7.0	L	33	9	4	3	5	1	1	1	0	0	0	67	108	3.86	1.429				
Bill Sampen, R ERA: 2.85 (8, 1)	1.0		3	0	0	0	1	0	0	0	0	0	0	14	18	0.00	0.000				

BOTTOM

Montreal Expos @ San Francisco Giants
Candlestick Park, San Francisco, CA
Mon Aug 20 1990, 10:05 PM EDT
Att: 13,888 - Unknown - 58 F

livebaseballscorecards.com

AB	32
R	4
H	9
RBI	4
BB	2
SO	6
LOB	21



Batter	1	2	3	4	5	6	7	8	9	AB R H RBI BB SO LOB	TOP																									
Delino DeShields, L (1, 4) OBP: 0.383, SLG: 0.398	0-3 K		0-0 4-3		0-0 2B		0-0 1-3		4-0 1B BB	4 1 1 0 1 1 1																										
Dave Martinez, L (1, 8) OBP: 0.345, SLG: 0.476	0-0 BLK 1B			0-0 4-3 1B		0-0 G3	0-0 E3 G4-6-3		0-0 4-3	5 0 2 2 0 0 3																										
Tim Raines, S (1, 7) OBP: 0.378, SLG: 0.385	0-0 F9 1-2			0-0 F8		0-0 1B FC6-4 1B	0-0 G4-6-3 1-2f		0-0 1B 1B	5 2 2 2 0 0 3																										
Tim Wallach, R (1, 5) OBP: 0.356, SLG: 0.499	0-0 F8			0-0 4-3 1-2		0-0 FC6-4 1B		0-0 P6	0-0 1B	5 0 2 1 0 0 2																										
Mike Aldrete, L (1, 3) OBP: 0.369, SLG: 0.321		0-0 4-3		0-0 4-3		0-0 FC6-4 HR		0-0 L3	0-0 4-3	3 1 0 1 0 0 2																										
Andres Galarraga, R (8, PH) OBP: 0.301, SLG: 0.396						1-2f 3-H				2 0 0 0 0 0 1																										
Larry Walker, L (1, 9) OBP: 0.302, SLG: 0.415		0-0 F6			0-0 HR 1B	0-0 HR		0-0 4-3		4 2 2 2 0 0 0																										
Mike Fitzgerald, R (1, 2) OBP: 0.350, SLG: 0.382		0-0 F7			0-0 HR	0-0 4-3			0-0 F9	4 1 1 2 0 0 0																										
Tom Foley, L (1, 6) OBP: 0.298, SLG: 0.267			0-0 4-3		0-0 F7	0-3 K			0-0 1B 4-3 1B	3 0 0 0 0 0 1 0																										
Mel Rojas, R (6, 1)										0 0 0 0 0 0 0																										
Junior Noboa, R (9, PH) OBP: 0.286, SLG: 0.326										1 1 1 0 0 0 0																										
Bill Sampen, R (9, 1)										0 0 0 0 0 0 0																										
Oil Can Boyd, R (1, 1) OBP: 0.067, SLG: 0.067		0-0 P4			0-0 F7		4-0 WP E BB		0-0 4-3 BB 1B 1B	1 0 0 0 0 0 0																										
Scott Ruskin, R (4, 1) OBP: 0.333, SLG: 0.833										0 0 0 0 0 0 0																										
Otis Nixon, S (5, PH) OBP: 0.339, SLG: 0.319										1 0 0 0 0 0 0																										
Dale Mohorcic, R (5, 1) OBP: 0.143, SLG: 0.143										0 0 0 0 0 0 0																										
Spike Owen, S (6, 6) OBP: 0.340, SLG: 0.345										1 2 1 0 1 0 0																										
Inning Stats	R: 0 E: 0 K: 1 S: 6	H: 1 LOB: 1 BB: 0 P: 6	R: 0 E: 0 K: 0 S: 3	H: 0 LOB: 0 BB: 0 P: 3	R: 0 E: 0 K: 0 S: 4	H: 1 LOB: 1 BB: 0 P: 4	R: 2 E: 0 K: 0 S: 6	H: 3 LOB: 1 BB: 0 P: 6	R: 3 E: 1 K: 1 S: 8	H: 3 LOB: 0 BB: 0 P: 8	R: 1 E: 1 K: 0 S: 3	H: 0 LOB: 0 BB: 1 P: 7	R: 0 E: 0 K: 0 S: 3	H: 0 LOB: 0 BB: 0 P: 3	R: 4 E: 0 K: 0 S: 7	H: 4 LOB: 1 BB: 1 P: 11	1B: 9 2B: 1 3B: 0 HR: 2	SF: 0 SAC: 0 DP: 1 HBP: 0	WP: 1 PB: 0 SB: 0 CS: 0	PA: 41																
PITCHER	IP WLS BF H R ER SO BB IBB HBP BLK WP HR S P ERA WHIP																																			
John Burkett, R (1, 1) ERA: 3.6	6.0		26	8	5	5	2	0	0	0	1	0	2	30	30	7.50	1.333																			
Trevor Wilson, L (7, 1) ERA: 4.14	0.1	L	2	0	1	1	0	1	0	0	0	0	0	1	5	27.00	3.000																			
Jeff Brantley, R (7, 1) ERA: 1.58	0.2		2	0	0	0	0	0	0	0	0	1	0	2	2	0.00	0.000																			
Mark Thurmond, L (8, 1) ERA: 3.33	1.2		9	3	4	4	0	1	0	0	0	0	0	8	12	21.60	2.400																			
Francisco Oliveras, R (9, 1) ERA: 3.64	0.1		2	1	0	0	0	0	0	0	0	0	0	2	2	0.00	3.000																			

Montreal Expos @ San Francisco Giants
Candlestick Park, San Francisco, CA

Tue Aug 21 1990, 10:05 PM EDT
Att: 16,759 - Unknown

AB	39
R	10
H	12
RBI	10
BB	2
SO	2
LOB	12



BOTTOM

Montreal Expos @ San Francisco Giants
 Candlestick Park, San Francisco, CA
 Tue Aug 21 1990, 10:05 PM EDT
 Att. 16,759 - Unknown

AB	34
R	5
H	11
RBI	5
BB	4
SO	2
LOB	17



WP : 0	PA : 41
PB : 0	
SB : 0	
CS : 0	

AB R H RBI BB SO LOB

4	1	1	1	0	1	1
2	1	1	1	0	0	0
1	0	0	0	2	1	0
4	1	1	0	1	0	3
4	1	1	1	0	0	2
5	0	3	1	0	0	2
3	0	0	0	1	0	4
0	0	0	0	0	0	0
0	0	0	0	0	0	0
4	1	2	1	0	0	2
4	0	1	0	0	0	3
1	0	0	0	0	0	0
1	0	0	0	0	0	0
0	0	0	0	0	0	0
0	0	0	0	0	0	0
1	0	1	0	0	0	0

1B: 7	SF: 2
2B: 4	SAC: 1
3B: 0	DP: 1
HR: 0	HBP: 0

Batter	1	2	3	4	5	6	7	8	9
Brett Butler, L (1, 8) OBP: 0.383, SLG: 0.349	0-0 BLK 2B	0-0 6-3		0-0 SF9		0-3 K		0-0 FC6-4	
Mike Kingery, L (1, 9) OBP: 0.306, SLG: 0.288	0-0 1B SF7	0-0 6-3		3-H 4-0 BB		0-3 K		4-0 F8 1-3 BB	
Greg Litton, R (4, PH) OBP: 0.265, SLG: 0.291	2-H								
Will Clark, L (1, 3) OBP: 0.351, SLG: 0.454	0-0 2B		0-0 F5	0-0 F8			4-0 1-3 BB	0-0 1-3	
Kevin Mitchell, R (1, 7) OBP: 0.373, SLG: 0.552	0-0 SF7		0-0 5-3		0-0 G4-6-3 1B		0-0 F7	0-0 F8	
Ernest Riles, L (1, 5) OBP: 0.339, SLG: 0.442	3-H 1-H 2B		0-0		0-0 G4-6-3 1B		0-0 1-3	0-0 F5	
Terry Kennedy, L (1, 2) OBP: 0.343, SLG: 0.379	4-0 BB		0-0 F7		0-0 G4-6-3 1B		0-0 F7		
Mark Thurmond, L (8, 1)									
Francisco Oliveras, R (9, 1)	BB								
Robby Thompson, R (1, 4) OBP: 0.303, SLG: 0.399	0-0 F9			0-0 1B SF9				0-0 6-3	
Jose Uribe, S (1, 6) OBP: 0.302, SLG: 0.320	0-0 G3			0-0 SH1-3 1B		0-0 F7		0-0 F9	
John Burkett, R (1, 1) OBP: 0.160, SLG: 0.067		0-0 F9		0-0 SH1-3		0-0 F3		0-0 FC6-4 1B	
Rick Parker, R (6, PH) OBP: 0.308, SLG: 0.351									
Trevor Wilson, L (7, 1) OBP: 0.167, SLG: 0.138									
Jeff Brantley, R (7, 1) OBP: 0.286, SLG: 0.429									
Gary Carter, R (8, 2) OBP: 0.335, SLG: 0.423									

Inning Stats	R: 3	H: 4	E: 0	K: 0	S: 7	L: 0	LOB: 2	BB: 1	P: 11	R: 0	H: 0	E: 0	K: 0	S: 3	L: 0	LOB: 0	BB: 0	P: 3	R: 0	H: 1	E: 0	K: 0	S: 4	L: 0	LOB: 1	BB: 0	P: 4	R: 1	H: 2	E: 0	K: 0	S: 5	L: 0	LOB: 2	BB: 1	P: 9	R: 1	H: 3	E: 0	K: 0	S: 5	L: 0	LOB: 0	BB: 0	P: 7	R: 0	H: 0	E: 0	K: 2	S: 7	L: 0	LOB: 1	BB: 1	P: 7	R: 0	H: 0	E: 0	K: 0	S: 3	L: 0	LOB: 1	BB: 1	P: 7	R: 0	H: 1	E: 0	K: 0	S: 4	L: 0	LOB: 1	BB: 0	P: 4	R: 0	H: 0	E: 0	K: 0	S: 3	L: 0	LOB: 1	BB: 1	P: 7
--------------	------	------	------	------	------	------	--------	-------	-------	------	------	------	------	------	------	--------	-------	------	------	------	------	------	------	------	--------	-------	------	------	------	------	------	------	------	--------	-------	------	------	------	------	------	------	------	--------	-------	------	------	------	------	------	------	------	--------	-------	------	------	------	------	------	------	------	--------	-------	------	------	------	------	------	------	------	--------	-------	------	------	------	------	------	------	------	--------	-------	------

PITCHER	IP	WLS	BF	H	R	ER	SO	BB	IBB	HBP	BLK	WP	HR	S	P	ERA	WHIP
Oil Can Boyd, R (1, 1) ERA: 3.1	3.2		19	7	4	4	0	1	0	0	1	0	0	18	22	9.82	2.182
Scott Ruskin, L (4, 1) ERA: 3.0	0.1		2	0	0	0	0	1	0	0	0	0	0	1	5	0.00	3.000
Dale Mohoric, R (5, 1) ERA: 2.68	1.0		5	3	1	1	0	0	0	0	0	0	0	5	5	9.00	3.000
Mel Rojas, R (6, 1) ERA: 1.45	3.0	W	11	1	0	0	2	1	0	0	0	0	0	14	18	0.00	0.667
Bill Sampen, R (9, 1) ERA: 2.81	1.0		4	0	0	0	0	1	0	0	0	0	0	3	7	0.00	1.000

PITCHER	IP	WLS	BF	H	R	ER	SO	BB	IBB	HBP	BLK	WP	HR	S	P	ERA	WHIP
Oil Can Boyd, R (1, 1) ERA: 3.1	3.2		19	7	4	4	0	1	0	0	1	0	0	18	22	9.82	2.182
Scott Ruskin, L (4, 1) ERA: 3.0	0.1		2	0	0	0	0	1	0	0	0	0	0	1	5	0.00	3.000
Dale Mohoric, R (5, 1) ERA: 2.68	1.0		5	3	1	1	0	0	0	0	0	0	0	5	5	9.00	3.000
Mel Rojas, R (6, 1) ERA: 1.45	3.0	W	11	1	0	0	2	1	0	0	0	0	0	14	18	0.00	0.667
Bill Sampen, R (9, 1) ERA: 2.81	1.0		4	0	0	0	0	1	0	0	0	0	0	3	7	0.00	1.000

Batter	1	2	3	4	5	6	7	8	9	AB R H RBI BB SO LOB	TOP
Delino DeShields, L (1, 4) OBP: 0.382, SLG: 0.396	0-0 F8		0-0 CS 1B		0-0 G3			0-0 1-3		4 0 1 0 0 0 0	Montreal Expos @ San Francisco Giants Candlestick Park, San Francisco, CA Wed Aug 22 1990, 6:33 AM EDT Att: 28,429 - Unknown
Dave Martinez, L (1, 8) OBP: 0.341, SLG: 0.469	0-3 K		0-0 F9		0-3 K			0-0 F8		4 0 0 0 0 2 1	
Tim Raines, S (1, 7) OBP: 0.377, SLG: 0.384	0-3 K		0-0 G3			0-3 K		0-0 1B		4 0 1 0 0 2 0	
Tim Wallach, R (1, 5) OBP: 0.353, SLG: 0.495		0-0 P6		0-0 F7		0-3 K		0-0 1-3		4 0 0 0 0 1 1	
Larry Walker, L (1, 9) OBP: 0.304, SLG: 0.415		0-3 K		1-0 HBP HBP		0-0 1B		0-0 3-1		3 0 1 0 0 1 0	
Andres Galarraga, R (1, 3) OBP: 0.303, SLG: 0.403		0-0 HR		1-0 1-2 HBP		0-3 K		0-0 F9		3 1 1 1 0 1 1	
Jerry Goff, L (1, 2) OBP: 0.355, SLG: 0.346		0-0 1B 1B		0-3 K		0-0 G3		0-0 1B 1B		4 0 2 0 0 1 2	
Spike Owen, S (1, 6) OBP: 0.341, SLG: 0.346		0-0 1-3 1B		0-0 4-3		0-0 4-3		0-0 1-2 1B		4 0 2 0 0 0 2	
Mark Gardner, R (1, 1) OBP: 0.119, SLG: 0.190 Scott Ruskin, R (7, 1) OBP: 0.333, SLG: 0.833 Tim Burke, R (7, 1) OBP: 0.250, SLG: 0.250 Mike Aldrete, L (9, PH) OBP: 0.366, SLG: 0.318 Steve Frey, R (9, 1)	0-3 K		0-3 K		0-3 K		0-0 3-1	0-0 4-3		3 0 0 0 0 2 2 0 0 0 0 0 0 0 0 0 0 0 0 0 0 1 0 0 0 0 0 2 0 0 0 0 0 0 0	
Inning Stats	R: 0 E: 0 K: 2 S: 7 H: 0 LOB: 0 BB: 0 P: 7	R: 1 E: 0 K: 2 S: 10 H: 3 LOB: 2 BB: 0 P: 10	R: 0 E: 0 K: 0 S: 3 H: 1 LOB: 0 BB: 0 P: 3	R: 0 E: 0 K: 1 S: 5 H: 0 LOB: 2 BB: 0 P: 7	R: 0 E: 0 K: 2 S: 7 H: 0 LOB: 0 BB: 0 P: 7	R: 0 E: 0 K: 3 S: 10 H: 1 LOB: 1 BB: 0 P: 10	R: 0 E: 0 K: 0 S: 3 H: 0 LOB: 0 BB: 0 P: 3	R: 0 E: 0 K: 0 S: 4 H: 1 LOB: 1 BB: 0 P: 4	R: 0 E: 0 K: 0 S: 5 H: 2 LOB: 2 BB: 0 P: 5	1B: 7 2B: 0 3B: 0 HR: 1 SF: 0 SAC: 0 DP: 0 HBP: 2	WP: 0 PB: 0 SB: 0 CS: 1 PA: 36
PITCHER Scott Garrelts, R (1, 1) ERA: 4.11 Steve Bedrosian, R (8, 1) ERA: 4.78	IP WLS BF H R ER SO BB IBB HBP BLK WP HR S P ERA WHIP	7.0 27 5 1 1 10 0 0 2 0 0 0 1 45 47 1.29 0.714	2.0 9 3 0 0 0 0 0 0 0 0 0 0 9 9 0.00 1.500	PITCHER IP WLS BF H R ER SO BB IBB HBP BLK WP HR S P ERA WHIP							

livebaseballscores.com

AB	34
R	1
H	8
RBI	1
BB	0
SO	10
LOB	11



Batter	1	2	3	4	5	6	7	8	9	AB	R	H	RBI	BB	SO	LOB
Brett Butler, L (1, 8) OBP: 0.382, SLG: 0.347	0-3 K		0-0 4-3		0-0 5-3		0-0 FC4-6 1B 1B		0-0 3-H 1B	5	0	1	1	0	1	2
Mike Kingery, L (1, 9) OBP: 0.312, SLG: 0.296 Steve Bedrosian, R (8, 1) OBP: 0.333, SLG: 0.333	0-3 K		0-0 1B		0-0 6-3		0-0 1-2 3-H 1B 1B			4	0	2	1	0	1	0
Will Clark, L (1, 3) OBP: 0.351, SLG: 0.453	0-0 4-1		0-0 F8				0-0 F9 1-2 2-3 1B		0-0 1-2 2-3 1B	4	0	1	0	0	0	1
Kevin Mitchell, R (1, 7) OBP: 0.374, SLG: 0.550		0-0 1B 1B		0-0 6-3		4-0 S BB	0-0 6-3			3	0	1	0	1	0	3
Ernest Riles, L (1, 5) OBP: 0.336, SLG: 0.444		0-3 K		0-0 2B		0-0 F9 1-2		0-0 G3		4	0	1	0	0	1	2
Gary Carter, R (1, 2) OBP: 0.329, SLG: 0.415		0-0 F2		0-0 F3		0-3 K		0-0 1-3		4	0	0	0	0	1	3
Robby Thompson, R (1, 4) OBP: 0.305, SLG: 0.398		0-0 1-2 1B		4-0 BB			0-0 4-3	0-3 K		3	0	1	0	1	1	0
Dave Anderson, R (1, 6) OBP: 0.340, SLG: 0.418		0-0 5-3		0-3 K			0-0 FC4-6 1B 1B		0-0 SH5-4 1B 2B	4	2	2	0	0	1	4
Scott Garrelts, R (1, 1) OBP: 0.100, SLG: 0.086 Terry Kennedy, L (7, PH) OBP: 0.345, SLG: 0.382 Rick Parker, R (7, PR) OBP: 0.308, SLG: 0.351			0-3 K		0-0 L6		0-0 FC4-6 1B		0-0 SH5-4 2-3	2	0	0	0	0	1	0
										1	0	1	0	0	0	0
										0	0	0	0	0	0	0

Inning Stats	R: 0	H: 0	E: 0	K: 2	S: 7	H: 0	LOB: 0	BB: 0	P: 7	R: 0	H: 2	E: 0	K: 1	S: 7	H: 1	LOB: 2	BB: 0	P: 7	R: 0	H: 1	E: 0	K: 1	S: 6	H: 1	LOB: 1	BB: 0	P: 6	R: 0	H: 1	E: 0	K: 1	S: 6	H: 1	LOB: 2	BB: 1	P: 10	R: 0	H: 0	E: 0	K: 0	S: 3	H: 0	LOB: 0	BB: 0	P: 3	R: 0	H: 0	E: 0	K: 1	S: 5	H: 0	LOB: 1	BB: 1	P: 9	R: 1	H: 4	E: 0	K: 0	S: 7	H: 0	LOB: 3	BB: 0	P: 7	R: 0	H: 0	E: 0	K: 1	S: 5	H: 0	LOB: 0	BB: 0	P: 5	R: 1	H: 2	E: 0	K: 0	S: 3	H: 2	LOB: 1	BB: 0	P: 3	1B: 8	SF: 0	2B: 2	SAC: 1	3B: 0	DP: 0	HR: 0	HBP: 0	WP: 0	PA: 37
PITCHER	IP	WLS	BF	H	R	ER	SO	BB	IBB	HBP	BLK	WP	HR	S	P	ERA	WHIP																																																																										
Mark Gardner, R (1, 1) ERA: 3.08	6.2		29	7	1	1	6	2	0	0	0	0	0	39	47	1.35	1.350																																																																										
Scott Ruskin, L (7, 1) ERA: 3.0	0.0		1	1	0	0	0	0	0	0	0	0	0	1	1	∞	∞																																																																										
Tim Burke, R (7, 1) ERA: 3.4	1.1		4	0	0	0	1	0	0	0	0	0	0	6	6	0.00	0.000																																																																										
Steve Frey, L (9, 1) ERA: 2.92	0.1	L	3	2	1	1	0	0	0	0	0	0	0	3	3	27.00	6.000																																																																										

BOTTOM

Montreal Expos @ San Francisco Giants
Candlestick Park, San Francisco, CA

AB	34
R	2
H	10
RBI	2
BB	2
SO	7
LOB	15



WP: 0	PA: 37
PB: 0	ERA
SB: 1	WHIP
CS: 0	

Wed Aug 22 1990, 6:33 AM EDT
Att. 28,429 - Unknown

livebaseballscorecards.com

Batter	1	2	3	4	5	6	7	8	9	AB	R	H	RBI	BB	SO	LOB	TOP											
Lenny Dykstra, L OBP: 0.442, SLG: 0.467 (1, 8)	2-3 K		1-2 S BB 1B	0-0 2B		1-1 F7		4-2 BB		4	0	2	2	1	1	0												
Darren Daulton, L OBP: 0.365, SLG: 0.419 Randy Ready, R OBP: 0.337, SLG: 0.327 Tom Nieto, R OBP: 0.333, SLG: 0.143 (1, 2) (8, PH) (8, 2)	4-1 E 1B BB		0-0 F8	3-3 K			1-0 1B HBP	1-2 F9		2	1	0	0	1	1	3												
Von Hayes, L OBP: 0.377, SLG: 0.431 Joe Boever, R (1, 7) (8, 1)	2-2 E9 1B 1B		4-1 S BB	4-0 IBB			1-1 F7	1-2 L8		3	0	1	0	2	0	4												
Dale Murphy, R OBP: 0.305, SLG: 0.398 (1, 9)	0-0 FC3-2-5 1B		3-3 K	G5-3			1-3 K		2-1 F9	5	0	1	1	0	2	6												
John Kruk, L OBP: 0.379, SLG: 0.385 (1, 3) (8, 7)	1-0 FC3-2-5		2-1 G1-3		3-3 K		0-1 1B	4-1 DI BB		4	0	1	0	1	1	4												
Tom Herr, S OBP: 0.319, SLG: 0.353 (1, 4)	1-1 G3			1-0 HBP E FC1-2 1B	1-1 F7		1-2 L8	1-1 F6		5	0	1	0	0	0	5												
Dickie Thon, R OBP: 0.323, SLG: 0.363 (1, 6)		1-1 P3		0-2 E5 FC1-2 HBP 2B	2-2 G4-3			1-1 1B 1B	0-1 F7	5	1	1	0	0	0	2												
Dave Hollins, S OBP: 0.265, SLG: 0.351 Rod Booker, L OBP: 0.320, SLG: 0.318 (1, 5) (8, PR) (8, 5)		3-2 G5-3		1-2 FC1-2 2B HBP		1-1 P4		1 SAFE 3-2 BB 1B		3	1	1	0	0	0	0												
Tommy Greene, R Dennis Cook, L OBP: 0.297, SLG: 0.378 Charlie Hayes, R OBP: 0.301, SLG: 0.367 Bruce Ruffin, S OBP: 0.142, SLG: 0.075 Darrel Akerfelds, R OBP: 0.200, SLG: 0.200 Carmelo Martinez, R OBP: 0.341, SLG: 0.403 (1, 1) (4, 1) (6, PH) (6, 1) (7, 1) (8, PH) (8, 3)		0-0 G1-3		0-1 FC1-2 2B	2-0 G5-3			1-1 P4		2	0	0	0	0	0	3												
Inning Stats	R: 1 E: 1 K: 1 S: 11	H: 2 LOB: 2 BB: 1 P: 21	R: 0 E: 0 K: 0 S: 8	H: 0 LOB: 0 BB: 0 P: 12	R: 0 E: 0 K: 1 S: 12	H: 1 LOB: 2 BB: 1 P: 22	R: 2 E: 1 K: 1 S: 13	H: 2 LOB: 3 BB: 1 P: 22	R: 0 E: 0 K: 1 S: 8	H: 0 LOB: 0 BB: 0 P: 14	R: 0 E: 0 K: 0 S: 5	H: 0 LOB: 0 BB: 0 P: 9	R: 0 E: 0 K: 1 S: 10	H: 1 LOB: 2 BB: 0 P: 14	R: 0 E: 0 K: 0 S: 17	H: 2 LOB: 3 BB: 1 P: 28	R: 0 E: 0 K: 0 S: 7	H: 0 LOB: 1 BB: 1 P: 14	1B: 7 2B: 1 3B: 0 HR: 0	SF: 0 SAC: 0 DP: 0 HBP: 2	WP: 0 PB: 0 SB: 2 CS: 0	PA: 43						
PITCHER	IP	WLS	BF	H	R	ER	SO	BB	IBB	HBP	BLK	WP	HR	S	P	ERA	WHIP											
Kelly Downs, R ERA: 2.25 Francisco Oliveras, R ERA: 3.31 Jeff Brantley, R ERA: 1.58 Mark Thurmond, L ERA: 3.29 Steve Bedrosian, R ERA: 4.71	(1, 1) (5, 1) (8, 1) (8, 1) (9, 1)	4.0 3.0 0.1 0.2 1.0	22 11 4 2 4	5 1 2 0 0	3 0 0 0 0	2 0 0 0 0	3 2 0 0 0	2 0 1 0 1	1 0 0 0 0	1 1 0 0 0	0 0 0 0 0	0 0 0 0 0	0 0 0 0 0	0 0 0 0 0	44 23 9 8 7	77 37 18 10 14	4.50 0.00 0.00 0.00 0.00	1.750 0.333 9.000 0.000 1.000										

Philadelphia Phillies @ San Francisco Giants
Candlestick Park, San Francisco, CA
Thu Aug 23 1990, 10:05 PM EDT
Att. 13,918 - Unknown - 60 F

livebaseballscorecards.com

AB	36
R	3
H	8
RBI	3
BB	5
SO	5
LOB	32



Batter	1	2	3	4	5	6	7	8	9
Brett Butler, L OBP: 0.385, SLG: 0.350 (1, 8)	2-1 G4-3	2-1 SF9	1-2 FC6-4		3-2 1B	0-1 SF8		0-0 G4-3	
Mike Kingery, L OBP: 0.318, SLG: 0.305 (7, 8)									
Dave Anderson, R OBP: 0.360, SLG: 0.443 (1, 6)	0-0 1B	0-0 1B	2-3 K		0-1 1B	0-0 FC5			
Rick Parker, R OBP: 0.309, SLG: 0.350 (3, PH) (4, 9)									
Will Clark, L OBP: 0.350, SLG: 0.451 (1, 3)	0-0 F7	3-2 2B		2-2 L6-4	0-0 G4-3		1-2 G3-1		
Kevin Mitchell, R OBP: 0.375, SLG: 0.556 (1, 7)	1-3 K	0-1 1B		2-2 FC5-4		4-2 HR	2-1 HR		
Matt Williams, R OBP: 0.321, SLG: 0.491 (1, 5)				1-1 L6-4		2-2 HR	1-0 F7		
Gary Carter, R OBP: 0.331, SLG: 0.414 (1, 2)				2-2 FC5-4		0-1 1B	0-0 P3		
Rick Rodriguez, R (8, 1)									
Mark Dewey, R (9, 1)									
Robby Thompson, R OBP: 0.305, SLG: 0.395 (1, 4)					2-1 1B	4-1 FC5		1-2 L3	
Ernest Riles, L OBP: 0.344, SLG: 0.473 (6, PH) (7, 4)									
Greg Litton, R OBP: 0.283, SLG: 0.303 (1, 9) (4, 6)					2-3 K	1-2 1B		4-1 FC5-4	
Michael LaCoss, R OBP: 0.067, SLG: 0.133 (1, 1)					0-0 SH3-4	1-3 K		1-2 FC5-4	
Bill Bathe, R OBP: 0.325, SLG: 0.412 (8, 2)									

AB	R	H	RBI	BB	SO	LOB
3	0	1	2	0	0	1
1	0	0	0	0	0	1
2	1	2	1	0	0	0
3	0	1	1	0	1	3
5	1	2	0	0	0	3
4	3	3	4	1	1	1
4	2	2	3	1	0	2
5	2	2	0	0	0	2
0	0	0	0	0	0	0
0	0	0	0	0	0	0
2	2	1	0	1	0	1
1	0	0	0	1	0	0
4	1	3	2	1	1	1
2	1	0	0	0	1	4
1	0	0	0	0	0	1

WP	HR	S	P	ERA	WHIP
0	0	28	48	36.00	4.500
0	0	35	54	3.00	2.000
0	1	19	31	27.00	5.000
0	1	7	11	9.00	1.000
0	0	8	14	0.00	1.000

WP	HR	S	P	ERA	WHIP
0	0	21	31	36.00	4.500
0	0	31	31	3.00	2.000
0	0	19	31	27.00	5.000
0	0	7	11	9.00	1.000
0	0	8	14	0.00	1.000

1B	2B	3B	HR	SF	SAC	DP	HBP
13	3	0	2	2	1	0	0
0	0	0	0	0	0	0	0
0	0	0	0	0	0	0	0

Philadelphia Phillies @ San Francisco Giants
Candlestick Park, San Francisco, CA
 Fri Aug 24 1990, 10:05 PM EDT
 Att: 15,961 - Unknown - 62 F

livebaseballscorecards.com

AB	37
R	13
H	17
RBI	13
BB	5
SO	4
LOB	20



PITCHER	IP	WLS	BF	H	R	ER	SO	BB	IBB	HBP	BLK	WP	HR	S	P	ERA	WHIP
Pat Combs, L ERA: 4.22 (1, 1)	2.0	L	16	7	8	8	1	2	0	0	0	0	0	28	48	36.00	4.500
Bruce Ruffin, L ERA: 5.16 (3, 1)	3.0		14	6	1	1	2	0	0	0	0	0	0	35	54	3.00	2.000
Darrel Akerfelds, R ERA: 3.43 (6, 1)	1.0		8	3	3	3	1	2	0	0	0	0	1	19	31	27.00	5.000
Don Carman, L ERA: 4.29 (7, 1)	1.0		4	1	1	1	0	0	0	0	0	0	1	7	11	9.00	1.000
Roger McDowell, R ERA: 4.26 (8, 1)	1.0		4	0	0	0	0	1	0	0	0	0	0	8	14	0.00	1.000

Batter	1	2	3	4	5	6	7	8	9	AB R H RBI BB SO LOB	TOP											
Lenny Dykstra, L (1, 8) OBP: 0.441, SLG: 0.473	0-0 HR		0-0 2B		0-0 6-3		4-0 BB 1-2 BB		0-0 1-2 4-3 1B	4 1 3 1 1 0 0	Philadelphia Phillies @ San Francisco Giants Candlestick Park, San Francisco, CA Sat Aug 25 1990, 6:33 AM EDT Att: 28,208 - Unknown											
Darren Daulton, L (1, 2) OBP: 0.364, SLG: 0.416	0-0 G3		0-0 F9			0-0 1B 1B	0-3 K	0-0 1-2 2-3 4-3	5 1 1 0 0 1 5													
Von Hayes, L (1, 7) OBP: 0.380, SLG: 0.431	0-0 6-3			0-0 G3		0-0 1B 1-3 1B	0-0 1-3	4-0 FC4-6 IBB	4 0 1 0 1 0 2													
Dale Murphy, R (1, 9) OBP: 0.305, SLG: 0.395	0-0 F8			0-0 F7		0-0 1B 1-3 3-H	0-3 K	0-3 K	5 0 1 1 0 2 3													
John Kruk, L (1, 3) OBP: 0.384, SLG: 0.386		0-3 K		4-0 1B BB		0-0 L4	4-0 2B BB	0-0 FC4-6 1-2f	3 0 0 0 2 1 5													
Charlie Hayes, R (1, 5) OBP: 0.302, SLG: 0.369		0-0 L5-3 1B		0-0 1-3 1B		0-0 F9	0-0 F8		4 0 2 0 0 0 3													
Dickie Thon, R (1, 6) OBP: 0.322, SLG: 0.366		0-0 L5-3 1-2		0-3 K		0-0 F9	0-0 1-3 2B		4 0 1 0 0 1 5													
Rod Booker, L (1, 4) OBP: 0.324, SLG: 0.322			0-0 1-3		0-0 B3-6-4 1B		0-0 BB 1B	0-0 4-3	4 0 2 0 0 0 2													
Roger McDowell, R (8, 1)									0 0 0 0 0 0 0													
Terry Mulholland, R (1, 1) OBP: 0.130, SLG: 0.133			0-0 4-3		0-0 B3-6-4 1-2f		0-3 K	0-0 4-3 1B 1B	3 0 0 0 0 1 2													
Joe Boever, R (7, 1)									0 0 0 0 0 0 0													
Don Carman, L (8, 1) OBP: 0.333, SLG: 0.333									0 0 0 0 0 0 0													
Tom Herr, S (8, 4) OBP: 0.320, SLG: 0.353									1 0 1 0 0 0 0													
Inning Stats	R: 1 E: 0 K: 0 S: 4	H: 1 LOB: 0 BB: 0 P: 4	R: 0 E: 0 K: 1 S: 5	H: 1 LOB: 0 BB: 0 P: 5	R: 0 E: 0 K: 0 S: 4	H: 1 LOB: 1 BB: 0 P: 4	R: 0 E: 0 K: 1 S: 6	H: 1 LOB: 2 BB: 1 P: 10	R: 0 E: 0 K: 2 S: 3	H: 1 LOB: 0 BB: 0 P: 3	R: 1 E: 0 K: 0 S: 6	H: 3 LOB: 2 BB: 0 P: 6	R: 0 E: 0 K: 2 S: 8	H: 1 LOB: 2 BB: 1 P: 12	R: 0 E: 0 K: 1 S: 6	H: 1 LOB: 2 BB: 1 P: 10	R: 0 E: 0 K: 1 S: 7	H: 2 LOB: 3 BB: 1 P: 11	1B: 9 2B: 3 3B: 0 HR: 1	SF: 0 SAC: 0 DP: 2 HBP: 0	WP: 0 PB: 0 SB: 0 CS: 0	PA: 41
PITCHER	IP WLS BF H R ER SO BB IBB HBP BLK WP HR S P ERA WHIP																					
Don Robinson, R (1, 1) ERA: 3.73	6.1 W 28 9 2 2 3 2 0 0 0 0 0 1 32 40 2.84 1.737																					
Mark Thurmond, L (7, 1) ERA: 3.25	0.2 2 0 0 0 1 0 0 0 0 0 0 0 4 4 0.00 0.000																					
Jeff Brantley, R (8, 1) ERA: 1.54	2.0 S 11 3 0 0 2 1 1 0 0 0 0 0 13 21 0.00 2.000																					

livebaseballscorecards.com

AB	37
R	2
H	12
RBI	2
BB	4
SO	6
LOB	27



Batter	1	2	3	4	5	6	7	8	9
Brett Butler, L (1, 8) OBP: 0.385, SLG: 0.350	0-0 5-3		0-0 WP 1B		0-3 K			4-0 3-1 1B BB	
Greg Litton, R (1, 9) OBP: 0.284, SLG: 0.304	0-3 K		0-0 2-H 1B		0-0 F8			0-0 SH5-3 1-2	
Will Clark, L (1, 3) OBP: 0.348, SLG: 0.447	0-0 6-3		0-3 K					0-0 3-1 2-3	
Kevin Mitchell, R (1, 7) OBP: 0.373, SLG: 0.552		0-0 6-3		0-0 5-3				0-0 FC4-6 1B	
Mike Kingery, L (8, 7) OBP: 0.323, SLG: 0.311									
Matt Williams, R (1, 5) OBP: 0.320, SLG: 0.495		0-3 K		0-0 HR				0-0 FC4-6 1-2f	
Gary Carter, R (1, 2) OBP: 0.331, SLG: 0.413			0-0 5-3						
Scott Garrelts, R (7, PR) OBP: 0.100, SLG: 0.086									
Terry Kennedy, L (8, 2) OBP: 0.351, SLG: 0.385									
Robby Thompson, R (1, 4) OBP: 0.308, SLG: 0.397			4-0 1B BB		0-0 1B			0-0 SH1-4 1-2	
Mike Benjamin, R (1, 6)			0-0 1-3 1-2		0-0 F8			0-0 F9	
Don Robinson, R (1, 1) OBP: 0.137, SLG: 0.216			0-3 K					0-0 4-3	
Mark Thurmond, L (7, 1)									
Bill Bathe, R (7, PH) OBP: 0.317, SLG: 0.400									
Jeff Brantley, R (8, 1) OBP: 0.286, SLG: 0.429									

Inning Stats	R: 0	H: 0	E: 0	K: 1	S: 5	R: 0	H: 0	E: 0	K: 1	S: 5	R: 2	H: 2	E: 0	K: 2	S: 9	R: 1	H: 2	E: 0	K: 1	S: 7	R: 0	H: 0	E: 0	K: 1	S: 5	R: 0	H: 0	E: 0	K: 0	S: 3	R: 0	H: 1	E: 0	K: 0	S: 4	R: 1	H: 1	E: 0	K: 0	S: 4			
	0	0	0	1	5	0	0	0	1	5	2	2	0	2	9	1	2	0	1	7	0	0	0	0	0	0	0	1	0	0	0	0	4	1	1	0	0	4	1	1	0	0	4

PITCHER	IP	WLS	BF	H	R	ER	SO	BB	IBB	HBP	BLK	WP	HR	S	P	ERA	WHIP
Terry Mulholland, L (1, 1) ERA: 3.89	6.1	L	25	5	3	3	6	1	0	0	0	1	1	36	40	4.26	0.947
Joe Boever, R (7, 1) ERA: 4.14	1.0		4	0	1	1	0	1	0	0	0	0	0	3	7	9.00	1.000
Don Carman, L (8, 1) ERA: 4.27	0.1		2	1	0	0	0	0	0	0	0	0	0	2	2	0.00	3.000
Roger McDowell, R (8, 1) ERA: 4.24	0.1		1	0	0	0	0	0	0	0	0	0	0	1	1	0.00	0.000

BOTTOM

Philadelphia Phillies @ San Francisco Giants
Candlestick Park, San Francisco, CA

Sat Aug 25 1990, 6:33 AM EDT
Att. 28,208 - Unknown

AB	R	H	RBI	BB	SO	LOB
3	2	1	1	1	1	0
3	0	1	1	0	1	0
4	0	0	0	0	1	2
3	0	0	0	0	0	0
1	0	1	1	0	0	0
4	1	1	1	0	1	1
3	0	1	0	0	1	0
0	0	0	0	0	0	0
0	0	0	0	0	0	0
1	1	1	0	1	0	0
3	0	0	0	0	0	4
2	0	0	0	0	1	1
0	0	0	0	0	0	0
1	0	0	0	0	0	2
0	0	0	0	0	0	0

livebaseballscorecards.com

AB	28
R	4
H	6
RBI	4
BB	2
SO	6
LOB	10

GIANTS

1B	5	SF	0	WP	1	PA	32
2B	0	SAC	2	PB	0		
3B	0	DP	0	SB	0		
HR	1	HBP	0	CS	0		

Batter	1	2	3	4	5	6	7	8	9	AB R H RBI BB SO LOB	TOP											
Lenny Dykstra, L OBP: 0.441, SLG: 0.471 (1, 8)	1-2 P6		0-0 P5		3-1 P5		3-2 G3-6-1 1B		4-1 BB	4 0 1 0 1 0 1												
Darren Daulton, L OBP: 0.367, SLG: 0.417 (1, 2)	1-1 G4-3		4-2 HR BB		0-0 1B		1-0 G3-6-1 1B		1-1 F9	4 1 2 0 1 0 2												
Von Hayes, L OBP: 0.380, SLG: 0.437 (1, 9)	4-0 S BB		1-1 1-H 2-H HR		0-0 G6		2-0 G3-6-1		0-2 G3	4 1 1 3 1 0 5												
Carmelo Martinez, R OBP: 0.339, SLG: 0.400 (1, 7)	3-2 P2		0-3 K			0-0 HR 1B			1-3 K	4 1 1 0 0 2 2												
John Kruk, L OBP: 0.385, SLG: 0.394 (1, 3)		3-2 G3		2-3 K		0-0 1-H HR		4-0 L9-3 BB		3 1 1 2 1 1 0												
Charlie Hayes, R OBP: 0.300, SLG: 0.365 (1, 5)		0-0 G6-3		0-0 G5-3		2-3 K		2-1 F8		4 0 0 0 0 1 1												
Dickie Thon, R OBP: 0.321, SLG: 0.364 Roger McDowell, R (8, 1)		3-1 L5		0-0 1B		0-0 E5		3-2 L9-3		4 0 1 0 0 0 1 0 0 0 0 0 0 0												
Rod Booker, L OBP: 0.330, SLG: 0.323 (8, 6)			4-1 SH3 HR BB		0-0 G4-3		0-0 L8		1-2 F9 S 1B	3 1 1 0 1 0 2												
Jason Grimsley, R OBP: 0.250, SLG: 0.143 Tom Herr, S OBP: 0.319, SLG: 0.352 (8, 4)			0-1 SH3		2-1 G3-1		2-2 G6-3		1-3 K	2 0 0 0 0 0 1 1 0 0 0 0 1 1												
Inning Stats	R: 0 E: 0 K: 0 S: 11	H: 0 LOB: 1 BB: 1 P: 19	R: 0 E: 0 K: 0 S: 9	H: 0 LOB: 0 BB: 0 P: 15	R: 3 E: 0 K: 1 S: 11	H: 1 LOB: 0 BB: 2 P: 20	R: 0 E: 0 K: 1 S: 8	H: 1 LOB: 1 BB: 0 P: 10	R: 0 E: 0 K: 0 S: 6	H: 1 LOB: 1 BB: 0 P: 11	R: 2 E: 1 K: 1 S: 14	H: 2 LOB: 1 BB: 0 P: 18	R: 0 E: 0 K: 1 S: 8	H: 2 LOB: 1 BB: 0 P: 15	R: 0 E: 0 K: 0 S: 7	H: 0 LOB: 0 BB: 1 P: 15	R: 0 E: 0 K: 1 S: 13	H: 1 LOB: 2 BB: 1 P: 20	1B: 6 2B: 1 3B: 0 HR: 2	SF: 0 SAC: 1 DP: 2 HBP: 0	WP: 0 PB: 0 SB: 2 CS: 0	PA: 39
PITCHER	IP WLS BF H R ER SO BB IBB HBP BLK WP HR S P ERA WHIP																					
John Burkett, R ERA: 3.66 (1, 1)	5.0 L 21 3 3 3 2 3 0 0 0 0 0 1 45 75 5.40 1.200																					
Francisco Oliveras, R ERA: 3.74 (6, 1)	1.0 6 2 2 2 1 0 0 0 0 0 0 1 14 18 18.00 2.000																					
Mark Dewey, R ERA: (7, 1)	1.0 4 2 0 0 1 0 0 0 0 0 0 0 8 15 0.00 2.000																					
Rick Rodriguez, R ERA: 8.1 (8, 1)	1.0 3 0 0 0 0 1 0 0 0 0 0 0 7 15 0.00 1.000																					
Steve Bedrosian, R ERA: 4.64 (9, 1)	1.0 5 1 0 0 1 1 0 0 0 0 0 0 13 20 0.00 2.000																					

Philadelphia Phillies @ San Francisco Giants
Candlestick Park, San Francisco, CA
Sun Aug 26 1990, 6:33 AM EDT
Att. 30,208 - Sunny

livebaseballscorecards.com

AB	33
R	5
H	8
RBI	5
BB	5
SO	5
LOB	16



Batter	1	2	3	4	5	6	7	8	9	AB	R	H	RBI	BB	SO	LOB
Brett Butler, L OBP: 0.386, SLG: 0.350 (1, 8)	0-1 G1-3		4-1 CS BB			3-2 1B	0-0 G4-3			3	0	1	0	1	0	0
Mike Kingery, L OBP: 0.313, SLG: 0.301 (1, 9)	1-0 L7		2-1 G3-1			2-2 F8		0-1 G4-3		4	0	0	0	0	0	2
Will Clark, L OBP: 0.349, SLG: 0.447 (1, 3)	1-0 BB 1B			1-3 K		1-3 K		4-0 FC6-4 BB		3	0	1	0	1	2	1
Kevin Mitchell, R OBP: 0.374, SLG: 0.551 (1, 7)	4-2 1-2 BB			1-0 G6-3		1-2 BB 1B		2-3 K		3	0	1	0	1	1	1
Matt Williams, R OBP: 0.320, SLG: 0.492 (1, 5)	3-2 F9			0-0 G5-3		4-1 1-2 BB		0-0 FC6-4		3	0	0	0	1	0	3
Terry Kennedy, L OBP: 0.350, SLG: 0.383 (1, 2)		2-1 CS 1B			0-1 G4-3	2-3 K			2-2 G6-3	4	0	1	0	0	1	3
Robby Thompson, R OBP: 0.305, SLG: 0.393 (1, 4)		3-3 K			0-0 F9		3-2 G6-3		2-2 P4	4	0	0	0	0	1	1
Mike Benjamin, R OBP: 0.429, SLG: 1.000 (1, 6)		2-1 G3-1			1-2 2B		2-1 HR		4-1 BB	3	1	2	1	1	0	0
John Burkett, R OBP: 0.152, SLG: 0.065 (5, PH)			2-2 G1-3		0-0 F8		1-3 K		1-2 G3	1	0	0	0	0	0	0
Bill Bathe, R OBP: 0.319, SLG: 0.389 (6, 1)										1	0	0	0	0	0	1
Francisco Oliveras, R OBP: 0.301, SLG: 0.319 (7, PH)										0	0	0	0	0	0	0
Mark Dewey, R OBP: 0.301, SLG: 0.319 (8, 1)										0	0	0	0	0	0	0
Jose Uribe, S OBP: 0.333, SLG: 0.333 (9, PH)										1	0	0	0	0	1	0
Rick Rodriguez, R OBP: 0.341, SLG: 0.468 (9, PH)										1	0	0	0	0	0	1

Inning Stats	R: 0	H: 1	E: 0	LOB: 2	K: 0	BB: 1	S: 10	R: 0	H: 1	E: 0	LOB: 0	K: 1	BB: 0	S: 7	R: 0	H: 0	E: 0	LOB: 0	K: 0	BB: 1	S: 6	R: 0	H: 0	E: 0	LOB: 0	K: 1	BB: 0	S: 5	R: 0	H: 1	E: 0	LOB: 1	K: 0	BB: 0	S: 7	R: 0	H: 2	E: 0	LOB: 3	K: 2	BB: 1	S: 17	R: 1	H: 1	E: 0	LOB: 0	K: 1	BB: 0	S: 10	R: 0	H: 0	E: 0	LOB: 1	K: 1	BB: 1	S: 6	R: 0	H: 0	E: 0	LOB: 1	K: 0	BB: 1	S: 12	R: 0	H: 0	E: 0	LOB: 1	K: 0	BB: 1	S: 12	R: 0	H: 0	E: 0	LOB: 1	K: 0	BB: 1	S: 12	1B: 4	SF: 0	2B: 2	SAC: 0	3B: 0	DP: 1	HR: 1	HBP: 0	WP: 0	PA: 36
--------------	------	------	------	--------	------	-------	-------	------	------	------	--------	------	-------	------	------	------	------	--------	------	-------	------	------	------	------	--------	------	-------	------	------	------	------	--------	------	-------	------	------	------	------	--------	------	-------	-------	------	------	------	--------	------	-------	-------	------	------	------	--------	------	-------	------	------	------	------	--------	------	-------	-------	------	------	------	--------	------	-------	-------	------	------	------	--------	------	-------	-------	-------	-------	-------	--------	-------	-------	-------	--------	-------	--------

PITCHER	IP	WLS	BF	H	R	ER	SO	BB	IBB	HBP	BLK	WP	HR	S	P	ERA	WHIP
Jason Grimsley, R ERA: 3.43 (1, 1)	7.0	W	28	6	1	1	5	3	0	0	0	0	1	62	108	1.29	1.286
Roger McDowell, R ERA: 4.11 (8, 1)	2.0		8	0	0	0	1	2	0	0	0	0	0	18	33	0.00	1.000


BOTTOM

Philadelphia Phillies @ San Francisco Giants
Candlestick Park, San Francisco, CA

Sun Aug 26 1990, 6:33 AM EDT
Att. 30,208 - Sunny

livebaseballscorecards.com

AB	31
R	1
H	6
RBI	1
BB	5
SO	6
LOB	13



Batter	1	2	3	4	5	6	7	8	9	AB R H RBI BB SO LOB	TOP											
Brett Butler, L (1, 8) OBP: 0.388, SLG: 0.357	0-0 6-3		0-3 K			0-0 2B	0-0 1B		0-0 1B	5 1 3 1 0 1 0												
Mike Kingery, L (1, 9) OBP: 0.314, SLG: 0.310 Greg Litton, R (7, PH) OBP: 0.280, SLG: 0.300	0-3 K			0-0 G3		0-0 2B	0-0 F9		0-3 K	3 0 1 1 0 1 0 2 0 0 0 0 1 3												
Will Clark, L (1, 3) OBP: 0.348, SLG: 0.444	0-3 K			0-0 L6		4-0 BB		0-0 F8		3 0 0 0 1 1 0												
Kevin Mitchell, R (1, 7) OBP: 0.375, SLG: 0.553		0-0 1-3		0-0 PB 1B		0-3 K		0-0 5-3 2B		4 0 2 0 0 1 2												
Matt Williams, R (1, 5) OBP: 0.317, SLG: 0.488		0-3 K		0-3 K		0-0 6-3		0-0 5-3		4 0 0 0 0 2 4												
Ernest Riles, L (1, 6) OBP: 0.353, SLG: 0.464		4-0 BB			0-0 F8		4-0 BB 1B	4-0 BB		1 1 0 0 3 0 0												
Terry Kennedy, L (1, 2) OBP: 0.346, SLG: 0.378 Gary Carter, R (8, PH) OBP: 0.329, SLG: 0.411		0-3 K			0-0 1-3		0-3 K	0-3 K		3 0 0 0 0 2 2 1 0 0 0 0 1 2												
Robby Thompson, R (1, 4) OBP: 0.302, SLG: 0.389			0-3 K		0-3 K		0-3 K		0-0 F3	4 0 0 0 0 3 1												
Scott Garrelts, R (1, 1) OBP: 0.098, SLG: 0.085 Randy O'Neal, R (4, 1) OBP: 0.200, SLG: 0.200 Jose Uribe, S (6, PH) OBP: 0.301, SLG: 0.318 Mark Dewey, R (6, 1) Bill Bathe, R (7, PH) OBP: 0.328, SLG: 0.389 Francisco Oliveras, R (7, 1) Mike Benjamin, R (9, PH) OBP: 0.375, SLG: 0.857			0-3 K			0-3 K	0-0 K	4-0 1B BB	0-0 F7	1 0 0 0 0 0 1 0 0 0 0 0 0 0 0 0 1 0 0 0 0 0 1 0 0 0 0 0 0 0 0 0 0 0 0 0 0 1 0 0 0 0 0 0 0 0 0 0 1 0 0 0 0 0 0 0												
Inning Stats	R: 0 E: 0 K: 2 S: 7	H: 0 LOB: 0 BB: 0 P: 7	R: 0 E: 0 K: 2 S: 7	H: 0 LOB: 1 BB: 1 P: 11	R: 0 E: 0 K: 3 S: 9	H: 0 LOB: 0 BB: 0 P: 9	R: 0 E: 0 K: 1 S: 6	H: 1 LOB: 1 BB: 0 P: 6	R: 0 E: 0 K: 1 S: 5	H: 0 LOB: 0 BB: 0 P: 5	R: 1 E: 0 K: 2 S: 9	H: 2 LOB: 2 BB: 1 P: 13	R: 1 E: 0 K: 2 S: 8	H: 1 LOB: 2 BB: 2 P: 16	R: 0 E: 0 K: 1 S: 6	H: 1 LOB: 2 BB: 1 P: 10	R: 0 E: 0 K: 1 S: 6	H: 1 LOB: 1 BB: 0 P: 6	1B: 3 2B: 2 3B: 1 HR: 0	SF: 0 SAC: 0 DP: 0 HBP: 0	WP: 0 PB: 1 SB: 0 CS: 0	PA: 38
PITCHER	IP WLS BF H R ER SO BB IBB HBP BLK WP HR S P ERA WHIP																					
Mark Gardner, R (1, 1) ERA: 3.02	6.0 W 23 3 1 1 11 2 0 0 0 0 0 0 43 51 1.50 0.833																					
Mel Rojas, R (7, 1) ERA: 1.69	0.2 5 1 1 1 2 2 0 0 0 0 0 0 7 15 13.50 4.500																					
Steve Frey, L (7, 1) ERA: 2.7	1.0 5 1 0 0 0 1 0 0 0 0 0 0 4 8 0.00 2.000																					
Tim Burke, R (8, 1) ERA: 3.31	1.1 S 5 1 0 0 2 0 0 0 0 0 0 0 9 9 0.00 0.750																					

San Francisco Giants @ Montreal Expos
 Olympic Stadium, Montreal, QB
 Tue Aug 28 1990, 7:05 PM EDT
 Att: 15,357 - Unknown

AB	33
R	2
H	6
RBI	2
BB	5
SO	15
LOB	14



Batter	1	2	3	4	5	6	7	8	9
Delino DeShields, L (1, 4) OBP: 0.377, SLG: 0.393	0-0 4-3	0-0 4-3		0-0 SF9 2B	0-3 K			0-0 P6 1B	
Dave Martinez, L (1, 8) OBP: 0.330, SLG: 0.452	0-0 F7		0-0 F9	0-0 FC4-6-5-4-2 SF9 2B		0-0 F8		0-0 P6 1B	
Tim Raines, S (1, 7) OBP: 0.380, SLG: 0.392	0-0 4-3		4-0 WP S BB	4-0 IBB		0-0 S 2B			
Tim Wallach, R (1, 5) OBP: 0.353, SLG: 0.492		0-0 1B 2B	0-3 K	0-0 SF9		0-3 K			
Larry Walker, L (1, 9) OBP: 0.305, SLG: 0.421		0-0 4-3	4-0 BB	0-0 4-3		0-0 F8			
Andres Galarraga, R (1, 3) OBP: 0.300, SLG: 0.403		0-0 1B 1B	0-3 K		0-0 6-3		0-0 G3-6-3 1B		
Jerry Goff, L (1, 2) OBP: 0.364, SLG: 0.349		0-0 SH1-4 1B		4-0 2B BB	0-0 FC3-5 1B		0-0 F6		
Spike Owen, S (1, 6) OBP: 0.341, SLG: 0.347		0-0 SH1-4 1B		0-0 SH 2B	0-0 FC3-5 1B		0-0 G3-6-3		
Tim Burke, R (8, 1) OBP: 0.250, SLG: 0.250		1-2 3-H 1B		1-H 2B	1-2 1B		1-2 1-2f		
Mark Gardner, R (1, 1) OBP: 0.116, SLG: 0.186		0-0 SH1-4		0-0 SH 2B	0-0 FC3-5		0-3 K		
Mel Rojas, R (7, 1)									
Steve Frey, R (7, 1)									
Tom Foley, L (8, 6) OBP: 0.289, SLG: 0.258		1-2 2-3		2-3 FC4-6-5-4-2	1-2 2-3f				

AB	R	H	RBI	BB	SO	LOB
5	1	2	1	0	1	4
5	0	0	0	0	0	3
2	0	1	0	2	0	0
3	1	1	1	0	2	2
3	0	0	0	1	0	4
4	1	2	1	0	1	2
3	1	2	0	1	0	1
4	1	3	2	0	0	1
0	0	0	0	0	0	0
1	0	0	0	0	0	2
0	0	0	0	0	0	0
0	0	0	0	0	0	0
1	0	0	0	0	1	0

AB	31
R	5
H	11
RBI	5
BB	4
SO	5
LOB	19

Inning Stats		R: 0	H: 0	E: 0	K: 0	S: 3	R: 2	H: 4	E: 0	K: 0	S: 7	R: 0	H: 0	E: 0	K: 2	S: 7	R: 3	H: 2	E: 1	K: 0	S: 6	R: 0	H: 2	E: 0	K: 1	S: 7	R: 0	H: 1	E: 0	K: 1	S: 6	R: 0	H: 1	E: 0	K: 0	S: 3	R: 0	H: 1	E: 0	K: 1	S: 5							
IP		3.0	3.0	3.0	3.0	3.0	3.0	3.0	3.0	3.0	3.0	3.0	3.0	3.0	3.0	3.0	3.0	3.0	3.0	3.0	3.0	3.0	3.0	3.0	3.0	3.0	3.0	3.0	3.0	3.0	3.0	3.0	3.0	3.0	3.0	3.0	3.0	3.0	3.0	3.0	3.0	3.0	3.0					
WLS		L	L	L	L	L	L	L	L	L	L	L	L	L	L	L	L	L	L	L	L	L	L	L	L	L	L	L	L	L	L	L	L	L	L	L	L	L	L	L	L	L	L	L				
BF		19	19	19	19	19	19	19	19	19	19	19	19	19	19	19	19	19	19	19	19	19	19	19	19	19	19	19	19	19	19	19	19	19	19	19	19	19	19	19	19	19	19	19	19			
H		6	6	6	6	6	6	6	6	6	6	6	6	6	6	6	6	6	6	6	6	6	6	6	6	6	6	6	6	6	6	6	6	6	6	6	6	6	6	6	6	6	6	6				
R		5	5	5	5	5	5	5	5	5	5	5	5	5	5	5	5	5	5	5	5	5	5	5	5	5	5	5	5	5	5	5	5	5	5	5	5	5	5	5	5	5	5	5				
ER		4	4	4	4	4	4	4	4	4	4	4	4	4	4	4	4	4	4	4	4	4	4	4	4	4	4	4	4	4	4	4	4	4	4	4	4	4	4	4	4	4	4	4	4			
SO		2	2	2	2	2	2	2	2	2	2	2	2	2	2	2	2	2	2	2	2	2	2	2	2	2	2	2	2	2	2	2	2	2	2	2	2	2	2	2	2	2	2	2	2			
BB		0	0	0	0	0	0	0	0	0	0	0	0	0	0	0	0	0	0	0	0	0	0	0	0	0	0	0	0	0	0	0	0	0	0	0	0	0	0	0	0	0	0	0	0			
P		3	3	3	3	3	3	3	3	3	3	3	3	3	3	3	3	3	3	3	3	3	3	3	3	3	3	3	3	3	3	3	3	3	3	3	3	3	3	3	3	3	3	3	3			
HBP		0	0	0	0	0	0	0	0	0	0	0	0	0	0	0	0	0	0	0	0	0	0	0	0	0	0	0	0	0	0	0	0	0	0	0	0	0	0	0	0	0	0	0	0	0		
BLK		0	0	0	0	0	0	0	0	0	0	0	0	0	0	0	0	0	0	0	0	0	0	0	0	0	0	0	0	0	0	0	0	0	0	0	0	0	0	0	0	0	0	0	0	0	0	
WP		1	1	1	1	1	1	1	1	1	1	1	1	1	1	1	1	1	1	1	1	1	1	1	1	1	1	1	1	1	1	1	1	1	1	1	1	1	1	1	1	1	1	1	1	1	1	
HR		0	0	0	0	0	0	0	0	0	0	0	0	0	0	0	0	0	0	0	0	0	0	0	0	0	0	0	0	0	0	0	0	0	0	0	0	0	0	0	0	0	0	0	0	0	0	
S		20	20	20	20	20	20	20	20	20	20	20	20	20	20	20	20	20	20	20	20	20	20	20	20	20	20	20	20	20	20	20	20	20	20	20	20	20	20	20	20	20	20	20	20	20	20	
P		32	32	32	32	32	32	32	32	32	32	32	32	32	32	32	32	32	32	32	32	32	32	32	32	32	32	32	32	32	32	32	32	32	32	32	32	32	32	32	32	32	32	32	32	32	32	
ERA		12.00	12.00	12.00	12.00	12.00	12.00	12.00	12.00	12.00	12.00	12.00	12.00	12.00	12.00	12.00	12.00	12.00	12.00	12.00	12.00	12.00	12.00	12.00	12.00	12.00	12.00	12.00	12.00	12.00	12.00	12.00	12.00	12.00	12.00	12.00	12.00	12.00	12.00	12.00	12.00	12.00	12.00	12.00	12.00	12.00	12.00	12.00
WHIP		3.000	3.000	3.000	3.000	3.000	3.000	3.000	3.000	3.000	3.000	3.000	3.000	3.000	3.000	3.000	3.000	3.000	3.000	3.000	3.000	3.000	3.000	3.000	3.000	3.000	3.000	3.000	3.000	3.000	3.000	3.000	3.000	3.000	3.000	3.000	3.000	3.000	3.000	3.000	3.000	3.000	3.000	3.000	3.000	3.000	3.000	

San Francisco Giants @ Montreal Expos
Olympic Stadium, Montreal, QB
Tue Aug 28 1990, 7:05 PM EDT
Att. 15,357 - Unknown

livebaseballscorecards.com



BOTTOM

San Francisco Giants @ Montreal Expos
 Olympic Stadium, Montreal, QB
 Wed Aug 29 1990, 7:05 PM EDT
 Att. 14,029 - Dome

livebaseballscorecards.com

AB	37
R	5
H	11
RBI	5
BB	2
SO	8
LOB	10



WP: 0	PA: 40
PB: 0	
SB: 3	
CS: 1	

AB R H RBI BB SO LOB

5 0 2 0 0 2 1

5 1 1 0 0 0 1

5 1 1 0 0 0 2

4 1 1 1 0 0 1

4 2 3 3 0 1 0

4 0 1 0 0 2 1

3 0 1 1 1 1 0

4 0 0 0 0 1 4

3 0 1 0 0 1 0
 0 0 0 0 0 0 0
 0 0 0 0 0 0 0
 0 0 0 0 1 0 0
 0 0 0 0 0 0 0
 0 0 0 0 0 0 0

1B: 9 SF: 0
 2B: 1 SAC: 0
 3B: 0 DP: 0
 HR: 1 HBP: 0

Batter	1	2	3	4	5	6	7	8	9
Delino DeShields, L OBP: 0.377, SLG: 0.393 (1, 4)	0-0 E1 2B 1B	2-3 K		2-3 K		2-0 G3-1 S 1B		2-0 CS 1-2	1-1 F9
Dave Martinez, L OBP: 0.328, SLG: 0.452 (1, 8)	2-0 1B 2B 2-H	2-1 G6-3			0-0 G4-3	1-0 G3-1 1-3			0-0 L9
Tim Raines, S OBP: 0.378, SLG: 0.389 (1, 7)	1-2 P6		0-1 G3		2-2 1B S 1B	0-1 G1-3			2-2 G3
Tim Wallach, R OBP: 0.352, SLG: 0.490 (1, 5)	0-1 HR 1B 2-H		1-2 G4-3		1-0 G5-3 1-2		1-1 G5-3		
Larry Walker, L OBP: 0.310, SLG: 0.434 (1, 9)	1-0 HR		1-0 1B		2-1 1B 1B 2-H		1-3 K		
Andres Galarraga, R OBP: 0.300, SLG: 0.401 (1, 3)	3-1 E5 S		0-3 K		1-0 1B 1-2		2-3 K		
Jerry Goff, L OBP: 0.369, SLG: 0.349 (1, 2)	4-2 BB			0-0 F7	0-1 1B 1-3 2-H		1-3 K		
Spike Owen, S OBP: 0.338, SLG: 0.343 (1, 6)	1-2 G3			3-3 K	1-0 G4-3		2-2 G4-3		
Dennis Martinez, R OBP: 0.323, SLG: 0.111 (7, 1) Scott Ruskin, R OBP: 0.286, SLG: 0.714 (8, 1) Steve Froy, R OBP: 0.373, SLG: 0.324 (8, PH) Otis Nixon, S OBP: 0.342, SLG: 0.315 (8, PR) Bill Sampen, R (9, 1)		1-3 K		1-0 1B		0-0 G6-3		4-2 CS BB	

Inning Stats	R: 3	H: 4	E: 2	K: 0	S: 17	H: 4	LOB: 2	BB: 1	P: 29	R: 0	H: 0	E: 0	K: 2	S: 8	H: 0	LOB: 0	BB: 0	P: 13	R: 0	H: 1	E: 0	K: 1	S: 9	H: 1	LOB: 1	BB: 0	P: 11	R: 0	H: 1	E: 0	K: 2	S: 10	H: 4	LOB: 2	BB: 0	P: 20	R: 0	H: 1	E: 0	K: 0	S: 6	H: 1	LOB: 1	BB: 0	P: 8	R: 0	H: 0	E: 0	K: 2	S: 8	H: 0	LOB: 0	BB: 0	P: 12	R: 0	H: 0	E: 0	K: 1	S: 10	H: 0	LOB: 1	BB: 1	P: 17	R: 0	H: 0	E: 0	K: 0	S: 8	H: 0	LOB: 0	BB: 0	P: 11	1B: 9	SF: 0	2B: 1	SAC: 0	3B: 0	DP: 0	HR: 1	HBP: 0	WP: 0	PA: 40
--------------	------	------	------	------	-------	------	--------	-------	-------	------	------	------	------	------	------	--------	-------	-------	------	------	------	------	------	------	--------	-------	-------	------	------	------	------	-------	------	--------	-------	-------	------	------	------	------	------	------	--------	-------	------	------	------	------	------	------	------	--------	-------	-------	------	------	------	------	-------	------	--------	-------	-------	------	------	------	------	------	------	--------	-------	-------	-------	-------	-------	--------	-------	-------	-------	--------	-------	--------

PITCHER	IP	WLS	BF	H	R	ER	SO	BB	IBB	HBP	BLK	WP	HR	S	P	ERA	WHIP
Kelly Downs, R ERA: 4.0 (1, 1)	6.0		30	11	5	5	5	1	0	0	0	0	1	63	97	7.50	2.000
Jeff Brantley, R ERA: 1.5 (7, 1)	2.0	W	6	0	0	0	3	1	0	0	0	0	0	18	29	0.00	0.500
Steve Bedrosian, R ERA: 4.57 (9, 1)	1.0	S	3	0	0	0	0	0	0	0	0	0	0	8	11	0.00	0.000

Batter	1	2	3	4	5	6	7	8	9	AB R H RBI BB SO LOB	TOP									
Brett Butler, L (1, 8) OBP: 0.386, SLG: 0.357	0-0 G6-3 S 1B		3-3 K			2-2 G6-3		0-0 E4 1-H 2B		4 1 2 1 0 1 1										
Greg Litton, R (1, 9) OBP: 0.278, SLG: 0.292	1-3 K 1-2		0-3 K			2-3 K		4-0 1B BB		3 0 0 0 1 3 2										
Will Clark, L (1, 3) OBP: 0.347, SLG: 0.441	1-2 G6-3 2-3			1-1 P5		3-2 F8		0-0 1-3 1B		4 0 1 0 0 0 1										
Kevin Mitchell, R (1, 7) OBP: 0.373, SLG: 0.561	2-0 G5-3			2-3 K			0-2 F7	0-0 F8		4 0 0 0 0 1 3										
Matt Williams, R (1, 5) OBP: 0.313, SLG: 0.480			1-3 K		1-3 K		2-3 K		2-2 G5-3	4 0 0 0 0 3 0										
Gary Carter, R (1, 2) OBP: 0.325, SLG: 0.402			3-3 K		1-2 G6-3		2-2 F8		4-0 FC4-6 BB	3 0 0 0 1 1 0										
Robby Thompson, R (1, 4) OBP: 0.304, SLG: 0.395			2-3 K		3-2 S 1B		1-1 P3	0-2 FC4-6		3 0 1 0 0 1 0										
Ernest Riles, L (9, PH) OBP: 0.351, SLG: 0.460								1-2 1B		1 0 0 0 0 0 1										
Jose Uribe, S (1, 6) OBP: 0.305, SLG: 0.319			4-2 SH5-4 BB		0-3 K		4-0 E BB	0-0 1-3 1B		2 1 1 0 2 1 1										
Michael LaCoss, R (1, 1) OBP: 0.063, SLG: 0.125			0-1 SH5-4		2-3 K		1-1 F9	2-3 K		1 0 0 0 0 1 1										
Mark Dewey, R (5, 1)										0 0 0 0 0 0 0										
Bill Bathe, R (8, PH) OBP: 0.318, SLG: 0.378										1 0 0 0 0 0 1										
Francisco Oliveras, R (8, 1)										0 0 0 0 0 0 0										
Mike Kingery, L (9, PH) OBP: 0.312, SLG: 0.308			1-2		1-2					1 0 0 0 0 1 2										
Inning Stats	R: 0 E: 0 K: 1 S: 8	H: 1 LOB: 1 BB: 0 P: 12	R: 0 E: 0 K: 3 S: 11	H: 0 LOB: 0 BB: 0 P: 17	R: 0 E: 0 K: 2 S: 11	H: 0 LOB: 1 BB: 1 P: 18	R: 0 E: 0 K: 2 S: 12	H: 1 LOB: 1 BB: 0 P: 18	R: 0 E: 0 K: 1 S: 11	H: 0 LOB: 0 BB: 0 P: 18	R: 0 E: 0 K: 1 S: 10	H: 0 LOB: 0 BB: 0 P: 14	R: 2 E: 1 K: 0 S: 7	H: 2 LOB: 2 BB: 2 P: 17	R: 0 E: 0 K: 1 S: 12	H: 1 LOB: 2 BB: 1 P: 20	1B: 4 2B: 1 3B: 0 HR: 0	SF: 0 SAC: 1 DP: 0 HBP: 0	WP: 0 PB: 0 SB: 2 CS: 0	PA: 36
PITCHER	IP WLS BF H R ER SO BB IBB HBP BLK WP HR S P ERA WHIP																			
Sid Fernandez, L (1, 1) ERA: 3.38	7.2 W 30 4 2 2 12 3 0 0 0 0 0 0 78 126 2.35 0.913																			
Alejandro Pena, R (8, 1) ERA: 3.97	1.1 6 1 0 0 1 1 0 0 0 0 0 0 0 13 21 0.00 1.500																			

San Francisco Giants @ New York Mets
Shea Stadium, Flushing, NY
Thu Aug 30 1990, 7:05 PM EDT
Att. 38,630 - Unknown - 78 F

AB	31
R	2
H	5
RBI	1
BB	4
SO	13
LOB	13



Batter	1	2	3	4	5	6	7	8	9	AB R H RBI BB SO LOB	TOP	
Brett Butler, L OBP: 0.388, SLG: 0.359 (1, 8) X	0-0 WP 1B		2-1 CS 1B		0-1 1B 1B		2-3 1		1-0 B1-3 3	5 1 3 0 0 1 1		
Greg Litton, R OBP: 0.277, SLG: 0.291 (1, 9) SAFE Mike Kingery, L OBP: 0.312, SLG: 0.308 (9, 9) X	1-0 L9 1		1-3 K 1		0-0 1B 1B		3-2 G5-3 2 1-2			4 0 1 0 0 1 3 0 0 0 0 0 0 0		
Will Clark, L OBP: 0.350, SLG: 0.442 (1, 3) B1 SAFE SAFE SAFE SAFE SAFE SAFE SAFE	4-2 1-3 BB		2-2 FC6-4 1B 1-2		3-1 1B 1-2 3-H		0-0 G3 3			3 0 2 1 1 0 1		
Kevin Mitchell, R OBP: 0.372, SLG: 0.565 (1, 7) F B B S S X	2-3 K 2		3-1 FC6-4 1-2f 3		0-0 G4-3 3			0-1 HR		4 1 1 1 0 1 5		
Matt Williams, R OBP: 0.312, SLG: 0.484 (1, 5) C S B X	1-2 F9 3			1-2 F8 1		0-1 HR		2-1 G5-3 1		4 1 1 1 0 0 2		
Gary Carter, R OBP: 0.324, SLG: 0.399 (1, 2) X		0-0 L9 S 1B		0-3 K 2		0-1 L9 1		0-2 P6 2		4 0 1 0 0 1 0		
Robby Thompson, R OBP: 0.304, SLG: 0.394 (1, 4) F B B B X		3-1 L9 1		2-0 F8 3		1-0 G6-4-3 1B		1-2 G6-3 3		4 0 1 0 0 0 1		
Mike Benjamin, R OBP: 0.313, SLG: 0.600 (1, 6) C B B C X		1-3 K 2			1-2 F9 1 SAFE X	0-1 G6-4-3 2 3		2-2 G6-3 1		4 0 0 0 0 1 2		
Don Robinson, R OBP: 0.143, SLG: 0.214 (1, 1) Steve Bedrosian, R OBP: 0.333, SLG: 0.333 (9, 1) F B B B X		2-2 G5-3 3			2-3 K 2		3-2 WP 1B		2-2 G1-3 2	4 0 1 0 0 1 1 0 0 0 0 0 0 0		
Inning Stats	R: 0 H: 1 E: 0 LOB: 2 K: 1 BB: 1 S: 11 P: 19	R: 0 H: 1 E: 0 LOB: 1 K: 1 BB: 0 S: 9 P: 15	R: 0 H: 2 E: 0 LOB: 1 K: 1 BB: 0 S: 10 P: 18	R: 0 H: 0 E: 0 LOB: 0 K: 1 BB: 0 S: 7 P: 10	R: 1 H: 3 E: 0 LOB: 2 K: 1 BB: 0 S: 13 P: 19	R: 1 H: 2 E: 0 LOB: 0 K: 0 BB: 0 S: 7 P: 8	R: 0 H: 1 E: 0 LOB: 1 K: 1 BB: 0 S: 11 P: 19	R: 1 H: 1 E: 0 LOB: 0 K: 0 BB: 0 S: 10 P: 13	R: 0 H: 0 E: 0 LOB: 0 K: 0 BB: 0 S: 7 P: 12	1B: 9 SF: 0 2B: 0 SAC: 0 3B: 0 DP: 1 HR: 2 HBP: 0	WP: 3 PA: 37 PB: 0 SB: 1 CS: 1	
PITCHER Frank Viola, L ERA: 2.72 (1, 1)	IP WLS BF H R ER SO BB IBB HBP BLK WP HR S P ERA WHIP	9.0 W 37 11 3 3 6 1 0 0 0 2 2 85 133 3.00 1.333										

San Francisco Giants @ New York Mets
Shea Stadium, Flushing, NY
Fri Aug 31 1990, 7:05 PM EDT
Att. 41,239 - Unknown - 77 F

AB	36
R	3
H	11
RBI	3
BB	1
SO	6
LOB	16



BOTTOM

San Francisco Giants @ New York Mets
Shea Stadium, Flushing, NY

livebaseballscorecards.com

AB	32
R	4
H	10
RBI	4
BB	1
SO	4
LOB	4



WP:	0	PA:	33
PB:	0		
SB:	0		
CS:	1		

Fri Aug 31 1990, 7:05 PM EDT
Att: 41,239 - Unknown - 77 F

AB R H RBI BB SO LOB

4	0	2	0	0	1	0
4	1	1	0	0	1	1
4	1	1	1	0	0	0
3	1	1	0	1	0	0
4	0	2	1	0	0	1
4	0	1	1	0	0	1
3	1	1	1	0	1	0
2	0	1	0	0	1	0
1	0	0	0	0	0	0
2	0	0	0	0	0	1
1	0	0	0	0	0	0

Batter	1	2	3	4	5	6	7	8	9
Daryl Boston, L OBP: 0.329, SLG: 0.442 (1, 8)	2-2 1B		1-2 G5-3			2-0 1B			2-3 K
Dave Magadan, L OBP: 0.422, SLG: 0.439 (1, 3)	3-2 G3			1-3 K		0-0 F8			0-0 2B 1B
Gregg Jefferies, S OBP: 0.351, SLG: 0.464 (1, 5)	0-0 G4-3			2-2 G3		1-2 F7			0-0 1B 2B
Darryl Strawberry, L OBP: 0.372, SLG: 0.509 (1, 9)		1-0 G3		0-0 G4-3		1-0 CS 1B			4-0 1B 1B IBB
Kevin McReynolds, R OBP: 0.351, SLG: 0.431 (1, 7)		1-1 G6-3 1B			2-2 F8		1-1 G4-3		1-2 1B 1B
Howard Johnson, S OBP: 0.319, SLG: 0.447 (1, 6)		1-1 G6-3			0-0 F7			2-1 G1-3	0-0 1B
Tim Teufel, R OBP: 0.315, SLG: 0.470 (1, 4)			0-0 HR		0-2 L8			2-3 K	
Todd Hundley, S OBP: 0.254, SLG: 0.276 Mackey Sasser, L OBP: 0.355, SLG: 0.449 (8, PH) (9, 2)			0-1 G3-6-4 1B			0-3 K		0-0 L8	
Frank Viola, L OBP: 0.162, SLG: 0.162 Tom O'Malley, L OBP: 0.287, SLG: 0.394 (9, PH)			0-0 G3-6-4			0-2 G4-3			2-1 F7

Inning Stats	R: 0	H: 1	E: 0	LOB: 0	K: 0	S: 9	P: 14	R: 0	H: 1	E: 0	LOB: 0	K: 0	S: 5	P: 8	R: 1	H: 2	E: 0	LOB: 0	K: 0	S: 7	P: 8	R: 0	H: 0	E: 0	LOB: 0	K: 1	S: 8	P: 11	R: 0	H: 0	E: 0	LOB: 0	K: 0	S: 7	P: 9	R: 0	H: 1	E: 0	LOB: 1	K: 1	S: 9	P: 11	R: 0	H: 1	E: 0	LOB: 0	K: 0	S: 7	P: 9	R: 0	H: 0	E: 0	LOB: 0	K: 1	S: 7	P: 11	R: 3	H: 4	E: 0	LOB: 2	K: 1	S: 11	P: 20	1B: 8	SF: 0	2B: 1	SAC: 0	3B: 0	DP: 1	HR: 1	HBP: 0	WP: 0	PA: 33
--------------	------	------	------	--------	------	------	-------	------	------	------	--------	------	------	------	------	------	------	--------	------	------	------	------	------	------	--------	------	------	-------	------	------	------	--------	------	------	------	------	------	------	--------	------	------	-------	------	------	------	--------	------	------	------	------	------	------	--------	------	------	-------	------	------	------	--------	------	-------	-------	-------	-------	-------	--------	-------	-------	-------	--------	-------	--------

PITCHER	IP	WLS	BF	H	R	ER	SO	BB	IBB	HBP	BLK	WP	HR	S	P	ERA	WHIP
Don Robinson, R ERA: 3.69 (1, 1)	8.2		30	8	3	3	4	0	0	0	0	0	1	66	92	3.12	0.923
Steve Bedrosian, R ERA: 4.7 (9, 1)	0.0	L	3	2	1	1	0	0	1	0	0	0	0	4	9	∞	∞

PITCHER	IP	WLS	BF	H	R	ER	SO	BB	IBB	HBP	BLK	WP	HR	S	P	ERA	WHIP
---------	----	-----	----	---	---	----	----	----	-----	-----	-----	----	----	---	---	-----	------

Batter	1	2	3	4	5	6	7	8	9	AB R H RBI BB SO LOB	TOP										
Brett Butler, L (1, 8) OBP: 0.388, SLG: 0.358	2-1 G4-3		1-1 E 2B 1B	1-1 F9			2-3 K		4-2 WP G1-3 1B BB	4 2 1 0 1 1 3											
Mike Kingery, L (1, 9) OBP: 0.313, SLG: 0.316 Greg Litton, R (7, PH) OBP: 0.274, SLG: 0.288 (7, 9)	3-1 F8		0-1 1 SAFE 1 SAFE 1-H 2B		0-0 G6-3		0-1 F9		0-2 G1-3 1-2	3 0 1 1 0 0 0 2 0 0 0 0 0 2											
Will Clark, L (1, 3) OBP: 0.348, SLG: 0.439	4-2 BB		3-2 F8		1-2 L7		1-0 G4-3		1-3 K 2-3	4 0 0 0 1 1 3											
Kevin Mitchell, R (1, 7) OBP: 0.374, SLG: 0.566	1-3 K			0-0 F9		4-2 BB		1-0 1B E 2B	4-1 1B BB	3 1 1 0 2 1 1											
Matt Williams, R (1, 5) OBP: 0.315, SLG: 0.484		1-1 P2		4-2 2B 1B BB		1-3 K		1-0 E FC4-2 1B	2-2 1B 1-3 1B	4 1 2 1 1 1 1											
Terry Kennedy, L (1, 2) OBP: 0.341, SLG: 0.376		3-1 G6-3		0-0 1B 2B		3-1 G3-1		1-3 K	0-0 G1-3	5 1 1 0 0 1 4											
Robby Thompson, R (1, 4) OBP: 0.303, SLG: 0.393		2-2 G5-3		2-2 1B 1B		0-0 P2		0-0 E5 FC4-2		4 0 1 1 0 0 1											
Jose Uribe, S (1, 6) OBP: 0.304, SLG: 0.318 Ernest Riles, L (4, PH) OBP: 0.343, SLG: 0.448 (4, 6)			1-0 F7	1-1 P6		3-1 G4-3		1-3 FC4-2 1-1		1 0 0 0 0 0 0 3 0 0 0 0 0 4											
John Burkett, R (1, 1) OBP: 0.154, SLG: 0.064 Bill Bathe, R (4, PH) OBP: 0.333, SLG: 0.395 Scott Garretts, R (4, PR) OBP: 0.098, SLG: 0.085 Randy O'Neal, R (4, 1) OBP: 0.200, SLG: 0.200 Dave Anderson, R (7, PH) OBP: 0.386, SLG: 0.449 Mark Lewisy, R (7, 1) Gary Carter, R (8, PH) OBP: 0.323, SLG: 0.397 Jeff Brantley, R (8, 1) OBP: 0.286, SLG: 0.429			1-3 K	0-0 1B		1-1 1B		1-1 1B F9		1 0 0 0 0 0 1 0 1 0 1 1 0 1 0 1 0 0 0 0 0 0 0 0 0 0 0 0 0 1 0 0 0 0 0 0 2 0 0 0 0 0 0 0 0											
Inning Stats	R: 0 E: 0 K: 1 S: 11	H: 0 LOB: 1 BB: 1 P: 21	R: 0 E: 0 K: 0 S: 7	H: 0 LOB: 0 BB: 0 P: 13	R: 1 E: 1 K: 1 S: 11	H: 2 LOB: 1 BB: 0 P: 17	R: 2 E: 0 K: 0 S: 14	H: 3 LOB: 2 BB: 1 P: 22	R: 0 E: 0 K: 1 S: 9	H: 0 LOB: 1 BB: 1 P: 15	R: 0 E: 0 K: 0 S: 5	H: 0 LOB: 0 BB: 0 P: 11	R: 0 E: 0 K: 1 S: 8	H: 1 LOB: 1 BB: 0 P: 12	R: 1 E: 1 K: 1 S: 10	H: 2 LOB: 2 BB: 0 P: 15	R: 1 E: 0 K: 1 S: 16	H: 1 LOB: 2 BB: 2 P: 27	1B: 6 2B: 3 3B: 0 HR: 0	SF: 0 SAC: 0 DP: 0 HBP: 0	WP: 1 PA: 42 PB: 0 SB: 0 CS: 0
PITCHER	IP WLS BF H R ER SO BB IBB HBP BLK WP HR S P ERA WHIP																				
Julio Valera, R (1, 1) ERA: 4.5	6.0 W 26 5 3 3 3 3 0 0 0 0 0 0 57 99 4.50 1.333																				
Bob Ojeda, L (7, 1) ERA: 3.45	1.0 5 2 1 0 1 0 0 0 0 0 0 0 9 14 0.00 2.000																				
Ron Darling, R (8, 1) ERA: 4.57	0.1 3 1 0 0 1 0 0 0 0 0 0 0 6 8 0.00 3.000																				
John Franco, L (8, 1) ERA: 1.99	1.2 S 8 1 1 1 1 2 0 0 0 0 1 0 19 32 5.40 1.800																				

San Francisco Giants @ New York Mets
 Shea Stadium, Flushing, NY
 Sat Sep 01 1990, 3:33 AM EDT
 Att. 40,082 - Sunny - 85 F

livebaseballscorecards.com

AB	37
R	5
H	9
RBI	4
BB	5
SO	6
LOB	21



Batter	1	2	3	4	5	6	7	8	9	AB R H RBI BB SO LOB	TOP											
Brett Butler, L OBP: 0.388, SLG: 0.362 (1, 8) B C B X	2-1 P5 1B	2-1 2-H 3B			0-0 F7	0-0 G6-3			0-0 G5-3	5 0 1 1 0 0 1												
Mike Kingery, L OBP: 0.325, SLG: 0.336 (1, 9) F X	0-1 1B	1-1 G4-3			2-1 G6-3			2-0 G6-4-3 1B	0-1 G1-3	5 1 2 0 0 0 1												
Will Clark, L OBP: 0.348, SLG: 0.435 (1, 3) B SAFE 1 SAFE C SAFE F SAFE B SAFE X	2-2 1B				0-0 F8			0-2 G6-4-3		4 0 1 1 0 0 1												
Kevin Mitchell, R OBP: 0.375, SLG: 0.563 (1, 7) X	0-0 F9				0-0 F7			3-2 F8		4 1 1 0 0 0 1												
Matt Williams, R OBP: 0.322, SLG: 0.492 (1, 5) B SAFE B SAFE F SAFE B SAFE X	4-1 1B				2-3 K			0-0 SH1-3 1B		3 1 2 1 1 1 0												
Ernest Riles, L OBP: 0.345, SLG: 0.437 (1, 4) B SAFE X	2-0 G3				2-1 P5			0-0 SH1-3		2 1 0 0 1 0 2												
Terry Kennedy, L OBP: 0.353, SLG: 0.393 Gary Carter, R OBP: 0.323, SLG: 0.394 (8, PH) (8, 2) F SAFE B SAFE F SAFE B SAFE X		4-2 SH3-4 3B BB			3-2 1B			4-0 G6-4-3 IBB		2 1 2 1 1 0 0 0 0 0 0 1 0 0												
Mike Benjamin, R OBP: 0.250, SLG: 0.474 Jeff Brantley, R OBP: 0.286, SLG: 0.429 (1, 6) (8, 1) F SAFE B SAFE F SAFE B SAFE X		0-3 K			1-3 K			0-1 G6-4-3		4 0 0 0 0 2 6 0 0 0 0 0 0 0												
Kelly Downs, R Dave Anderson, R OBP: 0.363, SLG: 0.444 (1, 1) (8, 6) X		0-0 SH3-4			0-0 P4			0-0 SF7		1 0 0 1 0 0 1 1 0 0 0 0 0 0												
Inning Stats	R: 1 E: 1 K: 0 S: 11	H: 2 LOB: 2 BB: 1 P: 21	R: 1 E: 0 K: 1 S: 13	H: 1 LOB: 1 BB: 1 P: 20	R: 0 E: 0 K: 1 S: 5	H: 0 LOB: 0 BB: 0 P: 7	R: 0 E: 0 K: 1 S: 9	H: 1 LOB: 1 BB: 0 P: 15	R: 0 E: 0 K: 0 S: 7	H: 0 LOB: 0 BB: 0 P: 10	R: 3 E: 0 K: 0 S: 10	H: 3 LOB: 1 BB: 1 P: 20	R: 0 E: 0 K: 0 S: 7	H: 1 LOB: 0 BB: 0 P: 12	R: 0 E: 0 K: 0 S: 4	H: 1 LOB: 1 BB: 1 P: 8	R: 0 E: 0 K: 0 S: 5	H: 0 LOB: 0 BB: 0 P: 8	1B: 6 2B: 2 3B: 1 HR: 0	SF: 1 SAC: 2 DP: 2 HBP: 0	WP: 0 PB: 0 SB: 0 CS: 0	PA: 38
PITCHER	IP WLS BF H R ER SO BB IBB HBP BLK WP HR S P ERA WHIP																					
Calvin Schiraldi, R ERA: 4.42 (1, 1)	5.0 L 25 7 5 5 3 3 0 0 0 0 0 0 52 90 9.00 2.000																					
Eric Show, R ERA: 5.5 (6, 1)	1.0 3 0 0 0 0 0 0 0 0 0 0 0 3 3 0.00 0.000																					
Rich Rodriguez, L ERA: 2.48 (7, 1)	3.0 10 2 0 0 0 0 0 1 0 0 0 0 16 28 0.00 0.667																					

San Francisco Giants @ San Diego Padres
Jack Murphy Stadium, San Diego, CA

AB	31
R	5
H	9
RBI	5
BB	4
SO	3
LOB	13



WP: 0	PA: 38
PB: 0	
SB: 0	
CS: 0	

Mon Sep 03 1990, 10:05 PM EDT
Att. 17,287 - Unknown - 80 F

livebaseballscorecards.com

Batter	1	2	3	4	5	6	7	8	9	AB R H RBI BB SO LOB
Bip Roberts, S OBP: 0.375, SLG: 0.424 (1, 5)	2-1 G1-3		0-0 1B			0-0 G4-3			2-2 BB	5 1 3 0 0 0 1
Roberto Alomar, S OBP: 0.343, SLG: 0.376 (1, 4)	1-0 G1-3		1-1 G3			2-2 G6-3			4-2 BB	4 0 0 0 1 0 3
Tony Gwynn, L OBP: 0.361, SLG: 0.412 (1, 9)	1-1 G3-1		0-0 1B			4-0 IBB			0-1 G4-6-3	4 0 1 2 1 0 2
Jack Clark, R OBP: 0.429, SLG: 0.549 (1, 3)		4-2 2B	0-1 P5			1-3 K			1-0 F8	3 0 0 0 1 1 3
Joe Carter, R OBP: 0.282, SLG: 0.395 (1, 7)		0-2 L6	3-1 G5-3			1-1 P5			1-0 F8	4 0 0 0 0 0 2
Benito Santiago, R OBP: 0.347, SLG: 0.448 (1, 2)		1-2 L4		3-3 K		4-2 2B			4-0 S	2 1 0 0 2 1 1
Garry Templeton, S OBP: 0.281, SLG: 0.366 (1, 6)		3-1 2B		1-1 G3		0-3 K			0-1 P4	4 0 1 0 0 1 2
Shawn Abner, R OBP: 0.284, SLG: 0.319 (1, 8)		1-0 P5		1-0 G4-3		0-1 1B			3-3 K	4 1 1 0 0 1 3
Calvin Schiraldi, R OBP: 0.250, SLG: 0.474 (1, 1)			1-2 1B			0-0 P3			1-3 K	2 1 1 0 0 0 0
Eric Show, R OBP: 0.206, SLG: 0.250 (6, 1)										0 0 0 0 0 0 0
Fred Lynn, L OBP: 0.317, SLG: 0.367 (6, PH)										1 0 1 2 0 0 0
Rich Rodriguez, L (7, 1)										0 0 0 0 0 0 0
Joey Cora, S OBP: 0.275, SLG: 0.250 (9, PH)										1 0 0 0 0 1 0

Inning Stats	R: 0	H: 0	E: 0	K: 0	S: 5	R: 0	H: 1	E: 0	K: 0	S: 12	R: 2	H: 3	E: 0	K: 0	S: 11	R: 0	H: 0	E: 0	K: 1	S: 6	R: 0	H: 1	E: 0	K: 1	S: 9	R: 2	H: 2	E: 0	K: 1	S: 12	R: 0	H: 0	E: 0	K: 0	S: 6	R: 0	H: 0	E: 0	K: 1	S: 8	R: 0	H: 0	E: 0	K: 1	S: 8	R: 0	H: 1	E: 0	K: 1	S: 11	1B: 5	2B: 3	3B: 0	HR: 0	SF: 0	SAC: 0	DP: 1	HBP: 0	WP: 0	PB: 0	SB: 2	CS: 0	PA: 39
--------------	------	------	------	------	------	------	------	------	------	-------	------	------	------	------	-------	------	------	------	------	------	------	------	------	------	------	------	------	------	------	-------	------	------	------	------	------	------	------	------	------	------	------	------	------	------	------	------	------	------	------	-------	-------	-------	-------	-------	-------	--------	-------	--------	-------	-------	-------	-------	--------

PITCHER	IP	WLS	BF	H	R	ER	SO	BB	IBB	HBP	BLK	WP	HR	S	P	ERA	WHIP
Kelly Downs, R ERA: 4.26 (1, 1)	7.1	W	33	7	4	4	3	3	1	0	0	0	0	62	109	4.91	1.364
Jeff Brantley, R ERA: 1.56 (8, 1)	1.2	S	6	1	0	0	2	1	0	0	0	0	0	18	26	0.00	1.200

BOTTOM

San Francisco Giants @ San Diego Padres
Jack Murphy Stadium, San Diego, CA

livebaseballscorecards.com

AB	34
R	4
H	8
RBI	4
BB	5
SO	5
LOB	17



Mon Sep 03 1990, 10:05 PM EDT
 Att: 17,287 - Unknown - 80 F

Batter	1	2	3	4	5	6	7	8	9	AB R H RBI BB SO LOB	TOP	
Brett Butler, L OBP: 0.388, SLG: 0.366 (1, 8) CS BX	1-2 G3 3B		1-1 FC3-6 G4-3 1B		2-2 F8		0-2 G5-3		0-1 G5-3	5 2 2 0 0 0 0	San Francisco Giants @ San Diego Padres Jack Murphy Stadium, San Diego, CA Tue Sep 04 1990, 10:05 PM EDT Att. 12,162 - Unknown - 80 F livebaseballscorecards.com	
Mike Kingery, L OBP: 0.333, SLG: 0.345 (1, 9) CS BX	1-2 G3		0-0 FC3-6 1B		1-2 G5-3		2-0 CS 1B		0-0 1B	5 0 3 1 0 0 0		
Will Clark, L OBP: 0.345, SLG: 0.430 (1, 3) S FS	0-3 K		1-0 FC3-6 G4-3 FC5-6 1-2f 2-3		0-0 G6-3		1-3 K 1-2		2-2 G4-3	5 0 0 0 0 2 4		
Kevin Mitchell, R OBP: 0.376, SLG: 0.571 (1, 7) C X	0-1 HR		0-0 G4-3		2-2 1B 2B		1-3 K			4 2 2 2 0 1 1		
Matt Williams, R OBP: 0.322, SLG: 0.490 (1, 5) B BX	2-0 F8		0-0 FC5-6 2-H		0-1 1B 2-H		0-0 G6-3			4 0 1 1 0 0 1		
Ernest Riles, L OBP: 0.345, SLG: 0.430 (1, 4) Dave Anderson, R OBP: 0.369, SLG: 0.450 (7, 4) Greg Litton, R OBP: 0.271, SLG: 0.284 (8, PR) (8, 4)		4-2 BB		0-1 G3-1		1-1 F9		1-1 BB 1B		2 0 0 0 1 0 1 1 0 1 0 0 0 0 0 0 0 0 0 0 0		
Terry Kennedy, L OBP: 0.352, SLG: 0.389 (1, 2) C T S	0-3 K		3-3 K		2-1 G4-3		4-2 BB			3 0 0 0 1 2 2		
Mike Benjamin, R OBP: 0.250, SLG: 0.522 (1, 6) B BX	2-0 P5		2-2 F8		0-0 HR 3B		1-1 P4			4 1 1 0 0 0 3		
Michael LaCoss, R OBP: 0.056, SLG: 0.111 (1, 1) Bill Bathe, R OBP: 0.340, SLG: 0.475 (7, PH) John Burkett, R OBP: 0.151, SLG: 0.063 (7, 1) S C S	2-3 K		2-2 P6		1-0 HR		0-1 G6-3			2 0 0 0 0 1 1 1 1 1 2 0 0 0 1 0 0 0 0 0 0		
Inning Stats	R: 2 H: 2 E: 0 LOB: 0 K: 1 BB: 0 S: 12 P: 16	R: 0 H: 0 E: 0 LOB: 1 K: 2 BB: 1 S: 11 P: 19	R: 1 H: 2 E: 0 LOB: 1 K: 0 BB: 0 S: 6 P: 8	R: 0 H: 0 E: 0 LOB: 0 K: 1 BB: 0 S: 11 P: 16	R: 0 H: 0 E: 0 LOB: 0 K: 0 BB: 0 S: 12 P: 17	R: 1 H: 2 E: 0 LOB: 1 K: 0 BB: 0 S: 11 P: 16	R: 2 H: 3 E: 0 LOB: 0 K: 1 BB: 0 S: 9 P: 13	R: 0 H: 1 E: 0 LOB: 2 K: 1 BB: 1 S: 14 P: 21	R: 0 H: 1 E: 0 LOB: 1 K: 0 BB: 0 S: 8 P: 10	1B: 6 SF: 0 2B: 1 SAC: 0 3B: 2 DP: 0 HR: 2 HBP: 0		WP: 0 PA: 39 PB: 0 SB: 0 CS: 1
PITCHER Andy Benes, R ERA: 3.59 (1, 1) Atlee Hammaker, L ERA: 4.24 (7, 1)	IP WLS BF H R ER SO BB IBB HBP BLK WP HR S P ERA WHIP	6.0 0 25 6 4 4 4 1 0 0 0 0 1 63 92 6.00 1.167	3.0 L 14 5 2 2 2 1 0 0 0 0 0 1 31 44 6.00 2.000	PITCHER IP WLS BF H R ER SO BB IBB HBP BLK WP HR S P ERA WHIP								



Batter	1	2	3	4	5	6	7	8	9	AB R H RBI BB SO LOB
Bip Roberts, S OBP: 0.375, SLG: 0.423 (1, 5)	1-1 L7	0-1 FC6-4 1B		1-0 L7			4-1 FC1-6 BB		0-2 1B	4 1 1 0 1 0 2
Roberto Alomar, S OBP: 0.342, SLG: 0.374 (1, 4)	0-1 E1 1B	1 SAFE 1 SAFE 1 SAFE FC1-6 1B		1-1 G4-3			0-1 FC1-6 G6-3 1-2f		0-2 G4-3	5 1 1 1 0 0 3
Tony Gwynn, L OBP: 0.360, SLG: 0.411 (1, 9)	1-1 2B 1-H	0-0 G4-3					1-0 G6-3 2-3			4 1 1 1 0 0 2
Jack Clark, R OBP: 0.428, SLG: 0.550 (1, 3)	0-0 2B		1-3 K				1-2 G4-3			3 1 1 0 0 2 0
Phil Stephenson, L OBP: 0.324, SLG: 0.336 (6, 3)	1-3 2B			3-3 K						1 0 0 0 0 0 1
Joe Carter, R OBP: 0.282, SLG: 0.395 (1, 7)	1-1 F8 2-H 3-H		3-3 K				0-0 F7			4 0 1 2 0 1 0
Benito Santiago, R OBP: 0.346, SLG: 0.445 (1, 2)	0-1 F8 2-3		2-2 1B				0-0 G5-3			4 0 1 0 0 0 1
Garry Templeton, S OBP: 0.278, SLG: 0.362 (1, 6)	0-1 P6		0-0 F9				0-3 K			4 0 0 0 0 1 2
Shawn Abner, R OBP: 0.289, SLG: 0.319 (1, 8)		0-2 G3-1		4-0 SH3-4 BB			0-2 1B		1-1 P6	3 0 1 0 1 0 0
Andy Benes, R OBP: 0.113, SLG: 0.098 (1, 1)		0-1 SH3-4		0-0 SH3-4			1-0 F8		0-0 G6-3	1 0 1 0 0 0 0
Fred Lynn, L OBP: 0.315, SLG: 0.365 (6, PH)				1-2 1B						1 0 0 0 0 0 1
Atlee Hammaker, S OBP: 0.111, SLG: 0.059 (7, 1)										0 0 0 0 0 0 0
Mike Pagliarulo, L OBP: 0.326, SLG: 0.340 (9, PH)										1 0 0 0 0 0 0

Inning Stats	R: 3	H: 3	LOB: 1	K: 0	S: 13	R: 1	H: 2	LOB: 1	K: 0	S: 11	R: 0	H: 1	LOB: 1	K: 2	S: 11	R: 0	H: 0	LOB: 0	K: 1	S: 7	R: 0	H: 1	LOB: 1	K: 1	S: 8	R: 0	H: 0	LOB: 1	K: 0	S: 7	R: 0	H: 0	LOB: 0	K: 0	S: 8	R: 0	H: 0	LOB: 0	K: 0	S: 8	R: 0	H: 1	LOB: 1	K: 0	S: 9	1B: 6	SF: 0	2B: 2	SAC: 1	3B: 0	DP: 0	HR: 0	HBP: 0
--------------	------	------	--------	------	-------	------	------	--------	------	-------	------	------	--------	------	-------	------	------	--------	------	------	------	------	--------	------	------	------	------	--------	------	------	------	------	--------	------	------	------	------	--------	------	------	------	------	--------	------	------	-------	-------	-------	--------	-------	-------	-------	--------

PITCHER	IP	WLS	BF	H	R	ER	SO	BB	IBB	HBP	BLK	WP	HR	S	P	ERA	WHIP
Michael LaCoss, R ERA: 4.19 (1, 1)	6.0	W	27	7	4	3	4	1	0	0	0	0	0	54	78	4.50	1.333
John Burkett, R ERA: 3.64 (7, 1)	3.0	S	11	1	0	0	0	1	0	0	0	0	0	24	37	0.00	0.667

BOTTOM

San Francisco Giants @ San Diego Padres
Jack Murphy Stadium, San Diego, CA

AB	35
R	4
H	8
RBI	4
BB	2
SO	4
LOB	12



WP: 0	PA: 38
PB: 0	ERA
SB: 2	WHIP
CS: 0	

Tue Sep 04 1990, 10:05 PM EDT
Att: 12,162 - Unknown - 80 F

livebaseballscorecards.com

Batter	1	2	3	4	5	6	7	8	9	AB R H RBI BB SO LOB	TOP									
Barry Larkin, R (1, 6) OBP: 0.361, SLG: 0.398	0-0 L7	1-2 5-3			2-2 F8		1-0 F9	1-1 1B		5 0 1 1 0 0 2	<p>Cincinnati Reds @ San Francisco Giants</p> <p>Candlestick Park, San Francisco, CA</p> <p>Wed Sep 05 1990, 10:05 PM EDT</p> <p>Att: 22,071 - Unknown</p>									
Bill Doran, S (1, 4) OBP: 0.411, SLG: 0.424	4-2 BB		0-1 G6-4-3 2B		1-2 1B 2B	4-0 BLK BB	4-0 P3	1-1 P3		3 1 2 0 2 0 2										
Paul O'Neill, L (1, 9) OBP: 0.350, SLG: 0.443	0-0 P5		4-1 G6-4-3 BB		1-0 1B	1-1 F7	1-1 F7	0-0 5-3		4 0 1 1 1 0 2										
Eric Davis, R (1, 7) OBP: 0.333, SLG: 0.456	0-1 2-3		0-1 G6-4-3 1B		1-1 P5	1-3 K	1-3 K	1-0 1B		5 0 1 0 0 1 5										
Hal Morris, L (1, 3) OBP: 0.380, SLG: 0.538		0-0 1B 2B 2B	3-3 K		0-1 HR		0-0 2B 2B	3-1 F7		5 3 3 1 0 1 2										
Chris Sabo, R (1, 5) OBP: 0.347, SLG: 0.487		3-2 2B 1B		2-0 P3	2-1 G6-3 2B		2-1 1B 2B	3-1 P5		5 1 3 1 0 0 1										
Jeff Reed, L (1, 2) OBP: 0.370, SLG: 0.392		2-2 P5		0-0 2B	0-0 G6-3		1-2 1B G3 1B			4 0 2 0 0 0 3										
Herm Winningham, L (1, 8) OBP: 0.316, SLG: 0.447		0-0 2B		1-0 G6-3	1-0 G3		1-1 G3			4 0 1 1 0 0 3										
Norm Charlton, S (1, 1) OBP: 0.219, SLG: 0.107		0-3 K		0-0 6-3	0-3 K		0-1 P6			3 0 0 0 0 2 3										
Luis Quinones, S (8, PH) OBP: 0.313, SLG: 0.327										1 0 0 0 0 0 2										
Rob Dibble, L (8, 1)										0 0 0 0 0 0 0										
Inning Stats	R: 0 E: 0 K: 0 S: 6	H: 0 LOB: 1 BB: 1 P: 10	R: 1 E: 0 K: 1 S: 17	H: 3 LOB: 2 BB: 0 P: 22	R: 0 E: 0 K: 1 S: 8	H: 1 LOB: 1 BB: 1 P: 15	R: 0 E: 0 K: 0 S: 3	H: 1 LOB: 0 BB: 0 P: 6	R: 1 E: 0 K: 1 S: 9	H: 2 LOB: 1 BB: 0 P: 12	R: 0 E: 0 K: 1 S: 6	H: 0 LOB: 1 BB: 1 P: 13	R: 2 E: 0 K: 0 S: 15	H: 4 LOB: 2 BB: 0 P: 20	R: 0 E: 0 K: 0 S: 7	H: 1 LOB: 1 BB: 0 P: 13	1B: 5 2B: 8 3B: 0 HR: 1	SF: 0 SAC: 0 DP: 1 HBP: 0	WP: 0 PB: 0 SB: 0 CS: 0	PA: 42
PITCHER	IP WLS BF H R ER SO BB IBB HBP BLK WP HR S P ERA WHIP																			
Don Robinson, R (1, 1) ERA: 3.72	6.0 L 27 9 3 3 3 2 0 0 0 0 0 1 53 80 4.50 1.833																			
Randy O'Neal, R (7, 1) ERA: 3.47	1.0 7 3 2 2 1 1 0 0 1 0 0 12 22 18.00 4.000																			
Francisco Oliveras, R (8, 1) ERA: 3.52	1.0 4 1 0 0 0 0 0 0 0 0 0 9 11 0.00 1.000																			
Mark Dewey, R (9, 1) ERA: 2.89	1.0 4 1 0 0 0 0 0 0 0 0 0 7 13 0.00 1.000																			

livebaseballscorecards.com

AB	39
R	5
H	14
RBI	5
BB	3
SO	4
LOB	25



Batter	1	2	3	4	5	6	7	8	9	AB R H RBI BB SO LOB										
Brett Butler, L OBP: 0.389, SLG: 0.364 (1, 8)	0-1 G6-3	4-2 BB		H 1-0 HBP		X 0-0 4-3			B 2-2 3-1	3 0 0 0 1 0 3										
Greg Litton, R OBP: 0.274, SLG: 0.301 (1, 4)	1-1 FC6-4 1B	0-0 G5-3		B 1-0 5-3			C 0-1 2B	B 3-2 SF9	4 1 2 1 0 0 3											
Will Clark, L OBP: 0.345, SLG: 0.431 (1, 3)	4-1 FC6-4 BB		B 1-3 K		B 3-2 4-3		B 2-3 K	C 1-2 2B	4 0 1 0 1 2 1											
Kevin Mitchell, R OBP: 0.373, SLG: 0.565 (1, 7)	1-0 FC6-4 1B		X 0-0 6-3		S 0-3 K		F 0-1 FC1	B 2-3 K	5 0 0 0 0 2 4											
Matt Williams, R OBP: 0.323, SLG: 0.489 (1, 5)	0-0 E		B 4-1 BB		B 1-1 6-3		B 1-0 G6-4-3		3 0 1 1 1 0 2											
Kevin Bass, S OBP: 0.294, SLG: 0.438 (1, 9)	0-0 E4		X 0-0 1-3		C 0-1 F7		B 2-1 6-3		4 0 0 0 0 0 3											
Gary Carter, R OBP: 0.327, SLG: 0.410 (1, 2)	1-0 F8			C 0-1 HR		X 0-0 FC4-6 1B		S 1-3 K	3 1 2 1 0 0 3											
Scott Garrelts, R OBP: 0.098, SLG: 0.085 (6, PR)									0 0 0 0 0 0 0											
Kirt Manwaring, R OBP: 0.182, SLG: 0.364 (7, 2)									0 0 0 0 0 0 0											
Terry Kennedy, L OBP: 0.351, SLG: 0.388 (8, PH)									1 0 0 0 0 1 0											
Mike Benjamin, R OBP: 0.259, SLG: 0.500 (1, 6)		X 0-0 E5		B 2-0 P6		X 0-0 FC4-6 1B		C 1-1 F8	3 0 1 0 0 0 0											
Ernest Riles, L OBP: 0.342, SLG: 0.426 (8, PH)									1 0 0 0 0 0 0											
Don Robinson, R OBP: 0.138, SLG: 0.207 (1, 1)																				
Bill Bathe, S OBP: 0.333, SLG: 0.463 (6, PH)																				
Mike Kinney, L OBP: 0.333, SLG: 0.345 (6, PR)																				
Randy O'Neal, R OBP: 0.269, SLG: 0.200 (7, 1)																				
Francisco Oliveras, R OBP: 0.304, SLG: 0.320 (8, 1)																				
Mark Dewey, R OBP: 0.304, SLG: 0.320 (9, 1)																				
Jose Uribe, S OBP: 0.304, SLG: 0.320 (9, PH)																				
Inning Stats	R: 1 E: 1 K: 0 S: 9	H: 2 LOB: 3 BB: 1 P: 16	R: 0 E: 1 K: 0 S: 7	H: 0 LOB: 1 BB: 1 P: 11	R: 0 E: 0 K: 1 S: 6	H: 0 LOB: 1 BB: 1 P: 11	R: 1 E: 0 K: 0 S: 7	H: 1 LOB: 1 BB: 0 P: 13	R: 0 E: 0 K: 1 S: 6	H: 2 LOB: 2 BB: 0 P: 6	R: 0 E: 0 K: 1 S: 8	H: 1 LOB: 1 BB: 0 P: 11	R: 0 E: 0 K: 1 S: 9	H: 0 LOB: 0 BB: 0 P: 13	R: 1 E: 0 K: 1 S: 16	H: 2 LOB: 1 BB: 0 P: 25	1B: 3 2B: 4 3B: 0 HR: 1	SF: 1 SAC: 0 DP: 2 HBP: 1	WP: 0 PB: 0 SB: 0 CS: 0	PA: 40

BOTTOM

Cincinnati Reds @ San Francisco Giants
Candlestick Park, San Francisco, CA

Wed Sep 05 1990, 10:05 PM EDT
Att. 22,071 - Unknown

livebaseballscorecards.com

AB	35
R	3
H	8
RBI	3
BB	3
SO	5
LOB	22



PITCHER	IP	WLS	BF	H	R	ER	SO	BB	IBB	HBP	BLK	WP	HR	S	P	ERA	WHIP
Norm Charlton, L ERA: 2.21 (1, 1)	7.0	W	32	6	2	2	3	3	0	1	0	0	1	52	81	2.57	1.286
Rob Dibble, R ERA: 1.92 (8, 1)	2.0	S	8	2	1	1	2	0	0	0	0	0	0	25	38	4.50	1.000

WP	0
PA	40
ERA	2.21
WHIP	1.286

Batter	1	2	3	4	5	6	7	8	9	AB R H RBI BB SO LOB	TOP
Barry Larkin, R (1, 6) OBP: 0.360, SLG: 0.397	1-1 P6		1-0 G3		1-3 K2-3		1-2 1B			4 0 1 0 0 1 1	<p>Cincinnati Reds @ San Francisco Giants Candlestick Park, San Francisco, CA</p> <p>Thu Sep 06 1990, 6:33 AM EDT Att. 16,271 - Sunny</p> <p>livebaseballscorecards.com</p>
Herm Winningham, L (1, 8) OBP: 0.321, SLG: 0.452	4-0 1B BB		1-1 WP 2B		1-2 3-1		1-0 F7			3 0 1 1 1 0 1	
Bill Doran, S (1, 5) OBP: 0.412, SLG: 0.425	0-0 G3-6-3 1B		3-2 L3		3-3 K		2-1 S 1B			4 0 2 0 0 1 1	
Paul O'Neill, L (1, 9) OBP: 0.349, SLG: 0.444	1-1 G3-6-3 1-2f		2-0 F9		3-2 1B FC5-2 2B		0-2 F7			4 0 1 0 0 0 4	
Hal Morris, L (1, 3) OBP: 0.378, SLG: 0.533		1-1 1-4-3		3-1 F7		0-1 WP 1B	3-2 P6			4 0 1 0 0 0 1	
Glenn Braggs, R (1, 7) OBP: 0.349, SLG: 0.393		2-1 F7		1-3 K		1-1 FC5-2	0-3 K			4 0 0 0 0 2 3	
Jeff Reed, L (1, 2) OBP: 0.367, SLG: 0.388		2-2 1B		2-0 4-3		2-2 4-3		3-3 K		4 0 1 0 0 1 2	
Mariano Duncan, R (1, 4) OBP: 0.353, SLG: 0.493		0-3 K		1-0 SF9 3B		1-2 5-3	2-3 K			4 1 1 0 0 2 1	
Rick Mahler, R (1, 1) OBP: 0.139, SLG: 0.147			0-1 E8 2B 1B		0-1 SF9		1-2 4-3	1-3 K		1 1 1 1 0 0 0	
Todd Benzinger, S (7, PH) OBP: 0.295, SLG: 0.349										1 0 0 0 0 0 0	
Tim Layana, R (7, 1)										0 0 0 0 0 0 0	
Tim Birtsas, L (8, 1)										0 0 0 0 0 0 0	
Luis Quinones, S (9, PH) OBP: 0.310, SLG: 0.325										1 0 0 0 0 1 0	
Inning Stats	R: 0 H: 1 E: 0 LOB: 1 K: 0 BB: 1 S: 5 P: 11	R: 0 H: 1 E: 0 LOB: 1 K: 1 BB: 0 S: 12 P: 17	R: 1 H: 2 E: 1 LOB: 1 K: 0 BB: 0 S: 11 P: 18	R: 0 H: 0 E: 0 LOB: 0 K: 1 BB: 0 S: 6 P: 12	R: 1 H: 1 E: 0 LOB: 0 K: 1 BB: 0 S: 9 P: 12	R: 0 H: 2 E: 0 LOB: 2 K: 1 BB: 0 S: 15 P: 24	R: 0 H: 1 E: 0 LOB: 1 K: 0 BB: 0 S: 10 P: 14	R: 0 H: 1 E: 0 LOB: 1 K: 1 BB: 0 S: 12 P: 17	R: 0 H: 0 E: 0 LOB: 0 K: 3 BB: 0 S: 9 P: 15	1B: 6 SF: 1 2B: 2 SAC: 0 3B: 1 DP: 1 HR: 0 HBP: 0	WP: 2 PA: 36 PB: 0 SB: 1 CS: 0
PITCHER	IP WLS BF H R ER SO BB IBB HBP BLK WP HR S P ERA WHIP										
Scott Garrelts, R (1, 1) ERA: 4.19	7.0 W 29 8 2 2 4 1 0 0 0 2 0 68 108 2.57 1.286										
Trevor Wilson, L (8, 1) ERA: 4.11	0.2 3 1 0 0 0 0 0 0 0 0 0 9 14 0.00 1.500										
Steve Bedrosian, R (8, 1) ERA: 4.61	1.1 S 4 0 0 0 4 0 0 0 0 0 0 12 18 0.00 0.000										

AB	34
R	2
H	9
RBI	2
BB	1
SO	8
LOB	14



Batter	1	2	3	4	5	6	7	8	9
Brett Butler, L OBP: 0.389, SLG: 0.364 (1, 8) C B X	1-1 G3 1B	0-0 1B		0-2 4-3			0-1 FC1-6 E 1-2f	1-0 1B	
Mike Kingery, L OBP: 0.329, SLG: 0.340 (1, 9) B B X	2-0 G3 1B	0-0 1B		1-1 F7			0-0 G1-3 1-2	1-1 F8	
Will Clark, L OBP: 0.345, SLG: 0.431 (1, 3) B B B X	3-2 2B	2-1 F8			2-2 F7		2-1 E7 FC6-4 2-H		
Kevin Mitchell, R OBP: 0.372, SLG: 0.562 (1, 7) B B B F B	4-1 2B BB		1-1 P3		3-2 P3		0-0 FC6-4 1-2f		
Matt Williams, R OBP: 0.324, SLG: 0.491 (1, 5) B B X	1-0 1B 2B		1-2 G3		0-1 P4			0-0 1B 1B	
Terry Kennedy, L OBP: 0.353, SLG: 0.389 (1, 2) F B B X	2-1 FC5-4 1B		2-1 1B			0-0 4-3		0-0 G6-3	
Robby Thompson, R OBP: 0.303, SLG: 0.389 (1, 4) F C B X	0-2 FC5-4 1-2f		4-2 1B BB			0-1 6-3		2-0 F8	
Jose Uribe, S OBP: 0.303, SLG: 0.318 (1, 6) B C X		1-1 6-3	0-1 L7			0-0 F9		4-0 1B 1B BB	
Scott Garrelts, R OBP: 0.095, SLG: 0.082 (1, 1) Ernest Riles, L OBP: 0.347, SLG: 0.426 (7, PH) Trevor Wilson, L OBP: 0.167, SLG: 0.138 (8, 1) Steve Bedrosian, R OBP: 0.500, SLG: 0.500 (8, 1)		1-3 K		0-2 1-3			4-1 FC1-6 BB	0-0 1B 1-3 2-H	

Inning Stats	R: 3	H: 3	E: 0	K: 0	S: 14	LOB: 1	BB: 1	P: 27	R: 0	H: 2	E: 0	K: 1	S: 9	LOB: 2	BB: 0	P: 13	R: 0	H: 1	E: 0	K: 0	S: 15	LOB: 2	BB: 1	P: 23	R: 0	H: 0	E: 0	K: 0	S: 8	LOB: 0	BB: 0	P: 9	R: 0	H: 0	E: 0	K: 0	S: 9	LOB: 0	BB: 0	P: 14	R: 0	H: 0	E: 0	K: 0	S: 4	LOB: 0	BB: 0	P: 4	R: 1	H: 0	E: 1	K: 0	S: 7	LOB: 1	BB: 1	P: 13	R: 2	H: 3	E: 0	K: 0	S: 7	LOB: 2	BB: 1	P: 15
--------------	------	------	------	------	-------	--------	-------	-------	------	------	------	------	------	--------	-------	-------	------	------	------	------	-------	--------	-------	-------	------	------	------	------	------	--------	-------	------	------	------	------	------	------	--------	-------	-------	------	------	------	------	------	--------	-------	------	------	------	------	------	------	--------	-------	-------	------	------	------	------	------	--------	-------	-------

PITCHER	IP	WLS	BF	H	R	ER	SO	BB	IBB	HBP	BLK	WP	HR	S	P	ERA	WHIP
Rick Mahler, R ERA: 4.14 (1, 1)	6.0	L	26	6	3	3	1	2	0	0	0	0	0	59	90	4.50	1.333
Tim Layana, R ERA: 3.33 (7, 1)	1.2		10	2	3	2	0	2	0	0	0	0	0	11	23	10.80	2.400
Tim Birtsas, L ERA: 3.91 (8, 1)	0.1		2	1	0	0	0	0	0	0	0	0	0	3	5	0.00	3.000

BOTTOM

Cincinnati Reds @ San Francisco Giants
Candlestick Park, San Francisco, CA

Thu Sep 06 1990, 6:33 AM EDT
Att. 16,271 - Sunny

AB	R	H	RBI	BB	SO	LOB
5	1	2	1	0	0	1
5	0	1	0	0	0	3
4	1	1	0	0	0	2
3	1	0	0	1	0	1
4	2	2	2	0	0	0
4	0	2	1	0	0	1
3	0	0	0	1	0	2
3	1	0	0	1	0	2
2	0	0	0	0	1	0
0	0	0	0	1	0	0
0	0	0	0	0	0	0
1	0	1	1	0	0	0

AB	34
R	6
H	9
RBI	5
BB	4
SO	1
LOB	12

WP: 0 PA: 38
PB: 0
SB: 0
CS: 0



PITCHER	IP	WLS	BF	H	R	ER	SO	BB	IBB	HBP	BLK	WP	HR	S	P	ERA	WHIP
---------	----	-----	----	---	---	----	----	----	-----	-----	-----	----	----	---	---	-----	------

Batter	1	2	3	4	5	6	7	8	9	AB R H RBI BB SO LOB	TOP	
Eric Yelding, R (1, 6) OBP: 0.305, SLG: 0.302	2-2 G1-6-3 1B		1-0 G6-4-3			3-1 2B		3-3 K		4 0 2 0 0 1 2		
Gerald Young, S (1, 8) OBP: 0.243, SLG: 0.256	2-1 G1-6-3 1-2f			0-0 P6		1-1 G4-3			3-2 S 1B BB 1B	4 1 1 0 0 0 2		
Franklin Stubbs, L (1, 7) Karl Rhodes, L (9, 7) OBP: 0.325, SLG: 0.458 OBP: 0.364, SLG: 0.436	0-1 G4-3			1-2 G4-3		1-1 F7			0-0 BB BB 1-2 SF8 1B	4 1 1 0 0 0 1 0 0 0 0 0 0 0		
Glenn Davis, R (1, 3) OBP: 0.340, SLG: 0.542				3-1 HBP		0-0 P3			4-2 BB BB 1-2 2-3	2 0 0 0 1 0 0		
Ken Caminiti, S (1, 5) OBP: 0.312, SLG: 0.308				0-0 G3		3-2 F8			4-0 BB BB 1-2 2-3 3-H	2 0 0 1 2 0 1		
Craig Biggio, R (1, 2) OBP: 0.342, SLG: 0.346						0-1 G6-3			1-3 K	4 0 1 0 0 1 3		
Eric Anthony, L (1, 9) Dave Rohde, S (9, 4) Dave Smith, R (9, 1) OBP: 0.278, SLG: 0.360 OBP: 0.305, SLG: 0.265				1-1 G4-3		3-3 K			0-0 F5 SF8 3-H	3 0 0 1 0 1 1 0 0 0 0 0 0 0 0 0 0 0 0 0 0		
Casey Candaele, S (1, 4) OBP: 0.387, SLG: 0.443				0-1 G6-4-3 1B		0-0 G4-3			3-2 S 1B F7	4 0 2 0 0 0 2		
Danny Darwin, R (1, 1) Al Osuna, R (9, 1) Mark Davidson, R (9, 9) OBP: 0.212, SLG: 0.258 OBP: 0.323, SLG: 0.370				0-0 B3		1-3 K			1-3 K 1-2	3 0 0 0 0 2 2 0 0 0 0 0 0 0 0 0 0 0 0 0 0		
Inning Stats	R: 0 H: 1 E: 0 LOB: 0 K: 0 BB: 0 S: 7 P: 11	R: 0 H: 1 E: 0 LOB: 1 K: 0 BB: 1 S: 12 P: 22	R: 0 H: 1 E: 0 LOB: 0 K: 0 BB: 0 S: 4 P: 5	R: 0 H: 0 E: 0 LOB: 1 K: 0 BB: 0 S: 6 P: 10	R: 0 H: 0 E: 0 LOB: 0 K: 1 BB: 0 S: 7 P: 13	R: 0 H: 1 E: 0 LOB: 1 K: 1 BB: 0 S: 9 P: 15	R: 0 H: 0 E: 0 LOB: 0 K: 0 BB: 0 S: 7 P: 10	R: 0 H: 1 E: 0 LOB: 1 K: 2 BB: 0 S: 10 P: 18	R: 2 H: 2 E: 0 LOB: 2 K: 1 BB: 2 S: 14 P: 27	1B: 6 SF: 1 2B: 1 SAC: 0 3B: 0 DP: 2 HR: 0 HBP: 1	WP: 0 PA: 35 PB: 0 SB: 3 CS: 0	
PITCHER	IP WLS BF H R ER SO BB IBB HBP BLK WP HR S P ERA WHIP											
John Burkett, R (1, 1) ERA: 3.57	8.0 L 31 7 2 2 4 2 0 1 0 0 0 0 70 119 2.25 1.125											
Francisco Oliveras, R (9, 1) ERA: 3.43	1.0 4 0 0 0 1 1 0 0 0 0 0 0 6 12 0.00 1.000											

Houston Astros @ San Francisco Giants
 Candlestick Park, San Francisco, CA
 Fri Sep 07 1990, 10:05 PM EDT
 Att. 18,153 - Unknown

livebaseballscorecards.com

AB 30
 R 2
 H 7
 RBI 2
 BB 3
 SO 5
 LOB 14



Batter	1	2	3	4	5	6	7	8	9	AB R H RBI BB SO LOB	TOP									
Eric Yelding, R (1, 8) OBP: 0.308, SLG: 0.302	0-3 K		1-1 BB 1B		4-2 S BB		2-2 G6-3		2-2 F5	4 0 1 0 1 1 1										
Rafael Ramirez, R (1, 6) OBP: 0.296, SLG: 0.336	2-2 F9		2-1 B1-6		1-1 L7		1-3 K		0-2 P6	5 0 0 0 0 1 4										
Ken Oberkfell, L (1, 5) OBP: 0.297, SLG: 0.298	2-1 F8		4-0 BB		1-2 F8		1-0 G4-3			3 0 0 0 1 0 1										
Franklin Stubbs, L (1, 3) OBP: 0.321, SLG: 0.452		0-3 K	2-1 F9		3-0 F3			3-1 G4-3		4 0 0 0 0 1 3										
Eric Anthony, L (1, 9) OBP: 0.272, SLG: 0.366		1-3 K		1-3 K		0-0 G4-3		0-1 HR		4 1 1 1 0 2 0										
Karl Rhodes, L (1, 7) OBP: 0.346, SLG: 0.413		0-0 1B		3-2 2B 1B		1-0 E5 BB BB		2-3 K		4 0 2 0 0 1 0										
Craig Biggio, R (1, 2) OBP: 0.345, SLG: 0.349		2-2 1B		0-0 2B		4-2 BB BB		1-0 G5-3		3 0 2 0 1 0 0										
Casey Candaele, S (1, 4) OBP: 0.391, SLG: 0.440		1-1 F7		4-0 G6-4-3 IBB		4-0 G6-4-3 BB			0-2 FC9-6 1B	2 0 1 0 2 0 2										
Mark Portugal, R (1, 1) OBP: 0.155, SLG: 0.140			2-2 B1-6 1B		2-1 G6-4-3		0-0 G6-4-3		2-2 FC9-6 BLK	3 0 1 0 0 0 6										
Dan Schatzeder, L (8, 1) OBP: 0.250, SLG: 0.250										0 0 0 0 0 0 0										
Mark Davidson, R (9, PH) OBP: 0.320, SLG: 0.366										1 0 0 0 0 0 1										
Inning Stats	R: 0 E: 0 K: 1 S: 9	H: 0 LOB: 0 BB: 0 P: 13	R: 0 E: 0 K: 2 S: 12	H: 2 LOB: 2 BB: 0 P: 16	R: 0 E: 0 K: 1 S: 10	H: 2 LOB: 2 BB: 1 P: 20	R: 0 E: 0 K: 1 S: 10	H: 0 LOB: 1 BB: 1 P: 18	R: 0 E: 1 K: 0 S: 5	H: 0 LOB: 2 BB: 2 P: 14	R: 0 E: 0 K: 1 S: 7	H: 0 LOB: 0 BB: 0 P: 11	R: 1 E: 0 K: 1 S: 8	H: 1 LOB: 0 BB: 0 P: 14	R: 0 E: 0 K: 0 S: 13	H: 1 LOB: 1 BB: 0 P: 17	1B: 6 2B: 2 3B: 0 HR: 1	SF: 0 SAC: 0 DP: 3 HBP: 0	WP: 0 PB: 0 SB: 1 CS: 0	PA: 38
PITCHER	IP WLS BF H R ER SO BB IBB HBP BLK WP HR S P ERA WHIP																			
Michael LaCoss, R (1, 1) ERA: 3.82	8.0 W 34 7 1 1 6 4 1 0 0 0 1 71 126 1.12 1.375																			
Trevor Wilson, L (9, 1) ERA: 4.07	1.0 4 1 0 0 0 0 0 0 0 1 0 0 13 17 0.00 1.000																			

Houston Astros @ San Francisco Giants
 Candlestick Park, San Francisco, CA
 Sun Sep 09 1990, 6:33 AM EDT
 Att. 23,229 - Sunny

livebaseballscorecards.com

AB	33
R	1
H	8
RBI	1
BB	5
SO	6
LOB	18



Batter	1	2	3	4	5	6	7	8	9	10	AB R H RBI BB SO LOB	TOP															
Lonnie Smith, R OBP: 0.384, SLG: 0.449 (1, 7) X	0-0 L8 1B 2B 1B	0-2 G5-3		4-0 1B 1B BB		2-3 K			1-3 K		4 2 1 0 1 2 1																
Jeff Treadway, L OBP: 0.319, SLG: 0.410 (1, 4) X	0-0 2B 1B 1B	0-0 WP 1B 1B		0-0 1B E 1B		0-1 G3			1-2 F7		5 2 3 1 0 0 1																
Ron Gant, R OBP: 0.350, SLG: 0.540 (1, 8) X	0-1 L8 2-3	4-1 1B BB		0-0 E6 1B		1-1 G5-3			2-1 P2		4 0 1 1 1 0 2																
David Justice, L OBP: 0.356, SLG: 0.535 (1, 9) X	0-1 1B 2B	0-0 1B		1-1 P7		0-0 FC3-2-3-2 3B			1-0 P3		5 1 3 1 0 0 0																
Tommy Gregg, L OBP: 0.318, SLG: 0.401 Mark Grant, R OBP: 0.250, SLG: 0.250 Tony Castillo, L OBP: 0.250, SLG: 0.143 Mark Lemke, S OBP: 0.303, SLG: 0.270 (1, 3) B (7, 1) I (7, 1) I (8, 5) S	4-0 F8 1B IBB		1-3 K		0-1 G1-3			1-1 FC3-2-3-2	0-2 G3-1		3 0 0 0 1 1 1 0 0 0 0 0 0 0 0 0 0 0 0 0 0 1 0 0 0 0 0 0																
Jim Presley, R OBP: 0.287, SLG: 0.420 Jeff Parrett, R OBP: 0.091, SLG: 0.091 Kent Mercker, L (1, 5) B (8, 1) I (9, 1) I	1-0 1B		0-3 K2-3		0-0 F7			0-1 F8			4 0 1 2 0 1 0 0 0 0 0 0 0 0 0 0 0 0 0 0 0																
Ernie Whitt, L OBP: 0.272, SLG: 0.255 (1, 2) B X	1-0 F8 2-3		3-2 G4-3		1-2 F8			3-3 K			4 0 0 0 0 1 2																
Andres Thomas, R OBP: 0.246, SLG: 0.296 Jeff Blauser, R OBP: 0.336, SLG: 0.397 (1, 6) C (4, 6) S	0-3 K			2-0 G6-3 BB		4-0 SH5-4 BB		0-3 K			2 0 0 0 0 1 2 1 0 0 0 1 1 0																
29 John Smoltz, R OBP: 0.250, SLG: 0.212 Mike Bell, L OBP: 0.368, SLG: 0.500 (1, 1) X (7, 3) X		0-2 G1-3		3-2 BB 1B 1B		0-0 SH5-4			1-0 F8		2 1 1 0 0 0 0 1 0 0 0 0 0 0																
Inning Stats	R: 3 E: 0 K: 1 S: 11	H: 4 LOB: 2 BB: 1 P: 17	R: 0 E: 0 K: 0 S: 9	H: 2 LOB: 2 BB: 1 P: 13	R: 0 E: 0 K: 2 S: 11	H: 0 LOB: 0 BB: 0 P: 15	R: 3 E: 1 K: 0 S: 8	H: 3 LOB: 0 BB: 1 P: 18	R: 0 E: 0 K: 0 S: 7	H: 0 LOB: 0 BB: 0 P: 8	R: 0 E: 0 K: 1 S: 6	H: 1 LOB: 1 BB: 1 P: 12	R: 0 E: 0 K: 0 S: 5	H: 0 LOB: 0 BB: 0 P: 7	R: 0 E: 0 K: 2 S: 9	H: 0 LOB: 0 BB: 0 P: 12	R: 0 E: 0 K: 1 S: 7	H: 0 LOB: 0 BB: 0 P: 10	R: 0 E: 0 K: 0 S: 6	H: 0 LOB: 0 BB: 0 P: 9	1B: 8 2B: 2 3B: 1 HR: 0	SF: 0 SAC: 1 DP: 1 HBP: 0	WP: 1 PB: 0 SB: 0 CS: 0	PA: 41			
PITCHER	IP WLS BF H R ER SO BB IBB HBP BLK WP HR S P ERA WHIP	IP WLS BF H R ER SO BB IBB HBP BLK WP HR S P ERA WHIP	IP WLS BF H R ER SO BB IBB HBP BLK WP HR S P ERA WHIP	IP WLS BF H R ER SO BB IBB HBP BLK WP HR S P ERA WHIP	IP WLS BF H R ER SO BB IBB HBP BLK WP HR S P ERA WHIP	IP WLS BF H R ER SO BB IBB HBP BLK WP HR S P ERA WHIP	IP WLS BF H R ER SO BB IBB HBP BLK WP HR S P ERA WHIP	IP WLS BF H R ER SO BB IBB HBP BLK WP HR S P ERA WHIP	IP WLS BF H R ER SO BB IBB HBP BLK WP HR S P ERA WHIP	IP WLS BF H R ER SO BB IBB HBP BLK WP HR S P ERA WHIP	IP WLS BF H R ER SO BB IBB HBP BLK WP HR S P ERA WHIP	IP WLS BF H R ER SO BB IBB HBP BLK WP HR S P ERA WHIP	IP WLS BF H R ER SO BB IBB HBP BLK WP HR S P ERA WHIP	IP WLS BF H R ER SO BB IBB HBP BLK WP HR S P ERA WHIP	IP WLS BF H R ER SO BB IBB HBP BLK WP HR S P ERA WHIP	IP WLS BF H R ER SO BB IBB HBP BLK WP HR S P ERA WHIP	IP WLS BF H R ER SO BB IBB HBP BLK WP HR S P ERA WHIP	IP WLS BF H R ER SO BB IBB HBP BLK WP HR S P ERA WHIP	IP WLS BF H R ER SO BB IBB HBP BLK WP HR S P ERA WHIP	IP WLS BF H R ER SO BB IBB HBP BLK WP HR S P ERA WHIP	IP WLS BF H R ER SO BB IBB HBP BLK WP HR S P ERA WHIP	IP WLS BF H R ER SO BB IBB HBP BLK WP HR S P ERA WHIP	IP WLS BF H R ER SO BB IBB HBP BLK WP HR S P ERA WHIP	IP WLS BF H R ER SO BB IBB HBP BLK WP HR S P ERA WHIP	IP WLS BF H R ER SO BB IBB HBP BLK WP HR S P ERA WHIP	IP WLS BF H R ER SO BB IBB HBP BLK WP HR S P ERA WHIP	IP WLS BF H R ER SO BB IBB HBP BLK WP HR S P ERA WHIP
Don Robinson, R ERA: 3.88 (1, 1)	1.0																										
Randy O'Neal, R ERA: 3.66 (2, 1)	3.0																										
Mark Dewey, R ERA: 2.19 (5, 1)	3.0																										
Francisco Oliveras, R ERA: 3.27 (8, 1)	2.0																										
Steve Bedrosian, R ERA: 4.48 (10, 1)	1.0	W																									

Atlanta Braves @ San Francisco Giants
Candlestick Park, San Francisco, CA
Mon Sep 10 1990, 10:05 PM EDT
Att. 6,965 - Unknown - 55 F

livebaseballscorecards.com

AB 36
R 6
H 10
RBI 5
BB 4
SO 7
LOB 9



Batter	1	2	3	4	5	6	7	8	9	10
Brett Butler, L OBP: 0.385, SLG: 0.360 (1, 8)	1-0 1B S SF8 1B		2-2 G5-3			1-0 P4	0-2 FC5-2-6 1B		1-0 E2 WP 1H 1B	
Kevin Bass, S OBP: 0.295, SLG: 0.434 Francisco Oliveras, R (8, 1)	0-1 1B SF8 1B		0-1 P3			1-0 F8	1-1 1B		4-2 BB	
Bill Bathe, R OBP: 0.347, SLG: 0.463 Steve Bedrosian, R OBP: 0.500, SLG: 0.500 (9, PH) (9, PR) (10, 1)	1-0 SF8		3-2 G4-3			0-1 1B	1-1 G6-3		2-2 F7	
Will Clark, L OBP: 0.351, SLG: 0.438 (1, 3)	3-1 1B					1-0 F8		4-1 CS BB		4-1 SH5-3 1B BB
Kevin Mitchell, R OBP: 0.372, SLG: 0.559 (1, 7)	0-1 SF8					1-0 G1-3		1-3 K		1-2 1B SH5-3 1B
Matt Williams, R OBP: 0.324, SLG: 0.497 (1, 5)	1-1 F8					2-2 G6-4-3 1B		1-2 P5		0-0 SH5-3
Ernest Riles, L OBP: 0.327, SLG: 0.397 Mark Dewey, R (5, 1) Terry Kennedy, L OBP: 0.350, SLG: 0.383 (7, PH) (8, 2)						1-2 P3		3-2 BB BB 1B		1-2 2-3
Kirt Manwaring, R OBP: 0.154, SLG: 0.308 Mike Laga, L OBP: 0.154, SLG: 0.083 Mike Benjamin, R OBP: 0.276, SLG: 0.481 (7, PH) (7, PR) (8, 6)						2-3 K		4-2 BB BB 1B		0-0 F9
Jose Uribe, S OBP: 0.297, SLG: 0.310 Mark Leonard, L (7, PH) Scott Garrelts, R OBP: 0.095, SLG: 0.082 Mike Kingery, L OBP: 0.331, SLG: 0.337 Robby Thompson, R OBP: 0.301, SLG: 0.385 (10, PH)						1-0 G4-3		4-1 1B BB		1-3 K
Don Robinson, R OBP: 0.138, SLG: 0.207 Randy O'Neal, R OBP: 0.167, SLG: 0.167 Greg Litton, R OBP: 0.279, SLG: 0.306 Rick Parker, R OBP: 0.309, SLG: 0.350 (9, PR) (10, 4)						1-3 K		0-0 1B		3-2 PB E 1B

BOTTOM	
AB R H RBI BB SO LOB	5 1 2 0 0 0 2
	4 1 2 1 0 0 0
	0 0 0 0 0 0 0
	0 0 0 0 1 0 0
	0 0 0 0 0 0 0
	4 0 1 1 0 0 4
	3 1 1 0 2 0 1
	4 0 2 1 0 1 1
	2 0 0 0 0 0 2
	0 0 0 0 0 0 0
	2 1 1 0 0 0 1
	2 0 0 0 0 1 0
	0 0 0 0 1 0 0
	1 1 0 0 1 0 0
	2 0 0 0 0 1 0
	0 0 0 0 1 0 0
	0 0 0 0 0 0 0
	1 0 0 0 0 1 0
	1 0 1 1 0 0 0
	0 0 0 0 0 0 0
	1 0 0 0 0 1 0
	3 1 2 2 0 1 0
	0 1 0 0 0 0 0

AB	35
R	7
H	12
RBI	6
BB	6
SO	6
LOB	11



Inning Stats	
R: 2 E: 0 K: 0 S: 10	H: 3 LOB: 1 BB: 0 P: 16
R: 0 E: 0 K: 2 S: 12	H: 0 LOB: 0 BB: 0 P: 15
R: 0 E: 0 K: 0 S: 8	H: 0 LOB: 0 BB: 0 P: 13
R: 0 E: 0 K: 0 S: 5	H: 1 LOB: 0 BB: 0 P: 9
R: 0 E: 0 K: 2 S: 7	H: 0 LOB: 0 BB: 0 P: 11
R: 0 E: 0 K: 0 S: 5	H: 1 LOB: 1 BB: 0 P: 8
R: 3 E: 0 K: 0 S: 24	H: 3 LOB: 2 BB: 2 P: 39
R: 0 E: 0 K: 1 S: 8	H: 0 LOB: 0 BB: 1 P: 14
R: 1 E: 1 K: 1 S: 16	H: 2 LOB: 2 BB: 1 P: 27
R: 1 E: 0 K: 0 S: 10	H: 2 LOB: 3 BB: 2 P: 21
1B: 12 2B: 0 3B: 0 HR: 0	SF: 2 SAC: 1 DP: 1 HBP: 0
WP: 1 PB: 1 SB: 1 CS: 1	PA: 44

PITCHER	
29 John Smoltz, R ERA: 3.69 (1, 1)	IP: 6.1 WLS: 27 BF: 7 H: 5 R: 5 ER: 5 SO: 4 BB: 2 IBB: 0 HBP: 0 BLK: 0 WP: 0 HR: 0 S: 62 P: 100 ERA: 7.11 WHIP: 1.421
Mark Grant, R ERA: 5.4 (7, 1)	IP: 0.1 WLS: 2 BF: 1 H: 0 R: 0 ER: 0 SO: 0 BB: 0 IBB: 0 HBP: 0 BLK: 0 WP: 0 HR: 0 S: 7 P: 8 ERA: 0.00 WHIP: 3.000
Tony Castillo, L ERA: 3.95 (7, 1)	IP: 0.1 WLS: 1 BF: 0 H: 0 R: 0 ER: 0 SO: 0 BB: 0 IBB: 0 HBP: 0 BLK: 0 WP: 0 HR: 0 S: 2 P: 3 ERA: 0.00 WHIP: 0.000
Jeff Parrett, R ERA: 4.65 (8, 1)	IP: 1.2 WLS: 6 BF: 1 H: 1 R: 1 ER: 0 SO: 2 BB: 1 IBB: 0 HBP: 0 BLK: 0 WP: 0 HR: 0 S: 16 P: 26 ERA: 0.00 WHIP: 1.200
Kent Mercker, L ERA: 2.63 (9, 1)	IP: 0.2 WLS: 8 BF: 3 H: 1 R: 1 ER: 0 SO: 0 BB: 3 IBB: 0 HBP: 0 BLK: 0 WP: 1 HR: 0 S: 18 P: 36 ERA: 13.50 WHIP: 9.000

Atlanta Braves @ San Francisco Giants
 Candlestick Park, San Francisco, CA
 Mon Sep 10 1990, 10:05 PM EDT
 Att: 6,965 - Unknown - 55 F

livebaseballscorecards.com

Batter	1	2	3	4	5	6	7	8	9	AB R H RBI BB SO LOB	TOP	
Lonnie Smith, R (1, 7) <small>OBP: 0.387, SLG: 0.449</small>	4-2 		0-0 G5-3 		4-0 1-2 BB 			0-2 G4-6-3 1B 		2 0 1 0 2 0 0		
Jeff Treadway, L (1, 4) <small>OBP: 0.321, SLG: 0.410</small>	0-0 		4-1 		2-1 F8 			1-2 G4-6-3 1-2f 		3 0 1 0 1 0 3		
Ron Gant, R (1, 8) <small>OBP: 0.347, SLG: 0.536</small>	1-3 K 		2-2 G5-3 		1-3 K 			3-1 P6 		4 0 0 0 0 2 5		
David Justice, L (1, 9) <small>OBP: 0.355, SLG: 0.532</small>	2-3 K 			1-1 G6-3 		1-3 K 			2-2 G5-3 BB 1B 	4 0 1 0 0 2 2		
Tommy Gregg, L (1, 3) <small>OBP: 0.317, SLG: 0.395</small>	1-3 K 			2-2 G5-3 		0-1 P5 			4-2 G5-3 BB 	3 0 0 0 1 1 2		
Jim Presley, R (1, 5) <small>OBP: 0.287, SLG: 0.421</small>		0-0 P3 		2-2 		2-1 F7 			0-0 G5-3 1-2 2-3f 	4 0 1 0 0 0 2		
Ernie Whitt, L (1, 2) <small>OBP: 0.266, SLG: 0.248</small>		2-3 K 		0-0 P4 			1-0 L7 		1-1 F9 	4 0 0 0 0 1 2		
Jeff Blauser, R (1, 6) <small>OBP: 0.333, SLG: 0.394</small>		0-0 P3 			2-3 K 		0-0 G5-3 			3 0 0 0 0 1 0		
Paul Marak, R (1, 1) Mike Bell, L (7, PH) <small>OBP: 0.350, SLG: 0.471</small> Mark Grant, R (7, 1) <small>OBP: 0.250, SLG: 0.250</small>			3-2 G4-3 		4-2 BB 		3-3 K 			1 0 0 0 1 0 0 1 0 0 0 0 1 0 0 0 0 0 0 0 0		
Inning Stats	R: 0 H: 1 E: 0 LOB: 2 K: 3 BB: 1 S: 13 P: 21	R: 0 H: 0 E: 0 LOB: 0 K: 1 BB: 0 S: 5 P: 7	R: 0 H: 0 E: 0 LOB: 1 K: 0 BB: 1 S: 8 P: 17	R: 0 H: 1 E: 0 LOB: 1 K: 0 BB: 0 S: 11 P: 16	R: 0 H: 0 E: 0 LOB: 2 K: 2 BB: 2 S: 11 P: 24	R: 0 H: 0 E: 0 LOB: 0 K: 1 BB: 0 S: 7 P: 10	R: 0 H: 0 E: 0 LOB: 0 K: 1 BB: 0 S: 7 P: 11	R: 0 H: 1 E: 0 LOB: 0 K: 0 BB: 0 S: 8 P: 12	R: 0 H: 1 E: 0 LOB: 1 K: 0 BB: 1 S: 9 P: 16	1B: 3 SF: 0 2B: 1 SAC: 0 3B: 0 DP: 2 HR: 0 HBP: 0	WP: 0 PA: 34 PB: 0 SB: 1 CS: 0	
PITCHER Scott Garrelts, R (1, 1) <small>ERA: 4.0</small> Steve Bedrosian, R (9, 1) <small>ERA: 4.42</small>	IP WLS BF H R ER SO BB IBB HBP BLK WP HR S P ERA WHIP 8.0 W 32 4 0 0 8 5 0 0 0 0 0 0 76 130 0.00 1.125 1.0 S 2 0 0 0 0 0 0 0 0 0 0 0 3 4 0.00 0.000											PITCHER IP WLS BF H R ER SO BB IBB HBP BLK WP HR S P ERA WHIP

Atlanta Braves @ San Francisco Giants
 Candlestick Park, San Francisco, CA
 Tue Sep 11 1990, 10:05 PM EDT
 Att. 11,791 - Unknown - 65 F

AB	29
R	0
H	4
RBI	0
BB	5
SO	8
LOB	16



Batter	1	2	3	4	5	6	7	8	9
Brett Butler, L OBP: 0.388, SLG: 0.364 (1, 8)	4-0 BB G4-6-3		0-2 1B CS		1-0 2B		0-0 B1-3		
Greg Litton, R OBP: 0.279, SLG: 0.301 (1, 4)	1-2 G4-6-3		1-0 G4-3		0-0 F7		4-1 HR BB		
Jose Uribe, S OBP: 0.297, SLG: 0.310 (7, PR)	1-2f		1-2						
Will Clark, L OBP: 0.352, SLG: 0.438 (1, 3)	1-0 1B			0-0 1B E	2-1 F7		0-3 K		
Kevin Mitchell, R OBP: 0.373, SLG: 0.568 (1, 7)	0-2 L7			3-2 P6		2-2 3B	1-0 HR		
Matt Williams, R OBP: 0.325, SLG: 0.496 (1, 5)		1-0 G5-3		1-0 P3		4-2 BB E	2-0 1B		
Kevin Bass, S OBP: 0.288, SLG: 0.423 (1, 9)		2-1 F8		1-1 E3		2-1 F8	3-3 K		
Robby Thompson, R OBP: 0.301, SLG: 0.385 (8, 4)				1-3		1-2			
Terry Kennedy, L OBP: 0.355, SLG: 0.384 (1, 2)		0-1 1B		4-0 IBB		4-0 IBB	0-0 F7		
Mike Benjamin, R OBP: 0.267, SLG: 0.464 (1, 6)		2-1 P5		1-0 F7		1-3 K	0-1 F7		
Ernest Riles, L OBP: 0.323, SLG: 0.391 (4, PH)									
Mike Kingery, L OBP: 0.330, SLG: 0.335 (8, 9)									
Scott Garrelts, R OBP: 0.090, SLG: 0.077 (1, 1)			2-2 G4-3		2-3 K	0-1 P3	2-3 K		
Steve Bedrosian, R OBP: 0.500, SLG: 0.500 (9, 1)									

Inning Stats	R: 0 E: 0 K: 0 S: 7	H: 1 LOB: 1 BB: 1 P: 13	R: 0 E: 0 K: 0 S: 7	H: 1 LOB: 1 BB: 0 P: 12	R: 0 E: 0 K: 0 S: 7	H: 1 LOB: 0 BB: 0 P: 10	R: 0 E: 1 K: 0 S: 9	H: 1 LOB: 3 BB: 1 P: 19	R: 0 E: 0 K: 1 S: 7	H: 1 LOB: 1 BB: 0 P: 12	R: 0 E: 1 K: 1 S: 15	H: 1 LOB: 3 BB: 2 P: 28	R: 2 E: 0 K: 2 S: 10	H: 2 LOB: 1 BB: 1 P: 20	R: 0 E: 0 K: 1 S: 6	H: 0 LOB: 0 BB: 0 P: 8
1B: 5 2B: 1 3B: 1 HR: 1	SF: 0 SAC: 0 DP: 1 HBP: 0	WP: 0 PB: 0 SB: 0 CS: 1	1B: 5 2B: 1 3B: 1 HR: 1	SF: 0 SAC: 0 DP: 1 HBP: 0	WP: 0 PB: 0 SB: 0 CS: 1	1B: 5 2B: 1 3B: 1 HR: 1	SF: 0 SAC: 0 DP: 1 HBP: 0	WP: 0 PB: 0 SB: 0 CS: 1	1B: 5 2B: 1 3B: 1 HR: 1	SF: 0 SAC: 0 DP: 1 HBP: 0	WP: 0 PB: 0 SB: 0 CS: 1	1B: 5 2B: 1 3B: 1 HR: 1	SF: 0 SAC: 0 DP: 1 HBP: 0	WP: 0 PB: 0 SB: 0 CS: 1	1B: 5 2B: 1 3B: 1 HR: 1	

PITCHER	IP	WLS	BF	H	R	ER	SO	BB	IBB	HBP	BLK	WP	HR	S	P	ERA	WHIP
Paul Marak, R ERA: 4.02 (1, 1)	6.0		27	6	0	0	2	2	2	0	0	0	0	52	94	0.00	1.333
Mark Grant, R ERA: 5.5 (7, 1)	2.0	L	9	2	2	2	3	1	0	0	0	0	1	16	28	9.00	1.500

BOTTOM

Atlanta Braves @ San Francisco Giants
Candlestick Park, San Francisco, CA

Tue Sep 11 1990, 10:05 PM EDT
Att: 11,791 - Unknown - 65 F

livebaseballscorecards.com

AB	31
R	2
H	8
RBI	2
BB	5
SO	5
LOB	22



WP	HR	S	P	ERA	WHIP
0	0	0	0	0.00	1.333
0	1	3	28	9.00	1.500

Batter	1	2	3	4	5	6	7	8	9	AB R H RBI BB SO LOB	TOP	
Lonnie Smith, R (1, 7) <small>OBP: 0.390, SLG: 0.461</small>	0-0 		0-0 			0-0 	0-0 		0-3 	5 2 3 1 0 1 0	Atlanta Braves @ San Francisco Giants Candlestick Park, San Francisco, CA Wed Sep 12 1990, 6:33 AM EDT Att. 8,427 - Unknown	
Jeff Treadway, L (1, 4) <small>OBP: 0.320, SLG: 0.410</small>	0-0 		0-3 			0-0 	0-0 			4 0 1 0 0 1 2		
Ron Gant, R (1, 8) <small>OBP: 0.347, SLG: 0.534</small>	0-0 		0-0 			0-0 		0-0 		4 0 1 1 0 0 2		
David Justice, L (1, 9) <small>OBP: 0.354, SLG: 0.537</small>	0-0 			0-0 		0-0 		0-0 		4 1 1 1 0 0 2		
Tommy Gregg, L (1, 3) <small>OBP: 0.320, SLG: 0.397</small>		0-0 		0-0 		0-0 		0-0 		4 0 2 0 0 0 0		
Jeff Blausler, R (1, 6) <small>OBP: 0.338, SLG: 0.396</small>		0-0 		0-0 		4-0 		0-0 		3 0 2 0 1 0 0		
Greg Olson, R (1, 2) <small>OBP: 0.340, SLG: 0.393</small> Jimmy Kremers, L (8, PH) <small>OBP: 0.237, SLG: 0.264</small> (8, 2)		0-3 		0-0 		0-0 		0-3 		3 0 0 0 0 1 5 1 0 0 0 0 1 1		
Mark Lemke, S (1, 5) <small>OBP: 0.296, SLG: 0.264</small>		0-0 		0-0 		0-0 		0-0 		4 0 0 0 0 0 2		
Charlie Leibrandt, R (1, 1) <small>OBP: 0.227, SLG: 0.190</small> Ernie Whitt, L (5, PH) <small>OBP: 0.265, SLG: 0.247</small> (5, 1) Marvin Freeman, R (5, 1) <small>OBP: 0.333, SLG: 0.444</small> (7, PH) Mike Bell, L (7, PH) <small>OBP: 0.250, SLG: 0.143</small> (7, 1) Tony Castillo, L (7, 1) <small>OBP: 0.091, SLG: 0.091</small> (8, 1) Jeff Parratt, R (8, 1) <small>OBP: 0.091, SLG: 0.091</small> (9, PH) Jim Vatcher, R (9, PH) <small>OBP: 0.311, SLG: 0.348</small>		0-0 		0-3 		0-0 		0-3 		1 0 0 0 0 0 2 1 0 0 0 0 1 0 0 0 0 0 0 0 0 1 0 1 0 0 0 0 1 0		
Inning Stats	R: 0 H: 1 E: 0 LOB: 1 K: 0 BB: 0 S: 4 P: 4	R: 0 H: 2 E: 0 LOB: 2 K: 1 BB: 0 S: 7 P: 7	R: 0 H: 1 E: 0 LOB: 0 K: 1 BB: 0 S: 5 P: 5	R: 0 H: 0 E: 0 LOB: 0 K: 0 BB: 0 S: 3 P: 3	R: 0 H: 0 E: 0 LOB: 0 K: 1 BB: 0 S: 5 P: 5	R: 1 H: 3 E: 0 LOB: 3 K: 0 BB: 1 S: 6 P: 10	R: 1 H: 1 E: 0 LOB: 0 K: 0 BB: 0 S: 4 P: 4	R: 1 H: 2 E: 0 LOB: 1 K: 1 BB: 0 S: 7 P: 7	R: 0 H: 0 E: 0 LOB: 0 K: 2 BB: 0 S: 7 P: 7	1B: 6 SF: 0 2B: 2 SAC: 0 3B: 0 DP: 1 HR: 2 HBP: 0		WP: 0 PA: 37 PB: 0 SB: 1 CS: 0
PITCHER John Burkett, R (1, 1) <small>ERA: 3.57</small> Francisco Oliveras, R (8, 1) <small>ERA: 3.16</small>	IP WLS BF H R ER SO BB IBB HBP BLK WP HR S P ERA WHIP											PITCHER IP WLS BF H R ER SO BB IBB HBP BLK WP HR S P ERA WHIP

livebaseballscorecards.com

AB	36
R	3
H	10
RBI	3
BB	1
SO	6
LOB	16



Batter	1	2	3	4	5	6	7	8	9	AB	R	H	RBI	BB	SO	LOB
Brett Butler, L OBP: 0.388, SLG: 0.370 (1, 8)	0-0 F7 HR		0-0 HR		0-0 F7 HR		0-0 CS 1B			4	1	2	1	0	0	0
Robby Thompson, R OBP: 0.301, SLG: 0.386 (1, 4)	0-0 E HR 2B		0-3 K		0-0 6-3		0-3 K			4	1	1	0	0	2	1
Will Clark, L OBP: 0.350, SLG: 0.436 (1, 3) Mike Laga, L OBP: 0.214, SLG: 0.385 (7, 3)	0-0 E8 HR 2-3		0-0 F3		0-3 K		0-0 CS 1-2	0-0 HR		3	1	0	0	0	1	1
Kevin Mitchell, R OBP: 0.372, SLG: 0.566 (1, 7) Mike Kingery, L OBP: 0.337, SLG: 0.343 (5, 7)	0-0 F9		0-0 P6			0-0 4-3 1B 1B		0-0 F9 WP 1B		2	0	0	0	0	0	2
Matt Williams, R OBP: 0.324, SLG: 0.500 (1, 5)	0-0 HR 1-H 3-H			0-0 E5 2B		0-3 K 1-2		0-0 F9 1-3		4	2	1	3	0	1	2
Kevin Bass, S OBP: 0.283, SLG: 0.416 (1, 9) Greg Litton, R OBP: 0.277, SLG: 0.299 (8, PH) (9, 9)	0-3 K			0-3 K 1-2		0-0 4-3 2-3		0-3 K 3-H		3	0	0	0	0	2	2
Gary Carter, R OBP: 0.328, SLG: 0.414 (1, 2)		0-0 F7		0-0 2-3 2B		0-0 FC6-4 1B		0-0 FC6-4 1B		4	0	3	2	0	0	0
Jose Uribe, S OBP: 0.294, SLG: 0.307 (1, 6)		0-0 4-3		0-0 2-3		0-0 FC6-4 1-2f		0-0 FC6-4 1-2f		4	0	0	0	0	0	3
John Burkett, R OBP: 0.136, SLG: 0.056 (1, 1) Francisco Oliveras, R ERA: 4.14 (8, 1)		0-0 5-3		0-3 K			0-0 L3			3	0	0	0	0	1	1
										0	0	0	0	0	0	0

Inning Stats	R: 3	H: 2	E: 1	LOB: 0	K: 1	BB: 0	S: 8	P: 8	R: 0	H: 0	E: 0	LOB: 0	K: 0	BB: 0	S: 3	P: 3	R: 1	H: 1	E: 0	LOB: 0	K: 1	BB: 0	S: 6	P: 6	R: 1	H: 1	E: 1	LOB: 1	K: 2	BB: 0	S: 9	P: 9	R: 0	H: 0	E: 0	LOB: 0	K: 1	BB: 0	S: 5	P: 5	R: 1	H: 2	E: 0	LOB: 1	K: 1	BB: 0	S: 7	P: 7	R: 0	H: 1	E: 0	LOB: 0	K: 1	BB: 0	S: 5	P: 5	R: 2	H: 3	E: 1	LOB: 1	K: 1	BB: 0	S: 8	P: 8
--------------	------	------	------	--------	------	-------	------	------	------	------	------	--------	------	-------	------	------	------	------	------	--------	------	-------	------	------	------	------	------	--------	------	-------	------	------	------	------	------	--------	------	-------	------	------	------	------	------	--------	------	-------	------	------	------	------	------	--------	------	-------	------	------	------	------	------	--------	------	-------	------	------

PITCHER	IP	WLS	BF	H	R	ER	SO	BB	IBB	HBP	BLK	WP	HR	S	P	ERA	WHIP
Charlie Leibrandt, L ERA: 3.16 (1, 1)	4.0	L	18	4	5	1	4	0	0	0	0	0	2	26	26	2.25	1.000
Marvin Freeman, R ERA: 5.06 (5, 1)	2.0		8	2	1	1	2	0	0	0	0	0	0	12	12	4.50	1.000
Tony Castillo, L ERA: 4.14 (7, 1)	1.0		5	3	2	2	1	0	0	0	0	1	7	7	18.00	3.000	
Jeff Parrett, R ERA: 4.6 (8, 1)	1.0		4	1	0	0	1	0	0	0	0	1	0	6	6	0.00	1.000

BOTTOM

Atlanta Braves @ San Francisco Giants
Candlestick Park, San Francisco, CA

Wed Sep 12 1990, 6:33 AM EDT
Att. 8,427 - Unknown

AB	35
R	8
H	10
RBI	7
BB	0
SO	8
LOB	12

livebaseballscorecards.com

GIANTS

WP: 1	PA: 36
PB: 0	
SB: 2	
CS: 1	

Batter	1	2	3	4	5	6	7	8	9	AB	R	H	RBI	BB	SO	LOB
Eric Yelding, R OBP: 0.304, SLG: 0.305 (1, 6)	2-2 P3	2-2 FC5-4		1-3 K		1-3 K				4	0	0	0	0	2	4
Casey Candaele, S OBP: 0.378, SLG: 0.417 (1, 4)	1-1 G4-3		0-1 G4-3	1-2 G4-3			1-0 L6			4	0	0	0	0	0	1
Karl Rhodes, L OBP: 0.379, SLG: 0.456 (1, 8) (9, 7)	0-1 1B 2B		1-0 1B 2B		1-1 L5		0-0 G4-3			4	2	2	0	0	0	0
Glenn Davis, R OBP: 0.345, SLG: 0.556 (1, 3)	4-2 1B BB		0-2 F8 BB 1B		3-3 K		0-1 F8			3	0	1	1	1	1	0
Franklin Stubbs, L OBP: 0.322, SLG: 0.447 (1, 7)	2-2 1B		4-1 1B		3-3 K		0-1 G6-3			3	0	1	1	1	1	0
Gerald Young, S OBP: 0.247, SLG: 0.243 (9, 8)	1-3 2-H 1B		1-2 BB							0	0	0	0	0	0	0
Ken Caminiti, S OBP: 0.306, SLG: 0.309 (1, 5)	1-1 G3		1-0 F8		0-0 1B 2B		1-1 G4-3			4	0	1	0	0	0	4
Eric Anthony, L OBP: 0.275, SLG: 0.363 (1, 9)		2-0 G1-3	3-2 L9		0-0 F9		1-1 1B			4	0	1	0	0	0	3
Rich Gedman, L OBP: 0.316, SLG: 0.278 (1, 2)		3-2 FC5-4 1B		0-0 G4-3		1-1 1B		3-3 K		2	0	1	0	0	0	0
Craig Biggio, R OBP: 0.346, SLG: 0.349 (6, PH) (7, 2)				2-2 G4-3		2-H 1B				2	0	1	0	0	1	1
Mark Portugal, R OBP: 0.167, SLG: 0.153 (1, 1)		1-0 F9		2-2 1B		4-0 IBB				2	0	1	0	0	0	1
Rafael Ramirez, R OBP: 0.299, SLG: 0.337 (6, PH)										0	0	0	0	1	0	0
Juan Agosto, L (7, 1)										0	0	0	0	0	0	0

Inning Stats	R: 1	H: 2	E: 0	K: 0	S: 16	LOB: 2	BB: 1	P: 26	R: 0	H: 1	E: 0	K: 0	S: 10	LOB: 1	BB: 0	P: 18	R: 1	H: 2	E: 0	K: 0	S: 12	LOB: 2	BB: 1	P: 21	R: 0	H: 1	E: 0	K: 1	S: 13	LOB: 1	BB: 0	P: 17	R: 0	H: 2	E: 0	K: 1	S: 7	LOB: 2	BB: 1	P: 13	R: 0	H: 0	E: 0	K: 0	S: 4	LOB: 0	BB: 0	P: 5	R: 0	H: 1	E: 0	K: 1	S: 9	LOB: 1	BB: 0	P: 14
1B: 6	SF: 0	2B: 3	SAC: 0	3B: 0	DP: 0	HR: 0	HBP: 0	WP: 0	PA: 35	CS: 0																																														

PITCHER	IP	WLS	BF	H	R	ER	SO	BB	IBB	HBP	BLK	WP	HR	S	P	ERA	WHIP
Kelly Downs, R (1, 1)	3.0	L	16	5	2	2	0	2	0	0	0	0	0	38	65	6.00	2.333
Randy O'Neal, R (4, 1)	2.0		7	1	0	0	3	0	0	0	0	0	0	23	34	0.00	0.500
Trevor Wilson, L (6, 1)	3.0		12	3	0	0	2	0	1	0	0	0	0	20	32	0.00	1.000

BOTTOM

San Francisco Giants @ Houston Astros
Astrodome, Houston, TX

Fri Sep 14 1990, 8:05 PM EDT
Att: 10,178 - Dome - 72 F

AB	32
R	2
H	9
RBI	2
BB	3
SO	5
LOB	14



PITCHER	IP	WLS	BF	H	R	ER	SO	BB	IBB	HBP	BLK	WP	HR	S	P	ERA	WHIP
Kelly Downs, R (1, 1)	3.0	L	16	5	2	2	0	2	0	0	0	0	0	38	65	6.00	2.333
Randy O'Neal, R (4, 1)	2.0		7	1	0	0	3	0	0	0	0	0	0	23	34	0.00	0.500
Trevor Wilson, L (6, 1)	3.0		12	3	0	0	2	0	1	0	0	0	0	20	32	0.00	1.000

Batter	1	2	3	4	5	6	7	8	9	10	AB R H RBI BB SO LOB	TOP												
Brett Butler, L OBP: 0.392, SLG: 0.371 (1, 8)	4-1 L3-6 E BB		3-2 SF8		0-0 1-2 1B			4-0 2B SF7 BB		3-2 G4-3	2 1 1 1 2 0 0	San Francisco Giants @ Houston Astros Astrodome, Houston, TX Sat Sep 15 1990, 8:05 PM EDT Att. 13,370 - Dome												
Mike Kingery, L OBP: 0.326, SLG: 0.331 (1, 9)	0-0 SAFE L5		1-1 G4-3		0-0 L1			0-0 SAFE SAFE SAFE SAFE 2B		1-1 G5-3	3 0 0 0 0 0 4 2 0 1 0 0 0 0													
Greg Litton, R OBP: 0.277, SLG: 0.303 (8, PH) (8, 9)	1-2 L5							1-3 2B																
Mike Laga, L OBP: 0.167, SLG: 0.294 (1, 3)	0-1 L3-6							4-0 IBB			3 0 0 0 0 0 1 0 0 0 0 1 0 0 0 0 0 0 0 0 0													
Kevin Bass, S OBP: 0.286, SLG: 0.413 (8, PH)	2-3 L3-6																							
Steve Bedrosian, R OBP: 0.500, SLG: 0.500 (8, 1)																								
Kevin Mitchell, R OBP: 0.368, SLG: 0.560 (1, 7)		1-3 K						2-2 SF7			3 0 1 1 0 1 0													
Matt Williams, R OBP: 0.322, SLG: 0.494 (1, 5)		0-3 K						0-1 F7			4 0 0 0 0 2 3													
Terry Kennedy, L OBP: 0.348, SLG: 0.375 (1, 2)		1-1 F9						2-3 F9			4 0 0 0 0 1 1													
Robby Thompson, R OBP: 0.302, SLG: 0.388 (1, 4)								1-1 L3			4 0 0 0 0 1 1													
Jose Uribe, S OBP: 0.297, SLG: 0.308 (1, 6)								2-2 G3-1			4 1 1 0 0 1 0													
Francisco Oliveras, R (7, 1)								0-0 P4			4 1 1 0 0 1 0													
Will Clark, L OBP: 0.352, SLG: 0.435 (8, 3)								2-2 F9			3 0 1 0 0 0 0 0 0 0 0 0 0 0 1 0 0 0 0 0 0													
Michael LaCoss, R OBP: 0.048, SLG: 0.095 (1, 1)								2-1 L8			3 0 1 0 0 0 0 0 0 0 0 0 0 0 1 0 0 0 0 0 0													
Ernest Riles, L OBP: 0.325, SLG: 0.393 (7, 6)								2-1 L4																
Mike Benjamin, R OBP: 0.258, SLG: 0.448 (8, 6)								0-1 G5-3			1 0 0 0 0 0 1 1 0 0 0 0 0 0 1 0 0 0 0 0 0													
Inning Stats	R: 0 E: 1 K: 0 S: 4	H: 0 LOB: 0 BB: 1 P: 8	R: 0 E: 0 K: 2 S: 8	H: 0 LOB: 0 BB: 0 P: 10	R: 1 E: 0 K: 0 S: 16	H: 2 LOB: 1 BB: 0 P: 22	R: 0 E: 0 K: 1 S: 11	H: 1 LOB: 1 BB: 0 P: 16	R: 0 E: 1 K: 1 S: 8	H: 1 LOB: 2 BB: 0 P: 10	R: 0 E: 0 K: 0 S: 5	H: 0 LOB: 0 BB: 0 P: 8	R: 0 E: 0 K: 0 S: 5	H: 0 LOB: 0 BB: 0 P: 8	R: 1 E: 0 K: 1 S: 9	H: 1 LOB: 2 BB: 2 P: 21	R: 0 E: 0 K: 0 S: 8	H: 0 LOB: 0 BB: 0 P: 14	R: 0 E: 0 K: 0 S: 7	H: 0 LOB: 0 BB: 0 P: 11	1B: 4 2B: 2 3B: 0 HR: 0	SF: 2 SAC: 1 DP: 1 HBP: 0	WP: 0 PB: 0 SB: 0 CS: 0	PA: 38
PITCHER	IP WLS BF H R ER SO BB IBB HBP BLK WP HR S P ERA WHIP																							
Mike Scott, R ERA: 4.02 (1, 1)	7.0		26	4	1	1	4	1	0	0	0	0	0	0	0	0	82	1.29	0.714					
Al Osuna, L ERA: 3.68 (8, 1)	0.1		4	1	1	1	0	1	1	0	0	0	0	0	0	3	11	27.00	6.000					
Xavier Hernandez, R ERA: 4.83 (8, 1)	2.2	W	8	0	0	0	1	0	0	0	0	0	0	0	0	21	35	0.00	0.000					

AB	32
R	2
H	5
RBI	2
BB	3
SO	5
LOB	10



Batter	1	2	3	4	5	6	7	8	9	AB R H RBI BB SO LOB	TOP																
Brett Butler, L (1, 8) OBP: 0.391, SLG: 0.370	0-0 SF9 1B		0-0 6-3		0-3 K			0-3 K		4 1 1 0 0 2 1																	
Kevin Bass, S (1, 9) OBP: 0.291, SLG: 0.415	0-0 6-3 1B		0-0 P4			0-0 L3 1B		0-0 P6		4 0 2 0 0 0 0																	
Mike Benjamin, R (8, 6) OBP: 0.258, SLG: 0.448	0-0 6-3 1B		0-0 F7			0-0 L3				0 0 0 0 0 0 0																	
Will Clark, L (1, 3) OBP: 0.353, SLG: 0.436	0-0 6-3 1B		0-0 F7			0-0 L3				4 0 2 0 0 0 1																	
Andres Santana, S (9, PR)	0-0 6-3 1B		0-0 F7			0-0 L3				0 0 0 0 0 0 0																	
Mike Laga, L (9, 3) OBP: 0.167, SLG: 0.294	0-0 6-3 1B		0-0 F7			0-0 L3				0 0 0 0 0 0 0																	
Kevin Mitchell, R (1, 7) OBP: 0.368, SLG: 0.561	0-0 SF9		0-0 F8			0-0 G3				3 0 1 1 0 0 0																	
Kevin Mitchell, R (1, 7) OBP: 0.368, SLG: 0.561	0-0 SF9		0-0 F8			0-0 G3				3 0 1 1 0 0 0																	
Matt Williams, R (1, 5) OBP: 0.321, SLG: 0.491	0-0 6-3 1B		0-0 6-3		0-3 K			0-3 K		3 0 0 0 1 2 2																	
Matt Williams, R (1, 5) OBP: 0.321, SLG: 0.491	0-0 6-3 1B		0-0 6-3		0-3 K			0-3 K		3 0 0 0 1 2 2																	
Gary Carter, R (1, 2) OBP: 0.322, SLG: 0.405	0-3 K		0-3 K		0-3 K			0-0 4-3		4 0 0 0 0 2 5																	
Gary Carter, R (1, 2) OBP: 0.322, SLG: 0.405	0-3 K		0-3 K		0-3 K			0-0 4-3		4 0 0 0 0 2 5																	
Robby Thompson, R (1, 4) OBP: 0.302, SLG: 0.386		0-0 P4			0-0 SH1-3 1B			0-3 K		4 0 1 0 0 1 3																	
Robby Thompson, R (1, 4) OBP: 0.302, SLG: 0.386		0-0 P4			0-0 SH1-3 1B			0-3 K		4 0 1 0 0 1 3																	
Jose Uribe, S (1, 6) OBP: 0.297, SLG: 0.307		0-0 6-3			0-0 SH1-3			0-0 P4		1 0 0 0 0 0 0																	
Jose Uribe, S (1, 6) OBP: 0.297, SLG: 0.307		0-0 6-3			0-0 SH1-3			0-0 P4		1 0 0 0 0 0 0																	
Bill Bathe, R (8, PH) OBP: 0.333, SLG: 0.442		0-0 6-3			0-0 SH1-3			0-0 P4		1 0 0 0 0 0 0																	
Bill Bathe, R (8, PH) OBP: 0.333, SLG: 0.442		0-0 6-3			0-0 SH1-3			0-0 P4		1 0 0 0 0 0 0																	
Mike Kingery, L (8, 9) OBP: 0.326, SLG: 0.331		0-0 6-3			0-0 SH1-3			0-0 P4		0 0 0 0 0 0 0																	
Mike Kingery, L (8, 9) OBP: 0.326, SLG: 0.331		0-0 6-3			0-0 SH1-3			0-0 P4		0 0 0 0 0 0 0																	
Greg Litton, R (9, PH) OBP: 0.275, SLG: 0.302		0-0 6-3			0-0 SH1-3			0-0 P4		1 0 0 0 0 0 3																	
Greg Litton, R (9, PH) OBP: 0.275, SLG: 0.302		0-0 6-3			0-0 SH1-3			0-0 P4		1 0 0 0 0 0 3																	
Don Robinson, R (1, 1) OBP: 0.148, SLG: 0.262		0-0 6-3			0-0 P3			0-0 HR		3 1 1 1 0 0 1																	
Don Robinson, R (1, 1) OBP: 0.148, SLG: 0.262		0-0 6-3			0-0 P3			0-0 HR		3 1 1 1 0 0 1																	
Inning Stats	R: 1 E: 0 K: 1 S: 8	H: 3 LOB: 2 BB: 0 P: 8	R: 0 E: 0 K: 0 S: 3	H: 0 LOB: 0 BB: 0 P: 3	R: 0 E: 0 K: 0 S: 3	H: 0 LOB: 0 BB: 0 P: 3	R: 0 E: 0 K: 2 S: 7	H: 0 LOB: 0 BB: 0 P: 7	R: 0 E: 0 K: 1 S: 6	H: 1 LOB: 1 BB: 0 P: 6	R: 0 E: 0 K: 0 S: 3	H: 1 LOB: 0 BB: 0 P: 3	R: 0 E: 0 K: 2 S: 7	H: 0 LOB: 0 BB: 0 P: 7	R: 1 E: 0 K: 1 S: 6	H: 1 LOB: 0 BB: 0 P: 6	R: 0 E: 0 K: 0 S: 5	H: 2 LOB: 3 BB: 1 P: 9	1B: 6 2B: 2 3B: 0 HR: 1	SF: 1 SAC: 1 DP: 1 HBP: 0	WP: 0 PB: 0 SB: 0 CS: 0	PA: 35					
PITCHER	IP WLS BF H R ER SO BB IBB HBP BLK WP HR S P ERA WHIP																										
Jim Deshaies, L (1, 1) ERA: 4.06	7.0		25	5	1	1	6	0	0	0	0	0	0	37	37	1.29	0.714										
Al Osuna, L (8, 1) ERA: 4.32	1.0		5	2	1	1	1	0	0	0	0	0	1	7	7	9.00	2.000										
Jim Clancy, R (9, 1) ERA: 6.98	0.2		4	1	0	0	0	0	1	0	0	0	0	3	7	0.00	1.500										
Juan Agosto, L (9, 1) ERA: 4.07	0.1	W	1	0	0	0	0	0	0	0	0	0	0	1	1	0.00	0.000										

San Francisco Giants @ Houston Astros
 Astrodome, Houston, TX
 Sun Sep 16 1990, 4:33 AM EDT
 Att. 9,937 - Dome

AB	32
R	2
H	8
RBI	2
BB	1
SO	7
LOB	16



BOTTOM

San Francisco Giants @ Houston Astros
Astrodome, Houston, TX
Sun Sep 16 1990, 4:33 AM EDT
Att. 9,937 - Dome

livebaseballscorecards.com

AB	33
R	3
H	10
RBI	3
BB	3
SO	5
LOB	15



WP:	0	PA:	38
PB:	0	SB:	1
CS:	1		

AB R H RBI BB SO LOB

4	0	0	0	0	2	2
0	0	0	0	0	0	0
1	0	1	1	0	0	0
4	1	2	0	0	0	0
4	0	1	0	0	0	2
4	0	2	1	0	1	2
0	0	0	0	0	0	0
3	1	0	0	1	1	2
3	0	1	0	0	0	0
1	1	1	0	0	0	0
3	0	2	1	0	0	0
3	0	0	0	0	1	3
0	0	0	0	0	0	0
0	0	0	0	0	0	0
0	0	0	0	1	0	0
2	0	0	0	0	0	1
1	0	0	0	1	0	3

Batter	1	2	3	4	5	6	7	8	9
Eric Yelding, R (1, 6) OBP: 0.303, SLG: 0.302	0-0 6-3		0-0 F3		0-3 K2-3		0-3 K		0-0 1B
Mark Davidson, R (9, 7) Glenn Davis, R (9, PH) OBP: 0.347, SLG: 0.557									1-2 2-3 3-H
Casey Candaele, S (1, 4) OBP: 0.378, SLG: 0.420	0-0 4-3 1B 2B		0-0 1B			0-0 F5		0-0 P5	
Karl Rhodes, L (1, 8) OBP: 0.360, SLG: 0.415	0-0 4-3		0-0 F7			0-0 F8		0-0 CS 1B	
Franklin Stubbs, L (1, 7) OBP: 0.330, SLG: 0.452	0-0 2-3		0-3 K			0-0 1B		0-0 P3	
Juan Agosto, L (9, 1)	3-H 1B								
Ken Caminiti, S (1, 5) OBP: 0.307, SLG: 0.308	0-3 K			0-0 F7		0-0 F8		0-0 CS	4-0 1B BB
Eric Anthony, L (1, 9) OBP: 0.275, SLG: 0.361		0-0 4-3		0-0 F9			0-0 SH3-4 1B		0-0 1B 1B
Gerald Young, S (7, PR) OBP: 0.257, SLG: 0.248									1-2 1B
Craig Biggio, R (1, 2) OBP: 0.347, SLG: 0.350		0-0 1B		0-0 6-3			0-0 SH3-4		0-0 1B 1B
Ken Oberkfell, L (1, 3) OBP: 0.281, SLG: 0.280									1-3 2-H
Al Osuna, R (8, 1)		0-0 F9			0-3 K		0-0 F9		4-0 1B IBB
Jim Clancy, R (9, 1) OBP: 0.214, SLG: 0.214									
Luis Gonzalez, L (9, 3) OBP: 0.333, SLG: 0.143									
Jim Deshaies, L (1, 1) OBP: 0.093, SLG: 0.075		0-0 5-3			0-0 1-3		4-0 IBB		0-0 F8
Rafael Ramirez, R (7, PH) OBP: 0.297, SLG: 0.333									

Inning Stats	R: 1 E: 0 K: 1 S: 7	H: 2 LOB: 1 BB: 0 P: 7	R: 0 E: 0 K: 0 S: 4	H: 1 LOB: 1 BB: 0 P: 4	R: 0 E: 0 K: 1 S: 6	H: 1 LOB: 1 BB: 0 P: 6	R: 0 E: 0 K: 0 S: 3	H: 0 LOB: 0 BB: 0 P: 3	R: 0 E: 0 K: 2 S: 7	H: 0 LOB: 0 BB: 0 P: 7	R: 0 E: 0 K: 1 S: 4	H: 1 LOB: 1 BB: 0 P: 4	R: 0 E: 0 K: 1 S: 6	H: 1 LOB: 2 BB: 1 P: 10	R: 0 E: 0 K: 0 S: 3	H: 1 LOB: 0 BB: 0 P: 3	R: 2 E: 0 K: 0 S: 4	H: 3 LOB: 3 BB: 2 P: 12	1B: 9 2B: 1 3B: 0 HR: 0	SF: 0 SAC: 1 DP: 0 HBP: 0
--------------	------------------------------	---------------------------------	------------------------------	---------------------------------	------------------------------	---------------------------------	------------------------------	---------------------------------	------------------------------	---------------------------------	------------------------------	---------------------------------	------------------------------	----------------------------------	------------------------------	---------------------------------	------------------------------	----------------------------------	----------------------------------	------------------------------------

PITCHER Don Robinson, R (1, 1) ERA: 3.85	IP 8.1	WLS L	BF 37	H 10	R 3	ER 3	SO 5	BB 1	IBB 2	HBP 0	BLK 0	WP 0	HR 0	S 44	P 56	ERA 3.24	WHIP 1.320
--	-----------	----------	----------	---------	--------	---------	---------	---------	----------	----------	----------	---------	---------	---------	---------	-------------	---------------

Batter	1	2	3	4	5	6	7	8	9	AB R H RBI BB SO LOB	TOP									
Brett Butler, L (1, 8) OBP: 0.388, SLG: 0.367	1-3 K		0-0 1-3			1-3 K			0-3 K	4 0 0 0 0 3 0	San Francisco Giants @ Cincinnati Reds Riverfront Stadium, Cincinnati, OH Mon Sep 17 1990, 7:05 PM EDT Att: 24,872 - Unknown livebaseballscorecards.com									
Kevin Bass, S (1, 9) OBP: 0.295, SLG: 0.423	1-1 4-3 2B		1-2 F8			3-1 F8			1-1 1B	4 0 2 0 0 0 0										
Will Clark, L (1, 3) OBP: 0.351, SLG: 0.432	2-1 4-3 2-3			0-0 L9		1-3 K			0-0 F9	4 0 0 0 0 1 2										
Kevin Mitchell, R (1, 7) OBP: 0.367, SLG: 0.557	4-2 BB			2-3 K			1-2 6-3		1-3 K	3 0 0 0 1 2 1										
Matt Williams, R (1, 5) OBP: 0.319, SLG: 0.488	0-3 K			2-3 K			1-3 K			3 0 0 0 0 3 2										
Terry Kennedy, L (1, 2) OBP: 0.344, SLG: 0.371		1-0 F9			0-0 4-3				0-1 4-3	3 0 0 0 0 0 0										
Mark Dewey, R (7, 1)										0 0 0 0 0 0 0										
Robby Thompson, R (1, 4) OBP: 0.300, SLG: 0.384		2-1 F8			1-0 5-3				2-2 4-3	3 0 0 0 0 0 0										
Jose Uribe, S (1, 6) OBP: 0.298, SLG: 0.306			3-3 K		4-1 BB				1-3 K	1 0 0 0 1 1 0										
Ernest Riles, L (8, PH) OBP: 0.323, SLG: 0.390										1 0 0 0 0 1 0										
Scott Garrelts, R (1, 1) OBP: 0.088, SLG: 0.076			1-1 L1			2-3 K			1-1 F9	1 0 0 0 0 0 0										
Randy O'Neal, R (3, 1) OBP: 0.167, SLG: 0.167										0 0 0 0 0 0 0										
Mark Leonard, L (5, PH)										1 0 0 0 0 1 1										
Rick Reuschel, R (5, 1) OBP: 0.174, SLG: 0.217										0 0 0 0 0 0 0										
Gary Carter, R (7, 2) OBP: 0.321, SLG: 0.403										1 0 0 0 0 0 0										
Inning Stats	R: 0 E: 0 K: 2 S: 14	H: 1 LOB: 2 BB: 1 P: 22	R: 0 E: 0 K: 1 S: 6	H: 0 LOB: 0 BB: 0 P: 12	R: 0 E: 0 K: 0 S: 7	H: 0 LOB: 0 BB: 0 P: 9	R: 0 E: 0 K: 2 S: 8	H: 0 LOB: 0 BB: 0 P: 12	R: 0 E: 0 K: 1 S: 6	H: 0 LOB: 1 BB: 1 P: 13	R: 0 E: 0 K: 1 S: 8	H: 0 LOB: 0 BB: 0 P: 13	R: 0 E: 0 K: 1 S: 9	H: 0 LOB: 0 BB: 0 P: 13	R: 0 E: 0 K: 2 S: 10	H: 1 LOB: 1 BB: 0 P: 12	1B: 1 2B: 1 3B: 0 HR: 0	SF: 0 SAC: 0 DP: 0 HBP: 0	WP: 0 PB: 0 SB: 0 CS: 0	PA: 31
PITCHER Jose Rijo, R (1, 1) ERA: 2.84	IP: 9.0 WLS: W BF: 31 H: 2 R: 0 ER: 0 SO: 12 BB: 2 IBB: 0 HBP: 0 BLK: 0 WP: 0 HR: 0 S: 76 P: 116 ERA: 0.00 WHIP: 0.444																			



Batter	1	2	3	4	5	6	7	8	9	AB	R	H	RBI	BB	SO	LOB
Barry Larkin, R OBP: 0.354, SLG: 0.393 (1, 6)	2-2 F9	2-0 G3-2	3-3 K			2-1 1B	3-2 F8			5	0	1	0	0	1	8
Hal Morris, L OBP: 0.392, SLG: 0.530 (1, 3)	1-2 BB 1B	0-1 1B		4-0 BB		0-3 K		1-2 1B		4	0	3	2	1	1	1
Bill Doran, S OBP: 0.423, SLG: 0.452 (1, 4)	0-0 1B	0-0 G3		0-1 BB		1-0 F8		0-1 FC3-6		5	0	1	0	0	0	4
Eric Davis, R OBP: 0.334, SLG: 0.468 (1, 7)	4-0 BB		4-0 HR	0-0 5-3		0-1 F8		2-3 K		3	1	0	0	2	1	2
Paul O'Neill, L OBP: 0.340, SLG: 0.431 (1, 9)	0-0 P5		1-1 HR		1-1 F7		0-3 K	4-0 IBB		4	1	1	2	1	1	3
Luis Quinones, S OBP: 0.308, SLG: 0.331 (1, 5)	0-0 F9		2-2 SH1-3 1B		1-0 F9		2-2 1B 4-3	0-0 4-3		5	0	2	0	0	0	5
Jeff Reed, L OBP: 0.341, SLG: 0.374 (1, 2)		3-1 SH G3-2 2B	2-1 L7		0-1 2B		0-0 4-3			4	0	2	0	0	0	2
Billy Hatcher, R OBP: 0.331, SLG: 0.395 (1, 8)		4-2 G3-2 SH 1B BB	1-0 SH1-3 1B		4-0 IBB		0-0 BB 1B			2	1	2	0	2	0	0
Jose Rijo, R OBP: 0.179, SLG: 0.182 (1, 1)		0-0 SH G3-2 1B	0-0 SH1-3		0-3 K		4-0 BB			1	1	0	0	1	1	2

Inning Stats	R: 0	H: 2	E: 0	K: 0	S: 9	R: 2	H: 2	E: 0	K: 0	S: 9	R: 2	H: 3	E: 0	K: 1	S: 15	R: 0	H: 1	E: 0	K: 1	S: 8	R: 0	H: 1	E: 0	K: 1	S: 8	R: 0	H: 2	E: 0	K: 1	S: 11	R: 0	H: 1	E: 0	K: 1	S: 10
		LOB: 3		BB: 1	P: 16		LOB: 1		BB: 1	P: 18		LOB: 2		BB: 1	P: 28		LOB: 2		BB: 1	P: 14		LOB: 3		LOB: 2		LOB: 3		LOB: 2		LOB: 2		LOB: 1		LOB: 1	

PITCHER	IP	WLS	BF	H	R	ER	SO	BB	IBB	HBP	BLK	WP	HR	S	P	ERA	WHIP
Scott Garrelts, R ERA: 4.15 (1, 1)	2.0	L	14	5	4	4	0	3	0	0	0	0	1	20	41	18.00	4.000
Randy O'Neal, R ERA: 3.32 (3, 1)	2.0		8	2	0	0	1	1	0	0	0	0	0	16	28	0.00	1.500
Rick Reuschel, R ERA: 4.38 (5, 1)	2.0		9	2	0	0	2	0	1	0	0	0	0	16	25	0.00	1.000
Mark Dewey, R ERA: 1.88 (7, 1)	2.0		11	3	0	0	2	1	1	0	0	0	0	21	37	0.00	2.000

BOTTOM

San Francisco Giants @ Cincinnati Reds
 Riverfront Stadium, Cincinnati, OH
 Mon Sep 17 1990, 7:05 PM EDT
 Att. 24,872 - Unknown

AB	33
R	4
H	12
RBI	4
BB	7
SO	5
LOB	27



WP	HR	S	P	ERA	WHIP
0	0	0	0	0.00	1.500

San Francisco Giants @ Cincinnati Reds

Riverfront Stadium, Cincinnati, OH

Tue Sep 18 1990, 3:33 AM EDT
Att. 26,142 - Overcast - 65 F

livebaseballscorecards.com

AB	34
R	5
H	8
RBI	5
BB	5
SO	6
LOB	17



WP	1	PA	41
PB	0		
SB	0		
CS	0		

AB R H RBI BB SO LOB

3	2	1	0	2	1	0
3	0	0	0	0	0	2
0	0	0	0	0	0	0
0	0	0	0	0	0	0
4	2	3	3	1	0	0
5	1	2	2	0	0	4
4	0	0	0	1	0	2
4	0	1	0	0	1	1
4	0	1	0	0	1	4
3	0	0	0	1	0	1
4	0	0	0	0	3	3
0	0	0	0	0	0	0

Batter	1	2	3	4	5	6	7	8	9
Brett Butler, L (1, 8) OBP: 0.390, SLG: 0.367	0-0 F7	4-0 BB			3-2 HR 1B		2-3 K		4-2 WP FC8-5 HBP BB
Kevin Bass, S (1, 9) OBP: 0.298, SLG: 0.416	1-0 P5	1-0 4-3			0-2 P6		2-1 1B HBP		3-1 FC8-5 WP 1-2 HBP
Andres Santana, S (9, PR)									
Mike Kingery, L (9, 9) OBP: 0.326, SLG: 0.331									
Will Clark, L (1, 3) OBP: 0.355, SLG: 0.446	1-2 HR		1-1 3-1		1-0 HR 1-H		1-0 1-2 G5-4-3 1B		4-0 FC8-5 1-2 2-3 BB
Kevin Mitchell, R (1, 7) OBP: 0.367, SLG: 0.564	0-2 1B 2B		1-1 HR		2-2 F9		2-1 G5-4-3 1-2f		2-0 FC8-5 1-2 2-3f 3-H G5-4-3
Matt Williams, R (1, 5) OBP: 0.318, SLG: 0.485	4-0 1B IBB		1-2 6-3		0-1 F4			1-0 E6 6-3	1-1 G5-4-3 1-2f
Steve Decker, R (1, 2) OBP: 0.250, SLG: 0.250	1-1 1-2 2-3 1B		0-1 F8			3-1 F7		2-3 K	
Robby Thompson, R (1, 4) OBP: 0.300, SLG: 0.385	1-3 K			0-0 F9		2-2 2B		1-0 6-3	
Mike Benjamin, R (1, 6) OBP: 0.257, SLG: 0.406		0-0 L7		1-2 P4		0-0 5-3		4-0 IBB	
John Burkett, R (1, 1) OBP: 0.127, SLG: 0.052									
Steve Bedrosian, R (9, 1) OBP: 0.500, SLG: 0.500					0-2 5-3		2-3 K		1-3 K

Inning Stats	R	H	E	K	S	R	H	E	K	S	R	H	E	K	S	R	H	E	K	S	R	H	E	K	S	R	H	E	K	S	R	H	E	K	S	R	H	E	K	S	R	H	E	K	S	1B	2B	3B	HR	SF	SAC	DP	HBP
	1	3	0	1	13	0	0	0	0	5	1	1	0	0	9	2	2	0	0	18	0	1	0	1	18	0	1	0	1	15	0	0	1	2	17	1	0	0	0	20	3	2	0	3	0	0	2	2					

PITCHER	IP	WLS	BF	H	R	ER	SO	BB	IBB	HBP	BLK	WP	HR	S	P	ERA	WHIP
Tom Browning, L (1, 1) ERA: 3.8	5.1	L	25	7	4	4	2	1	1	0	0	0	3	53	82	6.75	1.500
Tim Lavyana, R (6, 1) ERA: 3.8	0.2		2	0	0	0	1	0	0	0	0	0	0	5	7	0.00	0.000
Rosario Rodriguez, L (7, 1) ERA: 5.79	0.1		3	1	0	0	1	0	0	1	0	0	0	6	11	0.00	3.000
Jack Armstrong, R (7, 1) ERA: 3.48	1.2		6	0	0	0	2	0	1	0	0	0	0	10	21	0.00	0.000
Gino Minutelli, L (9, 1) ERA:	0.0		3	0	1	1	0	2	0	1	0	1	0	3	14	∞	∞

PITCHER	IP	WLS	BF	H	R	ER	SO	BB	IBB	HBP	BLK	WP	HR	S	P	ERA	WHIP
Keith Brown, R (9, 1) ERA: 4.91	1.0		2	0	0	0	0	0	0	0	0	0	0	3	6	0.00	0.000

BOTTOM

San Francisco Giants @ Cincinnati Reds
Riverfront Stadium, Cincinnati, OH

livebaseballscorecards.com

AB	35
R	3
H	8
RBI	3
BB	0
SO	2
LOB	10



WP:	0	PA:	35
PB:	0		
SB:	0		
CS:	0		

Tue Sep 18 1990, 3:33 AM EDT
Att. 26,142 - Overcast - 65 F

AB R H RBI BB SO LOB

4 0 0 0 0 0 0

4 2 2 0 0 0 0

4 0 1 0 0 0 2

4 0 1 0 0 0 2

4 1 2 2 0 0 1

2 0 0 0 0 1 1

2 0 1 0 0 0 1

4 0 1 1 0 1 1

2 0 0 0 0 0 0
1 0 0 0 0 0 0
0 0 0 0 0 0 0
0 0 0 0 0 0 0
1 0 0 0 0 0 0
0 0 0 0 0 0 0
0 0 0 0 0 0 0

1B: 6 SF: 0
2B: 2 SAC: 0
3B: 0 DP: 0
HR: 0 HBP: 0

Batter	1	2	3	4	5	6	7	8	9
Billy Hatcher, R OBP: 0.329, SLG: 0.391 (1, 7) B C B X (5, 8)	2-1 5-3 ①		3-2 6-3 ③			1-2 F8 ①		2-2 F8 ③	
Hal Morris, L OBP: 0.394, SLG: 0.534 (1, 3) B X	1-0 4-3 ②			2-2 1B FC6-4 1B		0-1 4-3 ②		3-2 1B 2B	
Bill Doran, S OBP: 0.421, SLG: 0.450 (1, 4) C X	0-1 FC4-6 1B			0-0 F8 ①		0-0 G3 ③		1-1 F7 ①	
Paul O'Neill, L OBP: 0.340, SLG: 0.430 (1, 9) B F X	1-1 FC4-6 ③ 1-2f			3-2 1-3 1B FC6-4			3-2 4-3 ①	3-2 F9 ②	
Chris Sabo, R OBP: 0.347, SLG: 0.488 (1, 5) F B X		1-1 F8 ①		1-0 FC6-4 ② 1-2f 3-H			1-0 F9 2B	1-2 1B 1B 2-H	
Herm Winningham, L OBP: 0.314, SLG: 0.429 (1, 8) Glenn Braggs, R OBP: 0.380, SLG: 0.411 (5, 7) C B B C X		1-2 P2 ②		1-3 K ③			2-2 F9 ② 2-3	2-1 1B 1B 1-2	
Mariano Duncan, R OBP: 0.343, SLG: 0.473 (1, 6) C B B C X		2-3 K ③			0-0 F7 ①		1-1 F7 ③	0-1 1B 1-2 2-H	
Joe Oliver, R OBP: 0.310, SLG: 0.374 (1, 2) Ron Oester, S OBP: 0.315, SLG: 0.355 (8, PH) Alex Trevino, R OBP: 0.290, SLG: 0.321 (9, 2) Eric Davis, R OBP: 0.333, SLG: 0.467 (9, PH)			1-2 6-3 ①			2-2 L3 ②		1-2 L6 ①	2-0 F8 ③
Tom Browning, L OBP: 0.128, SLG: 0.129 (6, 1) Tim Laryns, R (7, 1) Rosario Rodriguez, R (7, 1) Jack Armstrong, R OBP: 0.143, SLG: 0.106 (8, PH) Luis Quiñones, S OBP: 0.306, SLG: 0.328 (9, 1) Gino Minutelli, L (9, 1) Keith Brown, S (9, 1)			2-1 6-3 ②			2-2 5-3 ③		1-0 4-3 ②	

Inning Stats	R: 0	H: 1	E: 0	LOB: 1	K: 0	BB: 0	S: 7	R: 0	H: 0	E: 0	LOB: 0	K: 1	BB: 0	S: 9	R: 0	H: 0	E: 0	LOB: 0	K: 0	BB: 0	S: 11	R: 1	H: 2	E: 0	LOB: 1	K: 1	BB: 0	S: 14	R: 0	H: 0	E: 0	LOB: 0	K: 0	BB: 0	S: 7	R: 0	H: 0	E: 0	LOB: 0	K: 0	BB: 0	S: 6	R: 0	H: 1	E: 0	LOB: 1	K: 0	BB: 0	S: 9	R: 0	H: 0	E: 0	LOB: 0	K: 0	BB: 0	S: 7	R: 2	H: 4	E: 0	LOB: 2	K: 0	BB: 0	S: 18	1B: 6	SF: 0	2B: 2	SAC: 0	3B: 0	DP: 0	HR: 0	HBP: 0	WP: 0	PA: 35
--------------	------	------	------	--------	------	-------	------	------	------	------	--------	------	-------	------	------	------	------	--------	------	-------	-------	------	------	------	--------	------	-------	-------	------	------	------	--------	------	-------	------	------	------	------	--------	------	-------	------	------	------	------	--------	------	-------	------	------	------	------	--------	------	-------	------	------	------	------	--------	------	-------	-------	-------	-------	-------	--------	-------	-------	-------	--------	-------	--------

PITCHER	IP	WLS	BF	H	R	ER	SO	BB	IBB	HBP	BLK	WP	HR	S	P	ERA	WHIP
John Burkett, R ERA: 3.55 (1, 1)	8.2	W	33	7	3	3	2	0	0	0	0	0	0	85	132	3.12	0.808
Steve Bedrosian, R ERA: 4.48 (9, 1)	0.1	S	2	1	0	0	0	0	0	0	0	0	0	3	5	0.00	3.000

Batter	1	2	3	4	5	6	7	8	9	AB R H RBI BB SO LOB	TOP									
Brett Butler, L (1, 8) OBP: 0.392, SLG: 0.370	0-0 S 1B		0-0 G4-6-3 1B		0-0 F8			0-0 BB 1B		4 0 3 0 0 0 0										
Kevin Bass, S (1, 9) OBP: 0.297, SLG: 0.412	0-3 K		0-0 G4-6-3 1-2f			0-0 6-3		0-0 BB 1B		4 0 1 0 0 1 2										
Will Clark, L (1, 3) OBP: 0.354, SLG: 0.443	0-0 L7 1-2		0-0 4-3			0-0 L8		4-0 BB BB BB		3 0 0 0 1 0 1										
Kevin Mitchell, R (1, 7) OBP: 0.364, SLG: 0.559	0-0 F9			0-3 K		0-0 4-3		0-0 BB P3		4 0 0 0 0 1 4										
Matt Williams, R (1, 5) OBP: 0.316, SLG: 0.482		0-0 6-3		0-0 F9		0-0 F8		0-0 5-3		4 0 0 0 0 0 0										
Steve Decker, R (1, 2) OBP: 0.500, SLG: 1.000		0-0 2B		0-0 HR		0-0 5-3		0-0 1B 1B		4 1 3 1 0 0 0										
Robby Thompson, R (1, 4) OBP: 0.300, SLG: 0.383		4-0 BB BB BB		0-0 5-3		0-3 K		0-0 F9		2 0 0 0 1 1 0										
Trevor Wilson, L (7, 1) OBP: 0.167, SLG: 0.138										0 0 0 0 0 0 0										
Andres Santana, S (8, 6)										0 0 0 0 0 0 0										
Ernest Riles, L (9, PH) OBP: 0.321, SLG: 0.387										1 0 0 0 0 0 1										
Mike Benjamin, R (1, 6) OBP: 0.243, SLG: 0.382		0-0 P1			0-0 F7			0-3 K		2 0 0 0 0 0 2										
Bill Bathe, R (8, PH) OBP: 0.327, SLG: 0.432										1 0 0 0 0 1 0										
Paul McClellan, R (8, 1) OBP: 0.500, SLG: 0.500										0 0 0 0 0 0 0										
Mike Kingery, L (9, PH) OBP: 0.330, SLG: 0.335								1-2 1B		1 0 1 0 0 0 0										
Kelly Downs, R (1, 1)		0-3 K			0-0 1-3			0-3 K		2 0 0 0 0 1 2										
Greg Litton, R (7, 4) OBP: 0.272, SLG: 0.298								0-3 K		2 0 0 0 0 2 2										
Inning Stats	R: 0 E: 0 K: 1 S: 6	H: 1 LOB: 1 BB: 0 P: 6	R: 0 E: 0 K: 1 S: 6	H: 1 LOB: 2 BB: 1 P: 10	R: 0 E: 0 K: 0 S: 3	H: 1 LOB: 0 BB: 0 P: 3	R: 1 E: 0 K: 1 S: 6	H: 1 LOB: 0 BB: 0 P: 6	R: 0 E: 0 K: 0 S: 3	H: 0 LOB: 0 BB: 0 P: 3	R: 0 E: 0 K: 1 S: 5	H: 0 LOB: 0 BB: 0 P: 5	R: 0 E: 0 K: 2 S: 9	H: 2 LOB: 3 BB: 1 P: 13	R: 0 E: 0 K: 1 S: 7	H: 2 LOB: 2 BB: 0 P: 7	1B: 6 2B: 1 3B: 0 HR: 1	SF: 0 SAC: 0 DP: 1 HBP: 0	WP: 0 PB: 0 SB: 1 CS: 0	PA: 36
PITCHER	IP WLS BF H R ER SO BB IBB HBP BLK WP HR S P ERA WHIP																			
Tom Glavine, L (1, 1) ERA: 4.38	7.2 W 30 6 1 1 6 2 0 0 0 0 0 1 40 48 1.17 1.043																			
Mark Grant, R (8, 1) ERA: 5.29	1.1 S 6 2 0 0 1 0 0 0 0 0 0 0 8 8 0.00 1.500																			

San Francisco Giants @ Atlanta Braves
Atlanta-Fulton County Stadium, Atlanta, GA

Wed Sep 19 1990, 7:05 PM EDT
Att: 3,715 - Unknown - 82 F

livebaseballscorecards.com

AB 34
R 1
H 8
RBI 1
BB 2
SO 7
LOB 14



Batter	1	2	3	4	5	6	7	8	9	AB R H RBI BB SO LOB
Lonnie Smith, R OBP: 0.383, SLG: 0.457 (1, 7)	0-1 F9	3-1 F9		3-2 G6-3		0-1 L3			0-0 P4	5 0 0 0 0 0 3
Ron Gant, R OBP: 0.346, SLG: 0.526 (1, 8)	1-0 G1-3	3-1 1B			1-3 K		2-0 F9		2-2 P5	5 0 1 1 0 1 0
David Justice, L OBP: 0.362, SLG: 0.542 (1, 9)	4-0 BB 1B BB	2-2 P5			1-2 G4-3		4-2 BB			2 1 0 0 2 0 1
Jim Presley, R OBP: 0.283, SLG: 0.418 (1, 5)	2-0 BB 1B		3-3 K		1-1 F8		1-0 P6			4 0 1 0 0 1 1
Francisco Cabrera, R OBP: 0.298, SLG: 0.476 (1, 3)	4-2 BB BB		1-0 E7		0-1 F7		1-3 K			3 0 0 0 1 1 1
Jeff Blausler, R OBP: 0.339, SLG: 0.407 (1, 6)	4-0 BB		1-0 FC5-4		1-2 F8 1B 1B		0-0 F7			3 1 1 1 1 0 1
Greg Olson, R OBP: 0.332, SLG: 0.382 (1, 2)	1-3 K		0-0 F9		0-0 1B 1B		0-0 L7			4 0 1 0 0 1 4
Mark Lemke, S Kent Mercker, L (9, 1)		1-1 E6		0-0 L5		1-2 F8		1-1 G4-3		4 1 0 0 0 0 2 0 0 0 0 0 0 0
29 John Smoltz, R Tommy Gregg, L (6, PH) Tony Castillo, L Jeff Parrett, R Jeff Treadway, L		0-0 SH5-4		2-2 G5-3		0-0 1B		3-2 P4		1 0 0 0 0 0 0 1 0 1 1 0 0 0 0 0 0 0 0 0 0 0 0 0 0 0 0 0 1 0 0 0 0 0 0

Inning Stats	R: 1 E: 0 K: 1 S: 12	H: 1 LOB: 3 BB: 3 P: 28	R: 1 E: 1 K: 0 S: 10	H: 1 LOB: 1 BB: 0 P: 19	R: 0 E: 1 K: 1 S: 6	H: 0 LOB: 1 BB: 0 P: 11	R: 0 E: 0 K: 0 S: 7	H: 0 LOB: 0 BB: 0 P: 12	R: 0 E: 0 K: 1 S: 9	H: 0 LOB: 0 BB: 0 P: 12	R: 1 E: 0 K: 0 S: 12	H: 3 LOB: 2 BB: 0 P: 14	R: 0 E: 0 K: 1 S: 7	H: 0 LOB: 1 BB: 1 P: 15	R: 0 E: 0 K: 0 S: 4	H: 0 LOB: 0 BB: 0 P: 5	R: 0 E: 0 K: 0 S: 10	H: 0 LOB: 0 BB: 0 P: 15	1B: 5 2B: 0 3B: 0 HR: 0	SF: 0 SAC: 1 DP: 0 HBP: 0	WP: 0 PB: 0 SB: 1 CS: 0	PA: 38
--------------	-------------------------------	----------------------------------	-------------------------------	----------------------------------	------------------------------	----------------------------------	------------------------------	----------------------------------	------------------------------	----------------------------------	-------------------------------	----------------------------------	------------------------------	----------------------------------	------------------------------	---------------------------------	-------------------------------	----------------------------------	----------------------------------	------------------------------------	----------------------------------	--------

PITCHER	IP	WLS	BF	H	R	ER	SO	BB	IBB	HBP	BLK	WP	HR	S	P	ERA	WHIP
Eric Gunderson, L ERA: 5.49 (1, 1)	5.0	W	22	2	2	1	3	3	0	0	0	0	0	44	82	1.80	1.000
Rick Reuschel, R ERA: 4.27 (6, 1)	4.0	S	16	3	1	1	1	1	0	0	0	0	0	33	49	2.25	1.000


BOTTOM

San Francisco Giants @ Atlanta Braves
Atlanta-Fulton County Stadium, Atlanta, GA

Thu Sep 20 1990, 7:05 PM EDT
Att: 3,790 - Sunny

AB	33
R	3
H	5
RBI	3
BB	4
SO	4
LOB	13

livebaseballscorecards.com



Batter	1	2	3	4	5	6	7	8	9	AB R H RBI BB SO LOB	TOP	
Brett Butler, L (1, 8) OBP: 0.393, SLG: 0.375 Mark Leonard, L (5, 9) OBP: 0.235, SLG: 0.286	3-2 G6-3 SF8 2B		3-2 F7 1B		2-2 F7		2-0 HR		2-3 K	3 1 2 0 0 0 0 2 1 1 1 0 1 1		
Mike Kingery, L (1, 9) OBP: 0.325, SLG: 0.335 (5, 8)	2-0 G6-3 2-3		0-0 1B		1-2 L4		0-0 F7			4 0 1 0 0 0 1		
Will Clark, L (1, 3) OBP: 0.354, SLG: 0.443 Rafael Nova, L (5, 1) OBP: 0.250, SLG: 0.250 Rick Parker, R (6, 6) OBP: 0.306, SLG: 0.347 (8, 7)	1-2 SF8 3-H		3-2 F7 2-3		0-0 1B		0-3 K			2 0 1 1 0 0 2 0 0 0 0 0 0 0 1 0 0 0 0 1 0		
Kevin Mitchell, R (1, 7) OBP: 0.366, SLG: 0.555 Andres Santana, S (8, PR) (8, 6)	2-3 K		1-1 G5-3		1-1 F9			4-2 L6-3 BB		3 0 0 0 1 1 3 0 0 0 0 0 0 0		
Matt Williams, R (1, 5) OBP: 0.317, SLG: 0.480		1-1 F8		3-3 K		1-0 F8		0-0 L6-3 1-2		4 0 0 0 0 1 1		
Ernest Riles, L (1, 4) OBP: 0.320, SLG: 0.382		2-2 L7		0-0 G4-3		1-1 E 1B		3-1 F8		4 0 1 0 0 0 1		
Steve Decker, R (1, 2) OBP: 0.438, SLG: 0.938		1-1 HR		1-1 1B 1B		0-1 E5 G6-3 1-3			1-2 P6	4 1 2 1 0 0 1	AB 34 R 3 H 9 RBI 3 BB 2 SO 6 LOB 15	
Jose Uribe, S (1, 6) OBP: 0.300, SLG: 0.306 Paul McClellan, R (6, 1) OBP: 0.500, SLG: 0.500 Kevin Bass, S (9, PH) OBP: 0.301, SLG: 0.412		0-3 K		0-0 1B		1-1 G6-3 1-2f			4-2 BB	3 0 1 0 0 1 2 0 0 0 0 0 0 0 0 0 0 0 1 0 0		
Don Robinson, R (1, 1) OBP: 0.143, SLG: 0.254 Randy O'Neal, R (4, 1) OBP: 0.167, SLG: 0.167 Mike Laga, L (5, 3) OBP: 0.190, SLG: 0.450			0-0 G5-3		1-3 K		1-0 P5		0-0 P6	2 0 0 0 0 1 2 0 0 0 0 0 0 0 2 0 0 0 0 0 1		
Inning Stats	R: 1 H: 1 E: 0 LOB: 0 K: 1 BB: 0 S: 11 P: 19	R: 1 H: 1 E: 0 LOB: 0 K: 1 BB: 0 S: 11 P: 15	R: 0 H: 2 E: 0 LOB: 2 K: 0 BB: 0 S: 10 P: 17	R: 0 H: 2 E: 0 LOB: 2 K: 2 BB: 0 S: 11 P: 16	R: 0 H: 1 E: 0 LOB: 1 K: 0 BB: 0 S: 9 P: 13	R: 0 H: 1 E: 1 LOB: 1 K: 0 BB: 0 S: 7 P: 10	R: 1 H: 1 E: 0 LOB: 0 K: 1 BB: 0 S: 6 P: 9	R: 0 H: 0 E: 0 LOB: 1 K: 0 BB: 1 S: 5 P: 12	R: 0 H: 0 E: 0 LOB: 1 K: 1 BB: 1 S: 10 P: 17	1B: 6 SF: 1 2B: 2 SAC: 0 3B: 0 DP: 2 HR: 2 HBP: 0	WP: 0 PA: 37 PB: 0 SB: 0 CS: 0	
PITCHER Mike Morgan, R (1, 1) ERA: 3.54 John Wetteland, R (9, 1) ERA: 5.77	IP WLS BF H R ER SO BB IBB HBP BLK WP HR S P ERA WHIP 8.0 W 33 9 3 3 5 1 0 0 0 0 2 70 111 3.38 1.250 1.0 4 0 0 0 1 1 0 0 0 0 0 10 17 0.00 1.000											PITCHER IP WLS BF H R ER SO BB IBB HBP BLK WP HR S P ERA WHIP

San Francisco Giants @ Los Angeles Dodgers
 Dodger Stadium, Los Angeles, CA
 Fri Sep 21 1990, 7:05 PM PDT
 Att: 45,845 - Unknown

livebaseballscorecards.com

Batter	1	2	3	4	5	6	7	8	9	AB R H RBI BB SO LOB	TOP											
Brett Butler, L (1, 8) OBP: 0.393, SLG: 0.375	0-0 B3		1-3 K			0-1 P6		1-1 FC3-8 1B		4 0 1 0 0 1 0	San Francisco Giants @ Los Angeles Dodgers Dodger Stadium, Los Angeles, CA Sat Sep 22 1990, 7:05 PM PDT Att: 45,755 - Unknown											
Greg Litton, R (1, 4) OBP: 0.275, SLG: 0.298	0-1 G5-3 1B			0-0 F7		3-1 1B		0-1 FC3-6		4 0 2 0 0 0 2												
Will Clark, L (1, 3) OBP: 0.352, SLG: 0.441	2-2 G5-3			2-3 K		0-0 F9		1-2 SF7		3 0 0 1 0 1 2												
Kevin Mitchell, R (1, 7) OBP: 0.363, SLG: 0.550	1-2 F8			0-1 F8			3-2 P3	2-2 L8		4 0 0 0 0 0 2												
Matt Williams, R (1, 5) OBP: 0.318, SLG: 0.487		1-2 G6-3		0-1 G6-3			1-2 HR		1-1 WP G4-3 2B	4 2 2 1 0 0 0												
Kevin Bass, S (1, 9) OBP: 0.299, SLG: 0.409		1-0 F8		2-3 K			2-1 1B		0-0 P6	4 0 1 0 0 1 1												
Steve Decker, R (1, 2) OBP: 0.400, SLG: 0.800		1-0 F8		1-2 FC6-4 1B			0-1 L8		2-2 G4-3	4 0 1 1 0 0 1												
Jose Uribe, S (1, 6) OBP: 0.298, SLG: 0.305			2-2 F8		0-1 FC6-4		3-2 F8		2-3 K	2 0 0 0 0 0 1												
Ernest Riles, L (7, PH) OBP: 0.316, SLG: 0.377				1-2f						2 0 0 0 0 1 1												
Michael LaCoss, R (1, 1) OBP: 0.043, SLG: 0.087			0-0 L7			1-3 K		3-2 FC3-6 1B SF7 1B		2 0 0 0 0 1 0												
Francisco Oliveras, R (6, 1)										0 0 0 0 0 0 0												
Mike Kingery, L (8, PH) OBP: 0.328, SLG: 0.339										1 1 1 0 0 0 0												
Trevor Wilson, L (8, 1) OBP: 0.167, SLG: 0.138										0 0 0 0 0 0 0												
Inning Stats	R: 0 E: 0 K: 0 S: 9	H: 1 LOB: 1 BB: 0 P: 12	R: 0 E: 0 K: 0 S: 5	H: 0 LOB: 0 BB: 0 P: 8	R: 0 E: 0 K: 1 S: 7	H: 0 LOB: 0 BB: 0 P: 10	R: 0 E: 0 K: 1 S: 11	H: 0 LOB: 0 BB: 0 P: 13	R: 0 E: 0 K: 1 S: 11	H: 1 LOB: 1 BB: 0 P: 14	R: 0 E: 0 K: 1 S: 8	H: 1 LOB: 1 BB: 0 P: 12	R: 1 E: 0 K: 0 S: 13	H: 2 LOB: 1 BB: 0 P: 22	R: 1 E: 0 K: 0 S: 14	H: 2 LOB: 1 BB: 0 P: 21	R: 1 E: 0 K: 1 S: 9	H: 1 LOB: 0 BB: 0 P: 14	1B: 6 2B: 1 3B: 0 HR: 1	SF: 1 SAC: 0 DP: 0 HBP: 0	WP: 1 PB: 0 SB: 0 CS: 0	PA: 35
PITCHER	IP WLS BF H R ER SO BB IBB HBP BLK WP HR S P ERA WHIP																					
Dennis Cook, L (1, 1) ERA: 3.56	6.1 W 24 5 1 1 4 0 0 0 0 0 0 1 59 83 1.42 0.789																					
Tim Crews, R (7, 1) ERA: 2.63	1.2 7 2 1 1 0 0 0 0 0 0 0 0 19 29 5.40 1.200																					
Jay Howell, R (9, 1) ERA: 2.18	1.0 4 1 1 1 1 0 0 0 0 0 1 0 9 14 9.00 1.000																					

livebaseballscorecards.com

AB	34
R	3
H	8
RBI	3
BB	0
SO	5
LOB	10



Batter	1	2	3	4	5	6	7	8	9	AB R H RBI BB SO LOB
--------	---	---	---	---	---	---	---	---	---	----------------------

Lenny Harris, L <small>OBP: 0.355, SLG: 0.383</small> (1, 5) <small>(9, 4)</small>	0-0 B5 		2-2 G5-3 			1-0 SH3-4 	0-2 G1-3 			3 0 0 0 0 0 0
Kirk Gibson, L <small>OBP: 0.344, SLG: 0.410</small> (1, 8) <small>(9, 4)</small>	1-1 G1-3 			0-0 		3-1 	4-1 			3 1 2 1 1 0 0
Kal Daniels, L <small>OBP: 0.387, SLG: 0.528</small> Stan Javier, S <small>OBP: 0.378, SLG: 0.391</small> (1, 7) <small>(8, 7)</small>	3-1 			3-3 K 		4-2 	1-3 			3 1 1 0 1 2 2 0 0 0 0 0 0 0
Eddie Murray, S <small>OBP: 0.417, SLG: 0.523</small> (1, 3) <small>(9, 4)</small>	3-1 F6-3 			4-2 		4-0 	3-2 P4 			2 1 0 0 2 0 2
Hubie Brooks, R <small>OBP: 0.305, SLG: 0.422</small> (1, 9) <small>(9, 4)</small>				0-1 G6-4-3 		0-0 G4-3 		1-2 G5-3 		3 0 0 1 1 0 4
Mike Scioscia, L <small>OBP: 0.346, SLG: 0.402</small> (1, 2) <small>(9, 4)</small>					1-0 F8 	4-0 		3-2 F7 		3 1 0 0 1 0 1
Juan Samuel, R <small>OBP: 0.313, SLG: 0.374</small> Jay Howell, R <small>(9, 1)</small>					0-1 	2-1 		0-1 		4 1 3 3 0 0 1 0 0 0 0 0 0 0
Alfredo Griffin, S <small>OBP: 0.259, SLG: 0.256</small> (1, 6) <small>(9, 4)</small>					2-0 F7 	2-2 		3-3 K 		4 0 1 1 0 1 1
Dennis Cook, L <small>OBP: 0.311, SLG: 0.378</small> Tim Crews, R <small>(7, 1)</small> Mike Sharperson, R <small>OBP: 0.388, SLG: 0.381</small> <small>(9, 5)</small>						0-2 				3 1 1 0 0 0 2 0 0 0 0 0 0 0 0 0 0 0 0 0 0

Inning Stats	R: 0	H: 1	E: 0	K: 0	S: 7	R: 0	H: 0	E: 0	K: 0	S: 4	R: 0	H: 0	E: 0	K: 0	S: 8	R: 0	H: 1	E: 0	K: 1	S: 9	R: 0	H: 1	E: 0	K: 0	S: 5	R: 5	H: 4	E: 0	K: 0	S: 20	R: 0	H: 0	E: 0	K: 1	S: 10	R: 1	H: 1	E: 0	K: 1	S: 12	1B: 6	2B: 1	3B: 0	HR: 1	SF: 0	SAC: 1	DP: 2	HBP: 0	WP: 0	PB: 0	SB: 2	CS: 1	PA: 35
--------------	------	------	------	------	------	------	------	------	------	------	------	------	------	------	------	------	------	------	------	------	------	------	------	------	------	------	------	------	------	-------	------	------	------	------	-------	------	------	------	------	-------	-------	-------	-------	-------	-------	--------	-------	--------	-------	-------	-------	-------	--------

PITCHER	IP	WLS	BF	H	R	ER	SO	BB	IBB	HBP	BLK	WP	HR	S	P	ERA	WHIP
Michael LaCoss, R <small>ERA: 3.94</small>	(1, 1)	5.2	L	25	6	5	5	1	4	1	0	0	0	45	86	7.94	1.765
Francisco Oliveras, R <small>ERA: 3.0</small>	(6, 1)	1.1		6	1	0	0	1	1	0	0	0	0	18	29	0.00	1.500
Trevor Wilson, L <small>ERA: 4.06</small>	(8, 1)	1.0		4	1	1	1	0	0	0	0	0	1	12	19	9.00	1.000

BOTTOM

San Francisco Giants @ Los Angeles Dodgers
Dodger Stadium, Los Angeles, CA
 Sat Sep 22 1990, 7:05 PM PDT
 Att. 45,755 - Unknown

livebaseballscorecards.com

AB	28
R	6
H	8
RBI	6
BB	6
SO	3
LOB	13



Batter	1	2	3	4	5	6	7	8	9	AB R H RBI BB SO LOB	TOP											
Brett Butler, L (1, 8) OBP: 0.393, SLG: 0.376	0-0 FC4-6 1B		0-0 SH5-3 2B	0-0 6-3		0-0 4-3			0-3 K	5 2 2 0 0 1 1												
Mike Kingery, L (1, 7) OBP: 0.332, SLG: 0.339	4-0 FC4-6 BB		0-0 SH5-3		0-0 1B 1B	0-0 F7			0-3 K	3 1 1 0 1 1 0												
Will Clark, L (1, 3) OBP: 0.352, SLG: 0.440	0-0 FC4-6 1B 1-2f 2-3		0-0 E3 2B 3-4-3		0-0 1B FC5 1B		0-0 F7		0-0 1B	5 2 2 1 0 0 2												
Matt Williams, R (1, 5) OBP: 0.320, SLG: 0.490	0-0 FC6-4 1B		0-0 3-4-3 2B		0-0 1B 1B		0-0 4-3		0-3 K	5 1 3 2 0 1 1												
Kevin Bass, S (1, 9) OBP: 0.294, SLG: 0.402	0-0 SF8		0-0 3-4-3		0-0 FC5 1B		0-3 K			3 0 0 2 0 1 3												
Ernest Riles, L (1, 6) OBP: 0.310, SLG: 0.369	0-0 FC6-4		0-0 F7		0-0 F7			0-0 5-3		3 0 0 0 0 0 4												
Mike Benjamin, R (5, 6) OBP: 0.237, SLG: 0.371	1-2f									1 0 0 0 0 0 0												
Steve Decker, R (1, 2) OBP: 0.417, SLG: 0.750		0-0 G5-4-3 1B		0-3 K	0-0 1-2 2-H 1B			0-3 K		4 0 2 1 0 2 0												
Greg Litton, R (1, 4) OBP: 0.279, SLG: 0.295		0-0 G5-4-3	0-0 SH1-4 BB	4-0 BB	0-0 F9			4-0 BB		2 0 0 0 2 0 3												
John Burkett, R (1, 1) OBP: 0.121, SLG: 0.049		0-3 K	0-0 SH1-4	0-0 1-2		0-0 1-3		0-3 K		3 0 0 0 0 2 1												
Inning Stats	R: 2 E: 0 K: 0 S: 5	H: 2 LOB: 1 BB: 1 P: 9	R: 0 E: 0 K: 1 S: 5	H: 1 LOB: 0 BB: 0 P: 5	R: 2 E: 1 K: 0 S: 6	H: 2 LOB: 1 BB: 1 P: 6	R: 0 E: 0 K: 1 S: 5	H: 0 LOB: 1 BB: 1 P: 9	R: 2 E: 0 K: 0 S: 7	H: 4 LOB: 2 BB: 0 P: 7	R: 0 E: 0 K: 0 S: 3	H: 0 LOB: 0 BB: 0 P: 3	R: 0 E: 0 K: 1 S: 5	H: 0 LOB: 0 BB: 0 P: 5	R: 0 E: 0 K: 2 S: 7	H: 0 LOB: 1 BB: 1 P: 11	R: 0 E: 0 K: 3 S: 10	H: 1 LOB: 1 BB: 0 P: 10	1B: 8 2B: 2 3B: 0 HR: 0	SF: 1 SAC: 2 DP: 1 HBP: 0	WP: 0 PB: 0 SB: 1 CS: 0	PA: 40
PITCHER	IP WLS BF H R ER SO BB IBB HBP BLK WP HR S P ERA WHIP																					
Jim Neidlinger, R (1, 1) ERA: 2.97	3.0 L 15 5 4 3 1 1 0 0 0 0 0 0 16 20 9.00 2.000																					
Darren Holmes, R (4, 1) ERA: 7.71	1.0 7 3 2 2 1 1 0 0 0 0 0 0 8 12 18.00 4.000																					
Jim Poole, L (5, 1) ERA: 2.35	0.2 2 0 0 0 0 0 0 0 0 0 0 0 2 2 0.00 0.000																					
Don Aase, R (5, 1) ERA: 4.5	0.1 2 1 0 0 0 0 0 0 0 0 0 0 2 2 0.00 3.000																					
John Wetteland, R (6, 1) ERA: 5.45	2.0 6 0 0 0 0 1 0 0 0 0 0 0 8 8 0.00 0.000																					
PITCHER	IP WLS BF H R ER SO BB IBB HBP BLK WP HR S P ERA WHIP																					
Jim Gott, R (8, 1) ERA: 2.98	2.0 8 1 0 0 5 1 0 0 0 0 0 0 17 21 0.00 1.000																					

San Francisco Giants @ Los Angeles Dodgers
 Dodger Stadium, Los Angeles, CA
 Sun Sep 23 1990, 3:33 AM PDT
 Att. 45,241 - Sunny

livebaseballscorecards.com

AB	34
R	6
H	10
RBI	6
BB	3
SO	8
LOB	15



Batter	1	2	3	4	5	6	7	8	9	AB R H RBI BB SO LOB	TOP	
Joey Cora, S (1, 6) OBP: 0.290, SLG: 0.266 C B F B X	2-2 F7 ①		2-1 L4 ③		1-0 FC7-2 ② ③ 3-H			0-0 L7 ①		4 0 0 0 0 0 1	San Diego Padres @ San Francisco Giants Candlestick Park, San Francisco, CA Mon Sep 24 1990, 10:05 PM EDT Att. 11,130 - Unknown - 65 F livebaseballscores.com	
Paul Faries, R (1, 4) OBP: 0.290, SLG: 0.259 B F B B X	3-2 G6-3 ②			0-1 G6-3 ①		1-3 K ①		4-0 BB ②		3 0 0 0 1 1 0		
Jack Clark, R (1, 3) OBP: 0.434, SLG: 0.528 B B F X	2-1 F9 ③			3-3 K ②		4-2 BB BB		1-1 P3 ②		3 0 0 0 1 1 1		
Joe Carter, R (1, 7) OBP: 0.291, SLG: 0.402 B X S F B X		1-2 G4-3 2B ①		4-2 1B BB		4-2 G4-6-3 BB 1-2		3-2 L8 ③		2 1 1 0 2 0 1		
Fred Lynn, L (1, 9) OBP: 0.317, SLG: 0.359 Jerald Clark, R (6, 9) OBP: 0.271, SLG: 0.358		0-0 G4-3 2-3 ①		0-1 1B 1-2 1B		3-2 G4-6-3 ③ ④ 1-2f		1-0 P6 ①		3 0 1 0 0 0 3 1 0 0 0 0 0 0		
Benito Santiago, R (1, 2) OBP: 0.331, SLG: 0.430 X		0-0 G3 ②		2-2 FC4 1-2 2-H 1B		2-1 1B		1-1 G1-3 ②		4 0 2 1 0 0 1		
Mike Pagliarulo, L (1, 5) OBP: 0.319, SLG: 0.345 F B X		1-1 P4 ③		1-2 FC4 1-2f		0-0 F8 ①		0-1 G3 ③		4 0 0 0 0 0 4		
Darrin Jackson, R (1, 8) OBP: 0.261, SLG: 0.287 F B X			1-1 B3 ①		0-1 SH1-3 FC7-2 1B		1-3 K ②			3 0 1 0 0 1 1		
Derek Lilliquist, L (1, 1) OBP: 0.293, SLG: 0.425 Bip Roberts, S (7, PH) OBP: 0.371, SLG: 0.434 Eric Show, R (7, 1) OBP: 0.208, SLG: 0.250 B B X			2-0 L9 ②		0-1 SH1-3 1-3		0-1 G4-3 ③			1 0 0 0 0 0 0 1 0 0 0 0 0 1 0 0 0 0 0 0 0		
Inning Stats	R: 0 H: 0 E: 0 LOB: 0 K: 0 BB: 0 S: 8 P: 15	R: 0 H: 1 E: 0 LOB: 1 K: 0 BB: 0 S: 7 P: 9	R: 0 H: 0 E: 0 LOB: 0 K: 0 BB: 0 S: 5 P: 10	R: 1 H: 2 E: 0 LOB: 2 K: 1 BB: 1 S: 21 P: 31	R: 0 H: 1 E: 0 LOB: 0 K: 0 BB: 0 S: 5 P: 6	R: 0 H: 0 E: 0 LOB: 1 K: 1 BB: 2 S: 13 P: 25	R: 0 H: 1 E: 0 LOB: 1 K: 1 BB: 0 S: 8 P: 11	R: 0 H: 0 E: 0 LOB: 1 K: 0 BB: 1 S: 6 P: 14	R: 0 H: 0 E: 0 LOB: 0 K: 0 BB: 0 S: 5 P: 7	1B: 4 SF: 0 2B: 2 SAC: 1 3B: 0 DP: 2 HR: 0 HBP: 0	WP: 0 PA: 34 PB: 0 SB: 1 CS: 0	
PITCHER	IP WLS BF H R ER SO BB IBB HBP BLK WP HR S P ERA WHIP											IP WLS BF H R ER SO BB IBB HBP BLK WP HR S P ERA WHIP
Kelly Downs, R (1, 1) ERA: 3.62	6.0 W 23 4 1 1 2 3 0 0 0 0 0 0 59 96 1.50 1.167											
Francisco Oliveras, R (7, 1) ERA: 2.87	2.0 8 1 0 0 1 1 0 0 0 0 0 0 14 25 0.00 1.000											
Steve Bedrosian, R (9, 1) ERA: 4.42	1.0 S 3 0 0 0 0 0 0 0 0 0 0 0 5 7 0.00 0.000											

AB	29
R	1
H	5
RBI	1
BB	4
SO	3
LOB	13



Batter	1	2	3	4	5	6	7	8	9	AB	R	H	RBI	BB	SO	LOB
--------	---	---	---	---	---	---	---	---	---	----	---	---	-----	----	----	-----

Brett Butler, L <small>OBP: 0.393, SLG: 0.377</small> <small>(1, 8)</small> 	<small>2-2</small> L7 		<small>1-0</small> FC6-4 1B 		<small>2-2</small> 2B WP 1B 		<small>0-0</small> F8 		<small>4-1</small> G4-3 HBP 1B 	4	1	2	0	0	0	1
Robby Thompson, R <small>OBP: 0.299, SLG: 0.384</small> <small>(1, 4)</small> 	<small>2-2</small> G6-3 		<small>1-0</small> FC6-4 1-2f 		<small>1-0</small> WP 2B 		<small>1-3</small> K 		<small>0-0</small> G4-3 HBP 1B 	4	0	1	1	0	1	2
Will Clark, L <small>OBP: 0.356, SLG: 0.449</small> <small>(1, 3)</small> 	<small>0-0</small> 1B 			<small>1-0</small> HR 	<small>4-1</small> WP BB 			<small>0-0</small> G4-3 HBP 1B 	3	1	3	1	1	0	0	
Kevin Mitchell, R <small>OBP: 0.361, SLG: 0.546</small> <small>(1, 7)</small> 	<small>1-1</small> F9 		<small>1-0</small> F8 	<small>2-1</small> G6-3 	<small>2-1</small> G6-3 		<small>1-3</small> K 	<small>1-3</small> K 	4	0	0	0	0	1	4	
Matt Williams, R <small>OBP: 0.320, SLG: 0.487</small> <small>(1, 5)</small> 		<small>0-3</small> K 	<small>1-1</small> G5-3 		<small>2-2</small> P6 		<small>2-1</small> G4-3 HBP 	<small>2-1</small> G4-3 HBP 	3	0	0	0	0	1	0	
Greg Litton, R <small>OBP: 0.275, SLG: 0.290</small> Francisco Oliveras, R <small>(7, 1)</small> Ernest Riles, L <small>OBP: 0.309, SLG: 0.367</small> <small>(8, PH)</small> Steve Bedrosian, R <small>OBP: 0.500, SLG: 0.500</small> <small>(9, 1)</small> 	<small>1-0</small> F8 		<small>2-1</small> G5-3 		<small>1-2</small> G4-3 		<small>1-0</small> G4-3 	<small>1-2</small> 2-3 	3	0	0	0	0	0	0	
Steve Decker, R <small>OBP: 0.357, SLG: 0.643</small> <small>(1, 2)</small> 	<small>3-2</small> F8 			<small>0-0</small> P3 	<small>1-2</small> F8 		<small>3-1</small> F9 	<small>3-1</small> F9 	4	0	0	0	0	0	2	
Mike Benjamin, R <small>OBP: 0.244, SLG: 0.368</small> <small>(1, 6)</small> 			<small>1-3</small> K 		<small>0-2</small> 1B SH1-4 2B 1B 		<small>1-3</small> K 		<small>3-1</small> F9 	3	1	1	0	0	2	0
Kelly Downs, R <small>(1, 1)</small> Mike Kingery, L <small>OBP: 0.335, SLG: 0.342</small> <small>(7, 9)</small> 			<small>1-3</small> K 		<small>0-1</small> SH1-4 		<small>0-0</small> 	<small>1-2</small> 	1	0	0	0	0	1	0	
										1	0	1	0	0	0	0

Inning Stats	R: 0	H: 1	E: 0	LOB: 1	K: 0	BB: 0	S: 10	R: 0	H: 0	E: 0	LOB: 0	K: 1	BB: 0	S: 10	R: 0	H: 1	E: 0	LOB: 1	K: 2	BB: 0	S: 8	R: 1	H: 1	E: 0	LOB: 0	K: 0	BB: 0	S: 6	R: 2	H: 3	E: 0	LOB: 2	K: 0	BB: 1	S: 13	R: 0	H: 0	E: 0	LOB: 0	K: 0	BB: 0	S: 13	R: 0	H: 1	E: 0	LOB: 1	K: 2	BB: 0	S: 8	R: 0	H: 1	E: 0	LOB: 2	K: 1	BB: 0	S: 8	1B: 6	SF: 0	2B: 1	SAC: 1	3B: 0	DP: 0	HR: 1	HBP: 1	WP: 1	PA: 34
--------------	------	------	------	--------	------	-------	-------	------	------	------	--------	------	-------	-------	------	------	------	--------	------	-------	------	------	------	------	--------	------	-------	------	------	------	------	--------	------	-------	-------	------	------	------	--------	------	-------	-------	------	------	------	--------	------	-------	------	------	------	------	--------	------	-------	------	-------	-------	-------	--------	-------	-------	-------	--------	-------	--------

PITCHER	IP	WLS	BF	H	R	ER	SO	BB	IBB	HBP	BLK	WP	HR	S	P	ERA	WHIP
Derek Lilliquist, L <small>ERA: 5.59</small> <small>(1, 1)</small>	6.0	L	25	6	3	3	3	1	0	0	0	1	1	60	91	4.50	1.167
Eric Show, R <small>ERA: 5.89</small> <small>(7, 1)</small>	2.0		9	2	0	0	3	0	0	1	0	0	0	16	25	0.00	1.000

BOTTOM

San Diego Padres @ San Francisco Giants
 Candlestick Park, San Francisco, CA
 Mon Sep 24 1990, 10:05 PM EDT
 Att: 11,130 - Unknown - 65 F

AB	31
R	3
H	8
RBI	2
BB	1
SO	6
LOB	11



Batter	1	2	3	4	5	6	7	8	9	AB R H RBI BB SO LOB	TOP
Joey Cora, S (1, 4) <small>OBP: 0.301, SLG: 0.294</small>	3-1 		1-2 		1-1 			2-2 		4 1 2 0 0 0 1	San Diego Padres @ San Francisco Giants Candlestick Park, San Francisco, CA Tue Sep 25 1990, 10:05 PM EDT Att: 10,195 - Unknown livebaseballscorecards.com
Garry Templeton, S (1, 6) <small>OBP: 0.283, SLG: 0.362</small>	2-2 		0-0 		1-1 			0-0 		4 0 1 0 0 0 2	
Jack Clark, R (1, 3) <small>OBP: 0.435, SLG: 0.526</small>	0-0 		4-2 		1-1 			1-0 		3 0 1 1 1 0 2	
Joe Carter, R (1, 7) <small>OBP: 0.289, SLG: 0.400</small>	1-0 		2-2 		2-2 			1-2 		4 0 0 0 0 0 5	
Benito Santiago, R (1, 2) <small>OBP: 0.327, SLG: 0.425</small>	0-3 			1-0 		2-2 			3-3 	4 0 0 0 0 2 1	
Mike Pagliarulo, L (1, 5) <small>OBP: 0.318, SLG: 0.344</small>		1-3 		2-0 		2-1 			2-2 	4 0 1 0 0 1 0	
Jerald Clark, R (1, 9) <small>OBP: 0.273, SLG: 0.357</small> Phil Stephenson, L (9, PH) <small>OBP: 0.321, SLG: 0.333</small>		1-3 		1-1 		0-1 		1-1 		3 0 1 0 0 0 1 0 1 0 0 0 0 0 0	
Darrin Jackson, R (1, 8) <small>OBP: 0.253, SLG: 0.278</small>		0-3 		0-0 		2-2 				3 0 0 0 0 1 2	
Andy Benes, R (1, 1) <small>OBP: 0.133, SLG: 0.123</small> Tom Lampkin, L (7, PH) <small>OBP: 0.246, SLG: 0.309</small> Greg Harris, R (7, 1) <small>OBP: 0.091, SLG: 0.273</small>			0-0 		1-3 		0-0 			2 0 1 0 0 1 2 1 0 0 0 0 0 0 0 0 0 0 0 0 0	
Inning Stats	R: 1 H: 2 E: 0 LOB: 1 K: 1 BB: 0 S: 11 P: 17	R: 0 H: 0 E: 0 LOB: 0 K: 3 BB: 0 S: 10 P: 12	R: 0 H: 1 E: 0 LOB: 2 K: 0 BB: 1 S: 11 P: 18	R: 0 H: 2 E: 0 LOB: 2 K: 1 BB: 0 S: 8 P: 13	R: 0 H: 0 E: 0 LOB: 0 K: 0 BB: 0 S: 6 P: 9	R: 0 H: 0 E: 0 LOB: 0 K: 0 BB: 0 S: 12 P: 18	R: 0 H: 0 E: 0 LOB: 0 K: 0 BB: 0 S: 6 P: 8	R: 0 H: 2 E: 0 LOB: 1 K: 0 BB: 0 S: 9 P: 13	R: 0 H: 0 E: 0 LOB: 0 K: 1 BB: 0 S: 8 P: 14	1B: 4 SF: 0 2B: 4 SAC: 0 3B: 0 DP: 1 HR: 0 HBP: 0	WP: 0 PA: 34 PB: 0 SB: 0 CS: 0
PITCHER Rick Reuschel, R (1, 1) <small>ERA: 4.17</small> Mark Dewey, R (5, 1) <small>ERA: 1.47</small> Steve Bedrosian, R (9, 1) <small>ERA: 4.36</small>	IP WLS BF H R ER SO BB IBB HBP BLK WP HR S P ERA WHIP 4.0 0 18 5 1 1 5 1 0 0 0 0 0 40 60 2.25 1.500 4.0 W 13 2 0 0 0 0 0 0 0 0 0 0 33 48 0.00 0.500 1.0 S 3 0 0 0 0 1 0 0 0 0 0 0 8 14 0.00 0.000	PITCHER IP WLS BF H R ER SO BB IBB HBP BLK WP HR S P ERA WHIP									

AB	33
R	1
H	7
RBI	1
BB	1
SO	6
LOB	15



Batter	1	2	3	4	5	6	7	8	9	AB	R	H	RBI	BB	SO	LOB
Brett Butler, L OBP: 0.392, SLG: 0.378 (1, 8)	2-2 1B 2B	1-2 F9		1-1 G4-3		3-2 P5				4	1	1	0	0	0	2
Mike Kingery, L OBP: 0.333, SLG: 0.340 (1, 7)	1-2 2-H 1B	3-2 G6-3		1-0 G3-1		0-1 F7				4	0	1	1	0	0	2
Will Clark, L OBP: 0.356, SLG: 0.447 (1, 3)	3-3 K2 1-2f		1-2 1B		0-0 F8		2-1 F9			4	0	1	0	0	1	1
Matt Williams, R OBP: 0.321, SLG: 0.487 (1, 5)	0-1 BB 1B		0-3 K		2-2 1B 1B		1-3 K			4	0	2	0	0	2	1
Kevin Bass, S OBP: 0.293, SLG: 0.396 (1, 9)	4-2 1-2 BB BB		0-0 F8		2-3 K		1-2 G6-3			3	0	0	0	1	1	2
Robby Thompson, R OBP: 0.303, SLG: 0.385 (1, 4)	4-2 1-2 2-3 BB		1-3 K		2-2 1-2 1B		4-2 FC4-6 BB			2	0	1	0	2	1	1
Steve Decker, R OBP: 0.344, SLG: 0.688 (1, 2)	0-0 F8			2-1 HR		2-3 K		1-2 F7		4	1	1	1	0	1	6
Mike Benjamin, R OBP: 0.267, SLG: 0.452 (1, 6)		0-2 F9 SH3-4 1B		2-2 E4 G4-3		1-2 HR		1-3 K		4	1	2	1	0	1	1
Rick Reuschel, R OBP: 0.167, SLG: 0.208 (1, 1)		0-1 SH3-4		1-3 K		2-3 K		2-1 FC4-6		0	0	0	0	0	0	0
Mike Laga, L OBP: 0.182, SLG: 0.429 (4, PH)										1	0	0	0	0	1	1
Mark Dewey, R (5, 1)										1	0	0	0	0	1	0
Ernest Riles, L OBP: 0.307, SLG: 0.364 (8, PH)										1	0	0	0	0	0	1
Steve Bedrosian, R OBP: 0.500, SLG: 0.500 (9, 1)										0	0	0	0	0	0	0


Inning Stats	R: 1	H: 3	E: 0	K: 1	S: 21	R: 0	H: 1	E: 0	K: 0	S: 11	R: 0	H: 1	E: 0	K: 2	S: 10	R: 1	H: 1	E: 1	K: 1	S: 11	R: 0	H: 2	E: 0	K: 2	S: 15	R: 1	H: 1	E: 0	K: 1	S: 13	R: 0	H: 0	E: 0	K: 1	S: 8	R: 0	H: 0	E: 0	K: 1	S: 10
	LOB: 3	BB: 2	P: 35	LOB: 1	BB: 0	P: 15	LOB: 1	BB: 0	P: 12	LOB: 1	BB: 0	P: 18	LOB: 2	BB: 0	P: 23	LOB: 0	BB: 0	P: 19	LOB: 1	BB: 1	P: 18	LOB: 0	BB: 0	P: 12	LOB: 0	BB: 0	P: 12	LOB: 1	BB: 1	P: 18	LOB: 0	BB: 0	P: 12	LOB: 0	BB: 0	P: 18	LOB: 1	BB: 1	P: 18	

BOTTOM

San Diego Padres @ San Francisco Giants
Candlestick Park, San Francisco, CA

Tue Sep 25 1990, 10:05 PM EDT
Att. 10,195 - Unknown

AB	32
R	3
H	9
RBI	3
BB	3
SO	9
LOB	18



WP: 0	PA: 36
PB: 0	SB: 0
CS: 0	

PITCHER	IP	WLS	BF	H	R	ER	SO	BB	IBB	HBP	BLK	WP	HR	S	P	ERA	WHIP
Andy Benes, R ERA: 3.71 (1, 1)	6.0	L	29	9	3	3	7	2	0	0	0	0	2	81	122	4.50	1.833
Greg Harris, R ERA: 2.36 (7, 1)	2.0		7	0	0	0	2	1	0	0	0	0	18	30	0.00	0.500	

Batter	1	2	3	4	5	6	7	8	9	AB	R	H	RBI	BB	SO	LOB
Brett Butler, L OBP: 0.394, SLG: 0.379 (1, 8)	2-1 F8	1-1 FC4-6		0-0 1B		0-0 1B		4-2 BB		4	0	2	0	1	0	2
Robby Thompson, R OBP: 0.302, SLG: 0.383 (1, 4)	2-2 1B HR	2-0 G1-3		0-1 F8		1-1 G6-3		1-0 FC5-4		5	1	1	0	0	0	7
Will Clark, L OBP: 0.357, SLG: 0.448 (1, 3)	2-1 1B HR		1-2 G4-3		0-3 K		3-2 1B			4	1	2	0	0	1	0
Kevin Mitchell, R OBP: 0.360, SLG: 0.544 (1, 7)	3-0 F9		1-3 K		0-1 1B HR		0-2 G5-4-3			4	1	1	0	0	1	3
Matt Williams, R OBP: 0.323, SLG: 0.501 (1, 5)	1-2 1B HR		0-0 2B HR		3-0 1B HR		0-3 K			4	3	3	5	0	1	0
Kevin Bass, S OBP: 0.293, SLG: 0.410 (1, 9)	1-1 G6-3		3-1 2B HR		1-2 G5-3			0-0 1B SH3-4		3	1	1	2	0	0	0
Mike Kingery, L OBP: 0.337, SLG: 0.344 (8, 9)										1	0	1	0	0	0	0
Steve Decker, R OBP: 0.371, SLG: 0.676 (1, 2)		4-1 FC4-6 BB	0-0 G6-3		0-1 1B			0-0 1B SH3-4		2	0	1	0	1	0	0
Mike Benjamin, R OBP: 0.250, SLG: 0.422 (1, 6)		1-2 F8		0-1 P6		1-3 K		4-0 1B BB		3	0	0	0	0	1	2
Trevor Wilson, L OBP: 0.167, SLG: 0.138 (6, 1)										0	0	0	0	0	0	0
Francisco Oliveras, R OBP: 0.167, SLG: 0.138 (6, 1)										0	0	0	0	0	0	0
Ernest Riles, L OBP: 0.311, SLG: 0.364 (8, PH)										0	0	0	0	1	0	0
Steve Bedrosian, R OBP: 0.500, SLG: 0.500 (9, 1)										0	0	0	0	0	0	0
Don Robinson, R OBP: 0.143, SLG: 0.254 (1, 1)		4-2 FC4-6		1-2 G5-3				1-3 K		0	0	0	0	0	0	0
Rafael Novoa, L OBP: 0.400, SLG: 0.250 (2, 1)										0	0	0	0	1	0	0
Bill Bathe, R OBP: 0.321, SLG: 0.422 (4, PH)										1	0	0	0	0	0	0
Randy O'Neal, R OBP: 0.167, SLG: 0.167 (5, 1)										0	0	0	0	0	0	0
Jose Uribe, S OBP: 0.297, SLG: 0.303 (6, 6)										2	0	0	0	0	1	2

Inning Stats	R: 3	H: 3	E: 0	K: 14	S: 14	LOB: 0	BB: 0	P: 25	R: 0	H: 0	E: 0	K: 12	S: 12	LOB: 2	BB: 2	P: 24	R: 2	H: 2	E: 0	K: 10	S: 10	LOB: 0	BB: 0	P: 15	R: 0	H: 1	E: 0	K: 8	S: 8	LOB: 1	BB: 0	P: 9	R: 2	H: 3	E: 0	K: 15	S: 15	LOB: 1	BB: 0	P: 20	R: 0	H: 1	E: 0	K: 7	S: 7	LOB: 0	BB: 0	P: 9	R: 0	H: 1	E: 0	K: 10	S: 10	LOB: 0	BB: 0	P: 13	R: 0	H: 1	E: 0	K: 8	S: 8	LOB: 3	BB: 2	P: 18
--------------	------	------	------	-------	-------	--------	-------	-------	------	------	------	-------	-------	--------	-------	-------	------	------	------	-------	-------	--------	-------	-------	------	------	------	------	------	--------	-------	------	------	------	------	-------	-------	--------	-------	-------	------	------	------	------	------	--------	-------	------	------	------	------	-------	-------	--------	-------	-------	------	------	------	------	------	--------	-------	-------

PITCHER	IP	WLS	BF	H	R	ER	SO	BB	IBB	HBP	BLK	WP	HR	S	P	ERA	WHIP
Dennis Rasmussen, L ERA: 4.5 (1, 1)	5.0	L	26	9	7	7	3	2	0	0	0	1	3	59	93	12.60	2.200
Atlee Hammaker, L ERA: 4.36 (6, 1)	1.0		3	1	0	0	0	0	0	0	0	0	0	7	9	0.00	1.000
Eric Show, R ERA: 5.77 (7, 1)	2.0		9	2	0	0	2	1	1	0	0	0	0	18	31	0.00	1.500

BOTTOM

San Diego Padres @ San Francisco Giants
Candlestick Park, San Francisco, CA

Wed Sep 26 1990, 6:33 AM EDT
Att. 10,193 - Sunny

AB	33
R	7
H	12
RBI	7
BB	4
SO	5
LOB	16

livebaseballscores.com

GIANTS

WP: 1	PA: 38
PB: 0	
SB: 0	
CS: 1	

Batter	1	2	3	4	5	6	7	8	9	AB R H RBI BB SO LOB	TOP															
Lenny Harris, L OBP: 0.348, SLG: 0.374 (1, 5)	0-0 4-3		0-0 HR 2B	0-0 4-3		0-3 K		0-3 K		5 1 1 0 0 2 2																
Kirk Gibson, L OBP: 0.346, SLG: 0.404 (1, 8)	0-3 K		4-0 HR BB	0-0 G3			0-0 4-3		0-0 L5	4 1 0 0 1 1 0																
Kal Daniels, L OBP: 0.389, SLG: 0.531 Stan Javier, S OBP: 0.379, SLG: 0.391 (1, 7) (3, 7)	0-3 K		0-0 HR 1-H 2-H	0-0 4-3			0-0 F8		0-3 K	2 1 1 3 0 1 0 3 0 0 0 0 1 0																
Eddie Murray, S OBP: 0.414, SLG: 0.522 (1, 3)		0-0 FC5-4 1B	0-0 HR		0-0 BLK 1B		4-0 BB		0-0 F8	4 2 3 1 1 0 0																
Hubie Brooks, R OBP: 0.307, SLG: 0.425 (1, 9)		0-0 FC5-4 2B 1-2f	0-0 E 2B		0-0 CS 1B 1-H		0-3 K			4 1 2 1 0 1 2																
Mike Scioscia, L OBP: 0.346, SLG: 0.402 Rick Dempsey, R OBP: 0.318, SLG: 0.281 (1, 2) (8, PH) (8, 2)		0-0 1-3 2B	4-0 E IBB		0-0 1-3 1-2			0-0 1-3		2 0 1 0 1 0 1 1 0 0 0 0 0 0																
Juan Samuel, R OBP: 0.313, SLG: 0.371 (1, 4)		0-0 F3	0-0 E5 FC6-4 1-2 2-H		0-3 K			0-0 2B		4 0 1 0 0 1 3																
Alfredo Griffin, S OBP: 0.258, SLG: 0.254 Chris Gwynn, L OBP: 0.303, SLG: 0.402 Jose Offerman, S OBP: 0.222, SLG: 0.235 Mickey Hatcher, R OBP: 0.252, SLG: 0.254 Jim Gott, R (8, 1)	0-0 G3		0-0 F7			0-0 4-3		0-3 K		1 0 0 0 0 0 2 1 0 0 0 0 0 2 1 0 0 0 0 0 0 1 0 0 0 0 1 1 0 0 0 0 0 0 0																
Dennis Cook, L OBP: 0.296, SLG: 0.362 John Wetteland, R OBP: 0.143, SLG: 0.571 Dave Walsh, L (5, 1) Darren Holmes, R (5, 1) Luis Lopez, R (8, PH) Tim Crews, R (8, 1) Mike Sharperson, R OBP: 0.387, SLG: 0.385 (8, 6)		0-0 5-3				0-3 K2-3		4-0 IBB		2 0 0 0 0 0 2 0 1 0 0 0 0 1 0 0 0 0 0 0 0 0 0 0 0 0 1 0 0																
Inning Stats	R: 0 E: 0 K: 2 S: 7	H: 0 LOB: 0 BB: 0 P: 7	R: 0 E: 0 K: 0 S: 5	H: 2 LOB: 2 BB: 0 P: 5	R: 5 E: 1 K: 0 S: 8	H: 4 LOB: 2 BB: 2 P: 16	R: 0 E: 0 K: 0 S: 3	H: 0 LOB: 0 BB: 0 P: 3	R: 1 E: 0 K: 1 S: 6	H: 2 LOB: 0 BB: 0 P: 6	R: 0 E: 0 K: 2 S: 7	H: 0 LOB: 0 BB: 0 P: 7	R: 0 E: 0 K: 1 S: 5	H: 0 LOB: 1 BB: 1 P: 9	R: 0 E: 0 K: 2 S: 8	H: 1 LOB: 2 BB: 1 P: 12	R: 0 E: 0 K: 1 S: 5	H: 0 LOB: 0 BB: 0 P: 5	1B: 3 2B: 4 3B: 0 HR: 2	SF: 0 SAC: 0 DP: 0 HBP: 0	WP: 0 PB: 0 SB: 0 CS: 1	PA: 40				
PITCHER	IP WLS BF H R ER SO BB IBB HBP BLK WP HR S P ERA WHIP											PITCHER	IP WLS BF H R ER SO BB IBB HBP BLK WP HR S P ERA WHIP													
John Burkett, R ERA: 3.62 (1, 1)	2.1	15	6	5	4	2	1	1	0	0	0	2	17	25	15.43	3.000										
Mark Dewey, R ERA: 1.71 (3, 1)	2.2	10	2	1	1	1	0	0	0	1	0	0	12	12	3.38	0.750										
Trevor Wilson, L ERA: 3.93 (6, 1)	3.0	12	1	0	0	5	1	1	0	0	0	0	20	28	0.00	0.667										
Francisco Oliveras, R ERA: 2.68 (9, 1)	1.0	W	3	0	0	0	1	0	0	0	0	0	5	5	0.00	0.000										

Los Angeles Dodgers @ San Francisco Giants
Candlestick Park, San Francisco, CA
Fri Sep 28 1990, 10:05 PM EDT
Att. 24,542 - Unknown

livebaseballscorecards.com

AB	36
R	6
H	9
RBI	5
BB	4
SO	9
LOB	15



Batter	1	2	3	4	5	6	7	8	9	AB R H RBI BB SO LOB	TOP									
Lenny Harris, L (1, 5) OBP: 0.347, SLG: 0.373	0-0 F7		0-0 1-3			0-0 1B WP		0-0 4-3		4 1 1 1 0 0 0										
Stan Javier, S (1, 8) OBP: 0.380, SLG: 0.390	4-0 BB			0-0 6-3		0-0 1B G4-6-3		0-0 4-3		3 0 1 1 1 0 0										
Kirk Gibson, L (1, 7) OBP: 0.345, SLG: 0.400	0-0 F7			0-0 P5		0-0 1B G4-6-3		4-0 1B BB		3 0 0 0 1 0 2										
Eddie Murray, S (1, 3) OBP: 0.413, SLG: 0.520	0-0 G3			0-0 F3		0-0 F9		0-0 1B		4 0 1 0 0 0 1										
Hubie Brooks, R (1, 9) OBP: 0.305, SLG: 0.422		0-0 F3			0-3 K		0-0 F7	0-0 F9		4 0 0 0 0 1 2										
Tim Crews, R (8, 1)										0 0 0 0 0 0 0										
Mike Scioscia, L (1, 2) OBP: 0.347, SLG: 0.404		0-0 6-3			4-0 2B 6-3 BB		0-0 2B		0-3 K	3 1 1 0 1 1 0										
Juan Samuel, R (1, 4) OBP: 0.314, SLG: 0.376		0-0 F7			0-0 2B 1-3		0-0 F9		0-0 2B	4 0 2 0 0 0 1										
Mike Sharperson, R (1, 6) OBP: 0.383, SLG: 0.381			0-0 F3		0-0 6-3		0-3 K		0-0 6-3	4 0 0 1 0 1 3										
Jim Neidlinger, S (1, 1) OBP: 0.185, SLG: 0.120			0-0 1-3			0-0 F9			0-0 L3	2 0 0 0 0 0 1										
Dave Walsh, L (5, 1)										0 0 0 0 0 0 0										
John Wetteland, R (5, 1) OBP: 0.143, SLG: 0.571										0 0 0 0 0 0 0										
Chris Gwynn, L (8, PH) OBP: 0.306, SLG: 0.418								0-0 3B 4-3		2 1 1 0 0 0 1										
Inning Stats	R: 0 E: 0 K: 0 S: 3	H: 0 LOB: 1 BB: 1 P: 7	R: 0 E: 0 K: 0 S: 3	H: 0 LOB: 0 BB: 0 P: 3	R: 0 E: 0 K: 0 S: 3	H: 0 LOB: 0 BB: 0 P: 3	R: 1 E: 0 K: 1 S: 6	H: 1 LOB: 1 BB: 1 P: 10	R: 1 E: 0 K: 0 S: 4	H: 2 LOB: 0 BB: 0 P: 4	R: 0 E: 0 K: 1 S: 6	H: 1 LOB: 1 BB: 0 P: 6	R: 1 E: 0 K: 0 S: 5	H: 2 LOB: 2 BB: 1 P: 9	R: 0 E: 0 K: 1 S: 6	H: 1 LOB: 1 BB: 0 P: 6	1B: 3 2B: 3 3B: 1 HR: 0	SF: 0 SAC: 0 DP: 1 HBP: 0	WP: 1 PB: 0 SB: 0 CS: 0	PA: 36
PITCHER	IP WLS BF H R ER SO BB IBB HBP BLK WP HR S P ERA WHIP																			
Kelly Downs, R (1, 1) ERA: 3.49	7.0 W 26 4 2 2 2 2 2 0 0 0 1 0 28 36 2.57 0.857																			
Mark Dewey, R (8, 1) ERA: 2.08	0.2 3 1 1 1 0 0 0 0 0 0 0 0 3 3 13.50 1.500																			
Rafael Novoa, L (8, 1) ERA: 8.31	0.0 1 0 0 0 0 0 1 0 0 0 0 0 0 4 ∞ ∞																			
Steve Bedrosian, R (8, 1) ERA: 4.23	1.1 S 6 2 0 0 1 0 0 0 0 0 0 0 8 8 0.00 1.500																			

Los Angeles Dodgers @ San Francisco Giants
 Candlestick Park, San Francisco, CA
 Sat Sep 29 1990, 6:33 AM EDT
 Att: 31,843 - Unknown

livebaseballscorecards.com

AB	33
R	3
H	7
RBI	3
BB	3
SO	3
LOB	11



Batter	1	2	3	4	5	6	7	8	9
Brett Butler, L (1, 8) OBP: 0.395, SLG: 0.383	0-0 G3			0-0 1B 2B	0-0 1B S		0-0 S 1B		
Mike Kingery, L (1, 7) OBP: 0.338, SLG: 0.345 Greg Litton, R (5, PH) OBP: 0.276, SLG: 0.291	0-0 F7			0-0 2B SF7 1B	0-3 K		0-0 P5		
Will Clark, L (1, 3) OBP: 0.358, SLG: 0.451	0-3 K			0-0 2B	0-0 FC6-4 1B			0-0 F7	
Matt Williams, R (1, 5) OBP: 0.324, SLG: 0.498		0-0 P6		0-0 P6	0-0 FC6-4			0-0 6-3	
Kevin Bass, S (1, 9) OBP: 0.309, SLG: 0.418		0-0 F7		4-0 IBB		0-0 F6		0-0 1B 1B	
Terry Kennedy, L (1, 2) OBP: 0.343, SLG: 0.371 Andres Santana, S (8, PR) Steve Decker, R (9, 2) OBP: 0.333, SLG: 0.605		0-0 4-3		0-0 SF7		0-0 F7		0-0 1B	
Robby Thompson, R (1, 4) OBP: 0.299, SLG: 0.385			0-0 F8	0-0 4-3		0-3 K		0-0 F3	
Mike Benjamin, R (1, 6) OBP: 0.245, SLG: 0.400			0-3 K		0-0 S 1B 1B		0-0 F9		
Kelly Downs, R (1, 1) Mike Laga, L (7, PH) OBP: 0.174, SLG: 0.409 Mark Dewey, R (8, 1) Rafael Novoa, L (8, 1) OBP: 0.400, SLG: 0.250 Steve Bedrosian, R (8, 1) OBP: 0.500, SLG: 0.500			0-3 K		0-0 F7		0-0 F3		

AB	R	H	RBI	BB	SO	LOB
4	2	3	0	0	0	0
2	1	1	0	0	0	0
2	0	0	0	0	1	3
4	0	2	3	0	1	0
4	0	0	0	0	0	3
3	0	1	0	1	0	0
3	0	1	1	0	0	0
0	0	0	0	0	0	0
0	0	0	0	0	0	0
4	0	0	0	0	1	4
3	1	1	0	0	1	0
2	0	0	0	0	1	1
1	0	0	0	0	0	0
0	0	0	0	0	0	0
0	0	0	0	0	0	0
0	0	0	0	0	0	0

AB	R	H	RBI	BB	SO	LOB
32	4	9	4	1	5	11


Inning	R	H	E	K	S	P	BB	IBB	HBP	BLK	WP	HR	S	P	ERA	WHIP
1	0	0	0	1	5	3	0	0	0	0	0	0	24	28	8.31	1.154
2	0	0	0	3	4	3	0	0	0	0	0	0	4	4	0.00	3.000
3	0	0	0	0	4	3	0	0	0	0	0	0	10	10	0.00	0.429
4	0	0	0	5	3	3	0	0	0	0	0	0	5	5	0.00	2.000

PITCHER	IP	WLS	BF	H	R	ER	SO	BB	IBB	HBP	BLK	WP	HR	S	P	ERA	WHIP
Jim Neidlinger, R (1, 1) ERA: 3.28	4.1	L	19	5	4	4	3	0	0	0	0	0	0	24	28	8.31	1.154
Dave Walsh, L (5, 1) ERA: 4.11	0.1		2	1	0	0	1	0	0	0	0	0	0	4	4	0.00	3.000
John Wetteland, R (5, 1) ERA: 4.81	2.1		8	1	0	0	1	0	0	0	0	0	0	10	10	0.00	0.429
Tim Crews, R (8, 1) ERA: 2.65	1.0		5	2	0	0	0	0	0	0	0	0	0	5	5	0.00	2.000

WP	PA
0	34

Los Angeles Dodgers @ San Francisco Giants
Candlestick Park, San Francisco, CA
 Sat Sep 29 1990, 6:33 AM EDT
 Att. 31,843 - Unknown



Batter	1	2	3	4	5	6	7	8	9	AB R H RBI BB SO LOB	TOP	
Lenny Harris, L (1, 5) OBP: 0.352, SLG: 0.377 Jose Vizcaino, S (7, PH) OBP: 0.333, SLG: 0.340 (7, 6)	3-2 CS 1B		0-1 1B		3-2 1B		0-1 G5-3			3 0 3 0 0 0 0 1 0 0 0 0 0 0		
Stan Javier, S (1, 8) OBP: 0.382, SLG: 0.392	0-3 1-2 K		0-3 1 SAFE 1 SAFE K		0-0 1-3 S 1B		0-0 1B			4 0 2 0 0 2 2		
Chris Gwynn, L (1, 7) OBP: 0.306, SLG: 0.416 Jose Gonzalez, R (7, PH) OBP: 0.276, SLG: 0.424 (7, 7)	2-0 G1-3		0-0 1-3 1B		2-3 1-2 K		1-2 G5-3			3 0 1 0 0 1 2 1 0 0 0 0 0 1		
Eddie Murray, S (1, 3) OBP: 0.411, SLG: 0.516		2-2 F7	1-1 G3-1			1-2 G5-3		0-0 P8		4 0 0 0 0 0 2		
Hubie Brooks, R (1, 9) OBP: 0.305, SLG: 0.422		1-0 2B		0-0 F8		1-2 P4		2-2 L5		4 0 1 0 0 0 0		
Mike Scioscia, L (1, 2) OBP: 0.348, SLG: 0.405 Carlos Hernandez, R (5, 2) OBP: 0.200, SLG: 0.300 Ray Searage, L (7, 1) Luis Lopez, R (8, PH) Pat Perry, L (8, 1)		2-0 F7		2-2 G4-6-3 1B		2-3 K		1-0 L8		2 0 1 0 0 0 1 1 0 0 0 0 1 0 0 0 0 0 0 0 0 1 0 0 0 0 0 0 0 0 0 0 0 0 0		
Juan Samuel, R (1, 4) OBP: 0.316, SLG: 0.376		4-1 BB		0-0 G4-6-3 1-2f			0-2 HR 1B		0-0 G6-3	3 1 1 0 1 0 1	AB 35 R 2 H 10 RBI 2 BB 1 SO 5 LOB 12	
Mike Sharperson, R (1, 6) OBP: 0.380, SLG: 0.378 Mickey Hatcher, R (9, PH) OBP: 0.250, SLG: 0.252		0-0 F8			1-2 G6-3		1-0 L8		1-3 K	3 0 0 0 0 0 3 1 0 0 0 0 1 0		
Fernando Valenzuela, L (1, 1) OBP: 0.310, SLG: 0.420 Darren Holmes, R (5, 1) Barry Lyons, R (7, PH) OBP: 0.267, SLG: 0.349 (7, 2)			1-1 L8			0-0 P6		0-1 HR	0-1 G5-3	2 0 0 0 0 0 0 0 0 0 0 0 0 0 2 1 1 2 0 0 0		
Inning Stats	R: 0 H: 1 E: 0 LOB: 0 K: 1 BB: 0 S: 8 P: 13	R: 0 H: 1 E: 0 LOB: 2 K: 0 BB: 1 S: 7 P: 16	R: 0 H: 2 E: 0 LOB: 2 K: 1 BB: 0 S: 10 P: 12	R: 0 H: 1 E: 0 LOB: 0 K: 0 BB: 0 S: 5 P: 7	R: 0 H: 2 E: 0 LOB: 2 K: 1 BB: 0 S: 12 P: 18	R: 0 H: 0 E: 0 LOB: 0 K: 1 BB: 0 S: 10 P: 14	R: 2 H: 3 E: 0 LOB: 1 K: 0 BB: 0 S: 12 P: 14	R: 0 H: 0 E: 0 LOB: 0 K: 0 BB: 0 S: 5 P: 8	R: 0 H: 0 E: 0 LOB: 0 K: 1 BB: 0 S: 6 P: 7	1B: 8 SF: 0 2B: 2 SAC: 0 3B: 0 DP: 2 HR: 1 HBP: 0	WP: 0 PA: 36 PB: 0 SB: 1 CS: 1	
PITCHER Rick Reuschel, R (1, 1) ERA: 3.93 Rafael Nova, L (6, 1) ERA: 7.41	IP WLS BF H R ER SO BB IBB HBP BLK WP HR S P ERA WHIP	5.0 W 21 7 0 0 3 1 0 0 0 0 0 0 42 66 0.00 1.600	4.0 S 15 3 2 2 2 0 0 0 0 0 0 1 33 43 4.50 0.750	PITCHER IP WLS BF H R ER SO BB IBB HBP BLK WP HR S P ERA WHIP								

Los Angeles Dodgers @ San Francisco Giants
Candlestick Park, San Francisco, CA
Sun Sep 30 1990, 6:33 AM EDT
Att. 46,932 - Sunny - 70 F

livebaseballscorecards.com

Batter	1	2	3	4	5	6	7	8	9	AB R H RBI BB SO LOB	TOP											
Lonnie Smith, R (1, 7) OBP: 0.379, SLG: 0.453	3-2 CS 1B		3-2 F9		1-1 G5-3			2-1 F9		4 0 1 0 0 0 0												
Ron Gant, R (1, 8) OBP: 0.352, SLG: 0.533	1-2 SAFE G6-3			2-1 S HR 1B		1-1 CS 1B		1-1 1B SF8 1B		4 2 3 0 0 0 1												
David Justice, L (1, 9) OBP: 0.376, SLG: 0.543	1-2 G4-3			4-2 B HR BB		4-2 B 1B BB		2-2 X 1B		2 2 1 0 2 0 0												
Jim Presley, R (1, 5) OBP: 0.282, SLG: 0.414 Jeff Treadway, L (4, 4) OBP: 0.322, SLG: 0.408		2-2 G6-4-3 1B		0-3 K		0-0 F8		1-1 SF8		2 0 1 0 0 1 2 1 0 0 1 0 0 1												
Francisco Cabrera, R (1, 3) OBP: 0.301, SLG: 0.482 Mike Bell, L (6, PR) OBP: 0.270, SLG: 0.353		1-2 G6-4-3		1-1 HR		4-2 SAFE 1B BB		1-1 P5		2 1 1 3 1 0 1 1 0 0 0 0 0 1												
Jeff Blauser, R (1, 6) OBP: 0.332, SLG: 0.401		0-0 2B		2-0 P2		2-2 1B			2-3 K	4 0 2 1 0 1 0												
Mark Lemke, S (1, 4) OBP: 0.286, SLG: 0.275		0-0 P3		1-0 P6			3-2 F8		0-0 G6-3	4 0 0 0 0 0 1												
Kelly Mann, R (1, 2) OBP: 0.087, SLG: 0.217			3-3 K		2-0 G6-3		2-1 P5		0-0 G6-3	4 0 0 0 0 1 0												
29 John Smoltz, R (1, 1) OBP: 0.225, SLG: 0.189 Kent Mercker, L (8, 1)			3-3 K		2-2 G1-3		1-3 K			3 0 0 0 0 2 0 0 0 0 0 0 0 0												
Inning Stats	R: 0 E: 0 K: 0 S: 10	H: 1 LOB: 0 BB: 0 P: 15	R: 0 E: 0 K: 0 S: 8	H: 2 LOB: 1 BB: 0 P: 11	R: 0 E: 0 K: 2 S: 10	H: 0 LOB: 0 BB: 0 P: 19	R: 3 E: 0 K: 1 S: 13	H: 2 LOB: 0 BB: 1 P: 22	R: 0 E: 0 K: 0 S: 6	H: 0 LOB: 0 BB: 0 P: 11	R: 1 E: 0 K: 0 S: 12	H: 2 LOB: 2 BB: 2 P: 21	R: 0 E: 0 K: 1 S: 8	H: 0 LOB: 0 BB: 0 P: 14	R: 1 E: 0 K: 0 S: 11	H: 2 LOB: 1 BB: 0 P: 18	R: 0 E: 0 K: 1 S: 5	H: 0 LOB: 0 BB: 0 P: 7	1B: 7 2B: 1 3B: 0 HR: 1	SF: 1 SAC: 0 DP: 1 HBP: 0	WP: 0 PB: 0 SB: 2 CS: 2	PA: 35
PITCHER	IP WLS BF H R ER SO BB IBB HBP BLK WP HR S P ERA WHIP																				PITCHER	IP WLS BF H R ER SO BB IBB HBP BLK WP HR S P ERA WHIP
Trevor Wilson, L (1, 1) ERA: 4.0	5.0 L 19 5 3 3 3 1 0 0 0 0 1 47 78 5.40 1.200																					
Francisco Oliveras, R (6, 1) ERA: 2.87	3.0 13 4 2 2 1 2 0 0 0 0 0 31 53 6.00 2.000																					
Mark Dewey, R (9, 1) ERA: 1.99	1.0 3 0 0 0 1 0 0 0 0 0 0 5 7 0.00 0.000																					

Atlanta Braves @ San Francisco Giants
Candlestick Park, San Francisco, CA
Mon Oct 01 1990, 10:05 PM EDT
Att. 7,183 - Unknown

livebaseballscorecards.com

AB	31
R	5
H	9
RBI	5
BB	3
SO	5
LOB	7



Batter	1	2	3	4	5	6	7	8	9	AB	R	H	RBI	BB	SO	LOB
Brett Butler, L (1, 8) OBP: 0.398, SLG: 0.386	4-0 SH1-3 SF7 S BB		3-2 1-H 1B			0-0 B3-1		1-0 SF9		2	1	1	1	1	0	0
Mike Kingery, L (1, 7) OBP: 0.340, SLG: 0.347 Bill Bathe, R (8, PH) OBP: 0.309, SLG: 0.404 Mark Dewey, R (9, 1)	0-1 SH1-3 1-3		0-0 G4-3			3-2 1B		1-1 G6-3 3-H		2	0	1	0	0	0	1
Will Clark, L (1, 3) OBP: 0.357, SLG: 0.447	0-0 SF7 3-H				2-0 G4-3		2-1 F7		1-2 G3		3	0	0	1	0	1
Matt Williams, R (1, 5) OBP: 0.319, SLG: 0.490	1-3 K				3-2 F8		3-1 P3 SAFE		1-3 K		4	0	0	0	0	2
Kevin Bass, S (1, 9) OBP: 0.302, SLG: 0.404		0-2 G3			4-0 BB		2-1 G3-1		1-2 F7		3	0	0	0	1	0
Ernest Riles, L (1, 6) OBP: 0.309, SLG: 0.381 Gary Carter, R (9, PH) OBP: 0.324, SLG: 0.406 Jose Uribe, S (9, PR) OBP: 0.298, SLG: 0.304		2-1 G4-3			1-1 P6		0-1 HR		1-2 1B		3	1	1	1	0	0
Steve Decker, R (1, 2) OBP: 0.298, SLG: 0.522		0-3 K			1-0 P6		2-2 G6-3		2-2 G5-3		4	0	0	0	0	1
Robby Thompson, R (1, 4) OBP: 0.300, SLG: 0.391			2-2 F8		1-0 G4-3		0-1 F8				3	0	0	0	0	0
Trevor Wilson, L (1, 1) OBP: 0.194, SLG: 0.138 Terry Kennedy, L (5, PH) OBP: 0.342, SLG: 0.370 Francisco Oliveras, R (6, 1) Mike Lega, L (8, PH) OBP: 0.208, SLG: 0.409 Greg Litton, R (8, PH) OBP: 0.276, SLG: 0.300			4-2 WP 1B BB		0-0 G4-3			2-2 SF9 3B			0	0	0	0	1	0

Inning Stats	R: 1	H: 0	E: 0	K: 1	S: 6	R: 0	H: 0	E: 0	K: 1	S: 10	R: 0	H: 1	E: 0	K: 0	S: 13	R: 0	H: 0	E: 0	K: 0	S: 7	R: 0	H: 0	E: 0	K: 0	S: 3	R: 0	H: 1	E: 0	K: 0	S: 8	R: 1	H: 1	E: 0	K: 0	S: 9	R: 1	H: 1	E: 0	K: 0	S: 11	R: 0	H: 1	E: 0	K: 1	S: 16	1B: 3	2B: 0	3B: 1	SF: 2	SAC: 1	DP: 0	HBP: 0	WP: 1	PA: 34
PITCHER	IP	WLS	BF	H	R	ER	SO	BB	IBB	HBP	BLK	WP	HR	S	P	ERA	WHIP																																					
29 John Smoltz, R (1, 1) ERA: 3.85	7.0	W	26	3	2	2	2	3	0	0	0	1	1	56	96	2.57	0.857																																					
Kent Mercker, L (8, 1) ERA: 3.17	2.0	S	8	2	1	1	1	0	0	0	0	0	0	27	37	4.50	1.000																																					

BOTTOM

Atlanta Braves @ San Francisco Giants
Candlestick Park, San Francisco, CA

Mon Oct 01 1990, 10:05 PM EDT
Att. 7,183 - Unknown

livebaseballscorecards.com

AB	28
R	3
H	5
RBI	3
BB	3
SO	3
LOB	5



Batter	1	2	3	4	5	6	7	8	9	AB	R	H	RBI	BB	SO	LOB	TOP					
Lonnie Smith, R (1, 7) OBP: 0.384, SLG: 0.461 Geronimo Berroa, R (8, PR) (8, 7)	4-2 		0-0 		2-2 	1-0 	4-0 	4-2 		3	2	2	0	3	0	1						
Mike Bell, L (1, 3) OBP: 0.279, SLG: 0.450	0-0 		0-0 		2-3 	0-0 	3-2 	0-1 		6	2	2	4	0	1	6						
Ron Gant, R (1, 8) OBP: 0.356, SLG: 0.540	1-2 		3-2 		3-2 	4-2 		1-2 	4-1 	4	2	3	2	2	0	0						
David Justice, L (1, 9) OBP: 0.376, SLG: 0.540 Jim Vatcher, R (8, 9) OBP: 0.308, SLG: 0.356		2-3 	0-0 		4-1 	3-1 		2-2 	1-2 	4	0	1	0	1	1	2						
Jeff Treadway, L (1, 4) OBP: 0.323, SLG: 0.406 Victor Rosario, R (9, PH) OBP: 0.250, SLG: 0.143 (9, 4)	2-2 	2-3 	2-3 		1-0 	3-2 		4-1 	1-3 	4	2	1	2	1	1	4						
Jeff Blauser, R (1, 6) OBP: 0.336, SLG: 0.406	0-0 		0-1 		1-1 	2-2 		2-2 	4-2 	5	2	3	1	1	0	0						
Mark Lemke, S (1, 5) OBP: 0.287, SLG: 0.281		2-3 	0-0 		1-1 	3-1 		1-2 	0-1 	6	2	2	1	0	1	2						
Jimmy Kremers, L (1, 2) OBP: 0.184, SLG: 0.200 Marvin Freeman, R (4, 1)		1-3 	0-0 		1-0 	4-2 		2-1 		2	0	0	0	0	1	0						
Tommy Gregg, L (6, PH) OBP: 0.319, SLG: 0.389 Mark Grant, R (6, 1) OBP: 0.500, SLG: 0.333		4-2 		2-3 	2-1 	0-3 		0-2 		0	0	0	0	0	0	0						
Paul Marak, R (1, 1) OBP: 0.167, SLG: 0.091 Oddibe McDowell, L (3, PH) OBP: 0.296, SLG: 0.359 Tony Castillo, L (3, 1) OBP: 0.250, SLG: 0.143 Kelly Mann, R (4, 2) OBP: 0.148, SLG: 0.296										0	0	0	0	0	0	0						
										0	1	0	0	1	0	0						
										0	0	0	0	0	0	0						
										4	1	2	1	0	2	1						
Inning Stats	R: 0 E: 0 K: 0 S: 8	H: 0 LOB: 0 BB: 1 P: 13	R: 0 E: 0 K: 1 S: 8	H: 0 LOB: 0 BB: 0 P: 12	R: 3 E: 0 K: 3 S: 18	H: 4 LOB: 2 BB: 1 P: 30	R: 0 E: 0 K: 0 S: 4	H: 0 LOB: 0 BB: 0 P: 4	R: 1 E: 0 K: 2 S: 14	H: 2 LOB: 2 BB: 1 P: 28	R: 7 E: 1 K: 0 S: 18	H: 7 LOB: 1 BB: 1 P: 34	R: 1 E: 0 K: 1 S: 11	H: 0 LOB: 1 BB: 2 P: 25	R: 4 E: 0 K: 0 S: 22	H: 5 LOB: 3 BB: 2 P: 38	R: 0 E: 0 K: 1 S: 12	H: 0 LOB: 2 BB: 2 P: 22	1B: 9 2B: 6 3B: 1 HR: 3	SF: 0 SAC: 0 DP: 2 HBP: 0	WP: 2 PB: 0 SB: 1 CS: 0	PA: 52
PITCHER	IP	WLS	BF	H	R	ER	SO	BB	IBB	HBP	BLK	WP	HR	S	P	ERA	WHIP					
John Burkett, R (1, 1) ERA: 3.79	5.0		25	8	6	6	6	3	0	0	0	0	1	56	94	10.80	2.200					
Mark Dewey, R (6, 1) ERA: 2.78	0.0	L	2	2	1	1	0	0	0	0	0	0	1	3	6	∞	∞					
Don Robinson, R (6, 1) ERA: 4.57	1.0		6	3	4	4	0	1	0	0	0	0	0	11	21	36.00	4.000					
Randy O'Neal, R (7, 1) ERA: 3.83	1.0		5	0	1	1	1	2	0	0	0	1	0	11	25	9.00	2.000					
Paul McClellan, R (8, 1) ERA: 11.74	0.1		8	5	4	4	0	2	0	0	0	0	1	20	36	108.00	21.000					
PITCHER	IP	WLS	BF	H	R	ER	SO	BB	IBB	HBP	BLK	WP	HR	S	P	ERA	WHIP					
Rafael Novoa, L (8, 1) ERA: 6.75	1.2		6	0	0	0	1	2	0	0	0	0	0	14	24	0.00	1.200					

Atlanta Braves @ San Francisco Giants
 Candlestick Park, San Francisco, CA
 Tue Oct 02 1990, 10:05 PM EDT
 Att: 9,362 - Unknown - 65 F

AB	42
R	16
H	18
RBI	15
BB	10
SO	8
LOB	18



Batter	1	2	3	4	5	6	7	8	9	AB	R	H	RBI	BB	SO	LOB
Brett Butler, L OBP: 0.399, SLG: 0.387 (1, 8)	3-2 G1-4-3 2B 1B	1-0 WP S 1B	4-2 S BB			2-2 P5		0-1 P5		4	2	2	0	1	0	0
Mike Kingery, L OBP: 0.338, SLG: 0.341 Mark Leonard, L OBP: 0.278, SLG: 0.400 (1, 7) (9, 7)	0-0 G1-4-3 1-2	4-0 SAFE 1B WP 1B BB	1-3 SAFE SAFE SAFE K			0-1 L7			1-0 G3 SF8 2B	3	1	0	0	1	1	2
Will Clark, L OBP: 0.357, SLG: 0.448 (1, 3)	1-2 1B 2B	2-2 1B 1B				3-2 G4-3			0-1 G3	5	1	2	3	0	1	1
Matt Williams, R OBP: 0.320, SLG: 0.489 (1, 5)	4-1 1B HBP	1-1 FC6-4 1B				2-0 G4-3			0-0 SF8	3	0	1	1	0	1	0
Kevin Bass, S OBP: 0.301, SLG: 0.401 Mike Laga, L OBP: 0.200, SLG: 0.391 (1, 9) (9, PH)	3-2 BB 1B	2-2 SAFE FC6-4				0-0 G6-3			0-0 L5	4	0	1	1	0	0	2
Ernest Riles, L OBP: 0.313, SLG: 0.381 Mike Benjamin, R OBP: 0.254, SLG: 0.411 (1, 6) (3, PH) (4, 6)	4-2 G5-4-3 BB		1-3 K			0-0 G5-3			0-1 1B	0	0	0	0	1	0	0
Paul McClellan, R OBP: 0.500, SLG: 0.500 Rafael Novoa, L OBP: 0.333, SLG: 0.200 (8, 1) (8, 1)	1-2 BB					0-1 G5-3			0-1 1B	3	0	1	0	0	1	0
Steve Decker, R OBP: 0.314, SLG: 0.520 (1, 2)	0-1 G5-4-3		0-1 2B SH3-4 1B			0-1 1B			0-1 P2	4	1	2	0	0	0	4
Robby Thompson, R OBP: 0.300, SLG: 0.392 Rick Parker, R OBP: 0.316, SLG: 0.350 (1, 4) (8, PH) (9, 4)		2-3 K	0-2 SH3-4 PB 2B			1-3 K			0-1 G4-3	3	1	1	0	0	2	1
John Burkett, R OBP: 0.118, SLG: 0.048 Mark Dewey, R (6, 1)		2-3 K	0-1 SH3-4			0-3 K			0-0 F8	1	0	0	0	0	0	0
Don Robinson, R OBP: 0.143, SLG: 0.254 Randy O'Neal, R OBP: 0.167, SLG: 0.167 Greg Litton, R OBP: 0.274, SLG: 0.299 (6, 1) (7, 1) (8, 6)		2-3 K	2-3 SH3-4							2	0	0	1	0	2	1

Inning Stats	R: 2	H: 3	E: 0	K: 0	S: 15	LOB: 2	BB: 1	P: 30	R: 2	H: 3	E: 0	K: 2	S: 15	LOB: 2	BB: 1	P: 29	R: 2	H: 2	E: 0	K: 2	S: 19	LOB: 1	BB: 1	P: 25	R: 0	H: 0	E: 0	K: 1	S: 5	LOB: 0	BB: 0	P: 8	R: 0	H: 1	E: 0	K: 2	S: 11	LOB: 1	BB: 0	P: 12	R: 0	H: 0	E: 0	K: 0	S: 13	LOB: 0	BB: 0	P: 18	R: 0	H: 1	E: 0	K: 1	S: 12	LOB: 1	BB: 0	P: 14	R: 0	H: 0	E: 0	K: 0	S: 5	LOB: 0	BB: 0	P: 5	R: 1	H: 1	E: 0	K: 0	S: 5	LOB: 0	BB: 0	P: 6
1B: 8	SF: 1	2B: 3	SAC: 1	3B: 0	DP: 1	HR: 0	HBP: 1	WP: 1	PA: 41																																																															

PITCHER	IP	WLS	BF	H	R	ER	SO	BB	IBB	HBP	BLK	WP	HR	S	P	ERA	WHIP
Paul Marak, R ERA: 3.69 (1, 1)	2.0		14	6	4	4	2	2	0	0	0	1	0	30	59	18.00	4.000
Tony Castillo, L ERA: 4.23 (3, 1)	1.0		6	2	2	1	2	1	0	0	0	0	0	19	25	9.00	3.000
Marvin Freeman, R ERA: 4.31 (4, 1)	2.0	W	7	1	0	0	3	0	0	0	0	0	0	16	20	0.00	0.500
Mark Grant, R ERA: 4.73 (6, 1)	4.0	S	14	2	1	1	1	0	0	0	0	0	0	35	43	2.25	0.500

BOTTOM

Atlanta Braves @ San Francisco Giants
Candlestick Park, San Francisco, CA

livebaseballscorecards.com

AB	35
R	7
H	11
RBI	6
BB	3
SO	8
LOB	11



WP : 1	PA : 41
PB : 1	
SB : 2	
CS : 0	

PITCHER	IP	WLS	BF	H	R	ER	SO	BB	IBB	HBP	BLK	WP	HR	S	P	ERA	WHIP
Paul Marak, R ERA: 3.69 (1, 1)	2.0		14	6	4	4	2	2	0	0	0	1	0	30	59	18.00	4.000
Tony Castillo, L ERA: 4.23 (3, 1)	1.0		6	2	2	1	2	1	0	0	0	0	0	19	25	9.00	3.000
Marvin Freeman, R ERA: 4.31 (4, 1)	2.0	W	7	1	0	0	3	0	0	0	0	0	0	16	20	0.00	0.500
Mark Grant, R ERA: 4.73 (6, 1)	4.0	S	14	2	1	1	1	0	0	0	0	0	0	35	43	2.25	0.500

Tue Oct 02 1990, 10:05 PM EDT
Att. 9,362 - Unknown - 65 F

Batter	1	2	3	4	5	6	7	8	9	AB R H RBI BB SO LOB	TOP		
Lonnie Smith, R (1, 7) OBP: 0.384, SLG: 0.459 	1-2 		3-3 			2-2 	4-1 		2-0 	4 1 1 0 1 1 0			
Mike Bell, L (1, 3) OBP: 0.292, SLG: 0.467 	3-3 			0-0 		0-0 	0-0 		0-0 	5 1 2 1 0 1 1			
Ron Gant, R (1, 8) OBP: 0.357, SLG: 0.539 	3-3 			4-1 		1-0 	1-3 			3 0 1 2 1 2 4			
David Justice, L (1, 9) OBP: 0.373, SLG: 0.535 	3-1 			2-1 		1-0 	3-1 			4 0 0 0 0 0 6			
Jeff Treadway, L (1, 4) OBP: 0.320, SLG: 0.403 		2-3 		1-0 		0-1 		1-0 		4 0 0 0 0 1 2			
Jeff Blausler, R (1, 6) OBP: 0.338, SLG: 0.409 		2-3 		0-0 		0-3 		1-1 		4 0 2 0 0 2 1			
Mark Lemke, S (1, 5) OBP: 0.286, SLG: 0.280 		0-1 		1-0 			1-2 	2-1 		4 0 1 0 0 0 2			
Jimmy Kremers, L (1, 2) OBP: 0.177, SLG: 0.192 Victor Rosario, R (7, PR) OBP: 0.250, SLG: 0.143 Kelly Mann, R (7, 2) OBP: 0.143, SLG: 0.286 		1-1 		1-0 		1-0 	1-2 	2-2 		3 0 0 0 0 0 2			
Charlie Leibbrandt, R (1, 1) OBP: 0.226, SLG: 0.180 Tommy Gregg, L (7, PH) OBP: 0.322, SLG: 0.389 Steve Avery, L (7, 1) OBP: 0.133, SLG: 0.133 Oddibe McDowell, L (9, PH) OBP: 0.295, SLG: 0.357 		1-0 		2-1 			4-2 		1-1 	2 0 0 0 0 0 1			
Inning Stats	R: 0 H: 1 E: 0 LOB: 1 K: 2 BB: 0 S: 14 P: 24	R: 0 H: 0 E: 0 LOB: 0 K: 2 BB: 0 S: 10 P: 14	R: 0 H: 0 E: 0 LOB: 0 K: 1 BB: 0 S: 6 P: 11	R: 0 H: 0 E: 0 LOB: 1 K: 0 BB: 1 S: 6 P: 12	R: 0 H: 1 E: 0 LOB: 1 K: 0 BB: 0 S: 5 P: 9	R: 2 H: 2 E: 1 LOB: 1 K: 1 BB: 0 S: 11 P: 15	R: 1 H: 2 E: 0 LOB: 3 K: 1 BB: 2 S: 18 P: 31	R: 0 H: 1 E: 0 LOB: 1 K: 0 BB: 0 S: 9 P: 15	R: 0 H: 0 E: 0 LOB: 0 K: 0 BB: 0 S: 4 P: 7	1B: 5 SF: 0 2B: 2 SAC: 0 3B: 0 DP: 0 HR: 0 HBP: 0	WP: 1 PA: 38 PB: 0 SB: 0 CS: 0		
PITCHER	IP WLS BF H R ER SO BB IBB HBP BLK WP HR S P ERA WHIP											PITCHER	IP WLS BF H R ER SO BB IBB HBP BLK WP HR S P ERA WHIP
Kelly Downs, R (1, 1) ERA: 3.43	6.1 27 5 3 2 6 2 0 0 1 1 0 63 101 2.84 1.105												
Steve Bedrosian, R (7, 1) ERA: 4.2	0.2 W 4 1 0 0 1 1 0 0 0 0 0 7 15 0.00 3.000												
Francisco Oliveras, R (8, 1) ERA: 2.77	2.0 S 7 1 0 0 0 0 0 0 0 0 0 13 22 0.00 0.500												

Atlanta Braves @ San Francisco Giants
 Candlestick Park, San Francisco, CA

AB	35
R	3
H	7
RBI	3
BB	3
SO	7
LOB	20



Wed Oct 03 1990, 6:33 AM EDT
 Att: 8,559 - Sunny - 75 F

Batter	1	2	3	4	5	6	7	8	9	AB	R	H	RBI	BB	SO	LOB
Brett Butler, L OBP: 0.397, SLG: 0.384 (1, 8)	2-2 G4-3		3-1 G6-3		1-3 K		1-2 F7			4	0	0	0	0	1	1
Rick Parker, R OBP: 0.314, SLG: 0.346 (1, 9) (4, 5) (8, 7)	1-3 K		0-1 L4		1-1 G1-3			0-0 1B		4	1	1	0	0	1	0
Matt Williams, R OBP: 0.319, SLG: 0.488 Mike Kingery, L OBP: 0.335, SLG: 0.338 (1, 5) (4, 9)	1-3 K2-3		0-0 G6-3			0-0 G4-3		1-2 P5		2	0	0	0	0	1	0
Steve Decker, R OBP: 0.309, SLG: 0.500 (1, 2)		1-2 1B		2-2 G5-3		3-1 F9		1-0 F8		4	1	1	0	0	0	1
Mike Laga, L OBP: 0.241, SLG: 0.444 (1, 3)		3-2 1B		2-2 F8		0-1 G4-3		0-0 1B		4	2	2	1	0	0	0
Greg Litton, R OBP: 0.283, SLG: 0.312 (1, 4) (8, 5)		2-1 1B		0-1 1B		3-2 F8		0-0 1B		4	1	3	2	0	0	0
Mark Leonard, L OBP: 0.300, SLG: 0.412 Kevin Bass, S OBP: 0.304, SLG: 0.404 Jose Uribe, S OBP: 0.297, SLG: 0.304 (1, 7) (7, PH) (8, 6)		2-3 K		2-1 1B		2-1 1B		1-2 F9		2	0	1	1	0	1	2
Andres Santana, S OBP: 0.299, SLG: 0.392 (1, 6) (7, PH) (8, 4)		2-2 FC6-4		3-2 F8		0-0 L7		1-2 1B		2	0	0	1	0	0	2
Kelly Downs, R OBP: 0.500, SLG: 0.500 Steve Bedrosian, R OBP: 0.321, SLG: 0.458 Bill Bathe, R OBP: 0.321, SLG: 0.458 Francisco Oliveras, R (1, 1) (7, 1) (7, PH) (8, 1)		0-1 G4-3		0-0 G4-3		0-0 3B				2	0	0	0	0	0	1

Inning Stats	R: 0	H: 0	E: 0	K: 2	S: 9	H: 0	LOB: 0	BB: 0	P: 13	R: 2	H: 3	E: 0	K: 1	S: 22	R: 0	H: 0	E: 0	K: 0	S: 5	R: 1	H: 2	E: 0	K: 0	S: 17	R: 0	H: 0	E: 0	K: 1	S: 8	R: 0	H: 0	E: 0	K: 0	S: 5	R: 1	H: 2	E: 0	K: 0	S: 13	R: 2	H: 3	E: 0	K: 0	S: 10
	0	0	0	2	9	0	0	0	13	2	3	0	1	22	0	0	0	0	5	1	2	0	0	17	0	0	0	0	8	0	0	0	0	5	1	2	0	0	13	2	3	0	0	10

PITCHER	IP	WLS	BF	H	R	ER	SO	BB	IBB	HBP	BLK	WP	HR	S	P	ERA	WHIP
Charlie Leibrandt, L ERA: 3.16 (1, 1)	6.0		23	5	3	3	4	0	0	0	0	0	0	66	96	4.50	0.833
Steve Avery, L ERA: 5.64 (7, 1)	2.0	L	11	5	3	3	0	0	0	0	0	0	0	23	33	13.50	2.500

BOTTOM

Atlanta Braves @ San Francisco Giants
Candlestick Park, San Francisco, CA

Wed Oct 03 1990, 6:33 AM EDT
Att. 8,559 - Sunny - 75 F

AB	34
R	6
H	10
RBI	6
BB	0
SO	4
LOB	10

livebaseballscores.com



WP: 0	PA: 34
PB: 0	SB: 2
CS: 0	