

San Francisco Giants - 1991

Batter	1	2	3	4	5	6	7	8	9	AB	R	H	RBI	BB	SO	LOB	TOP							
Robby Thompson, R (1,4)	G3		F8			G4-3		1B 3B BB		3	1	0	0	1	0	1	San Francisco Giants @ San Diego Padres Jack Murphy Stadium, San Diego, CA Tue Apr 09 1991, 10:05 PM EDT Att: 48,089 - Sunny - 68 F livebaseballscorecards.com							
Willie McGee, S (1,8) OBP: 0.500, SLG: 0.500	G6-3			G1-3		G1-3 1B		3B 1B		4	1	2	0	0	0	0								
Will Clark, L (1,3) OBP: 0.250, SLG: 0.750	G3			E3 HR		G1-3		3B		4	1	1	2	0	0	1								
Kevin Mitchell, R (1,7) OBP: 0.250, SLG: 1.000		K		HR		G6-3		L5		4	1	1	2	0	1	2								
Matt Williams, R (1,5)	G1-3			F9			G6-3	G6-3		4	0	0	0	0	0	1								
Kevin Bass, S (1,9)		K		G1-3			G3-1		G1-3	4	0	0	0	0	1	0								
Steve Decker, R (1,2)			SH5-4 BB			F9	E5		CI BB	2	0	0	0	2	0	0								
Mike Benjamin, R (1,6)			L8			P6			CI	3	0	0	0	0	0	2								
Mike Kingery, L (9,PH)							F7		G4-6-3	0	0	0	0	0	0	0								
John Burkett, R (1,1)			SH5-4			K			G3	1	0	0	0	0	1	0								
Mike Felder, S (8,PH)									G4-6-3	1	0	0	0	0	0	0								
Trevor Wilson, L (8,1)										0	0	0	0	0	0	0								
Jeff Brantley, R (8,1)										0	0	0	0	0	0	0								
Mark Leonard, L (9,PH)										1	0	0	0	0	0	2								
Inning Stats	R: 0 E: 0 K: 0 S: 7	H: 0 LOB: 0 BB: 0 P: 8	R: 0 E: 0 K: 2 S: 8	H: 0 LOB: 0 BB: 0 P: 10	R: 0 E: 0 K: 0 S: 11	H: 0 LOB: 1 BB: 1 P: 19	R: 2 E: 1 K: 0 S: 12	H: 1 LOB: 0 BB: 0 P: 15	R: 0 E: 0 K: 1 S: 6	H: 0 LOB: 0 BB: 0 P: 8	R: 0 E: 0 K: 0 S: 7	H: 1 LOB: 1 BB: 0 P: 14	R: 0 E: 1 K: 0 S: 11	H: 0 LOB: 1 BB: 0 P: 16	R: 2 E: 0 K: 0 S: 17	H: 2 LOB: 1 BB: 1 P: 27	R: 0 E: 1 K: 0 S: 10	H: 0 LOB: 1 BB: 1 P: 20	1B: 2 2B: 0 3B: 1 HR: 1	SF: 0 SAC: 1 DP: 1 HBP: 0	WP: 0 PB: 0 SB: 0 CS: 0	PA: 36		
PITCHER	IP WLS BF H R ER SO BB IBB HBP BLK WP HR S P ERA WHIP																							
Ed Whitson, R (1,1) ERA: 3.68	7.1	29	3	4	3	3	2	0	0	0	0	0	0	0	6	11	0.00	3.000						
Craig Lefferts, L (8,1) ERA:	0.1	2	1	0	0	0	0	0	0	0	0	0	0	0	3	4	0.00	0.000						
Mike Maddux, R (8,1) ERA:	0.1	W	1	0	0	0	0	0	0	0	0	0	0	3	4	0.00	0.000							
Larry Andersen, R (9,1) ERA:	1.0	S	4	0	0	0	1	0	0	0	0	0	0	10	20	0.00	1.000							

Batter	1	2	3	4	5	6	7	8	9	AB	R	H	RBI	BB	SO	LOB	BOTTOM						
Bip Roberts, S (1,4) OBP: 0.500, SLG: 0.500	G1-3	FC6-4						SH1 1B		4	1	2	0	0	0	2	San Francisco Giants @ San Diego Padres Jack Murphy Stadium, San Diego, CA Tue Apr 09 1991, 10:05 PM EDT Att: 48,089 - Sunny - 68 F livebaseballscorecards.com						
Tony Fernandez, S (1,6) OBP: 0.333, SLG: 0.333	F7 1B		F9		CS	G4-3		SH1		3	0	1	0	0	0	0							
Tony Gwynn, L (1,9) OBP: 0.500, SLG: 0.500	F7		G4-6-3 1B			G4-3		WP 1B		4	1	2	1	0	0	1							
Fred McGriff, L (1,3) OBP: 0.500, SLG: 0.333		HBP 1B	G4-6-3			L9		1B BB		3	2	1	0	1	0	1							
Benito Santiago, R (1,2) OBP: 1.000, SLG: 1.000		HBP 1B			PO 1B		G1-3 SH5-3 1B	1B SF7 1B		4	3	4	1	0	0	0							
Jerald Clark, R (1,7) OBP: 0.667, SLG: 0.500		1B			F9		SH5-3	1B		2	0	1	1	0	0	1							
Jim Presley, R (1,5) OBP: 0.333, SLG: 0.333										3	0	1	2	1	1	2							
Paul Faries, R (8,PR) (9,5)		FC6-4 1B			K		G1-3			0	0	0	0	0	0	0							
Shawn Abner, R (1,8) OBP: 0.250, SLG: 0.333		K			PO	G6-3		SF7		3	0	1	2	0	1	2							
Ed Whitson, R (1,1) ERA: 3.86										3	0	0	0	0	1	3							
Craig Lefferts, L (8,1) ERA: 81.0										0	0	0	0	0	0	0							
Mike Maddux, L (8,1) ERA: 81.0										0	0	0	0	0	0	0							
Garry Templeton, S (8,PH) (9,1)										1	0	0	0	0	0	2							
Larry Andersen, R (9,1) ERA: 13.5										0	0	0	0	0	0	0							
Inning Stats	R: 0 E: 0 K: 0 S: 10	H: 1 LOB: 0 BB: 0 P: 14	R: 2 E: 0 K: 2 S: 14	H: 3 LOB: 2 BB: 0 P: 21	R: 0 E: 0 K: 0 S: 7	H: 1 LOB: 0 BB: 0 P: 9	R: 0 E: 0 K: 1 S: 5	H: 1 LOB: 0 BB: 0 P: 8	R: 0 E: 0 K: 0 S: 10	H: 0 LOB: 0 BB: 0 P: 15	R: 0 E: 0 K: 0 S: 7	H: 0 LOB: 0 BB: 0 P: 11	R: 1 E: 0 K: 0 S: 7	H: 2 LOB: 1 BB: 0 P: 10	R: 4 E: 0 K: 0 S: 17	H: 4 LOB: 2 BB: 2 P: 31	1B: 13 2B: 0 3B: 0 HR: 0	SF: 1 SAC: 2 DP: 1 HBP: 1	WP: 1 PB: 0 SB: 0 CS: 1	PA: 38			
PITCHER	IP WLS BF H R ER SO BB IBB HBP BLK WP HR S P ERA WHIP																						
John Burkett, R (1,1) ERA: 3.86	7.0	27	9	3	3	3	0	0	1	0	0	0	0	88	3.86	1.286							
Trevor Wilson, L (8,1) ERA: 81.0	0.1	L	4	2	3	3	0	1	0	0	0	1	0	7	14	81.00	9.000						
Jeff Brantley, R (8,1) ERA: 13.5	0.2	5	2	1	1	0	0	1	0	0	0	0	0	10	17	13.50	3.000						



Batter	1	2	3	4	5	6	7	8	9	AB	R	H	RBI	BB	SO	LOB	TOP				
Robby Thompson, R (1,4)	G5-3		L4		B1-3			1B BB		3	0	0	0	1	0	1	San Francisco Giants @ San Diego Padres Jack Murphy Stadium, San Diego, CA Wed Apr 10 1991, 10:05 PM EDT Att: 18,590 - Sunny - 62 F				
Willie McGee, S (1,8) OBP: 0.250, SLG: 0.250	K		G4-3		G4-3			L9		4	0	0	0	0	1	2					
Will Clark, L (1,3) OBP: 0.250, SLG: 0.500	K			K		G4-3		BB		4	0	1	0	0	2	0					
Kevin Mitchell, R (1,7) Mike Felder, S (4, PR)		HR		FC6-4 HBP		L6		BB		1	1	1	1	0	0	0					
Matt Williams, R (1,5)	F9			FC6-4		K		BB		1	0	0	0	1	0	0					
Kevin Bass, S (1,9)	G5-3			L8				BB		4	0	0	0	0	1	4					
Steve Decker, R (1,2) OBP: 0.375, SLG: 0.667	P3							BB		3	0	0	0	1	1	2					
Mike Benjamin, R (1,6) OBP: 0.143, SLG: 0.571			K		HR			BB		4	1	1	1	0	1	1					
Bud Black, L (1,1) Dave Anderson, R (8, PH)					HR					4	1	1	1	0	2	1					
Don Robinson, R (8, PH) Greg Litton, R (8, PH)					K			FC6-4		2	0	1	0	0	1	0					
Inning Stats	R: 0 H: 0 E: 0 K: 2 S: 7	H: 0 LOB: 0 BB: 0 P: 11	R: 1 H: 1 E: 0 K: 0 S: 9	LOB: 0 BB: 0 P: 12	R: 0 H: 1 E: 0 K: 1 S: 14	LOB: 1 BB: 0 P: 21	R: 0 H: 0 E: 1 K: 1 S: 9	H: 0 LOB: 2 BB: 0 P: 14	R: 2 H: 2 E: 0 K: 1 S: 9	H: 2 LOB: 0 BB: 0 P: 12	R: 0 H: 0 E: 0 K: 2 S: 7	H: 0 LOB: 0 BB: 0 P: 11	R: 0 H: 1 E: 0 K: 0 S: 11	H: 1 LOB: 3 BB: 2 P: 20	R: 0 H: 0 E: 0 K: 1 S: 10	H: 0 LOB: 1 BB: 1 P: 17	1B: 2 2B: 0 3B: 0 HR: 3	SF: 0 SAC: 0 DP: 0 HBP: 1	WP: 0 PB: 0 SB: 0 CS: 0	PA: 36	
PITCHER	IP	WLS	BF	H	R	ER	SO	BB	IBB	HBP	BLK	WP	HR	S	P	ERA	WHIP				
Bruce Hurst, L (1,1) ERA: 3.86	7.0	W	26	4	3	3	8	0	0	1	0	0	3	62	91	3.86	0.571				
Rich Rodriguez, L (8,1) ERA:	0.2		5	1	0	0	0	2	0	0	0	0	0	9	18	0.00	4.500				
Mike Maddux, R (8,1) ERA:	0.1		2	0	0	0	0	1	0	0	0	0	0	3	7	0.00	3.000				
Craig Lefferts, L (9,1) ERA:	1.0	S	3	0	0	0	1	0	0	0	0	0	0	9	12	0.00	0.000				

Batter	1	2	3	4	5	6	7	8	9	AB	R	H	RBI	BB	SO	LOB	BOTTOM				
Bip Roberts, S (1,4) OBP: 0.250, SLG: 0.250	G4-3		F8		G4-3			K		4	0	0	0	0	1	0	San Francisco Giants @ San Diego Padres Jack Murphy Stadium, San Diego, CA Wed Apr 10 1991, 10:05 PM EDT Att: 18,590 - Sunny - 62 F				
Tony Fernandez, S (1,6) OBP: 0.286, SLG: 0.286	K		K		K			1B		4	0	1	0	0	3	0					
Tony Gwynn, L (1,9) OBP: 0.375, SLG: 0.375	HR 1B		F7					L3		4	1	1	0	0	0	1					
Fred McGriff, L (1,3) OBP: 0.429, SLG: 0.833	HR				K			K		3	1	1	2	0	2	0					
Benito Santiago, R (1,2) OBP: 0.714, SLG: 0.857	F8			HR 2B				K		3	1	1	0	0	1	0					
Jerald Clark, R (1,7) OBP: 0.667, SLG: 1.250		G5-3 BB		HR				G3-1		2	1	1	2	1	0	0					
Jim Presley, R (1,5) Rich Rodriguez, L (8,1)		G5-3		K				K		3	0	0	0	0	2	1					
Mike Maddux, L (8,1) Craig Lefferts, L (9,1)				K				K		0	0	0	0	0	0	0					
Shawn Abner, R (1,8) OBP: 0.143, SLG: 0.167	P3			K				K		3	0	0	0	0	2	1					
Bruce Hurst, L (1,1) Garry Templeton, S (8,5)	G5-3				G4-3			K		2	0	0	0	0	0	1					
Inning Stats	R: 2 H: 2 E: 0 K: 1 S: 13	H: 2 LOB: 0 BB: 0 P: 20	R: 0 H: 0 E: 0 K: 0 S: 13	H: 0 LOB: 1 BB: 1 P: 20	R: 0 H: 0 E: 0 K: 1 S: 7	H: 0 LOB: 0 BB: 0 P: 9	R: 2 H: 2 E: 0 K: 3 S: 11	H: 2 LOB: 0 BB: 0 P: 15	R: 0 H: 0 E: 0 K: 1 S: 8	H: 0 LOB: 0 BB: 0 P: 10	R: 0 H: 0 E: 0 K: 2 S: 8	H: 0 LOB: 0 BB: 0 P: 13	R: 0 H: 0 E: 0 K: 2 S: 10	H: 0 LOB: 0 BB: 0 P: 14	R: 0 H: 1 E: 0 K: 2 S: 13	H: 1 LOB: 1 BB: 0 P: 17	1B: 2 2B: 1 3B: 0 HR: 2	SF: 0 SAC: 0 DP: 0 HBP: 0	WP: 0 PB: 0 SB: 0 CS: 0	PA: 30	
PITCHER	IP	WLS	BF	H	R	ER	SO	BB	IBB	HBP	BLK	WP	HR	S	P	ERA	WHIP				
Bud Black, L (1,1) ERA: 5.14	7.0	L	26	4	4	4	10	1	0	0	0	0	2	70	101	5.14	0.714				
Don Robinson, R (8,1) ERA:	1.0		4	1	0	0	2	0	0	0	0	0	0	13	17	0.00	1.000				



Batter	1	2	3	4	5	6	7	8	9	10	AB	R	H	RBI	BB	SO	LOB								
Robby Thompson, R OBP: 0.357, SLG: 0.545 (1, 4)	P3		L4					G4-3			5	3	2	2	1	0	1								
Willie McGee, S OBP: 0.357, SLG: 0.571 (1, 8)	K		G4-3								6	2	3	0	0	1	3								
Will Clark, L OBP: 0.357, SLG: 0.500 (1, 3)	K										6	1	3	4	0	1	1								
Kevin Mitchell, R OBP: 0.500, SLG: 1.300 (1, 7)		P3									5	1	2	2	1	0	2								
Matt Williams, R OBP: 0.214, SLG: 0.429 (1, 5)											6	2	3	2	0	0	2								
Kevin Bass, S OBP: 0.286, SLG: 0.167 (1, 9)											5	0	2	0	1	0	3								
Steve Decker, R OBP: 0.429, SLG: 0.545 (1, 2)											5	0	2	0	1	2	4								
Mike Benjamin, R OBP: 0.154, SLG: 0.333 (1, 6)											5	0	0	1	1	2	6								
Michael LaCoss, R Eric Gunderson, R Trevor Wilson, L Mike Kingery, L Jeff Brantley, R Dave Rignetti, L (1, 11)											2	2	2	0	1	0	0								
Inning Stats	R: 0 E: 0 K: 2 S: 12	H: 0 LOB: 0 BB: 0 P: 16	R: 1 E: 0 K: 1 S: 10	H: 1 LOB: 0 BB: 0 P: 15	R: 0 E: 0 K: 1 S: 9	H: 0 LOB: 1 BB: 1 P: 15	R: 1 E: 0 K: 0 S: 8	H: 2 LOB: 2 BB: 1 P: 14	R: 4 E: 0 K: 0 S: 16	H: 5 LOB: 1 BB: 1 P: 25	R: 2 E: 0 K: 0 S: 15	H: 3 LOB: 1 BB: 0 P: 19	R: 1 E: 0 K: 0 S: 12	H: 2 LOB: 1 BB: 0 P: 16	R: 0 E: 0 K: 0 S: 11	H: 1 LOB: 1 BB: 0 P: 20	R: 0 E: 0 K: 0 S: 10	H: 2 LOB: 2 BB: 1 P: 15	R: 2 E: 0 K: 2 S: 13	H: 3 LOB: 3 BB: 2 P: 25	1B: 13 2B: 2 3B: 1 HR: 3	SF: 0 SAC: 0 DP: 1 HBP: 0	WP: 1 PB: 0 SB: 1 CS: 0	PA: 53	
PITCHER	IP	WLS	BF	H	R	ER	SO	BB	IBB	HBP	BLK	WP	HR	S	P	ERA	WHIP								
Andy Benes, R ERA: 13.5 (1, 1)	4.0		23	8	6	6	4	3	0	0	0	0	0	3	77	13.50	2.750								
Rich Rodriguez, L ERA: 6.75 (5, 1)	2.0		8	3	2	2	0	0	0	0	0	0	0	20	27	9.00	1.500								
Wes Gardner, R ERA: 4.5 (7, 1)	2.0		9	3	1	1	0	0	0	0	0	0	0	23	36	4.50	1.500								
Mike Maddux, R ERA: (9, 1)	1.0		5	2	0	0	0	1	0	0	0	0	0	10	15	0.00	3.000								
Craig Leferts, L ERA: 7.71 (10, 1)	1.0	L	8	3	2	2	2	1	1	0	0	1	0	13	25	18.00	4.000								

TOP

San Francisco Giants @ San Diego Padres
Jack Murphy Stadium, San Diego, CA

Thu Apr 11 1991, 6:33 AM EDT
Att: 22,475 - Cloudy - 65 F

AB	47
R	11
H	19
RBI	11
BB	6
SO	6
LOB	25




Batter	1	2	3	4	5	6	7	8	9	10	AB	R	H	RBI	BB	SO	LOB								
Bip Roberts, S OBP: 0.429, SLG: 0.429 (1, 4)	L7		G6-3								6	0	4	1	0	0	0								
Tony Fernandez, S OBP: 0.231, SLG: 0.231 (1, 6)	G6-3										6	0	1	1	0	2	3								
Tony Gwynn, L OBP: 0.500, SLG: 0.583 (1, 9)											4	1	2	0	2	0	1								
Fred McGriff, L OBP: 0.385, SLG: 0.545 (1, 3)											5	1	1	0	1	2	6								
Benito Santiago, R OBP: 0.615, SLG: 0.769 (1, 2)											6	1	3	2	0	0	1								
Jerald Clark, R OBP: 0.500, SLG: 0.800 (1, 7)											6	0	2	0	0	1	3								
Jim Presley, R OBP: 0.417, SLG: 0.222 (1, 5)											3	2	1	0	1	0	3								
Shawn Abner, R OBP: 0.250, SLG: 0.364 (1, 8)											5	2	2	1	0	1	3								
Andy Benes, R Rich Rodriguez, L Darrin Jackson, R Wes Gardner, R Thomas Howard, S Mike Maddux, L Marty Barrett, R Eric Gunderson, L Craig Leferts, L (1, 11)											2	0	0	0	0	1	2								
Inning Stats	R: 0 E: 0 K: 1 S: 10	H: 1 LOB: 1 BB: 0 P: 16	R: 0 E: 0 K: 1 S: 13	H: 1 LOB: 2 BB: 0 P: 18	R: 0 E: 0 K: 1 S: 12	H: 3 LOB: 2 BB: 1 P: 26	R: 0 E: 0 K: 0 S: 10	H: 1 LOB: 0 BB: 0 P: 16	R: 0 E: 0 K: 0 S: 10	H: 1 LOB: 0 BB: 0 P: 15	R: 4 E: 2 K: 0 S: 17	H: 3 LOB: 2 BB: 2 P: 32	R: 0 E: 0 K: 2 S: 14	H: 1 LOB: 1 BB: 0 P: 21	R: 0 E: 0 K: 1 S: 9	H: 1 LOB: 2 BB: 1 P: 17	R: 3 E: 0 K: 1 S: 19	H: 4 LOB: 1 BB: 0 P: 32	R: 0 E: 0 K: 0 S: 9	H: 1 LOB: 1 BB: 0 P: 14	1B: 12 2B: 3 3B: 1 HR: 1	SF: 0 SAC: 0 DP: 1 HBP: 1	WP: 3 PB: 0 SB: 1 CS: 1	PA: 52	
PITCHER	IP	WLS	BF	H	R	ER	SO	BB	IBB	HBP	BLK	WP	HR	S	P	ERA	WHIP								
Michael LaCoss, R ERA: 6.75 (1, 1)	5.1		25	8	4	4	3	2	0	0	0	1	0	58	99	6.75	1.875								
Eric Gunderson, L ERA: (6, 1)	0.1		5	2	2	0	0	1	0	0	0	0	0	10	18	0.00	9.000								
Trevor Wilson, L ERA: 40.5 (6, 1)	0.1		1	0	0	0	0	0	0	0	0	0	0	4	6	0.00	0.000								
Jeff Brantley, R ERA: 3.86 (7, 1)	1.2		8	2	0	0	2	1	0	0	0	2	0	20	33	0.00	1.800								
Dave Rignetti, L ERA: 11.57 (8, 1)	2.1	W	12	5	3	3	2	0	0	0	0	0	1	31	51	11.57	2.143								

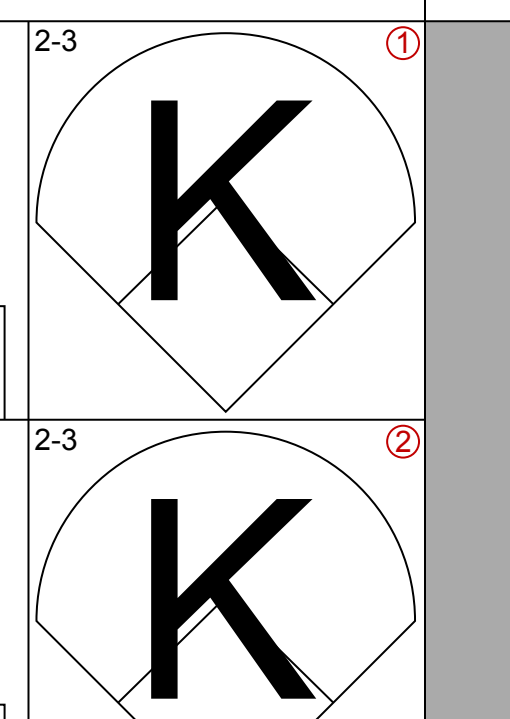
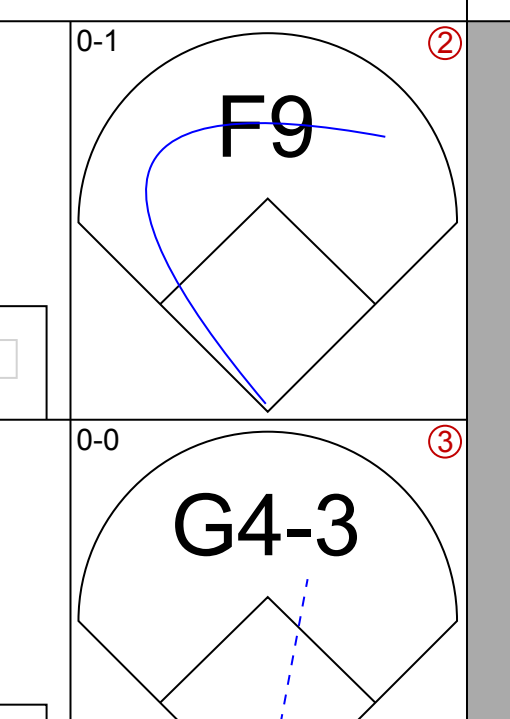
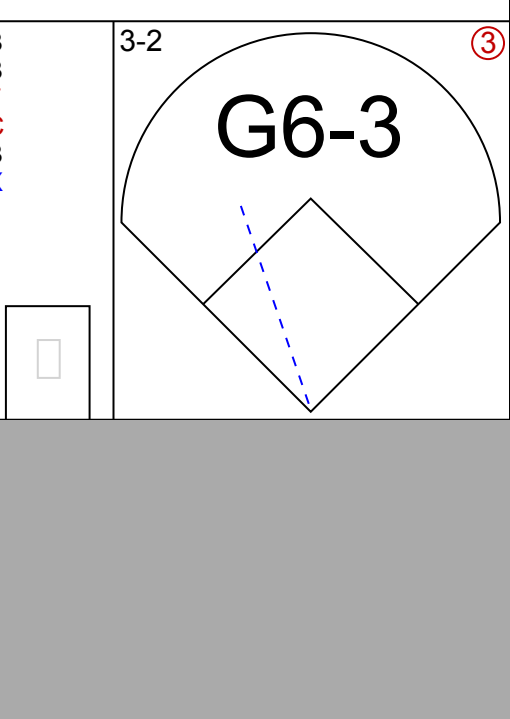
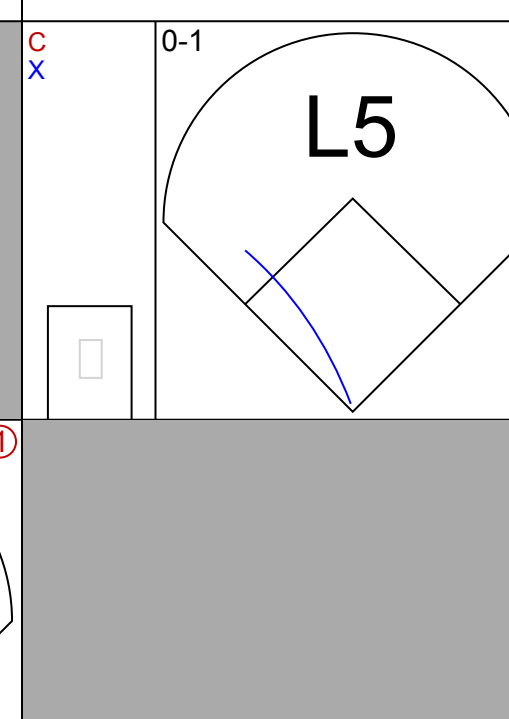
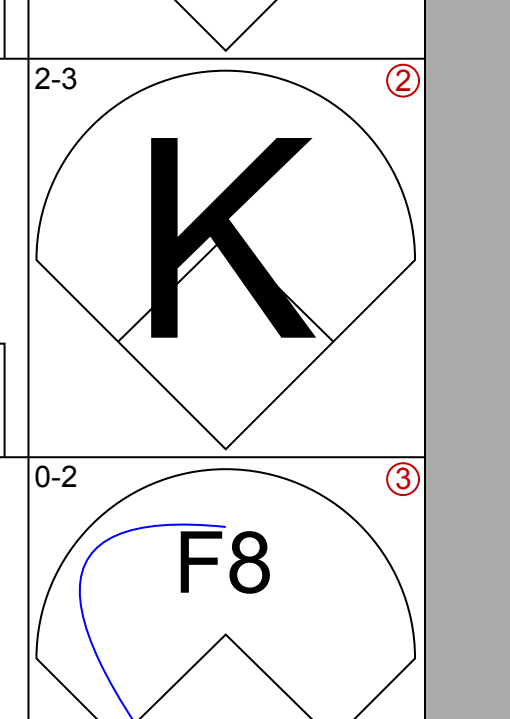
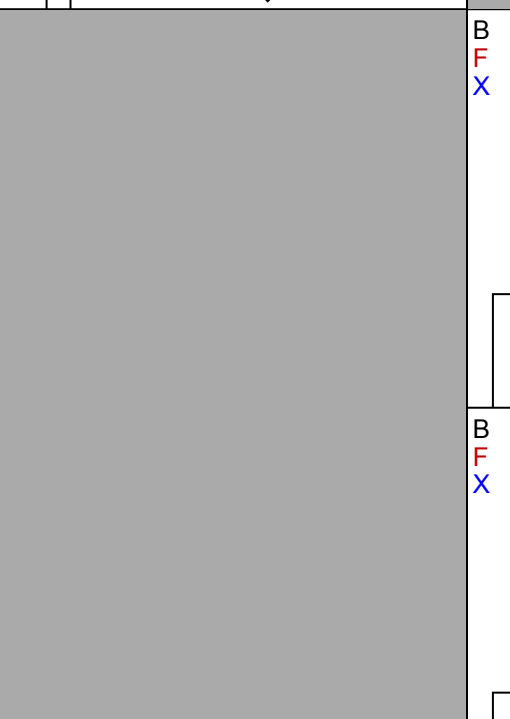
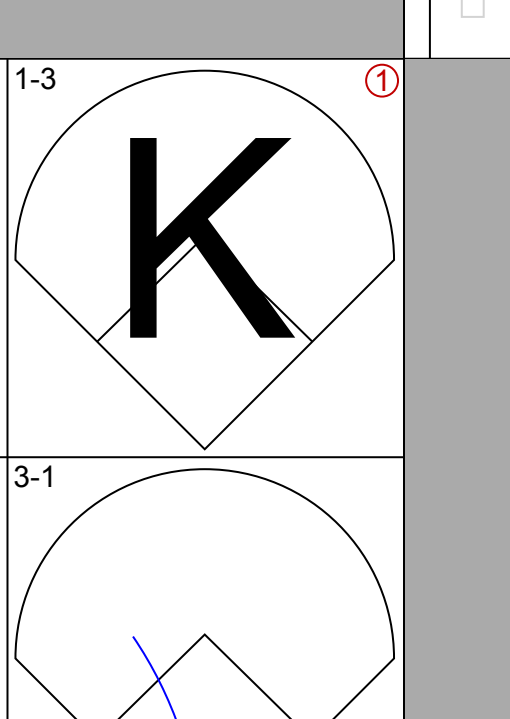
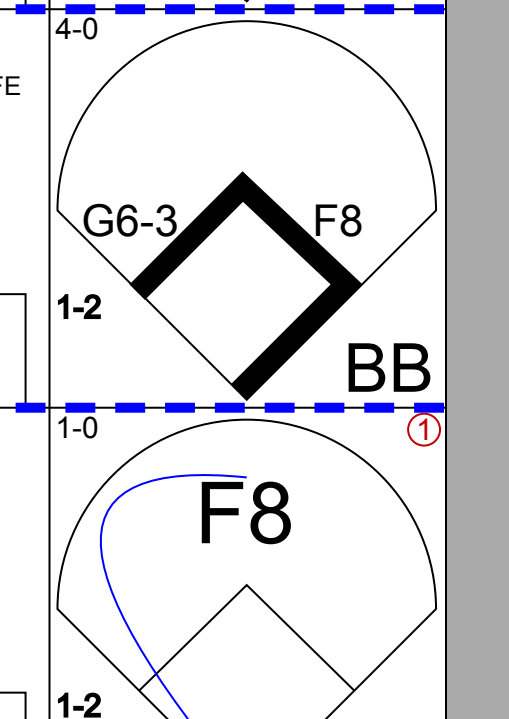
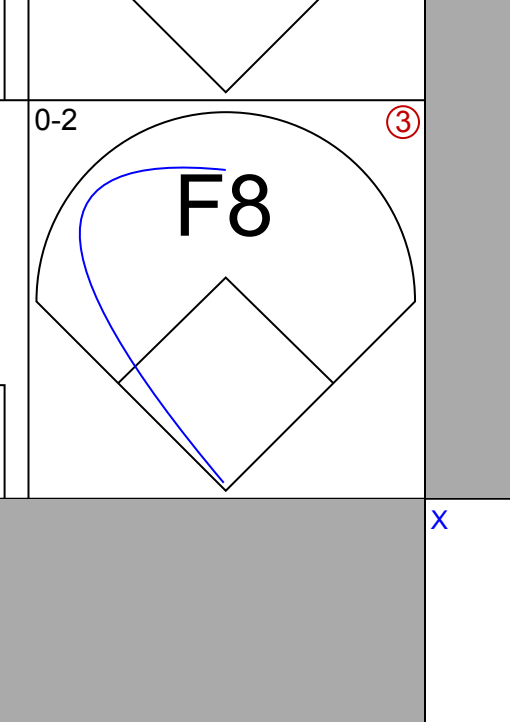
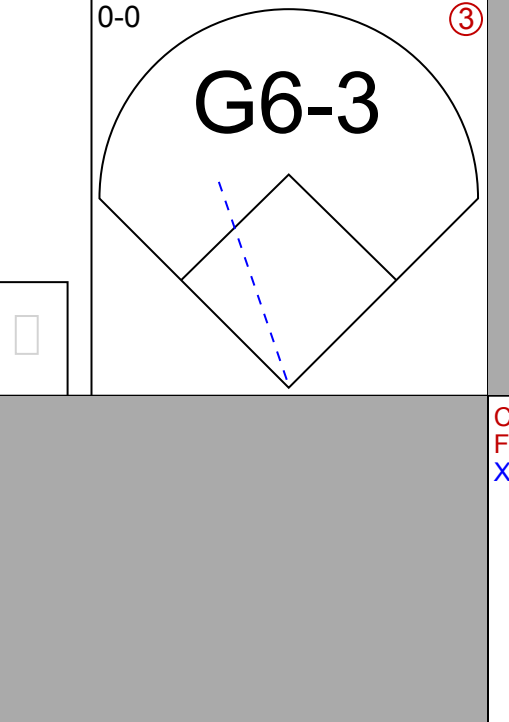
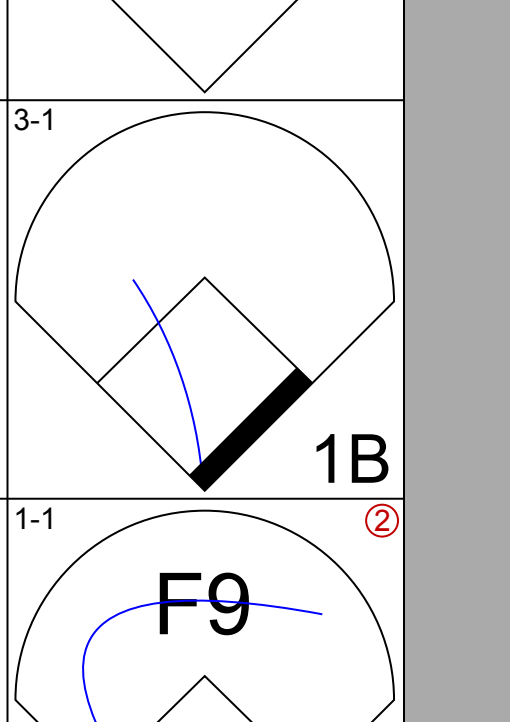
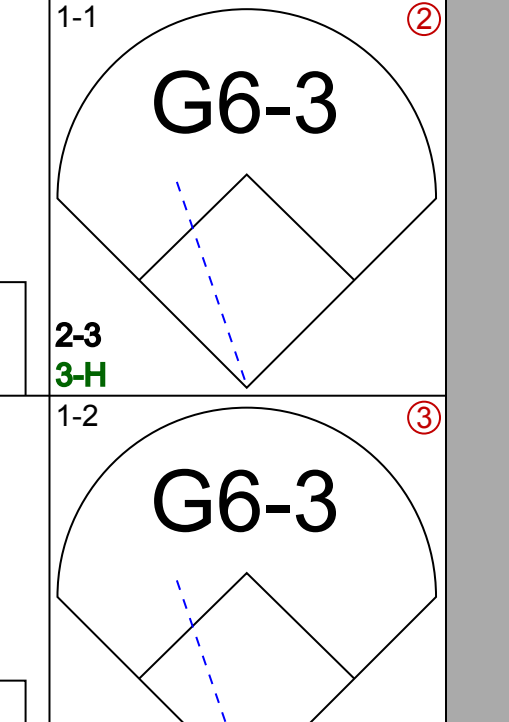
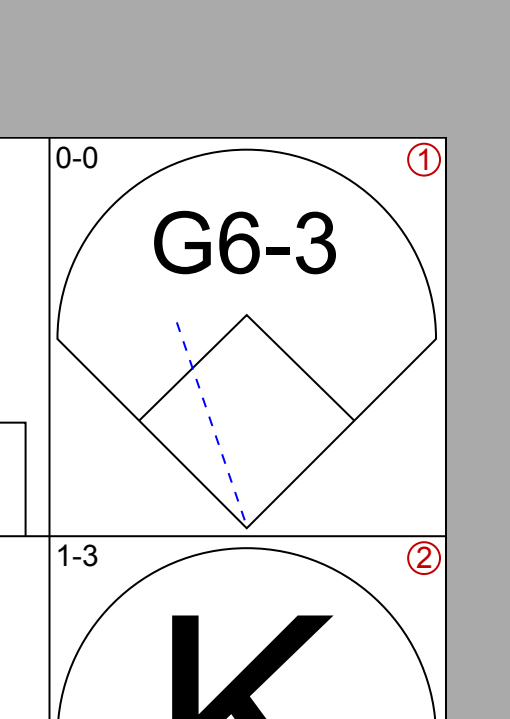
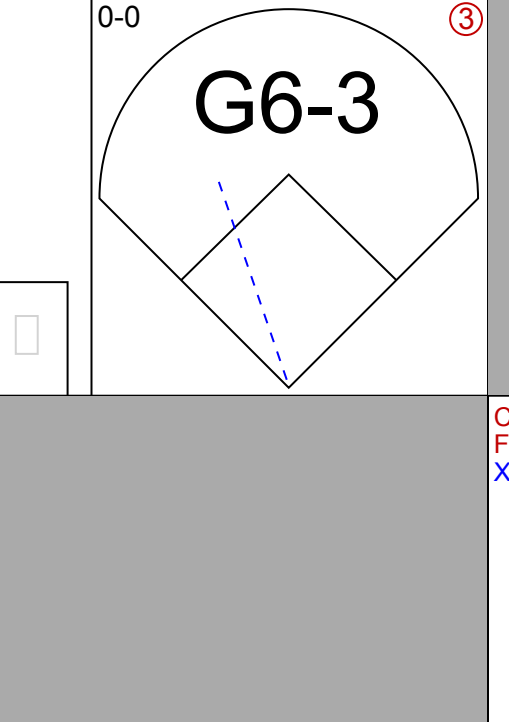
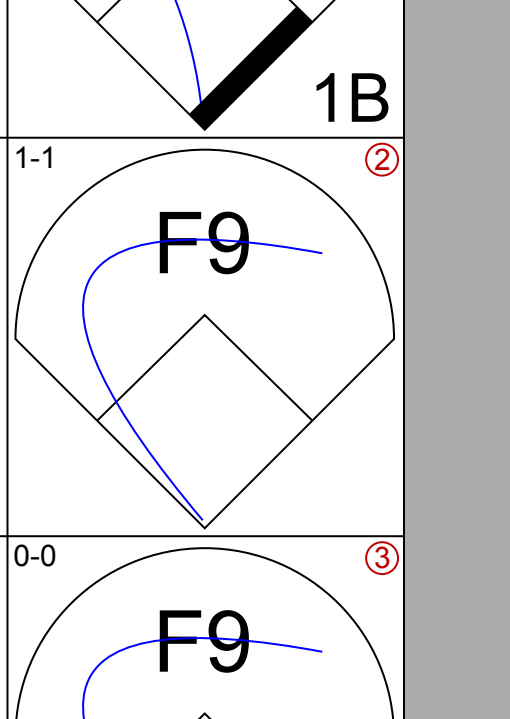
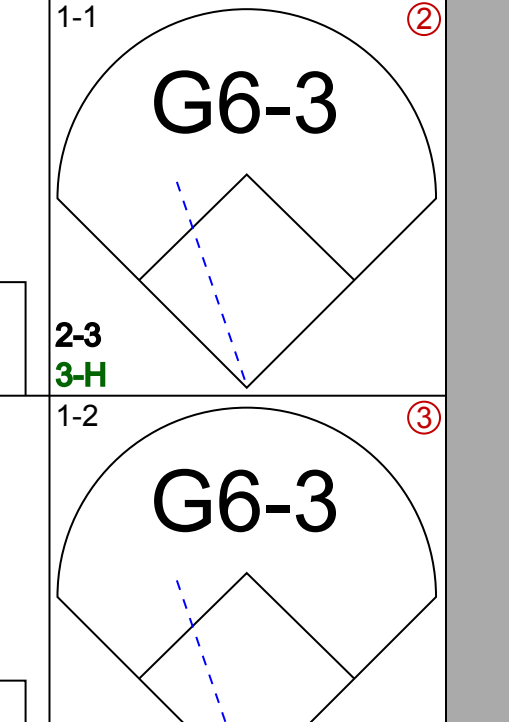
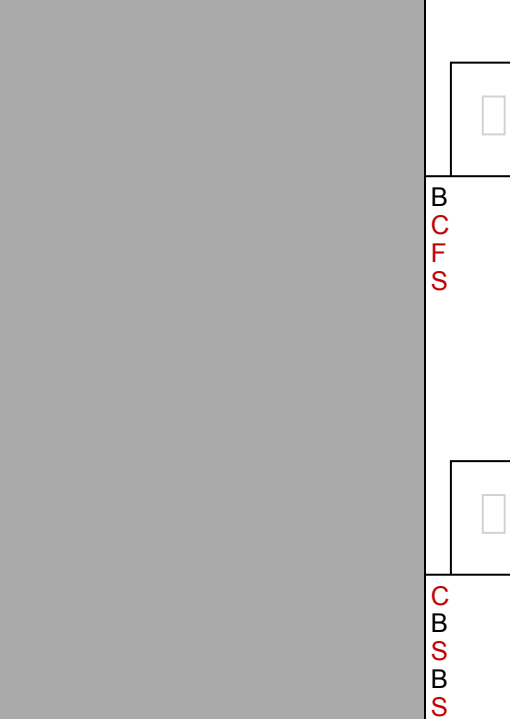
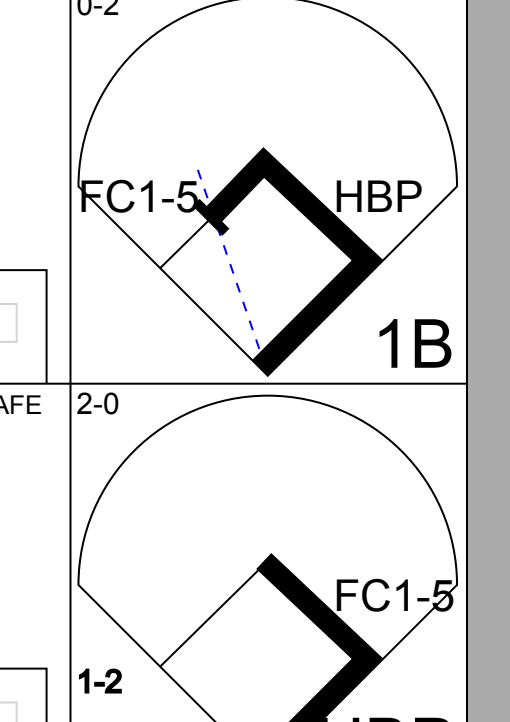
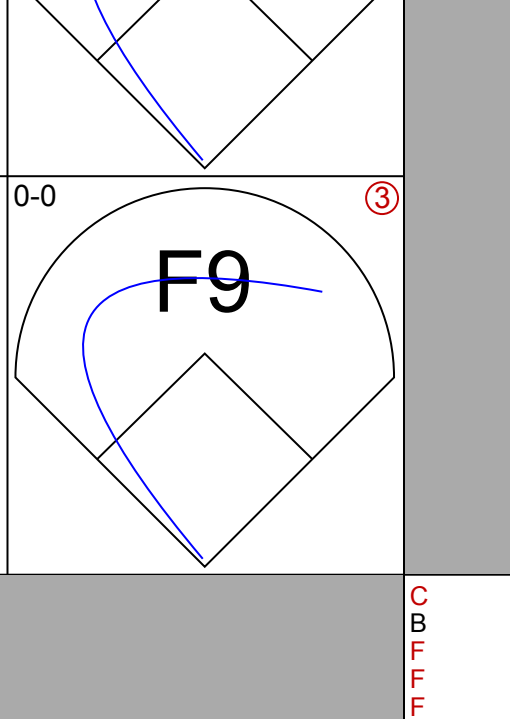
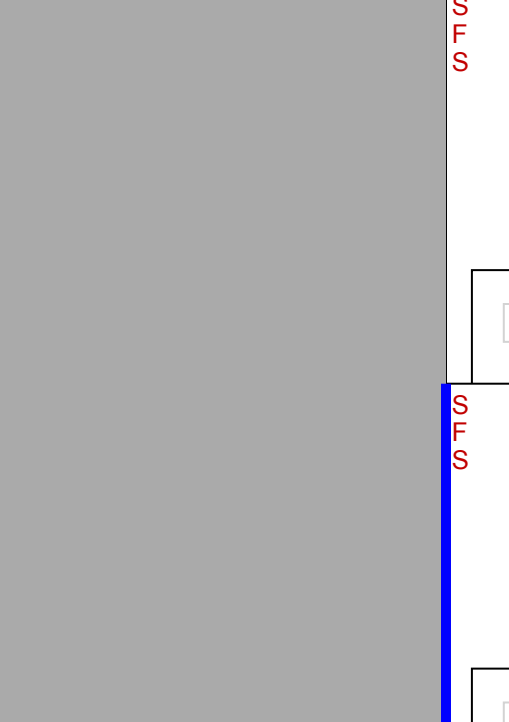
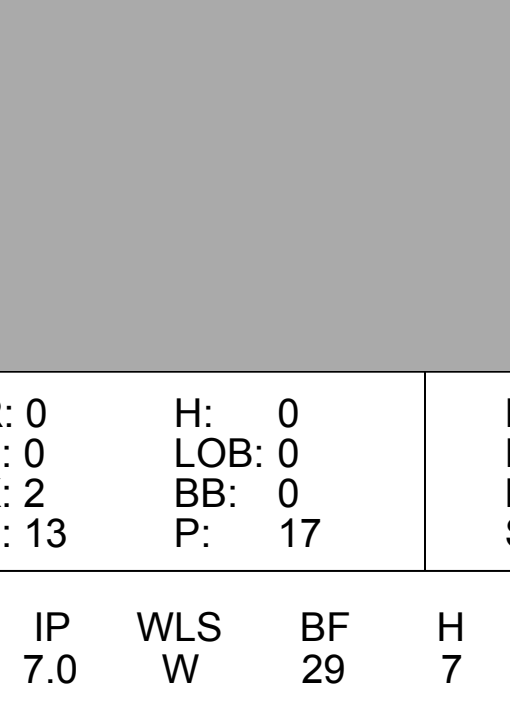
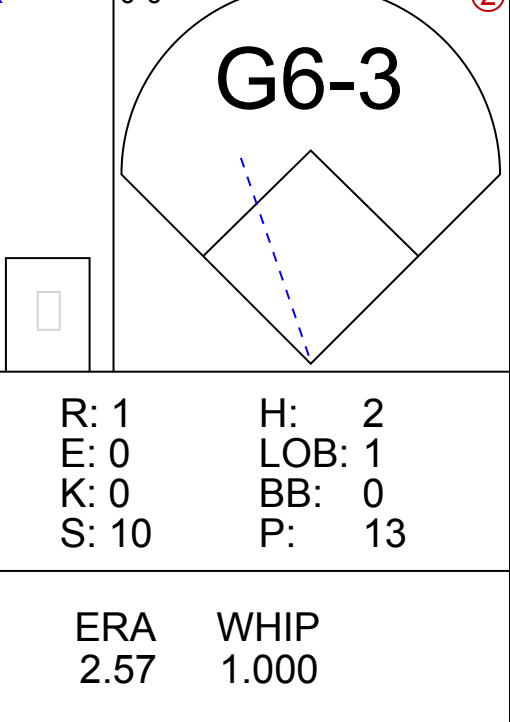
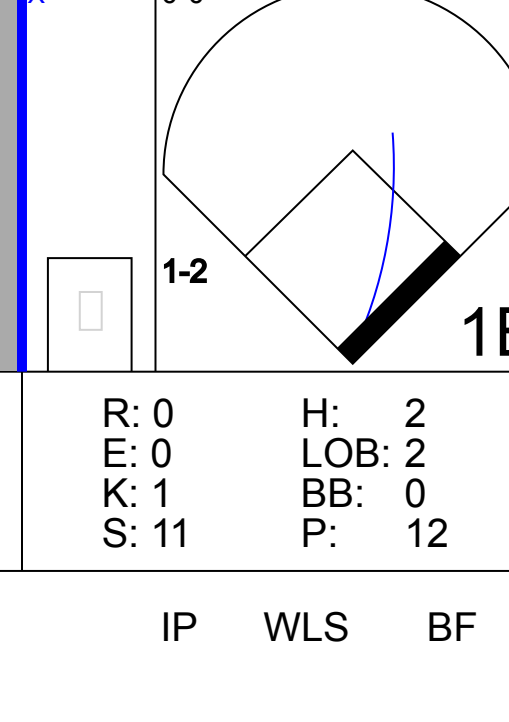
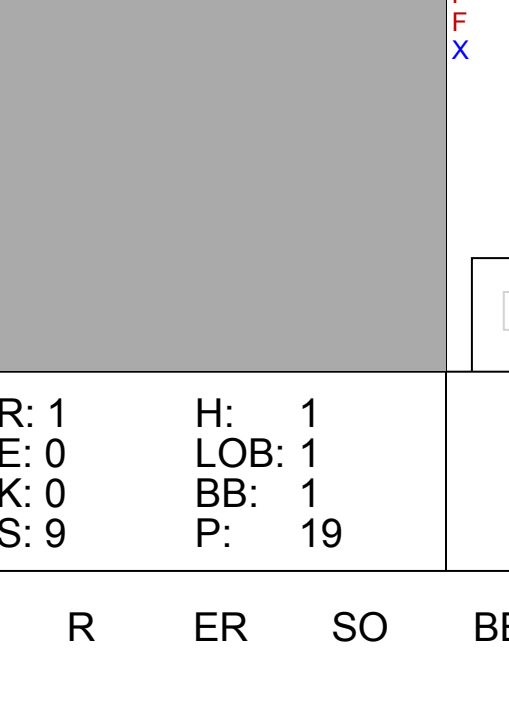
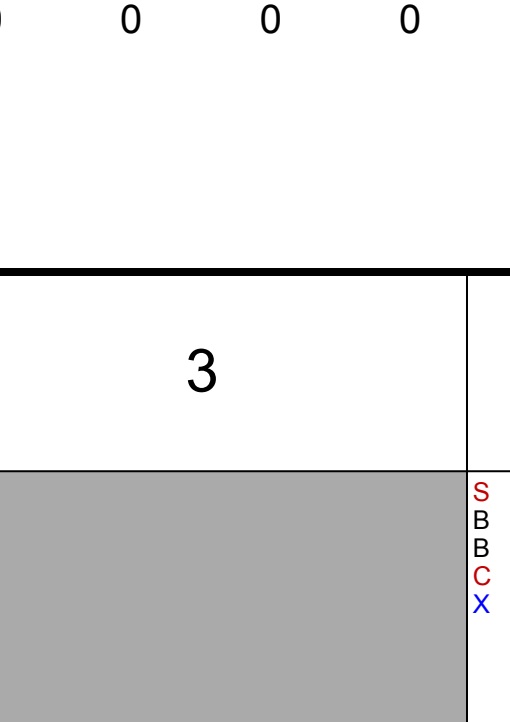
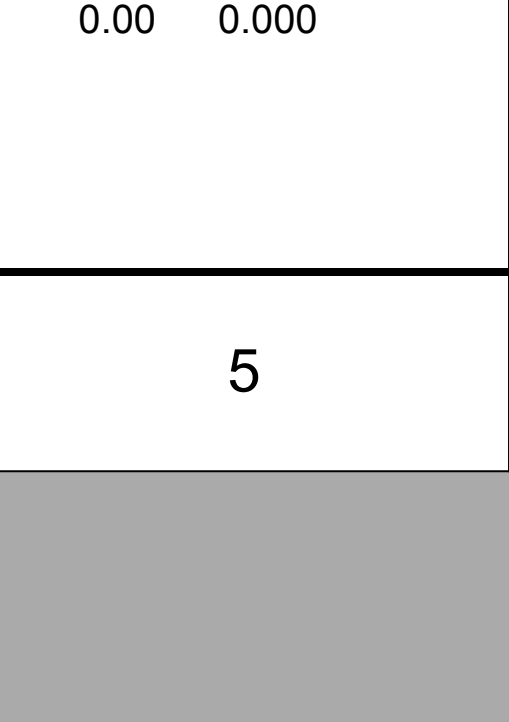
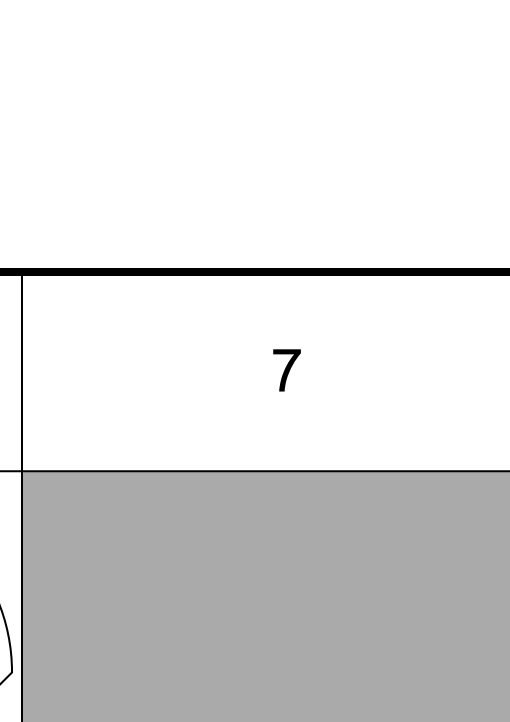
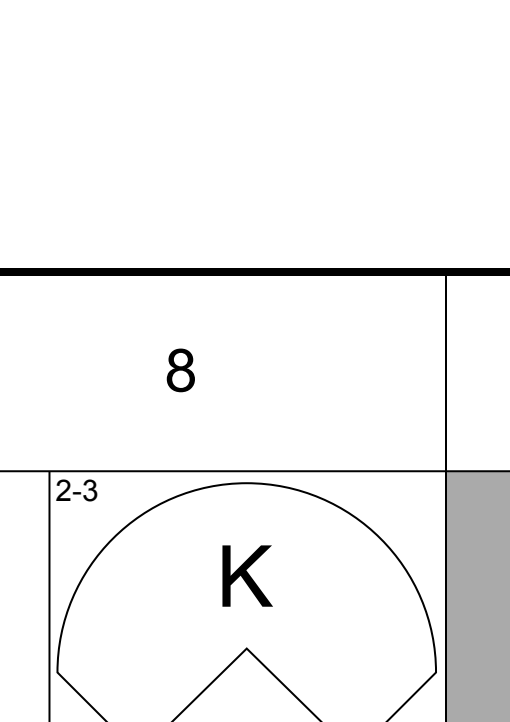
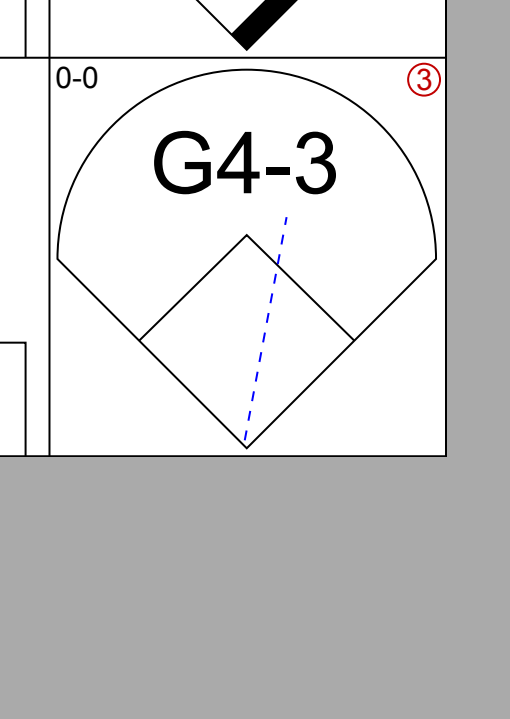


BOTTOM

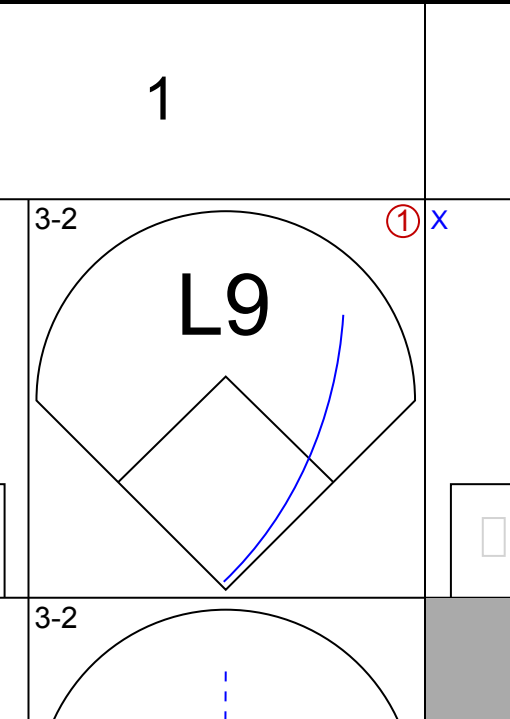
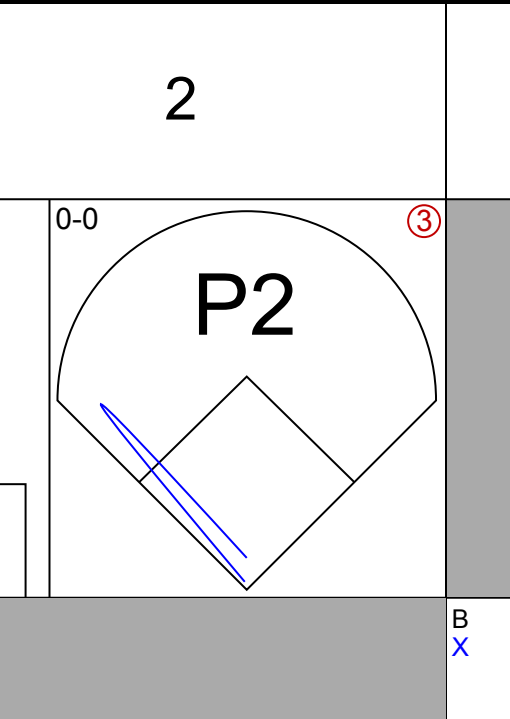
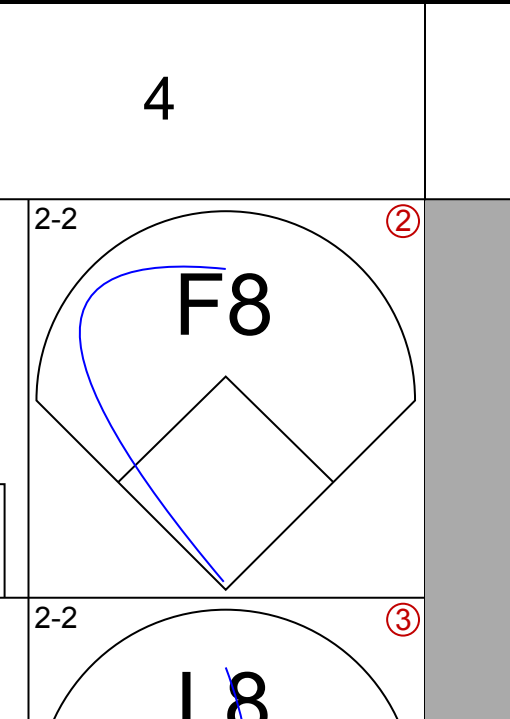
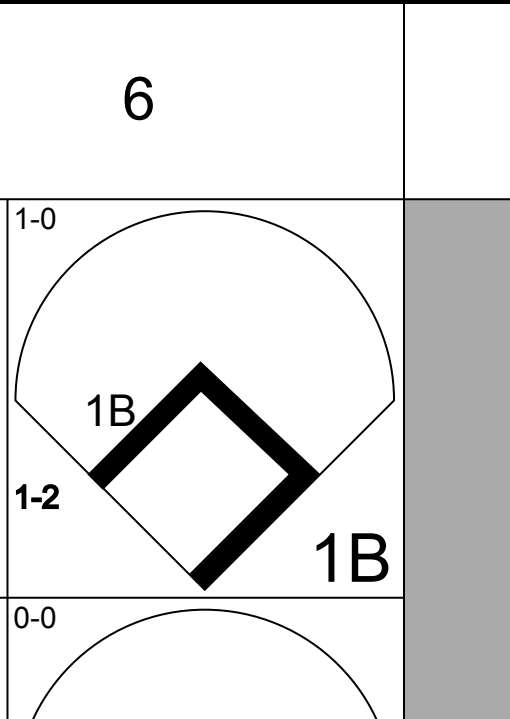
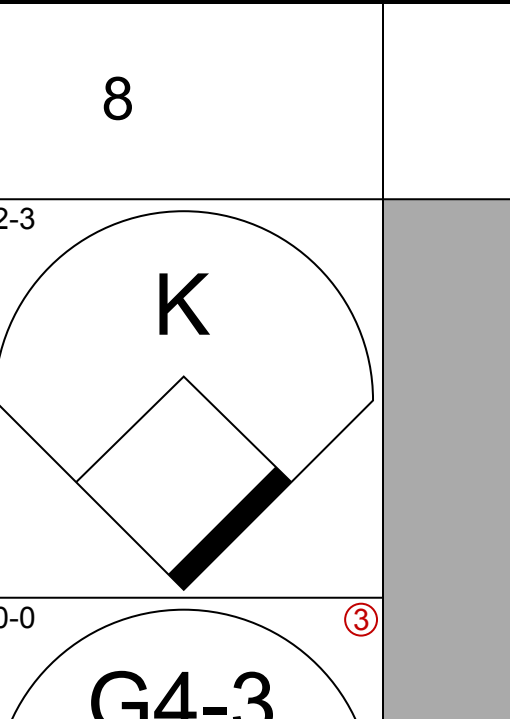
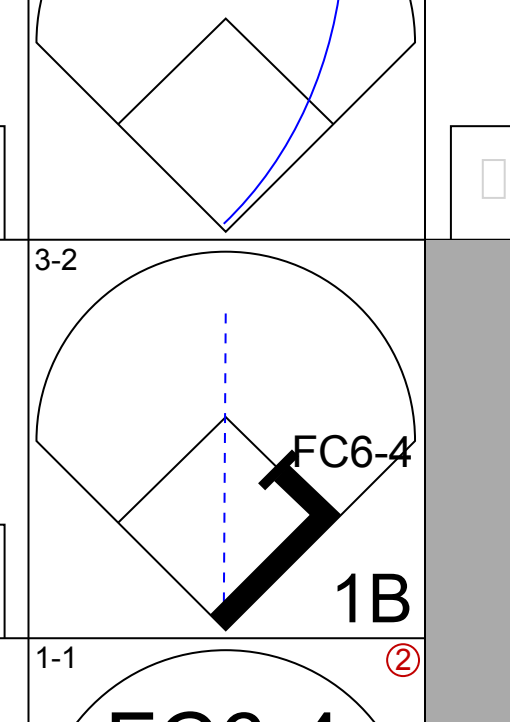
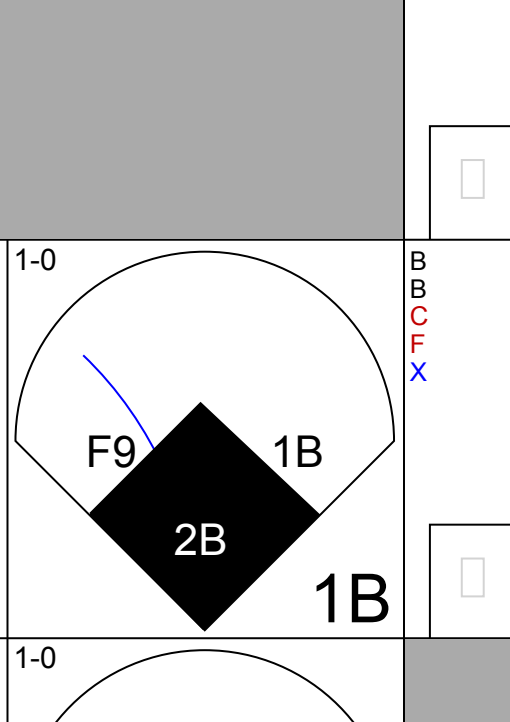
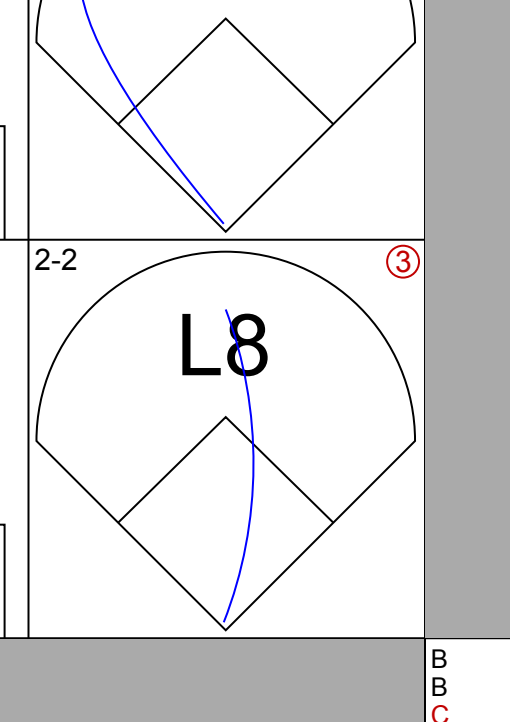
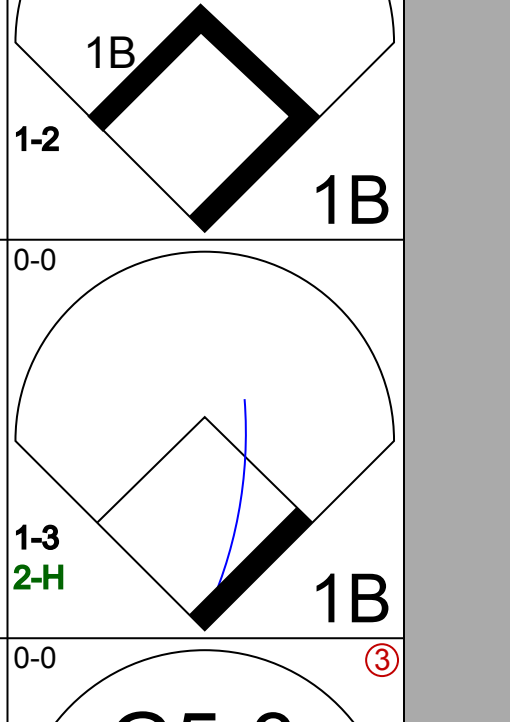
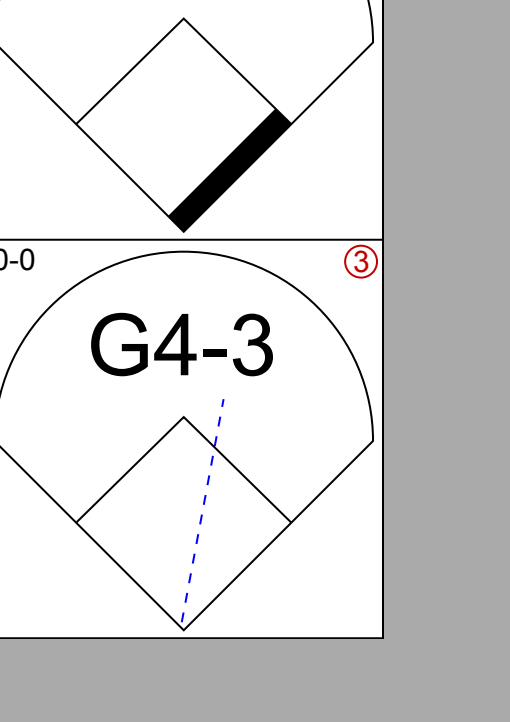
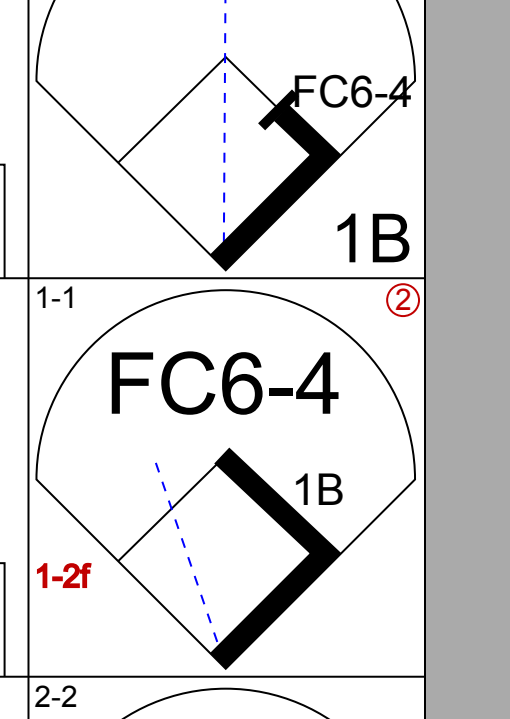
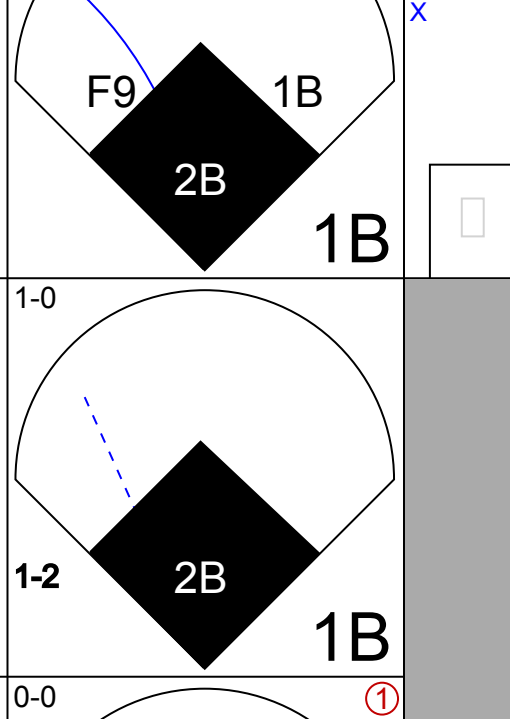
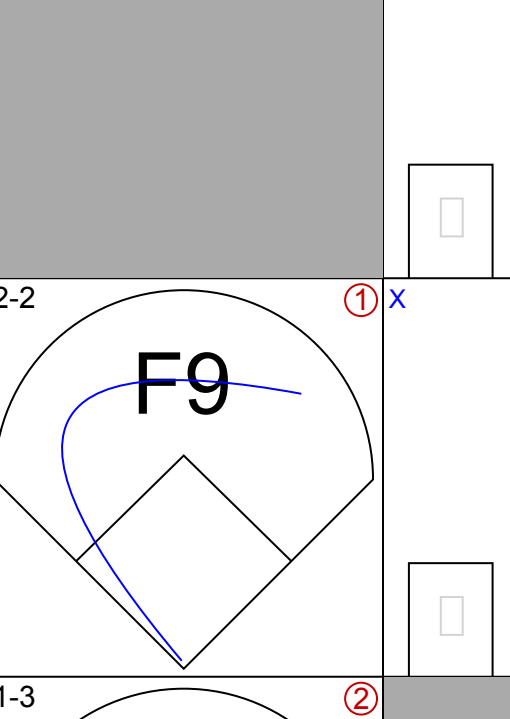
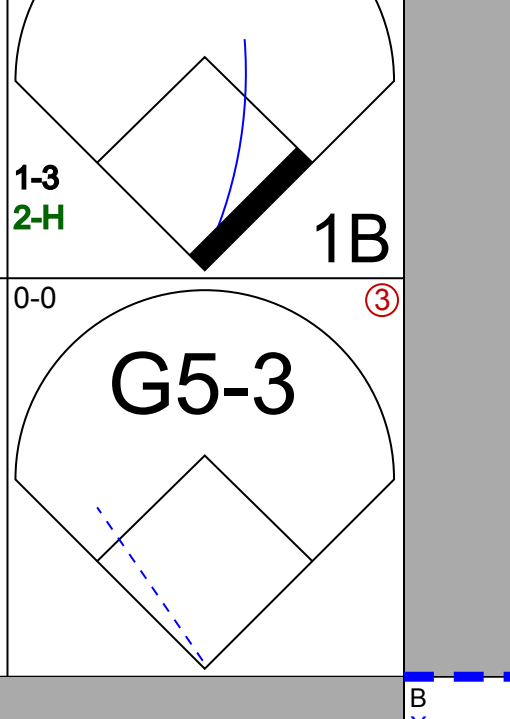
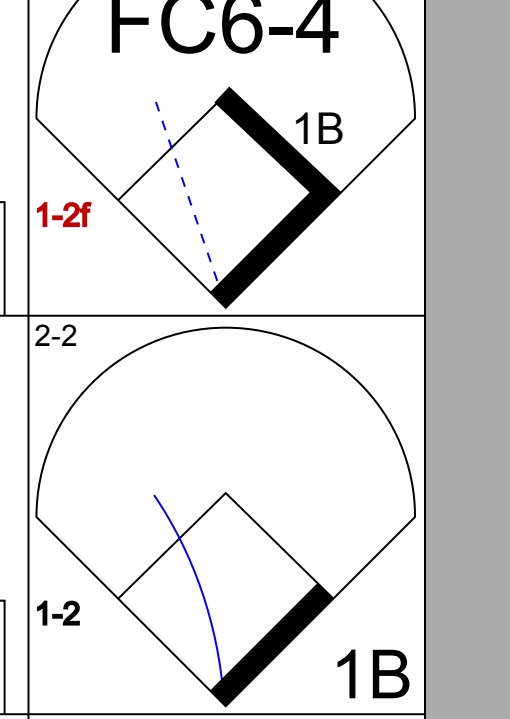
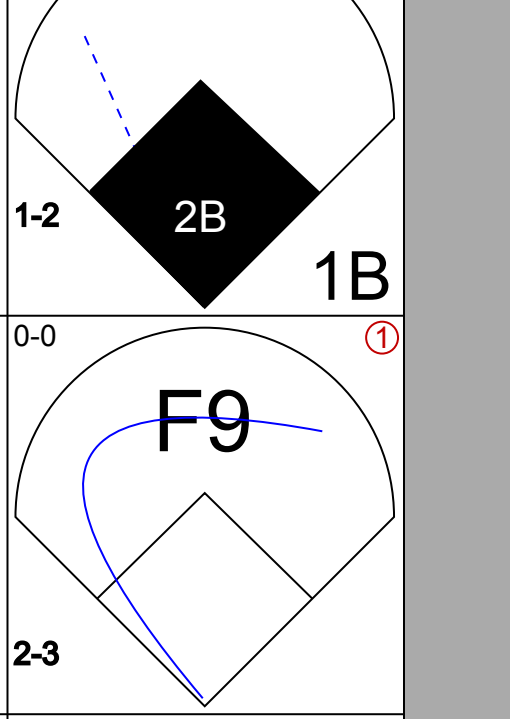
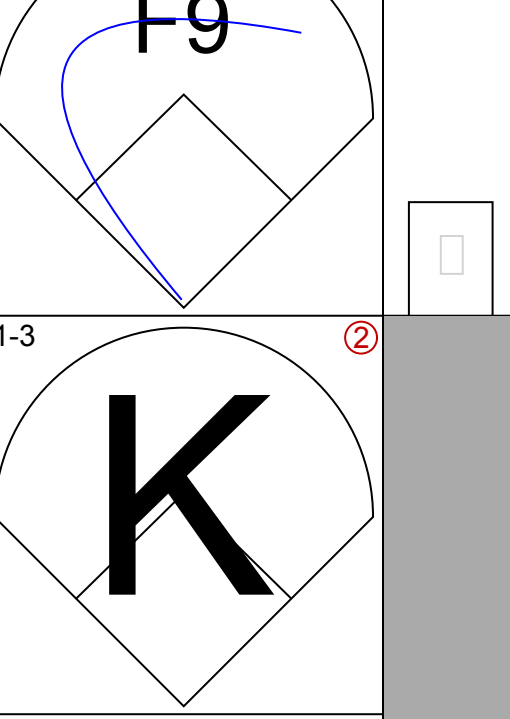
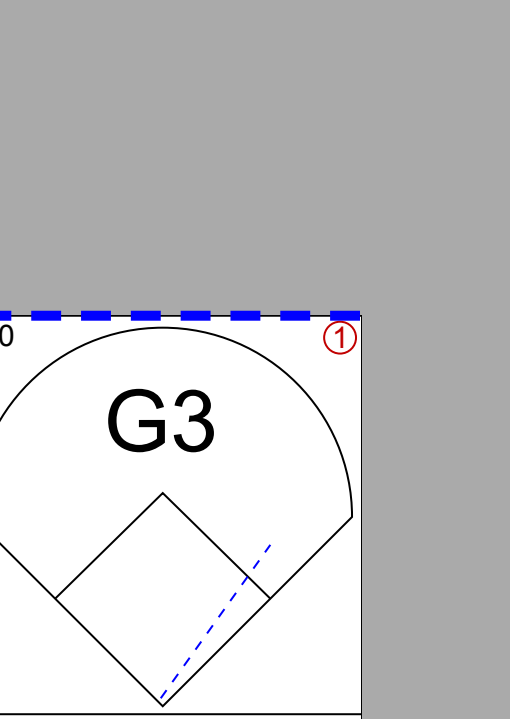
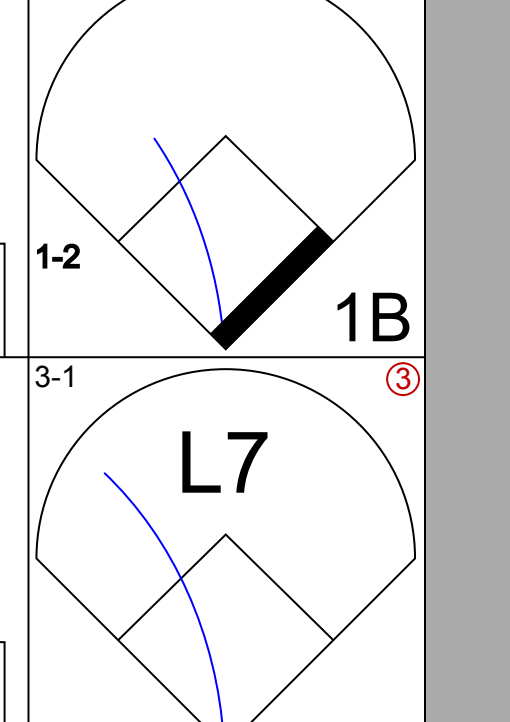
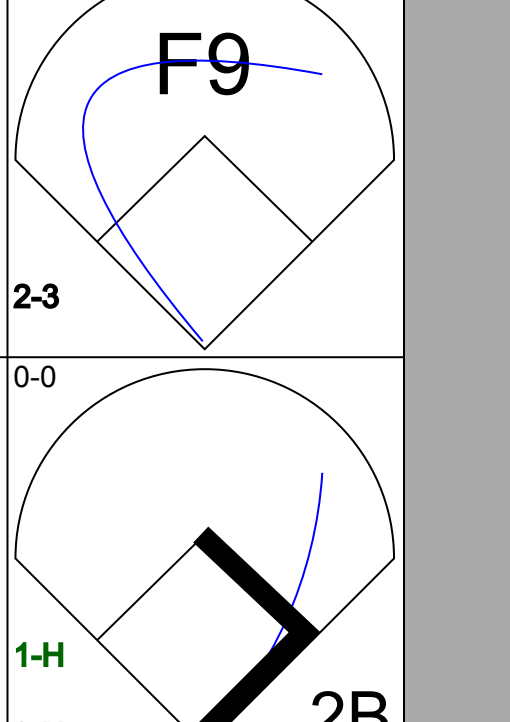
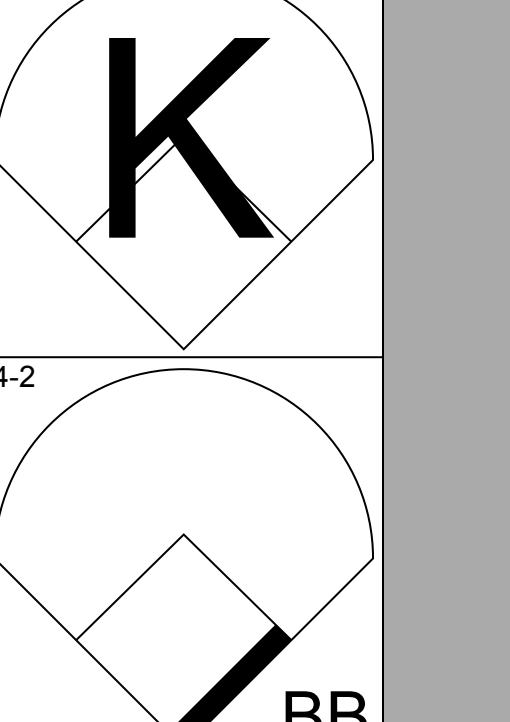
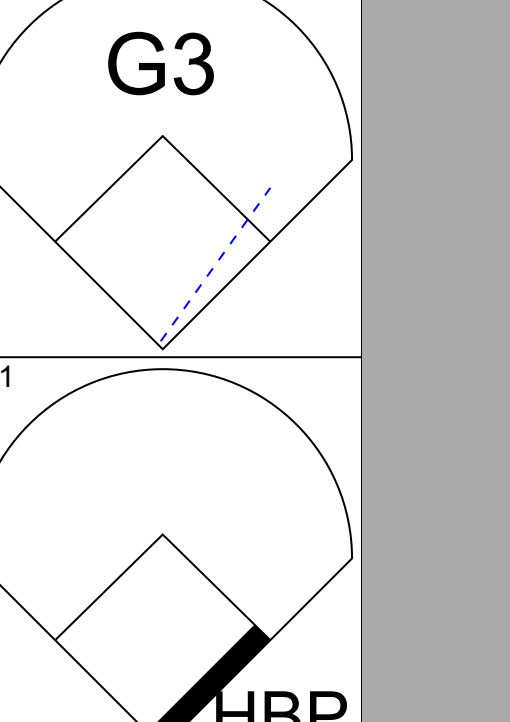
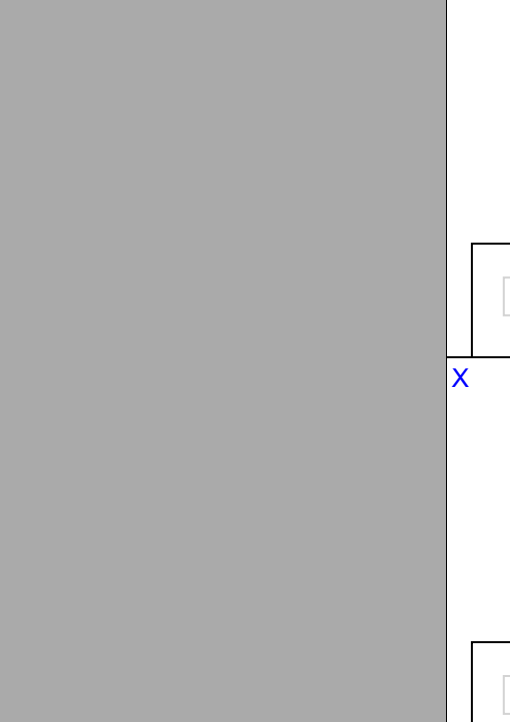
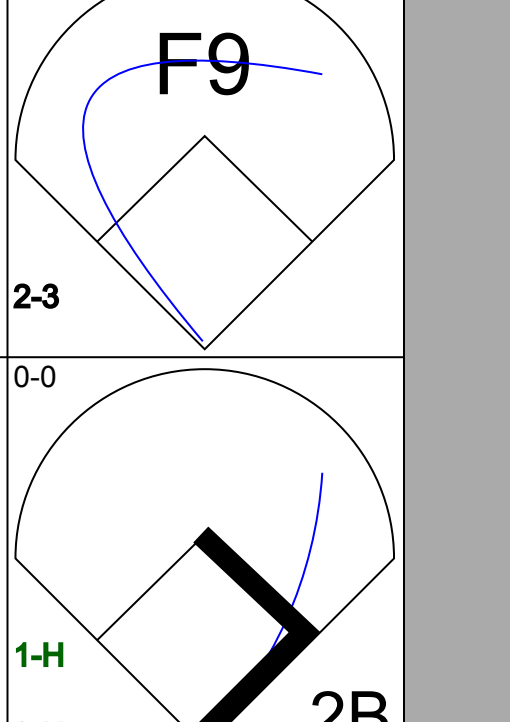
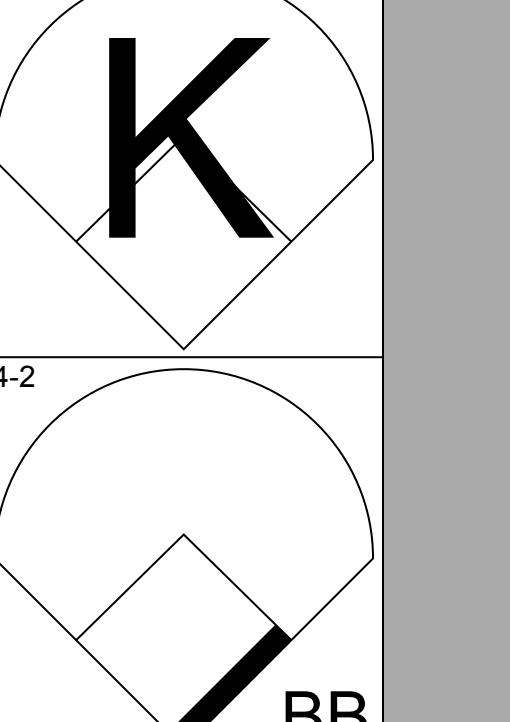
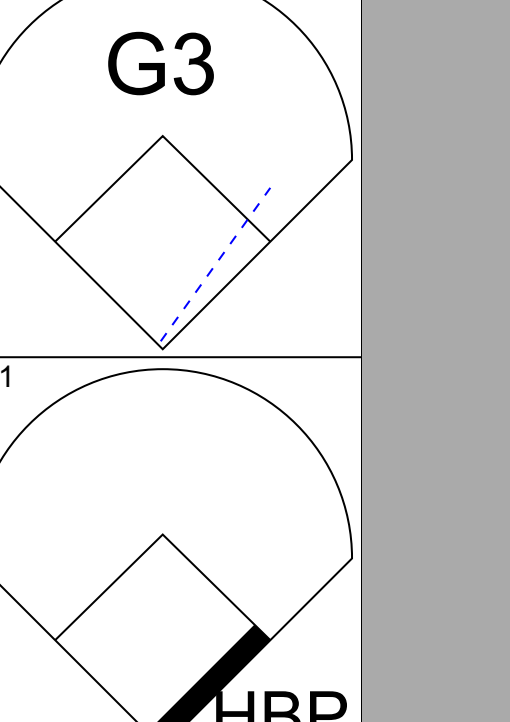
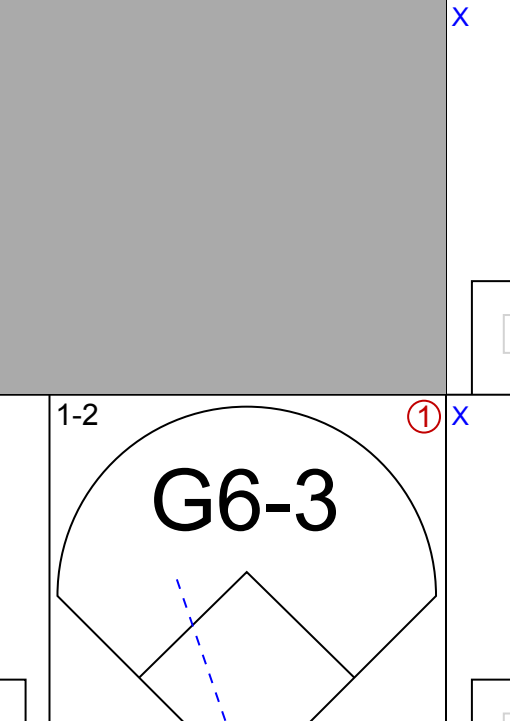
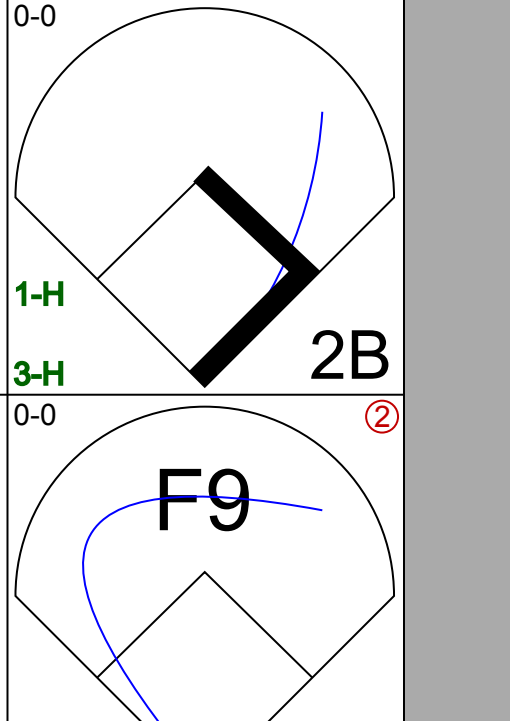
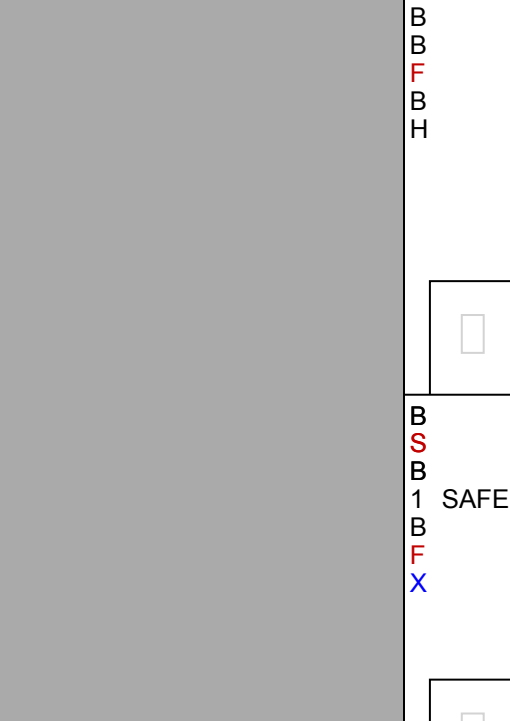

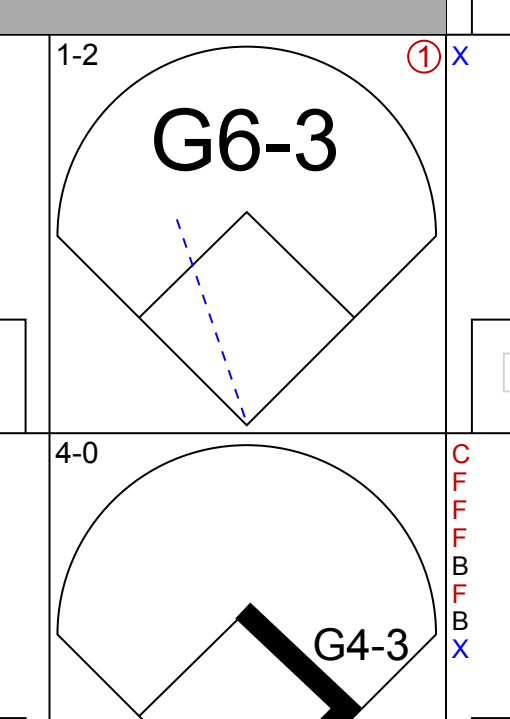

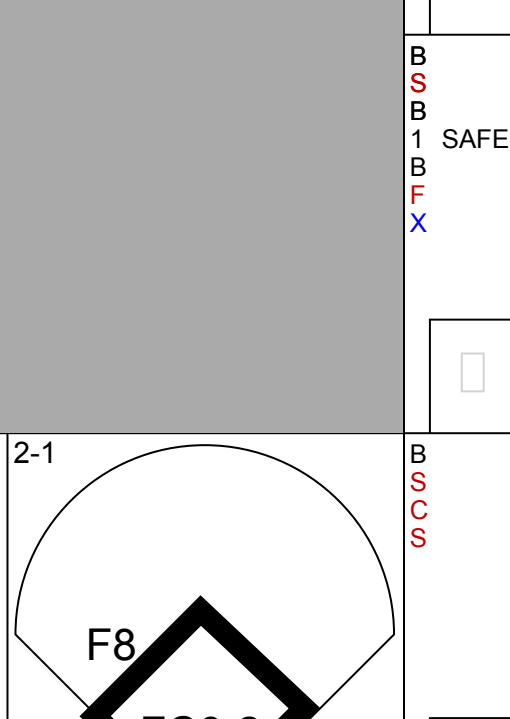

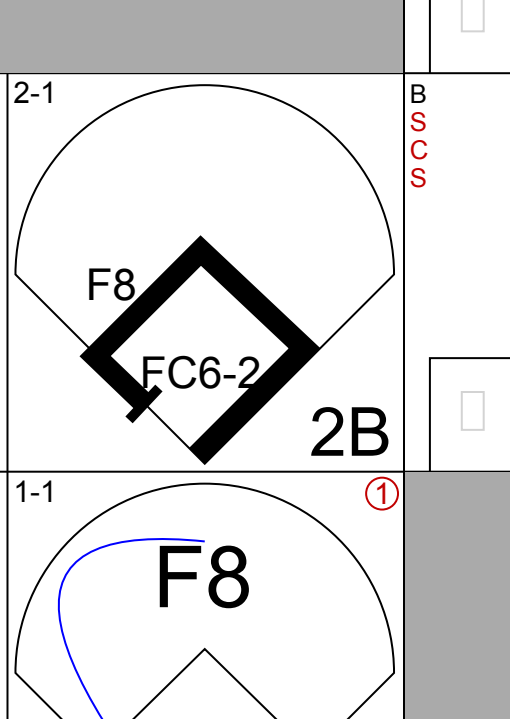

San Francisco Giants @ San Diego Padres
Jack Murphy Stadium, San Diego, CA

Thu Apr 11 1991, 6:33 AM EDT
Att: 22,475 - Cloudy - 65 F

AB	46
R	9
H	17
RBI	8
BB	4
SO	7
LOB	23




Batter	1	2	3	4	5	6	7	8	9	AB	R	H	RBI	BB	SO	LOB	TOP					
Robby Thompson, R OBP: 0.278, SLG: 0.400 (1, 4)										4	0	0	0	0	1	5	San Francisco Giants @ Houston Astros Astrodome, Houston, TX Fri Apr 12 1991, 8:05 PM EDT Att: 25,632 - Dome - 70 F livebaseballscorecards.com					
Willie McGee, S OBP: 0.333, SLG: 0.500 (1, 8)										4	1	1	0	0	2	2						
Will Clark, L OBP: 0.389, SLG: 0.471 (1, 3)										3	0	1	0	1	0	0						
Kevin Mitchell, R OBP: 0.375, SLG: 0.929 (1, 7)										4	0	0	0	0	0	3						
Matt Williams, R OBP: 0.167, SLG: 0.333 (1, 5)										4	0	0	1	0	1	2						
Kevin Bass, S OBP: 0.278, SLG: 0.188 (1, 9)										4	1	1	0	0	2	1						
Steve Decker, R OBP: 0.500, SLG: 0.667 (1, 2)											4	0	3	0	0	1		0				
Mike Benjamin, R OBP: 0.200, SLG: 0.333 (1, 6)											0	0	0	1	0	0		0				
Mark Leonard, L (7, PH)											1	0	0	0	0	0		1				
Trevor Wilson, L (7, PH)											1	0	0	0	0	0		0				
Mike Kingery, L (9, PH)											1	0	0	0	0	1	0					
Rick Reuschel, R (1, 1)											2	0	0	0	0	0	3					
Dave Anderson, R OBP: 0.333, SLG: 0.333 (7, PH)											2	0	1	0	0	0	0					
Dave Anderson, R (7, 6)											2	0	1	0	0	0	0					
Inning Stats	R: 0 E: 0 K: 2 S: 13	H: 0 LOB: 0 BB: 0 P: 17	R: 0 E: 0 K: 2 S: 7	H: 0 LOB: 0 BB: 0 P: 10	R: 0 E: 0 K: 0 S: 8	H: 1 LOB: 2 BB: 0 P: 11	R: 0 E: 0 K: 0 S: 5	H: 0 LOB: 0 BB: 0 P: 7	R: 1 E: 0 K: 0 S: 10	H: 2 LOB: 1 BB: 0 P: 13	R: 0 E: 0 K: 1 S: 8	H: 1 LOB: 1 BB: 0 P: 13	R: 0 E: 0 K: 1 S: 11	H: 2 LOB: 2 BB: 0 P: 12	R: 1 E: 0 K: 0 S: 9	H: 1 LOB: 1 BB: 1 P: 19	R: 0 E: 0 K: 2 S: 9	H: 0 LOB: 0 BB: 0 P: 9	1B: 6 2B: 1 3B: 0 HR: 0	SF: 1 SAC: 0 DP: 0 HBP: 1	WP: 0 PB: 0 SB: 0 CS: 0	PA: 36
PITCHER	IP	WLS	BF	H	R	ER	SO	BB	IBB	HBP	BLK	WP	HR	S	P	ERA	WHIP					
Mark Portugal, R ERA: 2.57 (1, 1)	7.0	W	29	7	2	2	6	0	0	1	0	0	0	65	89	2.57	1.000					
Al Osuna, L ERA: (8, 1)	0.0		1	0	0	0	0	1	0	0	0	0	0	4								
Dwayne Henry, R ERA: (8, 1)	2.0	S	6	0	0	0	2	0	0	0	0	0	0	15	18	0.00	0.000					

Batter	1	2	3	4	5	6	7	8	9	AB	R	H	RBI	BB	SO	LOB	BOTTOM				
Eric Yelding, R OBP: 0.235, SLG: 0.412 (1, 6)										5	0	1	0	0	1	3	San Francisco Giants @ Houston Astros Astrodome, Houston, TX Fri Apr 12 1991, 8:05 PM EDT Att: 25,632 - Dome - 70 F livebaseballscorecards.com				
Steve Finley, L OBP: 0.438, SLG: 0.467 (1, 8)										5	1	3	1	0	0	2					
Craig Biggio, R OBP: 0.333, SLG: 0.533 (1, 2)										4	1	1	0	0	0	3					
Luis Gonzalez, L OBP: 0.313, SLG: 0.231 (1, 7)										4	0	1	0	0	1	2					
Ken Caminiti, S OBP: 0.313, SLG: 0.231 (1, 5)										2	0	1	2	1	0	2					
5 Jeff Bagwell, R OBP: 0.188, SLG: 0.071 (1, 3)										4	0	0	0	0	1	3					
Karl Rhodes, L OBP: 0.500, SLG: 0.615 (1, 9)										3	0	1	0	1	1	2					
Mark McLemore, S OBP: 0.200, SLG: 0.077 (1, 4)										4	0	0	0	0	1	2					
Mark Portugal, R OBP: 0.667, SLG: 0.500 (1, 1)										2	1	1	0	1	0	1					
Al Osuna, R (8, 1)										0	0	0	0	0	0	0					
Mark Davidson, R (8, 9)										1	0	0	0	0	1	0					
Dwayne Henry, R (8, 1)										0	0	0	0	0	0	0					
Inning Stats	R: 0 E: 0 K: 0 S: 13	H: 2 LOB: 2 BB: 0 P: 25	R: 0 E: 0 K: 0 S: 7	H: 0 LOB: 2 BB: 2 P: 17	R: 2 E: 0 K: 0 S: 11	H: 3 LOB: 1 BB: 0 P: 15	R: 0 E: 0 K: 0 S: 8	H: 1 LOB: 1 BB: 0 P: 14	R: 0 E: 0 K: 2 S: 13	H: 0 LOB: 1 BB: 1 P: 20	R: 1 E: 0 K: 0 S: 8	H: 3 LOB: 2 BB: 0 P: 13	R: 0 E: 0 K: 1 S: 8	H: 0 LOB: 1 BB: 0 P: 17	R: 0 E: 0 K: 3 S: 10	H: 0 LOB: 1 BB: 0 P: 15	1B: 7 2B: 2 3B: 0 HR: 0	SF: 0 SAC: 0 DP: 0 HBP: 1	WP: 1 PB: 0 SB: 0 CS: 0	PA: 38	
PITCHER	IP	WLS	BF	H	R	ER	SO	BB	IBB	HBP	BLK	WP	HR	S	P	ERA	WHIP				
Rick Reuschel, R ERA: 4.5 (1, 1)	6.0	L	30	9	3	3	2	3	0	0	0	0	0	60	104	4.50	2.000				
Trevor Wilson, L ERA: 10.13 (7, 1)	2.0		8	0	0	0	4	0	0	1	0	1	0	18	32	0.00	0.000				

Batter	1	2	3	4	5	6	7	8	9	AB	R	H	RBI	BB	SO	LOB	TOP										
Robby Thompson, R OBP: 0.286, SLG: 0.353 Greg Litton, R OBP: 0.250, SLG: 0.250	F9		1B	K		G3	3B		G6-3	2	0	0	0	1	1	0											
Willie McGee, S OBP: 0.409, SLG: 0.545 Mike Kingery, L OBP: 0.250, SLG: 0.750	HR		1B	1B		E1	1B		F8	4	3	3	0	0	0	0											
Will Clark, L OBP: 0.429, SLG: 0.524 Kirt Manwaring, R OBP: 1.000, SLG: 1.000	E2		L9		1B	K	1B		1B	4	3	2	2	1	1	2											
Kevin Mitchell, R OBP: 0.500, SLG: 1.294 Mike Felder, S	HR		1B		WP				F8	3	4	3	4	1	0	0											
Matt Williams, R OBP: 0.217, SLG: 0.348	K		1B		K					5	0	2	2	0	2	1											
Kevin Bass, S OBP: 0.348, SLG: 0.250 Eric Gunderson, R	F7		1B		FC6-4					4	1	2	1	1	0	2											
Steve Decker, R OBP: 0.556 Terry Kennedy, L OBP: 0.500, SLG: 0.500	L8		K		FC6-4				G4-3	3	0	0	0	0	1	3											
Dave Anderson, R OBP: 0.375, SLG: 0.375	CS				F9				G6-3	5	1	2	0	0	1	1											
Scott Garretts, R Mark Leonard, L OBP: 0.250, SLG: 0.250	G1-3		L8		F8				F7	3	0	0	0	0	0	1											
Inning Stats	R: 3 E: 1 K: 1 S: 9	H: 2 LOB: 0 BB: 1 P: 21	R: 0 E: 0 K: 0 S: 8	H: 1 LOB: 0 BB: 0 P: 11	R: 2 E: 0 K: 1 S: 12	H: 3 LOB: 2 BB: 2 P: 24	R: 0 E: 0 K: 2 S: 10	H: 0 LOB: 0 BB: 0 P: 14	R: 3 E: 2 K: 1 S: 13	H: 2 LOB: 1 BB: 1 P: 27	R: 0 E: 0 K: 1 S: 10	H: 1 LOB: 1 BB: 0 P: 14	R: 8 E: 0 K: 0 S: 23	H: 9 LOB: 1 BB: 1 P: 41	R: 0 E: 0 K: 0 S: 3	H: 0 LOB: 0 BB: 0 P: 5	R: 0 E: 0 K: 0 S: 12	H: 1 LOB: 1 BB: 0 P: 17	1B: 15 2B: 1 3B: 1 HR: 2	SF: 0 SAC: 0 DP: 1 HBP: 0	WP: 1 PB: 0 SB: 1 CS: 1	PA: 49					
PITCHER	IP	WLS	BF	H	R	ER	SO	BB	IBB	HBP	BLK	WP	HR	S	P	ERA	WHIP										
Mike Scott, R ERA: 12.86	3.0	L	16	6	5	2	3	0	0	0	0	0	1	29	56	15.00	3.000										
Jim Clancy, R ERA: 3.6	2.0		10	2	3	1	3	0	1	0	0	0	1	23	41	4.50	1.000										
Darryl Kile, R ERA: 33.75	1.1		12	8	7	7	1	0	0	0	0	0	1	27	41	47.25	6.000										
Xavier Hernandez, R ERA: 2.45	1.2		7	2	1	1	0	1	0	0	0	0	0	9	19	5.40	1.800										
Al Osuna, L ERA:	1.0		4	1	0	0	0	0	0	0	0	0	0	12	17	0.00	1.000										

San Francisco Giants @ Houston Astros
Astrodome, Houston, TX
Sat Apr 13 1991, 8:05 PM EDT
Att: 22,411 - Dome - 70 F


AB	44
R	16
H	19
RBI	14
BB	5
SO	6
LOB	11



Batter	1	2	3	4	5	6	7	8	9	AB	R	H	RBI	BB	SO	LOB	BOTTOM										
Eric Yelding, R OBP: 0.200, SLG: 0.350 Darryl Kile, R Mark Davidson, R	K		P4		G6-3		G5-3			3	0	0	0	0	1	1											
Steve Finley, L OBP: 0.350, SLG: 0.368	P2		G4-3			G3			F7	4	0	0	0	0	0	0											
Karl Rhodes, L OBP: 0.444, SLG: 0.500	G3				G4-3	G3			G6-3	3	0	0	0	1	1	0											
Luis Gonzalez, L OBP: 0.263, SLG: 0.188 Xavier Hernandez, L Casey Candaele, S Al Osuna, R	G3				G3				G6-3	3	0	0	0	0	0	1											
Ken Caminiti, S OBP: 0.350, SLG: 0.353	5				G4-3				F9	4	1	2	0	0	0	1											
5 Jeff Bagwell, R OBP: 0.200, SLG: 0.111	K				F7				F9	4	1	1	1	0	1	2											
Carl Nichols, R OBP: 0.750, SLG: 1.000									FC5-4	3	0	2	0	1	1	1											
Mark McLemore, S OBP: 0.158, SLG: 0.059	P4				P1				FC5-4	4	0	0	0	0	1	5											
Mike Scott, R Dave Rohde, S Jim Clancy, R Rafael Ramirez, R OBP: 0.200, SLG: 0.400	L3				L6					0	0	0	0	0	0	0											
Inning Stats	R: 0 E: 0 K: 1 S: 7	H: 0 LOB: 0 BB: 0 P: 12	R: 0 E: 0 K: 1 S: 10	H: 1 LOB: 2 BB: 1 P: 20	R: 0 E: 0 K: 0 S: 5	H: 0 LOB: 0 BB: 0 P: 6	R: 0 E: 0 K: 0 S: 7	H: 0 LOB: 1 BB: 1 P: 14	R: 0 E: 0 K: 1 S: 10	H: 0 LOB: 0 BB: 0 P: 15	R: 2 E: 0 K: 2 S: 19	H: 3 LOB: 1 BB: 0 P: 25	R: 0 E: 0 K: 0 S: 4	H: 0 LOB: 0 BB: 0 P: 6	R: 0 E: 0 K: 0 S: 5	H: 1 LOB: 1 BB: 0 P: 9	1B: 3 2B: 3 3B: 0 HR: 0	SF: 0 SAC: 0 DP: 0 HBP: 0	WP: 0 PB: 0 SB: 1 CS: 0	PA: 35							
PITCHER	IP	WLS	BF	H	R	ER	SO	BB	IBB	HBP	BLK	WP	HR	S	P	ERA	WHIP										
Scott Garretts, R ERA:	1.1		22	4	2	2	2	0	0	0	0	0	0	28	40	6.00	1.333										
Eric Gunderson, L ERA: 5.4	3.0	S	13	4	2	2	2	0	0	0	0	0	0	28	40	6.00	1.333										

San Francisco Giants @ Houston Astros
Astrodome, Houston, TX
Sat Apr 13 1991, 8:05 PM EDT
Att: 22,411 - Dome - 70 F

AB	33
R	2
H	6
RBI	2
BB	2
SO	5
LOB	13



Batter	1	2	3	4	5	6	7	8	9	AB	R	H	RBI	BB	SO	LOB	TOP								
Robby Thompson, R (1, 4) OBP: 0.280, SLG: 0.300	2-1 P6		1-3 K		2-0 G6-3			4-1 3B BB		3	1	0	0	1	1	1	San Francisco Giants @ Houston Astros Astrodome, Houston, TX Sun Apr 14 1991, 4:33 AM EDT Att. 12,834 - Dome - 70 F								
Willie McGee, S (1, 8) OBP: 0.346, SLG: 0.462	2-3 K			0-0 G4-3		1-1 L7		0-3 K		4	0	0	0	0	2	1									
Will Clark, L (1, 3) OBP: 0.481, SLG: 0.609	4-1 FC5-4 BB			4-2 FC3-6 BB		1-3 K		3-2 1-H 2B 3B		2	1	1	1	2	1	0									
Kevin Mitchell, R (1, 7) OBP: 0.458, SLG: 1.143	1-1 FC5-4			0-1 FC3-6 1B		0-0 P4		1-0 2B		4	0	1	1	0	0	2									
Matt Williams, R (1, 5) OBP: 0.222, SLG: 0.333		1-1 L8		2-2 1-2 1B		2-1 G5-3		2-2 P4 2B		4	0	1	0	0	0	1									
Kevin Bass, S (1, 9) OBP: 0.333, SLG: 0.250		2-2 G6-3		3-2 F7		2-1 WP 1B		2-3 K		4	0	1	0	0	1	3									
Terry Kennedy, L (1, 2) OBP: 0.333, SLG: 0.333		2-0 G4-3			3-2 G4-3		0-0 WP 1B		1-3 K	4	0	1	0	0	1	0									
Mike Benjamin, R (1, 6) OBP: 0.176, SLG: 0.286			1-2 G3		3-3 K		1-3 K		3-2 F7	2	0	0	0	0	1	0									
Mark Leonard, L (7, PH) OBP: 0.200, SLG: 0.200							1-2 2-3			1	0	0	0	0	0	2									
Don Robinson, R (7, PH)										0	0	0	0	0	0	0									
Jeff Brantley, R (8, 1)										0	0	0	0	0	0	0									
Mike Kingery, L (9, PH) OBP: 0.200, SLG: 0.600										1	0	0	0	0	0	0									
John Burkett, R (1, 1)				0-0 L7		2-1 1B		2-0 G5-3		1	0	0	0	0	0	0									
Mike Felder, S (5, PH) OBP: 0.500, SLG: 0.250										1	0	1	0	0	0	0									
Trevor Wilson, L (5, 1)										0	0	0	0	0	0	0									
Greg Litton, R (7, PH) OBP: 0.167, SLG: 0.167										2	0	0	0	0	1	2									
Inning Stats	R: 0 E: 0 K: 1 S: 8	H: 0 LOB: 1 BB: 1 P: 17	R: 0 E: 0 K: 0 S: 6	H: 0 LOB: 0 BB: 0 P: 11	R: 0 E: 0 K: 1 S: 7	H: 0 LOB: 0 BB: 0 P: 9	R: 0 E: 0 K: 0 S: 11	H: 1 LOB: 2 BB: 1 P: 20	R: 0 E: 0 K: 1 S: 10	H: 1 LOB: 1 BB: 0 P: 20	R: 0 E: 0 K: 1 S: 8	H: 0 LOB: 0 BB: 0 P: 10	R: 0 E: 0 K: 1 S: 10	H: 2 LOB: 2 BB: 0 P: 17	R: 2 E: 0 K: 2 S: 14	H: 2 LOB: 1 BB: 1 P: 26	R: 0 E: 0 K: 2 S: 9	H: 0 LOB: 0 BB: 0 P: 13	1B: 4 2B: 1 3B: 1 HR: 0	SF: 0 SAC: 0 DP: 0 HBP: 0	WP: 1 PB: 0 SB: 0 CS: 0	PA: 36			
PITCHER	IP	WLS	BF	H	R	ER	SO	BB	IBB	HBP	BLK	WP	HR	S	P	ERA	WHIP								
Jimmy Jones, R (1, 1) ERA: 2.45	7.1	W	30	5	2	2	6	3	0	0	0	1	0	67	118	2.46	1.091								
Curt Schilling, R (8, 1) ERA:	1.2		6	1	0	0	3	0	0	0	0	0	0	16	25	0.00	0.600								

Batter	1	2	3	4	5	6	7	8	9	AB	R	H	RBI	BB	SO	LOB	BOTTOM								
Eric Yelding, R (1, 6) OBP: 0.160, SLG: 0.280	2-2 G4-3		0-0 FC5-4		1-3 K		2-1 FC6-4		1-3 K	5	0	0	0	0	2	3	San Francisco Giants @ Houston Astros Astrodome, Houston, TX Sun Apr 14 1991, 4:33 AM EDT Att. 12,834 - Dome - 70 F								
Steve Finley, L (1, 8) OBP: 0.375, SLG: 0.409	2-1 G6-3			1-1 1B 2B	4-1 1B HR BB		F7			3	2	1	0	1	0	2									
Craig Biggio, R (1, 2) OBP: 0.474, SLG: 0.684	1-2 CS 1B			0-2 2B SF8 1B	0-2 HR 1B		1-0 F7 CS-2-3 2B			4	2	4	0	0	0	0									
Luis Gonzalez, L (1, 7) OBP: 0.261, SLG: 0.250	2-2 CS	0-0 P5		0-0 3B 2B	1-3 3-H K		2-2 F7		2-3 F7	4	1	1	1	0	1	3									
Ken Caminiti, S (1, 5) OBP: 0.375, SLG: 0.500		4-2 CS BB		1-3 K	0-3 K		2-1 1-H 2-H HR		0-0 FC3-2-5-3	3	1	1	3	1	1	3									
Ken Oberkfell, L (1, 3)		2-3 K		4-0 3B IBB	1-1 P6		4-0 P6		3-H BB	2	1	0	0	2	1	1									
Karl Rhodes, L (1, 9) OBP: 0.409, SLG: 0.444			1-2 G6-3		3-1 SF8		4-1 FC5-6 1B BB		3-2 P5	2	0	0	1	1	0	2									
Curt Schilling, R (8, 1) OBP: 1.000, SLG: 1.000										0	0	0	0	0	0	0									
Casey Candaele, S (1, 4) OBP: 0.500, SLG: 0.833			0-1 F9		1-2 3B		1-1 FC6-4 FC5-6 1B		0-0 L9	4	0	2	2	0	0	0									
Jimmy Jones, R (1, 1) OBP: 0.333, SLG: 0.333			1-1 FC5-4 1B		0-0 G6-3		0-0 FC5-6 FC6-4		1-2 G6-3	3	0	1	0	0	0	3									
Mark Davidson, R (8, 9)										1	0	0	0	0	0	0									
Inning Stats	R: 0 E: 0 K: 0 S: 11	H: 1 LOB: 0 BB: 0 P: 17	R: 0 E: 0 K: 1 S: 6	H: 0 LOB: 1 BB: 1 P: 12	R: 0 E: 0 K: 0 S: 8	H: 1 LOB: 0 BB: 0 P: 10	R: 4 E: 0 K: 1 S: 17	H: 4 LOB: 1 BB: 1 P: 26	R: 3 E: 0 K: 2 S: 15	H: 2 LOB: 0 BB: 1 P: 24	R: 0 E: 0 K: 0 S: 7	H: 1 LOB: 2 BB: 1 P: 15	R: 0 E: 0 K: 0 S: 10	H: 1 LOB: 2 BB: 1 P: 20	R: 0 E: 0 K: 1 S: 7	H: 0 LOB: 0 BB: 0 P: 9	1B: 5 2B: 4 3B: 1 HR: 1	SF: 1 SAC: 0 DP: 1 HBP: 0	WP: 0 PB: 0 SB: 0 CS: 2	PA: 38					
PITCHER	IP	WLS	BF	H	R	ER	SO	BB	IBB	HBP	BLK	WP	HR	S	P	ERA	WHIP								
John Burkett, R (1, 1) ERA: 5.73	4.0	L	18	6	4	4	2	1	1	0	0	0	0	42	65	9.00	1.750								
Trevor Wilson, L (5, 1) ERA: 11.57	2.0		11	3	3	3	2	2	0	0	0	0	1	22	39	13.50	2.500								
Don Robinson, R (7, 1) ERA:	1.0		5	1	0	0	0	1	0	0	0	0	0	10	20	0.00	2.000								
Jeff Brantley, R (8, 1) ERA: 2.7	1.0		3	0	0	0	1	0	0	0	0	0	0	7	9	0.00	0.000								



Batter	1	2	3	4	5	6	7	8	9	AB	R	H	RBI	BB	SO	LOB	TOP										
Brett Butler, L OBP: 0.423, SLG: 0.348 (1, 8)	G6-3	G6-3						FC4-6 BB		3	0	1	0	1	0	0	Los Angeles Dodgers @ San Francisco Giants Candlestick Park, San Francisco, CA Mon Apr 15 1991, 10:05 PM EDT Att: 55,883 - Cloudy - 44 F										
Mike Sharperson, R OBP: 0.417, SLG: 0.455 (1, 3)	FC3-6 1B		F8		L1			FC4-6 1-2f		4	0	1	0	0	0	2											
Juan Samuel, R OBP: 0.231, SLG: 0.346 (1, 4)	FC3-6 1B		G4-3					P4		4	1	0	0	0	0	2											
Darryl Strawberry, L OBP: 0.292, SLG: 0.238 (1, 9)	1B 1B		FC6-4 1B					CS BB		2	1	1	0	2	1	0											
Kal Daniels, L OBP: 0.292, SLG: 0.381 Stan Javier, S OBP: 0.111, SLG: 0.111 (9, PR) (9, 7)	1B		FC6-4					G4-6-3 BB		3	0	1	1	1	0	2											
Jeff Hamilton, R OBP: 0.077, SLG: 0.077 Lenny Harris, L OBP: 0.167, SLG: 0.167 (9, PH) (9, 5)	1-2 1B							G4-6-3 1-2f		3	0	1	1	0	0	0											
Mike Scioscia, L OBP: 0.364, SLG: 0.381 (1, 2)	G1-3									3	0	0	0	0	0	2											
Alfredo Griffin, S OBP: 0.250, SLG: 0.211 (1, 6)										3	0	0	0	0	1	0											
Tim Belcher, R OBP: 0.200, SLG: 0.400 John Candelaria, L (7, 1) Chris Gwynn, L OBP: 0.333, SLG: 0.333 Jay Howell, R (8, 1)								G4-3		2	0	0	0	0	1	0											
Inning Stats	R: 2 E: 0 K: 0 S: 15	H: 3 LOB: 2 BB: 1 P: 28	R: 0 E: 0 K: 2 S: 9	H: 0 LOB: 0 BB: 0 P: 13	R: 0 E: 0 K: 0 S: 10	H: 1 LOB: 1 BB: 0 P: 15	R: 0 E: 0 K: 0 S: 5	H: 0 LOB: 0 BB: 0 P: 9	R: 0 E: 0 K: 0 S: 4	H: 0 LOB: 0 BB: 1 P: 5	R: 0 E: 0 K: 0 S: 9	H: 0 LOB: 0 BB: 0 P: 17	R: 0 E: 0 K: 0 S: 4	H: 0 LOB: 0 BB: 0 P: 8	R: 0 E: 0 K: 1 S: 10	H: 0 LOB: 1 BB: 1 P: 17		R: 0 E: 0 K: 1 S: 7	H: 0 LOB: 1 BB: 1 P: 12	1B: 5 2B: 0 3B: 0 HR: 0	SF: 0 SAC: 0 DP: 1 HBP: 0	WP: 0 PB: 0 SB: 0 CS: 2	PA: 33				
PITCHER	IP	WLS	BF	H	R	ER	SO	BB	IBB	HBP	BLK	WP	HR	S	P	ERA	WHIP										
Bud Black, L ERA: 3.86 Rick Reuschel, R ERA: 3.38	(1, 1) (8, 1)	7.0 L	26 26	5 5	2 2	2 2	2 2	2 2	0 0	0 0	0 0	0 0	0 0	56 17	95 29	2.57 0.00	1.000 1.000										

Batter	1	2	3	4	5	6	7	8	9	AB	R	H	RBI	BB	SO	LOB	BOTTOM										
Robby Thompson, R OBP: 0.267, SLG: 0.250 (1, 4)	F8		G4-6-3 BB							4	0	0	0	1	1	2	Los Angeles Dodgers @ San Francisco Giants Candlestick Park, San Francisco, CA Mon Apr 15 1991, 10:05 PM EDT Att: 55,883 - Cloudy - 44 F										
Willie McGee, S OBP: 0.333, SLG: 0.433 (1, 8)	G5-3		G4-6-3							4	0	1	0	0	0	2											
Will Clark, L OBP: 0.419, SLG: 0.519 (1, 3)	K		F7							4	0	0	0	0	1	3											
Kevin Mitchell, R OBP: 0.464, SLG: 1.040 (1, 7)										4	0	2	0	0	0	0											
Matt Williams, R OBP: 0.258, SLG: 0.333 (1, 5)										3	0	1	0	1	0	1											
Kevin Bass, S OBP: 0.323, SLG: 0.222 (1, 9)										3	0	0	0	1	0	3											
Steve Decker, R OBP: 0.400, SLG: 0.500 Scott Garretts, R (9, PR)										4	0	1	0	0	1	5											
Mike Benjamin, R OBP: 0.158, SLG: 0.250 Mike Fielder, S OBP: 0.429, SLG: 0.200 Rick Reuschel, R (8, 1) Mike Kingery, L OBP: 0.167, SLG: 0.500 (9, PH)										2	1	0	0	0	0	0											
Bud Black, L OBP: 0.500, SLG: 0.500 Dave Anderson, R OBP: 0.400, SLG: 0.333 (7, PH) (8, 6)										2	0	1	0	0	1	0											
Inning Stats	R: 0 E: 0 K: 1 S: 12	H: 0 LOB: 0 BB: 0 P: 19	R: 0 E: 0 K: 1 S: 8	H: 2 LOB: 1 BB: 0 P: 13	R: 1 E: 2 K: 0 S: 13	H: 1 LOB: 1 BB: 1 P: 21	R: 0 E: 0 K: 0 S: 9	H: 1 LOB: 0 BB: 0 P: 14	R: 0 E: 0 K: 0 S: 10	H: 0 LOB: 0 BB: 0 P: 15	R: 0 E: 1 K: 0 S: 12	H: 0 LOB: 3 BB: 2 P: 22	R: 0 E: 0 K: 0 S: 9	H: 1 LOB: 2 BB: 1 P: 17	R: 0 E: 0 K: 0 S: 10	H: 0 LOB: 0 BB: 0 P: 15		R: 0 E: 0 K: 1 S: 9	H: 1 LOB: 0 BB: 0 P: 13	1B: 6 2B: 0 3B: 0 HR: 0	SF: 0 SAC: 0 DP: 2 HBP: 0	WP: 0 PB: 0 SB: 1 CS: 0	PA: 37				
PITCHER	IP	WLS	BF	H	R	ER	SO	BB	IBB	HBP	BLK	WP	HR	S	P	ERA	WHIP										
Tim Belcher, R ERA: 0.64 John Candelaria, L ERA: 6.75 Jay Howell, R ERA:	(1, 1) (7, 1) (8, 1)	6.2 0.1 2.0	W 1 S	29 1 7	5 0 1	1 0 0	0 0 1	0 0 0	0 0 0	0 0 0	0 0 0	0 0 0	0 0 0	0 4 19	69 7 28	0.00 0.00 0.00	1.350 0.000 0.500										



Batter	1	2	3	4	5	6	7	8	9	AB	R	H	RBI	BB	SO	LOB	TOP											
Brett Butler, L OBP: 0.355, SLG: 0.286	0-3 K	1-1 L6		1-1 FC6-4			1-2 G4-3		2-3 K	5	0	0	0	0	2	1	Los Angeles Dodgers @ San Francisco Giants Candlestick Park, San Francisco, CA Tue Apr 16 1991, 10:05 PM EDT Att: 24,035 - Cloudy - 53 F											
Juan Samuel, R OBP: 0.233, SLG: 0.333	1-0 BB 1B		0-2 G5-3		0-0 G5-3		3-3 K			4	0	1	0	0	1	0												
Lenny Harris, L OBP: 0.250, SLG: 0.250	1-0 BB		0-1 G6-3		0-1 G4-3			0-0 2B G3-1 1B		4	1	2	0	0	0	0												
Darryl Strawberry, L OBP: 0.321, SLG: 0.292	4-2 BB		2-0 F7		1-0 G6-3			3-2 G3-1 1B	1-3 G3 2B	3	1	1	0	1	0	0												
Kal Daniels, L OBP: 0.286, SLG: 0.360	2-0 G4-6-3			0-1 G4-3 1B		0-0 G3		1-1 G3-1		4	1	1	1	0	0	4												
Mike Scioscia, L OBP: 0.385, SLG: 0.400		3-2 HBP		2-1 G4-3 1B		2-2 F7		2-3 G3		4	2	2	1	0	0	0												
Mike Sharperson, R OBP: 0.375, SLG: 0.357		1-1 FC6-4 HBP		0-2 G4-3		2-2 E1		3-H G6-3		3	0	0	0	0	0	2												
Alfredo Griffin, S OBP: 0.217, SLG: 0.182		0-0 FC6-4		0-2 G1-3		1-0 G3			1-0 G6-3	3	1	0	0	0	0	4												
Gary Carter, R		1-2 SH1-3								1	0	0	0	0	0	0												
Ramon Martinez, R OBP: 0.500, SLG: 0.500		0-0 SH1-3		0-0 FC6-4 1B			1-1 G5-3		3-3 K	0	0	0	1	0	0	0												
Inning Stats	R: 0 E: 0 K: 1 S: 8	H: 2 LOB: 2 BB: 1 P: 16	R: 2 E: 1 K: 0 S: 8	H: 1 LOB: 0 BB: 0 P: 13	R: 0 E: 0 K: 0 S: 9	H: 0 LOB: 0 BB: 0 P: 11	R: 2 E: 0 K: 0 S: 13	H: 3 LOB: 1 BB: 0 P: 16	R: 0 E: 0 K: 0 S: 4	H: 0 LOB: 0 BB: 0 P: 5	R: 0 E: 0 K: 0 S: 8	H: 0 LOB: 0 BB: 0 P: 13	R: 0 E: 0 K: 0 S: 9	H: 0 LOB: 0 BB: 0 P: 14	R: 2 E: 0 K: 0 S: 12	H: 2 LOB: 0 BB: 0 P: 20	R: 0 E: 0 K: 2 S: 9	H: 0 LOB: 0 BB: 0 P: 15	1B: 7 2B: 1 3B: 0 HR: 0	SF: 0 SAC: 1 DP: 1 HBP: 1	WP: 0 PB: 0 SB: 0 CS: 0	PA: 37						
PITCHER	IP	WLS	BF	H	R	ER	SO	BB	IBB	HBP	BLK	WP	HR	S	P	ERA	WHIP											
Michael LaCoss, R ERA: 6.57	(1, 1)	7.0	W	31	8	6	5	2	1	0	1	0	0	0	64	96	6.43	1.286										
Dave Righetti, L ERA: 6.23	(8, 1)	2.0	S	6	0	0	0	2	0	0	0	0	0	0	16	27	0.00	0.000										

AB 34
R 6
H 8
RBI 5
BB 1
SO 4
LOB 11



Batter	1	2	3	4	5	6	7	8	9	AB	R	H	RBI	BB	SO	LOB	BOTTOM										
Robby Thompson, R OBP: 0.286, SLG: 0.286	1-0 G1-3 1B HBP		3-2 1B SF7 2B	2-3 K		0-0 F7		0-0 G3-1		4	2	1	0	0	1	0	Los Angeles Dodgers @ San Francisco Giants Candlestick Park, San Francisco, CA Tue Apr 16 1991, 10:05 PM EDT Att: 24,035 - Cloudy - 53 F										
Willie McGee, S OBP: 0.343, SLG: 0.429	0-1 G1-3		0-1 SF7 BB	2-2 HR 1B		2-3 K		1-0 G1-3		5	2	2	0	0	1	1											
Will Clark, L OBP: 0.429, SLG: 0.600	0-3 K		4-2 HR SF7 BB	1-1 HR		0-0 G4-3				3	2	1	2	1	1	1											
Kevin Mitchell, R OBP: 0.438, SLG: 0.964	3-2 1B		2-2 SF7	3-2 F9				3-2 G6-3		3	0	1	2	0	0	0											
Matt Williams, R OBP: 0.286, SLG: 0.353	2-2 1B		2-1 G5-3		1-0 F8		0-2 1B 1B			4	0	2	1	0	0	1											
Kevin Bass, S OBP: 0.343, SLG: 0.233	0-2 G4-3		4-0 HR IBB		1-2 PB G3-1 1B		0-0 P7			3	1	1	0	1	0	3											
Mike Felder, S OBP: 0.429, SLG: 0.200										0	0	0	0	0	0	0											
Steve Decker, R OBP: 0.414, SLG: 0.615		1-1 G1-3	2-0 HR		0-1 G3-1		0-0 FC6-4 1B			4	1	2	3	0	0	1											
Kirt Manwaring, R OBP: 1.000, SLG: 1.000			1-H 2-H		1-2 1B		1-2 FC6-4 1B			0	0	0	0	0	0	0											
Mike Benjamin, R OBP: 0.174, SLG: 0.211		1-2 F9	0-1 G6-3		4-0 PB IBB		0-1 FC6-4			3	0	0	0	1	0	2											
Michael LaCoss, R OBP: 0.500, SLG: 0.400		0-3 K		0-3 K		2-3 K		1-3 K		3	0	0	0	0	3	2											
Dave Righetti, L										1	0	0	0	0	1	0											
Inning Stats	R: 1 E: 0 K: 1 S: 19	H: 2 LOB: 0 BB: 0 P: 25	R: 0 E: 0 K: 1 S: 8	H: 0 LOB: 0 BB: 0 P: 10	R: 5 E: 0 K: 0 S: 18	H: 3 LOB: 2 BB: 2 P: 35	R: 2 E: 0 K: 2 S: 15	H: 2 LOB: 0 BB: 0 P: 23	R: 0 E: 0 K: 1 S: 9	H: 1 LOB: 2 BB: 1 P: 17	R: 0 E: 0 K: 1 S: 5	H: 0 LOB: 0 BB: 0 P: 7	R: 0 E: 0 K: 0 S: 10	H: 2 LOB: 2 BB: 0 P: 13	R: 0 E: 0 K: 1 S: 5	H: 0 LOB: 0 BB: 0 P: 7	1B: 7 2B: 1 3B: 0 HR: 2	SF: 1 SAC: 0 DP: 0 HBP: 1	WP: 0 PB: 1 SB: 0 CS: 0	PA: 38							
PITCHER	IP	WLS	BF	H	R	ER	SO	BB	IBB	HBP	BLK	WP	HR	S	P	ERA	WHIP										
Ramon Martinez, R ERA: 5.73	(1, 1)	3.0	L	17	3	2	2	4	1	1	0	0	1	29	47	6.00	1.000										
Tim Crews, R ERA: 4.05	(4, 1)	3.0		13	3	2	2	4	0	1	0	0	0	15	20	0.00	1.000										
Jim Gott, R	(7, 1)	2.0		8	2	0	0	1	0	0	0	0	0	15	20	0.00	1.000										

AB 33
R 8
H 10
RBI 8
BB 3
SO 7
LOB 11



Batter	1	2	3	4	5	6	7	8	9	AB	R	H	RBI	BB	SO	LOB	TOP					
Brett Butler, L OBP: 0.333, SLG: 0.313 (1, 8)										4	2	1	1	0	0	2						
Juan Samuel, R OBP: 0.286, SLG: 0.412 (1, 4)										4	0	2	1	1	0	1						
Darryl Strawberry, L OBP: 0.303, SLG: 0.250 (1, 9)										4	1	0	0	0	0	1						
Kal Daniels, L OBP: 0.303, SLG: 0.379 (1, 7)										4	1	1	0	1	0	1						
Lenny Harris, L OBP: 0.222, SLG: 0.222 (6, PH)										2	0	0	0	0	0	0						
Eddie Murray, S OBP: 0.444, SLG: 0.167 (6, 3)										2	1	1	1	1	0	1						
Mike Scioscia, L OBP: 0.467, SLG: 0.464 (1, 2)										3	1	3	2	1	0	0						
Mike Sharperson, R OBP: 0.300, SLG: 0.278 (1, 3)										4	0	0	0	0	0	7						
Alfredo Griffin, S OBP: 0.222, SLG: 0.192 (1, 6)										4	0	1	1	0	1	1						
Bob Ojeda, L OBP: 0.667, SLG: 0.667 (7, PH)										2	0	2	0	0	0	0						
Stan Javier, S OBP: 0.091, SLG: 0.091 (7, PH)										1	0	0	0	0	0	0						
Mike Hartley, R OBP: 0.500, SLG: 0.500 (8, PH)										0	0	0	0	0	0	0						
Chris Gwynn, L OBP: 0.500, SLG: 0.500 (8, 1)										0	0	0	0	0	0	0						
Jay Howell, R OBP: 0.500, SLG: 0.500 (8, 1)										0	0	0	0	0	0	0						
Inning Stats	R: 0 E: 0 K: 0 S: 9	H: 0 LOB: 0 BB: 0 P: 12	R: 0 E: 0 K: 0 S: 8	H: 1 LOB: 1 BB: 0 P: 11	R: 0 E: 0 K: 0 S: 6	H: 1 LOB: 0 BB: 0 P: 9	R: 0 E: 0 K: 0 S: 7	H: 0 LOB: 0 BB: 1 P: 14	R: 0 E: 0 K: 0 S: 8	H: 0 LOB: 1 BB: 1 P: 14	R: 2 E: 0 K: 0 S: 12	H: 2 LOB: 3 BB: 2 P: 29	R: 1 E: 0 K: 1 S: 11	H: 2 LOB: 1 BB: 0 P: 21	R: 3 E: 1 K: 0 S: 9	H: 4 LOB: 1 BB: 1 P: 14	R: 0 E: 0 K: 1 S: 10	H: 1 LOB: 1 BB: 0 P: 15	1B: 7 2B: 5 3B: 0 HR: 0	SF: 1 SAC: 0 DP: 3 HBP: 1	WP: 1 PB: 0 SB: 0 CS: 0	PA: 41
PITCHER	IP	WLS	BF	H	R	ER	SO	BB	IBB	HBP	BLK	WP	HR	S	P	ERA	WHIP					
Kelly Downs, R ERA: 3.18 (1, 1)	5.2		21	3	2	2	0	2	0	1	0	1	0	47	78	3.18	0.882					
Trevor Wilson, L ERA: 11.57 (6, 1)	0.0		2	0	0	0	0	2	0	0	0	0	0	0	8	∞	∞					
Rick Reuschel, R ERA: 3.86 (6, 1)	1.1	L	7	3	1	1	1	0	0	0	0	0	0	14	24	6.75	2.250					
Don Robinson, R ERA: 11.57 (8, 1)	0.1		6	4	3	3	0	0	1	0	0	0	0	7	12	81.00	12.000					
Jeff Brantley, R ERA: 1.6 (8, 1)	1.2		5	1	0	0	1	0	0	0	0	0	0	12	17	0.00	0.600					

Los Angeles Dodgers @ San Francisco Giants
Candlestick Park, San Francisco, CA
Wed Apr 17 1991, 6:33 AM EDT
Att: 29,011 - Cloudy - 70 F

AB 34
R 6
H 11
RBI 6
BB 5
SO 2
LOB 16



Batter	1	2	3	4	5	6	7	8	9	AB	R	H	RBI	BB	SO	LOB	BOTTOM					
Robby Thompson, R OBP: 0.282, SLG: 0.375 (1, 4)										4	1	1	1	0	1	0						
Willie McGee, S OBP: 0.308, SLG: 0.385 (1, 8)										4	0	0	0	0	1	0						
Will Clark, L OBP: 0.436, SLG: 0.618 (1, 3)										4	0	2	0	0	0	0						
Kevin Mitchell, R OBP: 0.417, SLG: 0.875 (1, 7)										4	0	1	0	0	0	1						
Matt Williams, R OBP: 0.308, SLG: 0.432 (1, 5)										3	1	1	1	1	1	0						
Kevin Bass, S OBP: 0.308, SLG: 0.206 (1, 9)										4	0	0	0	0	2	3						
Steve Decker, R OBP: 0.375, SLG: 0.552 (1, 2)										3	0	0	0	0	1	0						
Mike Benjamin, R OBP: 0.160, SLG: 0.190 (7, PH)										2	0	0	0	0	0	0						
Mike Kingery, L OBP: 0.143, SLG: 0.429 (8, 6)										1	0	0	0	0	0	0						
Dave Anderson, R OBP: 0.400, SLG: 0.333 (8, 6)										0	0	0	0	0	0	0						
Kelly Downs, R OBP: 0.375, SLG: 0.552 (8, 1)										2	0	0	0	0	0	0						
Trevor Wilson, L OBP: 0.375, SLG: 0.552 (8, 1)										0	0	0	0	0	0	0						
Rick Reuschel, R OBP: 0.375, SLG: 0.552 (8, 1)										0	0	0	0	0	0	0						
Mark Leonard, L OBP: 0.375, SLG: 0.552 (8, 1)										1	0	0	0	0	0	0						
Don Robinson, R OBP: 0.375, SLG: 0.552 (8, 1)										0	0	0	0	0	0	0						
Jeff Brantley, R OBP: 0.375, SLG: 0.552 (8, 1)										0	0	0	0	0	0	0						
Inning Stats	R: 0 E: 1 K: 0 S: 9	H: 1 LOB: 1 BB: 0 P: 16	R: 1 E: 0 K: 0 S: 13	H: 1 LOB: 0 BB: 0 P: 18	R: 1 E: 0 K: 1 S: 15	H: 3 LOB: 3 BB: 1 P: 26	R: 0 E: 0 K: 0 S: 10	H: 0 LOB: 0 BB: 0 P: 15	R: 0 E: 0 K: 0 S: 9	H: 0 LOB: 0 BB: 0 P: 14	R: 0 E: 0 K: 0 S: 8	H: 0 LOB: 0 BB: 0 P: 16	R: 0 E: 0 K: 1 S: 9	H: 0 LOB: 0 BB: 0 P: 15	R: 0 E: 0 K: 1 S: 12	H: 0 LOB: 0 BB: 0 P: 18	R: 0 E: 0 K: 2 S: 10	H: 0 LOB: 0 BB: 0 P: 15	1B: 2 2B: 1 3B: 0 HR: 2	SF: 0 SAC: 0 DP: 0 HBP: 0	WP: 1 PB: 0 SB: 0 CS: 1	PA: 33
PITCHER	IP	WLS	BF	H	R	ER	SO	BB	IBB	HBP	BLK	WP	HR	S	P	ERA	WHIP					
Bob Ojeda, L ERA: 4.91 (1, 1)	6.0	W	24	5	2	2	2	2	0	0	0	1	2	64	105	3.00	0.833					
Mike Hartley, R ERA: 4.91 (7, 1)	1.0		3	0	0	0	1	0	0	0	0	0	0	9	15	0.00	0.000					
Jay Howell, R ERA: 4.91 (8, 1)	2.0		6	0	0	0	3	0	0	0	0	0	0	22	33	0.00	0.000					

Los Angeles Dodgers @ San Francisco Giants
Candlestick Park, San Francisco, CA
Wed Apr 17 1991, 6:33 AM EDT
Att: 29,011 - Cloudy - 70 F

AB 32
R 2
H 5
RBI 2
BB 1
SO 6
LOB 4



Batter	1	2	3	4	5	6	7	8	9	AB	R	H	RBI	BB	SO	LOB	TOP				
Steve Finley, L (1, 8) OBP: 0.333, SLG: 0.324 Jim Corsi, R (7, 1) Ken Oberkfell, L (9, PH)										3	0	0	0	1	1	0	Houston Astros @ San Francisco Giants Candlestick Park, San Francisco, CA Fri Apr 19 1991, 10:05 PM EDT Att: 12,392 - Cloudy - 59 F				
Casey Candaele, S (1, 4) OBP: 0.333, SLG: 0.500										4	0	0	0	0	1	1					
Craig Biggio, R (1, 2) OBP: 0.444, SLG: 0.639										4	1	2	0	0	0	0					
Luis Gonzalez, L (1, 7) OBP: 0.200, SLG: 0.194										4	1	1	0	0	0	1					
Ken Caminiti, S (1, 5) OBP: 0.425, SLG: 0.528										4	0	3	0	0	0	0					
5 Jeff Banwell, R (1, 3) OBP: 0.343, SLG: 0.429										2	0	1	1	1	0	2					
Karl Rhodes, L (1, 9) Mark Davidson, R (9, PH) OBP: 0.250, SLG: 0.296 OBP: 0.250, SLG: 0.182										3	0	0	0	0	1	4					
Rafael Ramirez, R (1, 6) OBP: 0.200, SLG: 0.214										4	0	1	0	0	0	1					
Jimmy Jones, R (1, 1) OBP: 0.250, SLG: 0.250 Dave Rohde, S (5, PH) Jim Clancy, R (5, 1) Mark McLemore, S (7, PH) OBP: 0.143, SLG: 0.053										1	0	0	0	0	0	0					
Inning Stats	R: 0 E: 0 K: 2 S: 8	H: 0 LOB: 0 BB: 0 P: 11	R: 0 E: 0 K: 0 S: 10	H: 1 LOB: 1 BB: 0 P: 14	R: 0 E: 0 K: 0 S: 5	H: 0 LOB: 1 BB: 1 P: 12	R: 2 E: 1 K: 0 S: 11	H: 3 LOB: 1 BB: 0 P: 14	R: 0 E: 0 K: 1 S: 11	H: 2 LOB: 2 BB: 0 P: 18	R: 0 E: 0 K: 0 S: 10	H: 0 LOB: 0 BB: 0 P: 14	R: 0 E: 0 K: 0 S: 12	H: 0 LOB: 0 BB: 0 P: 18	R: 0 E: 0 K: 2 S: 14	H: 2 LOB: 3 BB: 1 P: 24		1B: 7 2B: 1 3B: 0 HR: 0	SF: 1 SAC: 0 DP: 0 HBP: 0	WP: 1 PB: 0 SB: 0 CS: 0	PA: 37
PITCHER	IP	WLS	BF	H	R	ER	SO	BB	IBB	HBP	BLK	WP	HR	S	P	ERA	WHIP				
John Burkett, R (1, 1) ERA: 4.26	8.0	W	31	6	2	2	3	1	0	0	0	1	0	72	110	2.25	0.875				
Dave Righetti, L (9, 1) ERA: 5.79	0.1		4	2	0	0	1	1	0	0	0	0	0	9	17	0.00	9.000				
Jeff Brantley, R (9, 1) ERA: 1.59	0.2	S	2	0	0	0	1	0	0	0	0	0	0	5	7	0.00	0.000				

Batter	1	2	3	4	5	6	7	8	9	AB	R	H	RBI	BB	SO	LOB	BOTTOM				
Robby Thompson, R (1, 4) OBP: 0.279, SLG: 0.361										4	0	1	0	0	1	1	Houston Astros @ San Francisco Giants Candlestick Park, San Francisco, CA Fri Apr 19 1991, 10:05 PM EDT Att: 12,392 - Cloudy - 59 F				
Willie McGee, S (1, 8) OBP: 0.310, SLG: 0.366										2	1	0	0	1	0	0					
Will Clark, L (1, 3) OBP: 0.442, SLG: 0.676										3	2	1	2	1	0	1					
Kevin Mitchell, R (1, 7) OBP: 0.450, SLG: 0.943										3	1	2	2	1	0	0					
Matt Williams, R (1, 5) OBP: 0.302, SLG: 0.415										4	0	1	0	0	0	3					
Kevin Bass, S (1, 9) OBP: 0.326, SLG: 0.237 Dave Righetti, L (9, 1) Jeff Brantley, R (9, 1)										4	0	2	0	0	0	2					
Steve Decker, R (1, 2) OBP: 0.361, SLG: 0.515										4	1	1	0	0	0	2					
Jose Uribe, S (1, 6)										4	0	0	0	0	2	1					
John Burkett, R (1, 1) OBP: 0.200, SLG: 0.400 Mike Felder, S (9, 9) OBP: 0.429, SLG: 0.200										3	0	1	1	0	1	0					
Inning Stats	R: 2 E: 0 K: 0 S: 8	H: 1 LOB: 1 BB: 1 P: 19	R: 1 E: 0 K: 1 S: 14	H: 2 LOB: 1 BB: 0 P: 18	R: 2 E: 1 K: 0 S: 15	H: 2 LOB: 1 BB: 0 P: 23	R: 0 E: 0 K: 1 S: 9	H: 0 LOB: 0 BB: 0 P: 13	R: 0 E: 0 K: 0 S: 13	H: 1 LOB: 2 BB: 1 P: 23	R: 0 E: 0 K: 2 S: 8	H: 0 LOB: 0 BB: 0 P: 10	R: 0 E: 0 K: 0 S: 5	H: 2 LOB: 1 BB: 1 P: 14	R: 0 E: 0 K: 0 S: 11	H: 1 LOB: 0 BB: 0 P: 18		1B: 6 2B: 1 3B: 0 HR: 2	SF: 0 SAC: 1 DP: 2 HBP: 0	WP: 1 PB: 0 SB: 1 CS: 0	PA: 35
PITCHER	IP	WLS	BF	H	R	ER	SO	BB	IBB	HBP	BLK	WP	HR	S	P	ERA	WHIP				
Jimmy Jones, R (1, 1) ERA: 4.76	4.0	L	19	5	5	4	2	1	0	0	0	1	0	21	33	0.00	1.000				
Jim Clancy, R (5, 1) ERA: 2.57	2.0		8	1	0	0	2	1	0	0	0	0	0	16	32	0.00	1.500				
Jim Corsi, R (7, 1)	2.0		8	3	0	0	0	0	1	0	0	0	0	16	32	0.00	1.500				

Batter	1	2	3	4	5	6	7	8	9	AB	R	H	RBI	BB	SO	LOB	TOP				
Eric Yelding, R OBP: 0.167, SLG: 0.244 (1, 6)	G4-3		G5-3			SH3-4 1B		P2		4	0	1	0	0	0	0	Houston Astros @ San Francisco Giants Candlestick Park, San Francisco, CA Sun Apr 21 1991, 6:33 AM EDT Att: 27,405 - Cloudy - 71 F				
Steve Finley, L OBP: 0.313, SLG: 0.286 (1, 8)	G1-3		G3			SH3-4		L8		3	0	0	0	0	0	0					
Karl Rhodes, L OBP: 0.297, SLG: 0.281 Mark Davidson, R OBP: 0.286, SLG: 0.167 (9, PH) (9, 9)	BB 1B		G5-3			K		SH3-4 BB		3	0	1	0	0	1	1					
Ken Caminiti, S OBP: 0.404, SLG: 0.476 (1, 5)	BB 1-2		G4-3			P5		SH3-4		2	0	0	0	1	0	1					
Luis Gonzalez, L OBP: 0.191, SLG: 0.186 5 Jeff Bagwell, R OBP: 0.325, SLG: 0.394 (9, PH) (9, 3)	P5		L3			FC6-4 1B		K		3	0	1	0	0	0	2					
Ken Oberkfell, L OBP: 0.333, SLG: 0.286 Craig Biggio, R OBP: 0.488, SLG: 0.650 (9, PH) (9, 7)	G3-1 2B		G3			FC6-4 1-2		IBB		3	0	1	0	0	0	1					
Carl Nichols, R OBP: 0.375, SLG: 0.429 (1, 2)	K		K			F8		P3		4	0	0	0	0	2	4					
Casey Candaele, S OBP: 0.269, SLG: 0.400 (1, 4)	G3-1		K			G4-3				3	0	0	0	0	1	2					
Pete Harnisch, S OBP: 0.167, SLG: 0.167 Mark McLemore, S OBP: 0.154, SLG: 0.043 Curt Schilling, R OBP: 1.000, SLG: 1.000 (8, PH) (8, 1)	K		K			K		K		2	0	0	0	0	2	1					
	K		K			K		K		1	0	0	0	0	1	0					
	K		K			K		K		0	0	0	0	0	0	0					
Inning Stats	R: 0 H: 1 E: 0 K: 0 S: 14	H: 1 LOB: 2 BB: 1 P: 23	R: 0 H: 1 E: 0 K: 2 S: 10	H: 1 LOB: 1 BB: 0 P: 12	R: 0 H: 0 E: 0 K: 0 S: 6	H: 0 LOB: 0 BB: 0 P: 11	R: 0 H: 0 E: 0 K: 3 S: 7	H: 0 LOB: 0 BB: 0 P: 11	R: 0 H: 1 E: 0 K: 1 S: 9	H: 1 LOB: 1 BB: 0 P: 11	R: 0 H: 1 E: 0 K: 0 S: 7	H: 1 LOB: 1 BB: 0 P: 9	R: 0 H: 0 E: 0 K: 1 S: 7	H: 0 LOB: 0 BB: 2 P: 12	R: 0 H: 0 E: 0 K: 1 S: 11	H: 0 LOB: 2 BB: 2 P: 25	1B: 3 2B: 1 3B: 0 HR: 0	SF: 0 SAC: 2 DP: 0 HBP: 0	WP: 0 PB: 0 SB: 0 CS: 0	PA: 34	
PITCHER	IP	WLS	BF	H	R	ER	SO	BB	IBB	HBP	BLK	WP	HR	S	P	ERA	WHIP				
Michael LaCoss, R ERA: 3.98 (1, 1)	8.0		29	4	0	0	7	1	0	0	0	0	0	69	101	0.00	0.625				
Dave Righetti, L ERA: 4.76 (9, 1)	1.0	W	5	0	0	0	1	1	1	0	0	0	0	11	25	0.00	1.000				

AB	29
R	0
H	4
RBI	0
BB	3
SO	8
LOB	13



Batter	1	2	3	4	5	6	7	8	9	AB	R	H	RBI	BB	SO	LOB	BOTTOM				
Robby Thompson, R OBP: 0.300, SLG: 0.390 (1, 4)	G5-3		1B PB BB			F9		SH3-4		2	0	0	0	1	0	0	Houston Astros @ San Francisco Giants Candlestick Park, San Francisco, CA Sun Apr 21 1991, 6:33 AM EDT Att: 27,405 - Cloudy - 71 F				
Willie McGee, S OBP: 0.340, SLG: 0.391 Mike Felder, S OBP: 0.444, SLG: 0.286 Terry Kennedy, L OBP: 0.286, SLG: 0.286 Dave Righetti, L (8, PH) (9, 1)	E6 F8 1B		G6-3			P6		G3		2	0	1	0	0	0	1					
Will Clark, L OBP: 0.431, SLG: 0.614 (1, 3)	F8 2-3		G4-3			G4-3		FC6 IBB		3	0	1	0	1	0	1					
Kevin Mitchell, R OBP: 0.396, SLG: 0.786 (1, 7)	BB		P4			F4		FC6		3	0	0	0	1	0	4					
Matt Williams, R OBP: 0.275, SLG: 0.408 (1, 5)	F8		P2			P2		G6-3		4	0	1	0	0	0	2					
Kevin Bass, S OBP: 0.333, SLG: 0.244 (1, 9)	G4-3		K2-3			G5-4-3 1B		K		4	0	1	0	0	2	1					
Steve Decker, R OBP: 0.364, SLG: 0.625 (1, 2)	K		G5-4-3 BB			G5-4-3 1-2		HR		3	1	1	1	1	1	1					
Dave Anderson, R OBP: 0.308, SLG: 0.250 (1, 6)	K		G5-4-3 1-2			F7				3	0	0	0	0	1	2					
Michael LaCoss, R OBP: 0.375, SLG: 0.286 Mike Kingery, L OBP: 0.250, SLG: 0.429 (8, PH) (9, 8)	K		K			K		G3 SH3-4 BB		2	0	0	0	0	2	0					
	K		K			K		K		0	0	0	0	1	0	0					
Inning Stats	R: 0 H: 1 E: 1 K: 0 S: 15	H: 0 LOB: 0 BB: 0 P: 14	R: 0 H: 1 E: 0 K: 1 S: 9	H: 1 LOB: 1 BB: 1 P: 18	R: 0 H: 1 E: 0 K: 1 S: 9	H: 1 LOB: 1 BB: 1 P: 15	R: 0 H: 0 E: 0 K: 0 S: 7	H: 0 LOB: 0 BB: 0 P: 11	R: 0 H: 1 E: 0 K: 0 S: 11	H: 1 LOB: 0 BB: 0 P: 17	R: 0 H: 0 E: 0 K: 0 S: 6	H: 0 LOB: 2 BB: 2 P: 16	R: 1 H: 1 E: 0 K: 1 S: 6	H: 1 LOB: 0 BB: 0 P: 10	1B: 3 2B: 0 3B: 1 HR: 1	SF: 0 SAC: 1 DP: 2 HBP: 0	WP: 0 PB: 1 SB: 0 CS: 0	PA: 34			
PITCHER	IP	WLS	BF	H	R	ER	SO	BB	IBB	HBP	BLK	WP	HR	S	P	ERA	WHIP				
Pete Harnisch, R ERA: 1.47 (1, 1)	7.0		26	4	0	0	5	3	0	0	0	0	0	68	110	0.00	1.000				
Curt Schilling, R ERA: 5.4 (8, 1)	1.2	L	8	1	1	1	1	1	1	0	0	0	1	12	26	5.40	1.200				

AB	28
R	1
H	5
RBI	1
BB	5
SO	6
LOB	13



Batter	1	2	3	4	5	6	7	8	9	AB	R	H	RBI	BB	SO	LOB	TOP					
Bip Roberts, S OBP: 0.373, SLG: 0.340 (1, 4)										1	1	1	2	3	0	0	San Diego Padres @ San Francisco Giants Candlestick Park, San Francisco, CA Mon Apr 22, 1991, 10:05 PM EDT Att: 12,156 - Cloudy - 47 F					
Tony Fernandez, S OBP: 0.349, SLG: 0.383 (1, 6)										5	2	1	0	0	1	4						
Tony Gwynn, L OBP: 0.426, SLG: 0.519 (1, 9)										4	1	4	2	1	0	0						
Fred McGriff, L OBP: 0.426, SLG: 0.362 (1, 3)										2	1	0	0	3	0	3						
Bento Santiago, R OBP: 0.268, SLG: 0.357 (1, 2)										5	0	1	1	0	1	4						
Jerald Clark, R OBP: 0.400, SLG: 0.491 (1, 7)										5	1	2	1	0	1	1						
Paul Faries, R OBP: 0.200, SLG: 0.333 (1, 5)										4	0	0	0	1	1	1						
Shawn Abner, R OBP: 0.349, SLG: 0.342 Larry Andersen, R (7, 1)										3	1	0	0	1	0	3						
Marty Barrett, R OBP: 0.600, SLG: 1.400 Craig Lefferts, L (9, PH)										0	0	0	0	0	0	0						
Greg Harris, R OBP: 0.250, SLG: 0.250 Mike Maddux, L (1, 1)										0	0	0	0	0	0	0						
Pat Clements, R (5, 1) Darin Jackson, R OBP: 0.467, SLG: 0.786 (7, 8)										1	0	0	0	1	1	0						
Inning Stats	R: 0 E: 0 K: 0 S: 7	H: 0 LOB: 1 BB: 2 P: 15	R: 0 E: 0 K: 1 S: 6	H: 0 LOB: 0 BB: 0 P: 8	R: 2 E: 1 K: 1 S: 13	H: 1 LOB: 1 BB: 1 P: 23	R: 2 E: 0 K: 1 S: 12	H: 2 LOB: 2 BB: 2 P: 25	R: 0 E: 0 K: 0 S: 9	H: 1 LOB: 1 BB: 1 P: 16	R: 0 E: 0 K: 1 S: 8	H: 0 LOB: 0 BB: 0 P: 12	R: 2 E: 0 K: 1 S: 12	H: 3 LOB: 3 BB: 3 P: 27	R: 1 E: 0 K: 0 S: 10	H: 3 LOB: 2 BB: 1 P: 16	R: 0 E: 0 K: 1 S: 9	H: 2 LOB: 2 BB: 0 P: 12	1B: 9 2B: 2 3B: 1 HR: 0	SF: 0 SAC: 1 DP: 2 HBP: 0	WP: 2 PB: 2 CS: 2	PA: 45
PITCHER	IP	WLS	BF	H	R	ER	SO	BB	IBB	HBP	BLK	WP	HR	S	P	ERA	WHIP					
Kelly Downs, R ERA: 3.72 Trevor Wilson, L ERA: 9.82 Rick Reuschel, R ERA: 4.22 Don Robinson, R ERA: 8.1	4.0		20	3	4	2	3	4	1	0	0	1	0	38	71	4.50	1.750					

Batter	1	2	3	4	5	6	7	8	9	AB	R	H	RBI	BB	SO	LOB	BOTTOM					
Robby Thompson, R OBP: 0.345, SLG: 0.565 (1, 4)										5	3	4	1	0	1	2	San Diego Padres @ San Francisco Giants Candlestick Park, San Francisco, CA Mon Apr 22, 1991, 10:05 PM EDT Att: 12,156 - Cloudy - 47 F					
Mike Felder, S OBP: 0.426, SLG: 0.333 (1, 8)										5	1	2	1	0	0	2						
Will Clark, L OBP: 0.411, SLG: 0.563 (1, 3)										4	0	0	1	1	0	1						
Kevin Mitchell, R OBP: 0.377, SLG: 0.745 (1, 7)										5	1	1	0	0	0	3						
Matt Williams, R OBP: 0.291, SLG: 0.404 (1, 5)										3	0	1	1	1	2	1						
Kevin Bass, S OBP: 0.327, SLG: 0.286 (1, 9)										4	0	1	1	0	1	2						
Steve Decker, R OBP: 0.375, SLG: 0.595 (1, 2)										2	0	0	0	2	1	1						
Jose Uribe, S OBP: 0.200, SLG: 0.200 Greg Litton, R OBP: 0.250, SLG: 0.143 (5, PH)										2	0	1	0	0	0	1						
Kelly Downs, R OBP: 0.222, SLG: 0.375 Mark Leonard, L OBP: 0.143, SLG: 0.143 Trevor Wilson, L OBP: 0.222, SLG: 0.375 Rick Reuschel, R OBP: 0.222, SLG: 0.375 Mike Kingery, L OBP: 0.222, SLG: 0.375 Don Robinson, R OBP: 0.222, SLG: 0.375										1	0	0	0	0	0	1						
Inning Stats	R: 1 E: 0 K: 1 S: 10	H: 2 LOB: 1 BB: 0 P: 13	R: 0 E: 0 K: 1 S: 13	H: 1 LOB: 0 BB: 0 P: 19	R: 2 E: 0 K: 2 S: 9	H: 3 LOB: 0 BB: 0 P: 13	R: 0 E: 0 K: 2 S: 8	H: 1 LOB: 2 BB: 1 P: 15	R: 1 E: 0 K: 0 S: 8	H: 1 LOB: 3 BB: 3 P: 22	R: 0 E: 0 K: 1 S: 7	H: 0 LOB: 0 BB: 0 P: 9	R: 0 E: 0 K: 1 S: 8	H: 0 LOB: 0 BB: 0 P: 11	R: 0 E: 0 K: 0 S: 11	H: 0 LOB: 1 BB: 1 P: 21		R: 1 E: 0 K: 0 S: 9	H: 1 LOB: 0 BB: 0 P: 12	1B: 5 2B: 2 3B: 2 HR: 1	SF: 0 SAC: 0 DP: 1 HBP: 0	WP: 0 PB: 0 SB: 0 CS: 1
PITCHER	IP	WLS	BF	H	R	ER	SO	BB	IBB	HBP	BLK	WP	HR	S	P	ERA	WHIP					
Greg Harris, R ERA: 2.3 Mike Maddux, R ERA: 2.45 Pat Clements, L ERA: 1.17 Larry Andersen, R ERA: 1.17 Craig Lefferts, L ERA: 4.05	0.0		19	7	3	3	4	1	0	0	0	0	1	40	60	6.75	2.000					



Batter	1	2	3	4	5	6	7	8	9	AB	R	H	RBI	BB	SO	LOB	TOP						
Bip Roberts, S OBP: 0.375, SLG: 0.379 (1, 4)										5	1	2	1	0	0	1	San Diego Padres @ San Francisco Giants Candlestick Park, San Francisco, CA Tue Apr 23 1991, 10:05 PM EDT Att: 12,436 - Cloudy - 53 F						
Tony Fernandez, S OBP: 0.353, SLG: 0.375 (1, 6)										4	2	1	0	1	1								
Tony Gwynn, L OBP: 0.409, SLG: 0.525 (1, 9)										5	1	1	2	0	0	2							
Fred McGriff, L OBP: 0.439, SLG: 0.431 (1, 3)										4	1	2	2	1	1	0							
Benito Santiago, R OBP: 0.295, SLG: 0.367 (1, 2)										4	0	2	1	1	0	0							
Jerald Clark, R OBP: 0.385, SLG: 0.466 (1, 7)										5	0	1	0	0	3	5							
Paul Faries, R OBP: 0.214, SLG: 0.308 (1, 5)										4	0	1	0	0	0	2							
Shawn Abner, R OBP: 0.340, SLG: 0.333 Craig Lefferts, L (9, 1)										4	1	1	0	0	0	2	AB 38 R 7 H 12 RBI 6 BB 3 SO 6 LOB 13						
Eric Nolte, L OBP: 0.125, SLG: 0.125 Wes Gardner, R (6, 1)										2	1	1	0	0	1	0							
Rich Rodriguez, L Darrin Jackson, R OBP: 0.438, SLG: 0.733 (7, 8)										0	0	0	0	0	0	0							
Inning Stats	R: 4 E: 0 K: 1 S: 16	H: 3 LOB: 0 BB: 1 P: 27	R: 0 E: 0 K: 0 S: 6	H: 1 LOB: 0 BB: 0 P: 8	R: 1 E: 0 K: 1 S: 10	H: 3 LOB: 2 BB: 0 P: 18	R: 0 E: 0 K: 1 S: 10	H: 0 LOB: 0 BB: 0 P: 14	R: 0 E: 0 K: 1 S: 12	H: 1 LOB: 2 BB: 1 P: 23	R: 2 E: 1 K: 0 S: 15	H: 2 LOB: 1 BB: 0 P: 20	R: 0 E: 0 K: 0 S: 10	H: 2 LOB: 2 BB: 0 P: 15	R: 0 E: 0 K: 2 S: 3	H: 0 LOB: 0 BB: 0 P: 6		R: 0 E: 0 K: 2 S: 14	H: 0 LOB: 1 BB: 1 P: 20	1B: 9 2B: 0 3B: 2 HR: 1	SF: 0 SAC: 1 DP: 1 HBP: 0	WP: 0 PB: 1 CS: 0 SB: 0	PA: 42
PITCHER	IP	WLS	BF	H	R	ER	SO	BB	IBB	HBP	BLK	WP	HR	S	P	ERA		WHIP					
Scott Garretts, R ERA: 5.4 Don Robinson, R ERA: 5.68 Trevor Wilson, L ERA: 8.0 Jeff Brantley, R ERA: 1.17	(1, 1) (3, 1) (6, 1) (8, 1)	2.1 3.0 1.2 2.0	L 14 7 7	7 3 2 0	5 2 0 0	5 1 0 0	1 3 0 2	1 0 0 1	0 0 0 0	0 0 0 0	0 0 0 0	0 0 0 0	1 37 15 17	27 62 20 26	43 20 15 26	19.29 3.00 0.00 0.00		3.429 1.333 1.200 0.500					
Batter	1	2	3	4	5	6	7	8	9	AB	R	H	RBI	BB	SO	LOB		BOTTOM					
Robby Thompson, R OBP: 0.333, SLG: 0.529 (1, 4)										5	1	1	0	0	1	0	San Diego Padres @ San Francisco Giants Candlestick Park, San Francisco, CA Tue Apr 23 1991, 10:05 PM EDT Att: 12,436 - Cloudy - 53 F						
Mike Felder, S OBP: 0.500, SLG: 0.467 Jeff Brantley, R (8, 1)										3	2	2	0	1	0	0							
Greg Litton, R OBP: 0.333, SLG: 0.375 (9, PH)										1	0	1	0	0	0	0							
Will Clark, L OBP: 0.393, SLG: 0.585 (1, 3)										5	1	1	4	0	1	3							
Kevin Mitchell, R OBP: 0.368, SLG: 0.780 (1, 7)										3	1	1	2	0	0	0							
Matt Williams, R OBP: 0.305, SLG: 0.400 (1, 5)										3	0	1	0	1	1	1							
Kevin Bass, S OBP: 0.322, SLG: 0.283 (1, 9)										4	0	1	0	0	2	1							
Steve Decker, R OBP: 0.385, SLG: 0.578 (1, 2)										3	0	1	0	1	1	2	AB 34 R 6 H 10 RBI 6 BB 4 SO 7 LOB 15						
Jose Uribe, S OBP: 0.250, SLG: 0.182 Dave Anderson, R OBP: 0.297, SLG: 0.214 (6, PH) (7, 6)										1	0	0	0	1	0	2							
Scott Garretts, R Don Robinson, R Trevor Wilson, L Mike Kingery, L OBP: 0.273, SLG: 0.400 (7, PH) (8, 8)										1	0	0	0	0	1	2							
Inning Stats	R: 0 E: 0 K: 1 S: 7	H: 0 LOB: 0 BB: 0 P: 10	R: 1 E: 0 K: 2 S: 13	H: 3 LOB: 0 BB: 0 P: 20	R: 2 E: 0 K: 1 S: 12	H: 2 LOB: 0 BB: 0 P: 15	R: 0 E: 0 K: 1 S: 6	H: 0 LOB: 1 BB: 1 P: 12	R: 1 E: 0 K: 0 S: 9	H: 1 LOB: 0 BB: 0 P: 15	R: 0 E: 0 K: 1 S: 8	H: 0 LOB: 1 BB: 2 P: 17	R: 2 E: 0 K: 0 S: 9	H: 2 LOB: 1 BB: 1 P: 18	R: 0 E: 0 K: 0 S: 9	H: 1 LOB: 0 BB: 0 P: 13		R: 0 E: 0 K: 1 S: 11	H: 1 LOB: 0 BB: 0 P: 15	1B: 6 2B: 2 3B: 0 HR: 2	SF: 1 SAC: 0 DP: 1 HBP: 0	WP: 2 PB: 0 CS: 0 SB: 0	PA: 39
PITCHER	IP	WLS	BF	H	R	ER	SO	BB	IBB	HBP	BLK	WP	HR	S	P	ERA		WHIP					
Eric Nolte, L ERA: 5.09 Wes Gardner, R ERA: 16.2 Rich Rodriguez, L ERA: 4.0 Craig Lefferts, L ERA: 3.52	(1, 1) (6, 1) (7, 1) (9, 1)	5.1 0.2 2.0 1.0	W 4 6 4	4 2 1 0	4 2 0 0	4 2 0 0	6 0 0 1	0 1 0 0	0 0 0 0	0 0 0 0	0 0 0 0	0 1 0 0	7 15 13 11	25 7 18 15	8 15 18 15	6.75 27.00 0.00 0.00		4.500 1.688 0.500 1.000					

Batter	1	2	3	4	5	6	7	8	9	AB	R	H	RBI	BB	SO	LOB	TOP								
Bip Roberts, S (1,4) OBP: 0.368, SLG: 0.371										4	0	1	0	0	1	0	San Diego Padres @ San Francisco Giants Candlestick Park, San Francisco, CA Wed Apr 24 1991, 6:33 AM EDT Att: 11,491 - Cloudy - 62 F								
Tony Fernandez, S (1,6) OBP: 0.347, SLG: 0.358										3	0	0	0	1	1										
Tony Gwynn, L (1,9) OBP: 0.400, SLG: 0.508										4	0	1	0	0	0	2									
Fred McGriff, L (1,3)										3	1	1	0	1	0	1									
Benito Santiago, R (1,2) OBP: 0.323, SLG: 0.391										4	0	3	0	0	0	1									
Mike Aldrete, L (1,7)										4	0	0	1	0	1	4									
Darrin Jackson, R (1,8) OBP: 0.368, SLG: 0.611										3	0	0	0	0	1	3									
Marty Barrett, R (9, PH) OBP: 0.500, SLG: 1.167										0	0	0	0	0	0	1									
Garry Templeton, S (1,5) OBP: 0.143, SLG: 0.111										3	0	0	0	0	0	2									
Ed Whitson, R (1,1) OBP: 0.333, SLG: 0.326										2	0	0	0	0	2	0									
Inning Stats	R: 0 E: 0 K: 1 S: 10	H: 0 LOB: 0 BB: 0 P: 16	R: 0 E: 0 K: 0 S: 13	H: 1 LOB: 2 BB: 1 P: 22	R: 0 E: 0 K: 1 S: 5	H: 0 LOB: 1 BB: 1 P: 9	R: 1 E: 0 K: 1 S: 11	H: 2 LOB: 0 BB: 0 P: 17	R: 0 E: 0 K: 1 S: 11	H: 0 LOB: 0 BB: 0 P: 15	R: 0 E: 0 K: 0 S: 7	H: 1 LOB: 1 BB: 0 P: 14	R: 0 E: 0 K: 0 S: 7	H: 0 LOB: 0 BB: 0 P: 10	R: 0 E: 0 K: 0 S: 7	H: 1 LOB: 1 BB: 0 P: 8	R: 0 E: 0 K: 1 S: 9	H: 1 LOB: 1 BB: 0 P: 15	1B: 5 2B: 1 3B: 0 HR: 0	SF: 0 SAC: 0 DP: 0 HBP: 0	WP: 0 PB: 0 SB: 0 CS: 1	PA: 34			
PITCHER John Burkett, R (1,1) ERA: 3.21	IP: 9.0 WLS: W BF: 34 H: 6 R: 1 ER: 1 SO: 6 BB: 2 IBB: 0 HBP: 0 BLK: 0 WP: 0 HR: 0 S: 84 P: 126 ERA: 1.00 WHIP: 0.889																								

Batter	1	2	3	4	5	6	7	8	9	AB	R	H	RBI	BB	SO	LOB	BOTTOM							
Mike Felder, S (1,8) OBP: 0.545, SLG: 0.526										4	2	3	0	0	0	0	San Diego Padres @ San Francisco Giants Candlestick Park, San Francisco, CA Wed Apr 24 1991, 6:33 AM EDT Att: 11,491 - Cloudy - 62 F							
Greg Litton, R (1,4) OBP: 0.308, SLG: 0.333										4	2	1	1	0	1	3								
Will Clark, L (1,3) OBP: 0.415, SLG: 0.625										3	0	2	1	1	0	0								
Kevin Mitchell, R (1,7) OBP: 0.377, SLG: 0.750										2	0	0	0	2	0	2								
Matt Williams, R (1,5) OBP: 0.317, SLG: 0.414										3	0	2	3	0	0	0								
Kevin Bass, S (1,9) OBP: 0.302, SLG: 0.263										4	0	0	0	0	0	7								
Terry Kennedy, L (1,2) OBP: 0.273, SLG: 0.364											4	1	1	0	0	1		3						
Jose Uribe, S (1,6) OBP: 0.250, SLG: 0.143											3	1	0	0	1	0		1						
John Burkett, R (1,1) OBP: 0.125, SLG: 0.250											3	0	0	0	0	2		1						
Inning Stats	R: 1 E: 0 K: 0 S: 11	H: 2 LOB: 2 BB: 1 P: 18	R: 0 E: 0 K: 1 S: 15	H: 0 LOB: 0 BB: 0 P: 21	R: 0 E: 0 K: 1 S: 9	H: 1 LOB: 0 BB: 0 P: 13	R: 0 E: 0 K: 0 S: 7	H: 0 LOB: 0 BB: 0 P: 11	R: 1 E: 0 K: 1 S: 7	H: 1 LOB: 0 BB: 0 P: 11	R: 1 E: 0 K: 0 S: 11	H: 3 LOB: 2 BB: 1 P: 21	R: 3 E: 0 K: 0 S: 10	H: 2 LOB: 2 BB: 2 P: 21	R: 0 E: 0 K: 1 S: 7	H: 0 LOB: 0 BB: 0 P: 9		1B: 6 2B: 4 3B: 0 HR: 0	SF: 1 SAC: 1 DP: 2 HBP: 0	WP: 1 PB: 0 SB: 0 CS: 1	PA: 36			
PITCHER Ed Whitson, R (1,1) ERA: 3.9	IP: 6.1 WLS: L BF: 27 H: 7 R: 4 ER: 4 SO: 3 BB: 2 IBB: 1 HBP: 0 BLK: 1 WP: 1 HR: 0 S: 63 P: 102 ERA: 5.68 WHIP: 1.421																							
Pat Clements, L (7,1) ERA: 2.69	IP: 1.2 WLS: 9 BF: 2 H: 2 R: 2 ER: 2 SO: 1 BB: 0 IBB: 1 HBP: 0 BLK: 0 WP: 0 HR: 0 S: 14 P: 23 ERA: 10.80 WHIP: 1.200																							



Batter	1	2	3	4	5	6	7	8	9	AB	R	H	RBI	BB	SO	LOB	TOP					
Mike Felder, S OBP: 0.500, SLG: 0.478 (1, 8)										4	0	1	0	0	1	1	San Francisco Giants @ Los Angeles Dodgers Dodger Stadium, Los Angeles, CA Thu Apr 25 1991, 7:05 PM PDT Att: 38,501 - Cloudy - 62 F					
Robby Thompson, R OBP: 0.313, SLG: 0.491 (1, 4)										4	0	0	0	0	1	2						
Will Clark, L OBP: 0.420, SLG: 0.667 (1, 3)										4	1	2	1	0	0	0						
Kevin Mitchell, R OBP: 0.354, SLG: 0.696 (1, 7)										4	0	0	0	0	1	1						
Matt Williams, R OBP: 0.328, SLG: 0.452 (1, 5)										4	0	2	0	0	1	1						
Kevin Bass, S OBP: 0.284, SLG: 0.246 (1, 9)										4	0	0	0	0	1	3						
Steve Decker, R OBP: 0.364, SLG: 0.542 (1, 2)										3	0	0	0	0	2	1						
Greg Litton, R OBP: 0.313, SLG: 0.286 (1, 6)										2	0	0	0	1	0	0						
Bud Black, L OBP: 0.429, SLG: 0.429 (8, PH)										1	0	0	0	0	0	0						
Mark Leonard, L OBP: 0.125, SLG: 0.125 (8, 1)										1	0	0	0	0	0	0						
Dave Righetti, L OBP: 0.118, SLG: 0.118 (8, 1)										0	0	0	0	0	0	0						
Inning Stats	R: 1 E: 0 K: 1 S: 7	H: 1 LOB: 0 BB: 0 P: 14	R: 0 E: 0 K: 2 S: 8	H: 0 LOB: 0 BB: 0 P: 11	R: 0 E: 0 K: 1 S: 9	H: 0 LOB: 1 BB: 1 P: 15	R: 0 E: 0 K: 0 S: 7	H: 1 LOB: 1 BB: 0 P: 8	R: 0 E: 0 K: 0 S: 13	H: 0 LOB: 0 BB: 0 P: 17	R: 0 E: 0 K: 0 S: 8	H: 0 LOB: 0 BB: 0 P: 11	R: 0 E: 0 K: 2 S: 11	H: 1 LOB: 1 BB: 0 P: 15	R: 0 E: 0 K: 0 S: 9	H: 1 LOB: 1 BB: 0 P: 13	R: 0 E: 0 K: 0 S: 10	H: 1 LOB: 1 BB: 0 P: 13	1B: 2 2B: 2 3B: 0 HR: 1	SF: 0 SAC: 1 DP: 0 HBP: 0	WP: 0 PB: 0 SB: 0 CS: 0	PA: 33
PITCHER Tim Belcher, R ERA: 0.91 (1, 1)	IP: 9.0 WLS: W BF: 33 H: 5 R: 1 ER: 1 SO: 7 BB: 1 IBB: 0 HBP: 0 BLK: 0 WP: 0 HR: 1 S: 82 P: 117 ERA: 1.00 WHIP: 0.667															PITCHER	IP: 9.0 WLS: W BF: 33 H: 5 R: 1 ER: 1 SO: 7 BB: 1 IBB: 0 HBP: 0 BLK: 0 WP: 0 HR: 1 S: 82 P: 117 ERA: 1.00 WHIP: 0.667					

Batter	1	2	3	4	5	6	7	8	9	AB	R	H	RBI	BB	SO	LOB	BOTTOM			
Brett Butler, L OBP: 0.308, SLG: 0.271 (1, 8)										4	1	2	0	0	0	1	San Francisco Giants @ Los Angeles Dodgers Dodger Stadium, Los Angeles, CA Thu Apr 25 1991, 7:05 PM PDT Att: 38,501 - Cloudy - 62 F			
Juan Samuel, R OBP: 0.343, SLG: 0.569 (1, 4)										3	3	2	2	1	0	1				
Darryl Strawberry, L OBP: 0.364, SLG: 0.434 (1, 9)										3	1	1	0	1	0	2				
Eddie Murray, S OBP: 0.405, SLG: 0.528 (1, 3)										2	1	0	0	2	0	2				
Kal Daniels, L OBP: 0.295, SLG: 0.418 (8, 7)										3	1	1	4	1	0	2				
Stan Javier, S OBP: 0.118, SLG: 0.118 (8, 7)										0	0	0	0	0	0	0				
Jeff Hamilton, R OBP: 0.235, SLG: 0.242 (1, 5)										4	0	0	1	0	1	3				
Mike Scioscia, L OBP: 0.368, SLG: 0.434 (1, 2)										4	0	0	0	0	1	1				
Alfredo Griffin, S OBP: 0.269, SLG: 0.255 (1, 6)										4	0	2	0	0	0	0				
Tim Belcher, R OBP: 0.111, SLG: 0.222 (1, 1)										2	0	0	0	0	0	0				
Inning Stats	R: 3 E: 0 K: 1 S: 18	H: 3 LOB: 1 BB: 1 P: 30	R: 0 E: 0 K: 0 S: 8	H: 2 LOB: 1 BB: 0 P: 10	R: 0 E: 0 K: 1 S: 9	H: 0 LOB: 1 BB: 1 P: 16	R: 0 E: 0 K: 0 S: 5	H: 1 LOB: 1 BB: 0 P: 8	R: 1 E: 0 K: 0 S: 5	H: 0 LOB: 2 BB: 2 P: 17	R: 0 E: 0 K: 0 S: 8	H: 0 LOB: 0 BB: 0 P: 11	R: 3 E: 0 K: 0 S: 10	H: 2 LOB: 0 BB: 1 P: 18	R: 0 E: 0 K: 0 S: 12	H: 0 LOB: 0 BB: 0 P: 15	1B: 5 2B: 1 3B: 0 HR: 2	SF: 0 SAC: 2 DP: 0 HBP: 0	WP: 0 PB: 0 SB: 1 CS: 1	PA: 36
PITCHER Bud Black, L ERA: 3.9 (1, 1)	IP: 7.0 WLS: L BF: 33 H: 8 R: 7 ER: 7 SO: 7 BB: 3 IBB: 2 HBP: 0 BLK: 1 WP: 0 HR: 2 S: 63 P: 110 ERA: 9.00 WHIP: 1.571															PITCHER	IP: 7.0 WLS: L BF: 33 H: 8 R: 7 ER: 7 SO: 7 BB: 3 IBB: 2 HBP: 0 BLK: 1 WP: 0 HR: 2 S: 63 P: 110 ERA: 9.00 WHIP: 1.571			
PITCHER Dave Righetti, L ERA: 4.05 (8, 1)	IP: 1.0 WLS: L BF: 3 H: 0 R: 0 ER: 0 SO: 0 BB: 0 IBB: 0 HBP: 0 BLK: 0 WP: 0 HR: 0 S: 12 P: 15 ERA: 0.00 WHIP: 0.000															PITCHER	IP: 1.0 WLS: L BF: 3 H: 0 R: 0 ER: 0 SO: 0 BB: 0 IBB: 0 HBP: 0 BLK: 0 WP: 0 HR: 0 S: 12 P: 15 ERA: 0.00 WHIP: 0.000			

San Francisco Giants @ Los Angeles Dodgers
Dodger Stadium, Los Angeles, CA
Thu Apr 25 1991, 7:05 PM PDT
Att: 38,501 - Cloudy - 62 F

AB 31
R 1
H 5
RBI 1
BB 1
SO 7
LOB 9

San Francisco Giants @ Los Angeles Dodgers
Dodger Stadium, Los Angeles, CA
Thu Apr 25 1991, 7:05 PM PDT
Att: 38,501 - Cloudy - 62 F

AB 29
R 7
H 8
RBI 7
BB 5
SO 2
LOB 12

Batter	1	2	3	4	5	6	7	8	9	AB	R	H	RBI	BB	SO	LOB	TOP					
Mike Felder, S OBP: 0.467, SLG: 0.444 (1, 8)										4	0	1	0	0	2	1	San Francisco Giants @ Los Angeles Dodgers Dodger Stadium, Los Angeles, CA Fri Apr 26 1991, 7:05 PM PDT Att: 43,675 - Cloudy - 68 F					
Robby Thompson, R OBP: 0.294, SLG: 0.458 (1, 4)										4	0	0	0	0	1	2						
Will Clark, L OBP: 0.425, SLG: 0.656 (1, 3)										4	0	2	0	0	0	0						
Kevin Mitchell, R OBP: 0.338, SLG: 0.661 Mike Kingery, L OBP: 0.333, SLG: 0.400 (1, 7) (6, 9)										3	0	0	0	0	0	2						
Matt Williams, R OBP: 0.324, SLG: 0.439 (1, 5)										4	0	1	0	0	1	4						
Mark Leonard, L OBP: 0.083, SLG: 0.083 (1, 9) (6, 7)										4	0	0	0	0	2	2						
Steve Decker, R OBP: 0.339, SLG: 0.500 (1, 2)										4	0	0	0	0	0	1						
Jose Uribe, S OBP: 0.211, SLG: 0.118 Trevor Wilson, L Darnell Coles, R (1, 6) (7, 1) (9, PH)										3	0	0	0	0	0	1						
Michael LaCoss, R OBP: 0.375, SLG: 0.286 Francisco Oliveras, R Dave Anderson, R OBP: 0.313, SLG: 0.267 (1, 1) (2, 1) (7, 6)										0	0	0	0	0	0	0						
Inning Stats	R: 0 E: 1 K: 2 S: 10	H: 0 LOB: 1 BB: 0 P: 17	R: 0 E: 0 K: 1 S: 7	H: 0 LOB: 0 BB: 0 P: 9	R: 0 E: 0 K: 1 S: 9	H: 1 LOB: 1 BB: 0 P: 14	R: 0 E: 0 K: 1 S: 7	H: 0 LOB: 0 BB: 0 P: 10	R: 0 E: 0 K: 0 S: 5	H: 0 LOB: 0 BB: 0 P: 7	R: 0 E: 0 K: 1 S: 12	H: 1 LOB: 1 BB: 0 P: 21	R: 0 E: 0 K: 0 S: 11	H: 1 LOB: 1 BB: 0 P: 16	R: 0 E: 0 K: 0 S: 12	H: 2 LOB: 3 BB: 1 P: 17		R: 0 E: 0 K: 1 S: 9	H: 0 LOB: 0 BB: 0 P: 14	1B: 5 2B: 0 3B: 0 HR: 0	SF: 0 SAC: 0 DP: 0 HBP: 0	WP: 0 PB: 0 SB: 0 CS: 0
PITCHER Ramon Martinez, R ERA: 2.17 (1, 1)	IP: 9.0 WLS: W BF: 35 H: 5 R: 0 ER: 0 SO: 6 BB: 1 IBB: 0 HBP: 0 BLK: 0 WP: 0 HR: 0 S: 82 P: 125 ERA: 0.00 WHIP: 0.667															PITCHER						

AB	34
R	0
H	5
RBI	0
BB	1
SO	6
LOB	13



Batter	1	2	3	4	5	6	7	8	9	AB	R	H	RBI	BB	SO	LOB	BOTTOM					
Brett Butler, L OBP: 0.357, SLG: 0.344 (1, 8)										5	3	5	0	0	0	0	San Francisco Giants @ Los Angeles Dodgers Dodger Stadium, Los Angeles, CA Fri Apr 26 1991, 7:05 PM PDT Att: 43,675 - Cloudy - 68 F					
Juan Samuel, R OBP: 0.361, SLG: 0.580 (1, 4)										4	1	2	2	1	1	2						
Daryl Strawberry, L OBP: 0.360, SLG: 0.431 Jose Gonzalez, R (1, 9) (9, 9)										5	1	2	0	0	2	4						
Eddie Murray, S OBP: 0.426, SLG: 0.500 (1, 3)										2	1	0	1	3	0	2						
Kal Daniels, L OBP: 0.292, SLG: 0.397 Stan Javier, S OBP: 0.116, SLG: 0.118 (1, 7) (8, 7)										3	1	0	1	1	1	3						
Lenny Harris, L OBP: 0.280, SLG: 0.241 Mike Sharperson, R OBP: 0.250, SLG: 0.231 (1, 5) (8, 5)										3	1	1	2	0	0	1						
Mike Scioscia, L OBP: 0.367, SLG: 0.446 Gary Carter, R OBP: 0.091, SLG: 0.091 Barry Lyons, R (1, 2) (7, PH) (8, 2)										3	0	1	1	0	1	0						
Alfredo Griffin, S OBP: 0.250, SLG: 0.241 (1, 6)										3	0	0	1	0	1	0						
Ramon Martinez, R OBP: 0.273, SLG: 0.200 (1, 1)										4	1	0	0	0	1	1						
Inning Stats	R: 5 E: 1 K: 1 S: 18	H: 4 LOB: 1 BB: 2 P: 34	R: 2 E: 0 K: 0 S: 15	H: 3 LOB: 1 BB: 1 P: 24	R: 0 E: 0 K: 2 S: 10	H: 0 LOB: 0 BB: 0 P: 14	R: 0 E: 0 K: 0 S: 14	H: 1 LOB: 1 BB: 0 P: 24	R: 0 E: 0 K: 1 S: 7	H: 0 LOB: 0 BB: 0 P: 12	R: 0 E: 0 K: 2 S: 20	H: 1 LOB: 2 BB: 1 P: 28	R: 0 E: 0 K: 1 S: 11	H: 0 LOB: 1 BB: 1 P: 21	R: 2 E: 1 K: 1 S: 17	H: 2 LOB: 1 BB: 0 P: 26		R: 0 E: 0 K: 1 S: 9	H: 0 LOB: 0 BB: 0 P: 14	1B: 8 2B: 3 3B: 0 HR: 0	SF: 1 SAC: 0 DP: 1 HBP: 0	WP: 1 PB: 0 SB: 0 CS: 0
PITCHER Michael LaCoss, R ERA: 6.75 Francisco Oliveras, R Trevor Wilson, L ERA: 7.36 (1, 1) (2, 1) (7, 1)	IP: 1.0 WLS: L BF: 12 H: 2 R: 0 ER: 0 SO: 5 BB: 2 IBB: 0 HBP: 0 BLK: 0 WP: 0 HR: 0 S: 23 P: 40 ERA: 63.00 WHIP: 9.000															PITCHER						

AB	34
R	9
H	11
RBI	8
BB	5
SO	8
LOB	15



Batter	1	2	3	4	5	6	7	8	9	AB	R	H	RBI	BB	SO	LOB	TOP								
Robby Thompson, R OBP: 0.333, SLG: 0.492	0-1 G3 G1-3 1B		1-1 1B		1-1 HR 1B		2-1 SH3-4 1B		0-1 SH3-4	4	2	4	0	0	0	0	San Francisco Giants @ Los Angeles Dodgers Dodger Stadium, Los Angeles, CA Sat Apr 27 1991, 7:05 PM PDT Att: 48,846 - Sunny - 75 F								
Willie McGee, S OBP: 0.360, SLG: 0.469	1-1 G1-3		2-2 1B		0-0 HR		1-0 SH3-4		0-0 E5 BLK 1B	3	1	2	2	0	0	1									
Mike Felder, S OBP: 0.484, SLG: 0.464	1-2 G1-3		1-3 1B		1-H HR		1-2 SH3-4		2-H 1B	1	0	1	0	0	0	0									
Will Clark, L OBP: 0.423, SLG: 0.632	2-0 G3		2-2 P5		4-2 CS BB		0-1 L5-4 E 1B		2-2 G6-3	4	0	1	1	1	0	4									
Kevin Mitchell, R OBP: 0.315, SLG: 0.609	1-1 P3		2-2 F9		1-0 F8		1-2 E5		2-3 K	5	0	0	0	0	1	6									
Matt Williams, R OBP: 0.307, SLG: 0.414		2-1 F7		1-3 K		3-2 P3		0-0 L5-4		4	0	0	0	0	1	2									
Kevin Bass, S OBP: 0.310, SLG: 0.308		2-1 F9 2B		2-2 FC4-6 1B		2-1 2B		0-0 E4 G4-3		4	0	3	0	0	0	0									
Steve Decker, R OBP: 0.317, SLG: 0.464		2-2 F9 2-3		0-3 K		1-1 G6-3		1 SAFE 1 SAFE 1 SAFE 1 SAFE G4-3 1-2		4	0	0	0	0	1	4									
Jose Uribe, S OBP: 0.217, SLG: 0.100		2-3 K		1-0 FC4-6 1-2		4-0 IBB		1-1 F7		3	0	0	0	1	1	2									
Kelly Downs, R Dave Righetti, L Mike Kingery, L Jeff Brantley, R			2-1 G4-3		0-1 F8		0-0 G5-3		4-2 SH3-4 E BB	3	0	0	0	0	0	2									
Inning Stats	R: 0 E: 0 K: 0 S: 7	H: 1 LOB: 1 BB: 0 P: 11	R: 0 E: 0 K: 1 S: 13	H: 1 LOB: 1 BB: 0 P: 21	R: 0 E: 0 K: 0 S: 14	H: 2 LOB: 2 BB: 0 P: 23	R: 0 E: 0 K: 2 S: 13	H: 1 LOB: 1 BB: 0 P: 17	R: 2 E: 0 K: 0 S: 10	H: 2 LOB: 0 BB: 1 P: 16	R: 0 E: 0 K: 0 S: 8	H: 1 LOB: 2 BB: 1 P: 18	R: 1 E: 1 K: 0 S: 9	H: 2 LOB: 1 BB: 0 P: 13	R: 0 E: 1 K: 0 S: 5	H: 0 LOB: 0 BB: 0 P: 9	R: 1 E: 1 K: 1 S: 13	H: 1 LOB: 1 BB: 1 P: 21	1B: 8 2B: 3 3B: 0 HR: 1	SF: 0 SAC: 2 DP: 2 HBP: 0	WP: 0 PB: 0 SB: 0 CS: 1	PA: 40			
PITCHER	IP	WLS	BF	H	R	ER	SO	BB	IBB	HBP	BLK	WP	HR	S	P	ERA	WHIP								
Bob Ojeda, L	(1, 1)	6.1	L	30	10	3	3	1	1	0	0	0	1	70	114	4.26	1.737								
Mike Hartley, R	(7, 1)	0.2		2	0	0	0	0	0	0	0	0	0	4	5	0.00	0.000								
Jim Gott, R	(8, 1)	1.1		5	0	1	0	1	0	0	0	0	0	9	17	0.00	0.750								
John Candelaria, L	(9, 1)	0.1		2	1	0	0	0	0	0	1	0	0	4	6	0.00	3.000								
Tim Crews, R	(9, 1)	0.1		1	0	0	0	1	0	0	0	0	0	5	7	0.00	0.000								

Batter	1	2	3	4	5	6	7	8	9	AB	R	H	RBI	BB	SO	LOB	BOTTOM								
Brett Butler, L OBP: 0.360, SLG: 0.348	0-0 B4-3		2-2 G6-3		1 SAFE 0-1 P2-3 1B		0-0 FC6-4 FC6 1-2		1-1 1B	5	0	2	2	0	0	1	San Francisco Giants @ Los Angeles Dodgers Dodger Stadium, Los Angeles, CA Sat Apr 27 1991, 7:05 PM PDT Att: 48,846 - Sunny - 75 F								
Juan Samuel, R OBP: 0.351, SLG: 0.568	2-3 K		1-1 2B		1 SAFE 0-0 P2-3 1-2		2-0 FC6 1-2		1-0 P3	5	0	1	0	0	1	5									
Darryl Strawberry, L OBP: 0.360, SLG: 0.435	3-2 E 2B		1-0 G6-3		3-1 F7					4	1	1	0	0	1	2									
Eddie Murray, S OBP: 0.392, SLG: 0.452	0-0 E1 2H				0-0 G3-1		3-1 G4-3		2-0 G5-3	4	0	0	0	0	0	0									
Kal Daniels, L OBP: 0.275, SLG: 0.371	2-2 F7				3-2 F7		2-0 G4-3		1-0 G4-3	4	0	0	0	0	0	1									
Tim Crews, R										0	0	0	0	0	0	0									
Lenny Harris, L OBP: 0.343, SLG: 0.281		2-1 F9-3 1B		2-0 BB 1B		2-1 G4-3			4-1 FC1-5 BB BB	3	0	2	0	1	0	0									
Mike Scioscia, L OBP: 0.391, SLG: 0.439		1 SAFE 2-1 F9-3 1-2		4-0 BB			4-2 1B FC6-4 BB		4-1 FC4-6 FC1-5 1B BB	1	1	0	0	3	0	1									
Mike Sharperson, R OBP: 0.250, SLG: 0.231					1-2 BB					0	1	0	0	0	0	0									
Alfredo Griffin, S OBP: 0.233, SLG: 0.224		1-0 F9		0-0 G3			0-1 F8		0-1 FC1-5 FC4-6 1-2 2-3	4	0	0	0	0	0	5									
Bob Ojeda, L Mike Hartley, R Chris Gwynn, L Jim Gott, R John Candelaria, L Stan Javier, S			1-2 G4-3		0-0 1B		2-1 FC6-4 1B		1-1 FC4-6 1B	2	0	1	0	0	0	0									
Inning Stats	R: 1 E: 1 K: 1 S: 12	H: 1 LOB: 1 BB: 0 P: 19	R: 0 E: 0 K: 0 S: 5	H: 1 LOB: 0 BB: 0 P: 10	R: 0 E: 0 K: 0 S: 10	H: 1 LOB: 1 BB: 0 P: 15	R: 0 E: 0 K: 0 S: 6	H: 1 LOB: 2 BB: 1 P: 15	R: 0 E: 0 K: 0 S: 5	H: 0 LOB: 0 BB: 0 P: 12	R: 1 E: 0 K: 0 S: 8	H: 1 LOB: 1 BB: 1 P: 16	R: 0 E: 0 K: 1 S: 5	H: 0 LOB: 0 BB: 0 P: 11	R: 1 E: 0 K: 0 S: 9	H: 1 LOB: 2 BB: 2 P: 20	1B: 6 2B: 4 3B: 0 HR: 0	SF: 0 SAC: 0 DP: 2 HBP: 0	WP: 0 PB: 0 SB: 0 CS: 0	PA: 38					
PITCHER	IP	WLS	BF	H	R	ER	SO	BB	IBB	HBP	BLK	WP	HR	S	P	ERA	WHIP								
Kelly Downs, R	(1, 1)	6.1	W	27	7	2	1	1	0	0	0	0	0	50	92	1.42	1.421								
Dave Righetti, L	(7, 1)	1.2		5	0	0	0	1	0	0	0	0	0	7	15	0.00	0.000								
Jeff Brantley, R	(9, 1)	1.0	S	6	1	1	1	0	2	0	0	0	0	9	20	9.00	3.000								

AB 35
R 4
H 11
RBI 3
BB 3
SO 4
LOB 21



AB 34
R 3
H 8
RBI 2
BB 4
SO 2
LOB 17



Batter	1	2	3	4	5	6	7	8	9	AB	R	H	RBI	BB	SO	LOB	TOP					
Robby Thompson, R OBP: 0.325, SLG: 0.471 (1,4)										5	1	1	1	0	2	2	San Francisco Giants @ Los Angeles Dodgers Dodger Stadium, Los Angeles, CA Sun Apr 28 1991, 3:33 AM PDT Att: 48,089 - Sunny - 81 F					
Willie McGee, S OBP: 0.370, SLG: 0.528 (1,8)										4	1	2	1	0	2	1						
Mike Felder, S OBP: 0.469, SLG: 0.448 (8,8)										1	0	0	0	0	1	2						
Will Clark, L OBP: 0.427, SLG: 0.625 (1,3)										4	0	2	0	0	1	1						
Mark Leonard, L OBP: 0.125, SLG: 0.125 (1,7)										4	0	1	0	0	1	3						
Matt Williams, R OBP: 0.304, SLG: 0.405 (1,5)										4	0	1	1	0	2	0						
Kevin Bass, S OBP: 0.283, SLG: 0.290 (1,9)										4	0	0	0	0	0	2						
Steve Decker, R OBP: 0.328, SLG: 0.458 (1,2)										3	0	1	0	1	2	0						
Jose Uribe, S OBP: 0.200, SLG: 0.091 (1,6)										2	0	0	0	0	0	0						
Don Robinson, R (5,1)										0	0	0	0	0	0	0						
Mike Kingery, L OBP: 0.357, SLG: 0.364 (7, PH)										1	0	0	0	0	0	1						
Trevor Wilson, L (7,1)										0	0	0	0	0	0	0						
Darnell Coles, R (9, PH)										1	0	0	0	0	1	1						
John Burkett, R OBP: 0.111, SLG: 0.222 (1,1)										1	0	0	0	0	1	0						
Dave Anderson, R OBP: 0.368, SLG: 0.389 (5,6)										3	1	2	0	0	0	0						
Inning Stats	R: 0 E: 0 K: 1 S: 13	H: 1 LOB: 1 BB: 0 P: 21	R: 0 E: 0 K: 2 S: 7	H: 0 LOB: 0 BB: 0 P: 9	R: 0 E: 0 K: 2 S: 10	H: 0 LOB: 0 BB: 0 P: 12	R: 1 E: 0 K: 3 S: 12	H: 1 LOB: 1 BB: 0 P: 17	R: 0 E: 0 K: 1 S: 6	H: 0 LOB: 0 BB: 0 P: 12	R: 0 E: 0 K: 0 S: 10	H: 2 LOB: 2 BB: 0 P: 14	R: 0 E: 0 K: 0 S: 5	H: 0 LOB: 1 BB: 1 P: 11	R: 2 E: 0 K: 1 S: 13	H: 4 LOB: 2 BB: 0 P: 23	R: 0 E: 0 K: 3 S: 13	H: 2 LOB: 2 BB: 0 P: 15	1B: 8 2B: 1 3B: 0 HR: 1	SF: 0 SAC: 0 DP: 0 HBP: 0	WP: 0 PB: 0 SB: 0 CS: 0	PA: 38
PITCHER	IP	WLS	BF	H	R	ER	SO	BB	IBB	HBP	BLK	WP	HR	S	P	ERA	WHIP					
Kevin Gross, R ERA: 8.27 (1,1)	6.0	W	22	4	1	1	9	0	0	0	0	0	1	58	85	1.50	0.667					
Mike Hartley, R ERA: 2.08 (7,1)	1.0		4	0	0	0	0	1	0	0	0	0	0	5	11	0.00	1.000					
Jay Howell, R ERA: 2.35 (8,1)	2.0		12	6	2	2	4	0	0	0	0	0	0	26	38	9.00	3.000					

Batter	1	2	3	4	5	6	7	8	9	AB	R	H	RBI	BB	SO	LOB	BOTTOM				
Brett Butler, L OBP: 0.363, SLG: 0.384 (1,8)										4	1	1	1	1	0	0	San Francisco Giants @ Los Angeles Dodgers Dodger Stadium, Los Angeles, CA Sun Apr 28 1991, 3:33 AM PDT Att: 48,089 - Sunny - 81 F				
Juan Samuel, R OBP: 0.341, SLG: 0.544 (1,4)										5	1	1	0	0	1	3					
Darryl Strawberry, L OBP: 0.375, SLG: 0.431 (1,9)										3	1	1	1	2	1	0					
Eddie Murray, S OBP: 0.400, SLG: 0.478 (1,3)										4	2	2	0	0	0	2					
Barry Lyons, R (8,2)										1	0	0	0	0	1	0					
Chris Gwynn, L OBP: 0.500, SLG: 0.364 (7, PH)										2	1	1	0	1	1	1					
Stan Javier, S OBP: 0.150, SLG: 0.150 (8,7)										2	1	1	0	0	0	0					
Lenny Harris, L OBP: 0.316, SLG: 0.257 (1,5)										3	0	0	0	0	1	4					
Mike Scioscia, L OBP: 0.397, SLG: 0.467 (1,2)										3	0	2	1	0	0	2					
Jay Howell, R (8,1)										0	0	0	0	0	0	0					
Mike Sharperson, R OBP: 0.250, SLG: 0.207 (1,6)										3	0	0	2	1	0	3					
Kevin Gross, R (1,1)										3	0	0	0	0	3	5					
Mike Hartley, R (7,1)										0	0	0	0	0	0	0					
Gary Carter, R OBP: 0.167, SLG: 0.091 (7, PH)										0	0	0	0	1	0	0					
Inning Stats	R: 3 E: 2 K: 2 S: 28	H: 3 LOB: 3 BB: 2 P: 49	R: 0 E: 0 K: 0 S: 7	H: 0 LOB: 1 BB: 1 P: 14	R: 1 E: 0 K: 1 S: 12	H: 2 LOB: 1 BB: 0 P: 17	R: 1 E: 0 K: 1 S: 17	H: 1 LOB: 1 BB: 1 P: 27	R: 0 E: 0 K: 1 S: 9	H: 1 LOB: 1 BB: 0 P: 13	R: 0 E: 0 K: 1 S: 11	H: 0 LOB: 0 BB: 0 P: 18	R: 2 E: 1 K: 1 S: 12	H: 2 LOB: 2 BB: 2 P: 23	R: 0 E: 0 K: 1 S: 5	H: 0 LOB: 0 BB: 0 P: 8	1B: 6 2B: 2 3B: 0 HR: 1	SF: 1 SAC: 1 DP: 0 HBP: 0	WP: 0 PB: 0 SB: 1 CS: 1	PA: 41	
PITCHER	IP	WLS	BF	H	R	ER	SO	BB	IBB	HBP	BLK	WP	HR	S	P	ERA	WHIP				
John Burkett, R ERA: 3.66 (1,1)	4.0	L	23	6	5	3	4	4	0	0	0	0	0	64	107	6.75	2.500				
Don Robinson, R ERA: 4.32 (5,1)	2.0		7	1	0	0	2	0	0	0	0	0	0	20	31	0.00	0.500				
Trevor Wilson, L ERA: 6.92 (7,1)	2.0		11	2	2	1	2	2	0	0	0	0	0	17	31	4.50	2.000				

AB 37
R 3
H 10
RBI 3
BB 1
SO 13
LOB 13

AB 33
R 7
H 9
RBI 5
BB 6
SO 8
LOB 20

Batter	1	2	3	4	5	6	7	8	9	AB	R	H	RBI	BB	SO	LOB	TOP					
Robby Thompson, R OBP: 0.317, SLG: 0.452 (1, 4)										5	1	1	0	0	3	3	San Francisco Giants @ Philadelphia Phillies Veterans Stadium, Philadelphia, PA Tue Apr 30 1991, 7:05 PM EDT Att: 15,500 - Cloudy - 74 F					
Willie McGee, S OBP: 0.356, SLG: 0.491 (1, 8)										4	1	0	0	1	1	3						
Will Clark, L OBP: 0.402, SLG: 0.584 (1, 3)										5	0	0	0	0	0	2						
Kevin Mitchell, R OBP: 0.346, SLG: 0.612 (1, 7)										3	2	2	0	2	0	0						
Matt Williams, R OBP: 0.310, SLG: 0.436 (1, 5)										4	2	1	3	1	0	2						
Kevin Bass, S OBP: 0.300, SLG: 0.324 (1, 9)									5	1	2	2	0	0	1							
Steve Decker, R OBP: 0.319, SLG: 0.444 (1, 2)									4	1	1	1	0	1	3							
Dave Anderson, R OBP: 0.476, SLG: 0.619 (1, 6)									3	1	3	3	1	0	0							
Bud Black, L OBP: 0.300, SLG: 0.300 (8, 1)									3	0	0	0	0	0	1	2						
Francisco Oliveras, R (8, 1)									0	0	0	0	0	0	0	0						
Jeff Brantley, R (8, PH)									0	0	0	0	0	0	0	0						
Mark Leonard, L OBP: 0.300, SLG: 0.235 (8, PH)									0	0	0	0	0	0	0	0						
Jose Uribe, S OBP: 0.300, SLG: 0.289 (8, PH)									0	0	0	0	0	0	0	0						
Don Robinson, R (8, 1)									0	0	0	0	0	0	0	0						
Inning Stats	R: 0 E: 0 K: 2 S: 9	H: 0 LOB: 0 BB: 0 P: 11	R: 0 E: 0 K: 0 S: 8	H: 1 LOB: 1 BB: 0 P: 15	R: 0 E: 0 K: 1 S: 7	H: 0 LOB: 1 BB: 1 P: 16	R: 4 E: 0 K: 0 S: 14	H: 4 LOB: 0 BB: 0 P: 20	R: 5 E: 0 K: 0 S: 15	H: 3 LOB: 1 BB: 3 P: 33	R: 0 E: 0 K: 1 S: 8	H: 0 LOB: 0 BB: 0 P: 12	R: 0 E: 0 K: 0 S: 10	H: 0 LOB: 0 BB: 0 P: 16	R: 0 E: 0 K: 1 S: 13	H: 2 LOB: 2 BB: 1 P: 19	R: 0 E: 0 K: 1 S: 12	H: 1 LOB: 2 BB: 1 P: 22	1B: 6 2B: 3 3B: 0 HR: 2	SF: 1 SAC: 0 DP: 0 HBP: 0	WP: 1 PB: 0 SB: 1 CS: 0	PA: 43
PITCHER	IP	WLS	BF	H	R	ER	SO	BB	IBB	HBP	BLK	WP	HR	S	P	ERA	WHIP					
Pat Combs, L ERA: 6.91 (1, 1)	4.0		18	5	4	4	3	1	0	0	0	1	2	38	62	9.00	1.500					
Darrel Akerfelds, R ERA: 6.88 (5, 1)	0.1	5	1	4	4	4	0	3	0	0	0	0	0	7	22	108.00	12.000					
Joe Boever, R ERA: 3.44 (5, 1)	1.2	W	7	2	1	1	1	0	0	0	0	0	0	16	23	5.40	1.200					
Roger McDowell, R ERA: 0.98 (7, 1)	2.0		8	2	0	0	1	0	0	0	0	0	0	23	35	0.00	1.000					
Mitch Williams, L ERA: 2.57 (9, 1)	1.0	S	5	1	0	0	1	1	0	0	0	0	0	12	22	0.00	2.000					

AB	37
R	9
H	11
RBI	9
BB	5
SO	6
LOB	16



Batter	1	2	3	4	5	6	7	8	9	AB	R	H	RBI	BB	SO	LOB	BOTTOM				
Lenny Dykstra, L OBP: 0.434, SLG: 0.524 (1, 8)										4	2	2	0	1	0	2	San Francisco Giants @ Philadelphia Phillies Veterans Stadium, Philadelphia, PA Tue Apr 30 1991, 7:05 PM EDT Att: 15,500 - Cloudy - 74 F				
Dickey Thon, R OBP: 0.309, SLG: 0.350 (1, 6)										5	0	1	0	0	2	4					
John Kruk, L OBP: 0.353, SLG: 0.494 (1, 7)									4	1	1	4	0	1	1						
Dale Murphy, R OBP: 0.333, SLG: 0.480 (1, 9)									5	3	3	1	0	0	0						
Ricky Jordan, R OBP: 0.351, SLG: 0.588 (1, 3)									4	2	2	2	0	0	1						
Roger McDowell, R (7, 1)									0	0	0	0	0	0	0						
Wally Backman, S OBP: 0.357, SLG: 0.286 (8, PH)									0	0	0	0	0	0	0						
Mitch Williams, L (9, 1)									0	0	0	0	0	0	0						
Charlie Hayes, R OBP: 0.295, SLG: 0.416 (1, 5)									4	1	3	3	0	0	0						
Darren Daulton, L OBP: 0.292, SLG: 0.281 (1, 2)									4	1	1	0	0	0	2						
Randy Ready, R OBP: 0.381, SLG: 0.257 (1, 4)										2	0	0	0	2	0	0					
Mickey Morandini, L OBP: 0.313, SLG: 0.267 (8, 4)									0	0	0	0	0	0	0	0					
Pat Combs, L OBP: 0.600, SLG: 0.500 (1, 1)										1	0	0	0	0	0	2					
Jim Lindeman, R OBP: 0.600, SLG: 0.800 (4, PH)									0	0	0	0	0	0	0	0					
Darrel Akerfelds, R (5, 1)									0	0	0	0	0	0	0	0					
Joe Boever, R (5, 1)									0	0	0	0	0	0	0	0					
John Morris, L OBP: 0.286, SLG: 0.250 (7, 7)									0	0	0	0	0	0	0	0					
Inning Stats	R: 0 E: 0 K: 2 S: 9	H: 0 LOB: 0 BB: 0 P: 15	R: 1 E: 0 K: 0 S: 10	H: 2 LOB: 2 BB: 1 P: 20	R: 1 E: 0 K: 0 S: 12	H: 1 LOB: 0 BB: 0 P: 17	R: 1 E: 0 K: 0 S: 11	H: 2 LOB: 2 BB: 1 P: 19	R: 2 E: 0 K: 0 S: 13	H: 4 LOB: 1 BB: 0 P: 23	R: 6 E: 0 K: 0 S: 14	H: 4 LOB: 0 BB: 2 P: 30	R: 0 E: 0 K: 1 S: 8	H: 1 LOB: 1 BB: 0 P: 13	R: 0 E: 0 K: 0 S: 7	H: 0 LOB: 0 BB: 0 P: 13	1B: 6 2B: 3 3B: 1 HR: 4	SF: 1 SAC: 0 DP: 1 HBP: 0	WP: 1 PB: 0 SB: 0 CS: 0	PA: 41	
PITCHER	IP	WLS	BF	H	R	ER	SO	BB	IBB	HBP	BLK	WP	HR	S	P	ERA	WHIP				
Bud Black, L ERA: 5.09 (1, 1)	5.1		28	7	7	7	2	3	1	0	1	1	2	58	106	11.81	2.250				
Francisco Oliveras, R ERA: 3.38 (6, 1)	0.1	3	2	1	1	1	0	0	0	0	0	0	1	8	13	27.00	6.000				
Jeff Brantley, R ERA: 3.6 (6, 1)	1.1	L	7	3	3	3	1	0	0	0	0	0	1	11	18	20.25	2.250				
Don Robinson, R ERA: 3.86 (8, 1)	1.0		3	0	0	0	0	0	0	0	0	0	0	7	13	0.00	0.000				

AB	36
R	11
H	14
RBI	11
BB	4
SO	3
LOB	12



Batter	1	2	3	4	5	6	7	8	9	AB	R	H	RBI	BB	SO	LOB	TOP				
Robby Thompson, R OBP: 0.314, SLG: 0.434	F8		HBP		K			P6		3	0	0	0	0	1	3					
Willie McGee, S OBP: 0.348, SLG: 0.475	G3-1		F7			G5-4-3		G4-3		4	0	1	0	0	0	2					
Will Clark, L OBP: 0.396, SLG: 0.568	F9			P5		F9		1B		4	0	1	1	0	0	1					
Kevin Mitchell, R OBP: 0.329, SLG: 0.577		K		F8		G5-4-3		K		4	0	0	0	0	2	2					
Matt Williams, R OBP: 0.295, SLG: 0.415		G5-3		K			G5-3		P3	4	0	0	0	0	1	0					
Kevin Bass, S OBP: 0.298, SLG: 0.321					F9		K		G1-3	4	0	1	0	0	1	0					
Steve Decker, R OBP: 0.316, SLG: 0.424		FC6-4			K				G4-3	3	0	0	0	1	1	1					
Dave Anderson, R OBP: 0.462, SLG: 0.565			F7				L8			2	0	0	0	1	0	1					
Michael LaCoss, R OBP: 0.333, SLG: 0.250										1	0	0	0	0	1	0					
Trevor Wilson, L OBP: 0.246, SLG: 0.354										0	0	0	0	0	0	0					
Mike Kingery, L OBP: 0.246, SLG: 0.354										0	0	0	0	0	0	0					
Don Robinson, R OBP: 0.246, SLG: 0.354										0	0	0	0	0	0	0					
Mike Felder, S OBP: 0.465, SLG: 0.497										1	1	1	0	0	0	0					
Dave Righetti, L OBP: 0.289, SLG: 0.279										0	0	0	0	0	0	0					
Inning Stats	R: 0 E: 0 K: 0 S: 12	H: 0 LOB: 0 BB: 0 P: 19	R: 0 E: 0 K: 1 S: 7	H: 1 LOB: 1 BB: 0 P: 10	R: 0 E: 0 K: 1 S: 8	H: 0 LOB: 1 BB: 0 P: 17	R: 0 E: 0 K: 1 S: 6	H: 0 LOB: 0 BB: 0 P: 9	R: 0 E: 0 K: 2 S: 11	H: 0 LOB: 2 BB: 2 P: 25	R: 0 E: 0 K: 1 S: 5	H: 0 LOB: 1 BB: 1 P: 10	R: 1 E: 0 K: 1 S: 14	H: 2 LOB: 1 BB: 0 P: 23	R: 0 E: 0 K: 0 S: 8	H: 0 LOB: 0 BB: 0 P: 13	1B: 4 2B: 0 3B: 0 HR: 0	SF: 0 SAC: 0 DP: 1 HBP: 1	WP: 0 PB: 0 SB: 0 CS: 0	PA: 34	
PITCHER	IP	WLS	BF	H	R	ER	SO	BB	IBB	HBP	BLK	WP	HR	S	P	ERA	WHIP				
Tommy Greene, R ERA: 3.71	6.0	W	22	2	0	0	5	2	0	1	0	0	0	50	90	0.00	0.667				
Joe Boever, R ERA: 3.54	2.0		9	2	1	1	2	1	0	0	0	0	0	19	33	4.50	1.500				
Roger McDowell, R ERA: 0.93	1.0	S	3	0	0	0	0	0	0	0	0	0	0	8	13	0.00	0.000				

San Francisco Giants @ Philadelphia Phillies
Veterans Stadium, Philadelphia, PA
Wed May 01 1991, 3:33 AM EDT
Att: 17,281 - Cloudy - 74 F

AB 30
R 1
H 4
RBI 1
BB 3
SO 7
LOB 10



Batter	1	2	3	4	5	6	7	8	9	AB	R	H	RBI	BB	SO	LOB	BOTTOM				
Lenny Dykstra, L OBP: 0.427, SLG: 0.506	G4-3			FC4-6		P6				3	0	0	0	1	0	1					
Von Hayes, L OBP: 0.303, SLG: 0.239	G4-3	G3					K			3	0	0	0	1	1	3					
John Kruk, L OBP: 0.348, SLG: 0.506	K				F8		G4-3			4	1	1	0	0	1	2					
Dale Murphy, R OBP: 0.341, SLG: 0.474							G6-3			3	1	1	1	1	1	2					
Darren Daulton, L OBP: 0.289, SLG: 0.279		F8				G6-3				4	0	1	0	0	1	2					
Charlie Hayes, R OBP: 0.253, SLG: 0.395		FC4-6		G4-3		G6-3		L8		4	1	0	0	0	3						
Mickey Morandini, L OBP: 0.350, SLG: 0.278						P6		F7		3	1	1	1	1	0	1					
Dickie Thon, R OBP: 0.306, SLG: 0.344								L7		4	0	1	1	0	0	2					
Tommy Greene, R OBP: 0.500, SLG: 0.500										2	0	2	1	0	0	0					
John Morris, L OBP: 0.287, SLG: 0.231										1	0	0	0	0	0	0					
Joe Boever, R ERA: 2.92										0	0	0	0	0	0	0					
Roger McDowell, R ERA: 2.89										0	0	0	0	0	0	0					
Inning Stats	R: 0 E: 0 K: 1 S: 9	H: 0 LOB: 0 BB: 0 P: 16	R: 2 E: 0 K: 0 S: 15	H: 2 LOB: 3 BB: 3 P: 32	R: 2 E: 0 K: 1 S: 15	H: 3 LOB: 1 BB: 0 P: 20	R: 0 E: 0 K: 1 S: 13	H: 1 LOB: 2 BB: 1 P: 23	R: 0 E: 0 K: 0 S: 6	H: 0 LOB: 0 BB: 0 P: 11	R: 0 E: 0 K: 0 S: 9	H: 0 LOB: 0 BB: 0 P: 12	R: 0 E: 0 K: 1 S: 7	H: 0 LOB: 0 BB: 0 P: 13	R: 0 E: 0 K: 0 S: 9	H: 1 LOB: 1 BB: 0 P: 15	1B: 6 2B: 0 3B: 1 HR: 0	SF: 0 SAC: 0 DP: 0 HBP: 0	WP: 0 PB: 0 SB: 2 CS: 0	PA: 35	
PITCHER	IP	WLS	BF	H	R	ER	SO	BB	IBB	HBP	BLK	WP	HR	S	P	ERA	WHIP				
Michael LaCoss, R ERA: 7.71	2.0	L	13	4	4	4	1	3	0	0	0	0	0	27	52	18.00	3.500				
Trevor Wilson, L ERA: 6.0	2.0		9	2	0	0	2	1	0	0	0	0	0	25	39	0.00	1.500				
Don Robinson, R ERA: 2.92	3.0		9	0	0	0	1	0	0	0	0	0	0	22	36	0.00	0.000				
Dave Righetti, L ERA: 2.89	1.0		4	1	0	0	0	0	0	0	0	0	0	9	15	0.00	1.000				

San Francisco Giants @ Philadelphia Phillies
Veterans Stadium, Philadelphia, PA
Wed May 01 1991, 3:33 AM EDT
Att: 17,281 - Cloudy - 74 F

AB 31
R 4
H 7
RBI 4
BB 4
SO 4
LOB 16



Batter	1	2	3	4	5	6	7	8	9	AB	R	H	RBI	BB	SO	LOB	TOP										
Mike Felder, S OBP: 0.426, SLG: 0.455 (1, 9)										4	0	1	0	0	0	0	San Francisco Giants @ New York Mets Shea Stadium, Flushing, NY Sun May 05 1991, 3:33 AM EDT Att: 42,576 - Sunny - 70 F										
Willie McGee, S OBP: 0.325, SLG: 0.453 (1, 8)										4	1	1	0	0	1	1											
Will Clark, L OBP: 0.410, SLG: 0.591 (1, 3)										3	0	0	1	1	0	1											
Kevin Mitchell, R OBP: 0.359, SLG: 0.603 (1, 7)										4	1	2	1	0	1	1											
Matt Williams, R OBP: 0.255, SLG: 0.354 (1, 5)										4	0	0	0	0	0	1											
Steve Decker, R OBP: 0.282, SLG: 0.373 (1, 2)										4	0	0	0	0	0	1											
Robby Thompson, R OBP: 0.320, SLG: 0.425 (1, 4)										3	0	2	0	0	1	0											
Jose Uribe, S OBP: 0.188, SLG: 0.071 (1, 6)										2	0	0	0	1	0	1											
Bud Black, L OBP: 0.231, SLG: 0.231 (1, 1)										3	0	0	0	0	1	2											
Inning Stats	R: 1 E: 0 K: 0 S: 12	H: 2 LOB: 0 BB: 0 P: 17	R: 0 E: 0 K: 0 S: 4	H: 1 LOB: 1 BB: 0 P: 6	R: 0 E: 0 K: 1 S: 7	H: 0 LOB: 0 BB: 0 P: 12	R: 0 E: 0 K: 1 S: 9	H: 0 LOB: 1 BB: 1 P: 17	R: 0 E: 0 K: 1 S: 9	H: 0 LOB: 0 BB: 0 P: 14	R: 0 E: 0 K: 0 S: 6	H: 0 LOB: 0 BB: 0 P: 11	R: 1 E: 0 K: 1 S: 16	H: 2 LOB: 2 BB: 1 P: 24	R: 0 E: 0 K: 0 S: 10	H: 1 LOB: 0 BB: 0 P: 14	R: 0 E: 0 K: 0 S: 4	H: 0 LOB: 0 BB: 0 P: 6	1B: 4 2B: 0 3B: 1 HR: 1	SF: 0 SAC: 0 DP: 0 HBP: 0	WP: 0 PB: 0 SB: 2 CS: 2	PA: 34					
PITCHER	IP	WLS	BF	H	R	ER	SO	BB	IBB	HBP	BLK	WP	HR	S	P	ERA	WHIP										
Dwight Gooden, R ERA: 2.4 (1, 1)	8.0	L	30	6	2	2	4	1	1	0	0	0	1	73	115	2.25	0.875										
Jeff Innis, R ERA: 5.14 (9, 1)	1.0		3	0	0	0	0	0	0	0	0	0	0	4	6	0.00	0.000										

AB	31
R	2
H	6
RBI	2
BB	2
SO	4
LOB	8



Batter	1	2	3	4	5	6	7	8	9	AB	R	H	RBI	BB	SO	LOB	BOTTOM										
Vince Coleman, S OBP: 0.377, SLG: 0.326 (1, 8)										3	0	1	0	1	1	1	San Francisco Giants @ New York Mets Shea Stadium, Flushing, NY Sun May 05 1991, 3:33 AM EDT Att: 42,576 - Sunny - 70 F										
Keith Miller, R OBP: 0.360, SLG: 0.364 (1, 4)										3	0	1	0	1	2	1											
Dave Magadan, L OBP: 0.316, SLG: 0.308 (1, 3)										4	0	0	0	0	0	4											
Hubie Brooks, R OBP: 0.306, SLG: 0.392 (1, 9)										4	0	0	0	0	2	1											
Howard Johnson, S OBP: 0.264, SLG: 0.419 (6, 6)										4	0	0	0	0	0	0											
Mark Carreon, R OBP: 0.381, SLG: 0.579 (1, 7)										4	0	1	0	0	0	0											
Rick Cerone, R OBP: 0.410, SLG: 0.622 (1, 2)										3	0	1	0	0	0	1											
Kevin Elster, R OBP: 0.362, SLG: 0.510 (1, 6)										2	0	1	0	0	0	1											
Tim Teufel, R OBP: 0.133, SLG: 0.071 (6, 5)										1	0	0	0	0	0	0											
Dwight Gooden, R OBP: 0.231, SLG: 0.231 (1, 1)										2	0	0	0	0	0	1											
Kevin McReynolds, R OBP: 0.231, SLG: 0.279 (8, Ph)										1	0	0	0	0	1	0											
Jeff Innis, R (9, 1)										0	0	0	0	0	0	0											
Inning Stats	R: 0 E: 0 K: 2 S: 11	H: 1 LOB: 1 BB: 0 P: 15	R: 0 E: 0 K: 0 S: 10	H: 1 LOB: 1 BB: 0 P: 17	R: 0 E: 0 K: 1 S: 15	H: 1 LOB: 1 BB: 0 P: 22	R: 0 E: 0 K: 0 S: 6	H: 1 LOB: 1 BB: 0 P: 9	R: 0 E: 0 K: 2 S: 11	H: 0 LOB: 0 BB: 0 P: 16	R: 0 E: 0 K: 0 S: 6	H: 0 LOB: 0 BB: 0 P: 10	R: 0 E: 0 K: 1 S: 11	H: 0 LOB: 2 BB: 2 P: 24	R: 0 E: 0 K: 0 S: 9	H: 0 LOB: 0 BB: 0 P: 14	1B: 4 2B: 1 3B: 0 HR: 0	SF: 0 SAC: 0 DP: 0 HBP: 0	WP: 1 PB: 0 SB: 1 CS: 1	PA: 33							
PITCHER	IP	WLS	BF	H	R	ER	SO	BB	IBB	HBP	BLK	WP	HR	S	P	ERA	WHIP										
Bud Black, L ERA: 4.06 (1, 1)	9.0	W	33	5	0	0	6	2	0	0	0	1	0	84	136	0.00	0.778										



Batter	1	2	3	4	5	6	7	8	9	AB	R	H	RBI	BB	SO	LOB	TOP				
Mike Felder, S OBP: 0.404, SLG: 0.429 (1, 9)	G6-3	G4-3			G4-3	FC5 1B			P1	5	0	1	0	0	0	2					
Willie McGee, S OBP: 0.350, SLG: 0.474 Darnell Coles, R (5, FR) (5, 9)	1B		1B		G1-3 HR	FC5			F9	3	0	3	0	0	0	0					
Will Clark, L OBP: 0.400, SLG: 0.571 (1, 3)	1B		F7		G1-3				G3	5	0	1	0	0	0	2					
Kevin Mitchell, R OBP: 0.375, SLG: 0.683 (1, 7)	P3		1B		HR					4	2	3	3	0	0	2					
Matt Williams, R OBP: 0.248, SLG: 0.343 Greg Litton, R OBP: 0.278, SLG: 0.250 (1, 5) (5, 4)	G1-3		K		G4-3				F8	3	0	0	0	0	1	5					
Terry Kennedy, L OBP: 0.388, SLG: 0.421 (1, 2)		1B	G3			1B SF8			G4-3	4	1	2	0	0	0	2					
Robby Thompson, R OBP: 0.340, SLG: 0.416 Dave Anderson, R OBP: 0.424, SLG: 0.500 (1, 4) (5, 5)	P2				G5-3	FC5 1B			G6-3	2	0	0	0	0	0	1					
Jose Uribe, S OBP: 0.194, SLG: 0.094 (1, 6)			K		K				G3	4	0	1	0	0	2	2					
Don Robinson, R Francisco Oliveras, R Mark Leonard, L Rod Beck, R Mike Kingery, L Trevor Wilson, L (1, 1) (4, 1) (6, PH) (6, 1) (8, PH) (8, 1)	K		G5-3			SF8			K	2	0	0	0	0	1	2					
Inning Stats	R: 0 E: 0 K: 0 S: 10	H: 2 LOB: 2 BB: 0 P: 14	R: 0 E: 0 K: 1 S: 17	H: 2 LOB: 2 BB: 0 P: 23	R: 0 E: 0 K: 1 S: 14	H: 2 LOB: 0 BB: 0 P: 17	R: 0 E: 0 K: 0 S: 5	H: 0 LOB: 1 BB: 0 P: 8	R: 2 E: 0 K: 0 S: 9	H: 2 LOB: 1 BB: 0 P: 11	R: 1 E: 0 K: 0 S: 7	H: 1 LOB: 0 BB: 0 P: 9	R: 0 E: 0 K: 1 S: 7	H: 0 LOB: 0 BB: 0 P: 10	R: 0 E: 0 K: 0 S: 5	H: 0 LOB: 0 BB: 0 P: 8	1B: 10 2B: 0 3B: 0 HR: 2	SF: 1 SAC: 0 DP: 0 HBP: 0	WP: 0 PB: 0 CS: 0	PA: 39	
PITCHER	IP	WLS	BF	H	R	ER	SO	BB	IBB	HBP	BLK	WP	HR	S	P	ERA	WHIP				
Dennis Martinez, R ERA: 1.85 Barry Jones, R ERA: 1.96 (1, 1) (8, 1)	7.0	W	33	12	4	4	4	0	0	0	0	0	2	77	101	5.14	1.714				

San Francisco Giants @ Montreal Expos
Olympic Stadium, Montreal, QB
Mon May 06 1991, 7:05 PM EDT
Att. 8,699 - Dome - 70 F

AB	38
R	4
H	12
RBI	4
BB	0
SO	5
LOB	20



Batter	1	2	3	4	5	6	7	8	9	AB	R	H	RBI	BB	SO	LOB	BOTTOM				
Delino DeShields, L OBP: 0.385, SLG: 0.467 (1, 4)	G4-3		K		FC4-6 CS			G6-3		5	1	1	1	0	1	2					
Marquis Grissom, R OBP: 0.328, SLG: 0.508 (1, 8)	P5		2B		CS	F7		E5		5	2	2	1	0	0	0					
Ivan Calderon, R OBP: 0.340, SLG: 0.453 Nelson Santovenia, R OBP: 0.318, SLG: 0.364 (1, 7) (8, 2)	BB		G5-3		G6-3			G1-4-3		3	0	0	0	1	0	2					
Tim Wallach, R OBP: 0.267, SLG: 0.306 (1, 5)	K		1B		HR			P4		4	2	2	3	0	1	1					
Larry Walker, L OBP: 0.257, SLG: 0.288 (1, 9)		K	1B		G3			HR		3	2	1	1	1	1	0					
Andres Galaraga, R OBP: 0.353, SLG: 0.377 (1, 3)	BB		2B		1B			1B		4	2	4	1	0	0	0					
Ron Hassey, L OBP: 0.333, SLG: 0.370 Barry Jones, R (1, 2) (8, 1)	BB		1B		F7			G6-4-3 1B		3	0	2	2	1	0	1					
Spike Owen, S OBP: 0.303, SLG: 0.290 (1, 6)	L4-3				G1-3			G6-4-3		3	0	0	0	1	0	3					
Dennis Martinez, R OBP: 0.133, SLG: 0.200 Dave Martinez, L OBP: 0.274, SLG: 0.294 (1, 1) (7, PH) (8, 7)			2B					G6-3		3	1	2	0	0	0	2					
Inning Stats	R: 0 E: 0 K: 1 S: 9	H: 0 LOB: 1 BB: 1 P: 14	R: 0 E: 0 K: 1 S: 9	H: 1 LOB: 1 BB: 1 P: 16	R: 5 E: 0 K: 1 S: 18	H: 5 LOB: 2 BB: 2 P: 35	R: 3 E: 0 K: 0 S: 17	H: 4 LOB: 1 BB: 0 P: 26	R: 0 E: 0 K: 0 S: 4	H: 0 LOB: 0 BB: 0 P: 6	R: 2 E: 0 K: 0 S: 9	H: 3 LOB: 0 BB: 0 P: 14	R: 0 E: 1 K: 0 S: 5	H: 0 LOB: 0 BB: 0 P: 7	R: 0 E: 0 K: 0 S: 5	H: 0 LOB: 0 BB: 0 P: 8	1B: 7 2B: 4 3B: 0 HR: 4	SF: 0 SAC: 0 DP: 3 HBP: 0	WP: 0 PB: 0 SB: 2 CS: 1	PA: 40	
PITCHER	IP	WLS	BF	H	R	ER	SO	BB	IBB	HBP	BLK	WP	HR	S	P	ERA	WHIP				
Don Robinson, R ERA: 3.68 Francisco Oliveras, R ERA: 3.68 Rod Beck, R ERA: 9.0 Trevor Wilson, L ERA: 5.0 (1, 1) (4, 1) (6, 1) (8, 1)	3.0	L	20	8	3	1	1	0	0	0	0	0	1	24	37	4.50	1.500				

San Francisco Giants @ Montreal Expos
Olympic Stadium, Montreal, QB
Mon May 06 1991, 7:05 PM EDT
Att. 8,699 - Dome - 70 F

AB	35
R	10
H	14
RBI	9
BB	4
SO	3
LOB	12



Batter	1	2	3	4	5	6	7	8	9	10	11	12	13	14	15	AB	R	H	RBI	BB	SO	LOB	TOP				
Robby Thompson, R OBP: 0.365, SLG: 0.411																6	1	1	0	0	2	0					
Willie McGee, S OBP: 0.360, SLG: 0.494																5	0	2	0	1	2	1					
Will Clark, L OBP: 0.385, SLG: 0.548																6	0	1	1	0	0	4					
Kevin Mitchell, R OBP: 0.388, SLG: 0.659																3	0	0	0	4	0	1					
Matt Williams, R OBP: 0.243, SLG: 0.343																6	0	1	1	0	1	7					
Trevor Wilson, L OBP: 0.263, SLG: 0.235																1	0	0	0	0	1	0					
Kevin Bass, S OBP: 0.284, SLG: 0.287																5	0	0	0	1	0	0					
Steve Decker, R OBP: 0.273, SLG: 0.359																3	0	0	0	0	0	3					
Terry Kennedy, L OBP: 0.318, SLG: 0.364																3	0	0	0	0	1	3					
Dave Anderson, R OBP: 0.295, SLG: 0.441																4	0	0	0	1	1	0					
Michael LaCoss, R OBP: 0.233, SLG: 0.250																0	0	0	0	0	0	0					
Greg Litton, R OBP: 0.263, SLG: 0.235																1	0	0	0	0	1	0					
Kelly Downs, R OBP: 0.263, SLG: 0.235															2	0	0	0	0	0	1						
Jeff Brantley, R OBP: 0.263, SLG: 0.235															1	0	0	0	0	0	1						
Mike Felder, S OBP: 0.296, SLG: 0.420															1	0	0	0	0	0	0						
Dave Righetti, L OBP: 0.296, SLG: 0.420															0	0	0	0	0	0	0						
Jose Uribe, S OBP: 0.211, SLG: 0.091															1	1	0	0	1	1	0						
Inning Stats	R:0 E:0 K:1 S:7	H:0 LOB:0 BB:0 P:8	R:0 E:0 K:1 S:8	H:0 LOB:0 BB:0 P:10	R:0 E:0 K:1 S:9	H:1 LOB:0 BB:0 P:16	R:0 E:0 K:1 S:9	H:1 LOB:2 BB:1 P:14	R:0 E:0 K:0 S:4	H:1 LOB:1 BB:1 P:9	R:0 E:0 K:0 S:6	H:0 LOB:0 BB:0 P:7	R:0 E:0 K:1 S:7	H:0 LOB:0 BB:0 P:12	R:0 E:0 K:1 S:7	H:0 LOB:0 BB:0 P:9	R:0 E:0 K:1 S:8	H:1 LOB:1 BB:0 P:16	R:0 E:0 K:1 S:8	H:0 LOB:0 BB:0 P:9	R:0 E:0 K:1 S:8	H:0 LOB:0 BB:0 P:9	1B:1 2B:4 3B:0 HR:0	SF:1 SAC:2 DP:0 HBP:1	WP:0 PB:0 CS:0	PA:60	
PITCHER	IP 7.1	WLS 30	BF 11	H 1	R 0	ER 1	SO 5	BB 3	IBB 1	HBP 1	BLK 0	WP 0	HR 0	S 62	P 102	ERA 1.23	WHIP 0.818										
Chris Nabholz, L ERA: 3.69																											
Tim Burke, R ERA: 2.76																											
Steve Frey, L ERA: 4.32																											
Barry Jones, R ERA: 1.53																											
Scott Ruskin, L ERA: 2.08																											

San Francisco Giants @ Montreal Expos
Olympic Stadium, Montreal, QB
Tue May 07 1991, 7:05 PM EDT
Att: 10,197 - Dome - 70 F

AB	48
R	2
H	5
RBI	2
BB	8
SO	11
LOB	20



Batter	1	2	3	4	5	6	7	8	9	10	11	12	13	14	15	AB	R	H	RBI	BB	SO	LOB	BOTTOM				
Delino DeShields, L OBP: 0.362, SLG: 0.454																7	0	0	0	0	3	4					
Marquis Grissom, R OBP: 0.353, SLG: 0.547																5	1	2	1	2	3	1					
Ivan Calderon, R OBP: 0.342, SLG: 0.444																4	0	1	0	1	0	1					
Barry Jones, R OBP: 0.133, SLG: 0.200																0	0	0	0	0	0	0					
Dennis Martinez, R OBP: 0.133, SLG: 0.200																0	0	0	0	0	0	0					
Scott Ruskin, R ERA: 2.08																0	0	0	0	0	0	0					
Tim Walloch, R OBP: 0.279, SLG: 0.333																4	1	1	1	2	0	3					
Larry Walker, L OBP: 0.263, SLG: 0.306																6	1	2	0	0	1	3					
Andres Galarraga, R OBP: 0.352, SLG: 0.573																6	0	2	0	0	1	4					
Tom Foley, L OBP: 0.287, SLG: 0.259																3	0	0	0	0	0	1					
Tim Burke, R OBP: 0.350, SLG: 0.421																0	0	0	0	0	0	0					
Junior Noboa, R OBP: 0.350, SLG: 0.421																1	0	0	0	0	0	2					
Steve Frey, R OBP: 0.287, SLG: 0.286																0	0	0	0	0	0	0					
Dave Martinez, L OBP: 0.287, SLG: 0.286																2	0	0	0	0	1	1					
Gilberto Reyes, R OBP: 0.412, SLG: 0.391																1	0	0	0	1	0	0					
Eric Blalock, L OBP: 0.222, SLG: 0.222																1	0	0	0	1	0	0					
Nelson Santovenia, R OBP: 0.300, SLG: 0.400																3	0	1	1	0	0	2					
Chris Nabholz, L OBP: 0.091, SLG: 0.091																1	0	0	0	0	0	0					
Spike Owen, S OBP: 0.300, SLG: 0.288																4	0	1	0	0	0	1					
Inning Stats	R:0 E:0 K:1 S:11	H:1 LOB:0 BB:0 P:16	R:0 E:0 K:1 S:8	H:1 LOB:1 BB:0 P:13	R:0 E:0 K:1 S:8	H:0 LOB:1 BB:1 P:15	R:0 E:0 K:1 S:8	H:0 LOB:0 BB:0 P:15	R:1 E:0 K:1 S:8	H:1 LOB:0 BB:0 P:14	R:0 E:0 K:0 S:8	H:0 LOB:0 BB:0 P:12	R:0 E:0 K:1 S:8	H:0 LOB:0 BB:0 P:18	R:1 E:1 K:0 S:16	H:2 LOB:2 BB:0 P:26	R:0 E:0 K:1 S:7	H:0 LOB:2 BB:0 P:17	R:0 E:0 K:1 S:9	H:0 LOB:0 BB:0 P:14	R:1 E:0 K:1 S:6	H:1 LOB:0 BB:0 P:11	1B:6 2B:2 3B:0 HR:2	SF:0 SAC:2 DP:1 HBP:0	WP:0 PB:0 CS:3	PA:56	
PITCHER	IP 5.1	WLS 19	BF 9	H 2	R 0	ER 0	SO 3	BB 2	IBB 0	HBP 0	BLK 0	WP 0	HR 0	S 40	P 68	ERA 0.00	WHIP 0.750										
Kelly Downs, R ERA: 2.63																											
Jeff Brantley, R ERA: 4.61																											
Dave Righetti, L ERA: 2.03																											
Michael LaCoss, R ERA: 7.76																											
Trevor Wilson, L ERA: 4.79																											

San Francisco Giants @ Montreal Expos
Olympic Stadium, Montreal, QB
Tue May 07 1991, 7:05 PM EDT
Att: 10,197 - Dome - 70 F

AB	48
R	3
H	10
RBI	3
BB	6
SO	10
LOB	23



Batter	1	2	3	4	5	6	7	8	9	AB	R	H	RBI	BB	SO	LOB	TOP			
Mike Felder, S OBP: 0.404, SLG: 0.463	F8		FC3-6			1B	2B			4	2	2	0	0	0	1	San Francisco Giants @ Montreal Expos Olympic Stadium, Montreal, QB Wed May 08 1991, 7:05 PM EDT Att: 15,107 - Dome - 70 F			
Willie McGee, S OBP: 0.378, SLG: 0.523	G3		CS	G4-3		WP	BB	BB	2B	3	1	2	1	1	0	0				
Will Clark, L Trevor Wilson, L Darnell Coles, R	G3			G5-4-3		BB	BB		F9	3	0	2	1	0	0	1				
Kevin Mitchell, R OBP: 0.393, SLG: 0.644	F7		G5-4-3			BB			G4-3	2	0	0	0	2	0	2				
Greg Litton, R OBP: 0.261, SLG: 0.200	G6-3				F7	FC4-6			K	3	0	0	1	1	1	1				
Dave Anderson, R Francisco Oliveras, R					K	FC4-6			G4-3	3	0	1	0	0	1	3				
Kevin Bass, S Rod Beck, R										1	0	0	0	0	0	1				
Steve Decker, R OBP: 0.261, SLG: 0.341	K2-3								F7	4	0	0	0	0	2	1				
Jose Uribe, S Mark Leonard, L			F8			K	1B		G4-3	2	1	0	0	1	1	0				
John Burkett, R Mike Kingery, L Matt Williams, R						K			G1-3	1	0	1	0	0	0	0				
										2	0	0	0	0	1	1				
Inning Stats	R: 0 E: 0 K: 0 S: 9	H: 1 LOB: 1 BB: 0 P: 12	R: 0 E: 0 K: 1 S: 8	H: 1 LOB: 0 BB: 0 P: 15	R: 0 E: 0 K: 0 S: 12	H: 1 LOB: 0 BB: 0 P: 14	R: 0 E: 0 K: 0 S: 5	H: 0 LOB: 0 BB: 0 P: 7	R: 0 E: 0 K: 2 S: 14	H: 0 LOB: 3 BB: 3 P: 34	R: 2 E: 0 K: 1 S: 16	H: 2 LOB: 1 BB: 1 P: 24	R: 0 E: 0 K: 1 S: 6	H: 0 LOB: 0 BB: 1 P: 11	R: 0 E: 0 K: 0 S: 9	H: 0 LOB: 0 BB: 0 P: 13		1B: 5 2B: 2 3B: 1 HR: 0	SF: 0 SAC: 0 DP: 2 HBP: 0	WP: 1 PB: 0 SB: 2 CS: 2
PITCHER	IP WLS BF H R ER SO BB IBB HBP BLK WP HR S P ERA WHIP																			
Oil Can Boyd, R ERA: 4.54	(1, 1) 5.2 19 5 1 1 5 0 0 0 0 0 0 0 49 71 1.59 0.882																			
Steve Frey, L ERA: 4.86	(6, 1) 0.0 2 1 0 0 0 1 0 0 0 0 0 0 2 8 ∞ ∞																			
Bill Sampen, R ERA: 2.7	(6, 1) 0.1 3 0 1 1 0 2 0 0 0 0 1 0 4 14 27.00 6.000																			
Barry Jones, R ERA: 2.61	(7, 1) 1.0 W 6 2 2 2 1 1 0 0 0 0 0 0 16 24 18.00 3.000																			
Tim Burke, R ERA: 2.45	(8, 1) 2.0 S 6 0 0 0 1 1 0 0 0 0 0 0 15 24 0.00 0.500																			

Batter	1	2	3	4	5	6	7	8	9	AB	R	H	RBI	BB	SO	LOB	BOTTOM			
Spike Owen, S OBP: 0.298, SLG: 0.276			K	K		G4-3				3	0	0	0	1	2	2	San Francisco Giants @ Montreal Expos Olympic Stadium, Montreal, QB Wed May 08 1991, 7:05 PM EDT Att: 15,107 - Dome - 70 F			
Marquis Grissom, R OBP: 0.347, SLG: 0.522						G4-3			G4-3	3	1	0	0	1	1	1				
Ivan Calderon, R Tim Burke, R										4	1	4	2	0	0	0				
										0	0	0	0	0	0	0				
Tim Wallach, R OBP: 0.278, SLG: 0.324									F8	3	0	0	0	1	2	2				
Larry Walker, L OBP: 0.262, SLG: 0.303									P4	4	1	1	0	0	0	4				
Andres Galarraga, R OBP: 0.347, SLG: 0.368									P6	4	1	1	0	0	0	2				
Ron Hassey, L OBP: 0.324, SLG: 0.387									G1-3	4	1	1	2	0	1	0				
Tom Foley, L OBP: 0.265, SLG: 0.290										4	0	1	0	0	1	1				
Oil Can Boyd, R Steve Frey, L Bill Sampen, R Eric Bullock, L Barry Jones, R Dave Martinez, L										2	0	1	1	0	1	0				
										0	0	0	0	0	0	0				
										1	0	1	0	0	0	0				
										1	0	0	0	0	0	1				
Inning Stats	R: 0 E: 0 K: 2 S: 11	H: 1 LOB: 2 BB: 1 P: 21	R: 0 E: 0 K: 1 S: 10	H: 0 LOB: 0 BB: 0 P: 18	R: 1 E: 0 K: 2 S: 14	H: 1 LOB: 0 BB: 1 P: 23	R: 3 E: 1 K: 3 S: 15	H: 4 LOB: 1 BB: 0 P: 24	R: 0 E: 0 K: 0 S: 11	H: 1 LOB: 1 BB: 0 P: 21	R: 0 E: 0 K: 0 S: 11	H: 1 LOB: 1 BB: 0 P: 16	R: 1 E: 0 K: 0 S: 10	H: 1 LOB: 0 BB: 0 P: 17	R: 0 E: 0 K: 0 S: 10	H: 1 LOB: 1 BB: 0 P: 14	1B: 7 2B: 2 3B: 0 HR: 1	SF: 0 SAC: 0 DP: 0 HBP: 0	WP: 0 PB: 0 SB: 3 CS: 1	PA: 37
PITCHER	IP WLS BF H R ER SO BB IBB HBP BLK WP HR S P ERA WHIP																			
John Burkett, R ERA: 3.89	(1, 1) 5.0 24 7 4 4 8 3 0 0 0 0 0 0 61 107 7.20 2.000																			
Francisco Oliveras, R ERA: 3.86	(6, 1) 2.0 L 8 2 1 1 0 0 0 0 0 0 0 1 21 33 4.50 1.000																			
Rod Beck, R ERA: 6.0	(8, 1) 1.0 4 1 0 0 0 0 0 0 0 0 0 0 10 14 0.00 1.000																			



Batter	1	2	3	4	5	6	7	8	9	10	11	AB	R	H	RBI	BB	SO	LOB	TOP													
Vince Coleman, S OBP: 0.349, SLG: 0.290 Mark Carreon, R OBP: 0.383, SLG: 0.558 John Franco, L (10, 1)	G4-3		K		L9		1B		G1-6-3 1B	G6-4-3 1-2		2	0	0	0	0	1	1														
Tom Herr, S OBP: 0.315, SLG: 0.322 (1, 4)	L8		G1-3 BB		G4-3		K		G1-6-3 1-2		S 1B BB	4	1	0	0	2	1	2														
Hubie Brooks, R OBP: 0.311, SLG: 0.424 (1, 9)	1B 2B		G1-3		F9		K		BB 1B		K	6	1	2	0	0	2	4														
Howard Johnson, S OBP: 0.312, SLG: 0.522 (1, 6)	2H 1B		K				HR		SH1-4 BB		F8	4	1	2	2	2	1	3														
Kevin McReynolds, R OBP: 0.299, SLG: 0.282 (1, 7) (3, 8)	K2-3						1B		1-2 2-3 BB		1B IBB	4	1	3	0	2	1	1														
Dave Magadan, L OBP: 0.371, SLG: 0.280 (1, 3)			G6-3		G6-3		P5		SH1-4 1B		G1-3	5	0	1	1	0	0	5														
Tim Teufel, R OBP: 0.143, SLG: 0.100 Chris Donnels, L OBP: 0.429, SLG: 0.364 (8, PH) (8, 5)	K				K		K		1-2 2-3 BB		1B BB	3	0	0	0	0	3	2	AB 42 R 4 H 12 RBI 4 BB 10 SO 13 LOB 32													
Rick Cerone, R OBP: 0.347, SLG: 0.500 Mackey Sasser, L OBP: 0.318, SLG: 0.571 (8, 2)	G6-3						K		1-1 P6		K	2	0	0	0	1	1	1														
Frank Viola, L OBP: 0.100, SLG: 0.187 Daryl Boston, R OBP: 0.294, SLG: 0.294 Doug Simons, L OBP: 0.370, SLG: 0.375 (8, PH) (8, 1) (8, 1) (10, PH) (10, 7)	G1-3 BB		G1-3 BB		G4-3		F7		3-3 K		G6-4-3 1B	2	0	0	0	1	0	2														
Inning Stats	R: 1 E: 0 K: 1 S: 13	H: 2 LOB: 1 BB: 0 P: 23	R: 0 E: 0 K: 1 S: 7	H: 0 LOB: 0 BB: 0 P: 10	R: 0 E: 0 K: 2 S: 16	H: 0 LOB: 2 BB: 2 P: 30	R: 0 E: 0 K: 1 S: 10	H: 1 LOB: 2 BB: 1 P: 15	R: 0 E: 0 K: 0 S: 6	H: 2 LOB: 1 BB: 0 P: 8	R: 0 E: 0 K: 2 S: 8	H: 1 LOB: 1 BB: 0 P: 11	R: 0 E: 0 K: 1 S: 14	H: 1 LOB: 3 BB: 2 P: 26	R: 0 E: 0 K: 0 S: 9	H: 2 LOB: 3 BB: 2 P: 23	R: 0 E: 0 K: 1 S: 9	H: 1 LOB: 1 BB: 1 P: 16	R: 2 E: 0 K: 2 S: 13	H: 2 LOB: 2 BB: 2 P: 26	1B: 9 2B: 2 3B: 0 HR: 1	SF: 0 SAC: 1 DP: 2 HBP: 0	WP: 0 PB: 0 SB: 1 CS: 0	PA: 53								
PITCHER	IP ERA WLS BF H R ER SO BB IBB HBP BLK WP HR S P ERA WHIP	5.0 4.21 2.0 9 3 1 1 4 0 0 0 0 0 1 20 28 4.50 1.500	1.1 7.53 1.2 11 3 0 0 1 3 1 0 0 0 0 0 21 45 0.00 3.600	0.1 3.78 2.1 L 12 3 2 2 3 2 1 0 0 0 0 0 24 46 7.71 2.143	PITCHER										IP WLS BF H R ER SO BB IBB HBP BLK WP HR S P ERA WHIP	7.0 2.32 0.2 3 1 0 0 0 0 0 0 0 0 0 5 7 0.00 1.500	1.1 2.65 1.1 4 0 0 0 2 0 0 0 0 0 0 12 18 0.00 0.000	2.0 0.75 2.0 W 6 0 0 0 1 0 0 0 0 0 0 15 26 0.00 0.000	PITCHER										IP WLS BF H R ER SO BB IBB HBP BLK WP HR S P ERA WHIP	7.0 2.32 0.2 3 1 0 0 0 0 0 0 0 0 0 5 7 0.00 1.500	1.1 2.65 1.1 4 0 0 0 2 0 0 0 0 0 0 12 18 0.00 0.000	2.0 0.75 2.0 W 6 0 0 0 1 0 0 0 0 0 0 15 26 0.00 0.000

New York Mets @ San Francisco Giants
Candlestick Park, San Francisco, CA
Sun May 12 1991, 6:33 AM EDT
Att: 38,046 - Cloudy - 62 F

AB 42
R 4
H 12
RBI 4
BB 10
SO 13
LOB 32



Batter	1	2	3	4	5	6	7	8	9	10	11	AB	R	H	RBI	BB	SO	LOB	BOTTOM					
Mike Felder, S OBP: 0.394, SLG: 0.448 (1, 9)	F9		G6-4-3 BB		FC5-4 1B		G4-3			K		4	0	1	0	1	1	1						
Willie McCree, S OBP: 0.375, SLG: 0.505 (1, 8)	CS 1B		G6-4-3 1-2f		FC5-4 1-2f		G6-3			G3		5	0	1	0	0	0	3						
Will Clark, L OBP: 0.383, SLG: 0.575 (1, 3)	K		G4-3		K		B5-3			G3		5	0	0	0	0	2	2						
Kevin Mitchell, R OBP: 0.375, SLG: 0.586 (1, 7)	CS 1-2		K		FC5-4 1-2f		F9			F9		5	0	1	0	0	1	1						
Matt Williams, R OBP: 0.230, SLG: 0.319 (1, 5)			G6-3		F9		F6			F7		5	0	1	0	0	0	1						
Greg Litton, R OBP: 0.286, SLG: 0.250 Dave Righetti, L (9, 1)							F7			2B		3	2	1	0	1	1	1						
Kevin Bass, S OBP: 0.278, SLG: 0.281 (11, PH)			1B 2B		2B BB		F7			K		0	0	0	0	0	0	0						
Steve Decker, R OBP: 0.271, SLG: 0.360 (1, 2)			1B 2H		1B 2B		F7			G6-3		4	0	2	2	0	0	0						
Dave Anderson, R OBP: 0.385, SLG: 0.404 (9, 4)			1B		1B IBB					G1-3		3	0	1	0	1	0	0						
Trevor Wilson, L OBP: 0.250, SLG: 0.250 Michael LaCoss, R OBP: 0.333, SLG: 0.250 Darnell Coles, R OBP: 0.167, SLG: 0.167 Jeff Brantley, R (8, 1) Jose Uribe, S OBP: 0.214, SLG: 0.083 (9, 6)	K						G4-3 1B			K		2	0	1	0	0	1	2						
Inning Stats	R: 0 E: 0 K: 1 S: 10	H: 1 LOB: 0 BB: 0 P: 18	R: 1 E: 0 K: 2 S: 17	H: 3 LOB: 2 BB: 0 P: 27	R: 0 E: 0 K: 0 S: 5	H: 0 LOB: 0 BB: 1 P: 10	R: 1 E: 0 K: 0 S: 6	H: 3 LOB: 3 BB: 2 P: 21	R: 0 E: 0 K: 1 S: 6	H: 0 LOB: 0 BB: 0 P: 14	R: 0 E: 1 K: 0 S: 10	H: 1 LOB: 1 BB: 0 P: 17	R: 0 E: 0 K: 1 S: 10	H: 1 LOB: 1 BB: 0 P: 15	R: 0 E: 0 K: 1 S: 7	H: 0 LOB: 0 BB: 0 P: 10	R: 0 E: 0 K: 1 S: 6	H: 0 LOB: 0 BB: 0 P: 10	R: 0 E: 0 K: 0 S: 9	H: 0 LOB: 0 BB: 0 P: 16	1B: 7 2B: 3 3B: 0 HR: 0	SF: 0 SAC: 0 DP: 1 HBP: 0	WP: 0 PB: 0 SB: 0 CS: 2	PA: 43
PITCHER	IP ERA WLS BF H R ER SO BB IBB HBP BLK WP HR S P ERA WHIP	7.0 2.32 0.2 3 1 0 0 0 0 0 0 0 0 0 5 7 0.00 1.500	1.1 2.65 1.1 4 0 0 0 2 0 0 0 0 0 0 12 18 0.00 0.000	2.0 0.75 2.0 W 6 0 0 0 1 0 0 0 0 0 15 26 0.00 0.000	PITCHER										IP WLS BF H R ER SO BB IBB HBP BLK WP HR S P ERA WHIP	7.0 2.32 0.2 3 1 0 0 0 0 0 0 0 0 5 7 0.00 1.500	1.1 2.65 1.1 4 0 0 0 2 0 0 0 0 0 12 18 0.00 0.000	2.0 0.75 2.0 W 6 0 0 0 1 0 0 0 0 0 15 26 0.00 0.000						

New York Mets @ San Francisco Giants
Candlestick Park, San Francisco, CA
Sun May 12 1991, 6:33 AM EDT
Att: 38,046 - Cloudy - 62 F

AB 39
R 2
H 10
RBI 2
BB 3
SO 7
LOB 11

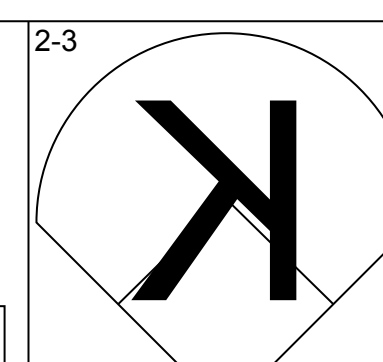
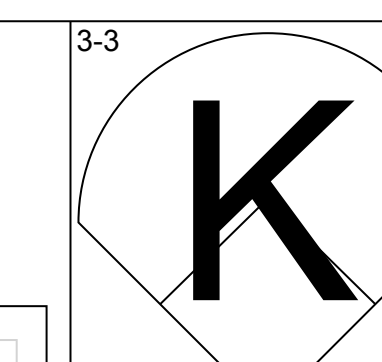
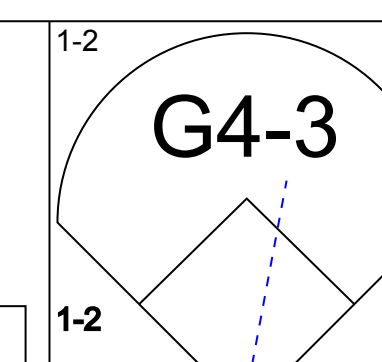
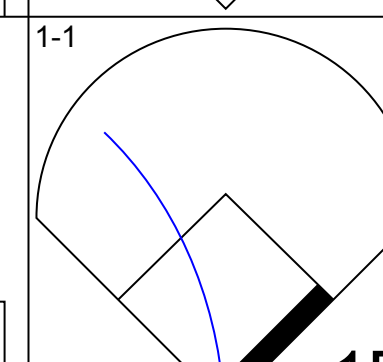
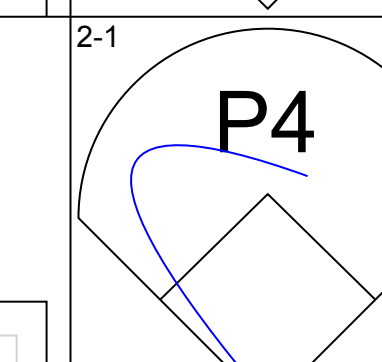
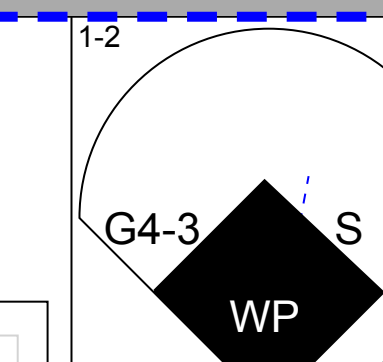
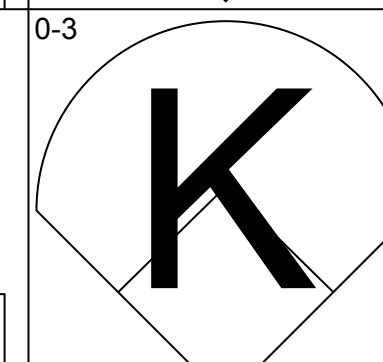
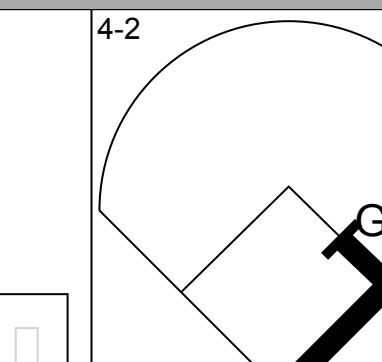
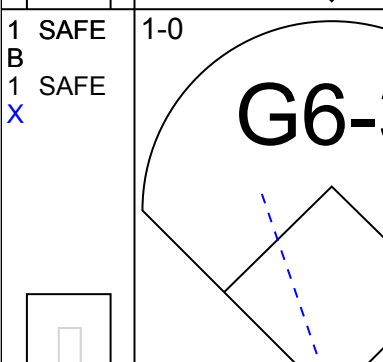
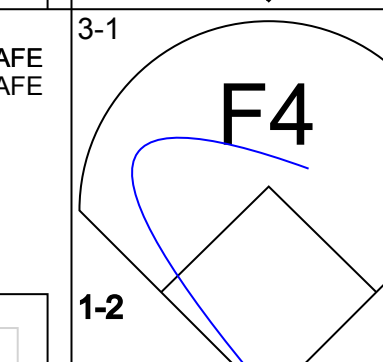
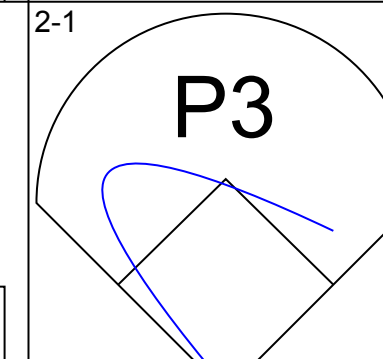
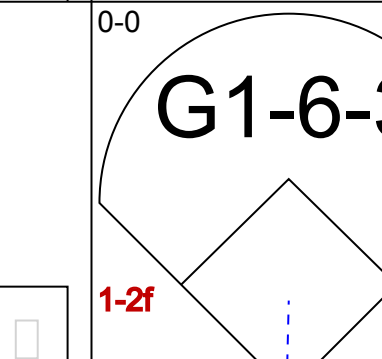
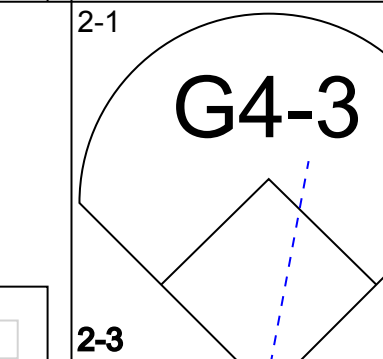
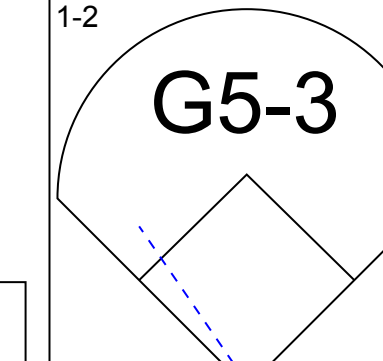
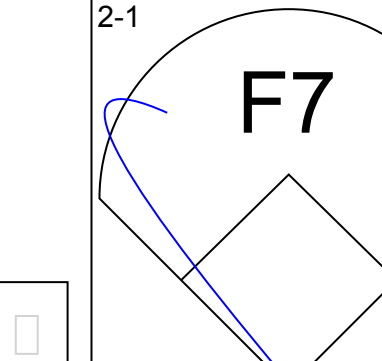
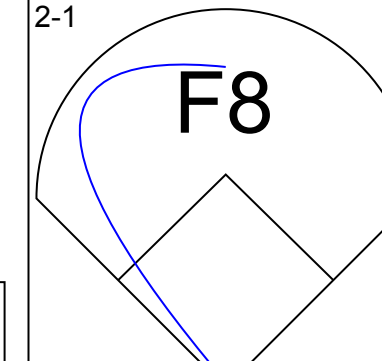
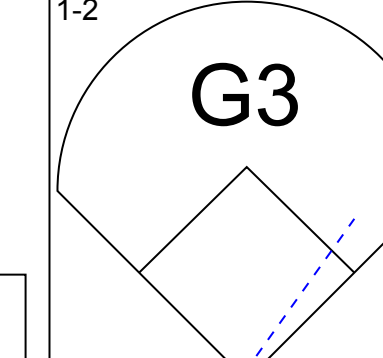
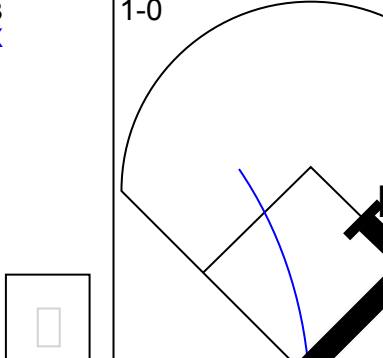
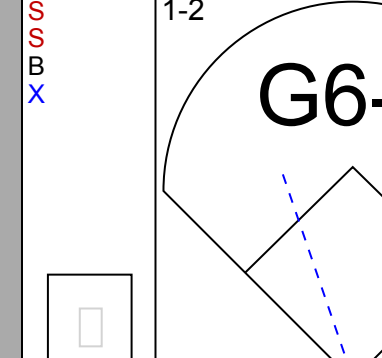
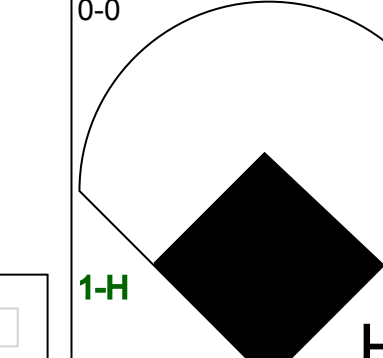
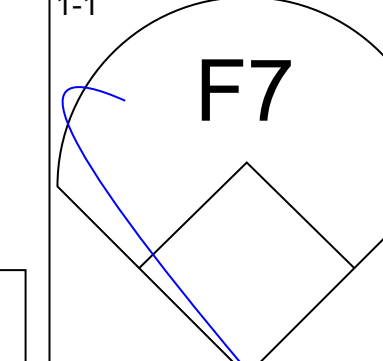
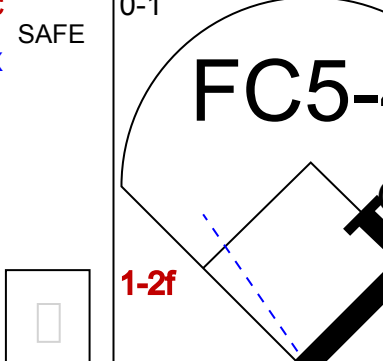
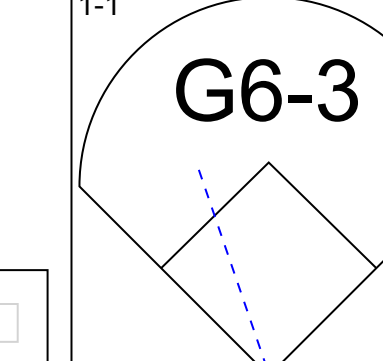
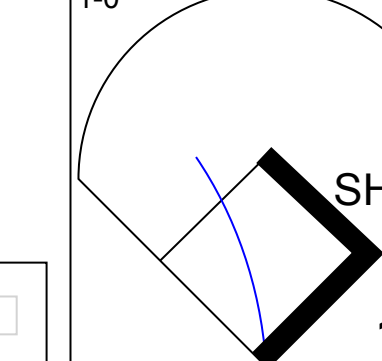
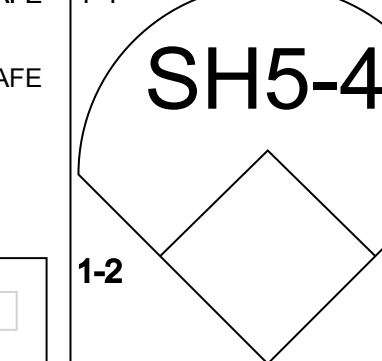
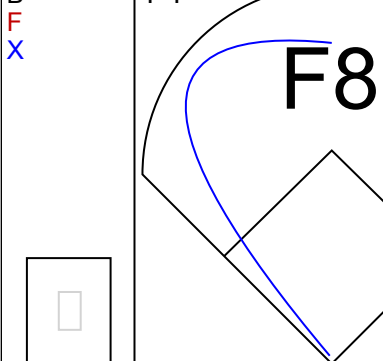



Batter	1	2	3	4	5	6	7	8	9	AB	R	H	RBI	BB	SO	LOB	TOP									
Delino DeShields, L OBP: 0.365, SLG: 0.411										5	0	2	1	0	2	0	Montreal Expos @ San Francisco Giants Candlestick Park, San Francisco, CA Thu May 16 1991, 10:05 PM EDT Att: 8,437 - Cloudy - 53 F									
Marquis Grissom, R OBP: 0.330, SLG: 0.469										5	0	1	0	0	2	3										
Ivan Calderon, R OBP: 0.354, SLG: 0.470										4	0	0	1	0	0	0										
Tim Wallach, R OBP: 0.295, SLG: 0.323										5	0	1	0	0	0	2										
Larry Walker, L OBP: 0.316, SLG: 0.386										3	0	1	0	1	1	1										
Andres Galarraga, R OBP: 0.341, SLG: 0.404										4	1	2	0	0	1	2										
Ron Hassey, L OBP: 0.370, SLG: 0.359										2	0	1	1	1	0	2										
Junior Noboa, R OBP: 0.370, SLG: 0.462										1	1	1	0	0	0	0										
Spike Owen, S OBP: 0.315, SLG: 0.313										3	1	1	1	1	2	2										
Dennis Martinez, R OBP: 0.150, SLG: 0.200										2	0	0	0	0	0	2										
Eric Bullock, L OBP: 0.251, SLG: 0.227										1	0	0	0	0	0	0										
Bill Sampen, R OBP: 0.750, SLG: 0.750										0	0	0	0	0	0	0										
Nelson Santovenia, R OBP: 0.321, SLG: 0.393										1	1	1	0	0	0	0										
Inning Stats	R: 0 E: 0 K: 1 S: 7	H: 0 LOB: 0 BB: 0 P: 9	R: 1 E: 0 K: 1 S: 9	H: 2 LOB: 2 BB: 1 P: 24	R: 0 E: 0 K: 1 S: 9	H: 0 LOB: 0 BB: 0 P: 15	R: 0 E: 0 K: 1 S: 9	H: 1 LOB: 2 BB: 1 P: 18	R: 0 E: 0 K: 0 S: 12	H: 1 LOB: 2 BB: 1 P: 17	R: 0 E: 0 K: 0 S: 9	H: 1 LOB: 1 BB: 1 P: 14	R: 0 E: 0 K: 2 S: 15	H: 1 LOB: 1 BB: 0 P: 20	R: 0 E: 0 K: 1 S: 12	H: 1 LOB: 1 BB: 0 P: 19	R: 3 E: 1 K: 0 S: 17	H: 4 LOB: 1 BB: 0 P: 22	1B: 7 2B: 4 3B: 0 HR: 0	SF: 1 SAC: 0 DP: 1 HBP: 0	WP: 0 PB: 0 SB: 1 CS: 1	PA: 41				
PITCHER	IP	WLS	BF	H	R	ER	SO	BB	IBB	HBP	BLK	WP	HR	S	P	ERA	WHIP									
Don Robinson, R ERA: 4.98	(1, 1)	6.0	W	25	5	1	1	5	2	1	0	0	0	0	55	97	1.50	1.167								
Jeff Brantley, R ERA: 3.57	(7, 1)	2.0		8	2	0	0	3	0	0	0	0	0	27	39	0.00	1.000									
Dave Righetti, L ERA: 5.4	(9, 1)	0.0		4	4	3	3	0	0	0	0	0	0	8	11	∞	∞									
Francisco Oliveras, R ERA: 2.45	(9, 1)	1.0	S	3	0	0	0	0	0	0	0	0	0	9	11	0.00	0.000									

Batter	1	2	3	4	5	6	7	8	9	AB	R	H	RBI	BB	SO	LOB	BOTTOM									
Mike Felder, S OBP: 0.352, SLG: 0.410										4	1	1	0	0	1	0	Montreal Expos @ San Francisco Giants Candlestick Park, San Francisco, CA Thu May 16 1991, 10:05 PM EDT Att: 8,437 - Cloudy - 53 F									
Willie McGee, S OBP: 0.385, SLG: 0.500										4	1	2	0	0	1	1										
Will Clark, L OBP: 0.373, SLG: 0.559										3	1	2	1	1	0	0										
Matt Williams, R OBP: 0.243, SLG: 0.333										3	0	1	0	0	0	3										
Kevin Bass, S OBP: 0.279, SLG: 0.277										3	1	1	2	1	0	1										
Terry Kennedy, L OBP: 0.289, SLG: 0.421										4	0	0	0	0	1	5										
Robby Thompson, R OBP: 0.333, SLG: 0.477										4	1	2	0	0	2	0										
Dave Anderson, R OBP: 0.388, SLG: 0.410										4	0	1	2	0	1	1										
Don Robinson, R ERA: 4.98	(1, 1)	6.0	L	27	7	3	3	6	1	1	1	0	0	67	107	4.50		1.333								
Bill Sampen, R ERA: 3.21	(7, 1)	2.0		9	3	2	2	1	0	0	0	0	0	21	26	9.00		1.500								
Inning Stats	R: 0 E: 0 K: 0 S: 11	H: 2 LOB: 1 BB: 0 P: 17	R: 0 E: 0 K: 0 S: 7	H: 1 LOB: 1 BB: 0 P: 8	R: 1 E: 0 K: 3 S: 20	H: 2 LOB: 3 BB: 1 P: 35	R: 0 E: 0 K: 2 S: 8	H: 0 LOB: 0 BB: 0 P: 11	R: 2 E: 0 K: 0 S: 10	H: 2 LOB: 1 BB: 1 P: 20	R: 0 E: 0 K: 1 S: 11	H: 0 LOB: 0 BB: 0 P: 16	R: 0 E: 0 K: 1 S: 7	H: 0 LOB: 0 BB: 0 P: 9	R: 2 E: 1 K: 0 S: 14	H: 3 LOB: 1 BB: 0 P: 17	1B: 4 2B: 5 3B: 1 HR: 0	SF: 0 SAC: 0 DP: 0 HBP: 1	WP: 0 PB: 0 SB: 0 CS: 2	PA: 37						
PITCHER	IP	WLS	BF	H	R	ER	SO	BB	IBB	HBP	BLK	WP	HR	S	P	ERA	WHIP									

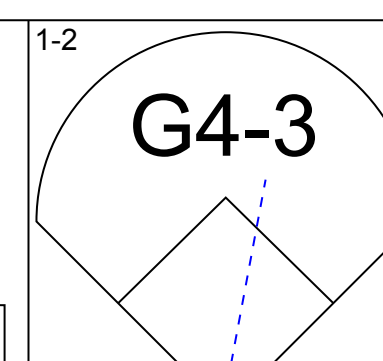
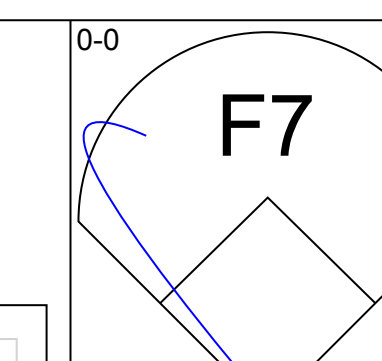
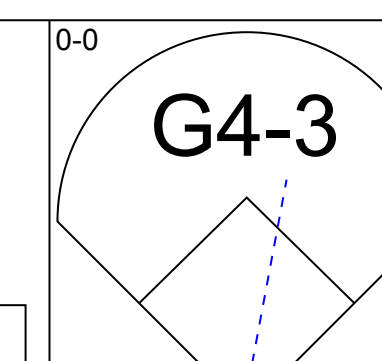
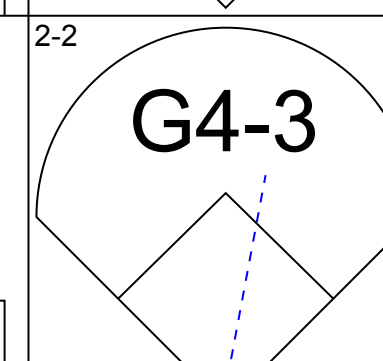
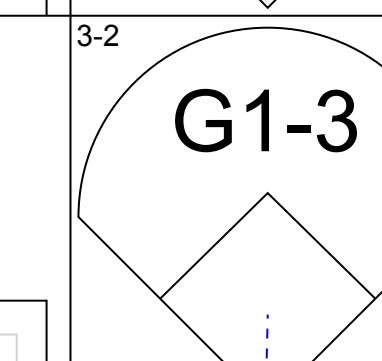
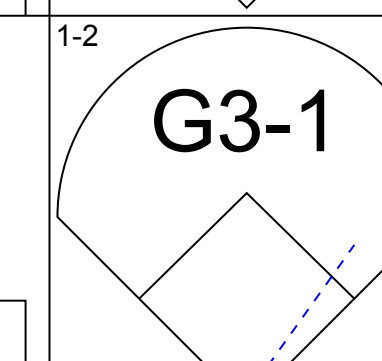
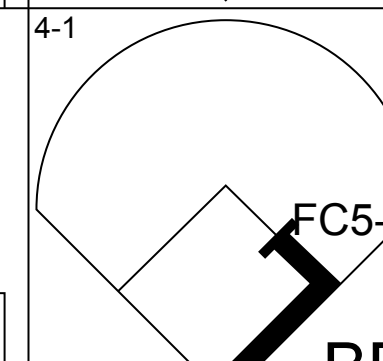
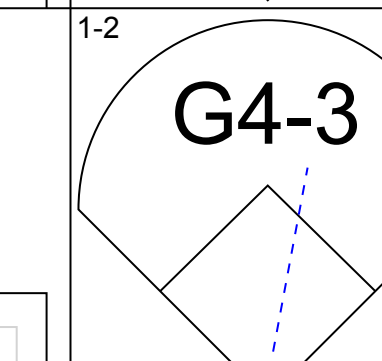
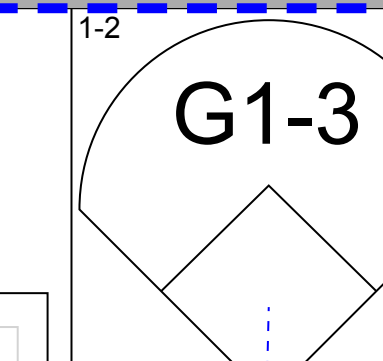
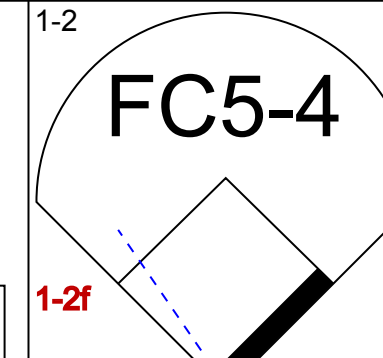
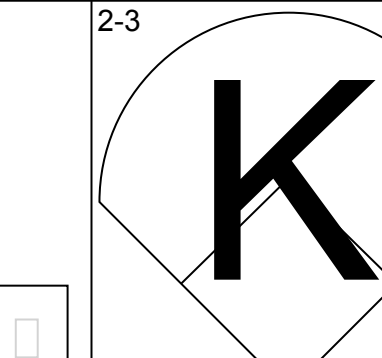
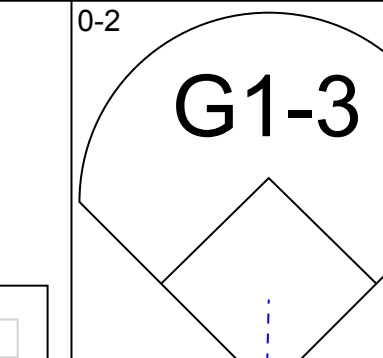
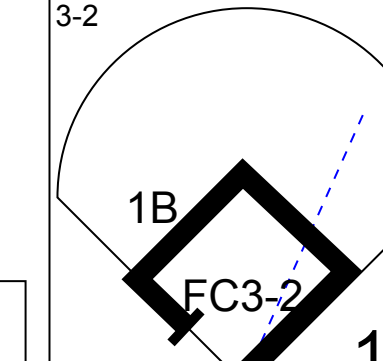
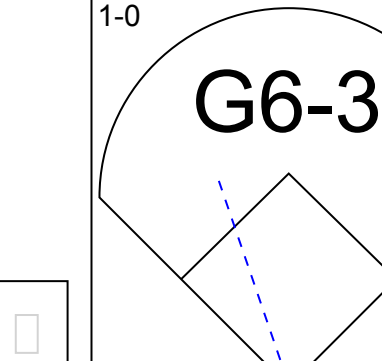
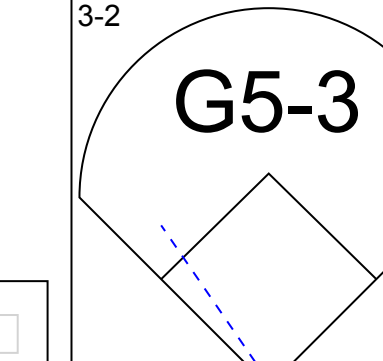
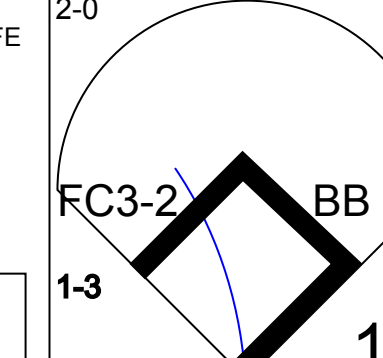
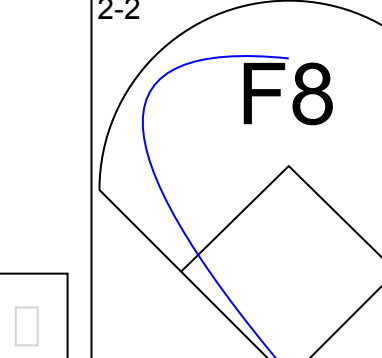
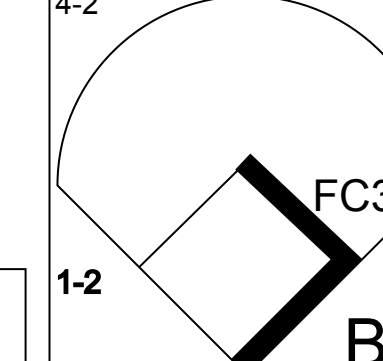
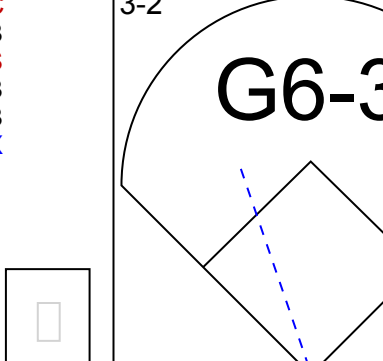
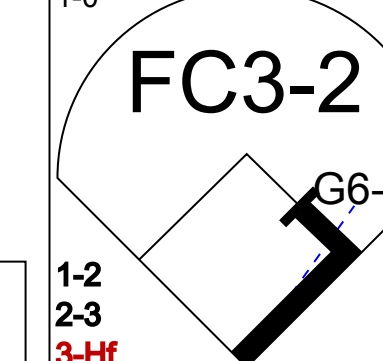
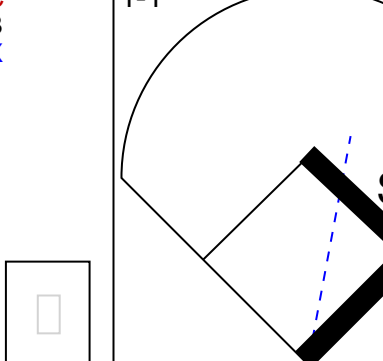
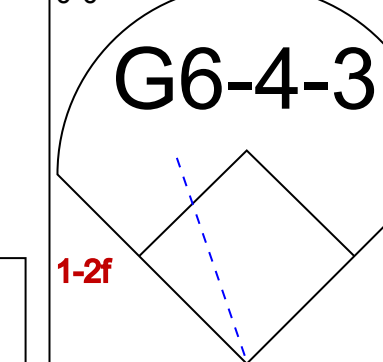
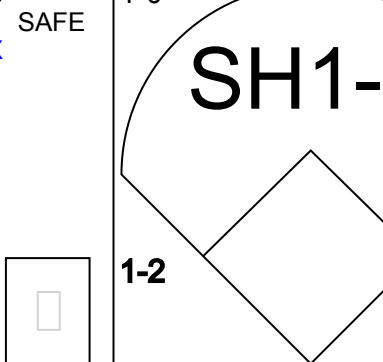
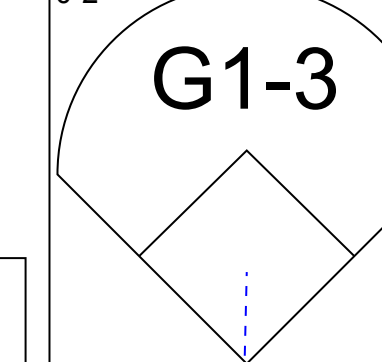
AB	36
R	4
H	11
RBI	4
BB	3
SO	8
LOB	14



Batter	1	2	3	4	5	6	7	8	9	AB	R	H	RBI	BB	SO	LOB	TOP								
Delino DeShields, L OBP: 0.355, SLG: 0.398 (1, 4)										4	0	0	0	0	2	2	Montreal Expos @ San Francisco Giants Candlestick Park, San Francisco, CA Fri May 17 1991, 10:05 PM EDT Att: 11,338 - Cloudy - 51 F								
Marquis Grissom, R OBP: 0.345, SLG: 0.480 (1, 8)										4	1	3	0	0	1										
Ivan Calderon, R OBP: 0.351, SLG: 0.459 (1, 7)										3	0	0	0	1	3										
Andres Galaraga, R OBP: 0.331, SLG: 0.390 (1, 3)										4	0	0	0	0	3										
Tim Wallach, R OBP: 0.293, SLG: 0.316 (1, 5)										3	1	0	0	1	0										
Larry Walker, L OBP: 0.322, SLG: 0.419 Scott Ruskin, R (9, 1)										4	1	2	2	0	0										
Nelson Santovenia, R OBP: 0.281, SLG: 0.344 (1, 2)										4	0	0	0	0	1										
Spike Owen, S OBP: 0.316, SLG: 0.314 (1, 6)										3	0	1	0	0	1										
Rick Mahler, R OBP: 0.143, SLG: 0.143 Junior Noboa, R OBP: 0.393, SLG: 0.481 Barry Jones, R (8, PH) Dave Martinez, L OBP: 0.256, SLG: 0.274 (9, 9)										1	0	0	0	0	0										
Inning Stats	R: 0 E: 0 K: 2 S: 11	H: 1 LOB: 1 BB: 0 P: 15	R: 0 E: 0 K: 0 S: 8	H: 0 LOB: 0 BB: 0 P: 11	R: 0 E: 0 K: 1 S: 9	H: 1 LOB: 1 BB: 0 P: 16	R: 0 E: 0 K: 0 S: 5	H: 0 LOB: 0 BB: 1 P: 11	R: 0 E: 0 K: 0 S: 5	H: 1 LOB: 0 BB: 0 P: 6	R: 0 E: 0 K: 0 S: 7	H: 0 LOB: 0 BB: 0 P: 11	R: 0 E: 0 K: 0 S: 8	H: 0 LOB: 0 BB: 0 P: 14	R: 0 E: 0 K: 0 S: 13	H: 1 LOB: 1 BB: 1 P: 17		R: 3 E: 0 K: 0 S: 11	H: 2 LOB: 0 BB: 1 P: 22	1B: 6 2B: 0 3B: 0 HR: 1	SF: 0 SAC: 1 DP: 2 HBP: 0	WP: 1 PB: 0 SB: 2 CS: 0	PA: 34		
PITCHER	IP	WLS	BF	H	R	ER	SO	BB	IBB	HBP	BLK	WP	HR	S	P	ERA	WHIP								
Trevor Wilson, L ERA: 3.21 Michael LaCoss, R ERA: 8.71	(1, 1)	8.0	28	5	0	0	3	1	0	0	0	0	0	66	101	0.00	0.750								
(9, 1)	1.0	L	6	2	3	3	0	1	0	0	0	1	1	11	22	27.00	3.000								

AB	31
R	3
H	7
RBI	2
BB	2
SO	3
LOB	11



Batter	1	2	3	4	5	6	7	8	9	AB	R	H	RBI	BB	SO	LOB	BOTTOM								
Mike Felder, S OBP: 0.337, SLG: 0.391 (1, 7)										4	0	0	0	0	1	Montreal Expos @ San Francisco Giants Candlestick Park, San Francisco, CA Fri May 17 1991, 10:05 PM EDT Att: 11,338 - Cloudy - 51 F									
Willie McGee, S OBP: 0.372, SLG: 0.482 (1, 8)										4	0	0	0	0	0										
Will Clark, L OBP: 0.370, SLG: 0.547 (1, 3)										3	0	0	0	1	0										
Matt Williams, R OBP: 0.236, SLG: 0.324 (1, 5)										4	0	0	0	1	1										
Kevin Bass, S OBP: 0.287, SLG: 0.279 (1, 9)										3	0	1	0	1	0										
Steve Decker, R OBP: 0.271, SLG: 0.381 (1, 2)										2	0	1	0	0	0										
Robby Thompson, R OBP: 0.333, SLG: 0.468 (1, 4)										2	0	0	0	1	1										
Dave Anderson, R OBP: 0.386, SLG: 0.406 (1, 6)										3	0	1	0	0	4										
Trevor Wilson, L OBP: 0.200, SLG: 0.200 Mike Kingery, L OBP: 0.304, SLG: 0.222 Michael LaCoss, R OBP: 0.333, SLG: 0.250 (9, 1)										1	0	0	0	0	3										
Inning Stats	R: 0 E: 0 K: 0 S: 12	H: 0 LOB: 1 BB: 1 P: 20	R: 0 E: 0 K: 0 S: 8	H: 2 LOB: 2 BB: 1 P: 18	R: 0 E: 0 K: 0 S: 8	H: 0 LOB: 0 BB: 0 P: 12	R: 0 E: 0 K: 1 S: 8	H: 0 LOB: 0 BB: 0 P: 13	R: 0 E: 0 K: 0 S: 9	H: 1 LOB: 1 BB: 0 P: 15	R: 0 E: 0 K: 0 S: 6	H: 0 LOB: 0 BB: 0 P: 7	R: 0 E: 0 K: 1 S: 6	H: 0 LOB: 1 BB: 1 P: 11	R: 0 E: 0 K: 0 S: 8		H: 0 LOB: 0 BB: 0 P: 9	R: 0 E: 0 K: 0 S: 10	H: 0 LOB: 0 BB: 0 P: 14	1B: 3 2B: 0 3B: 0 HR: 0	SF: 0 SAC: 2 DP: 1 HBP: 0	WP: 0 PB: 0 SB: 0 CS: 0	PA: 32		
PITCHER	IP	WLS	BF	H	R	ER	SO	BB	IBB	HBP	BLK	WP	HR	S	P	ERA	WHIP								
Rick Mahler, R ERA: 3.07 Barry Jones, R ERA: 2.73 Scott Ruskin, L ERA: 1.62	(1, 1)	7.0	26	3	0	0	2	3	0	0	0	0	0	57	96	0.00	0.857								
(8, 1)	1.0	W	3	0	0	0	0	0	0	0	0	0	0	8	9	0.00	0.000								
(9, 1)	1.0	S	3	0	0	0	0	0	0	0	0	0	0	10	14	0.00	0.000								



Batter	1	2	3	4	5	6	7	8	9	AB	R	H	RBI	BB	SO	LOB	TOP										
Delino DeShields, L OBP: 0.357, SLG: 0.398 (1, 4)	F7	K			FC6-4 1B		CS 1B		K	5	0	2	0	0	2	2	Montreal Expos @ San Francisco Giants Candlestick Park, San Francisco, CA Sat May 18 1991, 6:33 AM EDT Att: 17,579 - Cloudy - 63 F										
Marquis Grissom, R OBP: 0.348, SLG: 0.491 (1, 8)	1B	3B			F7		F9		E5	4	1	1	0	1	0	3											
Ivan Calderon, R OBP: 0.353, SLG: 0.453 (1, 7)	FC6-4 1B	P3			P3				G4-3	4	0	1	1	1	0	5											
Andres Galarraga, R OBP: 0.321, SLG: 0.377 (1, 3)	FC6-4 1-2				FC6-4 1-2		F9			4	0	0	0	0	0	3											
Larry Walker, L OBP: 0.311, SLG: 0.404 (1, 9)	P6				K		E6		G3-1	4	0	0	0	0	1	1											
Tim Lincecum, R OBP: 0.299, SLG: 0.317 (1, 5)		WP 2B			K		1B		F8	3	1	1	0	1	1	0											
Ron Hassey, L OBP: 0.360, SLG: 0.349 (1, 2)		G6-3 1-2			G4-3		1B		F7	4	0	1	0	0	0	1											
Tom Foley, L OBP: 0.250, SLG: 0.341 (9, PH)		1B			K		F5		FC3-6 BB	3	1	1	1	0	1	2											
Spike Owen, S OBP: 0.322, SLG: 0.314 (9, 6)		2B			K		F5		FC3-6 BB	0	0	0	0	1	0	0											
Oil Can Boyd, R OBP: 0.188, SLG: 0.133 (1, 1)		1B			G4-3		F9		FC3-6 E	3	0	1	1	0	0	2											
Tim Burke, R (8, 1)		1B			G4-3		F9		FC3-6 E	0	0	0	0	0	0	0											
Gilberto Reyes, R OBP: 0.394, SLG: 0.367 (8, 2)		1B			G4-3		F9		FC3-6 E	1	0	0	0	0	0	1											
Inning Stats	R: 1 E: 0 K: 0 S: 11	H: 2 LOB: 1 BB: 0 P: 16	R: 2 E: 0 K: 1 S: 13	H: 3 LOB: 2 BB: 1 P: 27	R: 0 E: 0 K: 2 S: 9	H: 0 LOB: 0 BB: 0 P: 11	R: 0 E: 0 K: 1 S: 5	H: 0 LOB: 0 BB: 0 P: 7	R: 0 E: 0 K: 0 S: 7	H: 1 LOB: 1 BB: 0 P: 10	R: 0 E: 1 K: 0 S: 14	H: 1 LOB: 2 BB: 1 P: 19	R: 0 E: 0 K: 0 S: 9	H: 1 LOB: 1 BB: 1 P: 17	R: 0 E: 0 K: 0 S: 5	H: 0 LOB: 0 BB: 0 P: 11	R: 0 E: 1 K: 1 S: 8	H: 0 LOB: 2 BB: 1 P: 14	1B: 6 2B: 1 3B: 1 HR: 0	SF: 0 SAC: 0 DP: 0 HBP: 0	WP: 1 PB: 0 CS: 2	PA: 39					
PITCHER	IP	WLS	BF	H	R	ER	SO	BB	IBB	HBP	BLK	WP	HR	S	P	ERA	WHIP										
John Burkett, R ERA: 3.72 (1, 1)	6.0	L	27	7	3	3	4	2	0	0	0	1	0	59	90	4.50	1.500										
Scott Garretts, R ERA: 4.35 (7, 1)	2.0		7	1	0	0	0	1	0	0	0	0	0	14	28	0.00	1.000										
Dave Righetti, L ERA: 5.09 (9, 1)	1.0		5	0	0	0	1	1	0	0	0	0	0	8	14	0.00	1.000										

AB 35
R 3
H 8
RBI 3
BB 4
SO 5
LOB 20



Batter	1	2	3	4	5	6	7	8	9	AB	R	H	RBI	BB	SO	LOB	BOTTOM										
Rick Parker, R (1, 7)	K				F7					3	0	0	0	0	2	2	Montreal Expos @ San Francisco Giants Candlestick Park, San Francisco, CA Sat May 18 1991, 6:33 AM EDT Att: 17,579 - Cloudy - 63 F										
Kevin Mitchell, R OBP: 0.375, SLG: 0.575 (8, PH)										1	0	0	0	0	0	0											
Jose Uribe, S OBP: 0.227, SLG: 0.081 (8, PR)										0	0	0	0	0	0	0											
Dave Righetti, L (9, 1)										0	0	0	0	0	0	0											
Willie McGee, S OBP: 0.360, SLG: 0.466 (1, 8)	G4-3				G4-3		P7		FC4-6	4	0	0	0	0	0	2											
Will Clark, L OBP: 0.367, SLG: 0.535 (1, 3)	F8				G5-4-3 BB		F7		L4	3	0	0	0	1	0	1											
Matt Williams, R OBP: 0.236, SLG: 0.321 (1, 5)		G3-6-3 1B			G5-4-3 1-2		F8		P3	4	0	1	0	0	0	1											
Kevin Bass, S OBP: 0.277, SLG: 0.269 (1, 9)		G3-6-3 1-2			K		K		K	4	0	0	0	0	3	1											
Terry Kennedy, L OBP: 0.288, SLG: 0.390 (1, 2)		G4-3			G4-3		P5			3	0	0	0	0	0	0											
Robby Thompson, R OBP: 0.341, SLG: 0.482 (1, 4)					K				G4-3 E 2B	3	1	2	0	0	1	0											
Dave Anderson, R OBP: 0.370, SLG: 0.388 (1, 6)					K				K	3	0	0	0	0	2	2											
John Burkett, R OBP: 0.267, SLG: 0.286 (1, 1)									G4-3	0	0	0	0	1	0	0											
Mike Felder, S OBP: 0.344, SLG: 0.391 (6, PH)									G4-3	0	0	0	0	1	0	0											
Scott Garretts, R (7, 1)										0	0	0	0	0	0	0											
Mike Kingery, L OBP: 0.292, SLG: 0.211 (8, PH)										1	0	0	0	0	0	1											
Inning Stats	R: 0 E: 0 K: 1 S: 7	H: 0 LOB: 0 BB: 0 P: 11	R: 0 E: 0 K: 0 S: 7	H: 1 LOB: 0 BB: 0 P: 12	R: 0 E: 0 K: 2 S: 11	H: 0 LOB: 0 BB: 1 P: 20	R: 0 E: 0 K: 0 S: 5	H: 0 LOB: 0 BB: 1 P: 10	R: 0 E: 0 K: 1 S: 9	H: 1 LOB: 1 BB: 0 P: 14	R: 0 E: 0 K: 1 S: 10	H: 0 LOB: 1 BB: 1 P: 15	R: 0 E: 0 K: 1 S: 8	H: 0 LOB: 0 BB: 0 P: 12	R: 1 E: 1 K: 1 S: 11	H: 1 LOB: 1 BB: 0 P: 17	R: 0 E: 0 K: 1 S: 10	H: 0 LOB: 0 BB: 0 P: 12	1B: 2 2B: 1 3B: 0 HR: 0	SF: 0 SAC: 0 DP: 2 HBP: 0	WP: 0 PB: 0 CS: 0	PA: 32					
PITCHER	IP	WLS	BF	H	R	ER	SO	BB	IBB	HBP	BLK	WP	HR	S	P	ERA	WHIP										
Oil Can Boyd, R ERA: 4.07 (1, 1)	7.0	W	25	3	0	0	6	3	0	0	0	0	0	59	97	0.00	0.857										
Tim Burke, R ERA: 2.25 (8, 1)	2.0	S	7	0	0	0	2	0	0	0	0	0	0	19	26	0.00	0.000										

AB 29
R 1
H 3
RBI 0
BB 3
SO 8
LOB 10



Batter	1	2	3	4	5	6	7	8	9	AB	R	H	RBI	BB	SO	LOB	TOP								
Robby Thompson, R OBP: 0.331, SLG: 0.480 (1, 4)	F8			F7		HR		P4		4	1	1	1	0	0	0	San Francisco Giants @ Cincinnati Reds Riverfront Stadium, Cincinnati, OH Tue May 21 1991, 7:05 PM EDT Att: 27,358 - Cloudy - 78 F								
Willie McGee, S OBP: 0.348, SLG: 0.445 Jeff Brantley, R (8, 1)	K			1B		F8		G4-3		4	0	1	0	0	1	0									
Will Clark, L OBP: 0.369, SLG: 0.550 (1, 3)	K			F7		K			FC3-6	4	0	1	0	0	2	1									
Kevin Mitchell, R OBP: 0.382, SLG: 0.563 (1, 7)									FC3-6	3	1	2	0	1	0	1									
Kevin Bass, S OBP: 0.289, SLG: 0.308 (1, 9)	G5-4-3			1B		G6-3			BB	4	0	1	0	0	1	4									
Matt Williams, R OBP: 0.236, SLG: 0.315 (1, 5)	F9								1B	4	0	1	1	0	1	2									
Steve Decker, R OBP: 0.278, SLG: 0.390 Jose Uribe, S OBP: 0.227, SLG: 0.081 (7, PR)				P3		1B			FC4-6	3	0	2	0	0	0	0									
Mike Kingery, L OBP: 0.320, SLG: 0.211 (9, PH)				1B					BB	0	0	0	0	1	0	0									
Dave Anderson, R OBP: 0.346, SLG: 0.361 Terry Kennedy, L OBP: 0.256, SLG: 0.372 (7, PH)				P3		P2			FC4-6	2	0	0	0	0	0	0									
Bud Black, L OBP: 0.273, SLG: 0.273 Mike Felder, S OBP: 0.333, SLG: 0.378 (8, PH)				K		G6-3		P3		2	0	0	0	0	1	0									
Inning Stats	R: 0 E: 0 K: 2 S: 11	H: 0 LOB: 0 BB: 0 P: 16	R: 0 E: 0 K: 0 S: 7	H: 0 LOB: 0 BB: 1 P: 12	R: 0 E: 0 K: 1 S: 9	H: 0 LOB: 0 BB: 0 P: 12	R: 0 E: 0 K: 1 S: 11	H: 2 LOB: 2 BB: 0 P: 17	R: 0 E: 0 K: 0 S: 3	H: 1 LOB: 1 BB: 0 P: 5	R: 1 E: 0 K: 1 S: 10	H: 1 LOB: 0 BB: 0 P: 16	R: 1 E: 0 K: 0 S: 11	H: 3 LOB: 1 BB: 0 P: 17	R: 0 E: 0 K: 0 S: 6	H: 0 LOB: 3 BB: 1 P: 9	R: 0 E: 0 K: 1 S: 14	H: 2 LOB: 3 BB: 1 P: 21	1B: 8 2B: 0 3B: 0 HR: 1	SF: 0 SAC: 0 DP: 1 HBP: 0	WP: 0 PB: 0 SB: 0 CS: 0	PA: 35			
PITCHER	IP	WLS	BF	H	R	ER	SO	BB	IBB	HBP	BLK	WP	HR	S	P	ERA	WHIP								
Tom Browning, L ERA: 3.48 Ted Power, R ERA: 1.79 Rob Dibble, R ERA: 1.31	(1, 1)	6.2	W	25	7	2	2	5	1	0	0	0	0	1	60	91	2.70	1.200							
	(7, 1)	1.1		4	0	0	0	0	0	0	0	0	0	8	13	0.00	0.000								
	(9, 1)	1.0	S	6	2	0	0	1	1	0	0	0	0	14	21	0.00	3.000								

AB 33
R 2
H 9
RBI 2
BB 2
SO 6
LOB 12



Batter	1	2	3	4	5	6	7	8	9	AB	R	H	RBI	BB	SO	LOB	BOTTOM								
Billy Hatcher, R OBP: 0.255, SLG: 0.302 (1, 7)	L7				F9		F8			4	0	1	1	0	0	2	San Francisco Giants @ Cincinnati Reds Riverfront Stadium, Cincinnati, OH Tue May 21 1991, 7:05 PM EDT Att: 27,358 - Cloudy - 78 F								
Mariano Duncan, R OBP: 0.250, SLG: 0.315 (1, 6)	G6-3			2B				F9		4	0	0	0	0	1	2									
Chris Sabo, R OBP: 0.306, SLG: 0.349 (1, 5)	PO			HR		FC6-4		G6-4-3		2	1	2	0	2	0	0									
Eric Davis, R OBP: 0.373, SLG: 0.476 (1, 8)	PO			HR		K		G6-4-3		4	1	1	2	0	1	2									
Glenn Braggs, R OBP: 0.317, SLG: 0.367 (1, 9)				K		FC6-4				3	0	0	0	0	2	1									
Todd Benzinger, S OBP: 0.183, SLG: 0.232 Ted Power, R Rob Dibble, L (9, 1)	G1-3			P6		FC6				3	0	0	0	0	0	1									
Luis Quinones, S OBP: 0.214, SLG: 0.291 (1, 4)				P3				F4		3	0	0	0	0	0	0									
Joe Oliver, R OBP: 0.255, SLG: 0.255 (1, 2)				SH5-4		P4		G6-3		3	1	1	0	0	0	0									
Tom Browning, L OBP: 0.318, SLG: 0.409 Reggie Jefferson, S OBP: 0.333, SLG: 0.800 (7, 3)	SH5-4			1B				E5		1	0	1	0	0	0	0									
Inning Stats	R: 0 E: 0 K: 0 S: 5	H: 1 LOB: 0 BB: 0 P: 7	R: 0 E: 0 K: 1 S: 7	H: 0 LOB: 0 BB: 0 P: 10	R: 1 E: 0 K: 0 S: 12	H: 2 LOB: 1 BB: 0 P: 17	R: 2 E: 0 K: 1 S: 9	H: 2 LOB: 0 BB: 0 P: 17	R: 0 E: 0 K: 1 S: 9	H: 1 LOB: 1 BB: 0 P: 12	R: 0 E: 0 K: 1 S: 8	H: 0 LOB: 1 BB: 1 P: 16	R: 0 E: 1 K: 0 S: 7	H: 0 LOB: 1 BB: 0 P: 11	R: 0 E: 0 K: 0 S: 6	H: 0 LOB: 0 BB: 1 P: 13		R: 0 E: 0 K: 0 S: 6	H: 0 LOB: 0 BB: 1 P: 13	1B: 4 2B: 1 3B: 0 HR: 1	SF: 0 SAC: 1 DP: 1 HBP: 0	WP: 0 PB: 0 SB: 0 CS: 0	PA: 32		
PITCHER	IP	WLS	BF	H	R	ER	SO	BB	IBB	HBP	BLK	WP	HR	S	P	ERA	WHIP								
Bud Black, L ERA: 3.26 Jeff Brantley, R ERA: 3.05	(1, 1)	7.0	L	28	6	3	3	3	1	0	0	0	0	1	57	90	3.86	1.000							
	(8, 1)	1.0		3	0	0	0	0	1	0	0	0	0	6	13	0.00	1.000								

AB 28
R 3
H 6
RBI 3
BB 2
SO 4
LOB 8



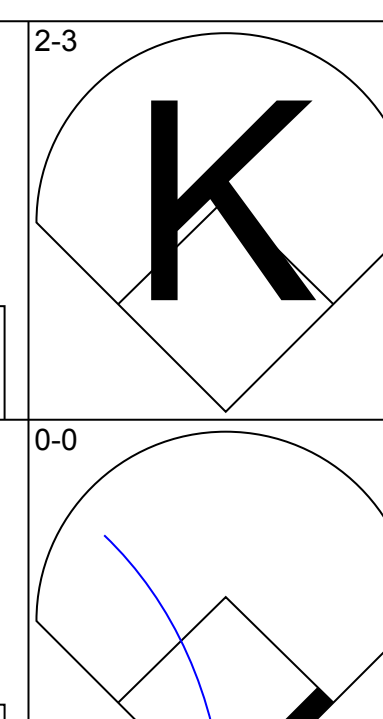
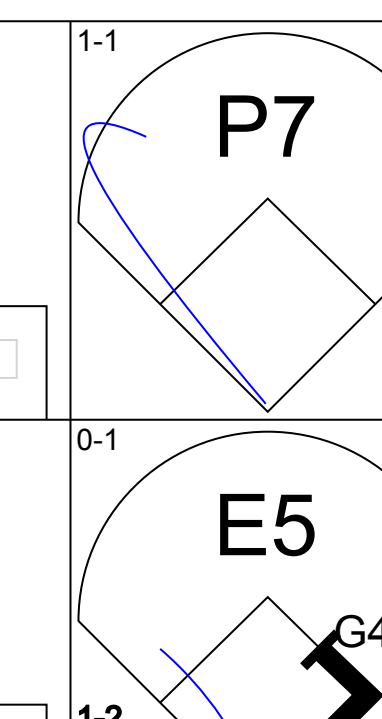
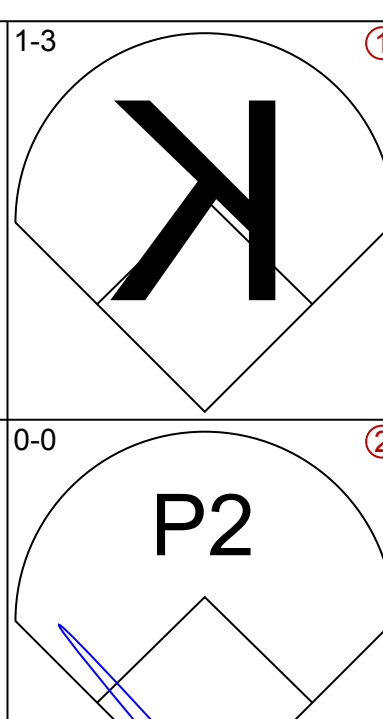
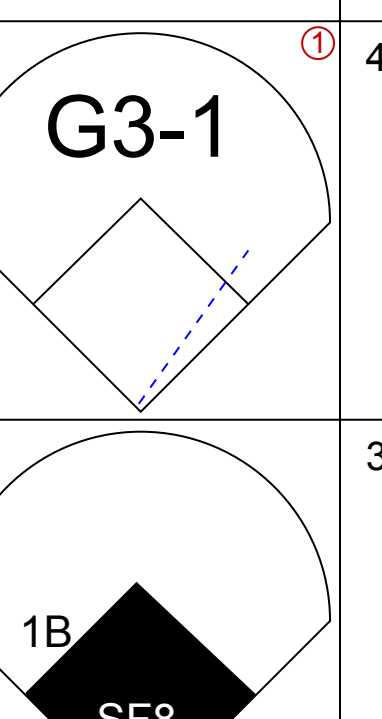
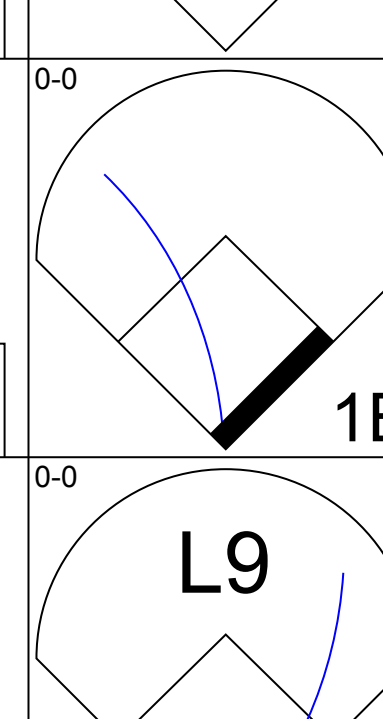
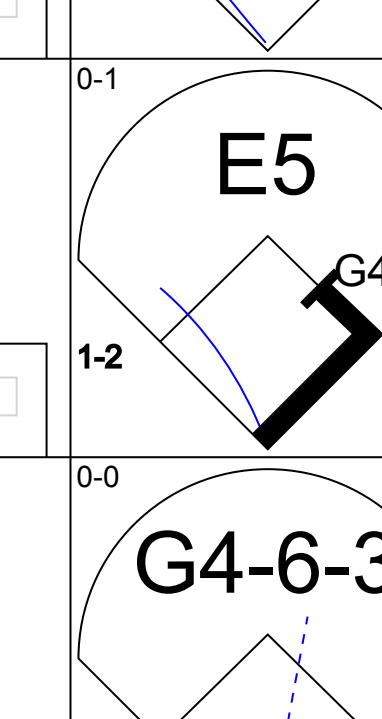
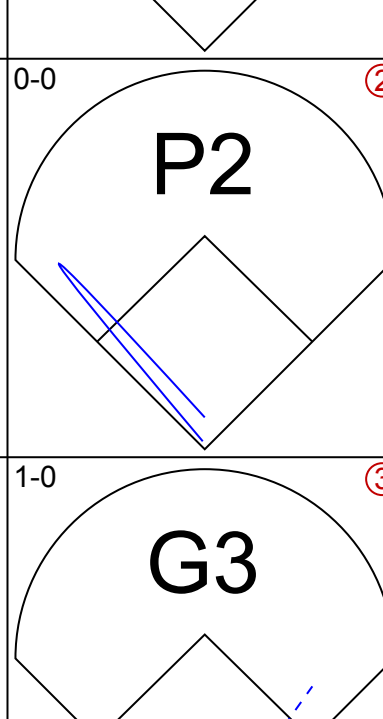
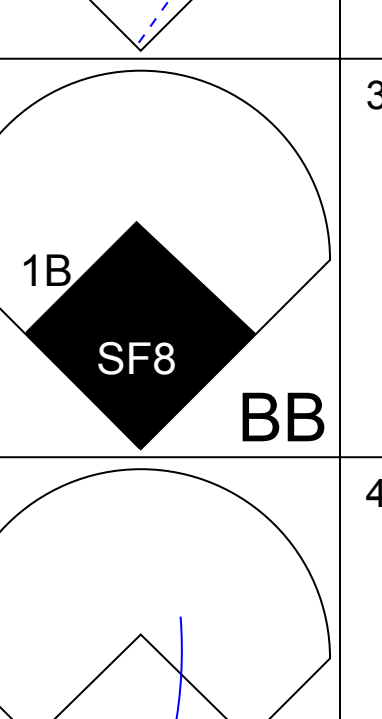
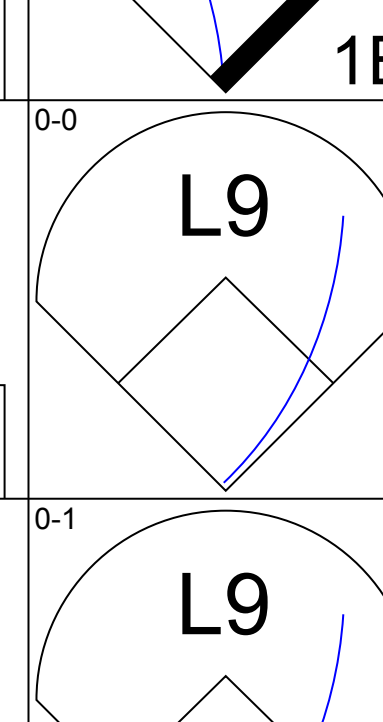
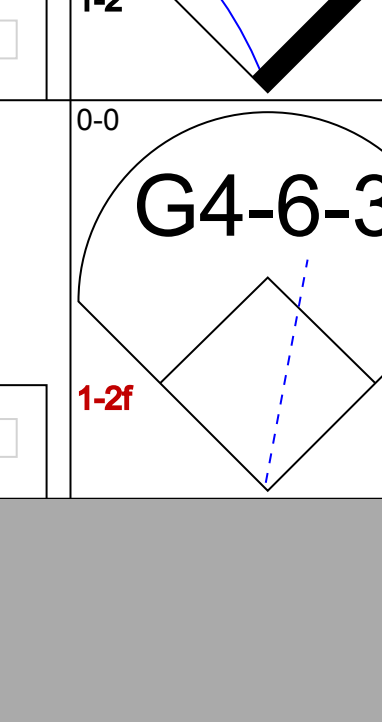
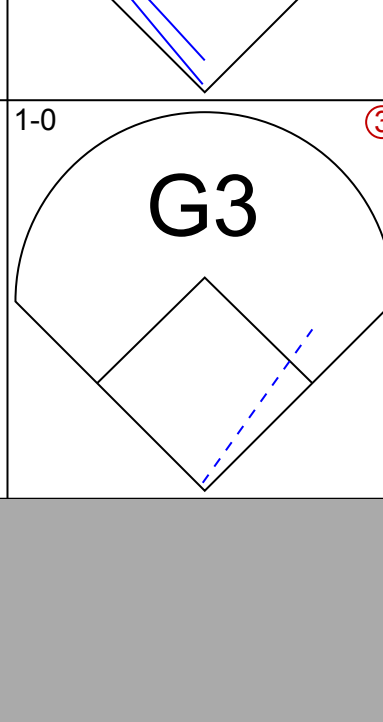
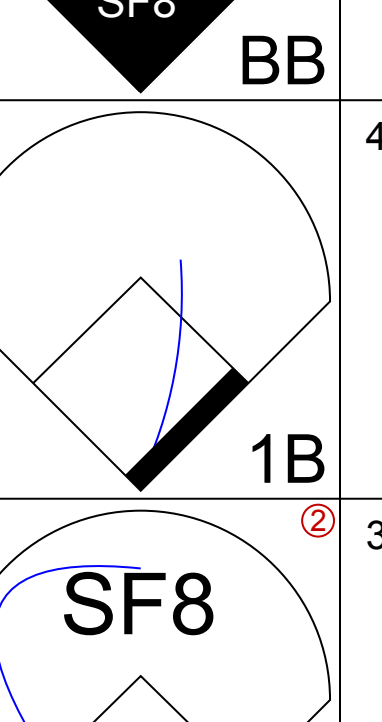
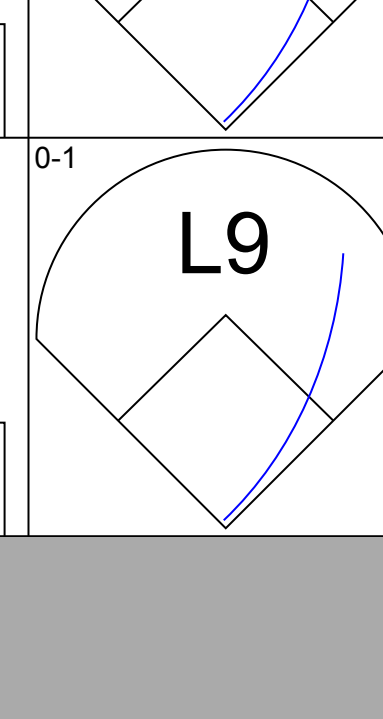
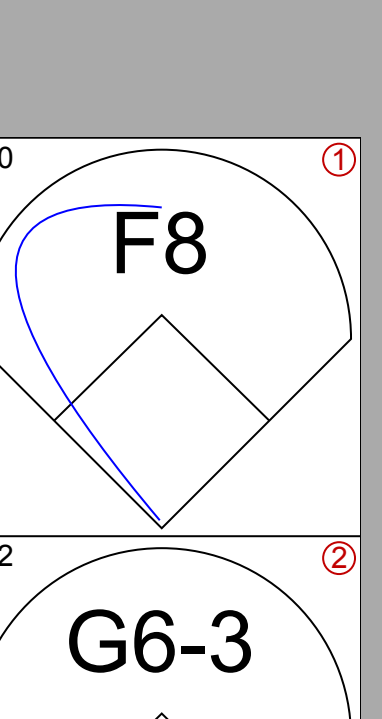
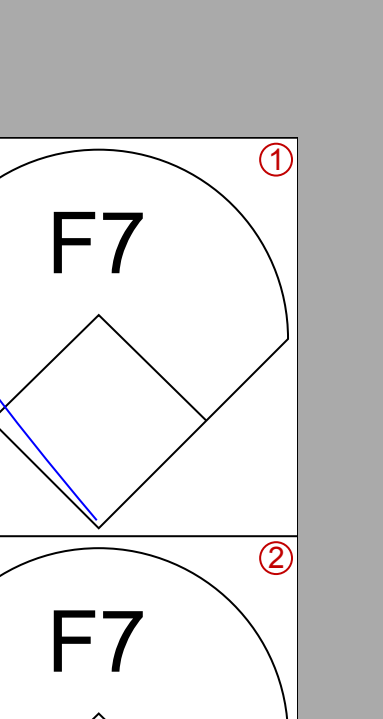
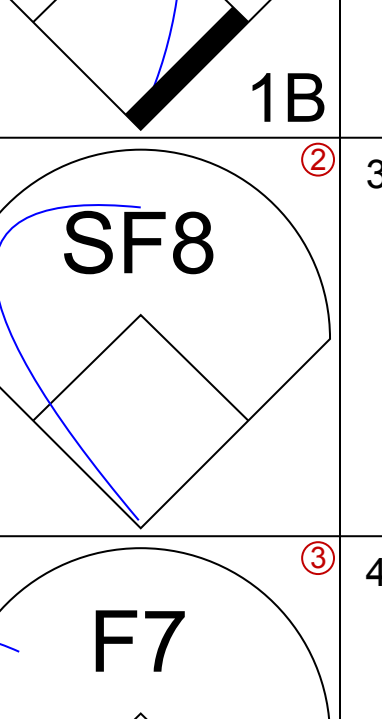
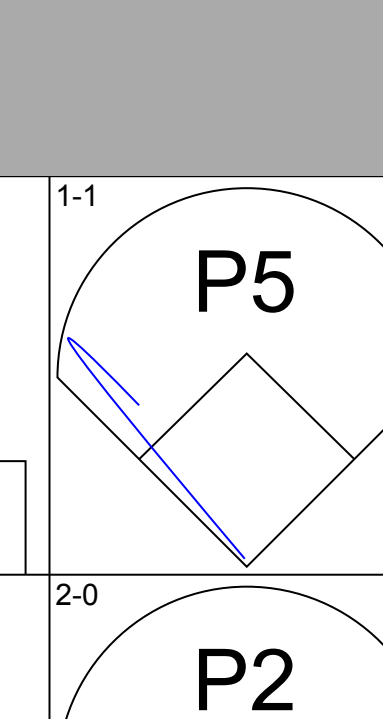
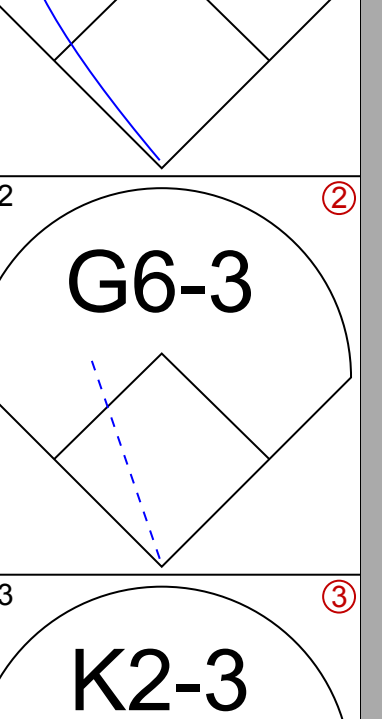
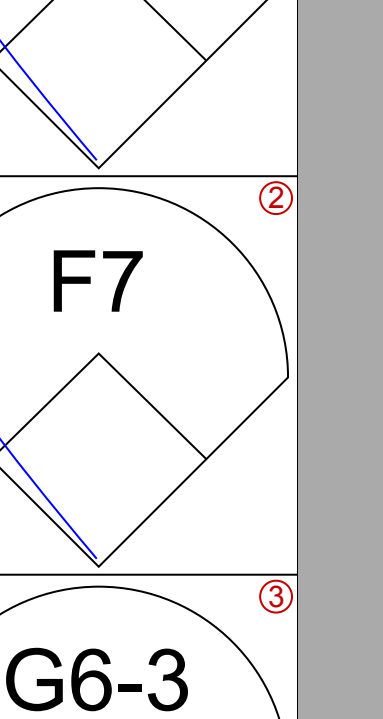
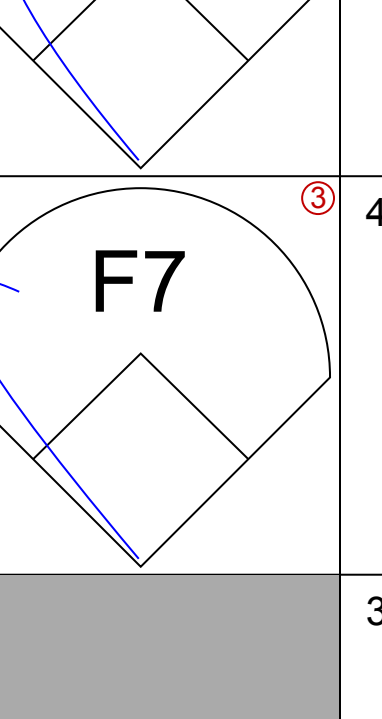

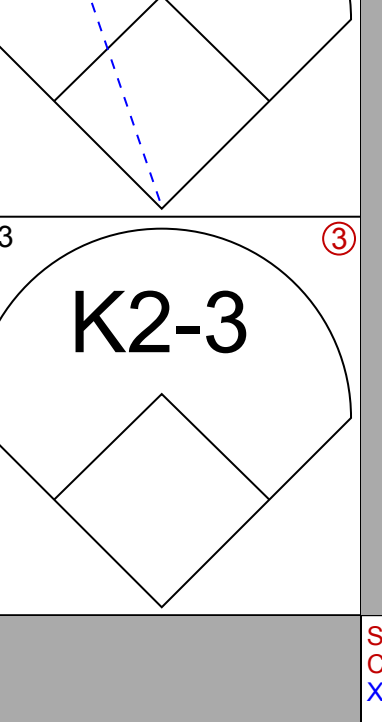
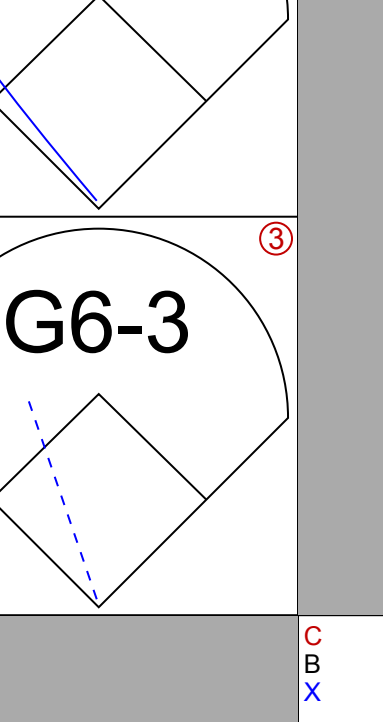

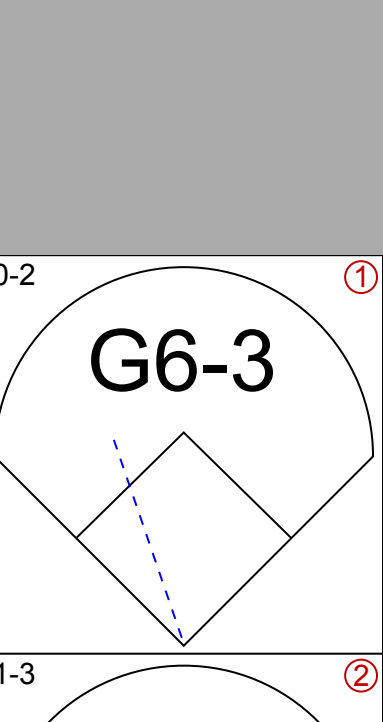
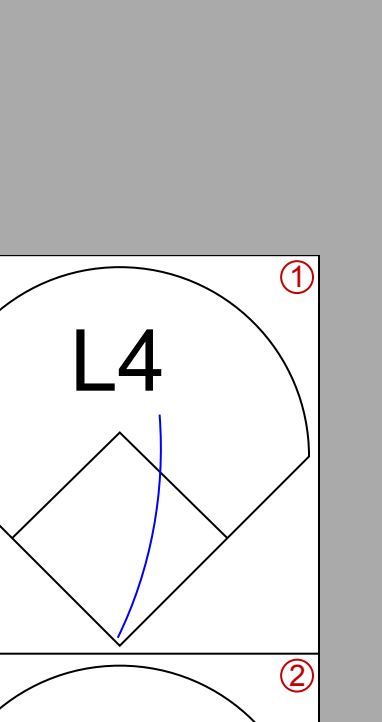
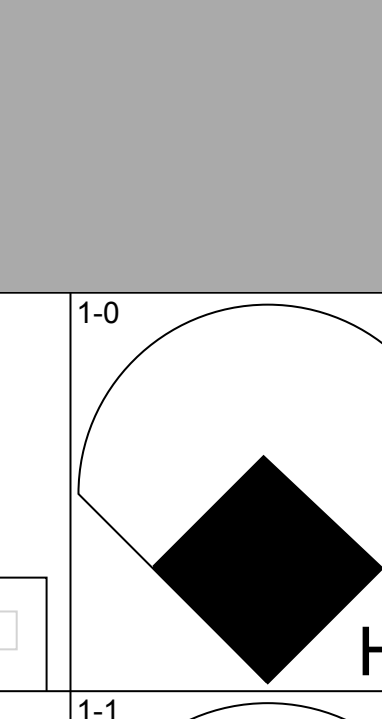
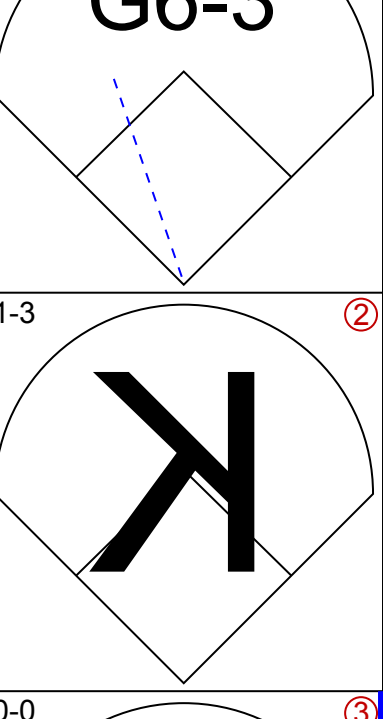
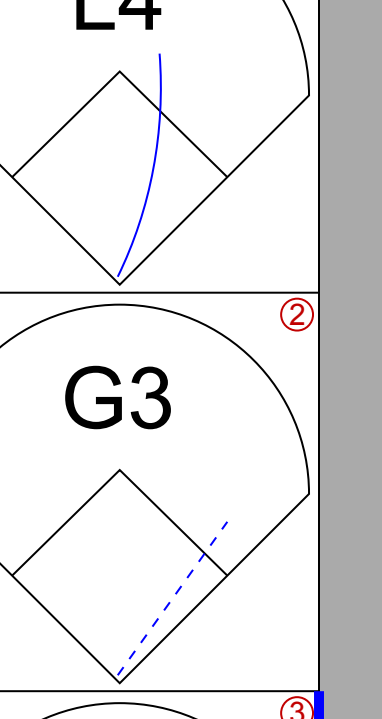
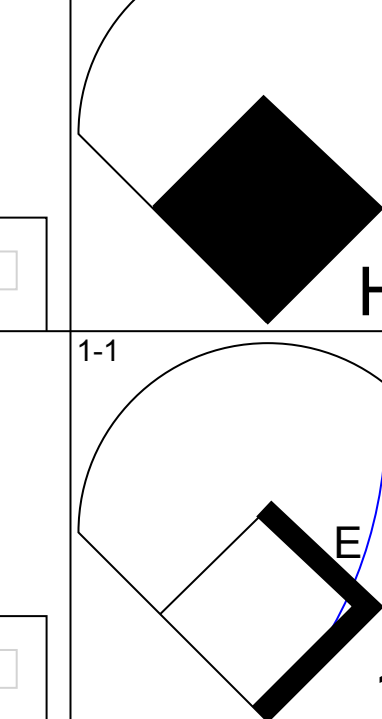
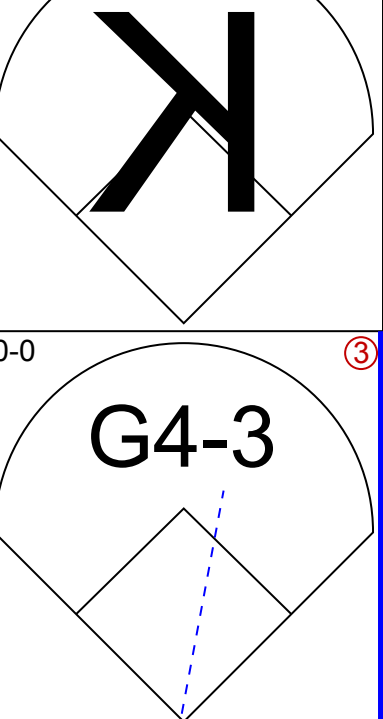
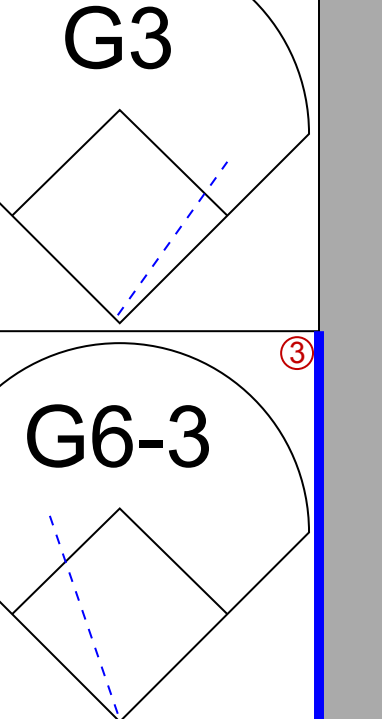
Batter	1	2	3	4	5	6	7	8	9	AB	R	H	RBI	BB	SO	LOB	TOP																							
Mike Felder, S OBP: 0.337, SLG: 0.372	F8					L6		K		4	0	1	0	1	1	3	San Francisco Giants @ Cincinnati Reds Riverfront Stadium, Cincinnati, OH Wed May 22 1991, 7:05 PM EDT Att: 23,053 - Cloudy - 73 F																							
Dave Righetti, L (8, 1)			S		FC6-4					0	0	0	0	0	0																									
Robby Thompson, R OBP: 0.333, SLG: 0.476	K		SF7		K					3	0	1	1	1	2	3																								
Willie McGee, S Jose Segura, R OBP: 0.341, SLG: 0.435	G6-3		G4-3		FC6-4		P7			3	0	0	1	0	0	3																								
Mike Kingery, L OBP: 0.296, SLG: 0.190										0	0	0	0	0	0	0																								
Will Clark, L OBP: 0.364, SLG: 0.538										2	0	0	0	0	1	2																								
Kevin Bass, S Francisco Oliveras, R Greg Litton, R OBP: 0.270, SLG: 0.273										5	0	1	0	0	1	4																								
Matt Williams, R OBP: 0.236, SLG: 0.333										4	1	2	0	0	0	1																								
Terry Kennedy, L OBP: 0.255, SLG: 0.348										0	0	0	0	0	0	0																								
Jose Uribe, S OBP: 0.271, SLG: 0.125										0	0	0	0	0	0	0																								
Don Robinson, R Scott Garrelts, R Rick Parker, R OBP: 0.286, SLG: 0.167										0	0	0	0	0	0	0																								
Inning Stats	R: 0 E: 0 K: 1 S: 9	H: 0 LOB: 0 BB: 0 P: 14	R: 0 E: 1 K: 0 S: 7	H: 1 LOB: 1 BB: 0 P: 9	R: 1 E: 0 K: 0 S: 9	H: 2 LOB: 1 BB: 0 P: 15	R: 1 E: 0 K: 2 S: 8	H: 1 LOB: 0 BB: 0 P: 14	R: 1 E: 0 K: 1 S: 16	H: 0 LOB: 2 BB: 1 P: 31	R: 1 E: 0 K: 1 S: 15	H: 2 LOB: 2 BB: 1 P: 26	R: 0 E: 0 K: 1 S: 11	H: 2 LOB: 2 BB: 0 P: 13	R: 0 E: 0 K: 1 S: 10	H: 1 LOB: 1 BB: 0 P: 14		R: 0 E: 0 K: 1 S: 5	H: 0 LOB: 0 BB: 1 P: 12	1B: 8 2B: 0 3B: 0 HR: 1	SF: 1 SAC: 0 DP: 2 HBP: 0	WP: 0 PB: 0 SB: 1 CS: 0	PA: 40																	
PITCHER	IP	WLS	BF	H	R	ER	SO	BB	IBB	HBP	BLK	WP	HR	S	P	ERA		WHIP	PITCHER				IP	WLS	BF	H	R	ER	SO	BB	IBB	HBP	BLK	WP	HR	S	P	ERA	WHIP	
Jose Rijo, R ERA: 3.1	5.0	W	22	4	3	3	4	3	0	0	0	0	1	49	83	5.40		1.400					5.0	W	22	4	3	3	4	3	0	0	0	0	0	1	49	83	5.40	1.400
Scott Scudder, R ERA: 4.29	3.0		16	5	1	1	3	2	0	0	0	0	0	37	58	3.00		2.333					3.0		16	5	1	1	3	2	0	0	0	0	0	37	58	3.00	2.333	
Randy Myers, L ERA: 2.79	1.0		2	0	0	0	1	0	0	0	0	0	0	4	7	0.00	0.000					1.0		2	0	0	0	1	0	0	0	0	0	4	7	0.00	0.000			

AB	34
R	4
H	9
RBI	4
BB	5
SO	8
LOB	24



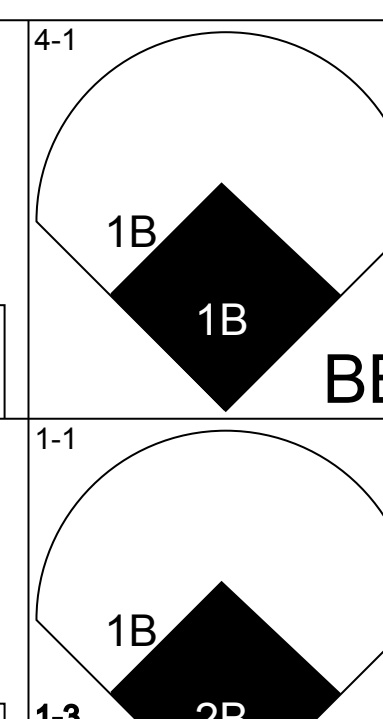
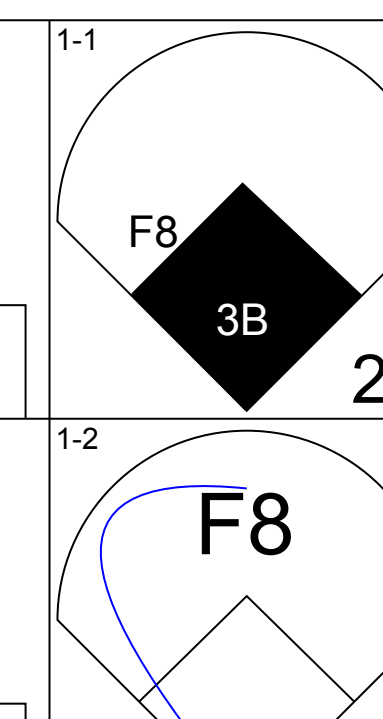
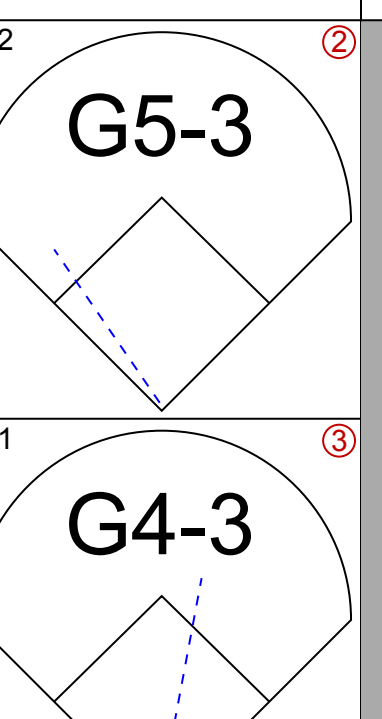
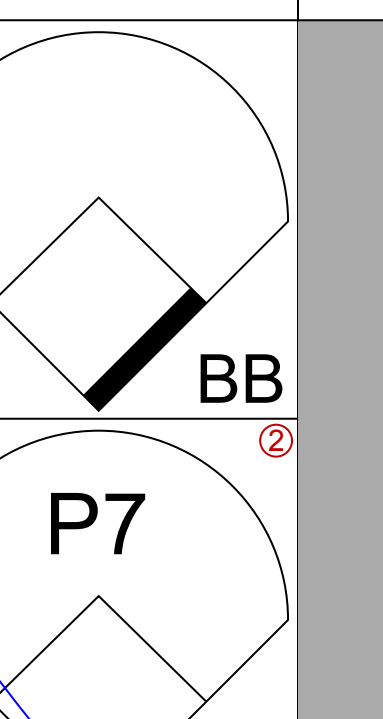
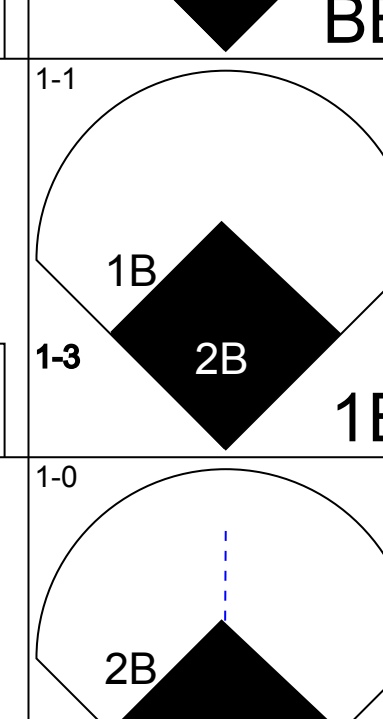
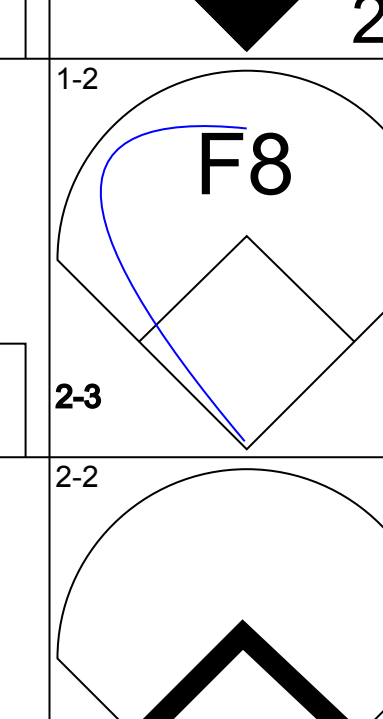
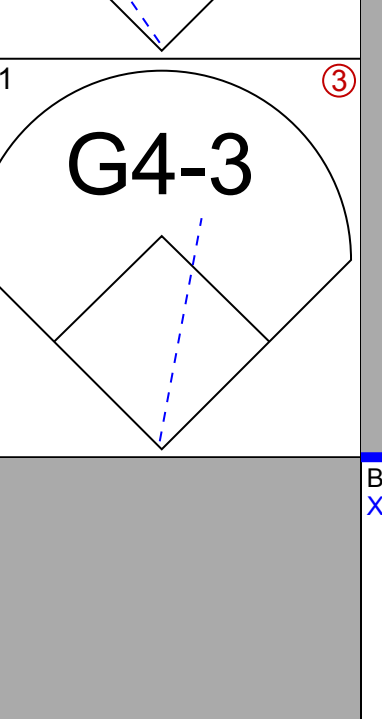
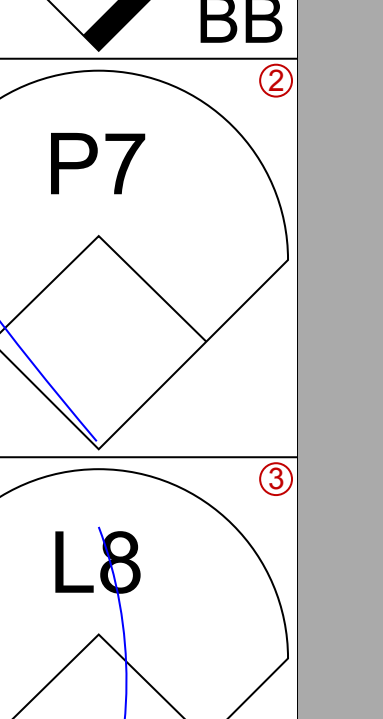
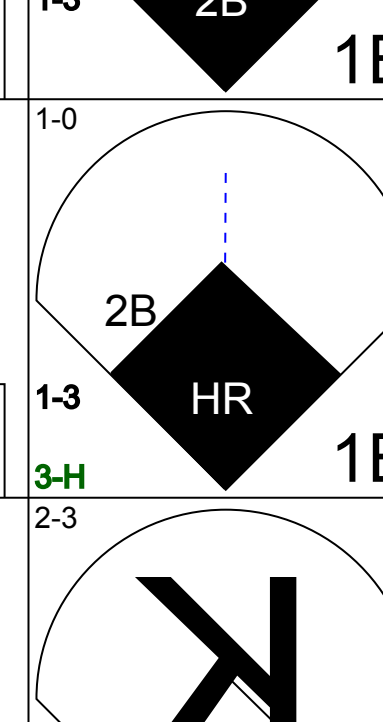
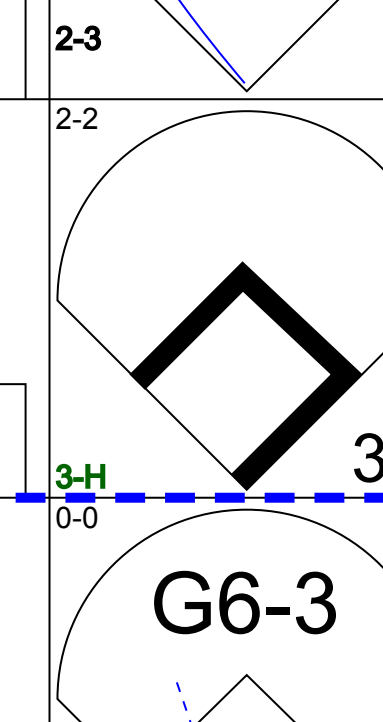

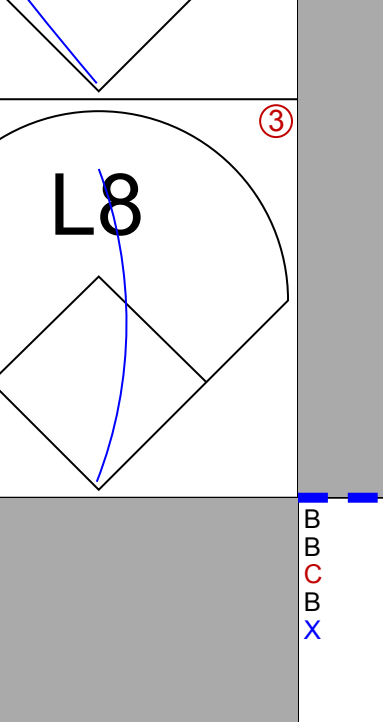
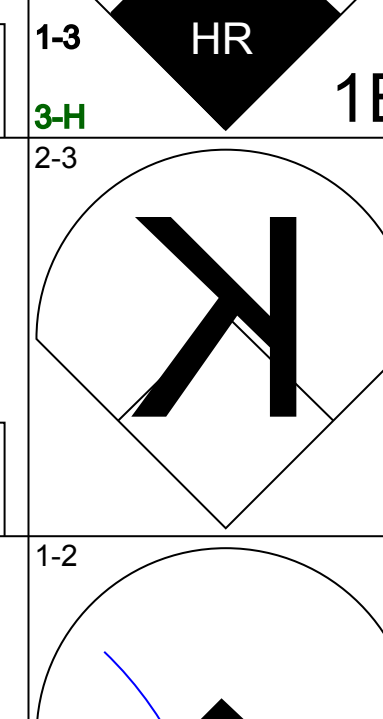
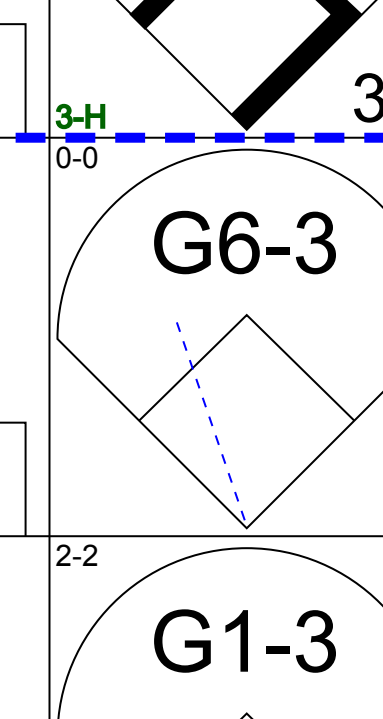

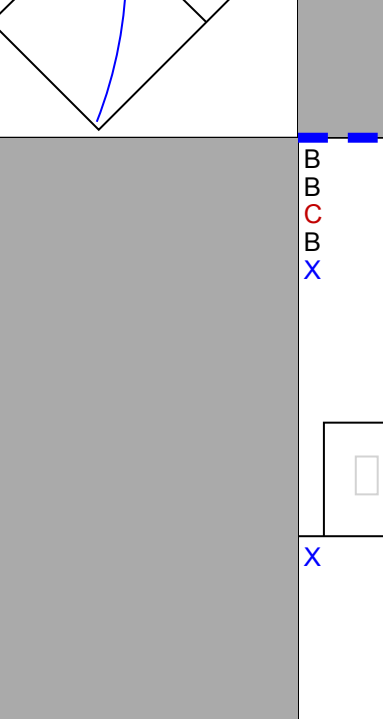
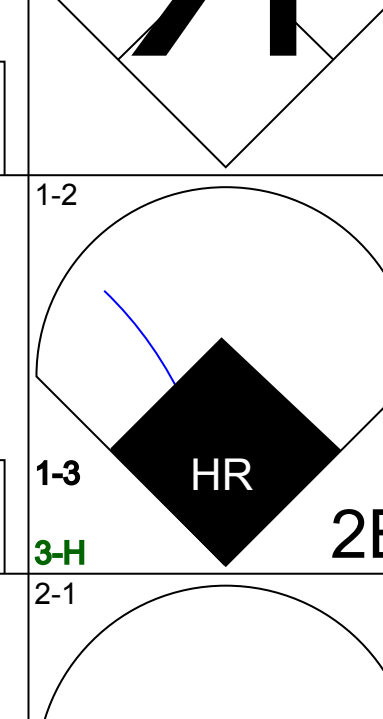
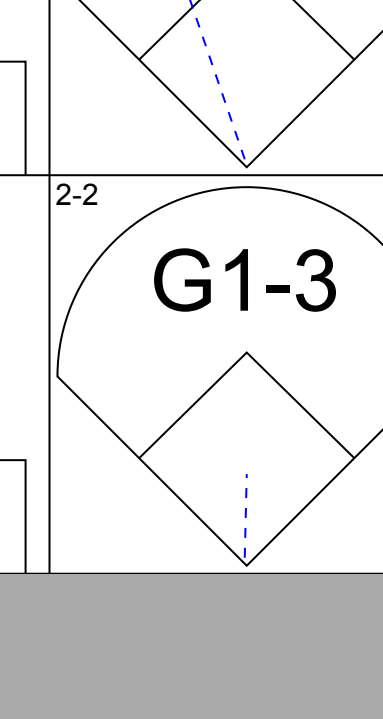


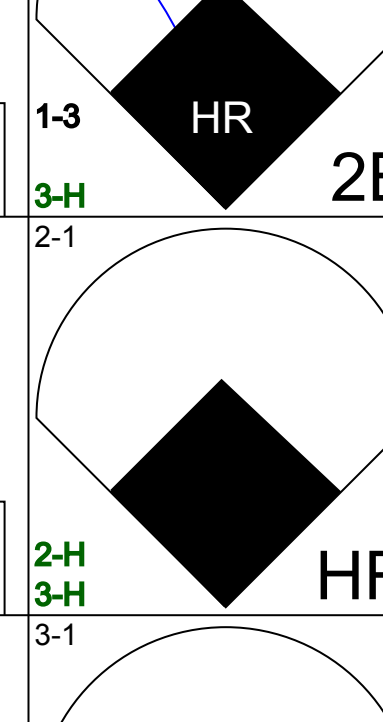
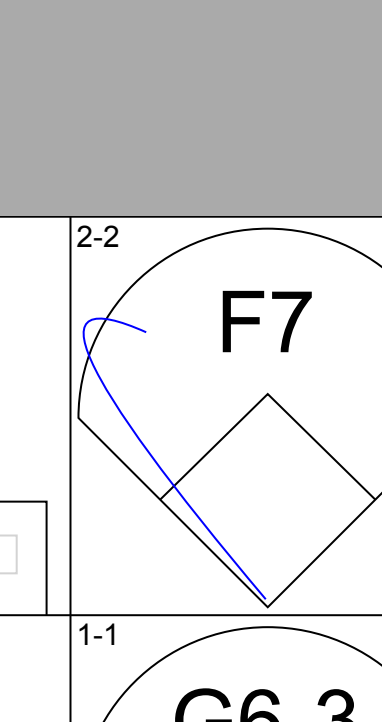
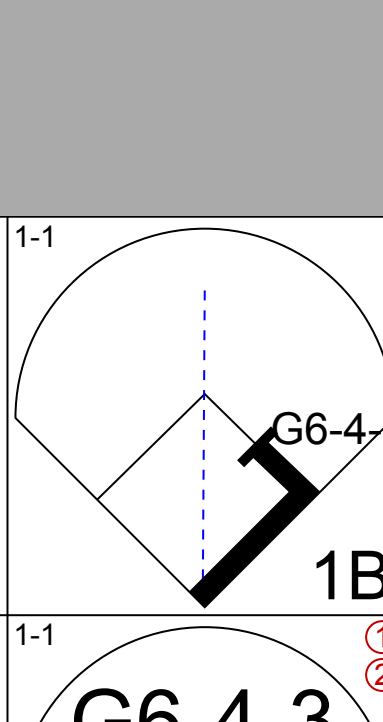
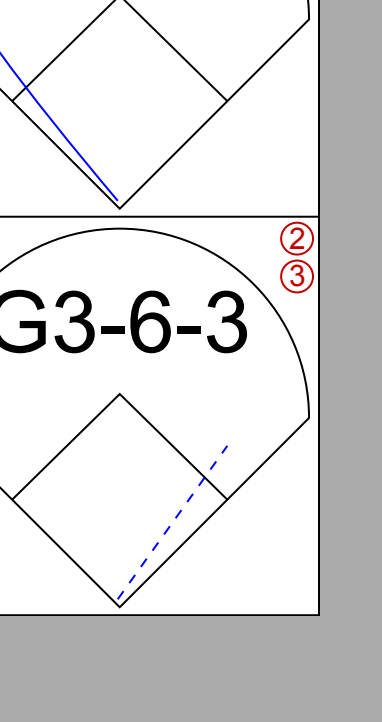
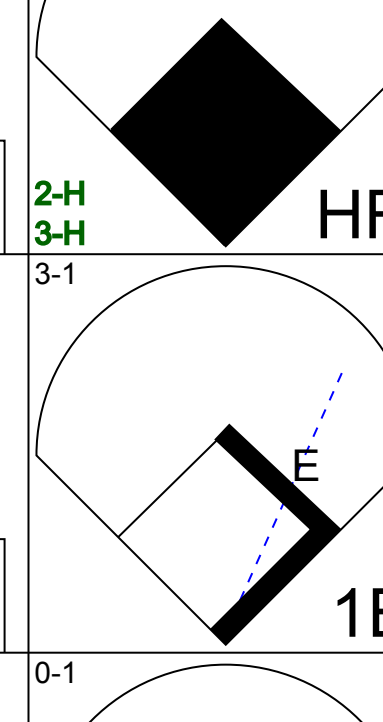
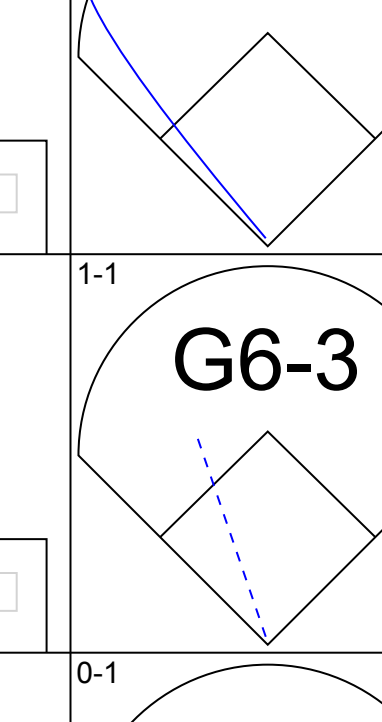
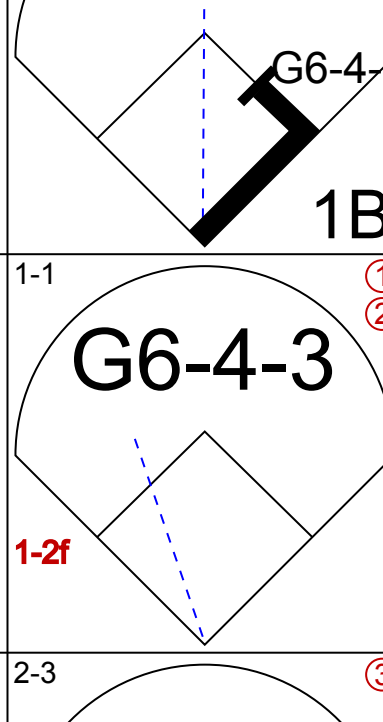
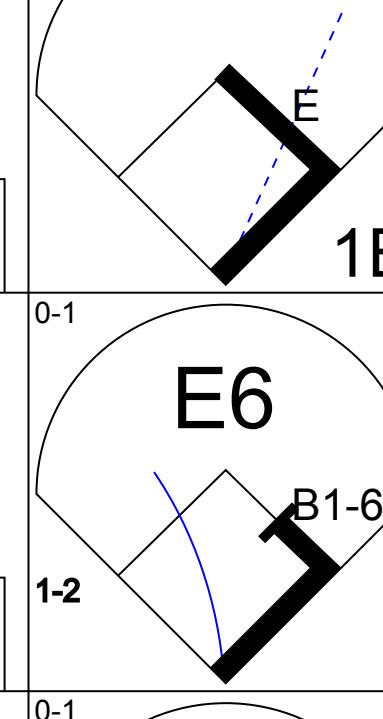
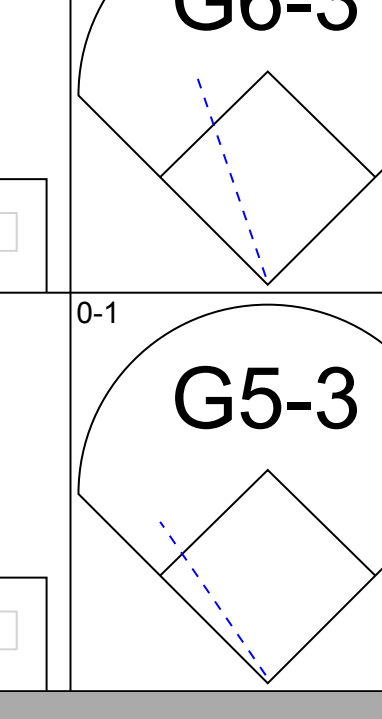
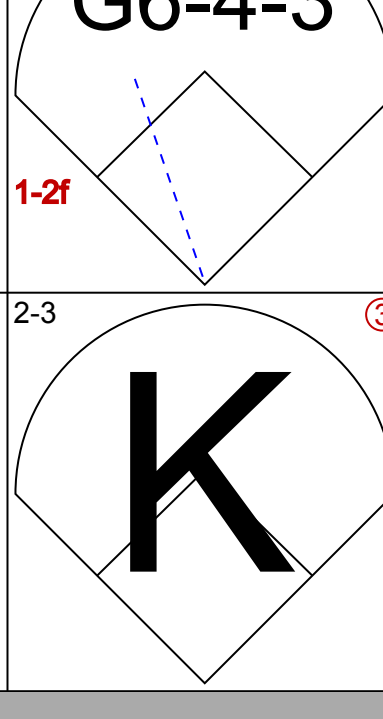
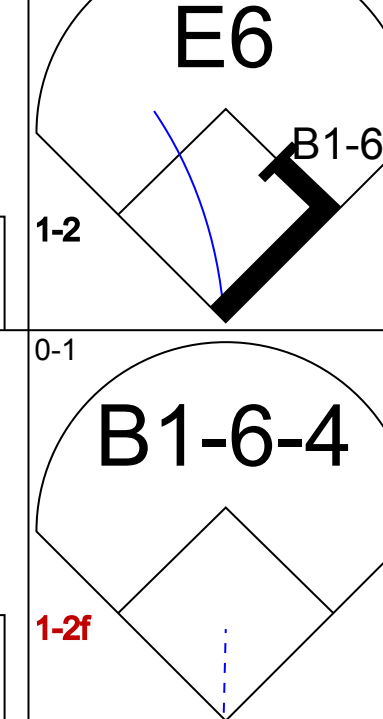
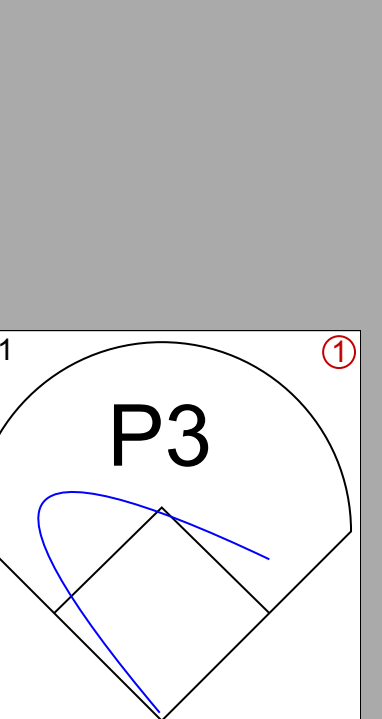

Batter	1	2	3	4	5	6	7	8	9	AB	R	H	RBI	BB	SO	LOB	BOTTOM																							
Chris Sabo, R OBP: 0.309, SLG: 0.376	G6-3	SF7		HR	G6-3			P4		4	1	2	2	0	0	0	San Francisco Giants @ Cincinnati Reds Riverfront Stadium, Cincinnati, OH Wed May 22 1991, 7:05 PM EDT Att: 23,053 - Cloudy - 73 F																							
Billy Hatcher, R OBP: 0.282, SLG: 0.307	S	F8		F7	G6-3			S		5	2	2	0	0	3																									
Hal Morris, L OBP: 0.380, SLG: 0.523	S	P6		G3	G3-1			HBP		4	1	1	0	1	0	2																								
Eric Davis, R OBP: 0.393, SLG: 0.517	1B			HR	HR			HBP		3	2	2	2	2	0	0																								
Paul O'Neill, L OBP: 0.331, SLG: 0.514	P5			K	HR			K		5	1	1	2	0	2	5																								
Jeff Reed, L OBP: 0.333, SLG: 0.323				1B	2B			1B		4	1	3	2	0	1	0																								
Luis Quinones, S OBP: 0.213, SLG: 0.271	F7			P3	FC5-4			F8		4	0	0	0	1	0	6																								
Mariano Duncan, R OBP: 0.260, SLG: 0.323				1B	FC5-4			F8		4	1	2	1	0	0	2																								
Jose Rijo, R Herm Winingham, L Scott Scudder, R Randy Myers, L				G6-3				F7		2	0	1	0	0	0	1																								
Inning Stats	R: 2 E: 0 K: 0 S: 16	H: 2 LOB: 2 BB: 2 P: 32	R: 1 E: 0 K: 0 S: 13	H: 2 LOB: 1 BB: 0 P: 20	R: 2 E: 0 K: 1 S: 16	H: 3 LOB: 1 BB: 0 P: 20	R: 3 E: 0 K: 0 S: 14	H: 3 LOB: 2 BB: 2 P: 27	R: 0 E: 0 K: 0 S: 7	H: 2 LOB: 1 BB: 0 P: 9	R: 0 E: 0 K: 1 S: 6	H: 0 LOB: 0 BB: 0 P: 7	R: 0 E: 0 K: 0 S: 6	H: 0 LOB: 0 BB: 0 P: 13	R: 1 E: 0 K: 1 S: 17	H: 3 LOB: 3 BB: 0 P: 25		R: 0 E: 0 K: 1 S: 5	H: 0 LOB: 0 BB: 1 P: 12	1B: 11 2B: 1 3B: 0 HR: 3	SF: 1 SAC: 0 DP: 1 HBP: 1	WP: 0 PB: 0 SB: 2 CS: 0	PA: 43																	
PITCHER	IP	WLS	BF	H	R	ER	SO	BB	IBB	HBP	BLK	WP	HR	S	P	ERA		WHIP	PITCHER				IP	WLS	BF	H	R	ER	SO	BB	IBB	HBP	BLK	WP	HR	S	P	ERA	WHIP	
Don Robinson, R ERA: 6.0	2.2	L	17	7	5	5	1	2	0	0	0	0	0	1	43	70		16.88	3.375					2.2	L	17	7	5	5	1	2	0	0	0	0	1	43	70	16.88	3.375
Scott Garrelts, R ERA: 6.17	1.1		9	3	3	3	0	2	0	0	0	0	0	2	16	29		20.25	3.750					1.1		9	3	3	3	0	2	0	0	0	0	2	16	29	20.25	3.750
Jose Segura, R ERA: 2.65	2.0		7	2	0	0	1	0	0	0	0	0	0	13	16	0.00		1.000					2.0		7	2	0	0	1	0	0	0	0	0	13	16	0.00	1.000		
Francisco Oliveras, R Dave Righetti, L ERA: 4.45	1.1		7	3	1	1	0	0	0	0	0	0	0	18	29	6.75		2.250					1.1		7	3	1	1	0	0	0	0	0	18	29	6.75	2.250			
	0.2		3	0	0	0	1	0	0	0	0	0	0	5	9	0.00	0.000					0.2		3	0	0	0	1	0	0	0	0	5	9	0.00	0.000				



Batter	1	2	3	4	5	6	7	8	9	AB	R	H	RBI	BB	SO	LOB	TOP		
Mike Felder, S OBP: 0.324, SLG: 0.357 (1, 7)										4	0	0	0	0	2	1	San Francisco Giants @ Cincinnati Reds Riverfront Stadium, Cincinnati, OH Thu May 23 1991, 7:05 PM EDT Att: 25,173 - Cloudy - 70 F		
Robby Thompson, R OBP: 0.338, SLG: 0.473 (1, 4)										3	1	1	0	1	0	1			
Willie McGee, S OBP: 0.338, SLG: 0.430 (1, 8)										4	0	1	0	0	0	3			
Will Clark, L OBP: 0.356, SLG: 0.528 (1, 3)										3	0	0	1	0	0	1			
Kevin Bass, S OBP: 0.287, SLG: 0.304 (1, 9)										4	0	0	0	0	0	1			
Matt Williams, R OBP: 0.232, SLG: 0.327 (1, 5)										3	0	0	0	0	1	0			
Steve Decker, R OBP: 0.271, SLG: 0.380 (1, 2)										3	0	0	0	0	1	0			
Jose Uribe, S OBP: 0.275, SLG: 0.209 (1, 6)										3	1	1	1	0	1	0			
Trevor Wilson, L OBP: 0.290, SLG: 0.290 Francisco Oliveras, R OBP: 0.333, SLG: 0.333 Rick Parker, R OBP: 0.226, SLG: 0.143 Jose Segura, R OBP: 0.338, SLG: 0.473 Mike Kingery, L OBP: 0.338, SLG: 0.192 Scott Garretts, R OBP: 0.338, SLG: 0.192 (1, 1) (2, 1) (5, PH) (5, 1) (8, PH) (8, 1)										0	0	0	0	0	0	0			
Inning Stats	R: 0 E: 0 K: 1 S: 8	H: 1 LOB: 1 BB: 0 P: 10	R: 0 E: 0 K: 1 S: 6	H: 0 LOB: 0 BB: 0 P: 10	R: 1 E: 1 K: 0 S: 8	H: 2 LOB: 1 BB: 0 P: 11	R: 0 E: 0 K: 1 S: 7	H: 0 LOB: 0 BB: 0 P: 8	R: 0 E: 0 K: 1 S: 6	H: 0 LOB: 0 BB: 0 P: 8	R: 0 E: 0 K: 0 S: 4	H: 0 LOB: 0 BB: 0 P: 7	R: 0 E: 0 K: 0 S: 6	H: 0 LOB: 0 BB: 0 P: 10	R: 1 E: 0 K: 0 S: 15	H: 1 LOB: 1 BB: 1 P: 23		1B: 3 2B: 0 3B: 0 HR: 1	SF: 1 SAC: 0 DP: 1 HBP: 0
PITCHER Jack Armstrong, R ERA: 3.63 (1, 1)	IP: 9.0 WLS: W BF: 32 H: 4 R: 2 ER: 2 SO: 5 BB: 1 IBB: 0 HBP: 0 BLK: 0 WP: 0 HR: 1 S: 67 P: 95 ERA: 2.00 WHIP: 0.556																		

AB 30
R 2
H 4
RBI 2
BB 1
SO 5
LOB 7



Batter	1	2	3	4	5	6	7	8	9	AB	R	H	RBI	BB	SO	LOB	BOTTOM
Chris Sabo, R OBP: 0.320, SLG: 0.385 (1, 5)										2	2	1	0	2	0	0	San Francisco Giants @ Cincinnati Reds Riverfront Stadium, Cincinnati, OH Thu May 23 1991, 7:05 PM EDT Att: 25,173 - Cloudy - 70 F
Mariano Duncan, R OBP: 0.280, SLG: 0.320 (1, 4)										4	1	1	0	0	0	2	
Hal Morris, L OBP: 0.384, SLG: 0.539 (1, 3)										4	1	2	2	0	0	1	
Eric Davis, R OBP: 0.387, SLG: 0.505 Herm Winningham, L OBP: 0.290, SLG: 0.326 (1, 8) (9, 8)										4	0	1	0	0	2	3	
Glenn Braggs, R OBP: 0.313, SLG: 0.377 (1, 7)										4	1	1	1	0	0	2	
Paul O'Neill, L OBP: 0.336, SLG: 0.540 (1, 9)										4	1	2	3	0	0	1	
Joe Oliver, R OBP: 0.259, SLG: 0.259 (1, 2)										3	0	1	0	0	0	1	
Freddie Benavides, R (1, 6)										3	0	0	0	0	1	1	
Jack Armstrong, R (1, 1)										3	0	0	0	0	1	2	
Inning Stats	R: 5 E: 1 K: 1 S: 18	H: 5 LOB: 1 BB: 1 P: 32	R: 1 E: 0 K: 0 S: 13	H: 2 LOB: 1 BB: 0 P: 19	R: 0 E: 0 K: 0 S: 7	H: 0 LOB: 0 BB: 0 P: 10	R: 0 E: 0 K: 0 S: 7	H: 0 LOB: 0 BB: 0 P: 12	R: 0 E: 0 K: 1 S: 9	H: 1 LOB: 0 BB: 0 P: 13	R: 0 E: 0 K: 1 S: 8	H: 0 LOB: 1 BB: 1 P: 16	R: 0 E: 0 K: 0 S: 5	H: 1 LOB: 0 BB: 0 P: 11	1B: 5 2B: 2 3B: 1 HR: 1	SF: 0 SAC: 0 DP: 3 HBP: 0	
PITCHER Trevor Wilson, L ERA: 4.63 Francisco Oliveras, R ERA: 2.29 Jose Segura, R ERA: Scott Garretts, R ERA: 5.68 (1, 1) (2, 1) (5, 1) (8, 1)	IP: 1.1 WLS: L BF: 12 H: 7 R: 6 ER: 6 SO: 1 BB: 1 IBB: 0 HBP: 0 BLK: 0 WP: 0 HR: 1 S: 27 P: 45 ERA: 40.50 WHIP: 6.000																

AB 31
R 6
H 9
RBI 6
BB 2
SO 4
LOB 13



Batter	1	2	3	4	5	6	7	8	9	AB	R	H	RBI	BB	SO	LOB	TOP					
Robby Thompson, R OBP: 0.329, SLG: 0.459 (1, 4)	G5-3		K			G1-3		K		4	0	0	0	0	2	0	San Francisco Giants @ Atlanta Braves Atlanta-Fulton County Stadium, Atlanta, GA Fri May 24 1991, 7:05 PM EDT Att: 26,313 - Sunny - 78 F					
Greg Litton, R OBP: 0.244, SLG: 0.243 (1, 7) (5, 3)	K		K			G1-3			G6-3	4	0	0	0	0	2	0						
Willie McGee, S OBP: 0.342, SLG: 0.432 (1, 8)	1B			K		1B			G5-3	4	0	2	0	0	1	0						
Will Clark, L OBP: 0.352, SLG: 0.522 Mike Felder, S OBP: 0.327, SLG: 0.360 (1, 3) (5, 7)	K			F8		FC6-4			CS	2	0	0	0	0	1	1						
Kevin Bass, S OBP: 0.295, SLG: 0.359 (1, 9)		HR		HR					CS	3	2	2	2	0	0	0						
Matt Williams, R OBP: 0.234, SLG: 0.327 (1, 5)	F8			K						3	0	1	0	0	1	0						
Steve Decker, R OBP: 0.264, SLG: 0.369 (1, 2)	G5-3					F7			G5-3	3	0	0	0	0	0	1						
Jose Uribe, S OBP: 0.259, SLG: 0.196 (1, 6)	K					G1-3			F9	3	0	0	0	0	1	0						
John Burkett, R OBP: 0.235, SLG: 0.250 Jeff Brantley, R (6, 1) Rick Parker, R OBP: 0.222, SLG: 0.125 Dave Righetti, L (8, 1)	G6-3					K			K	2	0	0	0	0	1	0						
Inning Stats	R: 0 E: 0 K: 2 S: 12	H: 1 LOB: 1 BB: 0 P: 18	R: 1 E: 0 K: 1 S: 7	H: 1 LOB: 0 BB: 0 P: 11	R: 0 E: 0 K: 2 S: 9	H: 0 LOB: 0 BB: 0 P: 13	R: 1 E: 0 K: 2 S: 12	H: 1 LOB: 0 BB: 0 P: 17	R: 0 E: 0 K: 1 S: 9	H: 0 LOB: 0 BB: 0 P: 13	R: 0 E: 0 K: 0 S: 7	H: 1 LOB: 1 BB: 0 P: 9	R: 0 E: 0 K: 0 S: 5	H: 1 LOB: 0 BB: 0 P: 7	R: 0 E: 0 K: 2 S: 9	H: 0 LOB: 0 BB: 0 P: 12		R: 0 E: 0 K: 0 S: 5	H: 1 LOB: 0 BB: 0 P: 7	1B: 4 2B: 0 3B: 0 HR: 2	SF: 0 SAC: 0 DP: 0 HBP: 0	WP: 0 PB: 0 SB: 0 CS: 2
PITCHER Tom Glavine, L ERA: 2.13 (1, 1)	IP: 9.0 WLS: W BF: 31 H: 6 R: 2 ER: 2 SO: 10 BB: 0 IBB: 0 HBP: 0 BLK: 0 WP: 0 HR: 2 S: 75 P: 107 ERA: 2.00 WHIP: 0.667															PITCHER IP: WLS: BF: H: R: ER: SO: BB: IBB: HBP: BLK: WP: HR: S: P: ERA: WHIP:						

AB	31
R	2
H	6
RBI	2
BB	0
SO	10
LOB	3



Batter	1	2	3	4	5	6	7	8	9	AB	R	H	RBI	BB	SO	LOB	BOTTOM					
Lonnie Smith, R OBP: 0.377, SLG: 0.457 Otis Nixon, S OBP: 0.407, SLG: 0.365 (1, 7) (7, PR) (8, 7)	F9		CS		G4-3		FC6-4		1B	3	0	2	1	0	0	0	San Francisco Giants @ Atlanta Braves Atlanta-Fulton County Stadium, Atlanta, GA Fri May 24 1991, 7:05 PM EDT Att: 26,313 - Sunny - 78 F					
Jeff Treadway, L OBP: 0.368, SLG: 0.453 Jeff Blauser, R OBP: 0.355, SLG: 0.369 (1, 4) (9, PH)	1B		F8		G4-3		P6		FC5-2	3	0	0	0	0	0	3						
Ron Gant, R OBP: 0.262, SLG: 0.392 (1, 8)	P3		P5		K		FC6-4		1B	5	0	1	1	0	1	4						
David Justice, L OBP: 0.390, SLG: 0.511 (1, 9)	1B		CS		CS		HR		G1-3	4	1	3	1	0	0	0						
Sid Bream, L OBP: 0.306, SLG: 0.468 (1, 3)	K				CS		1B		F8	3	0	1	0	1	1	2						
Terry Pendleton, S OBP: 0.427, SLG: 0.561 (1, 5)	G5-4-3		1B		K		FC6-2		F7	4	0	2	0	0	1	2						
Greg Olson, R OBP: 0.375, SLG: 0.490 (1, 2)	G5-4-3		G5-4-3		K2-3		FC6-2		G6-3	4	0	0	0	0	1	4						
Rafael Belliard, R OBP: 0.274, SLG: 0.282 (1, 6)							K		1B	3	1	2	0	1	1	2						
Tom Glavine, L OBP: 0.400, SLG: 0.353 Mike Heath, R OBP: 0.316, SLG: 0.366 Mark Lemke, S OBP: 0.375, SLG: 0.359 (1, 1) (9, PH) (9, PR)	G4-3				SH5-4		K		FC5-2	2	0	0	0	0	1	3						
Inning Stats	R: 0 E: 0 K: 1 S: 17	H: 1 LOB: 2 BB: 0 P: 25	R: 0 E: 0 K: 0 S: 7	H: 1 LOB: 1 BB: 1 P: 12	R: 0 E: 0 K: 0 S: 8	H: 1 LOB: 0 BB: 0 P: 13	R: 0 E: 0 K: 2 S: 10	H: 1 LOB: 1 BB: 1 P: 19	R: 1 E: 0 K: 1 S: 8	H: 2 LOB: 1 BB: 0 P: 12	R: 1 E: 0 K: 2 S: 14	H: 3 LOB: 2 BB: 0 P: 22	R: 0 E: 0 K: 0 S: 11	H: 0 LOB: 1 BB: 0 P: 17	R: 0 E: 0 K: 0 S: 7	H: 0 LOB: 0 BB: 0 P: 11		R: 1 E: 0 K: 0 S: 14	H: 3 LOB: 3 BB: 1 P: 22	1B: 10 2B: 3 3B: 0 HR: 1	SF: 0 SAC: 1 DP: 3 HBP: 2	WP: 0 PB: 0 SB: 2 CS: 3
PITCHER John Burkett, R ERA: 3.71 Jeff Brantley, R ERA: 2.79 Dave Righetti, L ERA: 4.5 (1, 1) (6, 1) (8, 1)	IP: 5.0 WLS: 24 BF: 24 H: 9 R: 2 ER: 2 SO: 2 BB: 2 IBB: 0 HBP: 1 BLK: 0 WP: 0 HR: 1 S: 55 P: 89 ERA: 3.60 WHIP: 2.200															PITCHER IP: WLS: BF: H: R: ER: SO: BB: IBB: HBP: BLK: WP: HR: S: P: ERA: WHIP:						

AB	33
R	3
H	12
RBI	3
BB	3
SO	6
LOB	23



Batter	1	2	3	4	5	6	7	8	9	AB	R	H	RBI	BB	SO	LOB	TOP								
Mike Felder, S OBP: 0.339, SLG: 0.400 Trevor Wilson, L OBP: 0.200, SLG: 0.200 Jeff Brantley, R (9, 1)	F8		SF7 2B		2B 1B	2B 3B		P6		5	2	3	2	0	0	0	San Francisco Giants @ Atlanta Braves Atlanta-Fulton County Stadium, Atlanta, GA Sat May 25 1991, 7:05 PM EDT Att: 37,306 - Cloudy - 80 F								
Robby Thompson, R OBP: 0.340, SLG: 0.504 (1, 4)	HR		SH2-3		2B 1B	E 2B		F8		4	2	3	2	0	0										
Willie McGee, S OBP: 0.331, SLG: 0.420 (1, 8)	K		SF7		L4	E3		K		4	0	0	1	0	2										
Kevin Bass, S OBP: 0.313, SLG: 0.371 (1, 9)	1B				G4-3			1B		4	0	3	0	1	0	2									
Matt Williams, R OBP: 0.238, SLG: 0.329 (1, 5)	F8		F8			1B FC6-5		1B		5	1	2	0	0	0	3									
Terry Kennedy, L OBP: 0.275, SLG: 0.380 (1, 2)					K			G4-6-3		4	0	2	0	0	1	2									
Greg Litton, R OBP: 0.244, SLG: 0.225 Jose Segura, R (7, 1)					F9			G4-3		3	1	0	0	0	1	2									
Francisco Oliveras, R OBP: 0.333, SLG: 0.333 Mike Kingery, L OBP: 0.286, SLG: 0.182 (8, 7)						3B HBP				0	0	0	0	0	0	0									
Jose Uribe, S OBP: 0.241, SLG: 0.180 (1, 6)						FC6-5		G4-3		4	1	0	1	0	1	3									
Kelly Downs, R Dave Anderson, R OBP: 0.342, SLG: 0.356 (7, 3)					K			F9		3	0	0	0	0	2	3									
						K				1	0	0	0	0	0	0									
Inning Stats	R: 1 E: 0 K: 1 S: 12	H: 2 LOB: 1 BB: 0 P: 23	R: 0 E: 0 K: 1 S: 11	H: 1 LOB: 1 BB: 0 P: 15	R: 1 E: 0 K: 0 S: 10	H: 1 LOB: 1 BB: 1 P: 18	R: 0 E: 0 K: 2 S: 8	H: 0 LOB: 0 BB: 0 P: 14	R: 0 E: 0 K: 1 S: 10	H: 2 LOB: 2 BB: 0 P: 14	R: 5 E: 1 K: 1 S: 15	H: 4 LOB: 1 BB: 0 P: 25	R: 0 E: 0 K: 0 S: 9	H: 2 LOB: 1 BB: 0 P: 10	R: 0 E: 0 K: 0 S: 7	H: 0 LOB: 0 BB: 0 P: 11		R: 0 E: 0 K: 1 S: 9	H: 1 LOB: 1 BB: 0 P: 14	1B: 7 2B: 4 3B: 1 HR: 1	SF: 1 SAC: 1 DP: 1 HBP: 1	WP: 0 PB: 0 SB: 0 CS: 0	PA: 41		
PITCHER	IP	WLS	BF	H	R	ER	SO	BB	IBB	HBP	BLK	WP	HR	S	P	ERA	WHIP								
29 John Smoltz, R ERA: 4.26 Marvin Freeman, R ERA: 4.25 Juan Berenguer, R ERA: 2.25	5.2	L	28	9	6	6	6	1	0	1	0	0	1	63	105	9.53	1.765								

Batter	1	2	3	4	5	6	7	8	9	AB	R	H	RBI	BB	SO	LOB	BOTTOM								
Otis Nixon, S OBP: 0.407, SLG: 0.380 (1, 8)	P1	E4 1B				L6		1B		5	1	2	0	0	0	2	San Francisco Giants @ Atlanta Braves Atlanta-Fulton County Stadium, Atlanta, GA Sat May 25 1991, 7:05 PM EDT Att: 37,306 - Cloudy - 80 F								
Jeff Treadway, L OBP: 0.381, SLG: 0.466 Mark Lemke, S OBP: 0.373, SLG: 0.357 (3, 4)	1B	1B			P4	F7		1B		2	1	2	1	0	0	0									
Terry Pendleton, S OBP: 0.418, SLG: 0.544 (1, 5)	1B	F8			F8			G6-4-3		3	0	1	1	0	0	2									
David Justice, L OBP: 0.384, SLG: 0.496 (1, 9)	K				F8			F8		5	0	1	0	0	0	4									
Lonnie Smith, R OBP: 0.397, SLG: 0.449 (1, 7)	1B				F9			BB 1B		4	1	0	0	1	1	2									
Sid Bream, L OBP: 0.312, SLG: 0.470 Ron Gant, R OBP: 0.260, SLG: 0.389 (9, PH)	G4-3				F7			BB 1B		3	1	1	1	2	1	0									
Mike Heath, R OBP: 0.319, SLG: 0.357 Marvin Freeman, R (6, 1)		G5-3			F7			BB 1B		4	1	2	1	0	0	3									
Danny Heep, L OBP: 0.625, SLG: 0.571 Juan Berenguer, R (8, 1)					F9			BB 1B		1	0	0	0	0	1	0									
Rafael Belliard, R OBP: 0.276, SLG: 0.283 Jeff Blauser, R OBP: 0.351, SLG: 0.364 (8, 6)		F9			F8			1B		2	0	0	0	1	0	1									
29 John Smoltz, R OBP: 0.222, SLG: 0.235 Greg Olson, R OBP: 0.365, SLG: 0.388 (6, 2)					G3			1B		1	1	0	0	1	0	0									
						L6		F8		2	0	0	0	0	0	1									
Inning Stats	R: 1 E: 0 K: 1 S: 15	H: 3 LOB: 2 BB: 0 P: 24	R: 1 E: 1 K: 0 S: 12	H: 1 LOB: 2 BB: 1 P: 20	R: 0 E: 0 K: 0 S: 7	H: 1 LOB: 1 BB: 0 P: 7	R: 0 E: 0 K: 0 S: 8	H: 1 LOB: 1 BB: 0 P: 12	R: 0 E: 0 K: 0 S: 7	H: 1 LOB: 1 BB: 0 P: 10	R: 3 E: 0 K: 1 S: 13	H: 2 LOB: 1 BB: 2 P: 30	R: 1 E: 0 K: 0 S: 4	H: 2 LOB: 0 BB: 0 P: 6	R: 0 E: 0 K: 2 S: 9	H: 0 LOB: 0 BB: 0 P: 11		1B: 10 2B: 2 3B: 0 HR: 0	SF: 0 SAC: 0 DP: 2 HBP: 0	WP: 1 PB: 0 SB: 1 CS: 1	PA: 42				
PITCHER	IP	WLS	BF	H	R	ER	SO	BB	IBB	HBP	BLK	WP	HR	S	P	ERA	WHIP								
Kelly Downs, R ERA: 3.6 Jose Segura, R ERA: 1.8 Francisco Oliveras, R ERA: 2.61 Trevor Wilson, L ERA: 4.46 Jeff Brantley, R ERA: 2.74	0.0	W	2	2	1	1	0	0	0	0	0	0	0	6	12	"	"								
	1.0		4	2	1	1	1	0	0	0	0	0	0	7	12	9.00	2.000								
	1.1		3	0	0	0	1	0	0	0	0	0	0	7	8	0.00	0.000								
	0.1	S	1	0	0	0	1	0	0	0	0	0	0	3	4	0.00	0.000								

Batter	1	2	3	4	5	6	7	8	9	AB	R	H	RBI	BB	SO	LOB	TOP			
Chris Sabo, R OBP: 0.307, SLG: 0.361 (1, 5)	F9		S 3B 1B			G6-3		P3		4	1	1	1	0	0	1	Cincinnati Reds @ San Francisco Giants Candlestick Park, San Francisco, CA Tue May 28 1991, 10:05 PM EDT Att: 12,103 - Sunny - 51 F			
Mariano Duncan, R OBP: 0.260, SLG: 0.331 (1, 4)	G6-3		2-H 3B			G3		F9		4	0	1	1	0	0	0				
Hal Morris, L OBP: 0.359, SLG: 0.504 (1, 3)	F8		L1			K		G4-3		4	0	0	0	0	1	1				
Eric Davis, R OBP: 0.385, SLG: 0.486 (1, 8)						G6-3		G5-3		4	0	1	0	0	1	0				
Glenn Braggs, R OBP: 0.303, SLG: 0.387 (1, 7)						G5-3		G6-3		3	0	0	0	1	1	1				
Paul O'Neill, L OBP: 0.327, SLG: 0.492 (1, 9)						G5-3		G3		3	0	0	0	0	0	1				
Joe Oliver, R OBP: 0.234, SLG: 0.233 (1, 2)								K2-3		3	0	0	0	0	3	0				
Freddie Benavides, R OBP: 0.389, SLG: 0.353 (1, 6)								G4-3		3	1	1	0	0	0	0				
Jack Armstrong, R (1, 1)										1	0	0	0	0	0	0				
Ted Power, R (6, 1)										0	0	0	0	0	0	0				
Billy Hatcher, R OBP: 0.280, SLG: 0.318 (8, PH)										1	0	1	0	0	0	0				
Kip Gross, R (8, 1)										0	0	0	0	0	0	0				
Don Carman, L (8, 1)										0	0	0	0	0	0	0				
Inning Stats	R: 0 E: 0 K: 0 S: 10	H: 0 LOB: 0 BB: 0 P: 15	R: 0 E: 0 K: 1 S: 7	H: 0 LOB: 0 BB: 0 P: 8	R: 2 E: 0 K: 1 S: 18	H: 3 LOB: 1 BB: 0 P: 21	R: 0 E: 0 K: 0 S: 7	H: 0 LOB: 0 BB: 1 P: 14	R: 0 E: 0 K: 1 S: 11	H: 0 LOB: 0 BB: 0 P: 15	R: 0 E: 0 K: 0 S: 5	H: 0 LOB: 0 BB: 0 P: 10	R: 0 E: 0 K: 1 S: 11	H: 1 LOB: 1 BB: 0 P: 15	R: 0 E: 0 K: 1 S: 13	H: 1 LOB: 1 BB: 0 P: 17	1B: 4 2B: 0 3B: 1 HR: 0	SF: 0 SAC: 1 DP: 0 HBP: 0	WP: 0 PB: 0 SB: 1 CS: 1	PA: 32
PITCHER	IP WLS BF H R ER SO BB IBB HBP BLK WP HR S P ERA WHIP	IP WLS BF H R ER SO BB IBB HBP BLK WP HR S P ERA WHIP																		
Trevor Wilson, L ERA: 4.06 (1, 1)	8.0	W	28	4	2	2	5	1	0	0	0	0	0	0	79	111	2.25	0.625		
Dave Righetti, L ERA: 4.3 (9, 1)	1.0		4	1	0	0	1	0	0	0	0	0	0	0	13	17	0.00	1.000		

AB	30
R	2
H	5
RBI	2
BB	1
SO	6
LOB	4



Batter	1	2	3	4	5	6	7	8	9	AB	R	H	RBI	BB	SO	LOB	BOTTOM			
Mike Felder, S OBP: 0.360, SLG: 0.449 (1, 7)	SH4-3 G3-1 1B		L8-2 3B					F8		4	1	3	2	0	0	0	Cincinnati Reds @ San Francisco Giants Candlestick Park, San Francisco, CA Tue May 28 1991, 10:05 PM EDT Att: 12,103 - Sunny - 51 F			
Willie McGee, S OBP: 0.335, SLG: 0.442 (1, 8)	SH4-3		L8-2							3	1	2	1	0	0	1				
Will Clark, L OBP: 0.339, SLG: 0.494 (1, 3)	G3-1									4	0	0	1	0	0	1				
Kevin Bass, S OBP: 0.318, SLG: 0.400 (1, 9)	G3-1									4	1	1	0	0	0	0				
Matt Williams, R OBP: 0.238, SLG: 0.322 (1, 5)										4	0	1	0	0	0	1				
Terry Kennedy, L OBP: 0.271, SLG: 0.351 (1, 2)										3	1	1	0	1	1	1				
Robby Thompson, R OBP: 0.349, SLG: 0.493 (1, 4)										3	0	1	1	1	0	0				
Dave Anderson, R OBP: 0.352, SLG: 0.388 (1, 6)										3	1	1	0	0	0	2				
Jose Uribe, S OBP: 0.246, SLG: 0.189 (8, 6)										1	0	1	1	0	0	0				
Trevor Wilson, L OBP: 0.286, SLG: 0.286 (1, 1)										2	1	1	0	0	1	0				
Mike Kingery, L OBP: 0.300, SLG: 0.208 (8, PH)										0	0	0	0	0	0	0				
Greg Litton, R OBP: 0.255, SLG: 0.238 (8, PH)										1	0	0	0	0	0	2				
Dave Righetti, L (9, 1)										0	0	0	0	0	0	0				
Inning Stats	R: 1 E: 0 K: 0 S: 6	H: 1 LOB: 0 BB: 0 P: 13	R: 0 E: 0 K: 1 S: 5	H: 0 LOB: 0 BB: 0 P: 7	R: 1 E: 0 K: 0 S: 7	H: 2 LOB: 0 BB: 0 P: 11	R: 0 E: 0 K: 0 S: 9	H: 1 LOB: 1 BB: 0 P: 14	R: 1 E: 0 K: 0 S: 7	H: 2 LOB: 1 BB: 0 P: 11	R: 2 E: 0 K: 0 S: 17	H: 3 LOB: 2 BB: 1 P: 27	R: 0 E: 0 K: 1 S: 9	H: 1 LOB: 1 BB: 0 P: 11	R: 1 E: 0 K: 0 S: 17	H: 2 LOB: 2 BB: 1 P: 29	1B: 9 2B: 2 3B: 1 HR: 1	SF: 0 SAC: 2 DP: 1 HBP: 0	WP: 0 PB: 0 SB: 2 CS: 0	PA: 36
PITCHER	IP WLS BF H R ER SO BB IBB HBP BLK WP HR S P ERA WHIP	IP WLS BF H R ER SO BB IBB HBP BLK WP HR S P ERA WHIP																		
Jack Armstrong, R ERA: 4.14 (1, 1)	1.2	L	8	2	0	0	1	0	1	0	0	0	0	0	17	27	0.00	1.200		
Ted Power, R ERA: 2.95 (8, 1)	0.2		5	2	1	1	0	1	0	0	0	0	0	15	26	13.50	4.500			
Kip Gross, R ERA: 13.5 (8, 1)	0.1		1	0	0	0	0	0	0	0	0	0	0	2	3	0.00	0.000			

AB	32
R	6
H	12
RBI	6
BB	2
SO	2
LOB	8



Batter	1	2	3	4	5	6	7	8	9	AB	R	H	RBI	BB	SO	LOB	TOP										
Chris Sabo, R OBP: 0.309, SLG: 0.358 (1, 5)	L8-3 BB		L7				K		K	4	0	1	0	1	2	0	Cincinnati Reds @ San Francisco Giants Candlestick Park, San Francisco, CA Wed May 29 1991, 6:33 AM EDT Att: 19,704 - Cloudy - 65 F										
Hal Morris, L OBP: 0.356, SLG: 0.518 (1, 3)	L8-3		HR		FC1-5 1B			L4		4	1	1	1	0	0	3											
Eric Davis, R OBP: 0.388, SLG: 0.477 (1, 8)	1B HBP		F7		P5			BB BB		2	0	0	0	1	0	2											
Paul O'Neill, L OBP: 0.338, SLG: 0.496 (1, 9)	1B			G6-3 1B		L8		BB BB		3	0	2	0	1	0	0											
Jeff Reed, L OBP: 0.341, SLG: 0.325 (1, 2)	G3			G6-3				K		4	0	1	0	0	1	5											
Glenn Braggs, R OBP: 0.300, SLG: 0.369 Kip Gross, R (8, 1)		G5-3		G6-3		P3				3	0	0	0	1	0	2											
Mariano Duncan, R OBP: 0.254, SLG: 0.322 Luis Quinones, S OBP: 0.197, SLG: 0.250 (8, PH)		F9		K		P7		G4-3		3	0	0	0	0	1	2											
Freddie Benavides, R OBP: 0.333, SLG: 0.500 Todd Benzinger, S OBP: 0.177, SLG: 0.224 (8, PH)		P3			G5-3		P3		G4-3	3	0	0	0	0	0	0											
Chris Hammond, L OBP: 0.313, SLG: 0.375 Ted Power, R (7, 1)				P4			K		K	3	0	1	0	0	1	0											
Randy Myers, L (7, 1)					FC1-5 1B				K	0	0	0	0	0	0	0											
Herm Winingham, L OBP: 0.286, SLG: 0.314 (8, 7)									K	1	0	0	0	0	1	0											
Inning Stats	R: 0 E: 0 K: 0 S: 11	H: 1 LOB: 2 BB: 1 P: 19	R: 0 E: 0 K: 0 S: 4	H: 0 LOB: 0 BB: 0 P: 5	R: 1 E: 0 K: 0 S: 9	H: 1 LOB: 0 BB: 0 P: 13	R: 0 E: 0 K: 1 S: 9	H: 1 LOB: 1 BB: 0 P: 10	R: 0 E: 0 K: 0 S: 14	H: 2 LOB: 2 BB: 0 P: 23	R: 0 E: 0 K: 0 S: 9	H: 1 LOB: 1 BB: 0 P: 15	R: 0 E: 0 K: 2 S: 10	H: 0 LOB: 0 BB: 0 P: 16	R: 0 E: 0 K: 1 S: 13	H: 0 LOB: 3 BB: 3 P: 31	R: 0 E: 0 K: 2 S: 8	H: 0 LOB: 0 BB: 0 P: 14	1B: 5 2B: 1 3B: 0 HR: 1	SF: 0 SAC: 0 DP: 1 HBP: 1	WP: 0 PB: 0 SB: 0 CS: 0	PA: 37					
PITCHER	IP	WLS	BF	H	R	ER	SO	BB	IBB	HBP	BLK	WP	HR	S	P	ERA	WHIP										
John Burkett, R ERA: 3.57 (1, 1)	5.0		21	5	1	1	1	1	0	1	0	0	1	47	70	1.80	1.200										
Francisco Oliveras, R ERA: 2.38 (8, 1)	2.0	W	7	1	0	0	2	0	0	0	0	0	0	19	31	0.00	0.500										
Jeff Brantley, R ERA: 2.42 (8, 1)	2.0		9	0	0	0	3	3	0	0	0	0	0	21	45	0.00	1.500										

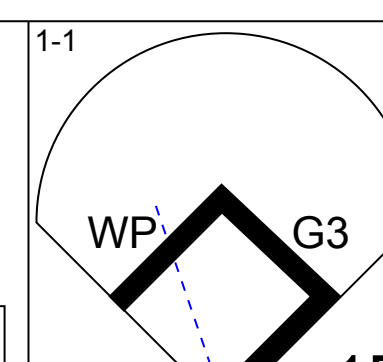
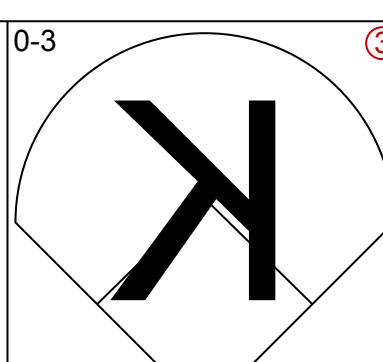
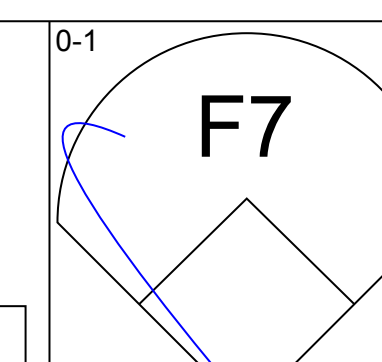
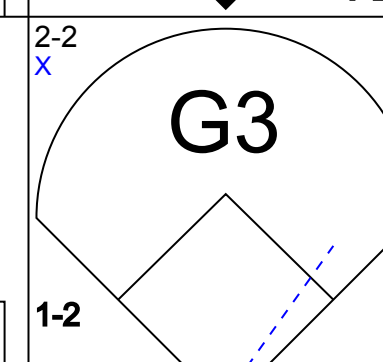
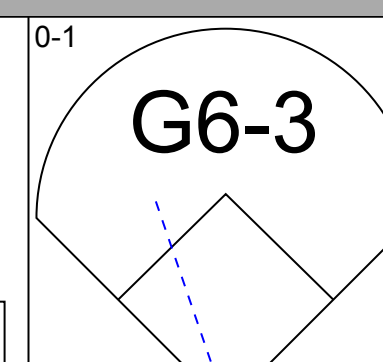
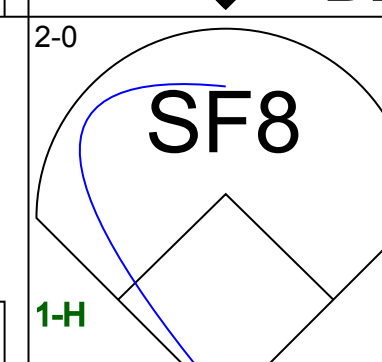
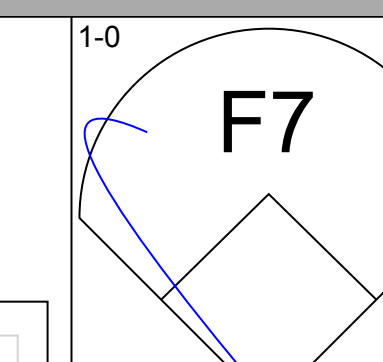
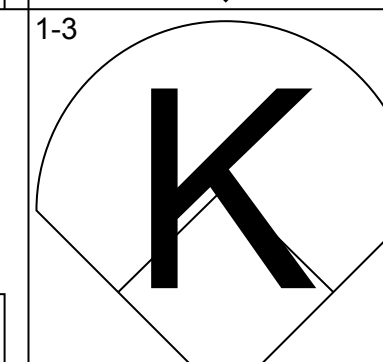
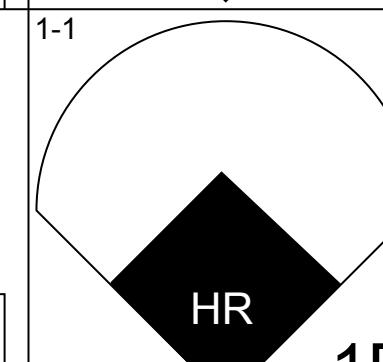
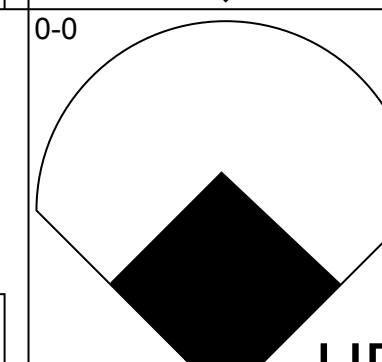
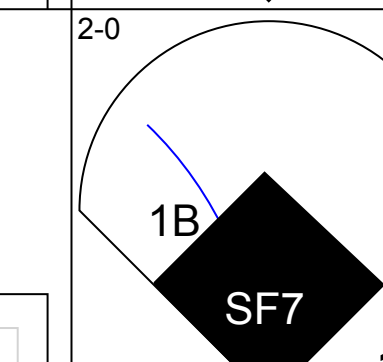
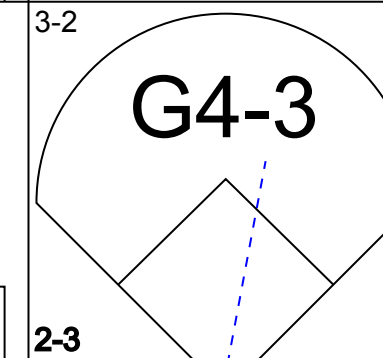
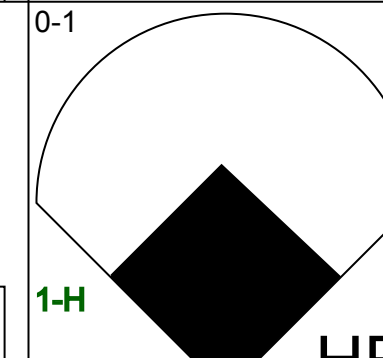
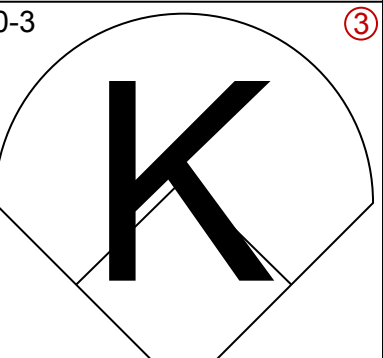
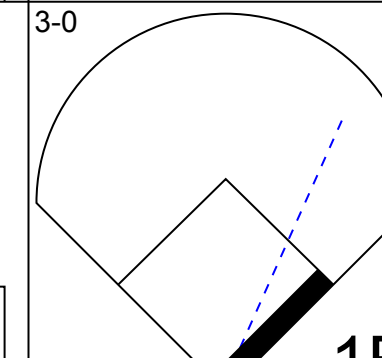
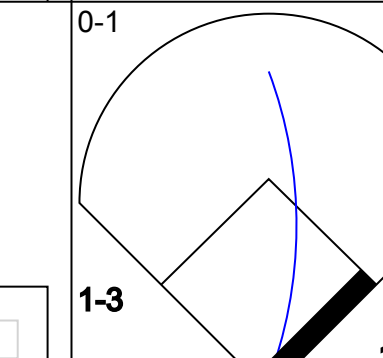
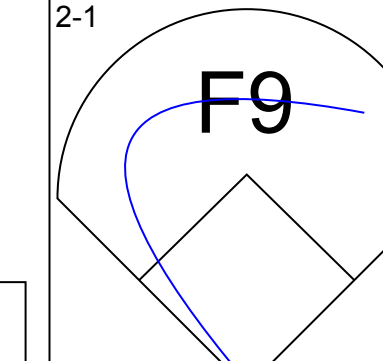
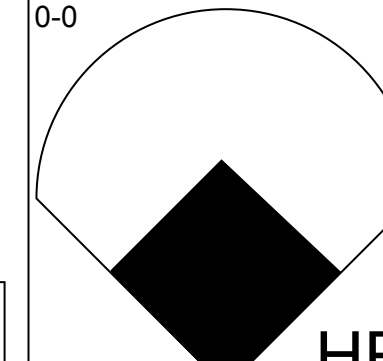
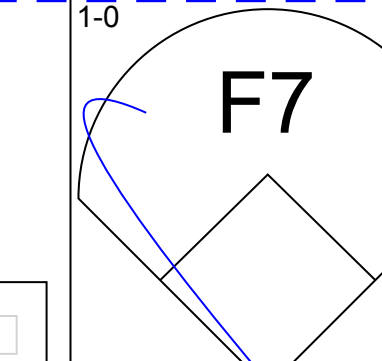
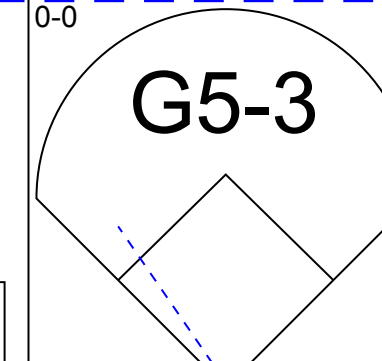
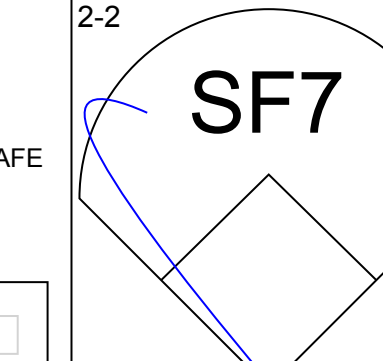
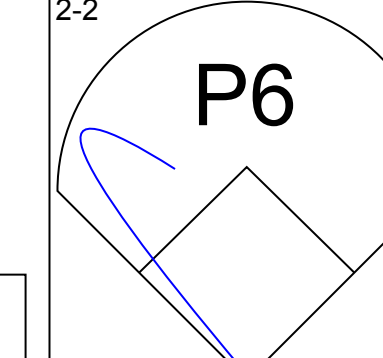
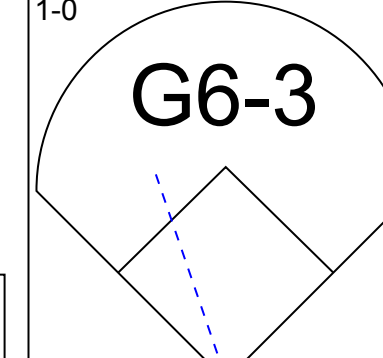
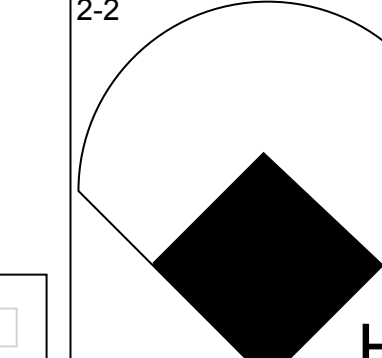
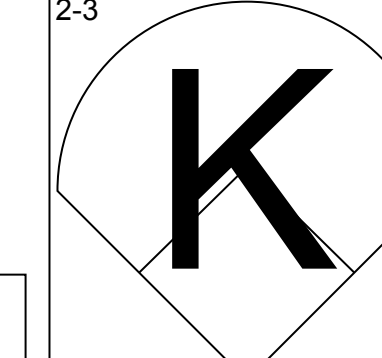
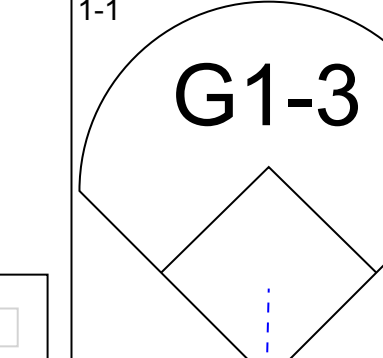
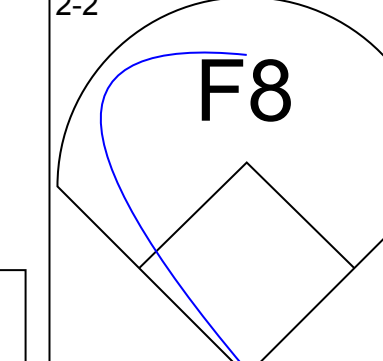
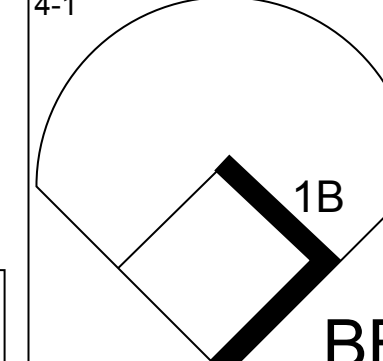
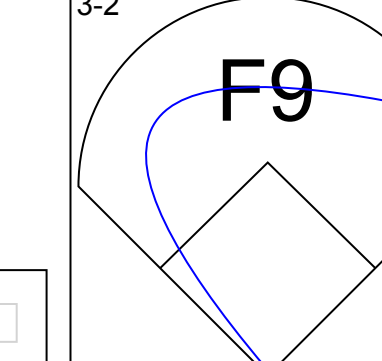
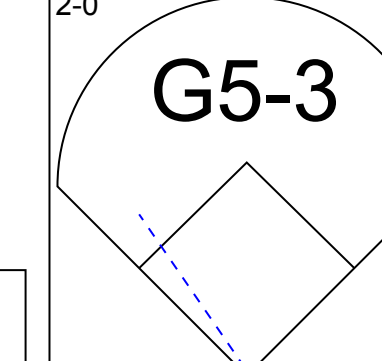
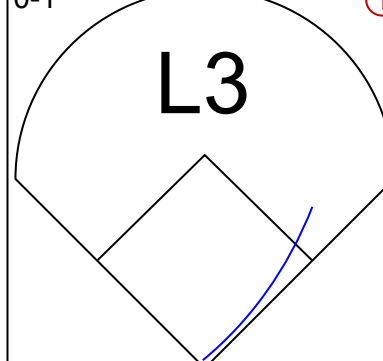
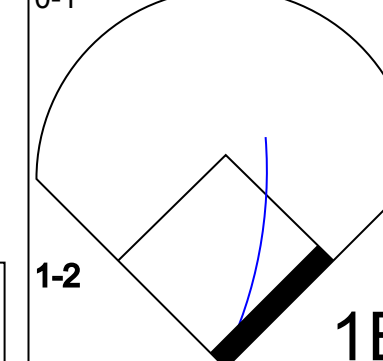
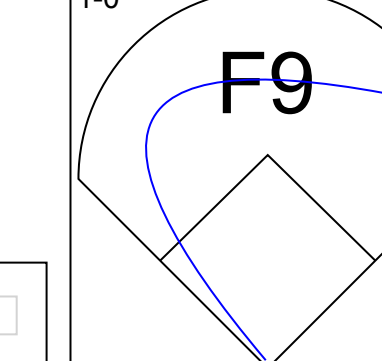
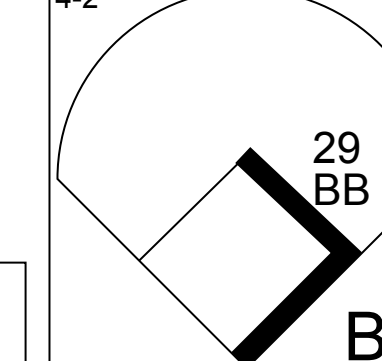
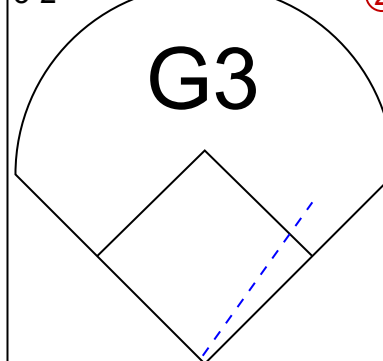
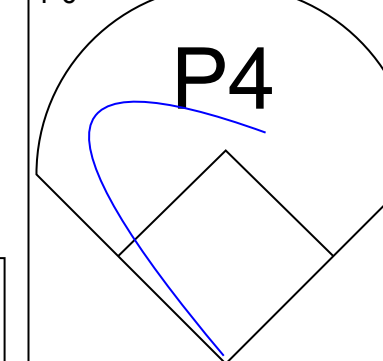
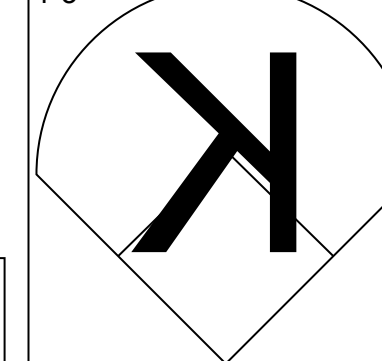
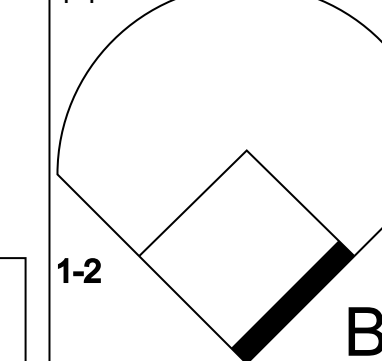
AB	32
R	1
H	6
RBI	1
BB	4
SO	6
LOB	17



Batter	1	2	3	4	5	6	7	8	9	AB	R	H	RBI	BB	SO	LOB	BOTTOM										
Mike Felder, S OBP: 0.359, SLG: 0.446 (1, 7)	K		G5-3			SH1-3	1B			3	0	1	0	0	1	0	Cincinnati Reds @ San Francisco Giants Candlestick Park, San Francisco, CA Wed May 29 1991, 6:33 AM EDT Att: 19,704 - Cloudy - 65 F										
Willie McGee, S OBP: 0.339, SLG: 0.450 (1, 8)	K			G5-3			1B	FC6-4 1B		4	0	2	3	0	1	0											
Will Clark, L OBP: 0.337, SLG: 0.489 (1, 3)	L8				1B		K	K		4	0	1	0	0	2	3											
Kevin Bass, S OBP: 0.311, SLG: 0.389 (1, 9)		G6-3		F9		P3	FC6-4			4	0	0	0	0	0	4											
Matt Williams, R OBP: 0.238, SLG: 0.337 (1, 5)		K		F7				L7		4	1	1	1	0	1	1											
Robby Thompson, R OBP: 0.358, SLG: 0.493 (1, 4)					G6-3		HR	SH1-3 BB		2	2	1	0	2	0	0											
Dave Anderson, R OBP: 0.244, SLG: 0.379 Francisco Oliveras, R OBP: 0.333, SLG: 0.333 Rick Parker, R OBP: 0.200, SLG: 0.111 Jeff Brantley, R (8, 1)		G6-3			G6-3		K	SH1-3		2	0	0	0	0	0	1											
Kirt Manwaring, R OBP: 0.400, SLG: 0.400 (1, 2)					G6-3			E8		4	1	1	1	0	0	0											
John Burkett, R OBP: 0.222, SLG: 0.235 Jose Uribe, S OBP: 0.266, SLG: 0.200 (6, 6)					G1-3		SH1-3 2B	K		1	0	0	0	0	0	0											
Inning Stats	R: 0 E: 0 K: 2 S: 9	H: 0 LOB: 0 BB: 0 P: 13	R: 0 E: 0 K: 1 S: 7	H: 0 LOB: 1 BB: 1 P: 13	R: 0 E: 0 K: 0 S: 6	H: 0 LOB: 0 BB: 0 P: 9	R: 0 E: 0 K: 0 S: 8	H: 1 LOB: 1 BB: 0 P: 15	R: 0 E: 0 K: 0 S: 4	H: 0 LOB: 0 BB: 0 P: 9	R: 1 E: 0 K: 1 S: 8	H: 1 LOB: 1 BB: 1 P: 16	R: 4 E: 0 K: 2 S: 19	H: 6 LOB: 2 BB: 0 P: 27	R: 1 E: 1 K: 1 S: 15	H: 0 LOB: 1 BB: 1 P: 22		1B: 6 2B: 1 3B: 0 HR: 1	SF: 0 SAC: 2 DP: 0 HBP: 0	WP: 0 PB: 0 SB: 2 CS: 0	PA: 36						
PITCHER	IP	WLS	BF	H	R	ER	SO	BB	IBB	HBP	BLK	WP	HR	S	P	ERA	WHIP										
Chris Hammond, L ERA: 3.98 (7, 1)	6.0	L	24	4	3	3	4	2	0	0	0	0	0	8	12	0.00	6.000										
Ted Power, R ERA: 3.66 (7, 1)	0.1		3	2	0	0	1	0	0	0	0	0	0	8	12	0.00	6.000										
Randy Myers, L ERA: 2.35 (8, 1)	0.2		4	2	2	2	1	0	0	0	0	0	0	9	12	27.00	3.000										
Kip Gross, R ERA: 5.4 (8, 1)	1.0		5	0	1	0	1	1	0	0	0	0	0	15	22	0.00	1.000										

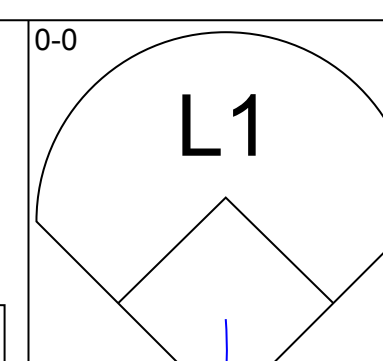
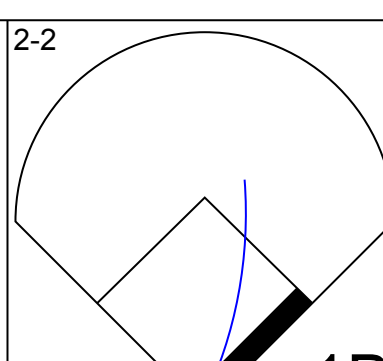
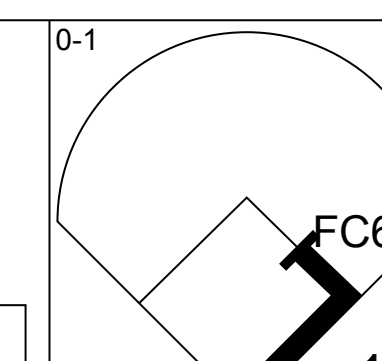
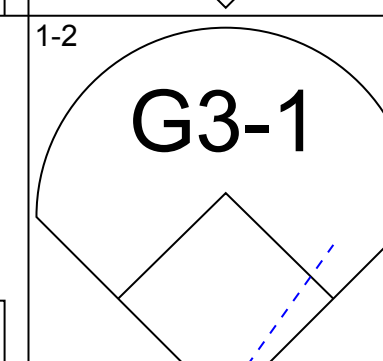
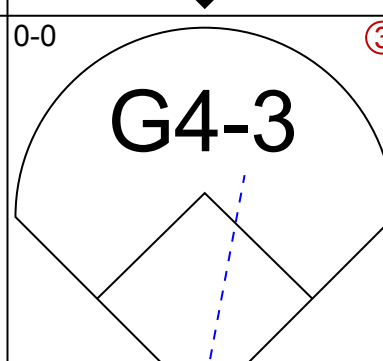
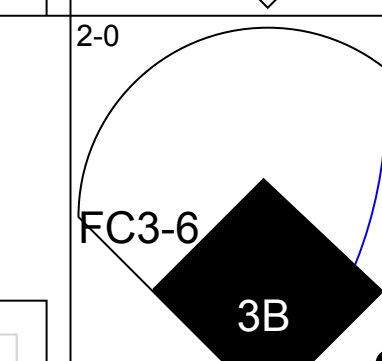
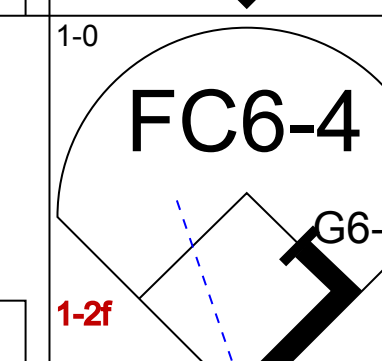
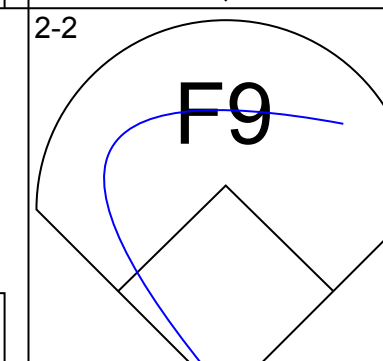
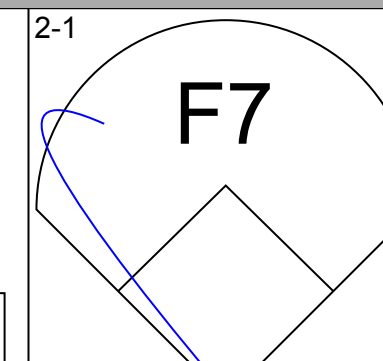
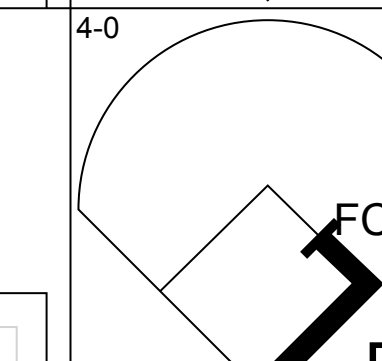
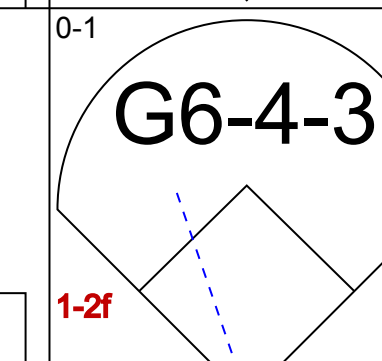
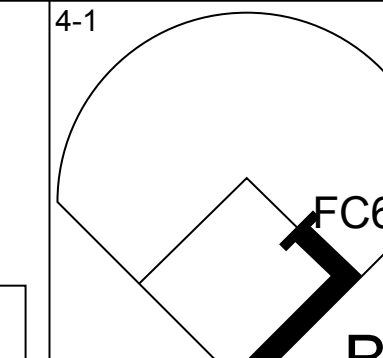
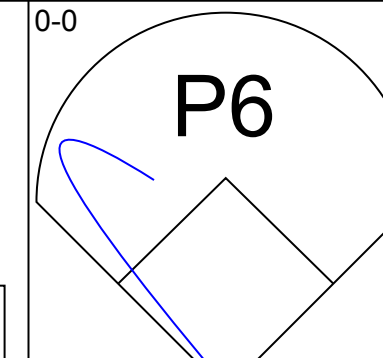
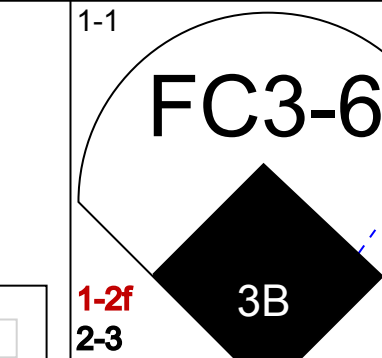
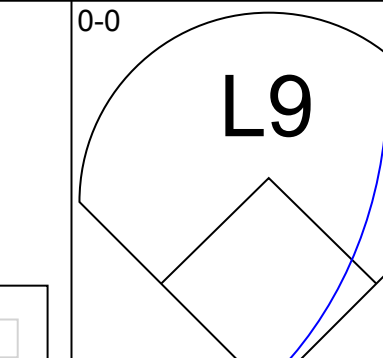
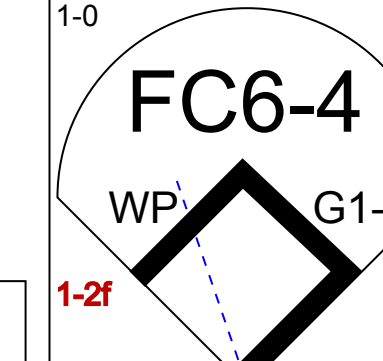
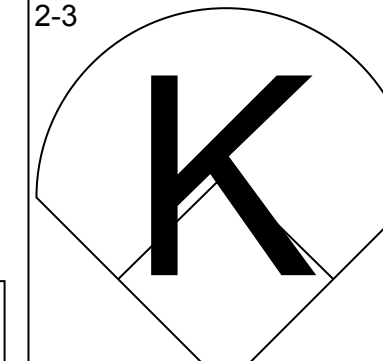
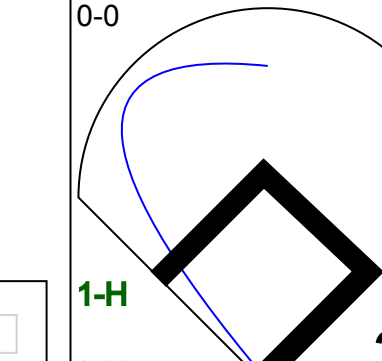
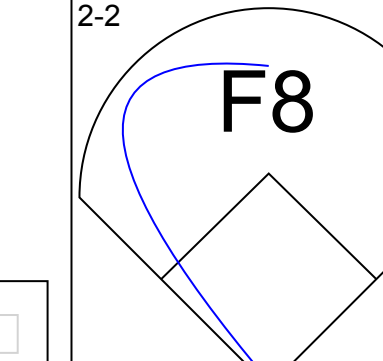
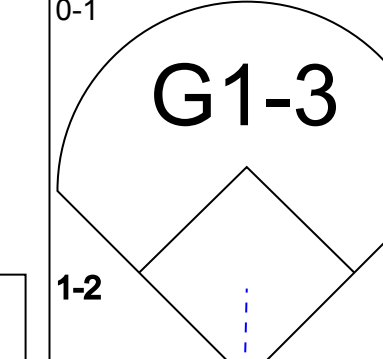
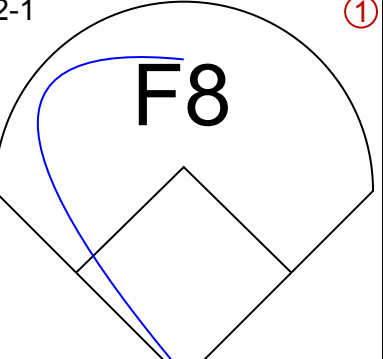
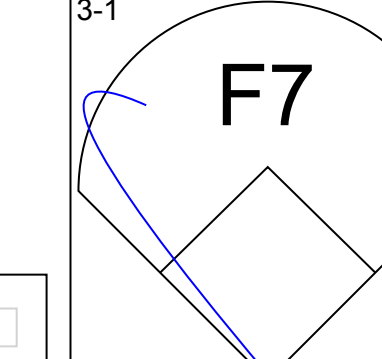
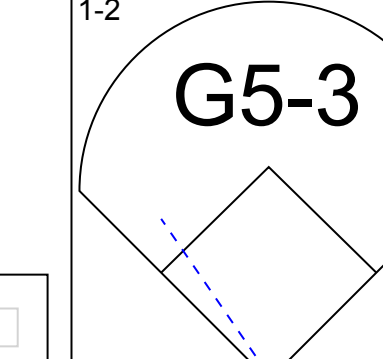
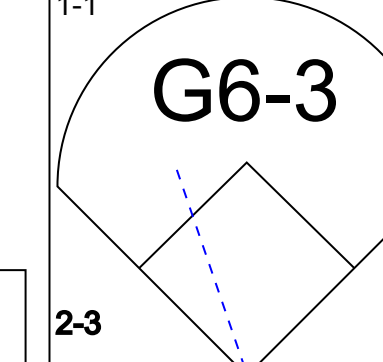
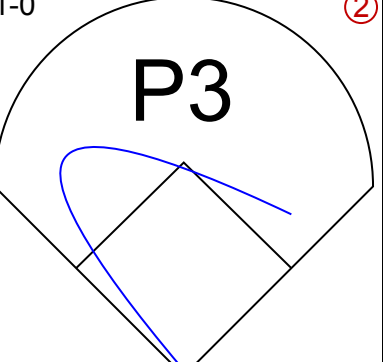
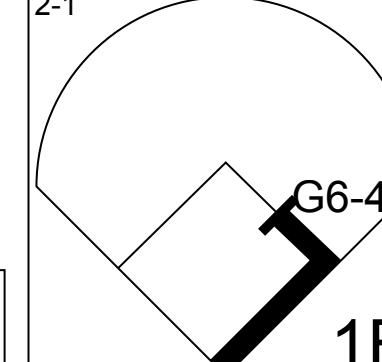
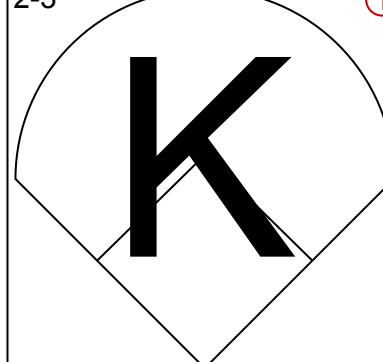
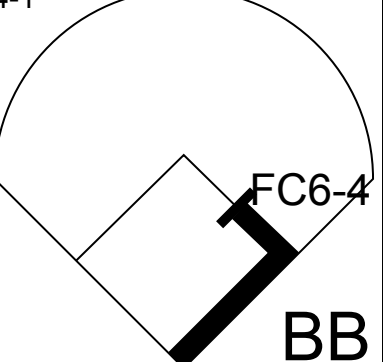
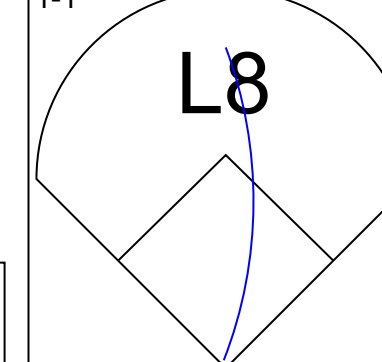
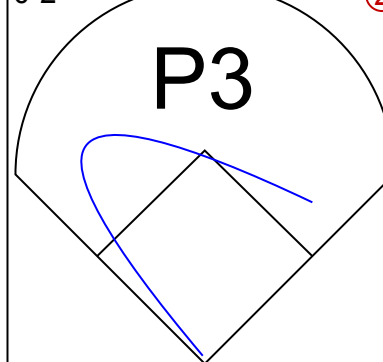
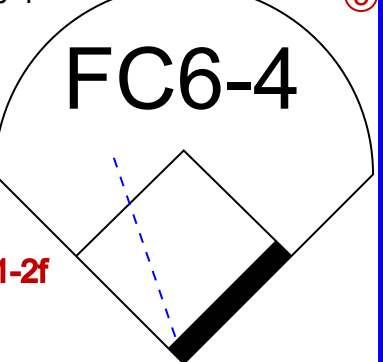
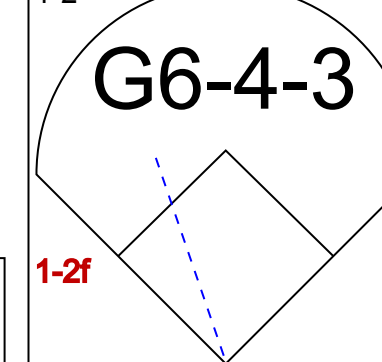
AB	31
R	6
H	8
RBI	5
BB	3
SO	7
LOB	11



Batter	1	2	3	4	5	6	7	8	9	AB	R	H	RBI	BB	SO	LOB	TOP
Otis Nixon, S <small>OBP: 0.433, SLG: 0.404</small> 										4	1	1	0	1	1	2	Atlanta Braves @ San Francisco Giants Candlestick Park, San Francisco, CA Thu May 30 1991, 10:05 PM EDT Att: 8,368 - Sunny - 61 F
Terry Pendleton, S <small>OBP: 0.421, SLG: 0.576</small> 										4	0	1	1	0	0	1	
Ron Gant, R <small>OBP: 0.275, SLG: 0.435</small> 									5	3	3	1	0	1	2		
David Justice, L <small>OBP: 0.383, SLG: 0.516</small> 									5	1	3	2	0	1	2		
Sid Bream, L <small>OBP: 0.315, SLG: 0.493</small> 									4	1	1	2	0	0	1		
Jeff Blausler, R <small>OBP: 0.327, SLG: 0.349</small> Mark Lemke, S <small>OBP: 0.364, SLG: 0.333</small> 									4	1	1	1	0	1	0		
Greg Olson, R <small>OBP: 0.349, SLG: 0.360</small> 									3	0	0	0	1	0	0		
Rafael Belliard, R <small>OBP: 0.303, SLG: 0.301</small> 									3	0	1	0	1	0	0		
29 John Smoltz, R <small>OBP: 0.227, SLG: 0.200</small> 									3	0	0	0	1	1	2		
Inning Stats <small>R: 0 H: 1 E: 0 K: 1 S: 16</small> <small>WLS: L 22</small> <small>BF: 22</small> <small>H: 6 R: 3 ER: 3 SO: 3</small> <small>BB: 1 IBB: 0 HBP: 0 BLK: 0</small> <small>WP: 1 HR: 2 S: 56 P: 82</small> <small>ERA: 5.40 WHIP: 1.400</small>		<small>R: 0 H: 0 E: 0 K: 0 S: 9</small> <small>WLS: L 22</small> <small>BF: 15</small> <small>H: 0 R: 0 ER: 0 SO: 0</small> <small>BB: 0 IBB: 0 HBP: 0 BLK: 0</small> <small>WP: 0 HR: 0 S: 15 P: 15</small> <small>ERA: 3.86 WHIP: 1.714</small>	<small>R: 0 H: 0 E: 0 K: 1 S: 8</small> <small>WLS: L 22</small> <small>BF: 11</small> <small>H: 0 R: 0 ER: 0 SO: 0</small> <small>BB: 0 IBB: 0 HBP: 0 BLK: 0</small> <small>WP: 0 HR: 0 S: 21 P: 39</small> <small>ERA: 3.86 WHIP: 1.714</small>	<small>R: 3 H: 4 E: 0 K: 0 S: 12</small> <small>WLS: L 22</small> <small>BF: 19</small> <small>H: 4 R: 2 ER: 2 SO: 3</small> <small>BB: 0 IBB: 0 HBP: 0 BLK: 0</small> <small>WP: 0 HR: 2 S: 56 P: 82</small> <small>ERA: 5.40 WHIP: 1.400</small>	<small>R: 0 H: 1 E: 0 K: 1 S: 11</small> <small>WLS: L 22</small> <small>BF: 15</small> <small>H: 1 R: 0 ER: 0 SO: 0</small> <small>BB: 0 IBB: 0 HBP: 0 BLK: 0</small> <small>WP: 0 HR: 0 S: 15 P: 15</small> <small>ERA: 3.86 WHIP: 1.714</small>	<small>R: 1 H: 1 E: 0 K: 0 S: 8</small> <small>WLS: L 22</small> <small>BF: 15</small> <small>H: 1 R: 0 ER: 0 SO: 0</small> <small>BB: 0 IBB: 0 HBP: 0 BLK: 0</small> <small>WP: 0 HR: 0 S: 15 P: 15</small> <small>ERA: 3.86 WHIP: 1.714</small>	<small>R: 2 H: 2 E: 0 K: 1 S: 8</small> <small>WLS: L 22</small> <small>BF: 18</small> <small>H: 2 R: 1 ER: 1 SO: 1</small> <small>BB: 1 IBB: 0 HBP: 0 BLK: 0</small> <small>WP: 0 HR: 0 S: 21 P: 39</small> <small>ERA: 3.86 WHIP: 1.714</small>	<small>R: 0 H: 0 E: 0 K: 1 S: 10</small> <small>WLS: L 22</small> <small>BF: 22</small> <small>H: 0 R: 0 ER: 0 SO: 2</small> <small>BB: 2 IBB: 0 HBP: 0 BLK: 0</small> <small>WP: 0 HR: 0 S: 22 P: 22</small> <small>ERA: 3.86 WHIP: 1.714</small>	<small>R: 1 H: 2 E: 0 K: 0 S: 10</small> <small>WLS: L 22</small> <small>BF: 16</small> <small>H: 2 R: 1 ER: 1 SO: 0</small> <small>BB: 0 IBB: 0 HBP: 0 BLK: 0</small> <small>WP: 0 HR: 4 S: 16 P: 16</small> <small>ERA: 3.86 WHIP: 1.714</small>	<small>1B: 7 SF: 2 2B: 0 SAC: 0 3B: 0 DP: 0 HR: 4 HBP: 0</small> <small>WP: 1 PA: 42</small> <small>FB: 0 SB: 1 CS: 0</small>							
PITCHER Kelly Downs, R <small>ERA: 3.78</small> Scott Garretts, R <small>ERA: 7.71</small> Michael LaCoss, R <small>ERA: 8.39</small>																	

AB	36
R	7
H	11
RBI	7
BB	4
SO	5
LOB	11



Batter	1	2	3	4	5	6	7	8	9	AB	R	H	RBI	BB	SO	LOB	BOTTOM
Mike Felder, S <small>OBP: 0.364, SLG: 0.448</small> 										4	0	2	0	0	1	0	Atlanta Braves @ San Francisco Giants Candlestick Park, San Francisco, CA Thu May 30 1991, 10:05 PM EDT Att: 8,368 - Sunny - 61 F
Willie McGee, S <small>OBP: 0.337, SLG: 0.451</small> 									4	1	1	0	0	0	2		
Will Clark, L <small>OBP: 0.335, SLG: 0.480</small> 									3	0	0	0	1	0	1		
Kevin Bass, S <small>OBP: 0.309, SLG: 0.382</small> 								3	1	0	0	1	0	2			
Matt Williams, R <small>OBP: 0.238, SLG: 0.346</small> 								4	0	1	2	0	1	1			
Robby Thompson, R <small>OBP: 0.352, SLG: 0.484</small> Michael LaCoss, R <small>OBP: 0.333, SLG: 0.250</small> Kevin Mitchell, R <small>OBP: 0.330, SLG: 0.558</small> 								3	0	0	0	0	0	2			
Dave Anderson, R <small>OBP: 0.344, SLG: 0.378</small> 									3	0	1	0	0	0	1		
Kirt Manwaring, R <small>OBP: 0.400, SLG: 0.400</small> Terry Kennedy, L <small>OBP: 0.274, SLG: 0.339</small> 									0	0	0	0	0	0	0		
Kelly Downs, R <small>OBP: 0.162, SLG: 0.100</small> Scott Garretts, R <small>OBP: 0.250, SLG: 0.233</small> Greg Litton, R <small>OBP: 0.250, SLG: 0.233</small> 									1	0	0	0	0	0	0		
Inning Stats <small>R: 0 H: 0 E: 0 K: 0 S: 8</small> <small>WLS: W 33</small> <small>BF: 33</small> <small>H: 5 R: 2 ER: 2 SO: 3</small> <small>BB: 3 IBB: 0 HBP: 0 BLK: 0</small> <small>WP: 1 HR: 0 S: 67 P: 112</small> <small>ERA: 2.00 WHIP: 0.889</small>		<small>R: 0 H: 0 E: 0 K: 0 S: 6</small> <small>WLS: W 33</small> <small>BF: 12</small> <small>H: 0 R: 0 ER: 0 SO: 0</small> <small>BB: 1 IBB: 0 HBP: 0 BLK: 0</small> <small>WP: 0 HR: 0 S: 10 P: 10</small> <small>ERA: 2.00 WHIP: 0.889</small>	<small>R: 0 H: 1 E: 0 K: 1 S: 12</small> <small>WLS: W 33</small> <small>BF: 16</small> <small>H: 1 R: 0 ER: 0 SO: 0</small> <small>BB: 0 IBB: 0 HBP: 0 BLK: 0</small> <small>WP: 0 HR: 0 S: 13 P: 13</small> <small>ERA: 2.00 WHIP: 0.889</small>	<small>R: 0 H: 0 E: 0 K: 1 S: 6</small> <small>WLS: W 33</small> <small>BF: 10</small> <small>H: 0 R: 0 ER: 0 SO: 0</small> <small>BB: 1 IBB: 0 HBP: 0 BLK: 0</small> <small>WP: 0 HR: 0 S: 10 P: 10</small> <small>ERA: 2.00 WHIP: 0.889</small>	<small>R: 2 H: 2 E: 0 K: 1 S: 10</small> <small>WLS: W 33</small> <small>BF: 23</small> <small>H: 2 R: 1 ER: 1 SO: 1</small> <small>BB: 1 IBB: 0 HBP: 0 BLK: 0</small> <small>WP: 0 HR: 0 S: 23 P: 23</small> <small>ERA: 2.00 WHIP: 0.889</small>	<small>R: 0 H: 1 E: 0 K: 0 S: 7</small> <small>WLS: W 33</small> <small>BF: 11</small> <small>H: 1 R: 0 ER: 0 SO: 0</small> <small>BB: 0 IBB: 0 HBP: 0 BLK: 0</small> <small>WP: 0 HR: 0 S: 11 P: 11</small> <small>ERA: 2.00 WHIP: 0.889</small>	<small>R: 0 H: 1 E: 0 K: 0 S: 5</small> <small>WLS: W 33</small> <small>BF: 6</small> <small>H: 1 R: 0 ER: 0 SO: 0</small> <small>BB: 0 IBB: 0 HBP: 0 BLK: 0</small> <small>WP: 0 HR: 0 S: 6 P: 6</small> <small>ERA: 2.00 WHIP: 0.889</small>	<small>R: 0 H: 0 E: 0 K: 0 S: 7</small> <small>WLS: W 33</small> <small>BF: 10</small> <small>H: 0 R: 0 ER: 0 SO: 0</small> <small>BB: 0 IBB: 0 HBP: 0 BLK: 0</small> <small>WP: 0 HR: 0 S: 10 P: 10</small> <small>ERA: 2.00 WHIP: 0.889</small>	<small>1B: 3 SF: 0 2B: 1 SAC: 0 3B: 1 DP: 2 HR: 0 HBP: 0</small> <small>WP: 1 PA: 33</small> <small>FB: 0 SB: 0 CS: 0</small>								
PITCHER 29 John Smoltz, R <small>ERA: 3.97</small>																	



Batter	1	2	3	4	5	6	7	8	9	AB	R	H	RBI	BB	SO	LOB	TOP								
Ron Gant, R OBP: 0.284, SLG: 0.456 (1, 8)	F8			HR	HBP		G6-3		2B	4	2	2	1	0	0	0	Atlanta Braves @ San Francisco Giants Candlestick Park, San Francisco, CA Fri May 31 1991, 10:05 PM EDT Att: 14,102 - Sunny - 59 F								
Terry Pendleton, S OBP: 0.413, SLG: 0.569 (1, 5)	G4-3		G6-3		L9			G4-3	1B	5	1	1	1	0	0	1									
Lonnie Smith, R OBP: 0.427, SLG: 0.433 Otis Nixon, S OBP: 0.438, SLG: 0.411 (1, 7) (8, 7)	G6-3		L7					G5-3	1B	3	0	0	0	1	0	0									
David Justice, L OBP: 0.388, SLG: 0.524 (1, 9)		L4-3		3B				F8	2B	5	2	3	0	0	0	1									
Jeff Blauser, R OBP: 0.343, SLG: 0.384 Mark Lemke, S OBP: 0.364, SLG: 0.333 (1, 4) (8, 4)	L4-3							HBP	1B	3	0	2	2	1	0	1									
Brian Hunter, R Sid Bream, L OBP: 0.320, SLG: 0.493 (1, 3) (8, 3)	L5							F7	HBP	2	0	0	0	1	0	2									
Mike Heath, R Juan Berenguer, R Mike Stanton, L (1, 2) (8, 1) (9, 1)			K	G4-3				F8	HBP	3	0	0	0	0	1	4									
Rafael Belliard, R OBP: 0.295, SLG: 0.293 (1, 6)			G4-3					F9	F4	4	0	0	0	0	0	3									
Charlie Leibrandt, R Greg Olson, R OBP: 0.345, SLG: 0.355 (1, 1) (8, 2)	G5-3							G5-3	G4-3	3	0	0	0	0	0	0									
Inning Stats	R: 0 E: 0 K: 0 S: 6	H: 0 LOB: 0 BB: 0 P: 9	R: 0 E: 0 K: 0 S: 9	H: 1 LOB: 0 BB: 0 P: 13	R: 0 E: 0 K: 1 S: 11	H: 0 LOB: 0 BB: 0 P: 15	R: 2 E: 0 K: 0 S: 12	H: 3 LOB: 2 BB: 1 P: 26	R: 0 E: 0 K: 0 S: 5	H: 0 LOB: 2 BB: 0 P: 9	R: 0 E: 0 K: 0 S: 10	H: 0 LOB: 0 BB: 0 P: 24	R: 0 E: 0 K: 0 S: 6	H: 0 LOB: 0 BB: 0 P: 9	R: 1 E: 0 K: 0 S: 10	H: 2 LOB: 3 BB: 0 P: 19		R: 2 E: 0 K: 0 S: 11	H: 3 LOB: 0 BB: 0 P: 16	1B: 5 2B: 3 3B: 1 HR: 1	SF: 0 SAC: 0 DP: 1 HBP: 2	WP: 0 PB: 0 CS: 2	PA: 40		
PITCHER	IP	WLS	BF	H	R	ER	SO	BB	IBB	HBP	BLK	WP	HR	S	P	ERA	WHIP								
Bud Black, L ERA: 3.25 Jeff Brantley, R ERA: 2.67 Dave Righetti, L ERA: 4.88 (1, 1) (8, 1) (9, 1)	7.0	L	28	4	2	2	1	3	0	1	0	0	1	59	105	2.57	1.000								

AB	34
R	5
H	9
RBI	5
BB	4
SO	1
LOB	12



Batter	1	2	3	4	5	6	7	8	9	AB	R	H	RBI	BB	SO	LOB	BOTTOM								
Mike Felder, S OBP: 0.365, SLG: 0.446 (1, 9)	S		G5-3					G5-3	G1-3	5	1	2	0	0	0	2	Atlanta Braves @ San Francisco Giants Candlestick Park, San Francisco, CA Fri May 31 1991, 10:05 PM EDT Att: 14,102 - Sunny - 59 F								
Willie McGee, S OBP: 0.335, SLG: 0.446 (1, 8)	F9		G6-3					1B		4	0	1	0	0	0	2									
Will Clark, L OBP: 0.338, SLG: 0.478 (1, 3)	L7							1B		3	0	1	0	1	0	1									
Kevin Mitchell, R Dave Righetti, L OBP: 0.369, SLG: 0.538 (1, 7) (9, 1)	E5		L7					G6-3	K	4	0	0	0	0	1	3									
Matt Williams, R OBP: 0.244, SLG: 0.349 (1, 5)								F9	1B	4	1	2	0	0	0	0									
Robby Thompson, R OBP: 0.356, SLG: 0.481 (1, 4)	F7								K	3	0	1	0	1	1	3									
Dave Anderson, R OBP: 0.340, SLG: 0.372 (1, 6)		G5-3							1B	4	0	1	0	0	0	2									
Steve Decker, R Mike Kingery, L OBP: 0.248, SLG: 0.347 (1, 2) (9, PH)	G5-3								1B	3	0	0	0	0	0	1									
Bud Black, L Kevin Bess, S Jeff Brantley, R Rick Parker, R Terry Kennedy, L Greg Litton, S OBP: 0.286, SLG: 0.333 OBP: 0.209, SLG: 0.302 OBP: 0.161, SLG: 0.091 OBP: 0.276, SLG: 0.339 OBP: 0.245, SLG: 0.227 (1, 1) (7, PH) (8, 1) (8, PH) (9, PH) (9, PH)	P6								1B	2	0	0	0	0	0	0									
Inning Stats	R: 1 E: 1 K: 0 S: 12	H: 2 LOB: 2 BB: 0 P: 18	R: 0 E: 0 K: 0 S: 5	H: 0 LOB: 0 BB: 0 P: 8	R: 0 E: 0 K: 0 S: 7	H: 0 LOB: 1 BB: 1 P: 15	R: 0 E: 0 K: 0 S: 5	H: 1 LOB: 0 BB: 0 P: 9	R: 0 E: 0 K: 0 S: 10	H: 1 LOB: 1 BB: 0 P: 16	R: 0 E: 0 K: 0 S: 4	H: 0 LOB: 0 BB: 0 P: 7	R: 0 E: 0 K: 0 S: 6	H: 0 LOB: 0 BB: 1 P: 12	R: 0 E: 0 K: 1 S: 13	H: 2 LOB: 2 BB: 0 P: 17		R: 1 E: 0 K: 1 S: 17	H: 3 LOB: 2 BB: 0 P: 26	1B: 9 2B: 0 3B: 0 HR: 0	SF: 0 SAC: 0 DP: 1 HBP: 0	WP: 0 PB: 0 SB: 1 CS: 1	PA: 38		
PITCHER	IP	WLS	BF	H	R	ER	SO	BB	IBB	HBP	BLK	WP	HR	S	P	ERA	WHIP								
Charlie Leibrandt, L ERA: 2.98 Juan Berenguer, R ERA: 2.32 Mike Stanton, L ERA: 3.57 (1, 1) (8, 1) (9, 1)	7.2	W	30	3	1	1	2	2	0	0	0	0	0	14	21	13.50	4.500								



Batter	1	2	3	4	5	6	7	8	9	AB	R	H	RBI	BB	SO	LOB	TOP
Otis Nixon, S <small>OBP: 0.431, SLG: 0.398</small> 										3	0	0	0	1	1	1	Atlanta Braves @ San Francisco Giants Candlestick Park, San Francisco, CA Sat Jun 01 1991, 6:33 AM EDT Att: 26,357 - Sunny - 76 F
Terry Pendleton, S <small>OBP: 0.405, SLG: 0.556</small> Mark Lemke, S <small>OBP: 0.357, SLG: 0.326</small> 									3	0	0	0	0	1	1		
Ron Gant, R <small>OBP: 0.278, SLG: 0.444</small> 									4	0	0	0	0	2	2		
David Justice, L <small>OBP: 0.391, SLG: 0.521</small> 									3	1	1	0	1	1	0		
Sid Bream, L <small>OBP: 0.325, SLG: 0.500</small> 									4	1	2	0	0	1	1		
Jeff Blausen, R <small>OBP: 0.340, SLG: 0.371</small> 									3	0	0	0	1	2	3		
Mike Heath, R <small>OBP: 0.288, SLG: 0.314</small> 									4	0	1	2	0	0	2		
Rafael Belliard, R <small>OBP: 0.288, SLG: 0.285</small> 									4	0	0	0	0	0	3		
Steve Avery, L <small>OBP: 0.277, SLG: 0.100</small> Jeff Parrett, R <small>OBP: 0.288, SLG: 0.207</small> Randy St. Claire, R <small>OBP: 0.288, SLG: 0.207</small> Danny Heep, L <small>OBP: 0.288, SLG: 0.207</small> Marvin Freeman, R <small>OBP: 0.288, SLG: 0.207</small> Lonnie Smith, R <small>OBP: 0.288, SLG: 0.207</small> 									1	0	0	0	1	1	0		
Inning Stats R: 0 H: 0 E: 0 LOB: 0 K: 2 BB: 0 S: 9 P: 13	R: 0 H: 1 E: 1 LOB: 2 K: 1 BB: 0 S: 15 P: 22	R: 0 H: 0 E: 0 LOB: 1 K: 2 BB: 1 S: 8 P: 13	R: 0 H: 0 E: 0 LOB: 1 K: 1 BB: 1 S: 8 P: 16	R: 0 H: 0 E: 0 LOB: 0 K: 1 BB: 0 S: 7 P: 11	R: 0 H: 0 E: 0 LOB: 1 K: 0 BB: 1 S: 7 P: 12	R: 0 H: 0 E: 0 LOB: 0 K: 1 BB: 0 S: 6 P: 8	R: 0 H: 0 E: 0 LOB: 1 K: 1 BB: 1 S: 10 P: 16	R: 2 H: 3 E: 0 LOB: 1 K: 1 BB: 0 S: 11 P: 16	1B: 3 SF: 0 2B: 1 SAC: 0 3B: 0 DP: 0 HR: 0 HBP: 0	WP: 0 PA: 36 PB: 0 SB: 0 CS: 0							
PITCHER Don Robinson, R <small>ERA: 4.74</small> Francisco Oliveras, R <small>ERA: 2.77</small>	IP: 5.2 WLS: W BF: 22 H: 1 R: 0 ER: 0 SO: 7 BB: 3 IBB: 0 HBP: 0 BLK: 0 WP: 0 HR: 0 S: 52 P: 85 ERA: 0.00 WHIP: 0.706	IP: 3.1 WLS: S BF: 14 H: 3 R: 2 ER: 2 SO: 3 BB: 1 IBB: 0 HBP: 0 BLK: 0 WP: 0 HR: 0 S: 29 P: 42 ERA: 5.40 WHIP: 1.200															

Batter	1	2	3	4	5	6	7	8	9	AB	R	H	RBI	BB	SO	LOB	BOTTOM
Mike Felder, S <small>OBP: 0.366, SLG: 0.459</small> 										5	2	2	0	0	0	0	Atlanta Braves @ San Francisco Giants Candlestick Park, San Francisco, CA Sat Jun 01 1991, 6:33 AM EDT Att: 26,357 - Sunny - 76 F
Robby Thompson, R <small>OBP: 0.394, SLG: 0.487</small> Greg Litton, R <small>OBP: 0.240, SLG: 0.222</small> 									2	3	1	1	2	0	0		
Will Clark, L <small>OBP: 0.337, SLG: 0.489</small> 									4	1	1	2	0	2	3		
Kevin Mitchell, R <small>OBP: 0.382, SLG: 0.555</small> Mike Kingery, L <small>OBP: 0.344, SLG: 0.240</small> 									2	0	2	3	1	0	0		
Matt Williams, R <small>OBP: 0.244, SLG: 0.347</small> 									4	1	1	0	0	1	3		
Kevin Bass, S <small>OBP: 0.308, SLG: 0.374</small> 									3	0	0	0	1	1	4		
Steve Decker, R <small>OBP: 0.248, SLG: 0.344</small> 									4	0	1	2	0	1	2		
Jose Uribe, S <small>OBP: 0.250, SLG: 0.186</small> 									4	0	0	0	0	0	2		
Don Robinson, R <small>OBP: 0.154, SLG: 0.154</small> Francisco Oliveras, R <small>OBP: 0.250, SLG: 0.250</small> 									2	0	0	0	0	0	0		
Inning Stats R: 2 H: 3 E: 0 LOB: 1 K: 3 BB: 0 S: 18 P: 24	R: 0 H: 0 E: 0 LOB: 0 K: 1 BB: 0 S: 10 P: 15	R: 2 H: 2 E: 0 LOB: 1 K: 0 BB: 1 S: 9 P: 17	R: 0 H: 0 E: 0 LOB: 0 K: 0 BB: 0 S: 5 P: 10	R: 2 H: 1 E: 1 LOB: 2 K: 0 BB: 2 S: 13 P: 27	R: 0 H: 0 E: 0 LOB: 0 K: 1 BB: 0 S: 6 P: 8	R: 2 H: 2 E: 0 LOB: 2 K: 1 BB: 2 S: 14 P: 29	R: 0 H: 0 E: 0 LOB: 0 K: 0 BB: 0 S: 6 P: 10	1B: 4 SF: 0 2B: 2 SAC: 0 3B: 1 DP: 0 HR: 1 HBP: 0	WP: 0 PA: 38 PB: 0 SB: 1 CS: 0								
PITCHER Steve Avery, L <small>ERA: 3.82</small> Jeff Parrett, R <small>ERA: 4.67</small> Randy St. Claire, R <small>ERA: 7.71</small> Marvin Freeman, R <small>ERA: 3.95</small>	IP: 4.1 WLS: L BF: 21 H: 6 R: 6 ER: 6 SO: 4 BB: 2 IBB: 0 HBP: 0 BLK: 0 WP: 0 HR: 0 S: 44 P: 75 ERA: 12.46 WHIP: 1.846	IP: 1.2 WLS: 7 BF: 7 H: 0 R: 0 ER: 0 SO: 1 BB: 1 IBB: 0 HBP: 0 BLK: 0 WP: 0 HR: 0 S: 17 P: 26 ERA: 0.00 WHIP: 0.600	IP: 1.0 WLS: 7 BF: 2 H: 2 R: 2 ER: 2 SO: 1 BB: 1 IBB: 0 HBP: 0 BLK: 0 WP: 0 HR: 0 S: 14 P: 29 ERA: 18.00 WHIP: 3.000	IP: 1.0 WLS: 3 BF: 3 H: 0 R: 0 ER: 0 SO: 0 BB: 0 IBB: 0 HBP: 0 BLK: 0 WP: 0 HR: 0 S: 6 P: 10 ERA: 0.00 WHIP: 0.000													

Batter	1	2	3	4	5	6	7	8	9	AB	R	H	RBI	BB	SO	LOB	TOP			
Mike Felder, S OBP: 0.338, SLG: 0.414 (1, 7)	1-1 B3	2-0 F7		2-1 F7			1-0 G3-1	1-0 G6-3		5	0	0	0	0	0	5	San Francisco Giants @ Pittsburgh Pirates Three Rivers Stadium, Pittsburgh, PA Thu Jun 06 1991, 7:05 PM EDT Att: 23,662 - Cloudy - 73 F			
Willie McGee, S OBP: 0.391, SLG: 0.464 (1, 8)	1-1 G1-3		0-1 S 1B HR		4-2 FC4-6 BB		3-2 BB 1B	4-1 BB		3	2	2	0	2	0	0				
Will Clark, L OBP: 0.336, SLG: 0.493 (1, 3)	1-0 G4-3		1-0 HR		1-0 FC4-6		0-0 BB 1B	1-0 P9		5	2	2	0	0	0	3				
Matt Williams, R OBP: 0.253, SLG: 0.358 (1, 5)		4-2 SH1-3 1B BB	3-1 HR		2-2 F8		4-0 1B BB		0-1 F9	3	2	1	3	2	0	1				
Kevin Bass, S OBP: 0.317, SLG: 0.376 (1, 9)		1-1 1B SH1-3 1B	0-0 CS 1B		3-1 P4		0-0 FC6-4 1B		0-1 P9	5	0	3	2	0	0	1				
Greg Litton, R OBP: 0.218, SLG: 0.200 (1, 6)		0-0 SH1-3	0-2 G6-3			2-3 K			0-1 G5-3	4	0	0	0	0	2	3				
Robby Thompson, R OBP: 0.354, SLG: 0.462 (1, 4)		4-2 1B BB	3-1 F8			1-1 1B				3	0	1	0	1	0	2				
Steve Decker, R OBP: 0.250, SLG: 0.338 Scott Garretts, R (8, PR)		1-3 K		3-3 K						4	0	1	0	0	2	4				
Terry Kennedy, L OBP: 0.273, SLG: 0.333 (8, 2)										0	0	0	0	0	0	0				
Bud Black, L OBP: 0.300, SLG: 0.333 Jeff Brantley, R (8, 1) Dave Righetti, L (9, 1)		0-0 1B		2-1 F7						3	0	1	1	0	1	1				
Inning Stats	R: 0 E: 0 K: 0 S: 5	H: 0 LOB: 0 BB: 0 P: 8	R: 1 E: 0 K: 1 S: 14	H: 2 LOB: 3 BB: 2 P: 26	R: 3 E: 0 K: 1 S: 11	H: 4 LOB: 0 BB: 0 P: 18	R: 0 E: 0 K: 1 S: 9	H: 0 LOB: 0 BB: 0 P: 16	R: 0 E: 0 K: 2 S: 10	H: 1 LOB: 1 BB: 0 P: 13	R: 2 E: 0 K: 1 S: 13	H: 3 LOB: 2 BB: 1 P: 24	R: 0 E: 0 K: 0 S: 10	H: 1 LOB: 0 BB: 0 P: 18	R: 0 E: 0 K: 0 S: 6	H: 0 LOB: 0 BB: 0 P: 6	1B: 10 2B: 9 3B: 0 HR: 1	SF: 0 SAC: 2 DP: 0 HBP: 0	WP: 0 PB: 0 SB: 1 CS: 1	PA: 42
PITCHER	IP WLS BF H R ER SO BB IBB HBP BLK WP HR S P ERA WHIP	IP WLS BF H R ER SO BB IBB HBP BLK WP HR S P ERA WHIP	IP WLS BF H R ER SO BB IBB HBP BLK WP HR S P ERA WHIP	IP WLS BF H R ER SO BB IBB HBP BLK WP HR S P ERA WHIP	IP WLS BF H R ER SO BB IBB HBP BLK WP HR S P ERA WHIP	IP WLS BF H R ER SO BB IBB HBP BLK WP HR S P ERA WHIP	IP WLS BF H R ER SO BB IBB HBP BLK WP HR S P ERA WHIP	IP WLS BF H R ER SO BB IBB HBP BLK WP HR S P ERA WHIP	IP WLS BF H R ER SO BB IBB HBP BLK WP HR S P ERA WHIP	IP WLS BF H R ER SO BB IBB HBP BLK WP HR S P ERA WHIP	IP WLS BF H R ER SO BB IBB HBP BLK WP HR S P ERA WHIP	IP WLS BF H R ER SO BB IBB HBP BLK WP HR S P ERA WHIP	IP WLS BF H R ER SO BB IBB HBP BLK WP HR S P ERA WHIP	IP WLS BF H R ER SO BB IBB HBP BLK WP HR S P ERA WHIP	IP WLS BF H R ER SO BB IBB HBP BLK WP HR S P ERA WHIP	IP WLS BF H R ER SO BB IBB HBP BLK WP HR S P ERA WHIP	IP WLS BF H R ER SO BB IBB HBP BLK WP HR S P ERA WHIP			
John Smiley, L ERA: 3.34	(1, 1)	5.0 L	23 6	4 4	2 4	2 2	3 3	0 0	0 0	0 0	0 0	0 0	0 0	0 0	0 0	0 0	7.20 1.800			
Vicente Palacios, R ERA: 3.26	(6, 1)	2.0	11 4	2 2	2 3	3 3	1 1	0 0	0 0	0 0	0 0	0 0	0 0	0 0	0 0	0 0	9.00 2.500			
Bob Kipper, L ERA: 7.71	(8, 1)	2.0	8 1	0 0	0 0	0 0	1 1	0 0	0 0	0 0	0 0	0 0	0 0	0 0	0 0	0 0	0.00 1.000			

AB	35
R	6
H	11
RBI	6
BB	5
SO	5
LOB	20



Batter	1	2	3	4	5	6	7	8	9	AB	R	H	RBI	BB	SO	LOB	BOTTOM			
Lloyd McClendon, R OBP: 0.419, SLG: 0.622 (1, 3)	3-3 K		4-2 3B BB		2-0 2B			2-2 P2		3	1	1	0	1	1	0	San Francisco Giants @ Pittsburgh Pirates Three Rivers Stadium, Pittsburgh, PA Thu Jun 06 1991, 7:05 PM EDT Att: 23,662 - Cloudy - 73 F			
Jay Bell, R OBP: 0.301, SLG: 0.419 (1, 6)	1-1 G4-6-3 1B		2-2 1B 3B		2-2 G6-3			0-1 F7		4	1	2	2	0	0	1				
Andy Van Slyke, L OBP: 0.348, SLG: 0.410 (1, 8)	2-1 G4-6-3		0-0 G6-4-3 1B			1-3 K		0-1 F9		4	0	1	1	0	1	1				
Bobby Bonilla, S OBP: 0.394, SLG: 0.492 (1, 9)		3-1 G5-3	3-1 G6-4-3			3-2 G6-3			1-1 F9	4	0	0	0	0	0	1				
Barry Bonds, L OBP: 0.349, SLG: 0.438 (1, 7)		2-2 G1-3		1-1 P5		1-3 K			0-0 G1-3	4	0	0	0	0	1	0				
Jeff King, R OBP: 0.336, SLG: 0.367 (1, 5)		4-0 BB		1-0 P6			3-1 P5		4-0 BB	2	0	0	0	2	0	0				
Don Slaught, R OBP: 0.307, SLG: 0.357 (1, 2)		3-2 G5-3		1-3 K			0-2 PB 1B		1-3 K	4	0	1	0	0	2	2				
Jose Lind, R OBP: 0.294, SLG: 0.350 (1, 4)			1-1 E4 3B		1-1 L4		2-2 F9			3	1	0	0	0	0	1				
John Smiley, L OBP: 0.273, SLG: 0.238 Gary Redus, R OBP: 0.230, SLG: 0.220 Vicente Palacios, R OBP: 0.283, SLG: 0.383 Mitch Webster, S OBP: 0.291, SLG: 0.276 Bob Kipper, R (8, 1)	(1, 1)	7.0 W	27 3	3 2	5 5	0 0	0 0	0 0	0 0	0 0	0 0	0 0	0 0	0 0	0 0	0 0		2.57 1.000		
Jeff Brantley, R ERA: 2.43	(8, 1)	1.0	3 0	0 0	0 0	0 0	0 0	0 0	0 0	7 9	0 0	0 0	0 0	0 0	0 0	0 0		0.00 0.000		
Dave Righetti, L ERA: 4.23	(9, 1)	1.0 S	4 0	0 0	0 0	1 1	0 0	0 0	0 0	6 12	0 0	0 0	0 0	0 0	0 0	0 0	0.00 1.000			
PITCHER	IP WLS BF H R ER SO BB IBB HBP BLK WP HR S P ERA WHIP	IP WLS BF H R ER SO BB IBB HBP BLK WP HR S P ERA WHIP	IP WLS BF H R ER SO BB IBB HBP BLK WP HR S P ERA WHIP	IP WLS BF H R ER SO BB IBB HBP BLK WP HR S P ERA WHIP	IP WLS BF H R ER SO BB IBB HBP BLK WP HR S P ERA WHIP	IP WLS BF H R ER SO BB IBB HBP BLK WP HR S P ERA WHIP	IP WLS BF H R ER SO BB IBB HBP BLK WP HR S P ERA WHIP	IP WLS BF H R ER SO BB IBB HBP BLK WP HR S P ERA WHIP	IP WLS BF H R ER SO BB IBB HBP BLK WP HR S P ERA WHIP	IP WLS BF H R ER SO BB IBB HBP BLK WP HR S P ERA WHIP	IP WLS BF H R ER SO BB IBB HBP BLK WP HR S P ERA WHIP	IP WLS BF H R ER SO BB IBB HBP BLK WP HR S P ERA WHIP	IP WLS BF H R ER SO BB IBB HBP BLK WP HR S P ERA WHIP	IP WLS BF H R ER SO BB IBB HBP BLK WP HR S P ERA WHIP	IP WLS BF H R ER SO BB IBB HBP BLK WP HR S P ERA WHIP	IP WLS BF H R ER SO BB IBB HBP BLK WP HR S P ERA WHIP				
Inning Stats	R: 0 E: 0 K: 1 S: 8	H: 1 LOB: 0 BB: 0 P: 14	R: 0 E: 0 K: 0 S: 11	H: 0 LOB: 1 BB: 1 P: 23	R: 3 E: 1 K: 1 S: 15	H: 2 LOB: 0 BB: 1 P: 27	R: 0 E: 0 K: 1 S: 7	H: 0 LOB: 0 BB: 0 P: 10	R: 0 E: 0 K: 2 S: 9	H: 0 LOB: 0 BB: 0 P: 14	R: 0 E: 0 K: 0 S: 17	H: 1 LOB: 1 BB: 0 P: 25	R: 0 E: 0 K: 0 S: 7	H: 0 LOB: 0 BB: 0 P: 9	R: 0 E: 0 K: 1 S: 6	H: 0 LOB: 1 BB: 1 P: 12	1B: 3 2B: 1 3B: 1 HR: 0	SF: 0 SAC: 0 DP: 2 HBP: 0	WP: 0 PB: 1 SB: 1 CS: 0	PA: 34



Batter	1	2	3	4	5	6	7	8	9	10	AB	R	H	RBI	BB	SO	LOB	TOP								
Mike Felder, S OBP: 0.339, SLG: 0.410 (1, 7) (7, 5)	F9			G4-3 1B		P6		SF9 SH5-4 BB		G6-3	4	1	1	0	1	0	1	San Francisco Giants @ St. Louis Cardinals Busch Stadium, St. Louis, MO Sat Jun 08 1991, 7:05 PM CDT Alt. 38,381 - Sunny - 88 F livebaseballscores.com GIANTS								
Willie McGee, S OBP: 0.363, SLG: 0.460 (1, 8)	G3			G4-3 1B		F7		SH5-4			3	0	1	0	0	0	1									
Will Clark, L OBP: 0.353, SLG: 0.483 Greg Litton, R OBP: 0.207, SLG: 0.192 (1, 3) (3, 3)	G6-3			G4-3		K		SF9			1	0	0	0	0	0	0									
Matt Williams, R OBP: 0.258, SLG: 0.373 (1, 5) (7, 6)				P6				K			4	0	1	0	0	1	3									
Kevin Bass, S OBP: 0.319, SLG: 0.365 (1, 9)				G4-3		G4-6-3 1B				G6-3	4	0	0	0	0	0	2									
Robby Thompson, R OBP: 0.353, SLG: 0.455 (1, 4)						G3-1		S		G1-3	4	0	1	0	0	1	0									
Terry Kennedy, L OBP: 0.270, SLG: 0.314 (1, 2)				G1-3		G3		BB		G4-3	3	0	0	0	1	0	0									
Jose Uribe, S OBP: 0.231, SLG: 0.203 Mike Kingery, L OBP: 0.297, SLG: 0.200 (1, 6) (7, PH) (7, 7)				G3		F7		G6-3		F8	2	0	0	0	0	0	0									
Trevor Wilson, L OBP: 0.273, SLG: 0.200 Mark Leonard, L OBP: 0.162, SLG: 0.280 Scott Sarrafelis, R OBP: 0.162, SLG: 0.083 Jeff Brantley, R OBP: 0.162, SLG: 0.083 Rick Parker, R OBP: 0.162, SLG: 0.083 Francisco Oliveras, R OBP: 0.162, SLG: 0.083 (1, 11) (8, PH) (8, PH) (8, 1) (10, PH) (10, 1)				G5-3				SH5-4 BB SF9 1B		K	1	0	0	0	1	0	0									
Inning Stats	R: 0 E: 0 K: 0 S: 5	H: 0 LOB: 0 BB: 0 P: 7	R: 0 E: 0 K: 1 S: 7	H: 0 LOB: 0 BB: 0 P: 12	R: 0 E: 0 K: 0 S: 7	H: 0 LOB: 0 BB: 0 P: 10	R: 1 E: 0 K: 0 S: 9	H: 2 LOB: 1 BB: 0 P: 14	R: 0 E: 0 K: 0 S: 7	H: 0 LOB: 0 BB: 0 P: 9	R: 0 E: 0 K: 1 S: 9	H: 0 LOB: 1 BB: 1 P: 15	R: 0 E: 0 K: 0 S: 8	H: 2 LOB: 2 BB: 1 P: 15	R: 1 E: 0 K: 1 S: 10	H: 1 LOB: 2 BB: 1 P: 16	R: 0 E: 0 K: 0 S: 8		H: 0 LOB: 0 BB: 0 P: 10	R: 0 E: 0 K: 1 S: 7	H: 0 LOB: 0 BB: 0 P: 11	1B: 5 2B: 0 3B: 0 HR: 0	SF: 1 SAC: 1 DP: 1 HBP: 0	WP: 0 PA: 37 PB: 0 SB: 2 CS: 0		
PITCHER	IP 7.0	WLS 28	H 5	R 2	ER 2	SO 2	BB 3	IBB 0	HBP 0	BLK 0	WP 0	HR 0	S 54	P 88	ERA 2.57	WHIP 1.143										
Bob Tewksbury, R ERA: 3.25 (1, 1)	0.1	1	0	0	0	0	0	0	0	0	0	0	2	2	0.00	0.000										
Juan Agosto, L ERA: 5.15 (8, 1)	1.2	5	0	0	0	1	0	0	0	0	0	0	14	18	0.00	0.000										
Lee Smith, R ERA: 2.77 (8, 1)	1.0	W	3	0	0	0	1	0	0	0	0	0	7	11	0.00	0.000										

Batter	1	2	3	4	5	6	7	8	9	10	AB	R	H	RBI	BB	SO	LOB	BOTTOM								
Bernard Gilkey, R OBP: 0.350, SLG: 0.339 (1, 7)	G5-3			G6-3		G1-4-3 1-2f		FC4-6 1B		SH	4	0	1	0	0	0	2	San Francisco Giants @ St. Louis Cardinals Busch Stadium, St. Louis, MO Sat Jun 08 1991, 7:05 PM CDT Alt. 38,381 - Sunny - 88 F livebaseballscores.com Cardinals								
Ozzie Smith, S OBP: 0.412, SLG: 0.368 (1, 6)	G5-3			F9		G3		FC4-6 BB			4	0	0	0	0	0	2									
Ray Lankford, L OBP: 0.267, SLG: 0.324 (1, 8)				2B		L7		BB			3	1	2	0	1	0	0									
Pedro Guerrero, R OBP: 0.343, SLG: 0.374 (1, 3)	L6			CS 1B		1B		F7			4	0	2	1	0	0	3									
Felix Jose, S OBP: 0.415, SLG: 0.486 (1, 9)				K		G4-3				G4-3	4	0	0	0	0	1	2									
Todd Zeile, R OBP: 0.371, SLG: 0.421 (1, 5)				L7		FC5-4 BB				K	3	1	1	0	1	1	1									
Tom Pagnozzi, R OBP: 0.318, SLG: 0.340 (1, 2)				F9		FC5-4 L5-3				FC5-4 1B	4	0	2	1	0	0	2									
José Quendo, S OBP: 0.308, SLG: 0.295 Lee Smith, R OBP: 0.438, SLG: 0.506 Cris Carpenter, R OBP: 0.500, SLG: 0.500 (1, 4) (8, 1) (10, 1)				CS 1B		K		L5-3		FC5-4	3	0	1	0	0	1	1									
Bob Tewksbury, R OBP: 0.200, SLG: 0.200 Juan Agosto, L OBP: 0.303, SLG: 0.348 (1, 1) (8, 1) (8, 4)				SH3-4 1B		G1-4-3 1B		F7		SH	1	0	1	0	0	0	0									
Inning Stats	R: 0 E: 0 K: 0 S: 9	H: 1 LOB: 1 BB: 0 P: 12	R: 0 E: 1 K: 0 S: 9	H: 0 LOB: 0 BB: 0 P: 17	R: 0 E: 0 K: 0 S: 5	H: 1 LOB: 1 BB: 0 P: 7	R: 2 E: 0 K: 1 S: 12	H: 4 LOB: 1 BB: 0 P: 19	R: 0 E: 0 K: 1 S: 7	H: 1 LOB: 0 BB: 0 P: 11	R: 0 E: 0 K: 0 S: 11	H: 1 LOB: 1 BB: 0 P: 16	R: 0 E: 0 K: 0 S: 5	H: 0 LOB: 0 BB: 1 P: 12	R: 0 E: 0 K: 1 S: 9	H: 1 LOB: 2 BB: 1 P: 18	R: 0 E: 0 K: 1 S: 8		H: 1 LOB: 1 BB: 0 P: 12	R: 1 E: 1 K: 0 S: 2	H: 1 LOB: 1 BB: 0 P: 5	1B: 9 2B: 3 3B: 0 HR: 0	SF: 0 SAC: 2 DP: 2 HBP: 0	WP: 0 PA: 38 PB: 0 SB: 2 CS: 2		
PITCHER	IP 7.0	WLS 26	H 8	R 2	ER 2	SO 2	BB 1	IBB 0	HBP 0	BLK 0	WP 0	HR 0	S 58	P 94	ERA 2.57	WHIP 1.286										
Trevor Wilson, L ERA: 3.49 (1, 1)	2.0	9	2	0	0	1	1	0	0	0	0	0	17	30	0.00	1.500										
Jeff Brantley, R ERA: 2.77 (8, 1)	0.0	L	2	1	1	0	0	0	0	0	0	0	2	5	=	=										

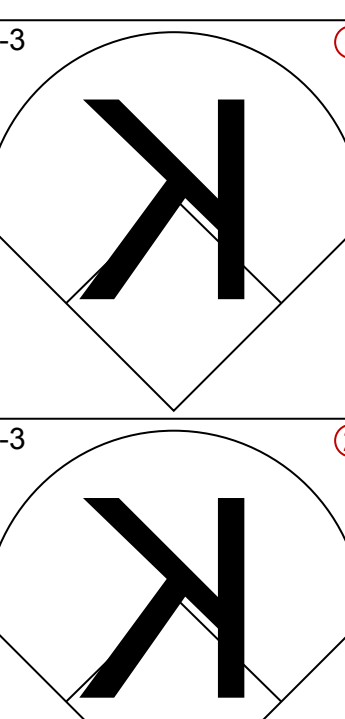
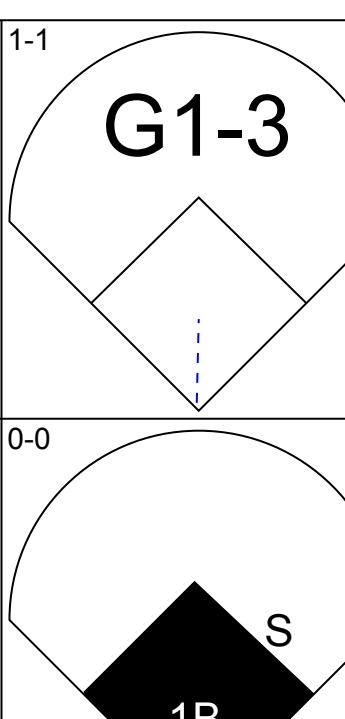
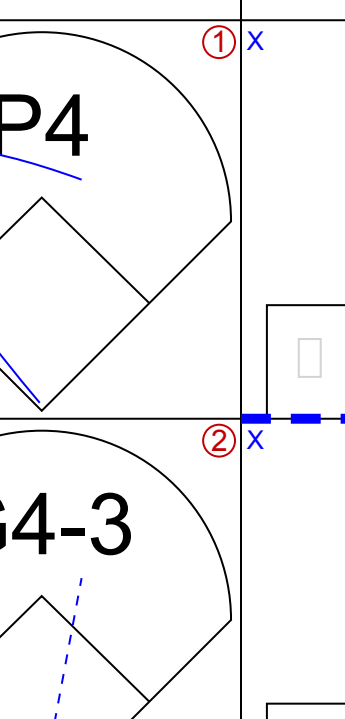
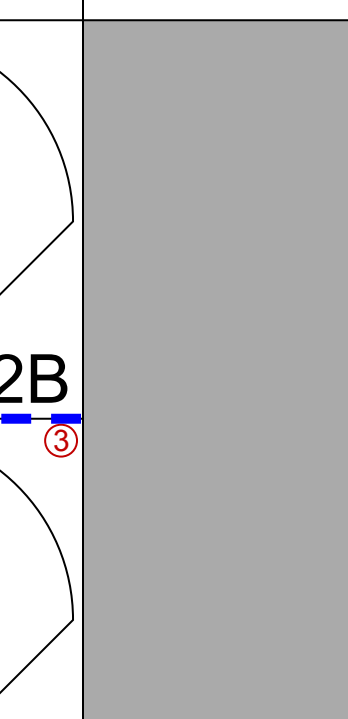
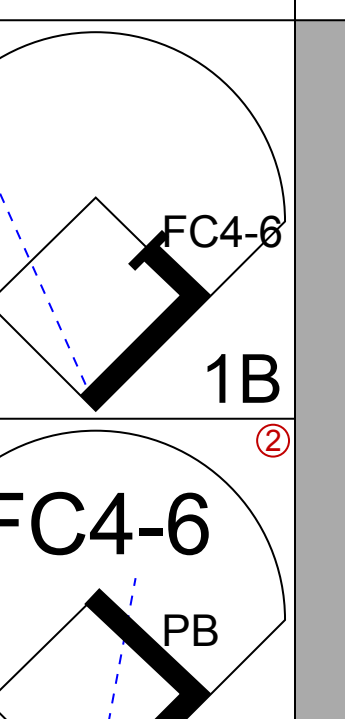
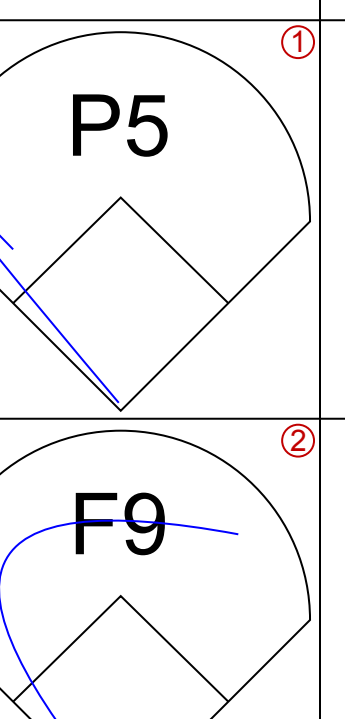
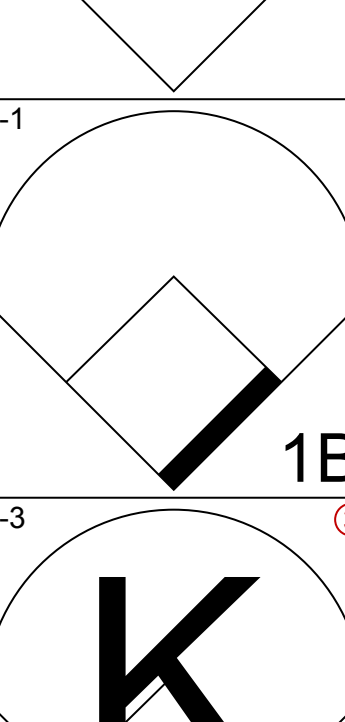
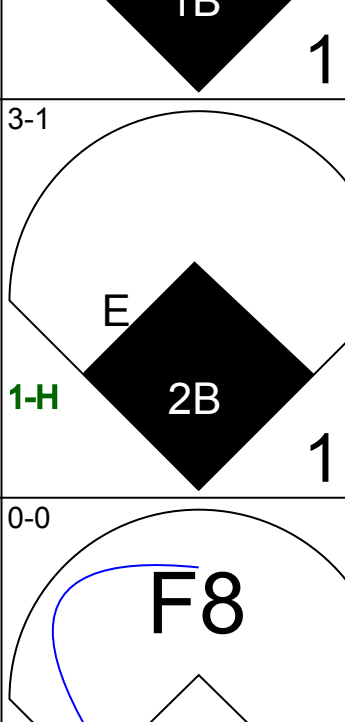
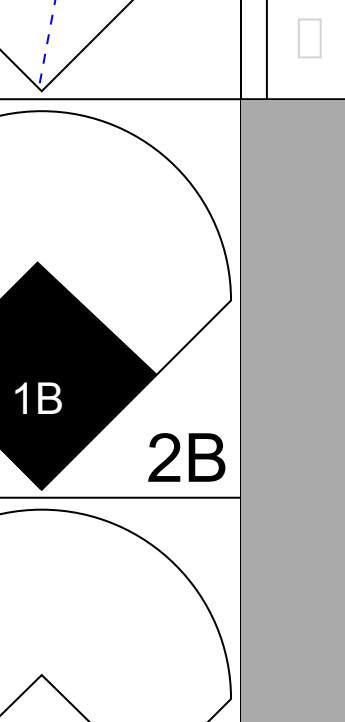
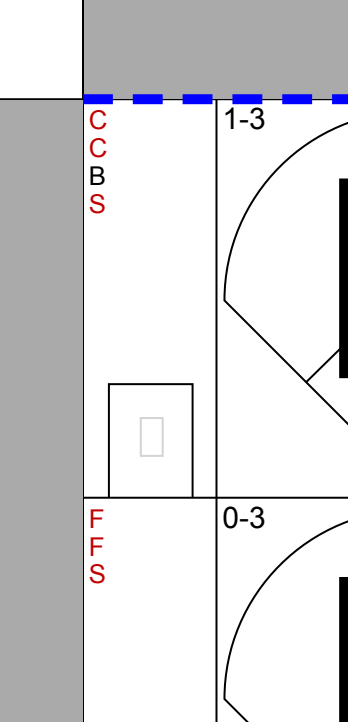
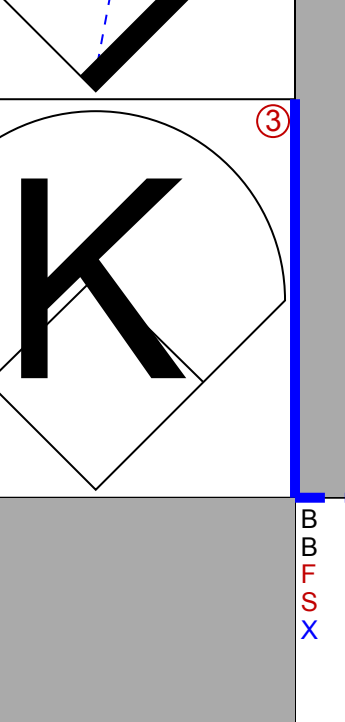
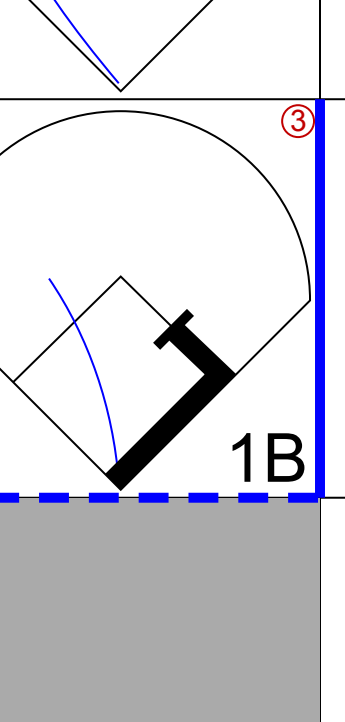
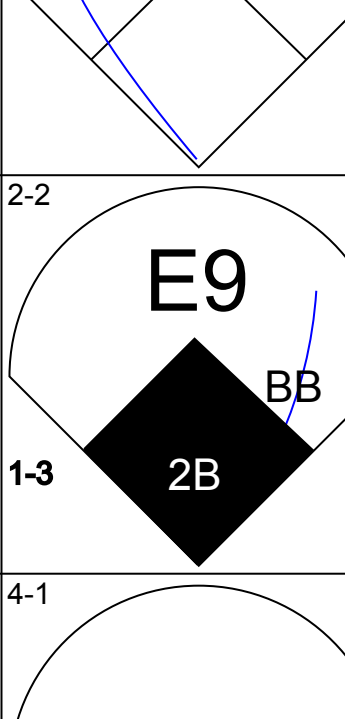
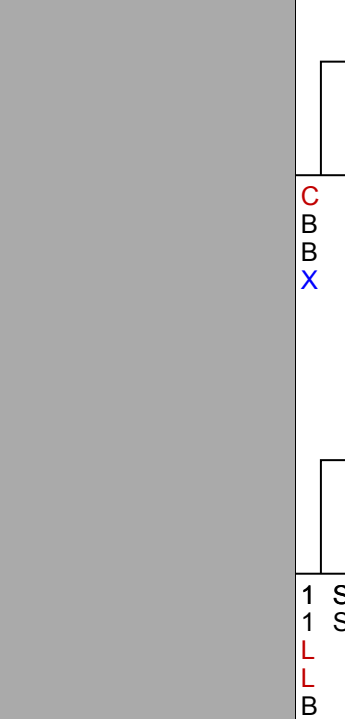
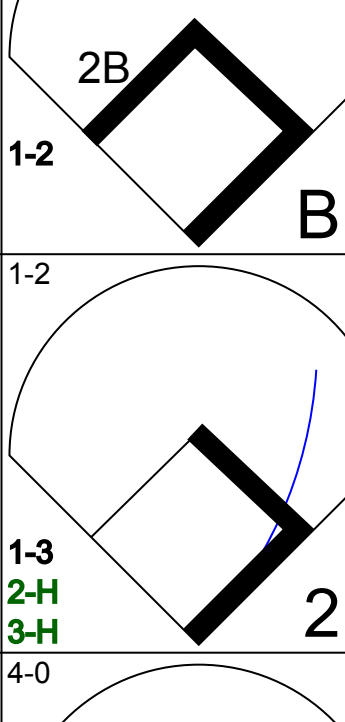
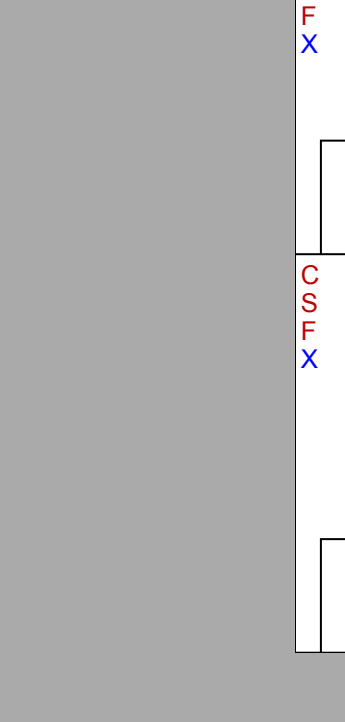
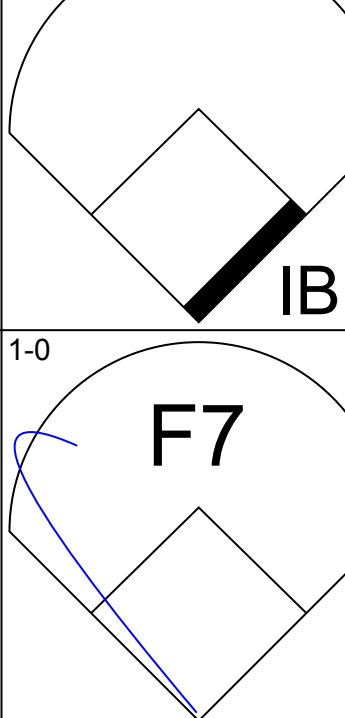

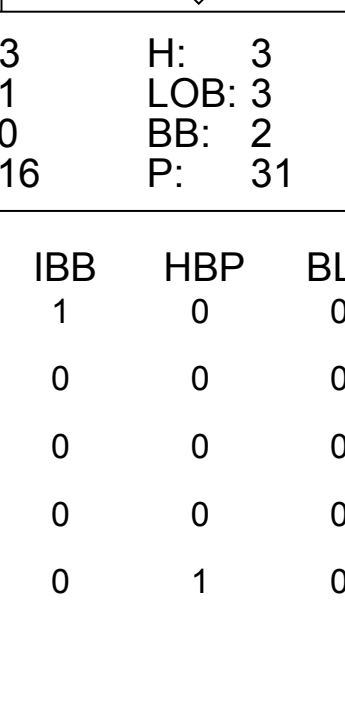


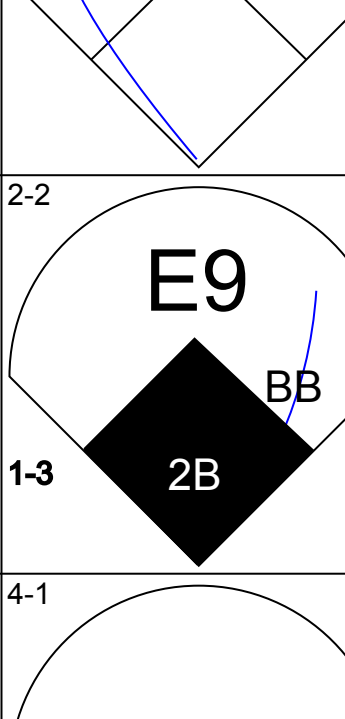
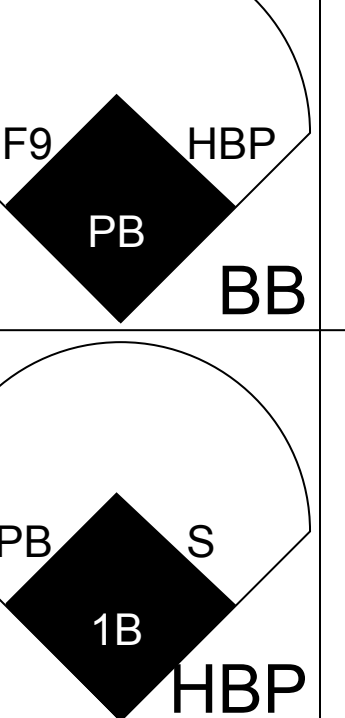
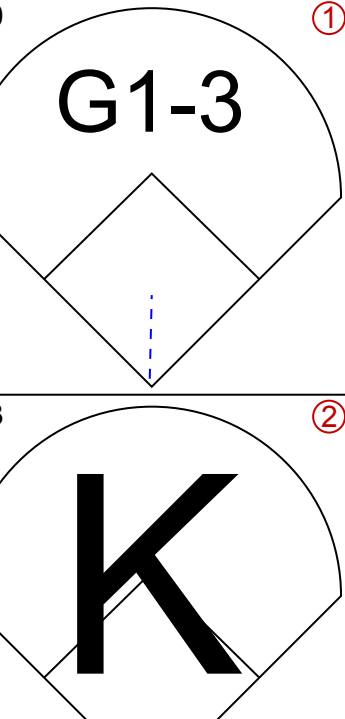
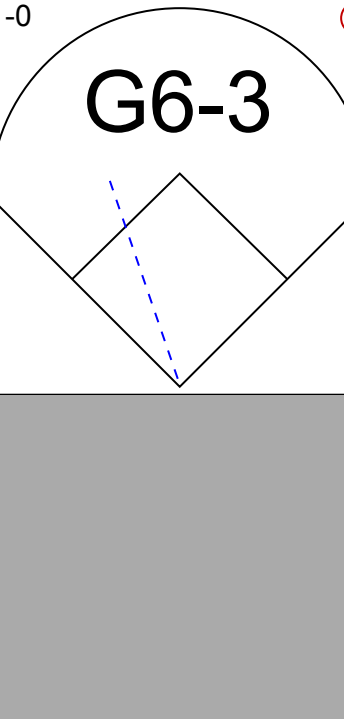
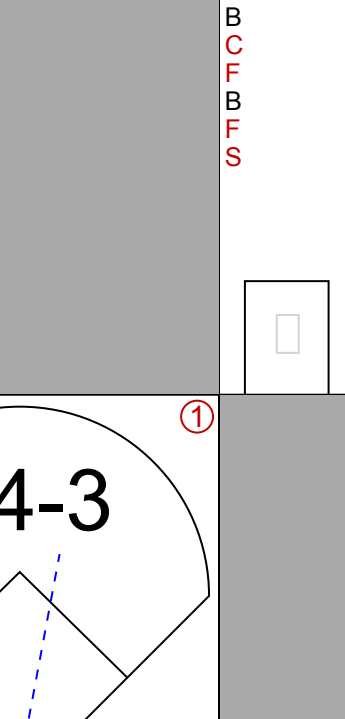
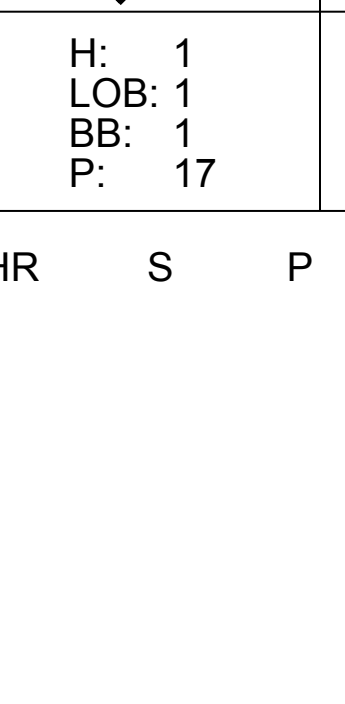
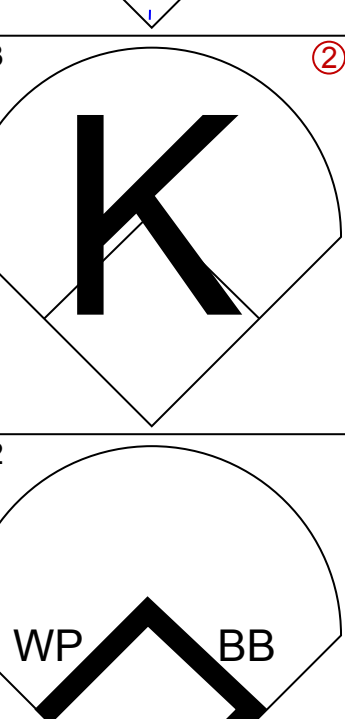


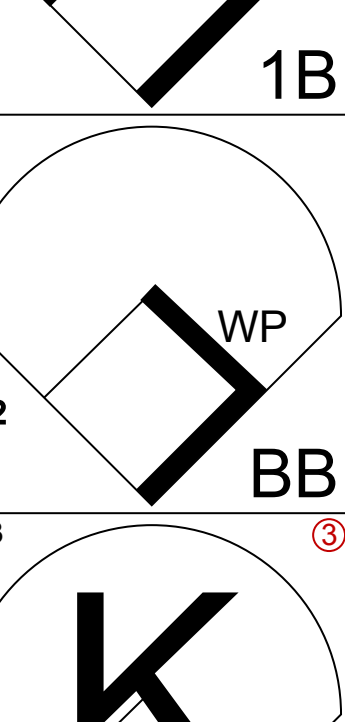


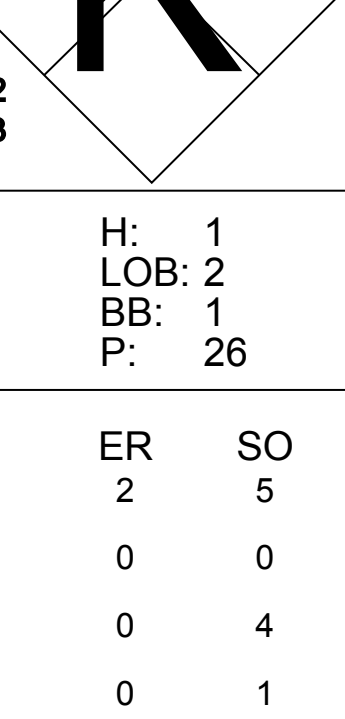
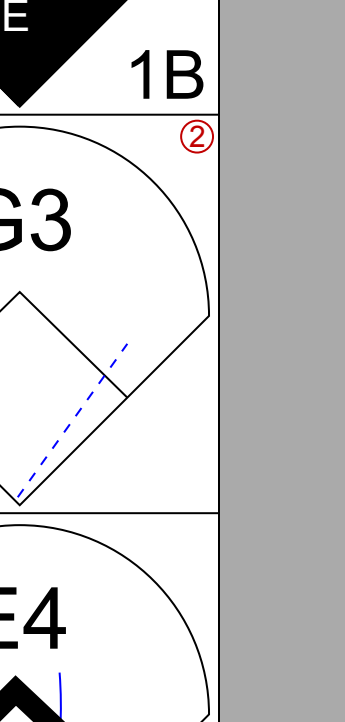


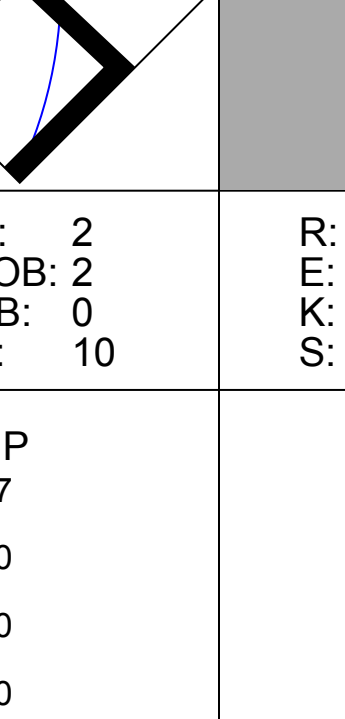
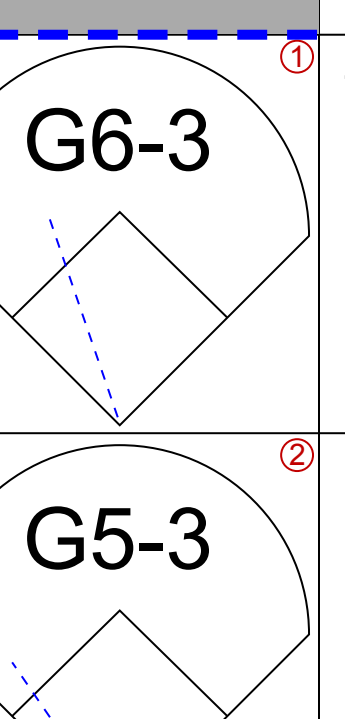


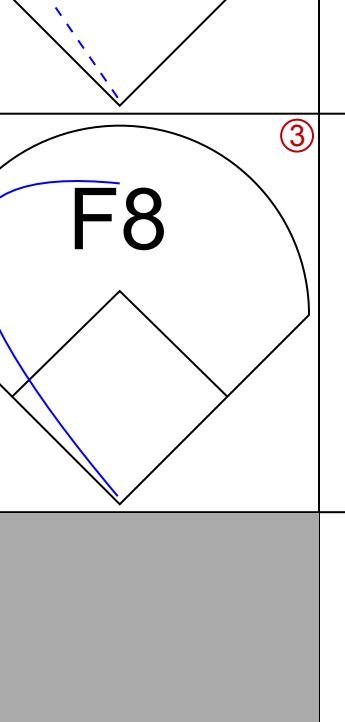

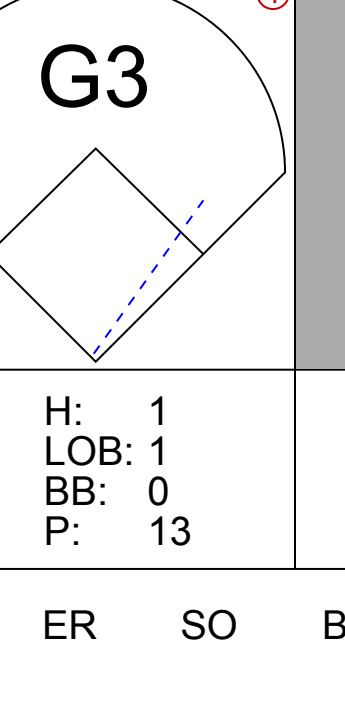
Batter	1	2	3	4	5	6	7	8	9	AB	R	H	RBI	BB	SO	LOB	TOP					
Mike Felder, S (1, 7) OBP: 0.337, SLG: 0.403	0-0 P6		2-1 G4-3		2-2 G4-3			4-0 FC6-4 WP BB		3	0	0	0	1	0	0	San Francisco Giants @ St. Louis Cardinals Busch Stadium, St. Louis, MO Sun Jun 09 1991, 3:33 AM CDT Att: 29,564 - Cloudy - 89 F					
Robby Thompson, R (1, 4) OBP: 0.351, SLG: 0.447	4-1 1B FC5-2 BB		1-3 K		2-2 G6-3		1-0 P2	1-2		3	0	0	0	1	1	1						
Willie McGee, S (1, 8) OBP: 0.366, SLG: 0.466	1 SAFE 0-0 BB FC5-2 1B		0-1 1B 2B		2-0 G3			0-0 FC6-4 1B 2-3 1B		4	1	2	0	0	0	1						
Matt Williams, R (1, 5) OBP: 0.262, SLG: 0.375	1 SAFE 1-1 FC5-2 BB		0-1 1B		0-0 F7		1 SAFE 1-1 1 SAFE 1-3 1B 1B			4	1	2	0	0	0	2						
Kevin Bass, S (1, 9) OBP: 0.313, SLG: 0.365	1-2 3-H BB		2-2 P2		0-2 P4		1-0 S 1B			3	0	1	2	1	0	2						
Greg Litton, R (1, 3) OBP: 0.210, SLG: 0.250	0-3 K			1-2 HR		2-3 K		1-1 G6-3		4	1	1	1	0	2	4						
Steve Decker, R (1, 2) OBP: 0.243, SLG: 0.328		0-3 K		1-1 F8			0-1 F7		1-0 L7	4	0	0	0	0	1	0						
Jose Uribe, S (1, 6) OBP: 0.232, SLG: 0.233		1-0 F9		0-0 CS 3B			3-2 F8		0-3 K	4	0	1	0	0	1	0						
John Burkett, R (1, 1) OBP: 0.174, SLG: 0.182		2-1 P4		3-3 K			1-3 K		2-1 G6-3	3	0	0	0	0	2	1						
Dave Anderson, R (9, PH) OBP: 0.343, SLG: 0.376										1	0	0	0	0	0	0						
Dave Righetti, L (9, 1)										0	0	0	0	0	0	0						
Jeff Brantley, R (9, 1)										0	0	0	0	0	0	0						
Inning Stats	R: 0 E: 0 K: 1 S: 10	H: 1 LOB: 3 BB: 2 P: 19	R: 0 E: 0 K: 1 S: 7	H: 0 LOB: 0 BB: 0 P: 10	R: 0 E: 0 K: 1 S: 13	H: 2 LOB: 2 BB: 0 P: 18	R: 0 E: 0 K: 1 S: 15	H: 2 LOB: 0 BB: 0 P: 18	R: 0 E: 0 K: 0 S: 8	H: 0 LOB: 0 BB: 0 P: 14	R: 0 E: 0 K: 1 S: 8	H: 0 LOB: 0 BB: 0 P: 10	R: 0 E: 0 K: 0 S: 8	H: 0 LOB: 1 BB: 0 P: 12	R: 2 E: 0 K: 0 S: 7	H: 2 LOB: 1 BB: 1 P: 15	R: 0 E: 0 K: 1 S: 6	H: 0 LOB: 0 BB: 0 P: 9	1B: 4 2B: 1 3B: 1 HR: 1	SF: 0 SAC: 0 DP: 0 HBP: 0	WP: 1 PB: 0 SB: 1 CS: 1	PA: 36
PITCHER	IP WLS BF H R ER SO BB IBB HBP BLK WP HR S P ERA WHIP	7.0 L 28 5 2 2 6 3 0 0 0 0 1 0 69 105 2.57 1.143	2.0 8 2 1 1 1 0 0 0 0 1 0 13 20 4.50 1.000																			

Batter	1	2	3	4	5	6	7	8	9	AB	R	H	RBI	BB	SO	LOB	BOTTOM					
Bernard Gilkey, R (1, 7) OBP: 0.343, SLG: 0.331	0-0 F8		3-3 K		1-0 F9			0-0 G4-6-3		4	0	0	0	0	1	3	San Francisco Giants @ St. Louis Cardinals Busch Stadium, St. Louis, MO Sun Jun 09 1991, 3:33 AM CDT Att: 29,564 - Cloudy - 89 F					
Ozzie Smith, S (1, 6) OBP: 0.409, SLG: 0.362	0-1 G3-1		1-2 2-3 K		1-2 F9		1-2 L7		4-1 FC5-4 BB	3	0	0	0	1	0	0						
Ray Lankford, L (1, 8) OBP: 0.280, SLG: 0.316	0-0 P6		1-1 G4-3		0-1 P7			0-2 FC5-4 BB 1B		4	1	0	0	0	0	1						
Felix Jose, S (1, 9) OBP: 0.418, SLG: 0.481		4-0 F7-4-3 BB		1-3 K2-3			0-0 G4-3		4-2 1B BB	2	0	0	0	2	1	0						
Geronimo Pena, S (9, PR) OBP: 0.303, SLG: 0.348									1-2 BB	0	0	0	0	0	0	0						
Gerald Perry, L (1, 3) OBP: 0.280, SLG: 0.405		1 SAFE 1-0 F7-4-3		0-0 F8			0-1 F8		2-1 G5-4-3	3	1	1	1	0	0	1						
Pedro Guerrero, R (9, PH) OBP: 0.346, SLG: 0.378										1	0	1	1	0	0	0						
Rex Hudler, R (9, PR) OBP: 0.329, SLG: 0.406		1-2 1B							1-3 2-H 1B	0	0	0	0	0	0	0						
Todd Zeile, R (1, 5) OBP: 0.368, SLG: 0.414		0-1 P4			1-1 G5-3		4-2 HR		1 SAFE 3-0 G5-4-3	3	0	0	0	1	0	2						
Rich Gedman, L (1, 2) OBP: 0.118, SLG: 0.034			4-2 CS 1B BB		4-0 BB		0-0 G3-6-1 BB			1	0	0	0	2	0	1						
José Oquendo, S (1, 4) OBP: 0.322, SLG: 0.306			0-1 CS 1B		4-2 BB			1-0 FC6-4 1B		2	0	2	0	1	0	0						
Jose DeLeon, R (1, 1) OBP: 0.048, SLG: 0.048			1-3 K		2-2 G6-3			0-0 FC6-4 G4-6-3		2	0	0	0	0	1	4						
Juan Agosto, L (8, 1)										0	0	0	0	0	0	0						
Tom Pagnozzi, R (8, 2) OBP: 0.317, SLG: 0.337										1	0	0	0	0	0	1						
Inning Stats	R: 0 E: 0 K: 0 S: 4	H: 0 LOB: 0 BB: 0 P: 4	R: 0 E: 0 K: 0 S: 3	H: 0 LOB: 1 BB: 1 P: 8	R: 0 E: 0 K: 2 S: 12	H: 1 LOB: 1 BB: 1 P: 20	R: 0 E: 0 K: 1 S: 8	H: 0 LOB: 0 BB: 0 P: 11	R: 0 E: 0 K: 0 S: 9	H: 0 LOB: 2 BB: 2 P: 20	R: 0 E: 0 K: 0 S: 6	H: 0 LOB: 0 BB: 0 P: 8	R: 1 E: 0 K: 0 S: 6	H: 1 LOB: 0 BB: 1 P: 10	R: 0 E: 0 K: 0 S: 3	H: 1 LOB: 0 BB: 0 P: 4	R: 1 E: 0 K: 0 S: 9	H: 1 LOB: 2 BB: 2 P: 22	1B: 3 2B: 1 3B: 0 HR: 1	SF: 0 SAC: 0 DP: 4 HBP: 0	WP: 0 PB: 0 SB: 0 CS: 2	PA: 33
PITCHER	IP WLS BF H R ER SO BB IBB HBP BLK WP HR S P ERA WHIP	8.0 W 28 3 1 1 3 5 0 0 0 0 0 0 51 85 1.12 1.000	0.1 4 1 1 1 0 2 0 0 0 0 0 0 8 18 27.00 9.000	0.2 S 1 0 0 0 0 0 0 0 0 0 0 1 4 0.00 0.000																		



Batter	1	2	3	4	5	6	7	8	9	AB	R	H	RBI	BB	SO	LOB	TOP								
Mike Felder, S OBP: 0.335, SLG: 0.395	G4-3		G1-3				F8			3	0	0	0	1	0	2	San Francisco Giants @ St. Louis Cardinals Busch Stadium, St. Louis, MO Mon Jun 10 1991, 3:33 AM CDT Att: 28,829 - Cloudy - 85 F								
Tony Perezchica, R (1, 4)	P4		K				P9			4	0	0	0	0	1	4									
Willie McGee, S OBP: 0.364, SLG: 0.467	E8								K	4	0	1	0	0	1	0									
Matt Williams, R OBP: 0.258, SLG: 0.368	K								P6	4	0	0	0	0	1	2									
Kevin Bass, S OBP: 0.307, SLG: 0.357 Kelly Downs, R (8, 1)	G4-3								G1-3	4	0	0	0	0	1	1									
Greg Litton, R OBP: 0.197, SLG: 0.233	F9								K	4	0	0	0	0	1	1									
Terry Kennedy, L OBP: 0.273, SLG: 0.329 Trevor Wilson, L OBP: 0.273, SLG: 0.200 Steve Decker, R OBP: 0.242, SLG: 0.326	F7								K	3	0	1	0	0	0	0									
Jose Uribe, S OBP: 0.238, SLG: 0.240 Mark Leonard, L OBP: 0.222, SLG: 0.385 Jose Segura, R (7, PH) Jeff Brantley, R (7, 1) Mike Kingery, L OBP: 0.289, SLG: 0.194			SH1-4 1B						F8	2	0	1	0	0	0	0									
Scott Garretts, R Francisco Oliveras, R OBP: 0.333, SLG: 0.333 Dave Anderson, R OBP: 0.349, SLG: 0.392			SH1-4 1-2							1	0	1	0	0	0	0									
Inning Stats	R: 0 E: 1 K: 1 S: 8	H: 0 LOB: 1 BB: 0 P: 12	R: 0 E: 0 K: 0 S: 4	H: 0 LOB: 0 BB: 0 P: 4	R: 0 E: 0 K: 1 S: 7	H: 1 LOB: 1 BB: 0 P: 12	R: 0 E: 0 K: 0 S: 6	H: 1 LOB: 1 BB: 0 P: 10	R: 0 E: 0 K: 0 S: 13	H: 1 LOB: 2 BB: 1 P: 21	R: 0 E: 0 K: 1 S: 12	H: 0 LOB: 0 BB: 0 P: 14	R: 2 E: 0 K: 0 S: 8	H: 3 LOB: 1 BB: 0 P: 10	R: 0 E: 0 K: 1 S: 6	H: 0 LOB: 0 BB: 0 P: 8		R: 0 E: 0 K: 2 S: 7	H: 0 LOB: 0 BB: 0 P: 12	1B: 2 2B: 3 3B: 1 HR: 0	SF: 0 SAC: 1 DP: 0 HBP: 0	WP: 0 PB: 0 SB: 0 CS: 0	PA: 35		
PITCHER	IP	WLS	BF	H	R	ER	SO	BB	IBB	HBP	BLK	WP	HR	S	P	ERA	WHIP								
Bryn Smith, R ERA: 4.18	6.1		26	5	2	2	3	1	0	0	0	0	0	55	79	2.84	0.947								
Scott Terry, R ERA: 1.29	0.2	W	3	1	0	0	0	0	0	0	0	0	0	3	4	0.00	1.500								
Cris Carpenter, R ERA: 2.59	1.0		3	0	0	0	1	0	0	0	0	0	0	6	8	0.00	0.000								
Lee Smith, R ERA: 2.67	1.0	S	3	0	0	0	2	0	0	0	0	0	0	7	12	0.00	0.000								

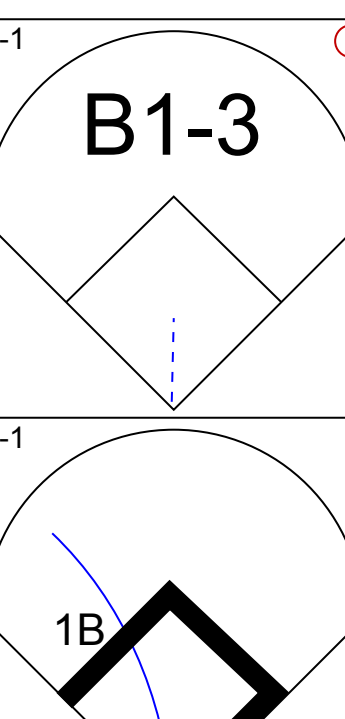
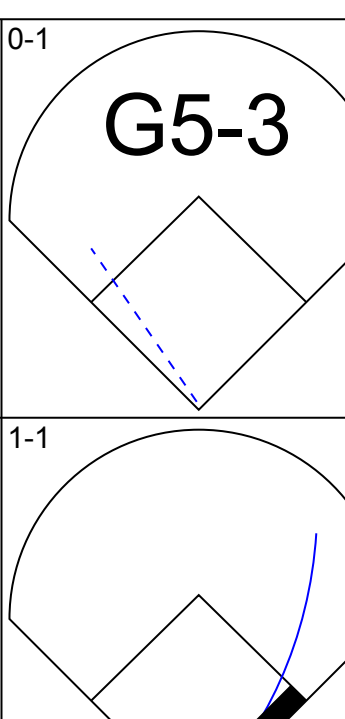
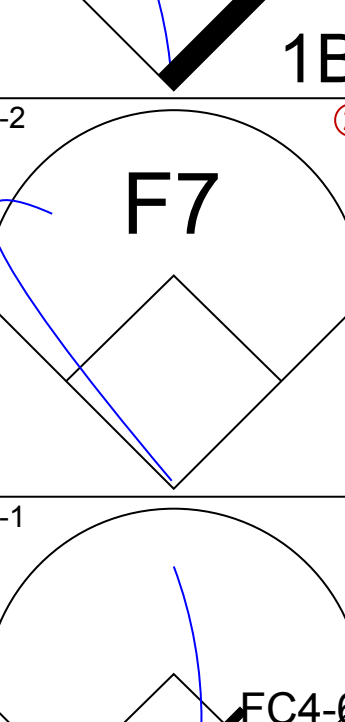
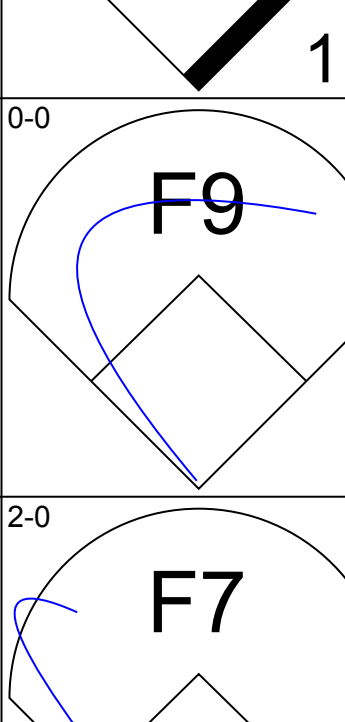
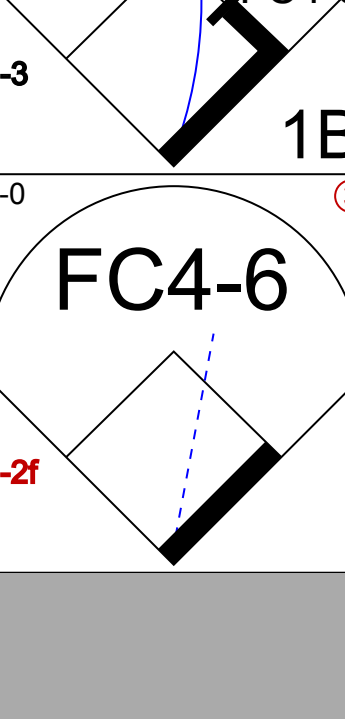




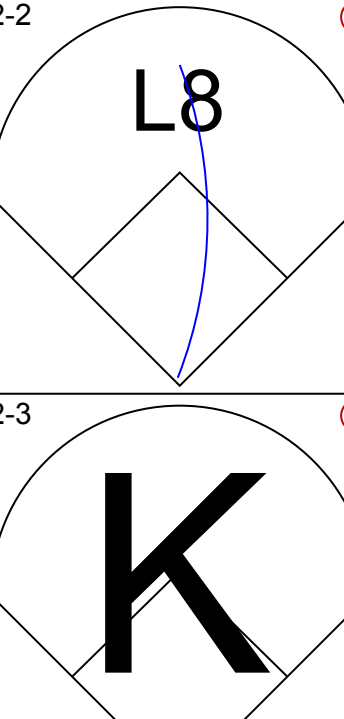
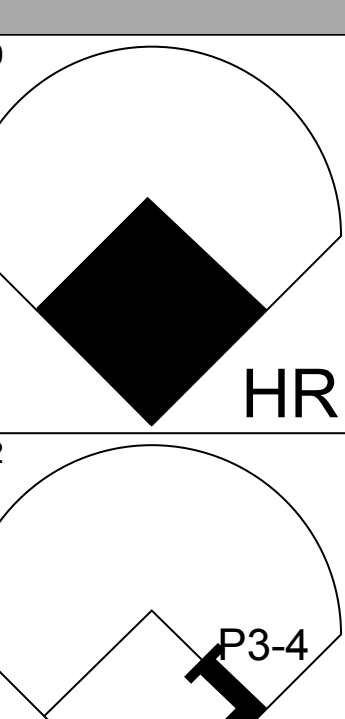
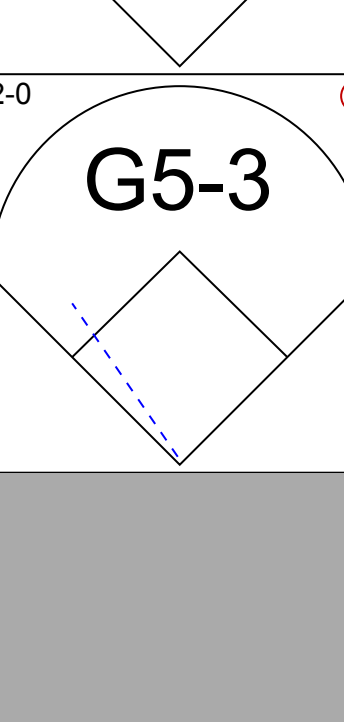
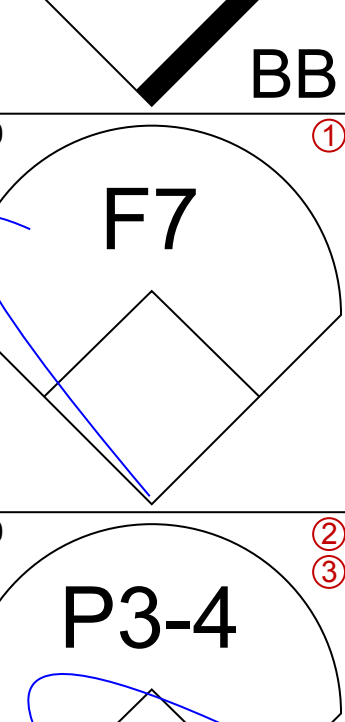

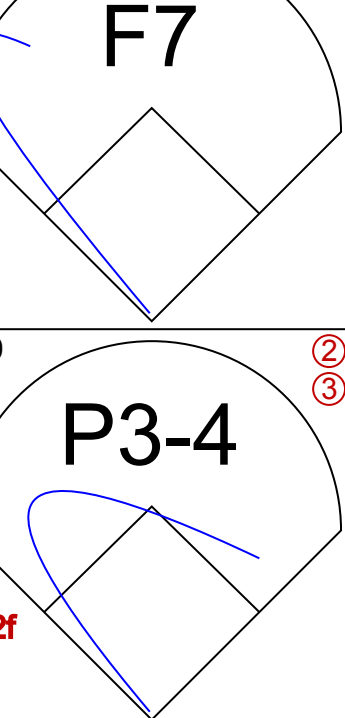
Batter	1	2	3	4	5	6	7	8	9	AB	R	H	RBI	BB	SO	LOB	BOTTOM								
Bernard Gilkey, R OBP: 0.338, SLG: 0.326 Gerald Perry, L OBP: 0.294, SLG: 0.405	G6-3						F7			3	0	0	0	0	0	1	San Francisco Giants @ St. Louis Cardinals Busch Stadium, St. Louis, MO Mon Jun 10 1991, 3:33 AM CDT Att: 28,829 - Cloudy - 85 F								
Gerónimo Pena, S OBP: 0.325, SLG: 0.361	1B						CS			3	0	2	0	1	1	2									
Ray Lankford, L OBP: 0.285, SLG: 0.316	1B						CS			3	0	1	0	1	0	1									
Pedro Guerrero, R OBP: 0.344, SLG: 0.374 Cris Carpenter, R OBP: 0.500, SLG: 0.500 Lee Smith, R	1B									2	0	0	1	1	0	1									
Felix Jose, S OBP: 0.415, SLG: 0.476	K									4	0	1	0	0	1	6									
Todd Zeile, R OBP: 0.382, SLG: 0.405	K									4	0	0	0	0	3	4									
Tom Pagnozzi, R OBP: 0.315, SLG: 0.335	G6-3									4	1	1	0	0	0	0									
José Oquendo, S OBP: 0.320, SLG: 0.305	L7									4	1	1	0	0	0	0									
Bryn Smith, R OBP: 0.222, SLG: 0.200 Scott Terry, R OBP: 0.250, SLG: 0.250 Milt Thompson, L OBP: 0.444, SLG: 0.538										2	0	1	0	0	0	0									
Inning Stats	R: 0 E: 0 K: 2 S: 14	H: 1 LOB: 3 BB: 2 P: 27	R: 0 E: 0 K: 0 S: 6	H: 1 LOB: 1 BB: 0 P: 10	R: 0 E: 0 K: 0 S: 6	H: 1 LOB: 1 BB: 0 P: 11	R: 0 E: 0 K: 1 S: 10	H: 0 LOB: 0 BB: 0 P: 13	R: 0 E: 0 K: 0 S: 8	H: 1 LOB: 0 BB: 0 P: 15	R: 0 E: 0 K: 1 S: 11	H: 1 LOB: 1 BB: 0 P: 16	R: 3 E: 0 K: 1 S: 16	H: 3 LOB: 2 BB: 2 P: 34	R: 0 E: 0 K: 0 S: 5	H: 0 LOB: 0 BB: 0 P: 7		1B: 7 2B: 0 3B: 1 HR: 0	SF: 1 SAC: 0 DP: 0 HBP: 0	WP: 0 PB: 0 SB: 3 CS: 1	PA: 36				
PITCHER	IP	WLS	BF	H	R	ER	SO	BB	IBB	HBP	BLK	WP	HR	S	P	ERA	WHIP								
Scott Garretts, R ERA: 6.41	3.1		15	3	0	0	3	2	0	0	0	0	0	30	54	0.00	1.500								
Francisco Oliveras, R ERA: 2.43	2.2		9	2	0	0	1	0	0	0	0	0	0	25	38	0.00	0.750								
Jose Segura, R ERA: 4.5	0.0	L	3	3	3	3	0	0	0	0	0	0	0	5	11	∞	∞								
Jeff Brantley, R ERA: 2.16	1.0		5	0	0	0	1	2	0	0	0	0	0	11	23	0.00	2.000								
Kelly Downs, R ERA: 4.53	1.0		3	0	0	0	0	0	0	0	0	0	0	5	7	0.00	0.000								

Batter	1	2	3	4	5	6	7	8	9	10	AB	R	H	RBI	BB	SO	LOB	TOP					
Tony Perezchica, R OBP: 0.200, SLG: 0.300 (1, 4)											6	0	2	0	0	1	2						
Willie McGee, S OBP: 0.358, SLG: 0.458 (1, 8)											6	1	1	0	0	1	5						
Mark Leonard, L OBP: 0.281, SLG: 0.452 (1, 7)											5	2	3	1	0	2	1						
Kelly Downs, R (8, 1)											0	0	0	0	0	0	0						
Mike Kingery, L OBP: 0.308, SLG: 0.219 (10, PH)											1	0	1	1	0	0	0						
Dave Righetti, L (10, 1)											0	0	0	0	0	0	0						
Matt Williams, R OBP: 0.251, SLG: 0.382 (1, 5)											5	1	2	2	0	2	2						
Kevin Bass, S OBP: 0.314, SLG: 0.353 (1, 9)											5	1	1	0	0	1	2						
Terry Kennedy, L OBP: 0.258, SLG: 0.312 (1, 2)											4	0	0	0	1	1	1						
Greg Litton, R OBP: 0.225, SLG: 0.277 (1, 3)											5	1	3	2	0	1	0						
Jose Uribe, S OBP: 0.258, SLG: 0.234 (1, 6)											2	1	0	0	3	0	1						
Bud Black, L OBP: 0.273, SLG: 0.303 (1, 1)											3	0	0	0	0	1	5						
John Burkett, R OBP: 0.174, SLG: 0.182 (7, 1)											0	0	0	0	0	0	0						
Mike Felder, S OBP: 0.337, SLG: 0.393 (8, PH)											1	1	0	0	0	0	0						
Mike Felder, S OBP: 0.337, SLG: 0.393 (8, 7)											1	1	0	0	0	0	0						
Inning Stats	R: 0 E: 0 K: 3 S: 11	H: 1 LOB: 1 BB: 0 P: 14	R: 0 E: 0 K: 2 S: 13	H: 1 LOB: 2 BB: 1 P: 26	R: 3 E: 1 K: 0 S: 16	H: 3 LOB: 3 BB: 2 P: 31	R: 1 E: 0 K: 0 S: 8	H: 2 LOB: 1 BB: 0 P: 13	R: 1 E: 1 K: 0 S: 8	H: 2 LOB: 2 BB: 0 P: 10	R: 0 E: 0 K: 1 S: 10	H: 0 LOB: 0 BB: 0 P: 11	R: 0 E: 0 K: 1 S: 9	H: 1 LOB: 1 BB: 0 P: 13	R: 1 E: 0 K: 0 S: 13	H: 2 LOB: 0 BB: 0 P: 18	R: 2 E: 0 K: 0 S: 10	H: 1 LOB: 1 BB: 1 P: 17	1B: 9 2B: 4 3B: 0 HR: 1	SF: 0 SAC: 0 DP: 1 HBP: 1	WP: 1 PB: 2 SB: 2 CS: 0	PA: 48	
PITCHER	IP WLS BF H R ER SO ERA WHIP																						
Greg Maddux, R ERA: 3.06 (1, 1)	4.2	28	9	5	2	5	2	1	0	0	0	0	0	0	0	0	0	1	1	0.00	0.000		
Les Lancaster, R ERA: 3.9 (8, 1)	0.1	1	0	0	0	0	0	0	0	0	0	0	0	0	0	0	0	1	1	0.00	0.000		
Paul Assenmacher, L ERA: 3.05 (8, 1)	2.0	6	0	0	0	4	0	0	0	0	0	0	0	0	0	0	0	20	24	0.00	0.000		
Heathcliff Slocumb, R ERA: 2.9 (8, 1)	1.0	4	1	0	0	1	0	0	0	0	0	0	0	0	0	0	0	9	13	0.00	1.000		
Dave Smith, R ERA: 4.5 (8, 1)	2.0	9	3	3	3	0	1	0	1	0	0	0	0	0	0	0	0	1	23	13.50	2.000		

San Francisco Giants @ Chicago Cubs
Wrigley Field, Chicago, IL
Tue Jun 11 1991, 3:33 AM CDT
Att: 32,449 - Cloudy - 73 F

AB	43
R	8
H	13
RBI	6
BB	4
SO	10
LOB	19



Batter	1	2	3	4	5	6	7	8	9	10	AB	R	H	RBI	BB	SO	LOB	BOTTOM						
Jerome Walton, R OBP: 0.280, SLG: 0.352 (1, 8)											3	1	1	0	1	0	0							
23 Ryne Sandberg, R OBP: 0.349, SLG: 0.473 (1, 4)											4	1	2	0	1	1	3							
Mark Grace, L OBP: 0.365, SLG: 0.399 (1, 3)											5	0	1	1	0	0	2							
George Bell, R OBP: 0.296, SLG: 0.446 (1, 7)											5	0	1	1	0	1	2							
Andre Dawson, R OBP: 0.340, SLG: 0.537 (1, 9)											5	1	2	0	0	1	2							
Luis Salazar, R OBP: 0.307, SLG: 0.494 (1, 5)											4	2	2	3	0	1	3							
Heathcliff Slocumb, R (8, 1)											0	0	0	0	0	0	0							
Dave Smith, R (8, 1)											0	0	0	0	0	0	0							
Chico Walker, S OBP: 0.363, SLG: 0.384 (10, PH)											1	0	0	0	0	0	0							
Hector Villanueva, R OBP: 0.282, SLG: 0.457 (1, 2)											2	1	1	1	1	0	0							
Rick Wilkins, L OBP: 0.333, SLG: 0.313 (8, 2)											1	0	0	0	0	0	0							
Damon Berryhill, S OBP: 0.217, SLG: 0.333 (10, PH)											1	0	0	0	0	0	0							
Shawon Dunston, R OBP: 0.256, SLG: 0.365 (1, 6)											5	0	1	0	0	0	1							
Greg Maddux, R OBP: 0.289, SLG: 0.303 (1, 1)											1	0	0	0	0	0	1							
Les Lancaster, R ERA: 3.9 (5, PH)											0	0	0	0	0	0	0							
Doug Dasencenzo, R OBP: 0.242, SLG: 0.292 (8, 1)											1	0	0	0	0	0	1							
Paul Assenmacher, L OBP: 0.306, SLG: 0.329 (7, PH)											0	0	0	0	0	0	0							
Jose Vizcaino, S OBP: 0.206, SLG: 0.289 (8, 5)											1	0	0	0	1	1	0							
Inning Stats	R: 0 E: 0 K: 0 S: 10	H: 2 LOB: 2 BB: 0 P: 16	R: 1 E: 0 K: 0 S: 5	H: 1 LOB: 0 BB: 1 P: 11	R: 0 E: 0 K: 0 S: 6	H: 1 LOB: 1 BB: 0 P: 9	R: 0 E: 0 K: 1 S: 8	H: 0 LOB: 0 BB: 0 P: 14	R: 0 E: 0 K: 1 S: 9	H: 1 LOB: 1 BB: 0 P: 12	R: 3 E: 0 K: 1 S: 11	H: 3 LOB: 0 BB: 0 P: 16	R: 2 E: 1 K: 1 S: 14	H: 2 LOB: 2 BB: 2 P: 27	R: 0 E: 0 K: 1 S: 7	H: 1 LOB: 2 BB: 1 P: 14	R: 0 E: 0 K: 0 S: 6	H: 0 LOB: 0 BB: 0 P: 11	R: 0 E: 0 K: 0 S: 5	H: 0 LOB: 0 BB: 0 P: 7	1B: 8 2B: 1 3B: 0 HR: 3	SF: 0 SAC: 1 DP: 2 HBP: 0	WP: 0 PB: 0 SB: 1 CS: 0	PA: 44
PITCHER	IP WLS BF H R ER SO ERA WHIP																							
Bud Black, L ERA: 3.55 (1, 1)	6.1	30	9	6	6	4	3	0	0	0	0	0	0	0	0	0	0	56	96	8.53	1.895			
John Burkett, R ERA: 3.39 (7, 1)	0.2	3	1	0	0	0	0	0	0	0	0	0	0	0	0	0	0	7	9	0.00	1.500			
Kelly Downs, R ERA: 4.38 (8, 1)	2.0	8	1	0	0	2	1	0	0	0	0	0	0	0	0	0	0	13	25	0.00	1.000			
Dave Righetti, L ERA: 4.2 (10, 1)	1.0	3	0	0	0	0	0	0	0	0	0	0	0	0	0	0	0	5	7	0.00	0.000			


San Francisco Giants @ Chicago Cubs
Wrigley Field, Chicago, IL
Tue Jun 11 1991, 3:33 AM CDT
Att: 32,449 - Cloudy - 73 F

AB	39
R	6
H	11
RBI	6
BB	4
SO	6
LOB	14



Batter	1	2	3	4	5	6	7	8	9	AB	R	H	RBI	BB	SO	LOB	TOP										
Robby Thompson, R (1,4) OBP: 0.344, SLG: 0.435 Dave Anderson, R (5,3)	G5-3		1B E 2B 1B	FC5-4		K			SH1-4	3	1	1	0	0	0	1	San Francisco Giants @ Chicago Cubs Wrigley Field, Chicago, IL Thu Jun 13 1991, 3:33 AM CDT Att: 34,149 - Cloudy - 73 F										
Willie McGee, S (1,8) OBP: 0.357, SLG: 0.450	F8		E3 1B 2B				G4-3			4	1	1	0	1	0	1											
Mark Leonard, L (1,7) Jeff Brantley, R (7,1) Mike Kingery, L (9, FH) OBP: 0.293, SLG: 0.206	G3		2B G5-2-3 1B		L9		G3-1		F9-2	4	0	1	0	0	0	1											
Matt Williams, R (1,5) OBP: 0.264, SLG: 0.386			1B G5-2-3 2B		G5-3		K			4	0	2	2	0	1	0											
Kevin Bass, S (1,9) OBP: 0.307, SLG: 0.347		L8				CS 1B HBP		G3-1		2	0	0	0	1	0	1											
Greg Litton, R (1,3) OBP: 0.241, SLG: 0.278			G5-2-3			CS 1B		K		4	1	2	0	0	1	3											
Steve Decker, R (1,2) OBP: 0.248, SLG: 0.336		F7				1B H 2-3		K		4	0	1	1	0	1	2											
Jose Uribe, S (1,6) Will Clark, L (9, FH) Tony Perezchica, R (9, FR) OBP: 0.250, SLG: 0.417	G3					WP 2B			SH1-4 BB F9-2 1B	3	0	1	0	0	0	2											
Trevor Wilson, L (1,1) Mike Felder, S (7,7) OBP: 0.339, SLG: 0.389			F9		FC5-4 1B				SH1-4 BB	2	0	1	0	1	0	0											
Inning Stats	R: 0 E: 0 K: 0 S: 7	H: 0 LOB: 0 BB: 0 P: 11	R: 0 E: 0 K: 0 S: 9	H: 2 LOB: 2 BB: 0 P: 15	R: 2 E: 1 K: 0 S: 12	H: 3 LOB: 2 BB: 1 P: 23	R: 0 E: 0 K: 0 S: 6	H: 1 LOB: 1 BB: 0 P: 9	R: 0 E: 0 K: 0 S: 9	H: 1 LOB: 0 BB: 0 P: 12	R: 1 E: 0 K: 1 S: 8	H: 3 LOB: 2 BB: 1 P: 17	R: 0 E: 0 K: 2 S: 9	H: 0 LOB: 0 BB: 0 P: 13	R: 0 E: 0 K: 2 S: 10	H: 0 LOB: 0 BB: 0 P: 17		R: 0 E: 0 K: 0 S: 4	H: 1 LOB: 2 BB: 2 P: 12	1B: 9 2B: 3 3B: 0 HR: 0	SF: 0 SAC: 1 DP: 2 HBP: 1	WP: 1 PB: 0 SB: 0 CS: 3	PA: 39				
PITCHER	IP	WLS	BF	H	R	ER	SO	BB	IBB	HBP	BLK	WP	HR	S	P	ERA	WHIP										
Bob Scanlan, R (1,1) ERA: 3.86	5.2		26	10	3	2	0	0	1	1	0	0	0	46	77	3.18	1.765										
Mike Bielecki, R (6,1) ERA: 3.86	1.1	W	5	0	0	0	2	1	0	0	0	1	0	14	23	0.00	0.750										
Heathcliff Slocumb, R (8,1) ERA: 2.78	1.1		6	1	0	0	2	1	0	0	0	0	0	13	24	0.00	1.500										
Paul Assenmacher, L (9,1) ERA: 3.0	0.2	S	2	0	0	0	0	0	1	0	0	0	0	1	5	0.00	0.000										

Batter	1	2	3	4	5	6	7	8	9	AB	R	H	RBI	BB	SO	LOB	BOTTOM										
Jerome Walton, R (1,8) OBP: 0.283, SLG: 0.346 Doug Dasenczo, S (4,8)	G6-3		G6-3			23 FC6-4 BB				2	0	0	0	0	0	1	San Francisco Giants @ Chicago Cubs Wrigley Field, Chicago, IL Thu Jun 13 1991, 3:33 AM CDT Att: 34,149 - Cloudy - 73 F										
23 Ryne Sandberg, R (1,4) OBP: 0.346, SLG: 0.466	L6		G5-3			FC6-4 E 1-2				4	0	1	2	0	0	2											
Mark Grace, L (1,3) OBP: 0.361, SLG: 0.391	G6-3				G4-3					3	0	0	0	1	1	1											
George Bell, R (1,7) Heathcliff Slocumb, R (8,1) Paul Assenmacher, L (9,1) OBP: 0.667, SLG: 0.500	G1-3				HR		F7		P7	4	1	1	1	0	0	2											
Andre Dawson, R (1,9) OBP: 0.337, SLG: 0.541					HR					4	1	1	1	0	1	2											
Luis Salazar, R (1,5) Jose Vizcaino, S (9,5) OBP: 0.313, SLG: 0.489 OBP: 0.306, SLG: 0.289					G6-3				P4	3	0	1	0	1	0	0											
Hector Villanueva, R (1,2) Rick Wilkins, L (8,2) OBP: 0.318, SLG: 0.300			FC4 BB			FC5-4 1B				2	0	0	0	1	0	2											
Shawon Dunston, R (1,6) OBP: 0.260, SLG: 0.362			FC4			FC5-4 1-2			K	1	0	0	0	0	1	0											
Bob Scanlan, R (1,1) Mike Bielecki, R (6,1) Chico Walker, S (7, FH) OBP: 0.370, SLG: 0.392			G6-3 SH1-4 1B			FC6-4 BB				4	0	1	0	0	0	1											
Bob Scanlan, R (1,1) Mike Bielecki, R (6,1) Chico Walker, S (7, FH) OBP: 0.370, SLG: 0.392			SH1-4							1	0	0	0	0	1	0											
Inning Stats	R: 0 E: 0 K: 0 S: 6	H: 0 LOB: 0 BB: 0 P: 8	R: 0 E: 0 K: 1 S: 8	H: 0 LOB: 1 BB: 1 P: 15	R: 0 E: 0 K: 0 S: 8	H: 1 LOB: 1 BB: 0 P: 11	R: 2 E: 0 K: 0 S: 14	H: 2 LOB: 1 BB: 1 P: 23	R: 0 E: 1 K: 2 S: 11	H: 0 LOB: 1 BB: 1 P: 21	R: 0 E: 0 K: 0 S: 9	H: 1 LOB: 1 BB: 0 P: 14	R: 2 E: 0 K: 0 S: 12	H: 3 LOB: 2 BB: 1 P: 22	R: 0 E: 0 K: 1 S: 7	H: 0 LOB: 0 BB: 0 P: 10	1B: 4 2B: 1 3B: 0 HR: 2	SF: 0 SAC: 1 DP: 0 HBP: 0	WP: 0 PB: 0 SB: 0 CS: 0	PA: 35							
PITCHER	IP	WLS	BF	H	R	ER	SO	BB	IBB	HBP	BLK	WP	HR	S	P	ERA	WHIP										
Trevor Wilson, L (1,1) ERA: 3.7	6.1	L	28	6	4	4	3	3	0	0	0	0	0	62	101	5.68	1.421										
Jeff Brantley, R (7,1) ERA: 2.06	1.2		7	1	0	0	1	0	1	0	0	0	0	13	23	0.00	0.600										



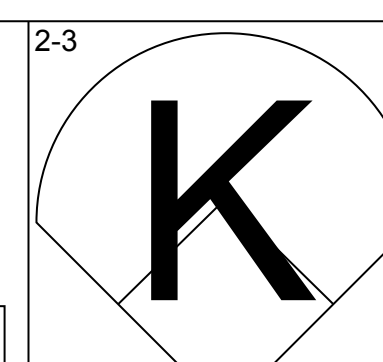
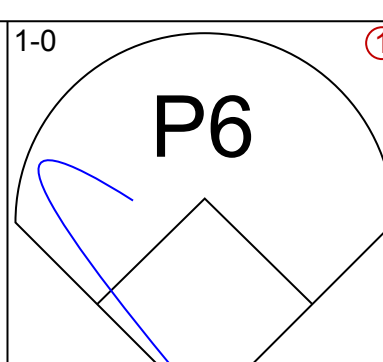
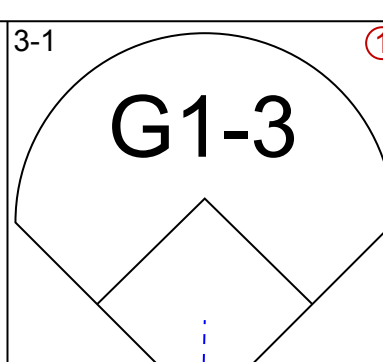
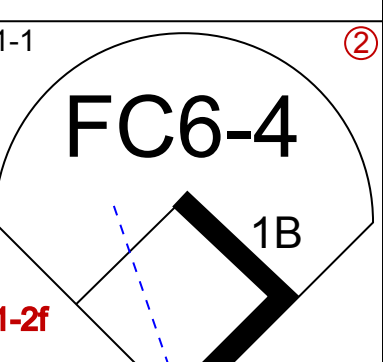
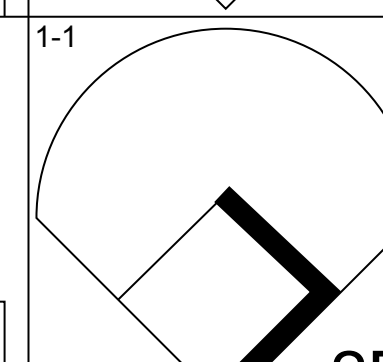
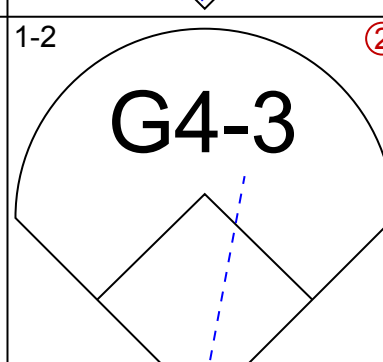
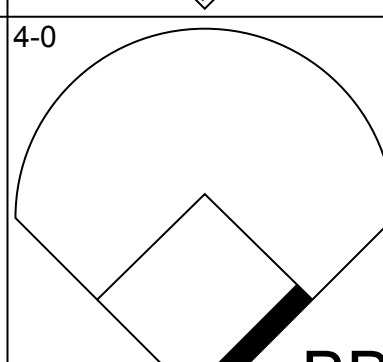
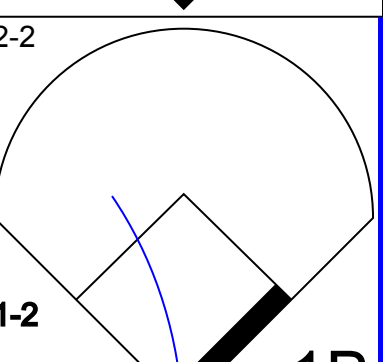
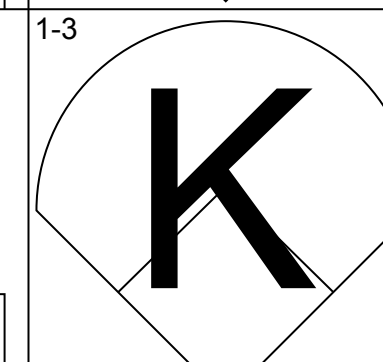
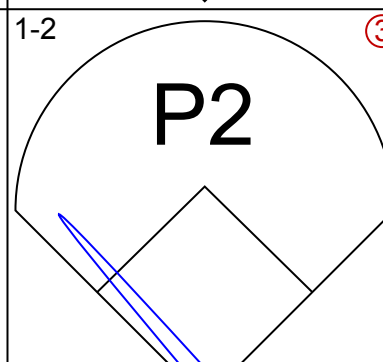
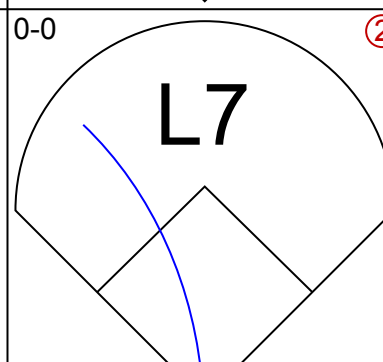
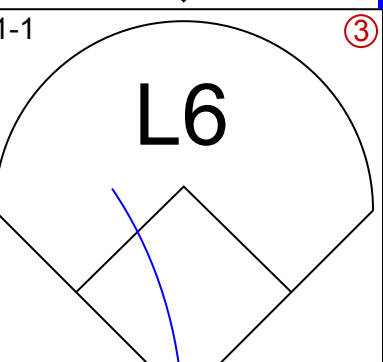
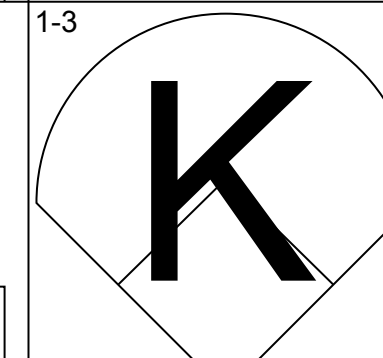
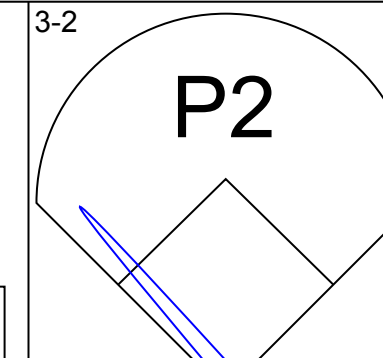
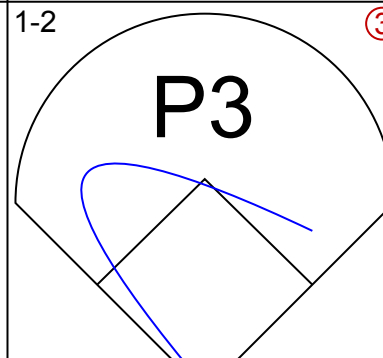
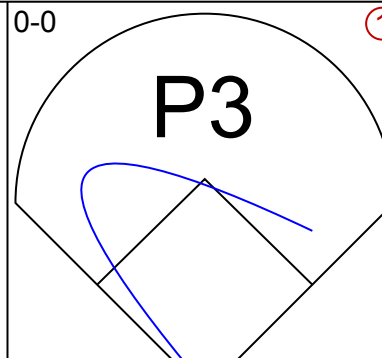
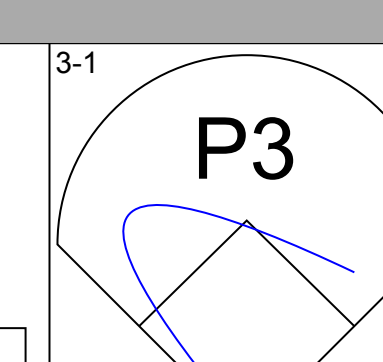
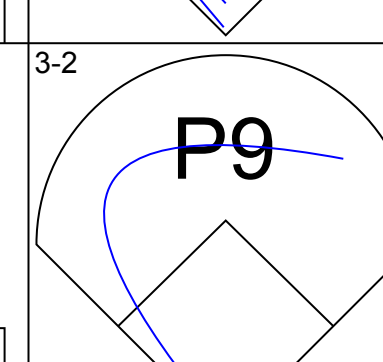
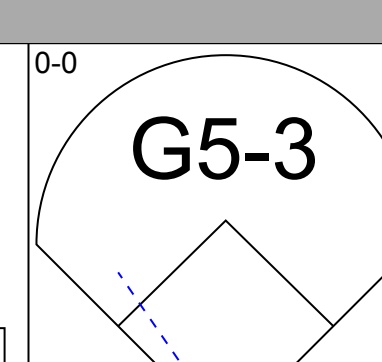
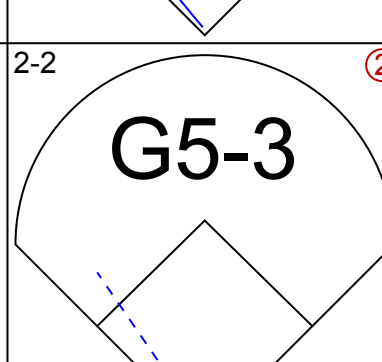
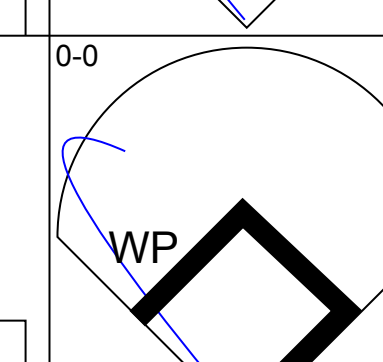
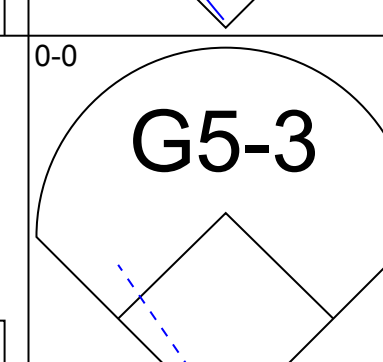
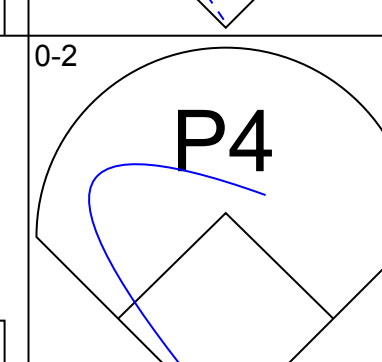
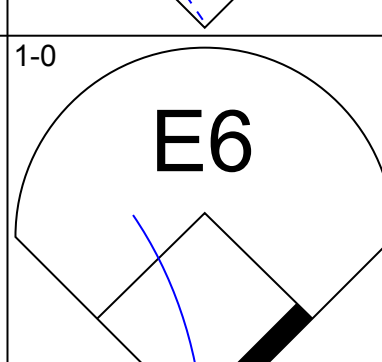
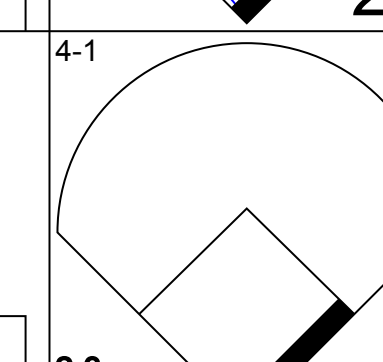
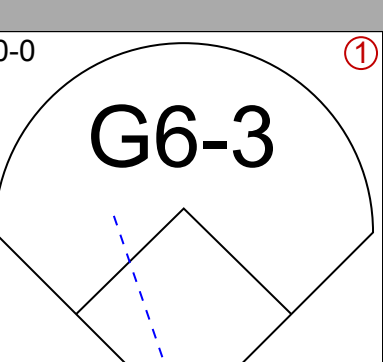
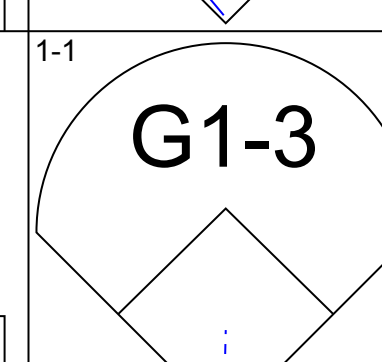
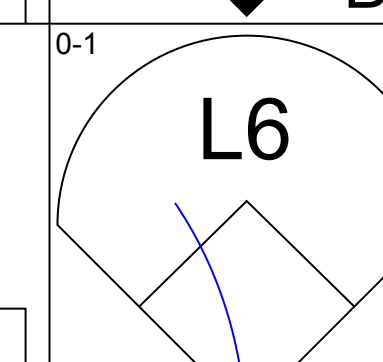
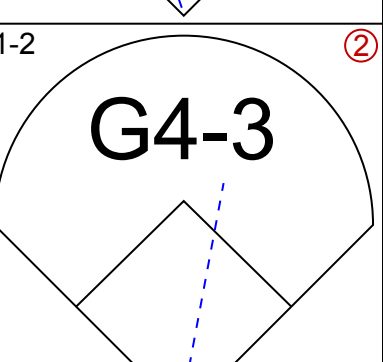
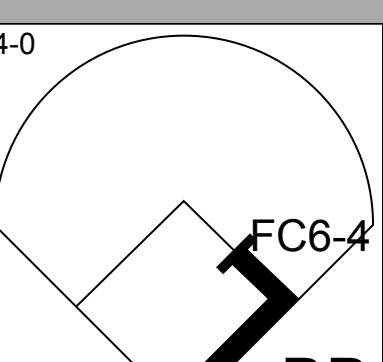
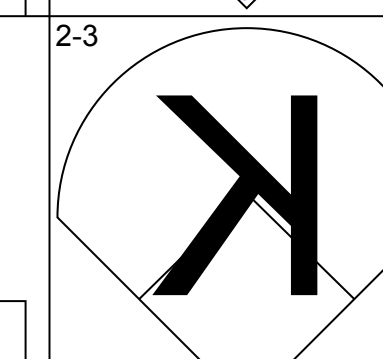
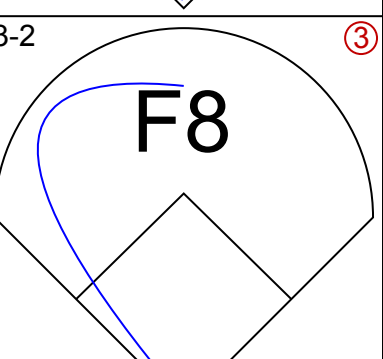
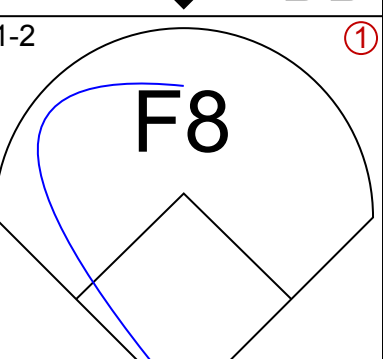
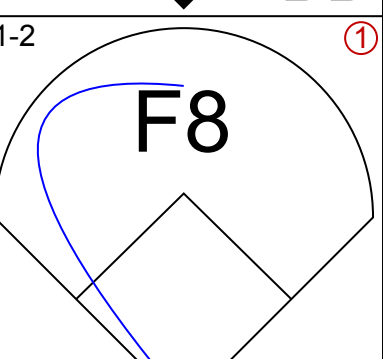
Batter	1	2	3	4	5	6	7	8	9	AB	R	H	RBI	BB	SO	LOB	TOP								
Orlando Merced, S OBP: 0.397, SLG: 0.456	F8		1B	F9			G4-3			4	0	1	0	0	0	1	Pittsburgh Pirates @ San Francisco Giants Candlestick Park, San Francisco, CA Fri Jun 14 1991, 10:05 PM EDT Att: 17,333 - Sunny - 61 F								
Jay Bell, R OBP: 0.308, SLG: 0.417	HBP				G5-3			K	3	0	0	0	0	2	2										
Andy Van Slyke, L OBP: 0.326, SLG: 0.375 Jose Lind, R OBP: 0.272, SLG: 0.321	FC6-4		K		G6-3			K	2	0	0	0	0	1	3										
Bobby Bonilla, S OBP: 0.388, SLG: 0.495	BB			L7				F8	2	0	0	0	2	0	2										
Barry Bonds, L OBP: 0.363, SLG: 0.420	K							BB	3	1	0	0	1	1	3										
Mitch Webster, S OBP: 0.273, SLG: 0.284										4	0	0	0	0	1										
Michael LaValliere, L OBP: 0.332, SLG: 0.318 Gary Redus, R OBP: 0.293, SLG: 0.239		L8								3	0	0	0	0	1										
Curtis Wilkerson, S OBP: 0.280, SLG: 0.276 Lloyd McClendon, R OBP: 0.400, SLG: 0.568										3	1	1	1	0	0										
Zane Smith, L OBP: 0.357, SLG: 0.423										1	0	0	0	0	0										
										3	0	2	1	0	0										
Inning Stats	R: 0 E: 0 K: 1 S: 12	H: 0 LOB: 2 BB: 1 P: 20	R: 0 E: 0 K: 0 S: 7	H: 0 LOB: 0 BB: 0 P: 9	R: 0 E: 0 K: 2 S: 15	H: 2 LOB: 2 BB: 0 P: 20	R: 2 E: 0 K: 0 S: 12	H: 2 LOB: 1 BB: 1 P: 21	R: 0 E: 0 K: 0 S: 4	H: 0 LOB: 0 BB: 0 P: 9	R: 0 E: 0 K: 1 S: 7	H: 0 LOB: 0 BB: 0 P: 11	R: 0 E: 0 K: 0 S: 5	H: 0 LOB: 0 BB: 0 P: 9	R: 0 E: 0 K: 2 S: 9	H: 0 LOB: 1 BB: 1 P: 14	R: 0 E: 0 K: 1 S: 11	H: 0 LOB: 0 BB: 0 P: 19	1B: 3 2B: 1 3B: 0 HR: 0	SF: 0 SAC: 0 DP: 0 HBP: 1	WP: 0 PB: 0 SB: 1 CS: 0	PA: 35			
PITCHER	IP	WLS	BF	H	R	ER	SO	BB	IBB	HBP	BLK	WP	HR	S	P	ERA	WHIP								
John Burkett, R ERA: 3.32	(1, 1)	7.0	28	4	2	2	4	2	0	1	0	0	0	62	99	2.57	0.857								
Francisco Oliveras, R ERA: 2.32	(8, 1)	1.0	W	4	0	0	2	1	0	0	0	0	0	9	14	0.00	1.000								
Dave Righetti, L ERA: 4.06	(9, 1)	1.0	S	3	0	0	1	0	0	0	0	0	0	11	19	0.00	0.000								

AB	31
R	2
H	4
RBI	2
BB	3
SO	7
LOB	13



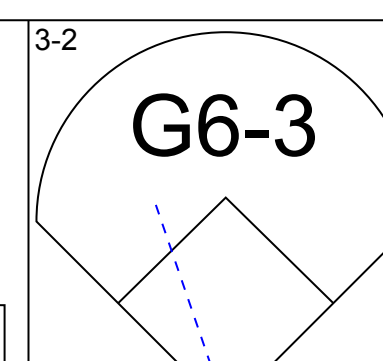
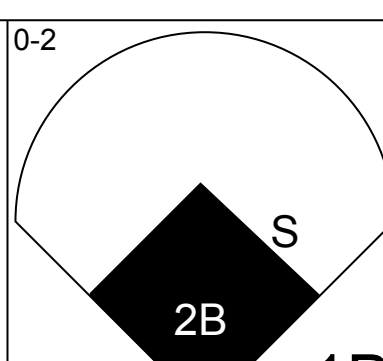

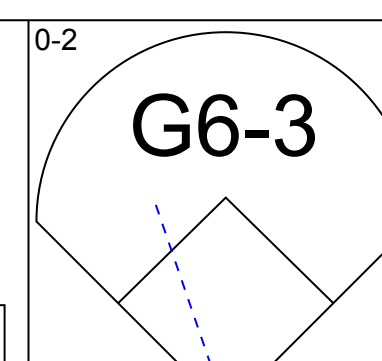
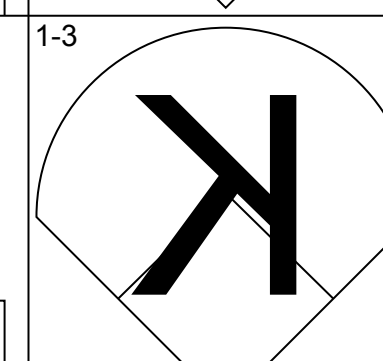
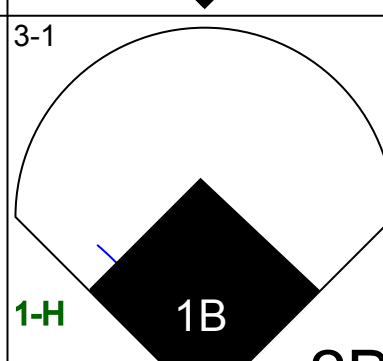
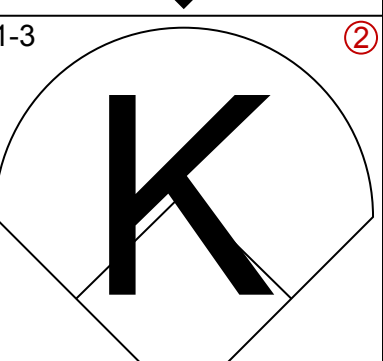
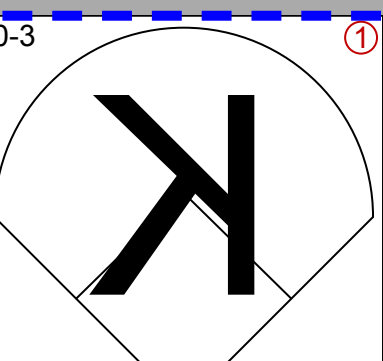
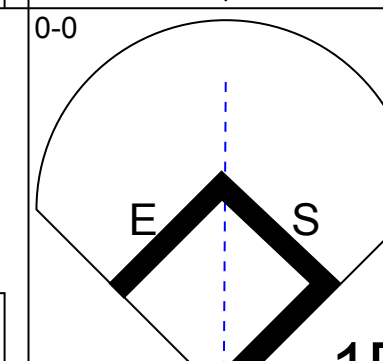
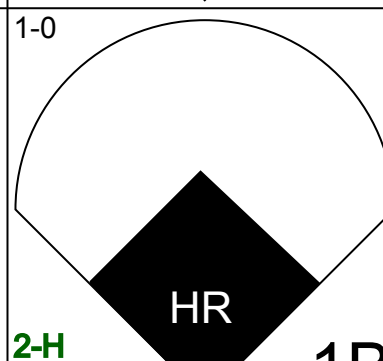
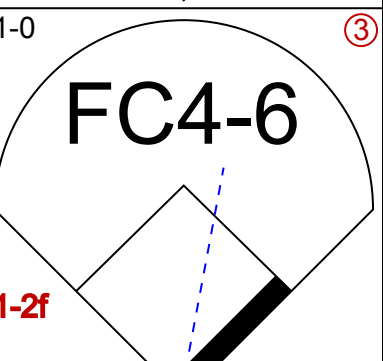
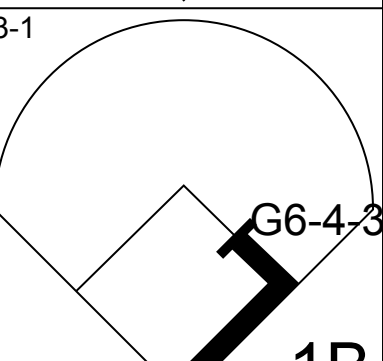
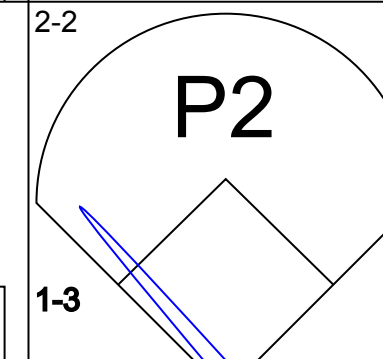
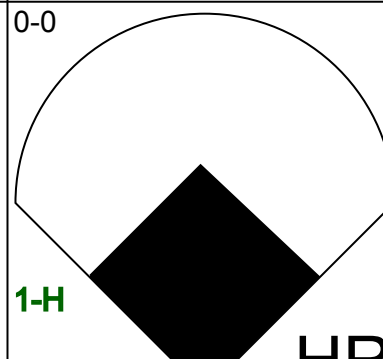
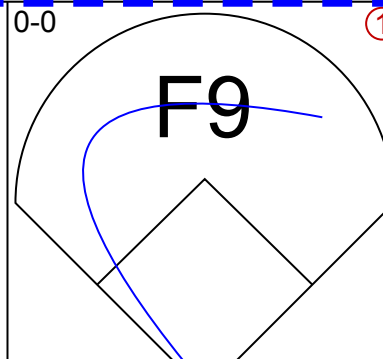
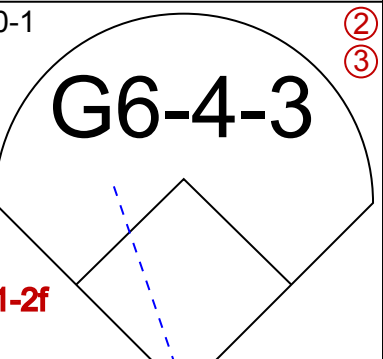
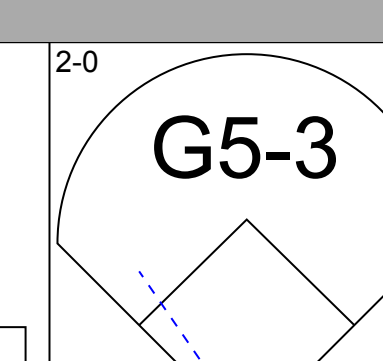
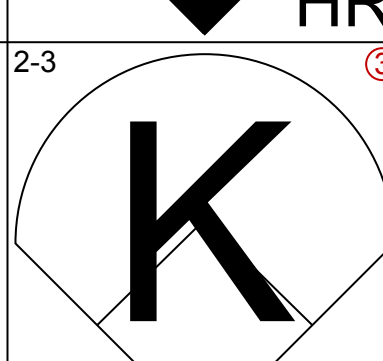
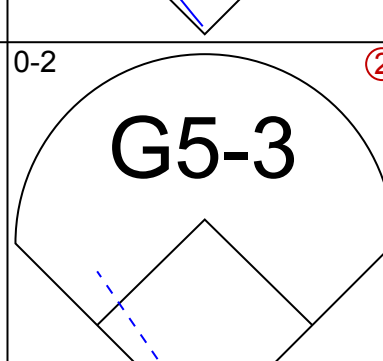
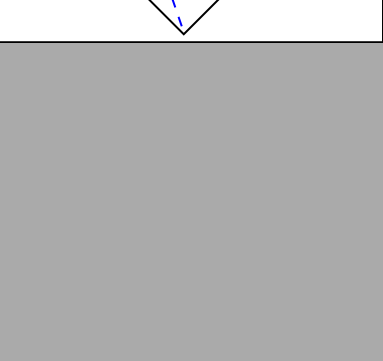
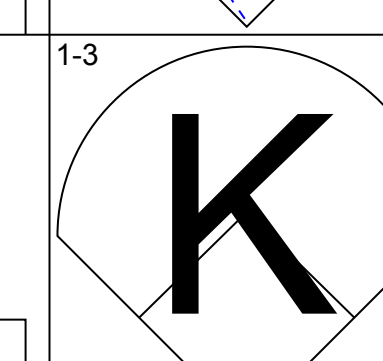
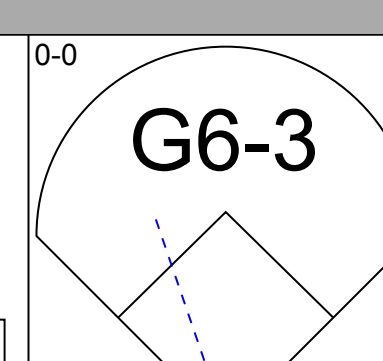
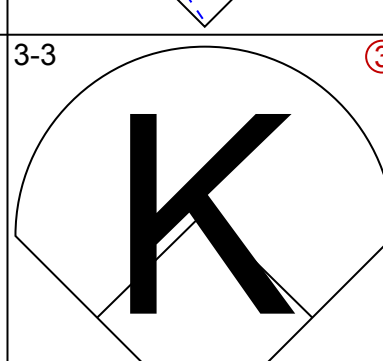
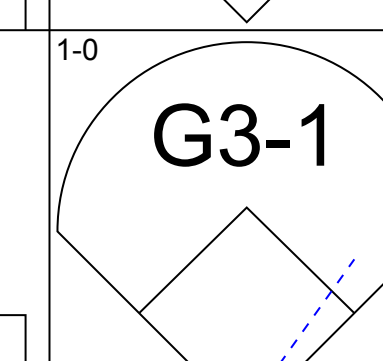
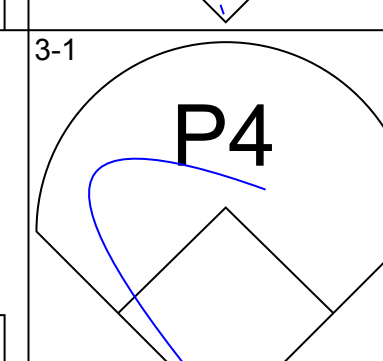
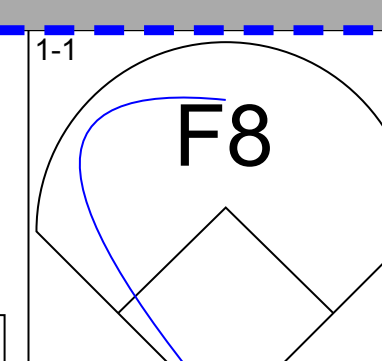
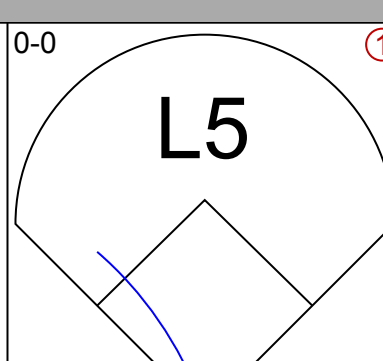
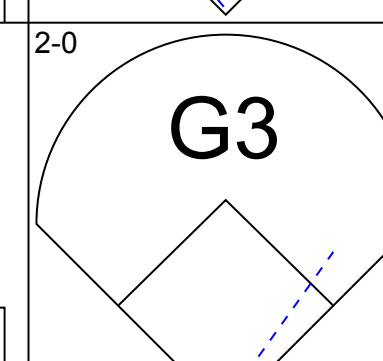
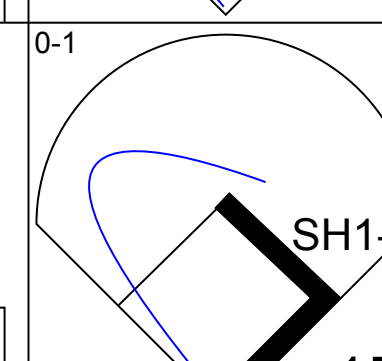
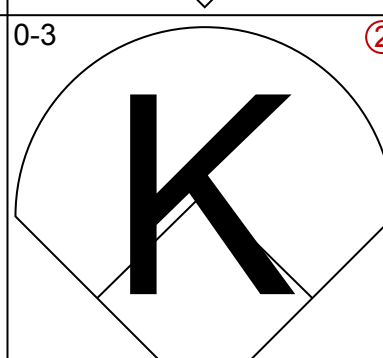
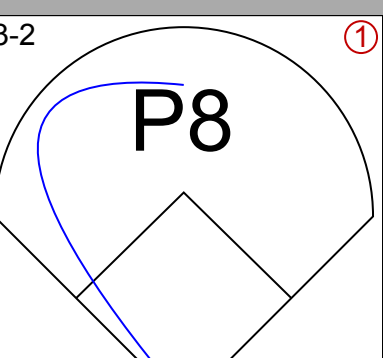
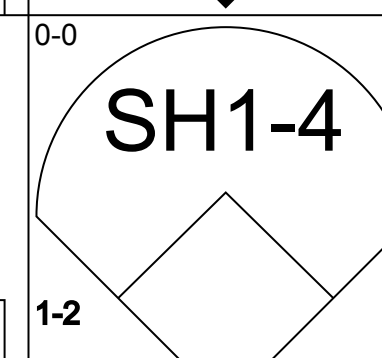
Batter	1	2	3	4	5	6	7	8	9	AB	R	H	RBI	BB	SO	LOB	BOTTOM								
Mike Felder, S OBP: 0.337, SLG: 0.386	G5-3		1B				G6-3			4	0	1	0	0	0	0	Pittsburgh Pirates @ San Francisco Giants Candlestick Park, San Francisco, CA Fri Jun 14 1991, 10:05 PM EDT Att: 17,333 - Sunny - 61 F								
Robby Thompson, R OBP: 0.339, SLG: 0.429	G6-3		SH3				G6-3			3	0	0	0	0	1	0									
Willie McGee, S OBP: 0.360, SLG: 0.465	G3-1						F9			4	1	2	1	0	0	0									
Matt Williams, R OBP: 0.272, SLG: 0.394										3	1	2	0	1	0	0									
Kevin Bass, S OBP: 0.310, SLG: 0.347										3	1	1	0	1	0	4									
Greg Litton, R OBP: 0.228, SLG: 0.263										4	0	0	0	0	0	4									
Steve Decker, R OBP: 0.244, SLG: 0.331										2	0	0	1	0	1	1									
Jose Uribe, S OBP: 0.268, SLG: 0.259										3	0	2	1	0	1	0									
John Burkett, R OBP: 0.160, SLG: 0.167 Dave Anderson, R OBP: 0.349, SLG: 0.385 Francisco Oliveras, R OBP: 0.333, SLG: 0.333 Dave Righetti, L										2	0	0	0	0	0	2									
										1	0	0	0	0	0	0									
										0	0	0	0	0	0	0									
										0	0	0	0	0	0	0									
Inning Stats	R: 0 E: 0 K: 0 S: 7	H: 3 LOB: 1 BB: 0 P: 11	R: 2 E: 1 K: 0 S: 10	H: 3 LOB: 1 BB: 0 P: 18	R: 0 E: 0 K: 0 S: 6	H: 2 LOB: 2 BB: 1 P: 12	R: 0 E: 0 K: 1 S: 9	H: 1 LOB: 1 BB: 0 P: 10	R: 0 E: 0 K: 0 S: 7	H: 0 LOB: 0 BB: 0 P: 8	R: 0 E: 0 K: 0 S: 12	H: 0 LOB: 1 BB: 1 P: 18	R: 0 E: 0 K: 1 S: 6	H: 0 LOB: 0 BB: 0 P: 11	R: 1 E: 0 K: 1 S: 11	H: 2 LOB: 1 BB: 0 P: 16	1B: 6 2B: 1 3B: 0 HR: 1	SF: 1 SAC: 1 DP: 1 HBP: 0	WP: 0 PB: 0 SB: 0 CS: 1	PA: 33					
PITCHER	IP	WLS	BF	H	R	ER	SO	BB	IBB	HBP	BLK	WP	HR	S	P	ERA	WHIP								
Zane Smith, L ERA: 2.78	(1, 1)	8.0	L	33	8	3	2	3	1	1	0	0	0	68	104	2.25	1.125								




Batter	1	2	3	4	5	6	7	8	9	AB	R	H	RBI	BB	SO	LOB	TOP			
Gary Redus, R OBP: 0.282, SLG: 0.228										4	0	0	0	0	1	1	Pittsburgh Pirates @ San Francisco Giants Candlestick Park, San Francisco, CA Sat Jun 15 1991, 6:33 AM EDT Att: 31,807 - Sunny - 66 F			
Jay Bell, R OBP: 0.316, SLG: 0.425 Bob Kipper, R										3	0	2	0	1	0	0				
Mitch Webster, S OBP: 0.262, SLG: 0.272										4	0	0	0	0	1	4				
Bobby Bonilla, S OBP: 0.382, SLG: 0.486										4	0	0	0	0	1	2				
Lloyd McClendon, R OBP: 0.370, SLG: 0.521										4	0	0	0	0	0	0				
Don Slaught, R OBP: 0.302, SLG: 0.358										4	0	1	0	0	0	0				
Joe Redfield, R										3	0	0	0	1	0	1				
Jose Lind, R OBP: 0.273, SLG: 0.317										2	0	0	0	1	0	2				
John Smiley, L OBP: 0.250, SLG: 0.217 Stan Belinda, R OBP: 0.400, SLG: 0.600 Neal Heaton, L OBP: 0.277, SLG: 0.273 Curtis Wilkerson, S										2	0	0	0	0	1	2				
Inning Stats	R: 0 E: 0 K: 3 S: 11	H: 1 LOB: 1 BB: 0 P: 16	R: 0 E: 0 K: 1 S: 9	H: 1 LOB: 2 BB: 1 P: 18	R: 0 E: 0 K: 0 S: 8	H: 0 LOB: 0 BB: 0 P: 11	R: 0 E: 0 K: 0 S: 7	H: 0 LOB: 0 BB: 0 P: 13	R: 0 E: 0 K: 0 S: 10	H: 0 LOB: 1 BB: 1 P: 14	R: 0 E: 0 K: 0 S: 6	H: 0 LOB: 0 BB: 0 P: 7	R: 0 E: 0 K: 0 S: 11	H: 1 LOB: 2 BB: 1 P: 20	R: 0 E: 1 K: 0 S: 9	H: 0 LOB: 1 BB: 0 P: 14		1B: 1 2B: 2 3B: 0 HR: 0	SF: 0 SAC: 0 DP: 0 HBP: 0	WP: 1 PB: 0 SB: 0 CS: 0
PITCHER Mike Remlinger, L ERA:	IP: 9.0 WLS: W BF: 34 H: 3 R: 0 ER: 0 SO: 4 BB: 3 IBB: 0 HBP: 0 BLK: 0 WP: 1 HR: 0 S: 77 P: 127 ERA: 0.00 WHIP: 0.667																			

AB	31
R	0
H	3
RBI	0
BB	3
SO	4
LOB	13



Batter	1	2	3	4	5	6	7	8	9	AB	R	H	RBI	BB	SO	LOB	BOTTOM			
Mike Felder, S OBP: 0.340, SLG: 0.389										4	1	2	0	0	0	1	Pittsburgh Pirates @ San Francisco Giants Candlestick Park, San Francisco, CA Sat Jun 15 1991, 6:33 AM EDT Att: 31,807 - Sunny - 66 F			
Robby Thompson, R OBP: 0.338, SLG: 0.430										4	1	1	1	0	3	1				
Willie McGee, S OBP: 0.366, SLG: 0.470										4	1	3	1	0	0	1				
Matt Williams, R OBP: 0.272, SLG: 0.404										4	1	1	2	0	0	2				
Kevin Bass, S OBP: 0.306, SLG: 0.342										3	0	0	0	0	1	0				
Dave Anderson, R OBP: 0.339, SLG: 0.374										3	0	0	0	0	2	0				
Steve Decker, R OBP: 0.239, SLG: 0.325										3	0	0	0	0	0	0				
Jose Uribe, S OBP: 0.270, SLG: 0.261										3	0	1	0	0	0	0				
Mike Remlinger, L										2	0	0	0	0	1	0				
Inning Stats	R: 0 E: 0 K: 1 S: 11	H: 1 LOB: 1 BB: 0 P: 17	R: 0 E: 0 K: 1 S: 6	H: 0 LOB: 0 BB: 0 P: 10	R: 4 E: 0 K: 2 S: 14	H: 4 LOB: 0 BB: 0 P: 20	R: 0 E: 0 K: 0 S: 4	H: 0 LOB: 0 BB: 0 P: 9	R: 0 E: 0 K: 1 S: 12	H: 1 LOB: 1 BB: 0 P: 18	R: 0 E: 0 K: 1 S: 7	H: 0 LOB: 0 BB: 0 P: 10	R: 0 E: 0 K: 1 S: 8	H: 1 LOB: 1 BB: 0 P: 9	R: 0 E: 0 K: 1 S: 7	H: 1 LOB: 0 BB: 0 P: 10		1B: 6 2B: 1 3B: 0 HR: 1	SF: 0 SAC: 1 DP: 1 HBP: 0	WP: 0 PB: 0 SB: 2 CS: 0
PITCHER John Smiley, L ERA: 3.62 Stan Belinda, R ERA: 4.28 Neal Heaton, L ERA: 2.3 Bob Kipper, L ERA: 7.54	IP: 5.0 WLS: L BF: 21 H: 6 R: 4 ER: 4 SO: 5 BB: 0 IBB: 0 HBP: 0 BLK: 0 WP: 0 HR: 1 S: 47 P: 74 ERA: 7.20 WHIP: 1.200																			

AB	30
R	4
H	8
RBI	4
BB	0
SO	7
LOB	5



Batter	1	2	3	4	5	6	7	8	9	AB	R	H	RBI	BB	SO	LOB	TOP				
Gary Redus, R OBP: 0.280, SLG: 0.229 (1, 3)	F8		P4			SH1-4 3B 1B	K			4	1	1	0	0	1	0	Pittsburgh Pirates @ San Francisco Giants Candlestick Park, San Francisco, CA Sun Jun 16 1991, 10:05 PM EDT Att: 27,634 - Sunny - 63 F				
Jay Bell, R OBP: 0.316, SLG: 0.438 (1, 6)	G6-3			HR		SH1-4		G6-3		3	1	1	1	0	0	0					
Mitch Webster, S OBP: 0.262, SLG: 0.292 (1, 8)	G3			F9		2B 3B		P6		4	1	1	1	0	0	0					
Bobby Bonilla, S OBP: 0.380, SLG: 0.486 (1, 5)		G3-1		F8		1B 2B		P7		4	1	1	1	0	0	0					
Barry Bonds, L OBP: 0.365, SLG: 0.418 (1, 7)		F9		G6-3		3-H 2B		FC1-6 BB		3	0	1	1	1	0	0					
Lloyd McClendon, R OBP: 0.362, SLG: 0.500 (1, 9)					G5-3	K		FC1-6 G5-4-3		4	0	1	0	0	1	2					
Don Slaught, R OBP: 0.300, SLG: 0.345 (1, 2)		1B				L1		G5-4-3		3	0	0	0	1	0	3					
Jose Lind, R OBP: 0.269, SLG: 0.311 (1, 4)			G4-3		F9		L4			3	0	0	0	0	0	1					
Bob Walk, R OBP: 0.167, SLG: 0.417 (1, 1)			G4-3		K		K			2	0	0	0	0	1	1					
Bob Patterson, R (6, 1)										1	0	0	0	0	1	0					
Bill Landrum, R (9, 1)										0	0	0	0	0	0	0					
Inning Stats	R: 0 E: 0 K: 0 S: 9	H: 0 LOB: 0 BB: 0 P: 13	R: 0 E: 0 K: 0 S: 9	H: 1 LOB: 1 BB: 0 P: 12	R: 0 E: 0 K: 0 S: 10	H: 0 LOB: 0 BB: 0 P: 13	R: 1 E: 0 K: 0 S: 10	H: 1 LOB: 1 BB: 1 P: 14	R: 0 E: 0 K: 1 S: 6	H: 0 LOB: 1 BB: 1 P: 12	R: 3 E: 0 K: 2 S: 12	H: 4 LOB: 0 BB: 0 P: 19	R: 0 E: 0 K: 0 S: 7	H: 0 LOB: 0 BB: 0 P: 11	R: 0 E: 0 K: 0 S: 3	H: 0 LOB: 0 BB: 1 P: 8	1B: 3 2B: 1 3B: 1 HR: 1	SF: 0 SAC: 1 DP: 1 HBP: 0	WP: 0 PB: 0 SB: 2 CS: 0	PA: 34	
PITCHER	IP	WLS	BF	H	R	ER	SO	BB	IBB	HBP	BLK	WP	HR	S	P	ERA	WHIP				
Bud Black, L ERA: 3.66 (1, 1)	7.0	L	28	6	4	4	4	1	0	0	0	0	1	65	95	5.14	1.000				
Kelly Downs, R ERA: 4.23 (8, 1)	1.0		3	0	0	0	0	0	0	0	0	0	0	7	11	0.00	0.000				
Jose Segura, R ERA: 4.09 (9, 1)	1.0		3	0	0	0	0	1	0	0	0	0	0	3	8	0.00	1.000				

AB	31
R	4
H	6
RBI	4
BB	2
SO	4
LOB	7



Batter	1	2	3	4	5	6	7	8	9	AB	R	H	RBI	BB	SO	LOB	BOTTOM					
Mike Felder, S OBP: 0.333, SLG: 0.380 (1, 9)	G6-3		G4-3			P3		B5-3		4	0	0	0	0	0	0	Pittsburgh Pirates @ San Francisco Giants Candlestick Park, San Francisco, CA Sun Jun 16 1991, 10:05 PM EDT Att: 27,634 - Sunny - 63 F					
Willie McGee, S OBP: 0.360, SLG: 0.462 (1, 8)	E3			G4-3		K		G6-3		4	0	0	0	0	1	0						
Will Clark, L OBP: 0.352, SLG: 0.478 (1, 3)				G4-3		K				3	0	0	0	0	2	1						
Greg Litton, R OBP: 0.238, SLG: 0.273 (7, 3)				G4-3		K		2B 1B		1	1	1	0	0	0	0						
Matt Williams, R OBP: 0.271, SLG: 0.406 (1, 5)				F9		K		1B 2B		4	1	1	0	0	1	1						
Mark Leonard, L OBP: 0.326, SLG: 0.476 (1, 7)						K		1B 2B		4	0	3	2	0	1	0						
Robby Thompson, R OBP: 0.336, SLG: 0.431 (1, 4)				G5-4-3		2B 2B		F9		4	1	1	0	0	0	3						
Terry Kennedy, L OBP: 0.271, SLG: 0.325 (1, 2)						2B				2	0	1	1	0	0	0						
Steve Decker, R OBP: 0.242, SLG: 0.327 (7, PH) (8, 2)				P7		2B		1B		2	0	1	0	0	0	1						
Jose Uribe, S OBP: 0.265, SLG: 0.256 (1, 6)										2	0	0	0	0	0	1						
Dave Anderson, R OBP: 0.333, SLG: 0.367 (8, PH) (9, 6)				F6		P5		G5-3	G6-3	2	0	0	0	0	0	2						
Bud Black, L OBP: 0.257, SLG: 0.286 (1, 1)										2	0	0	0	0	0	1						
Kelly Downs, R (8, 1)				G5-3		G4-3		G5-3		0	0	0	0	0	0	0						
Kevin Bass, S OBP: 0.305, SLG: 0.340 (8, PH)										1	0	0	0	0	0	0						
Jose Segura, R (9, 1)										0	0	0	0	0	0	0						
Inning Stats	R: 0 E: 1 K: 1 S: 9	H: 0 LOB: 1 BB: 0 P: 15	R: 0 E: 0 K: 0 S: 8	H: 1 LOB: 0 BB: 0 P: 12	R: 0 E: 0 K: 0 S: 8	H: 0 LOB: 0 BB: 0 P: 10	R: 0 E: 0 K: 0 S: 6	H: 0 LOB: 0 BB: 0 P: 9	R: 1 E: 0 K: 1 S: 11	H: 2 LOB: 1 BB: 0 P: 19	R: 0 E: 0 K: 2 S: 9	H: 0 LOB: 0 BB: 0 P: 14	R: 0 E: 0 K: 1 S: 10	H: 1 LOB: 1 BB: 0 P: 15	R: 0 E: 0 K: 0 S: 5	H: 0 LOB: 0 BB: 0 P: 5	R: 2 E: 0 K: 0 S: 15	H: 4 LOB: 2 BB: 0 P: 21	1B: 4 2B: 4 3B: 0 HR: 0	SF: 0 SAC: 0 DP: 1 HBP: 0	WP: 0 PB: 0 SB: 0 CS: 0	PA: 35
PITCHER	IP	WLS	BF	H	R	ER	SO	BB	IBB	HBP	BLK	WP	HR	S	P	ERA	WHIP					
Bob Walk, R ERA: 3.23 (1, 1)	5.0	W	18	3	1	1	2	0	0	0	0	0	0	42	65	1.80	0.600					
Bob Patterson, L ERA: 4.5 (6, 1)	3.0		10	1	0	0	3	0	0	0	0	0	0	24	34	0.00	0.333					
Bill Landrum, R ERA: 2.01 (9, 1)	1.0	S	7	4	2	2	0	0	0	0	0	0	0	15	21	18.00	4.000					

AB	35
R	3
H	8
RBI	3
BB	0
SO	5
LOB	10



Batter	1	2	3	4	5	6	7	8	9	AB	R	H	RBI	BB	SO	LOB	TOP					
Ray Lankford, L OBP: 0.286, SLG: 0.312	P5	P8		F8				P6		4	0	0	0	1	0	6	St. Louis Cardinals @ San Francisco Giants Candlestick Park, San Francisco, CA Mon Jun 17 1991, 10:05 PM EDT Att: 12,871 - Cloudy - 58 F					
Ozzie Smith, S OBP: 0.401, SLG: 0.365	G4-3 1B 2B			G6-3 BB		G6-3 L1		BB 1B BB		3	1	1	0	2	0	2						
Milt Thompson, L OBP: 0.538, SLG: 0.596	G4-3			G6-3						4	2	2	0	0	0	2						
Craig Wilson, R OBP: 0.243, SLG: 0.212										1	0	1	1	0	0	0						
Juan Agosto, L										0	0	0	0	0	0	0						
Lee Smith, R										0	0	0	0	0	0	0						
Felix Jose, S OBP: 0.406, SLG: 0.465										4	0	2	1	1	1	2						
Gerald Perry, L OBP: 0.311, SLG: 0.490										5	0	2	2	0	1	5						
Todd Zeile, R OBP: 0.351, SLG: 0.388										5	1	1	0	0	1	3						
Tom Pagnozzi, R OBP: 0.299, SLG: 0.314										4	0	1	0	0	0	2						
José Oquendo, S OBP: 0.347, SLG: 0.292										4	0	2	0	0	1	2						
Gerónimo Peña, S OBP: 0.317, SLG: 0.356										0	1	0	1	0	0	0						
Omar Olivares, R OBP: 0.182, SLG: 0.182										3	0	0	0	0	0	5						
Scott Terry, R OBP: 0.250, SLG: 0.250										0	0	0	0	0	0	0						
Luis Alicia, S OBP: 0.429, SLG: 0.500										0	0	0	0	1	0	0						
Rex Hudler, R OBP: 0.337, SLG: 0.407										1	0	0	0	0	0	0						
Inning Stats	R: 1 E: 0 K: 1 S: 11	H: 2 LOB: 1 BB: 0 P: 18	R: 0 E: 0 K: 0 S: 11	H: 2 LOB: 2 BB: 0 P: 17	R: 0 E: 0 K: 1 S: 6	H: 0 LOB: 1 BB: 1 P: 11	R: 0 E: 2 K: 1 S: 14	H: 0 LOB: 2 BB: 0 P: 18	R: 1 E: 0 K: 0 S: 14	H: 2 LOB: 1 BB: 0 P: 21	R: 0 E: 0 K: 0 S: 7	H: 1 LOB: 2 BB: 1 P: 15	R: 1 E: 0 K: 0 S: 9	H: 3 LOB: 1 BB: 0 P: 16	R: 1 E: 2 K: 0 S: 21	H: 1 LOB: 3 BB: 3 P: 38	R: 1 E: 0 K: 0 S: 7	H: 1 LOB: 0 BB: 0 P: 10	1B: 7 2B: 5 3B: 1 HR: 0	SF: 1 SAC: 1 DP: 1 HBP: 0	WP: 0 PB: 0 SB: 2 CS: 1	PA: 45
PITCHER	IP WLS BF H R ER SO BB IBB HBP BLK WP HR S P ERA WHIP																					
Don Robinson, R ERA: 4.28	(1, 1) 6.0 29 7 2 2 4 2 0 0 0 0 0 0 63 100 3.00 1.500																					
Jeff Brantley, R ERA: 2.25	(7, 1) 1.0 5 3 1 1 0 0 0 0 0 0 0 0 9 16 9.00 3.000																					
Francisco Oliveras, R ERA: 2.25	(8, 1) 0.0 2 0 1 0 0 1 0 0 0 1 0 0 6 12 ∞ ∞																					
Dave Righetti, L ERA: 4.09	(8, 1) 2.0 L 9 2 1 1 0 2 0 0 0 0 0 0 22 36 4.50 2.000																					

Batter	1	2	3	4	5	6	7	8	9	AB	R	H	RBI	BB	SO	LOB	BOTTOM					
Mike Felder, S OBP: 0.340, SLG: 0.386	G6-3									5	1	3	0	0	1	0	St. Louis Cardinals @ San Francisco Giants Candlestick Park, San Francisco, CA Mon Jun 17 1991, 10:05 PM EDT Att: 12,871 - Cloudy - 58 F					
Robby Thompson, R OBP: 0.345, SLG: 0.434										1	0	1	1	2	0	0						
Will Clark, L OBP: 0.355, SLG: 0.476										3	0	1	2	1	0	2						
Jose Uribe, S OBP: 0.265, SLG: 0.256										0	0	0	0	0	0	0						
Greg Litton, R OBP: 0.235, SLG: 0.269										1	0	0	0	0	0	1						
Matt Williams, R OBP: 0.270, SLG: 0.399										4	0	0	0	1	1	7						
Mark Leonard, L OBP: 0.319, SLG: 0.444										3	0	0	0	1	1	4						
Kevin Bass, S OBP: 0.300, SLG: 0.335										3	0	0	0	0	0	3						
Jeff Brantley, R ERA: 1.52										0	0	0	0	0	0	0						
Mike Kingery, L OBP: 0.296, SLG: 0.200										1	0	0	0	0	0	3						
Francisco Oliveras, R OBP: 0.333, SLG: 0.333										0	0	0	0	0	0	0						
Dave Righetti, L ERA: 4.09										0	0	0	0	0	0	0						
Terry Kennedy, L OBP: 0.258, SLG: 0.310										4	0	0	0	0	0	1						
Dave Anderson, R OBP: 0.331, SLG: 0.363										4	1	1	0	0	1	0						
Don Robinson, R OBP: 0.211, SLG: 0.263										2	1	1	1	0	1	0						
Willie McGee, S OBP: 0.366, SLG: 0.464										1	1	1	0	1	0	0						
Inning Stats	R: 0 E: 0 K: 0 S: 6	H: 0 LOB: 1 BB: 1 P: 13	R: 0 E: 0 K: 0 S: 13	H: 0 LOB: 0 BB: 0 P: 22	R: 0 E: 0 K: 2 S: 9	H: 0 LOB: 0 BB: 0 P: 14	R: 0 E: 0 K: 1 S: 14	H: 1 LOB: 2 BB: 1 P: 24	R: 2 E: 1 K: 0 S: 12	H: 3 LOB: 1 BB: 0 P: 22	R: 0 E: 0 K: 0 S: 11	H: 0 LOB: 1 BB: 1 P: 17	R: 2 E: 0 K: 1 S: 11	H: 2 LOB: 3 BB: 3 P: 28	R: 0 E: 1 K: 0 S: 9	H: 1 LOB: 2 BB: 0 P: 18	R: 0 E: 1 K: 1 S: 11	H: 1 LOB: 2 BB: 0 P: 15	1B: 7 2B: 1 3B: 0 HR: 0	SF: 0 SAC: 3 DP: 0 HBP: 0	WP: 0 PB: 0 SB: 0 CS: 1	PA: 42
PITCHER	IP WLS BF H R ER SO BB IBB HBP BLK WP HR S P ERA WHIP																					
Omar Olivares, R ERA: 5.71	(1, 1) 6.1 28 5 4 4 4 4 0 0 0 0 0 0 5 71 5.68 1.421																					
Scott Terry, R ERA: 1.52	(7, 1) 0.2 5 1 0 0 0 2 0 0 0 0 0 0 5 16 0.00 4.500																					
Juan Agosto, L ERA: 5.48	(8, 1) 1.0 W 3 1 0 0 0 0 0 0 0 0 0 0 9 18 0.00 1.000																					
Lee Smith, R ERA: 2.32	(9, 1) 1.0 S 5 1 0 0 0 1 0 0 0 0 0 0 11 15 0.00 1.000																					



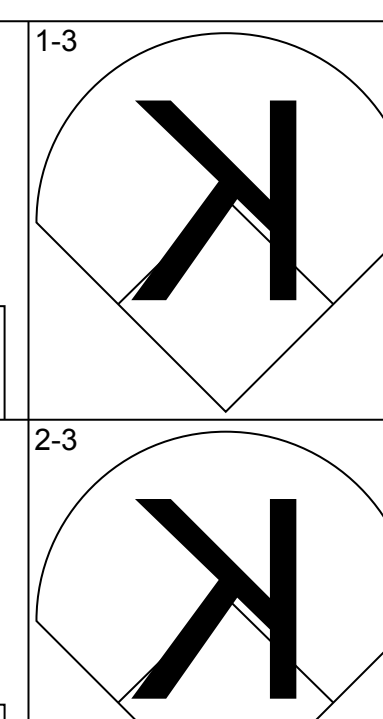
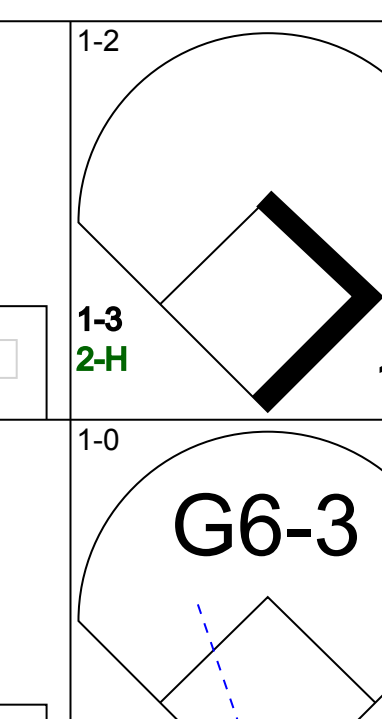
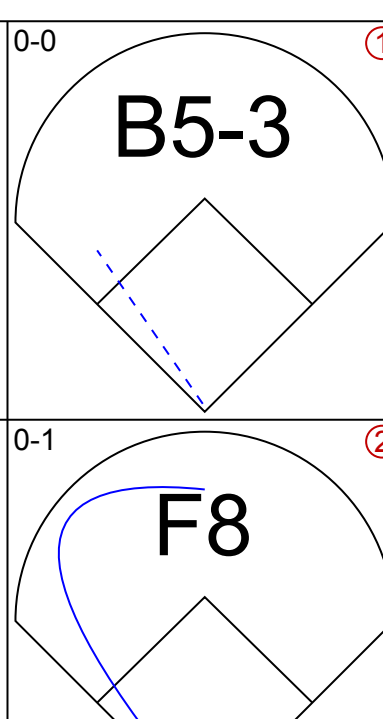
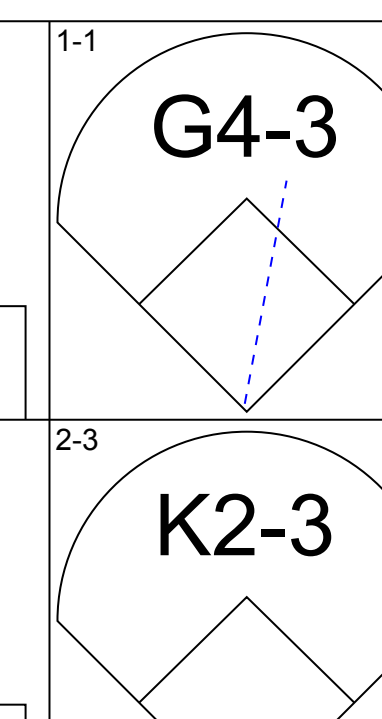
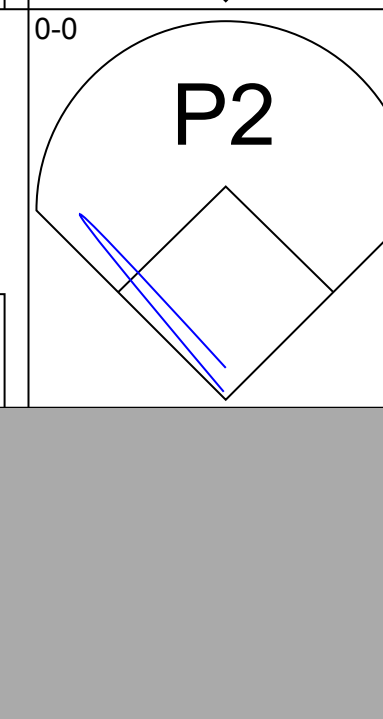
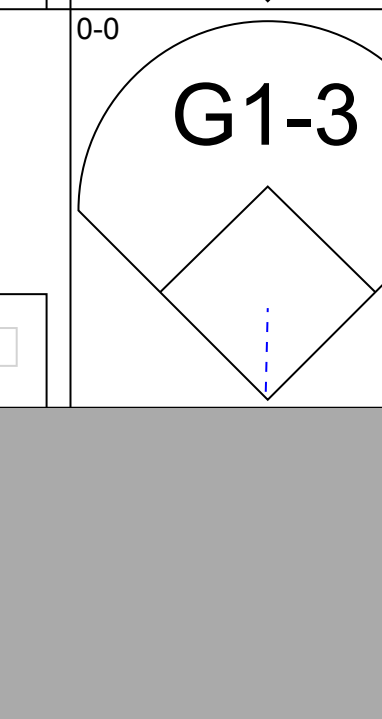
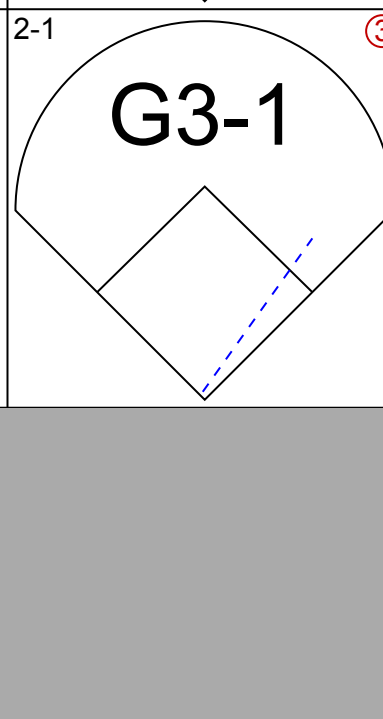
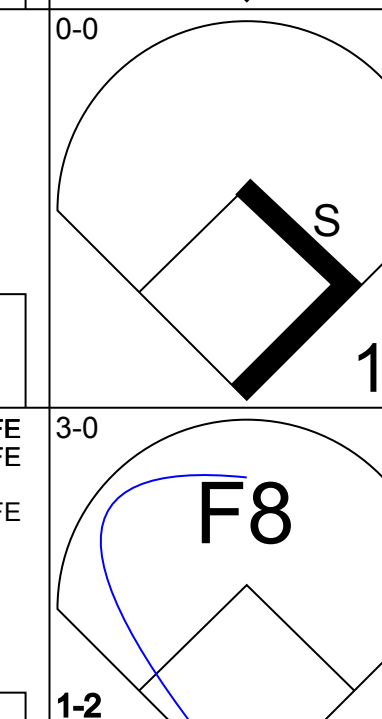




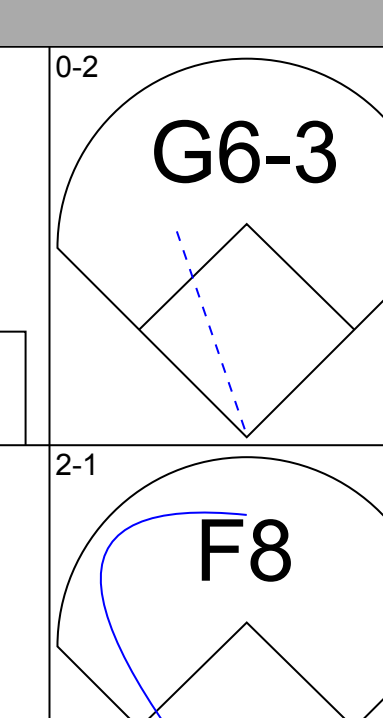
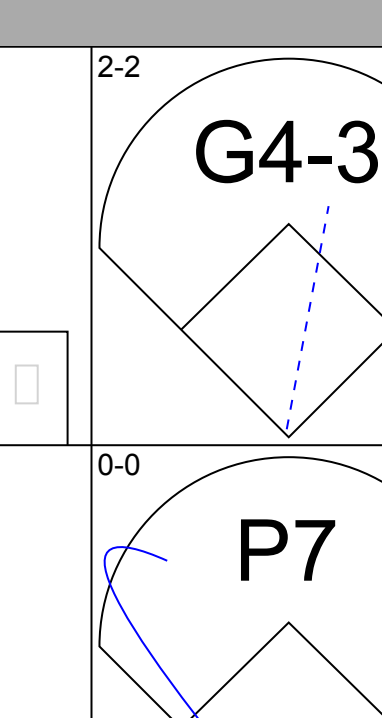
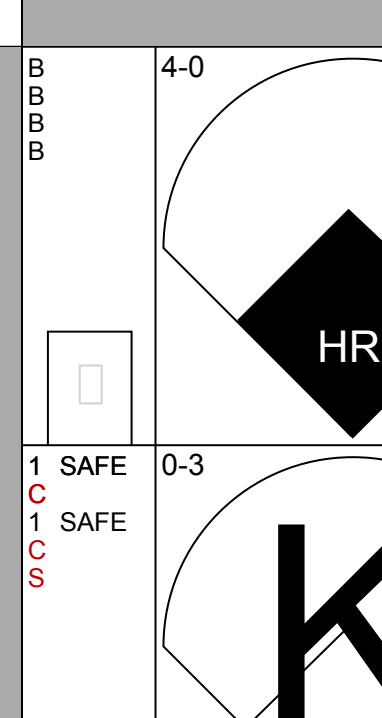
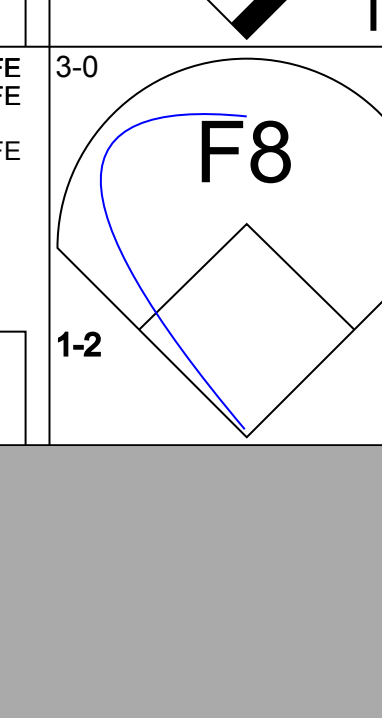

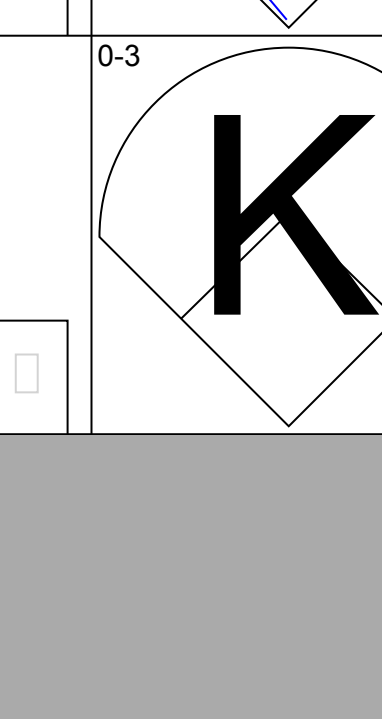
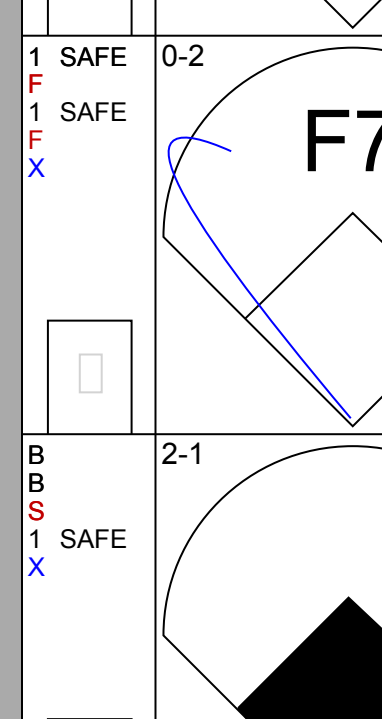
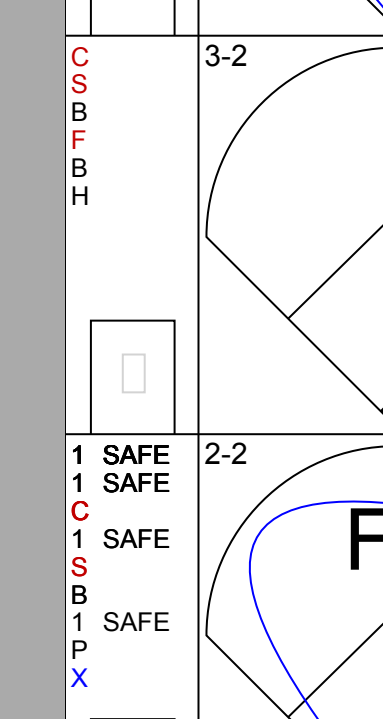


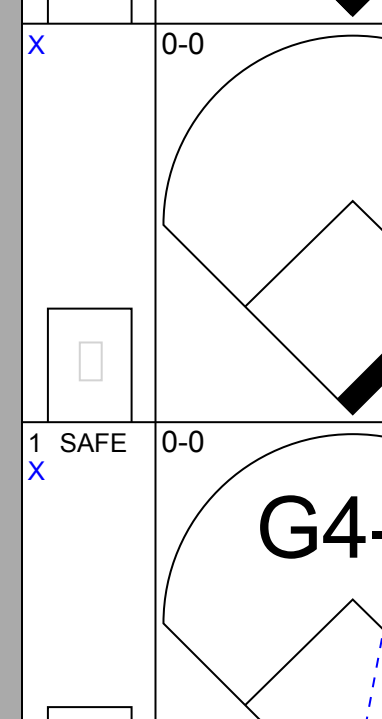

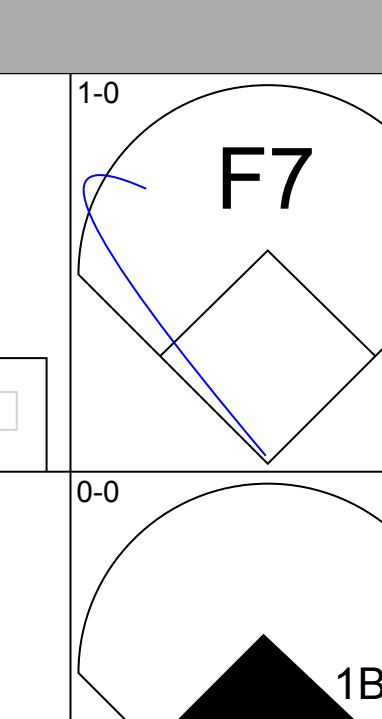
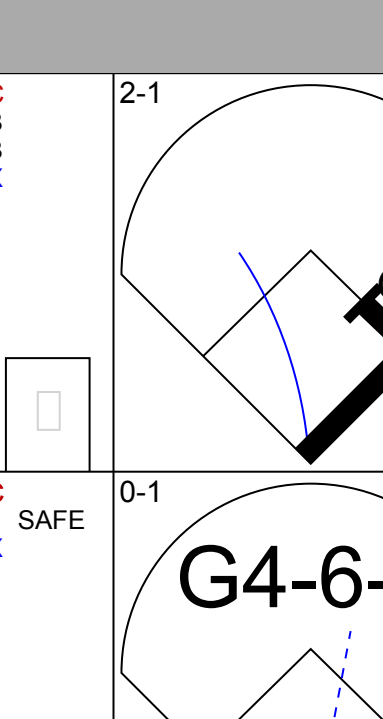
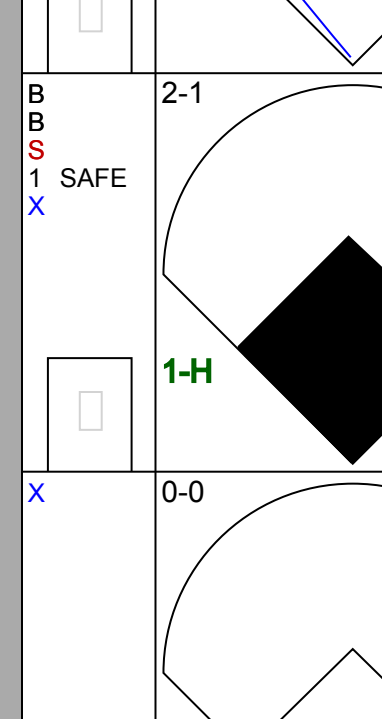
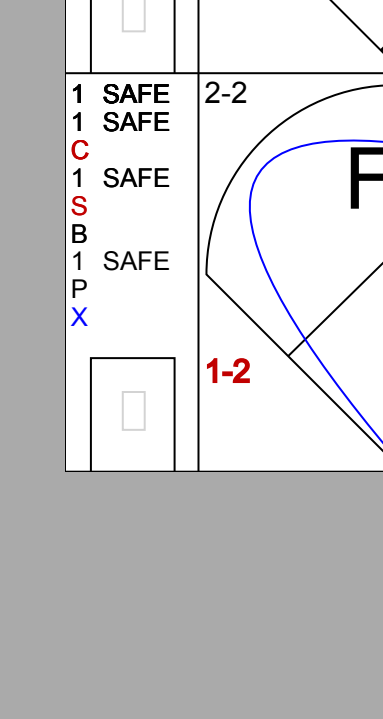
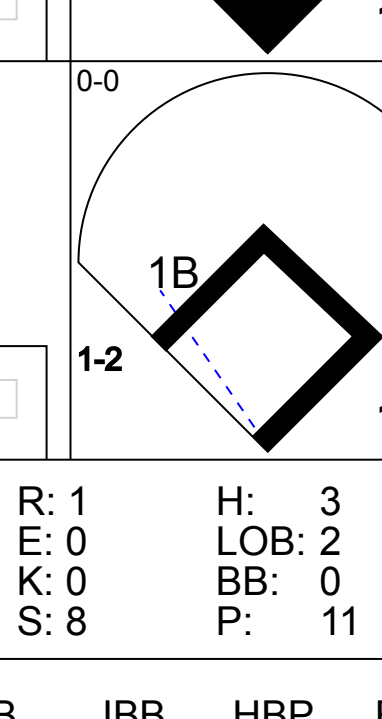
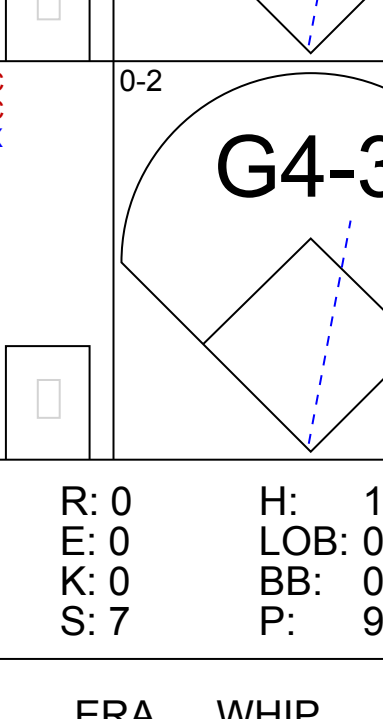
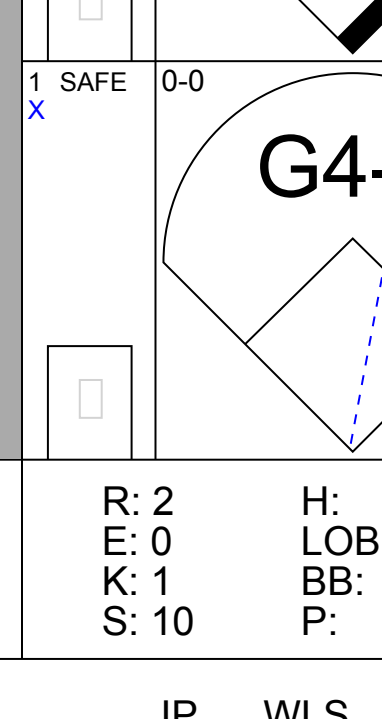


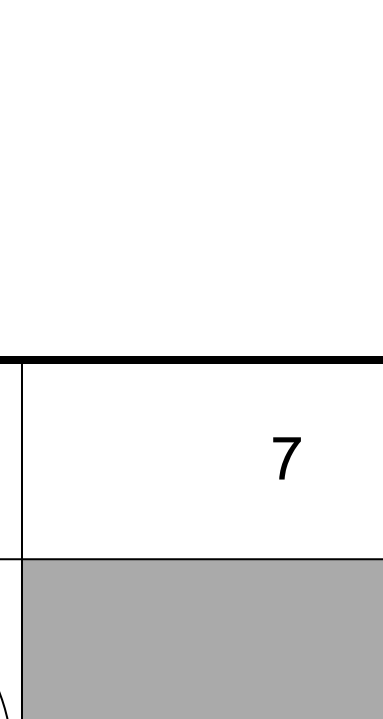
Batter	1	2	3	4	5	6	7	8	9	AB	R	H	RBI	BB	SO	LOB	TOP				
Ray Lankford, L (1, 8) OBP: 0.290, SLG: 0.308	4-2 G1-4-3 2B BB		2-2 G4-3		2-0 G3		1-0 BB HBP			2	1	0	1	1	0	0	St. Louis Cardinals @ San Francisco Giants Candlestick Park, San Francisco, CA Tue Jun 18 1991, 10:05 PM EDT Att: 11,140 - Cloudy - 58 F				
Gerónimo Peña, S (1, 4) OBP: 0.326, SLG: 0.368	1-1 G1-4-3		2-1 BLK 2B			0-1 G1-3	4-0 BB			3	0	1	1	1	0	1					
Felix Jose, S (1, 9) OBP: 0.403, SLG: 0.466	0-1 WP 2H 2B		1-3 K			2-1 F9	3H FC2			4	0	1	1	0	1	4					
Pedro Guerrero, R (1, 3) OBP: 0.335, SLG: 0.351	4-0 WP BB		1-1 L9			1-0 L5	3H K	2-3 K		3	0	0	0	1	1	1					
Todd Zeile, R (1, 5) OBP: 0.354, SLG: 0.387	2-3 K			2-1 P9			2-1 1B S FC5-2 1B	4-2 CS BB		3	0	1	0	1	1	2					
Rex Hudler, R (1, 7) OBP: 0.322, SLG: 0.388	3-2 G6-3			1-2 G6-3			1 SAFE 3-3 SAFE K	1 SAFE 1-2 G5-3		4	0	0	0	0	1	4					
Tom Pagnozzi, R (1, 2) OBP: 0.298, SLG: 0.313		3-1 G6-3		3-2 G6-3			0-1 FC5-2 BB HBP 1B		3-1 G4-3	4	1	1	0	0	0	0					
José Oquendo, S (1, 6) OBP: 0.344, SLG: 0.286		1-1 L5			1-3 K		4-0 HBP FC5-2 BB BB		1-3 K	3	1	0	0	1	2	0					
Bob Tewksbury, R (1, 1) OBP: 0.240, SLG: 0.240		3-2 G3			0-3 K		3-2 FC5-2 BB HBP		2-3 K	3	0	0	0	0	1	3					
Gerald Perry, L (9, PH) OBP: 0.306, SLG: 0.481							1-2 2-3 3H FC2			1	0	0	0	0	1	0					
Lee Smith, R (9, 1)										0	0	0	0	0	0	0					
Inning Stats	R: 1 H: 1 E: 0 K: 1 S: 14	H: 1 LOB: 2 BB: 2 P: 28	R: 0 H: 0 E: 0 K: 0 S: 7	H: 0 LOB: 0 BB: 0 P: 14	R: 0 H: 1 E: 0 K: 1 S: 10	H: 1 LOB: 1 BB: 0 P: 16	R: 0 H: 0 E: 0 K: 0 S: 8	H: 0 LOB: 0 BB: 0 P: 14	R: 0 H: 0 E: 0 K: 2 S: 5	H: 0 LOB: 0 BB: 0 P: 10	R: 0 H: 0 E: 0 K: 1 S: 15	H: 0 LOB: 0 BB: 2 P: 30	R: 0 H: 0 E: 0 K: 1 S: 9	H: 0 LOB: 0 BB: 1 P: 15	R: 0 H: 0 E: 0 K: 2 S: 8	H: 0 LOB: 0 BB: 0 P: 14	1B: 2 2B: 2 3B: 0 HR: 0	SF: 0 SAC: 0 DP: 0 HBP: 1	WP: 1 PB: 0 SB: 1 CS: 1	PA: 36	
PITCHER	IP WLS BF H R ER SO BB IBB HBP BLK WP HR S P ERA WHIP	IP WLS BF H R ER SO BB IBB HBP BLK WP HR S P ERA WHIP	IP WLS BF H R ER SO BB IBB HBP BLK WP HR S P ERA WHIP	IP WLS BF H R ER SO BB IBB HBP BLK WP HR S P ERA WHIP	IP WLS BF H R ER SO BB IBB HBP BLK WP HR S P ERA WHIP	IP WLS BF H R ER SO BB IBB HBP BLK WP HR S P ERA WHIP	IP WLS BF H R ER SO BB IBB HBP BLK WP HR S P ERA WHIP	IP WLS BF H R ER SO BB IBB HBP BLK WP HR S P ERA WHIP	IP WLS BF H R ER SO BB IBB HBP BLK WP HR S P ERA WHIP	IP WLS BF H R ER SO BB IBB HBP BLK WP HR S P ERA WHIP	IP WLS BF H R ER SO BB IBB HBP BLK WP HR S P ERA WHIP	IP WLS BF H R ER SO BB IBB HBP BLK WP HR S P ERA WHIP	IP WLS BF H R ER SO BB IBB HBP BLK WP HR S P ERA WHIP	IP WLS BF H R ER SO BB IBB HBP BLK WP HR S P ERA WHIP	IP WLS BF H R ER SO BB IBB HBP BLK WP HR S P ERA WHIP	IP WLS BF H R ER SO BB IBB HBP BLK WP HR S P ERA WHIP	IP WLS BF H R ER SO BB IBB HBP BLK WP HR S P ERA WHIP	IP WLS BF H R ER SO BB IBB HBP BLK WP HR S P ERA WHIP	IP WLS BF H R ER SO BB IBB HBP BLK WP HR S P ERA WHIP	IP WLS BF H R ER SO BB IBB HBP BLK WP HR S P ERA WHIP	IP WLS BF H R ER SO BB IBB HBP BLK WP HR S P ERA WHIP

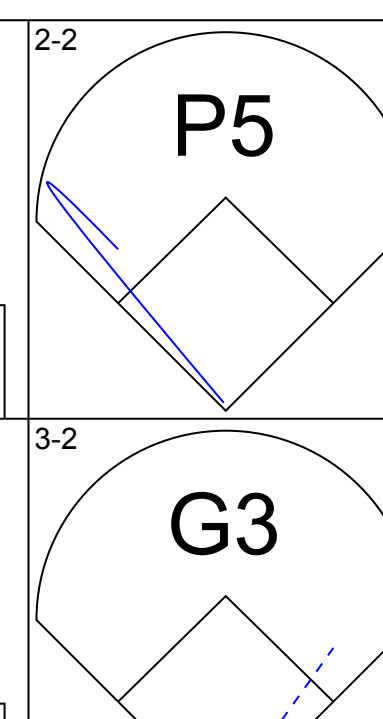
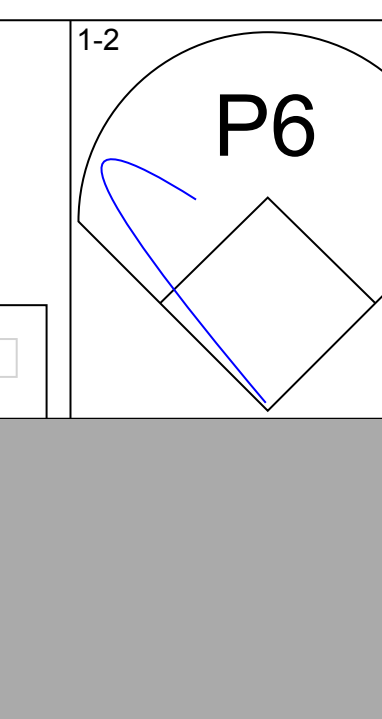
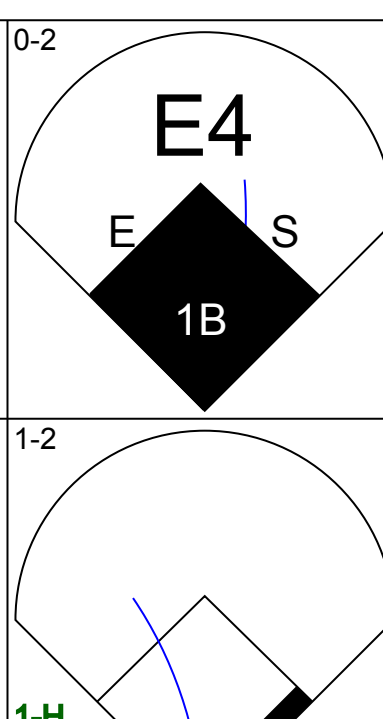
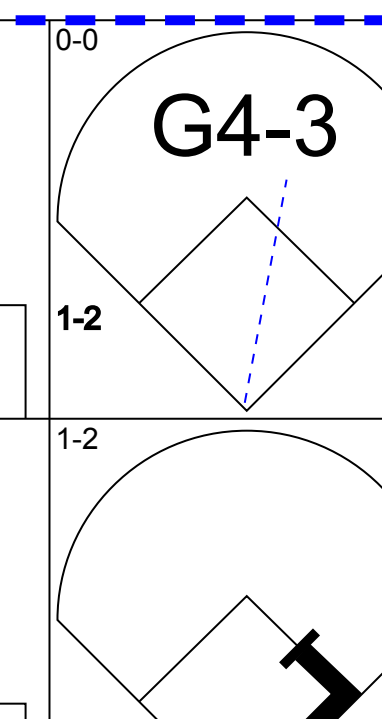
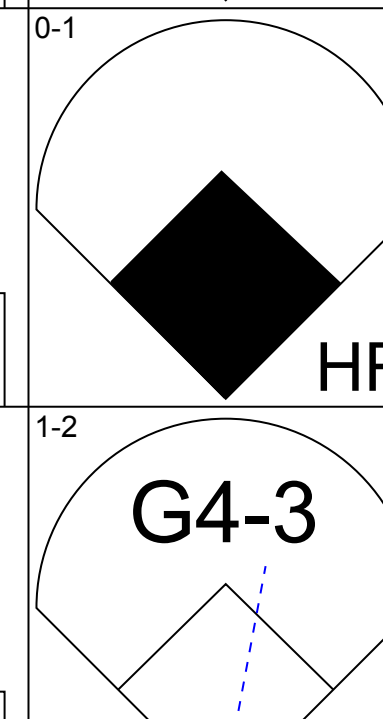
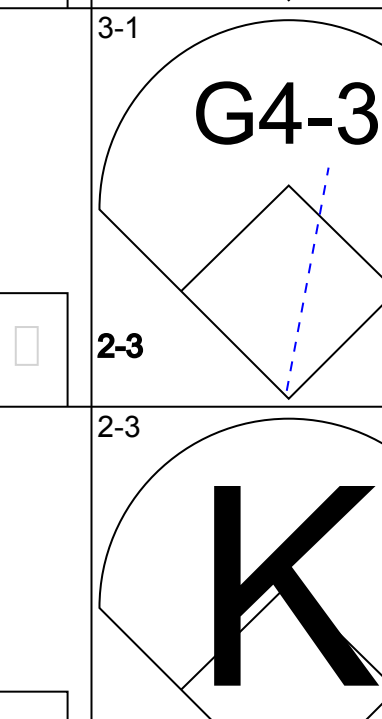
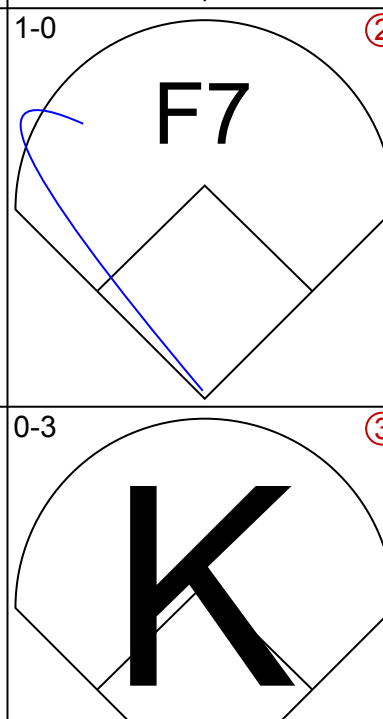


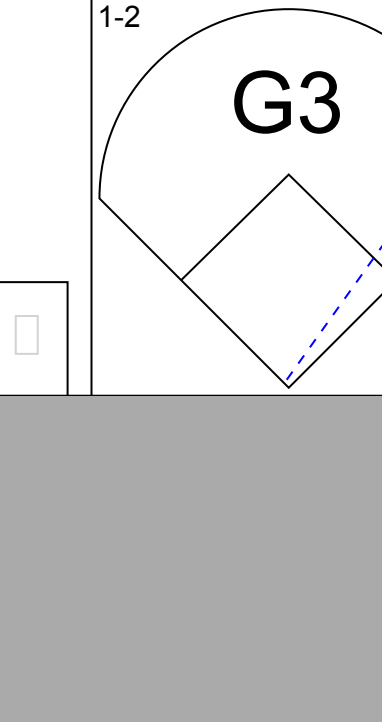





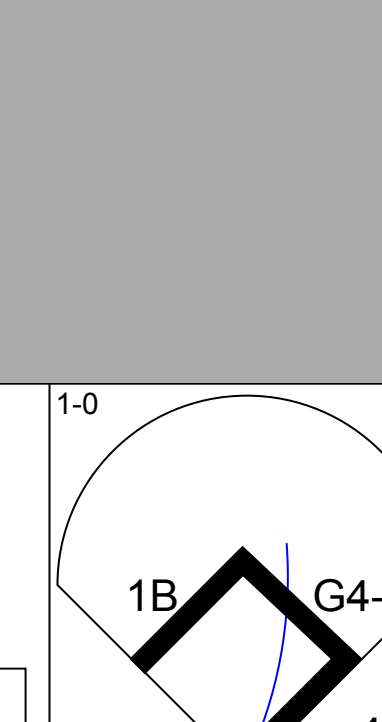
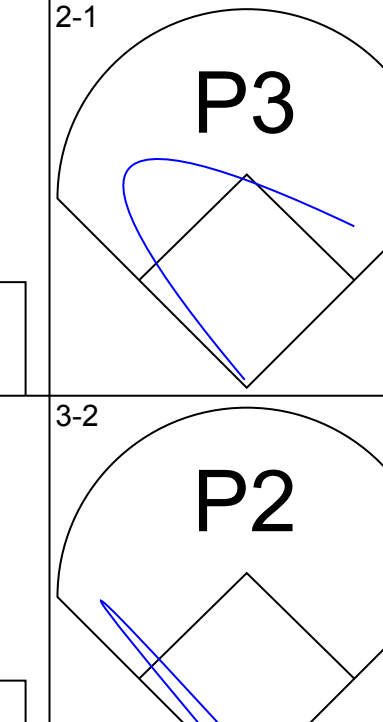
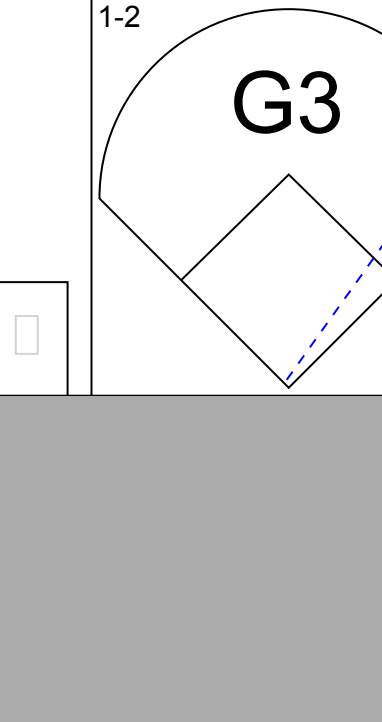
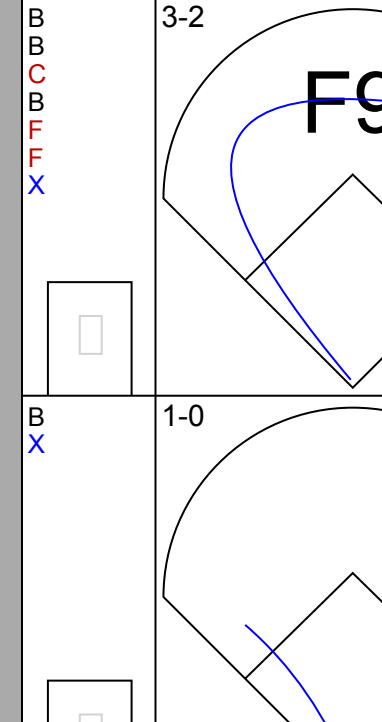


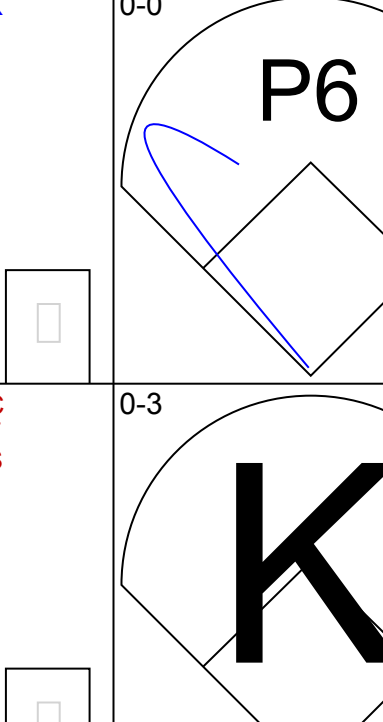
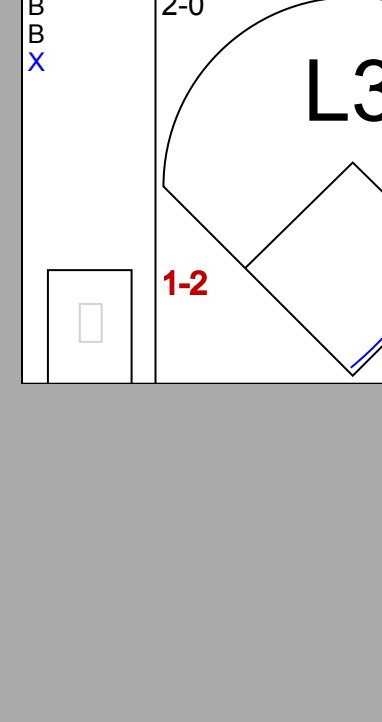
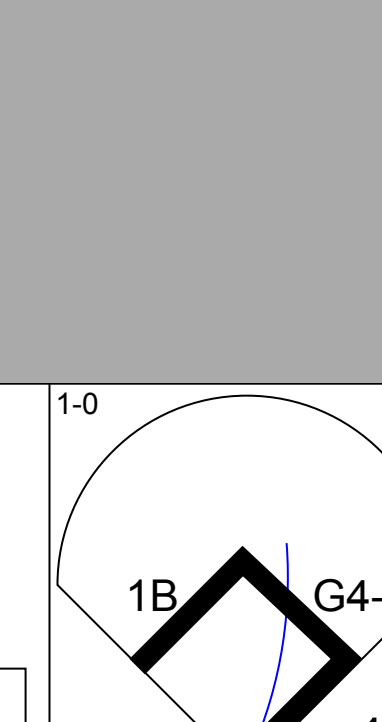

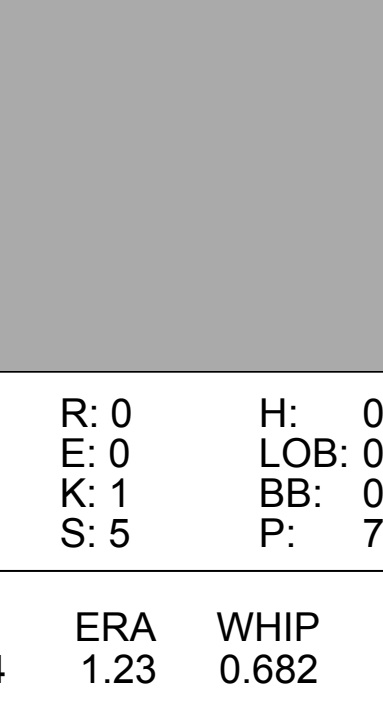
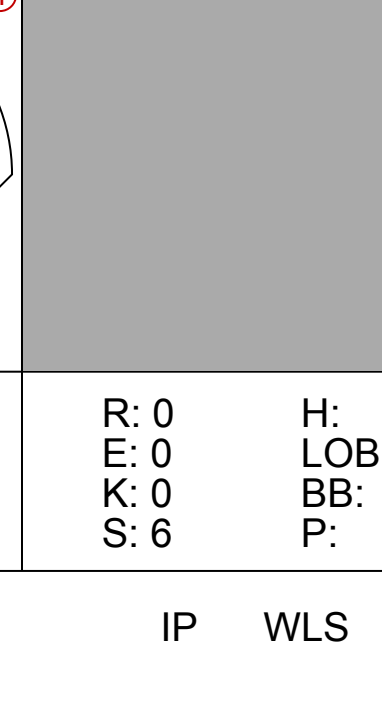
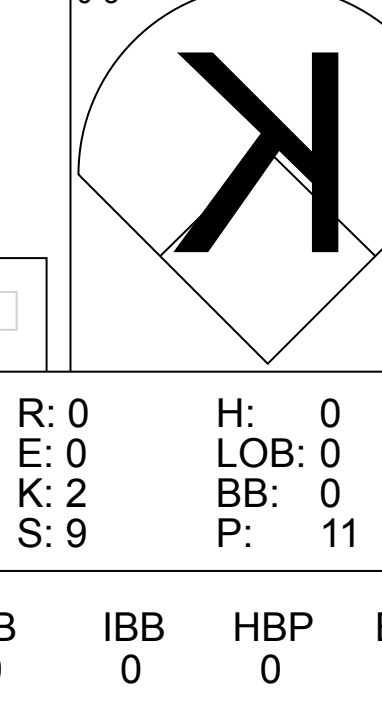
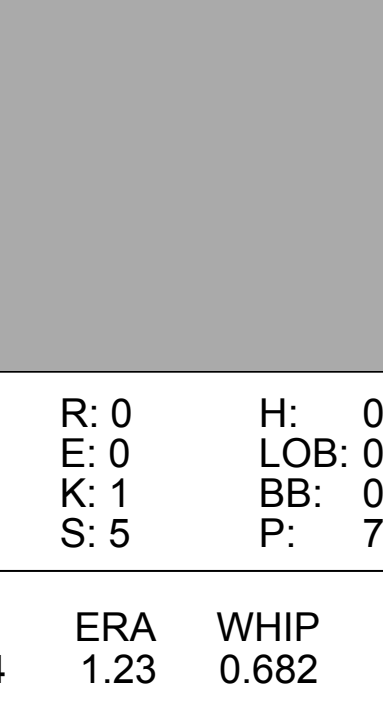
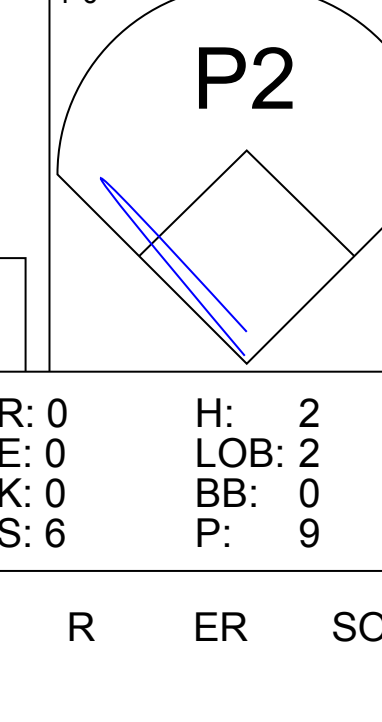
AB	30
R	3
H	4
RBI	3
BB	5
SO	8
LOB	15



Batter	1	2	3	4	5	6	7	8	9	AB	R	H	RBI	BB	SO	LOB	BOTTOM					
Mike Felder, S (1, 9) OBP: 0.333, SLG: 0.378	1-0 G1-3		2-2 P4			2-2 G4-3		0-0 G3		4	0	0	0	0	0	1	St. Louis Cardinals @ San Francisco Giants Candlestick Park, San Francisco, CA Tue Jun 18 1991, 10:05 PM EDT Att: 11,140 - Cloudy - 58 F					
Willie McGee, S (1, 8) OBP: 0.398, SLG: 0.465	0-0		0-2 K			1-2 G5-3			1-3 K	4	0	2	0	0	1	0						
Will Clark, L (1, 3) OBP: 0.329, SLG: 0.468	0-2 L6			2-1 F8			1-1 L9		1-2 P7	4	0	0	0	0	0	1						
Matt Williams, R (1, 5) OBP: 0.266, SLG: 0.393	0-1 F8			0-3 K			0-0 F9		1-1 G6-3	4	0	0	0	0	1	1						
Mark Leonard, L (1, 7) OBP: 0.300, SLG: 0.417		1-3 K		0-0 L1			2-1 G3			3	0	0	0	0	1	0						
Robby Thompson, R (1, 4) OBP: 0.341, SLG: 0.428		1-3 K			0-2 G5-3			3-2 E3 2B		3	1	0	0	0	1	0						
Steve Decker, R (1, 2) OBP: 0.250, SLG: 0.340		1-0 1B			0-0 G4-3			0-2 1H 2B		3	0	2	1	0	0	0						
Mike Benjamin, R (1, 6) OBP: 0.148, SLG: 0.174		0-1 G1-3			1-0 G5-3			1-2 P5		2	0	0	0	0	0	1						
Mike Kingsley, L (9, PH) OBP: 0.275, SLG: 0.194										1	0	0	0	0	0	1						
Tony Perezchica, R (9, 6) OBP: 0.250, SLG: 0.417										0	0	0	0	0	0	0						
Trevor Wilson, L (1, 1) OBP: 0.313, SLG: 0.214										2	0	0	0	0	1	0						
Jose Segura, R (7, 1) OBP: 0.299, SLG: 0.333										0	0	0	0	0	0	0						
Kevin Bass, S (9, PH) OBP: 0.299, SLG: 0.333										1	0	0	0	0	0	1						
Michael LaCoss, R (9, 1) OBP: 0.300, SLG: 0.222										0	0	0	0	0	0	0						
Inning Stats	R: 0 H: 1 E: 0 K: 0 S: 8	H: 1 LOB: 1 BB: 0 P: 9	R: 0 H: 1 E: 0 K: 2 S: 9	H: 1 LOB: 1 BB: 0 P: 12	R: 0 H: 1 E: 0 K: 1 S: 10	H: 1 LOB: 1 BB: 0 P: 13	R: 0 H: 0 E: 0 K: 1 S: 7	H: 0 LOB: 0 BB: 0 P: 9	R: 0 H: 0 E: 0 K: 0 S: 5	H: 0 LOB: 0 BB: 0 P: 6	R: 0 H: 0 E: 0 K: 0 S: 10	H: 0 LOB: 0 BB: 0 P: 13	R: 0 H: 0 E: 0 K: 0 S: 5	H: 0 LOB: 0 BB: 0 P: 8	R: 1 H: 1 E: 1 K: 0 S: 12	H: 1 LOB: 1 BB: 0 P: 17	R: 0 H: 0 E: 0 K: 1 S: 8	H: 0 LOB: 0 BB: 0 P: 11	1B: 3 2B: 1 3B: 0 HR: 0	SF: 0 SAC: 0 DP: 0 HBP: 0	WP: 0 PB: 0 SB: 0 CS: 0	PA: 31
PITCHER	IP WLS BF H R ER SO BB IBB HBP BLK WP HR S P ERA WHIP	IP WLS BF H R ER SO BB IBB HBP BLK WP HR S P ERA WHIP	IP WLS BF H R ER SO BB IBB HBP BLK WP HR S P ERA WHIP	IP WLS BF H R ER SO BB IBB HBP BLK WP HR S P ERA WHIP	IP WLS BF H R ER SO BB IBB HBP BLK WP HR S P ERA WHIP	IP WLS BF H R ER SO BB IBB HBP BLK WP HR S P ERA WHIP	IP WLS BF H R ER SO BB IBB HBP BLK WP HR S P ERA WHIP	IP WLS BF H R ER SO BB IBB HBP BLK WP HR S P ERA WHIP	IP WLS BF H R ER SO BB IBB HBP BLK WP HR S P ERA WHIP	IP WLS BF H R ER SO BB IBB HBP BLK WP HR S P ERA WHIP	IP WLS BF H R ER SO BB IBB HBP BLK WP HR S P ERA WHIP	IP WLS BF H R ER SO BB IBB HBP BLK WP HR S P ERA WHIP	IP WLS BF H R ER SO BB IBB HBP BLK WP HR S P ERA WHIP	IP WLS BF H R ER SO BB IBB HBP BLK WP HR S P ERA WHIP	IP WLS BF H R ER SO BB IBB HBP BLK WP HR S P ERA WHIP	IP WLS BF H R ER SO BB IBB HBP BLK WP HR S P ERA WHIP	IP WLS BF H R ER SO BB IBB HBP BLK WP HR S P ERA WHIP	IP WLS BF H R ER SO BB IBB HBP BLK WP HR S P ERA WHIP	IP WLS BF H R ER SO BB IBB HBP BLK WP HR S P ERA WHIP	IP WLS BF H R ER SO BB IBB HBP BLK WP HR S P ERA WHIP	IP WLS BF H R ER SO BB IBB HBP BLK WP HR S P ERA WHIP	



Batter	1	2	3	4	5	6	7	8	9	AB	R	H	RBI	BB	SO	LOB	TOP				
Ray Lankford, L (1, 8) OBP: 0.289, SLG: 0.307										4	0	1	1	0	1	0	St. Louis Cardinals @ San Francisco Giants Candlestick Park, San Francisco, CA Wed Jun 19 1991, 6:33 AM EDT Att: 21,024 - Cloudy - 63 F				
Gerónimo Peña, S (1, 4) OBP: 0.311, SLG: 0.350										4	0	0	0	0	2	2					
Milt Thompson, L (1, 7) OBP: 0.431, SLG: 0.583										4	0	1	0	0	0	2					
Pedro Guerrero, R (1, 3) Lee Smith, R (9, 1) OBP: 0.333, SLG: 0.346										3	1	0	0	1	0	1					
Felix Jose, S (1, 9) OBP: 0.397, SLG: 0.457										4	0	0	0	0	1	1					
Todd Zeile, R (1, 5) OBP: 0.352, SLG: 0.382										3	0	0	0	0	2	1					
Rich Gedman, L (1, 2) OBP: 0.158, SLG: 0.182										4	1	2	2	0	0	1					
José Oquendo, S (1, 6) OBP: 0.350, SLG: 0.293										3	1	2	0	0	0	1					
Jose DeLeon, R (1, 1) Juan Agosto, L (8, 1) Rex Hudler, R (9, 3) OBP: 0.077, SLG: 0.077										3	0	1	0	0	0	1					
										0	0	0	0	0	0	0					
										0	0	0	0	0	0	0					
Inning Stats	R: 0 E: 0 K: 2 S: 7	H: 0 LOB: 0 BB: 0 P: 10	R: 0 E: 0 K: 1 S: 8	H: 0 LOB: 0 BB: 0 P: 11	R: 1 E: 0 K: 0 S: 8	H: 3 LOB: 2 BB: 0 P: 11	R: 0 E: 0 K: 1 S: 8	H: 0 LOB: 0 BB: 0 P: 10	R: 0 E: 0 K: 0 S: 5	H: 1 LOB: 0 BB: 0 P: 9	R: 0 E: 0 K: 0 S: 5	H: 0 LOB: 0 BB: 0 P: 7	R: 2 E: 0 K: 1 S: 10	H: 2 LOB: 1 BB: 1 P: 16	R: 0 E: 0 K: 1 S: 7	H: 1 LOB: 1 BB: 0 P: 13	R: 0 E: 0 K: 0 S: 10	H: 0 LOB: 0 BB: 0 P: 14	1B: 6 2B: 0 3B: 0 HR: 1	SF: 0 SAC: 0 DP: 1 HBP: 1	WP: 0 PA: 34 PB: 0 SB: 1 CS: 1
PITCHER	IP	WLS	BF	H	R	ER	SO	BB	IBB	HBP	BLK	WP	HR	S	P	ERA	WHIP				
John Burkett, R (1, 1) ERA: 3.33	8.0	L	31	7	3	3	6	1	0	0	0	0	1	60	87	3.38	1.000				
Kelly Downs, R (9, 1) ERA: 4.2	1.0		3	0	0	0	0	0	0	1	0	0	0	10	14	0.00	0.000				

Batter	1	2	3	4	5	6	7	8	9	AB	R	H	RBI	BB	SO	LOB	BOTTOM				
Mike Felder, S (1, 9) OBP: 0.327, SLG: 0.370										4	1	0	0	0	0	1	St. Louis Cardinals @ San Francisco Giants Candlestick Park, San Francisco, CA Wed Jun 19 1991, 6:33 AM EDT Att: 21,024 - Cloudy - 63 F				
Willie McGee, S (1, 8) OBP: 0.374, SLG: 0.474										4	0	3	1	0	0	0					
Will Clark, L (1, 3) Rick Parker, R (9, PR) OBP: 0.482										4	1	2	1	0	0	2					
Matt Williams, R (1, 5) Greg Litton, R (7, 5) OBP: 0.263, SLG: 0.388										3	0	0	0	0	2	2					
										1	0	0	0	0	0	1					
Mark Leonard, L (1, 7) OBP: 0.278, SLG: 0.385										4	0	0	0	0	0	2					
Robby Thompson, R (1, 4) OBP: 0.339, SLG: 0.424										4	0	1	0	0	0	1					
Terry Kennedy, L (1, 2) OBP: 0.250, SLG: 0.299										3	0	0	0	0	1	1					
Mike Benjamin, R (1, 6) Mike Kingsley, L (8, PH) Kelly Downs, R (9, 1) OBP: 0.138, SLG: 0.160										2	0	0	0	0	2	0					
										1	0	1	0	0	0	0					
										0	0	0	0	0	0	0					
Inning Stats	R: 1 E: 0 K: 0 S: 11	H: 1 LOB: 0 BB: 0 P: 17	R: 0 E: 0 K: 1 S: 9	H: 0 LOB: 0 BB: 0 P: 16	R: 0 E: 0 K: 2 S: 9	H: 0 LOB: 0 BB: 0 P: 11	R: 0 E: 0 K: 1 S: 12	H: 1 LOB: 1 BB: 0 P: 19	R: 0 E: 0 K: 1 S: 5	H: 0 LOB: 0 BB: 0 P: 7	R: 1 E: 1 K: 2 S: 15	H: 1 LOB: 1 BB: 0 P: 18	R: 0 E: 0 K: 0 S: 6	H: 1 LOB: 0 BB: 0 P: 12	R: 0 E: 0 K: 0 S: 6	H: 2 LOB: 2 BB: 0 P: 9	R: 0 E: 0 K: 0 S: 7	H: 1 LOB: 1 BB: 0 P: 11	1B: 5 2B: 2 3B: 0 HR: 1	SF: 0 SAC: 0 DP: 1 HBP: 0	WP: 0 PA: 33 PB: 0 SB: 1 CS: 0
PITCHER	IP	WLS	BF	H	R	ER	SO	BB	IBB	HBP	BLK	WP	HR	S	P	ERA	WHIP				
Jose DeLeon, R (1, 1) ERA: 2.7	0.2	W	2	1	0	0	0	0	0	0	0	0	0	4	5	0.00	1.500				
Juan Agosto, L (8, PH) ERA: 5.4																					
Lee Smith, R (9, 1) ERA: 2.18	1.0	S	4	1	0	0	0	0	0	0	0	0	0	7	11	0.00	1.000				




Batter	1	2	3	4	5	6	7	8	9	AB	R	H	RBI	BB	SO	LOB	TOP					
Chico Walker, S OBP: 0.340, SLG: 0.348 (1, 5)	G6-3		F8		F8		SH1-4 1B		K	5	0	1	0	0	1	1	Chicago Cubs @ San Francisco Giants Candlestick Park, San Francisco, CA Thu Jun 20 1991, 10:05 PM EDT Att: 16,408 - Sunny - 54 F					
Jerome Walton, R OBP: 0.288, SLG: 0.361 (1, 8)	23 BLK 1B		K		F8		SH1-4		1B	4	0	2	1	0	1	0						
23 Ryne Sandberg, R OBP: 0.348, SLG: 0.465 (1, 4)	P3		G6-3				K		G6-4-3 IBB	4	0	0	0	1	1	2						
Andre Dawson, R OBP: 0.333, SLG: 0.513 (1, 9)	G5-3				E5		1B		G6-4-3	4	0	1	0	0	0	4						
George Bell, R OBP: 0.309, SLG: 0.462 (1, 7)					F7		1B		CS 1B	3	0	2	0	1	0	1						
Luis Salazar, R OBP: 0.324, SLG: 0.476 Mark Grace, L OBP: 0.353, SLG: 0.384 (8, PH) (8, 3)	P2						G4-3		K	2	0	0	0	1	0	3						
Hector Villanueva, R OBP: 0.294, SLG: 0.443 Ced Landrum, L OBP: 0.261, SLG: 0.227 Rick Wilkins, L OBP: 0.275, SLG: 0.289 (1, 2) (7, PR) (7, 2)	G5-3				F6		E HR 2B		F9	3	0	1	0	0	0	3						
Shawon Dunston, R OBP: 0.274, SLG: 0.395 (1, 6)					F7		HR		G4-3 1B 2B	3	2	2	2	1	0	2						
Les Lancaster, R OBP: 0.375, SLG: 0.500 Heathcliff Slocumb, R OBP: 0.143, SLG: 0.361 Doug Dasenczo, S OBP: 0.366, SLG: 0.361 (1, 1) (7, 1) (9, PH)	F7						SH1-4 1B		G4-3	3	0	1	0	0	0	1						
Inning Stats	R: 0 E: 0 K: 0 S: 12	H: 1 LOB: 1 BB: 0 P: 20	R: 0 E: 0 K: 0 S: 9	H: 0 LOB: 2 BB: 2 P: 22	R: 0 E: 0 K: 1 S: 8	H: 0 LOB: 0 BB: 0 P: 14	R: 0 E: 1 K: 0 S: 11	H: 0 LOB: 2 BB: 1 P: 18	R: 0 E: 0 K: 1 S: 5	H: 2 LOB: 1 BB: 0 P: 7	R: 2 E: 0 K: 0 S: 15	H: 4 LOB: 2 BB: 1 P: 28	R: 0 E: 0 K: 1 S: 12	H: 1 LOB: 0 BB: 0 P: 14	R: 1 E: 0 K: 1 S: 12	H: 2 LOB: 1 BB: 0 P: 18		1B: 7 2B: 2 3B: 0 HR: 1	SF: 0 SAC: 1 DP: 2 HBP: 0	WP: 0 PB: 0 SB: 0 CS: 1	PA: 39	
PITCHER	IP WLS BF H R ER SO BB IBB HBP BLK WP HR S P ERA WHIP	IP WLS BF H R ER SO BB IBB HBP BLK WP HR S P ERA WHIP	IP WLS BF H R ER SO BB IBB HBP BLK WP HR S P ERA WHIP	IP WLS BF H R ER SO BB IBB HBP BLK WP HR S P ERA WHIP	IP WLS BF H R ER SO BB IBB HBP BLK WP HR S P ERA WHIP	IP WLS BF H R ER SO BB IBB HBP BLK WP HR S P ERA WHIP	IP WLS BF H R ER SO BB IBB HBP BLK WP HR S P ERA WHIP	IP WLS BF H R ER SO BB IBB HBP BLK WP HR S P ERA WHIP	IP WLS BF H R ER SO BB IBB HBP BLK WP HR S P ERA WHIP	IP WLS BF H R ER SO BB IBB HBP BLK WP HR S P ERA WHIP	IP WLS BF H R ER SO BB IBB HBP BLK WP HR S P ERA WHIP	IP WLS BF H R ER SO BB IBB HBP BLK WP HR S P ERA WHIP	IP WLS BF H R ER SO BB IBB HBP BLK WP HR S P ERA WHIP	IP WLS BF H R ER SO BB IBB HBP BLK WP HR S P ERA WHIP	IP WLS BF H R ER SO BB IBB HBP BLK WP HR S P ERA WHIP	IP WLS BF H R ER SO BB IBB HBP BLK WP HR S P ERA WHIP	IP WLS BF H R ER SO BB IBB HBP BLK WP HR S P ERA WHIP	IP WLS BF H R ER SO BB IBB HBP BLK WP HR S P ERA WHIP	IP WLS BF H R ER SO BB IBB HBP BLK WP HR S P ERA WHIP	IP WLS BF H R ER SO BB IBB HBP BLK WP HR S P ERA WHIP	IP WLS BF H R ER SO BB IBB HBP BLK WP HR S P ERA WHIP	IP WLS BF H R ER SO BB IBB HBP BLK WP HR S P ERA WHIP

AB	34
R	3
H	10
RBI	3
BB	4
SO	5
LOB	20



Batter	1	2	3	4	5	6	7	8	9	AB	R	H	RBI	BB	SO	LOB	BOTTOM					
Mike Kingery, L OBP: 0.286, SLG: 0.214 (1, 9)	G6-3		E5 1B		P6		SH5-3 1B		K	5	2	1	0	0	1	2	Chicago Cubs @ San Francisco Giants Candlestick Park, San Francisco, CA Thu Jun 20 1991, 10:05 PM EDT Att: 16,408 - Sunny - 54 F					
Willie McGee, S OBP: 0.368, SLG: 0.466 (1, 8)	G4-3		G3		G3		SH5-3		P7	4	0	0	0	0	0	1						
Will Clark, L OBP: 0.339, SLG: 0.487 (1, 3)	K		1B		FC6-4 1B		1B 1B		1B	4	1	3	2	0	1	0						
Mark Leonard, L OBP: 0.276, SLG: 0.375 Dave Anderson, R OBP: 0.326, SLG: 0.360 (1, 7) (7, PR) (8, 5)	P6		L9		F8		1B BB WP 1B		1B	4	0	1	0	0	0	2						
Greg Litton, R OBP: 0.225, SLG: 0.256 Mike Felder, S OBP: 0.330, SLG: 0.370 (1, 5) (7, PH) (8, 7)	G6-3		G5-3		FC6-4		WP 1B		BB	3	0	0	0	0	0	2						
Robby Thompson, R OBP: 0.350, SLG: 0.433 (1, 4)	2B 1B				SH2-4 BB BB		FC4-6 1B		WP 1B	3	0	3	1	1	0	0						
Steve Decker, R OBP: 0.256, SLG: 0.346 (1, 2)	1B				SH2-4 BB		L4		K	3	0	1	0	1	1	3						
Mike Benjamin, R OBP: 0.152, SLG: 0.143 (1, 6)					F8		FC4-6		G6-3	3	0	0	0	1	0	6						
Mike Remlinger, L Francisco Oliveras, R OBP: 0.333, SLG: 0.333 Rick Parker, R OBP: 0.143, SLG: 0.077 Dave Righetti, L ERA: 4.24 (1, 1) (7, 1) (8, PH) (9, 1)	G4-3				SH2-4		G4-3		B1-3	2	0	0	0	0	0	4						
Inning Stats	R: 0 E: 0 K: 1 S: 9	H: 0 LOB: 0 BB: 0 P: 17	R: 0 E: 0 K: 0 S: 13	H: 2 LOB: 3 BB: 1 P: 20	R: 1 E: 1 K: 0 S: 10	H: 1 LOB: 1 BB: 0 P: 15	R: 0 E: 0 K: 0 S: 4	H: 0 LOB: 2 BB: 2 P: 14	R: 0 E: 0 K: 0 S: 8	H: 1 LOB: 1 BB: 0 P: 11	R: 0 E: 0 K: 0 S: 8	H: 1 LOB: 0 BB: 0 P: 12	R: 3 E: 0 K: 1 S: 12	H: 4 LOB: 3 BB: 1 P: 19	R: 0 E: 0 K: 1 S: 8	H: 0 LOB: 0 BB: 0 P: 12		1B: 8 2B: 1 3B: 0 HR: 0	SF: 0 SAC: 2 DP: 0 HBP: 0	WP: 1 PB: 0 SB: 0 CS: 0	PA: 38	
PITCHER	IP WLS BF H R ER SO BB IBB HBP BLK WP HR S P ERA WHIP	IP WLS BF H R ER SO BB IBB HBP BLK WP HR S P ERA WHIP	IP WLS BF H R ER SO BB IBB HBP BLK WP HR S P ERA WHIP	IP WLS BF H R ER SO BB IBB HBP BLK WP HR S P ERA WHIP	IP WLS BF H R ER SO BB IBB HBP BLK WP HR S P ERA WHIP	IP WLS BF H R ER SO BB IBB HBP BLK WP HR S P ERA WHIP	IP WLS BF H R ER SO BB IBB HBP BLK WP HR S P ERA WHIP	IP WLS BF H R ER SO BB IBB HBP BLK WP HR S P ERA WHIP	IP WLS BF H R ER SO BB IBB HBP BLK WP HR S P ERA WHIP	IP WLS BF H R ER SO BB IBB HBP BLK WP HR S P ERA WHIP	IP WLS BF H R ER SO BB IBB HBP BLK WP HR S P ERA WHIP	IP WLS BF H R ER SO BB IBB HBP BLK WP HR S P ERA WHIP	IP WLS BF H R ER SO BB IBB HBP BLK WP HR S P ERA WHIP	IP WLS BF H R ER SO BB IBB HBP BLK WP HR S P ERA WHIP	IP WLS BF H R ER SO BB IBB HBP BLK WP HR S P ERA WHIP	IP WLS BF H R ER SO BB IBB HBP BLK WP HR S P ERA WHIP	IP WLS BF H R ER SO BB IBB HBP BLK WP HR S P ERA WHIP	IP WLS BF H R ER SO BB IBB HBP BLK WP HR S P ERA WHIP	IP WLS BF H R ER SO BB IBB HBP BLK WP HR S P ERA WHIP	IP WLS BF H R ER SO BB IBB HBP BLK WP HR S P ERA WHIP	IP WLS BF H R ER SO BB IBB HBP BLK WP HR S P ERA WHIP	IP WLS BF H R ER SO BB IBB HBP BLK WP HR S P ERA WHIP



Batter	1	2	3	4	5	6	7	8	9	10	11	AB	R	H	RBI	BB	SO	LOB	TOP								
Mike Felder, S OBP: 0.350, SLG: 0.382 (1, 7)	1-1 CS 1B		1-1 G4-3			1-0 G5-3			4-1 HR BB		1-2 G4-3	4	1	1	0	1	0	0									
Mike Kingery, L OBP: 0.314, SLG: 0.283 Kevin Mitchell, R OBP: 0.381, SLG: 0.574 (9, PH)	4-1 G3 BB		3-2 F8			1-2 L4			0-0 P4		2-1 HR	2	0	0	0	1	0	0									
Will Clark, L OBP: 0.341, SLG: 0.492 (1, 3)	1-1 G3				0-1 F9				0-1 F8		2-2 G5-3	5	0	0	0	0	0	2									
Matt Williams, R OBP: 0.264, SLG: 0.401 (1, 5)	0-2 P4				3-3 K				0-0 F9		0-0 HR	4	1	1	2	0	1	1									
Willie McGee, S OBP: 0.369, SLG: 0.452 (1, 8)		4-2 WP BB			0-0 F7				0-0 1B		1-3 HR K	3	0	1	0	1	1	0									
Greg Litton, R OBP: 0.245, SLG: 0.290 (1, 4)	1-3 K				1-1 G6-3				0-2 F8		0-0 G6-3	4	0	0	0	0	1	2									
Tony Perezchica, R OBP: 0.333, SLG: 0.429 Mark Leonard, L OBP: 0.292, SLG: 0.343 Dave Righetti, L (8, PH)	0-3 K				4-0 CS BB				2-1 G3		0-2 G1-3	1	0	0	0	1	1	1									
Don Robinson, R OBP: 0.190, SLG: 0.238 Jeff Brantley, R (10, PH)	3-2 P4				1-2 F8				2-2 F8		3-2 G4-3	4	0	0	0	0	0	2									
Steve Decker, R OBP: 0.264, SLG: 0.337 (1, 2)	1-3 P4								1-3 K			2	0	0	0	0	2	0									
Bud Black, L OBP: 0.250, SLG: 0.250 Dave Anderson, R OBP: 0.306, SLG: 0.333 (8, PH)			2-3 K			0-3 K			1-3 K		0-1 L6	2	0	0	0	0	2	0									
Inning Stats	R: 0 E: 0 K: 0 S: 10	H: 1 LOB: 1 BB: 1 P: 16	R: 0 E: 0 K: 2 S: 14	H: 0 LOB: 1 BB: 1 P: 21	R: 0 E: 0 K: 1 S: 8	H: 0 LOB: 0 BB: 0 P: 14	R: 0 E: 0 K: 1 S: 6	H: 0 LOB: 0 BB: 0 P: 9	R: 0 E: 0 K: 0 S: 5	H: 0 LOB: 0 BB: 1 P: 11	R: 0 E: 0 K: 1 S: 8	H: 0 LOB: 0 BB: 0 P: 10	R: 0 E: 0 K: 0 S: 13	H: 0 LOB: 0 BB: 0 P: 18	R: 2 E: 0 K: 1 S: 9	H: 1 LOB: 0 BB: 1 P: 16	R: 0 E: 0 K: 0 S: 8	H: 0 LOB: 0 BB: 0 P: 11	R: 1 E: 0 K: 0 S: 10	H: 1 LOB: 0 BB: 0 P: 15	1B: 2 2B: 0 3B: 0 HR: 2	SF: 0 SAC: 0 DP: 0 HBP: 0	WP: 2 PB: 0 SB: 0 CS: 2	PA: 39			
PITCHER	IP 9.0	WLS 2.0	BF 32	H 3	R 2	ER 2	SO 7	BB 4	IBB 0	HBP 0	BLK 0	WP 0	HR 1	S 18	P 26	ERA 4.50	WHIP 0.500										
Ramon Martinez, R ERA: 2.67 Tim Crews, R ERA: 3.72 (1, 1)	(10, 1)																										

San Francisco Giants @ Los Angeles Dodgers
Dodger Stadium, Los Angeles, CA
Wed Jun 26 1991, 7:05 PM PDT
Att: 43,735 - Cloudy - 67 F

livebaseballscores.com

AB 35
R 3
H 4
RBI 3
BB 4
SO 7
LOB 9

GIANTS

Batter	1	2	3	4	5	6	7	8	9	10	11	AB	R	H	RBI	BB	SO	LOB	BOTTOM								
Brett Butler, L OBP: 0.382, SLG: 0.322 (1, 8)	2-2 F7		1-2 CS 1B		4-1 BB		1-0 F7		1-2 G1-3		0-2 F9 WP 1B	5	0	2	0	1	0	2									
Juan Samuel, R OBP: 0.376, SLG: 0.468 (1, 4)	4-2 FC6-4 BB		1-1 CS	1-0 F9 1B SF8 1B	0-1 F9		3-2 1B	1-3 1B	4-0 1B		2-2 F9	4	1	2	0	2	0	3									
Stan Javier, S OBP: 0.287, SLG: 0.320 (1, 9)	1-1 FC6-4			1-2 BB 1B	1-0 F9		1-1 1B	1-2 FC6-4 1B	0-0 G4-3		0-3 K	6	0	2	1	0	1	6									
Eddie Murray, S OBP: 0.341, SLG: 0.421 (1, 3)	0-2 F9			1-2 1B	0-0 F9		1-2 FC5-4 1B	0-0 FC6-4	2-1 G4-3			5	0	1	0	0	0	5									
Kal Daniels, L OBP: 0.318, SLG: 0.411 Jose Gonzalez, R (5, 9)		3-1 F7		0-0 SF8		3-2 FC5-4 G4-3		0-0 F8	3-3 K			1	0	0	1	0	0	0									
Chris Gwynn, L OBP: 0.338, SLG: 0.397 (10, PH)		1-2 F9		3-4 BB		1-1 G4-3		0-2 G6-3 1B	0-0 WP 1B			4	0	2	0	1	0	1									
Gary Carter, R OBP: 0.319, SLG: 0.358 (1, 2)	1-2 F9			1-2 BB		1-2 G4-3		0-2 G6-3 1B	2-2 WP 1B			4	0	0	0	1	0	4									
Lenny Harris, L OBP: 0.372, SLG: 0.363 (1, 5)	3-2 G5-3			0-0 G1-3		0-0 F8		2-2 G6-3	4-0 WP 1B		1-2 IBB	4	0	0	0	1	0	4									
Alfredo Griffin, S OBP: 0.259, SLG: 0.244 (1, 6)			1-1 G1-3		1-2 SH3-4 1B		1-2 FC5-6 1B		4-0 SH5-4 BB		1-3 K	4	0	2	0	1	1	2									
Ramon Martinez, R OBP: 0.318, SLG: 0.135 Mike Sharperson, R OBP: 0.316, SLG: 0.314 Tim Crews, R OBP: 0.316, SLG: 0.314 Dave Hansen, L (11, PH)			0-0 G6-3		0-0 SH3-4		1-1 FC5-6 1B		1-1 SH5-4		0-1 F7	2	1	0	0	0	0	1									
Inning Stats	R: 0 E: 0 K: 0 S: 10	H: 0 LOB: 1 BB: 1 P: 17	R: 0 E: 0 K: 0 S: 9	H: 0 LOB: 0 BB: 0 P: 16	R: 0 E: 0 K: 0 S: 8	H: 1 LOB: 1 BB: 0 P: 11	R: 1 E: 0 K: 0 S: 9	H: 2 LOB: 2 BB: 1 P: 15	R: 0 E: 0 K: 0 S: 8	H: 1 LOB: 1 BB: 0 P: 14	R: 1 E: 0 K: 0 S: 16	H: 3 LOB: 2 BB: 0 P: 22	R: 0 E: 0 K: 0 S: 7	H: 1 LOB: 0 BB: 2 P: 9	R: 0 E: 0 K: 2 S: 9	H: 1 LOB: 2 BB: 1 P: 19	R: 0 E: 0 K: 1 S: 12	H: 1 LOB: 1 BB: 0 P: 14	1B: 11 2B: 0 3B: 0 HR: 0	SF: 1 SAC: 2 DP: 1 HBP: 0	WP: 2 PB: 0 SB: 0 CS: 1	PA: 49					
PITCHER	IP 7.0	WLS 2.0	BF 31	H 8	R 1	ER 2	SO 0	BB 3	IBB 1	HBP 0	BLK 0	WP 0	HR 0	S 69	P 109	ERA 2.57	WHIP 1.571										
Bud Black, L ERA: 3.46 Dave Righetti, L ERA: 4.06 Jeff Brantley, R ERA: 2.08 (8, 1)	(10, 1)																										

San Francisco Giants @ Los Angeles Dodgers
Dodger Stadium, Los Angeles, CA
Wed Jun 26 1991, 7:05 PM PDT
Att: 43,735 - Cloudy - 67 F

livebaseballscores.com

AB 39
R 2
H 11
RBI 2
BB 6
SO 3
LOB 25

Dodgers

Batter	1	2	3	4	5	6	7	8	9	AB	R	H	RBI	BB	SO	LOB	TOP			
Mike Felder, S OBP: 0.352, SLG: 0.381 (1, 9)	1-1 G1-6-3 1B		0-0 F8			4-1 F9 HR BB	1-2 G6-3			3	1	1	0	1	0	2	San Francisco Giants @ San Diego Padres Jack Murphy Stadium, San Diego, CA Fri Jun 28 1991, 10:05 PM EDT Att: 23,524 - Sunny - 75 F			
Willie McGee, S OBP: 0.371, SLG: 0.448 (1, 8)	0-0 G1-6-3 1-2f			4-2 F7 1B BB		4-1 F9 HR BB		1-2 F9		2	1	0	0	2	0	1				
Will Clark, L OBP: 0.339, SLG: 0.488 (1, 3)	2-3 K2-3			2-0 F7 1B		0-0 F9		2-1 P3		4	0	1	0	0	1	2				
Kevin Mitchell, R OBP: 0.377, SLG: 0.587 (1, 7)		1-0 G5-3		0-0 F7 1-2 2-3		0-2 HR		0-1 F7		4	1	1	3	0	0	2				
Matt Williams, R OBP: 0.264, SLG: 0.399 (1, 5)		2-2 CS 1B		0-0 G5-3		0-0 F9		2-1 L8		4	0	1	0	0	0	2				
Greg Litton, R OBP: 0.236, SLG: 0.278 (1, 4)	1 SAFE 2-3 K 1-2			1-2 F7		2-1 G2-3		2-3 K		4	0	0	0	0	2	3				
Tony Perezchica, R OBP: 0.333, SLG: 0.471 Mike Kingery, L OBP: 0.310, SLG: 0.279 (9, PH)			0-1 F8		1-1 F7		1-0 SH1-3 2B		3-2 G3	3	0	1	0	0	0	0				
Steve Decker, R OBP: 0.261, SLG: 0.333 (1, 2)			2-1 F8		1-1 P3		2-0 SH1-3			2	0	0	0	0	0	0				
Don Robinson, R OBP: 0.217, SLG: 0.227 Kelly Downs, R (5, 1) Dave Anderson, R OBP: 0.304, SLG: 0.331 Francisco Oliveras, R OBP: 0.333, SLG: 0.333 (7, PH)			4-1 BB		1-3 K		0-3 K			1	0	0	0	1	1	0				
Inning Stats	R: 0 E: 0 K: 1 S: 6	H: 1 LOB: 0 BB: 0 P: 9	R: 0 E: 0 K: 1 S: 8	H: 1 LOB: 0 BB: 0 P: 13	R: 0 E: 0 K: 0 S: 6	H: 0 LOB: 1 BB: 1 P: 12	R: 0 E: 0 K: 0 S: 9	H: 1 LOB: 2 BB: 1 P: 16	R: 0 E: 0 K: 1 S: 8	H: 0 LOB: 0 BB: 0 P: 11	R: 3 E: 0 K: 0 S: 9	H: 1 LOB: 0 BB: 2 P: 19	R: 0 E: 0 K: 1 S: 8	H: 1 LOB: 1 BB: 0 P: 12	R: 0 E: 0 K: 1 S: 10	H: 0 LOB: 0 BB: 0 P: 17		1B: 3 2B: 1 3B: 0 HR: 1	SF: 0 SAC: 1 DP: 1 HBP: 0	WP: 0 PB: 0 SB: 0 CS: 1
PITCHER	IP WLS BF H R ER SO BB IBB HBP BLK WP HR S P ERA WHIP	IP WLS BF H R ER SO BB IBB HBP BLK WP HR S P ERA WHIP															IP WLS BF H R ER SO BB IBB HBP BLK WP HR S P ERA WHIP			
Bruce Hurst, L ERA: 2.94 Larry Andersen, R ERA: 2.42	(1, 1) (9, 1)	8.0 W 31 5 3 3 4	1.0 S 3 0 0 0 1															3.38 1.125	0.00 0.000	

AB	29
R	3
H	5
RBI	3
BB	4
SO	5
LOB	13



Batter	1	2	3	4	5	6	7	8	9	AB	R	H	RBI	BB	SO	LOB	BOTTOM				
Thomas Howard, S OBP: 0.323, SLG: 0.363 (1, 8)	0-0 L8		2-1 F8		0-0 BB S 1B	0-1 F9		2-2 G4-3		5	1	1	0	0	0	3	San Francisco Giants @ San Diego Padres Jack Murphy Stadium, San Diego, CA Fri Jun 28 1991, 10:05 PM EDT Att: 23,524 - Sunny - 75 F				
Tony Fernandez, S OBP: 0.380, SLG: 0.386 (1, 6)	1-2 G4-3		0-1 P4		1 SAFE 2-3 K	3-1 F7				4	0	0	0	0	1	5					
Tony Gwynn, L OBP: 0.392, SLG: 0.500 (1, 9)	0-1 2B			0-1 G3-1	4-0 BB 1B IBB		3-2 P6			3	1	1	0	1	0	0					
Fred McGriff, L OBP: 0.398, SLG: 0.486 (1, 3)	4-0 FC4-6 IBB			1-2 G1-3	4-2 1B BB		1-2 P5			2	0	0	1	2	0	0					
Jerald Clark, R OBP: 0.365, SLG: 0.458 (1, 7)	1-2 FC4-6			4-2 BB	0-0 1-2 2-H 3-H 1B		1-0 HR			3	1	2	3	1	0	2					
Benito Santiago, R OBP: 0.273, SLG: 0.370 (1, 2)		0-0 L9		3-0 F8	1-2 L9		1-0 G1-3			4	0	0	0	0	0	3					
Tim Lincecum, R OBP: 0.200, SLG: 0.111 Tom Lampkin, L OBP: 0.222, SLG: 0.250 Larry Andersen, R (6, PR)		2-1 G5-4-3 1B			1-1 E 2B	4-1 F9 SH1-3 BB		1-2 SH1-3 1B		2	1	2	0	1	0	0					
Scott Coolbaugh, R OBP: 0.290, SLG: 0.319 (1, 5)		1 SAFE 1 SAFE 1 SAFE 1 SAFE 1 SAFE 1-2f		2-1 G5-4-3	1-1 F8	2-0 SH1-3		2-1 SH1-3		2	0	0	0	0	0	2					
Bruce Hurst, L ERA: 4.54 Tom Lampkin, L OBP: 0.222, SLG: 0.250 Larry Andersen, R (9, 1)			2-3 K		2-2 E7 1B BB 1B	4-0 BB		1-0 P6		2	1	1	1	1	1	0					
Inning Stats	R: 0 E: 0 K: 0 S: 9	H: 1 LOB: 2 BB: 1 P: 15	R: 0 E: 0 K: 0 S: 5	H: 1 LOB: 0 BB: 0 P: 9	R: 0 E: 0 K: 1 S: 9	H: 0 LOB: 0 BB: 0 P: 13	R: 0 E: 0 K: 0 S: 10	H: 0 LOB: 1 BB: 1 P: 18	R: 4 E: 1 K: 1 S: 19	H: 4 LOB: 2 BB: 2 P: 32	R: 0 E: 0 K: 0 S: 6	H: 0 LOB: 3 BB: 2 P: 19	R: 1 E: 0 K: 0 S: 8	H: 1 LOB: 0 BB: 0 P: 14	R: 0 E: 0 K: 0 S: 12	H: 1 LOB: 1 BB: 0 P: 18		1B: 5 2B: 2 3B: 0 HR: 1	SF: 0 SAC: 2 DP: 1 HBP: 0	WP: 0 PB: 0 SB: 1 CS: 0	PA: 37
PITCHER	IP WLS BF H R ER SO BB IBB HBP BLK WP HR S P ERA WHIP	IP WLS BF H R ER SO BB IBB HBP BLK WP HR S P ERA WHIP															IP WLS BF H R ER SO BB IBB HBP BLK WP HR S P ERA WHIP				
Don Robinson, R ERA: 4.08 Kelly Downs, R Francisco Oliveras, R ERA: 2.11	(1, 1) (5, 1) (7, 1)	4.2 L 23 6 4 4 2	1.1 6 0 0 0 0	2.0 8 2 1 1 0															7.71 1.714	0.00 1.500	4.50 1.000

AB	29
R	5
H	8
RBI	5
BB	6
SO	2
LOB	16



Batter	1	2	3	4	5	6	7	8	9	AB	R	H	RBI	BB	SO	LOB	TOP		
Mike Felder, S OBP: 0.391, SLG: 0.379 (1, 9)										4	1	1	0	0	0	1	San Francisco Giants @ San Diego Padres Jack Murphy Stadium, San Diego, CA Sat Jun 29 1991, 10:05 PM EDT Att: 52,488 - Sunny - 74 F		
Willie McGee, S OBP: 0.370, SLG: 0.443 (1, 8)										3	1	0	0	1	2	0			
Will Clark, L OBP: 0.342, SLG: 0.488 (1, 3)										4	1	2	1	0	1	0			
Matt Williams, R OBP: 0.264, SLG: 0.396 (1, 5)										4	0	1	1	0	1	1			
Mark Leonard, L OBP: 0.284, SLG: 0.386 (1, 7)										3	1	1	2	0	1	2			
Mike Kingery, L OBP: 0.306, SLG: 0.274 (8, 9)										1	0	0	0	0	0	0			
Robby Thompson, R OBP: 0.348, SLG: 0.450 (1, 4)										4	1	1	1	0	0	2			
Terry Kennedy, L OBP: 0.271, SLG: 0.354 (1, 2)										4	1	1	1	0	0	2			
Tony Perezchica, R OBP: 0.333, SLG: 0.450 (1, 6)										3	0	1	0	0	1	0			
Mike Benjamin, R OBP: 0.126, SLG: 0.118 (7, 6)										1	0	0	0	0	1	0			
Trevor Wilson, L OBP: 0.316, SLG: 0.188 (6, 1)										1	0	0	0	0	1	0			
Francisco Oliveras, R OBP: 0.296, SLG: 0.299 (8, 1)										1	0	0	0	0	0	0			
Kevin Mitchell, R OBP: 0.375, SLG: 0.583 (9, PH)										1	0	0	0	0	1	0			
Dave Righetti, L (9, 1)										0	0	0	0	0	0	0			
Inning Stats	R: 2 E: 0 K: 1 S: 12	H: 3 LOB: 2 BB: 1 P: 16	R: 0 E: 0 K: 2 S: 9	H: 0 LOB: 0 BB: 0 P: 10	R: 2 E: 0 K: 1 S: 10	H: 2 LOB: 0 BB: 0 P: 12	R: 0 E: 0 K: 0 S: 8	H: 1 LOB: 1 BB: 0 P: 11	R: 0 E: 0 K: 1 S: 6	H: 0 LOB: 0 BB: 0 P: 10	R: 0 E: 0 K: 0 S: 5	H: 0 LOB: 0 BB: 0 P: 8	R: 0 E: 0 K: 2 S: 9	H: 0 LOB: 0 BB: 0 P: 13	R: 0 E: 0 K: 2 S: 14	H: 2 LOB: 0 BB: 0 P: 22	1B: 5 2B: 0 3B: 0 HR: 3	SF: 0 SAC: 1 DP: 0 HBP: 0	WP: 0 PA: 36 PB: 0 SB: 1 CS: 0
PITCHER	IP WLS BF H R ER SO BB IBB HBP BLK WP HR S P ERA WHIP																		
Ed Whitson, R ERA: 4.85 (1, 1)	5.0 L 22 6 4 4 5 1 0 0 0 0 0 1 45 59 7.20 1.400																		
Adam Peterson, R ERA: 2.4 (6, 1)	2.0 6 0 0 0 0 0 0 0 0 0 0 0 10 15 0.00 0.000																		
Rich Rodriguez, L ERA: 3.5 (8, 1)	1.1 6 2 2 2 2 0 0 0 0 0 0 2 17 25 13.50 1.500																		
Mike Maddux, R ERA: 2.85 (9, 1)	0.2 2 0 0 0 2 0 0 0 0 0 0 0 6 10 0.00 0.000																		

AB 34
R 6
H 8
RBI 6
BB 1
SO 9
LOB 8



Batter	1	2	3	4	5	6	7	8	9	AB	R	H	RBI	BB	SO	LOB	BOTTOM				
Bip Roberts, S OBP: 0.332, SLG: 0.315 (1, 4)										4	1	1	1	1	0	1	San Francisco Giants @ San Diego Padres Jack Murphy Stadium, San Diego, CA Sat Jun 29 1991, 10:05 PM EDT Att: 52,488 - Sunny - 74 F				
Tony Fernandez, S OBP: 0.395, SLG: 0.384 (1, 6)										4	0	1	0	0	1	2					
Paul Faries, R OBP: 0.289, SLG: 0.200 (9, 6)										1	0	1	0	0	0	0					
Tony Gwynn, L OBP: 0.392, SLG: 0.498 (1, 9)										5	0	2	0	0	0	2					
Fred McGriff, L OBP: 0.401, SLG: 0.488 (1, 3)										3	1	2	0	0	0	1					
Darin Jackson, R OBP: 0.300, SLG: 0.381 (6, PR) (7, 7)										2	0	0	0	0	0	3					
Jerald Clark, R OBP: 0.372, SLG: 0.468 (1, 7) (7, 3)										5	1	3	0	0	1	2					
Bento Santiago, R OBP: 0.276, SLG: 0.372 (1, 2)										4	0	2	1	0	0	2					
Thomas Howard, S OBP: 0.320, SLG: 0.359 (1, 8) (9, 1)										4	0	1	1	0	1	3					
Scott Coolbaugh, R OBP: 0.296, SLG: 0.324 (1, 5)										4	1	2	0	0	1	2					
Ed Whitson, R ERA: 3.67 (1, 1)	5.0 W 23 8 2 2 3 0 0 0 0 0 0 0 55 78 3.60 1.600																				
Francisco Oliveras, R ERA: 2.01 (6, 1)	2.0 6 1 0 0 1 0 0 0 0 0 0 0 12 16 0.00 0.500																				
Jeff Brantley, R ERA: 2.25 (8, 1)	1.0 6 4 1 1 1 0 0 0 0 0 0 0 12 18 9.00 4.000																				
Dave Righetti, L ERA: 4.19 (9, 1)	1.0 S 6 2 1 1 0 1 0 0 0 0 0 0 10 20 9.00 3.000																				
Inning Stats	R: 0 E: 0 K: 0 S: 8	H: 1 LOB: 1 BB: 0 P: 10	R: 0 E: 0 K: 2 S: 9	H: 0 LOB: 0 BB: 0 P: 15	R: 0 E: 0 K: 0 S: 7	H: 0 LOB: 0 BB: 0 P: 10	R: 1 E: 0 K: 0 S: 11	H: 3 LOB: 2 BB: 0 P: 18	R: 1 E: 0 K: 1 S: 15	H: 2 LOB: 1 BB: 0 P: 20	R: 0 E: 0 K: 0 S: 7	H: 2 LOB: 1 BB: 0 P: 8	R: 0 E: 0 K: 1 S: 10	H: 1 LOB: 1 BB: 0 P: 13	R: 1 E: 1 K: 0 S: 12	H: 4 LOB: 2 BB: 0 P: 18	R: 1 E: 1 K: 0 S: 10	H: 2 LOB: 2 BB: 1 P: 20	1B: 13 2B: 1 3B: 1 HR: 0	SF: 0 SAC: 0 DP: 2 HBP: 0	WP: 0 PA: 41 PB: 0 SB: 0 CS: 0
PITCHER	IP WLS BF H R ER SO BB IBB HBP BLK WP HR S P ERA WHIP																				
Trevor Wilson, L ERA: 3.67 (1, 1)	5.0 W 23 8 2 2 3 0 0 0 0 0 0 0 55 78 3.60 1.600																				
Francisco Oliveras, R ERA: 2.01 (6, 1)	2.0 6 1 0 0 1 0 0 0 0 0 0 0 12 16 0.00 0.500																				
Jeff Brantley, R ERA: 2.25 (8, 1)	1.0 6 4 1 1 1 0 0 0 0 0 0 0 12 18 9.00 4.000																				
Dave Righetti, L ERA: 4.19 (9, 1)	1.0 S 6 2 1 1 0 1 0 0 0 0 0 0 10 20 9.00 3.000																				

AB 40
R 4
H 15
RBI 3
BB 1
SO 5
LOB 20



Batter	1	2	3	4	5	6	7	8	9	AB	R	H	RBI	BB	SO	LOB	TOP								
Darrin Jackson, R (1, 8) OBP: 0.312, SLG: 0.491	0-0 CS 1B	0-0 FC5-4			2-2 HR		0-0 E7 1B			4	1	3	2	0	0	2									
Tony Fernandez, S (1, 6) OBP: 0.337, SLG: 0.377	2-3 K		1-2 L3		1-0 G3		0-0 P5			4	0	0	0	0	1	2									
Tony Gwynn, L (1, 9) OBP: 0.385, SLG: 0.488	2-1 G6-3		0-0 G4-3		2-1 G1-3			0-3 K		4	0	0	0	0	1	0									
Fred McGriff, L (1, 3) OBP: 0.406, SLG: 0.506		0-0 HR	3-1 G3		1-0 F9			1-0 1B		4	1	2	1	0	0	0									
Jerald Clark, R (1, 7) OBP: 0.369, SLG: 0.469		2-2 P4		4-0 G5-4-3 BB		2-3 K		1-1 1B		3	0	1	0	1	1	0									
Bento Santiago, R (1, 2) OBP: 0.272, SLG: 0.378		3-2 HR	1-1 G5-4-3		2-3 K			1-0 G5-4-3		4	1	1	1	0	1	3									
Scott Coolbaugh, R (1, 5) OBP: 0.307, SLG: 0.319		2-1 G5-3	4-2 BB		4-0 SH1-3 BB			1-3 K		2	1	0	0	2	1	0									
Paul Faries, R (1, 4) OBP: 0.294, SLG: 0.243		1-0 1B	2-1 F9		1-0 SH1-3			0-0 G5-3		3	0	1	0	0	0	1									
Ed Whitson, R (1, 1) OBP: 0.160, SLG: 0.125		0-0	0-1 G1-3		0-1 G5-3			0-0 G1-3		2	0	1	0	0	0	0									
Tim Teufel, R (7, PH) OBP: 0.369, SLG: 0.370										1	0	0	0	0	0	1									
Rich Rodriguez, L (7, 1) OBP: 0.083, SLG: 0.083										0	0	0	0	0	0	0									
Brian Dorsett, R (9, PH) OBP: 0.083, SLG: 0.083										1	0	0	0	0	0	0									
Mike Maddux, L (9, 1) OBP: 0.375, SLG: 0.167										0	0	0	0	0	0	0									
Inning Stats	R: 0 E: 0 K: 1 S: 9	H: 1 LOB: 0 BB: 0 P: 13	R: 2 E: 0 K: 0 S: 13	H: 4 LOB: 2 BB: 0 P: 21	R: 0 E: 0 K: 0 S: 7	H: 0 LOB: 0 BB: 0 P: 11	R: 0 E: 0 K: 0 S: 6	H: 0 LOB: 1 BB: 2 P: 17	R: 1 E: 0 K: 2 S: 8	H: 1 LOB: 0 BB: 0 P: 13	R: 0 E: 0 K: 2 S: 8	H: 0 LOB: 0 BB: 0 P: 13	R: 1 E: 1 K: 0 S: 5	H: 1 LOB: 1 BB: 1 P: 10	R: 0 E: 0 K: 1 S: 7	H: 2 LOB: 1 BB: 0 P: 10	R: 0 E: 0 K: 1 S: 5	H: 0 LOB: 0 BB: 0 P: 6	1B: 6 2B: 0 3B: 0 HR: 3	SF: 0 SAC: 1 DP: 2 HBP: 0	WP: 0 PB: 0 SB: 0 CS: 1	PA: 36			
PITCHER	IP	WLS	BF	H	R	ER	SO	BB	IBB	HBP	BLK	WP	HR	S	P	ERA	WHIP								
Mike Reminger, L (1, 1) ERA: 4.25	6.2	L	28	7	4	4	3	3	0	0	0	0	3	55	97	5.40	1.500								
Kelly Downs, R (7, 1) ERA: 3.89	1.1		5	2	0	0	1	0	0	0	0	0	0	8	11	0.00	1.500								
Dave Righetti, L (9, 1) ERA: 4.08	1.0		3	0	0	0	1	0	0	0	0	0	0	5	6	0.00	0.000								

San Diego Padres @ San Francisco Giants
Candlestick Park, San Francisco, CA
Fri Jul 05 1991, 10:05 PM EDT
Att: 13,788 - Sunny - 60 F

AB 32
R 4
H 9
RBI 4
BB 3
SO 5
LOB 9



Batter	1	2	3	4	5	6	7	8	9	AB	R	H	RBI	BB	SO	LOB	BOTTOM								
Mike Felder, S (1, 8) OBP: 0.337, SLG: 0.360	2-2 G4-3		2-0 FC6-4 1B		0-0 L8			0-2 G1-3		4	0	1	0	0	0	1									
Robby Thompson, R (1, 4) OBP: 0.341, SLG: 0.436	2-2 P3		2-2 FC6-4			0-0 P5		0-1 G5-3		4	0	0	0	0	0	1									
Will Clark, L (1, 3) OBP: 0.349, SLG: 0.491	1-0 1B			0-0 G6-4-3 1B		1-2 G3		0-1 G3		4	0	2	0	0	0	0									
Kevin Mitchell, R (1, 7) OBP: 0.389, SLG: 0.608	0-1 F8			2-2 G6-4-3		0-0 HR 1B		3-3 K		4	1	1	0	0	1	2									
Matt Williams, R (1, 5) OBP: 0.274, SLG: 0.418		0-1 G3-6-3 1B		3-1 1B		0-2 HR		0-0 G5-3		4	1	3	2	0	0	0									
Mark Leonard, L (1, 9) OBP: 0.271, SLG: 0.350		2-0 F7		0-2 F7		0-0 G6-3		4-1 BB		3	0	0	0	0	0	2									
Kelly Downs, R (7, 1) OBP: 0.329, SLG: 0.273										0	0	0	0	0	0	0									
Dave Righetti, L (9, 1) OBP: 0.329, SLG: 0.273										0	0	0	0	0	0	0									
Mike Kingery, L (9, PH) OBP: 0.329, SLG: 0.273										0	0	0	1	0	0	0									
Terry Kennedy, L (1, 2) OBP: 0.276, SLG: 0.377		0-0 G3-6-3		3-2 FC6-4 1B		2-1 F8		1-1 G5-3		2	0	1	0	0	0	1									
Steve Decker, R (7, PH) OBP: 0.263, SLG: 0.333										2	0	0	0	0	0	1									
Mike Benjamin, R (1, 6) OBP: 0.143, SLG: 0.135			2-1 G4-3		0-0 FC6-4 SH1-4		0-0 P8			2	0	0	0	0	0	1									
Dave Anderson, R (7, PH) OBP: 0.306, SLG: 0.331					1-2 SH1-4					1	0	0	0	0	0	0									
Mike Reminger, L (1, 1) OBP: 0.182, SLG: 0.182			2-2 P6		2-1 SH1-4		0-2 G6-3			1	0	0	0	0	0	0									
Inning Stats	R: 0 E: 0 K: 0 S: 10	H: 1 LOB: 1 BB: 0 P: 15	R: 0 E: 0 K: 0 S: 4	H: 1 LOB: 0 BB: 0 P: 6	R: 0 E: 0 K: 0 S: 10	H: 1 LOB: 1 BB: 0 P: 17	R: 0 E: 0 K: 0 S: 9	H: 2 LOB: 1 BB: 0 P: 14	R: 0 E: 0 K: 0 S: 9	H: 1 LOB: 0 BB: 0 P: 14	R: 2 E: 0 K: 0 S: 9	H: 2 LOB: 0 BB: 0 P: 10	R: 0 E: 0 K: 0 S: 6	H: 0 LOB: 0 BB: 0 P: 8	R: 0 E: 0 K: 0 S: 7	H: 0 LOB: 0 BB: 0 P: 7	R: 0 E: 0 K: 1 S: 8	H: 0 LOB: 1 BB: 1 P: 16	1B: 7 2B: 0 3B: 0 HR: 1	SF: 0 SAC: 1 DP: 2 HBP: 0	WP: 0 PB: 0 SB: 0 CS: 0	PA: 34			
PITCHER	IP	WLS	BF	H	R	ER	SO	BB	IBB	HBP	BLK	WP	HR	S	P	ERA	WHIP								
Ed Whitson, R (1, 1) ERA: 4.71	6.0	W	24	8	2	2	0	0	0	0	0	0	1	51	76	3.00	1.333								
Rich Rodriguez, L (7, 1) ERA: 3.4	2.0		6	0	0	0	0	0	0	0	0	0	0	13	15	0.00	0.000								
Mike Maddux, R (9, 1) ERA: 2.52	1.0	S	4	0	0	0	1	1	0	0	0	0	0	8	16	0.00	1.000								

San Diego Padres @ San Francisco Giants
Candlestick Park, San Francisco, CA
Fri Jul 05 1991, 10:05 PM EDT
Att: 13,788 - Sunny - 60 F

AB 32
R 2
H 8
RBI 2
BB 1
SO 1
LOB 9



Batter	1	2	3	4	5	6	7	8	9	AB	R	H	RBI	BB	SO	LOB	TOP																					
Thomas Howard, S (1, 8) OBP: 0.324, SLG: 0.343	1-3 K			3-2 F7		0-0 F9			4-0 1B G1-3 BB	3	0	0	0	1	1	0	San Diego Padres @ San Francisco Giants Candlestick Park, San Francisco, CA Sat Jul 06 1991, 6:33 AM EDT Att: 27,706 - Sunny - 67 F																					
Tony Fernandez, S (1, 6) OBP: 0.355, SLG: 0.374	4-2 G6-4-3 BB			0-0 F8		1-1 P6			0-2 G1-3	3	0	0	0	1	0	1																						
Tony Gwynn, L (1, 9) OBP: 0.386, SLG: 0.486	0-2 G6-4-3			4-2 BB			2-1 F7		1-0 BB	3	0	1	0	1	0	1																						
Fred McGriff, L (1, 3)		4-2 G6-4-3 BB		2-3 K			1-0 F7		1-1 F8	3	0	0	0	1	1	3																						
Jerald Clark, R (1, 7) OBP: 0.364, SLG: 0.462		0-0 G6-4-3			0-3 K		3-2 P3			3	0	0	0	0	1	1																						
Benito Santiago, R (1, 2) OBP: 0.272, SLG: 0.387		3-3 K			2-0 HR			0-1 G1-3		3	1	1	1	0	1	0																						
Scott Coolbaugh, R (1, 5) OBP: 0.302, SLG: 0.313			2-2 G5-3		1-3 K			3-2 F8		3	0	0	0	0	1	0																						
Paul Faries, R (1, 4) OBP: 0.284, SLG: 0.234			0-0 G4-3		1-0 F9			3-2 P6		3	0	0	0	0	0	0																						
Andy Benes, R (1, 1) OBP: 0.139, SLG: 0.152			2-3 K			1-3 K			0-0 P7	2	0	0	0	0	2	0																						
Darrin Jackson, R (9, PH) OBP: 0.310, SLG: 0.487										1	0	0	0	0	0	0																						
Inning Stats	R: 0 E: 0 K: 1 S: 8	H: 0 LOB: 0 BB: 1 P: 13	R: 0 E: 0 K: 1 S: 8	H: 0 LOB: 0 BB: 1 P: 15	R: 0 E: 0 K: 1 S: 7	H: 0 LOB: 0 BB: 0 P: 11	R: 0 E: 0 K: 1 S: 11	H: 0 LOB: 1 BB: 1 P: 20	R: 1 E: 0 K: 2 S: 8	H: 1 LOB: 0 BB: 0 P: 12	R: 0 E: 0 K: 1 S: 6	H: 0 LOB: 0 BB: 0 P: 8	R: 0 E: 0 K: 0 S: 10	H: 0 LOB: 0 BB: 0 P: 16	R: 0 E: 0 K: 0 S: 13	H: 0 LOB: 0 BB: 0 P: 19	R: 0 E: 0 K: 0 S: 7	H: 1 LOB: 2 BB: 1 P: 13	1B: 1 2B: 0 3B: 0 HR: 1	SF: 0 SAC: 0 DP: 2 HBP: 0	WP: 0 PB: 0 SB: 0 CS: 0	PA: 31																
PITCHER	IP	WLS	BF	H	R	ER	SO	BB	IBB	HBP	BLK	WP	HR	S	P	ERA	WHIP	PITCHER				IP	WLS	BF	H	R	ER	SO	BB	IBB	HBP	BLK	WP	HR	S	P	ERA	WHIP
Don Robinson, R (1, 1) ERA: 4.14	8.2	W	30	2	1	1	7	4	0	0	0	0	1	76	124	1.04	0.692																					
Dave Righetti, L (9, 1) ERA: 4.05	0.1	S	1	0	0	0	0	0	0	0	0	0	0	2	3	0.00	0.000																					

AB	27
R	1
H	2
RBI	1
BB	4
SO	7
LOB	6



Batter	1	2	3	4	5	6	7	8	9	AB	R	H	RBI	BB	SO	LOB	BOTTOM																					
Mike Felder, S (1, 8) OBP: 0.336, SLG: 0.356	0-1 P3			1-2 F8		4-2 BB		2-2 P6		3	0	0	0	1	0	0	San Diego Padres @ San Francisco Giants Candlestick Park, San Francisco, CA Sat Jul 06 1991, 6:33 AM EDT Att: 27,706 - Sunny - 67 F																					
Mike Kingsley, L (1, 9) OBP: 0.313, SLG: 0.257	1-3 K			2-2 F8		0-1 F7		2-2 F7		4	0	0	0	0	1	1																						
Will Clark, L (1, 3) OBP: 0.351, SLG: 0.502	2-2 G4-3			2-2 G6-3			1-1 1B G6-3	2-0 HR		4	2	2	1	0	0	0																						
Kevin Mitchell, R (1, 7) OBP: 0.385, SLG: 0.599		1-2 F9			2-1 G5-4-3 1B		3-2 G6-3	3-3 K		4	0	1	0	0	1	1																						
Matt Williams, R (1, 5) OBP: 0.271, SLG: 0.413		1-2 P4			2-2 G5-4-3		1-3 K			3	0	0	0	0	1	2																						
Robby Thompson, R (1, 4) OBP: 0.344, SLG: 0.451		0-0 P6			1-2 HR		1-0 CS 1B			3	2	2	2	0	0	0																						
Steve Decker, R (1, 2) OBP: 0.264, SLG: 0.330			2-1 G6-3		1-1 F8		4-0 1B 1B			2	0	0	0	1	0	0																						
Mike Benjamin, R (1, 6) OBP: 0.136, SLG: 0.128			2-2 F9			0-0 F7		2-2 IBB		2	0	0	0	0	0	0																						
Mark Leonard, L (7, PH) OBP: 0.279, SLG: 0.358							1-3 2H 1B			1	0	1	1	0	0	0																						
Dave Anderson, R (7, PR) OBP: 0.306, SLG: 0.331							1-2 1B			0	0	0	0	0	0	0																						
Don Robinson, R (1, 1) OBP: 0.192, SLG: 0.200			2-0 G5-3			1-0 P5				3	0	0	0	0	0	2																						
Dave Righetti, L (9, 1) ERA: 4.16										0	0	0	0	0	0	0																						
Inning Stats	R: 0 E: 0 K: 1 S: 8	H: 0 LOB: 0 BB: 0 P: 11	R: 0 E: 0 K: 0 S: 7	H: 0 LOB: 0 BB: 0 P: 9	R: 0 E: 0 K: 0 S: 8	H: 0 LOB: 0 BB: 0 P: 14	R: 0 E: 0 K: 0 S: 10	H: 0 LOB: 0 BB: 0 P: 15	R: 1 E: 0 K: 0 S: 13	H: 2 LOB: 0 BB: 0 P: 19	R: 0 E: 0 K: 0 S: 7	H: 0 LOB: 1 BB: 1 P: 12	R: 2 E: 0 K: 1 S: 16	H: 3 LOB: 2 BB: 1 P: 29	R: 1 E: 0 K: 1 S: 12	H: 1 LOB: 0 BB: 0 P: 21	1B: 4 2B: 0 3B: 0 HR: 2	SF: 0 SAC: 0 DP: 1 HBP: 0	WP: 0 PB: 0 SB: 0 CS: 1	PA: 31																		
PITCHER	IP	WLS	BF	H	R	ER	SO	BB	IBB	HBP	BLK	WP	HR	S	P	ERA	WHIP	PITCHER				IP	WLS	BF	H	R	ER	SO	BB	IBB	HBP	BLK	WP	HR	S	P	ERA	WHIP
Andy Benes, R (1, 1) ERA: 4.16	8.0	L	31	6	4	3	3	1	1	0	0	0	2	81	130	3.38	0.875																					



Batter	1	2	3	4	5	6	7	8	9	AB	R	H	RBI	BB	SO	LOB	TOP					
Thomas Howard, S (1, 8) OBP: 0.316, SLG: 0.333										4	0	0	0	0	2	1	San Diego Padres @ San Francisco Giants Candlestick Park, San Francisco, CA Sun Jul 07 1991, 6:33 AM EDT Att: 22,568 - Cloudy - 70 F					
Tony Fernandez, S (1, 6) OBP: 0.354, SLG: 0.370										3	0	0	0	1	2	1						
Tony Gwynn, L (1, 9) OBP: 0.388, SLG: 0.485										3	0	1	0	1	0	1						
Fred McGriff, L (1, 3) OBP: 0.402, SLG: 0.496										4	0	1	0	0	1	3						
Jerald Clark, R (1, 7) OBP: 0.366, SLG: 0.462										4	0	2	0	0	1	0						
Benito Santiago, R (1, 2) OBP: 0.289, SLG: 0.382										4	0	0	0	0	1	3						
Scott Coolbaugh, R (1, 5) OBP: 0.301, SLG: 0.307										3	0	0	0	1	1	3						
Paul Faries, R (1, 4) OBP: 0.275, SLG: 0.225										3	0	0	0	0	1	2						
Darin Jackson, R (9, PH) OBP: 0.315, SLG: 0.487										0	0	0	0	1	0	0						
Dennis Rasmussen, L (1, 1) OBP: 0.238, SLG: 0.211										2	0	1	0	0	0	0						
Tom Lampkin, L (8, PH) OBP: 0.200, SLG: 0.224										1	0	0	0	0	0	0						
Jose Melendez, R (8, 1) OBP: 0.143, SLG: 0.077										0	0	0	0	0	0	0						
Tim Teufel, R (9, PH) OBP: 0.366, SLG: 0.367										1	0	0	0	0	0	3						
Inning Stats	R: 0 E: 0 K: 2 S: 9	H: 1 LOB: 1 BB: 0 P: 13	R: 0 E: 0 K: 1 S: 9	H: 0 LOB: 1 BB: 1 P: 15	R: 0 E: 0 K: 2 S: 13	H: 0 LOB: 0 BB: 0 P: 19	R: 0 E: 0 K: 1 S: 6	H: 0 LOB: 0 BB: 0 P: 9	R: 0 E: 0 K: 1 S: 8	H: 0 LOB: 0 BB: 0 P: 13	R: 0 E: 0 K: 1 S: 11	H: 1 LOB: 2 BB: 1 P: 20	R: 0 E: 0 K: 1 S: 14	H: 1 LOB: 1 BB: 0 P: 18	R: 0 E: 0 K: 0 S: 8	H: 0 LOB: 1 BB: 1 P: 14	R: 0 E: 0 K: 1 S: 12	H: 2 LOB: 3 BB: 1 P: 22	1B: 5 2B: 0 3B: 0 HR: 0	SF: 0 SAC: 0 DP: 0 HBP: 0	WP: 0 PB: 0 SB: 0 CS: 0	PA: 36
PITCHER John Burkett, R (1, 1) ERA: 3.09	IP: 9.0 WLS: W BF: 36 H: 5 R: 0 ER: 0 SO: 9 BB: 4 IBB: 0 HBP: 0 BLK: 0 WP: 0 HR: 0 S: 90 P: 143 ERA: 0.00 WHIP: 1.000															PITCHER						

AB	32
R	0
H	5
RBI	0
BB	4
SO	9
LOB	17



Batter	1	2	3	4	5	6	7	8	9	AB	R	H	RBI	BB	SO	LOB	BOTTOM			
Mike Felder, S (1, 8) OBP: 0.335, SLG: 0.354										4	0	1	1	0	0	1	San Diego Padres @ San Francisco Giants Candlestick Park, San Francisco, CA Sun Jul 07 1991, 6:33 AM EDT Att: 22,568 - Cloudy - 70 F			
Robby Thompson, R (1, 4) OBP: 0.343, SLG: 0.445										3	0	0	0	1	0	1				
Will Clark, L (1, 3) OBP: 0.350, SLG: 0.509										4	1	1	1	0	1	1				
Kevin Mitchell, R (1, 7) OBP: 0.383, SLG: 0.587										3	1	0	0	1	0	0				
Matt Williams, R (1, 5) OBP: 0.274, SLG: 0.413										3	0	1	0	1	0	1				
Darnell Coles, R (1, 9) OBP: 0.214, SLG: 0.214										3	0	1	0	0	0	2				
Mike Kingery, L (8, 9) OBP: 0.310, SLG: 0.254										1	0	0	0	0	1	0				
Steve Decker, R (1, 2) OBP: 0.270, SLG: 0.343										2	1	2	1	0	0	0				
Mike Benjamin, R (1, 6) OBP: 0.128, SLG: 0.119										3	0	0	0	0	1	4				
John Burkett, R (1, 1) OBP: 0.125, SLG: 0.129										3	0	0	0	0	1	2				
Inning Stats	R: 0 E: 0 K: 1 S: 9	H: 0 LOB: 0 BB: 0 P: 13	R: 0 E: 1 K: 0 S: 6	H: 0 LOB: 0 BB: 0 P: 11	R: 1 E: 0 K: 0 S: 11	H: 2 LOB: 1 BB: 0 P: 17	R: 0 E: 0 K: 0 S: 5	H: 0 LOB: 1 BB: 1 P: 11	R: 0 E: 0 K: 0 S: 4	H: 1 LOB: 0 BB: 0 P: 9	R: 2 E: 0 K: 1 S: 13	H: 3 LOB: 2 BB: 1 P: 19	R: 0 E: 0 K: 1 S: 8	H: 0 LOB: 1 BB: 1 P: 13	R: 0 E: 0 K: 1 S: 7	H: 0 LOB: 0 BB: 0 P: 8	1B: 4 2B: 1 3B: 0 HR: 1	SF: 1 SAC: 0 DP: 1 HBP: 0	WP: 0 PB: 0 SB: 0 CS: 0	PA: 33
PITCHER Dennis Rasmussen, L (1, 1) ERA: 2.11	IP: 7.0 WLS: L BF: 30 H: 6 R: 3 ER: 3 SO: 3 BB: 3 IBB: 0 HBP: 0 BLK: 0 WP: 0 HR: 0 S: 56 P: 93 ERA: 3.86 WHIP: 1.286															PITCHER				
Jose Melendez, R (8, 1) ERA: 3.92	IP: 1.0 WLS: L BF: 3 H: 0 R: 0 ER: 0 SO: 1 BB: 0 IBB: 0 HBP: 0 BLK: 0 WP: 0 HR: 0 S: 7 P: 8 ERA: 0.00 WHIP: 0.000															PITCHER				



Batter	1	2	3	4	5	6	7	8	9	AB	R	H	RBI	BB	SO	LOB	TOP										
Mike Felder, S (1, 8) OBP: 0.332, SLG: 0.352	G4-3 BB		G6-3			F7		F7		3	0	0	0	1	0	0	San Francisco Giants @ Philadelphia Phillies Veterans Stadium, Philadelphia, PA Fri Jul 12 1991, 7:05 PM EDT Att: 21,221 - Cloudy - 82 F										
Robby Thompson, R (1, 4) OBP: 0.344, SLG: 0.441	G4-3							P4		4	0	2	0	0	0	1											
Will Clark, L (1, 3) OBP: 0.347, SLG: 0.510			L3			FC4-6 1B		E8		3	0	0	0	1	0	2											
Kevin Mitchell, R (1, 7) OBP: 0.366, SLG: 0.558	P4					FC6-4		K		4	0	0	0	0	2	4											
Mark Leonard, L (1, 9) OBP: 0.281, SLG: 0.357 Matt Williams, R (9, PH) OBP: 0.273, SLG: 0.407	K							L3		3	0	1	0	0	1	2											
Greg Litton, R (1, 5) OBP: 0.220, SLG: 0.257										1	0	0	0	0	1	1											
Steve Decker, R (1, 2) OBP: 0.266, SLG: 0.337										3	0	0	0	0	0	0											
Mike Benjamin, R (1, 6) OBP: 0.137, SLG: 0.152 Tony Perezchica, R (8, PH) OBP: 0.297, SLG: 0.389 Dave Righetti, L (8, 1)										2	0	0	0	0	2	0											
Bud Black, L (1, 1) OBP: 0.205, SLG: 0.227 Kelly Downs, R (6, 1) Dave Anderson, R (8, PH) OBP: 0.301, SLG: 0.326										1	0	0	0	0	0	0											
										0	0	0	0	0	0	0											
										1	0	0	0	0	0	0											
										2	0	0	0	0	0	0											
										0	0	0	0	0	0	0											
										1	0	0	0	0	0	0											
Inning Stats	R: 0 H: 0 E: 0 K: 1 S: 14	H: 0 LOB: 2 BB: 2 P: 26	R: 0 H: 0 E: 0 K: 1 S: 8	H: 0 LOB: 0 BB: 0 P: 10	R: 0 H: 1 E: 0 K: 0 S: 7	H: 1 LOB: 1 BB: 0 P: 10	R: 0 H: 1 E: 0 K: 1 S: 9	H: 0 LOB: 0 BB: 0 P: 17	R: 0 H: 0 E: 0 K: 1 S: 8	H: 0 LOB: 0 BB: 0 P: 9	R: 0 H: 1 E: 0 K: 0 S: 10	H: 1 LOB: 1 BB: 0 P: 12	R: 0 H: 0 E: 0 K: 0 S: 8	H: 0 LOB: 0 BB: 0 P: 13	R: 0 H: 0 E: 0 K: 0 S: 9	H: 0 LOB: 1 BB: 0 P: 14	R: 0 H: 0 E: 1 K: 2 S: 15	H: 0 LOB: 1 BB: 0 P: 21	1B: 3 2B: 0 3B: 0 HR: 0	SF: 0 SAC: 0 DP: 0 HBP: 0	WP: 0 PB: 0 SB: 1 CS: 1	PA: 32					
PITCHER	IP	WLS	BF	H	R	ER	SO	BB	IBB	HBP	BLK	WP	HR	S	P	ERA	WHIP										
Tommy Greene, R (1, 1) ERA: 2.86	5.1	W	20	3	0	0	4	2	0	0	0	0	0	52	80	0.00	0.938										
Wally Ritchie, L (6, 1) ERA: 2.5	2.2		8	0	0	0	0	0	0	0	0	0	0	21	31	0.00	0.000										
Mitch Williams, L (9, 1) ERA: 2.77	1.0	S	4	0	0	0	2	0	0	0	0	0	0	15	21	0.00	0.000										

Batter	1	2	3	4	5	6	7	8	9	AB	R	H	RBI	BB	SO	LOB	BOTTOM										
Dickie Thon, R (1, 6) OBP: 0.280, SLG: 0.332	G3		L8			G1-4-3		G1-3		4	0	0	0	0	0	2	San Francisco Giants @ Philadelphia Phillies Veterans Stadium, Philadelphia, PA Fri Jul 12 1991, 7:05 PM EDT Att: 21,221 - Cloudy - 82 F										
Randy Ready, R (1, 4) OBP: 0.412, SLG: 0.313	G5-3		F8					F8		4	0	0	0	0	0	2											
Wes Chamberlain, R (1, 7) OBP: 0.316, SLG: 0.384	F8									3	0	0	0	0	0	0											
John Kruk, L (1, 3) OBP: 0.345, SLG: 0.470										3	0	1	0	0	1	0											
Dale Murphy, R (1, 9) OBP: 0.313, SLG: 0.437										3	0	0	0	0	0	1											
Dave Hollins, S (1, 5) OBP: 0.190, SLG: 0.056										3	0	1	0	0	0	1											
Darren Daulton, L (1, 2) OBP: 0.293, SLG: 0.326										2	1	1	1	1	0	0											
Jim Lindeman, R (1, 8) OBP: 0.408, SLG: 0.397 John Morris, L (8, PR) OBP: 0.325, SLG: 0.291										2	0	0	0	1	0	2											
Tommy Greene, R (1, 1) OBP: 0.250, SLG: 0.314 Wally Ritchie, L (6, 1) Wally Backman, S (8, PH) OBP: 0.338, SLG: 0.326 Mitch Williams, L (9, 1)										0	0	0	0	0	0	0											
										0	0	0	0	0	0	0											
										0	0	0	0	0	0	0											
										0	0	0	0	0	0	0											
										0	0	0	0	0	0	0											
										2	0	0	0	0	0	0											
Inning Stats	R: 0 H: 0 E: 0 K: 0 S: 7	H: 1 LOB: 2 BB: 1 P: 15	R: 0 H: 0 E: 0 K: 0 S: 5	H: 0 LOB: 0 BB: 0 P: 9	R: 0 H: 1 E: 0 K: 0 S: 18	H: 1 LOB: 1 BB: 0 P: 26	R: 1 H: 1 E: 0 K: 0 S: 9	H: 1 LOB: 0 BB: 0 P: 12	R: 0 H: 0 E: 0 K: 1 S: 6	H: 0 LOB: 0 BB: 0 P: 9	R: 0 H: 0 E: 0 K: 0 S: 5	H: 0 LOB: 0 BB: 0 P: 10	R: 0 H: 0 E: 0 K: 0 S: 7	H: 0 LOB: 2 BB: 1 P: 13	R: 0 H: 0 E: 0 K: 0 S: 7	H: 0 LOB: 1 BB: 1 P: 13	1B: 1 2B: 1 3B: 0 HR: 1	SF: 0 SAC: 1 DP: 0 HBP: 0	WP: 0 PB: 0 SB: 0 CS: 0	PA: 29							
PITCHER	IP	WLS	BF	H	R	ER	SO	BB	IBB	HBP	BLK	WP	HR	S	P	ERA	WHIP										
Bud Black, L (1, 1) ERA: 3.85	5.0	L	19	3	1	1	0	1	0	0	0	0	0	46	71	1.80	0.800										
Kelly Downs, R (6, 1) ERA: 3.79	2.0		6	0	0	0	1	0	0	0	0	0	0	11	19	0.00	0.000										
Dave Righetti, L (8, 1) ERA: 3.95	1.0		4	0	0	0	0	1	0	0	0	0	0	7	13	0.00	1.000										

AB	30
R	0
H	3
RBI	0
BB	2
SO	6
LOB	11



Batter	1	2	3	4	5	6	7	8	9	AB	R	H	RBI	BB	SO	LOB	TOP					
Darren Lewis, R OBP: 0.400, SLG: 0.500 (1, 8)	4-2 1B BB		1-2 G5-3		2-2 P5	2-2 G4-3		2-1 E9 2B		4	1	1	1	1	0	1						
Robby Thompson, R OBP: 0.341, SLG: 0.436 (1, 4)	1-1 1B		2-2 P3		2-3 K		3-3 K	1-0 G5-3		5	0	1	0	0	2	1						
Will Clark, L OBP: 0.354, SLG: 0.517 (1, 3)	2-0 1B		4-1 BB		3-1 1B		0-3 K		2-1 2B	4	1	3	1	1	1	0						
Kevin Mitchell, R OBP: 0.367, SLG: 0.557 (1, 7)	3-3 K		0-0 L6		0-1 P2		4-2 1B BB		1-1 1B 2B	4	1	1	1	1	1	4						
Matt Williams, R OBP: 0.278, SLG: 0.413 (1, 5)	0-3 K			0-2 PB SH1-3 2B		1-0 2B 1B	1-2 1B		0-3 K	5	2	3	0	0	2	3						
Mark Leonard, L OBP: 0.280, SLG: 0.364 (9, PH)	0-2 G1-3			0-1 P2		2-1 1B 2B	1-0 F8		1-2 F7	4	1	1	0	0	0	5						
Greg Litton, R OBP: 0.218, SLG: 0.255 (9, 9)										1	0	0	0	0	0	1						
Kirt Manwaring, R OBP: 0.357, SLG: 0.308 (1, 2)		1-2 G6-3		4-0 SH1-3 BB		1-0 G6-3		0-1 F7	3-2 1B	4	0	1	2	1	0	1						
Mike Benjamin, R OBP: 0.145, SLG: 0.145 (6, PH)		2-1 G6-3		1-1 SH1-3		2-2 1B		2-2 P4	1-3 K	1	0	0	1	0	0	0						
Mike Kingsry, L OBP: 0.257, SLG: 0.257 (6, 1)										1	0	1	1	0	0	0						
Rod Beck, R OBP: 0.351, SLG: 0.351 (6, 1)										0	0	0	0	0	0	0						
Mike Felder, S OBP: 0.265, SLG: 0.265 (6, 1)										1	0	0	0	0	0	0						
Francisco Oliveras, R OBP: 0.265, SLG: 0.265 (6, 1)										0	0	0	0	0	0	0						
Tony Perzichica, R OBP: 0.265, SLG: 0.265 (6, 1)										1	0	0	0	0	0	1						
Dave Righetti, L OBP: 0.265, SLG: 0.265 (6, 1)										0	0	0	0	0	0	0						
John Burkett, R OBP: 0.118, SLG: 0.121 (6, PH)										2	0	0	0	0	2	1						
Dave Anderson, R OBP: 0.304, SLG: 0.336 (6, 6)										2	1	1	0	0	0	1						
Inning Stats	R: 1 E: 0 K: 2 S: 14	H: 2 LOB: 2 BB: 1 P: 24	R: 0 E: 0 K: 1 S: 8	H: 0 LOB: 0 BB: 0 P: 14	R: 0 E: 0 K: 0 S: 9	H: 0 LOB: 1 BB: 1 P: 16	R: 1 E: 0 K: 1 S: 10	H: 1 LOB: 1 BB: 1 P: 15	R: 0 E: 0 K: 0 S: 10	H: 1 LOB: 1 BB: 0 P: 17	R: 2 E: 0 K: 0 S: 13	H: 3 LOB: 1 BB: 0 P: 22	R: 0 E: 0 K: 2 S: 12	H: 1 LOB: 2 BB: 1 P: 21	R: 1 E: 1 K: 0 S: 9	H: 2 LOB: 1 BB: 0 P: 14	R: 2 E: 0 K: 2 S: 18	H: 3 LOB: 1 BB: 0 P: 26	1B: 7 2B: 8 3B: 0 HR: 0	SF: 0 SAC: 1 DP: 0 HBP: 0	WP: 0 PB: 1 CS: 2 CS: 0	PA: 44
PITCHER	IP	WLS	BF	H	R	ER	SO	BB	IBB	HBP	BLK	WP	HR	S	P	ERA	WHIP					
Jose De Jesus, R ERA: 3.93 (1, 1)	3.0		13	2	1	1	3	2	0	0	0	0	0	31	54	3.00	1.333					
Tim Lincecum, R ERA: 5.09 (4, 1)	2.1		13	5	3	2	2	1	0	0	0	0	0	27	45	7.71	2.571					
Joe Boever, R ERA: 4.1 (6, 1)	2.2		12	3	1	1	2	1	0	0	0	0	0	27	44	3.38	1.500					
Wally Ritchie, L ERA: 3.5 (9, 1)	0.2	L	5	3	2	2	1	0	0	0	0	0	0	15	22	27.00	4.500					
Amalio Carreno, R ERA: 10.13 (9, 1)	0.1		1	0	0	0	1	0	0	0	0	0	0	3	4	0.00	0.000					

San Francisco Giants @ Philadelphia Phillies
Veterans Stadium, Philadelphia, PA
Sat Jul 13 1991, 7:05 PM EDT
Att: 23,017 - Cloudy - 83 F

AB	39
R	7
H	13
RBI	7
BB	4
SO	9
LOB	19



Batter	1	2	3	4	5	6	7	8	9	AB	R	H	RBI	BB	SO	LOB	BOTTOM					
Mickey Morandini, L OBP: 0.313, SLG: 0.294 (9, PH)	2-2 F9		1-1 G4-6-3 1B		2-2 F8		2-3 K		3-2 F9	4	0	1	0	0	1	1						
Randy Ready, R OBP: 0.409, SLG: 0.310 (9, PH)										1	0	0	0	0	0	0						
John Morris, L OBP: 0.314, SLG: 0.280 (9, PH)	2-0 L8		1-1 SAFE G4-6-3		1-1 L7		2-3 K		2-1 F8	4	0	0	0	0	1	1						
Charlie Hayes, R OBP: 0.233, SLG: 0.324 (9, PH)										1	0	0	0	0	0	0						
Wes Chamberlain, R OBP: 0.313, SLG: 0.390 (1, 7)	1-3 K		3-2 1B 2B		0-0 G6-3		1-0 L5			4	0	1	0	0	1	0						
John Kruk, L OBP: 0.350, SLG: 0.478 (1, 3)		0-1 2B SF7 1B	1-2 1B		2-2 1B 2B		0-3 K			4	2	3	0	0	1	0						
Darren Daulton, L OBP: 0.298, SLG: 0.338 (1, 2)	1-3 2B	1-0 SAFE SAFE	0-1 F9		1-1 HR 1B		2-1 F8			4	1	2	1	0	0	2						
Dave Hollins, S OBP: 0.240, SLG: 0.333 (1, 5)	0-1 SF7			0-1 G6-3 1B 2B	2-0 HR		2-2 G4-3			3	2	2	3	0	0	0						
Jim Lindeman, R OBP: 0.392, SLG: 0.379 (1, 9)		3-1 P4		1-0 G6-3	2-1 F7		1-0 1B			3	0	0	0	0	0	2						
Joe Boever, R OBP: 0.500, SLG: 0.500 (8, PH)										0	0	0	0	0	0	0						
Ricky Jordan, R OBP: 0.315, SLG: 0.477 (9, 1)										1	0	1	0	0	0	0						
Wally Ritchie, L OBP: 0.315, SLG: 0.477 (9, 1)										0	0	0	0	0	0	0						
Amalio Carreno, R OBP: 0.245, SLG: 0.255 (1, 6)		4-0 1B		1-0 G1-3 1B		0-0 L9		2-2 L3		3	0	1	1	1	0	1						
Jose De Jesus, R OBP: 0.212, SLG: 0.188 (1, 1)			0-3 K		3-1 G1-3		0-1 G5-3			1	0	0	0	0	1	2						
Tim Lincecum, R OBP: 0.311, SLG: 0.434 (6, 9)										2	0	0	0	0	1	0						
Inning Stats	R: 0 E: 0 K: 1 S: 7	H: 0 LOB: 0 BB: 0 P: 12	R: 1 E: 0 K: 1 S: 11	H: 2 LOB: 1 BB: 1 P: 16	R: 0 E: 0 K: 0 S: 11	H: 3 LOB: 0 BB: 0 P: 18	R: 1 E: 0 K: 0 S: 9	H: 2 LOB: 1 BB: 0 P: 13	R: 3 E: 0 K: 0 S: 11	H: 3 LOB: 0 BB: 0 P: 19	R: 0 E: 0 K: 1 S: 6	H: 0 LOB: 0 BB: 0 P: 11	R: 0 E: 0 K: 2 S: 7	H: 0 LOB: 0 BB: 0 P: 10	R: 0 E: 0 K: 0 S: 9	H: 1 LOB: 1 BB: 0 P: 16	R: 0 E: 0 K: 1 S: 8	H: 0 LOB: 0 BB: 0 P: 13	1B: 6 2B: 4 3B: 0 HR: 1	SF: 1 SAC: 0 DP: 1 HBP: 0	WP: 0 PB: 0 SB: 0 CS: 0	PA: 38
PITCHER	IP	WLS	BF	H	R	ER	SO	BB	IBB	HBP	BLK	WP	HR	S	P	ERA	WHIP					
John Burkett, R ERA: 3.33 (1, 1)	5.0		25	10	5	5	2	0	1	0	0	0	0	49	78	9.00	2.000					
Rod Beck, R ERA: 7.0 (6, 1)	2.0		6	0	0	0	3	0	0	0	0	0	0	13	21	0.00	0.000					
Francisco Oliveras, R ERA: 2.7 (8, 1)	1.0	W	4	1	0	0	0	0	0	0	0	0	0	9	16	0.00	1.000					
Dave Righetti, L ERA: 3.86 (9, 1)	1.0	S	3	0	0	0	1	0	0	0	0	0	0	8	13	0.00	0.000					

San Francisco Giants @ Philadelphia Phillies
Veterans Stadium, Philadelphia, PA
Sat Jul 13 1991, 7:05 PM EDT
Att: 23,017 - Cloudy - 83 F

AB	36
R	5
H	11
RBI	5
BB	1
SO	6
LOB	10



Batter	1	2	3	4	5	6	7	8	9	AB	R	H	RBI	BB	SO	LOB	TOP										
Darren Lewis, R OBP: 0.450, SLG: 0.412											5	0	2	0	0	1	3										
Mike Felder, S OBP: 0.327, SLG: 0.344											4	0	0	0	1	0	4										
Will Clark, L OBP: 0.359, SLG: 0.531											5	1	1	0	0	1	6										
Kevin Mitchell, R OBP: 0.364, SLG: 0.572											5	2	2	1	0	0	4										
Matt Williams, R OBP: 0.292, SLG: 0.466											4	1	3	2	0	0	0										
Robby Thompson, R OBP: 0.341, SLG: 0.430											5	0	1	0	0	1	2										
Terry Kennedy, L OBP: 0.273, SLG: 0.370										4	0	1	0	0	0	2	5										
Steve Decker, R OBP: 0.278, SLG: 0.341										2	0	0	0	0	0	1	2										
Dave Anderson, R OBP: 0.299, SLG: 0.329										0	0	0	0	0	0	1	2										
Francisco Oliveras, R OBP: 0.286, SLG: 0.286										0	0	0	0	0	0	0	0										
Mark Leonard, L OBP: 0.290, SLG: 0.366										0	0	0	1	0	0	0	0										
Mike Remlinger, L OBP: 0.278, SLG: 0.366										0	0	0	0	0	0	0	0										
Trevor Wilson, L OBP: 0.391, SLG: 0.300											1	0	1	0	0	0	0										
Rod Beck, R OBP: 0.283, SLG: 0.386										0	0	0	0	0	0	0	0										
Tony Perezchica, R OBP: 0.283, SLG: 0.386										2	0	0	0	1	1	0	0										
Mike Kingery, L OBP: 0.311, SLG: 0.260										1	0	0	0	0	1	1	0										
Inning Stats	R: 0 E: 1 K: 0 S: 7	H: 1 LOB: 1 BB: 0 P: 12	R: 0 E: 0 K: 1 S: 7	H: 0 LOB: 1 BB: 0 P: 14	R: 0 E: 0 K: 1 S: 10	H: 2 LOB: 2 BB: 0 P: 15	R: 0 E: 0 K: 1 S: 7	H: 1 LOB: 1 BB: 0 P: 11	R: 0 E: 1 K: 0 S: 11	H: 0 LOB: 1 BB: 0 P: 14	R: 1 E: 0 K: 2 S: 11	H: 2 LOB: 1 BB: 0 P: 16	R: 0 E: 0 K: 1 S: 11	H: 0 LOB: 1 BB: 1 P: 20	R: 1 E: 0 K: 2 S: 17	H: 3 LOB: 3 BB: 1 P: 24	R: 2 E: 0 K: 0 S: 14	H: 2 LOB: 0 BB: 0 P: 22	1B: 7 2B: 2 3B: 0 HR: 2	SF: 1 SAC: 0 DP: 0 HBP: 1	WP: 1 PB: 0 SB: 1 CS: 1	PA: 42					
PITCHER	IP	WLS	BF	H	R	ER	SO	BB	IBB	HBP	BLK	WP	HR	S	P	ERA	WHIP										
Dwight Gooden, R ERA: 4.0	7.0	W	32	8	2	2	6	1	0	1	0	1	1	66	104	2.57	1.286										
Alejandro Pena, R ERA: 2.55	1.2		9	3	2	2	2	1	0	0	0	0	1	26	40	10.80	2.400										
John Franco, L ERA: 2.7	0.1	S	1	0	0	0	0	0	0	0	0	0	0	3	4	0.00	0.000										

San Francisco Giants @ New York Mets
 Shea Stadium, Flushing, NY
 Tue Jul 16 1991, 7:05 PM EDT
 Att: 33,250 - Sunny - 84 F

AB	38
R	4
H	11
RBI	4
BB	2
SO	8
LOB	27



Batter	1	2	3	4	5	6	7	8	9	AB	R	H	RBI	BB	SO	LOB	BOTTOM										
Mark Carreon, R OBP: 0.304, SLG: 0.341										3	1	0	0	2	0	3											
Dave Magadan, L OBP: 0.379, SLG: 0.346										5	0	4	2	0	1	3											
Gregg Jefferies, S OBP: 0.349, SLG: 0.420										5	1	1	2	0	1	6											
John Franco, L ERA: 2.7										0	0	0	0	0	0	0											
Kevin McReynolds, R OBP: 0.354, SLG: 0.451										4	0	2	1	0	0	3											
Howard Johnson, S OBP: 0.353, SLG: 0.545										3	0	0	1	0	0	1											
Hubie Brooks, R OBP: 0.351, SLG: 0.468										4	0	0	0	0	1	2											
Keith Miller, R OBP: 0.369, SLG: 0.468										0	0	0	0	0	0	0											
Kevin Elster, R OBP: 0.300, SLG: 0.348										3	0	1	0	1	1	0											
Charlie O'Brien, R OBP: 0.240, SLG: 0.165											3	2	1	0	1	0	2										
Dwight Gooden, R OBP: 0.204, SLG: 0.306										3	2	2	0	0	0	2											
Alejandro Pena, R ERA: 4.22										0	0	0	0	0	0	0											
Daryl Boston, L OBP: 0.309, SLG: 0.369										1	0	0	0	0	1	0											
Inning Stats	R: 0 E: 0 K: 0 S: 8	H: 1 LOB: 0 BB: 0 P: 16	R: 0 E: 0 K: 0 S: 14	H: 0 LOB: 0 BB: 0 P: 20	R: 4 E: 0 K: 1 S: 22	H: 4 LOB: 1 BB: 1 P: 35	R: 2 E: 0 K: 1 S: 15	H: 1 LOB: 2 BB: 2 P: 25	R: 0 E: 0 K: 0 S: 13	H: 2 LOB: 2 BB: 0 P: 17	R: 0 E: 0 K: 1 S: 6	H: 0 LOB: 0 BB: 0 P: 11	R: 0 E: 0 K: 1 S: 15	H: 1 LOB: 2 BB: 1 P: 26	R: 0 E: 0 K: 0 S: 14	H: 2 LOB: 0 BB: 0 P: 22	1B: 9 2B: 2 3B: 0 HR: 0	SF: 1 SAC: 0 DP: 0 HBP: 0	WP: 0 PB: 0 SB: 0 CS: 0	PA: 39							
PITCHER	IP	WLS	BF	H	R	ER	SO	BB	IBB	HBP	BLK	WP	HR	S	P	ERA	WHIP										
Trevor Wilson, L ERA: 4.22	3.0	L	17	5	6	6	1	3	0	0	0	0	0	47	81	18.00	2.667										
Rod Beck, R ERA: 5.25	2.0		9	3	0	0	2	0	0	0	0	0	0	27	33	0.00	1.500										
Francisco Oliveras, R ERA: 2.98	2.0		8	2	0	0	1	0	0	0	0	0	0	19	28	0.00	1.000										
Mike Remlinger, L ERA: 4.64	1.0		5	1	0	0	1	1	0	0	0	0	0	15	26	0.00	2.000										

San Francisco Giants @ New York Mets
 Shea Stadium, Flushing, NY
 Tue Jul 16 1991, 7:05 PM EDT
 Att: 33,250 - Sunny - 84 F

AB	34
R	6
H	11
RBI	6
BB	4
SO	5
LOB	22



Batter	1	2	3	4	5	6	7	8	9	AB	R	H	RBI	BB	SO	LOB	TOP					
Darren Lewis, R OBP: 0.440, SLG: 0.429 (1, 8)	G4-3		F9						G6-3	4	0	1	0	1	0	1	San Francisco Giants @ New York Mets Shea Stadium, Flushing, NY Wed Jul 17 1991, 3:33 AM EDT Att: 35,731 - Sunny - 92 F					
Mike Felder, S OBP: 0.325, SLG: 0.341 (1, 9)	G5-3		G6-3						F9	5	0	1	2	0	0	3						
Will Clark, L OBP: 0.358, SLG: 0.527 (1, 3)	L9									4	0	1	0	0	0	1						
Kevin Mitchell, R OBP: 0.362, SLG: 0.565 (1, 7)		L7								4	0	1	0	0	1	0						
Matt Williams, R OBP: 0.291, SLG: 0.463 (1, 5)										4	1	1	0	0	1	3						
Robby Thompson, R OBP: 0.343, SLG: 0.432 (1, 4)										3	1	1	0	1	1	3						
Steve Decker, R OBP: 0.230, SLG: 0.342 (1, 2)										2	0	1	1	0	0	2						
Kelly Downs, R OBP: 0.091, SLG: 0.091 (4, 1)										0	0	0	0	0	0	0						
Gregg Litton, R OBP: 0.225, SLG: 0.261 (7, PH)										1	1	1	1	0	0	0						
Terry Kennedy, L OBP: 0.271, SLG: 0.367 (7, 2)										1	0	0	0	0	0	1						
Dave Anderson, R OBP: 0.306, SLG: 0.336 (1, 6)										3	1	2	0	0	0	1						
Mike Benjamin, R OBP: 0.156, SLG: 0.176 (7, 6)										0	0	0	0	1	0	0						
Bud Black, L OBP: 0.206, SLG: 0.222 (4, 2)										1	0	0	0	0	0	0						
Kirt Mawrey, R OBP: 0.263, SLG: 0.222 (4, 2)										1	0	0	0	0	0	1						
Mike Kinsner, R OBP: 0.147, SLG: 0.269 (7, PH)										0	0	0	0	0	0	0						
Jeff Brantley, R OBP: 0.118, SLG: 0.121 (7, 1)										0	0	0	0	0	0	0						
John Burkett, R OBP: 0.118, SLG: 0.121 (7, 1)										0	0	0	0	0	0	0						
Dave Righetti, L OBP: 0.118, SLG: 0.121 (8, 1)										0	0	0	0	0	0	0						
Inning Stats	R: 0 E: 0 K: 0 S: 7	H: 0 LOB: 0 BB: 0 P: 9	R: 1 E: 0 K: 0 S: 14	H: 2 LOB: 1 BB: 0 P: 22	R: 0 E: 0 K: 0 S: 5	H: 0 LOB: 0 BB: 0 P: 8	R: 0 E: 0 K: 2 S: 13	H: 2 LOB: 2 BB: 0 P: 21	R: 0 E: 0 K: 0 S: 9	H: 2 LOB: 1 BB: 0 P: 15	R: 0 E: 1 K: 0 S: 5	H: 0 LOB: 0 BB: 0 P: 7	R: 4 E: 0 K: 0 S: 13	H: 5 LOB: 0 BB: 1 P: 24	R: 0 E: 0 K: 1 S: 7	H: 0 LOB: 1 BB: 1 P: 15	R: 0 E: 0 K: 0 S: 9	H: 0 LOB: 1 BB: 1 P: 15	1B: 9 2B: 3 3B: 0 HR: 0	SF: 0 SAC: 1 DP: 2 HBP: 0	WP: 0 PB: 0 SB: 0 CS: 1	PA: 39
PITCHER	IP	WLS	BF	H	R	ER	SO	BB	IBB	HBP	BLK	WP	HR	S	P	ERA	WHIP					
Frank Viola, L ERA: 2.92 (1, 1)	6.0		26	9	4	4	2	0	0	0	0	0	0	58	89	6.00	1.500					
Jeff Innis, R ERA: 2.33 (7, 1)	2.0		8	2	1	1	1	2	0	0	0	0	0	15	32	4.50	2.000					
Alejandro Pena, R ERA: 2.88 (9, 1)	1.0	W	4	0	0	0	0	1	0	0	0	0	0	9	15	0.00	1.000					

AB	34
R	5
H	11
RBI	5
BB	3
SO	3
LOB	16



Batter	1	2	3	4	5	6	7	8	9	AB	R	H	RBI	BB	SO	LOB	BOTTOM					
Keith Miller, R OBP: 0.400, SLG: 0.500 (1, 7)										4	1	3	0	0	0	0	San Francisco Giants @ New York Mets Shea Stadium, Flushing, NY Wed Jul 17 1991, 3:33 AM EDT Att: 35,731 - Sunny - 92 F					
Alejandro Pena, R (9, 1)	1B									0	0	0	0	0	0	0						
Dave Magadan, L OBP: 0.383, SLG: 0.346 (1, 3)										3	2	1	0	2	0	3						
Gregg Jefferies, S OBP: 0.354, SLG: 0.421 (1, 4)										4	1	2	1	1	0	3						
Hubie Brooks, R OBP: 0.352, SLG: 0.468 (1, 9)										4	0	1	0	1	1	5						
Howard Johnson, S OBP: 0.353, SLG: 0.542 (1, 5)										2	1	0	1	2	1	3						
Mark Carreon, R OBP: 0.305, SLG: 0.341 (1, 8)										3	0	1	0	0	1	1						
Mackey Sasser, L OBP: 0.326, SLG: 0.500 (7, PH)										0	0	0	2	0	0	0						
Kevin Elster, R OBP: 0.296, SLG: 0.343 (7, PH)										3	0	0	0	0	0	2						
Garry Templeton, S OBP: 0.255, SLG: 0.318 (8, 6)										1	0	0	0	0	0	2						
Rick Cerone, R OBP: 0.373, SLG: 0.352 (1, 2)										4	0	3	0	0	0	0						
Frank Viola, L OBP: 0.137, SLG: 0.160 (7, 1)										3	0	0	0	0	1	3						
Kevin McReynolds, R OBP: 0.350, SLG: 0.463 (8, PH)										1	1	1	1	0	0	0						
Inning Stats	R: 2 E: 0 K: 1 S: 14	H: 3 LOB: 1 BB: 0 P: 21	R: 0 E: 0 K: 1 S: 14	H: 2 LOB: 0 BB: 0 P: 18	R: 1 E: 1 K: 0 S: 12	H: 0 LOB: 1 BB: 1 P: 24	R: 0 E: 0 K: 1 S: 17	H: 1 LOB: 3 BB: 1 P: 27	R: 0 E: 0 K: 0 S: 6	H: 1 LOB: 0 BB: 0 P: 11	R: 0 E: 0 K: 0 S: 7	H: 1 LOB: 0 BB: 0 P: 9	R: 1 E: 0 K: 1 S: 12	H: 0 LOB: 2 BB: 3 P: 27	R: 0 E: 0 K: 0 S: 6	H: 2 LOB: 0 BB: 0 P: 11	R: 1 E: 0 K: 0 S: 8	H: 2 LOB: 2 BB: 1 P: 14	1B: 8 2B: 4 3B: 0 HR: 1	SF: 3 SAC: 0 DP: 1 HBP: 1	WP: 0 PB: 0 SB: 1 CS: 2	PA: 43
PITCHER	IP	WLS	BF	H	R	ER	SO	BB	IBB	HBP	BLK	WP	HR	S	P	ERA	WHIP					
Bud Black, L ERA: 3.69 (1, 1)	3.1		20	6	3	2	2	2	0	1	0	0	0	53	83	5.40	2.400					
Kelly Downs, R ERA: 3.39 (4, 1)	2.2		8	2	0	0	1	0	0	0	0	0	0	17	27	0.00	0.750					
Jeff Brantley, R ERA: 3.06 (7, 1)	0.0		2	0	1	1	0	2	0	0	0	0	0	3	11	∞	∞					
John Burkett, R ERA: 3.06 (7, 1)	1.0		4	0	0	0	1	1	0	0	0	0	0	9	16	0.00	1.000					
Dave Righetti, L ERA: 4.15 (8, 1)	1.1	L	8	4	2	2	0	0	1	0	0	0	1	14	25	13.50	3.000					



Batter	1	2	3	4	5	6	7	8	9	AB	R	H	RBI	BB	SO	LOB	TOP					
Darren Lewis, R OBP: 0.379, SLG: 0.360 (1, 8)										4	0	0	0	0	1	3	San Francisco Giants @ Montreal Expos Olympic Stadium, Montreal, QB Fri Jul 19 1991, 3:33 AM EDT Att: 15,475 - Sunny - 80 F					
Mike Failer, S Rod Beck, R Mike Kennedy, L Mike Remlinger, L Terry Kennedy, L Francisco Oliveras, R OBP: 0.286, SLG: 0.286 (1, 9)										2	0	0	0	0	0	0						
Will Clark, L OBP: 0.359, SLG: 0.530 (1, 3)										4	0	2	0	0	0	2						
Kevin Mitchell, R OBP: 0.355, SLG: 0.553 (1, 7)											4	0	0	0	3	2						
Matt Williams, R OBP: 0.288, SLG: 0.458 (1, 5)											4	0	0	0	1	1						
Robby Thompson, R OBP: 0.342, SLG: 0.430 (1, 4)											4	0	1	0	0	1						
Tony Perezchica, R OBP: 0.265, SLG: 0.362 (1, 6)											3	0	0	0	0	1						
Kirt Manwaring, R OBP: 0.273, SLG: 0.200 (1, 2)										2	0	0	0	1	0	0						
Don Robinson, R OBP: 0.167, SLG: 0.172 Mark Leonard, L OBP: 0.304, SLG: 0.379 (4, 9)										1	0	0	0	0	1	0						
Inning Stats	R: 0 E: 0 K: 1 S: 8	H: 0 LOB: 0 BB: 0 P: 12	R: 0 E: 0 K: 1 S: 7	H: 0 LOB: 0 BB: 0 P: 13	R: 0 E: 0 K: 1 S: 6	H: 0 LOB: 0 BB: 0 P: 7	R: 0 E: 0 K: 1 S: 8	H: 1 LOB: 1 BB: 0 P: 9	R: 0 E: 0 K: 0 S: 5	H: 0 LOB: 0 BB: 0 P: 5	R: 0 E: 0 K: 1 S: 11	H: 1 LOB: 2 BB: 1 P: 19	R: 0 E: 0 K: 2 S: 11	H: 1 LOB: 1 BB: 0 P: 15	R: 0 E: 0 K: 0 S: 8	H: 1 LOB: 1 BB: 0 P: 12	R: 0 E: 0 K: 1 S: 7	H: 1 LOB: 1 BB: 0 P: 10	1B: 4 2B: 1 3B: 0 HR: 0	SF: 0 SAC: 0 DP: 0 HBP: 0	WP: 0 PB: 0 SB: 0 CS: 0	PA: 33
PITCHER Oil Can Boyd, R ERA: 3.52 (1, 1)	IP: 9.0 WLS: W BF: 33 H: 5 R: 0 ER: 0 SO: 8 BB: 1 IBB: 0 HBP: 0 BLK: 0 WP: 0 HR: 0 S: 71 P: 102 ERA: 0.00 WHIP: 0.667															PITCHER						

Batter	1	2	3	4	5	6	7	8	9	AB	R	H	RBI	BB	SO	LOB	BOTTOM					
Marquis Grissom, R OBP: 0.322, SLG: 0.368 (1, 8)										4	1	0	0	1	0	0	San Francisco Giants @ Montreal Expos Olympic Stadium, Montreal, QB Fri Jul 19 1991, 3:33 AM EDT Att: 15,475 - Sunny - 80 F					
Delino DeShields, L OBP: 0.390, SLG: 0.371 (1, 4)										5	1	2	1	0	0	1						
Ivan Calderon, R OBP: 0.373, SLG: 0.464 (1, 7)											4	1	1	1	0	0		2				
Tim Wallach, R OBP: 0.314, SLG: 0.355 (1, 5)										4	1	2	1	0	0	0						
Larry Walker, L OBP: 0.326, SLG: 0.384 (1, 3)										3	1	1	0	1	1	2						
Dave Martinez, L OBP: 0.305, SLG: 0.386 (1, 9)										3	1	3	0	1	0	0						
Gilberto Reyes, R OBP: 0.290, SLG: 0.278 (1, 2)										3	0	1	2	0	1	4						
Spike Owen, S OBP: 0.307, SLG: 0.322 (1, 6)										2	0	0	1	1	0	2						
Oil Can Boyd, R OBP: 0.154, SLG: 0.083 (1, 1)										4	0	0	0	0	1	3						
Inning Stats	R: 2 E: 0 K: 1 S: 12	H: 3 LOB: 2 BB: 1 P: 24	R: 1 E: 1 K: 0 S: 11	H: 1 LOB: 1 BB: 0 P: 17	R: 2 E: 0 K: 0 S: 15	H: 3 LOB: 1 BB: 0 P: 21	R: 0 E: 0 K: 0 S: 6	H: 0 LOB: 0 BB: 0 P: 10	R: 1 E: 0 K: 1 S: 12	H: 2 LOB: 2 BB: 1 P: 19	R: 0 E: 0 K: 0 S: 8	H: 0 LOB: 0 BB: 1 P: 16	R: 0 E: 0 K: 0 S: 7	H: 1 LOB: 2 BB: 1 P: 17	R: 0 E: 0 K: 1 S: 8	H: 0 LOB: 0 BB: 0 P: 11	R: 0 E: 0 K: 1 S: 8	H: 0 LOB: 0 BB: 0 P: 11	1B: 8 2B: 1 3B: 1 HR: 0	SF: 2 SAC: 0 DP: 1 HBP: 0	WP: 0 PB: 0 SB: 3 CS: 0	PA: 38
PITCHER Don Robinson, R ERA: 4.19 Rod Beck, R ERA: 5.14 Mike Remlinger, L ERA: 4.37 Francisco Oliveras, R ERA: 2.91 (1, 1)	IP: 3.0 WLS: L BF: 18 H: 7 R: 5 ER: 4 SO: 4 BB: 1 IBB: 0 HBP: 0 BLK: 0 WP: 0 HR: 0 S: 18 P: 29 ERA: 4.50 WHIP: 1.000															PITCHER						

Batter	1	2	3	4	5	6	7	8	9	AB	R	H	RBI	BB	SO	LOB	TOP										
Darren Lewis, R OBP: 0.412, SLG: 0.467 (1, 8)	G3-1 WP 1B	0-1 2-H 3-H 1B		3-2 3B		2-0 L9		2-2 G6-3		5	0	3	2	0	0	1											
Mike Kingery, L OBP: 0.299, SLG: 0.250 (1, 9)	K	F9		G3-1		F8			K	5	0	0	0	0	2	4											
Will Clark, L OBP: 0.354, SLG: 0.522 (1, 3)	G3-1			G4-3		K		F8	F7	5	0	0	0	0	1	1											
Kevin Mitchell, R OBP: 0.351, SLG: 0.544 Mike Felder, S OBP: 0.323, SLG: 0.338 (1, 7) (9, 7)	G5-3			K		K			F8	5	0	1	0	0	2	1											
Matt Williams, R OBP: 0.293, SLG: 0.467 (1, 5)		F8		BB		HR			BB	2	1	1	1	2	0	0											
Robby Thomson, R OBP: 0.347, SLG: 0.446 (1, 4)	S 1B	2B		BB		HR			K	3	2	2	1	1	1	2											
Steve Decker, R OBP: 0.280, SLG: 0.337 Dave Righetti, L OBP: 0.261, SLG: 0.190 Jeff Brantley, R (1, 2) (7, 1) (8, 1)	E 1B	1B		P6		K		L6		3	1	0	0	1	1	4											
Mike Benjamin, R OBP: 0.180, SLG: 0.200 (1, 6)	E5 1B	1B		F8		F8		G5-3		4	1	2	1	0	0	0											
John Burkett, R OBP: 0.108, SLG: 0.111 Kelly Downs, R OBP: 0.091, SLG: 0.091 Kirt Manwaring, R OBP: 0.261, SLG: 0.190 (1, 1) (6, 1) (7, 2)	P4			G6-3		F9		F9		3	0	0	0	0	0	3											
Inning Stats	R: 0 E: 0 K: 1 S: 13	H: 1 LOB: 1 BB: 0 P: 17	R: 3 E: 1 K: 0 S: 13	H: 3 LOB: 1 BB: 1 P: 20	R: 0 E: 0 K: 1 S: 13	H: 0 LOB: 2 BB: 0 P: 27	R: 0 E: 0 K: 0 S: 10	H: 1 LOB: 1 BB: 0 P: 15	R: 2 E: 0 K: 3 S: 17	H: 2 LOB: 0 BB: 0 P: 26	R: 0 E: 0 K: 1 S: 7	H: 1 LOB: 1 BB: 0 P: 14	R: 0 E: 0 K: 1 S: 12	H: 1 LOB: 2 BB: 1 P: 23	R: 0 E: 0 K: 0 S: 6	H: 0 LOB: 0 BB: 0 P: 8	R: 0 E: 0 K: 1 S: 7	H: 0 LOB: 0 BB: 0 P: 10	1B: 5 2B: 1 3B: 1 HR: 2	SF: 0 SAC: 0 DP: 0 HBP: 0	WP: 1 PB: 0 SB: 2 CS: 0	PA: 40					
PITCHER	IP	WLS	BF	H	R	ER	SO	BB	IBB	HBP	BLK	WP	HR	S	P	ERA	WHIP										
Ron Darling, R ERA: 3.99 Dave Schmidt, R ERA: 2.15 Scott Ruskin, L ERA: 2.15	(1, 1) (7, 1) (9, 1)	6.0 2.0 1.0	L 8 3	29 1 0	8 0 0	5 0 0	5 1 1	3 1 0	0 0 0	0 0 0	0 0 0	1 0 0	2 18 7	73 31 10	119	6.00 0.00 0.00	1.833 1.000 0.000										

San Francisco Giants @ Montreal Expos
Olympic Stadium, Montreal, QB
Sat Jul 20 1991, 3:33 AM EDT
Att: 17,285 - Cloudy - 80 F

AB 36
R 5
H 9
RBI 5
BB 4
SO 7
LOB 16

GIANTS

Batter	1	2	3	4	5	6	7	8	9	AB	R	H	RBI	BB	SO	LOB	BOTTOM										
Marquis Grissom, R OBP: 0.323, SLG: 0.368 (1, 8)	P3 1B		FC6-4 1B	F8			G6-3		K	5	2	2	0	0	1	1											
Delino DeShields, L OBP: 0.383, SLG: 0.372 (1, 4)	1B		F7		G4-3		1B		DI 1B	4	0	2	0	1	0	1											
Ivan Calderon, R OBP: 0.373, SLG: 0.463 (1, 7)	P3		FC6-4 1B	F8			F8		P5	5	0	2	0	0	0	3											
Tim Wallach, R OBP: 0.312, SLG: 0.363 (1, 5)	SF7		FC6-4 1B	HR			K		F9	4	1	1	2	0	1	5											
Larry Walker, L OBP: 0.325, SLG: 0.382 (1, 3)	G4-3		1B	L8			FC4-6			4	0	1	1	0	0	3											
Dave Martinez, L OBP: 0.308, SLG: 0.386 (1, 9)	G6-3		P5				1B		1B	3	0	1	0	1	0	2											
Mike Fitzgerald, R OBP: 0.225, SLG: 0.222 (1, 2)	K			B1-3			P3		G5-3	4	0	0	0	0	1	2											
Tom Foley, L OBP: 0.310, SLG: 0.333 Junior Noboa, R OBP: 0.208, SLG: 0.343 (1, 6) (8, PH) (9, 6)	1B			G6-3			G4-6-3 1B		G4-6-3 1B	2	0	2	0	1	0	0											
Ron Darling, R OBP: 0.191, SLG: 0.194 Eric Burdick, L OBP: 0.328, SLG: 0.386 Dave Schmidt, R ERA: 3.31 Andres Galarraga, R OBP: 0.328, SLG: 0.372 Ron Hassey, L OBP: 0.251, SLG: 0.372 Scott Ruskin, R (1, 1) (5, PH) (7, 1) (8, PH) (8, PH) (9, 1)	G5-3			G6-3			G4-6-3 1B		G4-6-3	2	0	0	0	0	0	2											
Inning Stats	R: 1 E: 0 K: 0 S: 11	H: 2 LOB: 1 BB: 0 P: 18	R: 0 E: 0 K: 1 S: 12	H: 1 LOB: 1 BB: 0 P: 21	R: 1 E: 0 K: 0 S: 9	H: 3 LOB: 2 BB: 0 P: 14	R: 0 E: 0 K: 0 S: 6	H: 0 LOB: 1 BB: 1 P: 13	R: 1 E: 0 K: 0 S: 5	H: 1 LOB: 0 BB: 0 P: 7	R: 0 E: 0 K: 0 S: 7	H: 2 LOB: 1 BB: 0 P: 11	R: 0 E: 0 K: 1 S: 8	H: 1 LOB: 2 BB: 1 P: 14	R: 0 E: 0 K: 0 S: 8	H: 1 LOB: 1 BB: 1 P: 16	R: 0 E: 0 K: 1 S: 14	H: 1 LOB: 1 BB: 0 P: 24	1B: 11 2B: 0 3B: 0 HR: 1	SF: 1 SAC: 0 DP: 2 HBP: 0	WP: 0 PB: 0 SB: 0 CS: 0	PA: 40					
PITCHER	IP	WLS	BF	H	R	ER	SO	BB	IBB	HBP	BLK	WP	HR	S	P	ERA	WHIP										
John Burkett, R ERA: 3.38 Kelly Downs, R ERA: 3.31 Dave Righetti, L ERA: 4.09 Jeff Brantley, R ERA: 2.96	(1, 1) (6, 1) (7, 1) (8, 1)	5.1 1.1 0.2 1.2	W 5 4 S	26 1 0 5	9 0 0 1	3 0 0 0	3 1 0 1	1 1 0 0	0 0 0 0	0 0 0 0	0 0 0 0	0 0 0 0	0 0 0 0	8 9 16 15	8 16 27	5.06 0.00 0.00 0.00	1.875 1.500 3.000 0.600										

San Francisco Giants @ Montreal Expos
Olympic Stadium, Montreal, QB
Sat Jul 20 1991, 3:33 AM EDT
Att: 17,285 - Cloudy - 80 F

AB 36
R 3
H 12
RBI 3
BB 3
SO 3
LOB 23

MONTREAL EXPOS

Batter	1	2	3	4	5	6	7	8	9	AB	R	H	RBI	BB	SO	LOB	TOP										
Keith Miller, R (1,7) OBP: 0.371, SLG: 0.471 Garry Templeton, S (8,PH) OBP: 0.251, SLG: 0.311 (8,6)	0-1 G6-3		1-1 G5-3			0-0 B2		2-2 FC6-4		3	0	0	0	0	0	1											
Dave Magadan, L (1,3) OBP: 0.377, SLG: 0.345	2-2 G3			1-0 G3			0-2 G1-3		4-1 1B 1B BB	3	1	0	0	1	0	0											
Gregg Jefferies, S (1,4) OBP: 0.358, SLG: 0.423	2-2 G6-3			0-2 G6-3			0-1 P4		0-2 1B 1-2 1B	4	0	1	0	0	0	0											
Kevin McReynolds, R (1,8) OBP: 0.356, SLG: 0.461 (8,7)		2-3 K		0-2 F9			0-0 F9		0-1 1B 1-2 2H 1B	4	0	1	1	0	1	0											
Howard Johnson, S (1,5) OBP: 0.362, SLG: 0.559		0-2 G3-1			0-1 G5-3			3-2 HR	1-0 P4	4	1	1	1	0	0	2											
Hubie Brooks, R (1,9) OBP: 0.348, SLG: 0.451 (1,9)		2-1 P4			2-3 K			1-2 1B 1B	2-2 G1-4-3	4	0	1	0	0	1	2											
Rick Cerone, R (1,2) OBP: 0.374, SLG: 0.346			4-0 B5-6-4 1B BB		1-1 G5-3			2-2 1B 1-2 FC6-4 1B		2	0	1	0	1	0	0											
Kevin Elster, R (1,6) OBP: 0.295, SLG: 0.337 Mackey Sasser, L (8,PH) OBP: 0.340, SLG: 0.535 Tim Burke, R (8,1)			1-0 B5-6-4 1B			0-0 F8		0-0 P2		2	0	1	0	0	0	0											
Frank Viola, L (1,1) OBP: 0.135, SLG: 0.157 Tom Herr, S (6,PH) OBP: 0.326, SLG: 0.253 Jeff Innis, R (6,1) Daryl Boston, L (8,PH) OBP: 0.308, SLG: 0.359 (8,8)			0-1 B5-6-4			0-3 K		2-2 P6		1	0	0	0	0	0	2											
Inning Stats	R: 0 E: 0 K: 0 S: 8	H: 0 LOB: 0 BB: 0 P: 12	R: 0 E: 0 K: 1 S: 8	H: 0 LOB: 0 BB: 0 P: 12	R: 0 E: 0 K: 0 S: 5	H: 1 LOB: 1 BB: 1 P: 11	R: 0 E: 0 K: 0 S: 8	H: 0 LOB: 0 BB: 0 P: 9	R: 0 E: 0 K: 1 S: 5	H: 0 LOB: 0 BB: 0 P: 11	R: 0 E: 0 K: 0 S: 6	H: 0 LOB: 0 BB: 0 P: 6	R: 1 E: 0 K: 0 S: 20	H: 3 LOB: 2 BB: 0 P: 30	R: 1 E: 0 K: 0 S: 10	H: 2 LOB: 1 BB: 1 P: 17	1B: 5 2B: 0 3B: 0 HR: 1	SF: 0 SAC: 0 DP: 2 HBP: 0	WP: 0 PB: 0 SB: 0 CS: 0	PA: 33							
PITCHER	IP	WLS	BF	H	R	ER	SO	BB	IBB	HBP	BLK	WP	HR	S	P	ERA	WHIP										
Bud Black, L (1,1) ERA: 3.57	7.0	W	25	4	1	1	3	1	0	0	0	0	1	59	83	1.29	0.714										
Jeff Brantley, R (8,1) ERA: 3.2	1.0		6	2	1	1	0	1	0	0	0	0	0	15	23	9.00	3.000										
Dave Righetti, L (9,1) ERA: 4.0	1.0	S	2	0	0	0	0	0	0	0	0	0	0	4	7	0.00	0.000										

New York Mets @ San Francisco Giants
Candlestick Park, San Francisco, CA
Tue Jul 23, 1991, 10:05 PM EDT
Att: 18,346 - Cloudy - 60 F

AB	31
R	2
H	6
RBI	2
BB	2
SO	3
LOB	13



Batter	1	2	3	4	5	6	7	8	9	AB	R	H	RBI	BB	SO	LOB	BOTTOM										
Darren Lewis, R (1,8) OBP: 0.429, SLG: 0.429	3-2 P3		2-1 G6-3				1-2 HR HBP		2-0 G1-3	3	1	0	0	0	0	1											
Robby Thompson, R (1,4) OBP: 0.345, SLG: 0.451	2-1 G5-3			3-1 G1-3	1 SAFE		3-1 HR		0-1 L4	4	1	1	3	0	0	0											
Will Clark, L (1,3) OBP: 0.348, SLG: 0.509	2-1 G6-3			2-2 F8			0-0 F7		0-1 G4-3	4	0	0	0	0	0	0											
Kevin Mitchell, R (1,7) OBP: 0.348, SLG: 0.533		2-1 F9		2-1 E5 1B			1-0 G6-3		0-3 K	4	0	0	0	0	1	0											
Matt Williams, R (1,5) OBP: 0.290, SLG: 0.459		1-3 K		2-0 FC5-4 1B			0-2 F8			3	0	1	0	0	1	0											
Kevin Bass, S (1,9) OBP: 0.300, SLG: 0.348 Mike Felder, S (7,9) OBP: 0.321, SLG: 0.339		2-1 HR		1-1 FC5-4			1-0 G6-3			3	1	1	1	0	0	2											
Kirt Manwaring, R (1,2) OBP: 0.345, SLG: 0.308		3-2 G5-3			0-0 G6-3 HR 2B			2-1 L9		3	1	1	0	0	0	0											
Jose Uribe, S (1,6) OBP: 0.257, SLG: 0.247			1-1 G5-3		1-2 G6-3			2-1 G4-3		3	0	0	0	0	0	1											
Bud Black, L (1,1) OBP: 0.208, SLG: 0.250 Jeff Brantley, R (8,1) Dave Righetti, L (9,1)			2-3 K		2-1 G6-3			0-0 2B		3	0	1	0	0	1	1											
Inning Stats	R: 0 E: 0 K: 0 S: 7	H: 0 LOB: 0 BB: 0 P: 14	R: 1 E: 0 K: 1 S: 10	H: 1 LOB: 0 BB: 0 P: 18	R: 0 E: 0 K: 1 S: 7	H: 0 LOB: 0 BB: 0 P: 12	R: 0 E: 1 K: 0 S: 11	H: 1 LOB: 2 BB: 0 P: 21	R: 3 E: 0 K: 0 S: 11	H: 2 LOB: 0 BB: 0 P: 18	R: 0 E: 0 K: 0 S: 5	H: 0 LOB: 0 BB: 0 P: 7	R: 0 E: 0 K: 0 S: 6	H: 1 LOB: 1 BB: 0 P: 12	R: 0 E: 0 K: 1 S: 7	H: 0 LOB: 0 BB: 0 P: 7	1B: 1 2B: 2 3B: 0 HR: 2	SF: 0 SAC: 0 DP: 0 HBP: 1	WP: 0 PB: 0 SB: 0 CS: 0	PA: 31							
PITCHER	IP	WLS	BF	H	R	ER	SO	BB	IBB	HBP	BLK	WP	HR	S	P	ERA	WHIP										
Frank Viola, L (1,1) ERA: 3.06	5.0	L	21	4	4	4	2	0	0	0	0	0	0	11	19	0.00	0.800										
Jeff Innis, R (8,1) ERA: 2.22	2.0		7	1	0	0	0	0	0	0	0	0	0	11	19	0.00	0.500										
Tim Burke, R (8,1) ERA: 3.63	1.0		3	0	0	0	1	0	0	0	0	0	0	7	7	0.00	0.000										

New York Mets @ San Francisco Giants
Candlestick Park, San Francisco, CA
Tue Jul 23, 1991, 10:05 PM EDT
Att: 18,346 - Cloudy - 60 F

AB	30
R	4
H	5
RBI	4
BB	0
SO	3
LOB	5



Batter	1	2	3	4	5	6	7	8	9	AB	R	H	RBI	BB	SO	LOB	TOP					
Keith Miller, R OBP: 0.376, SLG: 0.483 (1, 7)	G4-3		K				G4-3			4	0	2	2	0	1	0	New York Mets @ San Francisco Giants Candlestick Park, San Francisco, CA Wed Jul 24 1991, 10:05 PM EDT Att: 18,809 - Cloudy - 58 F					
Dave Magadan, L OBP: 0.376, SLG: 0.341 (1, 3)	G6-3		F7				G4-3			3	0	0	1	1	0	1						
Gregg Jefferies, S OBP: 0.353, SLG: 0.417 Alejandro Pena, R (7, 1)	L5			G4-3	G4-3		G6-3			4	0	0	0	0	0	3						
Kevin McReynolds, R OBP: 0.355, SLG: 0.458 (1, 8)		G4-3		F8				F7		4	0	1	0	0	0	0						
Howard Johnson, S OBP: 0.364, SLG: 0.561 (1, 5)		1B		F8			P5			4	1	2	0	0	0	1						
Hubie Brooks, R OBP: 0.347, SLG: 0.448 (1, 9)					E3	FC3-6		G6-4-3		4	1	1	1	0	0	2						
Mackey Sasser, L OBP: 0.337, SLG: 0.533 (1, 2)					2B	1B				4	1	1	0	0	0	2						
Garry Templeton, S OBP: 0.246, SLG: 0.304 (1, 6)							G1-3			4	0	0	0	0	1	3						
David Cone, L OBP: 0.213, SLG: 0.163 Kelvin Torve, L (5, PH)			K2-3				G1-3			1	0	0	0	0	1	0						
Jeff Innis, R (5, 1)										1	0	0	0	0	0	2						
Daryl Boston, L OBP: 0.310, SLG: 0.362 (7, 8)							2B	G4-3		2	1	1	0	0	0	0						
Inning Stats	R: 0 E: 0 K: 0 S: 6	H: 0 LOB: 0 BB: 0 P: 10	R: 1 E: 0 K: 0 S: 6	H: 2 LOB: 1 BB: 0 P: 7	R: 0 E: 0 K: 2 S: 7	H: 0 LOB: 0 BB: 0 P: 10	R: 0 E: 0 K: 0 S: 7	H: 0 LOB: 0 BB: 0 P: 11	R: 2 E: 1 K: 1 S: 16	H: 2 LOB: 2 BB: 1 P: 26	R: 0 E: 0 K: 0 S: 6	H: 1 LOB: 1 BB: 0 P: 9	R: 1 E: 0 K: 0 S: 11	H: 2 LOB: 1 BB: 0 P: 14	R: 0 E: 0 K: 0 S: 5	H: 1 LOB: 0 BB: 0 P: 7	R: 0 E: 0 K: 0 S: 7	H: 0 LOB: 0 BB: 0 P: 14	1B: 5 2B: 3 3B: 0 HR: 0	SF: 0 SAC: 0 DP: 1 HBP: 0	WP: 0 PB: 0 SB: 0 CS: 0	PA: 36
PITCHER John Burkett, R ERA: 3.29 (1, 1)	IP: 9.0 WLS: W BF: 36 H: 8 R: 4 ER: 2 SO: 3 BB: 1 IBB: 0 HBP: 0 BLK: 0 WP: 0 HR: 0 S: 71 P: 108 ERA: 2.00 WHIP: 1.000															PITCHER						

Batter	1	2	3	4	5	6	7	8	9	AB	R	H	RBI	BB	SO	LOB	BOTTOM					
Darren Lewis, R OBP: 0.457, SLG: 0.432 (1, 8)	E	HR					K			2	2	1	0	2	1	0	New York Mets @ San Francisco Giants Candlestick Park, San Francisco, CA Wed Jul 24 1991, 10:05 PM EDT Att: 18,809 - Cloudy - 58 F					
Kevin Bass, S OBP: 0.299, SLG: 0.360 Mike Felder, S (8, 9)	K	HR					K			4	1	1	3	0	2	1						
Will Clark, L OBP: 0.350, SLG: 0.512 (1, 3)	HR	1B					F8			4	2	2	0	0	0	1						
Kevin Mitchell, R OBP: 0.355, SLG: 0.552 (1, 7)	HR	1B					G4-3			4	2	3	3	0	0	0						
Matt Williams, R OBP: 0.286, SLG: 0.454 (1, 5)	P4	K					K			4	0	0	0	0	2	2						
Robby Thompson, R OBP: 0.340, SLG: 0.445 (1, 4)	K						G4-3			4	0	0	0	0	2	1						
Terry Kennedy, L OBP: 0.269, SLG: 0.360 (1, 2)		G4-3					G4-3			4	0	1	1	0	1	0						
Jose Uribe, S OBP: 0.248, SLG: 0.237 (1, 6)		E4					P6			4	1	0	0	0	1	1						
John Burkett, R OBP: 0.103, SLG: 0.105 (1, 1)		SH1					K			2	0	0	0	0	2	0						
Inning Stats	R: 3 E: 1 K: 2 S: 15	H: 3 LOB: 0 BB: 0 P: 22	R: 4 E: 1 K: 1 S: 18	H: 3 LOB: 1 BB: 1 P: 34	R: 0 E: 0 K: 3 S: 10	H: 0 LOB: 0 BB: 0 P: 15	R: 0 E: 0 K: 1 S: 8	H: 0 LOB: 1 BB: 1 P: 16	R: 0 E: 0 K: 1 S: 7	H: 0 LOB: 0 BB: 0 P: 10	R: 0 E: 0 K: 1 S: 8	H: 0 LOB: 0 BB: 0 P: 11	R: 0 E: 0 K: 2 S: 9	H: 0 LOB: 0 BB: 0 P: 13	R: 1 E: 0 K: 0 S: 11	H: 2 LOB: 1 BB: 0 P: 15		R: 0 E: 0 K: 0 S: 7	H: 0 LOB: 0 BB: 0 P: 14	1B: 5 2B: 1 3B: 0 HR: 2	SF: 0 SAC: 1 DP: 0 HBP: 0	WP: 2 PB: 0 SB: 0 CS: 0
PITCHER David Cone, R ERA: 3.18 Jeff Innis, R ERA: 2.12 Alejandro Pena, R ERA: 2.82 (1, 1)	IP: 4.0 WLS: L BF: 21 H: 6 R: 7 ER: 3 SO: 7 BB: 2 IBB: 0 HBP: 0 BLK: 0 WP: 1 HR: 2 S: 51 P: 87 ERA: 6.75 WHIP: 2.000															PITCHER						



Batter	1	2	3	4	5	6	7	8	9	AB	R	H	RBI	BB	SO	LOB	TOP						
Keith Miller, R OBP: 0.361, SLG: 0.462 (1, 9)										4	0	0	0	0	1	3							
Gary Tompkins, S OBP: 0.246, SLG: 0.303 (1, 3)										4	0	1	0	0	0	3							
Gregg Jefferies, S OBP: 0.348, SLG: 0.410 (1, 4)										4	0	0	0	0	0	2							
Kevin McReynolds, R OBP: 0.354, SLG: 0.458 (1, 8)										4	1	1	0	0	1	0							
Howard Johnson, S OBP: 0.360, SLG: 0.554 (1, 5)										4	0	0	0	0	3	1							
Mark Carreon, R OBP: 0.305, SLG: 0.340 Doug Simons, L (7, 1)										3	0	1	1	0	0	0							
John Franco, L (8, 1)										0	0	0	0	0	0	0							
Vince Coleman, S OBP: 0.359, SLG: 0.341 (9, PH)										1	0	0	0	0	0	0							
Rick Cerone, R OBP: 0.374, SLG: 0.346 (1, 2)										3	0	1	0	0	0	1							
Kevin Elster, R OBP: 0.296, SLG: 0.342 (1, 6)										3	0	1	0	0	0	1							
Wally Whitehurst, R OBP: 0.192, SLG: 0.167 Tim Burke, R (5, 1)										2	0	1	0	0	0	2							
Hubie Brooks, R OBP: 0.346, SLG: 0.446 (7, 9)										0	0	0	0	0	0	0							
										1	0	0	0	0	0	0							
Inning Stats	R: 0 E: 0 K: 0 S: 9	H: 0 LOB: 0 BB: 0 P: 11	R: 1 E: 0 K: 0 S: 18	H: 2 LOB: 1 BB: 20 P: 25	R: 0 E: 0 K: 0 S: 6	H: 1 LOB: 1 BB: 0 P: 7	R: 0 E: 0 K: 1 S: 8	H: 0 LOB: 0 BB: 0 P: 14	R: 0 E: 0 K: 1 S: 10	H: 2 LOB: 2 BB: 0 P: 13	R: 0 E: 0 K: 1 S: 12	H: 0 LOB: 0 BB: 0 P: 17	R: 0 E: 0 K: 1 S: 15	H: 0 LOB: 0 BB: 0 P: 19	R: 0 E: 0 K: 1 S: 7	H: 1 LOB: 1 BB: 0 P: 10	R: 0 E: 0 K: 2 S: 9	H: 0 LOB: 0 BB: 0 P: 12	1B: 4 2B: 2 3B: 0 HR: 0	SF: 0 SAC: 0 DP: 0 HBP: 0	WP: 0 PB: 0 SB: 0 CS: 0	PA: 33	
PITCHER	IP	WLS	BF	H	R	ER	SO	BB	IBB	HBP	BLK	WP	HR	S	P	ERA	WHIP					ERA	WHIP
Trevor Wilson, L ERA: 3.86	8.0	W	30	6	1	1	3	0	0	0	0	0	0	85	116	1.12	0.750						
Bryan Hickerson, L ERA:	1.0		3	0	0	0	2	0	0	0	0	0	0	9	12	0.00	0.000						

New York Mets @ San Francisco Giants
Candlestick Park, San Francisco, CA
Thu Jul 25 1991, 6:33 AM EDT
Att: 28,992 - Cloudy - 71 F

AB 33
R 1
H 6
RBI 1
BB 0
SO 5
LOB 13

Batter	1	2	3	4	5	6	7	8	9	AB	R	H	RBI	BB	SO	LOB	BOTTOM						
Darren Lewis, R OBP: 0.471, SLG: 0.439 (1, 8)										4	3	2	0	1	0	1							
Kevin Bass, S OBP: 0.305, SLG: 0.363 (1, 9)										4	1	2	1	1	0	2							
Will Clark, L OBP: 0.351, SLG: 0.513 (1, 3)										5	2	2	2	0	0	2							
Kevin Mitchell, R OBP: 0.357, SLG: 0.551 Mike Kingery, L OBP: 0.303, SLG: 0.247 (8, 7)										4	0	2	2	0	2	2							
Mike Kingery, L OBP: 0.303, SLG: 0.247 (8, 7)										1	0	0	0	0	0	2							
Matt Williams, R OBP: 0.288, SLG: 0.453 (1, 5)										5	0	2	2	0	3	2							
Robby Thompson, R OBP: 0.342, SLG: 0.446 (1, 4)										4	0	2	0	0	1	0							
Kirt Manwaring, R OBP: 0.333, SLG: 0.276 (1, 2)										3	0	0	0	1	0	5							
Jose Uribe, S OBP: 0.243, SLG: 0.232 Mark Leonard, L OBP: 0.392, SLG: 0.364 Dave Anderson, R OBP: 0.306, SLG: 0.336 (6, 6)										2	0	0	0	0	0	3							
Mark Leonard, L OBP: 0.392, SLG: 0.364 Dave Anderson, R OBP: 0.306, SLG: 0.336 (6, 6)										1	0	0	0	0	1	3							
Dave Anderson, R OBP: 0.306, SLG: 0.336 (6, 6)										1	0	0	0	0	1	0							
Trevor Wilson, L OBP: 0.464, SLG: 0.478 Bryan Hickerson, L (9, 1)										3	2	2	1	0	0	0							
										0	0	0	0	0	0	0							
Inning Stats	R: 3 E: 0 K: 1 S: 11	H: 4 LOB: 2 BB: 1 P: 20	R: 1 E: 0 K: 1 S: 12	H: 1 LOB: 1 BB: 1 P: 21	R: 0 E: 0 K: 1 S: 8	H: 0 LOB: 1 BB: 1 P: 13	R: 0 E: 0 K: 0 S: 6	H: 0 LOB: 0 BB: 0 P: 8	R: 0 E: 0 K: 1 S: 11	H: 3 LOB: 3 BB: 0 P: 16	R: 2 E: 1 K: 2 S: 17	H: 3 LOB: 1 BB: 0 P: 22	R: 0 E: 0 K: 2 S: 7	H: 0 LOB: 0 BB: 0 P: 11	R: 2 E: 1 K: 0 S: 17	H: 3 LOB: 2 BB: 0 P: 27	1B: 12 2B: 1 3B: 0 HR: 1	SF: 0 SAC: 0 DP: 0 HBP: 1	WP: 0 PB: 0 SB: 0 CS: 1	PA: 41			
PITCHER	IP	WLS	BF	H	R	ER	SO	BB	IBB	HBP	BLK	WP	HR	S	P	ERA	WHIP					ERA	WHIP
Wally Whitehurst, R ERA: 3.8	4.1	L	22	5	4	4	3	0	0	0	0	0	0	26	35	5.40	3.000						
Tim Burke, R ERA: 3.69	1.2		10	5	2	1	3	0	0	0	0	0	0	7	11	0.00	0.000						
Doug Simons, L ERA: 5.56	1.0		3	0	0	0	2	0	0	0	0	0	0	7	11	0.00	0.000						
John Franco, L ERA: 2.61	1.0		6	3	2	0	0	0	0	0	0	0	0	17	27	0.00	3.000						

New York Mets @ San Francisco Giants
Candlestick Park, San Francisco, CA
Thu Jul 25 1991, 6:33 AM EDT
Att: 28,992 - Cloudy - 71 F

AB 37
R 8
H 14
RBI 8
BB 3
SO 8
LOB 22

Batter	1	2	3	4	5	6	7	8	9	AB	R	H	RBI	BB	SO	LOB	TOP										
Wally Backman, S (1,5) OBP: 0.333, SLG: 0.315 Randy Ready, R (9,PH) OBP: 0.386, SLG: 0.287	1-0 G4-3 1B		4-0 G1-6-3 BB			2-1 G6-3			2-2 F9	2	0	1	0	1	0	0											
Mickey Morandini, L (1,4) OBP: 0.303, SLG: 0.295 Dave Hollins, S (9,PH) OBP: 0.444, SLG: 0.686	1-2 G4-3 1-2f		1-1 G1-6-3 1-2f			3-1 L3			0-1 1B	3	0	0	0	0	0	3											
Lenny Dykstra, L (1,8) OBP: 0.430, SLG: 0.454	4-0 BB			3-2 FC6-2 1B		3-2 G3			3-3 1B	3	0	1	0	1	1	1											
John Kruk, L (1,3) OBP: 0.340, SLG: 0.468	1-2 G4-3			2-3 K			1-0 F8		3-3 K	4	0	0	0	0	2	3											
Dale Murphy, R (1,9) OBP: 0.501, SLG: 0.406		0-1 G5-3		3-2 FC6-2 1-H			1-1 G6-3			3	0	0	0	0	0	1											
Darren Daulton, L (1,2) OBP: 0.304, SLG: 0.333	0-2 F9			0-3 K			0-1 P2			3	0	0	0	0	1	1											
Wes Chamberlain, R (1,7) OBP: 0.292, SLG: 0.363	3-0 F9				0-0 G5-3				3-3 K	3	0	0	0	0	1	0											
Charlie Hayes, R (1,6) OBP: 0.227, SLG: 0.311			4-2 SH1-3 BB		2-2 F9			2-2 F8		2	0	0	0	1	0	0											
Danny Cox, R (1,1) OBP: 0.158, SLG: 0.059 Roger McDowell, R (5,1) Ricky Jordan, R (8,PH) OBP: 0.317, SLG: 0.474 Mitch Williams, L (8,1)	1-1 SH1-3 1-2		1-1 SH1-3		0-2 G6-3			1-1 G6-3		1	0	0	0	0	0	0											
Inning Stats	R: 0 E: 0 K: 0 S: 7	H: 1 LOB: 1 BB: 1 P: 15	R: 0 E: 0 K: 0 S: 6	H: 0 LOB: 0 BB: 0 P: 9	R: 0 E: 0 K: 0 S: 7	H: 0 LOB: 1 BB: 2 P: 17	R: 0 E: 0 K: 2 S: 14	H: 1 LOB: 1 BB: 0 P: 22	R: 0 E: 0 K: 0 S: 7	H: 0 LOB: 0 BB: 0 P: 9	R: 0 E: 0 K: 0 S: 5	H: 0 LOB: 0 BB: 0 P: 7	R: 0 E: 0 K: 1 S: 8	H: 0 LOB: 0 BB: 0 P: 14	R: 0 E: 0 K: 2 S: 11	H: 1 LOB: 1 BB: 0 P: 19	1B: 3 2B: 0 3B: 0 HR: 0	SF: 0 SAC: 1 DP: 2 HBP: 0	WP: 0 PB: 0 SB: 2 CS: 0	PA: 31							
PITCHER	IP	WLS	BF	H	R	ER	SO	BB	IBB	HBP	BLK	WP	HR	S	P	ERA	WHIP										
Paul McClellan, R (1,1) Francisco Oliveras, R (8,1) Dave Righetti, L (9,1)	7.0	W	24	2	0	0	2	3	0	0	0	0	0	53	94	0.00	0.714										
																		AB	R	H	RBI	BB	SO	LOB			
																		2	0	1	0	1	0	0			
																		3	0	0	0	0	0	3			
																		3	0	1	0	1	1	1			
																		4	0	0	0	0	2	3			
																		3	0	0	0	0	0	1			
																		3	0	0	0	0	1	0			
																		2	0	0	0	1	0	0			
																		1	0	0	0	0	0	0			
																		0	0	0	0	0	0	0			
																		0	0	0	0	0	0	0			

Philadelphia Phillies @ San Francisco Giants
Candlestick Park, San Francisco, CA

AB 27
R 0
H 3
RBI 0
BB 3
SO 5
LOB 9



WP: 0 PA: 31
PB: 0
SB: 2
CS: 0

Batter	1	2	3	4	5	6	7	8	9	AB	R	H	RBI	BB	SO	LOB	BOTTOM										
Darren Lewis, R (1,8) OBP: 0.467, SLG: 0.429	2-2 G4-3 1B		2-1 B5-3		1-2 SH1-4 1B		1-3 K			4	0	2	0	0	1	0											
Kevin Bass, S (1,9) Francisco Oliveras, R (8,1) Mike Kingery, L (9,7)	3-2 L1		4-2 CS BB		1-1 SH1-4		1-0 F9			2	0	0	0	1	0	1											
Will Clark, L (1,3) Dave Anderson, R (8,PR) OBP: 0.304, SLG: 0.333	2-1 G4-3		1-2 F7		4-0 IBB			1-0 1B HBP		2	0	0	0	1	0	2											
Kevin Mitchell, R (1,7) Dave Righetti, L (9,1)	1-3 K			1-1 G5-3	1-2 P4			0-1 L9		4	0	0	0	0	1	5											
Matt Williams, R (1,5) OBP: 0.290, SLG: 0.460		0-2 E5 BB E		2-1 HR	0-0 G3-1			1-1 1B		4	2	2	1	0	0	3											
Robby Thompson, R (1,4) OBP: 0.348, SLG: 0.467	4-1 FC3-6 BB			3-1 HR		3-2 G4-3		3-1 P6		3	1	1	1	1	0	2											
Steve Decker, R (1,2) OBP: 0.274, SLG: 0.330	1-0 F9			1-1 G5-3		2-2 G5-3		2-3 K		4	0	0	0	0	1	4											
Jose Uribe, S (1,6) OBP: 0.246, SLG: 0.236	1-0 FC3-6 1-2H 2H			0-1 G4-3		2-0 F7				3	0	0	0	0	0	1											
Paul McClellan, R (1,1) Mike Felder, S (7,PH) OBP: 0.320, SLG: 0.338	0-0 G4-3				0-1 SH1-4 1B			1-1 L7		2	0	1	0	0	0	1											
Inning Stats	R: 0 E: 0 K: 1 S: 12	H: 1 LOB: 1 BB: 0 P: 20	R: 1 E: 2 K: 0 S: 7	H: 0 LOB: 1 BB: 1 P: 13	R: 0 E: 0 K: 0 S: 10	H: 0 LOB: 0 BB: 1 P: 17	R: 2 E: 0 K: 0 S: 10	H: 2 LOB: 0 BB: 0 P: 17	R: 0 E: 0 K: 0 S: 12	H: 2 LOB: 3 BB: 1 P: 20	R: 0 E: 0 K: 0 S: 8	H: 0 LOB: 0 BB: 0 P: 15	R: 0 E: 0 K: 1 S: 6	H: 0 LOB: 0 BB: 0 P: 9	R: 0 E: 0 K: 1 S: 10	H: 1 LOB: 2 BB: 0 P: 17	1B: 4 2B: 0 3B: 0 HR: 2	SF: 0 SAC: 1 DP: 0 HBP: 1	WP: 0 PB: 0 SB: 1 CS: 1	PA: 34							
PITCHER	IP	WLS	BF	H	R	ER	SO	BB	IBB	HBP	BLK	WP	HR	S	P	ERA	WHIP										
Danny Cox, R (1,1) Roger McDowell, R (5,1) Mitch Williams, L (8,1)	4.1	L	21	5	3	2	1	2	0	0	0	0	0	20	31	0.00	1.615										
																		AB	R	H	RBI	BB	SO	LOB			
																		4	0	0	0	0	1	4			
																		3	0	0	0	0	0	1			
																		4	0	0	0	0	1	4			
																		3	0	0	0	0	0	1			
																		2	0	1	0	0	0	1			
																		1	0	0	0	0	0	0			

Philadelphia Phillies @ San Francisco Giants
Candlestick Park, San Francisco, CA

AB 29
R 3
H 6
RBI 2
BB 3
SO 3
LOB 19



WP: 0 PA: 34
PB: 0
SB: 1
CS: 1

Batter	1	2	3	4	5	6	7	8	9	AB	R	H	RBI	BB	SO	LOB	TOP											
Delino DeShields, L OBP: 0.369, SLG: 0.348	F7		F8	K			B2-3		G4-6-3	5	0	0	0	0	1	2												
Marquis Grissom, R OBP: 0.316, SLG: 0.355	S 1B HBP		F8			E6 1B	K			3	2	0	0	0	1	0												
Dave Martinez, L OBP: 0.308, SLG: 0.375	G4-6-3 1B		E 1B		F7		CS 1B			4	1	3	1	0	0	1												
Ivan Calderon, R OBP: 0.372, SLG: 0.451	G4-6-3		E6 1B		E6 1B		CS	P3		4	0	1	1	0	0	2												
Tim Wallach, R OBP: 0.312, SLG: 0.356		HR 1B	E5 1B		P6			K		4	1	1	0	0	1	3												
Larry Walker, L OBP: 0.324, SLG: 0.407					P5			P5		4	1	2	3	0	0	1												
Scott Ruskin, R Barry Jones, R		HR								0	0	0	0	0	0	0												
Mike Fitzgerald, R Kenny Williams, R			F7			F7			E FC 1B	4	0	1	0	0	1	3												
Tom Foley, L Spike Owen, S	G6-3			K		G6-3			FC G4-6-3	3	0	0	0	0	1	0												
Brian Barnes, L Mel Rojas, R	G4-3			B1-3					F9	2	0	0	0	0	0	0												
Andres Galarraga, R										1	0	0	0	0	1	0												
Inning Stats	R: 1 E: 0 K: 0 S: 10	H: 1 LOB: 0 BB: 0 P: 19	R: 2 E: 0 K: 1 S: 10	H: 2 LOB: 0 BB: 0 P: 12	R: 1 E: 2 K: 0 S: 15	H: 2 LOB: 3 BB: 0 P: 26	R: 0 E: 0 K: 2 S: 9	H: 0 LOB: 0 BB: 0 P: 13	R: 1 E: 1 K: 0 S: 9	H: 1 LOB: 1 BB: 0 P: 10	R: 0 E: 0 K: 1 S: 7	H: 0 LOB: 0 BB: 0 P: 11	R: 0 E: 0 K: 1 S: 8	H: 0 LOB: 0 BB: 0 P: 10	R: 0 E: 1 K: 0 S: 6	H: 1 LOB: 2 BB: 0 P: 11	1B: 7 2B: 0 3B: 0 HR: 1	SF: 0 SAC: 0 DP: 2 HBP: 1	WP: 0 PB: 0 SB: 2 CS: 1	PA: 38								
PITCHER	IP	WLS	BF	H	R	ER	SO	BB	IBB	HBP	BLK	WP	HR	S	P	ERA	WHIP											
John Burkett, R	(1, 1)	5.0		24	6	5	3	3	0	0	1	0	0	1	53	80	5.40	1.200										
Rod Beck, R	(6, 1)	2.0		6	1	0	0	2	0	0	0	0	0	14	20	0.00	0.500											
Kelly Downs, R	(8, 1)	1.0	W	4	1	0	0	1	0	0	0	0	0	14	14	0.00	1.000											
Dave Righetti, L	(9, 1)	1.0	S	3	0	0	0	0	0	0	0	0	0	4	7	0.00	0.000											

Montreal Expos @ San Francisco Giants
Candlestick Park, San Francisco, CA
Mon Jul 29 1991, 10:05 PM EDT
Att: 16,472 - Cloudy - 68 F

AB	36
R	5
H	8
RBI	5
BB	0
SO	6
LOB	15



Batter	1	2	3	4	5	6	7	8	9	AB	R	H	RBI	BB	SO	LOB	BOTTOM											
Darren Lewis, R OBP: 0.464, SLG: 0.456	G6-4-3 1B					F9 1B		FC6-2		5	1	3	1	0	0	4												
Dave Anderson, R OBP: 0.300, SLG: 0.323	G6-4-3						K	G5-3		5	0	1	0	0	2	5												
Kevin Bass, S Rod Beck, R Mark Leonard, L Kelly Downs, R Dave Righetti, L Mike Kingery, L	HR BB					SF9 1B		G3		1	1	0	0	1	1	1												
Kevin Mitchell, R OBP: 0.359, SLG: 0.568	HR					F9		K		3	1	1	2	1	1	1												
Matt Williams, R OBP: 0.289, SLG: 0.466	P4					P9		P3		4	0	0	0	0	0	2												
Robby Thompson, R OBP: 0.346, SLG: 0.460		F7					K			3	1	1	0	1	1	0												
Kirt Manwaring, R Tony Perezchica, R Terry Kennedy, L			K2-3			G4-1 BB		G4-3 WP 1B		3	0	1	0	0	1	2												
Jose Uribe, S Will Clark, L						P4		G4-3		2	0	0	0	0	0	2												
John Burkett, R Mike Felder, S										1	0	0	0	0	1	0												
Inning Stats	R: 2 E: 0 K: 0 S: 9	H: 2 LOB: 0 BB: 1 P: 19	R: 0 E: 0 K: 1 S: 8	H: 0 LOB: 0 BB: 0 P: 9	R: 0 E: 0 K: 3 S: 11	H: 1 LOB: 1 BB: 0 P: 16	R: 0 E: 0 K: 0 S: 10	H: 0 LOB: 2 BB: 2 P: 24	R: 2 E: 0 K: 1 S: 14	H: 3 LOB: 1 BB: 0 P: 26	R: 0 E: 0 K: 2 S: 9	H: 0 LOB: 0 BB: 0 P: 11	R: 0 E: 0 K: 0 S: 16	H: 2 LOB: 3 BB: 2 P: 24	R: 1 E: 0 K: 0 S: 12	H: 2 LOB: 2 BB: 2 P: 24	1B: 7 2B: 2 3B: 0 HR: 1	SF: 1 SAC: 0 DP: 1 HBP: 0	WP: 1 PB: 0 SB: 0 CS: 0	PA: 38								
PITCHER	IP	WLS	BF	H	R	ER	SO	BB	IBB	HBP	BLK	WP	HR	S	P	ERA	WHIP											
Brian Barnes, L	(1, 1)	4.1		21	6	4	4	4	3	0	0	0	0	1	48	82	6.00	2.077										
Mel Rojas, R	(5, 1)	3.0	L	12	3	2	2	3	0	0	0	0	0	35	48	6.00	1.000											
Scott Ruskin, L	(8, 1)	0.0		3	1	0	0	0	2	0	0	0	0	7	14	∞	∞											
Barry Jones, R	(8, 1)	0.2		2	0	0	0	0	0	0	0	0	0	5	5	0.00	0.000											

Montreal Expos @ San Francisco Giants
Candlestick Park, San Francisco, CA
Mon Jul 29 1991, 10:05 PM EDT
Att: 16,472 - Cloudy - 68 F

AB	32
R	6
H	10
RBI	6
BB	5
SO	7
LOB	18



Batter	1	2	3	4	5	6	7	8	9	AB	R	H	RBI	BB	SO	LOB	TOP										
Delino DeShields, L OBP: 0.368, SLG: 0.345 (1, 4)										3	1	0	0	1	0	0	Montreal Expos @ San Francisco Giants Candlestick Park, San Francisco, CA Tue Jul 30 1991, 6:33 AM EDT Att: 19,177 - Sunny - 70 F										
Marquis Grissom, R OBP: 0.313, SLG: 0.351 (1, 8)										4	0	0	0	0	2	1											
Ivan Calderon, R OBP: 0.375, SLG: 0.470 (1, 7)										3	2	2	3	1	1	0											
Tim Lincecum, R OBP: 0.314, SLG: 0.356 (1, 5)										3	0	1	0	1	0	1											
Larry Walker, L OBP: 0.321, SLG: 0.402 Scott Ruskin, R (6, 1)										3	0	0	0	0	1	2											
Junior Noboa, R OBP: 0.253, SLG: 0.321 (9, PH)										0	0	0	0	0	0	0											
Andres Galarraga, R OBP: 0.260, SLG: 0.332 (1, 3)										3	0	1	0	0	1	0											
Mike Fitzgerald, R OBP: 0.219, SLG: 0.224 (1, 2)										3	0	0	0	0	2	1											
Spike Owen, S OBP: 0.307, SLG: 0.323 (1, 6)										3	0	1	0	0	1	0											
Ron Darling, R OBP: 0.125, SLG: 0.225 Dave Schmidt, R (6, 1)										2	0	0	0	0	1	1											
Kenny Williams, R OBP: 0.292, SLG: 0.424 (6, 9)										0	0	0	0	0	0	0											
Inning Stats	R: 2 E: 0 K: 1 S: 9	H: 1 LOB: 1 BB: 1 P: 15	R: 0 E: 0 K: 1 S: 7	H: 0 LOB: 0 BB: 0 P: 8	R: 0 E: 0 K: 0 S: 5	H: 0 LOB: 0 BB: 0 P: 8	R: 1 E: 0 K: 1 S: 9	H: 2 LOB: 1 BB: 1 P: 16	R: 0 E: 0 K: 1 S: 6	H: 1 LOB: 1 BB: 0 P: 9	R: 0 E: 0 K: 2 S: 10	H: 1 LOB: 0 BB: 0 P: 15	R: 0 E: 0 K: 2 S: 7	H: 0 LOB: 0 BB: 0 P: 10	R: 0 E: 0 K: 0 S: 8	H: 0 LOB: 0 BB: 1 P: 12	R: 0 E: 0 K: 0 S: 12	H: 0 LOB: 0 BB: 1 P: 21	1B: 3 2B: 0 3B: 0 HR: 2	SF: 0 SAC: 0 DP: 2 HBP: 0	WP: 0 PB: 0 SB: 1 CS: 1	PA: 32					
PITCHER	IP	WLS	BF	H	R	ER	SO	BB	IBB	HBP	BLK	WP	HR	S	P	ERA	WHIP										
Trevor Wilson, L ERA: 3.86 (1, 1)	7.0	W	26	5	3	3	8	2	0	0	0	0	2	53	81	3.86	1.000										
Francisco Oliveras, R ERA: 2.66 (8, 1)	1.0		3	0	0	0	2	0	0	0	0	0	0	8	12	0.00	0.000										
Bryan Hickerson, L ERA: (9, 1)	1.0		3	0	0	0	0	1	0	0	0	0	0	12	21	0.00	1.000										

Batter	1	2	3	4	5	6	7	8	9	AB	R	H	RBI	BB	SO	LOB	BOTTOM											
Darren Lewis, R OBP: 0.446, SLG: 0.435 (1, 8)										5	0	1	0	0	2	2	Montreal Expos @ San Francisco Giants Candlestick Park, San Francisco, CA Tue Jul 30 1991, 6:33 AM EDT Att: 19,177 - Sunny - 70 F											
Kevin Bass, S OBP: 0.312, SLG: 0.362 Mike Felder, S OBP: 0.328, SLG: 0.344 (6, FR) (7, 9)										4	1	2	1	0	0	1												
Will Clark, L OBP: 0.355, SLG: 0.523 (1, 3)										4	2	3	3	1	0	0												
Kevin Mitchell, R OBP: 0.355, SLG: 0.558 Bryan Hickerson, L (9, 1)										4	1	0	0	1	0	3												
Matt Williams, R OBP: 0.294, SLG: 0.485 (1, 5)										4	3	3	3	0	1	0												
Robby Thompson, R OBP: 0.347, SLG: 0.465 (1, 4)										3	1	1	0	1	2	1												
Kirt Manwaring, R OBP: 0.319, SLG: 0.302 (1, 2)										4	1	2	2	0	0	1												
Jose Uribe, S OBP: 0.260, SLG: 0.272 Francisco Oliveras, R OBP: 0.250, SLG: 0.250 Mike Kingery, L OBP: 0.310, SLG: 0.247 (8, 1) (9, 7)										4	1	2	1	0	0	1												
Trevor Wilson, L OBP: 0.433, SLG: 0.440 Tony Perezchica, R OBP: 0.260, SLG: 0.354 (7, PH) (8, 6)										2	0	0	0	0	0	1												
Inning Stats	R: 0 E: 0 K: 0 S: 5	H: 2 LOB: 1 BB: 0 P: 9	R: 1 E: 0 K: 1 S: 16	H: 2 LOB: 1 BB: 0 P: 23	R: 3 E: 0 K: 1 S: 16	H: 3 LOB: 1 BB: 1 P: 32	R: 0 E: 0 K: 0 S: 6	H: 0 LOB: 0 BB: 0 P: 8	R: 3 E: 0 K: 1 S: 12	H: 2 LOB: 2 BB: 1 P: 24	R: 1 E: 0 K: 1 S: 11	H: 2 LOB: 1 BB: 1 P: 20	R: 2 E: 0 K: 1 S: 17	H: 3 LOB: 1 BB: 0 P: 24	R: 0 E: 0 K: 0 S: 5	H: 0 LOB: 0 BB: 0 P: 9		1B: 7 2B: 1 3B: 2 HR: 4	SF: 0 SAC: 1 DP: 1 HBP: 0	WP: 2 PB: 0 SB: 2 CS: 0	PA: 40							
PITCHER	IP	WLS	BF	H	R	ER	SO	BB	IBB	HBP	BLK	WP	HR	S	P	ERA	WHIP											
Ron Darling, R ERA: 4.37 (1, 1)	5.0	L	25	9	7	7	3	2	0	0	0	0	0	4	55	96	12.60	2.200										
Dave Schmidt, R ERA: 10.38 (6, 1)	0.2		4	2	1	1	1	0	0	0	0	0	0	8	12	13.50	3.000											
Scott Ruskin, L ERA: 2.55 (6, 1)	1.1		8	3	2	2	1	1	0	0	0	2	0	20	32	13.50	3.000											
Jeff Fassero, L ERA: 1.41 (8, 1)	1.0		3	0	0	0	0	0	0	0	0	0	0	5	9	0.00	0.000											

AB	29
R	3
H	5
RBI	3
BB	3
SO	10
LOB	6



Batter	1	2	3	4	5	6	7	8	9	AB R H RBI BB SO LOB	TOP																		
Darren Lewis, R OBP: 0.425, SLG: 0.412 (1, 8)	G6-3	E6 1B		G5-3	G6-3			G6-3		6 1 1 0 0 0 3	San Francisco Giants @ Cincinnati Reds Riverfront Stadium, Cincinnati, OH Thu Aug 01 1991, 7:05 PM EDT Att: 30,351 - Sunny - 92 F																		
Willie McGee, S OBP: 0.378, SLG: 0.451 Mike Felder, S OBP: 0.327, SLG: 0.343 (1, 9)					G4-3			G6-3	G1-4-3	4 1 3 1 1 0 2 1 0 0 0 0 0 1																			
Will Clark, L OBP: 0.358, SLG: 0.533 (1, 3)								G6-3		5 2 3 2 0 0 1																			
Kevin Mitchell, R OBP: 0.364, SLG: 0.576 Mike Kingery, L OBP: 0.310, SLG: 0.247 (8, 9)										5 1 4 3 0 0 2 0 0 0 0 0 0 0																			
Matt Williams, R OBP: 0.296, SLG: 0.488 Dave Anderson, R (6, PH) OBP: 0.302, SLG: 0.325 (6, 5)										2 1 1 0 1 1 2 2 0 1 0 0 0 1																			
Robby Thompson, R OBP: 0.343, SLG: 0.458 Tony Perezchica, R OBP: 0.260, SLG: 0.354 (1, 4)										5 0 0 0 0 1 5 0 0 0 0 0 0 0																			
Kirt Manwaring, R OBP: 0.327, SLG: 0.354 (1, 2)										5 1 2 1 0 2 1																			
Jose Uribe, S OBP: 0.265, SLG: 0.286 (1, 6)										5 1 2 1 0 0 1																			
Paul McClellan, R OBP: 0.333, SLG: 0.200 (1, 1)										3 0 0 0 1 0 1																			
Inning Stats	R: 1 E: 0 K: 0 S: 13	H: 4 LOB: 2 BB: 0 P: 20	R: 2 E: 1 K: 0 S: 18	H: 3 LOB: 2 BB: 0 P: 28	R: 1 E: 0 K: 0 S: 12	H: 1 LOB: 1 BB: 1 P: 19	R: 0 E: 0 K: 1 S: 9	H: 2 LOB: 2 BB: 0 P: 16	R: 1 E: 0 K: 1 S: 12	H: 2 LOB: 2 BB: 1 P: 23		R: 0 E: 0 K: 0 S: 8	H: 1 LOB: 1 BB: 0 P: 12	R: 0 E: 0 K: 1 S: 9	H: 0 LOB: 0 BB: 0 P: 13	R: 3 E: 0 K: 1 S: 11	H: 3 LOB: 1 BB: 1 P: 24	R: 0 E: 0 K: 0 S: 6	H: 1 LOB: 1 BB: 0 P: 8	1B: 11 2B: 4 3B: 0 HR: 2	SF: 0 SAC: 1 DP: 0 HBP: 0	WP: 1 PB: 0 SB: 0 CS: 1	PA: 47						
PITCHER	IP WLS BF H R ER SO BB IBB HBP BLK WP HR S P ERA WHIP											PITCHER	IP WLS BF H R ER SO BB IBB HBP BLK WP HR S P ERA WHIP																
Kip Gross, R ERA: 3.09 Milt Hill, R ERA: Tim Layana, R ERA: 5.79	(1, 1) (5, 1) (8, 1)	4.1 2.2 2.0	L 9 11	27 1 4	12 0 3	5 0 3	3 0 3	2 1 1	2 0 1	2 0 0	0 0 0	0 0 0	1 0 0	0 0 0	0 0 0	1 22 17	98 33 32	6.23 0.00 13.50	3.231 0.375 2.500										

AB 43
R 8
H 17
RBI 8
BB 3
SO 4
LOB 20



Batter	1	2	3	4	5	6	7	8	9	AB R H RBI BB SO LOB	BOTTOM															
Barry Larkin, R OBP: 0.381, SLG: 0.530 (1, 6)	P6	FC6-2			G5-3					4 0 1 0 0 0 2	San Francisco Giants @ Cincinnati Reds Riverfront Stadium, Cincinnati, OH Thu Aug 01 1991, 7:05 PM EDT Att: 30,351 - Sunny - 92 F															
Billy Hatcher, R OBP: 0.314, SLG: 0.392 (1, 8)										4 0 1 0 0 0 3																
Hal Morris, L OBP: 0.370, SLG: 0.486 (1, 3)										4 0 1 0 0 1 1																
Chris Sabo, R OBP: 0.356, SLG: 0.494 (1, 5)										4 0 1 0 0 0 2																
Paul O'Neill, L OBP: 0.342, SLG: 0.486 (1, 9)										3 1 1 1 1 0 1																
Bill Doran, S OBP: 0.376, SLG: 0.408 (1, 4)										4 0 1 0 0 0 3																
Glenn Braggs, R OBP: 0.325, SLG: 0.418 Milt Hill, R OBP: 0.341, SLG: 0.353 Tim Layana, R OBP: 0.289, SLG: 0.276 (1, 7)										2 0 1 0 0 0 1 0 0 0 0 0 0 0 1 0 0 0 0 0 0 0 0 0 0 0 0 0 0 0 0 0 1 0 0																
Jeff Reed, L OBP: 0.360, SLG: 0.377 (1, 2)										3 0 0 0 1 0 2																
Kip Gross, R OBP: 0.071, SLG: 0.071 Herm Winningham, L OBP: 0.254, SLG: 0.290 (1, 1)										0 0 0 0 0 0 0 2 0 0 0 0 1 0																
Inning Stats	R: 0 E: 0 K: 0 S: 10	H: 2 LOB: 3 BB: 1 P: 18	R: 0 E: 0 K: 0 S: 8	H: 1 LOB: 2 BB: 1 P: 14	R: 0 E: 0 K: 1 S: 8	H: 0 LOB: 0 BB: 0 P: 11	R: 0 E: 0 K: 0 S: 4	H: 1 LOB: 0 BB: 0 P: 8	R: 0 E: 0 K: 0 S: 7	H: 0 LOB: 0 BB: 0 P: 11		R: 0 E: 0 K: 0 S: 5	H: 1 LOB: 0 BB: 0 P: 8	R: 0 E: 0 K: 0 S: 5	H: 0 LOB: 0 BB: 0 P: 5	R: 0 E: 0 K: 1 S: 8	H: 1 LOB: 1 BB: 0 P: 11	R: 1 E: 0 K: 0 S: 15	H: 1 LOB: 1 BB: 1 P: 23	1B: 3 2B: 4 3B: 0 HR: 1	SF: 0 SAC: 1 DP: 2 HBP: 0	WP: 0 PB: 0 SB: 0 CS: 0	PA: 35			
PITCHER	IP WLS BF H R ER SO BB IBB HBP BLK WP HR S P ERA WHIP											PITCHER	IP WLS BF H R ER SO BB IBB HBP BLK WP HR S P ERA WHIP													
Paul McClellan, R ERA: 0.56	(1, 1)	9.0 W 35	7	1	1	2	3	0	0	0	0	1	70	109	1.00	1.111										

AB 31
R 1
H 7
RBI 1
BB 3
SO 2
LOB 15



Batter	1	2	3	4	5	6	7	8	9	AB	R	H	RBI	BB	SO	LOB	TOP								
Willie McGee, S OBP: 0.377, SLG: 0.445 (1, 8)	1-2 2B HR HBP		1-1 F7		0-0 F8		0-1 G6-3			3	1	0	0	0	0	0									
Robby Thompson, R OBP: 0.349, SLG: 0.463 (1, 4)	1-3 HR 2B		3-1 G5-3		0-0 G5-3		1-3 K			4	1	1	0	0	1	0									
Will Clark, L OBP: 0.360, SLG: 0.536 (1, 3)	3-2 HR		4-1 BB		1-1 HR		3-2 G6-3			3	2	2	3	1	0	0									
Kevin Mitchell, R OBP: 0.368, SLG: 0.596 (1, 7)	3-2 P4		3-0 G5-3		0-0 HR		4-0 G6-4-3 BB			3	1	1	2	1	0	1									
Matt Williams, R OBP: 0.296, SLG: 0.491 (1, 5)	1-2 G3		2-1 G6-3		0-2 HR		0-0 G6-4-3			4	1	1	1	0	0	1									
Kevin Bass, S OBP: 0.310, SLG: 0.372 (1, 9)	2-3 K		0-1 HR		2-1 L7		1-2 P5			4	1	1	1	0	1	0									
Terry Kennedy, L OBP: 0.273, SLG: 0.357 (1, 2)		4-0 G4-6-3 BB	1-2 G3-1		1-3 K		1-2 L4			3	0	0	0	1	1	0									
Jose Uribe, S OBP: 0.254, SLG: 0.272 (1, 6)		1-1 G4-6-3	1-1 F8		0-1 G5-3		1-0 F7			4	0	0	0	0	0	1									
John Burkett, R OBP: 0.093, SLG: 0.095 (1, 1)		0-3 K			0-0 F9		1-2 L5			3	0	0	0	0	1	0									
Francisco Oliveras, R OBP: 0.250, SLG: 0.250 (8, 1)										0	0	0	0	0	0	0									
Dave Righetti, L OBP: 0.250, SLG: 0.250 (9, 1)										0	0	0	0	0	0	0									
Inning Stats	R: 3 E: 0 K: 1 S: 22	H: 2 LOB: 0 BB: 0 P: 35	R: 0 E: 0 K: 1 S: 5	H: 0 LOB: 0 BB: 1 P: 10	R: 0 E: 0 K: 0 S: 6	H: 0 LOB: 1 BB: 1 P: 17	R: 1 E: 0 K: 0 S: 11	H: 1 LOB: 0 BB: 0 P: 15	R: 0 E: 0 K: 1 S: 3	H: 0 LOB: 0 BB: 0 P: 3	R: 3 E: 0 K: 1 S: 13	H: 3 LOB: 0 BB: 0 P: 17	R: 0 E: 0 K: 1 S: 10	H: 0 LOB: 0 BB: 0 P: 12	R: 0 E: 0 K: 0 S: 6	H: 0 LOB: 0 BB: 1 P: 13	R: 0 E: 0 K: 0 S: 9	H: 0 LOB: 0 BB: 0 P: 12	1B: 1 2B: 1 3B: 0 HR: 4	SF: 0 SAC: 0 DP: 2 HBP: 1	WP: 0 PB: 0 SB: 0 CS: 0	PA: 35			
PITCHER	IP	WLS	BF	H	R	ER	SO	BB	IBB	HBP	BLK	WP	HR	S	P	ERA	WHIP								
Jack Armstrong, R ERA: 5.57 (1, 1)	5.0	L	23	6	7	7	2	2	0	1	0	0	4	53	87	12.60	1.600								
Gino Minutelli, L ERA: 4.75 (6, 1)	2.0		6	0	0	0	2	0	0	0	0	0	0	17	22	0.00	0.000								
Mitt Hill, R ERA: (8, 1)	2.0		6	0	0	0	0	1	0	0	0	0	0	15	25	0.00	0.500								

San Francisco Giants @ Cincinnati Reds
Riverfront Stadium, Cincinnati, OH
Sat Aug 03 1991, 7:05 PM EDT
Att: 46,969 - Cloudy - 93 F

AB 31
R 7
H 6
RBI 7
BB 3
SO 4
LOB 3



Batter	1	2	3	4	5	6	7	8	9	AB	R	H	RBI	BB	SO	LOB	BOTTOM								
Barry Larkin, R OBP: 0.381, SLG: 0.538 (1, 6)	1-1 F9		2-2 S E 1B		1-2 G3-1		0-0 2B		0-3 K	5	0	2	0	0	1	0									
Hern Winningham, L OBP: 0.254, SLG: 0.297 (1, 8)	0-2 F9		1-0 F8		1-0 1B 2B		2-0 P5			4	1	1	0	0	0	2									
Hal Morris, L OBP: 0.374, SLG: 0.486 (1, 3)	0-1 1B		1-3 K		1-1 2B G3 1B		2-0 L9			4	1	2	0	0	1	2									
Chris Sabo, R OBP: 0.357, SLG: 0.494 (1, 5)	2-2 1B		1-0 P4		0-0 G3 1B 2B		2-2 L5			4	1	2	1	0	0	1									
Paul O'Neill, L OBP: 0.343, SLG: 0.480 (1, 9)	3-1 F9		2-3 K		2-3 K		1-3 K			4	0	0	1	0	2	3									
Billy Hatcher, R OBP: 0.319, SLG: 0.395 (9, 7)										0	0	0	0	0	0	0									
Bill Doran, S OBP: 0.374, SLG: 0.403 (1, 4)		2-3 K		2-3 K		2-0 P5		4-2 BB		3	0	0	0	1	2	1									
Glenn Braggs, R OBP: 0.322, SLG: 0.416 (1, 7)		2-2 G3		0-2 G6-3		1-0 1B		1-2 G1-3		4	0	1	1	0	0	1									
Jeff Reed, L OBP: 0.360, SLG: 0.382 (1, 2)		1-1 2B		0-0 G6-3		0-2 F8		1-3 K		3	0	1	0	0	0	1									
Mariano Duncan, R OBP: 0.250, SLG: 0.311 (9, PH)										1	0	0	0	0	1	0									
Jack Armstrong, R OBP: 0.097, SLG: 0.067 (1, 1)		0-3 K		3-3 K		3-2 G6-3		0-0 P4		2	0	0	0	0	2	1									
Gino Minutelli, L ERA: 3.38 (6, 1)										0	0	0	0	0	0	0									
Carmelo Martinez, R OBP: 0.332, SLG: 0.342 (7, PH)										1	0	0	0	0	0	0									
Mitt Hill, R OBP: 0.287, SLG: 0.274 (8, 1)										0	0	0	0	0	0	0									
Luis Quinones, S OBP: 0.287, SLG: 0.274 (9, PH)										1	0	0	0	0	0	0									
Inning Stats	R: 0 E: 0 K: 0 S: 12	H: 2 LOB: 2 BB: 0 P: 18	R: 0 E: 0 K: 2 S: 11	H: 1 LOB: 1 BB: 0 P: 16	R: 0 E: 1 K: 1 S: 8	H: 1 LOB: 1 BB: 0 P: 13	R: 0 E: 0 K: 2 S: 10	H: 0 LOB: 0 BB: 0 P: 14	R: 0 E: 0 K: 1 S: 7	H: 0 LOB: 0 BB: 0 P: 11	R: 3 E: 0 K: 0 S: 10	H: 4 LOB: 1 BB: 0 P: 16	R: 0 E: 0 K: 0 S: 6	H: 1 LOB: 1 BB: 0 P: 13	R: 0 E: 0 K: 1 S: 13	H: 0 LOB: 1 BB: 1 P: 21	R: 0 E: 0 K: 2 S: 8	H: 0 LOB: 0 BB: 0 P: 9	1B: 5 2B: 4 3B: 0 HR: 0	SF: 0 SAC: 0 DP: 0 HBP: 0	WP: 0 PB: 0 SB: 1 CS: 0	PA: 37			
PITCHER	IP	WLS	BF	H	R	ER	SO	BB	IBB	HBP	BLK	WP	HR	S	P	ERA	WHIP								
John Burkett, R ERA: 3.38 (1, 1)	7.0	W	30	3	3	3	6	0	0	0	0	0	0	64	101	3.86	1.286								
Francisco Oliveras, R ERA: 2.61 (8, 1)	1.0		4	0	0	0	1	1	0	0	0	0	0	13	21	0.00	1.000								
Dave Righetti, L ERA: 3.67 (9, 1)	1.0		3	0	0	0	2	0	0	0	0	0	0	8	9	0.00	0.000								

San Francisco Giants @ Cincinnati Reds
Riverfront Stadium, Cincinnati, OH
Sat Aug 03 1991, 7:05 PM EDT
Att: 46,969 - Cloudy - 93 F

AB 36
R 3
H 9
RBI 3
BB 1
SO 9
LOB 12



Batter	1	2	3	4	5	6	7	8	9	AB	R	H	RBI	BB	SO	LOB	TOP			
Darren Lewis, R OBP: 0.438, SLG: 0.434	1-0 E 1B	1-1 3-H 1B			2-2 F8 S 1B		1-1 P1		2-3 K	5	0	3	1	0	1	1	San Francisco Giants @ Cincinnati Reds Riverfront Stadium, Cincinnati, OH Sun Aug 04 1991, 7:05 PM EDT Att: 36,951 - Cloudy - 81 F			
Robby Thompson, R OBP: 0.344, SLG: 0.456	2-2 P4	1-0 G5-3			1-3 K		1-0 P4		1-1 G6-3	5	0	0	0	0	1	5				
Will Clark, L OBP: 0.358, SLG: 0.534	2-0 P3			1-1 G4-3		0-0 F8		3-0 HR 2B	2-2 G6-3	5	1	1	1	0	0	2				
Kevin Mitchell, R OBP: 0.374, SLG: 0.595	2-2 E6 FC5-4			3-1 FC6-4 1B		4-2 BB		4-2 HR BB		2	1	1	0	2	0	1				
Kevin Bass, S OBP: 0.309, SLG: 0.382	1-1 FC5-4			1-1 P4		0-0 F7		1-1 HR		4	1	1	3	0	0	5				
Kelly Downs, R OBP: 0.087, SLG: 0.087	7, 1									0	0	0	0	0	0	0				
Willie McGee, S OBP: 0.377, SLG: 0.445	8, 9									0	0	0	0	0	0	0				
Greg Litton, R OBP: 0.226, SLG: 0.254	1, 5		4-2 FC6-4 BB	1-1 FC6-4		1-0 G6-3		2-3 K		3	0	0	0	1	1	1				
Kirt Manwaring, R OBP: 0.305, SLG: 0.315	1, 2		0-0 FC6-4 1B		0-1 G6-3		1-0 F9		0-3 K	4	1	0	0	0	1	1				
Jose Uribe, S OBP: 0.257, SLG: 0.276	6, 6				0-1 F9		0-0 F8		1-3 K	2	0	1	0	0	0	0				
Dave Anderson, R OBP: 0.297, SLG: 0.319	6, 6									1	0	0	0	0	0	0				
Mike Benjamin, R OBP: 0.172, SLG: 0.190	7, 6									1	0	0	0	0	1	0				
Trevor Wilson, L OBP: 0.406, SLG: 0.407	7, 9				1-3 K		3-2 2B		0-1 G4-3	2	0	0	0	0	1	2				
Mike Felder, S OBP: 0.326, SLG: 0.342	7, 9									2	1	1	0	0	0	0				
Jeff Brantley, R 8, 1										0	0	0	0	0	0	0				
Inning Stats	R: 0 E: 1 K: 0 S: 11	H: 1 LOB: 2 BB: 0 P: 19	R: 1 E: 0 K: 0 S: 9	H: 2 LOB: 2 BB: 1 P: 15	R: 0 E: 0 K: 0 S: 8	H: 1 LOB: 1 BB: 0 P: 14	R: 0 E: 0 K: 1 S: 8	H: 0 LOB: 0 BB: 1 P: 9	R: 0 E: 0 K: 1 S: 10	H: 0 LOB: 2 BB: 0 P: 17	R: 4 E: 0 K: 1 S: 16	H: 3 LOB: 0 BB: 1 P: 31	R: 0 E: 0 K: 2 S: 9	H: 0 LOB: 0 BB: 0 P: 10	R: 0 E: 0 K: 1 S: 11	H: 0 LOB: 0 BB: 0 P: 16	1B: 6 2B: 1 3B: 0 HR: 1	SF: 0 SAC: 0 DP: 0 HBP: 0	WP: 0 PA: 39 PB: 0 SB: 1 CS: 0	
PITCHER	IP	WLS	BF	H	R	ER	SO	BB	IBB	HBP	BLK	WP	HR	S	P	ERA	WHIP			
Tom Browning, L ERA: 4.19	6.2		30	7	3	3	2	2	0	0	0	0	0	57	95	4.05	1.350			
Rob Dibble, R ERA: 2.31	1.1		6	1	2	2	3	1	0	0	0	0	1	17	25	13.50	1.500			
Ted Power, R ERA: 3.27	1.0	W	3	0	0	0	1	0	0	0	0	0	0	11	16	0.00	0.000			

Batter	1	2	3	4	5	6	7	8	9	AB	R	H	RBI	BB	SO	LOB	BOTTOM				
Barry Larkin, R OBP: 0.385, SLG: 0.551	2-3 K2-3	1-2 2B			4-0 CS BB		1-0 HR	1-2 P3		4	1	2	5	1	1	3	San Francisco Giants @ Cincinnati Reds Riverfront Stadium, Cincinnati, OH Sun Aug 04 1991, 7:05 PM EDT Att: 36,951 - Cloudy - 81 F				
Billy Hatcher, R OBP: 0.318, SLG: 0.390	1-3 K	1-2 G5-3			1-3 K		0-1 G5-3		4-0 CS BB	4	0	0	0	1	2	4					
Chris Sabo, R OBP: 0.357, SLG: 0.492	1-0 FC4 1B			2-2 F7		4-0 IBB		0-0 G5-3	2-3 K	4	0	1	0	1	1	1					
Glenn Braggs, R OBP: 0.319, SLG: 0.410	2-0 FC4			1-3 K		1-0 F9		3-2 F7	3-2 BB S BB 1B	5	1	1	0	0	1	3					
Carmelo Martinez, R OBP: 0.328, SLG: 0.335	1, 3									3	0	0	0	0	1	0					
Hal Morris, L OBP: 0.374, SLG: 0.484	8, 9									1	0	0	0	1	0	0					
Mariano Duncan, R OBP: 0.251, SLG: 0.317	1, 4									3	1	1	0	0	0	0					
Rob Dibble, L 8, 7										0	0	0	0	0	0	0					
Herm Winningham, L OBP: 0.291, SLG: 0.394	8, 7									1	0	1	0	0	0	0					
Ted Power, R 8, 7										0	0	0	0	0	0	0					
Luis Quinones, S OBP: 0.292, SLG: 0.274	8, 7									0	0	0	0	1	0	0					
Paul O'Neill, L OBP: 0.344, SLG: 0.476	1, 9				0-1 F8		0-0 G3-1		4-2 BB IBB	3	0	0	1	2	0	1					
Joe Oliver, R OBP: 0.279, SLG: 0.379	1, 2				0-0 G5-3		3-2 BB HR 1B		0-0 L5	3	2	1	0	1	0	2					
Tom Browning, L OBP: 0.220, SLG: 0.265	1, 1									1	0	1	0	1	0	0					
Bill Doran, S OBP: 0.379, SLG: 0.403	7, 4									0	1	0	0	2	0	0					
Inning Stats	R: 0 E: 0 K: 2 S: 10	H: 1 LOB: 1 BB: 0 P: 16	R: 2 E: 0 K: 0 S: 14	H: 2 LOB: 2 BB: 2 P: 28	R: 0 E: 0 K: 1 S: 9	H: 0 LOB: 0 BB: 0 P: 13	R: 0 E: 0 K: 0 S: 5	H: 0 LOB: 0 BB: 0 P: 5	R: 0 E: 0 K: 1 S: 8	H: 1 LOB: 2 BB: 2 P: 19	R: 0 E: 0 K: 1 S: 6	H: 0 LOB: 0 BB: 0 P: 8	R: 3 E: 0 K: 0 S: 13	H: 2 LOB: 0 BB: 1 P: 24	R: 0 E: 0 K: 0 S: 11	H: 1 LOB: 3 BB: 2 P: 20	R: 1 E: 0 K: 1 S: 15	H: 1 LOB: 3 BB: 4 P: 35	1B: 5 2B: 2 3B: 0 HR: 1	SF: 0 SAC: 0 DP: 0 HBP: 0	WP: 0 PA: 43 PB: 0 SB: 2 CS: 3
PITCHER	IP	WLS	BF	H	R	ER	SO	BB	IBB	HBP	BLK	WP	HR	S	P	ERA	WHIP				
Trevor Wilson, L ERA: 3.82	6.0		25	4	2	2	5	2	2	0	0	0	0	52	89	3.00	1.000				
Kelly Downs, R ERA: 3.47	1.1		9	3	3	3	0	1	1	0	0	0	1	18	33	20.25	3.000				
Jeff Brantley, R ERA: 2.98	1.1	L	9	1	1	1	1	4	1	0	0	0	0	21	46	6.75	3.750				

Batter	1	2	3	4	5	6	7	8	9	AB	R	H	RBI	BB	SO	LOB	TOP										
Willie McGee, S OBP: 0.369, SLG: 0.438	0-1 G4-3	0-1 FC1-6		1-1 G4-3			0-0 G3-1		3-3 K	5	0	0	1	0	1	1	San Francisco Giants @ Atlanta Braves Atlanta-Fulton County Stadium, Atlanta, GA Tue Aug 06 1991, 7:05 PM EDT Att: 27,231 - Cloudy - 90 F										
Robby Thompson, R OBP: 0.346, SLG: 0.454	2-0 F9	4-2 3-H		1-0 G4-3			2-0 G5-3		3-2 HR	2	0	0	0	1	0	0											
Mike Benjamin, R OBP: 0.182, SLG: 0.250	(7, PH)									2	1	1	1	0	0	0											
Will Clark, L OBP: 0.355, SLG: 0.526	4-2	3-1			3-2		2-1		2-1	2	0	0	0	1	0	2											
Dave Anderson, R OBP: 0.292, SLG: 0.314										2	0	0	0	0	0	0											
Kevin Mitchell, R OBP: 0.369, SLG: 0.580	2-2 F9		2-1		3-2			3-2	0-3	4	1	1	0	0	1	1											
Matt Williams, R OBP: 0.300, SLG: 0.499		0-0	0-2		0-0			1-0		4	2	3	2	0	0	0											
Kevin Bass, S OBP: 0.311, SLG: 0.383	2-2 SAFE	2-2	1-3		2-3			3-2		4	1	2	0	0	2	2											
Terry Kennedy, L OBP: 0.280, SLG: 0.361	0-1	3-2			3-1			0-0		4	1	2	0	0	0	2											
Greg Litton, R OBP: 0.225, SLG: 0.246	0-2	3-2			4-0			1-3		2	0	0	1	1	0	4											
Bryan Hickerson, L OBP: 0.087, SLG: 0.420	1-2	1-2								0	0	0	0	0	0	0											
Darren Lewis, R OBP: 0.426, SLG: 0.420	1-2	2-3								1	0	0	0	0	1	2											
Dave Righetti, L OBP: 0.324, SLG: 0.339	2-3	3-H								0	0	0	0	0	0	0											
Paul McClellan, R OBP: 0.375, SLG: 0.286	2-1		0-2		1-1			0-2		2	0	1	1	0	0	0											
Kelly Downs, R OBP: 0.087, SLG: 0.087										0	0	0	0	0	0	0											
Mike Felder, S OBP: 0.324, SLG: 0.339	2-3	3-H								2	0	0	0	0	0	3											
Inning Stats	R: 0 E: 0 K: 0 S: 9	H: 0 LOB: 1 BB: 1 P: 17	R: 3 E: 0 K: 0 S: 18	H: 4 LOB: 2 BB: 1 P: 29	R: 0 E: 0 K: 1 S: 14	H: 1 LOB: 2 BB: 0 P: 23	R: 0 E: 0 K: 0 S: 6	H: 0 LOB: 0 BB: 0 P: 8	R: 0 E: 0 K: 1 S: 7	H: 0 LOB: 0 BB: 0 P: 13	R: 0 E: 0 K: 1 S: 8	H: 0 LOB: 1 BB: 1 P: 18	R: 0 E: 0 K: 0 S: 4	H: 0 LOB: 0 BB: 0 P: 8	R: 2 E: 0 K: 1 S: 18	H: 4 LOB: 1 BB: 0 P: 26	R: 1 E: 0 K: 2 S: 13	H: 1 LOB: 0 BB: 0 P: 21	1B: 8 2B: 1 3B: 0 HR: 2	SF: 0 SAC: 0 DP: 1 HBP: 1	WP: 0 PB: 0 SB: 1 CS: 0	PA: 40					
PITCHER	IP	WLS	BF	H	R	ER	SO	BB	IBB	HBP	BLK	WP	HR	S	P	ERA	WHIP										
Rick Mahler, R ERA: 4.5	2.0		13	4	3	3	0	2	0	1	0	0	0	28	49	13.50	3.000										
Jim Clancy, R ERA: 2.53	4.0	W	14	1	0	0	2	1	0	0	0	0	0	34	59	0.00	0.500										
Marvin Freeman, R ERA: 2.82	1.0		7	4	2	2	0	0	0	0	0	0	1	16	27	18.00	4.000										
Juan Berenguer, R ERA: 2.37	2.0		6	1	1	1	3	0	0	0	0	0	1	19	28	4.50	0.500										

Batter	1	2	3	4	5	6	7	8	9	AB	R	H	RBI	BB	SO	LOB	BOTTOM										
Otis Nixon, S OBP: 0.393, SLG: 0.351	4-2 HR	0-1 F7		2-3 K		1-3 K	1-2 L4			4	1	0	0	1	2	1	San Francisco Giants @ Atlanta Braves Atlanta-Fulton County Stadium, Atlanta, GA Tue Aug 06 1991, 7:05 PM EDT Att: 27,231 - Cloudy - 90 F										
Jeff Treadway, L OBP: 0.388, SLG: 0.441	2-0 HR	1-1 G4-3			4-1 1B	1-1 2B	0-0 F9			2	2	1	0	1	0	0											
Mark Lemke, S OBP: 0.320, SLG: 0.318	1-2 HR									2	1	1	0	0	0	1											
Terry Pendleton, S OBP: 0.381, SLG: 0.545	2-0		1-1		2-1	1-2		0-0		4	4	4	4	0	0	0											
Rafael Belliard, R OBP: 0.265, SLG: 0.264	1-H 2-H				1-3	1-3				1	0	0	0	0	0	0											
Ron Gant, R OBP: 0.333, SLG: 0.535	1-3 K		2-3		3-2	4-0		0-3		4	2	1	3	1	3	1											
Tommy Gregg, L OBP: 0.268, SLG: 0.288	2-2 G6-3		1-0		0-0	1-2		0-0		3	0	1	0	0	0	1											
Keith Mitchell, R OBP: 0.333, SLG: 0.286	1-3 G4-3				1-2	0-0		1-2		2	0	0	0	0	0	4											
Jeff Blauer, R OBP: 0.360, SLG: 0.419	1-3 K		4-1		4-0	1-0		3-2		3	0	1	2	2	1	2											
Brian Hunter, R OBP: 0.306, SLG: 0.481	2-1 2B		1-2		0-1	1-2		0-1		4	0	1	0	0	0	5											
Greg Olson, R OBP: 0.337, SLG: 0.384	2-1 F9		3-1		4-0		3-1			3	0	1	0	1	0	1											
Rick Mahler, R OBP: 0.143, SLG: 0.214		1-2		1-1	2-2		3-3			1	0	0	0	0	0	0											
Jim Clancy, R										2	0	0	0	0	0	2											
Marvin Freeman, R										1	0	0	0	0	1	1											
Juan Berenguer, R										0	0	0	0	0	0	0											
Inning Stats	R: 4 E: 0 K: 2 S: 20	H: 3 LOB: 1 BB: 1 P: 36	R: 0 E: 0 K: 0 S: 7	H: 0 LOB: 0 BB: 0 P: 9	R: 1 E: 0 K: 1 S: 10	H: 1 LOB: 1 BB: 1 P: 19	R: 0 E: 0 K: 1 S: 7	H: 0 LOB: 0 BB: 0 P: 13	R: 3 E: 0 K: 0 S: 14	H: 3 LOB: 2 BB: 3 P: 33	R: 2 E: 0 K: 1 S: 18	H: 3 LOB: 2 BB: 1 P: 29	R: 0 E: 0 K: 1 S: 11	H: 1 LOB: 1 BB: 0 P: 18	R: 0 E: 1 K: 1 S: 8	H: 0 LOB: 1 BB: 0 P: 11	1B: 6 2B: 2 3B: 0 HR: 3	SF: 0 SAC: 0 DP: 1 HBP: 0	WP: 2 PB: 0 SB: 3 CS: 0	PA: 42							
PITCHER	IP	WLS	BF	H	R	ER	SO	BB	IBB	HBP	BLK	WP	HR	S	P	ERA	WHIP										
Paul McClellan, R ERA: 3.6	4.0	L	21	5	7	7	4	3	0	0	0	0	2	47	86	15.75	2.000										
Kelly Downs, R ERA: 3.51	1.0		6	2	1	1	0	1	1	0	0	0	1	11	24	9.00	3.000										
Bryan Hickerson, L ERA: 3.6	2.0		11	4	2	2	2	0	1	0	0	0	0	29	47	9.00	2.000										
Dave Righetti, L ERA: 3.6	1.0		4	0	0	0	1	0	0	0	0	0	0	8	11	0.00	0.000										



Batter	1	2	3	4	5	6	7	8	9	AB	R	H	RBI	BB	SO	LOB	TOP					
Darren Lewis, R (1, 8) OBP: 0.418, SLG: 0.447										4	1	1	1	0	1	2						
Robby Thompson, R (1, 4) OBP: 0.342, SLG: 0.449										4	0	0	0	0	2	0						
Willie McGee, S (1, 9) OBP: 0.365, SLG: 0.432										4	0	0	0	0	1	0						
Kevin Mitchell, R (1, 7) OBP: 0.367, SLG: 0.574										4	0	1	0	0	0	1						
Matt Williams, R (1, 5) OBP: 0.299, SLG: 0.499										4	0	1	0	0	1	2						
Greg Litton, R (1, 3) OBP: 0.241, SLG: 0.256										3	0	2	0	1	0	0						
Kirt Manwaring, R (1, 2) OBP: 0.318, SLG: 0.328										4	0	3	0	0	0	2						
Jose Uribe, S (1, 6) OBP: 0.252, SLG: 0.269										3	0	0	0	0	0	4						
Will Clark, L (9, PH) OBP: 0.356, SLG: 0.526										0	0	0	0	1	0	0						
Mike Benjamin, R (9, PR) OBP: 0.182, SLG: 0.250										0	0	0	0	0	0	0						
Bud Black, L (1, 1) OBP: 0.182, SLG: 0.218										2	0	0	0	0	1	2						
Kevin Bass, S (9, PH) OBP: 0.310, SLG: 0.381										1	0	0	0	0	0	3						
Dave Righetti, L (9, 1)										0	0	0	0	0	0	0						
Inning Stats	R: 1 E: 0 K: 1 S: 10	H: 2 LOB: 1 BB: 0 P: 13	R: 0 E: 0 K: 0 S: 9	H: 2 LOB: 2 BB: 0 P: 17	R: 0 E: 1 K: 1 S: 9	H: 0 LOB: 1 BB: 0 P: 11	R: 0 E: 0 K: 0 S: 7	H: 2 LOB: 1 BB: 0 P: 11	R: 0 E: 0 K: 0 S: 6	H: 0 LOB: 0 BB: 0 P: 10	R: 0 E: 0 K: 0 S: 5	H: 1 LOB: 0 BB: 0 P: 6	R: 0 E: 0 K: 3 S: 11	H: 0 LOB: 0 BB: 0 P: 14	R: 0 E: 0 K: 0 S: 10	H: 1 LOB: 3 BB: 2 P: 24	1B: 6 2B: 1 3B: 0 HR: 1	SF: 0 SAC: 1 DP: 0 HBP: 0	WP: 0 PB: 0 SB: 0 CS: 1	PA: 36		
PITCHER	IP: 7.0 WLS: L BF: 27 ERA: 4.0 Mike Stanton, L (8, 1) ERA: 2.68	IP: 2.0 WLS: S BF: 9 ERA: 2.68	IP: 1.0 WLS: S BF: 1 ERA: 2.68	IP: 1.0 WLS: S BF: 1 ERA: 2.68	IP: 1.0 WLS: S BF: 1 ERA: 2.68	IP: 1.0 WLS: S BF: 1 ERA: 2.68	IP: 1.0 WLS: S BF: 1 ERA: 2.68	IP: 1.0 WLS: S BF: 1 ERA: 2.68	IP: 1.0 WLS: S BF: 1 ERA: 2.68	IP: 1.0 WLS: S BF: 1 ERA: 2.68	IP: 1.0 WLS: S BF: 1 ERA: 2.68	IP: 1.0 WLS: S BF: 1 ERA: 2.68	IP: 1.0 WLS: S BF: 1 ERA: 2.68	IP: 1.0 WLS: S BF: 1 ERA: 2.68	IP: 1.0 WLS: S BF: 1 ERA: 2.68	IP: 1.0 WLS: S BF: 1 ERA: 2.68	IP: 1.0 WLS: S BF: 1 ERA: 2.68	IP: 1.0 WLS: S BF: 1 ERA: 2.68	IP: 1.0 WLS: S BF: 1 ERA: 2.68	IP: 1.0 WLS: S BF: 1 ERA: 2.68	IP: 1.0 WLS: S BF: 1 ERA: 2.68	IP: 1.0 WLS: S BF: 1 ERA: 2.68

San Francisco Giants @ Atlanta Braves
Atlanta-Fulton County Stadium, Atlanta, GA
Wed Aug 07 1991, 7:05 PM EDT
Att: 24,428 - Cloudy - 91 F

AB 33
R 1
H 8
RBI 1
BB 2
SO 6
LOB 16



Batter	1	2	3	4	5	6	7	8	9	AB	R	H	RBI	BB	SO	LOB	BOTTOM					
Otis Nixon, S (1, 9) OBP: 0.391, SLG: 0.349										4	0	1	0	0	0	2						
Jeff Blauer, R (1, 6) OBP: 0.362, SLG: 0.416										2	0	0	0	2	0	0						
Terry Pendleton, S (1, 5) OBP: 0.379, SLG: 0.541										4	0	1	0	0	1	4						
Ron Gant, R (1, 8) OBP: 0.335, SLG: 0.534										4	0	2	0	0	1	1						
Lonnie Smith, R (1, 7) OBP: 0.388, SLG: 0.410										3	0	0	0	0	0	1						
Brian Hunter, R (1, 3) OBP: 0.297, SLG: 0.468										4	0	0	0	0	1	2						
Greg Olson, R (1, 2) OBP: 0.336, SLG: 0.382										4	0	1	0	0	1	2						
Mark Lemke, S (1, 4) OBP: 0.320, SLG: 0.318										3	0	1	0	0	0	1						
Charlie Leibrandt, R (1, 1) OBP: 0.067, SLG: 0.114										1	0	0	0	0	0	0						
Francisco Cabrera, R (7, PH) OBP: 0.253, SLG: 0.419										1	0	0	0	0	1	1						
Mike Stanton, L (8, 1) OBP: 0.500, SLG: 0.750										0	0	0	0	0	0	0						
Inning Stats	R: 0 E: 0 K: 1 S: 10	H: 1 LOB: 1 BB: 0 P: 15	R: 0 E: 0 K: 1 S: 8	H: 0 LOB: 0 BB: 0 P: 12	R: 0 E: 0 K: 0 S: 9	H: 1 LOB: 2 BB: 1 P: 13	R: 0 E: 0 K: 0 S: 7	H: 1 LOB: 1 BB: 0 P: 11	R: 0 E: 0 K: 0 S: 6	H: 1 LOB: 0 BB: 0 P: 10	R: 0 E: 0 K: 1 S: 7	H: 1 LOB: 1 BB: 0 P: 10	R: 0 E: 0 K: 1 S: 10	H: 0 LOB: 0 BB: 0 P: 16	R: 0 E: 0 K: 1 S: 12	H: 0 LOB: 1 BB: 0 P: 13	1B: 6 2B: 0 3B: 0 HR: 0	SF: 0 SAC: 2 DP: 0 HBP: 1	WP: 0 PB: 0 SB: 2 CS: 0	PA: 35		
PITCHER	IP: 8.0 WLS: W BF: 31 ERA: 3.5 Dave Righetti, L (9, 1) ERA: 3.53	IP: 1.0 WLS: S BF: 4 ERA: 3.53	IP: 1.0 WLS: S BF: 4 ERA: 3.53	IP: 1.0 WLS: S BF: 4 ERA: 3.53	IP: 1.0 WLS: S BF: 4 ERA: 3.53	IP: 1.0 WLS: S BF: 4 ERA: 3.53	IP: 1.0 WLS: S BF: 4 ERA: 3.53	IP: 1.0 WLS: S BF: 4 ERA: 3.53	IP: 1.0 WLS: S BF: 4 ERA: 3.53	IP: 1.0 WLS: S BF: 4 ERA: 3.53	IP: 1.0 WLS: S BF: 4 ERA: 3.53	IP: 1.0 WLS: S BF: 4 ERA: 3.53	IP: 1.0 WLS: S BF: 4 ERA: 3.53	IP: 1.0 WLS: S BF: 4 ERA: 3.53	IP: 1.0 WLS: S BF: 4 ERA: 3.53	IP: 1.0 WLS: S BF: 4 ERA: 3.53	IP: 1.0 WLS: S BF: 4 ERA: 3.53	IP: 1.0 WLS: S BF: 4 ERA: 3.53	IP: 1.0 WLS: S BF: 4 ERA: 3.53	IP: 1.0 WLS: S BF: 4 ERA: 3.53	IP: 1.0 WLS: S BF: 4 ERA: 3.53	IP: 1.0 WLS: S BF: 4 ERA: 3.53

San Francisco Giants @ Atlanta Braves
Atlanta-Fulton County Stadium, Atlanta, GA
Wed Aug 07 1991, 7:05 PM EDT
Att: 24,428 - Cloudy - 91 F

AB 30
R 0
H 6
RBI 0
BB 2
SO 5
LOB 14



Batter	1	2	3	4	5	6	7	8	9	10	11	12	13	AB	R	H	RBI	BB	SO	LOB	TOP	
Brett Butler, L OBP: 0.408, SLG: 0.349 (1, 8)	G3		G6-3			G1-3		SH3-4 BB		B1-3			SH S 1B	5	0	1	0	1	0	0		
Juan Samuel, R OBP: 0.345, SLG: 0.416 (1, 4)	G4-3			1B BB		K		SH3-4					SH	3	0	1	0	1	1	0		
Kal Daniels, L OBP: 0.340, SLG: 0.425 (1, 7)														5	0	2	0	0	1	2		
Roger McDowell, R (10, 1)														0	0	0	0	0	0	0		
Jay Howell, R (12, 1)	K							F8						0	0	0	0	0	0	0		
Stan Javier, S OBP: 0.255, SLG: 0.290 (13, PH)														1	0	0	0	0	1	2		
Kevin Gross, R OBP: 0.353, SLG: 0.375 (13, 1)														0	0	0	0	0	0	0		
Darryl Strawberry, L OBP: 0.354, SLG: 0.463 (1, 9)														4	0	0	0	2	2	3		
Eddie Murray, S OBP: 0.299, SLG: 0.357 (1, 3)														6	0	2	0	0	0	5		
Gary Carter, R OBP: 0.310, SLG: 0.385 (1, 2)														6	0	1	0	0	1	6		
Mike Sharperson, R OBP: 0.364, SLG: 0.371 (9, PH)														3	0	1	0	0	0	1		
Lenny Harris, L OBP: 0.357, SLG: 0.351 (9, 5)														2	0	0	0	0	0	0		
Jose Offerman, S OBP: 0.303, SLG: 0.211 (1, 6)														5	0	1	0	0	2	2		
Tim Belcher, R OBP: 0.256, SLG: 0.167 (9, 1)														3	0	0	0	0	0	3		
John Candelaria, L OBP: 0.255, SLG: 0.437 (16, PH)														1	0	0	0	0	0	0		
Chris Gwynn, L OBP: 0.375, SLG: 0.437 (16, PH)														1	0	0	0	0	0	0		
Mich Webster, S OBP: 0.297, SLG: 0.332 (16, PH)														1	0	0	0	0	1	0		
Inning Stats	R: 0 E: 0 K: 1 S: 9	H: 0 LOB: 0 BB: 0 P: 15	R: 0 E: 0 K: 0 S: 7	H: 1 LOB: 1 BB: 0 P: 8	R: 0 E: 0 K: 1 S: 11	H: 2 LOB: 2 BB: 1 P: 18	R: 0 E: 0 K: 2 S: 12	H: 1 LOB: 1 BB: 0 P: 16	R: 0 E: 0 K: 0 S: 8	H: 2 LOB: 2 BB: 0 P: 11	R: 0 E: 0 K: 1 S: 12	H: 0 LOB: 0 BB: 0 P: 17	R: 0 E: 0 K: 1 S: 6	H: 0 LOB: 0 BB: 0 P: 11	R: 0 E: 0 K: 1 S: 13	H: 0 LOB: 0 BB: 0 P: 15	R: 0 E: 0 K: 1 S: 18	H: 1 LOB: 3 BB: 1 P: 26	1B: 9 2B: 0 3B: 0 HR: 0	SF: 0 SAC: 2 DP: 1 HBP: 0	W/P: 0 PB: 0 SB: 2 CS: 0	PA: 51
PITCHER	IP	WLS	BF	H	R	ER	SO	BB	IBB	HBP	BLK	WP	HR	S	P	ERA	WHIP					
Trevor Wilson, L ERA: 3.99 (1, 1)	8.0		32	7	0	5	3	0	0	0	0	0	0	74	114	0.00	1.250					
Francisco Oliveras, R ERA: 2.44 (9, 1)	1.2		6	1	0	0	1	0	0	0	0	0	0	18	26	0.00	0.600					
Dave Righetti, L ERA: 3.38 (10, 1)	2.1		7	0	0	2	0	0	0	0	0	0	0	20	27	0.00	0.000					
Jeff Brantley, R ERA: 2.88 (13, 1)	1.0	W	6	1	0	0	1	0	1	0	0	0	0	18	26	0.00	1.000					

Los Angeles Dodgers @ San Francisco Giants
Candlestick Park, San Francisco, CA
Fri Aug 09 1991, 10:05 PM EDT
Att: 38,111 - Cloudy - 60 F

AB 45
R 0
H 9
RBI 0
BB 4
SO 9
LOB 24



Batter	1	2	3	4	5	6	7	8	9	10	11	12	13	AB	R	H	RBI	BB	SO	LOB	BOTTOM					
Darren Lewis, R OBP: 0.413, SLG: 0.447 (1, 8)	P6		P3			G6-3		G6-3		G1-3			SH HBP S 2-3	5	0	0	0	0	2							
Willie McGee, S OBP: 0.351, SLG: 0.424 (1, 9)	F7			F8		FC6-4 1B		G5-3		G3			K	6	0	1	0	0	1	3						
Will Clark, L OBP: 0.363, SLG: 0.534 (1, 3)						FC6-4 CS		L8		L8			HBP IBB	4	0	1	0	2	1							
Kevin Mitchell, R OBP: 0.370, SLG: 0.566 (1, 7)						CS		F9		F9			HBP IBB	4	0	1	1	2	1							
Matt Williams, R OBP: 0.299, SLG: 0.496 (1, 5)						G1-3 BB		G6-3		G6-3			HBP	5	0	1	0	0	4							
Robby Thompson, R OBP: 0.345, SLG: 0.448 (10, 1)						G1-3 BB		G4-3		G4-3			HBP	3	0	0	0	1	3							
Mike Felder, S OBP: 0.340, SLG: 0.340 (12, PH)						G5-3		G3		G3-1			HBP	0	0	0	0	0	0							
Jeff Brantley, R (13, 1)						G5-3		G3		G3-1			HBP	1	0	0	0	0	0							
Kirt Manwaring, R OBP: 0.297, SLG: 0.309 (1, 2)						G5-3		L9		L9			HBP	3	0	0	0	0	1							
Kevin Bass, S OBP: 0.307, SLG: 0.376 (9, PH)						G5-3		G3		L9			HBP	1	0	0	0	0	2							
Terry Kennedy, L OBP: 0.278, SLG: 0.356 (10, 2)						G5-3		G3		L9			HBP	1	0	0	0	0	2							
Jose Uribe, S OBP: 0.256, SLG: 0.273 (1, 6)						G5-3		G3		L9			HBP	5	0	0	0	3	0							
Trevor Wilson, L OBP: 0.412, SLG: 0.414 (1, 1)						G5-3		SH2-4		SH2-4			HBP	2	0	1	0	0	1							
Francisco Oliveras, R OBP: 0.250, SLG: 0.290 (9, 1)						G5-3		SH2-4		SH2-4			HBP	0	0	0	0	0	0							
Greg Litton, R OBP: 0.243, SLG: 0.266 (10, 4)						G5-3		SH2-4		SH2-4			HBP	2	1	1	0	0	0							
Inning Stats	R: 0 E: 0 K: 1 S: 6	H: 0 LOB: 0 BB: 0 P: 13	R: 0 E: 0 K: 1 S: 5	H: 0 LOB: 0 BB: 0 P: 10	R: 0 E: 0 K: 0 S: 9	H: 1 LOB: 1 BB: 0 P: 12	R: 0 E: 0 K: 0 S: 6	H: 1 LOB: 1 BB: 0 P: 10	R: 0 E: 0 K: 0 S: 7	H: 1 LOB: 1 BB: 0 P: 7	R: 0 E: 0 K: 1 S: 11	H: 0 LOB: 1 BB: 0 P: 14	R: 0 E: 0 K: 1 S: 15	H: 1 LOB: 2 BB: 0 P: 23	R: 0 E: 0 K: 1 S: 6	H: 0 LOB: 0 BB: 0 P: 9	R: 0 E: 0 K: 1 S: 13	H: 0 LOB: 1 BB: 0 P: 20	R: 0 E: 0 K: 1 S: 9	H: 0 LOB: 0 BB: 0 P: 14	R: 1 E: 1 K: 1 S: 8	H: 1 LOB: 3 BB: 1 P: 17	1B: 3 2B: 3 3B: 0 HR: 0	SF: 0 SAC: 2 DP: 0 HBP: 1	W/P: 1 PB: 0 SB: 1 CS: 1	PA: 50
PITCHER	IP	WLS	BF	H	R	ER	SO	BB	IBB	HBP	BLK	WP	HR	S	P	ERA	WHIP									
Tim Belcher, R ERA: 2.76 (1, 1)	8.2		33	5	0	4	2	0	0	0	0	1	0	80	118	0.00	0.808									
John Candelaria, L ERA: 2.39 (9, 1)	0.1		1	0	0	0	0	0	0	0	0	0	0	2	3	0.00	0.000									
Roger McDowell, R ERA: 2.97 (10, 1)	2.0		7	0	0	2	1	0	0	0	0	0	0	19	29	0.00	0.500									
Jay Howell, R ERA: 3.52 (12, 1)	1.0		3	0	0	0	1	0	0	0	0	0	0	9	14	0.00	0.000									
Kevin Gross, R ERA: 3.61 (13, 1)	0.1	L	5	1	1	0	1	0	1	0	0	0	0	8	17	0.00	3.000									

Los Angeles Dodgers @ San Francisco Giants
Candlestick Park, San Francisco, CA
Fri Aug 09 1991, 10:05 PM EDT
Att: 38,111 - Cloudy - 60 F


AB 42
R 1
H 6
RBI 1
BB 4
SO 8
LOB 17




Batter	1	2	3	4	5	6	7	8	9	AB	R	H	RBI	BB	SO	LOB	TOP					
Brett Butler , L (1, 8) OBP: 0.406, SLG: 0.346	G4-3		G1-3			L6		L7	G6-3	4	0	0	0	1	0	3	Los Angeles Dodgers @ San Francisco Giants Candlestick Park, San Francisco, CA Sat Aug 10 1991, 6:33 AM EDT Att: 53,096 - Sunny - 87 F					
Juan Samuel , R (1, 4) OBP: 0.346, SLG: 0.421	K		1B			L6		G3	P2	5	1	2	0	0	1	1						
Kal Daniels , L (1, 7) OBP: 0.344, SLG: 0.419			F7			F8		G3	F8	4	0	0	0	1	0	2						
Darryl Strawberry , L (1, 9) OBP: 0.352, SLG: 0.458 Mitch Webster , S (7, 9) OBP: 0.287, SLG: 0.312	K		2-5					K	G1-3	3	0	0	0	1	2	2						
Eddie Murray , S (1, 3) OBP: 0.303, SLG: 0.359			P5			1B		1B	FC4	3	1	2	1	1	0	0						
Lenny Harris , L (1, 5) OBP: 0.359, SLG: 0.354			2-5			P5		BB	FC4	4	0	2	0	0	0	2						
Mike Scioscia , L (1, 2) OBP: 0.376, SLG: 0.396			P5			HR		FC4-2	G1-6-3	3	1	2	1	1	0	1						
Jose Offerman , S (1, 6) OBP: 0.314, SLG: 0.203			F7			F7		FC4-2	G1-6-3	2	0	0	1	2	0	1						
Ramon Martinez , R (1, 1) OBP: 0.119, SLG: 0.103 Roger McDowell , R (8, 1) John Candelaria , L (8, 1)	K		K			K		FC4-2	B1-3	4	0	0	0	0	2	5						
Inning Stats	R: 0 E: 0 K: 2 S: 11	H: 0 LOB: 1 BB: 1 P: 18	R: 0 E: 0 K: 1 S: 8	H: 1 LOB: 2 BB: 1 P: 14	R: 1 E: 0 K: 0 S: 8	H: 2 LOB: 2 BB: 1 P: 16	R: 1 E: 0 K: 1 S: 13	H: 1 LOB: 0 BB: 0 P: 18	R: 0 E: 0 K: 0 S: 5	H: 0 LOB: 0 BB: 1 P: 11	R: 1 E: 0 K: 1 S: 15	H: 2 LOB: 3 BB: 2 P: 21	R: 0 E: 0 K: 0 S: 6	H: 1 LOB: 2 BB: 1 P: 15	R: 0 E: 0 K: 0 S: 5	H: 1 LOB: 0 BB: 0 P: 7		R: 0 E: 0 K: 0 S: 4	H: 0 LOB: 0 BB: 0 P: 6	1B: 6 2B: 1 3B: 1 HR: 1	SF: 0 SAC: 0 DP: 2 HBP: 0	WP: 0 PB: 0 SB: 2 CS: 0
PITCHER	IP	WLS	BF	H	R	ER	SO	BB	IBB	HBP	BLK	WP	HR	S	P	ERA	WHIP					
Don Robinson , R (1, 1) ERA: 4.6	5.1		27	6	3	3	5	6	0	0	0	0	1	58	96	5.06	2.250					
Kelly Downs , R (8, 1) ERA: 3.4	2.2	W	10	2	0	0	0	0	1	0	0	0	0	13	24	0.00	0.750					
Francisco Oliveras , R (8, 1) ERA: 2.41	0.2		2	0	0	0	0	0	0	0	0	0	0	3	5	0.00	0.000					
Dave Righetti , L (8, 1) ERA: 3.35	0.1	S	1	0	0	0	0	0	0	0	0	0	0	1	1	0.00	0.000					


Batter	1	2	3	4	5	6	7	8	9	AB	R	H	RBI	BB	SO	LOB	BOTTOM					
Darren Lewis , R (1, 8) OBP: 0.412, SLG: 0.444	P3		G6-3			K		1B	1B	5	0	2	1	0	1	2	Los Angeles Dodgers @ San Francisco Giants Candlestick Park, San Francisco, CA Sat Aug 10 1991, 6:33 AM EDT Att: 53,096 - Sunny - 87 F					
Robby Thompson , R (1, 4) OBP: 0.343, SLG: 0.444	G4-3		F7			K		P3	1B	5	0	1	1	0	1	2						
Will Clark , L (1, 3) OBP: 0.365, SLG: 0.536			2B			1B		F6	F8	4	0	2	0	0	0	2						
Kevin Mitchell , R (1, 7) OBP: 0.369, SLG: 0.562	P6		G5-3			1B		L5		4	0	1	0	0	0	2						
Matt Williams , R (1, 5) OBP: 0.301, SLG: 0.506			HR			1B		P3	G5-3	4	2	2	1	0	0	2						
Kevin Bass , S (1, 9) OBP: 0.308, SLG: 0.378 Kelly Downs , R (8, 1) OBP: 0.087, SLG: 0.087 Dave Anderson , R (8, PH) OBP: 0.296, SLG: 0.318 Francisco Oliveras , R (8, 1) OBP: 0.250, SLG: 0.250 Dave Righetti , L (8, 1)	E6		F8			K2-3		P5	G4-3	3	0	1	0	0	1	3						
Terry Kennedy , L (1, 2) OBP: 0.279, SLG: 0.358 Kirt Manwaring , R (7, 2) OBP: 0.297, SLG: 0.309	K		1B			1B		P5	SH3	3	0	1	1	0	1	1						
Jose Uribe , S (1, 6) OBP: 0.255, SLG: 0.273			F8			1B		F8	G4-3	4	0	1	0	0	0	2						
Don Robinson , R (1, 1) OBP: 0.152, SLG: 0.156 Willie McGee , S (8, 9) OBP: 0.365, SLG: 0.424	L6		K			K		1B	1B	2	0	0	0	0	1	3						
Inning Stats	R: 0 E: 0 K: 0 S: 11	H: 1 LOB: 0 BB: 0 P: 19	R: 1 E: 1 K: 1 S: 12	H: 2 LOB: 1 BB: 0 P: 20	R: 0 E: 0 K: 0 S: 5	H: 0 LOB: 1 BB: 0 P: 9	R: 1 E: 0 K: 3 S: 14	H: 3 LOB: 2 BB: 0 P: 20	R: 0 E: 0 K: 1 S: 9	H: 2 LOB: 2 BB: 0 P: 14	R: 0 E: 0 K: 0 S: 13	H: 1 LOB: 2 BB: 1 P: 21	R: 0 E: 0 K: 0 S: 5	H: 0 LOB: 0 BB: 0 P: 10	R: 2 E: 0 K: 0 S: 16	H: 3 LOB: 2 BB: 1 P: 28		1B: 9 2B: 2 3B: 0 HR: 1	SF: 0 SAC: 1 DP: 0 HBP: 1	WP: 0 PB: 0 SB: 0 CS: 0	PA: 39	
PITCHER	IP	WLS	BF	H	R	ER	SO	BB	IBB	HBP	BLK	WP	HR	S	P	ERA	WHIP					
Ramon Martinez , R (1, 1) ERA: 2.68	7.2	L	36	10	4	4	5	2	0	1	0	0	1	76	127	4.70	1.565					
Roger McDowell , R (8, 1) ERA: 2.97	0.0		2	2	0	0	0	0	0	0	0	0	0	8	12	∞	∞					
John Candelaria , L (8, 1) ERA: 2.36	0.1		1	0	0	0	0	0	0	0	0	0	0	1	2	0.00	0.000					

AB 32
R 3
H 8
RBI 3
BB 7
SO 5
LOB 17



AB 35
R 4
H 12
RBI 4
BB 2
SO 5
LOB 19



Batter	1	2	3	4	5	6	7	8	9	AB	R	H	RBI	BB	SO	LOB	TOP										
Brett Butler , L (1, 8) OBP: 0.304, SLG: 0.345	G4-3		CS 1B		F7			G4-3		4	0	1	0	0	0	1	Los Angeles Dodgers @ San Francisco Giants Candlestick Park, San Francisco, CA Sun Aug 11 1991, 6:33 AM EDT Att: 53,759 - Sunny - 72 F										
Juan Samuel , R (1, 4) OBP: 0.347, SLG: 0.422	K		K			CS 1B		1B S 1B		4	0	2	0	0	2	1											
Kal Daniels , L (1, 7) OBP: 0.343, SLG: 0.417	K		CS 1-2	K		CS 1B		CS 1B		4	0	1	0	0	3	1											
Eddie Murray , S (1, 3) OBP: 0.303, SLG: 0.365		HR		P5				FC3-2-5 1B		4	1	1	1	0	1	3											
Chris Gwynn , L (1, 9) OBP: 0.319, SLG: 0.439	F7			1B		CS 1-2	2B 1B	P3		4	1	2	0	0	0	2											
Lenny Harris , L (1, 5) OBP: 0.384, SLG: 0.366 (7, 6)	1B			F7			1B 2B	G4-3 2B		4	1	3	1	0	0	1											
Mike Scioscia , L (1, 2) OBP: 0.371, SLG: 0.389	P3				F7			P4		4	0	0	0	0	0	3											
Jose Offerman , S (1, 6) OBP: 0.306, SLG: 0.197 (7, PH) Darryl Strawberry , L (7, PH) OBP: 0.354, SLG: 0.460 Mike Sharperson , R (7, 5) OBP: 0.351, SLG: 0.358	G3-4-3				G6-3		L6-3 1B 2H	G4-3		2	0	0	0	0	0	1		AB 35 R 3 H 11 RBI 3 BB 1 SO 7 LOB 16									
Orel Hershiser , R (1, 1) OBP: 0.409, SLG: 0.368 Dave Hansen , L (7, PH) OBP: 0.211, SLG: 0.421 Kevin Gross , R (7, 1) OBP: 0.353, SLG: 0.375 Mitch Webster , S (8, PH) OBP: 0.266, SLG: 0.310			K				L6-3 1-2	F9		1	0	0	0	1	1	0											
Inning Stats	R: 0 E: 0 K: 2 S: 11	H: 0 LOB: 0 BB: 0 P: 17	R: 1 E: 0 K: 0 S: 13	H: 2 LOB: 1 BB: 0 P: 17	R: 0 E: 0 K: 2 S: 11	H: 1 LOB: 1 BB: 0 P: 19	R: 0 E: 0 K: 1 S: 11	H: 1 LOB: 1 BB: 0 P: 17	R: 0 E: 0 K: 0 S: 6	H: 0 LOB: 1 BB: 1 P: 12	R: 0 E: 0 K: 2 S: 10	H: 1 LOB: 0 BB: 0 P: 14	R: 2 E: 0 K: 0 S: 11	H: 3 LOB: 2 BB: 0 P: 20	R: 0 E: 0 K: 0 S: 11	H: 2 LOB: 2 BB: 0 P: 16		R: 0 E: 0 K: 0 S: 6	H: 1 LOB: 1 BB: 0 P: 8	1B: 8 2B: 3 3B: 0 HR: 1	SF: 0 SAC: 0 DP: 1 HBP: 0	WP: 0 PB: 0 SB: 1 CS: 2	PA: 38				
PITCHER	IP	WLS	BF	H	R	ER	SO	BB	IBB	HBP	BLK	WP	HR	S	P	ERA	WHIP										
Paul McClellan , R (1, 1) ERA: 3.76	6.1		25	7	3	3	7	1	0	0	0	0	1	67	107	4.26	1.263										
Kelly Downs , R (7, 1) ERA: 3.39	0.2	W	2	1	0	0	0	0	0	0	0	0	0	6	9	0.00	1.500										
Jeff Brantley , R (8, 1) ERA: 2.79	2.0	S	9	3	0	0	0	0	0	0	0	0	0	17	24	0.00	1.500										

Batter	1	2	3	4	5	6	7	8	9	AB	R	H	RBI	BB	SO	LOB	BOTTOM										
Darren Lewis , R (1, 8) OBP: 0.407, SLG: 0.437	F9				G6-3					4	0	1	1	0	1	1	Los Angeles Dodgers @ San Francisco Giants Candlestick Park, San Francisco, CA Sun Aug 11 1991, 6:33 AM EDT Att: 53,759 - Sunny - 72 F										
Willie McGee , S (1, 9) OBP: 0.394, SLG: 0.421	HR 1B		K		G6-3		G1			4	1	1	0	0	1	3											
Will Clark , L (1, 3) OBP: 0.364, SLG: 0.541	HR 1B		G4-3				G4-3			4	1	1	2	0	0	0											
Kevin Mitchell , R (1, 7) OBP: 0.364, SLG: 0.553	K		G6-3				G5-3			4	0	0	0	0	2	0											
Matt Williams , R (1, 5) OBP: 0.303, SLG: 0.507	1B 2B		K				P2			3	1	1	0	1	1	0											
Robby Thompson , R (1, 4) OBP: 0.345, SLG: 0.444	1B		G5-3				1B SH1-3 BB	FC6-4 BB		3	1	1	1	1	0	1											
Kirt Manwaring , R (1, 2) OBP: 0.289, SLG: 0.300	G1-3		G5-3				SH1-3			2	0	0	0	0	0	1											
Jose Uribe , S (1, 6) OBP: 0.263, SLG: 0.281			F7		G6-3 SH1-3 1B					3	0	2	0	0	0	0											
Paul McClellan , R (1, 1) OBP: 0.333, SLG: 0.250 Kelly Downs , R (7, 1) OBP: 0.087, SLG: 0.087 Mike Felder , S (7, PH) OBP: 0.327, SLG: 0.340 Trevor Wilson , L (7, FR) OBP: 0.412, SLG: 0.414 Jeff Brantley , R (8, 1)			K2-3		SH1-3		1B			1	0	0	0	0	1	0		AB 28 R 4 H 7 RBI 4 BB 3 SO 6 LOB 6									
Inning Stats	R: 3 E: 0 K: 1 S: 15	H: 4 LOB: 1 BB: 0 P: 27	R: 0 E: 0 K: 2 S: 7	H: 0 LOB: 0 BB: 0 P: 10	R: 0 E: 0 K: 1 S: 7	H: 0 LOB: 0 BB: 0 P: 7	R: 0 E: 0 K: 1 S: 7	H: 0 LOB: 0 BB: 0 P: 11	R: 0 E: 0 K: 0 S: 6	H: 0 LOB: 1 BB: 0 P: 9	R: 0 E: 0 K: 0 S: 6	H: 0 LOB: 0 BB: 0 P: 11	R: 1 E: 0 K: 0 S: 8	H: 2 LOB: 2 BB: 2 P: 16	R: 0 E: 0 K: 1 S: 12	H: 0 LOB: 1 BB: 1 P: 19		1B: 5 2B: 1 3B: 0 HR: 1	SF: 0 SAC: 2 DP: 0 HBP: 0	WP: 0 PB: 0 SB: 0 CS: 0	PA: 33						
PITCHER	IP	WLS	BF	H	R	ER	SO	BB	IBB	HBP	BLK	WP	HR	S	P	ERA	WHIP										
Orel Hershiser , R (1, 1) ERA: 4.0	6.0		23	5	3	3	5	0	0	0	0	0	1	47	75	4.50	0.833										
Kevin Gross , R (7, 1) ERA: 3.63	2.0	L	10	2	1	1	1	2	1	0	0	0	0	20	35	4.50	2.000										

Batter	1	2	3	4	5	6	7	8	9	AB	R	H	RBI	BB	SO	LOB	TOP				
Keith Mitchell, R OBP: 0.483, SLG: 0.520 (1, 9)	F8			FC5-4 1B BB	L5			F8		3	1	0	0	1	0	0	Atlanta Braves @ San Francisco Giants Candlestick Park, San Francisco, CA Mon Aug 12 1991, 10:05 PM EDT Att: 22,339 - Cloudy - 60 F				
Jeff Blauser, R OBP: 0.359, SLG: 0.407 Mike Stanton, L OBP: 0.500, SLG: 0.750 Juan Berenguer, R (9, 1)	K			F3				F9		4	0	1	0	0	1	1					
Terry Pendleton, S OBP: 0.377, SLG: 0.538 (1, 5)	L7			FC5-4 1B	F8					0	0	0	0	0	0	0					
Ron Gant, R OBP: 0.336, SLG: 0.540 (1, 8)		P4		FC5-4 BB 1B				F8		4	1	0	0	0	3						
Lonnie Smith, R OBP: 0.381, SLG: 0.399 (1, 7)	G3			1B BB	G6-3				CS 1B	3	0	1	0	1	0	0					
Brian Hunter, R OBP: 0.285, SLG: 0.432 (1, 3)	K			1B	G1-3				G5-3	4	0	1	2	0	1	1					
Greg Olson, R OBP: 0.337, SLG: 0.394 (1, 2)			G4-3	FC5-4 IBB				G3		3	0	0	0	1	0	0					
Mark Lemke, S OBP: 0.316, SLG: 0.331 (1, 4)			F8	FC5-4				F7		3	0	0	0	0	3						
Charlie Leibrandt, R OBP: 0.063, SLG: 0.106 Rafael Belliard, R OBP: 0.254, SLG: 0.253 (8, 6)			K					P3		3	0	0	0	0	2	0					
Inning Stats	R: 0 E: 0 K: 1 S: 10	H: 0 LOB: 0 BB: 0 P: 13	R: 0 E: 0 K: 1 S: 12	H: 0 LOB: 0 BB: 0 P: 18	R: 0 E: 0 K: 1 S: 10	H: 0 LOB: 0 BB: 0 P: 14	R: 2 E: 0 K: 0 S: 16	H: 2 LOB: 3 BB: 3 P: 33	R: 0 E: 0 K: 0 S: 5	H: 1 LOB: 1 BB: 0 P: 7	R: 0 E: 0 K: 0 S: 5	H: 0 LOB: 0 BB: 0 P: 5	R: 0 E: 0 K: 0 S: 9	H: 0 LOB: 1 BB: 1 P: 18	R: 0 E: 0 K: 0 S: 4	H: 1 LOB: 0 BB: 0 P: 9	1B: 3 2B: 1 3B: 0 HR: 0	SF: 0 SAC: 0 DP: 0 HBP: 0	WP: 0 PB: 0 SB: 0 CS: 1	PA: 34	
PITCHER	IP	WLS	BF	H	R	ER	SO	BB	IBB	HBP	BLK	WP	HR	S	P	ERA	WHIP				
Bud Black, L ERA: 3.48 Francisco Oliveras, R ERA: 2.33	(1, 1)	7.0	L	27	3	2	2	4	2	1	0	0	0	70	108	2.57	0.714				
Francisco Oliveras, R ERA: 2.33	(8, 1)	2.0		7	1	0	0	0	1	0	0	0	0	13	27	0.00	1.000				

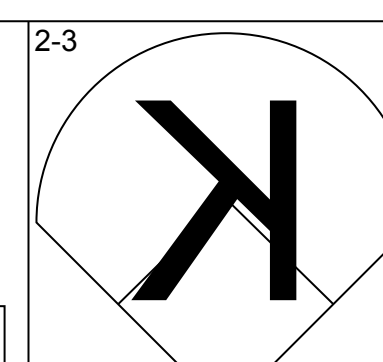
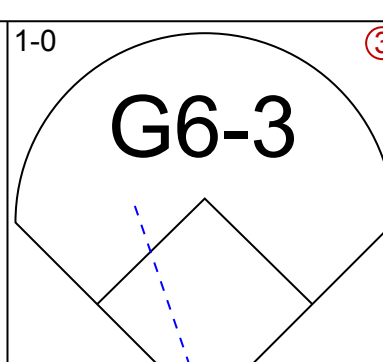
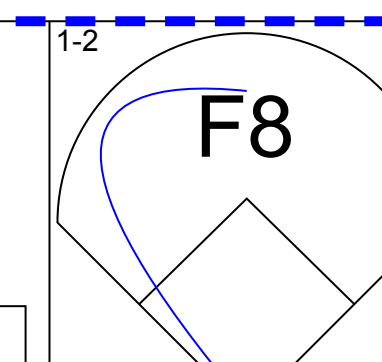
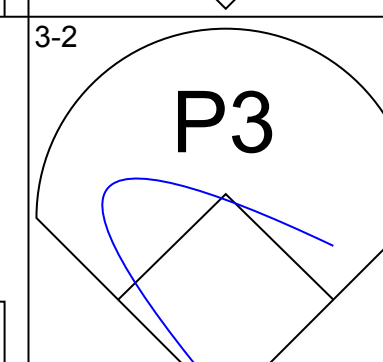
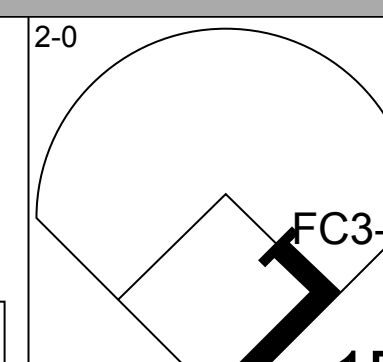
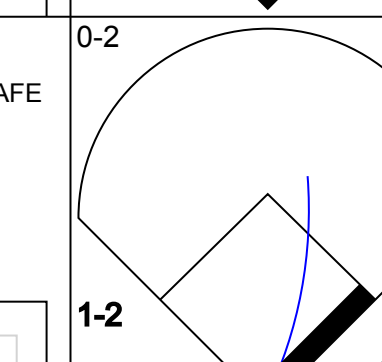
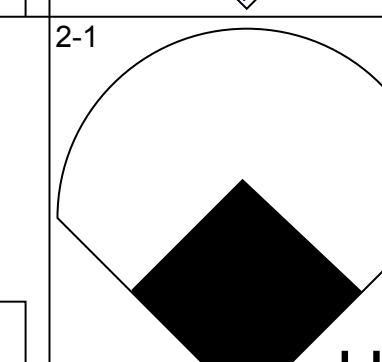
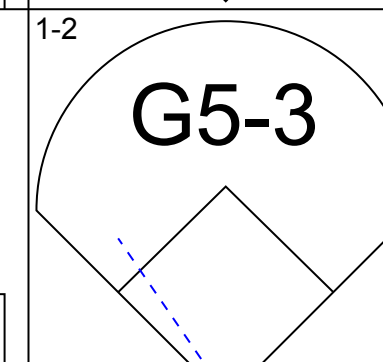
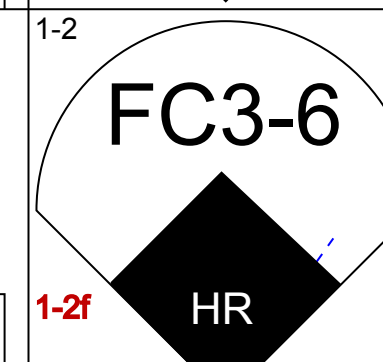
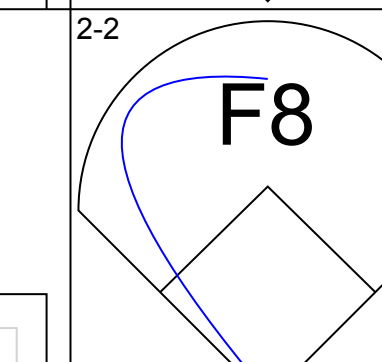
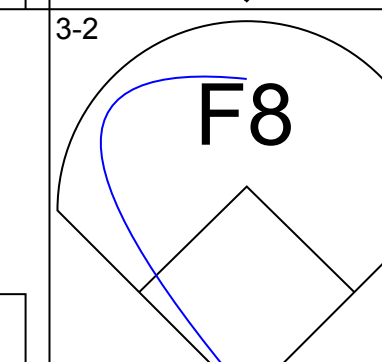
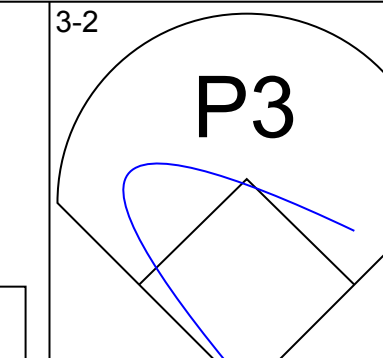
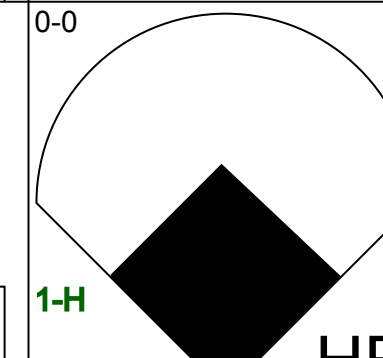
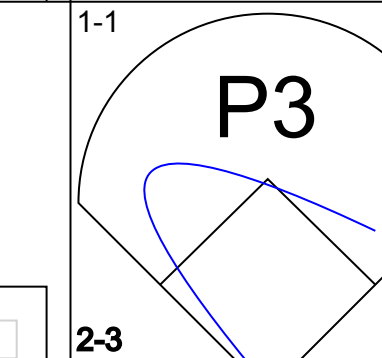
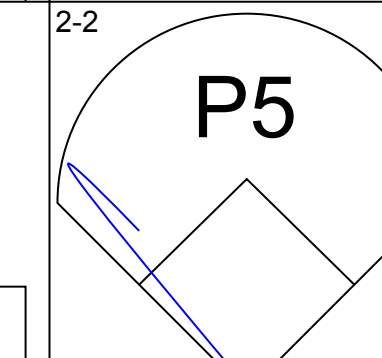
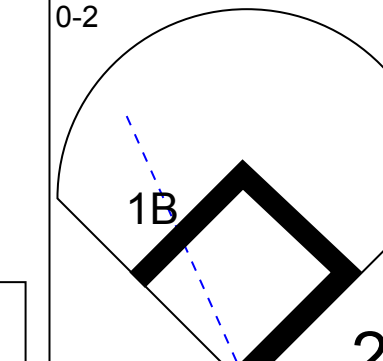
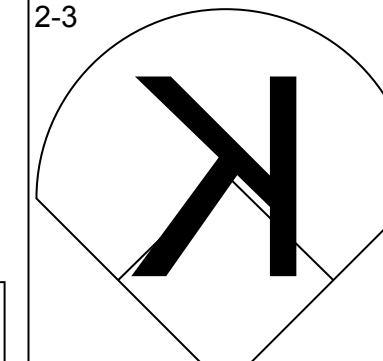
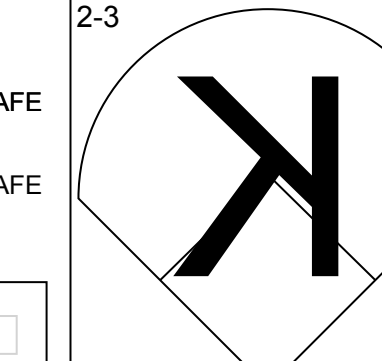
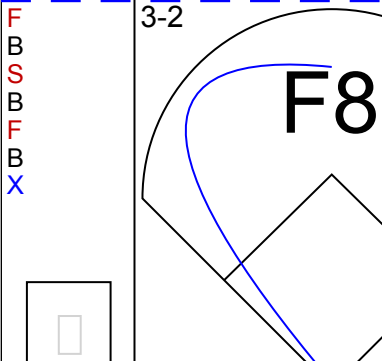
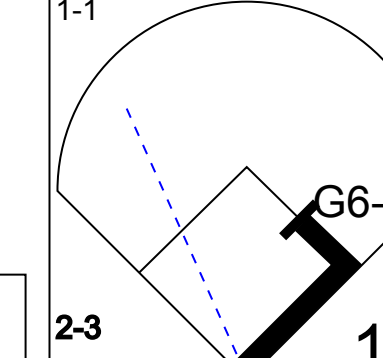
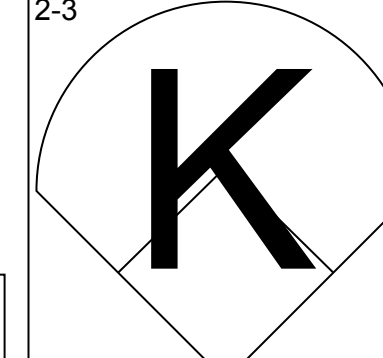
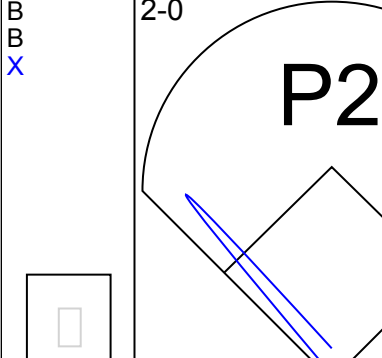
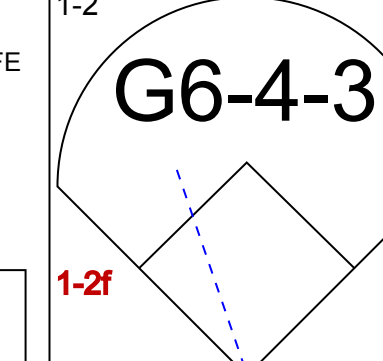
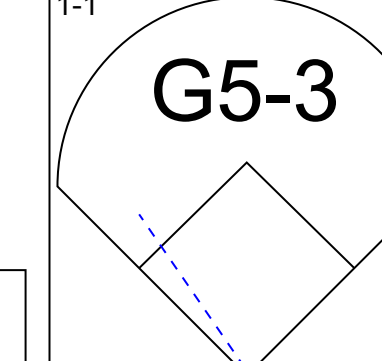
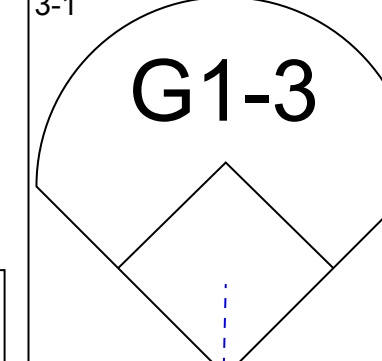
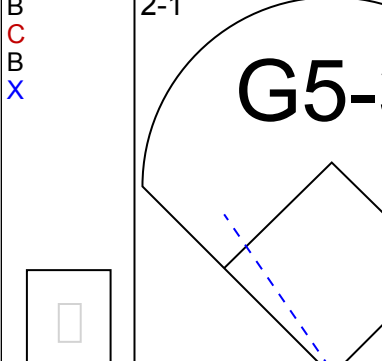
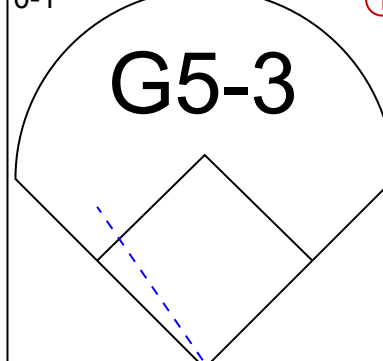
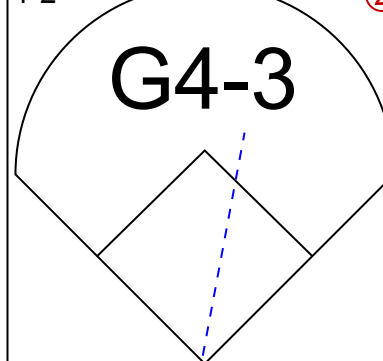
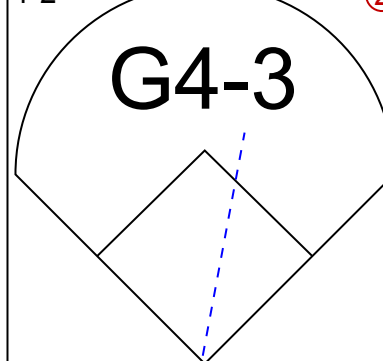
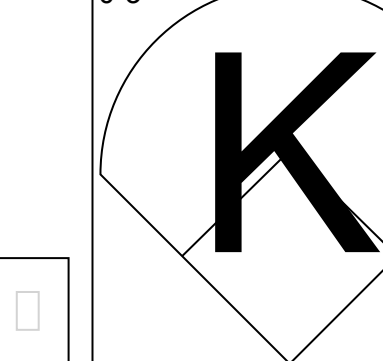
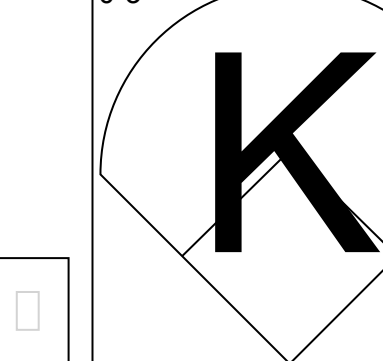
Batter	1	2	3	4	5	6	7	8	9	AB	R	H	RBI	BB	SO	LOB	BOTTOM					
Darren Lewis, R OBP: 0.393, SLG: 0.421 (1, 8)	B2-3		G6-3		G6-3			G4-3		4	0	0	0	0	0	0	Atlanta Braves @ San Francisco Giants Candlestick Park, San Francisco, CA Mon Aug 12 1991, 10:05 PM EDT Att: 22,339 - Cloudy - 60 F					
Willie McGee, S OBP: 0.393, SLG: 0.419 (1, 9)	F9		CS 1B		G6-3			G1-3		4	0	1	0	0	0	0						
Will Clark, L OBP: 0.363, SLG: 0.538 (1, 3)	K		1B		G3			K		4	0	1	0	0	2	0						
Kevin Mitchell, R OBP: 0.366, SLG: 0.551 (1, 7)		WP 2B BB	G3		G3			P3		3	1	1	0	1	0	1						
Matt Williams, R OBP: 0.300, SLG: 0.502 (1, 5)		K		F9				K		4	0	0	0	0	3	2						
Robby Thompson, R OBP: 0.346, SLG: 0.445 (1, 4)		2B BB		P9				G6-3		3	0	1	0	1	0	1						
Kirt Manwaring, R OBP: 0.304, SLG: 0.329 Mike Felder, S OBP: 0.326, SLG: 0.339 (9, PH)			2B		1B			G5-3		3	0	2	1	0	0	0						
Jose Uribe, S OBP: 0.258, SLG: 0.275 (1, 6)		G4-3		L1-3				F8		3	0	0	0	0	3							
Bud Black, L OBP: 0.175, SLG: 0.211 Kevin Bass, S OBP: 0.307, SLG: 0.376 Francisco Oliveras, R OBP: 0.250, SLG: 0.250 (8, 1)		K			K			F8		2	0	0	0	0	2	2						
Inning Stats	R: 0 E: 0 K: 1 S: 7	H: 0 LOB: 0 BB: 0 P: 11	R: 1 E: 0 K: 2 S: 18	H: 1 LOB: 2 BB: 2 P: 34	R: 0 E: 0 K: 0 S: 13	H: 2 LOB: 1 BB: 0 P: 20	R: 0 E: 0 K: 0 S: 10	H: 1 LOB: 1 BB: 0 P: 17	R: 0 E: 0 K: 1 S: 6	H: 0 LOB: 0 BB: 0 P: 6	R: 0 E: 0 K: 1 S: 10	H: 1 LOB: 1 BB: 0 P: 15	R: 0 E: 0 K: 0 S: 5	H: 0 LOB: 0 BB: 0 P: 6	R: 0 E: 0 K: 1 S: 15	H: 0 LOB: 0 BB: 0 P: 22	R: 0 E: 0 K: 1 S: 11	H: 1 LOB: 1 BB: 0 P: 17	1B: 4 2B: 2 3B: 0 HR: 0	SF: 0 SAC: 0 DP: 0 HBP: 0	WP: 1 PB: 0 SB: 0 CS: 1	PA: 34
PITCHER	IP	WLS	BF	H	R	ER	SO	BB	IBB	HBP	BLK	WP	HR	S	P	ERA	WHIP					
Charlie Leibrandt, L ERA: 3.88 Mike Stanton, L ERA: 2.52 Juan Berenguer, R ERA: 2.24	(1, 1)	7.0	W	27	5	1	1	5	2	0	0	0	0	69	109	1.29	1.000					
Mike Stanton, L ERA: 2.52	(8, 1)	1.0		3	0	0	0	1	0	0	0	0	0	15	22	0.00	0.000					
Juan Berenguer, R ERA: 2.24	(9, 1)	1.0	S	4	1	0	0	1	0	0	0	0	0	11	17	0.00	1.000					

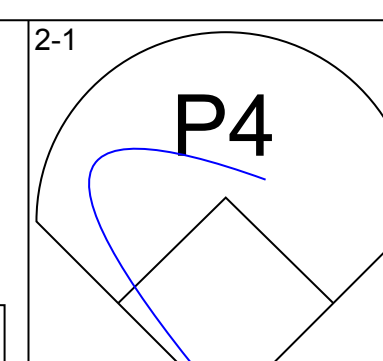
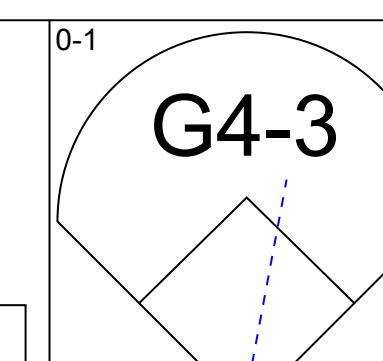
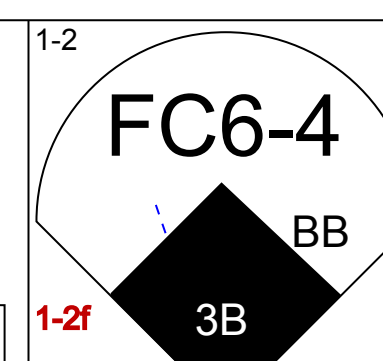
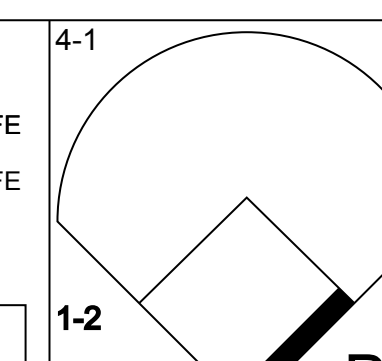
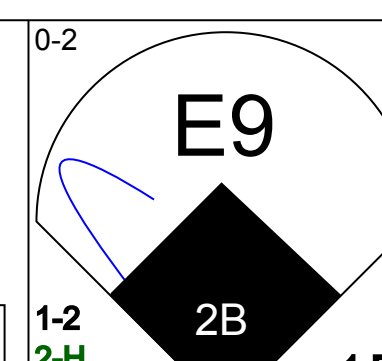
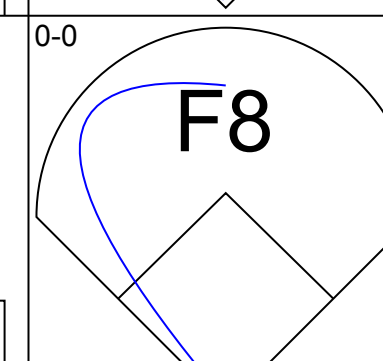
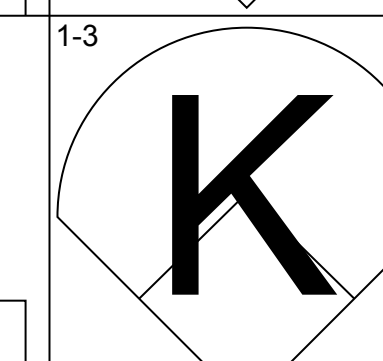
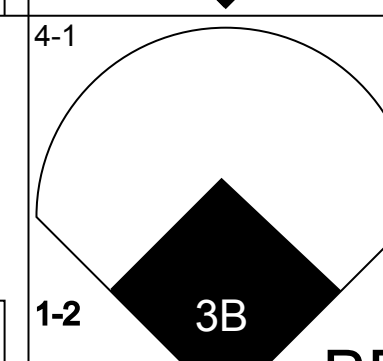
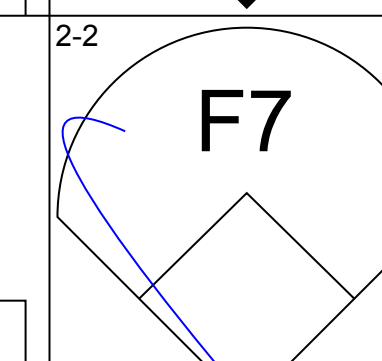
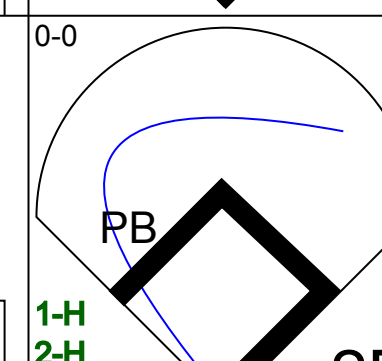

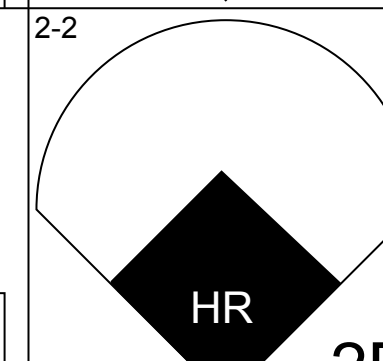
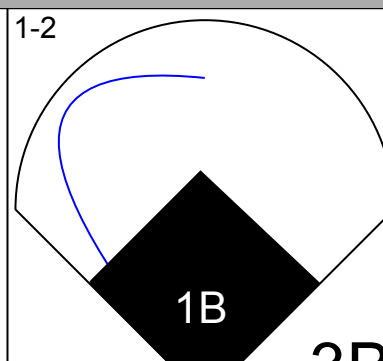
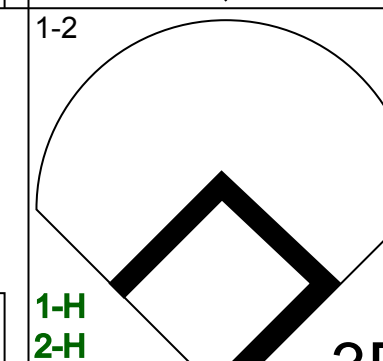

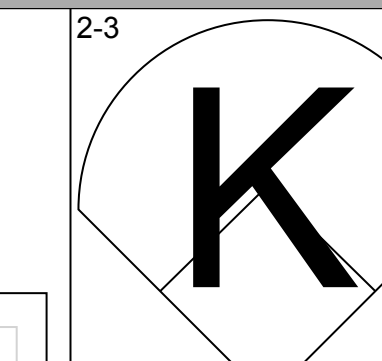
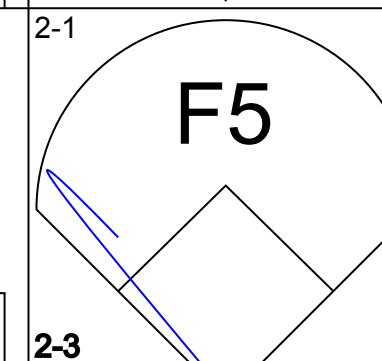
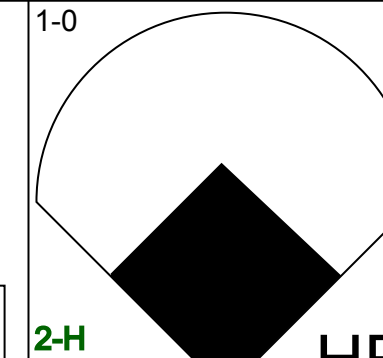
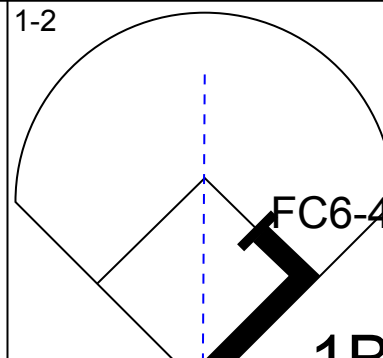
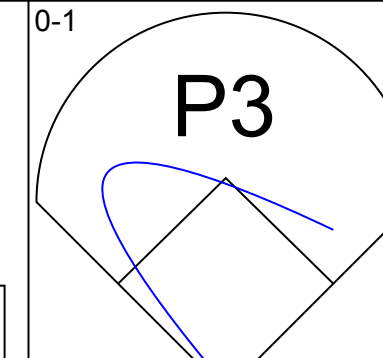
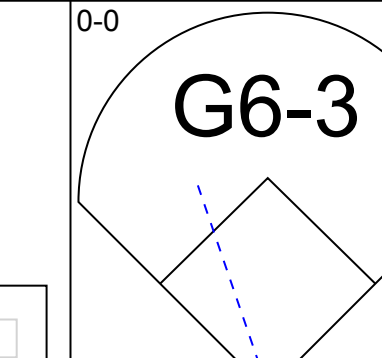
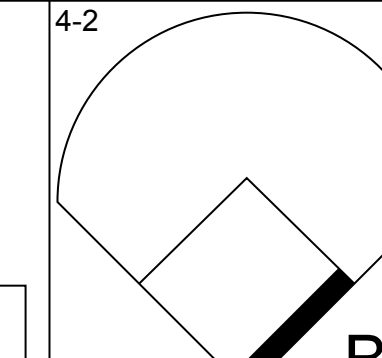
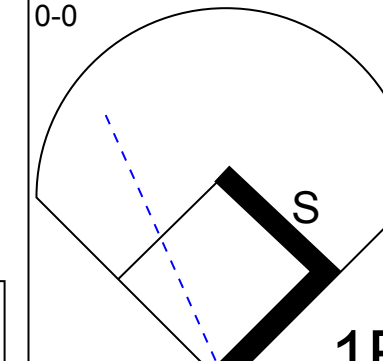
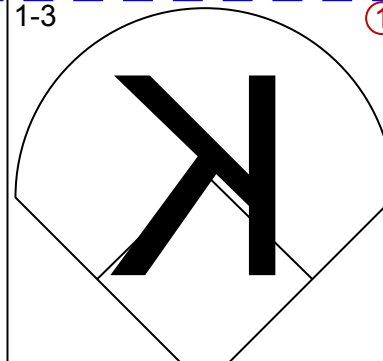
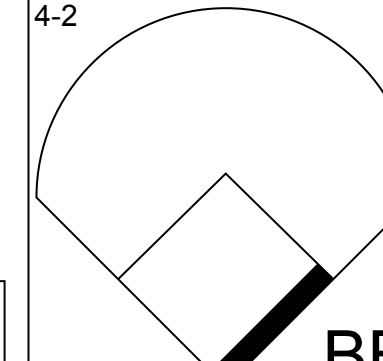

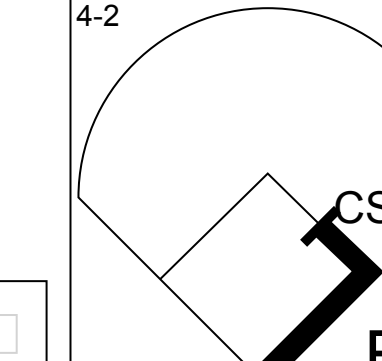

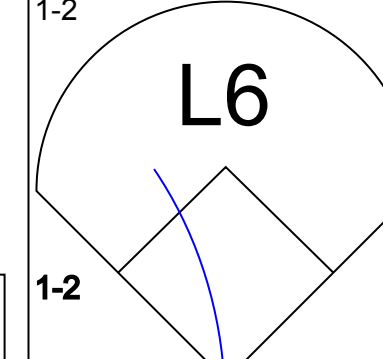
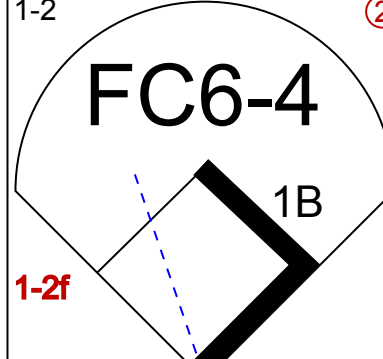
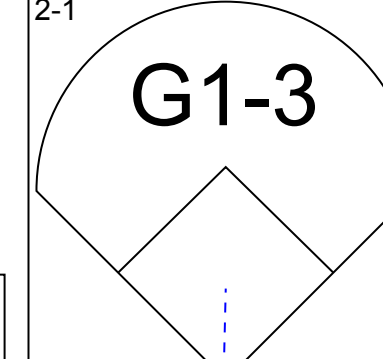
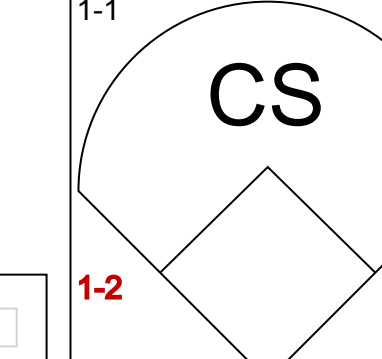
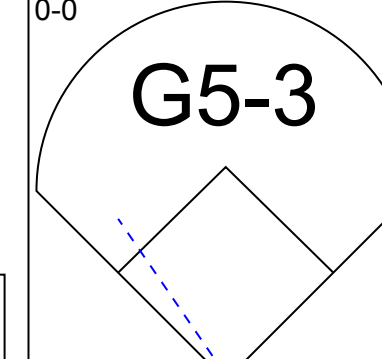
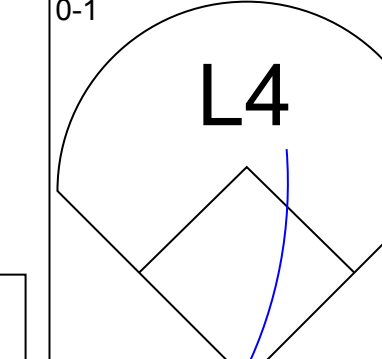
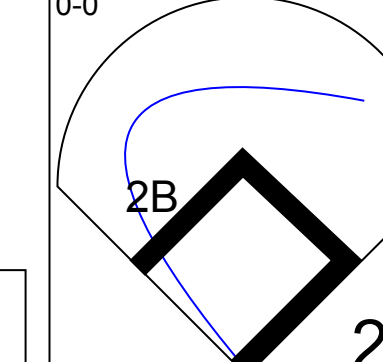
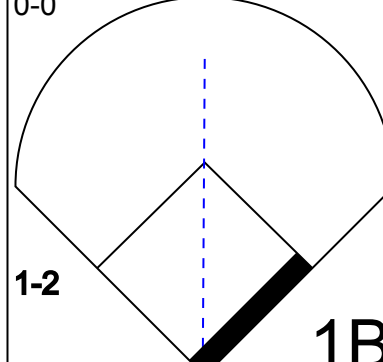
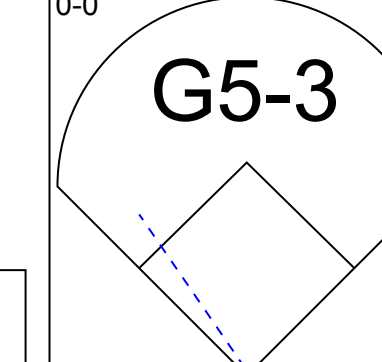
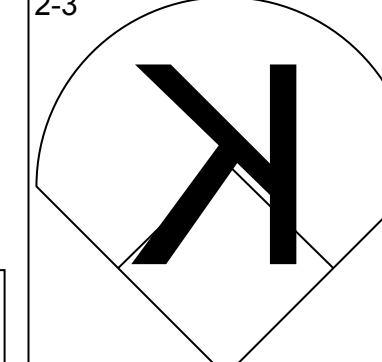
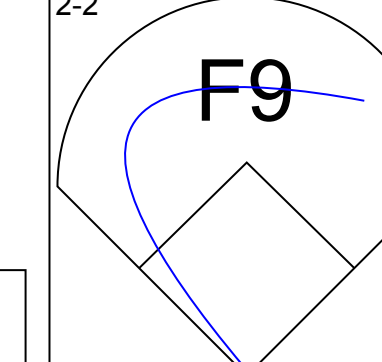
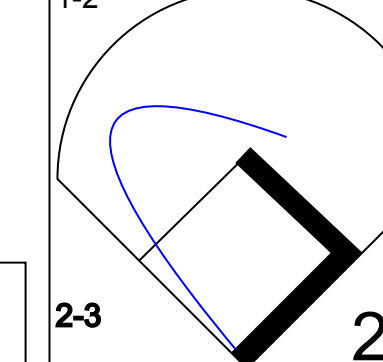
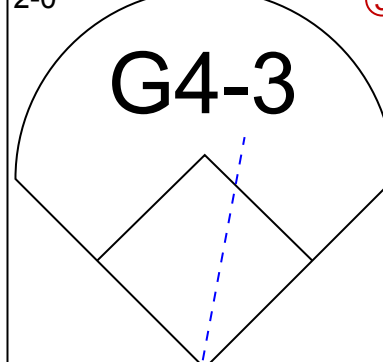
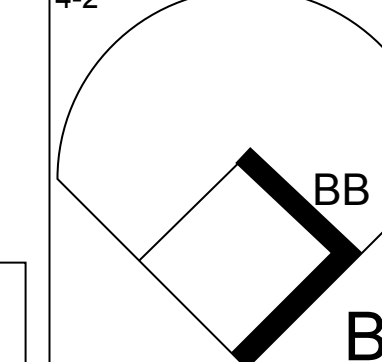
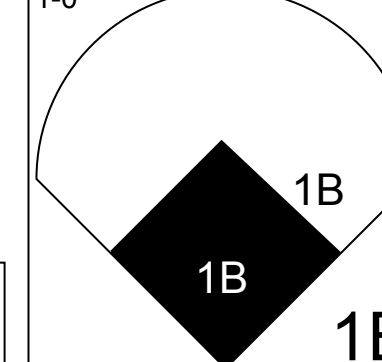

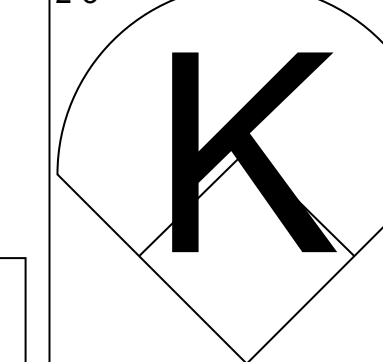
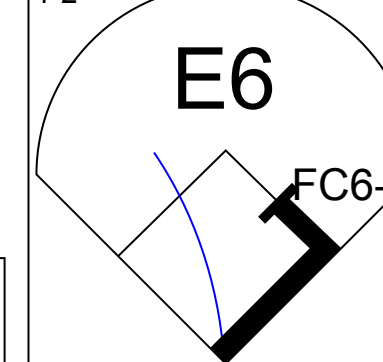

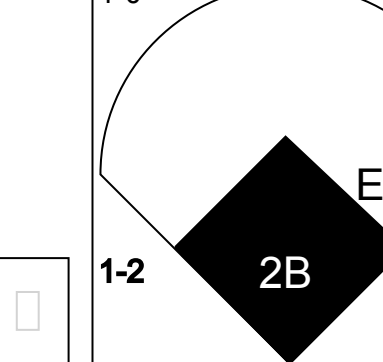
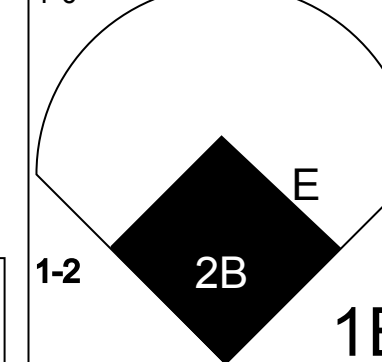



Batter	1	2	3	4	5	6	7	8	9	AB	R	H	RBI	BB	SO	LOB	TOP									
Keith Mitchell, R OBP: 0.471, SLG: 0.600 (1, 9)										5	1	2	2	0	1	1	Atlanta Braves @ San Francisco Giants Candlestick Park, San Francisco, CA Tue Aug 13 1991, 10:05 PM EDT Att: 17,298 - Sunny - 80 F									
Jeff Treadway, L OBP: 0.397, SLG: 0.441 (1, 4)										5	1	2	0	0	0	2										
Terry Pendleton, S OBP: 0.373, SLG: 0.532 Mark Lemke, S OBP: 0.314, SLG: 0.329 (7, 5)										4	0	0	0	0	3	3										
Ron Gant, R OBP: 0.334, SLG: 0.544 (1, 8)										5	1	1	1	0	1	4										
Lonnie Smith, R OBP: 0.383, SLG: 0.405 Tommy Gregg, L (7, PR) OBP: 0.261, SLG: 0.291 (7, 7)										4	1	2	1	0	0	0										
Jeff Blauer, R OBP: 0.361, SLG: 0.412 Rafael Belliard, R OBP: 0.267, SLG: 0.266 (7, 6)										4	1	2	1	0	1	1										
Brian Hunter, R OBP: 0.288, SLG: 0.438 (1, 3)										5	2	2	1	0	1	3										
Greg Olson, R OBP: 0.345, SLG: 0.404 (1, 2)										4	1	3	2	1	0	1										
Tom Glavine, L OBP: 0.293, SLG: 0.259 Tony Castillo, L (9, 1)										4	0	0	0	0	1	6										
Inning Stats	R: 4 E: 1 K: 2 S: 20	H: 5 LOB: 2 BB: 0 P: 24	R: 0 E: 0 K: 1 S: 6	H: 0 LOB: 0 BB: 0 P: 9	R: 0 E: 0 K: 0 S: 7	H: 0 LOB: 0 BB: 0 P: 10	R: 2 E: 1 K: 1 S: 17	H: 2 LOB: 2 BB: 1 P: 27	R: 0 E: 0 K: 0 S: 10	H: 2 LOB: 2 BB: 0 P: 16	R: 0 E: 0 K: 1 S: 5	H: 0 LOB: 0 BB: 0 P: 5	R: 3 E: 0 K: 1 S: 15	H: 4 LOB: 1 BB: 0 P: 18	R: 0 E: 0 K: 1 S: 7	H: 1 LOB: 1 BB: 0 P: 10		R: 0 E: 0 K: 1 S: 10	H: 1 LOB: 1 BB: 0 P: 13	1B: 9 2B: 4 3B: 0 HR: 2	SF: 0 SAC: 1 DP: 0 HBP: 0	WP: 0 PB: 0 SB: 2 CS: 0	PA: 45			
PITCHER	IP	WLS	BF	H	R	ER	SO	BB	IBB	HBP	BLK	WP	HR	S	P	ERA	WHIP									
John Burkett, R ERA: 3.49 (1, 1)	3.0	L	19	7	6	5	3	1	0	0	0	0	0	1	41	58	15.00	2.667								
Rod Beck, R ERA: 3.22 (4, 1)	3.0		11	2	0	0	2	0	0	0	0	0	0	0	24	33	0.00	0.667								
Bryan Hickerson, L ERA: 5.63 (7, 1)	3.0		15	6	3	3	4	0	0	0	0	0	0	1	32	41	9.00	2.000								

Batter	1	2	3	4	5	6	7	8	9	AB	R	H	RBI	BB	SO	LOB	BOTTOM									
Darren Lewis, R OBP: 0.397, SLG: 0.418 (1, 8)										3	1	1	0	1	2	0	Atlanta Braves @ San Francisco Giants Candlestick Park, San Francisco, CA Tue Aug 13 1991, 10:05 PM EDT Att: 17,298 - Sunny - 80 F									
Willie McGee, S OBP: 0.361, SLG: 0.415 (1, 9)										3	0	0	0	1	0	2										
Will Clark, L OBP: 0.367, SLG: 0.545 (1, 3)										4	1	3	0	0	0	1										
Kevin Mitchell, R OBP: 0.361, SLG: 0.542 (1, 7)										4	0	0	0	0	0	5										
Matt Williams, R OBP: 0.297, SLG: 0.498 (1, 5)										4	0	0	0	0	3	2										
Robby Thompson, R OBP: 0.343, SLG: 0.440 (1, 4)										4	0	0	0	0	1	2										
Kirt Manwaring, R OBP: 0.296, SLG: 0.320 Greg Litton, R OBP: 0.241, SLG: 0.264 (8, 2)										2	0	0	0	0	0	0										
Jose Uribe, S OBP: 0.255, SLG: 0.272 Dave Anderson, R OBP: 0.234, SLG: 0.316 (8, PH) (9, 6)										1	0	0	0	0	0	0										
John Burkett, R OBP: 0.085, SLG: 0.087 Rod Beck, R OBP: 1.000, SLG: 1.000 Mike Felder, S OBP: 0.325, SLG: 0.338 Bryan Hickerson, L (7, 1)										1	0	0	0	0	0	0										
Inning Stats	R: 0 E: 0 K: 1 S: 14	H: 0 LOB: 1 BB: 1 P: 24	R: 0 E: 0 K: 1 S: 8	H: 0 LOB: 0 BB: 0 P: 11	R: 0 E: 0 K: 1 S: 12	H: 0 LOB: 0 BB: 0 P: 18	R: 0 E: 0 K: 1 S: 9	H: 1 LOB: 0 BB: 0 P: 12	R: 0 E: 0 K: 0 S: 7	H: 0 LOB: 0 BB: 0 P: 11	R: 0 E: 0 K: 0 S: 9	H: 1 LOB: 0 BB: 0 P: 13	R: 0 E: 0 K: 1 S: 6	H: 1 LOB: 1 BB: 0 P: 7	R: 0 E: 0 K: 0 S: 5	H: 0 LOB: 0 BB: 0 P: 10		R: 2 E: 1 K: 1 S: 9	H: 1 LOB: 1 BB: 1 P: 21	1B: 2 2B: 3 3B: 0 HR: 0	SF: 0 SAC: 0 DP: 1 HBP: 0	WP: 0 PB: 0 SB: 0 CS: 0	PA: 33			
PITCHER	IP	WLS	BF	H	R	ER	SO	BB	IBB	HBP	BLK	WP	HR	S	P	ERA	WHIP									
Tom Glavine, L ERA: 2.24 (1, 1)	8.2	W	32	4	2	0	5	2	0	0	0	0	0	0	76	121	0.00	0.692								
Tony Castillo, L ERA: (9, 1)	0.1		1	0	0	0	1	0	0	0	0	0	0	3	6	0.00	0.000									



Batter	1	2	3	4	5	6	7	8	9	AB	R	H	RBI	BB	SO	LOB	TOP					
Keith Mitchell, R OBP: 0.447, SLG: 0.559 (1, 9)										4	0	1	0	0	1	0	Atlanta Braves @ San Francisco Giants Candlestick Park, San Francisco, CA Wed Aug 14 1991, 6:33 AM EDT Att: 32,284 - Cloudy - 58 F					
Jeff Blauer, R OBP: 0.365, SLG: 0.427 (1, 6)										4	1	3	1	0	0	0						
Terry Pendleton, S OBP: 0.370, SLG: 0.526 (1, 5)										4	1	0	0	0	0	3						
Ron Gant, R OBP: 0.333, SLG: 0.548 (1, 8)										4	1	1	2	0	0	2						
Lonnie Smith, R OBP: 0.385, SLG: 0.412 Tommy Gregg, L OBP: 0.253, SLG: 0.280 (1, 7) (2, 7)										1	0	1	0	0	0	0						
Brian Hunter, R OBP: 0.287, SLG: 0.433 (1, 3)										3	0	0	0	0	2	2						
Francisco Cabrera, R OBP: 0.282, SLG: 0.385 (1, 2)										4	0	1	0	0	1	0						
Mark Lemke, S OBP: 0.315, SLG: 0.329 (1, 4)										3	0	1	0	0	0	0						
Steve Avery, L OBP: 0.256, SLG: 0.250 Jim Clancy, R OBP: 0.385, SLG: 0.439 Jeff Treadway, L OBP: 0.309, SLG: 0.209 Dan Petry, R OBP: 0.344, SLG: 0.402 Greg Olson, R OBP: 0.284, SLG: 0.402 Tony Castillo, L OBP: 0.284, SLG: 0.402 (1, 1) (3, 1) (5, PH) (5, 1) (7, PH) (7, 1)										1	0	0	0	0	0	0						
Inning Stats	R: 0 E: 0 K: 1 S: 13	H: 0 LOB: 0 BB: 0 P: 19	R: 0 E: 0 K: 0 S: 11	H: 2 LOB: 1 BB: 0 P: 16	R: 0 E: 0 K: 0 S: 6	H: 0 LOB: 0 BB: 0 P: 8	R: 2 E: 0 K: 2 S: 11	H: 2 LOB: 0 BB: 0 P: 18	R: 0 E: 0 K: 1 S: 9	H: 0 LOB: 0 BB: 0 P: 14	R: 0 E: 0 K: 1 S: 16	H: 2 LOB: 2 BB: 0 P: 24	R: 0 E: 0 K: 1 S: 10	H: 1 LOB: 1 BB: 0 P: 15	R: 1 E: 0 K: 0 S: 15	H: 1 LOB: 0 BB: 0 P: 23		R: 0 E: 0 K: 0 S: 7	H: 0 LOB: 0 BB: 0 P: 14	1B: 5 2B: 1 3B: 0 HR: 2	SF: 0 SAC: 0 DP: 1 HBP: 0	WP: 0 PB: 0 SB: 0 CS: 0
PITCHER	IP	WLS	BF	H	R	ER	SO	BB	IBB	HBP	BLK	WP	HR	S	P	ERA	WHIP					
Trevor Wilson, L ERA: 3.54 Jeff Brantley, R ERA: 2.89 Dave Righetti, L ERA: 3.29	(1, 1)	7.0	W	27	7	2	2	6	0	0	0	0	1	76	114	2.57	1.000					

Batter	1	2	3	4	5	6	7	8	9	AB	R	H	RBI	BB	SO	LOB	BOTTOM				
Darren Lewis, R OBP: 0.397, SLG: 0.412 (1, 8)										4	2	1	1	1	0	3	Atlanta Braves @ San Francisco Giants Candlestick Park, San Francisco, CA Wed Aug 14 1991, 6:33 AM EDT Att: 32,284 - Cloudy - 58 F				
Willie McGee, S OBP: 0.382, SLG: 0.416 (1, 9)										4	1	1	2	1	1	4					
Will Clark, L OBP: 0.369, SLG: 0.559 (1, 3)										5	2	3	2	0	1	1					
Kevin Mitchell, R OBP: 0.365, SLG: 0.553 (1, 7)										4	1	2	3	1	0	1					
Robby Thompson, R OBP: 0.346, SLG: 0.440 (1, 4)										3	0	1	0	2	2	2					
Dave Anderson, R OBP: 0.286, SLG: 0.307 (1, 6) (6, 5)										5	0	0	0	0	0	5					
Kirt Manwaring, R OBP: 0.302, SLG: 0.338 (1, 2)										5	0	2	0	0	1	1					
Greg Litton, R OBP: 0.250, SLG: 0.276 Mike Benjamin, R OBP: 0.194, SLG: 0.262 (1, 5) (5, PR) (6, 6)										2	0	1	0	1	0	2					
Trevor Wilson, L OBP: 0.378, SLG: 0.375 Kevin Bass, S OBP: 0.309, SLG: 0.378 Jeff Brantley, R Dave Righetti, L (1, 1) (7, PH) (8, 1) (9, 1)										3	0	0	0	0	2	3					
Inning Stats	R: 2 E: 0 K: 0 S: 13	H: 3 LOB: 1 BB: 0 P: 19	R: 0 E: 0 K: 2 S: 13	H: 2 LOB: 2 BB: 0 P: 17	R: 1 E: 0 K: 1 S: 15	H: 3 LOB: 2 BB: 0 P: 21	R: 2 E: 1 K: 0 S: 19	H: 1 LOB: 2 BB: 2 P: 31	R: 0 E: 0 K: 1 S: 12	H: 0 LOB: 2 BB: 2 P: 22	R: 0 E: 0 K: 1 S: 9	H: 0 LOB: 1 BB: 1 P: 15	R: 3 E: 1 K: 1 S: 14	H: 4 LOB: 1 BB: 0 P: 20	R: 0 E: 0 K: 1 S: 10	H: 0 LOB: 1 BB: 1 P: 16		1B: 6 2B: 4 3B: 2 HR: 1	SF: 0 SAC: 0 DP: 0 HBP: 0	WP: 0 PB: 1 SB: 1 CS: 1	PA: 44
PITCHER	IP	WLS	BF	H	R	ER	SO	BB	IBB	HBP	BLK	WP	HR	S	P	ERA	WHIP				
Steve Avery, L ERA: 3.57 Jim Clancy, R ERA: 2.89 Dan Petry, R ERA: 5.13 Tony Castillo, L ERA: 3.86	(1, 1)	2.0	L	13	7	3	3	2	0	0	0	0	0	28	44	4.50	2.000				

AB	34
R	3
H	8
RBI	3
BB	0
SO	6
LOB	10



1B	5	SF	0
2B	1	SAC	0
3B	0	DP	1
HR	2	HBP	0

AB	37
R	8
H	13
RBI	8
BB	6
SO	7
LOB	22



1B	6	SF	0
2B	4	SAC	0
3B	2	DP	0
HR	1	HBP	0

Batter	1	2	3	4	5	6	7	8	9	AB	R	H	RBI	BB	SO	LOB	TOP					
Barry Larkin, R OBP: 0.369, SLG: 0.512 (1, 6)										4	0	0	0	0	0	0	<p>Cincinnati Reds @ San Francisco Giants Candlestick Park, San Francisco, CA Thu Aug 15 1991, 10:05 PM EDT Att: 18,271 - Sunny - 63 F</p> <p>livebaseballscorecards.com</p> <p>AB 30 R 1 H 2 RBI 1 BB 1 SO 9 LOB 6</p>					
Billy Hatcher, R OBP: 0.314, SLG: 0.375 (1, 8)										4	0	1	0	0	2	0						
Hal Morris, L OBP: 0.364, SLG: 0.466 (1, 3)										4	0	0	0	0	0	1						
Paul O'Neill, L OBP: 0.343, SLG: 0.486 (1, 9)										4	0	0	0	0	2	1						
Chris Sabo, R OBP: 0.351, SLG: 0.490 (1, 5)										3	0	0	0	0	1	0						
Bill Doran, S OBP: 0.363, SLG: 0.387 (1, 4)										3	0	0	0	0	1	0						
Camelto Martinez, R OBP: 0.343, SLG: 0.361 (1, 7)										2	1	1	1	1	0	0						
Jeff Reed, L OBP: 0.342, SLG: 0.366 (8, PH)										2	0	0	0	0	0	0						
Glenn Braggs, R OBP: 0.311, SLG: 0.431 (8, 1)										1	0	0	0	0	1	2						
Ted Power, R (8, 1)										0	0	0	0	0	0	0						
Jose Rijo, R OBP: 0.244, SLG: 0.244 (1, 1)										2	0	0	0	0	1	0						
Chris Jones, R OBP: 0.300, SLG: 0.531 (8, PH)										1	0	0	0	0	1	2						
Joe Oliver, R OBP: 0.263, SLG: 0.343 (8, 2)										0	0	0	0	0	0	0						
Inning Stats	R: 0 E: 0 K: 1 S: 9	H: 0 LOB: 0 BB: 0 P: 11	R: 0 E: 0 K: 2 S: 8	H: 0 LOB: 0 BB: 0 P: 11	R: 0 E: 0 K: 1 S: 7	H: 0 LOB: 0 BB: 0 P: 8	R: 0 E: 0 K: 1 S: 6	H: 0 LOB: 0 BB: 0 P: 8	R: 0 E: 0 K: 0 S: 6	H: 0 LOB: 0 BB: 0 P: 8	R: 1 E: 0 K: 0 S: 8	H: 1 LOB: 0 BB: 0 P: 12	R: 0 E: 0 K: 1 S: 7	H: 0 LOB: 0 BB: 0 P: 10	R: 0 E: 1 K: 2 S: 18	H: 0 LOB: 2 BB: 1 P: 28	R: 0 E: 0 K: 1 S: 18	H: 1 LOB: 1 BB: 0 P: 28	1B: 1 2B: 0 3B: 0 HR: 1	SF: 0 SAC: 0 DP: 0 HBP: 0	WP: 0 PB: 0 SB: 0 CS: 0	PA: 31
PITCHER	IP WLS BF H R ER SO BB IBB HBP BLK WP HR S P ERA WHIP																					
Paul McClellan, R ERA: 3.21 (1, 1)	7.1 W 25 1 1 1 6 1 0 0 0 0 1 63 89 1.23 0.273																					
Dave Righetti, L ERA: 3.2 (8, 1)	1.2 S 6 1 0 0 3 0 0 0 0 0 0 0 24 35 0.00 0.600																					

Batter	1	2	3	4	5	6	7	8	9	AB	R	H	RBI	BB	SO	LOB	BOTTOM			
Willie McGee, S OBP: 0.360, SLG: 0.414 (1, 8)										4	0	1	0	0	2	2	<p>Cincinnati Reds @ San Francisco Giants Candlestick Park, San Francisco, CA Thu Aug 15 1991, 10:05 PM EDT Att: 18,271 - Sunny - 63 F</p> <p>livebaseballscorecards.com</p> <p>AB 31 R 4 H 6 RBI 3 BB 3 SO 7 LOB 14</p>			
Robby Thompson, R OBP: 0.345, SLG: 0.436 (1, 4)										3	1	0	0	1	0	2				
Will Clark, L OBP: 0.371, SLG: 0.560 (1, 3)										4	1	2	2	0	1	0				
Kevin Mitchell, R OBP: 0.363, SLG: 0.552 (1, 7)										4	0	1	0	0	1	3				
Matt Williams, R OBP: 0.297, SLG: 0.495 (1, 5)										4	0	1	1	0	3	1				
Kevin Bass, S OBP: 0.308, SLG: 0.374 (1, 9)										3	0	0	0	1	0	1				
Darren Lewis, R OBP: 0.397, SLG: 0.412 (9, 8)										0	0	0	0	0	0	0				
Kirt Manwaring, R OBP: 0.300, SLG: 0.333 (1, 2)										4	1	1	0	0	0	3				
Jose Uribe, S OBP: 0.256, SLG: 0.268 (1, 6)										2	1	0	0	1	0	0				
Paul McClellan, R OBP: 0.250, SLG: 0.182 (8, 1)										3	0	0	0	0	0	2				
Inning Stats	R: 0 E: 0 K: 2 S: 13	H: 0 LOB: 0 BB: 0 P: 21	R: 0 E: 0 K: 2 S: 10	H: 0 LOB: 0 BB: 0 P: 15	R: 2 E: 1 K: 1 S: 13	H: 2 LOB: 2 BB: 1 P: 21	R: 0 E: 0 K: 1 S: 8	H: 0 LOB: 0 BB: 0 P: 11	R: 0 E: 0 K: 0 S: 15	H: 1 LOB: 1 BB: 0 P: 20	R: 0 E: 0 K: 1 S: 8	H: 1 LOB: 2 BB: 1 P: 14	R: 0 E: 0 K: 0 S: 7	H: 0 LOB: 0 BB: 0 P: 9	R: 2 E: 0 K: 0 S: 15	H: 2 LOB: 1 BB: 1 P: 25	1B: 4 2B: 2 3B: 0 HR: 0	SF: 0 SAC: 0 DP: 0 HBP: 0	WP: 0 PB: 0 SB: 1 CS: 0	PA: 34
PITCHER	IP WLS BF H R ER SO BB IBB HBP BLK WP HR S P ERA WHIP																			
Jose Rijo, R ERA: 2.74 (1, 1)	7.0 L 28 4 2 2 0 7 1 0 0 0 0 0 74 111 0.00 0.714																			
Ted Power, R ERA: 3.32 (8, 1)	1.0 6 2 2 2 0 1 0 0 0 0 0 0 15 25 18.00 3.000																			

Batter	1	2	3	4	5	6	7	8	9	AB	R	H	RBI	BB	SO	LOB	TOP								
Barry Larkin, R OBP: 0.365, SLG: 0.506 (1, 6)	L9		G3		P6		G5-3			4	0	0	0	0	0	1	Cincinnati Reds @ San Francisco Giants Candlestick Park, San Francisco, CA Fri Aug 16 1991, 10:05 PM EDT Att: 22,242 - Cloudy - 56 F								
Billy Hatcher, R OBP: 0.313, SLG: 0.373 (1, 8) (9, 7)	G4-3				G6-3		G1-3			4	1	1	0	0	0	0									
Chris Sabo, R OBP: 0.352, SLG: 0.490 (1, 5)	F8				K					4	1	2	0	0	1	0									
Carmelo Martinez, R OBP: 0.341, SLG: 0.384 (1, 3)		F8			G6-3					4	0	1	1	0	1	1									
Glenn Braggs, R OBP: 0.310, SLG: 0.430 Rob Dibble, L (9, 1)	F8						SF8			3	1	1	1	0	0	1									
Luis Quiñones, S OBP: 0.276, SLG: 0.258 (1, 4)										0	0	0	0	0	0	0									
Paul O'Neill, L OBP: 0.344, SLG: 0.485 (1, 9)										4	0	0	0	0	1	2									
Joe Oliver, R OBP: 0.263, SLG: 0.357 (1, 2)										3	1	1	0	1	2	0									
Kip Gross, R OBP: 0.105, SLG: 0.105 Herm Winningham, L OBP: 0.261, SLG: 0.288 (9, 8)										4	1	1	3	0	2	2									
Kip Gross, R OBP: 0.105, SLG: 0.105 Herm Winningham, L OBP: 0.261, SLG: 0.288 (1, 1)										3	0	1	0	0	0	0									
Inning Stats	R: 0 E: 0 K: 0 S: 10	H: 0 LOB: 0 BB: 0 P: 14	R: 0 E: 0 K: 0 S: 9	H: 0 LOB: 0 BB: 0 P: 12	R: 0 E: 0 K: 2 S: 9	H: 1 LOB: 1 BB: 0 P: 14	R: 0 E: 0 K: 1 S: 7	H: 0 LOB: 0 BB: 0 P: 9	R: 3 E: 0 K: 0 S: 11	H: 3 LOB: 0 BB: 0 P: 16	R: 2 E: 0 K: 0 S: 14	H: 3 LOB: 2 BB: 1 P: 23	R: 0 E: 0 K: 0 S: 3	H: 0 LOB: 0 BB: 0 P: 4	R: 0 E: 0 K: 2 S: 10	H: 1 LOB: 0 BB: 0 P: 16	R: 0 E: 0 K: 2 S: 8	H: 0 LOB: 0 BB: 0 P: 12	1B: 6 2B: 1 3B: 0 HR: 1	SF: 1 SAC: 0 DP: 0 HBP: 0	WP: 0 PB: 0 SB: 0 CS: 1	PA: 35			
PITCHER	IP	WLS	BF	H	R	ER	SO	BB	IBB	HBP	BLK	WP	HR	S	P	ERA	WHIP								
Bud Black, L ERA: 3.62 (1, 1)	5.0	L	22	7	5	5	3	0	0	0	0	0	1	53	75	9.00	1.400								
Kelly Downs, R ERA: 3.3 (6, 1)	2.0		7	0	0	0	1	0	1	0	0	0	0	10	17	0.00	0.000								
Rod Beck, R ERA: 3.09 (8, 1)	1.0		3	1	0	0	1	0	0	0	0	0	0	10	16	0.00	1.000								
Bryan Hickerson, L ERA: 5.0 (9, 1)	1.0		3	0	0	0	2	0	0	0	0	0	0	8	12	0.00	0.000								



Batter	1	2	3	4	5	6	7	8	9	AB	R	H	RBI	BB	SO	LOB	BOTTOM								
Darren Lewis, R OBP: 0.385, SLG: 0.398 Bryan Hickerson, L (9, 1)	G6-3		F9		F7			G6-3		4	0	0	0	0	0	1	Cincinnati Reds @ San Francisco Giants Candlestick Park, San Francisco, CA Fri Aug 16 1991, 10:05 PM EDT Att: 22,242 - Cloudy - 56 F								
Willie McGee, S OBP: 0.359, SLG: 0.412 (1, 9) (9, 8)	G6-3		G4-3							4	0	1	0	0	1	0									
Will Clark, L OBP: 0.372, SLG: 0.562 (1, 3)					F7					4	0	2	0	0	0	1									
Kevin Mitchell, R OBP: 0.362, SLG: 0.546 (1, 7)	G5-3				F9					3	0	0	0	1	0	2									
Matt Williams, R OBP: 0.296, SLG: 0.493 (1, 5)										4	0	1	0	0	2	2									
Robby Thompson, R OBP: 0.345, SLG: 0.435 Rod Beck, R OBP: 1.000, SLG: 1.000 Dave Anderson, R OBP: 0.295, SLG: 0.305 (9, 6)										3	0	1	0	0	0	1									
Terry Kennedy, L OBP: 0.280, SLG: 0.353 (1, 2)										2	0	0	0	1	0	1									
Jose Uribe, S OBP: 0.253, SLG: 0.265 Mike Felder, S OBP: 0.324, SLG: 0.337 (9, 9)										2	0	0	0	0	0	2									
Bud Black, L OBP: 0.169, SLG: 0.203 Kelly Downs, R OBP: 0.087, SLG: 0.087 Tom Herr, S OBP: 0.326, SLG: 0.256 (8, 4)										1	0	0	0	0	0	0									
Bud Black, L OBP: 0.169, SLG: 0.203 Kelly Downs, R OBP: 0.087, SLG: 0.087 Tom Herr, S OBP: 0.326, SLG: 0.256 (1, 1)										2	0	0	0	0	0	1									
Inning Stats	R: 0 E: 0 K: 0 S: 7	H: 1 LOB: 1 BB: 0 P: 13	R: 0 E: 0 K: 1 S: 13	H: 1 LOB: 0 BB: 0 P: 19	R: 0 E: 0 K: 0 S: 5	H: 0 LOB: 0 BB: 0 P: 10	R: 0 E: 0 K: 0 S: 9	H: 1 LOB: 1 BB: 0 P: 15	R: 0 E: 0 K: 0 S: 6	H: 1 LOB: 0 BB: 0 P: 8	R: 0 E: 0 K: 0 S: 9	H: 0 LOB: 0 BB: 0 P: 15	R: 0 E: 0 K: 1 S: 7	H: 0 LOB: 0 BB: 0 P: 12	R: 0 E: 0 K: 2 S: 9	H: 1 LOB: 2 BB: 1 P: 15	1B: 4 2B: 1 3B: 0 HR: 0	SF: 0 SAC: 0 DP: 1 HBP: 0	WP: 0 PB: 1 SB: 0 CS: 0	PA: 33					
PITCHER	IP	WLS	BF	H	R	ER	SO	BB	IBB	HBP	BLK	WP	HR	S	P	ERA	WHIP								
Kip Gross, R ERA: 3.38 (1, 1)	8.1	W	31	5	0	0	3	2	0	0	0	0	0	67	116	0.00	0.840								
Rob Dibble, R ERA: 2.14 (9, 1)	0.2		2	0	0	0	1	0	0	0	0	0	0	5	5	0.00	0.000								



Batter	1	2	3	4	5	6	7	8	9	AB	R	H	RBI	BB	SO	LOB	TOP										
Bill Doran, S OBP: 0.364, SLG: 0.387 (1, 4)	1-1 G1-3		2-0 1B	1-1 G4-3			0-0 1B		2-2 F9	5	1	2	0	0	0	0											
Barry Larkin, R OBP: 0.396, SLG: 0.503 (1, 6)	3-2 1B HBP		1-2 1B HR	0-1 G6-3			1-0 F9		2-2 F9	4	2	1	0	0	0	1											
Hal Morris, L OBP: 0.364, SLG: 0.474 (1, 3)	1-0 G3-1		0-0 HR		0-0 G4-3		3-1 G1-3		2-0 HR	5	2	2	2	0	0	2											
Paul O'Neill, L OBP: 0.347, SLG: 0.493 (1, 9)	1-2 2H 1B		3-0 HR		1-2 P5		4-0 IBB		2-1 P5	4	1	2	4	1	0	0											
Carmelo Martinez, R OBP: 0.335, SLG: 0.376 (1, 7)	3-1 F9		3-1 G5-3		0-1 G3-1		0-0 L7			4	0	0	0	0	0	3											
Chris Sabo, R OBP: 0.356, SLG: 0.499 (1, 5)		4-0 SH5-3 BB	0-0 HR			0-2 F9		0-0 G6-3 1B		3	1	2	1	1	0	0											
Jeff Reed, L OBP: 0.338, SLG: 0.360 (1, 2)		0-0 SH5-3	1-1 G4-3			0-0 P5		1-1 G6-3		3	0	0	0	0	0	1											
Herm Winningham, L OBP: 0.268, SLG: 0.295 (1, 8)		2-2 F7	2-2 P6			0-0 1B		2-1 1B		4	0	2	0	0	0	1											
Scott Scudder, R OBP: 0.133, SLG: 0.333 (1, 1)					0-0 G4-3			0-0 P4		2	0	0	0	0	0	1											
Chris Jones, R OBP: 0.468, SLG: 0.515 (6, PH)										1	0	0	0	0	0	1											
Norm Charlton, S OBP: 0.043, SLG: 0.087 (6, 1)										1	0	0	0	0	0	1											
Ted Power, R (9, 1)										0	0	0	0	0	0	0											
Inning Stats	R: 1 E: 0 K: 0 S: 11	H: 1 LOB: 1 BB: 0 P: 20	R: 0 E: 0 K: 0 S: 7	H: 0 LOB: 1 BB: 1 P: 13	R: 5 E: 0 K: 0 S: 15	H: 5 LOB: 0 BB: 0 P: 25	R: 0 E: 0 K: 0 S: 5	H: 0 LOB: 0 BB: 0 P: 6	R: 0 E: 0 K: 0 S: 6	H: 1 LOB: 1 BB: 0 P: 6	R: 0 E: 0 K: 0 S: 5	H: 1 LOB: 2 BB: 1 P: 13	R: 0 E: 0 K: 0 S: 6	H: 2 LOB: 1 BB: 0 P: 9	R: 1 E: 0 K: 0 S: 9	H: 1 LOB: 0 BB: 0 P: 17	1B: 8 2B: 0 3B: 0 HR: 3	SF: 0 SAC: 1 DP: 1 HBP: 1	WP: 0 PB: 0 SB: 0 CS: 0	PA: 40							
PITCHER	IP	WLS	BF	H	R	ER	SO	BB	IBB	HBP	BLK	WP	HR	S	P	ERA	WHIP										
John Burkett, R ERA: 3.76	2.1	L	15	6	6	6	0	1	0	1	0	0	2	27	49	23.14	3.000										
Don Robinson, R ERA: 4.33	5.2		21	4	0	0	0	0	1	0	0	0	0	34	50	0.00	0.706										
Francisco Oliveras, R ERA: 2.44	1.0		4	1	1	1	0	0	0	0	0	0	1	9	17	9.00	1.000										

Cincinnati Reds @ San Francisco Giants
Candlestick Park, San Francisco, CA
Sat Aug 17 1991, 6:33 AM EDT
Att: 34,175 - Cloudy - 62 F

AB	36
R	7
H	11
RBI	7
BB	2
SO	0
LOB	11



Batter	1	2	3	4	5	6	7	8	9	AB	R	H	RBI	BB	SO	LOB	BOTTOM										
Darren Lewis, R OBP: 0.388, SLG: 0.392 (1, 8)	4-1 CS BB		2-0 1B HBP		2-1 F9			3-2 G4-3		2	0	0	0	1	0	0											
Willie McGee, S OBP: 0.358, SLG: 0.410 (1, 9)	3-2 G4-3		1-1 L6-4			0-0 G4-3		1-1 DI 1B		4	0	1	0	0	0	3											
Will Clark, L OBP: 0.373, SLG: 0.564 (1, 3)	0-0 2B		0-2 1B			0-0 F9		3-2 L5		4	0	2	0	0	0	1											
Kevin Mitchell, R OBP: 0.361, SLG: 0.542 (1, 7)	2-1 F8		1-3 K			3-1 1B		1-0 G6-3		4	0	1	0	0	1	3											
Matt Williams, R OBP: 0.294, SLG: 0.488 (8, 6)		2-3 K		0-1 P4		2-1 L5		0-0 G6-3		4	0	0	0	0	1	1											
Robby Thompson, R OBP: 0.345, SLG: 0.434 (1, 4)		1-2 1B		2-2 P7			1-1 P6		0-1 E6	3	0	1	0	0	0	0											
Kevin Bass, S OBP: 0.307, SLG: 0.373 (9, PH)										1	0	0	0	0	0	0											
Kirt Manwaring, R OBP: 0.298, SLG: 0.322 (1, 2)		1-1 F9		1-2 F8			1-1 G6-3		4-1 BB	3	0	0	0	1	0	1											
Jose Uribe, S OBP: 0.250, SLG: 0.261 (1, 6)		1-2 F8				1-1 G3		2-3 K		2	0	0	0	0	0	1											
Tom Herr, S OBP: 0.323, SLG: 0.253 (7, PH)										2	0	0	0	0	1	2											
John Burkett, R OBP: 0.085, SLG: 0.087 (1, 1)										0	0	0	0	0	0	0											
Don Robinson, R OBP: 0.171, SLG: 0.176 (3, 1)										2	0	1	0	0	1	0											
Mike Felder, S OBP: 0.333, SLG: 0.336 (8, PH)										1	0	0	0	0	0	0											
Francisco Oliveras, R OBP: 0.250, SLG: 0.250 (9, 1)										0	0	0	0	0	0	0											
Inning Stats	R: 0 E: 0 K: 0 S: 12	H: 1 LOB: 1 BB: 1 P: 20	R: 0 E: 0 K: 1 S: 14	H: 1 LOB: 0 BB: 0 P: 18	R: 0 E: 0 K: 1 S: 11	H: 2 LOB: 2 BB: 0 P: 16	R: 0 E: 0 K: 0 S: 8	H: 0 LOB: 0 BB: 0 P: 11	R: 0 E: 0 K: 0 S: 7	H: 1 LOB: 1 BB: 0 P: 11	R: 0 E: 0 K: 1 S: 7	H: 0 LOB: 0 BB: 0 P: 11	R: 0 E: 0 K: 0 S: 12	H: 1 LOB: 1 BB: 0 P: 20	R: 0 E: 1 K: 0 S: 6	H: 0 LOB: 2 BB: 1 P: 11	1B: 5 2B: 2 3B: 0 HR: 0	SF: 0 SAC: 0 DP: 1 HBP: 1	WP: 0 PB: 0 SB: 0 CS: 1	PA: 35							
PITCHER	IP	WLS	BF	H	R	ER	SO	BB	IBB	HBP	BLK	WP	HR	S	P	ERA	WHIP										
Scott Scudder, R ERA: 3.78	5.0	W	19	4	0	0	3	1	0	0	0	0	0	25	42	0.00	0.667										
Norm Charlton, L ERA: 3.68	3.0		11	2	0	0	1	0	0	0	0	0	0	6	11	0.00	1.000										
Ted Power, R ERA: 3.27	1.0		5	0	0	0	0	1	0	0	0	0	0	6	11	0.00	1.000										

Cincinnati Reds @ San Francisco Giants
Candlestick Park, San Francisco, CA
Sat Aug 17 1991, 6:33 AM EDT
Att: 34,175 - Cloudy - 62 F

AB	32
R	0
H	6
RBI	0
BB	2
SO	4
LOB	12



Batter	1	2	3	4	5	6	7	8	9	10	11	AB	R	H	RBI	BB	SO	LOB	TOP								
Bill Doran, S OBP: 0.361, SLG: 0.382 (1, 4)												4	1	0	0	1	1	0									
Bary Larkin, R OBP: 0.369, SLG: 0.506 (1, 6)												4	2	2	0	1	0	0									
Chris Sabo, R OBP: 0.354, SLG: 0.498 (1, 5)												5	0	1	0	0	1	3									
Carmelo Martinez, R OBP: 0.336, SLG: 0.378 (1, 3)												4	0	1	2	1	3	2									
Gienn Braggas, R OBP: 0.316, SLG: 0.431 (1, 7)												4	1	2	0	0	0	0									
Paul O'Neill, L OBP: 0.343, SLG: 0.487 (1, 9)												5	0	0	0	0	1	5									
Joe Oliver, R OBP: 0.281, SLG: 0.353 (1, 2)												5	0	1	1	0	2	2									
Billy Hatcher, R OBP: 0.311, SLG: 0.369 (1, 8)												4	0	0	0	1	0	0									
Tom Browning, L OBP: 0.196, SLG: 0.236 (9, PH)												3	0	0	0	0	2	0									
Chris Jones, R OBP: 0.472, SLG: 0.500 (9, 1)												1	0	0	0	0	1	0									
Rob Dibble, L (9, 1)												1	0	0	0	0	2										
Inning Stats	R: 2 E: 0 K: 1 S: 17	H: 2 LOB: 2 BB: 2 P: 28	R: 0 E: 0 K: 2 S: 10	H: 0 LOB: 0 BB: 0 P: 13	R: 1 E: 0 K: 1 S: 8	H: 1 LOB: 0 BB: 0 P: 8	R: 0 E: 0 K: 0 S: 5	H: 0 LOB: 0 BB: 0 P: 7	R: 0 E: 0 K: 2 S: 16	H: 0 LOB: 2 BB: 0 P: 21	R: 0 E: 0 K: 0 S: 7	H: 0 LOB: 0 BB: 0 P: 10	R: 0 E: 0 K: 1 S: 12	H: 1 LOB: 2 BB: 1 P: 21	R: 0 E: 0 K: 2 S: 11	H: 0 LOB: 0 BB: 0 P: 14	R: 0 E: 0 K: 0 S: 6	H: 0 LOB: 0 BB: 0 P: 10	R: 1 E: 1 K: 1 S: 11	H: 1 LOB: 2 BB: 1 P: 19	1B: 4 2B: 3 3B: 0 HR: 0	SF: 0 SAC: 0 DP: 0 HBP: 1	WP: 0 PB: 0 SB: 1 CS: 0	PA: 45			
PITCHER	IP 5.0	WLS 22	BF 22	H 5	R 3	ER 3	SO 6	BB 2	IBB 0	HBP 0	BLK 1	WP 0	HR 0	S 56	P 77	ERA 5.40	WHIP 1.400										
Trevor Wilson, L ERA: 3.6 (1, 1)	2.0	6	0	0	0	1	0	0	0	0	0	0	0	14	24	0.00	0.000										
Rod Beck, R ERA: 2.84 (6, 1)	0.2	4	1	0	0	1	1	0	0	0	0	0	0	11	20	0.00	3.000										
Jeff Brantley, R ERA: 2.86 (8, 1)	1.1	4	0	0	0	2	0	0	0	0	0	0	0	12	15	0.00	0.000										
Bryan Hickerson, L ERA: 4.35 (8, 1)	2.0	L	9	1	1	1	1	0	1	1	0	0	0	17	29	4.50	0.500										
Dave Righetti, L ERA: 5.24 (10, 1)																											

Cincinnati Reds @ San Francisco Giants
Candlestick Park, San Francisco, CA
Sun Aug 18 1991, 6:33 AM EDT
Att: 33,220 - Cloudy - 63 F

livebaseballscores.com

AB 40
R 4
H 7
RBI 3
BB 4
SO 11
LOB 14

REDS

Batter	1	2	3	4	5	6	7	8	9	10	11	AB	R	H	RBI	BB	SO	LOB	BOTTOM								
Mike Felder, S OBP: 0.323, SLG: 0.336 (1, 8)												3	0	1	0	0	0	0									
Darren Lewis, R OBP: 0.394, SLG: 0.398 (5, PPR)												3	1	2	0	0	0	1									
Robby Thompson, R OBP: 0.347, SLG: 0.435 (6, 8)												6	0	3	0	0	1	3									
Will Clark, L OBP: 0.389, SLG: 0.557 (1, 3)												5	0	0	1	0	1	4									
Kevin Mitchell, R OBP: 0.358, SLG: 0.536 (1, 7)												5	0	1	0	0	1	5									
Matt Williams, R OBP: 0.295, SLG: 0.487 (1, 5)												5	0	2	0	0	2										
Kevin Bass, S OBP: 0.302, SLG: 0.365 (1, 9)												5	0	0	0	2	3										
Dave Anderson, R OBP: 0.283, SLG: 0.313 (1, 6)												5	1	1	0	0	0	0									
Kirt Manwaring, R OBP: 0.293, SLG: 0.315 (1, 2)												5	0	1	1	0	0	0									
Trevor Wilson, L ERA: 3.6 (1, 1)	8.0	W	13	4	0	0	4	0	0	0	0	0	0	34	52	0.00	1.333										
Tom Browning, L ERA: 4.05 (9, 1)	3.0	W	13	4	0	0	4	0	0	0	0	0	0	34	52	0.00	1.333										
Inning Stats	R: 0 E: 0 K: 0 S: 6	H: 1 LOB: 1 BB: 0 P: 8	R: 0 E: 0 K: 0 S: 6	H: 0 LOB: 0 BB: 0 P: 7	R: 0 E: 0 K: 1 S: 7	H: 0 LOB: 0 BB: 0 P: 9	R: 0 E: 0 K: 0 S: 9	H: 2 LOB: 2 BB: 0 P: 14	R: 3 E: 1 K: 0 S: 19	H: 4 LOB: 2 BB: 0 P: 24	R: 0 E: 0 K: 0 S: 5	H: 0 LOB: 0 BB: 0 P: 7	R: 0 E: 0 K: 0 S: 10	H: 2 LOB: 2 BB: 0 P: 14	R: 0 E: 0 K: 1 S: 8	H: 0 LOB: 0 BB: 0 P: 11	R: 0 E: 0 K: 3 S: 12	H: 1 LOB: 1 BB: 0 P: 15	R: 0 E: 0 K: 3 S: 12	H: 1 LOB: 1 BB: 0 P: 18	R: 0 E: 0 K: 0 S: 12	H: 2 LOB: 2 BB: 0 P: 19	1B: 12 2B: 0 3B: 1 HR: 0	SF: 0 SAC: 1 DP: 0 HBP: 0	WP: 0 PB: 1 SB: 0 CS: 0	PA: 47	
PITCHER	IP 8.0	WLS 13	BF 34	H 9	R 3	ER 2	SO 2	BB 0	IBB 0	HBP 0	BLK 0	WP 0	HR 0	S 70	P 94	ERA 2.25	WHIP 1.125										

Cincinnati Reds @ San Francisco Giants
Candlestick Park, San Francisco, CA
Sun Aug 18 1991, 6:33 AM EDT
Att: 33,220 - Cloudy - 63 F

livebaseballscores.com

AB 46
R 3
H 13
RBI 2
BB 0
SO 6
LOB 18

GIANTS

Batter	1	2	3	4	5	6	7	8	9	AB	R	H	RBI	BB	SO	LOB	TOP								
Darren Lewis, R OBP: 0.388, SLG: 0.391	1-1 G6-3		3-3 K			1-0 2B E 1B	2-3 K		2-1 G4-3	5	1	1	0	0	2	2									
Willie McGee, S OBP: 0.358, SLG: 0.410	0-0 F8			2-1 L3		1-1 E9 2B 1-H 2-H	4-1 HR BB		3-3 K	4	2	1	1	1	1	0									
Will Clark, L OBP: 0.371, SLG: 0.567	1-3 K			0-1 L7		1-0 E 2-H	1-0 HR		2-0 1B	5	1	3	5	0	1	0									
Kevin Mitchell, R OBP: 0.356, SLG: 0.541		3-2 F8		0-0 F8		3-3 K	0-0 HR		2-3 K	5	1	1	1	0	2	2									
Matt Williams, R OBP: 0.295, SLG: 0.484		4-2 BB			1-0 P5	3-2 E5	0-0 G5-3			3	0	0	0	1	0	1									
Robby Thompson, R OBP: 0.346, SLG: 0.441	1-1 F7				3-2 F8	2-0 L9		0-0 HR		4	1	1	1	0	0	3									
Kirt Manwaring, R OBP: 0.282, SLG: 0.302	2-3 K				3-3 K		0-1 G3	1-1 G2-3		4	0	0	0	0	2	1									
Jose Uribe, S OBP: 0.249, SLG: 0.259			0-0 F7			0-1 F8	1-2 BB HR 1B	3-3 K		1	0	0	0	0	0	0									
Dave Anderson, R OBP: 0.295, SLG: 0.315										2	1	1	0	0	0	0									
Mike Benjamin, R OBP: 0.191, SLG: 0.258										1	0	0	0	0	1	0									
Paul McClellan, R OBP: 0.231, SLG: 0.167			1-2 G4-3			4-1 1B 2B BB	4-2 BB HR BB	0-2 G6-3		1	0	0	0	0	0	0									
Tom Herr, S OBP: 0.330, SLG: 0.258										0	1	0	0	1	0	0									
Kelly Downs, R OBP: 0.087, SLG: 0.087										0	0	0	0	0	0	0									
Kevin Bass, S OBP: 0.304, SLG: 0.365										0	1	0	0	1	0	0									
Jeff Brantley, R OBP: 0.304, SLG: 0.365										1	0	0	0	0	0	0									
Inning Stats	R: 0 E: 0 K: 1 S: 6	H: 0 LOB: 0 BB: 0 P: 8	R: 0 E: 0 K: 1 S: 10	H: 0 LOB: 1 BB: 1 P: 20	R: 0 E: 0 K: 1 S: 12	H: 0 LOB: 0 BB: 0 P: 16	R: 0 E: 0 K: 0 S: 5	H: 0 LOB: 0 BB: 0 P: 7	R: 0 E: 0 K: 1 S: 14	H: 0 LOB: 0 BB: 0 P: 21	R: 3 E: 2 K: 1 S: 14	H: 3 LOB: 2 BB: 1 P: 29	R: 5 E: 0 K: 1 S: 15	H: 3 LOB: 0 BB: 2 P: 27	R: 1 E: 0 K: 1 S: 16	H: 1 LOB: 0 BB: 0 P: 20	R: 0 E: 0 K: 2 S: 11	H: 1 LOB: 1 BB: 0 P: 20	1B: 3 2B: 2 3B: 0 HR: 3	SF: 0 SAC: 0 DP: 0 HBP: 0	WP: 0 PB: 0 SB: 0 CS: 0	PA: 40			
PITCHER	IP	WLS	BF	H	R	ER	SO	BB	IBB	HBP	BLK	WP	HR	S	P	ERA	WHIP								
Jim Deshaies, L ERA: 5.04	6.0		24	3	3	3	5	2	0	0	0	0	0	61	101	4.50	0.833								
Jimmy Jones, R ERA: 4.39	0.2	L	5	1	3	3	1	2	0	0	0	0	0	12	23	40.50	4.500								
Rob Mallicoat, L ERA: 5.4	0.0		2	2	2	2	0	0	0	0	0	0	2	3		∞	∞								
Dwayne Henry, R ERA: 2.83	1.1		5	1	1	1	1	0	0	0	0	0	1	17	21	6.75	0.750								
Jim Corsi, R ERA: 3.4	1.0		4	1	0	0	2	0	0	0	0	0	0	11	20	0.00	1.000								

San Francisco Giants @ Houston Astros
 Astrodome, Houston, TX
 Tue Aug 20 1991, 8:05 PM EDT
 Att. 12,201 - Dome - 70 F

AB 36
R 9
H 8
RBI 8
BB 4
SO 9
LOB 9



Batter	1	2	3	4	5	6	7	8	9	AB	R	H	RBI	BB	SO	LOB	BOTTOM								
Steve Finley, L OBP: 0.337, SLG: 0.425	0-2 G6-3	1-1 FC6-4		0-1 F8			2-2 G3			4	0	0	0	0	0	1									
Craig Biggio, R OBP: 0.356, SLG: 0.358	2-1 1B	3-1 P3			0-1 G1-3		0-0 F9			4	0	1	0	0	0	1									
5 Jeff Bagwell, R OBP: 0.378, SLG: 0.420	1-2 F9		0-0 F7		2-0 F8		1-1 G5-3			4	0	0	0	0	0	1									
Luis Gonzalez, L OBP: 0.313, SLG: 0.443	0-1 G3		3-2 1B		2-3 K			2-1 L3		4	0	1	0	0	1	1									
Mike Simms, R OBP: 0.333, SLG: 0.342		1-0 BB HR 1B	1-2 FC6-4 1B			3-3 K		1-3 K		4	1	2	0	0	2	0									
Jim Corsi, R										0	0	0	0	0	0	0									
Rafael Ramirez, R OBP: 0.282, SLG: 0.308		4-0 HR BB	0-3 K			0-1 G5-3		1-1 G5-3		3	1	0	0	1	1	2									
Andujar Cedeno, R OBP: 0.253, SLG: 0.385		1-1 HR	0-1 FC6-4			4-2 1B BB			0-3 K	3	1	1	3	1	1	2									
Casey Candaele, S OBP: 0.318, SLG: 0.376		1-0 F8		0-0 L7		1-2 1B		2-3 K		4	0	1	0	0	1	0									
Jim Deshaies, L ERA: 5.04		0-1 FC6-4 1B		1-2 G3-1		1-0 F9		3-2 G4-3		2	0	1	0	0	0	0									
Jose Gutierrez, L ERA: 3.49										1	0	0	0	0	0	2									
Jimmy Jones, R ERA: 4.39										0	0	0	0	0	0	0									
Rob Mallicoat, L ERA: 5.4										0	0	0	0	0	0	0									
Dwayne Henry, R ERA: 2.83										0	0	0	0	0	0	0									
Gerald Young, S ERA: 2.73										1	0	0	0	0	0	0									
Inning Stats	R: 0 E: 0 K: 0 S: 11	H: 1 LOB: 1 BB: 0 P: 14	R: 3 E: 0 K: 0 S: 11	H: 3 LOB: 1 BB: 1 P: 21	R: 0 E: 0 K: 1 S: 13	H: 2 LOB: 0 BB: 0 P: 18	R: 0 E: 0 K: 0 S: 6	H: 0 LOB: 0 BB: 0 P: 7	R: 0 E: 0 K: 1 S: 8	H: 0 LOB: 0 BB: 0 P: 12	R: 0 E: 0 K: 1 S: 13	H: 1 LOB: 2 BB: 1 P: 21	R: 0 E: 0 K: 0 S: 6	H: 0 LOB: 0 BB: 0 P: 9	R: 0 E: 0 K: 1 S: 7	H: 0 LOB: 0 BB: 0 P: 11	R: 0 E: 0 K: 2 S: 9	H: 0 LOB: 0 BB: 0 P: 14	1B: 6 2B: 0 3B: 0 HR: 1	SF: 0 SAC: 0 DP: 0 HBP: 0	WP: 0 PB: 0 SB: 1 CS: 0	PA: 36			
PITCHER	IP	WLS	BF	H	R	ER	SO	BB	IBB	HBP	BLK	WP	HR	S	P	ERA	WHIP								
Paul McClellan, R ERA: 3.49	5.0		22	6	3	3	2	1	0	0	0	0	0	49	72	5.40	1.400								
Kelly Downs, R ERA: 3.29	1.0	W	5	1	0	0	1	1	0	0	0	0	0	13	21	0.00	2.000								
Jeff Brantley, R ERA: 2.73	3.0	S	9	0	0	0	3	0	0	0	0	0	0	22	34	0.00	0.000								

San Francisco Giants @ Houston Astros
 Astrodome, Houston, TX
 Tue Aug 20 1991, 8:05 PM EDT
 Att. 12,201 - Dome - 70 F

AB 34
R 3
H 7
RBI 3
BB 2
SO 6
LOB 10



Batter	1	2	3	4	5	6	7	8	9	AB	R	H	RBI	BB	SO	LOB	TOP			
Willie McGee, S OBP: 0.359, SLG: 0.414 (1, 8)	F9		FC6-4		F8		G1-3		G6-4-3	6	0	2	2	0	0	2	San Francisco Giants @ Houston Astros Astrodome, Houston, TX Thu Aug 22 1991, 4:33 AM EDT Att. 9,411 - Dome - 70 F			
Tom Herr, S OBP: 0.330, SLG: 0.263 (1, 4)	FC4-6	G3	FC6-4		G5-3					4	0	1	1	1	0	4				
Will Clark, L OBP: 0.370, SLG: 0.560 (1, 3)	FC4-6				F7		G3-1			4	3	1	0	1	0	2				
Kevin Mitchell, R OBP: 0.364, SLG: 0.551 (1, 7)									F9	4	1	3	2	1	0	0				
Matt Williams, R OBP: 0.291, SLG: 0.477 (1, 5)	K		FC6-4		K		K		G1-3	5	1	0	0	0	3	4				
Kevin Bass, S OBP: 0.326, SLG: 0.361 Francisco Oliveras, R OBP: 0.250, SLG: 0.250 Dave Righetti, L (8, 1)		E6	F8		F7				G6-3	3	1	0	0	1	0	2				
Terry Kennedy, L OBP: 0.287, SLG: 0.352 (1, 2)										0	0	0	0	0	0	0				
Jose Uribe, S OBP: 0.270, SLG: 0.294 (1, 6)										5	4	5	1	0	0	0				
Don Robinson, R OBP: 0.154, SLG: 0.159 Kelly Downs, R OBP: 0.087, SLG: 0.087 Jeff Brantley, R (8, 1)										3	0	1	2	0	0	3				
Mike Kingery, R OBP: 0.250, SLG: 0.241 Dave Anderson, R OBP: 0.250, SLG: 0.250 Darren Lewis, R OBP: 0.250, SLG: 0.250 (8, PH)										1	0	1	0	0	0	1				
Inning Stats	R: 1 E: 0 K: 1 S: 9	H: 1 LOB: 1 BB: 1 P: 15	R: 1 E: 1 K: 0 S: 7	H: 3 LOB: 2 BB: 0 P: 13	R: 4 E: 1 K: 0 S: 14	H: 3 LOB: 2 BB: 2 P: 28	R: 3 E: 0 K: 2 S: 19	H: 3 LOB: 1 BB: 1 P: 31	R: 0 E: 0 K: 1 S: 8	H: 1 LOB: 1 BB: 0 P: 12	R: 1 E: 0 K: 0 S: 8	H: 2 LOB: 1 BB: 0 P: 13	R: 0 E: 0 K: 0 S: 8	H: 0 LOB: 0 BB: 0 P: 13	R: 1 E: 1 K: 0 S: 9	H: 2 LOB: 0 BB: 0 P: 13	1B: 9 2B: 6 3B: 0 HR: 0	SF: 0 SAC: 0 DP: 1 HBP: 1	WP: 0 PB: 0 SB: 3 CS: 0	PA: 46
PITCHER	IP WLS BF H R ER SO BB IBB HBP BLK WP HR S P ERA WHIP																			
Darryl Kile, R ERA: 3.73	(1, 1) 2.2 L 19 7 6 6 1 3 0 0 0 0 0 0 28 52 20.25 3.750																			
Jim Corsi, R ERA: 3.73	(3, 1) 1.1 8 3 3 3 2 1 0 0 0 0 0 0 21 35 20.25 3.000																			
Rob Mallicoat, L ERA: 4.15	(5, 1) 1.0 3 0 0 0 0 0 0 0 0 0 0 8 11 0.00 0.000																			
Dwayne Henry, R ERA: 2.91	(6, 1) 1.2 8 3 1 1 1 0 0 0 0 0 0 16 23 5.40 1.800																			
Al Osuna, L ERA: 1.97	(7, 1) 2.1 8 2 1 0 0 0 0 0 0 0 0 18 28 0.00 0.857																			

Batter	1	2	3	4	5	6	7	8	9	AB	R	H	RBI	BB	SO	LOB	BOTTOM			
Steve Finley, L OBP: 0.345, SLG: 0.435 (1, 8)										4	3	3	0	1	1	0	San Francisco Giants @ Houston Astros Astrodome, Houston, TX Thu Aug 22 1991, 4:33 AM EDT Att. 9,411 - Dome - 70 F			
Craig Biggio, R OBP: 0.361, SLG: 0.364 (1, 2)	F8									4	1	2	0	1	1	3				
Jeff Bagwell, R OBP: 0.381, SLG: 0.432 (1, 3)	F9									4	2	1	3	1	1	4				
Luis Gonzalez, L OBP: 0.313, SLG: 0.440 Javier Ortiz, R OBP: 0.423, SLG: 0.467 (8, PH)	F8									4	1	1	1	0	1	4				
Ken Caminiti, S OBP: 0.307, SLG: 0.375 (1, 5)										4	0	3	3	1	1	0				
Mike Simms, R OBP: 0.337, SLG: 0.341 Al Osuna, R (7, 1)										3	0	1	1	1	2	3				
Tony Eusebio, R OBP: 0.364, SLG: 0.250 (8, PH)										1	0	0	0	0	0	0				
Andujar Cedeno, R OBP: 0.257, SLG: 0.406 (1, 6)										5	0	0	0	0	0	4				
Casey Candaele, S OBP: 0.301, SLG: 0.374 Jim Corsi, R ERA: 4.67 Mark Davidson, R ERA: 3.44 Rob Mallicoat, L (8, PH)										1	0	0	0	0	0	2				
Jose Tolentino, L OBP: 0.286, SLG: 0.368 Dwayne Henry, R ERA: 2.93 Gerardo Young, S OBP: 0.281, SLG: 0.283 (7, 8)										1	0	0	0	0	0	0				
Darryl Kile, R ERA: 3.73 Rafael Ramirez, R OBP: 0.282, SLG: 0.303 (3, 4)										0	0	0	0	0	0	0				
Inning Stats	R: 0 E: 0 K: 0 S: 14	H: 1 LOB: 1 BB: 0 P: 19	R: 0 E: 0 K: 0 S: 7	H: 1 LOB: 1 BB: 1 P: 14	R: 3 E: 0 K: 1 S: 14	H: 2 LOB: 1 BB: 2 P: 25	R: 0 E: 0 K: 0 S: 7	H: 0 LOB: 0 BB: 0 P: 9	R: 3 E: 0 K: 3 S: 20	H: 4 LOB: 2 BB: 1 P: 31	R: 0 E: 0 K: 1 S: 8	H: 0 LOB: 0 BB: 0 P: 12	R: 0 E: 0 K: 2 S: 12	H: 1 LOB: 1 BB: 0 P: 19	R: 0 E: 0 K: 1 S: 12	H: 0 LOB: 0 BB: 0 P: 15	1B: 6 2B: 4 3B: 0 HR: 1	SF: 0 SAC: 0 DP: 1 HBP: 0	WP: 0 PB: 0 SB: 2 CS: 0	PA: 43
PITCHER	IP WLS BF H R ER SO BB IBB HBP BLK WP HR S P ERA WHIP																			
Don Robinson, R ERA: 4.67	(1, 1) 4.1 22 6 6 6 1 4 0 0 0 0 0 0 11 24 27.00 6.000																			
Kelly Downs, R ERA: 3.44	(5, 1) 0.2 6 3 2 2 0 1 0 0 0 0 0 0 26 36 0.00 1.000																			
Jeff Brantley, R ERA: 2.65	(6, 1) 2.0 W 8 1 0 0 4 1 0 0 0 0 0 0 9 13 0.00 1.500																			
Francisco Oliveras, R ERA: 2.93	(8, 1) 0.2 3 1 0 0 2 0 0 0 0 0 0 0 9 13 0.00 1.500																			
Dave Righetti, L ERA: 3.17	(8, 1) 1.1 S 4 0 0 0 1 0 0 0 0 0 0 0 15 21 0.00 0.000																			

Batter	1	2	3	4	5	6	7	8	9	AB	R	H	RBI	BB	SO	LOB	TOP			
Darren Lewis, R OBP: 0.385, SLG: 0.382 Kevin Bass, S OBP: 0.308, SLG: 0.367 (8, 9)	2-1 F9		1-2 G4-3			1-0 P8		1-2 2B		3	0	0	0	0	0	0				
Willie McGee, S OBP: 0.372, SLG: 0.412 (8, 8)	2-2 PO G4-1 1B		0-0 G4-3			0-1 G4-3		0-0 F8		4	0	1	0	0	0	2				
Will Clark, L OBP: 0.266, SLG: 0.560 Mike Kingery, L OBP: 0.301, SLG: 0.239 (6, 3)	1-0 G4-1			1-2 G6-4-3 1B		4-2 BB		1-1 F8		2	0	1	0	1	0	1				
Kevin Mitchell, R OBP: 0.363, SLG: 0.547 (1, 7)	0-0 PO	1-2 FC6-4 1B		1-1 F8		0-0 P6			2-2 P4	4	0	1	0	0	0	2				
Matt Williams, R OBP: 0.289, SLG: 0.472 (1, 5)		2-2 P6		1-2 G6-4-3			2-2 F8		1-3 K	4	0	0	0	0	1	2				
Robby Thompson, R OBP: 0.351, SLG: 0.446 Tom Herr, S OBP: 0.327, SLG: 0.260 (6, 4)		1-2 FC6-4 1B			0-1 FC4-6 1B		1-3 K		1-3 K	2	0	2	0	0	0	0				
Kirt Manwaring, R Rod Beck, R OBP: 1.000, SLG: 1.000 (7, 1)		0-1 FC6-4			2-2 F9		1-0 G3-1			3	0	0	0	0	0	3				
Jose Uribe, S OBP: 0.265, SLG: 0.289 (1, 6)		3-1 F8			0-0 FC4-6			2-0 P6		3	0	0	0	0	0	3				
John Burkett, R OBP: 0.083, SLG: 0.085 Bryan Hickerson, L Terry Kennedy, L OBP: 0.291, SLG: 0.356 (7, 2)			0-3 K		2-3 K			1-1 2B 1B		1	0	0	0	0	1	0				
Inning Stats	R: 0 E: 0 K: 0 S: 6	H: 1 LOB: 0 BB: 0 P: 11	R: 0 E: 0 K: 0 S: 15	H: 2 LOB: 2 BB: 0 P: 22	R: 0 E: 0 K: 1 S: 9	H: 0 LOB: 0 BB: 0 P: 10	R: 0 E: 0 K: 0 S: 10	H: 1 LOB: 1 BB: 0 P: 13	R: 0 E: 0 K: 1 S: 8	H: 0 LOB: 1 BB: 1 P: 13	R: 0 E: 0 K: 1 S: 13	H: 0 LOB: 0 BB: 0 P: 17	R: 0 E: 0 K: 0 S: 10	H: 2 LOB: 2 BB: 0 P: 15	R: 0 E: 0 K: 2 S: 10	H: 0 LOB: 0 BB: 0 P: 14	1B: 6 2B: 1 3B: 0 HR: 0	SF: 0 SAC: 0 DP: 1 HBP: 0	WP: 0 PB: 0 SB: 0 CS: 0	PA: 34
PITCHER Doug Drabek, R ERA: 3.09 (1, 1)	IP: 9.0 WLS: W BF: 33 H: 7 R: 0 ER: 0 SO: 5 BB: 1 IBB: 0 HBP: 0 BLK: 0 WP: 0 HR: 0 S: 91 P: 129 ERA: 0.00 WHIP: 0.889											PITCHER	IP: 9.0 WLS: W BF: 33 H: 7 R: 0 ER: 0 SO: 5 BB: 1 IBB: 0 HBP: 0 BLK: 0 WP: 0 HR: 0 S: 91 P: 129 ERA: 0.00 WHIP: 0.889							

San Francisco Giants @ Pittsburgh Pirates
Three Rivers Stadium, Pittsburgh, PA
Fri Aug 23 1991, 7:05 PM EDT
Att: 32,419 - Cloudy - 83 F

AB	32
R	0
H	7
RBI	0
BB	1
SO	5
LOB	16



Batter	1	2	3	4	5	6	7	8	9	AB	R	H	RBI	BB	SO	LOB	BOTTOM			
Orlando Merced, S OBP: 0.388, SLG: 0.423 (9, 9)	1-2 G4-3		3-3 K	0-0 FC4-6 1B	1-0 2B		3-2 F9			5	0	2	2	0	1	3				
Jay Bell, R OBP: 0.322, SLG: 0.413 (1, 6)	1-2 P4		2-2 1B SF8	2-1 FC4-6 1B	1-3 K		0-1 P5			5	1	1	0	0	1	2				
Andy Van Slyke, L OBP: 0.365, SLG: 0.443 Lloyd McClendon, R OBP: 0.358, SLG: 0.483 (9, 3)	2-3 K		2-2 1B BB	0-1 1B		3-3 K		1-2 F7		5	1	2	1	0	2	0				
Bobby Bonilla, S OBP: 0.392, SLG: 0.513 John Wehner, R OBP: 0.400, SLG: 0.419 (9, 5)		0-0 1B 2B	2-1 SF8	1-0 P3		0-0 G5-3		0-1 F7		4	1	1	1	0	0	2				
Barry Bonds, L OBP: 0.409, SLG: 0.527 (1, 7)		2-1 G3 2H	4-0 1B BB		4-2 1B BB		0-0 G6-3			2	2	1	1	2	0	0				
Cecil Espy, S OBP: 0.257, SLG: 0.324 (9, 8)	1 SAFE G3	0-2 G3	0-1 1B		2-3 K		3-2 F8			4	0	1	1	0	1	2				
Michael LaValliere, L OBP: 0.346, SLG: 0.355 (1, 2)		0-0 G3	3-0 FC6-4 1B	1-2 1B 2B	1-2 1B 2B		1-1 2B 1B			4	1	3	2	0	0	1				
Jose Lind, R OBP: 0.306, SLG: 0.341 (1, 4)		1-1 G6-3	0-1 FC6-4		2-0 2B 1B		0-2 1B 2B			4	1	2	0	0	0	3				
Doug Drabek, R OBP: 0.185, SLG: 0.200 (1, 1)			0-0 1B 1B	0-3 K	0-1 F9		1-0 P8			4	1	1	0	0	1	4				
Inning Stats	R: 0 E: 0 K: 1 S: 10	H: 0 LOB: 0 BB: 0 P: 14	R: 1 E: 0 K: 0 S: 10	H: 2 LOB: 1 BB: 0 P: 13	R: 4 E: 0 K: 1 S: 20	H: 5 LOB: 2 BB: 1 P: 36	R: 0 E: 0 K: 1 S: 10	H: 2 LOB: 2 BB: 0 P: 13	R: 3 E: 0 K: 2 S: 15	H: 3 LOB: 1 BB: 1 P: 26	R: 0 E: 0 K: 1 S: 5	H: 0 LOB: 0 BB: 0 P: 8	R: 0 E: 0 K: 0 S: 13	H: 2 LOB: 2 BB: 0 P: 21	R: 0 E: 0 K: 0 S: 7	H: 0 LOB: 0 BB: 0 P: 8	1B: 11 2B: 3 3B: 0 HR: 0	SF: 1 SAC: 0 DP: 0 HBP: 0	WP: 0 PB: 0 SB: 1 CS: 0	PA: 40
PITCHER John Burkett, R ERA: 3.97 Bryan Hickerson, L ERA: 5.4 Rod Beck, R ERA: 3.3 (7, 1)	IP: 2.2 WLS: L BF: 16 H: 5 R: 3 ER: 3 SO: 4 BB: 1 IBB: 0 HBP: 0 BLK: 0 WP: 0 HR: 0 S: 32 P: 49 ERA: 8.10 WHIP: 1.800											PITCHER	IP: 2.2 WLS: L BF: 16 H: 5 R: 3 ER: 3 SO: 4 BB: 1 IBB: 0 HBP: 0 BLK: 0 WP: 0 HR: 0 S: 32 P: 49 ERA: 8.10 WHIP: 1.800							

San Francisco Giants @ Pittsburgh Pirates
Three Rivers Stadium, Pittsburgh, PA
Fri Aug 23 1991, 7:05 PM EDT
Att: 32,419 - Cloudy - 83 F

AB	37
R	8
H	14
RBI	8
BB	2
SO	6
LOB	17



Batter	1	2	3	4	5	6	7	8	9	AB	R	H	RBI	BB	SO	LOB	TOP					
Willie McGee, S OBP: 0.359, SLG: 0.416 										4	1	2	0	0	0	2	San Francisco Giants @ Pittsburgh Pirates Three Rivers Stadium, Pittsburgh, PA Sat Aug 24 1991, 7:05 PM EDT Att: 33,035 - Sunny - 88 F livebaseballscorecards.com					
Robby Thompson, R OBP: 0.348, SLG: 0.441 										4	0	0	0	0	1	2						
Will Clark, L OBP: 0.369, SLG: 0.555 										4	0	0	0	0	0	2						
Kevin Mitchell, R OBP: 0.361, SLG: 0.543 										4	0	1	0	0	0	0						
Matt Williams, R OBP: 0.299, SLG: 0.474 										3	2	1	0	1	1	1						
Kevin Bass, S OBP: 0.307, SLG: 0.366 										4	1	1	1	0	0	2						
Kirt Manwaring, R OBP: 0.274, SLG: 0.292 										4	1	2	1	0	0	0						
Jose Uribe, S OBP: 0.270, SLG: 0.290 										3	0	1	0	1	0	1						
Trevor Wilson, L OBP: 0.366, SLG: 0.361 Tom Herr, S OBP: 0.325, SLG: 0.259 Dave Righetti, L OBP: 0.307, SLG: 0.290 										3	0	1	2	0	0	0						
Inning Stats	R: 0 H: 1 E: 0 K: 1 S: 13	H: 1 R: 0 ER: 0 LOB: 0 BB: 0 P: 18	R: 2 H: 2 E: 0 K: 0 S: 8	H: 2 R: 0 ER: 0 LOB: 0 BB: 2 P: 19	R: 0 H: 0 E: 0 K: 0 S: 5	H: 0 R: 0 ER: 0 LOB: 0 BB: 0 P: 7	R: 2 H: 2 E: 2 K: 0 S: 13	H: 2 R: 0 ER: 1 LOB: 2 BB: 0 P: 19	R: 1 H: 2 E: 1 K: 0 S: 11	H: 2 R: 0 ER: 0 LOB: 0 BB: 0 P: 15	R: 0 H: 0 E: 0 K: 0 S: 8	H: 0 R: 0 ER: 0 LOB: 0 BB: 0 P: 14	R: 0 H: 0 E: 0 K: 0 S: 10	H: 0 R: 0 ER: 0 LOB: 0 BB: 0 P: 13	R: 0 H: 1 E: 0 K: 1 S: 10	H: 1 R: 0 ER: 0 LOB: 1 BB: 0 P: 16	R: 0 H: 1 E: 0 K: 0 S: 5	H: 1 R: 0 ER: 0 LOB: 0 BB: 0 P: 9	1B: 7 2B: 3 3B: 0 HR: 0	SF: 0 SAC: 0 DP: 2 HBP: 0	WP: 1 PB: 0 SB: 0 CS: 1	PA: 36
PITCHER	IP WLS BF H R ER SO BB IBB HBP BLK WP HR S P ERA WHIP																					
Neal Heaton, L ERA: 3.88	(1, 1) 4.0 L 18 5 4 2 1 2 0 0 0 0 0 0 39 63 4.50 1.750																					
Roger Mason, R ERA: 0.9	(5, 1) 3.0 11 2 1 0 0 0 0 0 0 0 1 0 29 42 0.00 0.667																					
Rosario Rodriguez, L ERA:	(8, 1) 2.0 7 2 0 0 1 0 0 0 0 0 0 0 15 25 0.00 1.000																					

Batter	1	2	3	4	5	6	7	8	9	AB	R	H	RBI	BB	SO	LOB	BOTTOM					
Gary Redus, R OBP: 0.318, SLG: 0.378 										4	0	1	0	0	1	1	San Francisco Giants @ Pittsburgh Pirates Three Rivers Stadium, Pittsburgh, PA Sat Aug 24 1991, 7:05 PM EDT Att: 33,035 - Sunny - 88 F livebaseballscorecards.com					
Jay Bell, R OBP: 0.321, SLG: 0.413 										4	1	1	0	0	1	2						
Andy Van Slyke, L OBP: 0.354, SLG: 0.439 										3	0	0	0	1	1	1						
Bobby Bonilla, S OBP: 0.395, SLG: 0.517 										4	0	3	1	0	0	1						
Barry Bonds, L OBP: 0.405, SLG: 0.522 										4	0	0	0	0	1	3						
John Wehner, R OBP: 0.392, SLG: 0.411 Roger Mason, R OBP: 0.250, SLG: 0.314 Rosario Rodriguez, R OBP: 0.359, SLG: 0.423 Orlando Merced, S OBP: 0.369, SLG: 0.423 										2	0	0	0	0	0	1						
Don Slaught, R OBP: 0.306, SLG: 0.323 										4	0	0	0	0	3	2						
Jose Lind, R OBP: 0.306, SLG: 0.341 										3	0	1	0	0	0	0						
Neal Heaton, L OBP: 0.357, SLG: 0.385 Lloyd McClendon, R OBP: 0.360, SLG: 0.479 										1	0	0	0	0	0	0						
Inning Stats	R: 1 H: 2 E: 0 K: 1 S: 11	H: 2 R: 0 ER: 0 LOB: 1 BB: 0 P: 17	R: 0 H: 0 E: 0 K: 1 S: 7	H: 0 R: 0 ER: 0 LOB: 0 BB: 0 P: 10	R: 0 H: 0 E: 0 K: 0 S: 5	H: 0 R: 0 ER: 0 LOB: 0 BB: 0 P: 6	R: 0 H: 1 E: 0 K: 1 S: 8	H: 1 R: 0 ER: 0 LOB: 1 BB: 0 P: 13	R: 0 H: 1 E: 0 K: 2 S: 14	H: 1 R: 0 ER: 0 LOB: 1 BB: 0 P: 22	R: 0 H: 1 E: 0 K: 0 S: 6	H: 1 R: 0 ER: 0 LOB: 1 BB: 1 P: 12	R: 0 H: 0 E: 0 K: 1 S: 7	H: 0 R: 0 ER: 0 LOB: 0 BB: 0 P: 10	R: 0 H: 0 E: 0 K: 2 S: 17	H: 0 R: 0 ER: 0 LOB: 1 BB: 1 P: 26	R: 0 H: 1 E: 0 K: 0 S: 11	H: 1 R: 0 ER: 0 LOB: 2 BB: 1 P: 20	1B: 4 2B: 3 3B: 0 HR: 0	SF: 0 SAC: 0 DP: 2 HBP: 0	WP: 0 PB: 0 SB: 0 CS: 1	PA: 34
PITCHER	IP WLS BF H R ER SO BB IBB HBP BLK WP HR S P ERA WHIP																					
Trevor Wilson, L ERA: 3.47	(1, 1) 8.0 W 29 5 1 1 8 2 0 0 0 0 0 0 75 116 1.12 0.875																					
Dave Righetti, L ERA: 3.12	(9, 1) 1.0 5 1 0 0 0 1 0 0 0 0 0 0 11 20 0.00 2.000																					

Batter	1	2	3	4	5	6	7	8	9	AB	R	H	RBI	BB	SO	LOB	TOP			
Willie McGee, S OBP: 0.360, SLG: 0.418 (1, 8)	1-2 1B 2B		1-1 G5-3		0-1 F9		0-1 1-2 2-H 1B		2-3 K	5	0	2	1	0	1	0	San Francisco Giants @ Pittsburgh Pirates Three Rivers Stadium, Pittsburgh, PA Sun Aug 25 1991, 3:33 AM EDT Att: 30,453 - Cloudy - 88 F			
Robby Thompson, R OBP: 0.347, SLG: 0.442 (1, 4)	0-1 P3		1-0 G4-3 1B 2B		2-1 F8		2-2 F9			4	1	1	0	0	0	3				
Will Clark, L OBP: 0.368, SLG: 0.552 (1, 3)	0-2 G5-4-3 1B		3-2 G4-3		0-0 F7		1-2 L4-6			4	0	1	0	0	0	3				
Kevin Mitchell, R OBP: 0.360, SLG: 0.540 (1, 7)	1-2 G5-4-3		0-0 FC6-4 1B			0-3 K		1-3 K		4	0	1	1	0	2	2				
Matt Williams, R OBP: 0.290, SLG: 0.472 (1, 5)		1-1 G5-3	1-1 FC6-4 1B		1-1 1B		2-1 1B		2-3 K	4	0	1	0	0	1	1				
Kevin Bass, S OBP: 0.308, SLG: 0.369 (6, 1)	1-0 1B 2B			0-0 G5-3		1-3 K		1-0 1B		3	1	1	0	0	1	1				
Mike Kingery, L OBP: 0.306, SLG: 0.247 (8, PH)										0	0	0	0	0	0	0				
Jeff Brantley, R (6, 1)										1	0	1	0	0	0	0				
Kirt Manwaring, R OBP: 0.274, SLG: 0.291 (1, 2)	1-1 1B			3-2 G5-3		1-2 G5-3		2-3 K		4	0	1	1	0	1	2				
Jose Uribe, S OBP: 0.277, SLG: 0.297 (9, PH)	2-3 K			0-0 1B			2-2 1B 1B		2-2 G4-3	3	1	2	0	0	1	1				
Tom Herr, S OBP: 0.324, SLG: 0.257 (9, PH)										1	0	0	0	0	0	0				
Francisco Oliveras, R OBP: 0.200, SLG: 0.200 (1, 1)										2	0	0	0	0	2	2				
Darren Lewis, R OBP: 0.366, SLG: 0.384 (6, 8)										2	0	1	0	0	0	0				
Inning Stats	R: 0 E: 0 K: 0 S: 13	H: 2 LOB: 1 BB: 0 P: 15	R: 1 E: 0 K: 2 S: 14	H: 2 LOB: 1 BB: 0 P: 20	R: 1 E: 0 K: 1 S: 9	H: 2 LOB: 1 BB: 0 P: 15	R: 0 E: 0 K: 1 S: 8	H: 1 LOB: 0 BB: 0 P: 11	R: 0 E: 0 K: 2 S: 12	H: 1 LOB: 0 BB: 0 P: 16	R: 1 E: 0 K: 0 S: 13	H: 3 LOB: 1 BB: 0 P: 18	R: 0 E: 0 K: 3 S: 10	H: 1 LOB: 1 BB: 0 P: 16	R: 0 E: 0 K: 1 S: 8	H: 0 LOB: 0 BB: 0 P: 13	1B: 9 2B: 4 3B: 0 HR: 0	SF: 0 SAC: 0 DP: 2 HBP: 0	WP: 0 PB: 0 SB: 0 CS: 0	PA: 37
PITCHER	IP WLS BF H R ER SO BB IBB HBP BLK WP HR S P ERA WHIP															IP WLS BF H R ER SO BB IBB HBP BLK WP HR S P ERA WHIP				
John Smiley, L ERA: 3.44 Stan Belinda, R ERA: 3.77	(1, 1) 6.0 W 27 10 3 3 5 0 0 0 0 0 0 66 91 4.50 1.667															(7, 1) 3.0 S 10 2 0 0 4 0 0 0 0 0 0 26 40 0.00 0.667				

Batter	1	2	3	4	5	6	7	8	9	AB	R	H	RBI	BB	SO	LOB	BOTTOM			
Orlando Merced, S OBP: 0.388, SLG: 0.419 (1, 3)	1-2 G5-3			4-0 HR BB		2-3 K			1-1 G6-3	3	1	0	0	1	1	1	San Francisco Giants @ Pittsburgh Pirates Three Rivers Stadium, Pittsburgh, PA Sun Aug 25 1991, 3:33 AM EDT Att: 30,453 - Cloudy - 88 F			
Jay Bell, R OBP: 0.323, SLG: 0.423 (1, 6)	1-3 K			1-2 1-H HR		3-2 HR 2B		2-2 HR		4	3	2	2	0	1	0				
Andy Van Slyke, L OBP: 0.353, SLG: 0.445 (1, 8)	1-0 G3			0-3 K		0-3 K		1-0 1-H HR		4	1	1	2	0	2	1				
Bobby Bonilla, S OBP: 0.393, SLG: 0.521 (7, 9)		2-2 G3-1		2-0 HR		2-2 F7		0-0 G3-1		4	1	1	1	0	0	1				
Barry Bonds, L OBP: 0.406, SLG: 0.520 (1, 7)		3-2 CS 1B		0-0 G4-3		4-0 HR IBB		0-3 K		3	1	1	0	1	1	0				
Cecil Espy, S OBP: 0.256, SLG: 0.395 John Wehner, R OBP: 0.398, SLG: 0.427 (1, 9) (7, 5)	3-3 K			1-2 G4-3		0-1 1-H 2-H HR		1-1 2B		3	1	1	3	0	1	1				
Michael LaValliere, L OBP: 0.351, SLG: 0.361 (1, 2)										4	0	3	0	0	1	0				
Curtis Wilkerson, S OBP: 0.248, SLG: 0.263 Jose Lind, R OBP: 0.306, SLG: 0.340 (1, 4) (7, 4)	1-3 K			1-3 K		4-2 G4-3 BB		1-0 G3		2	0	0	0	1	1	1				
John Smiley, L OBP: 0.167, SLG: 0.118 Stan Belinda, R (7, 1)				1-3 K		0-0 G4-3		0-3 K		2	0	0	0	0	1	2				
Inning Stats	R: 0 E: 0 K: 1 S: 8	H: 0 LOB: 0 BB: 0 P: 11	R: 0 E: 0 K: 1 S: 9	H: 1 LOB: 1 BB: 0 P: 17	R: 0 E: 0 K: 3 S: 9	H: 0 LOB: 0 BB: 0 P: 12	R: 3 E: 0 K: 1 S: 12	H: 2 LOB: 1 BB: 1 P: 20	R: 0 E: 0 K: 1 S: 8	H: 1 LOB: 1 BB: 1 P: 13	R: 3 E: 0 K: 1 S: 14	H: 3 LOB: 1 BB: 1 P: 24	R: 2 E: 1 K: 1 S: 10	H: 1 LOB: 0 BB: 0 P: 14	R: 0 E: 0 K: 1 S: 7	H: 2 LOB: 1 BB: 0 P: 11		1B: 4 2B: 3 3B: 0 HR: 4	SF: 0 SAC: 0 DP: 2 HBP: 0	WP: 0 PB: 0 SB: 0 CS: 1
PITCHER	IP WLS BF H R ER SO BB IBB HBP BLK WP HR S P ERA WHIP															IP WLS BF H R ER SO BB IBB HBP BLK WP HR S P ERA WHIP				
Francisco Oliveras, R ERA: 3.12 Kelly Downs, R ERA: 3.65 Jeff Brantley, R ERA: 2.61	(1, 1) 5.0 L 19 4 3 3 7 2 0 0 0 0 0 2 24 38 13.50 2.000															(8, 1) 1.0 4 2 0 0 1 0 0 0 0 0 0 0 7 11 0.00 2.000				

Batter	1	2	3	4	5	6	7	8	9	AB	R	H	RBI	BB	SO	LOB	TOP										
Chico Walker, S OBP: 0.329, SLG: 0.358 Paul Assenmacher, L OBP: 0.400, SLG: 0.250	(1, 5) X 0-0 G3 2B		(2, 2) X 2-2 1B 23 SF8 1B	(0, 0) X 0-0 IHR		(2, 2) X 2-2 G3		(1, 1) X 1-1 F7		5	2	3	4	0	0	0	0										
Mark Grace, L OBP: 0.360, SLG: 0.395	(1, 3) B 2-1 G3		(2, 0) B 2-0 23 SF8 1B	(0, 0) X 0-0 F7		(3, 2) B 3-2 G4-3			(3, 3) B 3-3 K	5	0	1	0	0	1	1											
23 Ryne Sandberg, R OBP: 0.380, SLG: 0.481	(1, 4) B 4-0 BB		(3, 2) B 3-2 SF8	(0, 2) X 0-2 P3		(1, 0) B 1-0 E5			(1, 3) B 1-3 K	3	0	0	1	1	1	0											
Andre Dawson, R OBP: 0.305, SLG: 0.478	(1, 9) F 1-2 SAFE P6		(3, 1) C 3-1 F8		(1, 3) X 1-3 K				(0, 0) X 0-0 HR	5	1	1	1	0	1	4											
George Bell, R OBP: 0.324, SLG: 0.465 Ced Landrum, L OBP: 0.292, SLG: 0.261	(1, 7) X 0-0 G6-3			(0, 1) X 0-1 1B 2B		(0, 1) X 0-1 G6-3			(2, 1) X 2-1 G5-3	5	1	1	0	0	0	2											
Dwight Smith, L OBP: 0.291, SLG: 0.403 Doug Dasenczo, S OBP: 0.310, SLG: 0.304 Chuck McElroy, L OBP: 0.375, SLG: 0.500 Jose Vizcaino, S OBP: 0.285, SLG: 0.300	(1, 8) B 0-0 B1-3			(0, 0) X 0-0 1B BB IHR		(2, 0) B 2-0 WP S 3B 1B				3	2	2	0	0	0	0											
Shawon Dunston, R OBP: 0.300, SLG: 0.416	(1, 6) S 0-3 K			(0, 0) X 0-0 P5		(2, 1) B 2-1 3B			(1, 3) C 1-3 K	4	0	1	1	0	2	2											
Rick Wilkins, L OBP: 0.307, SLG: 0.343	(1, 2) C 1-1 G4-3			(4, 2) B 4-2 SAFE 1B IHR BB		(4, 1) B 4-1 BB			(1, 1) X 1-1 G3-1	2	1	0	0	2	0	0											
Mike Bielecki, R OBP: 0.119, SLG: 0.075 Les Lancaster, R OBP: 0.195, SLG: 0.259 Jerome Walton, R OBP: 0.267, SLG: 0.325	(1, 1) X 0-0 G6-3		(2, 2) B 2-2 IHR 1B		(2, 3) X 2-3 K				(0, 0) X 0-0 G6-3	3	1	1	1	0	1	2											
Inning Stats	R: 0 E: 0 K: 0 S: 7	H: 1 LOB: 2 BB: 1 P: 14	R: 0 E: 0 K: 1 S: 7	H: 0 LOB: 0 BB: 0 P: 9	R: 1 E: 0 K: 0 S: 11	H: 2 LOB: 1 BB: 0 P: 21	R: 5 E: 0 K: 0 S: 18	H: 4 LOB: 0 BB: 1 P: 24	R: 1 E: 0 K: 2 S: 12	H: 2 LOB: 2 BB: 1 P: 23	R: 0 E: 1 K: 0 S: 10	H: 0 LOB: 1 BB: 0 P: 17	R: 0 E: 0 K: 2 S: 12	H: 0 LOB: 0 BB: 0 P: 15	R: 0 E: 0 K: 0 S: 5	H: 0 LOB: 0 BB: 0 P: 7	R: 1 E: 0 K: 2 S: 9	H: 1 LOB: 0 BB: 0 P: 15	1B: 5 2B: 2 3B: 1 HR: 2	SF: 1 SAC: 0 DP: 0 HBP: 0	WP: 1 PB: 0 SB: 2 CS: 0	PA: 41					
PITCHER	IP	WLS	BF	H	R	ER	SO	BB	IBB	HBP	BLK	WP	HR	S	P	ERA	WHIP										
Paul McClellan, R ERA: 4.57	(1, 1)	4.2	L	26	9	7	2	3	0	0	0	1	0	52	86	13.50	2.571										
Kelly Downs, R ERA: 3.6	(5, 1)	1.1		5	0	0	0	1	0	0	0	0	0	13	22	0.00	0.000										
Jeff Brantley, R ERA: 2.5	(7, 1)	2.0		6	0	0	2	0	0	0	0	0	0	17	22	0.00	0.000										
Dave Righetti, L ERA: 3.21	(9, 1)	1.0		4	1	1	2	0	0	0	0	0	1	9	15	9.00	1.000										

Chicago Cubs @ San Francisco Giants
Candlestick Park, San Francisco, CA
Wed Aug 28 1991, 10:05 PM EDT
Att: 16,230 - Sunny - 61 F

livebaseballscores.com

AB 37
R 8
H 10
RBI 8
BB 3
SO 7
LOB 11



Batter	1	2	3	4	5	6	7	8	9	AB	R	H	RBI	BB	SO	LOB	BOTTOM										
Willie McGee, S OBP: 0.360, SLG: 0.417	(1, 8) C 0-1 G6-3		(3, 2) F 3-2 G5-3		(2, 2) F 2-2 1B		(1, 2) F 1-2 G6-3		(1, 3) F 1-3 K	5	0	1	1	0	1	3											
Robby Thompson, R OBP: 0.350, SLG: 0.465	(1, 4) C 1-2 HR		(2, 3) F 2-3 K		(3, 2) F 3-2 P3		(2, 2) F 2-2 2B		(1, 1) F 1-1 P5	5	1	2	1	0	1	1											
Will Clark, L OBP: 0.369, SLG: 0.568	(1, 3) B 1-1 L5-3 1B			(2, 0) B 2-0 P5		(1, 3) B 1-3 K			(2, 0) B 2-0 P6	5	0	1	0	0	2	2											
Kevin Mitchell, R OBP: 0.356, SLG: 0.539 Mike Kingery, L OBP: 0.303, SLG: 0.255	(1, 7) F 1-2 L5-3			(2, 1) B 2-1 G6-3 3B		(3, 2) B 3-2 G3 3B 2B			(1, 3) B 1-3 K	2	1	1	0	0	0	1											
Matt Williams, R OBP: 0.291, SLG: 0.472	(1, 5) X 0-0 SH5-3 1B			(2, 1) B 2-1 G6-3		(1, 2) B 1-2 P3			(1, 3) B 1-3 K	4	0	1	1	0	1	1											
Kevin Bass, S OBP: 0.320, SLG: 0.361 Kelly Downs, R OBP: 0.307, SLG: 0.387 Tom Hart, S OBP: 0.239, SLG: 0.284 Jeff Brantley, R OBP: 0.281, SLG: 0.310 Dave Anderson, R OBP: 0.281, SLG: 0.310 Dave Righetti, L ERA: 3.1	(1, 9) X 0-0 SH5-3			(1, 3) F 1-3 K		(2, 1) F 2-1 G3			(2, 0) F 2-0 F8	1	0	0	0	0	1	0											
Kirt Manwaring, R OBP: 0.282, SLG: 0.302	(1, 2) X 1-2 F9				(0, 1) X 0-1 1B 2B		(4, 1) X 4-1 3B BB		(0, 1) X 0-1 BB BB 1B	3	2	2	0	1	0	1											
Jose Uribe, S OBP: 0.295, SLG: 0.319	(1, 6) X 2-1 G1-3				(0, 1) X 0-1 G1-3 WP 1B		(1, 0) X 1-0 1B 1B		(4, 1) X 4-1 BB BB	3	1	2	3	1	0	1											
Paul McClellan, R OBP: 0.214, SLG: 0.154 Darren Lewis, R OBP: 0.383, SLG: 0.390	(1, 1) X 1-2 G3-1				(2, 1) X 2-1 G1-3				(4, 2) X 4-2 BB	1	0	0	0	0	0	0											
Inning Stats	R: 1 E: 0 K: 0 S: 13	H: 2 LOB: 0 BB: 0 P: 16	R: 0 E: 0 K: 0 S: 10	H: 1 LOB: 0 BB: 0 P: 13	R: 0 E: 0 K: 1 S: 10	H: 0 LOB: 0 BB: 0 P: 16	R: 1 E: 0 K: 1 S: 9	H: 1 LOB: 0 BB: 0 P: 16	R: 2 E: 0 K: 0 S: 18	H: 3 LOB: 1 BB: 0 P: 26	R: 2 E: 0 K: 0 S: 13	H: 2 LOB: 1 BB: 1 P: 27	R: 0 E: 0 K: 1 S: 12	H: 1 LOB: 0 BB: 0 P: 18	R: 0 E: 0 K: 2 S: 13	H: 1 LOB: 3 BB: 2 P: 25	R: 0 E: 0 K: 2 S: 9	H: 0 LOB: 0 BB: 0 P: 13	1B: 5 2B: 4 3B: 2 HR: 1	SF: 0 SAC: 1 DP: 1 HBP: 0	WP: 1 PB: 0 SB: 0 CS: 0	PA: 40					
PITCHER	IP	WLS	BF	H	R	ER	SO	BB	IBB	HBP	BLK	WP	HR	S	P	ERA	WHIP										
Mike Bielecki, R ERA: 4.33 Les Lancaster, R ERA: 3.76 Chuck McElroy, L ERA: 1.81 Paul Assenmacher, L ERA: 3.1	(1, 1)	5.2	W	25	6	6	3	1	0	0	0	0	0	69	106	9.53	1.588										
	(6, 1)	0.2		4	2	0	0	0	0	0	0	0	0	12	19	0.00	3.000										
	(7, 1)	1.1		6	1	0	2	1	0	0	0	0	0	11	21	0.00	1.500										
	(8, 1)	1.1	S	5	0	0	3	1	0	0	0	0	0	15	24	0.00	0.750										

Chicago Cubs @ San Francisco Giants
Candlestick Park, San Francisco, CA
Wed Aug 28 1991, 10:05 PM EDT
Att: 16,230 - Sunny - 61 F

livebaseballscores.com

AB 36
R 6
H 11
RBI 6
BB 3
SO 8
LOB 14



Batter	1	2	3	4	5	6	7	8	9	AB	R	H	RBI	BB	SO	LOB	TOP			
Ray Lankford, L (1,8) OBP: 0.283, SLG: 0.358	G4-3		2B		FC3-6		FC4-6		K	5	0	1	2	0	1	4	St. Louis Cardinals @ San Francisco Giants Candlestick Park, San Francisco, CA Fri Aug 30, 1991, 10:05 PM EDT Att: 15,939 - Cloudy - 57 F			
Ozzie Smith, S (1,6) OBP: 0.399, SLG: 0.373	F9		F7		F9		2B			4	0	1	0	0	0	3				
Todd Zeile, R (1,5) OBP: 0.349, SLG: 0.411	1B			G4-3	BB	E6	F9			3	0	1	0	1	0	2				
Pedro Guerrero, R (1,3) OBP: 0.328, SLG: 0.365	K			L7		G6-4-3		G1-3		4	0	0	0	0	1	3				
Felix Jose, S (1,9)		G4-3		G4-3		G1-3		K		4	0	0	0	0	1	1				
Rex Hudler, R (1,7) OBP: 0.278, SLG: 0.323	F8			K2-3			F9	L4		4	0	0	0	0	1	1				
Geronomo Pena, S (1,4) OBP: 0.285, SLG: 0.395		G4-3			E	1B	1B	P8		4	2	2	0	0	0	0				
Tom Pagnozzi, R (1,2) OBP: 0.302, SLG: 0.339			G4-3		FC3-6	E	1B	FC4-6	1B	4	1	3	0	0	0	0				
Rheal Cormier, L (1,1) OBP: 0.375, SLG: 0.375			G4-3		FC	FC3-6		FC4-6	1B	2	0	0	0	0	0	2				
Cris Carpenter, R (6,1) OBP: 0.333, SLG: 0.333					1-2	2-3		1-2	2-3	0	0	0	0	0	0	0				
Luis Alicaia, S (7,PH) OBP: 0.319, SLG: 0.268					1-2	2-3		1-2	2-3	1	0	1	0	0	0	0				
Willie Fraser, R (7,1) OBP: 0.321, SLG: 0.424					1-2	2-3		1-2	2-3	1	0	0	0	0	0	1				
Gerald Perry, L (9,PH) OBP: 0.321, SLG: 0.424										1B: 7	SF: 0	2B: 2	SAC: 0	3B: 0	DP: 1	HR: 0				
Inning Stats	R: 0 E: 0 K: 1 S: 11	H: 1 LOB: 1 BB: 0 P: 16	R: 0 E: 0 K: 0 S: 5	H: 0 LOB: 0 BB: 0 P: 7	R: 0 E: 0 K: 0 S: 8	H: 1 LOB: 1 BB: 0 P: 12	R: 0 E: 0 K: 1 S: 10	H: 0 LOB: 1 BB: 1 P: 20	R: 1 E: 1 K: 0 S: 11	H: 2 LOB: 1 BB: 0 P: 14	R: 0 E: 1 K: 0 S: 7	H: 0 LOB: 0 BB: 0 P: 12	R: 2 E: 1 K: 0 S: 13	H: 4 LOB: 2 BB: 0 P: 17	R: 0 E: 0 K: 1 S: 8	H: 0 LOB: 0 BB: 0 P: 14	R: 0 E: 0 K: 1 S: 13	H: 1 LOB: 1 BB: 0 P: 18	WP: 0 PB: 0 SB: 0 CS: 1	PA: 37
PITCHER	IP WLS BF H R ER SO BB IBB HBP BLK WP HR S P ERA WHIP	IP WLS BF H R ER SO BB IBB HBP BLK WP HR S P ERA WHIP																		
Bud Black, L (1,1) ERA: 4.01	6.2 W 29 8 3 3 2 1 0 0 0 0 0 62 92 4.05 1.350																			
Jeff Brantley, R (7,1) ERA: 2.42	2.1 S 8 1 0 0 2 0 0 0 0 0 0 24 38 0.00 0.429																			

AB 36
R 3
H 9
RBI 2
BB 1
SO 4
LOB 17



Batter	1	2	3	4	5	6	7	8	9	AB	R	H	RBI	BB	SO	LOB	BOTTOM			
Darren Lewis, R (1,8) OBP: 0.381, SLG: 0.379	WP E BB	F8			G4-3	FC4-6				3	1	0	0	1	0	3	St. Louis Cardinals @ San Francisco Giants Candlestick Park, San Francisco, CA Fri Aug 30, 1991, 10:05 PM EDT Att: 15,939 - Cloudy - 57 F			
Willie McGee, S (1,9) OBP: 0.358, SLG: 0.416	G5-3		G6-3			1B SF9	K			4	1	1	0	0	1	1				
Will Clark, L (1,3) OBP: 0.369, SLG: 0.563	E4 1B		K			1B 1B	F8			4	2	1	0	0	1	0				
Kevin Mitchell, R (1,7) OBP: 0.351, SLG: 0.532	P4		G6-3			SF9	G6-3			3	0	0	1	0	0	1				
Matt Williams, R (1,5) OBP: 0.292, SLG: 0.469	CS 1B			F9		F7		K		4	0	1	1	0	1	1				
Robby Thompson, R (1,4) OBP: 0.352, SLG: 0.466	CS	K		G5-4-3 BB		1B E 1B		WP SH1-3 2B		3	2	2	0	1	1	0				
Kirt Manwaring, R (1,2) OBP: 0.292, SLG: 0.306			1B FC6-4 BB		G5-4-3	E2 1B		SH1-3		2	2	1	2	1	0	1				
Jose Uribe, S (1,6) OBP: 0.303, SLG: 0.333					F8	1B IBB		F7		3	0	1	0	1	0	0				
Bud Black, L (1,1) OBP: 0.188, SLG: 0.219					G1-3					3	0	1	2	0	0	1				
Jeff Brantley, R (7,1) ERA: 6.17						FC4-6 1B				0	0	0	0	0	0	0				
Inning Stats	R: 2 E: 1 K: 0 S: 11	H: 1 LOB: 1 BB: 1 P: 20	R: 1 E: 0 K: 1 S: 13	H: 1 LOB: 1 BB: 1 P: 24	R: 0 E: 0 K: 1 S: 9	H: 0 LOB: 0 BB: 0 P: 13	R: 0 E: 0 K: 0 S: 6	H: 0 LOB: 0 BB: 1 P: 12	R: 0 E: 0 K: 0 S: 6	H: 0 LOB: 0 BB: 0 P: 10	R: 4 E: 1 K: 0 S: 11	H: 5 LOB: 2 BB: 1 P: 24	R: 0 E: 0 K: 1 S: 8	H: 0 LOB: 0 BB: 0 P: 10	R: 1 E: 0 K: 1 S: 8	H: 1 LOB: 0 BB: 0 P: 12	1B: 6 2B: 2 3B: 0 HR: 0	SF: 1 SAC: 1 DP: 1 HBP: 0	WP: 2 PB: 0 SB: 0 CS: 1	PA: 36
PITCHER	IP WLS BF H R ER SO BB IBB HBP BLK WP HR S P ERA WHIP	IP WLS BF H R ER SO BB IBB HBP BLK WP HR S P ERA WHIP																		
Rheal Cormier, L (1,1) ERA: 3.8	5.2 L 24 5 6 4 2 3 0 0 0 0 0 51 89 6.35 1.412																			
Cris Carpenter, R (6,1) ERA: 4.18	0.1 4 2 1 1 0 0 0 1 0 0 0 5 14 27.00 6.000																			
Willie Fraser, R (7,1) ERA: 6.17	2.0 7 1 1 1 2 0 0 0 0 0 1 0 16 22 4.50 0.500																			

AB 29
R 8
H 8
RBI 6
BB 4
SO 4
LOB 8



Batter	1	2	3	4	5	6	7	8	9	AB	R	H	RBI	BB	SO	LOB	TOP		
Ray Lankford, L (1, 8) OBP: 0.283, SLG: 0.357	E4		G4-3			L9				4	0	1	0	0	0	0	St. Louis Cardinals @ San Francisco Giants Candlestick Park, San Francisco, CA Sat Aug 31 1991, 6:33 AM EDT Att: 21,546 - Sunny - 68 F		
Ozzie Smith, S (1, 6) OBP: 0.396, SLG: 0.369	F8			L6		F8		G1-4-3		4	0	0	0	0	0	3			
Gerald Perry, L (1, 3) OBP: 0.320, SLG: 0.421	K			F8			G4-3		K	4	0	1	0	0	2	1			
Todd Zeile, R (1, 5) OBP: 0.346, SLG: 0.408	F9			K			F8		K	4	0	0	0	0	2	2			
Felix Jose, S (1, 9) OBP: 0.369, SLG: 0.423		CS			K2-3		G4-3		K	4	0	1	0	0	2	1			
Rex Hudler, R (1, 7) OBP: 0.285, SLG: 0.325	G6-3							1B		2	1	1	0	1	0	1			
Tom Pagnozzi, R (1, 2) OBP: 0.302, SLG: 0.338	K							BB		3	0	1	0	0	1	1			
José Oquendo, S (1, 4) OBP: 0.369, SLG: 0.320			K					SF7		2	0	0	1	0	1	1			
Bryn Smith, R (1, 1) OBP: 0.293, SLG: 0.304			P3							1	0	0	0	0	0	0			
Luis Alicaia, S (6, PH) OBP: 0.313, SLG: 0.262						P6				1	0	0	0	0	0	0			
Willie Fraser, R (6, 1) OBP: 0.396, SLG: 0.486										0	0	0	0	0	0	0			
Milt Thompson, L (8, PH) OBP: 0.396, SLG: 0.486										1	0	0	0	0	1	1			
Scott Terry, R (8, 1) OBP: 0.143, SLG: 0.143										0	0	0	0	0	0	0			
Inning Stats	R: 0 E: 1 K: 1 S: 11	H: 0 LOB: 1 BB: 0 P: 16	R: 0 E: 0 K: 1 S: 8	H: 1 LOB: 0 BB: 0 P: 10	R: 0 E: 0 K: 1 S: 8	H: 0 LOB: 0 BB: 0 P: 12	R: 0 E: 0 K: 1 S: 7	H: 0 LOB: 0 BB: 0 P: 10	R: 0 E: 0 K: 0 S: 5	H: 0 LOB: 0 BB: 0 P: 8	R: 0 E: 0 K: 0 S: 7	H: 1 LOB: 0 BB: 0 P: 11	R: 1 E: 0 K: 1 S: 11	H: 2 LOB: 2 BB: 1 P: 22	R: 0 E: 0 K: 3 S: 12	H: 0 LOB: 0 BB: 0 P: 17	1B: 5 2B: 0 3B: 0 HR: 0	SF: 1 SAC: 0 DP: 1 HBP: 0	WP: 0 PA: 32 PB: 0 SB: 1 CS: 1
PITCHER	IP WLS BF H R ER SO BB IBB HBP BLK WP HR S P ERA WHIP																		
Bryan Hickerson, L (1, 1) ERA: 3.81	7.0 W 23 3 0 0 5 0 0 0 0 0 0 0 54 79 0.00 0.429																		
Francisco Oliveras, R (8, 1) ERA: 3.25	1.0 6 2 1 1 1 1 0 0 0 0 0 0 11 22 9.00 3.000																		
Rod Beck, R (9, 1) ERA: 3.03	1.0 3 0 0 0 3 0 0 0 0 0 0 0 12 17 0.00 0.000																		

Batter	1	2	3	4	5	6	7	8	9	AB	R	H	RBI	BB	SO	LOB	BOTTOM		
Darren Lewis, R (1, 8) OBP: 0.376, SLG: 0.373	G6-3		2B	F7		G6-3		G4-3		5	1	1	0	0	0	3	St. Louis Cardinals @ San Francisco Giants Candlestick Park, San Francisco, CA Sat Aug 31 1991, 6:33 AM EDT Att: 21,546 - Sunny - 68 F		
Willie McGee, S (1, 9) OBP: 0.357, SLG: 0.417	G6-3		1B		G3-1		G1-3			4	0	1	1	0	0	0			
Will Clark, L (1, 3) OBP: 0.368, SLG: 0.562	P6		F8				K			4	1	1	0	0	1	1			
Kevin Mitchell, R (1, 7) OBP: 0.353, SLG: 0.541		F9					HR			4	2	2	1	0	0	1			
Mike Kingery, L (8, 7) OBP: 0.303, SLG: 0.255				HR	F8			HR		0	0	0	0	0	0	0			
Matt Williams, R (1, 5) OBP: 0.296, SLG: 0.476	G6-3			HR						2	2	1	2	2	0	0			
Robby Thompson, R (1, 4) OBP: 0.356, SLG: 0.468				HR						3	0	2	0	1	0	1			
Kirt Manwaring, R (1, 2) OBP: 0.306, SLG: 0.323				1B						3	0	2	2	0	0	1			
Jose Uribe, S (1, 6) OBP: 0.302, SLG: 0.332			G1-3		P3					4	0	1	0	0	1	3			
Bryan Hickerson, L (1, 1) ERA: 4.0										3	0	0	0	0	1	3			
Francisco Oliveras, R (8, 1) OBP: 0.200, SLG: 0.200			K		P5					0	0	0	0	0	0	0			
Kevin Bass, S (8, PH) OBP: 0.350, SLG: 0.358										1	0	0	0	0	0	1			
Rod Beck, R (9, 1) OBP: 1.000, SLG: 1.000										0	0	0	0	0	0	0			
Inning Stats	R: 0 E: 0 K: 0 S: 6	H: 0 LOB: 0 BB: 0 P: 8	R: 0 E: 0 K: 0 S: 8	H: 1 LOB: 1 BB: 0 P: 10	R: 1 E: 0 K: 1 S: 11	H: 2 LOB: 1 BB: 0 P: 13	R: 2 E: 0 K: 0 S: 14	H: 3 LOB: 2 BB: 0 P: 23	R: 2 E: 0 K: 0 S: 13	H: 2 LOB: 2 BB: 2 P: 25	R: 0 E: 0 K: 0 S: 9	H: 1 LOB: 0 BB: 0 P: 15	R: 1 E: 0 K: 1 S: 12	H: 1 LOB: 1 BB: 1 P: 19	R: 0 E: 0 K: 1 S: 10	H: 1 LOB: 1 BB: 0 P: 14	1B: 6 2B: 3 3B: 0 HR: 2	SF: 0 SAC: 0 DP: 0 HBP: 1	WP: 0 PA: 37 PB: 0 SB: 0 CS: 1
PITCHER	IP WLS BF H R ER SO BB IBB HBP BLK WP HR S P ERA WHIP																		
Bryn Smith, R (1, 1) ERA: 4.0	5.0 L 25 8 5 5 1 2 0 0 0 0 0 1 52 79 9.00 2.000																		
Willie Fraser, R (6, 1) ERA: 8.11	2.0 8 2 1 1 1 1 0 0 0 0 0 1 21 34 4.50 1.500																		
Scott Terry, R (8, 1) ERA: 2.03	1.0 4 1 0 0 1 0 0 0 0 0 0 0 10 14 0.00 1.000																		

AB	30
R	1
H	5
RBI	1
BB	1
SO	9
LOB	11



Batter	1	2	3	4	5	6	7	8	9	AB	R	H	RBI	BB	SO	LOB	TOP								
Ray Lankford, L (1, 8) OBP: 0.288, SLG: 0.372	SH5-3 BB		HR	FC3-6 BB	K			HR	G4-6-3	4	2	2	2	2	1	4									
Ozzie Smith, S (1, 6) OBP: 0.396, SLG: 0.369	SH5-3		BB	FC3-6 1B				F8	G4-6-3	3	2	1	0	0	0	2									
Geronimo Pena, S (6, 4) OBP: 0.288, SLG: 0.397	SH5-3		1B	1B				1B	1B	2	0	1	1	0	0	0									
Gerald Perry, L (1, 3) OBP: 0.323, SLG: 0.427	F7		F8	1B				G4-3	G3	4	2	2	1	0	0	2									
Rod Brewer, L (7, 3)	F7		F8	SF9 1B				G4-3	G3	2	0	0	0	0	0	1									
Todd Zeile, R (1, 5) OBP: 0.347, SLG: 0.407	G1-3		1B	1B				G5-3		3	1	1	1	1	0	2									
Craig Wilson, R (7, 5) OBP: 0.264, SLG: 0.231	G1-3		2B	BB				G4-3		1	0	0	0	0	0	0									
Felix Jose, S (1, 9) OBP: 0.372, SLG: 0.439			K	SF9 2B						4	3	3	5	0	1	0									
Rex Hudler, R (9, 9) OBP: 0.285, SLG: 0.325			2B	1B				HR		0	0	0	0	0	0	0									
Milt Thompson, L (1, 7) OBP: 0.400, SLG: 0.492	1B		1B	FC6-4				G3	1B	5	1	3	2	0	0	1									
Tom Pagnozzi, R (1, 2) OBP: 0.302, SLG: 0.338	1B		BLK FC6-2 2B	1B				1B	1B	4	0	1	0	0	0	1									
Rich Gedman, L (7, 2) OBP: 0.157, SLG: 0.262	K		FC6-2 E S 2H	1B				CS 1B	G4-3	1	1	1	0	0	0	0									
José Oquendo, S (1, 4) OBP: 0.372, SLG: 0.324	1B		K	1B				F7	G4-6-3 BB 1B	5	1	3	1	0	1	1									
Bob Tewksbury, R (1, 1) OBP: 0.212, SLG: 0.184	G6-3		1B	1B				F9	G4-6-3 1B 1B	3	1	0	0	2	1	4									
Inning Stats	R: 0 E: 0 K: 0 S: 8	H: 0 LOB: 1 BB: 1 P: 15	R: 0 E: 0 K: 2 S: 9	H: 2 LOB: 2 BB: 0 P: 13	R: 4 E: 0 K: 1 S: 19	H: 4 LOB: 1 BB: 1 P: 34	R: 3 E: 0 K: 0 S: 10	H: 2 LOB: 1 BB: 2 P: 21	R: 0 E: 0 K: 2 S: 11	H: 2 LOB: 2 BB: 0 P: 13	R: 2 E: 0 K: 0 S: 11	H: 2 LOB: 0 BB: 0 P: 19	R: 0 E: 0 K: 0 S: 5	H: 0 LOB: 0 BB: 0 P: 9	R: 1 E: 0 K: 0 S: 4	H: 1 LOB: 0 BB: 0 P: 8	R: 4 E: 0 K: 0 S: 20	H: 5 LOB: 1 BB: 1 P: 35	1B: 12 2B: 3 3B: 0 HR: 4	SF: 1 SAC: 1 DP: 2 HBP: 0	WP: 0 PB: 0 SB: 1 CS: 1	PA: 48			
PITCHER	IP	WLS	BF	H	R	ER	SO	BB	IBB	HBP	BLK	WP	HR	S	P	ERA	WHIP								
John Burkett, R (1, 1) ERA: 4.19	2.1	L	15	6	4	4	2	2	0	0	0	0	1	28	49	15.43	3.429								
Kelly Downs, R (3, 1) ERA: 3.84	1.0		7	2	3	3	1	2	0	0	1	0	0	16	32	27.00	4.000								
Don Robinson, R (4, 1) ERA: 4.68	3.2		14	4	2	2	2	0	0	0	0	0	1	27	43	4.91	1.091								
Gil Heredia, R (8, 1) ERA: 22.5	2.0		12	6	5	5	0	1	0	0	0	0	2	24	43	22.50	3.500								
Darren Lewis, R (1, 8) OBP: 0.373, SLG: 0.370	L4		G1-6-3 1B					G6-3		4	0	1	0	0	0	0									
Willie McGee, S (1, 9) OBP: 0.355, SLG: 0.415	G4-3		G1-6-3					G3		2	0	0	0	0	0	2									
Mark Leonard, L (6, 9) OBP: 0.282, SLG: 0.350	G4-3		G1-6-3					G3		2	0	0	0	0	0	0									
Will Clark, L (1, 3) OBP: 0.366, SLG: 0.559	F7		G4-3					F9		3	0	0	0	0	0	0									
Greg Litton, R (7, 3) OBP: 0.250, SLG: 0.276	F7		G4-3					F9		0	0	0	0	0	0	0									
Mike Kingery, L (9, 3) OBP: 0.300, SLG: 0.253	F7		G4-3					F9		1	0	0	0	0	0	0									
Kevin Mitchell, R (1, 7) OBP: 0.352, SLG: 0.541			F9					G5-3		4	0	1	0	0	0	0									
Matt Williams, R (1, 5) OBP: 0.296, SLG: 0.480			F9					G5-3		4	0	1	0	0	0	0									
Robby Thompson, R (1, 4) OBP: 0.357, SLG: 0.469			G5-3					F8		4	1	1	1	0	0	1									
Tom Herr, S (5, FH) OBP: 0.324, SLG: 0.260			F8					HR		1	1	1	1	0	0	1									
Robby Thompson, R (1, 4) OBP: 0.357, SLG: 0.469			G1-3					F7		1	0	1	0	0	0	0									
Tom Herr, S (5, FH) OBP: 0.324, SLG: 0.260			1B					F7		3	0	0	0	0	0	1									
Kirt Manwaring, R (1, 2) OBP: 0.307, SLG: 0.323			G6-3					F9		3	0	1	0	0	0	1									
Jose Uribe, S (1, 6) OBP: 0.307, SLG: 0.337			G6-3					F9		3	0	2	0	0	0	1									
Gil Heredia, R (8, 1) ERA: 22.5			SH3 1B					F8		0	0	0	0	0	0	0									
John Burkett, R (1, 1) OBP: 0.082, SLG: 0.083			SH3					F8		0	0	0	0	0	0	0									
Kelly Downs, R (3, 1) OBP: 0.087, SLG: 0.087			SH3					F8		1	0	0	0	0	0	1									
Don Robinson, R (4, 1) OBP: 0.179, SLG: 0.184			1B					F8		1	0	0	0	0	0	0									
Dave Anderson, R (8, 6) OBP: 0.279, SLG: 0.309			1B					F8		1	0	0	0	0	0	0									
Inning Stats	R: 0 E: 0 K: 0 S: 7	H: 0 LOB: 0 BB: 0 P: 11	R: 0 E: 0 K: 0 S: 6	H: 1 LOB: 1 BB: 0 P: 7	R: 0 E: 0 K: 0 S: 6	H: 2 LOB: 1 BB: 0 P: 8	R: 0 E: 0 K: 0 S: 4	H: 0 LOB: 0 BB: 0 P: 5	R: 0 E: 0 K: 0 S: 11	H: 1 LOB: 1 BB: 0 P: 16	R: 0 E: 0 K: 0 S: 9	H: 0 LOB: 0 BB: 0 P: 14	R: 1 E: 0 K: 0 S: 9	H: 2 LOB: 1 BB: 0 P: 15	R: 0 E: 0 K: 0 S: 4	H: 0 LOB: 0 BB: 0 P: 5	R: 0 E: 0 K: 0 S: 9	H: 1 LOB: 1 BB: 0 P: 14	1B: 5 2B: 1 3B: 0 HR: 1	SF: 0 SAC: 1 DP: 1 HBP: 0	WP: 0 PB: 0 SB: 0 CS: 0	PA: 33			
PITCHER	IP	WLS	BF	H	R	ER	SO	BB	IBB	HBP	BLK	WP	HR	S	P	ERA	WHIP								
Bob Tewksbury, R (1, 1) ERA: 3.13	9.0	W	33	7	1	1	0	0	0	0	0	0	1	65	95	1.00	0.778								

St. Louis Cardinals @ San Francisco Giants
Candlestick Park, San Francisco, CA
Sun Sep 01 1991, 6:33 AM EDT
Att: 21,844 - Sunny - 65 F

AB 41
R 14
H 18
RBI 13
BB 5
SO 5
LOB 19



St. Louis Cardinals @ San Francisco Giants
Candlestick Park, San Francisco, CA
Sun Sep 01 1991, 6:33 AM EDT
Att: 21,844 - Sunny - 65 F

AB 32
R 1
H 7
RBI 1
BB 0
SO 0
LOB 7



Batter	1	2	3	4	5	6	7	8	9	10	AB	R	H	RBI	BB	SO	LOB	TOP					
Gary Redus, R OBP: 0.329, SLG: 0.413 Orlando Merced, S OBP: 0.398, SLG: 0.408 (10, PH)	3-1 G5-4-3 1B		0-0 SF9 BB 1B		0-0 F9		3-2 P5		2-1 SH3-4 1B	4 0 2 0 0 0 2 1 1 1 0 0 0 0													
Jay Bell, R OBP: 0.326, SLG: 0.424 (1, 6)	1-1 G5-4-3 1-2		4-1 FC6-4 BB		4-1 BB			1-2 G1-3	1-0 SH3-4	2 0 0 0 2 0 1													
Andy Van Slyke, L OBP: 0.348, SLG: 0.438 (1, 8)	2-3 K		1-2 SF9		2-2 F8			2-1 L6	2-1 1BB 1B	4 1 1 1 0 1 1													
Bobby Bonilla, S OBP: 0.392, SLG: 0.508 (1, 9)		1-1 F7	2-1 FC6-4		2-1 F9			0-0 E 1B	0-3 K	5 1 1 0 0 1 4													
Barry Bonds, L OBP: 0.405, SLG: 0.515 (1, 7)		2-3 K		1-0 P5		1-2 F9		3-1 E9 CS	4-0 1B 1B	4 0 0 0 1 1 0													
Steve Buschele, R OBP: 0.335, SLG: 0.441 (1, 5)		4-0 BB		4-1 BB		3-0 P2		1-2 CS	1-2 F9	3 0 1 2 2 0 0													
Don Staughele, R OBP: 0.315, SLG: 0.351 Scott Bullett, L (7, PR)	3-1 G1-3		1-3 K		0-0 SH3-4 1B			1-0 HR	1-1 G6-3	3 0 1 0 0 1 2 0 0 0 0 0 0 0													
Tom Prince, R OBP: 0.407, SLG: 0.500 (7, 2)				1-3 K		0-0 SH3-4 1B		1-2 G6-3		3 1 0 0 0 1 1													
Jose Lind, R OBP: 0.300, SLG: 0.331 (1, 4)			0-1 E5 BB 1B SF9		0-0 L4			2-3 K		2 0 0 0 0 0 1 1 1 0 0 0 0 0 0 2 0 0 0 0 0 0 0 0 1 0 0 0 0 0 1 0 0 0 0 0 0 0 0 0													
Bob Walk, R OBP: 0.314, SLG: 0.390 Lloyd McClintock, R OBP: 0.368, SLG: 0.488 Roger Mason, R (7, 1) Rosario Rodriguez, R (8, 1) Bill Landrum, R (8, 1) Bob Patterson, R OBP: 0.309, SLG: 0.250 (9, 1)																							
Inning Stats	R: 0 E: 0 K: 1 S: 8	H: 1 LOB: 0 BB: 0 P: 14	R: 0 E: 0 K: 1 S: 12	H: 0 LOB: 1 BB: 1 P: 22	R: 1 E: 1 K: 1 S: 13	H: 1 LOB: 2 BB: 1 P: 20	R: 0 E: 0 K: 2 S: 8	H: 0 LOB: 1 BB: 1 P: 15	R: 0 E: 0 K: 0 S: 6	H: 0 LOB: 0 BB: 0 P: 12	R: 0 E: 0 K: 0 S: 7	H: 1 LOB: 2 BB: 0 P: 12	R: 1 E: 1 K: 0 S: 10	H: 1 LOB: 0 BB: 0 P: 17	R: 1 E: 0 K: 1 S: 9	H: 1 LOB: 0 BB: 0 P: 13	R: 2 E: 0 K: 1 S: 12	H: 3 LOB: 2 BB: 1 P: 22	1B: 7 2B: 0 3B: 0 HR: 1	SF: 1 SAC: 2 DP: 1 HBP: 0	WP: 0 PB: 0 SB: 0 CS: 1	PA: 44	
PITCHER	IP WLS BF H R ER SO BB IBB HBP BLK WP HR S P ERA WHIP	8.0 3.38	32 4 2 0 5 4 0 0 0 0 0 0 0 0 70 124 0.00 1.000	4 1 1 1 1 0 0 0 0 0 0 0 0 0 9 13 9.00 1.000	10.1 3.45	7 3 2 2 1 0 1 0 0 0 0 0 0 0 12 22 18.00 3.000																	

Pittsburgh Pirates @ San Francisco Giants
Candlestick Park, San Francisco, CA
Tue Sep.03 1991, 10:05 PM EDT
Att. 9,544 - Cloudy - 61 F

AB	35
R	5
H	8
RBI	4
BB	5
SO	7
LOB	16



Batter	1	2	3	4	5	6	7	8	9	10	AB	R	H	RBI	BB	SO	LOB	BOTTOM						
Darren Lewis, R OBP: 0.378, SLG: 0.376 (1, 8)	2-1 E 1B		2-0 SH3-4			2-1 SH1-3 1B		3-2 BB WP BB 1B	1-3 K	4 2 3 0 0 1 1														
Willie McGee, S OBP: 0.350, SLG: 0.408 (1, 9)	2-3 K		2-1 G3			1-1 SH1-3		3-3 K		4 0 0 0 0 2 3														
Will Clark, L OBP: 0.373, SLG: 0.564 (1, 3)	1-0 3H 1B		3-3 K			4-2 FC6-4 BB		4-0 BB BB 1B BB	2-1 G4-3	3 1 1 1 2 1 1														
Kevin Mitchell, R OBP: 0.351, SLG: 0.543 (1, 7)	2-2 L6			0-1 F8		1-3 K		4-2 BB BB 1B BB	0-0 F8	4 0 0 0 1 1 3														
Matt Williams, R OBP: 0.295, SLG: 0.482 (1, 5)	0-3 K			0-3 K		1-2 FC6-4		4-1 1B BB	1-2 2-3 3H BB	3 0 0 1 1 2 3														
Robby Thompson, R OBP: 0.355, SLG: 0.470 (1, 4)		1-3 K		1-0 F9		1-2 F7		1-1 1B	1-2 2-3 3H 1B	4 0 1 1 0 1 0														
Kirt Manwaring, R OBP: 0.292, SLG: 0.306 Mike Felder, S OBP: 0.322, SLG: 0.334 Terry Kennedy, L OBP: 0.282, SLG: 0.344 (10, 2)		1-0 G1-3			1-1 G6-3		1-0 G1-3		0-1 G1-3	3 0 0 0 0 0 0 1 0 0 0 0 0 0 0 0 0 0 0 0 0 0														
Jose Uribe, S OBP: 0.308, SLG: 0.337 (1, 6)		1-0 F9		2-2 P4		1-1 P4		1-1 CS 1B	0-2 CS 1B	4 0 1 0 0 0 0														
Trevor Wilson, L OBP: 0.306, SLG: 0.375 Kevin Bass, S OBP: 0.300, SLG: 0.367 Dave Righetti, L (9, 1) Mike Kingery, R OBP: 0.302, SLG: 0.280 Tom Herr, S OBP: 0.262, SLG: 0.266 Francisco Oliveras, R OBP: 0.300, SLG: 0.320 (10, 1)			0-2 SH3-4 2B		0-1 G1-3			2-2 G3	2-2 1B	2 0 1 0 0 0 0 0 1 0 1 0 1 0 0 0 0 0 0 0 0 0 0 0 0 0														
Inning Stats	R: 1 E: 1 K: 2 S: 13	H: 2 LOB: 1 BB: 0 P: 19	R: 0 E: 0 K: 1 S: 5	H: 0 LOB: 0 BB: 0 P: 8	R: 0 E: 0 K: 1 S: 9	H: 1 LOB: 1 BB: 0 P: 16	R: 0 E: 0 K: 1 S: 6	H: 0 LOB: 0 BB: 0 P: 7	R: 0 E: 0 K: 0 S: 7	H: 0 LOB: 0 BB: 0 P: 10	R: 0 E: 0 K: 1 S: 14	H: 1 LOB: 2 BB: 1 P: 22	R: 0 E: 0 K: 0 S: 6	H: 0 LOB: 0 BB: 0 P: 9	R: 2 E: 0 K: 1 S: 16	H: 2 LOB: 2 BB: 3 P: 37	R: 0 E: 0 K: 1 S: 12	H: 2 LOB: 1 BB: 0 P: 15	R: 0 E: 0 K: 0 S: 6	H: 0 LOB: 0 BB: 0 P: 8	1B: 7 2B: 1 3B: 0 HR: 0	SF: 0 SAC: 2 DP: 0 HBP: 0	WP: 1 PB: 0 SB: 0 CS: 1	PA: 40
PITCHER	IP WLS BF H R ER SO BB IBB HBP BLK WP HR S P ERA WHIP	6.0 2.93	23 4 1 1 1 0 0 0 0 0 0 0 0 0 13 21 6.75 0.750	1 0 0 0 1 2 0 0 0 0 0 0 0 0 6 17 6.00 6.000	9 4 2 1 1 0 0 0 0 0 0 0 0 0 14 14 13.50 4.500	12 17 0.00 0.600																		

Pittsburgh Pirates @ San Francisco Giants
Candlestick Park, San Francisco, CA
Tue Sep.03 1991, 10:05 PM EDT
Att. 9,544 - Cloudy - 61 F

AB	34
R	3
H	8
RBI	3
BB	4
SO	8
LOB	11



Batter	1	2	3	4	5	6	7	8	9	AB	R	H	RBI	BB	SO	LOB	TOP							
Ted Wood, L OBP: 0.143, SLG: 0.143 Darren Lewis, R OBP: 0.377, SLG: 0.371	0-2 G3		1-0 1B			1-2 L8			1-1 G5-3	3	0	1	0	0	0	0	San Francisco Giants @ Chicago Cubs Wrigley Field, Chicago, IL Sat Sep 07 1991, 3:33 AM CDT Att: 30,821 - Sunny - 77 F							
Willie McGee, S OBP: 0.350, SLG: 0.406	2-2 G6-3		1-2 G3			0-0 P9			0-2 G4-6-3 1B	4	0	1	0	0	0	1								
Will Clark, L OBP: 0.366, SLG: 0.553	3-3 K			2-1 L9					0-1 G4-6-3 1-2	4	0	0	0	0	2	1								
Kevin Mitchell, R OBP: 0.349, SLG: 0.541		0-1 F8		1-2 HR					1-2 F9	3	1	1	1	0	0	0								
Matt Williams, R OBP: 0.298, SLG: 0.487		1-0 E6 FC4		1-3 K					1-0 L7	3	0	0	0	0	1	0								
Robby Thompson, R OBP: 0.354, SLG: 0.472		2-0 L9		3-2 F7					2-1 G6-3	3	0	0	0	0	0	1								
Kirt Manwaring, R OBP: 0.294, SLG: 0.299 Mike Felder, S OBP: 0.323, SLG: 0.337 Steve Decker, R OBP: 0.269, SLG: 0.323	0-0 FC4				3-2 G4-3				1-1 G4-3	2	0	0	0	0	0	1								
Jose Uribe, S OBP: 0.300, SLG: 0.327 Tom Herr, S OBP: 0.333, SLG: 0.268 Mike Benjamin, R OBP: 0.191, SLG: 0.258			0-1 L8		1-0 G6-3				2-2 G6-4-3 1B	2	0	0	0	0	0	0								
Paul McClellan, R OBP: 0.176, SLG: 0.125 Kevin Bass, S OBP: 0.297, SLG: 0.351 Francisco Oliveras, R OBP: 0.200, SLG: 0.200			1-2 G3		0-1 B1-3				2-2 G6-4-3 1-2	2	0	0	0	0	0	1								
										0	0	0	0	0	0	0								
Inning Stats	R: 0 E: 0 K: 1 S: 10	H: 0 LOB: 0 BB: 0 P: 15	R: 0 E: 1 K: 0 S: 5	H: 0 LOB: 1 BB: 0 P: 8	R: 0 E: 0 K: 0 S: 10	H: 1 LOB: 1 BB: 0 P: 13	R: 1 E: 0 K: 1 S: 11	H: 1 LOB: 0 BB: 0 P: 18	R: 0 E: 0 K: 0 S: 6	H: 0 LOB: 0 BB: 0 P: 10	R: 0 E: 0 K: 1 S: 10	H: 0 LOB: 0 BB: 0 P: 14	R: 0 E: 0 K: 0 S: 6	H: 0 LOB: 0 BB: 0 P: 10	R: 0 E: 0 K: 0 S: 9	H: 1 LOB: 1 BB: 0 P: 14	R: 0 E: 0 K: 0 S: 8	H: 1 LOB: 0 BB: 0 P: 9	1B: 3 2B: 0 3B: 0 HR: 1	SF: 0 SAC: 0 DP: 2 HBP: 0	WP: 0 PB: 0 SB: 0 CS: 0	PA: 30		
PITCHER	IP WLS BF H R ER SO BB IBB HBP BLK WP HR S P ERA WHIP	8.0 W 27 3 1 1 3 0 0 0 0 0 1 67 102 1.12 0.375	1.0 S 3 1 0 0 0 0 0 0 0 0 0 8 9 0.00 1.000																					

AB	30
R	1
H	4
RBI	1
BB	0
SO	3
LOB	5



Batter	1	2	3	4	5	6	7	8	9	AB	R	H	RBI	BB	SO	LOB	BOTTOM						
Chico Walker, S OBP: 0.324, SLG: 0.340	1-2 G1-3		0-1 G6-3		0-0 P4			1-1 S 1B		4	0	1	0	0	0	1	San Francisco Giants @ Chicago Cubs Wrigley Field, Chicago, IL Sat Sep 07 1991, 3:33 AM CDT Att: 30,821 - Sunny - 77 F						
Mark Grace, L OBP: 0.354, SLG: 0.381	1-2 L8		0-0 G4-3			0-2 23 1B		2-2 F7		4	0	1	0	0	0	1							
23 Ryne Sandberg, R OBP: 0.373, SLG: 0.474	2-2 L5		2-1 L1			3-1 G5-4-3 1B		1-1 G6-3		4	0	1	0	0	0	1							
Andre Dawson, R OBP: 0.301, SLG: 0.476		0-2 G5-3		1-1 L9		0-0 P8			0-0 P8	3	0	0	0	0	2	2							
George Bell, R OBP: 0.333, SLG: 0.482		4-2 HR BB		1-1 F8		0-0 G5-4-3 1-2			0-0 G5-4-3	2	1	0	0	1	0	2							
Damon Berryhill, S OBP: 0.233, SLG: 0.331 Rick Wilkins, L OBP: 0.316, SLG: 0.347		2-2 HR		3-1 L9					0-0 P5	3	1	1	2	0	0	0							
Shawon Dunston, R OBP: 0.292, SLG: 0.490		1-2 F9				0-2 G4-3		1-2 P3		3	0	0	0	0	0	0							
Doug Strange, S OBP: 0.667, SLG: 1.000		0-0 2B				2-1 HBP		1-1 P6		2	0	1	0	0	0	0							
Mike Bielecki, R OBP: 0.111, SLG: 0.070 Dwight Smith, L OBP: 0.297, SLG: 0.392 Paul Assenmacher, L OBP: 0.400, SLG: 0.250		2-2 G6-3				1-0 F8		3-2 F8		2	0	0	0	0	2	2							
										0	0	0	0	0	0	0							
Inning Stats	R: 0 E: 0 K: 0 S: 11	H: 0 LOB: 0 BB: 0 P: 15	R: 2 E: 0 K: 0 S: 16	H: 2 LOB: 1 BB: 1 P: 25	R: 0 E: 0 K: 0 S: 5	H: 0 LOB: 0 BB: 0 P: 7	R: 0 E: 0 K: 0 S: 6	H: 0 LOB: 0 BB: 0 P: 11	R: 0 E: 0 K: 0 S: 7	H: 0 LOB: 1 BB: 0 P: 9	R: 0 E: 0 K: 0 S: 7	H: 2 LOB: 1 BB: 0 P: 10	R: 0 E: 0 K: 0 S: 6	H: 0 LOB: 0 BB: 0 P: 8	R: 0 E: 0 K: 0 S: 10	H: 1 LOB: 1 BB: 0 P: 17	R: 0 E: 0 K: 0 S: 8	H: 1 LOB: 1 BB: 0 P: 17	1B: 3 2B: 1 3B: 0 HR: 1	SF: 0 SAC: 0 DP: 1 HBP: 1	WP: 0 PB: 0 SB: 1 CS: 0	PA: 30	
PITCHER	IP WLS BF H R ER SO BB IBB HBP BLK WP HR S P ERA WHIP	7.0 L 26 4 2 2 0 1 0 1 0 0 0 10 17 0.00 0.714	1.0 4 1 0 0 0 0 0 0 0 0 0 0 10 17 0.00 1.000																				



Batter	1	2	3	4	5	6	7	8	9	AB	R	H	RBI	BB	SO	LOB	TOP								
Darren Lewis, R OBP: 0.377, SLG: 0.365 (1, 8)	4-0 FC BB		0-1 G3			4-0 1B BB	3-2 E6		0-0 P3	3	0	0	0	2	0	2									
Willie McGee, S OBP: 0.351, SLG: 0.407 Jeff Brantley, R (7, 1)	2-3 FC			1-2 G4-3		2-2 1B	2-2 FC6-4		2-2 F7	4	0	2	0	0	0	1									
Robby Thompson, R OBP: 0.353, SLG: 0.470 (8, 4)	1-2 G1-6-3					1-3 1B	1-3 1B			1	0	0	0	0	0	0									
Will Clark, L OBP: 0.364, SLG: 0.549 (1, 3)	1-1 G1-6-3			3-3 K		1-3 K	1-2 FC6-4			4	0	0	0	0	2	5									
Kevin Mitchell, R OBP: 0.348, SLG: 0.537 (1, 7)		4-2 L1-3 BB		0-2 G6-3			1-1 P3	1-3 K		3	0	0	0	1	1	0									
Matt Williams, R OBP: 0.300, SLG: 0.486 (1, 5)	0-1 L1-3				0-2 L7		0-0 1B 3B	4-1 BB		3	1	1	0	1	0	1									
Tom Herr, S OBP: 0.336, SLG: 0.269 Dave Righetti, L (8, 1)	1-2 L6				3-2 G1-3		0-0 1B 3B	4-2 BB		3	1	1	0	1	0	0									
Kirt Manwaring, R OBP: 0.287, SLG: 0.297 Mark Leonard, L OBP: 0.286, SLG: 0.352 Mike Benjamin, R OBP: 0.188, SLG: 0.254 (7, PH) (7, PR) (7, 6)			1-0 FC1-6 HBP		1-1 P3		2-1 1B 3B	0-1 F8		1	0	0	0	0	0	0									
Jose Uribe, S OBP: 0.297, SLG: 0.324 Kevin Bass, S OBP: 0.299, SLG: 0.360 Steve Decker, R OBP: 0.268, SLG: 0.322 (7, PH) (7, 2)			1-0 FC1-6 SH1				1-2 1B 3B			1	1	1	3	0	0	0									
Trevor Wilson, L OBP: 0.348, SLG: 0.366 Mike Felder, S OBP: 0.322, SLG: 0.336 (7, PH) (7, 9)			0-1 SH1				1-2 G3	2-0 SH3-4	2-1 L7	1	0	0	0	0	0	0									
Inning Stats	R: 0 E: 0 K: 0 S: 6	H: 0 LOB: 0 BB: 1 P: 13	R: 0 E: 0 K: 0 S: 9	H: 0 LOB: 0 BB: 1 P: 14	R: 0 E: 0 K: 0 S: 5	H: 0 LOB: 1 BB: 0 P: 7	R: 0 E: 0 K: 1 S: 9	H: 0 LOB: 0 BB: 0 P: 13	R: 0 E: 0 K: 0 S: 8	H: 0 LOB: 0 BB: 0 P: 12	R: 0 E: 0 K: 2 S: 13	H: 1 LOB: 2 BB: 1 P: 21	R: 4 E: 1 K: 0 S: 17	H: 5 LOB: 2 BB: 0 P: 29	R: 0 E: 0 K: 1 S: 9	H: 0 LOB: 2 BB: 2 P: 18	R: 0 E: 0 K: 0 S: 6	H: 0 LOB: 0 BB: 0 P: 10	1B: 5 2B: 1 3B: 1 HR: 0	SF: 0 SAC: 2 DP: 2 HBP: 1	WP: 0 PB: 1 SB: 0 CS: 0	PA: 38			
PITCHER	IP	WLS	BF	H	R	ER	SO	BB	IBB	HBP	BLK	WP	HR	S	P	ERA	WHIP								
Greg Maddux, R ERA: 3.79 Chuck McElroy, L ERA: 1.81 Les Lancaster, R ERA: 3.78 Paul Assenmacher, L ERA: 3.21	(1, 1) (7, 1) (8, 1) (9, 1)	6.1 0.2 1.0 1.0	L 26 5 3	4 1 0 0	4 0 0 0	4 0 0 0	4 0 1 0	3 0 0 0	0 0 0 0	1 0 0 0	0 0 0 0	0 0 0 0	0 0 9 6	57 10 18 10	91 18 2000 0.000	5.68 0.00 0.00 0.00	1.263 1.500 2.000 0.000								

San Francisco Giants @ Chicago Cubs
 Wrigley Field, Chicago, IL
 Sun Sep 08 1991, 3:33 AM CDT
 Att: 27,875 - Cloudy - 83 F

AB 30
R 4
H 6
RBI 4
BB 5
SO 4
LOB 14



Batter	1	2	3	4	5	6	7	8	9	AB	R	H	RBI	BB	SO	LOB	BOTTOM								
Chico Walker, S OBP: 0.326, SLG: 0.337 (1, 8)	1-2 G4-3		3-2 F8		0-1 F9		4-0 BB		4-2 S BB	3	0	0	0	2	0	1									
Mark Grace, L OBP: 0.353, SLG: 0.379 (1, 3)	1-0 G4-3		1-1 2B 1B		1-2 G6-3		0-0 P6		3-1 F8	5	1	1	0	0	0	4									
23 Ryne Sandberg, R OBP: 0.374, SLG: 0.475 (1, 4)	0-1 G6-3		2-1 1B 2B		3-2 P9			4-0 F8 G1-3 BB		3	0	1	2	1	0	0									
Andre Dawson, R OBP: 0.301, SLG: 0.474 (1, 9)		1-2 P6	0-0 G6-3			1-2 1B		1-0 G1-3		4	0	1	0	0	0	2									
George Bell, R OBP: 0.330, SLG: 0.478 (1, 7)		3-2 G6-3		2-0 G5-3		1-2 L7		1-0 F8		4	0	0	0	0	0	1									
Hector Villanueva, R OBP: 0.355, SLG: 0.520 Chuck McElroy, L OBP: 0.333, SLG: 0.444 Les Lancaster, R OBP: 0.185, SLG: 0.259 Damon Berryhill, S OBP: 0.232, SLG: 0.329 Paul Assenmacher, L OBP: 0.400, SLG: 0.250 (1, 2) (7, 1) (8, 1) (8, PH) (9, 1)		1-1 1B		2-1 F8		0-3 K		2-3 K		3	0	1	0	0	1	0									
Shawon Dunston, R OBP: 0.293, SLG: 0.496 Rey Sanchez, R (8, 6)		0-0 F9		1-0 HR			1-0 G1-3		0-0 L9	3	1	1	1	0	0	1									
Doug Dasenczo, S OBP: 0.319, SLG: 0.311 (9, PH)										1	0	0	0	0	0	0									
Doug Strange, S OBP: 0.714, SLG: 0.833 Ced Landrum, L OBP: 0.286, SLG: 0.255 (9, PR)			0-1 G4-3		0-1 1B				1-0 S BB 1B	4	0	3	0	0	0	0									
Greg Maddux, R OBP: 0.227, SLG: 0.284 Rick Wilkins, L OBP: 0.315, SLG: 0.346 Luis Salazar, R OBP: 0.307, SLG: 0.454 (1, 1) (7, 2) (9, PH)			1-1 1B 2B 1B		3-3 K		1-1 K		1-2 P3	2	1	1	0	0	1	1									
Inning Stats	R: 0 E: 0 K: 0 S: 7	H: 0 LOB: 0 BB: 0 P: 9	R: 0 E: 0 K: 0 S: 13	H: 1 LOB: 1 BB: 0 P: 18	R: 2 E: 0 K: 0 S: 13	H: 3 LOB: 1 BB: 0 P: 20	R: 1 E: 0 K: 1 S: 9	H: 2 LOB: 1 BB: 0 P: 17	R: 0 E: 0 K: 0 S: 14	H: 0 LOB: 0 BB: 0 P: 18	R: 0 E: 0 K: 1 S: 12	H: 1 LOB: 2 BB: 1 P: 14	R: 0 E: 0 K: 1 S: 8	H: 1 LOB: 2 BB: 1 P: 16	R: 0 E: 0 K: 1 S: 9	H: 0 LOB: 1 BB: 1 P: 17	R: 0 E: 0 K: 0 S: 11	H: 1 LOB: 3 BB: 1 P: 19	1B: 7 2B: 1 3B: 0 HR: 1	SF: 0 SAC: 0 DP: 0 HBP: 0	WP: 0 PB: 0 SB: 3 CS: 0	PA: 38			
PITCHER	IP	WLS	BF	H	R	ER	SO	BB	IBB	HBP	BLK	WP	HR	S	P	ERA	WHIP								
Trevor Wilson, L ERA: 3.41 Jeff Brantley, R ERA: 2.59 Dave Righetti, L ERA: 3.32	(1, 1) (7, 1) (8, 1)	6.0 1.2 1.1	W 8 S	24 1 6	3 0 1	3 0 0	3 1 0	3 2 1	3 0 0	0 0 0	0 0 0	0 0 0	0 0 18	68 10 28	96 24 28	4.50 0.00 0.00	1.167 1.800 1.500								

San Francisco Giants @ Chicago Cubs
 Wrigley Field, Chicago, IL
 Sun Sep 08 1991, 3:33 AM CDT
 Att: 27,875 - Cloudy - 83 F

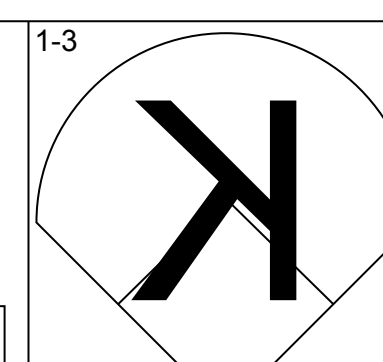
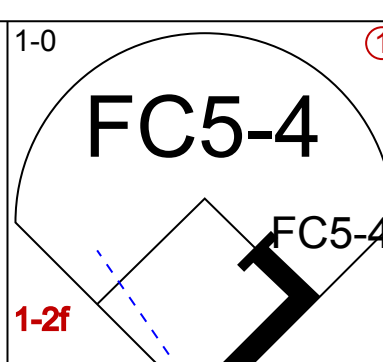
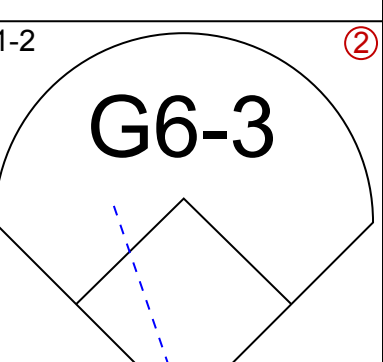
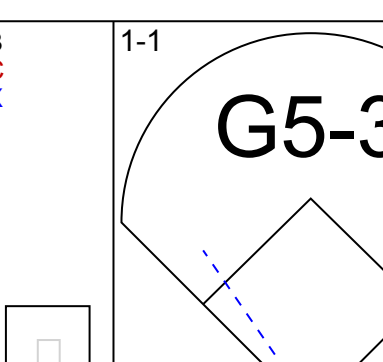
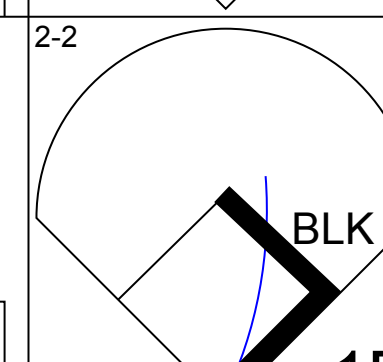
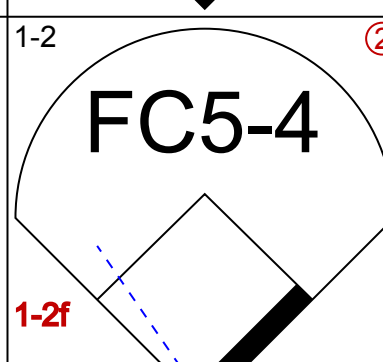
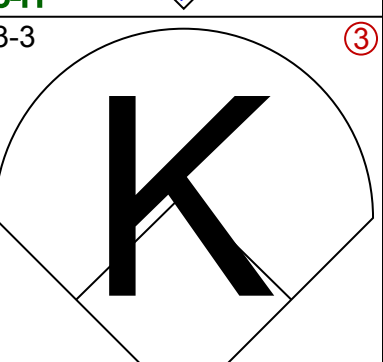
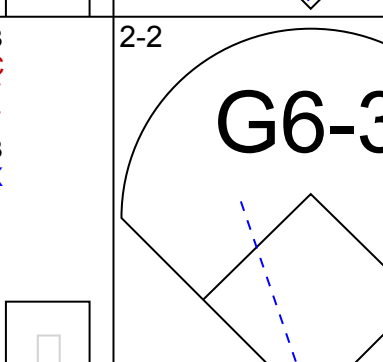
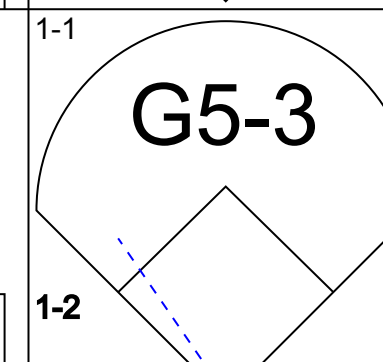
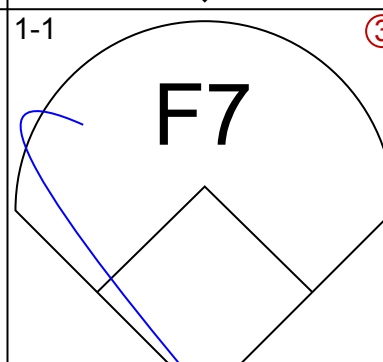
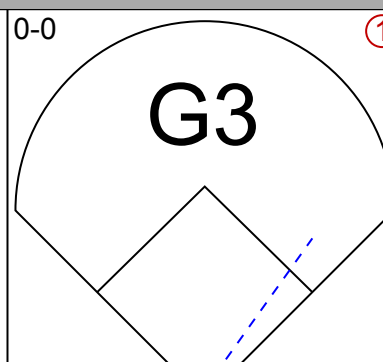
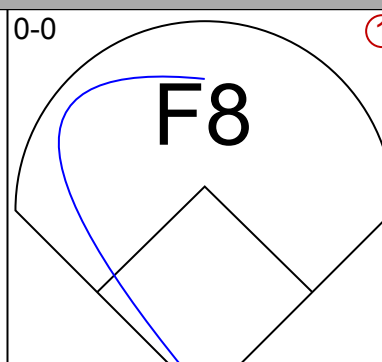
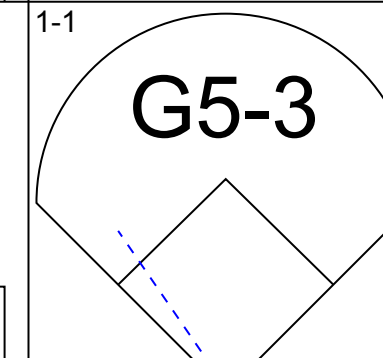
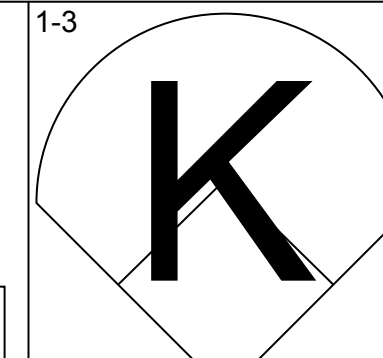
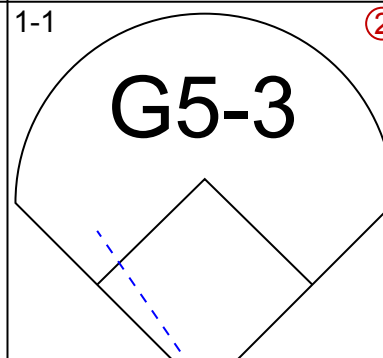
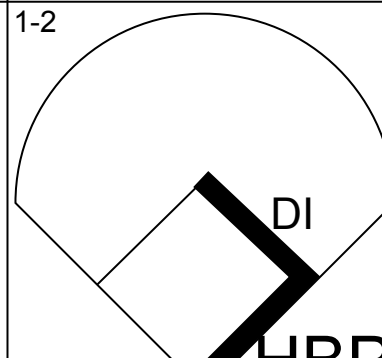
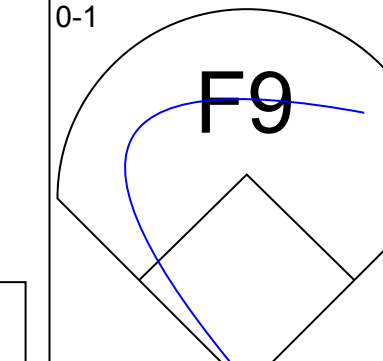
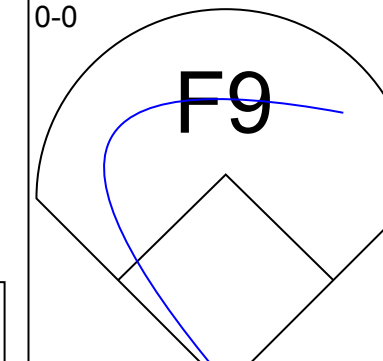
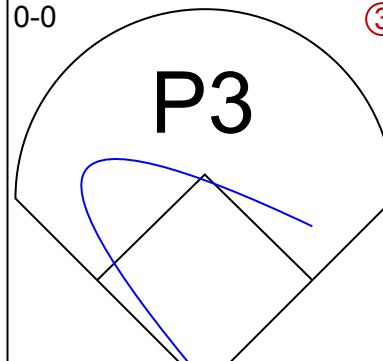
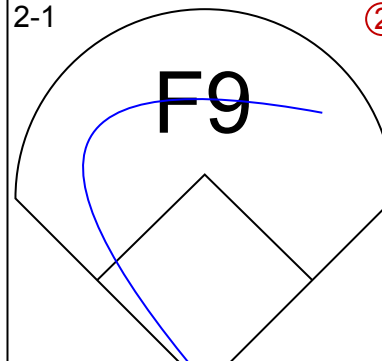
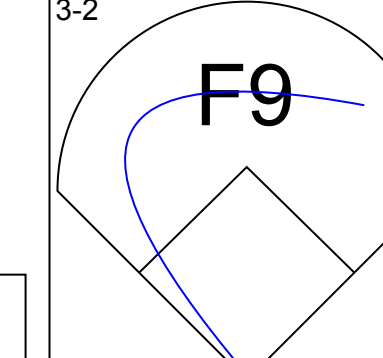
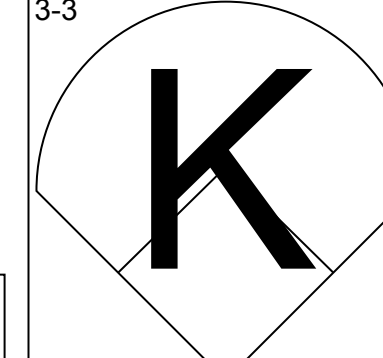
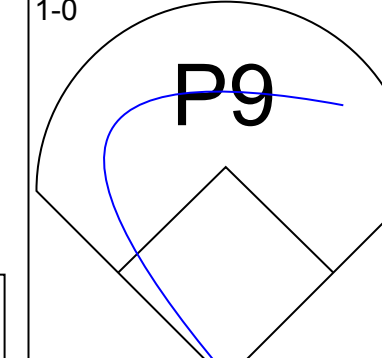
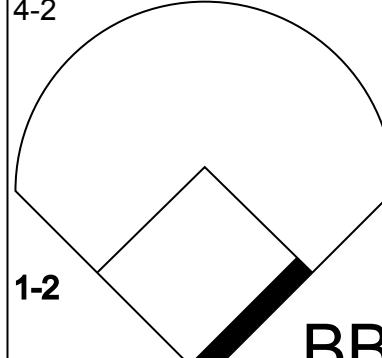
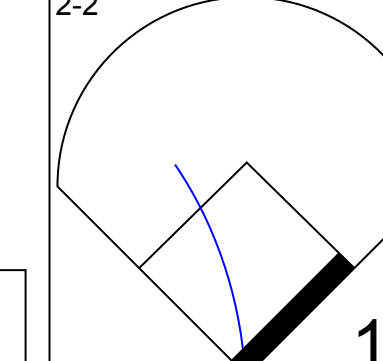
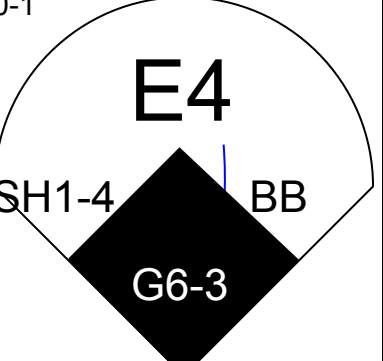
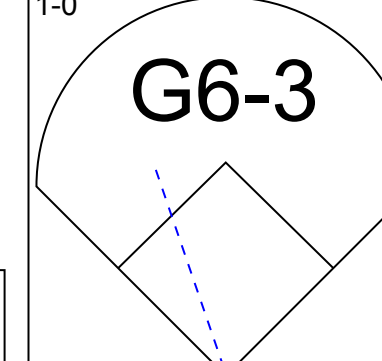
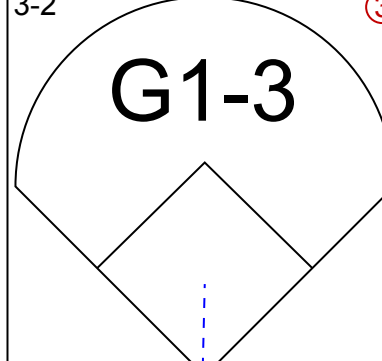
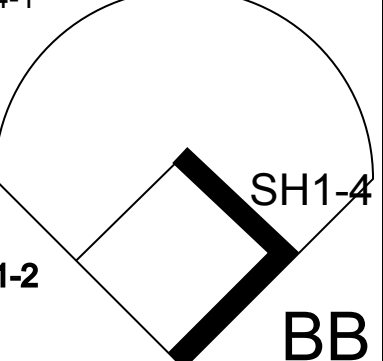
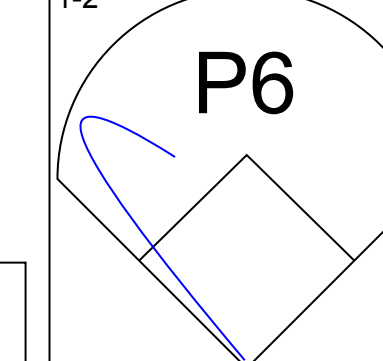
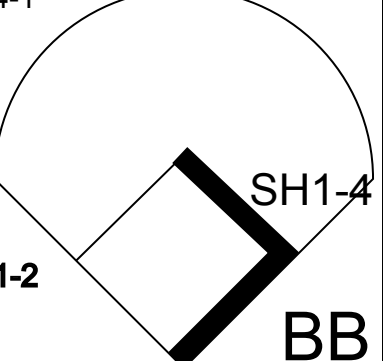
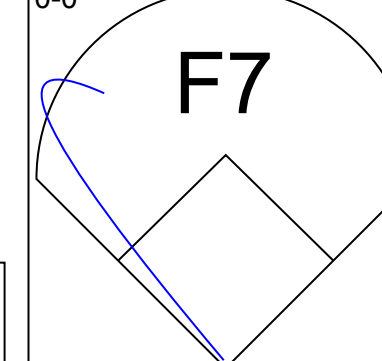
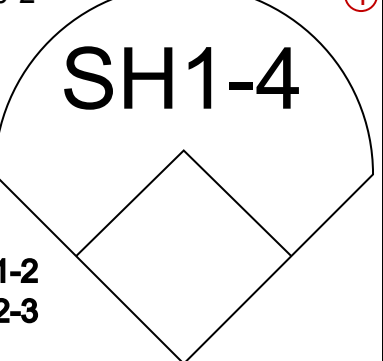
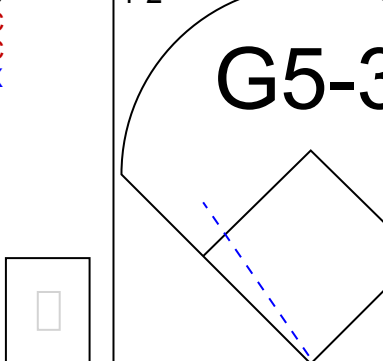
AB 35
R 3
H 9
RBI 3
BB 3
SO 4
LOB 13



Batter	1	2	3	4	5	6	7	8	9	AB	R	H	RBI	BB	SO	LOB	TOP			
Darren Lewis, R OBP: 0.370, SLG: 0.357 (1, 8)										4	0	0	0	0	0	2	San Francisco Giants @ Atlanta Braves Atlanta-Fulton County Stadium, Atlanta, GA Mon Sep 09 1991, 7:05 PM EDT Att: 19,686 - Sunny - 81 F			
Willie McGee, S OBP: 0.351, SLG: 0.406 Gil Heredia, R (6, 1)										3	0	1	0	0	1	1				
Mark Leonard, L OBP: 0.352, SLG: 0.352 Rod Beck, R OBP: 1.000, SLG: 1.000 (8, PH) (8, 1)										0	1	0	0	1	0	0				
Will Clark, L OBP: 0.363, SLG: 0.547 (1, 3)										4	0	1	1	0	1	1				
Kevin Bass, S OBP: 0.305, SLG: 0.372 (1, 7)										4	1	3	1	0	0	1				
Matt Williams, R OBP: 0.299, SLG: 0.484 (1, 5)										2	0	0	1	1	0	3				
Robby Thompson, R OBP: 0.354, SLG: 0.473 (1, 4)										4	0	2	0	0	1	1				
Steve Decker, R OBP: 0.263, SLG: 0.315 (1, 2)										4	0	0	0	0	0	3				
Mike Benjamin, R OBP: 0.205, SLG: 0.269 (1, 6)										4	1	2	0	0	1	1				
Bud Black, L OBP: 0.185, SLG: 0.215 Ted Wood, L OBP: 0.100, SLG: 0.100 (6, PH) (6, 9)										0	0	0	0	0	0	0				
Inning Stats	R: 0 E: 0 K: 0 S: 12	H: 1 LOB: 1 BB: 0 P: 17	R: 0 E: 0 K: 1 S: 6	H: 0 LOB: 0 BB: 1 P: 12	R: 0 E: 0 K: 1 S: 13	H: 1 LOB: 1 BB: 0 P: 19	R: 0 E: 0 K: 1 S: 10	H: 0 LOB: 0 BB: 0 P: 15	R: 0 E: 0 K: 0 S: 5	H: 0 LOB: 0 BB: 0 P: 9	R: 1 E: 0 K: 0 S: 9	H: 2 LOB: 1 BB: 0 P: 15	R: 2 E: 0 K: 1 S: 15	H: 3 LOB: 2 BB: 1 P: 25	R: 0 E: 0 K: 1 S: 14	H: 1 LOB: 1 BB: 0 P: 23	1B: 7 2B: 1 3B: 1 HR: 0	SF: 1 SAC: 1 DP: 2 HBP: 0	WP: 1 PB: 0 SB: 0 CS: 0	PA: 36
PITCHER	IP WLS BF H R ER SO BB IBB HBP BLK WP HR S P ERA WHIP																			
29 John Smoltz, R ERA: 4.23	(1, 1)	7.0	W	25	5	1	1	3	1	0	0	0	0	0	0	61	96	1.29	0.857	
Randy St. Claire, R ERA: 5.09	(8, 1)	0.2		4	1	2	2	1	1	0	0	0	0	0	10	18	27.00	3.000		
Mike Stanton, L ERA: 2.8	(8, 1)	0.0		2	2	0	0	0	0	0	0	0	0	3	5					
Jim Clancy, R ERA: 3.45	(8, 1)	1.1	S	5	1	0	0	1	0	0	0	0	1	0	16	25	0.00	0.750		

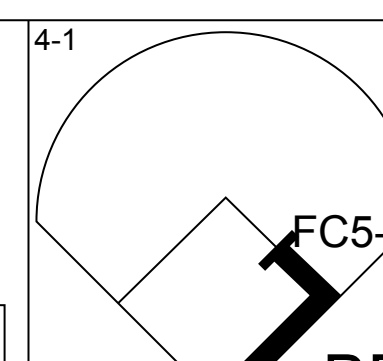
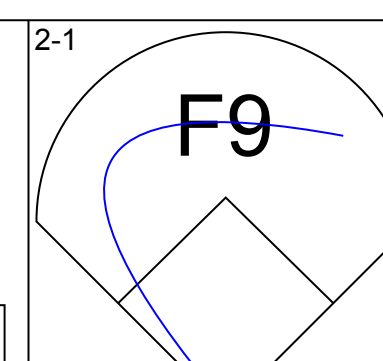
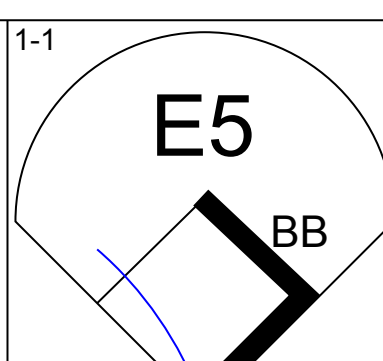
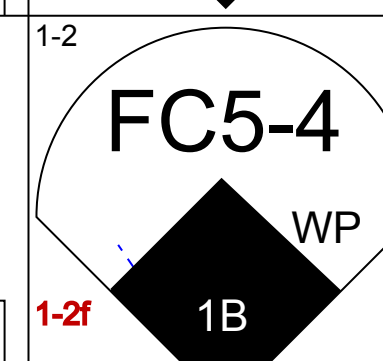

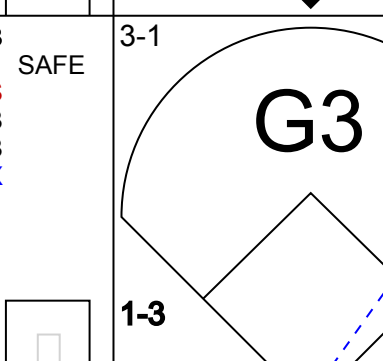
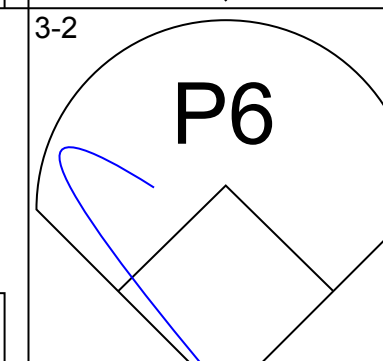


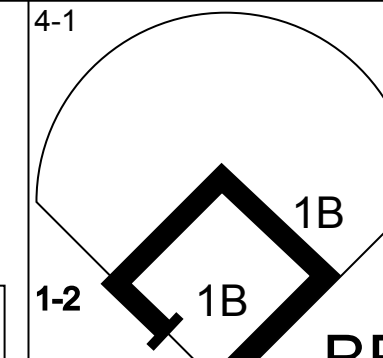
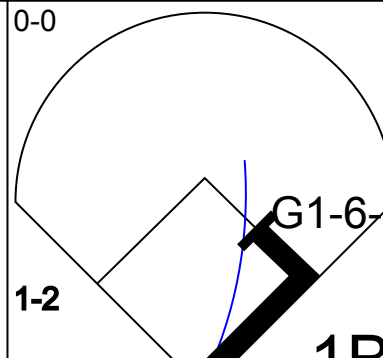
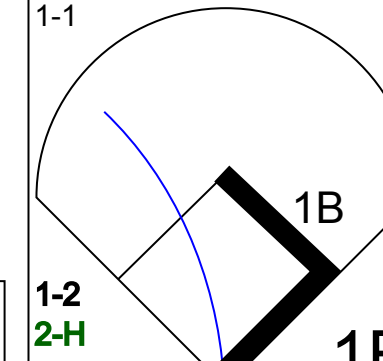
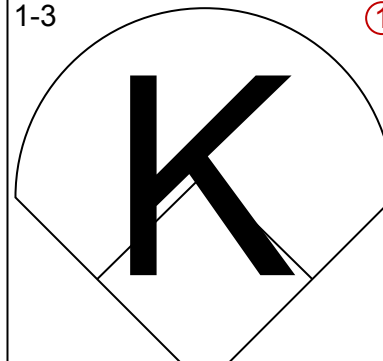

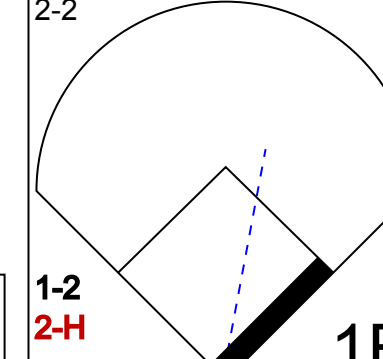
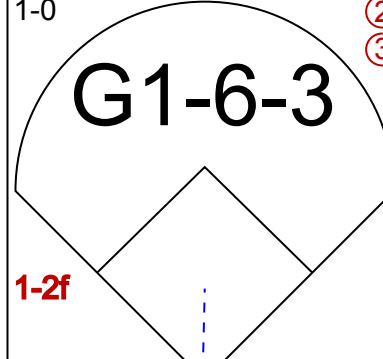
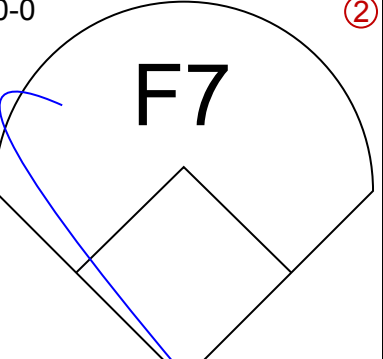
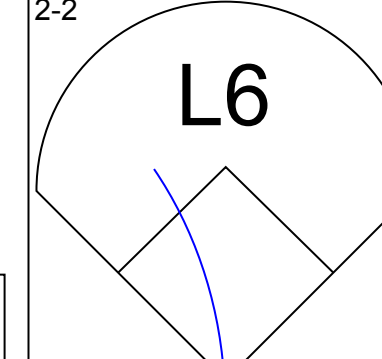


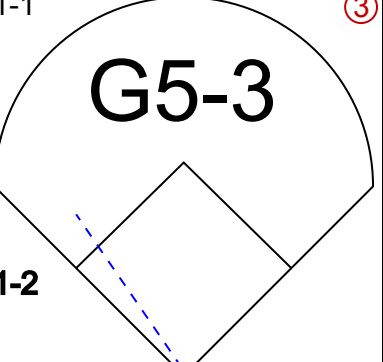





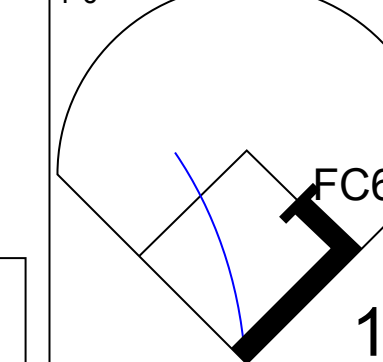
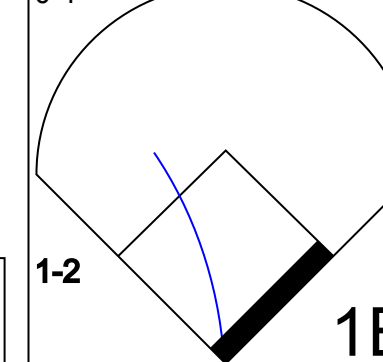

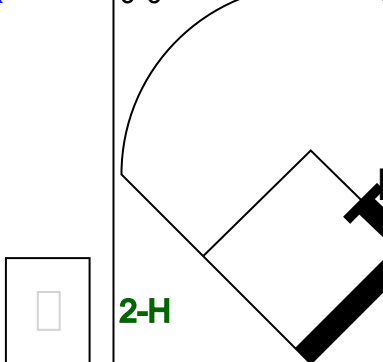
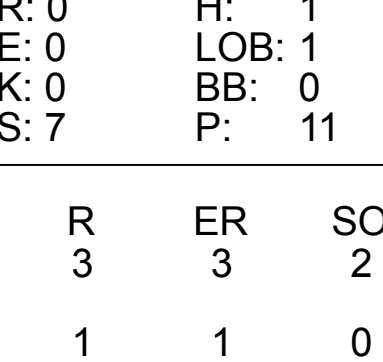
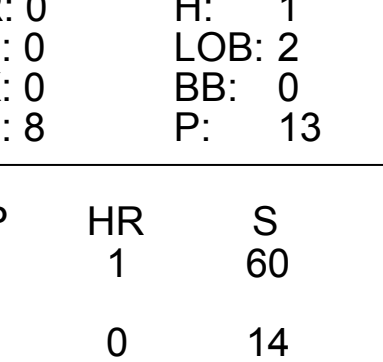
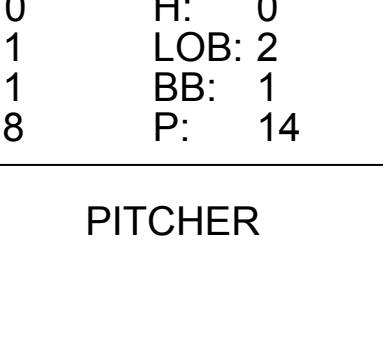
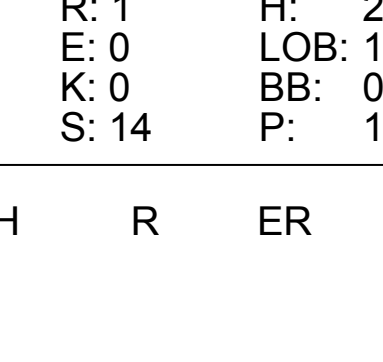




Batter	1	2	3	4	5	6	7	8	9	AB	R	H	RBI	BB	SO	LOB	BOTTOM	
Lonnie Smith, R OBP: 0.385, SLG: 0.409 Otis Nixon, S OBP: 0.374, SLG: 0.330 (6, 7)										3	0	1	0	0	0	0	San Francisco Giants @ Atlanta Braves Atlanta-Fulton County Stadium, Atlanta, GA Mon Sep 09 1991, 7:05 PM EDT Att: 19,686 - Sunny - 81 F	
Terry Pendleton, S OBP: 0.353, SLG: 0.500 (1, 5)										4	1	1	0	0	0	1		
Ron Gant, R OBP: 0.330, SLG: 0.497 (1, 8)										3	2	1	1	1	1	0		
David Justice, L OBP: 0.369, SLG: 0.531 (1, 9)										4	3	3	5	0	0	0		
Brian Hunter, R OBP: 0.309, SLG: 0.477 (1, 3)										4	1	1	0	0	1	1		
Greg Olson, R OBP: 0.330, SLG: 0.360 (1, 2)										3	0	0	0	1	1	0		
Mark Lemke, S OBP: 0.302, SLG: 0.318 (1, 4)										3	0	0	0	0	0	2		
Rafael Belliard, R OBP: 0.290, SLG: 0.281 (1, 6)										3	0	0	0	0	0	1		
29 John Smoltz, R OBP: 0.183, SLG: 0.179 Tommy Gregg, L OBP: 0.254, SLG: 0.330 Randy St. Claire, R OBP: 0.500, SLG: 0.500 Mike Stanton, L OBP: 0.571, SLG: 0.667 Jim Clancy, R ERA: 3.45 (8, 1)										2	0	0	0	0	0	0		
Inning Stats	R: 4 E: 2 K: 0 S: 18	H: 4 LOB: 1 BB: 0 P: 30	R: 0 E: 0 K: 0 S: 7	H: 0 LOB: 0 BB: 0 P: 8	R: 0 E: 0 K: 1 S: 9	H: 0 LOB: 0 BB: 0 P: 12	R: 3 E: 0 K: 0 S: 7	H: 2 LOB: 1 BB: 1 P: 14	R: 0 E: 0 K: 0 S: 7	H: 0 LOB: 0 BB: 0 P: 8	R: 0 E: 0 K: 2 S: 10	H: 1 LOB: 0 BB: 0 P: 14	1B: 1 2B: 3 3B: 1 HR: 2	SF: 0 SAC: 0 DP: 1 HBP: 0	WP: 1 PB: 0 SB: 0 CS: 0	PA: 33		
PITCHER	IP WLS BF H R ER SO BB IBB HBP BLK WP HR S P ERA WHIP																	
Bud Black, L ERA: 4.28	(1, 1)	5.0	L	23	6	7	5	1	0	1	0	0	0	0	48	79	9.00	1.200
Gil Heredia, R ERA: 11.25	(6, 1)	2.0		6	0	0	0	0	1	0	0	0	0	14	22	0.00	0.500	
Rod Beck, R ERA: 3.08	(8, 1)	1.0		4	1	1	1	2	0	0	0	0	0	10	14	9.00	1.000	




Batter	1	2	3	4	5	6	7	8	9	AB	R	H	RBI	BB	SO	LOB	TOP			
Darren Lewis, R OBP: 0.363, SLG: 0.349 (1, 8)										4	0	0	1	0	1	2	San Francisco Giants @ Atlanta Braves Atlanta-Fulton County Stadium, Atlanta, GA Tue Sep 10 1991, 7:05 PM EDT Att: 23,741 - Sunny - 83 F			
Willie McGee, S OBP: 0.350, SLG: 0.405 (1, 9)										4	0	1	0	0	1	2				
Will Clark, L OBP: 0.360, SLG: 0.542 (1, 3)										4	0	0	0	0	0	2				
Kevin Bass, S OBP: 0.304, SLG: 0.368 (1, 7)										3	0	0	0	0	1	1				
Matt Williams, R OBP: 0.297, SLG: 0.480 (1, 5)										4	0	0	0	0	0	1				
Robby Thomson, R OBP: 0.353, SLG: 0.470 (1, 4)										3	0	0	0	1	1	0				
Kirt Manwaring, R OBP: 0.288, SLG: 0.298 (9, PH)										3	1	1	0	0	0	0				
Kevin Mitchell, R OBP: 0.347, SLG: 0.535 (8, PH)										1	0	0	0	0	0	2				
Mike Benjamin, R OBP: 0.211, SLG: 0.261 (1, 6)										2	0	0	0	1	0	1				
John Burkett, R OBP: 0.100, SLG: 0.102 (8, PH)										1	0	1	0	0	0	0				
Mike Felder, S OBP: 0.321, SLG: 0.334 (8, 1)										1	0	0	0	0	0	0				
Jeff Brantley, R OBP: 0.304, SLG: 0.368 (8, 1)										0	0	0	0	0	0	0				
Inning Stats	R: 0 E: 0 K: 1 S: 10	H: 1 LOB: 1 BB: 0 P: 15	R: 0 E: 0 K: 0 S: 16	H: 1 LOB: 1 BB: 0 P: 22	R: 0 E: 0 K: 2 S: 8	H: 0 LOB: 0 BB: 0 P: 12	R: 1 E: 1 K: 1 S: 12	H: 0 LOB: 1 BB: 1 P: 20	R: 0 E: 0 K: 0 S: 4	H: 0 LOB: 0 BB: 0 P: 5	R: 0 E: 0 K: 0 S: 3	H: 0 LOB: 0 BB: 0 P: 5	R: 0 E: 0 K: 0 S: 9	H: 0 LOB: 0 BB: 0 P: 13	R: 0 E: 0 K: 0 S: 12	H: 0 LOB: 2 BB: 1 P: 22	1B: 3 2B: 0 3B: 0 HR: 0	SF: 0 SAC: 1 DP: 0 HBP: 1	WP: 0 PB: 0 SB: 0 CS: 0	PA: 34
PITCHER	IP	WLS	BF	H	R	ER	SO	BB	IBB	HBP	BLK	WP	HR	S	P	ERA	WHIP			
Steve Avery, L ERA: 3.61 (1, 1)	8.2	W	33	3	1	0	4	2	0	1	1	0	0	78	119	0.00	0.577			
Alejandro Pena, R ERA: 2.66 (9, 1)	0.1	S	1	0	0	0	0	0	0	0	0	0	0	4	7	0.00	0.000			


AB	30
R	1
H	3
RBI	1
BB	2
SO	4
LOB	11



Batter	1	2	3	4	5	6	7	8	9	AB	R	H	RBI	BB	SO	LOB	BOTTOM			
Lonnie Smith, R OBP: 0.383, SLG: 0.404 (1, 7)										3	0	0	0	1	0	3	San Francisco Giants @ Atlanta Braves Atlanta-Fulton County Stadium, Atlanta, GA Tue Sep 10 1991, 7:05 PM EDT Att: 23,741 - Sunny - 83 F			
Keith Mitchell, R OBP: 0.400, SLG: 0.455 (6, PR) (7, 7)										1	0	0	0	0	0	1				
Jeff Treadway, L OBP: 0.378, SLG: 0.436 (1, 4)										2	2	0	0	0	0	3				
Mark Lemke, S OBP: 0.304, SLG: 0.316 (5, 4)										1	0	0	0	1	0	1				
Terry Pendleton, S OBP: 0.355, SLG: 0.506 (1, 5)										4	1	2	1	0	0	3				
David Justice, L OBP: 0.371, SLG: 0.530 (1, 9)										3	0	1	1	1	0	0				
Ron Gant, R OBP: 0.331, SLG: 0.496 (1, 8)										3	0	1	1	1	1	2				
Sid Bream, L OBP: 0.321, SLG: 0.461 (1, 3)										4	0	1	0	0	0	3				
Greg Olson, R OBP: 0.329, SLG: 0.362 (1, 2)										4	1	1	0	0	0	1				
Rafael Belliard, R OBP: 0.289, SLG: 0.279 (1, 6)										3	0	0	0	0	1	1				
Steve Avery, L OBP: 0.288, SLG: 0.290 (1, 1)										4	0	3	1	0	0	0				
Alejandro Pena, R ERA: 2.67 (9, 1)										0	0	0	0	0	0	0				
Inning Stats	R: 1 E: 0 K: 0 S: 14	H: 2 LOB: 2 BB: 2 P: 29	R: 0 E: 0 K: 0 S: 7	H: 1 LOB: 1 BB: 0 P: 11	R: 1 E: 0 K: 1 S: 11	H: 2 LOB: 1 BB: 0 P: 17	R: 0 E: 0 K: 0 S: 8	H: 1 LOB: 2 BB: 0 P: 13	R: 1 E: 0 K: 1 S: 6	H: 1 LOB: 1 BB: 1 P: 12	R: 0 E: 0 K: 1 S: 8	H: 0 LOB: 2 BB: 1 P: 14	R: 0 E: 0 K: 0 S: 6	H: 0 LOB: 0 BB: 0 P: 10	R: 1 E: 0 K: 0 S: 14	H: 2 LOB: 1 BB: 0 P: 19	1B: 7 2B: 1 3B: 0 HR: 1	SF: 0 SAC: 0 DP: 1 HBP: 2	WP: 2 PB: 0 SB: 2 CS: 0	PA: 38
PITCHER	IP	WLS	BF	H	R	ER	SO	BB	IBB	HBP	BLK	WP	HR	S	P	ERA	WHIP			
John Burkett, R ERA: 4.18 (1, 1)	7.0	L	33	7	3	3	2	4	0	2	0	0	1	60	106	3.86	1.571			
Jeff Brantley, R ERA: 2.67 (8, 1)	1.0	S	5	2	1	1	0	0	0	0	0	1	0	14	19	9.00	2.000			



Batter	1	2	3	4	5	6	7	8	9	AB	R	H	RBI	BB	SO	LOB	TOP		
Mike Felder, S OBP: 0.318, SLG: 0.334 (1, 9)	0-0 P6		0-1 G6-3		1-2 G6-3			0-0 2B		4	0	1	0	0	0	0	San Francisco Giants @ Cincinnati Reds Riverfront Stadium, Cincinnati, OH Thu Sep 12 1991, 3:33 AM EDT Att: 15,923 - Cloudy - 75 F AB 31 R 3 H 5 RBI 3 BB 2 SO 2 LOB 5 		
Willie McGee, S OBP: 0.354, SLG: 0.414 (1, 8)	0-1 1B 2B		1-2 G4-3		2-1 F9			1-3 K		4	1	1	0	0	1	1			
Kevin Bass, S OBP: 0.308, SLG: 0.366 (1, 7)	2-1 HR 1B		0-0 B2-3		1-1 G6-4-3 1B			0-2 G3-1		4	1	2	1	0	0	0			
Matt Williams, R OBP: 0.298, SLG: 0.483 (1, 5)	3-0 HR			1-1 F9				1-3 K		4	1	1	2	0	1	1			
Tom Herr, S OBP: 0.338, SLG: 0.277 (1, 4)	1-1 G6-3			4-2 FC6-4 BB				4-2 DI BB		2	0	0	0	2	0	0			
Dave Anderson, R OBP: 0.276, SLG: 0.304 Will Clark, L OBP: 0.363, SLG: 0.541 (9, PH)	0-0 G4-3			0-1 P4				2-2 F8		3	0	0	0	0	0	1			
Kirt Manwaring, R OBP: 0.280, SLG: 0.290 (1, 2)		0-0 G6-3		0-1 FC6-4				1-2 F8		3	0	0	0	0	0	1			
Mike Benjamin, R OBP: 0.205, SLG: 0.263 (1, 6)		0-1 F8			0-0 F8			1-1 F9		3	0	0	0	0	0	0			
Paul McClellan, R OBP: 0.158, SLG: 0.111 Don Robinson, R OBP: 0.179, SLG: 0.184 Darren Lewis, R OBP: 0.362, SLG: 0.348 Kelly Downs, R OBP: 0.087, SLG: 0.087 (8, 1)		2-1 G5-3			1-1 G6-3			2-1 F8		2	0	0	0	0	0	0			
Inning Stats	R: 3 E: 0 K: 0 S: 9	H: 3 LOB: 0 BB: 0 P: 15	R: 0 E: 0 K: 0 S: 5	H: 0 LOB: 0 BB: 0 P: 7	R: 0 E: 0 K: 0 S: 6	H: 0 LOB: 1 BB: 0 P: 13	R: 0 E: 0 K: 0 S: 8	H: 1 LOB: 0 BB: 0 P: 9	R: 0 E: 0 K: 1 S: 5	H: 0 LOB: 0 BB: 0 P: 6	R: 0 E: 0 K: 1 S: 8	H: 1 LOB: 1 BB: 0 P: 12	R: 0 E: 0 K: 1 S: 13	H: 0 LOB: 1 BB: 1 P: 20	1B: 2 2B: 2 3B: 0 HR: 1	SF: 0 SAC: 0 DP: 1 HBP: 0		WP: 0 PB: 0 SB: 0 CS: 0	PA: 33
PITCHER	IP WLS BF H R ER SO BB IBB HBP BLK WP HR S P ERA WHIP	IP WLS BF H R ER SO BB IBB HBP BLK WP HR S P ERA WHIP																	
Tom Browning, L ERA: 4.22	(1, 1)	7.2 W 28 5 3 3 0																	
Rob Dibble, R ERA: 2.39	(8, 1)	1.1 S 5 0 0 0 2																	

Batter	1	2	3	4	5	6	7	8	9	AB	R	H	RBI	BB	SO	LOB	BOTTOM		
Billy Hatcher, R OBP: 0.309, SLG: 0.356 (1, 8)	1-0 F7		0-1 1B		3-1 G5-3			1-1 G6-3		4	0	1	0	0	0	1	San Francisco Giants @ Cincinnati Reds Riverfront Stadium, Cincinnati, OH Thu Sep 12 1991, 3:33 AM EDT Att: 15,923 - Cloudy - 75 F AB 32 R 7 H 9 RBI 7 BB 1 SO 4 LOB 6 		
Mariano Duncan, R OBP: 0.284, SLG: 0.422 (6, 6)	2-1 HR		2-1 F8		0-0 HR			2-3 K		4	2	2	3	0	1	1			
Hal Morris, L OBP: 0.371, SLG: 0.492 (1, 3)	1-2 L8			1-1 G4-3				2-2 3B 2B		4	2	2	1	0	0	0			
Paul O'Neill, L OBP: 0.349, SLG: 0.484 (1, 9)	0-1 G3			0-0 1B FC3-6 2B				1-0 P3		4	1	1	0	0	0	1			
Chris Sabo, R OBP: 0.362, SLG: 0.518 (1, 5)		3-2 P4		3-1 FC3-6 1B				4-0 3B IBB		3	1	1	0	1	0	0			
Luis Quinones, S OBP: 0.320, SLG: 0.331 (1, 4)		1-0 P4		1-1 FC3-6				0-0 3B		4	0	1	3	0	0	1			
Jeff Reed, L OBP: 0.325, SLG: 0.361 (1, 2)		0-0 G1-3		3-H F7				0-1 F8		4	0	0	0	0	1	2			
Freddie Benavides, R OBP: 0.304, SLG: 0.302 Chris Jones, R OBP: 0.400, SLG: 0.417 (6, 7)			2-3 K		2-1 G5-3 SH5 HR 1B			0-0 G5-3		2	1	1	0	0	1	0			
Tom Browning, L OBP: 0.212, SLG: 0.222 Rob Dibble, L (8, 1)			1-3 K		0-0 SH5			1-2 F8		2	0	0	0	0	1	0			
Inning Stats	R: 1 E: 0 K: 0 S: 8	H: 1 LOB: 0 BB: 0 P: 12	R: 0 E: 0 K: 0 S: 8	H: 0 LOB: 0 BB: 0 P: 12	R: 0 E: 0 K: 2 S: 14	H: 1 LOB: 1 BB: 0 P: 19	R: 1 E: 0 K: 0 S: 9	H: 2 LOB: 1 BB: 0 P: 13	R: 3 E: 0 K: 1 S: 8	H: 3 LOB: 0 BB: 0 P: 15	R: 0 E: 0 K: 1 S: 8	H: 0 LOB: 0 BB: 0 P: 12	R: 0 E: 0 K: 1 S: 10	H: 2 LOB: 1 BB: 1 P: 19	1B: 3 2B: 2 3B: 1 HR: 3	SF: 0 SAC: 1 DP: 0 HBP: 0		WP: 0 PB: 0 SB: 0 CS: 0	PA: 34
PITCHER	IP WLS BF H R ER SO BB IBB HBP BLK WP HR S P ERA WHIP	IP WLS BF H R ER SO BB IBB HBP BLK WP HR S P ERA WHIP																	
Paul McClellan, R ERA: 5.19	(1, 1)	4.2 L 21 7 5 5 2																	
Don Robinson, R ERA: 4.59	(5, 1)	2.1 7 0 0 0 1																	
Kelly Downs, R ERA: 4.06	(8, 1)	1.0 6 2 2 2 1																	

Batter	1	2	3	4	5	6	7	8	9	AB	R	H	RBI	BB	SO	LOB	TOP											
Darin Jackson, R OBP: 0.310, SLG: 0.473 Thomas Howard, S OBP: 0.303, SLG: 0.333 (8, PH)										5	1	2	1	0	1	2	San Diego Padres @ San Francisco Giants Candlestick Park, San Francisco, CA Fri Sep 13, 1991, 10:05 PM EDT Att: 11,471 - Cloudy - 53 F											
Kevin Ward, R OBP: 0.289, SLG: 0.412 (1, 7)										5	3	2	1	1	1	5												
Tim Teufel, R OBP: 0.331, SLG: 0.383 (1, 5)										5	1	0	0	1	0	3												
Fred McGriff, L OBP: 0.399, SLG: 0.489 Oscar Azocar, L OBP: 0.276, SLG: 0.235 (6, PR)										4	2	3	1	0	0	2												
Benito Santiago, R OBP: 0.295, SLG: 0.403 Jim Lewis, R Jeremy Hernandez, R (7, 1)									5	3	5	5	0	0	0	0												
Jerald Clark, R OBP: 0.307, SLG: 0.372 Jim Vatcher, R OBP: 0.556, SLG: 0.333 (2, PH)										0	0	0	0	0	0	0												
Craig Shipley, R OBP: 0.291, SLG: 0.302 (1, 6)										5	0	1	2	0	0	5												
Paul Faries, R OBP: 0.244, SLG: 0.195 (1, 4)									3	1	0	0	2	1	0													
Ricky Bones, R OBP: 0.250, SLG: 0.100 Dann Bilardello, R OBP: 0.261, SLG: 0.238 (7, 2)									2	0	1	1	1	0	0													
Inning Stats	R: 2 E: 0 K: 1 S: 20	H: 3 LOB: 2 BB: 0 P: 33	R: 4 E: 1 K: 0 S: 19	H: 3 LOB: 1 BB: 2 P: 36	R: 0 E: 0 K: 1 S: 5	H: 0 LOB: 0 BB: 0 P: 9	R: 3 E: 0 K: 0 S: 16	H: 3 LOB: 2 BB: 2 P: 31	R: 0 E: 0 K: 0 S: 4	H: 1 LOB: 1 BB: 0 P: 8	R: 3 E: 0 K: 0 S: 19	H: 4 LOB: 3 BB: 2 P: 34	R: 1 E: 0 K: 0 S: 11	H: 1 LOB: 1 BB: 1 P: 17	R: 0 E: 1 K: 1 S: 9	H: 0 LOB: 1 BB: 0 P: 14		R: 0 E: 0 K: 1 S: 6	H: 0 LOB: 0 BB: 0 P: 7	1B: 12 2B: 2 3B: 0 HR: 1	SF: 0 SAC: 1 DP: 0 HBP: 1	WP: 0 PB: 0 SB: 0 CS: 0	PA: 50					
PITCHER	IP	WLS	BF	H	R	ER	SO	BB	IBB	HBP	BLK	WP	HR	S	P	ERA	WHIP											
Trevor Wilson, L ERA: 3.64 Rod Beck, R ERA: 3.61 Kelly Downs, R ERA: 4.25 Jeff Brantley, R ERA: 2.63	(1, 1)	1.2	L	14	6	6	5	1	2	0	1	0	0	0	37	66	27.00	4.800										
PITCHER	IP	WLS	BF	H	R	ER	SO	BB	IBB	HBP	BLK	WP	HR	S	P	ERA	WHIP											
Darren Lewis, R OBP: 0.362, SLG: 0.342 (1, 8)										3	0	0	1	2	0	1	San Diego Padres @ San Francisco Giants Candlestick Park, San Francisco, CA Fri Sep 13, 1991, 10:05 PM EDT Att: 11,471 - Cloudy - 53 F											
Willie McGee, S OBP: 0.354, SLG: 0.413 Mark Leonard, L OBP: 0.289, SLG: 0.349 (7, 9)									3	0	1	0	0	0	2													
Will Clark, L OBP: 0.276, SLG: 0.540 Mike Kingery, L OBP: 0.302, SLG: 0.257 (7, 3)								3	0	0	0	1	1	2														
Kevin Bass, S OBP: 0.307, SLG: 0.362 (1, 7)								3	1	1	1	0	1	2														
Matt Williams, R OBP: 0.298, SLG: 0.487 Dave Anderson, R OBP: 0.275, SLG: 0.303 (8, 5)									2	0	0	0	0	0	0													
Robby Thompson, R OBP: 0.352, SLG: 0.468 Kelly Downs, R OBP: 0.125, SLG: 0.087 Mike Felder, S OBP: 0.317, SLG: 0.333 Jeff Brantley, R (9, 1)									2	0	0	0	0	0	0													
Kirt Manwaring, R OBP: 0.276, SLG: 0.288 Steve Decker, R OBP: 0.264, SLG: 0.316 (3, 2)									1	0	0	0	0	1	0													
Mike Benjamin, R OBP: 0.195, SLG: 0.250 (1, 6)									4	0	0	0	0	1	2													
Trevor Wilson, L OBP: 0.348, SLG: 0.366 Rod Beck, R OBP: 0.500, SLG: 0.500 Tom Herr, S OBP: 0.342, SLG: 0.275 (5, 4)									0	0	0	0	0	0	0													
Inning Stats	R: 0 E: 0 K: 1 S: 9	H: 1 LOB: 2 BB: 1 P: 21	R: 0 E: 0 K: 1 S: 9	H: 0 LOB: 0 BB: 0 P: 12	R: 0 E: 0 K: 1 S: 14	H: 1 LOB: 2 BB: 1 P: 24	R: 0 E: 0 K: 0 S: 6	H: 0 LOB: 0 BB: 0 P: 8	R: 0 E: 0 K: 0 S: 8	H: 0 LOB: 0 BB: 0 P: 7	R: 2 E: 0 K: 1 S: 16	H: 2 LOB: 3 BB: 3 P: 33	R: 0 E: 0 K: 0 S: 8	H: 0 LOB: 0 BB: 0 P: 13	R: 0 E: 0 K: 1 S: 9	H: 0 LOB: 1 BB: 1 P: 16		R: 0 E: 0 K: 1 S: 9	H: 0 LOB: 0 BB: 0 P: 7	1B: 3 2B: 0 3B: 0 HR: 1	SF: 0 SAC: 0 DP: 1 HBP: 0	WP: 1 PB: 0 SB: 0 CS: 0	PA: 37					
PITCHER	IP	WLS	BF	H	R	ER	SO	BB	IBB	HBP	BLK	WP	HR	S	P	ERA	WHIP											
Ricky Bones, R ERA: 3.48 Jim Lewis, R ERA: 4.15 Jeremy Hernandez, R ERA:	(1, 1)	6.0	W	22	2	2	2	0	2	0	0	0	0	1	11	22	54.00	12.000										
PITCHER	IP	WLS	BF	H	R	ER	SO	BB	IBB	HBP	BLK	WP	HR	S	P	ERA	WHIP											
Jim Lewis, R ERA: 4.15 Jeremy Hernandez, R ERA:	(7, 1)	0.1		5	2	2	2	0	2	0	0	0	0	1	11	22	54.00	12.000										
Jeremy Hernandez, R ERA:	(7, 1)	2.2		10	0	0	0	2	2	0	0	0	1	0	22	40	0.00	0.750										

AB	41
R	13
H	15
RBI	12
BB	7
SO	4
LOB	20



AB	31
R	2
H	4
RBI	2
BB	6
SO	5
LOB	16



Batter	1	2	3	4	5	6	7	8	9	AB	R	H	RBI	BB	SO	LOB	TOP
Bip Roberts, S (1, 7) OBP: 0.349, SLG: 0.357	0-0 G6-4-3 1B			1-2 1B G3 G4-3 1B		1-1 G6-3		1-1 G3		4	1	2	0	0	0	0	
Jack Howell, L (1, 5) OBP: 0.295, SLG: 0.330	1-2 G6-4-3 1-2f			0-0 G3		2-2 G4-3			1-2 F9	4	0	0	0	0	0	2	
Darrin Jackson, R (1, 8) OBP: 0.313, SLG: 0.484	3-2 L9			2-1 G4-3 2B 1B		0-1 HR			1-1 G6-3	4	2	2	1	0	0	0	
Fred McGriff, L (1, 3)		1-1 G6-3		0-0 G4-3		1-1 F7			2-2 F9	4	0	0	1	0	0	1	
Bento Santiago, R (1, 2) OBP: 0.295, SLG: 0.405		3-1 G6-3		0-1 3-H 2B			2-2 F8			3	0	1	1	0	0	0	
Tim Lincecum, R (1, 4) OBP: 0.326, SLG: 0.379		0-3 K		1-2 G6-3			2-2 F8			3	0	0	0	0	1	1	
Thomas Howard, S (1, 9) OBP: 0.299, SLG: 0.329			1-1 P5		0-1 L1		1-0 G3			3	0	0	0	0	0	0	
Craig Shipley, R (1, 6) OBP: 0.276, SLG: 0.286			0-0 F8		2-2 F7			1-3 K		3	0	0	0	0	1	0	
Andy Benes, R (1, 1) OBP: 0.161, SLG: 0.093			0-3 K		1-3 K			1-2 F8		2	0	0	0	0	2	0	
Oscar Azocar, L (8, PH) OBP: 0.270, SLG: 0.229										1	0	0	0	0	0	0	
Mike Maddux, L (8, 1) OBP: 0.250, SLG: 0.100										0	0	0	0	0	0	0	
Inning Stats	R: 0 H: 1 E: 0 LOB: 0 K: 0 S: 8	H: 0 R: 0 ER: 0 SO: 0 BB: 0 P: 12	H: 0 R: 0 ER: 0 SO: 1 BB: 0 P: 11	H: 0 R: 0 ER: 0 SO: 0 BB: 0 P: 7	H: 3 R: 1 ER: 0 SO: 0 BB: 0 P: 17	H: 0 R: 0 ER: 0 SO: 0 BB: 0 P: 13	H: 1 R: 0 ER: 0 SO: 0 BB: 0 P: 13	H: 0 R: 0 ER: 0 SO: 0 BB: 0 P: 16	H: 0 R: 0 ER: 0 SO: 0 BB: 0 P: 14	1B: 3 2B: 1 3B: 0 HR: 1	SF: 0 SAC: 0 DP: 1 HBP: 0	WP: 0 PA: 31 PB: 0 SB: 0 CS: 0					
PITCHER	IP WLS BF H R ER SO BB IBB HBP BLK WP HR S P ERA WHIP																
Gil Heredia, R (1, 1) ERA: 6.55	7.0 L 25 5 3 3 3 0 0 0 0 0 1 64 89 3.86 0.714																
Don Robinson, R (8, 1) ERA: 4.5	2.0 S 6 0 0 0 1 0 0 0 0 0 0 23 30 0.00 0.000																

San Diego Padres @ San Francisco Giants
Candlestick Park, San Francisco, CA
Sat Sep 14 1991, 6:33 AM EDT
Att: 19,439 - Sunny - 61 F


AB 31
R 3
H 5
RBI 3
BB 0
SO 4
LOB 4

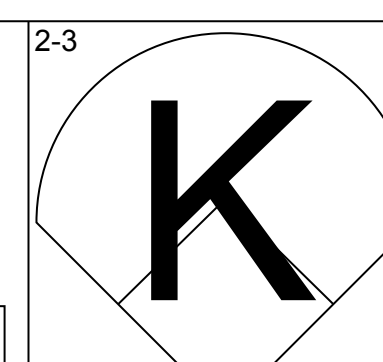
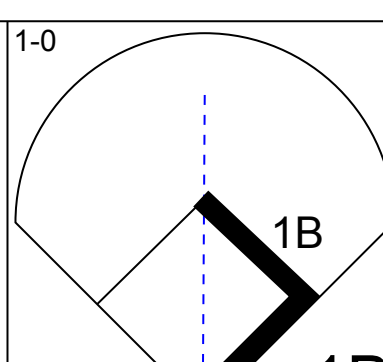
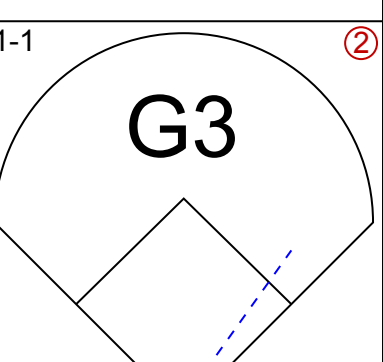
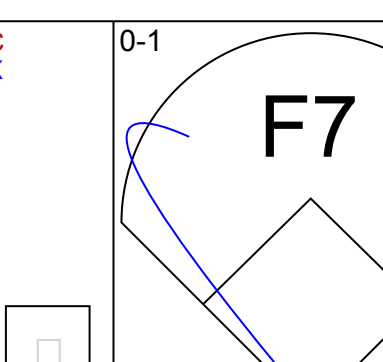
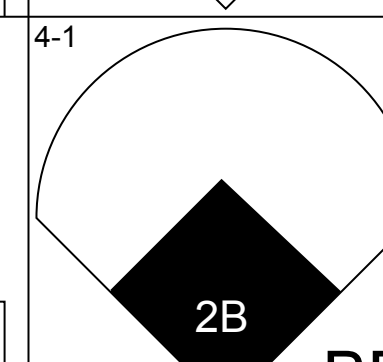
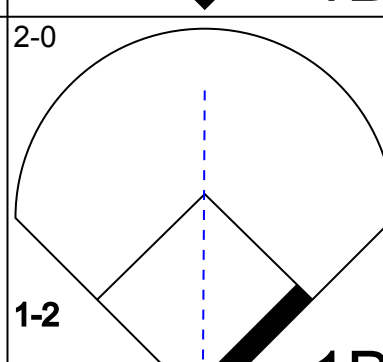
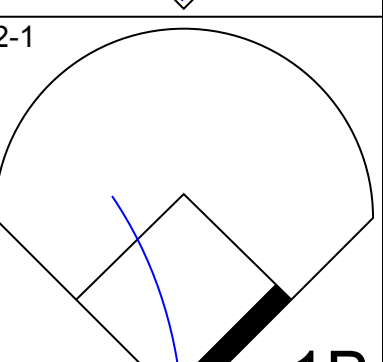
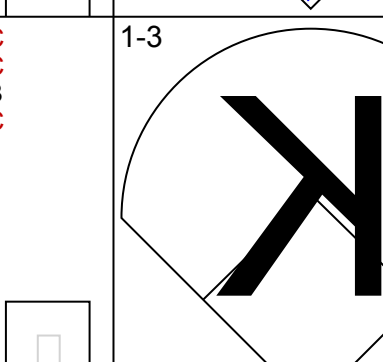
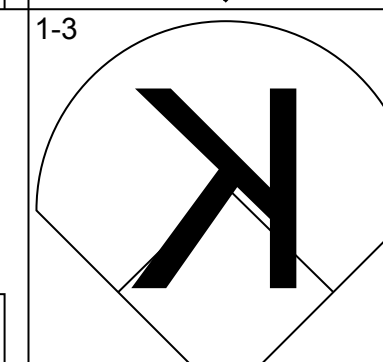
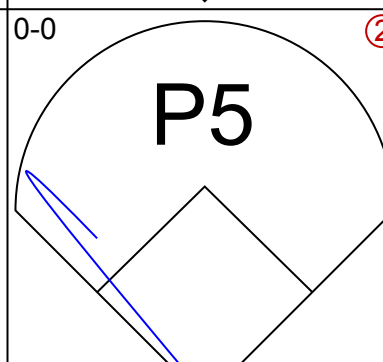
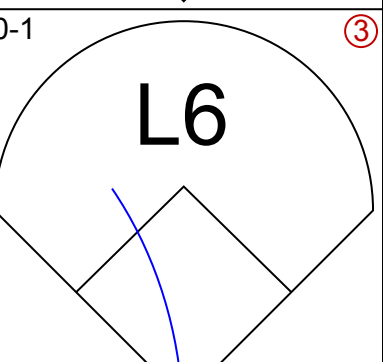
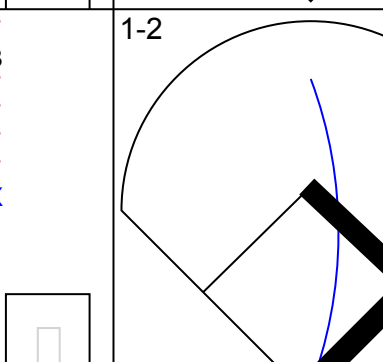
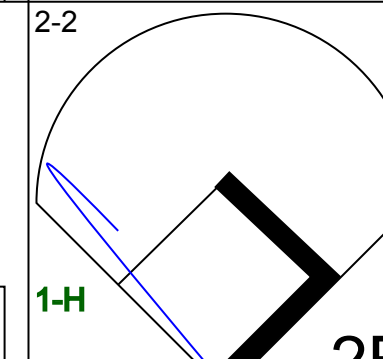
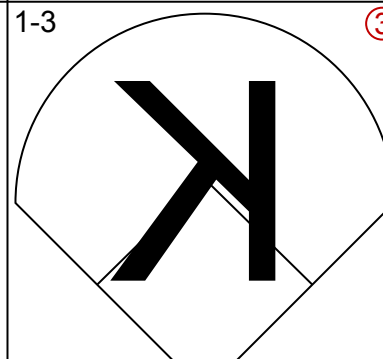
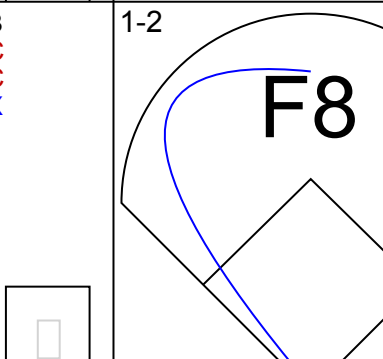
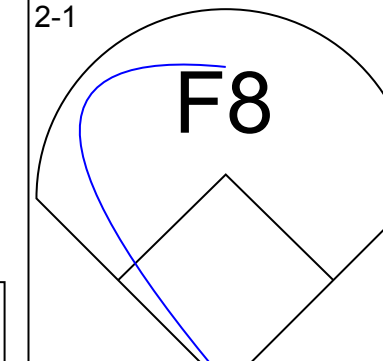
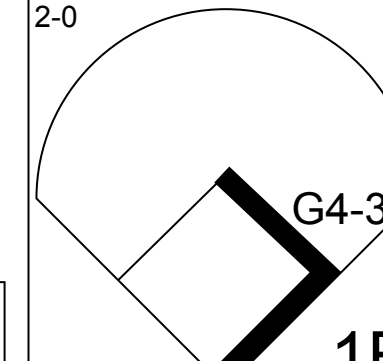
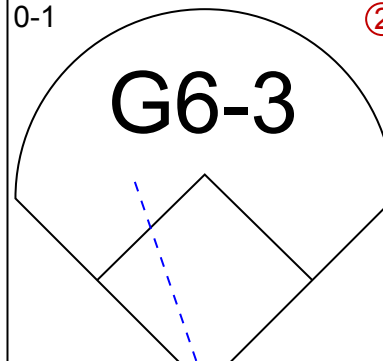
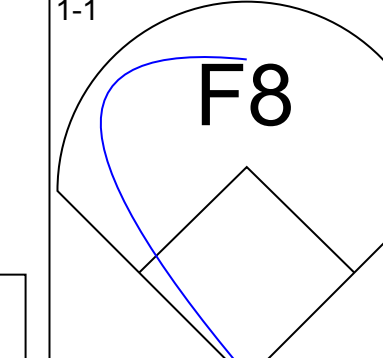
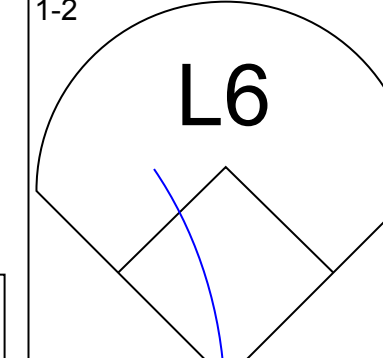
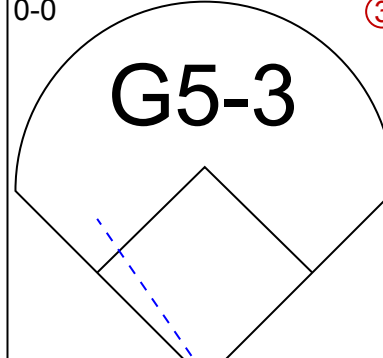
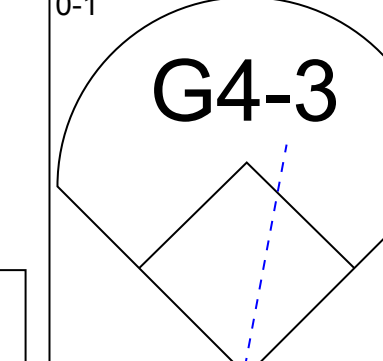
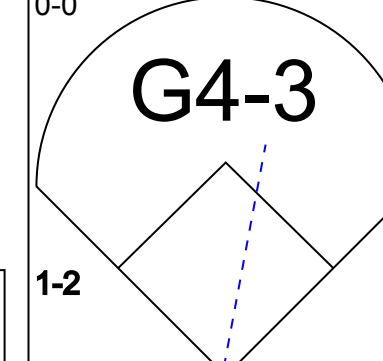
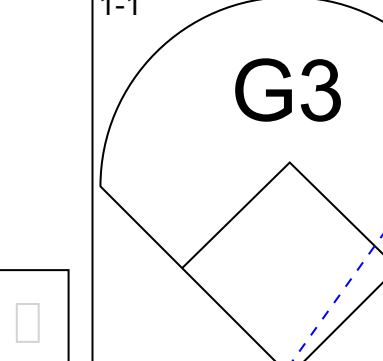
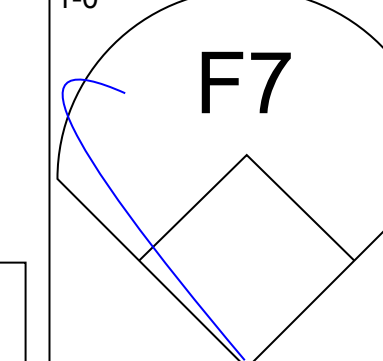
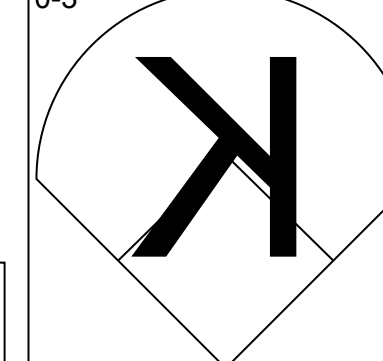
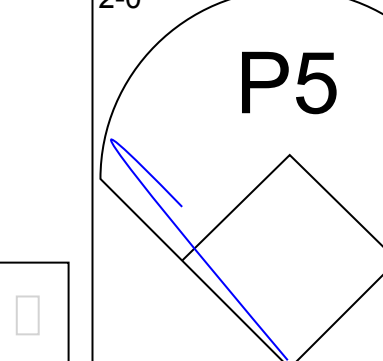
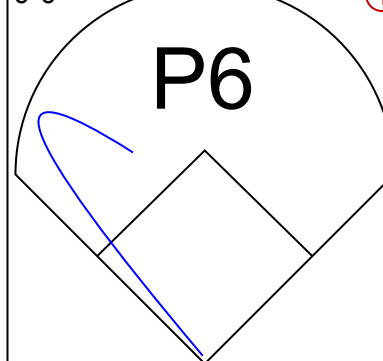
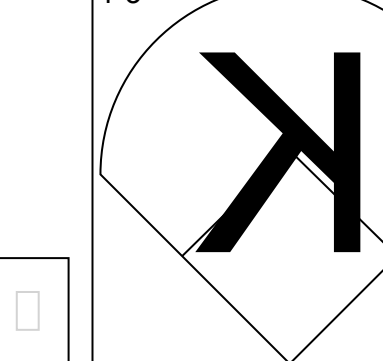


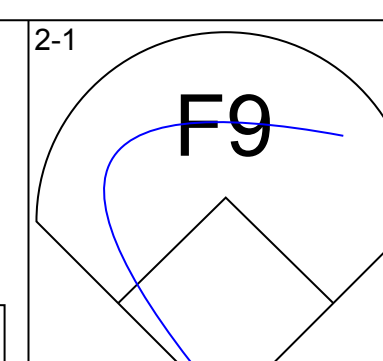
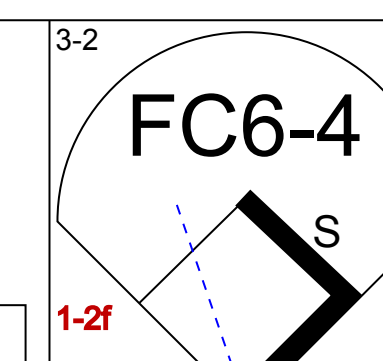
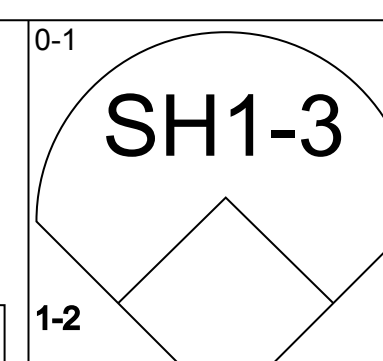
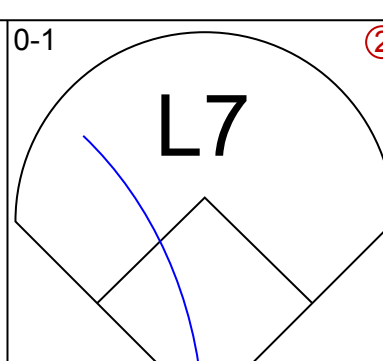
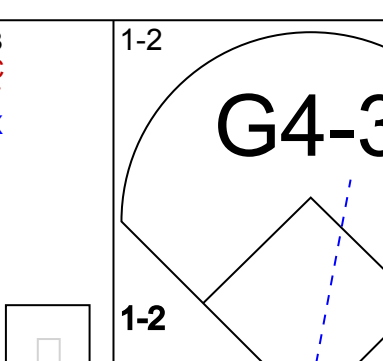
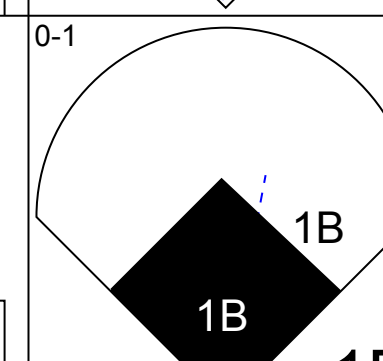
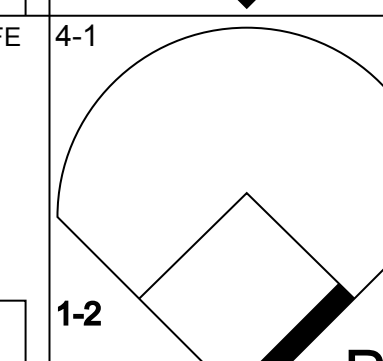
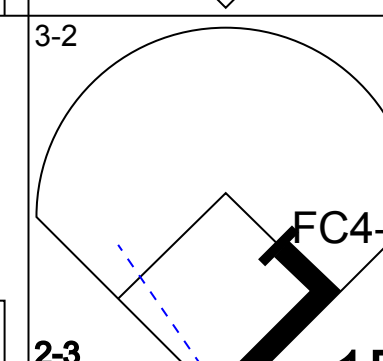
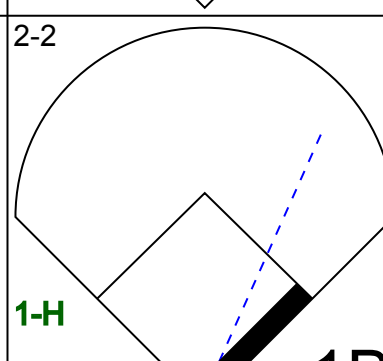
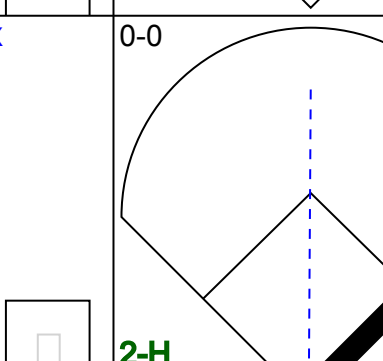
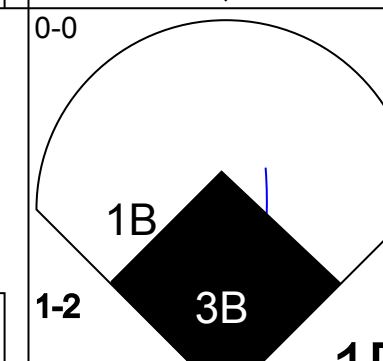
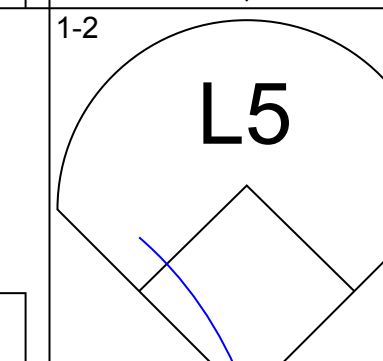
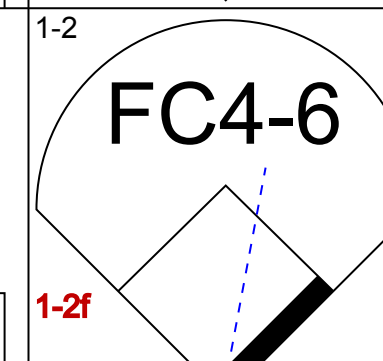
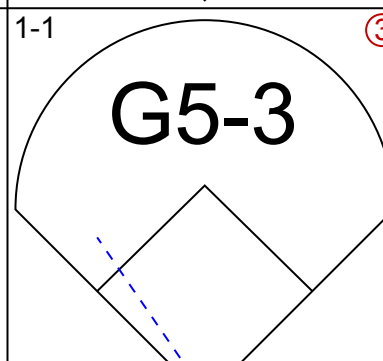
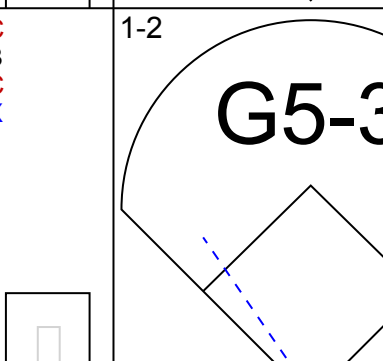
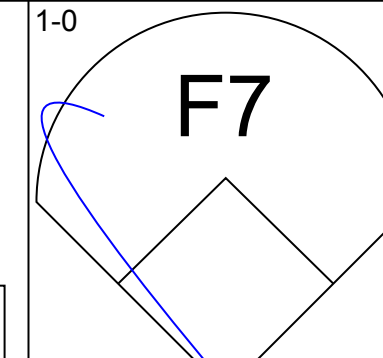
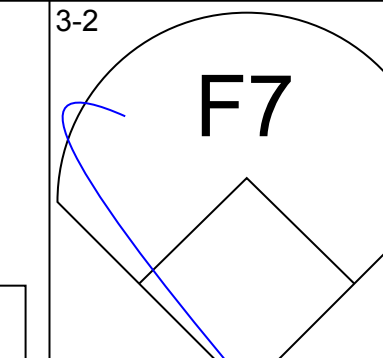
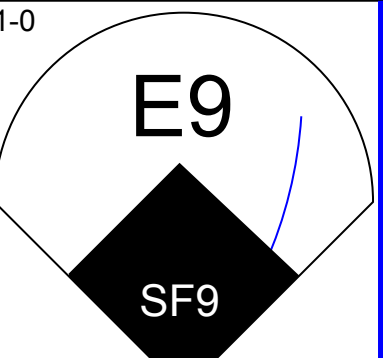
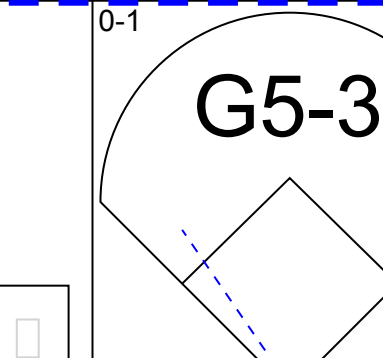
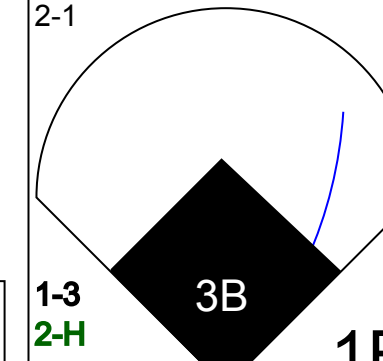
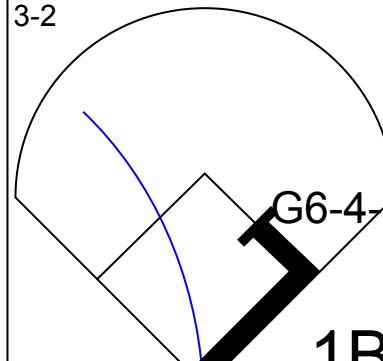
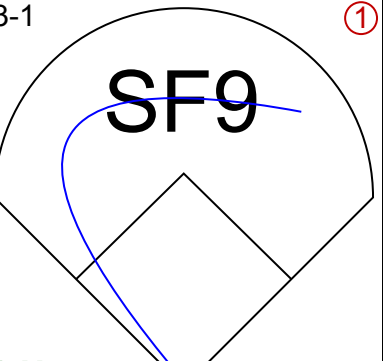
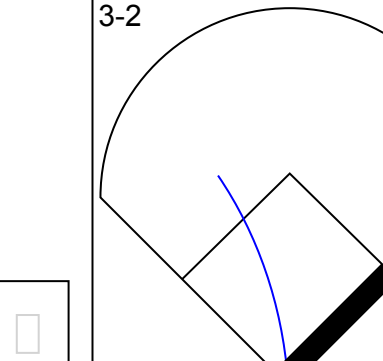
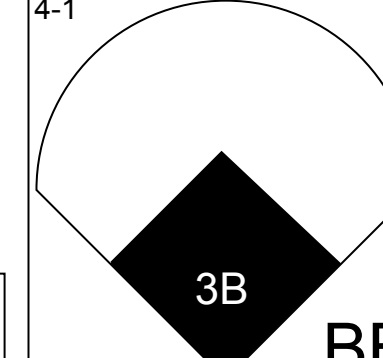
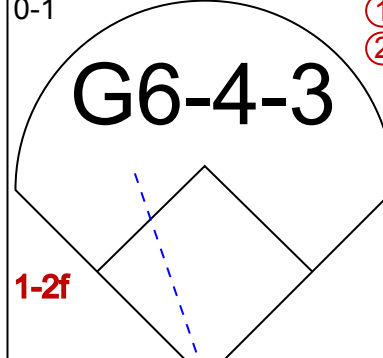
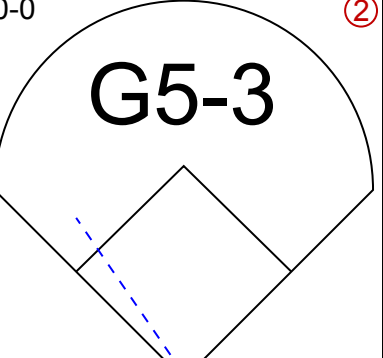
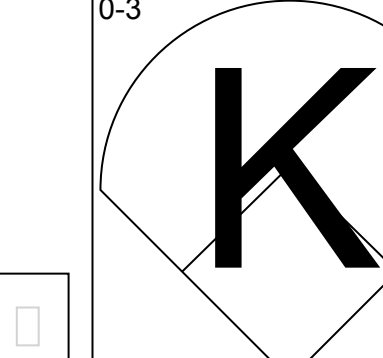
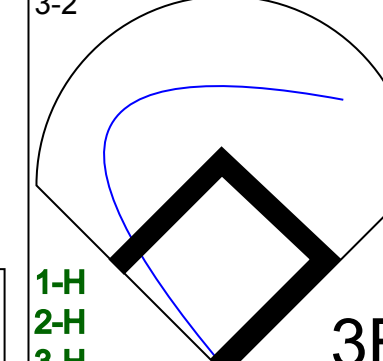
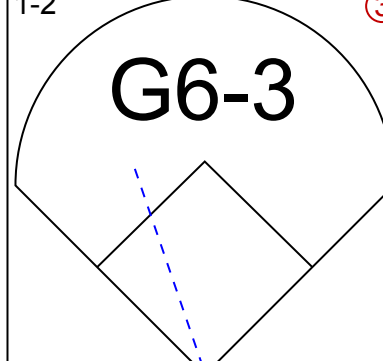
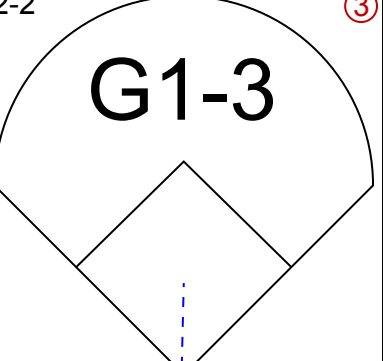
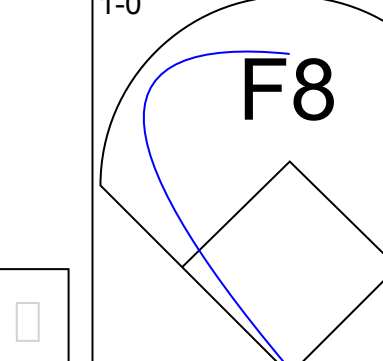
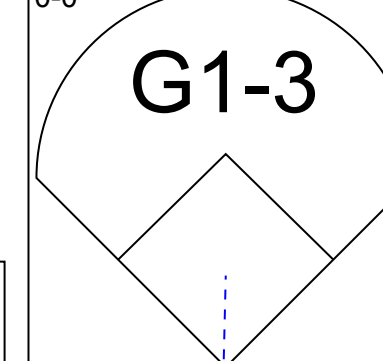
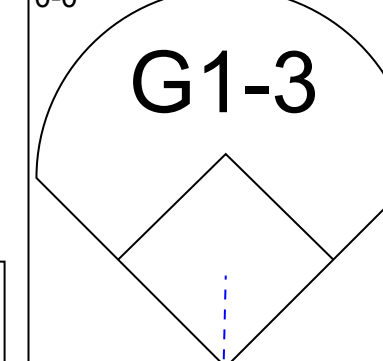
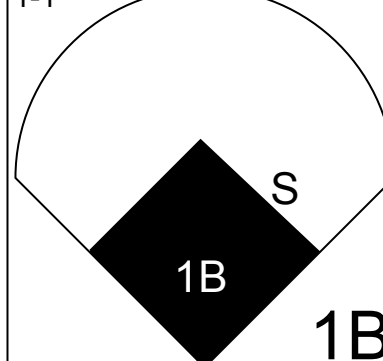
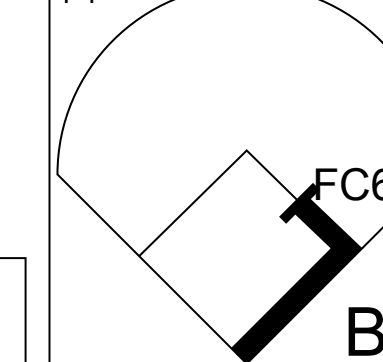
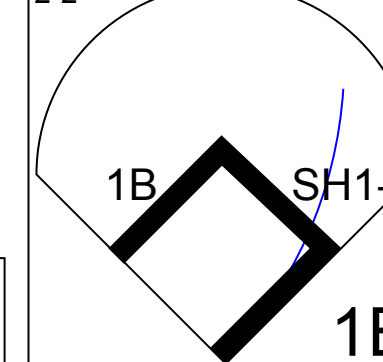
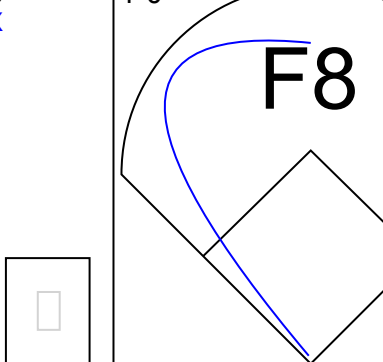
Batter	1	2	3	4	5	6	7	8	9	AB	R	H	RBI	BB	SO	LOB	BOTTOM
Willie McGee, S (1, 8) OBP: 0.351, SLG: 0.410	2-2 G6-3			0-0 F7		2-3 K		2-1 F7		4	0	0	0	0	1	1	
Tom Herr, S (1, 4) OBP: 0.340, SLG: 0.275	1-2 L8			1-3 K		1-2 1B		1-2 F7		4	0	1	0	0	1	0	
Will Clark, L (1, 3) OBP: 0.363, SLG: 0.539	1-3 K			1-0 2B		0-2 P8			1-3 K	4	0	1	0	0	2	2	
Kevin Mitchell, R (1, 7) OBP: 0.344, SLG: 0.529		2-3 K		3-2 G5-3		1-3 K			1-0 G6-3	4	0	0	0	0	2	3	
Matt Williams, R (1, 5) OBP: 0.298, SLG: 0.489		1-3 K			3-2 G4-3 3B		0-2 F7		0-0 G6-3	4	1	1	0	0	1	0	
Kevin Bass, S (1, 9) OBP: 0.307, SLG: 0.360		0-1 F8			0-1 G4-3		4-2 BB			2	0	0	1	1	0	0	
Terry Kennedy, L (1, 2) OBP: 0.276, SLG: 0.335			1-3 K		3-H P5		1-3 K			3	0	0	0	0	2	1	
Mike Benjamin, R (1, 6) OBP: 0.191, SLG: 0.244			2-0 F8		1-3 K		3-2 F9			2	0	0	0	0	1	0	
Mike Kingsley, L (7, PH) OBP: 0.295, SLG: 0.255										1	0	0	0	0	0	1	
Don Robinson, R (8, 1) OBP: 0.179, SLG: 0.184										0	0	0	0	0	0	0	
Gil Heredia, R (1, 1) OBP: 0.500, SLG: 0.500			0-0 G5-3			1-2 1B		3-2 L7		2	0	1	0	0	0	0	
Jose Uribe, S (8, 6) OBP: 0.296, SLG: 0.322										1	0	0	0	0	0	0	
Inning Stats	R: 0 H: 0 E: 0 LOB: 0 K: 1 S: 9	H: 0 R: 0 ER: 0 SO: 0 BB: 0 P: 11	H: 0 R: 0 ER: 0 SO: 1 BB: 0 P: 8	H: 0 R: 0 ER: 0 SO: 0 BB: 0 P: 14	H: 1 R: 0 ER: 0 SO: 0 BB: 0 P: 18	H: 1 R: 0 ER: 0 SO: 0 BB: 0 P: 18	H: 2 R: 0 ER: 0 SO: 0 BB: 0 P: 22	H: 0 R: 0 ER: 0 SO: 0 BB: 1 P: 24	H: 0 R: 0 ER: 0 SO: 0 BB: 0 P: 15	1B: 2 2B: 1 3B: 1 HR: 0	SF: 0 SAC: 0 DP: 0 HBP: 0	WP: 0 PA: 32 PB: 0 SB: 0 CS: 0					
PITCHER	IP WLS BF H R ER SO BB IBB HBP BLK WP HR S P ERA WHIP																
Andy Benes, R (1, 1) ERA: 3.11	7.0 W 26 4 1 1 9 1 0 0 0 0 0 0 78 110 1.29 0.714																
Mike Maddux, R (8, 1) ERA: 2.99	2.0 S 6 0 0 0 1 0 0 0 0 0 0 0 14 22 0.00 0.000																

San Diego Padres @ San Francisco Giants
Candlestick Park, San Francisco, CA
Sat Sep 14 1991, 6:33 AM EDT
Att: 19,439 - Sunny - 61 F

AB 31
R 1
H 4
RBI 1
BB 1
SO 10
LOB 8



Batter	1	2	3	4	5	6	7	8	9	AB	R	H	RBI	BB	SO	LOB	TOP				
Bip Roberts, S (1, 7) OBP: 0.348, SLG: 0.356										4	0	1	0	0	1	0	San Diego Padres @ San Francisco Giants Candlestick Park, San Francisco, CA Sun Sep 15 1991, 6:33 AM EDT Att: 14,049 - Sunny - 62 F				
Tony Fernandez, S (1, 6) OBP: 0.326, SLG: 0.353										3	1	2	0	1	1	0					
Oscar Azocar, L (1, 9) OBP: 0.288, SLG: 0.256										4	0	1	0	0	1	4					
Fred McGriff, L (1, 3) OBP: 0.395, SLG: 0.486										4	0	1	1	0	2	3					
Benito Santiago, R (1, 2) OBP: 0.295, SLG: 0.403										4	0	1	0	0	1	1					
Darin Jackson, R (1, 8) OBP: 0.312, SLG: 0.484										4	1	1	0	0	0	1					
Jack Howell, L (1, 5) Kevin Ward, R (9, PH) OBP: 0.286, SLG: 0.407										3	0	0	0	0	0	1					
Tim Teufel, R (1, 4) OBP: 0.327, SLG: 0.381										4	0	1	1	0	1	1					
Dennis Rasmussen, L (1, 1) Tom Lampkin, L (7, PH) Rich Rodriguez, L (7, 1) Derek Lilliquist, L (8, 1) Jerald Clark, R (9, PH) OBP: 0.300, SLG: 0.371										2	0	0	0	0	1	0					
Inning Stats	R: 1 E: 0 K: 2 S: 12	H: 1 LOB: 1 BB: 1 P: 23	R: 0 E: 0 K: 0 S: 5	H: 0 LOB: 0 BB: 0 P: 7	R: 0 E: 0 K: 1 S: 7	H: 2 LOB: 2 BB: 0 P: 11	R: 0 E: 0 K: 1 S: 8	H: 1 LOB: 1 BB: 0 P: 11	R: 0 E: 0 K: 1 S: 9	H: 0 LOB: 0 BB: 0 P: 13	R: 0 E: 0 K: 1 S: 6	H: 0 LOB: 0 BB: 0 P: 10	R: 0 E: 0 K: 1 S: 14	H: 1 LOB: 1 BB: 0 P: 17	R: 1 E: 0 K: 2 S: 13	H: 2 LOB: 1 BB: 0 P: 19		1B: 4 2B: 4 3B: 0 HR: 0	SF: 0 SAC: 0 DP: 0 HBP: 0	WP: 0 PB: 0 SB: 0 CS: 0	PA: 36
PITCHER	IP	WLS	BF	H	R	ER	SO	BB	IBB	HBP	BLK	WP	HR	S	P	ERA	WHIP				
John Burkett, R (1, 1) ERA: 4.05	8.0	W	31	6	1	1	8	1	0	0	0	0	0	67	99	1.12	0.875				
Dave Righetti, L (9, 1) ERA: 3.95	1.0		5	2	1	1	2	0	0	0	0	0	0	13	19	9.00	2.000				

Batter	1	2	3	4	5	6	7	8	9	AB	R	H	RBI	BB	SO	LOB	BOTTOM				
Darren Lewis, R (1, 8) OBP: 0.356, SLG: 0.335										4	0	0	0	0	0	3	San Diego Padres @ San Francisco Giants Candlestick Park, San Francisco, CA Sun Sep 15 1991, 6:33 AM EDT Att: 14,049 - Sunny - 62 F				
Willie McGee, S (1, 9) OBP: 0.358, SLG: 0.415										4	1	4	2	1	0	0					
Tom Herr, S (1, 4) OBP: 0.338, SLG: 0.273										5	1	1	0	0	0	6					
Kevin Mitchell, R (1, 7) Mike Felder, S (6, 7) OBP: 0.316, SLG: 0.332										3	1	0	0	0	0	4					
Matt Williams, R (1, 5) OBP: 0.301, SLG: 0.492										3	1	3	2	0	0	0					
Dave Anderson, R (1, 3) OBP: 0.274, SLG: 0.298										3	1	0	0	1	1	2					
Steve Decker, R (1, 2) OBP: 0.264, SLG: 0.324										4	0	1	3	0	0	1					
Mike Benjamin, R (1, 6) OBP: 0.204, SLG: 0.247										3	2	1	0	1	0	1					
John Burkett, R (1, 1) Kevin Bass, S (8, PH) Dave Righetti, L (9, 1) OBP: 0.132, SLG: 0.118										2	0	1	0	1	1	1					
Inning Stats	R: 4 E: 0 K: 0 S: 13	H: 4 LOB: 1 BB: 1 P: 25	R: 0 E: 0 K: 0 S: 13	H: 0 LOB: 2 BB: 2 P: 28	R: 0 E: 0 K: 0 S: 9	H: 1 LOB: 0 BB: 0 P: 13	R: 0 E: 0 K: 0 S: 14	H: 2 LOB: 2 BB: 0 P: 20	R: 1 E: 0 K: 1 S: 7	H: 0 LOB: 0 BB: 0 P: 13	R: 1 E: 0 K: 1 S: 12	H: 2 LOB: 1 BB: 0 P: 16	R: 0 E: 0 K: 1 S: 12	H: 1 LOB: 1 BB: 0 P: 16	R: 1 E: 0 K: 0 S: 8	H: 1 LOB: 1 BB: 1 P: 15		1B: 10 2B: 0 3B: 1 HR: 0	SF: 1 SAC: 1 DP: 1 HBP: 0	WP: 0 PB: 0 SB: 2 CS: 0	PA: 39
PITCHER	IP	WLS	BF	H	R	ER	SO	BB	IBB	HBP	BLK	WP	HR	S	P	ERA	WHIP				
Dennis Rasmussen, L (1, 1) ERA: 3.91	6.0	L	30	9	6	5	1	3	0	0	0	0	0	68	115	7.50	2.000				
Rich Rodriguez, L (7, 1) ERA: 3.55	1.0		4	1	0	0	1	0	0	0	0	0	0	12	16	0.00	1.000				
Derek Lilliquist, L (8, 1) ERA: 10.22	1.0		5	1	1	1	0	1	0	0	0	0	0	8	15	9.00	2.000				



Batter	1	2	3	4	5	6	7	8	9	AB	R	H	RBI	BB	SO	LOB	TOP								
Lonnie Smith, R OBP: 0.381, SLG: 0.397	F8		1B BB 2B BB	G5-3 1B		F9		F8	F8	4	1	1	0	1	0	2	Atlanta Braves @ San Francisco Giants Candlestick Park, San Francisco, CA Mon Sep 16 1991, 10:05 PM EDT Att: 14,701 - Overcast - 55 F								
Mark Lemko, S OBP: 0.308, SLG: 0.322			1B 2B BB	G5-3		P5				4	1	2	0	1	0	3									
Terry Pendleton, S OBP: 0.357, SLG: 0.508	F9		1B	G4-3		K		G3-6	G3-6	5	1	1	0	0	1	5									
Ron Gant, R OBP: 0.335, SLG: 0.492	K		1B 2B		G5-3		P5			4	1	1	3	0	1	1									
David Justice, L OBP: 0.369, SLG: 0.525			1B 2B		K		P8			4	0	2	1	0	1	0									
Brian Hunter, R OBP: 0.301, SLG: 0.458			1B		P4		P5			3	0	0	0	0	2	2									
Jim Clancy, R OBP: 0.274, SLG: 0.316			K							0	0	0	0	0	0	0									
Tommy Gregg, L OBP: 0.231, SLG: 0.167			K							1	0	0	0	0	0	0									
Mark Wohlers, R OBP: 0.231, SLG: 0.167										0	0	0	0	0	0	0									
Pete Smith, R OBP: 0.231, SLG: 0.167										0	0	0	0	0	0	0									
Greg Olson, R OBP: 0.321, SLG: 0.348	L5		F8					G1-3		3	1	0	0	1	0	2									
Rafael Belliard, R OBP: 0.291, SLG: 0.279										2	0	1	0	1	1	1									
Jeff Treadway, L OBP: 0.376, SLG: 0.430			K					F9	F9	1	0	0	0	0	0	0									
Vinny Castilla, R OBP: 0.321, SLG: 0.468										0	0	0	0	0	0	0									
Kent Mercker, L OBP: 0.200, SLG: 0.111										2	0	0	0	0	2	2									
Sid Bream, L OBP: 0.321, SLG: 0.468								G4-3		2	0	1	1	0	0	0									
Inning Stats	R: 0 E: 0 K: 1 S: 8	H: 1 LOB: 1 BB: 0 P: 14	R: 0 E: 0 K: 2 S: 13	H: 1 LOB: 2 BB: 1 P: 22	R: 4 E: 0 K: 2 S: 18	H: 3 LOB: 1 BB: 2 P: 33	R: 0 E: 0 K: 1 S: 9	H: 1 LOB: 1 BB: 0 P: 13	R: 0 E: 0 K: 1 S: 6	H: 0 LOB: 0 BB: 0 P: 11	R: 1 E: 0 K: 1 S: 19	H: 2 LOB: 2 BB: 1 P: 29	R: 0 E: 0 K: 0 S: 7	H: 0 LOB: 0 BB: 0 P: 13	R: 0 E: 0 K: 0 S: 8	H: 0 LOB: 0 BB: 0 P: 11	R: 0 E: 0 K: 0 S: 7	H: 1 LOB: 0 BB: 0 P: 10	1B: 6 2B: 3 3B: 0 HR: 0	SF: 0 SAC: 0 DP: 1 HBP: 0	WP: 0 PB: 0 SB: 1 CS: 0	PA: 39			
PITCHER	IP	WLS	BF	H	R	ER	SO	BB	IBB	HBP	BLK	WP	HR	S	P	ERA	WHIP								
Bryan Hickerson, L ERA: 4.15	2.0		14	5	4	4	3	2	1	0	0	0	0	32	58	18.00	3.500								
Kelly Downs, R ERA: 4.17	2.0		7	1	0	0	3	0	0	0	0	0	0	16	24	0.00	0.500								
Francisco Oliveras, R ERA: 3.45	1.2	W	8	2	1	1	1	1	0	0	0	0	0	20	33	5.40	1.800								
Jeff Brantley, R ERA: 2.59	1.1		4	0	0	0	1	0	0	0	0	0	0	12	20	0.00	0.000								
Rod Beck, R ERA: 3.45	2.0	S	6	1	0	0	0	0	0	0	0	0	0	15	21	0.00	0.500								

Batter	1	2	3	4	5	6	7	8	9	AB	R	H	RBI	BB	SO	LOB	BOTTOM								
Darren Lewis, R OBP: 0.366, SLG: 0.333	G4-3 1B BB		G6-3 1B WP		G1-4-3 1B BB	G1-3		G1-3		1	4	0	0	4	0	0	Atlanta Braves @ San Francisco Giants Candlestick Park, San Francisco, CA Mon Sep 16 1991, 10:05 PM EDT Att: 14,701 - Overcast - 55 F								
Willie McGee, S OBP: 0.361, SLG: 0.415	G4-3		WP SF7 1B		G1-4-3					3	1	1	0	2	0	2									
Tom Herr, S OBP: 0.343, SLG: 0.281			G6-3		G6-3 1B WP	G4-3				5	1	3	3	0	0	3									
Kevin Bass, S OBP: 0.308, SLG: 0.367	P4		SF7		1B 2B 1B					4	1	2	2	0	1	3									
Matt Williams, R OBP: 0.300, SLG: 0.489	K		P5		P3					4	0	0	0	1	1	3									
Dave Anderson, R OBP: 0.272, SLG: 0.296			P3		G6-3 1B 2B 1B					5	1	1	0	0	0	5									
Steve Decker, R OBP: 0.321, SLG: 0.321			P3		G6-3					2	0	0	0	0	0	0									
Terry Kennedy, L OBP: 0.285, SLG: 0.346			P3		G6-3					1	0	1	2	1	0	0									
Mike Benjamin, R OBP: 0.219, SLG: 0.253					G5-3					2	0	1	0	1	0	1									
Jeff Brantley, R OBP: 0.297, SLG: 0.252										0	0	0	0	0	0	0									
Mike Kingery, L OBP: 0.297, SLG: 0.252										1	0	0	0	0	0	3									
Rod Beck, R OBP: 0.300, SLG: 0.500										0	0	0	0	0	0	0									
Bryan Hickerson, L OBP: 0.355, SLG: 0.087										1	0	0	0	0	1	1									
Kelly Downs, R OBP: 0.355, SLG: 0.087										0	0	0	0	0	0	0									
Mike Felder, S OBP: 0.200, SLG: 0.200										1	0	0	0	0	1	1									
Francisco Oliveras, R OBP: 0.200, SLG: 0.200										0	0	0	0	0	0	0									
Jose Uribe, S OBP: 0.294, SLG: 0.319										2	0	0	0	0	1	0									
Inning Stats	R: 1 E: 0 K: 1 S: 10	H: 1 LOB: 1 BB: 1 P: 20	R: 0 E: 0 K: 1 S: 8	H: 1 LOB: 0 BB: 0 P: 12	R: 2 E: 0 K: 0 S: 8	H: 1 LOB: 0 BB: 1 P: 16	R: 0 E: 0 K: 0 S: 7	H: 0 LOB: 1 BB: 1 P: 12	R: 4 E: 0 K: 0 S: 16	H: 4 LOB: 1 BB: 1 P: 30	R: 0 E: 0 K: 1 S: 15	H: 0 LOB: 1 BB: 1 P: 23	R: 0 E: 1 K: 0 S: 10	H: 1 LOB: 2 BB: 1 P: 21	R: 1 E: 0 K: 1 S: 17	H: 1 LOB: 3 BB: 3 P: 35	R: 1 E: 0 K: 1 S: 17	H: 1 LOB: 0 BB: 0 P: 10	1B: 7 2B: 1 3B: 1 HR: 0	SF: 1 SAC: 0 DP: 1 HBP: 0	WP: 2 PB: 0 SB: 4 CS: 0	PA: 42			
PITCHER	IP	WLS	BF	H	R	ER	SO	BB	IBB	HBP	BLK	WP	HR	S	P	ERA	WHIP								
Kent Mercker, L ERA: 2.62	4.1		20	3	4	4	2	4	0	0	0	1	0	37	70	8.31	1.615								
Jim Clancy, R ERA: 3.58	1.2	L	10	4	3	3	1	1	0	0	0	0	0	27	43	16.20	3.000								
Mark Wohlers, R ERA: 2.08	1.1		9	2	1	1	0	2	1	0	0	0	0	18	40	6.75	3.000								
Pete Smith, R ERA: 5.44	0.2		3	0	0	0	1	0	1	0	0	0	0	9	16	0.00	0.000								

AB 35
R 5
H 9
RBI 5
BB 4
SO 8
LOB 18

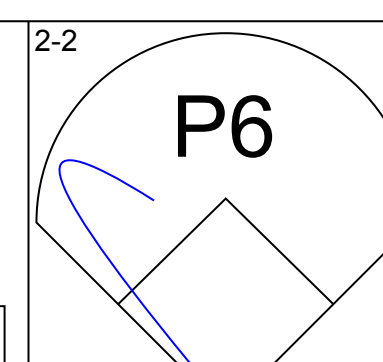
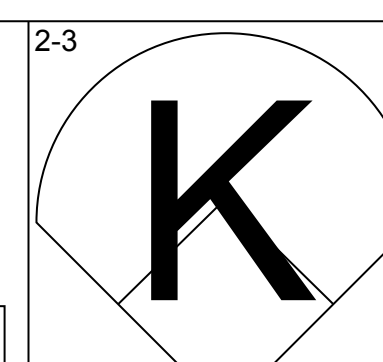
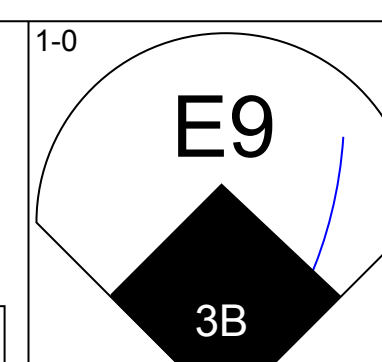
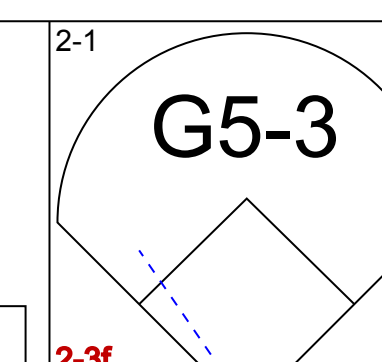
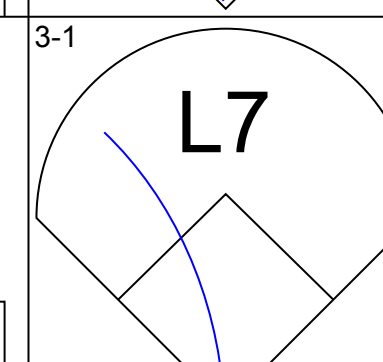
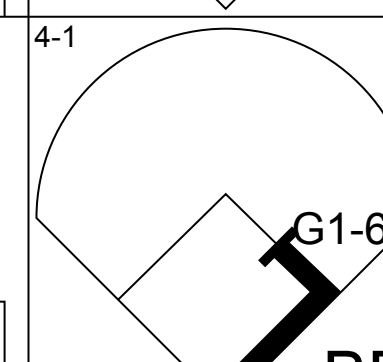
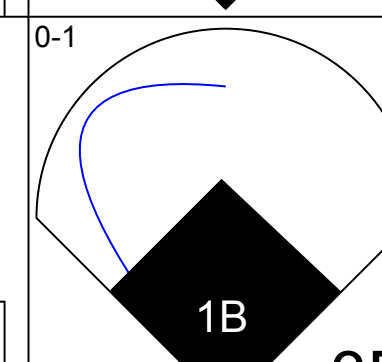
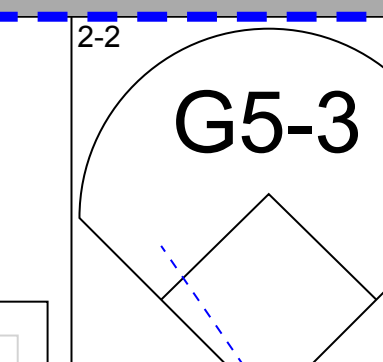
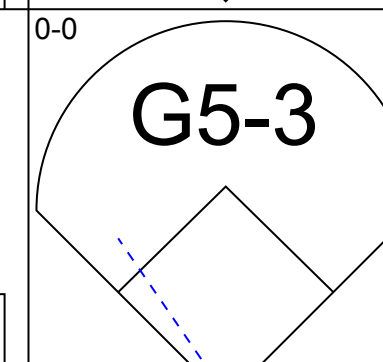
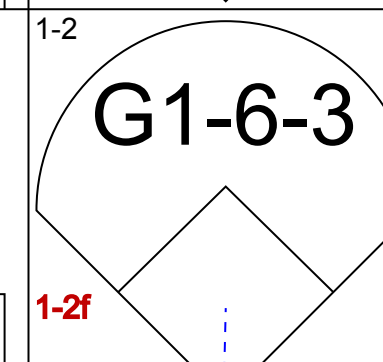
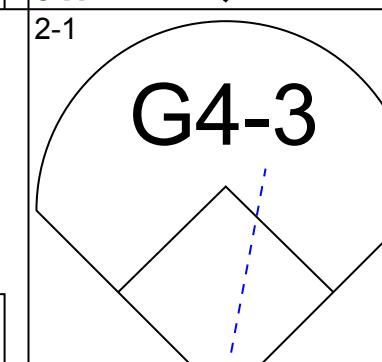
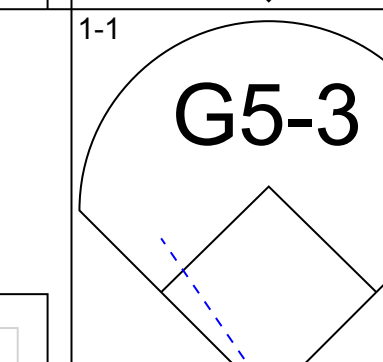
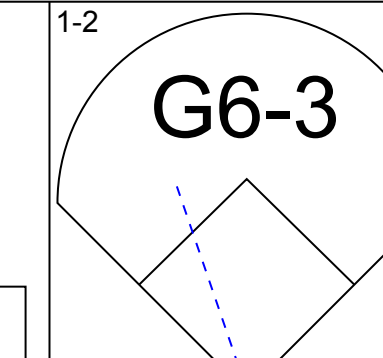
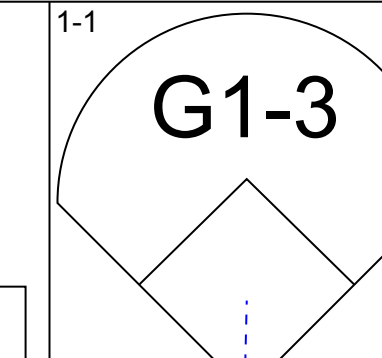
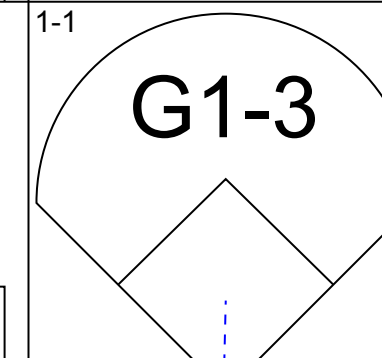
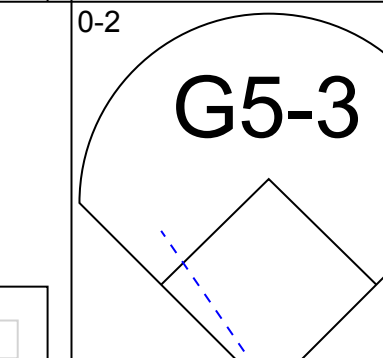
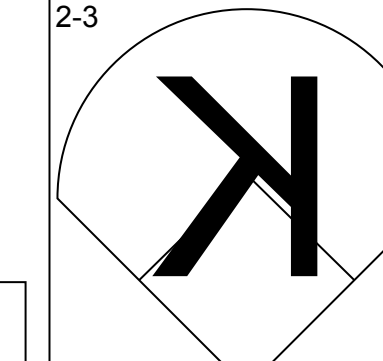
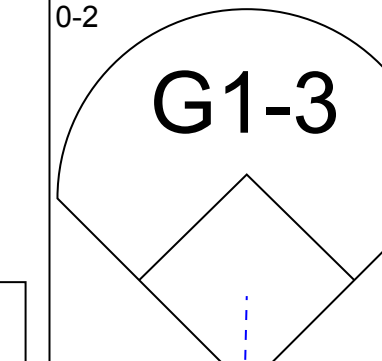
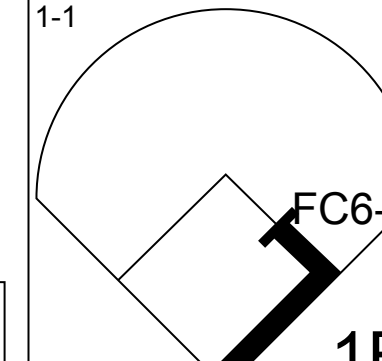
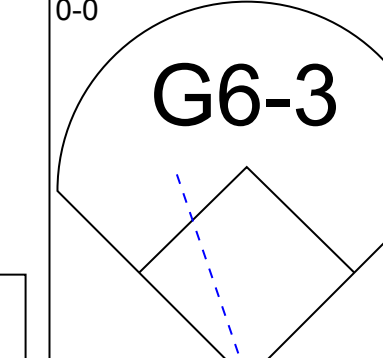
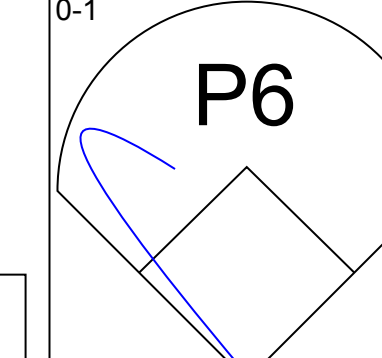
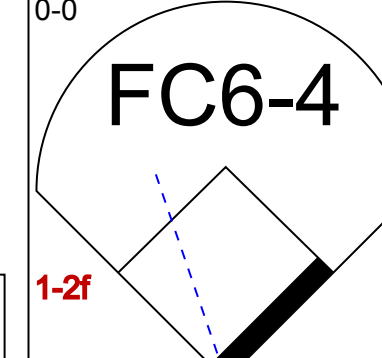
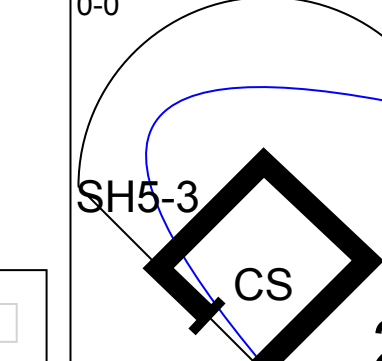
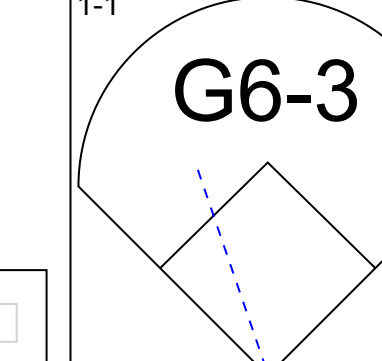
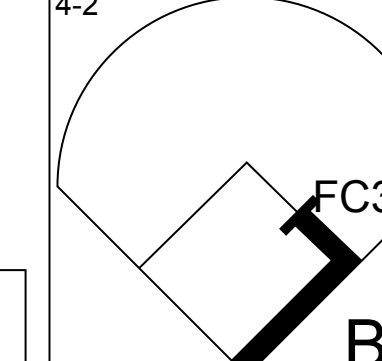
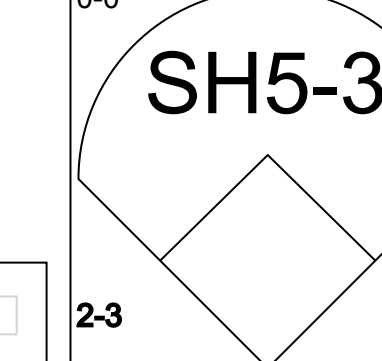
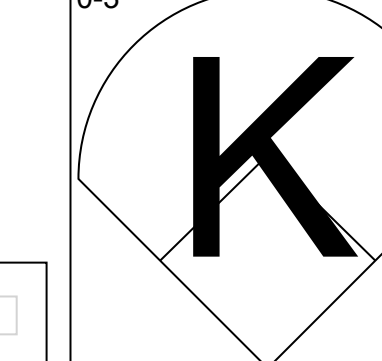
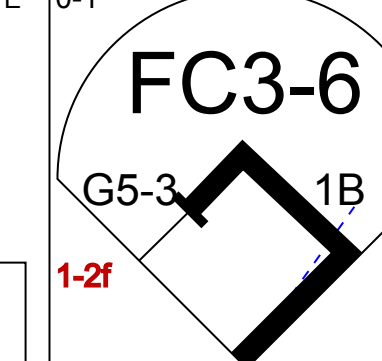
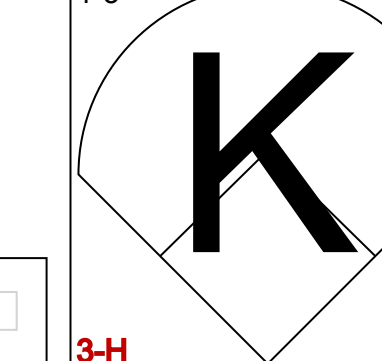
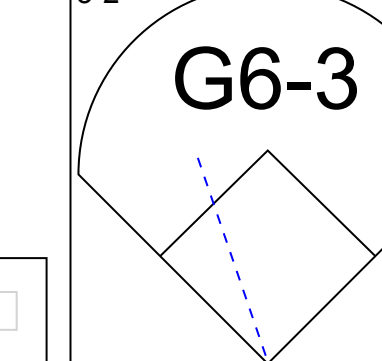
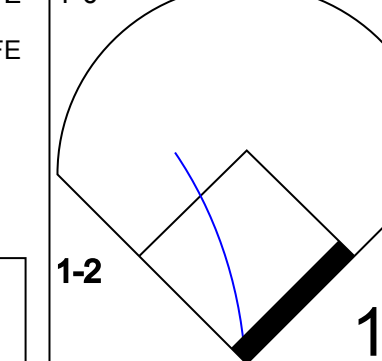
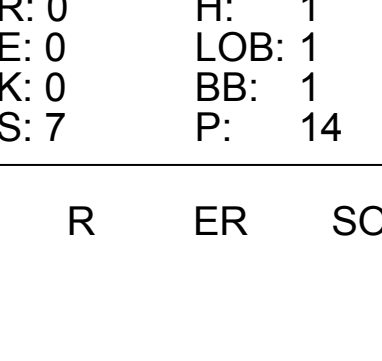


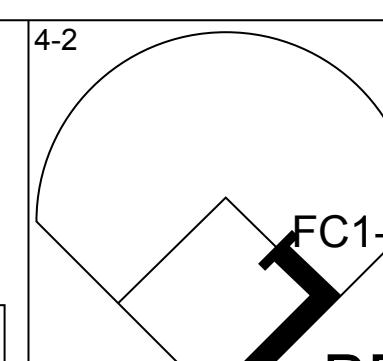
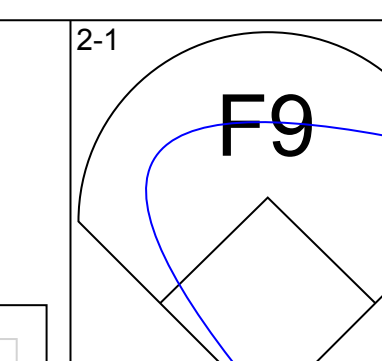
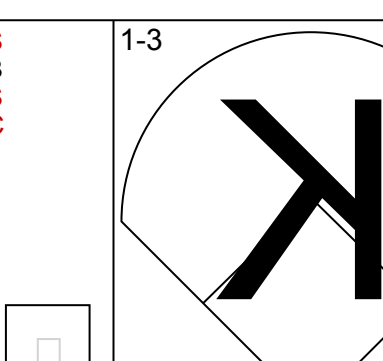
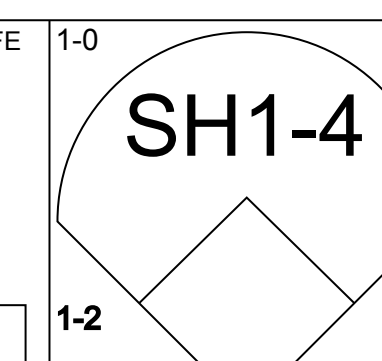
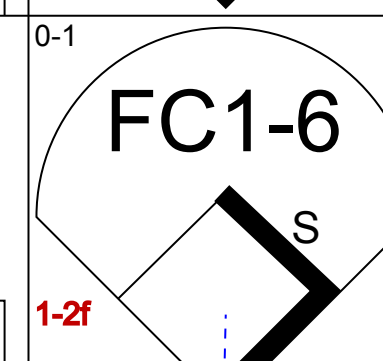
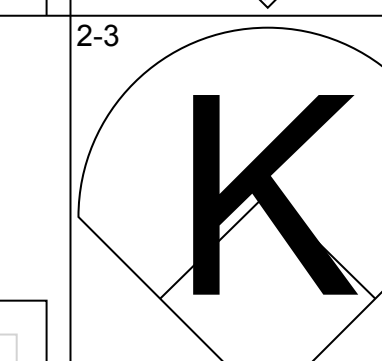
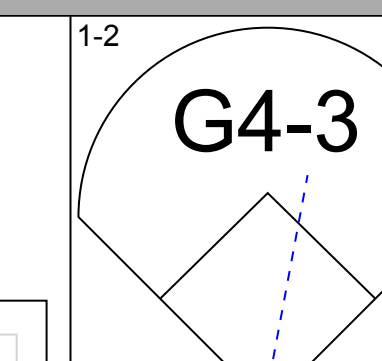
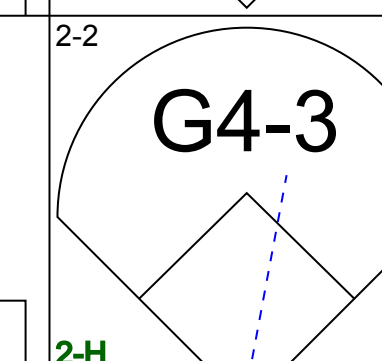
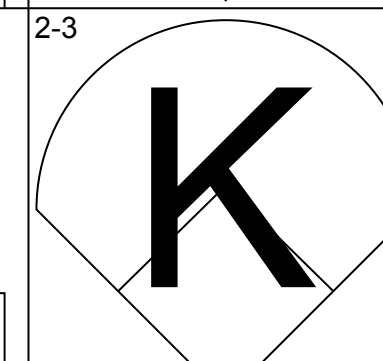
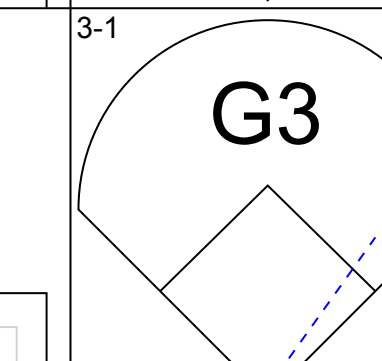
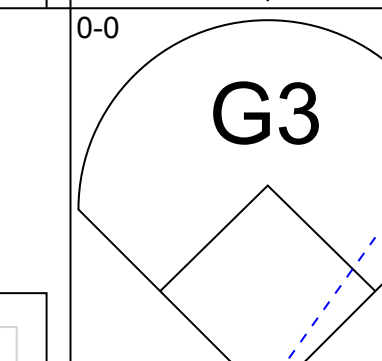
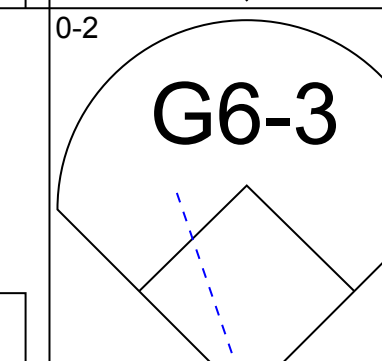
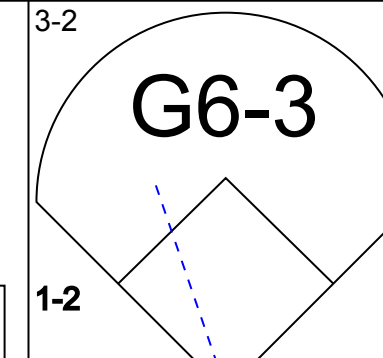

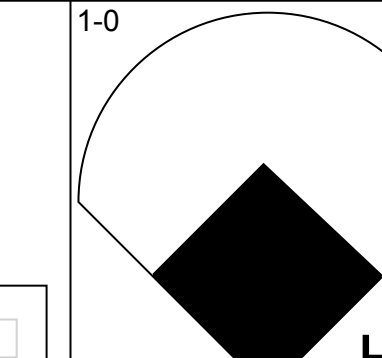

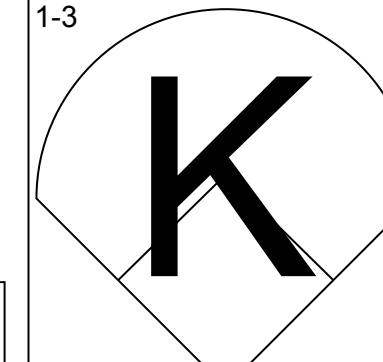
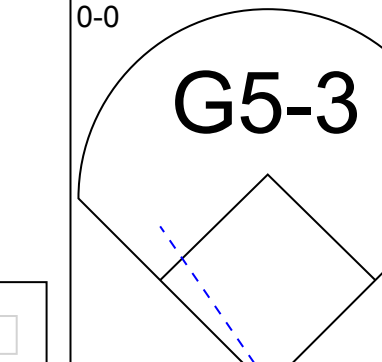
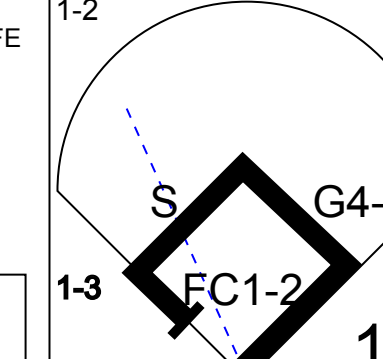
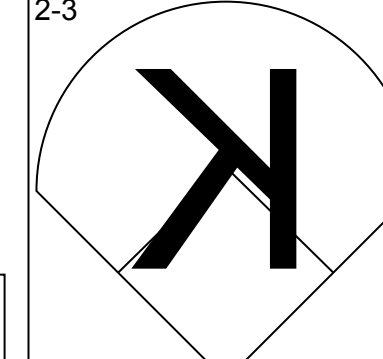

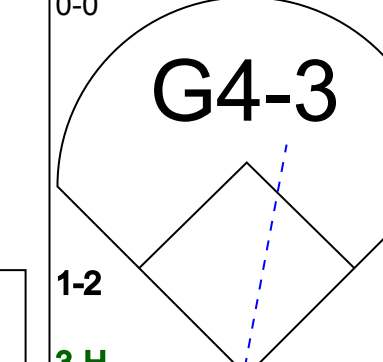

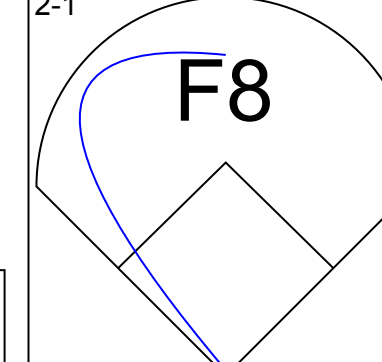
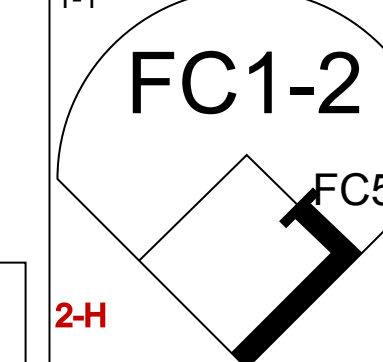
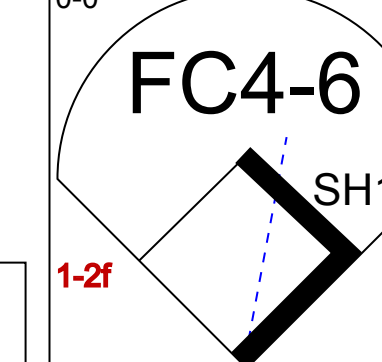
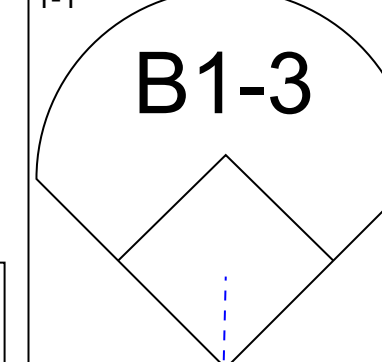
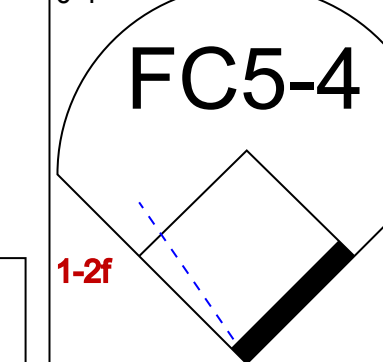
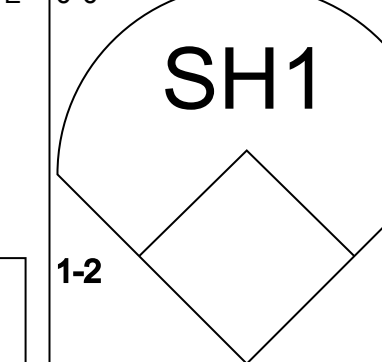

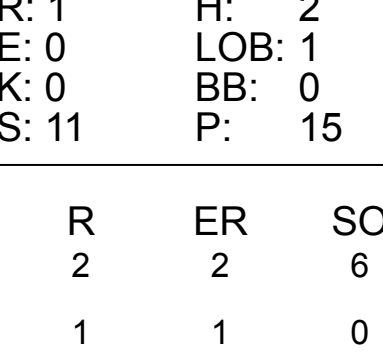
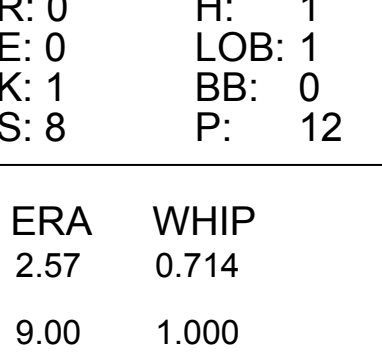
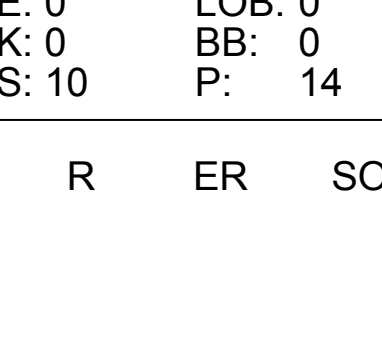
WP: 0 PA: 39
PB: 0
SB: 1
CS: 0

AB 32
R 8
H 9
RBI 7
BB 9
SO 4
LOB 22




WP: 2 PA: 42
PB: 0
SB: 4
CS: 0

Batter	1	2	3	4	5	6	7	8	9	AB	R	H	RBI	BB	SO	LOB	TOP			
Lonnie Smith, R OBP: 0.376, SLG: 0.391 (1, 7)										4	1	0	0	0	1	2	Atlanta Braves @ San Francisco Giants Candlestick Park, San Francisco, CA Tue Sep 17 1991, 10:05 PM EDT Att. 8,481 - Overcast - 52 F			
Mark Lemke, S OBP: 0.311, SLG: 0.332 (1, 4)										3	1	1	1	1	0	0				
Terry Pendleton, S OBP: 0.354, SLG: 0.504 (1, 5)										4	0	0	0	0	0	2				
Ron Gant, R OBP: 0.333, SLG: 0.488 (1, 8)										4	0	0	0	0	0	1				
David Justice, L OBP: 0.369, SLG: 0.523 (1, 9)										3	0	1	1	0	1	0				
Brian Hunter, R OBP: 0.298, SLG: 0.452 (1, 3)										3	0	0	0	0	0	1				
Greg Olson, R OBP: 0.324, SLG: 0.351 (1, 2)										2	0	1	0	1	0	0				
Rafael Belliard, R OBP: 0.289, SLG: 0.278 (1, 6)										2	0	0	0	0	1	1				
Charlie Leibrandt, R OBP: 0.091, SLG: 0.111 (1, 1)										2	0	0	0	0	1	1				
Jeff Blauser, R OBP: 0.350, SLG: 0.415 (8, PH)										1	0	1	0	0	0	0				
Mike Stanton, L OBP: 0.571, SLG: 0.667 (8, 1)										0	0	0	0	0	0	0				
Inning Stats	R: 0 E: 0 K: 0 S: 6	H: 0 LOB: 0 BB: 0 P: 11	R: 0 E: 0 K: 1 S: 9	H: 0 LOB: 0 BB: 0 P: 12	R: 0 E: 0 K: 1 S: 7	H: 1 LOB: 1 BB: 0 P: 7	R: 0 E: 0 K: 1 S: 7	H: 0 LOB: 0 BB: 1 P: 14	R: 0 E: 0 K: 1 S: 8	H: 0 LOB: 0 BB: 0 P: 12	R: 2 E: 1 K: 0 S: 10	H: 2 LOB: 1 BB: 0 P: 15	R: 0 E: 0 K: 0 S: 7	H: 1 LOB: 1 BB: 1 P: 14	R: 0 E: 0 K: 0 S: 8	H: 0 LOB: 0 BB: 0 P: 11	1B: 2 2B: 2 3B: 1 HR: 0	SF: 0 SAC: 1 DP: 3 HBP: 0	WP: 0 PB: 0 SB: 0 CS: 1	PA: 31
PITCHER	IP	WLS	BF	H	R	ER	SO	BB	IBB	HBP	BLK	WP	HR	S	P	ERA	WHIP			
Bud Black, L ERA: 4.1 (1, 1)	8.0	W	28	4	2	0	4	2	0	0	0	0	0	61	93	0.00	0.750			
Dave Righetti, L ERA: 3.31 (9, 1)	1.0	S	3	0	0	0	0	0	0	0	0	0	0	8	11	0.00	0.000			

Batter	1	2	3	4	5	6	7	8	9	AB	R	H	RBI	BB	SO	LOB	BOTTOM			
Darren Lewis, R OBP: 0.365, SLG: 0.330 (1, 8)										2	0	0	0	1	1	1	Atlanta Braves @ San Francisco Giants Candlestick Park, San Francisco, CA Tue Sep 17 1991, 10:05 PM EDT Att. 8,481 - Overcast - 52 F			
Willie McGee, S OBP: 0.358, SLG: 0.411 (1, 9)										4	0	0	1	0	1	1				
Dave Righetti, L ERA: 3.31 (9, 1)										0	0	0	0	0	0	0				
Will Clark, L OBP: 0.360, SLG: 0.535 (1, 3)										4	0	0	0	0	1	1				
Kevin Bass, S OBP: 0.308, SLG: 0.376 (1, 7)										3	1	1	1	0	1	1				
Matt Williams, R OBP: 0.300, SLG: 0.488 (1, 5)										3	1	1	0	0	1	0				
Tom Herr, S OBP: 0.343, SLG: 0.282 (1, 4)										3	0	1	0	0	1	0				
Kirt Manwaring, R OBP: 0.280, SLG: 0.289 (1, 2)										3	0	1	1	0	0	1				
Mike Benjamin, R OBP: 0.212, SLG: 0.244 (1, 6)										3	0	0	0	0	0	2				
Bud Black, L OBP: 0.182, SLG: 0.212 (1, 1)										1	0	0	0	0	0	1				
Mike Felder, S OBP: 0.317, SLG: 0.333 (8, PH)										1	1	1	0	0	0	0				
Mike Stanton, L ERA: 2.77 (8, 1)										1	1	1	0	0	0	0				
Inning Stats	R: 0 E: 0 K: 1 S: 10	H: 0 LOB: 1 BB: 1 P: 19	R: 1 E: 0 K: 0 S: 11	H: 2 LOB: 1 BB: 0 P: 15	R: 0 E: 0 K: 1 S: 9	H: 0 LOB: 0 BB: 0 P: 16	R: 0 E: 0 K: 3 S: 13	H: 0 LOB: 0 BB: 0 P: 19	R: 0 E: 0 K: 1 S: 8	H: 1 LOB: 1 BB: 0 P: 12	R: 1 E: 0 K: 0 S: 7	H: 1 LOB: 0 BB: 0 P: 9	R: 0 E: 0 K: 0 S: 6	H: 0 LOB: 0 BB: 0 P: 9	R: 1 E: 0 K: 0 S: 10	H: 1 LOB: 0 BB: 0 P: 14	1B: 4 2B: 0 3B: 0 HR: 1	SF: 0 SAC: 2 DP: 0 HBP: 0	WP: 0 PB: 0 SB: 4 CS: 0	PA: 30
PITCHER	IP	WLS	BF	H	R	ER	SO	BB	IBB	HBP	BLK	WP	HR	S	P	ERA	WHIP			
Charlie Leibrandt, L ERA: 3.31 (1, 1)	7.0	L	26	4	2	2	6	1	0	0	0	0	0	64	99	2.57	0.714			
Mike Stanton, L ERA: 2.77 (8, 1)	1.0	L	4	1	1	1	0	0	0	0	0	0	0	10	14	9.00	1.000			

AB	28
R	2
H	4
RBI	2
BB	2
SO	4
LOB	8



Batter	1	2	3	4	5	6	7	8	9	AB	R	H	RBI	BB	SO	LOB	TOP					
Billy Hatcher, R OBP: 0.313, SLG: 0.360 (1, 7)	G4-3		G6-3				G5-3			4	1	1	0	0	0	0	Cincinnati Reds @ San Francisco Giants Candlestick Park, San Francisco, CA Wed Sep 18 1991, 10:05 PM EDT Att: 9,650 - Overcast - 53 F					
Mariano Duncan, R OBP: 0.290, SLG: 0.436 (1, 6)	F8		G5-3					G6-3		4	0	1	1	0	0	0						
Chris Sabo, R OBP: 0.351, SLG: 0.504 (1, 5)	E6		L5					P4		4	0	0	0	0	0	1						
Eric Davis, R OBP: 0.353, SLG: 0.396 (1, 8)				K				G4-3		3	0	0	0	1	1	0						
Carmelo Martinez, R OBP: 0.329, SLG: 0.366 (1, 3)	P5			K						4	0	1	0	0	1	2						
Paul O'Neill, L OBP: 0.353, SLG: 0.504 (1, 9)		G1-3		E5						4	0	0	0	0	0	1						
Luis Quinones, S OBP: 0.310, SLG: 0.341 (1, 4)				G4-3						3	0	0	0	1	1	2						
Donnie Scott, S OBP: 0.167, SLG: 0.167 (1, 2)										4	0	1	0	0	0	2						
Jack Armstrong, R OBP: 0.079, SLG: 0.054 (1, 1)										2	0	0	0	0	2	2						
Chris Jones, R OBP: 0.367, SLG: 0.483 (7, PH)										1	1	1	1	0	0	0						
Kip Gross, R OBP: 0.095, SLG: 0.095 (7, 1)										0	0	0	0	0	0	0						
Inning Stats	R: 0 E: 1 K: 0 S: 10	H: 0 LOB: 2 BB: 1 P: 20	R: 0 E: 0 K: 1 S: 9	H: 0 LOB: 1 BB: 1 P: 16	R: 0 E: 0 K: 2 S: 4	H: 0 LOB: 0 BB: 0 P: 5	R: 0 E: 1 K: 2 S: 10	H: 0 LOB: 1 BB: 0 P: 16	R: 1 E: 0 K: 1 S: 8	H: 3 LOB: 1 BB: 0 P: 12	R: 0 E: 0 K: 0 S: 6	H: 0 LOB: 0 BB: 0 P: 8	R: 1 E: 0 K: 0 S: 9	H: 1 LOB: 0 BB: 0 P: 16	R: 0 E: 0 K: 1 S: 5	H: 0 LOB: 0 BB: 0 P: 6	R: 0 E: 0 K: 1 S: 10	H: 1 LOB: 1 BB: 0 P: 15	1B: 3 2B: 1 3B: 0 HR: 1	SF: 0 SAC: 0 DP: 0 HBP: 0	WP: 0 PB: 0 SB: 0 CS: 0	PA: 35
PITCHER Trevor Wilson, L ERA: 3.56 (1, 1)	IP: 9.0 WLS: W BF: 35 H: 5 R: 2 ER: 2 SO: 5 BB: 2 IBB: 0 HBP: 0 BLK: 0 WP: 0 HR: 1 S: 71 P: 114 ERA: 2.00 WHIP: 0.778															PITCHER						

AB	33
R	2
H	5
RBI	2
BB	2
SO	5
LOB	10



Batter	1	2	3	4	5	6	7	8	9	AB	R	H	RBI	BB	SO	LOB	BOTTOM			
Willie McGee, S OBP: 0.356, SLG: 0.408 (1, 8)	G1-3		F7					G6-3		5	0	1	0	0	0	1	Cincinnati Reds @ San Francisco Giants Candlestick Park, San Francisco, CA Wed Sep 18 1991, 10:05 PM EDT Att: 9,650 - Overcast - 53 F			
Robby Thompson, R OBP: 0.354, SLG: 0.468 (1, 4)										4	1	2	0	1	1	1				
Mike Kingery, L OBP: 0.289, SLG: 0.245 (1, 3)										3	0	0	0	0	0	3				
Dave Anderson, R OBP: 0.276, SLG: 0.314 (7, 3)	F8		G5-3							1	1	1	2	0	0	0				
Kevin Bass, S OBP: 0.316, SLG: 0.378 (1, 7)										1	2	1	0	2	0	0				
Matt Williams, R OBP: 0.298, SLG: 0.484 (1, 5)	FC6-4									4	0	0	0	0	0	6				
Mark Leonard, L OBP: 0.299, SLG: 0.361 (1, 9)										2	2	1	0	1	0	0				
Darren Lewis, R OBP: 0.364, SLG: 0.328 (7, 8)										1	0	0	0	0	0	1				
Kirt Manwaring, R OBP: 0.285, SLG: 0.294 (1, 2)										4	1	2	1	0	0	1				
Mike Benjamin, R OBP: 0.204, SLG: 0.237 (1, 6)										3	0	0	1	0	1	3				
Trevor Wilson, L OBP: 0.340, SLG: 0.356 (1, 1)										4	0	1	2	0	1	0				
Inning Stats	R: 0 E: 0 K: 0 S: 12	H: 0 LOB: 2 BB: 1 P: 22	R: 1 E: 0 K: 0 S: 6	H: 1 LOB: 0 BB: 0 P: 8	R: 0 E: 0 K: 1 S: 5	H: 2 LOB: 0 BB: 0 P: 14	R: 0 E: 0 K: 1 S: 5	H: 0 LOB: 0 BB: 0 P: 8	R: 0 E: 0 K: 0 S: 7	H: 1 LOB: 1 BB: 0 P: 12	R: 3 E: 0 K: 0 S: 15	H: 2 LOB: 1 BB: 2 P: 24	R: 3 E: 1 K: 0 S: 10	H: 3 LOB: 1 BB: 1 P: 22	R: 0 E: 0 K: 2 S: 12	H: 0 LOB: 0 BB: 0 P: 17	1B: 7 2B: 1 3B: 0 HR: 1	SF: 1 SAC: 0 DP: 1 HBP: 1	WP: 0 PB: 1 SB: 0 CS: 0	PA: 38
PITCHER Jack Armstrong, R ERA: 5.37 (1, 1)	IP: 6.0 WLS: L BF: 28 H: 6 R: 4 ER: 4 SO: 4 BB: 3 IBB: 0 HBP: 1 BLK: 0 WP: 0 HR: 0 S: 55 P: 88 ERA: 6.00 WHIP: 1.500															PITCHER				
Kip Gross, R ERA: 3.74 (7, 1)	IP: 2.0 WLS: L BF: 10 H: 3 R: 3 ER: 2 SO: 2 BB: 1 IBB: 0 HBP: 0 BLK: 0 WP: 0 HR: 1 S: 22 P: 39 ERA: 9.00 WHIP: 2.000															PITCHER				

AB	32
R	7
H	9
RBI	6
BB	4
SO	3
LOB	16

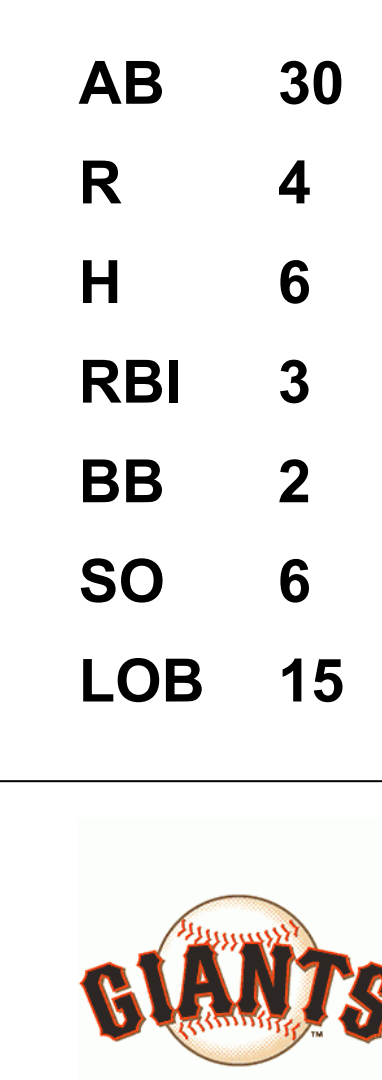


Batter	1	2	3	4	5	6	7	8	9	AB	R	H	RBI	BB	SO	LOB	TOP								
Billy Hatcher, R OBP: 0.313, SLG: 0.359 (1, 8)	2-2 G1-3		0-0 G5-3		1-0 G5-3			0-0 1B		4	0	1	0	0	0	1	Cincinnati Reds @ San Francisco Giants Candlestick Park, San Francisco, CA Thu Sep 19 1991, 6:33 AM EDT Att: 9,458 - Sunny - 67 F								
Mariano Duncan, R OBP: 0.287, SLG: 0.430 (1, 6)	1-2 L6		3-1 G6-3			0-1 G5-3		0-1 F7		4	0	0	0	0	0	2									
Hal Morris, L OBP: 0.379, SLG: 0.499 (1, 3)	3-1 2B			2-2 F7		3-2 G4-3		2-1 F8		4	0	1	0	0	0	2									
Paul O'Neill, L OBP: 0.350, SLG: 0.500 (1, 9)	0-1 G6-3			2-0 F7		2-2 G4-3			2-3 K	4	0	0	0	0	1	1									
Bill Doran, S OBP: 0.352, SLG: 0.367 (1, 4)		1-1 G3 1B		0-0 G5-3			1-3 K		1-0 G4-3	4	0	1	0	0	1	0									
Luis Quinones, S OBP: 0.309, SLG: 0.335 (1, 5)		0-1 G3			0-0 G3		0-2 F9		4-2 DI BB	3	0	0	0	1	0	1									
Camelto Martinez, R OBP: 0.329, SLG: 0.375 (1, 7)		2-2 F8			0-0 HR		3-3 K		2-3 K	4	1	1	1	0	2	2									
Jeff Reed, L OBP: 0.327, SLG: 0.363 Stan Jefferson, S (8, PR)	2-2 G4-3			1-1 SH3-4 1B			2-1 FC3-6 1B			3	0	2	0	0	0	1									
Donnie Scott, S OBP: 0.167, SLG: 0.167 (8, 2)					1-1 SH3-4 1B					0	0	0	0	0	0	0									
Randy Myers, L OBP: 0.214, SLG: 0.222 (1, 1)			0-2 G4-3		0-0 SH3-4			1-1 FC3-6 1B		2	0	0	0	0	0	1									
Inning Stats	R: 0 E: 0 K: 0 S: 12	H: 1 LOB: 1 BB: 0 P: 18	R: 0 E: 0 K: 0 S: 11	H: 1 LOB: 1 BB: 0 P: 16	R: 0 E: 0 K: 0 S: 6	H: 0 LOB: 0 BB: 0 P: 9	R: 0 E: 0 K: 0 S: 5	H: 0 LOB: 0 BB: 0 P: 9	R: 1 E: 0 K: 0 S: 6	H: 2 LOB: 1 BB: 0 P: 8	R: 0 E: 0 K: 0 S: 8	H: 0 LOB: 0 BB: 0 P: 13	R: 0 E: 0 K: 2 S: 9	H: 0 LOB: 0 BB: 0 P: 13	R: 0 E: 0 K: 0 S: 9	H: 2 LOB: 2 BB: 0 P: 14	R: 0 E: 0 K: 2 S: 12	H: 0 LOB: 1 BB: 1 P: 21	1B: 4 2B: 1 3B: 0 HR: 1	SF: 0 SAC: 1 DP: 0 HBP: 0	WP: 0 PB: 0 SB: 0 CS: 0	PA: 34			
PITCHER	IP	WLS	BF	H	R	ER	SO	BB	IBB	HBP	BLK	WP	HR	S	P	ERA	WHIP								
Gil Heredia, R ERA: 4.5 (1, 1)	7.0		25	4	1	1	2	0	0	0	0	0	1	57	86	1.29	0.571								
Francisco Oliveras, R ERA: 3.41 (8, 1)	1.0	W	5	2	0	0	0	0	0	0	0	0	0	9	14	0.00	2.000								
Dave Righetti, L ERA: 3.26 (9, 1)	1.0	S	4	0	0	0	2	1	0	0	0	0	0	12	21	0.00	1.000								

AB	32
R	1
H	6
RBI	1
BB	1
SO	4
LOB	11



Batter	1	2	3	4	5	6	7	8	9	AB	R	H	RBI	BB	SO	LOB	BOTTOM								
Darren Lewis, R OBP: 0.357, SLG: 0.322 Francisco Oliveras, R OBP: 0.290, SLG: 0.290 Dave Righetti, L (9, 1)	1-1 L9		0-1 FC5-4		3-2 L4		0-0 FC6-4			4	0	0	0	0	0	4	Cincinnati Reds @ San Francisco Giants Candlestick Park, San Francisco, CA Thu Sep 19 1991, 6:33 AM EDT Att: 9,458 - Sunny - 67 F								
Willie McGee, S OBP: 0.355, SLG: 0.409 (1, 9)	3-2 E5		1-0 FC5-4			1-2 G6-3		0-0 BB SH 2B		4	1	1	0	0	0	1									
Robby Thompson, R OBP: 0.355, SLG: 0.467 (1, 4)	0-3 K			0-0 CS 1B		0-1 F7		2-0 SH BB HBP		3	1	1	0	0	1	1									
Matt Williams, R OBP: 0.296, SLG: 0.481 (1, 5)	1-2 F8			0-3 K		3-3 K		1-0 F7		4	0	0	0	0	2	4									
Kevin Bass, S OBP: 0.318, SLG: 0.378 (1, 7)		0-1 F9		1-1 1B			2-1 G5-3	4-0 E SH1-3 BB		3	1	1	0	1	0	0									
Dave Anderson, R OBP: 0.276, SLG: 0.314 (1, 3)		1-2 G6-3		1-0 F8			2-0 E 1B	1-0 SH SH1-3		3	1	1	1	0	0	1									
Kirt Manwaring, R OBP: 0.281, SLG: 0.290 Kevin Mitchell, R OBP: 0.341, SLG: 0.523 Jose Uribe, S OBP: 0.294, SLG: 0.319 (7, PH)					2-2 G4-3			1-2 E5 1B	0-1 SH1-3	2	0	0	0	0	1	0									
Mike Benjamin, R OBP: 0.200, SLG: 0.232 Tom Herr, S OBP: 0.341, SLG: 0.280 Steve Decker, R OBP: 0.261, SLG: 0.319 (7, PH)			3-3 K		0-3 K		2-2 F7	0-2 P6		2	0	0	0	0	2	0									
Gil Heredia, R OBP: 0.750, SLG: 0.667 Mike Felder, S OBP: 0.319, SLG: 0.335 (7, PH)			4-1 FC5-4 BB		2-2 1B		0-1 FC6-4			1	0	1	0	1	0	0									
Inning Stats	R: 0 E: 1 K: 1 S: 11	H: 0 LOB: 1 BB: 0 P: 16	R: 0 E: 0 K: 1 S: 8	H: 0 LOB: 0 BB: 0 P: 10	R: 0 E: 0 K: 1 S: 7	H: 2 LOB: 1 BB: 1 P: 15	R: 0 E: 0 K: 1 S: 7	H: 1 LOB: 1 BB: 0 P: 9	R: 0 E: 0 K: 0 S: 13	H: 1 LOB: 1 BB: 0 P: 20	R: 0 E: 0 K: 1 S: 8	H: 0 LOB: 0 BB: 0 P: 12	R: 1 E: 1 K: 0 S: 12	H: 2 LOB: 2 BB: 0 P: 20	R: 3 E: 1 K: 0 S: 8	H: 1 LOB: 1 BB: 1 P: 16		1B: 5 2B: 1 3B: 0 HR: 0	SF: 0 SAC: 2 DP: 0 HBP: 1	WP: 0 PB: 0 SB: 0 CS: 1	PA: 35				
PITCHER	IP	WLS	BF	H	R	ER	SO	BB	IBB	HBP	BLK	WP	HR	S	P	ERA	WHIP								
Randy Myers, L ERA: 3.42 (1, 1)	8.0	L	35	6	4	1	6	2	0	1	0	0	0	74	118	1.12	1.000								



Batter	1	2	3	4	5	6	7	8	9	AB	R	H	RBI	BB	SO	LOB	TOP										
Royce Clayton, R (1, 6) OBP: 0.125, SLG: 0.250 Mike Felder, S (8, PH) OBP: 0.318, SLG: 0.333 Mike Benjamin, R (8, 6) OBP: 0.200, SLG: 0.232	0-3 K ①		3-2 P4 ②			0-1 L3 ①		3-3 K ①		3	0	0	0	0	1	1	San Francisco Giants @ San Diego Padres Jack Murphy Stadium, San Diego, CA Sat Sep 21 1991, 10:05 PM EDT Att: 10,954 - Cloudy - 71 F										
Willie McGee, S (1, 8) OBP: 0.355, SLG: 0.408	2-3 K ②		2-2 L6 ③			0-0 PB S 1B		G5-3 ②		4	0	1	0	0	1	1											
Will Clark, L (1, 3) OBP: 0.357, SLG: 0.531	2-2 P5 ③			2-3 K ①		3-3 K ②		K ③		4	0	0	0	0	3	1											
Matt Williams, R (1, 5) OBP: 0.297, SLG: 0.478		2-1 G6-3 ①		0-0 G6-3 ②		1-0 G5-3 ③			4-2 L8 1B G1-3 BB	3	1	0	0	1	0	1											
Kevin Bass, S (1, 7) OBP: 0.316, SLG: 0.375	1-2 L6 ②		1-1 G3 ③				0-1 G4-3 ①		1-0 G1-3 1B	4	0	1	0	0	0	0											
Mark Leonard, L (1, 9) OBP: 0.303, SLG: 0.389	1-1 1B ③				1-1 L9 ①		2-1 HR		0-1 L8 ①	4	1	2	1	0	0	2											
Robby Thompson, R (1, 4) OBP: 0.354, SLG: 0.469	0-0 F7 ③				4-1 FC6-4 BB		1-1 G5-3 ②		2-2 G1-3 ②	3	0	0	1	1	0	2											
Terry Kennedy, L (1, 2) OBP: 0.284, SLG: 0.344			0-1 G6-3 ①		0-0 F7 ②		1-2 FC3-6 1B		0-0 G6-3 ③	4	0	1	0	0	0	2											
Paul McClellan, R (1, 1) OBP: 0.190, SLG: 0.150 Tom Herr, S (7, PH) OBP: 0.340, SLG: 0.279 Jeff Brantley, R (7, 1)	1-1 1B ③		1-1 FC6-4 ③		1-2 FC6-4 ③		1-1 FC3-6 ③			2	0	1	0	0	0	1											
Inning Stats	R: 0 E: 0 K: 2 S: 11	H: 0 LOB: 0 BB: 0 P: 15	R: 0 E: 0 K: 0 S: 8	H: 1 LOB: 1 BB: 0 P: 12	R: 0 E: 0 K: 0 S: 13	H: 1 LOB: 1 BB: 0 P: 19	R: 0 E: 0 K: 1 S: 6	H: 0 LOB: 0 BB: 0 P: 9	R: 0 E: 0 K: 0 S: 7	H: 0 LOB: 1 BB: 1 P: 14	R: 0 E: 0 K: 1 S: 7	H: 1 LOB: 1 BB: 0 P: 11	R: 1 E: 0 K: 0 S: 11	H: 2 LOB: 1 BB: 0 P: 16	R: 0 E: 0 K: 2 S: 9	H: 0 LOB: 0 BB: 0 P: 12	R: 1 E: 0 K: 0 S: 9	H: 1 LOB: 1 BB: 1 P: 16	1B: 5 2B: 0 3B: 0 HR: 1	SF: 0 SAC: 0 DP: 0 HBP: 0	WP: 0 PB: 1 SB: 1 CS: 0	PA: 35					
PITCHER	IP	WLS	BF	H	R	ER	SO	BB	IBB	HBP	BLK	WP	HR	S	P	ERA	WHIP										
Greg Harris, R (1, 1) ERA: 2.03	6.2	W	26	5	1	1	4	1	0	0	0	0	1	61	93	1.35	0.900										
Mike Maddux, R (7, 1) ERA: 2.54	1.1		5	0	1	1	2	1	0	0	0	0	0	13	21	6.75	0.750										
Larry Andersen, R (9, 1) ERA: 2.32	1.0	S	4	1	0	0	0	0	0	0	0	0	0	7	10	0.00	1.000										

AB 33
R 2
H 6
RBI 2
BB 2
SO 6
LOB 12



Batter	1	2	3	4	5	6	7	8	9	AB	R	H	RBI	BB	SO	LOB	BOTTOM										
Bip Roberts, S (1, 7) OBP: 0.351, SLG: 0.358	0-1 F7 ①		2-1 1B 2B		0-1 G3-1 E 1B	1-2 1B		0-0 E S 1B		5	2	4	0	0	0	0	San Francisco Giants @ San Diego Padres Jack Murphy Stadium, San Diego, CA Sat Sep 21 1991, 10:05 PM EDT Att: 10,954 - Cloudy - 71 F										
Jack Howell, L (1, 5) OBP: 0.270, SLG: 0.312	4-2 WP BB		0-0 F8 ②		1-0 FC G3-1 1B	1-2 G3 ③		1-3 K ③		4	1	0	0	1	1	4											
Tony Fernandez, S (1, 6) OBP: 0.334, SLG: 0.355	2-3 K ②		1-0 S 1B		1-2 G3-1 ①		1-3 K ①			4	0	1	1	0	2	3											
Fred McGriff, L (1, 3) OBP: 0.398, SLG: 0.496	3-3 K ③		4-2 FC5-4 BB		4-0 G5-3 E IBB		1-2 S 1B			2	0	1	0	2	1	1											
Benito Santiago, R (1, 2) OBP: 0.291, SLG: 0.395		3-2 CS 1B	1-1 FC5-4 ③		0-1 E5 G5-3		1-3 K ②			4	0	1	1	0	1	5											
Darin Jackson, R (1, 8) OBP: 0.311, SLG: 0.476	2-0 P6 ①		1-2 G4-3 ①		1-1 G5-3 ②		1-2 HBP			3	0	0	1	0	0	3											
Tim Teufel, R (1, 4) OBP: 0.327, SLG: 0.374	4-2 BB ②		4-1 S BB		1-2 K ③		0-3 K ③			2	0	0	0	2	2	4											
Thomas Howard, S (1, 9) OBP: 0.301, SLG: 0.337	1-0 F9 ③		0-3 K ②		0-0 G3 ①		0-3 K ①			4	0	0	0	0	2	2											
Greg Harris, R (1, 1) OBP: 0.118, SLG: 0.063 Mike Maddux, L (7, 1) OBP: 0.231, SLG: 0.091 Larry Andersen, R (9, 1)			0-2 G5-3 ①		0-3 K ③		1-3 K ②		2-2 G3-1 ②	3	0	0	0	0	2	1											
Inning Stats	R: 0 E: 0 K: 2 S: 15	H: 0 LOB: 1 BB: 1 P: 24	R: 0 E: 0 K: 0 S: 9	H: 1 LOB: 1 BB: 1 P: 18	R: 1 E: 0 K: 0 S: 13	H: 2 LOB: 2 BB: 1 P: 21	R: 0 E: 0 K: 2 S: 10	H: 0 LOB: 1 BB: 1 P: 15	R: 2 E: 2 K: 1 S: 13	H: 1 LOB: 2 BB: 1 P: 23	R: 0 E: 0 K: 3 S: 19	H: 1 LOB: 2 BB: 0 P: 23	R: 0 E: 0 K: 2 S: 14	H: 1 LOB: 1 BB: 0 P: 17	1B: 6 2B: 1 3B: 0 HR: 0	SF: 0 SAC: 0 DP: 0 HBP: 1	WP: 1 PB: 0 SB: 4 CS: 1	PA: 38									
PITCHER	IP	WLS	BF	H	R	ER	SO	BB	IBB	HBP	BLK	WP	HR	S	P	ERA	WHIP										
Paul McClellan, R (1, 1) ERA: 4.85	6.0	L	29	5	3	1	6	4	1	0	0	0	0	71	114	1.50	1.500										
Jeff Brantley, R (7, 1) ERA: 2.53	2.0		9	2	0	0	5	0	0	1	0	0	0	33	40	0.00	1.000										

AB 32
R 3
H 7
RBI 3
BB 5
SO 11
LOB 23



Batter	1	2	3	4	5	6	7	8	9	AB	R	H	RBI	BB	SO	LOB	TOP																	
Mike Felder, S OBP: 0.323, SLG: 0.337 (1, 8)										3	1	2	0	1	0	0	San Francisco Giants @ San Diego Padres Jack Murphy Stadium, San Diego, CA Sun Sep 22 1991, 6:33 AM EDT Att: 25,486 - Cloudy - 78 F																	
Willie McGee, S OBP: 0.357, SLG: 0.412 (1, 9)										5	0	3	2	0	2	1																		
Will Clark, L OBP: 0.356, SLG: 0.528 (1, 3)										5	0	1	0	0	0	6																		
Matt Williams, R OBP: 0.297, SLG: 0.476 (1, 5)											4	0	1	0	1	2		3																
Mark Leonard, L OBP: 0.296, SLG: 0.379 Kevin Bass, S OBP: 0.315, SLG: 0.372 (7, PH) (7, 7)											3	0	0	0	0	1		5																
Robby Thompson, R OBP: 0.355, SLG: 0.467 (1, 4)										2	0	0	0	2	0	0																		
Kirt Manwaring, R OBP: 0.285, SLG: 0.296 Mike Benjamin, R OBP: 0.198, SLG: 0.229 (6, PR) (6, 6)										2	0	0	0	0	0	0		AB 34 R 3 H 8 RBI 2 BB 5 SO 7 LOB 22																
Royce Clayton, R OBP: 0.182, SLG: 0.200 Steve Decker, R OBP: 0.256, SLG: 0.316 (1, 6) (6, 2)										2	0	0	0	1	0	2																		
Bud Black, L OBP: 0.191, SLG: 0.235 Tom Herr, S OBP: 0.339, SLG: 0.278 Francisco Oliveras, R OBP: 0.200, SLG: 0.250 Dave Anderson, R OBP: 0.275, SLG: 0.311 Rod Beck, R OBP: 0.500, SLG: 0.500 (1, 1) (6, PH) (6, 1) (8, PH) (8, 1)										2	1	1	0	0	0	1																		
Inning Stats	R: 0 E: 0 K: 0 S: 10	H: 2 LOB: 2 BB: 0 P: 17	R: 0 E: 0 K: 0 S: 5	H: 0 LOB: 1 BB: 1 P: 11	R: 1 E: 0 K: 3 S: 13	H: 2 LOB: 1 BB: 0 P: 18	R: 0 E: 0 K: 0 S: 7	H: 0 LOB: 0 BB: 0 P: 12	R: 1 E: 1 K: 0 S: 8	H: 1 LOB: 3 BB: 2 P: 23	R: 0 E: 0 K: 1 S: 7	H: 0 LOB: 1 BB: 1 P: 12	R: 0 E: 0 K: 1 S: 10	H: 0 LOB: 0 BB: 0 P: 15	R: 0 E: 0 K: 2 S: 9	H: 1 LOB: 1 BB: 0 P: 10		1B: 6 2B: 2 3B: 0 HR: 0	SF: 0 SAC: 2 DP: 0 HBP: 0	WP: 1 PB: 0 SB: 0 CS: 0	PA: 41													
PITCHER	IP WLS BF H R ER SO BB IBB HBP BLK WP HR S P ERA WHIP	IP WLS BF H R ER SO BB IBB HBP BLK WP HR S P ERA WHIP																																
Jose Melendez, R ERA: 3.31 (1, 1)	4.1	20	6	2	2	3	1	0	0	0	0	1	0	40	67	4.15	1.615																	
Pat Clements, L ERA: 2.53 (5, 1)	0.2	3	0	0	0	0	0	1	0	0	0	0	0	3	8	0.00	0.000																	
Jim Lewis, R ERA: 3.86 (6, 1)	0.2	5	0	1	0	0	2	0	0	0	0	0	0	9	20	0.00	3.000																	
Rich Rodriguez, L ERA: 3.27 (6, 1)	1.1	W 6	1	0	0	1	1	0	0	0	0	0	0	10	15	0.00	1.500																	
Craig Lefferts, L ERA: 4.02 (8, 1)	2.0	S 7	1	0	0	3	0	0	0	0	0	0	0	19	25	0.00	0.500																	
Batter	1	2	3	4	5	6	7	8	9	AB	R	H	RBI	BB	SO	LOB	BOTTOM																	
Darrin Jackson, R OBP: 0.309, SLG: 0.481 (1, 8)										5	1	1	1	0	1	3	San Francisco Giants @ San Diego Padres Jack Murphy Stadium, San Diego, CA Sun Sep 22 1991, 6:33 AM EDT Att: 25,486 - Cloudy - 78 F																	
Kevin Ward, R OBP: 0.317, SLG: 0.435 Bip Roberts, S OBP: 0.351, SLG: 0.358 (1, 7) (9, 7)										2	2	1	0	2	1	2																		
Tim Teufel, R OBP: 0.329, SLG: 0.385 (1, 5) (6, 4)										2	1	1	3	1	0	1																		
Benito Santiago, R OBP: 0.291, SLG: 0.393 (1, 2)										3	0	0	0	0	0	3																		
Jerald Clark, R OBP: 0.299, SLG: 0.362 (1, 3)										4	0	0	0	0	2	1																		
Thomas Howard, S OBP: 0.300, SLG: 0.344 (1, 9)										4	1	1	0	0	1	0																		
Craig Shipley, R OBP: 0.271, SLG: 0.294 (1, 6)										4	0	1	1	0	1	0																		
Paul Faries, R OBP: 0.256, SLG: 0.202 Jack Howell, L OBP: 0.272, SLG: 0.310 (1, 4) (7, PH) (8, 5)										1	1	1	0	1	0	0																		
Jose Melendez, R ERA: 3.31 (1, 1)	5.0	22	3	2	1	6	3	0	1	0	0	0	51	86	1.80	1.200																		
Francisco Oliveras, R ERA: 3.67 (6, 1)	2.0	L 9	2	3	3	1	1	0	0	0	0	0	2	26	37	13.50		1.500																
Rod Beck, R ERA: 3.5 (8, 1)	1.0	6	2	1	1	1	1	0	0	0	0	0	0	12	21	9.00	3.000																	
Inning Stats	R: 1 E: 0 K: 1 S: 11	H: 1 LOB: 1 BB: 0 P: 18	R: 0 E: 0 K: 2 S: 9	H: 0 LOB: 1 BB: 1 P: 16	R: 0 E: 0 K: 0 S: 7	H: 0 LOB: 0 BB: 1 P: 13	R: 0 E: 0 K: 2 S: 8	H: 0 LOB: 0 BB: 0 P: 15	R: 1 E: 1 K: 1 S: 16	H: 2 LOB: 3 BB: 1 P: 24	R: 0 E: 0 K: 1 S: 12	H: 0 LOB: 0 BB: 0 P: 16	R: 3 E: 0 K: 0 S: 14	H: 2 LOB: 0 BB: 1 P: 21	R: 1 E: 0 K: 1 S: 12	H: 2 LOB: 2 BB: 1 P: 21	1B: 2 2B: 2 3B: 1 HR: 2	SF: 1 SAC: 0 DP: 1 HBP: 1	WP: 0 PB: 0 SB: 2 CS: 0	PA: 37														
PITCHER	IP WLS BF H R ER SO BB IBB HBP BLK WP HR S P ERA WHIP	IP WLS BF H R ER SO BB IBB HBP BLK WP HR S P ERA WHIP																																
Bud Black, L ERA: 4.65 (1, 1)	5.0	22	3	2	1	6	3	0	1	0	0	0	51	86	1.80	1.200																		
Francisco Oliveras, R ERA: 3.67 (6, 1)	2.0	L 9	2	3	3	1	1	0	0	0	0	0	2	26	37	13.50	1.500																	
Rod Beck, R ERA: 3.5 (8, 1)	1.0	6	2	1	1	1	1	0	0	0	0	0	0	12	21	9.00	3.000																	

Batter	1	2	3	4	5	6	7	8	9	AB	R	H	RBI	BB	SO	LOB	TOP			
Mike Felder, S OBP: 0.328, SLG: 0.338 (1, 8)	4-0 BB G6-3		1-0 1B		2-2 G1-3		0-0 L9		G4-3 BB E4	4	1	1	0	2	0	2				
Willie McGee, S OBP: 0.358, SLG: 0.412 Dave Righetti, L (9, 1)	2-2 G6-3		2-2 G5-3		3-2 1B		2-2 G3-1		G4-3 BB G3-1	6	1	2	1	0	0	6				
Will Clark, L OBP: 0.353, SLG: 0.523 (1, 3)	1-3 K			2-0 HR 1B	3-1 F7			0-1 G5-3	0-2 G4-3	5	1	1	1	0	1	3				
Matt Williams, R OBP: 0.299, SLG: 0.482 Dave Anderson, R OBP: 0.292, SLG: 0.315 (6, PR) (6, 5)		0-3 K		0-0 HR		1-0 FC5-4 HBP		1-3 K	BB SF7 BB	2	1	1	2	0	1	0				
Kevin Bass, S OBP: 0.311, SLG: 0.368 (1, 7)	2-1 F7		2-1 F8		2-2 FC		1-1 BB	0-2 SF7	BB BB	4	0	1	1	0	0	1				
Robby Thomsson, R OBP: 0.354, SLG: 0.462 (1, 4)	2-1 G4-3		2-1 L8		0-0 FC5-4		4-2 BB	4-0 BB HBP	BB IBB	3	1	0	0	2	0	2				
Steve Decker, R OBP: 0.256, SLG: 0.312 Kevin Mitchell, R OBP: 0.339, SLG: 0.521 Kirt Manwaring, R OBP: 0.287, SLG: 0.294 (1, 2) (8, PH) (8, 2)			2-1 G5-3	1-1 1B	2-3 K		1-2 F9	4-2 HBP BB	BB BB	3	0	1	0	0	1	2				
Jose Uribe, S OBP: 0.290, SLG: 0.315 Terry Kennedy, L OBP: 0.298, SLG: 0.348 Darren Lewis, R OBP: 0.357, SLG: 0.319 (1, 6) (9, PH) (9, PH) (9, 8)			2-1 P5	0-1 G4-3	1-1 FC3-6				BB BB	3	0	0	0	0	0	3				
Gil Heredia, R OBP: 0.300, SLG: 0.400 Mike Kingery, L OBP: 0.279, SLG: 0.239 Rod Beck, R OBP: 0.350, SLG: 0.550 Mark Leonard, L OBP: 0.299, SLG: 0.299 Mike Benjamin, R OBP: 0.292, SLG: 0.234 (1, 1) (7, PH) (7, 1) (9, PH) (9, PR) (9, 6)			1-1 E4 1B		0-1 G3-1		2-2 F8		BB BB	2	0	0	0	0	0	0				
Inning Stats	R: 0 E: 0 K: 1 S: 7	H: 0 LOB: 0 BB: 1 P: 14	R: 0 E: 0 K: 1 S: 7	H: 0 LOB: 0 BB: 0 P: 11	R: 0 E: 1 K: 0 S: 10	H: 1 LOB: 2 BB: 0 P: 18	R: 2 E: 0 K: 0 S: 10	H: 3 LOB: 1 BB: 0 P: 17	R: 0 E: 0 K: 1 S: 9	H: 0 LOB: 2 BB: 0 P: 15	R: 0 E: 0 K: 0 S: 7	H: 0 LOB: 0 BB: 0 P: 11	R: 0 E: 0 K: 1 S: 14	H: 1 LOB: 2 BB: 1 P: 21	R: 7 E: 1 K: 0 S: 28	H: 2 LOB: 3 BB: 6 P: 58	1B: 7 2B: 0 3B: 0 HR: 1	SF: 1 SAC: 0 DP: 1 HBP: 2	WP: 0 PB: 0 SB: 0 CS: 0	PA: 47
PITCHER	IP WLS BF H R ER SO	IP WLS BF H R ER SO	IP WLS BF H R ER SO	IP WLS BF H R ER SO	IP WLS BF H R ER SO	IP WLS BF H R ER SO	IP WLS BF H R ER SO	IP WLS BF H R ER SO	IP WLS BF H R ER SO	IP WLS BF H R ER SO	IP WLS BF H R ER SO	IP WLS BF H R ER SO	IP WLS BF H R ER SO	IP WLS BF H R ER SO	IP WLS BF H R ER SO	IP WLS BF H R ER SO	ERA WHIP	ERA WHIP		
Brian Williams, R ERA: 3.75 (1, 1)	5.0 22 5 2 2 2	2.0 7 0 0 0 1	0.2 2 0 0 0 1	0.1 L 7 3 4 4	0.2 5 0 0 0 0	0.0 0 0 0 0 0	0.0 0 0 0 0 0	0.1 2 0 1 0 0	0.0 2 0 2 2 0	0.0 2 0 1 0 0	0.0 2 0 1 0 0	0.0 2 0 1 0 0	0.0 2 0 1 0 0	0.0 2 0 1 0 0	0.0 2 0 1 0 0	0.0 2 0 1 0 0	3.60 1.200	8 8		
Xavier Hernandez, R ERA: 5.04 (6, 1)	0.2 2 0 0 0 1	0.1 L 7 3 4 4	0.1 L 7 3 4 4	0.2 5 0 0 0 0	0.0 0 0 0 0 0	0.0 0 0 0 0 0	0.0 0 0 0 0 0	0.1 2 0 1 0 0	0.0 2 0 2 2 0	0.0 2 0 1 0 0	0.0 2 0 1 0 0	0.0 2 0 1 0 0	0.0 2 0 1 0 0	0.0 2 0 1 0 0	0.0 2 0 1 0 0	0.0 2 0 1 0 0	0.00 0.000	5 5		
Rob Mallicoat, L ERA: 3.72 (8, 1)	0.1 L 7 3 4 4	0.2 5 0 0 0 0	0.1 L 7 3 4 4	0.2 5 0 0 0 0	0.0 0 0 0 0 0	0.0 0 0 0 0 0	0.0 0 0 0 0 0	0.1 2 0 1 0 0	0.0 2 0 2 2 0	0.0 2 0 1 0 0	0.0 2 0 1 0 0	0.0 2 0 1 0 0	0.0 2 0 1 0 0	0.0 2 0 1 0 0	0.0 2 0 1 0 0	0.0 2 0 1 0 0	108.00 18.000	3 3		
Al Osuna, L ERA: 3.46 (9, 1)	0.2 5 0 0 0 0	0.2 5 0 0 0 0	0.1 L 7 3 4 4	0.2 5 0 0 0 0	0.0 0 0 0 0 0	0.0 0 0 0 0 0	0.0 0 0 0 0 0	0.1 2 0 1 0 0	0.0 2 0 2 2 0	0.0 2 0 1 0 0	0.0 2 0 1 0 0	0.0 2 0 1 0 0	0.0 2 0 1 0 0	0.0 2 0 1 0 0	0.0 2 0 1 0 0	0.0 2 0 1 0 0	0.00 3.000	5 5		
Dwayne Henry, R ERA: 3.24 Jim Corsi, R ERA: 3.93 (9, 1)	0.0 2 0 2 2 0	0.1 2 0 1 0 0	0.1 2 0 1 0 0	0.2 5 0 0 0 0	0.0 0 0 0 0 0	0.0 0 0 0 0 0	0.0 0 0 0 0 0	0.1 2 0 1 0 0	0.0 2 0 2 2 0	0.0 2 0 1 0 0	0.0 2 0 1 0 0	0.0 2 0 1 0 0	0.0 2 0 1 0 0	0.0 2 0 1 0 0	0.0 2 0 1 0 0	0.0 2 0 1 0 0	0.00 0.000	8 8		

San Francisco Giants @ Houston Astros
Astrodome, Houston, TX
Tue Sep 24 1991, 8:05 PM EDT
Att: 10,972 - Dome - 70 F

AB 36
R 9
H 8
RBI 8
BB 8
SO 4
LOB 21



Batter	1	2	3	4	5	6	7	8	9	AB	R	H	RBI	BB	SO	LOB	BOTTOM					
Kenny Lofton, L OBP: 0.277, SLG: 0.250 (1, 8)	2-2 CS 1B		0-0 F8		3-0 G4-3		2-3 K		1-1 2H 1B	5	1	2	0	0	1	1						
Steve Finley, L OBP: 0.333, SLG: 0.415 (1, 9)	2-1 F7		4-0 FC5 1B IBB		2-2 S 5 WP 1B		1-0 SH2-3 1B		2-3 K	3	0	1	0	1	0	1						
Craig Biggio, R OBP: 0.361, SLG: 0.375 (1, 2)	0-2 1B		0-1 FC5 1B		1-1 L9		1-1 SH2-3		0-0 F8	5	1	3	2	0	0	1						
5 Jeff Bagwell, R OBP: 0.389, SLG: 0.451 (1, 3)	2-3 K		1-1 FC5		2-2 WP		1-1 2H 1B		1-1 E5 5 BB 2B	5	2	1	0	1	1	5						
Luis Gonzalez, L OBP: 0.311, SLG: 0.427 Mark Portugal, R OBP: 0.275, SLG: 0.222 Al Osuna, R OBP: 0.324, SLG: 0.371 (1, 7) (8, 1) (9, 1) (9, 4)		2-1 G3		1-2 G5-3		0-0 3B 1B	3-1 F9		4-0 2B BB	4	1	1	1	0	0	1						
Ken Caminiti, S OBP: 0.317, SLG: 0.386 (1, 5)	1-0 G4-3		4-2 1B BB		1-0 L7		2-1 SF8 3B		3-2 FC5 1H 2H 2B	4	1	1	0	1	0	2						
Andujar Cedeno, R OBP: 0.279, SLG: 0.412 (1, 6)	1-0 F7		0-1 L7		1-2 G4-3		1-2 G4-3		0-1 G5-3 1B	3	0	0	1	0	0	2						
Andy Mota, R OBP: 0.213, SLG: 0.270 Dwayne Henry, R Jim Corsi, R (1, 4) (9, 1) (9, 1)			2-1 SH2-4 1B	1-0 FC6-4 1B	1-0 L7	1-1 SF8	1-0 P5			4	1	3	0	0	0	1						
Brian Williams, R Xavier Hernandez, L Rob Mallicoat, L Gerald Young, S OBP: 0.314, SLG: 0.277 (1, 1) (6, 1) (8, 1) (8, 7)			0-0 SH2-4	2-2 FC6-4	0-0 L7	2-2 2B	1-0 G5-3			1	0	0	0	0	0	2						
Inning Stats	R: 0 E: 0 K: 1 S: 11	H: 2 LOB: 1 BB: 0 P: 17	R: 0 E: 0 K: 0 S: 4	H: 0 LOB: 0 BB: 0 P: 8	R: 1 E: 0 K: 0 S: 8	H: 2 LOB: 2 BB: 1 P: 15	R: 0 E: 0 K: 0 S: 12	H: 1 LOB: 2 BB: 1 P: 20	R: 0 E: 0 K: 1 S: 8	H: 3 LOB: 1 BB: 0 P: 16	R: 2 E: 0 K: 1 S: 17	H: 3 LOB: 1 BB: 0 P: 25	R: 1 E: 0 K: 0 S: 10	H: 2 LOB: 1 BB: 0 P: 15	R: 1 E: 0 K: 0 S: 6	H: 2 LOB: 1 BB: 0 P: 9	R: 2 E: 1 K: 1 S: 12	H: 1 LOB: 1 BB: 1 P: 22	1B: 11 2B: 2 3B: 1 HR: 0	SF: 1 SAC: 2 DP: 0 HBP: 0	WP: 1 PB: 0 SB: 1 CS: 1	PA: 43
PITCHER	IP WLS BF H R ER SO	IP WLS BF H R ER SO	IP WLS BF H R ER SO	IP WLS BF H R ER SO	IP WLS BF H R ER SO	IP WLS BF H R ER SO	IP WLS BF H R ER SO	IP WLS BF H R ER SO	IP WLS BF H R ER SO	IP WLS BF H R ER SO	IP WLS BF H R ER SO	IP WLS BF H R ER SO	IP WLS BF H R ER SO	IP WLS BF H R ER SO	IP WLS BF H R ER SO	IP WLS BF H R ER SO	ERA WHIP	ERA WHIP				
Gil Heredia, R ERA: 4.5 (7, 1)	6.0 28 9 3 3 2	2.0 9 4 2 2 0	1.0 6 1 2 0 1	1.0 6 1 2 0 1	0.0 0 0 0 0 0	0.0 0 0 0 0 0	0.0 0 0 0 0 0	0.0 0 0 0 0 0	0.0 0 0 0 0 0	0.0 0 0 0 0 0	0.0 0 0 0 0 0	0.0 0 0 0 0 0	0.0 0 0 0 0 0	0.0 0 0 0 0 0	0.0 0 0 0 0 0	0.0 0 0 0 0 0	4.50 1.667	24 24				
Rod Beck, R ERA: 3.72 Dave Righetti, L ERA: 3.21 (7, 1) (9, 1)	2.0 9 4 2 2 0	1.0 6 1 2 0 1	1.0 6 1 2 0 1	1.0 6 1 2 0 1	0.0 0 0 0 0 0	0.0 0 0 0 0 0	0.0 0 0 0 0 0	0.0 0 0 0 0 0	0.0 0 0 0 0 0	0.0 0 0 0 0 0	0.0 0 0 0 0 0	0.0 0 0 0 0 0	0.0 0 0 0 0 0	0.0 0 0 0 0 0	0.0 0 0 0 0 0	0.0 0 0 0 0 0	9.00 2.000	22 22				

San Francisco Giants @ Houston Astros
Astrodome, Houston, TX
Tue Sep 24 1991, 8:05 PM EDT
Att: 10,972 - Dome - 70 F

AB 37
R 7
H 14
RBI 7
BB 3
SO 3
LOB 17



Batter	1	2	3	4	5	6	7	8	9	AB	R	H	RBI	BB	SO	LOB	TOP										
Darren Lewis, R OBP: 0.359, SLG: 0.316 (1, 8)										2	1	0	0	2	1	0	San Francisco Giants @ Houston Astros Astrodome, Houston, TX Wed Sep 25 1991, 8:05 PM EDT Att. 7,322 - Dome - 70 F										
Willie McGee, S OBP: 0.391, SLG: 0.413 (1, 9)										3	0	2	0	1	1	0											
Will Clark, L OBP: 0.354, SLG: 0.523 (1, 3)										4	0	1	1	1	2	3											
Matt Williams, R OBP: 0.299, SLG: 0.479 (1, 5)										3	0	0	1	1	1	5											
Kevin Bass, S OBP: 0.310, SLG: 0.369 Jeff Brantley, R (7, 1)										4	0	1	0	0	0	5											
Robby Thomson, R OBP: 0.351, SLG: 0.458 (1, 4)										4	0	0	0	0	1	1											
Terry Kennedy, L OBP: 0.282, SLG: 0.339 Kirt Manwaring, R OBP: 0.287, SLG: 0.294 (9, 2)										4	0	0	0	0	0	1											
Jose Uribe, S OBP: 0.285, SLG: 0.309 (1, 6)										4	0	0	0	0	2	1											
John Burkett, R OBP: 0.125, SLG: 0.111 Mike Felder, S OBP: 0.329, SLG: 0.336 (7, PH) (7, 7)										2	0	0	0	0	0	0											
Inning Stats	R: 0 E: 0 K: 3 S: 10	H: 1 LOB: 1 BB: 0 P: 16	R: 0 E: 0 K: 2 S: 9	H: 1 LOB: 1 BB: 0 P: 13	R: 0 E: 1 K: 0 S: 13	H: 0 LOB: 2 BB: 2 P: 25	R: 0 E: 0 K: 0 S: 6	H: 0 LOB: 0 BB: 0 P: 7	R: 1 E: 0 K: 1 S: 19	H: 2 LOB: 3 BB: 2 P: 32	R: 0 E: 0 K: 0 S: 6	H: 0 LOB: 0 BB: 0 P: 12	R: 1 E: 0 K: 0 S: 5	H: 0 LOB: 2 BB: 2 P: 15	R: 0 E: 1 K: 0 S: 16	H: 0 LOB: 1 BB: 0 P: 18		R: 0 E: 0 K: 2 S: 7	H: 0 LOB: 0 BB: 0 P: 11	1B: 2 2B: 2 3B: 0 HR: 0	SF: 0 SAC: 2 DP: 0 HBP: 0	WP: 1 PB: 0 SB: 1 CS: 0	PA: 39				
PITCHER	IP	WLS	BF	H	R	ER	SO	BB	IBB	HBP	BLK	WP	HR	S	P	ERA	WHIP										
Darryl Kile, R ERA: 3.51 Curt Schilling, R ERA: 3.78	(1, 1) (8, 1)	7.0 2.0	L 7	32 0	4 0	2 0	2 0	6 2	5 0	1 0	0 0	1 0	0 0	68 23	120 29	2.57 0.00	1.286 0.000										

Batter	1	2	3	4	5	6	7	8	9	AB	R	H	RBI	BB	SO	LOB	BOTTOM										
Kenny Lofton, L OBP: 0.255, SLG: 0.229 (1, 8)										4	0	0	0	0	2	0	San Francisco Giants @ Houston Astros Astrodome, Houston, TX Wed Sep 25 1991, 8:05 PM EDT Att. 7,322 - Dome - 70 F										
Steve Finley, L OBP: 0.332, SLG: 0.414 (1, 9)										4	0	1	0	0	1	0											
Craig Biggio, R OBP: 0.360, SLG: 0.374 (1, 2)										4	1	1	0	0	1	1											
5 Jeff Bagwell, R OBP: 0.390, SLG: 0.450 (1, 3)										3	0	1	0	0	1	0											
Luis Gonzalez, L OBP: 0.312, SLG: 0.428 Gerald Young, S OBP: 0.314, SLG: 0.277 (9, PR)										4	0	2	1	0	0	1											
Andujar Cedeno, R OBP: 0.274, SLG: 0.405 (1, 6)										4	0	0	0	0	2	4											
Gary Cooper, R OBP: 0.222, SLG: 0.125 (1, 5)										3	0	1	0	0	1	0											
Andy Mota, R OBP: 0.205, SLG: 0.260 Curt Schilling, R OBP: 0.333, SLG: 0.333 (8, 1)										3	0	0	0	0	0	2											
Darryl Kile, R Casey Candaele, S OBP: 0.324, SLG: 0.370 (8, 4)										2	0	0	0	0	2	0											
Inning Stats	R: 1 E: 0 K: 2 S: 13	H: 2 LOB: 2 BB: 0 P: 22	R: 0 E: 0 K: 1 S: 7	H: 0 LOB: 0 BB: 0 P: 9	R: 0 E: 0 K: 2 S: 9	H: 1 LOB: 0 BB: 1 P: 11	R: 0 E: 0 K: 1 S: 9	H: 2 LOB: 2 BB: 0 P: 13	R: 0 E: 0 K: 1 S: 5	H: 0 LOB: 0 BB: 0 P: 7	R: 0 E: 0 K: 1 S: 8	H: 0 LOB: 0 BB: 0 P: 12	R: 0 E: 0 K: 2 S: 7	H: 0 LOB: 0 BB: 0 P: 12	R: 0 E: 0 K: 0 S: 10	H: 0 LOB: 0 BB: 0 P: 13		R: 0 E: 0 K: 0 S: 7	H: 1 LOB: 2 BB: 0 P: 12	1B: 6 2B: 0 3B: 0 HR: 0	SF: 0 SAC: 0 DP: 0 HBP: 1	WP: 0 PB: 0 SB: 1 CS: 1	PA: 33				
PITCHER	IP	WLS	BF	H	R	ER	SO	BB	IBB	HBP	BLK	WP	HR	S	P	ERA	WHIP										
John Burkett, R ERA: 4.19 Jeff Brantley, R ERA: 2.45	(1, 1) (7, 1)	6.0 3.0	W S	23 10	5 1	0 0	1 0	8 2	0 0	0 0	0 0	0 0	0 0	51 24	74 37	1.50 0.00	0.833 0.333										

AB	31
R	2
H	4
RBI	2
BB	6
SO	8
LOB	17



Batter	1	2	3	4	5	6	7	8	9	AB	R	H	RBI	BB	SO	LOB	TOP							
Mike Felder, S OBP: 0.332, SLG: 0.338	F8		S BB			1B E 1B	G6-4-3 1B		P4	4	1	2	0	1	0	1								
Willie McGee, S OBP: 0.390, SLG: 0.412	E6 WP G6-3 1B		G4-3			K	G6-4-3			4	1	1	0	0	1	4								
Will Clark, L OBP: 0.357, SLG: 0.524	G6-3					E 1B 1-2			G4-3 1B	4	0	3	1	0	0	0								
Matt Williams, R OBP: 0.299, SLG: 0.478	K					L9			G4-3	4	0	1	0	0	1	2								
Kevin Bass, S OBP: 0.309, SLG: 0.368		L3				K				4	0	1	1	0	1	3								
Robby Thompson, R OBP: 0.351, SLG: 0.455		G4-3 BB				K			K	3	0	0	0	1	3	5								
Kirt Manwaring, R OBP: 0.294, SLG: 0.290	G4-3					F9			K	2	0	0	0	0	0	1								
Tom Herr, S OBP: 0.337, SLG: 0.276						L6				1	0	0	0	0	0	3								
Terry Kennedy, L OBP: 0.280, SLG: 0.337										1	0	0	0	0	1	0								
Jose Uribe, S OBP: 0.284, SLG: 0.308						G4-3				1	0	0	0	0	0	0								
Dave Anderson, R OBP: 0.297, SLG: 0.320						K			G4-3 DI 1B	3	0	2	0	0	0	0								
Bud Black, L OBP: 0.196, SLG: 0.229						K			G4-3	2	0	0	0	0	2	0								
Kevin Mitchell, R OBP: 0.338, SLG: 0.519										1	0	0	0	0	1	1								
Francisco Oliveras, R OBP: 0.200, SLG: 0.200										0	0	0	0	0	0	0								
Mark Leonard, L OBP: 0.305, SLG: 0.376										1	0	0	0	0	0	1								
Inning Stats	R: 1 E: 1 K: 1 S: 10	H: 1 LOB: 0 BB: 0 P: 16	R: 0 E: 0 K: 0 S: 6	H: 0 LOB: 0 BB: 1 P: 13	R: 0 E: 0 K: 1 S: 8	H: 0 LOB: 1 BB: 1 P: 15	R: 0 E: 0 K: 2 S: 10	H: 1 LOB: 1 BB: 0 P: 12	R: 0 E: 0 K: 1 S: 6	H: 0 LOB: 0 BB: 0 P: 8	R: 1 E: 1 K: 2 S: 17	H: 3 LOB: 3 BB: 0 P: 22	R: 0 E: 0 K: 1 S: 8	H: 2 LOB: 1 BB: 0 P: 10	R: 0 E: 0 K: 1 S: 7	H: 2 LOB: 1 BB: 0 P: 9	R: 0 E: 0 K: 1 S: 11	H: 1 LOB: 1 BB: 0 P: 19	1B: 10 2B: 0 3B: 0 HR: 0	SF: 0 SAC: 0 DP: 3 HBP: 0	WP: 1 PB: 0 SB: 1 CS: 0	PA: 37		
PITCHER	IP WLS BF H R ER SO BB IBB HBP BLK WP HR S P ERA WHIP	8.0 W 33 9 2 1 9 2 0 0 0 1 0 72 105 1.12 1.375	1.0 4 1 0 0 1 0 0 0 0 0 0 0 11 19 0.00 1.000																					

San Francisco Giants @ Los Angeles Dodgers
Dodger Stadium, Los Angeles, CA
Fri Sep 27 1991, 7:05 PM PDT
Att: 48,085 - Sunny - 72 F

livebaseballscorecards.com

AB	35
R	2
H	10
RBI	2
BB	2
SO	10
LOB	21



Batter	1	2	3	4	5	6	7	8	9	AB	R	H	RBI	BB	SO	LOB	BOTTOM						
Brett Butler, L OBP: 0.404, SLG: 0.346	1B	E BB		L5			F7			3	0	1	0	1	0	0							
Mike Sharperson, R OBP: 0.347, SLG: 0.368	F9	E6				K	G3			3	0	0	0	0	1	3							
Lenny Harris, L OBP: 0.347, SLG: 0.353										1	0	0	0	0	0	0							
Darryl Strawberry, L OBP: 0.360, SLG: 0.486	G6-4-3 1B	F7				P6			K	4	0	1	0	0	1	3							
Eddie Murray, S OBP: 0.323, SLG: 0.411	G6-4-3					G6-3			L8	3	1	0	0	1	0	2							
Kal Daniels, L OBP: 0.340, SLG: 0.405						G4-3			L8	4	2	2	2	0	1	0							
Roger McDowell, R		2B G6-3 1B				K			K	0	0	0	0	0	0	0							
Juan Samuel, R OBP: 0.326, SLG: 0.387		G5-3 E 2B				G1-3			G5-3	4	2	2	1	0	0	0							
Mike Scioscia, L OBP: 0.358, SLG: 0.387									P5	4	1	2	1	0	1	2							
Jose Offerman, S OBP: 0.333, SLG: 0.204									HR	2	0	0	0	1	0	1							
Tim Belcher, R OBP: 0.123, SLG: 0.154		E G5-3 BB				B5-3			B5-3	2	0	0	0	1	0	1							
Stan Javier, S OBP: 0.254, SLG: 0.282									G5-3	3	0	0	1	0	0	2							
Inning Stats	R: 0 E: 0 K: 0 S: 8	H: 2 LOB: 1 BB: 0 P: 13	R: 2 E: 1 K: 0 S: 13	H: 2 LOB: 3 BB: 2 P: 22	R: 0 E: 0 K: 1 S: 9	H: 0 LOB: 0 BB: 0 P: 13	R: 1 E: 0 K: 0 S: 9	H: 1 LOB: 0 BB: 0 P: 13	R: 0 E: 0 K: 1 S: 7	H: 0 LOB: 0 BB: 0 P: 11	R: 1 E: 0 K: 0 S: 10	H: 2 LOB: 0 BB: 0 P: 16	R: 0 E: 0 K: 0 S: 12	H: 0 LOB: 0 BB: 0 P: 18	R: 2 E: 0 K: 2 S: 18	H: 1 LOB: 0 BB: 1 P: 29	1B: 4 2B: 1 3B: 0 HR: 3	SF: 0 SAC: 0 DP: 2 HBP: 0	WP: 0 PB: 0 SB: 0 CS: 0	PA: 34			
PITCHER	IP WLS BF H R ER SO BB IBB HBP BLK WP HR S P ERA WHIP	6.0 L 26 7 4 3 2 2 0 0 0 0 1 30 47 9.00 1.500	2.0 8 1 2 2 2 1 0 0 0 0 0 1 30 47 9.00 1.500																				

San Francisco Giants @ Los Angeles Dodgers
Dodger Stadium, Los Angeles, CA
Fri Sep 27 1991, 7:05 PM PDT
Att: 48,085 - Sunny - 72 F

livebaseballscorecards.com

AB	31
R	6
H	8
RBI	5
BB	3
SO	4
LOB	13



Batter	1	2	3	4	5	6	7	8	9	AB	R	H	RBI	BB	SO	LOB	TOP	
Mike Felder, S OBP: 0.328, SLG: 0.333 (1, 8)										5	0	0	0	0	3	1		
Willie McGee, S OBP: 0.391, SLG: 0.411 (1, 9)										4	1	1	0	1	1	1		
Will Clark, L OBP: 0.359, SLG: 0.530 (1, 3)										2	2	1	2	2	0	1		
Kevin Mitchell, R OBP: 0.340, SLG: 0.519 Darren Lewis, R OBP: 0.356, SLG: 0.314 (6, PR)										2	0	1	0	1	0	0		
Matt Williams, R OBP: 0.300, SLG: 0.478 (1, 5)										4	0	2	1	0	0	2		
Tom Herr, S OBP: 0.333, SLG: 0.272 Robby Thompson, R OBP: 0.352, SLG: 0.456 (6, PR)										3	0	0	0	0	0	3		
Kirt Manwaring, R OBP: 0.283 Dave Righetti, L OBP: 0.171, SLG: 0.175 (8, 1)										4	0	0	0	0	0	4		
Mike Benjamin, R OBP: 0.195, SLG: 0.216 (1, 6)										4	0	0	0	0	1	2		
Trevor Wilson, L OBP: 0.321, SLG: 0.333 Jeff Brantley, R OBP: 0.284, SLG: 0.341 (8, 2)										3	0	0	0	0	1	0		
Inning Stats	R: 0 H: 0 E: 0 K: 2 S: 15	H: 0 R: 0 ER: 0 LOB: 2 BB: 2 P: 28	R: 2 H: 1 E: 0 K: 1 S: 10	H: 1 R: 0 ER: 0 LOB: 1 BB: 0 P: 13	R: 0 H: 0 E: 0 K: 0 S: 9	H: 0 R: 0 ER: 0 LOB: 0 BB: 0 P: 11	R: 2 H: 2 E: 0 K: 0 S: 14	H: 1 R: 0 ER: 0 LOB: 1 BB: 0 P: 16	R: 0 H: 1 E: 0 K: 1 S: 12	H: 1 R: 0 ER: 0 LOB: 1 BB: 0 P: 14	1B: 6 2B: 0 3B: 0 HR: 1	SF: 0 SAC: 0 DP: 0 HBP: 0	WP: 0 PA: 38 PB: 0 SB: 3 CS: 0					
PITCHER	IP WLS BF H R ER SO BB IBB HBP BLK WP HR S P ERA WHIP																	
Ramon Martinez, R ERA: 3.22 Kevin Gross, R ERA: 3.42	(1, 1) (8, 1)	7.0 L	30 30	5 4	4 4	4 5	5 5	4 0	0 0	0 0	0 0	0 0	0 0	0 0	0 20	113 29	5.14 0.00	1.286 1.000

San Francisco Giants @ Los Angeles Dodgers
 Dodger Stadium, Los Angeles, CA
 Sat Sep 28 1991, 3:33 AM PDT
 Att: 44,258 - Sunny - 78 F

AB	34
R	4
H	7
RBI	3
BB	4
SO	7
LOB	14



Batter	1	2	3	4	5	6	7	8	9	AB	R	H	RBI	BB	SO	LOB	BOTTOM	
Brett Butler, L OBP: 0.404, SLG: 0.345 (1, 8)										3	1	0	0	2	0	3		
Mike Sharperson, R OBP: 0.344, SLG: 0.365 Lenny Harris, L OBP: 0.346, SLG: 0.351 (8, PH)										2	0	0	0	0	0	1		
Darryl Strawberry, L OBP: 0.363, SLG: 0.482 (1, 9)										4	0	0	0	0	0	3		
Eddie Murray, S OBP: 0.326, SLG: 0.412 (1, 3)										3	0	2	1	1	1	0		
Kal Daniels, L OBP: 0.339, SLG: 0.404 Mitch Webster, S OBP: 0.286, SLG: 0.327 (2, 7)										1	0	0	0	0	1	2		
Juan Samuel, R OBP: 0.325, SLG: 0.386 (1, 4)										4	0	1	0	0	1	0		
Gary Carter, R OBP: 0.324, SLG: 0.173 Tom Goodwin, L OBP: 0.333, SLG: 0.333 (9, PR)										3	0	0	0	1	0	1		
Jose Offerman, S OBP: 0.341, SLG: 0.209 Stan Javier, S OBP: 0.258, SLG: 0.282 (9, PH)										2	0	1	0	1	1	0		
Ramon Martinez, R OBP: 0.132, SLG: 0.173 Jeff Hamilton, R OBP: 0.295, SLG: 0.298 Kevin Gross, R OBP: 0.346, SLG: 0.333 Eric Karros, R OBP: 0.200, SLG: 0.222 Dave Hansen, L OBP: 0.308, SLG: 0.420 (9, PR)										2	0	0	0	0	2	1		
Inning Stats	R: 0 H: 0 E: 0 K: 1 S: 10	H: 0 R: 0 ER: 0 LOB: 1 BB: 1 P: 16	R: 0 H: 0 E: 0 K: 0 S: 6	H: 0 R: 0 ER: 0 LOB: 0 BB: 0 P: 10	R: 0 H: 0 E: 0 K: 3 S: 9	H: 0 R: 0 ER: 0 LOB: 0 BB: 0 P: 12	R: 0 H: 1 E: 0 K: 1 S: 12	H: 2 R: 0 ER: 0 LOB: 1 BB: 0 P: 14	R: 0 H: 1 E: 0 K: 1 S: 10	H: 0 R: 0 ER: 0 LOB: 3 BB: 3 P: 30	1B: 4 2B: 0 3B: 0 HR: 0	SF: 0 SAC: 1 DP: 1 HBP: 0	WP: 0 PA: 38 PB: 0 SB: 0 CS: 0					
PITCHER	IP WLS BF H R ER SO BB IBB HBP BLK WP HR S P ERA WHIP																	
Trevor Wilson, L ERA: 3.73 Jeff Brantley, R ERA: 2.43 Dave Righetti, L ERA: 3.18 Don Robinson, R ERA: 4.38	(1, 1) (8, 1) (8, 1) (9, 1)	7.0 W	28 28	3 1	0 0	0 0	0 0	4 0	0 0	0 0	0 0	0 0	0 0	0 0	0 4	65 7	105 0.00	1.000 0.000

San Francisco Giants @ Los Angeles Dodgers
 Dodger Stadium, Los Angeles, CA
 Sat Sep 28 1991, 3:33 AM PDT
 Att: 44,258 - Sunny - 78 F

AB	30
R	1
H	4
RBI	1
BB	7
SO	9
LOB	19



Batter	1	2	3	4	5	6	7	8	9	AB	R	H	RBI	BB	SO	LOB	TOP										
Mike Felder, S OBP: 0.330, SLG: 0.335 (1, 8)	1-1 1B		0-0 G4-3		1-2 2B		2-1 G4-3			4	1	2	0	0	0	1	San Francisco Giants @ Los Angeles Dodgers Dodger Stadium, Los Angeles, CA Sun Sep 29 1991, 7:05 PM PDT Att: 47,533 - Sunny - 78 F										
Willie McGee, S OBP: 0.362, SLG: 0.413 (1, 9)	0-0 1B		2-3 K		0-0 2B		2-3 K			4	0	2	0	0	2	2											
Will Clark, L OBP: 0.360, SLG: 0.530 (1, 3)	0-0 1B		2-1 F7				2-1 G1-2-3 1B		0-3 K	4	0	2	1	0	1	0											
Matt Williams, R OBP: 0.301, SLG: 0.483 (1, 5)	3-3 K			0-0 HR		0-1 G1-2-3 1B		0-0 P3		4	1	2	1	0	1	2											
Kevin Bass, S OBP: 0.309, SLG: 0.365 Darren Lewis, R OBP: 0.358, SLG: 0.314 (1, 7) (8, 8)	3-3 K			2-2 G3-1		4-1 G1-2-3 BB		3-3 K		3	0	0	0	0	1	2											
Robby Thompson, R OBP: 0.349, SLG: 0.452 (1, 4)	0-0 G5-3			0-1 G3		2-1 G1-2-3			0-0 L7	4	0	0	0	0	0	5											
Kirt Manwaring, R OBP: 0.272, SLG: 0.276 (1, 2)		0-0 L8		2-2 G4-3		1-2 2-3 3-H K			2-2 F7	4	0	0	0	0	1	2											
Mike Benjamin, R OBP: 0.188, SLG: 0.208 (1, 6)		0-1 G1-3			0-0 G5-3		1-2 G1-3		1-0 E6	4	0	0	0	0	0	0											
Bryan Hickerson, L Mark Leonard, L Royce Clayton, R Jeff Brantley, R Dave Righetti, L (1, 1) (7, PH) (7, PR) (7, 1) (8, 1)	1-3 K			3-3 K		4-2 G4-3 BB		0-3 K		2	0	0	0	0	2	0											
Inning Stats	R: 1 E: 0 K: 2 S: 13	H: 3 LOB: 2 BB: 0 P: 20	R: 0 E: 0 K: 1 S: 7	H: 0 LOB: 0 BB: 0 P: 8	R: 0 E: 0 K: 1 S: 8	H: 0 LOB: 0 BB: 0 P: 12	R: 1 E: 0 K: 0 S: 9	H: 1 LOB: 0 BB: 0 P: 13	R: 0 E: 0 K: 1 S: 10	H: 2 LOB: 2 BB: 1 P: 19	R: 0 E: 0 K: 1 S: 12	H: 0 LOB: 2 BB: 1 P: 21	R: 0 E: 0 K: 2 S: 7	H: 0 LOB: 0 BB: 0 P: 10	R: 0 E: 1 K: 1 S: 8	H: 0 LOB: 1 BB: 0 P: 11		1B: 6 2B: 1 3B: 0 HR: 1	SF: 0 SAC: 0 DP: 1 HBP: 0	WP: 1 PB: 0 CS: 0	PA: 36						
PITCHER	IP	WLS	BF	H	R	ER	SO	BB	IBB	HBP	BLK	WP	HR	S	P	ERA	WHIP										
Mike Morgan, R ERA: 2.79 John Candelaria, L ERA: 3.69 Jim Gott, R ERA: 2.81 (1, 1) (8, 1) (8, 1)	7.0		29	8	2	2	7	2	0	0	0	1	1	68	106	2.57	1.429										

Batter	1	2	3	4	5	6	7	8	9	AB	R	H	RBI	BB	SO	LOB	BOTTOM										
Brett Butler, L OBP: 0.403, SLG: 0.343 (1, 8)	3-2 CS 1B		0-2 G4-3		2-2 G5-4-3			3-2 L7	3-2 FC4-2-5-1 1B	5	1	1	0	0	0	3	San Francisco Giants @ Los Angeles Dodgers Dodger Stadium, Los Angeles, CA Sun Sep 29 1991, 7:05 PM PDT Att: 47,533 - Sunny - 78 F										
Mike Sharperson, R OBP: 0.395, SLG: 0.374 (1, 5) (9, 6)	4-2 FC5-4 BB		0-0 1B			2-1 G3-6 1B	4-2 1B	4-2 1B	0-0 1B	3	1	3	1	2	0	0											
Darryl Strawberry, L OBP: 0.362, SLG: 0.479 (1, 9)	1-2 F8		0-1 G3			1-0 G3-6	1-0 G3-6	0-0 P4	1-2 2-H 1B	5	0	1	1	0	0	4											
Eddie Murray, S OBP: 0.327, SLG: 0.413 Tom Goodwin, L OBP: 0.308, SLG: 0.333 Eric Karros, R OBP: 0.200, SLG: 0.222 (1, 3) (8, PR) (9, 3)	1-1 FC5-4			1-1 F9		1-0 1B	1-0 1B	0-0 1B	1-3 1B	4	0	2	0	0	0	1											
Kal Daniels, L OBP: 0.338, SLG: 0.403 (1, 7)		2-1 F8		0-1 G6-3		1-3 K	0-2 1B	0-2 WP 1B		4	0	1	1	0	1	1											
Juan Samuel, R OBP: 0.325, SLG: 0.386 (1, 4)		0-1 G6-3		1-2 2B			1-3 K	2-3 K	1-2 2-3 1B	4	0	1	0	0	2	2											
Lenny Harris, L OBP: 0.350, SLG: 0.350 Mitch Webster, S OBP: 0.284, SLG: 0.325 Dave Hansen, L OBP: 0.308, SLG: 0.420 (1, 6) (8, PH) (9, 5)		4-2 BB		1-0 G4-3			3-2 G4-3	0-0 F8		2	0	0	0	1	0	1											
Mike Scioscia, L OBP: 0.359, SLG: 0.389 Jose Offerman, S OBP: 0.341, SLG: 0.209 (1, 2) (9, PR)		2-1 P3			1-2 G4-3		1-1 1B		0-1 1B	4	0	2	0	0	0	1											
Mike Morgan, R OBP: 0.104, SLG: 0.095 Chris Gwynn, L OBP: 0.308, SLG: 0.426 John Candelaria, L Jim Gott, R Stan Javier, S OBP: 0.500, SLG: 0.286 (1, 1) (7, PH) (8, 1) (9, PH)			0-1 G4-3			1-0 G5-4-3 1B	2-2 P5		3-2 FC4-2-5-1 1B	2	0	1	0	0	0	0											
Inning Stats	R: 0 E: 0 K: 0 S: 13	H: 1 LOB: 1 BB: 1 P: 21	R: 0 E: 0 K: 0 S: 8	H: 0 LOB: 1 BB: 1 P: 16	R: 0 E: 0 K: 0 S: 8	H: 1 LOB: 1 BB: 0 P: 8	R: 0 E: 0 K: 0 S: 8	H: 1 LOB: 0 BB: 0 P: 11	R: 0 E: 0 K: 1 S: 7	H: 2 LOB: 1 BB: 0 P: 12	R: 0 E: 0 K: 1 S: 12	H: 1 LOB: 1 BB: 0 P: 19	R: 1 E: 0 K: 1 S: 20	H: 2 LOB: 3 BB: 1 P: 29	R: 2 E: 0 K: 0 S: 12	H: 4 LOB: 2 BB: 0 P: 19		1B: 12 2B: 1 3B: 0 HR: 0	SF: 0 SAC: 0 DP: 2 HBP: 0	WP: 1 PB: 0 CS: 1	PA: 39						
PITCHER	IP	WLS	BF	H	R	ER	SO	BB	IBB	HBP	BLK	WP	HR	S	P	ERA	WHIP										
Bryan Hickerson, L ERA: 3.6 Jeff Brantley, R ERA: 2.49 Dave Righetti, L ERA: 3.39 (1, 1) (7, 1) (8, 1)	6.0		23	6	1	1	1	2	0	0	0	0	0	19	33	6.75	1.500										

Batter	1	2	3	4	5	6	7	8	9	AB	R	H	RBI	BB	SO	LOB	TOP										
Kenny Lofton, L OBP: 0.258, SLG: 0.226 (1, 8)	G4-3		G4-3 1B		G4-3			G4-3		4	0	1	0	0	0	0	Houston Astros @ San Francisco Giants Candlestick Park, San Francisco, CA Mon Sep 30 1991, 10:05 PM EDT Att: 5,379 - Cloudy - 55 F										
Steve Finley, L OBP: 0.330, SLG: 0.408 (1, 9)	P5		G4-3 1-2			K			P6	4	0	0	0	0	1	1											
Craig Biggio, R OBP: 0.361, SLG: 0.378 (1, 4)	P6		F8			G1-3			K	4	0	0	0	0	1	0											
5 Jeff Bagwell, R OBP: 0.388, SLG: 0.442 (1, 3)					G5-3				K	3	1	0	0	1	1	0											
Luis Gonzalez, L OBP: 0.317, SLG: 0.428 (1, 7)									K	2	1	1	0	1	1	0											
Ken Caminiti, S OBP: 0.312, SLG: 0.381 (7, 5)									P6	3	0	0	0	0	0	3											
Casey Candaele, S OBP: 0.324, SLG: 0.369 (7, 5)										0	0	0	0	0	0	0											
Andujar Cedeno, R OBP: 0.284, SLG: 0.385 (1, 6)									K	2	0	0	0	1	1	1											
Scott Servais, R OBP: 0.172, SLG: 0.148 (1, 2)									K	3	0	1	2	0	2	0											
Chris Gardner, R (1, 1)									K	2	0	0	0	0	1	2											
Jose Tolentino, L OBP: 0.253, SLG: 0.367 (8, PH)										1	0	0	0	0	1	0											
Rob Mallicoat, L (8, 1)										0	0	0	0	0	0	0											
Xavier Hernandez, L (8, 1)										0	0	0	0	0	0	0											
Inning Stats	R: 0 E: 0 K: 0 S: 7	H: 0 LOB: 0 BB: 0 P: 10	R: 2 E: 0 K: 1 S: 11	H: 2 LOB: 1 BB: 2 P: 23	R: 0 E: 0 K: 0 S: 6	H: 1 LOB: 0 BB: 0 P: 11	R: 0 E: 0 K: 0 S: 5	H: 0 LOB: 1 BB: 1 P: 11	R: 0 E: 0 K: 1 S: 8	H: 0 LOB: 0 BB: 0 P: 12	R: 0 E: 0 K: 1 S: 7	H: 0 LOB: 0 BB: 0 P: 11	R: 0 E: 0 K: 2 S: 8	H: 0 LOB: 0 BB: 0 P: 11	R: 0 E: 0 K: 2 S: 9	H: 0 LOB: 0 BB: 0 P: 14	R: 0 E: 0 K: 2 S: 10	H: 0 LOB: 0 BB: 0 P: 13	1B: 3 2B: 0 3B: 0 HR: 0	SF: 0 SAC: 0 DP: 1 HBP: 0	WP: 0 PB: 0 SB: 1 CS: 2	PA: 31					
PITCHER	IP	WLS	BF	H	R	ER	SO	BB	IBB	HBP	BLK	WP	HR	S	P	ERA	WHIP										
Gil Heredia, R ERA: 4.06 (1, 1)	7.0	L	25	3	2	2	5	2	1	0	0	0	0	52	89	2.57	0.714										
Rod Beck, R ERA: 3.98 (8, 1)	2.0		6	0	0	0	4	0	0	0	0	0	0	19	27	0.00	0.000										

AB	28
R	2
H	3
RBI	2
BB	3
SO	9
LOB	7



Batter	1	2	3	4	5	6	7	8	9	AB	R	H	RBI	BB	SO	LOB	BOTTOM										
Royce Clayton, R OBP: 0.116, SLG: 0.125 (1, 6)	K		G1-4-3 1-2						F7	3	0	0	0	0	1	1	Houston Astros @ San Francisco Giants Candlestick Park, San Francisco, CA Mon Sep 30 1991, 10:05 PM EDT Att: 5,379 - Cloudy - 55 F										
Kevin Bass, S OBP: 0.310, SLG: 0.364 (7, PH)										1	0	0	0	1	0	1											
Willie McGee, S OBP: 0.358, SLG: 0.409 (1, 8)	G1								G4-3	5	0	0	0	0	2	4											
Will Clark, L OBP: 0.358, SLG: 0.526 (1, 3)	G4-3								E6	4	0	0	0	0	1	0											
Matt Williams, R OBP: 0.304, SLG: 0.485 (1, 5)									E1	4	0	3	0	0	0	1											
Mark Leonard, L OBP: 0.308, SLG: 0.380 (1, 7)									G3-6	4	0	1	0	0	0	4											
Tom Herr, S OBP: 0.340, SLG: 0.271 (1, 4)									G3	1	0	0	0	3	0	1											
Steve Decker, R OBP: 0.257, SLG: 0.313 (1, 2)									F9	3	0	1	0	0	0	4											
Darren Lewis, R OBP: 0.358, SLG: 0.314 (7, PR)										0	0	0	0	0	0	0											
Kirt Manwaring, R OBP: 0.270, SLG: 0.275 (8, 2)										1	0	0	0	0	0	2											
Ted Wood, L OBP: 0.143, SLG: 0.100 (1, 9)										2	0	0	0	0	1	0											
Mike Benjamin, R OBP: 0.188, SLG: 0.208 (8, 6)										0	0	0	0	0	0	0											
Mike Felder, S OBP: 0.329, SLG: 0.334 (9, PH)										1	0	0	0	0	0	0											
Gil Heredia, R OBP: 0.500, SLG: 0.429 (1, 1)										2	0	1	0	0	1	0											
Mike Kingery, L OBP: 0.280, SLG: 0.236 (7, PH)										1	0	0	0	0	0	3											
Rod Beck, R OBP: 0.500, SLG: 0.500 (8, 1)										0	0	0	0	0	0	0											
Dave Anderson, R OBP: 0.290, SLG: 0.320 (9, PH)										0	0	0	0	1	0	0											
Inning Stats	R: 0 E: 0 K: 1 S: 7	H: 0 LOB: 0 BB: 0 P: 11	R: 0 E: 0 K: 0 S: 9	H: 1 LOB: 1 BB: 0 P: 14	R: 0 E: 0 K: 1 S: 8	H: 1 LOB: 0 BB: 0 P: 15	R: 0 E: 0 K: 0 S: 11	H: 2 LOB: 3 BB: 1 P: 20	R: 0 E: 0 K: 1 S: 5	H: 0 LOB: 0 BB: 0 P: 7	R: 0 E: 0 K: 2 S: 9	H: 1 LOB: 1 BB: 0 P: 14	R: 0 E: 0 K: 1 S: 14	H: 1 LOB: 3 BB: 2 P: 28	R: 0 E: 2 K: 0 S: 8	H: 0 LOB: 2 BB: 1 P: 16	R: 0 E: 0 K: 0 S: 8	H: 0 LOB: 1 BB: 1 P: 16	1B: 5 2B: 1 3B: 0 HR: 0	SF: 0 SAC: 1 DP: 2 HBP: 0	WP: 0 PB: 0 SB: 0 CS: 0	PA: 38					
PITCHER	IP	WLS	BF	H	R	ER	SO	BB	IBB	HBP	BLK	WP	HR	S	P	ERA	WHIP										
Chris Gardner, R ERA: 4.15 (1, 1)	7.0	W	29	6	0	0	6	2	1	0	0	0	0	63	109	0.00	1.143										
Rob Mallicoat, L ERA: 4.29 (8, 1)	0.2		3	0	0	0	0	0	0	0	0	0	0	5	9	0.00	0.000										
Xavier Hernandez, R ERA: 5.21 (8, 1)	1.1	S	6	0	0	0	0	2	0	0	0	0	0	11	23	0.00	1.500										



Batter	1	2	3	4	5	6	7	8	9	AB	R	H	RBI	BB	SO	LOB	TOP						
Kenny Lofton, L OBP: 0.288, SLG: 0.227 Tony Eusebio, R OBP: 0.320, SLG: 0.158	G1-3		B2-3		5B 2B BB		FC1-6 1B	L8		4	1	1	0	1	0	1	Houston Astros @ San Francisco Giants Candlestick Park, San Francisco, CA Tue Oct 01 1991, 10:05 PM EDT Att: 6,174 - Cloudy - 55 F						
Steve Finley, L OBP: 0.330, SLG: 0.408	1B		1B		P6		FC1-6 5BB 1B	P6		5	2	2	0	0	0	3							
Craig Biggio, R OBP: 0.361, SLG: 0.378	1B		L6		P3		L6			5	0	2	0	0	0	3							
5 Jeff Bagwell, R OBP: 0.391, SLG: 0.443	1B		L6		P3		L6			3	0	2	1	1	0	1							
Luis Gonzalez, L OBP: 0.318, SLG: 0.430	1B		HBP		1B		1B			5	0	2	2	0	2	5							
Casey Candaele, S OBP: 0.321, SLG: 0.365	P5		K		2B		1B			5	0	0	0	0	0	7							
Andujar Cedeno, R OBP: 0.284, SLG: 0.396			K		E6		G3-1			4	1	1	1	0	1	0							
Scott Servais, R OBP: 0.156, SLG: 0.133 Gerald Young, S OBP: 0.223, SLG: 0.283	G3-1		P8		K		K			3	0	0	0	0	1	1							
Darryl Kile, R Javier Ortiz, R Jim Corsi, R Jose Tolentino, L Al Osuna, R	G5-3		L6		L6		K			2	0	0	0	0	0	1							
Inning Stats	R: 1 E: 0 K: 1 S: 16	H: 3 LOB: 2 BB: 0 P: 22	R: 0 E: 0 K: 1 S: 7	H: 0 LOB: 0 BB: 0 P: 12	R: 0 E: 0 K: 1 S: 9	H: 1 LOB: 2 BB: 0 P: 14	R: 0 E: 1 K: 0 S: 10	H: 0 LOB: 0 BB: 0 P: 14	R: 1 E: 0 K: 0 S: 10	H: 2 LOB: 2 BB: 1 P: 19	R: 0 E: 0 K: 2 S: 12	H: 0 LOB: 0 BB: 0 P: 16	R: 1 E: 0 K: 0 S: 12	H: 2 LOB: 2 BB: 1 P: 19	R: 1 E: 0 K: 0 S: 12	H: 2 LOB: 1 BB: 0 P: 14		R: 0 E: 0 K: 0 S: 9	H: 1 LOB: 1 BB: 0 P: 14	1B: 9 2B: 1 3B: 0 HR: 1	SF: 0 SAC: 0 DP: 0 HBP: 1	WP: 0 PB: 0 SB: 1 CS: 1	PA: 42
PITCHER	IP WLS BF H R ER SO BB IBB HBP BLK WP HR S P ERA WHIP																						
John Burkett, R ERA: 4.18 Francisco Oliveras, R ERA: 3.79 Jeff Brantley, R ERA: 2.55	(1, 1) (7, 1) (8, 1)	6.2 0.1 2.0	W 2 S	31 2 9	7 1 3	3 0 1	5 0 1	2 0 0	0 0 0	0 0 0	0 0 0	0 0 0	0 5 21	111 5 28	4.05 0.00 4.50	1.350 3.000 1.500							

Batter	1	2	3	4	5	6	7	8	9	AB	R	H	RBI	BB	SO	LOB	BOTTOM						
Darren Lewis, R OBP: 0.352, SLG: 0.308	E4		L7		L9		G3			4	0	0	0	0	0	3	Houston Astros @ San Francisco Giants Candlestick Park, San Francisco, CA Tue Oct 01 1991, 10:05 PM EDT Att: 6,174 - Cloudy - 55 F						
Willie McGee, S OBP: 0.357, SLG: 0.410	1B		K		G4-3		G3-1			4	1	1	0	0	1	2							
Will Clark, L OBP: 0.359, SLG: 0.531	1B		K		F8		HR			4	2	2	2	0	1	0							
Matt Williams, R Dave Anderson, R	HR		F9		G6-3		K			3	1	1	2	0	0	0							
Mark Leonard, L Kevin Bass, S	G1-3		1B		P5		P3			2	1	0	0	1	0	0							
Robby Thompson, R OBP: 0.352, SLG: 0.452	P4		1B		CS		BB			2	1	1	0	2	0	0							
Steve Decker, R OBP: 0.257, SLG: 0.311	G5-3		G5-3		G5-3		K			4	0	1	0	0	1	2							
Royce Clayton, R OBP: 0.150, SLG: 0.158	K		K		G6-3		G6-3			3	0	1	2	0	1	0							
John Burkett, R Francisco Oliveras, R Mike Felder, S Jeff Brantley, R	BB		P1		G4-3					1	0	0	0	1	0	2							
Inning Stats	R: 3 E: 1 K: 0 S: 13	H: 3 LOB: 0 BB: 0 P: 23	R: 0 E: 0 K: 1 S: 6	H: 0 LOB: 1 BB: 1 P: 13	R: 0 E: 0 K: 2 S: 9	H: 0 LOB: 0 BB: 0 P: 12	R: 2 E: 0 K: 0 S: 15	H: 3 LOB: 2 BB: 1 P: 27	R: 0 E: 0 K: 0 S: 7	H: 0 LOB: 0 BB: 0 P: 10	R: 0 E: 0 K: 0 S: 8	H: 0 LOB: 0 BB: 1 P: 16	R: 0 E: 0 K: 0 S: 5	H: 0 LOB: 0 BB: 0 P: 6	R: 1 E: 0 K: 2 S: 14	H: 1 LOB: 1 BB: 1 P: 22		R: 0 E: 0 K: 0 S: 9	H: 1 LOB: 1 BB: 0 P: 14	1B: 4 2B: 1 3B: 0 HR: 2	SF: 0 SAC: 0 DP: 0 HBP: 0	WP: 0 PB: 0 SB: 0 CS: 2	PA: 34
PITCHER	IP WLS BF H R ER SO BB IBB HBP BLK WP HR S P ERA WHIP																						
Darryl Kile, R Jim Corsi, R Al Osuna, L	(1, 1) (6, 1) (8, 1)	5.0 2.0 1.0	L 6 5	23 0 1	5 0 1	3 0 1	3 0 2	0 0 0	0 0 0	0 1 1	50 13 14	5 22 22	8.5 0.00 9.00	1.600 0.500 2.000									

Batter	1	2	3	4	5	6	7	8	9	AB	R	H	RBI	BB	SO	LOB	TOP					
Kenny Lofton, L OBP: 0.253, SLG: 0.214 (1, 8)										4	1	0	0	0	0	0	Houston Astros @ San Francisco Giants Candlestick Park, San Francisco, CA Wed Oct 02 1991, 6:33 AM EDT Att: 5,823 - Sunny - 70 F					
Curt Schilling, R OBP: 0.333, SLG: 0.333 (7, 1)										0	0	0	0	0	0	0						
Rafael Ramirez, R OBP: 0.274, SLG: 0.292 (8, 6)										1	0	0	0	0	0	2						
Steve Finley, L OBP: 0.334, SLG: 0.410 (1, 9)										4	2	3	1	1	0	0						
Craig Biggio, R OBP: 0.362, SLG: 0.379 (1, 4)										4	1	2	2	0	1	0						
5 Jeff Bagwell, R OBP: 0.388, SLG: 0.440 (1, 3)										4	0	0	0	0	1	3						
Luis Gonzalez, L OBP: 0.321, SLG: 0.434 (1, 7)										4	1	3	1	0	1	1						
Gary Cooper, R OBP: 0.308, SLG: 0.182 (6, 1)										2	0	1	1	1	0	0						
Xavier Hernandez, L (6, 1)										0	0	0	0	0	0	0						
Rob Mallicoat, L (7, 1)										0	0	0	0	0	0	0						
Gerald Young, S OBP: 0.327, SLG: 0.283 (7, 8)										0	0	0	0	1	0	0						
Andujar Cedeno, R OBP: 0.268, SLG: 0.410 (8, 1)										4	1	2	2	0	1	3						
Scott Servais, R OBP: 0.167, SLG: 0.121 (9, PR)										3	0	0	0	1	1	1						
Andy Mota, R OBP: 0.196, SLG: 0.247 (9, 4)										0	1	0	0	0	0	0						
Ryan Bowen, R OBP: 0.280, SLG: 0.227 (6, 5)										2	0	0	0	0	1	0						
Casey Candaele, S OBP: 0.321, SLG: 0.364 (6, 5)										1	0	0	0	0	0	0						
Inning Stats	R: 2 E: 1 K: 0 S: 13	H: 2 LOB: 0 BB: 1 P: 23	R: 1 E: 0 K: 0 S: 7	H: 1 LOB: 0 BB: 0 P: 10	R: 0 E: 0 K: 1 S: 7	H: 0 LOB: 0 BB: 0 P: 10	R: 1 E: 0 K: 3 S: 14	H: 2 LOB: 1 BB: 0 P: 18	R: 0 E: 0 K: 1 S: 9	H: 1 LOB: 2 BB: 1 P: 12	R: 0 E: 0 K: 0 S: 9	H: 1 LOB: 0 BB: 1 P: 17	R: 0 E: 0 K: 0 S: 5	H: 0 LOB: 0 BB: 0 P: 8	R: 2 E: 0 K: 1 S: 15	H: 3 LOB: 1 BB: 1 P: 24	R: 1 E: 0 K: 0 S: 11	H: 1 LOB: 1 BB: 1 P: 17	1B: 9 2B: 1 3B: 0 HR: 1	SF: 0 SAC: 1 DP: 1 HBP: 0	WP: 0 PB: 0 SB: 3 CS: 5	PA: 42
PITCHER	IP	WLS	BF	H	R	ER	SO	BB	IBB	HBP	BLK	WP	HR	S	P	ERA	WHIP					
Paul McClellan, R ERA: 4.63 (1, 1)	5.0	L	20	6	4	1	5	1	0	0	0	0	1	50	73	1.80	1.400					
Kelly Downs, R ERA: 4.19 (6, 1)	2.0		8	1	0	0	0	1	0	0	0	0	0	14	25	0.00	1.000					
Rod Beck, R ERA: 3.86 (8, 1)	1.0		6	3	2	2	1	1	0	0	0	0	0	15	24	18.00	4.000					
Francisco Oliveras, R ERA: 3.86 (9, 1)	1.0		4	1	1	1	0	1	0	0	0	0	0	11	17	9.00	2.000					

Batter	1	2	3	4	5	6	7	8	9	AB	R	H	RBI	BB	SO	LOB	BOTTOM					
Darren Lewis, R OBP: 0.359, SLG: 0.315 (1, 8)										5	1	3	0	1	1	0	Houston Astros @ San Francisco Giants Candlestick Park, San Francisco, CA Wed Oct 02 1991, 6:33 AM EDT Att: 5,823 - Sunny - 70 F					
Ted Wood, L OBP: 0.167, SLG: 0.130 (1, 9)										3	0	1	1	0	1	1						
Kevin Bass, S OBP: 0.307, SLG: 0.360 (6, PH)										3	0	0	0	0	1	4						
Will Clark, L OBP: 0.356, SLG: 0.527 (1, 3)										4	1	0	1	0	0	3						
Mark Leonard, L OBP: 0.307, SLG: 0.365 (1, 7)										3	0	0	0	1	1	2						
Kit Manwaring, R OBP: 0.270, SLG: 0.275 (8, PH)										0	0	0	0	0	0	0						
Willie McGee, S OBP: 0.359, SLG: 0.411 (8, PH)										1	1	1	1	0	0	0						
Terry Kennedy, L OBP: 0.284, SLG: 0.341 (9, 2)										0	0	0	0	0	0	0						
Robby Thompson, R OBP: 0.356, SLG: 0.453 (1, 4)										2	0	1	1	3	0	0						
Dave Anderson, R OBP: 0.289, SLG: 0.318 (1, 5)										3	0	1	0	0	1	3						
Kelly Downs, R OBP: 0.125, SLG: 0.087 (7, PH)										0	0	0	0	0	0	0						
Matt Williams, R OBP: 0.305, SLG: 0.490 (8, 6)										2	0	1	1	0	0	2						
Steve Decker, R OBP: 0.262, SLG: 0.310 (1, 2)										1	0	0	0	2	1	2						
Tom Herr, S OBP: 0.345, SLG: 0.271 (7, PH)										0	0	0	0	2	0	0						
Francisco Oliveras, R OBP: 0.300, SLG: 0.300 (9, 1)										0	0	0	0	0	0	0						
Royce Clayton, R OBP: 0.130, SLG: 0.136 (7, PH)										3	0	0	0	0	1	5						
Kevin Mitchell, R OBP: 0.340, SLG: 0.518 (8, 1)										1	0	0	0	0	0	3						
Rod Beck, R OBP: 0.500, SLG: 0.500 (8, PH)										0	0	0	0	0	0	0						
Jose Uribe, S OBP: 0.283, SLG: 0.307 (8, 6)										1	0	0	0	0	1	3						
Paul McClellan, R OBP: 0.182, SLG: 0.143 (1, 1)										1	0	0	0	0	1	2						
Mike Felder, S OBP: 0.330, SLG: 0.333 (6, 5)										3	2	1	0	1	2	1						
Inning Stats	R: 0 E: 0 K: 1 S: 12	H: 0 LOB: 1 BB: 1 P: 20	R: 0 E: 0 K: 3 S: 13	H: 1 LOB: 2 BB: 1 P: 20	R: 0 E: 0 K: 1 S: 8	H: 0 LOB: 0 BB: 0 P: 11	R: 0 E: 0 K: 1 S: 10	H: 0 LOB: 2 BB: 1 P: 22	R: 2 E: 0 K: 1 S: 16	H: 3 LOB: 2 BB: 1 P: 27	R: 0 E: 0 K: 2 S: 11	H: 1 LOB: 2 BB: 1 P: 22	R: 0 E: 0 K: 0 S: 21	H: 0 LOB: 3 BB: 3 P: 37	R: 3 E: 0 K: 1 S: 20	H: 4 LOB: 3 BB: 2 P: 37	R: 0 E: 0 K: 1 S: 8	H: 0 LOB: 0 BB: 0 P: 12	1B: 9 2B: 0 3B: 0 HR: 0	SF: 1 SAC: 0 DP: 0 HBP: 0	WP: 0 PB: 0 SB: 1 CS: 0	PA: 47
PITCHER	IP	WLS	BF	H	R	ER	SO	BB	IBB	HBP	BLK	WP	HR	S	P	ERA	WHIP					
Ryan Bowen, R ERA: 5.15 (1, 1)	5.0	W	24	4	2	2	7	4	0	0	0	0	0	11	22	0.00	2.000					
Xavier Hernandez, R ERA: 5.12 (6, 1)	1.0		5	1	0	0	2	1	0	0	0	0	0	6	13	0.00	3.000					
Rob Mallicoat, L ERA: 4.22 (7, 1)	0.1		2	0	0	0	0	1	0	0	0	0	0	31	51	0.00	3.000					
Curt Schilling, R ERA: 3.86 (7, 1)	1.1	S	11	4	3	3	0	3	0	0	0	0	0	31	20.25	5.250						
Al Osuna, L ERA: 3.42 (8, 1)	1.1	S	5	0	0	0	2	1	0	0	0	0	0	12	22	0.00	0.750					

AB 33
R 7
H 11
RBI 7
BB 4
SO 6
LOB 10



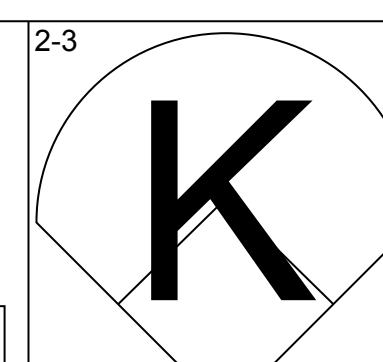
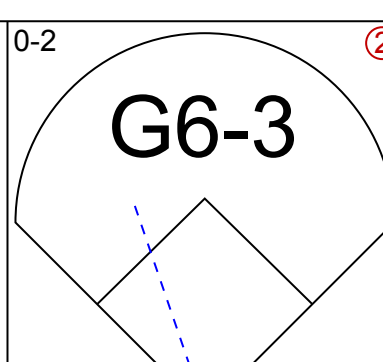
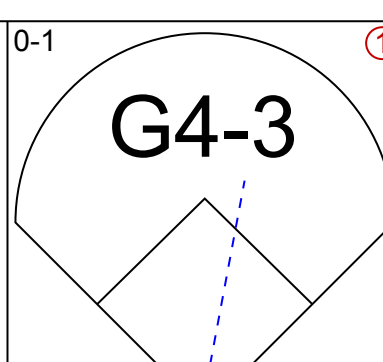
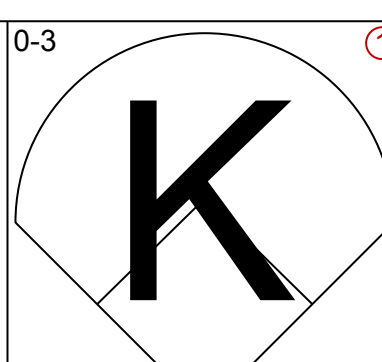
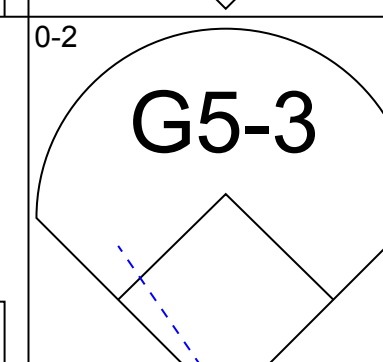
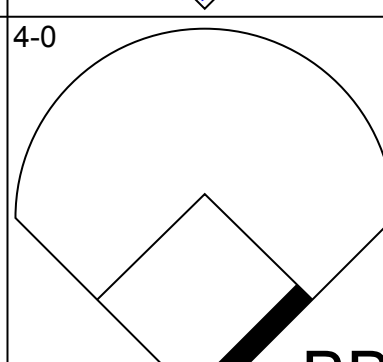
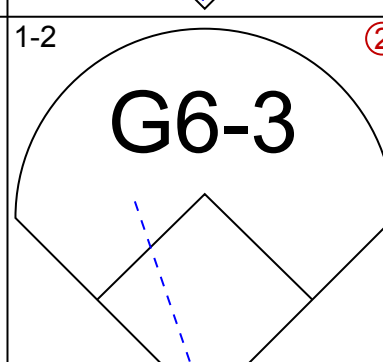
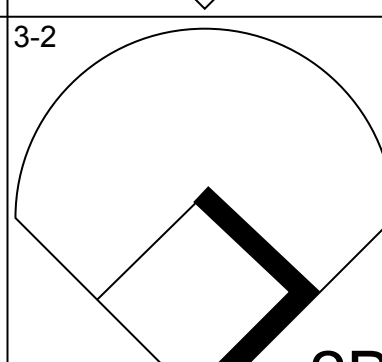
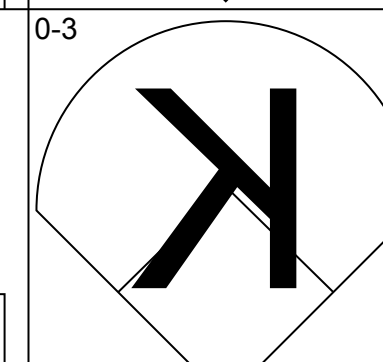
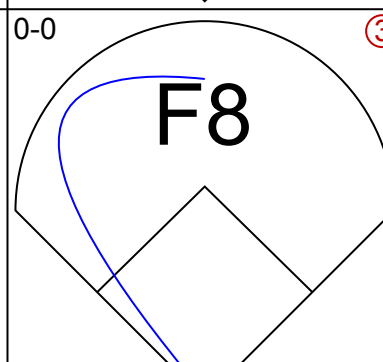
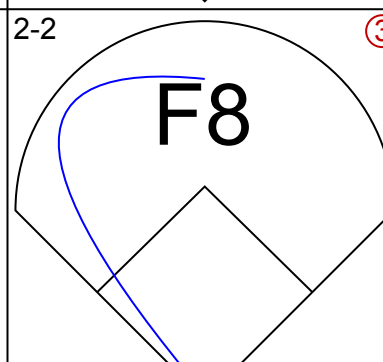
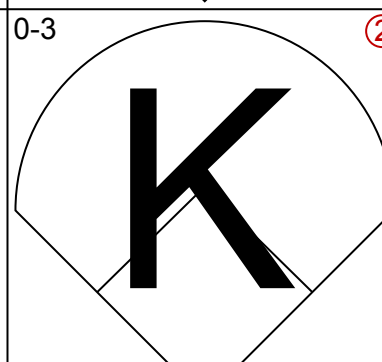
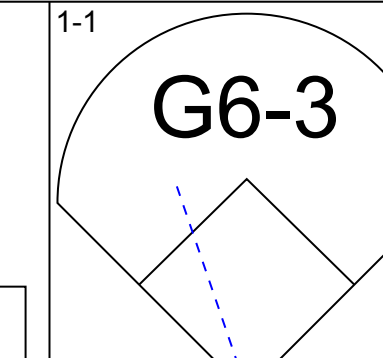
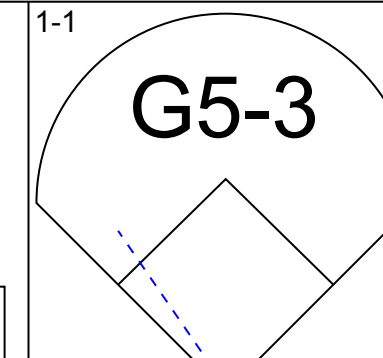
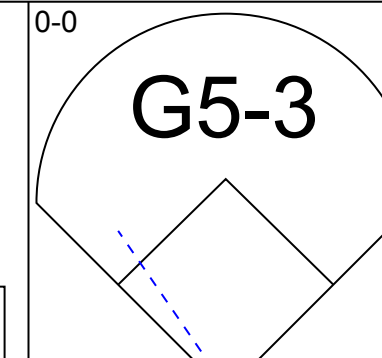
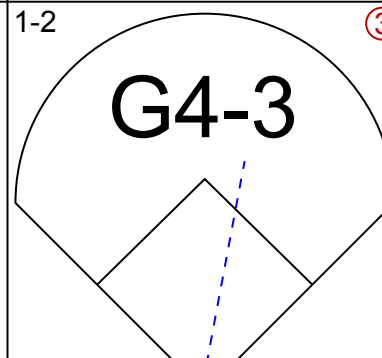
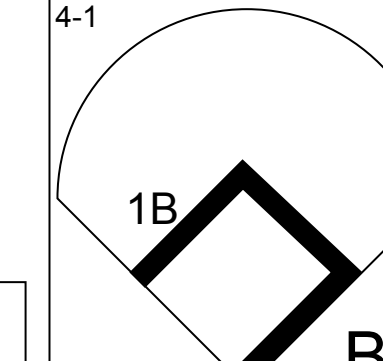
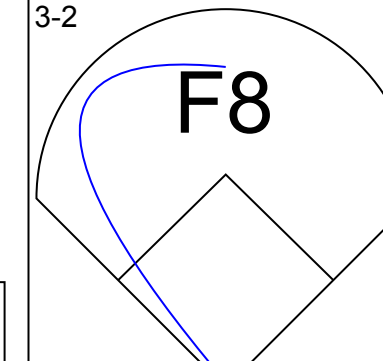
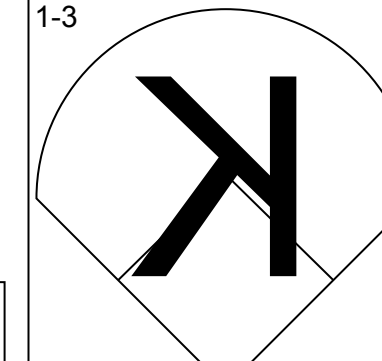
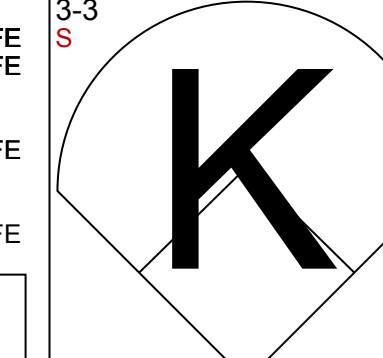
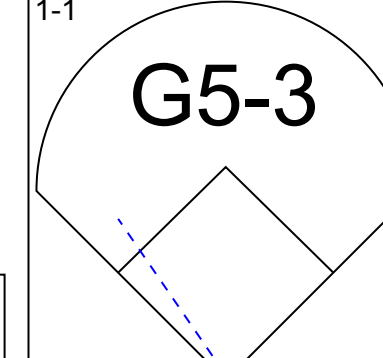
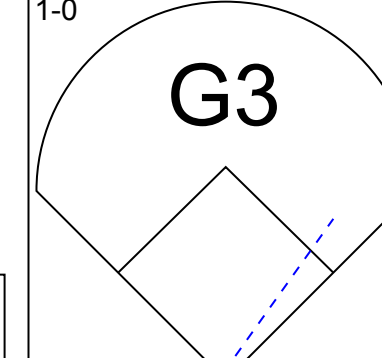
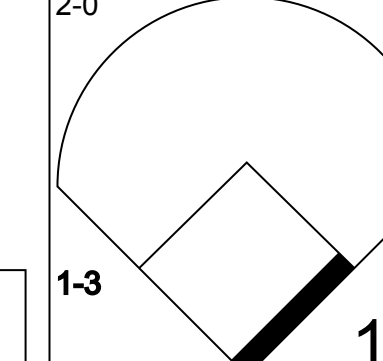
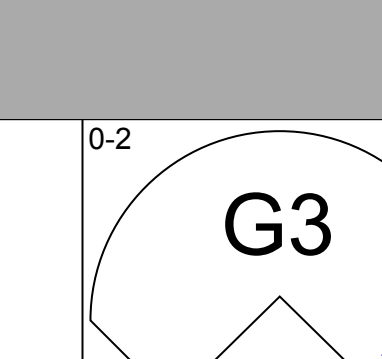
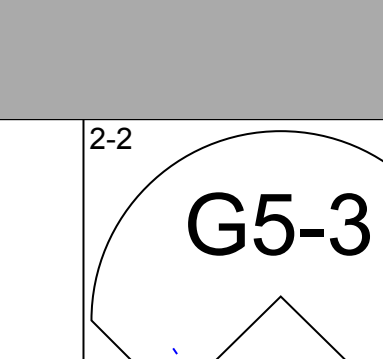
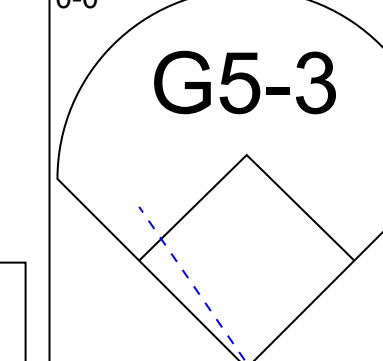
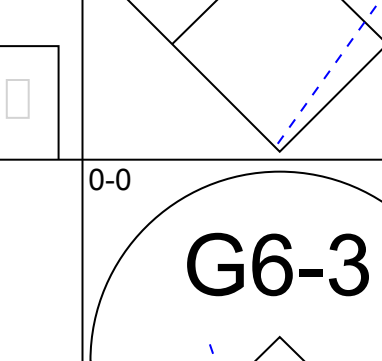
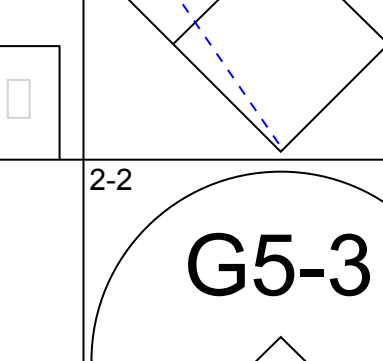
AB 36
R 5
H 9
RBI 5
BB 10
SO 11
LOB 31

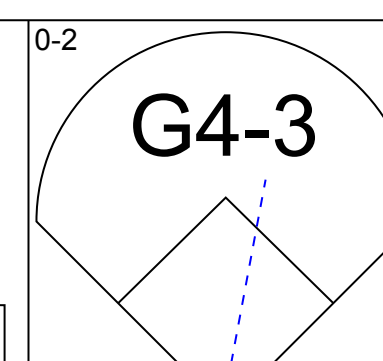
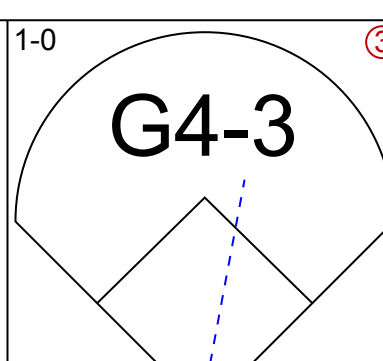
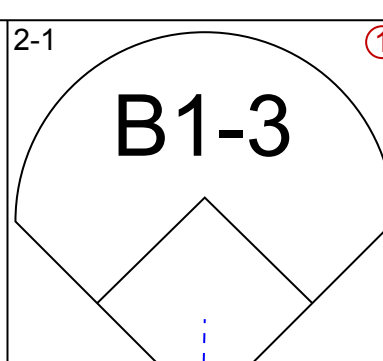
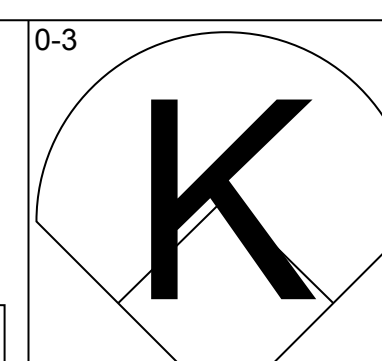
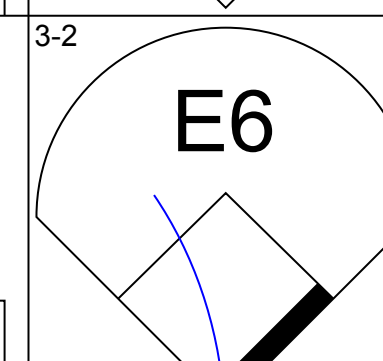
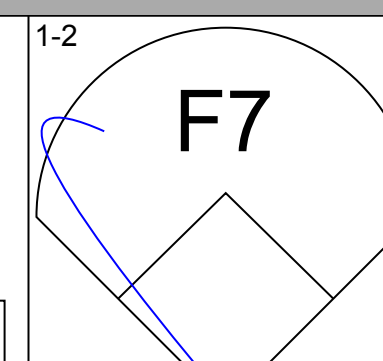
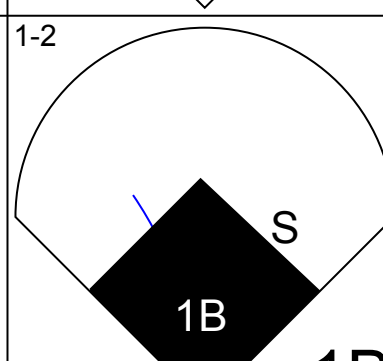
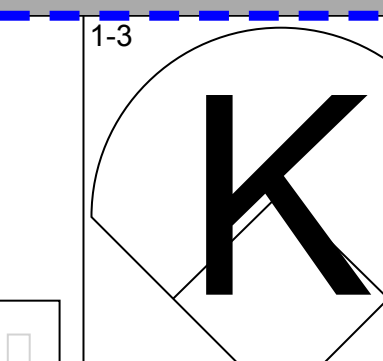
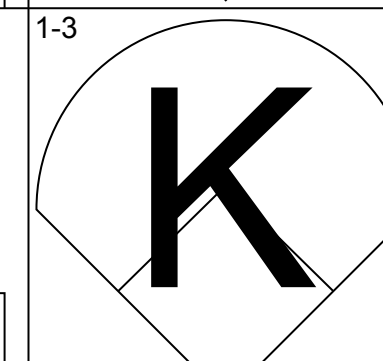
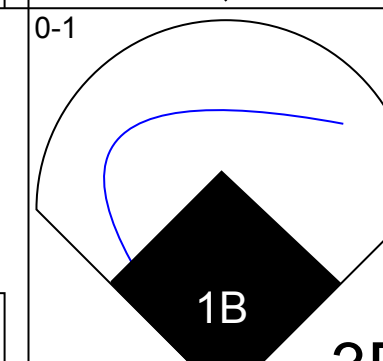
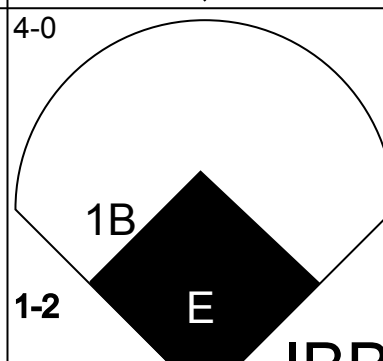

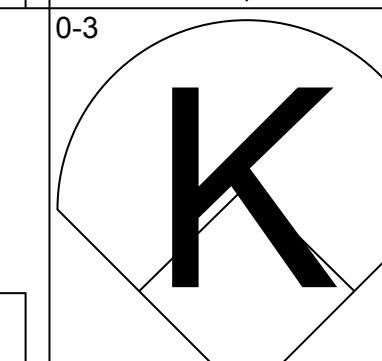
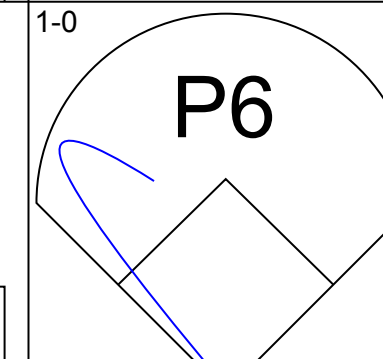
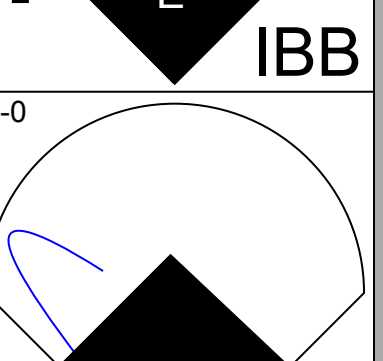
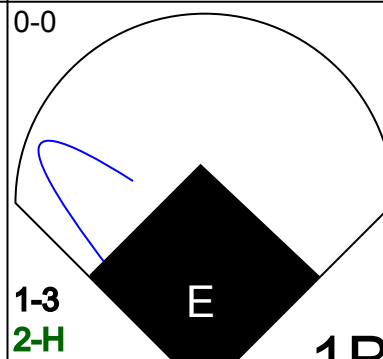
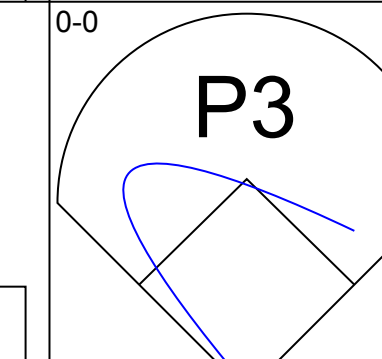
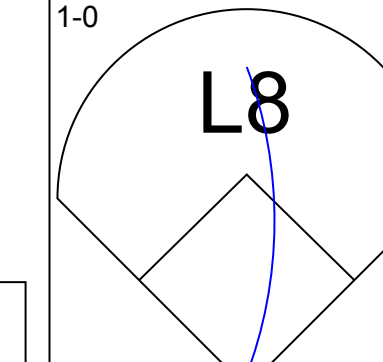
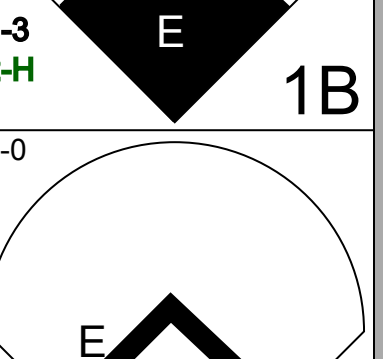
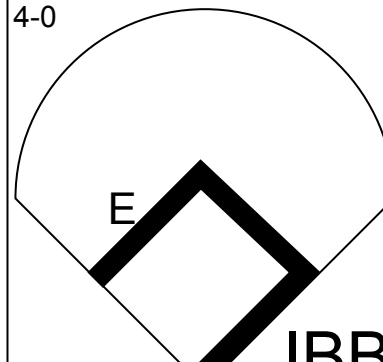
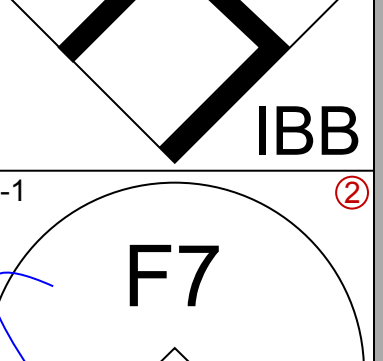
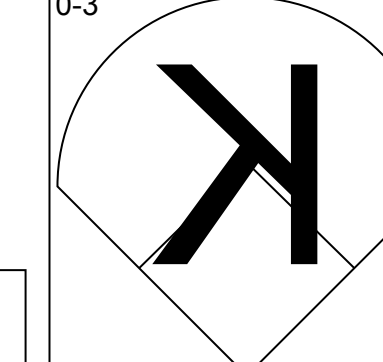

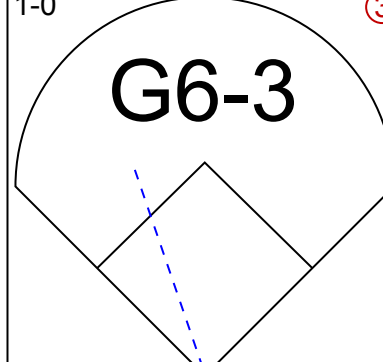

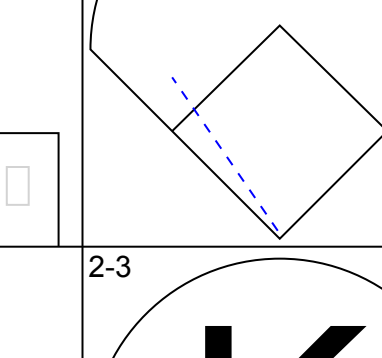
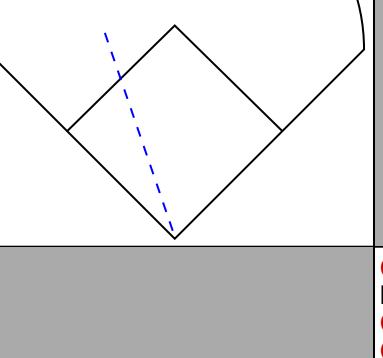
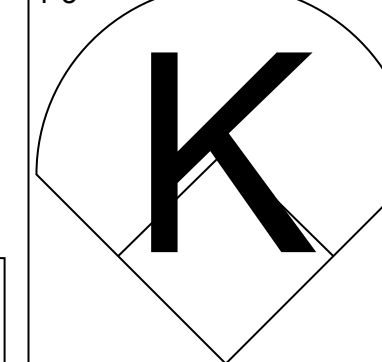


Batter	1	2	3	4	5	6	7	8	9	AB	R	H	RBI	BB	SO	LOB	TOP					
Brett Butler, L OBP: 0.404, SLG: 0.346 (1, 8)	P1		F9 1B		G6-3		BB		K	4	0	1	0	1	1	1	Los Angeles Dodgers @ San Francisco Giants Candlestick Park, San Francisco, CA Fri Oct 04 1991, 10:05 PM EDT Att: 32,362 - Cloudy - 61 F					
Mike Sharperson, R OBP: 0.350, SLG: 0.354 Chris Gwynn, L OBP: 0.295, SLG: 0.407 John Candelaria, L (7, 1) Jim Gott, R OBP: 0.500, SLG: 0.500 (7, 1)	L5		F8		F9		K			3	0	0	0	0	0	1						
Darryl Strawberry, L OBP: 0.363, SLG: 0.495 (1, 9)	1B		F9		F7		K			4	0	1	0	0	1	3						
Eddie Murray, S OBP: 0.323, SLG: 0.406 (1, 3)	P5		F8		G6-3			P5		4	0	0	0	0	0	2						
Kal Daniels, L OBP: 0.337, SLG: 0.399 (1, 7)		FC6-4 1B		G4-3		K		K		4	0	1	0	0	2	0						
Juan Samuel, R OBP: 0.330, SLG: 0.391 (1, 4)	FC6-4 1B		1B BLK SF8 1B		1B		1B			4	1	2	0	0	1	1						
Lenny Harris, L OBP: 0.350, SLG: 0.351 (1, 6) (7, 5)	G4-3 1B		1B		G4-3			DI BB		3	0	2	0	1	0	1						
Mike Scioscia, L OBP: 0.353, SLG: 0.391 (1, 2)	G4-3		SF8		L7			F8		3	0	0	1	0	0	3						
Ramon Martinez, R OBP: 0.128, SLG: 0.159 Steve Wilson, L (6, 1) Dave Hansen, L OBP: 0.345, SLG: 0.423 Tom Gooden, R OBP: 0.333, SLG: 0.333 Jose Offerman, S OBP: 0.344, SLG: 0.239 Mitch Webster, S OBP: 0.293, SLG: 0.323 (6, 6)	K		1B		BB		1B			2	0	0	0	0	2	3						
Inning Stats	R: 0 E: 0 K: 0 S: 5	H: 1 LOB: 1 BB: 0 P: 7	R: 0 E: 0 K: 1 S: 12	H: 2 LOB: 2 BB: 0 P: 17	R: 0 E: 0 K: 0 S: 12	H: 1 LOB: 1 BB: 0 P: 17	R: 1 E: 0 K: 1 S: 12	H: 2 LOB: 1 BB: 0 P: 18	R: 0 E: 0 K: 0 S: 8	H: 0 LOB: 0 BB: 0 P: 12	R: 0 E: 0 K: 1 S: 9	H: 1 LOB: 1 BB: 0 P: 11	R: 0 E: 0 K: 2 S: 15	H: 1 LOB: 2 BB: 1 P: 26	R: 0 E: 0 K: 2 S: 9	H: 0 LOB: 0 BB: 1 P: 14		R: 0 E: 0 K: 2 S: 13	H: 0 LOB: 1 BB: 1 P: 21	1B: 8 2B: 0 3B: 0 HR: 0	SF: 1 SAC: 0 DP: 0 HBP: 0	WP: 0 PB: 0 SB: 0 CS: 0
PITCHER	IP	WLS	BF	H	R	ER	SO	BB	IBB	HBP	BLK	WP	HR	S	P	ERA	WHIP					
Bud Black, L ERA: 3.99 Jeff Brantley, R ERA: 2.45	(1, 1) (7, 1)	6.0 S	25 12	7 1	1 0	1 0	3 6	0 2	0 0	0 0	1 0	0 0	0 0	58 37	82 61	1.50 0.00	1.167 1.000					


Batter	1	2	3	4	5	6	7	8	9	AB	R	H	RBI	BB	SO	LOB	BOTTOM				
Mike Felder, S OBP: 0.329, SLG: 0.332 (1, 8) (9, 7)	G4-3	P7			G3 1B		F7			4	0	1	0	0	0	4	Los Angeles Dodgers @ San Francisco Giants Candlestick Park, San Francisco, CA Fri Oct 04 1991, 10:05 PM EDT Att: 32,362 - Cloudy - 61 F				
Willie McGee, S OBP: 0.358, SLG: 0.410 (1, 9)	HR 1B		F7		F7		K			4	1	1	0	0	1	1					
Will Clark, L OBP: 0.355, SLG: 0.530 (1, 3)	HR		P5		G3		K			4	1	1	2	0	1	1					
Kevin Mitchell, R OBP: 0.338, SLG: 0.515 Kevin Bass, S OBP: 0.308, SLG: 0.369 Darren Lewis, R OBP: 0.359, SLG: 0.315 (9, 8)	K		L7		F8		HR			2	0	0	0	0	1	0					
Matt Williams, R OBP: 0.308, SLG: 0.497 (1, 5)	HR		SH5-3 2B		1B HBP		L4			3	1	2	1	0	0	0					
Robby Thompson, R OBP: 0.354, SLG: 0.450 (1, 4)	G5-3		SH5-3		K		P2			3	0	0	0	0	1	1					
Kirt Manwaring, R OBP: 0.275, SLG: 0.280 (1, 2)		SH1-4 1B		P3		1B 1B		G4-3		4	0	2	0	0	0	1					
Jose Uribe, S OBP: 0.286, SLG: 0.307 (1, 6)	F9		IBB		1B		G5-3			3	0	1	0	1	0	1					
Bud Black, L OBP: 0.183, SLG: 0.225 Tom Herr, S OBP: 0.344, SLG: 0.270 Jeff Brantley, R (7, 1)	SH1-4		P5		K					1	0	0	0	0	0	2					
Inning Stats	R: 3 E: 0 K: 1 S: 15	H: 3 LOB: 0 BB: 0 P: 27	R: 0 E: 0 K: 0 S: 9	H: 1 LOB: 0 BB: 0 P: 14	R: 0 E: 0 K: 0 S: 5	H: 0 LOB: 0 BB: 0 P: 10	R: 0 E: 0 K: 0 S: 8	H: 1 LOB: 2 BB: 1 P: 15	R: 0 E: 0 K: 2 S: 16	H: 2 LOB: 3 BB: 0 P: 22	R: 1 E: 0 K: 2 S: 9	H: 1 LOB: 0 BB: 0 P: 13	R: 0 E: 0 K: 0 S: 5	H: 0 LOB: 0 BB: 0 P: 9	1B: 5 2B: 1 3B: 0 HR: 3	SF: 0 SAC: 2 DP: 0 HBP: 1		WP: 0 PB: 0 SB: 0 CS: 0	PA: 35		
PITCHER	IP	WLS	BF	H	R	ER	SO	BB	IBB	HBP	BLK	WP	HR	S	P	ERA	WHIP				
Ramon Martinez, R ERA: 3.27 Steve Wilson, L ERA: 2.89 John Candelaria, L ERA: 3.74 Jim Gott, R ERA: 2.96	(1, 1) (6, 1) (7, 1) (7, 1)	5.1 0.2 0.2 1.1	L 2 3 4	26 0 1 0	8 0 1 0	3 0 1 0	3 1 2 0	2 0 0 0	1 0 0 0	0 0 1 0	0 0 0 0	0 0 1 0	0 5 7 7	5 7 11 11	5.06 0.00 13.50 0.00	1.500 0.000 1.500 0.000					




Batter	1	2	3	4	5	6	7	8	9	AB	R	H	RBI	BB	SO	LOB	TOP					
Brett Butler, L (1, 8) OBP: 0.341, SLG: 0.344	2-3 		0-2 			0-1 			0-3 	4	0	0	0	0	2	0	Los Angeles Dodgers @ San Francisco Giants Candlestick Park, San Francisco, CA Sat Oct 05 1991, 6:33 AM EDT Att: 42,712 - Cloudy - 64 F					
Mike Sharperson, R (1, 5) OBP: 0.353, SLG: 0.358	0-2 		4-0 			1-2 			3-2 	3	0	1	0	1	0	0						
Daryl Strawberry, L (1, 9) OBP: 0.361, SLG: 0.491	0-3 		0-0 			2-2 			0-3 	4	0	0	0	0	2	2						
Eddie Murray, S (1, 3) OBP: 0.321, SLG: 0.403		1-1 			1-1 			0-0 	1-2 	4	0	0	0	0	0	1						
Kal Daniels, L (1, 7) OBP: 0.337, SLG: 0.397		4-1 			3-2 			1-3 		2	0	0	0	1	1	0						
Juan Samuel, R (1, 4) OBP: 0.326, SLG: 0.389		3-3 			1-1 			1-0 		3	0	0	0	0	1	1						
Gary Carter, R (1, 2) OBP: 0.324, SLG: 0.377		2-0 			0-2 			2-2 		3	0	1	0	0	0	0						
Lenny Harris, L (1, 6) OBP: 0.349, SLG: 0.350		0-0 			0-0 			2-2 		2	0	0	0	0	0	2						
Stan Javier, S (8, PH) OBP: 0.268, SLG: 0.284										1	0	0	0	0	0	0						
Jose Offerman, S (8, 6) OBP: 0.341, SLG: 0.209										0	0	0	0	0	0	0						
Mike Morgan, R (1, 1) OBP: 0.101, SLG: 0.092										2	0	0	0	0	0	0						
Mitch Webster, S (8, PH) OBP: 0.282, SLG: 0.322										1	0	0	0	0	0	0						
Steve Wilson, L (8, 1) OBP: 0.282, SLG: 0.322										0	0	0	0	0	0	0						
Inning Stats	R: 0 E: 0 K: 2 S: 11	H: 0 LOB: 0 BB: 0 P: 13	R: 0 E: 0 K: 1 S: 8	H: 1 LOB: 2 BB: 1 P: 18	R: 0 E: 0 K: 0 S: 6	H: 0 LOB: 1 BB: 1 P: 12	R: 0 E: 0 K: 0 S: 8	H: 0 LOB: 0 BB: 0 P: 13	R: 0 E: 0 K: 0 S: 6	H: 0 LOB: 0 BB: 0 P: 6	R: 0 E: 0 K: 0 S: 8	H: 0 LOB: 0 BB: 0 P: 11	R: 0 E: 0 K: 1 S: 5	H: 0 LOB: 0 BB: 0 P: 7	R: 0 E: 0 K: 0 S: 8	H: 0 LOB: 0 BB: 0 P: 13	R: 0 E: 0 K: 2 S: 14	H: 1 LOB: 1 BB: 0 P: 18	1B: 1 2B: 1 3B: 0 HR: 0	SF: 0 SAC: 0 DP: 0 HBP: 0	WP: 0 PB: 0 SB: 0 CS: 0	PA: 31
PITCHER Trevor Wilson, L (1, 1) ERA: 3.56	IP: 9.0 WLS: W BF: 31	H: 2 R: 0 ER: 0 SO: 6	BB: 2 IBB: 0 HBP: 0 BLK: 0	WP: 0 HR: 0 S: 74 P: 111	ERA: 0.00 WHIP: 0.444																	

Batter	1	2	3	4	5	6	7	8	9	AB	R	H	RBI	BB	SO	LOB	BOTTOM			
Mike Felder, S (1, 8) OBP: 0.325, SLG: 0.329	0-2 		1-0 			2-1 	0-3 			4	0	0	0	0	1	0	Los Angeles Dodgers @ San Francisco Giants Candlestick Park, San Francisco, CA Sat Oct 05 1991, 6:33 AM EDT Att: 42,712 - Cloudy - 64 F			
Willie McGee, S (1, 9) OBP: 0.357, SLG: 0.408	3-2 			1-2 		1-2 		1-3 		4	1	1	0	0	1	0				
Will Clark, L (1, 3) OBP: 0.356, SLG: 0.533	1-3 			0-1 		4-0 	1-2 	0-3 		3	2	1	0	1	2	1				
Matt Williams, R (1, 5) OBP: 0.309, SLG: 0.497	1-0 			0-0 		0-0 		0-0 		4	1	2	2	0	0	1				
Kevin Bass, S (1, 7) OBP: 0.308, SLG: 0.367		1-0 			3-3 	4-0 				2	0	0	0	1	1	1				
Darren Lewis, R (8, 8) OBP: 0.359, SLG: 0.315				1-2 						0	0	0	0	0	0	0				
Robby Thompson, R (1, 4) OBP: 0.352, SLG: 0.447		1-1 			0-1 					3	0	0	0	0	0	2				
Kirt Manwaring, R (1, 2) OBP: 0.271, SLG: 0.275						1-3 	1-0 			3	0	0	0	0	1	1				
Jose Uribe, S (1, 6) OBP: 0.283, SLG: 0.303						0-1 				3	0	0	0	0	2	0				
Trevor Wilson, L (1, 1) OBP: 0.304, SLG: 0.314						2-3 	1-3 			3	0	0	0	0	3	0				
Inning Stats	R: 0 E: 1 K: 1 S: 10	H: 0 LOB: 1 BB: 0 P: 15	R: 0 E: 0 K: 1 S: 7	H: 0 LOB: 0 BB: 0 P: 9	R: 0 E: 0 K: 1 S: 7	H: 0 LOB: 0 BB: 0 P: 10	R: 1 E: 0 K: 1 S: 12	H: 2 LOB: 1 BB: 0 P: 16	R: 0 E: 0 K: 2 S: 8	H: 0 LOB: 0 BB: 0 P: 11	R: 3 E: 1 K: 0 S: 9	H: 2 LOB: 1 BB: 2 P: 22	R: 0 E: 0 K: 3 S: 9	H: 0 LOB: 0 BB: 0 P: 11	R: 0 E: 0 K: 2 S: 7	H: 0 LOB: 0 BB: 0 P: 8	1B: 3 2B: 0 3B: 1 HR: 0	SF: 0 SAC: 0 DP: 0 HBP: 0	WP: 0 PB: 0 SB: 2 CS: 0	PA: 31
PITCHER Mike Morgan, R (1, 1) ERA: 2.78	IP: 7.0 WLS: L BF: 28	H: 4 R: 4 ER: 2 SO: 9	BB: 0 IBB: 2 HBP: 0 BLK: 0	WP: 0 HR: 0 S: 62 P: 94	ERA: 2.57 WHIP: 0.571															
Steve Wilson, L (8, 1) ERA: 2.75	IP: 1.0 WLS: L BF: 3	H: 0 R: 0 ER: 0 SO: 2	BB: 0 IBB: 0 HBP: 0 BLK: 0	WP: 0 HR: 0 S: 7 P: 16	ERA: 0.00 WHIP: 0.000															

AB	29
R	0
H	2
RBI	0
BB	2
SO	6
LOB	6



AB	29
R	4
H	4
RBI	2
BB	2
SO	11
LOB	6



Batter	1	2	3	4	5	6	7	8	9	AB	R	H	RBI	BB	SO	LOB	TOP											
Brett Butler, L OBP: 0.401, SLG: 0.343 Tom Goodwin, L OBP: 0.143, SLG: 0.143	(1, 8) K	(1, 8) P8		(1, 1) P4			(1, 2) F8		(2, 2) F9	1	0	0	0	0	1	0												
Mike Sharperson, R OBP: 0.355, SLG: 0.375	(1, 4) 2B		(0, 3) K		(1, 1) F9					4	0	2	0	0	1	0												
Mitch Webster, S OBP: 0.281, SLG: 0.325	(1, 9) P3		(3, 2) L8		(2, 1) G6-3			(1, 0) 2B		4	0	1	0	0	0	1												
Eric Karros, R OBP: 0.133, SLG: 0.143	(1, 3) F8		(3, 2) L8		(3, 0) F8			(0, 3) K		4	0	0	0	0	1	3												
Chris Gwynn, L OBP: 0.301, SLG: 0.410 Roger McDowell, R	(1, 7) (9, 7)		(3, 1) E 1B		(2, 0) 1B PB 1B		(2, 2) P6		(0, 2) G3	4	2	2	0	0	0	2												
Dave Hansen, L OBP: 0.293, SLG: 0.393	(1, 5) E6		(2, 1) E6 1-H		(0, 0) P5		(1, 1) G3		(2, 2) L6	4	0	0	0	0	0	3												
Carlos Hernandez, R OBP: 0.250, SLG: 0.286	(1, 2) K2-3		(1, 3) K2-3		(1, 0) SH5-4 1B		(0, 0) G5-3		(0, 1) WP 1B	4	0	2	0	0	1	1												
Jose Offerman, S OBP: 0.345, SLG: 0.212	(1, 6) E9 1B		(0, 0) E9 1B		(4, 2) SH5-4 BB		(0, 3) K		(3, 3) K	3	0	1	0	1	2	1												
Dennis Cook, L OBP: 0.152, SLG: 0.375 Tim Crews, R OBP: 0.143, SLG: 0.143 Gary Carter, R OBP: 0.143, SLG: 0.143 Steve Wilson, L OBP: 0.143, SLG: 0.143 Mike Christopher, R OBP: 0.143, SLG: 0.143 Kevin Gross, R OBP: 0.143, SLG: 0.143 Jay Howell, R	(1, 1) (6, 1) (7, PH) (7, 1) (8, 1) (8, PH) (9, 1)	(0, 3) K	(0, 3) K		(1, 2) SH5-4		(0, 0) G6-3		(0, 3) K	1	0	0	0	0	1	2												
Inning Stats	R: 0 H: 1 E: 0 K: 1 S: 8	H: 1 LOB: 0 BB: 0 P: 14	R: 1 H: 2 E: 2 K: 2 S: 17	H: 2 LOB: 2 BB: 0 P: 23	R: 0 H: 0 E: 0 K: 1 S: 11	H: 0 LOB: 0 BB: 0 P: 17	R: 1 H: 2 E: 0 K: 0 S: 8	H: 2 LOB: 2 BB: 1 P: 16	R: 0 H: 0 E: 0 K: 0 S: 5	H: 0 LOB: 0 BB: 0 P: 9	R: 0 H: 0 E: 0 K: 1 S: 7	H: 0 LOB: 0 BB: 0 P: 8	R: 0 H: 2 E: 0 K: 1 S: 12	H: 1 LOB: 1 BB: 0 P: 16	R: 0 H: 1 E: 0 K: 2 S: 11	H: 1 LOB: 1 BB: 0 P: 16	1B: 6 2B: 2 3B: 0 HR: 0	SF: 0 SAC: 1 DP: 0 HBP: 0	WP: 1 PB: 1 SB: 2 CS: 0	PA: 37								
PITCHER	IP	WLS	BF	H	R	ER	SO	BB	IBB	HBP	BLK	WP	HR	S	P	ERA	WHIP											
Bryan Hickerson, L ERA: 3.6	(1, 1)	5.0	L	22	5	2	2	4	1	0	0	0	0	0	49	76	3.60	1.200										
Gil Heredia, R ERA: 3.92	(6, 1)	2.0		6	0	0	0	1	0	0	0	0	0	13	17	0.00	0.000											
Rod Beck, R ERA: 3.78	(8, 1)	1.0		5	2	0	0	1	0	0	0	0	0	12	16	0.00	2.000											
Paul McClellan, R ERA: 4.86	(9, 1)	1.0		4	1	0	0	2	0	0	0	1	0	11	16	0.00	1.000											

Los Angeles Dodgers @ San Francisco Giants
Candlestick Park, San Francisco, CA
Sun Oct 06 1991, 6:33 AM EDT
Att: 38,202 - Cloudy - 63 F

AB 35
R 2
H 8
RBI 0
BB 1
SO 8
LOB 19



Batter	1	2	3	4	5	6	7	8	9	AB	R	H	RBI	BB	SO	LOB	BOTTOM										
Darren Lewis, R OBP: 0.358, SLG: 0.311	(1, 8) L6		(1, 0) F9			(0, 0) P2				3	0	0	0	1	0	0											
Royce Clayton, R OBP: 0.146, SLG: 0.154	(1, 6) K		(0, 0) 1B			(3, 2) P3		(0, 2) BB		4	0	1	0	0	1	1											
Will Clark, L OBP: 0.359, SLG: 0.536	(1, 3) 2B 1B		(2, 3) K			(2, 2) 2B			(3, 2) BB 1B	4	0	3	0	0	1	1											
Matt Williams, R OBP: 0.310, SLG: 0.499	(1, 5) 2B			(2, 1) CS 1B		(1, 3) K			(0, 2) L8	4	0	2	0	0	1	2											
Mark Leonard, L OBP: 0.306, SLG: 0.357	(1, 7) G3			(1, 1) F8			(0, 0) F9		(4, 0) BB	3	0	0	0	1	0	3											
Dave Anderson, R OBP: 0.286, SLG: 0.314 Kevin Bass, S OBP: 0.307, SLG: 0.366	(1, 4) (8, PH)		(2, 3) K		(1, 0) P3		(1, 0) G6-3		(0, 3) BB K	3	0	0	0	0	1	0											
Steve Decker, R OBP: 0.262, SLG: 0.309	(1, 2) G4-3 1B			(0, 1) P4			(2, 1) P4		(0, 2) P6	4	0	1	0	0	0	2											
Ted Wood, L OBP: 0.185, SLG: 0.120	(1, 9) G4-3			(0, 1) P4			(2, 2) P4		(4, 2) G5-4-3 BB	2	0	0	0	1	0	1											
Bryan Hickerson, L ERA: 0.91 Mike Felder, S ERA: 3.43 Gil Heredia, R ERA: 2.61 Rod Beck, R ERA: 3.78 Terry Kennedy, L ERA: 3.18 Paul McClellan, R ERA: 4.86	(1, 1) (5, PH) (6, 1) (7, 1) (8, PH) (9, 1)			(1, 1) G6-3			(2, 2) F9		(0, 0) G5-4-3	1	0	0	0	0	0	0											
Inning Stats	R: 0 H: 2 E: 0 K: 1 S: 13	H: 2 LOB: 2 BB: 0 P: 22	R: 0 H: 1 E: 0 K: 1 S: 6	H: 1 LOB: 0 BB: 0 P: 9	R: 0 H: 1 E: 0 K: 1 S: 7	H: 1 LOB: 1 BB: 0 P: 11	R: 0 H: 1 E: 0 K: 0 S: 5	H: 1 LOB: 0 BB: 0 P: 9	R: 0 H: 0 E: 0 K: 1 S: 9	H: 0 LOB: 0 BB: 0 P: 13	R: 0 H: 1 E: 0 K: 1 S: 11	H: 0 LOB: 1 BB: 0 P: 17	R: 0 H: 0 E: 0 K: 0 S: 4	H: 0 LOB: 0 BB: 0 P: 7	R: 0 H: 0 E: 0 K: 0 S: 7	H: 0 LOB: 2 BB: 2 P: 15	R: 0 H: 1 E: 0 K: 1 S: 12	H: 1 LOB: 2 BB: 1 P: 19	1B: 5 2B: 2 3B: 0 HR: 0	SF: 0 SAC: 0 DP: 1 HBP: 0	WP: 0 PB: 0 SB: 0 CS: 1	PA: 34					
PITCHER	IP	WLS	BF	H	R	ER	SO	BB	IBB	HBP	BLK	WP	HR	S	P	ERA	WHIP										
Dennis Cook, L ERA: 0.91	(1, 1)	5.2	W	21	6	0	0	3	0	0	0	0	0	48	77	0.00	1.059										
Tim Crews, R ERA: 3.43	(6, 1)	0.1		1	0	0	0	1	0	0	0	0	0	3	4	0.00	0.000										
Steve Wilson, L ERA: 2.61	(7, 1)	1.0		3	0	0	0	0	0	0	0	0	0	4	7	0.00	0.000										
Mike Christopher, R ERA: 3.18	(8, 1)	1.0		4	0	0	0	2	0	0	0	0	0	7	15	0.00	2.000										
Jay Howell, R ERA: 3.18	(9, 1)	1.0	S	5	1	0	0	1	1	0	0	0	0	12	19	0.00	2.000										

Los Angeles Dodgers @ San Francisco Giants
Candlestick Park, San Francisco, CA
Sun Oct 06 1991, 6:33 AM EDT
Att: 38,202 - Cloudy - 63 F

AB 31
R 0
H 7
RBI 0
BB 3
SO 5
LOB 13

