

San Francisco Giants - 1992

Batter	1	2	3	4	5	6	7	8	9	AB R H RBI BB SO LOB	TOP											
Darren Lewis, R OBP: 1.000, SLG: 1.000 (1, 8)	4-2 G3-1 1B BB	3-2 BB 1B 1B	4-1 FC6 BB			4-2 SH1-4 2B BB	1-0 G4-3 1B		2-2 1B	3 2 3 0 3 0 0												
Mike Felder, S OBP: 0.500, SLG: 0.333 Chris James, R (9, PH) (9, 7)	1-1 G3-1 1B	4-0 1B BB	0-2 FC6			0-0 SH1-4	0-1 G4-3		1-3 K	3 0 1 0 1 0 4 1 0 0 0 0 1 1												
Will Clark, L OBP: 0.333, SLG: 0.200 (1, 3)	3-2 G3-1 1-2 2-3	1-0 1B				4-0 2B 1B IBB	2-3 K		2-3 K	5 1 1 1 1 3 4												
Matt Williams, R OBP: 0.400, SLG: 0.500 (1, 5)	2-2 HBP	2-1 G4-3				1-2 1B SF7 2B	1-1 G4-3			4 1 1 2 0 0 3												
Cory Snyder, R OBP: 0.600, SLG: 0.600 (1, 9)	0-3 K		1-1 1B 1B			3-2 1B 1B		3-2 1B 1B		5 2 3 1 0 1 3												
Robby Thompson, R OBP: 0.600, SLG: 1.000 John Patterson, S (8, PR) (8, 4)	2-2 G4-3		1-1 SH3 1B 1B			1-0 G5-3-6 2B	2-1 SF7	1-2 1B	1-2 1B	4 0 3 1 0 0 3 0 0 0 0 0 0 0												
Royce Clayton, R OBP: 0.400, SLG: 0.400 (1, 6)		3-2 G4-3 PB 1B	2-3 K			0-1 G5-3-6	1-2 1B 1B	1-3 K		5 1 2 1 0 2 5												
Kirt Manwaring, R OBP: 0.400, SLG: 0.400 Rod Beck, R (8, 1)		0-0 G3 1B	1-2 SH3 1B			2-1 F8	0-2 1B	0-0 G4-6-3		5 0 2 1 0 0 3 0 0 0 0 0 0 0												
Bill Swift, R OBP: 0.333, SLG: 0.333 Craig Colbert, R (8, 2)		2-2 G4-3	0-1 SH3						0-3 K	3 1 1 0 0 0 3 1 0 0 0 0 1 0												
Inning Stats	R: 0 E: 0 K: 1 S: 19	H: 1 LOB: 3 BB: 1 P: 31	R: 2 E: 0 K: 0 S: 18	H: 3 LOB: 2 BB: 1 P: 33	R: 1 E: 0 K: 1 S: 17	H: 3 LOB: 3 BB: 1 P: 26	R: 0 E: 0 K: 1 S: 6	H: 0 LOB: 0 BB: 0 P: 7	R: 0 E: 0 K: 0 S: 5	H: 1 LOB: 0 BB: 0 P: 8	R: 5 E: 0 K: 0 S: 22	H: 5 LOB: 2 BB: 2 P: 37	R: 0 E: 0 K: 1 S: 8	H: 1 LOB: 1 BB: 0 P: 12	R: 0 E: 0 K: 1 S: 11	H: 2 LOB: 2 BB: 0 P: 16	R: 0 E: 0 K: 3 S: 12	H: 1 LOB: 1 BB: 0 P: 17	1B: 15 2B: 3 3B: 0 HR: 0	SF: 1 SAC: 2 DP: 2 HBP: 1	WP: 0 PB: 1 SB: 0 CS: 0	PA: 48
PITCHER	IP WLS BF H R ER SO BB IBB HBP BLK WP HR S P ERA WHIP																				PITCHER	IP WLS BF H R ER SO BB IBB HBP BLK WP HR S P ERA WHIP
Ramon Martinez, R ERA: 10.13 (1, 1)	2.2 L 19 7 3 3 2 3 0 1 0 0 0 51 87 10.12 3.750																					
John Candelaria, L ERA: (3, 1)	2.1 7 1 0 0 1 0 0 0 0 0 0 0 14 18 0.00 0.429																					
Tim Crews, R ERA: 67.5 (6, 1)	0.2 8 4 5 5 0 1 1 0 0 0 0 0 17 32 67.50 7.500																					
Jim Gott, R ERA: (6, 1)	2.1 10 4 0 0 2 0 0 0 0 0 0 0 24 33 0.00 1.714																					
Steve Wilson, L ERA: (9, 1)	1.0 4 1 0 0 3 0 0 0 0 0 0 0 12 17 0.00 1.000																					

San Francisco Giants @ Los Angeles Dodgers
 Dodger Stadium, Los Angeles, CA
 Mon Apr 06 1992, 3:33 AM PDT
 Att. 49,018 - Overcast - 74 F

AB	39
R	8
H	17
RBI	7
BB	5
SO	8
LOB	29



Batter	1	2	3	4	5	6	7	8	9	AB	R	H	RBI	BB	SO	LOB
Brett Butler, L (1, 8) C C B F B X	2-2 G5-3 ①		1-1 L6 ②			1-1 G4-3 ①		0-1 FC4-6 1B ②		4	0	0	1	0	0	2
Lenny Harris, L (1, 5) OBP: 0.500, SLG: 0.500 B X	1-0 G4-3 ②		3-2 G3 ③			3-1 G4-6-3 1B		0-1 1-2 1B		4	0	2	0	0	0	0
Kal Daniels, L (1, 3) OBP: 0.500, SLG: 0.500 S B X	1-1 1B				2-2 G4-6-3 1B		2-0 G4-6-3 1-2f	1-1 P4 ③		4	0	2	0	0	0	3
Darryl Strawberry, L (1, 9) C X	0-1 F7 ③				0-0 G4-6-3 1-2f		3-1 G1-3 ①		0-2 G1-3 ①	4	0	0	0	0	0	2
Eric Davis, R (1, 7) OBP: 0.250, SLG: 0.250 C B X		1-1 G4-3 1B			1-1 L8 ③		0-1 P3 ②		2-3 K ②	4	0	1	0	0	1	0
Juan Samuel, R (1, 4) B B F 1 SAFE		2-3 K ①			3-2 L8 ①		1-3 K ③		1-3 K ③	4	0	0	0	0	3	1
Mike Scioscia, L (1, 2) OBP: 0.333, SLG: 0.333 1 SAFE B B F 1 SAFE C B C B B B X		3-2 G4-3 1-3			1-1 F9 ②			3-2 FC3-6 1B		3	0	1	0	0	0	1
Jose Offerman, S (1, 6) B B X		2-0 G4-3 ③			4-2 BB			1-2 FC3-6 1B 1-2f FC4-6		2	1	0	0	1	0	2
Ramon Martinez, R (1, 1) John Candelaria, L (3, 1) Stan Javier, S (5, PH) Tim Crews, R (6, 1) Jim Gott, R (6, 1) Dave Hansen, L (8, PH) Steve Wilson, L (9, 1)			4-2 L6 BB		0-0 B2-3 ③			0-2 FC4-6 1B		0	0	0	0	0	0	0

BOTTOM

San Francisco Giants @ Los Angeles Dodgers
Dodger Stadium, Los Angeles, CA
 Mon Apr 06 1992, 3:33 AM PDT
 Att: 49,018 - Overcast - 74 F

livebaseballscores.com

AB	31
R	1
H	7
RBI	1
BB	2
SO	4
LOB	12



Inning Stats	R: 0	H: 1	E: 0	LOB: 1	K: 0	S: 9	R: 0	H: 1	E: 0	LOB: 1	K: 1	S: 11	R: 0	H: 0	E: 0	LOB: 0	K: 0	S: 9	R: 0	H: 1	E: 0	LOB: 0	K: 0	S: 7	R: 0	H: 0	E: 0	LOB: 1	K: 0	S: 10	R: 0	H: 1	E: 0	LOB: 0	K: 1	S: 7	R: 0	H: 0	E: 0	LOB: 0	K: 1	S: 7	R: 1	H: 3	E: 0	LOB: 2	K: 0	S: 15	R: 0	H: 0	E: 0	LOB: 0	K: 2	S: 10	1B: 7	2B: 0	3B: 0	HR: 0	SF: 0	SAC: 0	DP: 2	HBP: 0	WP: 0	PB: 0	SB: 1	CS: 0	PA: 33
PITCHER	IP	WLS	BF	H	R	ER	SO	BB	IBB	HBP	BLK	WP	HR	S	P	ERA	WHIP	PITCHER	IP	WLS	BF	H	R	ER	SO	BB	IBB	HBP	BLK	WP	HR	S	P	ERA	WHIP																																
Bill Swift, R (1, 1) ERA: 1.17	7.2	W	29	7	1	1	2	2	0	0	0	0	0	71	116	1.17	1.174	Rod Beck, R (8, 1) ERA:	1.1		4	0	0	0	2	0	0	0	0	0	12	16	0.00	0.000																																	

Batter	1	2	3	4	5	6	7	8	9	AB R H RBI BB SO LOB	TOP		
Darren Lewis, R OBP: 0.600, SLG: 0.429 (1, 8)	3-2 F9 ①		2-1 G6-3 ①		2-1 E9 ①		1-2 G5-3 ③			4 0 0 0 0 0 1	<p>San Francisco Giants @ Los Angeles Dodgers Dodger Stadium, Los Angeles, CA</p> <p>Tue Apr 07 1992, 7:05 PM PDT Att. 41,117 - Cloudy - 66 F</p>		
Mike Felder, S OBP: 0.500, SLG: 0.429 (1, 7) (8, 9)	2-2 FC5 BB 1B		2-2 F8 ②		1-2 F9 ②			3-2 FC5-4 1B		4 0 2 0 0 0 2			
Will Clark, L OBP: 0.500, SLG: 0.167 (1, 3)	4-2 SAFE 1-2 BB		4-0 BB		4-0 IBB			1-1 F7 ①		1 0 0 0 3 0 1			
Matt Williams, R OBP: 0.222, SLG: 0.250 (1, 5)	2-3 K ②		0-3 K ③		1-1 F9 ③			0-0 FC5-4 ② 1-2f		4 0 0 0 0 2 7			
Cory Snyder, R OBP: 0.375, SLG: 0.375 Willie McGee, S Dave Righetti, L Michael Jackson, R (1, 9) (8, PH) (8, 1) (8, 1)	1-1 FC5 ③ 2-3f			3-2 G5-3 ①		1-0 G6-3 ①		1-3 K ③		3 0 0 0 0 0 2 1 0 0 0 0 1 1 0 0 0 0 0 0 0 0 0 0 0 0 0 0			
Robby Thompson, R OBP: 0.333, SLG: 0.500 (1, 4)		1-1 E6 P3 G5-3		0-0 G5-3 ②		2-0 G5-3 ②		0-3 K ①		4 0 0 0 0 1 0			
Royce Clayton, R OBP: 0.250, SLG: 0.250 Jeff Brantley, R Mark Leonard, L (1, 6) (6, 1) (8, 7)		2-1 SAFE G5-3 ①		0-0 F9 ③		1-1 G5-3 ③		4-0 BB		3 0 0 0 0 0 1 0 0 0 0 0 0 0 0 0 0 0 1 0 0			
Kirt Manwaring, R OBP: 0.333, SLG: 0.333 (1, 2)		1-1 P3 ②			0-0 E SH1-4 1B		0-1 F7 ①		3-3 K ②	4 0 1 0 0 1 2			
Kelly Downs, R Bryan Hickerson, L Jose Uribe, S John Patterson, S (1, 1) (6, 1) (6, 6) (9, PH)		0-1 F8 ③			1-1 SAFE SH1-4 ①		2-2 P2 ②		1-3 K ③	1 0 0 0 0 0 1 0 0 0 0 0 0 0 1 0 0 0 0 0 0 1 0 0 0 0 1 1			
Inning Stats	R: 0 H: 1 E: 0 LOB: 2 K: 1 BB: 1 S: 16 P: 28	R: 0 H: 0 E: 1 LOB: 1 K: 0 BB: 0 S: 8 P: 12	R: 0 H: 0 E: 0 LOB: 1 K: 1 BB: 1 S: 8 P: 16	R: 0 H: 0 E: 0 LOB: 0 K: 0 BB: 0 S: 5 P: 8	R: 0 H: 1 E: 1 LOB: 3 K: 0 BB: 1 S: 10 P: 19	R: 0 H: 0 E: 0 LOB: 0 K: 0 BB: 0 S: 4 P: 8	R: 0 H: 0 E: 0 LOB: 0 K: 0 BB: 0 S: 8 P: 11	R: 0 H: 1 E: 0 LOB: 1 K: 1 BB: 1 S: 10 P: 15	R: 0 H: 0 E: 0 LOB: 1 K: 3 BB: 1 S: 10 P: 18	1B: 3 SF: 0 2B: 0 SAC: 1 3B: 0 DP: 0 HR: 0 HBP: 0		WP: 0 PA: 36 PB: 0 SB: 0 CS: 0	
PITCHER	IP WLS BF H R ER SO BB IBB HBP BLK WP HR S P ERA WHIP											PITCHER	IP WLS BF H R ER SO BB IBB HBP BLK WP HR S P ERA WHIP
Orel Hershiser, R ERA: (1, 1)	7.0 W 29 3 0 0 2 2 1 0 0 0 0 62 108 0.00 0.714												
Steve Wilson, L ERA: (8, 1)	0.1 1 0 0 0 0 0 0 0 0 0 0 2 3 0.00 0.000												
Roger McDowell, R ERA: (8, 1)	1.2 S 6 0 0 0 4 1 0 0 0 0 0 0 15 24 0.00 0.600												

livebaseballscorecards.com

AB	31
R	0
H	3
RBI	0
BB	4
SO	6
LOB	19



Batter	1	2	3	4	5	6	7	8	9	AB	R	H	RBI	BB	SO	LOB
Brett Butler, L OBP: 0.125, SLG: 0.375 (1, 8)	1-0 B5-3			1-3 K	0-2 3B		2-1 L8			4	0	1	1	0	1	0
Lenny Harris, L OBP: 0.375, SLG: 0.375 (1, 5)	2-0 G6-3 1B			2-1 F9	1-1 G3-1		2-3 K			4	0	1	0	0	1	1
Kal Daniels, L OBP: 0.429, SLG: 0.571 Todd Benzinger, S (8, PH) (9, 3)	0-0 G6-3 1-2f			0-0 HR 2B		0-2 F7		4-1 F9 BLK FC4-2 BB		3	1	1	0	0	0	1
Darryl Strawberry, L OBP: 0.375, SLG: 0.714 (1, 9)		3-2 P6		2-1 HR		2-2 CS 1B		4-2 FC4-2 S 1-2 BB		3	1	2	2	1	0	0
Eric Davis, R OBP: 0.375, SLG: 0.266 (1, 7)		3-3 K		2-1 S 1B		4-2 1B BB		1-0 F9		3	0	1	0	1	1	2
Juan Samuel, R OBP: 0.250, SLG: 0.143 (1, 4)		0-0 G5-3		2-2 G1-3		2-0 BB 1B		4-0 FC4-2 1-2 BB		3	0	1	0	1	0	1
Mike Scioscia, L OBP: 0.429, SLG: 0.200 (1, 2)			2-3 K		4-1 3B BB		4-1 SAFE BB		0-2 FC4-2		2	1	0	0	2	1
Jose Offerman, S (1, 6)			2-2 F8		0-0 F7		3-2 F7		1-0 G1-3		4	0	0	0	0	7
Orel Hershiser, R Steve Wilson, L Roger McDowell, R			1-2 P6		0-3 K		3-2 P3				3	0	0	0	0	1
Inning Stats	R: 0 E: 0 K: 0 S: 3	H: 1 LOB: 0 BB: 0 P: 6	R: 0 E: 0 K: 1 S: 7	H: 0 LOB: 0 BB: 0 P: 13	R: 0 E: 0 K: 1 S: 10	H: 0 LOB: 0 BB: 0 P: 15	R: 2 E: 0 K: 1 S: 13	H: 3 LOB: 1 BB: 0 P: 22	R: 1 E: 0 K: 1 S: 10	H: 1 LOB: 1 BB: 1 P: 15	R: 0 E: 0 K: 0 S: 14	H: 2 LOB: 3 BB: 2 P: 28	R: 0 E: 0 K: 1 S: 8	H: 0 LOB: 0 BB: 0 P: 15	R: 0 E: 0 K: 0 S: 10	H: 0 LOB: 3 BB: 3 P: 24

BOTTOM

San Francisco Giants @ Los Angeles Dodgers
Dodger Stadium, Los Angeles, CA
 Tue Apr 07 1992, 7:05 PM PDT
 Att: 41,117 - Cloudy - 66 F

AB	29
R	3
H	7
RBI	3
BB	6
SO	5
LOB	16



PITCHER	IP	WLS	BF	H	R	ER	SO	BB	IBB	HBP	BLK	WP	HR	S	P	ERA	WHIP
Kelly Downs, R ERA: 5.4 (1, 1)	5.0	L	20	5	3	3	4	1	0	0	0	0	1	43	71	5.40	1.200
Bryan Hickerson, L ERA: (6, 1)	0.2		5	2	0	0	0	2	0	0	0	0	0	11	22	0.00	6.000
Jeff Brantley, R ERA: (6, 1)	1.1		4	0	0	0	1	0	0	0	0	0	0	11	21	0.00	0.000
Dave Righetti, L ERA: (8, 1)	0.0		2	0	0	0	0	2	0	0	1	0	0	3	11	∞	∞
Michael Jackson, R ERA: (8, 1)	1.0		4	0	0	0	0	1	0	0	0	0	0	7	13	0.00	1.000

WP: 0	PA: 35
PB: 0	
SB: 2	
CS: 1	

Batter	1	2	3	4	5	6	7	8	9	AB	R	H	RBI	BB	SO	LOB	TOP								
Darren Lewis, R OBP: 0.625, SLG: 0.500 (1, 8) F B C B B	4-2 S 1B BB		0-0 G4-6-3 1B		1-2 CS SF7 1B	0-2 1-H HR 1B		2-2 FC6 S 1B 1-2f	1-0 G3	5	4	3	1	1	0	2									
Robby Thompson, R OBP: 0.286, SLG: 0.364 (1, 4) S X John Patterson, S (8, 4) S X	1-1 G5-3		2-1 G4-6-3		1-0 SF7	1-1 F7		4-0 1B HR BB	0-1 F8	3	1	0	1	1	0	3									
Will Clark, L OBP: 0.667, SLG: 0.900 (1, 3) X	0-0 1B E 1B 2-H		4-1 BB		0-2 1B 2B	0-0 1-H HR		0-0 1B HR 1B 1-2 2-H		4	3	4	4	1	0	0									
Matt Williams, R OBP: 0.357, SLG: 0.615 (1, 5) B X	1-0 FC6-4 1B		0-3 K		2-1 1B	1-1 F8		2-0 1B HR		5	1	3	3	0	1	1									
Willie McGee, S (1, 9) B S X	1-1 FC6-4 1-2f 2-H			3-2 G6-3		4-0 IBB		2-2 FC6-5 SH3-4 BB	G5-3	3	0	0	0	2	0	1									
Cory Snyder, R OBP: 0.273, SLG: 0.273 (1, 7) F B B B X Gil Heredia, R (5, 1) S X Chris James, R (8, PH) Michael Jackson, R (8, 1) Dave Righetti, L (9, 1)	3-1 P3		2-3 K		1-3 K		0-1 SH3-4	4-2 PB 1B BB		3	0	0	0	0	2	4									
Royce Clayton, R OBP: 0.308, SLG: 0.385 (1, 6) C S X		0-3 K		0-2 2B		0-2 F9		1-2 FC6-5 S 1B 2-3	1-2 PB 1B	5	1	2	0	0	1	4									
Kirt Manwaring, R OBP: 0.385, SLG: 0.333 (1, 2) B B B X Jim McNamara, L (8, PH) (8, 2)		2-3 K		4-2 BB		1-3 K		2-0 1B 1B 1-H	2-2 G4-3	3	0	1	1	1	2	0									
John Burkett, R (1, 1) Bryan Hickerson, L (5, 1) Mike Felder, S OBP: 0.545, SLG: 0.500 (5, 7) C S X		0-2 G4-3		0-3 K		2-1 S 1B		1-1 E4 FC6	1-1 G3	2	0	0	0	0	1	2									
Inning Stats	R: 2 E: 1 K: 0 S: 10	H: 2 LOB: 1 BB: 1 P: 20	R: 0 E: 0 K: 2 S: 9	H: 0 LOB: 0 BB: 0 P: 11	R: 0 E: 0 K: 1 S: 7	H: 1 LOB: 1 BB: 1 P: 13	R: 0 E: 0 K: 2 S: 19	H: 1 LOB: 2 BB: 1 P: 28	R: 1 E: 0 K: 1 S: 17	H: 3 LOB: 3 BB: 1 P: 26	R: 3 E: 0 K: 1 S: 14	H: 3 LOB: 0 BB: 0 P: 18	R: 1 E: 0 K: 0 S: 6	H: 1 LOB: 1 BB: 1 P: 12	R: 4 E: 1 K: 0 S: 21	H: 3 LOB: 2 BB: 2 P: 38	R: 0 E: 0 K: 0 S: 5	H: 1 LOB: 0 BB: 0 P: 7	1B: 11 2B: 2 3B: 0 HR: 2	SF: 1 SAC: 1 DP: 2 HBP: 0	WP: 0 PB: 1 SB: 4 CS: 1	PA: 47			
PITCHER	IP	WLS	BF	H	R	ER	SO	BB	IBB	HBP	BLK	WP	HR	S	P	ERA	WHIP								
Steve Avery, L ERA: 2.08 (1, 1)	4.1	L	23	7	3	1	5	3	1	0	0	0	0	55	90	2.08	2.308								
Juan Berenguer, R ERA: 16.2 (5, 1)	1.2		8	3	3	3	2	0	0	0	0	0	1	21	26	16.20	1.800								
Kent Mercker, L ERA: 21.6 (7, 1)	1.2		11	3	5	4	0	3	0	0	0	0	1	21	41	21.60	3.600								
Ben Rivera, R ERA: (8, 1)	1.1		5	2	0	0	0	0	0	0	0	0	0	11	16	0.00	1.500								

San Francisco Giants @ Atlanta Braves
Atlanta-Fulton County Stadium, Atlanta, GA

Thu Apr 09 1992, 7:05 PM EDT
Att. 43,622 - Cloudy - 75 F

AB	38
R	11
H	15
RBI	10
BB	7
SO	7
LOB	19



Batter	1	2	3	4	5	6	7	8	9	AB	R	H	RBI	BB	SO	LOB
Deion Sanders, L (1, 8) OBP: 0.357, SLG: 0.571	0-0 CS 1B	1-2 3-H 3B			0-0 F8		1-0 G3		0-0 F7	5	0	2	1	0	0	0
Terry Pendleton, S (1, 5) OBP: 0.083, SLG: 0.182	3-3 SAFE SAFE SAFE 1-2 K	2-2 F7			0-2 2B		0-0 G4-3		0-1 F8	5	0	1	0	0	1	2
Ron Gant, R (1, 7) OBP: 0.333, SLG: 0.636	3-2 E5 BB				4-0 BB		1-2 HR			3	1	1	1	1	0	0
David Justice, L (1, 9) OBP: 0.167, SLG: 0.091 Ben Rivera, R (8, 1)	4-1 SAFE SAFE SAFE 1-2 BB				1-3 K		1-0 G6-3			3	0	0	0	1	1	2
Sid Bream, L (1, 3) OBP: 0.222, SLG: 0.250 Brian Hunter, R (5, PH) (6, 3)	1-3 SAFE SAFE SAFE K				1-3 K				1-3 K	2	0	0	0	0	1	2
Jeff Blausler, R (1, 4) OBP: 0.500, SLG: 0.700 (9, 6)		2-2 G1-3			0-1 1B		1-2 HR		2-2 G3	4	1	2	1	0	0	0
Greg Olson, R (1, 2) OBP: 0.364, SLG: 0.125 Damon Berryhill, S (8, PH) (9, 2)		4-2 G6-3 3B BB			2-1 P5		1-0 G5-3		0-0 1B	2	1	0	0	1	0	1
Rafael Belliard, R (1, 6) OBP: 0.444, SLG: 0.375 Mark Lemke, S (8, PH) (9, 4)		0-1 G6-3			0-1 P4		1-1 G4-3 HBP		0-0 P6	2	0	0	0	0	0	2
Steve Avery, L (1, 1) OBP: 0.500, SLG: 1.500 Juan Berenguer, R (5, 1) Jerry Willard, L (6, PH) Kent Mercker, L (7, 1) Steve Lyons, L (8, 9)		1-0 2-H 3B 3B			1-2 L7		2-0 G4-3		0-2 G5-3	2	1	1	1	0	0	1

Inning Stats	R: 0	H: 1	E: 1	LOB: 2	K: 2	P: 14	R: 2	H: 2	E: 0	LOB: 1	K: 0	P: 14	R: 0	H: 0	E: 0	LOB: 0	K: 0	P: 10	R: 0	H: 1	E: 0	LOB: 1	K: 0	P: 9	R: 0	H: 1	E: 0	LOB: 2	K: 2	P: 17	R: 1	H: 1	E: 0	LOB: 0	K: 0	P: 11	R: 1	H: 1	E: 0	LOB: 0	K: 0	P: 9	R: 0	H: 1	E: 0	LOB: 1	K: 1	P: 11	R: 0	H: 0	E: 0	LOB: 0	K: 0	P: 6	1B: 3	SF: 0	2B: 1	SAC: 0	3B: 2	DP: 1	HR: 2	HBP: 1	WP: 0	PA: 38
--------------	------	------	------	--------	------	-------	------	------	------	--------	------	-------	------	------	------	--------	------	-------	------	------	------	--------	------	------	------	------	------	--------	------	-------	------	------	------	--------	------	-------	------	------	------	--------	------	------	------	------	------	--------	------	-------	------	------	------	--------	------	------	-------	-------	-------	--------	-------	-------	-------	--------	-------	--------

PITCHER	IP	WLS	BF	H	R	ER	SO	BB	IBB	HBP	BLK	WP	HR	S	P	ERA	WHIP
John Burkett, R (1, 1) ERA: 4.15	4.1		21	5	2	2	2	3	0	0	0	0	0	49	79	4.15	1.846
Bryan Hickerson, L (5, 1) ERA:	0.1		1	0	0	0	1	0	0	0	0	0	0	3	4	0.00	0.000
Gil Heredia, R (5, 1) ERA: 7.71	2.1	W	9	2	2	2	1	0	0	1	0	0	2	15	24	7.71	0.857
Michael Jackson, R (8, 1) ERA:	1.0		4	1	0	0	1	0	0	0	0	0	0	8	11	0.00	1.000
Dave Righetti, L (9, 1) ERA:	1.0		3	0	0	0	0	0	0	0	0	0	0	6	6	0.00	0.000

BOTTOM

San Francisco Giants @ Atlanta Braves
Atlanta-Fulton County Stadium, Atlanta, GA

livebaseballscores.com

AB	34
R	4
H	8
RBI	4
BB	3
SO	5
LOB	14



Thu Apr 09 1992, 7:05 PM EDT
Att: 43,622 - Cloudy - 75 F

San Francisco Giants @ Atlanta Braves
 Atlanta-Fulton County Stadium, Atlanta, GA

Fri Apr 10 1992, 7:05 PM EDT
 Att. 37,577 - Sunny - 76 F

livebaseballscorecards.com

AB	35
R	3
H	9
RBI	2
BB	4
SO	10
LOB	19



AB R H RBI BB SO LOB

TOP

Batter	1	2	3	4	5	6	7	8	9
Darren Lewis, R OBP: 0.667, SLG: 0.625 (1, 8)	1-1 F9 1B		0-0 E1 1B			4-1 BB 1B BB	2-2 2B		0-3 K
Robby Thompson, R OBP: 0.316, SLG: 0.375 (1, 4)	2-1 F9 1-2		1-0 G5-3			1-2 1B BB FC 1B	1-2 P2		3-2 1B 2-3
Will Clark, L OBP: 0.650, SLG: 0.769 (1, 3)	2-2 S 1B			1-2 G1-3		4-2 FC 1B E BB	4-0 IBB		2-3 K 2-3
Matt Williams, R OBP: 0.278, SLG: 0.471 (1, 5)	1-3 K 1-2			1-0 G5-3		0-1 L6	0-3 K		
Willie McGee, S OBP: 0.300, SLG: 0.125 (1, 9)		1-2 G6-3		1-2 G6-3		2-1 E 1B 1-2 2-3 3-H		0-0 G4-3	
Chris James, R (1, 7)		3-1 F9			1-0 F7	0-0 FC 1-3 2-H 3-H		4-0 G4-6-3 BB	
Royce Clayton, R OBP: 0.235, SLG: 0.294 (1, 6)		2-3 K			0-0 P4	2-3 K		1-2 G4-6-3 1-2f	
Kirt Manwaring, R OBP: 0.353, SLG: 0.313 (1, 2)			1-1 G6-3		1-1 1B	0-1 F9			1-3 K
Dave Burba, R Rod Beck, R John Patterson, S Bryan Hickerson, L Mike Felder, S Michael Jackson, R Mark Leonard, L			1-3 K		1-3 K		2-3 K		3-2 1B 2B

Inning Stats	R: 0	H: 2	E: 0	LOB: 1	K: 1	BB: 0	S: 13	P: 19	R: 0	H: 0	E: 0	LOB: 0	K: 1	BB: 0	S: 8	P: 14	R: 0	H: 1	E: 1	LOB: 1	K: 1	BB: 0	S: 7	P: 10	R: 0	H: 0	E: 0	LOB: 0	K: 0	BB: 0	S: 15	P: 18	R: 3	H: 2	E: 1	LOB: 2	K: 1	BB: 2	S: 18	P: 31	R: 0	H: 1	E: 0	LOB: 2	K: 2	BB: 1	S: 15	P: 24	R: 0	H: 0	E: 0	LOB: 0	K: 0	BB: 1	S: 4	P: 9	R: 0	H: 2	E: 0	LOB: 2	K: 3	BB: 0	S: 20	P: 29	1B: 7	SF: 0	2B: 2	SAC: 0	3B: 0	DP: 1	HR: 0	HBP: 0	WP: 0	PA: 39
--------------	------	------	------	--------	------	-------	-------	-------	------	------	------	--------	------	-------	------	-------	------	------	------	--------	------	-------	------	-------	------	------	------	--------	------	-------	-------	-------	------	------	------	--------	------	-------	-------	-------	------	------	------	--------	------	-------	-------	-------	------	------	------	--------	------	-------	------	------	------	------	------	--------	------	-------	-------	-------	-------	-------	-------	--------	-------	-------	-------	--------	-------	--------

PITCHER	IP	WLS	BF	H	R	ER	SO	BB	IBB	HBP	BLK	WP	HR	S	P	ERA	WHIP
Charlie Leibrandt, L ERA: 3.6 (1, 1)	5.0	W	21	5	3	2	4	2	0	0	0	0	0	56	86	3.60	1.400
Marvin Freeman, R ERA: (6, 1)	2.0		10	2	0	0	3	0	1	0	0	0	0	27	40	0.00	1.000
Alejandro Pena, R ERA: (8, 1)	1.2		7	2	0	0	2	1	0	0	0	0	0	19	31	0.00	1.800
Mike Stanton, L ERA: (9, 1)	0.1	S	1	0	0	0	1	0	0	0	0	0	0	5	7	0.00	0.000

WP: 0	PA: 39
PB: 0	
SB: 1	
CS: 0	

Batter	1	2	3	4	5	6	7	8	9
Deion Sanders, L OBP: 0.333, SLG: 0.500 (1, 8)	0-0 G4-3 BLK 1B	0-3 K		1-0 L8			0-0 F7		
Terry Pendleton, S OBP: 0.125, SLG: 0.200 (1, 5)	1-2 G4-3	0-0			0-0 L8		1-2 G3		
Ron Gant, R OBP: 0.375, SLG: 0.600 (1, 7)	3-2 PB S 3B	1-0 F8			3-2 1B			1-1 G4-3	
David Justice, L OBP: 0.188, SLG: 0.071 (1, 9)	4-2 BB 3B		2-3 K		0-1 F8			1-3 K	
Sid Bream, L OBP: 0.364, SLG: 0.333 (1, 3)	4-1 3B		0-1 1B		1-1 G5-3			0-0 HR	
Brian Hunter, R OBP: 0.200, SLG: 0.800 (5, PH) (6, 3)	1-2 3B		2-3 K			0-0 B4-3		2-3 K	
Jeff Blauser, R OBP: 0.467, SLG: 0.769 (1, 4)	1-2 3B			1-1 G6-4-3 1B		2-3 K			
Mark Lemke, S (7, 4)	1-2 3B			0-1 G6-4-3 1B		0-2 G6-3			
Greg Olson, R OBP: 0.429, SLG: 0.200 (1, 2)	4-2 G6-3 BB			4-1 BB			1-1 G5-3		
Rafael Belliard, R OBP: 0.333, SLG: 0.273 (1, 6)	1-0 G6-3								
Charlie Leibrandt, R (1, 1)		0-0 G6-3							
Marvin Freeman, R (6, 1)									
Lonnie Smith, R (7, PH)									
Alejandro Pena, R (8, 1)									
Mike Stanton, L (9, 1)									

Inning Stats	R: 4	H: 3	E: 0	K: 0	S: 18	LOB: 1	BB: 3	P: 36	R: 0	H: 1	E: 0	K: 1	S: 6	LOB: 1	BB: 0	P: 7	R: 0	H: 1	E: 0	K: 2	S: 8	LOB: 0	BB: 0	P: 12	R: 0	H: 1	E: 0	K: 0	S: 6	LOB: 1	BB: 1	P: 12	R: 0	H: 0	E: 0	K: 1	S: 7	LOB: 0	BB: 0	P: 9	R: 0	H: 0	E: 0	K: 0	S: 6	LOB: 0	BB: 0	P: 8	R: 1	H: 1	E: 0	K: 2	S: 9	LOB: 0	BB: 0	P: 13
--------------	------	------	------	------	-------	--------	-------	-------	------	------	------	------	------	--------	-------	------	------	------	------	------	------	--------	-------	-------	------	------	------	------	------	--------	-------	-------	------	------	------	------	------	--------	-------	------	------	------	------	------	------	--------	-------	------	------	------	------	------	------	--------	-------	-------

PITCHER	IP	WLS	BF	H	R	ER	SO	BB	IBB	HBP	BLK	WP	HR	S	P	ERA	WHIP
Dave Burba, R ERA: 108.0 (1, 1)	0.1	L	7	3	4	4	0	3	0	0	1	0	0	17	34	108.00	18.000
Rod Beck, R ERA: (1, 1)	3.2		12	3	0	0	3	1	0	0	0	0	0	21	33	0.00	1.091
Bryan Hickerson, L ERA: (5, 1)	2.0		7	1	0	0	1	0	0	0	0	0	0	16	21	0.00	0.500
Michael Jackson, R ERA: 2.25 (7, 1)	2.0		7	1	1	1	2	0	0	0	0	0	1	15	21	4.50	0.500

BOTTOM

San Francisco Giants @ Atlanta Braves
Atlanta-Fulton County Stadium, Atlanta, GA

livebaseballscorecards.com

AB	29
R	5
H	8
RBI	5
BB	4
SO	6
LOB	8

WP: 0	PA: 33
PB: 1	
SB: 1	
CS: 0	



Fri Apr 10 1992, 7:05 PM EDT
Att: 37,577 - Sunny - 76 F

Batter	1	2	3	4	5	6	7	8	9	AB R H RBI BB SO LOB	TOP											
Darren Lewis, R (1, 8) OBP: 0.654, SLG: 0.579	2-2 G3		4-2 BB		0-1 G4-3		1-1 SH3-4 E 1B		4-1 CS BB	3 1 1 0 2 0 0	<p>San Francisco Giants @ Atlanta Braves Atlanta-Fulton County Stadium, Atlanta, GA</p> <p>Sat Apr 11 1992, 7:05 PM EDT Att. 44,550 - Cloudy - 73 F</p> <p>livebaseballscorecards.com</p>											
Robby Thompson, R (1, 4) OBP: 0.391, SLG: 0.556	4-2 S 1B BB		2-0 F7		2-1 HR		0-1 SH3-4		4-2 BB	2 2 1 1 2 0 1												
Will Clark, L (1, 3) OBP: 0.600, SLG: 0.647	3-3 K		0-1 F8		2-0 1B 1B		4-0 E IBB		1-1 F7	4 0 1 0 1 1 3												
Matt Williams, R (1, 5) OBP: 0.318, SLG: 0.524	2-2 2-H 1B				1-2 G6-3 2B		0-2 F8			4 0 2 1 0 1 2												
Willie McGee, S (1, 9) OBP: 0.286, SLG: 0.167	3-2 G6-3				2-2 G6-3		0-1 F8			4 0 1 0 0 0 3												
Mark Leonard, L (1, 7) Mike Felder, S (6, 7) OBP: 0.400, SLG: 0.500 OBP: 0.462, SLG: 0.417			0-1 F8		2-1 F9		0-1 G4-3		2-2 F8	3 0 0 0 0 0 3 1 0 0 0 0 0 0												
Royce Clayton, R (1, 6) OBP: 0.238, SLG: 0.250			0-3 K		4-2 BB BB		2-3 K		1-2 G6-3	3 0 0 0 1 2 0												
Jim McNamara, L (1, 2)			2-3 K		4-1 BB		1-1 P3		2-3 K	3 0 0 0 1 2 0												
Bill Swift, R (1, 1) OBP: 0.143, SLG: 0.143			1-2 G6-3		0-1 P5		1-1 L8		1-1 F9	4 0 0 0 0 0 3												
Inning Stats	R: 1 E: 0 K: 1 S: 15	H: 1 LOB: 1 BB: 1 P: 29	R: 0 E: 0 K: 2 S: 8	H: 0 LOB: 0 BB: 0 P: 10	R: 0 E: 0 K: 0 S: 9	H: 0 LOB: 1 BB: 1 P: 15	R: 0 E: 0 K: 0 S: 14	H: 1 LOB: 3 BB: 2 P: 27	R: 1 E: 0 K: 1 S: 12	H: 3 LOB: 2 BB: 0 P: 18		R: 0 E: 0 K: 1 S: 7	H: 0 LOB: 0 BB: 0 P: 11	R: 1 E: 1 K: 0 S: 9	H: 1 LOB: 1 BB: 1 P: 14	R: 0 E: 0 K: 1 S: 10	H: 0 LOB: 0 BB: 0 P: 15	R: 0 E: 0 K: 0 S: 7	H: 0 LOB: 1 BB: 2 P: 17	1B: 4 2B: 1 3B: 0 HR: 1	SF: 0 SAC: 1 DP: 0 HBP: 0	WP: 0 PB: 0 SB: 1 CS: 1
PITCHER	IP WLS BF H R ER SO BB IBB HBP BLK WP HR S P ERA WHIP												PITCHER	IP WLS BF H R ER SO BB IBB HBP BLK WP HR S P ERA WHIP								
Mike Bielecki, R (1, 1) ERA: 3.0	6.0 L 27 5 2 2 5 4 0 0 0 0 0 1 65 110 3.00 1.500																					
Juan Berenguer, R (7, 1) ERA: 10.13	1.0 5 1 1 0 0 0 1 0 0 0 0 0 9 14 0.00 1.000																					
Kent Mercker, L (8, 1) ERA: 9.82	2.0 7 0 0 0 0 1 2 0 0 0 0 0 0 17 32 0.00 1.000																					



Batter	1	2	3	4	5	6	7	8	9	AB	R	H	RBI	BB	SO	LOB
Deion Sanders, L (1, 8) OBP: 0.318, SLG: 0.545	2-1 P6		1-0 G3	1-1 G3			0-0 3B			4	0	1	0	0	0	2
Terry Pendleton, S (1, 5) OBP: 0.150, SLG: 0.167	4-2 BB		0-0 G4-3			3-2 G6-3	1-0 G3			3	0	0	0	1	0	1
Ron Gant, R (1, 7) OBP: 0.350, SLG: 0.526	1-3 K		1-1 E6 BB			1-3 K		1-1 1B		4	0	1	0	0	2	1
David Justice, L (1, 9) OBP: 0.200, SLG: 0.059	2-3 K		1 SAFE 4-0 BB	1-2 BB		1-3 K		3-3 K		3	0	0	0	1	3	2
Sid Bream, L (1, 3) OBP: 0.267, SLG: 0.231		2-0 G1-3	1-1 F7			0-0 G3-1		1-0 F8		4	0	0	0	0	0	3
Jeff Blauser, R (1, 4) OBP: 0.368, SLG: 0.588		2-3 K		0-1 G5-3		0-1 P3		0-1 L9		4	0	0	0	0	1	1
Damon Berryhill, S (1, 2) OBP: 0.600, SLG: 0.800		0-1 1B 2B		1-1 1B 1B		0-0 F7			0-0 G3-1	4	0	2	0	0	0	0
Rafael Belliard, R (1, 6) OBP: 0.400, SLG: 0.357 Mark Lemke, S (9, PH)		0-1 1B		0-2 1B			2-2 G6-3		2-3 K	3	0	2	0	0	0	0
Mike Bielecki, R (1, 1) Juan Berenguer, R (7, 1) Steve Lyons, L (7, PH) Kent Mercker, L (8, 1) Jerry Willard, L (9, PH)		2-2 G6-3		1-3 K			1-2 L9		1-0 G4-3	2	0	0	0	0	1	4

Inning Stats	R: 0	H: 0	E: 0	K: 2	S: 12	H: 0	LOB: 1	BB: 1	P: 21	R: 0	H: 2	E: 0	K: 1	S: 12	H: 0	LOB: 2	BB: 0	P: 18	R: 0	H: 0	E: 1	K: 0	S: 6	H: 0	LOB: 2	BB: 1	P: 13	R: 0	H: 2	E: 0	K: 1	S: 12	R: 0	H: 0	E: 0	K: 2	S: 9	H: 0	LOB: 0	BB: 0	P: 14	R: 0	H: 0	E: 0	K: 0	S: 4	H: 0	LOB: 0	BB: 0	P: 4	R: 0	H: 1	E: 0	K: 1	S: 8	H: 1	LOB: 1	BB: 0	P: 14	R: 0	H: 1	E: 0	K: 1	S: 9	H: 0	LOB: 0	BB: 0	P: 9	1B: 4	SF: 0	2B: 1	SAC: 0	3B: 1	DP: 0	HR: 0	HBP: 0	WP: 0	PA: 36
PITCHER Bill Swift, R (1, 1) ERA: 0.54	IP	WLS	BF	H	R	ER	SO	BB	IBB	HBP	BLK	WP	HR	S	P	ERA	WHIP																																																													

BOTTOM

San Francisco Giants @ Atlanta Braves
Atlanta-Fulton County Stadium, Atlanta, GA

Sat Apr 11 1992, 7:05 PM EDT
Att. 44,550 - Cloudy - 73 F

livebaseballscorecards.com

AB	34
R	0
H	6
RBI	0
BB	2
SO	8
LOB	14



Batter	1	2	3	4	5	6	7	8	9	AB R H RBI BB SO LOB	TOP		
Darren Lewis, R (1, 8) OBP: 0.548, SLG: 0.458	1-3 K		0-0 B2-3		1-1 L8		0-0 FC6-4		0-1 F9	5 0 0 0 0 1 3			
Mike Felder, S (1, 7) OBP: 0.353, SLG: 0.313	3-2 G4-3		2-2 G5-3			1-2 G6-3		2-2 G5-3		4 0 0 0 0 0 0			
Will Clark, L (1, 3) OBP: 0.621, SLG: 0.714	1-1 2B			2-1 FC5-4 1B		1-0 FC5-4 1B		3-2 G3-1		4 0 3 0 0 0 0			
Matt Williams, R (1, 5) OBP: 0.269, SLG: 0.440	1-0 F7			0-0 FC5-4 E		0-2 FC5-4		1-1 L5		4 0 0 0 0 0 3			
Willie McGee, S (1, 9) OBP: 0.222, SLG: 0.125		0-3 K		0-0 F9		1-3 K		2-1 G5-3		4 0 0 0 0 2 2			
Robby Thompson, R (1, 4) OBP: 0.444, SLG: 0.636		1-1 G4-3 2B		3-1 E6 FC5-4		0-2 F9 1B		0-2 1B FC 1B		4 1 3 0 0 0 1			
Kirt Manwaring, R (1, 2) OBP: 0.381, SLG: 0.350		1-0 G4-3		0-0 FC5-4		1-0 FC6-4 1B		0-0 E FC SF8 1B		4 1 2 0 0 0 3			
Jose Uribe, S (1, 9) Chris James, R (7, PH) Dave Righetti, L (7, 1) Jeff Brantley, R (7, 1) Gil Heredia, R (8, 1) Craig Colbert, R (9, PH)		3-2 F9		2-1 G5-3		0-0 F9		0-0 FC		2 0 0 0 0 0 1 1 0 0 0 0 0 2 0 1 0 0 1 0 0 1			
Kelly Downs, R (1, 1) Cory Snyder, R (7, PH) Mark Leonard, L (9, PH)		2-3 K		2-3 K		0-3 K		1-2 SF8		2 0 0 0 0 2 0 1 0 0 0 0 1 2 0 0 0 1 0 0 0			
Inning Stats	R: 0 H: 1 E: 0 LOB: 1 K: 1 BB: 0 S: 11 P: 17	R: 0 H: 1 E: 0 LOB: 1 K: 1 BB: 0 S: 9 P: 14	R: 0 H: 0 E: 0 LOB: 0 K: 1 BB: 0 S: 7 P: 11	R: 0 H: 1 E: 1 LOB: 2 K: 0 BB: 0 S: 7 P: 12	R: 0 H: 0 E: 0 LOB: 0 K: 1 BB: 0 S: 7 P: 12	R: 0 H: 1 E: 0 LOB: 1 K: 1 BB: 0 S: 12 P: 15	R: 0 H: 2 E: 0 LOB: 2 K: 1 BB: 0 S: 9 P: 10	R: 0 H: 0 E: 0 LOB: 0 K: 0 BB: 0 S: 8 P: 14	R: 2 H: 2 E: 1 LOB: 1 K: 0 BB: 0 S: 13 P: 16	1B: 6 SF: 1 2B: 2 SAC: 0 3B: 0 DP: 0 HR: 0 HBP: 0	WP: 0 PA: 37 PB: 0 SB: 0 CS: 0		
PITCHER	IP WLS BF H R ER SO BB IBB HBP BLK WP HR S P ERA WHIP											PITCHER	IP WLS BF H R ER SO BB IBB HBP BLK WP HR S P ERA WHIP
Tom Glavine, L (1, 1) ERA: 0.52	8.1 W 35 8 2 1 6 0 0 0 0 0 0 0 77 114 1.08 0.960												
Marvin Freeman, R (9, 1) ERA:	0.2 2 0 0 0 0 0 0 0 0 0 0 0 6 7 0.00 0.000												

San Francisco Giants @ Atlanta Braves
Atlanta-Fulton County Stadium, Atlanta, GA

Sun Apr 12 1992, 3:33 AM EDT
Att. 43,055 - Cloudy - 78 F

livebaseballscorecards.com

AB	36
R	2
H	8
RBI	2
BB	0
SO	6
LOB	18



Batter	1	2	3	4	5	6	7	8	9
Deion Sanders, L OBP: 0.370, SLG: 0.577	2-1 G3 1B	4-1 1B BB		1-2 FC5-4 CS 1-2f			0-1 1B 2B	1-0 G3	
Mark Lemke, S OBP: 0.400, SLG: 0.333	3-2 G3 1-2	0-0 FC6 1B 1-3 2-H		2-0 CS 1-2	0-0 1B		2-0 HR 1B 2-3	2-3 K	
Terry Pendleton, S OBP: 0.200, SLG: 0.217	1-0 HBP 1B 2-H	1-2 FC6 1-2f		1-2 P4			0-2 HR 1B 1-2 3-H	0-0 E6	
Ron Gant, R OBP: 0.400, SLG: 0.636	1-2 HBP		4-1 CS BB		1-3 K		3-1 HR 1-H 2-H	2-3 K	
Sid Bream, L OBP: 0.263, SLG: 0.188	1-0 P3		1-3 K 1-2		1-2 L9		4-2 1B BB		
Brian Hunter, R OBP: 0.222, SLG: 0.500	0-3 K		4-2 FC4 BB		2-0 F7		1-1 P5		
Greg Olson, R OBP: 0.500, SLG: 0.357		1-1 SH5-4 1B	1-0 FC4		2-1 SH2-3 1B		2-1 1B		
Rafael Belliard, R OBP: 0.333, SLG: 0.294		0-0 P4		3-2 G5-3		0-0 SH2-3	0-0 F8		
Tom Glavine, L OBP: 0.429, SLG: 0.429 Marvin Freeman, R		0-0 SH5-4		1-0 FC5-4 1B		0-0 G6-3	0-0 G4-3		

Inning Stats	R: 1	H: 2	E: 0	K: 1	S: 12	LOB: 2	BB: 0	P: 20	R: 1	H: 2	E: 0	K: 0	S: 10	LOB: 2	BB: 1	P: 16	R: 0	H: 0	E: 0	K: 1	S: 8	LOB: 1	BB: 2	P: 18	R: 0	H: 1	E: 0	K: 0	S: 9	LOB: 0	BB: 0	P: 14	R: 0	H: 1	E: 0	K: 1	S: 12	LOB: 1	BB: 0	P: 15	R: 0	H: 1	E: 0	K: 0	S: 5	LOB: 1	BB: 0	P: 9	R: 4	H: 5	E: 0	K: 0	S: 16	LOB: 2	BB: 1	P: 28	R: 0	H: 0	E: 1	K: 2	S: 8	LOB: 1	BB: 0	P: 13
--------------	------	------	------	------	-------	--------	-------	-------	------	------	------	------	-------	--------	-------	-------	------	------	------	------	------	--------	-------	-------	------	------	------	------	------	--------	-------	-------	------	------	------	------	-------	--------	-------	-------	------	------	------	------	------	--------	-------	------	------	------	------	------	-------	--------	-------	-------	------	------	------	------	------	--------	-------	-------

PITCHER	IP	WLS	BF	H	R	ER	SO	BB	IBB	HBP	BLK	WP	HR	S	P	ERA	WHIP
Kelly Downs, R ERA: 4.09	(1, 1)	6.0	L	27	7	2	2	3	3	0	0	0	0	56	92	3.00	1.667
Dave Righetti, L ERA: 27.0	(7, 1)	0.0		3	3	3	0	0	0	0	0	0	0	6	8	∞	∞
Jeff Brantley, R ERA: 3.86	(7, 1)	1.0		6	2	1	1	0	1	0	0	0	0	10	20	9.00	3.000
Gil Heredia, R ERA: 5.4	(8, 1)	1.0		4	0	0	0	2	0	0	0	0	0	8	13	0.00	0.000

BOTTOM

San Francisco Giants @ Atlanta Braves
Atlanta-Fulton County Stadium, Atlanta, GA

Sun Apr 12 1992, 3:33 AM EDT
Att: 43,055 - Cloudy - 78 F

AB	R	H	RBI	BB	SO	LOB
4	2	2	0	1	0	1
5	1	3	1	0	1	1
5	1	2	2	0	0	3
3	1	1	3	1	2	2
3	0	0	0	1	1	4
3	0	0	0	1	1	3
4	1	3	0	0	0	1
3	0	0	0	0	0	3
3	0	1	0	0	0	3
0	0	0	0	0	0	0

AB	33
R	6
H	12
RBI	6
BB	4
SO	5
LOB	21

WP: 0 PA: 41
PB: 0
SB: 0
CS: 2



PITCHER	IP	WLS	BF	H	R	ER	SO	BB	IBB	HBP	BLK	WP	HR	S	P	ERA	WHIP
Kelly Downs, R ERA: 4.09	(1, 1)	6.0	L	27	7	2	2	3	3	0	0	0	0	56	92	3.00	1.667
Dave Righetti, L ERA: 27.0	(7, 1)	0.0		3	3	3	0	0	0	0	0	0	0	6	8	∞	∞
Jeff Brantley, R ERA: 3.86	(7, 1)	1.0		6	2	1	1	0	1	0	0	0	0	10	20	9.00	3.000
Gil Heredia, R ERA: 5.4	(8, 1)	1.0		4	0	0	0	2	0	0	0	0	0	8	13	0.00	0.000

Batter	1	2	3	4	5	6	7	8	9	AB R H RBI BB SO LOB	TOP											
Tony Fernandez, S (1, 6) OBP: 0.258, SLG: 0.345	2-2 P6	2-3 K		3-1 SH5-3			1-2 G3		1-0 G1-3	4 0 0 1 0 1 1	San Diego Padres @ San Francisco Giants Candlestick Park, San Francisco, CA Tue Apr 14 1992, 10:05 PM EDT Att. 46,238 - Sunny - 59 F livebaseballscorecards.com											
Tony Gwynn, L (1, 9) OBP: 0.412, SLG: 0.516	0-1 HR	1-2 G4-3		2-1 G3			1-1 F9			4 1 1 0 0 0 0												
Gary Sheffield, R (1, 5) OBP: 0.324, SLG: 0.586	1-1 HR			4-1 CS BB			2-1 P3		1-1 P2	3 1 1 2 1 0 0												
Fred McGriff, L (1, 3) OBP: 0.419, SLG: 0.769	1-1 G5-3			2-0 L8			2-3 K		4-2 S BB	3 0 0 0 1 1 1												
Benito Santiago, R (1, 2) OBP: 0.148, SLG: 0.080	0-2 BB BB			4-0 BB			1-1 G5-3		2-0 G5-3	3 0 1 0 1 0 1												
Jerald Clark, R (1, 7) OBP: 0.290, SLG: 0.357	1-1 BB BB			1-0 F8			0-0 P3		1-1 G5-3	3 0 0 0 1 0 2												
Darrin Jackson, R (1, 8) OBP: 0.233, SLG: 0.259	4-1 BB			0-1 2B E 1B			1-2 F8		2-1 SH5-4 1B 1B	3 1 2 0 1 0 0												
Kurt Stillwell, S (1, 4) OBP: 0.357, SLG: 0.429	1-3 K			2-0 E9 SH3-4 SH5-3 2B			1-0 F7		0-1 SH5-4	3 1 1 0 0 1 3												
Andy Benes, R (1, 1)				0-0 SH3-4			0-0 P9		0-2 1B	2 0 0 0 0 1 0												
Larry Andersen, R (8, 1)										0 0 0 0 0 0 0												
Oscar Azocar, L (9, PH) OBP: 0.333, SLG: 0.333										1 0 1 0 0 0 0												
Jose Melendez, R (9, 1)										0 0 0 0 0 0 0												
Inning Stats	R: 2 E: 0 K: 1 S: 18	H: 3 LOB: 3 BB: 2 P: 31	R: 0 E: 0 K: 2 S: 9	H: 0 LOB: 0 BB: 0 P: 13	R: 0 E: 0 K: 0 S: 4	H: 0 LOB: 1 BB: 2 P: 14	R: 2 E: 1 K: 0 S: 9	H: 2 LOB: 0 BB: 0 P: 15	R: 0 E: 0 K: 1 S: 9	H: 0 LOB: 0 BB: 0 P: 14	R: 0 E: 0 K: 0 S: 5	H: 0 LOB: 0 BB: 0 P: 7	R: 0 E: 0 K: 0 S: 7	H: 0 LOB: 0 BB: 0 P: 9	R: 0 E: 0 K: 0 S: 7	H: 0 LOB: 1 BB: 1 P: 15	R: 0 E: 0 K: 0 S: 8	H: 2 LOB: 1 BB: 0 P: 11	1B: 4 2B: 2 3B: 0 HR: 1	SF: 0 SAC: 3 DP: 0 HBP: 0	WP: 0 PB: 0 SB: 1 CS: 1	PA: 37
PITCHER	IP WLS BF H R ER SO BB IBB HBP BLK WP HR S P ERA WHIP																				PITCHER	IP WLS BF H R ER SO BB IBB HBP BLK WP HR S P ERA WHIP
John Burkett, R (1, 1) ERA: 5.23	6.0 L 26 5 4 4 4 4 0 0 0 0 1 54 94 6.00 1.500																					
Rod Beck, R (7, 1) ERA:	1.0 3 0 0 0 0 0 0 0 0 0 0 0 7 9 0.00 0.000																					
Dave Righetti, L (8, 1) ERA: 13.5	1.0 4 0 0 0 0 1 0 0 0 0 0 0 7 15 0.00 1.000																					
Michael Jackson, R (9, 1) ERA: 1.8	1.0 4 2 0 0 0 0 0 0 0 0 0 0 8 11 0.00 2.000																					



Batter	1	2	3	4	5	6	7	8	9	AB	R	H	RBI	BB	SO	LOB
Darren Lewis, R OBP: 0.486, SLG: 0.393 (1, 8)	2-2 G6-3		0-0 F7			3-2 F9		0-1 P3		4	0	0	0	0	0	2
Willie McGee, S OBP: 0.182, SLG: 0.100 (1, 9)	2-3 K			2-3 K		0-0 G4-3			0-1 F7	4	0	0	0	0	2	0
Will Clark, L OBP: 0.545, SLG: 0.600 (1, 3)	1-1 G5-3			0-2 F7			3-3 K		3-2 P6	4	0	0	0	0	1	0
Matt Williams, R OBP: 0.233, SLG: 0.379 (1, 5)		0-1 G6-3		2-2 G6-3			0-1 G5-3		3-2 G4-3	4	0	0	0	0	0	0
Chris James, R OBP: 0.300, SLG: 0.125 (1, 7)		2-1 1B			1-3 K		0-0 G6-3			3	0	1	0	0	1	0
Robby Thompson, R OBP: 0.433, SLG: 0.600 (1, 4)		2-3 K			1-1 1B			3-2 G5-3		3	0	1	0	0	1	1
Kirt Manwaring, R OBP: 0.375, SLG: 0.318 (1, 2)		1 SAFE G4-3			0-0 F9			4-2 1B BB		2	0	0	0	1	0	2
Royce Clayton, R OBP: 0.250, SLG: 0.261 (1, 6)			1-1 G4-3		1 SAFE 1 SAFE K			3-2 1B		3	0	1	0	0	1	1
John Burkett, R Mike Felder, S Rod Beck, R Dave Righetti, L John Patterson, S Michael Jackson, R			0-1 F9			0-2 P6		0-3 K		1	0	0	0	0	0	0

Inning Stats		R: 0	H: 0	E: 0	K: 1	S: 9	R: 0	H: 1	E: 0	K: 1	S: 8	R: 0	H: 0	E: 0	K: 0	S: 5	R: 0	H: 0	E: 0	K: 1	S: 9	R: 0	H: 1	E: 0	K: 2	S: 9	R: 0	H: 0	E: 0	K: 1	S: 7	R: 0	H: 1	E: 0	K: 1	S: 16	R: 0	H: 0	E: 0	K: 0	S: 9	1B: 3	2B: 0	3B: 0	HR: 0	SF: 0	SAC: 0	DP: 0	HBP: 0	WP: 0	PA: 31	
PITCHER	IP	WLS	BF	H	R	ER	SO	BB	IBB	HBP	BLK	WP	HR	S	P	ERA	WHIP	PITCHER	IP	WLS	BF	H	R	ER	SO	BB	IBB	HBP	BLK	WP	HR	S	P	ERA	WHIP																	
Andy Benes, R ERA: 0.63 (1, 1)	7.1	W	26	3	0	0	6	1	0	0	0	0	0	65	98	0.00	0.545																																			
Larry Andersen, R ERA: (8, 1)	0.2		2	0	0	0	1	0	0	0	0	0	0	5	5	0.00	0.000																																			
Jose Melendez, R ERA: 1.29 (9, 1)	1.0		3	0	0	0	0	0	0	0	0	0	0	9	15	0.00	0.000																																			


BOTTOM

San Diego Padres @ San Francisco Giants
Candlestick Park, San Francisco, CA

Tue Apr 14 1992, 10:05 PM EDT
Att: 46,238 - Sunny - 59 F

livebaseballscorecards.com

AB	30
R	0
H	3
RBI	0
BB	1
SO	7
LOB	8



Batter	1	2	3	4	5	6	7	8	9	AB R H RBI BB SO LOB	TOP																
Tony Fernandez, S (1, 6) OBP: 0.257, SLG: 0.333	1-0 G6-3 E G4-3 1B	1-1 F9			2-1 G4-3			1-0 F8		4 1 1 0 0 0 0	San Diego Padres @ San Francisco Giants Candlestick Park, San Francisco, CA Wed Apr 15 1992, 10:05 PM EDT Att. 10,736 - Cloudy - 62 F																
Tony Gwynn, L (1, 9) OBP: 0.395, SLG: 0.486	2-2 G4-3 1-2		1-1 F9			0-0 G6-4-3 1B		0-1 G3		4 0 1 0 0 0 1																	
Gary Sheffield, R (1, 5) OBP: 0.316, SLG: 0.531	4-0 G6-3 E BB		1-1 G6-3			2-2 G6-4-3 1-2f		0-3 K		3 1 0 0 1 1 1																	
Fred McGriff, L (1, 3) OBP: 0.371, SLG: 0.667	1-0 G6-3 1-2 2-3		2-0 F8			2-2 P7		2-1 F7		4 0 0 0 0 0 2																	
Benito Santiago, R (1, 2) OBP: 0.129, SLG: 0.069	2-1 E4 2-H 3-H			0-1 L8			0-0 F8		1-0 F9	4 0 0 0 0 0 0																	
Jerald Clark, R (1, 7) OBP: 0.314, SLG: 0.452	4-2 BB		1-0 F8				2-3 K		1-1 HR	3 1 1 1 1 1 0																	
Darrin Jackson, R (1, 8) OBP: 0.206, SLG: 0.226	1-3 K		0-0 G6-3				0-0 P5		0-2 G5-3	4 0 0 0 0 1 2																	
Kurt Stillwell, S (1, 4) OBP: 0.323, SLG: 0.387		3-2 G6-3			2-2 G4-3			0-0 E6 HR		3 1 0 0 0 0 0																	
Craig Lefferts, L (1, 1)		1-3 K			0-0 G6-3			2-2 HR		2 0 0 0 0 1 0																	
Kevin Ward, R (8, PH) OBP: 0.500, SLG: 2.000										1 1 1 2 0 0 0																	
Larry Andersen, R (8, 1)										0 0 0 0 0 0 0																	
Randy Myers, L (8, 1)										0 0 0 0 0 0 0																	
Inning Stats	R: 2 E: 1 K: 1 S: 13	H: 1 LOB: 2 BB: 2 P: 28	R: 0 E: 0 K: 1 S: 9	H: 0 LOB: 0 BB: 0 P: 14	R: 0 E: 0 K: 0 S: 5	H: 0 LOB: 0 BB: 0 P: 9	R: 0 E: 0 K: 0 S: 4	H: 0 LOB: 0 BB: 0 P: 5	R: 0 E: 0 K: 0 S: 6	H: 1 LOB: 0 BB: 0 P: 10	R: 0 E: 0 K: 1 S: 9	H: 0 LOB: 0 BB: 0 P: 12	R: 0 E: 0 K: 1 S: 6	H: 0 LOB: 0 BB: 0 P: 8	R: 2 E: 1 K: 1 S: 10	H: 1 LOB: 0 BB: 0 P: 13	R: 1 E: 0 K: 0 S: 8	H: 1 LOB: 0 BB: 0 P: 12	1B: 2 2B: 0 3B: 0 HR: 2	SF: 0 SAC: 0 DP: 1 HBP: 0	WP: 0 PB: 0 SB: 0 CS: 0	PA: 34					
PITCHER	IP WLS BF H R ER SO BB IBB HBP BLK WP HR S P ERA WHIP																										
Dave Burba, R (1, 1) ERA: 4.91	7.0		25	2	2	0	3	2	0	0	0	0	0	52	86	0.00	0.571										
Bryan Hickerson, L (8, 1) ERA: 2.25	1.0	L	5	1	2	1	1	0	0	0	0	0	1	10	13	9.00	1.000										
Jeff Brantley, R (9, 1) ERA: 5.4	1.0		4	1	1	1	0	0	0	0	0	0	1	8	12	9.00	1.000										

livebaseballscorecards.com

AB	32
R	5
H	4
RBI	3
BB	2
SO	4
LOB	6



Batter	1	2	3	4	5	6	7	8	9	AB	R	H	RBI	BB	SO	LOB
Darren Lewis, R OBP: 0.462, SLG: 0.375 (1, 8)	F9		G6-3		G6-3		G6-3			4	0	1	0	0	0	0
Willie McGee, S OBP: 0.231, SLG: 0.208 (1, 9)	FC4-6				FC5-4		L3			4	1	2	1	0	0	1
Will Clark, L OBP: 0.541, SLG: 0.586 (1, 3)	FC4-6		G4-3							4	1	2	0	0	0	2
Matt Williams, R OBP: 0.235, SLG: 0.424 (1, 5)	K				L7					4	0	1	2	0	2	2
Cory Snyder, R OBP: 0.267, SLG: 0.333 (1, 7)			K							3	0	1	0	0	1	1
Bryan Hickerson, L (8, 1)										0	0	0	0	0	0	0
Mark Leonard, L OBP: 0.333, SLG: 0.500 (8, PH)										0	0	0	0	0	0	0
Chris James, R OBP: 0.273, SLG: 0.111 (8, PH)										1	0	0	0	0	1	1
Jeff Brantley, R (9, 1)										0	0	0	0	0	0	0
Robby Thompson, R OBP: 0.382, SLG: 0.517 (1, 4)			K		G5-3		F8			4	0	0	0	0	1	1
Kirt Manwaring, R OBP: 0.321, SLG: 0.269 (1, 2)	E6				P4		G6-3			4	0	0	0	0	0	1
Royce Clayton, R OBP: 0.250, SLG: 0.259 (1, 6)			K				F8			4	1	1	0	0	1	1
Dave Burba, R (1, 1)										1	0	0	0	0	1	0
Mike Felder, S OBP: 0.316, SLG: 0.278 (7, PH)										1	0	0	0	0	0	0

Inning Stats	R: 0	H: 1	E: 0	K: 1	S: 10	H: 0	LOB: 1	BB: 0	P: 16	R: 0	H: 0	E: 1	K: 3	S: 11	H: 1	LOB: 1	BB: 0	P: 17	R: 0	H: 1	E: 0	K: 1	S: 11	H: 1	LOB: 1	BB: 0	P: 14	R: 0	H: 1	E: 0	K: 0	S: 9	R: 3	H: 4	E: 0	K: 0	S: 11	R: 0	H: 0	E: 0	K: 0	S: 5	R: 0	H: 0	E: 0	K: 2	S: 12	R: 0	H: 1	E: 0	K: 0	S: 11	R: 0	H: 0	E: 0	K: 0	S: 8	R: 0	H: 0	E: 0	K: 0	S: 11	R: 0	H: 1	E: 0	K: 0	S: 11	1B: 5	2B: 3	3B: 1	HR: 0	SF: 0	SAC: 1	DP: 1	HBP: 0	WP: 0	PA: 35
PITCHER	IP	WLS	BF	H	R	ER	SO	BB	IBB	HBP	BLK	WP	HR	S	P	ERA	WHIP																																																												
Craig Lefferts, L ERA: 8.59 (1, 1)	7.0	W	29	7	3	3	5	0	0	0	0	0	0	65	92	3.86	1.000																																																												
Larry Andersen, R ERA: (8, 1)	0.1		2	1	0	0	1	0	0	0	0	0	0	8	10	0.00	3.000																																																												
Randy Myers, L ERA: 2.35 (8, 1)	1.2	S	4	0	0	0	1	0	0	0	0	0	0	15	23	0.00	0.000																																																												

BOTTOM

San Diego Padres @ San Francisco Giants
Candlestick Park, San Francisco, CA

Wed Apr 15 1992, 10:05 PM EDT
Att: 10,736 - Cloudy - 62 F

livebaseballscorecards.com

AB 34
R 3
H 8
RBI 3
BB 0
SO 7
LOB 10



Batter	1	2	3	4	5	6	7	8	9	AB R H RBI BB SO LOB	TOP	
Tony Fernandez, S (1, 6) OBP: 0.256, SLG: 0.324	0-0 F7		2-1 F8		1-1 L9			1-0 L6-4 1B		4 0 1 0 0 0 0	San Diego Padres @ San Francisco Giants Candlestick Park, San Francisco, CA Thu Apr 16 1992, 6:33 AM EDT Att. 22,743 - Cloudy - 67 F	
Tony Gwynn, L (1, 9) OBP: 0.381, SLG: 0.462	0-1 G1-3		1-1 G3-1			1-0 F8		1-1 1B		4 0 1 0 0 0 0		
Jerald Clark, R (1, 7) OBP: 0.282, SLG: 0.400	1-1 F8		1-0 G5-3			3-2 G6-3		1-2 L6-4 2-3		4 0 0 0 0 0 2		
Fred McGriff, L (1, 3) OBP: 0.359, SLG: 0.618		3-1 L5		0-1 F7		1-2 FC5-4 1B		1-1 G4-3		4 0 1 0 0 0 0		
Benito Santiago, R (1, 2) OBP: 0.171, SLG: 0.121		1-1 1B 1B		2-1 F8		0-2 FC5-4 1-2f		0-0 E 1B 1B		4 1 2 0 0 0 1		
Tim Teufel, R (1, 5) OBP: 0.300, SLG: 0.222		2-2 SAFE SAFE SAFE 1B 1-2 1B		1-0 E5		2-1 G5-3		1-0 E4 E 1-2 1B		4 0 2 0 0 0 0		
Kurt Stillwell, S (1, 4) OBP: 0.314, SLG: 0.371		1-0 1-3 2-H 1B		2-1 G4-3		0-1 B1-3		3-1 E4 1-3 2-3		4 0 1 1 0 0 3		
Gary Pettis, S (1, 8)		1 SAFE 2-3 K		1-1 G3		0-1 G4-3		2-2 F8		4 0 0 0 0 1 4		
Dave Eiland, R (1, 1) OBP: 0.250, SLG: 1.000 Jeremy Hernandez, R (6, 1) Oscar Azocar, L (8, PH) OBP: 0.250, SLG: 0.250 Rich Rodriguez, L (8, 1)		1-3 K		2-3 K				1-0 G4-3		2 0 0 0 0 2 2 0 0 0 0 0 0 0 1 0 0 0 0 0 0 0 0 0 0 0 0 0		
Inning Stats	R: 0 E: 0 K: 0 S: 5 H: 0 LOB: 0 BB: 0 P: 6	R: 1 E: 0 K: 2 S: 14 H: 3 LOB: 2 BB: 0 P: 24	R: 0 E: 0 K: 0 S: 5 H: 0 LOB: 0 BB: 0 P: 9	R: 0 E: 1 K: 0 S: 7 H: 0 LOB: 1 BB: 0 P: 12	R: 0 E: 0 K: 1 S: 7 H: 0 LOB: 0 BB: 0 P: 11	R: 0 E: 0 K: 0 S: 11 H: 1 LOB: 1 BB: 0 P: 16	R: 0 E: 0 K: 0 S: 6 H: 0 LOB: 0 BB: 0 P: 8	R: 0 E: 0 K: 0 S: 9 H: 2 LOB: 1 BB: 0 P: 13	R: 0 E: 1 K: 0 S: 9 H: 2 LOB: 2 BB: 0 P: 16	1B: 8 2B: 1 3B: 0 HR: 0 SF: 0 SAC: 0 DP: 1 HBP: 0	WP: 0 PB: 0 SB: 0 CS: 0 PA: 35	
PITCHER Bill Swift, R (1, 1) ERA: 0.7	IP 9.0 WLS W BF 35 H 8 R 1 ER 1 SO 3 BB 0 IBB 0 HBP 0 BLK 0 WP 0 HR 0 S 73 P 115 ERA 1.00 WHIP 0.889											PITCHER IP WLS BF H R ER SO BB IBB HBP BLK WP HR S P ERA WHIP

AB	35
R	1
H	8
RBI	1
BB	0
SO	3
LOB	12



Batter	1	2	3	4	5	6	7	8	9	AB R H RBI BB SO LOB	BOTTOM
--------	---	---	---	---	---	---	---	---	---	----------------------	--------

Darren Lewis, R OBP: 0.452, SLG: 0.371 (1, 8) B C C X	1-2 G5-3		0-1 B5-3			0-1 1B		0-0 SH1-4		3 0 1 1 0 0 1	San Diego Padres @ San Francisco Giants Candlestick Park, San Francisco, CA Thu Apr 16 1992, 6:33 AM EDT Att: 22,743 - Cloudy - 67 F
Willie McGee, S OBP: 0.233, SLG: 0.222 (1, 9) B C F B X	2-2 G1-3			0-0 G6-4-3 1B	1-1 G6-3		0-1 SF7		3 1 1 1 0 0 1		
Will Clark, L OBP: 0.537, SLG: 0.636 (1, 3) B X	1-0 F8			0-0 G6-4-3 1B		1-1 1B 3B	3-H K		4 1 2 0 0 1 0		
Matt Williams, R OBP: 0.211, SLG: 0.378 (1, 5) B F F F B F B X		1-2 P3		1-1 G6-4-3		0-1 G6-3		0-2 F8	4 0 0 0 0 0 2		
Cory Snyder, R OBP: 0.278, SLG: 0.333 (1, 7)		0-0 G6-3		1-2 G5-3		2-1 1B FC5-2 1B		2-1 1B 1B	3 0 1 1 0 0 0 1 1 1 0 0 0 0		
Mike Felder, S OBP: 0.350, SLG: 0.316 (6, PR) (7, 7)											
Robby Thompson, R OBP: 0.368, SLG: 0.485 (1, 4) B C X		0-1 G4-3			1-1 P3	SAFE 1-2 FC5-2 1B		1-2 F8	4 0 1 0 0 0 1		
Kirt Manwaring, R OBP: 0.344, SLG: 0.300 (1, 2) B F F F B F B X			1-2 F9		0-0 FC4-6 1B	SAFE 1-2 FC5-2 1B		SAFE SAFE SAFE 1-2 1B 1B	4 0 2 0 0 0 2		
Royce Clayton, R OBP: 0.250, SLG: 0.258 (1, 6) B X			1-0 G6-3		0-1 FC4-6 2B	SAFE 2-1 G4-3		SAFE SAFE SAFE 3-2 1-3 1B	4 1 1 1 0 0 4		
Bill Swift, R OBP: 0.273, SLG: 0.455 (1, 1) B B B C C C B X			3-2 E5		1-0 1B 2B		0-0 SH1-4 SF7 2B	0-0 P6	4 2 2 1 0 0 2		

Inning Stats	R: 0	H: 0	E: 0	K: 0	S: 7	LOB: 0	BB: 0	P: 11	R: 0	H: 0	E: 0	K: 0	S: 8	LOB: 0	BB: 0	P: 9	R: 0	H: 0	E: 1	K: 0	S: 13	LOB: 1	BB: 0	P: 18	R: 1	H: 2	E: 0	K: 0	S: 7	LOB: 0	BB: 0	P: 9	R: 2	H: 3	E: 0	K: 0	S: 11	LOB: 1	BB: 0	P: 13	R: 1	H: 3	E: 0	K: 0	S: 16	LOB: 3	BB: 0	P: 21	R: 1	H: 1	E: 0	K: 1	S: 7	LOB: 0	BB: 0	P: 8	R: 1	H: 3	E: 0	K: 0	S: 20	LOB: 2	BB: 0	P: 27
--------------	------	------	------	------	------	--------	-------	-------	------	------	------	------	------	--------	-------	------	------	------	------	------	-------	--------	-------	-------	------	------	------	------	------	--------	-------	------	------	------	------	------	-------	--------	-------	-------	------	------	------	------	-------	--------	-------	-------	------	------	------	------	------	--------	-------	------	------	------	------	------	-------	--------	-------	-------

PITCHER															PITCHER															WP: 0		PA: 36																											
IP	WLS	BF	H	R	ER	SO	BB	IBB	HBP	BLK	WP	HR	S	P	ERA	WHIP	IP	WLS	BF	H	R	ER	SO	BB	IBB	HBP	BLK	WP	HR	S	P	ERA	WHIP	CS: 0																									
Dave Eiland, R (1, 1)	5.1	L	24	8	4	4	0	0	0	0	0	0	56	73	6.75	1.500																																											
Jeremy Hernandez, R (6, 1)	1.2		6	1	1	1	0	0	0	0	0	0	13	16	5.40	0.600																																											
Rich Rodriguez, L (8, 1)	1.0		6	3	1	1	0	0	0	0	0	0	20	27	9.00	3.000																																											



Batter	1	2	3	4	5	6	7	8	9	AB R H RBI BB SO LOB	TOP																
Bip Roberts, S (1, 5) OBP: 0.327, SLG: 0.286	2-2 L9		0-0 F7			3-1 F8	0-0 G3			4 0 0 0 0 0 1																	
Reggie Sanders, R (1, 8) OBP: 0.410, SLG: 0.529	2-1 F9			0-0 G5-3		4-2 E BB 1B BB		3-3 K		3 1 0 0 1 1 0																	
Paul O'Neill, L (1, 9) OBP: 0.500, SLG: 0.529	2-1 G5-3			3-1 G3 BB WP 1B		4-1 1B E SF8 BB		3-2 F8		3 2 1 0 1 0 0																	
Glenn Braggs, R (1, 7) OBP: 0.300, SLG: 0.259		0-0 P3		4-0 WP G3 1-2 BB		0-1 E5 1-2 1B 2-3		0-0 P3		3 0 0 0 1 0 2																	
Dave Martinez, L (1, 3) OBP: 0.320, SLG: 0.333		2-0 G3		0-2 G3		0-0 1-2 1B 2-3		0-1 1B 1B		4 0 2 1 0 0 2																	
Bill Doran, S (1, 4) OBP: 0.265, SLG: 0.367		0-0 G4-3		3-2 L9		0-0 SF8		1-2 F9		3 0 0 1 0 0 2																	
Jeff Reed, L (1, 2) OBP: 0.091, SLG: 0.091			0-0 E6		0-1 G4-3	1-1 L7		0-3 K		4 0 0 0 0 1 3																	
Freddie Benavides, R (1, 6) OBP: 0.273, SLG: 0.545		1 SAFE 2-2 F8		2-1 P4		2-2 G3		0-0 1-2 1B		4 0 1 0 0 0 1																	
Jose Rijo, R (1, 1) OBP: 0.143, SLG: 0.143		1 SAFE 0-0 P2		0-0 G6-3		1-3 K		0-3 K		2 0 0 0 0 0 1																	
Billy Hatcher, R (7, PH) OBP: 0.273, SLG: 0.364										1 0 0 0 0 0 1 0																	
Dwayne Henry, R (7, 1)										0 0 0 0 0 0 0 0																	
Jeff Branson, L (9, PH)										1 0 0 0 0 0 1 2																	
Inning Stats	R: 0 E: 0 K: 0 S: 8	H: 0 LOB: 0 BB: 0 P: 14	R: 0 E: 0 K: 0 S: 3	H: 0 LOB: 0 BB: 0 P: 5	R: 0 E: 1 K: 0 S: 8	H: 0 LOB: 1 BB: 0 P: 10	R: 1 E: 0 K: 0 S: 9	H: 1 LOB: 1 BB: 1 P: 19	R: 0 E: 0 K: 0 S: 5	H: 0 LOB: 0 BB: 0 P: 7	R: 2 E: 1 K: 0 S: 11	H: 1 LOB: 2 BB: 2 P: 23	R: 0 E: 0 K: 1 S: 8	H: 0 LOB: 0 BB: 0 P: 11	R: 0 E: 0 K: 1 S: 7	H: 0 LOB: 0 BB: 0 P: 13	R: 0 E: 0 K: 2 S: 13	H: 2 LOB: 2 BB: 0 P: 14	1B: 4 2B: 0 3B: 0 HR: 0	SF: 1 SAC: 0 DP: 0 HBP: 0	WP: 1 PB: 0 SB: 0 CS: 0	PA: 36					
PITCHER	IP WLS BF H R ER SO BB IBB HBP BLK WP HR S P ERA WHIP																										
Kelly Downs, R (1, 1) ERA: 3.86	5.1		22	1	3	2	0	3	0	0	0	1	0	40	73	3.38	0.750										
Bryan Hickerson, L (6, 1) ERA: 1.93	0.2	W	3	1	0	0	0	0	0	0	0	0	0	4	5	0.00	1.500										
Rod Beck, R (7, 1) ERA:	3.0	S	11	2	0	0	4	0	0	0	0	0	0	28	38	0.00	0.667										

Cincinnati Reds @ San Francisco Giants
Candlestick Park, San Francisco, CA
 Fri Apr 17 1992, 10:05 PM EDT
 Att. 15,262 - Cloudy - 57 F

AB	32
R	3
H	4
RBI	2
BB	3
SO	4
LOB	14



Batter	1	2	3	4	5	6	7	8	9	AB	R	H	RBI	BB	SO	LOB	BOTTOM			
Darren Lewis, R OBP: 0.413, SLG: 0.333 (1, 8)	G5-3		G4-3		G6-3		P3			4	0	0	0	0	0	0	Cincinnati Reds @ San Francisco Giants Candlestick Park, San Francisco, CA Fri Apr 17 1992, 10:05 PM EDT Att: 15,262 - Cloudy - 57 F			
Mike Felder, S OBP: 0.292, SLG: 0.261 (1, 7)	G4-3		K		L9		P2			4	0	0	0	0	1	0				
Will Clark, L OBP: 0.489, SLG: 0.568 (1, 3)	G1-3		F8		G4-3		K			4	0	0	0	0	1	0				
Matt Williams, R OBP: 0.190, SLG: 0.341 (1, 5)		P6		F7		F9		F7		4	0	0	0	0	0	0				
Willie McGee, S OBP: 0.324, SLG: 0.300 (1, 9)		1B		S		1B		FC1-8		3	3	3	0	1	0	0				
Robby Thompson, R OBP: 0.381, SLG: 0.486 (1, 4)		1B		L6		SF9		FC1-6		4	2	2	0	0	0	2				
Jim McNamara, L OBP: 0.556, SLG: 0.857 (1, 2)		1B		3B		1B		HR		3	2	3	4	1	0	0				
Royce Clayton, R OBP: 0.250, SLG: 0.324 (1, 6)		F9		3B		SF9		HR		3	0	1	3	0	0	2				
Kelly Downs, R (1, 1)		F9		G3		F9		P4		2	0	0	0	0	0	3				
Bryan Hickerson, L (6, 1)										0	0	0	0	0	0	0				
Chris James, R (6, PH)										1	0	0	0	0	0	1				
Rod Beck, R (7, 1)										0	0	0	0	0	0	0				
Inning Stats	R: 0 E: 0 K: 0 S: 8	H: 0 LOB: 0 BB: 0 P: 13	R: 1 E: 0 K: 0 S: 12	H: 3 LOB: 2 BB: 0 P: 19	R: 0 E: 0 K: 1 S: 8	H: 0 LOB: 0 BB: 0 P: 9	R: 2 E: 0 K: 0 S: 6	H: 2 LOB: 1 BB: 1 P: 13	R: 0 E: 0 K: 0 S: 6	H: 0 LOB: 0 BB: 0 P: 9	R: 2 E: 0 K: 0 S: 9	H: 2 LOB: 1 BB: 1 P: 16	R: 0 E: 0 K: 1 S: 9	H: 0 LOB: 0 BB: 0 P: 14	R: 2 E: 0 K: 0 S: 9	H: 2 LOB: 0 BB: 0 P: 14	1B: 7 2B: 0 3B: 1 HR: 1	SF: 1 SAC: 0 DP: 0 HBP: 0	WP: 0 PB: 0 SB: 1 CS: 0	PA: 35
PITCHER	IP WLS BF H R ER SO BB IBB HBP BLK WP HR S P ERA WHIP	IP WLS BF H R ER SO BB IBB HBP BLK WP HR S P ERA WHIP	IP WLS BF H R ER SO BB IBB HBP BLK WP HR S P ERA WHIP	IP WLS BF H R ER SO BB IBB HBP BLK WP HR S P ERA WHIP	IP WLS BF H R ER SO BB IBB HBP BLK WP HR S P ERA WHIP	IP WLS BF H R ER SO BB IBB HBP BLK WP HR S P ERA WHIP	IP WLS BF H R ER SO BB IBB HBP BLK WP HR S P ERA WHIP	IP WLS BF H R ER SO BB IBB HBP BLK WP HR S P ERA WHIP	IP WLS BF H R ER SO BB IBB HBP BLK WP HR S P ERA WHIP	IP WLS BF H R ER SO BB IBB HBP BLK WP HR S P ERA WHIP	IP WLS BF H R ER SO BB IBB HBP BLK WP HR S P ERA WHIP	IP WLS BF H R ER SO BB IBB HBP BLK WP HR S P ERA WHIP	IP WLS BF H R ER SO BB IBB HBP BLK WP HR S P ERA WHIP	IP WLS BF H R ER SO BB IBB HBP BLK WP HR S P ERA WHIP	IP WLS BF H R ER SO BB IBB HBP BLK WP HR S P ERA WHIP	IP WLS BF H R ER SO BB IBB HBP BLK WP HR S P ERA WHIP	IP WLS BF H R ER SO BB IBB HBP BLK WP HR S P ERA WHIP	IP WLS BF H R ER SO BB IBB HBP BLK WP HR S P ERA WHIP		
Jose Rijo, R ERA: 4.3 (1, 1)	6.0	L	27	7	5	5	1	2	0	0	0	0	0	0	0	0	7.50	1.500		
Dwayne Henry, R ERA: 4.05 (7, 1)	2.0		8	2	2	2	1	0	0	0	0	0	0	0	0	0	9.00	1.000		

livebaseballscorecards.com

AB	32
R	7
H	9
RBI	7
BB	2
SO	2
LOB	8



Batter	1	2	3	4	5	6	7	8	9	AB R H RBI BB SO LOB	TOP		
Bip Roberts, S (1, 5) OBP: 0.333, SLG: 0.283	0-3 K		4-1 E BB	0-0 F9			2-2 S 1B		3-3 K 1-2	4 1 1 0 1 2 3			
Dave Martinez, L (1, 3) OBP: 0.333, SLG: 0.321	2-0 G3		2-2 E4 E BLK 1-3		0-1 G4-6-3 1B		3-3 K 1-2		4-2 BB	4 1 1 0 1 1 2			
Barry Larkin, R (1, 6) OBP: 0.319, SLG: 0.308 Freddie Benavides, R (6, 6) OBP: 0.231, SLG: 0.462	1-1 L7		0-1 E4 BLK 2-3 3-H		2-2 F9		1-1 G5-3		0-2 G3-1	3 0 0 1 0 0 2 2 0 0 0 0 0 3			
Glenn Braggs, R (1, 7) OBP: 0.273, SLG: 0.233 Rob Dibble, L (7, 1) Billy Hatcher, R (8, PH) OBP: 0.250, SLG: 0.333 Gary Green, R (8, 6)		0-0 P6	1-0 P2 1-2 3-H		2-2 G4-6-3 1-2f		2-2 G5-3			3 0 0 0 0 0 2 0 0 0 0 0 0 0 1 0 0 0 0 0 0 0 0 0 0 0 0 0			
Reggie Sanders, R (1, 8) OBP: 0.419, SLG: 0.553		1-0 1B 2B	2-0 P4		0-3 K		1-1 S 1B			4 1 2 0 0 1 1			
Paul O'Neill, L (1, 9) OBP: 0.520, SLG: 0.541		3-2 2-H 1B		0-0 1B 1B		4-1 1B BB		2-3 K 1-2		3 0 2 1 1 1 1			
Bill Doran, S (1, 4) OBP: 0.263, SLG: 0.353 Scott Ruskin, R (8, 1)		2-2 P9		1-0 P9		0-0 G5-4-3 1-2 1B		2-2 G5-3		4 0 1 0 0 0 3 0 0 0 0 0 0 0			
Joe Oliver, R (1, 2) OBP: 0.333, SLG: 0.367 Jeff Reed, L (9, PH) OBP: 0.083, SLG: 0.083		0-0 F8		2-1 P3		0-0 G5-4-3 1-2f			2-3 K	3 0 0 0 0 0 4 1 0 0 0 0 1 0			
Tom Browning, L (1, 1) OBP: 0.400, SLG: 0.500 Scott Bankhead, R (1, 1) OBP: 0.500, SLG: 0.500 Dwayne Henry, R (5, 1) Jacob Brumfield, R (5, 7) OBP: 0.400, SLG: 0.400			1-3 K	2-2 1B			3-1 G5-3		1-2 S 1B	0 0 0 0 0 0 0 2 0 1 0 0 1 0 0 0 0 0 0 0 0 2 0 1 0 0 0 0			
Inning Stats	R: 0 E: 0 K: 1 S: 7 H: 0 LOB: 0 BB: 0 P: 10	R: 1 E: 0 K: 0 S: 9 H: 2 LOB: 1 BB: 0 P: 15	R: 2 E: 2 K: 1 S: 13 H: 0 LOB: 1 BB: 1 P: 23	R: 0 E: 0 K: 0 S: 8 H: 2 LOB: 2 BB: 0 P: 13	R: 0 E: 0 K: 0 S: 8 H: 1 LOB: 0 BB: 0 P: 12	R: 0 E: 0 K: 1 S: 6 H: 1 LOB: 1 BB: 1 P: 10	R: 0 E: 0 K: 1 S: 10 H: 1 LOB: 1 BB: 0 P: 19	R: 0 E: 0 K: 1 S: 11 H: 1 LOB: 1 BB: 0 P: 18	R: 0 E: 0 K: 2 S: 18 H: 1 LOB: 2 BB: 1 P: 28	1B: 8 2B: 1 3B: 0 HR: 0 SF: 0 SAC: 0 DP: 2 HBP: 0	WP: 0 PB: 0 SB: 3 CS: 0 PA: 39		
PITCHER	IP WLS BF H R ER SO BB IBB HBP BLK WP HR S P ERA WHIP											PITCHER	IP WLS BF H R ER SO BB IBB HBP BLK WP HR S P ERA WHIP
Trevor Wilson, L (1, 1) ERA: 1.8	5.0 W 22 5 3 1 2 1 0 0 0 0 0 0 45 73 1.80 1.200												
Gil Heredia, R (6, 1) ERA: 3.38	2.0 8 2 0 0 2 1 0 0 0 0 0 0 16 29 0.00 1.500												
Dave Righetti, L (8, 1) ERA: 9.0	1.0 4 1 0 0 1 0 0 0 0 0 0 0 11 18 0.00 1.000												
Michael Jackson, R (9, 1) ERA: 1.5	1.0 5 1 0 0 2 1 0 0 0 0 0 0 18 28 0.00 2.000												

Cincinnati Reds @ San Francisco Giants
Candlestick Park, San Francisco, CA

Sat Apr 18 1992, 6:33 AM EDT
Att. 23,958 - Sunny - 73 F

livebaseballscorecards.com

AB	36
R	3
H	9
RBI	2
BB	3
SO	7
LOB	21



Batter	1	2	3	4	5	6	7	8	9
Darren Lewis, R OBP: 0.392, SLG: 0.318 (1, 8)									
Robby Thompson, R OBP: 0.362, SLG: 0.476 (1, 4)									
Will Clark, L OBP: 0.500, SLG: 0.585 (1, 3)									
Chris James, R OBP: 0.333, SLG: 0.250 (1, 7)									
Mike Felder, S OBP: 0.346, SLG: 0.320 (7, 7)									
Willie McGee, S OBP: 0.359, SLG: 0.303 (1, 9)									
Craig Colbert, R OBP: 0.333, SLG: 0.333 (1, 5)									
Kirt Manwaring, R OBP: 0.371, SLG: 0.333 (1, 2)									
Royce Clayton, R OBP: 0.250, SLG: 0.297 (1, 6)									
Trevor Wilson, L OBP: 0.500, SLG: 1.000 (1, 1)									
Mark Leonard, L OBP: 0.286, SLG: 0.400 (5, PH)									
Gil Hernandez, R OBP: 0.263, SLG: 0.316 (6, 1)									
Cory Snyder, R OBP: 0.263, SLG: 0.316 (7, PH)									
Dave Righetti, L OBP: 0.263, SLG: 0.316 (8, 1)									
Michael Jackson, R OBP: 0.263, SLG: 0.316 (9, 1)									

Inning Stats	R: 6 E: 0 K: 1 S: 28	H: 7 LOB: 1 BB: 0 P: 42	R: 0 E: 0 K: 2 S: 10	H: 1 LOB: 2 BB: 1 P: 19	R: 0 E: 0 K: 1 S: 9	H: 0 LOB: 0 BB: 0 P: 12	R: 0 E: 0 K: 0 S: 10	H: 0 LOB: 2 BB: 2 P: 20	R: 0 E: 0 K: 1 S: 9	H: 1 LOB: 1 BB: 0 P: 11	R: 0 E: 0 K: 0 S: 6	H: 0 LOB: 0 BB: 0 P: 10	R: 1 E: 0 K: 1 S: 13	H: 2 LOB: 3 BB: 2 P: 26	R: 0 E: 0 K: 1 S: 7	H: 2 LOB: 1 BB: 0 P: 12
--------------	-------------------------------	----------------------------------	-------------------------------	----------------------------------	------------------------------	----------------------------------	-------------------------------	----------------------------------	------------------------------	----------------------------------	------------------------------	----------------------------------	-------------------------------	----------------------------------	------------------------------	----------------------------------

PITCHER	IP	WLS	BF	H	R	ER	SO	BB	IBB	HBP	BLK	WP	HR	S	P	ERA	WHIP
Tom Browning, L ERA: 6.91 (1, 1)	0.2	L	9	7	6	6	0	0	0	0	0	0	0	25	38	81.00	10.500
Scott Bankhead, R ERA: 4.15 (1, 1)	3.1		15	2	0	0	4	3	0	0	0	0	0	33	56	0.00	1.500
Dwayne Henry, R ERA: 4.0 (5, 1)	2.1		10	2	1	1	1	1	0	0	0	0	0	22	33	3.86	1.286
Rob Dibble, R ERA: (7, 1)	0.2		3	0	0	0	1	1	0	0	0	0	0	5	13	0.00	1.500
Scott Ruskin, L ERA: 2.08 (8, 1)	1.0		4	2	0	0	1	0	0	0	0	0	0	7	12	0.00	2.000

AB	R	H	RBI	BB	SO	LOB
5	1	1	0	0	1	4
5	0	1	0	0	0	1
4	1	2	1	1	1	1
2	1	1	1	1	1	1
2	1	2	0	0	0	0
3	1	1	0	2	0	4
4	1	2	1	0	1	4
3	1	2	2	0	0	0
3	0	0	0	1	0	3
2	0	1	2	0	1	0
1	0	0	0	0	1	1
0	0	0	0	0	0	0
1	0	0	0	0	1	3
0	0	0	0	0	0	0
0	0	0	0	0	0	0

WP	PA
0	41

AB	35
R	7
H	13
RBI	7
BB	5
SO	7
LOB	22

WP	0
PB	0
SB	1
CS	2

PITCHER	IP	WLS	BF	H	R	ER	SO	BB	IBB	HBP	BLK	WP	HR	S	P	ERA	WHIP
Tom Browning, L ERA: 6.91 (1, 1)	0.2	L	9	7	6	6	0	0	0	0	0	0	0	25	38	81.00	10.500
Scott Bankhead, R ERA: 4.15 (1, 1)	3.1		15	2	0	0	4	3	0	0	0	0	0	33	56	0.00	1.500
Dwayne Henry, R ERA: 4.0 (5, 1)	2.1		10	2	1	1	1	1	0	0	0	0	0	22	33	3.86	1.286
Rob Dibble, R ERA: (7, 1)	0.2		3	0	0	0	1	1	0	0	0	0	0	5	13	0.00	1.500
Scott Ruskin, L ERA: 2.08 (8, 1)	1.0		4	2	0	0	1	0	0	0	0	0	0	7	12	0.00	2.000

Cincinnati Reds @ San Francisco Giants
 Candlestick Park, San Francisco, CA
 Sat Apr 18 1992, 6:33 AM EDT
 Att. 23,958 - Sunny - 73 F



Batter	1	2	3	4	5	6	7	8	9	AB R H RBI BB SO LOB	TOP											
Bip Roberts, S (1, 5) OBP: 0.310, SLG: 0.260	2-2 G3-1			0-0 G3-4-1		2-2 F8		1-1 G4-3		4 0 0 0 0 0 1												
Dave Martinez, L (1, 3) OBP: 0.324, SLG: 0.290	2-2 G6-3			1-1 P5		2-0 F7			4-0 BB	3 0 0 0 1 0 0												
Reggie Sanders, R (1, 8) OBP: 0.383, SLG: 0.500	2-1 F9			3-2 G1-3			0-1 F9		1-2 L6	4 0 0 0 0 0 1												
Paul O'Neill, L (1, 9) OBP: 0.500, SLG: 0.512		3-3 K			2-1 G4-3 1B		0-3 K		3-2 P5	4 1 1 0 0 2 1												
Bill Doran, S (1, 4) OBP: 0.238, SLG: 0.316		1-1 G3-1			3-2 G4-3		0-0 L9		1-2 F7	4 0 0 0 0 0 2												
Glenn Braggs, R (1, 7) OBP: 0.278, SLG: 0.242		1-0 G4-3			1-1 P2			1-2 1B 1B		3 1 1 0 0 0 1												
Jeff Reed, L (1, 2) OBP: 0.200, SLG: 0.200			1-1 P9		2-2 FC6 1B			1-0 L6-4 1B		3 0 2 1 0 0 0												
Freddie Benavides, R (1, 6) OBP: 0.250, SLG: 0.438			3-3 K		0-0 FC6			0-0 1B		3 0 1 1 0 1 1												
Tim Belcher, R (1, 1) Jeff Branson, L (6, PH) Scott Ruskin, R (6, 1) Billy Hatcher, R (8, PH) Norm Charlton, S (8, 1)			0-1 G6-3			1-2 G6-3		0-0 L6-4		1 0 0 0 0 0 0 1 0 0 0 0 0 0 0 0 0 0 0 0 0 1 0 0 0 0 0 2 0 0 0 0 0 0 0												
Inning Stats	R: 0 E: 0 K: 0 S: 8	H: 0 LOB: 0 BB: 0 P: 14	R: 0 E: 0 K: 1 S: 7	H: 0 LOB: 0 BB: 0 P: 12	R: 0 E: 0 K: 1 S: 9	H: 0 LOB: 0 BB: 0 P: 13	R: 0 E: 0 K: 0 S: 7	H: 0 LOB: 0 BB: 0 P: 11	R: 1 E: 0 K: 0 S: 11	H: 2 LOB: 1 BB: 0 P: 19	R: 0 E: 0 K: 0 S: 8	H: 0 LOB: 0 BB: 0 P: 13	R: 0 E: 0 K: 1 S: 7	H: 0 LOB: 0 BB: 0 P: 7	R: 1 E: 0 K: 0 S: 10	H: 3 LOB: 1 BB: 0 P: 13	R: 0 E: 0 K: 0 S: 16	H: 0 LOB: 1 BB: 1 P: 25	1B: 5 2B: 1 3B: 0 HR: 0	SF: 0 SAC: 0 DP: 1 HBP: 0	WP: 0 PB: 0 SB: 0 CS: 0	PA: 32
PITCHER	IP WLS BF H R ER SO BB IBB HBP BLK WP HR S P ERA WHIP																					
John Burkett, R (1, 1) ERA: 3.93	8.0 W 28 5 2 2 3 0 0 0 0 0 0 0 67 102 2.25 0.625																					
Jeff Brantley, R (9, 1) ERA: 4.15	1.0 4 0 0 0 0 1 0 0 0 0 0 0 16 25 0.00 1.000																					

Cincinnati Reds @ San Francisco Giants
Candlestick Park, San Francisco, CA

Sun Apr 19 1992, 6:33 AM EDT
Att. 30,064 - Sunny - 88 F

livebaseballscorecards.com

AB	31
R	2
H	5
RBI	2
BB	1
SO	3
LOB	9



Batter	1	2	3	4	5	6	7	8	9
Darren Lewis, R OBP: 0.393, SLG: 0.327 (1, 8)	1-0 1B S SF7 1B	0-0 G6-3	3-2 1B 3-H			3-2 G6-3		2-3 K	
Willie McGee, S OBP: 0.395, SLG: 0.378 Cory Snyder, R OBP: 0.263, SLG: 0.316 (1, 9) (7, 9)	2-1 2B 1B	1-0 BB 1B	0-0 G4-3			0-1 1B 2B			
Will Clark, L OBP: 0.500, SLG: 0.581 (1, 3)	0-0 SF7 1B 3-H	4-1 SAFE 1B 1-2 BB			1-3 K	0-2 1B 2-H			
Chris James, R OBP: 0.316, SLG: 0.313 (1, 7)	1-1 1B 1-H 2B	2-1 F9			0-1 G6-3	2-3 K			
Robby Thompson, R OBP: 0.392, SLG: 0.511 (1, 4)	3-1 1B 1B 2-H		2-0 1B 2B		2-1 G6-3	4-2 BB G5-4-3			
Craig Colbert, R OBP: 0.300, SLG: 0.300 (1, 5)	2-2 1B 1-3 1B		2-3 K		0-0 E5 G6-4-3	1-1 G5-4-3 1-2f			
Jim McNamara, L OBP: 0.538, SLG: 0.727 (1, 2)	0-1 G5-4-3 1B 1-2 3-H		0-0 3B 1B 2-H		1-0 G6-4-3 1-2f	1-1 L3			
Royce Clayton, R OBP: 0.250, SLG: 0.341 (1, 6)	1-0 G5-4-3 1-2f		0-0 1B 3B 2-H		2-2 G6-3	2-2 G6-3	1-3 K		
John Burkett, R Kevin Bass, S Jeff Brantley, R (1, 1) (8, PH) (9, 1)		1-3 K	2-3 K			1-3 K	0-3 K		

AB	R	H	RBI	BB	SO	LOB	BOTTOM	
5	1	2	1	0	1	0		
4	2	3	0	0	0	1		
0	0	0	0	0	0	0		
2	0	1	2	1	1	0		
4	1	1	1	0	1	3		
3	2	2	1	1	0	0		
4	0	1	0	0	1	2		
4	1	2	2	0	0	1		
4	1	1	1	0	1	2		
3	0	0	0	0	3	1		
1	0	0	0	0	1	0		
0	0	0	0	0	0	0		
1B: 9	SF: 1	WP: 0	PA: 37	2B: 3	SAC: 0	PB: 0		
3B: 1	DP: 3	SB: 1		HR: 0	HBP: 0	CS: 0		

Cincinnati Reds @ San Francisco Giants
 Candlestick Park, San Francisco, CA
 Sun Apr 19 1992, 6:33 AM EDT
 Att. 30,064 - Sunny - 88 F

AB	34
R	8
H	13
RBI	8
BB	2
SO	9
LOB	10



Inning Stats		Inning 1													Inning 2													Inning 3													Inning 4													Inning 5													Inning 6													Inning 7													Inning 8													Inning 9												
R	H	E	K	S	R	H	E	K	S	R	H	E	K	S	R	H	E	K	S	R	H	E	K	S	R	H	E	K	S	R	H	E	K	S	R	H	E	K	S	R	H	E	K	S	R	H	E	K	S	R	H	E	K	S	R	H	E	K	S	R	H	E	K	S	R	H	E	K	S																																																	
4	6	0	15		0	1	0	8		3	4	0	16		0	0	0	7		1	2	0	5		1	2	0	6		1	2	0	6		1	2	0	6		0	0	0	6		1	2	0	6		0	0	0	6		0	0	0	6		0	0	0	6		0	0	0	6		0	0	0	6		0	0	0	6		0	0	0	6		0	0	0	6		0	0	0	6		0	0	0	6		0	0	0	6		0	0	0	6		0	0	0	6					

PITCHER		IP	WLS	BF	H	R	ER	SO	BB	IBB	HBP	BLK	WP	HR	S	P	ERA	WHIP
Tim Belcher, R ERA: 5.68 (1, 1)	(1, 1)	5.0	L	26	11	7	7	4	1	0	0	0	0	0	51	83	12.60	2.400
Scott Ruskin, L ERA: 2.84 (6, 1)	(6, 1)	2.0		8	2	1	1	2	1	0	0	0	0	0	22	34	4.50	1.500
Norm Charlton, L ERA: 3.38 (8, 1)	(8, 1)	1.0		3	0	0	0	3	0	0	0	0	0	11	14	0.00	0.000	

Batter	1	2	3	4	5	6	7	8	9	AB R H RBI BB SO LOB	TOP		
Darren Lewis, R (1, 8) OBP: 0.383, SLG: 0.358	1-1 3B		3-1 G5-3			0-2 G1-3		0-0 P3		4 0 1 0 0 0 2			
Willie McGee, S (1, 9) OBP: 0.362, SLG: 0.341	2-3 K		3-1 G6-3			2-1 G1-3		1-0 FC4-6 CS		4 0 0 1 0 1 2			
Will Clark, L (1, 3) OBP: 0.483, SLG: 0.574	2-2 F7			2-1 1B 2B		2-2 F7		2-2 CS	3-3 K	4 1 1 0 0 1 1			
Matt Williams, R (1, 5) OBP: 0.196, SLG: 0.333	2-3 K			0-3 K		0-1 G5-3			0-1 HBP 1B	4 0 1 0 0 2 2			
Kevin Bass, S (1, 7) OBP: 0.500, SLG: 0.500		1-1 G6-4-3 1B		1-0 G6-3 1B		1-3 K			1-3 K	3 0 2 1 0 1 0			
Cory Snyder, R (7, 7) OBP: 0.250, SLG: 0.300										1 0 0 0 0 1 1			
Robby Thompson, R (1, 4) OBP: 0.418, SLG: 0.511		1-2 G6-4-3 1B		2-1 G6-3		4-2 BB			2-2 HBP	2 0 1 0 1 0 1			
Kirt Manwaring, R (1, 2) OBP: 0.333, SLG: 0.297		0-0 G6-4-3		1-0 F9		0-0 F9			0-2 G6-3	4 0 0 0 0 0 5			
Royce Clayton, R (1, 6) OBP: 0.255, SLG: 0.326		2-2 P3		3-3 K		1-0 F9		4-1 1B FC4-6 BB		2 1 0 0 1 1 1			
Dave Burba, R (1, 1)			1-1 G1		2-2 G2-3			1-2 FC4-6 1B		2 0 0 0 0 0 0			
Rod Beck, R (6, 1)										0 0 0 0 0 0 0			
Mike Felder, S (8, PH) OBP: 0.370, SLG: 0.346										1 0 1 0 0 0 0			
Michael Jackson, R (8, 1)										0 0 0 0 0 0 0			
Inning Stats	R: 0 H: 1 E: 0 LOB: 1 K: 2 BB: 0 S: 14 P: 21	R: 0 H: 2 E: 0 LOB: 1 K: 0 BB: 0 S: 11 P: 15	R: 0 H: 0 E: 0 LOB: 0 K: 0 BB: 0 S: 6 P: 13	R: 1 H: 2 E: 0 LOB: 0 K: 1 BB: 0 S: 8 P: 13	R: 0 H: 0 E: 0 LOB: 0 K: 1 BB: 0 S: 9 P: 15	R: 0 H: 0 E: 0 LOB: 0 K: 0 BB: 0 S: 8 P: 12	R: 0 H: 0 E: 0 LOB: 1 K: 1 BB: 1 S: 9 P: 14	R: 1 H: 1 E: 0 LOB: 0 K: 0 BB: 1 S: 9 P: 17	R: 0 H: 1 E: 0 LOB: 2 K: 2 BB: 0 S: 15 P: 21	1B: 5 SF: 0 2B: 1 SAC: 0 3B: 1 DP: 2 HR: 0 HBP: 1	WP: 0 PA: 35 PB: 0 SB: 0 CS: 1		
PITCHER	IP WLS BF H R ER SO BB IBB HBP BLK WP HR S P ERA WHIP											PITCHER	IP WLS BF H R ER SO BB IBB HBP BLK WP HR S P ERA WHIP
Mark Portugal, R (1, 1) ERA: 2.7	7.0 W 25 5 1 1 5 1 0 0 0 0 0 0 65 103 1.29 0.857												
Doug Jones, R (8, 1) ERA: 0.77	2.0 S 9 2 1 1 2 1 0 1 0 0 0 0 24 38 4.50 1.500												

San Francisco Giants @ Houston Astros
 Astrodome, Houston, TX
 Mon Apr 20 1992, 8:05 PM EDT
 Att: 10,990 - Dome - 70 F

AB	31
R	2
H	7
RBI	2
BB	2
SO	7
LOB	15



Batter	1	2	3	4	5	6	7	8	9	AB	R	H	RBI	BB	SO	LOB
Craig Biggio, R OBP: 0.466, SLG: 0.588 (1, 4)	2-1 HR	4-2 CS BB			1-2 G4-3		2-2 G4-3			3	1	1	1	1	0	1
Steve Finley, L OBP: 0.339, SLG: 0.444 (1, 8)	3-2 1B	1 SAFE 3-1 CS	1-0 G4-3		1-2 G6-3		0-0 G1-5-3			4	0	1	0	0	0	1
5 Jeff Bagwell, R OBP: 0.431, SLG: 0.563 (1, 3)	1 SAFE 1-2 F9		2-1 G5-3			4-0 F8 1B BB		3-3 K		3	1	0	0	1	1	1
Luis Gonzalez, L OBP: 0.121, SLG: 0.067 (1, 7)	1-0 FC4-2-5 1B		1-0 G4-3			1 SAFE 2-2 L9		3-1 F8		4	1	0	0	0	0	2
Pete Incaviglia, R OBP: 0.314, SLG: 0.420 Chris Jones, R OBP: 0.250, SLG: 0.143 (1, 9) (9, 9)	3-2 1B		2-3 K			1 SAFE 0-0 1B		1-2 G5-3		4	0	2	1	0	1	0
Casey Candaele, S OBP: 0.259, SLG: 0.346 (1, 5)	2-0 1B		1-0 P6			B 1-0 F8		2-3 F8		3	0	1	0	0	0	2
Eddie Taubensee, L OBP: 0.323, SLG: 0.321 (1, 2)	0-0 G1-3		1-3 K			X 0-0 1B		1-3 3-H F8		3	0	1	1	0	1	2
Rafael Ramirez, R OBP: 0.250, SLG: 0.167 (1, 6)			1-3 K			C 4-2 G4-3 SH2-4 BB		2-1 F8		2	0	0	0	1	1	2
Mark Portugal, R Karl Rhodes, L Doug Jones, R (1, 1) (7, PH) (8, 1)			2-3 K			1 SAFE 1-1 SH2-4		1-2 F9		1	0	0	0	0	1	0

Inning Stats	R: 2	H: 4	E: 0	LOB: 2	K: 0	S: 16	R: 0	H: 0	E: 0	LOB: 0	K: 2	S: 10	R: 0	H: 0	E: 0	LOB: 0	K: 0	S: 4	R: 0	H: 0	E: 0	LOB: 0	K: 2	S: 7	R: 0	H: 0	E: 0	LOB: 1	K: 0	S: 12	R: 1	H: 2	E: 0	LOB: 2	K: 0	S: 8	R: 0	H: 0	E: 0	LOB: 0	K: 0	S: 7	R: 0	H: 0	E: 0	LOB: 0	K: 1	S: 10	1B: 5	SF: 0	2B: 0	SAC: 1	3B: 0	DP: 0	HR: 1	HBP: 0	WP: 0	PA: 33
--------------	------	------	------	--------	------	-------	------	------	------	--------	------	-------	------	------	------	--------	------	------	------	------	------	--------	------	------	------	------	------	--------	------	-------	------	------	------	--------	------	------	------	------	------	--------	------	------	------	------	------	--------	------	-------	-------	-------	-------	--------	-------	-------	-------	--------	-------	--------

PITCHER	IP	WLS	BF	H	R	ER	SO	BB	IBB	HBP	BLK	WP	HR	S	P	ERA	WHIP
Dave Burba, R ERA: 4.85 (1, 1)	5.2	L	25	6	3	3	4	3	0	0	0	0	1	55	98	4.76	1.588
Rod Beck, R ERA: (6, 1)	1.1		4	0	0	0	0	0	0	0	0	0	0	9	14	0.00	0.000
Michael Jackson, R ERA: 1.29 (8, 1)	1.0		3	0	0	0	1	0	0	0	0	0	0	10	17	0.00	0.000

BOTTOM

San Francisco Giants @ Houston Astros

Astrodome, Houston, TX

Mon Apr 20 1992, 8:05 PM EDT

Att: 10,990 - Dome - 70 F

livebaseballscorecards.com

AB	28
R	3
H	6
RBI	3
BB	3
SO	5
LOB	11



Batter	1	2	3	4	5	6	7	8	9	AB R H RBI BB SO LOB	TOP											
Darren Lewis, R OBP: 0.385, SLG: 0.362 (1, 8)	0-3 K	1-0 F9			1-0 E	0-1 WP			2-3 K	5 1 2 0 0 1 0												
Willie McGee, S OBP: 0.385, SLG: 0.356 (1, 9)	0-0 HR	2-2 1B			4-2 E	2-2 WP			0-0 G6-3	5 2 2 0 1 2 1												
Will Clark, L OBP: 0.484, SLG: 0.560 (1, 3)	4-2 HR	2-1 G4-3			2-1 E9				1-3 K	3 2 1 0 1 0 1												
Matt Williams, R OBP: 0.200, SLG: 0.388 (1, 5)	1-1 HR				0-0 G6-3				2-2 F8	4 1 1 3 0 0 2												
Kevin Bass, S OBP: 0.429, SLG: 0.333 Mike Felder, S OBP: 0.357, SLG: 0.333 (1, 7) (7, 7)	1-0 G6-3				4-0 1B				0-0 F8	2 0 0 0 1 0 0 1 0 0 0 0 0 0												
Robby Thompson, R OBP: 0.441, SLG: 0.510 (1, 4)	4-2 1B				2-1 G5-3				1-2 P7	2 0 1 2 2 0 0												
Jim McNamara, L OBP: 0.471, SLG: 0.600 (1, 2)	2-2 FC6-4				2-1 L8				4-1 G6-3	4 0 1 0 0 1 2												
Royce Clayton, R OBP: 0.235, SLG: 0.298 Jeff Brantley, R (8, 1)	2-0 FC6-4				3-1 F7				1-1 G6-3	4 0 0 0 0 1 3 0 0 0 0 0 0 0												
Bill Swift, R OBP: 0.214, SLG: 0.357 Jose Uribe, S (8, 6)		2-1 L9			1-1 G6-3				1-3 K	3 0 0 0 0 1 0 1 0 0 0 0 1 0												
Inning Stats	R: 3 E: 0 K: 1 S: 15	H: 3 LOB: 2 BB: 2 P: 29	R: 0 E: 0 K: 0 S: 8	H: 1 LOB: 1 BB: 0 P: 15	R: 0 E: 0 K: 0 S: 5	H: 0 LOB: 0 BB: 0 P: 10	R: 0 E: 0 K: 0 S: 6	H: 0 LOB: 0 BB: 0 P: 12	R: 3 E: 1 K: 1 S: 11	H: 3 LOB: 1 BB: 2 P: 22	R: 0 E: 0 K: 1 S: 9	H: 1 LOB: 0 BB: 0 P: 10	R: 0 E: 0 K: 1 S: 8	H: 0 LOB: 0 BB: 0 P: 11	R: 0 E: 0 K: 1 S: 12	H: 0 LOB: 1 BB: 1 P: 19	R: 0 E: 0 K: 2 S: 7	H: 0 LOB: 0 BB: 0 P: 10	1B: 7 2B: 0 3B: 0 HR: 1	SF: 0 SAC: 0 DP: 0 HBP: 0	WP: 1 PB: 0 SB: 2 CS: 0	PA: 39
PITCHER	IP WLS BF H R ER SO BB IBB HBP BLK WP HR S P ERA WHIP																					
Ryan Bowen, R ERA: 12.6 (1, 1)	4.0 L 21 6 6 6 1 3 0 0 0 0 1 40 79 13.50 2.250																					
Xavier Hernandez, R ERA: (5, 1)	3.0 11 2 0 0 3 0 1 0 0 1 0 22 30 0.00 0.667																					
Joe Boever, R ERA: (8, 1)	2.0 7 0 0 0 3 1 0 0 0 0 0 19 29 0.00 0.500																					

San Francisco Giants @ Houston Astros
 Astrodome, Houston, TX
 Tue Apr 21 1992, 8:05 PM EDT
 Att: 11,724 - Dome - 70 F

AB	34
R	6
H	8
RBI	5
BB	5
SO	7
LOB	9



WP: 1	PA: 39
PB: 0	
SB: 2	
CS: 0	

ERA	WHIP
-----	------

Batter	1	2	3	4	5	6	7	8	9	AB	R	H	RBI	BB	SO	LOB
Craig Biggio, R OBP: 0.468, SLG: 0.582 (1, 4)	2-2 1B 5 G5-3 1B	0-2 G1-3			1-2 1B		1-0 G5-3			4	1	2	0	0	0	3
Steve Finley, L OBP: 0.350, SLG: 0.466 (1, 8)	0-0 G4-3 5 G5-3 1-3 1B		2-2 G3 2B		1-1 F7		2-1 G1-3			4	0	2	0	0	0	2
5 Jeff Bagwell, R OBP: 0.403, SLG: 0.519 (1, 3)	1-0 G5-3		3-2 G6-3		1-2 G5-3			1-0 P4		4	0	0	1	0	0	3
Luis Gonzalez, L OBP: 0.108, SLG: 0.059 (1, 7)	1-1 G4-3		1-2 G3		1-2 L8			1-3 K		4	0	0	0	0	1	2
Pete Incaviglia, R OBP: 0.308, SLG: 0.407 (1, 9)	1-0 G6-3		1-0 G6-3		3-2 G4-6-3 1B			0-3 K		4	0	1	0	0	1	2
Casey Candaele, S OBP: 0.226, SLG: 0.300 (1, 5) (5, 6)		2-1 F8		0-0 B1-3		2-2 G4-6-3		1-2 G3-1		4	0	0	0	0	0	1
Eddie Taubensee, L OBP: 0.343, SLG: 0.323 (1, 2)		4-1 FC1-6 BB		2-3 K		2-1 2B 1B		2-2 F8		3	1	1	0	1	1	0
Rafael Ramirez, R OBP: 0.227, SLG: 0.150 (1, 6) Joe Boever, R (8, 1) Karl Rhodes, L (9, PH)		1-1 FC1-6 1B		1-2 G2-3		2-2 F7		3-3 K		2	0	0	0	0	0	1
Ryan Bowen, R OBP: 0.500, SLG: 0.500 (1, 1) Xavier Hernandez, L (5, 1) Juan Guerrero, R (5, 5) Eric Anthony, L (7, PH) OBP: 0.111, SLG: 0.111		2-2 1B			0-3 K		1-1 1-H 2B			1	0	1	0	0	0	0

Inning Stats	R: 1	H: 2	E: 0	K: 0	S: 9	R: 0	H: 1	E: 0	K: 0	S: 11	R: 0	H: 1	E: 0	K: 1	S: 8	R: 0	H: 1	E: 0	K: 1	S: 11	R: 0	H: 1	E: 0	K: 0	S: 13	R: 1	H: 2	E: 0	K: 0	S: 10	R: 0	H: 0	E: 0	K: 2	S: 7	R: 0	H: 0	E: 0	K: 1	S: 10	1B: 6	2B: 2	3B: 0	HR: 0	SF: 0	SAC: 0	DP: 1	HBP: 0	WP: 0	PB: 0	SB: 0	CS: 0	PA: 35
Bill Swift, R ERA: 1.1 (1, 1)	IP: 7.0	WLS: W	BF: 29	H: 8	R: 2	ER: 2	SO: 2	BB: 1	IBB: 0	HBP: 0	BLK: 0	WP: 0	HR: 0	S: 74	P: 115	ERA: 2.57	WHIP: 1.286																																				
Jeff Brantley, R ERA: 2.84 (8, 1)	IP: 2.0	WLS: W	BF: 6	H: 0	R: 0	ER: 0	SO: 3	BB: 0	IBB: 0	HBP: 0	BLK: 0	WP: 0	HR: 0	S: 17	P: 25	ERA: 0.00	WHIP: 0.000																																				


BOTTOM

San Francisco Giants @ Houston Astros
Astrodome, Houston, TX

Tue Apr 21 1992, 8:05 PM EDT
Att. 11,724 - Dome - 70 F

livebaseballscorecards.com

AB	34
R	2
H	8
RBI	2
BB	1
SO	5
LOB	15



Batter	1	2	3	4	5	6	7	8	9	10	11	12	AB R H RBI BB SO LOB	TOP															
Darren Lewis, R OBP: 0.371, SLG: 0.349	(1, 8) G5-3		(2) K			(1) F8 E 1B		(1) K		(3) G5-3			5 0 1 0 0 2 0	San Francisco Giants @ Houston Astros Astrodome, Houston, TX Wed Apr 22 1992, 8:05 PM EDT Att. 12,805 - Dome - 70 F															
Willie McGee, S OBP: 0.368, SLG: 0.340	(1, 9) G5-3		(3) G4-3			(1) G6-3		(2) G6-3			(1) FC3-6 1B		5 0 1 0 0 0 1																
Will Clark, L OBP: 0.448, SLG: 0.509	(1, 3) F8			(1) G4-3		(2) F8		(3) F7			(1) FC3-6 S		5 0 0 0 0 0 2																
Matt Williams, R OBP: 0.182, SLG: 0.352	(1, 5)	(1) L6		(2) P6		(3) L5			(1) F9		(2) K		5 0 0 0 0 1 2																
Kevin Bass, S OBP: 0.417, SLG: 0.545	(1, 7)	(2) F8		(2) 3B		(1) 1B 1B G1-2-3 1B		(2) G1-3			(3) L7		5 0 2 0 0 0 1																
Robby Thompson, R OBP: 0.438, SLG: 0.547	(1, 4)	(4-0) 1B BB		(3) K		(1) F7		(2-1) HR				(1) G5-3	4 1 1 1 1 1 2																
Jim McNamara, L OBP: 0.500, SLG: 0.611	(1, 2)	(1 SAFE) 1-1			(1) L6		(1 SAFE) 1-2		(3) K			(1-0) E5 S	3 0 2 0 0 0 0 2 0 0 0 0 1 0																
Royce Clayton, R OBP: 0.226, SLG: 0.286	(7, PR) (7, 6)	(1-3) 1B			(2) P5		(1-2) 1B 1B			(1) G5-3		(4-1) G5-4-3 BB	2 0 0 0 0 1 2 1 0 1 0 0 0 0 0 0 0 0 0 0 0 1 0 0 0 0 0 0 0 0 0 0 0 0 0 0 0 0 0 1 0 0 0 0 0 0 0 0 0																
Jose Uribe, S OBP: 0.379, SLG: 0.357	(7, PH)	(2-3) K			(3-2) K		(1-2) 1B 2-3 1B			(1-0) K		(1-2) G5-4-3 1-2f	2 0 0 0 0 2 0 0 0 0 0 0 0 0 3 0 0 0 0 1 5																
Mike Felder, S OBP: 0.300, SLG: 0.294	(7, 1)																												
Rod Beck, R	(10, PH)																												
Chris James, R OBP: 0.296, SLG: 0.320	(10, 1)																												
Dave Righetti, L OBP: 0.286, SLG: 0.320	(12, PH)																												
Cory Snyder, R OBP: 0.231, SLG: 0.231	(12, 1)																												
Michael Jackson, R	(7, 2)																												
Kelly Downs, R OBP: 0.231, SLG: 0.231	(1, 1)			(1) K		(3) K		(2) G1-2-3 3-Hf		(2) K																			
Bryan Hickerson, L	(6, 1)																												
Craig Colbert, R OBP: 0.231, SLG: 0.231	(7, PH) (7, 2)																												
Inning Stats	R: 0 E: 0 K: 0 S: 6	H: 0 LOB: 0 BB: 0 P: 9	R: 0 E: 0 K: 1 S: 10	H: 1 LOB: 2 BB: 1 P: 19	R: 0 E: 0 K: 2 S: 10	H: 0 LOB: 0 BB: 0 P: 15	R: 0 E: 0 K: 1 S: 13	H: 1 LOB: 1 BB: 0 P: 17	R: 0 E: 0 K: 1 S: 9	H: 0 LOB: 0 BB: 0 P: 15	R: 0 E: 1 K: 0 S: 14	H: 3 LOB: 2 BB: 0 P: 19	R: 0 E: 0 K: 1 S: 9	H: 0 LOB: 0 BB: 0 P: 14	R: 1 E: 0 K: 1 S: 11	H: 1 LOB: 0 BB: 0 P: 17	R: 0 E: 0 K: 1 S: 7	H: 0 LOB: 0 BB: 0 P: 11	R: 0 E: 0 K: 1 S: 10	H: 1 LOB: 1 BB: 0 P: 16	R: 0 E: 1 K: 0 S: 4	H: 0 LOB: 1 BB: 1 P: 11	1B: 6 2B: 0 3B: 1 HR: 1	SF: 0 SAC: 0 DP: 2 HBP: 0	WP: 0 PB: 0 SB: 2 CS: 0	PA: 45			
PITCHER	IP WLS BF H R ER SO BB IBB HBP BLK WP HR S P ERA WHIP	IP WLS BF H R ER SO BB IBB HBP BLK WP HR S P ERA WHIP	IP WLS BF H R ER SO BB IBB HBP BLK WP HR S P ERA WHIP	IP WLS BF H R ER SO BB IBB HBP BLK WP HR S P ERA WHIP	IP WLS BF H R ER SO BB IBB HBP BLK WP HR S P ERA WHIP	IP WLS BF H R ER SO BB IBB HBP BLK WP HR S P ERA WHIP	IP WLS BF H R ER SO BB IBB HBP BLK WP HR S P ERA WHIP	IP WLS BF H R ER SO BB IBB HBP BLK WP HR S P ERA WHIP	IP WLS BF H R ER SO BB IBB HBP BLK WP HR S P ERA WHIP	IP WLS BF H R ER SO BB IBB HBP BLK WP HR S P ERA WHIP	IP WLS BF H R ER SO BB IBB HBP BLK WP HR S P ERA WHIP	IP WLS BF H R ER SO BB IBB HBP BLK WP HR S P ERA WHIP	IP WLS BF H R ER SO BB IBB HBP BLK WP HR S P ERA WHIP	IP WLS BF H R ER SO BB IBB HBP BLK WP HR S P ERA WHIP	IP WLS BF H R ER SO BB IBB HBP BLK WP HR S P ERA WHIP	IP WLS BF H R ER SO BB IBB HBP BLK WP HR S P ERA WHIP	IP WLS BF H R ER SO BB IBB HBP BLK WP HR S P ERA WHIP	IP WLS BF H R ER SO BB IBB HBP BLK WP HR S P ERA WHIP	IP WLS BF H R ER SO BB IBB HBP BLK WP HR S P ERA WHIP	IP WLS BF H R ER SO BB IBB HBP BLK WP HR S P ERA WHIP	IP WLS BF H R ER SO BB IBB HBP BLK WP HR S P ERA WHIP	IP WLS BF H R ER SO BB IBB HBP BLK WP HR S P ERA WHIP	IP WLS BF H R ER SO BB IBB HBP BLK WP HR S P ERA WHIP	IP WLS BF H R ER SO BB IBB HBP BLK WP HR S P ERA WHIP	IP WLS BF H R ER SO BB IBB HBP BLK WP HR S P ERA WHIP	IP WLS BF H R ER SO BB IBB HBP BLK WP HR S P ERA WHIP	IP WLS BF H R ER SO BB IBB HBP BLK WP HR S P ERA WHIP	IP WLS BF H R ER SO BB IBB HBP BLK WP HR S P ERA WHIP	IP WLS BF H R ER SO BB IBB HBP BLK WP HR S P ERA WHIP



Batter	1	2	3	4	5	6	7	8	9	10	11	12	AB	R	H	RBI	BB	SO	LOB
Craig Biggio, R OBP: 0.333, SLG: 0.559 (1, 4)	L8	G6-3		L4		IBB			G4-3 1B		IBB		4	0	1	0	2	0	2
Steve Finley, L Xavier Hernandez, L OBP: 0.438, SLG: 0.438 (1, 8) (12, 1)	FC3-6 5 1B		G4-3		G3	P5			G4-3 1-2		K		6	0	1	0	0	1	6
5 Jeff Bagwell, R OBP: 0.397, SLG: 0.491 (1, 3)	FC3-6 1-2 1B		K		F9			CS BB	G6-3			K	5	0	1	0	1	2	1
Luis Gonzalez, L Eric Yelding, R OBP: 0.146, SLG: 0.132 OBP: 0.500, SLG: 0.500 (1, 7) (10, PH) (11, 7) (12, 8)	FC3-6 HBP					2B		F7			K2-3		4	0	2	0	0	0	3
Pete Incaviglia, R Chris Jones, R OBP: 0.305, SLG: 0.386 OBP: 0.300, SLG: 0.556 (1, 9) (8, 9)	1-2 HBP		K		F9			K	1-2 K		K	HR 1B	3	0	0	0	0	2	3
Casey Candaele, S OBP: 0.250, SLG: 0.314 (1, 5)	G4-3					2B 1B			SH2 1B 1B		G4-3		5	1	2	0	0	0	3
Eddie Taubensee, L Juan Guerrero, R OBP: 0.333, SLG: 0.314 OBP: 0.182, SLG: 0.200 (1, 2) (11, PH) (12, 7)			G3		L7			SH2 1B	G4-3			K	4	0	1	0	0	0	1
Rafael Ramirez, R OBP: 0.259, SLG: 0.240 (1, 6)			SH1-4 1B		F9			L7	G3			2B	5	0	2	0	0	0	3
Pete Harnisch, S Al Cesario, R Joe Boever, R Doug Jones, R Scott Servais, R OBP: 0.288, SLG: 0.571 (7, 1) (7, 1) (8, 1) (11, PH) (12, 2)			SH1-4		SH2			SH2	L8			K	1	0	1	1	0	0	0
					WP 1-H 2B			1-2 2-3					1	0	0	0	0	0	0


Inning Stats	R: 0	H: 2	E: 0	LOB: 3	K: 0	P: 13	R: 0	H: 1	E: 0	LOB: 1	K: 0	P: 6	R: 0	H: 1	E: 0	LOB: 1	K: 2	P: 18	R: 0	H: 2	E: 0	LOB: 1	K: 0	P: 25	R: 0	H: 1	E: 0	LOB: 1	K: 0	P: 9	R: 0	H: 0	E: 0	LOB: 0	K: 1	P: 10	R: 0	H: 0	E: 0	LOB: 0	K: 0	P: 14	R: 0	H: 1	E: 0	LOB: 1	K: 0	P: 9	R: 0	H: 0	E: 0	LOB: 0	K: 2	P: 11	R: 0	H: 1	E: 0	LOB: 2	K: 3	P: 22	R: 2	H: 2	E: 0	LOB: 0	K: 1	P: 12	1B: 9	2B: 3	3B: 0	HR: 1	SF: 0	SAC: 2	DP: 0	HBP: 1	WP: 1	PA: 50
--------------	------	------	------	--------	------	-------	------	------	------	--------	------	------	------	------	------	--------	------	-------	------	------	------	--------	------	-------	------	------	------	--------	------	------	------	------	------	--------	------	-------	------	------	------	--------	------	-------	------	------	------	--------	------	------	------	------	------	--------	------	-------	------	------	------	--------	------	-------	------	------	------	--------	------	-------	-------	-------	-------	-------	-------	--------	-------	--------	-------	--------

PITCHER	IP	WLS	BF	H	R	ER	SO	BB	IBB	HBP	BLK	WP	HR	S	P	ERA	WHIP
Kelly Downs, R ERA: 3.27 (1, 1)	5.2		27	9	1	1	2	0	0	1	0	1	0	60	90	1.59	1.588
Bryan Hickerson, L ERA: 1.8 (6, 1)	0.1		2	0	0	0	0	0	1	0	0	0	0	2	6	0.00	0.000
Rod Beck, R ERA: (7, 1)	3.0		10	1	0	0	1	1	0	0	0	0	0	24	33	0.00	0.667
Dave Righetti, L ERA: 5.4 (10, 1)	2.0		8	1	0	0	5	0	1	0	0	0	0	21	33	0.00	0.500
Michael Jackson, R ERA: 3.68 (12, 1)	0.1	L	3	2	2	2	1	0	0	0	0	0	1	7	12	54.00	6.000

San Francisco Giants @ Houston Astros
Astrodome, Houston, TX
Wed Apr 22 1992, 8:05 PM EDT
Att. 12,805 - Dome - 70 F

livebaseballscorecards.com

AB	44
R	3
H	13
RBI	3
BB	3
SO	9
LOB	23



Batter	1	2	3	4	5	6	7	8	9	AB R H RBI BB SO LOB	TOP
Brett Butler, L (1, 8) OBP: 0.392, SLG: 0.463	1-3 K		1-2 G1-3		2-1 P4		0-0 F9		4-0 CS BB	4 0 0 0 1 1 4	
Mike Sharperson, R (1, 5) OBP: 0.474, SLG: 0.419	4-2 FC6-4 BLK BB		3-1 G2-3 2-H 1B		2-0 SF9 3-H		2-1 FC6 1B		4-2 FC6-4 BB	2 0 2 2 2 0 0	
Eric Karros, R (1, 3) OBP: 0.303, SLG: 0.533 Todd Benzinger, S (9, PH) OBP: 0.259, SLG: 0.346	1-0 FC6-4 1-3		2-2 G2-3 1-2		1-1 HR 1-H		0-0 FC6 1-2f		0-0 FC6-4 1-2f	4 1 1 2 0 0 4 1 0 0 0 0 0 1	
Darryl Strawberry, L (1, 9) OBP: 0.356, SLG: 0.419	0-1 L6		1-0 F8		0-1 P5			0-0 E4 FC6-4		4 0 0 0 0 0 2	
Eric Davis, R (1, 7) OBP: 0.466, SLG: 0.694					1-2 CS 1B		4-1 G3-6-3 BB		0-3 K	3 1 2 1 1 1 1	
Juan Samuel, R (1, 4) OBP: 0.351, SLG: 0.280 Roger McDowell, R (8, 1)					0-0 P3		0-0 F8		1-0 FC6-4 1B 1-2f	4 0 0 0 0 0 3 0 0 0 0 0 0 0	
Mike Scioscia, L (1, 2) OBP: 0.218, SLG: 0.245					3-1 P2		0-0 G3-6-3 1-2f		0-2 1B	4 0 1 0 0 0 2	
Jose Offerman, S (1, 6) OBP: 0.311, SLG: 0.345					1-0 CS 1-2		4-2 1B SF9 BB		0-2 G1-3	3 1 0 0 1 0 2	
Orel Hershiser, R (1, 1) OBP: 0.364, SLG: 0.600 Jim Gott, R (8, 1) Lenny Harris, L (8, 4) OBP: 0.333, SLG: 0.278					0-1 BLK 1B 2B		1-2 HR 1B		0-1 F8	3 2 3 0 0 0 0 0 0 0 0 0 0 0 1 0 0 0 0 0 0	
Inning Stats	R: 0 E: 0 K: 1 S: 8 H: 0 LOB: 1 BB: 1 P: 14	R: 1 E: 0 K: 0 S: 11 H: 1 LOB: 0 BB: 0 P: 17	R: 1 E: 0 K: 0 S: 13 H: 2 LOB: 1 BB: 0 P: 20	R: 0 E: 0 K: 0 S: 7 H: 1 LOB: 0 BB: 0 P: 11	R: 3 E: 0 K: 0 S: 13 H: 2 LOB: 0 BB: 1 P: 22	R: 0 E: 0 K: 0 S: 3 H: 0 LOB: 0 BB: 1 P: 7	R: 0 E: 0 K: 0 S: 7 H: 2 LOB: 2 BB: 0 P: 11	R: 0 E: 1 K: 1 S: 11 H: 1 LOB: 2 BB: 0 P: 12	R: 0 E: 0 K: 0 S: 7 H: 0 LOB: 1 BB: 2 P: 13	1B: 6 2B: 1 3B: 0 HR: 2 SF: 1 SAC: 0 DP: 1 HBP: 0	WP: 0 PB: 0 SB: 0 CS: 2 PA: 40
PITCHER	IP WLS BF H R ER SO BB IBB HBP BLK WP HR S P ERA WHIP										
Trevor Wilson, L (1, 1) ERA: 4.5	7.0 L 30 8 5 5 1 3 0 0 0 2 0 2 62 102 6.43 1.571										
Bryan Hickerson, L (8, 1) ERA: 1.5	1.0 5 1 0 0 1 0 0 0 0 0 0 0 11 12 0.00 1.000										
Gil Heredia, R (9, 1) ERA: 2.84	1.0 4 0 0 0 0 2 0 0 0 0 0 0 7 13 0.00 2.000										

Los Angeles Dodgers @ San Francisco Giants
Candlestick Park, San Francisco, CA

Fri Apr 24 1992, 10:05 PM EDT
Att. 27,429 - Cloudy - 69 F

livebaseballscorecards.com

AB 33
R 5
H 9
RBI 5
BB 5
SO 2
LOB 19



Batter	1	2	3	4	5	6	7	8	9	AB	R	H	RBI	BB	SO	LOB
Darren Lewis, R OBP: 0.365, SLG: 0.333 (1, 8)	2-1 G6-3		1-0 SH5-3		4-1 G6-3 BB		1-1 G1-3		0-1 G4-3	3	0	0	0	1	0	1
Willie McGee, S OBP: 0.355, SLG: 0.327 (1, 9)	0-0 1B		2-0 G4-3		1-2 G6-3 1-2f			3-2 G5-3	0-1 L7	5	0	1	0	0	0	2
Will Clark, L OBP: 0.451, SLG: 0.525 (1, 3)	0-0 F8		2-0 BB 1B		3-1 G4-3			1-2 1B FC5-4 2B		4	1	2	1	0	0	1
Kevin Bass, S OBP: 0.500, SLG: 0.538 (1, 7)	1-0 FC6-4 1B		4-2 SAFE 1-2 BB		2-3 K			4-2 FC5-4 1B BB		2	1	1	0	2	1	0
Matt Williams, R OBP: 0.186, SLG: 0.345 (1, 5)	1-2 FC6-4 1-2f		0-3 K		2-3 K			0-1 FC5-4 1B		4	0	1	0	0	2	4
Robby Thompson, R OBP: 0.412, SLG: 0.509 (1, 4)			3-3 K		0-1 F8			0-1 FC5-4 1B		4	0	0	1	0	1	2
Kirt Manwaring, R OBP: 0.310, SLG: 0.275 (1, 2)			3-2 G6-3		0-0 G4-3			2-1 FC5-4 1B		3	0	0	0	0	1	0
Mike Felder, S OBP: 0.400, SLG: 0.379 (8, PH)								1-2 1B		1	0	1	1	0	0	0
Gil Heredia, R (9, 1)								3-H 1B		0	0	0	0	0	0	0
Royce Clayton, R OBP: 0.228, SLG: 0.283 (1, 6)			1-1 G5-3		0-1 E4 FC6-4			3-2 G4-3		4	0	1	0	0	0	2
Trevor Wilson, L OBP: 0.500, SLG: 0.667 (1, 1)			4-2 G4-3 SH5-3 1B BB		0-0 FC6-4 1-2f					1	1	0	0	1	0	1
Cory Snyder, R OBP: 0.273, SLG: 0.286 (7, PH)										1	0	0	0	0	0	1
Bryan Hickerson, L (8, 1)										0	0	0	0	0	0	0
Jim McNamara, L OBP: 0.476, SLG: 0.579 (9, 2)										1	0	0	0	0	0	0

Inning Stats	R: 0	H: 2	E: 0	K: 0	S: 9	H: 0	LOB: 2	BB: 0	P: 13	R: 0	H: 0	E: 0	K: 1	S: 10	R: 1	H: 1	E: 0	K: 1	S: 10	R: 0	H: 0	E: 1	K: 0	S: 6	R: 0	H: 0	E: 0	K: 2	S: 11	R: 0	H: 1	E: 0	K: 1	S: 11	R: 2	H: 3	E: 0	K: 0	S: 18	R: 0	H: 0	E: 0	K: 0	S: 6	1B: 6	2B: 1	3B: 0	HR: 0	SF: 0	SAC: 1	DP: 1	HBP: 0	WP: 0	PB: 0	SB: 0	CS: 0	PA: 38
--------------	------	------	------	------	------	------	--------	-------	-------	------	------	------	------	-------	------	------	------	------	-------	------	------	------	------	------	------	------	------	------	-------	------	------	------	------	-------	------	------	------	------	-------	------	------	------	------	------	-------	-------	-------	-------	-------	--------	-------	--------	-------	-------	-------	-------	--------

PITCHER	IP	WLS	BF	H	R	ER	SO	BB	IBB	HBP	BLK	WP	HR	S	P	ERA	WHIP
Orel Hershiser, R (1, 1)	7.1	W	31	5	3	3	5	4	0	0	0	0	0	72	120	3.68	1.227
Jim Gott, R (8, 1)	0.1		3	2	0	0	0	0	0	0	0	0	0	6	8	0.00	6.000
Roger McDowell, R (8, 1)	1.1	S	4	0	0	0	0	0	0	0	0	0	0	9	13	0.00	0.000

BOTTOM

Los Angeles Dodgers @ San Francisco Giants
Candlestick Park, San Francisco, CA

Fri Apr 24 1992, 10:05 PM EDT
Att. 27,429 - Cloudy - 69 F

livebaseballscores.com

AB	33
R	3
H	7
RBI	3
BB	4
SO	5
LOB	14



Batter	1	2	3	4	5	6	7	8	9	10	AB R H RBI BB SO LOB	TOP													
Brett Butler, L (1, 8) OBP: 0.407, SLG: 0.478 Stan Javier, S (3, 8) OBP: 0.263, SLG: 0.222 (10, 7)	2-2 S 1B 1B		2-2 BB 1B 2B 1B	1-2 G3		3-2 1B			0-0 G4-3	2-2 FC6-4	2 1 2 0 0 0 0 4 0 1 0 0 0 3														
Lenny Harris, L (1, 4) OBP: 0.364, SLG: 0.317 (10, 6)	2-1 SAFE F8		0-0 BB 1B 2B 1B	1-2 1B		0-0 F7			0-0 1B		5 1 3 0 0 0 2														
Kal Daniels, L (1, 3) OBP: 0.320, SLG: 0.273 Todd Benzinger, S (6, 3) OBP: 0.241, SLG: 0.321	3-3 SAFE K		4-2 2B 1B BB	2-3 K		1-2 L7			3-3 SAFE K		2 1 0 0 1 2 2 2 0 0 0 0 1 1														
Darryl Strawberry, L (1, 9) OBP: 0.359, SLG: 0.424	1-3 K		1-0 1B 2B			1-3 K			0-1 F9	4-2 SH5-4 BB SF9 BB	4 2 1 2 1 2 1														
Eric Davis, R (1, 7) OBP: 0.460, SLG: 0.660 (10, 8)		2-3 K	1-1 HR 1B			3-3 K			1-3 K	4-1 BB SH5-4 BB	4 1 1 2 1 3 0														
Dave Hansen, L (1, 5) OBP: 0.217, SLG: 0.364		2-3 K	3-2 HR			0-0 E9			2-2 G4-3	0-1 SH5-4	4 1 1 2 0 1 0														
Mike Scioscia, L (1, 2) OBP: 0.233, SLG: 0.245		2-3 K	2-0 1B			2-2 G1-3			1-3 K	4-1 BB BB	4 0 1 0 1 2 1														
Jose Offerman, S (1, 6) OBP: 0.292, SLG: 0.322 Mitch Webster, S (10, PH) OBP: 0.300, SLG: 0.250 John Candelaria, L (10, 1) Jim Gott, R (10, 1)			F7						0-1 F9	2-1 SF9	4 0 0 0 0 1 1 0 0 0 1 0 0 0 0 0 0 0 0 0 0 0 0 0 0 0 0 0														
Tom Candiotti, R (1, 1) OBP: 0.083, SLG: 0.083 Roger McDowell, R (8, 1) Mike Sharperson, R (8, 5) OBP: 0.475, SLG: 0.406 Juan Samuel, R (10, PH) OBP: 0.351, SLG: 0.280 (10, 4)			2-2 G4-3	0-0 P2					0-3 K	1-3 K	3 0 0 0 0 1 0 0 0 0 0 0 0 0 1 0 0 0 1 1 0 0 0 0 0 0 0 0														
Inning Stats	R: 0 E: 0 K: 2 S: 16	H: 1 LOB: 1 BB: 0 P: 24	R: 0 E: 0 K: 3 S: 10	H: 0 LOB: 0 BB: 0 P: 16	R: 6 E: 0 K: 1 S: 27	H: 6 LOB: 1 BB: 1 P: 47	R: 0 E: 0 K: 1 S: 10	H: 1 LOB: 1 BB: 0 P: 14	R: 0 E: 1 K: 2 S: 12	H: 0 LOB: 1 BB: 0 P: 18	R: 0 E: 0 K: 1 S: 9	H: 1 LOB: 1 BB: 0 P: 12	R: 0 E: 0 K: 1 S: 8	H: 0 LOB: 0 BB: 0 P: 10	R: 0 E: 0 K: 1 S: 11	H: 0 LOB: 0 BB: 0 P: 16	R: 0 E: 0 K: 2 S: 8	H: 1 LOB: 1 BB: 0 P: 12	R: 1 E: 0 K: 0 S: 18	H: 0 LOB: 3 BB: 4 P: 33	1B: 8 2B: 1 3B: 0 HR: 1	SF: 1 SAC: 1 DP: 0 HBP: 0	WP: 0 PB: 0 SB: 1 CS: 0	PA: 46	
PITCHER	IP WLS BF H R ER SO BB IBB HBP BLK WP HR S P ERA WHIP																								
John Burkett, R (1, 1) ERA: 6.0	2.2																								
Rod Beck, R (3, 1) ERA:	2.1																								
Bryan Hickerson, L (6, 1) ERA: 1.13	2.0																								
Michael Jackson, R (8, 1) ERA: 2.89	2.0																								
Dave Righetti, L (10, 1) ERA: 6.75	0.1	L																							
PITCHER	IP WLS BF H R ER SO BB IBB HBP BLK WP HR S P ERA WHIP																								
Jeff Brantley, R (10, 1) ERA: 2.57	0.2																								

Los Angeles Dodgers @ San Francisco Giants
 Candlestick Park, San Francisco, CA
 Sat Apr 25 1992, 6:33 AM EDT
 Att: 32,557 - Sunny - 87 F

livebaseballscorecards.com

AB	39
R	7
H	10
RBI	7
BB	5
SO	14
LOB	11



Batter	1	2	3	4	5	6	7	8	9	10
Darren Lewis, R OBP: 0.354, SLG: 0.338 (1, 8)	F8		K		E		G4-3		K	
Willie McGee, S OBP: 0.333, SLG: 0.305 (1, 9)	K2-3		K		E4		G1-3		L4	
Michael Jackson, R (8, 1)										
Chris James, R OBP: 0.286, SLG: 0.278 (9, PH)										
Dave Righetti, L (10, 1)										
Jeff Brantley, R (10, 1)										
Will Clark, L OBP: 0.434, SLG: 0.516 (1, 3)	K		G4-3		K			1B HR		F7
Kevin Bass, S OBP: 0.524, SLG: 0.611 (1, 7)		FC6-4 1B		HR	K			2B HR		G6-3
Matt Williams, R OBP: 0.203, SLG: 0.387 (1, 5)		FC6-4 1B		K		CS BB		HR		E6
Robby Thompson, R OBP: 0.411, SLG: 0.541 (1, 4)		1B BB		HR			G6-3			K
Kirt Manwaring, R OBP: 0.304, SLG: 0.273 (1, 2)		FC6-4 1B		G5-3		F9		G3		
Royce Clayton, R OBP: 0.230, SLG: 0.281 (1, 6)		F8		P4			G4-3 G4-3 1B		G1-3	
John Burkett, R (1, 1)		FC6-4			K				G4-3	
Rod Beck, R (3, 1)										
Jose Uribe, S (5, PH)										
Bryan Hickerson, L (6, 1)										
Mike Felder, S OBP: 0.375, SLG: 0.355 (7, PH)										

AB	R	H	RBI	BB	SO	LOB
5	0	1	0	0	2	1
4	0	0	0	0	2	2
0	0	0	0	0	0	0
1	0	0	0	0	0	0
0	0	0	0	0	0	0
0	0	0	0	0	0	0
5	1	1	0	0	2	2
5	2	3	0	0	1	2
4	2	1	3	1	1	2
4	1	1	2	1	2	2
4	0	1	1	0	0	0
4	0	1	0	0	0	2
1	0	0	0	0	0	2
0	0	0	0	0	0	0
1	0	0	0	0	1	0
0	0	0	0	0	0	0
2	0	0	0	0	0	1

AB	R	H	RBI	BB	SO	LOB
40	6	9	6	2	11	16

Inning Stats	R: 0	H: 0	E: 0	K: 2	S: 8	H: 0	LOB: 0	BB: 0	P: 14	R: 1	H: 2	E: 0	K: 0	S: 10	R: 0	H: 0	E: 0	K: 2	S: 7	R: 2	H: 2	E: 0	K: 1	S: 10	R: 0	H: 1	E: 1	K: 3	S: 16	R: 0	H: 0	E: 0	K: 1	S: 8	R: 0	H: 1	E: 0	K: 0	S: 9	R: 3	H: 3	E: 0	K: 0	S: 15	R: 0	H: 0	E: 0	K: 1	S: 7	R: 0	H: 0	E: 1	K: 1	S: 8	1B: 4	SF: 0	2B: 4	SAC: 0	3B: 0	DP: 1	HR: 2	HBP: 0	WP: 0	PA: 42
PITCHER	IP	WLS	BF	H	R	ER	SO	BB	IBB	HBP	BLK	WP	HR	S	P	ERA	WHIP																																															
Tom Candiotti, R ERA: 3.62 (1, 1)	7.0		32	9	6	6	9	2	0	0	0	0	2	76	122	7.71	1.571																																															
Roger McDowell, R ERA: 1.93 (8, 1)	2.0	W	6	0	0	0	1	0	0	0	0	0	0	14	20	0.00	0.000																																															
John Candelaria, L ERA: 1.69 (10, 1)	0.2		2	0	0	0	0	0	0	0	0	0	0	2	4	0.00	0.000																																															
Jim Gott, R ERA: 0.96 (10, 1)	0.1	S	2	0	0	0	1	0	0	0	0	0	0	6	11	0.00	0.000																																															

Los Angeles Dodgers @ San Francisco Giants
Candlestick Park, San Francisco, CA
Sat Apr 25 1992, 6:33 AM EDT
Att: 32,557 - Sunny - 87 F



Batter	1	2	3	4	5	6	7	8	9	10	11	AB R H RBI BB SO LOB	TOP					
Brett Butler, L (1, 8) OBP: 0.414, SLG: 0.480	2-2 G4-3		1-0 F7		1-0 G4-3			3-2 1B HR	1-2 1B		3-2 WP 1B	6 1 3 0 0 0 0	Los Angeles Dodgers @ San Francisco Giants Candlestick Park, San Francisco, CA Sun Apr 26 1992, 6:33 AM EDT Att: 40,031 - Cloudy - 68 F					
Lenny Harris, L (1, 4) OBP: 0.375, SLG: 0.333 Mike Sharperson, R (9, PH) OBP: 0.476, SLG: 0.394	1-1 G3		2-1 G4-3-6 1B		1-2 G5-3			0-2 1B HR	4-1 1B		3-2 G6-3	4 1 2 0 0 0 0 1 0 0 0 1 0 1						
Kal Daniels, L (1, 3) OBP: 0.310, SLG: 0.240 Todd Benzing, S (9, PH) OBP: 0.233, SLG: 0.310	4-1 1B BB		0-1 G4-3-6 1-2f		3-2 F7			1-3 K	0-3 K			3 0 0 0 1 1 3 1 0 0 0 0 1 3						
Darryl Strawberry, L (1, 9) OBP: 0.361, SLG: 0.465	1-0 1-2 1B			3-1 G6-3		1-2 G3-1		0-0 1-1 HR		1-2 G4-3		5 1 2 3 0 0 0						
Eric Davis, R (1, 7) OBP: 0.441, SLG: 0.614	0-1 G5-3			4-1 BB FC6-4 BB		3-3 K		1-2 G4-3		2-1 G5-3		4 1 0 0 1 1 2						
Dave Hansen, L (1, 5) OBP: 0.185, SLG: 0.308 Juan Samuel, R (10, PH) OBP: 0.362, SLG: 0.294		3-2 G3		0-1 FC FC6-4 BB 1-2		1-1 F7		1-1 F7		2-2 1B		4 0 0 0 0 0 1 1 0 1 0 0 0 0						
Mike Scioscia, L (1, 2) OBP: 0.246, SLG: 0.232		4-2 G1-3 BB		4-1 FC6-4 BB 1-2 2-3			2-1 G4-3		1-1 G5-3	0-3 K		3 0 0 0 2 1 1						
Jose Offerman, S (1, 6) OBP: 0.271, SLG: 0.297		2-1 G1-3		0-0 FC6-4 1-2f 2-3 3-H			2-1 F7		0-1 G5-3		1-2 F7	5 0 0 1 0 0 3						
Bob Ojeda, L (1, 1) Stan Javier, S (7, PH) OBP: 0.250, SLG: 0.211 Tim Crews, R (7, 1) Mitch Webster, S (9, PH) OBP: 0.394, SLG: 0.333 John Candelaria, L (9, 1) Jim Gott, R (9, 1) Eric Karros, R (11, PH) OBP: 0.294, SLG: 0.516 Steve Wilson, L (11, 1)		0-0 G4-3		0-0 G4-3			2-1 G1-3		0-1 BB 1B 1B		3-2 G6-3	2 0 0 0 0 0 3 1 0 0 0 0 0 0 0 0 0 0 0 0 0 1 0 1 0 0 0 0 0 0 0 0 0 0 0 0 0 0 0 0 0 0 1 0 0 0 0 0 0 0 0 0 0 0 0 0						
Inning Stats	R: 0 H: 1 E: 0 LOB: 2 K: 0 BB: 1 S: 9 P: 17	R: 0 H: 0 E: 0 LOB: 1 K: 0 BB: 1 S: 8 P: 17	R: 0 H: 1 E: 0 LOB: 0 K: 0 BB: 0 S: 5 P: 8	R: 1 H: 0 E: 1 LOB: 2 K: 0 BB: 2 S: 8 P: 19	R: 0 H: 0 E: 0 LOB: 0 K: 0 BB: 0 S: 7 P: 12	R: 0 H: 0 E: 0 LOB: 0 K: 1 BB: 0 S: 8 P: 13	R: 0 H: 0 E: 0 LOB: 0 K: 0 BB: 0 S: 6 P: 12	R: 3 H: 3 E: 0 LOB: 0 K: 1 BB: 0 S: 15 P: 21	R: 0 H: 2 E: 0 LOB: 3 K: 1 BB: 1 S: 15 P: 20	R: 0 H: 1 E: 0 LOB: 1 K: 1 BB: 0 S: 11 P: 16	R: 0 H: 1 E: 0 LOB: 1 K: 0 BB: 0 S: 14 P: 23	1B: 8 SF: 0 2B: 0 SAC: 0 3B: 0 DP: 1 HR: 1 HBP: 0		WP: 1 PA: 47 PB: 0 SB: 0 CS: 0				
PITCHER	IP WLS BF H R ER SO BB IBB HBP BLK WP HR S P ERA WHIP																	
Bill Swift, R (1, 1) ERA: 1.55	8.0	33	5	4	3	2	4	0	0	0	0	0	0	1	66	119	3.38	1.125
Dave Righetti, L (9, 1) ERA: 4.91	2.0	10	3	0	0	2	1	0	0	0	0	0	0	0	26	36	0.00	2.000
Gil Heredia, R (11, 1) ERA: 2.45	1.0	W 4	1	0	0	0	0	0	0	0	1	0	0	14	23	0.00	1.000	

livebaseballscorecards.com

AB	42
R	4
H	9
RBI	4
BB	5
SO	4
LOB	17



Batter	1	2	3	4	5	6	7	8	9	10	11	AB R H RBI BB SO LOB	BOTTOM																
Darren Lewis, R OBP: 0.376, SLG: 0.355 (1, 8)	3-2 2B G4-3 1B	1-3 K		3-2 E3 1B		4-2 G4-3 BB		0-1 B1-3			2-2 CS 1B	5 1 3 1 1 1 2	Los Angeles Dodgers @ San Francisco Giants Candlestick Park, San Francisco, CA Sun Apr 26 1992, 6:33 AM EDT Att: 40,031 - Cloudy - 68 F																
Willie McGee, S OBP: 0.347, SLG: 0.328 (1, 9)	0-0 G4-3 G6-3 2B		4-1 FC4-6 BB	0-0 F8		0-0 G4-3			0-1 G1-3		1-2 1B 1B	5 2 2 0 1 0 3																	
Will Clark, L OBP: 0.451, SLG: 0.522 (1, 3)	1-2 G4-3		2-2 FC4-6 1-2f		0-0 CS 1B	4-0 IBB			0-1 WP 1B		1-1 1B 1-2 1B	5 0 3 1 1 0 2																	
Kevin Bass, S OBP: 0.444, SLG: 0.500 (1, 7)	2-0 G6-3		2-3 K		3-2 F7	1-1 L9			2-2 F9		1-0 1B 1-2 2-H 1B	6 0 1 2 0 1 6																	
Matt Williams, R OBP: 0.188, SLG: 0.358 (1, 5)	3-2 G5-3		3-2 F8		0-0 E6 1B			1-3 K			1-2 F9	5 0 0 0 0 1 3																	
Robby Thompson, R OBP: 0.421, SLG: 0.540 Cory Snyder, R OBP: 0.250, SLG: 0.261 (7, PH) (8, 4)		0-2 G4-3		4-1 FC5-4 BB	1-0 1B	1-3 1B		3-3 K			1-2 G6-3	2 0 1 0 1 0 0 2 0 0 0 0 1 0																	
Kirt Manwaring, R OBP: 0.294, SLG: 0.250 Jose Uribe, S Gil Heredia, R (10, PR) (11, 1)		1-0 G5-3		0-1 FC5-4 SH2-4 1B 1-2f	1-1 P4		0-0 G4-3			4-2 L3 BB		4 1 0 0 1 0 3 0 0 0 0 0 0 0 0 0 0 0 0 0 0																	
Royce Clayton, R OBP: 0.258, SLG: 0.283 (1, 6)		4-2 1B BB		1-1 SH2-4 E 1B		4-2 G4-3 SH2-4 BB		1-0 G6-3		2-0 L3		3 1 1 0 2 0 1																	
Bill Swift, R OBP: 0.267, SLG: 0.400 Mike Felder, S OBP: 0.364, SLG: 0.344 Dave Righetti, L Craig Colbert, R OBP: 0.214, SLG: 0.214 (1, 1) (8, PH) (9, 1) (11, 2)		3-2 1B		0-0 SH2-4	0-0 SH2-4			0-2 P6			2-2 F7	1 0 1 0 0 0 0 1 0 0 0 0 0 0 0 0 0 0 0 0 0 1 0 0 0 0 0 0																	
Inning Stats	R: 2 E: 0 K: 0 S: 11	H: 2 LOB: 0 BB: 0 P: 20	R: 0 E: 0 K: 1 S: 13	H: 1 LOB: 2 BB: 1 P: 22	R: 0 E: 0 K: 1 S: 11	H: 0 LOB: 1 BB: 1 P: 22	R: 2 E: 1 K: 0 S: 11	H: 2 LOB: 1 BB: 1 P: 19	R: 0 E: 1 K: 0 S: 8	H: 2 LOB: 2 BB: 0 P: 13	R: 0 E: 0 K: 0 S: 9	H: 0 LOB: 3 BB: 3 P: 22		R: 0 E: 0 K: 2 S: 10	H: 0 LOB: 0 BB: 0 P: 14	R: 0 E: 0 K: 0 S: 6	H: 0 LOB: 0 BB: 0 P: 7	R: 0 E: 0 K: 0 S: 11	H: 1 LOB: 1 BB: 0 P: 14	R: 0 E: 0 K: 0 S: 6	H: 0 LOB: 1 BB: 1 P: 13	R: 1 E: 0 K: 0 S: 17	H: 4 LOB: 2 BB: 0 P: 24	1B: 11 2B: 2 3B: 0 HR: 0	SF: 0 SAC: 2 DP: 1 HBP: 0	WP: 1 PB: 0 SB: 1 CS: 2	PA: 49		
PITCHER	IP WLS BF H R ER SO BB IBB HBP BLK WP HR S P ERA WHIP														PITCHER	IP WLS BF H R ER SO BB IBB HBP BLK WP HR S P ERA WHIP													
Bob Ojeda, L ERA: 4.01	(1, 1) 6.0 31 7 4 3 2 5 1 0 0 0 0 63 118 4.50 2.000																												
Tim Crews, R ERA: 8.1	(7, 1) 2.0 6 0 0 0 2 0 0 0 0 0 0 16 21 0.00 0.000																												
John Candelaria, L ERA: 1.5	(9, 1) 0.2 3 1 0 0 0 0 0 0 0 0 0 8 10 0.00 1.500																												
Jim Gott, R ERA: 0.84	(9, 1) 1.1 4 0 0 0 0 1 0 0 0 1 0 9 17 0.00 0.750																												
Steve Wilson, L ERA: 3.52	(11, 1) 0.2 L 5 4 1 1 0 0 0 0 0 0 0 17 24 13.50 6.000																												

AB	40
R	5
H	12
RBI	4
BB	7
SO	4
LOB	20



Batter	1	2	3	4	5	6	7	8	9	AB R H RBI BB SO LOB	TOP		
Marquis Grissom, R (1, 8) <small>OBP: 0.330, SLG: 0.444</small>	2-2 		2-1 			0-3 		1-2 		4 1 2 0 0 1 1	Montreal Expos @ San Francisco Giants Candlestick Park, San Francisco, CA Mon Apr 27 1992, 10:05 PM EDT Att: 8,044 - Sunny - 63 F livebaseballscorecards.com		
Delino DeShields, L (1, 4) <small>OBP: 0.322, SLG: 0.364</small>	1-0 		1-2 			1-0 		0-1 		3 0 0 1 0 0 2			
John Vander Wal, L (1, 7) <small>OBP: 0.360, SLG: 0.286</small> Archi Cianfrocco, R (8, PH) <small>OBP: 0.227, SLG: 0.200</small>	2-2 				2-1 	0-0 		2-3 		3 0 2 0 0 0 0 1 0 0 0 0 1 0			
Larry Walker, L (1, 9) <small>OBP: 0.310, SLG: 0.360</small>	2-0 				3-2 	0-0 			4-2 			3 0 1 0 1 0 2	
Tim Wallach, R (1, 3) <small>OBP: 0.341, SLG: 0.378</small>	2-2 				0-0 		1-2 		3-2 			4 0 0 0 0 0 3	
Bret Barberie, S (1, 5) <small>OBP: 0.382, SLG: 0.295</small>		1-0 			1-0 		4-2 		1-3 			3 0 0 0 1 1 1	
Gary Carter, R (1, 2) <small>OBP: 0.314, SLG: 0.333</small>		3-2 			2-2 		0-2 		2-3 			4 0 1 0 0 1 1	
Spike Owen, S (1, 6) <small>OBP: 0.275, SLG: 0.311</small>		3-2 			0-1 		2-2 					3 0 0 0 0 0 2	
Dennis Martinez, R (1, 1) <small>OBP: 0.111, SLG: 0.111</small> Moises Alou, R (8, PH) <small>OBP: 0.625, SLG: 0.875</small> Bill Landrum, R (8, 1)			1-1 			0-0 		2-3 		2 0 1 0 0 0 0 1 0 0 0 0 1 0 0 0 0 0 0 0 0			
Inning Stats	R: 0 H: 3 E: 0 LOB: 2 K: 0 BB: 0 S: 11 P: 20	R: 0 H: 0 E: 0 LOB: 0 K: 0 BB: 0 S: 12 P: 19	R: 0 H: 0 E: 0 LOB: 0 K: 0 BB: 0 S: 8 P: 12	R: 0 H: 0 E: 0 LOB: 0 K: 0 BB: 0 S: 6 P: 11	R: 0 H: 0 E: 0 LOB: 0 K: 0 BB: 0 S: 6 P: 9	R: 0 H: 2 E: 0 LOB: 2 K: 1 BB: 0 S: 7 P: 8	R: 0 H: 1 E: 0 LOB: 1 K: 0 BB: 1 S: 15 P: 22	R: 1 H: 1 E: 0 LOB: 0 K: 2 BB: 0 S: 11 P: 16	R: 0 H: 0 E: 0 LOB: 1 K: 2 BB: 1 S: 14 P: 24	1B: 6 SF: 1 2B: 0 SAC: 0 3B: 1 DP: 2 HR: 0 HBP: 0	WP: 0 PA: 34 PB: 0 SB: 1 CS: 0		
PITCHER	IP WLS BF H R ER SO BB IBB HBP BLK WP HR S P ERA WHIP											PITCHER	IP WLS BF H R ER SO BB IBB HBP BLK WP HR S P ERA WHIP
Dave Burba, R (1, 1) <small>ERA: 3.32</small>	6.0 W 22 5 0 0 1 0 0 0 0 0 0 0 50 79 0.00 0.833												
Michael Jackson, R (7, 1) <small>ERA: 3.38</small>	1.1 6 2 1 1 1 1 1 0 0 0 0 0 21 31 6.75 2.250												
Bryan Hickerson, L (8, 1) <small>ERA: 1.04</small>	0.2 2 0 0 0 1 0 0 0 0 0 0 0 5 7 0.00 0.000												
Jeff Brantley, R (9, 1) <small>ERA: 2.25</small>	1.0 S 4 0 0 0 2 1 0 0 0 0 0 0 14 24 0.00 1.000												

Montreal Expos @ San Francisco Giants
 Candlestick Park, San Francisco, CA
 Mon Apr 27 1992, 10:05 PM EDT
 Att: 8,044 - Sunny - 63 F

AB	31
R	1
H	7
RBI	1
BB	2
SO	5
LOB	12



Batter	1	2	3	4	5	6	7	8	9
Darren Lewis, R OBP: 0.382, SLG: 0.354 (1, 8)	3-3 K		1-2 S 1B		4-0 CS BB			0-0 G6-3	
Willie McGee, S OBP: 0.329, SLG: 0.309 (1, 9)	0-0 G3-1		2-2 G4-3		1-1 G4-3			2-2 G6-3	
Will Clark, L OBP: 0.442, SLG: 0.500 (1, 3)	1-2 L3			0-1 F7	2-2 F8			4-1 BB	
Kevin Bass, S OBP: 0.487, SLG: 0.556 (1, 7)		2-2 G4-3 1B		1-2 WP 2B		1-3 K		1-2 L5	
Michael Jackson, R (7, 1)									
Bryan Hickerson, L (8, 1)									
Chris James, R (8, PH) OBP: 0.273, SLG: 0.263									
Jeff Brantley, R (9, 1)									
Matt Williams, R OBP: 0.194, SLG: 0.348 (1, 5)		0-0 G4-3		1-0 WP 1B HBP		2-2 G5-3			
Robby Thompson, R OBP: 0.430, SLG: 0.545 (1, 4)		1-2 FC6-4 1B		1-2 1B 1-H 2-H		1-2 P4			
Jim McNamara, L OBP: 0.417, SLG: 0.500 (1, 2)		0-0 FC6-4		0-1 P4		2-3 K			
Royce Clayton, R OBP: 0.261, SLG: 0.286 (1, 6)			1-2 G5-3		2-2 1B		0-2 G4-3		
Dave Burba, R (1, 1)									
Mike Felder, S OBP: 0.353, SLG: 0.333 (7, 7)			2-1 G6-3		0-3 K		1-1 P4		


AB R H RBI BB SO LOB		BOTTOM														
3	0	1	0	1	1	0										
4	0	0	0	0	0	2										
3	0	0	0	1	0	0										
3	1	2	0	0	1	0										
0	0	0	0	0	0	0										
0	0	0	0	0	0	0										
1	0	0	0	0	0	1										
0	0	0	0	0	0	0										
2	1	0	0	0	0	1										
3	0	2	1	0	0	0										
3	0	0	0	0	1	2										
3	0	1	0	0	0	0										
2	0	0	0	0	1	2										
1	0	0	0	0	0	0										
1B: 5	SF: 0	WP: 3	PA: 31													
E: 0	LOB: 1	PB: 0														
K: 0	BB: 1	SB: 1														
S: 9	HBP: 1	CS: 1														
PITCHER		PITCHER														
IP	WLS	BF	H	R	ER	SO	BB	IBB	HBP	BLK	WP	HR	S	P	ERA	WHIP
Dennis Martinez, R (1, 1) ERA: 2.65	7.0	L	27	6	2	2	4	1	0	0	1	0	75	106	2.57	1.000
Bill Landrum, R (8, 1) ERA: 4.35	1.0		4	0	0	0	0	1	0	0	0	0	9	16	0.00	1.000

Montreal Expos @ San Francisco Giants
 Candlestick Park, San Francisco, CA
 Mon Apr 27 1992, 10:05 PM EDT
 Att. 8,044 - Sunny - 63 F

livebaseballscorecards.com

AB	28
R	2
H	6
RBI	1
BB	2
SO	4
LOB	8



Batter	1	2	3	4	5	6	7	8	9	10	AB R H RBI BB SO LOB	TOP														
Marquis Grissom, R OBP: 0.323, SLG: 0.424 (1, 8)	F7		F9		L6			P1		BB	4 0 0 0 1 0 2	<p>Montreal Expos @ San Francisco Giants Candlestick Park, San Francisco, CA</p> <p>Tue Apr 28 1992, 10:05 PM EDT Att. 8,144 - Cloudy - 60 F</p> <p>livebaseballscorecards.com</p> <table border="1"> <tr><td>AB</td><td>33</td></tr> <tr><td>R</td><td>1</td></tr> <tr><td>H</td><td>5</td></tr> <tr><td>RBI</td><td>1</td></tr> <tr><td>BB</td><td>5</td></tr> <tr><td>SO</td><td>4</td></tr> <tr><td>LOB</td><td>17</td></tr> </table> 	AB	33	R	1	H	5	RBI	1	BB	5	SO	4	LOB	17
AB	33																									
R	1																									
H	5																									
RBI	1																									
BB	5																									
SO	4																									
LOB	17																									
Delino DeShields, L OBP: 0.315, SLG: 0.354 (1, 4)	P5		F7		G6-3			FC4-6		BB	5 0 1 0 0 0 2															
John Vander Wal, L OBP: 0.367, SLG: 0.280 (1, 7)	1B				P7			G5-3		BB	4 0 1 0 1 0 1															
Larry Walker, L OBP: 0.303, SLG: 0.350 (1, 9)	G3				1B					K	5 0 1 0 0 1 4															
Tim Wallach, R OBP: 0.348, SLG: 0.368 (1, 3)			F9		BB			F8		P5	2 1 0 0 2 0 0															
Bret Barberie, S OBP: 0.375, SLG: 0.292 (1, 5)			FC		BB			K		1B	4 0 1 0 0 1 3															
Darrin Fletcher, L OBP: 0.244, SLG: 0.216 (1, 2)			F9		P6			K		G4-3	4 0 0 0 0 1 5															
Tom Foley, L OBP: 0.217, SLG: 0.190 Jeff Fassero, L Moises Alou, R Bill Sampen, R			SF7-5-4		SH5-4			K		F9	2 0 1 1 0 1 0 0 0 0 0 0 0 0 1 0 0 0 0 0 0 0 0 0 0 0 0 0															
Mark Gardner, R Spike Owen, S			P4		SH5-4			FC4-6		F8	1 0 0 0 0 0 0 1 0 0 0 1 0 0															
Inning Stats	R: 0 E: 0 K: 0 S: 9	H: 1 LOB: 1 BB: 0 P: 14	R: 1 E: 1 K: 0 S: 7	H: 0 LOB: 0 BB: 1 P: 14	R: 0 E: 0 K: 0 S: 8	H: 1 LOB: 2 BB: 1 P: 10	R: 0 E: 0 K: 0 S: 10	H: 1 LOB: 1 BB: 0 P: 10	R: 0 E: 0 K: 3 S: 5	H: 0 LOB: 0 BB: 0 P: 12	R: 0 E: 0 K: 0 S: 5	H: 0 LOB: 1 BB: 1 P: 9	R: 0 E: 0 K: 0 S: 6	H: 1 LOB: 1 BB: 0 P: 9	R: 0 E: 0 K: 1 S: 17	H: 1 LOB: 3 BB: 2 P: 31	1B: 5 2B: 1 3B: 0 HR: 0	SF: 1 SAC: 1 DP: 1 HBP: 0	WP: 0 PB: 0 SB: 1 CS: 0	PA: 40						
PITCHER	IP WLS BF H R ER SO BB IBB HBP BLK WP HR S P ERA WHIP																									
Kelly Downs, R ERA: 2.32 Jeff Brantley, R ERA: 2.0	(1, 1) 9.0	(10, 1) 1.0																								

Batter	1	2	3	4	5	6	7	8	9	10	AB	R	H	RBI	BB	SO	LOB
Darren Lewis, R OBP: 0.394, SLG: 0.361 (1, 8)	4-2 BB S BB		2-1 2B SF7 1B		1-3 K		1 SAFE 2-2 BB S 1B		0-0 G4-3		4	1	2	0	1	1	0
Robby Thompson, R OBP: 0.432, SLG: 0.559 Craig Colbert, R OBP: 0.294, SLG: 0.250 (5, PH) (6, 4) (9, 2)	1-0 P3		0-1 G4-3 2B		1-2 G3		4-2 BB BB		0-0 1B 1B		2	0	1	0	0	0	1
Will Clark, L OBP: 0.440, SLG: 0.493 (1, 3)	0-1 F9		0-0 SF7		0-1 F8		4-0 BB BB		3-2 1-2 1B		3	0	1	1	1	0	1
Kevin Bass, S OBP: 0.429, SLG: 0.484 Jeff Brantley, R (10, 1)	4-2 BB BB		1-2 G4-3 2-3		0-1 G4-3		1-3 K		1-1 F8		4	0	0	0	1	1	6
Matt Williams, R OBP: 0.221, SLG: 0.397 (1, 5)	4-1 BB BB		2-2 P3		0-0 1B		0-1 F7		0-0 HR		4	1	2	1	1	0	1
Chris James, R OBP: 0.269, SLG: 0.261 Mike Felder, S OBP: 0.353, SLG: 0.333 (8, PR) (9, 9) (10, 7)	1-0 P3		1-2 G6-3		2-3 K		0-0 E8 1B		0-0 P3		4	0	1	0	0	1	4
Jim McNamara, L OBP: 0.370, SLG: 0.440 Cory Snyder, R OBP: 0.240, SLG: 0.250 (8, PH) (9, 4)		2-2 G3-1		0-3 K		3-2 F9		0-2 P3		3	0	0	0	0	1	1	
Royce Clayton, R OBP: 0.274, SLG: 0.288 (1, 6)		0-2 G6-3		1-1 1B		4-2 CS BB		1-0 L4		3	0	1	0	1	0	1	
Kelly Downs, R Willie McGee, S OBP: 0.325, SLG: 0.304 (9, PH) (10, 9)		2-2 G5-3		0-1 B1-3		0-1 P3		0-3 K2-3		3	0	0	0	0	0	2	

Inning Stats	R: 0	H: 0	E: 0	K: 0	S: 9	R: 0	H: 0	E: 0	K: 0	S: 10	R: 1	H: 2	E: 0	K: 0	S: 12	R: 0	H: 0	E: 0	K: 1	S: 10	R: 0	H: 1	E: 0	K: 1	S: 12	R: 0	H: 1	E: 0	K: 1	S: 17	R: 0	H: 0	E: 0	K: 1	S: 9	R: 0	H: 1	E: 0	K: 1	S: 17	R: 0	H: 1	E: 1	K: 1	S: 15	R: 0	H: 1	E: 0	K: 1	S: 29	R: 0	H: 1	E: 1	K: 0	S: 7	R: 0	H: 2	E: 0	K: 1	S: 10	R: 1	H: 1	E: 0	K: 0	S: 1	1B: 7	2B: 1	3B: 0	HR: 1	SF: 1	SAC: 0	DP: 0	HBP: 0	WP: 0	PA: 41
--------------	------	------	------	------	------	------	------	------	------	-------	------	------	------	------	-------	------	------	------	------	-------	------	------	------	------	-------	------	------	------	------	-------	------	------	------	------	------	------	------	------	------	-------	------	------	------	------	-------	------	------	------	------	-------	------	------	------	------	------	------	------	------	------	-------	------	------	------	------	------	-------	-------	-------	-------	-------	--------	-------	--------	-------	--------

PITCHER	IP	WLS	BF	H	R	ER	SO	BB	IBB	HBP	BLK	WP	HR	S	P	ERA	WHIP
Mark Gardner, R ERA: 3.48 (1, 1)	6.2		29	5	1	1	3	5	0	0	0	0	0	74	115	1.35	1.500
Jeff Fassero, L ERA: 4.11 (7, 1)	2.1		11	3	0	0	2	1	0	0	0	0	0	20	30	0.00	1.714
Bill Sampen, R ERA: 5.4 (10, 1)	0.0	L	1	1	1	1	0	0	0	0	0	0	1	1	1	∞	∞

BOTTOM

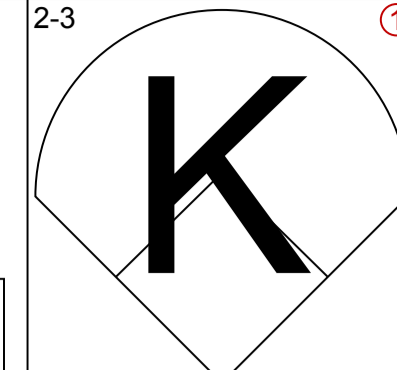
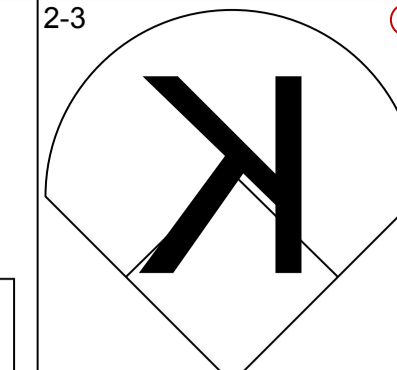
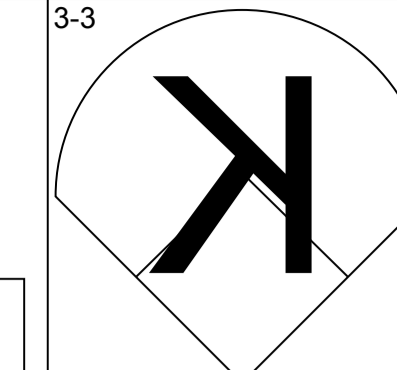
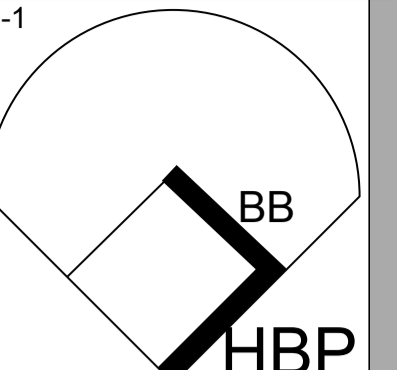
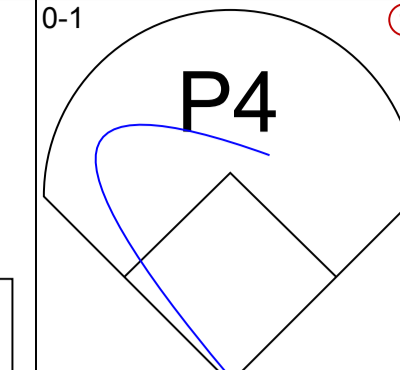
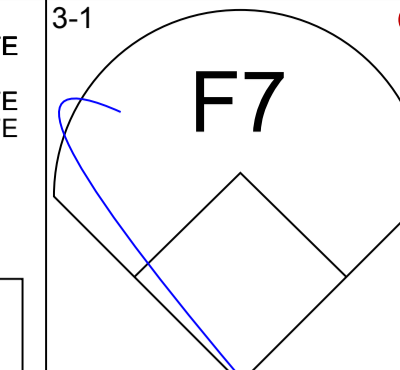
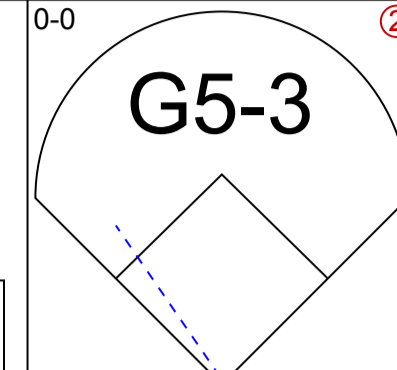
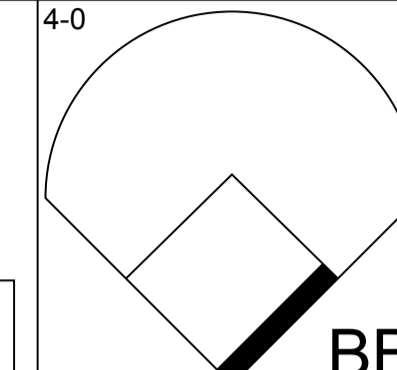
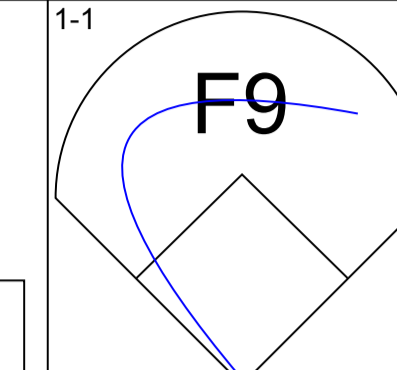
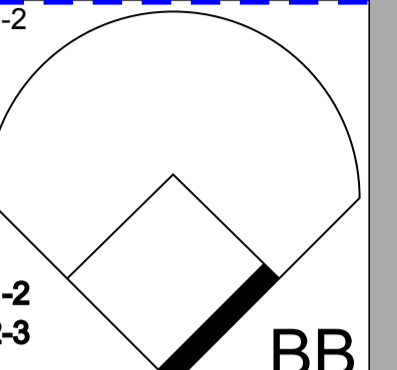
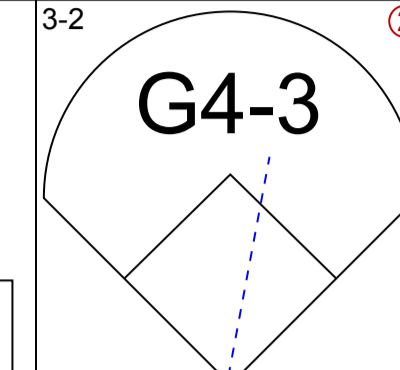
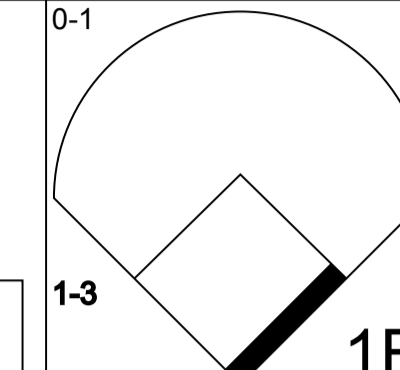
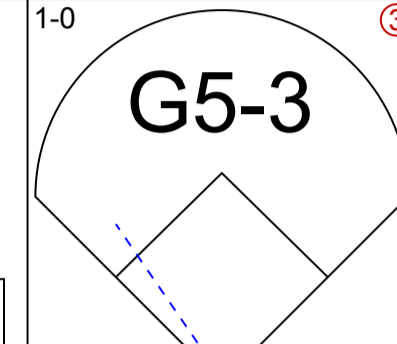
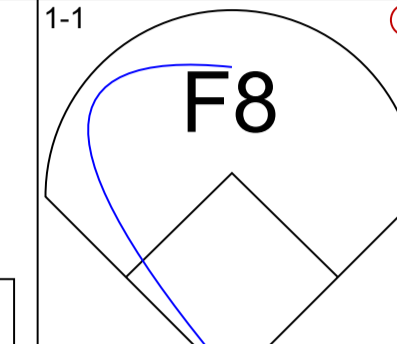
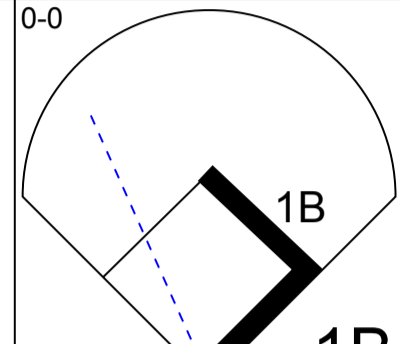
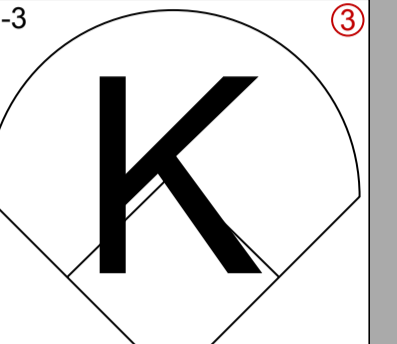
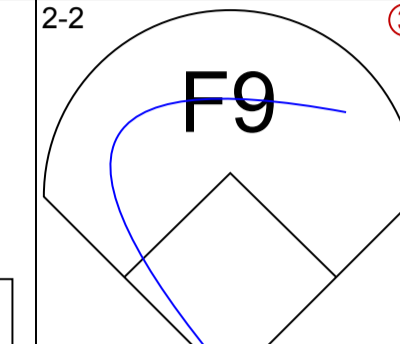
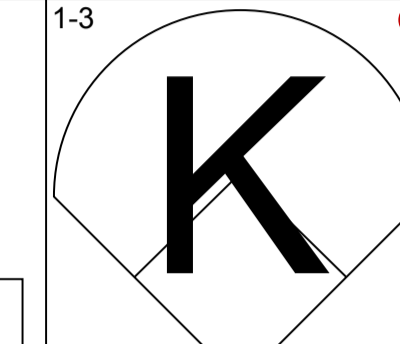
Montreal Expos @ San Francisco Giants
Candlestick Park, San Francisco, CA

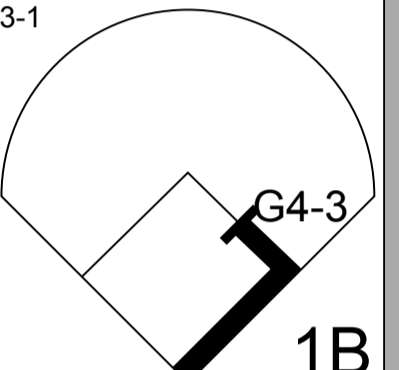
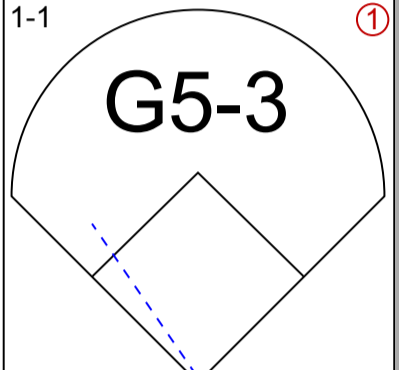
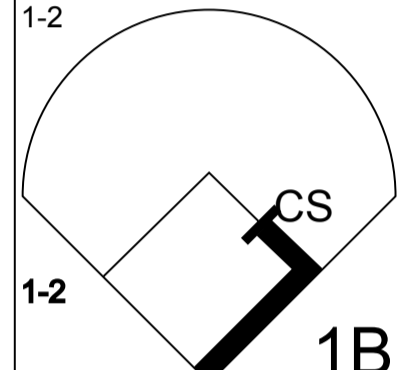
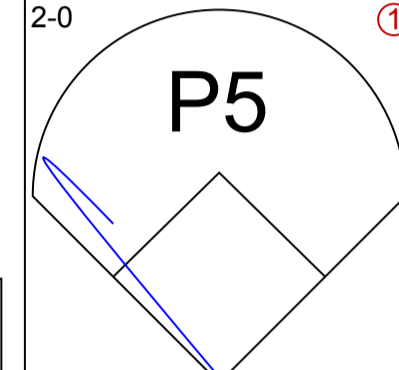
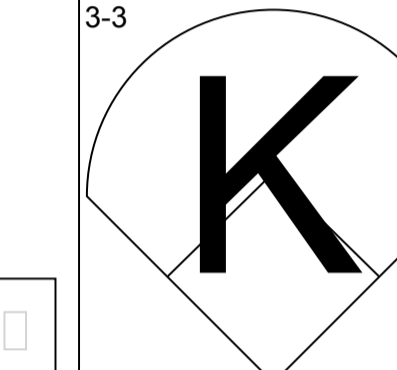
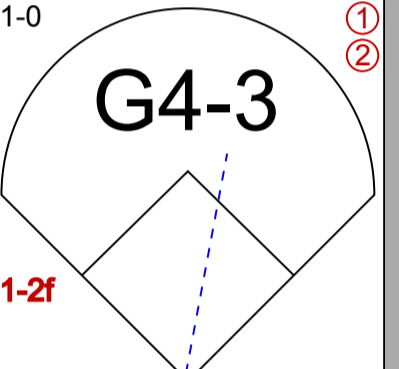
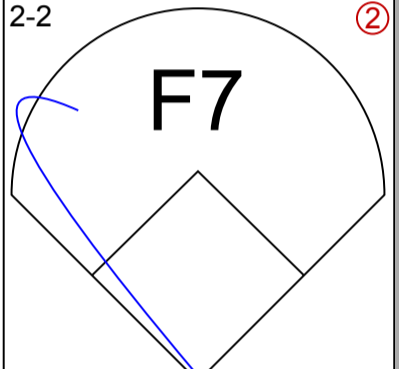
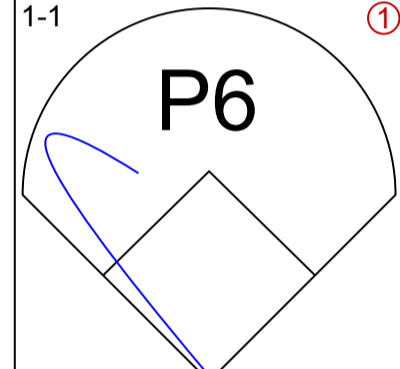
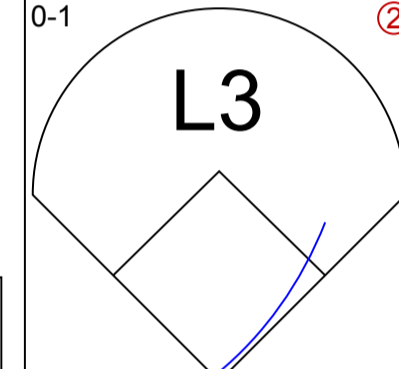
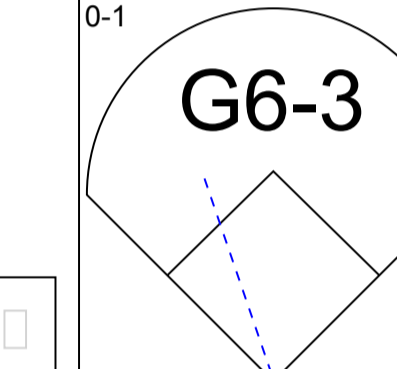
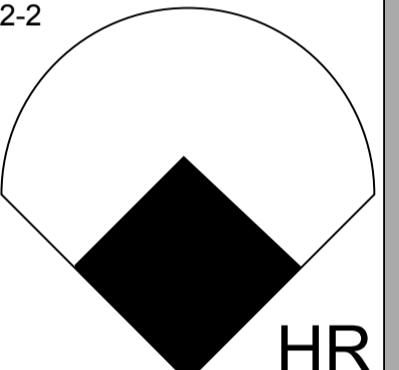
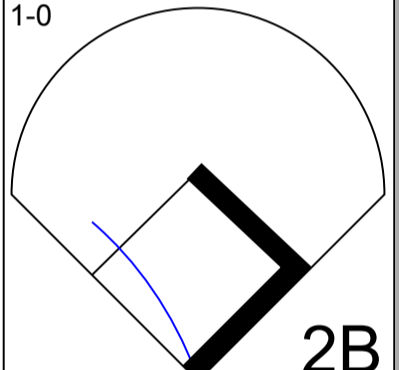
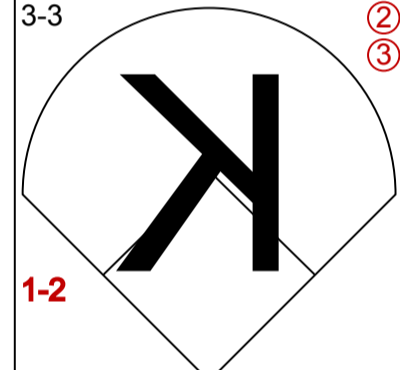
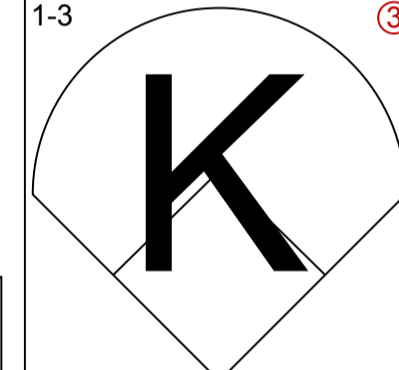
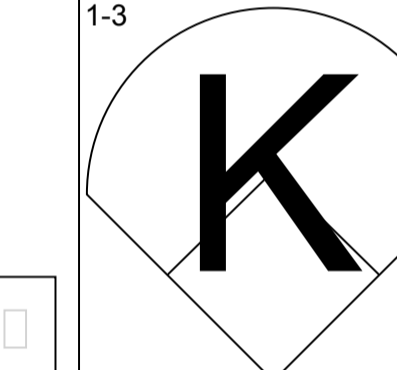
Tue Apr 28 1992, 10:05 PM EDT
Att: 8,144 - Cloudy - 60 F

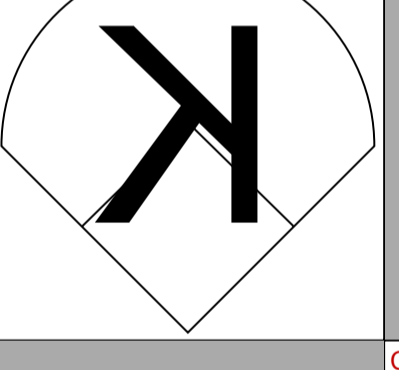
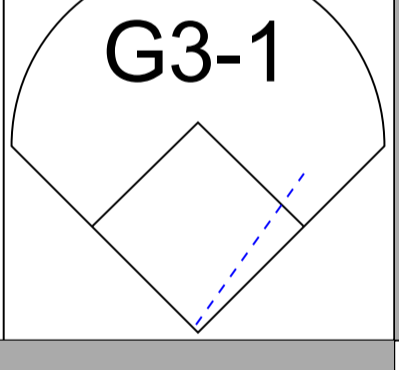
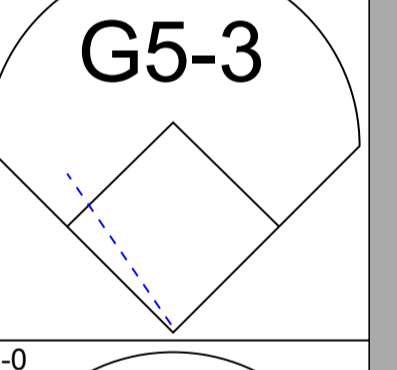
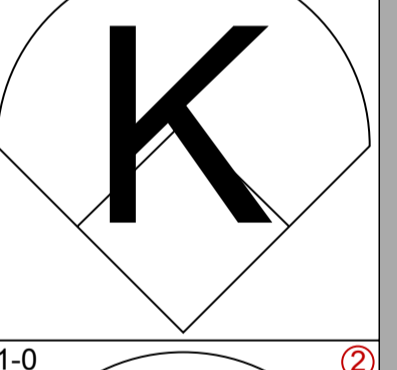
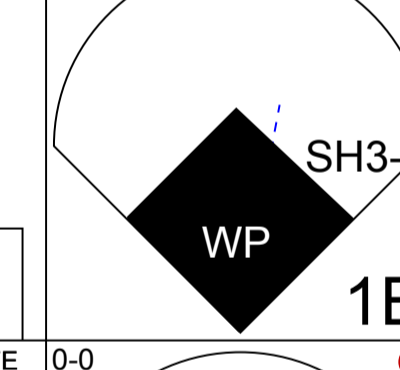
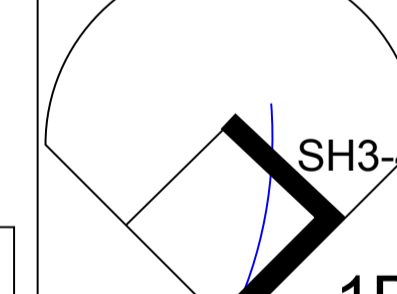
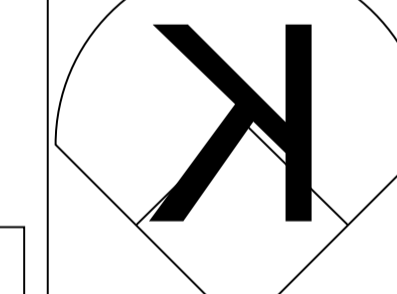
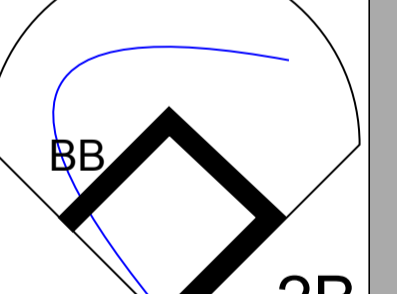
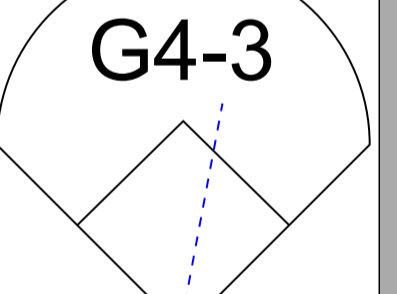
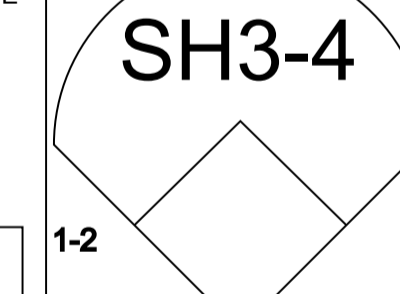
livebaseballscorecards.com

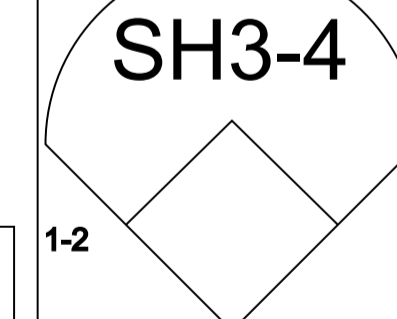
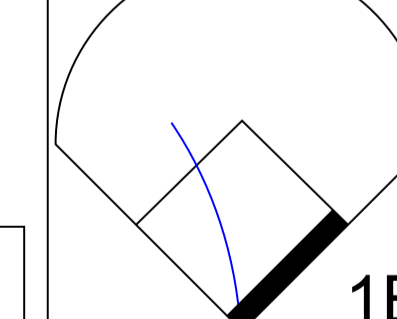
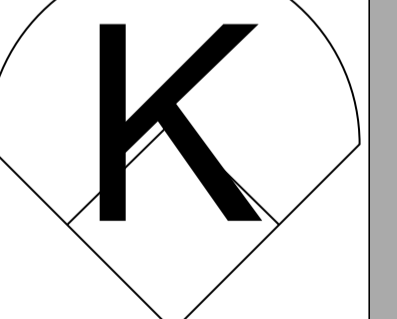
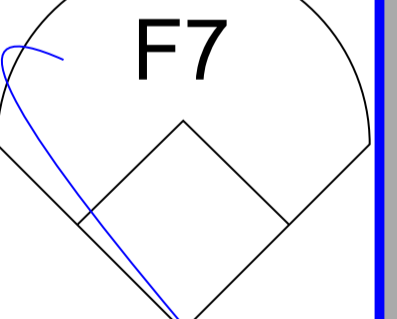
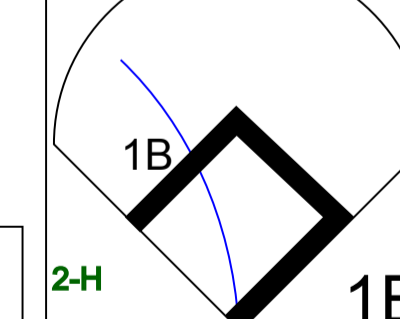
AB	34
R	2
H	9
RBI	2
BB	6
SO	5
LOB	18

GIANTS

Batter	1	2	3	4	5	6	7	8	9	10	11	12	AB R H RBI BB SO LOB
Ray Lankford, L OBP: 0.402, SLG: 0.400 (1, 8)	2-3 		2-3 		3-3 		3-1 			0-1 		3-1 	5 0 0 0 0 3 3
Tom Pagnozzi, R OBP: 0.320, SLG: 0.397 (1, 2)	0-0 		4-0 		1-1 		4-2 			3-2 		0-1 	4 0 1 0 2 0 1
Felix Jose, S OBP: 0.167, SLG: 0.167 (1, 9)	1-0 		1-1 		0-0 		0-3 			2-2 		1-3 	6 0 1 0 0 2 7

Todd Zeile, R OBP: 0.349, SLG: 0.451 (1, 5)		3-1 		1-1 		1-2 		2-0 			3-3 		5 0 2 0 0 1 0
Pedro Guerrero, R OBP: 0.313, SLG: 0.324 Lee Smith, R (12, 1)		1-0 		2-2 		1-1 		0-1 			0-1 		5 0 0 0 0 0 3 0 0 0 0 0 0 0
Brian Jordan, R OBP: 0.224, SLG: 0.351 (1, 7)		2-2 		1-0 		3-3 		1-3 			1-3 		5 1 2 1 0 3 2

Rex Hudler, R OBP: 0.194, SLG: 0.333 (12, 3)		3-3 		2-0 			1-2 			1-3 		0-2 	5 1 1 0 0 2 1
Tim Jones, L OBP: 0.225, SLG: 0.231 (12, 4)			1-1 		2-3 		0-0 			1-0 		0-0 	4 0 2 0 0 1 0

Omar Olivares, R OBP: 0.385, SLG: 0.333 Gerald Perry, L OBP: 0.267, SLG: 0.298 Mike Perez, R (9, 1) Craig Wilson, R OBP: 0.300, SLG: 0.385 Ozzie Smith, S OBP: 0.398, SLG: 0.298 (12, 6)			0-0 		0-2 		1-3 			0-0 		1-2 	2 0 1 0 0 1 1 1 0 0 0 0 0 0 1 0 1 0 0 0 0 0 0 0 0 0 0 0
--	--	--	--	--	--	--	--	--	--	--	--	--	--

Inning Stats	R: 0	H: 0	E: 0	K: 1	S: 5	P: 8	R: 1	H: 2	E: 0	K: 1	S: 10	P: 19	R: 0	H: 1	E: 0	K: 0	S: 8	R: 0	H: 1	E: 0	K: 0	S: 7	R: 0	H: 1	E: 0	K: 2	S: 13	R: 0	H: 2	E: 0	K: 1	S: 9	R: 0	H: 0	E: 0	K: 1	S: 6	R: 0	H: 0	E: 0	K: 1	S: 5	R: 0	H: 0	E: 0	K: 0	S: 8	R: 0	H: 0	E: 0	K: 2	S: 9	R: 1	H: 3	E: 0	K: 1	S: 16	R: 0	H: 0	E: 0	K: 2	S: 13	R: 0	H: 0	E: 0	K: 1	S: 16	R: 1	H: 3	E: 0	K: 1	S: 21	1B: 8	2B: 3	3B: 0	HR: 1	SF: 0	SAC: 2	DP: 2	HBP: 1	WP: 1	PA: 48
--------------	------	------	------	------	------	------	------	------	------	------	-------	-------	------	------	------	------	------	------	------	------	------	------	------	------	------	------	-------	------	------	------	------	------	------	------	------	------	------	------	------	------	------	------	------	------	------	------	------	------	------	------	------	------	------	------	------	------	-------	------	------	------	------	-------	------	------	------	------	-------	------	------	------	------	-------	-------	-------	-------	-------	-------	--------	-------	--------	-------	--------

PITCHER	IP	WLS	BF	H	R	ER	SO	BB	IBB	HBP	BLK	WP	HR	S	P	ERA	WHIP
Trevor Wilson, L ERA: 3.38 (1, 1)	6.2		28	8	1	1	7	1	0	0	0	0	1	62	104	1.35	1.350
Rod Beck, R ERA: (7, 1)	1.1		5	0	0	0	2	1	0	0	0	0	0	13	20	0.00	0.750
Michael Jackson, R ERA: 2.63 (9, 1)	3.0		9	0	0	0	3	0	0	0	0	0	0	22	33	0.00	0.000
Dave Righetti, L ERA: 5.4 (12, 1)	1.0	L	6	3	1	1	1	0	0	0	0	1	0	16	21	9.00	3.000

TOP

St. Louis Cardinals @ San Francisco Giants
Candlestick Park, San Francisco, CA

Wed Apr 29 1992, 6:33 AM EDT
Att. 10,642 - Cloudy - 73 F

AB	43
R	2
H	11
RBI	1
BB	2
SO	13
LOB	18



Batter	1	2	3	4	5	6	7	8	9	10	11	12	AB	R	H	RBI	BB	SO	LOB	BOTTOM	
Darren Lewis, R <small>(1, 8) OBP: 0.394, SLG: 0.364</small>	 <small>3-2 1B</small>		 <small>1-2 CS 1B</small>		 <small>0-1 G1-3</small>			 <small>0-0 SH1-4 1-2</small>		 <small>1-3 K</small>		 <small>2-2 P3</small>	5 0 2 0 0 1 2								
John Patterson, S <small>(1, 4) OBP: 0.200, SLG: 0.200</small>	 <small>1-2 F7</small>		 <small>3-2 CS 1-2 1B</small>	 <small>2-0 1B</small>		 <small>0-1 G4-3</small>		 <small>2-0 G6-3</small>			 <small>1-1 SH5-4 1B</small>	 <small>1-0 F7</small>	6 0 2 0 0 0 3								
Will Clark, L <small>(1, 3) OBP: 0.446, SLG: 0.487</small>	 <small>0-3 K</small>			 <small>3-3 K 1-2</small>		 <small>4-2 CS BB</small>		 <small>4-0 IBB</small>			 <small>1-0 SH5-4 1B</small>		3 0 1 0 2 2 2								
Kevin Bass, S <small>(1, 7) OBP: 0.398, SLG: 0.441</small> Rod Beck, R <small>(7, 1) OBP: 0.259, SLG: 0.250</small> Chris James, R <small>(8, PH) OBP: 0.296, SLG: 0.250</small> Michael Jackson, R <small>(9, 1) OBP: 0.246, SLG: 0.250</small> Cory Snyder, R <small>(11, PH) OBP: 0.246, SLG: 0.250</small> Dave Righetti, L <small>(12, 1)</small>	 <small>1-3 K</small>			 <small>1-3 K</small>		 <small>3-3 K 1-2</small>		 <small>0-2 FC5</small>		 <small>0-1 SH5-4 1-2 2-3</small>		 <small>3 0 0 0 0 0 3 3 0 0 0 0 0 0 0 0 1 0 0 0 0 0 0 0 0 0 0 0 0 0 0 0 0 0 0 0 0 0 0 0 0 0 0 0 0 0 0 0</small>									
Matt Williams, R <small>(1, 5) OBP: 0.207, SLG: 0.372</small>		 <small>0-0 G1-3</small>		 <small>0-0 P3</small>		 <small>1-0 F7</small>			 <small>0-2 G6-3</small>		 <small>2-3 K</small>		5 0 0 0 0 1 3								
Willie McGee, S <small>(1, 9) OBP: 0.329, SLG: 0.292</small>		 <small>0-2 F7</small>			 <small>2-3 K</small>		 <small>4-2 G4-3 BB</small>		 <small>1-0 L9</small>		 <small>4-0 IBB</small>		3 0 0 0 2 1 0								
Royce Clayton, R <small>(1, 6) OBP: 0.269, SLG: 0.282</small>		 <small>1-0 F8</small>			 <small>0-1 1B SH1-3 1B</small>		 <small>1-0 G4-3</small>		 <small>0-0 G3</small>		 <small>0-3 K</small>		5 1 1 0 0 1 4								
Kirt Manwaring, R <small>(1, 2) OBP: 0.304, SLG: 0.264</small> Bill Swift, R <small>(12, PR) OBP: 0.267, SLG: 0.400</small>			 <small>1-0 F8</small>		 <small>0-1 SH1-3 1B</small>		 <small>2-1 L8</small>		 <small>0-2 P9</small>			 <small>0-0 1B</small>	5 0 2 0 0 0 1 0 0 0 0 0 0 0								
Trevor Wilson, L <small>(1, 1) OBP: 0.400, SLG: 0.500</small> Mike Felder, S <small>(7, 7) OBP: 0.351, SLG: 0.333</small>			 <small>2-3 K</small>		 <small>0-1 SH1-3</small>			 <small>1-1 FC5 SH1-4 1B</small>		 <small>0-1 F7</small>		 <small>2-3 K</small>	1 0 0 1 0 1 0 3 0 1 0 0 1 1								
Inning Stats	R: 0 H: 1 E: 0 LOB: 1 K: 2 BB: 0 S: 13 P: 18	R: 0 H: 0 E: 0 LOB: 0 K: 0 BB: 0 S: 6 P: 7	R: 0 H: 1 E: 0 LOB: 0 K: 1 BB: 0 S: 10 P: 16	R: 0 H: 1 E: 0 LOB: 1 K: 2 BB: 0 S: 11 P: 16	R: 1 H: 2 E: 0 LOB: 1 K: 1 BB: 0 S: 12 P: 14	R: 0 H: 0 E: 0 LOB: 0 K: 1 BB: 1 S: 7 P: 14	R: 0 H: 0 E: 0 LOB: 1 K: 0 BB: 1 S: 8 P: 15	R: 0 H: 1 E: 0 LOB: 2 K: 0 BB: 1 S: 8 P: 15	R: 0 H: 0 E: 0 LOB: 0 K: 0 BB: 0 S: 5 P: 6	R: 0 H: 0 E: 0 LOB: 0 K: 1 BB: 0 S: 8 P: 9	R: 0 H: 2 E: 0 LOB: 3 K: 2 BB: 1 S: 12 P: 20	R: 0 H: 1 E: 0 LOB: 1 K: 1 BB: 0 S: 13 P: 18	1B: 9 SF: 0 2B: 0 SAC: 3 3B: 0 DP: 0 HR: 0 HBP: 0	WP: 0 PA: 48 PB: 0 SB: 1 CS: 2							
PITCHER Omar Olivares, R <small>(1, 1) ERA: 3.65</small> Mike Perez, R <small>(9, 1) ERA: 1.4</small> Lee Smith, R <small>(12, 1) ERA: 2.38</small>	IP: 8.0 WLS: 31 BF: 6 R: 1 ER: 1 SO: 7 BB: 2 IBB: 1 HBP: 0 BLK: 0 WP: 0 HR: 0 S: 75 P: 115 ERA: 1.12 WHIP: 1.000																				

St. Louis Cardinals @ San Francisco Giants
 Candlestick Park, San Francisco, CA
 Wed Apr 29 1992, 6:33 AM EDT
 Att: 10,642 - Cloudy - 73 F

livebaseballscorecards.com

AB	40
R	1
H	9
RBI	1
BB	4
SO	11
LOB	21



Batter	1	2	3	4	5	6	7	8	9	AB R H RBI BB SO LOB	TOP
Ray Lankford, L (1, 8) OBP: 0.387, SLG: 0.382 Bob McClure, R (7, 1) Craig Wilson, R (9, PH) OBP: 0.474, SLG: 0.357	0-3 		2-2 		0-1 		0-0 		2-3 	4 0 0 0 0 1 2 0 0 0 0 0 0 0 1 0 0 0 0 1 0	St. Louis Cardinals @ San Francisco Giants Candlestick Park, San Francisco, CA Thu Apr 30 1992, 6:33 AM EDT Att: 9,922 - Sunny - 66 F
Ozzie Smith, S (1, 6) OBP: 0.362, SLG: 0.283	2-2 		1-1 		4-0 			1-2 		3 0 0 0 1 0 1	
Felix Jose, S (1, 9) OBP: 0.400, SLG: 0.500	0-0 		0-0 		1-0 			1-0 		4 1 3 1 0 0 1	
Todd Zeile, R (1, 5) OBP: 0.356, SLG: 0.446	2-3 			3-1 	1-2 			4-2 		3 1 1 0 1 1 3	
Gerald Perry, L (1, 3) OBP: 0.310, SLG: 0.320		3-1 		0-2 		1-1 		1-1 		4 0 1 2 0 0 1	
Bernard Gilkey, R (1, 7) OBP: 0.340, SLG: 0.362		1-3 		0-1 		1-1 		0-0 		4 0 0 0 0 1 2	
Rich Gedman, L (1, 2) OBP: 0.133, SLG: 0.200		1-0 		0-3 		2-2 		0-1 		4 0 1 0 0 1 2	
Tim Jones, L (1, 4) OBP: 0.205, SLG: 0.209		0-1 			0-1 		0-1 		1-3 	4 1 0 0 0 1 1	
Jose DeLeon, R (1, 1) Pedro Guerrero, R (5, PH) Juan Agosto, L (5, 1) Brian Jordan, R (7, PH) OBP: 0.218, SLG: 0.342 (7, 8)			4-0 		0-3 		3-2 		1-3 	0 0 0 0 1 0 0 1 0 0 0 0 1 1 0 0 0 0 0 0 0 2 0 0 0 0 1 0	
Inning Stats	R: 0 H: 1 E: 0 LOB: 1 K: 2 BB: 0 S: 10 P: 14	R: 0 H: 1 E: 1 LOB: 1 K: 1 BB: 0 S: 8 P: 13	R: 0 H: 0 E: 0 LOB: 1 K: 0 BB: 1 S: 6 P: 13	R: 0 H: 1 E: 0 LOB: 1 K: 1 BB: 0 S: 11 P: 14	R: 1 H: 1 E: 1 LOB: 2 K: 1 BB: 1 S: 11 P: 17	R: 0 H: 0 E: 0 LOB: 0 K: 0 BB: 0 S: 8 P: 12	R: 0 H: 0 E: 0 LOB: 0 K: 0 BB: 0 S: 6 P: 9	R: 2 H: 2 E: 0 LOB: 1 K: 0 BB: 1 S: 12 P: 19	R: 0 H: 0 E: 0 LOB: 0 K: 3 BB: 0 S: 10 P: 14	1B: 4 SF: 0 2B: 2 SAC: 0 3B: 0 DP: 0 HR: 0 HBP: 0	WP: 0 PA: 37 PB: 0 SB: 0 CS: 0
PITCHER John Burkett, R (1, 1) ERA: 4.97 Bryan Hickerson, L (9, 1) ERA: 0.93	IP WLS BF H R ER SO BB IBB HBP BLK WP HR S P ERA WHIP 8.0 W 34 6 3 2 5 3 0 0 0 0 0 0 72 111 2.25 1.125 1.0 3 0 0 0 3 0 0 0 0 0 0 0 10 14 0.00 0.000	PITCHER IP WLS BF H R ER SO BB IBB HBP BLK WP HR S P ERA WHIP									

livebaseballscorecards.com

AB	34
R	3
H	6
RBI	3
BB	3
SO	8
LOB	14



Batter	1	2	3	4	5	6	7	8	9
Darren Lewis, R OBP: 0.398, SLG: 0.363 (1, 8)	4-2 HR BB	3-3 K		0-2 1-3 2-H 3-H 1B		2-2 G4-3			
John Patterson, S OBP: 0.286, SLG: 0.357 (1, 4)	2-0 P2		0-0 P6		1-0 2B G6-3		3-2 FC1-6 1B		
Will Clark, L OBP: 0.444, SLG: 0.494 (1, 3)	1-0 L8		0-0 G6-3		0-0 G6-3 1B		1-0 FC1-6 G6-4-3		
Cory Snyder, R OBP: 0.231, SLG: 0.240 (7, 3)					2-3 2B		1-2f		
Kevin Bass, S OBP: 0.381, SLG: 0.500 (1, 7)	1-1 HR		1-3 K		1-2 G6-3		2-1 G6-4-3		
Mike Felder, S OBP: 0.351, SLG: 0.333 (8, 7)					2-3 3-H		1-2f		
Matt Williams, R OBP: 0.221, SLG: 0.407 (1, 5)	1-0 F8			4-2 1B FC1-2 BB		1-1 P2		1-2 HR	
Willie McGee, S OBP: 0.349, SLG: 0.316 (1, 9)		1-1 G3		3-2 FC1-2 S 1B		0-1 FC6-4 1B		2-2 1B SF8	
Royce Clayton, R OBP: 0.280, SLG: 0.284 (1, 6)		4-2 S 2B BB		3-3 K 1B		1-2 FC6-4		2-2 1B	
Jim McNamara, L OBP: 0.367, SLG: 0.407 (1, 2)		1-3 K		4-0 FC1-2 1B IBB		0-1 G1-3		1-1 SF8	
Craig Colbert, R OBP: 0.278, SLG: 0.250 (8, PH)								3-H	
John Burkett, R OBP: 0.100, SLG: 0.200 (1, 1)		1-1 K		0-0 FC1-2 1B		1-1 G4-3		3-3 K	
Chris James, R OBP: 0.250, SLG: 0.240 (8, PH)				1-2 2-3 3-H					
Bryan Hickerson, L OBP: 0.250, SLG: 0.240 (9, 1)		2-H 2B							

Inning Stats	R: 2	H: 1	E: 0	K: 0	S: 7	H: 1	LOB: 0	BB: 1	P: 16	R: 1	H: 1	E: 0	K: 2	S: 13	H: 1	LOB: 1	BB: 1	P: 23	R: 0	H: 0	E: 0	K: 1	S: 5	H: 0	LOB: 0	BB: 0	P: 6	R: 2	H: 2	E: 0	K: 1	S: 18	H: 3	LOB: 1	BB: 0	P: 16	R: 0	H: 0	E: 0	K: 0	S: 8	H: 0	LOB: 0	BB: 0	P: 11	R: 0	H: 1	E: 0	K: 0	S: 8	H: 3	LOB: 0	BB: 0	P: 26
--------------	------	------	------	------	------	------	--------	-------	-------	------	------	------	------	-------	------	--------	-------	-------	------	------	------	------	------	------	--------	-------	------	------	------	------	------	-------	------	--------	-------	-------	------	------	------	------	------	------	--------	-------	-------	------	------	------	------	------	------	--------	-------	-------

PITCHER	IP	WLS	BF	H	R	ER	SO	BB	IBB	HBP	BLK	WP	HR	S	P	ERA	WHIP
Jose DeLeon, R ERA: 3.64 (1, 1)	4.0	L	19	4	5	5	4	3	1	0	0	0	1	43	76	11.25	1.750
Juan Agosto, L ERA: 8.53 (5, 1)	2.0		9	3	2	2	0	0	0	0	0	0	0	20	27	9.00	1.500
Bob McClure, L ERA: 5.63 (7, 1)	2.0		8	4	2	2	1	0	0	0	0	0	1	25	40	9.00	2.000

BOTTOM


St. Louis Cardinals @ San Francisco Giants
Candlestick Park, San Francisco, CA

Thu Apr 30 1992, 6:33 AM EDT
Att. 9,922 - Sunny - 66 F

AB	R	H	RBI	BB	SO	LOB
3	1	1	2	1	1	1
4	1	2	0	0	0	1
3	1	1	0	0	0	1
1	0	0	0	0	0	1
4	1	1	3	0	1	2
0	0	0	0	0	0	0
3	1	1	1	1	0	1
4	2	3	1	0	0	0
3	1	1	0	1	1	3
2	1	0	0	1	1	1
0	0	0	1	0	0	0
3	0	1	1	0	0	3
1	0	0	0	0	1	0
0	0	0	0	0	0	0

AB	31
R	9
H	11
RBI	9
BB	4
SO	5
LOB	14

WP: 0 PA: 36
PB: 0
SB: 2
CS: 0



PITCHER	IP	WLS	BF	H	R	ER	SO	BB	IBB	HBP	BLK	WP	HR	S	P	ERA	WHIP
---------	----	-----	----	---	---	----	----	----	-----	-----	-----	----	----	---	---	-----	------

Batter	1	2	3	4	5	6	7	8	9	AB R H RBI BB SO LOB	TOP			
Lenny Dykstra, L (1, 8) OBP: 0.243, SLG: 0.212	0-0 F7		1-1 G6-3			0-1 P4		0-0 G4-3		4 0 0 0 0 0 0				
Mariano Duncan, R (1, 7) OBP: 0.330, SLG: 0.404	1-0 G5-3		2-0 F9			0-1 P3		2-3 K		4 0 0 0 0 1 0				
Dave Hollins, S (1, 5) OBP: 0.366, SLG: 0.361	1-2 F8			1-0 G3-1		3-3 K			1-2 G1-6-3 1B	4 0 1 0 0 1 0				
John Kruk, L (1, 9) OBP: 0.469, SLG: 0.464		4-2 G5-4-3 BB		3-2 G3-1			2-1 1B 1B		1-0 G1-6-3 1-2f	3 1 1 0 1 0 1				
Dale Sveum, S (1, 3) OBP: 0.259, SLG: 0.208		2-1 G5-4-3 1-2f		0-0 G3-1			0-0 L4-3 1B		1-3 K	4 0 1 0 0 1 1				
Darren Daulton, L (1, 2) OBP: 0.345, SLG: 0.420		2-1 2B			2-2 1B		2-2 L4-3 1-2			3 0 2 0 0 0 2				
Mickey Morandini, L (1, 4) OBP: 0.411, SLG: 0.485		4-0 FC6-4 BB			2-3 K		1-0 1B			2 0 1 1 1 1 1				
Kim Batiste, R (1, 6) OBP: 0.264, SLG: 0.294		0-2 FC6-4 1-2f			1-1 F7		0-3 K2-3			3 0 0 0 0 1 4				
Kyle Abbott, L (1, 1) Wes Chamberlain, R (8, PH) Curt Schilling, R (8, 1)			1-1 G3			3-3 K			1-2 F8	2 0 0 0 0 1 1 1 0 0 0 0 0 0 0 0 0 0 0 0 0				
Inning Stats	R: 0 E: 0 K: 0 S: 6 H: 0 LOB: 0 BB: 0 P: 8	R: 0 E: 0 K: 0 S: 9 H: 1 LOB: 2 BB: 2 P: 21	R: 0 E: 0 K: 0 S: 5 H: 0 LOB: 0 BB: 0 P: 9	R: 0 E: 0 K: 0 S: 6 H: 0 LOB: 0 BB: 0 P: 10	R: 0 E: 0 K: 2 S: 12 H: 1 LOB: 1 BB: 0 P: 20	R: 0 E: 0 K: 1 S: 7 H: 0 LOB: 0 BB: 0 P: 10	R: 1 E: 0 K: 1 S: 12 H: 3 LOB: 1 BB: 0 P: 17	R: 0 E: 0 K: 1 S: 7 H: 0 LOB: 0 BB: 0 P: 10	R: 0 E: 0 K: 1 S: 9 H: 1 LOB: 0 BB: 0 P: 12	1B: 5 2B: 2 3B: 0 HR: 0 SF: 0 SAC: 0 DP: 3 HBP: 0	WP: 0 PB: 0 SB: 0 CS: 0 PA: 32			
PITCHER	IP WLS BF H R ER SO BB IBB HBP BLK WP HR S P ERA WHIP												PITCHER	IP WLS BF H R ER SO BB IBB HBP BLK WP HR S P ERA WHIP
Bill Swift, R (1, 1) ERA: 1.54	6.0 W 23 4 1 1 3 2 0 0 0 0 0 0 48 83 1.50 1.000													
Bryan Hickerson, L (7, 1) ERA: 0.77	2.0 6 1 0 0 2 0 0 0 0 0 0 0 16 22 0.00 0.500													
Dave Righetti, L (9, 1) ERA: 4.82	1.0 S 3 1 0 0 1 0 0 0 0 0 0 0 9 12 0.00 1.000													

Philadelphia Phillies @ San Francisco Giants
Candlestick Park, San Francisco, CA

livebaseballscorecards.com

AB	30
R	1
H	6
RBI	1
BB	2
SO	6
LOB	10



Sat May 02 1992, 6:33 AM EDT
Att. 12,157 - Sunny - 80 F

Batter	1	2	3	4	5	6	7	8	9	AB	R	H	RBI	BB	SO	LOB
Darren Lewis, R OBP: 0.393, SLG: 0.358 (1, 8)	2-2 G3		1-0 FC4-6 1B	0-0 F8			0-2 P4			4	1	1	0	0	0	2
John Patterson, S OBP: 0.278, SLG: 0.294 (1, 4)	4-2 1B 2B BB		0-3 K			0-2 G6-3	1-2 P6			3	1	0	0	1	1	1
Will Clark, L OBP: 0.456, SLG: 0.500 (1, 3)	2-1 2B 1-3 1B		3-1 FC4-6 1B			4-0 WP BB	1-0 G1-3			3	0	2	0	1	0	0
Kevin Bass, S OBP: 0.391, SLG: 0.524 (1, 7)	0-0 1-3 2B		0-0 FC4-6 1-2f 3-H K			2-0 F8	1-0 1B			4	0	2	2	0	0	2
Matt Williams, R OBP: 0.211, SLG: 0.388 (1, 5)	1-1 P3		1-3 K			2-1 G5-3	0-1 F9			4	0	0	0	0	1	5
Willie McGee, S OBP: 0.333, SLG: 0.300 (1, 9)	1-2 G6-3			0-0 G4-3		1-3 K	1-1 F7			4	0	0	0	0	1	3
Royce Clayton, R OBP: 0.267, SLG: 0.269 (1, 6)		1-1 F7		3-2 F9		3-2 F8	2-3 K			4	0	0	0	0	1	1
Kirt Manwaring, R OBP: 0.322, SLG: 0.286 (1, 2)		0-3 K		2-2 1B 1B		3-2 FC5-4 1B				3	0	2	0	0	1	0
Bill Swift, R OBP: 0.278, SLG: 0.389 (1, 1)		0-0 F8		2-1 1B		2-0 FC5-4				3	0	1	0	0	0	1
Bryan Hickerson, L (7, 1)				1-2 1B						0	0	0	0	0	0	0
Dave Righetti, L (9, 1)										0	0	0	0	0	0	0

Inning Stats	R: 1	H: 2	E: 0	LOB: 2	K: 0	S: 14	R: 0	H: 0	E: 0	LOB: 0	K: 1	S: 6	R: 1	H: 2	E: 0	LOB: 1	K: 2	S: 10	R: 0	H: 2	E: 0	LOB: 2	K: 0	S: 12	R: 0	H: 1	E: 0	LOB: 1	K: 1	S: 14	R: 0	H: 0	E: 0	LOB: 0	K: 0	S: 8	R: 0	H: 1	E: 0	LOB: 1	K: 1	S: 9		
	14	24	6	7	15	19	14	23	10	13																																		

PITCHER	IP	WLS	BF	H	R	ER	SO	BB	IBB	HBP	BLK	WP	HR	S	P	ERA	WHIP
Kyle Abbott, L ERA: 5.06 (1, 1)	7.0	L	30	7	2	2	4	2	0	0	0	1	0	70	112	2.57	1.286
Curt Schilling, R ERA: 2.6 (8, 1)	1.0		4	1	0	0	1	0	0	0	0	0	0	9	13	0.00	1.000


BOTTOM

Philadelphia Phillies @ San Francisco Giants
Candlestick Park, San Francisco, CA

Sat May 02 1992, 6:33 AM EDT
Att. 12,157 - Sunny - 80 F

AB	32
R	2
H	8
RBI	2
BB	2
SO	5
LOB	15

livebaseballscorecards.com



1B:	7	SF:	0	WP:	1	PA:	34
2B:	1	SAC:	0	PB:	0		
3B:	0	DP:	0	SB:	2		
HR:	0	HBP:	0	CS:	0		

Batter	1	2	3	4	5	6	7	8	9	AB R H RBI BB SO LOB	TOP											
Lenny Dykstra, L <small>OBP: 0.262, SLG: 0.263</small>	(1, 8) FC X F8		3-1 BB FC4-6 1B	0-1 F X F8		0-0 1B 2B	1-2 G4-3			5 2 2 2 0 0 1												
Mariano Duncan, R <small>OBP: 0.362, SLG: 0.485</small>	(1, 4) B F BB X HR	3-2	0-1 1 SAFE 1 SAFE BB E 1B		1-0 1B 3B	1-1 1B 1B		1-2 PB 1B		5 5 5 1 0 0 0												
Dave Hollins, S <small>OBP: 0.377, SLG: 0.360</small>	(1, 5) B S F X F8	2-2	4-2 FC4-6 BB		1-1 CS 1B	3-2 1B SF7 HBP		1-3 K		3 1 1 0 1 1 1												
John Kruk, L <small>OBP: 0.456, SLG: 0.449</small>	(1, 3) C B B S K	3-3	0-0 FC4-6		3-3 K	1-0 1B 1B		1-0 G5-3		5 0 1 3 0 2 4												
Dale Sveum, S <small>OBP: 0.281, SLG: 0.286</small>	(1, 6)	2-3 K2-3	2-2 P5		3-2 FC6-4 1B	0-1 SF7		0-0 2B		4 0 2 3 0 1 1												
Wes Chamberlain, R <small>OBP: 0.235, SLG: 0.386</small>	(1, 7) B B C S K	3-3 K		1-1 G4-3 1B 2B	2-1 FC6-4	2-2 1B		1-1 F8		5 1 2 0 0 1 2												
Darren Daulton, L <small>OBP: 0.337, SLG: 0.397</small>	(1, 2) B B B K	2-3 K		0-0 G4-3		2B HBP K		1-1 L9		4 1 0 0 0 2 3												
Ruben Amaro Jr, S <small>OBP: 0.293, SLG: 0.348</small>	(1, 9) B C B S SH1-4 BLK 1B BB	4-2	3-2 S 1B		1-2 2B 2B	0-3 K		1-3 K		4 2 2 2 1 2 0												
Cliff Brantley, R Curt Schilling, R	(1, 1) (6, 1)		1-0 SH1-4	1-0 1 SAFE	2-3 K		2-2 G4-3	1-0 G4-3		2 0 0 0 0 1 2 2 0 0 0 0 1 0												
Inning Stats	R: 1 E: 0 K: 1 S: 12	H: 1 LOB: 0 BB: 0 P: 20	R: 0 E: 0 K: 3 S: 9	H: 0 LOB: 0 BB: 0 P: 16	R: 3 E: 1 K: 0 S: 19	H: 2 LOB: 1 BB: 2 P: 33	R: 1 E: 0 K: 1 S: 12	H: 2 LOB: 1 BB: 0 P: 18	R: 1 E: 0 K: 1 S: 12	H: 3 LOB: 1 BB: 0 P: 22	R: 5 E: 0 K: 1 S: 21	H: 5 LOB: 2 BB: 0 P: 35	R: 0 E: 0 K: 1 S: 7	H: 0 LOB: 0 BB: 0 P: 9	R: 1 E: 0 K: 1 S: 11	H: 2 LOB: 1 BB: 0 P: 15	R: 0 E: 0 K: 2 S: 9	H: 0 LOB: 0 BB: 0 P: 11	1B: 9 2B: 4 3B: 1 HR: 1	SF: 1 SAC: 1 DP: 0 HBP: 2	WP: 0 PB: 1 SB: 1 CS: 1	PA: 45
PITCHER	IP WLS BF H R ER SO BB IBB HBP BLK WP HR S P ERA WHIP																					
Trevor Wilson, L <small>ERA: 4.5</small>	(1, 1) 3.1 L 17 5 5 4 4 2 0 0 1 0 1 47 80 10.80 2.100																					
Dave Burba, R <small>ERA: 3.2</small>	(4, 1) 0.2 2 0 0 0 1 0 0 5 7 0.00 0.000																					
Michael Jackson, R <small>ERA: 3.14</small>	(5, 1) 0.1 3 2 1 1 1 0 0 7 12 27.00 6.000																					
Rod Beck, R <small>ERA: 2.45</small>	(5, 1) 1.2 12 6 5 5 1 0 0 26 45 27.00 3.600																					
Bryan Hickerson, L <small>ERA: 1.32</small>	(7, 1) 2.0 8 2 1 1 2 0 0 18 24 4.50 1.000																					
PITCHER	IP WLS BF H R ER SO BB IBB HBP BLK WP HR S P ERA WHIP																					
Jeff Brantley, R <small>ERA: 1.8</small>	(9, 1) 1.0 3 0 0 0 2 0 0 9 11 0.00 0.000																					

Philadelphia Phillies @ San Francisco Giants
Candlestick Park, San Francisco, CA
Sun May 03 1992, 6:33 AM EDT
Att. 27,515 - Sunny - 72 F

livebaseballscorecards.com

AB	39
R	12
H	15
RBI	11
BB	2
SO	11
LOB	14



Batter	1	2	3	4	5	6	7	8	9	AB R H RBI BB SO LOB
Darren Lewis, R (1, 8) OBP: 0.387, SLG: 0.347 Cory Snyder, R (9, PH) OBP: 0.222, SLG: 0.231	2-1 G4-3		2-2 F9		2-1 B2		4-2 G3 BB		1-3 K	3 0 0 0 1 0 0 1 0 0 0 0 1 1
John Patterson, S (1, 4) OBP: 0.217, SLG: 0.227	2-2 G3		0-0 F8		1-3 K2-3		1-0 G3		0-0 G4-6-3	5 0 0 0 0 1 2
Will Clark, L (1, 3) OBP: 0.458, SLG: 0.494	3-2 1B		4-2 FC6 BB		1-2 F7		2-3 K			3 0 1 0 1 1 1
Kevin Bass, S (1, 7) OBP: 0.380, SLG: 0.489	3-2 L5		2-1 FC6		1-0 1B HBP		1-2 F8			3 1 0 0 0 0 3
Matt Williams, R (1, 5)		4-1 G4-6-3 BB		1-2 HR		2-0 F9		2-2 P3		3 1 1 1 1 0 1
Willie McGee, S (1, 9)		4-1 G4-6-3 BB		0-0 F7		4-2 1B G6-3 BB		2-2 G1-3		2 1 0 0 2 0 0
Royce Clayton, R (1, 6)		0-1 G4-6-3		1-2 G1-3 1B		2-1 G6-3 1B		1-0 2B		4 0 3 1 0 0 2
Kirt Manwaring, R (1, 2) OBP: 0.323, SLG: 0.276 Craig Colbert, R (7, 2) OBP: 0.263, SLG: 0.235		4-2 BB		1-2 G1-3		1-2 G6-3		0-3 K		2 0 0 1 1 0 2 1 0 0 0 0 1 1
Trevor Wilson, L Dave Burba, R Greg Litton, R Michael Jackson, R Rod Beck, R Chris James, R Bryan Hickerson, L Jeff Brantley, R Mike Felder, S		2-3 K		3-3 K		1-3 K		0-2 G4-6-3 1B		1 0 0 0 0 0 1 2 0 0 0 0 0 0 0 0 1 0 0 0 0 0 1 1 0 0 0 0 0 0 0 0 0 0 0 0 0 0 0 0 1 0 0 0 0 0 1 1 0 0 0 0 0 0 0 0 0 0 0 0 0 0 0 0 1 0 1 0 0 0 0 0

Inning Stats	R: 0	H: 1	E: 0	LOB: 1	K: 0	S: 12	P: 22	R: 0	H: 0	E: 0	LOB: 2	K: 1	S: 9	P: 23	R: 0	H: 0	E: 0	LOB: 1	K: 0	S: 8	P: 16	R: 1	H: 2	E: 0	LOB: 1	K: 1	S: 13	P: 19	R: 0	H: 0	E: 0	LOB: 0	K: 1	S: 8	P: 12	R: 2	H: 1	E: 0	LOB: 1	K: 1	S: 11	P: 22	R: 0	H: 0	E: 0	LOB: 1	K: 1	S: 9	P: 17	R: 0	H: 1	E: 0	LOB: 1	K: 1	S: 11	P: 16	R: 0	H: 1	E: 0	LOB: 0	K: 1	S: 7	P: 8	1B: 4	SF: 0	2B: 1	SAC: 0	3B: 0	DP: 2	HR: 1	HBP: 1	WP: 0	PA: 38
--------------	------	------	------	--------	------	-------	-------	------	------	------	--------	------	------	-------	------	------	------	--------	------	------	-------	------	------	------	--------	------	-------	-------	------	------	------	--------	------	------	-------	------	------	------	--------	------	-------	-------	------	------	------	--------	------	------	-------	------	------	------	--------	------	-------	-------	------	------	------	--------	------	------	------	-------	-------	-------	--------	-------	-------	-------	--------	-------	--------

PITCHER	IP	WLS	BF	H	R	ER	SO	BB	IBB	HBP	BLK	WP	HR	S	P	ERA	WHIP
Cliff Brantley, R (1, 1) ERA: 4.7	5.0	W	22	3	2	2	3	4	0	1	0	0	1	50	93	3.60	1.400
Curt Schilling, R (6, 1) ERA: 2.53	4.0	S	16	3	1	1	4	2	0	0	0	0	0	38	62	2.25	1.250

BOTTOM

Philadelphia Phillies @ San Francisco Giants
Candlestick Park, San Francisco, CA

livebaseballscores.com

AB	31
R	3
H	6
RBI	3
BB	6
SO	7
LOB	17



Sun May 03 1992, 6:33 AM EDT
Att. 27,515 - Sunny - 72 F

Batter	1	2	3	4	5	6	7	8	9	AB R H RBI BB SO LOB	TOP																	
Darren Lewis, R (1, 8) OBP: 0.371, SLG: 0.330	1-1 G6-3		2-3 K		1-2 F9		1-1 L8		2-3 K	5 0 0 0 0 2 3	<p>San Francisco Giants @ St. Louis Cardinals</p> <p>Busch Stadium, St. Louis, MO</p> <p>Tue May 05 1992, 7:05 PM CDT</p> <p>Att. 17,770 - Cloudy - 59 F</p>																	
John Patterson, S (1, 4) OBP: 0.214, SLG: 0.222	1-3 K		0-0 F7			2-2 HR 1B	2-2 G4-3		1-3 K	5 1 1 0 0 2 2																		
Will Clark, L (1, 3) OBP: 0.455, SLG: 0.533	1-1 F9			3-2 F7		0-1 HR	2-2 2B		2-0 F7	5 1 2 2 0 0 0																		
Kevin Bass, S (1, 7) OBP: 0.352, SLG: 0.449		0-0 L4		0-1 G4-3		1-1 F8	1-1 G4-3			4 0 0 0 0 0 1																		
Matt Williams, R (1, 5) OBP: 0.235, SLG: 0.418		3-1 P4		1-0 G6-3		4-1 WP 1B 1B BB		0-0 SH3-4 1B 1B		3 1 1 0 1 0 0																		
Willie McGee, S (1, 9) OBP: 0.357, SLG: 0.314		3-3 K			0-1 2B G5-3 1B	0-0 1B WP 1B SF7 1B		0-1 L4-6 SH3-4 1B	4 2 3 0 0 1 0																			
Royce Clayton, R (1, 6) OBP: 0.301, SLG: 0.329			2-3 K		3-2 1 SAFE 1 SAFE 1 SAFE 1 SAFE 1 B 1 F 1 B	3-2 2B 1B	3-2 1B 1B	0-0 SH3-4	3 0 2 1 0 1 0																			
Kirt Manwaring, R (1, 2) OBP: 0.328, SLG: 0.271			4-2 SH BB		3-3 K	1-0 SF7		4-0 IBB	1 0 0 0 1 1 2																			
Mike Felder, S (6, PH) OBP: 0.359, SLG: 0.351					3-3 K	1-0 SF7			0 0 0 1 0 0 0																			
Jim McNamara, L (6, 2) OBP: 0.367, SLG: 0.407					3-3 K	1-0 SF7			0 0 0 0 0 0 0																			
Chris James, R (8, PH) OBP: 0.267, SLG: 0.231					3-3 K	1-0 SF7			0 0 0 0 1 0 0																			
Rod Beck, R (8, 1)					3-3 K	1-0 SF7			0 0 0 0 0 0 0																			
Kelly Downs, R (1, 1)			1-2 SH		1-1 G5-3	1-1 P3		0-0 L4-6	0 0 0 0 0 0 0																			
Dave Burba, R (4, 1)					1-1 G5-3	1-1 P3			2 0 0 1 0 0 2																			
Craig Colbert, R (8, PH) OBP: 0.250, SLG: 0.222					1-1 G5-3	1-1 P3			1 0 0 0 0 0 3																			
Inning Stats	R: 0 E: 0 K: 1 S: 8	H: 0 LOB: 0 BB: 0 P: 11	R: 0 E: 0 K: 1 S: 9	H: 0 LOB: 0 BB: 0 P: 15	R: 0 E: 0 K: 2 S: 12	H: 0 LOB: 2 BB: 1 P: 21	R: 0 E: 0 K: 0 S: 6	H: 0 LOB: 0 BB: 0 P: 10	R: 1 E: 0 K: 1 S: 14	H: 2 LOB: 1 BB: 0 P: 22	R: 4 E: 0 K: 0 S: 15	H: 4 LOB: 1 BB: 1 P: 27	R: 0 E: 0 K: 0 S: 11	H: 1 LOB: 1 BB: 0 P: 17	R: 0 E: 0 K: 0 S: 5	H: 2 LOB: 2 BB: 1 P: 9	R: 0 E: 0 K: 2 S: 7	H: 0 LOB: 0 BB: 0 P: 12	1B: 6 2B: 3 3B: 0 HR: 1	SF: 1 SAC: 2 DP: 1 HBP: 0	WP: 1 PB: 0 SB: 0 CS: 0	PA: 39						
PITCHER	IP WLS BF H R ER SO BB IBB HBP BLK WP HR S P ERA WHIP																											
Omar Olivares, R (1, 1) ERA: 4.25	5.1		24	5	5	5	5	2	0	0	0	0	0	1	58	95	8.44	1.312										
Mike Perez, R (6, 1) ERA: 1.27	1.2	W	7	2	0	0	0	0	0	0	0	1	0	17	28	0.00	1.200											
Todd Worrell, R (8, 1) ERA: 3.75	1.0		5	2	0	0	0	0	1	0	0	0	0	5	9	0.00	2.000											
Lee Smith, R (9, 1) ERA: 2.08	1.0	S	3	0	0	0	2	0	0	0	0	0	0	7	12	0.00	0.000											

livebaseballscorecards.com

AB	33
R	5
H	9
RBI	5
BB	3
SO	7
LOB	13



Batter	1	2	3	4	5	6	7	8	9	AB	R	H	RBI	BB	SO	LOB
Ray Lankford, L OBP: 0.388, SLG: 0.394 (1, 8)	F7	F8	CS	BB S 1B	L5			K		5	0	1	0	0	1	4
Ozzie Smith, S OBP: 0.360, SLG: 0.299 (1, 6)	FC4-6 BB	BB		BB	BB	G6-3 SF9 2B		G4-3		2	1	1	0	3	0	1
Felix Jose, S OBP: 0.464, SLG: 0.538 (1, 9)	FC4-6 S 1B	F8		G4-6-3 BB		G6-3		1-1 1B		4	1	1	1	1	0	4
Todd Zeile, R OBP: 0.330, SLG: 0.393 (1, 5)	1B BB		P6	K		SF9		G4-3		3	0	0	1	1	1	4
Pedro Guerrero, R OBP: 0.312, SLG: 0.321 Tim Jones, L OBP: 0.188, SLG: 0.191 (1, 3) (9, 4)	1B		HR 1B	G4-6-3		P4				4	1	2	1	0	0	3
Brian Jordan, R OBP: 0.256, SLG: 0.425 (1, 7)	G5-3		HR 1B							0	0	0	0	0	0	0
Rex Hudler, R OBP: 0.250, SLG: 0.404 (1, 4) (9, 3)		G5-3	HR	G4-6-3				G4-3		4	1	1	1	0	0	1
Tom Pagnozzi, R OBP: 0.352, SLG: 0.425 (1, 2)		1B 2B	CS 1B	FC				K		4	1	2	0	0	1	1
Omar Olivares, R OBP: 0.375, SLG: 0.333 Mike Perez, R Todd Worrell, R Milt Thompson, L OBP: 0.274, SLG: 0.367 Lee Smith, R (1, 1) (6, 1) (8, 1) (8, PH) (9, 1)	BB 1B	BB	P3	K				E3 G4-3 S 1B		3	0	1	1	0	1	3

Inning Stats	R: 1	H: 1	E: 0	K: 10	S: 10	R: 1	H: 2	E: 0	K: 12	S: 12	R: 3	H: 4	E: 0	K: 13	S: 13	R: 0	H: 1	E: 0	K: 11	S: 16	R: 1	H: 1	E: 0	K: 10	S: 10	R: 0	H: 0	E: 0	K: 2	S: 8	R: 1	H: 1	E: 1	K: 12	S: 19	1B: 7	2B: 2	3B: 0	HR: 2	SF: 1	SAC: 0	DP: 1	HBP: 0	WP: 0	PA: 41
--------------	------	------	------	-------	-------	------	------	------	-------	-------	------	------	------	-------	-------	------	------	------	-------	-------	------	------	------	-------	-------	------	------	------	------	------	------	------	------	-------	-------	-------	-------	-------	-------	-------	--------	-------	--------	-------	--------

PITCHER	IP	WLS	BF	H	R	ER	SO	BB	IBB	HBP	BLK	WP	HR	S	P	ERA	WHIP
Kelly Downs, R ERA: 3.44 (1, 1)	3.0		19	8	5	5	0	3	0	0	0	0	2	35	64	15.00	3.667
Dave Burba, R ERA: 3.04 (4, 1)	4.0	L	16	2	1	1	4	2	0	0	0	0	0	41	66	2.25	1.000
Rod Beck, R ERA: 2.33 (8, 1)	1.0		5	1	1	0	1	0	0	0	0	0	0	12	19	0.00	1.000

BOTTOM

San Francisco Giants @ St. Louis Cardinals
Busch Stadium, St. Louis, MO
 Tue May 05 1992, 7:05 PM CDT
 Att. 17,770 - Cloudy - 59 F

livebaseballscorecards.com

AB	34
R	7
H	11
RBI	7
BB	5
SO	5
LOB	23



Batter	1	2	3	4	5	6	7	8	9	10	11	AB R H RBI BB SO LOB	TOP														
Darren Lewis, R OBP: 0.369, SLG: 0.330	G4-3			K		WP		S		G4-3	L9	6 1 2 0 0 1 1															
John Patterson, S OBP: 0.258, SLG: 0.241 Greg Litton, R	K			WP G4-3 HBP		F8 WP		K		K		2 0 1 1 0 1 0 2 0 0 0 0 2 1															
Will Clark, L OBP: 0.444, SLG: 0.526	G6-3			G4-3		F8		F9		1B		5 0 1 0 0 0 3															
Kevin Bass, S OBP: 0.339, SLG: 0.426		G6-3		K		P7			P2			5 0 1 0 0 1 2															
Matt Williams, R OBP: 0.252, SLG: 0.432		K			G4-3 SF7	P6			2B	1B		4 2 2 0 1 1 1															
Willie McGee, S OBP: 0.350, SLG: 0.319		G4-3			G4-3	L7			2B	FC6-4		5 0 1 1 0 0 4															
Royce Clayton, R OBP: 0.296, SLG: 0.318			G1-3		SF7	G4-3			BB			3 0 0 1 1 0 0															
Jim McNamara, L OBP: 0.324, SLG: 0.355 Cory Snyder, R OBP: 0.250, SLG: 0.259 Kirt Manwaring, R OBP: 0.328, SLG: 0.271			K		K			K				4 0 0 0 0 4 2 1 0 1 0 0 0 0 0 0 0 0 0 0 0															
John Burkett, R OBP: 0.167, SLG: 0.182 Mike Fielder, S OBP: 0.350, SLG: 0.342 Bryan Hickerson, L OBP: 0.228, SLG: 0.222 Jeff Brantley, R OBP: 0.228, SLG: 0.222 Chris James, R OBP: 0.228, SLG: 0.222 Dave Righetti, L			P3			1B		L1				1 1 0 0 0 1 0 0 1 0 1 0 0 0 0 0 1 2 0 0 0 0 0 0 0 0															
Inning Stats	R: 0 E: 0 K: 1 S: 6	H: 0 LOB: 0 BB: 0 P: 8	R: 0 E: 0 K: 1 S: 5	H: 0 LOB: 0 BB: 0 P: 8	R: 0 E: 0 K: 1 S: 9	H: 0 LOB: 0 BB: 0 P: 12	R: 0 E: 0 K: 2 S: 9	H: 0 LOB: 1 BB: 0 P: 14	R: 1 E: 0 K: 1 S: 7	H: 1 LOB: 0 BB: 0 P: 8	R: 2 E: 0 K: 0 S: 13	H: 2 LOB: 1 BB: 1 P: 24	R: 0 E: 0 K: 1 S: 9	H: 0 LOB: 0 BB: 0 P: 13	R: 0 E: 0 K: 1 S: 9	H: 1 LOB: 1 BB: 0 P: 14	R: 1 E: 0 K: 2 S: 20	H: 2 LOB: 2 BB: 1 P: 30	R: 0 E: 0 K: 1 S: 17	H: 2 LOB: 3 BB: 1 P: 29	R: 0 E: 0 K: 0 S: 9	H: 1 LOB: 1 BB: 0 P: 14	1B: 6 2B: 3 3B: 0 HR: 0	SF: 1 SAC: 1 DP: 0 HBP: 1	WP: 2 PB: 0 SB: 1 CS: 0	PA: 46	
PITCHER	IP WLS BF H R ER SO BB IBB HBP BLK WP HR S P ERA WHIP													PITCHER	IP WLS BF H R ER SO BB IBB HBP BLK WP HR S P ERA WHIP												
Jose DeLeon, R ERA: 3.89	(1, 1) 5.0 20 3 3 3 6 1 0 1 0 1 0 43 64 5.40 0.800													Juan Agosto, L ERA: 7.9	(11, 1) 1.0 4 1 0 0 0 0 0 0 0 0 0 9 14 0.00 1.000												
Cris Carpenter, R ERA: 1.76	(6, 1) 2.2 9 1 0 0 2 0 0 0 0 1 0 21 32 0.00 0.375																										
Bob McClure, L ERA: 5.4	(8, 1) 0.1 1 0 0 0 0 0 0 0 0 0 0 3 5 0.00 0.000																										
Lee Smith, R ERA: 2.57	(9, 1) 1.0 6 2 1 1 2 1 0 0 0 0 0 20 30 9.00 3.000																										
Mike Perez, R ERA: 1.21	(10, 1) 1.0 6 2 0 0 1 1 0 0 0 0 0 17 29 0.00 3.000																										

San Francisco Giants @ St. Louis Cardinals
 Busch Stadium, St. Louis, MO
 Wed May 06 1992, 7:05 PM CDT
 Att: 19,676 - Sunny - 65 F

livebaseballscores.com

AB	40
R	4
H	9
RBI	3
BB	3
SO	11
LOB	16



Batter	1	2	3	4	5	6	7	8	9	10	11	AB R H RBI BB SO LOB	BOTTOM														
Ray Lankford, L OBP: 0.393, SLG: 0.429 (1, 8)	0-0 1B S		0-1 F8		1-1 1B BB S 1B		0-0 HR		0-0 F8		1-3 K	6 3 3 1 0 1 0	San Francisco Giants @ St. Louis Cardinals Busch Stadium, St. Louis, MO Wed May 06 1992, 7:05 PM CDT Att. 19,676 - Sunny - 65 F														
Ozzie Smith, S OBP: 0.379, SLG: 0.317 (1, 6)	4-0 FC5-4 1B BB		1-1 E6 1B		2-0 BB S 1B		1-1 G6-3		1-1 F8 BB 1B		2-1 F7	5 0 3 0 1 0 0															
Felix Jose, S OBP: 0.471, SLG: 0.613 (1, 9)	1-2 FC5-4 1B		3-3 K		1-2 E4 BB		0-0 G4-3		4-0 S BB		2-1 HR	5 1 2 2 1 1 3															
Todd Zeile, R OBP: 0.315, SLG: 0.371 (1, 5)	0-3 K		0-1 G4-3		1-2 P6		3-1 G5-3		0-1 F8			5 0 0 0 0 1 8															
Pedro Guerrero, R OBP: 0.316, SLG: 0.318 (1, 3)	1-0 FC5-4 1-2f 2-3			1-1 F9	4-1 G6-4-3 BB			0-0 CS 1B	3-3 K			4 0 1 1 1 1 4															
Brian Jordan, R OBP: 0.263, SLG: 0.418 (1, 7)	2-0 L8			0-0 3B 1B	0-0 G6-4-3			4-2 FC4-6 BB 1-2		0-3 K		4 1 1 0 1 1 5															
Rex Hudler, R OBP: 0.255, SLG: 0.400 Craig Wilson, R OBP: 0.462, SLG: 0.400 (1, 4) (7, 4)		2-1 F9		0-2 F9		0-1 G6-3 CS 1B		4-2 FC4-6 BB 1-2		3-1 G6-3		3 0 1 0 0 0 1 1 0 0 0 1 0 0															
Tom Pagnozzi, R OBP: 0.354, SLG: 0.446 (1, 2)		0-1 F9		0-0 3B		2-1 G6-3		0-0 FC4-6 1-2f 2-3		0-0 1B		5 0 2 1 0 0 3															
Jose DeLeon, R Cris Carpenter, R Bob McClure, R Gerald Perry, L Lee Smith, R Mike Perez, R Bernard Gilkey, R Juan Agosto, L (1, 1) (8, 1) (8, 1) (8, PH) (9, 1) (10, 1) (10, PH) (11, 1)		3-2 G6-3		0-1 G6-3		1-2 G1-3		2-3 K		3-2 F8		2 0 0 0 0 0 1 1 0 0 0 0 0 0 0 0 0 0 0 0 0 1 0 0 0 0 0 1 0 0 0 0 0 0 0 0 0 0 0 0 0 0 1 0 0 0 0 0 1 0 0 0 0 0 0 0															
Inning Stats	R: 1 E: 0 K: 1 S: 10	H: 2 LOB: 2 BB: 1 P: 17	R: 0 E: 0 K: 0 S: 9	H: 0 LOB: 0 BB: 0 P: 14	R: 0 E: 1 K: 1 S: 9	H: 1 LOB: 1 BB: 0 P: 13	R: 1 E: 0 K: 0 S: 10	H: 2 LOB: 1 BB: 0 P: 11	R: 1 E: 1 K: 0 S: 11	H: 2 LOB: 2 BB: 1 P: 20	R: 0 E: 0 K: 0 S: 7	H: 1 LOB: 0 BB: 0 P: 10		R: 1 E: 0 K: 0 S: 6	H: 1 LOB: 0 BB: 0 P: 10	R: 0 E: 0 K: 1 S: 13	H: 1 LOB: 2 BB: 2 P: 23	R: 0 E: 0 K: 1 S: 9	H: 1 LOB: 2 BB: 1 P: 17	R: 0 E: 0 K: 1 S: 11	H: 1 LOB: 1 BB: 0 P: 17	R: 1 E: 0 K: 1 S: 7	H: 1 LOB: 0 BB: 0 P: 12	1B: 10 2B: 0 3B: 1 HR: 2	SF: 0 SAC: 0 DP: 1 HBP: 0	WP: 0 PB: 0 SB: 4 CS: 2	PA: 48
PITCHER	IP WLS BF H R ER SO BB IBB HBP BLK WP HR S P ERA WHIP													IP WLS BF H R ER SO BB IBB HBP BLK WP HR S P ERA WHIP													
John Burkett, R ERA: 4.75 (1, 1)	7.0 31 9 4 3 2 2 0 0 0 0 1 62 95 3.86 1.571																										
Bryan Hickerson, L ERA: 1.29 (8, 1)	0.1 2 1 0 0 0 1 0 0 0 0 0 4 8 0.00 6.000																										
Jeff Brantley, R ERA: 1.69 (8, 1)	0.2 3 0 0 0 1 1 0 0 0 0 0 9 15 0.00 1.500																										
Dave Righetti, L ERA: 4.5 (9, 1)	2.2 L 12 3 1 1 3 1 0 0 0 0 1 27 46 3.38 1.500																										

livebaseballscores.com

AB 43
R 5
H 13
RBI 5
BB 5
SO 6
LOB 28



Batter	1	2	3	4	5	6	7	8	9	AB R H RBI BB SO LOB	TOP																						
Darren Lewis, R (1, 8) OBP: 0.357, SLG: 0.319	2-2 F9		1-0 L9		1-3 K		0-0 L8			4 0 0 0 0 1 2	San Francisco Giants @ St. Louis Cardinals Busch Stadium, St. Louis, MO Thu May 07 1992, 3:33 AM CDT Att. 35,970 - Sunny - 67 F																						
Willie McGee, S (1, 9) OBP: 0.355, SLG: 0.326	0-3 K			0-1 G6-4-3 1B HR		1-0 E 1B		2-2 F9		4 1 2 0 0 1 0																							
Will Clark, L (1, 3) OBP: 0.438, SLG: 0.515	2-3 K			0-0 G6-4-3 1B		0-3 SAFE K		3-3 K		4 0 1 0 0 3 1																							
Kevin Bass, S (1, 7) OBP: 0.333, SLG: 0.414		1-2 G5-3 1B		0-0 G6-4-3 1-2f 2-3		1-1 G5-3		1-1 G6-3		4 0 1 0 0 0 3																							
Matt Williams, R (1, 5) OBP: 0.262, SLG: 0.459		2-0 G5-3 1-2		1-1 HR		4-0 S IBB		2-2 G6-3		3 1 1 2 1 0 1																							
Greg Litton, R (1, 4) OBP: 0.324, SLG: 0.270		1-3 K		2-3 K		0-1 F9 1-2		1-3 K		4 0 0 0 0 3 3																							
Kirt Manwaring, R (1, 2) OBP: 0.324, SLG: 0.270		2-1 L7			2-2 S 1B		3-2 G6-3		3-2 L3	4 0 1 0 0 0 1																							
Jose Uribe, S (1, 6) OBP: 0.100, SLG: 0.200			2-1 G6-3		0-0 F9		1-1 2B			3 0 1 0 0 0 1																							
Bill Swift, R (1, 1) OBP: 0.238, SLG: 0.333			1-3 K		1-3 K		1-3 K			3 0 0 0 0 3 2																							
Inning Stats	R: 0 E: 0 K: 2 S: 10	H: 0 LOB: 0 BB: 0 P: 14	R: 0 E: 0 K: 1 S: 9	H: 1 LOB: 1 BB: 0 P: 15	R: 0 E: 0 K: 1 S: 6	H: 0 LOB: 0 BB: 0 P: 10	R: 2 E: 0 K: 1 S: 9	H: 3 LOB: 0 BB: 0 P: 12	R: 0 E: 0 K: 2 S: 13	H: 1 LOB: 1 BB: 0 P: 17	R: 0 E: 1 K: 1 S: 9	H: 1 LOB: 2 BB: 1 P: 15	R: 0 E: 0 K: 1 S: 9	H: 1 LOB: 1 BB: 0 P: 14	R: 0 E: 0 K: 1 S: 9	H: 0 LOB: 0 BB: 0 P: 15	R: 0 E: 0 K: 1 S: 12	H: 0 LOB: 0 BB: 0 P: 18	1B: 5 2B: 1 3B: 0 HR: 1	SF: 0 SAC: 0 DP: 1 HBP: 0	WP: 0 PB: 0 SB: 2 CS: 0	PA: 34											
PITCHER Donovan Osborne, L (1, 1) ERA: 1.45 Todd Worrell, R (9, 1) ERA: 3.46	IP 8.0	WLS L	BF 31	H 7	R 2	ER 2	SO 10	BB 0	IBB 1	HBP 0	BLK 0	WP 0	HR 1	S 74	P 112	ERA 2.25	WHIP 0.875																
											PITCHER	IP	WLS	BF	H	R	ER	SO	BB	IBB	HBP	BLK	WP	HR	S	P	ERA	WHIP					

livebaseballscorecards.com

AB	33
R	2
H	7
RBI	2
BB	1
SO	11
LOB	14



Batter	1	2	3	4	5	6	7	8	9	AB R H RBI BB SO LOB
Ray Lankford, L OBP: 0.389, SLG: 0.431 (1, 8) C X	0-1 F7		1-0 2B			1-0 G4-6-3 1-2f			0-1 G4-3	4 0 1 0 0 0 1
Ozzie Smith, S OBP: 0.374, SLG: 0.314 (1, 6) C C B X	1-2 1B 1B		1-1 G3-1			3-1 G4-3			0-0 G5-3	4 0 1 0 0 0 1
Felix Jose, S OBP: 0.486, SLG: 0.606 (1, 9) B X	1-0 G6-4-3 1-3 1B		1-1 P6			4-0 G6-3 BB				2 0 1 0 1 0 0
Todd Zeile, R OBP: 0.306, SLG: 0.359 (1, 5) B B X	2-0 G6-4-3 1-2f		1-2 G4-3			0-1 G6-3 SAFE 1-2f				3 0 0 0 0 0 3
Pedro Guerrero, R OBP: 0.307, SLG: 0.308 (1, 3)		2-1 P4		0-0 G6-3		1-0 G5-3				3 0 0 0 0 0 0
Milt Thompson, L OBP: 0.262, SLG: 0.349 (1, 7)		1-3 K		1-3 K		1-1 G3				3 0 0 0 0 2 0
Luis Alicea, S OBP: 0.154, SLG: 0.128 (1, 4)		2-2 G1-3		1-1 G6-3		2-3 K				3 0 0 0 0 1 0
Rich Gedman, L OBP: 0.111, SLG: 0.167 (1, 2)			1-3 K		1-0 G4-3		1-0 G3-1			3 0 0 0 0 1 0
Donovan Osborne, S OBP: 0.167, SLG: 0.167 (1, 1) Todd Worrell, R (9, 1) Gerald Perry, L (9, PH) OBP: 0.333, SLG: 0.387			0-0 G4-3		2-2 G4-6-3 1B			3-2 G4-3		2 0 1 0 0 0 0 0 0 0 0 0 0 0 1 0 0 0 0 0 0


Inning Stats	R: 0	H: 2	E: 0	LOB: 1	K: 0	S: 7	P: 11	R: 0	H: 0	E: 0	LOB: 0	K: 1	S: 9	P: 14	R: 0	H: 1	E: 0	LOB: 1	K: 1	S: 8	P: 11	R: 0	H: 0	E: 0	LOB: 0	K: 0	S: 6	P: 8	R: 0	H: 0	E: 0	LOB: 0	K: 1	S: 7	P: 10	R: 0	H: 1	E: 0	LOB: 0	K: 0	S: 6	P: 12	R: 0	H: 0	E: 0	LOB: 0	K: 0	S: 3	P: 8	R: 0	H: 0	E: 0	LOB: 0	K: 1	S: 7	P: 11	R: 0	H: 0	E: 0	LOB: 0	K: 0	S: 7	P: 10	1B: 3	SF: 0	2B: 1	SAC: 0	3B: 0	DP: 3	HR: 0	HBP: 0	WP: 0	PA: 29
PITCHER Bill Swift, R (1, 1) ERA: 1.29	IP	WLS	BF	H	R	ER	SO	BB	IBB	HBP	BLK	WP	HR	S	P	ERA	WHIP	IP	WLS	BF	H	R	ER	SO	BB	IBB	HBP	BLK	WP	HR	S	P	ERA	WHIP																																							

BOTTOM

San Francisco Giants @ St. Louis Cardinals
 Busch Stadium, St. Louis, MO
 Thu May 07 1992, 3:33 AM CDT
 Att. 35,970 - Sunny - 67 F

livebaseballscorecards.com

AB 28
R 0
H 4
RBI 0
BB 1
SO 4
LOB 5



San Francisco Giants @ Montreal Expos

Olympic Stadium, Montreal, QB

Fri May 08 1992, 7:05 PM EDT
Att. 13,281 - Dome - 70 F

livebaseballscorecards.com

AB	33
R	6
H	9
RBI	4
BB	5
SO	7
LOB	14



Batter	1	2	3	4	5	6	7	8	9	AB R H RBI BB SO LOB	TOP											
Darren Lewis, R OBP: 0.354, SLG: 0.316 (1, 8)	F9		G4-3		B5-3		SH5-4		S	4 0 1 0 0 0 1												
Willie McGee, S OBP: 0.339, SLG: 0.310 (1, 9)	G4-3		G4-3			G3-1	FC		K	5 1 0 0 0 1 3												
Will Clark, L OBP: 0.444, SLG: 0.543 (1, 3)	1B					G4-3	HR		FC6-4	4 1 2 2 1 1 0												
Chris James, R OBP: 0.286, SLG: 0.207 (1, 7)	G5-3					1B	G5-3		P2	2 0 0 0 2 0 2												
Rod Beck, R (7, 1)						1B	1B			0 0 0 0 0 0 0												
Kevin Bass, S OBP: 0.328, SLG: 0.407 (9, PH)										1 0 0 0 0 0 2												
Jeff Brantley, R (9, 1)										0 0 0 0 0 0 0												
Matt Williams, R OBP: 0.277, SLG: 0.466 (1, 5)									FC6-4	5 0 3 0 0 1 2												
Greg Litton, R OBP: 0.091, SLG: 0.091 (1, 4)	F9									4 0 1 0 0 1 2												
Royce Clayton, R OBP: 0.297, SLG: 0.352 (1, 6)										3 1 1 1 0 2 2												
Jim McNamara, L OBP: 0.314, SLG: 0.344 (7, 2)										1 0 0 0 0 0 0												
Kirt Manwaring, R OBP: 0.338, SLG: 0.266 (1, 2)										1 0 0 0 1 0 0												
Jose Uribe, S OBP: 0.182, SLG: 0.545 (7, PR) (7, 6)										1 2 1 1 0 0 0												
Trevor Wilson, L OBP: 0.286, SLG: 0.333 (1, 1)										1 0 0 0 0 1 0												
Mike Felder, S OBP: 0.357, SLG: 0.333 (7, PH) (7, 7)										1 1 0 0 1 0 0												
Inning Stats	R: 0 E: 0 K: 0 S: 13	H: 1 LOB: 1 BB: 0 P: 15	R: 0 E: 0 K: 2 S: 10	H: 0 LOB: 0 BB: 0 P: 15	R: 0 E: 0 K: 0 S: 8	H: 0 LOB: 1 BB: 0 P: 13	R: 0 E: 0 K: 2 S: 16	H: 1 LOB: 2 BB: 1 P: 25	R: 0 E: 0 K: 1 S: 9	H: 0 LOB: 0 BB: 0 P: 15	R: 0 E: 0 K: 0 S: 7	H: 2 LOB: 3 BB: 1 P: 14	R: 5 E: 1 K: 0 S: 16	H: 3 LOB: 1 BB: 2 P: 32	R: 1 E: 0 K: 1 S: 8	H: 1 LOB: 0 BB: 0 P: 14	R: 0 E: 0 K: 1 S: 13	H: 1 LOB: 2 BB: 1 P: 22	1B: 6 2B: 0 3B: 0 HR: 3	SF: 0 SAC: 2 DP: 0 HBP: 1	WP: 0 PB: 0 SB: 1 CS: 1	PA: 42
PITCHER	IP WLS BF H R ER SO BB IBB HBP BLK WP HR S P ERA WHIP																					
Mark Gardner, R ERA: 3.41 (1, 1)	6.0		26	5	2	2	5	3	0	1	0	0	1	69	108	3.00	1.333					
Jeff Fassero, L ERA: 4.34 (7, 1)	0.1	L	4	1	3	2	0	1	0	0	1	0	1	6	13	54.00	6.000					
Bill Landrum, R ERA: 4.2 (7, 1)	1.2		6	2	1	1	1	0	0	0	0	0	1	12	22	5.40	1.200					
Bill Sampen, R ERA: 5.06 (9, 1)	1.0		5	1	0	0	1	0	1	0	0	0	0	13	22	0.00	1.000					

BOTTOM

San Francisco Giants @ Montreal Expos
Olympic Stadium, Montreal, QB

Fri May 08 1992, 7:05 PM EDT
Att. 13,281 - Dome - 70 F

livebaseballscorecards.com

AB	31
R	3
H	5
RBI	3
BB	3
SO	4
LOB	11



WP:	0	PA:	34
PB:	0	SB:	1
CS:	1		

AB	R	H	RBI	BB	SO	LOB
4	1	1	1	0	0	0
3	0	1	0	1	1	0
2	0	0	0	1	1	1
1	0	0	0	0	1	0
4	0	1	0	0	1	2
3	1	0	0	1	0	1
4	1	2	2	0	0	2
3	0	0	0	0	0	2
0	0	0	0	0	0	0
0	0	0	0	0	0	0
1	0	0	0	0	0	1
3	0	0	0	0	0	2
2	0	0	0	0	0	0
0	0	0	0	0	0	0
1	0	0	0	0	0	0

Batter	1	2	3	4	5	6	7	8	9
Marquis Grissom, R OBP: 0.325, SLG: 0.453 (1, 8)	3-2 P3 		1-1 HR 		2-1 F9 		1-1 L6 		
Delino DeShields, L OBP: 0.345, SLG: 0.392 (1, 4)	4-0 CS BB 		2-2 G6-3 		2-1 FC6-4 S 1B 			3-3 K 	
Moises Alou, R OBP: 0.500, SLG: 0.636 John Vander Wal, L OBP: 0.341, SLG: 0.385 (8, PH) (9, 7)	3-3 K 1-2 		1-1 F9 		4-0 FC6-4 BB 1-2 			2-3 K 	
Larry Walker, L OBP: 0.336, SLG: 0.505 (1, 9)		1-0 G4-3 FC3-2 2B 		2-0 G6-3 	0-1 FC6-4 1-2f 2-3 			1-3 K 	
Tim Wallach, R OBP: 0.310, SLG: 0.316 (1, 3)		2-0 E5 FC3-2 G4-3 		4-2 HR BB 		0-0 G6-3 		1-1 P5 	
Gary Carter, R OBP: 0.326, SLG: 0.488 (1, 2)		3-2 G4-3 1-2 2-3 		0-1 HR 1-H 		0-0 F8 		0-1 G6-4-3 1B 	
Archi Cianfrocco, R OBP: 0.207, SLG: 0.185 Bill Landrum, R OBP: 0.240, SLG: 0.217 (7, 1) (9, PH)		0-0 FC3-2 2-3 3-H 		1-0 G1-3 		1-0 G5-3 		3-2 G6-4-3 1-2f 	
Spike Owen, S OBP: 0.299, SLG: 0.359 (1, 6)		3-2 F7 		2-2 F9 			0-2 F8 		
Mark Gardner, R OBP: 0.182, SLG: 0.182 Jeff Fassero, L OBP: 0.348, SLG: 0.273 (7, 1) (7, 5)			1-0 G1-3 		3-2 P3 		0-0 F7 		

Inning	R	H	E	K	P	S	BB	SO	1B	2B	3B	HR	SF	DP	HBP
1	0	0	0	1	17	9	0	0	0	0	0	0	0	0	0
2	0	1	1	0	18	9	0	0	0	0	0	0	0	0	0
3	1	1	0	0	14	9	0	0	0	0	0	0	0	0	0
4	2	1	0	0	19	10	0	0	0	0	0	0	0	0	0
5	0	0	0	0	22	11	0	0	0	0	0	0	0	0	0
6	0	0	0	0	4	3	0	0	0	0	0	0	0	0	0
7	0	0	0	0	7	6	0	0	0	0	0	0	0	0	0
8	0	0	0	0	16	10	0	0	0	0	0	0	0	0	0
9	0	1	0	0	12	8	0	0	0	0	0	0	0	0	0

PITCHER	IP	WLS	BF	H	R	ER	SO	BB	IBB	HBP	BLK	WP	HR	S	P	ERA	WHIP
Trevor Wilson, L ERA: 4.5 (1, 1)	6.0	W	25	4	3	3	1	3	0	0	0	0	2	49	94	4.50	1.167
Rod Beck, R ERA: 2.11 (7, 1)	2.0		6	0	0	0	3	0	0	0	0	0	0	16	23	0.00	0.000
Jeff Brantley, R ERA: 1.54 (9, 1)	1.0	S	3	1	0	0	0	0	0	0	0	0	0	8	12	0.00	1.000

Batter	1	2	3	4	5	6	7	8	9	AB R H RBI BB SO LOB	TOP									
Darren Lewis, R (1, 8) OBP: 0.346, SLG: 0.308 Mike Felder, S (7, 8) OBP: 0.341, SLG: 0.317	2-2 F9		0-0 G3-1		0-1 F9			1-3 K	1-1 F8	3 0 0 0 0 0 1 2 0 0 0 0 1 2										
Royce Clayton, R (1, 6) OBP: 0.286, SLG: 0.337	1-1 G6-3		1-1 F8			1-1 F9		0-0 G5-3		4 0 0 0 0 0 0										
Will Clark, L (1, 3) OBP: 0.438, SLG: 0.541	1-2 G6-3			2-0 F7		0-1 G4-3		2-0 2B		4 0 1 0 0 0 0										
Kevin Bass, S (1, 7) OBP: 0.324, SLG: 0.413		1-0 G6-3		3-2 2B		2-0 G6-3		1-3 K		4 0 1 0 0 1 1										
Matt Williams, R (1, 5) OBP: 0.278, SLG: 0.462 Craig Colbert, R (7, 5) OBP: 0.238, SLG: 0.211		1-2 HR		0-0 P2			1-0 F7		0-0 G5-3	3 1 1 0 0 0 1 1 0 0 0 0 0 0										
Greg Litton, R (1, 4) OBP: 0.133, SLG: 0.133		0-3 SAFE		1-3 K			0-0 F9		1-2 1B	4 1 1 0 0 2 2										
Cory Snyder, R (1, 9) OBP: 0.281, SLG: 0.367		2-2 HR			1-1 L7		4-0 BB		0-0 L8	3 1 1 2 1 0 1	AB 34 R 3 H 8 RBI 3 BB 2 SO 5 LOB 10									
Kirt Manwaring, R (1, 2) OBP: 0.360, SLG: 0.284		3-2 G6-3			1-0 SH1-4		4-0 BB		2-1 1B	3 0 2 0 1 0 0										
Bud Black, L (1, 1) Dave Burba, R (5, 1) Chris James, R (7, PH) Bryan Hickerson, L (7, 1) Michael Jackson, R (8, 1) Willie McGee, S (9, PH) OBP: 0.345, SLG: 0.317			1-3 K		0-1 SH1-4		2-1 G1-3		1-0 1B	1 0 0 0 0 0 1 0 0 0 0 0 0 0 0 0 1 0 0 0 0 0 0 2 0 0 0 0 0 0 0 0 0 0 0 0 0 0 0 0 1 0 1 1 0 0 0 0										
Inning Stats	R: 0 E: 0 K: 0 S: 8	H: 0 LOB: 0 BB: 0 P: 12	R: 2 E: 0 K: 1 S: 13	H: 2 LOB: 0 BB: 0 P: 20	R: 0 E: 0 K: 1 S: 8	H: 0 LOB: 0 BB: 0 P: 10	R: 0 E: 0 K: 1 S: 9	H: 1 LOB: 1 BB: 0 P: 15	R: 0 E: 0 K: 0 S: 5	H: 0 LOB: 0 BB: 0 P: 8	R: 0 E: 0 K: 0 S: 4	H: 0 LOB: 2 BB: 2 P: 15	R: 0 E: 0 K: 2 S: 8	H: 1 LOB: 1 BB: 0 P: 12	R: 1 E: 0 K: 0 S: 10	H: 3 LOB: 2 BB: 0 P: 15	1B: 5 2B: 2 3B: 0 HR: 1	SF: 0 SAC: 1 DP: 0 HBP: 0	WP: 0 PB: 0 SB: 0 CS: 0	PA: 37
PITCHER	IP WLS BF H R ER SO BB IBB HBP BLK WP HR S P ERA WHIP																			
Chris Nabholz, L (1, 1) ERA: 3.41	7.0 W 27 4 2 2 3 2 0 0 0 0 0 1 54 89 2.57 0.857																			
Mel Rojas, R (8, 1) ERA: 2.0	1.0 4 1 0 0 2 0 0 0 0 0 0 0 8 12 0.00 1.000																			
John Wetteland, R (9, 1) ERA: 4.09	1.0 6 3 1 1 0 0 0 0 0 0 0 0 10 15 9.00 3.000																			

San Francisco Giants @ Montreal Expos
Olympic Stadium, Montreal, QB
Sat May 09 1992, 3:33 AM EDT
Att. 9,403 - Dome - 70 F

livebaseballscorecards.com

Batter	1	2	3	4	5	6	7	8	9	AB	R	H	RBI	BB	SO	LOB
Marquis Grissom, R OBP: 0.322, SLG: 0.445	1-0 G3-1		1-1 G6-3			2-2 SF9 1B PB 1B				4	1	1	0	0	1	1
Delino DeShields, L OBP: 0.333, SLG: 0.377	2-0 G3			0-0 G3	0-1 F7	2-3 K				4	0	0	0	0	1	3
Moises Alou, R OBP: 0.500, SLG: 0.667 Mel Rojas, R John Wetteland, R	0-1 F9			0-0 3B 2B	2-1 PB 1B BB 1B		0-0 L9			4	2	2	0	0	0	0
Larry Walker, L OBP: 0.333, SLG: 0.510		1-0 F8		0-0 P5	1-0 SF9		0-0 2B			3	0	1	1	0	0	1
Gary Carter, R OBP: 0.340, SLG: 0.465		1-2 F9		4-1 3B BB	1 SAFE 4-0 PB 1B BB BB		3-1 G5-3			2	2	0	0	2	0	1
Archi Cianfrocco, R OBP: 0.273, SLG: 0.419		1-1 HR		0-1 E 3B	1-1 1B		1-3 K			4	2	3	5	0	1	1
Rick Cerone, R OBP: 0.267, SLG: 0.467		2-1 G5-3		2-1 E6 CS	1-3 K			0-0 G5-3		4	0	0	0	0	1	1
Spike Owen, S OBP: 0.308, SLG: 0.402			2-2 G5-3	1-0 CS	1-1 HR	1-2 1B		1-1 G6-3		4	1	2	1	0	0	0
Chris Nabholz, L OBP: 0.083, SLG: 0.167 Steve Lyons, L OBP: 0.067, SLG: 0.200			0-0 L7		0-0 1B SF9 2B			3-2 L9		3	1	1	0	0	1	1
										1	0	0	0	0	0	0


Inning Stats	R: 0	H: 0	E: 0	K: 0	S: 4	R: 1	H: 1	E: 0	K: 0	S: 8	R: 0	H: 0	E: 0	K: 0	S: 6	R: 3	H: 2	E: 1	K: 0	S: 8	R: 5	H: 5	E: 0	K: 3	S: 17	R: 0	H: 1	E: 0	K: 1	S: 16	R: 0	H: 1	E: 0	K: 0	S: 7	R: 0	H: 0	E: 0	K: 0	S: 6	1B: 4	2B: 3	3B: 1	HR: 2	SF: 1	SAC: 0	DP: 0	HBP: 0	WP: 0	PB: 1	SB: 0	CS: 1
--------------	------	------	------	------	------	------	------	------	------	------	------	------	------	------	------	------	------	------	------	------	------	------	------	------	-------	------	------	------	------	-------	------	------	------	------	------	------	------	------	------	------	-------	-------	-------	-------	-------	--------	-------	--------	-------	-------	-------	-------

PITCHER	IP	WLS	BF	H	R	ER	SO	BB	IBB	HBP	BLK	WP	HR	S	P	ERA	WHIP
Bud Black, L ERA: 13.5	(1, 1)	4.2	L	22	7	8	7	0	1	0	0	0	0	21	32	0.00	2.250
Dave Burba, R ERA: 2.88	(5, 1)	1.1		7	2	1	0	4	1	0	0	0	0	7	11	0.00	1.000
Bryan Hickerson, L ERA: 1.2	(7, 1)	1.0		4	1	0	0	1	0	0	0	0	0	6	10	0.00	0.000
Michael Jackson, R ERA: 2.93	(8, 1)	1.0		3	0	0	0	0	0	0	0	0	0	6	10	0.00	0.000

BOTTOM

San Francisco Giants @ Montreal Expos
 Olympic Stadium, Montreal, QB
 Sat May 09 1992, 3:33 AM EDT
 Att. 9,403 - Dome - 70 F

AB	33
R	9
H	10
RBI	7
BB	2
SO	5
LOB	9



PITCHER	IP	WLS	BF	H	R	ER	SO	BB	IBB	HBP	BLK	WP	HR	S	P	ERA	WHIP
Bud Black, L ERA: 13.5	(1, 1)	4.2	L	22	7	8	7	0	1	0	0	0	0	21	32	0.00	2.250
Dave Burba, R ERA: 2.88	(5, 1)	1.1		7	2	1	0	4	1	0	0	0	0	7	11	0.00	1.000
Bryan Hickerson, L ERA: 1.2	(7, 1)	1.0		4	1	0	0	1	0	0	0	0	0	6	10	0.00	0.000
Michael Jackson, R ERA: 2.93	(8, 1)	1.0		3	0	0	0	0	0	0	0	0	0	6	10	0.00	0.000

Batter	1	2	3	4	5	6	7	8	9	10	11	AB R H RBI BB SO LOB	TOP														
Mike Felder , S OBP: 0.340, SLG: 0.370 (1, 8)	0-3 K			1-2 G3		2-0 F7		4-0 G3 BB		0-0 F9	2-0 HR	5 1 1 3 1 1 2	San Francisco Giants @ Montreal Expos Olympic Stadium, Montreal, QB Sun May 10 1992, 3:33 AM EDT Att. 11,275 - Dome - 70 F														
Willie McGee , S OBP: 0.345, SLG: 0.318 (1, 9)	2-3 K			0-3 K		0-0 1B 1B		1-2 G3		2-3 K	2-0 WP 1B	6 0 2 1 0 3 1															
Will Clark , L OBP: 0.434, SLG: 0.526 (1, 3)	1-3 K			2-2 G3		1-2 1B		1-3 K		3-3 K	1-0 WP HBP	5 0 1 1 0 3 1															
Kevin Bass , S OBP: 0.324, SLG: 0.449 (1, 7)			1-1 G4-3		0-1 G4-3	0-0 G1-3				3-2 1B 3B	SH1-3 2B	6 2 2 0 0 0 4															
Cory Snyder , R OBP: 0.250, SLG: 0.324 (1, 5) (9, 4)			1-2 G6-3		0-0 P3		0-0 G6-3			0-3 K	SH1-3	4 0 0 0 0 1 1															
Greg Litton , R OBP: 0.115, SLG: 0.118 (5, 1) Rod Beck , R (7, PH) Chris James , R OBP: 0.297, SLG: 0.200 (7, 1) Dave Righetti , L (8, 1) Michael Jackson , R (9, PH) Matt Williams , R OBP: 0.291, SLG: 0.487 (9, 5)			0-0 G6-3		0-1 L8		1-1 HBP			0-0 WP HBP 1B	2B IBB	2 0 1 1 1 1 1 0 0															
Kirt Manwaring , R OBP: 0.363, SLG: 0.296 (1, 2)			2-2 G6-3		1-0 P8	1-1 L9				2-2 WP HBP	0-0 HR 2B	4 1 1 2 0 0 1															
Jose Uribe , S OBP: 0.188, SLG: 0.500 (1, 6)			1-3 K		0-2 E 1B 2B	0-0 P9				3-2 P6	0-0 G3-4	5 1 1 0 0 1 4															
Kelly Downs , R (1, 1) Craig Colbert , R OBP: 0.208, SLG: 0.182 (5, 4) Jeff Brantley , R (9, 1)			2-1 P3		1-1 E5 1B			2-0 F7		1-3 K2-3	4-2 HR BB	1 0 0 0 0 0 0 3 1 0 0 0 1 3 0 1 0 0 1 0 0															
Inning Stats	R: 0 E: 0 K: 3 S: 13	H: 0 LOB: 0 BB: 0 P: 16	R: 0 E: 0 K: 0 S: 7	H: 0 LOB: 0 BB: 0 P: 9	R: 0 E: 0 K: 1 S: 9	H: 0 LOB: 0 BB: 0 P: 14	R: 0 E: 0 K: 1 S: 10	H: 0 LOB: 0 BB: 0 P: 13	R: 0 E: 0 K: 0 S: 5	H: 0 LOB: 0 BB: 0 P: 5	R: 2 E: 1 K: 0 S: 13	H: 3 LOB: 2 BB: 0 P: 18		R: 0 E: 0 K: 0 S: 5	H: 0 LOB: 1 BB: 0 P: 6	R: 0 E: 0 K: 1 S: 9	H: 0 LOB: 1 BB: 1 P: 17	R: 1 E: 0 K: 2 S: 21	H: 2 LOB: 2 BB: 0 P: 30	R: 0 E: 0 K: 2 S: 7	H: 0 LOB: 0 BB: 0 P: 12	R: 5 E: 0 K: 0 S: 15	H: 4 LOB: 2 BB: 2 P: 30	1B: 4 2B: 3 3B: 1 HR: 1	SF: 0 SAC: 1 DP: 0 HBP: 3	WP: 2 PB: 0 SB: 0 CS: 0	PA: 49
PITCHER	IP	WLS	BF	H	R	ER	SO	BB	IBB	HBP	BLK	WP		HR	S	P	ERA	WHIP									
Dennis Martinez , R ERA: 2.05 (1, 1)	7.1		28	3	2	0	5	1	0	1	0	0	0	63	88	0.00	0.545										
John Wetteland , R ERA: 4.26 (8, 1)	1.2		8	2	1	1	3	0	0	1	0	1	0	29	40	5.40	1.200										
Bill Landrum , R ERA: 6.48 (10, 1)	1.2	L	12	4	5	5	2	1	1	1	0	0	1	21	40	27.00	3.000										
Jeff Fassero , L ERA: 4.26 (11, 1)	0.1		1	0	0	0	0	0	0	0	0	1	0	1	2	0.00	0.000										

AB	42
R	8
H	9
RBI	8
BB	3
SO	10
LOB	17



livebaseballscorecards.com

Batter	1	2	3	4	5	6	7	8	9	10	11	AB R H RBI BB SO LOB
Marquis Grissom, R (1, 8) OBP: 0.306, SLG: 0.422	0-3 K	0-1 F7		0-3 K		3-2 L5		0-2 G6-3			0-0 F8	6 0 0 0 0 2 5
Delino DeShields, L (1, 4) OBP: 0.529, SLG: 0.378	2-0	2-2 G6-3			0-1 G6-3		2-3		0-3		1-0 FC6-4	5 0 1 0 0 0 2 1
Bill Landrum, R (10, 1) Jeff Fassero, L (11, 1) Bret Barberie, S (11, PH) OBP: 0.344, SLG: 0.269	2B											0 0 0 0 0 0 0 0 0 0 0 0 0 0 0 0 1 0 0 0 0 0 0 1
John Vander Wal, L (1, 7) OBP: 0.340, SLG: 0.366	3-3		1-0		4-2		0-0		4-2			2 0 0 0 0 1 1 1
Moises Alou, R (7, PH) Steve Lyons, L (8, 7) OBP: 0.129, SLG: 0.200	K		F9		E 1B BB		2B		CS BB			1 0 1 0 0 0 0 0 0 0 0 0 0 1 0 0
Larry Walker, L (1, 9) OBP: 0.328, SLG: 0.495	1-1		1-0		1-0		0-0		1-0			5 0 1 0 0 0 0 3
	F8		P6		E9 1B		P5		F8			
Gary Carter, R (1, 2) OBP: 0.373, SLG: 0.455		4-0	4-0		4-1		0-1		3-2			1 1 0 0 0 3 0 1
John Wetteland, R (8, 1) Darrin Fletcher, L (9, PH) Tom Foley, L (10, 4) OBP: 0.231, SLG: 0.208		HBP HR BB			BB		G6-3		CS 1-2		K	0 0 0 0 0 0 0 0 0 0 0 0 0 0 0 0 1 0 0 0 0 0 1 0
Tim Wallach, R (1, 3) OBP: 0.305, SLG: 0.303		3-2	0-0		0-3							4 1 0 0 0 0 1 4
		1-2 HR HBP	F8		K		G5-3				P4	
Archi Cianfrocco, R (1, 5) OBP: 0.263, SLG: 0.472		3-2			1-3							5 1 1 3 0 2 3
		1-H 2-H HR	G5-3		K		P4				K	
Spike Owen, S (1, 6) OBP: 0.313, SLG: 0.395		4-2			2-1		1-2		2-2			4 0 1 0 1 0 0
		SH3-4 BB	G4-3		P6				1B 1B		G6-3	
Dennis Martinez, R (1, 1) OBP: 0.154, SLG: 0.154		0-0			0-1		1-3		0-1			2 0 1 0 0 0 1 0
Rick Cerone, R (8, 2) OBP: 0.353, SLG: 0.500		SH3-4					K		SAFE 1-2		FC6-4 BB	1 0 1 0 1 0 0

BOTTOM

San Francisco Giants @ Montreal Expos
Olympic Stadium, Montreal, QB
Sun May 10 1992, 3:33 AM EDT
Att. 11,275 - Dome - 70 F

livebaseballscores.com

AB	38
R	3
H	7
RBI	3
BB	7
SO	10
LOB	19



Inning Stats	R: 0	H: 1	R: 3	H: 1	R: 0	H: 0	R: 0	H: 1	R: 0	H: 0	R: 0	H: 1	R: 0	H: 2	R: 0	H: 0	R: 0	H: 0	R: 0	H: 0	R: 0	H: 0	1B: 4	SF: 0	WP: 0	PA: 48
E: 0	LOB: 1	E: 0	LOB: 1	E: 0	LOB: 1	E: 0	LOB: 3	E: 0	LOB: 1	E: 0	LOB: 0	E: 0	LOB: 2	E: 0	LOB: 0	E: 0	LOB: 1	E: 0	LOB: 1	E: 0	LOB: 1	2B: 2	SAC: 1	PB: 0		
K: 2	BB: 0	K: 0	BB: 2	K: 0	BB: 1	K: 1	BB: 2	K: 1	BB: 0	K: 0	BB: 0	K: 1	BB: 0	K: 0	BB: 0	K: 1	BB: 1	K: 0	BB: 1	K: 0	BB: 1	3B: 0	DP: 0	SB: 0		
S: 10	P: 16	S: 17	P: 33	S: 3	P: 9	S: 10	P: 12	S: 9	P: 14	S: 7	P: 9	S: 14	P: 18	S: 14	P: 21	S: 10	P: 16	S: 5	P: 10	S: 5	P: 10	HR: 1	HBP: 1	CS: 1		

PITCHER	IP	WLS	BF	H	R	ER	SO	BB	IBB	HBP	BLK	WP	HR	S	P	ERA	WHIP
Kelly Downs, R (1, 1) ERA: 3.76	4.1		23	4	3	3	3	5	0	1	0	0	1	47	85	6.23	2.077
Rod Beck, R (5, 1) ERA: 1.96	1.2		5	0	0	0	3	0	0	0	0	0	0	17	23	0.00	0.000
Dave Righetti, L (7, 1) ERA: 4.15	1.0		4	1	0	0	1	0	0	0	0	0	0	7	9	0.00	1.000
Michael Jackson, R (8, 1) ERA: 2.76	1.0		5	2	0	0	0	0	0	0	0	0	0	14	18	0.00	2.000
Jeff Brantley, R (9, 1) ERA: 1.23	3.0	W	10	0	0	0	3	2	0	0	0	0	0	29	47	0.00	0.667

Batter	1	2	3	4	5	6	7	8	9	10	AB R H RBI BB SO LOB	TOP												
Darren Lewis, R OBP: 0.353, SLG: 0.312 (1, 8) X	0-0 P4		L8		0-1 1B 1B E 2-3	G2-3			2-1 1B 1B	4-0 BB BB	5 1 2 0 1 0 2	San Francisco Giants @ Philadelphia Phillies Veterans Stadium, Philadelphia, PA Mon May 11 1992, 7:05 PM EDT Att: 15,905 - Cloudy - 68 F												
Willie McGee, S OBP: 0.344, SLG: 0.319 (1, 9) C	1-2 F9		E6 G4-3		1-1 1B 1B E 3-H		1-0 L4		2-1 1B 1B G3	0-3 BB BB	6 1 2 1 0 1 3													
Will Clark, L OBP: 0.437, SLG: 0.517 (1, 3) B	4-0 BB		G4-3		1-1 1B 1B SF8 1-H 2-H		1-3 K		0-0 G3	4-2 BB	4 1 1 1 2 1 3													
Kevin Bass, S OBP: 0.300, SLG: 0.419 (1, 7) S	1-3 K		G3-1		0-0 SF8 3-H		2-2 F8		1-2 G6-3	1-3 BB	5 0 0 1 0 2 7													
Matt Williams, R OBP: 0.303, SLG: 0.491 (1, 5) C		1-1 HR		1-2 F8	1-1 L8			4-2 SH1-4 3B BB	4-0 IBB		3 2 1 1 2 0 0													
Greg Litton, R OBP: 0.095, SLG: 0.095 Dave Burba, R (9, 1)		2-1 F8		0-3 K2-3		2-3 K		1-1 SH1-4 1-2	1-2 G4-3		4 0 0 0 0 2 3 0 0 0 0 0 0 0													
Kirt Manwaring, R OBP: 0.369, SLG: 0.324 Jose Uribe, S OBP: 0.235, SLG: 0.500 (8, PR) (8, 6)		2-1 G5-3		0-0 F8		4-1 SH1-4 1B BB		0-1 SH1-3 3B 2-H		4-2 SH BB BB	3 0 1 1 1 0 0 0 2 0 0 1 0 0													
Royce Clayton, R OBP: 0.306, SLG: 0.351 Jim McNamara, L OBP: 0.314, SLG: 0.344 (1, 6) (8, 2)		0-1 1B		4-2 1B 1B SH5-4 BB		0-0 SH1-4 1-2 1B		1-1 SH1-3 3-H		1-0 SH BB BB	2 1 2 1 1 0 0 0 0 0 0 0 0 0													
John Burkett, R OBP: 0.154, SLG: 0.167 Bryan Hickerson, L Mike Felder, S OBP: 0.333, SLG: 0.362 Rod Beck, R Dave Righetti, L Cory Snyder, R OBP: 0.243, SLG: 0.314 (1, 1) (7, 1) (8, PH) (8, 1) (9, 1) (9, 4)		1-3 K		0-1 SH5-4 1-2		1-0 SH1-4 1-2 2-3		2-2 G4-3		0-1 P3	1 0 0 0 0 1 1 0 0 0 0 0 0 0 1 0 0 0 0 0 1 0 0 0 0 0 0 0 0 0 0 0 0 0 0 1 0 0 0 0 0 2													
Inning Stats	R: 0 H: 0 E: 0 K: 1 S: 8	H: 0 LOB: 1 BB: 1 P: 14	R: 1 H: 2 E: 0 K: 1 S: 12	H: 2 LOB: 1 BB: 0 P: 18	R: 0 H: 0 E: 1 K: 0 S: 6	H: 0 LOB: 1 BB: 0 P: 11	R: 0 H: 0 E: 0 K: 1 S: 7	H: 0 LOB: 0 BB: 0 P: 8	R: 4 H: 3 E: 1 K: 0 S: 13	H: 3 LOB: 0 BB: 1 P: 20	R: 0 H: 1 E: 0 K: 1 S: 11		H: 1 LOB: 2 BB: 1 P: 19	R: 0 H: 0 E: 0 K: 1 S: 8	H: 0 LOB: 0 BB: 0 P: 12	R: 2 H: 1 E: 0 K: 0 S: 11	H: 1 LOB: 1 BB: 1 P: 19	R: 0 H: 2 E: 0 K: 0 S: 13	H: 2 LOB: 3 BB: 1 P: 22	R: 1 H: 0 E: 1 K: 2 S: 15	H: 0 LOB: 3 BB: 3 P: 29	1B: 7 2B: 0 3B: 1 HR: 1	SF: 1 SAC: 5 DP: 0 HBP: 0	WP: 0 PB: 0 SB: 0 CS: 0
PITCHER	IP WLS BF H R ER SO BB IBB HBP BLK WP HR S P ERA WHIP												IP WLS BF H R ER SO BB IBB HBP BLK WP HR S P ERA WHIP											
Danny Cox, R ERA: 4.63 (1, 1)	5.0	23	5	5	3	3	2	1	0	0	0	0	0	0	19	31	0.00	1.000						
Curt Schilling, R ERA: 3.2 (6, 1)	2.0	8	1	0	0	2	1	0	0	0	0	0	0	0	16	27	18.00	4.000						
Barry Jones, R ERA: 3.92 (8, 1)	1.0	7	3	2	2	0	1	0	0	0	0	0	0	8	14	0.00	0.000							
Wally Ritchie, L ERA: 0.77 (9, 1)	1.0	4	0	0	0	0	0	1	0	0	0	0	0	15	29	0.00	3.000							
Mitch Williams, L ERA: 3.86 (10, 1)	1.0	L 7	0	1	0	2	3	0	0	0	0	0	0	15	29	0.00	3.000							

livebaseballscorecards.com

AB 35
R 8
H 9
RBI 6
BB 8
SO 7
LOB 22



BOTTOM

San Francisco Giants @ Philadelphia Phillies
Veterans Stadium, Philadelphia, PA
 Mon May 11 1992, 7:05 PM EDT
 Att. 15,905 - Cloudy - 68 F

livebaseballscorecards.com



Batter	1	2	3	4	5	6	7	8	9	10	AB	R	H	RBI	BB	SO	LOB							
Lenny Dykstra, L OBP: 0.282, SLG: 0.274 (1, 8)											4	0	2	1	1	1	0							
Mariano Duncan, R OBP: 0.336, SLG: 0.472 (8, 4)											4	0	1	0	1	2	2							
Dave Hollins, S OBP: 0.376, SLG: 0.355 Mitch Williams, L OBP: 1.000, SLG: 1.000 (1, 5) (10, 1)											5	0	0	0	0	0	4							
John Kruk, L OBP: 0.465, SLG: 0.505 (1, 3)											5	3	3	2	0	0	0							
Dale Murphy, R OBP: 0.236, SLG: 0.366 (1, 9)											5	0	0	0	0	2	1							
Darren Daulton, L OBP: 0.378, SLG: 0.457 (1, 2)											5	2	2	0	0	2	0							
Dale Sveum, S OBP: 0.286, SLG: 0.279 (1, 6) (10, 5)											4	1	1	1	0	0	1							
Mickey Morandini, L OBP: 0.395, SLG: 0.450 Ricky Jordan, R OBP: 0.364, SLG: 0.300 Barry Jones, R OBP: 0.364, SLG: 0.300 Wally Ritchie, L OBP: 0.290, SLG: 0.328 (1, 4) (7, PH) (8, 1) (9, 1) (9, PH) (10, 6)											2	0	0	0	0	0	0							
Danny Cox, R OBP: 0.091, SLG: 0.091 Jeff Grotewold, L OBP: 0.364, SLG: 0.300 Curt Schilling, R OBP: 0.290, SLG: 0.310 (1, 1) (5, PH) (6, 1) (7, PH) (8, 7)											1	0	0	0	0	1	0							
Inning Stats	R: 0 E: 0 K: 2 S: 8	H: 0 LOB: 0 BB: 0 P: 11	R: 1 E: 0 K: 1 S: 8	H: 1 LOB: 1 BB: 0 P: 15	R: 0 E: 0 K: 1 S: 7	H: 0 LOB: 1 BB: 1 P: 13	R: 1 E: 0 K: 1 S: 12	H: 1 LOB: 0 BB: 0 P: 17	R: 0 E: 0 K: 0 S: 5	H: 0 LOB: 0 BB: 0 P: 10	R: 0 E: 0 K: 0 S: 6	H: 1 LOB: 1 BB: 0 P: 8	R: 4 E: 0 K: 2 S: 17	H: 4 LOB: 1 BB: 1 P: 26	R: 0 E: 0 K: 1 S: 6	H: 0 LOB: 0 BB: 0 P: 10	R: 1 E: 1 K: 0 S: 16	H: 2 LOB: 3 BB: 2 P: 30	R: 0 E: 0 K: 0 S: 7	H: 0 LOB: 0 BB: 0 P: 12	1B: 4 2B: 3 3B: 0 HR: 2	SF: 1 SAC: 0 DP: 1 HBP: 0	WP: 1 PB: 0 SB: 2 CS: 0	PA: 42

AB	37
R	7
H	9
RBI	6
BB	4
SO	8
LOB	9

Batter	1	2	3	4	5	6	7	8	9	10
Lenny Dykstra, L OBP: 0.282, SLG: 0.274 (1, 8)										
Mariano Duncan, R OBP: 0.336, SLG: 0.472 (8, 4)										
Dave Hollins, S OBP: 0.376, SLG: 0.355 Mitch Williams, L OBP: 1.000, SLG: 1.000 (1, 5) (10, 1)										
John Kruk, L OBP: 0.465, SLG: 0.505 (1, 3)										
Dale Murphy, R OBP: 0.236, SLG: 0.366 (1, 9)										
Darren Daulton, L OBP: 0.378, SLG: 0.457 (1, 2)										
Dale Sveum, S OBP: 0.286, SLG: 0.279 (1, 6) (10, 5)										
Mickey Morandini, L OBP: 0.395, SLG: 0.450 Ricky Jordan, R OBP: 0.364, SLG: 0.300 Barry Jones, R OBP: 0.364, SLG: 0.300 Wally Ritchie, L OBP: 0.290, SLG: 0.328 (1, 4) (7, PH) (8, 1) (9, 1) (9, PH) (10, 6)										
Danny Cox, R OBP: 0.091, SLG: 0.091 Jeff Grotewold, L OBP: 0.364, SLG: 0.300 Curt Schilling, R OBP: 0.290, SLG: 0.310 (1, 1) (5, PH) (6, 1) (7, PH) (8, 7)										

PITCHER	IP	WLS	BF	H	R	ER	SO	BB	IBB	HBP	BLK	WP	HR	S	P	ERA	WHIP
John Burkett, R ERA: 5.1 (1, 1)	6.1		25	6	5	5	6	1	0	0	0	0	2	53	81	7.11	1.105
Bryan Hickerson, L ERA: 1.72 (7, 1)	0.2		4	1	1	1	1	1	0	0	0	1	0	10	19	13.50	3.000
Rod Beck, R ERA: 1.88 (8, 1)	1.0		3	0	0	0	1	0	0	0	0	0	0	6	10	0.00	0.000
Dave Righetti, L ERA: 4.61 (9, 1)	0.2		5	2	1	1	0	1	0	0	0	0	0	14	24	13.50	4.500
Dave Burba, R ERA: 2.73 (9, 1)	1.1	W	5	0	0	0	0	1	0	0	0	0	0	9	18	0.00	0.750

Batter	1	2	3	4	5	6	7	8	9	AB R H RBI BB SO LOB	TOP																		
Darren Lewis, R (1, 8) OBP: 0.361, SLG: 0.326	3-2 L8-3 1B		1-2 S 1B		1-1 SF4		2-2 1B SF7 1B	2-2 G6-3		4 2 3 1 0 0 0																			
Willie McGee, S (1, 9) OBP: 0.346, SLG: 0.322	0-0 F9		1-0 1B		0-0 P6		0-0 1B SF7 1B		1-3 K	5 1 2 1 0 1 2																			
Will Clark, L (1, 3) OBP: 0.429, SLG: 0.508	3-1 L8-3 1-2		0-0 G4-3			1-1 BB 1B 1B	0-0 SF7		0-3 K	4 1 1 1 0 1 2																			
Kevin Bass, S (1, 7) OBP: 0.294, SLG: 0.397		3-2 G4-3		1-2 P3		4-2 1B BB G1-3 BB	0-3 K		0-0 L7	4 1 0 0 1 1 1																			
Matt Williams, R (1, 5) OBP: 0.302, SLG: 0.482		0-3 K		1-3 K		1-3 K	2-0 2B 1B			4 1 1 1 0 3 2																			
Kirt Manwaring, R (1, 2) OBP: 0.386, SLG: 0.342		4-2 BB		1-2 L5		4-1 G1-3 1B BB BB	1-1 2B			2 0 1 1 2 0 0																			
Greg Litton, R (1, 4) OBP: 0.130, SLG: 0.130		2-0 P3				1-1 SH2-4 SF4 1B	0-1 G1-3 1B		2-2 F8	2 1 1 0 0 0 1																			
Mike Felder, S (6, PH) OBP: 0.340, SLG: 0.367										2 0 1 1 0 0 1																			
Jose Uribe, S (1, 6) OBP: 0.238, SLG: 0.421			1-2 G3		4-0 SH2-4 BB	1-2 G1-3		3-2 G1-3		3 0 0 1 1 0 2																			
Bill Swift, R (1, 1) OBP: 0.227, SLG: 0.318			3-2 F8		0-0 SH2-4	1-3 K		1-3 K		1 0 0 0 0 0 0																			
Chris James, R (6, PH) OBP: 0.289, SLG: 0.194					1-2 2-3 3-H					1 0 0 0 0 1 2																			
Bryan Hickerson, L (6, 1)										0 0 0 0 0 0 0																			
Royce Clayton, R (8, PH) OBP: 0.303, SLG: 0.347					1-2 2-3					1 0 0 0 0 1 0																			
Michael Jackson, R (8, 1)										0 0 0 0 0 0 0																			
Inning Stats	R: 0 E: 0 K: 0 S: 6	H: 1 LOB: 0 BB: 0 P: 12	R: 0 E: 0 K: 1 S: 15	H: 0 LOB: 1 BB: 1 P: 24	R: 1 E: 0 K: 0 S: 12	H: 2 LOB: 1 BB: 0 P: 18	R: 0 E: 0 K: 1 S: 9	H: 0 LOB: 0 BB: 0 P: 12	R: 1 E: 0 K: 0 S: 6	H: 1 LOB: 1 BB: 1 P: 12	R: 2 E: 0 K: 2 S: 17	H: 2 LOB: 2 BB: 2 P: 29	R: 3 E: 0 K: 1 S: 14	H: 4 LOB: 1 BB: 0 P: 21	R: 0 E: 0 K: 1 S: 11	H: 0 LOB: 0 BB: 0 P: 17	R: 0 E: 0 K: 2 S: 7	H: 0 LOB: 0 BB: 0 P: 8	1B: 9 2B: 2 3B: 0 HR: 0	SF: 2 SAC: 1 DP: 1 HBP: 0	WP: 0 PB: 0 SB: 1 CS: 0	PA: 40							
PITCHER	IP WLS BF H R ER SO BB IBB HBP BLK WP HR S P ERA WHIP																												
Tommy Greene, R (1, 1) ERA: 6.32	5.1		24	5	4	4	3	4	0	0	0	0	0	0	57	97	6.75	1.688											
Barry Jones, R (6, 1) ERA: 4.91	1.1	L	9	5	3	3	2	0	0	0	0	0	0	0	19	26	20.25	3.750											
Wally Ritchie, L (7, 1) ERA: 0.75	0.1		1	0	0	0	0	0	0	0	0	0	0	0	3	5	0.00	0.000											
Steve Searcy, L (8, 1) ERA: 6.43	2.0		6	0	0	0	3	0	0	0	0	0	0	0	18	25	0.00	0.000											

San Francisco Giants @ Philadelphia Phillies
Veterans Stadium, Philadelphia, PA
Tue May 12 1992, 7:05 PM EDT
Att. 16,247 - Sunny - 73 F

livebaseballscorecards.com

AB	33
R	7
H	10
RBI	7
BB	4
SO	8
LOB	13



Batter	1	2	3	4	5	6	7	8	9	AB	R	H	RBI	BB	SO	LOB
Lenny Dykstra, L OBP: 0.293, SLG: 0.288 (1, 8)	0-1 G4-3 1B		1-1 G5-4-3 1B		1-2 1B		1-3 K			4	0	2	0	0	1	0
Mariano Duncan, R OBP: 0.326, SLG: 0.458 (1, 7)	3-2 G5-3		0-1 G5-4-3 1-2f		0-0 P1			2-1 G6-3		4	0	0	0	0	0	2
Dave Hollins, S OBP: 0.380, SLG: 0.369 (1, 5)	3-1 1B 2B		0-0 F8		1-0 F8			1-2 2B 1B		4	2	2	0	0	0	1
John Kruk, L OBP: 0.486, SLG: 0.500 (1, 3)	1-1 2B 1B			4-0 HR BB	0-0 G4-3			2-3 K		3	2	1	1	1	1	2
Darren Daulton, L OBP: 0.391, SLG: 0.521 (1, 2)	0-0 1-H 2B			3-2 1-H HR		1-1 G6-3		1-1 1-H 2B		4	1	3	4	0	0	0
Dale Murphy, R OBP: 0.217, SLG: 0.333 (1, 9)	0-2 G5-3			1-0 F9	0-2 L6			1-1 F9		4	0	0	0	0	0	2
Dale Sveum, S OBP: 0.264, SLG: 0.255 (1, 6)		3-2 G4-3		2-2 P6		0-3 K			2-3 K	4	0	0	0	0	2	0
Mickey Morandini, L OBP: 0.389, SLG: 0.440 (1, 4)		0-0 G6-3		3-1 1B			2-2 G3-1		1-3 K	4	0	1	0	0	1	0
Tommy Greene, R OBP: 0.143, SLG: 0.143 (6, 1) Barry Jones, K (7, 1) Wally Ritchie, L (7, PH) Kim Batiste, R OBP: 0.288, SLG: 0.322 (8, 1) Steve Searcy, L (9, PH) Wally Backman, S OBP: 0.397, SLG: 0.385		2-3 K		2-2 G5-3			1-3 K		3-2 G3	2	0	0	0	0	1	1

Inning Stats	R: 2	H: 3	E: 0	K: 0	S: 15	LOB: 1	BB: 0	P: 22	R: 0	H: 0	E: 0	K: 1	S: 7	LOB: 0	BB: 0	P: 12	R: 0	H: 1	E: 0	K: 0	S: 5	LOB: 0	BB: 0	P: 6	R: 0	H: 1	E: 0	K: 0	S: 12	LOB: 1	BB: 1	P: 27	R: 0	H: 0	E: 0	K: 1	S: 8	LOB: 0	BB: 0	P: 9	R: 0	H: 0	E: 0	K: 2	S: 10	LOB: 0	BB: 0	P: 14	R: 1	H: 2	E: 0	K: 1	S: 12	LOB: 1	BB: 0	P: 19	R: 0	H: 0	E: 0	K: 2	S: 10	LOB: 0	BB: 0	P: 16	R: 0	H: 0	E: 0	K: 2	S: 10	LOB: 0	BB: 0	P: 16	1B: 5	2B: 3	3B: 0	HR: 1	SF: 0	SAC: 0	DP: 1	HBP: 0	WP: 0	PB: 0	SB: 0	CS: 0	PA: 36
--------------	------	------	------	------	-------	--------	-------	-------	------	------	------	------	------	--------	-------	-------	------	------	------	------	------	--------	-------	------	------	------	------	------	-------	--------	-------	-------	------	------	------	------	------	--------	-------	------	------	------	------	------	-------	--------	-------	-------	------	------	------	------	-------	--------	-------	-------	------	------	------	------	-------	--------	-------	-------	------	------	------	------	-------	--------	-------	-------	-------	-------	-------	-------	-------	--------	-------	--------	-------	-------	-------	-------	--------

PITCHER	IP	WLS	BF	H	R	ER	SO	BB	IBB	HBP	BLK	WP	HR	S	P	ERA	WHIP
Bill Swift, R ERA: 1.78 (1, 1)	5.0		22	7	4	4	1	1	0	0	0	0	1	45	75	7.20	1.600
Bryan Hickerson, L ERA: 1.53 (6, 1)	2.0	W	6	0	0	0	3	0	0	0	0	0	0	18	23	0.00	0.000
Michael Jackson, R ERA: 2.95 (8, 1)	2.0	S	8	2	1	1	3	0	0	0	0	0	0	22	35	4.50	1.000

BOTTOM

San Francisco Giants @ Philadelphia Phillies
Veterans Stadium, Philadelphia, PA
Tue May 12 1992, 7:05 PM EDT
Att. 16,247 - Sunny - 73 F

livebaseballscorecards.com

AB	35
R	5
H	9
RBI	5
BB	1
SO	7
LOB	8



Batter	1	2	3	4	5	6	7	8	9	AB R H RBI BB SO LOB	TOP	
Darren Lewis, R (1, 8) OBP: 0.349, SLG: 0.313	3-3 K	1-2 G3			0-0 F8	1-0 F9			2-3 K	5 0 0 0 0 2 2		
Willie McGee, S (1, 9) OBP: 0.336, SLG: 0.311	1-3 K		1-3 K		1-2 G4-3			0-3 K		4 0 0 0 0 3 0		
Will Clark, L (1, 3) OBP: 0.430, SLG: 0.508	1-2 1B		1-1 G5-3		0-0 1B			1-3 K		4 0 2 0 0 1 0		
Chris James, R (1, 7) Mike Felder, S (6, 7) OBP: 0.268, SLG: 0.176 OBP: 0.333, SLG: 0.360	0-3 K		2-0 F9		1-3 K			1-1 G3		3 0 0 0 0 2 2 1 0 0 0 0 0 0		
Matt Williams, R (1, 5) OBP: 0.308, SLG: 0.534					1-3 K			2-0 F8		4 2 2 2 0 1 0		
Kirt Manwaring, R (1, 2) OBP: 0.391, SLG: 0.375					1-0 G6-3			2-1 G3-1		4 2 2 0 0 0 0		
Royce Clayton, R (1, 6) Jose Uribe, S (6, 6) OBP: 0.313, SLG: 0.343 OBP: 0.227, SLG: 0.400					4-2 G6-3			1-2 G3		1 0 0 0 2 1 1 1 0 0 0 0 0 0		
Greg Litton, R (1, 4) OBP: 0.185, SLG: 0.296					3-2 G6-3			2-1 HR		4 1 2 3 0 1 1		
Trevor Wilson, L (1, 1) Rod Beck, R (6, 1) Kevin Bass, S (9, PH) Jeff Brantley, R (9, 1) OBP: 0.222, SLG: 0.250 OBP: 0.291, SLG: 0.392					0-1 L6			2-3 K		2 0 0 0 0 1 1 0 0 0 0 0 0 0 1 0 0 0 0 0 0 0 0 0 0 0 0 0		
Inning Stats	R: 0 H: 1 E: 0 LOB: 1 K: 3 BB: 0 S: 14 P: 19	R: 1 H: 2 E: 0 LOB: 2 K: 0 BB: 1 S: 13 P: 20	R: 0 H: 0 E: 0 LOB: 0 K: 1 BB: 0 S: 7 P: 11	R: 1 H: 1 E: 0 LOB: 1 K: 1 BB: 1 S: 14 P: 23	R: 0 H: 1 E: 0 LOB: 1 K: 1 BB: 0 S: 8 P: 10	R: 3 H: 3 E: 0 LOB: 0 K: 2 BB: 0 S: 16 P: 25	R: 0 H: 0 E: 0 LOB: 0 K: 2 BB: 0 S: 8 P: 10	R: 0 H: 0 E: 0 LOB: 0 K: 0 BB: 0 S: 6 P: 11	R: 0 H: 0 E: 0 LOB: 0 K: 2 BB: 0 S: 15 P: 21	1B: 4 SF: 0 2B: 0 SAC: 1 3B: 1 DP: 0 HR: 3 HBP: 0	WP: 0 PA: 37 PB: 0 SB: 1 CS: 0	
PITCHER Kyle Abbott, L (1, 1) ERA: 5.32 Curt Schilling, R (7, 1) ERA: 2.86	IP WLS BF H R ER SO BB IBB HBP BLK WP HR S P ERA WHIP	6.0 L 28 8 5 5 8 2 0 0 0 0 0 3 72 108 7.50 1.667	3.0 9 0 0 0 4 0 0 0 0 0 0 0 29 42 0.00 0.000	PITCHER IP WLS BF H R ER SO BB IBB HBP BLK WP HR S P ERA WHIP								

San Francisco Giants @ Philadelphia Phillies
Veterans Stadium, Philadelphia, PA
Wed May 13 1992, 7:05 PM EDT
Att. 21,211 - Cloudy - 73 F

livebaseballscorecards.com

AB	34
R	5
H	8
RBI	5
BB	2
SO	12
LOB	7



Batter	1	2	3	4	5	6	7	8	9	AB R H RBI BB SO LOB
Lenny Dykstra, L OBP: 0.304, SLG: 0.304 (1, 8)	2-2 G3 1B E 1B		0-1 F9-1 1B		1-1 SF8 3-H G6-4-3 1-2			2-1 G6-3		3 1 2 1 0 0 0
Mariano Duncan, R OBP: 0.317, SLG: 0.444 (1, 4)	2-0 F8		2-3 K					1-3 K		4 0 0 0 0 2 3
Dave Hollins, S OBP: 0.376, SLG: 0.365 (1, 5)	1-0 E G3 1-2 1B		0-0 F9-1 1-2					0-1 F8		4 0 1 0 0 1 1
John Kruk, L OBP: 0.460, SLG: 0.487 (1, 7)	0-0 G3 1-2 2-3			1-3 K				4-1 BB	1-0 L8	3 0 0 0 1 1 2
Ricky Jordan, R (1, 3)	0-0 E1 2-3 3-H			0-2 L9				0-0 L7	3-2 L9	4 0 0 0 0 0 2
Dale Murphy, R OBP: 0.204, SLG: 0.313 Curt Schilling, R (7, 1) Wally Backman, S OBP: 0.333, SLG: 0.357 (9, PH)	1-3 K			2-3 K				1-1 G5-3	2-2 F7	3 0 0 0 0 2 3 0 0 0 0 0 0 0 1 0 0 0 0 0 0
Darren Daulton, L OBP: 0.390, SLG: 0.515 (1, 2)		2-2 P5			2-2 2B 1B 1B			1-3 K		3 1 1 0 0 1 0
Kim Batiste, R OBP: 0.286, SLG: 0.339 (1, 6)		1-1 F9			0-1 1B SF8 2B			0-3 K		3 1 1 0 0 1 0
Kyle Abbott, L OBP: 0.250, SLG: 0.273 Ruben Amaro Jr, S OBP: 0.287, SLG: 0.306 (7, 9)		2-3 K			0-0 G6-4-3 1B			0-3 K		2 0 1 1 0 1 0 1 0 0 0 0 1 0

Inning Stats	R: 1 E: 1 K: 10 S: 10	H: 2 LOB: 2 BB: 0 P: 16	R: 0 E: 0 K: 1 S: 9	H: 0 LOB: 0 BB: 0 P: 14	R: 0 E: 0 K: 1 S: 7	H: 1 LOB: 0 BB: 0 P: 8	R: 0 E: 0 K: 2 S: 10	H: 0 LOB: 0 BB: 0 P: 13	R: 2 E: 0 K: 0 S: 9	H: 3 LOB: 0 BB: 0 P: 14	R: 0 E: 0 K: 1 S: 7	H: 0 LOB: 1 BB: 1 P: 12	R: 0 E: 0 K: 3 S: 10	H: 0 LOB: 0 BB: 0 P: 11	R: 0 E: 0 K: 1 S: 8	H: 0 LOB: 0 BB: 0 P: 11	R: 0 E: 0 K: 0 S: 8	H: 0 LOB: 0 BB: 0 P: 14	1B: 5 2B: 2 3B: 0 HR: 0	SF: 1 SAC: 0 DP: 2 HBP: 0	WP: 0 PB: 0 SB: 0 CS: 0	PA: 33
--------------	--------------------------------	----------------------------------	------------------------------	----------------------------------	------------------------------	---------------------------------	-------------------------------	----------------------------------	------------------------------	----------------------------------	------------------------------	----------------------------------	-------------------------------	----------------------------------	------------------------------	----------------------------------	------------------------------	----------------------------------	----------------------------------	------------------------------------	----------------------------------	--------


PITCHER	IP	WLS	BF	H	R	ER	SO	BB	IBB	HBP	BLK	WP	HR	S	P	ERA	WHIP
Trevor Wilson, L ERA: 4.32 (1, 1)	5.1	W	22	6	3	2	6	1	0	0	0	0	0	49	73	3.38	1.312
Rod Beck, R ERA: 1.69 (6, 1)	2.2	S	8	0	0	0	4	0	0	0	0	0	0	21	26	0.00	0.000
Jeff Brantley, R ERA: 1.15 (9, 1)	1.0	S	3	0	0	0	0	0	0	0	0	0	0	8	14	0.00	0.000

BOTTOM

San Francisco Giants @ Philadelphia Phillies
Veterans Stadium, Philadelphia, PA

Wed May 13 1992, 7:05 PM EDT
Att: 21,211 - Cloudy - 73 F

AB	31
R	3
H	6
RBI	2
BB	1
SO	10
LOB	11



PITCHER	IP	WLS	BF	H	R	ER	SO	BB	IBB	HBP	BLK	WP	HR	S	P	ERA	WHIP
---------	----	-----	----	---	---	----	----	----	-----	-----	-----	----	----	---	---	-----	------

Batter	1	2	3	4	5	6	7	8	9	AB R H RBI BB SO LOB	TOP					
Sammy Sosa, R OBP: 0.314, SLG: 0.319 (1, 8) X	0-0 G5-3		0-0 F9		3-2 CS 1B			4-0 BB	4-1 WP BB	3 0 1 1 2 0 0						
Mark Grace, L OBP: 0.404, SLG: 0.432 (1, 3) C X	0-1 G4-3		0-1 F7		0-1 CS	1-0 G6-3		3-1 F8 BB	3-1 F8	5 0 0 0 0 0 3						
23 Ryne Sandberg, R OBP: 0.353, SLG: 0.429 (1, 4) B C X	1-1 F7			0-1 HR 1B		2-1 F8		1-1 P6		4 1 1 0 0 0 1						
Andre Dawson, R OBP: 0.322, SLG: 0.518 Doug Dascenzo, S OBP: 0.323, SLG: 0.300 (9, 9)		2-2 E 1B		1-1 HR		3-2 1B		0-2 SH1-4 1B		4 1 4 2 0 0 0 0 1 0 0 0 0 0						
Luis Salazar, R OBP: 0.260, SLG: 0.296 (7, 6)		2-1 P3		0-0 P3		1-1 F9		0-0 SH1-4		3 0 0 0 0 0 2						
Joe Girardi, R OBP: 0.419, SLG: 0.406 (1, 2)		1-2 FC FC6-4		0-3 K		3-2 G5-3		2-2 BB BB 1B		4 1 1 1 0 1 1						
Jerome Walton, R OBP: 0.161, SLG: 0.143 Dwight Smith, L OBP: 0.333, SLG: 0.386 (9, 7)		1-0 L9		3-2 G1-3		2-1 G5-3		2-0 BB BB WP 1B		3 0 0 0 0 0 2 1 1 1 0 0 0 0						
Jose Vizcaino, S OBP: 0.161, SLG: 0.207 Bob Scanlan, R Derrick May, L Hector Villanueva, R Chuck McElroy, L Paul Assenmacher, L (9, 1)		1-1 FC6-4		4-0 FC1-6 BB		1-2 G4-3		3-2 F7		2 0 0 0 0 1 0 2 0 0 0 0 0 0 0 0 1 0 0 0 0 0 0 2 0 0 0 0 0 0 0 0						
Danny Jackson, R Doug Strange, S OBP: 0.271, SLG: 0.167 (7, 5)			0-0 G5-3		0-1 FC1-6 CS		0-0 P6	4-1 WP BB BB		2 0 0 0 0 0 1 1 0 0 0 1 0 0						
Inning Stats	R: 0 E: 0 K: 0 S: 5 H: 0 LOB: 0 BB: 0 P: 6	R: 0 E: 1 K: 0 S: 12 H: 1 LOB: 2 BB: 0 P: 19	R: 0 E: 0 K: 0 S: 4 H: 0 LOB: 0 BB: 0 P: 4	R: 2 E: 0 K: 1 S: 11 H: 2 LOB: 0 BB: 0 P: 15	R: 0 E: 0 K: 0 S: 8 H: 1 LOB: 0 BB: 1 P: 15	R: 0 E: 0 K: 0 S: 8 H: 1 LOB: 1 BB: 0 P: 15	R: 0 E: 0 K: 0 S: 12 H: 0 LOB: 0 BB: 0 P: 18	R: 0 E: 0 K: 0 S: 5 H: 0 LOB: 1 BB: 1 P: 13	R: 3 E: 0 K: 0 S: 15 H: 3 LOB: 3 BB: 2 P: 33	1B: 7 2B: 0 3B: 0 HR: 1 SF: 0 SAC: 1 DP: 0 HBP: 0	WP: 1 PB: 0 SB: 0 CS: 2 PA: 39					
PITCHER	IP WLS BF H R ER SO BB IBB HBP BLK WP HR S P ERA WHIP															
Bud Black, L ERA: 6.94 (1, 1)	7.0	26	5	2	2	1	1	0	0	0	0	1	60	92	2.57	0.857
Michael Jackson, R ERA: 2.79 (8, 1)	1.0	4	0	0	0	0	1	0	0	0	0	0	5	13	0.00	1.000
Jeff Brantley, R ERA: 2.81 (9, 1)	0.1	L 4	3	3	3	0	0	0	0	0	0	0	8	12	81.00	9.000
Dave Righetti, L ERA: 4.4 (9, 1)	0.2	4	0	0	0	0	2	0	0	0	1	0	7	21	0.00	3.000

Chicago Cubs @ San Francisco Giants
 Candlestick Park, San Francisco, CA
 Fri May 15 1992, 10:05 PM EDT
 Att. 17,623 - Cloudy - 55 F

livebaseballscorecards.com

AB	33
R	5
H	8
RBI	4
BB	4
SO	1
LOB	14



Batter	1	2	3	4	5	6	7	8	9	AB	R	H	RBI	BB	SO	LOB
Darren Lewis, R OBP: 0.344, SLG: 0.309 (1, 8)	F9		G6-3				G1-3		P3	5	0	1	0	0	0	4
Willie McGee, S OBP: 0.333, SLG: 0.317 (1, 9)	G6-3		F9				K			4	0	1	1	0	1	4
Will Clark, L OBP: 0.419, SLG: 0.492 (1, 3)	G4-3				F7		G4-3		F9	4	0	0	0	0	0	4
Kevin Bass, S OBP: 0.278, SLG: 0.373 (1, 7)		G5-3			G5-3			F9		4	0	0	0	0	1	0
Matt Williams, R OBP: 0.306, SLG: 0.521 (1, 5)					G6-3			G5-3		3	0	0	0	1	0	0
Kirt Manwaring, R OBP: 0.385, SLG: 0.361 (1, 2)								L4		3	1	0	0	1	0	1
Dave Righetti, L (9, 1)									P3	0	0	0	0	0	0	0
Greg Litton, R OBP: 0.258, SLG: 0.516 (1, 4)										4	1	3	2	0	0	1
Jose Uribe, S OBP: 0.308, SLG: 0.458 (1, 6)										4	1	3	0	0	0	1
Bud Black, L (1, 1)										1	0	0	0	0	1	1
Michael Jackson, R (8, 1)										0	0	0	0	0	0	0
Jeff Brantley, R (9, 1)										0	0	0	0	0	0	0
Craig Colbert, R OBP: 0.240, SLG: 0.182 (9, 2)										0	0	0	0	1	0	0
Mike Felder, S OBP: 0.333, SLG: 0.360 (9, PR)										0	0	0	0	0	0	0

Inning Stats	R: 0	H: 0	E: 0	K: 0	S: 5	R: 0	H: 0	E: 0	K: 0	S: 8	R: 0	H: 0	E: 0	K: 0	S: 9	R: 1	H: 3	E: 0	K: 1	S: 15	R: 0	H: 0	E: 0	K: 0	S: 6	R: 2	H: 3	E: 0	K: 1	S: 13	R: 0	H: 0	E: 0	K: 1	S: 7	R: 0	H: 1	E: 0	K: 0	S: 10	1B: 4	SF: 0	2B: 4	SAC: 2	3B: 0	DP: 1	HR: 1	HBP: 0	WP: 0	PA: 37
PITCHER	IP	WLS	BF	H	R	ER	SO	BB	IBB	HBP	BLK	WP	HR	S	P	ERA	WHIP																			ERA	WHIP													
Danny Jackson, L (1, 1) ERA: 4.91	6.1		27	6	3	3	2	2	0	0	0	0	1	59	96	4.26	1.263																																	
Bob Scanlan, R (7, 1) ERA: 2.08	1.2	W	6	1	0	0	1	0	0	0	0	0	0	12	19	0.00	0.600																																	
Chuck McElroy, L (9, 1) ERA: 3.93	0.1		3	1	0	0	0	1	0	0	0	0	0	7	15	0.00	6.000																																	
Paul Assenmacher, L (9, 1) ERA: 1.83	0.2	S	1	0	0	0	0	0	0	0	0	0	0	3	4	0.00	0.000																																	

Chicago Cubs @ San Francisco Giants
 Candlestick Park, San Francisco, CA
 Fri May 15 1992, 10:05 PM EDT
 Att. 17,623 - Cloudy - 55 F

AB	32
R	3
H	8
RBI	3
BB	3
SO	3
LOB	16



Batter	1	2	3	4	5	6	7	8	9	AB R H RBI BB SO LOB	TOP	
Sammy Sosa, R (1, 8) OBP: 0.306, SLG: 0.309	2-3 K		0-3 K			2-2 G6-3		2-2 G5-3		4 0 0 0 0 2 0	Chicago Cubs @ San Francisco Giants Candlestick Park, San Francisco, CA Sat May 16 1992, 6:33 AM EDT Att. 33,557 - Sunny - 73 F	
Mark Grace, L (1, 3) OBP: 0.407, SLG: 0.434	2-1 G4-3		1-1 1B			3-2 23 1B 1B		3-2 G4-3		4 0 2 0 0 0 0		
23 Ryne Sandberg, R (1, 4) OBP: 0.357, SLG: 0.431	0-0 1B		2-1 G5-3			1 SAFE 1-2 1B			1-3 K	4 0 2 0 0 1 1		
Andre Dawson, R (1, 9) OBP: 0.320, SLG: 0.508	1-1 G5-3			0-3 K		0-0 P5			2-0 WP 1B	4 0 1 0 0 1 3		
Dwight Smith, L (1, 7) OBP: 0.327, SLG: 0.375		0-0 E S 1B		3-1 G6-3		2-2 L8			1-3 K	4 0 1 0 0 1 3		
Hector Villanueva, R (1, 2) OBP: 0.180, SLG: 0.224		1 SAFE 3-2 P4		3-2 P3			0-3 K		1-3 K	3 0 0 0 0 1 1		
Derrick May, L (9, PH) OBP: 0.213, SLG: 0.182		1 SAFE 1 SAFE 1 SAFE 1 SAFE 1 S B							1-2 K	1 0 0 0 0 1 1		
Doug Strange, S (1, 5) OBP: 0.255, SLG: 0.156		1 SAFE 1 SAFE 1 SAFE 1 S B	2-3 K		2-2 G4-3		0-0 G6-3			3 0 0 0 0 1 1		
Jose Vizcaino, S (1, 6) OBP: 0.147, SLG: 0.188		1 SAFE 1 SAFE 1 S B	3-3 K		0-0 G6-3		3-1 G6-3			3 0 0 0 0 1 1		
Greg Maddux, R (1, 1) OBP: 0.211, SLG: 0.389			0-0 G4-3		1-3 K			2-3 K		2 0 0 0 0 1 0		
Doug Dasenczo, S (8, PH) OBP: 0.313, SLG: 0.290										1 0 0 0 0 1 0		
Jeff Robinson, R (8, 1)										0 0 0 0 0 0 0		
Chuck McElroy, L (8, 1) OBP: 0.750, SLG: 1.500										0 0 0 0 0 0 0		
Inning Stats	R: 0 H: 1 E: 0 LOB: 1 K: 1 BB: 0 S: 9 P: 14	R: 0 H: 1 E: 0 LOB: 1 K: 2 BB: 0 S: 11 P: 18	R: 0 H: 1 E: 0 LOB: 1 K: 1 BB: 0 S: 8 P: 11	R: 0 H: 0 E: 0 LOB: 0 K: 1 BB: 0 S: 8 P: 14	R: 0 H: 0 E: 0 LOB: 0 K: 1 BB: 0 S: 8 P: 11	R: 0 H: 2 E: 0 LOB: 2 K: 0 BB: 0 S: 17 P: 25	R: 0 H: 0 E: 0 LOB: 0 K: 1 BB: 0 S: 6 P: 9	R: 0 H: 0 E: 0 LOB: 0 K: 1 BB: 0 S: 11 P: 18	R: 0 H: 1 E: 0 LOB: 1 K: 3 BB: 0 S: 10 P: 15	1B: 6 SF: 0 2B: 0 SAC: 0 3B: 0 DP: 0 HR: 0 HBP: 0	WP: 1 PA: 33 PB: 0 SB: 1 CS: 0	
PITCHER	IP WLS BF H R ER SO BB IBB HBP BLK WP HR S P ERA WHIP											
John Burkett, R (1, 1) ERA: 4.38	7.0 W 26 5 0 0 7 0 0 0 0 0 0 0 67 102 0.00 0.714											
Rod Beck, R (8, 1) ERA: 1.57	2.0 S 7 1 0 0 4 0 0 0 0 0 1 0 21 33 0.00 0.500											

livebaseballscorecards.com

AB	33
R	0
H	6
RBI	0
BB	0
SO	11
LOB	11



Batter	1	2	3	4	5	6	7	8	9	AB	R	H	RBI	BB	SO	LOB
Darren Lewis, R OBP: 0.342, SLG: 0.303 (1, 8)	2-2 P4		2-0 G6-3			0-0 L8		4-1 2B		3	1	0	0	1	0	0
Willie McGee, S OBP: 0.338, SLG: 0.323 (1, 9)	2-1 WP 1B		2-3 K			1-1 F8		2-2 2B		1	0	1	0	0	0	0
Chris James, R OBP: 0.256, SLG: 0.167 (1, PR)										2	1	0	0	0	1	0
Jose Uribe, S OBP: 0.333, SLG: 0.520 (8, 6)										1	0	1	1	0	0	0
Will Clark, L OBP: 0.415, SLG: 0.481 (1, 3)	1-0 G6-3		3-3 K			0-0 G3-1		4-0 IBB		3	0	0	0	1	1	1
Kevin Bass, S OBP: 0.277, SLG: 0.360 (1, 7)	4-2 1B					1-3 K		1-1 P3		3	0	0	0	1	1	2
Matt Williams, R OBP: 0.314, SLG: 0.524 (1, 5)	2-2 1B					0-0 1B				3	0	2	1	0	1	0
Greg Litton, R OBP: 0.265, SLG: 0.485 (1, 4)	1-3 3-H 1B					3-3 K		4-1 BB		2	0	0	0	1	2	3
Royce Clayton, R OBP: 0.304, SLG: 0.333 (1, 6)						1-1 G4-3		0-3 K		3	0	0	0	0	1	1
Rod Beck, R (8, 1)										0	0	0	0	0	0	0
Jim McNamara, L OBP: 0.316, SLG: 0.343 (1, 2)						2-3 K		0-0 F8		3	0	1	0	0	1	0
John Burkett, R OBP: 0.133, SLG: 0.143 (1, 1)						0-3 K		2-2 G3		2	0	0	0	0	1	1
Mike Felder, S OBP: 0.327, SLG: 0.353 (8, 7)										1	0	0	0	0	0	0

Inning Stats	R: 1	H: 2	E: 0	K: 1	S: 15	H: 2	LOB: 3	BB: 1	P: 27	R: 0	H: 1	E: 0	K: 0	S: 7	R: 0	H: 0	E: 0	K: 2	S: 10	R: 0	H: 1	E: 0	K: 2	S: 7	R: 0	H: 0	E: 0	K: 2	S: 8	R: 0	H: 0	E: 0	K: 0	S: 4	R: 0	H: 0	E: 0	K: 2	S: 9	R: 1	H: 1	E: 0	K: 0	S: 14	R: 0	H: 0	E: 0	K: 2	S: 9
Greg Maddux, R ERA: 2.83 (1, 1)	IP	WLS	BF	H	R	ER	SO	BB	IBB	HBP	BLK	WP	HR	S	P	ERA	WHIP																																
Jeff Robinson, R ERA: 3.86 (8, 1)	0.2		5	1	1	1	0	1	1	0	0	0	0	12	23	13.50	3.000																																
Chuck McElroy, L ERA: 3.86 (8, 1)	0.1		1	0	0	0	0	0	0	0	0	0	0	2	3	0.00	0.000																																

BOTTOM

Chicago Cubs @ San Francisco Giants
Candlestick Park, San Francisco, CA

Sat May 16 1992, 6:33 AM EDT
Att. 33,557 - Sunny - 73 F

AB	27
R	2
H	5
RBI	2
BB	4
SO	9
LOB	8

livebaseballscorecards.com

GIANTS

1B: 4	SF: 0	WP: 1	PA: 31
2B: 1	SAC: 0	PB: 0	
3B: 0	DP: 1	SB: 1	
HR: 0	HBP: 0	CS: 0	

Batter	1	2	3	4	5	6	7	8	9	AB R H RBI BB SO LOB	TOP	
Sammy Sosa, R (1, 8) OBP: 0.298, SLG: 0.301	1-3 K		0-0 F9	0-1 F8			2-2 G4-3			4 0 0 0 0 1 1	<p>Chicago Cubs @ San Francisco Giants Candlestick Park, San Francisco, CA</p> <p>Sun May 17 1992, 6:33 AM EDT Att. 26,874 - Sunny - 72 F</p> <p>livebaseballscorecards.com</p>	
Dwight Smith, L (1, 7) OBP: 0.339, SLG: 0.385	1-1 L4		0-0 2B 1B			2-1 P5	1-0 S 1B			4 1 2 0 0 0 0		
Mark Grace, L (1, 3) OBP: 0.409, SLG: 0.444	2-1 F7		1-0 1B			2-0 23 G5-4-3 1B	3-2 G4-3			4 1 2 0 0 0 1		
23 Ryne Sandberg, R (1, 4) OBP: 0.361, SLG: 0.429		2-2 F8 S 1B	4-0 1B IBB			1 SAFE 0-1 G5-4-3	3-3 K			3 1 1 0 1 1 1		
Andre Dawson, R (1, 9) OBP: 0.325, SLG: 0.533		2-1 F8	0-1 FC6-4 1B			0-0 HR	1-0 F8			4 1 2 3 0 0 1		
Luis Salazar, R (1, 5) OBP: 0.259, SLG: 0.293		3-2 G3 BB 1B	0-1 FC6-4			0-1 G5-3	3-3 K			4 0 1 1 0 1 1		
Joe Girardi, R (1, 2) OBP: 0.410, SLG: 0.388		1 SAFE 4-1 SAFE BB 1 SAFE BB 1-2 G3 BB		1-1 G6-3		0-1 P8	3-1 F9			3 0 0 0 1 0 0		
Jose Vizcaino, S (1, 6) OBP: 0.132, SLG: 0.167		2-2 G3	0-1 L8			3-2 P5	1-0 F7			4 0 0 0 0 0 2		
Mike Morgan, R (1, 1) OBP: 0.158, SLG: 0.111 Paul Assenmacher, L (8, 1) Bob Scanlan, R (9, 1)		0-3 K	4-0 BB			0-0 G6-3	0-2 G6-3			2 0 0 0 1 1 2 1 0 0 0 0 0 0 0 0 0 0 0 0 0		
Inning Stats	R: 0 E: 0 K: 1 S: 7 H: 0 LOB: 0 BB: 0 P: 11	R: 1 E: 0 K: 1 S: 22 H: 2 LOB: 2 BB: 1 P: 35	R: 2 E: 0 K: 0 S: 7 H: 3 LOB: 1 BB: 1 P: 12	R: 0 E: 0 K: 0 S: 6 H: 0 LOB: 1 BB: 1 P: 11	R: 0 E: 0 K: 0 S: 5 H: 1 LOB: 0 BB: 0 P: 9	R: 1 E: 0 K: 0 S: 9 H: 1 LOB: 0 BB: 0 P: 12	R: 0 E: 0 K: 0 S: 9 H: 1 LOB: 1 BB: 0 P: 15	R: 0 E: 0 K: 2 S: 9 H: 0 LOB: 0 BB: 0 P: 16	R: 0 E: 0 K: 0 S: 6 H: 0 LOB: 0 BB: 0 P: 10	1B: 6 2B: 1 3B: 0 HR: 1 SF: 0 SAC: 0 DP: 1 HBP: 0	WP: 0 PB: 0 SB: 2 CS: 0 PA: 36	
PITCHER	IP WLS BF H R ER SO BB IBB HBP BLK WP HR S P ERA WHIP											
Dave Burba, R (1, 1) ERA: 3.34	6.0 L 26 7 4 4 2 2 1 0 0 0 0 1 56 90 6.00 1.500											
Kelly Downs, R (7, 1) ERA: 3.66	1.0 4 1 0 0 0 0 0 0 0 0 0 0 9 15 0.00 1.000											
Michael Jackson, R (8, 1) ERA: 2.53	2.0 6 0 0 0 0 2 0 0 0 0 0 0 15 26 0.00 0.000											

Chicago Cubs @ San Francisco Giants
Candlestick Park, San Francisco, CA

Sun May 17 1992, 6:33 AM EDT
Att. 26,874 - Sunny - 72 F

AB	33
R	4
H	8
RBI	4
BB	3
SO	4
LOB	9



Batter	1	2	3	4	5	6	7	8	9	AB	R	H	RBI	BB	SO	LOB
Darren Lewis, R OBP: 0.340, SLG: 0.297 (1, 8)	0-1 G6-3		1-1 G3-1			4-1 FC6-4 BB		1-1 P3		3	0	0	0	1	0	0
Mike Felder, S OBP: 0.305, SLG: 0.327 (1, 7)	1-0 G4-3			1-2 G3		0-1 FC6-4 1B 1-2f HR		3-2 G4-3		4	1	0	0	0	0	1
Will Clark, L OBP: 0.417, SLG: 0.489 (1, 3)	0-0 2B			2-1 L6		1-0 HR 1B		1-3 K		4	1	2	0	0	1	0
Cory Snyder, R OBP: 0.268, SLG: 0.436 (1, 9)	0-0 G6-3			2-3 K		0-0 HR				4	1	2	3	0	1	1
Matt Williams, R OBP: 0.305, SLG: 0.508 (1, 5)		0-2 G5-3			2-2 G5-3		2-3 HR		1-1 G4-3 2B	4	0	0	0	0	1	1
Kirt Manwaring, R OBP: 0.370, SLG: 0.345 (1, 2)		0-0 G6-3			0-1 G6-3			2-2 G6-3	2-3 G4-3	4	0	0	0	0	0	1
Greg Litton, R OBP: 0.316, SLG: 0.486 Jose Uribe, S OBP: 0.333, SLG: 0.520 (9, PR)		3-2 L9			4-2 FC6-4 BB			2-0 FC6-4 1B	3-1 G1-6-3	2	0	1	0	2	0	0
Royce Clayton, R OBP: 0.294, SLG: 0.321 (1, 6)			2-1 L3		2-1 FC6-4 1-2f			0-2 FC6-4 1-2f	4-2 BB	0	0	0	0	0	0	0
Dave Burba, R Chris James, R Kelly Downs, R Kevin Bass, S Michael Jackson, R (8, 1)			0-3 K			1-1 G6-3	SAFE	0-0 F7	0-1 G4-3	4	0	0	0	0	0	4

BOTTOM	
AB	32
R	3
H	5
RBI	3
BB	3
SO	4
LOB	9
WP: 0	PA: 35
PB: 0	
SB: 0	
CS: 0	

Chicago Cubs @ San Francisco Giants
Candlestick Park, San Francisco, CA
Sun May 17 1992, 6:33 AM EDT
Att. 26,874 - Sunny - 72 F

livebaseballscorecards.com



Inning Stats																				
R: 0		H: 1		R: 0		H: 0		R: 0		H: 0		R: 0		H: 1		R: 0		H: 1		
E: 0		LOB: 1		E: 0		LOB: 0		E: 0		LOB: 0		E: 0		LOB: 1		E: 0		LOB: 2		
K: 0		BB: 0		K: 0		BB: 0		K: 1		BB: 0		K: 0		BB: 1		K: 0		BB: 0		
S: 5		P: 6		S: 8		P: 11		S: 8		P: 11		S: 11		P: 19		S: 9		P: 14		
PITCHER		IP	WLS	BF	H	R	ER	SO	BB	IBB	HBP	BLK	WP	HR	S	P	ERA	WHIP		
Mike Morgan, R ERA: 4.1	(1, 1)	7.0	W	27	4	3	3	3	2	0	0	0	0	1	61	93	3.86	0.857		
Paul Assenmacher, L ERA: 1.74	(8, 1)	1.0		4	1	0	0	1	0	0	0	0	0	0	11	17	0.00	1.000		
Bob Scanlan, R ERA: 1.96	(9, 1)	1.0	S	4	0	0	0	0	1	0	0	0	0	8	15	0.00	1.000			

Batter	1	2	3	4	5	6	7	8	9	AB R H RBI BB SO LOB	TOP											
Gary Redus, R (1, 3) OBP: 0.340, SLG: 0.286	1-1 F9	4-2 BB			1-2 G4-3		1-0 P3			3 0 0 0 1 0 0	Pittsburgh Pirates @ San Francisco Giants Candlestick Park, San Francisco, CA Tue May 19 1992, 10:05 PM EDT Att. 12,995 - Cloudy - 59 F											
Jay Bell, R (1, 6) OBP: 0.348, SLG: 0.307	4-1 BB	1-1 P5			2-2 2B 1B		1-0 F9			3 1 1 0 1 0 3												
Andy Van Slyke, L (1, 8) OBP: 0.455, SLG: 0.530	2-3 K			1-3 K	0-0 2B			0-2 G1-3		4 0 1 1 0 2 1												
Lloyd McClendon, R (1, 9) OBP: 0.345, SLG: 0.400	3-1 F7			2-1 L7	1-1 F8			0-2 G6-3		4 0 0 0 0 0 1												
Barry Bonds, L (1, 7) OBP: 0.409, SLG: 0.610		2-1 BB 1B		3-0 P4		1-1 G6-3		2-1 G5-3		4 1 1 0 0 0 0												
Steve Buechele, R (1, 5) OBP: 0.347, SLG: 0.439		4-0 FC1-5 1B 1-2 BB		3-2 P3		4-1 BB		0-0 2B		2 0 1 0 2 0 0												
Jeff King, R (1, 4) OBP: 0.258, SLG: 0.333		0-1 P5		3-1 G5-3		1 SAFE 2-3 K		1-1 P3		4 0 0 0 0 1 4												
Don Slaught, R (1, 2) OBP: 0.438, SLG: 0.556		0-1 BB FC1-5 1-2 2-H 1B		1-0 1B		3-2 F8		0-1 G5-3		4 0 2 1 0 0 2												
Doug Drabek, R (1, 1) OBP: 0.050, SLG: 0.050		1-1 FC1-5		0-2 L3			1-2 G3		2-2 G6-3	2 0 0 0 0 0 3												
Tom Prince, R (7, PH) OBP: 0.222, SLG: 0.138										1 0 0 0 0 0 0												
Dennis Lamp, R (7, 1)										0 0 0 0 0 0 0												
Roger Mason, R (8, 1)										0 0 0 0 0 0 0												
Cecil Espy, S (9, PH) OBP: 0.447, SLG: 0.571										1 0 0 0 0 0 1												
Inning Stats	R: 0 E: 0 K: 1 S: 8	H: 0 LOB: 1 BB: 1 P: 18	R: 1 E: 0 K: 0 S: 13	H: 2 LOB: 3 BB: 2 P: 25	R: 0 E: 0 K: 1 S: 6	H: 0 LOB: 0 BB: 0 P: 12	R: 0 E: 0 K: 0 S: 9	H: 1 LOB: 1 BB: 0 P: 16	R: 1 E: 0 K: 0 S: 9	H: 2 LOB: 0 BB: 0 P: 13	R: 0 E: 0 K: 1 S: 13	H: 0 LOB: 1 BB: 1 P: 23	R: 0 E: 0 K: 0 S: 5	H: 0 LOB: 0 BB: 0 P: 8	R: 0 E: 0 K: 0 S: 8	H: 0 LOB: 0 BB: 0 P: 10	R: 0 E: 0 K: 0 S: 8	H: 1 LOB: 1 BB: 0 P: 11	1B: 4 2B: 2 3B: 0 HR: 0	SF: 0 SAC: 0 DP: 0 HBP: 0	WP: 0 PB: 0 SB: 0 CS: 0	PA: 36
PITCHER	IP WLS BF H R ER SO BB IBB HBP BLK WP HR S P ERA WHIP																					
Trevor Wilson, L (1, 1) ERA: 4.02	7.0 W 29 5 2 2 3 4 0 0 0 0 0 0 63 115 2.57 1.286																					
Dave Righetti, L (8, 1) ERA: 3.86	2.0 S 7 1 0 0 0 0 0 0 0 0 0 0 0 16 21 0.00 0.500																					

AB	32
R	2
H	6
RBI	2
BB	4
SO	3
LOB	15



Batter	1	2	3	4	5	6	7	8	9	AB R H RBI BB SO LOB	TOP		
Gary Redus, R (1, 3) <small>OBP: 0.333, SLG: 0.283</small> Denny Neagle, L (8, 1) Vicente Palacios, R (8, 1) <small>OBP: 0.143, SLG: 0.143</small>	0-3 		1-2 G4-3 		1-0 G1-3 			1-1 1B		4 0 1 0 0 1 0 0 0 0 0 0 0 0 0 0 0 0 0 0 0	Pittsburgh Pirates @ San Francisco Giants Candlestick Park, San Francisco, CA Wed May 20 1992, 6:33 AM EDT Att. 15,554 - Sunny - 75 F		
Jay Bell, R (1, 6) <small>OBP: 0.351, SLG: 0.303</small>	4-1 BLK BB		1-3 		1-3 			4-2 1-2 BB		2 0 0 0 2 2 0			
Andy Van Slyke, L (1, 8) <small>OBP: 0.444, SLG: 0.515</small>	1-3 SAFE 		3-1 F8 		2-2 G1-3 			2-2 G4-3 		4 0 0 0 0 1 3			
Lloyd McClendon, R (1, 9) <small>OBP: 0.344, SLG: 0.385</small> Cecil Espy, S (9, PH) <small>OBP: 0.436, SLG: 0.556</small>	0-1 G1-3 1-2			4-2 G5-4-3 1B BB		1-0 G6-3 		1-2 G4-3 		2 0 0 0 1 0 1 1 0 0 0 0 0 0			
Barry Bonds, L (1, 7) <small>OBP: 0.405, SLG: 0.598</small>		0-0 F8 		2-1 G5-4-3 1-2 1B		0-0 P4 		1-0 P2 		4 0 1 0 0 0 0			
Steve Buechele, R (1, 5) <small>OBP: 0.344, SLG: 0.456</small>		1-1 HR		2-2 G5-4-3 1-2f 2-3		2-1 F8 		1-0 F8 		4 1 1 1 0 0 2			
Jeff King, R (1, 4) <small>OBP: 0.252, SLG: 0.325</small>		2-1 F8 		1-1 G5-3 		0-1 F9 				3 0 0 0 0 0 1			
Don Slaught, R (1, 2) <small>OBP: 0.431, SLG: 0.542</small>		3-2 1B			1-0 L8 			1-1 F9 		3 0 1 0 0 0 0			
Zane Smith, L (1, 1) <small>OBP: 0.130, SLG: 0.136</small> Tom Prince, R (8, PH) <small>OBP: 0.216, SLG: 0.133</small> Orlando Merced, S (8, 3) <small>OBP: 0.404, SLG: 0.392</small>		0-0 G4-3 			1-0 P5 			2-2 F8 		2 0 0 0 0 0 1 1 0 0 0 0 0 0 0 0 0 0 0 0 0			
Inning Stats	R: 0 H: 0 E: 0 LOB: 1 K: 2 BB: 1 S: 10 P: 15	R: 1 H: 2 E: 0 LOB: 1 K: 0 BB: 0 S: 12 P: 18	R: 0 H: 0 E: 0 LOB: 0 K: 1 BB: 0 S: 8 P: 13	R: 0 H: 1 E: 0 LOB: 1 K: 0 BB: 1 S: 13 P: 22	R: 0 H: 0 E: 0 LOB: 0 K: 0 BB: 0 S: 3 P: 6	R: 0 H: 0 E: 0 LOB: 0 K: 1 BB: 0 S: 7 P: 11	R: 0 H: 0 E: 0 LOB: 0 K: 0 BB: 0 S: 5 P: 7	R: 0 H: 1 E: 0 LOB: 2 K: 0 BB: 1 S: 13 P: 23	R: 0 H: 0 E: 0 LOB: 0 K: 0 BB: 0 S: 5 P: 8	1B: 3 SF: 0 2B: 0 SAC: 0 3B: 0 DP: 1 HR: 1 HBP: 0	WP: 0 PA: 33 PB: 0 SB: 1 CS: 0		
PITCHER	IP WLS BF H R ER SO BB IBB HBP BLK WP HR S P ERA WHIP											PITCHER	IP WLS BF H R ER SO BB IBB HBP BLK WP HR S P ERA WHIP
Bud Black, L (1, 1) <small>ERA: 4.66</small> Bryan Hickerson, L (8, 1) <small>ERA: 1.5</small> Jeff Brantley, R (9, 1) <small>ERA: 2.65</small>	7.2 W 29 4 1 1 4 3 0 0 1 0 1 68 110 1.17 0.913												

AB	30
R	1
H	4
RBI	1
BB	3
SO	4
LOB	8



Batter	1	2	3	4	5	6	7	8	9	AB	R	H	RBI	BB	SO	LOB
Darren Lewis, R OBP: 0.333, SLG: 0.287 (1, 8)	G6-3		FC4-6 1B		K		G1-3			4	1	0	0	0	1	1
Greg Litton, R OBP: 0.326, SLG: 0.488 (1, 4)	F8		SAFE 1B			K	G1-3			4	0	1	1	0	1	0
Will Clark, L OBP: 0.421, SLG: 0.507 (1, 3)	F8		G4-3			1B 1B		F9		4	1	1	0	0	0	1
Cory Snyder, R OBP: 0.286, SLG: 0.447 (1, 9)		K		2B		1B SF8 1B		P9		4	1	2	0	0	1	0
Matt Williams, R OBP: 0.302, SLG: 0.507 (1, 5)		P6		F7		1B		F9		4	0	1	1	0	0	1
Chris James, R OBP: 0.265, SLG: 0.195 (1, 7)			2B		K		IBB			2	0	1	0	1	1	1
Jim McNamara, L OBP: 0.333, SLG: 0.359 (7, 2)					K					0	0	0	0	0	0	0
Kirt Manwaring, R OBP: 0.363, SLG: 0.337 (1, 2)		G3		G3		SF8				2	0	0	0	0	0	2
Mike Felder, S OBP: 0.297, SLG: 0.322 (6, PH)										0	0	0	1	0	0	0
Mike Felder, S OBP: 0.297, SLG: 0.322 (7, 7)										0	0	0	0	0	0	0
Royce Clayton, R OBP: 0.294, SLG: 0.345 (1, 6)			FC1-5 1B		G6-3		P9			3	0	1	0	0	0	2
Bud Black, L (1, 1)			FC1-5 1B		G5-3					3	0	0	0	0	0	1
Bryan Hickerson, L (8, 1)			FC4-6							0	0	0	0	0	0	0
Jeff Brantley, R (9, 1)							G5-3			0	0	0	0	0	0	0

Inning Stats	R: 0	H: 0	E: 0	K: 0	S: 9	LOB: 0	BB: 0	P: 11	R: 0	H: 1	E: 0	K: 1	S: 11	LOB: 1	BB: 0	P: 17	R: 1	H: 2	E: 0	K: 0	S: 11	LOB: 1	BB: 0	P: 16	R: 0	H: 1	E: 0	K: 1	S: 10	LOB: 1	BB: 0	P: 15	R: 0	H: 0	E: 0	K: 1	S: 9	LOB: 0	BB: 0	P: 13	R: 2	H: 3	E: 0	K: 1	S: 14	LOB: 2	BB: 1	P: 23	R: 0	H: 0	E: 0	K: 0	S: 7	LOB: 0	BB: 0	P: 10	R: 0	H: 0	E: 0	K: 0	S: 7	LOB: 0	BB: 0	P: 12
--------------	------	------	------	------	------	--------	-------	-------	------	------	------	------	-------	--------	-------	-------	------	------	------	------	-------	--------	-------	-------	------	------	------	------	-------	--------	-------	-------	------	------	------	------	------	--------	-------	-------	------	------	------	------	-------	--------	-------	-------	------	------	------	------	------	--------	-------	-------	------	------	------	------	------	--------	-------	-------

PITCHER																	1B	2B	3B	HR	SF	SAC	DP	HBP	WP	HR	S	P	ERA	WHIP
Zane Smith, L (1, 1)	7.0	WLS	BF	H	R	ER	SO	BB	IBB	HBP	BLK	WP	HR	S	P	ERA	WHIP	5	2	0	0	0	0	0	3.86	1.000				
Denny Neagle, L (8, 1)	0.1	L	1	0	0	0	0	0	0	0	0	0	0	3	6	0.00	0.000	0	0	0	0	0	0	0	0.00	0.000				
Vicente Palacios, R (8, 1)	0.2		2	0	0	0	0	0	0	0	0	0	0	4	6	0.00	0.000	0	0	0	0	0	0	0	0.00	0.000				

BOTTOM

Pittsburgh Pirates @ San Francisco Giants
Candlestick Park, San Francisco, CA

Wed May 20 1992, 6:33 AM EDT
Att. 15,554 - Sunny - 75 F

AB	30
R	3
H	7
RBI	3
BB	1
SO	4
LOB	9

livebaseballscorecards.com



WP	HR	S	P	ERA	WHIP
0	0	0	32		

Batter	1	2	3	4	5	6	7	8	9	AB R H RBI BB SO LOB	TOP											
Orlando Merced, S (1, 3) OBP: 0.388, SLG: 0.373	2-2 G6-3		0-1 G5-3			1-2 G6-3			0-0 F8	4 0 0 0 0 0 0	Pittsburgh Pirates @ San Francisco Giants Candlestick Park, San Francisco, CA Thu May 21 1992, 6:33 AM EDT Att. 14,708 - Sunny - 75 F											
Jay Bell, R (1, 6) OBP: 0.345, SLG: 0.297	0-3 K			2-1 F7			0-1 G5-3			3 0 0 0 0 1 0												
Andy Van Slyke, L (1, 8) OBP: 0.448, SLG: 0.518	2-1 1B			2-0 G4-6-3 1B			0-0 F7			3 0 2 0 0 0 0												
Barry Bonds, L (1, 7) OBP: 0.397, SLG: 0.585	2-2 F8			0-0 G4-6-3 1-2f			1-3 K			3 0 0 0 0 1 2												
Cecil Espy, S (1, 9) OBP: 0.405, SLG: 0.513		2-2 F8			2-2 G6-3			3-2 G4-3		3 0 0 0 0 0 0												
Steve Buechele, R (1, 5) OBP: 0.338, SLG: 0.446		0-0 G1-3			0-3 K			3-2 F7		3 0 0 0 0 1 0												
Michael LaValliere, L (1, 2) OBP: 0.347, SLG: 0.338		1-2 G6-3			0-0 G4-3			2-3 K		3 0 0 0 0 1 0												
Jose Lind, R (1, 4) OBP: 0.212, SLG: 0.234			2-3 K			1-1 L4			1-0 F9	2 0 0 0 0 1 0												
Gary Varsho, L (9, PH) OBP: 0.268, SLG: 0.436										1 0 0 0 0 0 0												
Bob Walk, R (1, 1)			1-1 G1-3			1-2 G2-3			1-3 K	2 0 0 0 0 0 0												
Dennis Lamp, R (8, 1)										0 0 0 0 0 0 0												
Bob Patterson, R (8, 1) OBP: 0.667, SLG: 0.500										0 0 0 0 0 0 0												
Paul Miller, R (8, 1)										0 0 0 0 0 0 0												
Jeff King, R (9, PH) OBP: 0.250, SLG: 0.322										1 0 0 0 0 1 0												
Inning Stats	R: 0 E: 0 K: 1 S: 12	H: 1 LOB: 1 BB: 0 P: 18	R: 0 E: 0 K: 0 S: 8	H: 0 LOB: 0 BB: 0 P: 11	R: 0 E: 0 K: 1 S: 9	H: 0 LOB: 0 BB: 0 P: 12	R: 0 E: 0 K: 0 S: 4	H: 1 LOB: 0 BB: 0 P: 8	R: 0 E: 0 K: 1 S: 7	H: 0 LOB: 0 BB: 0 P: 9	R: 0 E: 0 K: 0 S: 10	H: 0 LOB: 0 BB: 0 P: 13	R: 0 E: 0 K: 1 S: 6	H: 0 LOB: 0 BB: 0 P: 7	R: 0 E: 0 K: 1 S: 14	H: 0 LOB: 0 BB: 0 P: 22	R: 0 E: 0 K: 1 S: 6	H: 0 LOB: 0 BB: 0 P: 8	1B: 2 2B: 0 3B: 0 HR: 0	SF: 0 SAC: 0 DP: 1 HBP: 0	WP: 0 PB: 0 SB: 0 CS: 0	PA: 28
PITCHER	IP WLS BF H R ER SO BB IBB HBP BLK WP HR S P ERA WHIP																					
John Burkett, R (1, 1) ERA: 3.83	7.0 W 22 2 0 0 4 0 0 0 0 0 0 0 56 78 0.00 0.286																					
Michael Jackson, R (8, 1) ERA: 2.31	2.0 S 6 0 0 0 2 0 0 0 0 0 0 0 20 30 0.00 0.000																					

livebaseballscorecards.com

AB	28
R	0
H	2
RBI	0
BB	0
SO	6
LOB	2



Batter	1	2	3	4	5	6	7	8	9	AB R H RBI BB SO LOB	TOP																										
Daryl Boston, L (1, 7) OBP: 0.342, SLG: 0.424 Chico Walker, S (9, PH) OBP: 0.259, SLG: 0.269	0-0 G4-3	0-0 G6-4-3 1-2f		0-1 1B		1-2 F8			1-1 E5 2B	4 0 1 1 0 0 2 1 1 0 0 0 0 0																											
Dick Schofield, R (1, 6) OBP: 0.340, SLG: 0.331	1-0 G5-3		3-2 G4-3	0-1 F9 2-H		1-2 F9			1-2 2B 1-H	5 0 1 1 0 0 1																											
Dave Magadan, L (1, 5) OBP: 0.392, SLG: 0.370	2-2 1B BB		4-2 F8-6-3 BB		0-0 G4-3 1B		4-0 G6-4-3 BB		1-2 G3	3 1 2 0 2 0 1																											
Eddie Murray, S (1, 3) OBP: 0.355, SLG: 0.439	4-0 1B BB		0-0 F8-6-3 1-2		2-1 G4-3		1-1 G6-4-3 1-2f			3 1 0 0 1 0 3																											
Bobby Bonilla, S (1, 9) OBP: 0.367, SLG: 0.360	4-2 1B BB			2-2 2B 1B	1-3 K			0-2 G5-3		3 1 1 0 1 1 1																											
Howard Johnson, S (1, 8) OBP: 0.320, SLG: 0.356	2-0 1B 1-H 2-H 3-H		4-2 2B BB		4-0 IBB			1-1 F9		2 1 1 2 2 0 0																											
Bill Pecota, R (1, 4) OBP: 0.250, SLG: 0.227			0-3 K		2-3 K			1-0 F8		4 0 0 0 0 2 4																											
Todd Hundley, S (1, 2) OBP: 0.286, SLG: 0.296			0-0 1B 2B			2-1 P7			1-3 K	4 1 2 2 0 1 0																											
Anthony Young, R (1, 1) OBP: 0.143, SLG: 0.100 Tim Burke, R (6, 1) Paul Gibson, R (6, 1) Junior Noboa, R (9, PH) OBP: 0.263, SLG: 0.176			0-1 SH G6-4-3		0-3 K	0-2 P4			2-2 G6-3	2 0 0 0 0 1 1 0 0 0 0 0 0 0 0 0 0 0 0 0 0 1 0 0 0 0 0 0																											
Inning Stats	R: 2 E: 0 K: 0 S: 10	H: 2 LOB: 2 BB: 2 P: 23	R: 0 E: 1 K: 0 S: 7	H: 1 LOB: 1 BB: 0 P: 9	R: 0 E: 0 K: 0 S: 6	H: 0 LOB: 0 BB: 1 P: 13	R: 3 E: 0 K: 2 S: 16	H: 3 LOB: 1 BB: 1 P: 22	R: 0 E: 0 K: 2 S: 10	H: 1 LOB: 2 BB: 1 P: 19	R: 0 E: 0 K: 0 S: 8	H: 0 LOB: 0 BB: 0 P: 11	R: 0 E: 0 K: 0 S: 5	H: 0 LOB: 0 BB: 1 P: 11	R: 0 E: 0 K: 0 S: 6	H: 0 LOB: 0 BB: 0 P: 8	R: 1 E: 1 K: 1 S: 17	H: 1 LOB: 1 BB: 0 P: 23	1B: 6 2B: 3 3B: 0 HR: 0	SF: 0 SAC: 1 DP: 3 HBP: 0	WP: 0 PB: 0 SB: 0 CS: 0	PA: 39															
PITCHER	IP WLS BF H R ER SO BB IBB HBP BLK WP HR S P ERA WHIP																																				
Bill Swift, R (1, 1) ERA: 2.33	5.0		25	7	5	5	4	4	1	0	0	0	0	49	86	9.00	2.200																				
Kelly Downs, R (6, 1) ERA: 3.57	1.0	W	3	0	0	0	0	0	0	0	0	0	8	11	0.00	0.000																					
Bryan Hickerson, L (7, 1) ERA: 1.35	2.0		6	0	0	0	0	1	0	0	0	0	11	19	0.00	0.500																					
Dave Righetti, L (9, 1) ERA: 3.63	1.0	S	5	1	1	0	1	0	0	0	0	0	17	23	0.00	1.000																					

New York Mets @ San Francisco Giants
 Candlestick Park, San Francisco, CA

livebaseballscorecards.com

AB	32
R	6
H	8
RBI	6
BB	6
SO	5
LOB	13



Fri May 22 1992, 10:05 PM EDT
 Att. 17,962 - Cloudy - 58 F

Batter	1	2	3	4	5	6	7	8	9
Darren Lewis, R OBP: 0.333, SLG: 0.287 (1, 8)	0-3 K		1-1 1B 1B		0-0 G3-1 1B	0-0 SF7		1-2 P2	
Willie McGee, S OBP: 0.338, SLG: 0.323 Kelly Downs, R (6, 1)	0-1 G4-3		1-0 1B 1B		1-0 G3-1	1-1 WP 3B		1-2 F9	
Mike Felder, S OBP: 0.299, SLG: 0.355 (6, PH) (7, 7)			1-2 1B		1-2 2-3				
Will Clark, L OBP: 0.422, SLG: 0.493 (1, 3)	0-0 F8		0-0 1B		0-1 L5	2-0 E3		4-2 BB	
Kevin Bass, S OBP: 0.282, SLG: 0.400 Bryan Hickerson, L (7, 1)		0-3 K	1-1 G5-3			1-2 2B		1-2 F9	
Chris James, R OBP: 0.260, SLG: 0.190 Dave Righetti, L (8, PH) (9, 1)									
Matt Williams, R OBP: 0.299, SLG: 0.510 (1, 5)		1-1 G6-3		3-3 K		1-2 HR	4-2 FC5-4 BB		
Greg Litton, R OBP: 0.296, SLG: 0.420 (1, 4)		4-1 FC6-4 BB		0-3 K		1-1 G5-3	2-3 K		
Kirt Manwaring, R OBP: 0.368, SLG: 0.355 (1, 2)		1-0 FC6-4		1-1 G4-3		2-1 2B	0-1 FC5-4 1B		
Royce Clayton, R OBP: 0.293, SLG: 0.345 (1, 6)			1-0 P6		4-2 FC6-4 BB	1-1 SF7 2B	1-2 FC5-4 FC6-4		
Bill Swift, R OBP: 0.217, SLG: 0.304 Robby Thompson, R OBP: 0.427, SLG: 0.551 Cory Snyder, R OBP: 0.291, SLG: 0.423 (5, PH) (6, 9)			1-0 G6-3		1-1 FC6-4	4-2 SF7 3B	1-0 FC6-4		

Inning Stats	R: 0	H: 0	E: 0	K: 1	S: 6	R: 0	H: 0	E: 0	K: 1	S: 7	R: 1	H: 3	E: 0	K: 0	S: 8	R: 0	H: 0	E: 0	K: 2	S: 9	R: 0	H: 1	E: 0	K: 0	S: 8	R: 6	H: 5	E: 1	K: 0	S: 23	R: 0	H: 1	E: 0	K: 1	S: 12	R: 0	H: 0	E: 0	K: 0	S: 12	
	0	0	0	1	6	0	0	0	1	7	1	3	0	0	8	0	0	0	2	9	0	0	1	1	13	0	1	1	5	1	38	0	0	0	1	20	0	0	0	0	19

PITCHER															PITCHER																									
IP	WLS	BF	H	R	ER	SO	BB	IBB	HBP	BLK	WP	HR	S	P	ERA	WHIP	IP	WLS	BF	H	R	ER	SO	BB	IBB	HBP	BLK	WP	HR	S	P	ERA	WHIP							
Anthony Young, R ERA: 4.89 (1, 1)	5.1		25	7	4	4	4	2	0	0	0	0	49	75	6.75	1.688																								
Tim Burke, R ERA: 7.5 (6, 1)	0.1	L	5	2	3	3	0	1	0	0	0	1	9	17	81.00	9.000																								
Paul Gibson, L ERA: 5.4 (6, 1)	2.1		10	1	0	0	1	2	0	0	0	0	27	44	0.00	1.286																								

AB	R	H	RBI	BB	SO	LOB
4	1	2	1	0	1	0
3	0	1	0	0	0	2
0	0	0	0	0	0	0
2	1	1	1	0	0	0
4	0	1	1	1	0	2
4	1	1	0	0	1	3
0	0	0	0	0	0	0
1	0	0	0	0	0	1
0	0	0	0	0	0	0
3	1	1	2	1	1	0
3	0	0	0	1	2	1
4	1	2	0	0	0	1
3	1	1	1	1	0	2
1	0	0	0	0	0	0
1	0	0	0	0	0	1
1	1	0	0	1	0	2

WP	PA
1	40



New York Mets @ San Francisco Giants
 Candlestick Park, San Francisco, CA
 Fri May 22 1992, 10:05 PM EDT
 Att. 17,962 - Cloudy - 58 F

livebaseballscorecards.com

New York Mets @ San Francisco Giants
 Candlestick Park, San Francisco, CA

Sat May 23 1992, 6:33 AM EDT
 Att. 25,233 - Sunny - 78 F

AB	38
R	6
H	11
RBI	6
BB	6
SO	5
LOB	20



AB R H RBI BB SO LOB

5	0	1	0	0	0	0
5	1	2	0	0	0	0
5	1	0	0	0	0	3
5	2	2	1	0	1	1
5	2	4	3	0	1	0
3	0	1	0	2	1	2
3	0	1	2	2	0	2
3	0	0	0	2	0	5
4	0	0	0	0	2	7
0	0	0	0	0	0	0
0	0	0	0	0	0	0

WP:	1	PA:	44
PB:	1	SAC:	0
SB:	1	DP:	0
CS:	0	HR:	1
		HBP:	0

Batter	1	2	3	4	5	6	7	8	9
Daryl Boston, L (1, 7) OBP: 0.336, SLG: 0.413	1-0 F7		2-1 FC1-5 1B	1-0 F8		1-2 G3		3-2 G3	
Willie Randolph, R (1, 4) OBP: 0.331, SLG: 0.301	1-1 P6		1-0 FC1-5 1B	1-2 G4-3 1B		3-1 G6-3		3-2 G6-3	
Dave Magadan, L (1, 5) OBP: 0.379, SLG: 0.356	0-0 G4-3		0-0 FC1-5 1B HR	1-1 G4-3		1-0 F8		0-1 G6-3	
Eddie Murray, S (1, 3) OBP: 0.356, SLG: 0.438		0-3 K	1-2 HR 1B	3-2 F7		0-2 2B 1B		2-0 L4	
Bobby Bonilla, S (1, 9) OBP: 0.378, SLG: 0.400		0-0 PB WP 1B	2-1 HR		3-2 FC4-6 1B		0-0 1B 2B	1-3 K	
Howard Johnson, S (1, 8) OBP: 0.328, SLG: 0.355		2-1 P4	1-2 BB 1B		2-3 K		4-0 1B IBB	4-2 S BB	
Dick Schofield, R (1, 6) OBP: 0.349, SLG: 0.331		4-2 PB BB	2-0 F8		1-2 FC4-6		1-1 1B	4-2 FC6-4 BB	
Todd Hundley, S (1, 2) OBP: 0.292, SLG: 0.286		4-2 FC6-4 BB	4-2 BB		0-0 B1-3		0-0 P1	2-2 FC6-4	
Dwight Gooden, R (1, 1) OBP: 0.318, SLG: 0.318		0-1 FC6-4	3-3 K			1-3 K	0-1 G4-3		
Jeff Innis, R (9, 1)									
John Franco, L (9, 1)									

Inning Stats	R: 0	H: 0	E: 0	K: 0	S: 4	P: 6	R: 0	H: 1	E: 0	K: 1	S: 13	P: 23	R: 4	H: 5	E: 0	K: 1	S: 22	P: 37	R: 0	H: 1	E: 0	K: 0	S: 9	P: 15	R: 0	H: 1	E: 0	K: 1	S: 10	P: 16	R: 0	H: 0	E: 0	K: 1	S: 9	P: 14	R: 2	H: 3	E: 0	K: 0	S: 10	P: 16	R: 0	H: 0	E: 0	K: 1	S: 13	P: 26	1B: 9	SF: 0	2B: 1	SAC: 0	3B: 0	DP: 0	HR: 1	HBP: 0	WP: 1	PA: 44
--------------	------	------	------	------	------	------	------	------	------	------	-------	-------	------	------	------	------	-------	-------	------	------	------	------	------	-------	------	------	------	------	-------	-------	------	------	------	------	------	-------	------	------	------	------	-------	-------	------	------	------	------	-------	-------	-------	-------	-------	--------	-------	-------	-------	--------	-------	--------

PITCHER	IP	WLS	BF	H	R	ER	SO	BB	IBB	HBP	BLK	WP	HR	S	P	ERA	WHIP
Dave Burba, R (1, 1) ERA: 4.11	2.2	L	17	6	4	4	1	3	0	0	0	1	1	35	59	13.50	3.375
Kelly Downs, R (3, 1) ERA: 3.46	1.1		6	2	0	0	1	0	0	0	0	0	0	16	28	0.00	1.500
Rod Beck, R (5, 1) ERA: 1.47	2.0		6	0	0	0	2	0	0	0	0	0	0	16	24	0.00	0.000
Michael Jackson, R (7, 1) ERA: 2.84	2.0		10	3	2	2	0	0	1	0	0	0	0	20	32	9.00	1.500
Jeff Brantley, R (9, 1) ERA: 2.5	1.0		5	0	0	0	1	2	0	0	0	0	0	13	26	0.00	2.000

PITCHER	IP	WLS	BF	H	R	ER	SO	BB	IBB	HBP	BLK	WP	HR	S	P	ERA	WHIP
---------	----	-----	----	---	---	----	----	----	-----	-----	-----	----	----	---	---	-----	------


Batter	1	2	3	4	5	6	7	8	9	AB	R	H	RBI	BB	SO	LOB						
Darren Lewis, R OBP: 0.326, SLG: 0.280 (1, 8)	0-1 G4-3		1-1 F9			2-3 K		0-0 G4-3		4	0	0	0	0	1	0						
Willie McGee, S OBP: 0.336, SLG: 0.321 (1, 9)	3-3 K			3-1 F7		0-1 BB 1B		1-0 G4-3		4	0	1	0	0	1	0						
Will Clark, L OBP: 0.435, SLG: 0.500 (1, 3)	0-2 1B			4-2 1B BB		4-0 FC5-4 BB		0-0 1B		2	0	2	0	2	0	0						
Kevin Bass, S OBP: 0.286, SLG: 0.402 (1, 7)	2-2 G4-3		0-2 G6-4-3 1B		0-1 FC5-4		0-1 FC5-4		2-2 G1-3		2	0	1	0	0	0						
Michael Jackson, R (7, 1)										0	0	0	0	0	0	0						
Mike Felder, S OBP: 0.294, SLG: 0.349 (8, PH)										1	0	0	0	0	0	1						
Jeff Brantley, R (9, 1)										0	0	0	0	0	0	0						
Matt Williams, R OBP: 0.298, SLG: 0.500 (1, 5)		1-3 K		0-0 G6-4-3			2-3 K		4-1 1B BB		3	1	0	0	1	2						
Robby Thompson, R OBP: 0.419, SLG: 0.534 (1, 4)		1-2 G4-3			2-3 K		0-0 F9		2-2 1B G6-4-3 1B		4	1	1	0	0	1						
Jim McNamara, L OBP: 0.347, SLG: 0.370 (1, 2)		0-0 G3			2-1 P6		1-3 K FC6-4		1-2 1B G6-4-3		4	0	1	1	0	1						
Royce Clayton, R OBP: 0.285, SLG: 0.333 (1, 6)			1-1 G4-3		2-2 G6-3		2-2 FC6-4		0-2 G6-4-3		4	0	0	0	0	2						
Dave Burba, R (1, 1)			2-3 K			0-0 F7		1-2 HR		0	0	0	0	0	0	0						
Kelly Downs, R (3, 1)										1	0	0	0	0	1	0						
Rod Beck, R (5, 1)										0	0	0	0	0	0	0						
Cory Snyder, R OBP: 0.293, SLG: 0.473 (5, 7)										3	1	1	1	0	0	0						
Chris James, R OBP: 0.255, SLG: 0.186 (6, PH)										1	0	0	0	0	0	2						
Inning Stats	R: 0 E: 0 K: 1 S: 12	H: 1 LOB: 1 BB: 0 P: 17	R: 0 E: 0 K: 1 S: 7	H: 0 LOB: 0 BB: 0 P: 9	R: 0 E: 0 K: 1 S: 9	H: 0 LOB: 0 BB: 0 P: 13	R: 0 E: 0 K: 0 S: 12	H: 1 LOB: 1 BB: 1 P: 19	R: 0 E: 0 K: 1 S: 8	H: 0 LOB: 0 BB: 0 P: 14	R: 0 E: 0 K: 1 S: 9	H: 1 LOB: 2 BB: 1 P: 15	R: 0 E: 1 K: 2 S: 10	H: 0 LOB: 1 BB: 0 P: 15	R: 1 E: 0 K: 0 S: 10	H: 2 LOB: 1 BB: 0 P: 14	R: 2 E: 0 K: 0 S: 13	H: 2 LOB: 0 BB: 1 P: 20	1B: 6 2B: 0 3B: 0 HR: 1	SF: 0 SAC: 0 DP: 2 HBP: 0	WP: 0 PB: 0 SB: 0 CS: 0	PA: 36
PITCHER	IP	WLS	BF	H	R	ER	SO	BB	IBB	HBP	BLK	WP	HR	S	P	ERA	WHIP					
Dwight Gooden, R ERA: 3.2 (1, 1)	8.0	W	31	5	1	1	7	2	0	0	0	0	1	77	116	1.12	0.875					
Jeff Innis, R ERA: 2.95 (9, 1)	0.0		3	2	2	2	0	1	0	0	0	0	0	9	16	∞	∞					
John Franco, L ERA: (9, 1)	1.0	S	2	0	0	0	0	0	0	0	0	0	0	4	4	0.00	0.000					

BOTTOM

New York Mets @ San Francisco Giants
Candlestick Park, San Francisco, CA

Sat May 23 1992, 6:33 AM EDT
Att. 25,233 - Sunny - 78 F

AB	33
R	3
H	7
RBI	2
BB	3
SO	7
LOB	8



Batter	1	2	3	4	5	6	7	8	9	AB R H RBI BB SO LOB
Willie Randolph, R (1, 4) OBP: 0.333, SLG: 0.300	4-1 1B BB	2-2 G4-3			1-0 FC4-6 1B		2-2 G5-3		0-0 G3-1	4 1 1 0 1 0 1
Dick Schofield, R (1, 6) OBP: 0.351, SLG: 0.341	0-1 G6-4-3 1B 1B	1-1 2B			2-1 FC4-6 CS 1-2f			0-0 F9	3-2 F8	5 1 2 1 0 0 1
Dave Magadan, L (1, 5) OBP: 0.376, SLG: 0.353	2-2 G6-4-3 1B 1-2 2-H	2-2 G6-3			3-3 K 1-2			1-3 K		4 0 1 1 0 2 2
Eddie Murray, S (1, 3) OBP: 0.359, SLG: 0.446	0-1 G6-4-3 1-2f 2-3				2-2 G3-1			1-0 1B 2B		4 1 2 0 0 0 2
Bobby Bonilla, S (1, 9) OBP: 0.381, SLG: 0.399	4-2 1B BB				2-0 F9			2-2 1B 1B 2-H		3 1 1 1 1 0 1
Chico Walker, S (1, 8) OBP: 0.274, SLG: 0.286	0-0 1B 1-2 3-H				3-2 F8			0-1 1B 1-2		4 0 2 1 0 0 1
D.J. Dozier, R (1, 7) OBP: 0.316, SLG: 0.235	0-1 G4-3				0-1 G6-4-3 1B			0-0 1B 1-2 2-H		4 0 2 1 0 1 2
Todd Hundley, S (1, 2) OBP: 0.290, SLG: 0.318					1-2 G6-4-3 1-2f			1-1 F8		4 1 1 1 0 0 3
David Cone, L (1, 1) OBP: 0.069, SLG: 0.036					0-0 G4-3				2-3 K	3 1 0 0 1 2 0

Inning Stats	R: 2	H: 3	E: 0	K: 0	S: 13	P: 23	R: 1	H: 1	E: 0	K: 0	S: 11	P: 20	R: 0	H: 1	E: 0	K: 0	S: 6	P: 8	R: 0	H: 1	E: 0	K: 1	S: 6	P: 12	R: 0	H: 0	E: 0	K: 0	S: 9	P: 16	R: 1	H: 1	E: 0	K: 2	S: 13	P: 19	R: 2	H: 4	E: 0	K: 1	S: 16	P: 21	R: 0	H: 0	E: 0	K: 1	S: 8	P: 13	1B: 9	2B: 3	3B: 0	HR: 1	SF: 0	SAC: 0	DP: 4	HBP: 0	WP: 0	PB: 0	SB: 0	CS: 1	PA: 38
--------------	------	------	------	------	-------	-------	------	------	------	------	-------	-------	------	------	------	------	------	------	------	------	------	------	------	-------	------	------	------	------	------	-------	------	------	------	------	-------	-------	------	------	------	------	-------	-------	------	------	------	------	------	-------	-------	-------	-------	-------	-------	--------	-------	--------	-------	-------	-------	-------	--------

PITCHER	IP	WLS	BF	H	R	ER	SO	BB	IBB	HBP	BLK	WP	HR	S	P	ERA	WHIP
Trevor Wilson, L (1, 1) ERA: 4.08	6.0	L	24	7	3	3	1	3	0	0	0	0	0	51	86	4.50	1.667
Bryan Hickerson, L (7, 1) ERA: 2.45	2.0		11	5	3	3	3	0	0	0	0	0	1	29	40	13.50	2.500
Dave Righetti, L (9, 1) ERA: 3.44	1.0		3	0	0	0	1	0	0	0	0	0	0	8	13	0.00	0.000


TOP

New York Mets @ San Francisco Giants
Candlestick Park, San Francisco, CA

Sun May 24 1992, 6:33 AM EDT
Att. 33,902 - Sunny - 73 F

livebaseballscorecards.com

AB	35
R	6
H	12
RBI	6
BB	3
SO	5
LOB	13



Batter	1	2	3	4	5	6	7	8	9	AB R H RBI BB SO LOB
Darren Lewis, R (1, 8) OBP: 0.319, SLG: 0.273	2-2 G5-3			0-0 G6-3		0-3 K			1-0 L3	4 0 0 0 0 1 0
Willie McGee, S (1, 9) OBP: 0.333, SLG: 0.319	1-2 G4-3			2-2 G4-3			0-3 K		0-0 G3-1 1B	4 0 1 0 0 1 0
Will Clark, L (1, 3) OBP: 0.431, SLG: 0.500	1-1 F8			1-1 L3			3-1 2B		2-2 G3-1 1-2	4 0 1 0 0 0 1
Kevin Bass, S (1, 7) OBP: 0.275, SLG: 0.386			0-3 K		1-3 K		2-3 K		0-0 G4-3	4 0 0 0 0 3 2
Matt Williams, R (1, 5) OBP: 0.299, SLG: 0.497			0-2 P5		1-2 1B		2-2 G6-3			3 0 1 0 0 0 1
Robby Thompson, R (1, 4) OBP: 0.404, SLG: 0.513			3-3 K		2-3 K 1 SAFE			1-0 F8		3 0 0 0 0 2 1
Kirt Manwaring, R (1, 2) OBP: 0.358, SLG: 0.344			2-2 G6-3		1-2 F8 1 SAFE		1-2 G6-3			3 0 0 0 0 0 1
Jose Uribe, S (1, 6) OBP: 0.333, SLG: 0.500			1-2 G6-3			1-3 K		0-0 1B		3 0 1 0 0 1 0
Trevor Wilson, L (1, 1) OBP: 0.167, SLG: 0.182			2-3 K			3-3 K		2-1 P5		1 0 0 0 0 1 0
Chris James, R (6, PH) OBP: 0.250, SLG: 0.182										1 0 0 0 0 1 0
Bryan Hickerson, L (7, 1)										0 0 0 0 0 0 0
Mike Felder, S (8, PH) OBP: 0.290, SLG: 0.344										1 0 0 0 0 0 1
Dave Righetti, L (9, 1)										0 0 0 0 0 0 0

Inning Stats	R: 0 E: 0 K: 0 S: 8	H: 0 LOB: 0 BB: 0 P: 12	R: 0 E: 0 K: 2 S: 10	H: 0 LOB: 0 BB: 0 P: 13	R: 0 E: 0 K: 1 S: 11	H: 0 LOB: 0 BB: 0 P: 16	R: 0 E: 0 K: 0 S: 6	H: 0 LOB: 0 BB: 0 P: 9	R: 0 E: 0 K: 2 S: 15	H: 1 LOB: 1 BB: 0 P: 20	R: 0 E: 0 K: 3 S: 9	H: 0 LOB: 0 BB: 0 P: 13	R: 0 E: 0 K: 2 S: 11	H: 1 LOB: 1 BB: 0 P: 18	R: 0 E: 0 K: 0 S: 7	H: 1 LOB: 1 BB: 0 P: 11	R: 0 E: 0 K: 0 S: 6	H: 1 LOB: 1 BB: 0 P: 9	1B: 3 2B: 1 3B: 0 HR: 0	SF: 0 SAC: 0 DP: 0 HBP: 0
--------------	------------------------------	----------------------------------	-------------------------------	----------------------------------	-------------------------------	----------------------------------	------------------------------	---------------------------------	-------------------------------	----------------------------------	------------------------------	----------------------------------	-------------------------------	----------------------------------	------------------------------	----------------------------------	------------------------------	---------------------------------	----------------------------------	------------------------------------

PITCHER	IP	WLS	BF	H	R	ER	SO	BB	IBB	HBP	BLK	WP	HR	S	P	ERA	WHIP	PITCHER	IP	WLS	BF	H	R	ER	SO	BB	IBB	HBP	BLK	WP	HR	S	P	ERA	WHIP	
David Cone, R (1, 1) ERA: 2.06	9.0	W	31	4	0	0	10	0	0	0	0	0	0	83	121	0.00	0.444																			

BOTTOM

New York Mets @ San Francisco Giants
Candlestick Park, San Francisco, CA


Sun May 24 1992, 6:33 AM EDT
Att. 33,902 - Sunny - 73 F

livebaseballscores.com

AB	31
R	0
H	4
RBI	0
BB	0
SO	10
LOB	7



WP: 0	PA: 31
PB: 0	
SB: 0	
CS: 0	

Batter	1	2	3	4	5	6	7	8	9	AB R H RBI BB SO LOB	TOP		
Darren Lewis, R (1, 8) OBP: 0.314, SLG: 0.268 Willie McGee, S (7, PH) OBP: 0.336, SLG: 0.329 (7, 8)	2-2 F9		1-2 E1		3-3 K		0-0 2B		1-3 K	3 0 0 0 0 1 1 2 0 1 2 0 1 0			
Robby Thompson, R (1, 4) OBP: 0.415, SLG: 0.519	3-2 G4-3 1B		1-0 L9			2-0 WP 1B	1-0 P3		0-2 1B 1B	5 1 3 0 0 0 2			
Will Clark, L (1, 3) OBP: 0.430, SLG: 0.494	0-1 G4-3 1-2		2-2 L6 1-2			2-0 P6	4-0 IBB		0-2 1B 1B	4 0 1 0 1 0 3			
Cory Snyder, R (1, 9) OBP: 0.286, SLG: 0.450	1-1 G5-3			0-0 G5-3		1-2 F8	1-3 K		1-2 1B	5 0 1 1 0 1 4			
Matt Williams, R (1, 5) OBP: 0.296, SLG: 0.484		1-1 F7		1-0 G5-3		4-0 IBB		3-1 L5	1-3 K	4 0 0 0 1 1 2			
Chris James, R (1, 7) OBP: 0.236, SLG: 0.170 Rod Beck, R (6, 1) Mike Felder, S (8, PH) OBP: 0.286, SLG: 0.338 Michael Jackson, R (8, 1) Jeff Brantley, R (9, 1)		1-0 G6-3		0-1 G6-3		1-3 K		1-1 G1-3		3 0 0 0 0 1 2 0 0 0 0 0 0 0 1 0			
Kirt Manwaring, R (1, 2) OBP: 0.381, SLG: 0.364		0-1 1B 1B			0-0 FC5-4 1B		4-0 1B 2B BB	1-1 1B		3 1 3 0 1 0 0	AB 37 R 3 H 11 RBI 3 BB 3 SO 5 LOB 20		
Jose Uribe, S (1, 6) OBP: 0.353, SLG: 0.500		0-0 FC4-6 1B		0-0 SH1-4 1-2f			3-2 2B 1B	0-0 P6		4 1 2 0 0 0 2			
Bud Black, L (1, 1) Kevin Bass, S (6, 7) OBP: 0.270, SLG: 0.379		0-0 FC4-6 1-2f		1-0 SH1-4 1-2			0-0 P2		1-1 G6-3	1 0 0 0 0 0 2 2 0 0 0 0 0 2			
Inning Stats	R: 0 H: 1 E: 0 LOB: 1 K: 0 BB: 0 S: 12 P: 18	R: 0 H: 2 E: 0 LOB: 2 K: 0 BB: 0 S: 7 P: 9	R: 0 H: 0 E: 1 LOB: 0 K: 0 BB: 0 S: 7 P: 11	R: 0 H: 0 E: 0 LOB: 0 K: 0 BB: 0 S: 4 P: 5	R: 0 H: 1 E: 0 LOB: 1 K: 1 BB: 0 S: 7 P: 11	R: 0 H: 1 E: 0 LOB: 2 K: 1 BB: 1 S: 9 P: 19	R: 2 H: 2 E: 0 LOB: 2 K: 1 BB: 2 S: 11 P: 24	R: 0 H: 1 E: 0 LOB: 1 K: 0 BB: 0 S: 7 P: 12	R: 1 H: 3 E: 0 LOB: 2 K: 2 BB: 0 S: 19 P: 23	1B: 10 SF: 0 2B: 1 SAC: 1 3B: 0 DP: 0 HR: 0 HBP: 0	WP: 1 PA: 41 PB: 0 SB: 0 CS: 1		
PITCHER Danny Jackson, L (1, 1) ERA: 4.91 Bob Scanlan, R (7, 1) ERA: 1.85 Chuck McElroy, L (9, 1) ERA: 3.33	IP WLS BF H R ER SO BB IBB HBP BLK WP HR S P ERA WHIP												PITCHER IP WLS BF H R ER SO BB IBB HBP BLK WP HR S P ERA WHIP
	6.0 0 26 6 2 2 2 1 1 0 0 1 0 51 85 3.00 1.167												
	2.0 0 9 2 0 0 1 0 1 0 0 0 0 13 24 0.00 1.000												
	1.0 L 6 3 1 1 2 0 0 0 0 0 0 0 19 23 9.00 3.000												

San Francisco Giants @ Chicago Cubs
Wrigley Field, Chicago, IL
Tue May 26 1992, 7:05 PM CDT
Att. 21,203 - Sunny - 50 F

livebaseballscorecards.com



BOTTOM

San Francisco Giants @ Chicago Cubs

Wrigley Field, Chicago, IL

Tue May 26 1992, 7:05 PM CDT

Att. 21,203 - Sunny - 50 F

livebaseballscorecards.com

AB	30
R	2
H	9
RBI	2
BB	6
SO	4
LOB	19



WP:	0	PA:	39
PB:	0	SB:	0
CS:	1		

AB R H RBI BB SO LOB

3	0	1	0	1	1	1
2	0	0	0	1	1	2
2	0	1	0	0	0	1
3	2	1	0	1	0	2
4	0	1	0	0	0	2
3	0	2	1	1	1	0
3	0	0	1	0	0	3
0	0	0	0	0	0	0
3	0	2	0	1	0	1
3	0	0	0	1	0	6
2	0	1	0	0	0	0
0	0	0	0	0	0	0
1	0	0	0	0	0	0
1	0	0	0	0	1	1

Batter	1	2	3	4	5	6	7	8	9
Sammy Sosa, R OBP: 0.311, SLG: 0.306 (1, 8)	4-0 BB		0-0 SH1-3		0-3 K		1-2 1B		0-1 P9
Jerome Walton, R OBP: 0.256, SLG: 0.167 (1, 7)	1-3 K		1-2 G1-3		4-1 CS		1-1 1B		1-1 G4-3
Doug Dascenzo, S OBP: 0.342, SLG: 0.306 (7, PH)									
(8, 7)									
Mark Grace, L OBP: 0.411, SLG: 0.474 (1, 3)	0-0 F8			4-2 23 2B G4-3	2-1 CS	1-0 23 F8 1B	2-2 F8		
23 Ryne Sandberg, R OBP: 0.345, SLG: 0.435 (1, 4)	2-2 F7			0-1 G4-3		1-1 F8		0-1 P1	
Andre Dawson, R OBP: 0.327, SLG: 0.517 (1, 9)				4-0 G4-3		1-2 FC1-6		1-2 1B	
Luis Salazar, R OBP: 0.232, SLG: 0.261 (1, 5)				0-1 G4-3		0-0 FC1-6		0-3 K	
Chuck McElroy, L OBP: 0.750, SLG: 1.500 (9, 1)				1-2 2-3 3-H		1-2 1B		0-2 F9	
Joe Girardi, R OBP: 0.382, SLG: 0.341 (1, 2)				4-0 G4-6-3		1-2 1B			
Jose Vizcaino, S OBP: 0.172, SLG: 0.153 (1, 6)				0-0 G4-6-3		2-1 G4-3		4-0 SH3-4	
Danny Jackson, R OBP: 0.118, SLG: 0.118 (1, 1)				1-1 G1-3		0-0 G6-3		1-0 SH3-4	
Bob Scanlan, R (7, 1)								1-2 1B	
Doug Strange, S OBP: 0.237, SLG: 0.208 (7, 5)									
Dwight Smith, L OBP: 0.284, SLG: 0.317 (8, PH)									

Inning Stats	R: 0	H: 0	E: 0	K: 1	S: 8	H: 1	LOB: 1	BB: 1	P: 15	R: 0	H: 1	E: 0	K: 1	S: 12	H: 1	LOB: 1	BB: 0	P: 19	R: 0	H: 1	E: 0	K: 0	S: 6	H: 1	LOB: 1	BB: 0	P: 8	R: 1	H: 1	E: 0	K: 0	S: 7	H: 1	LOB: 2	BB: 3	P: 19	R: 0	H: 0	E: 0	K: 1	S: 8	H: 3	LOB: 2	BB: 0	P: 18	R: 0	H: 2	E: 0	K: 0	S: 11	H: 1	LOB: 1	BB: 0	P: 17	R: 0	H: 1	E: 0	K: 1	S: 11	H: 1	LOB: 1	BB: 0	P: 12	R: 0	H: 0	E: 0	K: 0	S: 5	H: 0	LOB: 1	BB: 1	P: 11	1B: 7	SF: 0	2B: 2	SAC: 2	3B: 0	DP: 1	HR: 0	HBP: 0	WP: 0	PA: 39
--------------	------	------	------	------	------	------	--------	-------	-------	------	------	------	------	-------	------	--------	-------	-------	------	------	------	------	------	------	--------	-------	------	------	------	------	------	------	------	--------	-------	-------	------	------	------	------	------	------	--------	-------	-------	------	------	------	------	-------	------	--------	-------	-------	------	------	------	------	-------	------	--------	-------	-------	------	------	------	------	------	------	--------	-------	-------	-------	-------	-------	--------	-------	-------	-------	--------	-------	--------

PITCHER	IP	WLS	BF	H	R	ER	SO	BB	IBB	HBP	BLK	WP	HR	S	P	ERA	WHIP
Bud Black, L ERA: 4.38 (1, 1)	5.1		22	4	2	2	3	3	2	0	0	0	0	44	78	3.38	1.312
Rod Beck, R ERA: 1.39 (6, 1)	1.2		8	4	0	0	0	0	0	0	0	0	0	20	30	0.00	2.400
Michael Jackson, R ERA: 2.73 (8, 1)	1.0	W	4	1	0	0	1	0	0	0	0	0	0	11	12	0.00	1.000
Jeff Brantley, R ERA: 2.37 (9, 1)	1.0	S	4	0	0	0	0	1	0	0	0	0	0	5	11	0.00	1.000

Batter	1	2	3	4	5	6	7	8	9	AB R H RBI BB SO LOB	TOP														
Mike Felder, S OBP: 0.293, SLG: 0.371 (1, 8) (9, 7)	0-1 P5		2-2 2B 1B		1-1 B2-3		2-3 K		0-0 1B 3B	5 2 2 3 0 1 1															
Willie McGee, S OBP: 0.344, SLG: 0.352 Darren Lewis, R OBP: 0.314, SLG: 0.268 (1, 9) (9, 8)	2-1 G4-3 2B		2-0 G1-4-3 1-H 2B		1-3 K		3-2 G6-3		1-2 1B	5 0 3 2 0 1 0 0 0 0 0 0 0 0															
Will Clark, L OBP: 0.424, SLG: 0.482 (1, 3)	0-0 G4-3 2-3		2-3 K		4-1 CS BB		3-1 F8		0-0 G5-3	4 0 0 0 1 1 3															
Cory Snyder, R OBP: 0.269, SLG: 0.422 (1, 7) (9, 9)	0-3 K		2-0 G1-4-3 2-3		0-0 P9		0-0 F9			4 0 0 0 0 1 3															
Matt Williams, R OBP: 0.295, SLG: 0.474 (1, 5)		1-2 L4	1-2 F7		1-3 K 1-2		4-1 G6-3 SH3-4 3B BB			3 1 0 0 1 1 2															
Robby Thompson, R OBP: 0.412, SLG: 0.506 (1, 4)		4-0 G3-1 BB		2-2 G6-3		2-2 E6 SH1-3 1B		2-1 SH3-4		2 1 0 0 1 0 0															
Jim McNamara, L OBP: 0.327, SLG: 0.347 (1, 2)		0-0 G3-1		2-3 K		0-0 SH1-3		0-1 G6-3		3 0 0 0 0 1 2															
Jose Uribe, S OBP: 0.395, SLG: 0.500 (1, 6)		4-2 BB		0-0 F7		0-0 G4-3 2-H 1B		4-0 BB 3B IBB		2 1 1 1 2 0 0															
John Burkett, R OBP: 0.105, SLG: 0.111 Kevin Bass, S OBP: 0.268, SLG: 0.375 Kelly Downs, R Dave Righetti, L Chris James, R OBP: 0.250, SLG: 0.170 Jeff Brantley, R (1, 1) (7, PH) (7, 1) (8, 1) (9, PH) (9, 1)		2-1 G6-3		3-2 G4-3		3-1 G4-3		4-1 3B BB		2 0 0 0 0 0 2 1 0 0 0 0 0 1 0 0 0 0 0 0 0 0 0 0 0 0 0 0 0 1 0 0 1 0 0 0 0 0 0 0 0 0															
Inning Stats	R: 0 E: 0 K: 1 S: 8	H: 1 LOB: 1 BB: 0 P: 10	R: 0 E: 0 K: 0 S: 8	H: 0 LOB: 2 BB: 2 P: 19	R: 1 E: 0 K: 1 S: 14	H: 2 LOB: 1 BB: 0 P: 22	R: 0 E: 0 K: 1 S: 7	H: 0 LOB: 0 BB: 0 P: 11	R: 0 E: 0 K: 1 S: 9	H: 0 LOB: 0 BB: 0 P: 14	R: 0 E: 0 K: 1 S: 5	H: 0 LOB: 0 BB: 1 P: 10	R: 1 E: 1 K: 1 S: 11	H: 1 LOB: 1 BB: 0 P: 18	R: 0 E: 0 K: 0 S: 6	H: 0 LOB: 0 BB: 0 P: 12	R: 4 E: 0 K: 0 S: 12	H: 2 LOB: 1 BB: 3 P: 26	1B: 3 2B: 2 3B: 1 HR: 0	SF: 0 SAC: 2 DP: 0 HBP: 0	WP: 0 PB: 0 SB: 1 CS: 1	PA: 39			
PITCHER Greg Maddux, R ERA: 2.61 Jim Bullinger, R ERA: 18.0	IP 7.0 2.0	WLS L	BF 28 11	H 4 2	R 2 4	ER 1 4	SO 6 0	BB 3 2	IBB 0 1	HBP 0 0	BLK 0 0	WP 0 0	HR 0 0	S 62 18	P 104 38	ERA 1.29 18.00	WHIP 1.000 2.000								

San Francisco Giants @ Chicago Cubs
Wrigley Field, Chicago, IL
Wed May 27 1992, 3:33 AM CDT
Att. 20,681 - Sunny - 52 F

livebaseballscorecards.com

AB	31
R	6
H	6
RBI	6
BB	6
SO	6
LOB	14



BOTTOM

San Francisco Giants @ Chicago Cubs

Wrigley Field, Chicago, IL

Wed May 27 1992, 3:33 AM CDT

Att. 20,681 - Sunny - 52 F

livebaseballscorecards.com

AB	32
R	2
H	9
RBI	1
BB	1
SO	3
LOB	13



WP:	0	PA:	35
PB:	0		
SB:	0		
CS:	0		


AB R H RBI BB SO LOB

4	0	0	0	0	1	1
4	1	1	0	0	0	0
4	0	1	0	0	0	1
4	0	2	0	0	0	1
4	1	3	1	0	1	0
4	0	1	0	0	0	4
3	0	1	0	0	0	2
0	0	0	0	0	0	0
1	0	0	0	0	0	1
2	0	0	0	1	1	1
1	0	0	0	0	0	0
1	0	0	0	0	0	2
0	0	0	0	0	0	0

Batter	1	2	3	4	5	6	7	8	9
Sammy Sosa, R OBP: 0.305, SLG: 0.299 (1, 8)	F9 3-2 ①		P3 2-1 ③		L6-4 0-0 ② 2-3			K 0-3 ①	
Jose Vizcaino, S OBP: 0.176, SLG: 0.159 (1, 6)	L6 2-2 ②			23 1B 1B		L8 2-1 ①		F9 0-0 ②	
Mark Grace, L OBP: 0.407, SLG: 0.468 (1, 3)	1-1 1B			L7 0-1 ① SAFE		G6-3 1-1 ②		G3 1-0 ③	
23 Ryne Sandberg, R OBP: 0.348, SLG: 0.437 (1, 4)	F8 1-0 ③			F9 1-3 1B 1B		1B 1-1 1B		G6-3 1-1 ①	
Andre Dawson, R OBP: 0.338, SLG: 0.523 (1, 9)									G6-3 1-2 ①
Derrick May, L OBP: 0.254, SLG: 0.218 (1, 7)									
Hector Villanueva, R OBP: 0.200, SLG: 0.231 (1, 2)									
Jerome Walton, R OBP: 0.256, SLG: 0.167 (7, PR)									
Joe Girardi, R OBP: 0.379, SLG: 0.337 (8, 2)									
Doug Strange, S OBP: 0.242, SLG: 0.200 (1, 5)									
Greg Maddux, R OBP: 0.174, SLG: 0.318 (1, 1)									
Dwight Smith, L OBP: 0.279, SLG: 0.313 (7, PH)									
Jim Bullinger, R (8, 1)									

Inning Stats	R: 0	H: 1	E: 0	K: 0	S: 9	LOB: 1	BB: 0	P: 16	R: 0	H: 0	E: 0	K: 1	S: 8	LOB: 0	BB: 0	P: 13	R: 0	H: 0	E: 0	K: 1	S: 7	LOB: 0	BB: 0	P: 13	R: 1	H: 3	E: 0	K: 0	S: 10	LOB: 2	BB: 0	P: 14	R: 0	H: 0	E: 0	K: 0	S: 4	LOB: 0	BB: 1	P: 8	R: 0	H: 2	E: 0	K: 0	S: 9	LOB: 2	BB: 0	P: 13	R: 0	H: 1	E: 0	K: 0	S: 6	LOB: 1	BB: 0	P: 8	R: 0	H: 0	E: 0	K: 1	S: 5	LOB: 0	BB: 0	P: 6	R: 1	H: 2	E: 1	K: 0	S: 12	LOB: 1	BB: 0	P: 15	1B: 9	2B: 2	3B: 0	HR: 0	SF: 0	SAC: 2	DP: 2	HBP: 0	WP: 0	PA: 35
--------------	------	------	------	------	------	--------	-------	-------	------	------	------	------	------	--------	-------	-------	------	------	------	------	------	--------	-------	-------	------	------	------	------	-------	--------	-------	-------	------	------	------	------	------	--------	-------	------	------	------	------	------	------	--------	-------	-------	------	------	------	------	------	--------	-------	------	------	------	------	------	------	--------	-------	------	------	------	------	------	-------	--------	-------	-------	-------	-------	-------	-------	-------	--------	-------	--------	-------	--------

PITCHER	IP	WLS	BF	H	R	ER	SO	BB	IBB	HBP	BLK	WP	HR	S	P	ERA	WHIP
John Burkett, R ERA: 3.61 (1, 1)	6.0		24	6	1	1	2	1	0	0	0	0	0	47	77	1.50	1.167
Kelly Downs, R ERA: 3.32 (7, 1)	1.2		5	1	0	0	1	0	0	0	0	0	0	10	12	0.00	0.600
Dave Righetti, L ERA: 3.38 (8, 1)	0.1		1	0	0	0	0	0	0	0	0	0	0	1	2	0.00	0.000
Jeff Brantley, R ERA: 2.25 (9, 1)	1.0		5	2	1	0	0	0	0	0	0	0	0	12	15	0.00	2.000

Batter	1	2	3	4	5	6	7	8	9	AB R H RBI BB SO LOB	TOP		
Mike Felder, S (1, 8) OBP: 0.329, SLG: 0.389	0-1 WP SH1-3 1B		4-0 BB S BB		4-2 G1-6-3 BB		2-1 1B			2 0 2 0 2 0 0	<p>San Francisco Giants @ Chicago Cubs</p> <p>Wrigley Field, Chicago, IL</p> <p>Thu May 28 1992, 3:33 AM CDT</p> <p>Att. 18,805 - Sunny - 56 F</p>		
Willie McGee, S (1, 9) OBP: 0.338, SLG: 0.345	0-0 SH1-3		1-2 F7		1-1 G1-6-3		1-2 G3			3 0 0 0 0 0 3			
Will Clark, L (1, 3) OBP: 0.426, SLG: 0.476	4-1 WP BB		4-1 BB 1-2 IBB		2-0 L9		3-1 G3			2 0 0 0 2 0 0			
Cory Snyder, R (1, 7) OBP: 0.282, SLG: 0.409	3-3 K		4-0 BB 1-2 2-3 BB		4-0 G4-3 BB		3-2 F8			2 0 0 0 2 1 2			
Matt Williams, R (1, 5) OBP: 0.294, SLG: 0.469	1-3 K		0-0 F9		2-3 K		1-2 1B			4 0 1 0 0 2 6			
Robby Thompson, R (1, 4) OBP: 0.410, SLG: 0.512		1-2 E6		1-1 G3 CS 2B		0-1 G4-3		3-3 K		3 0 1 0 0 0 1			
Bryan Hickerson, L (6, 1)										0 0 0 0 0 0 0			
Kevin Bass, S (8, PH) OBP: 0.265, SLG: 0.371										1 0 0 0 0 1 1			
Rod Beck, R (8, 1)										0 0 0 0 0 0 0			
Kirt Manwaring, R (1, 2) OBP: 0.368, SLG: 0.350		1-1 FC6-4		1-2 G3		1-2 F7			1-1 L3	4 0 0 0 0 0 3	AB 28 R 0 H 4 RBI 0 BB 7 SO 8 LOB 18		
Royce Clayton, R (1, 6) OBP: 0.284, SLG: 0.325		0-0 G6-4-3		4-1 FC5-4 BB			0-3 K		1-3 K	3 0 0 0 1 2 1			
Dave Burba, R (1, 1)			0-3 K		2-2 FC5-4		1-2 L9		1-3 K	2 0 0 0 0 1 1			
Michael Jackson, R (4, 1)										0 0 0 0 0 0 0			
Greg Litton, R (6, 4) OBP: 0.286, SLG: 0.404										2 0 0 0 0 1 0			
Inning Stats	R: 0 H: 1 E: 0 LOB: 2 K: 2 BB: 1 S: 12 P: 20	R: 0 H: 0 E: 1 LOB: 0 K: 0 BB: 0 S: 6 P: 8	R: 0 H: 0 E: 0 LOB: 3 K: 1 BB: 3 S: 8 P: 21	R: 0 H: 1 E: 0 LOB: 1 K: 0 BB: 1 S: 12 P: 19	R: 0 H: 0 E: 0 LOB: 0 K: 0 BB: 1 S: 5 P: 12	R: 0 H: 0 E: 0 LOB: 1 K: 1 BB: 1 S: 9 P: 16	R: 0 H: 1 E: 0 LOB: 1 K: 1 BB: 0 S: 11 P: 15	R: 0 H: 1 E: 0 LOB: 1 K: 1 BB: 0 S: 12 P: 22	R: 0 H: 0 E: 0 LOB: 0 K: 2 BB: 0 S: 8 P: 11	1B: 3 SF: 0 2B: 1 SAC: 1 3B: 0 DP: 2 HR: 0 HBP: 0	WP: 1 PA: 36 PB: 0 SB: 1 CS: 1		
PITCHER	IP WLS BF H R ER SO BB IBB HBP BLK WP HR S P ERA WHIP											PITCHER	IP WLS BF H R ER SO BB IBB HBP BLK WP HR S P ERA WHIP
Mike Morgan, R (1, 1) ERA: 3.51	8.0 W 33 4 0 0 6 6 1 0 0 1 0 75 133 0.00 1.250												
Bob Scanlan, R (9, 1) ERA: 1.78	1.0 3 0 0 0 2 0 0 0 0 0 0 8 11 0.00 0.000												

Batter	1	2	3	4	5	6	7	8	9
Sammy Sosa, R OBP: 0.303, SLG: 0.298 (1, 8)	0-1 L4		3-1 F9	3-3 K			0-1 CS 1B		
Jose Vizcaino, S OBP: 0.167, SLG: 0.149 (1, 6)	0-0 L1		0-0 F8		2-3 K		0-2 G4-3		
Mark Grace, L OBP: 0.409, SLG: 0.488 (1, 3)	3-3 K			1-0 23 1B SF9	0-1 F8		3-1 HR		
23 Ryne Sandberg, R OBP: 0.351, SLG: 0.457 (1, 4)		2-2 F7		3-2 FC3-6 1B	1-1 HR		2-2 G6-3		
Andre Dawson, R OBP: 0.329, SLG: 0.513 (1, 9)		1-1 G5-3		3-2 SF9	1-0 F7		0-3 K		
Derrick May, L OBP: 0.258, SLG: 0.241 Doug Dascenzo, S OBP: 0.333, SLG: 0.297 (1, 7) (8, 7)		0-0 2B		2-2 FC3-6 1B		0-1 F7	1-1 F9		
Joe Girardi, R OBP: 0.377, SLG: 0.337 (1, 2)		1-0 L9		2-1 1B		0-2 G6-3			
Doug Strange, S OBP: 0.262, SLG: 0.224 (1, 5)			0-0 1B	0-0 PB 1B		1-2 G4-3			
Mike Morgan, R OBP: 0.160, SLG: 0.125 Bob Scanlan, R (9, 1)			0-0 P2	2-1 PB 1B		0-0 G6-3			

Inning Stats	R: 0	H: 0	E: 0	K: 1	S: 6	R: 0	H: 1	E: 0	K: 0	S: 8	R: 0	H: 1	E: 0	K: 0	S: 5	R: 3	H: 5	E: 0	K: 1	S: 20	R: 1	H: 1	E: 0	K: 1	S: 8	R: 0	H: 0	E: 0	K: 0	S: 10	R: 0	H: 1	E: 0	K: 0	S: 9	R: 1	H: 1	E: 0	K: 1	S: 11
	LOB: 0	BB: 0	P: 9	LOB: 1	BB: 0	P: 12	LOB: 1	BB: 0	P: 8	LOB: 2	BB: 0	P: 35	LOB: 0	BB: 0	P: 12	LOB: 0	BB: 0	P: 11	LOB: 0	BB: 0	LOB: 0	BB: 0	P: 9	LOB: 0	BB: 0	P: 17	LOB: 0	BB: 0	P: 17	LOB: 0	BB: 0	P: 17	LOB: 0	BB: 0	P: 17	LOB: 0	BB: 0	P: 17		


PITCHER	IP	WLS	BF	H	R	ER	SO	BB	IBB	HBP	BLK	WP	HR	S	P	ERA	WHIP
Dave Burba, R ERA: 4.42 (1, 1)	3.2	L	18	7	3	3	1	0	0	0	0	0	0	35	57	7.36	1.909
Michael Jackson, R ERA: 2.93 (4, 1)	1.1		5	1	1	1	2	0	0	0	0	0	1	12	19	6.75	0.750
Bryan Hickerson, L ERA: 2.25 (6, 1)	2.0		6	1	0	0	0	0	0	0	0	0	0	19	20	0.00	0.500
Rod Beck, R ERA: 1.62 (8, 1)	1.0		4	1	1	1	1	0	0	0	0	0	1	11	17	9.00	1.000

BOTTOM

San Francisco Giants @ Chicago Cubs
Wrigley Field, Chicago, IL
Thu May 28 1992, 3:33 AM CDT
Att. 18,805 - Sunny - 56 F

AB	R	H	RBI	BB	SO	LOB
4	0	1	0	0	1	3
4	0	0	0	0	1	2
4	2	2	1	0	1	0
4	1	2	1	0	0	0
3	0	0	1	0	1	0
3	1	1	0	0	0	1
1	0	0	0	0	0	0
3	1	1	0	0	0	1
3	0	2	1	0	0	0
3	0	1	1	0	0	1
0	0	0	0	0	0	0

AB	32
R	5
H	10
RBI	5
BB	0
SO	4
LOB	8



WP: 0	PA: 33
PB: 1	
SB: 0	
CS: 1	

PITCHER	IP	WLS	BF	H	R	ER	SO	BB	IBB	HBP	BLK	WP	HR	S	P	ERA	WHIP
Dave Burba, R ERA: 4.42 (1, 1)	3.2	L	18	7	3	3	1	0	0	0	0	0	0	35	57	7.36	1.909
Michael Jackson, R ERA: 2.93 (4, 1)	1.1		5	1	1	1	2	0	0	0	0	0	1	12	19	6.75	0.750
Bryan Hickerson, L ERA: 2.25 (6, 1)	2.0		6	1	0	0	0	0	0	0	0	0	0	19	20	0.00	0.500
Rod Beck, R ERA: 1.62 (8, 1)	1.0		4	1	1	1	1	0	0	0	0	0	1	11	17	9.00	1.000

Batter	1	2	3	4	5	6	7	8	9	AB R H RBI BB SO LOB	TOP											
Darren Lewis, R OBP: 0.316, SLG: 0.267 (1, 8)	G5-3		K		1-0 2-H 1B		1B BB		G6-4-3 1-2f	4 1 1 1 1 1 2	San Francisco Giants @ Pittsburgh Pirates Three Rivers Stadium, Pittsburgh, PA Fri May 29 1992, 7:05 PM EDT Att. 23,421 - Cloudy - 67 F											
Mike Felder, S OBP: 0.357, SLG: 0.455 (1, 7)	3B		2-H 1B		F9		BB 1B		2B	5 0 4 1 0 0 1												
Will Clark, L OBP: 0.422, SLG: 0.471 Cory Snyder, R OBP: 0.276, SLG: 0.403 (1, 3) (8, 3)	P8		G4-1			P6	BB 1B		K	4 0 1 1 0 0 2 1 0 0 0 0 1 1												
Matt Williams, R OBP: 0.298, SLG: 0.463 Royce Clayton, R OBP: 0.284, SLG: 0.325 (1, 5) (8, 5)	P3			K		F8 BB	BB BB			2 0 0 0 2 1 1 0 0 0 0 0 0 0												
Willie McGee, S OBP: 0.329, SLG: 0.336 Kelly Downs, R (1, 9) (7, 1)		F8		G6-3		F8	L6			4 0 0 0 0 0 4 0 0 0 0 0 0 0												
Greg Litton, R OBP: 0.283, SLG: 0.382 (1, 4)		F8		G6-3		BB		G5-3		3 0 0 0 1 0 0												
Kirt Manwaring, R OBP: 0.367, SLG: 0.343 Rod Beck, R Dave Righetti, L Kevin Bass, S OBP: 0.263, SLG: 0.368 (1, 2) (6, 1) (7, 1) (7, 9)		G6-3			SH1-4 1B BB	F9		K		2 1 0 0 1 0 2 0 0 0 0 0 0 0 0 0 0 0 0 0 0 1 0 0 0 0 1 0												
Jose Uribe, S OBP: 0.381, SLG: 0.474 (1, 6)			SH1-4 1B		F9		G5-3	K		4 1 1 0 0 1 1												
Trevor Wilson, L OBP: 0.167, SLG: 0.182 Jim McNamara, L OBP: 0.333, SLG: 0.353 (1, 1) (6, 2)			SH1-4		SH1-4				G6-4-3 1B	0 0 0 0 0 0 0 2 0 1 0 0 1 0												
Inning Stats	R: 0 E: 0 K: 0 S: 7	H: 1 LOB: 1 BB: 0 P: 9	R: 0 E: 0 K: 0 S: 6	H: 0 LOB: 0 BB: 0 P: 8	R: 1 E: 0 K: 1 S: 13	H: 2 LOB: 1 BB: 0 P: 16	R: 0 E: 0 K: 1 S: 7	H: 0 LOB: 0 BB: 0 P: 10	R: 1 E: 0 K: 0 S: 10	H: 1 LOB: 1 BB: 1 P: 19		R: 0 E: 0 K: 0 S: 12	H: 0 LOB: 2 BB: 2 P: 25	R: 1 E: 0 K: 1 S: 13	H: 2 LOB: 3 BB: 2 P: 26	R: 0 E: 0 K: 2 S: 9	H: 0 LOB: 0 BB: 0 P: 12	R: 0 E: 0 K: 1 S: 8	H: 2 LOB: 1 BB: 0 P: 10	1B: 6 2B: 1 3B: 1 HR: 0	SF: 0 SAC: 2 DP: 1 HBP: 0	WP: 0 PB: 0 SB: 0 CS: 0
PITCHER	IP WLS BF H R ER SO BB IBB HBP BLK WP HR S P ERA WHIP																					
Vicente Palacios, R ERA: 2.88 Bob Patterson, L ERA: 2.95	(1, 1) (7, 1)	6.0 W 25 4 2 2 2 3 0 0 0 0 0 0 55 87 3.00 1.167																				

livebaseballscorecards.com

AB	32
R	3
H	8
RBI	3
BB	5
SO	6
LOB	14



Batter	1	2	3	4	5	6	7	8	9	10	AB R H RBI BB SO LOB	TOP												
Mike Felder, S OBP: 0.371, SLG: 0.463 (1, 8)	2-1 BLK 1B		2-3 K2-3-2 1-1			1-0 G6-3		1-1 G6-3 1B		1-1 G6-3 1B	5 0 3 0 0 1 1	San Francisco Giants @ Pittsburgh Pirates Three Rivers Stadium, Pittsburgh, PA Sat May 30 1992, 7:05 PM EDT Att: 10,266 - Cloudy - 56 F												
Willie McGee, S OBP: 0.320, SLG: 0.325 (1, 9)	1 SAFE 0-3 K 1-2			0-0 G6-3		0-2 P6		0-0 G6-3 1-2f		1-1 G6-3	5 0 0 0 0 1 3													
Will Clark, L OBP: 0.417, SLG: 0.463 (1, 3)	2-3 K			1-0 G6-3		0-3 K			2-0 2B 1B	2-3 K	5 1 1 0 0 3 2													
Matt Williams, R OBP: 0.297, SLG: 0.464 (1, 5)	2-3 K			1-2 G3-1			1-1 F8		0-0 1-H 2B		4 0 1 1 0 1 1													
Kevin Bass, S OBP: 0.271, SLG: 0.373 (1, 7)		0-0 G4-3			1-2 WP S FC6-4 1B		0-1 S 1B		1-3 K		4 1 2 0 0 1 1													
Greg Litton, R OBP: 0.281, SLG: 0.362 (1, 4)		2-2 P3			0-2 1 SAFE P8		4-2 1 SAFE 1 SAFE BB		1-2 G5-3		3 0 0 0 1 0 2													
Jim McNamara, L OBP: 0.328, SLG: 0.333 (1, 2)		2-1 G4-3			1-3 1 SAFE K FC6-4		2-0 F7		4-0 IBB		3 0 0 0 1 1 3													
Royce Clayton, R OBP: 0.280, SLG: 0.320 Robby Thompson, R (7, PH) OBP: 0.406, SLG: 0.506 Jose Uribe, S (7, 6) OBP: 0.372, SLG: 0.462			3-3 K		2-2 FC6-4 FC6-4		3-2 F8		1-3 K		2 0 0 1 0 1 1 1 0 0 0 0 0 2 1 0 0 0 0 1 2													
Gil Heredia, R OBP: 0.500, SLG: 0.500 Bryan Hickerson, L (6, 1) Darren Lewis, R (8, PH) Michael Jackson, R (8, 1) Chris James, R (10, PH) Jeff Brantley, R (10, 1)			0-0 K2-3-2 1B		0-0 FC6-4 1-2f			1-3 K		1-1 F7	2 0 1 0 0 0 1 0 0 0 0 0 0 0 1 0 0 0 0 1 0 0 0 0 0 0 0 0 1 0 0 0 0 0 0 0 0 0 0 0 0 0													
Inning Stats	R: 0 E: 0 K: 3 S: 12	H: 1 LOB: 1 BB: 0 P: 18	R: 0 E: 0 K: 0 S: 6	H: 0 LOB: 0 BB: 0 P: 10	R: 0 E: 0 K: 2 S: 7	H: 1 LOB: 1 BB: 0 P: 12	R: 0 E: 0 K: 1 S: 5	H: 0 LOB: 0 BB: 0 P: 7	R: 1 E: 0 K: 1 S: 15	H: 1 LOB: 2 BB: 1 P: 19	R: 0 E: 0 K: 1 S: 7		H: 0 LOB: 0 BB: 0 P: 8	R: 0 E: 0 K: 0 S: 11	H: 1 LOB: 2 BB: 1 P: 20	R: 0 E: 0 K: 1 S: 6	H: 1 LOB: 0 BB: 0 P: 8	R: 1 E: 0 K: 2 S: 12	H: 2 LOB: 2 BB: 1 P: 21	R: 0 E: 0 K: 1 S: 9	H: 1 LOB: 1 BB: 0 P: 14	1B: 7 2B: 2 3B: 0 HR: 0	SF: 0 SAC: 0 DP: 2 HBP: 0	WP: 1 PB: 0 SB: 2 CS: 0
PITCHER	IP WLS BF H R ER SO BB IBB HBP BLK WP HR S P ERA WHIP	IP WLS BF H R ER SO BB IBB HBP BLK WP HR S P ERA WHIP											IP WLS BF H R ER SO BB IBB HBP BLK WP HR S P ERA WHIP											
Doug Drabek, R ERA: 2.99 Denny Neagle, L ERA: 3.13	9.0 4 35 7 2 2 10 1 0 0 1 0 0 123 2.00 0.889	1.0 W 4 1 0 0 1 0 0 0 0 0 0 9 0.00 1.000											9.0 4 35 7 2 2 10 1 0 0 1 0 0 123 2.00 0.889											

livebaseballscorecards.com

AB	37
R	2
H	8
RBI	2
BB	2
SO	11
LOB	19



Batter	1	2	3	4	5	6	7	8	9	AB	R	H	RBI	BB	SO	LOB
Orlando Merced, S (1, 9) OBP: 0.358, SLG: 0.345	3-2 G5-3	0-2 P6			1-0 F9			2-2 1B		4	0	1	0	0	0	1
Jay Bell, R (1, 6) OBP: 0.336, SLG: 0.306	1-0 1B		1-0 P2		1-2 L8			3-2 P3		4	0	1	0	0	0	1
Cecil Espy, S (1, 8) OBP: 0.354, SLG: 0.452	3-2 F7		0-0 F7		1-2 F9			1-3 K		4	0	0	0	0	1	2
Jeff King, R (1, 3) OBP: 0.259, SLG: 0.351	0-0 F8		2-2 HR			3-1 P3		0-0 F8		4	1	1	1	0	0	2
Barry Bonds, L (1, 7) OBP: 0.427, SLG: 0.610		1-1 HR	1-0 P6			3-3 K			2-1 P5	4	1	1	0	0	1	0
Steve Buechele, R (1, 5) OBP: 0.356, SLG: 0.449		2-0 HR		2-1 F8		3-3 K			1-2 F8	4	1	1	2	0	1	0
Don Slaught, R (1, 2) OBP: 0.448, SLG: 0.581		0-1 WP		0-0 2B			1-1 L4		1-0 1B	4	0	3	0	0	0	0
Jose Lind, R (1, 4) OBP: 0.244, SLG: 0.269 Gary Varsho, L (9, PH) OBP: 0.286, SLG: 0.426		2-2 G5-3		1-1 F9			0-0 G4-3		1-3 K	3	0	0	0	0	0	2
Zane Smith, L (1, 1) OBP: 0.143, SLG: 0.148 Dennis Lamp, R (7, 1)		0-0 G6-3		0-3 K			2-0 F9			1	0	0	0	0	0	0
Lloyd McClendon, R (7, PH) OBP: 0.365, SLG: 0.361 Roger Mason, R (8, 1)										1	0	0	0	0	0	0
										0	0	0	0	0	0	0

Inning Stats	R: 0	H: 1	E: 0	K: 0	S: 10	R: 2	H: 3	E: 0	K: 0	S: 12	R: 1	H: 1	E: 0	K: 0	S: 6	R: 0	H: 0	E: 0	K: 0	S: 7	R: 0	H: 0	E: 0	K: 2	S: 9	R: 0	H: 0	E: 0	K: 0	S: 4	R: 0	H: 1	E: 0	K: 1	S: 11	R: 0	H: 1	E: 0	K: 1	S: 9	1B: 5	SF: 0	2B: 1	SAC: 0	3B: 0	DP: 0	HR: 2	HBP: 0	WP: 1	PA: 35
Bud Black, L (1, 1) ERA: 4.26	IP	WLS	BF	H	R	ER	SO	BB	IBB	HBP	BLK	WP	HR	S	P	ERA	WHIP																																	
Jeff Brantley, R (8, 1) ERA: 2.38	7.0	W	28	7	3	3	3	0	0	0	0	1	2	59	95	3.86	1.000																																	
	2.0	S	7	1	0	0	2	0	0	0	0	0	0	17	26	0.00	0.500																																	


BOTTOM

San Francisco Giants @ Pittsburgh Pirates
 Three Rivers Stadium, Pittsburgh, PA

Sun May 31 1992, 3:33 AM EDT
 Att. 29,451 - Cloudy - 57 F

livebaseballscorecards.com

AB	35
R	3
H	8
RBI	3
BB	0
SO	5
LOB	11



Batter	1	2	3	4	5	6	7	8	9	AB R H RBI BB SO LOB	TOP
Mike Felder, S (1, 8) B OBP: 0.357, SLG: 0.433 (5, 9) B (6, 4) B	4-0 BB		1-2 F7		2-1 P2			1-1 L5-3 1B		3 0 1 0 1 0 0	
Willie McGee, S (1, 9) B OBP: 0.331, SLG: 0.350 Darren Lewis, R (5, 8) B OBP: 0.313, SLG: 0.267	2-1 CS 1B		2-3 K		2-1 F9			0-0 L5-3 1-2		2 0 1 0 0 1 0 2 0 0 0 0 0 1	
Chris James, R (1, 7) C OBP: 0.246, SLG: 0.173 C F X	0-2 P6		2-2 G6-3		2-2 FC6-4 1B			1-0 L4		4 0 1 0 0 0 2	
Matt Williams, R (1, 5) B OBP: 0.298, SLG: 0.459 Greg Litton, R (5, 5) F OBP: 0.288, SLG: 0.367 F SAFE 1-2	3-3 K 1-2		2-1 G6-3		2-1 F8			2-2 1B 1B		2 0 0 0 0 1 2 2 0 1 0 0 0 1	
Robby Thompson, R (1, 4) B OBP: 0.406, SLG: 0.500 Kevin Bass, S (6, PH) B OBP: 0.267, SLG: 0.366 (6, 9)		3-2 F7	2-3 K		0-0 FC6-4 1-2f			2-3 K		2 0 0 0 0 1 0 2 0 0 0 0 1 2	
Cory Snyder, R (1, 3) X OBP: 0.288, SLG: 0.440		0-0 S 1B	2-0 HR		2-2 F9			1-0 1-2 1B		4 1 3 1 0 0 0	
Kirt Manwaring, R (1, 2) B OBP: 0.352, SLG: 0.321 B C C B B B 1 SAFE 1 SAFE S	3-3 K 1-2		2-3 K		3-2 F9			0-0 G5-3		4 0 0 0 0 2 3	
Royce Clayton, R (1, 6) I OBP: 0.280, SLG: 0.321		4-0 IBB		2-3 K		1-1 P4				2 0 0 0 1 1 0	
John Burkett, R (1, 1) B OBP: 0.100, SLG: 0.105 Dave Burba, R (2, 1) S Kelly Downs, R (5, 1)		2-3 K	0-3 K		0-1 P2					1 0 0 0 0 1 2 1 0 0 0 0 1 0 1 0 0 0 0 0 0	
Inning Stats	R: 0 H: 1 E: 0 LOB: 1 K: 1 BB: 1 S: 12 P: 21	R: 0 H: 1 E: 0 LOB: 2 K: 2 BB: 1 S: 10 P: 22	R: 0 H: 0 E: 0 LOB: 0 K: 1 BB: 0 S: 14 P: 19	R: 1 H: 1 E: 0 LOB: 0 K: 2 BB: 0 S: 9 P: 17	R: 0 H: 0 E: 0 LOB: 0 K: 2 BB: 0 S: 9 P: 13	R: 0 H: 1 E: 0 LOB: 1 K: 0 BB: 0 S: 9 P: 15	R: 0 H: 0 E: 0 LOB: 0 K: 0 BB: 0 S: 16 P: 22	R: 0 H: 1 E: 0 LOB: 0 K: 0 BB: 0 S: 5 P: 6	R: 0 H: 2 E: 0 LOB: 2 K: 1 BB: 0 S: 11 P: 17	1B: 6 SF: 0 2B: 1 SAC: 0 3B: 0 DP: 1 HR: 1 HBP: 0	WP: 0 PA: 34 PB: 1 SB: 1 CS: 1
PITCHER Sid Fernandez, L (1, 1) ERA: 3.26 Tim Burke, R (8, 1) ERA: 6.0 Jeff Innis, R (9, 1) ERA: 2.84	IP WLS BF H R ER SO BB IBB HBP BLK WP HR S P ERA WHIP 7.0 W 26 4 1 1 8 1 1 0 0 0 1 79 129 1.29 0.714 1.0 3 1 0 0 0 0 0 0 0 0 0 5 6 0.00 1.000 1.0 5 2 0 0 0 1 0 0 0 0 0 11 17 0.00 2.000	PITCHER IP WLS BF H R ER SO BB IBB HBP BLK WP HR S P ERA WHIP									

San Francisco Giants @ New York Mets
 Shea Stadium, Flushing, NY
 Mon Jun 01 1992, 7:05 PM EDT
 Att. 16,331 - Cloudy - 62 F

livebaseballscorecards.com

AB 32
 R 1
 H 7
 RBI 1
 BB 2
 SO 9
 LOB 13



BOTTOM

San Francisco Giants @ New York Mets
Shea Stadium, Flushing, NY

livebaseballscores.com

AB 40
R 14
H 16
RBI 12
BB 5
SO 7
LOB 18



WP: 1 PA: 47
PB: 0
SB: 1
CS: 0

Mon Jun 01 1992, 7:05 PM EDT
Att. 16,331 - Cloudy - 62 F

AB R H RBI BB SO LOB

4 2 3 0 1 0 0
3 1 1 1 0 0 1
2 1 0 0 0 1 1

5 3 2 0 0 0 3
0 0 0 0 0 0 0
0 0 0 0 0 0 0

3 1 0 1 1 1 3
1 0 1 0 0 0 0

3 3 3 6 2 0 0

5 1 3 2 0 0 2

3 0 1 0 1 0 2
1 0 0 0 0 1 2

5 1 2 2 0 2 4

4 1 0 0 0 1 0
1 0 0 0 0 1 0

1B: 9 SF: 0
2B: 6 SAC: 1
3B: 0 DP: 0
HR: 1 HBP: 1

Table with 9 columns (Innings 1-9) and 10 rows (Batters). Each cell contains a baseball diamond diagram with pitch counts, hit locations, and player abbreviations. Batter names and stats are listed on the left of each row.

Inning Stats table with columns for R, H, E, K, S, LOB, BB, P, and SO for each inning.

Pitcher stats table with columns for IP, WLS, BF, H, R, ER, SO, BB, IBB, HBP, BLK, WP, HR, S, P, ERA, WHIP for each pitcher.

BOTTOM

San Francisco Giants @ New York Mets
Shea Stadium, Flushing, NY

livebaseballscorecards.com

AB	30
R	4
H	6
RBI	4
BB	4
SO	7
LOB	10



WP:	0	PA:	34
PB:	0	SB:	1
CS:	0		

Tue Jun 02 1992, 7:05 PM EDT
Att. 22,887 - Cloudy - 72 F

AB R H RBI BB SO LOB

4	1	1	0	0	0	0
3	1	2	0	1	0	0
3	1	1	0	1	1	1
4	1	1	4	0	1	3
3	0	0	0	1	2	3
3	0	1	0	1	0	0
4	0	0	0	0	0	3
3	0	0	0	0	1	0
1	0	0	0	0	1	0
1	0	0	0	0	1	0
0	0	0	0	0	0	0
1	0	0	0	0	0	0
0	0	0	0	0	0	0
0	0	0	0	0	0	0
0	0	0	0	0	0	0

1B:	5	SF:	0
2B:	0	SAC:	0
3B:	0	DP:	0
HR:	1	HBP:	0

WP: 0 PA: 34

IP	WLS	BF	H	R	ER	SO	BB	IBB	HBP	BLK	WP	HR	S	P	ERA	WHIP
3.0	L	16	5	4	4	3	2	0	0	1	0	1	41	68	12.00	2.333
2.0		7	1	0	0	3	0	0	0	0	0	0	21	32	0.00	0.500
2.0		6	0	0	0	0	0	0	0	0	0	0	11	15	0.00	0.000
1.0		5	0	0	0	1	2	0	0	0	0	0	13	27	0.00	2.000

Batter	1	2	3	4	5	6	7	8	9
Vince Coleman, S OBP: 0.471, SLG: 0.467 (1, 7)	2-2 G4-3 1B		0-1 BB BLK HR 1B	0-1 G1-3			1-0 F8		
Willie Randolph, R OBP: 0.351, SLG: 0.317 (1, 4)	3-2 1B 1B		4-2 1 SAFE 1 SAFE 1 SAFE 1 SAFE 1-2 HR BB		1-2 1B		0-0 G6-3		
Howard Johnson, S OBP: 0.332, SLG: 0.343 (1, 8)	2-2 1-2 FC6-4 1B		4-2 1-2 2-3 HR BB		1-2 F8		1-3 K		
Eddie Murray, S OBP: 0.348, SLG: 0.426 (1, 3)	1-0 P2		0-0 1-H 2-H 3-H HR		2-3 K		3-2 G6-3		
Bobby Bonilla, S OBP: 0.376, SLG: 0.399 (1, 9)	0-0 FC6-4 1-2f		1-3 K		2-3 K		4-2 S BB		
Dave Magadan, L OBP: 0.399, SLG: 0.385 (1, 5)		0-1 F8	2-0 1B		1-2 G1-3		4-1 1-2 BB		
Charlie O'Brien, R OBP: 0.328, SLG: 0.352 (1, 2)		2-2 F7	2-1 P4		0-2 F9		2-2 F7		
Dick Schofield, R OBP: 0.341, SLG: 0.313 (1, 6)		2-3 K		3-2 F8		1-0 F8			
Anthony Young, R Wally Whitehurst, F Paul Gibson, R Bill Pecota, R Jeff Innis, R John Franco, L (1, 1) (4, 1) (7, 1) (7, PH) (8, 1) (8, 1)			2-3 K	2-3 K		1-1 G6-3			

Inning Stats	R: 0	H: 2	E: 0	LOB: 2	K: 0	P: 20	R: 0	H: 0	E: 0	LOB: 0	K: 1	P: 12	R: 4	H: 3	E: 0	LOB: 1	K: 1	P: 36	R: 0	H: 0	E: 0	LOB: 0	K: 1	P: 14	R: 0	H: 1	E: 0	LOB: 1	K: 2	P: 18	R: 0	H: 0	E: 0	LOB: 0	K: 0	P: 9	R: 0	H: 0	E: 0	LOB: 0	K: 0	P: 6	R: 0	H: 0	E: 0	LOB: 2	K: 1	P: 27
--------------	------	------	------	--------	------	-------	------	------	------	--------	------	-------	------	------	------	--------	------	-------	------	------	------	--------	------	-------	------	------	------	--------	------	-------	------	------	------	--------	------	------	------	------	------	--------	------	------	------	------	------	--------	------	-------

PITCHER	IP	WLS	BF	H	R	ER	SO	BB	IBB	HBP	BLK	WP	HR	S	P	ERA	WHIP
Trevor Wilson, L ERA: 4.77 (1, 1)	3.0	L	16	5	4	4	3	2	0	0	1	0	1	41	68	12.00	2.333
Rod Beck, R ERA: 2.25 (4, 1)	2.0		7	1	0	0	3	0	0	0	0	0	0	21	32	0.00	0.500
Bryan Hickerson, L ERA: 2.3 (6, 1)	2.0		6	0	0	0	0	0	0	0	0	0	0	11	15	0.00	0.000
Dave Righetti, L ERA: 4.95 (8, 1)	1.0		5	0	0	0	1	2	0	0	0	0	0	13	27	0.00	2.000

Batter	1	2	3	4	5	6	7	8	9	AB	R	H	RBI	BB	SO	LOB	TOP
Craig Biggio, R (1, 4) <small>OBP: 0.359, SLG: 0.416</small> Casey Candaele, S (8, PH) <small>OBP: 0.223, SLG: 0.229</small> (8, 4)	 			 	 			 		4	1	1	1	0	1	2	
Steve Finley, L (1, 8) <small>OBP: 0.335, SLG: 0.434</small>	 			 				 		5	2	3	0	0	1	1	
5 Jeff Bagwell, R (1, 3) <small>OBP: 0.345, SLG: 0.406</small>	 			 				 		3	3	1	0	2	1	2	
Eric Anthony, L (1, 9) <small>OBP: 0.331, SLG: 0.365</small> Chris Jones, R (9, 9) <small>OBP: 0.255, SLG: 0.220</small>	 		 	 				 		2	1	0	1	3	1	0	
Ken Caminiti, S (1, 5) <small>OBP: 0.379, SLG: 0.441</small>	 		 	 				 		5	2	4	2	0	1	0	
Luis Gonzalez, L (1, 7) <small>OBP: 0.215, SLG: 0.240</small>	 		 	 				 		5	1	2	3	0	0	4	
Rafael Ramirez, R (1, 6) <small>OBP: 0.241, SLG: 0.286</small>	 		 	 				 		5	1	1	3	0	0	4	
Eddie Taubensee, L (1, 2) <small>OBP: 0.250, SLG: 0.215</small>	 		 		 			 		4	1	0	0	1	1	2	
Jimmy Jones, R (1, 1) <small>OBP: 0.250, SLG: 0.182</small> Al Osuna, R (9, 1) <small>OBP: 0.250, SLG: 0.182</small> Xavier Hernandez, L (9, 1)	 		 	 				 		3	0	0	1	1	2	0	
Inning Stats	R: 8 H: 5 E: 0 LOB: 1 K: 2 BB: 4 S: 22 P: 46	R: 0 H: 0 E: 0 LOB: 0 K: 2 BB: 0 S: 8 P: 9	R: 0 H: 0 E: 0 LOB: 0 K: 1 BB: 0 S: 6 P: 8	R: 2 H: 4 E: 0 LOB: 2 K: 0 BB: 1 S: 12 P: 20	R: 0 H: 0 E: 0 LOB: 0 K: 2 BB: 0 S: 7 P: 9	R: 0 H: 1 E: 0 LOB: 0 K: 0 BB: 0 S: 7 P: 12	R: 1 H: 1 E: 0 LOB: 0 K: 0 BB: 0 S: 6 P: 8	R: 0 H: 0 E: 0 LOB: 0 K: 1 BB: 0 S: 6 P: 10	R: 1 H: 1 E: 0 LOB: 2 K: 0 BB: 2 S: 14 P: 26	1B: 11 SF: 0 2B: 1 SAC: 0 3B: 0 DP: 1 HR: 0 HBP: 0	WP: 1 PA: 44 PB: 0 SB: 0 CS: 0						
PITCHER	IP WLS BF H R ER SO BB IBB HBP BLK WP HR S P ERA WHIP																
Gil Heredia, R (1, 1) <small>ERA: 6.92</small>	0.0 L 7 5 7 7 0 2 0 0 0 0 0 0 0 11 25 ∞ ∞																
Kelly Downs, R (1, 1) <small>ERA: 3.54</small>	5.0 21 4 3 3 7 3 0 0 0 1 0 44 67 5.40 1.400																
Dave Burba, R (6, 1) <small>ERA: 5.2</small>	3.0 10 2 1 1 1 0 0 0 0 0 0 19 30 3.00 0.667																
Michael Jackson, R (9, 1) <small>ERA: 2.93</small>	1.0 6 1 1 1 0 2 0 0 0 0 0 0 14 26 9.00 3.000																

Houston Astros @ San Francisco Giants
 Candlestick Park, San Francisco, CA
 Thu Jun 04 1992, 10:05 PM EDT
 Att. 8,850 - Sunny - 57 F

AB	37
R	12
H	12
RBI	11
BB	7
SO	8
LOB	15



livebaseballscorecards.com

Batter	1	2	3	4	5	6	7	8	9	AB	R	H	RBI	BB	SO	LOB
--------	---	---	---	---	---	---	---	---	---	----	---	---	-----	----	----	-----

<p>Mike Felder, S (1, 8) OBP: 0.358, SLG: 0.433</p> <p>Dave Burba, R (6, 1)</p> <p>Willie McGee, S (8, PH) OBP: 0.339, SLG: 0.364</p> <p>Michael Jackson, R (9, 1)</p> <p>Kirt Manwaring, R (9, PH) OBP: 0.354, SLG: 0.325</p>	<p>0-2</p> <p>1B 2B</p>		<p>1-1</p> <p>P5</p>		<p>0-1</p> <p>P6</p>			<p>0-0</p> <p>HR 2B</p>	<p>2-2</p> <p>FC6-4 1B</p>	3	1	1	0	0	0	0
<p>Robby Thompson, R (1, 4) OBP: 0.388, SLG: 0.465</p>	<p>4-0</p> <p>1B SF9 BB</p>		<p>2-0</p> <p>G4-3</p>			<p>2-0</p> <p>G6-3</p>		<p>1-2</p> <p>G5-3</p>	<p>1-1</p> <p>FC6-4 1-2f</p>	4	1	0	0	1	0	3
<p>Will Clark, L (1, 3) OBP: 0.425, SLG: 0.481</p>	<p>0-1</p> <p>1-3 2-H 1B</p>		<p>2-2</p> <p>L3</p>			<p>1-2</p> <p>G4-3</p>		<p>2-2</p> <p>HR</p>		4	1	2	3	0	0	0
<p>Matt Williams, R (1, 5) OBP: 0.288, SLG: 0.441</p> <p>Greg Litton, R (7, 5) OBP: 0.264, SLG: 0.361</p>	<p>2-1</p> <p>P3</p>			<p>3-2</p> <p>F8</p>		<p>2-1</p> <p>G6-3</p>		<p>3-2</p> <p>G6-3</p>		3	0	0	0	0	0	2
<p>Cory Snyder, R (1, 9) OBP: 0.307, SLG: 0.481</p>	<p>0-1</p> <p>SF9 3-H</p>			<p>2-2</p> <p>G5-3 2B</p>			<p>2-3</p> <p>K</p>		<p>1-0</p> <p>WP SF8 1B</p>	3	1	2	1	0	1	0
<p>Chris James, R (1, 7) OBP: 0.261, SLG: 0.190</p>	<p>1-3</p> <p>K</p>			<p>0-0</p> <p>G5-3 2-3</p>			<p>3-2</p> <p>G3 1B</p>		<p>4-2</p> <p>BB 1B BB</p>	3	1	1	0	1	1	2
<p>Jim McNamara, L (1, 2) OBP: 0.313, SLG: 0.333</p> <p>Kevin Bass, S (9, PH) OBP: 0.262, SLG: 0.363</p>		<p>1-3</p> <p>K2-3</p>		<p>2-2</p> <p>G4-3</p>			<p>1-2</p> <p>G3</p>		<p>3-1</p> <p>SF8 3-H</p>	3	0	0	0	0	1	2
<p>Royce Clayton, R (1, 6) OBP: 0.272, SLG: 0.310</p>		<p>2-1</p> <p>G1-3</p>			<p>1-1</p> <p>F8</p>		<p>0-0</p> <p>G4-3</p>		<p>1-3</p> <p>K</p>	4	0	0	0	0	1	2
<p>Gil Heredia, R (1, 1) OBP: 0.500, SLG: 0.500</p> <p>Kelly Downs, R (1, 1)</p> <p>Darren Lewis, R (5, PH) OBP: 0.312, SLG: 0.262</p>		<p>2-2</p> <p>F8</p>			<p>1-2</p> <p>G4-3</p>			<p>0-1</p> <p>G6-3</p>	<p>4-2</p> <p>1B BB</p>	0	0	0	0	0	0	0
<p>1B: 4</p> <p>2B: 3</p> <p>3B: 0</p> <p>HR: 1</p>	<p>SF: 2</p> <p>SAC: 0</p> <p>DP: 0</p> <p>HBP: 0</p>	<p>WP: 2</p> <p>PB: 0</p> <p>SB: 0</p> <p>CS: 0</p>	<p>PA: 38</p>													

Inning Stats	R: 2	H: 2	E: 0	K: 1	S: 13	R: 0	H: 0	E: 0	K: 1	S: 8	R: 0	H: 0	E: 0	K: 0	S: 6	R: 0	H: 1	E: 0	K: 0	S: 12	R: 0	H: 0	E: 0	K: 0	S: 7	R: 0	H: 0	E: 0	K: 0	S: 7	R: 0	H: 1	E: 0	K: 1	S: 10	R: 2	H: 2	E: 0	K: 0	S: 15	R: 2	H: 2	E: 0	K: 1	S: 19	1B: 4	2B: 3	3B: 0	HR: 1	SF: 2	SAC: 0	DP: 0	HBP: 0	WP: 2	PB: 0	SB: 0	CS: 0	PA: 38
--------------	------	------	------	------	-------	------	------	------	------	------	------	------	------	------	------	------	------	------	------	-------	------	------	------	------	------	------	------	------	------	------	------	------	------	------	-------	------	------	------	------	-------	------	------	------	------	-------	-------	-------	-------	-------	-------	--------	-------	--------	-------	-------	-------	-------	--------

PITCHER	IP	WLS	BF	H	R	ER	SO	BB	IBB	HBP	BLK	WP	HR	S	P	ERA	WHIP
Jimmy Jones, R (1, 1) ERA: 3.78	8.0	W	31	6	4	4	3	1	0	0	0	0	1	78	121	4.50	0.875
Al Osuna, L (9, 1) ERA: 4.07	0.2		6	2	2	2	1	2	0	0	0	1	0	17	32	27.00	6.000
Xavier Hernandez, R (9, 1) ERA: 2.97	0.1		1	0	0	0	0	0	0	0	0	0	0	2	3	0.00	0.000

BOTTOM

Houston Astros @ San Francisco Giants
Candlestick Park, San Francisco, CA

Thu Jun 04 1992, 10:05 PM EDT
Att. 8,850 - Sunny - 57 F

livebaseballscores.com

AB	33
R	6
H	8
RBI	6
BB	3
SO	4
LOB	11



Batter	1	2	3	4	5	6	7	8	9	AB R H RBI BB SO LOB	TOP												
Craig Biggio, R (1, 4) OBP: 0.360, SLG: 0.413	0-2 G5-3	1-1 FC5-2			1-1 1B		4-0 G4-3 BB		1-0 P6	4 0 1 0 1 0 3													
Steve Finley, L (1, 8) OBP: 0.336, SLG: 0.438	2-2 P6	0-1 F7			2-0 1B		1-2 F8		0-1 5 HR 2B	5 1 2 0 0 0 4													
Ken Caminiti, S (1, 5) OBP: 0.361, SLG: 0.418	2-2 G5-3			1-1 F8		0-0 F8		2-2 G4-3	0-1 F7	5 0 0 0 0 0 4													
5 Jeff Bagwell, R (1, 3) OBP: 0.346, SLG: 0.418		2-1 F8		0-1 G5-3		0-0 G4-3		4-0 IBB	0-0 HR	4 1 1 2 1 0 2													
Eric Anthony, L (1, 9) OBP: 0.328, SLG: 0.361		1-1 2B 1B		1-1 F9		3-2 E3 CS		2-3 K	2-2 G5-3	4 1 1 0 0 1 2													
Xavier Hernandez, L (7, 1)										0 0 0 0 0 0 0													
Benny Distefano, L (9, PH) OBP: 0.353, SLG: 0.267										1 0 0 0 0 0 0													
Doug Jones, R (9, 1)										0 0 0 0 0 0 0													
Pete Incaviglia, R (1, 7) OBP: 0.292, SLG: 0.349		0-0 1B		1-2 FC5-4 1B		2-3 K		2-2 SH5-4 1B		1 1 1 0 0 0 0													
Chris Jones, R (2, 7) OBP: 0.265, SLG: 0.233		1-3 2B		1-2 FC5-4 G5-4-3		1-2 K		0-0 SH5-4		2 0 1 0 0 1 1													
Luis Gonzalez, L (8, PH) OBP: 0.222, SLG: 0.248				1-2 FC5-4 G5-4-3		1-0 2B 1B		1-2 SH5-4		1 0 1 0 0 0 0													
Scott Servais, R (1, 2) OBP: 0.303, SLG: 0.349		0-0 SH FC5-2 1B		1-2 FC5-4 G5-4-3		1-0 2B 1B		0-0 SH5-4		3 1 2 2 0 0 1													
Rafael Ramirez, R (1, 6) OBP: 0.253, SLG: 0.307		2-1 FC5-2 SH 1B		0-1 G5-4-3		0-0 2B		0-0 G6-3		4 0 2 1 0 0 2													
Butch Henry, L (1, 1) OBP: 0.150, SLG: 0.300		0-2 SH FC5-2			0-0 G4-3		1-1 G3		1-3 K	2 0 0 0 0 0 1													
Joe Boever, R (6, 1)										0 0 0 0 0 0 0													
Rob Mallicoat, L (7, 1)										0 0 0 0 0 0 0													
Casey Candaele, S (7, 7) OBP: 0.221, SLG: 0.227		1-2 2-3								1 0 0 0 0 1 1													
Inning Stats	R: 0 E: 0 K: 0 S: 13	H: 0 LOB: 0 BB: 0 P: 17	R: 2 E: 0 K: 0 S: 15	H: 4 LOB: 3 BB: 0 P: 21	R: 0 E: 0 K: 0 S: 6	H: 0 LOB: 0 BB: 0 P: 8	R: 0 E: 0 K: 0 S: 8	H: 1 LOB: 0 BB: 0 P: 10	R: 0 E: 0 K: 0 S: 7	H: 2 LOB: 2 BB: 0 P: 9	R: 1 E: 1 K: 1 S: 10	H: 2 LOB: 1 BB: 0 P: 17	R: 0 E: 0 K: 1 S: 9	H: 0 LOB: 2 BB: 2 P: 22	R: 0 E: 0 K: 1 S: 12	H: 1 LOB: 1 BB: 0 P: 15	R: 2 E: 0 K: 0 S: 10	H: 2 LOB: 0 BB: 0 P: 13	1B: 8 2B: 4 3B: 0 HR: 1	SF: 0 SAC: 2 DP: 2 HBP: 0	WP: 0 PB: 0 SB: 0 CS: 1	PA: 41	
PITCHER	IP WLS BF H R ER SO BB IBB HBP BLK WP HR S P ERA WHIP																						
Bud Black, L (1, 1) ERA: 4.19	7.0		32	9	3	3	2	1	1	0	0	0	0	68	104	3.86	1.429						
Rod Beck, R (8, 1) ERA: 2.39	1.2		7	2	1	1	1	0	0	0	0	0	0	17	21	5.40	1.200						
Jeff Brantley, R (9, 1) ERA: 2.74	0.1	L	2	1	1	1	0	0	0	0	0	0	1	5	7	27.00	3.000						

Houston Astros @ San Francisco Giants
Candlestick Park, San Francisco, CA

Fri Jun 05 1992, 10:05 PM EDT
Att. 10,550 - Cloudy - 61 F

AB	37
R	5
H	12
RBI	5
BB	2
SO	3
LOB	21



Batter	1	2	3	4	5	6	7	8	9	AB	R	H	RBI	BB	SO	LOB
Darren Lewis, R OBP: 0.308, SLG: 0.258 Willie McGee, S OBP: 0.343, SLG: 0.367 Rod Beck, R (8, 1) Mike Felder, S OBP: 0.358, SLG: 0.433	1-2 L4		2-2 F8		2-2 F8		0-2 FC3-2 BB 1-2 2-3 1B		0-0 SH3	3	0	0	0	0	0	0
Robby Thompson, R OBP: 0.380, SLG: 0.448	3-3 K		0-1 E5			1-3 K	4-2 FC3-2 BB 1-2 2-3 3-H		1-3 K	4	0	0	1	1	3	1
Will Clark, L OBP: 0.424, SLG: 0.473	0-0 G6-3		2-2 L9			4-0 S 1B BB	0-2 FC3-2 1-2 2-3 3-H		4-0 IBB	3	1	0	0	2	0	4
Matt Williams, R OBP: 0.286, SLG: 0.445		2-0 SF8 3B		2-0 F8		2-3 K 1-2	0-1 G6-3		2-3 K	5	1	1	0	0	2	6
Cory Snyder, R OBP: 0.315, SLG: 0.494		2-3 K		1-2 F8		0-1 1B 2-H		1-0 2B		4	0	2	1	0	1	1
Chris James, R OBP: 0.247, SLG: 0.180 Jeff Brantley, R (9, 1)		1-1 SF8 3-H		1-0 L6		2-2 P6 1 SAFE 2 SAFE 3 SAFE		0-0 P1		3	0	0	1	0	0	2
Kirt Manwaring, R OBP: 0.368, SLG: 0.353 Royce Clayton, R OBP: 0.272, SLG: 0.310 Jim McNamara, L OBP: 0.308, SLG: 0.328		0-1 1B				0-0 SF9 3B		0-3 K2-3		2	1	2	0	1	0	0
Jose Uribe, S OBP: 0.333, SLG: 0.419		2-0 F8		2-1 SF9		2-1 SF9		2-3 K2-3		3	0	0	1	0	1	3
Bud Black, L Kevin Bass, S OBP: 0.274, SLG: 0.368			1-1 G4-3		1-0 G4-3		4-2 BB FC3-2 1B BB		3-2 SH3 1B	2	0	0	0	0	0	0

Inning Stats	R: 0	H: 0	E: 0	K: 1	S: 9	R: 1	H: 2	E: 0	K: 1	S: 10	R: 0	H: 0	E: 1	K: 0	S: 11	R: 0	H: 0	E: 0	K: 0	S: 5	R: 1	H: 1	E: 0	K: 0	S: 7	R: 1	H: 1	E: 0	K: 2	S: 11	R: 1	H: 1	E: 0	K: 0	S: 14	R: 0	H: 1	E: 0	K: 2	S: 8	R: 0	H: 1	E: 0	K: 2	S: 17	1B: 4	2B: 1	3B: 2	HR: 0	SF: 2	SAC: 1	DP: 0	HBP: 0	WP: 0	PB: 0	SB: 1	CS: 0	PA: 40
--------------	------	------	------	------	------	------	------	------	------	-------	------	------	------	------	-------	------	------	------	------	------	------	------	------	------	------	------	------	------	------	-------	------	------	------	------	-------	------	------	------	------	------	------	------	------	------	-------	-------	-------	-------	-------	-------	--------	-------	--------	-------	-------	-------	-------	--------

PITCHER	IP	WLS	BF	H	R	ER	SO	BB	IBB	HBP	BLK	WP	HR	S	P	ERA	WHIP
Butch Henry, L ERA: 4.88	(1, 1)	5.2	23	4	3	3	4	1	0	0	0	0	0	50	82	4.76	0.882
Joe Boever, R ERA: 1.77	(6, 1)	0.2	6	1	1	0	0	3	0	0	0	0	0	12	28	0.00	6.000
Rob Mallicoat, L ERA: 2.4	(7, 1)	0.1	1	0	0	0	0	0	0	0	0	0	0	3	3	0.00	0.000
Xavier Hernandez, R ERA: 2.86	(7, 1)	1.1	5	1	0	0	2	0	0	0	0	0	0	10	13	0.00	0.750
Doug Jones, R ERA: 2.41	(9, 1)	1.0	5	1	0	0	2	0	1	0	0	0	0	17	27	0.00	1.000

BOTTOM


Houston Astros @ San Francisco Giants
Candlestick Park, San Francisco, CA

Fri Jun 05 1992, 10:05 PM EDT
Att: 10,550 - Cloudy - 61 F

livebaseballscorecards.com

AB	32
R	4
H	7
RBI	4
BB	5
SO	8
LOB	18



Batter	1	2	3	4	5	6	7	8	9	AB R H RBI BB SO LOB	TOP																								
Craig Biggio, R (1, 4) OBP: 0.361, SLG: 0.415	2-2 E6 CS			3-2 1B 2B	0-1 G6-3		4-1 1B 5 1B BB	0-1 FC6-4 DI 1-2f		4 2 1 1 1 0 2																									
Steve Finley, L (1, 8) OBP: 0.333, SLG: 0.432	2-2 G3 1-2			0-2 G6-3	0-2 G5-3		0-2 BB 5 1B BB 1-3	2-2 F7 1-2		5 1 1 0 0 0 4																									
5 Jeff Bagwell, R (1, 3) OBP: 0.343, SLG: 0.413	1-0 F9			2-1 G5-3		1-2 F9	0-2 BB BB 1B 1-2		0-1 L7	5 0 1 1 0 0 1																									
Eric Anthony, L (1, 9) OBP: 0.331, SLG: 0.389		1-1 G6-3		0-1 1B 2-H		0-2 HR	0-1 P7		0-3 K	5 1 2 2 0 1 2																									
Ken Caminiti, S (1, 5) OBP: 0.363, SLG: 0.412		2-1 G3		3-2 F8		0-0 E 1B	4-1 BB BB 1-2 2-3		0-3 K	4 0 1 0 1 1 1																									
Luis Gonzalez, L (1, 7) OBP: 0.232, SLG: 0.260		3-2 F7			2-2 1B 2B	1-2 FC	4-2 1-2 2-3 3-H BB			3 1 1 1 1 0 1																									
Casey Candaele, S (1, 6) OBP: 0.224, SLG: 0.230 Xavier Hernandez, L (6, 1) Juan Guerrero, R (7, PH) OBP: 0.244, SLG: 0.194 Joe Boever, R (7, 1) Al Osuna, R (8, 1)			1-2 G6-3		1-1 SH1-4 1B 2-3 G6-3 1B	0-3 K	1-2 P6			3 1 1 0 0 1 2 0 0 0 0 0 0 0 1 0 0 0 0 0 3 0 0 0 0 0 0 0 0 0 0 0 0 0 0	AB 36 R 6 H 9 RBI 6 BB 4 SO 4 LOB 19																								
Eddie Taubensee, L (1, 2) OBP: 0.257, SLG: 0.218		2-2 G3		2-2 SH1-4 1B 1-2 3-H		0-2 P5	4-2 FC6-4 BB			3 0 1 1 1 0 2																									
Darryl Kile, R (1, 1) OBP: 0.235, SLG: 0.071 Rob Murphy, L (4, 1) Rafael Ramirez, R (6, 6) OBP: 0.247, SLG: 0.300			1-1 G6-3		0-0 SH1-4		0-3 K	0-0 L9		1 0 0 0 0 0 0 0 0 0 0 0 0 0 2 0 0 0 0 1 1																									
Inning Stats	R: 0 E: 1 K: 0 S: 11	H: 0 LOB: 0 BB: 0 P: 16	R: 0 E: 0 K: 0 S: 9	H: 0 LOB: 0 BB: 0 P: 15	R: 0 E: 0 K: 0 S: 9	H: 0 LOB: 0 BB: 0 P: 13	R: 1 E: 0 K: 0 S: 13	H: 2 LOB: 1 BB: 0 P: 21	R: 2 E: 0 K: 1 S: 12	H: 3 LOB: 1 BB: 0 P: 15	R: 1 E: 1 K: 1 S: 18	H: 2 LOB: 2 BB: 0 P: 19	R: 2 E: 0 K: 1 S: 19	H: 2 LOB: 3 BB: 3 P: 32	R: 0 E: 0 K: 2 S: 10	H: 0 LOB: 1 BB: 1 P: 16	R: 0 E: 0 K: 2 S: 8	H: 0 LOB: 0 BB: 0 P: 8	1B: 6 2B: 2 3B: 0 HR: 1	SF: 0 SAC: 1 DP: 0 HBP: 0	WP: 0 PB: 0 SB: 0 CS: 1	PA: 41													
PITCHER	IP WLS BF H R ER SO BB IBB HBP BLK WP HR S P ERA WHIP																																		
John Burkett, R (1, 1) ERA: 4.04	5.1		24	7	4	4	0	0	0	0	0	1	65	92	6.75	1.312																			
Bryan Hickerson, L (6, 1) ERA: 2.86	1.0		5	1	2	2	2	1	0	0	0	0	14	18	18.00	2.000																			
Michael Jackson, R (7, 1) ERA: 2.9	0.1		3	1	0	0	0	1	0	0	0	0	6	10	0.00	6.000																			
Dave Righetti, L (7, 1) ERA: 4.64	1.1	W	6	0	0	0	0	2	0	0	0	0	16	27	0.00	1.500																			
Jeff Brantley, R (9, 1) ERA: 2.63	1.0		3	0	0	0	2	0	0	0	0	0	8	8	0.00	0.000																			

Houston Astros @ San Francisco Giants
Candlestick Park, San Francisco, CA

Sat Jun 06 1992, 6:33 AM EDT
Att. 15,158 - Cloudy - 71 F

livebaseballscorecards.com

Batter	1	2	3	4	5	6	7	8	9	AB	R	H	RBI	BB	SO	LOB
Mike Felder, S OBP: 0.357, SLG: 0.431 (1, 8) (9, 9)	4-0 S 1B BB	1-1 L7		0-0 P6	3-1 G5-3		1-2 F7	0-2 2B		5	1	1	1	1	0	3
Willie McGee, S OBP: 0.348, SLG: 0.368 Jeff Brantley, R (9, 1)	1 SAFE 4-2 BB 1B BB 1-2	2-1 G4-3		0-0 1B 2B 1B		1-0 G6-3	1-1 IBB 2B 1B	0-0 F8		5	2	2	0	1	0	2
Will Clark, L OBP: 0.428, SLG: 0.473 (1, 3)	3-1 P5		0-0 F9	2-1 2B 1B		2-0 HR 1B	4-1 2B IBB		4	2	2	1	1	0	2	
Cory Snyder, R OBP: 0.340, SLG: 0.567 (1, 5)	3-2 BB 1B		1-3 H	0-0 2B		0-0 HR	1-1 1B 2B		5	2	4	7	0	1	0	
Kevin Bass, S OBP: 0.287, SLG: 0.373 (1, 7)	0-3 K		4-0 HBP BB	2-0 G1-3		0-1 S 1B	3-1 CS 1B		4	0	2	1	1	1	4	
Robby Thompson, R OBP: 0.389, SLG: 0.439 (1, 4)	4-2 BB 1-2 2-3		1 SAFE 2-2 HBP	4-0 IBB		1 SAFE 0-3 K	1-1 CS	2-2 F8		2	0	0	0	2	1	1
Jim McNamara, L OBP: 0.290, SLG: 0.308 Michael Jackson, R (7, 1) Dave Righetti, L (7, 1) Chris James, R OBP: 0.257, SLG: 0.194 Darren Lewis, R OBP: 0.308, SLG: 0.258 (9, 8)	1-3 K		1-0 L4	0-0 G3		1-3 K		0-0 S 1B		4	0	0	0	0	2	9
Royce Clayton, R OBP: 0.276, SLG: 0.329 (1, 6)		2-0 G5-3		3-1 HR	0-2 G1-3		4-2 1B 2B SH1-3 BB	1-2 P4		4	2	1	1	1	0	1
John Burkett, R OBP: 0.174, SLG: 0.100 Bryan Hickerson, L (6, 1) Kirt Manwaring, R OBP: 0.373, SLG: 0.359 (7, 2)		4-1 BB		4-2 1B 1B BB	1-2 G1-3		0-0 SH1-3	1-2 2B 1B		1	1	0	0	2	0	0

Inning Stats	R: 1	H: 1	E: 0	K: 2	S: 21	LOB: 3	BB: 3	P: 40	R: 0	H: 0	E: 0	K: 0	S: 6	LOB: 1	BB: 1	P: 15	R: 0	H: 0	E: 0	K: 1	S: 8	LOB: 2	BB: 1	P: 16	R: 3	H: 4	E: 0	K: 0	S: 11	LOB: 3	BB: 2	P: 26	R: 0	H: 0	E: 0	K: 0	S: 8	LOB: 0	BB: 0	P: 12	R: 2	H: 3	E: 0	K: 2	S: 11	LOB: 1	BB: 0	P: 15	R: 4	H: 3	E: 0	K: 0	S: 15	LOB: 0	BB: 2	P: 30	R: 2	H: 3	E: 0	K: 0	S: 18	LOB: 1	BB: 0	P: 22
--------------	------	------	------	------	-------	--------	-------	-------	------	------	------	------	------	--------	-------	-------	------	------	------	------	------	--------	-------	-------	------	------	------	------	-------	--------	-------	-------	------	------	------	------	------	--------	-------	-------	------	------	------	------	-------	--------	-------	-------	------	------	------	------	-------	--------	-------	-------	------	------	------	------	-------	--------	-------	-------

PITCHER	IP	WLS	BF	H	R	ER	SO	BB	IBB	HBP	BLK	WP	HR	S	P	ERA	WHIP	
Darryl Kile, R ERA: 4.13 (1, 1)	3.1		20	3	4	4	3	6	0	1	0	0	0	1	41	84	10.80	2.700
Rob Murphy, L ERA: 4.5 (4, 1)	1.2		8	2	0	0	0	0	1	0	0	0	0	13	25	0.00	1.200	
Xavier Hernandez, R ERA: 3.28 (6, 1)	1.0		6	3	2	2	2	0	0	0	0	0	1	11	15	18.00	3.000	
Joe Boever, R ERA: 2.59 (7, 1)	1.0	L	7	3	4	4	0	1	1	0	0	0	0	15	30	36.00	4.000	
Al Osuna, L ERA: 4.62 (8, 1)	1.0		6	3	2	2	0	0	0	0	0	0	0	18	22	18.00	3.000	


BOTTOM

Houston Astros @ San Francisco Giants
Candlestick Park, San Francisco, CA

Sat Jun 06 1992, 6:33 AM EDT
Att: 15,158 - Cloudy - 71 F

AB	36
R	12
H	14
RBI	12
BB	9
SO	5
LOB	22

livebaseballscorecards.com



WP: 0	PA: 48
PB: 0	
SB: 3	
CS: 1	

Batter	1	2	3	4	5	6	7	8	9	AB R H RBI BB SO LOB	TOP
Craig Biggio, R (1, 4) OBP: 0.363, SLG: 0.411	1-2 G4-3		0-1 F9			4-1 F8 G4-3 BB		4-2 G1-3 BB		2 0 0 0 2 0 0	Houston Astros @ San Francisco Giants Candlestick Park, San Francisco, CA Sun Jun 07 1992, 6:33 AM EDT Att. 24,780 - Sunny - 71 F
Steve Finley, L (1, 8) OBP: 0.326, SLG: 0.425	0-0 B1-3		2-2 G4-3			0-1 G4-3		0-1 G1-3		4 0 0 0 0 0 2	
Ken Caminiti, S (1, 5) OBP: 0.350, SLG: 0.396	2-2 G1-3		0-1 F8			2-2 F8		3-1 F7		4 0 0 0 0 0 2	
5 Jeff Bagwell, R (1, 3) OBP: 0.342, SLG: 0.407		2-2 G5-3		1-0 G6-3		4-0 IBB		0-3 K		3 0 0 0 1 1 0	
Eric Anthony, L (1, 9) OBP: 0.321, SLG: 0.376		2-0 G4-3		2-3 K		1-0 G3		0-3 K		4 0 0 0 0 2 2	
Rafael Ramirez, R (1, 6) OBP: 0.247, SLG: 0.298		0-1 HBP 1B 1B		0-1 F8			1-3 K		0-3 K2-3	4 0 1 0 0 2 0	
Luis Gonzalez, L (1, 7) OBP: 0.235, SLG: 0.262		0-0 HBP 1B			2-2 G4-3		1-3 K			3 0 1 0 0 1 0	
Scott Servais, R (1, 2) OBP: 0.304, SLG: 0.338		1-1 FC6-4 HBP			1-1 G3		0-0 G6-3			2 0 0 0 0 0 0	
Mark Portugal, R (1, 1) OBP: 0.048, SLG: 0.048 Casey Candaele, S (8, PH) OBP: 0.222, SLG: 0.228 Rob Mallicoat, L (8, 1)		1-1 FC6-4			2-1 G4-3			2-2 F8		2 0 0 0 0 0 3 1 0 0 0 0 0 0 0 0 0 0 0 0 0	
Inning Stats	R: 0 E: 0 K: 0 S: 8 H: 0 LOB: 0 BB: 0 P: 11	R: 0 E: 0 K: 0 S: 10 H: 2 LOB: 3 BB: 0 P: 16	R: 0 E: 0 K: 0 S: 8 H: 0 LOB: 0 BB: 0 P: 10	R: 0 E: 0 K: 1 S: 6 H: 0 LOB: 0 BB: 0 P: 9	R: 0 E: 0 K: 0 S: 7 H: 0 LOB: 0 BB: 0 P: 12	R: 0 E: 0 K: 0 S: 8 H: 0 LOB: 2 BB: 2 P: 19	R: 0 E: 0 K: 2 S: 8 H: 0 LOB: 0 BB: 0 P: 10	R: 0 E: 0 K: 0 S: 9 H: 0 LOB: 1 BB: 1 P: 18	R: 0 E: 0 K: 3 S: 9 H: 0 LOB: 0 BB: 0 P: 9	1B: 2 2B: 0 3B: 0 HR: 0 SF: 0 SAC: 0 DP: 0 HBP: 1	WP: 0 PB: 0 SB: 0 CS: 0 PA: 33
PITCHER Trevor Wilson, L (1, 1) ERA: 4.1	IP: 9.0 WLS: W BF: 33 H: 2 R: 0 ER: 0 SO: 6 BB: 2 IBB: 1 HBP: 1 BLK: 0 WP: 0 HR: 0 S: 73 P: 114 ERA: 0.00 WHIP: 0.444										

livebaseballscorecards.com

AB	29
R	0
H	2
RBI	0
BB	3
SO	6
LOB	9



Batter	1	2	3	4	5	6	7	8	9	AB	R	H	RBI	BB	SO	LOB
Mike Felder, S OBP: 0.345, SLG: 0.415 (1, 8) (9, 9)	0-2 G4-3		1-3 K		1-0 F9		2-3 K			4	0	0	0	0	2	0
Willie McGee, S OBP: 0.351, SLG: 0.371 Darren Lewis, R OBP: 0.308, SLG: 0.258 (1, 9) (9, 8)	1-1 G3		0-1 1B			3-2 1B		1-1 G6-3		4	1	2	0	0	0	0
Will Clark, L OBP: 0.429, SLG: 0.479 (1, 3)	3-2 1B		0-0 G3			0-1 F8		0-1 1B		4	1	2	0	0	0	2
Cory Snyder, R OBP: 0.347, SLG: 0.564 (1, 5)	0-0 1B			1-1 G6-3		1-2 F7		0-0 1B		4	0	2	1	0	0	1
Kevin Bass, S OBP: 0.286, SLG: 0.369 (1, 7)	1-2 G4-3			0-0 F7		2-1 1B		0-0 P3		4	0	1	1	0	0	3
Greg Litton, R OBP: 0.296, SLG: 0.359 (1, 4)		2-0 F7		0-1 1B		0-0 F8		4-2 BB		3	0	1	0	1	0	1
Kirt Manwaring, R OBP: 0.370, SLG: 0.380 (1, 2)		1-2 G3		2-3 K			1-2 HR	0-0 FC6-4		4	1	1	1	0	1	4
Royce Clayton, R OBP: 0.271, SLG: 0.322 (1, 6)		1-0 G5-3			2-0 G6-3		1-0 G5-3			3	0	0	0	0	0	0
Trevor Wilson, L OBP: 0.125, SLG: 0.133 (1, 1)			2-3 K		0-2 F8		1-3 K			3	0	0	0	0	2	0

Inning Stats	R: 1	H: 2	E: 0	LOB: 1	K: 0	P: 21	R: 0	H: 0	E: 0	LOB: 0	K: 0	P: 10	R: 0	H: 1	E: 0	LOB: 1	K: 2	P: 14	R: 0	H: 1	E: 0	LOB: 1	K: 1	P: 11	R: 0	H: 0	E: 0	LOB: 0	K: 0	P: 8	R: 1	H: 2	E: 0	LOB: 1	K: 0	P: 17	R: 1	H: 1	E: 0	LOB: 0	K: 2	P: 16	R: 0	H: 2	E: 0	LOB: 3	K: 0	P: 18
	16	21	6	10	11	8	5	8	12	11	13	16	13	18	13	18	13	18	13	18	13	18	13	18	13	18	13	18	13	18	13	18	13	18	13	18	13	18	13	18	13	18	13	18	13	18	13	18

PITCHER	IP	WLS	BF	H	R	ER	SO	BB	IBB	HBP	BLK	WP	HR	S	P	ERA	WHIP
Mark Portugal, R ERA: 2.84 (1, 1)	7.0	L	28	7	3	3	5	0	0	0	0	0	1	69	97	3.86	1.000
Rob Mallicoat, L ERA: 2.25 (8, 1)	1.0		6	2	0	0	0	1	0	0	0	0	0	13	18	0.00	3.000


BOTTOM

Houston Astros @ San Francisco Giants
Candlestick Park, San Francisco, CA

Sun Jun 07 1992, 6:33 AM EDT
Att. 24,780 - Sunny - 71 F

AB	33
R	3
H	9
RBI	3
BB	1
SO	5
LOB	11

livebaseballscorecards.com



WP: 0	PA: 34
PB: 0	
SB: 1	
CS: 0	

Batter	1	2	3	4	5	6	7	8	9	AB R H RBI BB SO LOB	TOP
Bip Roberts, S (1, 7) OBP: 0.378, SLG: 0.373	0-1 G6-3		3-2 G4-3		2-1 1B			0-0 1B SF8 1B		4 1 2 1 0 0 0	Cincinnati Reds @ San Francisco Giants Candlestick Park, San Francisco, CA Mon Jun 08 1992, 10:05 PM EDT Att. 12,582 - Cloudy - 57 F
Dave Martinez, L (1, 8) OBP: 0.336, SLG: 0.308	1-1 G4-3 S 1B			1-3 K		4-1 G3 1B G5-3 BB		1-1 1 SAFE 1B CS 1B		3 1 2 0 1 1 0	
Barry Larkin, R (1, 6) OBP: 0.314, SLG: 0.364	1-2 G4-3			1-0 G6-3		3-2 G5-3		2-0 P3		4 0 0 0 0 0 4	
Paul O'Neill, L (1, 9) OBP: 0.421, SLG: 0.491	1-3 K			2-0 G4-3		1-0 G3		2-1 SF8		3 0 0 1 0 1 2	
Chris Sabo, R (1, 5) OBP: 0.301, SLG: 0.404		2-2 P6			0-1 HR	2-0 1B		1-0 CS	1-0 P6	4 1 2 2 0 0 0	
Hal Morris, L (1, 3) OBP: 0.383, SLG: 0.391		1-1 G4-3			2-1 G4-3	1-0 F7		2-2 G3-6-3 1B		4 0 1 0 0 0 1	
Bill Doran, S (1, 4) OBP: 0.331, SLG: 0.409		1-2 G4-3			0-0 1B 2B		1-2 G4-3 1B		0-0 G3-6-3 1-2f	4 1 2 0 0 0 1	
Joe Oliver, R (1, 2) OBP: 0.294, SLG: 0.310			3-2 F8		1-2 G6-3		0-0 G4-3			3 0 0 0 0 0 2	
Greg Swindell, L (1, 1) OBP: 0.206, SLG: 0.250			1-2 G6-3		4-0 1B BB		0-1 G5-3			2 0 0 0 1 0 0	
Rob Dibble, L (9, 1) OBP: 1.000, SLG: 1.000										0 0 0 0 0 0 0	
Inning Stats	R: 0 H: 1 E: 0 LOB: 1 K: 1 BB: 0 S: 10 P: 13	R: 0 H: 0 E: 0 LOB: 0 K: 0 BB: 0 S: 11 P: 15	R: 0 H: 0 E: 0 LOB: 0 K: 0 BB: 0 S: 9 P: 16	R: 0 H: 0 E: 0 LOB: 0 K: 1 BB: 0 S: 5 P: 9	R: 2 H: 3 E: 0 LOB: 2 K: 0 BB: 1 S: 11 P: 20	R: 1 H: 1 E: 0 LOB: 1 K: 0 BB: 1 S: 8 P: 18	R: 0 H: 1 E: 0 LOB: 0 K: 0 BB: 0 S: 6 P: 7	R: 1 H: 2 E: 0 LOB: 0 K: 0 BB: 0 S: 7 P: 12	R: 0 H: 1 E: 0 LOB: 0 K: 0 BB: 0 S: 6 P: 9	1B: 7 SF: 1 2B: 1 SAC: 0 3B: 0 DP: 2 HR: 1 HBP: 0	WP: 0 PA: 35 PB: 0 SB: 1 CS: 1
PITCHER	IP WLS BF H R ER SO BB IBB HBP BLK WP HR S P ERA WHIP										
Gil Heredia, R (1, 1) ERA: 6.0	5.0 L 19 4 2 2 2 1 0 0 0 0 0 1 46 73 3.60 1.000										
Bryan Hickerson, L (6, 1) ERA: 3.07	1.0 5 1 1 1 0 1 0 0 0 0 0 0 8 18 9.00 2.000										
Kelly Downs, R (7, 1) ERA: 3.58	2.0 7 3 1 1 0 0 0 0 0 0 0 0 13 19 4.50 1.500										
Michael Jackson, R (9, 1) ERA: 2.81	1.0 3 1 0 0 0 0 0 0 0 0 0 0 6 9 0.00 1.000										

livebaseballscorecards.com

AB	31
R	4
H	9
RBI	4
BB	2
SO	2
LOB	10



Batter	1	2	3	4	5	6	7	8	9	AB	R	H	RBI	BB	SO	LOB	
Darren Lewis, R OBP: 0.307, SLG: 0.274 (1, 8)	1-0 HR		0-1 F9			3-2 F9		0-1 B5-3		4	1	1	1	0	0	1	
Willie McGee, S OBP: 0.349, SLG: 0.369 (1, 9)	2-2 G6-3		1-0 G5-3			0-2 G4-3		1-2 1B		4	0	1	0	0	0	0	
Will Clark, L OBP: 0.422, SLG: 0.469 (1, 3)	2-2 G5-3		2-3 K			1-0 F7		0-0 G3		4	0	0	0	0	1	2	
Cory Snyder, R OBP: 0.352, SLG: 0.571 (1, 7)	0-2 1B 1B			0-1 P6			3-2 F8		0-0 2B	4	0	2	0	0	0	0	
Matt Williams, R OBP: 0.290, SLG: 0.446 (1, 5)	2-0 1B			0-0 F8			0-1 G4-3 1B		1-1 P2	4	0	2	0	0	0	1	
Robby Thompson, R OBP: 0.377, SLG: 0.423 (1, 4)	2-1 F8			1-2 L9			0-0 G4-3		0-2 P6	4	0	0	0	0	0	4	
Kirt Manwaring, R OBP: 0.366, SLG: 0.371 (1, 2)		4-2 CS BB				0-1 F9		2-3 K		0-2 G3	3	0	0	0	1	1	2
Royce Clayton, R OBP: 0.278, SLG: 0.329 (1, 6)		3-2 SAFE G6-3				2-1 CS 1B		1-2 1B B5-3 1B		3	0	2	0	0	0	1	
Gil Heredia, R OBP: 0.333, SLG: 0.333 Chris James, R OBP: 0.293, SLG: 0.190 Bryan Hickerson, L Kelly Downs, R Mike Felder, S OBP: 0.342, SLG: 0.411 Michael Jackson, R (1, 1) (5, PH) (6, 1) (7, 1) (8, PH) (9, 1)		0-1 L8				1-3 SAFE K		1-1 SAFE F9		1	0	0	0	0	0	0	

Inning Stats	R: 1	H: 3	E: 0	K: 0	S: 13	LOB: 2	BB: 0	P: 22	R: 0	H: 0	E: 0	K: 0	S: 9	LOB: 0	BB: 1	P: 16	R: 0	H: 0	E: 0	K: 1	S: 6	LOB: 0	BB: 0	P: 9	R: 0	H: 1	E: 0	K: 1	S: 7	LOB: 0	BB: 0	P: 10	R: 0	H: 0	E: 0	K: 0	S: 7	LOB: 0	BB: 0	P: 11	R: 0	H: 1	E: 0	K: 1	S: 10	LOB: 1	BB: 0	P: 15	R: 0	H: 2	E: 0	K: 0	S: 11	LOB: 2	BB: 0	P: 14	R: 0	H: 1	E: 0	K: 0	S: 10	LOB: 1	BB: 0	P: 11	1B: 6	SF: 0	2B: 1	SAC: 0	3B: 0	DP: 0	HR: 1	HBP: 0	WP: 0	PA: 34
PITCHER	IP	WLS	BF	H	R	ER	SO	BB	IBB	HBP	BLK	WP	HR	S	P	ERA	WHIP																																																									
Greg Swindell, L ERA: 3.16 (1, 1)	8.0	W	31	8	1	1	3	1	0	0	0	0	0	70	105	1.12	1.125																																																									
Rob Dibble, R ERA: 3.97 (9, 1)	1.0	S	3	0	0	0	0	0	0	0	0	0	0	9	10	0.00	0.000																																																									

BOTTOM

Cincinnati Reds @ San Francisco Giants
Candlestick Park, San Francisco, CA

Mon Jun 08 1992, 10:05 PM EDT
Att: 12,582 - Cloudy - 57 F

livebaseballscores.com

AB	33
R	1
H	8
RBI	1
BB	1
SO	3
LOB	13



Batter	1	2	3	4	5	6	7	8	9	AB R H RBI BB SO LOB	TOP														
Bip Roberts, S OBP: 0.376, SLG: 0.371 (1, 4) (8, 7)	0-3 K			0-0 E 1B		1-2 F8		0-0 F8		4 1 1 0 0 1 1															
Barry Larkin, R OBP: 0.324, SLG: 0.365 (1, 6)	0-1 G5-3			2-2 E9 1B 1-H		4-1 BB		4-0 IBB		2 1 1 0 2 0 0															
Reggie Sanders, R OBP: 0.379, SLG: 0.482 (1, 8) (7, 7)	1-3 K			0-0 L5-3 1B 3-H		1-3 K		0-0 L7		4 0 1 1 0 2 3															
Chris Sabo, R OBP: 0.294, SLG: 0.393 (1, 5)		1-1 G5-3		1-1 L5-3 1-2		0-1 P5		2-1 F7		4 0 0 0 0 0 1															
Darnell Coles, R OBP: 0.311, SLG: 0.545 Hal Morris, L OBP: 0.385, SLG: 0.415 (7, PH) (7, 3)		1-1 P3		2-3 K		2-3 K		0-0 2B 3B		2 0 0 0 0 0 1 0 2 1 1 0 0 1 0															
Glenn Braggs, R OBP: 0.296, SLG: 0.253 Scott Bankhead, R OBP: 0.333, SLG: 0.333 Norm Charlton, S Bill Doran, S OBP: 0.335, SLG: 0.419 (1, 7) (7, 1) (8, 1) (8, 4)		3-2 G6-3		0-0 P3		1-0 1B		1-2 2B 3-H		3 0 1 0 1 0 1 1 0 0 0 0															
Paul O'Neill, L OBP: 0.413, SLG: 0.480 (1, 9)		0-1 G4-3		3-2 G4-3		2-0 F7		2-3 K		4 0 0 0 0 0 1 1															
Troy Afenir, R OBP: 0.346, SLG: 0.478 Billy Hatcher, R OBP: 0.324, SLG: 0.375 Joe Oliver, R OBP: 0.294, SLG: 0.310 (1, 2) (8, PH) (8, 2)		1-2 F9		1-2 F8		1-2 SH5-3 1B		1-2 SH5-3		2 0 0 0 0 0 0 0 1 0 1 0 0 0 0 0 0 0 0 0 0 0 0 0															
Tom Browning, L OBP: 0.200, SLG: 0.208 Dave Martinez, L OBP: 0.336, SLG: 0.308 (1, 1) (7, 8)		1-3 K		3-3 K		0-0 SH5-3		0-0 SH5-3		2 0 0 0 0 0 2 0 0 0 0 0 0 0 0 0															
Inning Stats	R: 0 E: 0 K: 2 S: 8	H: 0 LOB: 0 BB: 0 P: 9	R: 0 E: 0 K: 0 S: 7	H: 0 LOB: 0 BB: 0 P: 12	R: 0 E: 0 K: 1 S: 8	H: 0 LOB: 0 BB: 0 P: 10	R: 2 E: 1 K: 1 S: 11	H: 3 LOB: 0 BB: 0 P: 16	R: 0 E: 0 K: 0 S: 7	H: 0 LOB: 0 BB: 0 P: 11	R: 0 E: 0 K: 2 S: 12	H: 0 LOB: 1 BB: 1 P: 21	R: 0 E: 0 K: 1 S: 7	H: 1 LOB: 1 BB: 0 P: 12	R: 0 E: 0 K: 0 S: 6	H: 1 LOB: 2 BB: 1 P: 11	R: 1 E: 0 K: 1 S: 11	H: 2 LOB: 0 BB: 0 P: 16	1B: 5 2B: 2 3B: 1 HR: 0	SF: 0 SAC: 1 DP: 1 HBP: 0	WP: 0 PB: 0 SB: 0 CS: 0	PA: 34			
PITCHER	IP	WLS	BF	H	R	ER	SO	BB	IBB	HBP	BLK	WP	HR	S	P	ERA	WHIP								
Dave Righetti, L ERA: 4.1 (1, 1)	5.0		17	3	2	1	4	0	0	0	0	0	0	41	58	1.80	0.600								
Dave Burba, R ERA: 4.98 (6, 1)	2.0		8	1	0	0	3	1	0	0	0	0	0	19	33	0.00	1.000								
Rod Beck, R ERA: 2.5 (8, 1)	2.0	L	9	3	1	1	1	0	1	0	0	0	0	17	27	4.50	1.500								

Cincinnati Reds @ San Francisco Giants
Candlestick Park, San Francisco, CA
Tue Jun 09 1992, 10:05 PM EDT
Att. 12,821 - Cloudy - 58 F

AB	31
R	3
H	7
RBI	2
BB	2
SO	8
LOB	6



Batter	1	2	3	4	5	6	7	8	9	AB	R	H	RBI	BB	SO	LOB
Darren Lewis, R (1, 8) OBP: 0.302, SLG: 0.269 Mike Felder, S (7, PH) OBP: 0.336, SLG: 0.404 (8, 8)	0-3 K	1-0 G5-3			1-1 P3		1-1 P6		1-3 K	3	0	0	0	0	1	3
Robby Thompson, R (1, 4) OBP: 0.370, SLG: 0.409	1-0 G6-3		0-2 G6-3		2-2 G5-3			2-2 S 1B WP HBP	0-0 F7	4	1	0	0	0	0	2
Will Clark, L (1, 3) OBP: 0.423, SLG: 0.467	4-2 1B BB		0-2 F9			0-0 G6-3		1-1 WP S 1B		3	0	1	0	1	0	0
Cory Snyder, R (1, 9) OBP: 0.349, SLG: 0.559	0-2 1B		0-1 G6-3			0-0 F7		1-3 K		4	0	1	0	0	1	2
Matt Williams, R (1, 5) OBP: 0.294, SLG: 0.444	2-0 G5-3			2-1 FC4-6 1B		1-0 F7		4-0 WP IBB		3	0	1	0	1	0	2
Kevin Bass, S (1, 7)		2-2 F8		1-0 FC4-6 1B		0-1 SH3-4 G6-3 1B		0-3 K		4	1	1	0	0	1	3
Kirt Manwaring, R (1, 2) OBP: 0.363, SLG: 0.367		1-0 E6 SH3-1-4 1B		0-0 G5-4-3 1-2f		0-0 SH3-4 1B		0-1 G5-3		4	0	1	0	0	0	3
Royce Clayton, R (1, 6) OBP: 0.291, SLG: 0.348		3-1 SH3-1-4 1B		2-2 F9 2B		0-0 SH3-4		1-1 SH5-4 1B		3	0	3	0	0	0	0
Dave Righetti, L (1, 1) Chris James, R (5, PH) OBP: 0.250, SLG: 0.188 Dave Burdette, R (6, 1) Willie McGee, S (7, PH) OBP: 0.347, SLG: 0.367 Rod Beck, R (8, 1) Greg Litton, R (9, PH) OBP: 0.296, SLG: 0.359		0-1 SH3-1-4		0-1 F9		1-2 G6-3 3-H		1-1 SH5-4		0	0	0	0	0	0	0

Inning Stats	R: 0	H: 1	E: 0	K: 1	S: 12	H: 1	LOB: 2	BB: 1	P: 19	R: 0	H: 1	E: 1	K: 0	S: 9	H: 1	LOB: 2	BB: 0	P: 16	R: 0	H: 0	E: 0	K: 0	S: 8	R: 0	H: 1	E: 0	K: 0	S: 4	H: 1	LOB: 0	BB: 0	P: 7	R: 0	H: 1	E: 0	K: 0	S: 10	H: 1	LOB: 1	BB: 0	P: 15	R: 0	H: 0	E: 0	K: 0	S: 3	H: 2	LOB: 1	BB: 0	P: 11	R: 1	H: 1	E: 0	K: 2	S: 13	H: 1	LOB: 2	BB: 1	P: 21	R: 0	H: 1	E: 0	K: 1	S: 8	H: 1	LOB: 1	BB: 0	P: 10	1B: 7	SF: 0	2B: 1	SAC: 3	3B: 0	DP: 1	HR: 0	HBP: 1
--------------	------	------	------	------	-------	------	--------	-------	-------	------	------	------	------	------	------	--------	-------	-------	------	------	------	------	------	------	------	------	------	------	------	--------	-------	------	------	------	------	------	-------	------	--------	-------	-------	------	------	------	------	------	------	--------	-------	-------	------	------	------	------	-------	------	--------	-------	-------	------	------	------	------	------	------	--------	-------	-------	-------	-------	-------	--------	-------	-------	-------	--------

PITCHER	IP	WLS	BF	H	R	ER	SO	BB	IBB	HBP	BLK	WP	HR	S	P	ERA	WHIP
Tom Browning, L (1, 1) ERA: 5.48	6.2		27	6	1	1	1	1	0	0	0	0	0	53	77	1.35	1.050
Scott Bankhead, R (7, 1) ERA: 2.45	0.1		2	0	1	1	0	0	0	1	0	0	0	5	8	27.00	0.000
Norm Charlton, L (8, 1) ERA: 2.12	2.0	W	9	2	0	0	3	0	1	0	0	1	0	18	26	0.00	1.000

BOTTOM

Cincinnati Reds @ San Francisco Giants
Candlestick Park, San Francisco, CA

Tue Jun 09 1992, 10:05 PM EDT
Att: 12,821 - Cloudy - 58 F

AB	32
R	2
H	8
RBI	1
BB	2
SO	4
LOB	19

WP: 1 PA: 38
PB: 0
SB: 2
CS: 0



PITCHER	IP	WLS	BF	H	R	ER	SO	BB	IBB	HBP	BLK	WP	HR	S	P	ERA	WHIP
---------	----	-----	----	---	---	----	----	----	-----	-----	-----	----	----	---	---	-----	------

Batter	1	2	3	4	5	6	7	8	9	AB R H RBI BB SO LOB	TOP	
Bip Roberts, S (1, 4) OBP: 0.378, SLG: 0.373	1-1 G4-3			0-2 G4-3		0-0 1B			1-2 BB E 1B	4 1 2 0 0 0 0	Cincinnati Reds @ San Francisco Giants Candlestick Park, San Francisco, CA Wed Jun 10 1992, 6:33 AM EDT Att. 19,962 - Cloudy - 64 F	
Hal Morris, L (1, 3) OBP: 0.381, SLG: 0.402	3-2 G6-3			2-3 K		2-1 G4-3			4-1 BB E SF9 BB	3 1 0 0 1 1 1		
Barry Larkin, R (1, 6) OBP: 0.322, SLG: 0.358	1-0 F7			4-0 BB			0-0 F7		0-0 SF9 BB E5	3 0 0 0 1 0 1		
Chris Sabo, R (1, 5) OBP: 0.299, SLG: 0.388		1-1 P4		1-1 G1-3			4-1 BB		4-2 BB BB 1-2 2-3	2 0 0 0 2 0 1		
Reggie Sanders, R (1, 8) OBP: 0.369, SLG: 0.469		2-3 K			0-2 F7		2-3 SAFE K		1-2 P5	4 0 0 0 0 2 4		
Billy Hatcher, R (1, 7) OBP: 0.306, SLG: 0.358		1-0 G5-3			1-1 F8		0-0 P3		0-0 SF9	3 0 0 1 0 0 1		
Paul O'Neill, L (1, 9) OBP: 0.406, SLG: 0.470			1-1 G5-3		3-2 P3			1-0 G3-1	2-3 SAFE K	4 0 0 0 0 1 2		
Joe Oliver, R (1, 2) OBP: 0.285, SLG: 0.311			2-2 CS 1B		0-2 P6			1-2 G5-3		3 0 1 0 0 0 0		
Jose Rijo, R (1, 1) OBP: 0.190, SLG: 0.190			1-3 SAFE K		0-0 G4-3			2-1 G4-3		2 0 0 0 0 1 1		
Dwayne Henry, R (7, 1)										0 0 0 0 0 0 0		
Darnell Coles, R (8, PH) OBP: 0.304, SLG: 0.533										1 0 0 0 0 0 0		
Rob Dibble, L (8, 1) OBP: 1.000, SLG: 1.000										0 0 0 0 0 0 0		
Inning Stats	R: 0 E: 0 K: 0 S: 6 H: 0 LOB: 0 BB: 0 P: 11	R: 0 E: 0 K: 1 S: 7 H: 0 LOB: 0 BB: 0 P: 11	R: 0 E: 0 K: 1 S: 8 H: 1 LOB: 1 BB: 0 P: 12	R: 0 E: 0 K: 1 S: 10 H: 0 LOB: 1 BB: 1 P: 17	R: 0 E: 0 K: 0 S: 8 H: 0 LOB: 0 BB: 0 P: 12	R: 0 E: 0 K: 0 S: 8 H: 1 LOB: 1 BB: 0 P: 10	R: 0 E: 0 K: 1 S: 6 H: 0 LOB: 1 BB: 1 P: 12	R: 0 E: 0 K: 0 S: 8 H: 0 LOB: 0 BB: 0 P: 12	R: 2 E: 1 K: 1 S: 16 H: 1 LOB: 2 BB: 2 P: 28	1B: 3 2B: 1 3B: 0 HR: 0 SF: 1 SAC: 0 DP: 1 HBP: 0	WP: 0 PB: 0 SB: 0 CS: 1 PA: 34	
PITCHER	IP WLS BF H R ER SO BB IBB HBP BLK WP HR S P ERA WHIP											
Bud Black, L (1, 1) ERA: 3.47	8.0 W 30 3 2 0 4 3 0 0 0 0 0 0 66 107 0.00 0.750											
Jeff Brantley, R (9, 1) ERA: 2.52	1.0 4 0 0 0 1 1 0 0 0 0 0 0 11 18 0.00 1.000											

AB	29
R	2
H	3
RBI	1
BB	4
SO	5
LOB	11



livebaseballscorecards.com

Batter	1	2	3	4	5	6	7	8	9	AB	R	H	RBI	BB	SO	LOB
Mike Felder, S OBP: 0.325, SLG: 0.389 (1, 8) (9, 7)	0-0 G4-3		1-1 G6-3		1-1 G4-3		1-2 G4-3			4	0	0	0	0	0	1
Willie McGee, S OBP: 0.350, SLG: 0.370 Darren Lewis, R OBP: 0.302, SLG: 0.269 (1, 9) (9, 8)	2-2 1B G4-3 1B		2-3 K			3-1 2B 1B		1-1 F7		4	2	2	0	0	1	0
Will Clark, L OBP: 0.433, SLG: 0.502 (1, 3) (9, 9)	1-1 G4-3 1-3 1B		2-1 HR			1-0 G6-3 1-H 2B		1-2 F9 1B 2B		4	2	4	2	0	0	0
Cory Snyder, R OBP: 0.345, SLG: 0.547 (1, 7) (9, 9)	3-2 G4-3 1-2 3-H		1-3 K			1-3 K		0-1 1B 1B		4	1	1	1	0	2	2
Matt Williams, R OBP: 0.288, SLG: 0.435 (1, 5) (9, 9)	1-1 G4-3				0-2 F7		0-2 G6-3 2-3		0-2 F9		4	0	0	0	0	4
Robby Thompson, R OBP: 0.374, SLG: 0.437 (1, 4) (9, 9)		2-1 HR			1-0 G5-3		3-3 K		0-2 1B		4	1	2	3	0	1
Jim McNamara, L OBP: 0.274, SLG: 0.290 (1, 2) (9, 9)		0-0 G4-3			2-1 F9			0-2 P4		4	0	0	0	0	0	1
Royce Clayton, R OBP: 0.291, SLG: 0.344 (1, 6) (9, 9)		2-2 G4-3				0-0 G4-3		4-1 WP SH5-4 BB		2	0	0	0	1	0	0
Bud Black, L Jeff Brantley, R (1, 1) (9, 1)		1-3 K				3-2 G1-3		0-0 SH5-4 1-2		2	0	0	0	0	1	0
										0	0	0	0	0	0	0

Inning Stats	R: 1	H: 2	E: 0	K: 0	S: 13	LOB: 1	BB: 0	P: 20	R: 1	H: 1	E: 0	K: 1	S: 12	LOB: 0	BB: 0	P: 17	R: 1	H: 1	E: 0	K: 2	S: 10	LOB: 0	BB: 0	P: 16	R: 0	H: 0	E: 0	K: 0	S: 6	LOB: 0	BB: 0	P: 9	R: 0	H: 0	E: 0	K: 0	S: 6	LOB: 0	BB: 0	P: 10	R: 1	H: 2	E: 0	K: 2	S: 14	LOB: 1	BB: 0	P: 22	R: 0	H: 0	E: 0	K: 0	S: 8	LOB: 1	BB: 1	P: 13	R: 2	H: 3	E: 0	K: 0	S: 17	LOB: 1	BB: 0	P: 20
PITCHER	IP	WLS	BF	H	R	ER	SO	BB	IBB	HBP	BLK	WP	HR	S	P	ERA	WHIP																																															
Jose Rijo, R ERA: 3.52 (1, 1)	6.0	L	24	6	4	4	5	0	0	0	0	0	0	61	94	6.00	1.000																																															
Dwayne Henry, R ERA: 2.62 (7, 1)	1.0		4	0	0	0	0	1	0	0	0	1	0	8	13	0.00	1.000																																															
Rob Dibble, R ERA: 4.56 (8, 1)	1.0		6	3	2	2	0	0	0	0	0	0	0	17	20	18.00	3.000																																															

BOTTOM

Cincinnati Reds @ San Francisco Giants
Candlestick Park, San Francisco, CA

Wed Jun 10 1992, 6:33 AM EDT
Att: 19,962 - Cloudy - 64 F

AB	32
R	6
H	9
RBI	6
BB	1
SO	5
LOB	9

livebaseballscores.com

GIANTS

1B: 5	SF: 0	WP: 1	PA: 34
2B: 2	SAC: 1	PB: 0	
3B: 0	DP: 0	SB: 1	
HR: 2	HBP: 0	CS: 0	

San Francisco Giants @ Houston Astros
 Astrodome, Houston, TX

livebaseballscorecards.com

AB	31
R	3
H	8
RBI	2
BB	2
SO	3
LOB	9



WP: 0	PA: 37
PB: 0	
SB: 1	
CS: 1	

Fri Jun 12 1992, 8:05 PM EDT
 Att: 15,596 - Dome - 70 F

Batter	1	2	3	4	5	6	7	8	9	AB	R	H	RBI	BB	SO	LOB						
Willie McGee, S (1, 9) OBP: 0.363, SLG: 0.383	0-0 SH5-4 SF8 1B		1-1 1B			3-1 E E 1B		0-0 1B 2-3 1B		4	2	4	0	0	0	0						
Robby Thompson, R (1, 4) OBP: 0.366, SLG: 0.426	2-1 SH5-4 1-3		1-0 G6-3			2-2 SAFE SAFE P1 1-H		1-2 G5-3		3	0	0	0	0	0	3						
Will Clark, L (1, 3) OBP: 0.430, SLG: 0.498	1-1 SF8 3-H			0-0 P5		1-0 L9		4-0 1B IBB		2	0	0	1	1	0	0						
Cory Snyder, R (1, 8) OBP: 0.342, SLG: 0.536	0-1 G5-3			2-1 G6-3		1-3 K2-3		1-2 1B		4	0	1	1	0	1	0						
Darren Lewis, R (8, 8) OBP: 0.302, SLG: 0.269								1-2 2-3 3-H 1B		0	0	0	0	0	0	0						
Matt Williams, R (1, 5) OBP: 0.283, SLG: 0.426				1-2 G3-1				0-0 G6-3		4	0	0	0	0	0	3						
Kevin Bass, S (1, 7) OBP: 0.284, SLG: 0.357						1-3 K		0-0 F9		3	0	0	0	1	1	0						
Royce Clayton, R (1, 6) OBP: 0.287, SLG: 0.338						1-3 K		0-0 P2		3	0	0	0	0	1	1						
Michael Jackson, R (7, 1)										0	0	0	0	0	0	0						
Mike Felder, S (9, PH) OBP: 0.323, SLG: 0.386										1	0	0	0	0	0	0						
Rod Beck, R (9, 1)										0	0	0	0	0	0	0						
Jim McNamara, L (1, 2) OBP: 0.274, SLG: 0.290						0-1 K				0	0	0	0	0	0	0						
Kirt Manwaring, R (2, PH) OBP: 0.373, SLG: 0.379										4	1	3	0	0	0	0						
John Burkett, R (1, 1) OBP: 0.160, SLG: 0.091						0-0 1B				0	0	0	0	0	0	0						
Bryan Hickerson, L (6, 1)										0	0	0	0	0	0	0						
Jose Uribe, S (7, 6) OBP: 0.327, SLG: 0.409						0-0 F8				1	0	0	0	0	0	1						
										0	0	0	0	0	0	0						
										1	0	0	0	0	0	1						
Inning Stats	R: 1 E: 0 K: 0 S: 7	H: 1 LOB: 0 BB: 0 P: 10	R: 0 E: 0 K: 0 S: 10	H: 0 LOB: 0 BB: 1 P: 19	R: 0 E: 0 K: 0 S: 6	H: 1 LOB: 1 BB: 0 P: 11	R: 0 E: 0 K: 0 S: 6	H: 0 LOB: 0 BB: 0 P: 9	R: 0 E: 0 K: 2 S: 9	H: 1 LOB: 1 BB: 0 P: 11	R: 1 E: 2 K: 1 S: 11	H: 1 LOB: 0 BB: 0 P: 17	R: 0 E: 0 K: 0 S: 3	H: 0 LOB: 0 BB: 0 P: 3	R: 1 E: 0 K: 0 S: 14	H: 3 LOB: 3 BB: 1 P: 21	R: 0 E: 0 K: 0 S: 8	H: 1 LOB: 1 BB: 0 P: 11	1B: 8 2B: 0 3B: 0 HR: 0	SF: 1 SAC: 2 DP: 0 HBP: 0	WP: 0 PB: 0 SB: 1 CS: 1	PA: 37
PITCHER	IP	WLS	BF	H	R	ER	SO	BB	IBB	HBP	BLK	WP	HR	S	P	ERA	WHIP					
Mark Portugal, R (1, 1) ERA: 2.77	5.0		19	4	2	1	2	1	0	0	0	0	0	40	65	1.80	1.000					
Joe Boever, R (6, 1) ERA: 2.56	2.0		6	0	0	0	1	0	0	0	0	0	0	12	15	0.00	0.000					
Doug Jones, R (8, 1) ERA: 2.41	2.0	L	11	4	1	1	0	0	1	0	0	0	0	22	32	4.50	2.000					

BOTTOM

San Francisco Giants @ Houston Astros

Astrodome, Houston, TX

Fri Jun 12 1992, 8:05 PM EDT
Att. 15,596 - Dome - 70 F

livebaseballscorecards.com

AB	30
R	2
H	7
RBI	2
BB	3
SO	5
LOB	14



WP: 0	PA: 36
PB: 1	
SB: 0	
CS: 0	

Batter	1	2	3	4	5	6	7	8	9	AB	R	H	RBI	BB	SO	LOB										
Craig Biggio, R OBP: 0.367, SLG: 0.405 (1, 4)	K		3B 1B		F9		HBP			3	1	1	0	0	1	1										
Steve Finley, L OBP: 0.327, SLG: 0.423 (1, 8)	K		5 3B 1-H FC5-2-5-4			1B SF9 1B	G3-1			4	1	2	1	0	1	2										
5 Jeff Bagwell, R OBP: 0.336, SLG: 0.400 (1, 3)	P1		FC5-2-5-4 3-H			P3		G4-6-3 1B		4	0	1	0	0	0	2										
Eric Anthony, L OBP: 0.320, SLG: 0.402 (1, 9)		G3-6-3 1B		F8		1B SF9 1B	G4-6-3	G4-6-3 1-2f		4	0	2	0	0	0	1										
Ken Caminiti, S OBP: 0.346, SLG: 0.373 (1, 5)		G3-6-3 BB		G3-1		SF9		P5		2	0	0	1	1	0	0										
Luis Gonzalez, L OBP: 0.220, SLG: 0.243 (1, 7)		G3-6-3 1-2f 2-3		F7		G3		F8		4	0	0	0	0	0	3										
Casey Candaele, S OBP: 0.230, SLG: 0.225 (1, 6)		HBP		K		K		F9		2	0	0	0	1	1	0										
Eddie Taubensee, L OBP: 0.247, SLG: 0.208 Rafael Ramirez, R OBP: 0.252, SLG: 0.291 Chris Jones, R OBP: 0.265, SLG: 0.233 (1, 2) (9, PH) (9, PR)	G3			K		K		P3		3	0	0	0	0	1	3										
Mark Portugal, R OBP: 0.087, SLG: 0.087 Joe Boever, R (6, 1) Pete Incaviglia, R OBP: 0.284, SLG: 0.338 Doug Jones, R (8, 1) Benny Distefano, L OBP: 0.361, SLG: 0.281 (9, PH)			G6-3			PB 1B		K		2	0	1	0	0	0	0										
Inning Stats	R: 0 E: 0 K: 2 S: 8	H: 0 LOB: 0 BB: 0 P: 11	R: 0 E: 0 K: 0 S: 12	H: 1 LOB: 2 BB: 1 P: 24	R: 1 E: 0 K: 0 S: 9	H: 2 LOB: 0 BB: 0 P: 14	R: 0 E: 0 K: 0 S: 5	H: 0 LOB: 0 BB: 0 P: 7	R: 0 E: 0 K: 2 S: 12	H: 1 LOB: 1 BB: 0 P: 17	R: 1 E: 0 K: 0 S: 12	H: 2 LOB: 1 BB: 0 P: 18	R: 0 E: 0 K: 1 S: 9	H: 0 LOB: 2 BB: 1 P: 22	R: 0 E: 0 K: 0 S: 4	H: 1 LOB: 0 BB: 0 P: 8	R: 0 E: 0 K: 0 S: 8	H: 0 LOB: 1 BB: 1 P: 14	1B: 6 2B: 1 3B: 1 HR: 0	SF: 1 SAC: 0 DP: 3 HBP: 2	WP: 0 PB: 1 SB: 0 CS: 0	PA: 36				
PITCHER	IP	WLS	BF	H	R	ER	SO	BB	IBB	HBP	BLK	WP	HR	S	P	ERA	WHIP									
John Burkett, R ERA: 4.0 (1, 1)	5.1		22	6	2	2	4	1	0	0	0	0	0	53	85	3.38	1.312									
Bryan Hickerson, L ERA: 2.97 (6, 1)	1.0		4	0	0	0	0	1	0	0	0	0	0	6	12	0.00	1.000									
Michael Jackson, R ERA: 2.67 (7, 1)	1.2	W	6	1	0	0	1	0	0	1	0	0	0	12	24	0.00	0.600									
Rod Beck, R ERA: 2.43 (9, 1)	1.0	S	4	0	0	0	0	1	0	0	0	0	0	8	14	0.00	1.000									

Batter	1	2	3	4	5	6	7	8	9	AB R H RBI BB SO LOB	TOP															
Willie McGee, S OBP: 0.374, SLG: 0.391 (1, 9)	4-2 BB		1-1 1B		1-0 F8		1-1 1B		1-1 1B	4 0 3 0 1 0 1																
Robby Thompson, R OBP: 0.361, SLG: 0.413 (1, 4)	4-1 BB		0-0 P8		3-1 FC6-4		1-0 FC5-4		2-3 K	4 0 0 0 1 1 4																
Will Clark, L OBP: 0.435, SLG: 0.514 (1, 3)	2-2 L8		4-0 BB		2-2 HR		1-2 1B		1-2 1B	3 1 2 1 1 0 2																
Cory Snyder, R OBP: 0.331, SLG: 0.518 (1, 8)	0-3 K		0-2 G5-4-3		0-3 K		1-1 P4		1-1 P4	4 0 0 0 0 2 5																
Matt Williams, R OBP: 0.287, SLG: 0.433 (1, 5)	0-0 F8				0-0 1B		0-2 2B		1-1 P5	4 0 2 0 0 0 3																
Kevin Bass, S OBP: 0.290, SLG: 0.356 (1, 7)			4-1 BB		2-1 G4-6-3		0-0 L8		1-0 1B	3 0 1 0 1 0 2																
Royce Clayton, R OBP: 0.285, SLG: 0.335 (1, 6)			0-2 G4-3		0-0 L8		1-3 K		1-3 K	1 0 0 0 0 0 1																
Jose Uribe, S OBP: 0.314, SLG: 0.391 (2, 6)			1-2f							2 0 0 0 0 1 1																
Chris James, R OBP: 0.247, SLG: 0.185 (8, PH)										1 0 0 0 0 1 2																
Kelly Downs, R (8, 1)										0 0 0 0 0 0 0																
Kirt Manwaring, R OBP: 0.370, SLG: 0.370 (1, 2)			4-2 BB		1-3 K		0-0 G6-3		3-3 K	3 0 0 0 1 2 0																
Trevor Wilson, L OBP: 0.167, SLG: 0.125 (1, 1)			1-3 K							1 0 0 0 1 1 1																
Gil Heredia, R OBP: 0.333, SLG: 0.333 (6, 1)										0 0 0 0 0 0 0																
Mike Felder, S OBP: 0.320, SLG: 0.383 (7, PH)										1 0 0 0 0 0 0																
Jeff Brantley, R (7, 1)										0 0 0 0 0 0 0																
Greg Litton, R OBP: 0.292, SLG: 0.354 (8, 6)										1 0 0 0 0 1 0																
Inning Stats	R: 0 E: 0 K: 1 S: 12	H: 0 LOB: 2 BB: 2 P: 21	R: 0 E: 0 K: 1 S: 10	H: 0 LOB: 1 BB: 2 P: 19	R: 0 E: 0 K: 0 S: 6	H: 1 LOB: 1 BB: 1 P: 11	R: 0 E: 0 K: 0 S: 4	H: 1 LOB: 0 BB: 0 P: 6	R: 0 E: 0 K: 1 S: 7	H: 0 LOB: 1 BB: 1 P: 16	R: 1 E: 0 K: 2 S: 15	H: 2 LOB: 1 BB: 0 P: 18	R: 0 E: 0 K: 0 S: 6	H: 1 LOB: 1 BB: 0 P: 9	R: 0 E: 0 K: 1 S: 11	H: 2 LOB: 2 BB: 0 P: 16	R: 0 E: 0 K: 3 S: 11	H: 1 LOB: 1 BB: 0 P: 17	1B: 6 2B: 1 3B: 0 HR: 1	SF: 0 SAC: 0 DP: 3 HBP: 0	WP: 0 PB: 0 SB: 2 CS: 0	PA: 38				
PITCHER	IP WLS BF H R ER SO BB IBB HBP BLK WP HR S P ERA WHIP																									
Pete Harnisch, R ERA: 3.93 (1, 1)	6.0	25	4	1	1	5	6	0	0	0	0	1	54	91	1.50	1.667										
Xavier Hernandez, R ERA: 2.88 (7, 1)	1.2	W	8	3	0	0	0	0	0	0	0	0	14	21	0.00	1.800										
Doug Jones, R ERA: 2.34 (8, 1)	1.1	S	5	1	0	0	4	0	0	0	0	0	14	21	0.00	0.750										

San Francisco Giants @ Houston Astros
Astrodome, Houston, TX

AB	32
R	1
H	8
RBI	1
BB	6
SO	9
LOB	22



WP: 0	PA: 38
-------	--------

Sat Jun 13 1992, 8:05 PM EDT
Att: 17,243 - Dome - 70 F

livebaseballscorecards.com

Batter	1	2	3	4	5	6	7	8	9
Craig Biggio, R OBP: 0.368, SLG: 0.400 (1, 4)	4-0 CS S BB		0-0 B3		4-1 HBP 1B BB	2-2 G5-3		0-0 G1-3	
Steve Finley, L OBP: 0.325, SLG: 0.417 (1, 8)	2-2 F9		2-1 P4		1-0 G5-4-3 HBP 1B		3-2 F8	1-1 G4-3	
Ken Caminiti, S OBP: 0.362, SLG: 0.380 (1, 5)	4-1 5 BB 1-3 BB		2-1 5 FC6-4 1B		0-0 5 G5-4-3 1B		4-2 5 BB HR BB	2-2 L9	
5 Jeff Bagwell, R OBP: 0.338, SLG: 0.396 (1, 3)	4-1 1-2 BB		1-0 FC6-4 1-2f		1-0 G5-4-3 1-2f 2-3		4-1 1-2 HR BB		
Eric Anthony, L OBP: 0.311, SLG: 0.390 (1, 9)	2-3 K			1-0 G4-3	2-1 G3		3-3 K		
Pete Incaviglia, R OBP: 0.291, SLG: 0.346 (1, 7)		1-3 K		2-2 2B		4-2 SH1-4 BB	3-2 1-H 2-H HR		
Luis Gonzalez, L OBP: 0.226, SLG: 0.276 (7, PH)				0-0 F7		0-0 SH1-4	1-3 K		
Doug Jones, R (8, 7)									
Doug Jones, R (8, 1)									
Scott Servais, R OBP: 0.282, SLG: 0.301 (1, 2)		4-2 FC5-4 BB		0-0 F7		0-0 SH1-4	1-3 K		
Rafael Ramirez, R OBP: 0.270, SLG: 0.302 (1, 6)		2-1 FC5-4 1-2f		4-0 IBB		1-2 1B	2-1 2B 1B		
Pete Hamisch, S OBP: 0.172, SLG: 0.276 (1, 1)		1-1 F8		3-2 G1-3		0-1 L7	0-1 1-3 2B		
Casey Candaele, S OBP: 0.229, SLG: 0.224 (6, PH)									
Xavier Hernandez, L (7, 1)									
Chris Jones, R OBP: 0.280, SLG: 0.273 (8, 7)									

Inning Stats	R: 0 E: 0 K: 1 S: 9	H: 0 LOB: 2 BB: 3 P: 24	R: 0 E: 0 K: 1 S: 13	H: 0 LOB: 1 BB: 1 P: 21	R: 0 E: 0 K: 0 S: 6	H: 1 LOB: 1 BB: 0 P: 11	R: 0 E: 0 K: 0 S: 8	H: 1 LOB: 2 BB: 1 P: 18	R: 1 E: 0 K: 0 S: 5	H: 1 LOB: 1 BB: 1 P: 13	R: 0 E: 0 K: 0 S: 12	H: 1 LOB: 2 BB: 1 P: 19	R: 3 E: 0 K: 2 S: 19	H: 1 LOB: 0 BB: 2 P: 37	R: 0 E: 0 K: 0 S: 11	H: 2 LOB: 2 BB: 0 P: 16
--------------	------------------------------	----------------------------------	-------------------------------	----------------------------------	------------------------------	----------------------------------	------------------------------	----------------------------------	------------------------------	----------------------------------	-------------------------------	----------------------------------	-------------------------------	----------------------------------	-------------------------------	----------------------------------

PITCHER	IP	WLS	BF	H	R	ER	SO	BB	IBB	HBP	BLK	WP	HR	S	P	ERA	WHIP
Trevor Wilson, L ERA: 3.91 (1, 1)	5.1		26	4	1	1	2	6	1	1	0	0	0	47	98	1.69	1.875
Gil Heredia, R ERA: 5.79 (6, 1)	0.2		2	0	0	0	0	0	0	0	0	0	0	6	8	0.00	0.000
Jeff Brantley, R ERA: 3.46 (7, 1)	1.0	L	6	1	3	3	2	2	0	0	0	0	1	19	37	27.00	3.000
Kelly Downs, R ERA: 3.51 (8, 1)	1.0		5	2	0	0	0	0	0	0	0	0	0	11	16	0.00	2.000

AB R H RBI BB SO LOB

3	1	0	0	2	0	4
4	0	0	0	0	0	3
3	1	2	1	2	0	2
2	1	0	0	2	0	3
4	0	0	0	0	2	5
2	0	1	0	1	1	0
1	1	1	3	0	0	0
0	0	0	0	0	0	0
2	0	0	0	1	1	1
3	0	2	0	1	0	1
2	0	0	0	0	0	3
1	0	0	0	0	0	2
0	0	0	0	0	0	0
1	0	1	0	0	0	0

AB 28
R 4
H 7
RBI 4
BB 9
SO 4
LOB 24

WP: 0 PA: 39
PB: 0
SB: 1
CS: 1

San Francisco Giants @ Houston Astros
Astrodome, Houston, TX
Sat Jun 13 1992, 8:05 PM EDT
Att. 17,243 - Dome - 70 F



San Francisco Giants @ Houston Astros
Astrodome, Houston, TX

Sun Jun 14 1992, 4:33 AM EDT
Att. 21,672 - Dome - 70 F

AB	36
R	7
H	12
RBI	7
BB	3
SO	5
LOB	19



Batter	1	2	3	4	5	6	7	8	9	AB	R	H	RBI	BB	SO	LOB	
Willie McGee, S (1, 9) OBP: 0.376, SLG: 0.393 Mike Felder, S (6, 9) OBP: 0.325, SLG: 0.397 (7, 4)	1-1 1B	0-0 1B		0-0 L9		0-0 F8		2-1 1B 2B	4 1 2 0 0 0 2 1 1 1 0 0 0 0								
Darren Lewis, R (1, 8) OBP: 0.315, SLG: 0.281	1-0 SH3-4	0-1 1B		4-2 F8 WP BB		0-0 WP G6-3 1B		2-1 FC6-4 1B	3 0 3 2 1 0 0								
Will Clark, L (1, 3) OBP: 0.434, SLG: 0.510 Chris James, R (6, 7) OBP: 0.241, SLG: 0.179	4-2 2B BB	0-0 L8		2-0 F7 1-2		0-2 G6-3 1-2		1-0 FC6-4 HBP HR 1-2f	2 1 0 0 1 0 3 2 1 0 0 0 0 2								
Cory Snyder, R (1, 7) OBP: 0.333, SLG: 0.517 Royce Clayton, R (9, PR) OBP: 0.285, SLG: 0.335	1-1 2B	2-3 K 1-2 2-3		1-1 F8 2-3		0-1 G6-3 1-2		1-0 HR HBP 1-2	4 0 1 2 0 1 4 0 1 0 0 0 0 0								
Matt Williams, R (1, 5) OBP: 0.282, SLG: 0.424 Kevin Bass, S (7, 9) OBP: 0.295, SLG: 0.383	3-3 K		1-0 L5		0-1 F8 2-3		0-3 K 2-3	1-0 HR 1-H 2-H	4 0 0 0 0 2 3 1 1 1 3 0 0 0								
Greg Litton, R (1, 4) OBP: 0.299, SLG: 0.348 (7, 5)	4-0 FC5-4 BB		3-2 G3-1		1-2 G5-3		1-2 G6-4-3 1B	0-1 P3	4 0 1 0 1 0 1								
Kirt Manwaring, R (1, 2) OBP: 0.367, SLG: 0.367	1-2 FC5-4 1-2f		1-0 F8		1-2 1B 1B		1-0 G6-4-3 1-2f	4 0 1 0 0 0 3									
Jose Uribe, S (1, 6) OBP: 0.309, SLG: 0.380		2-2 1B SH2-4 1B 1B		2-1 F8		1-3 K 1-2		1-3 K 1-2	4 1 1 0 0 2 1								
Dave Righetti, L (1, 1) Dave Burba, R (4, 1) Robby Thompson, R (9, PH) OBP: 0.358, SLG: 0.409		0-1 SH2-4 1-2		1-1 G6-3 1-2		0-0 1B 1-2		0-0 P7 1-2	1 0 0 0 0 0 0 1 0 1 0 0 0 0 1 0 0 0 0 0 0								
Inning Stats	R: 2 H: 2 E: 0 LOB: 2 K: 1 BB: 2 S: 13 P: 28	R: 1 H: 3 E: 0 LOB: 2 K: 1 BB: 0 S: 13 P: 17	R: 0 H: 0 E: 0 LOB: 0 K: 0 BB: 0 S: 5 P: 10	R: 0 H: 0 E: 0 LOB: 0 K: 0 BB: 0 S: 5 P: 8	R: 0 H: 0 E: 0 LOB: 1 K: 0 BB: 1 S: 8 P: 15	R: 0 H: 2 E: 0 LOB: 2 K: 1 BB: 0 S: 11 P: 14	R: 0 H: 1 E: 0 LOB: 1 K: 1 BB: 0 S: 10 P: 10	R: 0 H: 1 E: 0 LOB: 0 K: 1 BB: 0 S: 7 P: 10	R: 4 H: 3 E: 0 LOB: 1 K: 0 BB: 0 S: 9 P: 16	1B: 9 SF: 0 2B: 2 SAC: 2 3B: 0 DP: 1 HR: 1 HBP: 1	WP: 2 PA: 42 PB: 0 SB: 2 CS: 0						
PITCHER	IP WLS BF H R ER SO BB IBB HBP BLK WP HR S P ERA WHIP																
Jimmy Jones, R (1, 1) ERA: 4.46	3.0		16	5	3	3	2	2	0	0	0	0	0	31	55	9.00	2.333
Rob Murphy, L (4, 1) ERA: 4.19	1.1	W	5	0	0	0	0	1	0	0	0	1	0	9	18	0.00	0.750
Joe Boever, R (5, 1) ERA: 2.42	2.2		11	3	0	0	2	0	0	0	0	1	0	25	29	0.00	1.125
Willie Blair, R (8, 1) ERA:	1.0		3	1	0	0	1	0	0	0	0	0	0	7	10	0.00	1.000
Rob Mallicoat, L (9, 1) ERA: 4.67	1.0		7	3	4	4	0	0	0	1	0	0	1	9	16	36.00	3.000

Batter	1	2	3	4	5	6	7	8	9	AB	R	H	RBI	BB	SO	LOB	BOTTOM	
Craig Biggio, R (1, 4) Casey Candaele, S (7, PH) OBP: 0.374, SLG: 0.401 OBP: 0.226, SLG: 0.221 (8, 4)	2-1 G5-3 ①		4-1 2B BB	4-2 3B BB	0-2 1B		3-3 K ② X	0-0 F8 ③		2	2	1	0	2	0	0		
Steve Finley, L (1, 8) Chris Jones, R (7, PH) OBP: 0.324, SLG: 0.422 OBP: 0.275, SLG: 0.267 (8, 8)	1-2 L8 ②		0-0 F9 ②	2-2 SF7 3B	0-0 L5 ③		2-3 K ③			4	1	1	2	0	0	4		
Ken Caminiti, S (1, 5) OBP: 0.364, SLG: 0.387	4-1 BB		3-1 2B 2B	0-1 SF7 ②			0-0 F9 ①	1-0 G6-3 ①		3	1	1	3	1	0	0		
5 Jeff Bagwell, R (1, 3) Benny Distefano, L (6, PH) OBP: 0.338, SLG: 0.393 OBP: 0.368, SLG: 0.294 (7, 3)	1-1 G5-3 ③		4-0 2B HR IBB	2-3 K ③			1-3 K ②	2-1 2B 1B		2	1	0	0	1	1	1		
Eric Anthony, L (1, 9) OBP: 0.327, SLG: 0.429		2-1 P5 ① X	0-0 HR 2B			4-2 HR BB	0-1 3B	1-1 2B 2B		4	3	3	1	1	0	0		
Pete Incaviglia, R (1, 7) OBP: 0.298, SLG: 0.395		0-3 K ② X	0-0 HR			1-2 HR	1-3 K ③	0-1 1B 2B		5	3	3	7	0	2	1		
Scooter Tucker, R (1, 2)		4-1 CS BB	0-0 G6-3 ③			2-0 1B HBP		4-0 2B 1B BB		2	1	0	0	2	0	0		
Rafael Ramirez, R (1, 6) OBP: 0.284, SLG: 0.324	1-1 CS ③		1-0 2B 2B	0-0 FC1-6 1B		0-1 F8 ①		1-0 F7 ① X	1-0 1B	5	1	3	1	0	0	2		
Jimmy Jones, R (1, 1) Juan Guerrero, R (3, PH) Rob Murphy, L (4, 1) Joe Boever, R (5, 1) Luis Gonzalez, L (7, PH) Willie Blair, R (8, 1) Rob Mallicoat, L (8, PH) (9, 1)			1-2 F9 ①	1-1 FC1-6 BB ①		2-3 K ②		1-0 2B	0-0 P6 ②	0	0	0	0	0	0	0		
				1-2 3B ①						1	0	0	0	0	0	1		
										1	1	0	0	0	0	1		
										1	1	0	0	0	0	1		
										1	0	0	0	0	1	1		
										1	0	1	1	0	0	0		
										0	0	0	0	0	0	0		
										1	0	0	0	0	0	2		
Inning Stats	R: 0 H: 0 E: 0 K: 0 S: 8	H: 0 LOB: 1 BB: 1 P: 16	R: 0 H: 0 E: 0 K: 1 S: 7	H: 0 LOB: 0 BB: 1 P: 14	R: 6 H: 4 E: 0 K: 0 S: 11	H: 4 LOB: 0 BB: 2 P: 24	R: 3 H: 2 E: 0 K: 1 S: 14	H: 2 LOB: 0 BB: 1 P: 23	R: 2 H: 2 E: 0 K: 1 S: 15	H: 2 LOB: 2 BB: 1 P: 24	R: 0 H: 1 E: 0 K: 2 S: 10	H: 1 LOB: 1 BB: 0 P: 12	R: 1 H: 1 E: 1 K: 2 S: 11	H: 1 LOB: 1 BB: 0 P: 18	R: 3 H: 4 E: 0 K: 0 S: 10	H: 4 LOB: 2 BB: 1 P: 19	1B: 4 2B: 6 3B: 2 HR: 2 SF: 1 SAC: 0 DP: 0 HBP: 1	WP: 0 PA: 47 PB: 0 SB: 0 CS: 1
PITCHER	IP WLS BF H R ER SO BB IBB HBP BLK WP HR S P ERA WHIP																	
Dave Righetti, L (1, 1) ERA: 6.37	3.1 L	20	6	9	9	1	4	1	0	0	0	0	1	35	70	24.30	3.000	
Dave Burba, R (4, 1) ERA: 5.4	4.2	26	8	6	5	6	2	0	1	0	0	1	51	80	9.64	2.143		

San Francisco Giants @ Houston Astros

Astrodome, Houston, TX

Sun Jun 14 1992, 4:33 AM EDT

Att: 21,672 - Dome - 70 F

livebaseballscores.com

AB 37
R 15
H 14
RBI 15
BB 7
SO 7
LOB 17



Batter	1	2	3	4	5	6	7	8	9	AB R H RBI BB SO LOB	TOP											
Willie McGee, S (1, 9) OBP: 0.374, SLG: 0.390	2-0 K 1B		2-2 G3	0-0 L4			1-0 G4-3			4 0 1 0 0 0 1												
Darren Lewis, R (1, 8) OBP: 0.318, SLG: 0.295	3-3 K 1-2		2-2 2B			1-0 F8		1-1 2B		4 1 2 0 0 1 1												
Will Clark, L (1, 3) OBP: 0.431, SLG: 0.509	1-1 F7		1-0 2B			0-0 G4-3		2-1 P5		4 1 1 1 0 0 1												
Cory Snyder, R (1, 7) OBP: 0.338, SLG: 0.525		3-2 1B	0-1 1B			0-0 P2		3-3 K		4 1 2 1 0 1 1												
Matt Williams, R (1, 5) OBP: 0.281, SLG: 0.421		0-0 P2	0-1 1B			1-1 L5		1-3 K		4 0 1 1 0 1 2												
Robby Thompson, R (1, 4) OBP: 0.355, SLG: 0.400	4-1 BB		1-1 F7			0-0 L7			1-3 K	3 0 0 0 1 1 1												
Kirt Manwaring, R (1, 2) OBP: 0.358, SLG: 0.357	0-1 G1-4-3					1-1 G5-3			2-2 G4-3	4 0 0 0 0 1 2												
Jose Uribe, S (1, 6) OBP: 0.328, SLG: 0.453			2-1 G4-3			0-1 2B		1-0 F8		3 1 2 0 0 0 0												
Chris James, R (9, PH) OBP: 0.250, SLG: 0.235									1-0 HR	1 1 1 1 0 0 0												
Bud Black, L (1, 1)			0-0 G4-3			1-3 K		3-2 P5		2 0 0 1 0 1 1												
Michael Jackson, R (5, 1)									0-1 G6-3	0 0 0 0 0 0 0												
Mike Felder, S (7, PH) OBP: 0.323, SLG: 0.393										1 0 0 0 0 0 0												
Kelly Downs, R (7, 1)										0 0 0 0 0 0 0												
Kevin Bass, S (9, PH) OBP: 0.293, SLG: 0.381										1 0 0 0 0 0 0												
Inning Stats	R: 0 E: 0 K: 1 S: 8	H: 1 LOB: 0 BB: 0 P: 14	R: 0 E: 0 K: 0 S: 9	H: 1 LOB: 1 BB: 1 P: 16	R: 4 E: 0 K: 0 S: 17	H: 5 LOB: 1 BB: 0 P: 25	R: 0 E: 0 K: 1 S: 8	H: 1 LOB: 1 BB: 0 P: 10	R: 0 E: 0 K: 0 S: 3	H: 0 LOB: 0 BB: 0 P: 4	R: 0 E: 0 K: 1 S: 8	H: 0 LOB: 0 BB: 0 P: 10	R: 0 E: 0 K: 0 S: 5	H: 0 LOB: 0 BB: 0 P: 10	R: 0 E: 0 K: 2 S: 11	H: 1 LOB: 1 BB: 0 P: 18	R: 1 E: 0 K: 1 S: 9	H: 1 LOB: 0 BB: 0 P: 13	1B: 3 2B: 5 3B: 1 HR: 1	SF: 0 SAC: 0 DP: 1 HBP: 0	WP: 0 PB: 0 SB: 1 CS: 0	PA: 36
PITCHER	IP WLS BF H R ER SO BB IBB HBP BLK WP HR S P ERA WHIP																					
Tom Browning, L (1, 1) ERA: 5.61	5.0 W 22 8 4 4 2 1 0 0 0 0 0 0 45 69 7.20 1.800																					
Scott Bankhead, R (6, 1) ERA: 2.2	2.0 6 0 0 0 1 0 0 0 0 0 0 0 13 20 0.00 0.000																					
Norm Charlton, L (8, 1) ERA: 2.19	2.0 S 8 2 1 1 3 0 0 0 0 0 0 1 20 31 4.50 1.000																					

San Francisco Giants @ Cincinnati Reds
Riverfront Stadium, Cincinnati, OH
Mon Jun 15 1992, 7:05 PM EDT
Att. 24,640 - Cloudy - 79 F

livebaseballscorecards.com

AB	35
R	5
H	10
RBI	5
BB	1
SO	6
LOB	10



Batter	1	2	3	4	5	6	7	8	9	AB	R	H	RBI	BB	SO	LOB
Reggie Sanders, R OBP: 0.368, SLG: 0.465 (1, 8) BB CS BB	4-2 CS BB		0-1 F8		4-1 E 1B 2B BB	1-3 K		0-0 G6-4-3 1-2f		3	1	0	0	2	1	1
Billy Hatcher, R OBP: 0.303, SLG: 0.352 Paul O'Neill, L OBP: 0.410, SLG: 0.457 (1, 7) SAFE SAFE SAFE	1-1 G6-3 1-2		2-2 F9		2-2 E 2B 1B		1-2 L6			4	1	1	0	0	0	1
Barry Larkin, R OBP: 0.332, SLG: 0.364 (1, 6) SAFE	0-1 F9		0-0 BLK 1B		0-1 E6 2B SF8		1-2 1B 2B 1B			4	2	2	1	0	0	2
Chris Sabo, R OBP: 0.306, SLG: 0.417 (1, 5) SAFE		0-0 G5-3	3-3 K		2-2 CS 2B		0-2 2B 1B			4	1	2	2	0	1	1
Darnell Coles, R OBP: 0.313, SLG: 0.532 Hal Morris, L OBP: 0.394, SLG: 0.407 (1, 3) (5, PH) (6, 3)		2-1 2B 1B		2-2 G4-3	4-0 CS IBB		3-2 FC6-5 1-H 2-H			2	1	1	0	0	0	0
Glenn Braggs, R OBP: 0.314, SLG: 0.270 Dave Martinez, L OBP: 0.335, SLG: 0.340 (1, 9) (5, PH) (6, 9) (9, 8)		2-2 1B 2B		4-2 BB	0-0 SF8		0-0 F7			1	0	1	0	1	0	0
Joe Oliver, R OBP: 0.297, SLG: 0.325 (1, 2)		4-0 1B IBB		1-3 K	1-3 K		1-1 FC6-5			3	0	0	0	1	2	4
Freddie Benavides, R OBP: 0.263, SLG: 0.330 (1, 4)		2-0 G4-6-3 1B		0-0 F8		1-3 K		0-0 G5-3		4	0	1	1	0	1	1
Tom Browning, L OBP: 0.222, SLG: 0.200 Scott Bankhead, R OBP: 0.286, SLG: 0.286 Norm Charlton, S OBP: 0.500, SLG: 0.500 (1, 1) (6, 1) (8, 1)		0-0 G4-6-3			4-2 1B BB E BB		1-3 K		0-0 G6-4-3 1B	1	1	0	0	1	0	3

Inning Stats	R: 0	H: 0	E: 0	K: 0	S: 6	R: 1	H: 3	E: 0	K: 0	S: 9	R: 0	H: 1	E: 0	K: 1	S: 11	R: 0	H: 0	E: 0	K: 1	S: 10	R: 4	H: 2	E: 1	K: 3	S: 16	R: 0	H: 0	E: 0	K: 3	S: 10	R: 2	H: 3	E: 0	K: 0	S: 17	R: 0	H: 1	E: 0	K: 0	S: 3	1B: 7	2B: 3	3B: 0	HR: 0	SF: 1	SAC: 0	DP: 2	HBP: 0	WP: 0	PA: 37
--------------	------	------	------	------	------	------	------	------	------	------	------	------	------	------	-------	------	------	------	------	-------	------	------	------	------	-------	------	------	------	------	-------	------	------	------	------	-------	------	------	------	------	------	-------	-------	-------	-------	-------	--------	-------	--------	-------	--------

PITCHER	IP	WLS	BF	H	R	ER	SO	BB	IBB	HBP	BLK	WP	HR	S	P	ERA	WHIP
Bud Black, L ERA: 3.91 (1, 1)	4.0		20	5	4	4	2	4	1	0	1	0	0	42	79	9.00	2.250
Michael Jackson, R ERA: 2.52 (5, 1)	2.0	L	8	1	1	0	4	0	1	0	0	0	0	20	30	0.00	0.500
Kelly Downs, R ERA: 3.7 (7, 1)	2.0		9	4	2	2	0	0	0	0	0	0	0	20	26	9.00	2.000

BOTTOM

San Francisco Giants @ Cincinnati Reds
Riverfront Stadium, Cincinnati, OH
Mon Jun 15 1992, 7:05 PM EDT
Att. 24,640 - Cloudy - 79 F

livebaseballscorecards.com

AB	30
R	7
H	10
RBI	7
BB	6
SO	6
LOB	14



BOTTOM

San Francisco Giants @ Cincinnati Reds
Riverfront Stadium, Cincinnati, OH

livebaseballscores.com

AB 30
R 5
H 7
RBI 5
BB 3
SO 4
LOB 8



WP: 0 PA: 33
PB: 0
SB: 0
CS: 0

Tue Jun 16 1992, 7:05 PM EDT
Att: 33,148 - Cloudy - 86 F

AB R H RBI BB SO LOB

4 1 2 2 0 0 1

4 0 1 1 0 0 2

3 1 0 0 1 1 0

4 0 0 0 0 1 1

3 1 2 2 1 0 0

3 0 0 0 0 0 1
0 0 0 0 0 0 0
1 0 0 0 0 0 1
0 0 0 0 0 0 0

3 1 1 0 0 2 0

3 0 0 0 0 0 1

2 1 1 0 0 0 1
0 0 0 0 1 0 0

1B: 2 SF: 0
2B: 4 SAC: 0
3B: 0 DP: 0
HR: 1 HBP: 0

Table with columns for batter names and statistics (OBP, SLG), and rows for each batter's performance across 9 innings, including pitch counts, hit types, and base placement.

Inning Stats table with columns for R, H, E, K, S and H, LOB, BB, P for each inning.

Pitcher stats table with columns for PITCHER, IP, WLS, BF, H, R, ER, SO, BB, IBB, HBP, BLK, WP, HR, S, P, ERA, WHIP.

Batter	1	2	3	4	5	6	7	8	9	AB R H RBI BB SO LOB	TOP	
Darren Lewis, R (1, 8) OBP: 0.317, SLG: 0.291 Willie McGee, S (7, PH) OBP: 0.365, SLG: 0.380 Michael Jackson, R (7, 1) Greg Litton, R (8, 7) OBP: 0.295, SLG: 0.343	3-2 G5-3 	1-3 			3-2 G6-3 		1-0 FC6-4 		1-1 FC5-2 	3 0 0 0 0 1 0 1 0 0 0 0 0 1 0 0 0 0 0 0 0 1 0 0 0 0 0 2	San Francisco Giants @ Cincinnati Reds Riverfront Stadium, Cincinnati, OH Wed Jun 17 1992, 3:33 AM EDT Att. 33,741 - Cloudy - 84 F livebaseballscorecards.com	
Robby Thompson, R (1, 4) OBP: 0.354, SLG: 0.387	3-1 F9 		2-0 FC4-6 1B 		4-1 BB 		4-2 1B BB 	0-3 K 	3 0 1 0 2 1 2			
Will Clark, L (1, 3) OBP: 0.420, SLG: 0.498	2-1 		0-1 FC4-6 		0-0 F9 		3-3 K 	0-3 K 	5 0 1 0 0 2 5			
Cory Snyder, R (1, 9) OBP: 0.341, SLG: 0.569 (7, 8)	0-1 G5-3 		1-2 F7 		1-0 G6-3 		0-3 K 		4 0 0 0 0 1 3			
Matt Williams, R (1, 5) OBP: 0.285, SLG: 0.419		1-0 2B 1B 	3-2 P4 		0-1 P8 		0-0 1B 		4 1 2 0 0 0 1			
Chris James, R (1, 7) OBP: 0.250, SLG: 0.250 Rod Beck, R (8, 1)		0-1 G4-3 3B 2B 		1-0 G6-3 		2-3 K 		2-3 K 	4 1 1 1 0 2 2 0 0 0 0 0 0 0			
Kirt Manwaring, R (1, 2) OBP: 0.353, SLG: 0.347		0-0 G4-3 		2-2 G4-3 		1-2 G1-3 		4-0 1B BB 	3 1 0 0 1 0 1			
Royce Clayton, R (1, 6) OBP: 0.290, SLG: 0.347		1-2 SH1-3 3B 		0-0 G5-3 		4-2 FC6-4 BB 		1-2 E4 1B FC5-2 	3 1 1 1 1 0 1			
John Burkett, R (1, 1) OBP: 0.160, SLG: 0.091 Mike Felder, S (5, PH) OBP: 0.318, SLG: 0.387 Kelly Downs, R (5, 1) Kevin Bass, S (7, PH) OBP: 0.295, SLG: 0.382 (7, 9)		3-1 SH1-3 		3-2 P4 		2-1 F9 		1-0 FC5-2 1B 	0 0 0 1 0 0 0 1 0 0 0 0 0 0 0 0 0 0 0 0 0 2 0 1 1 0 0 1			
Inning Stats	R: 0 H: 1 E: 0 LOB: 1 K: 0 BB: 0 S: 10 P: 18	R: 3 H: 3 E: 0 LOB: 0 K: 1 BB: 0 S: 13 P: 18	R: 0 H: 1 E: 0 LOB: 1 K: 0 BB: 0 S: 9 P: 15	R: 0 H: 0 E: 0 LOB: 0 K: 0 BB: 0 S: 5 P: 8	R: 0 H: 0 E: 0 LOB: 1 K: 0 BB: 1 S: 10 P: 20	R: 0 H: 0 E: 0 LOB: 0 K: 1 BB: 0 S: 7 P: 10	R: 0 H: 0 E: 0 LOB: 1 K: 0 BB: 1 S: 10 P: 18	R: 0 H: 1 E: 0 LOB: 2 K: 3 BB: 1 S: 13 P: 22	R: 1 H: 1 E: 1 LOB: 2 K: 2 BB: 1 S: 13 P: 20	1B: 4 SF: 0 2B: 2 SAC: 1 3B: 1 DP: 0 HR: 0 HBP: 0	WP: 0 PA: 39 PB: 0 SB: 1 CS: 0	
PITCHER Chris Hammond, L (1, 1) ERA: 3.23 Dwayne Henry, R (7, 1) ERA: 2.48 Rob Dibble, R (8, 1) ERA: 4.05	IP WLS BF H R ER SO BB IBB HBP BLK WP HR S P ERA WHIP											PITCHER IP WLS BF H R ER SO BB IBB HBP BLK WP HR S P ERA WHIP

San Francisco Giants @ Cincinnati Reds
 Riverfront Stadium, Cincinnati, OH
 Wed Jun 17 1992, 3:33 AM EDT
 Att. 33,741 - Cloudy - 84 F

AB 34
 R 4
 H 7
 RBI 4
 BB 4
 SO 7
 LOB 19



Batter	1	2	3	4	5	6	7	8	9
Bip Roberts, S OBP: 0.369, SLG: 0.381 (1, 4) (8, 7)	1-0 G6-3		0-0 E 2B	0-0 S 2B 1B			1-3 K	0-1 FC6-4 1-2f	
Dave Martinez, L OBP: 0.337, SLG: 0.349 (1, 8)	0-1 G3		0-1 E7 G6-3 1B 2-H	1-0 1B 2B 1-H			2-0 P4		
Barry Larkin, R OBP: 0.328, SLG: 0.372 (1, 6)	3-3 K		0-0 G6-3 1-2	1-1 L6			1-2 HR		
Paul O'Neill, L OBP: 0.401, SLG: 0.441 (1, 9)		0-0 G6-3	1-0 G6-3		0-1 P2		4-0 S BB		
Hal Morris, L OBP: 0.407, SLG: 0.434 (1, 3)		4-2 E BB		1-1 E3 2B	1-1 G4-3		4-0 1-2 IBB		
Reggie Sanders, R OBP: 0.369, SLG: 0.465 Rob Dibble, L OBP: 1.000, SLG: 1.000 (1, 7) (8, 1)		2-2 P3		1-1 F9 HR 2B 1-H	1-0 F9		2-1 F7		
Chris Sabo, R OBP: 0.299, SLG: 0.412 (1, 5)		3-2 E5 1-2		1-1 F8		3-1 F9		3-2 L8	
Troy Afenir, R OBP: 0.300, SLG: 0.407 (1, 2)		3-3 K		0-1 F9 2-3		0-3 K		0-3 K	
Chris Hammond, L OBP: 0.346, SLG: 0.409 Dwayne Henry, R Bill Doran, S OBP: 0.340, SLG: 0.412 (1, 1) (7, 1) (8, 4)			3-2 G3	1-0 HR 3-H		2-2 G3-1		2-2 FC6-4 1B	

AB	R	H	RBI	BB	SO	LOB
5	2	2	0	0	1	1
4	0	2	1	0	0	0
4	1	1	1	0	1	2
3	0	0	0	1	0	1
2	1	0	0	2	0	0
4	1	1	1	0	0	3
0	0	0	0	0	0	0
4	0	0	0	0	0	2
4	0	0	0	0	3	3
3	1	1	2	0	0	0
0	0	0	0	0	0	0
1	0	1	0	0	0	0

San Francisco Giants @ Cincinnati Reds
Riverfront Stadium, Cincinnati, OH
Wed Jun 17 1992, 3:33 AM EDT
Att: 33,741 - Cloudy - 84 F

livebaseballscorecards.com

AB	34
R	6
H	8
RBI	5
BB	3
SO	5
LOB	12



Inning	R	H	E	K	S	H	LOB	BB	P
1	0	0	0	1	7	0	0	11	
2	0	0	1	16		0	2	28	
3	1	2	1	8		0	1	12	
4	4	4	1	13		0	1	19	
5	0	0	0	5		0	0	7	
6	0	0	0	8		0	0	13	
7	1	1	0	9		1	2	23	
8	0	0	1	13		0	1	18	

PITCHER	IP	WLS	BF	H	R	ER	SO	BB	IBB	HBP	BLK	WP	HR	S	P	ERA	WHIP
John Burkett, R ERA: 3.91 (1, 1)	4.0	L	21	6	5	1	2	1	0	0	0	0	1	44	70	2.25	1.750
Kelly Downs, R ERA: 3.58 (5, 1)	2.0		6	0	0	0	1	0	0	0	0	0	0	13	20	0.00	0.000
Michael Jackson, R ERA: 2.7 (7, 1)	1.0		6	1	1	1	1	1	1	0	0	0	1	9	23	9.00	2.000
Rod Beck, R ERA: 2.38 (8, 1)	1.0		4	1	0	0	1	0	0	0	0	0	0	13	18	0.00	1.000

WP	PA	ERA	WHIP
0	37		
0			
2			
0			

Batter	1	2	3	4	5	6	7	8	9	AB R H RBI BB SO LOB	TOP
Tony Fernandez, S (1, 6) OBP: 0.365, SLG: 0.373	0-0 L3		4-1 HR BB	4-2 HR BB		0-1 G4-3 2B		3-2 E 1B		3 3 2 0 2 0 0	San Diego Padres @ San Francisco Giants Candlestick Park, San Francisco, CA Thu Jun 18 1992, 10:05 PM EDT Att. 11,594 - Cloudy - 55 F
Tony Gwynn, L (1, 9) OBP: 0.396, SLG: 0.476	2-1 G6-3		0-1 F8	0-1 E3 HR		2-1 G4-3		1-0 E3 1B		5 1 1 0 0 0 4	
Gary Sheffield, R (1, 5) OBP: 0.373, SLG: 0.510 Craig Shipley, R (4, 5) OBP: 0.250, SLG: 0.231	0-0 F7		0-0 HR	0-1 HR		3-1 F8		0-0 G5-3		3 2 2 6 0 0 0 2 0 0 0 0 0 2	
Fred McGriff, L (1, 3) OBP: 0.426, SLG: 0.592 Jerald Clark, R (4, PR) OBP: 0.243, SLG: 0.297		1-2 1B 1B	4-2 G5-4-3 BB	1-0 HBP		1-1 G5-4-3 BB 1B		1-0 P3		1 0 1 0 1 0 0 2 0 1 0 0 0 0	
Kevin Ward, R (1, 7) OBP: 0.345, SLG: 0.375		3-1 1B 1B	0-1 G5-4-3	3-2 F8		4-1 G5-4-3 BB		4-2 BB		3 1 1 0 2 0 2	
Darrin Jackson, R (1, 8) OBP: 0.283, SLG: 0.411		1-2 P3		0-1 1B 3B	1-0 P8	0-2 G5-4-3		0-1 P6		5 1 1 0 0 0 5	
Dan Walters, R (1, 2) OBP: 0.283, SLG: 0.373		0-0 FC5 1B		0-0 E SH3-4 HR 1B	2-3 K	3-2 G5-3		0-1 F7		5 1 2 1 0 1 2	
Kurt Stillwell, S (1, 4) OBP: 0.310, SLG: 0.335		0-0 1B		1-0 F9	1-0 P6		3-1 F7		4 0 1 1 0 0 1		
Frank Seminara, R (1, 1) Mike Maddux, L (7, 1)		0-2 FC5		1-1 SH3-4		1-3 K		0-3 K		2 0 0 0 0 1 2 1 0 0 0 0 1 0	
Inning Stats	R: 0 H: 0 E: 0 LOB: 0 K: 0 BB: 0 S: 4 P: 6	R: 1 H: 4 E: 0 LOB: 2 K: 0 BB: 0 S: 13 P: 18	R: 2 H: 1 E: 0 LOB: 0 K: 0 BB: 2 S: 8 P: 16	R: 5 H: 3 E: 1 LOB: 1 K: 0 BB: 1 S: 18 P: 28	R: 0 H: 0 E: 0 LOB: 0 K: 1 BB: 0 S: 5 P: 9	R: 0 H: 1 E: 0 LOB: 1 K: 1 BB: 0 S: 9 P: 15	R: 0 H: 1 E: 0 LOB: 1 K: 0 BB: 1 S: 10 P: 18	R: 1 H: 2 E: 1 LOB: 1 K: 1 BB: 0 S: 12 P: 19	R: 0 H: 0 E: 0 LOB: 1 K: 0 BB: 1 S: 8 P: 13	1B: 8 SF: 0 2B: 1 SAC: 1 3B: 1 DP: 2 HR: 2 HBP: 1	WP: 0 PA: 43 PB: 0 SB: 0 CS: 0
PITCHER	IP WLS BF H R ER SO BB IBB HBP BLK WP HR S P ERA WHIP										
Trevor Wilson, L (1, 1) ERA: 4.21	3.2 L 22 8 8 4 0 3 0 1 0 0 2 37 59 9.82 3.000										
Bryan Hickerson, L (4, 1) ERA: 2.86	3.1 12 2 0 0 2 1 0 0 0 0 0 30 51 0.00 0.900										
Kelly Downs, R (8, 1) ERA: 3.47	2.0 9 2 1 0 1 1 0 0 0 0 0 20 32 0.00 1.500										

AB	36
R	9
H	12
RBI	8
BB	5
SO	3
LOB	18



Batter	1	2	3	4	5	6	7	8	9	AB	R	H	RBI	BB	SO	LOB
Willie McGee, S (1, 9) <small>OBP: 0.359, SLG: 0.373</small> Kelly Downs, R (8, 1) Greg Litton, R (9, PH) <small>OBP: 0.291, SLG: 0.338</small>	0-0 G6-3		0-0 FC6		0-2 G6-3		1-3 K		2-3 K	4	0	0	0	0	1	2
Darren Lewis, R (1, 8) <small>OBP: 0.316, SLG: 0.290</small>	2-1 L6			0-3 K	0-2 G5-3			0-1 FC4-6 1B		4	0	1	0	0	1	0
Will Clark, L (1, 3) <small>OBP: 0.418, SLG: 0.507</small>	1-0 G6-3			2-0 HR		1-1 G4-3		1-0 F7		4	1	1	1	0	0	1
Cory Snyder, R (1, 7) <small>OBP: 0.338, SLG: 0.560</small> (8, 9)		1-2 P6		1-1 1B 3B 1B		1-0 G6-3		0-0 FC4-6 1B		4	1	1	0	0	0	1
Matt Williams, R (1, 5) <small>OBP: 0.292, SLG: 0.425</small>		1-1 CS 1B		2-2 3B 1B		2-0 G6-3		0-2 FC6-4 1B		4	1	3	0	0	0	0
Robby Thompson, R (1, 4) <small>OBP: 0.352, SLG: 0.379</small>		1-2 P4		2-2 P9			1-0 WP G6-3 1B HBP	3-1 FC6-4		3	1	0	0	0	0	5
Kirt Manwaring, R (1, 2) <small>OBP: 0.356, SLG: 0.364</small>			1-2 F9	1-0 3B		0-3 K			0-2 BLK 1B	4	0	2	2	0	1	1
Royce Clayton, R (1, 6) <small>OBP: 0.284, SLG: 0.339</small>			2-0 G5-3	0-3 K		1-0 G6-3		0-1 G1-3		4	0	0	0	0	1	3
Trevor Wilson, L (1, 1) <small>OBP: 0.211, SLG: 0.125</small> Bryan Hickerson, L (4, 1) Kevin Bass, S (7, PH) <small>OBP: 0.298, SLG: 0.384</small> (8, 7)			4-0 FC6 BB		2-2 G1-3		1-0 2-H 1B		0-1 F8	0	0	0	0	1	0	0

Inning Stats	R: 0	H: 0	E: 0	K: 0	S: 4	R: 0	H: 1	E: 0	K: 0	S: 8	R: 0	H: 0	E: 0	K: 0	S: 6	R: 3	H: 4	E: 0	K: 2	S: 18	R: 0	H: 0	E: 0	K: 0	S: 10	R: 0	H: 0	E: 0	K: 0	S: 4	R: 1	H: 1	E: 0	K: 2	S: 8	R: 0	H: 2	E: 0	K: 0	S: 9	R: 0	H: 1	E: 0	K: 1	S: 10	1B: 7	2B: 0	3B: 1	HR: 1	SF: 0	SAC: 0	DP: 0	HBP: 1	WP: 1	PA: 37
Frank Seminara, R (1, 1) <small>ERA: 6.16</small> Mike Maddux, R (7, 1) <small>ERA: 2.28</small>	IP	WLS	BF	H	R	ER	SO	BB	IBB	HBP	BLK	WP	HR	S	P	ERA	WHIP																																						
	6.0	W	24	5	4	4	2	1	0	1	0	0	1	50	78	6.00	1.000																																						
	3.0	S	13	4	0	0	3	0	0	0	1	1	0	27	36	0.00	1.333																																						

BOTTOM

San Diego Padres @ San Francisco Giants
 Candlestick Park, San Francisco, CA

Thu Jun 18 1992, 10:05 PM EDT
 Att: 11,594 - Cloudy - 55 F

AB	35
R	4
H	9
RBI	4
BB	1
SO	5
LOB	15

livebaseballscorecards.com

Batter	1	2	3	4	5	6	7	8	9	10	AB R H RBI BB SO LOB	TOP											
Tony Fernandez, S (1, 6) OBP: 0.362, SLG: 0.367	0-0 P4		4-1 FC4-6 BB		0-1 F9		0-1 G1-3		2-2 G6-3 1-2		4 0 0 0 1 0 3	San Diego Padres @ San Francisco Giants Candlestick Park, San Francisco, CA Fri Jun 19 1992, 10:05 PM EDT Att: 17,654 - Cloudy - 56 F											
Tony Gwynn, L (1, 9) OBP: 0.393, SLG: 0.469	2-1 G3		1-0 FC4-6 1-2f			0-0 P5		4-2 F7 BB		1-1 L9	4 0 0 0 1 0 1												
Gary Sheffield, R (1, 5) OBP: 0.373, SLG: 0.520	2-1 F9		1-1 P3			1-0 FC4-6 1B		1-2 F7 1-2		1-1 HR	5 1 2 1 0 0 2												
Kevin Ward, R (1, 7) OBP: 0.333, SLG: 0.358		3-2 2B 1B		0-0 P3		1-2 FC4-6 1B 1-2f		3-2 P4		2-1 P3	5 1 1 0 0 0 2												
Darrin Jackson, R (1, 8) OBP: 0.289, SLG: 0.413	0-0 F8		3-2 G2-3			1-0 1B		4-0 1BB		1-2 CS 1B	4 0 2 0 1 0 1												
Dan Walters, R (1, 2) OBP: 0.281, SLG: 0.382	0-1 SF8 2B		2-2 G6-3			2-2 F8		1-1 P5		2-0 CS 1-2	4 1 1 1 0 0 4												
Jerald Clark, R (1, 3) OBP: 0.243, SLG: 0.297	1-0 SF8		0-0 FC4-6 1B			0-3 K		0-1 P4			3 0 1 1 0 1 0												
Kurt Stillwell, S (1, 4) OBP: 0.303, SLG: 0.327	1-1 G6-3		0-1 FC4-6 SH3-4 1-2f			3-2 G3		0-0 G3-1			4 0 0 0 0 0 1												
Bruce Hurst, L (1, 1) OBP: 0.111, SLG: 0.143			1-2 F7			2-2 E1		2-2 1B			2 0 0 0 0 0 0												
Oscar Azocar, L (9, PH) OBP: 0.277, SLG: 0.250											1 0 1 0 0 0 0												
Gary Pettis, S (9, PR) OBP: 0.226, SLG: 0.207											0 0 0 0 0 0 0												
Jose Melendez, R (9, 1)											0 0 0 0 0 0 0												
Inning Stats	R: 0 E: 0 K: 0 S: 5	H: 0 LOB: 0 BB: 0 P: 9	R: 2 E: 0 K: 0 S: 9	H: 2 LOB: 0 BB: 0 P: 14	R: 0 E: 0 K: 0 S: 8	H: 0 LOB: 1 BB: 1 P: 14	R: 0 E: 0 K: 0 S: 10	H: 0 LOB: 0 BB: 0 P: 15	R: 0 E: 0 K: 0 S: 6	H: 1 LOB: 1 BB: 0 P: 6	R: 0 E: 0 K: 0 S: 9	H: 2 LOB: 2 BB: 0 P: 14	R: 0 E: 1 K: 1 S: 12	H: 0 LOB: 1 BB: 0 P: 17	R: 0 E: 0 K: 0 S: 10	H: 0 LOB: 2 BB: 2 P: 23	R: 0 E: 0 K: 0 S: 15	H: 1 LOB: 1 BB: 0 P: 19	R: 1 E: 0 K: 0 S: 10	H: 2 LOB: 0 BB: 0 P: 16	1B: 6 2B: 1 3B: 0 HR: 1	SF: 1 SAC: 1 DP: 0 HBP: 0	WP: 0 PA: 42 PB: 1 SB: 0 CS: 1
PITCHER	IP WLS BF H R ER SO BB IBB HBP BLK WP HR S P ERA WHIP																						
Dave Righetti, L (1, 1) ERA: 5.8	6.0	24	5	2	2	0	0	1	0	0	0	0	0	0	47	72	3.00	1.000					
Francisco Oliveras, R (7, 1) ERA:	2.0	9	0	0	0	1	1	1	0	0	0	0	0	0	22	40	0.00	0.500					
Rod Beck, R (9, 1) ERA: 2.47	2.0	L 8	3	1	1	0	0	0	0	0	0	0	1	25	35	4.50	1.500						

AB	36
R	3
H	8
RBI	3
BB	3
SO	1
LOB	14



Batter	1	2	3	4	5	6	7	8	9	10	AB	R	H	RBI	BB	SO	LOB
Willie McGee, S OBP: 0.360, SLG: 0.374 (1, 9)	1-1 G6-3 WP 2B 1B		2-2 G4-3		1-1 G5-3			0-1 FC5-4 1B		2-2 G4-3	5	1	2	0	0	0	1
Darren Lewis, R OBP: 0.311, SLG: 0.285 (1, 8)	2-0 G6-3 1-3		2-3 K 2B		3-2 G6-3			0-0 P4			4	1	0	0	0	1	2
Kevin Bass, S OBP: 0.297, SLG: 0.387 Rod Beck, R (9, 1)	1-2 G4-3		0-2 G5-3 1-H 2B		1-3 K2-3			0-0 FC5-4 1-2f			4	0	1	1	0	1	2
Cory Snyder, R OBP: 0.336, SLG: 0.558 (1, 3)	1-0 WP 2B 3-H		3-1 G5-3 2-3		0-0 G6-3			1-0 F7			4	0	1	1	0	0	1
Matt Williams, R OBP: 0.287, SLG: 0.418 (1, 5)	2-3 K 2-3		2-1 G5-3		1-1 L8			0-0 G6-3			4	0	0	0	0	1	1
Kirt Manwaring, R OBP: 0.354, SLG: 0.361 (1, 2)			0-1 G1-3 1B		0-0 F8			2-1 F9			4	0	1	0	0	0	0
Greg Litton, R OBP: 0.289, SLG: 0.324 (1, 4)			2-1 G1-3 1-2		4-1 BB			1-2 L5			3	0	0	0	1	0	1
Royce Clayton, R OBP: 0.278, SLG: 0.331 (1, 6)			0-1 L7		0-1 P3			0-0 G6-3			4	0	0	0	0	1	2
Dave Righetti, L Francisco Oliveras, R Mike Felder, S OBP: 0.321, SLG: 0.383 (8, PH) (9, 7)			0-1 G6-3		2-3 K			1-0 G6-3			2	0	0	0	0	1	1
											0	0	0	0	0	0	0
											1	0	0	0	1	0	0

Inning Stats	R: 1	H: 2	E: 0	LOB: 1	K: 1	S: 12	P: 19	R: 0	H: 1	E: 0	LOB: 1	K: 0	BB: 0	S: 8	P: 10	R: 1	H: 1	E: 0	LOB: 0	K: 1	BB: 0	S: 11	P: 18	R: 0	H: 0	E: 0	LOB: 1	K: 0	BB: 1	S: 6	P: 12	R: 0	H: 0	E: 0	LOB: 0	K: 1	BB: 0	S: 10	P: 16	R: 0	H: 0	E: 0	LOB: 0	K: 1	BB: 0	S: 7	P: 9	R: 0	H: 0	E: 0	LOB: 0	K: 0	BB: 0	S: 8	P: 11	R: 0	H: 1	E: 0	LOB: 1	K: 0	BB: 0	S: 5	P: 6	R: 0	H: 0	E: 0	LOB: 0	K: 0	BB: 0	S: 4	P: 5	R: 0	H: 0	E: 0	LOB: 1	K: 1	BB: 1	S: 14	P: 21	1B: 3	SF: 0	2B: 2	SAC: 0	3B: 0	DP: 0	HR: 0	HBP: 0	WP: 3	PA: 37
--------------	------	------	------	--------	------	-------	-------	------	------	------	--------	------	-------	------	-------	------	------	------	--------	------	-------	-------	-------	------	------	------	--------	------	-------	------	-------	------	------	------	--------	------	-------	-------	-------	------	------	------	--------	------	-------	------	------	------	------	------	--------	------	-------	------	-------	------	------	------	--------	------	-------	------	------	------	------	------	--------	------	-------	------	------	------	------	------	--------	------	-------	-------	-------	-------	-------	-------	--------	-------	-------	-------	--------	-------	--------

PITCHER	IP	WLS	BF	H	R	ER	SO	BB	IBB	HBP	BLK	WP	HR	S	P	ERA	WHIP
Bruce Hurst, L ERA: 3.34 (1, 1)	8.0		30	5	2	2	4	1	0	0	0	3	0	67	101	2.25	0.750
Jose Melendez, R ERA: 3.16 (9, 1)	2.0	W	7	0	0	0	1	1	0	0	0	0	0	18	26	0.00	0.500


BOTTOM

San Diego Padres @ San Francisco Giants
Candlestick Park, San Francisco, CA

Fri Jun 19 1992, 10:05 PM EDT
Att. 17,654 - Cloudy - 56 F

livebaseballscorecards.com

AB	35
R	2
H	5
RBI	2
BB	2
SO	5
LOB	11



Batter	1	2	3	4	5	6	7	8	9	AB R H RBI BB SO LOB	TOP											
Tony Fernandez, S (1, 6) OBP: 0.360, SLG: 0.364	2-2 F8		1-0 FC6-4 1B		1-2 F9		1-2 G6-3		2-3 K	5 0 1 0 0 1 1	San Diego Padres @ San Francisco Giants Candlestick Park, San Francisco, CA Sat Jun 20 1992, 6:33 AM EDT Att. 24,246 - Sunny - 74 F											
Tony Gwynn, L (1, 9) OBP: 0.390, SLG: 0.462	3-1 G4-3		1-1 FC6-4 F7		0-0 F7		2-1 G4-3		4-2 HBP BB	4 0 0 0 1 0 2												
Gary Sheffield, R (1, 5) OBP: 0.381, SLG: 0.525	2-2 2B		1-1 F7		4-2 BB			0-0 1B BB 1B	1-1 HBP	3 1 2 0 1 0 1												
Kevin Ward, R (1, 7) OBP: 0.324, SLG: 0.333	2-3 K		3-2 L8		3-2 P4			4-2 BB 1B BB	2-3 HBP	4 0 0 0 1 2 6												
Darrin Jackson, R (1, 8) OBP: 0.296, SLG: 0.423		0-1 1B 2B		1-2 1B 1B		0-1 L5		0-1 FC5-2 BB 1B		4 0 3 0 0 0 0												
Dan Walters, R (1, 2) OBP: 0.295, SLG: 0.379		0-3 K2-3		1-0 G1-6-3 1B		2-2 G5-3		4-1 FC5-2 BB		3 0 1 1 1 1 1												
Jerald Clark, R (1, 3) OBP: 0.248, SLG: 0.301		1-0 1B		0-3 K		2-0 1B		0-0 FC5-2		4 0 2 0 0 1 5												
Kurt Stillwell, S (1, 4) OBP: 0.297, SLG: 0.320		1-3 K		1-0 G1-6-3		2-1 G5-3		1-1 G4-3		4 0 0 0 0 1 7												
Craig Lefferts, L (1, 1) OBP: 0.074, SLG: 0.074		1-0 F9			1-2 BB 1B		1-2 P8		1-3 K	1 0 0 0 0 0 2												
Gene Harris, R (4, 1) OBP: 0.500, SLG: 0.500										0 0 0 0 0 0 0												
Gary Pettis, S (5, PH) OBP: 0.250, SLG: 0.233										1 0 1 0 0 0 0												
Larry Andersen, R (5, 1)										0 0 0 0 0 0 0												
Craig Shipley, R (7, PH) OBP: 0.244, SLG: 0.225										1 0 0 0 0 0 0												
Randy Myers, L (7, 1)										0 0 0 0 0 0 0												
Oscar Azocar, L (9, PH) OBP: 0.273, SLG: 0.246										1 0 0 0 0 1 0												
Inning Stats	R: 0 E: 0 K: 1 S: 11	H: 1 LOB: 1 BB: 0 P: 20	R: 0 E: 0 K: 2 S: 10	H: 2 LOB: 2 BB: 0 P: 13	R: 0 E: 0 K: 1 S: 10	H: 1 LOB: 1 BB: 0 P: 16	R: 0 E: 0 K: 1 S: 9	H: 2 LOB: 1 BB: 0 P: 12	R: 0 E: 0 K: 0 S: 13	H: 1 LOB: 2 BB: 1 P: 22	R: 0 E: 0 K: 0 S: 8	H: 1 LOB: 1 BB: 0 P: 14	R: 0 E: 0 K: 0 S: 8	H: 0 LOB: 0 BB: 0 P: 12	R: 1 E: 0 K: 0 S: 10	H: 2 LOB: 2 BB: 2 P: 19	R: 0 E: 0 K: 3 S: 14	H: 0 LOB: 2 BB: 1 P: 24	1B: 8 2B: 3 3B: 0 HR: 0	SF: 0 SAC: 0 DP: 2 HBP: 1	WP: 0 PB: 0 SB: 0 CS: 0	PA: 40
PITCHER	IP WLS BF H R ER SO BB IBB HBP BLK WP HR S P ERA WHIP																					
Bud Black, L (1, 1) ERA: 3.59	7.0 W 31 9 1 1 4 2 0 0 0 0 0 0 73 117 1.29 1.571																					
Jeff Brantley, R (8, 1) ERA: 3.03	1.2 8 1 0 0 2 2 0 1 0 0 0 17 30 0.00 1.800																					
Rod Beck, R (9, 1) ERA: 2.45	0.1 S 1 0 0 0 1 0 0 0 0 0 0 3 5 0.00 0.000																					

AB	35
R	1
H	10
RBI	1
BB	4
SO	7
LOB	25



Batter	1	2	3	4	5	6	7	8	9
Willie McGee, S OBP: 0.366, SLG: 0.381 (1, 9)	0-0 SH1-4 1B		2-2 2B 1B	1-0 BB 1B			2-3 K		
Darren Lewis, R OBP: 0.311, SLG: 0.282 (1, 8)	2-1 SH1-4 1-3		0-0 F8	4-2 BB 1-2			1-1 G5-3		
Kevin Bass, S OBP: 0.296, SLG: 0.390 (1, 7)	1-3 K		0-1 1B 2B	0-0 L9			0-0 F8		
Cory Snyder, R OBP: 0.347, SLG: 0.560 (1, 3)	4-2 BB		0-0 1B 1B				1-3 K	0-2 1B	
Matt Williams, R OBP: 0.283, SLG: 0.410 (1, 5)	1-1 F9		2-3 K				0-1 L4	2-0 P5	
Robby Thompson, R OBP: 0.355, SLG: 0.382 (1, 4)		2-1 F9	0-0 1B 1-2				2-1 F7	2-1 S 1-3	
Kirt Manwaring, R OBP: 0.357, SLG: 0.370 (1, 2)		2-2 2B	2-0 1B				1-1 G3	3-2 G4-3	
Royce Clayton, R OBP: 0.273, SLG: 0.324 (1, 6)		0-3 K					1-3 K	3-2 F7	
Bud Black, L (1, 1)		1-3 K					1-3 K		
Jeff Brantley, R (8, 1)									
Rod Beck, R (9, 1)									

AB	R	H	RBI	BB	SO	LOB
4	1	3	0	0	1	0
2	0	0	0	1	0	1
4	1	1	0	0	1	3
3	1	2	2	1	1	0
4	0	0	0	0	1	4
4	0	2	0	0	0	0
4	0	2	1	0	0	2
4	0	0	0	0	2	3
3	0	0	0	0	2	1
0	0	0	0	0	0	0
0	0	0	0	0	0	0

BOTTOM

San Diego Padres @ San Francisco Giants
Candlestick Park, San Francisco, CA

Sat Jun 20 1992, 6:33 AM EDT
Att. 24,246 - Sunny - 74 F

AB	32
R	3
H	10
RBI	3
BB	2
SO	8
LOB	14

Inning Stats		R: 0	H: 1	R: 0	H: 1	R: 3	H: 5	R: 0	H: 1	R: 0	H: 0	R: 0	H: 0	R: 0	H: 2
		E: 0	LOB: 2	E: 0	LOB: 1	E: 0	LOB: 2	E: 0	LOB: 2	E: 0	LOB: 0	E: 0	LOB: 0	E: 0	LOB: 2
		K: 1	BB: 1	K: 2	BB: 0	K: 1	BB: 0	K: 0	BB: 1	K: 2	BB: 0	K: 1	BB: 0	K: 0	BB: 0
		S: 12	P: 20	S: 11	P: 16	S: 13	P: 19	S: 9	P: 14	S: 7	P: 10	S: 9	P: 12	S: 6	P: 27

PITCHER		IP	WLS	BF	H	R	ER	SO	BB	IBB	HBP	BLK	WP	HR	S	P	ERA	WHIP
Craig Lefferts, L	(1, 1)	3.2	L	19	8	3	3	4	1	0	0	0	0	0	40	61	7.36	2.455
Gene Harris, R	(4, 1)	0.1		2	0	0	0	0	1	0	0	0	0	5	8	0.00	3.000	
Larry Andersen, R	(5, 1)	2.0		6	0	0	0	3	0	0	0	0	0	16	22	0.00	0.000	
Randy Myers, L	(7, 1)	2.0		8	2	0	0	1	0	0	0	0	0	23	36	0.00	1.000	

WP	PA	3B	SF	SAC	DP	HBP
0	35	0	0	1	0	0

Batter	1	2	3	4	5	6	7	8	9	10	11	AB R H RBI BB SO LOB	TOP																			
Tony Fernandez, S (1, 6) OBP: 0.364, SLG: 0.366	G6-3		G6-4-3 BB		G1-3			CS 1B			0-2 1B	4 0 2 0 1 0 0	San Diego Padres @ San Francisco Giants Candlestick Park, San Francisco, CA Sun Jun 21 1992, 6:33 AM EDT Att: 32,958 - Sunny - 81 F																			
Tony Gwynn, L (1, 9) OBP: 0.386, SLG: 0.457	1B		G6-4-3 1-2f			G4-3		CS 1-2	G6-3		P6	5 0 1 0 0 0 3																				
Gary Sheffield, R (1, 5) OBP: 0.375, SLG: 0.517	P5			F9		L8			F7			4 0 0 0 0 0 1																				
Darrin Jackson, R (1, 8) OBP: 0.292, SLG: 0.416	P8			G6-3		G5-3			K			4 0 0 0 0 1 1																				
Tim Teufel, R (1, 3) OBP: 0.327, SLG: 0.351		G6-3		E5 1B			G6-3			K		4 0 0 0 0 1 0																				
Kevin Ward, R (1, 7) OBP: 0.319, SLG: 0.328		K		1B			F9			K		4 0 1 0 0 2 0																				
Dann Bilardello, R (1, 2) OBP: 0.200, SLG: 0.148												3 0 0 0 0 0 2																				
Dan Walters, R (10, PH) OBP: 0.290, SLG: 0.373		G4-3		F9			P6			G6-3		1 0 0 0 0 0 0																				
Kurt Stillwell, S (1, 4) OBP: 0.296, SLG: 0.318					L7			G6-3			G3	4 0 1 0 0 0 0																				
Greg Harris, R (1, 1) OBP: 0.190, SLG: 0.200												0 0 0 0 0 0 0																				
Rich Rodriguez, L (3, PH) OBP: 0.236, SLG: 0.220												1 0 0 0 0 0 0																				
Craig Shibley, R (8, PH) OBP: 0.236, SLG: 0.220												1 0 0 0 0 0 0																				
Mike Maddux, L (8, 1) OBP: 0.247, SLG: 0.300												0 0 0 0 0 0 0																				
Jerald Clark, R (11, PH) OBP: 0.247, SLG: 0.300												1 0 0 0 0 0 0																				
Jose Melendez, R (11, 1) OBP: 0.247, SLG: 0.300												0 0 0 0 0 0 0																				
Inning Stats	R: 0 E: 0 K: 0 S: 8	H: 1 LOB: 1 BB: 0 P: 13	R: 0 E: 0 K: 1 S: 7	H: 0 LOB: 0 BB: 0 P: 9	R: 0 E: 0 K: 0 S: 6	H: 1 LOB: 1 BB: 1 P: 14	R: 0 E: 1 K: 0 S: 14	H: 1 LOB: 2 BB: 0 P: 21	R: 0 E: 0 K: 0 S: 6	H: 0 LOB: 0 BB: 0 P: 8	R: 0 E: 0 K: 0 S: 7	H: 0 LOB: 0 BB: 0 P: 9	R: 0 E: 0 K: 0 S: 6	H: 0 LOB: 0 BB: 0 P: 12	R: 0 E: 0 K: 0 S: 6	H: 1 LOB: 0 BB: 0 P: 11	R: 0 E: 0 K: 1 S: 11	H: 0 LOB: 0 BB: 0 P: 14	R: 0 E: 0 K: 2 S: 9	H: 0 LOB: 0 BB: 0 P: 14	R: 0 E: 0 K: 0 S: 8	H: 1 LOB: 1 BB: 0 P: 13	1B: 5 2B: 0 3B: 0 HR: 0	SF: 0 SAC: 1 DP: 1 HBP: 0	WP: 0 PB: 0 SB: 0 CS: 1	PA: 39						
PITCHER	IP WLS BF H R ER SO BB IBB HBP BLK WP HR S P ERA WHIP															IP WLS BF H R ER SO BB IBB HBP BLK WP HR S P ERA WHIP																
Bill Swift, R (1, 1) ERA: 2.17	5.0		19	3	0	0	1	1	0	0	0	0	0	0	41	65	0.00	0.800														
Gil Heredia, R (6, 1) ERA: 5.2	4.0		12	1	0	0	1	0	0	0	0	0	0	0	30	46	0.00	0.250														
Michael Jackson, R (10, 1) ERA: 2.56	2.0	W	7	1	0	0	2	0	0	0	0	0	0	0	17	27	0.00	0.500														

AB	36
R	0
H	5
RBI	0
BB	1
SO	4
LOB	7



livebaseballscorecards.com

Batter	1	2	3	4	5	6	7	8	9	10	11	AB R H RBI BB SO LOB	BOTTOM								
Willie McGee, S OBP: 0.360, SLG: 0.374 (1, 9)	G4-3		CS	G3-1		F9			G6-3			4 0 0 0 0 0 0	San Diego Padres @ San Francisco Giants Candlestick Park, San Francisco, CA Sun Jun 21 1992, 6:33 AM EDT Att: 32,958 - Sunny - 81 F livebaseballscorecards.com								
Darren Lewis, R OBP: 0.306, SLG: 0.277 Michael Jackson, R (10, 1)	G6-3			G6-3					G6-3			4 0 0 0 0 0 0 0 0 0 0 0 0 0									
Will Clark, L OBP: 0.415, SLG: 0.500 (1, 3)	L3			BB								3 0 0 0 1 1 0									
Cory Snyder, R OBP: 0.344, SLG: 0.552 (1, 7)		K		F9								4 0 1 0 0 1 1									
Matt Williams, R OBP: 0.278, SLG: 0.403 (1, 5)		F7										4 0 0 0 0 1 1									
Robby Thompson, R OBP: 0.358, SLG: 0.388 (1, 4)				CS					G6-3			3 1 1 0 1 1 0									
Kirt Manwaring, R OBP: 0.357, SLG: 0.366 (1, 2)				BB					G1-3			2 0 0 0 1 0 0									
Jose Uribe, S OBP: 0.306, SLG: 0.421 Kevin Bass, S OBP: 0.300, SLG: 0.395 (11, PH)				FC4-6					P3			3 0 0 0 0 1 1 1 0 1 1 0 0 0									
Bill Swift, R OBP: 0.208, SLG: 0.292 Gil Heredia, R OBP: 0.167, SLG: 0.167 Mike Felder, S OBP: 0.318, SLG: 0.380 (10, 8)				CS					G3			1 0 0 0 0 1 1 1 0 0 0 0 0 0 1 0 0 0 0 0 0									
Inning Stats	R: 0 H: 0 E: 0 K: 0 S: 7	H: 0 LOB: 0 BB: 0 P: 13	R: 0 H: 0 E: 0 K: 1 S: 9	H: 0 LOB: 0 BB: 1 P: 17	R: 0 H: 0 E: 0 K: 1 S: 7	H: 0 LOB: 0 BB: 1 P: 11	R: 0 H: 0 E: 0 K: 0 S: 9	H: 0 LOB: 1 BB: 1 P: 16	R: 0 H: 0 E: 0 K: 2 S: 8	H: 0 LOB: 0 BB: 0 P: 11	R: 0 H: 1 E: 0 K: 0 S: 7	H: 1 LOB: 1 BB: 0 P: 11		R: 0 H: 0 E: 0 K: 0 S: 6	H: 0 LOB: 0 BB: 0 P: 10	R: 0 H: 0 E: 0 K: 1 S: 8	H: 0 LOB: 0 BB: 0 P: 9	R: 1 H: 2 E: 0 K: 0 S: 8	H: 2 LOB: 1 BB: 0 P: 9	1B: 2 SF: 0 2B: 1 SAC: 1 3B: 0 DP: 0 HR: 0 HBP: 0	WP: 0 PA: 37 PB: 0 SB: 0 CS: 2
PITCHER	IP WLS BF H R ER SO BB IBB HBP BLK WP HR S P ERA WHIP																				
Greg Harris, R ERA: 4.05 (1, 1)	2.0	6	0	0	0	1	1	0	0	0	0	0	0	0	16	30	0.00	0.500			
Rich Rodriguez, L ERA: 1.84 (3, 1)	5.0	17	1	0	0	4	2	0	0	0	0	0	0	36	56	0.00	0.600				
Mike Maddux, R ERA: 2.05 (8, 1)	3.0	9	0	0	0	1	0	0	0	0	0	0	0	21	29	0.00	0.000				
Jose Melendez, R ERA: 3.31 (11, 1)	0.1	L 3	2	1	1	0	0	0	0	0	0	0	0	8	9	27.00	6.000				



Batter	1	2	3	4	5	6	7	8	9	AB R H RBI BB SO LOB	TOP	
Willie McGee, S (1, 9) <small>OBP: 0.356, SLG: 0.369</small> Jeff Brantley, R (6, 1) Michael Jackson, R (8, 1) Greg Litton, R (9, PH) <small>OBP: 0.286, SLG: 0.320</small>	3-3 		0-0 			0-0 			1-0 	3 0 0 0 0 1 0 0 0 0 0 0 0 0 0 0 0 0 0 0 0 1 0 0 0 0 0 1	San Francisco Giants @ Atlanta Braves Atlanta-Fulton County Stadium, Atlanta, GA Tue Jun 23 1992, 7:05 PM EDT Att. 39,890 - Sunny - 83 F	
Robby Thompson, R (1, 4) <small>OBP: 0.362, SLG: 0.397</small>	2-2 			1-0 			3-1 	2-0 	4 0 2 0 0 0 1			
Will Clark, L (1, 3) <small>OBP: 0.413, SLG: 0.496</small>	1-3 			0-0 			0-0 	0-0 	4 0 1 0 0 1 3			
Cory Snyder, R (1, 8) <small>OBP: 0.338, SLG: 0.541</small>	1-3 			1-0 			2-3 		3 0 0 0 0 2 3			
Matt Williams, R (1, 5) <small>OBP: 0.275, SLG: 0.398</small>		1-1 		0-0 			0-0 		3 0 0 0 0 0 1			
Chris James, R (1, 7) <small>OBP: 0.256, SLG: 0.257</small> Bryan Hickerson, L (5, 1) Kevin Bass, S (6, 7) <small>OBP: 0.298, SLG: 0.392</small>		0-0 		1-0 			1-0 		2 0 1 0 0 0 0 0 0 0 0 0 0 0 1 0 0 0 0 0 0			
Kirt Manwaring, R (1, 2) <small>OBP: 0.351, SLG: 0.359</small>		1-1 		1-1 			2-2 		3 0 0 0 0 0 1			
Jose Uribe, S (1, 6) <small>OBP: 0.297, SLG: 0.407</small> Mike Benjamin, R (7, 6)			1-0 			1-0 		1-0 	2 0 0 0 0 0 0 1 0 0 0 0 0 0			
John Burkett, R (1, 1) <small>OBP: 0.154, SLG: 0.087</small> Francisco Oliveras, R (4, 1) Mike Felder, S (5, 8) <small>OBP: 0.321, SLG: 0.382</small>			1-1 			2-2 		1-1 	1 0 0 0 0 0 0 0 0 0 0 0 0 0 2 0 1 0 0 0 0			
Inning Stats	R: 0 H: 1 E: 0 LOB: 1 K: 3 BB: 0 S: 14 P: 21	R: 0 H: 1 E: 0 LOB: 0 K: 0 BB: 0 S: 5 P: 7	R: 0 H: 0 E: 0 LOB: 0 K: 0 BB: 0 S: 4 P: 6	R: 0 H: 1 E: 0 LOB: 0 K: 0 BB: 0 S: 3 P: 5	R: 0 H: 0 E: 0 LOB: 0 K: 0 BB: 0 S: 4 P: 6	R: 0 H: 0 E: 0 LOB: 0 K: 0 BB: 0 S: 5 P: 8	R: 0 H: 1 E: 0 LOB: 1 K: 1 BB: 0 S: 7 P: 12	R: 0 H: 0 E: 0 LOB: 0 K: 0 BB: 0 S: 6 P: 10	R: 0 H: 1 E: 0 LOB: 1 K: 0 BB: 0 S: 5 P: 9	1B: 4 SF: 0 2B: 1 SAC: 0 3B: 0 DP: 2 HR: 0 HBP: 0		WP: 0 PA: 30 PB: 0 SB: 0 CS: 0
PITCHER Tom Glavine, L (1, 1) <small>ERA: 2.68</small>	IP WLS BF H R ER SO BB IBB HBP BLK WP HR S P ERA WHIP 9.0 W 30 5 0 0 4 0 0 0 0 0 0 0 53 84 0.00 0.556											PITCHER IP WLS BF H R ER SO BB IBB HBP BLK WP HR S P ERA WHIP

livebaseballscorecards.com

AB	30
R	0
H	5
RBI	0
BB	0
SO	4
LOB	10



Table with columns for Batter, Inning (1-9), and BOTTOM. Rows include player names (e.g., Deion Sanders, L; Terry Pendleton, S; Ron Gant, R) and their performance metrics (IP, WLS, BF, H, R, ER, SO, BB, IBB, HBP, BLK, WP, HR, S, P, ERA, WHIP). Includes diamond diagrams for each play.

BOTTOM

San Francisco Giants @ Atlanta Braves
Atlanta-Fulton County Stadium, Atlanta, GA

Tue Jun 23 1992, 7:05 PM EDT
Att: 39,890 - Sunny - 83 F

livebaseballscores.com

Summary table with columns AB, R, H, RBI, BB, SO, LOB and values: AB 38, R 7, H 17, RBI 7, BB 5, SO 4, LOB 19.



Inning Stats table with columns for R, H, E, K, S, IP, WLS, BF, H, R, ER, SO, BB, IBB, HBP, BLK, WP, HR, S, P, ERA, WHIP for each pitcher.

WP: 0 PA: 45
PB: 0
SB: 0
CS: 0

Batter	1	2	3	4	5	6	7	8	9	AB R H RBI BB SO LOB	TOP											
Mike Felder, S (1, 8) OBP: 0.319, SLG: 0.373	0-1 G6-3		2-0 F8			0-3 K			4-0 FC4-6 BB	3 0 0 0 1 1 0												
Willie McGee, S (1, 9) OBP: 0.350, SLG: 0.362	3-3 K			0-2 G1-3			1-3 K		1-2 FC4-6 E 1B	4 0 0 0 0 2 1												
Will Clark, L (1, 3) OBP: 0.414, SLG: 0.496	2-2 1B			2-1 L7			0-1 F9		0-0 E9 1B	4 0 2 0 0 0 0												
Kevin Bass, S (1, 7) OBP: 0.291, SLG: 0.382	0-2 L6			2-2 F8			2-1 F7		3-2 G3-1	4 0 0 0 0 0 3												
Matt Williams, R (1, 5) OBP: 0.272, SLG: 0.393					0-1 F8			2-3 K		3 0 0 0 0 2 0												
Robby Thompson, R (1, 4) OBP: 0.367, SLG: 0.395						0-3 K		3-2 HBP		1 0 0 0 1 1 0												
Jim McNamara, L (1, 2) OBP: 0.263, SLG: 0.278						1-3 K		2-2 F7		3 0 0 0 0 2 2												
Jose Uribe, S (1, 6) OBP: 0.284, SLG: 0.387							1-1 G3		0-1 P5	3 0 0 0 0 0 1												
Trevor Wilson, L (1, 1) OBP: 0.190, SLG: 0.111									2-1 G3-1	2 0 0 0 0 2 0												
Rod Beck, R (8, 1)										0 0 0 0 0 0 0												
Darren Lewis, R (9, PH) OBP: 0.305, SLG: 0.276										1 0 0 0 0 0 0												
Inning Stats	R: 0 E: 0 K: 1 S: 11	H: 1 LOB: 1 BB: 0 P: 16	R: 0 E: 0 K: 2 S: 6	H: 0 LOB: 0 BB: 1 P: 10	R: 0 E: 0 K: 1 S: 5	H: 0 LOB: 0 BB: 0 P: 7	R: 0 E: 0 K: 0 S: 8	H: 0 LOB: 0 BB: 0 P: 12	R: 0 E: 0 K: 2 S: 8	H: 0 LOB: 0 BB: 0 P: 9	R: 0 E: 0 K: 2 S: 9	H: 0 LOB: 0 BB: 0 P: 10	R: 0 E: 0 K: 1 S: 8	H: 0 LOB: 0 BB: 0 P: 11	R: 0 E: 0 K: 1 S: 10	H: 0 LOB: 1 BB: 0 P: 17	R: 0 E: 1 K: 0 S: 11	H: 1 LOB: 2 BB: 1 P: 21	1B: 2 2B: 0 3B: 0 HR: 0	SF: 0 SAC: 0 DP: 0 HBP: 1	WP: 0 PB: 0 SB: 0 CS: 1	PA: 31
PITCHER 29 John Smoltz, R (1, 1) ERA: 3.18	IP: 9.0 WLS: W BF: 31 H: 2 R: 0 ER: 0 SO: 10 BB: 2 IBB: 0 HBP: 1 BLK: 0 WP: 0 HR: 0 S: 76 P: 113 ERA: 0.00 WHIP: 0.444											PITCHER IP: 0 WLS: 0 BF: 0 H: 0 R: 0 ER: 0 SO: 0 BB: 0 IBB: 0 HBP: 0 BLK: 0 WP: 0 HR: 0 S: 0 P: 0 ERA: 0.00 WHIP: 0.000										

San Francisco Giants @ Atlanta Braves
Atlanta-Fulton County Stadium, Atlanta, GA

livebaseballscorecards.com

AB	28
R	0
H	2
RBI	0
BB	2
SO	10
LOB	7



Wed Jun 24 1992, 3:33 AM EDT
Att. 39,016 - Sunny - 89 F

Batter	1	2	3	4	5	6	7	8	9	AB	R	H	RBI	BB	SO	LOB
Otis Nixon, S <small>OBP: 0.400, SLG: 0.397</small> (1, 8)	0-0 P4		1-1 G6-3		2-2 HR		1-0 SF8			3	1	1	3	0	0	0
Jeff Blausler, R <small>OBP: 0.273, SLG: 0.362</small> Rafael Belliard, R <small>OBP: 0.274, SLG: 0.250</small> (1, 6) (8, 6)	2-2 G1-3		1-3 K		1-1 G6-3		3-3 K			4	0	0	0	0	2	1
Terry Pendleton, S <small>OBP: 0.338, SLG: 0.491</small> (1, 5)	1-0 G5-3			2-2 G5-3 1B		0-2 G3-1		1-1 P4		4	0	1	0	0	0	0
Ron Gant, R <small>OBP: 0.367, SLG: 0.481</small> (1, 7)		2-0 F9 2B		2-2 G5-3		1-3 K		2-2 G3		4	1	1	0	0	1	1
David Justice, L <small>OBP: 0.342, SLG: 0.397</small> (1, 9)		2-1 F9		1-3 K		0-0 P3		4-2 BB		3	0	0	0	1	1	2
Brian Hunter, R <small>OBP: 0.264, SLG: 0.457</small> (1, 3)		2-2 2B		1-2 F7		1-0 G5-3		0-3 K		4	0	1	1	0	1	2
Greg Olson, R <small>OBP: 0.329, SLG: 0.326</small> (1, 2)		2-3 K		3-1 HR 1B		4-2 29 1B BB				2	2	1	0	1	1	1
Mark Lemke, S <small>OBP: 0.283, SLG: 0.293</small> (1, 4)		1-1 G4-3		0-1 F8		0-0 29 SF8 1B				3	1	1	0	0	0	2
29 John Smoltz, R <small>OBP: 0.250, SLG: 0.250</small> (1, 1)			1-1 G6-3		0-1 SH3-4		0-0 1-3 2-H 1B			2	0	1	1	0	0	0

Inning Stats	R: 0	H: 0	E: 0	K: 0	S: 5	R: 1	H: 2	E: 0	K: 1	S: 12	R: 0	H: 0	E: 0	K: 1	S: 8	R: 0	H: 1	E: 0	K: 1	S: 14	R: 2	H: 2	E: 0	K: 0	S: 11	R: 0	H: 0	E: 0	K: 1	S: 8	R: 2	H: 2	E: 0	K: 1	S: 10	R: 0	H: 0	E: 0	K: 1	S: 10	
	0	0	0	0	8	1	2	0	1	21	0	0	0	1	11	0	1	0	1	14	0	2	2	0	0	11	0	0	0	0	9	0	0	0	0	19	0	0	0	1	17

PITCHER	IP	WLS	BF	H	R	ER	SO	BB	IBB	HBP	BLK	WP	HR	S	P	ERA	WHIP
Trevor Wilson, L <small>ERA: 4.41</small>	(1, 1)	7.0	29	7	5	5	5	1	0	0	0	0	1	68	105	6.43	1.143
Rod Beck, R <small>ERA: 2.4</small>	(8, 1)	1.0	4	0	0	0	1	1	0	0	0	0	0	10	17	0.00	1.000

BOTTOM

San Francisco Giants @ Atlanta Braves
 Atlanta-Fulton County Stadium, Atlanta, GA

Wed Jun 24 1992, 3:33 AM EDT
 Att: 39,016 - Sunny - 89 F

AB	29
R	5
H	7
RBI	5
BB	2
SO	6
LOB	9

Braves

WP: 0	PA: 33
PB: 0	
SB: 0	
CS: 0	

WP	HR	S	P	ERA	WHIP
0	1	10	17	0.00	1.000

Batter	1	2	3	4	5	6	7	8	9	AB R H RBI BB SO LOB	TOP
Darren Lewis, R (1, 8) OBP: 0.304, SLG: 0.272	3-2 L8		1-2 G5-3		1-1 G6-3			4-2 E 1B BB		3 0 0 0 1 0 0	San Francisco Giants @ San Diego Padres Jack Murphy Stadium, San Diego, CA Thu Jun 25 1992, 10:05 PM EDT Att. 22,681 - Sunny - 78 F
Willie McGee, S (1, 9) OBP: 0.348, SLG: 0.361	1-3 K		1-2 G4-3			0-3 K		0-1 E 1B		4 0 1 0 0 2 0	
Will Clark, L (1, 3) OBP: 0.412, SLG: 0.492	1-1 1B		0-3 K			1-1 F7		2-2 E3		4 0 1 0 0 1 2	
Cory Snyder, R (1, 5) OBP: 0.329, SLG: 0.526	1-3 K			0-3 K		0-2 L6		0-3 K		4 0 0 0 0 3 4	
Kevin Bass, S (1, 7) OBP: 0.290, SLG: 0.385		2-0 1B 2B		1-3 K			2-3 K		0-1 G5-3	4 0 1 0 0 2 0	
Robby Thomson, R (1, 4) Francisco Oliveras, R (7, 1) Chris James, R (9, PH) OBP: 0.253, SLG: 0.253		1-1 L8		3-2 2B			2-3 K		1-1 G5-3	3 0 1 0 0 1 1 0 0 0 0 0 0 0 1 0 0 0 0 0 0	
Kirt Manwaring, R (1, 2) OBP: 0.354, SLG: 0.363		1-1 G1-3 1B		0-2 G1-3			1-1 G6-3		2-1 2B 1B	4 0 2 0 0 0 1	
Mike Benjamin, R (1, 6) OBP: 0.200, SLG: 0.400		0-0 G1-3			0-0 G5-3			3-2 F7	0-1 2B	4 0 1 0 0 0 2	
Dave Righetti, L (1, 1) Gil Heredia, R (5, 1) Greg Litton, R (7, 4) OBP: 0.279, SLG: 0.312		2-3 K			0-3 K			1-0 F8	1-2 G5-3	2 0 0 0 0 2 2 0 0 0 0 0 0 0 2 0 0 0 0 0 2	
Inning Stats	R: 0 H: 1 E: 0 LOB: 1 K: 2 BB: 0 S: 12 P: 18	R: 0 H: 2 E: 0 LOB: 2 K: 1 BB: 0 S: 9 P: 15	R: 0 H: 0 E: 0 LOB: 0 K: 1 BB: 0 S: 11 P: 13	R: 0 H: 1 E: 0 LOB: 1 K: 2 BB: 0 S: 12 P: 16	R: 0 H: 0 E: 0 LOB: 0 K: 1 BB: 0 S: 6 P: 7	R: 0 H: 0 E: 0 LOB: 0 K: 1 BB: 0 S: 8 P: 9	R: 0 H: 0 E: 0 LOB: 0 K: 2 BB: 0 S: 8 P: 13	R: 0 H: 1 E: 1 LOB: 3 K: 1 BB: 1 S: 15 P: 25	R: 0 H: 2 E: 0 LOB: 2 K: 0 BB: 0 S: 11 P: 15	1B: 4 SF: 0 2B: 3 SAC: 0 3B: 0 DP: 0 HR: 0 HBP: 0	
PITCHER Bruce Hurst, L (1, 1) ERA: 3.09	IP WLS BF H R ER SO BB IBB HBP BLK WP HR S P ERA WHIP										
	9.0 W 36 7 0 0 11 1 0 0 0 0 0 0 92 131 0.00 0.889										

livebaseballscorecards.com

AB	35
R	0
H	7
RBI	0
BB	1
SO	11
LOB	14



Batter	1	2	3	4	5	6	7	8	9	AB	R	H	RBI	BB	SO	LOB	BOTTOM
--------	---	---	---	---	---	---	---	---	---	----	---	---	-----	----	----	-----	--------

Tony Fernandez, S <small>OBP: 0.364, SLG: 0.370</small> Craig Shipley, R <small>OBP: 0.261, SLG: 0.267</small>	0-0 G4-3 	0-2 			0-0 	0-3 K 		1-1 		4	1	2	0	0	1	0	San Francisco Giants @ San Diego Padres Jack Murphy Stadium, San Diego, CA <small>Thu Jun 25 1992, 10:05 PM EDT</small> <small>Att. 22,681 - Sunny - 78 F</small>
---	------------------------	---------	--	--	---------	---------------------	--	---------	--	---	---	---	---	---	---	---	--

Tony Gwynn, L <small>OBP: 0.393, SLG: 0.462</small>	4-1 	1-2 CS 	1-1 F8 		0-0 P6 		1-1 G4-3 	0-0 		4	1	1	1	1	0	2	
---	---------	----------------------	----------------------	--	----------------------	--	------------------------	---------	--	---	---	---	---	---	---	---	--

Darrin Jackson, R <small>OBP: 0.304, SLG: 0.427</small>	1-0 		0-0 F8 		4-1 		4-2 	0-2 F8 		3	3	1	0	2	0	1	
---	---------	--	----------------------	--	---------	--	---------	----------------------	--	---	---	---	---	---	---	---	--

Gary Sheffield, R <small>OBP: 0.384, SLG: 0.542</small>	0-0 		0-0 		4-0 		1-2 			3	1	3	3	1	0	0	
---	---------	--	---------	--	---------	--	---------	--	--	---	---	---	---	---	---	---	--

Tim Teufel, R <small>OBP: 0.317, SLG: 0.346</small> Phil Stephenson, L <small>OBP: 0.429, SLG: 0.714</small>	3-1 F9 		2-0 L6 		1-0 		2-1 			2	0	0	0	0	0	2	
---	----------------------	--	----------------------	--	---------	--	---------	--	--	---	---	---	---	---	---	---	--

Dan Walters, R <small>OBP: 0.324, SLG: 0.388</small>	2-1 G6-3 			2-1 P6 	4-0 		1-2 			3	0	1	1	1	0	1	
--	------------------------	--	--	----------------------	---------	--	---------	--	--	---	---	---	---	---	---	---	--

Kevin Ward, R <small>OBP: 0.303, SLG: 0.308</small>		1-1 P3 		3-2 G5-3 	0-1 G6-4-3 		0-0 G6-4-3 			4	0	0	0	0	0	6	
---	--	----------------------	--	------------------------	--------------------------	--	--------------------------	--	--	---	---	---	---	---	---	---	--

Kurt Stillwell, S <small>OBP: 0.288, SLG: 0.305</small>	0-0 			2-0 G4-3 		0-3 K 		2-3 K 		4	0	1	0	0	2	0	
---	---------	--	--	------------------------	--	---------------------	--	---------------------	--	---	---	---	---	---	---	---	--

Bruce Hurst, L <small>OBP: 0.128, SLG: 0.135</small>	0-1 SH1-4 				4-2 	1-3 K 		1-0 L7 		2	1	0	0	1	1	0	
--	-------------------------	--	--	--	---------	---------------------	--	----------------------	--	---	---	---	---	---	---	---	--

Inning Stats	R: 2 E: 0 K: 0 S: 8	H: 2 LOB: 1 BB: 1 P: 18	R: 0 E: 0 K: 0 S: 9	H: 2 LOB: 1 BB: 0 P: 12	R: 1 E: 0 K: 0 S: 5	H: 1 LOB: 0 BB: 0 P: 8	R: 0 E: 0 K: 0 S: 6	H: 0 LOB: 0 BB: 0 P: 13	R: 3 E: 0 K: 0 S: 9	H: 2 LOB: 2 BB: 4 P: 26	R: 0 E: 0 K: 3 S: 9	H: 0 LOB: 0 BB: 0 P: 10	R: 1 E: 0 K: 0 S: 14	H: 3 LOB: 2 BB: 1 P: 23	R: 1 E: 0 K: 1 S: 12	H: 2 LOB: 1 BB: 0 P: 16	1B: 10 2B: 1 3B: 0 HR: 1	SF: 0 SAC: 1 DP: 2 HBP: 0	WP: 0 PB: 0 SB: 0 CS: 1	PA: 40
--------------	------------------------------	----------------------------------	------------------------------	----------------------------------	------------------------------	---------------------------------	------------------------------	----------------------------------	------------------------------	----------------------------------	------------------------------	----------------------------------	-------------------------------	----------------------------------	-------------------------------	----------------------------------	-----------------------------------	------------------------------------	----------------------------------	--------

PITCHER	IP	WLS	BF	H	R	ER	SO	BB	IBB	HBP	BLK	WP	HR	S	P	ERA	WHIP
Dave Righetti, L <small>ERA: 6.53</small>	(1, 1)	4.1	L	21	6	6	6	3	0	0	1	0	1	34	65	12.46	2.077
Gil Heredia, R <small>ERA: 5.16</small>	(5, 1)	2.0		12	4	1	3	3	0	0	0	0	0	25	44	4.50	3.500
Francisco Oliveras, R <small>ERA: 1.8</small>	(7, 1)	1.2		6	2	1	1	0	0	0	0	0	0	13	17	5.40	1.200

livebaseballscorecards.com

Batter	1	2	3	4	5	6	7	8	9	AB R H RBI BB SO LOB	TOP									
Darren Lewis, R (1, 8) OBP: 0.299, SLG: 0.268	1-3 K		0-2 P3			1-3 K		0-2 L9		4 0 0 0 0 2 1	San Francisco Giants @ San Diego Padres Jack Murphy Stadium, San Diego, CA Fri Jun 26 1992, 10:05 PM EDT Att. 21,701 - Sunny - 80 F livebaseballscorecards.com									
Willie McGee, S (1, 9) OBP: 0.343, SLG: 0.354	3-2 G5-3			0-0 P4			0-1 G6-3		2-3 K	4 0 0 0 0 1 0										
Kevin Bass, S (1, 7) OBP: 0.283, SLG: 0.375	1-1 G6-3			1-2 F7			2-1 G5-3		1-1 E6 1B	4 0 0 0 0 0 0										
Cory Snyder, R (1, 3) OBP: 0.333, SLG: 0.545		1-1 L8		0-3 K			1-1 HR		0-0 FC4-6 1B	4 1 2 1 0 1 0										
Matt Williams, R (1, 5) OBP: 0.272, SLG: 0.391		0-3 K			1-2 G5-3		1-1 2B 1B		2-3 K	4 1 1 0 0 2 2										
Robby Thompson, R (1, 4) OBP: 0.364, SLG: 0.403		1-3 K			0-0 L9		1-1 1-H 2B		1-0 FC4-6 1-2f	4 0 1 1 0 1 2										
Kirt Manwaring, R (1, 2) OBP: 0.354, SLG: 0.358				4-0 SH1-4 BB		1-2 G5-3		1-1 F9		2 0 0 0 1 0 1										
Mike Benjamin, R (1, 6) OBP: 0.125, SLG: 0.250			3-2 F8			0-2 G1-3		1-3 K		3 0 0 0 0 1 1										
Bud Black, L (1, 1) Mike Felder, S (6, PH) Michael Jackson, R (6, 1) Chris James, R (8, PH) Jeff Brantley, R (8, 1)		1-1 SH1-4		0-0 SH1-4		1-1 F9		1-2 F9		0 0 0 0 0 0 0										
Inning Stats	R: 0 E: 0 K: 1 S: 9	H: 0 LOB: 0 BB: 0 P: 14	R: 0 E: 0 K: 2 S: 8	H: 0 LOB: 0 BB: 1 P: 10	R: 0 E: 0 K: 0 S: 7	H: 0 LOB: 1 BB: 1 P: 14	R: 0 E: 0 K: 1 S: 9	H: 0 LOB: 0 BB: 0 P: 10	R: 0 E: 0 K: 0 S: 7	H: 0 LOB: 0 BB: 0 P: 9		R: 2 E: 0 K: 0 S: 12	H: 3 LOB: 1 BB: 0 P: 18	R: 0 E: 0 K: 1 S: 9	H: 0 LOB: 0 BB: 0 P: 11	R: 0 E: 1 K: 2 S: 12	H: 1 LOB: 2 BB: 0 P: 18	1B: 2 2B: 1 3B: 0 HR: 1	SF: 0 SAC: 1 DP: 0 HBP: 0	WP: 0 PB: 0 SB: 0 CS: 0
PITCHER	IP WLS BF H R ER SO BB IBB HBP BLK WP HR S P ERA WHIP																			
Craig Lefferts, L (1, 1) ERA: 3.49	7.0 W 25 3 2 2 5 1 0 0 0 0 1 60 85 2.57 0.571																			
Larry Andersen, R (8, 1) ERA: 3.48	2.0 8 1 0 0 3 0 0 0 0 0 0 21 29 0.00 0.500																			



Batter	1	2	3	4	5	6	7	8	9	AB	R	H	RBI	BB	SO	LOB
Tony Fernandez, S (1, 6) OBP: 0.366, SLG: 0.372	2-2 L8		0-0 P4		1-1 CS 1B		2-2 BB 1B			4	1	2	0	0	0	0
Tony Gwynn, L (1, 9) OBP: 0.391, SLG: 0.457	1-1 L6		1-2 F7		0-1 F7		4-1 1B BB			3	0	0	0	1	0	1
Darrin Jackson, R (1, 8) OBP: 0.310, SLG: 0.436	0-0 P6			1-2 1B 2B	2-2 1B		1-1 1B			4	1	3	2	0	0	0
Gary Sheffield, R (1, 5) OBP: 0.385, SLG: 0.542		0-0 1B 1B		0-0 2B 1B	2-0 P4		0-0 G5-3			4	1	2	0	0	0	2
Dan Walters, R (1, 2) OBP: 0.333, SLG: 0.408		2-1 1B		0-0 2B 1B		3-1 L8		2-2 G4-3		4	1	2	1	0	0	0
Kevin Ward, R (1, 7) OBP: 0.300, SLG: 0.319		1-3 1B		1-3 2B		1-1 G4-3		3-2 P3		4	1	1	2	0	1	2
Jerald Clark, R (1, 3) OBP: 0.241, SLG: 0.291		1-2 P2		1-0 G5-3		3-2 G1-3		2-2 1B		2	0	0	0	0	0	3
Phil Stephenson, L (6, PH) OBP: 0.444, SLG: 0.667										2	0	1	0	0	0	0
Kurt Stillwell, S (1, 4) OBP: 0.288, SLG: 0.304		0-3 K		3-3 K			2-1 BB G5-3 1B		2-1 P5	4	1	1	0	0	2	3
Craig Lefferts, L (1, 1) OBP: 0.069, SLG: 0.069			0-3 K		0-0 G1-3		1-1 G5-3			2	0	0	0	0	1	0
Oscar Azocar, L (7, PH) OBP: 0.269, SLG: 0.242										1	0	0	0	0	0	1
Larry Andersen, R (8, 1)										0	0	0	0	0	0	0

Inning Stats	R: 0	H: 0	E: 0	K: 0	S: 6	R: 0	H: 2	E: 0	K: 2	S: 12	R: 0	H: 0	E: 0	K: 1	S: 7	R: 4	H: 4	E: 0	K: 1	S: 12	R: 0	H: 2	E: 0	K: 0	S: 10	R: 0	H: 0	E: 0	K: 0	S: 7	R: 2	H: 3	E: 0	K: 0	S: 11	R: 0	H: 1	E: 0	K: 0	S: 12		
	LOB: 0	BB: 0	P: 9	LOB: 2	BB: 0	P: 16	LOB: 0	BB: 0	P: 8	LOB: 0	BB: 0	P: 17	LOB: 1	BB: 0	P: 14	LOB: 0	BB: 0	P: 21	LOB: 1	BB: 0	P: 21	LOB: 0	BB: 0	P: 21	LOB: 0	BB: 0	P: 14	LOB: 0	BB: 0	P: 14	LOB: 0	BB: 0	P: 14	LOB: 0	BB: 0	P: 14	LOB: 0	BB: 0	P: 14	LOB: 0	BB: 0	P: 14

PITCHER	IP	WLS	BF	H	R	ER	SO	BB	IBB	HBP	BLK	WP	HR	S	P	ERA	WHIP
Bud Black, L (1, 1) ERA: 3.88	5.0	L	22	8	4	4	4	0	0	0	0	1	0	47	64	7.20	1.600
Michael Jackson, R (6, 1) ERA: 2.81	2.0		9	3	2	2	0	1	0	0	0	0	0	18	35	9.00	2.000
Jeff Brantley, R (8, 1) ERA: 3.06	1.0		4	1	0	0	0	0	0	0	0	0	0	12	21	0.00	1.000


BOTTOM

San Francisco Giants @ San Diego Padres
Jack Murphy Stadium, San Diego, CA

Fri Jun 26 1992, 10:05 PM EDT
Att: 21,701 - Sunny - 80 F

livebaseballscorecards.com

AB	34
R	6
H	12
RBI	5
BB	1
SO	4
LOB	12



WP	PA
1	35

Batter	1	2	3	4	5	6	7	8	9	10	AB R H RBI BB SO LOB	TOP												
Mike Felder, S OBP: 0.319, SLG: 0.371 (1, 8)	G3 1B		F8		L8		P6			HR 1B	5 1 2 0 0 0 1													
Willie McGee, S OBP: 0.340, SLG: 0.351 (1, 9)	F7		F7			1B 1B	K			K	5 1 1 0 0 2 2													
Kevin Bass, S OBP: 0.298, SLG: 0.406 (1, 7)	G3			S 1B		1B 1B		CS 1B		HR	5 2 4 2 0 0 1													
Cory Snyder, R OBP: 0.335, SLG: 0.540 (1, 3)	F7			K		1B 1B	E L9-2 1B	P3		BB 1B	5 0 2 1 0 1 3													
Matt Williams, R OBP: 0.274, SLG: 0.391 (1, 5)		FC5-4 1B		F9		E8 1B		K		F9	5 0 2 1 0 1 2													
Robby Thompson, R OBP: 0.359, SLG: 0.393 (1, 4)		FC5-4 1-2r		G4-3		P4		K		BB	4 0 0 0 1 1 4													
Kirt Manwaring, R OBP: 0.355, SLG: 0.360 (1, 2)		L9		L9-2		L9-2		1B		L8	5 0 2 0 0 0 5													
Jose Uribe, S OBP: 0.268, SLG: 0.364 (1, 6)		F9		G1-3		G1-3		G6-3		F8	4 0 0 0 0 0 3													
Bill Swift, R OBP: 0.192, SLG: 0.269 (7, PH)			K			G6-3		HR		G5-3	2 0 0 0 0 0 1 1													
Chris James, R OBP: 0.295, SLG: 0.299 (7, 1)											1 1 1 1 0 0 0 0													
Bryan Hickerson, L (7, 1)											0 0 0 0 0 0 0 0													
Rod Beck, R (7, 1)											0 0 0 0 0 0 0 0													
Greg Litton, R OBP: 0.276, SLG: 0.308 (9, PH)											1 0 0 0 0 0 0 1													
Jeff Brantley, R (9, 1)											0 0 0 0 0 0 0 0													
Inning Stats	R: 0 E: 0 K: 0 S: 10	H: 1 LOB: 1 BB: 0 P: 16	R: 0 E: 0 K: 0 S: 11	H: 1 LOB: 1 BB: 0 P: 14	R: 0 E: 0 K: 1 S: 10	H: 0 LOB: 0 BB: 0 P: 11	R: 0 E: 0 K: 1 S: 11	H: 1 LOB: 1 BB: 0 P: 15	R: 0 E: 0 K: 0 S: 8	H: 1 LOB: 1 BB: 0 P: 10	R: 2 E: 1 K: 0 S: 24	H: 4 LOB: 1 BB: 0 P: 31	R: 1 E: 0 K: 1 S: 13	H: 1 LOB: 0 BB: 0 P: 21	R: 0 E: 0 K: 1 S: 8	H: 1 LOB: 0 BB: 0 P: 11	R: 0 E: 0 K: 1 S: 10	H: 1 LOB: 1 BB: 0 P: 11	R: 2 E: 0 K: 1 S: 18	H: 3 LOB: 2 BB: 1 P: 29	1B: 12 2B: 1 3B: 0 HR: 2	SF: 0 SAC: 0 DP: 1 HBP: 0	WP: 0 PB: 0 SB: 1 CS: 1	PA: 43
PITCHER	IP WLS BF H R ER SO BB IBB HBP BLK WP HR S P ERA WHIP																							
Andy Benes, R ERA: 3.55 (1, 1)	7.0	29	9	3	3	3	0	0	0	0	0	0	0	0	0	118	3.86	1.286						
Jose Melendez, R ERA: 3.46 (8, 1)	2.0	7	2	0	0	2	0	0	0	0	0	0	0	0	18	22	0.00	1.000						
Randy Myers, L ERA: 6.17 (10, 1)	1.0	L 7	3	2	2	1	1	0	0	0	0	0	1	18	29	18.00	4.000							

San Francisco Giants @ San Diego Padres
Jack Murphy Stadium, San Diego, CA
 Sat Jun 27 1992, 10:05 PM EDT
 Att. 42,499 - Sunny - 80 F

AB	42
R	5
H	14
RBI	5
BB	1
SO	6
LOB	23



Batter	1	2	3	4	5	6	7	8	9	10	AB	R	H	RBI	BB	SO	LOB
Tony Fernandez, S (1, 6) OBP: 0.366, SLG: 0.374	1-0 1B G5-3 2B	4-2 BB			1-0 G6-3		3-3 K		0-1 L8		4	1	1	0	1	1	1
Tony Gwynn, L (1, 9) OBP: 0.397, SLG: 0.461	0-0 G4-3 G5-3 3B 2-3 1B	2-1 F7			1-2 FC6-4 1B		2-2 1B 1B		4-0 IBB		4	1	3	0	1	0	1
Gary Sheffield, R (1, 5) OBP: 0.382, SLG: 0.536	2-1 G5-3		2-2 G3-1		0-0 FC6-4 FC6 1-2f		0-0 1-3 1B		1-2 L8		5	0	1	1	0	0	4
Fred McGriff, L (1, 3) OBP: 0.419, SLG: 0.579	2-2 G4-3		0-0 G4-3		0-0 FC6 1-2f		3-2 G4-3			3-2 F7	5	0	0	0	0	0	4
Darrin Jackson, R (1, 8) OBP: 0.312, SLG: 0.443	1-2 1B 3B		2-1 1B			1-3 K		0-0 G5-3		1-0 F9	5	1	2	1	0	1	0
Oscar Azocar, L (1, 7) OBP: 0.264, SLG: 0.239	1-1 FC6-4 1B 3-H		0-1 P5			1-3 K2-3		1-1 F8		0-0 F8	5	0	1	1	0	1	1
Dan Walters, R (1, 2) OBP: 0.329, SLG: 0.400	1-2 FC6-4 1-2f			1-0 G6-3		0-1 FC5-4 1B		1-3 K			4	0	1	0	0	1	1
Tim Teufel, R (1, 4) OBP: 0.315, SLG: 0.342		2-2 L8		0-0 G6-3		1-1 FC5-4 1-2f			0-0 SH1-3 1B		4	0	1	0	0	0	1
Andy Benes, R (1, 1) OBP: 0.235, SLG: 0.200											2	0	0	0	0	0	0
Kevin Ward, R (7, PH) OBP: 0.296, SLG: 0.314		1-0 L1		2-2 G6-3			2-3 K		1-0 SH1-3		1	0	0	0	0	1	0
Jose Melendez, R (8, 1)											0	0	0	0	0	0	0
Phil Stephenson, L (9, PH) OBP: 0.444, SLG: 0.667											0	0	0	0	0	0	0
Randy Myers, L (10, 1)											0	0	0	0	0	0	0

Inning Stats	R: 3	H: 4	E: 0	LOB: 1	K: 0	S: 16	P: 24	R: 0	H: 0	E: 0	LOB: 1	K: 0	S: 9	P: 18	R: 0	H: 1	E: 0	LOB: 1	K: 0	S: 8	P: 12	R: 0	H: 0	E: 0	LOB: 0	K: 0	S: 5	P: 8	R: 0	H: 1	E: 0	LOB: 1	K: 2	S: 10	P: 13	R: 0	H: 2	E: 0	LOB: 2	K: 2	S: 16	P: 26	R: 0	H: 0	E: 0	LOB: 0	K: 1	S: 6	P: 8	R: 0	H: 1	E: 0	LOB: 2	K: 0	S: 7	P: 13	R: 0	H: 0	E: 0	LOB: 0	K: 0	S: 5	P: 9	1B: 8	SF: 0	2B: 1	SAC: 1	3B: 1	DP: 0	HR: 0	HBP: 0	WP: 0	PA: 42
--------------	------	------	------	--------	------	-------	-------	------	------	------	--------	------	------	-------	------	------	------	--------	------	------	-------	------	------	------	--------	------	------	------	------	------	------	--------	------	-------	-------	------	------	------	--------	------	-------	-------	------	------	------	--------	------	------	------	------	------	------	--------	------	------	-------	------	------	------	--------	------	------	------	-------	-------	-------	--------	-------	-------	-------	--------	-------	--------

PITCHER	IP	WLS	BF	H	R	ER	SO	BB	IBB	HBP	BLK	WP	HR	S	P	ERA	WHIP
Bill Swift, R (1, 1) ERA: 2.35	6.0		26	7	3	3	2	1	0	0	0	0	0	54	83	4.50	1.333
Bryan Hickerson, L (7, 1) ERA: 3.25	0.2		3	1	0	0	2	0	0	0	0	0	0	12	19	0.00	1.500
Rod Beck, R (7, 1) ERA: 2.33	1.1		5	1	0	0	1	0	0	0	0	0	0	10	15	0.00	0.750
Jeff Brantley, R (9, 1) ERA: 2.88	2.0	W	8	1	0	0	0	0	1	0	0	0	0	12	22	0.00	0.500


BOTTOM

San Francisco Giants @ San Diego Padres
 Jack Murphy Stadium, San Diego, CA

Sat Jun 27 1992, 10:05 PM EDT
 Att. 42,499 - Sunny - 80 F

livebaseballscorecards.com

AB 39
R 3
H 10
RBI 3
BB 2
SO 5
LOB 13



Batter 1 2 3 4 5 6 7 8 9 AB R H RBI BB SO LOB TOP

<p>Mike Felder, S (1, 8) OBP: 0.309, SLG: 0.358</p>			<p>0-2 G4-3</p>			<p>0-0 P6</p>		<p>1-1 F9</p>		<p>2-3 K</p>	5 0 0 0 0 2 5	
<p>Willie McGee, S (1, 9) OBP: 0.345, SLG: 0.351</p>				<p>4-1 CS S BB</p>		<p>0-0 G4-3</p>		<p>4-0 1B BB</p>		<p>1-1 L1</p>	3 0 1 0 2 0 3	
<p>Kevin Bass, S (1, 7) OBP: 0.302, SLG: 0.408</p>				<p>2-3 K 1-3</p>		<p>1-2 G6-3</p>		<p>0-0 1B BB</p>			4 0 2 1 0 1 1	
<p>Cory Snyder, R (1, 3) OBP: 0.333, SLG: 0.533</p>				<p>2-2 G5-3</p>		<p>1-2 1B</p>		<p>1-2 L9</p>			4 0 1 0 0 0 5	
<p>Matt Williams, R (1, 5) OBP: 0.274, SLG: 0.389</p>					<p>0-1 PB G6-3 1B</p>		<p>1-3 K</p>		<p>0-0 F9</p>			4 1 1 0 0 2 4
<p>Robby Thompson, R (1, 4) OBP: 0.352, SLG: 0.383</p>					<p>1-2 G6-3</p>		<p>2-0 F7</p>		<p>0-0 G5-3</p>			4 0 0 0 0 1 2
<p>Jim McNamara, L (1, 2) OBP: 0.275, SLG: 0.270</p>					<p>4-2 BB 1B BB</p>			<p>4-1 BB 1B BB</p>		<p>1-3 K</p>	2 1 0 0 2 1 0	
<p>Jose Uribe, S (1, 6) OBP: 0.280, SLG: 0.362</p>					<p>2-2 BB 1B</p>			<p>4-2 BB 1B BB</p>		<p>0-0 F9</p>	3 1 1 1 1 0 0	
<p>John Burkett, R (1, 1) OBP: 0.148, SLG: 0.083</p> <p>Chris James, R (5, PH) OBP: 0.267, SLG: 0.299</p> <p>Gil Heredia, R (5, 1) OBP: 0.167, SLG: 0.167</p> <p>Francisco Oliveras, R (5, 1)</p> <p>Darren Lewis, R (7, PH) OBP: 0.302, SLG: 0.271</p> <p>Bryan Hickerson, L (7, 1)</p> <p>Greg Litton, R (9, PH) OBP: 0.273, SLG: 0.304</p>					<p>4-2 BB</p>			<p>1-2 1B BB</p>		<p>0-0 L9</p>	1 0 0 0 0 1 0 0 0 0 0 0 1 0 0 0 0 0 0 0 0 0 0 0 0 0 0 0 1 0 1 1 0 0 0 0 0 0 0 0 0 0 1 0 0 0 0 0 0	

Inning Stats	R: 0 H: 2 E: 0 LOB: 1 K: 1 BB: 0 S: 13 P: 18	R: 0 H: 0 E: 0 LOB: 0 K: 2 BB: 0 P: 15	R: 0 H: 0 E: 0 LOB: 0 K: 1 BB: 0 P: 9	R: 0 H: 0 E: 0 LOB: 0 K: 1 BB: 1 P: 15	R: 1 H: 2 E: 0 LOB: 3 K: 0 BB: 2 P: 29	R: 0 H: 1 E: 0 LOB: 1 K: 1 BB: 0 S: 11 P: 16	R: 2 H: 2 E: 0 LOB: 3 K: 0 BB: 3 P: 29	R: 0 H: 0 E: 0 LOB: 0 K: 1 BB: 0 P: 6	R: 0 H: 0 E: 0 LOB: 0 K: 1 BB: 0 P: 11	1B: 7 SF: 0 2B: 0 SAC: 0 3B: 0 DP: 1 HR: 0 HBP: 0	WP: 0 PA: 38 PB: 1 SB: 1 CS: 1
---------------------	--	--	---------------------------------------	--	--	--	--	---------------------------------------	--	--	---

PITCHER	IP WLS BF H R ER SO BB IBB HBP BLK WP HR S P ERA WHIP	PITCHER	IP WLS BF H R ER SO BB IBB HBP BLK WP HR S P ERA WHIP
Frank Seminara, R (1, 1) ERA: 5.46	6.0 W 26 5 3 3 6 5 0 0 0 0 0 68 113 4.50 1.667		
Rich Rodriguez, L (7, 1) ERA: 1.82	0.1 3 1 0 0 0 1 0 0 0 0 0 6 12 0.00 6.000		
Mike Maddux, R (7, 1) ERA: 2.16	2.2 S 9 1 0 0 2 0 0 0 0 0 0 18 23 0.00 0.375		

San Francisco Giants @ San Diego Padres
 Jack Murphy Stadium, San Diego, CA
 Sun Jun 28 1992, 6:33 AM EDT
 Att. 20,945 - Sunny - 85 F

AB	32
R	3
H	7
RBI	3
BB	6
SO	8
LOB	20



Batter	1	2	3	4	5	6	7	8	9	AB	R	H	RBI	BB	SO	LOB
Tony Fernandez, S OBP: 0.368, SLG: 0.375 (1, 6)	L1 1-1	1B 0-0			1B 0-0	K 1-3				4	1	2	1	0	1	0
Tony Gwynn, L OBP: 0.399, SLG: 0.462 (1, 9)	K 0-3	1B 0-0			1B 0-0		F7 1-2			4	1	2	1	0	1	0
Gary Sheffield, R OBP: 0.380, SLG: 0.532 Craig Shipley, R OBP: 0.250, SLG: 0.255 (1, 5) (4, 5)	G5-3 1-2		F8 3-2		1B 0-0		K 0-3			2	0	0	0	0	0	0
Fred McGriff, L OBP: 0.423, SLG: 0.585 (1, 3)		1B 4-2	K 1-3		1B 2-1		WP 3-2			3	1	2	2	1	1	0
Phil Stephenson, L OBP: 0.500, SLG: 0.636 Kevin Ward, R OBP: 0.293, SLG: 0.310 (7, PH) (8, 7)		1B 4-0	G4-3 2-2		1B 2-2		F7 1-0			2	1	1	0	1	0	0
Darrin Jackson, R OBP: 0.311, SLG: 0.442 (1, 8)		1B 0-0		G6-3 2-2	SF8 2-2		K 0-3			3	1	1	1	0	1	0
Dan Walters, R OBP: 0.314, SLG: 0.380 (1, 2)		K 0-3		G6-3 1-2	K 3-3		P3 1-0			4	0	0	0	0	2	5
Tim Teufel, R OBP: 0.313, SLG: 0.339 (1, 4)		1B 1-0		L9 0-2		F8 1-1		K 0-3		4	0	1	2	0	1	0
Frank Seminara, R Rich Rodriguez, L Mike Maddux, L (1, 1) (7, 1) (7, 1)		FC3-6 0-0		G6-3 1-2	G4-3 0-0					3	1	0	0	0	0	2

Inning Stats	R: 0	H: 0	E: 0	K: 1	S: 10	LOB: 0	BB: 0	P: 12	R: 4	H: 4	E: 0	K: 1	S: 10	LOB: 2	BB: 2	P: 19	R: 0	H: 0	E: 0	K: 1	S: 11	LOB: 0	BB: 0	P: 17	R: 0	H: 0	E: 0	K: 0	S: 9	LOB: 0	BB: 0	P: 12	R: 3	H: 4	E: 1	K: 1	S: 18	LOB: 2	BB: 0	P: 29	R: 0	H: 0	E: 0	K: 1	S: 6	LOB: 0	BB: 0	P: 8	R: 0	H: 1	E: 0	K: 1	S: 10	LOB: 1	BB: 0	P: 15	R: 0	H: 0	E: 0	K: 2	S: 10	LOB: 0	BB: 0	P: 11
1B: 8	SF: 1	2B: 1	SAC: 0	3B: 0	DP: 0	HR: 0	HBP: 0	WP: 1	PA: 35																																																							

PITCHER	IP	WLS	BF	H	R	ER	SO	BB	IBB	HBP	BLK	WP	HR	S	P	ERA	WHIP
John Burkett, R ERA: 4.41 (1, 1)	4.0	L	17	4	4	4	3	2	0	0	0	0	0	40	60	9.00	1.500
Gil Heredia, R ERA: 5.4 (5, 1)	0.1		6	4	3	1	0	0	0	0	0	0	0	12	18	27.00	12.000
Francisco Oliveras, R ERA: 1.35 (5, 1)	1.2		5	0	0	0	2	0	0	0	0	0	0	12	19	0.00	0.000
Bryan Hickerson, L ERA: 3.08 (7, 1)	2.0		7	1	0	0	3	0	0	0	0	1	0	20	26	0.00	0.500


BOTTOM

San Francisco Giants @ San Diego Padres
Jack Murphy Stadium, San Diego, CA

Sun Jun 28 1992, 6:33 AM EDT
Att. 20,945 - Sunny - 85 F

livebaseballscorecards.com

AB	32
R	7
H	9
RBI	7
BB	2
SO	8
LOB	10



Batter	1	2	3	4	5	6	7	8	9	AB R H RBI BB SO LOB	TOP			
Otis Nixon, S (1, 8) <small>OBP: 0.392, SLG: 0.408</small>	0-0 		0-0 B1-3		0-1 		3-2 F8		4 2 2 2 0 0 0	Atlanta Braves @ San Francisco Giants Candlestick Park, San Francisco, CA Tue Jun 30 1992, 6:33 AM EDT Att. 16,299 - Cloudy - 72 F				
Terry Pendleton, S (1, 5) <small>OBP: 0.332, SLG: 0.490</small>	2-2 SF9		2-1 		2-1 		0-1 F8		3 1 2 2 0 0 0					
Ron Gant, R (1, 7) <small>OBP: 0.354, SLG: 0.464</small>	2-3 		1-2 P9		0-2 F9		1-2 P5		4 0 0 0 0 1 1					
David Justice, L (1, 9) <small>OBP: 0.344, SLG: 0.387</small>	1-0 		0-0 P2		0-1 P5		2-2 P6		4 0 1 0 0 0 1					
Brian Hunter, R (1, 3) <small>OBP: 0.268, SLG: 0.496</small>	0-2 			2-2 P3		1-0 F9		1-2 G5-3			4 0 1 0 0 0 0			
Greg Olson, R (1, 2) <small>OBP: 0.324, SLG: 0.340</small>	1-1 G6-3			2-2 		0-1 F8		2-1 F9			4 0 1 0 0 0 2			
Mark Lemke, S (1, 4) <small>OBP: 0.279, SLG: 0.294</small>		3-2 F8		2-0 P4		0-0 P9		1-0 F7			4 0 0 0 0 0 1			
Rafael Belliard, R (1, 6) <small>OBP: 0.262, SLG: 0.238</small>		1-0 G3		0-0 G5-3		1-2 G5-3		1-3 			4 0 0 0 0 1 1			
29 John Smoltz, R (1, 1) <small>OBP: 0.256, SLG: 0.237</small>		0-3 			4-2 		1-3 		2 1 0 0 1 2 0					
Inning Stats	R: 1 H: 3 E: 0 LOB: 2 K: 1 BB: 0 S: 16 P: 22	R: 0 H: 0 E: 0 LOB: 0 K: 1 BB: 0 S: 9 P: 13	R: 0 H: 1 E: 0 LOB: 1 K: 0 BB: 0 S: 8 P: 11	R: 0 H: 1 E: 0 LOB: 1 K: 0 BB: 0 S: 8 P: 14	R: 3 H: 2 E: 0 LOB: 0 K: 0 BB: 1 S: 13 P: 20	R: 0 H: 0 E: 0 LOB: 0 K: 0 BB: 0 S: 8 P: 9	R: 0 H: 0 E: 0 LOB: 0 K: 1 BB: 0 S: 8 P: 12	R: 0 H: 0 E: 0 LOB: 0 K: 0 BB: 0 S: 11 P: 15	R: 0 H: 0 E: 0 LOB: 0 K: 1 BB: 0 S: 8 P: 12	1B: 4 SF: 1 2B: 1 SAC: 0 3B: 0 DP: 0 HR: 2 HBP: 0	WP: 0 PA: 35 PB: 0 SB: 1 CS: 0			
PITCHER	Trevor Wilson, L (1, 1) <small>ERA: 4.47</small> Michael Jackson, R (8, 1) <small>ERA: 2.74</small> Dave Righetti, L (9, 1) <small>ERA: 6.37</small>	IP WLS BF H R ER SO BB IBB HBP BLK WP HR S P ERA WHIP											PITCHER	IP WLS BF H R ER SO BB IBB HBP BLK WP HR S P ERA WHIP

AB	33
R	4
H	7
RBI	4
BB	1
SO	4
LOB	6



livebaseballscorecards.com

Batter	1	2	3	4	5	6	7	8	9	AB R H RBI BB SO LOB	TOP									
Otis Nixon, S (1, 8) OBP: 0.388, SLG: 0.400 F B B C F C X	2-2 F8		2-3 K		0-0 G6-3			4-2 CS BB		3 0 0 0 1 1 2	Atlanta Braves @ San Francisco Giants Candlestick Park, San Francisco, CA Wed Jul 01 1992, 6:33 AM EDT Att. 17,966 - Sunny - 75 F									
Terry Pendleton, S (1, 5) OBP: 0.331, SLG: 0.497 B B X	2-0 F8		1-1 G5-3			2-1 G5-3		3-2 1 SAFE 1 SAFE 1 SAFE 1 SAFE 1 SAFE 1 SAFE 1-2 HR		4 1 1 1 0 0 1										
Ron Gant, R (1, 7) OBP: 0.353, SLG: 0.461 C B C B C	2-3 K			1-3 K		1-0 P4		2-2 1B		4 0 1 0 0 2 0										
David Justice, L (1, 9) OBP: 0.342, SLG: 0.381 L C C		0-3 K		0-0 P4		4-2 BB		2-1 L3		3 0 0 0 1 1 1										
Brian Hunter, R (1, 3) OBP: 0.270, SLG: 0.492 Deion Sanders, L (9, PH) OBP: 0.386, SLG: 0.568 L B T T B X		2-2 L7		0-0 FC6-4 1B		1-0 F8		1-0 F7		3 0 1 0 0 0 1 1 0 0 0 0 0 0										
Greg Olson, R (1, 2) OBP: 0.324, SLG: 0.353 Jeff Treadway, L (9, PH) OBP: 0.333, SLG: 0.500 C B B B X		2-1 3B		1-0 FC6-4 1-2f			3-2 F8		1-3 K	3 0 1 0 0 0 1 1 0 0 0 0 1 0										
Mark Lemke, S (1, 4) OBP: 0.279, SLG: 0.294 S X		0-1 G6-3		1-2 FC5-4 1B			2-0 F7		3-2 F9	4 0 1 0 0 0 1										
Rafael Belliard, R (1, 6) OBP: 0.259, SLG: 0.236 Jeff Blausler, R (7, PH) OBP: 0.272, SLG: 0.347 (7, 6)			0-0 F9		1-1 FC5-4 1-2f		0-1 P3			2 0 0 0 0 0 1 1 0 0 0 0 0 0										
Steve Avery, L (1, 1) OBP: 0.205, SLG: 0.289 Lonnie Smith, R (8, PH) OBP: 0.273, SLG: 0.213 Kent Mercker, L (8, 1)			2-2 2B		0-3 K			1-1 G6-3		2 0 1 0 0 1 1 1 0 0 0 0 0 0 0 0 0 0 0 0 0										
Inning Stats	R: 0 E: 0 K: 1 S: 8	H: 0 LOB: 0 BB: 0 P: 14	R: 0 E: 0 K: 1 S: 10	H: 1 LOB: 1 BB: 0 P: 14	R: 0 E: 0 K: 1 S: 10	H: 1 LOB: 1 BB: 0 P: 15	R: 0 E: 0 K: 1 S: 6	H: 1 LOB: 1 BB: 0 P: 8	R: 0 E: 0 K: 0 S: 8	H: 0 LOB: 1 BB: 1 P: 16	R: 0 E: 0 K: 0 S: 6	H: 0 LOB: 0 BB: 0 P: 11	R: 1 E: 0 K: 0 S: 13	H: 2 LOB: 1 BB: 1 P: 25	R: 0 E: 0 K: 1 S: 7	H: 0 LOB: 0 BB: 0 P: 12	1B: 3 2B: 1 3B: 1 HR: 1	SF: 0 SAC: 0 DP: 0 HBP: 0	WP: 0 PB: 0 SB: 0 CS: 1	PA: 34
PITCHER	IP WLS BF H R ER SO BB IBB HBP BLK WP HR S P ERA WHIP																			
Bud Black, L (1, 1) ERA: 3.58 Rod Beck, R (8, 1) ERA: 2.27	7.2 W 29 5 1 1 5 2 0 0 0 0 0 1 65 105 1.17 0.913																			
	1.1 S 5 1 0 0 1 0 0 0 0 0 0 0 13 22 0.00 0.750																			

AB	32
R	1
H	6
RBI	1
BB	2
SO	6
LOB	9



Batter	1	2	3	4	5	6	7	8	9	AB	R	H	RBI	BB	SO	LOB
--------	---	---	---	---	---	---	---	---	---	----	---	---	-----	----	----	-----

Darren Lewis, R OBP: 0.301, SLG: 0.270 (1, 8) C B B X F B B X X	2-2 	0-0 E6 			B X 1-0 G6-3 		B X 1-0 G4-3 			4	1	1	0	0	0	0
---	---------	---------------	--	--	------------------------	--	------------------------	--	--	---	---	---	---	---	---	---

Kevin Bass, S OBP: 0.305, SLG: 0.424 (1, 9) 1 SAFE S B B 2 SAFE F B B 2 SAFE S F F 2 SAFE S	1-3 SAFE K 	3-3 SAFE K 			S B X 1-1 G4-3 1B 			B C C X 1-1 G6-3 		4	0	1	0	0	2	2
--	----------------------	----------------------	--	--	--------------------------------	--	--	----------------------------	--	---	---	---	---	---	---	---

Will Clark, L OBP: 0.411, SLG: 0.492 (1, 3) C X	0-1 F9 2-H 1B 2B 		C F F B X 2-2 F9 		F B B X 1 SAFE F B B 1 SAFE F X	2-2 G4-3 1-2 		S B B X 1-2 G3 		4	1	1	1	0	0	1
---	----------------------------------	--	----------------------------	--	---	------------------------	--	--------------------------	--	---	---	---	---	---	---	---

Cory Snyder, R OBP: 0.337, SLG: 0.536 (1, 5) B B B C B B B	4-1 1B BB 		X 0-0 		C B F F B X 3-2 F9 			C B B B X 3-1 L3 		3	0	1	0	1	0	1
--	---------------------	--	--------------	--	------------------------------	--	--	----------------------------	--	---	---	---	---	---	---	---

Chris James, R OBP: 0.255, SLG: 0.284 (1, 7) C X	0-1 F9 2-3 		X 0-0 F9 		B B B B X 2-2 F7 					3	0	0	0	0	0	3
--	----------------------	--	--------------------	--	----------------------------	--	--	--	--	---	---	---	---	---	---	---

Robby Thompson, R OBP: 0.350, SLG: 0.376 (1, 4) B B B F B B X	3-1 1-2 3-H 1B 		S F F C 0-3 K 		B B B B 4-0 CS BB 					2	0	1	1	1	1	1
---	-----------------------------	--	-------------------------	--	--------------------------------	--	--	--	--	---	---	---	---	---	---	---

Kirt Manwaring, R OBP: 0.343, SLG: 0.346 (1, 2) F F F B B X F B B X	2-2 G4-3 		F F F B X 1-2 G6-3 		1 SAFE C P X 1-1 G4-3 1-2 					3	0	0	0	0	0	3
--	-----------------	--	------------------------------	--	---	--	--	--	--	---	---	---	---	---	---	---

Mike Benjamin, R OBP: 0.091, SLG: 0.182 (1, 6) B C C B B C B B B X		3-3 K 	F F F L 1-2 F8 		B X 1-0 P6 					3	0	0	0	0	1	0
--	--	--------------	--------------------------	--	----------------------	--	--	--	--	---	---	---	---	---	---	---

Bud Black, L (1, 1) Rod Beck, R (8, 1)		2-2 G1-3 	B C B T C 1-0 G4-3 		C B B T C 1-3 K 					3	0	0	0	0	1	0
---	--	-----------------	------------------------------	--	---------------------------	--	--	--	--	---	---	---	---	---	---	---

Inning Stats	R: 2 H: 3 E: 0 LOB: 2 K: 1 S: 19	H: 3 LOB: 2 BB: 1 P: 31	R: 0 H: 0 E: 1 LOB: 1 K: 2 S: 15	H: 0 LOB: 1 BB: 0 P: 22	R: 0 H: 1 E: 0 LOB: 1 K: 1 S: 9	H: 1 LOB: 1 BB: 0 P: 11	R: 0 H: 0 E: 0 LOB: 0 K: 0 S: 7	H: 0 LOB: 0 BB: 0 P: 10	R: 0 H: 1 E: 0 LOB: 1 K: 0 S: 10	H: 1 LOB: 1 BB: 0 P: 17	R: 0 H: 0 E: 0 LOB: 0 K: 0 S: 7	H: 0 LOB: 0 BB: 1 P: 13	R: 0 H: 0 E: 0 LOB: 0 K: 1 S: 5	H: 0 LOB: 0 BB: 0 P: 8	R: 0 H: 0 E: 0 LOB: 0 K: 0 S: 7	H: 0 LOB: 0 BB: 0 P: 12
---------------------	----------------------------------	-------------------------	----------------------------------	-------------------------	---------------------------------	-------------------------	---------------------------------	-------------------------	----------------------------------	-------------------------	---------------------------------	-------------------------	---------------------------------	------------------------	---------------------------------	-------------------------

PITCHER	IP	WLS	BF	H	R	ER	SO	BB	IBB	HBP	BLK	WP	HR	S	P	ERA	WHIP
Steve Avery, L ERA: 2.78 (1, 1)	7.0	L	28	5	2	2	5	2	0	0	0	0	0	72	112	2.57	1.000
Kent Mercker, L ERA: 2.31 (8, 1)	1.0		3	0	0	0	0	0	0	0	0	0	0	7	12	0.00	0.000

BOTTOM

Atlanta Braves @ San Francisco Giants
Candlestick Park, San Francisco, CA
Wed Jul 01 1992, 6:33 AM EDT
Att: 17,966 - Sunny - 75 F

livebaseballscorecards.com

AB	29
R	2
H	5
RBI	2
BB	2
SO	5
LOB	11



WP: 0	PA: 31
PB: 0	ERA
SB: 2	WHIP
CS: 1	

Batter	1	2	3	4	5	6	7	8	9	AB R H RBI BB SO LOB	TOP											
Bernard Gilkey, R (1, 7) OBP: 0.378, SLG: 0.407	0-2 F8		4-2 CS BB			0-0 E5 1B 2B		2-1 BB 1B		3 1 1 0 1 0 0												
Ozzie Smith, S (1, 6) OBP: 0.365, SLG: 0.333	1-2 1B		2-2 1 SAFE 1 SAFE 1 SAFE 1-2 CS 1B			0-0 1 SAFE 1-2 2B 1B		4-1 1 SAFE 1 SAFE 1 SAFE 1 B 1 SAFE 1-2 BB		3 0 3 0 1 0 0												
Ray Lankford, L (1, 8) OBP: 0.374, SLG: 0.450	0-2 S 1-3 1B		2-1 CS 1-2	4-2 G3-1 S BB		1-2 1-H 2-H 2B		0-3 K		3 0 2 1 1 1 2												
Felix Jose, S (1, 9) OBP: 0.363, SLG: 0.465	2-3 K 1-2			1-1 G3-1 1-3		4-0 IBB		1-1 P5		3 0 0 0 1 1 5												
Todd Zeile, R (1, 5) OBP: 0.330, SLG: 0.353	0-2 F9			3-2 G4-3		0-0 P2		1-3 K		4 0 0 0 0 1 7												
Andres Galarraga, R (1, 3)		1-1 G1-3		1-1 G2-3		0-0 P6		0-0 P3		4 0 0 0 0 0 3												
Tom Pagnozzi, R (1, 2) OBP: 0.330, SLG: 0.402		3-2 P3			2-2 P6		1-3 K		1-3 K	3 0 0 0 0 1 0												
Rich Gedman, L (7, 2) OBP: 0.182, SLG: 0.190					1-0 G4-3		0-0 F8		1-3 K	1 0 0 0 0 1 0	AB 31											
Tim Jones, L (1, 4) OBP: 0.232, SLG: 0.232		2-1 G3-1								4 0 0 0 0 1 0	R 1											
Donovan Osborne, S (1, 1) OBP: 0.147, SLG: 0.206			2-1 G3		2-1 G4-3		0-2 G6-3			3 0 0 0 0 0 0	H 6											
Todd Worrell, R (8, 1)										0 0 0 0 0 0 0	RBI 1											
Lee Smith, R (9, 1)										0 0 0 0 0 0 0	BB 4											
Inning Stats	R: 0 E: 0 K: 1 S: 17	H: 2 LOB: 2 BB: 0 P: 19	R: 0 E: 0 K: 0 S: 7	H: 0 LOB: 0 BB: 0 P: 13	R: 0 E: 0 K: 0 S: 9	H: 1 LOB: 0 BB: 1 P: 18	R: 0 E: 0 K: 0 S: 10	H: 0 LOB: 1 BB: 1 P: 19	R: 0 E: 0 K: 0 S: 6	H: 0 LOB: 0 BB: 0 P: 11	R: 1 E: 1 K: 0 S: 8	H: 2 LOB: 2 BB: 1 P: 13	R: 0 E: 0 K: 1 S: 7	H: 0 LOB: 0 BB: 0 P: 8	R: 0 E: 0 K: 2 S: 12	H: 1 LOB: 2 BB: 1 P: 20	R: 0 E: 0 K: 2 S: 7	H: 0 LOB: 0 BB: 0 P: 9	1B: 5 2B: 1 3B: 0 HR: 0	SF: 0 SAC: 0 DP: 0 HBP: 0	WP: 0 PB: 0 SB: 2 CS: 2	PA: 36
PITCHER	IP WLS BF H R ER SO BB IBB HBP BLK WP HR S P ERA WHIP																					
Bill Swift, R (1, 1) ERA: 2.18	6.0 L 24 5 1 0 1 2 1 0 0 0 0 0 57 93 0.00 1.167																					
Michael Jackson, R (7, 1) ERA: 2.62	2.0 8 1 0 0 3 1 0 0 0 0 0 0 19 28 0.00 1.000																					
Jeff Brantley, R (9, 1) ERA: 2.8	1.0 3 0 0 0 2 0 0 0 0 0 0 0 7 9 0.00 0.000																					

St. Louis Cardinals @ San Francisco Giants
 Candlestick Park, San Francisco, CA
 Thu Jul 02 1992, 10:05 PM EDT
 Att. 10,649 - Sunny - 61 F

livebaseballscorecards.com



Batter	1	2	3	4	5	6	7	8	9	AB R H RBI BB SO LOB	TOP
Brian Jordan, R (1, 7) OBP: 0.254, SLG: 0.399	1-2 G4-3		0-0 L4			3-2 G4-6-3 1B			2-1 F8	4 0 1 0 0 0 0	St. Louis Cardinals @ San Francisco Giants Candlestick Park, San Francisco, CA Fri Jul 03 1992, 10:05 PM EDT Att. 32,575 - Cloudy - 60 F
Ozzie Smith, S (1, 6) OBP: 0.367, SLG: 0.341	3-2 L5			0-0 G3 2B		0-0 G4-6-3 1-2f			1-2 DI 1B	4 0 2 0 0 0 1	
Ray Lankford, L (1, 8) OBP: 0.372, SLG: 0.457	2-1 HR			2-1 G3 2-3			0-0 F7		0-2 F8	4 1 1 1 0 0 2	
Felix Jose, S (1, 9) OBP: 0.357, SLG: 0.457	1-3 K			0-0 G4-3			0-1 F9		0-3 K	4 0 0 0 0 2 2	
Todd Zeile, R (1, 5) OBP: 0.330, SLG: 0.350		3-2 G5-3		2-3 K			4-0 BB			2 0 0 0 1 1 1	
Gerald Perry, L (1, 3) OBP: 0.333, SLG: 0.333		0-0 CS 1B			3-2 F7		2-1 G4-3			3 0 1 0 0 0 1	
Tim Jones, L (1, 4) OBP: 0.225, SLG: 0.224		2-0 SAFE F8			2-1 G3			1-3 K2-3		3 0 0 0 0 1 1	
Rich Gedman, L (1, 2) OBP: 0.170, SLG: 0.178		1-0 CS 1-2	1-2 G4-3		1-2 G3			1-0 P6		3 0 0 0 0 0 0	
Omar Olivares, R (1, 1) OBP: 0.290, SLG: 0.300			0-0 F8			0-0 G5-3		0-1 G4-3		1 0 0 0 0 0 0	
Rex Hudler, R (8, PH) OBP: 0.241, SLG: 0.377										1 0 0 0 0 0 0	
Jose DeLeon, R (6, 1)										0 0 0 0 0 0 0	
Milt Thompson, L (8, PH) OBP: 0.352, SLG: 0.446										1 0 0 0 0 0 0	
Mike Perez, R (8, 1)										0 0 0 0 0 0 0	
Bob McClure, R (8, 1)										0 0 0 0 0 0 0	
Cris Carpenter, R (8, 1) OBP: 0.500, SLG: 0.500										0 0 0 0 0 0 0	
Inning Stats	R: 1 H: 1 E: 0 LOB: 0 K: 1 BB: 0 S: 11 P: 18	R: 0 H: 1 E: 0 LOB: 0 K: 0 BB: 0 S: 5 P: 11	R: 0 H: 0 E: 0 LOB: 0 K: 0 BB: 0 S: 5 P: 6	R: 0 H: 1 E: 0 LOB: 1 K: 1 BB: 0 S: 10 P: 14	R: 0 H: 0 E: 0 LOB: 0 K: 0 BB: 0 S: 10 P: 16	R: 0 H: 1 E: 0 LOB: 0 K: 0 BB: 0 S: 5 P: 8	R: 0 H: 0 E: 0 LOB: 1 K: 0 BB: 1 S: 5 P: 11	R: 0 H: 0 E: 0 LOB: 0 K: 1 BB: 0 S: 6 P: 8	R: 0 H: 1 E: 0 LOB: 1 K: 1 BB: 0 S: 12 P: 15	1B: 3 SF: 0 2B: 1 SAC: 0 3B: 0 DP: 1 HR: 1 HBP: 0	WP: 0 PA: 32 PB: 0 SB: 0 CS: 1
PITCHER John Burkett, R (1, 1) ERA: 4.09	IP WLS BF H R ER SO BB IBB HBP BLK WP HR S P ERA WHIP										

livebaseballscorecards.com

AB	30
R	1
H	5
RBI	1
BB	1
SO	4
LOB	8



Batter	1	2	3	4	5	6	7	8	9
Mike Felder, S OBP: 0.316, SLG: 0.370 (1, 8) C B X	1-1 G4-3 G3 2B		2-2 P4		1-3 K			1-0 SAFE 1-3 S 1B	
Willie McGee, S OBP: 0.348, SLG: 0.353 (1, 9) B B X	2-0 G4-3 2-3			1-0 HR 2B		4-2 G5-4-3 BB		4-1 SAFE 1-2 BB	
Will Clark, L OBP: 0.413, SLG: 0.500 (1, 3) X	0-0 G3 3-H			1-1 HR		0-0 F8		1-1 F7	
Cory Snyder, R OBP: 0.328, SLG: 0.517 (1, 5) B F S X	1-2 F9			2-2 1B G4-6-3 1B		0-2 G5-4-3 1-2f		1-3 K	
Kevin Bass, S OBP: 0.305, SLG: 0.418 (1, 7) C X F C X		0-2 F8		3-2 1B G4-6-3 1-3			2-0 G4-3		
Robby Thompson, R OBP: 0.340, SLG: 0.363 (1, 4) B B B F C X		2-3 K		2-0 G4-6-3 1-2f 3-H			2-2 F9		
Kirt Manwaring, R OBP: 0.338, SLG: 0.340 (1, 2) X B C X		1-1 G5-3		0-0 F9			1-0 F7		
Jose Uribe, S OBP: 0.284, SLG: 0.365 (1, 6) B X			1-0 F8		0-0 G3		4-1 1B BB		
John Burkett, R OBP: 0.133, SLG: 0.074 (1, 1) C B B X			2-2 G5-3		1-3 K		1-3 SAFE 1-3 SAFE K		

AB	R	H	RBI	BB	SO	LOB
4	1	2	0	0	1	0
2	1	1	0	2	0	1
4	1	1	3	0	0	4
4	1	1	0	0	1	4
3	0	1	0	0	0	0
3	0	0	0	0	1	1
3	0	0	0	0	0	0
2	0	0	0	1	0	0
3	0	0	0	0	2	1


BOTTOM

St. Louis Cardinals @ San Francisco Giants
Candlestick Park, San Francisco, CA

Fri Jul 03 1992, 10:05 PM EDT
Att. 32,575 - Cloudy - 60 F

AB	28
R	4
H	6
RBI	3
BB	3
SO	5
LOB	11

livebaseballscorecards.com



Inning Stats		R: 1	H: 1	E: 0	LOB: 0	K: 0	S: 8	P: 12	R: 0	H: 0	E: 0	LOB: 0	K: 1	S: 10	P: 13	R: 0	H: 0	E: 0	LOB: 0	K: 0	S: 9	P: 14	R: 3	H: 4	E: 0	LOB: 0	K: 0	S: 13	P: 21	R: 0	H: 0	E: 0	LOB: 0	K: 2	S: 7	P: 9	R: 0	H: 0	E: 0	LOB: 0	K: 0	S: 7	P: 11	R: 0	H: 0	E: 0	LOB: 0	K: 0	S: 5	P: 10	R: 0	H: 1	E: 0	LOB: 3	K: 2	S: 11	P: 23
PITCHER	IP	WLS	BF	H	R	ER	SO	BB	IBB	HBP	BLK	WP	HR	S	P	ERA	WHIP																																								
Omar Olivares, R ERA: 4.12	(1, 1)	5.0	L	19	5	4	4	3	0	0	0	0	0	0	69	7.20	1.000																																								
Jose DeLeon, R ERA: 4.26	(6, 1)	2.0		6	0	0	0	1	0	0	0	0	0	12	21	0.00	0.500																																								
Mike Perez, R ERA: 1.51	(8, 1)	0.1		4	1	0	1	2	0	0	0	0	0	6	16	0.00	9.000																																								
Bob McClure, L ERA: 3.42	(8, 1)	0.1		1	0	0	0	0	0	0	0	0	0	2	3	0.00	0.000																																								
Cris Carpenter, R ERA: 2.62	(8, 1)	0.1		1	0	0	1	0	0	0	0	0	0	3	4	0.00	0.000																																								

WP	HR	S	P	ERA	WHIP
0	0	0	0	0	0
0	0	0	0	0	0
0	0	0	0	0	0
0	0	0	0	0	0
0	0	0	0	0	0

Batter	1	2	3	4	5	6	7	8	9	10	11	12	13	AB R H RBI BB SO LOB	TOP																
Rex Hudler, R OBP: 0.241, SLG: 0.357 Mike Perez, R (12, 1) Andres Galarraga, R OBP: 0.216, SLG: 0.220 (13, PH) (13, 3)	1-1 CS HBP			1-2 G5-3		1-3 K			1-3 K			0-0 SH3-4	1-0 G1-3	3 0 0 0 0 2 0 0 0 0 0 0 0 0 1 0 0 0 0 0 2																	
Ozzie Smith, S OBP: 0.364, SLG: 0.338 (1, 6)	2-1 F7			0-1 G6-3			1-0 G5-3		1-3 K			3-1 1B		5 0 1 0 0 1 1																	
Ray Lankford, L OBP: 0.367, SLG: 0.450 (1, 8)	2-3 K			0-0 F7			1-0 P5			0-0 G1-4-3		0-3 K		5 0 0 0 0 2 3																	
Gerald Perry, L OBP: 0.319, SLG: 0.317 Lee Smith, R (13, 1)		1-0 F7			2-0 F8		2-0 G4-3			1-3 K		2-3 K		5 0 0 0 0 2 2 0 0 0 0 0 0 0																	
Brian Jordan, R OBP: 0.251, SLG: 0.394 Felix Jose, S OBP: 0.357, SLG: 0.455 (7, 9)		0-1 P3			2-0 F9			1-1 F8		2-3 K			1-0 1B SH1-4 1B	2 0 0 0 0 0 0 3 1 1 0 0 1 0																	
Bernard Gilkey, R OBP: 0.375, SLG: 0.410 (1, 7)			1-3 K		2-0 2B			1-2 G4-3			1-0 P3		0-0 SH1-4	4 0 1 0 0 1 0																	
Craig Wilson, R OBP: 0.392, SLG: 0.418 Tim Jones, L OBP: 0.225, SLG: 0.224 (13, 4)				1-0 F8		2-2 G6-3		2-2 1B		1-3 K			0-0 1B 1B	5 0 2 0 0 1 1 0 0 0 0 0 0 0																	
Rich Gedman, L OBP: 0.154, SLG: 0.160 (1, 2)				1-2 F9			0-0 F8		0-0 G5-3			0-3 K		5 0 0 0 0 1 3																	
Bob Tewksbury, R OBP: 0.098, SLG: 0.075 Milt Thompson, L OBP: 0.349, SLG: 0.443 Cris Carpenter, R OBP: 0.500, SLG: 0.500 Todd Worrell, R OBP: 0.334, SLG: 0.353 (12, PH) (12, 5)				2-1 F8			2-1 F8		3-3 K			4-1 1B SH3-4 BB	1-2 1B	2 0 0 0 0 0 0 1 0 0 0 0 1 0 0 0 0 0 0 0 0 0 0 0 0 0 0 0 1 0 1 1 1 0 0																	
Inning Stats	R: 0 E: 0 K: 1 S: 6	H: 0 LOB: 1 BB: 0 P: 11	R: 0 E: 0 K: 1 S: 6	H: 0 LOB: 0 BB: 0 P: 8	R: 0 E: 0 K: 0 S: 8	H: 0 LOB: 0 BB: 0 P: 12	R: 0 E: 0 K: 0 S: 6	H: 1 LOB: 1 BB: 0 P: 14	R: 0 E: 0 K: 1 S: 6	H: 0 LOB: 0 BB: 0 P: 9	R: 0 E: 0 K: 0 S: 3	H: 0 LOB: 0 BB: 0 P: 7	R: 0 E: 0 K: 2 S: 8	H: 0 LOB: 0 BB: 0 P: 11	R: 0 E: 0 K: 2 S: 9	H: 0 LOB: 0 BB: 0 P: 11	R: 0 E: 0 K: 2 S: 10	H: 1 LOB: 2 BB: 1 P: 19	R: 1 E: 0 K: 0 S: 8	H: 3 LOB: 2 BB: 0 P: 11	1B: 5 2B: 2 3B: 0 HR: 0	SF: 0 SAC: 2 DP: 1 HBP: 1	WP: 0 PB: 0 SB: 0 CS: 1	PA: 46							
PITCHER	IP WLS BF H R ER SO BB IBB HBP BLK WP HR S P ERA WHIP																														
Francisco Oliveras, R ERA: 0.71 (1, 1)	6.0	19	1	0	0	0	3	0	0	0	0	0	0	0	0	0.00	0.167														
Bryan Hickerson, L ERA: 2.93 (7, 1)	2.0	7	1	0	0	0	0	0	0	0	0	0	0	0	0	0.00	0.500														
Michael Jackson, R ERA: 2.51 (9, 1)	2.0	6	0	0	0	5	0	0	0	0	0	0	0	0	0	0.00	0.000														
Rod Beck, R ERA: 2.31 (11, 1)	3.0	L	14	4	1	1	4	1	0	0	0	0	0	0	0	3.00	1.667														

St. Louis Cardinals @ San Francisco Giants
Candlestick Park, San Francisco, CA
Sat Jul 04 1992, 10:05 PM EDT
Att: 31,014 - Sunny - 64 F

livebaseballscorecards.com

AB	42
R	1
H	6
RBI	1
BB	1
SO	12
LOB	12



Batter	1	2	3	4	5	6	7	8	9	10	11	12	13	AB R H RBI BB SO LOB
Mike Felder, S OBP: 0.305, SLG: 0.355 (1, 8)	B1-1 F X B1-3 K		B1-3 K			X0-0 G4-3		C0-1 G4-3		C1-1 G1-3			B2-1 G6-3	6 0 0 0 0 1 1
Kevin Bass, S OBP: 0.305, SLG: 0.416 (1, 7)	B1-0 F X F9 1B 1B		C3-1 G4-3			C3-2 G4-3 1B		B1-2 G4-3		X0-0 F9			B2-1 P6	6 0 2 0 0 0 0
Will Clark, L OBP: 0.416, SLG: 0.506 (1, 3)	B1-0 SAFE X 1-2 1B			S0-1 G4-3		B1-3 SAFE K		F0-1 FC5 HBP 1B		X3-2 L6-4 2B				5 0 3 0 0 1 1
Cory Snyder, R OBP: 0.319, SLG: 0.503 (1, 9)	B2-0 F X F9 2-3			X0-0 G5-3		B2-1 SAFE G6-3		S0-1 F9		B1-1 L6-4				5 0 0 0 0 0 5
Matt Williams, R OBP: 0.271, SLG: 0.379 (1, 5)	B1-3 F F S K			B2-2 F F X 1B		X0-0 F8		B1-2 HBP		B2-2 F9				4 0 1 0 0 1 2
Robby Thompson, R OBP: 0.332, SLG: 0.353 (1, 4)		B3-2 G6-3		B1-3 K		B1-0 G6-3		C0-1 FC5		B2-2 F8				5 0 0 0 0 1 3
Kirt Manwaring, R OBP: 0.339, SLG: 0.342 (1, 2)		X0-1 E3 G4-6-3		B1-0 G5-4-3 1B		B1-2 G6-3		C0-1 G3		X0-0 FC6-4 1B				5 0 2 0 0 0 0
Jose Uribe, S OBP: 0.279, SLG: 0.354 (1, 6)		X0-0 G4-6-3 1-2f		X0-0 G5-4-3 1-2f		C2-3 K		B3-2 K 1B		B1-1 FC6-4				5 0 1 0 0 1 3
Francisco Oliveras, R (1, 1)			B1-1 G4-3		B1-1 G1-3			B3-1 P5		X0-0 F7				2 0 0 0 0 0 0 0
Bryan Hickerson, L (7, 1)														0 0 0 0 0 0 0 0
Mark Bailey, S (8, PH)														1 0 0 0 0 0 0 0
Michael Jackson, R (9, 1)														0 0 0 0 0 0 0 0
Chris James, R (10, PH)														1 0 0 0 0 0 0 1
Rod Beck, R (11, 1)														0 0 0 0 0 0 0 0
Darren Lewis, R (13, PH)														1 0 0 0 0 0 1 0

Inning Stats	R: 0	H: 2	E: 0	LOB: 2	K: 1	S: 8	P: 14	R: 0	H: 0	E: 1	LOB: 0	K: 0	S: 7	P: 10	R: 0	H: 0	E: 0	LOB: 0	K: 1	S: 7	P: 12	R: 0	H: 1	E: 0	LOB: 1	K: 1	S: 9	P: 12	R: 0	H: 0	E: 0	LOB: 0	K: 0	S: 4	P: 6	R: 0	H: 1	E: 0	LOB: 1	K: 1	S: 11	P: 17	R: 0	H: 0	E: 0	LOB: 0	K: 0	S: 5	P: 7	R: 0	H: 0	E: 0	LOB: 0	K: 1	S: 7	P: 12	R: 0	H: 1	E: 0	LOB: 2	K: 0	S: 13	P: 15	R: 0	H: 1	E: 0	LOB: 1	K: 0	S: 9	P: 13	R: 0	H: 1	E: 0	LOB: 0	K: 0	S: 7	P: 11	R: 0	H: 1	E: 0	LOB: 1	K: 0	S: 9	P: 14	R: 0	H: 0	E: 0	LOB: 0	K: 1	S: 7	P: 12	R: 0	H: 0	E: 0	LOB: 0	K: 1	S: 7	P: 12	1B: 8	SF: 0	2B: 2	SAC: 0	3B: 0	DP: 3	HR: 0	HBP: 1	WP: 0	PA: 47
PITCHER	IP	WLS	BF	H	R	ER	SO	BB	IBB	HBP	BLK	WP	HR	S	P	ERA	WHIP																																																																																											
Bob Tewksbury, R (1, 1)	8.0		28	5	0	0	5	0	0	0	0	0	0	58	90	0.00	0.625																																																																																											
Cris Carpenter, R (9, 1)	2.0		9	2	0	0	0	0	0	1	0	0	0	22	28	0.00	1.000																																																																																											
Todd Worrell, R (11, 1)	1.0		3	1	0	0	0	0	0	0	0	0	0	7	11	0.00	1.000																																																																																											
Mike Perez, R (12, 1)	1.0	W	4	1	0	0	0	0	0	0	0	0	0	9	14	0.00	1.000																																																																																											
Lee Smith, R (13, 1)	1.0	S	3	0	0	0	1	0	0	0	0	0	0	7	12	0.00	0.000																																																																																											


BOTTOM

St. Louis Cardinals @ San Francisco Giants
 Candlestick Park, San Francisco, CA

Sat Jul 04 1992, 10:05 PM EDT
 Att: 31,014 - Sunny - 64 F

AB	46
R	0
H	9
RBI	0
BB	0
SO	6
LOB	16

PITCHER	IP	WLS	BF	H	R	ER	SO	BB	IBB	HBP	BLK	WP	HR	S	P	ERA	WHIP
Bob Tewksbury, R (1, 1)	8.0		28	5	0	0	5	0	0	0	0	0	0	58	90	0.00	0.625
Cris Carpenter, R (9, 1)	2.0		9	2	0	0	0	0	0	1	0	0	0	22	28	0.00	1.000
Todd Worrell, R (11, 1)	1.0		3	1	0	0	0	0	0	0	0	0	0	7	11	0.00	1.000
Mike Perez, R (12, 1)	1.0	W	4	1	0	0	0	0	0	0	0	0	0	9	14	0.00	1.000
Lee Smith, R (13, 1)	1.0	S	3	0	0	0	1	0	0	0	0	0	0	7	12	0.00	0.000

Batter	1	2	3	4	5	6	7	8	9	AB R H RBI BB SO LOB	TOP
Bernard Gilkey, R (1, 7) <small>OBP: 0.365, SLG: 0.399</small> Mike Perez, R (8, 1) Bob McClure, R (8, 1)	1-0 F9		3-1 G6-3			2-0 G5-3		3-0 G6-3		4 0 0 0 0 0 2 0 0 0 0 0 0 0 0 0 0 0 0 0 0	
Ozzie Smith, S (1, 6) <small>OBP: 0.362, SLG: 0.333</small>	1-0 F9			4-1 1B BB		3-3 K			3-1 P3	3 0 0 0 1 1 0	
Todd Zeile, R (1, 5) <small>OBP: 0.340, SLG: 0.359</small>	2-0 CS 1B			0-0 CS 1B			2-3 K		1-1 1B 1B 1B	4 0 3 0 0 1 0	
Felix Jose, S (1, 9) <small>OBP: 0.359, SLG: 0.456</small>	0-2 CS 1-2	2-3 K		1-3 K		2-2 BLK 1B			1-2 1B 1B	4 0 2 0 0 2 2	
Brian Jordan, R (1, 8) <small>OBP: 0.251, SLG: 0.391</small> (8, 7)			0-1 G4-3	1 SAFE 1 SAFE 1 SAFE 1 SAFE 1 SAFE 1 SAFE 1 SAFE	3-3 K		1 SAFE 2-3 K		0-0 G6-4-3 1B	4 0 1 0 0 2 3	
Craig Wilson, R (1, 4) <small>OBP: 0.372, SLG: 0.394</small>			0-0 P3			2-2 G5-3		1-3 K	0-0 G6-4-3 1B	4 0 0 0 0 1 4	
Andres Galarraga, R (1, 3) <small>OBP: 0.226, SLG: 0.262</small> Ray Lankford, L (8, PR) <small>OBP: 0.367, SLG: 0.450</small> (8, 8)			1-0 HR			2-2 F9		0-1 SH5-4 2B		3 1 2 1 0 0 0 0 0 0 0 0 0 0	AB 31 R 1 H 8 RBI 1 BB 1 SO 7 LOB 13
Tom Pagnozzi, R (1, 2) <small>OBP: 0.327, SLG: 0.398</small>			1-2 F8			2-2 G5-3		1-1 SH5-4		2 0 0 0 0 0 0	
Rheal Cormier, L (1, 1) <small>OBP: 0.182, SLG: 0.273</small> Gerald Perry, L (8, PH) <small>OBP: 0.316, SLG: 0.314</small> (8, 3)			1-2 G4-3			2-2 G4-3		1-0 P3		2 0 0 0 0 0 0 1 0 0 0 0 0 2	
Inning Stats	R: 0 H: 1 E: 0 LOB: 0 K: 0 BB: 0 S: 5 P: 9	R: 0 H: 0 E: 0 LOB: 0 K: 1 BB: 0 S: 6 P: 8	R: 1 H: 1 E: 0 LOB: 0 K: 0 BB: 0 S: 10 P: 16	R: 0 H: 1 E: 0 LOB: 2 K: 2 BB: 1 S: 9 P: 17	R: 0 H: 0 E: 0 LOB: 0 K: 0 BB: 0 S: 14 P: 20	R: 0 H: 0 E: 0 LOB: 0 K: 1 BB: 0 S: 8 P: 15	R: 0 H: 1 E: 0 LOB: 1 K: 3 BB: 0 S: 14 P: 21	R: 0 H: 1 E: 0 LOB: 2 K: 0 BB: 0 S: 6 P: 11	R: 0 H: 3 E: 0 LOB: 2 K: 0 BB: 0 S: 9 P: 14	1B: 6 SF: 0 2B: 2 SAC: 1 3B: 0 DP: 2 HR: 1 HBP: 0	WP: 0 PA: 34 PB: 0 SB: 0 CS: 2
Trevor Wilson, L (1, 1) <small>ERA: 4.2</small> Jeff Brantley, R (8, 1) <small>ERA: 2.7</small>	IP WLS BF H R ER SO BB IBB HBP BLK WP HR S P ERA WHIP	7.2 W 27 5 1 1 7 1 0 0 0 0 1 71 113 1.17 0.783	1.1 S 6 3 0 0 0 0 0 0 0 0 0 0 10 18 0.00 2.250								

St. Louis Cardinals @ San Francisco Giants
Candlestick Park, San Francisco, CA
Sun Jul 05 1992, 6:33 AM EDT
Att. 21,507 - Sunny - 76 F

livebaseballscorecards.com

Batter	1	2	3	4	5	6	7	8	9	AB R H RBI BB SO LOB
Darren Lewis, R <small>(1, 8) OBP: 0.297, SLG: 0.264</small>	2-0 G3		1-2 G6-3			0-0 B1-3		1-0 SH3-4		3 0 0 0 0 0 0
Kevin Bass, S <small>(1, 9) OBP: 0.309, SLG: 0.433</small>	1-0 P8		0-2 G1-3			1-1 HR		2-0 CS 1B		4 1 2 2 0 0 0
Will Clark, L <small>(1, 3) OBP: 0.414, SLG: 0.502</small>	2-0 FC6-4 1B			0-3 K		2-3 K		2-2 SAFE P5 1-2		4 0 1 0 0 2 1
Chris James, R <small>(1, 7) OBP: 0.253, SLG: 0.279</small>	1-0 FC6-4			1-0 G6-4-3 1B		2-1 F9				3 0 1 0 0 0 1
Mike Felder, S <small>(8, 7) OBP: 0.305, SLG: 0.355</small>	1-0 FC6-4 1-2f									0 0 0 0 0 0 0
Matt Williams, R <small>(1, 5) OBP: 0.272, SLG: 0.379</small>		0-0 1B G6-4-3 1B		2-0 G6-4-3 1-2f			1-1 G5-3			3 1 1 0 0 0 1
Robby Thompson, R <small>(1, 4) OBP: 0.332, SLG: 0.353</small>		2-2 SAFE G6-4-3 1-3 1B				1-1 F7	0-0 G6-3			3 0 1 0 0 0 0
Kirt Manwaring, R <small>(1, 2) OBP: 0.339, SLG: 0.342</small>		1-1 G6-4-3 1-2f 3-H				2-1 G5-3	1-1 G6-3 1B			3 0 1 0 0 0 1
Jose Uribe, S <small>(1, 6) OBP: 0.281, SLG: 0.354</small>		1-1 F9				0-0 K 1B	0-3 K			3 0 1 0 0 1 1
Trevor Wilson, L <small>(1, 1) OBP: 0.160, SLG: 0.091</small>			3-3 K			0-1 G1-3		1-2 SAFE SH3-4 1B 1B		2 0 0 0 0 1 1
Jeff Brantley, R <small>(8, 1) OBP: 1.000, SLG: 1.000</small>										1 1 1 0 0 0 0


Inning Stats	R: 0	H: 1	E: 0	K: 0	S: 4	R: 1	H: 2	E: 0	K: 0	S: 9	R: 0	H: 0	E: 0	K: 1	S: 13	R: 0	H: 1	E: 0	K: 1	S: 6	R: 0	H: 1	E: 0	K: 0	S: 7	R: 1	H: 1	E: 0	K: 1	S: 9	R: 0	H: 1	E: 0	K: 1	S: 8	R: 1	H: 2	E: 0	K: 0	S: 9	1B: 8	2B: 0	3B: 0	HR: 1	SF: 0	SAC: 1	DP: 2	HBP: 0	WP: 0	PA: 30
PITCHER	IP	WLS	BF	H	R	ER	SO	BB	IBB	HBP	BLK	WP	HR	S	P	ERA	WHIP																																	
Rheal Cormier, L <small>(1, 1) ERA: 5.01</small>	7.0	L	26	7	2	2	4	0	0	0	0	0	1	56	83	2.57	1.000																																	
Mike Perez, R <small>(8, 1) ERA: 1.65</small>	0.1		3	2	1	1	0	0	0	0	0	0	0	5	9	27.00	6.000																																	
Bob McClure, L <small>(8, 1) ERA: 3.33</small>	0.2		1	0	0	0	0	0	0	0	0	0	0	4	6	0.00	0.000																																	

BOTTOM

St. Louis Cardinals @ San Francisco Giants
Candlestick Park, San Francisco, CA

Sun Jul 05 1992, 6:33 AM EDT
Att: 21,507 - Sunny - 76 F

AB	29
R	3
H	9
RBI	2
BB	0
SO	4
LOB	6



Batter	1	2	3	4	5	6	7	8	9	AB R H RBI BB SO LOB	TOP											
Stan Javier, S (1, 8) OBP: 0.326, SLG: 0.300	1-1 F9		0-0 G6-3		3-1 1B		2-2 F8		0-3 K2-3	5 0 1 1 0 1 3	Philadelphia Phillies @ San Francisco Giants Candlestick Park, San Francisco, CA Mon Jul 06 1992, 10:05 PM EDT Att: 8,548 - Sunny - 60 F											
Mariano Duncan, R (1, 4) OBP: 0.301, SLG: 0.395	1-0 P4		3-2 G4-3		1-0 G4-3			2-1 G6-3		4 0 0 0 0 0 2												
Dave Hollins, S (1, 5) OBP: 0.359, SLG: 0.423	0-1 G3		1-0 G4-3			2-1 1B		0-0 3B		4 0 2 0 0 0 1												
John Kruk, L (1, 3) OBP: 0.439, SLG: 0.496		1-0 F8		2-3 K		2-1 G4-6-3 1B		0-1 G4-3		4 0 0 0 0 1 2												
Ricky Jordan, R (1, 7) OBP: 0.262, SLG: 0.331		1-0 G6-3		0-0 1B		0-1 1B		0-3 K		4 0 2 0 0 1 1												
Mitch Williams, L (8, 1) OBP: 0.500, SLG: 0.500										0 0 0 0 0 0 0												
Darren Daulton, L (1, 2) OBP: 0.393, SLG: 0.530		1-0 1B		3-1 F9		0-1 F9			2-1 G4-3	4 0 1 0 0 0 2												
Dale Sveum, S (1, 6) OBP: 0.254, SLG: 0.217		3-3 K		1-2 F9			1-3 K		0-0 1B	4 0 1 0 0 2 2												
Ruben Amaro Jr, S (1, 9) OBP: 0.303, SLG: 0.298			1-2 SH G6-3 1B		1-0 L5		0-0 G6-3		1-0 F9	4 1 1 0 0 0 1												
Kyle Abbott, L (1, 1) OBP: 0.150, SLG: 0.158			0-0 SH		0-3 K		1-1 HR		0-2 1B	1 0 0 0 0 1 0												
Jeff Grotewold, L (7, PH) OBP: 0.308, SLG: 0.417			G4-3							1 1 1 1 0 0 0												
Mike Hartley, R (7, 1)										0 0 0 0 0 0 0												
Wes Chamberlain, R (8, 7) OBP: 0.281, SLG: 0.432			1-3						1-2	1 0 1 0 0 0 0												
Inning Stats	R: 0 E: 0 K: 0 S: 5	H: 0 LOB: 0 BB: 0 P: 7	R: 0 E: 0 K: 1 S: 7	H: 1 LOB: 1 BB: 0 P: 13	R: 1 E: 1 K: 0 S: 10	H: 1 LOB: 1 BB: 0 P: 15	R: 0 E: 0 K: 1 S: 10	H: 1 LOB: 1 BB: 0 P: 16	R: 0 E: 0 K: 1 S: 7	H: 1 LOB: 1 BB: 0 P: 12	R: 0 E: 0 K: 0 S: 8	H: 2 LOB: 1 BB: 0 P: 12	R: 1 E: 0 K: 1 S: 9	H: 1 LOB: 0 BB: 0 P: 13	R: 0 E: 0 K: 1 S: 8	H: 1 LOB: 1 BB: 0 P: 10	R: 0 E: 0 K: 1 S: 10	H: 2 LOB: 2 BB: 0 P: 13	1B: 8 2B: 0 3B: 1 HR: 1	SF: 0 SAC: 1 DP: 1 HBP: 0	WP: 0 PB: 0 SB: 0 CS: 0	PA: 37
PITCHER	IP WLS BF H R ER SO BB IBB HBP BLK WP HR S P ERA WHIP																					
Bud Black, L (1, 1) ERA: 3.35	7.2 W 31 8 2 1 4 0 0 0 0 0 1 61 95 1.17 1.043																					
Michael Jackson, R (8, 1) ERA: 2.45	1.0 5 2 0 0 1 0 0 0 0 0 0 10 13 0.00 2.000																					
Rod Beck, R (9, 1) ERA: 2.29	0.1 S 1 0 0 0 1 0 0 0 0 0 0 3 3 0.00 0.000																					

livebaseballscorecards.com

AB	36
R	2
H	10
RBI	2
BB	0
SO	6
LOB	14



Batter	1	2	3	4	5	6	7	8	9
Robby Thompson, R OBP: 0.330, SLG: 0.347 (1, 4)	4-2 F9 PB 1B BB		3-2 L9	3-2 P6			1-2 P6		
Kevin Bass, S OBP: 0.308, SLG: 0.426 (1, 9)	3-2 F9 1-3		2-1 P6		0-2 F9		4-2 FC4-6 BB		
Will Clark, L OBP: 0.415, SLG: 0.502 (1, 3)	0-0 2B SF8 1B		1-2 1B 1B		0-1 G3		0-0 FC4-6 1-2f		
Cory Snyder, R OBP: 0.328, SLG: 0.530 (1, 8) (7, 7)	1-1 2B 1-3		2-2 1B 1-2		0-0 G6-3		1-0 HR		
Matt Williams, R OBP: 0.268, SLG: 0.375 (1, 5)	2-2 SF8 3-H		1-0 F8		1-0 F8		3-3 K		
Chris James, R OBP: 0.245, SLG: 0.270 Darren Lewis, R OBP: 0.296, SLG: 0.263 (1, 7) (7, 8)	0-1 G5-3		1-2 G6-3		1-0 F9		2-2 G4-3		
Kirt Manwaring, R OBP: 0.338, SLG: 0.340 (1, 2)		1-2 G3	3-2 FC6-4 1B		1-3 K		0-0 F8		
Jose Uribe, S OBP: 0.283, SLG: 0.365 (1, 6)		2-0 F9	2-1 FC6-4 1B 1-2f		2-1 SH1-4 2B				
Bud Black, L OBP: 0.043, SLG: 0.043 Michael Jackson, R Rod Beck, R (1, 1) (8, 1) (9, 1)		0-3 K	3-2 1B 2-H		1-1 SH1-4				

Inning Stats	R: 2 E: 0 K: 0 S: 17	H: 2 LOB: 1 BB: 1 P: 27	R: 0 E: 0 K: 1 S: 8	H: 0 LOB: 0 BB: 0 P: 11	R: 0 E: 0 K: 0 S: 15	H: 2 LOB: 2 BB: 0 P: 24	R: 1 E: 1 K: 0 S: 20	H: 2 LOB: 1 BB: 1 P: 32	R: 0 E: 0 K: 0 S: 6	H: 0 LOB: 0 BB: 0 P: 6	R: 0 E: 0 K: 1 S: 6	H: 0 LOB: 0 BB: 0 P: 9	R: 0 E: 0 K: 0 S: 13	H: 1 LOB: 2 BB: 1 P: 21	R: 1 E: 0 K: 1 S: 10	H: 1 LOB: 0 BB: 0 P: 16
--------------	-------------------------------	----------------------------------	------------------------------	----------------------------------	-------------------------------	----------------------------------	-------------------------------	----------------------------------	------------------------------	---------------------------------	------------------------------	---------------------------------	-------------------------------	----------------------------------	-------------------------------	----------------------------------

PITCHER	IP	WLS	BF	H	R	ER	SO	BB	IBB	HBP	BLK	WP	HR	S	P	ERA	WHIP
Kyle Abbott, L ERA: 5.4 (1, 1)	6.0	L	25	6	3	2	2	1	0	0	0	0	0	72	109	3.00	1.167
Mike Hartley, R ERA: 1.23 (7, 1)	1.0		5	1	0	0	0	1	0	0	0	0	0	13	21	0.00	2.000
Mitch Williams, L ERA: 2.66 (8, 1)	1.0		4	1	1	1	1	0	0	0	0	0	1	10	16	9.00	1.000

BOTTOM

Philadelphia Phillies @ San Francisco Giants
Candlestick Park, San Francisco, CA

Mon Jul 06 1992, 10:05 PM EDT
Att. 8,548 - Sunny - 60 F

AB	30
R	4
H	8
RBI	4
BB	2
SO	3
LOB	9

WP: 0 PA: 34
PB: 1
SB: 0
CS: 0



AB	R	H	RBI	BB	SO	LOB
3	1	0	0	1	0	2
3	0	0	0	1	0	1
4	1	2	1	0	0	2
4	1	3	1	0	0	0
3	0	0	1	0	1	2
3	0	0	0	0	0	1
1	0	0	0	0	0	0
4	0	1	0	0	1	0
3	1	1	0	0	0	1
2	0	1	1	0	1	0
0	0	0	0	0	0	0
0	0	0	0	0	0	0

1B	2B	3B	HR	SF	SAC	DP	HBP
5	2	0	1	1	0	0	0

Batter	1	2	3	4	5	6	7	8	9	AB R H RBI BB SO LOB	TOP																									
Stan Javier, S OBP: 0.340, SLG: 0.293 (1, 8)	4-2 HR BB	4-2 G6-4-3 BB		2-2 G5-3		1-2 CS HBP			3-2 P5	2 1 0 0 2 0 0																										
Mariano Duncan, R OBP: 0.299, SLG: 0.395 (1, 6) (3, 7)	1-3 SAFE SAFE	2-1 G6-4-3 1-2f		2-0 G6-3		3-3 SAFE SAFE SAFE			0-1 2B	5 0 1 0 0 2 4																										
Dave Hollins, S OBP: 0.363, SLG: 0.424 (1, 5)	0-1 HR 1B		3-2 FC4-6 FC5-2 HBP		1-1 WP BB E 1B			1-1 G4-3	2-0 P6	4 2 2 0 0 0 1																										
John Kruk, L OBP: 0.444, SLG: 0.509 (1, 3)	1-1 HR		4-2 SAFE SAFE SAFE	1-2 FC4-6 BB		0-1 F8		1-2 FC6-4 1B	4-1 BB	3 1 2 3 2 0 1																										
Darren Daulton, L OBP: 0.390, SLG: 0.522 (1, 2)	3-2 G6-3		2-1 FC4-6 FC5-2 3B	1-2 E WP BB		4-1 SAFE SAFE SAFE SAFE		0-0 FC6-4	2-1 F9	4 1 0 0 1 0 5																										
Wes Chamberlain, R OBP: 0.277, SLG: 0.427 Dale Sveum, S OBP: 0.250, SLG: 0.213 (1, 7) (3, 6)	2-1 P4		0-2 FC5-2 3B	0-3 SAFE SAFE SAFE		0-3 SAFE		0-3 K		2 1 0 0 0 0 2 2 0 0 0 0 2 3																										
Ruben Amaro Jr, S OBP: 0.306, SLG: 0.325 (1, 9)		0-0 HR	0-0 1-H 2-H 3B	2-2 E1 S		2-2 SAFE SAFE SAFE SAFE		3-2 P9		4 1 2 3 0 0 1																										
Mickey Morandini, L OBP: 0.319, SLG: 0.364 (1, 4)		1-1 SH2-4 1B	0-0 F8	2-2 F8		1-2 SAFE SAFE SAFE		1-2 F7		4 0 1 0 0 0 3																										
Pat Combs, L OBP: 0.222, SLG: 0.250 Ben Rivera, R Jeff Grotewold, L OBP: 0.236, SLG: 0.400 Barry Jones, R Ricky Jordan, R OBP: 0.280, SLG: 0.328 Mike Hartley, R Wally Ritchie, L (1, 1) (4, 1) (6, PH) (6, 1) (8, PH) (8, 1) (8, 1)		0-1 SH2-4	0-1 P6	2-0 G4-3		2-3 SAFE SAFE SAFE		2-3 K		1 0 0 0 0 0 0 0 0 0 0 0 0 0 1 0 0 0 0 0 0 0 0 0 0 0 0 0 1 0 0 0 0 1 0 0 0 0 0 0 0 0 0 0 0 0 0 0 0																										
Inning Stats	R: 3 E: 0 K: 1 S: 15	H: 2 LOB: 0 BB: 1 P: 26	R: 1 E: 0 K: 0 S: 9	H: 2 LOB: 1 BB: 1 P: 16	R: 2 E: 0 K: 0 S: 12	H: 1 LOB: 1 BB: 1 P: 21	R: 0 E: 0 K: 0 S: 7	H: 0 LOB: 0 BB: 0 P: 11	R: 1 E: 1 K: 1 S: 15	H: 1 LOB: 2 BB: 1 P: 24	R: 0 E: 0 K: 1 S: 7	H: 0 LOB: 1 BB: 0 P: 12	R: 0 E: 0 K: 1 S: 10	H: 1 LOB: 1 BB: 0 P: 12	R: 0 E: 0 K: 1 S: 11	H: 0 LOB: 0 BB: 0 P: 17	R: 0 E: 0 K: 0 S: 10	H: 1 LOB: 2 BB: 1 P: 21	1B: 4 2B: 2 3B: 1 HR: 2	SF: 0 SAC: 1 DP: 2 HBP: 2	WP: 1 PB: 0 SB: 1 CS: 1	PA: 41														
PITCHER	IP WLS BF H R ER SO BB IBB HBP BLK WP HR S P ERA WHIP																																			
Bill Swift, R ERA: 2.74 (1, 1)	2.2		16	5	6	6	1	3	0	1	0	0	2	35	62	20.25	3.000																			
Dave Righetti, L ERA: 6.02 (3, 1)	2.1		10	1	1	0	1	1	0	0	0	1	0	23	36	0.00	0.857																			
Bryan Hickerson, L ERA: 2.72 (6, 1)	3.0	W	10	1	0	0	3	0	0	1	0	0	0	28	41	0.00	0.333																			
Jeff Brantley, R ERA: 2.65 (9, 1)	0.2		4	1	0	0	0	1	0	0	0	0	0	8	17	0.00	3.000																			
Rod Beck, R ERA: 2.28 (9, 1)	0.1	S	1	0	0	0	0	0	0	0	0	0	0	2	4	0.00	0.000																			

Philadelphia Phillies @ San Francisco Giants
Candlestick Park, San Francisco, CA
Tue Jul 07 1992, 6:33 AM EDT
Sunny - 71 F

AB	33
R	7
H	8
RBI	6
BB	5
SO	5
LOB	20



WP: 1	PA: 41
-------	--------

ERA	WHIP
-----	------

livebaseballscorecards.com

Batter	1	2	3	4	5	6	7	8	9
Robby Thompson, R OBP: 0.341, SLG: 0.373 (1, 4)	4-0 FC6-4 BB	0-0 2B		4-1 1B E BB		2-2 G6-3		1-2 HR	
Kevin Bass, S OBP: 0.306, SLG: 0.421 (1, 9)	0-1 FC6-4 CS	2-1 G4-3		2-2 FC1-6 1B		1-2 G4-3		3-1 F8	
Will Clark, L OBP: 0.415, SLG: 0.496 (1, 3)	1-0 F9		4-0 1B BB	1-0 FC1-6 1B S		4-1 BB		1-2 F7	
Cory Snyder, R OBP: 0.327, SLG: 0.524 (1, 8) (9, 7)	1-2 CS	0-1 G5-3	2-3 K	3-2 WP S 1B		1-3 K			
Matt Williams, R OBP: 0.268, SLG: 0.373 (1, 5)		3-1 1B E 1B	1-2 F9	2-3 K2-3		2-3 K			
Chris James, R OBP: 0.255, SLG: 0.280 Mike Benjamin, R OBP: 0.077, SLG: 0.154 (1, 7) (9, 6)		2-1 E7 2B 1B	0-0 1B	2-1 G6-3		1-0 F8			
Kirt Manwaring, R OBP: 0.336, SLG: 0.338 (1, 2)		1-0 G6-3	1-1 L7	0-1 1B		1-1 G6-3			
Jose Uribe, S OBP: 0.295, SLG: 0.386 Willie McGee, S OBP: 0.350, SLG: 0.359 (8, PH) Jeff Brantley, R OBP: 1.000, SLG: 1.000 Rod Beck, R (9, 1)		1-1 2B 2B		0-1 SH1-4 1B		3-2 F8		1-1 FC2-5 2B	
Bill Swift, R OBP: 0.287, SLG: 0.250 Dave Righetti, L (3, 1) Mark Leonard, L OBP: 0.250, SLG: 0.333 Bryan Hickerson, L (6, 1) Mike Felder, S OBP: 0.303, SLG: 0.353 (8, PH) (9, 8)		4-2 2B BB		0-1 SH1-4		3-3 K		0-0 FC2-5 S HR	

Inning Stats	R: 0	H: 0	E: 0	K: 0	S: 6	LOB: 0	BB: 1	P: 12	R: 3	H: 4	E: 1	K: 0	S: 15	LOB: 2	BB: 1	P: 28	R: 0	H: 1	E: 0	K: 1	S: 9	LOB: 2	BB: 1	P: 17	R: 3	H: 3	E: 1	K: 1	S: 16	R: 0	H: 1	E: 0	K: 1	S: 11	LOB: 1	BB: 0	P: 19	R: 0	H: 0	E: 0	K: 1	S: 11	LOB: 1	BB: 1	P: 19	R: 0	H: 0	E: 0	K: 1	S: 6	LOB: 0	BB: 0	P: 10	R: 2	H: 2	E: 0	K: 0	S: 11	LOB: 0	BB: 0	P: 17
--------------	------	------	------	------	------	--------	-------	-------	------	------	------	------	-------	--------	-------	-------	------	------	------	------	------	--------	-------	-------	------	------	------	------	-------	------	------	------	------	-------	--------	-------	-------	------	------	------	------	-------	--------	-------	-------	------	------	------	------	------	--------	-------	-------	------	------	------	------	-------	--------	-------	-------

PITCHER	IP	WLS	BF	H	R	ER	SO	BB	IBB	HBP	BLK	WP	HR	S	P	ERA	WHIP
Pat Combs, L ERA: 7.71 (1, 1)	3.1		20	7	6	6	1	4	0	0	0	0	0	39	72	16.20	3.300
Ben Rivera, R ERA: 3.66 (4, 1)	1.2		7	2	0	0	2	0	0	0	0	1	0	18	32	0.00	1.200
Barry Jones, R ERA: 3.72 (6, 1)	2.0		7	0	0	0	2	1	0	0	0	0	0	17	29	0.00	0.500
Mike Hartley, R ERA: 1.99 (8, 1)	0.2	L	4	2	2	2	0	0	0	0	0	0	1	8	13	27.00	3.000
Wally Ritchie, L ERA: 2.84 (8, 1)	0.1		1	0	0	0	0	0	0	0	0	0	0	3	4	0.00	0.000

BOTTOM

Philadelphia Phillies @ San Francisco Giants
Candlestick Park, San Francisco, CA

Tue Jul 07 1992, 6:33 AM EDT
Sunny - 71 F

AB	R	H	RBI	BB	SO	LOB
3	2	2	3	2	0	0
5	0	1	1	0	0	3
3	1	0	0	2	0	2
4	0	1	1	0	2	2
4	1	1	0	0	2	2
4	1	2	0	0	0	0
0	0	0	0	0	0	0
4	0	1	0	0	0	3
3	2	2	1	0	0	1
1	0	1	0	0	0	0
0	0	0	0	0	0	0
0	0	0	0	0	1	1
0	0	0	0	0	0	0
1	1	0	0	0	0	1

AB	33
R	8
H	11
RBI	6
BB	5
SO	5
LOB	15

livebaseballscorecards.com

GIANTS

WP	PA
1	40
0	
3	
1	

Batter	1	2	3	4	5	6	7	8	9	AB R H RBI BB SO LOB	TOP											
Stan Javier, S (1, 8) OBP: 0.333, SLG: 0.279 BB	4-0		0-1 L9		0-2 L9		0-3 K		0-0 L7	4 0 0 0 1 1 1												
Mariano Duncan, R (1, 4) OBP: 0.296, SLG: 0.390 P2	1-1		0-0 F9		3-2 F9		1-3 K			4 0 0 0 0 1 2												
Dave Hollins, S (1, 5) OBP: 0.359, SLG: 0.418 K	1-3			0-0 F8		1-3 K		2-2 G6-3		4 0 0 0 0 2 1												
John Kruk, L (1, 3) OBP: 0.445, SLG: 0.509 K	2-3			3-2 FC6-4 1B		1-0 HR 1B		1-3 K		4 1 2 0 0 2 1												
Ricky Jordan, R (1, 7) OBP: 0.260, SLG: 0.349 P3		2-2		0-0 FC6-4 1B HBP		1-1 HR		0-3 K		4 2 1 2 0 1 1												
Ruben Amaro Jr, S (1, 9) OBP: 0.309, SLG: 0.326 G5-3	2-0			1-0 1B HBP		1-2 L7		2-2 HR 1B		3 1 1 0 0 0 0												
Dale Sveum, S (1, 6) OBP: 0.257, SLG: 0.246 P3	0-2			0-0 1B		0-3 K		1-2 HR		4 1 2 3 0 1 0												
Steve Lake, R (1, 2) OBP: 0.283, SLG: 0.391 F8 P3	1-0			0-1 P3			2-3 K		1-0 L8	4 0 0 0 0 1 2												
Don Robinson, R (1, 1) OBP: 0.375, SLG: 0.500 Jeff Grotevold, L (7, PH) OBP: 0.321, SLG: 0.538 Wally Ritchie, L (7, 1) Barry Jones, R (7, 1) Bob Ayrault, R (8, 1) Wally Backman, S (8, PH) OBP: 0.333, SLG: 0.289 F8 1B	3-2			0-0 F8		1-1 HR		1-3 K	2 0 1 0 0 0 0 1 1 1 1 0 1 0 0 0 0 1 0													
Inning Stats	R: 0 E: 0 K: 2 S: 8	H: 0 LOB: 1 BB: 1 P: 16	R: 0 E: 0 K: 0 S: 7	H: 0 LOB: 0 BB: 0 P: 11	R: 0 E: 0 K: 0 S: 10	H: 1 LOB: 1 BB: 0 P: 14	R: 1 E: 0 K: 0 S: 9	H: 2 LOB: 2 BB: 0 P: 13	R: 0 E: 0 K: 0 S: 8	H: 0 LOB: 0 BB: 0 P: 11	R: 2 E: 0 K: 2 S: 13	H: 2 LOB: 0 BB: 0 P: 17	R: 1 E: 0 K: 3 S: 14	H: 1 LOB: 0 BB: 0 P: 18	R: 0 E: 0 K: 2 S: 9	H: 0 LOB: 0 BB: 0 P: 12	R: 2 E: 0 K: 1 S: 13	H: 2 LOB: 0 BB: 0 P: 18	1B: 5 2B: 0 3B: 0 HR: 3	SF: 0 SAC: 0 DP: 0 HBP: 1	WP: 0 PB: 0 SB: 0 CS: 0	PA: 37
PITCHER	IP WLS BF H R ER SO BB IBB HBP BLK WP HR S P ERA WHIP																					
Jim Pena, L (1, 1) ERA: 4.5	6.0 W 25 5 3 3 4 1 0 1 0 0 1 55 82 4.50 1.000																					
Michael Jackson, R (7, 1) ERA: 2.59	1.0 4 1 1 1 3 0 0 0 0 0 1 14 18 9.00 1.000																					
Jeff Brantley, R (8, 1) ERA: 2.97	2.0 8 2 2 2 3 0 0 0 0 0 1 22 30 9.00 1.000																					

Philadelphia Phillies @ San Francisco Giants
 Candlestick Park, San Francisco, CA

Tue Jul 07 1992, 10:05 PM EDT
 Att. 13,571 - Sunny - 70 F

livebaseballscorecards.com

AB	35
R	6
H	8
RBI	6
BB	1
SO	10
LOB	8



Batter	1	2	3	4	5	6	7	8	9
Mike Felder, S OBP: 0.312, SLG: 0.367 (1, 8)	1-2 1B	1-0 L3			2-0 2B		2-2 G5-3	0-2 2B 1B	
Willie McGee, S OBP: 0.351, SLG: 0.360 (1, 9)	0-0 1B 1-2 2B 1B		1-1 G4-3 1B		0-1 G6-3		1-2 E3 1B BB	2-3 K	
Will Clark, L OBP: 0.418, SLG: 0.500 (1, 3)	1-2 2B 1B 1-2 2-H		0-0 G4-3 1-2		2-3 K		4-1 1B BB 1-2 1B BB	0-2 2B 1-H	
Mark Leonard, L OBP: 0.273, SLG: 0.444 (1, 7)	3-2 SF9 2B		2-0 F7		1-3 K		1-2 P6	2-3 K	
Kirt Manwaring, R OBP: 0.333, SLG: 0.335 (7, 2)	1-H 2-H								
Matt Williams, R OBP: 0.271, SLG: 0.385 (1, 5)	0-2 G3 2-3		0-1 F8			0-0 HR	0-0 E 1B 1-3 2-H 3B 1B		
Robby Thompson, R OBP: 0.343, SLG: 0.378 (1, 4)	1-0 SF9 3-H		2-0 F9		1-1 1B 1B		1-1 E8 1B 1-3 3-H 3B 1B		
Craig Colbert, R OBP: 0.214, SLG: 0.160 (1, 2)	0-3 K		0-0 L8		1-1 F7		3-2 3B 2-H 3-H 3B		
Michael Jackson, R (7, 1)									
Chris James, R (7, PH)									
Jeff Brantley, R (8, 1)									
Mike Benjamin, R OBP: 0.118, SLG: 0.176 (1, 6)		0-0 P3		3-2 F8		0-0 1B	3-1 G5-3		
Jim Pena, L OBP: 0.500, SLG: 0.500 (1, 1)						1-2 P6		2-2 F8	
Kevin Bass, S (6, PH)									

AB R H RBI BB SO LOB

Philadelphia Phillies @ San Francisco Giants
Candlestick Park, San Francisco, CA
 Tue Jul 07 1992, 10:05 PM EDT
 Att. 13,571 - Sunny - 70 F

livebaseballscorecards.com

AB 38
R 10
H 15
RBI 10
BB 1
SO 5
LOB 15



Inning Stats	R: 4 E: 0 K: 1 S: 22	H: 4 LOB: 0 BB: 0 P: 28	R: 0 E: 0 K: 0 S: 5	L: 1 LOB: 0 BB: 0 P: 6	R: 0 E: 0 K: 0 S: 6	H: 1 LOB: 1 BB: 0 P: 9	R: 0 E: 0 K: 0 S: 5	H: 0 LOB: 0 BB: 0 P: 10	R: 0 E: 0 K: 1 S: 9	H: 1 LOB: 1 BB: 0 P: 14	R: 1 E: 0 K: 1 S: 10	H: 3 LOB: 2 BB: 0 P: 14	R: 4 E: 2 K: 0 S: 18	H: 3 LOB: 1 BB: 1 P: 33	R: 1 E: 0 K: 2 S: 16	H: 2 LOB: 1 BB: 0 P: 22
--------------	-------------------------------	----------------------------------	------------------------------	---------------------------------	------------------------------	---------------------------------	------------------------------	----------------------------------	------------------------------	----------------------------------	-------------------------------	----------------------------------	-------------------------------	----------------------------------	-------------------------------	----------------------------------

PITCHER	IP	WLS	BF	H	R	ER	SO	BB	IBB	HBP	BLK	WP	HR	S	P	ERA	WHIP
Don Robinson, R (1, 1) ERA: 4.37	6.0	L	27	10	5	5	3	0	0	0	0	0	1	57	81	7.50	1.667
Wally Ritchie, L (7, 1) ERA: 2.81	0.1		3	0	2	2	0	1	0	0	0	0	0	7	14	54.00	3.000
Barry Jones, R (7, 1) ERA: 4.05	0.2		5	3	2	0	0	0	0	0	0	0	0	11	19	0.00	4.500
Bob Ayrault, R (8, 1) ERA: 4.35	1.0		5	2	1	1	2	0	0	0	0	0	0	16	22	9.00	2.000

WP	HR	S	P	ERA	WHIP
0	1	22	22	9.00	2.000

1B: 10 SF: 1
 2B: 4 SAC: 0
 3B: 1 DP: 1
 HR: 1 HBP: 0

WP: 0 PA: 40
 PB: 0
 SB: 0
 CS: 0

Batter	1	2	3	4	5	6	7	8	9	AB R H RBI BB SO LOB	TOP												
Stan Javier, S (1, 8) OBP: 0.349, SLG: 0.300	0-1 F7		1-1 1B 2-3 1B		0-0 1B		1-0 G3-6-3 1B			4 0 3 0 0 0 0													
Wally Backman, S (1, 4) OBP: 0.326, SLG: 0.286	1-0 G4-3		1-3 1 SAFE 1 SAFE 1 SAFE		0-1 1-2 1B		2-2 G3-6-3 1-2f			4 0 1 0 0 1 3													
Dave Hollins, S (1, 5) OBP: 0.357, SLG: 0.416	0-2 G4-3		3-2 1-2 3-H 1B		1-0 L7			2-1 G4-3		4 0 1 1 0 0 2													
John Kruk, L (1, 3) OBP: 0.443, SLG: 0.503		1-3 K	1-1 F7			3-2 G4-3		4-0 G4-3 BB		3 0 0 0 1 1 2													
Darren Daulton, L (1, 2) OBP: 0.388, SLG: 0.518		1-0 1B		0-0 G4-3		2-1 P5		2-2 G4-3 1-2f		4 0 1 0 0 0 1													
Ricky Jordan, R (1, 7) OBP: 0.252, SLG: 0.338		2-3 K		2-3 K		0-0 L7			1-3 K	4 0 0 0 0 3 1													
Ruben Amaro Jr, S (1, 9) OBP: 0.304, SLG: 0.320		3-2 F8		0-0 F7			1-1 F9		2-3 K	4 0 0 0 0 1 1													
Mickey Morandini, L (1, 6) OBP: 0.327, SLG: 0.371			2-2 1B SH3-4 1B		0-1 G4-3		1-1 HR 1B		0-0 1B	4 2 3 0 0 0 0													
Curt Schilling, R (1, 1) OBP: 0.111, SLG: 0.148 Jeff Grotewold, L (7, PH) OBP: 0.345, SLG: 0.667 Mike Hartley, R (7, 1) Don Robinson, R (9, PH) OBP: 0.353, SLG: 0.471			0-0 SH3-4		1-3 K		3-2 HR		1-1 G3	1 0 0 0 0 1 0 1 1 1 2 0 0 0 0 0 0 0 0 0 0 1 0 0 0 0 0 1													
Inning Stats	R: 0 E: 0 K: 0 S: 6	H: 0 LOB: 0 BB: 0 P: 7	R: 0 E: 0 K: 2 S: 13	H: 1 LOB: 1 BB: 0 P: 20	R: 1 E: 0 K: 1 S: 16	H: 3 LOB: 2 BB: 0 P: 24	R: 0 E: 0 K: 1 S: 5	H: 0 LOB: 0 BB: 0 P: 7	R: 0 E: 0 K: 1 S: 9	H: 2 LOB: 2 BB: 0 P: 11	R: 0 E: 0 K: 0 S: 6	H: 0 LOB: 0 BB: 0 P: 11	R: 2 E: 0 K: 0 S: 16	H: 3 LOB: 0 BB: 0 P: 23	R: 0 E: 0 K: 0 S: 5	H: 0 LOB: 0 BB: 1 P: 13	R: 0 E: 0 K: 2 S: 9	H: 1 LOB: 1 BB: 0 P: 13	1B: 9 2B: 0 3B: 0 HR: 1	SF: 0 SAC: 1 DP: 2 HBP: 0	WP: 0 PB: 0 SB: 0 CS: 0	PA: 36	
PITCHER	IP WLS BF H R ER SO BB IBB HBP BLK WP HR S P ERA WHIP																						
John Burkett, R (1, 1) ERA: 4.07 Michael Jackson, R (8, 1) ERA: 2.54 Rod Beck, R (9, 1) ERA: 2.24	7.0 29 9 3 3 5 0 0 0 0 0 1 71 103 3.86 1.286	1.0 3 0 0 0 0 1 0 0 0 0 0 5 13 0.00 1.000	1.0 4 1 0 0 2 0 0 0 0 0 0 9 13 0.00 1.000																				

Philadelphia Phillies @ San Francisco Giants
 Candlestick Park, San Francisco, CA
 Wed Jul 08 1992, 6:33 AM EDT
 Att. 14,922 - Sunny - 87 F

livebaseballscorecards.com

AB	34
R	3
H	10
RBI	3
BB	1
SO	7
LOB	11



Batter	1	2	3	4	5	6	7	8	9
Mike Felder, S OBP: 0.305, SLG: 0.358 (1, 8)	0-2 L3		1-3 K			0-0 F8	0-0 G4-3		
Kevin Bass, S OBP: 0.306, SLG: 0.423 (1, 9)	0-0 CS 1B		2-2 P5			2-2 E6 CS		3-2 BB FC5-4 2B	
Will Clark, L OBP: 0.422, SLG: 0.502 (1, 3)	1-1 1B			2-2 F7		3-2 SAFE PB 1B		4-0 FC5-4 BB IBB	
Cory Snyder, R OBP: 0.325, SLG: 0.518 (1, 7)	2-3 K			1-2 G5-3		1-2 3B 1B		0-0 P2	
Matt Williams, R OBP: 0.277, SLG: 0.396 (1, 5)		1-0 WP 1B		0-0 L6		1-2 3B		4-2 FC5-4 BB	
Robby Thompson, R OBP: 0.342, SLG: 0.390 (1, 4)		2-0 P3			3-2 HR	1-3 K		0-0 FC5-4	
Craig Colbert, R OBP: 0.219, SLG: 0.143 (1, 2)		2-1 G5-3			0-0 G1-3		4-1 SH1-4 BB	1-0 F8	
Rod Beck, R (9, 1)		1-2							
Jose Uribe, S OBP: 0.289, SLG: 0.378 (1, 6)		1-2 G6-3			3-2 G4-3		0-0 SH1-4		
John Burkett, R OBP: 0.125, SLG: 0.069 (1, 1)			0-3 K				0-3 K		
Mark Leonard, L OBP: 0.250, SLG: 0.400 (7, PH)					2-2 F9				
Michael Jackson, R (8, 1)									
Kirt Manwaring, R OBP: 0.333, SLG: 0.335 (9, 2)									

AB	R	H	RBI	BB	SO	LOB
4	0	0	0	0	1	1
4	1	2	0	0	0	0
3	1	2	0	1	0	0
4	1	1	1	0	1	3
3	0	2	1	1	0	0
4	1	1	2	0	1	4
3	0	0	0	1	0	3
0	0	0	0	0	0	0
2	0	0	0	0	0	1
2	0	0	0	0	1	0
1	0	0	0	0	1	1
0	0	0	0	0	0	0
0	0	0	0	0	0	0

BOTTOM

Philadelphia Phillies @ San Francisco Giants
Candlestick Park, San Francisco, CA

Wed Jul 08 1992, 6:33 AM EDT
Att. 14,922 - Sunny - 87 F

AB	30
R	4
H	8
RBI	4
BB	3
SO	5
LOB	13



Inning Stats	R	H	E	K	S	H	LOB	BB	P
	0	2	0	1	14	1	1	0	14
	0	0	0	0	8	0	0	0	14
	0	0	0	2	9	0	0	0	12
	0	0	0	0	9	0	0	0	12
	1	1	0	0	11	1	0	0	19
	2	3	1	1	21	3	1	0	28
	0	0	0	1	6	0	1	1	10
	1	1	0	0	9	1	2	2	21

1B	2B	3B	HR	SF	SAC	DP	HBP
5	1	1	1	0	1	0	0

WP	HR	S	P	ERA	WHIP
1	1	69	99	4.50	1.167
1	0	15	31	4.50	1.500

PITCHER	IP	WLS	BF	H	R	ER	SO	BB	IBB	HBP	BLK	WP	HR	S	P	ERA	WHIP
Curt Schilling, R ERA: 2.75 (1, 1)	6.0		24	7	3	3	4	0	0	0	0	1	1	69	99	4.50	1.167
Mike Hartley, R ERA: 2.19 (7, 1)	2.0	L	10	1	1	1	1	2	1	0	0	0	0	15	31	4.50	1.500

WP	PA
1	34

Batter	1	2	3	4	5	6	7	8	9	10	11	12	AB R H RBI BB SO LOB	TOP																	
Delino DeShields, L OBP: 0.379, SLG: 0.414 (1, 4)	2-1 P4	2-3 K			2-2 P6		0-2 F7		1-2 1B 2B			2-3 K2-3	6 1 1 0 0 2 2																		
Marquis Grissom, R OBP: 0.331, SLG: 0.394 (1, 8)	3-2 G1-3		0-3 K		1-2 G5-3			0-3 K	3-2 CS 1B			2-1 S WP E 1B	6 1 2 1 0 2 0																		
John Vander Wal, L OBP: 0.359, SLG: 0.386 (1, 7)	1-1 G4-3		1-2 FC6-4 1B			1-1 F7		1-1 2B 1B	2-3 K			4-0 G6-3 1B 1B	5 1 2 0 1 1 1																		
Larry Walker, L OBP: 0.334, SLG: 0.515 (1, 9)		0-0 HR	2-1 F7			2-2 FC5-2 3B		4-2 2B G4-3 BB		2-2 G4-3		1-2 G6-3 1B	5 2 3 1 1 0 1																		
Bret Barberie, S OBP: 0.352, SLG: 0.280 (1, 5)		0-0 HR	0-0 FC6-4 1-2f			0-0 FC5-2 1B		2-0 G4-3 2B		0-3 K		1-1 G6-3	6 1 2 2 0 1 4																		
Greg Colbrunn, R OBP: 0.400, SLG: 0.400 John Wetteland, R (10, 1)		3-2 SH1-4 1B		0-3 K		1-2 1B		0-2 E5 G4-3		1-0 G5-3		2-3 K	5 0 2 0 0 1 2 1 0 0 0 0 1 2																		
Gary Carter, R OBP: 0.304, SLG: 0.339 (1, 2)		1-2 P3		2-0 G4-3 1B		1-3 K		0-2 G4-3			0-0 F8		5 0 1 1 0 1 5	AB 48 R 6 H 15 RBI 5 BB 2 SO 11 LOB 21																	
Spike Owen, S OBP: 0.327, SLG: 0.391 (1, 6)		1-0 SH1-4 1B		0-0 G4-3			2-2 F8	1-0 F7			2-2 CS 1B		5 0 2 0 0 0 3																		
Chris Nabholz, L OBP: 0.491, SLG: 0.152 Darvin Fletcher, L OBP: 0.269, SLG: 0.263 Matt Maysey, R Tim Wallach, R OBP: 0.326, SLG: 0.344 Sergio Valdez, R Archi Cianfrocco, R OBP: 0.273, SLG: 0.351 (1, 1) (7, PH) (7, 1) (9, PH) (9, 1) (10, 3)		0-1 SH1-4		1-1 G6-3			1-2 F9		1-3 K		1-3 K		1 0 0 0 0 0 0 1 0 0 0 0 0 0 0 0 0 0 0 0 0 1 0 0 0 0 0 1 0 0 0 0 0 0 0 0 0 1 0 0 0 0 0 1 1																		
Inning Stats	R: 0 E: 0 K: 0 S: 8	H: 0 LOB: 0 BB: 0 P: 14	R: 2 E: 0 K: 1 S: 16	H: 4 LOB: 2 BB: 0 P: 23	R: 0 E: 0 K: 1 S: 11	H: 1 LOB: 0 BB: 0 P: 14	R: 0 E: 0 K: 1 S: 5	H: 1 LOB: 0 BB: 0 P: 7	R: 0 E: 0 K: 1 S: 15	H: 2 LOB: 2 BB: 0 P: 20	R: 0 E: 0 K: 0 S: 11	H: 0 LOB: 0 BB: 0 P: 14	R: 2 E: 1 K: 1 S: 15	H: 2 LOB: 2 BB: 1 P: 23	R: 1 E: 0 K: 2 S: 18	H: 2 LOB: 0 BB: 0 P: 24	R: 0 E: 0 K: 1 S: 7	H: 0 LOB: 0 BB: 0 P: 10	R: 0 E: 0 K: 1 S: 7	H: 1 LOB: 1 BB: 0 P: 10	R: 1 E: 0 K: 2 S: 13	H: 2 LOB: 2 BB: 1 P: 25	1B: 10 2B: 3 3B: 1 HR: 2	SF: 0 SAC: 1 DP: 2 HBP: 0	WP: 2 PB: 0 SB: 1 CS: 2	PA: 51					
PITCHER	IP WLS BF H R ER SO BB IBB HBP BLK WP HR S P ERA WHIP																														
Francisco Oliveras, R ERA: 1.84 (1, 1)	2.0		10	4	2	2	1	0	0	0	0	0	0	24	37	9.00	2.000														
Bryan Hickerson, L ERA: 2.51 (3, 1)	3.2		14	4	0	0	2	0	0	0	0	0	0	36	49	0.00	1.091														
Jeff Brantley, R ERA: 3.02 (6, 1)	2.1		11	2	2	1	2	1	0	0	0	1	0	29	41	3.86	1.286														
Rod Beck, R ERA: 2.36 (9, 1)	1.0		4	2	1	1	2	0	0	0	0	0	0	18	24	9.00	2.000														
Dave Righetti, L ERA: 5.83 (10, 1)	3.0	L	12	3	1	1	4	1	0	0	0	1	0	27	45	3.00	1.333														

Montreal Expos @ San Francisco Giants
Candlestick Park, San Francisco, CA

Thu Jul 09 1992, 6:33 AM EDT
Att. 10,299 - Cloudy - 90 F

livebaseballscorecards.com



Batter	1	2	3	4	5	6	7	8	9	10	11	12	AB	R	H	RBI	BB	SO	LOB
Robby Thompson, R OBP: 0.346, SLG: 0.408	1-1 BB 1B	2-0 F9			1-1 L7		2-2 HR		0-1 L3			0-1 G6-3 SH1-4 1B	6	2	3	1	0	0	1
Kevin Bass, S OBP: 0.304, SLG: 0.418	1-1 L8	2-1 G6-3			0-1 F8		2-1 1B		2-3 K			0-0 SH1-4 1-2	5	0	1	0	0	1	2
Will Clark, L OBP: 0.417, SLG: 0.493	4-2 BB 1B				0-0 F7		0-0 L6		0-0 P6			0-1 G6-3 2-3	5	1	0	0	1	0	2
Cory Snyder, R OBP: 0.330, SLG: 0.515	1-0 BB 2B 1B				1-1 F8		1-2 G1-6-3 1B		2-2 P3			4-0 CS BB	5	1	2	1	1	0	1
Matt Williams, R OBP: 0.279, SLG: 0.391	2-3 K				4-2 BB		0-0 G1-6-3 1-2f		1-1 1B CS HBP			1-3 K	3	0	0	0	1	2	4
Chris James, R OBP: 0.273, SLG: 0.340 Mike Felder, S OBP: 0.307, SLG: 0.360	3-2 BB 2B 1B				2-2 F8		1-0 3B		1-3 CS 1B		1-3 CS	0-0 P6	3	1	2	1	0	0	1
Kirt Manwaring, R OBP: 0.331, SLG: 0.329	4-0 BB 2B BB				0-0 G4-3		0-0 F9		1-3 F8 1-2 3-H		1-3 K		4	0	0	0	1	1	3
Jose Uribe, S OBP: 0.294, SLG: 0.389	1-1 BB 2B				2-1 F8		1-0 F9		3-3 K		3-2 1B		5	0	2	2	0	1	0
Francisco Oliveras, R Willie McGee, S Bryan Hickerson, L Jeff Brantley, R Rod Beck, R Mark Bailey, S Bill Swift, R Dave Rignetti, L		0-3 K			2-3 K				4-2 BB		1-3 K		0	0	0	0	0	0	0

Inning Stats	R: 4	H: 4	E: 0	K: 1	S: 16	R: 0	H: 0	E: 0	K: 1	S: 7	R: 0	H: 0	E: 0	K: 0	S: 9	R: 0	H: 0	E: 0	K: 1	S: 6	R: 0	H: 2	E: 0	K: 0	S: 7	R: 1	H: 2	E: 0	K: 1	S: 14	R: 0	H: 1	E: 0	K: 0	S: 10	R: 0	H: 0	E: 0	K: 2	S: 12	R: 0	H: 0	E: 0	K: 1	S: 5	R: 0	H: 1	E: 0	K: 0	S: 6	R: 0	H: 1	E: 0	K: 0	S: 7	R: 0	H: 1	E: 0	K: 0	S: 6	R: 0	H: 0	E: 0	K: 2	S: 11	R: 0	H: 1	E: 0	K: 2	S: 11	R: 0	H: 1	E: 0	K: 0	S: 6	1B: 8	2B: 1	3B: 1	HR: 1	SF: 0	SAC: 1	DP: 1	HBP: 1	WP: 0	PA: 50
--------------	------	------	------	------	-------	------	------	------	------	------	------	------	------	------	------	------	------	------	------	------	------	------	------	------	------	------	------	------	------	-------	------	------	------	------	-------	------	------	------	------	-------	------	------	------	------	------	------	------	------	------	------	------	------	------	------	------	------	------	------	------	------	------	------	------	------	-------	------	------	------	------	-------	------	------	------	------	------	-------	-------	-------	-------	-------	--------	-------	--------	-------	--------


PITCHER	IP	WLS	BF	H	R	ER	SO	BB	IBB	HBP	BLK	WP	HR	S	P	ERA	WHIP
Chris Nabholz, L ERA: 3.9	(1, 1)	6.0	25	6	4	4	3	3	0	0	0	0	0	50	87	6.00	1.500
Matt Maysey, R ERA: 3.86	(7, 1)	2.0	9	3	1	1	1	0	0	1	0	0	1	24	35	4.50	1.500
Sergio Valdez, R ERA:	(9, 1)	1.0	4	0	0	0	2	1	0	0	0	0	0	12	21	0.00	1.000
John Wetteland, R ERA: 3.92	(10, 1)	3.0	W	11	2	0	3	1	0	0	0	0	0	22	33	0.00	1.000

Montreal Expos @ San Francisco Giants
Candlestick Park, San Francisco, CA

Thu Jul 09 1992, 6:33 AM EDT
Att. 10,299 - Cloudy - 90 F

livebaseballscorecards.com

AB	42
R	5
H	11
RBI	5
BB	5
SO	9
LOB	15



WP: 0	PA: 50
PB: 0	
SB: 0	
CS: 3	

Batter	1	2	3	4	5	6	7	8	9	AB R H RBI BB SO LOB	TOP		
Marquis Grissom, R (1, 8) OBP: 0.332, SLG: 0.395	1-2 		1-0 			2-2 		4-1 	0-0 	4 0 1 1 1 0 2	Montreal Expos @ San Francisco Giants Candlestick Park, San Francisco, CA Fri Jul 10 1992, 10:05 PM EDT Att. 12,007 - Cloudy - 66 F		
Bret Barberie, S (1, 4) Archi Cianfrocco, R (7, 3) OBP: 0.349, SLG: 0.275 OBP: 0.271, SLG: 0.379	1-1 		1-2 		1-3 		4-2 	2-0 	3 0 0 0 0 1 2 1 0 0 0 0 0 1				
Greg Colbrunn, R (1, 3) Tom Foley, L (7, 4) OBP: 0.222, SLG: 0.222 OBP: 0.250, SLG: 0.211	3-3 			0-3 		1-0 	2-1 		4 0 0 0 0 2 3 0 0 0 0 0 0 0				
Larry Walker, L (1, 9) OBP: 0.337, SLG: 0.514		1-0 		3-1 		1-1 		1-1 	4 0 2 0 0 0 0				
Tim Wallach, R (1, 5) OBP: 0.320, SLG: 0.340		2-0 		0-1 		2-3 		3-1 	4 0 0 0 0 1 2				
Spike Owen, S (1, 6) OBP: 0.330, SLG: 0.390		0-0 			1-2 		0-2 	4-2 	3 0 1 0 1 0 1				
John Vander Wal, L (1, 7) Mel Rojas, R (8, 1) OBP: 0.356, SLG: 0.381 OBP: 0.200, SLG: 0.200		1-1 			0-0 		2-1 	0-0 	4 1 1 0 0 0 3 0 0 0 0 0 0 0				
Rick Cerone, R (1, 2) OBP: 0.313, SLG: 0.381			4-2 		1-0 		1-0 		0-2 	3 1 0 0 1 0 2			
Ken Hill, R (1, 1) Darren Reed, R (8, 7) OBP: 0.378, SLG: 0.559 OBP: 0.244, SLG: 0.333			0-0 		1-2 		3-2 	2-2 	2 1 2 2 0 0 0 0 0 0 0 0 0 0				
Inning Stats	R: 0 H: 0 E: 0 LOB: 0 K: 1 BB: 0 S: 12 P: 17	R: 0 H: 1 E: 0 LOB: 1 K: 0 BB: 0 S: 5 P: 9	R: 0 H: 0 E: 0 LOB: 1 K: 0 BB: 1 S: 8 P: 14	R: 0 H: 0 E: 0 LOB: 0 K: 1 BB: 0 S: 9 P: 12	R: 2 H: 3 E: 0 LOB: 1 K: 1 BB: 0 S: 15 P: 21	R: 0 H: 0 E: 0 LOB: 0 K: 1 BB: 0 S: 9 P: 13	R: 1 H: 2 E: 0 LOB: 3 K: 0 BB: 1 S: 14 P: 30	R: 0 H: 1 E: 0 LOB: 1 K: 0 BB: 1 S: 7 P: 15	R: 0 H: 0 E: 0 LOB: 1 K: 0 BB: 0 S: 10 P: 14	1B: 5 SF: 0 2B: 1 SAC: 1 3B: 1 DP: 0 HR: 0 HBP: 2		WP: 0 PA: 38 PB: 0 SB: 0 CS: 1	
PITCHER	IP WLS BF H R ER SO BB IBB HBP BLK WP HR S P ERA WHIP											PITCHER	IP WLS BF H R ER SO BB IBB HBP BLK WP HR S P ERA WHIP
Trevor Wilson, L (1, 1) ERA: 4.19	6.2 L 29 6 3 3 4 1 1 1 0 0 0 0 70 112 4.05 1.050												
Jim Pena, L (7, 1) ERA: 4.26	0.1 1 0 0 0 0 0 0 0 0 0 0 0 2 4 0.00 0.000												
Pat Rapp, R (8, 1) ERA:	2.0 8 1 0 0 0 0 1 0 1 0 0 0 0 17 29 0.00 1.000												

livebaseballscorecards.com

AB	32
R	3
H	7
RBI	3
BB	3
SO	4
LOB	16



Batter	1	2	3	4	5	6	7	8	9	AB	R	H	RBI	BB	SO	LOB
Robby Thompson, R OBP: 0.339, SLG: 0.398 (1, 4)	2-2 G1-3		1-2 G1-3		0-0 G5-3		0-1 G5-3		0-0 G5-3	5	0	0	0	0	0	5
Willie McGee, S OBP: 0.349, SLG: 0.361 (1, 8)	1-3 K			1-3 K		2-0 2B		1-1 G4-3		4	0	1	0	0	2	0
Will Clark, L OBP: 0.415, SLG: 0.490 (1, 3)	1-3 K			1-0 1B		1-3 K		0-0 G6-3		4	0	1	0	0	2	1
Cory Snyder, R OBP: 0.329, SLG: 0.507 (1, 5)		3-2 G5-3		3-1 F9		0-3 K		4-1 BB		3	0	0	0	1	1	2
Kevin Bass, S OBP: 0.299, SLG: 0.410 (1, 9)		2-3 K		1-2 L6		3-1 G3		2-3 K		4	0	0	0	0	2	3
Chris James, R OBP: 0.281, SLG: 0.347 Jose Uribe, S OBP: 0.294, SLG: 0.389 (1, 7) (9, PR)		1-3 K			0-0 2B 1B		1-0 L5		2-1 SH1-4 1B	4	0	2	0	0	1	0
Craig Colbert, R OBP: 0.229, SLG: 0.194 (1, 2)			0-0 F7		1-3 K		1-2 HR 2B		0-0 SH1-4	3	1	1	0	0	1	1
Mike Benjamin, R OBP: 0.200, SLG: 0.300 Mike Felder, S OBP: 0.311, SLG: 0.360 (1, 6) (9, PH)		3-2 WP 1B		1-0 SAFE 2B		0-3 K		4-2 BB		3	0	2	0	0	1	1
Trevor Wilson, L OBP: 0.148, SLG: 0.083 Jim Pena, L OBP: 0.500, SLG: 0.500 Mark Leonard, L OBP: 0.308, SLG: 0.727 Pat Rapp, R Mark Bailey, S (1, 1) (7, 1) (7, PH) (8, 1) (9, PH)		1-2 B2-3		0-3 K		0-1 2-H HR		0-3 K		2	0	0	0	0	1	3

Inning Stats	R: 0	H: 0	E: 0	K: 2	S: 10	LOB: 0	BB: 0	P: 14	R: 0	H: 0	E: 0	K: 2	S: 10	LOB: 0	BB: 0	P: 16	R: 0	H: 1	E: 0	K: 0	S: 10	LOB: 1	BB: 0	P: 15	R: 0	H: 1	E: 0	K: 1	S: 11	LOB: 1	BB: 0	P: 17	R: 0	H: 2	E: 0	K: 2	S: 9	LOB: 2	BB: 0	P: 11	R: 0	H: 1	E: 0	K: 2	S: 11	LOB: 1	BB: 0	P: 17	R: 2	H: 2	E: 0	K: 1	S: 11	LOB: 0	BB: 0	P: 13	R: 0	H: 0	E: 0	K: 1	S: 7	LOB: 1	BB: 1	P: 14	R: 0	H: 1	E: 0	K: 1	S: 9	LOB: 2	BB: 1	P: 15	1B: 4	2B: 3	3B: 0	HR: 1	SF: 0	SAC: 1	DP: 0	HBP: 0	WP: 1	PB: 0	SB: 0	CS: 0	PA: 37
PITCHER	IP	WLS	BF	H	R	ER	SO	BB	IBB	HBP	BLK	WP	HR	S	P	ERA	WHIP																																																																				
Ken Hill, R ERA: 2.59 Mel Rojas, R ERA: 1.07	(1, 1)	7.2	W	31	7	2	2	10	1	0	0	0	1	0	12	20	0.00	1.500																																																																			

Montreal Expos @ San Francisco Giants
Candlestick Park, San Francisco, CA
Fri Jul 10 1992, 10:05 PM EDT
Att: 12,007 - Cloudy - 66 F

AB	34
R	2
H	8
RBI	2
BB	2
SO	12
LOB	18



Batter	1	2	3	4	5	6	7	8	9	AB R H RBI BB SO LOB	TOP											
Delino DeShields, L (1, 4) OBP: 0.381, SLG: 0.413	1-2 F7		2-1 F9			4-2 1B BB		0-0 FC6-4 1B		3 0 1 0 1 0 1												
Spike Owen, S (1, 6) OBP: 0.332, SLG: 0.392	0-0 F7			2-2 G1-3		1-2 1B		2-2 FC6-4 1B		4 0 2 0 0 0 0												
Marquis Grissom, R (1, 8) OBP: 0.328, SLG: 0.390	2-0 P4			1-0 F7		1-0 P3		1-0 FC6-4		4 0 0 0 0 0 5												
Larry Walker, L (1, 9) OBP: 0.332, SLG: 0.507		2-0 G4-3		1-1 P5		1-2 F8		3-3 K		4 0 0 0 0 1 5												
Tim Wallach, R (1, 5) OBP: 0.316, SLG: 0.336		2-2 L4			2-3 K		2-2 G5-3		2-2 F8	4 0 0 0 0 1 0												
Gary Carter, R (1, 2) OBP: 0.298, SLG: 0.332		0-0 P3			2-3 K		1-0 P4		0-0 P5	4 0 0 0 0 1 0												
Greg Colbrunn, R (1, 3) OBP: 0.231, SLG: 0.231			3-2 P6		2-3 K		1-2 1B		1-1 F8	4 0 1 0 0 1 0												
John Vander Wal, L (1, 7) OBP: 0.355, SLG: 0.380			0-1 1B			1-2 G5-3		1-1 F8		3 0 1 0 0 0 1												
Dennis Martinez, R (1, 1) OBP: 0.214, SLG: 0.214			0-0 P4			0-0 1B BB		1-3 K		2 0 1 0 0 0 1												
Bill Sampen, R (6, 1)										0 0 0 0 0 0 0												
Archi Cianfrocco, R (8, PH) OBP: 0.270, SLG: 0.377										1 0 0 0 0 1 0												
Sergio Valdez, R (8, 1)										0 0 0 0 0 0 0												
Inning Stats	R: 0 E: 0 K: 0 S: 5	H: 0 LOB: 0 BB: 0 P: 8	R: 0 E: 0 K: 0 S: 5	H: 0 LOB: 0 BB: 0 P: 9	R: 0 E: 0 K: 0 S: 8	H: 1 LOB: 1 BB: 0 P: 13	R: 0 E: 0 K: 0 S: 6	H: 0 LOB: 0 BB: 0 P: 10	R: 0 E: 0 K: 3 S: 11	H: 0 LOB: 0 BB: 0 P: 17	R: 0 E: 0 K: 0 S: 14	H: 2 LOB: 3 BB: 1 P: 22	R: 0 E: 0 K: 0 S: 10	H: 1 LOB: 1 BB: 0 P: 15	R: 0 E: 0 K: 2 S: 12	H: 2 LOB: 2 BB: 0 P: 19	R: 0 E: 0 K: 0 S: 6	H: 0 LOB: 0 BB: 0 P: 9	1B: 6 2B: 0 3B: 0 HR: 0	SF: 0 SAC: 0 DP: 0 HBP: 0	WP: 0 PB: 0 SB: 0 CS: 0	PA: 34
PITCHER Bud Black, L (1, 1) ERA: 3.0	IP: 9.0 WLS: W BF: 34 H: 6 R: 0 ER: 0 SO: 5 BB: 1 IBB: 0 HBP: 0 BLK: 0 WP: 0 HR: 0 S: 77 P: 122 ERA: 0.00 WHIP: 0.778											PITCHER	IP: WLS: BF: H: R: ER: SO: BB: IBB: HBP: BLK: WP: HR: S: P: ERA: WHIP:									

Montreal Expos @ San Francisco Giants
 Candlestick Park, San Francisco, CA
 Sat Jul 11 1992, 6:33 AM EDT
 Att. 23,631 - Cloudy - 69 F

livebaseballscorecards.com

AB	33
R	0
H	6
RBI	0
BB	1
SO	5
LOB	13



Batter	1	2	3	4	5	6	7	8	9	AB	R	H	RBI	BB	SO	LOB
Mike Felder, S OBP: 0.309, SLG: 0.357 (1, 8)	2-2 FC4-6 1B 1B	0-1 G1-3			1-0 G6-3		0-1 G3-1			4	0	1	0	0	0	1
Willie McGee, S OBP: 0.351, SLG: 0.363 (1, 9)	1-0 FC4-6 1-2 1B		0-1 S 1B		3-2 G4-3		1-1 F7			4	0	2	0	0	0	0
Will Clark, L OBP: 0.413, SLG: 0.497 (1, 3)	1-3 K		1 SAFE 1 SAFE F7 1-2			3-2 HR	2-0 G4-3			4	1	1	1	0	1	3
Kevin Bass, S OBP: 0.298, SLG: 0.407 (1, 7)	1-0 FC4-6 1-2f 2-3		2-3 K			0-0 1B S 1B		0-1 F7		4	1	1	0	0	1	3
Matt Williams, R OBP: 0.279, SLG: 0.389 (1, 5)	3-2 G6-3		0-3 K			0-2 1B 1B		1-3 K		4	0	1	0	0	2	3
Robby Thompson, R OBP: 0.341, SLG: 0.397 (1, 4)		2-2 G3 1B HBP			3-2 F9		1-2 FC6 1B	2-1 G3-1		3	1	1	1	0	0	0
Kirt Manwaring, R OBP: 0.326, SLG: 0.324 (1, 2)		1 SAFE 1-0 G3 1-2			0-0 F7		0-1 P3			3	0	0	0	0	0	3
Jose Uribe, S OBP: 0.295, SLG: 0.388 (1, 6)		1-1 G6-3 2-H 1B			2-3 K		3-2 P6			3	0	1	1	0	1	2
Bud Black, L OBP: 0.038, SLG: 0.038 (1, 1)		0-2 G6-3			1-1 L5		0-0 FC6 1-2f			3	0	0	0	0	0	3

Inning Stats		R: 0	H: 2	E: 0	K: 1	S: 11	R: 1	H: 1	E: 0	K: 0	S: 11	R: 0	H: 1	E: 0	K: 2	S: 11	R: 0	H: 0	E: 0	K: 1	S: 7	R: 0	H: 0	E: 0	K: 0	S: 6	R: 2	H: 4	E: 0	K: 0	S: 22	R: 0	H: 0	E: 0	K: 0	S: 5	R: 0	H: 0	E: 0	K: 1	S: 7	R: 0	H: 0	E: 0	K: 0	S: 10
Inning Stats		LOB: 2	BB: 0	P: 19	LOB: 1	BB: 0	P: 15	LOB: 0	BB: 0	P: 12	LOB: 2	BB: 0	P: 29	LOB: 0	BB: 0	P: 8	LOB: 0	BB: 0	P: 10	LOB: 0	BB: 0	P: 10	LOB: 0	BB: 0	P: 10	LOB: 0	BB: 0	P: 10	LOB: 0	BB: 0	P: 10	LOB: 0	BB: 0	P: 10	LOB: 0	BB: 0	P: 10	LOB: 0	BB: 0	P: 10	LOB: 0	BB: 0	P: 10			
PITCHER		IP	WLS	BF	H	R	ER	SO	BB	IBB	HBP	BLK	WP	HR	S	P	ERA	WHIP																												
Dennis Martinez, R ERA: 2.88 (1, 1)	5.0	L	24	8	3	3	3	4	0	0	1	0	0	1	62	92	5.40	1.600																												
Bill Sampen, R ERA: 3.31 (6, 1)	2.0		6	0	0	0	0	0	0	0	0	0	0	0	11	17	0.00	0.000																												
Sergio Valdez, R ERA: (8, 1)	1.0		3	0	0	0	0	1	0	0	0	0	0	0	7	10	0.00	0.000																												

BOTTOM

Montreal Expos @ San Francisco Giants
Candlestick Park, San Francisco, CA

Sat Jul 11 1992, 6:33 AM EDT
Att: 23,631 - Cloudy - 69 F

livebaseballscorecards.com

AB	32
R	3
H	8
RBI	3
BB	0
SO	5
LOB	18

GIANTS

WP: 0	PA: 33
PB: 0	SB: 2
CS: 0	

Batter	1	2	3	4	5	6	7	8	9	AB R H RBI BB SO LOB	TOP		
Delino DeShields, L (1, 4) OBP: 0.379, SLG: 0.410	2-1 G4-3		1-0 G4-3		4-1 FC1-4 BB			1-3 K		3 0 0 0 1 1 0	<p>Montreal Expos @ San Francisco Giants Candlestick Park, San Francisco, CA</p> <p>Sun Jul 12 1992, 6:33 AM EDT Att. 18,597 - Cloudy - 81 F</p> <p>livebaseballscorecards.com</p>		
Marquis Grissom, R (1, 8) OBP: 0.327, SLG: 0.389	0-3 K		2-0 1B 1B		0-0 FC1-4 G4-6-3 1-2f			2-3 K		4 0 1 0 0 2 1			
John Vander Wal, L (1, 7) OBP: 0.359, SLG: 0.384	1-0 2B 1B		0-2 G1-4-3 1B 1-2		0-0 G4-6-3 1-2f			0-0 L9		4 0 2 0 0 0 1			
Larry Walker, L (1, 9) OBP: 0.333, SLG: 0.511 Darren Reed, R (3, 9) OBP: 0.233, SLG: 0.316	1-1 FC6-5 1-3 2B		0-0 G1-4-3 1-2f		1-2 G6-3			3-3 K		2 0 1 0 0 0 2 2 0 0 0 0 1 0			
Darrin Fletcher, L (1, 2) OBP: 0.269, SLG: 0.263	0-0 FC6-5 2-3		2-2 G6-4-3 1B		0-0 G3-1			1-2 G3		4 0 1 0 0 0 2			
Tim Wallach, R (1, 5) OBP: 0.313, SLG: 0.331		1-2 G6-3	2-2 G6-4-3 1-2f		3-2 G6-3			2-3 K		4 0 0 0 0 1 1			
Greg Colbrunn, R (1, 3) OBP: 0.313, SLG: 0.313		1-1 L4	0-0 E 1B		1-2 G6-3 1B					3 0 2 0 0 0 0			
Tom Foley, L (1, 6) OBP: 0.253, SLG: 0.205		2-2 HBP	0-0 E6 1-2		0-0 G6-3 1-2f					2 0 0 0 0 0 2			
Mark Gardner, R (1, 1) OBP: 0.114, SLG: 0.176 Bret Barberie, S (7, PH) OBP: 0.348, SLG: 0.273 Brian Barnes, L (7, 1) OBP: 0.286, SLG: 0.167		3-2 G6-3	0-1 G1-3		1-0 G4-3					2 0 0 0 0 0 3 1 0 0 0 0 0 0 0 0 0 0 0 0 0			
Inning Stats	R: 0 H: 2 E: 0 LOB: 2 K: 1 BB: 0 S: 9 P: 13	R: 0 H: 0 E: 0 LOB: 1 K: 0 BB: 0 S: 11 P: 18	R: 0 H: 2 E: 0 LOB: 1 K: 0 BB: 0 S: 6 P: 9	R: 0 H: 2 E: 1 LOB: 2 K: 0 BB: 0 S: 12 P: 16	R: 0 H: 0 E: 0 LOB: 0 K: 0 BB: 0 S: 3 P: 7	R: 0 H: 0 E: 0 LOB: 0 K: 0 BB: 0 S: 8 P: 12	R: 0 H: 1 E: 0 LOB: 0 K: 0 BB: 0 S: 6 P: 8	R: 0 H: 0 E: 0 LOB: 0 K: 2 BB: 0 S: 7 P: 10	R: 0 H: 0 E: 0 LOB: 0 K: 2 BB: 0 S: 11 P: 17	1B: 6 SF: 0 2B: 1 SAC: 0 3B: 0 DP: 4 HR: 0 HBP: 1	WP: 0 PA: 33 PB: 0 SB: 0 CS: 0		
PITCHER	IP WLS BF H R ER SO BB IBB HBP BLK WP HR S P ERA WHIP											PITCHER	IP WLS BF H R ER SO BB IBB HBP BLK WP HR S P ERA WHIP
Bill Swift, R (1, 1) ERA: 2.53	7.0 W 27 7 0 0 1 1 0 1 0 0 0 0 55 83 0.00 1.143												
Rod Beck, R (8, 1) ERA: 2.28	2.0 6 0 0 0 4 0 0 0 0 0 0 0 18 27 0.00 0.000												

Montreal Expos @ San Francisco Giants
Candlestick Park, San Francisco, CA

Sun Jul 12 1992, 6:33 AM EDT
Att. 18,597 - Cloudy - 81 F

livebaseballscorecards.com

AB	31
R	0
H	7
RBI	0
BB	1
SO	5
LOB	12



Batter	1	2	3	4	5	6	7	8	9	AB	R	H	RBI	BB	SO	LOB
Mike Felder, S OBP: 0.301, SLG: 0.347 (1, 8)	3-2 F7	2-1 FC4-2		1-2 P6		0-0 F7		2-3 K		5	0	0	0	0	1	5
Willie McGee, S OBP: 0.348, SLG: 0.364 (1, 9)	3-1 2B	0-1 F8			0-2 G4-3		2-3 K	0-1 F9		5	0	1	0	0	1	4
Will Clark, L OBP: 0.411, SLG: 0.497 (1, 3)	0-3 K		0-0 G6-3		0-2 F9 2B		0-0 F7			4	0	1	0	0	1	1
Chris James, R OBP: 0.297, SLG: 0.394 Rod Beck, R (8, 1)	1-1 F8		1-0 HR		4-2 F9 BB		1-0 2B			3	1	2	1	1	0	1
Matt Williams, R OBP: 0.282, SLG: 0.391 (1, 5)		3-1 1B 2B 1B	0-0 1B 1B		1-2 2-3 F9		1-3 K			4	1	2	0	0	1	3
Robby Thompson, R OBP: 0.348, SLG: 0.401 (1, 4)		2-2 2B 1B	2-0 CS 1B		2-2 F7			4-1 SH 1B BB		3	1	2	0	1	0	2
Kirt Manwaring, R OBP: 0.329, SLG: 0.332 (1, 2)		1-1 1B FC4-2 2B	3-3 K			3-1 F9		0-0 SH 1B		4	0	2	2	0	1	2
Jose Uribe, S OBP: 0.296, SLG: 0.386 (1, 6)		0-1 SH2-4 E 1B		1-2 G1-3		1-0 G4-3		0-1 SH		3	1	1	0	0	0	0
Bill Swift, R OBP: 0.226, SLG: 0.267 Kevin Bass, S OBP: 0.297, SLG: 0.405 (8, 7)		0-1 SH2-4		0-3 K		0-0 1B		0-3 K		2	0	1	0	0	1	0
										1	0	0	0	0	1	3

Inning Stats	R: 0	H: 1	E: 0	K: 1	S: 11	R: 3	H: 4	E: 1	K: 0	S: 15	R: 1	H: 3	E: 0	K: 1	S: 9	R: 0	H: 1	E: 0	K: 0	S: 15	R: 0	H: 1	E: 0	K: 2	S: 9	R: 0	H: 1	E: 0	K: 2	S: 12
		LOB: 1		BB: 0	P: 18		LOB: 1		BB: 0	P: 23		LOB: 1		BB: 0	P: 14		LOB: 1		BB: 1	P: 22		LOB: 1		BB: 0	P: 9		LOB: 3		BB: 1	P: 18

PITCHER	IP	WLS	BF	H	R	ER	SO	BB	IBB	HBP	BLK	WP	HR	S	P	ERA	WHIP
Mark Gardner, R ERA: 3.61 (1, 1)	6.0	L	28	10	4	3	3	1	0	0	0	0	1	64	97	4.50	1.833
Brian Barnes, L ERA: 2.42 (7, 1)	2.0		10	2	0	0	4	1	0	0	0	0	0	21	31	0.00	1.500

BOTTOM

Montreal Expos @ San Francisco Giants
Candlestick Park, San Francisco, CA

Sun Jul 12 1992, 6:33 AM EDT
Att: 18,597 - Cloudy - 81 F

AB	34
R	4
H	12
RBI	3
BB	2
SO	7
LOB	21

livebaseballscorecards.com



WP: 0	PA: 38
PB: 0	
SB: 0	
CS: 1	

BOTTOM

San Francisco Giants @ New York Mets
Shea Stadium, Flushing, NY
Thu Jul 16 1992, 7:05 PM EDT
Att. 29,315 - Cloudy - 71 F

livebaseballscorecards.com

AB	36
R	4
H	8
RBI	3
BB	3
SO	3
LOB	16



WP:	0	PA:	39
PB:	0		
SB:	1		
CS:	0		

AB R H RBI BB SO LOB

4	0	1	0	1	0	2
3	0	0	0	0	0	5
0	0	0	0	0	0	0
1	1	0	1	1	0	1
4	0	0	0	1	1	3
4	0	0	0	0	1	3
4	0	1	1	0	0	0
4	0	1	0	0	0	0
3	1	0	0	0	0	0
0	0	0	0	0	0	0
1	0	0	0	0	0	2
0	0	0	0	0	0	0
2	0	1	0	0	0	0
1	0	0	0	0	0	0
1	1	1	0	0	0	0
1	0	1	1	0	0	0
1	1	1	0	0	0	0
1	0	1	1	0	0	0
0	0	0	0	0	0	0
1	1	1	0	0	0	0
2	0	1	0	0	1	0

1B:	7	SF:	0
2B:	1	SAC:	0
3B:	0	DP:	1
HR:	0	HBP:	0

IP	WLS	BF	H	R	ER	SO	BB	IBB	HBP	BLK	WP	HR	S	P	ERA	WHIP
6.0		25	4	2	1	0	2	2	0	0	0	0	51	80	1.50	1.000
1.2		8	2	1	1	2	1	0	0	0	0	0	24	37	5.40	1.800
1.1	S	6	2	1	1	1	0	0	0	0	0	0	17	23	6.75	1.500

Batter	1	2	3	4	5	6	7	8	9
Pat Howell, S OBP: 0.278, SLG: 0.188 (1, 8)	0-0 G6-3 BB	4-0 BB 1-2 2-3			0-2 G5-4-3 1B 1-2 2-3		0-0 G6-3		0-2 G1-3
Willie Randolph, R OBP: 0.341, SLG: 0.320 Paul Gibson, R (6, 1)	0-1 E5	1-1 G5-3			2-0 G5-4-3 1-2 2-3		4-1 S 1B BB	2-2 G4-3 2-3 3-H	
Todd Hundley, S OBP: 0.253, SLG: 0.337 (7, 2)									
Howard Johnson, S OBP: 0.334, SLG: 0.351 (1, 7)	0-0 F8		2-2 G5-3		4-2 BB 3-H		2-1 F8	2-3 K	
Eddie Murray, S OBP: 0.334, SLG: 0.422 (1, 3)	0-1 P3		2-1 G5-3		0-1 G5-3 1 SAFE		3-3 K 1-2		
Bobby Bonilla, S OBP: 0.373, SLG: 0.438 (1, 9)		1-0 F8	2-2 F8		3-1 P4		1-2 1B 2-H		
Bill Pecota, R OBP: 0.291, SLG: 0.269 (1, 5) (8, 6)		0-0 P3		1-2 L8	2-1 F7		0-1 FC4-6 1B		
Charlie O'Brien, R OBP: 0.295, SLG: 0.333 Wally Whitehurst, R OBP: 0.273, SLG: 0.300 Mackey Sasser, L OBP: 0.256, SLG: 0.293 Jeff Innis, R (8, PH) (9, 1)		2-1 E4 1B		0-0 F7	1-1 F7		0-1 FC4-6 1-2		
Dick Schofield, R OBP: 0.311, SLG: 0.265 Daryl Boston, L OBP: 0.307, SLG: 0.418 Dave Magadan, L OBP: 0.399, SLG: 0.345 (1, 6) (7, PH) (8, 5)		1-2 BB 1B		0-1 G4-3		1-1 P4		0-1 2B G4-3 1B	
Dwight Gooden, R OBP: 0.279, SLG: 0.302 Tom Filer, R (4, 1) Junior Noboa, R OBP: 0.212, SLG: 0.149 (5, PH) (6, 4) Chico Walker, S OBP: 0.306, SLG: 0.382 (7, PH) (8, 4)		1-0 BB 1B			0-0 G5-4-3 1B BLK 1B		2-3 K	2-2 G4-3 1-3 2B	

Inning Stats	R: 0	H: 0	E: 1	K: 0	S: 6	H: 0	LOB: 1	BB: 0	P: 6	R: 1	H: 2	E: 1	K: 0	S: 10	H: 0	LOB: 0	BB: 0	P: 19	R: 0	H: 0	E: 0	K: 0	S: 6	R: 1	H: 2	E: 0	K: 0	S: 10	R: 0	H: 0	E: 0	K: 1	S: 7	R: 1	H: 2	E: 0	K: 1	S: 19	R: 1	H: 2	E: 0	K: 1	S: 15	1B: 7	2B: 1	3B: 0	HR: 0	SF: 0	SAC: 0	DP: 1	HBP: 0	WP: 0	PB: 0	SB: 1	CS: 0	PA: 39
--------------	------	------	------	------	------	------	--------	-------	------	------	------	------	------	-------	------	--------	-------	-------	------	------	------	------	------	------	------	------	------	-------	------	------	------	------	------	------	------	------	------	-------	------	------	------	------	-------	-------	-------	-------	-------	-------	--------	-------	--------	-------	-------	-------	-------	--------

PITCHER	IP	WLS	BF	H	R	ER	SO	BB	IBB	HBP	BLK	WP	HR	S	P	ERA	WHIP
Bud Black, L ERA: 2.9 (1, 1)	6.0		25	4	2	1	0	2	2	0	0	0	0	51	80	1.50	1.000
Michael Jackson, R ERA: 2.63 (7, 1)	1.2		8	2	1	1	2	1	0	0	0	0	0	24	37	5.40	1.800
Rod Beck, R ERA: 2.38 (8, 1)	1.1	S	6	2	1	1	1	0	0	0	0	0	0	17	23	6.75	1.500

Batter	1	2	3	4	5	6	7	8	9	AB	R	H	RBI	BB	SO	LOB	TOP
Mike Felder, S (1, 8) OBP: 0.303, SLG: 0.349 Mark Leonard, L (3, 7) OBP: 0.313, SLG: 0.615	1-1 		1-1 G4-3 ① 		4-2 BB ② 		1-0 P6 ② 			2	0	1	0	0	0	0	
Willie McGee, S (1, 9) OBP: 0.348, SLG: 0.364 (3, 8)	4-2 		2-3 K ② 		3-1 L3 ③ 		2-3 K ③ 			3	0	0	0	1	2	2	
Kevin Bass, S (1, 7) OBP: 0.298, SLG: 0.397 (3, 9)	2-1 L9 ① 		1-1 			3-3 K ① 		2-2 G6-3 ① 		4	0	1	0	0	1	2	
Cory Snyder, R (1, 3) OBP: 0.333, SLG: 0.500	3-3 K ② 		0-0 F8 ③ 			1-0 		2-3 K ② 		4	0	1	0	0	2	3	
Greg Litton, R (1, 5) OBP: 0.272, SLG: 0.301 Mike Benjamin, R (8, PR) OBP: 0.200, SLG: 0.300 (8, 5)	1-3 			1-3 K ① 		2-2 F9 ② 		3-1 		4	0	1	0	0	2	3	
Robby Thompson, R (1, 4) OBP: 0.351, SLG: 0.418		1-2 		3-1 F8 ② 		4-1 		1-3 K ③ 		3	0	1	0	1	1	1	
Kirt Manwaring, R (1, 2) OBP: 0.325, SLG: 0.328		2-3 		0-2 F7 ③ 		3-2 F7 ③ 			3-3 	4	0	0	0	0	2	3	
Jose Uribe, S (1, 6) OBP: 0.307, SLG: 0.381 Will Clark, L (9, PH) OBP: 0.407, SLG: 0.490		0-1 G3 ② 			2-1 		4-1 		3-1 L7 ② 	2	0	1	0	1	0	1	
Bill Swift, R (1, 1) OBP: 0.206, SLG: 0.242 Jeff Brantley, R (8, 1) OBP: 0.667, SLG: 0.500 Chris James, R (9, PH) OBP: 0.292, SLG: 0.387		1-3 		0-3 K ① 			1-3 K ① 		3-2 P6 ③ 	3	0	0	0	0	3	3	
Inning Stats	R: 0 H: 1 E: 0 LOB: 2 K: 2 BB: 1 S: 14 P: 25	R: 0 H: 1 E: 0 LOB: 1 K: 2 BB: 0 S: 11 P: 15	R: 0 H: 1 E: 0 LOB: 1 K: 1 BB: 0 S: 8 P: 12	R: 0 H: 0 E: 0 LOB: 0 K: 1 BB: 0 S: 9 P: 13	R: 0 H: 1 E: 0 LOB: 1 K: 1 BB: 1 S: 10 P: 19	R: 0 H: 1 E: 0 LOB: 2 K: 1 BB: 1 S: 14 P: 27	R: 0 H: 0 E: 0 LOB: 1 K: 2 BB: 1 S: 8 P: 16	R: 0 H: 1 E: 0 LOB: 1 K: 2 BB: 0 S: 12 P: 20	R: 0 H: 0 E: 0 LOB: 0 K: 1 BB: 0 S: 10 P: 19	1B: 6 SF: 0 2B: 0 SAC: 0 3B: 0 DP: 0 HR: 0 HBP: 0	WP: 0 PA: 36 PB: 0 SB: 2 CS: 1						
PITCHER David Cone, R (1, 1) ERA: 2.41	IP: 9.0 WLS: W BF: 36 H: 6 R: 0 ER: 0 SO: 13 BB: 4 IBB: 0 HBP: 0 BLK: 0 WP: 0 HR: 0 S: 96 P: 166 ERA: 0.00 WHIP: 1.111																

San Francisco Giants @ New York Mets
 Shea Stadium, Flushing, NY
 Fri Jul 17 1992, 7:05 PM EDT
 Att. 23,198 - Cloudy - 71 F

livebaseballscorecards.com

AB	32
R	0
H	6
RBI	0
BB	4
SO	13
LOB	19



Batter	1	2	3	4	5	6	7	8	9	AB	R	H	RBI	BB	SO	LOB	BOTTOM	
Daryl Boston, L OBP: 0.300, SLG: 0.407 (1, 7)	3-1 F8		2-1 G3			1-2 F9		2-3 K		4	0	0	0	0	1	0	San Francisco Giants @ New York Mets Shea Stadium, Flushing, NY Fri Jul 17 1992, 7:05 PM EDT Att. 23,198 - Cloudy - 71 F	
Dave Magadan, L OBP: 0.402, SLG: 0.350 (1, 5)	1-2 1B 2B			4-0 FC4-6 BB		0-0 G4-3				2	1	1	0	1	0	0		
Howard Johnson, S OBP: 0.334, SLG: 0.351 (1, 8)	0-0 G6-4-3 1B			0-0 FC4-6 G4-3 1-2f		2-3 K				3	0	1	1	0	1	1		
Eddie Murray, S OBP: 0.334, SLG: 0.421 (1, 3)	1-0 G6-4-3 1-2f			3-2 G4-3 1-2	1 SAFE X 1 SAFE 1 SAFE F	2-0 1B 1B				3	0	1	0	0	0	2		
Bobby Bonilla, S OBP: 0.376, SLG: 0.438 Dave Gallagher, R OBP: 0.261, SLG: 0.325 (1, 9) (8, 9)		2-2 G3		4-0 IBB		3-2 G4-3 1B				2	0	1	0	1	0	0		
Bill Pecota, R OBP: 0.287, SLG: 0.266 Chico Walker, S OBP: 0.303, SLG: 0.378 Willie Randolph, R OBP: 0.341, SLG: 0.320 (1, 4) (7, PH) (8, 4)		0-3 K		1-3 K		1-1 G4-3 1-2f				2	0	0	0	0	2	2		
Todd Hundley, S OBP: 0.249, SLG: 0.331 (1, 2)	0-1 G4-3				2-0 F7		2-2 G3			3	0	0	0	0	0	1		
Dick Schofield, R OBP: 0.308, SLG: 0.262 (1, 6)			1-3 K		2-0 G5-3			2-3 K		3	0	0	0	0	2	0		
David Cone, L OBP: 0.132, SLG: 0.100 (1, 1)			2-2 G6-3		2-2 G6-3			1-3 K		3	0	0	0	0	1	0		
Inning Stats	R: 1 E: 0 K: 0 S: 8	H: 2 LOB: 0 BB: 0 P: 13	R: 0 E: 0 K: 1 S: 8	H: 0 LOB: 0 BB: 0 P: 10	R: 0 E: 0 K: 1 S: 9	H: 0 LOB: 2 BB: 2 P: 20	R: 0 E: 0 K: 0 S: 5	H: 0 LOB: 0 BB: 0 P: 11	R: 0 E: 0 K: 1 S: 9	H: 2 LOB: 1 BB: 0 P: 18	R: 0 E: 0 K: 3 S: 9	H: 0 LOB: 0 BB: 0 P: 14	1B: 3 2B: 1 3B: 0 HR: 0	SF: 0 SAC: 0 DP: 2 HBP: 0	WP: 0 PB: 0 SB: 0 CS: 0	PA: 28		
PITCHER	IP WLS L	WLS L	BF H R	ER SO	BB IBB HBP BLK	WP HR S P	ERA WHIP	PITCHER	IP WLS L	BF H R	ER SO	BB IBB HBP BLK	WP HR S P	ERA WHIP				
Bill Swift, R ERA: 2.45 (1, 1)	7.0		25 4 1	1 4	1 4	0 0	1.29 0.714	Jeff Brantley, R ERA: 2.95 (8, 1)	1.0		3 0 0	0 0 3	0 0 3	0 0 14	0.00 0.000			

livebaseballscorecards.com



Batter	1	2	3	4	5	6	7	8	9	AB R H RBI BB SO LOB	TOP											
Willie McGee, S OBP: 0.350, SLG: 0.366 (1, 8)	2-2 1B		2-3 K			1-2 P4		2-1 WP BB 1B		4 0 2 0 0 1 0	<p>San Francisco Giants @ New York Mets</p> <p>Shea Stadium, Flushing, NY</p> <p>Sat Jul 18 1992, 7:05 PM EDT</p> <p>Att. 31,865 - Cloudy - 78 F</p>											
Robby Thompson, R OBP: 0.353, SLG: 0.417 (1, 4)	3-2 F9		2-1 G1-3			1-1 1B		4-1 WP BB		3 0 1 0 1 0 1												
Will Clark, L OBP: 0.406, SLG: 0.487 (1, 3)	0-0 1B		1-0 L8			2-3 K		2-3 K		4 0 1 0 0 2 3												
Cory Snyder, R OBP: 0.327, SLG: 0.491 (1, 9)	0-3 K			1-0 G4-3		0-0 F9			0-2 F9	4 0 0 0 0 1 3												
Matt Williams, R OBP: 0.280, SLG: 0.382 (1, 5)	2-2 G5-3			1-3 K			0-2 F8		2-3 K	4 0 0 0 0 2 2												
Chris James, R OBP: 0.290, SLG: 0.376 (1, 7)				1-2 F8			2-0 P2		4-1 BB	3 0 0 0 1 0 0												
Kirt Manwaring, R OBP: 0.324, SLG: 0.323 (1, 2)					2-3 K		1-3 K		1-2 F8	3 0 0 0 1 2 1												
Jose Uribe, S OBP: 0.308, SLG: 0.374 (1, 6)					4-2 BB			1-3 K		2 0 0 0 1 2 1												
Trevor Wilson, L OBP: 0.138, SLG: 0.077 Kevin Bass, S OBP: 0.297, SLG: 0.396 Dave Righetti, L (8, 1)					1-2 BB			1-1 F7		2 0 0 0 0 1 2												
					1-2f					1 0 0 0 0 0 0												
										0 0 0 0 0 0 0												
Inning Stats	R: 0 E: 0 K: 1 S: 15	H: 2 LOB: 2 BB: 0 P: 22	R: 0 E: 0 K: 2 S: 17	H: 0 LOB: 1 BB: 1 P: 28	R: 0 E: 0 K: 1 S: 6	H: 0 LOB: 0 BB: 0 P: 11	R: 0 E: 0 K: 1 S: 9	H: 0 LOB: 0 BB: 0 P: 12	R: 0 E: 0 K: 1 S: 12	H: 0 LOB: 0 BB: 1 P: 19	R: 0 E: 0 K: 1 S: 9	H: 1 LOB: 1 BB: 0 P: 13	R: 0 E: 0 K: 1 S: 7	H: 0 LOB: 0 BB: 0 P: 10	R: 0 E: 0 K: 2 S: 15	H: 1 LOB: 2 BB: 1 P: 25	R: 0 E: 0 K: 1 S: 11	H: 0 LOB: 1 BB: 1 P: 18	1B: 4 2B: 0 3B: 0 HR: 0	SF: 0 SAC: 0 DP: 1 HBP: 0	WP: 1 PB: 0 SB: 1 CS: 0	PA: 34
PITCHER	IP WLS BF H R ER SO BB IBB HBP BLK WP HR S P ERA WHIP																					
Sid Fernandez, L ERA: 2.98 (1, 1)	7.2 W 29 4 0 0 9 3 0 0 0 0 0 0 86 134 0.00 0.913																					
Lee Guetterman, L ERA: 6.64 (8, 1)	0.1 1 0 0 0 1 0 0 0 0 1 0 4 6 0.00 0.000																					
Anthony Young, R ERA: 4.53 (9, 1)	1.0 S 4 0 0 0 1 1 0 0 0 0 0 0 11 18 0.00 1.000																					

AB	30
R	0
H	4
RBI	0
BB	4
SO	11
LOB	13



Batter	1	2	3	4	5	6	7	8	9
Pat Howell, S OBP: 0.238, SLG: 0.158 (1, 8)	1-0 F7	2-3 K			2-1 SH5-4		0-3 K		
Dick Schofield, R OBP: 0.307, SLG: 0.259 (1, 6)	2-2 P3		4-1 G4-6-3 BB		0-3 K		3-2 G5-4-3 1-2f		
Howard Johnson, S OBP: 0.336, SLG: 0.353 (1, 7)	1-0 1B 2B 1B		1-1 G4-6-3 1-2f		1-2 S E 1B		2-2 L7		
Eddie Murray, S OBP: 0.333, SLG: 0.419 (1, 3)	1-0 2B 1B		2-2 P3		3-2 E4 1-H		2-1 E6		
Bobby Bonilla, S OBP: 0.374, SLG: 0.439 Anthony Young, R OBP: 0.148, SLG: 0.115 (1, 9) (9, 1)	0-0 2B			0-2 L6	1-2 P4		1-1 P4		
Dave Magadan, L OBP: 0.403, SLG: 0.350 (1, 5)	4-0 BB			1-0 FC5-4 1B		3-3 K	0-0 L4		
Willie Randolph, R OBP: 0.337, SLG: 0.316 (1, 4)	0-1 F9			1-0 F7		2-2 F9			
Todd Hundley, S OBP: 0.245, SLG: 0.326 (1, 2)		0-3 K		0-0 FC5-4 1-2f		3-2 F8			
Sid Fernandez, L OBP: 0.233, SLG: 0.279 Lee Guetterman, L OBP: 0.261, SLG: 0.325 (1, 1) (8, 1) (9, 9)		0-0 F7			0-0 SH5-4 1B 2B		1-0 G5-4-3 1B		

Inning Stats	R: 1	H: 3	E: 0	K: 0	S: 9	LOB: 3	BB: 1	P: 18	R: 0	H: 0	E: 0	K: 2	S: 8	LOB: 0	BB: 0	P: 10	R: 0	H: 0	E: 0	K: 0	S: 7	LOB: 0	BB: 1	P: 14	R: 0	H: 1	E: 0	K: 0	S: 7	LOB: 1	BB: 0	P: 9	R: 2	H: 2	E: 1	K: 1	S: 17	LOB: 1	BB: 0	P: 24	R: 0	H: 0	E: 0	K: 1	S: 10	LOB: 0	BB: 0	P: 18	R: 0	H: 1	E: 0	K: 1	S: 7	LOB: 0	BB: 0	P: 11	R: 0	H: 0	E: 1	K: 0	S: 10	LOB: 1	BB: 0	P: 15
1B: 5	SF: 0	2B: 2	SAC: 1	3B: 0	DP: 2	HR: 0	HBP: 0	WP: 0	PA: 33	PB: 0	SB: 1	CS: 0																																																				


PITCHER	IP	WLS	BF	H	R	ER	SO	BB	IBB	HBP	BLK	WP	HR	S	P	ERA	WHIP
Trevor Wilson, L ERA: 4.08 (1, 1)	7.0	L	29	7	3	2	5	2	0	0	0	0	0	65	104	2.57	1.286
Dave Righetti, L ERA: 5.7 (8, 1)	1.0		4	0	0	0	0	0	0	0	0	0	0	10	15	0.00	0.000

BOTTOM

San Francisco Giants @ New York Mets
 Shea Stadium, Flushing, NY
 Sat Jul 18 1992, 7:05 PM EDT
 Att: 31,865 - Cloudy - 78 F

livebaseballscorecards.com

AB	30
R	3
H	7
RBI	2
BB	2
SO	5
LOB	12



Batter	1	2	3	4	5	6	7	8	9	AB R H RBI BB SO LOB	TOP		
Willie McGee, S (1, 8) OBP: 0.352, SLG: 0.368	0-1 G4-6-3 1B		1-1 G6-3		1-0 L3		2-2 1B			4 0 2 0 0 0 0			
Robby Thompson, R (1, 4) OBP: 0.348, SLG: 0.409 Bryan Hickerson, L (7, 1)	1-1 G4-6-3 1-2f		1-0 G6-3		3-2 G4-3		0-3 K			4 0 0 0 0 1 2 0 0 0 0 0 0 0			
Will Clark, L (1, 3) OBP: 0.401, SLG: 0.481	1-2 G3			1-2 G5-3		2-1 G6-3		0-1 F7		4 0 0 0 0 0 0			
Cory Snyder, R (1, 9) OBP: 0.326, SLG: 0.486		3-2 F8		0-0 E6 G4-3 1B		2-3 K		0-0 G6-4-3 1B		4 1 1 0 0 1 0			
Matt Williams, R (1, 5) OBP: 0.280, SLG: 0.383		2-2 F8		1-0 G4-3		0-0 2B		0-2 G6-4-3 1-2f		4 1 1 0 0 0 2			
Chris James, R (1, 7) OBP: 0.305, SLG: 0.398		1-1 S 1B		0-2 1B		3-2 2B		1-1 G6-3		4 1 3 2 0 0 0			
Craig Colbert, R (1, 2) OBP: 0.231, SLG: 0.200		2-2 1-H 1B		1 SAFE 0-0 F8		2-1 G6-3		1-1 E3 FC6		4 0 1 1 0 0 2			
Mike Benjamin, R (1, 6) OBP: 0.208, SLG: 0.417		0-0 G3			0-1 HR		1-1 G4-3		2-1 P2	4 1 1 1 0 0 2			
John Burkett, R (1, 1) OBP: 0.121, SLG: 0.067 Mike Felder, S (5, PH) OBP: 0.302, SLG: 0.347 Jim Pena, L (5, 1) OBP: 0.500, SLG: 0.500 Michael Jackson, R (6, 1) Kevin Bass, S (7, PH) OBP: 0.298, SLG: 0.394 Greg Litton, R (7, 4) OBP: 0.269, SLG: 0.298			1-3 K		1-0 P6		2-3 K		2-1 FC6 1-2f	1 0 0 0 0 0 1 0 1 0 1 0 0 0 0 0 1 0 1 0 0 0 0 0 0 1			
Inning Stats	R: 0 H: 1 E: 0 LOB: 0 K: 0 BB: 0 S: 7 P: 9	R: 1 H: 2 E: 0 LOB: 1 K: 0 BB: 0 S: 13 P: 21	R: 0 H: 0 E: 0 LOB: 0 K: 1 BB: 0 S: 8 P: 11	R: 1 H: 1 E: 1 LOB: 1 K: 0 BB: 0 S: 10 P: 12	R: 1 H: 1 E: 0 LOB: 0 K: 0 BB: 0 S: 8 P: 13	R: 1 H: 2 E: 0 LOB: 1 K: 1 BB: 0 S: 12 P: 21	R: 0 H: 1 E: 0 LOB: 1 K: 2 BB: 0 S: 11 P: 16	R: 0 H: 1 E: 0 LOB: 0 K: 0 BB: 0 S: 6 P: 6	R: 0 H: 0 E: 1 LOB: 1 K: 0 BB: 0 S: 8 P: 14	1B: 6 SF: 0 2B: 2 SAC: 0 3B: 0 DP: 2 HR: 1 HBP: 0	WP: 0 PA: 36 PB: 0 SB: 1 CS: 0		
PITCHER	IP WLS BF H R ER SO BB IBB HBP BLK WP HR S P ERA WHIP											PITCHER	IP WLS BF H R ER SO BB IBB HBP BLK WP HR S P ERA WHIP
Pete Schourek, L (1, 1) ERA: 3.06	5.2 W 24 7 4 3 2 0 0 0 0 0 0 1 56 83 4.76 1.235												
Jeff Innis, R (6, 1) ERA: 2.75	0.1 1 0 0 0 0 0 0 0 0 0 0 0 2 4 0.00 0.000												
Lee Guetterman, L (7, 1) ERA: 6.33	2.0 7 2 0 0 2 0 0 0 0 0 0 0 17 22 0.00 1.000												
Anthony Young, R (9, 1) ERA: 4.48	1.0 4 0 0 0 0 0 0 0 0 0 0 0 8 14 0.00 0.000												

San Francisco Giants @ New York Mets
 Shea Stadium, Flushing, NY
 Sun Jul 19 1992, 3:33 AM EDT
 Att. 34,125 - Sunny - 83 F

AB	36
R	4
H	9
RBI	4
BB	0
SO	4
LOB	9



Batter	1	2	3	4	5	6	7	8	9
Daryl Boston, L (1, 7) OBP: 0.301, SLG: 0.412 Pat Howell, S (6, 8) OBP: 0.261, SLG: 0.190	G4-3 2B		K	L3		G3		1B	
Dave Magadan, L (1, 5) OBP: 0.397, SLG: 0.343	G4-3 2-3		F8		F8		G4-3	F7	
Howard Johnson, S (1, 8) OBP: 0.338, SLG: 0.356 (6, 7)	G1-3 2B			1B 2B BB		P6		P5	
Eddie Murray, S (1, 3) OBP: 0.332, SLG: 0.417	G1-3 2-3			2B 1B		G6-3		F8	
Bobby Bonilla, S (1, 9) OBP: 0.370, SLG: 0.433 Anthony Young, R (9, 1) OBP: 0.148, SLG: 0.115	F7			P5		G6-3		F7	
Mackey Sasser, L (1, 2) OBP: 0.272, SLG: 0.321 Charlie O'Brien, R (7, 2) OBP: 0.302, SLG: 0.333		G4-3		2B 2B		1B 1B		2B HR BB	
Bill Pecota, R (1, 4) OBP: 0.298, SLG: 0.280		K		2B IBB		1B S 1B		HR 2B	
Dick Schofield, R (1, 6) OBP: 0.309, SLG: 0.278		K		2B		P6		HR	
Pete Schourek, L (1, 1) OBP: 0.056, SLG: 0.056 Jeff Innis, R (6, 1) Chico Walker, S (6, PH) OBP: 0.309, SLG: 0.378 Lee Guetterman, L (7, 1) Dave Gallagher, R (8, PH) OBP: 0.298, SLG: 0.321 (9, 9)			F8	F9		IBB		G5-3	

AB	R	H	RBI	BB	SO	LOB
3	1	1	0	0	1	1
2	0	1	0	0	0	3
5	0	0	0	0	0	2
3	1	1	1	1	0	0
4	1	1	0	0	0	1
4	0	0	0	0	0	3
0	0	0	0	0	0	0
3	1	2	1	0	0	0
0	1	0	0	1	0	0
3	2	2	0	1	1	0
4	1	2	6	0	1	2
2	0	0	0	0	0	1
0	0	0	0	0	0	0
0	0	0	0	1	0	0
0	0	0	0	0	0	0
1	0	0	0	0	0	0

BOTTOM	
AB	34
R	8
H	10
RBI	8
BB	4
SO	3
LOB	13

1B	2B	3B	HR	SF	SAC	DP	HBP
4	5	0	1	0	0	0	0
0	0	0	0	0	0	0	0
0	0	0	0	0	0	0	0
0	0	0	0	0	0	0	0
1	0	0	0	0	0	0	0

Inning Stats		R	H	E	K	S	H	LOB	BB	P
R: 1	H: 2	E: 0	K: 13	S: 13	H: 0	LOB: 1	BB: 0	P: 21	R: 0	H: 0
R: 0	H: 0	E: 0	K: 2	S: 9	H: 0	LOB: 0	BB: 0	P: 16	R: 0	H: 0
R: 0	H: 0	E: 0	K: 1	S: 6	H: 0	LOB: 0	BB: 0	P: 8	R: 4	H: 3
R: 0	H: 0	E: 0	K: 0	S: 7	H: 0	LOB: 1	BB: 2	P: 17	R: 0	H: 0
R: 0	H: 0	E: 0	K: 8	S: 8	H: 0	LOB: 0	BB: 0	P: 12	R: 0	H: 2
R: 0	H: 0	E: 0	K: 0	S: 15	H: 0	LOB: 3	BB: 1	P: 29	R: 0	H: 2
R: 0	H: 0	E: 0	K: 0	S: 6	H: 0	LOB: 0	BB: 0	P: 8	R: 3	H: 3
R: 0	H: 0	E: 0	K: 0	S: 13	H: 0	LOB: 1	BB: 1	P: 24	R: 0	H: 0

PITCHER	IP	WLS	BF	H	R	ER	SO	BB	IBB	HBP	BLK	WP	HR	S	P	ERA	WHIP
John Burkett, R (1, 1) ERA: 4.34	4.0	L	19	5	5	5	3	1	1	0	0	0	0	35	62	11.25	1.500
Jim Pena, L (5, 1) ERA: 3.52	1.1		6	2	0	0	0	0	0	0	0	0	0	15	25	0.00	1.500
Michael Jackson, R (6, 1) ERA: 2.6	0.2		3	0	0	0	0	0	1	0	0	0	0	8	16	0.00	0.000
Bryan Hickerson, L (7, 1) ERA: 2.96	2.0		10	3	3	3	0	1	0	0	0	0	1	19	32	13.50	2.000

PITCHER	IP	WLS	BF	H	R	ER	SO	BB	IBB	HBP	BLK	WP	HR	S	P	ERA	WHIP
WP: 0	PA: 38	PB: 0	SB: 1	CS: 0	ERA	WHIP											

San Francisco Giants @ New York Mets
 Shea Stadium, Flushing, NY
 Sun Jul 19 1992, 3:33 AM EDT
 Att: 34,125 - Sunny - 83 F

livebaseballscores.com



Batter	1	2	3	4	5	6	7	8	9	AB R H RBI BB SO LOB	TOP														
Willie McGee, S (1, 8) OBP: 0.350, SLG: 0.366	2-2 L9			2-0 G6-3		1-3 K			3-2 G6-4-3 1B	4 0 1 0 0 1 1	<p>San Francisco Giants @ Montreal Expos Olympic Stadium, Montreal, QB</p> <p>Mon Jul 20 1992, 7:05 PM EDT Att. 17,315 - Dome - 70 F</p> <p>livebaseballscorecards.com</p> <table border="1"> <tr><td>AB</td><td>27</td></tr> <tr><td>R</td><td>1</td></tr> <tr><td>H</td><td>4</td></tr> <tr><td>RBI</td><td>0</td></tr> <tr><td>BB</td><td>2</td></tr> <tr><td>SO</td><td>8</td></tr> <tr><td>LOB</td><td>5</td></tr> </table> <p>GIANTS</p>	AB	27	R	1	H	4	RBI	0	BB	2	SO	8	LOB	5
AB	27																								
R	1																								
H	4																								
RBI	0																								
BB	2																								
SO	8																								
LOB	5																								
Greg Litton, R (1, 4) OBP: 0.271, SLG: 0.299 Kevin Bass, S (9, PH) OBP: 0.294, SLG: 0.392	0-2 G6-3			0-0 G5-3 BB 1B		2-2 G3-1			0-1 G6-4-3	3 0 1 0 0 0 1 1 0 0 0 0 0 1															
Will Clark, L (1, 3) OBP: 0.399, SLG: 0.476	1-0 F7			4-2 1-2 BB		1-3 K			0-0 G3-1	3 0 0 0 1 1 0															
Cory Snyder, R (1, 9) OBP: 0.322, SLG: 0.479			0-0 G5-3			3-1 F7				3 0 0 0 0 0 2															
Matt Williams, R (1, 5) OBP: 0.277, SLG: 0.380			1-3 K			2-3 K				3 0 0 0 0 3 0															
Chris James, R (1, 7) OBP: 0.305, SLG: 0.397 Rod Beck, R (8, 1)			2-0 CS 1B			1-0 G5-3			2-3 K	3 0 1 0 0 1 0 0 0 0 0 0 0 0															
Kirt Manwaring, R (1, 2) OBP: 0.320, SLG: 0.319			1-2 CS 1-2	1-3 K		2-0 L9			0-0 G4-3	3 0 0 0 0 1 0															
Mike Benjamin, R (1, 6) OBP: 0.222, SLG: 0.407			2-2 G4-3			2-1 SH3-4 1B			0-2 P6	3 0 1 0 0 0 0															
Pat Rapp, R (1, 1) Michael Jackson, R (6, 1) Mike Felder, S (8, 7) OBP: 0.305, SLG: 0.347			1-3 K			0-1 SH3-4 1-2			4-1 1B G6-4-3 BB	1 0 0 0 0 1 0 0 0 0 0 0 0 0 0 1 0 0 1 0 0															
Inning Stats	R: 0 E: 0 K: 0 S: 7 H: 0 LOB: 0 BB: 0 P: 10	R: 0 E: 0 K: 1 S: 9 H: 1 LOB: 0 BB: 0 P: 13	R: 0 E: 0 K: 2 S: 11 H: 0 LOB: 0 BB: 0 P: 15	R: 0 E: 0 K: 0 S: 6 H: 1 LOB: 1 BB: 1 P: 12	R: 0 E: 0 K: 1 S: 5 H: 0 LOB: 0 BB: 0 P: 8	R: 0 E: 0 K: 1 S: 10 H: 1 LOB: 1 BB: 0 P: 15	R: 0 E: 0 K: 2 S: 9 H: 0 LOB: 0 BB: 0 P: 15	R: 0 E: 0 K: 1 S: 7 H: 0 LOB: 0 BB: 0 P: 9	R: 1 E: 0 K: 0 S: 8 H: 1 LOB: 0 BB: 1 P: 15	1B: 4 2B: 0 3B: 0 HR: 0 SF: 0 SAC: 1 DP: 2 HBP: 0	WP: 0 PB: 0 SB: 0 CS: 1 PA: 31														
PITCHER Brian Barnes, L (1, 1) ERA: 2.12 John Wetteland, R (9, 1) ERA: 3.71	IP WLS BF H R ER SO BB IBB HBP BLK WP HR S P ERA WHIP	8.0 W 27 3 1 1 8 2 0 0 0 0 0 0 65 102 1.12 0.625	1.0 S 3 1 0 0 0 0 0 0 0 0 0 0 7 10 0.00 1.000	PITCHER IP WLS BF H R ER SO BB IBB HBP BLK WP HR S P ERA WHIP																					

Batter	1	2	3	4	5	6	7	8	9
Delino DeShields, L (1, 4) OBP: 0.378, SLG: 0.405	0-1 G6-3		0-0 G5-3			1-1 SH2-4		2-3 K	
Marquis Grissom, R (1, 8) OBP: 0.328, SLG: 0.400	3-1 G6-3			0-1 G5-3		0-0 G6-3		1-3 K	
John Vander Wal, L (1, 7) OBP: 0.352, SLG: 0.380	0-1 L6			3-1 G3-1		0-0 2B			
Larry Walker, L (1, 9) OBP: 0.332, SLG: 0.497		2-2 G6-3		0-3 K		4-0 IBB			
Darrin Fletcher, L (1, 2) OBP: 0.282, SLG: 0.278		0-0 G5-4-3 1B		3-2 G4-3		1-3 K			
Tim Wallach, R (1, 5) OBP: 0.305, SLG: 0.323		3-1 G5-4-3 1-2f		3-1 F7		2-3 K			
Greg Colbrunn, R (1, 3) OBP: 0.370, SLG: 0.407			2-0 SH1-3 2B		1-2 G3-1		1-3 K		
Archi Cianfrocco, R (8, 3) OBP: 0.283, SLG: 0.381									
Tom Foley, L (1, 6) OBP: 0.240, SLG: 0.218			0-0 F7			2-2 1B 3B		1-1 P5	
Brian Barnes, L (1, 1) OBP: 0.333, SLG: 0.250			0-0 SH1-3			0-1 SH2-4 2B 1B		0-2 G4-3	
John Wetteland, R (9, 1) OBP: 0.250, SLG: 0.250									

Inning Stats	R: 0	H: 0	E: 0	K: 0	S: 6	R: 0	H: 1	E: 0	K: 0	S: 6	R: 0	H: 1	E: 0	K: 0	S: 4	R: 0	H: 0	E: 0	K: 1	S: 7	R: 0	H: 0	E: 0	K: 0	S: 8	R: 2	H: 3	E: 0	K: 1	S: 14	R: 0	H: 0	E: 0	K: 2	S: 9	R: 0	H: 0	E: 0	K: 2	S: 10	R: 0	H: 0	E: 0	K: 2	S: 10
	0	0	0	0	9	0	1	0	0	11	0	1	0	0	6	0	0	0	0	10	0	0	0	0	15	0	0	0	0	22	0	0	0	0	13	0	0	0	0	13	0	0	0	0	13

PITCHER	IP	WLS	BF	H	R	ER	SO	BB	IBB	HBP	BLK	WP	HR	S	P	ERA	WHIP
Pat Rapp, R (1, 1) ERA: 2.35	5.2	L	21	5	2	2	1	0	0	0	0	0	0	41	64	3.18	0.882
Michael Jackson, R (6, 1) ERA: 2.53	1.1		5	0	0	0	3	0	1	0	0	0	0	13	22	0.00	0.000
Rod Beck, R (8, 1) ERA: 2.34	1.0		3	0	0	0	2	0	0	0	0	0	0	10	13	0.00	0.000

AB R H RBI BB SO LOB

3	0	0	0	0	1	1
4	0	0	0	0	1	1
3	0	1	1	0	0	0
2	0	0	0	1	1	0
3	0	1	0	0	1	2
3	0	0	0	0	1	1
3	0	1	0	0	1	0
0	0	0	0	0	0	0
3	1	1	0	0	0	1
2	1	1	1	0	0	0
0	0	0	0	0	0	0

AB	26
R	2
H	5
RBI	2
BB	1
SO	6
LOB	6



WP	PA	ERA	WHIP
0	29		

San Francisco Giants @ Montreal Expos
Olympic Stadium, Montreal, QB
 Mon Jul 20 1992, 7:05 PM EDT
 Att. 17,315 - Dome - 70 F

livebaseballscorecards.com

Batter	1	2	3	4	5	6	7	8	9	AB R H RBI BB SO LOB	TOP
--------	---	---	---	---	---	---	---	---	---	----------------------	-----

Willie McGee, S (1, 8) <small>OBP: 0.348, SLG: 0.361</small>	0-2 G3-1		4-2 2B BB		0-0 F7		0-0 L7		2-1 G5-3	4 1 0 0 1 0 3	
--	-------------	--	-----------------	--	-----------	--	-----------	--	-------------	---------------	--

Kevin Bass, S (1, 9) <small>OBP: 0.294, SLG: 0.387</small>	2-3 K		3-2 F7		4-1 CS BB		3-2 F8			3 0 0 0 1 1 3	
--	----------	--	-----------	--	-----------------	--	-----------	--	--	---------------	--

Will Clark, L (1, 3) <small>OBP: 0.398, SLG: 0.476</small>	2-2 2B		2-2 L9		0-2 F8			2-1 F8		4 0 1 0 0 0 2	
--	-----------	--	-----------	--	-----------	--	--	-----------	--	---------------	--

Mark Leonard, L (1, 7) <small>OBP: 0.350, SLG: 0.647</small>	2-3 K		3-0 2B		1-1 CS	0-1 G4-3		1-1 1B		4 0 2 1 0 1 1	
--	----------	--	-----------	--	-----------	-------------	--	-----------	--	---------------	--

Matt Williams, R (1, 5) <small>OBP: 0.277, SLG: 0.378</small>		1-2 G3 1B	0-3 K		0-2 G6-3			1-2 F7		4 0 1 0 0 1 2	
---	--	-----------------	----------	--	-------------	--	--	-----------	--	---------------	--

Kirt Manwaring, R (1, 2) <small>OBP: 0.319, SLG: 0.318</small> Craig Colbert, R (4, PH) <small>OBP: 0.214, SLG: 0.184</small> (4, 2)		0-0 G3		1-2 G1-3		1-0 L7		2-3 K		1 0 0 0 0 0 1 3 0 0 0 0 1 1	
---	--	-----------	--	-------------	--	-----------	--	----------	--	--------------------------------	--

Greg Litton, R (1, 4) <small>OBP: 0.270, SLG: 0.297</small>		2-3 K		1-3 K			1-1 1B 1B		0-2 F9	4 0 1 0 0 2 1	
---	--	----------	--	----------	--	--	-----------------	--	-----------	---------------	--

Jose Uribe, S (1, 6) <small>OBP: 0.308, SLG: 0.367</small> Cory Snyder, R (9, PH) <small>OBP: 0.325, SLG: 0.482</small>		4-0 IBB		0-1 E1 FC4-6			1-1 L8		2-2 1B	2 0 0 0 1 0 1 1 0 1 0 0 0 0	
--	--	------------	--	--------------------	--	--	-----------	--	-----------	--------------------------------	--

Bud Black, L (1, 1) <small>OBP: 0.065, SLG: 0.033</small> Mike Felder, S (7, PH) <small>OBP: 0.309, SLG: 0.350</small> Jeff Brantley, R (7, 1) <small>OBP: 0.667, SLG: 0.500</small> Dave Righetti, L (8, 1) Chris James, R (9, PH) <small>OBP: 0.303, SLG: 0.393</small>		1-3 K		0-1 FC4-6		0-1 1-2f 1B		0-1 1-2 1B	0-3 K	2 0 0 0 0 1 3 1 0 1 0 0 0 0 0 0 0 0 0 0 0 0 0 0 0 0 0 0 1 0 0 0 0 1 1	
--	--	----------	--	--------------	--	-------------------	--	------------------	----------	---	--

Inning Stats	R: 0	H: 1	E: 0	K: 2	S: 13	P: 19	R: 0	H: 1	E: 0	K: 2	S: 12	P: 20	R: 1	H: 1	E: 0	K: 1	S: 15	P: 27	R: 0	H: 0	E: 1	K: 1	S: 10	P: 12	R: 0	H: 0	E: 0	K: 0	S: 6	P: 11	R: 0	H: 0	E: 0	K: 0	S: 6	P: 7	R: 0	H: 2	E: 0	K: 0	S: 10	P: 15	R: 0	H: 1	E: 0	K: 1	S: 10	P: 16	R: 0	H: 1	E: 0	K: 1	S: 11	P: 15	1B: 5	2B: 2	3B: 0	HR: 0	SF: 0	SAC: 0	DP: 0	HBP: 0	WP: 0	PA: 38
--------------	------	------	------	------	-------	-------	------	------	------	------	-------	-------	------	------	------	------	-------	-------	------	------	------	------	-------	-------	------	------	------	------	------	-------	------	------	------	------	------	------	------	------	------	------	-------	-------	------	------	------	------	-------	-------	------	------	------	------	-------	-------	-------	-------	-------	-------	-------	--------	-------	--------	-------	--------

PITCHER	IP	WLS	BF	H	R	ER	SO	BB	IBB	HBP	BLK	WP	HR	S	P	ERA	WHIP
Ken Hill, R (1, 1) <small>ERA: 2.63</small>	6.1	W	27	5	1	1	6	2	1	0	0	0	0	68	104	1.42	1.105
Mel Rojas, R (7, 1) <small>ERA: 1.27</small>	2.2	S	10	2	0	0	2	0	0	0	0	0	0	25	38	0.00	0.750

San Francisco Giants @ Montreal Expos
 Olympic Stadium, Montreal, QB
 Tue Jul 21 1992, 7:05 PM EDT
 Att: 25,719 - Dome - 70 F

AB	34
R	1
H	7
RBI	1
BB	3
SO	8
LOB	19



Batter	1	2	3	4	5	6	7	8	9	AB R H RBI BB SO LOB	TOP			
Willie McGee, S (1, 8) OBP: 0.346, SLG: 0.356	1-2 G5-4-3 HBP		0-3 K		1-1 G3			0-3 K	1-3 K	4 0 0 0 0 3 2				
Robby Thompson, R (1, 4) OBP: 0.347, SLG: 0.407	2-1 G5-4-3 1-2f		2-2 F9			0-3 K		1-0 1B 1B		4 0 1 0 0 1 1				
Will Clark, L (1, 3) OBP: 0.396, SLG: 0.474	3-1 F9		1-0 F8			0-0 G4-3		0-0 1B 1-2 1B		4 0 1 0 0 0 0				
Chris James, R (1, 7) Mike Felder, S (8, 7) OBP: 0.309, SLG: 0.405 OBP: 0.309, SLG: 0.350		1-3 K		0-0 G1-3 1B		2-1 1B 2B		1-1 F7		4 1 2 0 0 1 2 0 0 0 0 0 0 0				
Cory Snyder, R (1, 9) OBP: 0.332, SLG: 0.487		1-1 HR 1B		0-3 K		0-0 CS 1B 2-H		2-1 G5-3 1B 1B		4 2 3 1 0 1 1				
Matt Williams, R (1, 5) OBP: 0.279, SLG: 0.387		3-1 HR		1-1 G1-3 1-2		0-1 CS 1-2	4-0 G4-3 BB	2-2 G5-3 1-2		3 1 1 2 1 0 2				
Craig Colbert, R (1, 2) OBP: 0.196, SLG: 0.167		2-0 L4		0-0 G5-3			0-1 G4-3 1-2f	0-3 K		4 0 0 0 0 1 3				
Mike Benjamin, R (1, 6) Bryan Hickerson, L (7, 1) Kevin Bass, S (9, PH) Rod Beck, R (9, 1) OBP: 0.233, SLG: 0.400 OBP: 0.296, SLG: 0.387		0-1 1B		1-3 K			0-0 G6-3	4-2 1B BB		3 0 1 0 0 1 0 0 0 0 0 0 0 0 0 0 0 0 1 0 0 0 0 0 0 0 0 0				
Bill Swift, R (1, 1) Jose Uribe, S (7, 6) OBP: 0.194, SLG: 0.229 OBP: 0.311, SLG: 0.369		1-3 K		1-3 K				0-1 G5-3 1-2 2-H 1B		2 0 0 0 0 2 1 2 0 1 1 0 0 0				
Inning Stats	R: 0 H: 0 E: 0 LOB: 0 K: 0 BB: 0 S: 6 P: 12	R: 2 H: 3 E: 0 LOB: 1 K: 2 BB: 0 S: 13 P: 21	R: 0 H: 0 E: 0 LOB: 0 K: 1 BB: 0 S: 8 P: 11	R: 0 H: 1 E: 0 LOB: 1 K: 1 BB: 0 S: 7 P: 8	R: 0 H: 0 E: 0 LOB: 0 K: 2 BB: 0 S: 8 P: 11	R: 1 H: 2 E: 0 LOB: 0 K: 1 BB: 0 S: 11 P: 13	R: 0 H: 0 E: 0 LOB: 0 K: 0 BB: 1 S: 3 P: 7	R: 0 H: 2 E: 0 LOB: 2 K: 1 BB: 0 S: 9 P: 11	R: 1 H: 2 E: 0 LOB: 2 K: 2 BB: 1 S: 20 P: 31	1B: 8 SF: 0 2B: 1 SAC: 0 3B: 0 DP: 2 HR: 1 HBP: 1	WP: 0 PA: 38 PB: 0 SB: 0 CS: 1			
PITCHER	IP WLS BF H R ER SO BB IBB HBP BLK WP HR S P ERA WHIP												PITCHER	IP WLS BF H R ER SO BB IBB HBP BLK WP HR S P ERA WHIP
Chris Nabholz, L (1, 1) ERA: 3.63	7.0 L 26 6 3 3 7 1 0 1 0 0 0 1 56 83 3.86 1.000													
Jeff Fassero, L (8, 1) ERA: 3.44	1.2 10 4 1 1 2 1 0 0 0 0 0 0 23 35 5.40 3.000													
Bill Sampen, R (9, 1) ERA: 3.25	0.1 1 0 0 0 1 0 0 0 0 0 0 0 6 7 0.00 0.000													

San Francisco Giants @ Montreal Expos
Olympic Stadium, Montreal, QB
Wed Jul 22 1992, 7:05 PM EDT
Att. 26,822 - Dome - 70 F

AB	34
R	4
H	10
RBI	4
BB	2
SO	10
LOB	12



BOTTOM

San Francisco Giants @ Montreal Expos

Olympic Stadium, Montreal, QB

Wed Jul 22 1992, 7:05 PM EDT

Att: 26,822 - Dome - 70 F

livebaseballscorecards.com

AB	35
R	1
H	8
RBI	1
BB	3
SO	3
LOB	20



WP:	0	PA:	38
PB:	1	SB:	0
CS:	0		

AB R H RBI BB SO LOB

4	0	1	0	1	1	2
5	0	0	0	0	0	4
3	0	0	0	1	0	2
4	0	2	0	0	1	0
3	0	0	0	0	0	3
1	0	0	0	0	0	0
0	0	0	0	0	0	0
4	0	2	0	0	0	0
4	1	1	1	0	1	3
3	0	1	0	1	0	4
2	0	0	0	0	0	1
1	0	1	0	0	0	0
0	0	0	0	0	0	0
0	0	0	0	0	0	0
1	0	0	0	0	0	1

Batter	1	2	3	4	5	6	7	8	9
Delino DeShields, L (1, 4) OBP: 0.379, SLG: 0.404	1-1 G4-3		1-0 G6-3 1B		4-1 F8 BLK BB		0-0 FC5-4 G6-3		1-3 K
Marquis Grissom, R (1, 8) OBP: 0.326, SLG: 0.396	1-0 P6		0-1 G6-3		2-2 F8		0-0 G6-3		0-1 G5-3
John Vander Wal, L (1, 7) OBP: 0.347, SLG: 0.369	4-1 1B BB		0-0 F7		1-0 G4-3		2-1 G4-3		
Larry Walker, L (1, 9) OBP: 0.339, SLG: 0.510	1-1 1-3 1B			1-2 G1-3		0-0 FC6-4 1B		1-3 K	
Darrin Fletcher, L (1, 2) OBP: 0.275, SLG: 0.270	0-2 G4-3			2-1 G1-3		0-0 F9		0-1 G5-3	
Archi Cianfrocco, R (8, PH) OBP: 0.282, SLG: 0.379									
Rob Natal, R (9, 2)									
Tim Wallach, R (1, 5) OBP: 0.310, SLG: 0.328		0-0 G5-3		0-2 PB 2B		2-1 FC6-4 1B		2-1 F8	
Greg Colbrunn, R (1, 3) OBP: 0.343, SLG: 0.457		1-1 G1-3		2-3 K		0-1 FC6-4			0-1 HR
Tom Foley, L (1, 6) OBP: 0.240, SLG: 0.226		0-2 2B		2-2 F9		1-0 G3			4-2 BB
Chris Nabholz, L (1, 1) OBP: 0.079, SLG: 0.132		2-1 G1-4-3				0-2 G4-3			2-1 F8
Bret Barberie, S (7, PH) OBP: 0.351, SLG: 0.278									
Jeff Fassero, L (8, 1)									
Bill Sampen, R (9, 1)									
Gary Carter, R (9, PH) OBP: 0.294, SLG: 0.320							3-1 FC5-4 1B		

Inning Stats	R: 0	H: 1	E: 0	LOB: 2	K: 0	S: 9	R: 0	H: 1	E: 0	LOB: 1	K: 0	S: 10	R: 0	H: 1	E: 0	LOB: 0	K: 0	S: 4	R: 0	H: 1	E: 0	LOB: 2	K: 1	S: 16	R: 0	H: 0	E: 0	LOB: 1	K: 0	S: 8	R: 0	H: 2	E: 0	LOB: 2	K: 0	S: 7	R: 0	H: 1	E: 0	LOB: 1	K: 0	S: 6	R: 0	H: 0	E: 0	LOB: 0	K: 1	S: 8	R: 1	H: 1	E: 0	LOB: 1	K: 1	S: 15	1B: 5	SF: 0	2B: 2	SAC: 0	3B: 0	DP: 1	HR: 1	HBP: 0	WP: 0	PA: 38
--------------	------	------	------	--------	------	------	------	------	------	--------	------	-------	------	------	------	--------	------	------	------	------	------	--------	------	-------	------	------	------	--------	------	------	------	------	------	--------	------	------	------	------	------	--------	------	------	------	------	------	--------	------	------	------	------	------	--------	------	-------	-------	-------	-------	--------	-------	-------	-------	--------	-------	--------

PITCHER	IP	WLS	BF	H	R	ER	SO	BB	IBB	HBP	BLK	WP	HR	S	P	ERA	WHIP
Bill Swift, R (1, 1) ERA: 2.29	6.2		29	7	0	0	1	2	0	0	1	0	0	58	89	0.00	1.350
Bryan Hickerson, L (7, 1) ERA: 2.88	1.1		4	0	0	0	1	0	0	0	0	0	0	10	15	0.00	0.000
Rod Beck, R (9, 1) ERA: 2.45	1.0		5	1	1	1	1	1	0	0	0	0	1	15	22	9.00	2.000

Batter	1	2	3	4	5	6	7	8	9	AB R H RBI BB SO LOB	TOP																										
Willie McGee, S OBP: 0.343, SLG: 0.354 (1, 8) (7, 9)	2-3 K		0-2 G5-3			1-2 WP 1B	2-3 K		0-3 K	5 1 1 0 0 3 3																											
Robby Thompson, R OBP: 0.348, SLG: 0.402 (1, 4)	0-3 K			3-2 F9		3-2 P3	3-2 2B HBP		4-1 BB	3 1 0 0 1 1 1																											
Will Clark, L OBP: 0.397, SLG: 0.477 Mike Felder, S OBP: 0.307, SLG: 0.348 (1, 3) (7, PR) (7, 8)	0-0 G1-3			1-0 P5		2-1 1B 2-H	2-2 1B 1B 2B		0-3 K	4 0 2 4 0 0 0 1 0 0 0 0 1 1																											
Chris James, R OBP: 0.321, SLG: 0.416 (1, 7)		0-0 CS 1B		3-2 P3		0-1 1B	3-2 2-H 1B			4 0 3 0 0 0 0																											
Cory Snyder, R OBP: 0.326, SLG: 0.478 (1, 9) (7, 3)		3-3 K 1-2			0-1 F8	1-2 P4		0-0 F8		4 0 0 0 0 1 3																											
Matt Williams, R OBP: 0.276, SLG: 0.382 (1, 5)		1-2 G6-3			1-1 P4	2-2 P6		1-1 L8		4 0 0 0 0 0 2																											
Craig Colbert, R OBP: 0.220, SLG: 0.196 (1, 2)			3-1 G5-3		2-2 1B 1B		1-3 K	1-1 1B		4 0 2 0 0 1 0																											
Jose Uribe, S OBP: 0.325, SLG: 0.383 (1, 6)			3-2 SH1-4 1B		1-0 1B	1-2 1B	0-1 HBP 2B 1B	0-0 F9		4 1 3 0 0 0 1																											
Trevor Wilson, L OBP: 0.133, SLG: 0.074 Bryan Hickerson, L OBP: 0.381, SLG: 0.647 Mark Leonard, L OBP: 0.381, SLG: 0.647 Michael Jackson, R OBP: 0.381, SLG: 0.647 Dave Righetti, L OBP: 0.381, SLG: 0.647 Jeff Brantley, R OBP: 0.667, SLG: 0.500 Kevin Bass, S OBP: 0.295, SLG: 0.386 (1, 1) (6, 1) (7, PH) (7, 1) (7, 1) (7, 1) (7, 7)			0-0 SH1-4		2-3 K	2-3 K	4-2 SAFE 2B HBP BB	1-3 K		1 0 0 0 0 0 1 2 0 0 0 0 0 0 0 0 0 1 0 0 0 1 0 1 0 0 0 0 0 1 0																											
Inning Stats	R: 0 E: 0 K: 2 S: 7	H: 0 LOB: 0 BB: 0 P: 9	R: 0 E: 0 K: 1 S: 8	H: 1 LOB: 0 BB: 0 P: 12	R: 0 E: 0 K: 0 S: 10	H: 1 LOB: 1 BB: 0 P: 16	R: 0 E: 0 K: 0 S: 8	H: 0 LOB: 0 BB: 0 P: 15	R: 0 E: 0 K: 1 S: 12	H: 2 LOB: 2 BB: 0 P: 18	R: 1 E: 0 K: 0 S: 16	H: 3 LOB: 2 BB: 0 P: 25	R: 3 E: 0 K: 2 S: 25	H: 3 LOB: 2 BB: 1 P: 40	R: 0 E: 0 K: 0 S: 6	H: 1 LOB: 1 BB: 0 P: 8	R: 0 E: 0 K: 3 S: 10	H: 0 LOB: 1 BB: 1 P: 15	1B: 10 2B: 2 3B: 0 HR: 0	SF: 0 SAC: 1 DP: 1 HBP: 1	WP: 1 PB: 0 SB: 0 CS: 1	PA: 39															
PITCHER	IP WLS BF H R ER SO BB IBB HBP BLK WP HR S P ERA WHIP																																				
Kyle Abbott, L ERA: 4.89 (1, 1)	6.0		24	7	1	1	4	0	0	0	0	1	0	61	95	1.50	1.167																				
Mike Hartley, R ERA: 2.97 (7, 1)	0.2		5	1	3	3	2	1	0	1	0	0	0	14	24	40.50	3.000																				
Wally Ritchie, L ERA: 2.63 (7, 1)	0.0		1	1	0	0	0	0	0	0	0	0	0	6	8	∞	∞																				
Barry Jones, R ERA: 4.47 (7, 1)	0.1	W	1	1	0	0	0	0	0	0	0	0	0	5	8	0.00	3.000																				
Mitch Williams, L ERA: 3.06 (8, 1)	2.0	S	8	1	0	0	3	1	0	0	0	0	0	16	23	0.00	1.000																				

San Francisco Giants @ Philadelphia Phillies
Veterans Stadium, Philadelphia, PA

livebaseballscorecards.com

AB	35
R	4
H	11
RBI	4
BB	2
SO	9
LOB	13



Fri Jul 24 1992, 7:05 PM EDT
Att. 20,580 - Cloudy - 67 F

Batter	1	2	3	4	5	6	7	8	9	AB	R	H	RBI	BB	SO	LOB	BOTTOM	
Lenny Dykstra, L (1, 8) OBP: 0.369, SLG: 0.379	1-2 G4-3		1-0 L6	4-1 FC6-4 BB		1-2 G5-4-3 1B	1-3 K			4	0	1	0	1	1	3	San Francisco Giants @ Philadelphia Phillies Veterans Stadium, Philadelphia, PA Fri Jul 24 1992, 7:05 PM EDT Att. 20,580 - Cloudy - 67 F	
Mariano Duncan, R (1, 4) OBP: 0.298, SLG: 0.406 (8, 6)	0-1 2B		1-0 PB 1B 1-2 1B	0-2 FC6-4 1-2f		0-3 K		4-1 BB 1B BB		4	1	2	0	1	1	4		
Dave Hollins, S (1, 5) OBP: 0.370, SLG: 0.444	1-3 K		2-2 PB 1-2 2-3 1B		1-1 F8	0-0 G5-4-3 1-2f		1-3 K		5	0	1	0	0	2	3		
John Kruk, L (1, 3) OBP: 0.453, SLG: 0.498	0-0 L7		1-3 K	1-2 2-3 3-H		4-2 F8 WP HR BB		4-2 2B 1B 1-2 2B BB		3	3	1	0	2	1	3		
Wes Chamberlain, R (1, 9) OBP: 0.282, SLG: 0.435		0-0 FC6-4 1B	2-2 L9		1-0 F8		0-3 K	1-3 K		5	0	1	0	0	2	6		
Darren Daulton, L (1, 2) OBP: 0.391, SLG: 0.517		1-3 K		1-0 SH1-4 1B HBP		1-0 HR		3-2 HBP 2B 1-H 2B 1B		4	2	3	4	0	1	1		
Stan Javier, S (1, 7) OBP: 0.333, SLG: 0.310		1-0 FC6-4 1-2f		2-3 K		0-2 S 2B		2-1 1B 1B 2-3 HBP 2B		4	1	2	2	0	1	2		
Joe Millette, R (1, 6) OBP: 0.345, SLG: 0.296		0-0 G1-3		0-0 SH1-4 1B		4-1 FC6-4 IBB		1-2 1B 1B		2	0	1	0	1	0	1		
Jeff Grotewold, L (7, PH) OBP: 0.400, SLG: 0.688				1-2 SH1-4 1B		2-3 FC6-4		1-2 1B		1	0	1	0	0	0	0		
Mickey Morandini, L (7, PR) OBP: 0.323, SLG: 0.372 (8, 4)				1-2 SH1-4 1B		2-3 FC6-4		1-2 1B		1	0	0	0	0	1	1		
Kyle Abbott, L (1, 1) OBP: 0.130, SLG: 0.125			1-3 K	3-2 SH1-4		2-1 FC6-4		0-0 1B		2	1	0	0	0	1	2		
Mike Hartley, R (7, 1)				1-2 SH1-4		1-2f		1-2 2-H 1B		0	0	0	0	0	0	0		
Wally Ritchie, L (7, 1)										0	0	0	0	0	0	0		
Barry Jones, R (7, 1)										0	0	0	0	0	0	0		
Ricky Jordan, R (7, PH) OBP: 0.282, SLG: 0.338										1	0	1	1	0	0	0		
Mitch Williams, L (8, 1) OBP: 0.500, SLG: 0.500										0	0	0	0	0	0	0		
Inning Stats	R: 0 H: 1 E: 0 K: 1 S: 12	H: 1 LOB: 1 BB: 0 P: 14	R: 0 H: 1 E: 0 K: 1 S: 7	H: 1 LOB: 1 BB: 0 P: 9	R: 1 H: 2 E: 0 K: 2 S: 14	H: 2 LOB: 2 BB: 0 P: 22	R: 0 H: 1 E: 0 K: 1 S: 14	H: 1 LOB: 3 BB: 1 P: 24	R: 2 H: 2 E: 0 K: 0 S: 14	H: 2 LOB: 2 BB: 2 P: 27	R: 0 H: 1 E: 0 K: 1 S: 9	H: 1 LOB: 0 BB: 0 P: 10	R: 2 H: 4 E: 0 K: 2 S: 19	H: 4 LOB: 2 BB: 0 P: 29	R: 3 H: 2 E: 0 K: 3 S: 17	H: 2 LOB: 1 BB: 2 P: 31	1B: 9 SF: 0 2B: 4 SAC: 1 3B: 0 DP: 1 HR: 1 HBP: 2	WP: 1 PA: 44 PB: 2 SB: 1 CS: 0
PITCHER	IP WLS BF H R ER SO BB IBB HBP BLK WP HR S P ERA WHIP																	
Trevor Wilson, L (1, 1) ERA: 4.06	5.0		28	8	3	2	5	2	1	0	0	1	66	102	3.60	2.000		
Bryan Hickerson, L (6, 1) ERA: 2.82	1.0		2	0	0	0	1	0	0	0	0	0	4	4	0.00	0.000		
Michael Jackson, R (7, 1) ERA: 2.83	0.2	L	4	2	2	2	1	0	0	1	0	0	11	19	27.00	3.000		
Dave Righetti, L (7, 1) ERA: 6.59	0.0		1	1	0	0	0	0	0	0	0	0	3	4	∞	∞		
Jeff Brantley, R (7, 1) ERA: 3.6	1.1		9	3	3	3	4	2	0	0	0	0	22	37	20.25	3.750		

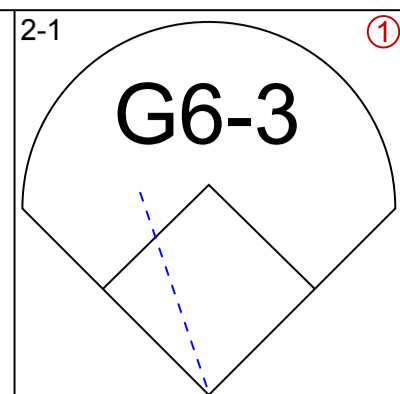
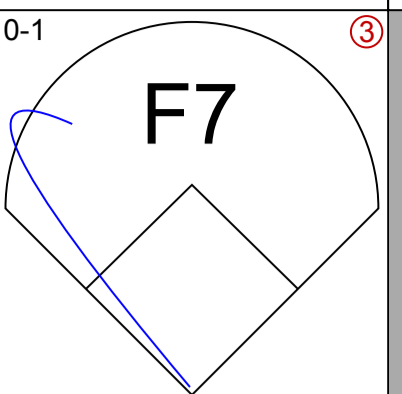
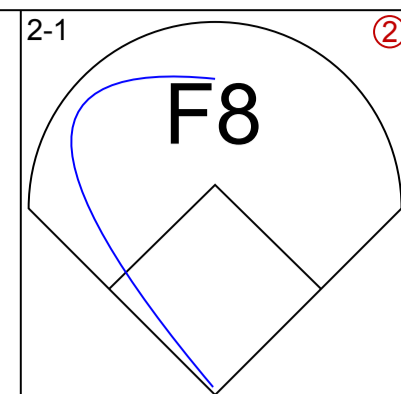
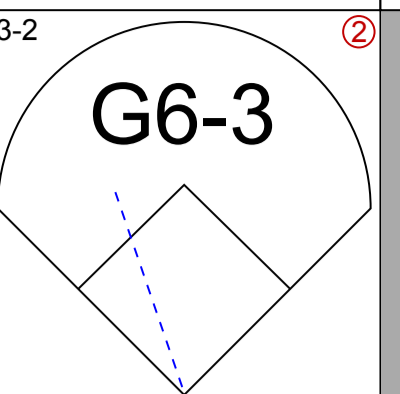
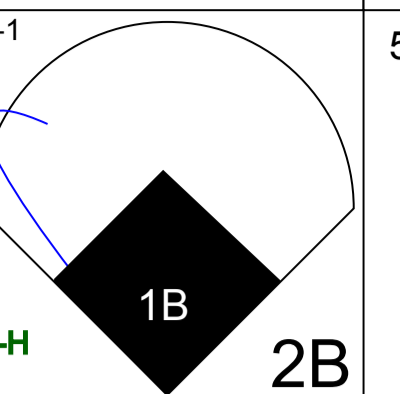
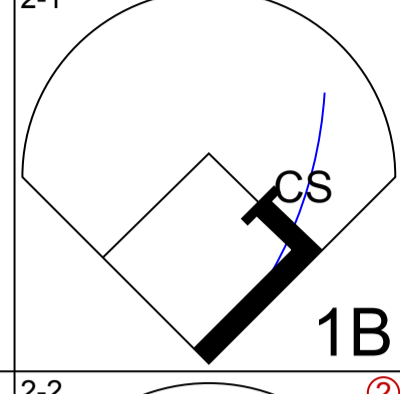
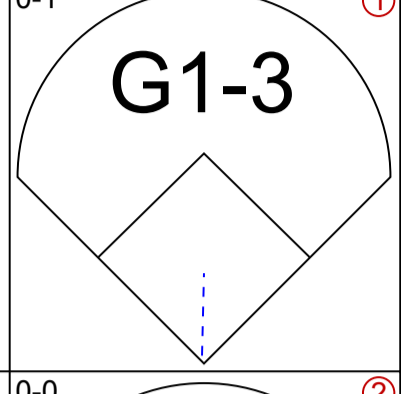
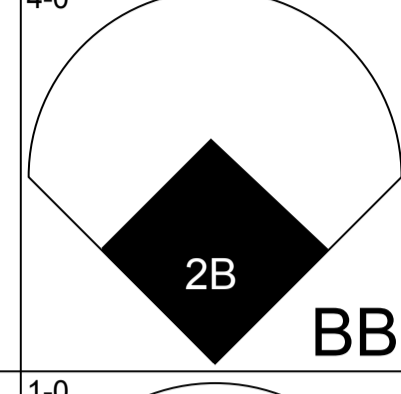
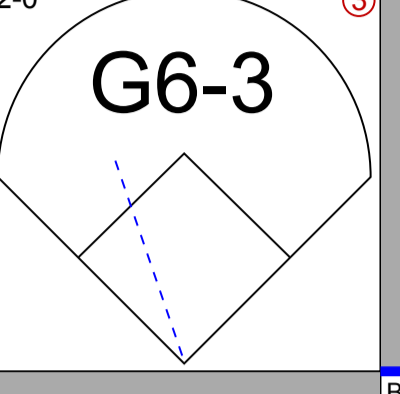
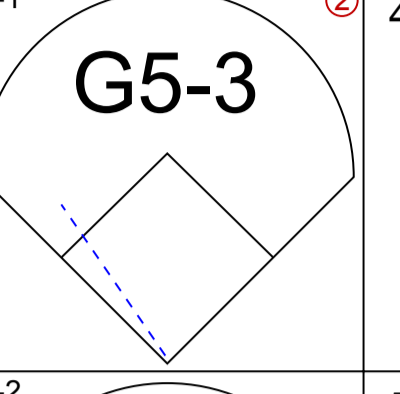
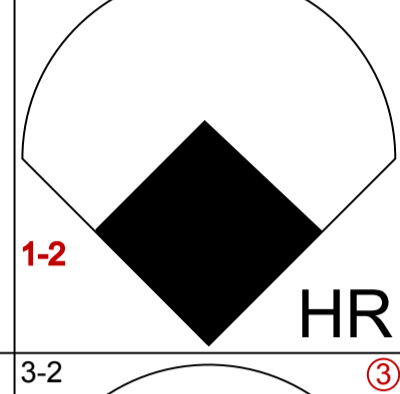
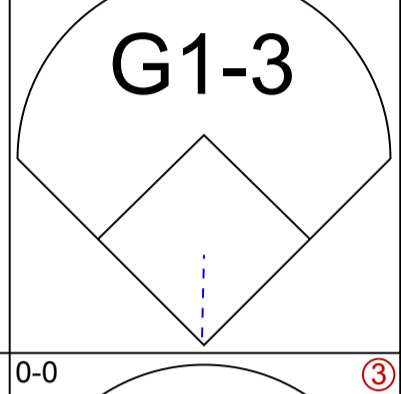
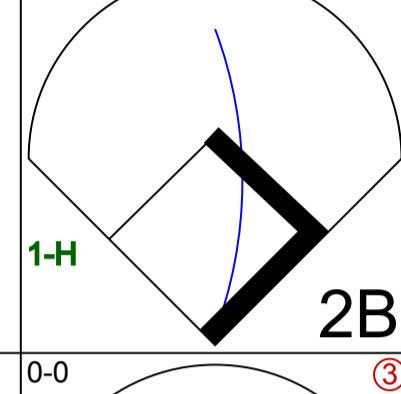
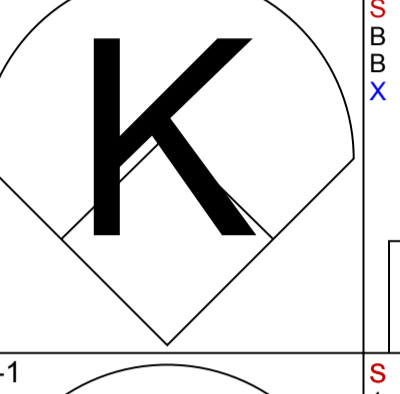
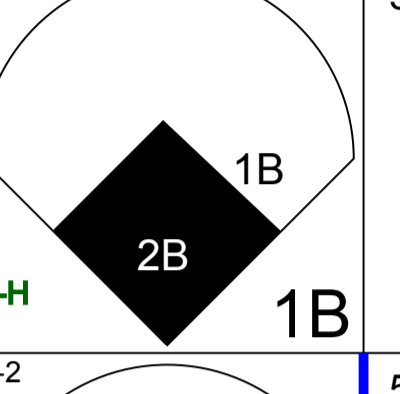
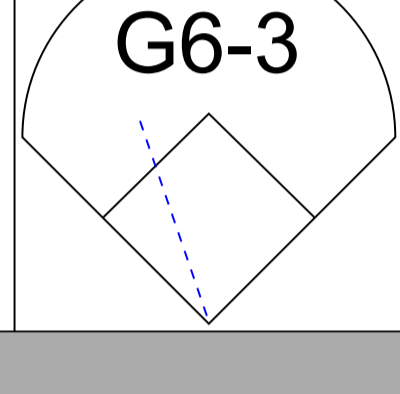
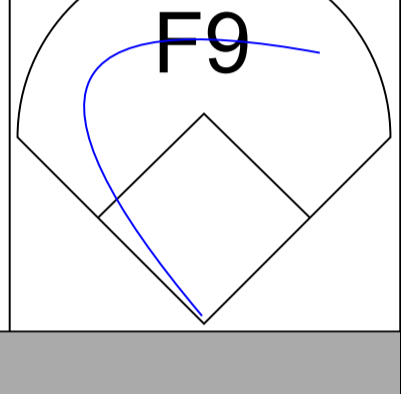
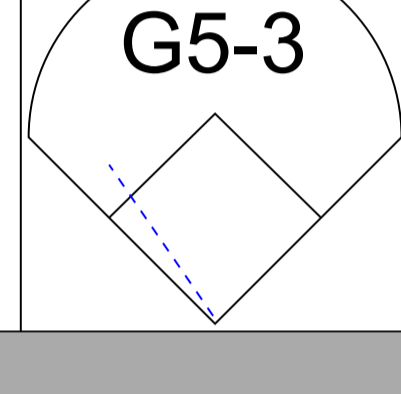
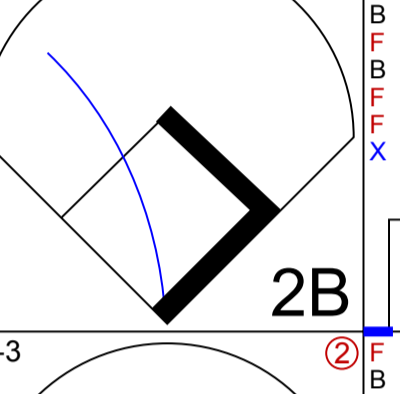
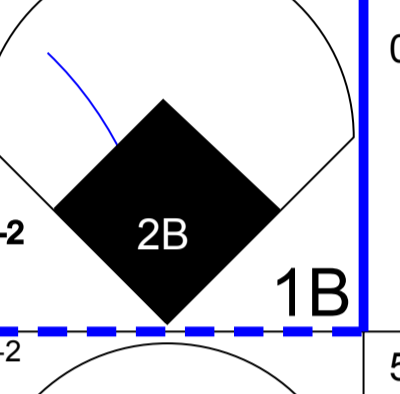
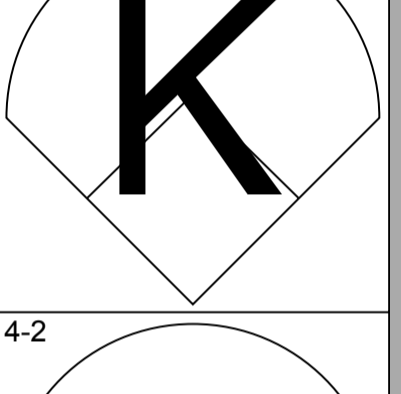
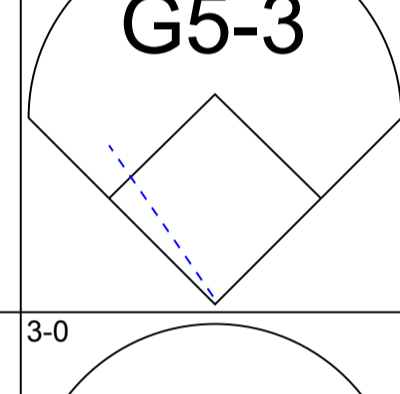
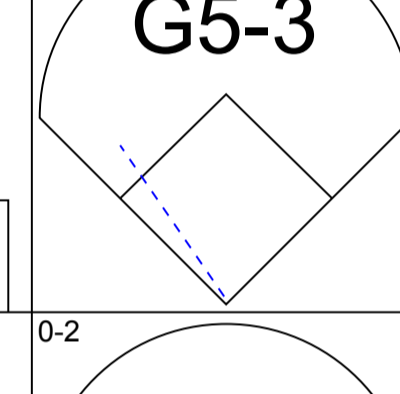
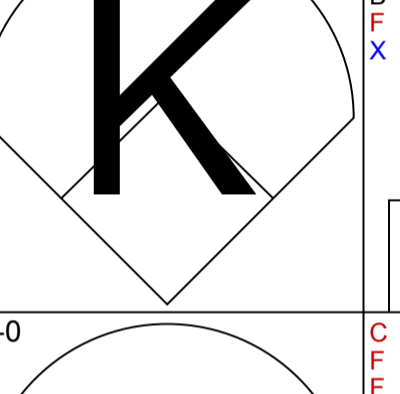
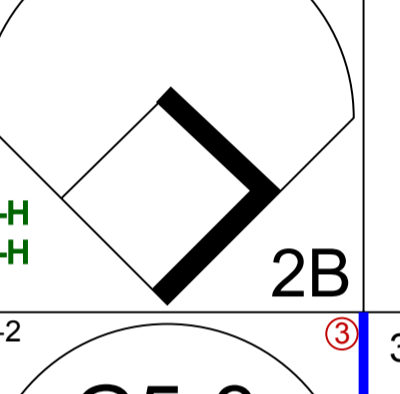
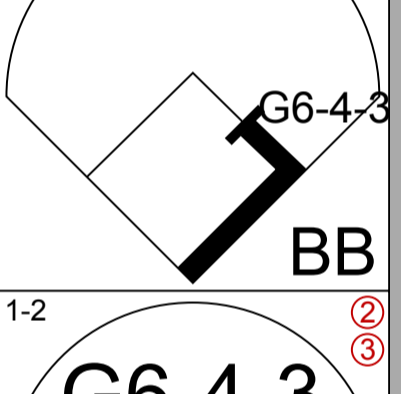
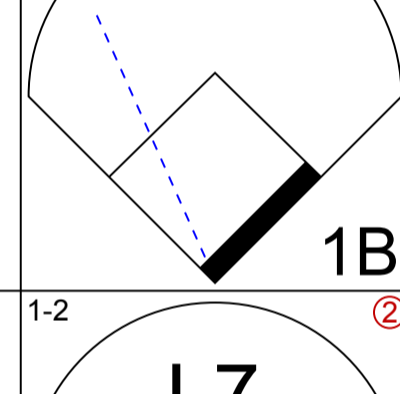
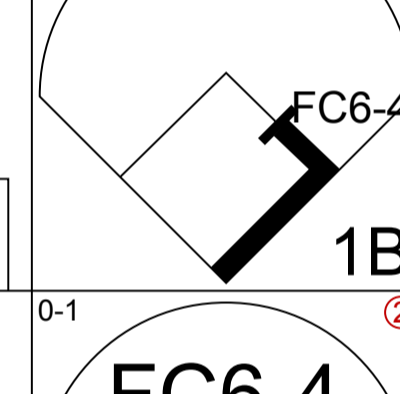
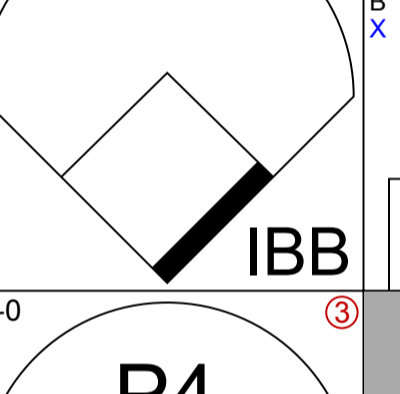
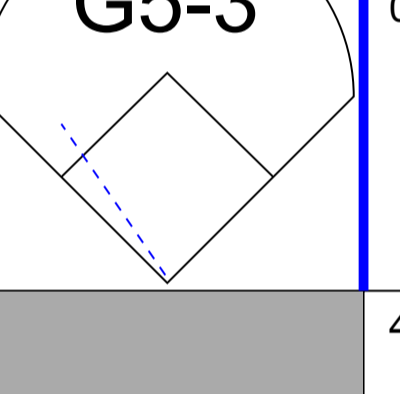
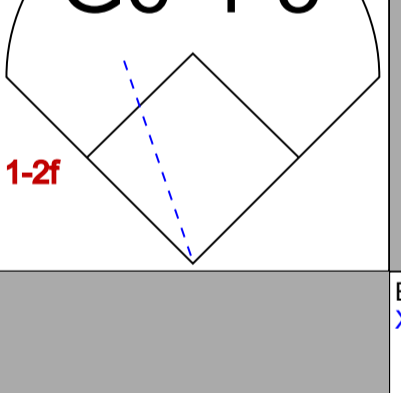
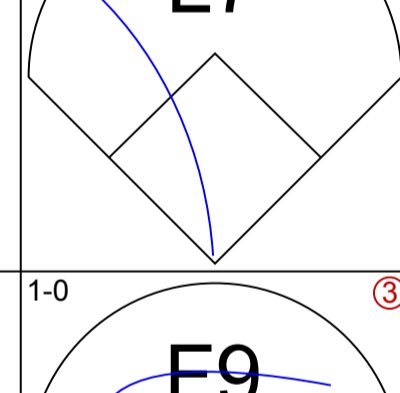
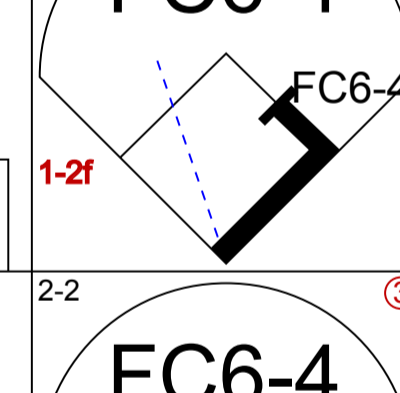
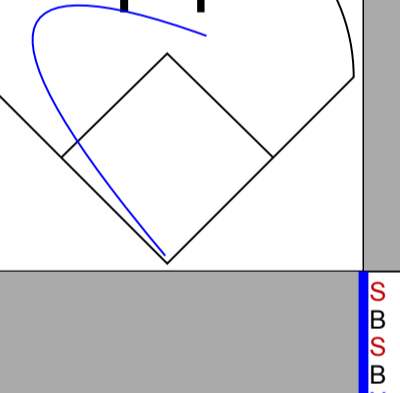
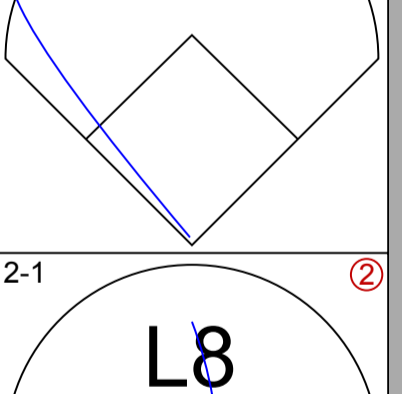
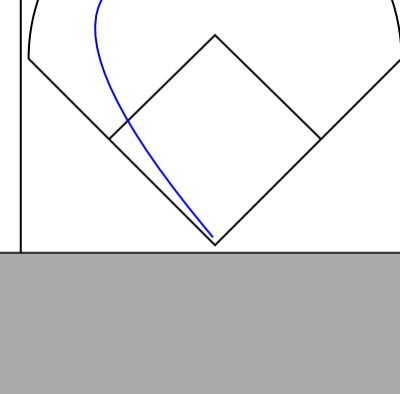
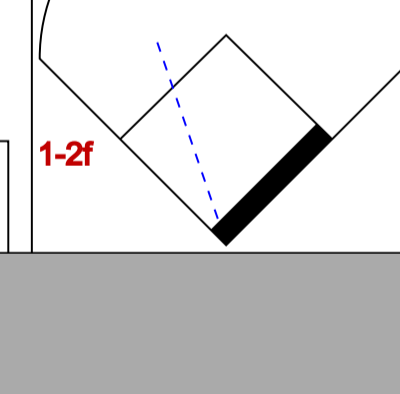
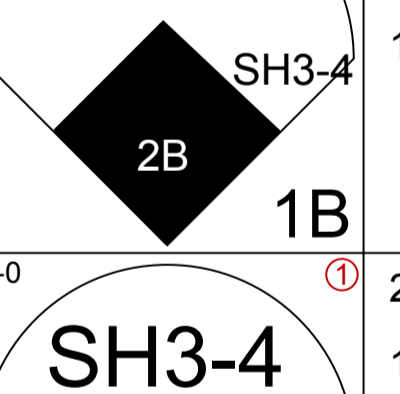
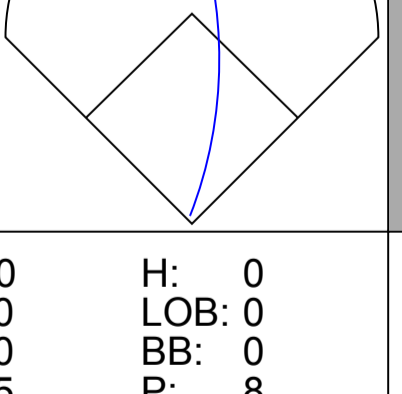
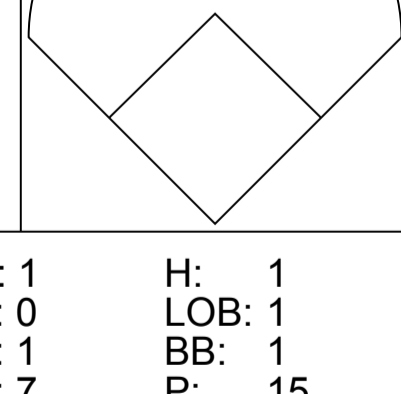
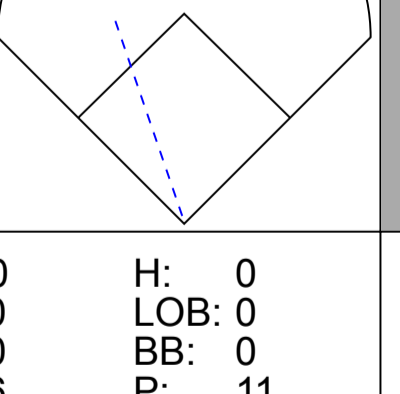
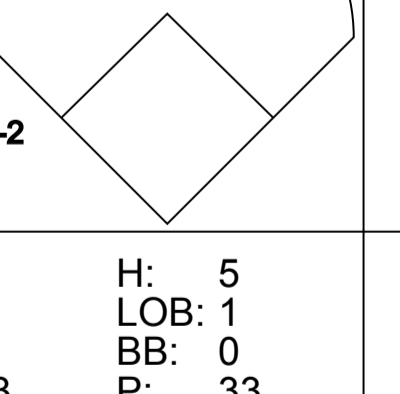
AB	36
R	8
H	14
RBI	7
BB	5
SO	11
LOB	26



WP	1	PA	44
PB	2		
SB	1		
CS	0		

WP	1	PA	44
PB	2		
SB	1		
CS	0		

livebaseballscorecards.com

Batter	1	2	3	4	5	6	7	8	9	10	AB	R	H	RBI	BB	SO	LOB	TOP						
Mike Felder, S OBP: 0.305, SLG: 0.350 (1, 8)											5	1	1	1	0	0	0							
Robby Thompson, R OBP: 0.349, SLG: 0.399 (1, 4)											4	1	1	0	1	0	1							
Willie McGee, S OBP: 0.347, SLG: 0.371 (1, 9)											5	2	3	3	0	1	0							
Chris James, R OBP: 0.324, SLG: 0.423 Greg Litton, R OBP: 0.270, SLG: 0.297 (1, 7) (10, 5)											5	1	2	0	0	0	1							
Cory Snyder, R OBP: 0.324, SLG: 0.476 (1, 3)												5	0	1	2	0	2	1						
Matt Williams, R OBP: 0.284, SLG: 0.385 Rod Beck, R (10, 1)												3	0	2	0	2	0	1						
Craig Colbert, R OBP: 0.204, SLG: 0.180 (1, 2)											4	0	0	0	0	0	5							
Jose Uribe, S OBP: 0.318, SLG: 0.373 Bryan Hickerson, L (7, 1) Kevin Bass, S OBP: 0.298, SLG: 0.388 (10, PH) (10, 7)												3	0	0	0	0	0	2						
John Burkett, R OBP: 0.114, SLG: 0.063 Mike Benjamin, R OBP: 0.226, SLG: 0.387 (1, 1) (7, 6)											2	0	0	0	0	1	0							
Inning Stats	R: 1 E: 0 K: 0 S: 11	H: 2 LOB: 0 BB: 0 P: 20	R: 0 E: 0 K: 1 S: 8	H: 0 LOB: 0 BB: 1 P: 15	R: 0 E: 0 K: 0 S: 5	H: 0 LOB: 0 BB: 0 P: 8	R: 0 E: 0 K: 0 S: 4	H: 0 LOB: 0 BB: 0 P: 4	R: 0 E: 0 K: 1 S: 7	H: 1 LOB: 1 BB: 1 P: 15	R: 0 E: 0 K: 0 S: 9	H: 1 LOB: 1 BB: 1 P: 11	R: 0 E: 0 K: 0 S: 6	H: 0 LOB: 0 BB: 0 P: 11	R: 0 E: 0 K: 2 S: 9	H: 1 LOB: 2 BB: 1 P: 16	R: 4 E: 0 K: 0 S: 23	H: 5 LOB: 1 BB: 0 P: 33	1B: 6 2B: 4 3B: 0 HR: 1	SF: 0 SAC: 1 DP: 1 HBP: 0	WP: 0 PB: 0 SB: 0 CS: 1	PA: 42		
PITCHER	IP WLS BF H R ER SO BB IBB HBP BLK WP HR S P ERA WHIP	IP WLS BF H R ER SO BB IBB HBP BLK WP HR S P ERA WHIP	IP WLS BF H R ER SO BB IBB HBP BLK WP HR S P ERA WHIP	IP WLS BF H R ER SO BB IBB HBP BLK WP HR S P ERA WHIP	IP WLS BF H R ER SO BB IBB HBP BLK WP HR S P ERA WHIP	IP WLS BF H R ER SO BB IBB HBP BLK WP HR S P ERA WHIP	IP WLS BF H R ER SO BB IBB HBP BLK WP HR S P ERA WHIP	IP WLS BF H R ER SO BB IBB HBP BLK WP HR S P ERA WHIP	IP WLS BF H R ER SO BB IBB HBP BLK WP HR S P ERA WHIP	IP WLS BF H R ER SO BB IBB HBP BLK WP HR S P ERA WHIP	IP WLS BF H R ER SO BB IBB HBP BLK WP HR S P ERA WHIP	IP WLS BF H R ER SO BB IBB HBP BLK WP HR S P ERA WHIP	IP WLS BF H R ER SO BB IBB HBP BLK WP HR S P ERA WHIP	IP WLS BF H R ER SO BB IBB HBP BLK WP HR S P ERA WHIP	IP WLS BF H R ER SO BB IBB HBP BLK WP HR S P ERA WHIP	IP WLS BF H R ER SO BB IBB HBP BLK WP HR S P ERA WHIP	IP WLS BF H R ER SO BB IBB HBP BLK WP HR S P ERA WHIP	IP WLS BF H R ER SO BB IBB HBP BLK WP HR S P ERA WHIP	IP WLS BF H R ER SO BB IBB HBP BLK WP HR S P ERA WHIP	IP WLS BF H R ER SO BB IBB HBP BLK WP HR S P ERA WHIP	IP WLS BF H R ER SO BB IBB HBP BLK WP HR S P ERA WHIP	IP WLS BF H R ER SO BB IBB HBP BLK WP HR S P ERA WHIP	IP WLS BF H R ER SO BB IBB HBP BLK WP HR S P ERA WHIP	
Greg Mathews, L ERA: 1.8 Mitch Williams, L ERA: 3.7 Barry Jones, R ERA: 4.44	8.0 L 2 5 4 2 2 0 0 0 0 0 1 58 99 2.25 0.875	1.2 L 2 5 4 4 2 0 1 0 0 0 0 25 39 21.60 3.000	0.1 L 2 1 0 0 0 0 0 0 0 0 0 7 10 0.00 3.000																					

San Francisco Giants @ Philadelphia Phillies
Veterans Stadium, Philadelphia, PA

Sat Jul 25 1992, 7:05 PM EDT
Att: 27,680 - Cloudy - 72 F

livebaseballscorecards.com

AB	38
R	6
H	11
RBI	6
BB	3
SO	4
LOB	11



Batter	1	2	3	4	5	6	7	8	9	10	AB R H RBI BB SO LOB
Lenny Dykstra, L OBP: 0.373, SLG: 0.387 (1, 8)	1-2 BB SF7 1B	2-2 2-H 1B		X 0-0 2B		B 1-1 G6-3			C 1-1 G4-3		5 1 3 1 0 0 0
Mariano Duncan, R OBP: 0.294, SLG: 0.400 (1, 7)	1 SAFE F9	1-3 K		F 1-1 G5-3		C 0-1 F8			F 1-3 K		5 0 0 0 0 2 3
Dave Hollins, S OBP: 0.371, SLG: 0.442 (1, 5)	B 4-1 SF7 BB 1-2 BB	C 2-1 F7		B 1-2 2B G5-2-3 1B		C 2-3 K			B 1-1 F8		4 0 1 0 1 1 1
John Kruk, L OBP: 0.452, SLG: 0.498 (1, 3)	B 4-0 S BB 1-2 2-3		B 1-1 G1-3	S 1-1 G5-2-3 2B		F 1-3 K2-3			B 3-1 L7		4 0 1 0 1 1 0
Darren Daulton, L OBP: 0.391, SLG: 0.515 (1, 2)	X 0-0 SF7		C 0-1 FC4-6 1B	F 4-0 G5-2-3 IBB		B 2-0 F8			F 3-3 K		3 0 1 1 1 1 0
Wes Chamberlain, R OBP: 0.281, SLG: 0.429 (1, 9)	C 4-2 BB 1-2		F 0-1 F7	B 1-0 G5-2-3		B 1-0 F9			B 2-1 F9		3 0 0 0 1 0 4
Mickey Morandini, L OBP: 0.322, SLG: 0.367 (1, 4)	X 0-0 L8		C 2-2 FC4-6 1-2f	F 4-0 IBB		S 2-1 F9			B 0-3 K		3 0 0 0 1 0 4
Joe Millette, R OBP: 0.344, SLG: 0.276 (1, 6)		F 1-2 SH5-4 1B HBP		X 0-0 G6-3		B 1-1 L5			B 1-3 K		2 1 0 0 0 0 3
Ricky Jordan, R OBP: 0.260, SLG: 0.336 (8, PH)											1 0 0 0 0 1 0
Mitch Williams, L OBP: 0.500, SLG: 0.500 (9, 1)											0 0 0 0 0 0 0
Barry Jones, R (10, 1)											0 0 0 0 0 0 0
Greg Mathews, R (1, 1)		L 0-1 SH5-4		C 0-3 K		B 2-3 K			B 1-3 K		2 0 0 0 0 2 0
Stan Javier, S OBP: 0.331, SLG: 0.307 (9, 7)		X 1 SAFE									1 0 0 0 0 1 0

Inning Stats	R: 1	H: 1	E: 0	K: 0	S: 9	R: 1	H: 1	E: 0	K: 1	S: 15	R: 0	H: 1	E: 0	K: 0	S: 10	R: 0	H: 1	E: 0	K: 1	S: 7	R: 0	H: 1	E: 0	K: 0	S: 8	R: 0	H: 0	E: 0	K: 1	S: 7	R: 0	H: 0	E: 0	K: 2	S: 9	R: 0	H: 0	E: 0	K: 1	S: 6	R: 0	H: 0	E: 0	K: 2	S: 11	R: 0	H: 0	E: 0	K: 1	S: 8	R: 0	H: 0	E: 0	K: 1	S: 15	1B: 4	SF: 1	2B: 2	SAC: 1	3B: 0	DP: 1	HR: 0	HBP: 1	WP: 0	PA: 41
--------------	------	------	------	------	------	------	------	------	------	-------	------	------	------	------	-------	------	------	------	------	------	------	------	------	------	------	------	------	------	------	------	------	------	------	------	------	------	------	------	------	------	------	------	------	------	-------	------	------	------	------	------	------	------	------	------	-------	-------	-------	-------	--------	-------	-------	-------	--------	-------	--------

PITCHER	IP	WLS	BF	H	R	ER	SO	BB	IBB	HBP	BLK	WP	HR	S	P	ERA	WHIP
John Burkett, R ERA: 4.27 (1, 1)	6.0		29	6	2	2	3	3	2	1	0	0	0	56	96	3.00	1.500
Bryan Hickerson, L ERA: 2.67 (7, 1)	3.0	W	9	0	0	0	5	0	0	0	0	0	0	26	37	0.00	0.000
Rod Beck, R ERA: 2.41 (10, 1)	1.0		3	0	0	0	1	0	0	0	0	0	0	8	15	0.00	0.000

PITCHER	IP	WLS	BF	H	R	ER	SO	BB	IBB	HBP	BLK	WP	HR	S	P	ERA	WHIP


BOTTOM

San Francisco Giants @ Philadelphia Phillies
Veterans Stadium, Philadelphia, PA

Sat Jul 25 1992, 7:05 PM EDT
Att. 27,680 - Cloudy - 72 F

livebaseballscorecards.com

AB	33
R	2
H	6
RBI	2
BB	5
SO	9
LOB	15



Batter	1	2	3	4	5	6	7	8	9	AB R H RBI BB SO LOB	TOP																				
Mike Felder, S OBP: 0.308, SLG: 0.369 (1, 8) X	0-0 HR		0-2 1B		3-1 G5-3			1-2 G5-3		4 1 2 1 0 0 0																					
Robby Thompson, R OBP: 0.347, SLG: 0.401 (1, 4) X	0-0 P6		1-0 F7		2-2 2B			1-0 L7		4 0 1 0 0 0 1																					
Willie McGee, S OBP: 0.343, SLG: 0.366 (1, 9) C S X	0-2 G4-3			0-3 K	1-1 F8			1-3 K		4 0 0 0 0 2 1																					
Chris James, R OBP: 0.322, SLG: 0.418 (1, 7) B C F X	1-2 E3 PO			0-1 1B 1B		3-3 K		0-0 L7		4 1 1 0 0 1 0																					
Cory Snyder, R OBP: 0.323, SLG: 0.473 (1, 3) S 1 SAFE	0-1 PO	0-2 G6-4-3 1B		0-1 F9		2-0 F8		1-1 F9		4 0 1 0 0 0 1																					
Greg Litton, R OBP: 0.269, SLG: 0.295 (1, 5) B X		1-0 F7		0-2 1B 1-2 1B		2-2 F9		3-1 F8		4 0 1 0 0 0 1																					
Craig Colbert, R OBP: 0.211, SLG: 0.189 (1, 2) X		0-0 G6-4-3 1-2 1B		0-0 1B 1-3 2-H 1B			0-1 F8			3 0 1 1 0 0 1																					
Jose Uribe, S OBP: 0.311, SLG: 0.364 Dave Righetti, L (7, 1)			2-3 K	1-3 K			1-3 K			3 0 0 0 0 3 2 0 0 0 0 0 0 0																					
Pat Rapp, R Jim Pena, L Mike Benjamin, R (7, PH) (7, 6)			0-3 K		1-3 K		1-1 F8			1 0 0 0 0 1 0 1 0 0 0 0 1 0 1 0 0 0 0 0 0																					
Inning Stats	R: 1 E: 1 K: 0 S: 9	H: 1 LOB: 0 BB: 0 P: 10	R: 0 E: 0 K: 0 S: 5	H: 1 LOB: 0 BB: 0 P: 6	R: 0 E: 0 K: 2 S: 12	H: 1 LOB: 1 BB: 0 P: 15	R: 1 E: 0 K: 2 S: 15	H: 3 LOB: 2 BB: 0 P: 16	R: 0 E: 0 K: 1 S: 11	H: 1 LOB: 1 BB: 0 P: 18	R: 0 E: 0 K: 1 S: 9	H: 0 LOB: 0 BB: 0 P: 16	R: 0 E: 0 K: 1 S: 9	H: 0 LOB: 0 BB: 0 P: 11	R: 0 E: 0 K: 1 S: 10	H: 0 LOB: 0 BB: 0 P: 13	R: 0 E: 0 K: 0 S: 5	H: 0 LOB: 0 BB: 0 P: 9	1B: 5 2B: 1 3B: 0 HR: 1	SF: 0 SAC: 0 DP: 1 HBP: 0	WP: 0 PB: 0 SB: 0 CS: 0	PA: 34									
PITCHER Terry Mulholland, L ERA: 3.48 (1, 1)	IP 9.0	WLS W	BF 33	H 7	R 2	ER 2	SO 8	BB 0	IBB 0	HBP 0	BLK 0	WP 0	HR 1	S 85	P 114	ERA 2.00	WHIP 0.778														
											PITCHER	IP	WLS	BF	H	R	ER	SO	BB	IBB	HBP	BLK	WP	HR	S	P	ERA	WHIP			

San Francisco Giants @ Philadelphia Phillies
Veterans Stadium, Philadelphia, PA
Sun Jul 26 1992, 3:33 AM EDT
Att. 27,370 - Cloudy - 77 F

livebaseballscorecards.com

AB 33
R 2
H 7
RBI 2
BB 0
SO 8
LOB 7



Batter	1	2	3	4	5	6	7	8	9	AB	R	H	RBI	BB	SO	LOB
Lenny Dykstra, L OBP: 0.377, SLG: 0.399 (1, 8)	4-2 S S 1B BB	2-2 G6-3		1-1 HR		4-1 1B BB				2	2	1	1	2	0	0
Mariano Duncan, R OBP: 0.299, SLG: 0.401 (1, 6)	4-2 S 1B BB		4-1 S 2B BB	2-2 G1-3		0-2 1-2 1B				2	2	1	0	2	0	0
Dave Hollins, S OBP: 0.369, SLG: 0.440 (1, 5)	0-2 F8 1-H 2-H 1B		1-3 K	2-3 K		3-2 F9				4	1	1	2	0	2	3
John Kruk, L OBP: 0.453, SLG: 0.495 (1, 3)	4-1 FC4-3-6 BB		4-1 2B IBB		0-3 K		3-2 F8			2	1	0	0	2	1	0
Wes Chamberlain, R OBP: 0.285, SLG: 0.440 (1, 9)	1-0 F8 2-3		0-2 1-H 2-H 1B 2B		1-0 2B		2-3 K			4	1	2	2	0	1	2
Stan Javier, S OBP: 0.322, SLG: 0.298 (1, 7)	1-1 FC4-3-6 1-2f 3-H		0-0 L6		2-3 K		3-2 G6-3			4	0	0	1	0	1	3
Mickey Morandini, L OBP: 0.321, SLG: 0.365 (1, 4)	1-2 P5		0-2 2-H 1B		1-1 F7			2-0 F8		4	0	1	1	0	0	2
Steve Lake, R OBP: 0.259, SLG: 0.346 (1, 2)		1-1 G4-3	1-0 G1-3			0-2 G5-3		0-0 G5-3		4	0	0	0	0	0	1
Terry Mulholland, R OBP: 0.145, SLG: 0.119 (1, 1)		0-3 K		2-2 G6-3		1-1 G1-6-3		0-0 F9		4	0	0	0	0	1	0

Inning Stats	R: 3	H: 1	E: 0	K: 0	S: 16	H: 1	LOB: 1	BB: 3	P: 30	R: 0	H: 0	E: 0	K: 1	S: 10	H: 0	LOB: 0	BB: 0	P: 13	R: 3	H: 2	E: 0	K: 1	S: 14	R: 1	H: 1	E: 0	K: 1	S: 11	R: 0	H: 1	E: 0	K: 2	S: 9	R: 0	H: 1	E: 0	K: 1	S: 16	R: 0	H: 0	E: 0	K: 1	S: 10	R: 0	H: 0	E: 0	K: 0	S: 3	R: 0	H: 0	E: 0	K: 0	S: 3	1B: 3	2B: 2	3B: 0	HR: 1	SF: 0	SAC: 0	DP: 0	HBP: 0	WP: 0	PB: 0	SB: 4	CS: 0	PA: 36
--------------	------	------	------	------	-------	------	--------	-------	-------	------	------	------	------	-------	------	--------	-------	-------	------	------	------	------	-------	------	------	------	------	-------	------	------	------	------	------	------	------	------	------	-------	------	------	------	------	-------	------	------	------	------	------	------	------	------	------	------	-------	-------	-------	-------	-------	--------	-------	--------	-------	-------	-------	-------	--------

PITCHER	IP	WLS	BF	H	R	ER	SO	BB	IBB	HBP	BLK	WP	HR	S	P	ERA	WHIP
Pat Rapp, R ERA: 7.2 (1, 1)	2.1	L	14	2	6	6	2	4	1	0	0	0	0	35	61	23.14	2.571
Jim Pena, L ERA: 3.18 (3, 1)	3.2		16	4	1	1	3	1	0	0	0	0	1	41	61	2.46	1.364
Dave Righetti, L ERA: 5.36 (7, 1)	2.0		6	0	0	0	1	0	0	0	0	0	0	13	23	0.00	0.000

BOTTOM

San Francisco Giants @ Philadelphia Phillies
Veterans Stadium, Philadelphia, PA

Sun Jul 26 1992, 3:33 AM EDT
Att. 27,370 - Cloudy - 77 F

livebaseballscorecards.com

AB	30
R	7
H	6
RBI	7
BB	6
SO	6
LOB	11

Batter	1	2	3	4	5	6	7	8	9	AB R H RBI BB SO LOB	TOP
Jose Offerman, S (1, 6) OBP: 0.335, SLG: 0.335	1-1 G5-3		1-3 K			2-2 L4		1-3 K2-3		4 0 0 0 0 2 0	<p>Los Angeles Dodgers @ San Francisco Giants Candlestick Park, San Francisco, CA</p> <p>Mon Jul 27 1992, 10:05 PM EDT Att. 18,364 - Sunny - 61 F</p>
Brett Butler, L (1, 8) OBP: 0.410, SLG: 0.403	1-1 G4-3-6 3B		2-0 B1-3			4-2 FC5-4 BB		2-2 F7	3 1 1 0 1 0 0		
Mike Sharperson, R (1, 4) OBP: 0.405, SLG: 0.419	4-2 G4-3-6 BB			1-1 F8		1-2 FC5-4		2-2 F8	3 0 0 0 1 0 1		
Eric Davis, R (1, 7) OBP: 0.322, SLG: 0.339	2-2 G4-3-6 1-2f 3-H			2-1 G1-3		2-1 F7		4-2 BB	3 0 0 0 1 0 2		
Eric Karros, R (1, 3) OBP: 0.283, SLG: 0.434		0-0 F7		1-2 F8		1-0 F8		3-2 G5-3	4 0 0 0 0 0 1		
Mitch Webster, S (1, 9) OBP: 0.345, SLG: 0.424		2-0 1B		3-1 F7		3-1 F8			3 0 1 0 0 0 0		
Mike Scioscia, L (1, 2) OBP: 0.284, SLG: 0.278		0-3 K		0-0 F7		0-0 F7			3 0 0 0 0 1 1		
Dave Hansen, L (1, 5) OBP: 0.291, SLG: 0.344		1 SAFE 1 SAFE 1 SAFE X	0-0 P5		2-1 2B		3-2 F7		3 0 1 0 0 0 1		
Tom Candiotti, R (1, 1) OBP: 0.116, SLG: 0.095			0-0 P3		0-0 F7		2-1 G6-3		2 0 0 0 0 0 1		
Juan Samuel, R (8, PH) OBP: 0.305, SLG: 0.306									1 0 0 0 0 0 0		
Tim Crews, R (8, 1)									0 0 0 0 0 0 0		
Inning Stats	R: 1 H: 1 E: 0 LOB: 0 K: 0 BB: 1 S: 10 P: 18	R: 0 H: 1 E: 0 LOB: 1 K: 1 BB: 0 S: 6 P: 8	R: 0 H: 0 E: 0 LOB: 0 K: 1 BB: 0 S: 6 P: 9	R: 0 H: 0 E: 0 LOB: 0 K: 0 BB: 0 S: 9 P: 13	R: 0 H: 1 E: 0 LOB: 1 K: 0 BB: 0 S: 6 P: 11	R: 0 H: 0 E: 0 LOB: 1 K: 0 BB: 1 S: 13 P: 22	R: 0 H: 0 E: 0 LOB: 0 K: 0 BB: 0 S: 4 P: 8	R: 0 H: 0 E: 0 LOB: 0 K: 1 BB: 0 S: 8 P: 14	R: 0 H: 0 E: 0 LOB: 1 K: 0 BB: 1 S: 13 P: 24	1B: 1 SF: 0 2B: 1 SAC: 0 3B: 1 DP: 1 HR: 0 HBP: 0	WP: 0 PA: 32 PB: 0 SB: 0 CS: 0
PITCHER Bud Black, L (1, 1) ERA: 2.92	IP WLS BF H R ER SO BB IBB HBP BLK WP HR S P ERA WHIP										

livebaseballscorecards.com

AB	29
R	1
H	3
RBI	0
BB	3
SO	3
LOB	7



Batter	1	2	3	4	5	6	7	8	9
Willie McGee, S OBP: 0.339, SLG: 0.361 (1, 8)	3-3 S K	0-0 FC5			0-1 L5		0-0 P6		
Robby Thompson, R OBP: 0.349, SLG: 0.406 (1, 4) Greg Litton, R OBP: 0.269, SLG: 0.295 (9, 4)	2-1 FC5-4 HR		3-2 G6-4-3 1B		1-1 F7		1-3 K		
Kevin Bass, S OBP: 0.301, SLG: 0.388 (1, 9)	4-2 FC5-4 BB		1-0 G6-4-3 1-2f		2-3 K		1-1 1B		
Chris James, R OBP: 0.314, SLG: 0.406 (1, 7)	0-0 FC5-4 HR		1-1 P3		2-2 G5-3		2-0 F7		
Cory Snyder, R OBP: 0.322, SLG: 0.481 (1, 3)	3-2 1-H 3-H HR			2-3 K		1-0 E6 1B		0-0 F8	
Matt Williams, R OBP: 0.289, SLG: 0.386 (1, 5)	1-2 F9			4-2 BB		4-2 1B WP BB		1-2 1B	
Mark Bailey, S OBP: 0.429, SLG: 0.200 (1, 2)		4-1 FC5 SH2-4 BB		1-3 K		2-2 1B WP		0-0 F7	
Mike Benjamin, R OBP: 0.194, SLG: 0.333 (1, 6)		0-3 K		2-2 P4		2-3 K		1-0 P4	
Bud Black, L OBP: 0.091, SLG: 0.063 (1, 1)		1-1 SH2-4			0-1 1B		2-3 K		

Inning Stats	R: 3	H: 2	E: 0	K: 1	S: 19	LOB: 0	BB: 1	P: 32
	R: 0	H: 0	E: 0	K: 1	S: 7	LOB: 1	BB: 1	P: 12
	R: 0	H: 1	E: 0	K: 0	S: 6	LOB: 0	BB: 0	P: 11
	R: 0	H: 0	E: 0	K: 2	S: 14	LOB: 1	BB: 1	P: 23
	R: 0	H: 1	E: 0	K: 1	S: 9	LOB: 1	BB: 0	P: 12
	R: 2	H: 1	E: 1	K: 2	S: 18	LOB: 1	BB: 1	P: 31
	R: 0	H: 1	E: 0	K: 1	S: 8	LOB: 1	BB: 0	P: 12
	R: 0	H: 1	E: 0	K: 0	S: 6	LOB: 1	BB: 0	P: 8

AB	R	H	RBI	BB	SO	LOB
4	0	0	0	0	1	2
4	1	2	0	0	1	1
0	0	0	0	0	0	0
3	0	1	0	1	1	2
4	1	0	0	0	0	3
4	2	1	3	0	1	0
2	1	1	0	2	0	0
3	0	1	1	1	1	2
4	0	0	0	0	2	4
2	0	1	0	0	1	1

Los Angeles Dodgers @ San Francisco Giants
Candlestick Park, San Francisco, CA

Mon Jul 27 1992, 10:05 PM EDT
Att. 18,364 - Sunny - 61 F

livebaseballscorecards.com

AB	30
R	5
H	7
RBI	4
BB	4
SO	8
LOB	15



1B	2B	3B	HR	SF	SAC	DP	HBP	WP	HR	S	P	ERA	WHIP
5	1	0	1	0	1	1	0	1	0	133	5.14	1.429	
1	0	0	0	0	0	0	0	0	0	6	8	0.00	1.000

PA	35
WP	1
PB	0
SB	1
CS	0

Batter	1	2	3	4	5	6	7	8	9	AB R H RBI BB SO LOB	TOP																
Jose Offerman, S (1, 6) OBP: 0.334, SLG: 0.334	2-2 G3		2-0 L4-6			0-0 FC4-6		0-0 CS 1B		4 0 1 0 0 0 2	<p>Los Angeles Dodgers @ San Francisco Giants</p> <p>Candlestick Park, San Francisco, CA</p> <p>Tue Jul 28 1992, 10:05 PM EDT</p> <p>Att. 18,754 - Cloudy - 59 F</p>																
Brett Butler, L (1, 8) OBP: 0.409, SLG: 0.401	0-1 F8			3-2 G1-3		0-0 FC4-6		0-0 CS 1B		4 0 1 0 0 0 1																	
Lenny Harris, L (1, 4) OBP: 0.316, SLG: 0.310	3-2 E5			3-1 G5-3			1-0 HR 1B	0-3 K		3 1 2 0 0 0 0																	
Mike Sharperson, R (8, PH) OBP: 0.404, SLG: 0.418	1B									1 0 0 0 0 1 2																	
Eric Karros, R (1, 3) OBP: 0.282, SLG: 0.442	0-3 K			2-3 K			0-2 HR	1-3 K		4 1 1 2 0 3 3																	
Todd Benzinger, S (1, 7) OBP: 0.272, SLG: 0.341		0-0 G6-3			1-0 F8		1-0 F8		1-1 E3	4 1 1 0 0 0 0																	
Henry Rodriguez, L (1, 9)		1-3 K			1-2 F9		1-1 G3-1		2-0 F7	4 0 0 0 0 1 1																	
Mike Scioscia, L (1, 2) OBP: 0.287, SLG: 0.282		0-0 F9			0-0 G4-3		1-1 1B		0-0 FC3-6	4 0 2 0 0 0 0																	
Dave Anderson, R (9, PR) OBP: 0.288, SLG: 0.435									2-3 1B	0 0 0 0 0 0 0																	
Carlos Hernandez, R (9, 2) OBP: 0.297, SLG: 0.278										0 0 0 0 0 0 0																	
Dave Hansen, L (1, 5) OBP: 0.300, SLG: 0.353			2-0 L4-6 SH1-3			1-1 FC4-6		2-1 1B	1-2 FC3-6	4 0 3 1 0 0 1																	
Orel Hershiser, R (1, 1) OBP: 0.217, SLG: 0.295			0-0 SH1-3			1-3 K		2-2 P3	1-3 K	1 0 0 0 0 1 1																	
Mitch Webster, S (7, PH) OBP: 0.343, SLG: 0.421						1-3 K				1 0 0 0 0 0 2																	
Jim Gott, R (7, 1)										0 0 0 0 0 0 0																	
Juan Samuel, R (9, PH) OBP: 0.303, SLG: 0.303										1 0 0 0 0 1 1																	
Roger McDowell, R (9, 1)										0 0 0 0 0 0 0																	
Inning Stats	R: 0 E: 1 K: 1 S: 15	H: 1 LOB: 1 BB: 0 P: 20	R: 0 E: 0 K: 1 S: 5	H: 0 LOB: 0 BB: 0 P: 6	R: 0 E: 0 K: 0 S: 3	H: 1 LOB: 0 BB: 0 P: 7	R: 0 E: 0 K: 1 S: 10	H: 0 LOB: 0 BB: 0 P: 18	R: 0 E: 0 K: 0 S: 8	H: 0 LOB: 0 BB: 0 P: 10	R: 0 E: 0 K: 1 S: 7	H: 1 LOB: 1 BB: 0 P: 9	R: 2 E: 0 K: 0 S: 14	H: 4 LOB: 2 BB: 0 P: 22	R: 0 E: 0 K: 2 S: 8	H: 2 LOB: 1 BB: 0 P: 9	R: 1 E: 1 K: 1 S: 12	H: 2 LOB: 1 BB: 0 P: 17	1B: 10 2B: 1 3B: 0 HR: 1	SF: 0 SAC: 1 DP: 1 HBP: 0	WP: 0 PB: 0 SB: 0 CS: 2	PA: 36					
PITCHER	IP WLS BF H R ER SO BB IBB HBP BLK WP HR S P ERA WHIP																										
Bill Swift, R (1, 1) ERA: 2.32	6.2		25	6	2	2	4	0	0	0	0	0	1	57	83	2.70	0.900										
Jim Pena, L (7, 1) ERA: 3.09	0.1		2	1	0	0	0	0	0	0	0	0	0	5	9	0.00	3.000										
Bryan Hickerson, L (8, 1) ERA: 2.67	0.0		2	2	0	0	0	0	0	0	0	0	0	2	2	∞	∞										
Rod Beck, R (8, 1) ERA: 2.34	2.0	W	7	2	1	0	3	0	0	0	0	0	0	18	24	0.00	1.000										

livebaseballscorecards.com

AB	35
R	3
H	11
RBI	3
BB	0
SO	7
LOB	14



Batter	1	2	3	4	5	6	7	8	9	AB	R	H	RBI	BB	SO	LOB
Mike Felder, S OBP: 0.312, SLG: 0.368 (1, 8)	3-2 F8	0-0 G3			2-0 E S 1B		4-2 BB			3	1	1	0	1	0	1
Robby Thompson, R OBP: 0.348, SLG: 0.404 (1, 4)	3-2 1B		2-1 G6-3		2-2 E6 1B		1-2 G6-3			4	0	1	0	0	0	2
Mark Leonard, L OBP: 0.400, SLG: 0.600 Willie McGee, S OBP: 0.339, SLG: 0.361 (1, 9) (8, PR) (9, 9)	1-2 F9		2-0 G4-3		0-1 FC6-4 1B		4-1 G4-6-3 BB			3	0	1	1	1	0	1
Chris James, R OBP: 0.306, SLG: 0.394 (1, 7)	0-1 F9		0-1 G4-3		0-0 FC6-4		1-2 F9			4	0	0	0	0	0	4
Cory Snyder, R OBP: 0.320, SLG: 0.490 (1, 3)		0-0 HR			1-2 F7		3-2 G5-3		1-2 G4-6-3	4	1	1	1	0	0	1
Matt Williams, R OBP: 0.286, SLG: 0.381 (1, 5)		1-2 F7			1-0 G6-3		0-3 K		0-0 G5-3	4	0	0	0	0	1	0
Mark Bailey, S OBP: 0.273, SLG: 0.111 (1, 2)		2-0 G6-3			0-0 G4-3		2-2 G3		1-1 G3-1	4	0	0	0	0	0	0
Jose Uribe, S OBP: 0.316, SLG: 0.376 (1, 6)		1-1 1B 2B			0-0 F9		0-3 K		2-1 HR 1B	4	2	2	0	0	1	0
Bill Swift, R OBP: 0.271, SLG: 0.243 Jim Pena, L OBP: 0.333, SLG: 0.333 Kevin Bass, S OBP: 0.300, SLG: 0.386 Bryan Hickerson, L OBP: 0.300, SLG: 0.386 Rod Beck, R OBP: 0.399, SLG: 0.488 (1, 1) (7, 1) (7, PH) (8, 1) (8, 1) (9, PH)		0-1 1B			2-3 K		0-0 G5-3		0-2 HR	2	0	1	1	0	1	0

Inning Stats	R: 0	H: 1	E: 0	K: 0	S: 12	R: 2	H: 3	E: 0	K: 0	S: 10	R: 0	H: 0	E: 0	K: 0	S: 5	R: 0	H: 0	E: 0	K: 0	S: 5	R: 1	H: 2	E: 1	K: 1	S: 11	R: 0	H: 0	E: 0	K: 1	S: 9	R: 0	H: 0	E: 0	K: 0	S: 9	R: 0	H: 0	E: 0	K: 0	S: 9	R: 2	H: 2	E: 0	K: 0	S: 8	1B: 5	SF: 0	2B: 1	SAC: 0	3B: 0	DP: 1	HR: 2	HBP: 0	WP: 0	PA: 36
--------------	------	------	------	------	-------	------	------	------	------	-------	------	------	------	------	------	------	------	------	------	------	------	------	------	------	-------	------	------	------	------	------	------	------	------	------	------	------	------	------	------	------	------	------	------	------	------	-------	-------	-------	--------	-------	-------	-------	--------	-------	--------

PITCHER	IP	WLS	BF	H	R	ER	SO	BB	IBB	HBP	BLK	WP	HR	S	P	ERA	WHIP
Orel Hershiser, R ERA: 3.78 (1, 1)	6.0		25	6	3	2	2	0	0	0	0	0	1	52	80	3.00	1.000
Jim Gott, R ERA: 1.99 (7, 1)	2.0		7	0	0	0	1	2	0	0	0	0	0	19	29	0.00	1.000
Roger McDowell, R ERA: 3.4 (9, 1)	0.2	L	4	2	2	2	0	0	0	0	0	0	1	8	11	27.00	3.000

BOTTOM

Los Angeles Dodgers @ San Francisco Giants
Candlestick Park, San Francisco, CA

livebaseballscores.com

AB 34
R 5
H 8
RBI 5
BB 2
SO 3
LOB 9



Tue Jul 28 1992, 10:05 PM EDT
Att: 18,754 - Cloudy - 59 F

Batter	1	2	3	4	5	6	7	8	9	AB R H RBI BB SO LOB	TOP									
Jose Offerman, S (1, 6) OBP: 0.330, SLG: 0.329	1-2 G1-3			0-0 F9		0-2 G6-3	0-3 K		2-2 F7	5 0 0 0 0 1 1										
Brett Butler, L (1, 8) OBP: 0.411, SLG: 0.401	0-0 L4-3 1B			4-1 BB BB		4-2 1B HR BB	0-3 K		1-2 G3	3 1 1 0 2 1 1										
Mike Sharperson, R (1, 4) OBP: 0.400, SLG: 0.413	0-0 L4-3			1-2 P8		1-0 HR 1B	2-3 K		2-3 K	5 1 1 0 0 2 3										
Eric Karros, R (1, 3) OBP: 0.285, SLG: 0.450 Henry Rodriguez, L (8, 7)		3-2 F9		4-2 BB 1-2 BB		1-2 HR		0-1 P4		3 1 1 3 1 0 0 0 0 0 0 0 0 0										
Mitch Webster, S (1, 9) OBP: 0.347, SLG: 0.423		0-0 G6-3		0-0 P3		2-0 G4-3 HR 1B		3-1 E 1B SF7 1B		4 2 2 0 0 0 2										
Todd Benzinger, S (1, 7) OBP: 0.272, SLG: 0.339		3-1 G6-3			0-1 G4-3	1-1 G4-3		1-0 E7 1B		4 0 1 0 0 0 1										
Carlos Hernandez, R (1, 2) OBP: 0.311, SLG: 0.314			0-2 G4-3		1-2 FC6-4 1B	1-1 HR		4-0 IBB		3 1 2 2 1 0 0										
Dave Hansen, L (1, 5) OBP: 0.285, SLG: 0.348			2-3 K		2-3 K	0-0 G4-3		1-0 SF7		3 0 0 1 0 2 1										
Ramon Martinez, R (1, 1) OBP: 0.143, SLG: 0.143 Jay Howell, R (8, 1) John Candelaria, L (8, 1) Roger McDowell, R (9, 1)			0-3 K		0-1 FC6-4 1-2f K		1-2 1B	1-2 L5		4 0 1 0 0 1 3 0										
Inning Stats	R: 0 E: 0 K: 0 S: 5	H: 1 LOB: 0 BB: 0 P: 6	R: 0 E: 0 K: 0 S: 6	H: 0 LOB: 0 BB: 0 P: 12	R: 0 E: 0 K: 2 S: 9	H: 0 LOB: 0 BB: 0 P: 11	R: 0 E: 0 K: 1 S: 12	H: 1 LOB: 1 BB: 0 P: 15	R: 5 E: 0 K: 0 S: 22	H: 4 LOB: 0 BB: 1 P: 32	R: 0 E: 0 K: 3 S: 15	H: 1 LOB: 1 BB: 0 P: 18	R: 1 E: 1 K: 0 S: 9	H: 2 LOB: 2 BB: 1 P: 19	R: 0 E: 0 K: 1 S: 11	H: 0 LOB: 0 BB: 0 P: 16	1B: 7 2B: 1 3B: 0 HR: 2	SF: 1 SAC: 0 DP: 1 HBP: 0	WP: 1 PB: 0 SB: 0 CS: 0	PA: 39
PITCHER	IP WLS BF H R ER SO BB IBB HBP BLK WP HR S P ERA WHIP																			
Trevor Wilson, L (1, 1) ERA: 4.18	5.1 L 23 5 4 4 3 3 0 0 0 0 0 1 58 86 6.75 1.500																			
Bryan Hickerson, L (6, 1) ERA: 2.8	0.2 3 1 1 1 0 0 0 0 0 0 1 1 5 7 13.50 1.500																			
Michael Jackson, R (7, 1) ERA: 2.78	1.0 4 1 0 0 3 0 0 0 0 0 0 0 15 18 0.00 1.000																			
Dave Righetti, L (8, 1) ERA: 5.44	1.0 6 2 1 1 0 0 0 1 0 0 0 0 9 19 9.00 2.000																			
Jeff Brantley, R (9, 1) ERA: 3.52	1.0 3 0 0 0 1 0 0 0 0 0 0 0 0 11 16 0.00 0.000																			

Los Angeles Dodgers @ San Francisco Giants
 Candlestick Park, San Francisco, CA
 Wed Jul 29 1992, 6:33 AM EDT
 Att. 28,147 - Cloudy - 64 F

AB	34
R	6
H	9
RBI	6
BB	4
SO	7
LOB	12



Batter	1	2	3	4	5	6	7	8	9	AB	R	H	RBI	BB	SO	LOB
Willie McGee, S (1, 8) Michael Jackson, R (7, 1) Dave Righetti, L (8, 1) Mike Felder, S (8, PH) Jeff Brantley, R (9, 1)	2-2 L5			1-1 G4-3		1-3 K		0-0 F9		3	0	0	0	0	1	1
Robby Thompson, R (1, 4)	2-1 P5			1-0 F9			2-3 K	0-2 F9		4	0	0	0	0	1	2
Will Clark, L (1, 3)	2-2 G6-3			0-0 F7			1-1 1B 2B	1-1 FC6		4	1	1	0	0	0	2
Chris James, R (1, 7)			1-3 K		2-3 K		1-0 1B 1B		1-1 G4-3	4	0	1	1	0	2	0
Cory Snyder, R (1, 9) (7, 8)			0-3 K		2-2 F7		0-1 1B		0-3 K	4	0	1	0	0	2	0
Matt Williams, R (1, 5)			1-0 P2		0-0 G6-3		3-3 K		1-0 2B	4	0	1	0	0	1	2
Mark Bailey, S (1, 2) Craig Colbert, R (6, 2)				4-2 G3-6-1 BB			0-1 F8		0-1 G5-3	0	0	0	0	1	0	0
Jose Uribe, S (1, 6)			0-0 L6				0-1 P6		4-0 1B BB	2	0	0	0	1	0	1
Trevor Wilson, L (1, 1) Bryan Hickerson, L (6, 1) Mark Leonard, L (6, PH)			3-2 G3-6-1				4-0 BB		2-1 FC6 1B	1	0	0	0	0	0	1
			1-2f							1	0	1	0	1	0	0

Inning Stats	R: 0	H: 0	E: 0	K: 8	S: 8	R: 0	H: 0	E: 0	K: 2	S: 8	R: 0	H: 0	E: 0	K: 0	S: 7	R: 0	H: 0	E: 0	K: 0	S: 4	R: 0	H: 0	E: 0	K: 1	S: 8	R: 1	H: 3	E: 0	K: 2	S: 15	R: 0	H: 1	E: 0	K: 0	S: 8	R: 0	H: 1	E: 0	K: 1	S: 8	1B: 3	2B: 2	3B: 0	HR: 0	SF: 0	SAC: 0	DP: 1	HBP: 0	WP: 0	PB: 0	SB: 0	CS: 0	PA: 34
PITCHER	IP	WLS	BF	H	R	ER	SO	BB	IBB	HBP	BLK	WP	HR	S	P	ERA	WHIP																																				
Ramon Martinez, R (1, 1) ERA: 3.78	7.0		26	3	1	1	6	3	0	0	0	0	0	57	96	1.29	0.857																																				
Jay Howell, R (8, 1) ERA: 1.59	0.2		3	1	0	0	0	0	0	0	0	0	0	6	8	0.00	1.500																																				
John Candelaria, L (8, 1) ERA: 2.0	0.1		1	0	0	0	0	0	0	0	0	0	0	2	3	0.00	0.000																																				
Roger McDowell, R (9, 1) ERA: 3.33	1.0		4	1	0	0	1	0	0	0	0	0	0	8	10	0.00	1.000																																				


BOTTOM

Los Angeles Dodgers @ San Francisco Giants
Candlestick Park, San Francisco, CA
 Wed Jul 29 1992, 6:33 AM EDT
 Att. 28,147 - Cloudy - 64 F

livebaseballscorecards.com

AB	31
R	1
H	5
RBI	1
BB	3
SO	7
LOB	14



Batter	1	2	3	4	5	6	7	8	9	AB R H RBI BB SO LOB	TOP
Otis Nixon, S (1, 8) OBP: 0.371, SLG: 0.385 C B X	1-1 B1-3 ①		2-1 G6-3 ③			1-0 G1-3 ①		1-0 G5-3 ③		4 0 0 0 0 0 1	
Terry Pendleton, S (1, 5) OBP: 0.316, SLG: 0.450 B B F B X	3-1 G3 ②			1-1 F9 ①		1-2 G3-1 ②		0-1 G3 ①		4 0 0 0 0 0 0	
Ron Gant, R (1, 7) OBP: 0.328, SLG: 0.426 B C F B B X	3-2 G5-3 ③			2-2 FC3-6 1B		1-0 G4-3 ③		0-0 BB 1B		4 0 2 0 0 0 0	
David Justice, L (1, 9) OBP: 0.353, SLG: 0.393 C X		0-1 G3 1B		0-1 FC3-6 1B 1-2f			0-0 P6 ①		2-2 L4 ②	4 0 1 0 0 0 2	
Sid Bream, L (1, 3) OBP: 0.340, SLG: 0.375 C F B F X		2-2 G3 1-2 ①		0-0 1-2 1B		0-1 G4-3 ②		4-2 BB 1-2		3 0 1 0 1 0 1	
Greg Olson, R (1, 2) OBP: 0.327, SLG: 0.359 B B S B X		2-1 G5-3 ②		1-3 K ③			2-1 G6-3 ③		1-2 F9 ③	4 0 0 0 0 1 5	
Mark Lemke, S (1, 4) OBP: 0.285, SLG: 0.289 F B X		1-1 F9 ③			2-2 G4-3 ①			0-0 G4-3 ①		3 0 0 0 0 0 1	
Rafael Belliard, R (1, 6) OBP: 0.263, SLG: 0.239 Jeff Blauser, R (8, PH) OBP: 0.294, SLG: 0.394 (8, 6)			1-3 K ①		0-0 G4-3 ②			4-2 G4-3 BB		2 0 0 0 0 1 0 0 0 0 0 1 0 0	AB 31 R 0 H 4 RBI 0 BB 2 SO 3 LOB 11
Charlie Leibrandt, R (1, 1) OBP: 0.111, SLG: 0.114 Jeff Treadway, L (8, PH) OBP: 0.212, SLG: 0.275 Mark Wohlers, R (8, 1)			1-3 K ②		0-1 F9 ③			1-2 G4-3 ②		2 0 0 0 0 1 0 1 0 0 0 0 0 1 0 0 0 0 0 0 0	
Inning Stats	R: 0 H: 0 E: 0 LOB: 0 K: 0 BB: 0 S: 8 P: 15	R: 0 H: 1 E: 0 LOB: 1 K: 0 BB: 0 S: 14 P: 19	R: 0 H: 0 E: 0 LOB: 0 K: 2 BB: 0 S: 8 P: 12	R: 0 H: 2 E: 0 LOB: 2 K: 1 BB: 0 S: 11 P: 15	R: 0 H: 0 E: 0 LOB: 0 K: 0 BB: 0 S: 6 P: 8	R: 0 H: 0 E: 0 LOB: 0 K: 0 BB: 0 S: 7 P: 10	R: 0 H: 0 E: 0 LOB: 0 K: 0 BB: 0 S: 5 P: 7	R: 0 H: 0 E: 0 LOB: 1 K: 0 BB: 1 S: 8 P: 14	R: 0 H: 1 E: 0 LOB: 2 K: 0 BB: 1 S: 13 P: 20	1B: 4 SF: 0 2B: 0 SAC: 0 3B: 0 DP: 0 HR: 0 HBP: 0	WP: 0 PA: 33 PB: 0 SB: 0 CS: 0
PITCHER John Burkett, R (1, 1) ERA: 3.95	IP 9.0 WLS W BF 33 H 4 R 0 ER 0 SO 3 BB 2 IBB 0 HBP 0 BLK 0 WP 0 HR 0 S 80 P 120 ERA 0.00 WHIP 0.667	PITCHER IP WLS BF H R ER SO BB IBB HBP BLK WP HR S P ERA WHIP									

Atlanta Braves @ San Francisco Giants
 Candlestick Park, San Francisco, CA
 Thu Jul 30 1992, 10:05 PM EDT
 Att. 14,313 - Cloudy - 56 F

livebaseballscorecards.com

Batter	1	2	3	4	5	6	7	8	9	AB	R	H	RBI	BB	SO	LOB
Willie McGee, S OBP: 0.335, SLG: 0.357 (1, 8)	2-2 1B		1-3 K		0-0 G6-3		1-0 G1-3			4	0	1	0	0	1	0
Robby Thompson, R OBP: 0.339, SLG: 0.392 (1, 4)	2-2 F8		1-2 P3		1-1 G6-3		3-3 K			4	0	0	0	0	1	1
Will Clark, L OBP: 0.396, SLG: 0.485 (1, 3)	1-3 K		0-0 G1-3		0-0 1B		0-3 K			4	0	1	0	0	2	1
Chris James, R OBP: 0.299, SLG: 0.383 (1, 7)	1-3 K			1-2 G6-3	0-2 F9		1-2 G4-3			3	0	0	0	0	1	2
Mike Felder, S OBP: 0.309, SLG: 0.365 (8, 7)										1	0	0	0	0	0	0
Cory Snyder, R OBP: 0.322, SLG: 0.486 (1, 9)		1-1 G6-3		0-0 P5		1-0 FC6-4 1B		0-0 1B 2B		4	1	2	0	0	0	0
Matt Williams, R OBP: 0.290, SLG: 0.387 (1, 5)		1-1 1B 1B		2-1 3B 1B		1-2 FC6-4 3B		1-0 2B 1B		4	4	3	0	0	0	1
Craig Colbert, R OBP: 0.219, SLG: 0.250 (1, 2)		1-1 G5-3		0-0 3B		0-1 L6		1-2 2B		4	0	2	3	0	0	2
Mike Benjamin, R OBP: 0.250, SLG: 0.410 (1, 6)		0-2 1B		4-0 IBB		1-2 3B		1-1 F7		3	0	2	2	1	0	1
John Burkett, R OBP: 0.103, SLG: 0.056 (1, 1)		2-2 F9		0-0 FC5-4		1-0 G6-3		2-3 K		4	0	0	0	0	1	5

Inning Stats	R: 0	H: 1	E: 0	LOB: 1	K: 2	BB: 0	S: 13	R: 1	H: 2	E: 0	LOB: 1	K: 0	BB: 0	S: 14	R: 0	H: 0	E: 0	LOB: 0	K: 1	BB: 0	S: 7	R: 1	H: 2	E: 0	LOB: 2	K: 0	BB: 1	S: 8	R: 0	H: 1	E: 0	LOB: 1	K: 0	BB: 0	S: 7	R: 1	H: 2	E: 0	LOB: 1	K: 0	BB: 0	S: 11	R: 0	H: 0	E: 0	LOB: 0	K: 2	BB: 0	S: 8	R: 2	H: 3	E: 0	LOB: 1	K: 1	BB: 0	S: 17
PITCHER	IP	WLS	BF	H	R	ER	SO	BB	IBB	HBP	BLK	WP	HR	S	P	ERA	WHIP																																							
Charlie Leibrandt, L (1, 1)	7.0	L	30	8	3	3	5	0	1	0	0	0	0	68	95	3.86	1.143																																							
Mark Wohlers, R (8, 1)	1.0		6	3	2	2	1	0	0	0	0	0	0	17	23	18.00	3.000																																							

BOTTOM

Atlanta Braves @ San Francisco Giants
Candlestick Park, San Francisco, CA

Thu Jul 30 1992, 10:05 PM EDT
Att: 14,313 - Cloudy - 56 F

AB	35
R	5
H	11
RBI	5
BB	1
SO	6
LOB	13



1B: 8	SF: 0	WP: 0	PA: 36
2B: 1	SAC: 0	PB: 0	
3B: 2	DP: 0	SB: 1	
HR: 0	HBP: 0	CS: 0	

Batter	1	2	3	4	5	6	7	8	9	AB R H RBI BB SO LOB	TOP
Otis Nixon, S (1, 8) OBP: 0.377, SLG: 0.396 F C B B X	1-2 1B		1-1 2B		1-1 G1-3		1-1 1-2 2-H 1B			4 1 3 1 0 0 0	Atlanta Braves @ San Francisco Giants Candlestick Park, San Francisco, CA Fri Jul 31 1992, 10:05 PM EDT Att. 21,025 - Cloudy - 65 F
Jeff Treadway, L (1, 4) OBP: 0.236, SLG: 0.283 Mark Lemke, S (7, PH) OBP: 0.284, SLG: 0.288 (7, 4) 1 SAFE B 1 SAFE P B B	4-0 1B		0-0 P8		0-0 G4-3 1B		3-3 K 2-3			2 0 1 0 1 0 1 1 0 0 0 0 1 2	
Terry Pendleton, S (1, 5) OBP: 0.318, SLG: 0.453 B X	1-0 G5-4-3 1-2 2-3 1B		2-1 G4-3 2-H 2B		2-2 G4-3 1-2f		0-1 G6-3			4 0 2 1 0 0 1	
David Justice, L (1, 9) OBP: 0.349, SLG: 0.387 B F B X	2-1 P6		1-0 G4-3 2-3		2-2 P5		0-0 G4-3			4 0 0 0 0 0 4	
Ron Gant, R (1, 7) OBP: 0.325, SLG: 0.421 B F C X	1-2 G5-4-3 1-2f		1-2 P4		2-2 P2		1-2 G5-3			4 0 0 0 0 0 4	
Sid Bream, L (1, 3) OBP: 0.338, SLG: 0.386 B C O T F X		2-2 F7		2-2 HR		0-3 K		2-2 G4-3		4 1 1 1 0 1 0	
Damon Berryhill, S (1, 2) OBP: 0.261, SLG: 0.360 Deion Sanders, L (9, PR) OBP: 0.364, SLG: 0.552 Greg Olson, R (9, 2) OBP: 0.327, SLG: 0.359 C T X		0-2 FC1-5-6-5 2B		0-0 F8		3-1 G6-3		3-2 CS HBP		3 0 1 0 0 0 0 0 0 0 0 0 0 0 0 0 0 0 0 0 0	
Rafael Belliard, R (1, 6) OBP: 0.263, SLG: 0.239 X		0-0 FC1-5-6-5 2-3		0-0 F8		1-2 1B 1B		1 SAFE F 1 SAFE P SAFE F S	1-3 K 1-2	4 1 1 0 0 1 2	
Steve Avery, L (1, 1) OBP: 0.226, SLG: 0.275 Kent Mercker, L (8, 1) Alejandro Pena, R (9, 1) B T T C B B X		3-2 F7		0-1 G1-3		1 SAFE X	0-0 CS 1B 1-2 1B			3 0 1 0 0 0 1 0 0 0 0 0 0 0 0 0 0 0 0 0 0	
Inning Stats	R: 0 H: 2 E: 0 LOB: 2 K: 0 BB: 1 S: 11 P: 19	R: 0 H: 1 E: 0 LOB: 1 K: 0 BB: 0 S: 12 P: 17	R: 1 H: 2 E: 0 LOB: 1 K: 0 BB: 0 S: 9 P: 14	R: 1 H: 1 E: 0 LOB: 0 K: 0 BB: 0 S: 7 P: 9	R: 0 H: 1 E: 0 LOB: 0 K: 0 BB: 0 S: 6 P: 9	R: 0 H: 0 E: 0 LOB: 0 K: 1 BB: 0 S: 9 P: 13	R: 1 H: 3 E: 0 LOB: 2 K: 1 BB: 0 S: 12 P: 20	R: 0 H: 0 E: 0 LOB: 0 K: 0 BB: 0 S: 6 P: 7	R: 0 H: 0 E: 0 LOB: 1 K: 1 BB: 0 S: 12 P: 17	1B: 6 SF: 0 2B: 4 SAC: 0 3B: 0 DP: 3 HR: 1 HBP: 1	WP: 0 PA: 35 PB: 0 SB: 0 CS: 2
PITCHER Francisco Oliveras, R (1, 1) ERA: 2.29 Dave Righetti, L (6, 1) ERA: 5.4 Bryan Hickerson, L (8, 1) ERA: 2.75 Michael Jackson, R (9, 1) ERA: 2.73	IP WLS BF H R ER SO BB IBB HBP BLK WP HR S P ERA WHIP 5.0 0 21 7 2 2 0 1 0 0 0 0 1 45 68 3.60 1.600 2.0 0 8 3 1 1 2 0 0 0 0 0 0 21 33 4.50 1.500 1.0 0 3 0 0 0 0 0 0 0 0 0 0 6 7 0.00 0.000 1.0 W 3 0 0 0 1 0 0 0 1 0 0 0 12 17 0.00 0.000	PITCHER IP WLS BF H R ER SO BB IBB HBP BLK WP HR S P ERA WHIP 5.0 0 21 7 2 2 0 1 0 0 0 0 1 45 68 3.60 1.600 2.0 0 8 3 1 1 2 0 0 0 0 0 0 21 33 4.50 1.500 1.0 0 3 0 0 0 0 0 0 0 0 0 0 6 7 0.00 0.000 1.0 W 3 0 0 0 1 0 0 0 1 0 0 0 12 17 0.00 0.000									

livebaseballscorecards.com

AB	33
R	3
H	10
RBI	3
BB	1
SO	3
LOB	15



Batter	1	2	3	4	5	6	7	8	9	AB	R	H	RBI	BB	SO	LOB
Willie McGee, S OBP: 0.331, SLG: 0.352 (1, 8)	G5-3			G1-3		G6-3		G5-3		4	0	0	0	0	0	1
Robby Thompson, R OBP: 0.338, SLG: 0.390 (1, 4)	G5-3			F8		G6-3			WP 2B 1B	4	1	1	0	0	0	0
Will Clark, L OBP: 0.394, SLG: 0.485 (1, 3)	K			K		G5-3			1B 1B 2B	4	1	1	1	0	2	0
Chris James, R OBP: 0.304, SLG: 0.405 (1, 7)			G5-3		HR			F9	1B 1B 1B	4	1	2	1	0	0	0
Cory Snyder, R OBP: 0.317, SLG: 0.479 (1, 9)		L4			G5-3			P6	F9	4	0	0	0	0	0	2
Matt Williams, R OBP: 0.290, SLG: 0.383 (1, 5)		G5-3			G4-3			G3-1	1B 1B	3	0	0	0	1	0	0
Craig Colbert, R OBP: 0.250, SLG: 0.286 (1, 2)			P5		WP 2B			SH3-4 BB	1B 1B	3	1	2	1	1	0	0
Mike Benjamin, R OBP: 0.262, SLG: 0.400 (1, 6)			F7		S BB			SH3-4		1	0	0	0	1	0	0
Francisco Oliveras, R (1, 1) Kevin Bass, S (5, PH) Dave Righetti, L (6, 1) Bryan Hickerson, L (8, 1) Mike Felder, S (8, PH) Michael Jackson, R (9, 1)			F7		K 1-2			G5-3		1	0	0	0	0	0	0

Inning Stats	R: 0	H: 0	E: 0	K: 1	S: 9	LOB: 0	BB: 0	P: 13	R: 0	H: 0	E: 0	K: 0	S: 6	LOB: 0	BB: 0	P: 10	R: 0	H: 0	E: 0	K: 1	S: 12	LOB: 0	BB: 0	P: 15	R: 0	H: 0	E: 0	K: 1	S: 6	LOB: 0	BB: 0	P: 8	R: 2	H: 2	E: 0	K: 1	S: 13	LOB: 1	BB: 1	P: 25	R: 0	H: 0	E: 0	K: 0	S: 5	LOB: 0	BB: 0	P: 8	R: 0	H: 0	E: 0	K: 0	S: 7	LOB: 0	BB: 0	P: 11	R: 0	H: 0	E: 0	K: 0	S: 6	LOB: 1	BB: 1	P: 13	R: 2	H: 4	E: 0	K: 0	S: 14	LOB: 3	BB: 1	P: 25	1B: 3	SF: 0	2B: 2	SAC: 1	3B: 0	DP: 0	HR: 1	HBP: 0	WP: 3	PA: 34
PITCHER	IP	WLS	BF	H	R	ER	SO	BB	IBB	HBP	BLK	WP	HR	S	P	ERA	WHIP																																																																	
Steve Avery, L (1, 1) ERA: 2.79	7.1		26	2	2	2	3	2	0	0	0	1	1	59	97	2.46	0.545																																																																	
Kent Mercker, L (8, 1) ERA: 2.15	0.2	L	4	2	2	2	0	0	0	0	0	1	0	8	12	27.00	3.000																																																																	
Alejandro Pena, R (9, 1) ERA: 4.5	0.1		4	2	0	0	0	0	1	0	0	0	0	11	19	0.00	6.000																																																																	

BOTTOM

Atlanta Braves @ San Francisco Giants
Candlestick Park, San Francisco, CA

Fri Jul 31 1992, 10:05 PM EDT
Att. 21,025 - Cloudy - 65 F

livebaseballscorecards.com

AB	30
R	4
H	6
RBI	3
BB	3
SO	3
LOB	5



Batter	1	2	3	4	5	6	7	8	9	AB R H RBI BB SO LOB	TOP														
Otis Nixon, S OBP: 0.373, SLG: 0.396 (1, 8)	2-2 F9		1-1 1B 2B		0-0 L7	2-1 G6-3			1-1 E6	5 1 1 1 0 0 1															
Jeff Blauser, R OBP: 0.293, SLG: 0.393 Rafael Belliard, R OBP: 0.262, SLG: 0.238 (1, 6) (7, 6)	0-1 F9		1-0 SF8		2-2 G6-3		0-1 1B F7-2	1-2 F9	3 0 1 1 0 0 0 1 0 0 0 0 0 1																
Terry Pendleton, S OBP: 0.319, SLG: 0.454 (1, 5)	1-3 K		1-0 PO 1B		1-2 2B		2-3 K	2-2 G4-3	5 0 2 1 0 2 2																
Ron Gant, R OBP: 0.327, SLG: 0.421 (1, 7)		2-3 K	1-1 PO	1-3 K	4-0 IBB		3-2 1B	1-3 1B	3 0 1 0 1 2 0																
David Justice, L OBP: 0.345, SLG: 0.382 (1, 9)		2-3 K		2-3 K	1-0 G4-3		3-2 F7-2		4 0 0 0 0 2 4																
Brian Hunter, R OBP: 0.251, SLG: 0.474 (1, 3)		1-0 P6		1-0 HR		0-2 BLK 1B		3-3 K	4 2 2 1 0 1 0																
Greg Olson, R OBP: 0.335, SLG: 0.366 (1, 2)			1-1 E 2B 1B	0-0 BLK 1B		2-0 G6-3		1-2 G6-4-3 1B	4 1 3 0 0 0 1																
Mark Lemke, S OBP: 0.287, SLG: 0.288 (1, 4)			0-1 E6 2B SF8	4-0 IBB		0-0 SH2-4 1B		1-1 G6-4-3	3 1 1 1 1 0 2																
29 John Smoltz, R OBP: 0.241, SLG: 0.212 Jeff Treadway, L OBP: 0.232, SLG: 0.278 Marvin Freeman, R OBP: 0.500, SLG: 0.500 (1, 1) (9, PH) (9, 1)			0-0 F8	3-2 G4-3		0-2 SH2-4		0-1 P5	2 0 0 0 0 0 4 1 0 0 0 0 0 0 0 0 0 0 0 0 0																
Inning Stats	R: 0 E: 0 K: 1 S: 10	H: 0 LOB: 0 BB: 0 P: 13	R: 0 E: 0 K: 2 S: 8	H: 0 LOB: 0 BB: 0 P: 13	R: 3 E: 1 K: 0 S: 10	H: 3 LOB: 0 BB: 0 P: 15	R: 1 E: 0 K: 2 S: 11	H: 2 LOB: 2 BB: 1 P: 22	R: 0 E: 0 K: 0 S: 8	H: 1 LOB: 2 BB: 1 P: 16	R: 1 E: 0 K: 0 S: 10	H: 2 LOB: 1 BB: 0 P: 14	R: 0 E: 0 K: 1 S: 13	H: 2 LOB: 1 BB: 0 P: 21	R: 0 E: 0 K: 1 S: 9	H: 1 LOB: 0 BB: 0 P: 14	R: 0 E: 1 K: 0 S: 12	H: 0 LOB: 1 BB: 0 P: 14	1B: 8 2B: 3 3B: 0 HR: 1	SF: 1 SAC: 1 DP: 2 HBP: 0	WP: 0 PB: 0 SB: 0 CS: 0	PA: 40			
PITCHER	IP	WLS	BF	H	R	ER	SO	BB	IBB	HBP	BLK	WP	HR	S	P	ERA	WHIP								
Bud Black, L ERA: 2.91 (1, 1)	6.1	L	31	10	5	2	6	0	2	0	2	0	1	66	107	2.84	1.579								
Jeff Brantley, R ERA: 3.4 (7, 1)	1.2		4	1	0	0	1	0	0	0	0	0	0	13	21	0.00	0.600								
Rod Beck, R ERA: 2.3 (9, 1)	1.0		4	0	0	0	0	0	0	0	0	0	0	12	14	0.00	0.000								

Atlanta Braves @ San Francisco Giants
Candlestick Park, San Francisco, CA

AB	35
R	5
H	11
RBI	5
BB	2
SO	7
LOB	15



Sat Aug 01 1992, 6:33 AM EDT
Att. 31,986 - Sunny - 70 F

livebaseballscorecards.com

Batter	1	2	3	4	5	6	7	8	9	AB	R	H	RBI	BB	SO	LOB	BOTTOM
--------	---	---	---	---	---	---	---	---	---	----	---	---	-----	----	----	-----	--------

Mike Felder, S <small>OBP: 0.310, SLG: 0.360</small> <small>(1, 8)</small>	2-2 G4-3		H 1-0 HBP			1-1 G4-3		3-2 P6	3-2 FC5-4 1B	4	0	1	0	0	0	0	
Robby Thompson, R <small>OBP: 0.342, SLG: 0.395</small> <small>(1, 4)</small>	0-0 G4-3 2B		2-3 K			3-2 2B 1B		4-1 1B BB	2-1 FC5-4 1B	4	1	2	0	1	1	2	
Will Clark, L <small>OBP: 0.393, SLG: 0.482</small> <small>(1, 3)</small>	0-0 G4-3		2-1 F8			0-1 F8		3-1 1B		4	0	1	0	0	0	3	
Chris James, R <small>OBP: 0.302, SLG: 0.408</small> <small>(1, 7)</small>	2-0 F8			3-3 K		3-2 2B		2-3 K		4	0	1	1	0	2	3	
Kevin Bass, S <small>OBP: 0.295, SLG: 0.380</small> Jeff Brantley, R <small>OBP: 0.667, SLG: 0.500</small> Willie McGee, S <small>OBP: 0.331, SLG: 0.351</small> Rod Beck, R <small>(8, PH)</small> <small>(9, 1)</small>		1-3 K		0-1 G4-3		1-3 K		0-1 G4-3		3	0	0	0	0	2	1	
Matt Williams, R <small>OBP: 0.287, SLG: 0.379</small> <small>(1, 5)</small>		2-1 F8		2-0 G5-3			1-0 P2		1-1 G6-3	4	0	0	0	0	0	0	
Craig Colbert, R <small>OBP: 0.264, SLG: 0.313</small> <small>(1, 2)</small>		3-2 WP 2B			0-0 L9		3-2 FC6 1B		2-2 G5-3	4	0	2	0	0	0	0	
Jose Uribe, S <small>OBP: 0.315, SLG: 0.366</small> <small>(1, 6)</small>		3-1 G1-3		0-1 G4-3		0-2 FC6 1B		3-2 HR 1B	4	1	1	0	0	0	2		
Bud Black, L <small>OBP: 0.086, SLG: 0.059</small> Mark Leonard, L <small>OBP: 0.448, SLG: 0.739</small> <small>(7, 9)</small>			0-1 G5-3		3-2 G6-3		2-3 K		1-1 HR	2	0	0	0	0	0	0	

Inning Stats	R: 0 E: 0 K: 0 S: 7	H: 1 LOB: 1 BB: 0 P: 11	R: 0 E: 0 K: 1 S: 10	H: 1 LOB: 1 BB: 0 P: 19	R: 0 E: 0 K: 1 S: 7	H: 0 LOB: 1 BB: 0 P: 12	R: 0 E: 0 K: 1 S: 6	H: 0 LOB: 0 BB: 0 P: 11	R: 0 E: 0 K: 0 S: 6	H: 0 LOB: 0 BB: 0 P: 9	R: 1 E: 0 K: 1 S: 15	H: 2 LOB: 1 BB: 0 P: 23	R: 0 E: 0 K: 1 S: 10	H: 1 LOB: 1 BB: 1 P: 16	R: 0 E: 0 K: 1 S: 11	H: 1 LOB: 2 BB: 1 P: 23	R: 2 E: 0 K: 0 S: 18	H: 3 LOB: 1 BB: 0 P: 30	1B: 5 2B: 3 3B: 0 HR: 1	SF: 0 SAC: 0 DP: 0 HBP: 1	WP: 1 PB: 0 SB: 0 CS: 0	PA: 38
---------------------	------------------------------	----------------------------------	-------------------------------	----------------------------------	------------------------------	----------------------------------	------------------------------	----------------------------------	------------------------------	---------------------------------	-------------------------------	----------------------------------	-------------------------------	----------------------------------	-------------------------------	----------------------------------	-------------------------------	----------------------------------	----------------------------------	------------------------------------	----------------------------------	--------

PITCHER	IP	WLS	BF	H	R	ER	SO	BB	IBB	HBP	BLK	WP	HR	S	P	ERA	WHIP								
29 John Smoltz, R <small>ERA: 2.57</small>	(1, 1)	8.0	W	32	6	1	1	6	1	0	0	1	0	72	124	1.12	0.875								
Marvin Freeman, R <small>ERA: 4.39</small>	(9, 1)	1.0		6	3	2	2	0	0	0	0	0	1	18	30	18.00	3.000								

Atlanta Braves @ San Francisco Giants
Candlestick Park, San Francisco, CA
 Sat Aug 01 1992, 6:33 AM EDT
 Att: 31,986 - Sunny - 70 F

livebaseballscorecards.com

AB	36
R	3
H	9
RBI	3
BB	1
SO	6
LOB	14



Batter	1	2	3	4	5	6	7	8	9	AB R H RBI BB SO LOB	TOP
Otis Nixon, S (1, 8) <small>OBP: 0.374, SLG: 0.393</small>	0-0 G5-3		4-1 SF7 BB		0-0 G4-6-3 1B			2-3 K	0-0 G6-3	4 1 1 0 1 1 3	
Jeff Treadway, L (1, 4) <small>OBP: 0.233, SLG: 0.276</small> Mark Lemke, S (8, 4) <small>OBP: 0.287, SLG: 0.288</small>	2-3 K		0-2 1B		0-0 G4-6-3 1-2f			2-2 F7		4 0 1 0 0 1 2 0 0 0 0 0 0 0	
Terry Pendleton, S (1, 5) <small>OBP: 0.318, SLG: 0.453</small>	0-2 1B		2-2 SF7			1-0 G6-3			1-2 F7	3 0 1 1 0 0 0	
David Justice, L (1, 9) <small>OBP: 0.344, SLG: 0.381</small>	0-0 F8		0-0 G3			2-3 K			0-2 2B 1B	4 1 1 0 0 1 2	
Lonnie Smith, R (1, 7) <small>OBP: 0.293, SLG: 0.338</small> Kent Mercker, L (9, 1) Alejandro Pena, R (9, 1)		0-0 1B		1-1 G6-3		2-3 K			1-3 K	4 0 1 0 0 2 1 0 0 0 0 0 0 0 0 0 0 0 0 0 0	
Sid Bream, L (1, 3) <small>OBP: 0.337, SLG: 0.388</small> Brian Hunter, R (9, PR) <small>OBP: 0.251, SLG: 0.474</small>		3-2 F8		2-1 P5			0-3 K		1-0 WP BB 2B	4 0 1 1 0 1 1 0 1 0 0 0 0 0	
Damon Berryhill, S (1, 2) <small>OBP: 0.261, SLG: 0.354</small>		1-2 F8		0-0 F9			3-3 K		4-0 BB WP IBB	3 0 0 0 1 1 1	
Rafael Belliard, R (1, 6) <small>OBP: 0.257, SLG: 0.233</small>		0-0 G1-3			1-3 K		0-0 G6-3		1-3 K BB	4 0 0 0 0 2 3	
Pete Smith, R (1, 1) Ron Gant, R (9, PH) <small>OBP: 0.329, SLG: 0.421</small>			1-1 G6-3		4-2 1B BB			3-3 K	4-0 BB	2 0 0 0 1 1 0 0 0 0 1 1 0 0	
Inning Stats	R: 0 H: 1 E: 0 LOB: 1 K: 1 BB: 0 S: 9 P: 11	R: 0 H: 1 E: 0 LOB: 1 K: 0 BB: 0 S: 9 P: 13	R: 1 H: 1 E: 0 LOB: 1 K: 0 BB: 1 S: 11 P: 18	R: 0 H: 0 E: 0 LOB: 0 K: 0 BB: 0 S: 5 P: 8	R: 0 H: 1 E: 0 LOB: 1 K: 1 BB: 1 S: 9 P: 14	R: 0 H: 0 E: 0 LOB: 0 K: 2 BB: 0 S: 7 P: 12	R: 0 H: 0 E: 0 LOB: 0 K: 2 BB: 0 S: 7 P: 10	R: 0 H: 0 E: 0 LOB: 0 K: 2 BB: 0 S: 13 P: 20	R: 2 H: 2 E: 0 LOB: 3 K: 2 BB: 2 S: 18 P: 29	1B: 5 SF: 1 2B: 1 SAC: 0 3B: 0 DP: 1 HR: 0 HBP: 0	WP: 1 PA: 37 PB: 0 SB: 0 CS: 0
PITCHER Bill Swift, R (1, 1) <small>ERA: 2.24</small> Michael Jackson, R (9, 1) <small>ERA: 3.0</small>	IP WLS BF H R ER SO BB IBB HBP BLK WP HR S P ERA WHIP 8.0 L 29 4 1 1 8 2 0 0 0 0 0 0 70 106 1.12 0.750 1.0 8 2 2 2 2 1 1 0 0 1 0 18 29 18.00 3.000	PITCHER IP WLS BF H R ER SO BB IBB HBP BLK WP HR S P ERA WHIP									

Atlanta Braves @ San Francisco Giants
 Candlestick Park, San Francisco, CA
 Sun Aug 02 1992, 6:33 AM EDT
 Sunny - 70 F

AB	32
R	3
H	6
RBI	3
BB	4
SO	10
LOB	13



Batter	1	2	3	4	5	6	7	8	9	AB	R	H	RBI	BB	SO	LOB
Willie McGee, S OBP: 0.331, SLG: 0.349 (1, 8)	2-2 G6-3		4-2 BB			0-1 G5-3		1 SAFE 2-1 SH1-3		2	0	0	0	1	0	0
Robby Thompson, R OBP: 0.341, SLG: 0.391 (1, 4)	1-3 K		0-1 L9			4-1 1B BB		0-2 F8		3	0	0	0	1	1	3
Will Clark, L OBP: 0.394, SLG: 0.481 (1, 3)	3-3 K				0-3 K	1-0 1B		4-0 IBB		3	0	1	0	1	2	0
Chris James, R OBP: 0.295, SLG: 0.398 (1, 7)		0-1 P3			3-1 P5	1-0 P6		1-3 K		4	0	0	0	0	1	4
Mark Leonard, L OBP: 0.406, SLG: 0.654 (1, 9)		1-1 F7			1-0 G6-3		2-3 K		4-0 BB	3	0	0	0	0	1	0
Cory Snyder, R OBP: 0.320, SLG: 0.479 (9, PH)										0	0	0	0	1	0	0
Matt Williams, R OBP: 0.286, SLG: 0.377 (1, 5)		0-2 F8			2-2 G6-3	2-0 G6-3 1B		3-2 F8		4	0	1	0	0	0	1
Mark Bailey, S OBP: 0.375, SLG: 0.308 (1, 2)			3-2 G5-3 2B		3-2 G1-6-3 1B	2-2 G6-3		3-3 K		4	0	2	0	0	1	2
Mike Benjamin, R OBP: 0.262, SLG: 0.400 (1, 6)			2-0 P7		0-0 G1-6-3	1-2 G1-3		1-2 P6		0	0	0	0	0	0	0
Jose Uribe, S OBP: 0.308, SLG: 0.358 (3, 6)										3	0	0	0	0	0	3
Kevin Bass, S OBP: 0.294, SLG: 0.378 (9, PH)										1	0	0	0	0	0	1
Bill Swift, R OBP: 0.200, SLG: 0.231 (1, 1)			0-1 G5-3			1-3 K		1-2 F8 SH1-3 1B		2	0	0	0	0	1	1
Mike Felder, S OBP: 0.313, SLG: 0.364 (8, PH)										1	0	1	0	0	0	0
Michael Jackson, R (9, 1)										0	0	0	0	0	0	0

Inning Stats	R: 0	H: 0	E: 0	K: 2	S: 10	R: 0	H: 0	E: 0	K: 0	S: 7	R: 0	H: 1	E: 0	K: 0	S: 15	R: 0	H: 0	E: 0	K: 1	S: 6	R: 0	H: 1	E: 0	K: 0	S: 7	R: 0	H: 1	E: 0	K: 1	S: 8	R: 0	H: 1	E: 0	K: 1	S: 11	R: 0	H: 1	E: 0	K: 1	S: 13	R: 0	H: 0	E: 0	K: 1	S: 11	1B: 4	2B: 1	3B: 0	HR: 0	SF: 0	SAC: 1	DP: 1	HBP: 0	WP: 0	PB: 0	SB: 1	CS: 0	PA: 35
--------------	------	------	------	------	-------	------	------	------	------	------	------	------	------	------	-------	------	------	------	------	------	------	------	------	------	------	------	------	------	------	------	------	------	------	------	-------	------	------	------	------	-------	------	------	------	------	-------	-------	-------	-------	-------	-------	--------	-------	--------	-------	-------	-------	-------	--------

PITCHER	IP	WLS	BF	H	R	ER	SO	BB	IBB	HBP	BLK	WP	HR	S	P	ERA	WHIP
Pete Smith, R (1, 1)	8.0	W	31	5	0	0	6	2	1	0	0	0	0	77	123	0.00	0.875
Kent Mercker, L (9, 1)	0.0		1	0	0	0	0	1	0	0	0	0	0	4	4	∞	∞
Alejandro Pena, R (9, 1)	1.0	S	3	0	0	0	1	0	0	0	0	0	0	11	18	0.00	0.000


BOTTOM

Atlanta Braves @ San Francisco Giants
Candlestick Park, San Francisco, CA

Sun Aug 02 1992, 6:33 AM EDT
Sunny - 70 F

AB	30
R	0
H	5
RBI	0
BB	4
SO	7
LOB	15

livebaseballscorecards.com



Batter	1	2	3	4	5	6	7	8	9	AB R H RBI BB SO LOB	TOP
Otis Nixon, S (1, 8) <small>OBP: 0.375, SLG: 0.397</small>	1-0 	1-0 		1-3 		2-1 	1-3 			5 2 2 1 0 2 1	Atlanta Braves @ San Francisco Giants Candlestick Park, San Francisco, CA Sun Aug 02 1992, 6:38 AM EDT Att. 36,302 - Sunny - 75 F
Jeff Blauser, R (1, 6) <small>OBP: 0.302, SLG: 0.403</small> Mark Davis, L (6, 1) Marvin Freeman, R (8, 1) <small>OBP: 0.500, SLG: 0.500</small>	4-0 		2-2 		0-0 	2-2 	0-3 			3 2 2 1 1 0 0 1 0 0 0 0 1 0 0 0 0 0 0 0 0	
Terry Pendleton, S (1, 5) <small>OBP: 0.320, SLG: 0.456</small>	1-1 		1-1 		2-3 	0-0 		0-0 		4 1 2 1 0 1 1	
Ron Gant, R (1, 7) <small>OBP: 0.329, SLG: 0.417</small>	2-2 		4-2 		4-0 	1-3 		2-3 		3 0 0 1 2 2 4	
David Justice, L (1, 9) <small>OBP: 0.348, SLG: 0.382</small>	0-1 		1-2 		2-0 	4-0 		2-1 		4 1 2 1 1 0 3	
Brian Hunter, R (1, 3) Sid Bream, L (6, PH) <small>OBP: 0.338, SLG: 0.386</small>	0-3 		2-2 		0-3 	4-2 		0-0 		3 0 0 0 0 2 6 1 0 0 1 1 0 1	
Greg Olson, R (1, 2) <small>OBP: 0.336, SLG: 0.364</small>	1-1 			2-3 		4-0 			1-0 	4 1 1 2 1 1 2	
Mark Lemke, S (1, 4) <small>OBP: 0.289, SLG: 0.290</small>		3-2 		0-2 		0-2 			1-1 	5 0 2 0 0 0 2	
Armando Reynoso, R (1, 1) Lonnie Smith, R (6, PH) Rafael Belliard, R (6, 6) <small>OBP: 0.255, SLG: 0.231</small>		1-3 		0-0 		0-2 	2-2 		0-1 	1 0 0 0 0 1 0 1 1 0 0 0 0 2 2 0 0 0 0 0 0	
Inning Stats	R: 2 H: 2 E: 1 LOB: 2 K: 1 BB: 1 S: 16 P: 25	R: 0 H: 0 E: 0 LOB: 0 K: 1 BB: 0 S: 10 P: 15	R: 0 H: 1 E: 0 LOB: 2 K: 0 BB: 1 S: 16 P: 26	R: 0 H: 1 E: 0 LOB: 1 K: 2 BB: 0 S: 10 P: 13	R: 0 H: 1 E: 0 LOB: 2 K: 2 BB: 1 S: 8 P: 16	R: 6 H: 5 E: 0 LOB: 2 K: 1 BB: 3 S: 28 P: 52	R: 0 H: 0 E: 0 LOB: 0 K: 2 BB: 0 S: 11 P: 14	R: 0 H: 1 E: 0 LOB: 1 K: 1 BB: 0 S: 8 P: 12	R: 0 H: 0 E: 0 LOB: 0 K: 0 BB: 0 S: 5 P: 7	1B: 8 SF: 0 2B: 3 SAC: 2 3B: 0 DP: 0 HR: 0 HBP: 0	WP: 1 PA: 45 PB: 0 SB: 0 CS: 0
PITCHER Jim Pena, L (1, 1) <small>ERA: 3.38</small> Bryan Hickerson, L (5, 1) <small>ERA: 3.34</small> Jeff Brantley, R (6, 1) <small>ERA: 3.65</small> Dave Righetti, L (8, 1) <small>ERA: 5.2</small>	IP WLS BF H R ER SO BB IBB HBP BLK WP HR S P ERA WHIP 4.1 0 22 5 2 2 5 3 0 0 0 0 0 56 89 4.15 1.846 1.0 L 7 3 4 4 1 1 0 0 0 0 0 0 22 35 36.00 4.000 1.2 9 2 2 2 3 1 1 0 0 0 0 21 37 10.80 1.800 2.0 7 1 0 0 0 1 0 0 0 0 1 0 13 19 0.00 0.500	PITCHER IP WLS BF H R ER SO BB IBB HBP BLK WP HR S P ERA WHIP									

AB	37
R	8
H	11
RBI	8
BB	6
SO	10
LOB	22



WP: 1	PA: 45
PB: 0	
SB: 0	
CS: 0	

Batter	1	2	3	4	5	6	7	8	9	AB R H RBI BB SO LOB
Mike Felder, S OBP: 0.320, SLG: 0.386 (1, 8)	0-0 HR	1-1 2-H 2B		0-1 G4-3		0-3 K			4-0 BB G6-4-3 BB	4 1 2 2 1 1 2
Kevin Bass, S OBP: 0.304, SLG: 0.410 (1, 7)	1-0 2B	2-1 SAFE 1B			1-0 HR		2-2 HR		0-1 G6-4-3 1-2f	5 3 4 2 0 0 1
Will Clark, L OBP: 0.394, SLG: 0.481 (1, 3)	1-1 SAFE 2B	0-0 G4-3			2-2 CS HBP		2-1 G3-1		0-2 G5-3	4 0 1 0 0 0 1
Cory Snyder, R OBP: 0.320, SLG: 0.481 (1, 9)	2-1 G1-2-3 2B		0-0 L5		1 SAFE 1 SAFE P3		3-2 G5-3			3 0 1 1 0 0 1
Jeff Brantley, R OBP: 0.667, SLG: 0.500 (6, 1)										0 0 0 0 0 0 0
Robby Thompson, R OBP: 0.340, SLG: 0.389 (7, PH)										1 0 0 0 0 0 0
Dave Righetti, L OBP: 0.340, SLG: 0.389 (8, 1)										0 0 0 0 0 0 0
Craig Colbert, R OBP: 0.263, SLG: 0.310 (1, 2)	2-3 K		0-0 G4-3 1B		1 SAFE 1 SAFE F9		2-1 F8			4 0 1 0 0 1 3
Matt Williams, R OBP: 0.286, SLG: 0.374 (1, 5)	4-0 G1-2-3 IBB		0-2 G4-3			0-0 P3		1-0 G4-3		3 0 0 0 1 0 1
Greg Litton, R OBP: 0.269, SLG: 0.286 (1, 4)	3-2 G1-2-3		1-1 P3			4-2 WP BB		2-1 G6-3		3 0 0 0 1 0 4
Jose Uribe, S OBP: 0.320, SLG: 0.360 (1, 6)		4-2 SH3-4 2B BB		0-0 F9		4-2 BB BB		0-1 WP 1B		2 1 1 0 2 0 0
Jim Pena, L OBP: 0.250, SLG: 0.250 (1, 1)		0-0 SH3-4		2-0 G3		2-3 K		3-2 G5-3		1 0 0 0 0 0 0
Bryan Hickerson, L OBP: 0.329, SLG: 0.347 (5, 1)										0 0 0 0 0 0 0
Willie McGee, S OBP: 0.329, SLG: 0.347 (6, 9)										2 0 0 0 0 1 3

Inning Stats	R: 2	H: 4	E: 0	K: 1	S: 12	LOB: 2	BB: 1	P: 25	R: 1	H: 2	E: 0	K: 0	S: 10	LOB: 1	BB: 1	P: 17	R: 0	H: 1	E: 0	K: 0	S: 7	LOB: 0	BB: 0	P: 8	R: 0	H: 0	E: 0	K: 0	S: 4	LOB: 0	BB: 0	P: 6	R: 1	H: 1	E: 0	K: 0	S: 7	LOB: 0	BB: 0	P: 11	R: 0	H: 0	E: 0	K: 2	S: 11	LOB: 2	BB: 2	P: 21	R: 1	H: 1	E: 0	K: 0	S: 13	LOB: 0	BB: 0	P: 22	R: 0	H: 1	E: 0	K: 0	S: 9	LOB: 1	BB: 0	P: 15	R: 0	H: 0	E: 0	K: 0	S: 5	LOB: 0	BB: 1	P: 9	1B: 4	2B: 3	3B: 0	HR: 3	SF: 0	SAC: 1	DP: 2	HBP: 1	WP: 3	PB: 0	SB: 0	CS: 1	PA: 39
--------------	------	------	------	------	-------	--------	-------	-------	------	------	------	------	-------	--------	-------	-------	------	------	------	------	------	--------	-------	------	------	------	------	------	------	--------	-------	------	------	------	------	------	------	--------	-------	-------	------	------	------	------	-------	--------	-------	-------	------	------	------	------	-------	--------	-------	-------	------	------	------	------	------	--------	-------	-------	------	------	------	------	------	--------	-------	------	-------	-------	-------	-------	-------	--------	-------	--------	-------	-------	-------	-------	--------

PITCHER	IP	WLS	BF	H	R	ER	SO	BB	IBB	HBP	BLK	WP	HR	S	P	ERA	WHIP
Armando Reynoso, R ERA: 7.2 (1, 1)	5.0	W	23	8	4	4	1	1	1	1	0	0	2	40	67	7.20	1.800
Mark Davis, L ERA: 7.08 (6, 1)	2.0		9	1	1	1	2	2	0	0	0	1	1	24	43	4.50	1.500
Marvin Freeman, R ERA: 4.19 (8, 1)	2.0	S	7	1	0	0	0	1	0	0	0	1	0	14	24	0.00	1.000

BOTTOM

Atlanta Braves @ San Francisco Giants
Candlestick Park, San Francisco, CA

Sun Aug 02 1992, 6:38 AM EDT
Att. 36,302 - Sunny - 75 F

livebaseballscorecards.com

AB	32
R	5
H	10
RBI	5
BB	5
SO	3
LOB	16



Batter	1	2	3	4	5	6	7	8	9	AB R H RBI BB SO LOB	TOP																
Robby Thompson, R OBP: 0.341, SLG: 0.389 (1, 4)	0-0 G1-3		1-2 FC3-6 1B	2-0 1B 2-H 3-H	3-3 K			1-1 G6-3 1-2		5 1 2 2 0 1 3																	
Kevin Bass, S OBP: 0.305, SLG: 0.410 (1, 9) Rod Beck, R (6, 7) (8, 1)	0-1 P5		2-2 FC3-6 1B	1-1 1B 1-3		2-2 G6-3		3-3 K		5 0 2 0 0 1 1 0 0 0 0 0 0 0																	
Will Clark, L OBP: 0.394, SLG: 0.483 (1, 3)	0-0 E9 2B		0-1 FC3-6	1-0 1B 1-3 3-H		0-1 G4-3			2-2 L7	5 0 2 1 0 0 2																	
Mark Leonard, L OBP: 0.361, SLG: 0.567 Michael Jackson, R (6, 1) Willie McGee, S OBP: 0.328, SLG: 0.346 (8, 8)	1-1 F7		3-3 K	3-2 L7		1-0 F7			1-2 L6	4 0 0 0 0 1 5 0 0 0 0 0 0 0 1 0 0 0 0 0 0																	
Cory Snyder, R OBP: 0.321, SLG: 0.479 (1, 8) (6, 9)		0-1 G5-4-3 1B		0-1 1B 1B		2-2 G6-3			3-3 K	5 1 2 0 0 1 0																	
Matt Williams, R OBP: 0.286, SLG: 0.372 (1, 5)		0-1 G5-4-3		3-3 K		0-1 1B 1B		0-2 F8		4 1 1 0 0 1 2																	
Craig Colbert, R OBP: 0.288, SLG: 0.333 (1, 2)		1-0 1B		0-0 SH2-4 1B 1-2		1-1 1B 1-2		1-3 K		4 1 3 0 0 1 0																	
Jose Uribe, S OBP: 0.318, SLG: 0.357 (1, 6)		0-2 L8		0-0 SH2-4 1B 1-2 2-H		1-0 P4		2-1 G1-3		4 1 1 1 0 0 3																	
Trevor Wilson, L OBP: 0.125, SLG: 0.069 Chris James, R OBP: 0.299, SLG: 0.401 Bryan Hickerson, L (5, 1) Mike Felder, S OBP: 0.323, SLG: 0.389 (6, 8) (8, 7)			0-1 L4	0-0 SH2-4		1-2 1B		0-0 G6-3 1B		1 0 0 0 0 0 0 1 0 1 1 0 0 0 0 0 0 0 0 0 0 1 0 1 0 0 0 0																	
Inning Stats	R: 0 E: 1 K: 0 S: 6	H: 1 LOB: 1 BB: 0 P: 7	R: 0 E: 0 K: 0 S: 10	H: 2 LOB: 1 BB: 0 P: 11	R: 0 E: 0 K: 1 S: 13	H: 2 LOB: 2 BB: 0 P: 19	R: 4 E: 0 K: 1 S: 17	H: 6 LOB: 2 BB: 0 P: 27	R: 1 E: 0 K: 1 S: 14	H: 3 LOB: 2 BB: 0 P: 22	R: 0 E: 0 K: 0 S: 6	H: 0 LOB: 0 BB: 0 P: 9	R: 0 E: 0 K: 1 S: 8	H: 0 LOB: 0 BB: 0 P: 9	R: 0 E: 0 K: 1 S: 9	H: 1 LOB: 1 BB: 0 P: 15	R: 0 E: 0 K: 1 S: 10	H: 0 LOB: 0 BB: 0 P: 16	1B: 14 2B: 1 3B: 0 HR: 0	SF: 0 SAC: 1 DP: 1 HBP: 0	WP: 0 PA: 41 PB: 0 SB: 0 CS: 0						
PITCHER	IP	WLS	BF	H	R	ER	SO	BB	IBB	HBP	BLK	WP	HR	S	P	ERA	WHIP										
Frank Seminara, R ERA: 3.84 (1, 1)	3.2		21	11	4	4	2	0	0	0	0	0	0	42	57	9.82	3.000										
Rich Rodriguez, L ERA: 2.18 (4, 1)	2.1		10	3	1	1	1	0	0	0	0	0	0	24	38	3.86	1.286										
Jose Melendez, R ERA: 3.22 (7, 1)	1.0		3	0	0	0	1	0	0	0	0	0	0	8	9	0.00	0.000										
Tim Scott, R ERA: 3.5 (8, 1)	1.0	W	4	1	0	0	1	0	0	0	0	0	0	9	15	0.00	1.000										
Randy Myers, L ERA: 4.78 (9, 1)	1.0	S	3	0	0	0	1	0	0	0	0	0	0	10	16	0.00	0.000										

San Francisco Giants @ San Diego Padres
Jack Murphy Stadium, San Diego, CA
 Mon Aug 03 1992, 10:05 PM EDT
 Att. 15,624 - Cloudy - 76 F

AB	40
R	5
H	15
RBI	5
BB	0
SO	6
LOB	16



Batter	1	2	3	4	5	6	7	8	9	AB	R	H	RBI	BB	SO	LOB
Tony Fernandez, S OBP: 0.337, SLG: 0.352 (1, 6)	4-0 HR BB	0-0 F8			1-2 F8		1-1 G6-3			3	1	0	0	1	0	0
Tony Gwynn, L OBP: 0.376, SLG: 0.420 (1, 9)	2-1 HR 1B		1-1 HR 1B		2-2 F8			3-2 BB FC6-4 1B		4	3	3	0	0	0	0
Gary Sheffield, R OBP: 0.380, SLG: 0.544 (1, 5)	1-2 F7		0-2 F9		0-3 K			1-0 FC6-4 BB 1B		4	0	1	0	0	1	3
Fred McGriff, L OBP: 0.405, SLG: 0.571 (1, 3)	1-0 HR		0-0 HR			0-3 K		2-3 K		4	2	2	5	0	2	2
Darrin Jackson, R OBP: 0.305, SLG: 0.429 (1, 8)	1-2 1B		0-0 F9			0-3 K2-3		4-2 FC6-4 BB		3	0	1	0	1	1	0
Benito Santiago, R OBP: 0.302, SLG: 0.375 (1, 2)	2-2 F9		3-2 2B			1-1 2B		1-1 FC6-4 FC5-4		4	0	2	1	0	0	3
Jerald Clark, R OBP: 0.293, SLG: 0.377 (1, 7)	0-3 K				0-1 G6-4-3 1B		2-1 F9	0-2 FC5-4		4	0	1	0	0	1	4
Kurt Stillwell, S OBP: 0.272, SLG: 0.318 (1, 4)		2-2 G5-3			1-1 G6-4-3			0-2 F7		3	0	0	0	0	0	1
Frank Seminara, R OBP: 0.083, SLG: 0.043 Rich Rodriguez, L Jose Melendez, R Oscar Azocar, L OBP: 0.253, SLG: 0.245 Tim Scott, R Randy Myers, L		0-1 G4-3			1-2 G3-1			0-0 G3-1		1	0	0	0	0	0	0

Inning Stats	R: 3	H: 3	E: 0	K: 1	S: 22	LOB: 1	BB: 1	P: 33	R: 0	H: 0	E: 0	K: 0	S: 6	LOB: 0	BB: 0	P: 8	R: 2	H: 3	E: 0	K: 0	S: 10	LOB: 1	BB: 0	P: 14	R: 0	H: 1	E: 0	K: 0	S: 7	LOB: 0	BB: 0	P: 9	R: 0	H: 0	E: 0	K: 1	S: 12	LOB: 0	BB: 0	P: 15	R: 0	H: 1	E: 0	K: 2	S: 10	LOB: 1	BB: 0	P: 13	R: 0	H: 0	E: 0	K: 0	S: 6	LOB: 0	BB: 0	P: 7	R: 1	H: 2	E: 0	K: 1	S: 15	LOB: 2	BB: 1	P: 26
--------------	------	------	------	------	-------	--------	-------	-------	------	------	------	------	------	--------	-------	------	------	------	------	------	-------	--------	-------	-------	------	------	------	------	------	--------	-------	------	------	------	------	------	-------	--------	-------	-------	------	------	------	------	-------	--------	-------	-------	------	------	------	------	------	--------	-------	------	------	------	------	------	-------	--------	-------	-------

PITCHER	IP	WLS	BF	H	R	ER	SO	BB	IBB	HBP	BLK	WP	HR	S	P	ERA	WHIP
Trevor Wilson, L ERA: 4.41 (1, 1)	4.0		18	7	5	5	1	1	0	0	0	0	2	45	64	11.25	2.000
Bryan Hickerson, L ERA: 3.24 (5, 1)	1.2		6	1	0	0	3	0	0	0	0	0	0	20	24	0.00	0.600
Michael Jackson, R ERA: 3.07 (6, 1)	1.2	L	8	2	1	1	1	1	0	0	0	0	0	17	30	5.40	1.800
Rod Beck, R ERA: 2.27 (8, 1)	0.2		2	0	0	0	0	0	0	0	0	0	0	6	7	0.00	0.000


BOTTOM

San Francisco Giants @ San Diego Padres
Jack Murphy Stadium, San Diego, CA


Mon Aug 03 1992, 10:05 PM EDT
Att: 15,624 - Cloudy - 76 F

livebaseballscorecards.com

AB	32
R	6
H	10
RBI	6
BB	2
SO	5
LOB	13



WP	PA	ERA	WHIP
0	34		

Batter	1	2	3	4	5	6	7	8	9	AB R H RBI BB SO LOB	TOP														
Willie McGee, S OBP: 0.326, SLG: 0.344 (1, 8)	2-3 K2-3		0-0 G5-3	0-1 G5-3		2-0 PO 1B		1-1 G4-3		5 0 1 0 0 1 2	<p>San Francisco Giants @ San Diego Padres Jack Murphy Stadium, San Diego, CA Tue Aug 04 1992, 10:05 PM EDT Att. 20,623 - Sunny - 78 F</p> <p>livebaseballscorecards.com</p> <table border="0"> <tr><td>AB</td><td>38</td></tr> <tr><td>R</td><td>7</td></tr> <tr><td>H</td><td>14</td></tr> <tr><td>RBI</td><td>7</td></tr> <tr><td>BB</td><td>2</td></tr> <tr><td>SO</td><td>10</td></tr> <tr><td>LOB</td><td>18</td></tr> </table> 	AB	38	R	7	H	14	RBI	7	BB	2	SO	10	LOB	18
AB	38																								
R	7																								
H	14																								
RBI	7																								
BB	2																								
SO	10																								
LOB	18																								
Robby Thompson, R OBP: 0.349, SLG: 0.406 Greg Litton, R OBP: 0.266, SLG: 0.283 (1, 4) (7, 4)	1-0 1B		4-1 1B BB	0-1 2B 1B		1-2 PO 1-2	0-1 HR	1-3 K		3 3 3 2 1 0 0 1 0 0 0 0 1 0															
Will Clark, L OBP: 0.397, SLG: 0.487 (1, 3)	0-0 F8		1-1 1B 1-2 1B	0-0 1-2 2B		0-2 1B 1B		2-2 F8		5 1 3 2 0 0 1															
Chris James, R OBP: 0.297, SLG: 0.395 (1, 7)	1-0 P6		1-2 L9	2-3 K		0-0 1B 1-2 1B		0-1 G6-3		5 0 1 0 0 1 4															
Kevin Bass, S OBP: 0.311, SLG: 0.414 (1, 9)		2-0 G5-3	2-2 1B 1-2 2-H		0-1 G6-4-3 1B		0-0 1B 1-2 2-H		3-3 K	5 0 3 2 0 1 0															
Cory Snyder, R OBP: 0.320, SLG: 0.480 (1, 5)		0-0 2B	0-2 F8		1 SAFE 0-1 G6-4-3 1-2f		0-3 K			4 1 1 0 0 1 5															
Craig Colbert, R OBP: 0.298, SLG: 0.346 (1, 2)		0-0 2B 2-H		4-1 1B BB		0-3 K2-3		1-1 F7		3 1 1 1 1 1 2															
Mike Benjamin, R OBP: 0.261, SLG: 0.386 (1, 6)		0-1 F8		0-1 1B SH2-4 2B 1B 1-3		1-3 K		0-3 K		4 1 1 0 0 2 3															
John Burkett, R OBP: 0.095, SLG: 0.051 Dave Righetti, L (8, 1)		0-3 K		3-2 SH2-4 1-2		0-1 L8		2-3 K		3 0 0 0 0 2 1 0 0 0 0 0 0 0															
Inning Stats	R: 0 H: 1 E: 0 LOB: 1 K: 1 BB: 0 S: 6 P: 10	R: 1 H: 2 E: 0 LOB: 1 K: 1 BB: 0 S: 8 P: 10	R: 1 H: 2 E: 0 LOB: 2 K: 0 BB: 1 S: 15 P: 23	R: 3 H: 3 E: 0 LOB: 1 K: 1 BB: 1 S: 15 P: 24	R: 0 H: 1 E: 0 LOB: 0 K: 1 BB: 0 S: 7 P: 7	R: 0 H: 1 E: 0 LOB: 0 K: 1 BB: 0 S: 9 P: 13	R: 2 H: 4 E: 0 LOB: 2 K: 2 BB: 0 S: 15 P: 16	R: 0 H: 0 E: 0 LOB: 0 K: 2 BB: 0 S: 9 P: 13	R: 0 H: 0 E: 0 LOB: 0 K: 1 BB: 0 S: 9 P: 14	1B: 10 SF: 0 2B: 3 SAC: 1 3B: 0 DP: 1 HR: 1 HBP: 0	WP: 0 PA: 42 PB: 0 SB: 0 CS: 0														
PITCHER	IP WLS BF H R ER SO BB IBB HBP BLK WP HR S P ERA WHIP											PITCHER	IP WLS BF H R ER SO BB IBB HBP BLK WP HR S P ERA WHIP												
Craig Lefferts, L ERA: 3.64 Mike Maddux, R ERA: 2.36 Jose Melendez, R ERA: 3.38 Larry Andersen, R ERA: 3.75	(1, 1) 3.2 L 21 8 5 5 2 2 0 0 0 0 0 0 40 61 12.27 2.727											(4, 1) 1.1 4 1 0 0 2 0 0 0 0 0 0 11 13 0.00 0.750	(6, 1) 2.0 10 5 2 2 3 0 0 0 0 0 1 24 29 9.00 2.500	(8, 1) 2.0 6 0 0 0 3 0 0 0 0 0 0 18 27 0.00 0.000											

Batter	1	2	3	4	5	6	7	8	9	AB	R	H	RBI	BB	SO	LOB
--------	---	---	---	---	---	---	---	---	---	----	---	---	-----	----	----	-----

Tony Fernandez, S (1, 6) <small>OBP: 0.336, SLG: 0.351</small>	0-0 G4-3 		1-1 G6-4-3 1B 		2-3 K 			0-0 L4 		4	0	1	0	0	1	1	
Tony Gwynn, L (1, 9) <small>OBP: 0.375, SLG: 0.419</small>	1-1 L7 		1-0 L8 			1-1 F7 E 1B 		3-2 G3-1 		4	0	1	0	0	0	1	
Gary Sheffield, R (1, 5) <small>OBP: 0.381, SLG: 0.554</small>	0-0 HR 		0-0 G6-4-3 			2-1 E4 G5-4-3 		1-1 		4	1	2	1	0	0	2	
Fred McGriff, L (1, 3) <small>OBP: 0.401, SLG: 0.564</small>	0-2 F7 			0-1 G6-3 		2-0 F7 		0-0 F8 		4	0	0	0	0	0	3	
Darrin Jackson, R (1, 8) <small>OBP: 0.304, SLG: 0.427</small>		3-2 FC3-2 1B 		1-2 F8 		0-0 G5-4-3 		3-2 F7 		4	0	1	0	0	0	2	
Benito Santiago, R (1, 2) <small>OBP: 0.298, SLG: 0.369</small>		1-3 K 		0-0 F8 			0-0 F7 		2-1 G4-3 		4	0	0	0	0	1	1
Jerald Clark, R (1, 7) <small>OBP: 0.293, SLG: 0.375</small>		1-0 FC3-2 1B 			2-1 F8 		0-1 L7 		1-0 L8 		4	0	1	0	0	0	0
Kurt Stillwell, S (1, 4) <small>OBP: 0.276, SLG: 0.322</small>		0-0 FC3-2 FC6-4 			2-0 F7 PB 1B 		0-1 				3	0	2	0	0	2	
Craig Lefferts, L <small>OBP: 0.088, SLG: 0.068</small> Mike MacDougal, L <small>OBP: 0.400, SLG: 0.250</small> Phil Stephenson, L <small>OBP: 0.298, SLG: 0.326</small> Jose Melendez, R <small>OBP: 0.250, SLG: 0.242</small> Oscar Azocar, L <small>OBP: 0.250, SLG: 0.242</small> Larry Andersen, R <small>OBP: 0.250, SLG: 0.242</small>		0-1 FC6-4 			1-1 F7 		1-1 L9 				1	0	0	0	0	2	

Inning Stats	R	H	E	K	S	R	H	E	K	S	R	H	E	K	S	R	H	E	K	S	R	H	E	K	S	R	H	E	K	S	R	H	E	K	S				
	1	1	0	0	7	0	0	0	0	7	0	0	0	0	7	0	0	0	0	7	0	0	0	0	7	0	0	0	0	7	0	0	0	0	7	0	0	0	0

PITCHER	IP	WLS	BF	H	R	ER	SO	BB	IBB	HBP	BLK	WP	HR	S	P	ERA	WHIP
John Burkett, R	7.2	7	30	8	1	1	2	0	0	0	0	0	1	57	83	1.17	1.043
Dave Righetti, L	1.1	0	4	0	0	0	0	0	0	0	0	0	0	7	13	0.00	0.000

BOTTOM

San Francisco Giants @ San Diego Padres
Jack Murphy Stadium, San Diego, CA

livebaseballscorecards.com

AB	34
R	1
H	8
RBI	1
BB	0
SO	2
LOB	16



WP	PA
0	34

Tue Aug 04 1992, 10:05 PM EDT
 Att. 20,623 - Sunny - 78 F

Batter	1	2	3	4	5	6	7	8	9	AB R H RBI BB SO LOB	TOP														
Willie McGee, S (1, 8) OBP: 0.331, SLG: 0.349	0-1 L5-3 1B		1-2 1B		1-1 FC6-4 FC3-6 1-2f		1-2 1B			4 0 3 0 0 0 1	San Francisco Giants @ San Diego Padres Jack Murphy Stadium, San Diego, CA Wed Aug 05 1992, 10:05 PM EDT Att. 17,199 - Sunny - 79 F														
Robby Thompson, R (1, 4) OBP: 0.344, SLG: 0.401	0-1 L5-3 1-2		2-2 L6		0-0 FC3-6 1-2f			0-1 P5		4 0 0 0 0 0 4															
Will Clark, L (1, 3) OBP: 0.395, SLG: 0.483	1-2 F8			4-0 1B 1B SF9 BB	0-0 G3			1-0 G1-3		3 1 0 0 1 0 1															
Chris James, R (1, 7)		0-0 L9		0-0 1B 1-2		0-0 G6-3		2-0 F9		4 0 1 0 0 0 0															
Kevin Bass, S (1, 9) OBP: 0.310, SLG: 0.411		1-1 F9		1-2 1B 1-2 2-3		0-1 G5-3		0-1 G5-3		4 0 1 0 0 0 0															
Cory Snyder, R (1, 5) OBP: 0.319, SLG: 0.478		1-2 G6-3		1-1 SF9 3-H		1-1 G5-3		3-2 1B 1B		3 0 1 1 0 0 0															
Craig Colbert, R (1, 2) OBP: 0.287, SLG: 0.333			0-1 G6-3		0-1 L9		1-0 G5-3		0-1 FC5-4 1-2 1B			3 0 0 0 0 0 2 1 0 1 0 0 0 0													
Mark Bailey, S (8, 2) OBP: 0.412, SLG: 0.357			1-1 G4-3		1-0 G1-3		1-2 G6-3 1B 1B		3-3 K			3 0 1 0 0 0 2 1 0 0 0 0 1 2													
Mike Benjamin, R (1, 6) OBP: 0.265, SLG: 0.383			1-1 G4-3		1-0 G1-3		1-2 G6-3 1B 1B		2-2 FC5-4 1-2f			1 0 1 0 1 0 0 1 0 0 0 0 0 1 0 0 0 0 0 0 0 1 0 0 0 0 0 2													
Mark Leonard, L (9, PH) OBP: 0.351, SLG: 0.548																									
Francisco Oliveras, R (1, 1) OBP: 0.400, SLG: 0.250			4-0 1B BB		1-2 FC6-4 1B		1 SAFE 2-2 G6-3																		
Matt Williams, R (7, PH) OBP: 0.285, SLG: 0.371																									
Jeff Brantley, R (7, 1) OBP: 0.667, SLG: 0.500																									
Mike Felder, S (9, PH) OBP: 0.321, SLG: 0.387																									
Inning Stats	R: 0 E: 0 K: 0 S: 9	H: 1 LOB: 0 BB: 0 P: 10	R: 0 E: 0 K: 0 S: 6	H: 0 LOB: 0 BB: 0 P: 8	R: 0 E: 0 K: 0 S: 14	H: 1 LOB: 2 BB: 1 P: 22	R: 1 E: 0 K: 0 S: 9	H: 2 LOB: 2 BB: 1 P: 16	R: 0 E: 0 K: 0 S: 8	H: 1 LOB: 1 BB: 0 P: 10	R: 0 E: 0 K: 0 S: 5	H: 0 LOB: 0 BB: 0 P: 6	R: 0 E: 0 K: 0 S: 11	H: 2 LOB: 1 BB: 0 P: 16	R: 0 E: 0 K: 1 S: 4	H: 0 LOB: 0 BB: 0 P: 7	R: 0 E: 0 K: 1 S: 14	H: 2 LOB: 2 BB: 0 P: 22	1B: 9 2B: 1 3B: 0 HR: 0	SF: 1 SAC: 0 DP: 1 HBP: 0	WP: 0 PB: 0 SB: 0 CS: 0	PA: 36			
PITCHER	IP WLS BF H R ER SO BB IBB HBP BLK WP HR S P ERA WHIP																								
Bruce Hurst, L (1, 1) ERA: 3.26	7.0	28	7	1	1	0	2	0	0	0	0	0	0	62	88	1.29	1.286								
Tim Scott, R (8, 1) ERA: 3.26	1.1	6	2	0	0	0	0	0	0	0	0	0	0	12	18	0.00	1.500								
Randy Myers, L (9, 1) ERA: 4.71	0.2	2	0	0	0	1	0	0	0	0	0	0	0	6	11	0.00	0.000								

AB	33
R	1
H	9
RBI	1
BB	2
SO	1
LOB	15



Batter	1	2	3	4	5	6	7	8	9
Tony Fernandez, S OBP: 0.336, SLG: 0.350 (1, 6)	2-2 G3		1-0 G6-3			3-2 G6-3		0-1 E6 1B	
Tony Gwynn, L OBP: 0.374, SLG: 0.417 (1, 9)	0-1 F7		2-0 G4-3			2-3 K		1-1 2B 1B	
Gary Sheffield, R OBP: 0.382, SLG: 0.553 (1, 5)	3-2 F9			1-0 G6-4-3 1B		1-3 K 2B		1-1 2B 1B	
Fred McGriff, L OBP: 0.400, SLG: 0.564 (1, 3)		2-1 P5		1-1 L9		1-0 2B		2-3 K	
Darrin Jackson, R OBP: 0.304, SLG: 0.427 (1, 8)		1-2 F8		1-1 G6-4-3 1-2f		0-0 F9		1-0 F8 2B	
Benito Santiago, R OBP: 0.301, SLG: 0.371 (1, 2)		0-2 1B			1-0 G6-3		0-0 G6-4-3 1B	1-1 F8	
Jerald Clark, R OBP: 0.289, SLG: 0.370 Randy Myers, L (9, 1)		1-2 L4			2-1 G5-3		0-2 G6-4-3 1-2f	0-2 F8	
Tim Teufel, R OBP: 0.333, SLG: 0.373 (1, 4)			0-0 F7		3-2 1B		4-0 BB		
Bruce Hurst, L OBP: 0.143, SLG: 0.167 Phil Stephenson, L OBP: 0.292, SLG: 0.318 Tim Scott, R Oscar Azocar, L OBP: 0.250, SLG: 0.242 (7, PH) (8, 1) (9, 7)			3-2 G6-3 2B		1-1 G1-3		3-2 L9		


AB	R	H	RBI	BB	SO	LOB
4	1	1	0	0	0	1
4	1	1	0	0	1	1
4	2	2	1	0	1	0
4	0	1	1	0	1	3
4	0	1	2	0	0	2
4	0	2	0	0	0	1
4	0	0	0	0	0	3
0	0	0	0	0	0	0
2	0	1	0	1	0	0
2	0	1	0	0	0	1
1	0	0	0	0	0	1
0	0	0	0	0	0	0
0	0	0	0	0	0	0

BOTTOM

San Francisco Giants @ San Diego Padres
Jack Murphy Stadium, San Diego, CA

Wed Aug 05 1992, 10:05 PM EDT
 Att: 17,199 - Sunny - 79 F

AB	33
R	4
H	10
RBI	4
BB	1
SO	3
LOB	13



Inning Stats		R: 0	H: 0	E: 0	K: 0	S: 8	R: 0	H: 1	E: 0	K: 0	S: 14	R: 0	H: 1	E: 0	K: 0	S: 6	R: 0	H: 1	E: 0	K: 0	S: 5	R: 0	H: 1	E: 0	K: 0	S: 9	R: 1	H: 1	E: 0	K: 2	S: 11	R: 0	H: 1	E: 0	K: 0	S: 9	R: 3	H: 4	E: 1	K: 1	S: 18							
Inning Stats		LOB: 0	BB: 0	P: 13	LOB: 1	BB: 0	P: 18	LOB: 1	BB: 0	P: 12	LOB: 0	BB: 0	P: 8	LOB: 1	BB: 0	P: 16	LOB: 1	BB: 0	P: 18	LOB: 1	BB: 1	P: 16	LOB: 1	BB: 0	P: 24	LOB: 1	BB: 1	P: 18	LOB: 1	BB: 0	P: 18	LOB: 1	BB: 1	P: 16	SAC: 0	DP: 2	HBP: 0											
PITCHER	IP	WLS	BF	H	R	ER	SO	BB	IBB	HBP	BLK	WP	HR	S	P	ERA	WHIP													PITCHER	IP	WLS	BF	H	R	ER	SO	BB	IBB	HBP	BLK	WP	HR	S	P	ERA	WHIP	
Francisco Oliveras, R ERA: 1.75 Jeff Brantley, R ERA: 4.03	(1, 1) (7, 1)	6.0	23	5	1	0	2	0	0	0	0	0	0	53	85	0.00	0.833																															

WP: 0	PA: 34
PB: 1	CS: 0

San Francisco Giants @ Cincinnati Reds
Riverfront Stadium, Cincinnati, OH

Fri Aug 07 1992, 7:05 PM EDT
Att. 33,506 - Cloudy - 79 F

AB	33
R	3
H	8
RBI	3
BB	1
SO	7
LOB	10



Batter	1	2	3	4	5	6	7	8	9	AB R H RBI BB SO LOB	TOP		
Mike Felder, S (1, 8) OBP: 0.324, SLG: 0.389	1-2 CS 1B		0-0 G4-3			3-2 E4 1B		0-2 G4-6-3 1B		4 1 2 0 0 0 0			
Willie McGee, S (1, 9) OBP: 0.327, SLG: 0.345	3-2 G4-3 1-2		1-3 K			2-3 SAFE K 1-2		1-1 G4-6-3 1-2f 2-3		4 0 0 0 0 2 4			
Will Clark, L (1, 3) OBP: 0.396, SLG: 0.484	0-0 1B			0-1 G4-3		3-2 G4-6-3 2-H 1B		3-3 K		4 0 2 1 0 1 1			
Mark Leonard, L (1, 7) OBP: 0.317, SLG: 0.486	2-1 G4-3			0-0 G3-1		1-1 G4-6-3 1-2f		2-3 K		4 0 0 0 0 1 2			
Cory Snyder, R (1, 5) (7, 6) OBP: 0.318, SLG: 0.482				0-0 G5-3		2-0 G6-3		1-1 G5-3 3B		4 1 1 0 0 1 0			
Robby Thompson, R (1, 4) OBP: 0.346, SLG: 0.412					1-0 HR	3-1 F9		1-2 G5-3		4 1 2 2 0 0 0			
Kirt Manwaring, R (1, 2) OBP: 0.318, SLG: 0.317					3-2 F8	0-0 1B		3-H 0-2 G6-3		4 0 1 0 0 0 1			
Mike Benjamin, R (1, 6) OBP: 0.255, SLG: 0.367					0-0 G4-3	1-0 F8				2 0 0 0 0 0 1			
Matt Williams, R (7, PH) OBP: 0.284, SLG: 0.370										1 0 0 0 0 0 1			
Bud Black, L (1, 1) OBP: 0.081, SLG: 0.056										2 0 0 0 0 2 0			
Chris James, R (8, PH) OBP: 0.299, SLG: 0.392										0 0 0 0 1 0 0			
Michael Jackson, R (8, 1)										0 0 0 0 0 0 0			
Inning Stats	R: 0 H: 2 E: 0 LOB: 1 K: 0 BB: 0 S: 9 P: 15	R: 0 H: 1 E: 0 LOB: 1 K: 1 BB: 0 S: 8 P: 16	R: 0 H: 0 E: 0 LOB: 0 K: 2 BB: 0 S: 11 P: 15	R: 0 H: 0 E: 0 LOB: 0 K: 0 BB: 0 S: 4 P: 4	R: 1 H: 1 E: 0 LOB: 0 K: 1 BB: 0 S: 8 P: 12	R: 1 H: 1 E: 1 LOB: 0 K: 1 BB: 0 S: 13 P: 22	R: 0 H: 1 E: 0 LOB: 1 K: 0 BB: 0 S: 5 P: 11	R: 0 H: 1 E: 0 LOB: 1 K: 1 BB: 1 S: 11 P: 19	R: 1 H: 1 E: 0 LOB: 0 K: 1 BB: 0 S: 12 P: 16	1B: 6 SF: 0 2B: 0 SAC: 0 3B: 1 DP: 2 HR: 1 HBP: 0	WP: 0 PA: 34 PB: 0 SB: 1 CS: 1		
PITCHER	IP WLS BF H R ER SO BB IBB HBP BLK WP HR S P ERA WHIP											PITCHER	IP WLS BF H R ER SO BB IBB HBP BLK WP HR S P ERA WHIP
Jose Rijo, R (1, 1) ERA: 3.07	7.0 W 26 6 2 1 5 0 0 0 0 0 0 1 58 95 1.29 0.857												
Norm Charlton, L (8, 1) ERA: 2.6	1.0 4 1 0 0 1 1 0 0 0 0 0 0 11 19 0.00 2.000												
Rob Dibble, R (9, 1) ERA: 3.59	1.0 S 4 1 1 1 1 0 0 0 0 0 0 0 12 16 9.00 1.000												

Batter	1	2	3	4	5	6	7	8	9
Reggie Sanders, R OBP: 0.342, SLG: 0.475 (1, 8) (9, 7)	1-0 P4		4-2 G1-4-3 BB		2-1 G6-3		0-1 SAFE SAFE 1-H HR		
Darnell Coles, R OBP: 0.336, SLG: 0.534 (1, 3) (9, 7)	1-0 F7		1-2 G1-4-3 1-2f		0-1 2B		1-1 F8		
Barry Larkin, R OBP: 0.366, SLG: 0.443 (1, 6) (9, 7)	2-2 G6-3		1-0 HR 2B		2-3 K		0-1 L4		
Glenn Braggs, R OBP: 0.343, SLG: 0.409 Rob Dibble, L OBP: 0.333, SLG: 0.333 (1, 7) (9, 1)		1-0 1B 2B	1-0 2-H HR		2-2 P2		2-3 K		
Chris Sabo, R OBP: 0.303, SLG: 0.416 (1, 5) (9, 7)		1-0 G3 1B	1-0 2B		3-3 K		1-3 K		
Paul O'Neill, L OBP: 0.364, SLG: 0.406 (1, 9) (9, 7)		1-2 SAFE G3 1B	1-1 L6		1-1 F9		1-1 2B		
Joe Oliver, R OBP: 0.313, SLG: 0.376 (1, 2) (9, 7)		2-1 G5-3		3-2 G5-3		3-3 K	2-2 L6		
Bill Doran, S OBP: 0.318, SLG: 0.375 (1, 4) (9, 7)		4-0 FC6-4 IBB		2-2 G5-3		1-1 G5-3			
Jose Rijo, R OBP: 0.200, SLG: 0.244 Cesar Hernandez, R OBP: 0.429, SLG: 0.571 Norm Charlton, S OBP: 0.333, SLG: 0.333 Dave Martinez, L OBP: 0.329, SLG: 0.338 (1, 1) (7, PH) (8, 1) (9, 8)		0-0 FC6-4		1-0 F8		1-2 HR 1B			

Inning Stats	R: 0	H: 0	E: 0	K: 0	S: 5	P: 9	R: 0	H: 2	E: 0	K: 0	S: 10	R: 0	H: 3	E: 0	K: 0	S: 11	R: 0	H: 0	E: 0	K: 0	S: 8	R: 0	H: 1	E: 0	K: 1	S: 10	R: 0	H: 0	E: 0	K: 2	S: 9	R: 2	H: 2	E: 0	K: 0	S: 11	R: 0	H: 1	E: 0	K: 2	S: 11
	LOB: 0	BB: 0	LOB: 3	BB: 0	LOB: 0	BB: 1	LOB: 1	LOB: 0	BB: 0	LOB: 0	BB: 1	LOB: 1	LOB: 0	BB: 0	LOB: 0	BB: 0	LOB: 0	LOB: 0	BB: 0	LOB: 0	BB: 0	LOB: 1	LOB: 0	LOB: 1	LOB: 0	LOB: 0	LOB: 0	LOB: 0	LOB: 0	LOB: 0	LOB: 0	LOB: 0	LOB: 1	LOB: 1	LOB: 0	LOB: 0	LOB: 1	LOB: 0	LOB: 1		

PITCHER	IP	WLS	BF	H	R	ER	SO	BB	IBB	HBP	BLK	WP	HR	S	P	ERA	WHIP
Bud Black, L ERA: 3.04 (1, 1)	7.0	L	30	8	4	4	3	1	1	0	0	0	2	64	108	5.14	1.286
Michael Jackson, R ERA: 3.02 (8, 1)	1.0		4	1	0	0	2	0	0	0	0	0	0	11	17	0.00	1.000

BOTTOM

AB	R	H	RBI	BB	SO	LOB
3	1	1	2	1	0	0
4	0	1	0	0	0	1
4	1	1	0	0	1	1
4	1	2	2	0	1	1
0	0	0	0	0	0	0
4	0	2	0	0	2	0
4	0	1	0	0	0	3
4	0	0	0	0	1	3
2	0	0	0	1	0	0
2	0	0	0	0	0	3
1	1	1	0	0	0	0
0	0	0	0	0	0	0
0	0	0	0	0	0	0

AB 32
R 4
H 9
RBI 4
BB 2
SO 5
LOB 12

WP: 0 **PA: 34**
PB: 0
SB: 0
CS: 0

REDS

San Francisco Giants @ Cincinnati Reds
Riverfront Stadium, Cincinnati, OH
Fri Aug 07 1992, 7:05 PM EDT
Att: 33,506 - Cloudy - 79 F

Batter		1	2	3	4	5	6	7	8	9	10	11	12	13	14	15	16	AB	R	H	RBI	BB	SO	LOB	TOP											
Mike Felder, S OBP: 0.325, SLG: 0.402 (1,8) (9,7)	B C X	1-1 E FC SF8 1B		1-2 P4			x 0-0 L7		x 0-0 1H HR		F BB X 2-1 G5-3		L X 0-1 SH1-4		X C 0-1 G1-3			6	2	2	2	0	0	2												
Robby Thompson, R OBP: 0.345, SLG: 0.409 (1,4)	B F X	1-1 FC 1-3		2-0 F8			X BB C 2-1		C X 0-1 1B 1B		S BB B B X 3-2 F9		X BB B C 1-2 E3 G4-6-3		X BB B B 2-2 G4-3			7	0	2	0	0	0	4												
Will Clark, L OBP: 0.394, SLG: 0.480 (1,3)	B F X	1-1 SF8 3-H			3-2 L3 HBP		X BB C 0-0 P6		X 1 SAFE 0-0 F8		C B X 1-1 1B 1B		B X 1-0 G4-6-3 1-2		X 0-0 P6			5	0	1	1	0	0	4												
Chris James, R OBP: 0.304, SLG: 0.394 (1,7) Rod Beck, R (8,1) Bryan Hickerson, L (8,1)	B X	1-0 G6-4-3 1B			1-2 L3		B BB C 1-2 G5-3		0-0 1-2 1B		F BB B X 1-2 1B 1B			X 0-0 G4-3				4	0	2	0	0	0	1												
Jeff Brantley, R OBP: 0.667, SLG: 0.500 (9,1) Willie McGee, S OBP: 0.327, SLG: 0.345 (9,8)	B X				1-2 1B		X BB C 0-0 1B		0-3 K		F BB B X 1-2 1B 1B			X 1-3 K				3	0	0	0	0	0	0												
Cory Snyder, R OBP: 0.314, SLG: 0.473 (1,9)	B F X	0-1 G6-4-3 1-2			0-1 G6-3		X BB C 0-0 1B		0-3 K		F BB B X 1-3 K			S BB B C 1-3 K				7	0	1	0	0	3	6												
Matt Williams, R OBP: 0.282, SLG: 0.366 (1,5)	S B X		2-2 G4-3			F X 0-1 1B		S BB C 0-2 P4		F BB B B 1-3 K			C X 0-1 F8		F B X 1-1 G6-3			7	0	1	0	0	1	1												
Kirt Manwaring, R OBP: 0.317, SLG: 0.313 (1,2)	B X		1-0 F9			B X 1-0 F7		F X SAFE 0-1 F8		X 0-0 1B			X C 0-2 G6-3		B BB B C 4-1 G1-3 SH1-4 BB			6	0	1	0	1	1	1												
Mike Benjamin, R OBP: 0.251, SLG: 0.353 (6,6) Jose Uribe, S OBP: 0.215, SLG: 0.357 (6,PH) Ted Wood, L (6,7)	B F C X		2-3 K			F BB B B 2-3 K		B BB C 1-0 G3-1		2-3 K		B BB X 2-0 1B		1 SAFE 1-2 SH1-4				2	0	0	0	0	2	0												
Dave Righetti, L OBP: 0.143, SLG: 0.143 (11,PH) Jim Pano, L (13,1) Michael Jackson, R (16,1)	B F X					S BB C 2-3 K		0-1 G6-3						X BB B C 1-2 SH1-4				1	0	1	0	0	0	0												
Bill Swift, R OBP: 0.190, SLG: 0.220 (1,1) Mark Leonard, L (6,PH) Greg Litton, R OBP: 0.277, SLG: 0.294 (8,6)	B F X			1-1 G6-3			2-3 K		2-2 HR 1B		X BB B C 0-1 F8		X 0-0 E SH1-4 1B		X 0-0 G1-3 1B			2	0	0	0	0	1	0												
																		1	1	1	0	0	0	0												
																		3	0	2	0	0	0	1												
Inning Stats	R: 1 E: 1 K: 0 S: 9	H: 2 LOB: 1 BB: 0 P: 13	R: 0 E: 0 K: 1 S: 7	H: 0 LOB: 0 BB: 0 P: 12	R: 0 E: 0 K: 0 S: 7	H: 0 LOB: 0 BB: 0 P: 11	R: 0 E: 0 K: 0 S: 9	H: 0 LOB: 0 BB: 0 P: 13	R: 0 E: 0 K: 1 S: 7	H: 1 LOB: 0 BB: 0 P: 10	R: 0 E: 0 K: 1 S: 7	H: 1 LOB: 1 BB: 0 P: 11	R: 0 E: 0 K: 2 S: 10	H: 1 LOB: 1 BB: 0 P: 13	R: 0 E: 0 K: 1 S: 15	H: 2 LOB: 2 BB: 0 P: 23	R: 0 E: 0 K: 0 S: 6	H: 1 LOB: 1 BB: 0 P: 8	R: 0 E: 0 K: 1 S: 7	H: 0 LOB: 0 BB: 0 P: 9	R: 0 E: 0 K: 1 S: 11	H: 1 LOB: 2 BB: 1 P: 18	R: 0 E: 0 K: 1 S: 7	H: 0 LOB: 0 BB: 0 P: 10	R: 0 E: 0 K: 2 S: 11	H: 0 LOB: 0 BB: 0 P: 14	1B: 14 2B: 1 3B: 0 HR: 1	SF: 1 SAC: 2 DP: 3 HBP: 1	WP: 0 PB: 0 SB: 0 CS: 0	PA: 62						
PITCHER	IP 6.1	WLS 23	BF 5	H R	ER 0	SO 3	BB 0	IBB 0	HBP 1	BLK 0	WP 0	HR 0	S 51	P 78	ERA 0.00	WHIP 0.789	PITCHER	IP 2.0	WLS 8	BF 3	H 0	R 0	ER 0	SO 1	BB 0	IBB 0	HBP 0	BLK 0	WP 0	HR 0	S 11	P 14	ERA 0.00	WHIP 0.000		
Chris Hammond, L ERA: 3.78 (1,1)																																				
Scott Bankhead, R ERA: 2.56 (7,1)																																				
Rob Dibble, R ERA: 3.51 (9,1)																																				
Scott Ruskin, L ERA: 4.97 (10,1)																																				
Steve Foster, R ERA: 2.78 (10,1)																																				

San Francisco Giants @ Cincinnati Reds
Riverfront Stadium, Cincinnati, OH

livebaseballscores.com

AB 57
R 3
H 15
RBI 3
BB 1
SO 11
LOB 21



Sat Aug 08 1992, 7:05 PM EDT
Att. 36,100 - Cloudy - 81 F

Batter	1	2	3	4	5	6	7	8	9	10	11	12	13	14	15	16	AB	R	H	RBI	BB	SO	LOB
Reggie Sanders, R OBP: 0.351, SLG: 0.475	1-0 SF8 1B		2-1 1B		0-2 L7			4-1 1B BB	2-3 K		1-0 1B		2-1 P5			4-1 HBP SH5-4 BB	6	2	3	0	2	1	6
Dave Martinez, L OBP: 0.325, SLG: 0.332	2-2 SF8 1-H		2-2 G3			1-1 G4-3		2-0 F7		4-1 1B BB	2-1 F7		1-1 G4-3			2-0 SH5-4	5	0	0	1	1	0	7
Barry Larkin, R OBP: 0.369, SLG: 0.441	2-0 G6-3			0-1 1B G4-3		2-1 G6-3		2-2 G4-6-3 1B		1-0 P2			2-0 G3			4-2 SH3-6-4 BB	6	1	2	1	2	0	1
Paul O'Neill, L OBP: 0.363, SLG: 0.404	0-1 G4-3			1-0 G3-1 G4-3 1B		0-0 G4-3		2-2 G4-6-3 1-2		2-2 1B			1-3 K		0-1 SH3-6-4	0-2 F7	7	0	2	0	0	1	4
Glenn Braggs, R OBP: 0.339, SLG: 0.399		2-1 G6-3		0-1 G4-3			3-2 G6-3		1-1 SH2-4 BB 1B				2-2 L7			0-0 P5	7	0	1	1	0	1	4
Bill Doran, S OBP: 0.322, SLG: 0.370		2-2 G4-3		1-1 G3-1			0-0 G3		4-0 SH2-4 BB				4-0 IBB			4-2 SH1-4 E BB	4	0	0	1	4	0	2
Chris Sabo, R OBP: 0.301, SLG: 0.413			0-1 P4				0-1 FC5-4 1B		0-0 SH2-4				3-2 F8			1-2 E5 SH1-4	2	0	0	0	0	0	1
Darnell Coles, R OBP: 0.333, SLG: 0.523				0-2 G6-3					1-2 2-3							0-0 F8	4	0	1	0	0	0	4
Joe Oliver, R OBP: 0.310, SLG: 0.370			2-1 G6-3		0-1 G5-3		2-1 FC5-4		4-0 IBB				3-2 P3			1-0 SH1-4	5	0	0	0	1	0	1
Chris Hammond, L OBP: 0.301, SLG: 0.413			1-1 G4-3		2-1 P6			0-0 BB 1B	2-1 P4				0-0 E6 1B			4-0 IBB	2	0	0	0	0	0	0

Inning Stats	R: 1	H: 1	R: 0	H: 0	R: 0	H: 1	R: 1	H: 2	R: 0	H: 0	R: 0	H: 1	R: 0	H: 0	R: 0	H: 0	R: 0	H: 0	R: 0	H: 0	R: 0	H: 0	R: 0	H: 0		
	E: 0	LOB: 0	E: 0	LOB: 0	E: 0	LOB: 1	E: 0	LOB: 1	E: 0	LOB: 0	E: 0	LOB: 1	E: 0	LOB: 3	E: 1	LOB: 1	E: 0	LOB: 0	E: 0	LOB: 1	E: 0	LOB: 0	E: 0	LOB: 0	E: 0	LOB: 0
	K: 0	BB: 0	K: 0	BB: 0	K: 0	BB: 0	K: 0	BB: 0	K: 0	BB: 0	K: 0	BB: 0	K: 0	BB: 0	K: 2	BB: 1	K: 0	BB: 0	K: 0	BB: 1	K: 1	BB: 0	K: 0	BB: 0	K: 0	BB: 0
	S: 10	P: 15	S: 7	P: 11	S: 9	P: 16	S: 13	P: 15	S: 7	P: 9	S: 5	P: 8	S: 8	P: 13	S: 13	P: 23	S: 10	P: 15	S: 10	P: 15	S: 14	P: 27	S: 6	P: 10	S: 9	P: 11
AB	52	R	4	H	10	RBI	4	BB	11	SO	4	LOB	33													
WP	0	PA	69																							

San Francisco Giants @ Cincinnati Reds
Riverfront Stadium, Cincinnati, OH

Sat Aug 08 1992, 7:05 PM EDT
Att: 36,100 - Cloudy - 81 F

livebaseballscores.com



PITCHER	IP	WLS	BF	H	R	ER	SO	BB	IBB	HBP	BLK	WP	HR	S	P	ERA	WHIP
Bill Swift, R ERA: 2.19	(1, 1)	7.0	26	5	2	1	0	0	0	0	0	0	0	59	87	1.29	0.714
Rod Beck, R ERA: 2.4	(8, 1)	0.1	4	2	1	1	0	1	0	0	0	0	0	9	17	27.00	9.000
Bryan Hickerson, L ERA: 3.2	(8, 1)	0.2	3	1	0	0	0	1	0	0	0	0	0	6	13	0.00	3.000
Jeff Brantley, R ERA: 3.88	(9, 1)	2.0	10	1	0	0	1	1	2	0	0	0	0	20	44	0.00	1.000
Dave Righetti, L ERA: 4.91	(11, 1)	2.0	7	1	0	0	2	0	0	0	0	0	0	19	30	0.00	0.500

PITCHER	IP	WLS	BF	H	R	ER	SO	BB	IBB	HBP	BLK	WP	HR	S	P	ERA	WHIP
Jim Pena, L ERA: 3.2	(13, 1)	3.2	17	0	1	1	1	3	2	0	0	0	0	34	63	2.46	0.818
Michael Jackson, R ERA: 3.02	(16, 1)	0.0	2	0	0	0	0	1	0	1	0	0	0	2	7	∞	∞

San Francisco Giants @ Cincinnati Reds
Riverfront Stadium, Cincinnati, OH

Sun Aug 09 1992, 3:33 AM EDT
Att. 37,537 - Sunny - 84 F

livebaseballscorecards.com

AB	37
R	7
H	12
RBI	6
BB	2
SO	10
LOB	16



WP:	0	PA:	41
PB:	0		
SB:	0		
CS:	1		

AB R H RBI BB SO LOB

5	0	2	0	0	2	0
4	0	1	0	0	0	2
3	0	0	0	1	0	1
1	0	1	0	0	0	0
4	2	2	1	0	1	3
4	1	1	0	1	1	6
4	1	2	4	0	1	1
0	0	0	0	0	0	0
4	0	0	0	0	2	2
4	1	1	1	0	1	1
3	2	2	0	0	1	0
1	0	0	0	0	1	0

1B:	9	SF:	0
2B:	1	SAC:	1
3B:	0	DP:	0
HR:	2	HBP:	1

Batter	1	2	3	4	5	6	7	8	9
Ted Wood, L (1, 9) OBP: 0.286, SLG: 0.286	0-3 K		0-0 FC4-6 BB 1-2 1B		1-0 BLK SH5-4 1-2 1B		1-3 K		3-2 G4-3
Robby Thompson, R (1, 4) OBP: 0.344, SLG: 0.407	2-2 L3		0-0 F9		0-1 SH5-4		2-1 G6-3		1-1 HBP 1B
Will Clark, L (1, 3) OBP: 0.393, SLG: 0.476 Mike Felder, S (8, 8) OBP: 0.328, SLG: 0.405	1-0 G4-3		4-1 FC4-6 1-2 BB		1-2 G3			1-2 G4-3	2-2 HBP 1B
Chris James, R (1, 7) OBP: 0.311, SLG: 0.397		0-0 E6 HR 1B	2-1 FC4-6		2-3 K			1-0 2B 1B	1-2 HBP
Cory Snyder, R (1, 8) OBP: 0.316, SLG: 0.474		2-3 K	0-1 G5-3		4-0 CS BB			1-1 1B 2B	0-2 F8
Matt Williams, R (1, 5) OBP: 0.284, SLG: 0.376 Greg Litton, R (8, PR) OBP: 0.277, SLG: 0.294		3-0 HR		1-1 F8		2-3 SAFE K		3-2 1B	
Mark Bailey, S (1, 2) OBP: 0.333, SLG: 0.278		2-0 F8		0-2 G5-3		1-3 K		2-3 K	
Jose Uribe, S (1, 6) OBP: 0.316, SLG: 0.375		2-2 G6-3		1-1 G6-3			0-0 HR	2-3 K	
Trevor Wilson, L (1, 1) OBP: 0.171, SLG: 0.125 Bryan Hickerson, L (7, 1)			3-2 F9 FC4-6 1B		2-1 SH5-4 BLK 1B		0-3 K		1-3 K

Inning Stats	R: 0 E: 0 K: 1 S: 7	H: 0 LOB: 0 BB: 0 P: 10	R: 2 E: 1 K: 1 S: 9	H: 2 LOB: 0 BB: 0 P: 18	R: 1 E: 0 K: 0 S: 10	H: 2 LOB: 2 BB: 1 P: 19	R: 0 E: 0 K: 0 S: 7	H: 0 LOB: 0 BB: 0 P: 9	R: 1 E: 0 K: 1 S: 11	H: 2 LOB: 1 BB: 0 P: 17	R: 0 E: 0 K: 2 S: 6	H: 0 LOB: 0 BB: 1 P: 13	R: 1 E: 0 K: 2 S: 10	H: 1 LOB: 0 BB: 0 P: 13	R: 2 E: 0 K: 2 S: 17	H: 3 LOB: 1 BB: 0 P: 27	R: 0 E: 0 K: 1 S: 16	H: 2 LOB: 3 BB: 0 P: 24	1B: 9 2B: 1 3B: 0 HR: 2	SF: 0 SAC: 1 DP: 0 HBP: 1	WP: 0 PA: 41
--------------	------------------------------	----------------------------------	------------------------------	----------------------------------	-------------------------------	----------------------------------	------------------------------	---------------------------------	-------------------------------	----------------------------------	------------------------------	----------------------------------	-------------------------------	----------------------------------	-------------------------------	----------------------------------	-------------------------------	----------------------------------	----------------------------------	------------------------------------	-----------------

PITCHER	IP	WLS	BF	H	R	ER	SO	BB	IBB	HBP	BLK	WP	HR	S	P	ERA	WHIP
Tom Bolton, L (1, 1) ERA: 4.01	7.1	L	32	9	7	7	7	2	0	0	1	0	2	66	108	8.59	1.500
Dwayne Henry, R (8, 1) ERA: 2.87	0.2		3	1	0	0	2	0	0	0	0	0	0	11	18	0.00	1.500
Scott Ruskin, L (9, 1) ERA: 4.85	1.0		6	2	0	0	1	0	0	1	0	0	0	16	24	0.00	2.000

BOTTOM

San Francisco Giants @ Cincinnati Reds
Riverfront Stadium, Cincinnati, OH

livebaseballscorecards.com

AB	30
R	1
H	3
RBI	1
BB	3
SO	6
LOB	9



WP:	0	PA:	33
PB:	1	SB:	0
CS:	0		

Sun Aug 09 1992, 3:33 AM EDT
Att. 37,537 - Sunny - 84 F

AB R H RBI BB SO LOB

3	0	0	0	1	0	0
4	0	0	0	0	1	1
4	0	0	0	0	1	2
3	0	0	0	1	1	1
4	1	1	0	0	1	1
3	0	0	0	1	0	1
3	0	2	1	0	0	0
3	0	0	0	0	1	3
2	0	0	0	0	1	0
0	0	0	0	0	0	0
1	0	0	0	0	0	0
0	0	0	0	0	0	0

Batter	1	2	3	4	5	6	7	8	9
Reggie Sanders, R (1, 8) OBP: 0.349, SLG: 0.469	2-1 G1-3		4-0 BB		2-0 G6-3			1-0 F7	
Freddie Benavides, R (1, 4) OBP: 0.269, SLG: 0.311	0-1 E6		1-3 SAFE K		1-0 G5-3			3-1 F8	
Barry Larkin, R (1, 6) OBP: 0.365, SLG: 0.436	1-3 SAFE SAFE SAFE SAFE SAFE SAFE K		2-0 F9		0-1 L4			0-2 G6-3	
Glenn Braggs, R (1, 7) OBP: 0.338, SLG: 0.393	1-3 SAFE SAFE SAFE SAFE SAFE SAFE K		0-0 L7		3-2 P5			4-1 BB	
Darnell Coles, R (1, 5) OBP: 0.330, SLG: 0.514		1-1 G4-3		2-2 PB 1B 1B		2-1 G4-3		2-3 K	
Bill Doran, S (1, 3) OBP: 0.321, SLG: 0.366		0-1 G1-3		4-2 SAFE 1B 1-2 BB		2-2 G1-3		0-0 F7	
Paul O'Neill, L (1, 9) OBP: 0.365, SLG: 0.406		1-2 1B		2-1 G6-4-3 1B 1-2 2-H		0-0 F8			
Rick Wrona, R (1, 2) OBP: 0.188, SLG: 0.188		1-3 SAFE SAFE SAFE SAFE SAFE SAFE K		0-0 G6-4-3 1-2f		0-0 F8			
Tom Bolton, L (1, 1) Dwayne Henry, R (8, 1) Cesar Hernandez, R (8, PH) Scott Ruskin, R (9, 1)			1-2 G5-3		1-3 K			0-1 L4	

Inning Stats	R: 0 E: 1 K: 2 S: 12	H: 0 LOB: 1 BB: 0 P: 15	R: 0 E: 0 K: 1 S: 10	H: 1 LOB: 1 BB: 0 P: 13	R: 0 E: 0 K: 1 S: 8	H: 0 LOB: 1 BB: 1 P: 16	R: 1 E: 0 K: 0 S: 9	H: 2 LOB: 1 BB: 1 P: 17	R: 0 E: 0 K: 1 S: 5	H: 0 LOB: 0 BB: 0 P: 9	R: 0 E: 0 K: 0 S: 9	H: 0 LOB: 0 BB: 0 P: 14	R: 0 E: 0 K: 0 S: 9	H: 0 LOB: 0 BB: 0 P: 11	R: 0 E: 0 K: 0 S: 5	H: 0 LOB: 0 BB: 0 P: 9	R: 0 E: 0 K: 1 S: 8	H: 0 LOB: 1 BB: 1 P: 14	1B: 3 2B: 0 3B: 0 HR: 0	SF: 0 SAC: 0 DP: 1 HBP: 0
--------------	-------------------------------	----------------------------------	-------------------------------	----------------------------------	------------------------------	----------------------------------	------------------------------	----------------------------------	------------------------------	---------------------------------	------------------------------	----------------------------------	------------------------------	----------------------------------	------------------------------	---------------------------------	------------------------------	----------------------------------	----------------------------------	------------------------------------

PITCHER	IP	WLS	BF	H	R	ER	SO	BB	IBB	HBP	BLK	WP	HR	S	P	ERA	WHIP
Trevor Wilson, L (1, 1) ERA: 4.27	6.1	W	24	3	1	1	5	2	0	0	0	0	0	60	93	1.42	0.789
Bryan Hickerson, L (7, 1) ERA: 3.06	2.2		9	0	0	0	1	1	0	0	0	0	0	15	25	0.00	0.375

Batter	1	2	3	4	5	6	7	8	9	AB R H RBI BB SO LOB	TOP											
Craig Biggio, R (1, 4) OBP: 0.374, SLG: 0.381	2-2 F9		1-2 F8			0-1 G6-3		0-0 B5-3		4 0 1 0 0 0 0												
Steve Finley, L (1, 8) OBP: 0.326, SLG: 0.384	2-2 G4-3		0-0 F8			3-1 G4-3		1-3 K		4 0 0 0 0 1 1												
Ernest Riles, L (1, 5) OBP: 0.222, SLG: 0.235	2-2 1B		2-1 L4			0-1 1B		3-2 P2		4 0 2 0 0 0 1												
Eric Anthony, L (1, 9) OBP: 0.296, SLG: 0.423	1-0 P5				1-0 G4-3		2-2 F9		1-1 F8	4 0 0 0 0 0 2												
5 Jeff Bagwell, R (1, 3) OBP: 0.349, SLG: 0.413		3-2 F9			3-2 G4-3		3-2 SF9 1B		3-3 K	4 1 1 0 0 1 0												
Luis Gonzalez, L (1, 7) OBP: 0.286, SLG: 0.377		0-2 FC6-4 1B			0-0 L7		1-0 FC4-6 1B		2-2 F8	4 0 2 0 0 0 0												
Casey Candaele, S (1, 6) OBP: 0.257, SLG: 0.261		0-0 FC6-4				1-0 G5-3		0-1 SF9		1 0 0 0 0 0 1												
Juan Guerrero, R (4, 6) OBP: 0.300, SLG: 0.350		1-2 FC6-4						3-H 2-0 FC4-6		1 0 0 1 0 0 0												
Eddie Taubensee, L (1, 2) OBP: 0.262, SLG: 0.292		0-1 F7				1-0 F8		1-2 FC4-6		3 0 0 0 0 0 2												
Butch Henry, L (1, 1) OBP: 0.125, SLG: 0.200			1-2 G4-3			0-1 G5-3		1-3 K		2 0 0 0 0 0 0												
Willie Blair, R (5, 1)										0 0 0 0 0 0 0												
Ken Caminiti, S (7, PH) OBP: 0.364, SLG: 0.446										1 0 0 0 0 1 1												
Joe Boever, R (7, 1)										0 0 0 0 0 0 0												
Inning Stats	R: 0 E: 0 K: 0 S: 10	H: 1 LOB: 1 BB: 0 P: 17	R: 0 E: 0 K: 0 S: 9	H: 1 LOB: 1 BB: 0 P: 12	R: 0 E: 0 K: 0 S: 9	H: 1 LOB: 1 BB: 0 P: 13	R: 0 E: 0 K: 0 S: 6	H: 0 LOB: 0 BB: 0 P: 10	R: 0 E: 0 K: 0 S: 4	H: 0 LOB: 0 BB: 0 P: 6	R: 0 E: 0 K: 0 S: 9	H: 1 LOB: 1 BB: 0 P: 14	R: 1 E: 0 K: 1 S: 11	H: 2 LOB: 1 BB: 0 P: 18	R: 0 E: 0 K: 1 S: 7	H: 0 LOB: 0 BB: 0 P: 11	R: 0 E: 0 K: 1 S: 8	H: 0 LOB: 0 BB: 0 P: 14	1B: 6 2B: 0 3B: 0 HR: 0	SF: 1 SAC: 0 DP: 0 HBP: 0	WP: 0 PB: 0 SB: 0 CS: 0	PA: 33
PITCHER John Burkett, R (1, 1) ERA: 3.6	IP: 9.0 WLS: W BF: 33 H: 6 R: 1 ER: 1 SO: 3 BB: 0 IBB: 0 HBP: 0 BLK: 0 WP: 0 HR: 0 S: 73 P: 115 ERA: 1.00 WHIP: 0.667											PITCHER IP: WLS: BF: H: R: ER: SO: BB: IBB: HBP: BLK: WP: HR: S: P: ERA: WHIP:										

Houston Astros @ San Francisco Giants
Candlestick Park, San Francisco, CA
 Mon Aug 10 1992, 10:05 PM EDT
 Att. 14,691 - Cloudy - 63 F

AB	32
R	1
H	6
RBI	1
BB	0
SO	3
LOB	8



Batter	1	2	3	4	5	6	7	8	9	AB	R	H	RBI	BB	SO	LOB
Ted Wood, L OBP: 0.364, SLG: 0.364 (1, 9)	F7		2B		2B	K				4	2	2	0	0	1	1
Robby Thompson, R OBP: 0.349, SLG: 0.418 (1, 4)	1B		HR		BB				G6-3	4	1	3	1	0	0	0
Will Clark, L OBP: 0.392, SLG: 0.483 (1, 3)	F7		HR		SF7				K	3	1	1	3	0	1	1
Cory Snyder, R OBP: 0.321, SLG: 0.476 (1, 8) (9, 7)	1B		G3-6-3		BB				K	3	0	2	0	1	1	0
Mark Leonard, L OBP: 0.326, SLG: 0.462 (1, 7) Mike Felder, S OBP: 0.328, SLG: 0.405 (9, 8)	G1-3		G3-6-3		G6-4-3				K	3	0	0	0	1	1	3
Matt Williams, R OBP: 0.281, SLG: 0.372 (1, 5)		E6			G6-4-3				G6-3	4	0	0	0	0	1	3
Kirt Manwaring, R OBP: 0.313, SLG: 0.308 (1, 2)		FC6-4			P4				L8	4	0	0	0	0	1	1
Mike Benjamin, R OBP: 0.250, SLG: 0.352 (1, 6)		G6-3			1B				G5-3	3	0	1	0	0	0	1
John Burkett, R OBP: 0.111, SLG: 0.049 (1, 1)			K		G4-3				BB	2	0	0	0	1	1	1

Inning Stats	R: 0	H: 2	E: 0	K: 0	S: 13	R: 0	H: 0	E: 1	K: 0	S: 11	R: 3	H: 4	E: 0	K: 1	S: 10	R: 0	H: 1	E: 0	K: 1	S: 8	R: 1	H: 2	E: 0	K: 0	S: 8	R: 0	H: 0	E: 0	K: 2	S: 9	R: 0	H: 0	E: 0	K: 2	S: 9	R: 0	H: 0	E: 0	K: 2	S: 9
	LOB: 2	BB: 0	P: 17	LOB: 0	BB: 0	P: 15	LOB: 0	BB: 0	P: 15	LOB: 1	BB: 0	P: 10	LOB: 2	BB: 2	P: 24	LOB: 1	BB: 1	LOB: 0	BB: 0	P: 14	LOB: 0	BB: 0	LOB: 0	BB: 0	P: 11	LOB: 0	BB: 0	LOB: 0	BB: 0	P: 14	LOB: 0	BB: 0	LOB: 0	BB: 0	P: 11	LOB: 0	BB: 0	LOB: 0	BB: 0	P: 11

PITCHER	IP	WLS	BF	H	R	ER	SO	BB	IBB	HBP	BLK	WP	HR	S	P	ERA	WHIP
Butch Henry, L ERA: 4.42 (1, 1)	4.1	L	23	9	4	4	2	1	1	0	0	0	1	47	76	8.31	2.308
Willie Blair, R ERA: 3.83 (5, 1)	1.2		5	0	0	0	1	1	0	0	0	0	0	11	19	0.00	0.600
Joe Boever, R ERA: 2.57 (7, 1)	2.0		6	0	0	0	4	0	0	0	0	0	0	18	25	0.00	0.000

BOTTOM

Houston Astros @ San Francisco Giants
Candlestick Park, San Francisco, CA

Mon Aug 10 1992, 10:05 PM EDT
Att. 14,691 - Cloudy - 63 F

AB	30
R	4
H	9
RBI	4
BB	3
SO	7
LOB	11

WP: 0 PA: 34
PB: 0 SB: 0
CS: 0



PITCHER	IP	WLS	BF	H	R	ER	SO	BB	IBB	HBP	BLK	WP	HR	S	P	ERA	WHIP
Butch Henry, L ERA: 4.42 (1, 1)	4.1	L	23	9	4	4	2	1	1	0	0	0	1	47	76	8.31	2.308
Willie Blair, R ERA: 3.83 (5, 1)	1.2		5	0	0	0	1	1	0	0	0	0	0	11	19	0.00	0.600
Joe Boever, R ERA: 2.57 (7, 1)	2.0		6	0	0	0	4	0	0	0	0	0	0	18	25	0.00	0.000

Batter	1	2	3	4	5	6	7	8	9	AB R H RBI BB SO LOB	TOP											
Craig Biggio, R (1, 4) OBP: 0.375, SLG: 0.381	1-0 G4-3		0-2 1B		0-1 F8		1-1 SH3-4 1B	0-0 P3		5 0 2 0 0 0 2												
Steve Finley, L (1, 8) OBP: 0.324, SLG: 0.380	1-2 L3		0-0 L4			3-2 P2	1-1 SH3-4		0-1 G4-3	4 0 0 0 0 0 1												
Ernest Riles, L (1, 3) OBP: 0.217, SLG: 0.273	1-1 F8			1-1 G4-3		0-1 HR 2B	1-3 K		2-1 F7	5 1 1 0 0 1 1												
Eric Anthony, L (1, 9) OBP: 0.299, SLG: 0.434 Gerald Young, S (7, 9) OBP: 0.267, SLG: 0.132		3-2 CS 1B		0-0 F9		3-2 HR	2-2 P6		3-1 G1-3	4 1 2 2 0 0 1 1 0 0 0 0 0 0												
Ken Caminiti, S (1, 5) OBP: 0.365, SLG: 0.445		1-3 K		1-1 G4-3		4-1 2B BB		1-0 G1-3 5 1B 1B		3 1 1 0 1 1 1												
Luis Gonzalez, L (1, 7) OBP: 0.269, SLG: 0.393		1-2 G5-3			0-0 HR			0-1 G1-3 5 1B 1B		4 2 2 1 0 1 2												
Juan Guerrero, R (1, 6) OBP: 0.309, SLG: 0.369 Scott Servais, R (8, 2) OBP: 0.247, SLG: 0.231			1-2 F8		1-2 FC1-6 1B	2-0 2B		0-0 P5-1		4 0 2 0 0 0 2 0 0 0 0 0 0 0												
Eddie Taubensee, L (1, 2) OBP: 0.268, SLG: 0.309 Rafael Ramirez, R (8, PH) OBP: 0.276, SLG: 0.301			0-0 HR		1-1 F7	4-0 IBB		2-2 G1-3		2 1 1 1 1 0 1 1 0 0 0 0 0 2												
Brian Williams, R (1, 1) OBP: 0.158, SLG: 0.211 Xavier Hernandez, L (7, 1) 5 Jeff Bagwell, R (8, PH) OBP: 0.350, SLG: 0.415 Doug Jones, R (8, 1)			2-3 K		0-1 FC1-6	1-3 K		3-2 1B		3 0 0 0 0 2 4 0 0 0 0 0 0 0 1 0 1 2 0 0 0 0 0 0 0 0 0 0												
Inning Stats	R: 0 E: 0 K: 0 S: 6	H: 0 LOB: 0 BB: 0 P: 9	R: 0 E: 0 K: 1 S: 10	H: 1 LOB: 0 BB: 0 P: 16	R: 1 E: 0 K: 1 S: 15	H: 2 LOB: 1 BB: 0 P: 18	R: 0 E: 0 K: 0 S: 5	H: 0 LOB: 0 BB: 0 P: 7	R: 1 E: 0 K: 0 S: 13	H: 2 LOB: 1 BB: 0 P: 17	R: 2 E: 0 K: 2 S: 17	H: 3 LOB: 3 BB: 2 P: 34	R: 0 E: 1 K: 1 S: 10	H: 1 LOB: 1 BB: 0 P: 15	R: 2 E: 0 K: 0 S: 12	H: 3 LOB: 1 BB: 0 P: 18	R: 0 E: 0 K: 0 S: 6	H: 0 LOB: 0 BB: 0 P: 11	1B: 7 2B: 2 3B: 0 HR: 3	SF: 0 SAC: 1 DP: 0 HBP: 0	WP: 0 PB: 0 SB: 0 CS: 1	PA: 40
PITCHER	IP WLS BF H R ER SO BB IBB HBP BLK WP HR S P ERA WHIP												PITCHER	IP WLS BF H R ER SO BB IBB HBP BLK WP HR S P ERA WHIP								
Francisco Oliveras, R (1, 1) ERA: 2.32	5.1 L 21 6 3 3 2 0 0 0 0 0 0 2 54 75 5.06 1.125																					
Jim Pena, L (6, 1) ERA: 3.6	0.1 4 2 1 1 1 1 0 0 0 0 0 1 9 18 27.00 9.000																					
Michael Jackson, R (6, 1) ERA: 2.95	1.1 6 1 0 0 2 0 1 0 0 0 0 0 13 23 0.00 0.750																					
Dave Righetti, L (8, 1) ERA: 5.19	0.1 3 2 2 2 0 0 0 0 0 0 0 0 4 5 54.00 6.000																					
Jeff Brantley, R (8, 1) ERA: 3.76	1.2 6 1 0 0 0 0 0 0 0 0 0 0 0 14 24 0.00 0.600																					

Houston Astros @ San Francisco Giants
Candlestick Park, San Francisco, CA

Tue Aug 11 1992, 6:33 AM EDT
Att. 12,170 - Sunny - 66 F

AB	37
R	6
H	12
RBI	6
BB	2
SO	5
LOB	17



WP: 0	PA: 40
PB: 0	
SB: 0	
CS: 1	

livebaseballscorecards.com

Batter	1	2	3	4	5	6	7	8	9	AB	R	H	RBI	BB	SO	LOB
Mike Felder, S (1, 8) OBP: 0.322, SLG: 0.397	0-0 F7		2-1 P5		1-3 K		1-0 F7			4	0	0	0	0	1	1
Ted Wood, L (1, 9) OBP: 0.267, SLG: 0.267 Dave Righetti, L (8, 1) OBP: 0.143, SLG: 0.143 Jeff Brantley, R (8, 1) OBP: 0.667, SLG: 0.500	1-3 K		0-1 F7			2-2 F7	0-0 F8			4	0	0	0	0	1	1
Will Clark, L (1, 3) OBP: 0.395, SLG: 0.496	3-2 1B			0-0 2B		2-2 HR		1-2 G6-3		4	1	3	1	0	0	0
Chris James, R (1, 7) OBP: 0.305, SLG: 0.388	1-0 G5-3			2-1 E3		2-3 K		0-3 K		4	0	0	0	0	2	2
Cory Snyder, R (1, 5) OBP: 0.321, SLG: 0.471		2-3 K2-3		1-3 K		4-2 HR		3-3 K		3	1	0	0	1	3	2
Robby Thompson, R (1, 4) OBP: 0.347, SLG: 0.426		2-3 K		0-1 P3		1-0 HR		3-2 G4-3		4	1	1	2	0	1	2
Kirt Manwaring, R (1, 2) OBP: 0.312, SLG: 0.311		1-1 2B		0-0 F9		2-2 P3		0-2 L3		4	0	1	0	0	0	2
Mike Benjamin, R (1, 6) OBP: 0.241, SLG: 0.339 Willie McGee, S (7, PH) OBP: 0.331, SLG: 0.348 (8, 9)		0-1 G6-3		0-1 F9		0-0 SH5-4		3-2 DI		2	0	0	0	0	0	1
Francisco Oliveras, R (1, 1) OBP: 0.286, SLG: 0.167 Jim Penz, L (6, 1) OBP: 0.200, SLG: 0.200 Michael Jackson, R (6, 1) OBP: 0.316, SLG: 0.375 Jose Uribe, S (7, PH) OBP: 0.316, SLG: 0.375 Greg Litton, R (9, PH) OBP: 0.274, SLG: 0.291			0-1 G1-3		2-3 K		2-0 SH5-4		0-3 K	2	0	0	0	0	1	0

Inning Stats	R: 0	H: 1	E: 0	LOB: 1	K: 1	P: 15	R: 0	H: 1	E: 0	LOB: 1	K: 2	P: 15	R: 0	H: 0	E: 0	LOB: 0	K: 0	P: 8	R: 0	H: 1	E: 1	LOB: 2	K: 1	P: 13	R: 0	H: 0	E: 0	LOB: 0	K: 2	P: 11	R: 3	H: 2	E: 0	LOB: 0	K: 1	P: 30	R: 0	H: 1	E: 0	LOB: 1	K: 0	P: 7	R: 0	H: 0	E: 0	LOB: 0	K: 2	P: 14	R: 0	H: 1	E: 0	LOB: 1	K: 1	P: 19	1B: 3	SF: 0	2B: 2	SAC: 1	3B: 0	DP: 0	HR: 2	HBP: 0	WP: 0	PA: 36
--------------	------	------	------	--------	------	-------	------	------	------	--------	------	-------	------	------	------	--------	------	------	------	------	------	--------	------	-------	------	------	------	--------	------	-------	------	------	------	--------	------	-------	------	------	------	--------	------	------	------	------	------	--------	------	-------	------	------	------	--------	------	-------	-------	-------	-------	--------	-------	-------	-------	--------	-------	--------

PITCHER	IP	WLS	BF	H	R	ER	SO	BB	IBB	HBP	BLK	WP	HR	S	P	ERA	WHIP
Brian Williams, R (1, 1) ERA: 4.07	6.0	W	25	5	3	3	7	1	0	0	0	0	2	61	92	4.50	1.000
Xavier Hernandez, R (7, 1) ERA: 2.22	1.0		4	1	0	0	0	0	0	0	0	0	0	4	7	0.00	1.000
Doug Jones, R (8, 1) ERA: 2.05	2.0	S	7	1	0	0	3	0	0	0	0	0	0	23	33	0.00	0.500

BOTTOM

Houston Astros @ San Francisco Giants
Candlestick Park, San Francisco, CA

Tue Aug 11 1992, 6:33 AM EDT
Att. 12,170 - Sunny - 66 F

livebaseballscorecards.com

AB	34
R	3
H	7
RBI	3
BB	1
SO	10
LOB	12



Batter	1	2	3	4	5	6	7	8	9	10	AB R H RBI BB SO LOB	TOP												
Craig Biggio, R (1, 4) OBP: 0.375, SLG: 0.382	0-0 G5-3	1-2 1B		2-2 SH3-4 1B		1-1 P2			1-2 F8		5 0 2 1 0 0 0	Houston Astros @ San Francisco Giants Candlestick Park, San Francisco, CA Wed Aug 12 1992, 6:33 AM EDT Att: 13,705 - Cloudy - 67 F												
Steve Finley, L (1, 8) OBP: 0.327, SLG: 0.385	1-2 F7 1B	1-3 K		0-0 SH3-4			4-2 G4-6-3 BB		3-2 G6-3 5 1B 2B	3 1 2 0 1 1 2														
Ken Caminiti, S (1, 5) OBP: 0.363, SLG: 0.440	2-2 F7		1-0 P4	4-0 5 G6-4-3 IBB			0-2 G4-6-3		0-0 G6-3	4 0 0 0 1 0 3														
5 Jeff Bagwell, R (1, 3) OBP: 0.353, SLG: 0.416		0-1 BB 1B 1B	4-1 1B BB	1-1 G6-4-3			1-2 F7		0-0	4 2 2 1 1 0 3														
Pete Incaviglia, R (1, 7) OBP: 0.322, SLG: 0.432		0-1 BB 1B 1B	1-1 1B		1-0 F9			0-0 G5-3	0-3 K	5 1 2 0 0 1 1														
Doug Jones, R (10, 1)		1-2 BB 1B 1B	1-2 1B						SAFE K	0 0 0 0 0 0 0														
Eric Anthony, L (1, 9) OBP: 0.301, SLG: 0.433		4-2 BB 1B BB	2-2 1B		1-2 G4-3			1-2 F8	1-1 G4-3	3 1 1 1 1 0 0														
Xavier Hernandez, L (8, 1) Gerald Young, S (10, PH) OBP: 0.261, SLG: 0.128		1-2 2-3 BB 1B	1-2 2-H 1B							0 0 0 0 0 0 0														
Scott Servais, R (1, 2) OBP: 0.247, SLG: 0.232		2-2 BB 1B 1B	0-0 F7		0-1 G4-3			0-0 G5-3		4 0 1 2 0 0 2														
Juan Guerrero, R (1, 6) OBP: 0.296, SLG: 0.352		2-3 K	3-2 G6-3			2-2 G6-3			0-1 G4-3	4 0 0 0 0 1 4														
Pete Harnisch, S (1, 1) OBP: 0.167, SLG: 0.217		1-3 SAFE K		1-1 SH3-4 1B		2-2 F8			1-0 F7	0 0 0 0 0 0 0														
Willie Blair, R (1, 1) OBP: 0.167, SLG: 0.091										2 0 1 0 0 1 2														
Ernest Riles, L (6, PH) OBP: 0.288, SLG: 0.261										1 0 0 0 0 0 0														
Rob Murphy, L (6, 1)										0 0 0 0 0 0 0														
Joe Boever, R (6, 1)										0 0 0 0 0 0 0														
Luis Gonzalez, L (8, 7) OBP: 0.288, SLG: 0.391										1 0 0 0 0 0 0														
Inning Stats	R: 0 E: 0 K: 0 S: 7	H: 1 LOB: 0 BB: 0 P: 10	R: 3 E: 0 K: 3 S: 25	H: 4 LOB: 2 BB: 1 P: 36	R: 1 E: 0 K: 0 S: 13	H: 2 LOB: 2 BB: 1 P: 24	R: 0 E: 0 K: 0 S: 11	H: 2 LOB: 2 BB: 1 P: 19	R: 0 E: 0 K: 0 S: 6	H: 0 LOB: 0 BB: 0 P: 8	R: 0 E: 0 K: 0 S: 8	H: 0 LOB: 0 BB: 1 P: 13	R: 0 E: 0 K: 0 S: 5	H: 0 LOB: 0 BB: 0 P: 6	R: 0 E: 0 K: 0 S: 7	H: 0 LOB: 0 BB: 0 P: 9	R: 1 E: 0 K: 1 S: 11	H: 2 LOB: 1 BB: 0 P: 15	1B: 10 2B: 1 3B: 0 HR: 0	SF: 0 SAC: 1 DP: 2 HBP: 0	WP: 0 PB: 0 SB: 0 CS: 0	PA: 42		
PITCHER	IP WLS BF H R ER SO BB IBB HBP BLK WP HR S P ERA WHIP																							
Bud Black, L (1, 1) ERA: 3.26	3.0																							
Bryan Hickerson, L (4, 1) ERA: 2.97	2.0	6	0	0	0	0	0	1	0	0	0	0	0	9	16	0.00	0.000							
Michael Jackson, R (6, 1) ERA: 2.86	2.0	6	0	0	0	0	0	1	0	0	0	0	0	19	29	0.00	0.500							
Rod Beck, R (8, 1) ERA: 2.33	2.0	6	0	0	0	0	0	0	0	0	0	0	0	12	15	0.00	0.000							
Jeff Brantley, R (10, 1) ERA: 3.86	1.0	L 5	2	1	1	1	0	0	0	0	0	0	0	11	15	9.00	2.000							

livebaseballscores.com



BOTTOM

Houston Astros @ San Francisco Giants
Candlestick Park, San Francisco, CA

Wed Aug 12 1992, 6:33 AM EDT
Att. 13,705 - Cloudy - 67 F

livebaseballscorecards.com

AB	37
R	4
H	9
RBI	4
BB	4
SO	5
LOB	17



WP	2	PA	44
PB	1		
SB	0		
CS	0		

AB	R	H	RBI	BB	SO	LOB
5	1	2	0	0	0	0
5	2	3	1	0	1	1
2	1	0	1	2	0	1
5	0	2	1	0	1	4
0	0	0	0	0	0	0
4	0	2	0	1	0	1
2	0	0	1	1	1	0
5	0	0	0	0	1	5
2	0	0	0	0	0	0
1	0	0	0	0	0	3
2	0	0	0	0	0	2
1	0	0	0	0	0	0
0	0	0	0	0	0	0
1	0	0	0	0	1	0
0	0	0	0	0	0	0
1	0	0	0	0	0	0
1	0	0	0	0	0	0
1	0	0	0	0	0	0
1	0	0	0	0	0	0
1	0	0	0	0	0	0
1	0	0	0	0	0	0

Batter	1	2	3	4	5	6	7	8	9	10													
Mike Felder, S OBP: 0.324, SLG: 0.402 (1, 8)	F9		2B 1B		G3		F9		WP 2B														
Willie McGee, S OBP: 0.334, SLG: 0.355 (1, 9)	G1-3		WP 1H G4-3 2B			BB 1B 1B	PB 1B		K														
Will Clark, L OBP: 0.397, SLG: 0.493 (1, 3)	3B HBP		G4-3			F8	IBB		WP IBB														
Matt Williams, R OBP: 0.283, SLG: 0.377 (1, 5)	1H 3B		F8			BB BB 1B	P5		K														
Jeff Brantley, R OBP: 0.667, SLG: 0.500 (10, 1)																							
Robby Thompson, R OBP: 0.351, SLG: 0.427 (1, 4)	L4				G5-3																		
Ted Wood, L OBP: 0.278, SLG: 0.235 (1, 7)		G4-3																					
Mark Bailey, S OBP: 0.269, SLG: 0.217 (1, 2)																							
Mike Benjamin, R OBP: 0.233, SLG: 0.328 (1, 6)																							
Mark Leonard, L OBP: 0.319, SLG: 0.450 (6, PH)																							
Jose Uribe, S OBP: 0.313, SLG: 0.370 (7, 6)																							
Bud Black, L OBP: 0.076, SLG: 0.054 (1, 1)																							
Bryan Hickerson, L OBP: 0.303, SLG: 0.386 (4, 1)																							
Chris James, R OBP: 0.303, SLG: 0.386 (5, PH)																							
Michael Jackson, R OBP: 0.312, SLG: 0.469 (6, 1)																							
Cory Snyder, R OBP: 0.312, SLG: 0.469 (7, PH)																							
Rod Beck, R OBP: 0.272, SLG: 0.288 (8, 1)																							
Greg Litton, R OBP: 0.272, SLG: 0.288 (10, 5)																							
Inning Stats	R: 1 E: 0 K: 0 S: 16	H: 1 LOB: 1 BB: 0 P: 22	R: 0 E: 0 K: 0 S: 5	H: 0 LOB: 0 BB: 0 P: 8	R: 2 E: 0 K: 0 S: 10	H: 2 LOB: 0 BB: 0 P: 18	R: 0 E: 0 K: 1 S: 9	H: 0 LOB: 0 BB: 0 P: 14	R: 0 E: 0 K: 0 S: 5	H: 1 LOB: 2 BB: 1 P: 7	R: 1 E: 0 K: 0 S: 12	H: 2 LOB: 3 BB: 2 P: 27	R: 0 E: 0 K: 1 S: 10	H: 1 LOB: 2 BB: 1 P: 16	R: 0 E: 0 K: 0 S: 5	H: 1 LOB: 1 BB: 0 P: 10	R: 0 E: 0 K: 2 S: 10	H: 1 LOB: 2 BB: 1 P: 19	R: 0 E: 0 K: 1 S: 9	H: 1 LOB: 1 BB: 0 P: 12	1B: 6 2B: 2 3B: 1 HR: 0	SF: 0 SAC: 2 DP: 0 HBP: 1	
PITCHER	IP WLS BF H R ER SO BB IBB HBP BLK WP HR S P ERA WHIP	IP WLS BF H R ER SO BB IBB HBP BLK WP HR S P ERA WHIP	IP WLS BF H R ER SO BB IBB HBP BLK WP HR S P ERA WHIP	IP WLS BF H R ER SO BB IBB HBP BLK WP HR S P ERA WHIP	IP WLS BF H R ER SO BB IBB HBP BLK WP HR S P ERA WHIP	IP WLS BF H R ER SO BB IBB HBP BLK WP HR S P ERA WHIP	IP WLS BF H R ER SO BB IBB HBP BLK WP HR S P ERA WHIP	IP WLS BF H R ER SO BB IBB HBP BLK WP HR S P ERA WHIP	IP WLS BF H R ER SO BB IBB HBP BLK WP HR S P ERA WHIP	IP WLS BF H R ER SO BB IBB HBP BLK WP HR S P ERA WHIP	IP WLS BF H R ER SO BB IBB HBP BLK WP HR S P ERA WHIP	IP WLS BF H R ER SO BB IBB HBP BLK WP HR S P ERA WHIP	IP WLS BF H R ER SO BB IBB HBP BLK WP HR S P ERA WHIP	IP WLS BF H R ER SO BB IBB HBP BLK WP HR S P ERA WHIP	IP WLS BF H R ER SO BB IBB HBP BLK WP HR S P ERA WHIP	IP WLS BF H R ER SO BB IBB HBP BLK WP HR S P ERA WHIP	IP WLS BF H R ER SO BB IBB HBP BLK WP HR S P ERA WHIP	IP WLS BF H R ER SO BB IBB HBP BLK WP HR S P ERA WHIP	IP WLS BF H R ER SO BB IBB HBP BLK WP HR S P ERA WHIP	IP WLS BF H R ER SO BB IBB HBP BLK WP HR S P ERA WHIP	IP WLS BF H R ER SO BB IBB HBP BLK WP HR S P ERA WHIP	IP WLS BF H R ER SO BB IBB HBP BLK WP HR S P ERA WHIP	IP WLS BF H R ER SO BB IBB HBP BLK WP HR S P ERA WHIP
Pete Harnisch, R ERA: 3.78 (1, 1)	0.2	2	0	0	0	0	0	0	0	0													
Willie Blair, R ERA: 4.05 (4, 1)	4.1	17	3	3	3	1	0	0	1	0													
Rob Murphy, L ERA: 4.46 (6, 1)	0.1	3	2	1	1	0	0	0	0	0													
Joe Boever, R ERA: 2.51 (6, 1)	1.2	9	1	0	0	1	2	1	0	0													
Xavier Hernandez, R ERA: 2.16 (8, 1)	2.0	W 9	2	0	0	2	0	1	0	0													

PITCHER
Doug Jones, R
ERA: 2.03 (10, 1)

Batter	1	2	3	4	5	6	7	8	9	AB R H RBI BB SO LOB	TOP																										
Mike Felder, S (1, 8) OBP: 0.321, SLG: 0.398 Cory Snyder, R (3, 8) OBP: 0.321, SLG: 0.470	2-1 G3		0-2 F8			0-0 F9		2-2 FC6-4 1B		2 0 0 0 0 0 0 2 0 1 0 0 0 0																											
Robby Thompson, R (1, 4) OBP: 0.347, SLG: 0.421	0-0 G5-3		1-1 P3			3-3 K		0-0 FC6-4 1-2f		4 0 0 0 0 1 2																											
Will Clark, L (1, 3) OBP: 0.398, SLG: 0.491	3-3 K			4-1 CS E BB		1-0 F7			4-2 BB S BB BB	2 1 0 0 2 1 0																											
Mark Leonard, L (1, 7) OBP: 0.333, SLG: 0.463 Chris James, R (3, 7) OBP: 0.299, SLG: 0.380		0-1 HR 1B		0-0 E5 1-2			1-3 K2-3		0-3 K 1-2	1 1 1 0 0 0 0 3 0 0 0 0 2 2																											
Matt Williams, R (1, 5) OBP: 0.285, SLG: 0.385		1-2 HR		1-3 K 1-2			1-1 G4-3		4-0 BB BB IBB	3 1 1 2 1 1 2																											
Ted Wood, L (1, 9) OBP: 0.273, SLG: 0.200		3-2 G4-3		3-3 K 2-3			1-1 F7		4-2 BB 1-2 2-3 BB	3 0 0 0 1 1 2																											
Kirt Manwaring, R (1, 2) OBP: 0.311, SLG: 0.307		1-2 G1-6-3			2-1 G6-3			2-1 G4-3	4-1 BB 1-2 2-3 3-H BB	3 0 0 1 1 1 0 0																											
Mike Benjamin, R (1, 6) OBP: 0.234, SLG: 0.323		0-1 G5-3			1-1 G6-3			0-0 1B G5-3 1B	3-2 P6	4 0 1 0 0 0 3																											
Bill Swift, R (1, 1) OBP: 0.182, SLG: 0.209 Willie McGee, S (8, PH) OBP: 0.333, SLG: 0.354 Bryan Hickerson, L (8, 1) Mark Bailey, S (9, PH) OBP: 0.259, SLG: 0.208 Rod Beck, R (9, 1)			1-1 G1-3		0-3 K			2-2 SAFE SAFE G5-3	3-2 G3	2 0 0 0 0 1 0 1 0 0 0 0 0 1 0 0 0 0 0 0 0 1 0 0 0 0 0 3 0 0 0 0 0 0 0																											
Inning Stats	R: 0 E: 0 K: 1 S: 6	H: 0 LOB: 0 BB: 0 P: 11	R: 2 E: 0 K: 0 S: 13	H: 2 LOB: 0 BB: 0 P: 18	R: 0 E: 0 K: 0 S: 7	H: 0 LOB: 0 BB: 0 P: 9	R: 0 E: 1 K: 2 S: 8	H: 0 LOB: 2 BB: 1 P: 16	R: 0 E: 0 K: 1 S: 7	H: 0 LOB: 0 BB: 0 P: 10	R: 0 E: 0 K: 1 S: 6	H: 0 LOB: 0 BB: 0 P: 10	R: 0 E: 0 K: 1 S: 8	H: 0 LOB: 0 BB: 0 P: 11	R: 0 E: 0 K: 0 S: 10	H: 2 LOB: 2 BB: 0 P: 16	R: 1 E: 0 K: 1 S: 15	H: 0 LOB: 3 BB: 4 P: 37	1B: 3 2B: 1 3B: 0 HR: 1	SF: 0 SAC: 0 DP: 1 HBP: 0	WP: 0 PB: 0 SB: 1 CS: 1	PA: 36															
PITCHER	IP WLS BF H R ER SO BB IBB HBP BLK WP HR S P ERA WHIP																																				
Orel Hershiser, R (1, 1) ERA: 4.0 Roger McDowell, R (7, 1) ERA: 4.4 John Candelaria, L (9, 1) ERA: 2.29 Jim Gott, R (9, 1) ERA: 1.77 Tim Crews, R (9, 1) ERA: 5.21	6.0		21	2	2	2	5	1	0	0	0	0	0	1	47	74	3.00	0.500																			
	2.0		8	2	0	0	1	0	0	0	0	0	0	0	18	27	0.00	1.000																			
	0.0	L	1	0	1	1	0	1	0	0	0	0	0	3	7	∞	∞																				
	0.1		4	0	0	0	1	2	1	0	0	0	0	6	18	0.00	6.000																				
	0.2		2	0	0	0	0	0	0	0	0	0	0	6	12	0.00	0.000																				

San Francisco Giants @ Los Angeles Dodgers
 Dodger Stadium, Los Angeles, CA
 Fri Aug 14 1992, 7:05 PM PDT
 Att. 33,706 - Cloudy - 84 F

livebaseballscorecards.com

AB	31
R	3
H	4
RBI	3
BB	5
SO	7
LOB	15



Batter	1	2	3	4	5	6	7	8	9	AB	R	H	RBI	BB	SO	LOB
Jose Offerman, S OBP: 0.330, SLG: 0.333 (1, 6)	4-1 CS BB		3-2 G4-3 2-3		4-2 B2-3 BB		1-1 F7		2-2 G1-3 1-2	3	0	0	0	2	0	2
Brett Butler, L OBP: 0.418, SLG: 0.411 (1, 8)	4-0 G6-4-3 1-2 BB		1-1 3B		3-1 B2-3 1-2		1-2 1B		2-2 F9 2-3	4	0	2	1	1	0	2
Eric Young Sr., R OBP: 0.212, SLG: 0.180 (1, 4)	0-2 G6-4-3 1-2f		2-1 G1-3		1-1 G4-3		2-2 F8		0-3 K2-3	5	0	0	0	0	1	5
Eric Karros, R OBP: 0.305, SLG: 0.466 (1, 3)		3-3 K		2-0 1B		1-0 G4-3		1-3 K		4	0	1	0	0	2	1
Henry Rodriguez, L OBP: 0.333, SLG: 0.486 (1, 9)		1-0 L7		1 SAFE 0-0 F8		2-0 E 1B 2B		0-0 1B		4	1	2	0	0	0	1
Mike Scioscia, L OBP: 0.290, SLG: 0.280 (1, 2)		1-0 1B		2-0 F9		4-0 1B BB		1-0 P2		3	0	1	0	1	0	2
Dave Hansen, L OBP: 0.292, SLG: 0.330 (9, 1)		0-0 F7		1-1 1B		1-0 1B		2-3 K		4	0	2	1	0	1	2
John Candelaria, L (9, 1)										0	0	0	0	0	0	0
Jim Gott, R OBP: 0.500, SLG: 0.500 (9, 1)										0	0	0	0	0	0	0
Tim Crews, R OBP: 0.250, SLG: 0.250 (9, 1)										0	0	0	0	0	0	0
Tom Goodwin, L OBP: 0.188, SLG: 0.188 (1, 7)			1-3 K		0-0 G4-3		3-2 F8		0-2 F8	2	0	0	0	0	1	2
Mitch Webster, S OBP: 0.332, SLG: 0.416 (6, PH) (7, 7)										2	0	0	0	0	0	3
Orel Hershiser, R OBP: 0.208, SLG: 0.294 (1, 1)			0-0 G4-3 3B 2B		0-1 G6-3		0-3 K		1-2 F9 BLK 1B	2	1	1	0	0	0	0
Lenny Harris, L OBP: 0.314, SLG: 0.305 (6, PH)										1	0	0	0	0	1	2
Roger McDowell, R (7, 1)										0	0	0	0	0	0	0
Mike Sharperson, R OBP: 0.399, SLG: 0.406 (9, 5)										1	0	1	0	0	0	0

Inning Stats	R: 0	H: 0	E: 0	K: 0	S: 4	H: 0	LOB: 0	BB: 2	P: 12	R: 0	H: 1	E: 0	K: 1	S: 7	H: 1	LOB: 1	BB: 0	P: 12	R: 1	H: 2	E: 0	K: 1	S: 15	H: 2	LOB: 1	BB: 0	P: 22	R: 0	H: 2	E: 0	K: 0	S: 6	H: 2	LOB: 2	BB: 0	P: 11	R: 0	H: 0	E: 0	K: 0	S: 9	H: 2	LOB: 1	BB: 1	P: 17	R: 1	H: 2	E: 1	K: 1	S: 10	H: 2	LOB: 2	BB: 1	P: 21	R: 0	H: 1	E: 0	K: 1	S: 12	H: 1	LOB: 1	BB: 0	P: 17	R: 0	H: 1	E: 0	K: 1	S: 9	H: 1	LOB: 1	BB: 0	P: 12	R: 0	H: 1	E: 0	K: 1	S: 18	H: 1	LOB: 1	BB: 0	P: 23	1B: 7	2B: 2	3B: 1	HR: 0	SF: 0	SAC: 0	DP: 1	HBP: 0	WP: 0	PA: 39
--------------	------	------	------	------	------	------	--------	-------	-------	------	------	------	------	------	------	--------	-------	-------	------	------	------	------	-------	------	--------	-------	-------	------	------	------	------	------	------	--------	-------	-------	------	------	------	------	------	------	--------	-------	-------	------	------	------	------	-------	------	--------	-------	-------	------	------	------	------	-------	------	--------	-------	-------	------	------	------	------	------	------	--------	-------	-------	------	------	------	------	-------	------	--------	-------	-------	-------	-------	-------	-------	-------	--------	-------	--------	-------	--------

PITCHER	IP	WLS	BF	H	R	ER	SO	BB	IBB	HBP	BLK	WP	HR	S	P	ERA	WHIP
Bill Swift, R ERA: 2.21 (1, 1)	7.0		31	8	2	2	4	4	0	0	0	0	0	63	112	2.57	1.714
Bryan Hickerson, L ERA: 2.92 (8, 1)	1.0	W	4	1	0	0	1	0	0	0	0	0	0	9	12	0.00	1.000
Rod Beck, R ERA: 2.3 (9, 1)	1.0	S	4	1	0	0	1	0	0	0	1	0	0	18	23	0.00	1.000


BOTTOM

San Francisco Giants @ Los Angeles Dodgers
Dodger Stadium, Los Angeles, CA

Fri Aug 14 1992, 7:05 PM PDT
 Att: 33,706 - Cloudy - 84 F

AB	35
R	2
H	10
RBI	2
BB	4
SO	6
LOB	22

livebaseballscorecards.com



WP: 0
PB: 0
SB: 0
CS: 1

Batter	1	2	3	4	5	6	7	8	9	AB R H RBI BB SO LOB	TOP										
Willie McGee, S OBP: 0.332, SLG: 0.352 (1, 8)	3-3 K ①		0-0 G3 ③		3-2 1B ③ 1-3 2-H 3-H			0-1 G5-3 ②		4 0 1 2 0 1 0	<p>San Francisco Giants @ Los Angeles Dodgers Dodger Stadium, Los Angeles, CA</p> <p>Sat Aug 15 1992, 7:05 PM PDT Att. 35,557 - Sunny - 86 F</p> <p>livebaseballscorecards.com</p>										
Robby Thompson, R OBP: 0.343, SLG: 0.416 (1, 4)	0-2 G6-3 ②			0-1 G4-3 ①	2-3 K ③			1-1 G3-1 ③		4 0 0 0 0 1 2											
Will Clark, L OBP: 0.395, SLG: 0.486 (1, 3)	0-1 G4-3 ③			3-2 F7 ②		0-3 K ①		0-0 G1-3 ①		4 0 0 0 0 1 0											
Cory Snyder, R OBP: 0.317, SLG: 0.463 (1, 9)		1-3 K ①		3-2 F7 ③		2-3 K ②		2-1 E5 1B ②		4 0 0 0 0 2 0											
Matt Williams, R OBP: 0.284, SLG: 0.384 (1, 5)		1-0 G5-3 ②			1-0 G6-3 ①	1-2 P4 ③		2-0 G6-3 1B ②		4 0 1 0 0 0 0											
Ted Wood, L OBP: 0.269, SLG: 0.174 (1, 7)		2-0 E5 ②			4-2 1B 1B 1B BB ②		2-3 K ①	1-1 SAFE G6-3 1-2f ②③		3 1 0 0 1 1 2											
Kirt Manwaring, R OBP: 0.311, SLG: 0.308 (1, 2)		2-1 G5-3 ③			2-0 1B 1-2 1B 1B ②		0-3 K ②			3 1 1 0 0 1 1											
Jose Uribe, S OBP: 0.313, SLG: 0.369 Michael Jackson, R (7, 1) Rod Beck, R (9, 1)			0-0 P7 ①		2-2 1B 1-2 2-3 1B ③		1-3 K2-3 ③			3 0 1 0 0 1 0 0 0 0 0 0 0 0 0 0 0 0 0 0 0											
Trevor Wilson, L OBP: 0.162, SLG: 0.118 Mike Benjamin, R OBP: 0.231, SLG: 0.317 (7, 6)			3-2 G4-3 ②		1-3 K ②			0-0 G1-3 ①		2 0 0 0 0 1 3 1 0 0 0 0 0 0											
Inning Stats	R: 0 E: 0 K: 1 S: 8	H: 0 LOB: 0 BB: 0 P: 11	R: 0 E: 1 K: 1 S: 7	H: 0 LOB: 1 BB: 0 P: 13	R: 0 E: 0 K: 0 S: 6	H: 0 LOB: 0 BB: 0 P: 9	R: 0 E: 0 K: 0 S: 8	H: 0 LOB: 0 BB: 0 P: 14	R: 2 E: 0 K: 2 S: 17	H: 3 LOB: 2 BB: 1 P: 32		R: 0 E: 0 K: 3 S: 10	H: 0 LOB: 0 BB: 0 P: 13	R: 0 E: 0 K: 0 S: 5	H: 0 LOB: 0 BB: 0 P: 6	R: 0 E: 1 K: 0 S: 6	H: 1 LOB: 1 BB: 0 P: 11	1B: 4 2B: 0 3B: 0 HR: 0	SF: 0 SAC: 0 DP: 1 HBP: 0	WP: 0 PB: 0 SB: 0 CS: 0	PA: 33
PITCHER Ramon Martinez, R ERA: 3.68 Roger McDowell, R ERA: 4.25	IP 7.0 2.0	WLS L	BF 26 7	H 3 1	R 2 0	ER 2 0	SO 9 0	BB 1 0	IBB 0 0	HBP 0 0	BLK 0 0	WP 0 0	HR 0 0	S 65 11	P 104 17	ERA 2.57 0.00	WHIP 0.571 0.500				



Batter	1	2	3	4	5	6	7	8	9	AB	R	H	RBI	BB	SO	LOB	BOTTOM																		
Jose Offerman, S OBP: 0.331, SLG: 0.332 (1, 6)	1-1 SF8 1B		0-2 G4-3			4-2 SH2-3 BB			2-2 L4								4	1	1	0	1	0	0												
Brett Butler, L OBP: 0.417, SLG: 0.409 (1, 8)	1-2 F7		4-1 1B S BB			0-0 SH2-3			1-0 B4-3								2	0	0	0	1	0	1												
Eric Young Sr., R OBP: 0.250, SLG: 0.222 (1, 4)	1-2 1B		2-1 G6-3 1B			1-2 G5-3			2-2 1B								4	0	3	0	0	0	1												
Eric Karros, R OBP: 0.305, SLG: 0.462 (1, 3)	4-0 IBB		1-2 G6-3			3-3 K			3-3 K								3	0	0	0	1	2	4												
Mitch Webster, S OBP: 0.325, SLG: 0.410 (1, 7)	0-0 SF8					1-1 G1-3			1-0 G1-3								3	0	0	1	0	0	0												
Mike Sharperson, R OBP: 0.398, SLG: 0.402 Lenny Harris, L OBP: 0.313, SLG: 0.304 (1, 5) (8, PH) (9, 5)	2-1 P2					1-2 G1-3			4-1 1B BB								2	0	0	0	1	0	2												
Carlos Hernandez, R OBP: 0.335, SLG: 0.354 (1, 2)						0-0 1B 1B			0-1 FC6-4 1B								4	0	2	0	0	1	0												
Henry Rodriguez, L OBP: 0.326, SLG: 0.462 (1, 9)						0-1 1B			0-0 P4								4	0	1	0	0	2	2												
Ramon Martinez, R OBP: 0.122, SLG: 0.122 Roger McDowell, R OBP: 0.291, SLG: 0.329 (1, 1) (8, 1) (9, PH)						0-1 G1-3			0-2 FC6-4								3	0	0	0	0	0	4												
Inning Stats	R: 1 E: 0 K: 0 S: 12	H: 2 LOB: 2 BB: 1 P: 21	R: 0 E: 0 K: 1 S: 8	H: 0 LOB: 0 BB: 0 P: 10	R: 0 E: 0 K: 0 S: 10	H: 1 LOB: 1 BB: 1 P: 17	R: 0 E: 0 K: 0 S: 10	H: 2 LOB: 2 BB: 0 P: 12	R: 0 E: 0 K: 1 S: 10	H: 0 LOB: 1 BB: 1 P: 18	R: 0 E: 0 K: 1 S: 8	H: 1 LOB: 2 BB: 1 P: 13	R: 0 E: 0 K: 1 S: 10	H: 1 LOB: 1 BB: 0 P: 18	R: 0 E: 0 K: 1 S: 8	H: 0 LOB: 0 BB: 0 P: 14	R: 0 E: 0 K: 1 S: 7	H: 0 LOB: 0 BB: 0 P: 9	1B: 7 2B: 0 3B: 0 HR: 0	SF: 1 SAC: 1 DP: 1 HBP: 0	WP: 0 PB: 0 SB: 1 CS: 0	PA: 37													
PITCHER	IP WLS W	BF 30	H 7	R 1	ER 1	SO 2	BB 3	IBB 1	HBP 0	BLK 0	WP 0	HR 0	S 65	P 103	ERA 1.35	WHIP 1.500	PITCHER	IP WLS W	BF 30	H 7	R 1	ER 1	SO 2	BB 3	IBB 1	HBP 0	BLK 0	WP 0	HR 0	S 11	P 20	ERA 0.00	WHIP 0.000		
Trevor Wilson, L ERA: 4.12 Michael Jackson, R ERA: 2.8 Rod Beck, R ERA: 2.26	(1, 1) (7, 1) (9, 1)	6.2 1.1 1.0	S 3	0 0 0	0 0 0	1 0 1	0 0 0	0 0 0	0 0 0	0 0 0	0 0 0	0 0 0	7 11 9	9	0.00 0.00 0.00	0.000																			

San Francisco Giants @ Los Angeles Dodgers
Dodger Stadium, Los Angeles, CA

Sat Aug 15 1992, 7:05 PM PDT
Att: 35,557 - Sunny - 86 F

AB	31
R	1
H	7
RBI	1
BB	4
SO	5
LOB	14



Batter	1	2	3	4	5	6	7	8	9	AB R H RBI BB SO LOB	TOP																	
Willie McGee, S (1, 8) OBP: 0.334, SLG: 0.352	2-3 K		0-0 2-H 1B			2-0 G6-3		4-2 SH IBB		3 0 1 1 1 1 0	San Francisco Giants @ Los Angeles Dodgers Dodger Stadium, Los Angeles, CA Sun Aug 16 1992, 3:33 AM PDT Att. 27,477 - Cloudy - 90 F																	
Robby Thompson, R (1, 4) OBP: 0.341, SLG: 0.412	1-1 P5		1-0 G1-3			1-3 K		1-1 SH		3 0 0 1 0 1 1																		
Will Clark, L (1, 3) OBP: 0.391, SLG: 0.481	0-3 K				0-2 L9	1-3 K		1-3 K		4 0 0 0 0 3 3																		
Cory Snyder, R (1, 9) OBP: 0.316, SLG: 0.461		0-0 L5		0-0 CS 1B			1-2 F8	0-0 P3		4 0 1 0 0 0 3																		
Matt Williams, R (1, 5) OBP: 0.262, SLG: 0.380		2-3 K		3-1 G4-3 1-2			1-1 G5-3		0-0 L6	4 0 0 0 0 1 1																		
Ted Wood, L (1, 7) OBP: 0.233, SLG: 0.148		1-1 F7			0-0 F7		2-2 G6-3		2-1 F7	4 0 0 0 0 0 0																		
Kirt Manwaring, R (1, 2) OBP: 0.314, SLG: 0.311			1-2 F9		0-1 1B			0-0 F9	2-2 FC6-4 1B	4 0 2 0 0 0 0																		
Mike Benjamin, R (1, 6) OBP: 0.246, SLG: 0.308			4-2 SH1-4 1B BB		1-0 P5			4-2 1B SH BB	0-1 FC6-4 1-2f	2 2 0 0 2 0 2																		
John Burkett, R (1, 1) OBP: 0.109, SLG: 0.048			0-0 SH1-4		2-3 K			1-1 SH CS 1B		1 0 0 0 0 1 1																		
Mike Felder, S (8, PH) OBP: 0.324, SLG: 0.401										1 0 1 0 0 0 0																		
Bryan Hickerson, L (8, 1)										0 0 0 0 0 0 0																		
Michael Jackson, R (8, 1)										0 0 0 0 0 0 0																		
Rod Beck, R (9, 1)										0 0 0 0 0 0 0																		
Inning Stats	R: 0 E: 0 K: 2 S: 9	H: 0 LOB: 0 BB: 0 P: 12	R: 0 E: 0 K: 1 S: 6	H: 0 LOB: 0 BB: 0 P: 9	R: 1 E: 0 K: 0 S: 9	H: 1 LOB: 1 BB: 1 P: 15	R: 0 E: 0 K: 0 S: 6	H: 1 LOB: 0 BB: 0 P: 9	R: 0 E: 0 K: 1 S: 8	H: 1 LOB: 1 BB: 0 P: 11	R: 0 E: 0 K: 2 S: 7	H: 0 LOB: 0 BB: 0 P: 11	R: 0 E: 0 K: 0 S: 8	H: 0 LOB: 0 BB: 0 P: 12	R: 1 E: 0 K: 1 S: 13	H: 1 LOB: 3 BB: 2 P: 24	R: 0 E: 0 K: 0 S: 10	H: 1 LOB: 1 BB: 0 P: 14	1B: 5 2B: 0 3B: 0 HR: 0	SF: 0 SAC: 2 DP: 0 HBP: 0	WP: 0 PB: 0 SB: 0 CS: 2	PA: 35						
PITCHER	IP WLS BF H R ER SO BB IBB HBP BLK WP HR S P ERA WHIP																											
Bob Ojeda, L (1, 1) ERA: 3.4	7.0		24	3	1	1	6	1	0	0	0	0	0	0	53	79	1.29	0.571										
Jay Howell, R (8, 1) ERA: 1.24	0.1	L	5	1	1	0	0	1	1	0	0	0	0	9	19	0.00	6.000											
John Candelaria, L (8, 1) ERA: 2.21	0.2		2	0	0	0	1	0	0	0	0	0	0	4	5	0.00	0.000											
Jim Gott, R (9, 1) ERA: 1.75	1.0		4	1	0	0	0	0	0	0	0	0	0	10	14	0.00	1.000											

livebaseballscores.com

AB	30
R	2
H	5
RBI	2
BB	3
SO	7
LOB	11



BOTTOM

San Francisco Giants @ Los Angeles Dodgers
Dodger Stadium, Los Angeles, CA

Sun Aug 16 1992, 3:33 AM PDT
Att. 27,477 - Cloudy - 90 F

livebaseballscorecards.com

AB	29
R	1
H	5
RBI	1
BB	4
SO	6
LOB	14



WP:	0	PA:	35
PB:	1		
SB:	2		
CS:	0		

AB R H RBI BB SO LOB

4	0	1	0	0	1	0
2	0	0	0	2	1	0
3	0	0	0	1	0	3
0	0	0	0	0	0	0
4	0	1	0	0	2	2
4	0	1	0	0	0	2
3	1	1	0	1	0	2
3	0	0	0	0	1	3
2	0	1	1	0	0	0
0	0	0	0	0	0	0
0	0	0	0	0	0	0
1	0	0	0	0	1	1
2	0	0	0	0	0	1
1	0	0	0	0	0	0

1B:	5	SF:	1
2B:	0	SAC:	1
3B:	0	DP:	1
HR:	0	HBP:	0

WP:	0	PA:	35
PB:	1		
SB:	2		
CS:	0		

Batter	1	2	3	4	5	6	7	8	9
Jose Offerman, S (1, 6) OBP: 0.330, SLG: 0.332	2-3 K (1)		1-0 BB 1B		1-1 P9 (3)			1-1 G4-3 (1)	
Brett Butler, L (1, 8) OBP: 0.418, SLG: 0.407	2-3 K (2)		4-2 F B 1-2 BB			2-2 F9 (1)		4-1 BB BB	
Eric Young Sr., R (1, 4) Jim Gott, R (9, 1) OBP: 0.250, SLG: 0.211 OBP: 0.500, SLG: 0.500	0-0 G6-3 (3)		1-2 F8 (3)			4-0 S BB		3-1 F9 (2)	
Eric Karros, R (1, 3) OBP: 0.304, SLG: 0.460		0-0 1B		2-1 G5-3 (1)		0-3 K (2)		0-3 K (3)	
Henry Rodriguez, L (1, 9) OBP: 0.319, SLG: 0.442		3-1 F8 (1)		2-2 1B		0-2 F7 (3)		1-1 F9 (1)	
Mitch Webster, S (1, 7) OBP: 0.329, SLG: 0.408		1-0 F7 (2)		0-0 F8 (2)			1-2 PB SH1-3 SF9 1B	4-2 S BB	
Mike Scioscia, L (1, 2) OBP: 0.287, SLG: 0.277		3-2 G4-3 (3)		1-1 L1 (3)			0-0 SH1-3 (1)	3-3 K (2)	
Dave Hansen, L (1, 5) Jay Howell, R (8, 1) John Candelaria, L (8, 1) Mike Sharperson, R (9, 4) OBP: 0.291, SLG: 0.330 OBP: 0.397, SLG: 0.401			3-2 G4-6-3 1B		0-0 F8 (1)		1-2 SF9 (2)	3-3 K (3)	
Bob Ojeda, L (1, 1) Lenny Harris, L (7, PH) OBP: 0.095, SLG: 0.122 OBP: 0.312, SLG: 0.302			0-0 G4-6-3 (1) 1-2f		0-0 G4-3 (2)		1-2 F7 (3)		

Inning Stats	R: 0	H: 0	E: 0	K: 2	S: 8	H: 0	LOB: 0	BB: 0	P: 12	R: 0	H: 1	E: 0	K: 0	S: 7	H: 1	LOB: 1	BB: 0	P: 14	R: 0	H: 2	E: 0	K: 0	S: 14	H: 0	LOB: 0	BB: 0	P: 5	R: 0	H: 0	E: 0	K: 1	S: 9	H: 0	LOB: 1	BB: 1	P: 15	R: 1	H: 1	E: 0	K: 0	S: 10	H: 1	LOB: 0	BB: 0	P: 13	R: 0	H: 0	E: 0	K: 1	S: 8	H: 0	LOB: 1	BB: 1	P: 16	R: 0	H: 0	E: 0	K: 2	S: 13	H: 0	LOB: 1	BB: 1	P: 24	1B: 5	2B: 0	3B: 0	HR: 0	SF: 1	SAC: 1	DP: 1	HBP: 0	WP: 0	PA: 35
--------------	------	------	------	------	------	------	--------	-------	-------	------	------	------	------	------	------	--------	-------	-------	------	------	------	------	-------	------	--------	-------	------	------	------	------	------	------	------	--------	-------	-------	------	------	------	------	-------	------	--------	-------	-------	------	------	------	------	------	------	--------	-------	-------	------	------	------	------	-------	------	--------	-------	-------	-------	-------	-------	-------	-------	--------	-------	--------	-------	--------

PITCHER	IP	WLS	BF	H	R	ER	SO	BB	IBB	HBP	BLK	WP	HR	S	P	ERA	WHIP
John Burkett, R (1, 1) ERA: 3.43	7.0		27	5	1	0	3	2	0	0	0	0	0	60	93	0.00	1.000
Bryan Hickerson, L (8, 1) ERA: 2.89	0.2		3	0	0	0	0	1	0	0	0	0	0	5	13	0.00	1.500
Michael Jackson, R (8, 1) ERA: 2.78	0.1		1	0	0	0	1	0	0	0	0	0	0	3	3	0.00	0.000
Rod Beck, R (9, 1) ERA: 2.23	1.0	S	4	0	0	0	2	1	0	0	0	0	0	13	24	0.00	1.000

Batter	1	2	3	4	5	6	7	8	9	AB R H RBI BB SO LOB	TOP									
Mike Felder, S (1, 7) OBP: 0.319, SLG: 0.394	0-0 G6-3		0-1 G3			1-2 G4-3			1-2 F7	4 0 0 0 0 0 1	San Francisco Giants @ Los Angeles Dodgers Dodger Stadium, Los Angeles, CA Mon Aug 17 1992, 7:05 PM PDT Att. 25,561 - Sunny - 80 F									
Willie McGee, S (1, 8) OBP: 0.331, SLG: 0.349	1-1 G5-3			0-0 F8			0-0 G3		0-1 F7	4 0 0 0 0 0 1										
Will Clark, L (1, 3) OBP: 0.389, SLG: 0.477	1-1 G3-1			2-2 G3			2-2 P5			3 0 0 0 0 0 0										
Cory Snyder, R (1, 9) OBP: 0.316, SLG: 0.458		4-2 BB		0-1 F9			2-3 K			2 0 0 0 1 1 0										
Robby Thompson, R (1, 4) OBP: 0.338, SLG: 0.409		2-3 SAFE			1-3 K			1-0 L6		3 0 0 0 0 2 1										
Matt Williams, R (1, 5) OBP: 0.282, SLG: 0.378		4-2 SAFE			0-0 P4			1-3 K		2 0 0 0 1 1 0										
Kirt Manwaring, R (1, 2) OBP: 0.311, SLG: 0.307		1-2 BB			1-0 G5-3			0-0 G1-3		3 0 0 0 0 0 2										
Mike Benjamin, R (1, 6) OBP: 0.239, SLG: 0.299			1-3 K			1-0 G5-3			2-2 FC6-4	2 0 0 0 0 0 1 0										
Mark Leonard, L (9, PH) OBP: 0.347, SLG: 0.463										0 0 0 0 0 0 0 0										
Bill Swift, R (9, PR) OBP: 0.182, SLG: 0.209										0 0 0 0 0 0 0 0										
Francisco Oliveras, R (1, 1) OBP: 0.250, SLG: 0.143			0-3 K			0-2 F9			0-2 FC6-4	1 0 0 0 0 0 1 0										
Ted Wood, L (6, PH) OBP: 0.226, SLG: 0.143										1 0 0 0 0 0 0 0										
Jeff Brantley, R (6, 1) OBP: 0.667, SLG: 0.500										0 0 0 0 0 0 0 0										
Dave Righetti, L (8, 1) OBP: 0.143, SLG: 0.143										0 0 0 0 0 0 0 0										
Greg Litton, R (9, PH) OBP: 0.270, SLG: 0.286									1-2f	1 0 0 0 0 0 0 1										
Inning Stats	R: 0 E: 0 K: 0 S: 5	H: 0 LOB: 0 BB: 0 P: 7	R: 0 E: 0 K: 1 S: 11	H: 0 LOB: 1 BB: 2 P: 21	R: 0 E: 0 K: 2 S: 8	H: 0 LOB: 0 BB: 0 P: 9	R: 0 E: 0 K: 0 S: 9	H: 0 LOB: 0 BB: 0 P: 11	R: 0 E: 0 K: 1 S: 5	H: 0 LOB: 0 BB: 0 P: 7	R: 0 E: 0 K: 1 S: 10	H: 0 LOB: 0 BB: 0 P: 14	R: 0 E: 0 K: 1 S: 5	H: 0 LOB: 0 BB: 0 P: 7	R: 0 E: 0 K: 0 S: 11	H: 0 LOB: 1 BB: 0 P: 14	1B: 0 2B: 0 3B: 0 HR: 0	SF: 0 SAC: 0 DP: 1 HBP: 1	WP: 0 PB: 0 SB: 0 CS: 0	PA: 29
PITCHER Kevin Gross, R (1, 1) ERA: 3.37	IP: 9.0 WLS: W BF: 29 H: 0 R: 0 ER: 0 SO: 6 BB: 2 IBB: 0 HBP: 1 BLK: 0 WP: 0 HR: 0 S: 71 P: 99 ERA: 0.00 WHIP: 0.222																			

livebaseballscorecards.com

AB	26
R	0
H	0
RBI	0
BB	2
SO	6
LOB	6



Batter	1	2	3	4	5	6	7	8	9
Jose Offerman, S <small>OBP: 0.330, SLG: 0.331</small> (1, 6)	1-2 		3-1 			1-0 		0-1 	
Brett Butler, L <small>OBP: 0.420, SLG: 0.412</small> (1, 8)	3-2 			1-0 		1-2 		0-0 	
Henry Rodriguez, L <small>OBP: 0.333, SLG: 0.447</small> (1, 9)	1-1 			1-1 		0-0 		0-3 	
Eric Karros, R <small>OBP: 0.308, SLG: 0.468</small> (1, 3)		3-1 		4-1 		1-1 		4-0 	
Mitch Webster, S <small>OBP: 0.323, SLG: 0.400</small> (1, 7)		0-0 		2-2 			2-2 	1-0 	
Mike Scioscia, L <small>OBP: 0.288, SLG: 0.275</small> (1, 2)		4-2 		0-0 			1-3 		
Dave Hansen, L <small>OBP: 0.292, SLG: 0.328</small> (1, 5)		3-2 			2-3 		1-0 		
Eric Young Sr., R <small>OBP: 0.238, SLG: 0.200</small> (1, 4)			2-1 		3-3 		1-2 		
Kevin Gross, R <small>OBP: 0.136, SLG: 0.095</small> (1, 1)			0-0 		0-1 			2-1 	

Inning Stats	R: 0	H: 1	E: 0	K: 0	S: 8	R: 1	H: 1	E: 0	K: 0	S: 9	R: 0	H: 0	E: 0	K: 0	S: 5	R: 1	H: 2	E: 0	K: 0	S: 8	R: 0	H: 0	E: 0	K: 2	S: 11	R: 0	H: 2	E: 0	K: 1	S: 11	R: 0	H: 0	E: 0	K: 1	S: 9	R: 0	H: 2	E: 0	K: 1	S: 9			
	0	1	0	0	13	1	1	0	0	19	0	0	0	0	10	1	2	0	0	16	0	0	0	2	11	0	2	0	0	16	0	0	0	1	16	0	0	0	2	3	0	0	1

PITCHER	IP	WLS	BF	H	R	ER	SO	BB	IBB	HBP	BLK	WP	HR	S	P	ERA	WHIP
Francisco Oliveras, R	(1, 1)	5.0	L	18	4	2	2	2	2	0	0	0	1	41	74	3.60	1.200
Jeff Brantley, R	(6, 1)	2.0		8	2	0	1	0	0	1	0	0	0	19	27	0.00	1.000
Dave Righetti, L	(8, 1)	1.0		6	2	0	1	1	0	0	0	0	0	9	16	0.00	3.000

BOTTOM

San Francisco Giants @ Los Angeles Dodgers
 Dodger Stadium, Los Angeles, CA

Mon Aug 17 1992, 7:05 PM PDT
 Att. 25,561 - Sunny - 80 F

AB	28
R	2
H	8
RBI	2
BB	3
SO	4
LOB	14

livebaseballscorecards.com

1B:	6	SF:	0	WP:	0	PA:	32
2B:	1	SAC:	0	PB:	0		
3B:	0	DP:	2	SB:	0		
HR:	1	HBP:	1	CS:	1		

Batter	1	2	3	4	5	6	7	8	9	AB R H RBI BB SO LOB	TOP
Doug Dasenczo, S (1, 8) OBP: 0.298, SLG: 0.314	2-1 F8		1-0 L9		0-1 G6-3		1-0 P7		3-2 F9	5 0 0 0 0 0 2	
23 Ryne Sandberg, R (1, 4) OBP: 0.369, SLG: 0.484	1-2 F8		4-0 IBB			0-2 G3 1B	1-1 F8		2-1 F9	4 1 1 0 1 0 0	
Mark Grace, L (1, 3) OBP: 0.398, SLG: 0.442	1-3 K		0-0 G3			0-0 G3	0-0 1B		1-0 P6	5 0 1 0 0 1 3	
Andre Dawson, R (1, 9)		1-1 HR		4-0 G4-6-3 BB		4-0 HBP 1B E IBB	3-2 L5			2 2 1 1 2 0 1	
Steve Buechele, R (1, 5)		2-3 K		1-3 K		0-0 HBP E 1B	2-1 P3			4 1 1 1 0 2 1	
Derrick May, L (1, 7)		0-0 G5-4-3 1B		1-1 G4-6-3		1-1 E FC5-2-6 HBP	2-0 F7			3 0 1 0 0 0 1	
Joe Girardi, R (1, 2)		1-0 G5-4-3			0-2 E5 FC6-4	2-0 E4 FC5-2-6	2-2 E5 2B			4 0 0 1 0 0 2	
Rey Sanchez, R (1, 6)			4-0 SH3-4 BB		1-0 FC6-4 SH5-4	0-1 FC5-2-6 FC6-4	0-0 2B			3 0 1 0 1 0 3	
Mike Morgan, R (1, 1)			0-0 SH3-4		0-1 SH5-4	0-2 FC6-4	1-3 K			2 0 0 0 0 1 4	
Inning Stats	R: 0 E: 0 K: 1 S: 8 H: 0 LOB: 0 BB: 0 P: 12	R: 1 E: 0 K: 1 S: 7 H: 2 LOB: 0 BB: 0 P: 11	R: 0 E: 0 K: 0 S: 3 H: 0 LOB: 2 BB: 2 P: 12	R: 0 E: 0 K: 1 S: 5 H: 0 LOB: 0 BB: 1 P: 11	R: 0 E: 1 K: 0 S: 9 H: 0 LOB: 1 BB: 0 P: 10	R: 3 E: 1 K: 0 S: 13 H: 2 LOB: 2 BB: 1 P: 20	R: 0 E: 0 K: 0 S: 7 H: 1 LOB: 1 BB: 0 P: 12	R: 0 E: 1 K: 1 S: 11 H: 1 LOB: 2 BB: 0 P: 18	R: 0 E: 0 K: 0 S: 6 H: 0 LOB: 0 BB: 0 P: 12	1B: 4 2B: 1 3B: 0 HR: 1 SF: 0 SAC: 2 DP: 2 HBP: 1	WP: 0 PB: 0 SB: 0 CS: 0 PA: 39
PITCHER	IP WLS BF H R ER SO BB IBB HBP BLK WP HR S P ERA WHIP										
Bud Black, L (1, 1) ERA: 3.29	7.0 L 31 5 4 3 3 2 2 1 0 0 1 52 88 3.86 1.000										
Jim Pena, L (8, 1) ERA: 3.27	2.0 8 1 0 0 1 0 0 0 0 0 0 17 30 0.00 0.500										

Chicago Cubs @ San Francisco Giants
Candlestick Park, San Francisco, CA

Tue Aug 18 1992, 10:05 PM EDT
Att. 16,593 - Cloudy - 54 F

livebaseballscorecards.com

AB	32
R	4
H	6
RBI	3
BB	4
SO	4
LOB	17



Batter	1	2	3	4	5	6	7	8	9	AB	R	H	RBI	BB	SO	LOB
Willie McGee, S OBP: 0.337, SLG: 0.357 (1, 8)	2-2 G6-4-3 1B		2-2 G5-3		2-1 G3-1 2B		3-2 1B		3-2 1B	5	0	4	0	0	0	0
Robby Thompson, R OBP: 0.336, SLG: 0.408 (1, 4)	1-1 G6-4-3 1-2f		1-2 1B 2B		1-0 G3-1 2-3		0-0 G5-3		1-0 P3	5	0	1	0	0	0	4
Will Clark, L OBP: 0.390, SLG: 0.479 (1, 3)	2-2 F7		4-1 1B BB		3-3 K			0-0 2B		3	0	1	0	1	1	1
Cory Snyder, R OBP: 0.318, SLG: 0.456 (1, 9)			3-1 G6-4-3 1-2 2-3 1B		1-0 G6-3			1-2 G4-6-3 HBP		3	0	1	0	0	0	0
Matt Williams, R OBP: 0.282, SLG: 0.376 (1, 5)			0-0 G6-4-3 1B FC1-2 1B		2-3 K			2-3 K		4	0	1	0	0	2	5
Ted Wood, L OBP: 0.257, SLG: 0.188 (1, 7)			1-2 FC1-2 WP 1-3 1B		2-2 F8		0-0 FC6-4 1B		2-2 G4-6-3 1-2f	4	0	2	0	0	0	2
Kirt Manwaring, R OBP: 0.310, SLG: 0.304 (1, 2)			4-2 FC1-2 BB		1-1 L6		0-0 FC6-4 1-2f		1-1 G5-3	3	0	0	0	1	0	1
Mike Benjamin, R OBP: 0.230, SLG: 0.286 (1, 6)			0-0 FC1-2		1-0 G6-3		2-3 K		1-1 F7	3	0	0	0	0	1	3
Mark Leonard, L OBP: 0.340, SLG: 0.452 (9, PH)			1-2 2-3 3-Hf						1-0 F7	1	0	0	0	0	0	0
Bud Black, L OBP: 0.075, SLG: 0.051 (1, 1)			0-2 G6-3		2-2 G3		2-1 G4-3		2-1 HR	2	0	0	0	0	0	3
Mike Felder, S OBP: 0.317, SLG: 0.392 (7, PH)										1	0	0	0	0	0	0
Jim Pena, L OBP: 0.200, SLG: 0.200 (8, 1)										0	0	0	0	0	0	0
Greg Litton, R OBP: 0.276, SLG: 0.321 (9, PH)										1	1	1	1	0	0	0

Inning Stats	R: 0	H: 1	E: 0	K: 0	S: 9	R: 0	H: 2	E: 0	K: 0	S: 13	R: 0	H: 2	E: 0	K: 0	S: 11	R: 0	H: 0	E: 0	K: 0	S: 6	R: 0	H: 1	E: 0	K: 1	S: 9	R: 0	H: 1	E: 0	K: 1	S: 6	R: 0	H: 1	E: 0	K: 1	S: 9	R: 0	H: 1	E: 0	K: 1	S: 9	R: 1	H: 2	E: 0	K: 0	S: 10	R: 0	H: 0	E: 0	K: 0	S: 10
	LOB: 0	BB: 0	BB: 0	BB: 0	BB: 14	LOB: 3	BB: 1	LOB: 0	BB: 1	BB: 1	LOB: 1	BB: 0	LOB: 1	BB: 0	BB: 9	LOB: 1	BB: 0	LOB: 1	BB: 0	BB: 9	LOB: 1	BB: 0	LOB: 1	BB: 0	LOB: 1	BB: 14	LOB: 1	BB: 0	LOB: 1	BB: 0	LOB: 1	BB: 0	LOB: 1	BB: 14	LOB: 1	BB: 0	LOB: 1	BB: 0	LOB: 1	LOB: 1	BB: 0	LOB: 1	BB: 0	LOB: 1	BB: 0	LOB: 1	BB: 0	LOB: 1	BB: 0	LOB: 1


BOTTOM

Chicago Cubs @ San Francisco Giants
Candlestick Park, San Francisco, CA

Tue Aug 18 1992, 10:05 PM EDT
Att. 16,593 - Cloudy - 54 F

AB	35
R	1
H	11
RBI	1
BB	2
SO	4
LOB	19

WP: 1 PA: 38
PB: 0 SB: 0 CS: 0



Batter	1	2	3	4	5	6	7	8	9	AB R H RBI BB SO LOB	TOP		
Doug Dasenczo, S (1, 8) OBP: 0.298, SLG: 0.313	2-2 G3		X 0-0 23 1B 1-2 1B		B X 1-0 G4-3			C X 0-1 G6-3		4 0 1 0 0 0 0			
23 Ryne Sandberg, R (1, 4) OBP: 0.370, SLG: 0.485	1-3 K		B X 1-0 1-3 2-H 1B		B C S B X 2-2 G4-3 1B		B C B C X 2-2 P4		4 0 2 1 0 1 0				
Mark Grace, L (1, 3) OBP: 0.395, SLG: 0.438	1-1 G4-3		X 0-0 F7		1 SAFE 1-2 F F B X G4-3 1-2f			B X 1-0 G3		4 0 0 0 0 0 3			
Andre Dawson, R (1, 9) OBP: 0.299, SLG: 0.425		C S B B S 2-2 X CS 1B		B F S B B B 4-2 L6-4 1B BB		B F S B B X 3-2 L3		B C B B T F X 2-2 F8		3 0 1 0 1 0 0			
Derrick May, L (1, 7) OBP: 0.305, SLG: 0.356		B T C B T 2-3 X K 1-2		S 1 SAFE 0-1 X F9		B X 1-0 G6-3		B B X 2-0 F8		4 0 0 0 0 1 2			
Steve Buechele, R (1, 5) OBP: 0.326, SLG: 0.379		B T C B T 1-2 X F9		X 0-0 1-2 1B		B C B B S 2-3 X K				3 0 1 0 0 1 0			
Rick Wilkins, L (1, 2) OBP: 0.329, SLG: 0.396			C S B B T F 3-2 X F8		B C C B B X 3-2 L6-4 2-3		B B B B X 3-1 1B			3 0 1 0 0 0 2			
Rey Sanchez, R (1, 6) OBP: 0.284, SLG: 0.333			B X S 1-1 X G6-3		X 0-0 G5-3		B C F X 0-2 P4			3 0 0 0 0 0 1			
Chuck McElroy, L (7, 1) OBP: 0.667, SLG: 1.333										0 0 0 0 0 0 0			
Heathcliff Slocumb, R (8, 1)										0 0 0 0 0 0 0			
Frank Castillo, R (1, 1) OBP: 0.128, SLG: 0.089			B X 1-0 23 1B 1B		B C C T F T F B X 2-2 G1-3		B C B B 3-2 P7			2 1 1 0 0 0 0			
Jose Vizcaino, S (7, 6) OBP: 0.245, SLG: 0.273										1 0 0 0 0 0 0			
Inning Stats	R: 0 H: 0 E: 0 LOB: 0 K: 1 BB: 0 S: 9 P: 13	R: 0 H: 1 E: 0 LOB: 0 K: 1 BB: 0 S: 10 P: 15	R: 1 H: 3 E: 0 LOB: 2 K: 0 BB: 0 S: 11 P: 17	R: 0 H: 1 E: 0 LOB: 1 K: 0 BB: 1 S: 8 P: 15	R: 0 H: 0 E: 0 LOB: 0 K: 0 BB: 0 S: 8 P: 11	R: 0 H: 1 E: 0 LOB: 0 K: 0 BB: 0 S: 9 P: 15	R: 0 H: 1 E: 0 LOB: 1 K: 1 BB: 0 S: 9 P: 15	R: 0 H: 0 E: 0 LOB: 0 K: 0 BB: 0 S: 9 P: 14	R: 0 H: 0 E: 0 LOB: 0 K: 0 BB: 0 S: 6 P: 11	1B: 7 SF: 0 2B: 1 SAC: 0 3B: 0 DP: 2 HR: 0 HBP: 0	WP: 0 PA: 32 PB: 0 SB: 0 CS: 1		
PITCHER	IP WLS BF H R ER SO BB IBB HBP BLK WP HR S P ERA WHIP											PITCHER	IP WLS BF H R ER SO BB IBB HBP BLK WP HR S P ERA WHIP
Bill Swift, R (1, 1) ERA: 2.16	7.0 W 26 7 1 1 3 1 0 0 0 0 0 0 64 101 1.29 1.143												
Michael Jackson, R (8, 1) ERA: 2.74	1.0 3 0 0 0 0 0 0 0 0 0 0 0 9 14 0.00 0.000												
Dave Righetti, L (9, 1) ERA: 5.02	1.0 3 0 0 0 0 0 0 0 0 0 0 0 6 11 0.00 0.000												

Chicago Cubs @ San Francisco Giants
Candlestick Park, San Francisco, CA

Wed Aug 19 1992, 6:33 AM EDT
Att. 16,184 - Sunny - 60 F

livebaseballscorecards.com

AB	31
R	1
H	7
RBI	1
BB	1
SO	3
LOB	8



Batter	1	2	3	4	5	6	7	8	9
Willie McGee, S (1, 8) OBP: 0.337, SLG: 0.356	4-2 B E S BB		1-2 G4-3		2-1 E6 CS		3-2 BB 2B 1B 1-H 3-H	0-3 K	
Ted Wood, L (1, 9) OBP: 0.237, SLG: 0.171 Cory Snyder, R (7, PH) OBP: 0.319, SLG: 0.455 (8, 9)	3-3 1 SAFE K		2-3 K		1-0 F7 1-2		4-0 BB 2B BB 1-2	1-1 P3	
Will Clark, L (1, 3) OBP: 0.391, SLG: 0.481 Greg Litton, R (9, 3) OBP: 0.276, SLG: 0.321	0-1 P6 1-3		2-2 HR 1B		2-2 G5-3		2-2 BB 2B 1-H 2-H		
Mark Leonard, L (1, 7) OBP: 0.333, SLG: 0.500 Michael Jackson, R (8, 1) Dave Righetti, L (9, 1) OBP: 0.143, SLG: 0.143	2-2 F8		2-0 HR		2-3 K		3-2 G4-3		
Matt Williams, R (1, 5) OBP: 0.284, SLG: 0.380		1-2 BB 1B 2B	2-3 K		0-3 K			2-1 BB 1B 1B	
Robby Thompson, R (1, 4) OBP: 0.338, SLG: 0.415		2-2 P2		2-1 G1-3			3-2 SH1-3 1B 2B	1-0 BB 1B 2B 1-3	
Kirt Manwaring, R (1, 2) OBP: 0.307, SLG: 0.300		1-0 L9		0-1 G4-3			0-0 SH1-3 2B 2-3	3-3 K	
Royce Clayton, R (1, 6) OBP: 0.277, SLG: 0.328		0-1 BB 2-H 1B		2-2 G6-3			2-2 G6-3	0-1 BB 1B 2-H 3-H	
Bill Swift, R (1, 1) OBP: 0.174, SLG: 0.200 Mike Felder, S (7, PH) OBP: 0.323, SLG: 0.395 (8, 7)		1 SAFE G4-3			0-3 K		4-1 BB 1B BB	0-1 BB 1B 1-2	

Inning Stats	R: 0	H: 0	E: 0	K: 1	S: 17	R: 1	H: 2	E: 0	K: 0	S: 10	R: 2	H: 2	E: 0	K: 2	S: 13	R: 0	H: 0	E: 0	K: 0	S: 7	R: 0	H: 0	E: 1	K: 1	S: 7	R: 0	H: 0	E: 0	K: 2	S: 11	R: 4	H: 3	E: 0	K: 0	S: 21	R: 2	H: 4	E: 0	K: 2	S: 17	1B: 6	2B: 4	3B: 0	HR: 1	SF: 0	SAC: 1	DP: 0	HBP: 0	WP: 0	PB: 0	SB: 2	CS: 1	PA: 38
--------------	------	------	------	------	-------	------	------	------	------	-------	------	------	------	------	-------	------	------	------	------	------	------	------	------	------	------	------	------	------	------	-------	------	------	------	------	-------	------	------	------	------	-------	-------	-------	-------	-------	-------	--------	-------	--------	-------	-------	-------	-------	--------

PITCHER	IP	WLS	BF	H	R	ER	SO	BB	IBB	HBP	BLK	WP	HR	S	P	ERA	WHIP
Frank Castillo, R (1, 1) ERA: 3.5	6.2	L	27	5	5	5	6	2	0	0	0	0	1	74	114	6.75	1.050
Chuck McElroy, L (7, 1) ERA: 3.09	0.1		4	2	2	2	0	1	0	0	0	0	0	12	24	54.00	9.000
Heathcliff Slocumb, R (8, 1) ERA: 5.64	1.0		7	4	2	2	2	0	0	0	0	0	0	17	24	18.00	4.000

AB R H RBI BB SO LOB

4	1	1	2	1	1	2
3	0	0	0	0	2	2
1	1	0	0	1	0	2
4	1	2	2	0	0	1
0	0	0	0	0	0	0
4	1	1	2	0	1	2
0	0	0	0	0	0	0
0	0	0	0	0	0	0
4	2	2	0	0	2	0
4	2	2	0	0	0	1
3	0	0	0	0	1	3
4	0	2	3	0	0	1
2	0	0	0	0	1	1
1	1	1	0	1	0	0

AB	34
R	9
H	11
RBI	9
BB	3
SO	8
LOB	15



Chicago Cubs @ San Francisco Giants
Candlestick Park, San Francisco, CA
Wed Aug 19 1992, 6:33 AM EDT
Att. 16,184 - Sunny - 60 F

livebaseballscores.com

Chicago Cubs @ San Francisco Giants
Candlestick Park, San Francisco, CA

Thu Aug 20 1992, 6:33 AM EDT
Att. 14,658 - Cloudy - 66 F

AB	37
R	6
H	10
RBI	6
BB	1
SO	6
LOB	14



AB R H RBI BB SO LOB

5 1 0 0 0 0 4

5 2 3 2 0 1 1

3 1 0 0 1 1 2

4 0 2 4 0 0 1

4 0 1 0 0 0 2

4 0 0 0 0 0 1

4 0 1 0 0 2 0

0 0 0 0 0 0 0

4 0 1 0 0 0 1

3 2 2 0 0 1 1

0 0 0 0 0 0 0

1 0 0 0 0 1 1

WP: 1 PA: 38
PB: 0
SB: 0
CS: 0

Batter	1	2	3	4	5	6	7	8	9
Doug Dasenczo, S (1, 8) OBP: 0.293, SLG: 0.307	2-2 G6-3		0-1 FC5-2-6 1B 2B		1-0 F9		0-0 G6-3		1-0 G3-1
Jose Vizcaino, S (1, 6) OBP: 0.251, SLG: 0.294	0-1 G4-3		1-0 BB 2B 1B		0-1 1B 3B		1-2 3B		3-3 K
Mark Grace, L (1, 3) OBP: 0.394, SLG: 0.435	3-1 G4-3		4-0 2B BB		0-0 F7		1-3 K		
Andre Dawson, R (1, 9) OBP: 0.301, SLG: 0.428		1-1 G6-3	1-1 2B		1-1 1B		2-1 G5-3		
Steve Buechele, R (1, 5) OBP: 0.325, SLG: 0.377		1-2 G5-4-3 1B	1-1 G1-3		2-2 G5-3		0-0 F8		
Luis Salazar, R (1, 7) OBP: 0.234, SLG: 0.281		0-1 G5-4-3		1-2 P4		0-1 P6		2-2 F9	
Joe Girardi, R (1, 2) OBP: 0.325, SLG: 0.308			0-3 K	1-1 G4-3		1-2 2B		0-3 K	
Bob Scanlan, R (8, 1)									
Jeff Kunkel, R (1, 4) OBP: 0.105, SLG: 0.158			1-2 1B 2B	0-1 G5-3		1-2 F9		0-0 E9 G3-1 WP	
Mike Harkey, R (1, 1) OBP: 0.231, SLG: 0.231			0-2 1B 1B		2-1 3B 1B		1-3 K		2-3 K
Paul Assenmacher, L (6, 1)									
Rick Wilkins, L (8, 2) OBP: 0.327, SLG: 0.393									

Inning Stats	R: 0	H: 0	E: 0	K: 0	S: 8	P: 13	R: 0	H: 1	E: 0	K: 0	S: 8	P: 10	R: 4	H: 4	E: 0	K: 1	S: 18	R: 0	H: 0	E: 0	K: 0	S: 9	P: 11	R: 2	H: 3	E: 0	K: 0	S: 11	P: 17	R: 0	H: 1	E: 0	K: 1	S: 12	P: 15	R: 0	H: 1	E: 0	K: 1	S: 9	P: 13	R: 0	H: 0	E: 0	K: 1	S: 8	P: 10	R: 0	H: 0	E: 1	K: 2	S: 9	P: 15	1B: 5	2B: 3	3B: 2	HR: 0	SF: 0	SAC: 0	DP: 1	HBP: 0
--------------	------	------	------	------	------	-------	------	------	------	------	------	-------	------	------	------	------	-------	------	------	------	------	------	-------	------	------	------	------	-------	-------	------	------	------	------	-------	-------	------	------	------	------	------	-------	------	------	------	------	------	-------	------	------	------	------	------	-------	-------	-------	-------	-------	-------	--------	-------	--------

PITCHER	IP	WLS	BF	H	R	ER	SO	BB	IBB	HBP	BLK	WP	HR	S	P	ERA	WHIP
Trevor Wilson, L (1, 1) ERA: 4.36	5.0	L	23	8	6	6	1	1	0	0	0	0	0	54	77	10.80	1.800
Jim Pena, L (6, 1) ERA: 3.04	1.2		7	2	0	0	2	0	0	0	0	0	0	19	24	0.00	1.200
Jeff Brantley, R (7, 1) ERA: 3.7	0.1		1	0	0	0	0	0	0	0	0	0	0	2	4	0.00	0.000
Bryan Hickerson, L (8, 1) ERA: 2.85	1.0		3	0	0	0	1	0	0	0	0	0	0	8	10	0.00	0.000
Rod Beck, R (9, 1) ERA: 2.2	1.0		4	0	0	0	2	0	0	0	0	1	0	9	15	0.00	0.000

PITCHER	IP	WLS	BF	H	R	ER	SO	BB	IBB	HBP	BLK	WP	HR	S	P	ERA	WHIP
---------	----	-----	----	---	---	----	----	----	-----	-----	-----	----	----	---	---	-----	------

BOTTOM

Chicago Cubs @ San Francisco Giants
Candlestick Park, San Francisco, CA

Thu Aug 20 1992, 6:33 AM EDT
Att. 14,658 - Cloudy - 66 F

livebaseballscores.com

AB 35
R 5
H 9
RBI 3
BB 3
SO 3
LOB 13



WP: 1 PA: 39
PB: 0
SB: 0
CS: 0

AB R H RBI BB SO LOB

5	1	1	1	0	0	1
4	0	1	0	1	0	0
4	0	0	0	0	0	1
0	0	0	0	0	0	0
1	0	0	0	0	0	2
4	0	2	0	0	0	0
4	2	2	1	0	0	2
4	1	1	0	0	1	2
3	1	1	1	1	0	1
3	0	1	0	1	0	1
1	0	0	0	0	1	0
1	0	0	0	0	0	1
0	0	0	0	0	0	0
0	0	0	0	0	0	0
1	0	0	0	0	1	2
0	0	0	0	0	0	0
0	0	0	0	0	0	0
0	0	0	0	0	0	0

1B: 8 SF: 0
2B: 0 SAC: 1
3B: 0 DP: 1
HR: 1 HBP: 0

Batter	1	2	3	4	5	6	7	8	9
Willie McGee, S OBP: 0.336, SLG: 0.354 (1, 8)	0-0 B2 ①		1-0 G6-3 ③			1-1 F7 ①		1-1 1B G4-6-3 1B	1-1 G5-3 ②
Ted Wood, L OBP: 0.256, SLG: 0.179 (1, 9)	1-0 G4-3 ②			2-2 L8 ①		2-2 G3 ②		3-2 1B G4-6-3 1B	4-1 BB
Will Clark, L OBP: 0.387, SLG: 0.477 Rod Beck, R (9, 1) Mike Felder, S OBP: 0.321, SLG: 0.393 (9, PH)	1-2 F9 ③			1-2 F7 ②		0-0 L4 ③		2-1 G4-6-3 ① ②	0-0 P5 ③
Mark Leonard, L OBP: 0.345, SLG: 0.500 (1, 7)		2-2 FC1-4 1B		0-1 F8 ③			0-0 F7 ①	0-1 1B	
Matt Williams, R OBP: 0.286, SLG: 0.389 (1, 5)		1-1 FC1-4 FC6-4 1-2f			1-1 F8 WP G4-3 1B		2-0 HR	0-2 G3 ③	
Robby Thompson, R OBP: 0.337, SLG: 0.413 (1, 4)		1 SAFE F8 ②		3-2 F8 ①		0-3 K ②			2-1 BLK E 1B
Kirt Manwaring, R OBP: 0.309, SLG: 0.301 (1, 2)		0-1 FC6-4 1-2f		1-0 G4-3 ②		1-0 1B 1B			4-2 SH1-4 E G5-3 BB
Royce Clayton, R OBP: 0.282, SLG: 0.328 (1, 6)			0-1 G6-3 ①		4-2 BB		2-2 1B		1-1 E6 G5-3 SH1-4
Trevor Wilson, L OBP: 0.158, SLG: 0.114 (5, PH) Mark Bailey, S OBP: 0.250, SLG: 0.200 Jim Fingers, L OBP: 0.200, SLG: 0.200 Jeff Brantley, R OBP: 0.667, SLG: 0.500 Cory Snyder, R OBP: 0.316, SLG: 0.453 Bryan Hickerson, L (8, 1) Greg Litton, R OBP: 0.276, SLG: 0.321 (9, 3)			1-3 K ②		0-0 G3 ③		1-3 K ③		0-1 SH1-4 ①

Inning Stats	R: 0	H: 0	E: 0	K: 0	S: 5	R: 0	H: 1	E: 0	K: 0	S: 9	R: 0	H: 0	E: 0	K: 1	S: 6	R: 0	H: 0	E: 0	K: 0	S: 9	R: 1	H: 1	E: 0	K: 0	S: 10	R: 0	H: 0	E: 0	K: 0	S: 6	R: 1	H: 3	E: 0	K: 2	S: 15	R: 1	H: 3	E: 0	K: 0	S: 12	R: 2	H: 1	E: 1	K: 0	S: 12	1B: 8	SF: 0	2B: 0	SAC: 1	3B: 0	DP: 1	HR: 1	HBP: 0	WP: 1	PA: 39
--------------	------	------	------	------	------	------	------	------	------	------	------	------	------	------	------	------	------	------	------	------	------	------	------	------	-------	------	------	------	------	------	------	------	------	------	-------	------	------	------	------	-------	------	------	------	------	-------	-------	-------	-------	--------	-------	-------	-------	--------	-------	--------

PITCHER	IP	WLS	BF	H	R	ER	SO	BB	IBB	HBP	BLK	WP	HR	S	P	ERA	WHIP
Mike Harkey, R ERA: 1.93 (1, 1)	5.1	W	19	2	1	1	1	1	1	0	0	1	0	41	61	1.69	0.562
Paul Assenmacher, L ERA: 3.18 (6, 1)	2.1		12	6	2	2	2	0	0	0	0	0	1	28	42	7.71	2.571
Bob Scanlan, R ERA: 1.94 (8, 1)	1.1	S	8	1	2	1	0	2	0	0	1	0	0	15	27	6.75	2.250

Batter	1	2	3	4	5	6	7	8	9	AB R H RBI BB SO LOB	TOP	
Alex Cole, L (1, 9) OBP: 0.320, SLG: 0.313 Lloyd McClendon, R (7, PH) OBP: 0.349, SLG: 0.353 (7, 9)	0-2 L7			0-1 G5-3	1-2 G1-4-3		2-0 SF7			3 0 0 0 0 0 1 0 0 0 1 0 0 0		
Jay Bell, R (1, 6) OBP: 0.325, SLG: 0.346	2-2 G3			0-0 2B G3 1B	2-1 G6-3		2-3 K			4 1 1 0 0 1 2		
Andy Van Slyke, L (1, 8) OBP: 0.401, SLG: 0.506	0-1 F8			0-0 G3 2B 2B		1-3 K		0-0 G5-3 2B		4 1 2 0 0 1 0		
Barry Bonds, L (1, 7) OBP: 0.432, SLG: 0.555				4-0 G3 2B IBB		1-0 P6		1-3 K		3 1 0 0 1 1 1		
Orlando Merced, S (1, 3) OBP: 0.318, SLG: 0.381				0-0 G3		0-2 P6		1-1 G5-3		4 0 0 1 0 1 3		
Jeff King, R (1, 5) OBP: 0.262, SLG: 0.368				0-1 2B		1-1 2B		1-3 K		4 1 2 2 0 1 1		
Michael LaValliere, L (1, 2) OBP: 0.355, SLG: 0.332 Gary Redus, R (9, PR) OBP: 0.304, SLG: 0.298				2-2 G6-3	0-0 F7		0-0 G3 SF7 2B		0-1 L5-4 SH3-4 1B	4 1 2 1 0 0 1 0 0 0 0 0 0 0	AB 32 R 5 H 9 RBI 5 BB 1 SO 6 LOB 12	
Jose Lind, R (1, 4) OBP: 0.275, SLG: 0.272				1-2 F9		1-0 G1-4-3 SH5-4 1B		0-2 G3	1-1 SH3-4	3 0 1 0 0 0 1		
Tim Wakefield, R (1, 1) OBP: 0.071, SLG: 0.071 Gary Varsho, L (7, PH) OBP: 0.259, SLG: 0.338 Steve Cooke, R (7, 1) OBP: 1.000, SLG: 1.000 Cecil Espy, S (9, PH) OBP: 0.303, SLG: 0.333				0-3 K		0-0 SH5-4		1-1 WP 1B	0-0 L5-4	1 0 0 0 0 1 0 1 0 1 0 0 0 0 0 0 0 0 0 0 0 1 0 0 0 0 0 2		
Inning Stats	R: 0 H: 0 E: 0 LOB: 0 K: 0 BB: 0 S: 9 P: 11	R: 0 H: 0 E: 0 LOB: 0 K: 1 BB: 0 S: 9 P: 13	R: 0 H: 0 E: 0 LOB: 0 K: 1 BB: 0 S: 13 P: 16	R: 3 H: 3 E: 0 LOB: 1 K: 0 BB: 1 S: 8 P: 12	R: 0 H: 1 E: 0 LOB: 1 K: 0 BB: 0 S: 7 P: 11	R: 0 H: 0 E: 0 LOB: 0 K: 1 BB: 0 S: 8 P: 10	R: 2 H: 3 E: 0 LOB: 1 K: 1 BB: 0 S: 12 P: 18	R: 0 H: 1 E: 0 LOB: 1 K: 2 BB: 0 S: 9 P: 12	R: 0 H: 1 E: 0 LOB: 1 K: 0 BB: 0 S: 5 P: 6	1B: 4 SF: 1 2B: 6 SAC: 2 3B: 0 DP: 1 HR: 0 HBP: 0	WP: 1 PA: 36 PB: 0 SB: 0 CS: 0	
PITCHER	IP WLS BF H R ER SO BB IBB HBP BLK WP HR S P ERA WHIP											
John Burkett, R (1, 1) ERA: 3.58	6.1 W 27 7 5 5 3 0 1 0 0 0 0 0 62 83 7.11 1.105											
Bryan Hickerson, L (7, 1) ERA: 2.79	1.1 5 1 0 0 2 0 0 0 0 0 1 0 10 16 0.00 0.750											
Michael Jackson, R (8, 1) ERA: 2.73	0.1 1 0 0 0 1 0 0 0 0 0 0 0 3 4 0.00 0.000											
Rod Beck, R (9, 1) ERA: 2.17	1.0 S 3 1 0 0 0 0 0 0 0 0 0 0 5 6 0.00 1.000											

Pittsburgh Pirates @ San Francisco Giants
Candlestick Park, San Francisco, CA

Fri Aug 21 1992, 10:05 PM EDT
Att. 16,767 - Sunny - 57 F

livebaseballscorecards.com



Batter	1	2	3	4	5	6	7	8	9	AB	R	H	RBI	BB	SO	LOB
--------	---	---	---	---	---	---	---	---	---	----	---	---	-----	----	----	-----

Willie McGee, S <small>OBP: 0.335, SLG: 0.353</small> (1, 8)	0-3 K2-3 		2-1 F7 		0-0 	0-0 B1-3 				4	1	1	0	0	1	1
Ted Wood, L <small>OBP: 0.304, SLG: 0.244</small> (1, 9)	3-2 		4-1 		2-2 		0-2 G6-3 			2	1	2	1	1	0	0
Mike Felder, S <small>OBP: 0.320, SLG: 0.391</small> (7, PH)	(8, 7)				1-2 FC5-4 					1	0	0	0	0	0	0
Will Clark, L <small>OBP: 0.386, SLG: 0.473</small> (1, 3)	2-2 P5 		0-3 K 		4-0 		0-0 G4-3 			3	1	0	0	1	1	3
Mark Leonard, L <small>OBP: 0.361, SLG: 0.500</small> (1, 7)	1-0 F9 			4-1 	1-0 		0-1 F9 			2	0	1	1	1	0	1
Cory Snyder, R <small>OBP: 0.317, SLG: 0.452</small> (7, PH)	(8, 9)			BB 	1-2 					1	0	0	0	0	0	0
Matt Williams, R <small>OBP: 0.283, SLG: 0.385</small> (1, 5)		0-0 F9 		1-3 K 	0-0 FC5-4 		0-2 L7 			4	1	0	1	0	1	3
Robby Thompson, R <small>OBP: 0.338, SLG: 0.422</small> (1, 4)		0-2 G6-3 		4-2 	2-1 		1-0 F9 			3	1	1	3	1	0	0
Craig Colbert, R <small>OBP: 0.275, SLG: 0.318</small> (1, 2)		0-2 G5-3 		0-0 G6-4-3 	0-0 G3 		3-1 P6 			4	0	0	0	0	0	2
Rod Beck, R (9, 1)				1-2f						0	0	0	0	0	0	0
Royce Clayton, R <small>OBP: 0.292, SLG: 0.339</small> (1, 6)			0-1 		1-2 	1-0 				3	1	3	0	0	0	0
John Burkett, R <small>OBP: 0.106, SLG: 0.047</small> (1, 1)			0-0 SH5-4 		0-0 SH2-4 	2-3 K 				1	0	0	0	0	1	1
Bryan Hickerson, L (7, 1)					1-2 					0	0	0	0	0	0	0
Michael Jackson, R (8, 1)										0	0	0	0	0	0	0
Kirt Manwaring, R <small>OBP: 0.309, SLG: 0.301</small> (9, 2)										0	0	0	0	0	0	0

Inning Stats	R: 0	H: 1	E: 0	LOB: 1	K: 1	S: 11	P: 17	R: 0	H: 0	E: 0	LOB: 0	K: 0	S: 7	R: 0	H: 1	E: 0	LOB: 2	K: 1	S: 9	P: 15	R: 0	H: 0	E: 0	LOB: 1	K: 1	S: 8	R: 6	H: 5	E: 0	LOB: 0	K: 0	S: 13	P: 23	R: 0	H: 1	E: 0	LOB: 0	K: 1	S: 6	P: 9	R: 0	H: 0	E: 0	LOB: 0	K: 0	S: 6	P: 6	R: 0	H: 0	E: 0	LOB: 0	K: 0	S: 9	P: 13
--------------	------	------	------	--------	------	-------	-------	------	------	------	--------	------	------	------	------	------	--------	------	------	-------	------	------	------	--------	------	------	------	------	------	--------	------	-------	-------	------	------	------	--------	------	------	------	------	------	------	--------	------	------	------	------	------	------	--------	------	------	-------

PITCHER	IP	WLS	BF	H	R	ER	SO	BB	IBB	HBP	BLK	WP	HR	S	P	ERA	WHIP
Tim Wakefield, R <small>ERA: 2.48</small>	(1, 1)	6.0	L	28	8	6	6	4	4	0	0	0	1	54	88	9.00	2.000
Steve Cooke, L <small>ERA: 7.0</small>	(7, 1)	2.0		6	0	0	0	0	0	0	0	0	0	15	19	0.00	0.000

BOTTOM

Pittsburgh Pirates @ San Francisco Giants
 Candlestick Park, San Francisco, CA
 Fri Aug 21 1992, 10:05 PM EDT
 Att. 16,767 - Sunny - 57 F

AB	28
R	6
H	8
RBI	6
BB	4
SO	4
LOB	11



WP	HR	S	P	ERA	WHIP
0	0	0	0	0	0

Batter	1	2	3	4	5	6	7	8	9	AB R H RBI BB SO LOB	TOP											
Alex Cole, L (1, 9) OBP: 0.321, SLG: 0.312	1-3 K2-3		1-2 HR 1B	3-2 G6-3		4-2 BB		0-0 FC5-4 3B 1-2f		4 2 1 0 1 1 1	Pittsburgh Pirates @ San Francisco Giants Candlestick Park, San Francisco, CA Sat Aug 22 1992, 6:33 AM EDT Att. 30,568 - Sunny - 75 F											
Jay Bell, R (1, 6) OBP: 0.326, SLG: 0.357	1-1 G6-3		1-0 HR 1-H	1-3 K		0-3 K		1-2 3B 1-H		5 1 2 3 0 2 1												
Andy Van Slyke, L (1, 8) OBP: 0.401, SLG: 0.506	2-0 G4-3		4-0 HR BB		2-0 2B		0-2 G5-3	2-3 K		4 2 1 0 1 1 1												
Barry Bonds, L (1, 7) OBP: 0.434, SLG: 0.567		2-2 G4-3	2-1 HR 1-H		2-1 2B S		2-1 P4	0-0 G6-4-3 1B		5 1 3 3 0 0 0												
Orlando Merced, S (1, 3) OBP: 0.319, SLG: 0.379		1-1 F7	0-0 1B 1B		1-3 K 2-3		4-2 2B BB	2-2 F9		4 1 1 0 1 1 2												
Jeff King, R (1, 5) OBP: 0.266, SLG: 0.374		3-2 HR 1B	3-1 1B		0-3 K		1-1 2B	0-1 G6-4-3 1-2f		5 1 3 1 0 1 2												
Michael LaValliere, L (1, 2) OBP: 0.353, SLG: 0.344		1-1 HR 1-H	1-0 P6		1-3 K		1-2 G4-3			4 1 1 2 0 1 4												
Jose Lind, R (1, 4) OBP: 0.273, SLG: 0.270		3-1 G6-3	1-0 G4-3			1-2 G5-3		1-0 G4-3		4 0 0 0 0 0 2												
Doug Drabek, R (1, 1) OBP: 0.169, SLG: 0.197			1-2 G5-3	1-3 K		0-2 G5-3		0-0 FC5-4 1B		4 0 1 0 0 1 0												
Bob Patterson, R (9, 1) OBP: 0.429, SLG: 0.500										0 0 0 0 0 0 0												
Inning Stats	R: 0 E: 0 K: 1 S: 6	H: 0 LOB: 0 BB: 0 P: 10	R: 2 E: 0 K: 0 S: 14	H: 2 LOB: 0 BB: 0 P: 24	R: 4 E: 0 K: 2 S: 15	H: 5 LOB: 2 BB: 1 P: 28	R: 0 E: 0 K: 2 S: 15	H: 0 LOB: 0 BB: 0 P: 20	R: 1 E: 0 K: 3 S: 13	H: 2 LOB: 1 BB: 0 P: 19	R: 0 E: 0 K: 1 S: 11	H: 0 LOB: 1 BB: 1 P: 16	R: 1 E: 0 K: 0 S: 13	H: 1 LOB: 1 BB: 1 P: 21	R: 1 E: 0 K: 1 S: 12	H: 2 LOB: 1 BB: 0 P: 16	R: 0 E: 0 K: 0 S: 6	H: 1 LOB: 0 BB: 0 P: 8	1B: 6 2B: 3 3B: 1 HR: 3	SF: 0 SAC: 0 DP: 1 HBP: 0	WP: 0 PB: 0 SB: 1 CS: 0	PA: 42
PITCHER	IP WLS BF H R ER SO BB IBB HBP BLK WP HR S P ERA WHIP																					
Francisco Oliveras, R (1, 1) ERA: 3.76	2.1 L 13 5 6 6 1 1 0 0 0 0 0 3 30 52 23.14 2.571																					
Jim Pena, L (3, 1) ERA: 3.08	2.2 12 4 1 1 5 0 0 0 0 0 0 0 33 49 3.38 1.500																					
Jeff Brantley, R (6, 1) ERA: 3.73	2.0 9 1 1 1 1 2 0 0 0 0 0 0 24 37 4.50 1.500																					
Dave Righetti, L (8, 1) ERA: 5.0	2.0 8 3 1 1 1 0 0 0 0 0 0 0 18 24 4.50 1.500																					

AB	39
R	9
H	13
RBI	9
BB	3
SO	8
LOB	13



Batter	1	2	3	4	5	6	7	8	9	AB	R	H	RBI	BB	SO	LOB
Willie McGee, S OBP: 0.334, SLG: 0.352 (1, 8) <i>C</i> <i>F</i> <i>X</i>	0-2 G6-3 ^①		3-2 G4-3 ^② 2-H			2-2 G6-3 ^①		0-0 DI 1B		4	0	1	1	0	0	0
Ted Wood, L OBP: 0.280, SLG: 0.222 (1, 9) <i>C</i> <i>B</i> <i>X</i>	1-2 G4-3 ^②		1-1 G3-1 ^③			1-1 F9 ^②		1-3 K ^③ 1-2		4	0	0	0	0	1	1
Will Clark, L OBP: 0.368, SLG: 0.481 (1, 3) <i>C</i> <i>B</i> <i>X</i>	1-1					2-2 G6-3 ^①		4-1 BB		2	1	1	1	1	0	0
Cory Snyder, R OBP: 0.316, SLG: 0.450 (9, 3) <i>C</i> <i>B</i> <i>X</i>										1	0	0	0	0	1	0
Mark Leonard, L OBP: 0.354, SLG: 0.482 (1, 7) <i>C</i> <i>C</i> <i>X</i>	0-2 G3 ^③					0-0 1B		1-1 G3 ^③		4	0	1	0	0	0	1
Matt Williams, R OBP: 0.283, SLG: 0.384 (1, 5) <i>S</i> <i>B</i> <i>B</i> <i>S</i>		2-3 K2-3 ^①				2-2 L5 ^②		0-1 G5-3 ^①		4	0	1	0	0	1	1
Robby Thompson, R OBP: 0.336, SLG: 0.418 (1, 4) <i>C</i> <i>B</i> <i>B</i> <i>X</i>		2-1 F8 ^②				0-3 K ^③		1-1 P5 ^②		3	0	0	0	0	1	1
Dave Righetti, L OBP: 0.143, SLG: 0.143 (8, 1) <i>C</i> <i>R</i> <i>B</i> <i>B</i> <i>X</i>										0	0	0	0	0	0	0
Craig Colbert, R OBP: 0.272, SLG: 0.314 (9, PH)										1	0	0	0	0	0	1
Kirt Manwaring, R OBP: 0.306, SLG: 0.297 (1, 2) <i>B</i> <i>C</i> <i>X</i>		1-1 G4-3 ^③				2-3 K ^①		1-1 G1-3 ^③		3	0	0	0	0	1	0
Royce Clayton, R OBP: 0.292, SLG: 0.339 (1, 6) <i>C</i> <i>F</i> <i>X</i>			0-2 WP SH1-4 G4-3 1B			1-2 G6-3 ^②		0-0 G6-3 ^①		3	1	1	0	0	0	0
Francisco Oliveras, R OBP: 0.250, SLG: 0.143 (1, 1) <i>B</i> <i>C</i> <i>X</i>						1-2 G6-3 ^②				0	0	0	0	0	0	0
Jim Pena, L OBP: 0.200, SLG: 0.200 (3, 1) <i>C</i> <i>C</i> <i>B</i> <i>B</i> <i>X</i>			1-1 SH1-4 ^①			3-3 K ^③		1-3 K ^②		0	0	0	0	0	0	0
Mark Bailey, S OBP: 0.241, SLG: 0.192 (5, PH)										1	0	0	0	0	1	0
Jeff Brantley, R OBP: 0.667, SLG: 0.500 (6, 1)										0	0	0	0	0	0	0
Greg Litton, R OBP: 0.274, SLG: 0.318 (8, 4)			1-2							1	0	0	0	0	1	0

Inning Stats	R: 1	H: 1	E: 0	LOB: 0	K: 0	S: 11	R: 0	H: 0	E: 0	LOB: 0	K: 1	S: 7	R: 0	H: 0	E: 0	LOB: 0	K: 0	S: 10	R: 0	H: 1	E: 0	LOB: 1	K: 1	S: 11	R: 0	H: 0	E: 0	LOB: 0	K: 2	S: 12	R: 0	H: 0	E: 0	LOB: 1	K: 0	S: 9	R: 0	H: 1	E: 0	LOB: 1	K: 2	S: 8	R: 0	H: 1	E: 0	LOB: 1	K: 1	S: 11	R: 0	H: 1	E: 0	LOB: 1	K: 1	S: 11	1B: 4	2B: 0	3B: 0	HR: 1	SF: 0	SAC: 1	DP: 0	HBP: 0	WP: 1	PB: 0	SB: 0	CS: 0	PA: 33
PITCHER	IP	WLS	BF	H	R	ER	SO	BB	IBB	HBP	BLK	WP	HR	S	P	ERA	WHIP																																																		
Doug Drabek, R ERA: 2.5 (1, 1)	8.0	W	29	4	2	2	6	1	0	0	0	1	1	74	108	2.25	0.625																																																		
Bob Patterson, L ERA: 2.3 (9, 1)	1.0		4	1	0	0	1	0	0	0	0	0	0	11	18	0.00	1.000																																																		

BOTTOM

Pittsburgh Pirates @ San Francisco Giants
Candlestick Park, San Francisco, CA

AB 31
R 2
H 5
RBI 2
BB 1
SO 7
LOB 5



Sat Aug 22 1992, 6:33 AM EDT
Att. 30,568 - Sunny - 75 F

livebaseballscorecards.com

Batter	1	2	3	4	5	6	7	8	9	AB R H RBI BB SO LOB	TOP		
Gary Redus, R (1, 3) OBP: 0.295, SLG: 0.288	0-0 G6-3		2-3 K			0-0 P3		1-0 G5-4-3		4 0 0 0 0 1 1	Pittsburgh Pirates @ San Francisco Giants Candlestick Park, San Francisco, CA Sun Aug 23 1992, 6:33 AM EDT Att. 32,129 - Sunny - 87 F livebaseballscorecards.com		
Jay Bell, R (1, 6) OBP: 0.323, SLG: 0.354	1-0 P6		3-3 K			2-0 P3		0-0 F9	4 0 0 0 0 1 0				
Andy Van Slyke, L (1, 8) OBP: 0.402, SLG: 0.512	2-1 1B				0-0 G3	1-1 F7		0-0 HR	4 1 2 1 0 0 0				
Lloyd McClendon, R (1, 9) OBP: 0.354, SLG: 0.355 Alex Cole, L (9, PH) OBP: 0.324, SLG: 0.315	3-2 1B			4-2 BB		2-2 F7		2-1 G5-3	2 0 1 0 1 0 0 1 0 1 0 0 0 0				
Barry Bonds, L (1, 7) OBP: 0.430, SLG: 0.561	2-0 G5-3			1-3 K		2-1 G3		1-1 G5-3	4 0 0 0 0 1 4				
Jeff King, R (1, 4) OBP: 0.285, SLG: 0.373 Jose Lind, R (2, 4) OBP: 0.271, SLG: 0.268		1-1 G5-3		0-3 K		0-1 G1-3		1-2 G4-3	1 0 0 0 0 0 0 3 0 0 0 0 1 2				
Don Slaught, R (1, 2) OBP: 0.371, SLG: 0.446		2-2 P4			0-0 P6			2-2 HR	3 1 1 1 0 0 0				
John Wehner, R (1, 5) OBP: 0.261, SLG: 0.253		1-0 P3			1-1 B1-6-3			0-0 G6-3	3 0 1 0 0 0 0				
Randy Tomlin, L (1, 1) OBP: 0.200, SLG: 0.154 Danny Cox, R (7, 1) OBP: 0.091, SLG: 0.091 Cecil Espy, S (8, PH) OBP: 0.307, SLG: 0.337 Stan Belinda, R (8, 1) OBP: 0.500, SLG: 1.000			0-1 G4-3		0-0 B1-6-3			1-0 G5-4-3	2 0 0 0 0 0 1 0 0 0 0 0 0 0 1 0 1 0 0 0 0 0 0 0 0 0 0 0				
Inning Stats	R: 0 H: 2 E: 0 LOB: 2 K: 0 BB: 0 S: 8 P: 16	R: 0 H: 0 E: 0 LOB: 0 K: 0 BB: 0 S: 6 P: 10	R: 0 H: 0 E: 0 LOB: 0 K: 2 BB: 0 S: 8 P: 13	R: 0 H: 0 E: 0 LOB: 1 K: 2 BB: 1 S: 10 P: 15	R: 0 H: 1 E: 0 LOB: 0 K: 0 BB: 0 S: 4 P: 5	R: 0 H: 0 E: 0 LOB: 0 K: 0 BB: 0 S: 4 P: 7	R: 0 H: 0 E: 0 LOB: 0 K: 0 BB: 0 S: 9 P: 13	R: 1 H: 2 E: 0 LOB: 0 K: 0 BB: 0 S: 6 P: 10	R: 1 H: 2 E: 0 LOB: 1 K: 0 BB: 0 S: 9 P: 13	1B: 5 SF: 0 2B: 0 SAC: 0 3B: 0 DP: 2 HR: 2 HBP: 0	WP: 0 PA: 33 PB: 0 SB: 0 CS: 0		
PITCHER	IP WLS BF H R ER SO BB IBB HBP BLK WP HR S P ERA WHIP											PITCHER	IP WLS BF H R ER SO BB IBB HBP BLK WP HR S P ERA WHIP
Bud Black, L (1, 1) ERA: 3.22 Rod Beck, R (9, 1) ERA: 2.14	8.1 W 30 6 2 2 4 1 0 0 0 0 2 57 91 2.16 0.840												



Batter	1	2	3	4	5	6	7	8	9	AB R H RBI BB SO LOB	TOP																
Daryl Boston, L (1, 8) OBP: 0.324, SLG: 0.439	1-0 HR		4-1 BB 1B	3-2 2B		1-1 1B		4-1 BB		3 2 3 1 2 0 0	<p>New York Mets @ San Francisco Giants Candlestick Park, San Francisco, CA</p> <p>Mon Aug 24 1992, 10:05 PM EDT Att. 12,992 - Sunny - 59 F</p>																
Dick Schofield, R (1, 6) OBP: 0.312, SLG: 0.284	0-1 G1-3 1B		1-1 BB	2-2 2B		2-2 P3		2-1 FC6-4		5 0 3 1 0 0 4																	
Chico Walker, S (1, 5) OBP: 0.321, SLG: 0.355	0-3 K		0-3 K	1-0 F8			4-2 BB		1-3 K	4 0 0 0 1 3 4																	
Eddie Murray, S (1, 3) OBP: 0.320, SLG: 0.411	0-0 G1-3		4-2 BB		1-3 K		1-0 F9		2-0 P6	4 0 0 0 1 1 2																	
Bobby Bonilla, S (1, 9) OBP: 0.358, SLG: 0.447	0-0 F7		0-0 G3		1-0 G5-3		1-2 P6		1-0 P4	4 0 0 0 0 0 5																	
Dave Gallagher, R (7, 9) OBP: 0.277, SLG: 0.309										1 0 0 0 0 0 0																	
Kevin Bass, S (1, 7) OBP: 0.288, SLG: 0.376		2-1 G6-4-3 1B		3-2 G4-3 HR		1-1 G4-3		3-1 F7		4 1 2 0 0 0 1																	
Chris Donnels, L (1, 4) OBP: 0.292, SLG: 0.213		1-0 G6-4-3		1-0 G4-3		4-2 1B BB		3-3 K		3 0 0 0 1 1 2																	
Anthony Young, R (8, 1) OBP: 0.143, SLG: 0.111		1-2 1-2f		1-2						0 0 0 0 0 0 0																	
John Franco, L (9, 1)										0 0 0 0 0 0 0																	
Charlie O'Brien, R (1, 2) OBP: 0.265, SLG: 0.274		0-1 G6-3		3-2 F8		3-2 F7		0-1 G6-3		4 0 0 0 0 0 2																	
Dwight Gooden, R (1, 1) OBP: 0.288, SLG: 0.365			0-3 K		3-2 F8		3-2 F7		0-1 G6-3	3 1 1 2 0 1 1																	
Bill Pecota, R (8, PH) OBP: 0.298, SLG: 0.300				1-1 HR		0-1 P3		3-1 BB 1B		1 0 1 0 0 0 0																	
Inning Stats	R: 1 E: 0 K: 1 S: 8	H: 2 LOB: 1 BB: 0 P: 9	R: 0 E: 0 K: 0 S: 5	H: 1 LOB: 0 BB: 0 P: 8	R: 0 E: 0 K: 2 S: 13	H: 1 LOB: 3 BB: 2 P: 22	R: 3 E: 0 K: 0 S: 17	H: 4 LOB: 1 BB: 0 P: 31	R: 0 E: 0 K: 1 S: 6	H: 0 LOB: 0 BB: 0 P: 9	R: 0 E: 0 K: 0 S: 20	H: 1 LOB: 2 BB: 1 P: 30	R: 0 E: 0 K: 0 S: 9	H: 0 LOB: 1 BB: 1 P: 17	R: 0 E: 0 K: 1 S: 10	H: 1 LOB: 2 BB: 1 P: 22	R: 0 E: 0 K: 1 S: 5	H: 0 LOB: 0 BB: 0 P: 9	1B: 6 2B: 2 3B: 0 HR: 2	SF: 0 SAC: 0 DP: 1 HBP: 0	WP: 0 PB: 0 SB: 0 CS: 0	PA: 41					
PITCHER	IP WLS BF H R ER SO BB IBB HBP BLK WP HR S P ERA WHIP																										
Bill Swift, R (1, 1) ERA: 2.18	3.0		14	4	1	1	3	2	0	0	0	0	1	26	39	3.00	2.000										
Bryan Hickerson, L (4, 1) ERA: 3.15	1.0	L	7	4	3	3	0	0	0	0	0	0	1	17	31	27.00	4.000										
Jeff Brantley, R (5, 1) ERA: 3.55	3.0		12	1	0	0	1	2	0	0	0	0	0	35	56	0.00	1.000										
Dave Righetti, L (8, 1) ERA: 4.85	2.0		8	1	0	0	2	1	0	0	0	0	0	15	31	0.00	1.000										

livebaseballscorecards.com

AB	36
R	4
H	10
RBI	4
BB	5
SO	6
LOB	21



Batter	1	2	3	4	5	6	7	8	9	AB R H RBI BB SO LOB
Mike Felder, S (1, 7) OBP: 0.317, SLG: 0.385	0-2 BB 1B		0-1 L7		2-2 G1-3		1-1 B3		2-1 FC6-4 1-2f	5 0 1 0 0 0 1
Willie McGee, S (1, 8) OBP: 0.337, SLG: 0.356	4-1 1B 1-2 BB		0-0 2B 1B		0-1 G4-3		1-1 G6-3			3 1 1 0 0 1 0 0
Will Clark, L (1, 3) OBP: 0.388, SLG: 0.484	2-2 1-3 1B		1-0 1-H 2B		0-0 2B			0-1 F7		4 0 3 1 0 0 0
Cory Snyder, R (1, 9) OBP: 0.318, SLG: 0.456	1-3 K		3-3 K		4-2 BB			1-1 G3-1		3 0 0 0 1 2 3
Matt Williams, R (1, 5) OBP: 0.280, SLG: 0.379	0-3 K			1-2 P3	0-0 F8			0-1 1B		4 0 1 0 0 1 4
Robby Thompson, R (1, 4) OBP: 0.334, SLG: 0.412		0-0 P3		3-1 FC5-4 1B		0-0 P5		0-0 G1-6-3		4 0 1 0 0 0 1
Kirt Manwaring, R (1, 2) OBP: 0.308, SLG: 0.310		0-1 F9		1-1 FC5-4 1B 1-2f		1-0 F9		1-1 G6-3		4 0 0 0 0 0 1
Royce Clayton, R (1, 6) OBP: 0.301, SLG: 0.340		2-2 F8		1-1 1-2 1B		1-1 G5-3		4-1 FC6-4 BB		3 0 1 0 1 0 0
Bill Swift, R (1, 1) OBP: 0.170, SLG: 0.196 Bryan Hickerson, L (4, 1) Ted Wood, L (4, PH) Jeff Brantley, R (5, 1) Greg Litton, R (7, PH) Dave Righetti, L (8, 1) Craig Colbert, R (9, PH)			1-1 L8		1-3 K		1-2 F9		2-2 L7	1 0 0 0 0 0 0 0 0 0 0 0 0 0 1 0 0 0 0 0 1 2 0 0 0 0 0 0 0 1 0 0 0 0 0 0 0 0 0 0 0 0 0 0 1 0 0 0 0 0 0 1

Inning Stats	R: 0 E: 0 K: 2 S: 13	H: 2 LOB: 2 BB: 1 P: 20	R: 0 E: 0 K: 0 S: 6	H: 0 LOB: 0 BB: 0 P: 8	R: 1 E: 0 K: 1 S: 10	H: 2 LOB: 1 BB: 0 P: 15	R: 0 E: 0 K: 1 S: 12	H: 2 LOB: 2 BB: 0 P: 19	R: 0 E: 0 K: 0 S: 10	H: 1 LOB: 2 BB: 1 P: 16	R: 0 E: 0 K: 0 S: 4	H: 0 LOB: 0 BB: 0 P: 6	R: 0 E: 0 K: 0 S: 7	H: 0 LOB: 0 BB: 0 P: 10	R: 0 E: 0 K: 0 S: 7	H: 1 LOB: 1 BB: 0 P: 8	R: 0 E: 0 K: 0 S: 9	H: 0 LOB: 1 BB: 1 P: 18	1B: 6 2B: 2 3B: 0 HR: 0	SF: 0 SAC: 0 DP: 0 HBP: 0	WP: 0 PB: 0 SB: 0 CS: 0	PA: 37
--------------	-------------------------------	----------------------------------	------------------------------	---------------------------------	-------------------------------	----------------------------------	-------------------------------	----------------------------------	-------------------------------	----------------------------------	------------------------------	---------------------------------	------------------------------	----------------------------------	------------------------------	---------------------------------	------------------------------	----------------------------------	----------------------------------	------------------------------------	----------------------------------	--------

PITCHER	IP	WLS	BF	H	R	ER	SO	BB	IBB	HBP	BLK	WP	HR	S	P	ERA	WHIP
Dwight Gooden, R (1, 1) ERA: 3.91	7.0	W	29	7	1	1	4	2	0	0	0	0	0	62	94	1.29	1.286
Anthony Young, R (8, 1) ERA: 3.74	1.0		4	1	0	0	0	0	0	0	0	0	0	7	8	0.00	1.000
John Franco, L (9, 1) ERA: 1.69	1.0	S	4	0	0	0	0	1	0	0	0	0	0	9	18	0.00	1.000


BOTTOM

New York Mets @ San Francisco Giants
Candlestick Park, San Francisco, CA

Mon Aug 24 1992, 10:05 PM EDT
Att. 12,992 - Sunny - 59 F

livebaseballscorecards.com

AB	34
R	1
H	8
RBI	1
BB	3
SO	4
LOB	13



Batter	1	2	3	4	5	6	7	8	9	AB R H RBI BB SO LOB	TOP
Dave Gallagher, R OBP: 0.283, SLG: 0.310 (1, 8) (9, 9)	3-2 L9		4-2 BB		0-1 G5-4-3 1B			1-2 F7		3 0 1 0 1 0 0	
Dick Schofield, R OBP: 0.312, SLG: 0.283 (1, 6) (9, 6)	1-0 1B		1-0 F8		0-1 G5-4-3 1-2f			0-3 K		4 0 1 0 0 1 2	
Chico Walker, S OBP: 0.330, SLG: 0.365 (8, 1) Anthony Young, R OBP: 0.143, SLG: 0.111 (8, 1) Lee Guetterman, L (8, 1) Jeff Innis, R (8, 1) Chris Donnels, L OBP: 0.292, SLG: 0.213 (9, 5)	0-1 G5-4-3 1B		3-2 G6-3		0-1 G5-4-3 1B			0-1 S 1B		4 0 3 0 0 0 1 0	
Eddie Murray, S OBP: 0.318, SLG: 0.407 (1, 3) (9, 3)	0-1 G5-4-3 1-2f			1-1 F8		0-0 P4		3-2 G3-1 1-2		4 0 0 0 0 0 4	
Bobby Bonilla, S OBP: 0.357, SLG: 0.453 (9, 1) John Franco, L (9, 1)		0-1 F9		0-0 HR		0-2 G5-4-3 1-2f		3-3 K		4 1 1 1 0 1 1 0 0 0 0 0 0 0	
Kevin Bass, S OBP: 0.291, SLG: 0.379 (1, 7) (9, 7)		4-1 2B WP BB		2-0 F9 2B			1-3 K	2-1 L9		3 1 1 0 1 1 0	
Steve Springer, R OBP: 0.400, SLG: 0.600 (9, PH) Daryl Boston, L OBP: 0.323, SLG: 0.437 (9, 8)		1-1 WP L8-2 2B		0-0 F9 2-3			1-2 G4-3 1B	2-0 G3		3 0 2 0 0 0 1 1 0 0 0 0 0 0	
Charlie O'Brien, R OBP: 0.259, SLG: 0.267 (1, 2) (9, 2)		3-1 L8-2 2-H 3-H		1-3 K			1-0 G4-3 1-2			3 0 0 0 0 1 3	
Sid Fernandez, L OBP: 0.242, SLG: 0.290 (8, 5) Bill Pecota, R OBP: 0.298, SLG: 0.300 (9, 4)			1-2 F7		1-3 K		2-1 P4			3 0 0 0 0 1 1 0 0 0 0 0 0 0	
Inning Stats	R: 0 E: 0 K: 0 S: 9 H: 2 LOB: 1 BB: 0 P: 13	R: 1 E: 0 K: 0 S: 7 H: 1 LOB: 0 BB: 1 P: 15	R: 0 E: 0 K: 0 S: 12 H: 0 LOB: 1 BB: 1 P: 21	R: 1 E: 0 K: 1 S: 8 H: 2 LOB: 1 BB: 0 P: 12	R: 0 E: 0 K: 1 S: 7 H: 1 LOB: 0 BB: 0 P: 8	R: 0 E: 0 K: 0 S: 6 H: 1 LOB: 0 BB: 0 P: 6	R: 0 E: 0 K: 1 S: 11 H: 1 LOB: 1 BB: 0 P: 16	R: 0 E: 0 K: 1 S: 15 H: 1 LOB: 1 BB: 0 P: 19	R: 0 E: 0 K: 1 S: 6 H: 0 LOB: 0 BB: 0 P: 13	1B: 6 2B: 3 3B: 0 HR: 1 SF: 0 SAC: 0 DP: 4 HBP: 0	WP: 1 PB: 0 SB: 1 CS: 0 PA: 34
PITCHER Trevor Wilson, L ERA: 4.28 (1, 1) Michael Jackson, R ERA: 2.65 (8, 1)	IP WLS BF H R ER SO BB IBB HBP BLK WP HR S P ERA WHIP	7.0 L 27 8 2 2 3 2 0 0 0 1 1 60 91 2.57 1.429	2.0 7 1 0 0 2 0 0 0 0 0 0 0 21 32 0.00 0.500		PITCHER IP WLS BF H R ER SO BB IBB HBP BLK WP HR S P ERA WHIP						

New York Mets @ San Francisco Giants
Candlestick Park, San Francisco, CA
Tue Aug 25 1992, 10:05 PM EDT
Att. 19,546 - Cloudy - 58 F

livebaseballscorecards.com

AB 32
R 2
H 9
RBI 1
BB 2
SO 5
LOB 13



Batter	1	2	3	4	5	6	7	8	9
Mike Felder, S OBP: 0.323, SLG: 0.395 (1, 7)	1-2 SF9 2B		3-2 F8		1-2 FC6-4 1B			3-2 SH1-3 1B	
Willie McGee, S OBP: 0.337, SLG: 0.356 (1, 8)	1-3 K		0-2 1B		1-1 FC6-4 1-2f			0-1 SH1-3 1-2	
Will Clark, L OBP: 0.369, SLG: 0.485 (1, 3)	1-1 SF9 2-H		2-0 1B		1-1 F7			4-1 SAFE BB	
Cory Snyder, R OBP: 0.317, SLG: 0.454 (1, 9)	0-0 1B		0-1 F8		1-1 P2			1-3 K	
Matt Williams, R OBP: 0.278, SLG: 0.375 (1, 5)	0-2 F8 SAFE			1-2 P4		1-3 K		1-2 G6-3	
Robby Thompson, R OBP: 0.333, SLG: 0.411 (1, 4)		3-2 G5-3		0-2 G4-3 1B		1-2 G5-3		1-1 P6	
Kirt Manwaring, R OBP: 0.308, SLG: 0.314 (1, 2)		2-2 G6-3		1-2 SAFE G4-3 1-2f		0-2 2B		0-1 G1-3	
Mike Benjamin, R OBP: 0.230, SLG: 0.286 (7, PR)									
Michael Jackson, R S: (8, 1)									
Greg Litton, R OBP: 0.269, SLG: 0.312 (9, PH)									
Royce Clayton, R OBP: 0.296, SLG: 0.333 (1, 6)		3-2 P9			2-3 K		1-2 F9	0-3 K	
Trevor Wilson, L OBP: 0.150, SLG: 0.108 (1, 1)			0-3 K				1-0 P5		
Craig Colbert, R OBP: 0.266, SLG: 0.307 (7, PH)									

AB	R	H	RBI	BB	SO	LOB
4	1	3	0	0	0	0
3	0	1	0	0	1	2
2	0	1	1	1	0	0
4	0	1	0	0	1	4
4	0	0	0	0	1	3
4	0	1	0	0	0	0
3	0	1	0	0	0	1
0	0	0	0	0	0	0
1	0	0	0	0	0	0
4	0	0	0	0	2	1
2	0	0	0	0	1	0
1	0	0	0	0	0	1

WP	HR	S	P	ERA	WHIP
0	0	115	1	1.29	1.000
0	0	5	8	0.00	3.000
0	0	1	5	∞	∞
0	0	6	8	0.00	0.000
0	0	7	8	0.00	0.000

AB	32
R	1
H	8
RBI	1
BB	1
SO	6
LOB	12



New York Mets @ San Francisco Giants
 Candlestick Park, San Francisco, CA
 Tue Aug 25 1992, 10:05 PM EDT
 Att. 19,546 - Cloudy - 58 F

Inning Stats																	
R	H	E	K	S	H	LOB	BB	P	R	H	E	K	S	H	LOB	BB	P
1	2	0	13	16	0	0	14	22	0	0	0	13	18	0	0	11	13
2	0	0	0	0	0	0	0	0	0	0	0	0	0	0	0	0	0
3	2	0	13	18	0	0	0	0	0	0	0	0	0	0	0	0	0
4	1	0	0	0	0	0	0	0	0	0	0	0	0	0	0	0	0
5	1	0	16	21	0	0	0	0	0	0	0	0	0	0	0	0	0
6	0	0	7	10	0	0	0	0	0	0	0	0	0	0	0	0	0
7	0	0	12	15	0	0	0	0	0	0	0	0	0	0	0	0	0
8	1	0	12	21	0	2	0	0	0	0	0	0	0	0	0	0	0
9	0	0	7	8	0	0	0	0	0	0	0	0	0	0	0	0	0

PITCHER																
IP	WLS	BF	H	R	ER	SO	BB	IBB	HBP	BLK	WP	HR	S	P	ERA	WHIP
7.0	W	27	7	1	1	4	0	0	0	0	0	0	86	115	1.29	1.000
0.1		2	1	0	0	0	0	0	0	0	0	0	5	8	0.00	3.000
0.0		1	0	0	0	0	1	0	0	0	0	0	1	5	∞	∞
0.2		2	0	0	0	1	0	0	0	0	0	0	6	8	0.00	0.000
1.0	S	3	0	0	0	1	0	0	0	0	0	0	7	8	0.00	0.000

Batter	1	2	3	4	5	6	7	8	9	AB R H RBI BB SO LOB	TOP																
Daryl Boston, L OBP: 0.321, SLG: 0.432 (1, 8)	1-1 F8	0-0 G3-1			2-1 L9		1-1 G5-4-3 1B		1-0 F9	5 0 1 0 0 0 2																	
Dick Schofield, R OBP: 0.313, SLG: 0.283 (1, 6)	1-1 1B G4-3 1B		4-1 G3-1 S BB		2-1 G6-3		1-1 G5-4-3 1-2f 2-3		2-2 F8	4 1 1 0 1 0 3																	
Chico Walker, S OBP: 0.333, SLG: 0.368 (1, 5)	0-0 G4-3 1B 1B		1-3 SAFE 1-2		0-0 S 1B E 1B		2-1 G5-3		2-1 G5-3	4 2 2 0 0 1 1																	
Bobby Bonilla, S OBP: 0.356, SLG: 0.450 (1, 9)	1-2 G4-3 1-2 3-H		2-2 G3-1 2-3		2-1 P6		1-1 G3 2B 1B		1-1 G3 1-2	4 1 1 1 0 0 3																	
Kevin Bass, S OBP: 0.293, SLG: 0.381 (1, 7)	2-2 2-H 1B		1-0 L3		1-2 1B 1B		2-1 G3		2-1 G3 1-2	4 1 2 1 0 0 2																	
Jeff McKnight, S OBP: 0.296, SLG: 0.280 (1, 3)	1-1 G6-3		0-0 F7		3-3 K		1-2 2B		1-2 2B	4 0 1 1 0 1 3																	
Bill Pecota, R OBP: 0.301, SLG: 0.304 (1, 4)		2-2 G4-3		2-2 CS 1B		1-2 1B		0-2 G5-3		4 0 2 1 0 0 1																	
Charlie O'Brien, R OBP: 0.259, SLG: 0.260 (1, 2)			3-0 SH1-4 HBP		3-1 F7 1-2		1-2 G6-3		3-2 E5 F9 SH1-4	3 0 0 0 0 0 2																	
Eric Hillman, L OBP: 0.250, SLG: 0.250 Anthony Young, R OBP: 0.143, SLG: 0.111 (1, 1) (9, 1)		0-1 SH1-4		0-0 P3		0-1 G5-4-3 1B 1B		0-1 SH1-4	2 0 1 0 0 0 0 0 0 0 0 0 0 0																		
Inning Stats	R: 2 E: 0 K: 0 S: 13	H: 3 LOB: 1 BB: 0 P: 19	R: 0 E: 0 K: 0 S: 8	H: 0 LOB: 1 BB: 0 P: 13	R: 0 E: 0 K: 1 S: 9	H: 0 LOB: 1 BB: 1 P: 17	R: 0 E: 0 K: 0 S: 7	H: 1 LOB: 0 BB: 0 P: 11	R: 0 E: 0 K: 0 S: 5	H: 0 LOB: 0 BB: 0 P: 9	R: 2 E: 0 K: 1 S: 16	H: 3 LOB: 1 BB: 0 P: 24	R: 0 E: 0 K: 0 S: 6	H: 2 LOB: 0 BB: 0 P: 8	R: 1 E: 0 K: 0 S: 12	H: 2 LOB: 1 BB: 0 P: 18	R: 0 E: 1 K: 0 S: 10	H: 0 LOB: 1 BB: 0 P: 16	1B: 10 2B: 1 3B: 0 HR: 0	SF: 0 SAC: 2 DP: 1 HBP: 1	WP: 0 PB: 0 SB: 3 CS: 1	PA: 38					
PITCHER	IP	WLS	BF	H	R	ER	SO	BB	IBB	HBP	BLK	WP	HR	S	P	ERA	WHIP										
John Burkett, R ERA: 3.68 (1, 1)	6.0	L	26	7	4	4	2	1	0	1	0	0	0	58	93	6.00	1.333										
Jim Pena, L ERA: 3.18 (7, 1)	2.0		8	4	1	1	0	0	0	0	0	0	0	18	26	4.50	2.000										
Rod Beck, R ERA: 2.12 (9, 1)	1.0		4	0	0	0	0	0	0	0	0	0	0	10	16	0.00	0.000										

New York Mets @ San Francisco Giants
 Candlestick Park, San Francisco, CA
 Wed Aug 26 1992, 6:33 AM EDT
 Att. 17,863 - Sunny - 80 F

livebaseballscorecards.com

AB	34
R	5
H	11
RBI	4
BB	1
SO	2
LOB	17



Batter	1	2	3	4	5	6	7	8	9	AB R H RBI BB SO LOB	TOP													
Darren Lewis, R OBP: 0.295, SLG: 0.262 (1, 8) C X	0-1 CS 1B		2-3 K		0-0 L9		0-0 SH1-3		0-1 G5-3	4 0 1 0 0 1 3														
Willie McGee, S OBP: 0.339, SLG: 0.360 (1, 9) 1 SAFE SAFE C 1 P S B S	3-3 K		3-2 G4-6-3 1B		2-2 E7 1B		0-1 1B		0-1 L9	5 0 3 1 0 1 2														
Will Clark, L OBP: 0.390, SLG: 0.481 (1, 3) X	0-0 F7		3-2 G4-6-3 1-2f		4-0 IBB			4-2 FC6-4 SF9 BB 1B		2 1 0 0 2 0 2														
Mark Leonard, L OBP: 0.377, SLG: 0.508 (1, 7)		4-2 FC6-4 BB		2-2 2B		1-0 F8		1-0 FC6-4 1B		3 0 2 0 1 0 2														
Matt Williams, R OBP: 0.275, SLG: 0.370 (1, 5)	1-0 L7		1-3 K		0-1 P3		0-0 FC6-4 1-2f 2-3			4 0 0 0 0 1 4														
Robby Thompson, R OBP: 0.330, SLG: 0.412 (1, 4)		2-2 FC6-4 1B 1-2f		0-3 K		0-1 F9		1-0 SF9		3 0 0 1 0 1 2														
Kirt Manwaring, R OBP: 0.307, SLG: 0.313 (1, 2)		3-2 FC6-4 1B 1-3		0-0 G4-3		3-2 G6-3		0-2 G1-3		4 0 1 0 0 0 2														
Royce Clayton, R OBP: 0.236, SLG: 0.332 (1, 6)		1-0 FC6-4 1-2f		1-1 WP SH2-4 E 1B		0-0 SH1-3 1B		1-0 G3-1		4 1 2 0 0 0 2														
Bud Black, L OBP: 0.091, SLG: 0.093 Michael Jackson, R (8, 1) Rod Beck, R (8, 1) Mike Felder, S OBP: 0.325, SLG: 0.395 (8, 7)			1-1 1B 2B		1-2 SH2-4		0-3 K		1-1 G5-3 1B	2 0 1 0 0 1 1 0 0 0 0 0 0 0 0 0 0 0 0 0 0 1 0 1 0 0 0 0														
Inning Stats	R: 0 E: 0 K: 1 S: 7	H: 1 LOB: 0 BB: 0 P: 9	R: 0 E: 0 K: 0 S: 11	H: 1 LOB: 2 BB: 1 P: 22	R: 0 E: 0 K: 1 S: 12	H: 2 LOB: 1 BB: 0 P: 21	R: 0 E: 0 K: 2 S: 10	H: 1 LOB: 1 BB: 0 P: 13	R: 1 E: 1 K: 0 S: 10	H: 2 LOB: 2 BB: 1 P: 19	R: 0 E: 0 K: 0 S: 7	H: 0 LOB: 0 BB: 0 P: 10	R: 0 E: 0 K: 1 S: 7	H: 2 LOB: 2 BB: 0 P: 7	R: 1 E: 0 K: 0 S: 13	H: 1 LOB: 1 BB: 1 P: 19	R: 0 E: 0 K: 0 S: 7	H: 1 LOB: 1 BB: 0 P: 9	1B: 9 2B: 2 3B: 0 HR: 0	SF: 1 SAC: 2 DP: 1 HBP: 0	WP: 1 PB: 0 SB: 0 CS: 1	PA: 38		
PITCHER Mike Morgan, R ERA: 2.38 Bob Scanlan, R ERA: 1.83	IP 8.0 WLS W BF 34 H 10 R 2 ER 2 SO 5 BB 2 IBB 1 HBP 0 BLK 0 WP 1 HR 0 S 77 P 120 ERA 2.25 WHIP 1.500																							

San Francisco Giants @ Chicago Cubs
Wrigley Field, Chicago, IL
Fri Aug 28 1992, 3:33 AM CDT
Att. 30,359 - Cloudy - 65 F

livebaseballscorecards.com

AB	32
R	2
H	11
RBI	2
BB	3
SO	5
LOB	20



Batter	1	2	3	4	5	6	7	8	9	AB	R	H	RBI	BB	SO	LOB
Doug Dascenzo, S OBP: 0.297, SLG: 0.307 (1, 8)	G1-3		L7-4-3			G5-3		1B 1-2 2-3 BB		3	1	0	0	1	0	1
23 Ryne Sandberg, R OBP: 0.360, SLG: 0.466 (1, 4)	F7			F8		G6-3		SF8		3	0	0	1	0	0	0
Mark Grace, L OBP: 0.393, SLG: 0.430 (1, 3)	G3-1			G4-3		FC6-4 1B		K		4	0	1	0	0	1	2
Andre Dawson, R OBP: 0.306, SLG: 0.426 (1, 9)		P5		K		FC6-4		1B 1-3 2-H		4	0	1	1	0	1	1
Steve Buechele, R OBP: 0.331, SLG: 0.382 (1, 5)		L7						1B 1-2 3-H FC3-8		4	0	2	1	0	0	0
Derrick May, L OBP: 0.307, SLG: 0.364 (1, 7)						P5		1B 1-2 FC3-6		4	0	1	0	0	0	3
Joe Girardi, R OBP: 0.325, SLG: 0.306 (1, 2)		L7				G1-3				3	0	0	0	0	0	2
Rey Sanchez, R OBP: 0.294, SLG: 0.342 (1, 6)								1B BB 23 SF8		2	1	2	0	1	0	0
Mike Morgan, R OBP: 0.102, SLG: 0.088 (1, 1)						G1-3		1B 1-2 BB		2	0	0	0	0	0	3
Kal Daniels, L OBP: 0.310, SLG: 0.360 (8, PH)										1	0	1	0	0	0	0
Alex Arias, R OBP: 0.310, SLG: 0.360 (8, PR)										0	1	0	0	0	0	0
Bob Scanlan, R (9, 1)										0	0	0	0	0	0	0


Inning Stats	R: 0	H: 0	E: 0	K: 0	S: 5	R: 0	H: 1	E: 0	K: 0	S: 6	R: 0	H: 1	E: 0	K: 0	S: 3	R: 0	H: 0	E: 0	K: 1	S: 8	R: 0	H: 1	E: 0	K: 0	S: 10	R: 0	H: 1	E: 0	K: 0	S: 9	R: 0	H: 0	E: 0	K: 0	S: 8	R: 3	H: 4	E: 0	K: 1	S: 14
	LOB: 0	BB: 0	P: 10	LOB: 1	BB: 0	P: 9	LOB: 0	BB: 0	P: 4	LOB: 0	BB: 0	P: 14	LOB: 2	BB: 1	P: 20	LOB: 1	BB: 0	P: 12	LOB: 0	BB: 0	P: 16	LOB: 2	BB: 1	P: 25	LOB: 0	BB: 1	P: 25	LOB: 0	BB: 1	P: 25	LOB: 0	BB: 1	P: 25	LOB: 0	BB: 1	P: 25	LOB: 0	BB: 1	P: 25	

PITCHER	IP	WLS	BF	H	R	ER	SO	BB	IBB	HBP	BLK	WP	HR	S	P	ERA	WHIP
Bud Black, L (1, 1) ERA: 3.13	7.0		26	5	1	1	1	0	1	0	0	0	0	50	86	1.29	0.714
Michael Jackson, R (8, 1) ERA: 2.91	0.0	L	2	1	0	0	0	1	0	0	0	0	0	2	7	∞	∞
Rod Beck, R (8, 1) ERA: 2.09	1.0		5	2	2	2	1	0	0	0	0	0	0	11	17	18.00	2.000

BOTTOM

San Francisco Giants @ Chicago Cubs
 Wrigley Field, Chicago, IL
 Fri Aug 28 1992, 3:33 AM CDT
 Att: 30,359 - Cloudy - 65 F

AB	30
R	3
H	8
RBI	3
BB	2
SO	2
LOB	12



WP	PA	ERA	WHIP
0	33		

Batter	1	2	3	4	5	6	7	8	9	AB	R	H	RBI	BB	SO	LOB	TOP						
Darren Lewis, R (1, 8) OBP: 0.291, SLG: 0.258	2-1 L3		0-0 G4-6-3		1-0 G5-3			1-2 L5		4	0	0	0	0	0	1							
Willie McGee, S (1, 9) OBP: 0.339, SLG: 0.359	2-2 G3		2-2 F7			2-0 F7		3-2 1B		4	0	1	0	0	0	0							
Will Clark, L (1, 3) OBP: 0.389, SLG: 0.479	2-2 G3-1			2-3 K		1-2 L9		1-1 1B		4	0	1	0	0	1	0							
Mark Leonard, L (1, 7) OBP: 0.397, SLG: 0.565		4-2 1B BB		1-0 1B		2-1 HR		2-3 K		3	1	2	1	1	1	2							
Matt Williams, R (1, 5) OBP: 0.275, SLG: 0.369		1-2 SAFE 1B		1-1 SAFE F9		0-0 G6-3		0-3 K		4	0	1	0	0	1	3							
Robby Thompson, R (1, 4) OBP: 0.329, SLG: 0.409		0-2 P6		3-2 G6-3			1-0 BLK HBP		0-0 P5	3	0	0	0	0	0	3							
Kirt Manwaring, R (1, 2) OBP: 0.307, SLG: 0.322		1-2 L5			0-0 HR		3-1 SAFE L7		2-3 K	4	1	1	1	0	1	3							
Royce Clayton, R (1, 6) OBP: 0.285, SLG: 0.327		3-2 F8			0-0 F9		4-1 G6-4-3 BB		3-2 F G1-3	3	0	0	0	1	0	2							
Dave Burba, R (1, 1) OBP: 0.154, SLG: 0.083			4-1 G4-6-3 BB			1-3 K				0	0	0	0	1	0	0							
Jim Pena, L (3, 1) OBP: 0.200, SLG: 0.200										0	0	0	0	0	0	0							
Steve Hoesey, R (5, PH)										1	0	0	0	0	1	0							
Jeff Brantley, R (5, 1) OBP: 0.667, SLG: 0.500										0	0	0	0	0	0	0							
Dave Righetti, L (6, 1) OBP: 0.143, SLG: 0.143										0	0	0	0	0	0	0							
Cory Snyder, R (7, PH)										1	0	0	0	0	0	2							
Francisco Oliveras, R (7, 1) OBP: 0.313, SLG: 0.447										0	0	0	0	0	0	0							
Bryan Hickerson, L (8, 1) OBP: 0.250, SLG: 0.143										0	0	0	0	0	0	0							
										0	0	0	0	0	0	0							
Inning Stats	R: 0 E: 0 K: 0 S: 10	H: 0 LOB: 0 BB: 0 P: 16	R: 0 E: 0 K: 0 S: 18	H: 1 LOB: 2 BB: 1 P: 27	R: 0 E: 0 K: 0 S: 6	H: 0 LOB: 0 BB: 1 P: 12	R: 0 E: 0 K: 1 S: 10	H: 1 LOB: 1 BB: 0 P: 17	R: 1 E: 0 K: 1 S: 7	H: 1 LOB: 0 BB: 0 P: 9	R: 1 E: 0 K: 0 S: 7	H: 1 LOB: 0 BB: 0 P: 12	R: 0 E: 0 K: 0 S: 11	H: 0 LOB: 1 BB: 1 P: 22	R: 0 E: 0 K: 2 S: 20	H: 2 LOB: 2 BB: 0 P: 27	R: 0 E: 0 K: 1 S: 13	H: 0 LOB: 0 BB: 0 P: 18	1B: 4 2B: 0 3B: 0 HR: 2	SF: 0 SAC: 0 DP: 2 HBP: 1	WP: 0 PB: 0 SB: 0 CS: 0	PA: 35	
PITCHER	IP	WLS	BF	H	R	ER	SO	BB	IBB	HBP	BLK	WP	HR	S	P	ERA	WHIP					ERA	WHIP
Frank Castillo, R (1, 1) ERA: 3.43	6.0	W	24	4	2	2	2	2	0	1	0	0	2	58	94	3.00	1.000						
Jeff Robinson, R (7, 1) ERA: 2.89	1.1		5	1	0	0	0	1	0	0	1	0	0	22	36	0.00	1.500						
Paul Assenmacher, L (8, 1) ERA: 3.21	0.1		2	1	0	0	1	0	0	0	0	0	0	6	9	0.00	3.000						
Bob Scanlan, R (8, 1) ERA: 1.79	1.1	S	4	0	0	0	2	0	0	0	0	0	0	16	21	0.00	0.000						

San Francisco Giants @ Chicago Cubs
Wrigley Field, Chicago, IL
Sat Aug 29 1992, 3:33 AM CDT
Att. 31,155 - Sunny - 63 F

livebaseballscorecards.com

AB	31
R	2
H	6
RBI	2
BB	3
SO	5
LOB	16



Batter	1	2	3	4	5	6	7	8	9	AB	R	H	RBI	BB	SO	LOB	BOTTOM				
Rey Sanchez, R <small>(1, 6) OBP: 0.300, SLG: 0.364</small>	1-0 G6-3 		1-0 	2-2 		0-0 G6-3 		1-0 		5	2	3	1	0	0	0					
23 Ryne Sandberg, R <small>(1, 4) OBP: 0.364, SLG: 0.474</small>	1-2 		1-2 	4-0 		1-0 F8 		1-2 		4	2	3	1	1	0	0					
Mark Grace, L <small>(1, 3) OBP: 0.391, SLG: 0.434</small>	0-1 FC6-4 		0-0 P6 	2-3 K 		3-1 		2-2 F8 		5	2	1	1	0	1	5					
Andre Dawson, R <small>(1, 9) OBP: 0.311, SLG: 0.442</small>	2-1 		1-1 		2-2 F8 	1-2 		1-2 		5	1	4	3	0	0	0					
Steve Buechele, R <small>(1, 5) OBP: 0.331, SLG: 0.381</small>	3-2 		2-2 L7 		1-1 P4 	1-0 		0-0 F7 		4	0	1	1	0	0	2					
Derrick May, L <small>(1, 7) OBP: 0.309, SLG: 0.362</small>	0-0 G4-3 		1-1 		1-1 	3-3 K 		0-2 G4-3 		4	0	1	0	0	1	4					
Dwight Smith, L <small>(1, 8) OBP: 0.295, SLG: 0.379</small>		1-0 G4-3 	2-2 		4-2 	1-2 		2-0 G4-3 		3	0	0	0	1	0	2					
Rick Wilkins, L <small>(1, 2) OBP: 0.329, SLG: 0.396</small>		0-1 L5 		0-3 K 	4-0 	1-2 		0-1 P7 		3	0	0	0	1	1	0					
Frank Castillo, R <small>(1, 1) OBP: 0.113, SLG: 0.078</small> Jeff Robinson, R <small>(7, 1) ERA: 3.74</small> Paul Assenmacher, L <small>(8, 1)</small> Bob Scanlan, R <small>(8, 1)</small>		1-0 F9 		1-0 G6-3 	1-3 K 		0-1 G6-3 		0-0 	3	0	0	0	0	1	3					
Inning Stats	R: 1 E: 0 K: 0 S: 17	H: 3 LOB: 2 BB: 0 P: 24	R: 0 E: 0 K: 0 S: 4	H: 0 LOB: 0 BB: 0 P: 6	R: 2 E: 0 K: 0 S: 17	H: 3 LOB: 2 BB: 0 P: 25	R: 0 E: 0 K: 2 S: 10	H: 1 LOB: 2 BB: 1 P: 19	R: 0 E: 0 K: 1 S: 16	H: 1 LOB: 3 BB: 2 P: 28	R: 2 E: 0 K: 1 S: 11	H: 2 LOB: 1 BB: 0 P: 20	R: 0 E: 0 K: 0 S: 5	H: 0 LOB: 0 BB: 0 P: 7	R: 2 E: 0 K: 0 S: 17	H: 3 LOB: 1 BB: 0 P: 22	1B: 6 2B: 3 3B: 0 HR: 4	SF: 0 SAC: 0 DP: 0 HBP: 2	WP: 1 PB: 1 SB: 0 CS: 0	PA: 42	
PITCHER Dave Burba, R <small>(1, 1) ERA: 5.63</small> Jim Pena, L <small>(3, 1) ERA: 3.03</small> Jeff Brantley, R <small>(5, 1) ERA: 3.74</small> Dave Righetti, L <small>(6, 1) ERA: 4.82</small> Francisco Oliveras, R <small>(7, 1) ERA: 4.12</small>	IP 2.2 1.1 1.2 0.1 1.0	WLS L	BF 15 6 11 1 5	H 6 1 3 0 2	R 3 0 2 0 2	ER 3 0 2 0 2	SO 0 2 1 1 0	BB 0 1 1 0 0	IBB 0 0 1 0 0	HBP 1 0 1 0 0	BLK 0 0 0 0 0	WP 0 0 1 0 0	HR 0 0 2 0 2	S 32 16 23 4 9	P 47 27 41 7 13	ERA 10.12 0.00 10.80 0.00 18.00	WHIP 2.250 0.750 2.400 0.000 2.000				
PITCHER Bryan Hickerson, L <small>(8, 1) ERA: 3.1</small>	IP 1.0	WLS L	BF 4	H 1	R 0	ER 0	SO 0	BB 0	IBB 0	HBP 0	BLK 0	WP 0	HR 0	S 13	P 16	ERA 0.00	WHIP 1.000				

San Francisco Giants @ Chicago Cubs
 Wrigley Field, Chicago, IL
 Sat Aug 29 1992, 3:33 AM CDT
 Att: 31,155 - Sunny - 63 F

livebaseballscorecards.com

AB	37
R	7
H	13
RBI	7
BB	3
SO	4
LOB	16



Batter	1	2	3	4	5	6	7	8	9	AB R H RBI BB SO LOB	TOP	
Mike Felder, S (1, 8) OBP: 0.324, SLG: 0.391 S B B F X	2-2 ①		4-1 1-2 BB			2-1 ②		2-2 ③		3 0 0 0 1 0 0	San Francisco Giants @ Chicago Cubs Wrigley Field, Chicago, IL Sun Aug 30 1992, 3:33 AM CDT Att. 32,429 - Sunny - 71 F livebaseballscorecards.com	
Willie McGee, S (1, 9) OBP: 0.336, SLG: 0.355 B C S S	2-3 ②		1-1 ③			2-0 ③		2-2 ①		4 0 0 0 0 1 2		
Will Clark, L (1, 3) OBP: 0.386, SLG: 0.475 B C X	1-1 ③			0-0 ①			2-0 ①		1-3 ②			4 0 0 0 0 1 0
Mark Leonard, L (1, 7) OBP: 0.390, SLG: 0.538 B X		1-0 ①		1-1 ②			4-1 BB		3-2 ③			3 0 0 0 1 0 0
Matt Williams, R (1, 5) OBP: 0.273, SLG: 0.367 C B T T X		1-2 ②		2-0 ③			2-3 ②					3 0 0 0 0 1 1
Greg Litton, R (1, 4) OBP: 0.268, SLG: 0.304 C X		0-1 ③			4-2 CS BB		0-1 ③					2 0 0 0 1 0 1
Kirt Manwaring, R (1, 2) OBP: 0.310, SLG: 0.333 C B B B B B B B X			4-2 FC5-4 BB		3-2 ① ② 1-2		0-1 HR					2 1 1 1 1 0 1
Royce Clayton, R (1, 6) OBP: 0.291, SLG: 0.322 B C C C C 1 SAFE X			1-2 S 1-2f		1-0 ③		1-2 ①					3 0 0 0 0 0 1
Trevor Wilson, L (1, 1) OBP: 0.143, SLG: 0.103 Steve Reed, R (7, 1) Robby Thompson, R (8, PH) OBP: 0.329, SLG: 0.408 Michael Jackson, R (8, 1) L 1 SAFE L M			0-3 ②			1-3 ①		1-0 ②				2 0 0 0 0 2 1 0 0 0 0 0 0 0 1 0 0 0 0 0 0 0 0 0 0 0 0 0
Inning Stats	R: 0 H: 0 E: 0 LOB: 0 K: 1 BB: 0 S: 8 P: 13	R: 0 H: 0 E: 0 LOB: 0 K: 0 BB: 0 S: 6 P: 8	R: 0 H: 0 E: 0 LOB: 2 K: 1 BB: 2 S: 14 P: 24	R: 0 H: 0 E: 0 LOB: 0 K: 0 BB: 0 S: 4 P: 7	R: 0 H: 0 E: 0 LOB: 0 K: 0 BB: 1 S: 9 P: 16	R: 0 H: 0 E: 0 LOB: 0 K: 1 BB: 0 S: 6 P: 11	R: 0 H: 0 E: 0 LOB: 1 K: 1 BB: 1 S: 7 P: 15	R: 1 H: 1 E: 0 LOB: 0 K: 0 BB: 0 S: 9 P: 13	R: 0 H: 0 E: 0 LOB: 0 K: 1 BB: 0 S: 9 P: 15	1B: 0 SF: 0 2B: 0 SAC: 0 3B: 0 DP: 0 HR: 1 HBP: 0	WP: 0 PA: 31 PB: 0 SB: 1 CS: 1	
PITCHER Jim Bullinger, R (1, 1) ERA: 3.4	IP WLS BF H R ER SO BB IBB HBP BLK WP HR S P ERA WHIP 9.0 W 31 1 1 1 5 4 0 0 0 0 1 72 122 1.00 0.556											



Batter	1	2	3	4	5	6	7	8	9
Doug Dascenzo, S (1, 8) OBP: 0.297, SLG: 0.306	0-0 F9		2-1 G6-3		2-1 1B		0-1 F8		
23 Ryne Sandberg, R (1, 4) OBP: 0.361, SLG: 0.470	2-2 F9		1-0 L4		1-1 P2		0-1 G5-3		
Mark Grace, L (1, 3) OBP: 0.390, SLG: 0.438	1-0 L4		3-2 F8			1-3 K		1-1 HR	
Andre Dawson, R (1, 9) OBP: 0.315, SLG: 0.448		0-2 SF9		2-1 P3		0-0 2B		4-0 SH1-3	
Steve Buechele, R (1, 5) OBP: 0.331, SLG: 0.383		0-1 E5		2-1 F9		1-2 2B		0-0 SH1-3	
Luis Salazar, R (1, 7) OBP: 0.234, SLG: 0.281 Derrick May, L (8, PH) OBP: 0.312, SLG: 0.362 (9, 7)		0-0 SF9		2-2 G6-3		0-0 G6-3		4-0 IBB	
Joe Girardi, R (1, 2) OBP: 0.324, SLG: 0.305		2-1 SAFE		2-2 G6-3		1-0 L6		3-1 G5-4-3	
Rey Sanchez, R (1, 6) OBP: 0.300, SLG: 0.361		0-3 K		4-2 SH3-4		2-0 E1			
Jim Bullinger, R (1, 1) OBP: 0.125, SLG: 0.500		0-0 G1-3		0-0 SH3-4		0-0 P3			

AB R H RBI BB SO LOB

4	0	1	1	0	0	1
4	0	0	0	0	0	2
4	1	1	1	0	1	0
3	1	2	0	1	0	0
3	0	1	0	0	0	1
2	0	0	1	0	0	2
0	0	0	0	1	0	0
4	0	1	0	0	0	4
2	1	0	0	1	1	2
2	0	0	0	0	0	3

1B: 3	SF: 1	WP: 0	PA: 34
2B: 1	SAC: 2	PB: 0	
3B: 1	DP: 1	SB: 0	
HR: 1	HBP: 0	CS: 0	

PITCHER	IP	WLS	BF	H	R	ER	SO	BB	IBB	HBP	BLK	WP	HR	S	P	ERA	WHIP
Trevor Wilson, L (1, 1) ERA: 4.21	6.2	L	28	5	2	2	2	1	0	0	0	0	0	59	90	2.70	0.900
Steve Reed, R (7, 1) ERA:	0.1		1	0	0	0	0	0	0	0	0	0	0	2	2	0.00	0.000
Michael Jackson, R (8, 1) ERA: 3.0	1.0		5	1	1	1	0	1	1	0	0	0	1	5	17	9.00	2.000

San Francisco Giants @ Chicago Cubs
Wrigley Field, Chicago, IL
Sun Aug 30 1992, 3:33 AM CDT
Att: 32,429 - Sunny - 71 F

livebaseballscores.com

AB	28
R	3
H	6
RBI	3
BB	3
SO	2
LOB	15



Batter	1	2	3	4	5	6	7	8	9	AB R H RBI BB SO LOB	TOP		
Darren Lewis, R (1, 8) OBP: 0.294, SLG: 0.259	4-0 FC4-6 BB		0-0 G5-3		2-2 SAFE SAFE 2B 1B		0-0 P1			3 1 1 0 1 0 1	San Francisco Giants @ Pittsburgh Pirates Three Rivers Stadium, Pittsburgh, PA Tue Sep 01 1992, 7:05 PM EDT Att. 20,930 - Sunny - 72 F		
Robby Thompson, R (1, 4) OBP: 0.328, SLG: 0.409	1-2 FC4-6 1B 1-2f G5-3		0-1 G5-3		2-2 1B 2B 1-H 2-H		0-0 F9			4 1 1 2 0 0 2			
Will Clark, L (1, 3) OBP: 0.387, SLG: 0.475	0-1 G5-3 1-3 1B		1-2 F7		0-1 1B 2-3		0-2 SAFE G1-3			4 0 2 0 0 0 1			
Cory Snyder, R (1, 7) OBP: 0.309, SLG: 0.441	0-1 G5-3 1-2 3-H			0-3 K	3-3 K		1-2 F7			4 0 0 1 0 2 3			
Matt Williams, R (1, 5) OBP: 0.271, SLG: 0.363	1-2 P3			1-1 G6-3		2-2 F7		1-0 F7		4 0 0 0 0 0 1			
Steve Hosey, R (1, 9) OBP: 0.200, SLG: 0.200		2-3 K		1-1 G4-3		2-0 FC5-4 1B		3-2 F9		4 0 1 0 0 1 0			
Kirt Manwaring, R (1, 2) OBP: 0.309, SLG: 0.332		1-2 FC4-6 1B			1-1 E5 1B 2B	1-1 FC5-4		0-3 K		4 1 1 0 0 1 1			
Royce Clayton, R (1, 6) OBP: 0.286, SLG: 0.317		1-2 FC4-6 1-2f			1-3 K	SAFE 0-0 F8		3-3 K		4 0 0 0 0 2 3			
John Burkett, R (1, 1) OBP: 0.100, SLG: 0.043		2-2 G4-3			0-3 K		2-2 1B		1-2 G6-3	2 0 0 0 0 1 2			
Mike Felder, S (7, PH) OBP: 0.326, SLG: 0.393										1 0 1 0 0 0 0			
Bryan Hickerson, L (7, 1)										0 0 0 0 0 0 0			
Willie McGee, S (9, PH) OBP: 0.335, SLG: 0.355										1 0 0 0 0 0 0			
Inning Stats	R: 1 H: 1 E: 0 LOB: 1 K: 0 BB: 1 S: 11 P: 17	R: 0 H: 1 E: 0 LOB: 1 K: 1 BB: 0 S: 14 P: 20	R: 0 H: 0 E: 0 LOB: 0 K: 0 BB: 0 S: 6 P: 7	R: 0 H: 0 E: 0 LOB: 0 K: 1 BB: 0 S: 10 P: 12	R: 2 H: 3 E: 1 LOB: 2 K: 3 BB: 0 S: 25 P: 34	R: 0 H: 1 E: 0 LOB: 1 K: 0 BB: 0 S: 7 P: 12	R: 0 H: 1 E: 0 LOB: 1 K: 0 BB: 0 S: 8 P: 10	R: 0 H: 0 E: 0 LOB: 0 K: 0 BB: 0 S: 7 P: 12	R: 0 H: 0 E: 0 LOB: 0 K: 2 BB: 0 S: 10 P: 14	1B: 6 SF: 0 2B: 1 SAC: 0 3B: 0 DP: 0 HR: 0 HBP: 0	WP: 0 PA: 36 PB: 0 SB: 0 CS: 0		
PITCHER	IP WLS BF H R ER SO BB IBB HBP BLK WP HR S P ERA WHIP											PITCHER	IP WLS BF H R ER SO BB IBB HBP BLK WP HR S P ERA WHIP
Danny Jackson, L (1, 1) ERA: 3.83	7.0 W 30 7 3 1 5 1 0 0 0 0 0 0 81 112 1.29 1.143												
Roger Mason, R (8, 1) ERA: 3.94	2.0 S 6 0 0 0 2 0 0 0 0 0 0 0 17 26 0.00 0.000												

AB	35
R	3
H	7
RBI	3
BB	1
SO	7
LOB	14



Batter	1	2	3	4	5	6	7	8	9
Alex Cole, L OBP: 0.335, SLG: 0.330 (1, 9)	0-1 G4-3		2-2 G3		1-0 1B 2B		1-0 FC6-4		
Jay Bell, R OBP: 0.331, SLG: 0.367 (1, 6)	0-3 K		3-1 G5-3		0-0 G3-6 1B		2-0 F9		
Andy Van Slyke, L OBP: 0.399, SLG: 0.510 (1, 8)	0-0 1B			3-1 F8	0-0 G3-6			1-2 F9	
Barry Bonds, L OBP: 0.433, SLG: 0.572 (1, 7)	2-2 F8			3-2 HR		3-2 F7		4-2 2B BB	
Jeff King, R OBP: 0.262, SLG: 0.368 (1, 5)		2-2 G6-3		1-0 F8		2-0 F7		0-0 P4	
Orlando Merced, S OBP: 0.316, SLG: 0.370 (1, 3)		0-3 K		3-2 F7		0-1 F8		3-1 1-H 2B	
Michael LaValliere, L OBP: 0.362, SLG: 0.357 (1, 2)		4-1 BB			1-0 1B 2B 1B		0-0 F8	0-0 P4	
Jose Lind, R OBP: 0.273, SLG: 0.272 (1, 4)		0-0 G4-3			0-1 2B 1B 1B		1-2 FC6-4 1B 1B		
Danny Jackson, R OBP: 0.059, SLG: 0.059 (1, 1)			0-0 G6-3		2-3 K		2-1 FC6-4 1B		
John Wehner, R OBP: 0.273, SLG: 0.253 (7, PH)									
Roger Mason, R (8, 1)									

Inning Stats	R: 0	H: 1	E: 0	K: 1	S: 9	R: 0	H: 0	E: 0	K: 1	S: 9	R: 0	H: 0	E: 0	K: 0	S: 6	R: 1	H: 1	E: 0	K: 0	S: 9	R: 3	H: 4	E: 0	K: 1	S: 10	R: 0	H: 0	E: 0	K: 0	S: 6	R: 0	H: 2	E: 0	K: 0	S: 8	R: 1	H: 1	E: 0	K: 0	S: 10
	LOB: 1	BB: 0	P: 11	LOB: 0	BB: 1	LOB: 0	BB: 0	LOB: 0	BB: 0	P: 15	LOB: 0	BB: 0	LOB: 0	BB: 0	P: 11	LOB: 0	BB: 0	LOB: 0	BB: 0	P: 19	LOB: 0	BB: 0	LOB: 0	BB: 0	P: 14	LOB: 2	BB: 0	LOB: 2	BB: 0	P: 14	LOB: 1	BB: 1	LOB: 1	BB: 1	P: 18					

PITCHER	IP	WLS	BF	H	R	ER	SO	BB	IBB	HBP	BLK	WP	HR	S	P	ERA	WHIP
John Burkett, R ERA: 3.76 (1, 1)	6.0	L	24	6	4	4	3	1	0	0	0	0	1	49	81	6.00	1.167
Bryan Hickerson, L ERA: 3.14 (7, 1)	2.0		10	3	1	1	0	1	0	0	0	0	0	18	32	4.50	2.000

AB R H RBI BB SO LOB

4	1	1	1	0	0	2
4	0	1	2	0	1	2
4	0	1	0	0	0	1
3	2	1	1	1	0	1
4	0	0	0	0	0	1
4	0	1	1	0	1	0
3	1	1	0	1	0	1
3	1	2	0	0	0	1
2	0	0	0	0	1	2
1	0	1	0	0	0	0
0	0	0	0	0	0	0

AB	32
R	5
H	9
RBI	5
BB	2
SO	3
LOB	11



WP	HR	S	P	ERA	WHIP
0	0	0	34	0	0

San Francisco Giants @ Pittsburgh Pirates
Three Rivers Stadium, Pittsburgh, PA

Tue Sep 01 1992, 7:05 PM EDT
Att. 20,930 - Sunny - 72 F

livebaseballscores.com

Batter	1	2	3	4	5	6	7	8	9	AB R H RBI BB SO LOB	TOP
Darren Lewis, R (1, 8) <small>OBP: 0.297, SLG: 0.263</small> Mike Felder, S (9, PH) <small>OBP: 0.325, SLG: 0.391</small>	2-2 1B	0-0 P2			2-1 F8	0-1 1B			0-1 F9	4 0 2 0 0 0 1 1 0 0 0 0 0 2	
Willie McGee, S (1, 9) <small>OBP: 0.331, SLG: 0.350</small>	0-3 K		2-3 K		0-0 G4-3		1-1 G4-3		2-2 G4-3	5 0 0 1 0 2 2	
Will Clark, L (1, 3) <small>OBP: 0.387, SLG: 0.480</small>	0-2 FC3-6 1B 1-2f		4-1 G4-3 BB		2-1 HR		0-0 F7		2-3 3-H 1-0 F7	4 1 1 1 1 0 3	
Mark Leonard, L (1, 7) <small>OBP: 0.395, SLG: 0.529</small>	0-0 HBP 1-3 1B		0-0 G4-3		4-2 BB 1B BB		1-2 G5-3			3 0 1 0 1 0 1	
Matt Williams, R (1, 5) <small>OBP: 0.273, SLG: 0.363</small>	2-0 HBP 1-2		1-1 F9		2-2 BB 1-2 1B			2-1 G5-3		3 0 1 0 0 0 1	
Robby Thompson, R (1, 4) <small>OBP: 0.329, SLG: 0.411</small>	0-2 F9			0-0 2B	4-2 BB 1-2 2-3 BB			0-2 G1-3		3 0 1 0 1 0 3	
Kirt Manwaring, R (1, 2) <small>OBP: 0.309, SLG: 0.331</small>		1-2 FC6 1B		1-2 G1-3	0-0 P6			0-1 F7		4 0 1 0 0 0 4	
Royce Clayton, R (1, 6) <small>OBP: 0.286, SLG: 0.315</small>		0-1 FC6 1-2f		0-2 G5-3		2-2 G4-3			1-2 2B G4-3 1B	4 1 1 0 0 0 2	
Bud Black, L (1, 1) <small>OBP: 0.085, SLG: 0.087</small> Steve Reed, R (7, 1) <small>OBP: 0.143, SLG: 0.143</small> Dave Righetti, L (7, 1) <small>OBP: 0.143, SLG: 0.143</small> Rod Beck, R (8, 1) Chris James, R (9, PH) <small>OBP: 0.302, SLG: 0.388</small> Mike Benjamin, R (9, PR) <small>OBP: 0.230, SLG: 0.286</small>		0-1 F9		0-3 K		1-1 G4-3			1-2 G4-3 2B 1-3	3 0 0 0 0 0 1 2 0 1 0 1 0 0 0 0 0 0 0 0 0 0 0 0 0	
Inning Stats	R: 0 H: 2 E: 0 LOB: 3 K: 1 BB: 0 S: 15 P: 19	R: 0 H: 1 E: 0 LOB: 1 K: 0 BB: 0 S: 8 P: 9	R: 0 H: 0 E: 0 LOB: 1 K: 1 BB: 1 S: 9 P: 16	R: 0 H: 1 E: 0 LOB: 1 K: 1 BB: 0 S: 11 P: 12	R: 1 H: 2 E: 0 LOB: 3 K: 0 BB: 2 S: 14 P: 28	R: 0 H: 1 E: 0 LOB: 1 K: 0 BB: 0 S: 9 P: 12	R: 0 H: 0 E: 0 LOB: 0 K: 0 BB: 0 S: 6 P: 8	R: 0 H: 0 E: 0 LOB: 0 K: 0 BB: 0 S: 7 P: 9	R: 1 H: 2 E: 0 LOB: 2 K: 0 BB: 0 S: 13 P: 18	1B: 6 SF: 0 2B: 2 SAC: 0 3B: 0 DP: 0 HR: 1 HBP: 1	WP: 0 PA: 39 PB: 0 SB: 0 CS: 0
PITCHER Tim Wakefield, R (1, 1) <small>ERA: 2.03</small> Bob Patterson, L (9, 1) <small>ERA: 2.22</small>	IP WLS BF H R ER SO BB IBB HBP BLK WP HR S P ERA WHIP 8.2 W 38 9 2 2 3 3 0 1 0 0 0 1 91 129 2.08 1.385										

San Francisco Giants @ Pittsburgh Pirates
 Three Rivers Stadium, Pittsburgh, PA
 Wed Sep 02 1992, 7:05 PM EDT
 Att. 13,099 - Cloudy - 77 F

AB	35
R	2
H	9
RBI	2
BB	3
SO	3
LOB	21



Batter	1	2	3	4	5	6	7	8	9	AB	R	H	RBI	BB	SO	LOB
Alex Cole, L OBP: 0.337, SLG: 0.330 (1, 9)	1-1 G1-3		1-1 CS 1B		3-3 K		4-0 G6-3 E 1-2 BB			3	0	1	0	1	1	0
Jay Bell, R OBP: 0.330, SLG: 0.368 (1, 6)	2-0 2B		2-2 CS 1-2	2-3 K		1-2 G6-3	3-2 E4 G6-3 1-2 2-3			4	0	1	0	0	1	2
Andy Van Slyke, L OBP: 0.398, SLG: 0.510 (1, 8)	1-1 F8			1-2 G4-3		1-0 HR 2B	2-2 G6-3 1-2 2-3 3-H			4	1	1	0	0	0	4
Barry Bonds, L OBP: 0.436, SLG: 0.581 (1, 7)	1-3 K			4-2 BB BB		0-0 HR 2-H		0-1 1B		3	1	2	2	1	1	1
Lloyd McClendon, R OBP: 0.356, SLG: 0.346 (1, 3)		0-0 CS 1B		4-2 BB SAFE 1-2 BB		4-2 BB		0-2 F9		1	0	1	0	2	0	0
Orlando Merced, S OBP: 0.315, SLG: 0.369 (8, PH) (9, 3)										1	0	0	0	0	0	1
Jeff King, R OBP: 0.261, SLG: 0.367 (1, 5)		3-2 G6-4-3 1B		1-0 P3		0-0 P9		2-1 P5		4	0	1	0	0	0	4
Don Slaught, R OBP: 0.376, SLG: 0.473 (1, 2)		2-2 G6-4-3 1-2f			3-2 HR	2-0 F7		0-0 F9		4	1	1	1	0	0	3
Jose Lind, R OBP: 0.271, SLG: 0.270 (1, 4)			1-0 G6-3		1-0 L7		1-1 L6			3	0	0	0	0	0	0
Tim Wakefield, R OBP: 0.100, SLG: 0.100 (1, 1)			2-2 F8		1-0 P4		0-0 E BB G6-3 1B			3	0	1	0	0	0	0
Bob Patterson, R OBP: 0.429, SLG: 0.500 (9, 1)										0	0	0	0	0	0	0

Inning Stats	R: 0	H: 1	R: 0	H: 2	R: 0	H: 1	R: 0	H: 0	R: 1	H: 1	R: 2	H: 2	R: 0	H: 1	R: 0	H: 1
	E: 0	LOB: 1	E: 0	LOB: 0	E: 0	LOB: 0	E: 0	LOB: 2	E: 0	LOB: 0	E: 0	LOB: 1	E: 1	LOB: 3	E: 0	LOB: 1
	K: 1	BB: 0	K: 0	BB: 0	K: 1	BB: 0	K: 1	BB: 2	K: 1	BB: 0	K: 0	BB: 1	K: 0	BB: 1	K: 0	BB: 0
	S: 8	P: 13	S: 7	P: 12	S: 8	P: 14	S: 14	P: 26	S: 9	P: 17	S: 9	P: 17	S: 9	P: 19	S: 9	P: 10

PITCHER	IP	WLS	BF	H	R	ER	SO	BB	IBB	HBP	BLK	WP	HR	S	P	ERA	WHIP
Bud Black, L ERA: 3.18 (1, 1)	6.1	L	28	8	3	3	3	4	0	0	0	0	2	58	107	4.26	1.895
Steve Reed, R ERA: (7, 1)	0.0		1	0	0	0	0	0	0	0	0	0	0	3	6	∞	∞
Dave Righetti, L ERA: 4.77 (7, 1)	0.2		2	1	0	0	0	0	0	0	0	0	0	5	7	0.00	1.500
Rod Beck, R ERA: 2.06 (8, 1)	1.0		3	0	0	0	0	0	0	0	0	0	0	7	8	0.00	0.000

BOTTOM

San Francisco Giants @ Pittsburgh Pirates
 Three Rivers Stadium, Pittsburgh, PA

Wed Sep 02 1992, 7:05 PM EDT
 Att: 13,099 - Cloudy - 77 F

AB	30
R	3
H	9
RBI	3
BB	4
SO	3
LOB	15



WP	PA	ERA	WHIP
0	35		
0			
0			
2			

Batter	1	2	3	4	5	6	7	8	9	AB R H RBI BB SO LOB
--------	---	---	---	---	---	---	---	---	---	----------------------

Mike Felder, S <small>(1, 8)</small> <small>OBP: 0.326, SLG: 0.399</small>										5 1 2 0 0 0 1
---	--	--	--	--	--	--	--	--	--	---------------

Willie McGee, S <small>(1, 9)</small> <small>OBP: 0.332, SLG: 0.351</small>										5 0 2 0 0 1 2
--	--	--	--	--	--	--	--	--	--	---------------

Will Clark, L <small>(1, 3)</small> <small>OBP: 0.388, SLG: 0.480</small> Cory Snyder, R <small>(2, 3)</small> <small>OBP: 0.306, SLG: 0.442</small>										0 1 0 0 1 0 0 4 0 1 1 0 2 3
---	--	--	--	--	--	--	--	--	--	--------------------------------

Mark Leonard, L <small>(1, 7)</small> <small>OBP: 0.384, SLG: 0.500</small>										4 0 0 0 0 1 4
--	--	--	--	--	--	--	--	--	--	---------------

Matt Williams, R <small>(1, 5)</small> <small>OBP: 0.274, SLG: 0.364</small>										4 0 2 2 0 0 0
---	--	--	--	--	--	--	--	--	--	---------------

Robby Thompson, R <small>(1, 4)</small> <small>OBP: 0.331, SLG: 0.412</small>										4 0 2 0 0 1 2
--	--	--	--	--	--	--	--	--	--	---------------

Kirt Manwaring, R <small>(1, 2)</small> <small>OBP: 0.308, SLG: 0.328</small>										3 0 0 0 1 0 5
--	--	--	--	--	--	--	--	--	--	---------------

Royce Clayton, R <small>(1, 6)</small> <small>OBP: 0.282, SLG: 0.311</small> Jim Pena, L <small>(6, 1)</small> <small>OBP: 0.200, SLG: 0.200</small> Steve Hosey, R <small>(8, PH)</small> <small>OBP: 0.167, SLG: 0.167</small> Dave Righetti, L <small>(8, 1)</small> <small>OBP: 0.143, SLG: 0.143</small>										3 0 0 0 0 0 3 0 0 0 0 0 0 0 1 0 0 0 0 1 1 0 0 0 0 0 0 0
--	--	--	--	--	--	--	--	--	--	--

Dave Burba, R <small>(1, 1)</small> <small>OBP: 0.143, SLG: 0.077</small> Chris James, R <small>(4, PH)</small> <small>OBP: 0.301, SLG: 0.386</small> Jeff Brantley, R <small>(4, 1)</small> <small>OBP: 0.667, SLG: 0.500</small> Michael Jackson, R <small>(6, 1)</small> <small>OBP: 0.667, SLG: 0.500</small> Greg Litton, R <small>(6, 6)</small> <small>OBP: 0.272, SLG: 0.307</small>										1 0 0 0 0 1 0 1 0 0 0 0 0 2 0 0 0 0 0 0 0 0 0 0 0 0 0 0 2 1 1 0 0 1 0
---	--	--	--	--	--	--	--	--	--	---

Inning Stats	R: 2 H: 2 E: 0 LOB: 2 K: 0 BB: 1 S: 14 P: 26	R: 0 H: 0 E: 0 LOB: 0 K: 1 BB: 0 S: 10 P: 15	R: 0 H: 0 E: 0 LOB: 0 K: 0 BB: 0 S: 8 P: 14	R: 0 H: 2 E: 0 LOB: 2 K: 0 BB: 0 S: 9 P: 16	R: 0 H: 1 E: 0 LOB: 1 K: 1 BB: 0 S: 9 P: 13	R: 0 H: 0 E: 0 LOB: 1 K: 1 BB: 1 S: 7 P: 14	R: 1 H: 2 E: 0 LOB: 1 K: 1 BB: 0 S: 15 P: 24	R: 0 H: 1 E: 0 LOB: 1 K: 1 BB: 0 S: 9 P: 13	R: 0 H: 2 E: 0 LOB: 2 K: 3 BB: 0 S: 15 P: 19	1B: 7 SF: 0 2B: 3 SAC: 0 3B: 0 DP: 0 HR: 0 HBP: 1	WP: 0 PA: 40 PB: 0 SB: 0 CS: 0
--------------	--	--	---	---	---	---	--	---	--	---	--------------------------------

PITCHER	IP	WLS	BF	H	R	ER	SO	BB	IBB	HBP	BLK	WP	HR	S	P	ERA	WHIP
Doug Drabek, R <small>(1, 1)</small> <small>ERA: 2.8</small>	6.1	W	28	6	3	3	3	1	1	1	0	0	0	63	107	4.26	1.105
Danny Cox, R <small>(7, 1)</small> <small>ERA: 4.82</small>	1.2		7	2	0	0	2	0	0	0	0	0	0	18	28	0.00	1.200
Stan Belinda, R <small>(9, 1)</small> <small>ERA: 2.83</small>	1.0		5	2	0	0	3	0	0	0	0	0	0	15	19	0.00	2.000

TOP

San Francisco Giants @ Pittsburgh Pirates
 Three Rivers Stadium, Pittsburgh, PA

Thu Sep 03 1992, 7:05 PM EDT
 Att: 9,057 - Cloudy - 72 F

AB	37
R	3
H	10
RBI	3
BB	2
SO	8
LOB	23



San Francisco Giants @ Pittsburgh Pirates
 Three Rivers Stadium, Pittsburgh, PA

Thu Sep 03 1992, 7:05 PM EDT
 Att. 9,057 - Cloudy - 72 F

AB	36
R	9
H	14
RBI	8
BB	4
SO	8
LOB	19



WP:	0	PA:	41
PB:	0	SB:	0
CS:	0		

Batter	1	2	3	4	5	6	7	8	9	AB	R	H	RBI	BB	SO	LOB				
Alex Cole, L OBP: 0.346, SLG: 0.357 (1, 9)	0-0 SH1-3 1B	3-1 1B		1-0 F8		3-1 3B		3-1 E6 3B		5	2	4	1	0	0	1				
Jay Bell, R OBP: 0.332, SLG: 0.371 (1, 6)	0-0 SH1-3 1-2	0-0 SAFE P5			1-1 BB 2B	1-1 G6-3 1B		0-1 2B 2B		4	2	2	0	0	0	2				
Andy Van Slyke, L OBP: 0.398, SLG: 0.511 (1, 8)	0-1 BB 2-3 1B		2-0 L6		1-3 SAFE K	3-1 G3		0-0 2B 2B		5	1	2	1	0	1	2				
Barry Bonds, L OBP: 0.438, SLG: 0.582 (1, 7)	1-3 K		2-0 FC6-5 2B		4-0 2B BB		4-2 2B BB	2-3 K		3	2	1	0	2	2	3				
Jeff King, R OBP: 0.263, SLG: 0.368 (1, 5)	4-1 1B 1-2 BB		0-0 FC6-5 2-3		1-3 K		1-2 SAFE 1B 2B	3-1 G4-3		4	1	1	1	1	1	4				
Orlando Merced, S OBP: 0.319, SLG: 0.377 (1, 3)	1-2 1B		3-2 P8		1-2 2B		1-2 2B 1B			4	0	3	5	0	0	1				
Michael LaValliere, L OBP: 0.357, SLG: 0.351 (1, 2)	2-2 F9			3-1 P4	1-0 G4-3		1-3 K			4	0	0	0	0	1	4				
Carlos Garcia, R OBP: 0.182, SLG: 0.182 (1, 4)		1-3 K		1-3 K		1-0 FC3-6 1B	0-1 G1-6-3			4	0	1	0	0	2	1				
Doug Drabek, R OBP: 0.173, SLG: 0.189 (1, 1)		2-3 K		4-2 BB		2-2 FC3-6 3B		0-0 F8		2	1	0	0	1	1	1				
Danny Cox, R OBP: 0.077, SLG: 0.077 (7, 1)										0	0	0	0	0	0	0				
Gary Redus, R OBP: 0.293, SLG: 0.303 (8, PH)										1	0	0	0	0	0	0				
Stan Belinda, R OBP: 0.500, SLG: 1.000 (9, 1)										0	0	0	0	0	0	0				
Inning Stats	R: 2 E: 0 K: 1 S: 15	H: 3 LOB: 2 BB: 1 P: 23	R: 0 E: 0 K: 2 S: 9	H: 1 LOB: 1 BB: 0 P: 15	R: 0 E: 0 K: 0 S: 7	H: 1 LOB: 1 BB: 0 P: 14	R: 0 E: 0 K: 1 S: 9	H: 0 LOB: 1 BB: 1 P: 18	R: 2 E: 0 K: 2 S: 13	H: 2 LOB: 1 BB: 1 P: 22	R: 1 E: 0 K: 0 S: 10	H: 2 LOB: 1 BB: 0 P: 20	R: 2 E: 0 K: 1 S: 14	H: 2 LOB: 0 BB: 1 P: 21	R: 2 E: 1 K: 1 S: 11	H: 3 LOB: 1 BB: 0 P: 19	1B: 7 2B: 5 3B: 2 HR: 0	SF: 0 SAC: 1 DP: 1 HBP: 0	WP: 0 PB: 0 SB: 0 CS: 0	PA: 41

PITCHER	IP	WLS	BF	H	R	ER	SO	BB	IBB	HBP	BLK	WP	HR	S	P	ERA	WHIP
Dave Burba, R ERA: 5.65 (1, 1)	3.0		15	5	2	2	3	1	0	0	0	0	0	31	52	6.00	2.000
Jeff Brantley, R ERA: 3.9 (4, 1)	2.0	L	10	2	2	2	3	2	0	0	0	0	0	22	40	9.00	2.000
Michael Jackson, R ERA: 3.1 (6, 1)	0.2		4	2	1	1	0	0	0	0	0	0	0	8	15	13.50	3.000
Jim Pena, L ERA: 3.48 (6, 1)	1.1		6	2	2	2	1	1	0	0	0	0	0	16	26	13.50	2.250
Dave Righetti, L ERA: 4.97 (8, 1)	1.0		6	3	2	2	1	0	0	0	0	0	0	11	19	18.00	3.000

Batter	1	2	3	4	5	6	7	8	9	10	AB	R	H	RBI	BB	SO	LOB	TOP								
Darren Lewis, R (1, 8) OBP: 0.299, SLG: 0.266	1-1 G6-3		0-0 G6-3		1-2 G6-3 2-H 2B		4-0 BB		2-2 F8	4 0 1 1 1 0 0																
Royce Clayton, R (1, 6) OBP: 0.277, SLG: 0.304	2-3 K		1-3 K		0-1 G6-3		0-0 P4		1-3 K	5 0 0 0 0 3 2																
Robby Thompson, R (1, 4) OBP: 0.329, SLG: 0.409	2-2 G4-3		2-0 F9		1-0 F9				1-1 F8	5 1 1 0 0 0 1																
Mark Leonard, L (1, 7) OBP: 0.396, SLG: 0.519 Greg Litton, R (10, 3) OBP: 0.272, SLG: 0.307		1-0 F8 1B 1B		1-1 G4-6-3 1B		0-1 G4-3		1-3 K	0-0 1B 2B	5 1 3 1 0 1 0 0 0 0 0 0 0 0																
Cory Snyder, R (1, 3) OBP: 0.312, SLG: 0.444		0-0 1B SF8 1B		0-1 G4-6-3 1B		0-0 1B		0-2 G5-3	3-2 F9	5 1 3 0 0 0 1																
Matt Williams, R (1, 5) OBP: 0.272, SLG: 0.361		1-2 F8		1-0 G4-6-3		0-0 F8			0-0 G5-3	4 0 0 0 0 0 5																
Craig Colbert, R (1, 2) OBP: 0.267, SLG: 0.326		0-0 1B		2-3 K		3-3 K			2-1 3B	4 0 2 1 0 2 2																
Steve Hosey, R (1, 9) OBP: 0.222, SLG: 0.250 Mike Felder, S (9, PH) OBP: 0.329, SLG: 0.399		0-0 SF8		1-2 SH3-4 2B 1B		1-3 K			4-0 G5-4-3 IBB	2 1 1 1 0 1 0 0 0 0 0 1 0 0																
Kevin Rogers, L (1, 1) Willie McGee, S (7, PH) Bryan Hickerson, L (7, 1) Steve Reed, R (8, 1) Chris James, R (9, PH) Michael Jackson, R (9, 1) Rod Beck, R (9, 1)		0-3 K		0-0 SH3-4		1-3 K			0-1 G5-4-3	1 0 0 0 0 1 1 1 0 0 0 0 1 0 0 0 0 0 0 0 0 0 0 0 0 0 0 0 1 0 0 0 0 0 2 0 0 0 0 0 0 0 0 0 0 0 0 0 0																
Inning Stats	R: 0 E: 0 K: 1 S: 9	H: 0 LOB: 0 BB: 0 P: 14	R: 2 E: 0 K: 1 S: 10	H: 3 LOB: 1 BB: 0 P: 12	R: 0 E: 0 K: 1 S: 6	H: 0 LOB: 0 BB: 0 P: 9	R: 0 E: 0 K: 1 S: 8	H: 2 LOB: 1 BB: 0 P: 12	R: 1 E: 0 K: 0 S: 10	H: 2 LOB: 1 BB: 0 P: 13	R: 0 E: 0 K: 1 S: 7	H: 1 LOB: 1 BB: 0 P: 10	R: 0 E: 0 K: 2 S: 8	H: 0 LOB: 1 BB: 1 P: 14	R: 0 E: 0 K: 1 S: 9	H: 0 LOB: 0 BB: 0 P: 11	R: 0 E: 0 K: 0 S: 5	H: 1 LOB: 1 BB: 1 P: 11	R: 1 E: 0 K: 1 S: 12	H: 2 LOB: 1 BB: 0 P: 19	1B: 8 2B: 2 3B: 1 HR: 0	SF: 1 SAC: 1 DP: 2 HBP: 0	WP: 0 PB: 0 SB: 0 CS: 0	PA: 41		
PITCHER Omar Olivares, R (1, 1) ERA: 3.7 Mike Perez, R (8, 1) ERA: 1.59 Lee Smith, R (10, 1) ERA: 2.93 Cris Carpenter, R (10, 1) ERA: 3.43	IP 7.0	WLS 29	H 8	R 3	ER 3	SO 7	BB 1	IBB 0	HBP 0	BLK 0	WP 0	HR 0	S 58	P 84	ERA 3.86	WHIP 1.286										
	2.0	7	1	0	0	1	0	1	0	0	0	0	14	22	0.00	0.500										
	0.2	L 4	2	1	1	1	0	0	0	0	0	0	9	13	13.50	3.000										
	0.1	1	0	0	0	0	0	0	0	0	0	0	3	6	0.00	0.000										

San Francisco Giants @ St. Louis Cardinals
Busch Stadium, St. Louis, MO

Fri Sep 04 1992, 7:05 PM CDT
Att: 21,151 - Cloudy - 84 F

livebaseballscores.com

AB	37
R	4
H	11
RBI	4
BB	2
SO	9
LOB	14



BOTTOM

San Francisco Giants @ St. Louis Cardinals
Busch Stadium, St. Louis, MO

Fri Sep 04 1992, 7:05 PM CDT
Att. 21,151 - Cloudy - 84 F

livebaseballscorecards.com

AB	39
R	3
H	12
RBI	3
BB	5
SO	3
LOB	15



WP	1	PA	44
PB	0		
SB	0		
CS	2		

AB	4	R	2	H	2	RBI	1	BB	1	SO	0	LOB	2
----	---	---	---	---	---	-----	---	----	---	----	---	-----	---

5	1	2	0	0	1	0							
---	---	---	---	---	---	---	--	--	--	--	--	--	--

4	0	2	1	1	1	0							
---	---	---	---	---	---	---	--	--	--	--	--	--	--

4	0	1	1	1	1	0	4						
---	---	---	---	---	---	---	---	--	--	--	--	--	--

3	0	0	0	2	0	2							
---	---	---	---	---	---	---	--	--	--	--	--	--	--

5	0	1	0	0	0	1							
---	---	---	---	---	---	---	--	--	--	--	--	--	--

5	0	2	0	0	0	3							
---	---	---	---	---	---	---	--	--	--	--	--	--	--

4	0	1	0	0	0	2							
---	---	---	---	---	---	---	--	--	--	--	--	--	--

1	0	0	0	0	1	1							
---	---	---	---	---	---	---	--	--	--	--	--	--	--

2	0	1	0	0	0	0							
1	0	0	0	0	0	0							
0	0	0	0	0	0	0							
1	0	0	0	0	0	0							
0	0	0	0	0	0	0							
0	0	0	0	0	0	0							

1B	11	SF	0
2B	0	SAC	0
3B	0	DP	1
HR	1	HBP	0

Batter	1	2	3	4	5	6	7	8	9	10
Geronimo Pena, S OBP: 0.386, SLG: 0.524 (1, 4)	0-0 HR	2-0 F8			4-0 1B 1B BB		1-1 P6		1-2 1B 1B	
Ozzie Smith, S OBP: 0.362, SLG: 0.336 (1, 6)	0-1 P3		0-2 G1-3		1-2 1B 1B 1B		0-3 K		1-0 1B 1B	
Ray Lankford, L OBP: 0.370, SLG: 0.464 (1, 8)	0-3 K		2-1 G5-3		0-2 1B CS		1-0 1B CS		4-0 1B FC6-4 IBB	
Todd Zeile, R OBP: 0.344, SLG: 0.351 (1, 5)	4-2 BB		0-2 F8		1-2 1B		1-2 F7		0-0 FC6-4 1-2f	
Ozzie Canseco, R OBP: 0.500, SLG: 0.250 (1, 9)	1-1 P6			3-1 F8	2-2 P2		4-2 1B BB			4-2 WP BB
Rod Brewer, L OBP: 0.125, SLG: 0.125 (1, 3)		1-1 P4		0-1 G5-3		2-2 G4-3		0-0 1B		0-1 L5
Bernard Gilkey, R OBP: 0.348, SLG: 0.390 (1, 7)		1-0 P4		2-2 1B		0-0 1B G6-4-3		0-1 G5-3		0-0 F7
Tom Pagnozzi, R OBP: 0.296, SLG: 0.377 (1, 2)		0-2 1B		2-2 P4		0-1 G6-4-3		2-2 F8		3-3 K
Gerald Perry, L OBP: 0.300, SLG: 0.306 (10, PH)										
Omar Olivares, R OBP: 0.289, SLG: 0.339 (1, 1)		2-2 1B			0-0 F9		1-0 P4		0-0 F7	
Rex Hudler, R OBP: 0.273, SLG: 0.385 (8, 1)										
Mike Perez, R OBP: 0.350, SLG: 0.418 (9, PH)										
Milt Thompson, L OBP: 0.350, SLG: 0.418 (10, 1)										
Lee Smith, R OBP: 0.500, SLG: 0.500 (10, 1)										
Cris Carpenter, R OBP: 0.500, SLG: 0.500 (10, 1)										

Inning Stats	R: 1	H: 1	E: 0	K: 1	S: 11	WLS	BF	H	R	ER	SO	BB	IBB	HBP	BLK	WP	HR	S	P	ERA	WHIP
	0	1	0	1	16		26	8	3	3	1	2	0	0	0	0	1	66	95	4.50	1.667

PITCHER	IP	WLS	BF	H	R	ER	SO	BB	IBB	HBP	BLK	WP	HR	S	P	ERA	WHIP	
Kevin Rogers, L ERA: 4.5 (1, 1)	6.0		26	8	3	3	1	2	0	0	0	0	0	1	66	95	4.50	1.667
Bryan Hickerson, L ERA: 3.07 (7, 1)	1.2		7	2	0	0	1	1	0	0	0	0	0	14	21	0.00	1.800	
Steve Reed, R ERA: (8, 1)	0.1		1	0	0	0	0	0	0	0	0	0	0	2	2	0.00	0.000	
Michael Jackson, R ERA: 3.07 (9, 1)	0.2		5	2	0	0	0	0	1	0	0	0	0	11	18	0.00	3.000	
Rod Beck, R ERA: 2.02 (9, 1)	1.1	W	5	0	0	0	1	1	0	0	0	1	0	9	16	0.00	0.750	

Batter	1	2	3	4	5	6	7	8	9	AB R H RBI BB SO LOB	TOP											
Darren Lewis, R (1, 8) OBP: 0.298, SLG: 0.266	3-2 F9		2-2 G3		0-0 P4			0-1 1B		4 0 1 0 0 0 0	San Francisco Giants @ St. Louis Cardinals Busch Stadium, St. Louis, MO Sat Sep 05 1992, 7:05 PM CDT Att. 33,435 - Cloudy - 84 F											
Royce Clayton, R (1, 6) OBP: 0.284, SLG: 0.316	2-1 G5-3 2B		1-0 1B			1-3 K		1-0 1B		4 0 3 0 0 1 0												
Robby Thompson, R (1, 4) OBP: 0.331, SLG: 0.408	4-2 G5-3 BB		3-3 K			2-1 G1-6-3 1B		0-2 G5-3		3 0 1 0 1 1 3												
Chris James, R (1, 7) OBP: 0.295, SLG: 0.378 Willie McGee, S (9, PH) OBP: 0.333, SLG: 0.352	0-2 G5-3			1-2 G6-3		0-0 G1-6-3		3-2 DI 1B		3 0 0 0 0 0 3 1 0 1 0 0 0 0												
Cory Snyder, R (1, 3) OBP: 0.312, SLG: 0.445	1-3 K			1-1 2B			1-1 G6-3		0-2 P2	4 0 1 0 0 1 3												
Craig Colbert, R (1, 2) OBP: 0.257, SLG: 0.313		0-0 F7		2-0 F9			0-0 F9		2-3 K	4 0 0 0 0 1 2												
Steve Hosey, R (1, 9) OBP: 0.167, SLG: 0.182 Mark Leonard, L (9, PH) OBP: 0.391, SLG: 0.513			3-3 K		1-3 K		2-1 G6-3		2-1 P4	3 0 0 0 0 2 1 1 0 0 0 0 0 1												
Greg Litton, R (1, 5) OBP: 0.266, SLG: 0.299		0-0 G4-3			1-0 F9			0-0 G5-3		3 0 0 0 0 0 0												
John Burkett, R (1, 1) OBP: 0.096, SLG: 0.042 Mike Felder, S (8, PH) OBP: 0.327, SLG: 0.398 Jim Pena, L (8, 1) OBP: 0.200, SLG: 0.200 Steve Reed, R (8, 1)			1-3 K		1-3 K			1-1 G5-3		2 0 0 0 0 2 0 1 0												
Inning Stats	R: 0 E: 0 K: 1 S: 16	H: 1 LOB: 2 BB: 1 P: 26	R: 0 E: 0 K: 1 S: 6	H: 0 LOB: 0 BB: 0 P: 9	R: 0 E: 0 K: 2 S: 11	H: 1 LOB: 1 BB: 0 P: 18	R: 0 E: 0 K: 1 S: 9	H: 1 LOB: 1 BB: 0 P: 14	R: 0 E: 0 K: 1 S: 6	H: 0 LOB: 0 BB: 0 P: 8	R: 0 E: 0 K: 1 S: 8	H: 1 LOB: 0 BB: 0 P: 11	R: 0 E: 0 K: 0 S: 5	H: 0 LOB: 0 BB: 0 P: 8	R: 0 E: 0 K: 0 S: 9	H: 2 LOB: 2 BB: 0 P: 11	R: 0 E: 0 K: 1 S: 11	H: 1 LOB: 1 BB: 0 P: 18	1B: 5 2B: 2 3B: 0 HR: 0	SF: 0 SAC: 0 DP: 1 HBP: 0	WP: 0 PB: 0 SB: 0 CS: 0	PA: 34
PITCHER	IP WLS BF H R ER SO BB IBB HBP BLK WP HR S P ERA WHIP												PITCHER	IP WLS BF H R ER SO BB IBB HBP BLK WP HR S P ERA WHIP								
Rheal Cormier, L (1, 1) ERA: 3.84 Todd Worrell, R (8, 1) ERA: 2.44	7.2 W 29 6 0 0 7 1 0 0 0 0 0 0 67 102 0.00 0.913													1.1 S 5 1 0 0 1 0 0 0 0 0 0 0 14 21 0.00 0.750								

livebaseballscorecards.com

AB	33
R	0
H	7
RBI	0
BB	1
SO	8
LOB	13



Batter	1	2	3	4	5	6	7	8	9	AB	R	H	RBI	BB	SO	LOB
Geronimo Pena, S (1, 4) OBP: 0.383, SLG: 0.512	1-1 F8		3-2 G3		1-0 L4			4-0 SH FC3-2 BB		3	0	0	0	1	0	0
Ozzie Smith, S (1, 6) OBP: 0.360, SLG: 0.333	1-1 G6-3		2-2 F8			1-0 G4-3		0-0 SH FC3-2 2B		3	1	0	0	0	0	0
Ray Lankford, L (1, 8) OBP: 0.370, SLG: 0.463	1-1 F8		3-3 K			1-1 CS 1B		1-2 FC3-2 2B		4	1	1	0	0	1	2
Felix Jose, S (1, 9) OBP: 0.348, SLG: 0.440		0-0 HR		0-0 G4-3		0-0 F7		1-0 P6		4	1	1	1	0	0	3
Rod Brewer, L (1, 3) OBP: 0.333, SLG: 0.417		0-0 G5-3		0-1 G4-3 1B		1-0 CS	2-0 G5-4-3 1B	2-1 2B		4	0	3	2	0	0	0
Ozzie Canseco, R (1, 7) OBP: 0.300, SLG: 0.125		2-0 1B SF7		0-0 G4-3	1-2		1-2 G5-4-3	2-3 K		4	1	0	0	0	1	3
Todd Zeile, R (1, 5) OBP: 0.346, SLG: 0.353		0-0 1B		1-1 F9			1-2 S 1B			3	0	2	0	0	0	1
Rich Gedman, L (1, 2) OBP: 0.260, SLG: 0.277		0-1 SF7		0-1 L4			4-1 1B			1	0	0	1	1	0	0
Rheal Cormier, L (1, 1) OBP: 0.111, SLG: 0.156 Todd Worrell, R (8, 1)		0-3 K		3-2 G3			0-0 G1-3			3	0	0	0	0	1	3
										0	0	0	0	0	0	0

Inning Stats	R: 0	H: 0	E: 0	K: 0	S: 6	R: 2	H: 2	E: 1	K: 1	S: 9	R: 0	H: 0	E: 0	K: 1	S: 12	R: 0	H: 1	E: 0	K: 0	S: 6	R: 0	H: 0	E: 0	K: 0	S: 6	R: 0	H: 1	E: 0	K: 0	S: 5	R: 0	H: 2	E: 0	K: 0	S: 10	R: 2	H: 1	E: 1	K: 1	S: 10
	LOB: 0	BB: 0	P: 9	LOB: 1	BB: 11	LOB: 0	BB: 0	LOB: 0	BB: 0	P: 11	LOB: 1	BB: 0	LOB: 0	BB: 0	P: 7	LOB: 0	BB: 0	LOB: 0	BB: 0	P: 10	LOB: 0	BB: 0	LOB: 2	BB: 1	P: 18	LOB: 1	BB: 1	P: 20	LOB: 0	BB: 1	LOB: 1	BB: 1	P: 20	LOB: 1	BB: 1	P: 20	LOB: 1	BB: 1	P: 20	

PITCHER	IP	WLS	BF	H	R	ER	SO	BB	IBB	HBP	BLK	WP	HR	S	P	ERA	WHIP
John Burkett, R (1, 1) ERA: 3.66	7.0	L	27	6	2	1	2	0	0	0	0	0	1	54	82	1.29	0.857
Jim Pena, L (8, 1) ERA: 3.45	0.1		3	0	2	0	0	1	0	0	0	0	0	4	9	0.00	3.000
Steve Reed, R (8, 1) ERA:	0.2		3	1	0	0	1	0	0	0	0	0	0	6	11	0.00	1.500

BOTTOM

San Francisco Giants @ St. Louis Cardinals
Busch Stadium, St. Louis, MO

Sat Sep 05 1992, 7:05 PM CDT
Att: 33,435 - Cloudy - 84 F

livebaseballscorecards.com

AB	29
R	4
H	7
RBI	4
BB	2
SO	3
LOB	12



WP: 0	PA: 34
PB: 0	
SB: 1	
CS: 1	

Batter	1	2	3	4	5	6	7	8	9	AB R H RBI BB SO LOB	TOP									
Darren Lewis, R (1, 8) OBP: 0.293, SLG: 0.261	1-3 F8	1-0 F8		0-1 L5			3-2 P3		3-3 K	5 0 0 0 0 2 2										
Royce Clayton, R (1, 6) OBP: 0.280, SLG: 0.311	1-2 F8		0-0 L9	1-0 L4			2-3 K			4 0 0 0 0 1 1										
Will Clark, L (1, 3) OBP: 0.389, SLG: 0.484	2-1 E7		0-0 G4-3 2B		1-2 F9			1-1 G3 2B		4 1 2 0 0 0 0										
Mark Leonard, L (1, 7) OBP: 0.385, SLG: 0.494	2-2 P6		2-2 G4-3		2-0 G3			2-2 G3 HBP		3 0 0 0 0 0 2										
Matt Williams, R (1, 5) OBP: 0.274, SLG: 0.363		1-1 HBP 2B	0-1 HBP 2B		1-2 G5-3			2-2 F9		3 1 1 1 0 0 2										
Kirt Manwaring, R (1, 2) OBP: 0.313, SLG: 0.329		1-0 2B E HBP	4-0 FC6-4 BB		0-0 G6-4-3 1B			0-0 G3		2 1 1 0 1 0 2										
Greg Litton, R (1, 4) OBP: 0.265, SLG: 0.306		1-1 2B	0-1 FC6-4		1-3 SAFE SAFE K			0-0 F8		4 0 1 1 0 1 5										
Steve Hosey, R (1, 9) OBP: 0.188, SLG: 0.200	1-2 F8		0-0 SH3-4 1B		0-2 G6-4-3			3-2 F9		4 0 1 0 0 0 2										
Larry Carter, R (1, 1) Dave Righetti, L (5, 1) Mike Felder, S (7, PH) Michael Jackson, R (7, 1) Willie McGee, S (9, PH)	0-1 P5		0-1 SH3-4		0-1 SAFE K		3-3 K	1-0 G5-3		1 0 0 0 0 0 1 0 0 0 0 0 0 0 1 0 0 0 0 0 1 0 0 0 0 0 0 0 1 0 0 0 0 0 0										
Inning Stats	R: 0 E: 1 K: 1 S: 13	H: 0 LOB: 1 BB: 0 P: 19	R: 2 E: 1 K: 0 S: 9	H: 1 LOB: 1 BB: 0 P: 14	R: 1 E: 0 K: 0 S: 11	H: 2 LOB: 2 BB: 1 P: 17	R: 0 E: 0 K: 0 S: 6	H: 1 LOB: 1 BB: 0 P: 7	R: 0 E: 0 K: 1 S: 7	H: 0 LOB: 0 BB: 0 P: 8	R: 0 E: 0 K: 2 S: 11	H: 0 LOB: 0 BB: 0 P: 19	R: 0 E: 0 K: 0 S: 11	H: 1 LOB: 2 BB: 0 P: 16	R: 0 E: 0 K: 1 S: 7	H: 0 LOB: 0 BB: 0 P: 14	1B: 2 2B: 4 3B: 0 HR: 0	SF: 0 SAC: 1 DP: 1 HBP: 3	WP: 0 PB: 0 SB: 0 CS: 0	PA: 37
PITCHER	IP WLS BF H R ER SO BB IBB HBP BLK WP HR S P ERA WHIP																			
Bob Tewksbury, R (1, 1) ERA: 2.05	5.0 W 23 4 3 2 1 1 0 2 0 0 0 47 69 3.60 1.000																			
Bryn Smith, R (6, 1) ERA: 2.7	2.0 8 2 0 0 3 0 0 1 0 0 0 22 34 0.00 1.000																			
Mike Perez, R (8, 1) ERA: 1.58	1.0 3 0 0 0 0 0 0 0 0 0 0 7 9 0.00 0.000																			
Todd Worrell, R (9, 1) ERA: 2.39	1.0 S 3 0 0 0 1 0 0 0 0 0 0 7 14 0.00 0.000																			

San Francisco Giants @ St. Louis Cardinals
 Busch Stadium, St. Louis, MO
 Sun Sep 06 1992, 3:33 AM CDT
 Att. 31,982 - Cloudy - 82 F

livebaseballscorecards.com

AB 32
 R 3
 H 6
 RBI 2
 BB 1
 SO 5
 LOB 17



Batter	1	2	3	4	5	6	7	8	9	AB	R	H	RBI	BB	SO	LOB
Geronimo Pena, S OBP: 0.386, SLG: 0.526 (1, 4)	0-0 S 2B 1B		1-2 G3-1	2-1 2-H 3B		3-1 P7				4	1	2	1	0	0	0
Rod Brewer, L OBP: 0.375, SLG: 0.467 (1, 3)	1-0 F9		4-1 BB	1-0 F9		2-0 E9 2B				3	0	1	0	1	0	2
Ray Lankford, L OBP: 0.367, SLG: 0.459 (1, 8)	1-1 F7		2-3 K		1-1 F8	2-3 K				4	0	0	0	0	2	3
Felix Jose, S OBP: 0.350, SLG: 0.450 (1, 9)	0-0 2-H 2B		0-2 G4-3		3-0 HR		0-0 F7			4	1	2	2	0	0	1
Todd Zeile, R OBP: 0.345, SLG: 0.360 (1, 5)	2-2 P4			0-1 HR	1-2 F8		0-3 K			4	1	1	1	0	1	1
Ozzie Canseco, R OBP: 0.286, SLG: 0.250 Todd Worrell, R (9, 1)		1-2 G4-3	3-3 K		3-2 2B		3-3 K			4	0	1	0	0	2	0
Rich Gedman, L OBP: 0.273, SLG: 0.269 (1, 2)		4-0 BB	1-0 P4		4-2 BB			2-3 K		2	0	0	0	2	1	0
José Oquendo, S OBP: 0.343, SLG: 0.419 (1, 6)		2-3 K	0-0 2B 1B		1-2 F8			0-0 G5-3		4	1	1	0	0	1	3
Bob Tewksbury, R OBP: 0.106, SLG: 0.079 Bryn Smith, R (6, 1) Mike Perez, R (8, 1) Bernard Gilkey, R OBP: 0.347, SLG: 0.389 (8, 7)		3-3 K	2-1 1-H 3B 2B			2-2 P4		3-2 P3		2	1	1	1	0	1	1
										1	0	0	0	0	0	0
										0	0	0	0	0	0	0
										1	0	0	0	0	0	0

Inning Stats	R: 1	H: 2	E: 0	K: 0	S: 9	R: 0	H: 0	E: 0	K: 2	S: 9	R: 0	H: 0	E: 0	K: 1	S: 13	R: 3	H: 4	E: 0	K: 1	S: 12	R: 1	H: 2	E: 0	K: 0	S: 14	R: 0	H: 1	E: 1	K: 1	S: 9	R: 0	H: 0	E: 0	K: 2	S: 7	R: 0	H: 0	E: 0	K: 1	S: 8	R: 0	H: 0	E: 0	K: 1	S: 8	1B: 2	2B: 4	3B: 1	SF: 0	SAC: 0	DP: 0	HBP: 0	WP: 0	PA: 36
--------------	------	------	------	------	------	------	------	------	------	------	------	------	------	------	-------	------	------	------	------	-------	------	------	------	------	-------	------	------	------	------	------	------	------	------	------	------	------	------	------	------	------	------	------	------	------	------	-------	-------	-------	-------	--------	-------	--------	-------	--------

PITCHER	IP	WLS	BF	H	R	ER	SO	BB	IBB	HBP	BLK	WP	HR	S	P	ERA	WHIP
Larry Carter, R ERA: 9.64 (1, 1)	4.2	L	25	8	5	5	4	3	0	0	0	0	2	54	95	9.64	2.357
Dave Righetti, L ERA: 4.87 (5, 1)	1.1		5	1	0	0	1	0	0	0	0	0	0	12	22	0.00	0.750
Michael Jackson, R ERA: 2.99 (7, 1)	2.0		6	0	0	0	3	0	0	0	0	0	0	15	23	0.00	0.000

BOTTOM

San Francisco Giants @ St. Louis Cardinals
Busch Stadium, St. Louis, MO
 Sun Sep 06 1992, 3:33 AM CDT
 Att: 31,982 - Cloudy - 82 F

AB	33
R	5
H	9
RBI	5
BB	3
SO	8
LOB	11



WP	HR	S	P	ERA	WHIP
0	0	0	0	0.00	0.000
0	0	0	0	0.00	0.000
0	0	0	0	0.00	0.000

Batter	1	2	3	4	5	6	7	8	9	AB R H RBI BB SO LOB	TOP									
Tony Fernandez, S (1, 6) OBP: 0.333, SLG: 0.347	1-1 G4-3		2-2 F8	1-0 G4-3			1-1 F9			4 0 0 0 0 0 0	San Diego Padres @ San Francisco Giants Candlestick Park, San Francisco, CA Mon Sep 07 1992, 10:05 PM EDT Att: 9,982 - Cloudy - 60 F									
Tony Gwynn, L (1, 9) OBP: 0.369, SLG: 0.410	0-1 G6-3		0-0 G6-4-3 1B		0-2 G4-3			1-0 G3		4 0 1 0 0 0 0										
Gary Sheffield, R (1, 5) OBP: 0.386, SLG: 0.595 Jeff Gardner, L (6, 4)	1-2 HR		2-2 G6-4-3 1-2f		0-2 L3-6 2B			3-3 K		3 1 2 1 0 0 1 1 0 0 0 0 1 0										
Fred McGriff, L (1, 3) OBP: 0.392, SLG: 0.574	1-0 G4-3			1-1 1B HR 1B	1-0 L3-6 2-3			0-0 P6		4 1 1 0 0 0 1										
Benito Santiago, R (1, 2) OBP: 0.281, SLG: 0.385		1-0 HR 1B		4-2 1B HR BB		0-1 F8		3-2 P7		3 2 1 0 1 0 0										
Darrin Jackson, R (1, 8) OBP: 0.298, SLG: 0.421		2-0 HR		0-1 HR 1B		1-3 K		1-2 G6-3		4 2 2 2 0 1 0										
Jerald Clark, R (1, 7) OBP: 0.292, SLG: 0.394		2-3 K		1-1 HR		1-3 K		1-2 WP 1B		4 1 2 4 0 2 0										
Tim Teufel, R (1, 4) OBP: 0.333, SLG: 0.373		1-3 K		2-2 F9			1-1 G6-3		3-1 P5	4 0 0 0 0 1 1										
Frank Seminara, R (1, 1) OBP: 0.111, SLG: 0.077 Mike Maddux, L (6, 1) OBP: 0.250, SLG: 0.143 Jeremy Hernandez, R (8, 1)		1-3 K		1-1 G3-1			3-2 G1-3			2 0 0 0 0 1 0 1 0 0 0 0 0 0 0 0 0 0 0 0 0										
Inning Stats	R: 1 E: 0 K: 0 S: 8	H: 1 LOB: 0 BB: 0 P: 11	R: 2 E: 0 K: 3 S: 12	H: 2 LOB: 0 BB: 0 P: 19	R: 0 E: 0 K: 0 S: 11	H: 1 LOB: 0 BB: 0 P: 15	R: 4 E: 0 K: 0 S: 17	H: 3 LOB: 0 BB: 1 P: 27	R: 0 E: 0 K: 2 S: 9	H: 0 LOB: 0 BB: 0 P: 11	R: 0 E: 0 K: 0 S: 8	H: 0 LOB: 0 BB: 0 P: 13	R: 0 E: 0 K: 1 S: 5	H: 0 LOB: 0 BB: 0 P: 9	R: 0 E: 0 K: 0 S: 15	H: 1 LOB: 1 BB: 0 P: 23	1B: 5 2B: 2 3B: 0 HR: 3	SF: 0 SAC: 0 DP: 2 HBP: 0	WP: 1 PB: 0 SB: 0 CS: 0	PA: 35
PITCHER	IP WLS BF H R ER SO BB IBB HBP BLK WP HR S P ERA WHIP																			
Bud Black, L (1, 1) ERA: 3.52	3.0 L 16 7 7 7 3 1 0 0 0 0 3 40 60 21.00 2.667																			
Jeff Brantley, R (4, 1) ERA: 3.78	2.0 6 1 0 0 0 0 0 0 0 0 0 15 20 0.00 0.500																			
Steve Reed, R (6, 1) ERA:	2.0 6 0 0 0 2 0 0 0 0 0 0 17 24 0.00 0.000																			
Jim Pena, L (8, 1) ERA: 3.34	1.0 3 0 0 0 1 0 0 0 0 0 0 5 9 0.00 0.000																			
Rod Beck, R (9, 1) ERA: 2.0	1.0 4 1 0 0 0 0 0 0 0 0 1 0 15 23 0.00 1.000																			

livebaseballscorecards.com

AB	34
R	7
H	9
RBI	7
BB	1
SO	6
LOB	3



Batter	1	2	3	4	5	6	7	8	9	AB	R	H	RBI	BB	SO	LOB
Darren Lewis, R (1, 8) OBP: 0.293, SLG: 0.259 Chris James, R (7, PH) OBP: 0.299, SLG: 0.381 Jim Pena, L (8, 1) OBP: 0.200, SLG: 0.200 Cory Snyder, R (9, 9) OBP: 0.311, SLG: 0.444	3-2 G4-3			4-1 BB	3-2 G4-3		0-0 FC6-4 1B		0-0 P4	2	0	0	1	1	0	2
Royce Clayton, R (1, 6) OBP: 0.274, SLG: 0.305	1-3 K			0-1 F9	0-0 G1-3		0-1 FC6-4		1-2 G6-3	5	0	0	0	0	1	5
Will Clark, L (1, 3) OBP: 0.390, SLG: 0.491	0-3 K			2-2 L7		0-0 HR		0-0 HR		4	2	2	1	0	1	1
Mark Leonard, L (1, 7) OBP: 0.370, SLG: 0.471			2-0 F7			3-1 P7				4	0	0	0	0	2	2
Matt Williams, R (1, 5) OBP: 0.276, SLG: 0.364			0-1 F8			1-2 1B		0-2 G6-4-3 1B		4	1	2	0	0	1	1
Robby Thompson, R (1, 4) OBP: 0.333, SLG: 0.417			1-3 K			1-0 1B		0-1 G6-4-3		4	2	2	2	0	1	1
Craig Colbert, R (1, 2) OBP: 0.257, SLG: 0.311			0-2 G5-3			1-3 K		1-0 F7		4	0	1	0	0	1	2
Steve Hosen, R (1, 9) OBP: 0.250, SLG: 0.263 Rod Beck, R (9, 1)			1-3 K			3-2 G4-3 BB		0-0 FC1-6 1B		4	0	2	1	0	1	1
Bud Black, L (1, 1) OBP: 0.083, SLG: 0.085 Jeff Brantley, R (4, 1) OBP: 0.667, SLG: 0.500 Willie McGee, S (5, PH) OBP: 0.333, SLG: 0.351 Steve Reed, R (6, 1) OBP: 0.324, SLG: 0.393 Mike Felder, S (7, PH) OBP: 0.324, SLG: 0.393			0-1 G1-3			4-0 G4-3 BB		0-2 FC1-6 1B		1	0	0	0	0	0	0

Inning Stats	R: 0	H: 0	E: 0	K: 2	S: 12	LOB: 0	BB: 0	P: 16	R: 0	H: 0	E: 0	K: 1	S: 6	LOB: 0	BB: 0	P: 9	R: 0	H: 0	E: 0	K: 1	S: 9	LOB: 0	BB: 0	P: 10	R: 0	H: 0	E: 0	K: 1	S: 9	LOB: 1	BB: 1	P: 16	R: 2	H: 3	E: 0	K: 1	S: 15	LOB: 2	BB: 1	P: 28	R: 1	H: 2	E: 0	K: 0	S: 8	LOB: 0	BB: 0	P: 11	R: 0	H: 2	E: 0	K: 0	S: 8	LOB: 2	BB: 0	P: 9	R: 2	H: 3	E: 0	K: 2	S: 14	LOB: 1	BB: 0	P: 20	R: 0	H: 0	E: 0	K: 1	S: 7	LOB: 0	BB: 0	P: 9	1B: 8	SF: 0	2B: 0	SAC: 0	3B: 0	DP: 1	HR: 2	HBP: 0	WP: 0	PA: 38
--------------	------	------	------	------	-------	--------	-------	-------	------	------	------	------	------	--------	-------	------	------	------	------	------	------	--------	-------	-------	------	------	------	------	------	--------	-------	-------	------	------	------	------	-------	--------	-------	-------	------	------	------	------	------	--------	-------	-------	------	------	------	------	------	--------	-------	------	------	------	------	------	-------	--------	-------	-------	------	------	------	------	------	--------	-------	------	-------	-------	-------	--------	-------	-------	-------	--------	-------	--------

PITCHER	IP	WLS	BF	H	R	ER	SO	BB	IBB	HBP	BLK	WP	HR	S	P	ERA	WHIP
Frank Seminara, R (1, 1) ERA: 4.07	5.1	W	23	5	3	3	6	2	0	0	0	0	1	57	88	5.06	1.312
Mike Maddux, R (6, 1) ERA: 2.63	2.1		10	4	2	2	2	0	0	0	0	0	1	22	28	7.71	1.714
Jeremy Hernandez, R (8, 1) ERA: 3.67	1.1	S	5	1	0	0	1	0	0	0	0	0	0	9	12	0.00	0.750

BOTTOM

San Diego Padres @ San Francisco Giants
Candlestick Park, San Francisco, CA
Mon Sep 07 1992, 10:05 PM EDT
Att. 9,982 - Cloudy - 60 F

AB	36
R	5
H	10
RBI	5
BB	2
SO	9
LOB	16



Batter	1	2	3	4	5	6	7	8	9	10	11	12	13	14	15	16	AB	R	H	RBI	BB	SO	LOB	TOP
Tony Fernandez, S OBP: 0.332, SLG: 0.349 (1, 6)	3-2 2B	L7			F8		2B	L3			F9		G1-3			F7	8	2	2	0	0	0	2	
Tony Gwynn, L OBP: 0.372, SLG: 0.417 (1, 9)	0-0 2B	E7			G6-4-3 1B		SH1-4 2B			G4-3		F7		P5		1B	8	1	5	2	0	0	0	
Darrin Jackson, R OBP: 0.295, SLG: 0.419 (1, 8)	1-1 G1-3	K			G6-4-3 1-2		SH1-4 2B			P9		2B		K		K	7	0	1	0	0	3	5	
Fred McGriff, L OBP: 0.391, SLG: 0.569 (1, 3)	4-0 IBB				P5		FC5 BB			P2		K		G1-3			4	0	0	1	2	1	1	
Benito Santiago, R OBP: 0.286, SLG: 0.396 (1, 2)	2-3 K	L7			L7		FC5 2B			FC1-5 2B		IBB				K	5	2	2	1	2	2	2	
Jerald Clark, R OBP: 0.293, SLG: 0.394 (1, 7)	4-2 BB				F9		P8			FC1-5 L9-3		K		G1-3			5	0	1	0	1	1	5	
Gene Harris, R OBP: 0.333, SLG: 0.333 (14, 1)	1-2 2-3 BB				F9		P8			FC1-5 L9-3		K		G1-3			1	0	0	0	0	0	0	
Tim Teufel, R OBP: 0.328, SLG: 0.363 (1, 5)	3-2 P6				P3		FC5 2B			L9-3				G6-3			6	0	0	0	1	1	7	
Craig Shipley, R OBP: 0.242, SLG: 0.289 (1, 4)					P3		FC5 2B			L9-3				G6-3			5	0	1	1	0	2	0	
Jose Melendez, R OBP: 0.200, SLG: 0.200 (11, 1)		G6-3			K		FC5 2B			L9-3				E1			0	0	0	0	0	0	0	
Randy Myers, L OBP: 0.200, SLG: 0.200 (12, 1)		G6-3			K		FC5 2B			L9-3				E1			0	0	0	0	0	0	0	
Phil Stephenson, L OBP: 0.267, SLG: 0.259 (12, 7)		G6-3			K		FC5 2B			L9-3				E1			0	0	0	0	0	0	0	
Phil Stephenson, L OBP: 0.267, SLG: 0.259 (12, 7)		G6-3			K		FC5 2B			L9-3				E1			2	0	0	0	0	1	1	
Phil Stephenson, L OBP: 0.267, SLG: 0.259 (12, 7)		G6-3			K		FC5 2B			L9-3				E1			0	0	0	0	0	0	0	
Phil Stephenson, L OBP: 0.267, SLG: 0.259 (12, 7)		G6-3			K		FC5 2B			L9-3				E1			0	0	0	0	0	0	0	
Phil Stephenson, L OBP: 0.267, SLG: 0.259 (12, 7)		G6-3			K		FC5 2B			L9-3				E1			0	0	0	0	0	0	0	
Phil Stephenson, L OBP: 0.267, SLG: 0.259 (12, 7)		G6-3			K		FC5 2B			L9-3				E1			0	0	0	0	0	0	0	
Phil Stephenson, L OBP: 0.267, SLG: 0.259 (12, 7)		G6-3			K		FC5 2B			L9-3				E1			0	0	0	0	0	0	0	
Phil Stephenson, L OBP: 0.267, SLG: 0.259 (12, 7)		G6-3			K		FC5 2B			L9-3				E1			0	0	0	0	0	0	0	
Phil Stephenson, L OBP: 0.267, SLG: 0.259 (12, 7)		G6-3			K		FC5 2B			L9-3				E1			0	0	0	0	0	0	0	
Phil Stephenson, L OBP: 0.267, SLG: 0.259 (12, 7)		G6-3			K		FC5 2B			L9-3				E1			0	0	0	0	0	0	0	
Phil Stephenson, L OBP: 0.267, SLG: 0.259 (12, 7)		G6-3			K		FC5 2B			L9-3				E1			0	0	0	0	0	0	0	
Phil Stephenson, L OBP: 0.267, SLG: 0.259 (12, 7)		G6-3			K		FC5 2B			L9-3				E1			0	0	0	0	0	0	0	
Phil Stephenson, L OBP: 0.267, SLG: 0.259 (12, 7)		G6-3			K		FC5 2B			L9-3				E1			0	0	0	0	0	0	0	
Phil Stephenson, L OBP: 0.267, SLG: 0.259 (12, 7)		G6-3			K		FC5 2B			L9-3				E1			0	0	0	0	0	0	0	
Phil Stephenson, L OBP: 0.267, SLG: 0.259 (12, 7)		G6-3			K		FC5 2B			L9-3				E1			0	0	0	0	0	0	0	
Phil Stephenson, L OBP: 0.267, SLG: 0.259 (12, 7)		G6-3			K		FC5 2B			L9-3				E1			0	0	0	0	0	0	0	
Phil Stephenson, L OBP: 0.267, SLG: 0.259 (12, 7)		G6-3			K		FC5 2B			L9-3				E1			0	0	0	0	0	0	0	
Phil Stephenson, L OBP: 0.267, SLG: 0.259 (12, 7)		G6-3			K		FC5 2B			L9-3				E1			0	0	0	0	0	0	0	
Phil Stephenson, L OBP: 0.267, SLG: 0.259 (12, 7)		G6-3			K		FC5 2B			L9-3				E1			0	0	0	0	0	0	0	
Phil Stephenson, L OBP: 0.267, SLG: 0.259 (12, 7)		G6-3			K		FC5 2B			L9-3				E1			0	0	0	0	0	0	0	
Phil Stephenson, L OBP: 0.267, SLG: 0.259 (12, 7)		G6-3			K		FC5 2B			L9-3				E1			0	0	0	0	0	0	0	
Phil Stephenson, L OBP: 0.267, SLG: 0.259 (12, 7)		G6-3			K		FC5 2B			L9-3				E1			0	0	0	0	0	0	0	
Phil Stephenson, L OBP: 0.267, SLG: 0.259 (12, 7)		G6-3			K		FC5 2B			L9-3				E1			0	0	0	0	0	0	0	
Phil Stephenson, L OBP: 0.267, SLG: 0.259 (12, 7)		G6-3			K		FC5 2B			L9-3				E1			0	0	0	0	0	0	0	
Phil Stephenson, L OBP: 0.267, SLG: 0.259 (12, 7)		G6-3			K		FC5 2B			L9-3				E1			0	0	0	0	0	0	0	
Phil Stephenson, L OBP: 0.267, SLG: 0.259 (12, 7)		G6-3			K		FC5 2B			L9-3				E1			0	0	0	0	0	0	0	
Phil Stephenson, L OBP: 0.267, SLG: 0.259 (12, 7)		G6-3			K		FC5 2B			L9-3				E1			0	0	0	0	0	0	0	
Phil Stephenson, L OBP: 0.267, SLG: 0.259 (12, 7)		G6-3			K		FC5 2B			L9-3				E1			0	0	0	0	0	0	0	
Phil Stephenson, L OBP: 0.267, SLG: 0.259 (12, 7)		G6-3			K		FC5 2B			L9-3				E1			0	0	0	0	0	0	0	
Phil Stephenson, L OBP: 0.267, SLG: 0.259 (12, 7)		G6-3			K		FC5 2B			L9-3				E1			0	0	0	0	0	0	0	
Phil Stephenson, L OBP: 0.267, SLG: 0.259 (12, 7)		G6-3			K		FC5 2B			L9-3				E1			0	0	0	0	0	0	0	
Phil Stephenson, L OBP: 0.267, SLG: 0.259 (12, 7)		G6-3			K		FC5 2B			L9-3				E1			0	0	0	0	0	0	0	
Phil Stephenson, L OBP: 0.267, SLG: 0.259 (12, 7)		G6-3			K		FC5 2B			L9-3				E1			0	0	0	0	0	0	0	
Phil Stephenson, L OBP: 0.267, SLG: 0.259 (12, 7)		G6-3			K		FC5 2B			L9-3				E1			0	0	0	0	0	0	0	
Phil Stephenson, L OBP: 0.267, SLG: 0.259 (12, 7)		G6-3			K		FC5 2B			L9-3				E1			0	0	0	0	0	0	0	
Phil Stephenson, L OBP: 0.267, SLG: 0.259 (12, 7)		G6-3			K		FC5 2B			L9-3				E1			0	0	0	0	0	0	0	
Phil Stephenson, L OBP: 0.267, SLG: 0.259 (12, 7)		G6-3			K		FC5 2B			L9-3				E1			0	0	0	0	0	0	0	
Phil Stephenson, L OBP: 0.267, SLG: 0.259 (12, 7)		G6-3			K		FC5 2B			L9-3				E1			0	0	0	0	0	0	0	
Phil Stephenson, L OBP: 0.267, SLG: 0.259 (12, 7)		G6-3			K		FC5 2B			L9-3				E1			0	0	0	0	0	0	0	
Phil Stephenson, L OBP: 0.267, SLG: 0.259 (12, 7)		G6-3			K		FC5 2B			L9-3				E1			0	0	0	0	0	0	0	
Phil Stephenson, L OBP: 0.267, SLG: 0.259 (12, 7)		G6-3			K		FC5 2B			L9-3				E1			0	0	0	0	0	0	0	
Phil Stephenson, L OBP: 0.267, SLG: 0.259 (12, 7)		G6-3			K		FC5 2B			L9-3				E1			0	0	0	0	0	0	0	
Phil Stephenson, L OBP: 0.267, SLG: 0.259 (12, 7)		G6-3			K		FC5 2B			L9-3				E1			0	0	0	0	0	0	0	
Phil Stephenson, L OBP: 0.267, SLG: 0.259 (12, 7)		G6-3			K		FC5 2B			L9-3				E1			0	0	0	0	0	0	0	
Phil Stephenson, L OBP: 0.267, SLG: 0.259 (12, 7)		G6-3			K		FC5 2B			L9-3				E1			0	0	0	0	0	0	0	
Phil Stephenson, L OBP: 0.267, SLG: 0.259 (12, 7)		G6-3			K		FC5 2B			L9-3				E1			0	0	0	0	0	0	0	
Phil Stephenson, L OBP: 0.267, SLG: 0.259 (12, 7)		G6-3			K		FC5 2B			L9-3				E1			0	0	0	0	0	0	0	
Phil Stephenson, L OBP: 0.267, SLG: 0.259 (12, 7)		G6-3			K		FC5 2B			L9-3				E1			0	0	0	0	0	0	0	
Phil Stephenson, L OBP: 0.267, SLG: 0.259 (12, 7)		G6-3			K		FC5 2B			L9-3				E1			0							

Batter	1	2	3	4	5	6	7	8	9	10	11	12	13	14	15	16	AB	R	H	RBI	BB	SO	LOB	BOTTOM									
John Patterson, S (1, 8) OBP: 0.216, SLG: 0.200 Jim Pena, L (12, 1) OBP: 0.200, SLG: 0.200 Greg Litton, R (14, PH) OBP: 0.271, SLG: 0.311 Jeff Brantley, R (15, 1) OBP: 0.667, SLG: 0.500	1-0 		1-3 	1-2 		1-1 			0-2 		2-3 			2-0 			6	0	0	0	0	2	2										
Willie McGee, S (1, 9) OBP: 0.332, SLG: 0.349 Rod Beck, R (10, 1) Mike Felder, S (12, 8) OBP: 0.325, SLG: 0.392	0-1 		3-3 	0-0 			2-3 		0-0 			1-0 		1-2 			5	0	1	0	0	2	0										
Will Clark, L (1, 3) OBP: 0.391, SLG: 0.491	4-2 		1-1 	0-3 			1-0 		1-3 			2-3 				1-3 		6	2	2	0	1	4	3									
Mark Leonard, L (1, 7) OBP: 0.364, SLG: 0.444	4-2 		4-2 			2-3 		3-1 	0-1 			3-2 		0-0 			5	1	0	0	2	1	1										
Matt Williams, R (1, 5) OBP: 0.278, SLG: 0.374	1-1 		1-0 			1-3 		1-1 	1-2 				1-3 			3-3 		7	2	3	4	0	3	0									
Robby Thompson, R (1, 4) OBP: 0.335, SLG: 0.421	1-3 		1-1 			3-2 		1-0 	2-0 				2-1 			0-2 		6	1	3	0	0	1	2									
Steve Decker, R (1, 2) OBP: 0.250, SLG: 0.250 Mike Benjamin, R (8, PR) OBP: 0.430, SLG: 0.286 Kirt Manwaring, R (9, 2) OBP: 0.311, SLG: 0.327		2-0 	2-1 			2-2 		3-2 	1-1 				0-0 			0-0 		4	0	1	1	0	0	2									
Royce Clayton, R (1, 6) OBP: 0.276, SLG: 0.305		3-2 		1-0 			3-2 		1-0 			1-2 		1-0 			7	0	2	0	0	0	2										
Dave Burba, R (1, 1) OBP: 0.135, SLG: 0.071 Michael Jackson, R (6, 1) Bryan Hickerson, L (7, 1) Chris James, R (8, PH) Dave Rightmire, L (9, 1) Cory Snyder, R (10, 9) OBP: 0.390, SLG: 0.441		1-3 		0-0 		0-2 		2-2 	1-3 				3-3 			1-2 		1	0	0	0	0	1	0									
Inning Stats	R: 1 E: 0 K: 1 S: 15	H: 1 LOB: 2 BB: 2 P: 26	R: 0 E: 0 K: 1 S: 7	H: 0 LOB: 0 BB: 0 P: 13	R: 3 E: 0 K: 2 S: 18	H: 3 LOB: 1 BB: 1 P: 31	R: 0 E: 0 K: 1 S: 11	H: 2 LOB: 2 BB: 0 P: 13	R: 0 E: 0 K: 1 S: 9	H: 0 LOB: 0 BB: 0 P: 13	R: 0 E: 0 K: 1 S: 6	H: 1 LOB: 0 BB: 0 P: 12	R: 1 E: 0 K: 0 S: 10	H: 2 LOB: 1 BB: 0 P: 18	R: 0 E: 0 K: 1 S: 8	H: 0 LOB: 0 BB: 0 P: 9	R: 0 E: 0 K: 0 S: 6	H: 0 LOB: 0 BB: 0 P: 9	R: 0 E: 0 K: 1 S: 7	H: 0 LOB: 0 BB: 0 P: 13	R: 0 E: 0 K: 1 S: 6	H: 0 LOB: 0 BB: 0 P: 9	R: 0 E: 0 K: 1 S: 10	H: 1 LOB: 1 BB: 0 P: 17	R: 0 E: 0 K: 2 S: 10	H: 0 LOB: 0 BB: 0 P: 14	R: 1 E: 1 K: 0 S: 4	H: 1 LOB: 1 BB: 0 P: 5	1B: 9 2B: 3 3B: 0 HR: 1	SF: 0 SAC: 3 DP: 1 HBP: 1	WP: 1 PB: 0 SB: 0 CS: 1	PA: 62	
PITCHER	Doug Brocail, R (1, 1) ERA: 9.82	Rich Rodriguez, L (4, 1) ERA: 2.4	Larry Andersen, R (6, 1) ERA: 3.77	Tim Scott, R (8, 1) ERA: 4.2	Jeremy Hernandez, R (8, 1) ERA: 3.34	PITCHER	Jose Melendez, R (11, 1) ERA: 3.02	Randy Myers, L (12, 1) ERA: 4.26	Gene Harris, R (14, 1) ERA: 5.32	IP	WLS	BF	H	R	ER	SO	BB	IBB	HBP	BLK	WP	HR	S	P	ERA	WHIP							
3.2	20	6	4	4	4	3	0	0	0	0	1	48	80	9.82	2.455																		
1.1	5	1	0	0	3	0	0	0	0	0	0	17	25	0.00	0.750																		
2.0	6	1	0	0	1	0	0	0	0	0	0	15	25	0.00	0.500																		
0.1	3	2	1	1	0	0	0	0	0	0	0	6	11	27.00	6.000																		
2.2	8	0	0	0	1	0	0	0	0	0	0	18	25	0.00	0.000																		
1.0	5	1	0	0	2	0	0	0	0	0	0	14	20	0.00	1.000																		
2.0	5	0	0	0	2	0	0	0	0	0	0	13	21	0.00	0.000																		
2.0	L	10	2	1	0	3	0	0	0	0	1	0	24	36	0.00	1.000																	

San Diego Padres @ San Francisco Giants
 Candlestick Park, San Francisco, CA
 Tue Sep 08 1992, 10:05 PM EDT
 Att: 7,731 - Sunny - 63 F

AB	55
R	6
H	13
RBI	5
BB	3
SO	16
LOB	15



Batter	1	2	3	4	5	6	7	8	9	AB	R	H	RBI	BB	SO	LOB
Mike Felder, S OBP: 0.328, SLG: 0.393 (1, 8) (2, 9)	1-2 3B 1B		0-0 2B G4-3 1B	0-1 P5			0-1 P7			4	2	2	0	0	0	1
John Patterson, S OBP: 0.220, SLG: 0.256 (1, 4)	0-0 SF8 3B		1-0 L6		1-2 G3			2-2 G6-3		4	1	1	1	0	0	1
Will Clark, L OBP: 0.392, SLG: 0.491 Darren Lewis, R OBP: 0.294, SLG: 0.264 (1, 3) (2, 8)	4-2 SF8 1B BB		2-1 G4-3 2B		2-2 G6-3			1-3 K		0	0	0	0	1	0	0
Chris James, R OBP: 0.292, SLG: 0.374 (1, 7)	0-2 SF8 1-2 3-H		0-1 G4-3		1-2 G5-3			3-1 P4		3	0	0	2	0	0	1
Matt Williams, R OBP: 0.282, SLG: 0.378 (1, 5)	1-1 1B 2-H		0-1 2B		2-2 G6-3			4-2 1B BB		3	0	2	1	1	0	0
Cory Snyder, R OBP: 0.309, SLG: 0.439 (1, 9) (2, 3)	2-3 K		1-1 G5-3		0-1 G6-3			0-1 1B G5-4-3		4	0	1	0	0	1	2
Steve Decker, R OBP: 0.143, SLG: 0.143 Mike Benjamin, R OBP: 0.227, SLG: 0.282 (1, 2) (9, PH)		2-2 G6-3		2-1 L5		2-3 K		0-3 K		3	0	0	0	0	1	0
Royce Clayton, R OBP: 0.275, SLG: 0.304 (1, 6)		1-1 B3-6-4 1B		0-1 E5 SH1-4		3-3 K		1-0 G5-4-3		4	0	1	0	0	1	2
Kevin Rogers, L OBP: 0.170, SLG: 0.196 Mark Leonard, L OBP: 0.361, SLG: 0.440 Bryan Hickerson, L (1, 1) (5, 1) (7, PH) (8, 1)		0-1 B3-6-4 1-2f		0-0 SH1-4		2-3 K				1	0	0	0	0	0	1

Inning Stats	R: 2	H: 3	E: 0	K: 15	H: 3	LOB: 1	BB: 1	P: 23	R: 0	H: 1	E: 0	K: 0	S: 7	R: 0	H: 3	E: 0	K: 0	S: 11	R: 0	H: 0	E: 1	K: 0	S: 7	R: 0	H: 0	E: 0	K: 0	S: 9	R: 0	H: 0	E: 0	K: 1	S: 8	R: 0	H: 0	E: 0	K: 2	S: 11	R: 0	H: 0	E: 0	K: 1	S: 8	R: 0	H: 0	E: 0	K: 1	S: 8	R: 0	H: 1	E: 0	K: 1	S: 9	1B: 5	2B: 2	3B: 1	HR: 0	SF: 1	SAC: 1	DP: 2	HBP: 0	WP: 0	PB: 0	SB: 0	CS: 0	PA: 35
--------------	------	------	------	-------	------	--------	-------	-------	------	------	------	------	------	------	------	------	------	-------	------	------	------	------	------	------	------	------	------	------	------	------	------	------	------	------	------	------	------	-------	------	------	------	------	------	------	------	------	------	------	------	------	------	------	------	-------	-------	-------	-------	-------	--------	-------	--------	-------	-------	-------	-------	--------

PITCHER	IP	WLS	BF	H	R	ER	SO	BB	IBB	HBP	BLK	WP	HR	S	P	ERA	WHIP
Jimmy Jones, R ERA: 4.15 (1, 1)	5.0		22	7	4	4	1	1	0	0	0	0	0	49	69	7.20	1.600
Willie Blair, R ERA: 3.55 (6, 1)	3.0	W	10	0	0	0	4	1	0	0	0	0	0	30	49	0.00	0.333
Xavier Hernandez, R ERA: 2.0 (9, 1)	1.0	S	3	1	0	0	1	0	0	0	0	0	0	6	7	0.00	1.000

BOTTOM

Houston Astros @ San Francisco Giants
Candlestick Park, San Francisco, CA

Wed Sep 09 1992, 10:05 PM EDT
Att: 12,294 - Cloudy - 58 F

AB	31
R	4
H	8
RBI	4
BB	2
SO	6
LOB	10

livebaseballscores.com



Batter	1	2	3	4	5	6	7	8	9	AB R H RBI BB SO LOB	TOP											
Craig Biggio, R (1, 4) OBP: 0.392, SLG: 0.385	2-2 F7		2-1 F7		4-2 2B BB		4-1 SH1-4 BB		1-1 G6-3	3 1 0 0 2 0 0												
Steve Finley, L (1, 8) OBP: 0.343, SLG: 0.381	1-0 1B		1-1 1B 2B		0-1 1-H 2B		0-0 SH1-4		2-1 E6 1B	4 1 3 1 0 0 0												
Luis Gonzalez, L (1, 7) OBP: 0.304, SLG: 0.409	2-2 F9		3-2 5 1B 1B		0-0 F7		0-1 P6		0-1 5 BB 1B	5 0 2 1 0 0 3												
5 Jeff Bagwell, R (1, 3) OBP: 0.355, SLG: 0.407	0-3 K		1-1 1B		4-1 BB		2-2 F8		4-1 1B BB	3 0 1 0 2 1 2												
Eric Anthony, L (1, 9) OBP: 0.298, SLG: 0.395		1-1 G3	2-2 G4-3		0-0 L7			1-0 G6-3	2-3 K	5 0 0 0 0 1 7												
Ken Caminiti, S (1, 5) OBP: 0.358, SLG: 0.461		1-1 S 1B		2-0 1B	1-1 G4-3			1-0 1B 1B	2-3 K	5 0 3 0 0 1 5												
Andujar Cedeno, R (1, 6) OBP: 0.253, SLG: 0.319		2-3 K		0-3 K		1-0 G5-3		1-1 1B		3 0 0 0 0 2 2												
Ernest Riles, L (8, PH) OBP: 0.282, SLG: 0.275								1-2 1B		1 0 1 0 0 0 0												
Eddie Taubensee, L (1, 2) OBP: 0.284, SLG: 0.327		2-3 K		1-3 K		0-1 L4		0-3 K		4 0 0 0 0 3 4												
Ryan Bowen, R (1, 1) OBP: 0.167, SLG: 0.167			1-3 K		1-2 G5-3		1-0 F8		2-3 K	3 0 0 0 0 1 1												
Joe Boever, R (6, 1)										0 0 0 0 0 0 0												
Casey Candaele, S (8, PH) OBP: 0.250, SLG: 0.251										1 0 0 0 0 1 2												
Rob Murphy, L (8, 1)										0 0 0 0 0 0 0												
Inning Stats	R: 0 E: 0 K: 1 S: 10	H: 1 LOB: 1 BB: 0 P: 15	R: 0 E: 0 K: 2 S: 10	H: 1 LOB: 1 BB: 0 P: 16	R: 1 E: 0 K: 1 S: 15	H: 3 LOB: 2 BB: 0 P: 25	R: 0 E: 0 K: 2 S: 12	H: 1 LOB: 1 BB: 0 P: 16	R: 1 E: 0 K: 0 S: 9	H: 1 LOB: 2 BB: 2 P: 18	R: 0 E: 0 K: 0 S: 4	H: 0 LOB: 0 BB: 0 P: 6	R: 0 E: 0 K: 0 S: 7	H: 0 LOB: 1 BB: 1 P: 13	R: 0 E: 0 K: 2 S: 10	H: 2 LOB: 2 BB: 0 P: 15	R: 0 E: 1 K: 2 S: 14	H: 1 LOB: 3 BB: 1 P: 25	1B: 8 2B: 2 3B: 0 HR: 0	SF: 0 SAC: 1 DP: 0 HBP: 0	WP: 0 PB: 0 SB: 2 CS: 0	PA: 42
PITCHER	IP WLS BF H R ER SO BB IBB HBP BLK WP HR S P ERA WHIP																					
John Burkett, R (1, 1) ERA: 3.64	6.0 W 28 7 2 2 6 3 0 0 0 0 0 0 61 101 3.00 1.667																					
Dave Righetti, L (7, 1) ERA: 4.76	0.2 2 0 0 0 0 0 0 0 0 0 0 0 3 3 0.00 0.000																					
Steve Reed, R (7, 1) ERA:	1.1 6 2 0 0 2 0 0 0 0 0 0 0 13 20 0.00 1.500																					
Rod Beck, R (9, 1) ERA: 1.92	1.0 S 6 1 0 0 2 1 0 0 0 0 0 0 14 25 0.00 2.000																					

Houston Astros @ San Francisco Giants
Candlestick Park, San Francisco, CA

Thu Sep 10 1992, 6:33 AM EDT
Att: 6,691 - Cloudy - 66 F

livebaseballscorecards.com

AB	37
R	2
H	10
RBI	2
BB	4
SO	10
LOB	26



Batter	1	2	3	4	5	6	7	8	9	AB	R	H	RBI	BB	SO	LOB	BOTTOM						
John Patterson, S OBP: 0.200, SLG: 0.233 (1, 8) (9, 4)	0-1 G4-3		1-2 P4		0-1 E6		1-1 F8			4	0	0	0	0	0	0	Houston Astros @ San Francisco Giants Candlestick Park, San Francisco, CA Thu Sep 10 1992, 6:33 AM EDT Att. 6,691 - Cloudy - 66 F						
Robby Thompson, R OBP: 0.341, SLG: 0.424 Darren Lewis, R OBP: 0.294, SLG: 0.264 (1, 4) (9, 8)	1-1 1B		4-1 HR BB		0-2 1B		4-1 BB			2	1	2	0	2	0	0							
Chris James, R OBP: 0.291, SLG: 0.386 Mike Felder, S OBP: 0.328, SLG: 0.393 (1, 7) (8, 7)	2-1 F8		0-0 HR		3-3 K		0-1 G5-3			4	1	1	2	0	1	4							
Cory Snyder, R OBP: 0.313, SLG: 0.452 (1, 3)	4-1 BB		0-3 K		3-2 2B		1-0 HR			3	2	2	1	1	1	0							
Matt Williams, R OBP: 0.281, SLG: 0.376 (1, 5)	1-1 P6			4-0 FC5 WP BB		3-1 G6-3		1-1 G5-3		3	0	0	0	1	0	3							
Kirt Manwaring, R OBP: 0.311, SLG: 0.329 (1, 2)		1-1 G5-3		0-3 K		1-2 G4-3 2B		2-1 P2		4	0	1	1	0	1	1							
Steve Hoyer, R OBP: 0.208, SLG: 0.217 (1, 9)		2-1 G6-3		0-3 K		3-2 G4-3		3-3 K 3B		4	1	0	0	0	2	2							
Mike Benjamin, R OBP: 0.218, SLG: 0.270 Steve Reed, R (7, 1) Willie McGee, S OBP: 0.333, SLG: 0.355 Rod Beck, R (8, PH) (9, 1)		2-0 F7		2-2 FC5		2-3 K		1-2 K 3B		3	0	0	0	0	1	2							
John Burkett, R OBP: 0.093, SLG: 0.040 Dave Righetti, L OBP: 0.143, SLG: 0.143 Royce Clayton, R OBP: 0.273, SLG: 0.302 (7, 1) (7, 6)			2-2 F8		0-3 K		3-2 P4		0-1 G1-3	0	0	0	0	0	0	1							
Inning Stats	R: 0 E: 0 K: 0 S: 9	H: 1 LOB: 2 BB: 1 P: 17	R: 0 E: 0 K: 0 S: 5	H: 0 LOB: 0 BB: 0 P: 10	R: 2 E: 0 K: 1 S: 12	H: 1 LOB: 0 BB: 1 P: 19	R: 0 E: 0 K: 2 S: 9	H: 0 LOB: 1 BB: 1 P: 15	R: 0 E: 1 K: 2 S: 11	H: 1 LOB: 1 BB: 0 P: 14	R: 1 E: 0 K: 1 S: 18	H: 2 LOB: 1 BB: 0 P: 30	R: 0 E: 0 K: 0 S: 9	H: 0 LOB: 1 BB: 1 P: 17	R: 2 E: 0 K: 1 S: 13	H: 2 LOB: 1 BB: 0 P: 21		1B: 2 2B: 2 3B: 1 HR: 2	SF: 0 SAC: 0 DP: 0 HBP: 0	WP: 1 PB: 1 SB: 2 CS: 1	PA: 36		
PITCHER	IP WLS L	WLS L	BF L	H R	R ER	SO BB	BB IBB	HBP BLK	WP HR	S P	ERA WHIP												
Ryan Bowen, R ERA: 10.55 (1, 1)	5.1	24	5	3	3	5	3	0	1	58	94	5.06	1.500										
Joe Boever, R ERA: 2.63 (6, 1)	1.2	6	0	0	0	1	1	0	0	15	28	0.00	0.600										
Rob Murphy, L ERA: 4.86 (8, 1)	1.0	6	2	2	1	1	0	0	0	13	21	9.00	2.000										

AB	32
R	5
H	7
RBI	5
BB	4
SO	7
LOB	13



livebaseballscores.com


Batter	1	2	3	4	5	6	7	8	9	AB R H RBI BB SO LOB	TOP											
John Patterson, S (1, 4) OBP: 0.200, SLG: 0.229	2-2 G3	1-1 F8			2-2 SH2-4 1B	1-2 WP		2-2 F9		6 1 1 0 0 1 3												
Darren Lewis, R (1, 8) OBP: 0.296, SLG: 0.271	1-0 G6-3	1-1 P3			1-0 SH2-4		0-3 K		0-0 F8	4 1 2 0 0 0 2												
Chris James, R (1, 9) OBP: 0.295, SLG: 0.388	2-1 E6 1B				2-0 E7 1B		0-2 E8 1B		0-1 E9 2B	4 1 2 3 0 0 0 1 0 0 0 0 1 1												
Steve Hosey, R (7, PR) OBP: 0.200, SLG: 0.208					2-H 3-H 1B				2-3 K	4 0 2 1 1 1 1												
Cory Snyder, R (1, 3) OBP: 0.317, SLG: 0.453	1-1 1B				1-0 E9 1B		3-2 E8 1B		2-3 K	4 0 2 1 1 1 1												
Matt Williams, R (1, 5) OBP: 0.281, SLG: 0.373					1-3 K		1-3 K		4-0 BB	3 1 0 0 1 2 2 1 0 0 0 0 0 2												
Greg Litton, R (7, 5) OBP: 0.269, SLG: 0.309																						
Mark Leonard, L (1, 7) OBP: 0.366, SLG: 0.436					0-1 F7		3-1 G6-4-3 1B		1-0 P3	3 2 1 0 1 0 0												
Steve Decker, R (1, 2) OBP: 0.273, SLG: 0.273																						
Michael Jackson, R (8, 1)					0-0 G5-3		0-1 G6-4-3 1B		0-0 F8	4 0 2 0 0 0 0 0 0 0 0 0 0 0 0 0 0 0 0 0 0	AB 37 R 7 H 12 RBI 5 BB 3 SO 6 LOB 15											
Jim Pena, L (9, 1) OBP: 0.200, SLG: 0.200																						
Royce Clayton, R (1, 6) OBP: 0.273, SLG: 0.301					3-3 K		0-0 G6-4-3		1-0 G6-3	4 0 1 1 0 1 3												
Larry Carter, R (1, 1) OBP: 0.500, SLG: 0.333																						
Craig Colbert, R (8, PH) OBP: 0.255, SLG: 0.308					1-2f 2-H 3-H 1B		0-0 E6		3-1 1B	2 1 1 0 0 0 0 1 0 0 0 0 0 1												
Inning Stats	R: 1 E: 1 K: 0 S: 8	H: 1 LOB: 1 BB: 0 P: 14	R: 2 E: 1 K: 0 S: 13	H: 1 LOB: 2 BB: 2 P: 27	R: 0 E: 0 K: 1 S: 6	H: 0 LOB: 0 BB: 0 P: 7	R: 0 E: 0 K: 1 S: 6	H: 0 LOB: 0 BB: 0 P: 9	R: 2 E: 1 K: 1 S: 12	H: 4 LOB: 1 BB: 0 P: 19	R: 1 E: 1 K: 0 S: 8	H: 2 LOB: 0 BB: 0 P: 12	R: 1 E: 2 K: 2 S: 18	H: 2 LOB: 1 BB: 0 P: 23	R: 0 E: 0 K: 0 S: 7	H: 1 LOB: 1 BB: 0 P: 13	R: 0 E: 0 K: 1 S: 8	H: 1 LOB: 2 BB: 1 P: 15	1B: 11 2B: 1 3B: 0 HR: 0	SF: 0 SAC: 1 DP: 1 HBP: 1	WP: 1 PB: 0 SB: 0 CS: 0	PA: 42
PITCHER	IP WLS BF H R ER SO BB IBB HBP BLK WP HR S P ERA WHIP											PITCHER	IP WLS BF H R ER SO BB IBB HBP BLK WP HR S P ERA WHIP									
Tom Candiotti, R (1, 1) ERA: 3.11	5.0 L 23 6 5 3 3 2 0 1 0 0 0 45 76 5.40 1.600																					
Kip Gross, R (6, 1) ERA: 2.66	2.0 10 4 2 0 2 0 0 0 0 1 0 26 35 0.00 2.000																					
Steve Wilson, L (8, 1) ERA: 4.57	2.0 9 2 0 0 1 1 0 0 0 0 0 15 28 0.00 1.500																					

San Francisco Giants @ Los Angeles Dodgers
Dodger Stadium, Los Angeles, CA
Fri Sep 11 1992, 7:05 PM PDT
Att. 23,865 - Sunny - 76 F

livebaseballscorecards.com



Batter	1	2	3	4	5	6	7	8	9	AB	R	H	RBI	BB	SO	LOB
Jose Offerman, S (1, 6) OBP: 0.340, SLG: 0.352	0-2 G3-1			0-2 1B		1-1 F7		1-2 G6-4-3 2B		4	0	2	0	0	0	0
Mitch Webster, S (1, 8) OBP: 0.335, SLG: 0.409	3-3 K			0-0 F9		3-2 SF7 3B		4-1 G6-4-3 BB		3	1	1	0	1	1	1
Lenny Harris, L (1, 4) OBP: 0.321, SLG: 0.310	2-2 F8			0-2 L5		1-0 SF7		2-2 G6-4-3		3	0	0	1	0	0	3
Eric Karros, R (1, 3) OBP: 0.302, SLG: 0.441			1-0 F9		0-0 P4		1-3 K		2-3 K	4	0	0	0	0	2	2
Henry Rodriguez, L (1, 7) OBP: 0.257, SLG: 0.355			2-2 L6			0-0 F7		4-2 BB		3	0	0	0	1	0	0
Billy Ashley, R (1, 9) OBP: 0.308, SLG: 0.560			3-2 F9			0-0 F9 1B 1B		1-1 F8		4	1	2	1	0	0	1
Mike Scioscia, L (1, 2) OBP: 0.288, SLG: 0.273						3-2 P8		0-0 P8		3	0	1	0	0	0	1
Steve Wilson, L (8, 1) OBP: 0.333, SLG: 0.333						1-2 1B		1-2 1B		0	0	0	0	0	0	0
Mike Piazza, R (9, PH) OBP: 0.348, SLG: 0.333										1	0	1	0	0	0	0
Dave Hansen, L (1, 5) OBP: 0.289, SLG: 0.298						2-1 F9		2-2 G4-3		3	0	0	0	0	0	3
Mike Sharperson, R (9, PH) OBP: 0.395, SLG: 0.401						2-3				1	0	0	0	0	0	1
Tom Candiotti, R (1, 1) OBP: 0.120, SLG: 0.122						2-0 F8				1	0	0	0	0	0	0
Todd Benzinger, S (5, PH) OBP: 0.268, SLG: 0.339										1	0	0	0	0	0	2
Kip Gross, R (6, 1) OBP: 1.000, SLG: 1.000										0	0	0	0	0	0	0
Carlos Hernandez, R (8, 2) OBP: 0.317, SLG: 0.337										2	1	1	0	0	0	1

BOTTOM															
San Francisco Giants @ Los Angeles Dodgers Dodger Stadium, Los Angeles, CA	<p>Fri Sep 11 1992, 7:05 PM PDT Att. 23,865 - Sunny - 76 F</p>														
<table border="0"> <tr><td>AB</td><td>33</td></tr> <tr><td>R</td><td>3</td></tr> <tr><td>H</td><td>8</td></tr> <tr><td>RBI</td><td>2</td></tr> <tr><td>BB</td><td>2</td></tr> <tr><td>SO</td><td>3</td></tr> <tr><td>LOB</td><td>15</td></tr> </table>	AB	33	R	3	H	8	RBI	2	BB	2	SO	3	LOB	15	
AB	33														
R	3														
H	8														
RBI	2														
BB	2														
SO	3														
LOB	15														

Inning Stats																																							
R: 0		H: 0		R: 0		H: 0		R: 0		H: 1		R: 0		H: 2		R: 1		H: 1		R: 0		H: 0		R: 1		H: 2		R: 1		H: 2		1B: 5		SF: 1		WP: 0		PA: 36	
E: 0		LOB: 0		E: 0		LOB: 0		E: 0		LOB: 1		E: 0		LOB: 2		E: 0		LOB: 0		E: 0		LOB: 1		E: 0		LOB: 1		E: 0		LOB: 1		2B: 1		SAC: 0		PB: 0			
K: 1		BB: 0		K: 0		BB: 0		K: 0		BB: 0		K: 0		BB: 0		K: 1		BB: 0		K: 0		BB: 1		K: 0		BB: 1		K: 0		BB: 0		3B: 1		DP: 1		SB: 0			
S: 9		P: 14		S: 7		P: 13		S: 9		P: 8		S: 8		P: 15		S: 12		P: 18		S: 8		P: 15		S: 11		P: 20		S: 10		P: 14		HR: 1		CS: 0					
PITCHER	IP	WLS	BF	H	R	ER	SO	BB	IBB	HBP	BLK	WP	HR	S	P	ERA	WHIP																						
Larry Carter, R (1, 1) ERA: 4.63	7.0		26	4	1	1	2	1	0	0	0	0	0	61	97	1.29	0.714																						
Michael Jackson, R (8, 1) ERA: 3.25	1.0		5	2	1	1	1	1	0	0	0	0	0	11	20	9.00	3.000																						
Jim Pena, L (9, 1) ERA: 3.22	1.0		5	2	1	1	0	0	0	0	0	0	1	10	14	9.00	2.000																						

Batter	1	2	3	4	5	6	7	8	9	AB R H RBI BB SO LOB	TOP											
John Patterson, S (1, 4) OBP: 0.204, SLG: 0.231	3-1 G6-3		0-0 FC4			1-2 FC6-4 1B		2-1 L8		4 0 1 0 0 0 1	San Francisco Giants @ Los Angeles Dodgers Dodger Stadium, Los Angeles, CA Sat Sep 12 1992, 7:05 PM PDT Att. 26,343 - Sunny - 75 F											
Darren Lewis, R (1, 8) OBP: 0.296, SLG: 0.270	3-2 G4-3			0-0 F8		2-1 FC6-4 1B		1-2 FC5-4 1B		4 0 1 0 0 0 1												
Chris James, R (1, 9) OBP: 0.295, SLG: 0.388	2-2 F8			1-0 FC4 1B		1-1 G5-3		1-1 P5		3 0 1 0 0 0 1												
Francisco Oliveras, R (6, 1) OBP: 0.260, SLG: 0.143										0 0 0 0 0 0 0												
Mike Felder, S (8, PH) OBP: 0.327, SLG: 0.392										1 0 0 0 0 0 1												
Jim Pena, L (8, 1) OBP: 0.200, SLG: 0.200										0 0 0 0 0 0 0												
Cory Snyder, R (1, 3) OBP: 0.314, SLG: 0.448		2-2 L6		1-3 K		0-2 G4-3		0-0 FC5-4		4 0 0 0 0 1 3												
Mark Leonard, L (1, 7) OBP: 0.353, SLG: 0.418		1-0 F8		0-0 FC4			1-3 K		2-1 F7	4 0 0 0 0 1 1												
Matt Williams, R (1, 5) OBP: 0.280, SLG: 0.371		2-3 K			0-0 F7		3-2 F8		1-2 L4	3 0 0 0 0 1 0												
Craig Colbert, R (7, 5) OBP: 0.252, SLG: 0.305										1 0 0 0 0 0 0												
Kirt Manwaring, R (1, 2) OBP: 0.315, SLG: 0.332			0-1 FC4 1B		1-1 HBP		0-2 1B 1B		2-2 F7	3 0 2 0 0 0 0												
Royce Clayton, R (1, 6) OBP: 0.274, SLG: 0.302			1-2 L7		2-3 K		2-2 1B			3 0 1 0 0 1 2												
Bud Black, L (1, 1) OBP: 0.080, SLG: 0.082			2-1 P5		0-2 G1-3		0-1 G6-3			2 0 0 0 0 0 2												
Steve Reed, R (5, 1) OBP: 0.192, SLG: 0.200										0 0 0 0 0 0 0												
Steve Hosey, R (6, 9)										1 0 0 0 0 0 2												
Inning Stats	R: 0 E: 0 K: 0 S: 9	H: 0 LOB: 0 BB: 0 P: 17	R: 0 E: 0 K: 1 S: 8	H: 0 LOB: 0 BB: 0 P: 13	R: 0 E: 0 K: 0 S: 9	H: 1 LOB: 1 BB: 0 P: 12	R: 0 E: 0 K: 1 S: 8	H: 1 LOB: 1 BB: 0 P: 10	R: 0 E: 0 K: 1 S: 9	H: 0 LOB: 1 BB: 0 P: 12	R: 0 E: 1 K: 0 S: 10	H: 1 LOB: 1 BB: 0 P: 14	R: 0 E: 0 K: 1 S: 17	H: 2 LOB: 2 BB: 0 P: 23	R: 0 E: 0 K: 0 S: 8	H: 1 LOB: 1 BB: 0 P: 12	R: 0 E: 0 K: 0 S: 9	H: 0 LOB: 0 BB: 0 P: 14	1B: 6 2B: 0 3B: 0 HR: 0	SF: 0 SAC: 0 DP: 0 HBP: 1	WP: 0 PB: 0 SB: 0 CS: 0	PA: 34
PITCHER Pedro Astacio, R (1, 1) ERA: 1.56	IP: 9.0 WLS: W BF: 34 H: 6 R: 0 ER: 0 SO: 4 BB: 0 IBB: 0 HBP: 1 BLK: 0 WP: 0 HR: 0 S: 87 P: 127 ERA: 0.00 WHIP: 0.667											PITCHER	IP: 9.0 WLS: W BF: 34 H: 6 R: 0 ER: 0 SO: 4 BB: 0 IBB: 0 HBP: 1 BLK: 0 WP: 0 HR: 0 S: 87 P: 127 ERA: 0.00 WHIP: 0.667									

livebaseballscorecards.com

AB	33
R	0
H	6
RBI	0
BB	0
SO	4
LOB	14



Batter	1	2	3	4	5	6	7	8	9
Jose Offerman, S OBP: 0.341, SLG: 0.354 (1, 6)	1-0 E 2B	2-3 K		3-2 G6-3		1-0 G4-3		0-2 SF7 1B	
Mike Sharperson, R OBP: 0.401, SLG: 0.407 (1, 5)	1-1 F9		0-0 F8 1B		2-0 1B PB 1B	0-0 1B		1-2 SF7 1B	
Mitch Webster, S OBP: 0.336, SLG: 0.408 (1, 8)	4-1 CS E BB		1-2 F8 1B		1-0 PB BB 1B	0-0 F7		0-0 SF7	
Eric Karros, R OBP: 0.301, SLG: 0.437 (1, 3)	0-1 E5 CS		3-2 F8		4-2 HR PB BB	3-1 G2-3		1-0 P3	
Mike Piazza, R OBP: 0.370, SLG: 0.458 (1, 2)	2-0 G1-3		4-2 BB		1-0 HR		0-1 G6-3		
Billy Ashley, R OBP: 0.267, SLG: 0.483 (1, 9)		2-2 F9	2-1 G3-1		1-1 L7		3-3 K		
Todd Benzinger, S OBP: 0.271, SLG: 0.348 (1, 7)		0-2 1B 3B		2-2 FC5-4 1B	2-3 K		1-1 G6-3		
Eric Young Sr., R OBP: 0.270, SLG: 0.232 (1, 4)		0-0 SH2-4 1B		2-2 FC5-4 SH1-3	0-0 1B		0-0 F9		
Pedro Astacio, R OBP: 0.071, SLG: 0.071 (1, 1)		0-0 SH2-4		1-1 SH1-3	0-1 G6-3		0-2 1B SF7 1B		

Inning Stats	R: 1	H: 1	E: 1	LOB: 1	K: 0	BB: 1	S: 7	P: 15
	R: 0	H: 2	E: 0	LOB: 1	K: 1	BB: 0	S: 11	P: 15
	R: 0	H: 1	E: 0	LOB: 2	K: 0	BB: 1	S: 11	P: 21
	R: 0	H: 1	E: 0	LOB: 1	K: 0	BB: 0	S: 11	P: 19
	R: 4	H: 4	E: 0	LOB: 1	K: 1	BB: 1	S: 16	P: 27
	R: 0	H: 1	E: 0	LOB: 1	K: 0	BB: 0	S: 5	P: 9
	R: 0	H: 0	E: 0	LOB: 0	K: 1	BB: 0	S: 7	P: 11
	R: 1	H: 3	E: 0	LOB: 2	K: 0	BB: 0	S: 12	P: 14

PITCHER	IP	WLS	BF	H	R	ER	SO	BB	IBB	HBP	BLK	WP	HR	S	P	ERA	WHIP
Bud Black, L ERA: 3.66 (1, 1)	4.0	L	22	7	5	4	1	3	0	0	0	0	0	45	82	9.00	2.500
Steve Reed, R ERA: 1.59 (5, 1)	1.0		5	2	1	1	1	0	0	0	0	0	1	11	15	9.00	2.000
Francisco Oliveras, R ERA: 3.92 (6, 1)	2.0		7	1	0	0	1	0	0	0	0	0	0	12	20	0.00	0.500
Jim Pena, L ERA: 3.38 (8, 1)	1.0		6	3	1	1	0	0	0	0	0	0	0	12	14	9.00	3.000

AB R H RBI BB SO LOB

5 1 2 0 0 1 2

5 1 4 0 0 0 1

3 1 1 1 1 0 2

4 1 0 0 1 0 5

3 1 1 3 1 0 2

4 0 0 0 0 1 2

4 1 2 0 0 1 0

4 0 2 1 0 0 1

2 1 1 0 0 0 1

AB 34

R 7

H 13

RBI 5

BB 3

SO 3

LOB 16

WP: 0 PA: 40

PB: 1

SB: 1

CS: 2

1B: 10 SF: 1

2B: 1 SAC: 2

3B: 1 DP: 0

HR: 1 HBP: 0

San Francisco Giants @ Los Angeles Dodgers

Dodger Stadium, Los Angeles, CA

Sat Sep 12 1992, 7:05 PM PDT

Att. 26,343 - Sunny - 75 F



livebaseballscorecards.com

Batter	1	2	3	4	5	6	7	8	9	AB R H RBI BB SO LOB	TOP											
John Patterson, S (1, 4) OBP: 0.220, SLG: 0.246	2-2 G5-3			1-0 SH1-3 1B	1-3 K		3-2 G6-3		3-2 HR 1B	5 1 2 0 0 1 1												
Darren Lewis, R (1, 8) OBP: 0.295, SLG: 0.270	3-3 K			0-0 SH1-3	2-0 G1-3			1-1 1B SF8 1B	0-0 P3	4 1 1 0 0 1 2												
Chris James, R (1, 7) OBP: 0.297, SLG: 0.397	0-1 F8			1-0 G5-3		0-0 F7-2 3B		2-0 SF8 1B 1B	0-0 F8	5 1 2 0 0 0 2												
Cory Snyder, R (1, 3) OBP: 0.315, SLG: 0.455			1-3 K	3-2 F9		1-3 K		1-0 BB 1B 1B	3-2 HR	5 1 2 2 0 2 2												
Matt Williams, R (1, 5) OBP: 0.282, SLG: 0.378			1-0 F8		3-2 HR	4-0 IBB		0-0 SF8	1-2 FC4-6 1B	2 1 1 1 1 0 0												
Mike Benjamin, R (7, 5) OBP: 0.218, SLG: 0.270										0 0 0 0 0 0 0												
Will Clark, L (8, PH) OBP: 0.391, SLG: 0.491										0 0 0 1 0 0 0												
Dave Righetti, L (8, 1) OBP: 0.143, SLG: 0.143										0 0 0 0 0 0 0												
Rod Beck, R (8, 1) OBP: 0.500, SLG: 0.500										1 0 1 0 0 0 0												
Steve Hosey, R (1, 9) OBP: 0.214, SLG: 0.222			1-0 P4		3-2 FC1-5 1B	4-2 BB		1-2 P4	0-0 FC4-6	2 0 1 0 0 0 0												
Willie McGee, S (6, PH) OBP: 0.335, SLG: 0.355										0 0 0 0 1 0 0												
Kirt Manwaring, R (6, 2) OBP: 0.314, SLG: 0.330										2 0 0 0 0 0 3												
Steve Decker, R (1, 2) OBP: 0.308, SLG: 0.250			2-1 G5-3		4-2 FC1-5 2B BB	1-0 F7-2		1-1 BB 1B		1 1 0 0 1 0 0												
Mike Felder, S (6, PH) OBP: 0.328, SLG: 0.393										2 0 1 1 0 0 3												
Jose Uribe, S (1, 6) OBP: 0.311, SLG: 0.362			0-0 G6-3		0-0 FC1-5 2B		1-0 F7	4-1 FC5-4 BB		3 1 0 0 1 0 2												
Jeff Brantley, R (1, 1) OBP: 0.500, SLG: 0.333			2-2 G3		2-1 2B		1-2 G4-3	0-1 FC5-4		1 0 0 0 0 0 0												
Robby Thompson, R (5, PH) OBP: 0.342, SLG: 0.428										1 0 1 2 0 0 0												
Bill Swift, R (5, PR) OBP: 0.167, SLG: 0.191										1 0 0 0 0 0 0												
Craig Colbert, R (8, PH) OBP: 0.250, SLG: 0.302										1 0 0 0 0 0 3												
Inning Stats	R: 0 E: 0 K: 1 S: 8	H: 0 LOB: 0 BB: 0 P: 13	R: 0 E: 0 K: 1 S: 5	H: 0 LOB: 0 BB: 0 P: 8	R: 0 E: 0 K: 0 S: 6	H: 0 LOB: 0 BB: 0 P: 10	R: 0 E: 0 K: 0 S: 7	H: 1 LOB: 1 BB: 0 P: 12	R: 3 E: 0 K: 1 S: 15	H: 3 LOB: 1 BB: 1 P: 30	R: 0 E: 0 K: 1 S: 8	H: 1 LOB: 2 BB: 2 P: 18	R: 0 E: 0 K: 0 S: 7	H: 0 LOB: 0 BB: 0 P: 12	R: 2 E: 0 K: 0 S: 14	H: 4 LOB: 3 BB: 1 P: 23	R: 2 E: 0 K: 0 S: 12	H: 3 LOB: 1 BB: 0 P: 19	1B: 8 2B: 2 3B: 1 HR: 2	SF: 1 SAC: 1 DP: 1 HBP: 0	WP: 0 PB: 0 SB: 1 CS: 0	PA: 42
PITCHER	IP WLS BF H R ER SO BB IBB HBP BLK WP HR S P ERA WHIP											PITCHER	IP WLS BF H R ER SO BB IBB HBP BLK WP HR S P ERA WHIP									
Bob Ojeda, L (1, 1) ERA: 3.69	5.0 L 20 4 3 3 3 1 0 0 0 0 1 41 73 5.40 1.000																					
Roger McDowell, R (6, 1) ERA: 3.84	2.0 8 1 0 0 1 1 1 1 0 0 0 0 15 30 0.00 1.000																					
Jim Gott, R (8, 1) ERA: 2.13	1.0 8 4 2 2 0 1 0 0 0 0 0 0 14 23 18.00 5.000																					
Tim Crews, R (9, 1) ERA: 5.23	1.0 6 3 2 2 0 0 0 0 0 0 0 0 1 12 19 18.00 3.000																					

San Francisco Giants @ Los Angeles Dodgers
Dodger Stadium, Los Angeles, CA
Sun Sep 13 1992, 3:33 AM PDT
Att. 23,265 - Sunny - 80 F

AB	36
R	7
H	12
RBI	7
BB	4
SO	4
LOB	18



WP: 0	PA: 42
-------	--------

Batter	1	2	3	4	5	6	7	8	9	AB	R	H	RBI	BB	SO	LOB
Jose Offerman, S OBP: 0.341, SLG: 0.355 (1, 6)	0-2 SH5-3 1B	1-3 K			2-0 S 1B		3-3 K		0-2 G6-3	5	1	2	0	0	2	3
Brett Butler, L OBP: 0.415, SLG: 0.397 (1, 8)	0-0 SH5-3 1-2		0-2 G1-3		3-3 K SAFE			2-1 G6-4-3 1B		3	0	1	0	0	1	1
Lenny Harris, L OBP: 0.321, SLG: 0.308 (1, 4)	4-2 WP 1B		1-2 F9			1-0 G3		0-0 G6-4-3 1-2f		2	0	0	0	1	0	0
Mike Sharperson, R OBP: 0.399, SLG: 0.406 (8, PH)										1	0	0	0	0	0	1
Eric Karros, R OBP: 0.305, SLG: 0.440 (1, 3)	2-1 1-2 2-H 1B		2-0 F9			3-2 FC6-4 1B		2-1 HR 1B		4	1	3	1	0	0	0
Henry Rodriguez, L OBP: 0.250, SLG: 0.345 (1, 7)	3-3 K				1-3 K		1-2 F7		1-0 HR 1-H	3	0	0	0	0	2	3
Mitch Webster, S OBP: 0.338, SLG: 0.424 (8, PH)										1	1	1	2	0	0	0
Billy Ashley, R OBP: 0.235, SLG: 0.424 (1, 9)	2-3 K				1-3 K		2-1 FC6-4 1-2f		1-3 K	4	0	0	0	0	3	3
Mike Scioscia, L OBP: 0.284, SLG: 0.270 (1, 2)		2-3 K			2-0 P2			1-0 F8		4	0	0	0	0	1	0
Dave Hansen, L OBP: 0.288, SLG: 0.295 (1, 5)			4-2 SH5-4 BB			2-3 K		0-0 F8		3	0	0	0	1	1	0
Bob Ojeda, L OBP: 0.087, SLG: 0.111 (1, 1)							2-2 P5		1-1 E1	0	0	0	0	0	0	0
Todd Betzinger, S OBP: 0.270, SLG: 0.347 (5, PH)										1	0	0	0	0	0	0
Roger McDowell, R OBP: 0.250, SLG: 0.233 (6, 1)										0	0	0	0	0	0	0
Tom Goodwin, L OBP: 0.250, SLG: 0.233 (7, PH)										1	0	1	0	0	0	0
Jim Gott, R OBP: 0.250, SLG: 0.500 (8, 1)										0	0	0	0	0	0	0
Tim Crews, R OBP: 0.286, SLG: 0.286 (9, 1)										0	0	0	0	0	0	0
Mike Piazza, R OBP: 0.357, SLG: 0.440 (9, PH)										1	0	0	0	0	0	0

Inning Stats	R: 1	H: 2	E: 0	K: 2	S: 14	H: 0	LOB: 2	BB: 1	P: 25	R: 0	H: 0	E: 0	K: 2	S: 13	H: 0	LOB: 1	BB: 1	P: 20	R: 0	H: 0	E: 0	K: 0	S: 12	R: 0	H: 0	E: 0	K: 2	S: 7	H: 0	LOB: 0	BB: 0	P: 15	R: 0	H: 1	E: 0	K: 2	S: 13	H: 1	LOB: 1	BB: 0	P: 22	R: 0	H: 1	E: 0	K: 1	S: 9	H: 1	LOB: 1	BB: 0	P: 11	R: 2	H: 3	E: 0	K: 1	S: 9	H: 3	LOB: 0	BB: 0	P: 15	R: 0	H: 0	E: 1	K: 0	S: 13	H: 0	LOB: 1	BB: 0	P: 17	1B: 7	2B: 0	3B: 0	HR: 1	SF: 0	SAC: 2	DP: 1	HBP: 0	WP: 1	PB: 0	SB: 1	CS: 0	PA: 37
--------------	------	------	------	------	-------	------	--------	-------	-------	------	------	------	------	-------	------	--------	-------	-------	------	------	------	------	-------	------	------	------	------	------	------	--------	-------	-------	------	------	------	------	-------	------	--------	-------	-------	------	------	------	------	------	------	--------	-------	-------	------	------	------	------	------	------	--------	-------	-------	------	------	------	------	-------	------	--------	-------	-------	-------	-------	-------	-------	-------	--------	-------	--------	-------	-------	-------	-------	--------

PITCHER	IP	WLS	BF	H	R	ER	SO	BB	IBB	HBP	BLK	WP	HR	S	P	ERA	WHIP
Jeff Brantley, R ERA: 3.6 (1, 1)	4.0		16	2	1	1	6	2	0	0	0	1	0	46	71	2.25	1.000
Bill Swift, R ERA: 2.15 (5, 1)	3.0	W	12	3	0	0	3	0	0	0	0	0	0	29	49	0.00	1.000
Dave Righetti, L ERA: 4.97 (8, 1)	0.2		4	3	2	2	0	0	0	0	0	0	1	6	11	27.00	4.500
Rod Beck, R ERA: 1.89 (8, 1)	1.1	S	5	0	0	0	1	0	0	0	0	0	0	16	21	0.00	0.000

BOTTOM

San Francisco Giants @ Los Angeles Dodgers
Dodger Stadium, Los Angeles, CA

Sun Sep 13 1992, 3:33 AM PDT
Att: 23,265 - Sunny - 80 F

livebaseballscorecards.com

AB	33
R	3
H	8
RBI	3
BB	2
SO	10
LOB	11



Batter	1	2	3	4	5	6	7	8	9	AB R H RBI BB SO LOB	TOP											
John Patterson, S (1, 4) OBP: 0.222, SLG: 0.233	2-3 K		4-1 PO BB			2-2 G6-3		1-3 K		3 0 0 0 1 2 0												
Darren Lewis, R (1, 8) OBP: 0.296, SLG: 0.271 Mark Leonard, L (9, PH) OBP: 0.350, SLG: 0.414	1-1 G3-1		0-0 PO 1-2	0-1 S 1B		2-3 K		1-0 P5	3 0 1 0 0 1 0 1 0 0 0 0 0 0													
Will Clark, L (1, 3) OBP: 0.390, SLG: 0.489	2-3 K			0-2 F8 1-2			1-2 FC6-4 1B	0-0 L7	4 0 1 0 0 1 1													
Chris James, R (1, 7) OBP: 0.292, SLG: 0.390		0-0 F8		0-3 K		1-1 FC6-4 2B 1-2f		0-1 G5-3	4 0 0 0 0 1 2													
Cory Snyder, R (1, 9) OBP: 0.312, SLG: 0.452		0-2 F8		0-1 G6-3		1-0 F9			3 0 0 0 0 0 2													
Matt Williams, R (1, 5) OBP: 0.284, SLG: 0.380		4-1 FC6-4 BB		1-0 P4		0-0 2B			2 0 1 0 1 0 0													
Kirt Manwaring, R (1, 2) OBP: 0.311, SLG: 0.327		1-0 FC6-4 1-2f		1-3 K		0-0 G6-3			3 0 0 0 0 1 3													
Royce Clayton, R (1, 6) OBP: 0.274, SLG: 0.302			0-0 F8		2-1 F9		2-2 G4-6-3 1B		3 0 1 0 0 0 0													
Kevin Rogers, L (1, 1) Michael Jackson, R (6, 1) Bryan Hickerson, L (6, 1) Steve Reed, R (7, 1) Mike Felder, S (8, PH) Francisco Oliveras, R (8, 1)			1-3 K		2-3 K		2-1 G4-6-3 1-2f		2 0 0 0 0 2 0 1 0 0 0 0 0 1 0 0 0 0 0 0 0													
Inning Stats	R: 0 E: 0 K: 2 S: 8	H: 0 LOB: 0 BB: 0 P: 13	R: 0 E: 0 K: 0 S: 8	H: 0 LOB: 1 BB: 1 P: 13	R: 0 E: 0 K: 1 S: 5	H: 0 LOB: 0 BB: 1 P: 10	R: 0 E: 0 K: 1 S: 10	H: 1 LOB: 1 BB: 0 P: 10	R: 0 E: 0 K: 1 S: 6	H: 0 LOB: 0 BB: 0 P: 10	R: 0 E: 0 K: 2 S: 13	H: 0 LOB: 0 BB: 0 P: 19	R: 0 E: 0 K: 0 S: 8	H: 2 LOB: 2 BB: 0 P: 11	R: 0 E: 0 K: 1 S: 8	H: 1 LOB: 0 BB: 0 P: 13	R: 0 E: 0 K: 0 S: 4	H: 0 LOB: 0 BB: 0 P: 5	1B: 3 2B: 1 3B: 0 HR: 0	SF: 0 SAC: 0 DP: 1 HBP: 0	WP: 0 PB: 0 SB: 1 CS: 0	PA: 32
PITCHER	IP WLS BF H R ER SO BB IBB HBP BLK WP HR S P ERA WHIP																					
Willie Blair, R (1, 1) ERA: 3.34 Xavier Hernandez, R (7, 1) ERA: 2.2	6.0 W 20 1 0 0 7 2 0 0 0 0 0 0 50 75 0.00 0.500																					

San Francisco Giants @ Houston Astros
Astrodome, Houston, TX
Mon Sep 14 1992, 8:05 PM EDT
Att. 7,584 - Dome - 70 F

livebaseballscorecards.com

AB 29
R 0
H 4
RBI 0
BB 2
SO 8
LOB 9



Batter	1	2	3	4	5	6	7	8	9
Craig Biggio, R OBP: 0.387, SLG: 0.378 (1, 4)	0-0 F7		3-3 K		1-1 F8		2-2 SH1-3 1B 2B		
Steve Finley, L OBP: 0.344, SLG: 0.385 (1, 8)	1-1 P6			1-2 P8		2-2 5 1B 1B	0-0 SH1-3		
Ken Caminiti, S OBP: 0.355, SLG: 0.455 (1, 5)	1-0 P4			0-0 G5-3		4-0 1B 5 1B BB	1-2 5 G6-3 1B		
5 Jeff Bagwell, R OBP: 0.354, SLG: 0.410 (1, 3)		1-0 F9		1-0 HR		1-0 BB SF9 1B	1-1 G6-3		
Pete Incaviglia, R OBP: 0.313, SLG: 0.415 (1, 7)		1-3 K		3-0 1B 1B		1-2 SF9 BB 1B	0-0 F8		
Gerald Young, S OBP: 0.293, SLG: 0.212 (9, 9)						1-2 2-3 3-H 1B			
Mike Simms, R OBP: 0.429, SLG: 0.833 (1, 9)		3-2 FC6-4 HBP		0-0 1B		4-2 SF9 BB	1-1 F7		
Luis Gonzalez, L OBP: 0.308, SLG: 0.409 (6, PH)				1-2 1B		1-2 2-3 3-H BB			
Andujar Cedeno, R OBP: 0.245, SLG: 0.306 (1, 6)		2-2 FC6-4		2-3 K		0-0 SF9	4-0 E BB		
Casey Candaele, S OBP: 0.252, SLG: 0.248 (6, PH)						1-2 2-3 3-H			
Scooter Tucker, R OBP: 0.212, SLG: 0.149 (1, 2)			1-1 F8		2-1 P5	2-3 K	1-1 E5		
Willie Blair, R OBP: 0.143, SLG: 0.077 (1, 1)			2-3 K		3-3 K	2-2 F7	1-3 K		
Ernest Riles, L OBP: 0.266, SLG: 0.268 (6, PH)									
Rafael Ramirez, R OBP: 0.275, SLG: 0.298 (6, PH)									
Xavier Hernandez, L (7, 1)									

AB	R	H	RBI	BB	SO	LOB
4	1	1	0	0	1	0
3	1	1	0	0	0	0
3	1	1	1	1	0	0
4	2	2	1	0	0	1
4	0	2	1	0	1	0
0	0	0	0	0	0	0
1	0	1	0	0	0	0
1	0	0	1	1	0	0
2	0	0	0	0	1	3
0	0	0	1	1	0	0
4	0	0	0	0	1	3
2	0	0	0	0	2	0
0	0	0	0	0	0	0
1	0	0	0	0	0	2
1	0	0	0	0	1	2

AB	R	H	RBI	BB	SO	LOB
30	5	8	5	3	7	11

Inning	R	H	E	K	S	IP	WLS	BF	H	R	ER	SO	BB	IBB	HBP	BLK	WP	HR	S	P	ERA	WHIP
1	0	0	0	4	6	5.0	L	23	6	4	4	5	1	0	0	0	0	1	46	82	7.20	1.400
6	0	0	0	1	3	0.2		3	0	0	0	1	1	0	0	0	0	0	10	16	0.00	1.500
6	0	1	0	2	4	0.2		4	2	1	1	0	0	0	0	0	0	0	10	15	13.50	3.000
7	0	0	0	1	1	0.2		1	0	0	0	0	0	0	0	0	0	0	2	3	0.00	0.000
8	0	0	0	5	5	1.0		5	0	0	0	1	1	0	0	0	0	0	8	15	0.00	1.000

WP	HR	S	P	ERA	WHIP
0	0	0	0	0	0

San Francisco Giants @ Houston Astros
Astrodome, Houston, TX
Mon Sep 14 1992, 8:05 PM EDT
Att. 7,584 - Dome - 70 F



Batter	1	2	3	4	5	6	7	8	9	10	11	AB R H RBI BB SO LOB	TOP									
Mike Felder, S OBP: 0.330, SLG: 0.395 (1, 8) (7, 7) (11, 9)	4-2 HR 1B BB	3-2 E3 BB 1B		2-2 L6		0-1 G1-3			1-2 G4-3 1B 2B		0-2 G3	5 2 2 0 1 0 0										
Willie McGee, S OBP: 0.337, SLG: 0.354 Steve Reed, R (1, 9) (11, 1)	0-0 HR 1B	4-0 E 2B BB		4-1 BB		0-2 G1-3			2-1 G4-3		2-1 F8	4 2 1 0 2 0 1 0 0 0 0 0 0 0										
Will Clark, L OBP: 0.388, SLG: 0.484 (1, 3)	2-2 P7	2-1 E3 2B		0-0 F9			1-0 L3		4-0 1B IBB		1-2 G3	5 1 0 0 1 0 5										
Mark Leonard, L OBP: 0.355, SLG: 0.427 Darren Lewis, R OBP: 0.298, SLG: 0.273 (1, 7) (7, PR) (7, 8)	2-3 K	0-0 2B		2-1 G3			0-2 G6-4-3 1B		1-1 FC6-4 1B		1-3 3-H 1B	4 0 2 2 0 1 3 1 0 1 1 0 0 0										
Matt Williams, R OBP: 0.285, SLG: 0.387 (1, 5)	0-0 HR	1-3 K					0-1 FC6-4 1B		0-0 FC6-4			5 1 2 3 0 1 4										
John Patterson, S OBP: 0.235, SLG: 0.234 (1, 4)	4-1 S BB			1-0 1B			0-1 FC6-4 1B		2-1 F8		2-2 G3	4 0 1 0 1 0 1										
Steve Decker, R OBP: 0.389, SLG: 0.267 (1, 2)	4-2 BB			2-1 F9			0-0 G4-6-3 1B		0-3 K		4-1 FC5-4 BB	3 0 1 0 2 1 1										
Royce Clayton, R OBP: 0.270, SLG: 0.296 (1, 6)	2-0 F8			2-3 K			0-1 G4-6-3		2-3 K		1-3 K	5 0 0 0 0 3 6										
John Burkett, R Jim Pezza, L Robby Thompson, R Bryan Hickerson, L Greg Cooper, R Rod Beck, L Cory Snyder, R Dave Riggs, L Chris Demeter, R		3-2 G4-3		2-2 P9			1-1 F9		1-3 K		0-1 FC5-4	2 0 0 0 0 0 0 1 0 0 0 0 0 0 0 0 1 0 1 0										
Inning Stats	R: 3 E: 0 K: 1 S: 16	H: 2 LOB: 2 BB: 3 P: 34	R: 2 E: 1 K: 1 S: 13	H: 2 LOB: 1 BB: 1 P: 26	R: 0 E: 0 K: 1 S: 11	H: 1 LOB: 0 BB: 0 P: 18	R: 0 E: 0 K: 0 S: 7	H: 0 LOB: 1 BB: 1 P: 15	R: 0 E: 0 K: 0 S: 7	H: 2 LOB: 1 BB: 0 P: 7	R: 0 E: 0 K: 2 S: 8	H: 0 LOB: 0 BB: 0 P: 12	R: 1 E: 0 K: 1 S: 14	H: 2 LOB: 2 BB: 1 P: 23	R: 0 E: 0 K: 1 S: 9	H: 0 LOB: 1 BB: 1 P: 16	R: 0 E: 0 K: 0 S: 9	H: 0 LOB: 0 BB: 0 P: 12	1B: 7 2B: 2 3B: 0 HR: 1	SF: 0 SAC: 0 DP: 2 HBP: 0	WP: 0 PB: 0 SB: 1 CS: 0	PA: 48
PITCHER	IP WLS BF H R ER SO BB IBB HBP BLK WP HR S P ERA WHIP																					
Ryan Bowen, R ERA: 10.8 (1, 1)	2.0	14	4	5	3	2	4	0	0	0	0	0	1	29	60	13.50	4.000					
Al Osuna, L ERA: 3.62 (3, 1)	1.0	4	1	0	0	1	0	0	0	0	0	0	0	11	18	0.00	1.000					
Joe Boever, R ERA: 2.59 (4, 1)	3.0	11	2	0	0	0	1	0	0	0	0	0	0	22	31	0.00	1.000					
Rob Murphy, L ERA: 4.62 (7, 1)	2.0	6	1	0	0	2	0	0	0	0	0	0	0	14	19	0.00	0.500					
Doug Jones, R ERA: 2.01 (9, 1)	3.0	W 13	2	1	1	2	1	1	0	0	0	0	0	32	51	3.00	1.000					

San Francisco Giants @ Houston Astros
 Astrodome, Houston, TX
 Tue Sep 15 1992, 8:05 PM EDT
 Att: 7,331 - Dome - 70 F

AB	41
R	6
H	10
RBI	6
BB	7
SO	7
LOB	23



Batter	1	2	3	4	5	6	7	8	9	10	11	AB R H RBI BB SO LOB	BOTTOM
Craig Biggio, R (1, 4) OBP: 0.388, SLG: 0.376	3-2 FC3-6 1B		2-3 K	0-0 F7		2-3 K			2-3 K		2-1 L7	6 0 1 0 0 3 0	San Francisco Giants @ Houston Astros Astrodome, Houston, TX Tue Sep 15 1992, 8:05 PM EDT Att: 7,331 - Dome - 70 F
Steve Finley, L (1, 8) OBP: 0.345, SLG: 0.392	0-0 FC3-6 G4-3 1-2f		2-2 E 5 2B 1B	2-1 G1-3		0-0 P4			3-1 HR		2-1 1B 5 HR 1B	6 3 3 1 0 0 1	
Luis Gonzalez, L (1, 7) OBP: 0.306, SLG: 0.404	0-0 G4-3 1-2f		0-0 E4 5 2B 1B	1-3 K					1-1 G4-3		1-0 1B 5 HR 1B	6 2 1 0 0 1 2	
5 Jeff Bagwell, R (1, 3) OBP: 0.359, SLG: 0.422		2-2 G5-3 1B	0-1 1B 1-3 2-H						0-0 WP 1B		1-2 HR	6 3 5 4 0 1 0	
Eric Anthony, L (1, 9) OBP: 0.295, SLG: 0.387		1-3 K	4-2 1B						1-2 P8			4 0 0 0 1 3 3	
Gerald Young, S (10, 9) OBP: 0.293, SLG: 0.212			BB						1-2			0 0 0 0 0 0 0	
Ken Caminiti, S (1, 5) OBP: 0.355, SLG: 0.454		2-1 G5-3	1-0 BB 1-3 2-H 3-H						0-0 F9			5 0 2 2 0 1 1	
Casey Candaele, S (1, 6) OBP: 0.254, SLG: 0.251		1-2 2B 1B							2-2 F8			5 1 2 1 0 0 4	
Eddie Taubensee, L (1, 2) OBP: 0.294, SLG: 0.335		1-0	4-0						4-2 BB			2 0 1 1 2 0 2	
Brian Williams, R (8, PR) OBP: 0.129, SLG: 0.167									1-2 G4-6-3 1B			0 0 0 0 0 0 0	
Rob Mallicoat, L (8, PR)									1-2 G4-6-3 1-2f			0 0 0 0 0 0 0	
Scott Servais, R (9, 2) OBP: 0.275, SLG: 0.250		1-H 2B	1-2 BB						3-3 BB			1 0 0 0 0 0 1	
Ryan Bowen, R (0, 0)			2-3 K						1-1 F9			0 0 0 0 0 0 0	
Juan Guenther, R (0, 0)												0 0 0 0 0 0 0	
Al Osuna, R (0, 0)												0 0 0 0 0 0 0	
Pete Incaviglia, R (0, 0)												0 0 0 0 0 0 0	
Joe Bonner, R (0, 0)												0 0 0 0 0 0 0	
Rafael Ramirez, R (0, 0)												0 0 0 0 0 0 0	
Rob Murphy, L (0, 0)												0 0 0 0 0 0 0	
Mike Sweeney, R (0, 0)												0 0 0 0 0 0 0	
Doug Jones, R (0, 0)												0 0 0 0 0 0 0	
Andruw Cedeno, R (0, 0)												0 0 0 0 0 0 0	
Inning Stats	R: 0 H: 1 E: 0 K: 0 S: 5	R: 2 H: 3 E: 0 K: 2 S: 15	R: 3 H: 3 E: 1 K: 1 S: 18	R: 0 H: 0 E: 0 K: 1 S: 6	R: 0 H: 2 E: 0 K: 1 S: 12	R: 0 H: 0 E: 0 K: 2 S: 12	R: 0 H: 0 E: 0 K: 2 S: 17	R: 0 H: 0 E: 0 K: 1 S: 11	R: 1 H: 2 E: 0 K: 1 S: 12	R: 0 H: 1 E: 0 K: 1 S: 11	R: 3 H: 3 E: 0 K: 0 S: 10	1B: 11 SF: 0 2B: 2 SAC: 0 3B: 0 DP: 2 HR: 2 HBP: 0	WP: 1 PA: 49 PB: 0 SB: 0 CS: 0
PITCHER	IP WLS BF H R ER SO BB IBB HBP BLK WP HR S P ERA WHIP												
John Burkett, R (1, 1) ERA: 3.79	2.1 14 6 5 4 3 1 0 0 0 0 0 34 54 15.43 3.000												
Jim Pena, L (3, 1) ERA: 3.15	2.2 12 3 0 0 2 1 0 0 0 0 0 22 38 0.00 1.500												
Bryan Hickerson, L (6, 1) ERA: 3.12	3.0 10 0 0 0 4 1 0 0 0 0 0 30 47 0.00 0.333												
Rod Beck, R (9, 1) ERA: 1.98	1.0 5 2 1 1 1 0 0 0 0 1 1 12 19 9.00 2.000												
Dave Righetti, L (10, 1) ERA: 5.1	1.2 L 7 3 2 2 1 0 0 0 0 0 0 17 26 10.80 1.800												
PITCHER	IP WLS BF H R ER SO BB IBB HBP BLK WP HR S P ERA WHIP												
Steve Reed, R (11, 1) ERA: 2.84	0.0 1 1 1 1 0 0 0 0 0 0 0 1 4 5 ∞ ∞												

livebaseballscores.com

AB	46
R	9
H	15
RBI	9
BB	3
SO	11
LOB	19



Batter	1	2	3	4	5	6	7	8	9	AB R H RBI BB SO LOB	TOP		
Mike Felder, S (1, 8) OBP: 0.331, SLG: 0.392	4-1 BB G4-6-3 BB		1-1 G4-3			4-1 2B BB	0-2 SF9		0-1 L8	2 0 0 1 2 0 0			
Willie McGee, S (1, 9) OBP: 0.336, SLG: 0.356	1-1 SAFE G4-6-3 1-2f		1-3 K			1-1 SAFE 2B	0-2 FC5-2			4 0 1 0 0 1 3			
Will Clark, L (1, 3) OBP: 0.385, SLG: 0.480	1-2 F9				2-0 G4-3	2-1 F7	3-2 P5			4 0 0 0 0 0 4			
Mark Leonard, L (1, 7) OBP: 0.344, SLG: 0.411		2-3 K			1-0 G1-3	0-3 K		0-0 G1-5-3		4 0 0 0 0 2 2			
Matt Williams, R (1, 5) OBP: 0.287, SLG: 0.386		2-1 F9 BB 1B			1-1 G6-3	4-1 BB		0-1 E6		3 0 1 0 1 0 0			
John Patterson, S (1, 4) OBP: 0.236, SLG: 0.224		4-1 1-2 BB			1-3 K	0-0 L7		3-2 P7		3 0 0 0 1 1 4			
Kirt Manwaring, R (1, 2) OBP: 0.310, SLG: 0.324		3-1 F9 2-3			0-2 L7		2-1 1B E SF9 HBP	0-1 G1-3		3 1 0 0 0 0 3			
Royce Clayton, R (1, 6) OBP: 0.289, SLG: 0.296		1-2 L9			0-0 1B		3-2 E6 SF9 1B FC5-2		0-3 K	4 0 1 0 0 1 3			
Larry Carter, R (1, 1) OBP: 0.333, SLG: 0.200			3-3 K		1-3 K		0-1 FC5-2 1B		2-3 K	2 0 0 0 0 2 1			
Chris James, R (7, PH) OBP: 0.295, SLG: 0.393										1 0 1 0 0 0 0			
Bill Swift, R (7, 1) OBP: 0.167, SLG: 0.191										0 0 0 0 0 0 0			
Robby Thompson, R (9, PH) OBP: 0.341, SLG: 0.425										1 0 0 0 0 1 0			
Inning Stats	R: 0 E: 0 K: 0 S: 6 H: 0 LOB: 0 BB: 1 P: 12	R: 0 E: 0 K: 1 S: 12 H: 1 LOB: 2 BB: 1 P: 24	R: 0 E: 0 K: 2 S: 8 H: 0 LOB: 0 BB: 0 P: 13	R: 0 E: 0 K: 0 S: 4 H: 0 LOB: 0 BB: 0 P: 8	R: 0 E: 0 K: 2 S: 11 H: 1 LOB: 1 BB: 0 P: 13	R: 0 E: 0 K: 1 S: 10 H: 1 LOB: 3 BB: 2 P: 21	R: 1 E: 1 K: 0 S: 16 H: 1 LOB: 2 BB: 0 P: 24	R: 0 E: 1 K: 0 S: 10 H: 0 LOB: 1 BB: 0 P: 13	R: 0 E: 0 K: 2 S: 12 H: 0 LOB: 0 BB: 0 P: 14	1B: 3 2B: 1 3B: 0 HR: 0 SF: 1 SAC: 0 DP: 1 HBP: 1	WP: 0 PB: 0 SB: 0 CS: 0 PA: 37		
PITCHER	IP WLS BF H R ER SO BB IBB HBP BLK WP HR S P ERA WHIP											PITCHER	IP WLS BF H R ER SO BB IBB HBP BLK WP HR S P ERA WHIP
Darryl Kile, R (1, 1) ERA: 4.16	6.0 W 27 4 1 0 6 4 0 1 0 0 0 0 58 103 0.00 1.333												
Joe Boever, R (7, 1) ERA: 2.51	3.0 S 10 0 0 0 2 0 0 0 0 0 0 0 31 39 0.00 0.000												

San Francisco Giants @ Houston Astros
 Astrodome, Houston, TX
 Wed Sep 16 1992, 8:05 PM EDT
 Att. 10,530 - Dome - 70 F

livebaseballscorecards.com

AB	31
R	1
H	4
RBI	1
BB	4
SO	8
LOB	20



Batter	1	2	3	4	5	6	7	8	9
Craig Biggio, R OBP: 0.386, SLG: 0.378 (1, 4)	4-0 3B BB		0-1 2B		0-3 K			0-0 G6-3	
Steve Finley, L OBP: 0.344, SLG: 0.395 (1, 8)	2-2 1B 3B		0-3 K		1-0 G4-3			0-3 K	
Luis Gonzalez, L OBP: 0.308, SLG: 0.404 (1, 7)	2-2 5 CS 1B		1-3 K					2-3 K	
5 Jeff Bagwell, R OBP: 0.359, SLG: 0.422 (1, 3)	2-3 K			3-1 1B				2-1 G5-4-3	
Eric Anthony, L OBP: 0.296, SLG: 0.394 Gerald Young, S OBP: 0.283, SLG: 0.212 (1, 9) (9, 9)	1-0 G4-3			3-2 F9				1-1 HR	
Ken Caminiti, S OBP: 0.353, SLG: 0.451 (1, 5)			1-3 K		0-0 G6-4-3			1-3 K	
Andujar Cedeno, R OBP: 0.245, SLG: 0.305 (1, 6)			3-2 P3		2-2 SH5-4 1B			0-3 K	
Eddie Taubensee, L OBP: 0.295, SLG: 0.332 (1, 2)			0-1 F9		4-1 SH5-4 BB			0-3 K	
Darryl Kile, R OBP: 0.207, SLG: 0.115 Joe Boever, R (7, 1)			2-3 K		2-0 SH5-4			2-2 G1-3	

AB	R	H	RBI	BB	SO	LOB
3	1	1	0	1	1	2
4	1	1	1	0	2	3
3	0	1	1	1	2	1
3	0	1	0	0	1	2
3	1	1	1	0	0	1
0	0	0	0	0	0	0
3	0	0	0	0	2	1
3	0	1	0	0	1	0
2	0	0	0	1	1	0
1	0	0	0	0	1	0
1	0	0	0	0	0	0

AB	R	H	RBI	BB	SO	LOB
26	3	6	3	3	11	10

Inning	1	2	3	4	5	6	7	8	9
R	2	0	0	0	0	1	0	0	0
H	2	0	1	1	1	1	0	0	0
E	0	0	0	0	0	0	0	0	0
K	1	1	3	0	1	1	2	2	1
S	13	9	11	7	10	10	9	11	9
LOB	0	0	0	0	2	0	0	0	0
BB	1	0	0	0	1	0	0	0	0
P	24	13	14	13	19	18	11	9	9

PITCHER	IP	WLS	BF	H	R	ER	SO	BB	IBB	HBP	BLK	WP	HR	S	P	ERA	WHIP
Larry Carter, R ERA: 4.58 (1, 1)	6.0	L	24	6	3	3	7	3	0	0	0	0	1	60	101	4.50	1.500
Bill Swift, R ERA: 2.12 (7, 1)	2.0		6	0	0	0	4	0	0	0	0	0	0	16	20	0.00	0.000

San Francisco Giants @ Houston Astros
Astrodome, Houston, TX

Wed Sep 16 1992, 8:05 PM EDT
Att. 10,530 - Dome - 70 F

livebaseballscorecards.com



Batter	1	2	3	4	5	6	7	8	9	AB	R	H	RBI	BB	SO	LOB
John Patterson, S OBP: 0.247, SLG: 0.225 (1, 8) BB C B B	4-1 FC5-4 BB		2-2 G1-3		1-2 F7		0-0 G4-6-3 1B		0-0 G3-1	4	0	1	0	1	0	2
Willie McGee, S OBP: 0.335, SLG: 0.352 (1, 9) B C X	1-1 FC5-4 2B		2-0 F7		3-1 FC3-6 1-2f		2-0 G4-6-3 1-2f 2-3 3-H		4-2 2B BB	4	1	0	0	1	0	4
Will Clark, L OBP: 0.387, SLG: 0.485 (1, 3) B X	1-0 1B 2B 1-H		0-0 F7		1-0 F7		0-0 3-H 1B		0-0 1-3 2-H 2B	5	0	3	3	0	0	1
Mark Leonard, L OBP: 0.336, SLG: 0.400 Chris James, R OBP: 0.294, SLG: 0.391 Steve Reed, R (8, 1) Michael Jackson, R (9, 1) Dave Burba, R OBP: 0.133, SLG: 0.071 Cory Snyder, R OBP: 0.311, SLG: 0.449 (9, PH)	2-0 P2			1-1 L6		1-2 P6		1-2 F9	0-0 G4-3	3	0	0	0	0	0	1
Matt Williams, R OBP: 0.287, SLG: 0.385 (1, 5) B F B X	2-1 FC6-4 1B 2-3			0-2 G4-3		3-2 F8		1-0 G6-3		4	0	1	0	0	0	0
Robby Thompson, R OBP: 0.342, SLG: 0.426 (1, 4) C B X	1-1 FC6-4 1-2f			0-0 E 1B		1-1 1B		0-1 G5-3		4	0	2	0	0	0	2
Steve Decker, R OBP: 0.318, SLG: 0.211 (1, 2) C X			0-1 F7		1-2 E1 1-2		2-3 K		0-0 G4-3	4	0	0	0	0	1	2
Royce Clayton, R OBP: 0.269, SLG: 0.292 (1, 6) F F X			0-2 G3		0-1 P9		4-0 1B 1B G4-6-3 BB		0-0 G1-3	3	1	0	0	1	0	2
Bud Black, L OBP: 0.096, SLG: 0.080 Mike Felder, S OBP: 0.335, SLG: 0.396 (7, PH) (8, 7) C X			0-1 G6-3		4-0 FC3-6 BB		0-2 G4-6-3 1B 1-2 1B 1B		0-1 G3-1 2B 1B	1	0	0	0	1	0	0
										2	2	2	0	0	0	0

Inning Stats	R: 1	H: 2	E: 0	K: 0	S: 9	LOB: 2	BB: 1	P: 20	R: 0	H: 0	E: 0	K: 0	S: 7	LOB: 0	BB: 0	P: 7	R: 0	H: 0	E: 0	K: 0	S: 5	LOB: 0	BB: 0	P: 9	R: 0	H: 1	E: 1	K: 0	S: 11	LOB: 2	BB: 0	P: 13	R: 0	H: 0	E: 0	K: 0	S: 6	LOB: 1	BB: 1	P: 15	R: 0	H: 1	E: 0	K: 1	S: 11	LOB: 1	BB: 0	P: 18	R: 2	H: 3	E: 0	K: 0	S: 9	LOB: 1	BB: 1	P: 16	R: 0	H: 0	E: 0	K: 0	S: 4	LOB: 0	BB: 0	P: 5	R: 1	H: 2	E: 0	K: 0	S: 9	LOB: 2	BB: 1	P: 13	1B: 7	2B: 2	3B: 0	HR: 0	SF: 0	SAC: 0	DP: 1	HBP: 0	WP: 0	PB: 0	SB: 0	CS: 0	PA: 40
--------------	------	------	------	------	------	--------	-------	-------	------	------	------	------	------	--------	-------	------	------	------	------	------	------	--------	-------	------	------	------	------	------	-------	--------	-------	-------	------	------	------	------	------	--------	-------	-------	------	------	------	------	-------	--------	-------	-------	------	------	------	------	------	--------	-------	-------	------	------	------	------	------	--------	-------	------	------	------	------	------	------	--------	-------	-------	-------	-------	-------	-------	-------	--------	-------	--------	-------	-------	-------	-------	--------

PITCHER	IP	WLS	BF	H	R	ER	SO	BB	IBB	HBP	BLK	WP	HR	S	P	ERA	WHIP
Pedro Astacio, R ERA: 1.84 (1, 1)	6.2	W	29	6	3	3	1	3	0	0	0	0	0	54	93	4.05	1.350
John Candelaria, L ERA: 2.74 (7, 1)	0.0		1	1	0	0	0	0	0	0	0	0	0	1	1	∞	∞
Roger McDowell, R ERA: 3.66 (7, 1)	2.1	S	10	2	1	1	0	1	0	0	0	0	0	16	22	3.86	1.286

BOTTOM

Los Angeles Dodgers @ San Francisco Giants
Candlestick Park, San Francisco, CA

Fri Sep 18 1992, 10:05 PM EDT
Att: 21,341 - Cloudy - 55 F

AB	36
R	4
H	9
RBI	3
BB	4
SO	1
LOB	17



WP	HR	S	P	ERA	WHIP
0	0	0	0	0	0

Batter	1	2	3	4	5	6	7	8	9	AB R H RBI BB SO LOB	TOP	
Jose Offerman, S (1, 6) OBP: 0.338, SLG: 0.350	0-1 P6		1-1 FC4-6 BB 1-2f		3-2 G4-3			0-0 G1-3 1B		4 0 1 0 0 0 1		
Brett Butler, L (1, 8) OBP: 0.420, SLG: 0.404	2-1 2B		4-2 SAFE 1-2 BB			1-3 K		1-0 G1-3 1-2		3 0 1 0 1 1 1		
Tom Goodwin, L (1, 7) OBP: 0.275, SLG: 0.265 Mitch Webster, S (8, PH) OBP: 0.337, SLG: 0.416 Kip Gross, R (8, 1) OBP: 1.000, SLG: 1.000	2-3 K		0-1 F8			1-3 K		1-0 L6		3 0 0 0 0 2 3 1 0 0 0 0 0 1 0 0 0 0 0 0 0		
Eric Karros, R (1, 3) OBP: 0.313, SLG: 0.443	3-1 F8			0-0 G3-1 2B		1-0 FC4-6 1B		0-1 G5-3		4 0 2 0 0 0 1		
Henry Rodriguez, L (1, 9) OBP: 0.227, SLG: 0.311		1-2 G4-3		0-0 G3-1 2-3		1-2 FC4-6 1-2f		1-1 G3-1		4 0 0 0 0 0 2		
Mike Scioscia, L (1, 2) OBP: 0.283, SLG: 0.276		3-2 F8		0-0 G3			1-2 G3	1-2 F7		4 0 0 0 0 0 1		
Lenny Harris, L (1, 4) OBP: 0.322, SLG: 0.309 (8, 7)		1-2 G3		1-1 P5			2-0 G3			3 0 0 0 0 0 1		
Dave Hansen, L (1, 5) OBP: 0.282, SLG: 0.287			2-3 K		0-0 G3		3-2 G5-3			3 0 0 0 0 1 0		
Bob Ojeda, L (1, 1) OBP: 0.104, SLG: 0.128 Mike Sharperson, R (8, PH) OBP: 0.394, SLG: 0.403 (8, 4)			0-2 FC4-6 1B		2-1 L6			2-3 K		2 0 1 0 0 0 0 1 0 0 0 0 1 0		
Inning Stats	R: 0 H: 1 E: 0 LOB: 1 K: 1 BB: 0 S: 9 P: 16	R: 0 H: 0 E: 0 LOB: 0 K: 0 BB: 0 S: 14 P: 19	R: 0 H: 1 E: 0 LOB: 2 K: 1 BB: 1 S: 16 P: 23	R: 0 H: 1 E: 0 LOB: 1 K: 0 BB: 0 S: 5 P: 6	R: 0 H: 0 E: 0 LOB: 0 K: 0 BB: 0 S: 8 P: 13	R: 0 H: 1 E: 0 LOB: 1 K: 2 BB: 0 S: 11 P: 15	R: 0 H: 0 E: 0 LOB: 0 K: 0 BB: 0 S: 7 P: 13	R: 0 H: 1 E: 0 LOB: 1 K: 1 BB: 0 S: 6 P: 10	R: 0 H: 0 E: 0 LOB: 0 K: 0 BB: 0 S: 7 P: 9	1B: 3 SF: 0 2B: 2 SAC: 0 3B: 0 DP: 0 HR: 0 HBP: 0	WP: 0 PA: 33 PB: 0 SB: 0 CS: 0	
PITCHER Jeff Brantley, R (1, 1) ERA: 3.33 Bill Swift, R (7, 1) ERA: 2.08	IP WLS BF H R ER SO BB IBB HBP BLK WP HR S P ERA WHIP	6.0 W 23 4 0 0 4 1 0 0 0 0 0 0 63 92 0.00 0.833	3.0 S 10 1 0 0 1 0 0 0 0 0 0 0 20 32 0.00 0.333	PITCHER IP WLS BF H R ER SO BB IBB HBP BLK WP HR S P ERA WHIP								

Los Angeles Dodgers @ San Francisco Giants
Candlestick Park, San Francisco, CA

Sat Sep 19 1992, 6:33 AM EDT
Att. 31,932 - Sunny - 71 F

livebaseballscorecards.com

AB	32
R	0
H	5
RBI	0
BB	1
SO	5
LOB	11



Batter	1	2	3	4	5	6	7	8	9
John Patterson, S OBP: 0.235, SLG: 0.213 (1, 4)	3-2 G6-3		2-3 K			2-0 G6-3		0-0 G3	
Darren Lewis, R OBP: 0.300, SLG: 0.276 (1, 8)	1-1 S 1B		2-2 P3			0-1 CS 1B		2-2 G4-3	
Will Clark, L OBP: 0.388, SLG: 0.484 (1, 3)	2-1 F8		0-0 G1-3			1 SAFE 1 SAFE 1-2 1B		4-2 2B BB	
Chris James, R OBP: 0.295, SLG: 0.390 Bill Swift, R OBP: 0.184, SLG: 0.229 (1, 7) (7, 1)	1-0 CS 1B		1-2 G6-3			0-0 F7		1-0 1B 2B	
Matt Williams, R OBP: 0.288, SLG: 0.385 (1, 5)	0-2 CS 1-2	3-2 F8			2-0 G5-3		1-1 1B 1B	4-0 1B IBB	
Steve Hoesy, R OBP: 0.226, SLG: 0.233 Willie McGee, S OBP: 0.336, SLG: 0.354 (1, 9) (8, PH) (9, 9)		1-2 G5-3			0-1 G4-3		1 SAFE 0-0 CS 1B 1-2 1B	1-0 1-2 2-3 1B	
Steve Decker, R OBP: 0.308, SLG: 0.217 (1, 2)		1-1 1B 1B			0-0 G6-3		1 SAFE 1 SAFE K	2-2 G5-3	
Royce Clayton, R OBP: 0.273, SLG: 0.296 (1, 6)		1-1 1B			2-1 F9		1-1 CS 1B 1-2 2-H		
Jeff Brantley, R OBP: 0.333, SLG: 0.200 Mike Felder, S OBP: 0.334, SLG: 0.395 (1, 1) (7, 7)		3-3 K			3-2 G4-3		2-2 P4 1-2 2-3		


AB	R	H	RBI	BB	SO	LOB
4	0	0	0	0	1	0
4	1	2	0	0	0	0
3	1	1	0	1	0	1
3	0	1	1	0	0	1
1	0	1	1	0	0	0
3	1	1	0	1	0	0
3	0	1	0	0	0	0
1	0	1	0	0	0	0
4	0	1	0	0	1	5
3	0	2	1	0	0	0
2	0	0	0	0	1	2
1	0	0	0	0	0	2
1B: 10	SF: 0					
2B: 1	SAC: 0					
3B: 0	DP: 0					
HR: 0	HBP: 0					

BOTTOM

Los Angeles Dodgers @ San Francisco Giants
Candlestick Park, San Francisco, CA

Sat Sep 19 1992, 6:33 AM EDT
Att. 31,932 - Sunny - 71 F

AB	32
R	3
H	11
RBI	3
BB	2
SO	3
LOB	11



WP: 0	PA: 35
PB: 0	
SB: 1	
CS: 4	

Inning Stats	R	H	E	K	S	R	H	E	K	S	R	H	E	K	S	R	H	E	K	S
	1	2	0	10	17	0	2	0	1	17	0	0	0	7	11	0	0	0	6	9
	0	2	0	1	25	0	0	0	1	11	0	0	0	6	9	0	0	0	6	11
	0	2	0	1	25	0	0	0	1	11	0	0	0	6	9	0	0	0	6	11

PITCHER	IP	WLS	BF	H	R	ER	SO	BB	IBB	HBP	BLK	WP	HR	S	P	ERA	WHIP
Bob Ojeda, L ERA: 3.64 (1, 1)	7.0	L	27	9	2	2	3	0	0	0	0	0	0	65	100	2.57	1.286
Kip Gross, R ERA: 2.95 (8, 1)	1.0		7	2	1	1	0	1	1	0	0	0	0	11	25	9.00	3.000

WP	PA	ERA	WHIP
0	35		
0			
1			
4			

Batter	1	2	3	4	5	6	7	8	9	AB R H RBI BB SO LOB	TOP																
Jose Offerman, S (1, 6) OBP: 0.337, SLG: 0.348	4-1 L7-3 BB			0-0 B5-3		1-1 G6-3		2-0 G6-3		3 0 0 0 1 0 0	<p>Los Angeles Dodgers @ San Francisco Giants</p> <p>Candlestick Park, San Francisco, CA</p> <p>Sun Sep 20 1992, 10:05 PM EDT</p> <p>Att. 21,633 - Sunny - 58 F</p>																
Brett Butler, L (1, 8) OBP: 0.419, SLG: 0.402	1-2 L7-3			0-1 L4-3 1B		1-1 G5-3		1-2 G1-3		4 0 1 0 0 0 1																	
Mike Sharperson, R (1, 5) OBP: 0.390, SLG: 0.398	2-3 K			1-1 L4-3		1-1 F7		0-2 G4-3		4 0 0 0 0 1 1																	
Eric Karros, R (1, 3) OBP: 0.310, SLG: 0.440				0-0 F9		3-2 F8		0-0 G1-3		4 0 0 0 0 0 0																	
Mike Piazza, R (1, 2) OBP: 0.302, SLG: 0.342				2-2 F9		1-3 K		1-2 G5-3		4 1 1 0 0 1 0																	
Mitch Webster, S (1, 7) OBP: 0.337, SLG: 0.427 (9, 9)				1-2 G5-3		0-1 HR		2-1 F9		3 1 1 1 0 0 1																	
Billy Ashley, R (1, 9) OBP: 0.236, SLG: 0.340				1-3 K		1-1 1B		3-1 1B		3 0 2 1 0 1 0																	
Tom Goodwin, L (9, 7) OBP: 0.275, SLG: 0.265						1B		2-H 1B		0 0 0 0 0 0 0																	
Eric Young Sr., R (1, 4) OBP: 0.291, SLG: 0.286				1-1 G5-3		1-0 WP 1B		0-0 P4		3 0 1 0 0 0 1																	
Kevin Gross, R (1, 1) OBP: 0.117, SLG: 0.103				0-0 G6-3		1-3 K		3-2 G4-3		2 0 0 0 0 1 2																	
Dave Hansen, L (8, PH) OBP: 0.281, SLG: 0.286										1 0 0 0 0 0 0																	
John Candelaria, L (8, 1)										0 0 0 0 0 0 0																	
Roger McDowell, R (8, 1)										0 0 0 0 0 0 0																	
Inning Stats	R: 0 E: 0 K: 1 S: 8	H: 0 LOB: 0 BB: 1 P: 15	R: 0 E: 0 K: 0 S: 8	H: 0 LOB: 0 BB: 0 P: 11	R: 0 E: 0 K: 1 S: 8	H: 0 LOB: 0 BB: 0 P: 10	R: 0 E: 0 K: 0 S: 5	H: 1 LOB: 0 BB: 0 P: 6	R: 1 E: 0 K: 2 S: 16	H: 3 LOB: 2 BB: 0 P: 23	R: 0 E: 0 K: 0 S: 6	H: 0 LOB: 0 BB: 0 P: 9	R: 1 E: 0 K: 0 S: 9	H: 2 LOB: 1 BB: 0 P: 15	R: 0 E: 0 K: 0 S: 7	H: 0 LOB: 0 BB: 0 P: 13	R: 0 E: 0 K: 0 S: 7	H: 0 LOB: 0 BB: 0 P: 8	1B: 4 2B: 3 3B: 0 HR: 1	SF: 0 SAC: 0 DP: 2 HBP: 0	WP: 1 PB: 0 SB: 0 CS: 0	PA: 32					
PITCHER	IP WLS BF H R ER SO BB IBB HBP BLK WP HR S P ERA WHIP																										
Kevin Rogers, L (1, 1) ERA: 5.32	7.0		26	6	2	2	4	1	0	0	0	1	1	60	89	2.57	1.000										
Steve Reed, R (8, 1) ERA: 4.32	1.0		3	0	0	0	0	0	0	0	0	0	0	7	13	0.00	0.000										
Rod Beck, R (9, 1) ERA: 1.95	1.0	W	3	0	0	0	0	0	0	0	0	0	0	7	8	0.00	0.000										

livebaseballscorecards.com

AB	31
R	2
H	6
RBI	2
BB	1
SO	4
LOB	6



Batter	1	2	3	4	5	6	7	8	9	AB R H RBI BB SO LOB
Mike Felder, S OBP: 0.335, SLG: 0.395 (1, 8) B C B X (9, 7)	2-1 SH5-3 BLK SF8 1B		0-2 G6-3		2-2 1-2 1B		1-3 K		1-1 G4-3	5 1 2 0 0 1 2
Willie McGee, S OBP: 0.337, SLG: 0.355 (1, 9) B X	1-0 SH5-3 1-3		2-0 1B		0-0 G4-3		1-1 G4-3		3-2 E5 1B 1B	4 1 2 1 0 0 3
Will Clark, L OBP: 0.388, SLG: 0.483 (1, 3) X	0-0 SF8 3-H		2-3 K					3-2 G5-3	4-0 1B E IBB	3 0 1 1 1 1 1
Mark Leonard, L OBP: 0.328, SLG: 0.389 Chris James, R OBP: 0.293, SLG: 0.388 Darren Lewis, R OBP: 0.299, SLG: 0.276 (1, 7) (8, PH) (8, PR) (9, 8) B B C X	2-1 G4-3		2-0 P6		1-2 P8		1-1 E3		0-0 E1 1B 1-2 2-3	3 0 0 0 0 0 1 1 0 0 0 0 0 0 1 0 0 0 0 0 2
Matt Williams, R OBP: 0.291, SLG: 0.387 (1, 5) B S X		1-1 1B		1-1 CS 1B		0-2 SAFE F8		1-1 E9	1-2 2-3 3-H 1B	5 0 3 1 0 0 2
Robby Thompson, R OBP: 0.341, SLG: 0.423 (1, 4) 1 SAFE B C B X		2-2 F8		2-3 K 1-2		4-2 BB		1-0 P3		3 0 0 0 1 1 4
Steve Decker, R OBP: 0.310, SLG: 0.200 John Patterson, S OBP: 0.232, SLG: 0.211 Rod Beck, R OBP: 0.500, SLG: 0.500 (1, 2) (8, PH) (9, 1) B C X		1-1 P6			4-2 1B BB		3-2 G5-3		1-3 K	2 0 0 0 1 0 3 1 0 0 0 0 1 2 0 0 0 0 0 0 0
Royce Clayton, R OBP: 0.276, SLG: 0.299 (1, 6) B X		1-0 F9			1-3 K				2-2 G4-3 SH1-4 E 1B	4 1 2 0 0 1 2
Kevin Rogers, L Mike Benjamin, R OBP: 0.218, SLG: 0.270 Steve Reed, R Kirt Manwaring, R OBP: 0.310, SLG: 0.324 (1, 1) (7, PH) (8, 1) (9, 2) B C B X			2-3 K		0-3 K		1-2 SH1-4 1B		0-1 SH1-4 1-2	2 0 0 0 0 2 1 0

Inning Stats	R: 1	H: 1	E: 0	LOB: 0	K: 0	BB: 0	S: 6	P: 11	R: 0	H: 1	E: 0	LOB: 1	K: 0	BB: 0	S: 8	P: 13	R: 0	H: 1	E: 0	LOB: 1	K: 2	BB: 0	S: 14	P: 20	R: 0	H: 1	E: 0	LOB: 0	K: 1	BB: 0	S: 6	P: 11	R: 0	H: 1	E: 0	LOB: 2	K: 2	BB: 1	S: 13	P: 20	R: 0	H: 1	E: 0	LOB: 2	K: 1	BB: 1	S: 18	P: 28	R: 0	H: 1	E: 0	LOB: 1	K: 1	BB: 0	S: 10	P: 14	R: 0	H: 0	E: 2	LOB: 2	K: 1	BB: 0	S: 11	P: 18	R: 2	H: 3	E: 2	LOB: 3	K: 0	BB: 1	S: 14	P: 25	1B: 10	SF: 1	2B: 0	SAC: 3	3B: 0	DP: 0	HR: 0	HBP: 0
--------------	------	------	------	--------	------	-------	------	-------	------	------	------	--------	------	-------	------	-------	------	------	------	--------	------	-------	-------	-------	------	------	------	--------	------	-------	------	-------	------	------	------	--------	------	-------	-------	-------	------	------	------	--------	------	-------	-------	-------	------	------	------	--------	------	-------	-------	-------	------	------	------	--------	------	-------	-------	-------	------	------	------	--------	------	-------	-------	-------	--------	-------	-------	--------	-------	-------	-------	--------

PITCHER	IP	WLS	BF	H	R	ER	SO	BB	IBB	HBP	BLK	WP	HR	S	P	ERA	WHIP
Kevin Gross, R ERA: 3.17 (1, 1)	7.0		29	7	1	1	6	2	0	0	1	0	0	75	117	1.29	1.286
John Candelaria, L ERA: 2.7 (8, 1)	0.1		1	0	0	0	0	0	0	0	0	0	0	3	6	0.00	0.000
Roger McDowell, R ERA: 3.71 (8, 1)	1.1	L	11	3	2	1	1	0	1	0	0	0	0	22	37	6.75	2.250

BOTTOM

Los Angeles Dodgers @ San Francisco Giants
Candlestick Park, San Francisco, CA

livebaseballscorecards.com

AB	34
R	3
H	10
RBI	3
BB	3
SO	7
LOB	23



WP: 0	PA: 41
PB: 0	
SB: 0	
CS: 1	

Sun Sep 20 1992, 10:05 PM EDT
Att. 21,633 - Sunny - 58 F

Batter	1	2	3	4	5	6	7	8	9	AB R H RBI BB SO LOB	TOP											
Darren Lewis, R (1, 8) OBP: 0.298, SLG: 0.272	4-2 BB		0-1 B5-3		2-2 P2		0-0 G6-3		2-2 G6-3	4 0 0 0 1 0 1	San Francisco Giants @ San Diego Padres Jack Murphy Stadium, San Diego, CA Mon Sep 21 1992, 10:05 PM EDT Att. 30,225 - Overcast - 77 F livebaseballscorecards.com											
Robby Thompson, R (1, 4) OBP: 0.340, SLG: 0.428	2-1 F9		1-1 F8			0-1 HR	2-3 K		1-3 K	5 1 1 1 0 2 1												
Will Clark, L (1, 3) OBP: 0.388, SLG: 0.483	1-0 1B			2-2 G4-3		0-1 1B		0-3 K		4 1 2 0 0 1 0												
Cory Snyder, R (1, 7) OBP: 0.308, SLG: 0.444	1-1 F9			0-0 G5-3		1-0 F7		1-2 G4-3		4 0 0 0 0 0 3												
Matt Williams, R (1, 5) OBP: 0.291, SLG: 0.386	1-1 F8			2-2 P2		3-2 F7		1-0 E 1B		4 1 1 0 0 0 3												
Steve Hosey, R (1, 9) OBP: 0.286, SLG: 0.294		3-3 K			0-0 SH1-3 1B	1-1 HR 1B		2-2 E8 1B		4 2 3 2 0 1 0												
Craig Colbert, R (1, 2) OBP: 0.250, SLG: 0.327		1-1 P4			0-0 SH1-3	1-1 HR		1-3 K		3 1 1 2 0 1 1												
Royce Clayton, R (1, 6) OBP: 0.272, SLG: 0.295		1-3 K			2-2 F7	3-2 P7			0-3 K	4 0 0 0 0 2 1												
Bryan Hickerson, L (1, 1) Greg Litton, R (5, PH) Michael Jackson, R (5, 1) Steve Reed, R (8, 1) Ted Wood, L (9, PH) Dave Righetti, L (9, 1)			1-3 K		2-2 1B		1-2 G6-3		3-1 HR	1 0 0 0 0 1 0 1 0 1 1 0 0 0 1 0 0 0 0 0 0 0 0 0 0 0 0 0 1 1 1 1 0 0 0 0 0 0 0 0 0 0												
Inning Stats	R: 0 E: 0 K: 0 S: 10	H: 1 LOB: 2 BB: 1 P: 19	R: 0 E: 0 K: 2 S: 8	H: 0 LOB: 0 BB: 0 P: 13	R: 0 E: 0 K: 1 S: 7	H: 0 LOB: 0 BB: 0 P: 9	R: 0 E: 0 K: 0 S: 7	H: 0 LOB: 0 BB: 0 P: 11	R: 1 E: 0 K: 0 S: 13	H: 2 LOB: 1 BB: 0 P: 19	R: 4 E: 0 K: 0 S: 17	H: 4 LOB: 0 BB: 0 P: 26	R: 0 E: 0 K: 1 S: 8	H: 0 LOB: 0 BB: 0 P: 11	R: 1 E: 1 K: 2 S: 14	H: 2 LOB: 1 BB: 0 P: 19	R: 1 E: 0 K: 2 S: 11	H: 1 LOB: 0 BB: 0 P: 17	1B: 7 2B: 0 3B: 0 HR: 3	SF: 0 SAC: 1 DP: 0 HBP: 0	WP: 0 PB: 0 SB: 2 CS: 0	PA: 38
PITCHER	IP WLS BF H R ER SO BB IBB HBP BLK WP HR S P ERA WHIP																					
Jim Deshaies, L (1, 1) ERA: 3.57	5.2 L 25 7 5 5 3 1 0 0 0 0 0 2 57 89 7.94 1.412																					
Mike Maddux, R (6, 1) ERA: 2.51	1.1 4 0 0 0 1 0 0 0 0 0 0 0 13 19 0.00 0.000																					
Larry Andersen, R (8, 1) ERA: 3.69	1.0 5 2 1 1 2 0 0 0 0 0 0 0 14 19 9.00 2.000																					
Tim Scott, R (9, 1) ERA: 5.03	1.0 4 1 1 1 2 0 0 0 0 0 0 1 11 17 9.00 1.000																					



Batter	1	2	3	4	5	6	7	8	9	AB	R	H	RBI	BB	SO	LOB
Tony Fernandez, S OBP: 0.332, SLG: 0.358 (1, 6)	0-0 P3		0-1 G5-4-3 1B		0-1 F8		2-2 G4-3			4	0	1	0	0	0	2
Tim Teufel, R OBP: 0.319, SLG: 0.342 (1, 4)	1-0 F8		1-3 K		1-1 E5			2-3 K		4	0	0	0	0	2	3
Gary Sheffield, R OBP: 0.385, SLG: 0.584 Paul Faries, R (9, 5)	1-0 1B 1B		0-0 G5-4-3 1-2f		0-0 F7			3-2 G6-3		4	0	1	0	0	0	4
Fred McGriff, L OBP: 0.396, SLG: 0.568 (1, 3)	2-2 1-2 1B			0-0 G3 F8-2 2B		0-1 F9 1B 2B		1-2 1B		4	1	4	0	0	0	0
Dan Walters, R OBP: 0.311, SLG: 0.412 (1, 2)	1-0 P4			1-0 G3		1-2 F9		3-2 G6-3		4	0	0	0	0	0	5
Jerald Clark, R OBP: 0.290, SLG: 0.398 (1, 7)			1-3 K		1-2 F8-2		0-1 G4-6-3 1B		1-3 K	4	0	1	1	0	2	1
Kevin Ward, R OBP: 0.276, SLG: 0.295 (1, 8)			4-0 G6-3 BB		1-0 E 1B 1B		0-1 G4-6-3		2-3 K	3	0	1	0	1	1	1
Jim Vatcher, R OBP: 0.250, SLG: 0.375 Phil Stephenson, L OBP: 0.254, SLG: 0.233 (7, PH) (8, 9)			1-1 G6-3		1-1 F9			1-1 F9		2	0	0	0	0	0	2
Darrin Jackson, R OBP: 0.290, SLG: 0.402 (9, PH)			1-2						0-1 P4	1	0	0	0	0	0	0
Jim Deshaies, L OBP: 0.250, SLG: 0.222 Mike Maddux, L OBP: 0.250, SLG: 0.143 Oscar Azocar, L OBP: 0.214, SLG: 0.211 Larry Andersen, R Tim Scott, R (8, 1) (9, 1)			1-3 K		0-0 E 1B		2-1 G3			2	0	1	0	0	1	1

Inning Stats	R: 0	H: 2	E: 0	K: 10	S: 10	R: 0	H: 0	E: 0	K: 2	S: 14	R: 0	H: 1	E: 0	K: 1	S: 6	R: 0	H: 1	E: 0	K: 0	S: 6	R: 0	H: 2	E: 1	K: 0	S: 9	R: 1	H: 2	E: 0	K: 12	S: 12	R: 0	H: 0	E: 0	K: 0	S: 8	R: 0	H: 1	E: 0	K: 17	S: 17	R: 0	H: 0	E: 0	K: 2	S: 8	R: 0	H: 0	E: 0	K: 2	S: 11	1B: 7	2B: 3	3B: 0	HR: 0	SF: 0	SAC: 0	DP: 3	HBP: 0	WP: 0	PB: 0	SB: 0	CS: 0	PA: 35
--------------	------	------	------	-------	-------	------	------	------	------	-------	------	------	------	------	------	------	------	------	------	------	------	------	------	------	------	------	------	------	-------	-------	------	------	------	------	------	------	------	------	-------	-------	------	------	------	------	------	------	------	------	------	-------	-------	-------	-------	-------	-------	--------	-------	--------	-------	-------	-------	-------	--------

PITCHER	IP	WLS	BF	H	R	ER	SO	BB	IBB	HBP	BLK	WP	HR	S	P	ERA	WHIP
Bryan Hickerson, L ERA: 2.98 (1, 1)	4.0		15	4	0	0	3	1	0	0	0	0	0	36	51	0.00	1.250
Michael Jackson, R ERA: 3.65 (5, 1)	3.0	W	13	4	1	1	0	0	0	0	0	0	0	29	38	3.00	1.333
Steve Reed, R ERA: 3.86 (8, 1)	1.0		4	1	0	0	1	0	0	0	0	0	0	17	26	0.00	1.000
Dave Righetti, L ERA: 5.03 (9, 1)	1.0		3	0	0	0	2	0	0	0	0	0	0	8	11	0.00	0.000

BOTTOM

San Francisco Giants @ San Diego Padres
Jack Murphy Stadium, San Diego, CA
Mon Sep 21 1992, 10:05 PM EDT
Att: 30,225 - Overcast - 77 F

livebaseballscorecards.com

AB	34
R	1
H	9
RBI	1
BB	1
SO	6
LOB	19



Batter	1	2	3	4	5	6	7	8	9	AB R H RBI BB SO LOB	TOP											
Mike Felder, S (1, 7) OBP: 0.331, SLG: 0.390	1-0 P8		2-3 K			2-3 K		3-1 FC6-4		4 0 0 0 0 2 3												
John Patterson, S (1, 8) OBP: 0.224, SLG: 0.203	1-1 P6			2-0 L8			3-3 K		0-1 L8-4-3	3 0 0 0 0 1 0												
Chris James, R (9, PH) OBP: 0.296, SLG: 0.391										1 0 1 0 0 0 0												
Darren Lewis, R (9, PR) OBP: 0.298, SLG: 0.272										0 0 0 0 0 0 0												
Will Clark, L (1, 3) OBP: 0.386, SLG: 0.480	2-3 K			0-1 L8			0-0 L8		2-1 L8-4-3	4 0 0 0 0 1 1												
Matt Williams, R (1, 5) OBP: 0.290, SLG: 0.385					1-3 K				0-0 P4	4 0 1 0 0 1 1												
Robby Thompson, R (1, 4) OBP: 0.340, SLG: 0.427										3 0 1 0 0 1 1												
Steve Hosen, R (1, 9) OBP: 0.263, SLG: 0.270										3 0 0 0 0 1 1												
Steve Decker, R (1, 2) OBP: 0.344, SLG: 0.259										2 1 1 0 1 1 1												
Royce Clayton, R (1, 6) OBP: 0.273, SLG: 0.296										3 0 1 0 0 1 1												
Larry Carter, R (1, 1) OBP: 0.250, SLG: 0.143										2 0 0 0 0 2 1												
Jim Pena, L (7, 1) OBP: 0.200, SLG: 0.200										0 0 0 0 0 0 0												
Dave Burba, R (7, 1) OBP: 0.133, SLG: 0.071										0 0 0 0 0 0 0												
Willie McGee, S (8, PH) OBP: 0.339, SLG: 0.357										1 0 1 1 0 0 0												
Francisco Oliveras, R (8, 1) OBP: 0.250, SLG: 0.143										0 0 0 0 0 0 0												
Inning Stats	R: 0 E: 0 K: 1 S: 6	H: 0 LOB: 0 BB: 0 P: 10	R: 0 E: 0 K: 1 S: 7	H: 1 LOB: 0 BB: 0 P: 10	R: 0 E: 0 K: 2 S: 12	H: 1 LOB: 1 BB: 0 P: 17	R: 0 E: 0 K: 1 S: 7	H: 0 LOB: 0 BB: 0 P: 10	R: 0 E: 0 K: 1 S: 7	H: 1 LOB: 0 BB: 0 P: 11	R: 0 E: 0 K: 3 S: 12	H: 0 LOB: 0 BB: 0 P: 19	R: 0 E: 0 K: 1 S: 9	H: 0 LOB: 0 BB: 0 P: 13	R: 1 E: 0 K: 1 S: 9	H: 2 LOB: 2 BB: 1 P: 18	R: 0 E: 0 K: 0 S: 5	H: 1 LOB: 1 BB: 0 P: 7	1B: 5 2B: 3 3B: 0 HR: 0	SF: 0 SAC: 0 DP: 2 HBP: 0	WP: 0 PB: 0 SB: 0 CS: 1	PA: 31
PITCHER	IP WLS BF H R ER SO BB IBB HBP BLK WP HR S P ERA WHIP																					
Andy Benes, R (1, 1) ERA: 3.4	7.2 W 27 5 1 1 11 1 0 0 0 0 0 67 103 1.17 0.783																					
Randy Myers, L (8, 1) ERA: 4.13	1.1 S 4 1 0 0 0 0 0 0 0 0 0 0 7 12 0.00 0.750																					

San Francisco Giants @ San Diego Padres
 Jack Murphy Stadium, San Diego, CA

AB	30
R	1
H	6
RBI	1
BB	1
SO	11
LOB	10



Tue Sep 22 1992, 6:33 AM EDT
 Att. 6,601 - Sunny - 84 F

WP: 0	PA: 31
PB: 0	
SB: 0	
CS: 1	

Batter	1	2	3	4	5	6	7	8	9	AB R H RBI BB SO LOB	TOP	
Otis Nixon, S (1, 9) OBP: 0.358, SLG: 0.360 (7, 8)	2-2 		1-0 	0-0 			1-0 	0-1 		5 1 2 0 0 0 3	Atlanta Braves @ San Francisco Giants Candlestick Park, San Francisco, CA Wed Sep 23 1992, 10:05 PM EDT Att. 13,035 - Sunny - 59 F	
Jeff Blauser, R (1, 6) OBP: 0.356, SLG: 0.468 David Justice, L (7, 9) OBP: 0.353, SLG: 0.432	1-1 		2-1 		2-2 	2-1 	1-3 		4 2 2 2 0 0 0 1 0 0 0 0 1 2			
Terry Pendleton, S (1, 5) OBP: 0.348, SLG: 0.481	0-2 		1-2 		0-2 	4-0 	1-1 		4 1 3 2 1 0 0			
Lonnie Smith, R (1, 7) OBP: 0.325, SLG: 0.449 Rafael Belliard, R (7, 6) OBP: 0.264, SLG: 0.247		1-0 	3-2 		3-2 	4-2 	0-0 		3 0 1 1 1 0 1 1 0 0 0 0 0 2			
Ron Gant, R (1, 8) OBP: 0.319, SLG: 0.410 (7, 7)	2-2 		3-3 		2-0 	3-1 		0-3 	5 0 0 0 0 2 4			
Brian Hunter, R (1, 3) OBP: 0.295, SLG: 0.502		4-2 		2-0 		3-3 		4-0 	3 1 0 0 2 1 0			
Damon Berryhill, S (1, 2) OBP: 0.275, SLG: 0.399	2-2 		1-0 		3-2 		1-2 	0-0 	5 1 2 0 0 0 1			
Mark Lemke, S (1, 4) OBP: 0.313, SLG: 0.318			0-2 	0-0 		2-1 		0-1 	4 1 2 1 0 0 0			
Charlie Leibrandt, R (1, 1) OBP: 0.125, SLG: 0.130			0-0 	2-1 		1-0 	1-0 		3 0 1 1 0 0 0			
Inning Stats	R: 0 H: 0 E: 0 LOB: 0 K: 0 BB: 0 S: 8 P: 11	R: 0 H: 0 E: 0 LOB: 1 K: 0 BB: 1 S: 12 P: 21	R: 3 H: 4 E: 0 LOB: 1 K: 1 BB: 0 S: 18 P: 28	R: 0 H: 3 E: 0 LOB: 2 K: 0 BB: 0 S: 6 P: 11	R: 0 H: 1 E: 0 LOB: 1 K: 0 BB: 0 S: 10 P: 17	R: 0 H: 0 E: 0 LOB: 0 K: 1 BB: 0 S: 10 P: 18	R: 1 H: 1 E: 0 LOB: 2 K: 0 BB: 2 S: 8 P: 23	R: 3 H: 4 E: 0 LOB: 2 K: 1 BB: 1 S: 14 P: 22	R: 0 H: 0 E: 0 LOB: 0 K: 1 BB: 0 S: 10 P: 13	1B: 9 SF: 1 2B: 2 SAC: 0 3B: 1 DP: 1 HR: 1 HBP: 0	WP: 0 PA: 43 PB: 0 SB: 1 CS: 0	
PITCHER Bud Black, L (1, 1) ERA: 3.78 Steve Reed, R (7, 1) ERA: 3.72 Dave Righetti, L (8, 1) ERA: 5.26	IP WLS BF H R ER SO BB IBB HBP BLK WP HR S P ERA WHIP											PITCHER IP WLS BF H R ER SO BB IBB HBP BLK WP HR S P ERA WHIP

livebaseballscorecards.com

AB	38
R	7
H	13
RBI	7
BB	4
SO	4
LOB	13



Batter	1	2	3	4	5	6	7	8	9	AB	R	H	RBI	BB	SO	LOB
Mike Felder, S OBP: 0.333, SLG: 0.391 (1, 8)	2-2 P4		2-2 1B			1-1 G6-3 1B		1-2 G6-3		4	0	2	0	0	0	0
Willie McGee, S OBP: 0.336, SLG: 0.353 (1, 9)	0-1 G1-4-3		0-0 F8			0-0 G6-3 1-2f		1-1 G3-1		4	0	0	0	0	0	2
Will Clark, L OBP: 0.385, SLG: 0.478 (1, 3)	1-0 F8					1-1 G6-3		1-1 F8 1B		4	0	1	0	0	0	0
Chris James, R OBP: 0.296, SLG: 0.386 (1, 7)		1-1 P3				2-3 K		2-1 F8		3	0	0	0	1	1	1
Matt Williams, R OBP: 0.290, SLG: 0.386 (1, 5)		1-0 F7				3-3 K		4-2 BB E BB		4	0	1	0	0	1	1
Robby Thompson, R OBP: 0.339, SLG: 0.425 (1, 4)		3-1 FC6-4 1B				2-3 K		0-0 P2		4	0	1	0	0	1	2
Kirt Manwaring, R OBP: 0.310, SLG: 0.326 (1, 2)		2-2 FC6-4 1-2f				1-1 2B		2-2 E5 BB		4	0	1	0	0	0	3
Royce Clayton, R OBP: 0.273, SLG: 0.293 (1, 6)			0-3 K			2-3 K		4-0 BB		3	0	0	0	1	2	2
Bud Black, L OBP: 0.093, SLG: 0.077 (1, 1)			2-2 L8			1-0 G3-1		1-2 F9		2	0	0	0	0	0	1
Steve Reed, R (7, 1)										0	0	0	0	0	0	0
Cory Snyder, R (7, PH)										1	0	0	0	0	0	3
Dave Righetti, L (8, 1)										0	0	0	0	0	0	0

Inning Stats	R: 0	H: 0	E: 0	K: 0	S: 6	R: 0	H: 1	E: 0	K: 0	S: 9	R: 0	H: 1	E: 0	K: 1	S: 11	R: 0	H: 0	E: 0	K: 2	S: 10	R: 0	H: 1	E: 0	K: 2	S: 10	R: 0	H: 1	E: 0	K: 0	S: 5	R: 0	H: 0	E: 1	K: 0	S: 13	R: 0	H: 1	E: 0	K: 0	S: 9	R: 0	H: 1	E: 0	K: 0	S: 8	1B: 4	2B: 2	3B: 0	HR: 0	SF: 0	SAC: 0	DP: 1	HBP: 0	WP: 0	PA: 35
	0	0	0	0	6	0	1	0	0	9	0	1	0	1	11	0	0	0	2	10	0	1	0	0	0	10	0	1	0	0	5	0	0	1	0	13	0	1	0	14	0	1	0	13	4	2	0	0	0	0	0	0	0	35	

PITCHER	IP	WLS	BF	H	R	ER	SO	BB	IBB	HBP	BLK	WP	HR	S	P	ERA	WHIP
Charlie Leibrandt, L (1, 1)	9.0	W	35	6	0	0	5	2	0	0	0	0	0	81	130	0.00	0.889

Atlanta Braves @ San Francisco Giants
Candlestick Park, San Francisco, CA

Wed Sep 23 1992, 10:05 PM EDT
Att. 13,035 - Sunny - 59 F

AB	33
R	0
H	6
RBI	0
BB	2
SO	5
LOB	15



Batter	1	2	3	4	5	6	7	8	9	AB R H RBI BB SO LOB	TOP
Otis Nixon, S (1, 8) <small>OBP: 0.357, SLG: 0.357</small>	0-0 		3-2 			4-0 			1-2 	3 0 0 0 1 0 0	Atlanta Braves @ San Francisco Giants Candlestick Park, San Francisco, CA Thu Sep 24 1992, 6:33 AM EDT Att. 12,573 - Sunny - 70 F
Jeff Blauser, R (1, 6) <small>OBP: 0.352, SLG: 0.463</small>	2-3 		2-1 			1-1 		2-2 	4 0 0 0 0 1 1		
Terry Pendleton, S (1, 5) <small>OBP: 0.346, SLG: 0.478</small>	2-3 			2-3 			1-2 	1-1 	4 0 0 0 0 2 0		
David Justice, L (1, 9) <small>OBP: 0.355, SLG: 0.433</small>		2-1 		1-2 			0-0 		3 0 2 0 0 0 0		
Sid Bream, L (1, 3) <small>OBP: 0.338, SLG: 0.422</small>		1-1 		1-3 			1-0 		3 0 1 0 0 1 1		
Ron Gant, R (1, 7) <small>OBP: 0.317, SLG: 0.408</small>		0-0 			1-0 		1-2 		3 0 0 0 0 0 3		
Damon Berryhill, S (1, 2) <small>OBP: 0.272, SLG: 0.394</small>		1-3 			0-3 		1-0 		3 0 0 0 0 2 2		
Mark Lemke, S (1, 4) <small>OBP: 0.312, SLG: 0.316</small> Jeff Treadway, L (6, 4) <small>OBP: 0.288, SLG: 0.275</small>		3-3 			1-3 		1-3 		2 0 0 0 0 2 2 1 0 0 0 0 1 0		
Tom Glavine, L (1, 1) <small>OBP: 0.273, SLG: 0.297</small> Tommy Gregg, L (6, PH) <small>OBP: 0.444, SLG: 0.375</small> David Nied, R (6, 1) <small>OBP: 0.286, SLG: 0.286</small> Ryan Klesko, L (8, PH) <small>OBP: 0.286, SLG: 0.286</small> Jeff Reardon, R (8, 1)		0-1 			0-3 		0-0 		1 0 0 0 0 0 0 1 0 0 0 0 1 0 0 0 0 0 0 0 0 1 0 0 0 0 0 0 0 0 0 0 0 0 0		
Inning Stats	R: 0 H: 0 E: 0 LOB: 0 K: 2 BB: 0 S: 7 P: 11	R: 0 H: 2 E: 0 LOB: 2 K: 2 BB: 0 S: 13 P: 20	R: 0 H: 0 E: 0 LOB: 0 K: 0 BB: 0 S: 9 P: 14	R: 0 H: 0 E: 0 LOB: 0 K: 2 BB: 0 S: 10 P: 14	R: 0 H: 0 E: 0 LOB: 0 K: 2 BB: 0 S: 7 P: 9	R: 0 H: 0 E: 0 LOB: 0 K: 1 BB: 1 S: 5 P: 10	R: 0 H: 1 E: 0 LOB: 1 K: 0 BB: 0 S: 9 P: 12	R: 0 H: 0 E: 0 LOB: 0 K: 1 BB: 0 S: 5 P: 7	R: 0 H: 0 E: 0 LOB: 0 K: 0 BB: 0 S: 9 P: 13	1B: 3 SF: 0 2B: 0 SAC: 0 3B: 0 DP: 1 HR: 0 HBP: 0	WP: 0 PA: 30 PB: 0 SB: 0 CS: 0
PITCHER	IP WLS BF H R ER SO BB IBB HBP BLK WP HR S P ERA WHIP Jeff Brantley, R (1, 1) <small>ERA: 3.13</small> Bill Swift, R (6, 1) <small>ERA: 2.05</small> Rod Beck, R (9, 1) <small>ERA: 1.93</small>	5.1 W 18 2 0 0 9 0 0 0 0 0 0 0 49 71 0.00 0.375 2.2 9 1 0 0 1 1 0 0 0 0 0 0 16 26 0.00 0.750 1.0 3 0 0 0 0 0 0 0 0 0 0 0 9 13 0.00 0.000					PITCHER	IP WLS BF H R ER SO BB IBB HBP BLK WP HR S P ERA WHIP			

AB	29
R	0
H	3
RBI	0
BB	1
SO	10
LOB	9



Batter	1	2	3	4	5	6	7	8	9	AB	R	H	RBI	BB	SO	LOB
Mike Felder, S OBP: 0.335, SLG: 0.391 (1, 8) (8, 7)	1-3 K		2-0 2B 1B	4-0 BB BB		1-2 F9				3	1	1	1	1	1	0
Robby Thompson, R OBP: 0.342, SLG: 0.429 (1, 4)	1-0 G4-6-3 1B		2-1 1B 1-3	4-0 BB BB			3-3 K			3	0	2	0	1	1	0
Will Clark, L OBP: 0.364, SLG: 0.475 (1, 3)	0-0 G4-6-3 1-2f		4-1 FC5 1B IBB	2-3 K			1-2 G6-3			3	0	0	0	1	1	4
Chris James, R OBP: 0.295, SLG: 0.384 Darren Lewis, R OBP: 0.298, SLG: 0.272 (1, 7) (8, 8)		0-1 P3	0-0 1-2 2-3 3-H 1B		0-1 L6		0-2 G1-3			4	0	1	1	0	0	0
Matt Williams, R OBP: 0.290, SLG: 0.391 (1, 5)		1-1 G5-3	0-0 FC5 2-3f		0-1 HR			0-0 P5		4	1	1	1	0	0	3
Cory Snyder, R OBP: 0.306, SLG: 0.441 (1, 9)		0-0 F8		0-2 E5 F9 1B WP	1-1 G4-3			0-0 G4-6-3 1B		4	1	1	0	0	0	0
Kirt Manwaring, R OBP: 0.309, SLG: 0.325 (1, 2)			2-2 F9	1-1 BB WP 1B	2-2 G6-3			0-1 G4-6-3		4	0	1	0	0	0	1
Royce Clayton, R OBP: 0.273, SLG: 0.291 (1, 6)			4-2 G3 E 1B BB	1-2 F9		1-2 G4-3				2	1	0	0	1	0	2
Jeff Brantley, R OBP: 0.250, SLG: 0.143 Bill Swift, R OBP: 0.180, SLG: 0.224 Rod Beck, R OBP: 0.500, SLG: 0.500 (1, 1) (6, 1) (9, 1)			1-0 G3	2-2 G5-3		0-3 K				2	0	0	0	0	0	2

Inning Stats	R: 0	H: 1	E: 0	K: 1	S: 5	LOB: 0	BB: 0	P: 7	R: 0	H: 0	E: 0	K: 0	S: 5	LOB: 0	BB: 0	P: 6	R: 2	H: 3	E: 1	K: 0	S: 12	LOB: 3	BB: 2	P: 27	R: 1	H: 1	E: 0	K: 0	S: 9	LOB: 0	BB: 0	P: 12	R: 0	H: 0	E: 0	K: 1	S: 9	LOB: 0	BB: 0	P: 11	R: 0	H: 0	E: 0	K: 1	S: 10	LOB: 0	BB: 0	P: 14	R: 0	H: 1	E: 0	K: 0	S: 4	LOB: 0	BB: 0	P: 4
PITCHER	IP	WLS	BF	H	R	ER	SO	BB	IBB	HBP	BLK	WP	HR	S	P	ERA	WHIP																																							
Tom Glavine, L ERA: 2.87 (1, 1)	5.0	L	25	6	4	3	2	3	1	0	0	1	1	46	81	5.40	1.800																																							
David Nied, R ERA: 1.42 (6, 1)	2.0		6	0	0	0	2	0	0	0	0	0	0	19	25	0.00	0.000																																							
Jeff Reardon, R ERA: 3.54 (8, 1)	1.0		3	1	0	0	0	0	0	0	0	0	0	4	4	0.00	1.000																																							

BOTTOM

Atlanta Braves @ San Francisco Giants
Candlestick Park, San Francisco, CA

Thu Sep 24 1992, 6:33 AM EDT
Att. 12,573 - Sunny - 70 F

AB	30
R	4
H	7
RBI	3
BB	4
SO	4
LOB	12

WP: 1 PA: 34
PB: 0
SB: 0
CS: 0



WP	HR	S	P	ERA	WHIP						
1B: 5	SF: 0	2B: 1	SAC: 0	3B: 0	DP: 2	HR: 1	HBP: 0				

Batter	1	2	3	4	5	6	7	8	9	AB R H RBI BB SO LOB	TOP											
Bip Roberts, S (1, 7) OBP: 0.390, SLG: 0.429	1-0 G6-3		0-0 1B 1B		0-3 K	0-0 P3			1-2 FC4 1B	5 1 2 0 0 1 3												
Willie Greene, L (1, 5) OBP: 0.279, SLG: 0.323	0-0 F7		1-2 1B 1B		2-3 K			4-2 G5-3 BB	0-0 FC4 1-2f	4 0 1 1 1 1 1												
Barry Larkin, R (1, 6) OBP: 0.383, SLG: 0.463 Jeff Branson, L (8, 4) OBP: 0.318, SLG: 0.356	1-3 K		1-1 1B		0-1 F7			0-1 G5-3	0-0 F9	4 0 1 1 0 1 1 1 0 0 0 0 0 1												
Reggie Sanders, R (1, 8) OBP: 0.353, SLG: 0.466		1-2 G5-4-3 1B	2-2 P3		0-1 E4			0-0 G1-3	3-2 F8	5 0 1 0 0 0 4												
Tim Costo, R (1, 3) OBP: 0.368, SLG: 0.438		1-0 G5-4-3 1-2f	1-3 K		1 SAFE 1 SAFE 1 SAFE 1 SAFE 1 SAFE 1 SAFE	4-2 1B 1B E BB		2-2 G5-3		3 1 0 0 1 1 4												
Joe Oliver, R (1, 2) OBP: 0.316, SLG: 0.390		1-2 L5		1-2 G5-4-3 1B		0-2 E4 1B 1B			1-3 K	4 0 1 0 0 1 1												
Paul O'Neill, L (1, 9) OBP: 0.356, SLG: 0.380			1-3 K	3-2 G5-4-3 1-2f		0-1 1B 1B		0-0 G3-1		4 0 1 0 0 1 1												
Freddie Benavides, R (1, 4) OBP: 0.283, SLG: 0.323 (8, 6)			1-0 PB 2B 1B	4-2 BB BB		2-2 1B 1B		2-1 2B		3 1 3 1 1 0 0												
Tim Belcher, R (1, 1) OBP: 0.108, SLG: 0.162 Steve Foster, R (9, 1) OBP: 0.200, SLG: 0.200			2-2 1B 1B 2B	0-0 F8		0-2 L4		0-3 K		4 1 1 1 0 1 5 0 0 0 0 0 0 0												
Inning Stats	R: 0 E: 0 K: 1 S: 5	H: 0 LOB: 0 BB: 0 P: 7	R: 0 E: 0 K: 0 S: 7	H: 1 LOB: 0 BB: 0 P: 10	R: 3 E: 0 K: 2 S: 24	H: 5 LOB: 2 BB: 0 P: 33	R: 0 E: 0 K: 0 S: 11	H: 1 LOB: 1 BB: 1 P: 19	R: 0 E: 0 K: 2 S: 12	H: 0 LOB: 0 BB: 0 P: 14	R: 1 E: 2 K: 0 S: 19	H: 2 LOB: 3 BB: 1 P: 25	R: 0 E: 0 K: 0 S: 8	H: 0 LOB: 1 BB: 1 P: 14	R: 0 E: 0 K: 2 S: 11	H: 1 LOB: 1 BB: 0 P: 14	R: 0 E: 1 K: 0 S: 9	H: 1 LOB: 1 BB: 0 P: 13	1B: 9 2B: 2 3B: 0 HR: 0	SF: 0 SAC: 0 DP: 2 HBP: 0	WP: 0 PB: 1 SB: 0 CS: 1	PA: 40
PITCHER	IP WLS BF H R ER SO BB IBB HBP BLK WP HR S P ERA WHIP																					
Kevin Rogers, L (1, 1) ERA: 5.14	6.0 L 28 9 4 3 5 2 0 0 0 0 0 0 78 108 4.50 1.833																					
Steve Reed, R (7, 1) ERA: 3.09	2.0 8 1 0 0 2 1 0 0 0 0 0 0 19 28 0.00 1.000																					
Jim Pena, L (9, 1) ERA: 3.27	1.0 4 1 0 0 0 0 0 0 0 0 0 0 9 13 0.00 1.000																					

Cincinnati Reds @ San Francisco Giants
Candlestick Park, San Francisco, CA

Fri Sep 25 1992, 10:05 PM EDT
Att. 15,638 - Sunny - 71 F

livebaseballscorecards.com

AB	37
R	4
H	11
RBI	4
BB	3
SO	7
LOB	21



Batter	1	2	3	4	5	6	7	8	9	AB	R	H	RBI	BB	SO	LOB
Mike Felder, S OBP: 0.334, SLG: 0.389 (1, 8)	G1-3			G4-3	F9			G6-3		4	0	1	0	0	0	1
Willie McGee, S OBP: 0.335, SLG: 0.353 (1, 9)	G6-3			2B 3B 1B		G6-3		G6-3		4	1	1	0	0	0	1
Will Clark, L OBP: 0.383, SLG: 0.475 (1, 3)	F7			3B 2B		P7		G6-3		4	1	1	0	0	0	0
Chris James, R OBP: 0.295, SLG: 0.391 (1, 7)			F8	3B		F8		G5-4-3 1B		3	0	1	2	0	0	0
Steve Reed, R (7, 1)										0	0	0	0	0	0	0
Jim Pena, L OBP: 0.200, SLG: 0.200 (9, 1)										0	0	0	0	0	0	0
John Patterson, S OBP: 0.233, SLG: 0.213 (9, PH)										1	0	1	0	0	0	0
Matt Williams, R OBP: 0.288, SLG: 0.388 (1, 5)		F8		K				G5-4-3		4	0	0	0	0	1	2
Robby Thompson, R OBP: 0.340, SLG: 0.426 (1, 4)				K				1-2f		3	0	0	0	0	2	1
Steve Decker, R OBP: 0.314, SLG: 0.233 (1, 2)			P2			G5-3		F9		3	0	0	0	0	0	0
Jose Uribe, S OBP: 0.306, SLG: 0.355 (1, 6)			P6			P5		G3-1		3	0	0	0	0	0	0
Kevin Rogers, L OBP: 0.125, SLG: 0.125 (1, 1)			K			1B				2	0	1	0	0	1	0
Ted Wood, L OBP: 0.296, SLG: 0.292 (7, 7)										1	0	0	0	0	1	0

Inning Stats	R: 0	H: 0	E: 0	K: 0	S: 13	R: 0	H: 0	E: 0	K: 1	S: 10	R: 0	H: 0	E: 0	K: 1	S: 8	R: 2	H: 3	E: 0	K: 2	S: 19	R: 0	H: 1	E: 0	K: 0	S: 6	R: 0	H: 0	E: 0	K: 0	S: 3	R: 0	H: 0	E: 0	K: 0	S: 5	R: 0	H: 1	E: 0	K: 1	S: 16	R: 0	H: 1	E: 0	K: 0	S: 9	1B: 4	SF: 0	2B: 1	SAC: 0	3B: 1	DP: 1	HR: 0	HBP: 0	WP: 0	PA: 32
PITCHER	IP	WLS	BF	H	R	ER	SO	BB	IBB	HBP	BLK	WP	HR	S	P	ERA	WHIP																																						
Tim Belcher, R ERA: 4.0 (1, 1)	8.0	W	29	5	2	2	5	0	0	0	0	0	0	80	110	2.25	0.625																																						
Steve Foster, R ERA: 3.09 (9, 1)	1.0	S	3	1	0	0	0	0	0	0	0	0	0	9	14	0.00	1.000																																						


BOTTOM

Cincinnati Reds @ San Francisco Giants
Candlestick Park, San Francisco, CA

Fri Sep 25 1992, 10:05 PM EDT
Att. 15,638 - Sunny - 71 F

livebaseballscorecards.com

AB	32
R	2
H	6
RBI	2
BB	0
SO	5
LOB	5



Batter	1	2	3	4	5	6	7	8	9	AB R H RBI BB SO LOB	TOP									
Bip Roberts, S (1, 7) OBP: 0.393, SLG: 0.435	0-0 L3 1B		3-1 2-H 3B		1-1 1B 1B		0-0 G1-3		4-1 2B 1B BB	4 1 3 1 1 0 0										
Willie Greene, L (1, 5) OBP: 0.315, SLG: 0.364	1-0 L3 1-2		4-2 BB		1-0 1-2 1B		2-1 FC6 1B		1-1 1B 2B 1-3 3-H	4 0 3 1 1 0 1										
Barry Larkin, R (1, 6) OBP: 0.381, SLG: 0.461	3-2 F8		0-0 G5-3		1-1 F8		0-0 FC6 1-2f		0-0 2-3 3-H 1B	5 0 1 1 0 0 5										
Paul O'Neill, L (1, 9) OBP: 0.354, SLG: 0.378		0-0 G4-3		3-1 F7		1-1 1B 1B		0-0 G4-3	0-0 L4	5 0 1 0 0 0 2										
Hal Morris, L (1, 3) OBP: 0.349, SLG: 0.387		1-0 F7		1-1 G3		1-0 F8		0-1 L7	1-3 K	5 0 0 0 0 1 3										
Jeff Branson, L (1, 4) OBP: 0.324, SLG: 0.362		2-3 K		0-0 1B		2-3 K		1-1 FC6-4 1B		4 0 2 0 0 2 1										
Joe Oliver, R (1, 2) OBP: 0.316, SLG: 0.389			1-1 F8	1-1 P3		0-0 1B		0-0 FC6-4 1-2f		4 0 1 0 0 0 2										
Dave Martinez, L (1, 8) OBP: 0.322, SLG: 0.345		2-0 3B 2B		1-0 F8 G3		0-0 G3			0-0 F8 2B 2B	4 2 2 0 0 0 2										
Greg Swindell, L (1, 1) OBP: 0.138, SLG: 0.154			0-2 F9		0-0 F8		0-3 K		1-2 F8 2-3	2 0 0 0 0 0 1 0 0 0 0 0 0 0 1 0 0 0 0 0 1 0 0 0 0 0 0 0 0 0 0 0 0 0 0 1 0 0 0 0 0 1										
Scott Bankhead, R (6, 1) OBP: 0.222, SLG: 0.222																				
Reggie Sanders, R (7, PH) OBP: 0.352, SLG: 0.465																				
Dwayne Henry, R (7, 1) OBP: 0.250, SLG: 0.250																				
Milt Hill, R (8, 1) OBP: 0.339, SLG: 0.349																				
Bill Doran, S (9, PH) OBP: 0.339, SLG: 0.349																				
Inning Stats	R: 0 E: 0 K: 0 S: 9	H: 1 LOB: 0 BB: 0 P: 13	R: 0 E: 0 K: 1 S: 5	H: 0 LOB: 0 BB: 0 P: 8	R: 1 E: 0 K: 0 S: 12	H: 2 LOB: 2 BB: 1 P: 22	R: 0 E: 0 K: 0 S: 7	H: 1 LOB: 1 BB: 0 P: 12	R: 0 E: 0 K: 1 S: 9	H: 2 LOB: 2 BB: 0 P: 13	R: 0 E: 0 K: 1 S: 7	H: 1 LOB: 1 BB: 0 P: 9	R: 0 E: 0 K: 0 S: 6	H: 1 LOB: 1 BB: 0 P: 7	R: 2 E: 0 K: 1 S: 12	H: 3 LOB: 2 BB: 1 P: 19	1B: 9 2B: 4 3B: 1 HR: 0	SF: 0 SAC: 0 DP: 1 HBP: 0	WP: 0 PB: 0 SB: 0 CS: 0	PA: 41
PITCHER	IP WLS BF H R ER SO BB IBB HBP BLK WP HR S P ERA WHIP																			
John Burkett, R (1, 1) ERA: 3.72	5.2 W 25 8 1 1 2 1 0 0 0 0 0 0 48 78 1.59 1.588																			
Bill Swift, R (6, 1) ERA: 2.12	2.2 14 5 2 2 1 1 0 0 0 0 0 0 22 31 6.75 2.250																			
Bryan Hickerson, L (9, 1) ERA: 2.95	0.2 2 0 0 0 1 0 0 0 0 0 0 0 4 5 0.00 0.000																			

Cincinnati Reds @ San Francisco Giants
Candlestick Park, San Francisco, CA

Sat Sep 26 1992, 6:33 AM EDT
Att. 29,391 - Sunny - 87 F

livebaseballscorecards.com

AB	39
R	3
H	13
RBI	3
BB	2
SO	4
LOB	18



Batter	1	2	3	4	5	6	7	8	9
John Patterson, S (1, 8) OBP: 0.236, SLG: 0.217 Mike Felder, S (7, 7) OBP: 0.332, SLG: 0.386	2-1 F8		0-3 K		0-1 E		0-2 P6	1-1 G3	
Robby Thompson, R (1, 4) OBP: 0.340, SLG: 0.425	0-1 G5-3		2-2 F7		2-2 P6		2-2 WP F8		
Will Clark, L (1, 3) OBP: 0.384, SLG: 0.477	0-0 1B			0-0 P2		3-2 1B	0-0 F8		
Chris James, R (1, 7) OBP: 0.296, SLG: 0.391 Darren Lewis, R (6, PR) OBP: 0.297, SLG: 0.271 (7, 8)	2-3 K		2-3 K		0-2 1B		3-2 F8		
Cory Snyder, R (1, 5) OBP: 0.308, SLG: 0.444		1-2 F9		1-1 L5		2-2 WP 1B		1-2 2B SF8	
Steve Hoesey, R (1, 9) OBP: 0.310, SLG: 0.415		0-0 1B			2-2 HR		1-1 G6-3	3-2 E HR	
Craig Colbert, R (1, 2) OBP: 0.250, SLG: 0.327		3-1 P4			0-1 1B SH1-4		0-3 K	0-0 SF8	
Royce Clayton, R (1, 6) OBP: 0.276, SLG: 0.301		1-2 FC5-6-4			2-3 K		4-0 IBB	0-0 HR	
John Burkett, R (1, 1) OBP: 0.088, SLG: 0.038 Bill Swift, R (6, 1) OBP: 0.173, SLG: 0.216 Bryan Hickerson, L (9, 1)			0-1 G6-3		1-1 SH1-4		1-2 L6	0-0 P4	

AB	R	H	RBI	BB	SO	LOB
3	1	1	1	0	1	0
2	0	0	0	0	0	0
4	0	1	0	0	0	0
4	1	2	0	0	0	1
3	0	1	1	0	2	1
1	1	0	0	0	0	1
4	1	2	1	0	0	0
4	2	3	1	0	0	2
3	1	1	1	0	1	3
3	1	1	2	1	1	2
1	0	0	0	0	0	0
2	0	0	0	0	0	2
0	0	0	0	0	0	0

AB	R	H	RBI	BB	SO	LOB
34	8	12	7	1	5	12

Inning Stats	R	H	E	K	S	H	LOB	BB	P						
R: 0 E: 0 K: 1 S: 8	H: 1 LOB: 1 BB: 0 P: 12	R: 0 E: 0 K: 0 S: 9	H: 1 LOB: 1 BB: 0 P: 14	R: 0 E: 0 K: 1 S: 10	H: 0 LOB: 0 BB: 0 P: 12	R: 0 E: 0 K: 1 S: 7	H: 0 LOB: 0 BB: 0 P: 10	R: 3 E: 0 K: 1 S: 15	H: 3 LOB: 0 BB: 0 P: 22	R: 2 E: 0 K: 1 S: 19	H: 3 LOB: 2 BB: 1 P: 30	R: 0 E: 0 K: 0 S: 10	H: 1 LOB: 1 BB: 0 P: 15	R: 3 E: 1 K: 0 S: 15	H: 3 LOB: 0 BB: 0 P: 20

WP	HR	S	P	ERA	WHIP
2	0	0	0	2.61	1.600
0	0	0	0	3.03	0.000
1	0	0	0	3.56	1.000
0	1	0	0	3.38	3.000

BOTTOM

Cincinnati Reds @ San Francisco Giants
Candlestick Park, San Francisco, CA

livebaseballscorecards.com

AB 34
R 8
H 12
RBI 7
BB 1
SO 5
LOB 12



WP	HR	S	P	ERA	WHIP
2	0	0	0	2.61	1.600
0	0	0	0	3.03	0.000
1	0	0	0	3.56	1.000
0	1	0	0	3.38	3.000

Sat Sep 26 1992, 6:33 AM EDT
Att: 29,391 - Sunny - 87 F

Batter	1	2	3	4	5	6	7	8	9	AB R H RBI BB SO LOB	TOP		
Bip Roberts, S (1, 7) OBP: 0.394, SLG: 0.435 Cesar Hernandez, R (7, 7) OBP: 0.267, SLG: 0.333	0-1 2B 1B	2-0 F8			1-3 K		4-1 G4-6-3 BB		0-3 K	3 1 1 0 1 1 1 1 0 0 0 0 1 1			
Willie Greene, L (1, 5) OBP: 0.312, SLG: 0.371	2-1 SAFE G3 1-H G4-3 2B		2-2 G6-3		0-0 L9		0-1 G4-6-3 1-2f			4 1 1 1 0 0 1			
Barry Larkin, R (1, 6) OBP: 0.382, SLG: 0.460 Freddie Benavides, R (3, 6) OBP: 0.280, SLG: 0.318	4-1 G4-3 G3 BB		1-1 P8		0-1 F9		2-2 G6-3			1 0 0 0 1 0 0 2 0 0 0 0 0 0			
Paul O'Neill, L (1, 9) OBP: 0.354, SLG: 0.383	0-1 G3 1-2 2-3		1-0 P4			1-0 HR		3-2 G1-3		4 1 1 1 0 0 2			
Hal Morris, L (1, 3) OBP: 0.346, SLG: 0.384 Tim Costo, R (6, 3) OBP: 0.400, SLG: 0.471	0-2 G4-3 2-3 3-H		2-1 G3-4-1		0-0 F8		1-1 G5-4-3 1B			3 0 0 1 0 0 1 1 0 1 0 0 0 0			
Jeff Branson, L (1, 4) OBP: 0.322, SLG: 0.358	1-0 P6		2-0 P6		3-1 F9 WP 1B		0-1 G5-4-3 1-2f			4 0 1 0 0 0 2			
Joe Oliver, R (1, 2) OBP: 0.319, SLG: 0.392		2-2 2B		2-2 2B 1B		4-2 1-2 BB		2-3 K		3 0 2 0 1 1 0	AB 34		
Dave Martinez, L (1, 8) OBP: 0.321, SLG: 0.347		0-3 K		0-0 K 2B		0-0 F9 2-3		2-2 G6-3		4 0 1 0 0 1 3	R 3		
Jose Rijo, R (1, 1) OBP: 0.200, SLG: 0.229 Steve Foster, R (8, 1) OBP: 0.200, SLG: 0.200 Rob Dibble, L (8, 1) OBP: 0.400, SLG: 0.400		2-2 L8		0-1 G6-3		0-3 K		1-0 1B		3 0 0 0 0 1 5 0 0 0 0 0 0 0 1 0 1 0 0 0 0	H 9		
Inning Stats	R: 2 H: 2 E: 0 LOB: 1 K: 0 BB: 1 S: 12 P: 18	R: 0 H: 1 E: 0 LOB: 1 K: 1 BB: 0 S: 10 P: 16	R: 0 H: 0 E: 0 LOB: 0 K: 0 BB: 0 S: 6 P: 10	R: 0 H: 2 E: 0 LOB: 2 K: 0 BB: 0 S: 9 P: 15	R: 0 H: 0 E: 0 LOB: 0 K: 1 BB: 0 S: 9 P: 10	R: 1 H: 2 E: 0 LOB: 2 K: 1 BB: 1 S: 11 P: 19	R: 0 H: 0 E: 0 LOB: 0 K: 0 BB: 1 S: 7 P: 13	R: 0 H: 1 E: 0 LOB: 0 K: 0 BB: 0 S: 11 P: 15	R: 0 H: 1 E: 0 LOB: 1 K: 2 BB: 0 S: 14 P: 19	1B: 5 SF: 0 2B: 3 SAC: 0 3B: 0 DP: 2 HR: 1 HBP: 0	WP: 1 PA: 37 PB: 0 SB: 0 CS: 0		
PITCHER	IP WLS BF H R ER SO BB IBB HBP BLK WP HR S P ERA WHIP											PITCHER	IP WLS BF H R ER SO BB IBB HBP BLK WP HR S P ERA WHIP
Larry Carter, R (1, 1) ERA: 4.03	5.1 L 25 7 3 3 2 2 0 0 0 0 1 1 53 84 5.06 1.688												
Jim Pena, L (6, 1) ERA: 3.21	0.2 2 0 0 0 1 0 0 0 0 0 0 0 4 4 0.00 0.000												
Dave Righetti, L (7, 1) ERA: 5.19	1.0 3 0 0 0 0 1 0 0 0 0 0 0 7 13 0.00 1.000												
Dave Burba, R (8, 1) ERA: 5.32	1.0 3 1 0 0 0 0 0 0 0 0 0 0 11 15 0.00 1.000												
Rod Beck, R (9, 1) ERA: 1.91	1.0 4 1 0 0 2 0 0 0 0 0 0 0 14 19 0.00 1.000												

Cincinnati Reds @ San Francisco Giants
Candlestick Park, San Francisco, CA
 Sun Sep 27 1992, 6:33 AM EDT
 Att. 45,630 - Sunny - 88 F

AB	34
R	3
H	9
RBI	3
BB	3
SO	5
LOB	16



BOTTOM

Cincinnati Reds @ San Francisco Giants
Candlestick Park, San Francisco, CA

Sun Sep 27 1992, 6:33 AM EDT
Att. 45,630 - Sunny - 88 F

livebaseballscorecards.com

AB	34
R	2
H	10
RBI	1
BB	3
SO	6
LOB	23



WP	1	PA	38
PB	0		
SB	1		
CS	0		

AB	R	H	RBI	BB	SO	LOB
2	0	0	0	0	0	1
3	0	2	0	0	0	0

2	0	1	0	0	0	0
3	0	0	0	0	0	4

2	0	0	0	1	0	2
0	0	0	0	0	0	0
0	0	0	0	1	0	0
0	0	0	0	0	0	0
0	0	0	0	0	0	0

2	0	0	0	0	0	1
2	1	1	0	0	1	3

2	0	2	0	0	0	0
2	0	1	0	0	1	3

2	0	0	0	0	1	2
0	1	0	1	1	0	0

2	0	0	0	0	0	1
1	0	0	0	0	1	1
0	0	0	0	0	0	0
1	0	1	0	0	0	0

2	0	0	0	0	0	0
2	0	0	0	0	1	3

2	0	1	0	0	0	0
0	0	0	0	0	0	0
2	0	1	0	0	1	2

1B	9	SF	1
2B	1	SAC	0
3B	0	DP	2
HR	0	HBP	0

WP	HR	S	P	ERA	WHIP
1	0	1	1	1.29	1.000
0	0	1	10	0.00	6.000
1	0	1	36	5.40	2.400

Batter	1	2	3	4	5	6	7	8	9
Mike Felder, S (1, 8) Royce Clayton, R (6, 6) OBP: 0.330, SLG: 0.384 OBP: 0.280, SLG: 0.305	1-2 P2		2-2 FC6-4 1B S 1-2f			2-2 G6-3		2-2 BB FC1-5 1B	0-0 WP 1B
Willie McGee, S (1, 9) Darren Lewis, R (6, 8) OBP: 0.336, SLG: 0.353 OBP: 0.294, SLG: 0.268	2-0 F7		2-2 1B			2-1 G4-3		0-0 FC1-5 BB	1-2 L8 1B
Will Clark, L (1, 3) Dave Righetti, L (7, 1) Steve Decker, R (8, 2) Bill Swift, R (8, PR) Rod Beck, R (9, 1) OBP: 0.383, SLG: 0.475 OBP: 0.143, SLG: 0.143 OBP: 0.333, SLG: 0.233 OBP: 0.173, SLG: 0.216 OBP: 0.500, SLG: 0.500	4-0 BB		1-0 L4			1-1 F7		4-2 BB	
Chris James, R (1, 7) Mark Leonard, L (6, 7) OBP: 0.293, SLG: 0.388 OBP: 0.331, SLG: 0.400	0-1 F8			1-0 P2			0-0 1B SF8 2B	1-3 K	
Matt Williams, R (1, 5) John Patterson, S (7, 4) OBP: 0.290, SLG: 0.390 OBP: 0.242, SLG: 0.224		0-1 G1-6-3 1B		2-1 G6-4-3 1B			1-1 1B	2-3 K	
Robby Thompson, R (1, 4) Cory Snyder, R (7, 5) OBP: 0.338, SLG: 0.423 OBP: 0.309, SLG: 0.444		0-3 K		0-1 G6-4-3 1-2f			0-1 SF8	4-0 1B 1B WP BB	
Kirt Manwaring, R (1, 2) Ted Wood, L (7, PH) Dave Burba, R (8, 1) Craig Colbert, R (9, 2) OBP: 0.307, SLG: 0.324 OBP: 0.291, SLG: 0.286 OBP: 0.133, SLG: 0.071 OBP: 0.256, SLG: 0.333		0-1 G1-6-3 1-2f			0-1 G4-3		1-3 K	1-1 WP 1B 1B	
Jose Uribe, S (1, 6) Steve Hosey, R (6, 9) OBP: 0.302, SLG: 0.350 OBP: 0.295, SLG: 0.395			3-2 P6		1-1 G3-1		1-3 K	1-2 F7	
Larry Carter, R (1, 1) Jim Pena, L (6, 1) Greg Litton, R (7, 3) OBP: 0.300, SLG: 0.222 OBP: 0.200, SLG: 0.200 OBP: 0.277, SLG: 0.317			0-0 FC6-4 1B		2-2 G4-3			1-2 FC1-5 1B 1B	1-3 K

Inning Stats	R: 0	H: 0	E: 0	K: 0	S: 9	R: 0	H: 1	E: 0	K: 1	S: 7	R: 0	H: 2	E: 0	K: 0	S: 16	R: 0	H: 1	E: 0	K: 0	S: 5	R: 0	H: 0	E: 0	K: 0	S: 8	R: 0	H: 0	E: 0	K: 0	S: 9	R: 1	H: 2	E: 0	K: 2	S: 13	R: 0	H: 2	E: 0	K: 2	S: 16	R: 1	H: 2	E: 0	K: 1	S: 12
--------------	------	------	------	------	------	------	------	------	------	------	------	------	------	------	-------	------	------	------	------	------	------	------	------	------	------	------	------	------	------	------	------	------	------	------	-------	------	------	------	------	-------	------	------	------	------	-------

PITCHER	IP	WLS	BF	H	R	ER	SO	BB	IBB	HBP	BLK	WP	HR	S	P	ERA	WHIP
Jose Rijo, R (1, 1) ERA: 2.56	7.0	W	26	6	1	1	3	1	0	0	0	0	0	67	96	1.29	1.000
Steve Foster, R (8, 1) ERA: 3.06	0.1		3	2	0	0	0	0	0	0	0	0	0	7	10	0.00	6.000
Rob Dibble, R (8, 1) ERA: 3.12	1.2	S	9	2	1	1	3	2	0	0	0	1	0	21	36	5.40	2.400

Batter	1	2	3	4	5	6	7	8	9	AB R H RBI BB SO LOB	TOP											
Mike Felder, S (1, 8) OBP: 0.332, SLG: 0.385	0-2 G4-3		1-1 G4-1 1B		2-2 1B 1B		1-1 B1-3			4 0 2 0 0 0 0	<p>San Francisco Giants @ Atlanta Braves Atlanta-Fulton County Stadium, Atlanta, GA</p> <p>Tue Sep 29 1992, 7:05 PM EDT Att. 40,860 - Sunny - 71 F</p> <p>livebaseballscorecards.com</p>											
Robby Thompson, R (1, 4) OBP: 0.337, SLG: 0.421	1-2 G5-3		1-1 G4-1 1-2		1-2 1B		0-1 F7			4 0 1 0 0 0 1												
Will Clark, L (1, 3) OBP: 0.384, SLG: 0.475	2-0 1B		2-1 FC5-4 1B		2-3 K		1-1 L7			4 0 2 0 0 1 2												
Chris James, R (1, 7) OBP: 0.289, SLG: 0.381	1-0 F8		1-0 FC5-4 1-2f		0-0 F7		0-1 G6-3			4 0 0 0 0 0 4												
Matt Williams, R (1, 5) OBP: 0.290, SLG: 0.389		1-0 1B 1B		2-0 E5 BB 1B		1-3 K		1-2 G1-3		4 0 1 0 0 1 2												
Steve Hosey, R (1, 9) OBP: 0.271, SLG: 0.362		0-0 L3		1-1 F7		1-2 L6		1-1 G6-3		4 0 0 0 0 0 2												
Kirt Manwaring, R (1, 2) OBP: 0.310, SLG: 0.326		2-1 FC6-4 1B		2-3 K		0-0 G5-3 1B		0-1 P5		4 0 2 0 0 1 1												
Royce Clayton, R (1, 6) OBP: 0.279, SLG: 0.302		2-0 F7		4-2 FC5-4 BB		1-1 G5-3		2-3 K		3 0 0 0 1 1 3												
Bud Black, L (1, 1) OBP: 0.089, SLG: 0.074 Steve Reed, R (4, 1) Michael Jackson, R (5, 1) Greg Litton, R (6, PH) Dave Burba, R (6, 1) John Felterson, S (9, PH) OBP: 0.133, SLG: 0.071		1-2 FC6-4 1-2f		0-1 FC5-4 1-2f		2-1 F8		2-2 F8		2 0 0 0 0 0 4 0 0 0 0 0 0 0 0 0 0 0 0 0 0 1 0 0 0 0 0 1 0 0 0 0 0 0 0 1 0 0 0 0 0 0												
Inning Stats	R: 0 E: 0 K: 0 S: 8	H: 1 LOB: 1 BB: 0 P: 12	R: 0 E: 0 K: 0 S: 8	H: 2 LOB: 2 BB: 0 P: 14	R: 0 E: 0 K: 0 S: 7	H: 2 LOB: 1 BB: 0 P: 12	R: 0 E: 1 K: 1 S: 10	H: 0 LOB: 2 BB: 1 P: 19	R: 0 E: 0 K: 2 S: 15	H: 2 LOB: 2 BB: 0 P: 21	R: 0 E: 0 K: 0 S: 9	H: 1 LOB: 1 BB: 0 P: 13	R: 0 E: 0 K: 0 S: 6	H: 0 LOB: 0 BB: 0 P: 8	R: 0 E: 0 K: 0 S: 8	H: 0 LOB: 0 BB: 0 P: 10	R: 0 E: 0 K: 1 S: 8	H: 0 LOB: 0 BB: 0 P: 12	1B: 8 2B: 0 3B: 0 HR: 0	SF: 0 SAC: 0 DP: 0 HBP: 0	WP: 0 PB: 0 SB: 0 CS: 0	PA: 36
PITCHER Charlie Leibrandt, L (1, 1) ERA: 3.45	IP 9.0	WLS W	BF 36	H 8	R 0	ER 0	SO 4	BB 1	IBB 0	HBP 0	BLK 0	WP 0	HR 0	S 79	P 121	ERA 0.00	WHIP 1.000					



Batter	1	2	3	4	5	6	7	8	9	AB R H RBI BB SO LOB	TOP		
Darren Lewis, R (1, 8) OBP: 0.297, SLG: 0.271	1-1 WP SF9 1B		1-0 L9			2-3 K		0-1 S 1B		4 1 2 0 0 1 0	San Francisco Giants @ Atlanta Braves Atlanta-Fulton County Stadium, Atlanta, GA Wed Sep 30 1992, 7:05 PM EDT Att. 38,096 - Sunny - 68 F		
John Patterson, S (1, 4) OBP: 0.229, SLG: 0.211	3-3 K 1B		1-1 G6-3			2-1 L8		3-2 G5-3		4 0 0 0 0 1 2			
Will Clark, L (1, 3) OBP: 0.386, SLG: 0.477 Greg Litton, R (7, 3) OBP: 0.273, SLG: 0.313	3-2 SF9 2-H			1-2 G6-4-3 1B		1-1 S 1B			2-3 K	2 0 2 1 0 0 0 1 0 0 0 0 1 0			
Steve Hosey, R (1, 9) OBP: 0.269, SLG: 0.353	3-2 1B			2-3 K		2-2 F9			1-1 F9	4 0 1 0 0 1 2			
Craig Colbert, R (1, 5) OBP: 0.248, SLG: 0.322	1-0 F9			1-0 G6-4-3 1-2f			2-2 G5-3		0-0 G6-3	4 0 0 0 0 0 2			
Mark Leonard, L (1, 7) OBP: 0.338, SLG: 0.402 Mike Felder, S (8, 7) OBP: 0.332, SLG: 0.385		3-2 G6-4-3 1B			4-2 G5-3 BB		1-3 K			2 0 1 0 1 1 0 0 0 0 0 0 0 0			
Steve Decker, R (1, 2) OBP: 0.308, SLG: 0.212		2-1 F8			1-0 G5-3		2-1 F8			3 0 0 0 0 0 2			
Royce Clayton, R (1, 6) OBP: 0.277, SLG: 0.299		0-0 G6-4-3 1-2f			1-2 F9		1-2 F7			3 0 0 0 0 0 2			
Jeff Brantley, R (1, 1) OBP: 0.200, SLG: 0.111 Bill Swift, R (6, 1) OBP: 0.173, SLG: 0.216 Ted Wood, L (8, PH) OBP: 0.286, SLG: 0.280 Rod Beck, R (8, 1) OBP: 0.500, SLG: 0.500			2-1 G4-3		2-1 F9			2-0 G6-3		2 0 0 0 0 0 1 0 0 0 0 0 0 0 1 0 0 0 0 0 0 0 0 0 0 0 0 0			
Inning Stats	R: 1 H: 2 E: 0 LOB: 1 K: 1 BB: 0 S: 12 P: 23	R: 0 H: 1 E: 0 LOB: 0 K: 0 BB: 0 S: 6 P: 11	R: 0 H: 0 E: 0 LOB: 0 K: 0 BB: 0 S: 5 P: 9	R: 0 H: 1 E: 0 LOB: 0 K: 1 BB: 0 S: 7 P: 11	R: 0 H: 0 E: 0 LOB: 1 K: 0 BB: 1 S: 11 P: 19	R: 0 H: 1 E: 0 LOB: 1 K: 1 BB: 0 S: 17 P: 24	R: 0 H: 0 E: 0 LOB: 0 K: 1 BB: 0 S: 11 P: 16	R: 0 H: 1 E: 0 LOB: 1 K: 0 BB: 0 S: 13 P: 18	R: 0 H: 0 E: 0 LOB: 0 K: 1 BB: 0 S: 6 P: 9	1B: 6 SF: 1 2B: 0 SAC: 0 3B: 0 DP: 2 HR: 0 HBP: 0		WP: 1 PA: 32 PB: 0 SB: 3 CS: 0	
PITCHER	IP WLS BF H R ER SO BB IBB HBP BLK WP HR S P ERA WHIP											PITCHER	IP WLS BF H R ER SO BB IBB HBP BLK WP HR S P ERA WHIP
Tom Glavine, L (1, 1) ERA: 2.82	7.0 L 25 5 1 1 4 1 0 0 0 0 1 0 69 113 1.29 0.857												
Alejandro Pena, R (8, 1) ERA: 4.07	1.0 4 1 0 0 0 0 0 0 0 0 0 0 13 18 0.00 1.000												
Kent Mercker, L (9, 1) ERA: 3.53	1.0 3 0 0 0 0 1 0 0 0 0 0 0 6 9 0.00 0.000												

livebaseballscorecards.com

AB	30
R	1
H	6
RBI	1
BB	1
SO	5
LOB	11



Batter	1	2	3	4	5	6	7	8	9	AB	R	H	RBI	BB	SO	LOB
Tommy Gregg, L OBP: 0.385, SLG: 0.333 (1, 8) BB F S X (5, 9)	3-2 G4-3 ①		2-0 F8 ③				0-1 BB 1B 1B		0-0 G1-6-3 ② ③ 1-2f		4	0	1	0	0	3
Jeff Treadway, L OBP: 0.287, SLG: 0.274 (1, 4) C C B B S S	2-3 K ②			1-3 K ①		2-1 BB 1B 1B		0-0 F8 ①		4	0	1	0	0	2	0
Melvin Nieves, S OBP: 0.333, SLG: 0.364 (1, 7) B C F C S	1-3 K ③			2-2 FC4-6 2B		1-3 K ①		0-1 F8 ②		4	0	1	0	0	2	2
David Justice, L OBP: 0.355, SLG: 0.427 Deion Sanders, L OBP: 0.346, SLG: 0.502 (1, 9) (5, 8)		0-1 P3 ①		4-0 FC4-6 BB		1-1 P5 ②		1-1 E4		1	0	0	0	1	0	0
Sid Bream, L OBP: 0.335, SLG: 0.413 Ryan Klesko, L (6, PR) (7, 3)		1-3 K ②		0-1 FC4-6 1-2f 2-3		4-0 BB		1-1 F8 ③		2	0	0	0	1	1	2
Damon Berryhill, S OBP: 0.271, SLG: 0.390 Javy Lopez, R OBP: 0.250, SLG: 0.500 (1, 2) (8, 2)		0-3 K ③		2-3 K ③		1-2 F7 ③				3	0	0	0	0	2	5
Vinny Castilla, R OBP: 0.333, SLG: 0.250 (1, 5)			0-1 F8 ①		2-3 K ①		1-2 1B 1B		0-1 P3 ②	4	0	1	0	0	1	0
Rafael Belliard, R OBP: 0.260, SLG: 0.244 Jeff Blauser, R OBP: 0.357, SLG: 0.463 (1, 6) (9, PH)			0-2 F9 ②		0-0 F9 ②		0-3 K ①		2-3 K ③	3	0	0	0	0	1	1
Tom Glavine, L OBP: 0.278, SLG: 0.293 Francisco Cabrera, R OBP: 0.364, SLG: 0.900 Alejandro Pena, R Kent Mercker, L (1, 1) (7, PH) (8, 1) (9, 1)			4-1 BB		0-0 B1-3 ③		SAFE 1-2 G1-6-3 1B			1	0	0	0	1	0	0

Inning Stats	R: 0	H: 0	E: 0	K: 2	S: 9	R: 0	H: 0	E: 0	K: 2	S: 10	R: 0	H: 0	E: 0	K: 0	S: 7	R: 0	H: 1	E: 0	K: 2	S: 11	R: 0	H: 0	E: 0	K: 1	S: 5	R: 0	H: 2	E: 0	K: 1	S: 12	R: 0	H: 2	E: 1	K: 0	S: 7	R: 0	H: 0	E: 0	K: 1	S: 7	R: 0	H: 0	E: 0	K: 1	S: 7	1B: 4	2B: 1	3B: 0	HR: 0	SF: 0	SAC: 0	DP: 1	HBP: 0	WP: 0	PB: 0	SB: 0	CS: 0	PA: 35
--------------	------	------	------	------	------	------	------	------	------	-------	------	------	------	------	------	------	------	------	------	-------	------	------	------	------	------	------	------	------	------	-------	------	------	------	------	------	------	------	------	------	------	------	------	------	------	------	-------	-------	-------	-------	-------	--------	-------	--------	-------	-------	-------	-------	--------

PITCHER	IP	WLS	BF	H	R	ER	SO	BB	IBB	HBP	BLK	WP	HR	S	P	ERA	WHIP
Jeff Brantley, R ERA: 2.95 (1, 1)	5.1	W	21	3	0	0	8	2	0	0	0	0	0	49	76	0.00	0.938
Bill Swift, R ERA: 2.1 (6, 1)	1.2		7	2	0	0	1	1	0	0	0	0	0	16	24	0.00	1.800
Rod Beck, R ERA: 1.86 (8, 1)	2.0	S	7	0	0	0	1	0	0	0	0	0	0	14	18	0.00	0.000

BOTTOM

San Francisco Giants @ Atlanta Braves
Atlanta-Fulton County Stadium, Atlanta, GA

Wed Sep 30 1992, 7:05 PM EDT
Att: 38,096 - Sunny - 68 F

livebaseballscorecards.com

AB	32
R	0
H	5
RBI	0
BB	3
SO	10
LOB	16



San Francisco Giants @ Atlanta Braves
Atlanta-Fulton County Stadium, Atlanta, GA

Thu Oct 01 1992, 7:05 PM EDT
Att. 37,359 - Cloudy - 64 F

livebaseballscorecards.com

AB	37
R	6
H	11
RBI	6
BB	1
SO	9
LOB	15



WP:	0	PA:	39
PB:	0		
SB:	1		
CS:	0		

Batter	1	2	3	4	5	6	7	8	9	10	AB	R	H	RBI	BB	SO	LOB	
Deion Sanders, L OBP: 0.350, SLG: 0.502 (1, 8)	1-0 3B 1B	3-3 K			3-1 FC4-6 1B 1B		4-0 G3-1 SH3-4 BB		0-0 P7		4	2	2	0	1	1	1	
Jeff Treadway, L OBP: 0.286, SLG: 0.291 (1, 4)	2-2 2B 3B	2-2 G3			0-0 F7		0-1 SH3-4		1-3 K		4	1	1	1	1	0	1	3
Ron Gant, R OBP: 0.323, SLG: 0.419 Tommy Gregg, L OBP: 0.429, SLG: 0.615 (1, 7) (8, 7)	2-2 1B 2B		2-3 K		0-0 FC4-6 1B		0-2 G3-1			1-0 HR	4	1	2	1	0	1	1	
Ryan Klesko, L (1, 3)	2-3 K		2-3 K		0-2 FC4-6 1B		2-2 G3-1				4	0	0	1	0	2	4	
Melvin Nieves, S OBP: 0.313, SLG: 0.333 (1, 9)	1-3 K		1-0 F8		2-1 1B			0-2 G1-3			4	0	1	1	0	1	1	
Javy Lopez, R OBP: 0.375, SLG: 0.500 (1, 2)	1-0 2B 1B			0-2 G4-3		0-0 F7		0-1 1B			4	0	2	1	0	0	2	
Vinny Castilla, R OBP: 0.231, SLG: 0.167 (1, 5) (9, 6)	0-3 K		1-0 G5-3			2-3 K		0-1 P3			4	0	0	0	0	2	2	
Rafael Belliard, R OBP: 0.258, SLG: 0.241 Lonnie Smith, R OBP: 0.328, SLG: 0.437 Jeff Reardon, R Marvin Freeman, R OBP: 0.667, SLG: 0.667 (1, 6) (8, PH) (9, 1) (10, 1)		1-2 G4-3		1-3 K		0-1 P6		3-2 L4			3	0	0	0	0	1	0	
Steve Avery, L OBP: 0.203, SLG: 0.224 Terry Pendleton, S OBP: 0.345, SLG: 0.475 Mark Wohlers, R Mike Stanton, L OBP: 0.500, SLG: 0.500 Mark Lemke, S OBP: 0.309, SLG: 0.308 (1, 1) (6, PH) (7, 1) (8, 1) (9, 5)		2-1 1B			0-0 1B FC4-6 1B		1-1 G4-3		1-0 P3		2	1	2	0	0	0	0	

Inning Stats	R: 3	H: 4	E: 0	LOB: 1	K: 3	S: 19	R: 0	H: 1	E: 0	LOB: 1	K: 1	S: 11	R: 0	H: 0	E: 0	LOB: 0	K: 2	S: 8	R: 0	H: 0	E: 0	LOB: 0	K: 1	S: 7	R: 2	H: 4	E: 0	LOB: 2	K: 0	S: 11	R: 0	H: 0	E: 0	LOB: 0	K: 1	S: 7	R: 0	H: 0	E: 0	LOB: 1	K: 0	S: 8	R: 0	H: 1	E: 0	LOB: 1	K: 0	S: 13	R: 0	H: 0	E: 0	LOB: 0	K: 1	S: 6	R: 1	H: 1	E: 0	LOB: 0	K: 0	S: 1	1B: 8	SF: 0	2B: 1	SAC: 1	3B: 1	DP: 0	HR: 1	HBP: 0	WP: 0	PA: 39
--------------	------	------	------	--------	------	-------	------	------	------	--------	------	-------	------	------	------	--------	------	------	------	------	------	--------	------	------	------	------	------	--------	------	-------	------	------	------	--------	------	------	------	------	------	--------	------	------	------	------	------	--------	------	-------	------	------	------	--------	------	------	------	------	------	--------	------	------	-------	-------	-------	--------	-------	-------	-------	--------	-------	--------

PITCHER	IP	WLS	BF	H	R	ER	SO	BB	IBB	HBP	BLK	WP	HR	S	P	ERA	WHIP
John Burkett, R ERA: 3.84 (1, 1)	6.0		27	9	5	5	8	0	0	0	0	0	0	63	94	7.50	1.500
Jim Pena, L ERA: 3.19 (7, 1)	0.1		2	0	0	0	0	1	0	0	0	0	0	2	6	0.00	3.000
Steve Reed, R ERA: 2.57 (7, 1)	1.2		6	1	0	0	0	0	0	0	0	0	0	19	24	0.00	0.600
Bryan Hickerson, L ERA: 2.92 (9, 1)	1.0		3	0	0	0	1	0	0	0	0	0	0	6	8	0.00	0.000
Michael Jackson, R ERA: 3.83 (10, 1)	0.0	L	1	1	1	1	0	0	0	0	0	0	1	1	2	∞	∞

Batter	1	2	3	4	5	6	7	8	9	AB	R	H	RBI	BB	SO	LOB
Bip Roberts, S (1, 7) OBP: 0.394, SLG: 0.433 Cesar Hernandez, R (9, 7) OBP: 0.267, SLG: 0.333	1-0 G1-6-3		2-3 K		0-1 F8			1-3 K		4	0	0	0	0	2	0
Dave Martinez, L (1, 9) OBP: 0.318, SLG: 0.341	2-0 L5			1-2 F9		0-0 G4-3		0-3 K		4	0	0	0	0	1	0
Reggie Sanders, R (1, 8) OBP: 0.351, SLG: 0.467	2-2 2B			0-0 BB 1B		2-3 K		0-0 G6-3		4	1	2	0	0	1	0
Willie Greene, L (1, 5) OBP: 0.323, SLG: 0.405	3-3 K			4-1 1B BB 1-2 G2-3 BB		4-1 BB		1-3 K		2	0	0	0	2	2	1
Tim Costo, R (1, 3) OBP: 0.324, SLG: 0.333		1-0 G5-3		4-1 1B BB 1-2 2-3		2-3 K2-3		0-0 L8		3	0	0	0	1	1	1
Bill Doran, S (1, 4) OBP: 0.341, SLG: 0.348		2-0 P5		0-0 1-2 2-3 3-H 1B		3-2 P5		4-2 BB		3	0	1	1	1	0	0
Dan Wilson, R (1, 2) OBP: 0.444, SLG: 0.471		2-3 K		3-2 G2-3		2-0 1B		1-3 K		4	0	1	0	0	2	4
Freddie Benavides, R (1, 6) OBP: 0.264, SLG: 0.299			0-0 F9		1-0 G6-3		0-3 K			3	0	0	0	0	1	1
Jose Rijo, R (1, 1) OBP: 0.194, SLG: 0.222 Paul O'Neill, L (7, PH) OBP: 0.349, SLG: 0.377 Dwayne Henry, R (8, 1) OBP: 0.250, SLG: 0.250			0-3 K		0-0 G3		2-1 L7			2	0	0	0	0	1	0
										1	0	0	0	0	0	1
										0	0	0	0	0	0	0

Inning Stats	R: 0	H: 1	E: 0	K: 1	S: 9	R: 0	H: 0	E: 0	K: 1	S: 5	R: 0	H: 0	E: 0	K: 2	S: 7	R: 1	H: 2	E: 0	K: 0	S: 12	R: 0	H: 0	E: 0	K: 0	S: 4	R: 0	H: 0	E: 0	K: 2	S: 12	R: 0	H: 1	E: 0	K: 1	S: 9	R: 0	H: 0	E: 0	K: 2	S: 7	R: 0	H: 0	E: 0	K: 2	S: 9	R: 0	H: 0	E: 0	K: 2	S: 15	1B: 3	2B: 1	3B: 0	HR: 0	SF: 0	SAC: 0	DP: 1	HBP: 0	WP: 0	PB: 0	SB: 0	CS: 0	PA: 34
--------------	------	------	------	------	------	------	------	------	------	------	------	------	------	------	------	------	------	------	------	-------	------	------	------	------	------	------	------	------	------	-------	------	------	------	------	------	------	------	------	------	------	------	------	------	------	------	------	------	------	------	-------	-------	-------	-------	-------	-------	--------	-------	--------	-------	-------	-------	-------	--------


PITCHER	IP	WLS	BF	H	R	ER	SO	BB	IBB	HBP	BLK	WP	HR	S	P	ERA	WHIP
Dave Burba, R (1, 1) ERA: 4.97	3.1		15	3	1	1	4	2	0	0	0	0	0	29	53	2.70	1.500
Steve Reed, R (4, 1) ERA: 2.3	1.2	W	4	0	0	0	0	0	0	0	0	0	0	8	12	0.00	0.000
Bill Swift, R (6, 1) ERA: 2.08	2.0		8	1	0	0	3	1	0	0	0	0	0	21	36	0.00	1.000
Rod Beck, R (8, 1) ERA: 1.82	2.0	S	7	0	0	0	4	1	0	0	0	0	0	16	23	0.00	0.500

BOTTOM

San Francisco Giants @ Cincinnati Reds
Riverfront Stadium, Cincinnati, OH

Fri Oct 02 1992, 7:05 PM EDT
Att. 18,638 - Sunny - 67 F

AB	30
R	1
H	4
RBI	1
BB	4
SO	11
LOB	8



Batter	1	2	3	4	5	6	7	8	9	10	11	12	13	AB R H RBI BB SO LOB
Cesar Hernandez, R OBP: 0.275, SLG: 0.353	1-2 1B		2-2 F7		2-2 P4			0-1 E 2B	1-1 F8		3-2 G6-4-3 1-2f			6 1 2 0 0 0 4
Willie Greene, L OBP: 0.337, SLG: 0.430	3-1 F9		2-2 L9			1-3 K		1-2 E7 1B FC6-4 2-H		0-0 F9		4-2 SH5-4 BB		5 1 1 0 1 1 2
Barry Larkin, R OBP: 0.377, SLG: 0.454 Freddie Benavides, R OBP: 0.277, SLG: 0.318	1-0 F9			0-3 K		2-2 G6-3		0-0 FC6-4 BB 2-3 1B		2-2 BB 1B		1-0 SH5-4 1-2		3 0 0 0 0 1 1 2 0 2 0 0 0 0
Reggie Sanders, R OBP: 0.356, SLG: 0.462	2-3 K			4-2 BB		0-1 1B		1 SAFE 4-2 FC6-4 1-2 BB		2-0 F9		4-0 G4-3 IBB		3 0 1 0 3 1 2
Tim Costo, R OBP: 0.310, SLG: 0.278 Dave Martinez, L OBP: 0.323, SLG: 0.354		2-3 K		1 SAFE 0-0 F8		1-2 G4-3		0-2 FC6-4 FC3-2-5 1-2f 2-3 3-H		4-0 BB		2-2 G4-3 1-2f		3 0 0 0 0 1 2 2 0 0 1 1 0 4
Paul O'Neill, L OBP: 0.346, SLG: 0.373		1-1 G3-1		3-2 G5-3			2-2 G6-3	2-1 FC3-2-5 1-2 3-H		2-2 G4-3			1-2 G6-3	6 0 0 0 0 0 5
Dan Wilson, R OBP: 0.429, SLG: 0.400		3-3 K			1-2 G6-3		3-2 E 1B	2-0 L4			2-2 BB 1B		2-3 K	6 0 2 0 0 2 2
Bill Doran, S OBP: 0.342, SLG: 0.349			0-0 F8		4-2 BB		0-2 E4 G6-4-3 1-2		2-2 G3		4-1 G6-4-3 BB		0-2 K	4 0 1 0 2 0 1
Tim Pugh, R OBP: 0.143, SLG: 0.077 Bip Roberts, R OBP: 0.282, SLG: 0.432 Steve Foster, R OBP: 0.201, SLG: 0.200 Jeff Reed, R OBP: 0.192, SLG: 0.160 Dwayne Henry, R OBP: 0.250, SLG: 0.250 Joe Oliver, R OBP: 0.191, SLG: 0.368 Scott Ruskin, R OBP: 0.347, SLG: 0.385			4-0 BB		0-3 K		1-1 G6-4-3 1-2f		1-2 L5		0-2 P8		1-3 K	1 0 0 0 0 1 1 1 1 0 0 0 0 0 0 2 0 0 0 0 0 0 0 0 1 0 0 0 0 0 0 0 0 0 0 0 0 0 0 0 1 0 0 0 0 0 0 2 0 0 0 0 0 0 0 0 1 0 0 0 0 0 1 1

Inning Stats	R: 0	H: 1	E: 0	LOB: 1	K: 1	BB: 0	S: 10	P: 17	R: 0	H: 0	E: 0	LOB: 0	K: 2	BB: 0	S: 8	P: 14	R: 0	H: 0	E: 0	LOB: 1	K: 0	BB: 1	S: 7	P: 15	R: 0	H: 0	E: 0	LOB: 1	K: 1	BB: 1	S: 10	P: 17	R: 0	H: 0	E: 0	LOB: 1	K: 1	BB: 1	S: 14	P: 21	R: 0	H: 1	E: 0	LOB: 1	K: 1	BB: 0	S: 12	P: 16	R: 2	H: 3	E: 1	LOB: 2	K: 0	BB: 1	S: 14	P: 23	R: 0	H: 0	E: 0	LOB: 0	K: 0	BB: 0	S: 8	P: 12	R: 0	H: 1	E: 0	LOB: 2	K: 0	BB: 1	S: 8	P: 18	R: 0	H: 1	E: 0	LOB: 1	K: 0	BB: 2	S: 10	P: 21	R: 0	H: 0	E: 0	LOB: 1	K: 2	BB: 0	S: 12	P: 16	R: 0	H: 1	E: 0	LOB: 1	K: 2	BB: 0	S: 12	P: 16	1B: 7	SF: 0	2B: 2	SAC: 1	3B: 0	DP: 3	HR: 0	HBP: 0	WP: 0	PA: 54
PITCHER	IP	WLS	BF	H	R	ER	SO	BB	IBB	HBP	BLK	WP	HR	S	P	ERA	WHIP																			PITCHER	IP	WLS	BF	H	R	ER	SO	BB	IBB	HBP	BLK	WP	HR	S	P	ERA	WHIP																																																					
Kevin Rogers, L ERA: 4.24	(1, 1)	6.0		23	2	0	6	3	0	0	0	0	0	61	100	0.00	0.833																			Michael Jackson, R ERA: 3.73	(13, 1)	1.0		4	1	0	0	2	0	0	0	0	0	0	0	0	0.00	1.000																																																				
Bryan Hickerson, L ERA: 3.09	(7, 1)	1.0		6	3	2	0	0	0	0	0	0	0	21	28	18.00	3.000																																																																																									
Steve Reed, R ERA: 2.3	(8, 1)	0.0		2	1	0	0	1	0	0	0	0	0	3	7	∞	∞																																																																																									
Rod Beck, R ERA: 1.76	(8, 1)	3.0		11	1	0	0	1	0	0	0	0	0	22	40	0.00	0.667																																																																																									
Dave Righetti, L ERA: 5.06	(11, 1)	2.0	W	8	1	0	0	2	1	0	0	0	0	26	46	0.00	1.500																																																																																									

San Francisco Giants @ Cincinnati Reds
Riverfront Stadium, Cincinnati, OH
Sun Oct 04 1992, 3:33 AM EDT
Att. 22,470 - Cloudy - 65 F

AB	45
R	2
H	9
RBI	1
BB	8
SO	8
LOB	29

