

San Francisco Giants - 1993

Batter	1	2	3	4	5	6	7	8	9	AB R H RBI BB SO LOB	TOP		
Willie McGee, S (1, 9) OBP: 0.500, SLG: 0.500	0-1 G6-3 1B			0-1 1B		2-2 G5-3		0-2 F8		4 0 2 0 0 0 1	San Francisco Giants @ St. Louis Cardinals Busch Stadium, St. Louis, MO Tue Apr 06 1993, 7:05 PM CDT Att. 50,892 - Unknown - 60 F		
Dave Martinez, L (1, 8) OBP: 0.500, SLG: 0.500	1-1 F7			2-0 F7 2B 1B		1-1 P6		1-1 F7 1B 1B	4 1 2 0 0 0 1				
Will Clark, L (1, 3) OBP: 0.250, SLG: 0.500	2-1 G6-3 1-2f			1-2 F7		0-0 SF7 2B		2-1 F7	4 1 1 0 0 0 3				
Matt Williams, R (1, 5) OBP: 0.500, SLG: 0.750		0-0 G6-3		2-0 2B		1-0 E6 G6-4-3		0-1 WP 1B	4 0 2 1 0 0 1				
Barry Bonds, L (1, 7)		1-0 L6		1-3 K		0-0 SF7		4-0 WP IBB	2 0 0 1 1 1 1				
Robby Thompson, R (1, 4)		0-0 F9			0-3 K	1-0 SAFE SAFE G6-4-3 1-2f		2-2 G5-3	3 0 0 0 0 1 1				
Michael Jackson, R (7, 1)									0 0 0 0 0 0 0				
Kevin Rogers, L (8, 1)									0 0 0 0 0 0 0				
Mark Carreon, R (9, PH)									1 0 0 0 0 0 2				
Rod Beck, R (9, 1)									0 0 0 0 0 0 0				
Royce Clayton, R (1, 6) OBP: 0.333, SLG: 0.333			0-0 F8		1-3 K			0-1 G4-3 SH1-4 1B	3 0 1 0 0 1 0				
Kirt Manwaring, R (1, 2)			0-0 F8		0-0 F8			0-0 SH1-4	2 0 0 0 0 0 0				
John Burkett, R (1, 1)			0-3 K					1-2 G4-3	2 0 0 0 0 1 0				
Mike Benjamin, R (7, 4)						0-1 G1-3		2-3 G4-3	1 0 0 0 0 0 1				
Inning Stats	R: 0 E: 0 K: 0 S: 6 H: 1 LOB: 0 BB: 0 P: 9	R: 0 E: 0 K: 0 S: 3 H: 0 LOB: 0 BB: 0 P: 4	R: 0 E: 0 K: 1 S: 5 H: 0 LOB: 0 BB: 0 P: 5	R: 1 E: 0 K: 1 S: 11 H: 3 LOB: 1 BB: 0 P: 16	R: 0 E: 0 K: 2 S: 7 H: 0 LOB: 0 BB: 0 P: 8	R: 0 E: 0 K: 0 S: 7 H: 0 LOB: 0 BB: 0 P: 10	R: 1 E: 1 K: 0 S: 4 H: 1 LOB: 0 BB: 0 P: 6	R: 0 E: 0 K: 0 S: 9 H: 1 LOB: 1 BB: 0 P: 10	R: 0 E: 0 K: 0 S: 10 H: 2 LOB: 2 BB: 1 P: 19	1B: 6 2B: 2 3B: 0 HR: 0 SF: 1 SAC: 1 DP: 2 HBP: 0	WP: 1 PB: 0 SB: 0 CS: 0 PA: 33		
PITCHER	IP WLS BF H R ER SO BB IBB HBP BLK WP HR S P ERA WHIP											PITCHER	IP WLS BF H R ER SO BB IBB HBP BLK WP HR S P ERA WHIP
Bob Tewksbury, R (1, 1) ERA: 1.13	8.0 L 28 6 2 1 4 0 0 0 0 0 0 0 52 68 1.12 0.750												
Rob Murphy, L (9, 1) ERA:	0.2 4 2 0 0 0 0 0 1 0 0 0 0 6 13 0.00 3.000												
Les Lancaster, R (9, 1) ERA:	0.1 1 0 0 0 0 0 0 0 0 0 1 0 4 6 0.00 0.000												

AB	30
R	2
H	8
RBI	2
BB	1
SO	4
LOB	11



BOTTOM

San Francisco Giants @ St. Louis Cardinals
Busch Stadium, St. Louis, MO
 Tue Apr 06 1993, 7:05 PM CDT
 Att: 50,892 - Unknown - 60 F

livebaseballscorecards.com

AB	31
R	1
H	7
RBI	1
BB	2
SO	4
LOB	13



AB	R	H	RBI	BB	SO	LOB
2	1	2	0	2	0	0
0	0	0	0	0	0	0
0	0	0	0	0	0	0
4	0	1	1	0	0	3
4	0	1	0	0	0	3
4	0	1	0	0	0	2
4	0	1	0	0	1	1
4	0	1	0	0	0	1
3	0	0	0	0	1	2
3	0	0	0	0	0	1
2	0	0	0	0	2	0
1	0	0	0	0	0	0

Batter	1	2	3	4	5	6	7	8	9
Geronimo Pena, S (1, 4) OBP: 1.000, SLG: 1.000 Rob Murphy, L (9, 1) Les Lancaster, R (9, 1)	1-0 G6-4-3 1B		2-0 CS 1B			4-2 3B BB		4-2 1-2 BB	
Ozzie Smith, S (1, 6) OBP: 0.250, SLG: 0.750	2-1 G6-4-3 1-2f		1-0 CS 1-2	0-0 F7		1-0 1 SAFE 1 SAFE 1 SAFE 3B		2-0 F8	
Gregg Jefferies, S (1, 3) OBP: 0.250, SLG: 0.250	1-1 1B			3-1 L9		3-2 G6-3		3-2 G6-3	
Ray Lankford, L (1, 8) OBP: 0.250, SLG: 0.250	0-0 P5			2-2 1B		1-1 G3		0-0 F8	
Mark Whiten, S (1, 9) OBP: 0.250, SLG: 0.250		0-3 K		0-0 F8		3-2 FC5-4 1B		0-0 G4-3	
Todd Zeile, R (1, 5) OBP: 0.250, SLG: 0.500		3-2 L9		3-2 P3-6 2B		1-1 FC5-4 1-2f		2-2 G5-3	
Bernard Gilkey, R (1, 7)		0-0 G1-3		0-0 F8		2-3 K 1-2			
Tom Pagnozzi, R (1, 2)			0-1 G6-3		0-1 P3-6 2-3f			0-1 F8	
Bob Tewksbury, R (1, 1) Luis Alicea, S (8, PH) (9, 4)			1-3 K		1-3 K			2-2 E6 BB	

Inning Stats	R: 0	H: 2	E: 0	K: 0	S: 6	LOB: 1	BB: 0	P: 10	R: 0	H: 0	E: 0	K: 1	S: 7	LOB: 0	BB: 0	P: 10	R: 0	H: 1	E: 0	K: 1	S: 7	LOB: 0	BB: 0	P: 10	R: 0	H: 1	E: 0	K: 0	S: 9	LOB: 1	BB: 0	P: 14	R: 0	H: 1	E: 0	K: 0	S: 6	LOB: 0	BB: 0	P: 9	R: 1	H: 1	E: 0	K: 1	S: 11	LOB: 1	BB: 1	P: 21	R: 0	H: 1	E: 0	K: 1	S: 8	LOB: 0	BB: 0	P: 14	R: 0	H: 0	E: 1	K: 0	S: 12	LOB: 2	BB: 1	P: 23	R: 0	H: 0	E: 0	K: 0	S: 6	LOB: 0	BB: 0	P: 8
--------------	------	------	------	------	------	--------	-------	-------	------	------	------	------	------	--------	-------	-------	------	------	------	------	------	--------	-------	-------	------	------	------	------	------	--------	-------	-------	------	------	------	------	------	--------	-------	------	------	------	------	------	-------	--------	-------	-------	------	------	------	------	------	--------	-------	-------	------	------	------	------	-------	--------	-------	-------	------	------	------	------	------	--------	-------	------

PITCHER	IP	WLS	BF	H	R	ER	SO	BB	IBB	HBP	BLK	WP	HR	S	P	ERA	WHIP
John Burkett, R (1, 1) ERA: 1.5	6.0	W	22	6	1	1	3	1	0	0	0	0	0	46	74	1.50	1.167
Michael Jackson, R (7, 1) ERA:	1.1		6	1	0	0	1	1	0	0	0	0	0	15	27	0.00	1.500
Kevin Rogers, L (8, 1) ERA:	0.2		2	0	0	0	0	0	0	0	0	0	0	5	10	0.00	0.000
Rod Beck, R (9, 1) ERA:	1.0	S	3	0	0	0	0	0	0	0	0	0	0	6	8	0.00	0.000

WP	PA	ERA	WHIP
0	34		
0			
0			
1			

Batter	1	2	3	4	5	6	7	8	9	AB R H RBI BB SO LOB	TOP											
Willie McGee, S OBP: 0.444, SLG: 0.556 (1, 9)	0-2 P4 1		1-0 1B 1		0-0 G5-3 3			2-1 G4-3 2B 1	1-3 K 3	5 0 2 0 0 1 3	San Francisco Giants @ St. Louis Cardinals Busch Stadium, St. Louis, MO Wed Apr 07 1993, 7:05 PM CDT Att. 20,950 - Unknown - 60 F											
Darren Lewis, R (1, 8)	2-1 G4-3 2		2-2 F9 2			2-2 P4 1		1-3 K 1		4 0 0 0 0 1 3												
Will Clark, L OBP: 0.250, SLG: 0.286 (1, 3)	4-2 FC6-4 BB 1		2-1 F8 3			2-0 F9 2		0-0 G4-3 2		3 0 0 0 1 0 3												
Matt Williams, R OBP: 0.250, SLG: 0.375 (1, 5)	1-2 FC6-4 1-2f 1			1-3 K 1		0-0 F9 3		2-2 G6-3 3		4 0 0 0 0 1 2												
Barry Bonds, L OBP: 0.375, SLG: 0.833 (1, 7)		0-3 K 1		1-0 F8 2			0-0 HR 1		1-1 BB 1B 1B 1	4 2 2 1 0 1 0												
Robby Thompson, R (1, 4)		1-1 G4-3 2		2-3 K 3			1-0 L9 1		4-1 1B BB 1B 1-2 1	3 0 0 0 0 1 0 0 0 0 0 0 0 0 0 0 0 0 1 0 0												
Dave Righetti, L (7, 1)																						
Jeff Reed, L (9, PH)																						
Royce Clayton, R OBP: 0.429, SLG: 0.429 (1, 6)		0-0 G1-3 3			3-2 P3 1B 1			2-1 1B 1		4 0 2 0 0 1 2												
Kirt Manwaring, R OBP: 0.167, SLG: 0.167 (1, 2)			3-2 SH1-4 1B 1		1-0 P3 1-2 1			1-0 F9 2		4 0 1 0 0 0 4												
Trevor Wilson, L (1, 1)			0-0 SH1-4 1		2-3 K 2			1-1 L7 3		0 0 0 0 0 0 0												
Bryan Hickerson, L (4, 1)									3-2 BB 1B 1-3 2-H 1	1 0 0 0 0 1 1 2 0 1 1 0 0 1												
Craig Colbert, R OBP: 0.500, SLG: 0.500 (7, PH) (7, 4)																						
Inning Stats	R: 0 E: 0 K: 0 S: 11	H: 0 LOB: 1 BB: 1 P: 18	R: 0 E: 0 K: 1 S: 6	H: 0 LOB: 0 BB: 0 P: 7	R: 0 E: 0 K: 0 S: 12	H: 2 LOB: 2 BB: 0 P: 20	R: 0 E: 0 K: 2 S: 8	H: 0 LOB: 0 BB: 0 P: 12	R: 0 E: 0 K: 1 S: 9	H: 1 LOB: 1 BB: 0 P: 15	R: 0 E: 0 K: 0 S: 6	H: 0 LOB: 0 BB: 0 P: 10	R: 1 E: 0 K: 0 S: 7	H: 2 LOB: 1 BB: 0 P: 12	R: 0 E: 0 K: 1 S: 9	H: 1 LOB: 1 BB: 0 P: 14	R: 1 E: 0 K: 2 S: 17	H: 2 LOB: 2 BB: 1 P: 26	1B: 6 2B: 1 3B: 0 HR: 1	SF: 0 SAC: 1 DP: 0 HBP: 0	WP: 0 PB: 0 SB: 0 CS: 0	PA: 37
PITCHER	IP WLS BF H R ER SO BB IBB HBP BLK WP HR S P ERA WHIP																					
Rheal Cormier, L ERA: 1.29 (1, 1)	7.0 W 27 5 1 1 4 1 0 0 0 0 0 1 59 94 1.29 0.857																					
Omar Olivares, R ERA: (8, 1)	1.0 4 1 0 0 1 0 0 0 0 0 0 0 9 14 0.00 1.000																					
Mike Perez, R ERA: 13.5 (9, 1)	0.2 5 2 1 1 1 1 0 0 0 0 0 0 12 20 13.50 4.500																					
Lee Smith, R ERA: (9, 1)	0.1 S 1 0 0 0 1 0 0 0 0 0 0 0 5 6 0.00 0.000																					

livebaseballscorecards.com

AB	34
R	2
H	8
RBI	2
BB	2
SO	7
LOB	19



Batter	1	2	3	4	5	6	7	8	9
Geronimo Pena, S (1, 4) OBP: 0.889, SLG: 1.333	4-0 G6-3 G4-3 1B BB	2-1 1B		0-0 1-H 2-H HR		3-2 1-2 1B		0-0 F7	
Ozzie Smith, S (1, 6) OBP: 0.222, SLG: 0.444	1-1 SAFE G4-3 1-2	2-0 SAFE F9		2-2 1B		1-0 F8		0-1 F7	
Gregg Jefferies, S (1, 3) OBP: 0.286, SLG: 0.286 Rod Brewer, L (6, 3) OBP: 1.000, SLG: 1.000	1-0 G6-3 2-3		0-1 FC6-4 1B	1-1 G5-3			2-2 FC9-6 1B		
Ray Lankford, L (1, 8) OBP: 0.250, SLG: 0.143	4-1 1B BB		0-2 FC6-4 G6-3 1-2f		2-0 G4-3		2-3 K		
Mark Whiten, S (1, 9) OBP: 0.250, SLG: 0.250	0-0 1B 1-2 3-H 1B		0-0 G6-3 1-2f		0-0 G4-3		1-0 FC9-6 1-2f		
Todd Zeile, R (1, 5) OBP: 0.375, SLG: 0.500	3-2 1-3 2-H 1B			2-0 G6-4-3 1B	0-1 F8		0-0 G4-3		
Brian Jordan, R (1, 7) OBP: 0.250, SLG: 0.750		1-0 SF8 3B		1-0 G6-4-3 1-2f		0-2 G6-3		0-0 F8	
Tom Pagnozzi, R (1, 2)		0-1 SF8		4-0 1B HR BB		1-2 L7		2-1 E6 1B	
Rheal Cormier, L (1, 1) OBP: 0.667, SLG: 0.667 Omar Olivares, R (8, 1)		1-2 G6-3		1-2 1B HR		0-0 1B		1-0 1B	
Tracy Woodson, R (8, PH) OBP: 1.000, SLG: 1.000 Mike Perez, R (9, 1) Lee Smith, R (9, 1)				1-2 HR 1B				1-2 1B	

AB	R	H	RBI	BB	SO	LOB
4	2	3	3	1	0	2
5	0	1	0	0	0	6
3	0	1	0	0	0	2
1	0	1	0	0	0	0
3	1	0	0	1	1	2
4	0	1	1	0	0	2
4	0	2	1	0	0	1
4	1	1	0	0	0	1
2	1	0	1	1	0	0
3	1	2	0	0	0	0
0	0	0	0	0	0	0
1	0	1	0	0	0	0
0	0	0	0	0	0	0
0	0	0	0	0	0	0

BOTTOM	
AB	34
R	6
H	13
RBI	6
BB	3
SO	1
LOB	16

Inning Stats	
R: 2	H: 2
E: 0	LOB: 2
K: 0	BB: 2
S: 12	P: 25
R: 1	H: 2
E: 0	LOB: 1
K: 0	BB: 0
S: 10	P: 15
R: 0	H: 1
E: 0	LOB: 0
K: 0	BB: 0
S: 6	P: 6
R: 3	H: 4
E: 0	LOB: 1
K: 0	BB: 1
S: 13	P: 24
R: 0	H: 0
E: 0	LOB: 0
K: 0	BB: 0
S: 4	P: 6
R: 0	H: 2
E: 0	LOB: 2
K: 0	BB: 0
S: 16	P: 21
R: 0	H: 1
E: 0	LOB: 1
K: 1	BB: 0
S: 8	P: 13
R: 0	H: 1
E: 1	LOB: 2
K: 0	BB: 0
S: 7	P: 10
1B: 11	SF: 1
2B: 0	SAC: 0
3B: 1	DP: 2
HR: 1	HBP: 0
WP: 0	PA: 38
PB: 0	
SB: 0	
CS: 0	

PITCHER														
IP	WLS	BF	H	R	ER	SO	BB	IBB	HBP	BLK	WP	HR	S	P
Trevor Wilson, L (1, 1) ERA: 14.73	3.2	L	20	9	6	6	0	3	0	0	0	1	39	67
Bryan Hickerson, L (4, 1) ERA:	2.1		9	2	0	0	0	0	0	0	0	0	22	30
Dave Righetti, L (7, 1) ERA:	2.0		9	2	0	1	0	0	0	0	0	0	15	23

PITCHER														
IP	WLS	BF	H	R	ER	SO	BB	IBB	HBP	BLK	WP	HR	S	P
14.73														
0.00														
0.00														

San Francisco Giants @ St. Louis Cardinals
 Busch Stadium, St. Louis, MO
 Wed Apr 07 1993, 7:05 PM CDT
 Att: 20,950 - Unknown - 60 F



Batter	1	2	3	4	5	6	7	8	9	AB R H RBI BB SO LOB	TOP		
Willie McGee, S (1, 9) OBP: 0.308, SLG: 0.385	1-1 G6-3		1-3 K		0-1 G4-3			2-0 F9		4 0 0 0 0 1 1			
Darren Lewis, R (1, 8) OBP: 0.125, SLG: 0.375	0-2 G6-3		1-2 3B		2-0 B3			3-2 L3		4 0 1 0 0 0 1			
Will Clark, L (1, 3) OBP: 0.167, SLG: 0.182	2-0 F7		0-2 G6-3		0-0 F7			0-0 F7		4 0 0 0 0 0 2			
Matt Williams, R (1, 5) OBP: 0.167, SLG: 0.250		1-0 P3		0-0 G5-3		1-2 L7		1-2 G5-3		4 0 0 0 0 0 0			
Barry Bonds, L (1, 7) OBP: 0.333, SLG: 0.700		1-1 2B		1-1 G3-1		1-3 K		0-0 F9		4 1 1 0 0 1 0			
Robby Thompson, R (1, 4) OBP: 0.200, SLG: 0.222		0-0 2B		4-0 1B		1-0 F9		0-1 F8		3 0 1 1 1 0 0			
Royce Clayton, R (1, 6) OBP: 0.400, SLG: 0.400		1-3 K		0-0 1B		0-0 G6-3				3 0 1 0 0 1 1			
Kirt Manwaring, R (1, 2) OBP: 0.111, SLG: 0.111		1-1 G4-3		2-0 G6-3		0-0 G4-3				3 0 0 0 0 0 3			
Bud Black, L (1, 1)			2-2 G3		0-0 G6-3			0-2 1B		2 0 0 0 0 0 0			
Kevin Rogers, L (6, 1)										0 0 0 0 0 0 0			
Michael Jackson, R (7, 1)										0 0 0 0 0 0 0			
Mark Carreon, R (8, PH) OBP: 0.500, SLG: 0.500										1 0 1 0 0 0 0			
Dave Burba, R (8, 1)										0 0 0 0 0 0 0			
Inning Stats	R: 0 E: 0 K: 0 S: 6 H: 0 LOB: 0 BB: 0 P: 9	R: 1 E: 0 K: 1 S: 9 H: 2 LOB: 1 BB: 0 P: 13	R: 0 E: 0 K: 1 S: 13 H: 1 LOB: 1 BB: 0 P: 17	R: 0 E: 0 K: 0 S: 5 H: 1 LOB: 2 BB: 1 P: 12	R: 0 E: 0 K: 0 S: 4 H: 0 LOB: 0 BB: 0 P: 6	R: 0 E: 0 K: 1 S: 9 H: 0 LOB: 0 BB: 0 P: 11	R: 0 E: 0 K: 0 S: 3 H: 0 LOB: 0 BB: 0 P: 4	R: 0 E: 0 K: 0 S: 8 H: 1 LOB: 1 BB: 0 P: 13	R: 0 E: 0 K: 0 S: 7 H: 0 LOB: 0 BB: 0 P: 8	1B: 2 2B: 2 3B: 1 HR: 0 SF: 0 SAC: 0 DP: 0 HBP: 0	WP: 0 PB: 0 SB: 1 CS: 0 PA: 33		
PITCHER Donovan Osborne, L (1, 1) ERA: 1.29	IP: 7.0 WLS: W BF: 27 H: 5 R: 1 ER: 1 SO: 3 BB: 1 IBB: 0 HBP: 0 BLK: 0 WP: 0 HR: 0 S: 52 P: 75 ERA: 1.29 WHIP: 0.857	IP: 1.0 WLS: S BF: 3 H: 0 R: 0 ER: 0 SO: 0 BB: 0 IBB: 0 HBP: 0 BLK: 0 WP: 0 HR: 0 S: 5 P: 10 ERA: 0.00 WHIP: 0.000	IP: 1.0 WLS: S BF: 3 H: 0 R: 0 ER: 0 SO: 0 BB: 0 IBB: 0 HBP: 0 BLK: 0 WP: 0 HR: 0 S: 7 P: 8 ERA: 0.00 WHIP: 0.000	PITCHER IP WLS BF H R ER SO BB IBB HBP BLK WP HR S P ERA WHIP								ERA: 0.00 WHIP: 0.000	

San Francisco Giants @ St. Louis Cardinals
 Busch Stadium, St. Louis, MO
 Thu Apr 08 1993, 3:33 AM CDT
 Att. 25,870 - Unknown - 61 F

livebaseballscorecards.com

AB	32
R	1
H	5
RBI	1
BB	1
SO	3
LOB	8



Batter	1	2	3	4	5	6	7	8	9
Geronimo Pena, S OBP: 0.692, SLG: 0.900 (1, 4) C B X	1-1 P5 ①		1-0 G5-3 ②			2-0 CS 1B ②		0-3 K ③	
Ozzie Smith, S OBP: 0.167, SLG: 0.333 (1, 6) X	0-0 F9 ②		0-1 G5-3 ③			2-3 SAFE K ②			
Gregg Jefferies, S OBP: 0.300, SLG: 0.600 (1, 3) B C X	1-1 HR			1-2 G6-3 ①		2-2 CS 1-2 ③	0-1 F8 ①		
Ray Lankford, L OBP: 0.273, SLG: 0.111 (1, 8) B B C S B X	3-2 E1 BLK			4-2 CS BB			2-3 K ②		
Mark Whiten, S OBP: 0.273, SLG: 0.545 (1, 9) C SAFE B S B X	2-2 F8 ③			2-2 SAFE SAFE SAFE G5-3 ③			2-0 HR		
Todd Zeile, R OBP: 0.364, SLG: 0.455 (1, 5) B B B B B X		2-2 F8 ①			1-3 K ①		1-1 1B		
Brian Jordan, R OBP: 0.143, SLG: 0.429 (1, 7) C B B B C X		2-2 G5-3 ②			0-0 F9 ②		1-2 F9 ③		
Tom Pagnozzi, R (1, 2) X		0-0 G5-3 ③			2-3 K ③			2-2 F8 ①	
Donovan Osborne, S (1, 1) F X			0-1 G6-3 ①			1-3 K ①		1-0 G4-3 ②	
Rob Murphy, L (8, 1)									
Rod Brewer, L OBP: 0.500, SLG: 0.500 (8, PH)									
Lee Smith, R (9, 1)									

AB	R	H	RBI	BB	SO	LOB
4	0	1	0	0	1	0
3	0	0	0	0	1	1
3	1	1	1	0	0	0
2	0	0	0	1	1	0
3	1	1	1	0	0	2
3	0	1	0	0	1	0
3	0	0	0	0	0	1
3	0	0	0	0	1	0
2	0	0	0	0	1	0
0	0	0	0	0	0	0
1	0	0	0	0	0	0
0	0	0	0	0	0	0

BOTTOM

San Francisco Giants @ St. Louis Cardinals
Busch Stadium, St. Louis, MO
 Thu Apr 08 1993, 3:33 AM CDT
 Att: 25,870 - Unknown - 61 F

livebaseballscorecards.com

AB	27
R	2
H	4
RBI	2
BB	1
SO	6
LOB	4



1B: 2	SF: 0	WP: 0	PA: 29
2B: 0	SAC: 0	PB: 0	
3B: 0	DP: 0	SB: 0	
HR: 2	HBP: 0	CS: 2	

Inning Stats	R: 1	H: 1	R: 0	H: 0	R: 0	H: 0	R: 0	H: 0	R: 0	H: 1	R: 1	H: 2	R: 0	H: 0			
	E: 1	LOB: 1	E: 0	LOB: 0	E: 0	LOB: 0	E: 0	LOB: 0	E: 0	LOB: 0	E: 0	LOB: 1	E: 0	LOB: 0			
	K: 0	BB: 0	K: 0	BB: 0	K: 0	BB: 0	K: 2	BB: 0	K: 1	BB: 0	K: 1	BB: 0	K: 1	BB: 0			
	S: 11	P: 18	S: 8	P: 12	S: 5	P: 6	S: 8	P: 15	S: 8	P: 11	S: 11	P: 17	S: 10	P: 13			
PITCHER	IP	WLS	BF	H	R	ER	SO	BB	IBB	HBP	BLK	WP	HR	S	P	ERA	WHIP
Bud Black, L ERA: 1.8 (1, 1)	5.0		17	1	1	1	2	1	0	0	1	0	1	40	62	1.80	0.400
Kevin Rogers, L ERA: 3.86 (6, 1)	1.2	L	7	3	1	1	3	0	0	0	0	0	1	19	29	5.40	1.800
Michael Jackson, R ERA: (7, 1)	0.1		1	0	0	0	0	0	0	0	0	0	0	3	4	0.00	0.000
Dave Burba, R ERA: (8, 1)	1.0		3	0	0	0	1	0	0	0	0	0	0	10	13	0.00	0.000

Batter	1	2	3	4	5	6	7	8	9	AB R H RBI BB SO LOB	TOP																		
Willie McGee, S (1, 9) OBP: 0.278, SLG: 0.333	1-2 G5-3	1-2 G6-4-3			1-1 1B		2-3 K		3-1 G1-3	5 0 1 0 0 1 4	San Francisco Giants @ Pittsburgh Pirates Three Rivers Stadium, Pittsburgh, PA Fri Apr 09 1993, 7:05 PM EDT Att. 22,718 - Unknown - 68 F livebaseballscorecards.com																		
Darren Lewis, R (1, 8) OBP: 0.250, SLG: 0.500 Dave Martinez, L (9, PH) OBP: 0.400, SLG: 0.400	1-1 B1		2-2 P4		0-1 G3-6-1 1B			1-1 2B	2-1 F7	4 1 2 0 0 0 0 1 0 0 0 0 0 0																			
Will Clark, L (1, 3) OBP: 0.188, SLG: 0.200	2-0 1B		1-2 F8		0-0 G3-6-1			1-3 K		4 0 1 0 0 1 3																			
Matt Williams, R (1, 5) OBP: 0.125, SLG: 0.188	3-2 K		2-2 P5			1-2 G5-3		0-2 P5		4 0 0 0 0 1 2																			
Barry Bonds, L (1, 7) OBP: 0.375, SLG: 0.857		1-0 E1 1B BLK		1-1 SF8 3B		2-3 K		1-2 2B		4 3 2 1 0 1 0																			
Robby Thompson, R (1, 4) OBP: 0.286, SLG: 0.385		2-2 HBP SH 1B		1-2 L5		3-2 F8		2-1 1B		4 1 2 2 0 0 1																			
Royce Clayton, R (1, 6) OBP: 0.462, SLG: 0.500		0-1 SH HBP		0-0 SF8		3-2 G5-3 1B		2-2 1B		2 0 2 2 0 0 0																			
Kirt Manwaring, R (1, 2) OBP: 0.167, SLG: 0.091 Bryan Hickerson, L (7, 1) Mark Carreon, R (8, PH) OBP: 0.333, SLG: 0.333 Rod Beck, R (8, 1)		2-2 G6-4-3 HBP		2-2 G6-3		2-2 G5-3		0-1 L5		2 0 0 0 0 0 1 0 0 0 0 0 0 0 1 0 0 0 0 0 1 0 0 0 0 0 0 0																			
Bill Swift, R (1, 1) Michael Jackson, R (6, 1) Jeff Reed, L (7, PH) (7, 2)		1-1 P3			1-1 G4-3		1-2 P3		0-0 G4-3	2 0 0 0 0 0 3 0 0 0 0 0 0 0 2 0 0 0 0 0 1																			
Inning Stats	R: 0 E: 0 K: 1 S: 10	H: 1 LOB: 1 BB: 0 P: 17	R: 1 E: 2 K: 0 S: 13	H: 1 LOB: 2 BB: 0 P: 20	R: 0 E: 0 K: 0 S: 11	H: 0 LOB: 0 BB: 0 P: 16	R: 1 E: 2 K: 0 S: 11	H: 1 LOB: 0 BB: 0 P: 15	R: 0 E: 0 K: 1 S: 10	H: 2 LOB: 1 BB: 0 P: 9		R: 0 E: 0 K: 1 S: 14	H: 1 LOB: 1 BB: 0 P: 22	R: 3 E: 0 K: 1 S: 20	H: 4 LOB: 1 BB: 0 P: 27	R: 0 E: 0 K: 0 S: 5	H: 0 LOB: 0 BB: 0 P: 10	1B: 6 2B: 3 3B: 1 HR: 0	SF: 1 SAC: 1 DP: 2 HBP: 1	WP: 0 PB: 0 SB: 0 CS: 0	PA: 38								
PITCHER	IP WLS BF H R ER SO BB IBB HBP BLK WP HR S P ERA WHIP																												
Randy Tomlin, L (1, 1) ERA: 1.5	6.0		24	5	2	1	2	0	0	1		1	0	0	62	93	1.50	0.833											
Paul Wagner, R (7, 1) ERA: 5.4	1.0		5	2	1	1	1	0	0	0		0	0	0	16	25	9.00	2.000											
John Candelaria, L (8, 1) ERA: 9.0	0.2		5	3	2	2	1	0	0	0		0	0	0	16	22	27.00	4.500											
Bias Minor, R (8, 1) ERA:	0.1	W	1	0	0	0	0	0	0	0	0	0	0	2	2	0.00	0.000												
Stan Belinda, R (9, 1) ERA:	1.0	S	3	0	0	0	0	0	0	0	0	0	0	5	10	0.00	0.000												

AB	35
R	5
H	10
RBI	5
BB	0
SO	4
LOB	16



BOTTOM

San Francisco Giants @ Pittsburgh Pirates
Three Rivers Stadium, Pittsburgh, PA

livebaseballscores.com

AB	35
R	6
H	10
RBI	6
BB	0
SO	5
LOB	12



WP:	1	PA:	35
PB:	0	SB:	2
CS:	0		

Fri Apr 09 1993, 7:05 PM EDT
Att: 22,718 - Unknown - 68 F

Batter	1	2	3	4	5	6	7	8	9	AB	R	H	RBI	BB	SO	LOB						
Al Martin, L OBP: 0.154, SLG: 0.385 (1, 7)	K		L8		K		G3			4	0	0	0	0	2	0						
Jay Bell, R OBP: 0.583, SLG: 0.818 (1, 6)	K		E4 2B		L8		G6-4-3 1B			4	1	1	0	0	1	0						
Andy Van Slyke, L OBP: 0.385, SLG: 0.667 (1, 8)	G3		1-H 2B		G4-3		G6-4-3 1-2f			4	0	1	1	0	0	1						
Jeff King, R OBP: 0.615, SLG: 0.636 (1, 5)		F9 G4-3 1B	K		S 1B		WP HR 1B			4	3	3	0	0	1	1						
Orlando Merced, S OBP: 0.385, SLG: 0.364 (1, 9)		G4-3		G3-1		S 1B	B5			4	1	1	0	0	0	2						
Kevin Young, R OBP: 0.308, SLG: 0.615 (1, 3)		F9		F8		1-H 2-H 1B	HR			4	1	2	4	0	0	1						
Don Slaught, R OBP: 0.250, SLG: 0.250 (1, 2)		1B		E 1B		K	G1-3			4	0	2	1	0	1	1						
Carlos Garcia, R OBP: 0.417, SLG: 0.364 (1, 4)		G5-3		E6		F9	G4-3			4	0	0	0	0	0	3						
Randy Tomlin, L Dave Clark, L Paul Wagner, R John Candelaria, L Blas Minor, R Stan Belinda, R			G5-3		G6-3		G4-3			2	0	0	0	0	0	2						
Inning Stats	R: 0 E: 0 K: 2 S: 9	H: 0 LOB: 0 BB: 0 P: 13	R: 1 E: 0 K: 0 S: 10	H: 2 LOB: 1 BB: 0 P: 17	R: 1 E: 1 K: 1 S: 11	H: 1 LOB: 1 BB: 0 P: 15	R: 0 E: 1 K: 0 S: 10	H: 1 LOB: 2 BB: 0 P: 18	R: 0 E: 0 K: 1 S: 6	H: 0 LOB: 0 BB: 0 P: 8	R: 2 E: 0 K: 1 S: 17	H: 3 LOB: 1 BB: 0 P: 25	R: 0 E: 0 K: 0 S: 10	H: 1 LOB: 0 BB: 0 P: 13	R: 2 E: 0 K: 0 S: 13	H: 2 LOB: 0 BB: 0 P: 19	1B: 8 2B: 1 3B: 0 HR: 1	SF: 0 SAC: 0 DP: 1 HBP: 0	WP: 1 PB: 0 SB: 2 CS: 0	PA: 35 ERA WHIP		
PITCHER	IP	WLS	BF	H	R	ER	SO	BB	IBB	HBP	BLK	WP	HR	S	P	ERA	WHIP				ERA	WHIP
Bill Swift, R ERA: 5.4 (1, 1)	5.0		24	7	4	3	4	0	0	0	0	0	0	55	85	5.40	1.400					
Michael Jackson, R ERA: (6, 1)	1.0		3	0	0	0	1	0	0	0	0	0	0	8	11	0.00	0.000					
Bryan Hickerson, L ERA: (7, 1)	1.0		3	1	0	0	0	0	0	0	0	0	0	10	13	0.00	1.000					
Rod Beck, R ERA: 9.0 (8, 1)	1.0	L	5	2	2	2	0	0	0	0	0	1	1	13	19	18.00	2.000					

Batter	1	2	3	4	5	6	7	8	9	AB	R	H	RBI	BB	SO	LOB	TOP					
Darren Lewis, R OBP: 0.294, SLG: 0.438 Dave Righetti, L (9, 1)	2-1 G5-3		4-0 S BB		2-2 2B 1B 1B		2-2 G4-3	1-0 L9		4	1	1	0	1	0	1						
Mark Carreon, R OBP: 0.625, SLG: 0.667 (1, 9)	4-2 HR BB		2-1 G6-3		2-0 1B 2B		3-1 BLK 1B		4-2 1B BB	3	3	2	1	2	0	1						
Will Clark, L OBP: 0.238, SLG: 0.400 (1, 3)	2-2 1-H HR		2-3 K		2-0 2B 1B		1-1 L3		1-1 F7	5	2	2	4	0	1	3						
Matt Williams, R OBP: 0.238, SLG: 0.381 (1, 5)	0-0 P4			2-2 P6		0-2 1-H 2B		2-1 G3-1 1B 2B	1-1 1B BB 1B	5	2	3	1	0	0	0						
Barry Bonds, L OBP: 0.333, SLG: 0.667 (1, 7)	2-1 G1-3			1-1 L6		2-1 G4-3		2-2 G3-1	4-2 1B BB	4	1	0	0	1	0	2						
Robby Thompson, R OBP: 0.316, SLG: 0.389 (1, 4)		1-1 F8		0-0 G4-3			1-0 F9		0-1 F9 BLK 1B	5	1	2	2	0	0	0						
Royce Clayton, R OBP: 0.389, SLG: 0.471 (1, 6)		2-3 K			0-0 BLK BB 2B		0-0 F8		2-2 F9	5	0	1	0	0	1	4						
Kirt Manwaring, R OBP: 0.235, SLG: 0.188 (1, 2)		0-1 G1-3			2-3 K		1-1 G3-1		0-0 2B 1B	5	1	2	3	0	1	1						
Jeff Brantley, R (1, 1)			1-1 P6			4-2 2B BB		0-3 K2-3	1-1 1-H 2B	1	0	0	0	0	0	0						
Craig Colbert, R OBP: 0.667, SLG: 0.500 (5, PH)										0	1	0	0	1	0	0						
Dave Burba, R OBP: 0.500, SLG: 1.000 (5, 1)										2	0	1	1	0	1	0						
Michael Jackson, R (8, 1)										0	0	0	0	0	0	0						
Dave Martinez, L OBP: 0.333, SLG: 0.333 (8, 8)										1	0	0	0	0	1	2						
Inning Stats	R: 2 E: 0 K: 0 S: 10	H: 1 LOB: 0 BB: 1 P: 20	R: 0 E: 0 K: 1 S: 7	H: 0 LOB: 0 BB: 0 P: 10	R: 0 E: 0 K: 1 S: 7	H: 0 LOB: 0 BB: 0 P: 10	R: 0 E: 0 K: 0 S: 7	H: 0 LOB: 0 BB: 0 P: 10	R: 4 E: 0 K: 1 S: 18	H: 5 LOB: 1 BB: 1 P: 32	R: 0 E: 0 K: 0 S: 4	H: 0 LOB: 0 BB: 0 P: 6	R: 0 E: 0 K: 1 S: 10	H: 1 LOB: 1 BB: 0 P: 16	R: 3 E: 0 K: 0 S: 14	H: 4 LOB: 1 BB: 0 P: 22	R: 3 E: 0 K: 1 S: 17	H: 3 LOB: 2 BB: 2 P: 33	1B: 8 2B: 5 3B: 0 HR: 1	SF: 0 SAC: 0 DP: 0 HBP: 0	WP: 0 PB: 0 SB: 2 CS: 0	PA: 45
PITCHER	IP	WLS	BF	H	R	ER	SO	BB	IBB	HBP	BLK	WP	HR	S	P	ERA	WHIP					
Steve Cooke, L ERA: 10.8 (1, 1)	5.0	L	23	6	6	6	3	3	0	0	1	0	1	49	88	10.80	1.800					
Blas Minor, R ERA: (6, 1)	1.0		3	0	0	0	0	0	0	0	0	0	0	4	6	0.00	0.000					
Dennis Moeller, L ERA: 13.5 (7, 1)	2.0		11	5	3	3	1	0	0	0	2	0	0	24	38	13.50	2.500					
Denny Neagle, L ERA: 12.0 (9, 1)	1.0		8	3	3	3	1	2	0	0	0	0	0	17	33	27.00	5.000					

San Francisco Giants @ Pittsburgh Pirates
Three Rivers Stadium, Pittsburgh, PA

AB	40
R	12
H	14
RBI	12
BB	5
SO	5
LOB	14



Sat Apr 10 1993, 3:33 AM EDT
Att. 18,264 - Sunny - 50 F

WP: 0	PA: 45
-------	--------

Batter	1	2	3	4	5	6	7	8	9	AB	R	H	RBI	BB	SO	LOB
Al Martin, L (1, 7) OBP: 0.176, SLG: 0.529 Lloyd McClendon, R (9, PH)	1-3 K	1-0 E3 1B		2-2 HR		3-3 K			0-0 G5-3	4	1	1	1	0	2	2
Jay Bell, R (1, 6) OBP: 0.588, SLG: 0.733	0-0 G5-3	3-2 1B		0-0 1B			1-0 G1-3		4-0 BB	4	0	2	1	1	0	0
Andy Van Slyke, L (1, 8) OBP: 0.353, SLG: 0.533 John Wehner, R (9, 8)	4-1 BB	0-0 F8		2-0 G4-3			2-1 G3		1-1 F8	3	0	0	0	1	0	3
Jeff King, R (1, 5) OBP: 0.500, SLG: 0.500	2-2 P3		3-2 F7		3-2 F8-3 1B		2-1 P5		1-1 F7	5	0	1	0	0	0	2
Orlando Merced, S (1, 9) OBP: 0.412, SLG: 0.429		4-2 BB E BB	3-1 G4-3		1-1 F8-3		2-1 1B SF7 2B			3	2	1	0	1	0	1
Kevin Young, R (1, 3) OBP: 0.412, SLG: 0.600		4-1 SAFE SAFE SAFE SAFE E BB	1-1 FC6-4 HBP		3-3 K		0-2 FC4-6 1B			2	1	1	0	1	1	0
Tom Prince, R (1, 2)		2-2 L7	1-1 FC6-4		3-2 P2		2-1 SF7			3	0	0	1	0	0	3
Carlos Garcia, R (1, 4) OBP: 0.375, SLG: 0.333		0-3 K		2-1 L5		0-0 1B		2-2 FC4-6		4	0	1	0	0	1	3
Steve Cooke, R (1, 1) Blas Minor, R (6, 1) Dave Clark, L (6, PH) Dennis Moeller, R (7, 1) Tom Foley, L (8, PH) Denny Neagle, L (9, 1)		2-1 E4 1B		1-0 G4-3		1 SAFE 0-0 F7		0-1 F8		2	1	0	0	0	0	1

Inning Stats	R: 0	H: 0	E: 0	K: 1	S: 9	H: 0	LOB: 1	BB: 1	P: 16	R: 3	H: 1	E: 2	K: 1	S: 17	H: 0	LOB: 1	BB: 2	P: 33	R: 0	H: 0	E: 0	K: 0	S: 8	R: 1	H: 2	E: 0	K: 0	S: 8	R: 0	H: 1	E: 0	K: 1	S: 13	R: 0	H: 1	E: 0	K: 1	S: 9	R: 0	H: 0	E: 0	K: 0	S: 5	R: 1	H: 2	E: 0	K: 0	S: 12	R: 0	H: 0	E: 0	K: 0	S: 5	R: 0	H: 0	E: 0	K: 0	S: 5	H: 0	LOB: 0	BB: 0	P: 10	R: 1	H: 2	E: 0	K: 0	S: 12	R: 0	H: 0	E: 0	K: 0	S: 5	H: 0	LOB: 1	BB: 1	P: 11	1B: 5	SF: 1	2B: 2	SAC: 0	3B: 0	DP: 1	HR: 1	HBP: 1	WP: 0	PA: 40
--------------	------	------	------	------	------	------	--------	-------	-------	------	------	------	------	-------	------	--------	-------	-------	------	------	------	------	------	------	------	------	------	------	------	------	------	------	-------	------	------	------	------	------	------	------	------	------	------	------	------	------	------	-------	------	------	------	------	------	------	------	------	------	------	------	--------	-------	-------	------	------	------	------	-------	------	------	------	------	------	------	--------	-------	-------	-------	-------	-------	--------	-------	-------	-------	--------	-------	--------


PITCHER	IP	WLS	BF	H	R	ER	SO	BB	IBB	HBP	BLK	WP	HR	S	P	ERA	WHIP
Jeff Brantley, R (1, 1) ERA: 2.25	4.0		21	3	4	1	2	3	0	0	0	0	1	42	80	2.25	1.500
Dave Burba, R (5, 1) ERA: 2.25	3.0	W	12	4	1	1	2	0	0	0	0	0	0	32	52	3.00	1.333
Michael Jackson, R (8, 1) ERA:	1.0		3	0	0	0	0	0	0	0	0	0	0	7	11	0.00	0.000
Dave Righetti, L (9, 1) ERA:	1.0		4	0	0	0	0	1	0	0	0	0	0	5	11	0.00	1.000

BOTTOM

San Francisco Giants @ Pittsburgh Pirates
 Three Rivers Stadium, Pittsburgh, PA

Sat Apr 10 1993, 3:33 AM EDT
 Att. 18,264 - Sunny - 50 F

AB	34
R	5
H	7
RBI	3
BB	4
SO	4
LOB	18



PITCHER	IP	WLS	BF	H	R	ER	SO	BB	IBB	HBP	BLK	WP	HR	S	P	ERA	WHIP
Jeff Brantley, R (1, 1) ERA: 2.25	4.0		21	3	4	1	2	3	0	0	0	0	1	42	80	2.25	1.500
Dave Burba, R (5, 1) ERA: 2.25	3.0	W	12	4	1	1	2	0	0	0	0	0	0	32	52	3.00	1.333
Michael Jackson, R (8, 1) ERA:	1.0		3	0	0	0	0	0	0	0	0	0	0	7	11	0.00	0.000
Dave Righetti, L (9, 1) ERA:	1.0		4	0	0	0	0	1	0	0	0	0	0	5	11	0.00	1.000

Batter	1	2	3	4	5	6	7	8	9	AB R H RBI BB SO LOB	TOP											
Willie McGee, S (1, 9) OBP: 0.304, SLG: 0.318	1-1 G3-1		0-0 L4		2-2 FC5-4 BB		1-0 E7 1B		4-0 BB	4 0 1 0 1 0 3	San Francisco Giants @ Pittsburgh Pirates Three Rivers Stadium, Pittsburgh, PA Sun Apr 11 1993, 3:33 AM EDT Att. 12,844 - Sunny - 58 F livebaseballscorecards.com											
Dave Martinez, L (1, 8) Darren Lewis, R (9, PH) OBP: 0.278, SLG: 0.412	1-1 F7		3-2 PB 1-H 2-H 2B		4-0 BB		4-0 BB	2-2 P2	2 0 1 2 2 0 0 1 0 0 0 0 0 1													
Will Clark, L (1, 3) OBP: 0.231, SLG: 0.333	3-3 K		4-2 BB		0-2 F9		1-3 K	3-3 K	4 0 0 0 1 3 6													
Matt Williams, R (1, 5) OBP: 0.240, SLG: 0.500		3-1 G6-3	0-0 P4			0-1 HR	1-0 SF7		3 1 1 2 0 0 2													
Barry Bonds, L (1, 7) OBP: 0.280, SLG: 0.545		1-3 K		2-2 G4-3		0-0 G4-3	2-2 P4		4 0 0 0 0 1 2													
Royce Clayton, R (1, 6) OBP: 0.364, SLG: 0.429		1-1 CS 1B		3-2 F7		1-1 F7		0-3 K	4 0 1 0 0 1 0													
Jeff Reed, L (1, 2) OBP: 0.571, SLG: 0.250		1-0 CS	2-2 PB HBP 2B 1B	4-1 CS BB		4-1 BB		2-3 K	2 1 1 0 2 1 0													
Mike Benjamin, R (1, 4)			3-0 PB HBP 2B	2-0 CS	1-1 G5-3	0-2 F7		0-3 K	3 1 0 0 0 1 1													
John Burkett, R (1, 1) Rod Beck, R (8, 1) OBP: 0.400, SLG: 0.400			1-0 B3		0-1 FC5-4 1B		3-2 E 1B SF7 1B	2-3 K	3 1 2 0 0 0 2 1 0 0 0 0 1 0													
Inning Stats	R: 0 E: 0 K: 1 S: 7	H: 0 LOB: 0 BB: 0 P: 12	R: 0 E: 0 K: 1 S: 7	H: 1 LOB: 0 BB: 0 P: 13	R: 2 E: 0 K: 0 S: 12	H: 2 LOB: 2 BB: 1 P: 25	R: 0 E: 0 K: 0 S: 13	H: 0 LOB: 0 BB: 1 P: 24	R: 0 E: 0 K: 0 S: 11	H: 1 LOB: 2 BB: 1 P: 18	R: 1 E: 0 K: 0 S: 9	H: 1 LOB: 1 BB: 1 P: 14	R: 1 E: 1 K: 1 S: 11	H: 2 LOB: 2 BB: 1 P: 23	R: 0 E: 0 K: 3 S: 9	H: 0 LOB: 0 BB: 0 P: 11	R: 0 E: 0 K: 2 S: 10	H: 0 LOB: 1 BB: 1 P: 21	1B: 5 2B: 1 3B: 0 HR: 1	SF: 1 SAC: 0 DP: 0 HBP: 1	WP: 0 PB: 2 SB: 0 CS: 2	PA: 41
PITCHER	IP WLS BF H R ER SO BB IBB HBP BLK WP HR S P ERA WHIP																					
Tim Wakefield, R (1, 1) ERA: 3.86	7.0 L 32 7 4 3 3 5 0 1 0 0 0 1 70 129 3.86 1.714																					
Paul Wagner, R (8, 1) ERA: 3.0	1.1 5 0 0 0 4 1 0 0 0 0 0 0 12 20 0.00 0.750																					
John Candelaria, L (9, 1) ERA: 6.75	0.2 2 0 0 0 1 0 0 0 0 0 0 0 7 12 0.00 0.000																					

San Francisco Giants @ Pittsburgh Pirates
 Three Rivers Stadium, Pittsburgh, PA
 Sun Apr 11 1993, 3:33 AM EDT
 Att. 12,844 - Sunny - 58 F

AB	31
R	4
H	7
RBI	4
BB	6
SO	8
LOB	17



BOTTOM

San Francisco Giants @ Pittsburgh Pirates
Three Rivers Stadium, Pittsburgh, PA

Sun Apr 11 1993, 3:33 AM EDT
Att. 12,844 - Sunny - 58 F

livebaseballscorecards.com

AB	31
R	3
H	6
RBI	3
BB	3
SO	3
LOB	15



WP:	0	PA:	36
PB:	0	SB:	0
CS:	0		

AB R H RBI BB SO LOB

3	0	1	1	1	0	0
4	0	0	0	0	0	2
3	0	1	0	1	0	0
4	0	0	0	0	0	2
3	1	1	0	1	0	0
0	1	0	0	0	0	0
4	0	1	0	0	1	1
2	0	1	0	0	0	1
4	1	1	2	0	0	4
2	0	0	0	0	0	2
1	0	0	0	0	1	1
0	0	0	0	0	0	0
0	0	0	0	0	0	0
1	0	0	0	0	1	2

Batter	1	2	3	4	5	6	7	8	9
Lonnie Smith, R (1, 7) OBP: 0.600, SLG: 0.333	4-2 BB G5-4-3		0-0 F8		1-1 2-H 1B			1-2 G5-3	
Jay Bell, R (1, 6) OBP: 0.476, SLG: 0.579	1-2 G5-4-3 1-2f		1-2 G5-3		2-0 F8			1-2 G3-1	
Andy Van Slyke, L (1, 8) OBP: 0.381, SLG: 0.500	4-1 BB		1-1 F8		1-1 F7			1-0 FC5-4 1B	
Jeff King, R (1, 5) OBP: 0.409, SLG: 0.400	2-1 F7			0-0 L5		1-1 G5-3		0-0 FC5-4 1-2f	
Dave Clark, L (1, 9) OBP: 0.286, SLG: 0.167 John Wehner, R (9, PR)		4-0 2B BB		2-2 G3-1		1-0 G1-3		2-2 SH1-4 1B G3	
Kevin Young, R (1, 3) OBP: 0.381, SLG: 0.526		3-2 F9		0-3 K		1-0 P4		1-2 G3 SH1-4 1B	
Don Slaught, R (1, 2) OBP: 0.364, SLG: 0.300		3-2 F9			1-1 FC3-6 HBP		0-0 1B	0-1 SH1-4	
Tom Foley, L (1, 4) OBP: 0.200, SLG: 0.400		0-0 1-H 2B			1-1 FC3-6 BLK 1B 1-2f		3-2 F8	2-0 G3	
Tim Wakefield, R (1, 1) OBP: 0.333, SLG: 0.500 Al Martin, L (7, PH) OBP: 0.167, SLG: 0.500 Paul Wagner, R (8, 1) John Candelaria, L (9, 1) Orlando Merced, S (9, PH) OBP: 0.389, SLG: 0.400		1-0 G5-3			1-1 G5-3		1-3 K	1-3 K	

Inning Stats	R: 0	H: 0	E: 0	K: 0	S: 9	R: 1	H: 1	E: 0	K: 0	S: 11	R: 0	H: 0	E: 0	K: 1	S: 7	R: 0	H: 0	E: 0	K: 1	S: 10	R: 1	H: 1	E: 0	K: 0	S: 9	R: 0	H: 0	E: 0	K: 1	S: 5	R: 0	H: 1	E: 0	K: 1	S: 8	R: 0	H: 1	E: 0	K: 1	S: 12	R: 1	H: 2	E: 0	K: 1	S: 12	1B: 5	SF: 0	2B: 1	SAC: 1	3B: 0	DP: 1	HR: 0	HBP: 1
--------------	------	------	------	------	------	------	------	------	------	-------	------	------	------	------	------	------	------	------	------	-------	------	------	------	------	------	------	------	------	------	------	------	------	------	------	------	------	------	------	------	-------	------	------	------	------	-------	-------	-------	-------	--------	-------	-------	-------	--------

PITCHER	IP	WLS	BF	H	R	ER	SO	BB	IBB	HBP	BLK	WP	HR	S	P	ERA	WHIP
John Burkett, R (1, 1) ERA: 1.98	7.2	W	30	4	2	2	2	3	0	1	1	0	0	67	108	2.35	0.913
Rod Beck, R (8, 1) ERA: 8.1	1.1	S	6	2	1	1	1	0	0	0	0	0	0	13	19	6.75	1.500

WP:	PA:	ERA	WHIP
-----	-----	-----	------

Batter	1	2	3	4	5	6	7	8	9	10	11	AB R H RBI BB SO LOB	TOP	
Chuck Carr, S (1, 8) OBP: 0.286, SLG: 0.167												4 0 1 0 1 1 1	Florida Marlins @ San Francisco Giants Candlestick Park, San Francisco, CA Mon Apr 12 1993, 6:33 AM EDT Att: 56,689 - Sunny - 61 F	
Bret Barberie, S (1, 4) OBP: 0.355, SLG: 0.231											4 0 1 0 1 0 2			
Jeff Conine, R (1, 7) OBP: 0.500, SLG: 0.440 (11, 3)												3 1 0 0 2 1 2		
Orestes Destrade, S (1, 3) Greg Briley, L (11, PR) OBP: 0.143, SLG: 0.143 (11, 7)												3 1 1 1 2 0 2 0 0 0 0 0 0 0		
Benito Santiago, R (1, 2) OBP: 0.333, SLG: 0.429												3 1 1 2 2 1 3		
Junior Felix, S (1, 9) OBP: 0.115, SLG: 0.154												5 0 0 0 0 1 4		
Rick Renteria, R (1, 5) OBP: 0.167, SLG: 0.167												4 0 0 0 0 0 1		
Walt Weiss, S (1, 6) OBP: 0.481, SLG: 0.400												2 0 0 0 2 0 0		
Chris Hammond, L (1, 1) Monty Fariss, R (5, PH) Richie Lewis, R (5, 1) Alex Arias, R (7, PH) Trevor Hoffman, R (7, 1) Scott Pose, L (10, PH) Joe Klink, L (10, 1)												1 0 0 0 0 1 0 1 0 0 0 0 1 1 0 0 0 0 0 0 0 1 0 0 0 0 0 1 0 0 0 0 0 0 0 1 0 0 0 0 0 0 0 0 0 0 0 0 0		
Inning Stats	R: 0 H: 1 E: 0 LOB: 1 K: 0 BB: 1 S: 5 P: 11	R: 0 H: 0 E: 0 LOB: 0 K: 0 BB: 1 S: 5 P: 10	R: 0 H: 0 E: 0 LOB: 0 K: 1 BB: 0 S: 5 P: 8	R: 0 H: 0 E: 0 LOB: 2 K: 0 BB: 2 S: 10 P: 23	R: 0 H: 0 E: 0 LOB: 1 K: 1 BB: 1 S: 5 P: 12	R: 3 H: 2 E: 0 LOB: 0 K: 1 BB: 1 S: 11 P: 18	R: 0 H: 0 E: 0 LOB: 1 K: 1 BB: 1 S: 7 P: 14	R: 0 H: 1 E: 0 LOB: 1 K: 1 BB: 1 S: 12 P: 20	R: 0 H: 0 E: 0 LOB: 0 K: 0 BB: 0 S: 5 P: 8	R: 0 H: 0 E: 0 LOB: 0 K: 0 BB: 1 S: 8 P: 16	R: 0 H: 0 E: 0 LOB: 1 K: 1 BB: 1 S: 5 P: 9	1B: 2 SF: 0 2B: 3 SAC: 0 3B: 0 DP: 4 HR: 1 HBP: 0		WP: 0 PA: 42 PB: 0 SB: 0 CS: 2
PITCHER	IP WLS BF H R ER SO BB IBB HBP BLK WP HR S P ERA WHIP													
Trevor Wilson, L (1, 1) ERA: 8.68	5.2 23 3 3 3 2 6 0 0 0 0 0 1 37 77 4.76 1.588													
Michael Jackson, R (6, 1) ERA:	0.1 1 0 0 0 1 0 0 0 0 0 0 0 4 5 0.00 0.000													
Kevin Rogers, L (7, 1) ERA: 2.08	2.0 8 1 0 0 2 2 0 0 0 0 0 0 19 34 0.00 1.500													
Dave Righetti, L (9, 1) ERA:	2.0 6 0 0 0 0 1 0 0 0 0 0 0 13 24 0.00 0.500													
Rod Beck, R (11, 1) ERA: 6.23	1.0 W 4 0 0 0 1 1 0 0 0 0 0 0 5 9 0.00 1.000													

AB	32
R	3
H	4
RBI	3
BB	10
SO	6
LOB	17

1B	2	SF	0
2B	3	SAC	0
3B	0	DP	4
HR	1	HBP	0



Batter	1	2	3	4	5	6	7	8	9	10	11	AB R H RBI BB SO LOB
Willie McGee, S OBP: 0.310, SLG: 0.269 (1, 9)	G3		G5-3	G5-3			FC1-4 SH3-4 BB	FC6-4			1B IBB	4 0 0 0 2 0 3
Darren Lewis, R OBP: 0.261, SLG: 0.364 (1, 8)	B5-3		G6-3			G5-3	SH3-4		F9		1B	5 0 1 1 0 0 0
Will Clark, L OBP: 0.290, SLG: 0.333 (1, 3)	1B		BB BB			F9	FC1-4 IBB		K			3 0 1 0 2 1 0
Matt Williams, R OBP: 0.233, SLG: 0.429 (1, 5)		G5-3		BB BB	G6-3		FC1-4 BB		G4-3			4 0 0 0 1 0 2
Barry Bonds, L OBP: 0.321, SLG: 0.680 Mark Carreon, R OBP: 0.700, SLG: 0.714 (6, PR) (7, 7)		HR		G4-3		1B 1B	BB		G6-4-3 1B			3 1 2 1 0 0 2 1 0 1 0 1 0 0
Royce Clayton, R OBP: 0.333, SLG: 0.385 (1, 6)		HR 1B		F7		P6	K		K			5 1 1 0 0 2 5
Kirt Manwaring, R OBP: 0.273, SLG: 0.200 (1, 2)		F7		SH2-4 BB BB		1B		G1-3		G6-4-3		4 0 1 0 1 0 2
Mike Benjamin, R OBP: 0.400, SLG: 0.625 (1, 4)		HR		SH2-4 BB		P6		G5-3			SH1-4 1B 1B	4 2 2 2 1 0 2
Trevor Wilson, L Michael Jackson, R Todd Benzinger, S Kevin Rogers, L Jeff Reed, L Dave Righetti, L Rod Beck, R (1, 1) (6, PH) (6, PH) (7, 1) (8, PH) (9, 1) (11, 1)		F8		SH2-4		K		E4 FC6-4			SH1-4	1 0 0 0 0 0 0 0 0 0 0 0 0 0 0 0 1 0 0 0 0 0 1 2 0 0 0 0 0 0 0 0 1 0

Inning Stats	R: 0	H: 1	E: 0	K: 0	S: 6	LOB: 1	BB: 0	P: 9	R: 3	H: 3	E: 0	K: 0	S: 10	LOB: 0	BB: 0	P: 20	R: 0	H: 0	E: 0	K: 0	S: 13	LOB: 2	BB: 2	P: 23	R: 0	H: 0	E: 0	K: 0	S: 8	LOB: 2	BB: 2	P: 17	R: 0	H: 2	E: 0	K: 1	S: 16	LOB: 2	BB: 0	P: 24	R: 0	H: 0	E: 0	K: 1	S: 6	LOB: 3	BB: 3	P: 19	R: 0	H: 0	E: 1	K: 0	S: 12	LOB: 1	BB: 0	P: 20	R: 0	H: 0	E: 0	K: 1	S: 9	LOB: 0	BB: 0	P: 16	R: 0	H: 1	E: 0	K: 1	S: 5	LOB: 0	BB: 0	P: 7	R: 1	H: 2	E: 0	K: 0	S: 3	LOB: 2	BB: 1	P: 7
1B: 7	SF: 0	2B: 0	LOB: 2	3B: 0	SAC: 3	HR: 2	HBP: 0	WP: 0	PA: 47																																																																							

PITCHER	IP	WLS	BF	H	R	ER	SO	BB	IBB	HBP	BLK	WP	HR	S	P	ERA	WHIP
Chris Hammond, L ERA: 5.4 (1, 1)	4.0		19	4	3	3	0	4	0	0	0	0	2	37	69	6.75	2.000
Richie Lewis, R ERA: 2.08 (5, 1)	2.0		8	2	0	0	1	0	0	0	0	0	0	22	36	0.00	1.000
Trevor Hoffman, R ERA: (7, 1)	3.0		13	0	0	0	2	2	1	0	0	0	0	27	55	0.00	0.667
Joe Klink, L ERA: 3.38 (10, 1)	1.1	L	7	3	1	1	1	0	1	0	0	0	0	8	14	6.75	2.250

PITCHER	IP	WLS	BF	H	R	ER	SO	BB	IBB	HBP	BLK	WP	HR	S	P	ERA	WHIP

BOTTOM

Florida Marlins @ San Francisco Giants
Candlestick Park, San Francisco, CA
Mon Apr 12 1993, 6:33 AM EDT
Att: 56,689 - Sunny - 61 F

livebaseballscores.com

AB	36
R	4
H	9
RBI	4
BB	8
SO	4
LOB	18



Batter	1	2	3	4	5	6	7	8	9	AB	R	H	RBI	BB	SO	LOB
Willie McGee, S OBP: 0.342, SLG: 0.294 (1, 9)	4-0 BB G6-3		0-0 1-2f 3-H G4-3		2-3 K	2-2 G4-3			0-2 1B 1B	4	0	1	0	1	1	3
Dave Martinez, L OBP: 0.421, SLG: 0.333 (1, 8)	1-2 SAFE F7		1-0 1B		0-2 G4-3		3-2 F8		1-1 P6	5	0	1	0	0	0	2
Mark Carreon, R OBP: 0.563, SLG: 0.500 (1, 7)	1-0 SAFE G6-3		0-0 G4-3		4-2 BB BB		2-1 P5		1-1 1-2 1B	4	0	1	0	1	0	2
Matt Williams, R OBP: 0.289, SLG: 0.571 (1, 5)		1-1 G6-3 2B		2-2 HR	4-2 FC4 BB		3-3 K		0-3 K	4	1	2	1	1	2	2
Todd Benzinger, S (1, 3)		3-1 G6-3		1-3 K	1-0 FC4		1-3 K			4	0	0	0	0	2	3
Royce Clayton, R OBP: 0.353, SLG: 0.394 (1, 6)		2-3 K		3-1 G5-3		2-1 FC1-5 1B		1-2 1B		4	0	2	0	0	1	1
Kirt Manwaring, R OBP: 0.345, SLG: 0.423 (1, 2)		0-1 G5-3		4-0 E BB		0-1 FC1-5 1B		0-2 P5		3	1	1	0	1	0	2
Mike Benjamin, R OBP: 0.400, SLG: 0.583 (1, 4)			4-1 E G4-3 BB		1-0 E2		0-0 FC1-5		1-1 G3	2	2	1	1	1	0	2
Barry Bonds, L OBP: 0.310, SLG: 0.654 (8, PH)				1-H 2B		1-2 2-3f				1	0	0	0	0	0	1
Craig Colbert, R OBP: 0.667, SLG: 0.500 (9, 4)										0	0	0	0	0	0	0
Bill Swift, R (1, 1)			1-0 SAFE E6		1-1 G5-3		1-3 K			2	0	0	0	0	0	1
Dave Righetti, L (6, 1)										0	0	0	0	0	0	0
Jeff Reed, L OBP: 0.444, SLG: 0.167 (6, PH)			1-3 G4-3							1	0	0	0	0	1	2
Kevin Rogers, L (7, 1)										0	0	0	0	0	0	0
Will Clark, L OBP: 0.250, SLG: 0.281 (9, PH)										1	0	0	0	0	0	0

Inning Stats	R: 0	H: 0	E: 0	K: 0	S: 6	H: 0	LOB: 0	BB: 1	P: 12	R: 0	H: 1	E: 0	K: 1	S: 11	H: 1	LOB: 1	BB: 0	P: 17	R: 1	H: 1	E: 1	K: 0	S: 5	R: 3	H: 2	E: 1	K: 1	S: 12	H: 0	LOB: 2	BB: 2	P: 25	R: 0	H: 2	E: 0	K: 1	S: 12	H: 2	LOB: 2	BB: 0	P: 17	R: 0	H: 0	E: 0	K: 1	S: 12	H: 0	LOB: 0	BB: 0	P: 20	R: 0	H: 1	E: 0	K: 1	S: 12	H: 1	LOB: 1	BB: 0	P: 15	R: 0	H: 2	E: 0	K: 1	S: 11	H: 2	LOB: 2	BB: 0	P: 13	1B: 6	SF: 0	2B: 2	SAC: 0	3B: 0	DP: 2	HR: 1	HBP: 0	WP: 0	PA: 40
--------------	------	------	------	------	------	------	--------	-------	-------	------	------	------	------	-------	------	--------	-------	-------	------	------	------	------	------	------	------	------	------	-------	------	--------	-------	-------	------	------	------	------	-------	------	--------	-------	-------	------	------	------	------	-------	------	--------	-------	-------	------	------	------	------	-------	------	--------	-------	-------	------	------	------	------	-------	------	--------	-------	-------	-------	-------	-------	--------	-------	-------	-------	--------	-------	--------

PITCHER	IP	WLS	BF	H	R	ER	SO	BB	IBB	HBP	BLK	WP	HR	S	P	ERA	WHIP
Ryan Bowen, R ERA: 1.38 (1, 1)	5.0		23	4	4	2	3	5	0	0	0	0	1	48	89	3.60	1.800
Richie Lewis, R ERA: 1.42 (6, 1)	2.0		8	2	0	0	2	0	0	0	0	0	0	24	37	0.00	1.000
Trevor Hoffman, R ERA: (8, 1)	1.0		4	1	0	0	1	0	0	0	0	0	0	12	15	0.00	1.000
Bryan Harvey, R ERA: 4.5 (9, 1)	1.0	S	5	2	0	0	1	0	0	0	0	0	0	11	13	0.00	2.000

BOTTOM

Florida Marlins @ San Francisco Giants
Candlestick Park, San Francisco, CA

Wed Apr 14 1993, 6:33 AM EDT
Att. 17,523 - Overcast - 56 F

livebaseballscores.com

AB	35
R	4
H	9
RBI	2
BB	5
SO	7
LOB	21



Batter	1	2	3	4	5	6	7	8	9	AB R H RBI BB SO LOB	TOP
Otis Nixon, S (1, 8) <small>OBP: 0.270, SLG: 0.235</small>	1-1 		2-2 		1-3 			0-0 		4 0 1 0 0 1 0	Atlanta Braves @ San Francisco Giants Candlestick Park, San Francisco, CA Thu Apr 15 1993, 10:05 PM EDT Att. 17,533 - Unknown - 56 F
Jeff Blauser, R (1, 6) <small>OBP: 0.395, SLG: 0.351</small>	0-0 		3-3 			1-0 		0-1 		4 0 1 0 0 1 1	
Ron Gant, R (1, 7) <small>OBP: 0.310, SLG: 0.400</small>	4-1 		2-2 			1-0 		1-1 		3 0 1 0 1 0 1	
Terry Pendleton, S (1, 5) <small>OBP: 0.267, SLG: 0.268</small>	1-3 			0-0 		0-1 		0-0 		4 0 1 0 0 1 3	
David Justice, L (1, 9) <small>OBP: 0.295, SLG: 0.351</small>		0-1 		0-3 		2-2 		2-0 		4 0 0 0 0 1 1	
Sid Bream, L (1, 3) <small>OBP: 0.219, SLG: 0.333</small>		2-2 		0-0 		1-2 		0-3 		4 0 0 0 0 1 1	
Damon Berryhill, S (1, 2) <small>OBP: 0.158, SLG: 0.263</small>		0-2 		1-2 		3-3 		0-0 		4 0 1 0 0 1 1	
Mark Lemke, S (1, 4) <small>OBP: 0.297, SLG: 0.200</small>		2-1 			0-0 		0-0 		3 0 0 0 0 0 1		
Greg Maddux, R (1, 1) <small>OBP: 0.286, SLG: 0.286</small> Bill Peccola, R (5, PH) Greg McMichael, R (5, 1) Kent Mercker, L (7, 1) Deion Sanders, L (8, PH) Steve Bedrosian, R (8, 1)			2-2 		1-1 		0-0 		1 0 0 0 0 0 0 1 0 1 1 1 1 0 0 0 0 0 0 0 0 0 0		
Inning Stats	R: 0 H: 0 E: 0 LOB: 1 K: 1 BB: 1 S: 8 P: 14	R: 0 H: 1 E: 0 LOB: 1 K: 0 BB: 0 S: 10 P: 14	R: 0 H: 1 E: 0 LOB: 1 K: 1 BB: 0 S: 14 P: 22	R: 0 H: 1 E: 0 LOB: 1 K: 1 BB: 0 S: 8 P: 9	R: 0 H: 0 E: 0 LOB: 0 K: 1 BB: 0 S: 6 P: 8	R: 0 H: 0 E: 0 LOB: 0 K: 0 BB: 0 S: 4 P: 6	R: 0 H: 0 E: 0 LOB: 0 K: 1 BB: 0 S: 15 P: 21	R: 1 H: 3 E: 0 LOB: 2 K: 0 BB: 0 S: 8 P: 9	R: 0 H: 0 E: 0 LOB: 0 K: 1 BB: 0 S: 5 P: 7	1B: 3 SF: 0 2B: 2 SAC: 0 3B: 0 DP: 0 HR: 1 HBP: 0	WP: 0 PA: 34 PB: 0 SB: 1 CS: 0
PITCHER Jeff Brantley, R (1, 1) <small>ERA: 1.54</small> Michael Jackson, R (8, 1) <small>ERA:</small> Bryan Hickerson, L (9, 1) <small>ERA:</small>	IP WLS BF H R ER SO BB IBB HBP BLK WP HR S P ERA WHIP 7.2 W 30 6 1 1 5 1 0 0 0 0 1 72 102 1.17 0.913 0.1 1 0 0 0 0 0 0 0 0 0 0 1 1 0.00 0.000 1.0 3 0 0 0 1 0 0 0 0 0 0 5 7 0.00 0.000	PITCHER IP WLS BF H R ER SO BB IBB HBP BLK WP HR S P ERA WHIP									

AB	33
R	1
H	6
RBI	1
BB	1
SO	6
LOB	9



Batter	1	2	3	4	5	6	7	8	9	AB	R	H	RBI	BB	SO	LOB
Willie McGee, S OBP: 0.357, SLG: 0.316 (1, 9)	1-1 G4-3	1-0 2-3 1B		0-0 1B		2-2 G6-3				4	0	2	0	0	0	0
Dave Martinez, L OBP: 0.348, SLG: 0.263 (1, 8) (8, 7)	0-1 F8	3-3 K		0-0 1-2 1B			1-1 G6-3			4	0	0	0	0	1	3
Will Clark, L OBP: 0.275, SLG: 0.286 (1, 3)	0-0 1B HR		3-2 E8 L8 1B	1-2 F8			4-1 2B BB			3	3	1	0	1	0	2
Matt Williams, R OBP: 0.286, SLG: 0.538 (1, 5)	1-1 1-2 HR 1B		0-0 L8	2-2 G1-3			2-2 F7			4	1	1	0	0	0	4
Barry Bonds, L OBP: 0.364, SLG: 0.800 Darren Lewis, R OBP: 0.261, SLG: 0.364 (1, 7) (7, PR) (8, 8)	0-1 1-1 HR		0-0 1B 1B		0-3 K		0-0 1-1 2B			4	2	3	5	0	1	0
Royce Clayton, R OBP: 0.342, SLG: 0.378 (1, 6)	0-0 G4-3		0-0 1B 1B		3-1 L7		3-3 K			4	0	1	0	0	1	1
Kirt Manwaring, R OBP: 0.364, SLG: 0.433 Bryan Hickerson, L (9, 1)		0-1 1B 1B	0-1 1-3 2-H 1B	G6-4-3 1B		3-2 F7		1-0 G4-3		4	0	2	1	0	0	0
Mike Benjamin, R OBP: 0.316, SLG: 0.438 (1, 4)		3-3 K	1-2 SAFE G6-4-3			0-3 K		1-1 P3		4	0	0	0	0	2	3
Jeff Brantley, R Michael Jackson, R Craig Colbert, R OBP: 0.500, SLG: 0.333 (1, 1) (8, 1) (8, PH) (9, 2)		1-1 G1		0-0 G4-3		0-3 K		2-1 G6-3		3	0	0	0	0	1	1
										0	0	0	0	0	0	0
										1	0	0	0	0	0	0

Inning Stats	R: 3	H: 3	E: 0	K: 10	S: 10	LOB: 0	BB: 0	P: 12	R: 0	H: 2	E: 0	K: 12	S: 12	LOB: 2	BB: 0	P: 20	R: 2	H: 3	E: 1	K: 0	S: 11	LOB: 1	BB: 0	P: 15	R: 0	H: 1	E: 1	K: 0	S: 12	LOB: 2	BB: 0	P: 15	R: 0	H: 0	E: 0	K: 1	S: 9	LOB: 0	BB: 0	P: 11	R: 1	H: 1	E: 0	K: 1	S: 12	LOB: 1	BB: 1	P: 22	R: 0	H: 0	E: 0	K: 0	S: 5	LOB: 0	BB: 0	P: 9
--------------	------	------	------	-------	-------	--------	-------	-------	------	------	------	-------	-------	--------	-------	-------	------	------	------	------	-------	--------	-------	-------	------	------	------	------	-------	--------	-------	-------	------	------	------	------	------	--------	-------	-------	------	------	------	------	-------	--------	-------	-------	------	------	------	------	------	--------	-------	------

PITCHER	IP	WLS	BF	H	R	ER	SO	BB	IBB	HBP	BLK	WP	HR	S	P	ERA	WHIP
Greg Maddux, R ERA: 2.11 (1, 1)	4.0	L	22	9	5	4	2	0	0	0	0	0	0	45	62	9.00	2.250
Greg McMichael, R ERA: 5.4 (5, 1)	2.0		6	0	0	0	3	0	0	0	0	0	0	18	26	0.00	0.000
Kent Mercker, L ERA: 3.38 (7, 1)	1.0		5	1	1	1	1	1	0	0	0	0	0	12	22	9.00	2.000
Steve Bedrosian, R ERA: 7.71 (8, 1)	1.0		3	0	0	0	0	0	0	0	0	0	0	5	9	0.00	0.000

BOTTOM

Atlanta Braves @ San Francisco Giants
Candlestick Park, San Francisco, CA

Thu Apr 15 1993, 10:05 PM EDT
Att: 17,533 - Unknown - 56 F

AB	35
R	6
H	10
RBI	6
BB	1
SO	6
LOB	14

livebaseballscorecards.com



WP: 0	PA: 36
PB: 0	
SB: 1	
CS: 0	

Batter	1	2	3	4	5	6	7	8	9	AB R H RBI BB SO LOB	TOP		
Deion Sanders, L (1, 8) OBP: 0.400, SLG: 0.750	0-3 K			1-1 FC6-4 1B		0-0 CS 1B			1-0 G1-3	4 0 2 0 0 1 0	<p>Atlanta Braves @ San Francisco Giants</p> <p>Candlestick Park, San Francisco, CA</p> <p>Fri Apr 16 1993, 10:05 PM EDT</p> <p>Att. 31,403 - Unknown - 59 F</p>		
Jeff Blauser, R (1, 6) OBP: 0.404, SLG: 0.390	0-0 F7			3-1 FC6-4 1B		1-1 F3		0-0 2B	4 0 2 0 0 0 1				
Ron Gant, R (1, 7) OBP: 0.283, SLG: 0.359	1-3 K			3-0 FC6-4 G4-6-3			0-3 K	2-2 P4	4 0 0 0 0 2 3				
Terry Pendleton, S (1, 5) OBP: 0.255, SLG: 0.256		2-2 P5		0-0 G4-6-3			1-3 K		2 0 0 0 0 0 2				
Bill Pecota, R (5, 5)									1 0 0 0 0 1 0				
David Justice, L (1, 9) OBP: 0.277, SLG: 0.325		0-2 L3			0-0 G4-3		2-1 P5		3 0 0 0 0 0 0				
Sid Bream, L (1, 3) OBP: 0.229, SLG: 0.333		1-3 K			3-1 1B 1B			0-1 F9	3 0 1 0 0 1 0				
Greg Olson, R (1, 2) OBP: 0.269, SLG: 0.174				3-2 G4-3		0-0 G4-6-3 1B		2-0 P3	3 0 1 0 0 0 0				
Mark Lemke, S (1, 4) OBP: 0.275, SLG: 0.182				1-2 F9		0-0 G4-6-3		2-1 G4-3	3 0 0 0 0 0 2				
29 John Smoltz, R (1, 1) OBP: 0.143, SLG: 0.143				1-3 K			2-3 K		2 0 0 0 0 2 0				
Otis Nixon, S (9, PH) OBP: 0.263, SLG: 0.229								0-3 K	1 0 0 0 0 1 0				
Inning Stats	R: 0 H: 0 E: 0 LOB: 0 K: 2 BB: 0 S: 8 P: 9	R: 0 H: 0 E: 0 LOB: 0 K: 1 BB: 0 S: 13 P: 16	R: 0 H: 0 E: 0 LOB: 0 K: 1 BB: 0 S: 11 P: 16	R: 0 H: 2 E: 0 LOB: 1 K: 0 BB: 0 S: 7 P: 13	R: 0 H: 2 E: 0 LOB: 1 K: 0 BB: 0 S: 5 P: 8	R: 0 H: 1 E: 0 LOB: 0 K: 1 BB: 0 S: 7 P: 10	R: 0 H: 0 E: 0 LOB: 0 K: 2 BB: 0 S: 8 P: 11	R: 0 H: 0 E: 0 LOB: 0 K: 0 BB: 0 S: 5 P: 9	R: 0 H: 1 E: 0 LOB: 1 K: 1 BB: 0 S: 8 P: 11	1B: 5 SF: 0 2B: 1 SAC: 0 3B: 0 DP: 2 HR: 0 HBP: 0	WP: 0 PA: 30 PB: 0 SB: 0 CS: 1		
PITCHER	IP WLS BF H R ER SO BB IBB HBP BLK WP HR S P ERA WHIP											PITCHER	IP WLS BF H R ER SO BB IBB HBP BLK WP HR S P ERA WHIP
John Burkett, R (1, 1) ERA: 1.25	8.0 W 26 5 0 0 7 0 0 0 0 0 0 0 64 92 0.00 0.625												
Rod Beck, R (9, 1) ERA: 4.5	1.0 S 4 1 0 0 1 0 0 0 0 0 0 0 8 11 0.00 1.000												

AB	30
R	0
H	6
RBI	0
BB	0
SO	8
LOB	8



Batter	1	2	3	4	5	6	7	8	9	AB R H RBI BB SO LOB	TOP		
Otis Nixon, S <small>(1, 8)</small> <small>OBP: 0.279, SLG: 0.250</small>										5 0 2 0 0 1 3	Atlanta Braves @ San Francisco Giants Candlestick Park, San Francisco, CA <small>Sat Apr 17 1993, 6:33 AM EDT</small> <small>Att. 28,638 - Overcast - 60 F</small>		
Terry Pendleton, S <small>(1, 5)</small> <small>OBP: 0.269, SLG: 0.319</small>									4 1 1 2 1 1 3				
Jeff Blauser, R <small>(1, 6)</small> <small>OBP: 0.423, SLG: 0.413</small>									5 0 3 0 0 1 4				
Ron Gant, R <small>(1, 7)</small> <small>OBP: 0.280, SLG: 0.333</small>									3 0 0 0 1 0 3				
David Justice, L <small>(1, 9)</small> <small>OBP: 0.255, SLG: 0.295</small>									4 0 0 0 0 1 4				
Brian Hunter, R <small>(1, 3)</small> <small>OBP: 0.182, SLG: 0.200</small>									2 0 0 0 0 1 0				
Sid Bream, L <small>(4, 3)</small> <small>OBP: 0.243, SLG: 0.324</small>									1 0 0 0 1 0 0				
Greg Olson, R <small>(1, 2)</small> <small>OBP: 0.267, SLG: 0.154</small>									3 0 0 0 1 0 1				
Mark Lemke, S <small>(1, 4)</small> <small>OBP: 0.341, SLG: 0.206</small>									1 0 1 0 3 0 0				
Bill Pecota, R <small>(9, PR)</small>									0 0 0 0 0 0 0				
Rafael Belliard, R <small>(9, 4)</small>									0 0 0 0 0 0 0				
Steve Avery, L <small>(1, 1)</small> <small>OBP: 0.333, SLG: 0.333</small>									2 0 1 0 0 0 1				
Deion Sanders, L <small>(9, PH)</small> <small>OBP: 0.381, SLG: 0.714</small>									1 1 0 0 0 0 1				
Mike Stanton, L <small>(9, 1)</small>									0 0 0 0 0 0 0				
Inning Stats	R: 0 H: 2 E: 0 LOB: 2 K: 0 BB: 1 S: 10 P: 19	R: 0 H: 0 E: 0 LOB: 2 K: 1 BB: 2 S: 8 P: 17	R: 0 H: 1 E: 0 LOB: 2 K: 1 BB: 1 S: 8 P: 18	R: 0 H: 0 E: 0 LOB: 1 K: 1 BB: 1 S: 9 P: 14	R: 0 H: 1 E: 0 LOB: 1 K: 1 BB: 0 S: 10 P: 16	R: 0 H: 0 E: 0 LOB: 0 K: 0 BB: 0 S: 4 P: 6	R: 0 H: 3 E: 0 LOB: 2 K: 0 BB: 0 S: 9 P: 13	R: 0 H: 0 E: 0 LOB: 1 K: 0 BB: 1 S: 10 P: 18	R: 2 H: 1 E: 0 LOB: 1 K: 1 BB: 1 S: 11 P: 19	1B: 7 SF: 0 2B: 1 SAC: 1 3B: 0 DP: 2 HR: 1 HBP: 0	WP: 0 PA: 39 PB: 0 SB: 0 CS: 2		
PITCHER Trevor Wilson, L <small>(1, 1)</small> <small>ERA: 4.96</small>	IP: 7.0 WLS: 30 BF: 7 H: 0 R: 0 ER: 0 SO: 4 BB: 5 IBB: 0 HBP: 0 BLK: 0 WP: 0 HR: 0 S: 58 P: 103 ERA: 0.00 WHIP: 1.714					PITCHER Kevin Rogers, L <small>(8, 1)</small> <small>ERA: 1.08</small>	IP: 1.0 WLS: 4 BF: 0 H: 0 R: 0 ER: 0 SO: 0 BB: 1 IBB: 0 HBP: 0 BLK: 0 WP: 0 HR: 0 S: 10 P: 18 ERA: 0.00 WHIP: 1.000				PITCHER Michael Jackson, R <small>(9, 1)</small> <small>ERA: 3.18</small>	IP: 1.0 WLS: 5 BF: 1 H: 2 R: 2 ER: 2 SO: 1 BB: 1 IBB: 0 HBP: 0 BLK: 1 WP: 0 HR: 1 S: 11 P: 19 ERA: 18.00 WHIP: 2.000	

livebaseballscorecards.com

AB	31
R	2
H	8
RBI	2
BB	7
SO	5
LOB	20



Batter	1	2	3	4	5	6	7	8	9	10	11	AB R H RBI BB SO LOB	TOP													
Otis Nixon, S <small>OBP: 0.347, SLG: 0.279</small> <small>(1, 8)</small>	1-2 	4-1 		0-1 	4-2 		4-2 		1-1 			3 1 2 0 3 1 0														
Deion Sanders, L <small>OBP: 0.333, SLG: 0.577</small> <small>(1, 7)</small>	3-2 	1-0 		3-2 	2-3 		1-1 		2-2 			5 1 0 0 0 1 5														
Jeff Blauer, R <small>OBP: 0.439, SLG: 0.408</small> Rafael Belliard, R <small>(8, 6)</small>	4-2 	4-2 		2-0 	1-2 			2-2 		1-3 		3 2 1 0 2 0 1 1 0 0 0 0 1 0														
Terry Pendleton, S <small>OBP: 0.259, SLG: 0.302</small> <small>(1, 5)</small>	1-2 	1-1 		1-1 	0-1 			2-2 		0-3 		6 2 1 1 0 1 4														
David Justice, L <small>OBP: 0.298, SLG: 0.283</small> <small>(1, 9)</small>	4-0 	2-2 		4-2 		4-2 		4-2 		0-3 		2 3 0 1 4 1 2														
Sid Bream, L <small>OBP: 0.279, SLG: 0.375</small> <small>(1, 3)</small>	0-0 		2-3 	2-1 		1-2 		2-1 		2-2 		6 2 3 4 0 1 1														
Greg Olson, R <small>OBP: 0.244, SLG: 0.276</small> Pete Smith, R <small>(6, 1)</small> Mike Stanton, L <small>(8, 1)</small> Jay Howell, R <small>(9, 1)</small> Kent Mercker, L <small>(10, 1)</small> Ron Gant, R <small>(11, PH)</small> Steve Bedrosian, R <small>(11, 1)</small>	4-2 		3-1 	0-1 		0-1 		2-2 		2-3 		3 1 1 3 1 0 1 1 0 1 0 0 0 0 0 1 0 0 0 0 0 0 0	AB 40 R 12 H 9 RBI 11 BB 11 SO 10 LOB 17													
Mark Lemke, S <small>OBP: 0.320, SLG: 0.184</small> <small>(1, 4)</small>	0-2 		4-1 	1-1 		2-0 		2-3 		2-2 		4 0 0 1 1 1 0														
Tom Glavine, L <small>OBP: 0.143, SLG: 0.143</small> Greg McMichael, R <small>(3, 1)</small> Damon Berryhill, S <small>OBP: 0.143, SLG: 0.238</small> <small>(6, 2)</small>	1-2 		2-2 	0-0 		2-0 		0-3 				2 0 1 1 0 1 1 1 0 0 0 0 0 1 2 0 0 0 0 1 0														
Inning Stats	R: 5 E: 1 K: 1 S: 24	H: 2 LOB: 2 BB: 3 P: 42	R: 0 E: 0 K: 0 S: 9	H: 0 LOB: 2 BB: 2 P: 21	R: 0 E: 0 K: 2 S: 11	H: 0 LOB: 1 BB: 1 P: 22	R: 6 E: 1 K: 0 S: 19	H: 5 LOB: 0 BB: 1 P: 32	R: 0 E: 0 K: 1 S: 11	H: 0 LOB: 1 BB: 1 P: 18	R: 0 E: 0 K: 0 S: 9	H: 0 LOB: 0 BB: 1 P: 14	R: 0 E: 0 K: 0 S: 6	H: 0 LOB: 1 BB: 1 P: 15	R: 1 E: 0 K: 0 S: 16	H: 1 LOB: 1 BB: 1 P: 28	R: 0 E: 0 K: 2 S: 12	H: 1 LOB: 1 BB: 0 P: 16	R: 0 E: 0 K: 3 S: 11	H: 0 LOB: 0 BB: 0 P: 12	R: 0 E: 0 K: 1 S: 11	H: 0 LOB: 0 BB: 0 P: 17	1B: 7 2B: 1 3B: 0 HR: 1	SF: 1 SAC: 0 DP: 2 HBP: 1	WP: 1 PB: 0 SB: 4 CS: 0	PA: 53
PITCHER Dave Burba, R <small>ERA: 3.27</small> Gino Minutelli, L <small>ERA:</small> Bryan Hickerson, L <small>ERA: 6.75</small> Kevin Rogers, L <small>ERA: 2.13</small> Dave Righetti, L <small>ERA:</small>	IP WLS BF H R ER SO BB IBB HBP BLK WP HR S P ERA WHIP	IP WLS BF H R ER SO BB IBB HBP BLK WP HR S P ERA WHIP	IP WLS BF H R ER SO BB IBB HBP BLK WP HR S P ERA WHIP	IP WLS BF H R ER SO BB IBB HBP BLK WP HR S P ERA WHIP	IP WLS BF H R ER SO BB IBB HBP BLK WP HR S P ERA WHIP	IP WLS BF H R ER SO BB IBB HBP BLK WP HR S P ERA WHIP	IP WLS BF H R ER SO BB IBB HBP BLK WP HR S P ERA WHIP																			

Atlanta Braves @ San Francisco Giants
 Candlestick Park, San Francisco, CA
 Sun Apr 18 1993, 6:33 AM EDT
 Att: 37,264 - Sunny - 61 F

livebaseballscorecards.com



Batter	1	2	3	4	5	6	7	8	9	10	11	AB R H RBI BB SO LOB	BOTTOM	
Willie McGee, S OBP: 0.352, SLG: 0.306 (1, 9)	2-2 G5-3	3-2 1B		0-2 F7		3-2 F7		1-0 G4-3		0-0 SH		5 0 1 1 0 0 0	Atlanta Braves @ San Francisco Giants Candlestick Park, San Francisco, CA Sun Apr 18 1993, 6:33 AM EDT Att: 37,264 - Sunny - 61 F livebaseballscores.com GIANTS	
Darren Lewis, R OBP: 0.281, SLG: 0.345 (1, 8)	4-0 S BB	3-1 P3		1-2 G4-3			0-0 S 1B 2B		4-1 1B BB	0-0 FC1-5		4 2 1 0 2 0 3		
Will Clark, L OBP: 0.264, SLG: 0.255 (1, 3)	0-2 L7		0-1 1B 2B 1B	1-2 F8			4-0 1B BB		0-1 1B 2B 1B	0-0 G5-4-3		5 2 2 0 1 0 3		
Matt Williams, R OBP: 0.309, SLG: 0.608 (1, 5)	2-1 G6-3		2-0 2B SF8 1B		1-1 HR		1-0 P8		0-0 2B SF8 1B		0-0 HR	6 4 4 3 0 0 3		
Barry Bonds, L OBP: 0.432, SLG: 0.850 (1, 7)		2-2 FC5-4 2B 2B	2-1 S 1B 2B		1-2 G3		0-0 1-2 3-H 1B		0-0 SF8 2B			5 3 4 3 0 0 0		
Robby Thompson, R OBP: 0.292, SLG: 0.350 (1, 4)		4-0 FC5-4 BB	2-2 SF8		2-1 G6-3		1-3 K		2-1 SF8			2 0 0 2 1 1 2		
Royce Clayton, R OBP: 0.313, SLG: 0.340 Todd Benzinger, S (9, PH) Mike Benjamin, R OBP: 0.240, SLG: 0.318 (10, 6)		2-2 FC5-4 2B	3-2 1B 1B		0-2 F9		3-3 K		1-1 SF8			4 1 1 1 0 1 4 0 0 0 1 0 0 0 0 0 0 0 0 0 0		
Kirt Manwaring, R OBP: 0.364, SLG: 0.439 (1, 2)		2-0 G4-3 1B 2B	1 SAFE 2-1 1 SAFE 1 SAFE 1B 1B			2-2 G5-3		2-3 K		1-3 K		5 1 2 2 0 2 0		
Dave Burba, R Gino Minutelli, L Jeff Reed, L Dwight Gooden, L Kevin Rogers, L Dave Righetti, L Dave Martinez, L Rod Beck, R Mark Carrison, R Michael Jackson, R		0-0 G4-3	1-2 G6-4-3			2-1 L8		2-2 K		0-0 FC1-5 SH 1B		0 0 0 0 0 0 0 1 0		
Inning Stats	R: 0 H: 0 E: 0 LOB: 1 K: 0 BB: 1 S: 9 P: 17	R: 3 H: 3 E: 0 LOB: 1 K: 0 BB: 1 S: 17 P: 33	R: 3 H: 5 E: 0 LOB: 1 K: 0 BB: 0 S: 17 P: 28	R: 0 H: 0 E: 0 LOB: 0 K: 0 BB: 0 S: 10 P: 12	R: 1 H: 1 E: 0 LOB: 0 K: 0 BB: 0 S: 10 P: 14	R: 0 H: 0 E: 0 LOB: 0 K: 0 BB: 0 S: 8 P: 15	R: 1 H: 2 E: 0 LOB: 2 K: 2 BB: 1 S: 12 P: 21	R: 0 H: 0 E: 0 LOB: 0 K: 2 BB: 0 S: 7 P: 12	R: 4 H: 3 E: 0 LOB: 0 K: 1 BB: 1 S: 14 P: 23	R: 0 H: 1 E: 1 LOB: 1 K: 0 BB: 0 S: 4 P: 4	R: 1 H: 1 E: 0 LOB: 0 K: 0 BB: 0 S: 1 P: 1	1B: 9 SF: 3 2B: 5 LOB: 1 3B: 0 SAC: 1 HR: 2 HBP: 0		WP: 0 PA: 49 PB: 0 SB: 3 CS: 0
PITCHER	IP WLS BF H R ER SO BB IBB HBP BLK WP HR S P ERA WHIP													
Tom Glavine, L ERA: 4.5 (1, 1)	2.0 14 6 6 6 0 2 0 0 0 0 0 0 31 59 27.00 4.000													
Greg McMichael, R ERA: 4.5 (3, 1)	3.0 11 3 1 1 0 0 0 0 0 0 0 1 32 45 3.00 1.000													
Pete Smith, R ERA: 2.25 (6, 1)	3.0 12 2 1 1 4 1 0 0 0 0 0 0 27 48 3.00 1.000													
Mike Stanton, L ERA: 6.0 (9, 1)	0.0 4 3 4 4 0 1 0 0 0 0 0 0 7 12 ∞ ∞													
Jay Howell, R ERA: 2.84 (9, 1)	1.1 6 1 0 0 1 0 0 0 0 0 0 0 10 14 0.00 0.750													
PITCHER	IP WLS BF H R ER SO BB IBB HBP BLK WP HR S P ERA WHIP													
Kent Mercker, L ERA: 2.7 (10, 1)	0.2 1 0 0 0 0 0 0 0 0 0 0 0 1 1 0.00 0.000													
Steve Bedrosian, R ERA: 11.57 (11, 1)	0.0 L 1 1 1 1 0 0 0 0 0 0 0 1 1 1 ∞ ∞													

Batter	1	2	3	4	5	6	7	8	9	10	11	AB R H RBI BB SO LOB	TOP				
Willie McGee, S OBP: 0.322, SLG: 0.278 (1, 9)	K		G5-3			F9		F9		F8		5 0 0 0 0 1 1					
Darren Lewis, R OBP: 0.297, SLG: 0.412 (1, 8)	K		K			B5-3			L8 1B		3B	5 1 2 0 0 2 0					
Will Clark, L OBP: 0.259, SLG: 0.250 (1, 3)	L9		G3-1			F8			L8		HR 1B	5 1 1 1 0 0 1					
Matt Williams, R OBP: 0.317, SLG: 0.582 (1, 5)		BB 1B BB				1B			L6		L9	4 1 1 0 1 1 2					
Barry Bonds, L OBP: 0.449, SLG: 0.884 (1, 7)		1B BB				K			L8		HR	3 1 1 2 2 1 0					
Robby Thompson, R OBP: 0.276, SLG: 0.320 (1, 4)		K				K			G3		F8	5 0 1 0 0 2 4					
Royce Clayton, R OBP: 0.263, SLG: 0.308 (1, 6)		K				K			K		G4-3	5 0 0 0 0 4 3					
Kirt Manwaring, R OBP: 0.375, SLG: 0.444 (1, 2)		1B				K			K		1B	4 0 2 1 0 2 0					
Bill Swift, R Craig Colbert, R Michael Jackson, R Gino Minutelli, L Todd Benzinger, S Dave Righetti, L Rod Beck, R		K				K			G5-3		F7	2 0 0 0 0 2 2 1 0 1 0					
Inning Stats	R: 0 H: 0 E: 0 LOB: 0 K: 2 BB: 0 S: 10 P: 15	R: 1 H: 1 E: 0 LOB: 2 K: 3 BB: 2 S: 15 P: 25	R: 0 H: 0 E: 0 LOB: 0 K: 1 BB: 0 S: 7 P: 11	R: 0 H: 1 E: 0 LOB: 0 K: 2 BB: 0 S: 9 P: 13	R: 0 H: 0 E: 0 LOB: 0 K: 3 BB: 0 S: 12 P: 19	R: 0 H: 0 E: 0 LOB: 0 K: 0 BB: 0 S: 5 P: 8	R: 0 H: 1 E: 0 LOB: 1 K: 2 BB: 0 S: 13 P: 18	R: 0 H: 0 E: 0 LOB: 0 K: 1 BB: 0 S: 6 P: 10	R: 0 H: 1 E: 0 LOB: 2 K: 0 BB: 1 S: 8 P: 16	R: 0 H: 1 E: 0 LOB: 1 K: 1 BB: 0 S: 8 P: 13	R: 3 H: 3 E: 0 LOB: 0 K: 0 BB: 0 S: 13 P: 23	1B: 6 SF: 0 2B: 0 SAC: 0 3B: 1 DP: 0 HR: 1 HBP: 0	WP: 0 PA: 43 PB: 0 SB: 1 CS: 0				
PITCHER	IP WLS BF H R ER SO BB IBB HBP BLK WP HR S P ERA WHIP																
Sid Fernandez, L ERA: 1.89 (1, 1)	8.0	28	3	1	1	14	2	0	0	0	0	0	0	77	119	1.12	0.625
Anthony Young, R ERA: 5.4 (9, 1)	2.0	9	2	0	0	1	0	1	0	0	0	0	0	16	29	0.00	1.000
Mike Maddux, R ERA: 3.24 (11, 1)	1.0	L 6	3	3	3	0	0	0	0	0	0	0	0	1	13	27.00	3.000

San Francisco Giants @ New York Mets
 Shea Stadium, Flushing, NY
 Tue Apr 20 1993, 7:05 PM EDT
 Att: 19,816 - Unknown - 62 F

AB	40
R	4
H	8
RBI	4
BB	3
SO	15
LOB	14




Batter	1	2	3	4	5	6	7	8	9	10	11	AB	R	H	RBI	BB	SO	LOB	BOTTOM								
Vince Coleman, S OBP: 0.250, SLG: 0.296 (1, 7)	L8		FC6-4			K			K		F7	5	0	0	0	0	2	2									
Tony Fernandez, S OBP: 0.396, SLG: 0.275 (1, 6)	G6-4-3 1B			F7			G4-3			BB	G4-3	4	0	1	0	1	0	1									
Eddie Murray, S OBP: 0.380, SLG: 0.500 (1, 3)	G6-4-3			G3-1			F7		P6			4	0	0	0	0	0	2									
Bobby Bonilla, S OBP: 0.327, SLG: 0.370 (1, 9)		F8		G5-3			L8		F8			4	0	0	0	0	0	1									
Howard Johnson, S OBP: 0.288, SLG: 0.286 (1, 5)		P6				F7				F7		4	1	1	0	0	0	0									
Jeff Kent, R OBP: 0.273, SLG: 0.216 Mike Maddux, L (11, 1)		K				G1-3			SH1-3 1B		P6	3	0	0	0	0	1	0									
Ryan Thompson, R OBP: 0.143, SLG: 0.238 Joe Orsulak, L Dave Gallagher, R OBP: 0.548, SLG: 0.778 (9, 8)			K			G3			SH1-3 1-2		L6	2	0	0	0	0	1	0									
Todd Hundley, S OBP: 0.289, SLG: 0.371 (1, 2)			L7			L7			K			4	0	0	0	0	1	1									
Sid Fernandez, L Chico Walker, S Anthony Young, R Jeff McKnight, S OBP: 0.167, SLG: 0.167 (11, 4)						G4-3			G5-3		E4	1	0	0	0	1	0	0									
Inning Stats	R: 0 E: 0 K: 0 S: 6	H: 1 LOB: 0 BB: 0 P: 11	R: 0 E: 0 K: 1 S: 7	H: 0 LOB: 0 BB: 0 P: 12	R: 0 E: 0 K: 1 S: 9	H: 0 LOB: 1 BB: 1 P: 15	R: 0 E: 0 K: 0 S: 5	H: 0 LOB: 0 BB: 0 P: 8	R: 0 E: 0 K: 0 S: 7	H: 0 LOB: 0 BB: 0 P: 10	R: 0 E: 0 K: 0 S: 9	H: 0 LOB: 0 BB: 0 P: 14	R: 1 E: 0 K: 1 S: 11	H: 2 LOB: 1 BB: 0 P: 12	R: 0 E: 0 K: 1 S: 13	H: 0 LOB: 1 BB: 1 P: 19	R: 0 E: 0 K: 0 S: 4	H: 0 LOB: 0 BB: 0 P: 5	R: 0 E: 1 K: 0 S: 13	H: 0 LOB: 1 BB: 0 P: 17	1B: 2 2B: 0 3B: 1 HR: 0	SF: 0 SAC: 1 DP: 1 HBP: 0	WP: 0 PA: 38				
PITCHER	IP	WLS	BF	H	R	ER	SO	BB	IBB	HBP	BLK	WP	HR	S	P	ERA	WHIP										
Bill Swift, R ERA: 4.24 (1, 1)	7.0		22	1	0	0	3	1	0	0	0	0	0	49	79	0.00	0.286										
Michael Jackson, R ERA: 3.86 (8, 1)	0.1		2	1	1	1	0	0	0	0	0	0	0	3	3	27.00	3.000										
Gino Minutelli, L ERA: (8, 1)	1.2		7	1	0	0	2	1	0	0	0	0	0	21	28	0.00	1.200										
Dave Righetti, L ERA: (10, 1)	1.0	W	3	0	0	0	0	0	0	0	0	0	0	4	5	0.00	0.000										
Rod Beck, R ERA: 3.0 (11, 1)	1.0	S	4	0	0	0	0	0	0	0	0	0	0	13	17	0.00	0.000										

San Francisco Giants @ New York Mets
Shea Stadium, Flushing, NY
Tue Apr 20 1993, 7:05 PM EDT
Att. 19,816 - Unknown - 62 F

livebaseballscores.com

AB	35
R	1
H	3
RBI	1
BB	2
SO	5
LOB	8



Batter	1	2	3	4	5	6	7	8	9	AB R H RBI BB SO LOB	TOP
Willie McGee, S OBP: 0.313, SLG: 0.288 (1, 9)	1-2 G4-3 ①		1-2 G6-3 ①		0-1 2B ①		3-1 G3 ②		1-1 FC6 ③	5 0 1 0 0 0 2	
Dave Martinez, L OBP: 0.258, SLG: 0.185 Kevin Rogers, L (7, 1)	1-2 L6 ②		0-0 G4-3 ②		3-2 F8 ③		0-1 F7 ③			4 0 0 0 0 0 3 0 0 0 0 0 0 0	
Will Clark, L OBP: 0.258, SLG: 0.250 (1, 3)	3-2 F7 ③		1-0 F9 ③			3-2 1B 1B ①		2-2 F7 ①		4 0 1 0 0 0 0	
Matt Williams, R OBP: 0.328, SLG: 0.576 (1, 5)		0-0 FC6-4 BB 1B ①		0-0 CS 1B ①		0-3 ①		2-2 F9 ②		4 0 2 0 0 1 1	
Barry Bonds, L OBP: 0.453, SLG: 0.844 Mark Carreon, R OBP: 0.556, SLG: 0.500 (8, PR) (8, 7)		4-1 FC6-4 BB ①		0-1 L4 ①		2-1 F8 ②		4-2 BB ③		2 0 0 0 2 0 2 0 0 0 0 0 0 0	
Robby Thompson, R OBP: 0.273, SLG: 0.310 (1, 4)		2-2 FC6-4 BB ①		3-2 F7 ②		1-1 1B ③		0-3 ③		4 0 1 0 0 1 4	
Jeff Reed, L OBP: 0.429, SLG: 0.273 (1, 2)		3-2 SAFE P5 ②			0-0 2B 1B ①		2-1 L3 ③		0-2 FC6 1B ①	4 0 2 0 0 0 4	AB 34 R 0 H 8 RBI 0 BB 3 SO 4 LOB 24
Mike Benjamin, R OBP: 0.286, SLG: 0.333 Todd Benzinger, S (9, PH)		4-2 BB ①		2-2 F9 ①		0-0 G3 1B ①		0-0 F7 ①	2 0 1 0 1 0 1 1 0 0 0 0 0 1		
Jeff Brantley, R (1, 1) Craig Colbert, R OBP: 0.333, SLG: 0.200 Bryan Hickerson, L (5, 1) Darren Lewis, R OBP: 0.282, SLG: 0.389 (7, 8)		0-3 K ③		2-3 K ②		1-0 P4 ①		2-2 F7 ②	1 0 0 0 0 1 3 1 0 0 0 0 1 1 0 0 0 0 0 0 0 2 0 0 0 0 0 2		
Inning Stats	R: 0 E: 0 K: 0 S: 11 H: 0 LOB: 0 BB: 0 P: 16	R: 0 E: 0 K: 1 S: 14 H: 1 LOB: 3 BB: 2 P: 27	R: 0 E: 0 K: 0 S: 5 H: 0 LOB: 0 BB: 0 P: 7	R: 0 E: 0 K: 0 S: 8 H: 1 LOB: 0 BB: 0 P: 10	R: 0 E: 0 K: 1 S: 16 H: 2 LOB: 2 BB: 0 P: 23	R: 0 E: 0 K: 1 S: 13 H: 2 LOB: 2 BB: 0 P: 21	R: 0 E: 0 K: 0 S: 6 H: 1 LOB: 1 BB: 0 P: 10	R: 0 E: 0 K: 1 S: 12 H: 0 LOB: 1 BB: 1 P: 20	R: 0 E: 0 K: 0 S: 9 H: 1 LOB: 1 BB: 0 P: 12	1B: 7 2B: 1 3B: 0 HR: 0 SF: 0 SAC: 0 DP: 0 HBP: 0	WP: 0 PB: 0 SB: 0 CS: 1 PA: 37
PITCHER Dwight Gooden, R ERA: 3.1 Mike Draper, R ERA: 5.4	IP WLS BF H R ER SO BB IBB HBP BLK WP HR S P ERA WHIP	7.0 W 29 7 0 0 3 2 0 0 0 0 0 0 73 114 0.00 1.286	2.0 8 1 0 0 1 1 0 0 0 0 0 0 21 32 0.00 1.000		PITCHER IP WLS BF H R ER SO BB IBB HBP BLK WP HR S P ERA WHIP						

San Francisco Giants @ New York Mets
Shea Stadium, Flushing, NY
Wed Apr 21 1993, 7:05 PM EDT
Att. 18,255 - Unknown - 70 F

livebaseballscorecards.com

BOTTOM

San Francisco Giants @ New York Mets
Shea Stadium, Flushing, NY
Wed Apr 21 1993, 7:05 PM EDT
Att: 18,255 - Unknown - 70 F

livebaseballscorecards.com

AB 36
R 10
H 12
RBI 9
BB 6
SO 11
LOB 17



WP: 1 PA: 43
PB: 1
SB: 0
CS: 0

AB R H RBI BB SO LOB

5 0 0 0 0 2 2
4 2 2 1 1 0 1
0 0 0 0 0 0 0

4 2 3 3 1 1 0

4 1 2 2 1 1 1

5 1 2 0 0 2 1

4 1 1 0 1 2 2

3 1 1 0 2 2 2

3 2 1 3 0 0 4
0 0 0 0 0 0 0

3 0 0 0 0 0 2
1 0 0 0 0 1 2

1B: 6 SF: 0
2B: 3 SAC: 0
3B: 0 DP: 0
HR: 3 HBP: 1

Batter	1	2	3	4	5	6	7	8	9
Vince Coleman, S OBP: 0.230, SLG: 0.271 (1, 7)	2-2 K		0-3 K	0-1 E7		0-1 G1-6-3	1-2 F7		
Tony Fernandez, S OBP: 0.414, SLG: 0.318 Mike Draper, R OBP: 1.000, SLG: 1.000 (8, 1)	2-2 L3		2-2 1B	0-0 F8		4-2 HR	3-1 1B WP		
Eddie Murray, S OBP: 0.418, SLG: 0.580 (1, 3)	1-3 K		0-0 1B		0-1 HR	1-0 HR	4-0 1B		
Bobby Bonilla, S OBP: 0.351, SLG: 0.440 (1, 9)		4-1 BB	0-0 F7		1-2 HR	2-3 K	0-1 1B		
Howard Johnson, S OBP: 0.286, SLG: 0.319 (1, 5)		2-1 F8		3-1 1B	2-3 K	2-1 2B	1-3 K		
Jeff Kent, R OBP: 0.286, SLG: 0.220 (1, 4)		0-3 K		0-1 HR	4-1 BB	1-3 K	1-2 G5-3		
Ryan Thompson, R OBP: 0.231, SLG: 0.292 (1, 8)		4-1 BB		1-3 K	4-2 BB		0-0 1B		
Todd Hundley, S OBP: 0.310, SLG: 0.447 Jeff McKnight, S OBP: 0.167, SLG: 0.167 (9, 2)		1-2 BB		3-2 HR	3-1 P3		1-0 1B		
Dwight Gooden, R OBP: 0.182, SLG: 0.182 (7, PH) Tim Bogar, R (8, 6)		1-0 G4-3		0-0 G6-3	0-1 L8	0-1 G4-3	2-3 K		

Inning Stats	R: 0	H: 0	E: 0	K: 2	S: 15	LOB: 0	BB: 0	P: 20
	R: 0	H: 0	E: 0	K: 1	S: 8 <td>LOB: 2</td> <td>BB: 2</td> <td>P: 19</td>	LOB: 2	BB: 2	P: 19
	R: 1	H: 2	E: 0	K: 1	S: 12 <td>LOB: 1</td> <td>BB: 0</td> <td>P: 14 </td>	LOB: 1	BB: 0	P: 14
	R: 3	H: 3	E: 1	K: 1	S: 15 <td>LOB: 1</td> <td>BB: 0</td> <td>P: 22 </td>	LOB: 1	BB: 0	P: 22
	R: 2	H: 2	E: 0	K: 2	S: 18 <td>LOB: 2</td> <td>BB: 2</td> <td>P: 32 </td>	LOB: 2	BB: 2	P: 32
	R: 2	H: 2	E: 0	K: 2	S: 14 <td>LOB: 1</td> <td>BB: 1</td> <td>P: 24 </td>	LOB: 1	BB: 1	P: 24
	R: 2	H: 3	E: 0	K: 1	S: 11 <td>LOB: 2</td> <td>BB: 1</td> <td>P: 22 </td>	LOB: 2	BB: 1	P: 22
	R: 0	H: 0	E: 0	K: 2	S: 9 <td>LOB: 0</td> <td>BB: 0</td> <td>P: 13 </td>	LOB: 0	BB: 0	P: 13

PITCHER	IP	WLS	BF	H	R	ER	SO	BB	IBB	HBP	BLK	WP	HR	S	P	ERA	WHIP
Jeff Brantley, R ERA: 3.45 (1, 1)	4.0	L	20	5	4	4	5	2	0	0	0	0	1	50	75	9.00	1.750
Bryan Hickerson, L ERA: 9.35 (5, 1)	2.0		13	4	4	4	3	3	0	0	0	0	2	32	56	18.00	3.500
Kevin Rogers, L ERA: 3.07 (7, 1)	2.0		10	3	2	2	3	1	0	1	0	1	0	20	35	9.00	2.000

San Francisco Giants @ New York Mets
 Shea Stadium, Flushing, NY

Thu Apr 22 1993, 7:05 PM EDT
 Att. 17,844 - Unknown - 49 F

AB	46
R	13
H	19
RBI	13
BB	6
SO	6
LOB	22



WP:	0	PA:	53
PB:	0		
SB:	3		
CS:	0		

AB R H RBI BB SO LOB

6	3	1	0	0	2	3
5	1	3	3	0	0	2
5	2	2	1	1	0	2
4	3	3	1	2	0	0
4	2	2	2	2	0	4
0	0	0	0	0	0	0
6	0	4	4	0	0	1
6	0	2	2	0	0	4
4	1	1	0	0	0	3
2	0	0	0	0	2	2
3	0	1	0	0	1	1
1	0	0	0	0	1	0
0	1	0	0	1	0	0

1B:	16	SF:	1
2B:	2	SAC:	0
3B:	0	DP:	0
HR:	1	HBP:	0

Batter	1	2	3	4	5	6	7	8	9
Darren Lewis, R (1, 8) OBP: 0.267, SLG: 0.357	0-3 K		1-1 HR 1B	0-1 FC4-6 1B		3-1 L8	0-3 K		1-0 E4 BB BB
Mark Carreon, R (1, 9) OBP: 0.542, SLG: 0.737	2-2 2B		0-1 HR	3-1 SF9		3-1 F9	1-0 1B		0-0 P6
Will Clark, L (1, 3) OBP: 0.279, SLG: 0.262	0-1 G1-3		1-0 L4	0-0 1B 1B		1-0 1B 1B	0-0 L4		4-0 BB BB 2B IBB
Matt Williams, R (1, 5) OBP: 0.371, SLG: 0.587	4-2 BB		1-2 BB 1B	3-1 1B 1B		2-2 1B 1B		0-1 F9	4-0 BB 2B BB
Barry Bonds, L (1, 7) OBP: 0.475, SLG: 0.816	3-0 F8		4-2 1B BB	0-0 G3		3-0 1B S 1B		0-0 G3	4-2 2B 1B BB
Rod Beck, R (9, 1)			1-2 BB			1-3 2-H 1B		1-2 1B	1-2 2-3 3-H BB
Robby Thompson, R (1, 4) OBP: 0.333, SLG: 0.400		2-2 L4	2-1 FC6-4 1B		1-1 FC5-4 1B	3-2 FC5 1B		0-1 G3	2-1 1B 2B
Royce Clayton, R (1, 6) OBP: 0.288, SLG: 0.310		2-0 P4	2-1 FC6-4		0-2 FC5-4 F7 1B	0-0 1B		0-0 G3	2-1 2B 1B
Kirt Manwaring, R (1, 2) OBP: 0.365, SLG: 0.429		1-1 G5-3		3-2 FC4-6 1B SF9 1B	2-1 F7	2-2 FC5			K
Jeff Reed, L (6, 2) OBP: 0.375, SLG: 0.231					1-2 1B	2-2 1B			K
John Burkett, R (1, 1) OBP: 0.300, SLG: 0.300			1-3 K	0-2 FC4-6 1B	1-2 G4-3		0-3 K		4-1 E S BB BB
Michael Jackson, R (6, 1)									
Dave Martinez, L (9, PH) (9, 7)									

Inning Stats	R: 0 E: 0 K: 1 S: 12	H: 1 LOB: 2 BB: 1 P: 21	R: 0 E: 0 K: 0 S: 6	H: 0 LOB: 0 BB: 0 P: 11	R: 3 E: 0 K: 1 S: 18	H: 4 LOB: 2 BB: 1 P: 30	R: 2 E: 0 K: 0 S: 18	H: 4 LOB: 2 BB: 0 P: 27	R: 0 E: 0 K: 0 S: 13	H: 1 LOB: 1 BB: 0 P: 17	R: 3 E: 0 K: 0 S: 17	H: 5 LOB: 2 BB: 0 P: 34	R: 0 E: 0 K: 2 S: 8	H: 1 LOB: 1 BB: 0 P: 9	R: 0 E: 0 K: 0 S: 6	H: 1 LOB: 1 BB: 0 P: 6	R: 5 E: 1 K: 2 S: 15	H: 2 LOB: 2 BB: 4 P: 41
--------------	-------------------------------	----------------------------------	------------------------------	----------------------------------	-------------------------------	----------------------------------	-------------------------------	----------------------------------	-------------------------------	----------------------------------	-------------------------------	----------------------------------	------------------------------	---------------------------------	------------------------------	---------------------------------	-------------------------------	----------------------------------

PITCHER	IP	WLS	BF	H	R	ER	SO	BB	IBB	HBP	BLK	WP	HR	S	P	ERA	WHIP
Pete Schourek, L (1, 1) ERA: 5.17	3.2	L	21	8	5	5	2	2	0	0	0	0	1	51	83	12.27	2.727
Mickey Weston, R (4, 1) ERA: 11.57	2.1		14	7	3	3	0	0	0	0	0	0	0	33	57	11.57	3.000
Jeff Innis, R (7, 1) ERA: 1.23	2.0		8	2	0	0	2	0	0	0	0	0	0	14	15	0.00	1.000
Anthony Young, R (9, 1) ERA: 4.7	1.0		10	2	5	0	2	3	1	0	0	0	0	15	41	0.00	5.000

BOTTOM

San Francisco Giants @ New York Mets
Shea Stadium, Flushing, NY
Thu Apr 22 1993, 7:05 PM EDT
Att. 17,844 - Unknown - 49 F

livebaseballscorecards.com

AB 32
R 4
H 5
RBI 4
BB 4
SO 8
LOB 7



WP: 0 PA: 36
PB: 0
SB: 0
CS: 0

AB R H RBI BB SO LOB

4 1 2 0 0 0 0

3 1 0 0 1 2 2

4 1 1 3 0 1 0

3 0 0 0 1 2 0

3 0 0 0 1 0 1

3 0 1 0 0 1 1

0 0 0 0 0 0 0

1 0 0 0 0 0 1

0 0 0 0 0 0 0

1 0 0 0 0 0 0

1 0 0 0 1 1 0

4

3

4

3

3

3

4

4

1

0

1

1

1

0

1

0

0

1

0

1

0

0

0

0

2

0

1

1

0

0

0

1

1

0

0

0

3

0

3

1

0

0

0

1

0

0

0

0

4

0

3

2

0

0

0

1

0

0

0

0

5

0

3

0

1

0

0

1

0

0

0

0

6

3

2

0

0

1

0

2

0

0

0

0

7

1

0

0

0

1

0

2

1

0

0

0

8

0

0

0

0

0

0

1

0

0

0

0

9

0

0

0

0

0

0

0

0

0

0

0

1B

BB

1B

HR

BB

BB

BB

BB

BB

BB

BB

BB

1B

BB

1B

HR

BB

BB

BB

BB

BB

BB

BB

BB

1B

BB

1B

HR

BB

BB

BB

BB

BB

BB

BB

BB

1B

BB

1B

HR

BB

BB

BB

BB

BB

BB

BB

BB

1B

BB

1B

HR

BB

BB

BB

BB

BB

BB

BB

BB

1B

BB

1B

HR

BB

BB

BB

BB

BB

BB

BB

BB

1B

BB

1B

HR

BB

BB

BB

BB

BB

BB

BB

BB

1B

BB

1B

HR

BB

BB

BB

BB

BB

BB

BB

BB

1B

BB

1B

HR

BB

BB

BB

BB

BB

BB

BB

BB

1B

BB

1B

HR

BB

BB

BB

BB

BB

BB

BB

BB

1B

BB

1B

HR

BB

BB

BB

BB

BB

BB

BB

BB

1B

BB

1B

HR

BB

BB

BB

BB

BB

BB

BB

BB

1B

BB

1B

HR

BB

BB

BB

BB

BB

BB

BB

BB

1B

BB

1B

HR

BB

BB

BB

BB

BB

BB

BB

BB

1B

BB

1B

HR

BB

BB

BB

BB

BB

BB

BB

BB

1B

BB

1B

HR

BB

BB

BB

BB

BB

BB

BB

BB

1B

BB

1B

HR

BB

BB

BB

BB

BB

BB

BB

BB

1B

BB

1B

<

Batter	1	2	3	4	5	6	7	8	9	AB R H RBI BB SO LOB
Delino DeShields, L (1, 4) OBP: 0.486, SLG: 0.500	0-0 G6-3 2B		4-1 SH5-3 BB		3-2 F7		2-1 CS 1B			3 0 2 0 1 0 0
Mike Lansing, R (1, 5) OBP: 0.406, SLG: 0.600	2-3 K		1-1 SH5-3 1-2			2-2 F9	3-2 2B 1B			3 1 1 0 0 1 1
Marquis Grissom, R (1, 8) OBP: 0.368, SLG: 0.475	1-2 G6-3		2-0 G5-3			2-1 HR	0-1 1-H 2B			4 1 2 2 0 0 2
Larry Walker, L (1, 9) OBP: 0.488, SLG: 0.806	1-1 G6-3		0-2 G6-3			0-0 2B 1B	1-2 G4-3			4 1 1 0 0 0 3
Moises Alou, R (1, 7) OBP: 0.294, SLG: 0.387		0-2 G6-3		0-1 G4-6-3 1B		3-1 F8	2-2 F8			4 0 1 0 0 0 1
Wil Cordero, R (1, 6) OBP: 0.344, SLG: 0.536		1-0 1B 3B		0-1 G4-6-3 1-2f		3-2 1-H HR 2B	3-2 HR			4 3 3 2 0 0 1
Greg Colbrunn, R (1, 3) OBP: 0.500, SLG: 1.000		1-2 1B 1B 3-H		0-1 G5-3		2-1 2-H HR	1-2 FC5-4 1B			4 1 3 3 0 0 0
Tim Spehr, R (1, 2) OBP: 0.286, SLG: 0.438		1-1 F7		4-1 G6-4-3 BB		3-3 K	2-0 FC5-4 1-2f			3 0 0 0 1 1 2
Dennis Martinez, R (1, 1) OBP: 0.571, SLG: 0.714		3-2 1-H 1B		0-0 G6-4-3 1-2f			0-0 G3-1			2 0 1 0 0 0 1
Brian Barnes, L (7, 1) OBP: 0.400, SLG: 0.250										2 0 0 0 0 1 1

Inning Stats	R: 0 E: 0 K: 1 S: 9	H: 1 LOB: 1 BB: 0 P: 13	R: 1 E: 0 K: 0 S: 17	H: 3 LOB: 2 BB: 0 P: 23	R: 0 E: 0 K: 0 S: 8	H: 0 LOB: 1 BB: 1 P: 14	R: 0 E: 0 K: 0 S: 6	H: 1 LOB: 0 BB: 0 P: 6	R: 0 E: 0 K: 0 S: 5	H: 0 LOB: 0 BB: 1 P: 12	R: 4 E: 0 K: 1 S: 18	H: 4 LOB: 0 BB: 0 P: 33	R: 1 E: 0 K: 1 S: 14	H: 3 LOB: 1 BB: 0 P: 20	R: 1 E: 0 K: 0 S: 11	H: 2 LOB: 1 BB: 0 P: 19	1B: 7 2B: 3 3B: 1 HR: 3	SF: 0 SAC: 1 DP: 2 HBP: 0
--------------	------------------------------	----------------------------------	-------------------------------	----------------------------------	------------------------------	----------------------------------	------------------------------	---------------------------------	------------------------------	----------------------------------	-------------------------------	----------------------------------	-------------------------------	----------------------------------	-------------------------------	----------------------------------	----------------------------------	------------------------------------

PITCHER	IP	WLS	BF	H	R	ER	SO	BB	IBB	HBP	BLK	WP	HR	S	P	ERA	WHIP
Trevor Wilson, L (1, 1) ERA: 5.32	5.2	L	24	8	4	4	1	2	0	0	0	0	1	57	90	6.35	1.765
Gino Minutelli, L (6, 1) ERA: 2.25	0.1		2	1	1	1	1	0	0	0	0	0	1	6	11	27.00	3.000
Dave Righetti, L (7, 1) ERA: 1.93	2.0		10	5	2	2	1	0	0	0	0	0	1	25	39	9.00	2.500


BOTTOM

San Francisco Giants @ Montreal Expos
Olympic Stadium, Montreal, QB

Fri Apr 23 1993, 7:05 PM EDT
Att. 19,401 - Dome

livebaseballscorecards.com

AB	33
R	7
H	14
RBI	7
BB	2
SO	3
LOB	12



WP: 0	PA: 36
PB: 0	
SB: 0	
CS: 1	

Batter	1	2	3	4	5	6	7	8	9	AB R H RBI BB SO LOB	TOP
Willie McGee, S (1, 9) OBP: 0.306, SLG: 0.284	1-3 		0-1 			1-1 		0-1 		4 0 1 0 0 1 0	
Dave Martinez, L (1, 8) OBP: 0.250, SLG: 0.171	3-2 			1-0 		0-1 		2-0 		4 0 0 0 0 0 1	
Will Clark, L (1, 3) OBP: 0.276, SLG: 0.275	2-2 			2-2 		1-0 			2-1 	4 0 1 0 0 0 1	
Matt Williams, R (1, 5) OBP: 0.359, SLG: 0.543		0-0 		1-1 			0-0 		0-2 	4 0 0 0 0 0 1	
Barry Bonds, L (1, 7) OBP: 0.507, SLG: 0.796		4-1 			0-1 		0-0 		4-1 	2 1 1 0 2 0 0	
Robby Thompson, R (1, 4) OBP: 0.298, SLG: 0.333		1-0 		4-2 		2-3 		0-1 	0-1 	3 0 0 0 1 1 3	
Royce Clayton, R (1, 6) OBP: 0.273, SLG: 0.292		0-0 			0-1 		1-1 			3 0 1 1 0 0 2	
Kirt Manwaring, R (1, 2) OBP: 0.328, SLG: 0.382 Bryan Hickerson, L (6, 1)			1-2 		0-0 		1-0 			2 0 0 0 0 0 1	
Darren Lewis, R (7, PH) OBP: 0.261, SLG: 0.349 Kevin Rogers, L (7, 1) Gino Minutelli, L (8, 1)										0 0 0 0 0 0 0	
Dave Burba, R (1, 1) OBP: 0.200, SLG: 0.400 Jeff Reed, L (6, PH) (6, 2)			2-3 			1-3 		1-0 		1 0 0 0 0 1 0	
										2 0 0 0 0 1 0	
Inning Stats	R: 0 H: 0 E: 0 LOB: 0 K: 1 BB: 0 S: 12 P: 18	R: 0 H: 0 E: 0 LOB: 1 K: 0 BB: 1 S: 4 P: 9	R: 0 H: 0 E: 0 LOB: 0 K: 1 BB: 0 S: 9 P: 12	R: 0 H: 0 E: 0 LOB: 0 K: 0 BB: 0 S: 6 P: 10	R: 0 H: 0 E: 0 LOB: 1 K: 0 BB: 1 S: 8 P: 12	R: 0 H: 1 E: 0 LOB: 1 K: 1 BB: 0 S: 8 P: 11	R: 1 H: 2 E: 0 LOB: 1 K: 1 BB: 0 S: 9 P: 13	R: 0 H: 0 E: 0 LOB: 0 K: 0 BB: 0 S: 4 P: 7	R: 0 H: 1 E: 0 LOB: 1 K: 0 BB: 1 S: 8 P: 14	1B: 4 SF: 0 2B: 0 SAC: 0 3B: 0 DP: 1 HR: 0 HBP: 0	WP: 0 PA: 33 PB: 0 SB: 1 CS: 0
PITCHER Ken Hill, R (1, 1) ERA: 1.41	IP WLS BF H R ER SO BB IBB HBP BLK WP HR S P ERA WHIP 9.0 W 33 4 1 1 4 3 0 0 0 0 0 68 106 1.00 0.778										

San Francisco Giants @ Montreal Expos
 Olympic Stadium, Montreal, QB
 Sat Apr 24 1993, 3:33 AM EDT
 Att. 22,036 - Dome

livebaseballscorecards.com



Batter	1	2	3	4	5	6	7	8	9	AB	R	H	RBI	BB	SO	LOB
Delino DeShields, L (1, 4) OBP: 0.523, SLG: 0.545	1-0 G4-3		1-0 B1-3 2-3 1B		3-1 2B			1-0 F9		4	0	2	0	0	0	0
Mike Lansing, R (1, 5) OBP: 0.372, SLG: 0.541	1-1 F9		1-0 B1-3 1-2		0-3 K			2-1 G4-3		4	0	0	0	0	1	3
Marquis Grissom, R (1, 8) OBP: 0.355, SLG: 0.449	1-1 G1-3		3-2 G1-3				0-1 G5-3		2-3 K	4	0	0	0	0	1	2
Larry Walker, L (1, 9) OBP: 0.529, SLG: 0.929		2-1 HR		0-0 F9 G6-3 1B		0-0 G6-3			1-3 K	4	1	2	1	0	1	0
John Vander Wal, L (1, 7) OBP: 0.342, SLG: 0.353		1-1 G3-1		1-0 G6-3 1-2		1-2 G1-3			0-1 G4-3	3	0	0	0	0	0	1
Jeff Fassero, L (7, 1) John Wetteland, R (8, 1) Mike Gardiner, S (9, 1) Jeff Shaw, R (9, 1) Lou Frazier, S (9, PH) OBP: 0.375, SLG: 0.286				1 SAFE 1 SAFE B 1 SAFE X						0	0	0	0	0	0	0
Darrin Fletcher, L (1, 2) OBP: 0.382, SLG: 0.563		2-1 G4-3		0-1 F9 2-3			2-1 G3			3	0	0	0	0	0	1
Wil Cordero, R (1, 6) OBP: 0.324, SLG: 0.508		1-3 K		0-3 K			1-1 E6 G5-4-3			3	0	0	0	0	2	1
Greg Colbrunn, R (1, 3) OBP: 0.357, SLG: 0.615			3-3 K		0-1 G5-3		1-2 G5-4-3			2	0	0	0	0	1	0
Frank Bolick, S (7, PH) OBP: 0.280, SLG: 0.333 (8, 3)							1-2 1-2f			1	0	0	0	0	0	1
Chris Nabholz, L (1, 1) Moises Alou, R (7, 7) OBP: 0.290, SLG: 0.381			0-1 E1 1B		1-1 G1-3			1-0 F9		2	0	0	0	0	0	0
										1	0	0	0	0	0	0

BOTTOM

San Francisco Giants @ Montreal Expos
Olympic Stadium, Montreal, QB
Sun Apr 25 1993, 3:33 AM EDT
Att. 27,272 - Dome

livebaseballscorecards.com

AB	32
R	1
H	4
RBI	1
BB	0
SO	6
LOB	9



Inning Stats	R: 0	H: 0	E: 0	K: 0	S: 5	R: 1	H: 1	E: 0	K: 1	S: 9	R: 0	H: 1	E: 1	K: 1	S: 10	R: 0	H: 1	E: 0	K: 1	S: 7	R: 0	H: 1	E: 0	K: 1	S: 11	R: 0	H: 0	E: 0	K: 0	S: 6	R: 0	H: 0	E: 1	K: 0	S: 7	R: 0	H: 0	E: 0	K: 0	S: 4	R: 0	H: 0	E: 0	K: 2	S: 11	1B: 2	2B: 1	3B: 0	HR: 1	SF: 0	SAC: 0	DP: 1	HBP: 0	WP: 0	PB: 0	SB: 0	CS: 0	PA: 32
--------------	------	------	------	------	------	------	------	------	------	------	------	------	------	------	-------	------	------	------	------	------	------	------	------	------	-------	------	------	------	------	------	------	------	------	------	------	------	------	------	------	------	------	------	------	------	-------	-------	-------	-------	-------	-------	--------	-------	--------	-------	-------	-------	-------	--------

PITCHER	IP	WLS	BF	H	R	ER	SO	BB	IBB	HBP	BLK	WP	HR	S	P	ERA	WHIP
Bill Swift, R (1, 1) ERA: 3.38	7.0	W	26	4	1	1	4	0	0	0	0	0	1	55	82	1.29	0.571
Michael Jackson, R (8, 1) ERA: 2.53	1.0		3	0	0	0	0	0	0	0	0	0	0	4	8	0.00	0.000
Rod Beck, R (9, 1) ERA: 2.45	1.0	S	3	0	0	0	2	0	0	0	0	0	0	11	14	0.00	0.000

BOTTOM

San Francisco Giants @ Philadelphia Phillies
Veterans Stadium, Philadelphia, PA

Mon Apr 26 1993, 7:05 PM EDT
Att. 17,170 - Unknown - 54 F

livebaseballscorecards.com

AB	40
R	9
H	11
RBI	8
BB	7
SO	5
LOB	25



WP	4	PA	49
PB	0		
SB	0		
CS	0		

Batter	1	2	3	4	5	6	7	8	9	10	AB	R	H	RBI	BB	SO	LOB
Lenny Dykstra, L OBP: 0.371, SLG: 0.371 (1, 8)	F8		F9		L8		B5-3 1B BB	G4-3		F8	5	1	0	0	1	0	2
Mickey Morandini, L OBP: 0.333, SLG: 0.407 (1, 4)	2B		G4-3			1B SF9 BB	B5-3	1B 3B		F7	5	2	2	0	1	0	2
John Kruk, L OBP: 0.469, SLG: 0.682 (1, 3)	G4-6-3 BB		G4-3			WP 1B 1B	BB E 1B	1B		E6	2	0	1	0	1	0	0
Jim Eisenreich, L OBP: 0.417, SLG: 0.429 (6, PR) (7, 3)										1B	3	2	3	2	0	0	0
Dave Hollins, S OBP: 0.354, SLG: 0.391 (1, 5)	G4-6-3				G4-3	SF9	E 1B BB	K		WP	4	1	0	1	1	1	4
Darren Daulton, L OBP: 0.453, SLG: 0.527 (1, 2)		F7		F8		FC4-6 2B BB	E 1B BB	K			3	2	0	0	2	1	1
Pete Incaviglia, R OBP: 0.293, SLG: 0.487 (1, 9)	1B HBP		P5			FC4-6 1B	E4 1B		G4-3		4	0	1	2	0	0	2
Milt Thompson, L OBP: 0.269, SLG: 0.196 (1, 7)		F7			WP 1B	FC4-6 2B	FC6-4 1B				5	0	2	2	0	1	3
Mariano Duncan, R OBP: 0.311, SLG: 0.364 (1, 6)					G6-3	G6-3	F7			K	3	0	2	1	0	0	1
Kim Batiste, R OBP: 0.188, SLG: 0.188 (7, 6)											2	0	0	0	0	1	2
Larry Andersen, R OBP: 1.000, SLG: 1.000 (10, 1)											0	0	0	0	0	0	0
Ben Rivera, R Jose Delaon, R Ricky Jordan, R Bob Ayala, R Wes Chamberlain, R Mark Davis, L Todd Pratt, R David Weir, L Juan Bell, R					G6-3	L1	FC6-4			E 1B WP BB	1	0	0	0	0	1	2

Inning Stats	R: 0	H: 1	E: 0	K: 0	S: 16	R: 0	H: 1	E: 0	K: 1	S: 20	R: 0	H: 0	E: 0	K: 0	S: 6	R: 0	H: 0	E: 0	K: 0	S: 7	R: 0	H: 0	E: 0	K: 0	S: 10	R: 3	H: 3	E: 0	K: 0	S: 11	R: 4	H: 2	E: 1	K: 0	S: 16	R: 1	H: 2	E: 0	K: 2	S: 13	R: 0	H: 0	E: 0	K: 2	S: 10	R: 1	H: 1	E: 0	K: 0	S: 10	R: 1	H: 1	E: 0	K: 0	S: 10	1B: 8	2B: 2	3B: 1	HR: 0	SF: 1	SAC: 0	DP: 1	HBP: 1	WP: 4	PA: 49
--------------	------	------	------	------	-------	------	------	------	------	-------	------	------	------	------	------	------	------	------	------	------	------	------	------	------	-------	------	------	------	------	-------	------	------	------	------	-------	------	------	------	------	-------	------	------	------	------	-------	------	------	------	------	-------	------	------	------	------	-------	-------	-------	-------	-------	-------	--------	-------	--------	-------	--------

PITCHER	IP	WLS	BF	H	R	ER	SO	BB	IBB	HBP	BLK	WP	HR	S	P	ERA	WHIP
Jeff Brantley, R ERA: 3.86 (1, 1)	5.1		23	4	3	3	1	3	0	1	0	2	0	65	109	5.06	1.312
Bryan Hickerson, L ERA: 8.71 (6, 1)	0.2		4	2	0	0	0	0	0	0	0	1	0	5	11	0.00	3.000
Kevin Rogers, L ERA: 4.5 (7, 1)	0.1		5	1	4	3	0	3	0	0	0	0	0	6	18	81.00	12.000
Michael Jackson, R ERA: 2.38 (7, 1)	0.2		4	1	0	0	0	0	0	0	0	0	0	10	13	0.00	1.500
Dave Righetti, L ERA: 2.79 (8, 1)	0.1		3	2	1	1	0	0	0	0	0	0	0	7	11	27.00	6.000
PITCHER	IP	WLS	BF	H	R	ER	SO	BB	IBB	HBP	BLK	WP	HR	S	P	ERA	WHIP
Rod Beck, R ERA: 2.13 (8, 1)	1.2		5	0	0	0	4	0	0	0	0	0	0	16	25	0.00	0.000
Gino Minutelli, L ERA: 1.59 (10, 1)	0.2	L	5	1	1	0	0	1	0	0	0	1	0	10	21	0.00	3.000

Batter	1	2	3	4	5	6	7	8	9	AB R H RBI BB SO LOB	TOP											
Willie McGee, S OBP: 0.303, SLG: 0.289 (1, 9)	1-2 G4-3		1-1 2B 1B	0-1 L9		0-0 G6-3			1-1 G5-3	5 1 1 0 0 0 2												
Darren Lewis, R OBP: 0.281, SLG: 0.340 (1, 8)	3-3 K		0-1 2B 1B		1-0 S 1B			0-0 G5-3		4 1 2 0 0 1 0												
Will Clark, L OBP: 0.279, SLG: 0.273 (1, 3)	3-2 L8		0-0 3B 2B		0-0 L8			1-1 G4-3		4 1 1 2 0 0 1												
Matt Williams, R OBP: 0.366, SLG: 0.573 (1, 5)		1-1 HR	4-1 3B BB		1-2 P3			1-1 P8		3 2 1 1 1 0 1												
Barry Bonds, L OBP: 0.524, SLG: 0.825 (1, 7)		1-1 G4-3	0-1 3B		2-1 L8			4-1 L9-3 BB		3 0 1 2 1 0 1												
Robby Thompson, R OBP: 0.305, SLG: 0.308 (1, 4)		0-0 L8	0-3 K			2-1 G5-3 2B 1B		1-2 L9-3		4 1 1 0 0 1 2												
Royce Clayton, R OBP: 0.263, SLG: 0.304 (1, 6)		0-2 L6			0-0 G4-3			2-0 P7		4 0 0 0 0 0 1												
Craig Colbert, R OBP: 0.364, SLG: 0.500 (1, 2)			2-3 K2-3		0-2 2B			2-2 F8		4 0 2 1 0 1 0												
John Burkett, R OBP: 0.231, SLG: 0.231 (1, 1)			0-3 K		1-3 K			1-3 K		3 0 0 0 0 2 2												
Michael Jackson, R (8, 1)										0 0 0 0 0 0 0												
Mark Carreon, R (9, PH)										1 0 0 0 0 1 0												
Rod Beck, R (9, 1)										0 0 0 0 0 0 0												
Inning Stats	R: 0 E: 0 K: 1 S: 9	H: 0 LOB: 0 BB: 0 P: 16	R: 1 E: 0 K: 0 S: 8	H: 1 LOB: 0 BB: 0 P: 10	R: 4 E: 0 K: 3 S: 17	H: 4 LOB: 1 BB: 1 P: 24	R: 0 E: 0 K: 1 S: 10	H: 1 LOB: 1 BB: 0 P: 11	R: 0 E: 0 K: 0 S: 7	H: 1 LOB: 1 BB: 0 P: 11	R: 1 E: 0 K: 0 S: 11	H: 2 LOB: 1 BB: 0 P: 15	R: 0 E: 0 K: 0 S: 5	H: 0 LOB: 0 BB: 0 P: 7	R: 0 E: 0 K: 0 S: 5	H: 0 LOB: 0 BB: 1 P: 12	R: 0 E: 0 K: 1 S: 8	H: 0 LOB: 0 BB: 0 P: 12	1B: 4 2B: 4 3B: 1 HR: 1	SF: 0 SAC: 0 DP: 1 HBP: 0	WP: 0 PB: 0 SB: 1 CS: 0	PA: 37
PITCHER	IP WLS BF H R ER SO BB IBB HBP BLK WP HR S P ERA WHIP																					
Terry Mulholland, L (1, 1) ERA: 3.0	7.0 L 31 9 6 6 5 1 0 0 0 0 0 1 67 94 7.71 1.429																					
Mark Davis, L (8, 1) ERA: 2.35	2.0 6 0 0 0 0 1 1 0 0 0 0 0 13 24 0.00 0.500																					

San Francisco Giants @ Philadelphia Phillies
Veterans Stadium, Philadelphia, PA
Tue Apr 27 1993, 3:33 AM EDT
Att. 34,005 - Sunny

livebaseballscorecards.com

AB	35
R	6
H	9
RBI	6
BB	2
SO	6
LOB	10



Batter	1	2	3	4	5	6	7	8	9	AB	R	H	RBI	BB	SO	LOB
Lenny Dykstra, L (1, 8) OBP: 0.355, SLG: 0.351	1-1 G4-3		0-1 L7			1-2 G1-3	2-0 G3			4	0	0	0	0	0	1
Mickey Morandini, L (1, 4) OBP: 0.314, SLG: 0.381	1-3 K			0-0 G4-3		3-2 G4-3		2-2 G5-3		4	0	0	0	0	1	0
Ricky Jordan, R (1, 3) OBP: 0.615, SLG: 0.800	1-3 K			0-1 FC6-4 1B		2-0 1B 1B		0-1 HR		4	2	3	1	0	1	0
Dave Hollins, S (1, 5) OBP: 0.349, SLG: 0.384		3-3 K		1-1 FC6-4 1-2f		0-0 1B 1B		0-3 K2-3		4	1	1	0	0	2	1
Pete Incaviglia, R (1, 7) OBP: 0.289, SLG: 0.465		0-1 P7		0-0 P6		0-0 1B 1B		3-3 K		4	0	1	1	0	1	1
Milt Thompson, L (1, 9) OBP: 0.268, SLG: 0.200		0-0 L6			1-2 G6-3	1-1 1B		2-3 K		4	0	1	1	0	1	0
Todd Pratt, R (1, 2) OBP: 0.182, SLG: 0.364			2-3 K		0-0 P4	0-1 G5-3		2-3 K1-3		3	0	0	0	0	1	2
Kim Batiste, R (9, PH) OBP: 0.188, SLG: 0.188										1	0	0	0	0	1	0
Juan Bell, R (1, 6) OBP: 0.250, SLG: 0.324			1-1 SH1-4 1B		1-0 E6		0-1 L9		2-3 K	3	0	1	0	0	0	0
Darren Daulton, L (9, PH) OBP: 0.447, SLG: 0.518										1	0	0	0	0	1	0
Terry Mulholland, R (1, 1) OBP: 0.400, SLG: 0.409			0-0 SH1-4		1-3 K		2-3 K			0	0	0	0	0	0	0
Jim Eisenreich, L (7, PH) OBP: 0.400, SLG: 0.409										1	0	0	0	0	1	0
Mark Davis, L (8, 1)										0	0	0	0	0	0	0

Inning Stats	R: 0	H: 0	E: 0	K: 2	S: 13	R: 0	H: 0	E: 0	K: 1	S: 6	R: 0	H: 1	E: 0	K: 1	S: 8	R: 0	H: 1	E: 0	K: 0	S: 6	R: 0	H: 0	E: 1	K: 1	S: 8	R: 2	H: 4	E: 0	K: 0	S: 14	R: 0	H: 0	E: 0	K: 1	S: 7	R: 1	H: 1	E: 0	K: 2	S: 13	R: 0	H: 0	E: 0	K: 3	S: 11	1B: 6	2B: 0	3B: 0	HR: 1	SF: 0	SAC: 1	DP: 0	HBP: 0	WP: 0	PA: 35
PITCHER	IP	WLS	BF	H	R	ER	SO	BB	IBB	HBP	BLK	WP	HR	S	P	ERA	WHIP																																						
John Burkett, R (1, 1) ERA: 2.62	7.1	W	30	7	3	3	6	0	0	0	0	0	1	68	94	3.68	0.955																																						
Michael Jackson, R (8, 1) ERA: 2.25	0.2		2	0	0	0	2	0	0	0	0	0	0	7	10	0.00	0.000																																						
Rod Beck, R (9, 1) ERA: 1.98	1.0	S	3	0	0	0	3	0	0	0	0	0	0	11	17	0.00	0.000																																						


BOTTOM

San Francisco Giants @ Philadelphia Phillies
Veterans Stadium, Philadelphia, PA

Tue Apr 27 1993, 3:33 AM EDT
Att. 34,005 - Sunny

livebaseballscorecards.com

AB	34
R	3
H	7
RBI	3
BB	0
SO	11
LOB	6



Batter	1	2	3	4	5	6	7	8	9	AB R H RBI BB SO LOB	TOP														
Vince Coleman, S (1, 7) OBP: 0.276, SLG: 0.333	1-1 G1-6-3 1B			2-1 L8	2-1 1-2 2-H 1B			1-2 G4-3		4 0 2 0 0 0 0															
Tony Fernandez, S (1, 6) OBP: 0.354, SLG: 0.242	2-2 G1-6-3 1-2f			1-2 G6-3		2-2 G6-3			4-1 1B SF9 BB	3 1 0 0 1 0 1															
Eddie Murray, S (1, 3) OBP: 0.363, SLG: 0.500	0-3 K			1-1 G6-3		3-3 K			0-0 F9	4 0 0 0 0 2 1															
Bobby Bonilla, S (1, 9) OBP: 0.346, SLG: 0.478		0-0 P4			2-2 F8	4-2 CS BB			2-1 FC6-4 1B	3 0 1 0 1 0 0															
Howard Johnson, S (1, 5) OBP: 0.346, SLG: 0.375		2-0 F9			2-0 E 1B 1B	1-1 CS 1-2	1-1 F8		1-0 SF9	3 1 1 1 0 0 0															
Jeff Kent, R (1, 4) Chico Walker, S (9, PH) Tim Bogar, R (9, 4)		3-1 L4			1-1 E9 1B 1B		0-1 1B		3-H FC6-4 1-2f	3 1 2 0 0 0 0 1 0 0 0 0 0 1 0 0 0 0 0 0 0															
Ryan Thompson, R (1, 8) OBP: 0.175, SLG: 0.211			3-3 K		0-3 K		0-2 F9			3 0 0 0 0 2 2															
Todd Hundley, S (1, 2) OBP: 0.304, SLG: 0.510			1-3 K		4-0 1B 1B IBB			0-0 F9		2 0 0 0 1 1 0															
Frank Tanana, L (1, 1) Jeff Innis, R (8, 1) Mike Maddux, L (9, 1)			0-1 L5		0-0 1-2 2-H 3-H 1B 1B			0-2 G4-3		3 0 1 2 0 0 0 0 0 0 0 0 0 0 0 0 0 0 0 0 0															
Inning Stats	R: 0 E: 0 K: 1 S: 9	H: 1 LOB: 0 BB: 0 P: 12	R: 0 E: 0 K: 0 S: 4	H: 0 LOB: 0 BB: 0 P: 9	R: 0 E: 0 K: 2 S: 10	H: 0 LOB: 0 BB: 0 P: 14	R: 0 E: 0 K: 0 S: 7	H: 0 LOB: 0 BB: 0 P: 11	R: 2 E: 1 K: 1 S: 13	H: 4 LOB: 2 BB: 1 P: 24	R: 0 E: 0 K: 1 S: 12	H: 0 LOB: 0 BB: 1 P: 22	R: 0 E: 0 K: 0 S: 9	H: 1 LOB: 0 BB: 0 P: 10	R: 0 E: 0 K: 0 S: 7	H: 0 LOB: 0 BB: 0 P: 8	R: 1 E: 0 K: 0 S: 6	H: 1 LOB: 1 BB: 1 P: 14	1B: 7 2B: 1 3B: 0 HR: 0	SF: 1 SAC: 0 DP: 1 HBP: 0	WP: 0 PB: 0 SB: 0 CS: 1	PA: 34			
PITCHER	IP WLS BF H R ER SO BB IBB HBP BLK WP HR S P ERA WHIP																								
Trevor Wilson, L (1, 1) ERA: 4.66	7.0		25	6	2	2	5	1	1	0	0	0	0	64	102	2.57	1.000								
Kevin Rogers, L (8, 1) ERA: 4.67	1.1		6	1	1	1	0	1	0	0	0	0	0	11	18	6.75	1.500								
Rod Beck, R (9, 1) ERA: 1.88	0.2	W	2	0	0	0	0	0	0	0	0	0	0	2	4	0.00	0.000								

New York Mets @ San Francisco Giants
Candlestick Park, San Francisco, CA

Wed Apr 28 1993, 10:05 PM EDT
Att. 18,476 - Unknown - 61 F

AB	29
R	3
H	7
RBI	3
BB	3
SO	5
LOB	5



WP	0	PA	34
PB	0		
SB	0		
CS	1		

livebaseballscorecards.com

BOTTOM

New York Mets @ San Francisco Giants
Candlestick Park, San Francisco, CA

Wed Apr 28 1993, 10:05 PM EDT
Att: 18,476 - Unknown - 61 F

livebaseballscorecards.com

AB	34
R	4
H	12
RBI	3
BB	5
SO	2
LOB	18

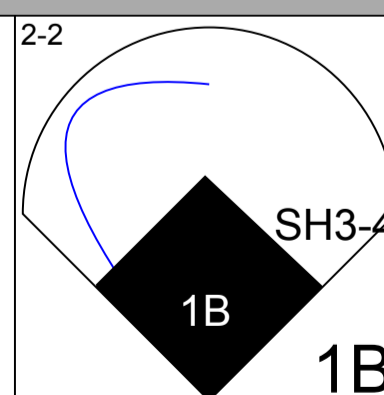

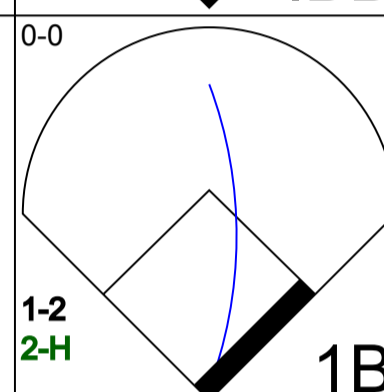
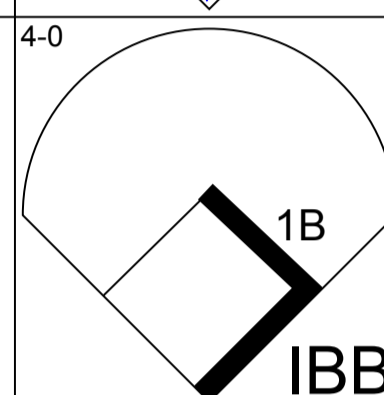
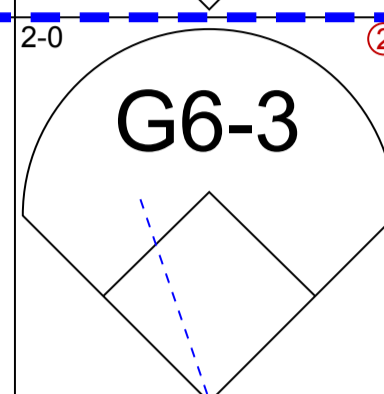
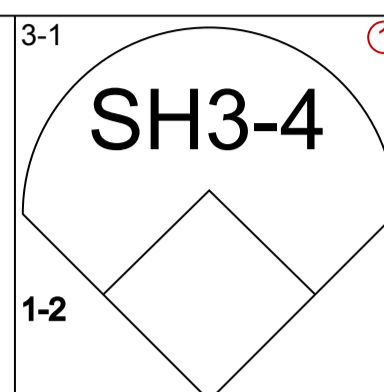


WP:	0	PA:	40
PB:	0		
SB:	1		
CS:	0		

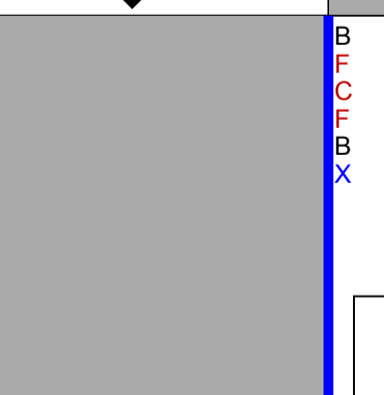
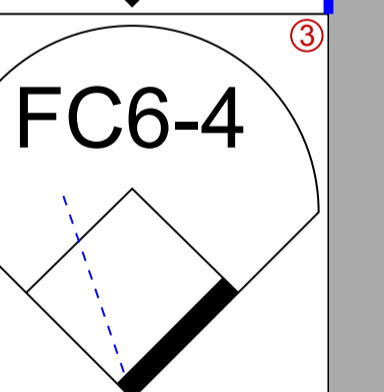
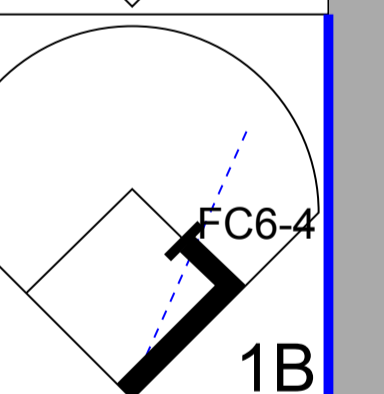
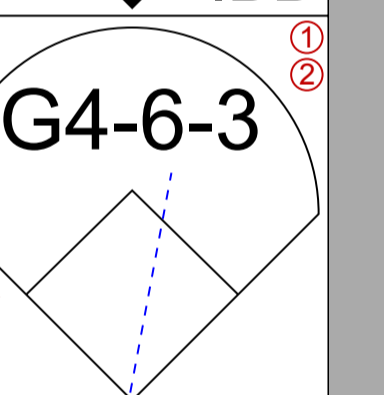
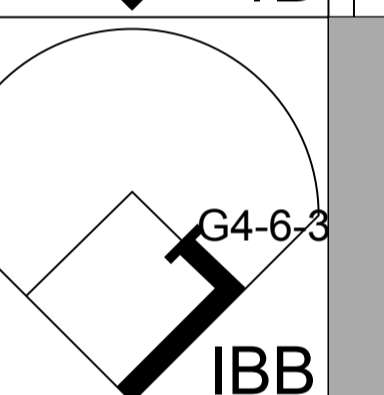
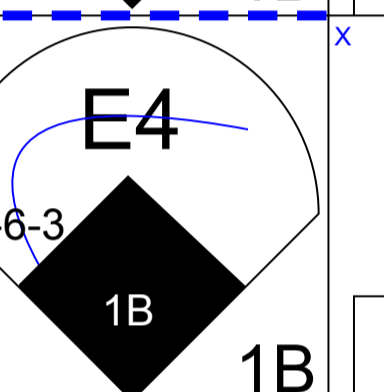
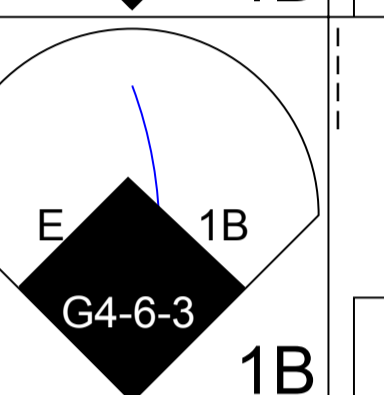
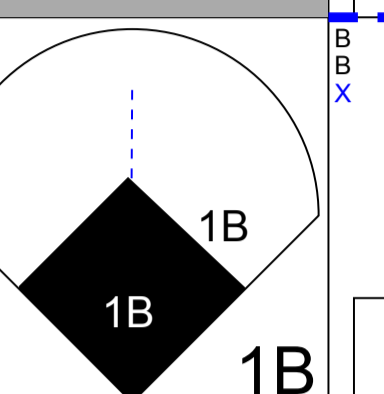
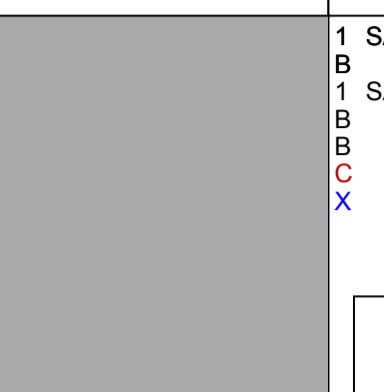
AB R H RBI BB SO LOB

4	0	0	0	0	0	3
4	1	2	0	1	0	1
4	1	2	0	1	0	3
4	1	2	2	1	0	1
2	0	1	0	2	1	2
4	0	0	0	0	0	6
4	0	1	1	0	0	1
0	0	0	0	0	0	0
4	0	0	0	0	1	1
2	0	2	0	0	0	0
1	0	1	0	0	0	0
0	0	0	0	0	0	0
1	1	1	0	0	0	0

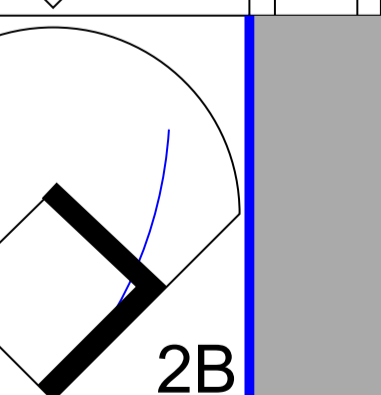
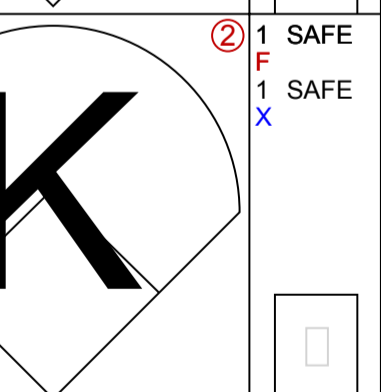
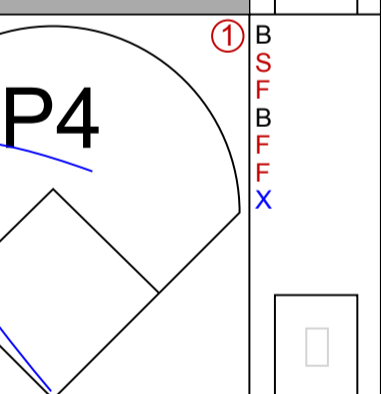
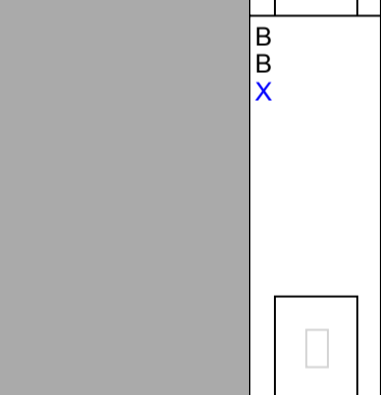
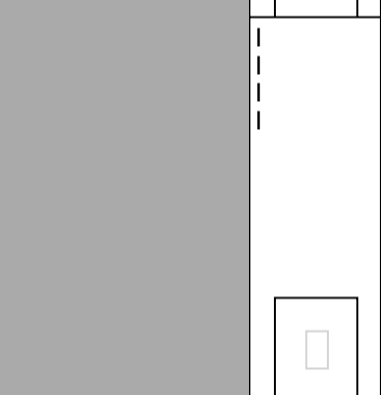
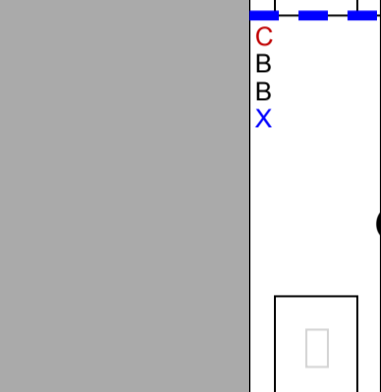
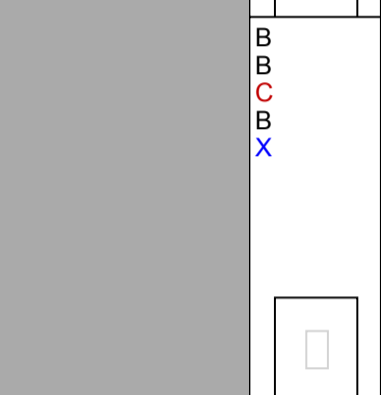
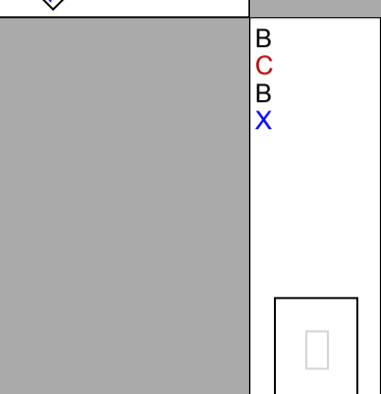
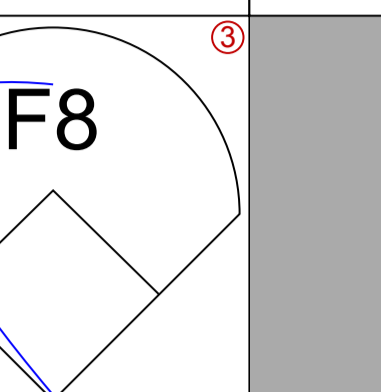
3-1



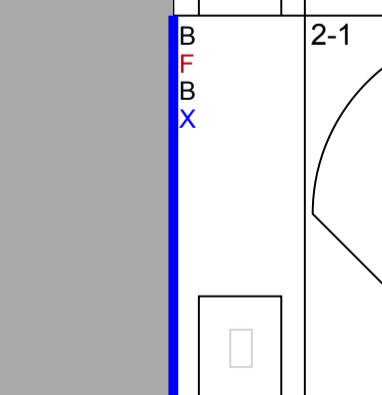
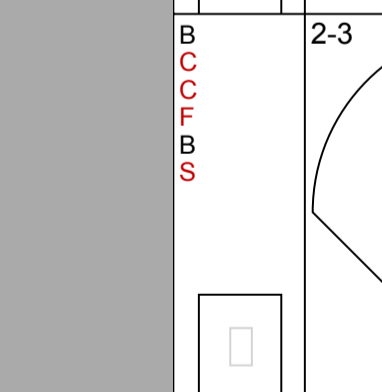
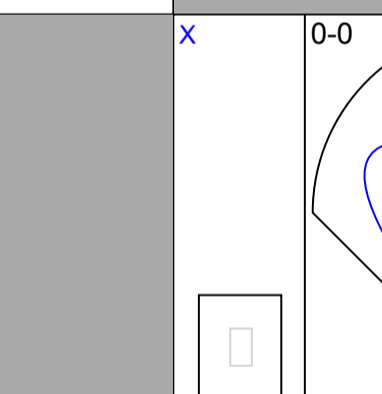

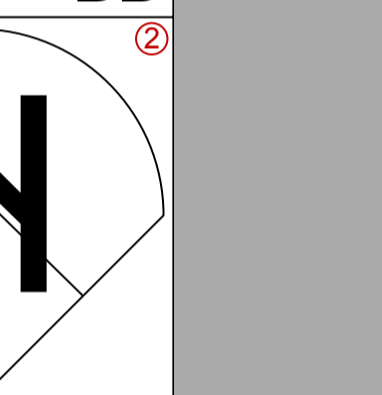
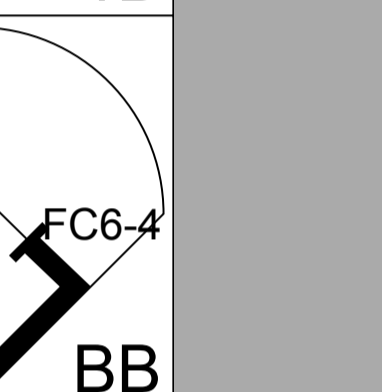
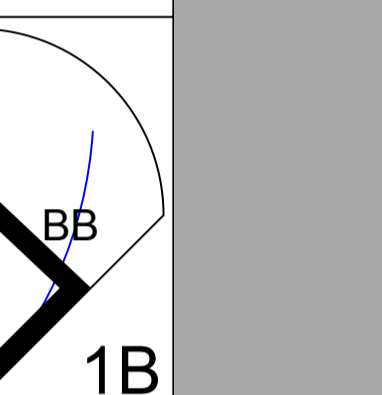
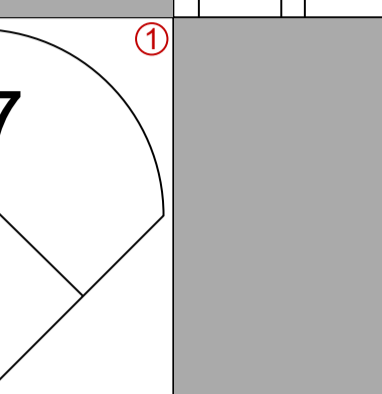
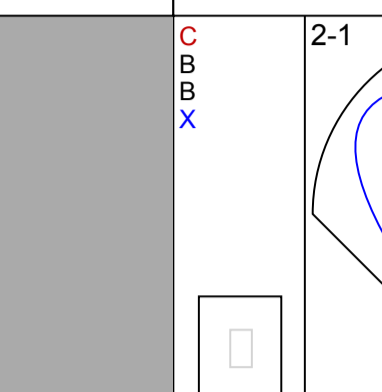
2-1



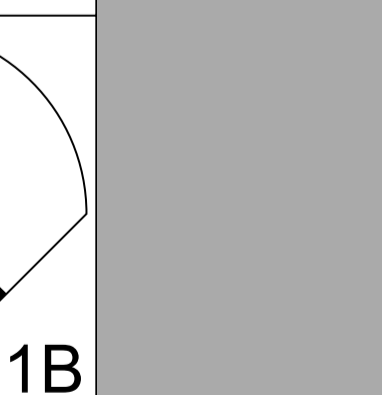
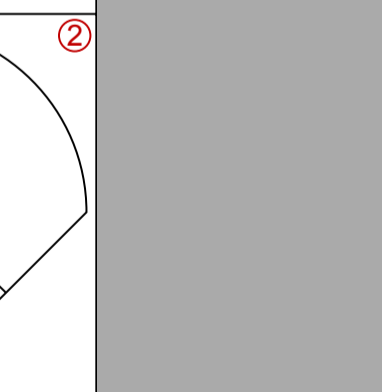
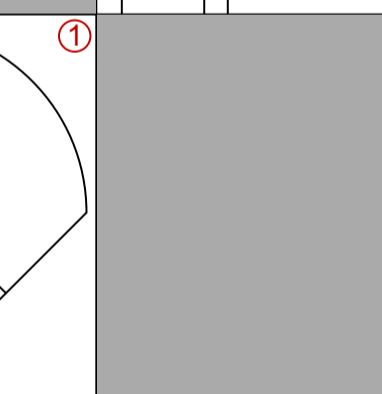
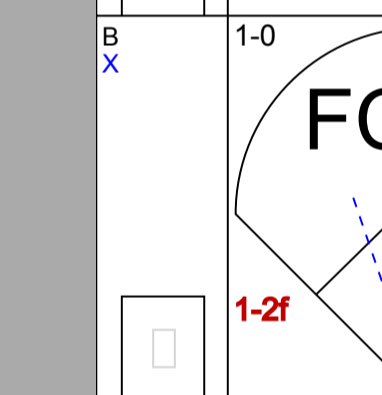
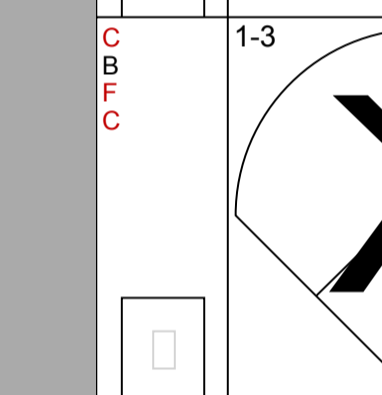
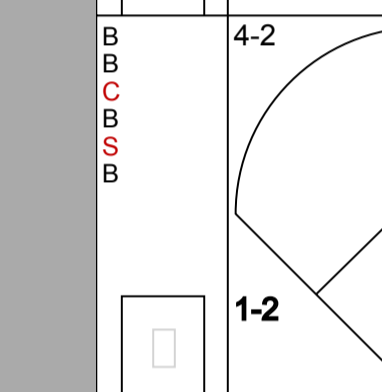
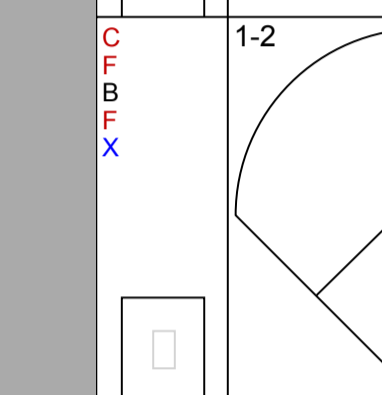
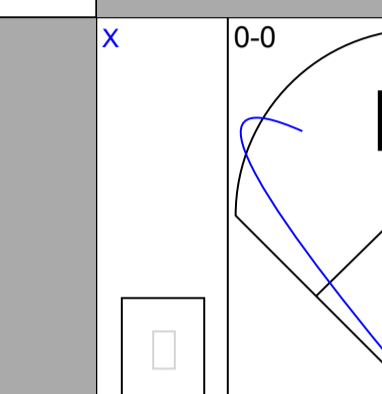
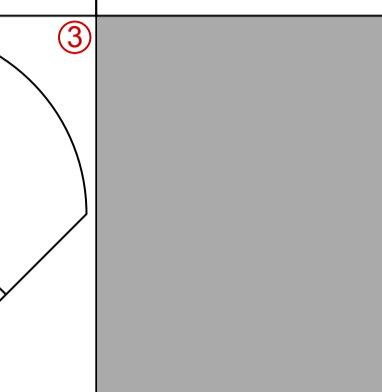
2-1



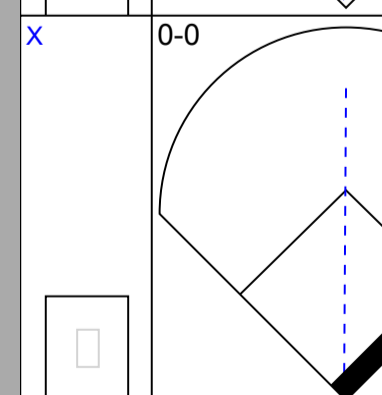
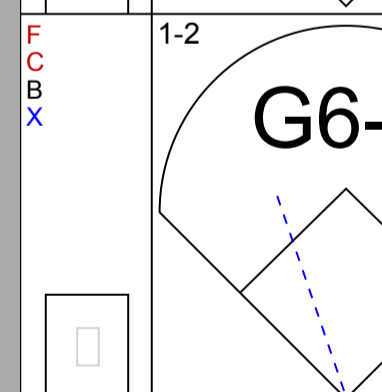
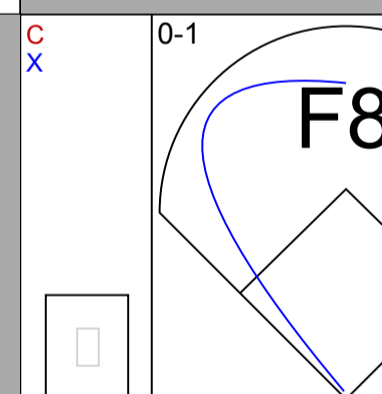




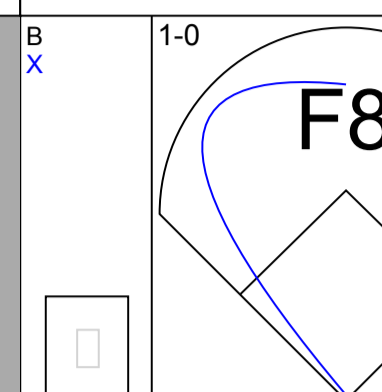
0-0




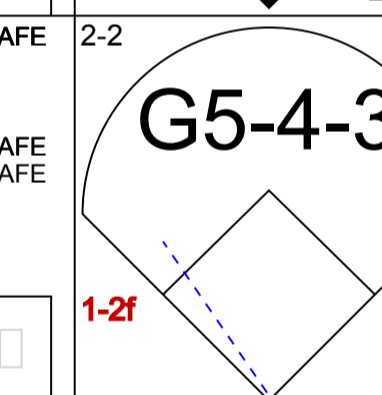
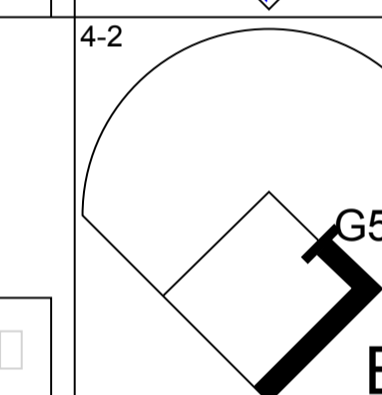
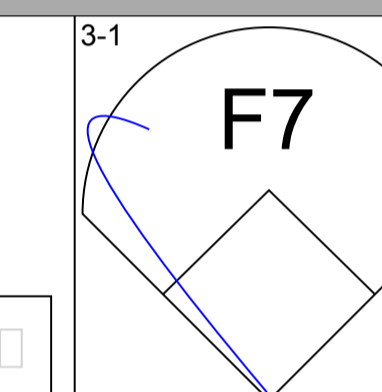

1-0



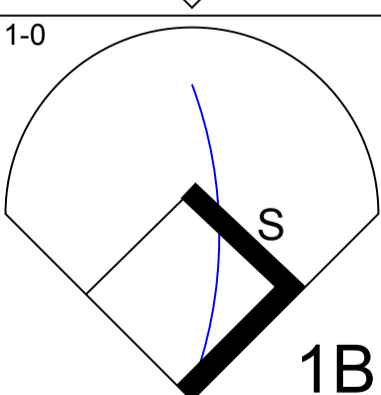
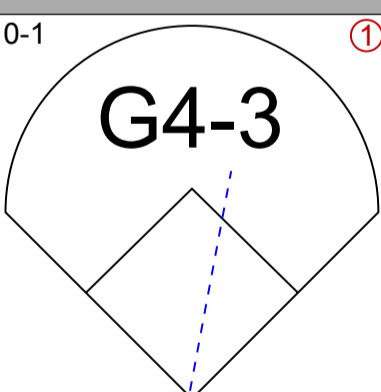

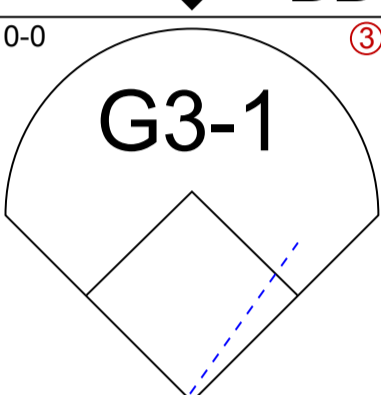
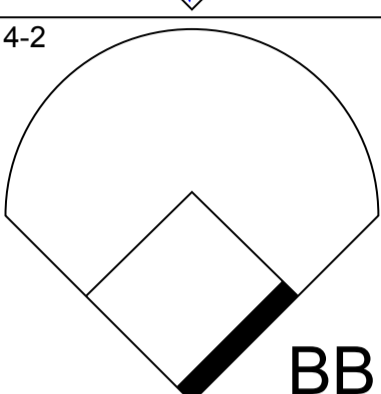
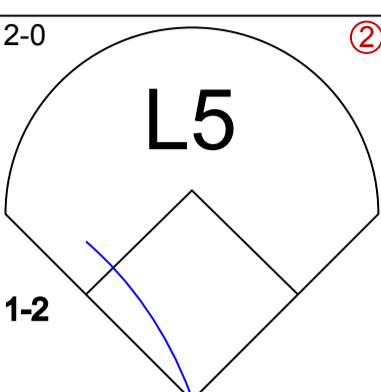
2-0



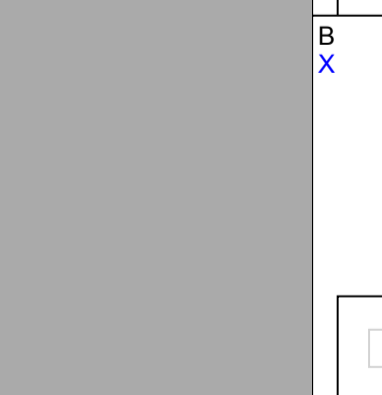
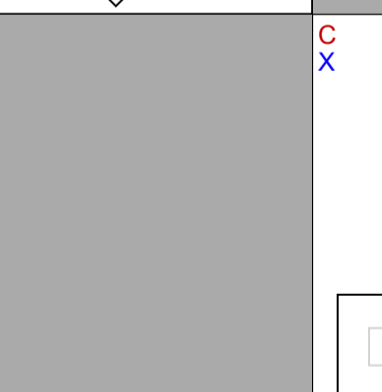
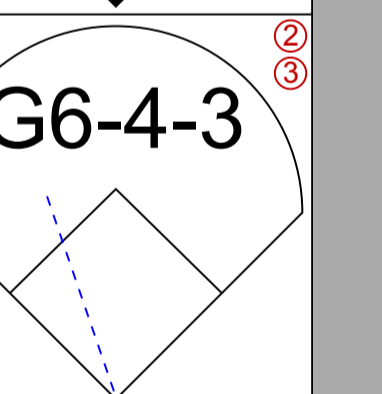
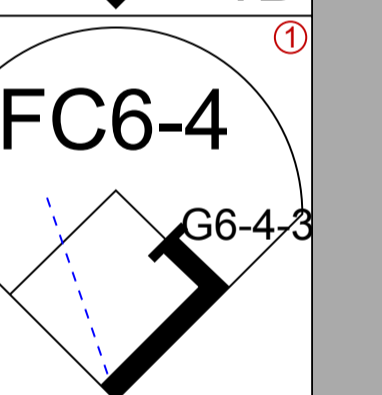
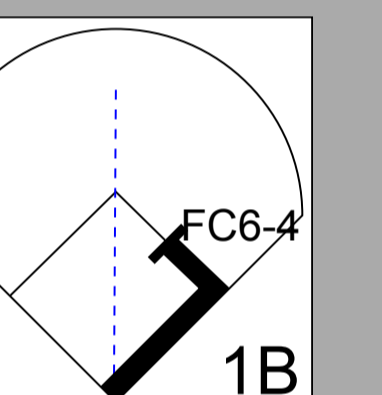
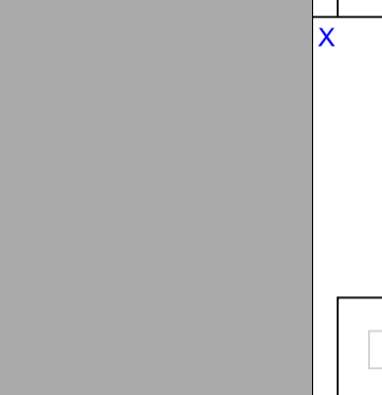
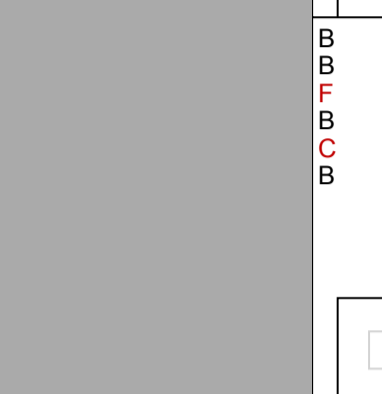
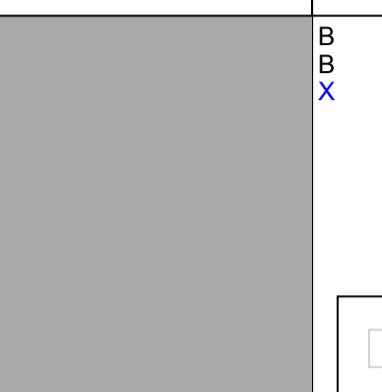
1-2




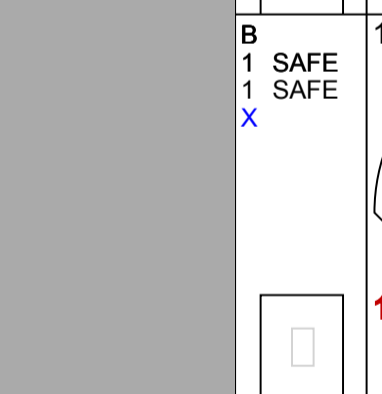
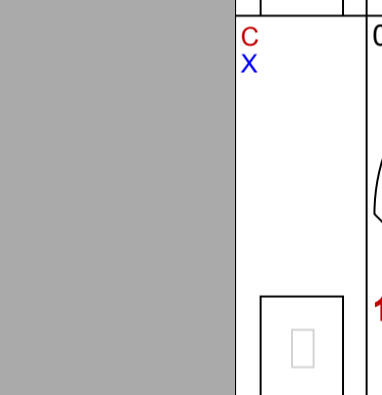
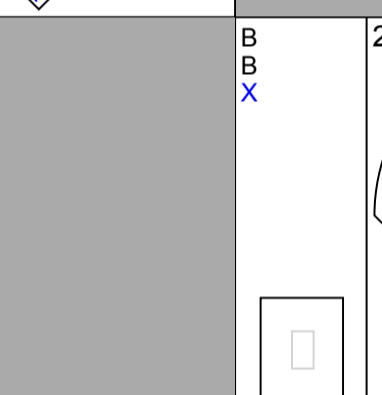
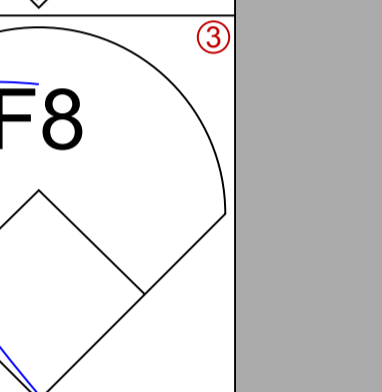
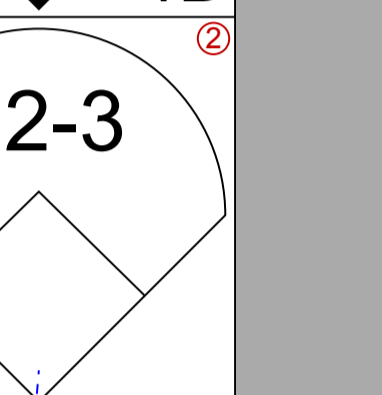
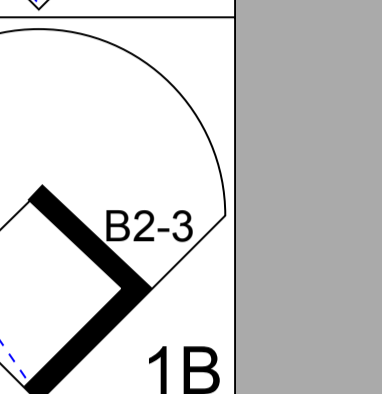
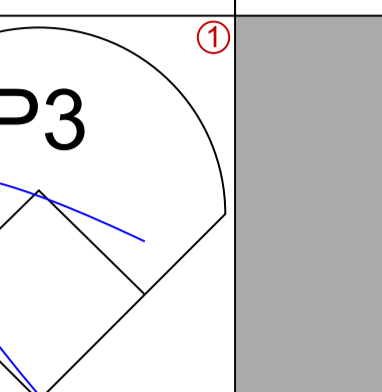
3-2






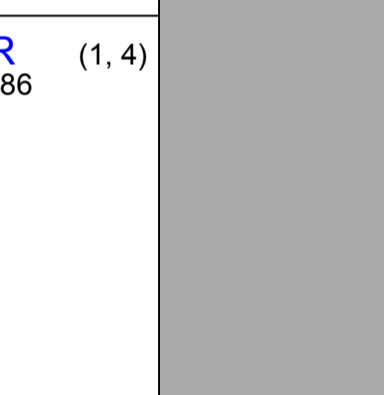

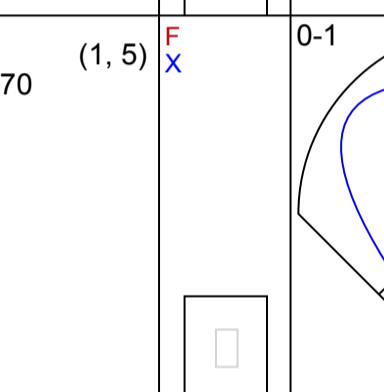
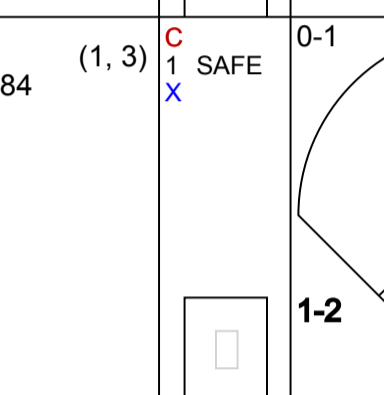
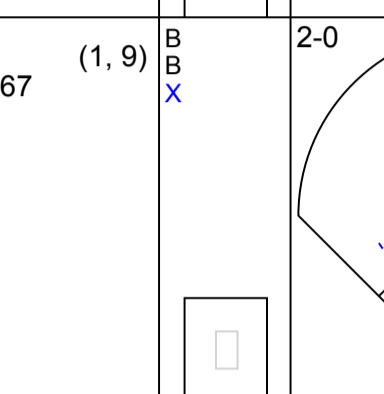
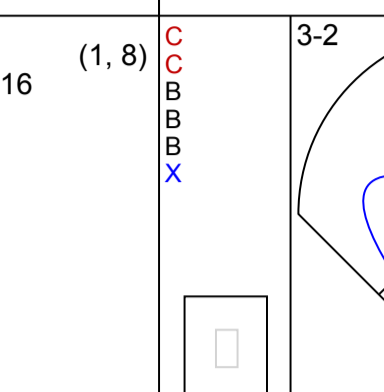
2-0



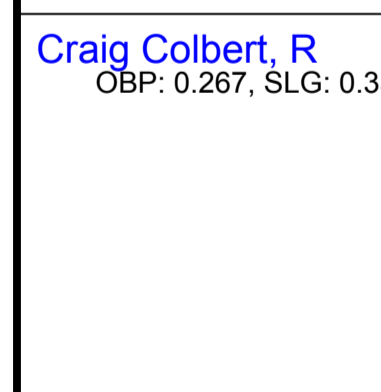
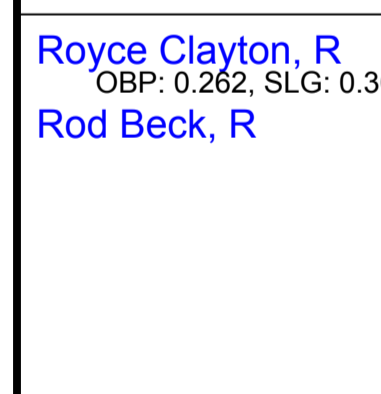
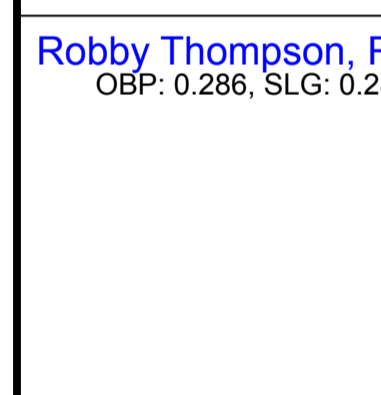
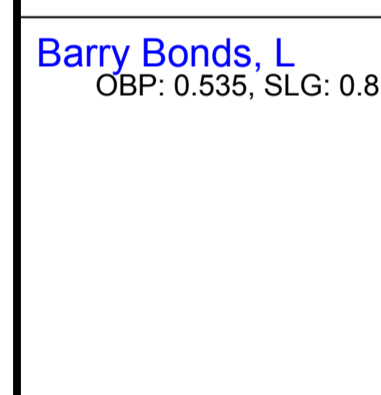
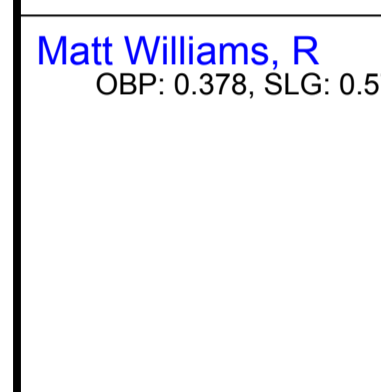
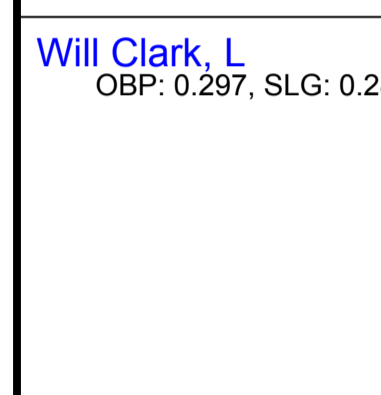
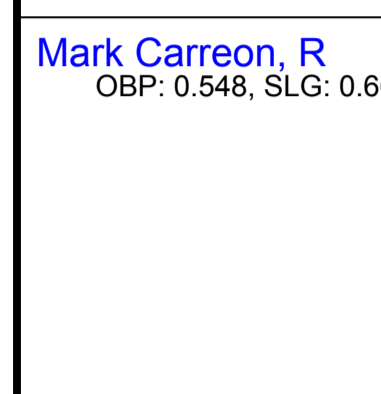
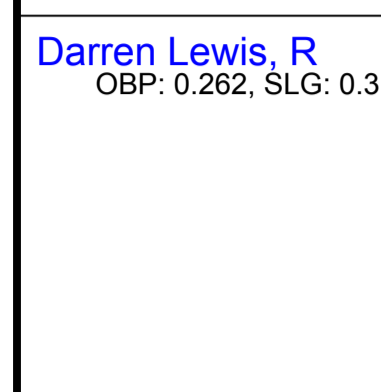
3-2



(1, 8)



(1, 9)



Inning Stats

R:	0	H:	1
E:	0	LOB:	1
K:	0	BB:	0
S:	8	P:	13

R:	0	H:	1
E:	0	LOB:	0
K:	0	BB:	0
S:	4	P:	7

R:	0	H:	1
E:	0	LOB:	2
K:	0	BB:	1
S:	7	P:	14

R:	0	H:	0
E:	0	LOB:	0
K:	0	BB:	1
S:	8	P:	17

R:	0	H:	1
E:	0	LOB:	1
K:	0	BB:	0
S:	7	P:	9

R:	0	H:	1
E:	0	LOB:	2
K:	1	BB:	1
S:	11	P:	18

R:	0	H:	1
E:	0	LOB:	1
K:	1	BB:	0
S:	9	P:	15

R:	3	H:	4
E:	1	LOB:	1
K:	0	BB:	1
S:	14	P:	29


R:	1	H:	2
E:	0	LOB:	2
K:	0	BB:	1
S:	8	P:	19

1B:	11	SF:	0
2B:	1	SAC:	1
3B:	0	DP:	3
HR:	0	HBP:	0

WP:	0	PA:	40
PB:	0		
SB:	1		
CS:	0		

PITCHER		IP	WLS	BF	H	R	ER	SO	BB	IBB	HBP	BLK	WP	HR	S	P	ERA	WHIP
Frank Tanana, L	(1, 1)	7.0		30	8	2	2	2	3	0	0	0	0	0	58	102	2.57	1.571
Jeff Innis, R	(8, 1)	1.1	L	7	3	2	2	0	0	1	0	0	0	0	16	31	13.50	2.250
Mike Maddux, R	(9, 1)	0.1		3	1	0	0	0	0	1	0	0	0	0	2	8	0.00	3.000

PITCHER		IP	WLS	BF	H	R	ER	SO	BB	IBB	HBP	BLK	WP	HR	S	P	ERA	WHIP
Frank Tanana, L	(1, 1)	7.0		30	8	2	2	2	3	0	0	0	0	0	58	102	2.57	1.571
Jeff Innis, R	(8, 1)	1.1	L	7	3	2	2	0	0	1	0	0	0	0	16	31	13.50	2.250
Mike Maddux, R	(9, 1)	0.1		3	1	0	0	0	0	1	0	0	0	0	2	8	0.00	3.000

Batter	1	2	3	4	5	6	7	8	9	AB R H RBI BB SO LOB	TOP																									
Vince Coleman, S OBP: 0.283, SLG: 0.330 (1, 7)	2-1 F9		4-0 FC5-2 BB	1-2 G1-3			0-0 G4-6-3 1B		1-1 G4-3	4 0 1 1 1 0 2																										
Tony Fernandez, S OBP: 0.346, SLG: 0.234 Chico Walker, S OBP: 0.294, SLG: 0.333 (5, PH) (5, 4)	2-2 G4-3		0-1 FC5-2 1-3		1-1 2B		0-1 G4-6-3 1-2f		2-3 3-H 2-1 BB 1B 1B	2 0 0 0 0 0 1 3 0 2 1 0 0 1																										
Eddie Murray, S OBP: 0.341, SLG: 0.468 (1, 3)	1-0 G5-3		2-3 K		2-0 F7			0-1 P6	0-0 P3	5 0 0 0 0 1 4																										
Bobby Bonilla, S OBP: 0.349, SLG: 0.466 (1, 9)		0-1 G6-3	0-0 FC5-2		1-1 F9			4-2 HR BB	0-2 BB 1B	4 1 1 0 1 0 3																										
Howard Johnson, S OBP: 0.360, SLG: 0.373 (1, 5)		2-1 BLK 1B	4-0 BB		2-1 F8			3-1 F8	4-1 BB	3 1 1 0 2 0 2																										
Jeff Kent, R OBP: 0.292, SLG: 0.298 (1, 4) (5, 6)		2-2 BLK 1-2 1B	1-1 F9		2-2 F7			3-2 HR	0-3 K	5 1 2 2 0 1 6																										
Ryan Thompson, R OBP: 0.167, SLG: 0.200 Joe Orsulak, L OBP: 0.278, SLG: 0.286 (6, PH) (6, 8)		3-3 K		2-1 F8		2-2 G4-3		0-0 G6-3		2 0 0 0 0 1 2 2 0 0 0 0 0 0	AB 36 R 5 H 9 RBI 4 BB 6 SO 4 LOB 23																									
Charlie O'Brien, R OBP: 0.250, SLG: 0.118 (1, 2)		4-2 BB		2-1 F9		2-2 P3			4-0 2B G4-3 BB	2 1 0 0 2 0 0																										
Bret Saberhagen, R OBP: 0.250, SLG: 0.273 Jeff McKnight, S OBP: 0.273, SLG: 0.111 Anthony Young, R OBP: 0.273, SLG: 0.111 Jeff Kaiser, R OBP: 0.273, SLG: 0.111 Dave Gallagher, R OBP: 0.533, SLG: 0.750 (1, 1) (7, PH) (7, 1) (8, 1) (9, PH)		1-0 G4-3		0-2 1B			1-3 K		1-1 G4-3 1-3 1B 2B	2 0 1 0 0 0 2 1 0 0 0 0 1 0 0 0 0 0 0 0 0 0 0 0 0 0 0 0 1 1 1 0 0 0 0																										
Inning Stats	R: 0 E: 0 K: 0 S: 6	H: 0 LOB: 0 BB: 0 P: 11	R: 1 E: 0 K: 1 S: 15	H: 2 LOB: 2 BB: 1 P: 27	R: 0 E: 1 K: 1 S: 8	H: 0 LOB: 3 BB: 2 P: 19	R: 0 E: 0 K: 0 S: 11	H: 1 LOB: 1 BB: 0 P: 16	R: 0 E: 0 K: 0 S: 7	H: 1 LOB: 1 BB: 0 P: 13	R: 0 E: 0 K: 0 S: 12	H: 0 LOB: 0 BB: 0 P: 18	R: 0 E: 0 K: 1 S: 6	H: 1 LOB: 0 BB: 0 P: 7	R: 2 E: 0 K: 0 S: 11	H: 1 LOB: 0 BB: 1 P: 21	R: 2 E: 0 K: 1 S: 14	H: 3 LOB: 3 BB: 2 P: 26	1B: 6 2B: 2 3B: 0 HR: 1	SF: 0 SAC: 0 DP: 1 HBP: 0	WP: 0 PB: 0 SB: 2 CS: 0	PA: 42														
PITCHER	IP WLS BF H R ER SO BB IBB HBP BLK WP HR S P ERA WHIP																																			
Bud Black, L ERA: 1.8 Dave Burba, R ERA: 5.3 Bryan Hickerson, L ERA: 9.53 Michael Jackson, R ERA: 2.19	(1, 1) (6, 1) (8, 1) (9, 1)	5.0 2.2 1.0 0.1	W S S S	23 10 8 1	4 2 3 0	1 2 2 0	1 1 0 1	2 1 0 1	3 1 0 0	0 0 0 0	0 0 0 0	0 1 12 3	0 28 24 3	86 45 24 3	1.80 6.75 18.00 0.00	1.400 1.125 5.000 0.000																				

New York Mets @ San Francisco Giants
Candlestick Park, San Francisco, CA

Thu Apr 29 1993, 6:33 AM EDT
Att. 21,949 - Sunny - 69 F

livebaseballscorecards.com



Batter	1	2	3	4	5	6	7	8	9	AB	R	H	RBI	BB	SO	LOB
Willie McGee, S OBP: 0.295, SLG: 0.292 (1, 9)	1-3 K2-3	0-1 G3-1			1-0 P6	1-3 K		0-1 F9		5	0	0	0	0	2	2
Dave Martinez, L OBP: 0.250, SLG: 0.209 Darren Lewis, R OBP: 0.266, SLG: 0.339 (1, 8) (5, 8)	0-0 E4 2B		0-0 F8		2-1 2B		3-2 E6 1B	3-2 SF7		2	1	0	0	0	0	0
Will Clark, L OBP: 0.292, SLG: 0.291 (1, 3)	1-1 HR 2B		1-1 F8		1-3 K		2-1 F8	1-3 K		5	1	1	1	0	2	2
Matt Williams, R OBP: 0.382, SLG: 0.611 (1, 5)	1-0 HR		2-0 P3			0-0 HR 2B	1-1 P2			4	2	2	2	0	0	1
Barry Bonds, L OBP: 0.544, SLG: 0.899 (1, 7)	1-0 HR			0-0 G4-3		2-2 HR	0-0 1B			4	2	3	4	0	0	0
Robby Thompson, R OBP: 0.284, SLG: 0.283 (1, 4)	3-2 P3			2-1 P6		0-3 K	3-2 FC6-4 1B			4	0	1	0	0	1	0
Royce Clayton, R OBP: 0.261, SLG: 0.299 Bryan Hickerson, L Michael Jackson, R (1, 6) (8, 1) (9, 1)	0-3 K			2-1 E6		0-0 E1 SF8 1B	1-1 FC6-4			4	1	1	0	0	1	2
Jeff Reed, L OBP: 0.400, SLG: 0.389 (1, 2)		3-2 F7		4-0 IBB		1-0 SF8		3-1 HR		2	1	1	2	1	0	0
Bud Black, L Dave Burba, R Mike Benjamin, R OBP: 0.333, SLG: 0.500 OBP: 0.313, SLG: 0.393 (1, 1) (6, 1) (8, 6)		2-1 G6-3		1-0 F8		2-2 1B		0-1 F9 SF7 2B		2	0	0	0	0	0	2

Inning Stats	R: 4	H: 3	E: 1	K: 2	S: 17	LOB: 0	BB: 0	P: 24	R: 0	H: 0	E: 0	K: 0	S: 7	LOB: 0	BB: 0	P: 12	R: 0	H: 0	E: 1	K: 0	S: 6	LOB: 2	BB: 1	P: 15	R: 0	H: 1	E: 0	K: 1	S: 6	LOB: 0	BB: 0	P: 10	R: 3	H: 4	E: 1	K: 2	S: 17	LOB: 1	BB: 0	P: 23	R: 1	H: 2	E: 1	K: 0	S: 13	LOB: 2	BB: 0	P: 23	R: 2	H: 2	E: 0	K: 1	S: 12	LOB: 0	BB: 0	P: 19
--------------	------	------	------	------	-------	--------	-------	-------	------	------	------	------	------	--------	-------	-------	------	------	------	------	------	--------	-------	-------	------	------	------	------	------	--------	-------	-------	------	------	------	------	-------	--------	-------	-------	------	------	------	------	-------	--------	-------	-------	------	------	------	------	-------	--------	-------	-------

PITCHER	IP	WLS	BF	H	R	ER	SO	BB	IBB	HBP	BLK	WP	HR	S	P	ERA	WHIP
Bret Saberhagen, R ERA: 4.0 (1, 1)	6.0	L	28	8	7	5	5	0	0	0	0	0	3	57	91	7.50	1.333
Anthony Young, R ERA: 3.38 (7, 1)	1.0		6	2	1	0	0	0	0	0	0	0	0	13	23	0.00	2.000
Jeff Kaiser, L ERA: 6.23 (8, 1)	1.0		5	2	2	2	1	0	0	0	0	0	1	12	19	18.00	2.000


BOTTOM

New York Mets @ San Francisco Giants
Candlestick Park, San Francisco, CA

Thu Apr 29 1993, 6:33 AM EDT
Att: 21,949 - Sunny - 69 F

AB	36
R	10
H	12
RBI	10
BB	1
SO	6
LOB	9

WP: 0 PA: 39
PB: 0 SB: 1
CS: 0



PITCHER	IP	WLS	BF	H	R	ER	SO	BB	IBB	HBP	BLK	WP	HR	S	P	ERA	WHIP
---------	----	-----	----	---	---	----	----	----	-----	-----	-----	----	----	---	---	-----	------

Batter	1	2	3	4	5	6	7	8	9	AB R H RBI BB SO LOB	TOP											
Delino DeShields, L OBP: 0.412, SLG: 0.400 (1, 4)	4-1 G4-3 BB		0-2 F7			0-3 K		3-2 G4-3	2-3 K	4 0 0 0 1 2 2												
John Vander Wal, L OBP: 0.339, SLG: 0.420 (1, 7)	1-0 G4-3		2-1 FC6-4 1B			0-0 HR		1-2 E6 1B		4 1 2 1 0 0 1												
Moises Alou, R OBP: 0.337, SLG: 0.464 (1, 8) (6, 9)	0-0 G5-3		1-0 FC6-4 1-2f			1-1 G3		0-2 1B		4 0 1 0 0 0 2												
Larry Walker, L OBP: 0.463, SLG: 0.745 (1, 9) Lou Frazier, S OBP: 0.316, SLG: 0.235 (6, 8)	4-0 BB			1-2 F7		1-3 K		0-0 G1-3		2 0 0 0 1 1 0 1 0 0 0 0 0 2												
Frank Bolick, S OBP: 0.333, SLG: 0.444 (1, 5)	1-1 G1-3			0-3 K			0-1 L5-4 1B		0-0 G4-3	4 0 1 0 0 1 2												
Greg Colbrunn, R OBP: 0.444, SLG: 0.615 (1, 3)		1-3 K		2-2 G4-3			1-1 1B		1-1 1B 2B	4 1 2 0 0 1 0												
Darrin Fletcher, L OBP: 0.377, SLG: 0.469 (1, 2)		1-1 G4-3			1-3 K		1-2 L5-4 2-3		2-2 1B 1B	4 0 1 0 0 1 2												
Wil Cordero, R OBP: 0.295, SLG: 0.420 (1, 6) Brian Barnes, L OBP: 0.400, SLG: 0.250 (7, 1) Mel Rojas, R (8, 1) Sean Berry, R OBP: 0.371, SLG: 0.160 (9, PH)		1-2 G4-3			1-0 F9		1-0 F8		2-3 K	3 0 0 0 0 0 1 0 0 0 0 0 0 0 0 0 0 0 0 0 0 1 0 0 0 0 1 2												
Chris Nabholz, L (1, 1) Jeff Shaw, R (3, 1) Tim McIntosh, R OBP: 0.167, SLG: 0.167 (5, PH) Scott Aldred, L (5, 1) Mike Lansing, R OBP: 0.375, SLG: 0.539 (7, 6)			0-0 F8		0-1 G4-3			2-2 G6-3	0-2 1B	1 0 0 0 0 0 0 0 0 0 0 0 0 0 1 0 0 0 0 0 0 0 0 0 0 0 0 0 2 0 1 1 0 0 0												
Inning Stats	R: 0 E: 0 K: 0 S: 5	H: 0 LOB: 2 BB: 2 P: 15	R: 0 E: 0 K: 1 S: 8	H: 0 LOB: 0 BB: 0 P: 11	R: 0 E: 0 K: 0 S: 7	H: 1 LOB: 1 BB: 0 P: 10	R: 0 E: 0 K: 1 S: 11	H: 0 LOB: 0 BB: 0 P: 14	R: 0 E: 0 K: 1 S: 6	H: 0 LOB: 0 BB: 0 P: 8	R: 1 E: 0 K: 2 S: 11	H: 1 LOB: 0 BB: 0 P: 13	R: 0 E: 0 K: 0 S: 9	H: 2 LOB: 1 BB: 0 P: 12	R: 0 E: 1 K: 0 S: 20	H: 1 LOB: 2 BB: 0 P: 26	R: 1 E: 0 K: 2 S: 16	H: 3 LOB: 2 BB: 0 P: 23	1B: 6 2B: 2 3B: 0 HR: 1	SF: 0 SAC: 0 DP: 1 HBP: 0	WP: 0 PB: 0 SB: 0 CS: 0	PA: 37
PITCHER	IP WLS BF H R ER SO BB IBB HBP BLK WP HR S P ERA WHIP																					
Bill Swift, R ERA: 2.9 (1, 1)	7.0 W 26 4 1 1 5 2 0 0 0 0 0 1 57 83 1.29 0.857																					
Dave Righetti, L ERA: 2.61 (8, 1)	0.2 3 0 0 0 0 0 0 0 0 0 0 0 11 17 0.00 0.000																					
Michael Jackson, R ERA: 2.13 (8, 1)	0.1 2 1 0 0 0 0 0 0 0 0 0 0 9 9 0.00 3.000																					
Rod Beck, R ERA: 2.35 (9, 1)	1.0 6 3 1 1 2 0 0 0 0 0 0 0 16 23 9.00 3.000																					

Montreal Expos @ San Francisco Giants
Candlestick Park, San Francisco, CA

AB	35
R	2
H	8
RBI	2
BB	2
SO	7
LOB	14



Fri Apr 30 1993, 10:05 PM EDT
Att: 20,893 - Unknown

WP: 0	PA: 37
PB: 0	
SB: 0	
CS: 0	

Batter	1	2	3	4	5	6	7	8	9	AB R H RBI BB SO LOB	TOP											
Delino DeShields, L OBP: 0.397, SLG: 0.383 (1, 4)	3-2 P5	1-0 G3			1-2 P5		2-2 G3-1		1-1 2-3 1B	5 0 1 0 0 0 1												
Wil Cordero, R OBP: 0.290, SLG: 0.407 (1, 6)	1-1 BB 1B		2-2 P9			0-2 F8		2-2 F8	2-2 F8	5 0 1 0 0 0 2												
Moises Alou, R OBP: 0.354, SLG: 0.511 (1, 8)	1-0 L5		0-1 G4-6-3 1B			0-1 HR		1-1 S 1B		4 1 3 1 0 0 1												
Larry Walker, L OBP: 0.451, SLG: 0.712 (1, 9)	0-0 BB 1B		3-1 G4-6-3 1-2f			2-3 HR		3-1 P6		4 0 1 0 0 1 2												
Frank Bolick, S OBP: 0.372, SLG: 0.474 (1, 5) (8, 3)	4-1 BB 1-2 2-3 BB			2-3 HR		1-0 HR 2B		4-0 BB 1-2 BB		2 1 1 0 0 2 1 0												
John Vander Wal, L OBP: 0.333, SLG: 0.463 (1, 7)	2-2 P8			1-2 P8		0-1 HR		2-1 F7		4 1 1 2 0 0 5												
John Wetteland, R (8, 1)										0 0 0 0 0 0 0												
Greg Colbrunn, R OBP: 0.414, SLG: 0.571 (1, 3)		1-0 F8			2-0 F9		3-3 K		0-0 1B 2B	2 0 0 0 0 0 0												
Jeff Fassero, L (4, 1)										0 0 0 0 0 0 0												
Sean Berry, R OBP: 0.351, SLG: 0.154 (6, PH)										1 0 0 0 0 1 0												
Brian Barnes, L OBP: 0.400, SLG: 0.250 (6, 1)										0 0 0 0 0 0 0												
Mike Lansing, R OBP: 0.383, SLG: 0.558 (8, 5)										1 0 1 0 0 0 0												
Tim Spehr, R OBP: 0.269, SLG: 0.429 (1, 2)		0-0 G4-3 2B			1-3 HR		2-3 K		1-3 K	3 0 1 0 0 2 0												
Darrin Fletcher, L OBP: 0.370, SLG: 0.460 (9, PH)										1 0 0 0 0 1 1												
Jimmy Jones, R OBP: 0.286, SLG: 0.167 (1, 1)		1-1 G4-3			2-1 G4-3		1-2 G5-3		1-1 L8	0 0 0 0 0 0 0												
Jeff Shaw, R (1, 1)										1 0 0 0 0 0 1												
Lou Frazier, S OBP: 0.273, SLG: 0.200 (4, 3) (8, 7)		2-3								3 0 0 0 0 0 1												
Inning Stats	R: 0 E: 0 K: 0 S: 13	H: 2 LOB: 3 BB: 1 P: 24	R: 0 E: 0 K: 0 S: 5	H: 1 LOB: 1 BB: 0 P: 8	R: 0 E: 0 K: 0 S: 7	H: 1 LOB: 0 BB: 0 P: 12	R: 0 E: 0 K: 1 S: 7	H: 0 LOB: 0 BB: 0 P: 12	R: 0 E: 0 K: 1 S: 9	H: 0 LOB: 0 BB: 0 P: 13	R: 3 E: 0 K: 2 S: 17	H: 3 LOB: 0 BB: 0 P: 23	R: 0 E: 0 K: 1 S: 11	H: 0 LOB: 0 BB: 0 P: 16	R: 0 E: 0 K: 0 S: 9	H: 1 LOB: 2 BB: 1 P: 21	R: 0 E: 0 K: 1 S: 12	H: 2 LOB: 2 BB: 0 P: 17	1B: 5 2B: 3 3B: 0 HR: 2	SF: 0 SAC: 0 DP: 1 HBP: 0	WP: 0 PB: 0 SB: 1 CS: 0	PA: 38
PITCHER	IP WLS BF H R ER SO BB IBB HBP BLK WP HR S P ERA WHIP																					
Jeff Brantley, R ERA: 4.0 (1, 1)	6.0 W 25 7 3 3 4 1 0 0 0 0 2 58 92 4.50 1.333																					
Dave Burba, R ERA: 4.95 (7, 1)	1.1 5 1 0 0 1 0 0 0 0 0 0 16 24 0.00 0.750																					
Dave Righetti, L ERA: 2.45 (8, 1)	0.2 3 0 0 0 0 1 0 0 0 0 0 4 13 0.00 1.500																					
Rod Beck, R ERA: 2.2 (9, 1)	1.0 5 2 0 0 1 0 0 0 0 0 0 12 17 0.00 2.000																					

Montreal Expos @ San Francisco Giants
Candlestick Park, San Francisco, CA

Sat May 01 1993, 6:33 AM EDT
Att. 23,234 - Sunny - 70 F

AB	36
R	3
H	10
RBI	3
BB	2
SO	6
LOB	14



Batter	1	2	3	4	5	6	7	8	9	10	11	AB R H RBI BB SO LOB	TOP
Delino DeShields, L OBP: 0.405, SLG: 0.394	(1, 4) G6-3		X 0-0 F8		C 3-2 3B 1B		1 SAFE 0-2 G4-3 1B		X 0-0 G1-3 1B		C 2-2 K	6 1 3 0 0 1 0	
John Vander Wal, L OBP: 0.349, SLG: 0.309 Sean Berry, R OBP: 0.351, SLG: 0.148 Mel Rojas, R OBP: 0.351, SLG: 0.148 Tim Spehr, R OBP: 0.299, SLG: 0.409 John Wetteland, R OBP: 0.143, SLG: 0.143 Tim McIntosh, R OBP: 0.143, SLG: 0.143	(1, 7) 3-2 S 1B		C 2-3 K		1 SAFE 2-1 1B 3B		B 2-1 G4-3		B 2-1 G1-3		B 3-2 F8	3 1 2 1 0 1 0 1 0 0 1 0 0 1 0 0 0 0 0 0 0 1 0 0 0 0 0 1 0 0 0 0 0 0 0 1 0 0 0 0 0 0	
Moises Alou, R OBP: 0.366, SLG: 0.522	(1, 8) 1-2 F8		X 0-0 2B		X 0-0 1B		X 0-0 L7					4 0 2 1 1 0 2	
Larry Walker, L OBP: 0.421, SLG: 0.656	(1, 9) 1-2 G3		F 2-3 K		1 SAFE 1-3 K				B 2-3 K		X 0-0 FC6-4	5 0 0 0 0 3 5	
Frank Bolick, S OBP: 0.375, SLG: 0.465	(1, 5)	B 2-2 1B 1B		F 1-3 K		B 1-2 G4-3		B 1-2 P3		X 0-0 SH1-4 1B		5 0 2 0 0 1 0	
Darrin Fletcher, L OBP: 0.397, SLG: 0.481	(1, 2)	1 SAFE 1-2 1-3 1B		B 1-0 G5-3		F 1-1 G6-4-3 1B		F 1-2 1B 1B		L 0-1 SH1-4		4 0 3 0 0 0 0	
Mike Lansing, R OBP: 0.372, SLG: 0.537	(1, 6)	B 2-2 P4		X 0-0 F8		B 1-0 G6-4-3		B 1-0 1B		B 1-0 L8		5 0 1 0 0 0 4	
Greg Colbrunn, R OBP: 0.353, SLG: 0.485	(1, 3)	F 0-1 P3		C 0-3 K		C 1-3 K		C 1-3 K		X 0-2 G1-3		5 0 0 0 0 3 5	
Kent Bottenfeld, R OBP: 0.125, SLG: 0.125 Wil Cordero, R OBP: 0.298, SLG: 0.414 Lou Frazier, S OBP: 0.250, SLG: 0.182 Jeff Fassero, L OBP: 0.143, SLG: 0.143	(1, 1) 7, PH) 7, 7) (11, 1)	F 2-2 G5-3		C 2-2 G4-3		C 1-2 1B G4-3 1B		C 1-1 G6-3		B 2-1 F7		2 0 0 0 0 0 2 1 1 1 0 0 0 0 2 0 0 0 0 0 0 0 0 0 0 0 0 0	
Inning Stats	R: 0 H: 1 E: 0 LOB: 1 K: 0 BB: 0 S: 14 P: 21	R: 0 H: 2 E: 0 LOB: 2 K: 0 BB: 0 S: 16 P: 23	R: 0 H: 1 E: 0 LOB: 1 K: 2 BB: 0 S: 8 P: 12	R: 0 H: 0 E: 0 LOB: 0 K: 1 BB: 0 S: 5 P: 7	R: 2 H: 3 E: 0 LOB: 1 K: 2 BB: 0 S: 16 P: 23	R: 0 H: 1 E: 0 LOB: 0 K: 0 BB: 0 S: 6 P: 9	R: 1 H: 2 E: 0 LOB: 1 K: 1 BB: 0 S: 14 P: 18	R: 0 H: 2 E: 0 LOB: 2 K: 2 BB: 0 S: 16 P: 22	R: 0 H: 1 E: 0 LOB: 2 K: 0 BB: 1 S: 6 P: 13	R: 0 H: 1 E: 0 LOB: 1 K: 0 BB: 0 S: 9 P: 10	R: 0 H: 0 E: 0 LOB: 0 K: 1 BB: 0 S: 12 P: 19	1B: 12 SF: 0 2B: 1 SAC: 1 3B: 1 DP: 1 HR: 0 HBP: 0	WP: 0 PA: 47 PB: 0 SB: 2 CS: 0
PITCHER	IP WLS BF H R ER SO BB IBB HBP BLK WP HR S P ERA WHIP												
John Burkett, R ERA: 2.88	(1, 1) 6.1 28 10 3 3 6 0 0 0 0 0 0 76 108 4.26 1.579												
Kevin Rogers, L ERA: 4.34	(7, 1) 1.1 6 2 0 0 1 0 0 0 0 0 0 16 23 0.00 1.500												
Dave Burba, R ERA: 4.87	(8, 1) 0.1 1 0 0 0 1 0 0 0 0 0 0 3 4 0.00 0.000												
Bryan Hickerson, L ERA: 8.53	(9, 1) 1.1 7 2 0 0 0 0 1 0 0 0 0 9 16 0.00 1.500												
Michael Jackson, R ERA: 1.88	(10, 1) 1.2 W 5 0 0 0 1 0 0 0 0 0 0 18 26 0.00 0.000												

Montreal Expos @ San Francisco Giants
 Candlestick Park, San Francisco, CA
 Sun May 02 1993, 6:33 AM EDT
 Att: 29,913 - Sunny - 61 F

AB	45
R	3
H	14
RBI	3
BB	1
SO	9
LOB	20



BOTTOM

Montreal Expos @ San Francisco Giants
Candlestick Park, San Francisco, CA

Sun May 02 1993, 6:33 AM EDT
Att. 29,913 - Sunny - 61 F

livebaseballscorecards.com

AB	35
R	4
H	7
RBI	4
BB	3
SO	4
LOB	8



WP:	0	PA:	39
PB:	0		
SB:	1		
CS:	0		

AB	R	H	RBI	BB	SO	LOB
4	2	2	0	1	1	0
4	0	0	0	0	0	3
4	2	2	2	1	0	0
4	0	1	2	0	0	0
4	0	1	0	0	0	1
4	0	0	0	0	2	2
4	0	1	0	0	0	0
4	0	0	0	0	0	1
2	0	0	0	0	0	1
0	0	0	0	0	0	0
0	0	0	0	0	0	0
0	0	0	0	0	0	0
0	0	0	0	0	0	0
0	0	0	0	0	0	0
0	0	0	0	0	0	0
0	0	0	0	0	0	0
1	0	0	0	0	0	1
1B:	4	SF:	0			
2B:	2	SAC:	1			
3B:	0	DP:	3			
HR:	1	HBP:	0			

Batter	1	2	3	4	5	6	7	8	9	10	11
Willie McGee, S OBP: 0.330, SLG: 0.343	0-0 SH3-4 2B		2-3 K			1-0 G4-3		4-2 G4-6-3 BB			1-0 G6-3 1B
Darren Lewis, R OBP: 0.286, SLG: 0.394	0-0 SH3-4		1-1 F8			0-1 F7		0-0 G4-6-3			1-2 G6-3
Barry Bonds, L OBP: 0.544, SLG: 0.888	4-0 S 2B BB		2-0 G3			3-1 HR			2-2 P4		0-0 2-H 1B
Matt Williams, R OBP: 0.386, SLG: 0.637	0-1 F8 2B			0-1 F8		0-0 G6-3			3-2 F7		
Todd Benzinger, S OBP: 0.143, SLG: 0.150	2-0 F8			0-0 F7			0-1 G5-4-3 1B		0-0 L8		
Robby Thompson, R OBP: 0.291, SLG: 0.282	1-1 L9			0-3 K			0-0 G5-4-3			2-3 K	
Jeff Reed, L OBP: 0.394, SLG: 0.385		1-1 P6			3-1 G1-6-4 1B		0-0 F9			0-0 G5-3	
Mike Benjamin, R OBP: 0.278, SLG: 0.344		3-2 G4-3			2-2 F8			0-0 G6-3			0-0 F7
John Burkett, R OBP: 0.200, SLG: 0.200		1-2 G6-3			0-0 G1-6-4			4-2 BB			1-3 K
Kevin Rogers, L OBP: 0.333, SLG: 0.500											
Dave Burba, R OBP: 0.283, SLG: 0.284											
Will Clark, L OBP: 0.400, SLG: 0.360											
Luis Mercedes, R OBP: 0.515, SLG: 0.615											
Bryan Hickerson, L											
Michael Jackson, R											
Mark Carreon, R											

Batter	1	2	3	4	5	6	7	8	9	10	11
Willie McGee, S OBP: 0.330, SLG: 0.343	0-0 SH3-4 2B		2-3 K			1-0 G4-3		4-2 G4-6-3 BB			1-0 G6-3 1B
Darren Lewis, R OBP: 0.286, SLG: 0.394	0-0 SH3-4		1-1 F8			0-1 F7		0-0 G4-6-3			1-2 G6-3
Barry Bonds, L OBP: 0.544, SLG: 0.888	4-0 S 2B BB		2-0 G3			3-1 HR			2-2 P4		0-0 2-H 1B
Matt Williams, R OBP: 0.386, SLG: 0.637	0-1 F8 2B			0-1 F8		0-0 G6-3			3-2 F7		
Todd Benzinger, S OBP: 0.143, SLG: 0.150	2-0 F8			0-0 F7			0-1 G5-4-3 1B		0-0 L8		
Robby Thompson, R OBP: 0.291, SLG: 0.282	1-1 L9			0-3 K			0-0 G5-4-3			2-3 K	
Jeff Reed, L OBP: 0.394, SLG: 0.385		1-1 P6			3-1 G1-6-4 1B		0-0 F9			0-0 G5-3	
Mike Benjamin, R OBP: 0.278, SLG: 0.344		3-2 G4-3			2-2 F8			0-0 G6-3			0-0 F7
John Burkett, R OBP: 0.200, SLG: 0.200		1-2 G6-3			0-0 G1-6-4			4-2 BB			1-3 K
Kevin Rogers, L OBP: 0.333, SLG: 0.500											
Dave Burba, R OBP: 0.283, SLG: 0.284											
Will Clark, L OBP: 0.400, SLG: 0.360											
Luis Mercedes, R OBP: 0.515, SLG: 0.615											
Bryan Hickerson, L											
Michael Jackson, R											
Mark Carreon, R											

Batter	1	2	3	4	5	6	7	8	9	10	11
Willie McGee, S OBP: 0.330, SLG: 0.343	0-0 SH3-4 2B		2-3 K			1-0 G4-3		4-2 G4-6-3 BB			1-0 G6-3 1B
Darren Lewis, R OBP: 0.286, SLG: 0.394	0-0 SH3-4		1-1 F8			0-1 F7		0-0 G4-6-3			1-2 G6-3
Barry Bonds, L OBP: 0.544, SLG: 0.888	4-0 S 2B BB		2-0 G3			3-1 HR			2-2 P4		0-0 2-H 1B
Matt Williams, R OBP: 0.386, SLG: 0.637	0-1 F8 2B			0-1 F8		0-0 G6-3			3-2 F7		
Todd Benzinger, S OBP: 0.143, SLG: 0.150	2-0 F8			0-0 F7			0-1 G5-4-3 1B		0-0 L8		
Robby Thompson, R OBP: 0.291, SLG: 0.282	1-1 L9			0-3 K			0-0 G5-4-3			2-3 K	
Jeff Reed, L OBP: 0.394, SLG: 0.385		1-1 P6			3-1 G1-6-4 1B		0-0 F9			0-0 G5-3	
Mike Benjamin, R OBP: 0.278, SLG: 0.344		3-2 G4-3			2-2 F8			0-0 G6-3			0-0 F7
John Burkett, R OBP: 0.200, SLG: 0.200		1-2 G6-3			0-0 G1-6-4			4-2 BB			1-3 K
Kevin Rogers, L OBP: 0.333, SLG: 0.500											
Dave Burba, R OBP: 0.283, SLG: 0.284											
Will Clark, L OBP: 0.400, SLG: 0.360											
Luis Mercedes, R OBP: 0.515, SLG: 0.615											
Bryan Hickerson, L											
Michael Jackson, R											
Mark Carreon, R											

PITCHER	IP	WLS	BF	H	R	ER	SO	BB	IBB	HBP	BLK	WP	HR	S	P	ERA	WHIP
Kent Bottenfield, R ERA: 4.3	6.0		22	4	3	3	2	1	0	0	0	0	1	44	70	4.50	0.833
Mel Rojas, R ERA: 4.09	2.0		7	1	0	0	0	2	0	0	0	0	0	11	19	0.00	1.500
John Wetteland, R ERA: 2.84	2.0		6	0	0	0	1	0	0	0	0	0	0	16	23	0.00	0.000
Jeff Fassero, L ERA: 5.4	0.2	L	4	2	1	1	1	0	0	0	0	0	0	8	11	13.50	3.000

PITCHER	IP	WLS	BF	H	R	ER	SO	BB	IBB	HBP	BLK	WP	HR	S	P	ERA	WHIP

© 1993 LiveBaseballScoreCards.com

Batter	1	2	3	4	5	6	7	8	9	10	11	12	AB	R	H	RBI	BB	SO	LOB	TOP								
Lenny Dykstra, L OBP: 0.361, SLG: 0.392	1-3 K		0-2 G1-3		0-0 L8-3			3-1 F7			1-3 K		5	0	0	0	0	2	2									
Mariano Duncan, R OBP: 0.286, SLG: 0.318	0-1 1B 2B		1-0 L7			2-2 FC3-6 1B		0-1 G5-4-3			0-0 G6-3		5	1	2	0	0	0	1									
John Kruk, L OBP: 0.434, SLG: 0.595	2-2 F8		0-3 K			0-0 FC3-6				1-1 L7		5	1	1	0	0	1	2										
Dave Hollins, S OBP: 0.354, SLG: 0.434	0-0 1B 2-H 1B			2-1 F9		2-3 K				1-3 K		5	1	2	3	0	2	1										
Darren Daulton, L OBP: 0.422, SLG: 0.459	2-0 FC5-4 1B			2-0 P2		0-2 G4-3				1-1 G4-3		4	0	1	0	1	0	1										
Wes Chamberlain, R OBP: 0.313, SLG: 0.429	0-0 FC5-4			2-1 P6						0-0 L6		3	0	0	0	0	0	2										
Jim Eisenreich, L OBP: 0.441, SLG: 0.548	1-2 1B									1-0 L9		2	0	1	0	0	0	0										
Pete Incaviglia, R OBP: 0.268, SLG: 0.407		2-2 P9			1-0 G4-3 S 1B					3-2 G6-3		4	1	1	0	0	1	0										
Larry Andersen, R OBP: 1.000, SLG: 1.000										0-1 F7		0	0	0	0	0	0	0										
Ricky Jordan, R OBP: 0.522, SLG: 0.632										1-1 P2		1	0	0	0	0	1	2										
Mitch Williams, L OBP: 0.441, SLG: 0.548										3-3 K		0	0	0	0	0	0	0										
Mickey Morandini, L OBP: 0.269, SLG: 0.349		1-2 G1-3			3-2 G4-3					0-1 F7		5	0	0	0	0	0	3										
Curt Schilling, R OBP: 0.200, SLG: 0.143					0-2 1B					1-1 P2		3	0	2	1	0	0	0										
Milt Thompson, L OBP: 0.293, SLG: 0.246										2-1 L9		1	0	0	0	0	0	0										
Inning Stats	R: 1 E: 0 K: 1 S: 11	H: 3 LOB: 2 BB: 0 P: 16	R: 0 E: 0 K: 0 S: 11	H: 0 LOB: 0 BB: 0 P: 14	R: 0 E: 0 K: 1 S: 7	H: 0 LOB: 0 BB: 0 P: 8	R: 0 E: 0 K: 0 S: 5	H: 0 LOB: 0 BB: 0 P: 11	R: 1 E: 0 K: 0 S: 9	H: 2 LOB: 0 BB: 0 P: 13	R: 0 E: 0 K: 1 S: 11	H: 1 LOB: 1 BB: 0 P: 15	R: 0 E: 0 K: 0 S: 8	H: 0 LOB: 0 BB: 0 P: 12	R: 0 E: 0 K: 0 S: 6	H: 1 LOB: 0 BB: 0 P: 10	R: 0 E: 0 K: 1 S: 7	H: 0 LOB: 0 BB: 0 P: 10	R: 0 E: 0 K: 1 S: 6	H: 0 LOB: 0 BB: 0 P: 9	R: 0 E: 0 K: 1 S: 10	H: 0 LOB: 0 BB: 0 P: 9	R: 2 E: 0 K: 1 S: 10	H: 3 LOB: 1 BB: 1 P: 19	1B: 8 2B: 2 3B: 0 HR: 1	SF: 0 SAC: 0 DP: 3 HBP: 0	WP: 0 PB: 0 SB: 1 CS: 0	PA: 44
PITCHER	IP	WLS	BF	H	R	ER	SO	BB	IBB	HBP	BLK	WP	HR	S	P	ERA	WHIP											
Trevor Wilson, L ERA: 4.14	8.0		29	7	2	2	3	0	0	0	0	0	0	68	99	2.25	0.875											
Bryan Hickerson, L ERA: 7.9	1.0		3	0	0	0	1	0	0	0	0	0	0	7	10	0.00	0.000											
Michael Jackson, R ERA: 1.76	1.0		3	0	0	0	1	0	0	0	0	0	0	6	10	0.00	0.000											
Dave Righetti, L ERA: 3.75	1.0	L	6	2	2	2	1	1	0	0	0	0	1	10	19	18.00	3.000											
Kevin Rogers, L ERA: 4.12	1.0		3	1	0	0	1	0	0	0	0	0	0	6	9	0.00	1.000											

Philadelphia Phillies @ San Francisco Giants
 Candlestick Park, San Francisco, CA
 Tue May 04 1993, 10:05 PM EDT
 Att. 17,725 - Unknown - 52 F

AB	43
R	4
H	10
RBI	4
BB	1
SO	7
LOB	14



Batter	1	2	3	4	5	6	7	8	9	10	11	12	AB	R	H	RBI	BB	SO	LOB
Willie McGee, S OBP: 0.316, SLG: 0.327 (1, 9)	L8		K		L8			G4-3			G4-3		5	0	0	0	0	1	0
Darren Lewis, R OBP: 0.280, SLG: 0.382 (1, 8)	CS 1B		G6-3			B3		G6-3			P4		5	0	1	0	0	0	0
Will Clark, L OBP: 0.288, SLG: 0.283 (1, 3)	1-2 BB				F9		L9			F8		1B	4	0	1	0	1	0	0
Matt Williams, R OBP: 0.387, SLG: 0.654 (1, 5)	F8				1B		K			HR		F8	5	1	2	1	0	1	2
Barry Bonds, L OBP: 0.528, SLG: 0.845 (1, 7)		P4			P3		K			G4-3			4	1	0	0	1	1	1
Robby Thompson, R OBP: 0.274, SLG: 0.263 (1, 4)		K			F7		K2-3			K			5	0	0	0	0	3	2
Royce Clayton, R OBP: 0.287, SLG: 0.343 (1, 6)		1B				G3		2B			G6-3		4	0	2	0	1	0	0
Jeff Reed, L OBP: 0.378, SLG: 0.467 Mark Carreon, R OBP: 0.500, SLG: 0.615 (12, PH)	P7					HR		L8			G3-1		4	1	1	1	0	0	2
Trevor Wilson, L OBP: 0.222, SLG: 0.222 Luis Mercedes, R OBP: 0.387, SLG: 0.348 Bryan Hickerson, L OBP: 0.200, SLG: 0.263 (12, PH)			P4			F7				G6-3			2	0	0	0	0	0	0

Inning Stats	R: 0	H: 1	E: 0	LOB: 1	K: 0	P: 7	R: 0	H: 1	E: 0	LOB: 1	K: 1	P: 9	R: 0	H: 1	E: 0	LOB: 0	K: 1	P: 7	R: 0	H: 1	E: 0	LOB: 0	K: 0	P: 10	R: 1	H: 1	E: 0	LOB: 0	K: 1	P: 12	R: 0	H: 0	E: 0	LOB: 0	K: 0	P: 7	R: 0	H: 0	E: 0	LOB: 0	K: 0	P: 12	R: 0	H: 1	E: 0	LOB: 1	K: 1	P: 19	R: 1	H: 0	E: 0	LOB: 1	K: 1	P: 31	1B: 4	SF: 1	2B: 1	SAC: 0	3B: 0	DP: 0	HR: 2	HBP: 0	WP: 0	PA: 45
--------------	------	------	------	--------	------	------	------	------	------	--------	------	------	------	------	------	--------	------	------	------	------	------	--------	------	-------	------	------	------	--------	------	-------	------	------	------	--------	------	------	------	------	------	--------	------	-------	------	------	------	--------	------	-------	------	------	------	--------	------	-------	-------	-------	-------	--------	-------	-------	-------	--------	-------	--------

PITCHER	IP	WLS	BF	H	R	ER	SO	BB	IBB	HBP	BLK	WP	HR	S	P	ERA	WHIP
Curt Schilling, R ERA: 2.44 (1, 1)	9.0		33	6	2	2	6	1	0	0	0	0	2	77	117	2.00	0.778
Larry Andersen, R ERA: 1.59 (10, 1)	2.0	W	7	1	0	0	0	0	0	0	0	0	0	17	24	0.00	0.500
Mitch Williams, L ERA: 3.46 (12, 1)	1.0	S	5	0	1	1	1	2	0	0	0	0	0	19	31	9.00	2.000


BOTTOM

Philadelphia Phillies @ San Francisco Giants
Candlestick Park, San Francisco, CA

Tue May 04 1993, 10:05 PM EDT
Att: 17,725 - Unknown - 52 F

livebaseballscores.com

AB	41
R	3
H	7
RBI	3
BB	3
SO	7
LOB	8



Batter	1	2	3	4	5	6	7	8	9	AB R H RBI BB SO LOB	TOP													
Lenny Dykstra, L OBP: 0.362, SLG: 0.393 (1, 8)	1-0 F7		0-1 G6-3	0-0 1B		0-0 1B			0-0 F7	5 0 2 1 0 0 0	Philadelphia Phillies @ San Francisco Giants Candlestick Park, San Francisco, CA Wed May 05 1993, 6:33 AM EDT Att. 20,289 - Sunny - 67 F													
Mickey Morandini, L OBP: 0.268, SLG: 0.344 David West, L Doug Lindsey, R OBP: 0.500, SLG: 0.500 (1, 4) (6, 1) (7, 2)	3-2 G4-1		0-0 G3 1B	2-0 F7		1-2 G4-3			0-3 K	4 0 1 0 0 0 4 0 0 0 0 0 0 0 1 0 0 0 0 0 1 0														
John Kruk, L OBP: 0.423, SLG: 0.573 (1, 3)	3-2 1B		1-2 G3 1-2		0-0 G4-3				1-3 K	5 0 1 0 0 0 1 1														
Dave Hollins, S OBP: 0.359, SLG: 0.441 (1, 5)	1-3 K		4-2 BB		0-0 2B				0-1 G6-3	3 0 1 0 0 1 1 1														
Darren Daulton, L OBP: 0.425, SLG: 0.494 Mark Davis, L Jose DeLeon, R (1, 2) (7, 1) (8, 1)			4-2 G3 BB	2-2 L3		0-1 F7			1-1 HR	3 1 1 1 1 0 3 0 0 0 0 0 0 0 0 0 0 0 0 0 0														
Jim Eisenreich, L OBP: 0.421, SLG: 0.514 (1, 9)			3-1 FC6 G3 1-2		0-0 FC6-5 1B 1B				1-1 G1-3	4 0 1 0 0 0 2														
Milt Thompson, L OBP: 0.291, SLG: 0.247 (1, 7)			2-2 G3 1-2 2-3		0-0 FC1-5 FC6-5 1B				1-3 K	4 0 1 0 0 0 1 2														
Mariano Duncan, R OBP: 0.270, SLG: 0.300 (1, 6) (6, 4)			0-3 K		0-2 FC6-5 FC1-5 1B				3-2 G6-3	4 1 0 0 0 0 1 4														
Danny Jackson, R OBP: 0.286, SLG: 0.250 Bob Ayrault, R Kim Batiste, R OBP: 0.222, SLG: 0.176 (1, 1) (5, 1) (6, PH) (6, 6)			1-3 K		2-2 FC1-5 1B				0-0 F8 HBP	2 0 0 0 0 0 1 4 0 0 0 0 0 0 0 1 0 0 0 0 0 0														
Inning Stats	R: 0 E: 0 K: 1 S: 13	H: 1 LOB: 1 BB: 0 P: 21	R: 0 E: 1 K: 2 S: 13	H: 0 LOB: 2 BB: 1 P: 23	R: 0 E: 0 K: 0 S: 14	H: 1 LOB: 2 BB: 1 P: 21	R: 1 E: 0 K: 0 S: 10	H: 3 LOB: 2 BB: 0 P: 14	R: 0 E: 0 K: 0 S: 6	H: 1 LOB: 1 BB: 0 P: 6		R: 0 E: 0 K: 0 S: 7	H: 1 LOB: 2 BB: 0 P: 12	R: 1 E: 0 K: 1 S: 9	H: 1 LOB: 0 BB: 0 P: 12	R: 0 E: 0 K: 1 S: 8	H: 0 LOB: 0 BB: 0 P: 12	R: 0 E: 0 K: 1 S: 7	H: 0 LOB: 0 BB: 0 P: 8	1B: 6 2B: 1 3B: 0 HR: 1	SF: 0 SAC: 0 DP: 0 HBP: 1	WP: 0 PB: 0 SB: 0 CS: 0	PA: 39	
PITCHER Bill Swift, R ERA: 2.84 Kevin Rogers, L ERA: 3.92 Rod Beck, R ERA: 2.08 (1, 1) (8, 1) (9, 1)	IP 7.0	WLS W	BF 33	H 8	R 2	ER 2	SO 4	BB 2	IBB 0	HBP 1	BLK 0	WP 0	HR 1	S 72	P 109	ERA 2.57	WHIP 1.429						ERA 0.00	WHIP 0.000

livebaseballscorecards.com

AB	36
R	2
H	8
RBI	2
BB	2
SO	6
LOB	21



Batter	1	2	3	4	5	6	7	8	9
Darren Lewis, R OBP: 0.264, SLG: 0.358 (1, 8)	3-2 G4-3		2-0 F8		P2 G4-6-3			1-2 F7	
Mark Carreon, R OBP: 0.487, SLG: 0.613 (1, 9)	2-2 G4-3		1-3 K		2-2 WP 1B	1-0 F9		2-1 2B	
Will Clark, L OBP: 0.302, SLG: 0.301 (1, 3)	1-0 1B			0-0 1B 2B	4-0 1B 1B	1-2 G4-3		1-1 F7	
Matt Williams, R OBP: 0.379, SLG: 0.634 (1, 5)	2-3 K			0-0 F7	1-0 BB 1B	0-3 K		2-0 P4	
Barry Bonds, L OBP: 0.545, SLG: 0.875 (1, 7)		1-1 SH3-4 G6-3 2B		2-1 1B 1B	0-0 1B BB		0-0 E 2B		
Robby Thompson, R OBP: 0.287, SLG: 0.269 (1, 4)		0-0 SH3-4		0-0 1B 1B	4-0 3B 1B		3-3 K		
Royce Clayton, R OBP: 0.295, SLG: 0.369 (1, 6)		1-2 G6-3		3-2 1B 1B	0-1 1B HR		2-2 E9		
Craig Colbert, R OBP: 0.250, SLG: 0.435 (1, 2)		0-1 G3		1-1 1B	2-2 HR		0-0 G6-3		
Bill Swift, R OBP: 0.308, SLG: 0.182 (1, 1)			1-0 G4-3		1-0 SH1-4-2		3-2 G6-3		
Luis Mercedes, R OBP: 0.375, SLG: 0.333 (7, PH)									
Kevin Rogers, L (8, 1)									
Rod Beck, R (9, 1)									

AB	R	H	RBI	BB	SO	LOB
5	0	0	0	0	0	1
5	1	2	0	0	1	0
4	2	2	0	1	0	1
5	1	1	1	0	2	3
4	3	4	1	0	0	0
2	2	1	1	1	1	1
4	1	2	5	0	0	1
4	1	2	3	0	0	2
2	0	1	0	0	0	0
1	0	0	0	0	0	2
0	0	0	0	0	0	0
0	0	0	0	0	0	0

Philadelphia Phillies @ San Francisco Giants
Candlestick Park, San Francisco, CA

Wed May 05 1993, 6:33 AM EDT
Att. 20,289 - Sunny - 67 F

AB	36
R	11
H	15
RBI	11
BB	2
SO	4
LOB	11



Inning Stats		R: 0	H: 1	E: 0	K: 1	S: 16	R: 1	H: 1	E: 0	K: 0	S: 8	R: 0	H: 0	E: 0	K: 1	S: 5	R: 3	H: 5	E: 0	K: 0	S: 11	R: 7	H: 6	E: 0	K: 0	S: 13	R: 0	H: 0	E: 1	K: 1	S: 12	R: 0	H: 1	E: 0	K: 0	S: 8
PITCHER		IP	WLS	BF	H	R	ER	SO	BB	IBB	HBP	BLK	WP	HR	S	P	ERA	WHIP																		
Danny Jackson, L ERA: 4.54	(1, 1)	4.1	L	21	8	6	6	2	1	0	0	0	1	0	44	71	12.46	2.077																		
Bob Ayrault, R ERA: 12.71	(5, 1)	0.2		7	5	5	5	0	1	0	0	0	0	1	9	17	67.50	9.000																		
David West, L ERA: 1.35	(6, 1)	1.0		3	0	0	0	1	0	0	0	0	0	0	7	9	0.00	0.000																		
Mark Davis, L ERA: 4.5	(7, 1)	1.0		5	1	0	0	1	0	0	0	0	0	0	12	20	0.00	1.000																		
Jose DeLeon, R ERA: 6.52	(8, 1)	1.0		4	1	0	0	0	0	0	0	0	0	0	8	14	0.00	1.000																		

WP	HR	S	P	ERA	WHIP
1	0	0	40		
0	0	0			
0	0	0			
0	0	0			

Batter	1	2	3	4	5	6	7	8	9	AB R H RBI BB SO LOB	TOP											
Brett Butler, L (1, 8) OBP: 0.447, SLG: 0.382	1-2 G5-3		2-2 G6-3		0-0 E5 BB 1B SF8	1-0 FC4-6 1B			0-0 FC3-6 1B	5 2 1 1 0 0 2	Los Angeles Dodgers @ San Francisco Giants Candlestick Park, San Francisco, CA Fri May 07 1993, 10:05 PM EDT Att. 36,114 - Unknown - 51 F											
Jody Reed, R (1, 4) OBP: 0.306, SLG: 0.277	1-1 F9		0-0 F7		3-2 BB 1B	2-1 1B		3-2 1B 1B	5 1 3 0 0 0 0													
Eric Davis, R (1, 7) OBP: 0.313, SLG: 0.273	4-1 BB			2-1 F9	4-2 1B BB		1-1 F8	0-3 K	3 0 0 0 2 1 2													
Tim Wallach, R (1, 5) OBP: 0.261, SLG: 0.373	0-1 P4			0-1 2B 1B	2-1 SF8		2-2 K	1-1 1B	4 0 2 2 0 1 1													
Mike Piazza, R (1, 2) OBP: 0.385, SLG: 0.533		0-1 G3-1		1-1 P3	1-0 1B		3-1 F9	1-3 K	5 0 1 1 0 1 3													
Eric Karros, R (1, 3) OBP: 0.291, SLG: 0.343		1-2 G4-3		1-2 2B	2-0 F9		1-3 K		4 0 1 0 0 1 2													
Cory Snyder, R (1, 9) OBP: 0.342, SLG: 0.281		4-1 BB		0-0 G5-3		4-1 1B FC4-6 BB		0-3 K	2 1 0 0 2 1 2													
Jose Offerman, S (1, 6) OBP: 0.355, SLG: 0.284		1-0 G5-3			2-1 SH1-4 E 1B	1-1 FC4-6 1B		3-3 K	4 1 2 0 0 1 1													
Kevin Gross, R (1, 1) Darryl Strawberry, L (8, PH) Roger McDowell, R (6, 1) Steve Wilson, L (8, 1) Ricky Tricek, R (8, 1) Lenny Harris, L (9, PH)			0-3 K		0-0 SH1-4	0-3 K		2-1 E6 FC3-6	1 0 0 0 0 0 1 0 1 0 0 0 0 0 1 2 0 1 0 0 0 0 0 0 0													
Inning Stats	R: 0 E: 0 K: 0 S: 8	H: 0 LOB: 1 BB: 1 P: 14	R: 0 E: 0 K: 0 S: 8	H: 0 LOB: 1 BB: 1 P: 14	R: 0 E: 0 K: 1 S: 7	H: 0 LOB: 0 BB: 0 P: 9	R: 0 E: 0 K: 0 S: 10	H: 2 LOB: 2 BB: 0 P: 14	R: 3 E: 1 K: 0 S: 17	H: 4 LOB: 2 BB: 1 P: 30		R: 1 E: 0 K: 1 S: 9	H: 2 LOB: 2 BB: 1 P: 17	R: 0 E: 0 K: 1 S: 8	H: 0 LOB: 0 BB: 0 P: 14	R: 0 E: 0 K: 3 S: 10	H: 0 LOB: 0 BB: 0 P: 14	R: 1 E: 1 K: 2 S: 14	H: 2 LOB: 2 BB: 0 P: 21	1B: 9 2B: 1 3B: 0 HR: 0	SF: 1 SAC: 1 DP: 0 HBP: 0	WP: 0 PB: 0 SB: 0 CS: 0
PITCHER	IP WLS BF H R ER SO BB IBB HBP BLK WP HR S P ERA WHIP																					
Bud Black, L (1, 1) ERA: 3.6	5.0 W 25 6 4 4 1 4 0 0 0 0 0 0 51 86 7.20 2.000																					
Dave Burba, R (6, 1) ERA: 4.43	2.0 7 2 0 0 2 0 0 0 0 0 0 0 16 26 0.00 1.000																					
Michael Jackson, R (8, 1) ERA: 1.65	1.0 3 0 0 0 3 0 0 0 0 0 0 0 10 14 0.00 0.000																					
Rod Beck, R (9, 1) ERA: 1.96	1.0 6 2 1 0 2 0 0 0 0 0 0 0 14 21 0.00 2.000																					

livebaseballscorecards.com

AB	35
R	5
H	10
RBI	4
BB	4
SO	8
LOB	15



Batter	1	2	3	4	5	6	7	8	9	10	11	12	AB R H RBI BB SO LOB	TOP												
Brett Butler, L OBP: 0.434, SLG: 0.370 (1, 8)	G1-3			CS 1B		E4 SH1-3 1B		G6-3		K		L6	6 1 1 0 0 1 1	Los Angeles Dodgers @ San Francisco Giants Candlestick Park, San Francisco, CA Sat May 08 1993, 6:33 AM EDT Att. 47,241 - Sunny - 68 F												
Jody Reed, R OBP: 0.304, SLG: 0.269 (1, 4)	G6-3			BB 1B BB		SH1-3		K		CS	G3		3 1 0 0 1 1 0													
Eric Davis, R OBP: 0.299, SLG: 0.260 (1, 7)	K			F8		P3		G6-3			G4-3		5 0 0 0 0 1 2													
Tim Wallach, R OBP: 0.267, SLG: 0.368 (1, 5)				1B BB		1B					G1-3		4 0 1 1 1 1 0													
Omar Daal, L (11, 1)						3-H 1B							0 0 0 0 0 0 0													
Jim Gott, R (11, 1)													0 0 0 0 0 0 0													
Mike Piazza, R OBP: 0.385, SLG: 0.536 (1, 2)	G1-4-3			1B		K							5 1 2 1 0 2 1													
Eric Karros, R OBP: 0.287, SLG: 0.336 (1, 3)	G4-3			K									5 0 1 0 0 1 3													
Cory Snyder, R OBP: 0.333, SLG: 0.278 (1, 9)						P6							4 0 1 0 0 2 0													
Pedro Martinez, R (9, 1)													0 0 0 0 0 0 0													
Lenny Harris, L OBP: 0.273, SLG: 0.333 (11, 5)													1 1 1 0 0 0 0													
Jose Offerman, S OBP: 0.357, SLG: 0.293 (1, 6)													4 0 2 1 0 0 0													
Tom Candiotti, R OBP: 0.167, SLG: 0.091 (1, 1)													3 0 0 0 0 1 1													
Mitch Webster, S OBP: 0.321, SLG: 0.520 (9, 9)													2 1 1 2 0 1 1													
Inning Stats	R: 0 E: 0 K: 1 S: 6	H: 0 LOB: 0 BB: 0 P: 9	R: 0 E: 0 K: 1 S: 11	H: 0 LOB: 0 BB: 0 P: 14	R: 0 E: 0 K: 1 S: 6	H: 0 LOB: 0 BB: 0 P: 8	R: 1 E: 0 K: 1 S: 19	H: 2 LOB: 2 BB: 2 P: 32	R: 0 E: 0 K: 1 S: 6	H: 0 LOB: 0 BB: 0 P: 7	R: 1 E: 1 K: 1 S: 11	H: 1 LOB: 1 BB: 0 P: 15	R: 0 E: 0 K: 1 S: 9	H: 1 LOB: 1 BB: 0 P: 17	R: 0 E: 0 K: 1 S: 11	H: 1 LOB: 2 BB: 0 P: 18	R: 0 E: 0 K: 2 S: 10	H: 1 LOB: 0 BB: 0 P: 15	R: 0 E: 0 K: 0 S: 8	H: 0 LOB: 0 BB: 0 P: 10	R: 0 E: 0 K: 0 S: 17	H: 3 LOB: 0 BB: 0 P: 23	1B: 8 2B: 1 3B: 0 HR: 1	SF: 1 SAC: 1 DP: 0 HBP: 0	WP: 0 PB: 0 SB: 2 CS: 2	PA: 47
PITCHER	IP WLS BF H R ER SO BB IBB HBP BLK WP HR S P ERA WHIP																									
John Burkett, R ERA: 2.59 (1, 1)	8.0		30	4	2	1	8	2	0	0	0	0	0	0	0	79	116	1.12	0.750							
Michael Jackson, R ERA: 1.47 (9, 1)	2.0		7	3	0	0	3	0	0	0	0	0	0	0	0	21	33	0.00	1.500							
Dave Burba, R ERA: 5.25 (11, 1)	1.2	L	8	3	3	3	0	0	0	0	0	0	0	0	1	21	28	16.20	1.800							
Bryan Hickerson, L ERA: 7.71 (12, 1)	0.1		1	0	0	0	0	0	0	0	0	0	0	0	0	4	5	0.00	0.000							

livebaseballscorecards.com

AB	42
R	5
H	10
RBI	5
BB	2
SO	11
LOB	9



Batter	1	2	3	4	5	6	7	8	9	10	11	12	AB	R	H	RBI	BB	SO	LOB	BOTTOM								
Willie McGee, S OBP: 0.328, SLG: 0.339 (1, 9)	2-2 BB 1B 1B		0-0 G3	3-2 G4-3		1-2 1B			2-1 B2		0-0 FC2-6 1B		6	0	3	0	0	0	0									
Luis Mercedes, R OBP: 0.385, SLG: 0.333 (1, 8)	1-2 BB 1B		2-2 F8		2-2 1B HBP	2-2 F9			3-2 1B 1B		0-1 FC2-6 1-2f		5	0	2	0	0	0	3									
Will Clark, L OBP: 0.315, SLG: 0.304 (1, 3)	4-1 BB 1-2 2-3		4-2 BB 1B BB		1-3 K		1-1 G4-3		0-0 1B 1B		1-3 K		4	1	1	0	2	2	2									
Matt Williams, R OBP: 0.385, SLG: 0.642 (1, 5)	1-3 K		0-1 1B BB E 1B		0-3 K		0-0 G5-3		2-3 K		1-0 G5-3		6	1	1	0	0	3	7									
Barry Bonds, L OBP: 0.545, SLG: 0.832 (1, 7)	3-3 K		4-0 E 1-2 2-3 BB		0-0 1B		1-0 1B		4-0 FC6-4 IBB			2-1 G3	4	0	2	0	2	1	3									
Robby Thompson, R OBP: 0.286, SLG: 0.261 (1, 4)	2-1 F8		1-1 E5 1-3 2-H 3-H 1B		0-0 F7		1-3 K		0-0 FC6-4 1-2f			0-0 1B	6	0	2	1	0	1	9									
Royce Clayton, R OBP: 0.236, SLG: 0.381 (1, 6)		1-1 G4-3	2-3 K		0-1 FC1-5 2B			2-3 K		0-3 K		1-3 K	6	0	1	0	0	4	3	AB 48								
Jeff Reed, L OBP: 0.326, SLG: 0.389 (1, 2)		2-3 K		1-1 F8		0-1 FC1-5-6 1B G5-3 2-3		1-0 B2-3		0-2 F7		2-2 G3-1	6	0	0	0	0	1	2	R 2								
John Burkett, R OBP: 0.167, SLG: 0.167 (8, PH) Mark Carrison, R OBP: 0.475, SLG: 0.594 (8, 1) Michael Jackson, R (10, PH) Todd Benzinger, S OBP: 0.130, SLG: 0.136 (11, 1) Dave Burdick, R OBP: 0.333, SLG: 0.500 Bryan Hickerson, L (12, 1)		1-3 K		1-1 G5-3		1-1 G5-3 1-2		0-1 G5-3		3-2 F7			3	0	0	0	0	1	1	H 12								
Inning Stats	R: 0 E: 0 K: 2 S: 16	H: 2 LOB: 3 BB: 1 P: 29	R: 0 E: 0 K: 2 S: 8	H: 0 LOB: 0 BB: 0 P: 12	R: 2 E: 1 K: 1 S: 14	H: 2 LOB: 2 BB: 2 P: 27	R: 0 E: 0 K: 0 S: 8	H: 0 LOB: 0 BB: 0 P: 13	R: 0 E: 0 K: 2 S: 12	H: 1 LOB: 2 BB: 0 P: 15	R: 0 E: 0 K: 0 S: 13	H: 2 LOB: 2 BB: 0 P: 17	R: 0 E: 0 K: 1 S: 7	H: 1 LOB: 1 BB: 0 P: 10	R: 0 E: 0 K: 1 S: 6	H: 0 LOB: 0 BB: 0 P: 9	R: 0 E: 0 K: 1 S: 11	H: 2 LOB: 3 BB: 1 P: 22	R: 0 E: 0 K: 1 S: 9	H: 0 LOB: 0 BB: 0 P: 12	R: 0 E: 0 K: 1 S: 7	H: 1 LOB: 1 BB: 0 P: 9	R: 0 E: 0 K: 1 S: 10	H: 1 LOB: 1 BB: 0 P: 15	1B: 11 2B: 1 3B: 0 HR: 0	SF: 0 SAC: 0 DP: 0 HBP: 1	WP: 0 PB: 0 SB: 1 CS: 0	PA: 53
PITCHER	IP	WLS	BF	H	R	ER	SO	BB	IBB	HBP	BLK	WP	HR	S	P	ERA	WHIP											
Tom Candiotti, R ERA: 4.26 (1, 1)	8.0		36	8	2	1	9	3	0	1	0	0	0	84	132	1.12	1.375											
Pedro Martinez, R ERA: 2.37 (9, 1)	2.1		11	3	0	0	2	0	1	0	0	0	0	23	37	0.00	1.286											
Omar Daal, L ERA: 3.18 (11, 1)	0.1	W	1	0	0	0	1	0	0	0	0	0	0	3	4	0.00	0.000											
Jim Gott, R ERA: (11, 1)	1.1		5	1	0	0	1	0	0	0	0	0	0	11	17	0.00	0.750											

Los Angeles Dodgers @ San Francisco Giants
Candlestick Park, San Francisco, CA

Sat May 08 1993, 6:33 AM EDT
Att: 47,241 - Sunny - 68 F

livebaseballscorecards.com



Batter	1	2	3	4	5	6	7	8	9	AB R H RBI BB SO LOB	TOP	
Brett Butler, L (1, 8) OBP: 0.433, SLG: 0.366	3-2 3B 1B		0-2 G6-3		2-2 L5		4-1 BB		3-2 G6-3	4 1 1 0 1 0 2		
Jody Reed, R (1, 4) OBP: 0.310, SLG: 0.324	1-0 1-H G3 3B		2-1 HR		2-1 F9		0-0 F7			4 2 2 2 0 0 2		
Darryl Strawberry, L (1, 9) OBP: 0.295, SLG: 0.352 Omar Daal, L (8, 1) Jim Gott, R (8, 1)	1-2 G3 3-H		0-0 P7		0-0 HR		2-1 G3			4 1 1 2 0 0 0 0 0 0 0 0 0 0 0 0 0 0 0 0 0		
Tim Wallach, R (1, 5) OBP: 0.267, SLG: 0.391	1-3 K		0-0 G5-3		2-2 HR		0-3 K			4 1 1 1 0 2 0		
Mike Piazza, R (1, 2) OBP: 0.372, SLG: 0.515	0-3 K		1-2 G5-3		1-1 G5-3		0-0 F9			4 0 0 0 0 1 0		
Eric Karros, R (1, 3) OBP: 0.278, SLG: 0.325		0-3 K	0-0 F8		1-1 P5		1-2 G6-3			4 0 0 0 0 1 0		
Mitch Webster, S (1, 7) OBP: 0.313, SLG: 0.517		2-2 F7	0-0 F8		0-0 P6		2-2 FC 2B			4 1 1 0 0 0 0		
Jose Offerman, S (1, 6) OBP: 0.362, SLG: 0.294		4-2 BB			0-2 SH3-4 1B		1-0 G3		2-2 FC CS	3 0 1 1 1 0 0		
Orel Hershiser, R (1, 1) OBP: 0.250, SLG: 0.313 Eric Davis, R (8, 7) OBP: 0.305, SLG: 0.276		2-1 P5			0-0 SH3-4		0-3 K		1-1 SAFE 2B	2 0 0 0 0 1 1 1 0 1 0 0 0 0		
Inning Stats	R: 2 H: 2 E: 0 LOB: 0 K: 2 BB: 0 S: 15 P: 21	R: 0 H: 0 E: 0 LOB: 1 K: 1 BB: 1 S: 10 P: 18	R: 1 H: 1 E: 0 LOB: 0 K: 0 BB: 0 S: 7 P: 9	R: 0 H: 0 E: 0 LOB: 0 K: 0 BB: 0 S: 5 P: 6	R: 0 H: 1 E: 0 LOB: 1 K: 0 BB: 0 S: 9 P: 13	R: 2 H: 2 E: 0 LOB: 0 K: 0 BB: 0 S: 9 P: 13	R: 0 H: 0 E: 0 LOB: 1 K: 1 BB: 1 S: 6 P: 11	R: 0 H: 0 E: 0 LOB: 0 K: 0 BB: 0 S: 6 P: 8	R: 1 H: 2 E: 0 LOB: 1 K: 0 BB: 0 S: 15 P: 24	1B: 2 SF: 0 2B: 2 SAC: 1 3B: 1 DP: 0 HR: 3 HBP: 0	WP: 0 PA: 37 PB: 0 SB: 1 CS: 1	
PITCHER Jeff Brantley, R (1, 1) ERA: 4.5 Kevin Rogers, L (8, 1) ERA: 3.97	IP WLS BF H R ER SO BB IBB HBP BLK WP HR S P ERA WHIP	7.0 L 29 6 5 5 4 2 0 0 0 0 0 3 61 91 6.43 1.143	2.0 8 2 1 1 1 0 0 0 0 0 0 0 21 32 4.50 1.000	PITCHER IP WLS BF H R ER SO BB IBB HBP BLK WP HR S P ERA WHIP								

Los Angeles Dodgers @ San Francisco Giants
 Candlestick Park, San Francisco, CA
 Sun May 09 1993, 6:33 AM EDT
 Att. 56,679 - Sunny - 70 F

livebaseballscorecards.com

AB 34
 R 6
 H 8
 RBI 6
 BB 2
 SO 5
 LOB 5



Batter	1	2	3	4	5	6	7	8	9	AB	R	H	RBI	BB	SO	LOB
Willie McGee, S OBP: 0.326, SLG: 0.331 (1, 9)	4-1 G4-3 SH3 HR BB		1-1 G5-3		1-1 G6-3		1-0 L7			3	1	0	0	1	0	1
Darren Lewis, R OBP: 0.274, SLG: 0.364 (1, 8)	0-1 SH3		0-0 G1-3		2-1 F7		0-0 B5-3			3	0	0	0	0	0	1
Will Clark, L OBP: 0.313, SLG: 0.296 (1, 3)	0-0 G4-3			1-3 K	4-0 BB			2-1 G1-3		3	0	0	0	1	1	1
Matt Williams, R OBP: 0.381, SLG: 0.654 (1, 5)	0-0 HR			3-3 K	2-3 K			0-1 L7		4	1	1	2	0	2	1
Barry Bonds, L OBP: 0.535, SLG: 0.806 (1, 7)	0-0 G3-1			4-1 2B BB		1-3 K		1-2 K		3	1	0	0	1	2	0
Robby Thompson, R OBP: 0.284, SLG: 0.272 (1, 4)		0-2 L9		0-0 E 2B		1-0 G5-3		1-0 P5		4	1	1	1	0	0	0
Royce Clayton, R OBP: 0.297, SLG: 0.379 (1, 6)		2-1 CS 1B		1-2 E7		1-3 K		3-2 P3		3	0	1	0	0	1	0
Mark Carreon, R OBP: 0.463, SLG: 0.576 (9, PH)				2-H						1	0	0	0	0	0	0
Craig Colbert, R OBP: 0.250, SLG: 0.385 (1, 2)		2-3 K		4-0 IBB		2-3 K		2-1 F8		2	0	0	0	1	2	1
Jeff Reed, L OBP: 0.318, SLG: 0.378 (9, PH)										1	0	0	0	0	0	0
Jeff Brantley, R OBP: 0.167, SLG: 0.167 (1, 1)			0-3 K		0-2 G4-3		1-2 HBP			2	0	0	0	0	1	2
Luis Mercedes, R OBP: 0.400, SLG: 0.333 (7, PH)										0	0	0	0	0	0	0
Kevin Rogers, L OBP: 0.318, SLG: 0.378 (8, 1)										0	0	0	0	0	0	0

Inning Stats	R: 2	H: 1	E: 0	LOB: 0	K: 0	P: 10	R: 0	H: 1	E: 0	LOB: 0	K: 1	P: 12	R: 0	H: 0	E: 0	LOB: 0	K: 1	P: 7	R: 2	H: 1	E: 1	LOB: 2	K: 2	P: 31	R: 0	H: 0	E: 0	LOB: 1	K: 1	P: 17	R: 0	H: 0	E: 0	LOB: 0	K: 2	P: 10	R: 0	H: 0	E: 0	LOB: 1	K: 1	P: 11	R: 0	H: 0	E: 0	LOB: 0	K: 1	P: 12	R: 0	H: 0	E: 0	LOB: 0	K: 0	P: 15	1B: 1	SF: 0	2B: 1	SAC: 1	3B: 0	DP: 0	HR: 1	HBP: 1	WP: 0	PA: 35
PITCHER	IP	WLS	BF	H	R	ER	SO	BB	IBB	HBP	BLK	WP	HR	S	P	ERA	WHIP																																															
Orel Hershiser, R ERA: 3.88 (1, 1)	7.0	W	29	3	4	3	8	3	1	1	0	0	1	60	98	3.86	0.857																																															
Omar Daal, L ERA: 3.0 (8, 1)	0.1		1	0	0	0	0	0	0	0	0	0	0	2	4	0.00	0.000																																															
Jim Gott, R ERA: (8, 1)	1.2	S	5	0	0	0	1	0	0	0	0	0	0	16	23	0.00	0.000																																															

BOTTOM

Los Angeles Dodgers @ San Francisco Giants
Candlestick Park, San Francisco, CA
Sun May 09 1993, 6:33 AM EDT
Att. 56,679 - Sunny - 70 F

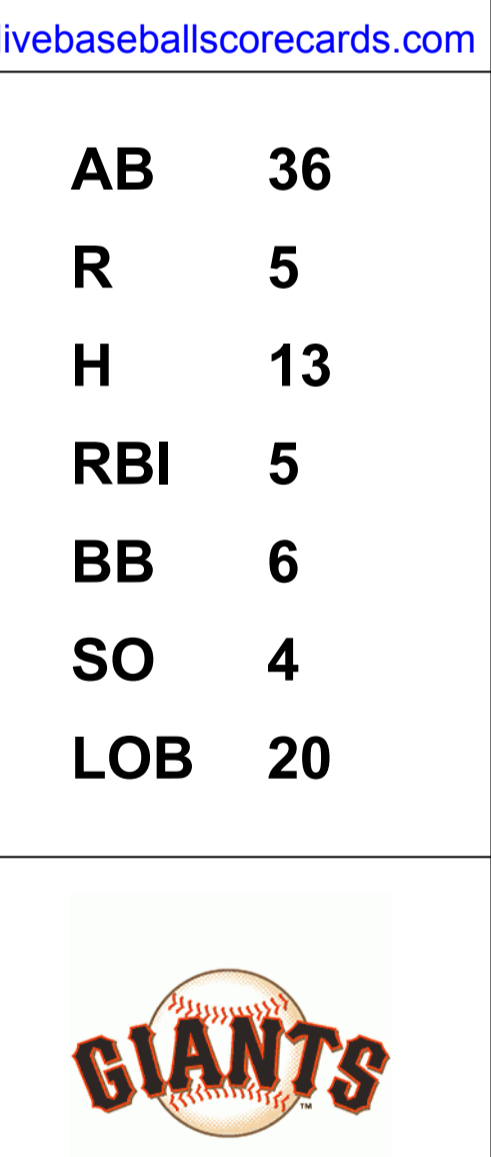
livebaseballscores.com

AB	29
R	4
H	3
RBI	3
BB	4
SO	9
LOB	7



Batter	1	2	3	4	5	6	7	8	9	AB R H RBI BB SO LOB	TOP											
Willie McGee, S OBP: 0.324, SLG: 0.326 (1, 9)	1-2 G4-3	2-1 F8		4-1 FC6-4 BB		2-2 F7		1-2 SF8		3 0 0 1 1 0 2												
Darren Lewis, R OBP: 0.267, SLG: 0.351 (1, 8)	1-1 G5-3		4-1 G3-6 BB	0-0 FC6-4			2-1 F7	3-2 G6-3		4 0 0 0 1 0 3												
Will Clark, L OBP: 0.319, SLG: 0.312 (1, 3)	0-0 2B		1-1 G3-6 1-2f		1-1 F8		2-2 1B 1B		1-1 G4-3	5 0 2 0 0 0 1												
Matt Williams, R OBP: 0.372, SLG: 0.647 (1, 5)	2-2 F9		1-0 F8		2-2 G5-3		2-3 K	0-2 1B 2B	0-2 1B 1B	5 1 1 0 0 1 2												
Barry Bonds, L OBP: 0.537, SLG: 0.822 (1, 7)				1-2 P5	1-0 2B		1-2 1B 1B	3-1 2B 1B	3-1 2B 1B	5 0 3 0 0 1 0												
Robby Thompson, R OBP: 0.315, SLG: 0.330 (1, 4)		1-2 1B 2B		2-0 1B 2B	4-0 BB		2-2 G6-3	3-1 FC5-6 2B	3-1 FC5-6 2B	4 2 3 1 1 0 2												
Royce Clayton, R OBP: 0.331, SLG: 0.392 (1, 6)			4-1 1B BB	1-0 1B SF8 1B	1-2 P3			1-1 SH3-4 SF8 1B	4-0 1B	3 2 2 1 2 0 2	AB 36 R 5 H 13 RBI 5 BB 6 SO 4 LOB 20											
Jeff Reed, L OBP: 0.340, SLG: 0.381 (1, 2)		2-1 1B		2-0 BB 1B		3-2 G4-3		4-2 SF8 SH3-4 BB	1-3 K	4 0 2 1 1 1 3												
Bill Swift, R OBP: 0.235, SLG: 0.143 Rod Beck, R (9, 1)		3-3 K		1-1 SF8		0-0 F8		0-0 SH3-4	0-1 FC5-6	3 0 0 1 0 1 5 0 0 0 0 0 0 0	WP: 0 PA: 45 PB: 0 SB: 4 CS: 0											
Inning Stats	R: 0 E: 0 K: 0 S: 13	H: 1 LOB: 1 BB: 0 P: 17	R: 1 E: 0 K: 2 S: 18	H: 2 LOB: 2 BB: 1 P: 30	R: 0 E: 0 K: 0 S: 4	H: 0 LOB: 0 BB: 1 P: 10	R: 2 E: 0 K: 0 S: 10	H: 3 LOB: 2 BB: 1 P: 21	R: 0 E: 0 K: 0 S: 12	H: 1 LOB: 2 BB: 1 P: 21	R: 0 E: 0 K: 0 S: 10	H: 0 LOB: 0 BB: 0 P: 15	R: 0 E: 0 K: 1 S: 17	H: 2 LOB: 2 BB: 0 P: 26	R: 1 E: 0 K: 0 S: 11	H: 1 LOB: 1 BB: 1 P: 20	R: 1 E: 0 K: 1 S: 14	H: 3 LOB: 3 BB: 1 P: 26	1B: 8 2B: 5 3B: 0 HR: 0	SF: 2 SAC: 1 DP: 1 HBP: 0	WP: 0 PB: 0 SB: 4 CS: 0	
PITCHER	IP WLS BF H R ER SO BB IBB HBP BLK WP HR S P ERA WHIP																					
David Nied, R ERA: 4.75 Willie Blair, R ERA: 4.5 Gary Wayne, L ERA: 4.5	(1, 1) 7.0 L 33 9 3 3 3 4 0 0 0 0 0 0 84 140 3.86 1.857	(8, 1) 1.0 5 1 1 1 0 1 0 0 0 0 0 0 11 20 9.00 2.000	(9, 1) 1.0 7 3 1 1 1 0 1 0 0 0 0 0 14 26 9.00 3.000																			

San Francisco Giants @ Colorado Rockies
 Mile High Stadium, Denver, CO
 Tue May 11 1993, 9:05 PM EDT
 Att. 49,072 - Unknown - 65 F



Batter	1	2	3	4	5	6	7	8	9	AB	R	H	RBI	BB	SO	LOB
Nelson Liriano, S OBP: 0.286, SLG: 0.286 (1, 4)	1-3 K		1-1 L8			0-0 CS 1B			1-1 FC4-6 1B	4	0	2	0	0	1	0
Alex Cole, L OBP: 0.345, SLG: 0.340 (1, 8)	2-0 G3			2-1 G3		1-2 CS 1-2	1-0 G4-3		2-1 FC4-6 HR	4	1	0	0	0	0	1
Dante Bichette, R OBP: 0.359, SLG: 0.490 (1, 9)	0-1 E6 2B			4-0 G6-3 BB			2-1 WP 2B		1-2 HR	3	2	2	2	1	0	0
Charlie Hayes, R OBP: 0.368, SLG: 0.570 (1, 5)	1-0 1-H 2B			0-2 G6-3 1-2f			2-3 K		0-3 K	4	0	1	1	0	2	2
Daryl Boston, L OBP: 0.342, SLG: 0.254 Willie Blair, R (8, 1) Gary Wayne, L (9, 1) Jim Tatum, R OBP: 0.174, SLG: 0.348 (9, PH)		2-3 K			2-0 G4-3		0-0 G1-3		0-2 G5-3	3	0	0	0	0	1	1
Jerald Clark, R OBP: 0.326, SLG: 0.518 (1, 3)		0-0 CS 1B			0-3 K			2-3 K		3	0	1	0	0	2	0
Joe Girardi, R OBP: 0.292, SLG: 0.389 (1, 2)		1 SAFE 2-3 K 1 SAFE 1 SAFE 1 SAFE 1-2			0-0 G1-3			0-0 E1 1B		3	0	0	0	0	1	1
Vinny Castilla, R OBP: 0.407, SLG: 0.585 (1, 6)			3-2 G1-3			1-1 G6-3		0-0 G1-6-3 1B		3	0	1	0	0	0	0
David Nied, R OBP: 0.313, SLG: 0.214 Gerald Young, S OBP: 0.250, SLG: 0.063 (8, 7)			1-2 G3			0-3 K		2-2 G1-6-3 1-2f		2	0	0	0	0	1	0
										1	0	0	0	0	0	2

Inning Stats	R: 1	H: 1	R: 0	H: 1	R: 0	H: 0	R: 0	H: 0	R: 0	H: 1	R: 0	H: 1	R: 0	H: 1	R: 2	H: 2	1B: 4	SF: 0	
	E: 1	LOB: 1	E: 0	LOB: 1	E: 0	LOB: 0	E: 0	LOB: 0	E: 0	LOB: 0	E: 0	LOB: 1	E: 1	LOB: 1	E: 0	LOB: 0	2B: 3	SAC: 0	
	K: 1	BB: 0	K: 2	BB: 0	K: 0	BB: 0	K: 1	BB: 1	K: 1	BB: 0	K: 1	BB: 0	K: 1	BB: 0	K: 1	BB: 0	3B: 0	DP: 3	
	S: 7	P: 11	S: 8	P: 12	S: 10	P: 15	S: 5	P: 11	S: 5	P: 7	S: 8	P: 10	S: 7	P: 12	S: 13	P: 17	HR: 1	HBP: 0	
PITCHER	IP	WLS	BF	H	R	ER	SO	BB	IBB	HBP	BLK	WP	HR	S	P	ERA	WHIP	WP: 1	PA: 33
Bill Swift, R ERA: 2.72 Rod Beck, R ERA: 1.89	(1, 1)	8.1	W	30	7	3	2	7	1	0	0	1	1	65	101	2.16	0.960	PB: 0	CS: 2
	(9, 1)	0.2	S	2	0	0	0	1	0	0	0	0	0	6	6	0.00	0.000		

BOTTOM

San Francisco Giants @ Colorado Rockies


Mile High Stadium, Denver, CO

Tue May 11 1993, 9:05 PM EDT
Att: 49,072 - Unknown - 65 F

livebaseballscorecards.com

AB	31
R	3
H	7
RBI	3
BB	1
SO	8
LOB	7



Batter	1	2	3	4	5	6	7	8	9	AB R H RBI BB SO LOB	TOP																								
Darren Lewis, R OBP: 0.291, SLG: 0.376 (1, 8)	1-2 F9 G4-3 1B		0-0 1B 2B		4-1 CS S BB		0-0 WP HR 1B	3-1 G3-1 1-2		4 3 3 0 1 0 1																									
Robby Thompson, R OBP: 0.319, SLG: 0.327 (1, 4)	0-1 F9 1-3		2-1 1B 1B 1B		0-0 F8		4-0 HR BB 1-2	0-3 K		4 1 1 0 1 1 3																									
Will Clark, L OBP: 0.329, SLG: 0.313 (1, 3)	1-0 G4-3 3-H		3-2 1B 1-2 1B 3-H		4-2 CS BB 1-2		0-0 F7		4-0 1B BB	3 1 1 2 2 0 2																									
Matt Williams, R OBP: 0.379, SLG: 0.667 (1, 5)	0-0 1B		0-0 L5		2-0 F8 1-2 2-3		0-0 HR 1-H 2-H	0-1 1B 1B		5 1 3 3 0 0 4																									
Barry Bonds, L OBP: 0.539, SLG: 0.813 Willie McGee, S OBP: 0.324, SLG: 0.326 (1, 7) (9, 9)	0-1 P5		0-1 G4-6-3 1B 1-2 2-3		1-2 HR 1B		2-2 G5-3 1B 1B	2-3 K		5 1 3 0 0 1 3 0 0 0 0 0 0 0																									
Mark Carreon, R OBP: 0.478, SLG: 0.658 (1, 9) (9, 7)		1-0 P6	1-2 G4-6-3 1-2f		1-1 HR 1-H		2-1 1B	1-2 FC6-4 1B 1-2 2-H		5 1 3 3 0 0 3																									
Royce Clayton, R OBP: 0.318, SLG: 0.376 (1, 6)		1-0 F9		1-1 E6 L3		0-0 B5-3	1-2 G5-3	0-0 F8		5 0 0 0 0 0 4	AB 40 R 8 H 16 RBI 8 BB 4 SO 3 LOB 25																								
Kirt Manwaring, R OBP: 0.338, SLG: 0.388 (1, 2)		3-2 1B		1-0 L3 1-1		1-1 F7		0-0 FC6-4 1B 1-2f		5 0 2 0 0 0 3																									
Bud Black, L OBP: 0.182, SLG: 0.182 Michael Jackson, R (9, 1)		0-0 G4-3		2-3 K		3-2 L4		1-2 P5		4 0 0 0 0 1 2 0 0 0 0 0 0 0																									
Inning Stats	R: 1 E: 0 K: 0 S: 9	H: 2 LOB: 1 BB: 0 P: 11	R: 0 E: 0 K: 0 S: 6	H: 1 LOB: 1 BB: 0 P: 11	R: 1 E: 0 K: 0 S: 14	H: 4 LOB: 2 BB: 0 P: 20	R: 0 E: 1 K: 1 S: 8	H: 0 LOB: 0 BB: 0 P: 11	R: 0 E: 0 K: 0 S: 9	H: 0 LOB: 1 BB: 2 P: 18	R: 2 E: 0 K: 0 S: 11	H: 2 LOB: 0 BB: 0 P: 17	R: 3 E: 0 K: 0 S: 12	H: 4 LOB: 1 BB: 1 P: 21	R: 0 E: 0 K: 1 S: 9	H: 1 LOB: 1 BB: 0 P: 13	R: 1 E: 0 K: 1 S: 10	H: 2 LOB: 2 BB: 1 P: 17	1B: 13 2B: 2 3B: 0 HR: 2	SF: 0 SAC: 0 DP: 3 HBP: 0	WP: 1 PB: 0 SB: 2 CS: 2	PA: 44													
PITCHER	IP WLS BF H R ER SO BB IBB HBP BLK WP HR S P ERA WHIP																																		
Butch Henry, L ERA: 5.08 Scott Fredrickson, R ERA: 4.5 Mark Knudson, R ERA: 24.3	(1, 1) (7, 1) (9, 1)	6.1 1.2 1.0	L	32 6 6	12 2 2	7 0 1	7 0 1	1 1 1	3 0 1	0 0 0	0 0 0	1 0 0	2 14 10	64 21 17	101 0.00 9.00	2.368 1.200 3.000																			

San Francisco Giants @ Colorado Rockies
 Mile High Stadium, Denver, CO
 Wed May 12 1993, 9:05 PM EDT
 Att. 50,105 - Unknown - 66 F

livebaseballscorecards.com

Batter	1	2	3	4	5	6	7	8	9	AB R H RBI BB SO LOB	TOP
Willie McGee, S (1, 9) OBP: 0.324, SLG: 0.333 Dave Burba, R (9, 1) OBP: 0.333, SLG: 0.500	3-3 		0-2 	0-0 		1-3 		3-1 	1-1 	6 2 2 0 0 2 2 0 0 0 0 0 0 0	
Darren Lewis, R (1, 8) OBP: 0.319, SLG: 0.390	2-1 		1-2 	1-2 		4-1 		4-2 	2-1 	4 3 3 3 2 0 0	
Will Clark, L (1, 3) OBP: 0.327, SLG: 0.308 Kevin Rogers, L (7, 1) Jeff Reed, L (8, PH) OBP: 0.353, SLG: 0.395 Michael Jackson, R (8, 1) Mark Carreon, R (9, PH) OBP: 0.466, SLG: 0.641	1 SAFE 		2-1 	2-1 		3-1 		2-0 	1-2 	2 0 0 1 0 0 2 0 0 0 0 0 0 0 1 0 1 0 0 0 0 0 0 0 0 0 0 0 1 1 0 0 0 0 0	
Matt Williams, R (1, 5) OBP: 0.384, SLG: 0.658	1-1 	2-2 	4-0 	0-0 		1-3 		1-3 	1-1 	5 0 2 1 1 2 5	
Barry Bonds, L (1, 7) OBP: 0.537, SLG: 0.800		2-2 	1-0 		4-0 			1-0 	0-3 	3 1 1 2 2 1 2	
Robby Thompson, R (1, 4) OBP: 0.322, SLG: 0.324		1-0 	1-0 		4-2 		3-1 	0-2 		4 1 1 0 1 0 6	
Royce Clayton, R (1, 6) OBP: 0.314, SLG: 0.364 Mike Benjamin, R (9, 6) OBP: 0.278, SLG: 0.344	1 SAFE 	0-0 	2-2 		1-3 		0-0 		4-1 	4 1 0 0 1 1 5 0 0 0 0 0 0 0	AB 36 R 13 H 13 RBI 9 BB 9 SO 8 LOB 24
Kirt Manwaring, R (1, 2) OBP: 0.367, SLG: 0.408			0-1 	4-1 	0-1 		1-0 		1-0 	4 2 3 2 1 0 1	
John Burkett, R (1, 1) OBP: 0.158, SLG: 0.158 Todd Benzing, S (7, PH) OBP: 0.192, SLG: 0.250 (7, 3)	1-0 		1 SAFE 	3-1 	0-3 		3-3 		4-0 	1 1 0 0 0 1 0 1 1 0 0 1 1 1	
Inning Stats	R: 0 H: 1 E: 0 LOB: 0 K: 1 BB: 0 S: 7 P: 13	R: 0 H: 2 E: 0 LOB: 1 K: 0 BB: 0 S: 8 P: 13	R: 4 H: 3 E: 1 LOB: 2 K: 0 BB: 1 S: 18 P: 30	R: 2 H: 2 E: 0 LOB: 1 K: 0 BB: 1 S: 11 P: 21	R: 2 H: 1 E: 0 LOB: 0 K: 2 BB: 2 S: 11 P: 20	R: 0 H: 0 E: 0 LOB: 3 K: 2 BB: 2 S: 10 P: 26	R: 0 H: 1 E: 0 LOB: 1 K: 1 BB: 0 S: 6 P: 10	R: 1 H: 2 E: 0 LOB: 2 K: 1 BB: 1 S: 12 P: 23	R: 4 H: 1 E: 2 LOB: 1 K: 1 BB: 2 S: 15 P: 28	1B: 12 SF: 2 2B: 2 SAC: 2 3B: 0 DP: 2 HR: 0 HBP: 1	WP: 1 PA: 51 PB: 0 SB: 3 CS: 2
PITCHER Bruce Ruffin, L (1, 1) ERA: 5.22 Willie Blair, R (4, 1) ERA: 4.74 Jeff Parrett, R (5, 1) ERA: 5.27 Bryn Smith, R (7, 1) ERA: 5.06 Scott Fredrickson, R (9, 1) ERA: 4.15	IP WLS BF H R ER SO BB IBB HBP BLK WP HR S P ERA WHIP 3.0 L 17 6 5 4 1 1 1 0 0 0 0 0 34 61 12.00 2.333	PITCHER Gary Wayne, L (9, 1) ERA: 4.38	IP WLS BF H R ER SO BB IBB HBP BLK WP HR S P ERA WHIP 0.1 1 0 0 0 1 0 0 0 0 0 0 0 10 16 9.00 2.000								

San Francisco Giants @ Colorado Rockies
 Mile High Stadium, Denver, CO
 Thu May 13 1993, 5:33 AM EDT
 Att. 58,833 - Sunny - 80 F

livebaseballscorecards.com

BOTTOM

San Francisco Giants @ Colorado Rockies
Mile High Stadium, Denver, CO

livebaseballscores.com

AB	39
R	8
H	14
RBI	6
BB	3
SO	3
LOB	17



WP	0	PA	42
PB	1		
SB	1		
CS	0		

Thu May 13 1993, 5:33 AM EDT
Att: 58,833 - Sunny - 80 F

AB R H RBI BB SO LOB

5 0 1 2 0 0 1

5 0 1 0 0 0 2

2 1 2 0 1 0 0
2 1 1 0 0 0 0

5 1 2 2 0 0 4

4 1 1 0 1 2 1

5 2 2 0 0 0 3

4 2 2 0 0 0 2

4 0 1 2 0 0 3

1B	13	SF	0
2B	0	SAC	0
3B	0	DP	2
HR	1	HBP	0

1	0	0	0	0	0	1	0
0	0	0	0	0	0	0	1
1	0	0	0	0	0	0	0
0	0	0	0	0	0	0	0
0	0	0	0	1	0	0	0
0	0	0	0	0	0	0	0
1	0	1	0	0	0	0	0
0	0	0	0	0	0	0	0
0	0	0	0	0	0	0	0

Batter	1	2	3	4	5	6	7	8	9
Alex Cole, L OBP: 0.339, SLG: 0.333 (1, 8)	F8		G4-3		F8	1B		G4-3	
Jim Tatum, R OBP: 0.161, SLG: 0.290 (1, 3)	BB 1B		G6-3		G6-3	G5-3		F8	
Daryl Boston, L OBP: 0.368, SLG: 0.277 (1, 7)	G1-4-3 BB			FC6-4 1B E 1B			G6-3		HR 1B
Danny Sheaffer, R OBP: 0.190, SLG: 0.238 (7, PH) (8, 7)									
Charlie Hayes, R OBP: 0.359, SLG: 0.574 (1, 5)	G1-4-3 1-2f			L7	L7		PB 1B		HR 1-H
Dante Bichette, R OBP: 0.349, SLG: 0.464 (1, 9)						K		F9	K
Vinny Castilla, R OBP: 0.403, SLG: 0.557 (1, 6)					FC6-4 E 1B	F8 1B 1B		F8	F7
Eric Young Sr., R OBP: 0.355, SLG: 0.371 (1, 4)					E3 1B	S 1B 1B		G5-3 1B	
Joe Girardi, R OBP: 0.289, SLG: 0.379 (1, 2)					F8			G5-3	
Bruce Ruffin, S Willie Blair, R Gerald Young, S Jeff Francis, R Dante Mustache, R Bryn Smith, R Nelson Lirio, S Scott Fredrickson, R Gary Wayne, L						1B BB			1B

Inning Stats	R: 0 H: 1 E: 0 K: 10 S: 10	R: 1 H: 1 E: 0 K: 7 S: 7	R: 0 H: 0 E: 0 K: 5 S: 5	R: 3 H: 3 E: 1 K: 12 S: 12	R: 0 H: 1 E: 0 K: 9 S: 9	R: 2 H: 3 E: 0 K: 1 S: 9	R: 0 H: 1 E: 0 K: 9 S: 9	R: 0 H: 2 E: 0 K: 9 S: 9	R: 2 H: 2 E: 0 K: 9 S: 9
--------------	----------------------------	--------------------------	--------------------------	----------------------------	--------------------------	--------------------------	--------------------------	--------------------------	--------------------------

PITCHER	IP	WLS	BF	H	R	ER	SO	BB	IBB	HBP	BLK	WP	HR	S	P	ERA	WHIP
John Burkett, R ERA: 2.8 (1, 1)	6.0		29	9	6	3	2	3	0	0	0	0	0	52	85	4.50	2.000
Kevin Rogers, L ERA: 3.8 (7, 1)	1.0		4	1	0	0	0	0	0	0	0	0	0	9	13	0.00	1.000
Michael Jackson, R ERA: 1.33 (8, 1)	1.0		4	2	0	0	0	0	0	0	0	0	0	9	18	0.00	2.000
Dave Burba, R ERA: 5.76 (9, 1)	1.0		5	2	2	2	1	0	0	0	0	0	1	9	14	18.00	2.000

Batter	1	2	3	4	5	6	7	8	9	AB R H RBI BB SO LOB	TOP	
Willie McGee, S OBP: 0.329, SLG: 0.338 (1, 9) C X	0-1 G4-3		1-2 G1-3 1B		0-0 G4-3			1-1 BLK S 1B		4 1 2 0 0 0 0	San Francisco Giants @ San Diego Padres Jack Murphy Stadium, San Diego, CA Fri May 14 1993, 10:05 PM EDT Att. 32,116 - Unknown livebaseballscorecards.com	
Darren Lewis, R OBP: 0.317, SLG: 0.385 (1, 8) B B F F F F F F F F	3-3 K		2-2 G1-3 1-2		0-0 B1-3			0-1 1B 1-H 1B		4 0 1 1 0 1 1		
Barry Bonds, L OBP: 0.543, SLG: 0.795 (1, 7) F B B F F F F F F F	4-2 BB		4-0 FC6-4 IBB				0-1 F7	1-0 CS 1B		2 0 1 0 2 0 0		
Matt Williams, R OBP: 0.374, SLG: 0.640 (1, 5) X	0-0 F9		0-1 F9				1-2 G3	2-1 G6-3 1-2		4 0 0 0 0 0 5		
Todd Benzinger, S OBP: 0.167, SLG: 0.214 (1, 3) C C C X		0-2 G4-3	0-0 FC6-4 1-2f				2-3 K	0-1 F8		4 0 0 0 0 1 2		
Robby Thompson, R OBP: 0.320, SLG: 0.321 (1, 4) B C C C X		1-2 1B 1B		3-3 K			2-2 G4-3	1-0 F7		4 0 1 0 0 1 0		
Kirt Manwaring, R OBP: 0.361, SLG: 0.400 (1, 2) B X		1-0 1-2 1B		1-2 P3			1-1 P6	2-1 G6-3		4 0 1 0 0 0 0		
Mike Benjamin, R OBP: 0.256, SLG: 0.314 (1, 6) X		0-0 P2		2-1 P3			1-0 G5-3			3 0 0 0 0 0 2		
Jeff Brantley, R OBP: 0.143, SLG: 0.143 Bryan Hickerson, L Royce Clayton, R OBP: 0.312, SLG: 0.362 Michael Jackson, R (8, 1) B F X		1-1 G4-3		1-2 G6-3				0-0 G5-3		2 0 0 0 0 0 2 0 0 0 0 0 0 0 1 0 0 0 0 0 0 0 0 0 0 0 0 0		
Inning Stats	R: 0 H: 0 E: 0 LOB: 1 K: 1 BB: 1 S: 10 P: 17	R: 0 H: 2 E: 0 LOB: 2 K: 0 BB: 0 S: 10 P: 13	R: 0 H: 1 E: 0 LOB: 2 K: 0 BB: 1 S: 10 P: 17	R: 0 H: 0 E: 0 LOB: 0 K: 1 BB: 0 S: 9 P: 15	R: 0 H: 0 E: 0 LOB: 0 K: 0 BB: 0 S: 6 P: 7	R: 0 H: 0 E: 0 LOB: 0 K: 1 BB: 0 S: 8 P: 11	R: 0 H: 0 E: 0 LOB: 0 K: 0 BB: 0 S: 6 P: 10	R: 1 H: 3 E: 0 LOB: 1 K: 0 BB: 0 S: 8 P: 12	R: 0 H: 0 E: 0 LOB: 0 K: 0 BB: 0 S: 5 P: 8	1B: 6 SF: 0 2B: 0 SAC: 0 3B: 0 DP: 0 HR: 0 HBP: 0		WP: 0 PA: 34 PB: 0 SB: 1 CS: 1
PITCHER Greg Harris, R ERA: 4.24 (1, 1)	IP WLS BF H R ER SO BB IBB HBP BLK WP HR S P ERA WHIP											PITCHER IP WLS BF H R ER SO BB IBB HBP BLK WP HR S P ERA WHIP
	9.0 W 34 6 1 1 3 1 1 0 1 0 0 72 110 1.00 0.778											



Batter	1	2	3	4	5	6	7	8	9	AB	R	H	RBI	BB	SO	LOB
Jeff Gardner, L (1, 4) OBP: 0.322, SLG: 0.390	1-0 G6-4-3 1B		2-1 F8		0-0 F8		1-0 F8			4	0	1	0	0	0	2
Tony Gwynn, L (1, 9) OBP: 0.373, SLG: 0.445	2-0 G6-4-3 1-2f		4-0 IBB		1-0 F8		0-1 F7			3	0	0	0	1	0	2
Tim Teufel, R (1, 5) OBP: 0.410, SLG: 0.635 Ricky Gutierrez, R (8, PR) OBP: 0.364, SLG: 0.306 (9, 5)	1-1 G5-3		3-2 P2			2-1 P2		4-2 SH 1B G4-3 BB		3	0	0	0	1	0	2
Fred McGriff, L (1, 3) OBP: 0.333, SLG: 0.452		2-1 G3		2-3 K		3-0 HR		1-0 G4-3 SH 1-2 1B		4	1	2	1	0	1	0
Phil Plantier, L (1, 7) OBP: 0.306, SLG: 0.455 Darrell Sherman, L (8, 7) OBP: 0.292, SLG: 0.214		4-2 BLK BB		4-1 1B BB		4-1 FC5-4 BB		0-0 SH G4-3 1-2 2-3		0	0	0	0	3	0	0
Derek Bell, R (1, 8) OBP: 0.320, SLG: 0.430		3-3 K		0-1 1-2 1B		1-0 FC5-4 CS 1-2f		0-2 P3		4	0	1	0	0	1	5
Kurt Stillwell, S (1, 6) OBP: 0.310, SLG: 0.390		0-2 G3 1-2		3-2 F9		2-2 CS 1-2		1-1 G4-3 1-2 2-3 3-H		4	1	1	2	0	0	5
Bob Geren, R (1, 2) OBP: 0.326, SLG: 0.415			4-1 SH3-4 BB		1-3 K		1-1 1B		4-0 FC4-6 IBB		2	0	1	0	2	1
Greg Harris, R (1, 1) OBP: 0.167, SLG: 0.222			0-1 SH3-4 1-2		0-0 F8		0-0 B2		1-1 FC4-6 1-2f		3	0	0	0	0	4

Inning Stats	R: 0	H: 1	E: 0	K: 0	S: 4	LOB: 0	BB: 0	P: 8	R: 0	H: 0	E: 0	K: 1	S: 14	LOB: 1	BB: 1	P: 23	R: 0	H: 0	E: 0	K: 0	S: 9	LOB: 2	BB: 2	P: 22	R: 0	H: 1	E: 0	K: 2	S: 17	LOB: 2	BB: 1	P: 27	R: 0	H: 0	E: 0	K: 0	S: 3	LOB: 0	BB: 0	P: 4	R: 1	H: 1	E: 0	K: 0	S: 8	LOB: 0	BB: 1	P: 19	R: 1	H: 2	E: 0	K: 0	S: 7	LOB: 1	BB: 0	P: 10	R: 1	H: 1	E: 0	K: 0	S: 11	LOB: 3	BB: 2	P: 22
1B: 4	SF: 0	2B: 0	SAC: 2	3B: 0	DP: 1	HR: 2	HBP: 0	WP: 0	PA: 37	1B: 4	SF: 0	2B: 0	SAC: 2	3B: 0	DP: 1	HR: 2	HBP: 0	WP: 0	PA: 37	1B: 4	SF: 0	2B: 0	SAC: 2	3B: 0	DP: 1	HR: 2	HBP: 0	WP: 0	PA: 37																																			

PITCHER	IP	WLS	BF	H	R	ER	SO	BB	IBB	HBP	BLK	WP	HR	S	P	ERA	WHIP
Jeff Brantley, R (1, 1) ERA: 4.28	6.0	L	26	5	2	2	3	4	1	0	1	0	2	58	108	3.00	1.500
Bryan Hickerson, L (7, 1) ERA: 6.88	1.0		6	1	1	1	0	1	0	0	0	0	0	8	14	9.00	2.000
Michael Jackson, R (8, 1) ERA: 1.27	1.0		4	0	0	0	0	0	1	0	0	0	0	7	13	0.00	0.000

BOTTOM

San Francisco Giants @ San Diego Padres
Jack Murphy Stadium, San Diego, CA

livebaseballscorecards.com

AB	27
R	3
H	6
RBI	3
BB	7
SO	3
LOB	22



PITCHER	IP	WLS	BF	H	R	ER	SO	BB	IBB	HBP	BLK	WP	HR	S	P	ERA	WHIP
Jeff Brantley, R (1, 1) ERA: 4.28	6.0	L	26	5	2	2	3	4	1	0	1	0	2	58	108	3.00	1.500
Bryan Hickerson, L (7, 1) ERA: 6.88	1.0		6	1	1	1	0	1	0	0	0	0	0	8	14	9.00	2.000
Michael Jackson, R (8, 1) ERA: 1.27	1.0		4	0	0	0	0	0	1	0	0	0	0	7	13	0.00	0.000

Fri May 14 1993, 10:05 PM EDT
Att. 32,116 - Unknown

Batter	1	2	3	4	5	6	7	8	9	AB R H RBI BB SO LOB	TOP										
Willie McGee, S OBP: 0.327, SLG: 0.336 (1, 9) X	0-0 BB S 1B		0-3 K		0-0 F8		0-0 F7			4 0 1 0 0 1 1											
Darren Lewis, R OBP: 0.315, SLG: 0.381 (1, 8) X	0-0 E5 BB 1-2		0-0 L9			0-0 F8		0-0 S 1B		4 0 1 0 0 0 1											
Will Clark, L OBP: 0.325, SLG: 0.301 (1, 3) X	0-0 F7		0-0 P5			4-0 HR BB		0-0 F7 1-2		3 1 0 0 1 0 3											
Barry Bonds, L OBP: 0.542, SLG: 0.808 (1, 7) B B B B	4-0 1-2 2-3 BB			0-0 G4-3		0-0 HR		0-3 K		3 1 1 2 1 1 1											
Robby Thompson, R OBP: 0.318, SLG: 0.345 (1, 4) S S S	0-3 K			0-0 G5-3		0-0 HR		0-0 G5-3		4 1 1 1 0 1 4											
Royce Clayton, R OBP: 0.303, SLG: 0.351 (1, 6) X	0-0 F9			0-0 G6-3		0-0 G5-3			0-0 F7	4 0 0 0 0 0 3											
Kirt Manwaring, R OBP: 0.356, SLG: 0.385 (1, 2) X		0-0 F8			0-3 K	0-0 F9			4-0 FC6-4 BB	3 0 0 0 1 1 0											
Craig Colbert, R OBP: 0.265, SLG: 0.355 Matt Williams, R OBP: 0.372, SLG: 0.636 (1, 5) (8, 5)		0-3 K			4-0 SH1-4 BB		0-0 F9		0-3 K	2 0 0 0 1 1 0 1 0 0 0 0 1 1											
Trevor Wilson, L OBP: 0.154, SLG: 0.154 Dave Righetti, L Todd Benzinger, S OBP: 0.161, SLG: 0.207 Rod Beck, R (1, 1) (8, 1) (9, PH) (9, 1)		0-3 K			0-0 SH1-4		0-3 K		0-0 FC6-4 1-2f	2 0 0 0 0 2 0 0 0 0 0 0 0 0 1 0 0 0 0 0 1 0 0 0 0 0 0 0											
Inning Stats	R: 0 E: 1 K: 1 S: 7	H: 1 LOB: 3 BB: 1 P: 11	R: 0 E: 0 K: 2 S: 7	H: 0 LOB: 0 BB: 0 P: 7	R: 0 E: 0 K: 1 S: 5	H: 0 LOB: 0 BB: 0 P: 5	R: 0 E: 0 K: 0 S: 3	H: 0 LOB: 0 BB: 0 P: 3	R: 0 E: 0 K: 1 S: 5	H: 0 LOB: 1 BB: 1 P: 9	R: 3 E: 0 K: 0 S: 5	H: 2 LOB: 0 BB: 1 P: 9	R: 0 E: 0 K: 1 S: 5	H: 0 LOB: 0 BB: 0 P: 5	R: 0 E: 0 K: 1 S: 6	H: 1 LOB: 1 BB: 0 P: 6	R: 0 E: 0 K: 1 S: 5	H: 0 LOB: 1 BB: 1 P: 9	1B: 2 2B: 0 3B: 0 HR: 2	SF: 0 SAC: 1 DP: 0 HBP: 0	WP: 0 PA: 36 PB: 0 SB: 2 CS: 0
PITCHER	IP WLS BF H R ER SO BB IBB HBP BLK WP HR S P ERA WHIP																				
Kerry Taylor, R ERA: 4.91 Jeremy Hernandez, R ERA: 4.13 Rich Rodriguez, L ERA: 4.4 Roger Mason, R ERA: 2.14 (1, 1) (7, 1) (8, 1) (8, 1)	6.0 1.0 0.2 1.1	L	25 4 2 5	3 1 0 0	3 0 0 0	3 0 0 0	5 1 1 1	3 0 0 1	0 0 0 1	0 0 0 0	0 0 0 0	0 0 0 0	2 6 4 6	32 6 4 10	44 6 4 10	4.50 0.00 0.00 0.00	1.000 1.000 0.000 0.750				

San Francisco Giants @ San Diego Padres
 Jack Murphy Stadium, San Diego, CA
 Sat May 15 1993, 10:05 PM EDT
 Att. 24,289 - Unknown - 74 F

AB	31
R	3
H	4
RBI	3
BB	4
SO	8
LOB	15



WP	0	PA	36
PB	0		
SB	2		
CS	0		

IP	WLS	BF	H	R	ER	SO	BB	IBB	HBP	BLK	WP	HR	S	P	ERA	WHIP
----	-----	----	---	---	----	----	----	-----	-----	-----	----	----	---	---	-----	------

Batter	1	2	3	4	5	6	7	8	9	AB R H RBI BB SO LOB	TOP											
Darren Lewis, R (1, 8) OBP: 0.326, SLG: 0.424	0-1 F8			2-0 E6		1-2 E1 1B	2-1 SF9 3B	3-2 2B 3B		5 3 3 3 0 0 0	San Francisco Giants @ San Diego Padres Jack Murphy Stadium, San Diego, CA Sun May 16 1993, 10:05 PM EDT Att. 15,595 - Unknown - 74 F											
Robby Thompson, R (1, 4) OBP: 0.313, SLG: 0.350	2-3 K			2-1 L8		3-3 K	1-0 SF9	1-0 2B		4 0 1 2 0 2 2												
Will Clark, L (1, 3) OBP: 0.321, SLG: 0.297	0-3 K			1-0 F8		2-1 E 1B BB 1B	1-2 G1-3	1-3 K		5 1 1 1 0 2 2												
Matt Williams, R (1, 5) OBP: 0.373, SLG: 0.628		0-0 F8		3-3 K		0-1 E3 BB HBP 1B	0-0 1B		0-0 F8	5 1 2 0 0 1 1												
Barry Bonds, L (1, 7) OBP: 0.538, SLG: 0.790		3-1 G6-4-3 1B				3-2 F7	4-0 HBP BB IBB	3-2 F9	1-1 F7	4 0 1 0 1 0 1												
Willie McGee, S (1, 9) OBP: 0.323, SLG: 0.327		1-0 G6-4-3 1-2f				3-2 G3	4-1 HBP BB		2-2 G4-3	0-0 F7		4 0 0 1 1 0 1										
Royce Clayton, R (1, 6) OBP: 0.315, SLG: 0.358			1-2 G2-3			0-0 CS 1B	2-1 HBP		3-1 1B FC3-2-3 1B	3 0 2 1 0 0 0												
Kirt Manwaring, R (1, 2) OBP: 0.363, SLG: 0.390			2-1 G5-3			0-1 CS 1-2	0-1 SH1-4 E 1B G4-3		1-0 3B 1B FC3-2-3	4 2 2 0 0 0 3												
Bill Swift, R (1, 1) OBP: 0.263, SLG: 0.188			0-0 G5-3				0-0 SH1-4 1-2		2-2 FC3-2-3 3B	2 1 1 0 0 0 0												
Bryan Hickerson, L (7, 1)										0 0 0 0 0 0 0												
Michael Jackson, R (7, 1)										0 0 0 0 0 0 0												
Todd Benzinger, S (8, PH) OBP: 0.156, SLG: 0.200										1 1 0 0 0 0 2												
Kevin Rogers, L (8, 1)										0 0 0 0 0 0 0												
Inning Stats	R: 0 E: 0 K: 2 S: 9	H: 0 LOB: 0 BB: 0 P: 11	R: 0 E: 0 K: 0 S: 4	H: 1 LOB: 0 BB: 0 P: 8	R: 0 E: 0 K: 0 S: 6	H: 0 LOB: 0 BB: 0 P: 9	R: 0 E: 1 K: 1 S: 10	H: 0 LOB: 1 BB: 0 P: 16	R: 0 E: 0 K: 0 S: 9	H: 1 LOB: 0 BB: 0 P: 15	R: 4 E: 2 K: 1 S: 17	H: 4 LOB: 3 BB: 2 P: 34	R: 2 E: 0 K: 0 S: 13	H: 3 LOB: 1 BB: 0 P: 21	R: 3 E: 0 K: 1 S: 17	H: 4 LOB: 1 BB: 0 P: 30	R: 0 E: 0 K: 0 S: 4	H: 0 LOB: 0 BB: 0 P: 5	1B: 10 2B: 1 3B: 2 HR: 0	SF: 1 SAC: 1 DP: 1 HBP: 1	WP: 0 PB: 0 SB: 0 CS: 1	PA: 43
PITCHER	IP WLS BF H R ER SO BB IBB HBP BLK WP HR S P ERA WHIP																					
Wally Whitehurst, R (1, 1) ERA: 4.22	5.2 L 25 6 4 4 4 1 1 1 0 0 0 53 91 6.35 1.235																					
Tim Scott, R (6, 1) ERA: 3.26	1.0 6 3 2 2 0 0 0 0 0 0 0 12 17 18.00 3.000																					
Pat Gomez, L (7, 1) ERA: 5.21	0.1 1 0 0 0 0 0 0 0 0 0 0 3 6 0.00 0.000																					
Jeremy Hernandez, R (8, 1) ERA: 5.04	1.0 7 4 3 3 1 0 0 0 0 0 0 17 30 27.00 4.000																					
Gene Harris, R (9, 1) ERA: 2.83	1.0 3 0 0 0 0 0 0 0 0 0 0 4 5 0.00 0.000																					

AB	37
R	9
H	13
RBI	8
BB	2
SO	5
LOB	12



Batter	1	2	3	4	5	6	7	8	9	AB	R	H	RBI	BB	SO	LOB
Jeff Gardner, L (1, 4) OBP: 0.337, SLG: 0.407	4-1 BB G4-6-3		1-1 FC6-4 1-2f		2-2 1B		0-1 PB 1-3 2-H 2B			3	0	2	1	1	0	1
Tony Gwynn, L (1, 9) OBP: 0.354, SLG: 0.424	0-1 G4-6-3 1-2f			3-1 G4-3	1-0 F7		1-0 SF7			3	0	0	1	0	0	2
Gary Sheffield, R (1, 5) OBP: 0.333, SLG: 0.500	1-0 F9			1-1 HR		4-1 FC1-4-6 BB	3-H 2-2 P6			3	1	1	1	1	0	1
Fred McGriff, L (1, 3) OBP: 0.329, SLG: 0.439		2-2 G4-3		2-2 G3-1 1B		0-0 FC1-4-6 1-2f		3-3 K		4	1	1	0	0	1	1
Phil Plantier, L (1, 7) OBP: 0.290, SLG: 0.410		2-1 P5		0-1 G3-1		1-2 F8		1-3 K		4	0	0	0	0	1	2
Derek Bell, R (1, 8) OBP: 0.311, SLG: 0.413		0-2 G4-3		0-0 2-H 1B		1-0 G4-3		0-1 G4-3		4	0	1	1	0	0	1
Kurt Stillwell, S (1, 6) OBP: 0.320, SLG: 0.383			1-0 FC1-6-5 2B	3-2 F8			2-2 F7		1-1 F8	4	0	1	0	0	0	1
Bob Geren, R (1, 2) OBP: 0.340, SLG: 0.422			2-0 FC1-6-5 FC6-4 2-3		0-0 G3-6-4 1B		1-0 1B 2B 1B		2-1 P3	4	1	2	0	0	0	1
Wally Whitehurst, R (1, 1) Tim Scott, R (6, 1) Pat Gomez, L (7, 1) Darrell Sherman, L (7, PH) Jeremy Hernandez, R (8, 1) Gene Harris, R (9, 1) Phil Clark, R (9, PH)			0-3 K		0-0 G3-6-4 1-2f		0-1 2B SF7 1B		1-1 G1-4-3	2	0	0	0	0	1	2

Inning Stats	R: 0	H: 0	E: 0	LOB: 0	K: 0	BB: 1	S: 4	R: 0	H: 0	E: 0	LOB: 0	K: 0	BB: 0	S: 9	R: 0	H: 1	E: 0	LOB: 1	K: 1	BB: 0	S: 7	R: 2	H: 3	E: 0	LOB: 1	K: 0	BB: 0	S: 16	R: 0	H: 2	E: 0	LOB: 1	K: 0	BB: 0	S: 6	R: 0	H: 0	E: 0	LOB: 1	K: 0	BB: 1	S: 6	R: 2	H: 3	E: 0	LOB: 1	K: 0	BB: 0	S: 13	R: 0	H: 0	E: 0	LOB: 0	K: 2	BB: 0	S: 9	R: 0	H: 0	E: 0	LOB: 0	K: 0	BB: 0	S: 6	R: 0	H: 0	E: 0	LOB: 0	K: 0	BB: 0	S: 6	R: 0	H: 0	E: 0	LOB: 0	K: 0	BB: 0	S: 6	1B: 6	SF: 1	2B: 2	SAC: 0	3B: 0	DP: 2	HR: 1	HBP: 0	WP: 0	PA: 36
--------------	------	------	------	--------	------	-------	------	------	------	------	--------	------	-------	------	------	------	------	--------	------	-------	------	------	------	------	--------	------	-------	-------	------	------	------	--------	------	-------	------	------	------	------	--------	------	-------	------	------	------	------	--------	------	-------	-------	------	------	------	--------	------	-------	------	------	------	------	--------	------	-------	------	------	------	------	--------	------	-------	------	------	------	------	--------	------	-------	------	-------	-------	-------	--------	-------	-------	-------	--------	-------	--------

PITCHER	IP	WLS	BF	H	R	ER	SO	BB	IBB	HBP	BLK	WP	HR	S	P	ERA	WHIP
Bill Swift, R (1, 1) ERA: 3.08	6.1	W	28	9	4	4	1	2	0	0	0	0	1	56	89	5.68	1.737
Bryan Hickerson, L (7, 1) ERA: 6.75	0.1		1	0	0	0	0	0	0	0	0	0	0	1	2	0.00	0.000
Michael Jackson, R (7, 1) ERA: 1.25	0.1		1	0	0	0	0	0	0	0	0	0	0	4	6	0.00	0.000
Kevin Rogers, L (8, 1) ERA: 3.51	2.0		6	0	0	0	2	0	0	0	0	0	0	15	23	0.00	0.000


BOTTOM

San Francisco Giants @ San Diego Padres
Jack Murphy Stadium, San Diego, CA

Sun May 16 1993, 10:05 PM EDT
Att: 15,595 - Unknown - 74 F

livebaseballscorecards.com

AB	33
R	4
H	9
RBI	4
BB	2
SO	3
LOB	12



BOTTOM

Houston Astros @ San Francisco Giants
Candlestick Park, San Francisco, CA

Mon May 17 1993, 6:33 AM EDT
Att. 17,618 - Sunny - 66 F

livebaseballscorecards.com

AB 40
R 8
H 15
RBI 8
BB 4
SO 4
LOB 16



WP: 0 PA: 48
PB: 0
SB: 1
CS: 1

AB R H RBI BB SO LOB

6 1 2 2 0 0 2

4 1 1 1 1 1 1

4 1 1 1 1 0 3

5 1 1 2 0 0 2

4 1 3 2 1 1 0

4 1 3 0 0 1 0

0 0 0 0 0 0 0

1 0 0 0 0 0 1

0 0 0 0 0 0 0

0 0 0 0 0 0 0

1B: 11 SF: 1
2B: 1 SAC: 2
3B: 1 DP: 0
HR: 2 HBP: 0

Batter	1	2	3	4	5	6	7	8	9	10
Darren Lewis, R OBP: 0.326, SLG: 0.435 (1, 8)	L4		FC6-4 2B G4-3 1-2f			B1-3		FC5-4 1-2f		
Robby Thompson, R OBP: 0.314, SLG: 0.355 (1, 4)			G4-3 HR 1-3	L5 3-2			G6-3			SF8 3-H
Will Clark, L OBP: 0.323, SLG: 0.296 (1, 3)			G4-3 2-3 3-H		F7		HR BB	G3-1		
Matt Williams, R OBP: 0.368, SLG: 0.634 (1, 5)			F8 3-H		G6-3		P2		G6-3	
Barry Bonds, L OBP: 0.545, SLG: 0.813 (1, 7)		K			FC5 1B		HR 1-H			1B
Mark Carreon, R OBP: 0.490, SLG: 0.651 Rod Beck, R (9, 1) Jeff Reed, L OBP: 0.346, SLG: 0.386 Dave Burba, R OBP: 0.333, SLG: 0.500 (9, PH) (10, 1)		K	CS	SH3-4 1B					F8	
Royce Clayton, R OBP: 0.318, SLG: 0.359 (1, 6)		BLK S 1B		SH3-4 3B 1B		FC5		F8		L9
Kirt Manwaring, R OBP: 0.354, SLG: 0.379 (1, 2)		K		F9		G3		F7		1B SH1-4 SF8 1B
Bud Black, L OBP: 0.231, SLG: 0.231 Michael Jackson, R (7, 1) Bryan Hickerson, L (7, 1) Willie McGee, S OBP: 0.327, SLG: 0.327 (8, PH) (9, 9)			FC6-4 1B	SH3-4		F8		FC5-4 BB		SH1-4 1-2

Inning Stats	R: 0	H: 1	E: 0	LOB: 1	K: 1	S: 10	P: 15	R: 0	H: 1	E: 0	LOB: 1	K: 3	S: 14	P: 19	R: 3	H: 3	E: 0	LOB: 0	K: 0	S: 13	P: 21	R: 2	H: 3	E: 0	LOB: 1	K: 0	S: 18	P: 26	R: 0	H: 2	E: 0	LOB: 2	K: 0	S: 8	P: 13	R: 0	H: 0	E: 0	LOB: 0	K: 0	S: 4	P: 5	R: 2	H: 2	E: 0	LOB: 1	K: 0	S: 15	P: 24	R: 0	H: 0	E: 1	LOB: 2	K: 0	S: 8	P: 17	R: 0	H: 1	E: 0	LOB: 1	K: 0	S: 10	P: 12	R: 1	H: 2	E: 0	LOB: 1	K: 0	S: 6	P: 6	1B: 11	SF: 1	2B: 1	SAC: 2	3B: 1	DP: 0	HR: 2	HBP: 0	WP: 0	PA: 48
--------------	------	------	------	--------	------	-------	-------	------	------	------	--------	------	-------	-------	------	------	------	--------	------	-------	-------	------	------	------	--------	------	-------	-------	------	------	------	--------	------	------	-------	------	------	------	--------	------	------	------	------	------	------	--------	------	-------	-------	------	------	------	--------	------	------	-------	------	------	------	--------	------	-------	-------	------	------	------	--------	------	------	------	--------	-------	-------	--------	-------	-------	-------	--------	-------	--------

PITCHER	IP	WLS	BF	H	R	ER	SO	BB	IBB	HBP	BLK	WP	HR	S	P	ERA	WHIP
Greg Swindell, L ERA: 4.74 (1, 1)	4.0		20	8	5	5	4	1	0	0	1	0	1	55	81	11.25	2.250
Mark Grant, R ERA: 1.0 (5, 1)	2.0		8	2	0	0	0	0	0	0	0	0	0	12	18	0.00	1.000
Brian Williams, R ERA: 3.57 (7, 1)	0.1		2	0	1	1	0	1	0	0	0	0	0	3	7	27.00	3.000
Xavier Hernandez, R ERA: 1.9 (7, 1)	1.2		9	2	1	1	0	2	0	0	0	0	1	20	34	5.40	2.400
Doug Jones, R ERA: 2.7 (9, 1)	1.2	L	8	3	1	1	0	0	0	0	0	0	0	16	18	5.40	1.800

Batter	1	2	3	4	5	6	7	8	9	AB R H RBI BB SO LOB	TOP											
Craig Biggio, R (1, 4) OBP: 0.352, SLG: 0.429	1-2 F9		0-0 G5-3			1-1 P5	1-1 F8			4 0 0 0 0 0 2	Houston Astros @ San Francisco Giants Candlestick Park, San Francisco, CA Tue May 18 1993, 10:05 PM EDT Att. 19,798 - Unknown - 64 F											
Steve Finley, L (1, 8) OBP: 0.298, SLG: 0.247	4-2 5 1B 1B BB		2-2 G1-3			2-2 P4		1-2 G3		3 1 0 0 1 0 0												
5 Jeff Bagwell, R (1, 3) OBP: 0.444, SLG: 0.607	2-0 1B 1-2 1B			0-1 1B		0-0 1B		1-3 K		4 0 3 0 0 1 0												
Eric Anthony, L (1, 9) OBP: 0.377, SLG: 0.465	0-1 1B 1-3 2-H 1B			1-1 P5		1-1 G4-3		0-0 G4-3		4 0 1 1 0 0 2												
Ken Caminiti, S (1, 5) OBP: 0.268, SLG: 0.400	2-1 G1-6-3 1-2f			0-0 F7		1-1 1B 1B		2-2 P5		4 1 1 0 0 0 3												
Luis Gonzalez, L (1, 7) OBP: 0.333, SLG: 0.415		2-2 F9		0-1 F7		1-0 1B 1-2 1B		0-3 K		4 0 1 0 0 1 1												
Andujar Cedeno, R (1, 6) OBP: 0.377, SLG: 0.441		0-1 G5-3		1-0 G5-3		1-3 K		2-3 K		4 0 0 0 0 2 2												
Eddie Taubensee, L (1, 2) OBP: 0.278, SLG: 0.346		0-0 L7		2-3 K		2-3 K				3 0 0 0 0 2 2												
Darryl Kile, R (1, 1)			1-2 P2		0-1 P2		1-0 1B			2 0 0 0 0 0 0												
Tom Edens, R (5, 1)										0 0 0 0 0 0 0												
Kevin Bass, S (7, PH) OBP: 0.283, SLG: 0.320										1 0 1 1 0 0 0												
Mark Grant, R (7, 1)										0 0 0 0 0 0 0												
Inning Stats	R: 1 E: 0 K: 0 S: 11	H: 2 LOB: 1 BB: 1 P: 20	R: 0 E: 0 K: 0 S: 12	H: 0 LOB: 0 BB: 0 P: 14	R: 0 E: 0 K: 0 S: 9	H: 0 LOB: 0 BB: 0 P: 12	R: 0 E: 0 K: 0 S: 7	H: 1 LOB: 1 BB: 0 P: 8	R: 0 E: 0 K: 1 S: 7	H: 0 LOB: 0 BB: 0 P: 10	R: 0 E: 0 K: 0 S: 8	H: 1 LOB: 1 BB: 0 P: 12	R: 1 E: 0 K: 2 S: 12	H: 3 LOB: 2 BB: 0 P: 19	R: 0 E: 0 K: 1 S: 7	H: 0 LOB: 0 BB: 0 P: 9	R: 0 E: 0 K: 2 S: 9	H: 0 LOB: 0 BB: 0 P: 13	1B: 7 2B: 0 3B: 0 HR: 0	SF: 0 SAC: 0 DP: 1 HBP: 0	WP: 0 PB: 0 SB: 0 CS: 0	PA: 34
PITCHER John Burkett, R (1, 1) ERA: 2.69	IP: 9.0 WLS: W BF: 34 H: 7 R: 2 ER: 2 SO: 6 BB: 1 IBB: 0 HBP: 0 BLK: 0 WP: 0 HR: 0 S: 82 P: 117 ERA: 2.00 WHIP: 0.889											PITCHER	IP: 9.0 WLS: W BF: 34 H: 7 R: 2 ER: 2 SO: 6 BB: 1 IBB: 0 HBP: 0 BLK: 0 WP: 0 HR: 0 S: 82 P: 117 ERA: 2.00 WHIP: 0.889									

livebaseballscorecards.com

AB	33
R	2
H	7
RBI	2
BB	1
SO	6
LOB	12



Batter	1	2	3	4	5	6	7	8	9	AB	R	H	RBI	BB	SO	LOB
Darren Lewis, R OBP: 0.314, SLG: 0.419 (1, 8)	K	P3				P4	F7	B1-3		5	0	0	0	0	1	3
Robby Thompson, R OBP: 0.317, SLG: 0.352 (1, 4)	G4-3		G6-3			2B HBP	1B	F7		4	1	1	0	0	0	0
Will Clark, L OBP: 0.327, SLG: 0.308 (1, 3)	HBP 1B		G4-3			2B		G1-3		4	1	2	1	0	0	0
Matt Williams, R OBP: 0.371, SLG: 0.634 (1, 5)	HBP		G1-4-3			1B 2B		P3		3	1	1	2	0	0	0
Barry Bonds, L OBP: 0.544, SLG: 0.802 (1, 7)	F8					1B IBB		1B E		3	2	1	0	1	0	2
Willie McGee, S OBP: 0.344, SLG: 0.336 (1, 9)			1B G6-3			1B BB		S		2	1	2	0	2	0	0
Royce Clayton, R OBP: 0.329, SLG: 0.366 (1, 6)			G6-3			1B		FC6-4		3	0	2	2	1	0	1
Kirt Manwaring, R OBP: 0.360, SLG: 0.378 (1, 2)			G5-3			HBP 2B		FC6-4		3	1	1	0	0	0	4
John Burkett, R OBP: 0.136, SLG: 0.136 (1, 1)			G6-3			K		K		3	0	0	1	0	2	2

Inning Stats	R: 0	H: 1	E: 0	K: 1	S: 15	R: 1	H: 2	E: 0	K: 0	S: 12	R: 0	H: 0	E: 0	K: 0	S: 7	R: 0	H: 0	E: 0	K: 0	S: 6	R: 5	H: 3	E: 0	K: 1	S: 16	R: 0	H: 2	E: 0	K: 0	S: 9	R: 1	H: 2	E: 0	K: 0	S: 10	R: 0	H: 0	E: 0	K: 1	S: 8
	LOB: 2	BB: 0	P: 23	LOB: 1	BB: 0	LOB: 0	BB: 0	LOB: 0	BB: 0	P: 11	LOB: 0	BB: 1	LOB: 2	BB: 2	P: 31	LOB: 2	BB: 0	LOB: 2	BB: 1	P: 18	LOB: 0	BB: 0	LOB: 0	BB: 0	P: 12	LOB: 0	BB: 0	LOB: 0	BB: 0	P: 12	LOB: 0	BB: 0	LOB: 0	BB: 0	P: 12	LOB: 0	BB: 0	LOB: 0	BB: 0	P: 12

PITCHER	IP	WLS	BF	H	R	ER	SO	BB	IBB	HBP	BLK	WP	HR	S	P	ERA	WHIP
Darryl Kile, R ERA: 3.6 (1, 1)	4.2	L	23	5	6	6	2	1	1	3	0	0	0	55	96	11.57	1.286
Tom Edens, R ERA: 1.93 (5, 1)	1.1		6	3	0	0	0	1	0	0	0	0	0	10	19	0.00	3.000
Mark Grant, R ERA: 0.82 (7, 1)	2.0		9	2	1	0	1	1	0	0	0	0	0	18	30	0.00	1.500

BOTTOM

Houston Astros @ San Francisco Giants
 Candlestick Park, San Francisco, CA
 Tue May 18 1993, 10:05 PM EDT
 Att: 19,798 - Unknown - 64 F

livebaseballscorecards.com

AB	30
R	7
H	10
RBI	6
BB	4
SO	3
LOB	12



1B: 8	SF: 0	WP: 0	PA: 38
2B: 2	SAC: 1	PB: 0	
3B: 0	DP: 0	SB: 2	
HR: 0	HBP: 3	CS: 1	

PITCHER	IP	WLS	BF	H	R	ER	SO	BB	IBB	HBP	BLK	WP	HR	S	P	ERA	WHIP
Darryl Kile, R ERA: 3.6 (1, 1)	4.2	L	23	5	6	6	2	1	1	3	0	0	0	55	96	11.57	1.286
Tom Edens, R ERA: 1.93 (5, 1)	1.1		6	3	0	0	0	1	0	0	0	0	0	10	19	0.00	3.000
Mark Grant, R ERA: 0.82 (7, 1)	2.0		9	2	1	0	1	1	0	0	0	0	0	18	30	0.00	1.500

Batter	1	2	3	4	5	6	7	8	9	AB R H RBI BB SO LOB	TOP
Bip Roberts, S (1, 4) OBP: 0.331, SLG: 0.264	4-0 G5-3 1B BB		X 0-0 F9		BBB 4-0 G5-4-3 BB		0-3 K		0-3 K	3 1 0 0 2 2 2	
Roberto Kelly, R (1, 8) OBP: 0.345, SLG: 0.453	0-3 K		X 0-0 2B		X 0-0 G5-4-3 1-2f		X 0-0 1B			4 0 2 0 0 1 2	
Barry Larkin, R (1, 6) OBP: 0.403, SLG: 0.396	0-0 G5-3 1-2		BBB 4-0 BB		X 0-0 2B		X 0-0 F9			3 0 1 0 1 0 3	
Kevin Mitchell, R (1, 7) OBP: 0.395, SLG: 0.606	0-0 2-H 1B		SS 0-3 K		SS 0-3 K		X 0-0 G6-3			4 0 1 1 0 2 3	
Bill Landrum, R (8, 1)										0 0 0 0 0 0 0	
Chris Sabo, R (1, 5) OBP: 0.279, SLG: 0.400	0-0 F7		X 0-0 F8		BBB 4-0 BB		X 0-0 F8			3 0 0 0 1 0 3	
Randy Milligan, R (1, 3) OBP: 0.386, SLG: 0.354		BBB 4-0 BB		SS 0-3 K		SS 0-3 K		X 0-0 G4-3		2 0 0 0 1 2 2	
Milt Hill, R (6, 1)										0 0 0 0 0 0 0	
Keith Hughes, L (8, PH) (8, 7)										1 0 0 0 0 0 0	
Joe Oliver, R (1, 2) OBP: 0.282, SLG: 0.382 (6, 3)		X 0-0 F8		X 0-0 G5-3		SS 0-3 K		X 0-0 G4-3		4 0 0 0 0 1 3	
Jacob Brumfield, R (1, 9) OBP: 0.333, SLG: 0.200		X 0-0 F8		X 0-0 F8		0-3 K		X 0-0 1B		4 0 1 0 0 1 1	
Tom Browning, L (1, 1) OBP: 0.200, SLG: 0.200		0-3 K			X 0-0 G3-1		BBB 4-0 1B BB		0-3 K	2 0 0 0 0 1 1	
Dan Wilson, R (6, 2) OBP: 0.455, SLG: 0.389										1 0 0 0 1 1 1	
Inning Stats	R: 1 H: 1 E: 0 LOB: 1 K: 1 BB: 1 S: 6 P: 10	R: 0 H: 0 E: 0 LOB: 1 K: 1 BB: 1 S: 5 P: 9	R: 0 H: 1 E: 0 LOB: 2 K: 1 BB: 1 S: 6 P: 10	R: 0 H: 0 E: 0 LOB: 0 K: 1 BB: 0 S: 5 P: 5	R: 0 H: 0 E: 0 LOB: 0 K: 0 BB: 1 S: 2 P: 6	R: 0 H: 1 E: 0 LOB: 2 K: 3 BB: 1 S: 10 P: 14	R: 0 H: 1 E: 0 LOB: 2 K: 2 BB: 1 S: 8 P: 12	R: 0 H: 0 E: 0 LOB: 0 K: 0 BB: 0 S: 3 P: 3	R: 0 H: 1 E: 0 LOB: 1 K: 2 BB: 0 S: 8 P: 8	1B: 3 SF: 0 2B: 2 SAC: 0 3B: 0 DP: 1 HR: 0 HBP: 0	WP: 0 PA: 37 PB: 0 SB: 0 CS: 0
PITCHER	IP WLS BF H R ER SO BB IBB HBP BLK WP HR S P ERA WHIP										
Trevor Wilson, L (1, 1) ERA: 3.81	5.0 W 21 3 1 1 4 4 0 0 0 0 0 0 25 41 1.80 1.400										
Dave Burba, R (6, 1) ERA: 4.97	1.0 4 0 0 0 3 1 0 0 0 0 0 0 9 13 0.00 1.000										
Dave Righetti, L (7, 1) ERA: 4.4	0.2 4 1 0 0 2 1 0 0 0 0 0 0 7 11 0.00 3.000										
Michael Jackson, R (7, 1) ERA: 1.9	1.1 4 0 0 0 0 0 0 0 0 0 0 0 4 4 0.00 0.000										
Kevin Rogers, L (9, 1) ERA: 3.38	1.0 4 1 0 0 2 0 0 0 0 0 0 0 8 8 0.00 1.000										

Cincinnati Reds @ San Francisco Giants
Candlestick Park, San Francisco, CA
 Thu May 20 1993, 6:33 AM EDT
 Att. 20,690 - Sunny - 68 F

AB	31
R	1
H	5
RBI	1
BB	6
SO	11
LOB	21



Batter	1	2	3	4	5	6	7	8	9	AB R H RBI BB SO LOB	TOP											
Bip Roberts, S (1, 4) OBP: 0.335, SLG: 0.266	0-0 FC4-6 1B		4-2 G4-6-3 BB			1-1 G4-3			1-3 K	3 0 1 0 1 1 0												
Roberto Kelly, R (1, 8) OBP: 0.349, SLG: 0.451	1-2 FC4-6 1B		0-0 G4-6-3			4-0 G1-6-3 BB			0-1 G6-3	3 0 1 0 1 0 1												
Barry Larkin, R (1, 6) OBP: 0.394, SLG: 0.386	2-2 FC4-6 G1-6-3					1-0 G1-6-3			1-3 K	4 0 0 0 0 1 3												
Kevin Mitchell, R (1, 7) OBP: 0.393, SLG: 0.598	1-1 G1-6-3					0-0 FC6-4 1B			1-0 G5-3	3 0 1 0 0 0 2												
Chris Sabo, R (1, 5) OBP: 0.280, SLG: 0.395						3-2 F7			1-2 G6-3	2 0 0 0 0 0 1												
Randy Milligan, R (1, 3) OBP: 0.378, SLG: 0.346						1-1 FC6-4			0-2 G6-3	3 0 0 0 0 0 2												
Reggie Sanders, R (1, 9) OBP: 0.346, SLG: 0.449						1-2 G4-3			4-1 G6-3 BB	2 0 0 0 1 1 1												
Joe Oliver, R (1, 2) OBP: 0.277, SLG: 0.374						3-2 F8			0-1 G6-3	3 0 0 0 0 0 2												
Tim Belcher, R (1, 1) OBP: 0.071, SLG: 0.071						0-3 K			1-3 K	2 0 0 0 0 2 0												
Cecil Espy, S (8, PH) OBP: 0.357, SLG: 0.233										1 0 0 0 0 1 0												
Milt Hill, R (8, 1)										0 0 0 0 0 0 0												
Greg Cadaret, L (8, 1)										0 0 0 0 0 0 0												
Inning Stats	R: 0 E: 0 K: 0 S: 10	H: 2 LOB: 1 BB: 0 P: 14	R: 0 E: 0 K: 1 S: 8	H: 0 LOB: 1 BB: 0 P: 13	R: 0 E: 0 K: 1 S: 6	H: 0 LOB: 0 BB: 1 P: 10	R: 0 E: 0 K: 0 S: 7	H: 1 LOB: 1 BB: 0 P: 12	R: 0 E: 0 K: 1 S: 9	H: 0 LOB: 0 BB: 0 P: 14	R: 0 E: 0 K: 0 S: 3	H: 0 LOB: 0 BB: 1 P: 9	R: 0 E: 0 K: 0 S: 8	H: 0 LOB: 0 BB: 0 P: 10	R: 0 E: 0 K: 1 S: 6	H: 0 LOB: 0 BB: 1 P: 11	R: 0 E: 0 K: 2 S: 9	H: 0 LOB: 0 BB: 0 P: 11	1B: 3 2B: 0 3B: 0 HR: 0	SF: 0 SAC: 0 DP: 4 HBP: 1	WP: 0 PB: 0 SB: 1 CS: 0	PA: 30
PITCHER	IP WLS BF H R ER SO BB IBB HBP BLK WP HR S P ERA WHIP																					
Bill Swift, R (1, 1) ERA: 2.67	8.0 W 27 3 0 0 4 3 0 1 0 0 0 57 93 0.00 0.750																					
Rod Beck, R (9, 1) ERA: 1.96	1.0 S 3 0 0 0 2 0 0 0 0 0 0 9 11 0.00 0.000																					

Cincinnati Reds @ San Francisco Giants
 Candlestick Park, San Francisco, CA
 Fri May 21 1993, 10:05 PM EDT
 Att: 26,798 - Unknown

livebaseballscorecards.com

AB	26
R	0
H	3
RBI	0
BB	3
SO	6
LOB	12



Batter	1	2	3	4	5	6	7	8	9
Darren Lewis, R OBP: 0.303, SLG: 0.411 (1, 8)	3-2 E4 G6-4-3 1B PB		0-1 F8		2-2 G3			2-0 G6-3	
Robby Thompson, R OBP: 0.318, SLG: 0.364 (1, 4)	1-2 G6-4-3 1B		0-0 G6-3		2-2 P4			1-2 1B 1B	
Will Clark, L OBP: 0.328, SLG: 0.312 (1, 3)	0-0 G6-4-3 1-2f 2-3			4-2 2B WP BB	2-3 K			0-1 1B 1B	
Matt Williams, R OBP: 0.374, SLG: 0.631 (1, 5)	3-3 K			1-0 WP 1-3 2B		0-0 P3		0-2 1B	
Barry Bonds, L OBP: 0.530, SLG: 0.766 (1, 7)		2-0 P6		3-3 K		0-2 G4-3		1-0 G3	
Willie McGee, S OBP: 0.351, SLG: 0.358 (1, 9)		0-1 G4-3		0-1 G3		1-1 1B		1-1 F8	
Royce Clayton, R OBP: 0.333, SLG: 0.362 (1, 6)		1-0 1B		1-0 FC6 HBP			1-2 F7-3 1B		
Jeff Reed, L OBP: 0.327, SLG: 0.362 (1, 2)		2-1 P5		0-1 FC6			1-2 F7-3		
Bill Swift, R OBP: 0.273, SLG: 0.211 (1, 1)			1-3 K		0-2 G3 1B				
Rod Beck, R (9, 1)									

Inning Stats	R: 1 E: 1 K: 1 S: 10	H: 1 LOB: 0 BB: 0 P: 17	R: 0 E: 0 K: 0 S: 6	H: 1 LOB: 1 BB: 0 P: 11	R: 0 E: 0 K: 1 S: 6	H: 0 LOB: 0 BB: 0 P: 7	R: 1 E: 0 K: 1 S: 12	H: 1 LOB: 2 BB: 1 P: 21	R: 0 E: 0 K: 1 S: 15	H: 1 LOB: 1 BB: 0 P: 21	R: 0 E: 0 K: 1 S: 6	H: 1 LOB: 1 BB: 0 P: 7	R: 0 E: 0 K: 1 S: 9	H: 1 LOB: 0 BB: 0 P: 12	R: 1 E: 0 K: 0 S: 12	H: 3 LOB: 2 BB: 0 P: 17
--------------	-------------------------------	----------------------------------	------------------------------	----------------------------------	------------------------------	---------------------------------	-------------------------------	----------------------------------	-------------------------------	----------------------------------	------------------------------	---------------------------------	------------------------------	----------------------------------	-------------------------------	----------------------------------

PITCHER	IP	WLS	BF	H	R	ER	SO	BB	IBB	HBP	BLK	WP	HR	S	P	ERA	WHIP
Tim Belcher, R ERA: 4.6 (1, 1)	7.0	L	27	6	2	1	5	1	0	1	0	1	0	64	96	1.29	1.000
Milt Hill, R ERA: 4.34 (8, 1)	0.1		2	1	1	1	0	0	0	0	0	0	0	4	7	27.00	3.000
Greg Cadaret, L ERA: 1.76 (8, 1)	0.2		4	2	0	0	0	0	0	0	0	0	0	8	10	0.00	3.000

BOTTOM

Cincinnati Reds @ San Francisco Giants
Candlestick Park, San Francisco, CA

Fri May 21 1993, 10:05 PM EDT
Att. 26,798 - Unknown

AB	R	H	RBI	BB	SO	LOB
4	1	0	0	0	0	1
4	1	2	0	0	0	1
3	1	1	0	1	1	3
4	0	2	1	0	1	0
4	0	0	0	0	1	3
4	0	1	0	0	0	3
2	0	2	0	0	0	0
3	0	0	0	0	0	4
3	0	1	0	0	2	0
0	0	0	0	0	0	0

AB	31
R	3
H	9
RBI	1
BB	1
SO	5
LOB	15

WP: 1 PA: 33
PB: 1
SB: 0
CS: 0



PITCHER	IP	WLS	BF	H	R	ER	SO	BB	IBB	HBP	BLK	WP	HR	S	P	ERA	WHIP
---------	----	-----	----	---	---	----	----	----	-----	-----	-----	----	----	---	---	-----	------

Batter	1	2	3	4	5	6	7	8	9	AB R H RBI BB SO LOB	TOP		
Juan Samuel, R (1, 4) OBP: 0.194, SLG: 0.294	2-2 X F9		1-1 SF9 3B		0-1 CS 1B	2-0 G6-3		3-2 G3		5 1 2 0 0 0 2			
Roberto Kelly, R (1, 8) OBP: 0.350, SLG: 0.473	2-1 HR		1-2 G1-3		1-3 K 1-2		1-1 CS 2B		0-2 L4	5 1 2 1 0 1 2			
Barry Larkin, R (1, 6) OBP: 0.395, SLG: 0.404	4-1 1B BB		2-0 SF9		3-1 HR		1-3 K 2-3		0-2 G4-3	3 1 1 2 1 1 1			
Kevin Mitchell, R (1, 7) OBP: 0.402, SLG: 0.598 Jacob Brumfield, R (9, PR) OBP: 0.333, SLG: 0.200	2-0 1B		3-H 0-0 E5		1-1 HR 1B		0-1 L3		3-2 1B	5 1 3 0 0 0 0 0 0 0 0 0 0 0			
Chris Sabo, R (1, 5) OBP: 0.283, SLG: 0.410	3-1 P5		2-2 G6-3		1-1 HR 1-H			4-2 WP E BB	1-3 K	4 2 1 2 1 1 4			
Randy Milligan, R (1, 3) OBP: 0.381, SLG: 0.346	2-1 F9			4-0 F8 1B BB	3-2 FC6-4 1B			2-0 L9		3 0 1 0 1 0 3			
Reggie Sanders, R (1, 9) OBP: 0.344, SLG: 0.443		2-1 G6-3		1-1 F8 BB	3-0 CS 1B	0-0 FC6-4		2-2 E5 SH1-4 1-H		4 0 1 0 0 0 1			
Joe Oliver, R (1, 2) OBP: 0.276, SLG: 0.367		1-1 F8		1-1 F8			1-3 K	4-2 SH1-4 BB		3 0 0 0 1 1 2			
Jose Rijo, R (1, 1) OBP: 0.423, SLG: 0.391 Jeff Reardon, R (9, 1)		1-1 G5-3		1-1 K 1-2			1-3 K	1-0 SH1-4		3 0 0 0 0 2 2 0 0 0 0 0 0 0			
Inning Stats	R: 1 H: 2 E: 0 LOB: 2 K: 0 BB: 1 S: 16 P: 31	R: 0 H: 0 E: 0 LOB: 0 K: 0 BB: 0 S: 6 P: 10	R: 1 H: 1 E: 1 LOB: 1 K: 0 BB: 0 S: 11 P: 17	R: 0 H: 1 E: 0 LOB: 1 K: 1 BB: 1 S: 9 P: 19	R: 3 H: 5 E: 0 LOB: 1 K: 1 BB: 0 S: 15 P: 24	R: 0 H: 0 E: 0 LOB: 0 K: 2 BB: 0 S: 7 P: 11	R: 0 H: 1 E: 0 LOB: 0 K: 1 BB: 0 S: 7 P: 9	R: 1 H: 0 E: 1 LOB: 2 K: 0 BB: 2 S: 15 P: 31	R: 0 H: 1 E: 0 LOB: 1 K: 1 BB: 0 S: 16 P: 20	1B: 6 SF: 1 2B: 2 SAC: 1 3B: 1 DP: 1 HR: 3 HBP: 0	WP: 1 PA: 41 PB: 0 SB: 0 CS: 3		
PITCHER	IP WLS BF H R ER SO BB IBB HBP BLK WP HR S P ERA WHIP											PITCHER	IP WLS BF H R ER SO BB IBB HBP BLK WP HR S P ERA WHIP
Bud Black, L (1, 1) ERA: 4.28	4.2 L 23 8 5 5 2 2 0 0 0 0 0 3 53 94 9.64 2.143												
Dave Burba, R (5, 1) ERA: 4.91	0.1 2 1 0 0 0 0 0 0 0 0 0 0 4 7 0.00 3.000												
Bryan Hickerson, L (6, 1) ERA: 5.66	2.0 6 1 0 0 3 0 0 0 0 0 0 0 14 20 0.00 0.500												
Dave Righetti, L (8, 1) ERA: 4.11	1.0 6 0 1 0 0 2 0 0 0 0 1 0 15 31 0.00 2.000												
Kevin Rogers, L (9, 1) ERA: 3.25	1.0 4 1 0 0 1 0 0 0 0 0 0 0 16 20 0.00 1.000												

Cincinnati Reds @ San Francisco Giants
Candlestick Park, San Francisco, CA

Sat May 22 1993, 6:33 AM EDT
Att. 35,221 - Sunny - 71 F

AB	35
R	6
H	11
RBI	5
BB	4
SO	6
LOB	17



livebaseballscorecards.com

Batter	1	2	3	4	5	6	7	8	9	AB	R	H	RBI	BB	SO	LOB
Luis Mercedes, R (1, 8) OBP: 0.356, SLG: 0.289	2-2 G4-3		1-2 G3-1		0-0 SH2-3		2-1 F8			3	0	0	0	0	0	0
Robby Thompson, R (1, 4) OBP: 0.317, SLG: 0.382	2-2 G6-3		2-1 G6-3		1-3 K			0-1 HR		4	1	1	1	0	1	2
Will Clark, L (1, 3) OBP: 0.321, SLG: 0.304	2-2 F8			2-2 G4-3	2-1 G4-3			1-3 K		4	0	0	0	0	1	2
Matt Williams, R (1, 5) OBP: 0.371, SLG: 0.622		3-1 P4		1-2 E BB 1B		0-0 G6-3		0-0 F7		4	0	1	0	0	0	0
Barry Bonds, L (1, 7) OBP: 0.530, SLG: 0.757		0-1 F7		4-2 E2 CS BB		2-0 FC4-6 1B		0-2 F7		3	0	1	0	1	0	0
Willie McGee, S (1, 9) OBP: 0.348, SLG: 0.356		1-1 1B 1B		2-2 G6-3		3-1 FC4-6 S		0-0 F7		4	0	1	0	0	0	3
Royce Clayton, R (1, 6) OBP: 0.337, SLG: 0.385		1-2 1B 1B			3-1 HR	2-3 K		1-2 L9		4	1	2	1	0	1	1
Kirt Manwaring, R (1, 2) OBP: 0.378, SLG: 0.400		1-3 K			0-1 SH2-3 1B		0-0 G1-6-3 1B		2-2 F9	4	0	2	0	0	1	2
Bud Black, L (1, 1) OBP: 0.214, SLG: 0.214			1-3 K		0-2 SH2-3 1B		1-1 G1-6-3			1	0	0	0	0	1	0
Dave Burros, R (5, 1) OBP: 0.333, SLG: 0.500										0	0	0	0	0	0	0
Jeff Reed, L (5, PH) OBP: 0.339, SLG: 0.375										0	0	0	0	0	0	0
Bryan Hickerson, L (6, 1) OBP: 0.147, SLG: 0.188										0	0	0	0	0	0	0
Todd Benzinger, S (7, PH) OBP: 0.147, SLG: 0.188										0	0	0	0	0	0	0
Dave Righetti, L (8, 1)										0	0	0	0	0	0	0
Kevin Rogers, L (9, 1)										0	0	0	0	0	0	0

Inning Stats	R: 0	H: 0	E: 0	K: 0	S: 11	R: 0	H: 2	E: 0	K: 1	S: 13	R: 0	H: 0	E: 0	K: 1	S: 8	R: 0	H: 1	E: 1	K: 0	S: 12	R: 1	H: 3	E: 0	K: 1	S: 13	R: 0	H: 1	E: 0	K: 1	S: 7	R: 0	H: 1	E: 0	K: 0	S: 5	R: 1	H: 1	E: 0	K: 1	S: 9	R: 0	H: 0	E: 0	K: 0	S: 8	R: 0	H: 0	E: 0	K: 0	S: 11
	LOB: 0	BB: 0	P: 17	LOB: 2	BB: 0	P: 19	LOB: 0	BB: 0	P: 12	LOB: 1	BB: 1	LOB: 2	BB: 0	P: 19	LOB: 1	BB: 0	LOB: 1	BB: 0	P: 14	LOB: 0	BB: 0	LOB: 0	BB: 0	P: 8	LOB: 0	BB: 0	P: 10	LOB: 0	BB: 0	P: 11	1B: 7	SF: 0	2B: 0	SAC: 1	3B: 0	DP: 1	HR: 2	HBP: 0	WP: 0	PA: 35										
PITCHER	IP	WLS	BF	H	R	ER	SO	BB	IBB	HBP	BLK	WP	HR	S	P	ERA	WHIP																																	
Jose Rijo, R (1, 1) ERA: 2.88	8.0	W	32	9	2	2	5	1	0	0	0	0	2	78	120	2.25	1.250																																	
Jeff Reardon, R (9, 1) ERA: 2.87	1.0		3	0	0	0	0	0	0	0	0	0	0	8	11	0.00	0.000																																	

BOTTOM

Cincinnati Reds @ San Francisco Giants
Candlestick Park, San Francisco, CA

Sat May 22 1993, 6:33 AM EDT
Att: 35,221 - Sunny - 71 F

livebaseballscorecards.com

AB	33
R	2
H	9
RBI	2
BB	1
SO	5
LOB	11



Batter	1	2	3	4	5	6	7	8	9	AB R H RBI BB SO LOB	TOP																	
Juan Samuel, R (1, 4) OBP: 0.200, SLG: 0.289	2-1 P5		1-1 F9			1-0 G6-3		1-0 G6-4-3 1B		4 0 1 1 0 0 0	Cincinnati Reds @ San Francisco Giants Candlestick Park, San Francisco, CA Sun May 23 1993, 6:33 AM EDT Att. 54,904 - Sunny - 68 F livebaseballscorecards.com																	
Roberto Kelly, R (1, 8) OBP: 0.343, SLG: 0.462	0-0 G4-3		2-1 G6-3			1-3 K		2-1 G6-4-3 1-2f		4 0 0 0 0 1 2																		
Barry Larkin, R (1, 6) OBP: 0.386, SLG: 0.394	3-2 G1-3				0-0 F9	1-0 L9			1-2 F9	4 0 0 0 0 0 0																		
Kevin Mitchell, R (1, 7) OBP: 0.389, SLG: 0.579		0-1 P3			1-0 P3		1-1 P3		1-2 P8	4 0 0 0 0 0 0																		
Chris Sabo, R (1, 5) OBP: 0.283, SLG: 0.406		2-1 1B SF9 1B			0-0 G6-3		0-0 B1-3		3-2 P4	4 1 1 0 0 0 0																		
Randy Milligan, R (1, 3) OBP: 0.380, SLG: 0.346		0-0 PB 1B			0-0 P3		1-1 L7			3 0 1 0 0 0 0																		
Reggie Sanders, R (1, 9) OBP: 0.343, SLG: 0.444		0-0 SF9			1-1 F7			0-1 SH2-4 1B		2 1 1 1 0 0 0																		
Dan Wilson, R (1, 2) OBP: 0.458, SLG: 0.400		1-1 G4-3			2-1 1B			0-1 SH2-4		2 0 1 0 0 0 1																		
John Smiley, L (1, 1) OBP: 0.214, SLG: 0.250			2-3 K		0-1 P6			4-2 1B BB		2 0 0 0 0 1 1																		
Cecil Espy, S (8, PH) OBP: 0.368, SLG: 0.233										0 0 0 0 1 0 0																		
Bip Roberts, S (8, PR) OBP: 0.335, SLG: 0.266										0 0 0 0 0 0 0																		
Bill Landrum, R (8, 1)										0 0 0 0 0 0 0																		
Greg Cadaret, L (9, 1)										0 0 0 0 0 0 0																		
Inning Stats	R: 0 E: 0 K: 0 S: 7	H: 0 LOB: 0 BB: 0 P: 12	R: 1 E: 0 K: 0 S: 8	H: 2 LOB: 1 BB: 0 P: 11	R: 0 E: 0 K: 1 S: 7	H: 0 LOB: 0 BB: 0 P: 12	R: 0 E: 0 K: 0 S: 3	H: 0 LOB: 0 BB: 0 P: 4	R: 0 E: 0 K: 0 S: 7	H: 1 LOB: 1 BB: 0 P: 10	R: 0 E: 0 K: 1 S: 5	H: 0 LOB: 0 BB: 0 P: 8	R: 0 E: 0 K: 0 S: 5	H: 0 LOB: 0 BB: 0 P: 7	R: 1 E: 0 K: 0 S: 9	H: 2 LOB: 2 BB: 1 P: 16	R: 0 E: 0 K: 0 S: 13	H: 0 LOB: 0 BB: 0 P: 18	1B: 5 2B: 0 3B: 0 HR: 0	SF: 1 SAC: 1 DP: 1 HBP: 0	WP: 0 PB: 1 SB: 0 CS: 0	PA: 32						
PITCHER	IP WLS BF H R ER SO BB IBB HBP BLK WP HR S P ERA WHIP																											
John Burkett, R (1, 1) ERA: 2.64	8.0		29	5	2	2	2	1	0	0	0	0	0	0	51	80	2.25	0.750										
Michael Jackson, R (9, 1) ERA: 1.82	1.0	W	3	0	0	0	0	0	0	0	0	0	0	13	18	0.00	0.000											



Batter	1	2	3	4	5	6	7	8	9	AB	R	H	RBI	BB	SO	LOB
Darren Lewis, R OBP: 0.301, SLG: 0.407 (1, 8)	G3-1 S 1B		FC5-4 S 1-2f			B2		G5-3		4	0	1	0	0	0	1
Robby Thompson, R OBP: 0.315, SLG: 0.378 (1, 4)	L4 1-2		G6-3 1-2			F8			BB SH5-4 BB 1B	4	1	1	0	0	0	2
Will Clark, L OBP: 0.316, SLG: 0.299 (1, 3)	G3-1 2-3					K			SH5-4 1-2	3	0	0	0	0	1	1
Matt Williams, R OBP: 0.374, SLG: 0.634 (1, 5)	L7 2-1					K			BB BB IBB	3	1	1	1	1	1	1
Barry Bonds, L OBP: 0.529, SLG: 0.769 (1, 7)		L3 1-0				HR			BB BB BB BB	3	1	1	1	1	0	0
Mark Carreon, R OBP: 0.463, SLG: 0.609 (1, 9)		P9 3-2				P2			BB BB BB BB	3	0	0	0	0	0	0
Michael Jackson, R OBP: 0.171, SLG: 0.188 (9, 1)									BB BB BB BB	0	0	0	0	0	0	0
Todd Benzinger, S OBP: 0.171, SLG: 0.188 (9, PH)									BB BB BB BB	0	0	0	1	1	0	0
Royce Clayton, R OBP: 0.331, SLG: 0.377 (1, 6)		F8 1-2				L4 1-1				3	0	0	0	0	1	0
Kirt Manwaring, R OBP: 0.377, SLG: 0.398 (1, 2)			F9 1-0			G6-3 1B		G5-3 2-2		3	0	1	0	0	0	0
John Burkett, R OBP: 0.167, SLG: 0.130 (1, 1)						G6-3 1-2f		G6-3 1-2		1	0	0	0	1	0	1
Willie McGee, S OBP: 0.346, SLG: 0.354 (8, PH)										1	0	0	0	0	0	0
Greg Cadaret, L OBP: 0.172 (9, 9)																

Inning Stats	R: 0	H: 1	E: 0	K: 0	S: 11	H: 0	LOB: 1	BB: 0	P: 17	R: 0	H: 0	E: 0	K: 0	S: 9	H: 0	LOB: 0	BB: 0	P: 14	R: 0	H: 0	E: 0	K: 0	S: 7	H: 0	LOB: 1	BB: 1	P: 13	R: 1	H: 1	E: 0	K: 1	S: 11	H: 1	LOB: 0	BB: 0	P: 19	R: 0	H: 1	E: 0	K: 0	S: 5	H: 1	LOB: 0	BB: 0	P: 7	R: 0	H: 0	E: 0	K: 1	S: 5	H: 0	LOB: 0	BB: 0	P: 6	R: 1	H: 1	E: 0	K: 1	S: 9	H: 1	LOB: 0	BB: 0	P: 13	R: 0	H: 0	E: 0	K: 0	S: 7	H: 0	LOB: 0	BB: 0	P: 10	R: 1	H: 1	E: 0	K: 0	S: 5	H: 1	LOB: 3	BB: 3	P: 18	1B: 3	2B: 0	3B: 0	HR: 2	SF: 0	SAC: 1	DP: 1	HBP: 0	WP: 0	PA: 33
PITCHER	IP	WLS	BF	H	R	ER	SO	BB	IBB	HBP	BLK	WP	HR	S	P	ERA	WHIP																																																																										
John Smiley, L ERA: 5.69 (1, 1)	7.0		25	4	2	2	3	1	0	0	0	0	0	57	89	2.57	0.714																																																																										
Bill Landrum, R ERA: 1.83 (8, 1)	1.0	L	4	1	1	1	0	0	0	0	0	0	0	10	14	9.00	1.000																																																																										
Greg Cadaret, L ERA: 1.72 (9, 1)	0.1		4	0	0	0	0	2	1	0	0	0	0	2	14	0.00	6.000																																																																										

BOTTOM

Cincinnati Reds @ San Francisco Giants
Candlestick Park, San Francisco, CA
Sun May 23 1993, 6:33 AM EDT
Att. 54,904 - Sunny - 68 F

livebaseballscores.com

AB	28
R	3
H	5
RBI	3
BB	4
SO	3
LOB	6



Batter	1	2	3	4	5	6	7	8	9	AB R H RBI BB SO LOB	TOP					
Darren Lewis, R (1, 8) OBP: 0.292, SLG: 0.393	1-1 G1-3		2-2 G3		1-0 G4-3		0-0 G2-3	0-1 F8		5 0 0 0 0 0 1						
Robby Thompson, R (1, 4) OBP: 0.324, SLG: 0.405	2-1 F8		0-2 HR		1-3 K		1-0 1B		2-2 1B	5 1 3 1 0 1 0						
Will Clark, L (1, 3) OBP: 0.318, SLG: 0.293	4-2 BB		4-2 G5-4-3 BB		1-1 F8		3-2 F9		0-0 F7	3 0 0 0 2 0 2						
Matt Williams, R (1, 5) OBP: 0.365, SLG: 0.617	1-3 K		1-2 G5-4-3		0-0 G6-3		0-0 G5-3		0-1 P2	5 0 0 0 0 1 4						
Barry Bonds, L (1, 7) OBP: 0.521, SLG: 0.763		3-2 G6-3 3B		2-1 F8		2-0 F8		3-2 G3	3-2 G4-3	5 1 1 0 0 0 1						
Willie McGee, S (1, 9) OBP: 0.355, SLG: 0.387		0-0 G6-3		0-0 2B		1-1 HR		0-1 2B 1B		4 2 3 2 0 0 0						
Royce Clayton, R (1, 6) OBP: 0.330, SLG: 0.374		0-3 K		0-0 F8		0-2 BB 1B		1-0 F8		4 0 1 0 0 1 2						
Kirt Manwaring, R (1, 2) OBP: 0.398, SLG: 0.413		4-0 BB		4-0 IBB		4-0 BB		0-1 1B 2B		1 1 1 1 3 0 0						
Jeff Brantley, R (1, 1) OBP: 0.111, SLG: 0.111		1-3 K		0-1 G2-3		1-3 K		1-1 1B		2 0 0 0 0 1 3						
Bryan Hickerson, L (5, 1)										0 0 0 0 0 0 0						
Jeff Reed, L (6, PH) OBP: 0.333, SLG: 0.367										1 0 0 0 0 1 2						
Dave Righetti, L (6, 1)										0 0 0 0 0 0 0						
Dave Burba, R (7, 1) OBP: 0.333, SLG: 0.500										0 0 0 0 0 0 0						
Mark Lattin, R (8, PH) OBP: 0.473, SLG: 0.617										1 0 0 1 1 0 0 0						
Michael Jackson, R (8, 1)										0 0 0 0 0 0 0						
Rod Beck, R (8, 1)										0 0 0 0 0 0 0						
Inning Stats	R: 0 H: 0 E: 0 LOB: 1 K: 1 BB: 1 S: 9 P: 17	R: 1 H: 1 E: 0 LOB: 1 K: 2 BB: 1 S: 12 P: 20	R: 1 H: 1 E: 0 LOB: 0 K: 0 BB: 1 S: 15 P: 22	R: 0 H: 1 E: 0 LOB: 2 K: 0 BB: 1 S: 6 P: 12	R: 0 H: 0 E: 0 LOB: 0 K: 1 BB: 0 S: 6 P: 9	R: 1 H: 2 E: 0 LOB: 2 K: 1 BB: 1 S: 10 P: 18	R: 0 H: 1 E: 0 LOB: 1 K: 0 BB: 0 S: 7 P: 11	R: 2 H: 3 E: 0 LOB: 1 K: 0 BB: 0 S: 13 P: 18	R: 0 H: 1 E: 0 LOB: 1 K: 0 BB: 0 S: 10 P: 15	1B: 5 SF: 0 2B: 2 SAC: 0 3B: 1 DP: 1 HR: 2 HBP: 0	WP: 0 PA: 41 PB: 0 SB: 0 CS: 0					
PITCHER	IP WLS BF H R ER SO BB IBB HBP BLK WP HR S P ERA WHIP															
Jose Guzman, R (1, 1) ERA: 4.43	6.0	27	5	3	3	5	4	1	0	0	0	2	58	98	4.50	1.500
Bob Scanlan, R (7, 1) ERA: 4.58	1.0	4	1	0	0	0	0	0	0	0	0	0	7	11	0.00	1.000
Paul Assenmacher, L (8, 1) ERA: 4.5	0.1	2	1	1	1	0	0	0	0	0	0	0	6	9	27.00	3.000
Randy Myers, L (8, 1) ERA: 1.4	1.2	L 8	3	1	1	0	0	0	0	0	0	0	17	24	5.40	1.800

San Francisco Giants @ Chicago Cubs
Wrigley Field, Chicago, IL
Tue May 25 1993, 3:33 AM CDT
Att. 26,672 - Cloudy - 61 F

AB	36
R	5
H	10
RBI	5
BB	5
SO	5
LOB	15



BOTTOM

San Francisco Giants @ Chicago Cubs

Wrigley Field, Chicago, IL

Tue May 25 1993, 3:33 AM CDT

Att. 26,672 - Cloudy - 61 F

livebaseballscorecards.com

AB	38
R	4
H	12
RBI	3
BB	4
SO	5
LOB	25



WP	0	PA	42
PB	1		
SB	0		
CS	0		

AB	3	R	0	H	0	RBI	0	BB	0	SO	1	LOB	2
	2	0	0	0	0	0	0	0	0	0	0	0	0

3	2	3	0	2	0	0	0	0	0	0	0	0	0
---	---	---	---	---	---	---	---	---	---	---	---	---	---

5	1	2	2	0	0	0	0	0	0	0	0	0	0
---	---	---	---	---	---	---	---	---	---	---	---	---	---

4	1	3	1	1	1	0	0	0	0	0	0	0	0
---	---	---	---	---	---	---	---	---	---	---	---	---	---

5	0	2	0	0	0	0	0	0	0	0	0	0	3
---	---	---	---	---	---	---	---	---	---	---	---	---	---

3	0	0	0	1	1	1	5	0	0	0	0	0	0
0	0	0	0	0	0	0	0	0	0	0	0	0	0
1	0	0	0	0	0	1	0	0	0	0	0	0	0

4	0	1	0	0	1	4	0	0	0	0	0	0	0
---	---	---	---	---	---	---	---	---	---	---	---	---	---

4	0	1	0	0	1	4	0	0	0	0	0	0	0
---	---	---	---	---	---	---	---	---	---	---	---	---	---

3	0	0	0	0	0	0	2	0	0	0	0	0	0
0	0	0	0	0	0	0	0	0	0	0	0	0	0
0	0	0	0	0	0	0	0	0	0	0	0	0	0
1	0	0	0	0	0	0	0	0	0	0	0	0	0

1B	6	SF	0
2B	4	SAC	0
3B	1	DP	1
HR	1	HBP	0

Batter	1	2	3	4	5	6	7	8	9
Dwight Smith, L OBP: 0.398, SLG: 0.634 Willie Wilson, S OBP: 0.295, SLG: 0.341	1-0 P4	3-1 F7		1-3 K		3-2 F9		0-0 B2-3	
Jose Vizcaino, S OBP: 0.400, SLG: 0.401	1-0 2B	4-2 BB		2-2 3B		2-2 G4-6-3 1B		4-1 BB	
Mark Grace, L OBP: 0.364, SLG: 0.515	2-1 G4-3 2B	1-1 G5-3		2-0 23 PB 3B		1-1 G4-6-3 1-2f		1-2 F9	
23 Ryne Sandberg, R OBP: 0.366, SLG: 0.430	4-2 G4-3 BB		0-2 1B	3-2 HR		2-2 2B		0-1 G4-3	
Derrick May, L OBP: 0.366, SLG: 0.466	0-1 G4-3		0-0 1B	0-1 2B		1-0 P6		0-1 G4-3	
Steve Buechele, R OBP: 0.291, SLG: 0.418 Randy Myers, L Candy Maldonado, R (9, PH) OBP: 0.215, SLG: 0.295	1-3 K		0-0 P5	1-0 F8		4-2 BB		2-3 K	
Sammy Sosa, R OBP: 0.289, SLG: 0.468		1-1 2B	2-3 K		1-0 F8		1-0 L8		
Rick Wilkins, L OBP: 0.319, SLG: 0.388		1-0 2B	2-1 F8		1-3 K2-3		0-0 G3		
Jose Guzman, R Bob Scanlan, R Paul Assenmacher, L Rey Sanchez, R		0-1 P6		1-2 P3	0-0 G1-3		2-1 L8		

Inning Stats	R: 1	H: 2	E: 0	K: 1	S: 11	R: 0	H: 2	E: 0	K: 0	S: 11	R: 0	H: 2	E: 0	K: 1	S: 10	R: 3	H: 4	E: 0	K: 1	S: 23	R: 0	H: 0	E: 0	K: 1	S: 5	R: 0	H: 1	E: 0	K: 0	S: 13	R: 0	H: 1	E: 0	K: 0	S: 8	R: 0	H: 0	E: 0	K: 0	S: 7	R: 0	H: 0	E: 0	K: 1	S: 7	R: 0	H: 0	E: 0	K: 1	S: 7
--------------	------	------	------	------	-------	------	------	------	------	-------	------	------	------	------	-------	------	------	------	------	-------	------	------	------	------	------	------	------	------	------	-------	------	------	------	------	------	------	------	------	------	------	------	------	------	------	------	------	------	------	------	------

PITCHER	IP	WLS	BF	H	R	ER	SO	BB	IBB	HBP	BLK	WP	HR	S	P	ERA	WHIP
Jeff Brantley, R	4.0		24	10	4	4	3	2	0	0	0	0	0	55	88	9.00	3.000
Bryan Hickerson, L	5.1		3	0	0	0	1	0	0	0	0	0	0	5	7	0.00	0.000
Dave Righetti, L	6.1		5	2	0	0	0	0	0	0	0	0	0	17	26	0.00	1.500
Dave Burba, R	7.1	W	3	0	0	0	0	1	0	0	0	0	0	4	9	0.00	1.500
Michael Jackson, R	8.1		3	0	0	0	0	1	0	0	0	0	0	4	10	0.00	1.500

PITCHER	IP	WLS	BF	H	R	ER	SO	BB	IBB	HBP	BLK	WP	HR	S	P	ERA	WHIP
Rod Beck, R	1.1		4	0	0	0	1	0	0	0	0	0	0	10	13	0.00	0.000

Batter	1	2	3	4	5	6	7	8	9	AB R H RBI BB SO LOB	TOP			
Darren Lewis, R OBP: 0.285, SLG: 0.383 (1, 8)	2-2 G4-3		0-0 F9		0-0 L8		1-0 G3			4 0 0 0 0 0 3				
Royce Clayton, R OBP: 0.328, SLG: 0.371 (1, 6)	0-2 G6-3		0-0 P8			0-0 CS 1B		2-2 F8		4 0 1 0 0 0 0				
Will Clark, L OBP: 0.316, SLG: 0.288 (1, 3)	2-2 F8			0-1 F7		4-2 1-2 BB		1-1 G4-3		3 0 0 0 1 0 0				
Matt Williams, R OBP: 0.362, SLG: 0.625 (1, 5)		2-1 HR		0-1 G5-3		2-1 F9		2-3 K		4 1 1 1 0 1 1				
Barry Bonds, L OBP: 0.520, SLG: 0.776 (1, 7)		0-1 HR		0-1 1B		2-2 G3		3-3 K		4 1 2 1 0 1 1				
Willie McGee, S OBP: 0.358, SLG: 0.390 (1, 9)		1-1 G4-3		2-2 1 SAFE F8			1-0 1B 1B		1-0 1B	4 0 2 0 0 0 1				
Kirt Manwaring, R OBP: 0.393, SLG: 0.402 (1, 2)		4-2 F9-3 BB			2-1 G4-3		0-3 K		0-2 P6	3 0 0 0 1 1 2	AB 33 R 2 H 8 RBI 2 BB 2 SO 4 LOB 11			
Mike Benjamin, R OBP: 0.238, SLG: 0.289 (1, 4)		0-0 F9-3			3-1 G5-3		2-2 P3		1-3 K	3 0 0 0 0 0 2 1 0 0 0 0 1 1				
Todd Benzinger, S OBP: 0.167, SLG: 0.182 (9, PH)														
Bill Swift, R OBP: 0.292, SLG: 0.238 (1, 1)			1-1 F9			1-0 1B				2 0 1 0 0 0 0				
Mark Carreon, R OBP: 0.482, SLG: 0.625 (7, PH)										1 0 1 0 0 0 0				
Kevin Rogers, L (7, 1)										0 0 0 0 0 0 0				
Inning Stats	R: 0 E: 0 K: 0 S: 9 H: 0 LOB: 0 BB: 0 P: 13	R: 2 E: 0 K: 0 S: 10 H: 2 LOB: 0 BB: 1 P: 17	R: 0 E: 0 K: 0 S: 4 H: 0 LOB: 0 BB: 0 P: 5	R: 0 E: 0 K: 0 S: 11 H: 1 LOB: 1 BB: 0 P: 13	R: 0 E: 0 K: 0 S: 6 H: 1 LOB: 1 BB: 0 P: 12	R: 0 E: 0 K: 0 S: 8 H: 1 LOB: 1 BB: 1 P: 16	R: 0 E: 0 K: 1 S: 13 H: 2 LOB: 2 BB: 0 P: 18	R: 0 E: 0 K: 1 S: 10 H: 0 LOB: 0 BB: 0 P: 15	R: 0 E: 0 K: 2 S: 10 H: 1 LOB: 1 BB: 0 P: 15	1B: 6 2B: 1 3B: 0 HR: 2 SF: 0 SAC: 0 DP: 1 HBP: 0	WP: 0 PB: 0 SB: 0 CS: 1 PA: 35			
PITCHER	IP WLS BF H R ER SO BB IBB HBP BLK WP HR S P ERA WHIP												PITCHER	IP WLS BF H R ER SO BB IBB HBP BLK WP HR S P ERA WHIP
Mike Harkey, R ERA: 4.7 (1, 1)	5.2 W 22 5 2 2 0 2 0 0 0 0 0 2 45 71 3.18 1.235													
Chuck McElroy, L ERA: 2.95 (6, 1)	1.0 5 2 0 0 1 0 0 0 0 0 0 0 15 21 0.00 2.000													
Bob Scanlan, R ERA: 4.29 (7, 1)	1.1 4 0 0 0 1 0 0 0 0 0 0 0 11 17 0.00 0.000													
Randy Myers, L ERA: 1.33 (9, 1)	1.0 S 4 1 0 0 2 0 0 0 0 0 0 0 10 15 0.00 1.000													

San Francisco Giants @ Chicago Cubs
Wrigley Field, Chicago, IL
Wed May 26 1993, 3:33 AM CDT
Att. 32,042 - Sunny - 73 F

livebaseballscorecards.com



Batter	1	2	3	4	5	6	7	8	9	AB R H RBI BB SO LOB
--------	---	---	---	---	---	---	---	---	---	----------------------

Dwight Smith, L OBP: 0.393, SLG: 0.619 (1, 8) (7, 9)	0-0 1B 23 G4-3 1B		0-0 F8		0-0 FC1-2 BB		2-3 K			4 1 1 0 0 1 2
Jose Vizcaino, S OBP: 0.402, SLG: 0.404 (1, 6) (6, 4)	0-0 23 G4-3 G3-1 1-3 1B		1-1 CS 1B		1-0 P4		2-2 F8			4 0 2 0 0 0 2
Mark Grace, L OBP: 0.361, SLG: 0.506 (1, 3)	1-2 G3-1		3-3 1 SAFE K		4-0 BB		2-3 K			3 0 0 0 1 2 3
23 Ryne Sandberg, R OBP: 0.354, SLG: 0.415 Rey Sanchez, R OBP: 0.302, SLG: 0.291 (1, 4) (6, 6)	0-2 G4-3			2-3 K	0-2 G6-3		2-2 G6-3			3 0 0 1 0 1 4 1 0 0 0 0 0 0
Derrick May, L OBP: 0.365, SLG: 0.456 (1, 7)	1-2 L4			4-0 BB		1-2 G1-3		2-3 K		3 0 0 0 1 1 1
Steve Buechele, R OBP: 0.292, SLG: 0.436 (1, 5)		3-2 G3-1		0-1 G6-4-3		2-1 HR				3 1 1 1 0 0 1
Sammy Sosa, R OBP: 0.290, SLG: 0.463 Bob Scanlan, R Randy Myers, L (1, 9) (7, 1) (9, 1)		1-3 K			4-1 1B SH BB		0-3 K			2 1 0 0 1 2 0 0 0 0 0 0 0 0 0 0 0 0 0 0 0
Rick Wilkins, L OBP: 0.328, SLG: 0.425 (1, 2)		0-2 HR			1-2 SH FC1-2 1B		0-1 G4-3			3 1 2 1 0 0 0
Mike Harkey, R OBP: 0.235, SLG: 0.250 Chuck McElroy, L Willie Wilson, S OBP: 0.292, SLG: 0.337 (1, 1) (6, 1) (7, 8)		0-1 G6-3			1-2 SH FC1-2		3-2 G6-3			1 0 0 0 0 0 0 0 0 0 0 0 0 0 1 0 0 0 0 0 0

Inning Stats	R: 1 E: 0 K: 0 S: 12	H: 2 LOB: 1 BB: 0 P: 14	R: 1 E: 0 K: 1 S: 11	H: 1 LOB: 0 BB: 0 P: 15	R: 0 E: 0 K: 1 S: 9	H: 1 LOB: 1 BB: 0 P: 12	R: 0 E: 0 K: 1 S: 7	H: 0 LOB: 0 BB: 1 P: 13	R: 1 E: 1 K: 0 S: 14	H: 1 LOB: 3 BB: 2 P: 24	R: 1 E: 0 K: 1 S: 10	H: 1 LOB: 0 BB: 0 P: 13	R: 0 E: 0 K: 1 S: 13	H: 0 LOB: 0 BB: 0 P: 20	R: 0 E: 0 K: 2 S: 10	H: 0 LOB: 0 BB: 0 P: 16	1B: 4 2B: 1 3B: 0 HR: 2	SF: 0 SAC: 1 DP: 2 HBP: 0	WP: 0 PB: 0 SB: 0 CS: 1	PA: 32
--------------	-------------------------------	----------------------------------	-------------------------------	----------------------------------	------------------------------	----------------------------------	------------------------------	----------------------------------	-------------------------------	----------------------------------	-------------------------------	----------------------------------	-------------------------------	----------------------------------	-------------------------------	----------------------------------	----------------------------------	------------------------------------	----------------------------------	--------

PITCHER	IP	WLS	BF	H	R	ER	SO	BB	IBB	HBP	BLK	WP	HR	S	P	ERA	WHIP	PITCHER	IP	WLS	BF	H	R	ER	SO	BB	IBB	HBP	BLK	WP	HR	S	P	ERA	WHIP		
Bill Swift, R ERA: 2.97	(1, 1)	6.0	L	26	6	4	4	4	3	0	0	0	2	63	91	6.00	1.500																				
Kevin Rogers, L ERA: 3.03	(7, 1)	2.0		6	0	0	3	0	0	0	0	0	0	23	36	0.00	0.000																				

BOTTOM

San Francisco Giants @ Chicago Cubs
 Wrigley Field, Chicago, IL
 Wed May 26 1993, 3:33 AM CDT
 Att. 32,042 - Sunny - 73 F

livebaseballscorecards.com

AB	28
R	4
H	6
RBI	3
BB	3
SO	7
LOB	13



Batter	1	2	3	4	5	6	7	8	9	AB R H RBI BB SO LOB	TOP																
Darren Lewis, R (1, 8) OBP: 0.282, SLG: 0.377	2-0 G6-3 1B	1-0 P6			1-1 F9		1-2 F8		3-2 P6	5 0 1 0 0 0 4																	
Royce Clayton, R (1, 6) OBP: 0.326, SLG: 0.365	1-3 K		4-1 CS BB		0-1 F9			0-1 G4-3		3 0 0 0 1 1 2																	
Willie McGee, S (1, 9) OBP: 0.361, SLG: 0.398	1-2 G6-3 1-2f		2-3 K2-3		2-1 1B 2B			1-1 1B		4 1 2 0 0 1 2																	
Matt Williams, R (1, 5) OBP: 0.365, SLG: 0.622		1-1 1B 1B	0-0 G6-3		0-1 FC4-6 1B 2-H			2-1 P6		4 1 2 1 0 0 1																	
Mark Carreon, R (1, 7) OBP: 0.475, SLG: 0.608		3-2 G5-3 1B		1-3 K		1-0 FC4-6 FC6-4 1-2f		3-3 K		3 0 1 0 0 1 1																	
Barry Bonds, L (8, PH) OBP: 0.518, SLG: 0.771		1-2 1B								1 0 0 0 0 1 1																	
Todd Benzinger, S (1, 3) OBP: 0.225, SLG: 0.243		0-0 G5-3 2B 1-2 2-H 1B		2-2 G6-4-3 1B		1-0 F8			0-1 FC1-5 1B 1B	4 1 3 1 0 0 1																	
Kirt Manwaring, R (1, 2) OBP: 0.389, SLG: 0.396		2-0 G5-3		0-0 G6-4-3 1-2f		0-0 FC6-4 1-2f			1-2 FC1-5 1B	4 0 1 0 0 0 4																	
Mike Benjamin, R (1, 4) OBP: 0.239, SLG: 0.310		1-1 1B 2B 2-H		1-0 F8			0-2 L4		1-1 FC1-5	4 1 1 1 0 0 2																	
Bud Black, L (1, 1) OBP: 0.313, SLG: 0.313		0-0		2-1 1B			3-1 P3		1-0 F9	2 0 2 1 0 0 0																	
Dave Burba, R (6, 1) OBP: 0.333, SLG: 0.500										0 0 0 0 0 0 0																	
Luis Mercedes, R (7, PH) OBP: 0.346, SLG: 0.292										1 0 0 0 0 0 0																	
Bryan Hickerson, L (7, 1) OBP: 0.346, SLG: 0.292										0 0 0 0 0 0 0																	
Michael Jackson, R (7, 1) OBP: 0.346, SLG: 0.292										0 0 0 0 0 0 0																	
Craig Colbert, R (8, PH) OBP: 0.257, SLG: 0.344										1 0 0 0 0 0 2																	
Inning Stats	R: 0 E: 0 K: 1 S: 9	H: 1 LOB: 0 BB: 0 P: 13	R: 3 E: 0 K: 0 S: 11	H: 5 LOB: 1 BB: 0 P: 19	R: 0 E: 0 K: 1 S: 5	H: 0 LOB: 0 BB: 1 P: 11	R: 0 E: 0 K: 1 S: 9	H: 1 LOB: 0 BB: 0 P: 12	R: 0 E: 0 K: 0 S: 7	H: 1 LOB: 1 BB: 0 P: 11	R: 1 E: 0 K: 0 S: 7	H: 2 LOB: 1 BB: 0 P: 11	R: 0 E: 0 K: 0 S: 8	H: 0 LOB: 0 BB: 0 P: 12	R: 0 E: 0 K: 1 S: 10	H: 1 LOB: 1 BB: 0 P: 16	R: 0 E: 0 K: 0 S: 16	H: 2 LOB: 2 BB: 0 P: 22	1B: 11 2B: 2 3B: 0 HR: 0	SF: 0 SAC: 0 DP: 3 HBP: 0	WP: 0 PB: 0 SB: 0 CS: 1	PA: 37					
PITCHER	IP	WLS	BF	H	R	ER	SO	BB	IBB	HBP	BLK	WP	HR	S	P	ERA	WHIP										
Greg Hibbard, L (1, 1) ERA: 4.02	7.0	W	28	10	4	4	3	1	0	0	0	0	0	56	89	5.14	1.571										
Bob Scanlan, R (8, 1) ERA: 4.15	0.2		3	1	0	0	0	0	0	0	0	0	0	6	9	0.00	1.500										
Paul Assenmacher, L (8, 1) ERA: 4.41	0.1		1	0	0	0	1	0	0	0	0	0	0	4	7	0.00	0.000										
Randy Myers, L (9, 1) ERA: 1.27	1.0	S	5	2	0	0	0	0	0	0	0	0	0	16	22	0.00	2.000										

San Francisco Giants @ Chicago Cubs
Wrigley Field, Chicago, IL
Thu May 27 1993, 7:05 PM CDT
Att. 33,620 - Unknown - 77 F

livebaseballscorecards.com

AB	36
R	4
H	13
RBI	4
BB	1
SO	4
LOB	20



Batter	1	2	3	4	5	6	7	8	9
Willie Wilson, S OBP: 0.300, SLG: 0.354 (1, 8)	2-2 G4-6-3 1B		1-0 SH1-3 PB 2B		2-3 K		3-2 F9		
Rey Sanchez, R OBP: 0.303, SLG: 0.292 (1, 6)	2-2 G4-6-3 1-2f		0-1 SH1-3 2-3		0-0 G6-3		2-1 BB 1B		
Mark Grace, L OBP: 0.389, SLG: 0.512 (1, 3)	1-0 F9		1-2 2B			4-1 23 G4-3 HR BB	4-2 BB		
23 Ryne Sandberg, R OBP: 0.360, SLG: 0.424 (1, 4)		2-0 G5-3 1B 2B	4-0 BB		1-2 G4-3 1-2	1-0 P3			
Steve Buechele, R OBP: 0.291, SLG: 0.450 (1, 5)		0-2 G5-3 2-3	1-3 K		3-1 HR	1-2 G6-3			
Sammy Sosa, R OBP: 0.289, SLG: 0.457 (1, 9)		0-0 G5-3		1-1 G5-3	3-1 G5-4-3 1B	2-3 K			
Candy Maldonado, R OBP: 0.224, SLG: 0.302 (1, 7)		3-1 1B		1-3 K	1-1 G5-4-3	0-2 G3			
Derrick May, L OBP: 0.360, SLG: 0.449 (6, PH) (7, 7)		3-H 1B		1-3 K	1-2f				
Steve Lake, R OBP: 0.235, SLG: 0.333 (1, 2)		1-0 F7		1-3 K		1-0 P4			
Jose Vizcaino, S OBP: 0.400, SLG: 0.401 (7, PH)									
Rick Wilkins, L OBP: 0.328, SLG: 0.425 (8, 2)									
Greg Hibbard, L OBP: 0.214, SLG: 0.214 (1, 1)			0-0 G3		0-1 F7		1-0 1B 1B		
Eric Yelding, R OBP: 0.214, SLG: 0.214 (7, PH)									
Bob Scanlan, R (8, 1)									
Paul Assenmacher, L OBP: 1.000, SLG: 1.000 (8, 1)									
Randy Myers, L (9, 1)									

Inning Stats	R: 0	H: 1	E: 0	LOB: 0	K: 0	P: 14	R: 1	H: 2	E: 0	LOB: 1	K: 0	P: 14	R: 1	H: 2	E: 0	LOB: 2	K: 1	P: 17	R: 0	H: 0	E: 0	LOB: 0	K: 2	P: 12	R: 0	H: 0	E: 0	LOB: 0	K: 1	P: 9	R: 2	H: 2	E: 0	LOB: 0	K: 0	P: 22	R: 1	H: 2	E: 0	LOB: 2	K: 0	P: 25	R: 0	H: 0	E: 0	LOB: 0	K: 1	P: 13
	S: 9	BB: 0	S: 8	BB: 0	S: 10	BB: 1	S: 8	BB: 0	S: 9	BB: 0	S: 7	BB: 0	S: 10	BB: 1	S: 14	BB: 1	S: 10	BB: 0	S: 10	BB: 0	S: 10	BB: 0	S: 10	BB: 1	S: 10	BB: 0	S: 10	BB: 0	S: 10	BB: 0	S: 10	BB: 0	S: 10	BB: 1	S: 10	BB: 0	S: 10	BB: 0	S: 10	BB: 0	S: 10	BB: 0	S: 10	BB: 0	S: 10	BB: 0	S: 10	BB: 0

PITCHER	IP	WLS	BF	H	R	ER	SO	BB	IBB	HBP	BLK	WP	HR	S	P	ERA	WHIP
Bud Black, L ERA: 4.62 (1, 1)	5.1		24	7	4	4	4	2	0	0	0	0	1	51	85	6.75	1.688
Dave Burba, R ERA: 4.7 (6, 1)	0.2		1	0	0	0	0	0	0	0	0	0	0	2	3	0.00	0.000
Bryan Hickerson, L ERA: 5.64 (7, 1)	0.2	L	5	2	1	1	0	1	0	0	0	0	0	13	23	13.50	4.500
Michael Jackson, R ERA: 1.69 (7, 1)	1.1		4	0	0	0	1	0	0	0	0	0	0	11	15	0.00	0.000


BOTTOM

San Francisco Giants @ Chicago Cubs
 Wrigley Field, Chicago, IL
 Thu May 27 1993, 7:05 PM CDT
 Att: 33,620 - Unknown - 77 F

AB	R	H	RBI	BB	SO	LOB
4	1	2	0	0	1	1
3	0	1	1	0	0	1
2	1	1	0	2	0	0
3	1	1	0	1	0	3
4	1	1	2	0	1	3
4	0	1	0	0	1	1
2	0	1	1	0	1	0
2	0	0	0	0	0	1
2	0	0	0	0	0	1
1	0	0	0	0	0	0
0	0	0	0	0	0	0
0	0	0	0	0	0	0
0	0	0	0	0	0	0

AB	30
R	5
H	9
RBI	4
BB	3
SO	5
LOB	11

WP: 0 PA: 34
 PB: 1
 SB: 1
 CS: 0



PITCHER	IP	WLS	BF	H	R	ER	SO	BB	IBB	HBP	BLK	WP	HR	S	P	ERA	WHIP
Bud Black, L ERA: 4.62 (1, 1)	5.1		24	7	4	4	4	2	0	0	0	0	1	51	85	6.75	1.688
Dave Burba, R ERA: 4.7 (6, 1)	0.2		1	0	0	0	0	0	0	0	0	0	0	2	3	0.00	0.000
Bryan Hickerson, L ERA: 5.64 (7, 1)	0.2	L	5	2	1	1	0	1	0	0	0	0	0	13	23	13.50	4.500
Michael Jackson, R ERA: 1.69 (7, 1)	1.1		4	0	0	0	1	0	0	0	0	0	0	11	15	0.00	0.000

San Francisco Giants @ Atlanta Braves
 Atlanta-Fulton County Stadium, Atlanta, GA

Fri May 28 1993, 7:05 PM EDT
 Att. 49,019 - Unknown - 76 F

AB	41
R	4
H	16
RBI	3
BB	2
SO	9
LOB	23



Batter	1	2	3	4	5	6	7	8	9	AB	R	H	RBI	BB	SO	LOB											
Darren Lewis, R OBP: 0.286, SLG: 0.374 (1, 8)	G5-3		1B	G4-3		HBP		K		4	1	1	0	0	1	2											
Robby Thompson, R OBP: 0.331, SLG: 0.411 (1, 4)	P3		1B		1B	K		1B		5	1	3	0	0	1	1											
Will Clark, L OBP: 0.323, SLG: 0.297 (1, 3)	G4-3		1B		1B	F8		1B		5	0	3	1	0	0	1											
Matt Williams, R OBP: 0.356, SLG: 0.607 (1, 5)		P2	G5-4-3		G6-4-3		G6-3	K		5	0	0	0	0	1	5											
Barry Bonds, L OBP: 0.515, SLG: 0.759 (1, 7)		L9	F8		FC6-4		FC5-4		F9	5	0	2	0	0	0	1											
Willie McGee, S OBP: 0.367, SLG: 0.403 (1, 9)		1B		G6-3	FC6-4		FC5-4		1B	5	0	3	0	0	0	1											
Royce Clayton, R OBP: 0.335, SLG: 0.370 (1, 6)																											
Dave Burba, R OBP: 0.333, SLG: 0.500 (7, 1)																											
Craig Colbert, R OBP: 0.250, SLG: 0.333 (9, PH)																											
Kirt Manwaring, R OBP: 0.389, SLG: 0.391 (1, 2)																											
John Burkett, R OBP: 0.154, SLG: 0.120 (1, 1)																											
Dave Righetti, L OBP: 0.345, SLG: 0.440 (6, PH)																											
Kevin Rogers, L OBP: 0.234, SLG: 0.302 (7, 6)																											
Inning Stats	R: 0 E: 0 K: 0 S: 7	H: 0 LOB: 0 BB: 0 P: 11	R: 0 E: 0 K: 1 S: 10	H: 2 LOB: 3 BB: 1 P: 17	R: 1 E: 0 K: 1 S: 8	H: 3 LOB: 1 BB: 0 P: 12	R: 0 E: 0 K: 1 S: 10	H: 2 LOB: 2 BB: 0 P: 16	R: 1 E: 0 K: 1 S: 10	H: 3 LOB: 1 BB: 0 P: 18	R: 2 E: 0 K: 1 S: 10	H: 1 LOB: 1 BB: 1 P: 20	R: 0 E: 0 K: 1 S: 13	H: 2 LOB: 2 BB: 0 P: 19	R: 0 E: 0 K: 3 S: 16	H: 2 LOB: 2 BB: 0 P: 21	R: 0 E: 0 K: 2 S: 12	H: 1 LOB: 1 BB: 0 P: 15	1B: 15 2B: 0 3B: 0 HR: 1	SF: 0 SAC: 0 DP: 2 HBP: 1	WP: 0 PB: 0 SB: 1 CS: 0	PA: 44					
PITCHER	IP	WLS	BF	H	R	ER	SO	BB	IBB	HBP	BLK	WP	HR	S	P	ERA	WHIP										
Steve Avery, L ERA: 3.14 (1, 1)	5.0	W	24	10	2	2	2	0	1	0	0	0	0	45	74	3.60	2.000										
Marvin Freeman, R ERA: 6.17 (6, 1)	0.2		5	1	2	2	1	1	0	1	0	0	1	8	18	27.00	3.000										
Kent Mercker, L ERA: 3.38 (6, 1)	2.0		10	4	0	0	3	0	0	0	0	0	0	28	38	0.00	2.000										
Jay Howell, R ERA: 3.0 (8, 1)	0.1		1	0	0	0	1	0	0	0	0	0	0	3	4	0.00	0.000										
Mike Stanton, L ERA: 3.43 (9, 1)	1.0	S	4	1	0	0	2	0	0	0	0	0	0	12	15	0.00	1.000										

livebaseballscorecards.com

San Francisco Giants @ Atlanta Braves
 Atlanta-Fulton County Stadium, Atlanta, GA

Sat May 29 1993, 3:33 AM EDT
 Att. 48,747 - Sunny - 83 F

livebaseballscorecards.com

AB	37
R	6
H	11
RBI	6
BB	4
SO	8
LOB	13



WP:	0	PA:	41
PB:	0		
SB:	0		
CS:	0		

Batter	1	2	3	4	5	6	7	8	9	AB	R	H	RBI	BB	SO	LOB
Darren Lewis, R (1, 8) OBP: 0.294, SLG: 0.383	F7	BB			E	G6-3				4	1	2	0	1	0	0
Robby Thompson, R (1, 4) OBP: 0.339, SLG: 0.414	HR				E7		G1-3	P4		4	2	2	1	1	1	3
Will Clark, L (1, 3) OBP: 0.325, SLG: 0.317	HR			L7	F7		F8		G6-4-3	5	1	2	2	0	0	2
Matt Williams, R (1, 5) OBP: 0.353, SLG: 0.597	L8			P4			G1-3		G6-4-3	5	0	1	1	0	0	2
Barry Bonds, L (1, 7) OBP: 0.512, SLG: 0.765	1B				K				K	4	1	1	1	1	3	2
Willie McGee, S (1, 9) OBP: 0.370, SLG: 0.405	1B			G2					G6-3	4	0	2	0	0	0	0
Royce Clayton, R (1, 6) OBP: 0.328, SLG: 0.362	K				P9				L6	4	0	0	0	0	2	4
Kirt Manwaring, R (1, 2) OBP: 0.385, SLG: 0.381		P3			P2				G6-3	3	1	0	0	1	0	0
Greg Brummett, R (1, 1) Michael Jackson, R (7, 1) Rod Beck, R (9, 1)		K			P4				K	3	0	0	0	0	2	0
									1B	1	0	1	1	0	0	0
									2B	0	0	0	0	0	0	0

Inning Stats	R: 2	H: 2	E: 0	K: 1	S: 19	P: 37	R: 0	H: 0	E: 0	K: 2	S: 10	P: 16	R: 1	H: 1	E: 0	K: 0	S: 9	P: 11	R: 0	H: 0	E: 0	K: 0	S: 4	P: 7	R: 2	H: 4	E: 1	K: 2	S: 18	P: 29	R: 0	H: 0	E: 0	K: 1	S: 5	P: 7	R: 0	H: 1	E: 0	K: 1	S: 16	P: 19	R: 1	H: 2	E: 0	K: 0	S: 13	P: 20	R: 0	H: 1	E: 0	K: 1	S: 9	P: 11	1B: 7	2B: 2	3B: 0	HR: 2	SF: 0	SAC: 0	DP: 1	HBP: 0	WP: 0	PA: 41
--------------	------	------	------	------	-------	-------	------	------	------	------	-------	-------	------	------	------	------	------	-------	------	------	------	------	------	------	------	------	------	------	-------	-------	------	------	------	------	------	------	------	------	------	------	-------	-------	------	------	------	------	-------	-------	------	------	------	------	------	-------	-------	-------	-------	-------	-------	--------	-------	--------	-------	--------

PITCHER	IP	WLS	BF	H	R	ER	SO	BB	IBB	HBP	BLK	WP	HR	S	P	ERA	WHIP
Pete Smith, R (1, 1) ERA: 3.63	4.0	L	20	5	5	5	3	3	0	0	0	0	2	47	79	11.25	2.000
Kent Mercker, L (5, 1) ERA: 3.14	1.0		5	2	0	0	2	0	0	0	0	0	0	13	21	0.00	2.000
Steve Bedrosian, R (6, 1) ERA: 3.18	2.0		7	1	0	0	2	0	0	0	0	0	0	21	26	0.00	0.500
Marvin Freeman, R (8, 1) ERA: 6.39	1.0		6	2	1	1	0	1	0	0	0	0	0	13	20	9.00	3.000
Jay Howell, R (9, 1) ERA: 2.84	1.0		3	1	0	0	1	0	0	0	0	0	0	9	11	0.00	1.000

BOTTOM

San Francisco Giants @ Atlanta Braves
Atlanta-Fulton County Stadium, Atlanta, GA

Sat May 29 1993, 3:33 AM EDT
Att. 48,747 - Sunny - 83 F

livebaseballscorecards.com

AB	35
R	3
H	8
RBI	2
BB	1
SO	4
LOB	17



WP:	0	PA:	36
PB:	0		
SB:	1		
CS:	0		

AB R H RBI BB SO LOB

4 0 1 0 0 0 1

4 1 2 1 0 0 0

4 0 0 0 0 0 3

4 0 1 0 0 1 3

4 0 0 0 0 3 3

4 1 1 0 0 0 2

3 0 1 0 1 0 1

4 0 0 0 0 0 4

1B:	6	SF:	0
2B:	2	SAC:	0
3B:	0	DP:	1
HR:	0	HBP:	0

Batter	1	2	3	4	5	6	7	8	9
Otis Nixon, S <small>OBP: 0.340, SLG: 0.271</small> (1, 8)	0-0 G1-3		0-0 1B 1-3 2B		2-2 G4-3		0-0 G1-3		
Mark Lemke, S <small>OBP: 0.371, SLG: 0.447</small> (1, 4)	1-0 F8		2-0 1B 2-3 3-H		1-1 L7			2-2 E 1B	
Terry Pendleton, S <small>OBP: 0.250, SLG: 0.276</small> (1, 5)	0-0 F7		1-0 F7			1-1 F8		0-2 F8	
David Justice, L <small>OBP: 0.301, SLG: 0.470</small> (1, 9)		2-0 FC1 1B	0-1 P6			1-0 P6		2-3 K	
Ron Gant, R <small>OBP: 0.350, SLG: 0.517</small> (1, 7)		3-3 K	2-3 K			0-3 K		1-1 E7	
Sid Bream, L <small>OBP: 0.329, SLG: 0.366</small> (1, 3)		0-1 FC1 1B		1-0 F7			1-0 1B 2B	0-1 F7	
Damon Berryhill, S <small>OBP: 0.263, SLG: 0.365</small> (1, 2)		1-0 1B		4-2 G6-4-3 BB			2-2 P6	1-0 F7	
Rafael Belliard, R <small>OBP: 0.240, SLG: 0.217</small> (1, 6)		0-1 F9		0-0 G6-4-3			0-1 G6-3	0-0 G6-3	
Pete Smith, R <small>OBP: 0.236, SLG: 0.267</small> (5, 1) Kent Meeker, L <small>OBP: 0.286, SLG: 0.333</small> (5, PH) Bill Pecota, R <small>OBP: 0.227, SLG: 0.511</small> (8, 1) Deion Sanders, L <small>OBP: 0.227, SLG: 0.511</small> (8, 1) Marvin Freeman, R <small>OBP: 0.227, SLG: 0.511</small> (8, 1) Jay Howell, R <small>OBP: 0.227, SLG: 0.511</small> (9, 1) Francisco Cabrera, R <small>OBP: 0.348, SLG: 0.439</small> (9, PH)			3-2 2B 1B		1-1 G4-3		3-2 1B	0-1 F7	

Inning Stats	R: 0 E: 0 K: 3	H: 0 LOB: 0 BB: 0 P: 4	R: 0 E: 0 K: 1 S: 9	H: 2 LOB: 2 BB: 0 P: 15	R: 1 E: 0 K: 1 S: 12	H: 3 LOB: 2 BB: 0 P: 20	R: 0 E: 0 K: 0 S: 4	H: 0 LOB: 0 BB: 1 P: 9	R: 0 E: 0 K: 0 S: 7	H: 0 LOB: 0 BB: 0 P: 11	R: 0 E: 0 K: 1 S: 6	H: 0 LOB: 0 BB: 0 P: 8	R: 1 E: 0 K: 0 S: 14	H: 2 LOB: 1 BB: 0 P: 20	R: 1 E: 1 K: 1 S: 13	H: 1 LOB: 1 BB: 0 P: 18	R: 0 E: 0 K: 0 S: 4	H: 0 LOB: 0 BB: 0 P: 5	1B: 6 2B: 2 3B: 0 HR: 0	SF: 0 SAC: 0 DP: 1 HBP: 0	WP: 0 PB: 0 SB: 1 CS: 0	PA: 36
---------------------	----------------------	---------------------------------	------------------------------	----------------------------------	-------------------------------	----------------------------------	------------------------------	---------------------------------	------------------------------	----------------------------------	------------------------------	---------------------------------	-------------------------------	----------------------------------	-------------------------------	----------------------------------	------------------------------	---------------------------------	----------------------------------	------------------------------------	----------------------------------	--------

PITCHER	IP	WLS	BF	H	R	ER	SO	BB	IBB	HBP	BLK	WP	HR	S	P	ERA	WHIP
Greg Brummett, R <small>ERA: 2.7</small>	(1, 1)	6.2	27	7	2	2	3	1	0	0	0	0	0	54	86	2.70	1.200
Michael Jackson, R <small>ERA: 1.61</small>	(7, 1)	1.1	6	1	1	0	1	0	0	0	0	0	0	14	19	0.00	0.750
Rod Beck, R <small>ERA: 1.78</small>	(9, 1)	1.0	3	0	0	0	0	0	0	0	0	0	0	4	5	0.00	0.000

San Francisco Giants @ Atlanta Braves
Atlanta-Fulton County Stadium, Atlanta, GA

Sun May 30 1993, 3:33 AM EDT
Att. 48,886 - Cloudy - 84 F

livebaseballscorecards.com

AB 36
R 3
H 11
RBI 2
BB 3
SO 6
LOB 16



WP: 1 PA: 41
PB: 0
SB: 0
CS: 2

Batter	1	2	3	4	5	6	7	8	9	AB	R	H	RBI	BB	SO	LOB
Deion Sanders, L (1, 8) OBP: 0.333, SLG: 0.510	0-0 G6-3		2-0 WP 2B	0-3 K		4-0 IBB		2-3 K		4	1	1	0	1	2	2
Jeff Blausler, R (1, 6) OBP: 0.434, SLG: 0.443	3-2 F9		2-1 2B HBP		1-1 F8	3-3 K			1-3 K	4	0	0	0	0	2	3
Terry Pendleton, S (1, 5) OBP: 0.258, SLG: 0.289	3-2 P5		2-2 1-H 3-H 2B		0-1 1B		1-0 1B		0-0 L9	5	0	3	1	0	0	0
David Justice, L (1, 9) OBP: 0.299, SLG: 0.463		2-0 G3	1-1 P3		1-1 F9		2-2 P4		1-2 1B	5	0	1	0	0	0	3
Ron Gant, R (1, 7) OBP: 0.342, SLG: 0.503		2-0 L6	1-3 K		0-2 F7		2-2 P5		3-0 F7	5	0	0	0	0	1	4
Sid Bream, L (1, 3) OBP: 0.340, SLG: 0.396		2-1 HR		4-1 1B CS BB		0-0 SH5-4 1B		2-3 K		3	2	2	1	1	1	1
Greg Olson, R (1, 2) OBP: 0.280, SLG: 0.246		0-0 1B BB		2-0 P7		2-1 F8		2-2 P2		4	0	1	0	0	0	2
Mark Lemke, S (1, 4) OBP: 0.380, SLG: 0.451		4-1 1B BB		3-2 G6-3 CS 1B		0-0 SH5-4 1B		0-0 G3		3	0	2	0	1	0	0
Tom Glavine, L (1, 1) OBP: 0.286, SLG: 0.200 Francisco Cabrera, R (8, PH) OBP: 0.340, SLG: 0.429 Otis Nixon, S (8, PR) OBP: 0.340, SLG: 0.271 Greg McMichael, R (9, 1)		1-2 1B		2-1 G6-3		0-0 SH5-4		1-0 E5		2	0	1	0	0	0	1
		1-2 2-H 1B		1-3 3-H		1-2 2-3				1	0	0	0	0	0	0
										0	0	0	0	0	0	0
										0	0	0	0	0	0	0

Inning Stats	R: 0	H: 0	E: 0	K: 0	S: 7	R: 1	H: 3	E: 0	K: 0	S: 9	R: 1	H: 2	E: 0	K: 1	S: 10	R: 0	H: 1	E: 0	K: 0	S: 9	R: 0	H: 1	E: 0	K: 1	S: 12	R: 0	H: 0	E: 1	K: 1	S: 8	R: 0	H: 1	E: 0	K: 1	S: 8	R: 0	H: 1	E: 0	K: 1	S: 8	1B: 8	2B: 2	3B: 0	HR: 1	SF: 0	SAC: 1	DP: 0	HBP: 1	WP: 1	PA: 41
--------------	------	------	------	------	------	------	------	------	------	------	------	------	------	------	-------	------	------	------	------	------	------	------	------	------	-------	------	------	------	------	------	------	------	------	------	------	------	------	------	------	------	-------	-------	-------	-------	-------	--------	-------	--------	-------	--------

PITCHER	IP	WLS	BF	H	R	ER	LOB	SO	BB	IBB	HBP	BLK	WP	HR	S	P	ERA	WHIP
Jeff Brantley, R (1, 1) ERA: 4.53	3.2		18	6	3	2	1	1	2	0	0	0	1	1	33	69	4.91	2.182
Bryan Hickerson, L (4, 1) ERA: 5.32	1.1		5	1	0	0	1	0	0	0	0	0	0	0	12	14	0.00	0.750
Dave Burba, R (6, 1) ERA: 4.36	1.0	W	7	3	0	0	1	0	0	1	0	0	0	0	9	19	0.00	3.000
Kevin Rogers, L (7, 1) ERA: 2.78	1.0		3	0	0	0	1	0	0	0	0	0	0	0	11	17	0.00	0.000
Michael Jackson, R (8, 1) ERA: 1.55	1.0		4	0	0	0	1	0	0	0	0	0	0	0	8	13	0.00	0.000
PITCHER	IP	WLS	BF	H	R	ER	LOB	SO	BB	IBB	HBP	BLK	WP	HR	S	P	ERA	WHIP
Rod Beck, R (9, 1) ERA: 1.71	1.0		4	1	0	0	1	0	0	0	0	0	0	0	8	13	0.00	1.000

Batter	1	2	3	4	5	6	7	8	9	AB R H RBI BB SO LOB	TOP											
Luis Mercedes, R (1, 8) OBP: 0.353, SLG: 0.279	1-1 CS 1B		2-0 F9		0-1 G5-3	4-0 G4-3 BB			1-3 K	4 0 1 0 1 1 1												
Robby Thompson, R (1, 4) OBP: 0.337, SLG: 0.424	3-1 SAFE 1B 1B		0-2 G1-3		1-0 F9	2-1 G4-3			2-2 G1-3	5 0 1 0 0 0 3												
Will Clark, L (1, 3) OBP: 0.329, SLG: 0.332	0-3 K				3-2 G4-3	1-2 1B 2B		0-0 2B	1-0 F8	5 1 2 1 0 1 1												
Matt Williams, R (1, 5) OBP: 0.352, SLG: 0.584	0-0 1B				3-2 F8	0-0 1B 1B		0-0 P3		4 1 2 1 0 0 1												
Barry Bonds, L (1, 7) OBP: 0.514, SLG: 0.767	3-3 K				4-0 1B 1B BB	2-1 1B 1B		4-0 G4-6-3 IBB		2 0 1 0 2 1 2												
Mark Carreon, R (1, 9) OBP: 0.476, SLG: 0.600		2-1 G6-3			0-1 SAFE 1B	0-1 1B		1-2 G4-6-3		4 0 2 1 0 0 2												
Dave Burba, R (8, 1) OBP: 0.333, SLG: 0.500					1-2 1B	1-3 1B		1-2 1-2f		0 0 0 0 0 0 0												
Royce Clayton, R (1, 6) OBP: 0.325, SLG: 0.357		0-2 F8			0-2 1B	1-0 L5		0-3 K		4 0 1 0 0 1 2												
Kirt Manwaring, R (1, 2) OBP: 0.373, SLG: 0.363		2-2 G6-3			1-3 K			0-1 G5-3		3 0 0 0 0 1 3												
Willie McGee, S (8, PH) OBP: 0.364, SLG: 0.403										1 0 0 0 0 0 0												
Bill Swift, R (1, 1) OBP: 0.333, SLG: 0.292					0-0 G5-3			2-3 K		3 1 2 0 0 0 0												
Jeff Reed, L (8, PH) OBP: 0.339, SLG: 0.431						0-1 F9 G5-3 2B 1B		0-1 BB 1B		1 0 0 0 0 1 0												
Inning Stats	R: 0 E: 0 K: 2 S: 13	H: 3 LOB: 2 BB: 0 P: 20	R: 0 E: 0 K: 0 S: 8	H: 0 LOB: 0 BB: 0 P: 12	R: 0 E: 0 K: 0 S: 5	H: 0 LOB: 0 BB: 0 P: 7	R: 0 E: 0 K: 1 S: 15	H: 2 LOB: 3 BB: 1 P: 26	R: 3 E: 0 K: 0 S: 15	H: 5 LOB: 2 BB: 0 P: 20	R: 0 E: 0 K: 0 S: 5	H: 1 LOB: 1 BB: 1 P: 11	R: 0 E: 0 K: 0 S: 6	H: 1 LOB: 1 BB: 1 P: 11	R: 0 E: 0 K: 2 S: 8	H: 0 LOB: 0 BB: 0 P: 10	R: 0 E: 0 K: 1 S: 8	H: 0 LOB: 0 BB: 0 P: 12	1B: 10 2B: 2 3B: 0 HR: 0	SF: 0 SAC: 0 DP: 2 HBP: 0	WP: 0 PB: 0 SB: 0 CS: 1	PA: 39
PITCHER	IP WLS BF H R ER SO BB IBB HBP BLK WP HR S P ERA WHIP											PITCHER	IP WLS BF H R ER SO BB IBB HBP BLK WP HR S P ERA WHIP									
Chris Hammond, L (1, 1) ERA: 4.91	6.0 W 30 12 3 3 3 2 0 0 0 0 0 62 97 4.50 2.333																					
Trevor Hoffman, R (7, 1) ERA: 3.38	2.0 6 0 0 0 2 0 0 1 0 0 0 0 13 20 0.00 0.000																					
Bryan Harvey, R (9, 1) ERA: 1.48	1.0 3 0 0 0 1 0 0 0 0 0 0 0 8 12 0.00 0.000																					

San Francisco Giants @ Florida Marlins
Joe Robbie Stadium, Miami, FL
Tue Jun 01 1993, 3:33 AM EDT
Overcast - 91 F

livebaseballscorecards.com

AB	36
R	3
H	12
RBI	3
BB	3
SO	6
LOB	15



San Francisco Giants @ Florida Marlins
 Joe Robbie Stadium, Miami, FL

Tue Jun 01 1993, 7:05 PM EDT
 Att. 35,019 - Unknown - 83 F

livebaseballscorecards.com



AB	32
R	4
H	8
RBI	4
BB	4
SO	4
LOB	13

WP:	0	PA:	37
PB:	0		
SB:	0		
CS:	2		

AB R H RBI BB SO LOB

TOP

Batter	1	2	3	4	5	6	7	8	9
Darren Lewis, R OBP: 0.289, SLG: 0.369 (1, 8) C B X	2-1 E6 CS		0-2 G5-3		1-2 G1-3		1-1 P2		1-2 F9
Royce Clayton, R OBP: 0.330, SLG: 0.358 Robby Thompson, R OBP: 0.335, SLG: 0.422 (1, 6) B B B (6, 4)	4-0 1B BB 1-2			0-0 P4		1-2 G1-3 2B 1B	2-2 P2		
Will Clark, L OBP: 0.336, SLG: 0.333 (1, 3) X	0-0 G5-4-3 1B 1-2			2-3 K		1-2 G1-3 2B BB	2-2 HBP		
Matt Williams, R OBP: 0.346, SLG: 0.573 (1, 5) X	0-0 G5-4-3 1-2f			0-0 G5-3		3-1 G1-3 1-2 2-3	0-1 G4-3		
Barry Bonds, L OBP: 0.514, SLG: 0.760 (1, 7) X		0-0 CS 1B			0-2 G3-1	4-0 2B 1B IBB		2-2 P5	
Willie McGee, S OBP: 0.367, SLG: 0.410 (1, 9) 1 SAFE 1 SAFE 1 SAFE 1 SAFE 1 SAFE 1 SAFE		2-3 K			3-2 1B 1B	0-0 1B 2B		0-1 G6-3	
Jeff Reed, L OBP: 0.349, SLG: 0.426 (1, 2) 1 SAFE 1 SAFE 1 SAFE 1 SAFE 1 SAFE		2-3 K 1-2			0-1 1B 1B	4-1 1B BB		1-1 F7	
Mike Benjamin, R OBP: 0.235, SLG: 0.298 (1, 4) (6, 6)			2-2 L6		1-2 P4	0-0 1B		1-2 G5-3	
Bud Black, L OBP: 0.316, SLG: 0.316 Bryan Hickerson, L (6, 1) Michael Jackson, R OBP: 0.500, SLG: 1.000 Todd Benzinger, S OBP: 0.238, SLG: 0.237 Rod Beck, R (9, 1) (9, 1)			0-3 K		1-2 1B	0-1 G4-3		0-0 F8	

Inning Stats	R: 0	H: 1	R: 0	H: 1	R: 0	H: 0	R: 1	H: 3	R: 3	H: 3	R: 0	H: 0	R: 0	H: 0	R: 0	H: 0	R: 0	H: 0
	E: 1	LOB: 1	E: 0	LOB: 1	E: 0	LOB: 0	E: 0	LOB: 2	E: 0	LOB: 2	E: 0	LOB: 1	E: 0	LOB: 0	E: 0	LOB: 0	E: 0	LOB: 0
	K: 0	BB: 1	K: 2	BB: 0	K: 1	BB: 0	K: 0	BB: 3	K: 0	BB: 3	K: 0	BB: 0	K: 0	BB: 0	K: 0	BB: 0	K: 0	BB: 0
	S: 4	P: 10	S: 7	P: 11	S: 10	P: 12	S: 20	P: 26	S: 13	P: 29	S: 10	P: 15	S: 12	P: 15	S: 7	P: 9	S: 7	P: 9

PITCHER	IP	WLS	BF	H	R	ER	SO	BB	IBB	HBP	BLK	WP	HR	S	P	ERA	WHIP
Ryan Bowen, R ERA: 3.49 (1, 1)	5.1	L	24	7	4	4	4	2	1	0	0	0	0	56	88	6.75	1.688
Joe Klink, L ERA: 3.75 (6, 1)	0.0		1	0	0	0	0	1	0	0	0	0	0	1	5	∞	∞
Richie Lewis, R ERA: 2.49 (6, 1)	0.2		2	1	0	0	0	0	0	0	0	0	0	3	3	0.00	1.500
Cris Carpenter, R ERA: 5.12 (7, 1)	3.0		10	0	0	0	0	0	0	1	0	0	0	29	39	0.00	0.000

1B:	7	SF:	0	2B:	2	SAC:	0	3B:	0	DP:	2	HR:	0	HBP:	1
-----	---	-----	---	-----	---	------	---	-----	---	-----	---	-----	---	------	---

Batter	1	2	3	4	5	6	7	8	9	AB R H RBI BB SO LOB
Chuck Carr, S OBP: 0.350, SLG: 0.358 (1, 8)	0-0 HR		0-0 G5-3		1-0 1B	0-1 G5-3			0-1 1B	5 1 3 1 0 0 3
Rick Renteria, R OBP: 0.357, SLG: 0.385 (1, 5)	1-1 1B		3-1 HR		2-3 K		1-2 G2-3		1-3 K	5 1 2 1 0 2 2
Bret Barberie, S OBP: 0.375, SLG: 0.309 (1, 4)	3-1 G5-4-3		1-0 G5-3		4-2 BB		0-1 G5-3		2-3 K	4 0 0 0 1 1 2
Orestes Destrade, S OBP: 0.310, SLG: 0.340 (1, 3)	1-1 2B		4-2 BB		3-3 K		1-0 1B			3 0 2 0 1 1 2
Geronimo Berroa, R OBP: 0.158, SLG: 0.111 (1, 7)	1-3 K		1-0 F8			0-1 F8		1-3 K		4 0 0 0 0 2 3
Alex Arias, R OBP: 0.378, SLG: 0.362 (1, 6)		0-2 P6		1-2 F7		1-1 1B		2-2 G6-3		4 1 1 0 0 0 0
Monty Fariss, R OBP: 0.294, SLG: 0.310 (1, 9)		0-2 E3		4-2 BB		4-2 BB		3-3 K		1 0 0 0 2 0 0
Greg Briley, L OBP: 0.297, SLG: 0.433 (8, PH)										1 0 0 0 0 1 0
Rob Natal, R OBP: 0.290, SLG: 0.345 (1, 2)		1-3 K		0-1 L8		2-2 FC5-4		0-3 K		3 0 0 0 0 1 4
Benito Santiago, R OBP: 0.290, SLG: 0.345 (6, PR)										1 0 0 0 0 1 0
Ryan Bowen, R OBP: 0.136, SLG: 0.227 (1, 1)		0-1 P3		2-3 K		2-2 E4			0-1 G3	2 0 0 0 0 0 1 2
Joe Klink, L OBP: 0.380, SLG: 0.360 (6, PH)										0 0 0 0 0 0 0 0
Richie Lewis, R OBP: 0.380, SLG: 0.360 (6, PH)										0 0 0 0 0 0 0 0
Jeff Conine, R OBP: 0.380, SLG: 0.360 (7, 1)										1 0 1 1 0 0 0 0
Cris Carpenter, R OBP: 0.397, SLG: 0.353 (9, PH)										0 0 0 0 0 0 0 0
Walt Weiss, S OBP: 0.397, SLG: 0.353 (9, PH)										1 0 0 0 0 0 0 0

Inning Stats	R: 1	H: 3	E: 0	K: 1	S: 11	H: 0	LOB: 1	BB: 0	P: 17	R: 0	H: 0	E: 1	K: 1	S: 13	H: 0	LOB: 1	BB: 0	P: 14	R: 1	H: 1	E: 0	K: 0	S: 7	H: 0	LOB: 1	BB: 1	P: 16	R: 0	H: 0	E: 0	K: 1	S: 13	H: 1	LOB: 2	BB: 1	P: 19	R: 1	H: 2	E: 1	K: 0	S: 15	H: 2	LOB: 3	BB: 1	P: 24	R: 0	H: 1	E: 0	K: 1	S: 9	H: 0	LOB: 0	BB: 0	P: 15	R: 0	H: 1	E: 0	K: 2	S: 10	H: 0	LOB: 1	BB: 0	P: 14	R: 0	H: 1	E: 0	K: 2	S: 11	1B: 6	SF: 0	2B: 2	SAC: 0	3B: 0	DP: 2	HR: 2	HBP: 0	WP: 0	PA: 39
--------------	------	------	------	------	-------	------	--------	-------	-------	------	------	------	------	-------	------	--------	-------	-------	------	------	------	------	------	------	--------	-------	-------	------	------	------	------	-------	------	--------	-------	-------	------	------	------	------	-------	------	--------	-------	-------	------	------	------	------	------	------	--------	-------	-------	------	------	------	------	-------	------	--------	-------	-------	------	------	------	------	-------	-------	-------	-------	--------	-------	-------	-------	--------	-------	--------

PITCHER	IP	WLS	BF	H	R	ER	SO	BB	IBB	HBP	BLK	WP	HR	S	P	ERA	WHIP
Bud Black, L ERA: 4.67 (1, 1)	5.1	W	25	6	3	3	5	4	0	0	0	0	2	61	98	5.06	1.875
Bryan Hickerson, L ERA: 5.04 (6, 1)	1.1		6	2	0	0	0	0	0	0	0	0	0	14	20	0.00	1.500
Michael Jackson, R ERA: 1.48 (7, 1)	1.1		4	0	0	0	3	0	0	0	0	0	0	13	19	0.00	0.000
Rod Beck, R ERA: 1.65 (9, 1)	1.0	S	4	1	0	0	2	0	0	0	0	0	0	11	14	0.00	1.000


BOTTOM

San Francisco Giants @ Florida Marlins
Joe Robbie Stadium, Miami, FL

Tue Jun 01 1993, 7:05 PM EDT
Att: 35,019 - Unknown - 83 F

livebaseballscores.com

AB	35
R	3
H	9
RBI	3
BB	4
SO	10
LOB	18



Batter	1	2	3	4	5	6	7	8	9	AB R H RBI BB SO LOB	TOP
Al Martin, L (1, 7) OBP: 0.277, SLG: 0.400 Lloyd McClendon, R (9, PH) OBP: 0.235, SLG: 0.242 (9, 7)	3-2 		3-1 		0-0 		0-0 		3-2 	4 0 0 0 0 0 2 1 0 1 0 0 0 0	Pittsburgh Pirates @ San Francisco Giants Candlestick Park, San Francisco, CA Thu Jun 03 1993, 10:05 PM EDT Att. 15,804 - Unknown - 58 F
Jay Bell, R (1, 6) OBP: 0.382, SLG: 0.462	1-1 		2-3 		1-1 		1-2 		2-0 	5 1 2 0 0 2 3	
Andy Van Slyke, L (1, 8) OBP: 0.384, SLG: 0.488	1-1 			2-0 	3-2 		1-0 		2-2 	4 0 0 0 0 0 3	
Orlando Merced, S (1, 9) OBP: 0.471, SLG: 0.503	1-2 			0-1 	3-1 				1-2 	4 1 3 1 0 0 2	
Jeff King, R (1, 5) OBP: 0.324, SLG: 0.348		2-2 		1-1 	1-0 			0-0 	0-0 	4 0 2 0 0 0 1	
Kevin Young, R (1, 3) OBP: 0.306, SLG: 0.345		2-2 		2-2 		0-1 		2 SAFE 	0-0 	3 0 1 1 0 0 0	
Don Slaught, R (1, 2) OBP: 0.359, SLG: 0.369				0-0 	0-1 		0-3 	1-0 	1-2 	4 0 0 0 0 1 4	
Tom Foley, L (1, 4) OBP: 0.273, SLG: 0.339 Dave Otto, L (6, 1) OBP: 0.235, SLG: 0.412 Lonnie Smith, R (8, PH) OBP: 0.371, SLG: 0.375 Blas Minor, R (8, 1) OBP: 0.200, SLG: 0.200			0-0 	4-1 		1-1 		4-1 	4-1 	2 0 1 0 1 0 0 0 0 0 0 0 0 0 0 0 0 0 1 0 0 0 0 0 0 0 0 0	
Denny Neagle, L (1, 1) Carlos Garcia, R (6, 4) OBP: 0.314, SLG: 0.378		1-3 	0-1 				4-1 	0-3 		2 0 0 0 0 1 4 1 0 0 0 1 1 3	
Inning Stats	R: 0 H: 1 E: 1 LOB: 1 K: 0 BB: 0 S: 10 P: 16	R: 0 H: 0 E: 0 LOB: 0 K: 0 BB: 0 S: 10 P: 14	R: 0 H: 1 E: 0 LOB: 1 K: 0 BB: 0 S: 9 P: 15	R: 1 H: 3 E: 0 LOB: 3 K: 0 BB: 1 S: 14 P: 23	R: 1 H: 2 E: 0 LOB: 1 K: 0 BB: 0 S: 9 P: 17	R: 0 H: 0 E: 0 LOB: 0 K: 1 BB: 0 S: 8 P: 9	R: 0 H: 0 E: 0 LOB: 1 K: 1 BB: 1 S: 6 P: 12	R: 0 H: 2 E: 0 LOB: 3 K: 1 BB: 1 S: 12 P: 18	R: 0 H: 1 E: 0 LOB: 0 K: 0 BB: 0 S: 8 P: 15	1B: 10 SF: 0 2B: 0 SAC: 1 3B: 0 DP: 2 HR: 0 HBP: 0	
PITCHER Greg Brummett, R (1, 1) ERA: 2.84 Dave Righetti, L (7, 1) ERA: 3.38 Dave Burba, R (8, 1) ERA: 4.63 Bryan Hickerson, L (9, 1) ERA: 4.85	IP WLS BF H R ER SO BB IBB HBP BLK WP HR S P ERA WHIP 6.0 L 26 7 2 2 3 1 0 0 0 0 0 0 60 94 3.00 1.333 1.0 5 1 0 0 1 1 0 0 0 0 0 0 10 17 0.00 2.000 1.0 5 1 0 0 1 1 0 0 0 0 0 0 8 13 0.00 2.000 1.0 3 1 0 0 0 0 0 0 0 0 0 0 8 15 0.00 1.000	PITCHER IP WLS BF H R ER SO BB IBB HBP BLK WP HR S P ERA WHIP									

AB	34
R	2
H	10
RBI	2
BB	3
SO	5
LOB	22



Batter	1	2	3	4	5	6	7	8	9	AB R H RBI BB SO LOB	TOP	
Al Martin, L (1, 7) OBP: 0.281, SLG: 0.414	0-1 P6		1-2 G3		3-2 SH1-3 SF8 2B	2-2 F8			1-1 WP 2B	5 1 2 0 0 0 1	Pittsburgh Pirates @ San Francisco Giants Candlestick Park, San Francisco, CA Fri Jun 04 1993, 10:05 PM EDT Att. 15,725 - Unknown - 58 F livebaseballscorecards.com	
Jay Bell, R (1, 6) OBP: 0.384, SLG: 0.460	4-2 1B L5 BB		2-1 G4-3		0-1 SH1-3		0-1 1B	3-0 P8	3 0 1 0 1 0 1			
Andy Van Slyke, L (1, 8) OBP: 0.384, SLG: 0.488	1-2 BB 1-3 1B			0-1 SH SF9 1B	0-0 SF8		0-0 F8	1-3 K 2-3	4 1 2 1 0 1 2			
Orlando Merced, S (1, 9) OBP: 0.478, SLG: 0.507	4-0 BB 1-2 BB			0-2 SF9 SH G6-3 1B	0-0 1B		2-2 F7		3 1 2 0 1 0 1			
Jeff King, R (1, 5) OBP: 0.325, SLG: 0.348	1-2 L5 3-3			0-1 SH SF9 1-2 2-3 1B	1 SAFE 0-1 1B		0-1 P7		3 0 1 0 0 0 4			
Kevin Young, R (1, 3) OBP: 0.299, SLG: 0.338		2-1 G1-3		2-2 SF9 1-2 2-3 3-H 1B	1-1 L4		2-2 F9		3 0 0 1 0 0 2			
Tom Prince, R (1, 2) OBP: 0.327, SLG: 0.348		1-2 G1-3		3-2 G6-3 3-H		1-1 P3		0-3 K	4 0 0 1 0 1 1			
Carlos Garcia, R (1, 4) OBP: 0.319, SLG: 0.372		3-2 G4-3		4-0 IBB		4-2 FC4-6 BB		1-2 G5-3	2 0 0 0 2 0 0			
Steve Cooke, R (1, 1) OBP: 0.074, SLG: 0.111 Stan Belinda, R (9, 1)			2-3 K	0-2 F9	0-1 FC4-6 1-2f		0-0 P3		4 0 0 0 0 1 3 0 0 0 0 0 0 0			
Inning Stats	R: 0 E: 0 K: 0 S: 14 H: 1 LOB: 2 BB: 2 P: 24	R: 0 E: 0 K: 0 S: 8 H: 0 LOB: 0 BB: 0 P: 14	R: 0 E: 0 K: 1 S: 9 H: 0 LOB: 0 BB: 0 P: 14	R: 2 E: 1 K: 0 S: 21 H: 2 LOB: 2 BB: 1 P: 30	R: 1 E: 0 K: 0 S: 11 H: 3 LOB: 2 BB: 0 P: 15	R: 0 E: 0 K: 0 S: 9 H: 0 LOB: 1 BB: 1 P: 16	R: 0 E: 0 K: 0 S: 8 H: 1 LOB: 1 BB: 0 P: 10	R: 0 E: 0 K: 1 S: 13 H: 0 LOB: 0 BB: 0 P: 16	R: 0 E: 0 K: 1 S: 7 H: 1 LOB: 1 BB: 0 P: 12	1B: 6 2B: 3 3B: 0 HR: 0 SF: 2 SAC: 2 DP: 1 HBP: 0	WP: 1 PB: 0 SB: 0 CS: 0 PA: 39	
PITCHER	IP WLS BF H R ER SO BB IBB HBP BLK WP HR S P ERA WHIP											
Jeff Brantley, R (1, 1) ERA: 4.45	5.0 L 24 6 3 2 1 2 1 0 0 0 0 0 63 97 3.60 1.600											
Dave Burba, R (6, 1) ERA: 4.5	1.0 5 1 0 0 0 1 0 0 0 0 0 0 11 18 0.00 2.000											
Dave Righetti, L (7, 1) ERA: 3.2	1.0 3 0 0 0 0 0 0 0 0 0 0 0 6 8 0.00 0.000											
Michael Jackson, R (8, 1) ERA: 1.36	2.0 7 1 0 0 0 2 0 0 0 0 1 0 20 28 0.00 0.500											

AB	31
R	3
H	8
RBI	3
BB	4
SO	3
LOB	15



Batter	1	2	3	4	5	6	7	8	9	AB	R	H	RBI	BB	SO	LOB
Darren Lewis, R OBP: 0.305, SLG: 0.378 (1, 8)	1-0 G4-3		1-0 SH5-4 SF8 2B		2-2 G4-3			1-2 G1-3		4	1	1	0	0	0	0
Robby Thompson, R OBP: 0.340, SLG: 0.424 (1, 4)	3-1 G6-3		2-0 SH5-4 2-3			1-1 G3 2B		2-0 1B		3	0	2	0	0	0	0
Will Clark, L OBP: 0.328, SLG: 0.345 (1, 3)	2-3 K		1-0 SF8 3-H			1-0 G3 2-3		2-0 P6		3	0	0	1	0	1	2
Matt Williams, R OBP: 0.337, SLG: 0.568 (1, 5)		1-1 HR	3-2 F9			0-1 G5-3		2-1 1B 1B		4	1	2	1	0	0	1
Barry Bonds, L OBP: 0.498, SLG: 0.737 (1, 7)		2-2 G6-3 2B		1-1 F8		0-0 P6		1-2 P6		4	0	1	0	0	0	2
Mark Carreon, R OBP: 0.455, SLG: 0.569 (1, 9)		2-2 G6-3		2-3 K			1-2 G6-3		1-3 K	3	0	0	0	0	1	1
Michael Jackson, R OBP: 0.500, SLG: 1.000 (8, 1)										0	0	0	0	0	0	0
Todd Benzinger, S OBP: 0.222, SLG: 0.220 (9, PH)		2-3								1	0	0	0	0	1	1
Royce Clayton, R OBP: 0.324, SLG: 0.351 (1, 6)		1-0 G5-3		0-0 L9			1-1 G4-3		0-1 1B	4	0	1	0	0	0	1
Andy Allanson, R OBP: 0.333, SLG: 0.404 (1, 2)		4-2 BB			3-2 P9		1-1 G6-3		1-1 G3-1	2	0	0	0	1	0	0
Jeff Reed, L OBP: 0.333, SLG: 0.404 (9, PH)										1	0	0	0	0	0	2
Jeff Brantley, R OBP: 0.095, SLG: 0.095 (1, 1)		0-2 K			1-1 F9			0-1 G6-3		1	0	0	0	0	1	2
Dave Martinez, L OBP: 0.245, SLG: 0.205 (5, PH)										1	0	0	0	0	0	0
Dave Burba, R OBP: 0.333, SLG: 0.500 (6, 1)										0	0	0	0	0	0	0
Dave Righetti, L (7, 1)										0	0	0	0	0	0	0
Willie McGee, S OBP: 0.372, SLG: 0.408 (8, 9)										1	0	0	0	0	0	0

Inning Stats	R: 0	H: 0	E: 0	K: 1	S: 6	H: 0	LOB: 0	BB: 0	P: 12	R: 1	H: 2	E: 0	K: 1	S: 18	H: 1	LOB: 2	BB: 1	P: 28	R: 1	H: 1	E: 0	K: 0	S: 6	H: 0	LOB: 0	BB: 0	P: 13	R: 0	H: 0	E: 0	K: 1	S: 7	H: 0	LOB: 0	BB: 0	P: 10	R: 0	H: 0	E: 0	K: 0	S: 8	H: 0	LOB: 0	BB: 0	P: 14	R: 0	H: 1	E: 0	K: 0	S: 6	H: 1	LOB: 1	BB: 0	P: 8	R: 0	H: 0	E: 0	K: 0	S: 7	H: 0	LOB: 0	BB: 0	P: 10	R: 0	H: 1	E: 0	K: 0	S: 7	H: 1	LOB: 1	BB: 0	P: 12	R: 0	H: 2	E: 0	K: 1	S: 12	H: 2	LOB: 2	BB: 0	P: 17	1B: 3	SF: 1	2B: 3	SAC: 1	3B: 0	DP: 0	HR: 1	HBP: 0	WP: 0	PA: 35
--------------	------	------	------	------	------	------	--------	-------	-------	------	------	------	------	-------	------	--------	-------	-------	------	------	------	------	------	------	--------	-------	-------	------	------	------	------	------	------	--------	-------	-------	------	------	------	------	------	------	--------	-------	-------	------	------	------	------	------	------	--------	-------	------	------	------	------	------	------	------	--------	-------	-------	------	------	------	------	------	------	--------	-------	-------	------	------	------	------	-------	------	--------	-------	-------	-------	-------	-------	--------	-------	-------	-------	--------	-------	--------

PITCHER	IP	WLS	BF	H	R	ER	SO	BB	IBB	HBP	BLK	WP	HR	S	P	ERA	WHIP
Steve Cooke, L ERA: 3.45 (1, 1)	8.2	W	34	7	2	2	4	1	0	0	0	0	1	75	121	2.08	0.923
Stan Belinda, R ERA: 2.7 (9, 1)	0.1	S	1	0	0	0	0	0	0	0	0	0	0	2	3	0.00	0.000

BOTTOM

Pittsburgh Pirates @ San Francisco Giants
Candlestick Park, San Francisco, CA

Fri Jun 04 1993, 10:05 PM EDT
Att: 15,725 - Unknown - 58 F

AB	32
R	2
H	7
RBI	2
BB	1
SO	4
LOB	12



WP	0	PA	35
PB	0	SB	0
CS	0		

ERA	WHIP
-----	------

Batter	1	2	3	4	5	6	7	8	9	AB R H RBI BB SO LOB	TOP		
Lonnie Smith, R (1, 7) <small>OBP: 0.386, SLG: 0.386</small> Blas Minor, R (7, 1) <small>OBP: 0.200, SLG: 0.200</small>	2-2 G6-4-3 1B		4-2 BB BB		2-0 F8		3-2 FC6-4 1B		3 0 2 1 1 0 0 0 0 0 0 0 0 0	Pittsburgh Pirates @ San Francisco Giants Candlestick Park, San Francisco, CA Sat Jun 05 1993, 6:33 AM EDT Att. 23,990 - Sunny - 64 F			
Jay Bell, R (1, 6) <small>OBP: 0.386, SLG: 0.456</small>	2-2 G6-4-3 1-2f		4-1 FC5-4 BB			4-2 L4 BB BB	1-1 FC6-4 1-2f 2-3 3-H	2 0 0 1 2 0 3					
Jeff King, R (1, 5) <small>OBP: 0.319, SLG: 0.341</small>	0-3 K		1-2 FC5-4 1-2f			2-0 L7	0-3 K	4 0 0 0 0 2 5					
Lloyd McClendon, R (1, 9) <small>OBP: 0.236, SLG: 0.231</small> (7, 7)		2-2 G6-3		1-0 G6-3		4-2 1 SAFE 1-2 BB	3-2 G5-3	3 0 0 0 1 0 0					
Kevin Young, R (1, 3) <small>OBP: 0.292, SLG: 0.329</small>		2-3 K		3-3 K		1-2 L4 2-2	1-0 F8	4 0 0 0 0 2 2					
Glenn Wilson, R (1, 8) <small>OBP: 0.200, SLG: 0.200</small>		0-1 1B		1-0 1B			0-0 F8	4 0 2 0 0 1 0					
Carlos Garcia, R (1, 4) <small>OBP: 0.319, SLG: 0.372</small> Tom Foley, L (9, PH) <small>OBP: 0.269, SLG: 0.333</small>		1-1 G4-3		1-1 G5-3		2-2 BB 1B 1B	2-3 K	3 1 1 0 0 0 2 1 0 0 0 0 1 0					
Tom Prince, R (1, 2) <small>OBP: 0.328, SLG: 0.347</small> Al Martin, L (9, PH) <small>OBP: 0.279, SLG: 0.411</small>			0-2 F8		0-1 G6-3		3-2 1B BB FC6-4 1B	2-3 K	3 1 1 0 0 0 0 1 0 0 0 0 1 0				
Tim Wakefield, R (1, 1) <small>OBP: 0.115, SLG: 0.192</small> Orlando Merced, S (7, PH) <small>OBP: 0.478, SLG: 0.503</small> (7, 9)			0-1 G3		1-3 K		4-2 FC6-4 1B BB	0-3 K	2 0 0 0 0 1 0 1 0 0 0 1 1 0				
Inning Stats	R: 0 H: 1 E: 0 LOB: 0 K: 1 BB: 0 S: 9 P: 13	R: 0 H: 1 E: 0 LOB: 1 K: 1 BB: 0 S: 12 P: 17	R: 0 H: 0 E: 0 LOB: 2 K: 0 BB: 2 S: 13 P: 22	R: 0 H: 1 E: 0 LOB: 1 K: 1 BB: 0 S: 8 P: 14	R: 0 H: 0 E: 0 LOB: 0 K: 1 BB: 0 S: 6 P: 9	R: 0 H: 0 E: 0 LOB: 1 K: 0 BB: 2 S: 16 P: 27	R: 2 H: 3 E: 0 LOB: 2 K: 2 BB: 1 S: 24 P: 40	R: 0 H: 0 E: 0 LOB: 0 K: 3 BB: 0 S: 10 P: 14	1B: 6 SF: 0 2B: 1 SAC: 0 3B: 0 DP: 2 HR: 0 HBP: 0	WP: 0 PA: 36 PB: 0 SB: 0 CS: 0			
PITCHER	IP WLS BF H R ER SO BB IBB HBP BLK WP HR S P ERA WHIP Trevor Wilson, L (1, 1) <small>ERA: 3.47</small> Kevin Rogers, L (6, 1) <small>ERA: 3.12</small> Michael Jackson, R (7, 1) <small>ERA: 1.34</small> Bryan Hickerson, L (8, 1) <small>ERA: 4.67</small> Rod Beck, R (9, 1) <small>ERA: 1.53</small>											PITCHER	IP WLS BF H R ER SO BB IBB HBP BLK WP HR S P ERA WHIP

livebaseballscorecards.com

AB	31
R	2
H	6
RBI	2
BB	5
SO	9
LOB	12



Batter	1	2	3	4	5	6	7	8	9
Dave Martinez, L (1, 8) <small>OBP: 0.259, SLG: 0.245</small> Dave Righetti, L (9, 1)	1-1 G4-3	1-0 G1-6-3		2-2 1B 2B 1B		1-2 G6-3		2-1 2B	
Robby Thompson, R (1, 4) <small>OBP: 0.351, SLG: 0.436</small>	1-1 FC6-4 2B 1B		4-0 WP S E BB	0-0 2B SF9 1B		2-0 F8		2-2 2B 2B	
Will Clark, L (1, 3) <small>OBP: 0.339, SLG: 0.357</small> Todd Benzinger, S (6, 3) <small>OBP: 0.229, SLG: 0.227</small>	4-0 FC6-4 1-2 BB		4-2 E WP BB	0-1 SF9 F9-2 2B		2-1 1B		1-3 K	
Matt Williams, R (1, 5) <small>OBP: 0.332, SLG: 0.570</small>	1-1 FC6-4 2B		1-0 L6	2-2 SF9		1-1 L8			
Barry Bonds, L (1, 7) <small>OBP: 0.492, SLG: 0.724</small>	1-1 1-H 3-H 2B		4-0 E IBB	0-0 F9-2			2-3 K		
Willie McGee, S (1, 9) <small>OBP: 0.360, SLG: 0.394</small>	0-0 F7		0-2 FC3		1-1 G4-3		0-0 G5-3		
Jeff Reed, L (1, 2) <small>OBP: 0.315, SLG: 0.375</small>		2-2 1B 1B	3-3 K		1-2 G3		0-2 F8		
Royce Clayton, R (1, 6) <small>OBP: 0.321, SLG: 0.347</small>	1-1 SAFE 1-2 1B		1-1 G6-3		1-0 1B		2-3 K		
Bill Swift, R (1, 1) <small>OBP: 0.333, SLG: 0.269</small> Darren Lewis, R (8, PH) <small>OBP: 0.303, SLG: 0.379</small> (9, 8)		1-3 K		4-2 1B 1B 2B BB	0-3 K		1-0 G5-3		

Inning Stats	R: 2	H: 2	E: 0	LOB: 1	K: 0	P: 17	R: 0	H: 2	E: 0	LOB: 1	K: 1	P: 14	R: 1	H: 0	E: 1	LOB: 3	K: 1	P: 31	R: 3	H: 3	E: 0	LOB: 0	K: 0	P: 25	R: 0	H: 1	E: 0	LOB: 1	K: 1	P: 13	R: 0	H: 1	E: 0	LOB: 1	K: 0	P: 15	R: 0	H: 0	E: 0	LOB: 0	K: 1	P: 9	R: 1	H: 2	E: 0	LOB: 1	K: 2	P: 23
--------------	------	------	------	--------	------	-------	------	------	------	--------	------	-------	------	------	------	--------	------	-------	------	------	------	--------	------	-------	------	------	------	--------	------	-------	------	------	------	--------	------	-------	------	------	------	--------	------	------	------	------	------	--------	------	-------

PITCHER	IP	WLS	BF	H	R	ER	SO	BB	IBB	HBP	BLK	WP	HR	S	P	ERA	WHIP
Bob Walk, R (1, 1) <small>ERA: 5.33</small>	3.0	L	21	7	6	5	2	4	1	0	0	1	0	45	81	15.00	3.667
Freddie Toliver, R (4, 1) <small>ERA: 1.17</small>	4.0		13	2	0	0	2	0	0	0	0	0	0	30	43	0.00	0.500
Mark Petkovsek, R (8, 1) <small>ERA: 7.11</small>	1.0		5	2	1	1	2	0	0	0	0	0	0	15	23	9.00	2.000

AB R H RBI BB SO LOB

5	2	2	0	0	0	2
0	0	0	0	0	0	0
4	3	3	1	1	0	0
1	0	1	2	2	0	0
2	0	1	0	0	1	1
3	1	0	1	0	0	5
3	0	1	2	1	1	1
4	0	0	0	0	0	3
4	0	1	0	0	1	3
4	0	2	0	0	1	3
2	1	0	0	1	2	3
1	0	0	0	0	0	0


AB 33
R 7
H 11
RBI 6
BB 5
SO 6
LOB 21

WP: 1 **PA: 39**
PB: 0
SB: 1
CS: 0

GIANTS

Pittsburgh Pirates @ San Francisco Giants
Candlestick Park, San Francisco, CA
 Sun Jun 06 1993, 6:33 AM EDT
 Att. 40,594 - Cloudy - 64 F

livebaseballscorecards.com

Batter	1	2	3	4	5	6	7	8	9	AB R H RBI BB SO LOB	TOP	
Bernard Gilkey, R OBP: 0.384, SLG: 0.441 (1, 7) C X	0-1 F9			H 1-0 CS HBP		B C B S B X 3-2 G5-3		2 B SAFE B B B C B B 4-1 3B BB		2 1 0 0 1 0 0		
Ozzie Smith, S OBP: 0.309, SLG: 0.330 (1, 6) B X	1-0 F7		1 SAFE 1 SAFE 1 B B B X 1 SAFE	2-0 F9		C X 0-1	0-1 2B 1B	1 SAFE X 0-0 1-H 3-H 3B		4 0 2 2 0 0 1		
Gregg Jefferies, S OBP: 0.353, SLG: 0.440 (1, 3) B B C F C Mike Perez, R (8, 1)	2-3 K		F 1 SAFE S B F B X	2-2 1B		B 1 SAFE 1 SAFE X 1-0	1-0 L7	0-1 F9		4 0 1 0 0 1 3 0		
Rob Murphy, L OBP: 1.000, SLG: 1.000 (8, 1) Lee Smith, R (9, 1)			F 1 SAFE S B F B X	2-2 1B		1 SAFE S 1 SAFE S B B B X 1 SAFE 1 SAFE 1 B 1 SAFE	2-2 2B	2-3 K		4 0 1 0 0 1 3		
Ray Lankford, L OBP: 0.395, SLG: 0.357 (1, 8) F B S B X X B S B X		2-2 L5				S C T C C 0-3 K	0-3 K	0-0 P2		4 0 0 0 0 1 4		
Mark Whiten, S OBP: 0.297, SLG: 0.346 (1, 9) F X		0-1 G5-3			X 0-0 G4-3							
Luis Aljoea, S OBP: 0.382, SLG: 0.368 (1, 4) Geronimo Pena, S OBP: 0.329, SLG: 0.323 (4, 4) C C C L		0-3 K			B B B B X 3-1 G4-3		B B B B X 0-3 K		F F F B B S 3-3 K	1 0 0 0 0 1 0 3 0 0 0 0 2 2		
Tracy Woodson, R OBP: 0.222, SLG: 0.240 (1, 5) Erik Pappas, R OBP: 0.403, SLG: 0.385 (8, PR) (8, 2)			X C C C 0-2 G4-3		B B B B X 3-1 G6-3		X 0-0 2B 1B	1-0 G6-3		3 0 1 0 0 0 0 1 1 0 0 0 0 0	AB 33 R 4 H 7 RBI 4 BB 1 SO 10 LOB 13	
Hector Villanueva, R OBP: 0.211, SLG: 0.340 (1, 2) Gerald Perry, L OBP: 0.429, SLG: 0.455 (8, PH) Todd Zeile, R OBP: 0.309, SLG: 0.321 (8, 5) S B B C C S B B C C			S B B C C 1-3 K		C B B B X 2-1 G6-3		1 SAFE S 1 SAFE 1 SAFE X 1-1 2B 2B	3-3 K		2 0 0 0 0 1 0 1 1 1 0 0 0 0 1 0 0 0 0 1 0		
Rene Arocha, R (1, 1) Rod Brewer, L OBP: 0.288, SLG: 0.278 (8, PH) (8, 3) C T C C C S C C			C T C C 2-3 K		C S C C 0-3 K		C X C C 0-2 3B 2B			2 0 0 0 0 2 0 1 1 1 2 0 0 0		
Inning Stats	R: 0 E: 0 K: 1 S: 6 H: 0 LOB: 0 BB: 0 P: 9	R: 0 E: 0 K: 1 S: 8 H: 0 LOB: 0 BB: 0 P: 10	R: 0 E: 0 K: 2 S: 9 H: 0 LOB: 0 BB: 0 P: 12	R: 0 E: 0 K: 0 S: 8 H: 1 LOB: 1 BB: 0 P: 15	R: 0 E: 0 K: 0 S: 5 H: 0 LOB: 0 BB: 0 P: 11	R: 0 E: 0 K: 1 S: 8 H: 0 LOB: 0 BB: 0 P: 13	R: 0 E: 0 K: 2 S: 13 H: 2 LOB: 2 BB: 0 P: 16	R: 4 E: 1 K: 1 S: 14 H: 4 LOB: 2 BB: 1 P: 21	R: 0 E: 0 K: 2 S: 12 H: 0 LOB: 0 BB: 0 P: 19	1B: 3 2B: 3 3B: 1 HR: 0 SF: 0 SAC: 0 DP: 0 HBP: 1	WP: 0 PB: 0 SB: 0 CS: 1 PA: 35	
PITCHER	IP WLS BF H R ER SO BB IBB HBP BLK WP HR S P ERA WHIP											
John Burkett, R ERA: 3.25 (1, 1)	7.0 L 26 5 3 3 7 0 0 1 0 0 0 0 60 90 3.86 0.714											
Michael Jackson, R ERA: 1.87 (8, 1)	0.0 3 2 1 1 0 1 0 0 0 0 0 0 5 9 ∞ ∞											
Bryan Hickerson, L ERA: 4.5 (8, 1)	1.0 3 0 0 0 1 0 0 0 0 0 0 0 6 8 0.00 0.000											
Dave Burba, R ERA: 4.38 (9, 1)	1.0 3 0 0 0 2 0 0 0 0 0 0 0 12 19 0.00 0.000											

St. Louis Cardinals @ San Francisco Giants
 Candlestick Park, San Francisco, CA
 Tue Jun 08 1993, 6:33 AM EDT
 Att. 19,108 - Sunny - 73 F

livebaseballscorecards.com

Batter	1	2	3	4	5	6	7	8	9	AB R H RBI BB SO LOB
Darren Lewis, R OBP: 0.300, SLG: 0.371 (1, 8)	1-1 G6-3		0-0 G6-3		2-2 G4-3			4-0 BB	0-3 K	4 0 0 0 1 1 2
Robby Thompson, R OBP: 0.349, SLG: 0.432 (1, 4)	2-1 1B		2-2 P6			1-1 G4-3		2-3 K		4 0 1 0 0 1 2
Will Clark, L OBP: 0.337, SLG: 0.355 (1, 3)	1-3 SAFE		0-0 1B			0-1 F7		1-0 P5		4 0 1 0 0 1 3
Matt Williams, R OBP: 0.331, SLG: 0.569 (1, 5)	1-0 SAFE		0-0 F9			3-3 K		2-0 HR		4 1 1 0 0 1 2
Barry Bonds, L OBP: 0.488, SLG: 0.730 (1, 7)		2-1 F8		1-0 F8		2-1 G4-3		1-1 HR		4 1 1 2 0 0 0
Willie McGee, S OBP: 0.358, SLG: 0.396 (1, 9)		0-1 1B		1-2 G4-3		1-1 L8		1-2 G4-3		4 1 1 0 0 0 0
Royce Clayton, R OBP: 0.321, SLG: 0.346 (1, 6)		1-1 S		2-1 F8		1-3 K		3-1 G6-3		3 0 1 1 0 1 0
Jeff Reed, L OBP: 0.311, SLG: 0.369 (9, PH)		2-H 1B								1 0 0 0 0 0 0
Kirt Manwaring, R OBP: 0.376, SLG: 0.357 (1, 2)		1 SAFE				0-0 G4-3		4-2 BB		2 0 1 0 1 0 1
Todd Benzinger, S OBP: 0.245, SLG: 0.244 (9, PH)		2-2 P2				1B		BB		1 0 1 0 0 0 0
Mike Benjamin, R OBP: 0.228, SLG: 0.283 (9, PR)		1-2						BB		0 0 0 0 0 0 0
John Burkett, R OBP: 0.133, SLG: 0.103 (1, 1)		0-1 G1-3				0-1 G4-3		0-1 P5		2 0 0 0 0 0 2
Michael Jackson, R OBP: 0.500, SLG: 1.000 (8, 1)								1 SAFE		0 0 0 0 0 0 0
Bryan Hickerson, L OBP: 0.255, SLG: 0.240 (8, PH)										0 0 0 0 0 0 0
Dave Martinez, L OBP: 0.255, SLG: 0.240 (8, PH)										1 0 0 0 0 0 1
Dave Burba, R OBP: 0.333, SLG: 0.500 (9, 1)										0 0 0 0 0 0 0
Mark Carreon, R OBP: 0.463, SLG: 0.576 (9, PH)								1-3 1B		1 0 1 0 0 0 0

Inning Stats	R: 0 E: 0 K: 1 S: 8	H: 1 LOB: 1 BB: 0 P: 13	R: 1 E: 0 K: 0 S: 11	H: 2 LOB: 1 BB: 0 P: 16	R: 0 E: 0 K: 0 S: 10	H: 1 LOB: 1 BB: 0 P: 12	R: 0 E: 0 K: 0 S: 9	H: 0 LOB: 0 BB: 0 P: 13	R: 0 E: 0 K: 0 S: 6	H: 1 LOB: 0 BB: 0 P: 8	R: 0 E: 0 K: 1 S: 10	H: 0 LOB: 0 BB: 0 P: 14	R: 0 E: 0 K: 1 S: 7	H: 0 LOB: 0 BB: 0 P: 11	R: 0 E: 0 K: 1 S: 10	H: 0 LOB: 2 BB: 2 P: 21	R: 2 E: 0 K: 1 S: 15	H: 4 LOB: 2 BB: 0 P: 24	1B: 6 2B: 2 3B: 0 HR: 1	SF: 0 SAC: 0 DP: 1 HBP: 0
--------------	------------------------------	----------------------------------	-------------------------------	----------------------------------	-------------------------------	----------------------------------	------------------------------	----------------------------------	------------------------------	---------------------------------	-------------------------------	----------------------------------	------------------------------	----------------------------------	-------------------------------	----------------------------------	-------------------------------	----------------------------------	----------------------------------	------------------------------------

PITCHER	IP	WLS	BF	H	R	ER	SO	BB	IBB	HBP	BLK	WP	HR	S	P	ERA	WHIP
Rene Arocha, R ERA: 2.36 (1, 1)	7.0	W	25	5	1	1	3	0	0	0	0	0	0	61	87	1.29	0.714
Mike Perez, R ERA: 2.65 (8, 1)	0.2		4	0	0	0	1	2	0	0	0	0	0	9	19	0.00	3.000
Rob Murphy, L ERA: 3.0 (8, 1)	0.1		1	0	0	0	0	0	0	0	0	0	0	1	2	0.00	0.000
Lee Smith, R ERA: 4.12 (9, 1)	1.0	S	7	4	2	2	1	0	0	0	0	0	1	15	24	18.00	4.000

BOTTOM

St. Louis Cardinals @ San Francisco Giants
Candlestick Park, San Francisco, CA

Tue Jun 08 1993, 6:33 AM EDT
Att. 19,108 - Sunny - 73 F

livebaseballscorecards.com

AB	35
R	3
H	9
RBI	3
BB	2
SO	5
LOB	13

GIANTS

WP: 0	PA: 37
PB: 0	
SB: 1	
CS: 0	

Batter	1	2	3	4	5	6	7	8	9	AB R H RBI BB SO LOB	TOP																						
Willie Wilson, S (1, 8) OBP: 0.279, SLG: 0.328	1-3 K			0-1 G6-3	2-2 F8		1-1 G4-3			4 0 0 0 0 1 2																							
Rey Sanchez, R (1, 6) OBP: 0.310, SLG: 0.319	1-2 23 1B G4-6-3			0-0 23 1B		1-1 G4-3 1B		0-1 G4-3		4 0 3 0 0 0 0																							
23 Ryne Sandberg, R (1, 4) OBP: 0.348, SLG: 0.404	2-2 G4-6-3 1-2f			0-1 FC6-4 1B		1-0 P6		0-1 G4-3		4 0 1 0 0 0 2																							
Mark Grace, L (1, 3) OBP: 0.394, SLG: 0.509			0-3 K	1-0 L6		0-0 G4-3		0-1 G4-3		4 0 0 0 0 1 3																							
Steve Buechele, R (1, 5) OBP: 0.286, SLG: 0.414			2-2 G5-3		0-0 FC6-4 1-2f		1-1 F8		2-3 K	3 0 0 0 0 0 3																							
Bob Scanlan, R (6, 1)										0 0 0 0 0 0 0																							
Paul Assenmacher, L (8, 1) OBP: 0.500, SLG: 0.500										0 0 0 0 0 0 0																							
Steve Lake, R (9, PH) OBP: 0.231, SLG: 0.342										1 0 0 0 0 1 0																							
Candy Maldonado, R (1, 7) OBP: 0.264, SLG: 0.282			0-1 F9		0-0 F7		1-2 HR 1B		3-2 L4	4 1 1 0 0 0 0																							
Sammy Sosa, R (1, 9) OBP: 0.300, SLG: 0.440			2-3 K		0-0 1B		0-1 P9		4-2 DI BB	3 0 1 0 1 1 1																							
Rick Wilkins, L (1, 2) OBP: 0.361, SLG: 0.557			1-0 G1-6-3 HBP		0-1 1B		0-1 HR		1-0 P4	3 1 2 2 0 0 1																							
Greg Hibbard, L (1, 1)																																	
Dan Plesac, L (3, 1)																																	
Eric Yelding, R (5, PH) OBP: 0.176, SLG: 0.176			1-0 G1-6-3 1-2f		0-0 P8		0-1 F9			1 0 0 0 0 0 1																							
Jose Bautista, R (5, 1)										0 0 0 0 0 0 0																							
Chuck McElroy, L (5, 1)										1 0 0 0 0 0 2																							
Jose Vizcaino, S (6, 5) OBP: 0.375, SLG: 0.383										0 0 0 0 0 0 0																							
										0 0 0 0 0 0 0																							
										0 0 0 0 0 0 0																							
										0 0 0 0 0 0 0																							
										1 0 0 0 0 0 0																							
Inning Stats	R: 0 E: 0 K: 1 S: 9	H: 1 LOB: 0 BB: 0 P: 13	R: 0 E: 0 K: 1 S: 10	H: 0 LOB: 0 BB: 0 P: 12	R: 0 E: 0 K: 1 S: 4	H: 0 LOB: 0 BB: 0 P: 8	R: 0 E: 0 K: 0 S: 7	H: 2 LOB: 2 BB: 0 P: 8	R: 0 E: 0 K: 0 S: 8	H: 2 LOB: 2 BB: 0 P: 10	R: 0 E: 0 K: 0 S: 6	H: 1 LOB: 1 BB: 0 P: 9	R: 2 E: 0 K: 0 S: 12	H: 2 LOB: 0 BB: 0 P: 14	R: 0 E: 0 K: 0 S: 6	H: 0 LOB: 0 BB: 0 P: 6	R: 0 E: 0 K: 1 S: 10	H: 0 LOB: 1 BB: 1 P: 20	1B: 7 2B: 0 3B: 0 HR: 1	SF: 0 SAC: 0 DP: 2 HBP: 1	WP: 0 PB: 0 SB: 0 CS: 0	PA: 35											
PITCHER Trevor Wilson, L (1, 1) ERA: 3.28	IP 9.0	WLS W	BF 35	H 8	R 2	ER 2	SO 4	BB 1	IBB 0	HBP 1	BLK 0	WP 0	HR 1	S 72	P 100	ERA 2.00	WHIP 1.000																
											PITCHER	IP	WLS	BF	H	R	ER	SO	BB	IBB	HBP	BLK	WP	HR	S	P	ERA	WHIP					

Chicago Cubs @ San Francisco Giants
Candlestick Park, San Francisco, CA
Fri Jun 11 1993, 10:05 PM EDT
Att: 28,103 - Unknown

livebaseballscorecards.com

AB	33
R	2
H	8
RBI	2
BB	1
SO	4
LOB	15



Batter	1	2	3	4	5	6	7	8	9	AB	R	H	RBI	BB	SO	LOB
Darren Lewis, R OBP: 0.302, SLG: 0.369 (1, 8)	3-2 BB 2B 1B	1-0 L9	1-1 FC6-4 1-2 3-H 1B		0-0 1-2 1B		1-1 G4-3			5	1	3	1	0	0	2
Robby Thompson, R OBP: 0.345, SLG: 0.422 (1, 4)	4-1 2B SF9 BB	1-3 K	0-1 FC6-4 1-2f		0-0 F8		3-2 P3			3	1	0	0	1	1	6
Mike Benjamin, R OBP: 0.224, SLG: 0.278 (7, 4)										1	0	0	0	0	0	0
Will Clark, L OBP: 0.341, SLG: 0.361 (1, 3)	1-2 G5-3 1-3 2-H 2B		4-2 HR BB	3-3 K		0-0 G4-6-3 1B		1-1 G3-1		4	2	2	1	1	1	0
Matt Williams, R OBP: 0.327, SLG: 0.569 (1, 5)	1-0 SF9		0-1 P3	2-2 F7		0-1 E5 1-2 G4-6-3		1-3 K2-3		4	0	0	1	0	1	2
Barry Bonds, L OBP: 0.486, SLG: 0.729 (1, 7)	3-4 4-0 IBB		2-1 HR 1-H	2-1 1B		0-0 G4-6-3 1-2f 2-3		4-0 BB		3	1	2	2	2	0	2
Willie McGee, S OBP: 0.363, SLG: 0.403 (1, 9)	0-1 G5-3		0-0 1B 2B	0-1 L8		1-2 1B HBP		2-2 P6		2	1	1	0	0	0	2
Mark Carreon, R OBP: 0.457, SLG: 0.557 (4, 9)										2	0	0	0	0	0	2
Royce Clayton, R OBP: 0.325, SLG: 0.354 (1, 6)		2-0 1B FC3-2 2B	0-1 FC6-4 1B 1B		1-2 G6-3		0-1 1B 1-2 3-H 1B			4	1	3	2	0	0	0
Kirt Manwaring, R OBP: 0.378, SLG: 0.360 (1, 2)		1-1 FC3-2 1B	0-1 FC6-4 1B		0-0 G6-3		1-2 G3			4	0	2	0	0	0	2
Trevor Wilson, L OBP: 0.200, SLG: 0.316 (1, 1)		0-0 FC3-2 1B	0-0 FC6-4 1B		1-0 1B HBP		1-3 K			3	0	0	0	0	1	4

Inning Stats	R: 2	H: 2	E: 0	K: 0	S: 10	LOB: 1	BB: 2	P: 23	R: 0	H: 2	E: 0	K: 1	S: 8	LOB: 2	BB: 0	P: 13	R: 4	H: 5	E: 0	K: 0	S: 16	LOB: 2	BB: 1	P: 23	R: 0	H: 1	E: 0	K: 1	S: 11	LOB: 1	BB: 0	P: 18	R: 0	H: 1	E: 0	K: 0	S: 6	LOB: 2	BB: 0	P: 8	R: 1	H: 2	E: 1	K: 0	S: 11	LOB: 2	BB: 0	P: 13	R: 0	H: 0	E: 0	K: 1	S: 11	LOB: 0	BB: 0	P: 16	R: 0	H: 0	E: 0	K: 1	S: 9	LOB: 1	BB: 1	P: 17
--------------	------	------	------	------	-------	--------	-------	-------	------	------	------	------	------	--------	-------	-------	------	------	------	------	-------	--------	-------	-------	------	------	------	------	-------	--------	-------	-------	------	------	------	------	------	--------	-------	------	------	------	------	------	-------	--------	-------	-------	------	------	------	------	-------	--------	-------	-------	------	------	------	------	------	--------	-------	-------

PITCHER	IP	WLS	BF	H	R	ER	SO	BB	IBB	HBP	BLK	WP	HR	S	P	ERA	WHIP
Greg Hibbard, L ERA: 3.75 (1, 1)	2.0	L	12	4	3	3	1	2	1	0	0	0	0	20	42	13.50	3.000
Dan Plesac, L ERA: 5.33 (3, 1)	2.0		12	6	3	3	1	0	0	0	0	0	1	25	35	13.50	3.000
Jose Bautista, R ERA: 2.88 (5, 1)	0.2		3	0	0	0	0	0	0	1	0	0	0	4	6	0.00	0.000
Chuck McElroy, L ERA: 4.56 (5, 1)	1.0		6	2	1	0	0	0	0	1	0	0	0	8	9	0.00	2.000
Bob Scanlan, R ERA: 4.67 (6, 1)	1.1		5	1	0	0	1	0	0	0	0	0	0	16	22	0.00	0.750

BOTTOM


Chicago Cubs @ San Francisco Giants
Candlestick Park, San Francisco, CA


Fri Jun 11 1993, 10:05 PM EDT
Att. 28,103 - Unknown

AB	35
R	7
H	13
RBI	7
BB	4
SO	4
LOB	22

livebaseballscores.com

1B:	9	SF:	1	WP:	0	PA:	42
2B:	3	SAC:	0	PB:	0		
3B:	0	DP:	2	SB:	0		
HR:	1	HBP:	2	CS:	0		



Batter	1	2	3	4	5	6	7	8	9	AB R H RBI BB SO LOB	TOP									
Dwight Smith, L OBP: 0.371, SLG: 0.561 (1, 9) (5, 8)	2-1 F7 ①		0-0 1B X		2-0 L8 ②		2-2 G4-3 ①		0-1 F9 ③	5 0 1 0 0 0 3										
Jose Vizcaino, S OBP: 0.377, SLG: 0.385 (1, 6) (8, 5)	1-2 G6-4-3 1B		0-1 G1-3 ③		1-0 2B 1B		2-1 G6-3 ②			4 1 2 0 0 0 1										
23 Ryne Sandberg, R OBP: 0.352, SLG: 0.407 (1, 4)	0-1 G6-4-3 ② ③ 1-2f			0-1 1B S	0-2 2B 1B		1-1 L3 ③			4 1 2 2 0 0 1										
Mark Grace, L OBP: 0.396, SLG: 0.514 (1, 3)		0-1 1B S		2-0 L9 ①	0-0 2B		1-0 F9 ①			4 0 2 2 0 0 1										
Derrick May, L OBP: 0.347, SLG: 0.456 (1, 7)		0-0 P5 ①		3-3 K ②	4-0 FC6-4 IBB		0-2 L9 ②			3 0 0 0 1 1 2										
Steve Buechele, R OBP: 0.281, SLG: 0.406 Bob Scanlan, R (8, 1)		0-2 P4 ②		1-2 F7 ③	1-1 FC6-4 ③		1-3 K ③			4 0 0 0 0 1 4 0 0 0 0 0 0 0										
Rick Wilkins, L OBP: 0.384, SLG: 0.550 Eric Yelding, R OBP: 0.176, SLG: 0.176 (1, 2) (9, PR)		2-2 G4-3 ③ 1-2			4-0 1B 23 1B BB	0-0 G3 ①			4-2 BB ①	2 1 0 0 2 0 1 0 0 0 0 0 0 0	AB 33 R 4 H 7 RBI 4 BB 3 SO 4 LOB 17									
Willie Wilson, S OBP: 0.282, SLG: 0.325 Sammy Sosa, R OBP: 0.298, SLG: 0.436 (1, 8) (5, PR) (5, 9)			1-1 G5-3 ①		1-2 1B 23 1B HBP	3-2 K ②			2-2 K ①	1 0 0 0 0 0 0 2 1 0 0 0 2 1										
Mike Harkey, R OBP: 0.190, SLG: 0.200 Doug Jennings, L OBP: 0.143, SLG: 0.286 Chuck McElroy, L Jose Bautista, R Paul Assenmacher, L OBP: 0.500, SLG: 0.500 Rey Sanchez, R OBP: 0.308, SLG: 0.317 (1, 1) (5, PH) (5, 1) (6, 1) (7, 1) (8, 6)			1-1 P8 ②		2-2 F7 ①	2-1 G4-3 ③			1-0 L7 ②	1 0 0 0 0 0 0 1 0 0 0 0 0 2 1 0 1 0 0 0 0 0 1										
Inning Stats	R: 0 E: 0 K: 0 S: 7	H: 1 LOB: 0 BB: 0 P: 10	R: 0 E: 0 K: 0 S: 9	H: 1 LOB: 1 BB: 0 P: 11	R: 0 E: 0 K: 1 S: 10	H: 1 LOB: 1 BB: 0 P: 15	R: 4 E: 0 K: 0 S: 14	H: 3 LOB: 2 BB: 2 P: 29	R: 0 E: 0 K: 1 S: 6	H: 0 LOB: 0 BB: 0 P: 11	R: 0 E: 0 K: 0 S: 7	H: 0 LOB: 0 BB: 0 P: 12	R: 0 E: 0 K: 1 S: 7	H: 0 LOB: 0 BB: 0 P: 9	R: 0 E: 0 K: 1 S: 9	H: 0 LOB: 1 BB: 1 P: 16	1B: 6 2B: 1 3B: 0 HR: 0	SF: 0 SAC: 0 DP: 1 HBP: 1	WP: 0 PB: 0 SB: 2 CS: 0	PA: 37
PITCHER	IP WLS BF H R ER SO BB IBB HBP BLK WP HR S P ERA WHIP																			
Bill Swift, R ERA: 3.29 (1, 1)	6.0 W 27 7 4 4 2 1 1 1 0 0 0 53 85 6.00 1.333																			
Bryan Hickerson, L ERA: 4.25 (7, 1)	1.2 5 0 0 0 0 0 0 0 0 0 0 0 11 17 0.00 0.000																			
Michael Jackson, R ERA: 1.85 (8, 1)	0.1 1 0 0 0 1 0 0 0 0 0 0 3 4 0.00 0.000																			
Rod Beck, R ERA: 1.44 (9, 1)	1.0 S 4 0 0 0 1 1 0 0 0 0 0 9 16 0.00 1.000																			

Chicago Cubs @ San Francisco Giants
Candlestick Park, San Francisco, CA
Sat Jun 12 1993, 6:33 AM EDT
Att. 37,582 - Sunny - 77 F

livebaseballscorecards.com

Batter	1	2	3	4	5	6	7	8	9	AB R H RBI BB SO LOB	TOP											
Dwight Smith, L (1, 8) OBP: 0.362, SLG: 0.546	0-0 B1-3			2-3 K	1-0 G6-3			0-0 G4-3		4 0 0 0 0 1 0												
Jose Vizcaino, S (1, 5) OBP: 0.379, SLG: 0.392	0-1 G3			2-2 23 G4-1 1B		1-0 23 1B		1-1 G4-3		4 1 2 0 0 0 0												
23 Ryne Sandberg, R (1, 4) OBP: 0.356, SLG: 0.410	1-2 F9			2-0 G4-1		1 SAFE 1 SAFE 0-1 G4-6-3 1-2 1B		0-2 1B 1B		4 0 2 0 0 0 1												
Mark Grace, L (1, 3) OBP: 0.394, SLG: 0.509		1-1 G2-3		3-1 HR 1B		0-3 K		0-0 P5		4 1 1 1 0 1 3												
Derrick May, L (1, 7) OBP: 0.350, SLG: 0.473		0-0 G3-1		0-2 1-H HR		0-0 G4-6-3 1-2f		0-1 1-2 1B		4 1 2 2 0 0 2												
Rick Wilkins, L (1, 2) OBP: 0.362, SLG: 0.548		3-2 L6		1-0 2B		2-3 K		0-0 P4		4 0 1 0 0 1 2												
Sammy Sosa, R (1, 9) OBP: 0.293, SLG: 0.428			2-3 K	0-3 K		0-0 G5-3		2-2 F8		4 0 0 0 0 2 3												
Rey Sanchez, R (1, 6) OBP: 0.308, SLG: 0.317			0-1 G4-6-3 1B		0-0 P8		1-0 P4			3 0 1 0 0 0 0												
Mike Morgan, R (1, 1) OBP: 0.067, SLG: 0.034			1 SAFE 1 SAFE 2-1 G4-6-3		0-3 K		3-1 P7			2 0 0 0 0 1 1												
Doug Jennings, L (8, PH) OBP: 0.125, SLG: 0.250										1 0 0 0 0 0 0												
Paul Assenmacher, L (8, 1) OBP: 0.500, SLG: 0.500										0 0 0 0 0 0 0												
Inning Stats	R: 0 E: 0 K: 0 S: 7	H: 0 LOB: 0 BB: 0 P: 8	R: 0 E: 0 K: 0 S: 7	H: 0 LOB: 0 BB: 0 P: 11	R: 0 E: 0 K: 1 S: 8	H: 1 LOB: 0 BB: 0 P: 12	R: 3 E: 0 K: 2 S: 16	H: 4 LOB: 1 BB: 0 P: 26	R: 0 E: 0 K: 1 S: 5	H: 0 LOB: 0 BB: 0 P: 6	R: 0 E: 0 K: 1 S: 7	H: 2 LOB: 1 BB: 0 P: 8	R: 0 E: 0 K: 1 S: 7	H: 0 LOB: 0 BB: 0 P: 10	R: 0 E: 0 K: 0 S: 5	H: 0 LOB: 0 BB: 0 P: 9	R: 0 E: 0 K: 0 S: 11	H: 2 LOB: 2 BB: 0 P: 13	1B: 6 2B: 2 3B: 0 HR: 1	SF: 0 SAC: 0 DP: 2 HBP: 0	WP: 0 PB: 0 SB: 0 CS: 0	PA: 34
PITCHER	IP WLS BF H R ER SO BB IBB HBP BLK WP HR S P ERA WHIP																					
John Burkett, R (1, 1) ERA: 3.26	8.0 W 29 7 3 3 6 0 0 0 0 0 0 1 62 90 3.38 0.875																					
Rod Beck, R (9, 1) ERA: 1.39	1.0 S 5 2 0 0 0 0 0 0 0 0 0 0 11 13 0.00 2.000																					

Chicago Cubs @ San Francisco Giants
Candlestick Park, San Francisco, CA

Sun Jun 13 1993, 6:33 AM EDT
Att. 42,947 - Sunny - 75 F

livebaseballscorecards.com

AB	34
R	3
H	9
RBI	3
BB	0
SO	6
LOB	12



Batter	1	2	3	4	5	6	7	8	9	AB R H RBI BB SO LOB
Darren Lewis, R OBP: 0.316, SLG: 0.376 (1, 8)	2-2 G5-3		0-0 G6-3		0-0 1B 1B 1B	0-2 G6-3				4 1 1 1 0 0 1
Robby Thompson, R OBP: 0.358, SLG: 0.438 (1, 4)	3-2 G5-3		1-2 G5-3		1-2 1B 1B		0-3 K			4 1 1 0 0 1 0
Barry Bonds, L OBP: 0.479, SLG: 0.725 (1, 7)	2-3 K		3-2 F7		2-1 F7		1-0 HR			4 1 1 1 0 1 2
Matt Williams, R OBP: 0.324, SLG: 0.557 (1, 5)		0-0 CS 1B 1B		0-0 F7	0-1 1B 1B		0-0 G6-3			4 0 2 0 0 0 0
Todd Benzinger, S OBP: 0.268, SLG: 0.269 (1, 3)		0-2 CS 1B 1B		1-0 F7	1-1 1B 1B		0-3 K			4 1 2 2 0 1 0
Dave Martinez, L OBP: 0.254, SLG: 0.241 (1, 9)		1-2 F7		0-1 WP 1B	1-1 F8		3-3 K			4 0 1 0 0 1 4
Royce Clayton, R OBP: 0.323, SLG: 0.352 (1, 6)		1-2 1-H 2-3 1B		2-0 G4-3		0-0 SH1-4 1B		1-1 F9		4 0 2 1 0 0 1
Kirt Manwaring, R OBP: 0.379, SLG: 0.357 (1, 2)		4-0 IBB			1-0 SH1-4 1B	1-0 P3		1-3 K		3 1 1 0 1 1 1
John Burkett, R OBP: 0.129, SLG: 0.100 (1, 1)		1-3 K			0-1 SH1-4	0-0 SH1-4				1 0 0 0 0 1 2
Rod Beck, R (9, 1)										0 0 0 0 0 0 0

Inning Stats	R: 0	H: 0	E: 0	K: 1	S: 12	LOB: 0	BB: 0	P: 19
Mike Morgan, R ERA: 3.93 (1, 1)	7.0	0	0	1	0	0	0	0
Paul Assenmacher, L ERA: 4.18 (8, 1)	1.0	0	0	0	0	0	0	0

Chicago Cubs @ San Francisco Giants
Candlestick Park, San Francisco, CA

Sun Jun 13 1993, 6:33 AM EDT
Att. 42,947 - Sunny - 75 F

livebaseballscorecards.com

AB	32
R	5
H	11
RBI	5
BB	1
SO	6
LOB	11

GIANTS

WP: 1	PA: 35
PB: 0	
SB: 0	
CS: 2	

Batter	1	2	3	4	5	6	7	8	9
Bip Roberts, S OBP: 0.355, SLG: 0.324 (1, 4)	0-0 CS 1B	1-0 L6-4 2-3			0-0 F8	3-2 L4-3 1-2		0-3 K	
Hal Morris, L OBP: 0.375, SLG: 0.355 (1, 3)	3-2 G1-3 1-2		0-0 FC6-4 1B		0-0 1B 1B 1B	2-0 G3-1		1-1 WP BB 1-2 2-H 3-H 1B	
Barry Larkin, R OBP: 0.396, SLG: 0.403 (1, 6)	0-0 P2		1-1 L8		3-2 1B 1-2 1B		1-0 F8	4-1 WP BB 1-2 2-3	
Kevin Mitchell, R OBP: 0.394, SLG: 0.580 (1, 7) Milt Hill, R (9, 1)		2-1 HR	0-3 K		0-2 1B 1-2 2-3 HR 1B		2-1 G5-4-3 1B	1-1 F8 1-2 2-3 3-H	
Roberto Kelly, R OBP: 0.357, SLG: 0.441 (1, 8)		3-2 1B 1B 1B	2-0 FC6-4 1-2f		2-2 1B 1-2 2-3 3-H HR 1B		2-1 G5-4-3 1-2f		
Chris Sabo, R OBP: 0.278, SLG: 0.393 (1, 5)	1 SAFE 1 SAFE 1 SAFE 1 SAFE 1 SAFE	2-2 1 SAFE 1B 1B 1-2 1B		0-0 G6-3	3-2 F8			2-2 1B 1B 1B HBP	
Reggie Sanders, R OBP: 0.332, SLG: 0.414 (1, 9)		1-2 L6-4 1B 1-2 2-3 1B		3-2 L7	0-0 1B 1-H 2-H HR			0-0 1B 1-2 1B 1B	
Joe Oliver, R OBP: 0.294, SLG: 0.419 (1, 2)		1-1 P3		0-1 1B	2-3 K			1-1 BB 1B 1-2 2-3 WP 1B	
Tim Belcher, R OBP: 0.260, SLG: 0.207 (1, 1) Bobby Ayala, R (7, 1) Greg Cadaret, L (8, 1) Jeff Reardon, R (8, 1) Randy Milligan, R OBP: 0.281, SLG: 0.361 (8, PH) Jacob Brumfield, R OBP: 0.423, SLG: 0.409 (9, 7)		0-1 1B 1-2 2-3 3-H		0-2 P3		H 1-0 L4-3 HBP		3-3 K	

AB	R	H	RBI	BB	SO	LOB
5	0	1	0	0	1	7
5	1	3	2	0	0	1
4	1	1	0	1	0	1
5	2	3	1	0	1	3
0	0	0	0	0	0	0
4	2	2	2	0	0	2
3	1	1	0	0	0	2
4	2	3	3	0	0	0
4	1	2	0	0	1	3
2	0	1	1	0	0	1
0	0	0	0	0	0	0
0	0	0	0	0	0	0
0	0	0	0	0	0	0
1	0	0	0	0	1	3
0	0	0	0	0	0	0

BOTTOM	
San Francisco Giants @ Cincinnati Reds Riverfront Stadium, Cincinnati, OH	AB 37 R 10 H 17 RBI 9 BB 1 SO 4 LOB 23
	
Inning Stats	1B: 15 SF: 0 2B: 2 SAC: 0 3B: 0 DP: 3 HR: 2 HBP: 2 WP: 1 PA: 40 PB: 0 SB: 0 CS: 1

PITCHER	IP	WLS	BF	H	R	ER	SO	BB	IBB	HBP	BLK	WP	HR	S	P	ERA	WHIP
Jeff Brantley, R ERA: 4.81 (1, 1)	4.1	L	22	11	5	5	1	0	0	0	0	0	1	46	68	10.38	2.538
Dave Burba, R ERA: 4.66 (5, 1)	1.2		7	2	2	2	1	0	0	1	0	0	1	19	32	10.80	1.200
Dave Righetti, L ERA: 4.15 (7, 1)	1.0		6	3	3	3	0	0	0	1	0	0	0	10	18	27.00	3.000
Kevin Rogers, L ERA: 2.92 (8, 1)	1.0		5	1	0	0	2	1	0	0	0	1	0	12	21	0.00	2.000

Tue Jun 15 1993, 7:05 PM EDT
Att: 29,571 - Unknown - 78 F

livebaseballscorecards.com

San Francisco Giants @ Cincinnati Reds
 Riverfront Stadium, Cincinnati, OH

Wed Jun 16 1993, 7:05 PM EDT
 Att. 31,159 - Unknown - 84 F

AB	39
R	6
H	10
RBI	6
BB	1
SO	3
LOB	6



WP:	0	PA:	41
PB:	0		
SB:	0		
CS:	0		

AB R H RBI BB SO LOB

5	1	1	0	0	1	1
5	1	1	0	0	0	1
5	0	1	1	0	0	0
5	1	2	2	0	0	0
5	1	1	1	0	1	2
3	2	2	2	1	0	0
4	0	1	0	0	0	1
4	0	1	0	0	0	1
1	0	0	0	0	0	0
1	0	0	0	0	0	0
0	0	0	0	0	0	0
0	0	0	0	0	0	0
1	0	0	0	0	1	0
0	0	0	0	0	0	0

R: 0 H: 0 E: 0 K: 0 S: 9

R: 1	H: 1	E: 0	K: 1	S: 13
R: 0	H: 0	E: 0	K: 0	S: 5
R: 1	H: 1	E: 0	K: 0	S: 13
R: 0	H: 0	E: 0	K: 1	S: 7
R: 1	H: 2	E: 0	K: 0	S: 12
R: 0	H: 0	E: 0	K: 0	S: 7
R: 1	H: 1	E: 0	K: 0	S: 10
R: 2	H: 4	E: 0	K: 1	S: 15

R: 1 H: 1 E: 0 K: 0 S: 10

R: 1	H: 1	E: 0	K: 0	S: 10
R: 0	H: 0	E: 0	K: 0	S: 5
R: 1	H: 2	E: 0	K: 0	S: 12
R: 0	H: 0	E: 0	K: 0	S: 7
R: 1	H: 1	E: 0	K: 0	S: 10
R: 2	H: 4	E: 0	K: 1	S: 15

R: 0 H: 0 E: 0 K: 0 S: 7

R: 0	H: 0	E: 0	K: 0	S: 7
R: 1	H: 2	E: 0	K: 0	S: 12
R: 0	H: 0	E: 0	K: 0	S: 7
R: 1	H: 1	E: 0	K: 0	S: 10
R: 2	H: 4	E: 0	K: 1	S: 15

R: 1 H: 2 E: 0 K: 0 S: 12

R: 1	H: 2	E: 0	K: 0	S: 12
R: 0	H: 0	E: 0	K: 0	S: 7
R: 1	H: 1	E: 0	K: 0	S: 10
R: 0	H: 0	E: 0	K: 0	S: 7
R: 1	H: 1	E: 0	K: 0	S: 10
R: 2	H: 4	E: 0	K: 1	S: 15

R: 0 H: 0 E: 0 K: 1 S: 7

R: 0	H: 0	E: 0	K: 1	S: 7
R: 1	H: 2	E: 0	K: 0	S: 12
R: 0	H: 0	E: 0	K: 0	S: 7
R: 1	H: 1	E: 0	K: 0	S: 10
R: 0	H: 0	E: 0	K: 0	S: 7
R: 1	H: 1	E: 0	K: 0	S: 10
R: 2	H: 4	E: 0	K: 1	S: 15

R: 0 H: 0 E: 0 K: 0 S: 5

R: 0	H: 0	E: 0	K: 0	S: 5
R: 1	H: 2	E: 0	K: 0	S: 12
R: 0	H: 0	E: 0	K: 0	S: 7
R: 1	H: 1	E: 0	K: 0	S: 10
R: 0	H: 0	E: 0	K: 0	S: 7
R: 1	H: 1	E: 0	K: 0	S: 10
R: 2	H: 4	E: 0	K: 1	S: 15

R: 1 H: 1 E: 0 K: 0 S: 13

R: 1	H: 1	E: 0	K: 0	S: 13
R: 0	H: 0	E: 0	K: 0	S: 5
R: 1	H: 1	E: 0	K: 0	S: 13
R: 0	H: 0	E: 0	K: 0	S: 5
R: 1	H: 2	E: 0	K: 0	S: 12
R: 0	H: 0	E: 0	K: 0	S: 7
R: 1	H: 1	E: 0	K: 0	S: 10
R: 0	H: 0	E: 0	K: 0	S: 7
R: 1	H: 1	E: 0	K: 0	S: 10
R: 2	H: 4	E: 0	K: 1	S: 15

R: 0 H: 1 E: 0 K: 0 S: 5

R: 0	H: 1	E: 0	K: 0	S: 5
R: 1	H: 2	E: 0	K: 0	S: 12
R: 0	H: 0	E: 0	K: 0	S: 7
R: 1	H: 1	E: 0	K: 0	S: 10
R: 0	H: 0	E: 0	K: 0	S: 7
R: 1	H: 1	E: 0	K: 0	S: 10
R: 2	H: 4	E: 0	K: 1	S: 15

R: 1 H: 1 E: 0 K: 1 S: 13

R: 1	H: 1	E: 0	K: 1	S: 13
R: 0	H: 0	E: 0	K: 0	S: 5
R: 1	H: 1	E: 0	K: 0	S: 13
R: 0	H: 0	E: 0	K: 0	S: 5
R: 1	H: 2	E: 0	K: 0	S: 12
R: 0	H: 0	E: 0	K: 0	S: 7
R: 1	H: 1	E: 0	K: 0	S: 10
R: 0	H: 0	E: 0	K: 0	S: 7
R: 1	H: 1	E: 0	K: 0	S: 10
R: 2	H: 4	E: 0	K: 1	S: 15

R: 0 H: 0 E: 0 K: 0 S: 9

R: 0	H: 0	E: 0	K: 0	S: 9
R: 1	H: 1	E: 0	K: 1	S: 13
R: 0	H: 0	E: 0	K: 0	S: 5
R: 1	H: 1	E: 0	K: 0	S: 13
R: 0	H: 0	E: 0	K: 0	S: 5
R: 1	H: 2	E: 0	K: 0	S: 12
R: 0	H: 0	E: 0	K: 0	S: 7
R: 1	H: 1	E: 0	K: 0	S: 10
R: 0	H: 0	E: 0	K: 0	S: 7
R: 1	H: 1	E: 0	K: 0	S: 10
R: 2	H: 4	E: 0	K: 1	S: 15

R: 0 H: 0 E: 0 K: 0 S: 9

R: 0	H: 0	E: 0	K: 0	S: 9
R: 1	H: 1	E: 0	K: 1	S: 13
R: 0	H: 0	E: 0	K: 0	S: 5
R: 1	H: 1	E: 0	K: 0	S: 13
R: 0	H: 0	E: 0	K: 0	S: 5
R: 1	H: 2	E: 0	K: 0	S: 12
R: 0	H: 0	E: 0	K: 0	S: 7
R: 1	H: 1	E: 0	K: 0	S: 10
R: 0	H: 0	E: 0	K: 0	S: 7
R: 1	H: 1	E: 0	K: 0	S: 10
R: 2	H: 4	E: 0	K: 1	S: 15

PITCHER	IP	WLS	BF	H	R	ER	SO	BB	IBB	HBP	BLK	WP	HR	S	P	ERA	WHIP
Jose Rijo, R	(1, 1)	7.0		5	3	3	2	0	0	0	0	0	3	64	99	3.86	0.714
Jeff Reardon, R	(8, 1)	1.0	3	0	0	0	0	0	0	0	0	0	0	7	11	0.00	0.000
Rob Dibble, R	(9, 1)	1.0	5	1	1	1	0	1	0	0	0	0	1	10	18	9.00	2.000
Bobby Ayala, R	(10, 1)	0.2	L	4	2	2	1	0	0	0	0	0	0	11	18	27.00	3.000
Greg Cadaret, L	(10, 1)	0.1	3	2	0	0	0	0	0	0	0	0	0	4	6	0.00	6.000

Darren Lewis, R (1, 8)
 OBP: 0.315, SLG: 0.373
 1-1 G4-3

Robby Thompson, R (1, 4)
 OBP: 0.356, SLG: 0.431
 2-2 F9

Will Clark, L (1, 3)
 OBP: 0.336, SLG: 0.354
 3-2 F9

Matt Williams, R (1, 5)
 OBP: 0.323, SLG: 0.562
 1-2 G4-3

Barry Bonds, L (1, 7)
 OBP: 0.476, SLG: 0.735
 2-3 K

Dave Martinez, L (1, 9)
 OBP: 0.271, SLG: 0.344
 3-2 HR

Royce Clayton, R (1, 6)
 OBP: 0.325, SLG: 0.357
 1-2 G4-3

Kirt Manwaring, R (1, 2)
 OBP: 0.373, SLG: 0.351
 1-0 SH1-4 1B

Trevor Wilson, L (1, 1)
 OBP: 0.190, SLG: 0.300
 0-0 SH1-4 1B

Todd Benzinger, S (8, PH)
 OBP: 0.279, SLG: 0.281
 0-0 SH1-4

Bryan Hickerson, L (8, 1)
 OBP: 0.590, SLG: 1.000
 1-2

Michael Jackson, R (8, 1)
 OBP: 0.373, SLG: 0.400
 1-2

Jeff Reed, L (10, PH)
 OBP: 0.373, SLG: 0.400
 0-0

Rod Beck, R (10, 1)
 OBP: 0.373, SLG: 0.400
 0-0

Jose Rijo, R (1, 1)
 OBP: 0.373, SLG: 0.400
 0-0

Jeff Reardon, R (8, 1)
 OBP: 0.373, SLG: 0.400
 0-0

Rob Dibble, R (9, 1)
 OBP: 0.373, SLG: 0.400
 0-2 L9

Bobby Ayala, R (10, 1)
 OBP: 0.373, SLG: 0.400
 3-2 HR

Greg Cadaret, L (10, 1)
 OBP: 0.373, SLG: 0.400
 1-2 L9

Greg Cadaret, L (10, 1)
 OBP: 0.373, SLG: 0.400
 0-2 L6

Jose Rijo, R (1, 1)
 OBP: 0.373, SLG: 0.400
 2-2 G3-1

Jeff Reardon, R (8, 1)
 OBP: 0.373, SLG: 0.400
 2-2 G3-1

Rob Dibble, R (9, 1)
 OBP: 0.373, SLG: 0.400
 1-2 L9

Bobby Ayala, R (10, 1)
 OBP: 0.373, SLG: 0.400
 0-2 L6

Michael Jackson, R (8, 1)
 OBP: 0.590, SLG: 1.000
 1-3 K

Greg Cadaret, L (10, 1)
 OBP: 0.373, SLG: 0.400
 2-0 P6

Rob Dibble, R (9, 1)
 OBP: 0.373, SLG: 0.400
 3-2 F8

Bobby Ayala, R (10, 1)
 OBP: 0.373, SLG: 0.400
 3-2 F8

Jose Rijo, R (1, 1)
 OBP: 0.373, SLG: 0.400
 1-0 G3

Jeff Reardon, R (8, 1)
 OBP: 0.373, SLG: 0.400
 3-2 F8

Rob Dibble, R (9, 1)
 OBP: 0.373, SLG: 0.400
 2-2 HR

Bobby Ayala, R (10, 1)
 OBP: 0.373, SLG: 0.400
 2-2 HR

Michael Jackson, R (8, 1)
 OBP: 0.590, SLG: 1.000
 1-0 G3

Greg Cadaret, L (10, 1)
 OBP: 0.373, SLG: 0.400
 3-2 F8

Rob Dibble, R (9, 1)
 OBP: 0.373, SLG: 0.400
 2-2 HR

Bobby Ayala, R (10, 1)
 OBP: 0.373, SLG: 0.400
 2-2 HR

Jose Rijo, R (1, 1)
 OBP: 0.373, SLG: 0.400
 1-0 G3

Jeff Reardon, R (8, 1)
 OBP: 0.373, SLG: 0.400
 3-2 F8

Rob Dibble, R (9, 1)
 OBP: 0.373, SLG: 0.400
 2-2 HR

Bobby Ayala, R (10, 1)
 OBP: 0.373, SLG: 0.400
 2-2 HR

Michael Jackson, R (8, 1)
 OBP: 0.590, SLG: 1.000
 1-0 G3

Greg Cadaret, L (10, 1)
 OBP: 0.373, SLG: 0.400
 3-2 F8

Rob Dibble, R (9, 1)
 OBP: 0.373, SLG: 0.400
 2-2 HR

Bobby Ayala, R (10, 1)
 OBP: 0.373, SLG: 0.400
 2-2 HR

Jose Rijo, R (1, 1)
 OBP: 0.373, SLG: 0.400
 0-1 1B

Jeff Reardon, R (8, 1)
 OBP: 0.373, SLG: 0.400
 3-1 1B

Rob Dibble, R (9, 1)
 OBP: 0.373, SLG: 0.400
 1-1 1B

Bobby Ayala, R (10, 1)
 OBP: 0.373, SLG: 0.400
 1-1 1B

San Francisco Giants @ Cincinnati Reds
 Riverfront Stadium, Cincinnati, OH

Wed Jun 16 1993, 7:05 PM EDT
 Att. 31,159 - Unknown - 84 F

livebaseballscorecards.com

AB	38
R	5
H	9
RBI	5
BB	0
SO	8
LOB	16



WP:	0	PA:	42
PB:	0		
SB:	2		
CS:	0		

Batter	1	2	3	4	5	6	7	8	9	10	AB	R	H	RBI	BB	SO	LOB
Bip Roberts, S OBP: 0.352, SLG: 0.326 (1, 4)	K		1-H 2B		G6-3		F8		G6-3		5	0	1	1	0	1	1
Hal Morris, L OBP: 0.378, SLG: 0.361 (1, 3)	G6-3		F8			K		F9 E 1B		SH1-3 1B SF8 1B	5	1	2	0	0	1	1
Barry Larkin, R OBP: 0.393, SLG: 0.399 (1, 6)	F8			F7		F9		E3 HBP		SF8 SH1-3 1B	5	0	1	0	0	0	1
Kevin Mitchell, R OBP: 0.396, SLG: 0.596 (1, 7)		L8		HR		1B		F9		SH1-3	4	1	2	1	0	0	2
Rob Dibble, L (9, 1)											0	0	0	0	0	0	0
Bobby Ayala, R (10, 1)											0	0	0	0	0	0	0
Greg Cadaret, L (10, 1)											0	0	0	0	0	0	0
Gary Varsho, L OBP: 0.366, SLG: 0.353 (10, PH)											0	0	0	0	0	0	0
Roberto Kelly, R OBP: 0.354, SLG: 0.436 (1, 8)		G5-3		K		G3		HBP		SF8	3	0	0	1	0	1	1
Chris Sabo, R OBP: 0.272, SLG: 0.383 (1, 5)	K			G6-3			G6-3	K		K	5	0	0	0	0	3	4
Reggie Sanders, R OBP: 0.339, SLG: 0.431 (1, 9)			S 2B 1B		HR		F9 S 1B HBP	G1-3			3	3	2	1	0	0	3
Joe Oliver, R OBP: 0.289, SLG: 0.411 (1, 2)			F8		F8		F9		G4-3		4	0	0	0	0	0	2
Jose Rijo, R OBP: 0.297, SLG: 0.265 (1, 1)											2	0	0	0	0	1	1
Randy Milligan, R OBP: 0.384, SLG: 0.365 (7, PH)			K		P4					K	1	0	1	1	0	0	0
Jeff Reardon, R (8, 1)											0	0	0	0	0	0	0
Jacob Brumfield, R OBP: 0.407, SLG: 0.391 (9, 7)							3-H 1B				1	0	0	0	0	1	0

Inning Stats	R: 0	H: 0	E: 0	K: 1	S: 10	R: 0	H: 0	E: 0	K: 1	S: 6	R: 1	H: 2	E: 0	K: 1	S: 10	R: 1	H: 1	E: 0	K: 1	S: 10	R: 1	H: 1	E: 0	K: 0	S: 7	R: 0	H: 1	E: 0	K: 1	S: 10	R: 1	H: 1	E: 0	K: 0	S: 9	R: 0	H: 1	E: 1	K: 1	S: 14	R: 0	H: 0	E: 0	K: 1	S: 8	R: 1	H: 2	E: 0	K: 1	S: 10	1B: 6	SF: 1	2B: 1	SAC: 1	3B: 0	DP: 0	HR: 2	HBP: 2	WP: 0	PA: 42
--------------	------	------	------	------	-------	------	------	------	------	------	------	------	------	------	-------	------	------	------	------	-------	------	------	------	------	------	------	------	------	------	-------	------	------	------	------	------	------	------	------	------	-------	------	------	------	------	------	------	------	------	------	-------	-------	-------	-------	--------	-------	-------	-------	--------	-------	--------

PITCHER	IP	WLS	BF	H	R	ER	SO	BB	IBB	HBP	BLK	WP	HR	S	P	ERA	WHIP
Trevor Wilson, L ERA: 3.45 (1, 1)	7.0		28	6	4	4	5	0	0	1	0	0	2	62	87	5.14	0.857
Bryan Hickerson, L ERA: 4.25 (8, 1)	0.0		1	1	0	0	0	0	0	0	0	0	0	2	4	∞	∞
Michael Jackson, R ERA: 1.75 (8, 1)	2.0	W	8	0	0	0	2	0	0	1	0	0	0	20	31	0.00	0.000
Rod Beck, R ERA: 1.62 (10, 1)	1.0	S	5	2	1	1	1	0	0	0	0	0	0	10	17	9.00	2.000

Batter	1	2	3	4	5	6	7	8	9	AB R H RBI BB SO LOB	TOP	
Darren Lewis, R (1, 8) OBP: 0.313, SLG: 0.369	2-2 CS 1B		1-1 L4-3			1-0 F8		1-0 P2	1-0 G4-3	5 0 1 0 0 0 2		
Robby Thompson, R (1, 4) OBP: 0.358, SLG: 0.432	3-3 SAFE K			1-3 K		0-0 1B		0-0 1B		4 1 2 0 0 2 1		
Will Clark, L (1, 3) OBP: 0.335, SLG: 0.352	0-0 G3			1-0 P6		0-0 F7		2-2 SF7 1B		4 1 1 1 0 0 1		
Matt Williams, R (1, 5) OBP: 0.329, SLG: 0.584		2-1 1B FC5-4 2B		0-0 HR		0-0 F9		1-2 WP 2B		4 2 3 2 0 0 1		
Barry Bonds, L (1, 7) OBP: 0.480, SLG: 0.732		0-3 K		4-0 S BB			4-2 S BB	4-0 WP IBB		1 0 0 0 3 1 1		
Mark Carreon, R (1, 9) OBP: 0.440, SLG: 0.538		1-1 FC5-4 1B		3-1 G6-3			1-2 G5-3	1-1 SF7		3 0 1 1 0 0 2		
Royce Clayton, R (1, 6) OBP: 0.320, SLG: 0.351		0-1 FC5-4 CS			0-0 L6		1-3 K	2-3 K		4 0 0 1 0 2 4		
Andy Allanson, R (1, 2) OBP: 0.250, SLG: 0.143		1-1 SAFE CS	0-1 G5-3		2-2 G6-3		0-0 F9		2-2 F9	4 0 0 0 0 0 1		
Bill Swift, R (1, 1) OBP: 0.400, SLG: 0.333			4-2 L4-3 BB		2-2 G5-3			0-1 1B 1B		2 1 1 0 1 0 0		
Dave Martinez, L (9, PH) OBP: 0.268, SLG: 0.338										1 0 0 0 0 0 0		
Kevin Rogers, L (9, 1)										0 0 0 0 0 0 0		
Inning Stats	R: 0 H: 1 E: 0 LOB: 0 K: 1 BB: 0 S: 9 P: 14	R: 1 H: 2 E: 0 LOB: 0 K: 1 BB: 0 S: 10 P: 14	R: 0 H: 0 E: 0 LOB: 0 K: 0 BB: 1 S: 6 P: 11	R: 1 H: 1 E: 0 LOB: 1 K: 1 BB: 1 S: 7 P: 16	R: 0 H: 0 E: 0 LOB: 0 K: 0 BB: 0 S: 7 P: 11	R: 0 H: 1 E: 0 LOB: 1 K: 0 BB: 0 S: 4 P: 5	R: 0 H: 0 E: 0 LOB: 1 K: 1 BB: 1 S: 10 P: 16	R: 3 H: 4 E: 0 LOB: 2 K: 1 BB: 1 S: 20 P: 31	R: 0 H: 0 E: 0 LOB: 0 K: 0 BB: 0 S: 6 P: 9	1B: 6 SF: 1 2B: 3 SAC: 0 3B: 0 DP: 1 HR: 1 HBP: 0	WP: 1 PA: 38 PB: 0 SB: 2 CS: 2	
PITCHER	IP WLS BF H R ER SO BB IBB HBP BLK WP HR S P ERA WHIP											
John Smiley, L (1, 1) ERA: 5.18	7.1 L 31 9 5 5 4 3 0 0 0 0 0 1 64 102 6.14 1.636											
Milt Hill, R (8, 1) ERA: 4.97	1.2 6 0 0 0 1 0 1 0 0 1 0 15 25 0.00 0.000											

San Francisco Giants @ Cincinnati Reds
Riverfront Stadium, Cincinnati, OH
Thu Jun 17 1993, 3:33 AM EDT
Att. 34,717 - Sunny - 83 F

livebaseballscorecards.com

AB	32
R	5
H	9
RBI	5
BB	4
SO	5
LOB	13



San Francisco Giants @ Houston Astros
Astrodome, Houston, TX

Fri Jun 18 1993, 8:05 PM EDT
Att. 38,365 - Dome

AB	36
R	5
H	12
RBI	5
BB	3
SO	5
LOB	16



Batter	1	2	3	4	5	6	7	8	9	AB R H RBI BB SO LOB	
Darren Lewis, R (1, 8) OBP: 0.323, SLG: 0.378	0-1 SH5-4 G4-3 1B		2-2 SH1-3 1-2 1B		1-1 FC6-4 1B	0-0 FC6-4 1-2f		0-1 FC4-6 1B		5 1 4 0 0 0 2	
Robby Thompson, R (1, 4) OBP: 0.354, SLG: 0.427	0-0 SH5-4 2-3		1-0 SH1-3 1-2 2-3		1-0 FC6-4 1-2f		2-2 F9	0-1 FC4-6 1-2f		3 0 0 0 0 0 2	
Will Clark, L (1, 3) OBP: 0.336, SLG: 0.355	0-0 G4-3 3-H		4-0 G6-4-3 IBB			2-2 BB 1B 2B	0-1 F8		3-2 G6-3	4 1 1 1 1 0 0	
Matt Williams, R (1, 5) OBP: 0.327, SLG: 0.577	1-3 K		1-1 G6-4-3 1-2f		1-3 K	1-0 1B 1B	1-0 1B 1B		2-2 F9	5 1 1 0 0 2 4	
Barry Bonds, L (1, 7) OBP: 0.482, SLG: 0.728		3-2 G4-3 PB 1B		0-0 G4-3		4-0 BB 1B IBB	0-0 1B		3-1 F8	4 1 2 0 1 0 0	
Dave Martinez, L (1, 9) OBP: 0.280, SLG: 0.338		1 SAFE 2-2 G4-3 1-3		2-2 G3-1		4-2 1B 1B BB	1-1 1B			3 1 1 1 1 0 1	
Royce Clayton, R (1, 6) OBP: 0.319, SLG: 0.349		1-3 K		1-3 K		0-0 1B 1-2 2-H 3-H	0-1 P9			4 0 1 2 0 2 3	
Kirt Manwaring, R (1, 2) OBP: 0.370, SLG: 0.349		0-0 P4			2-1 E6 G2-6-3	0-0 FC6-4 1-3 2-H		1-3 K		4 0 1 1 0 1 1	
Bud Black, L (1, 1) OBP: 0.320, SLG: 0.292			1-2 SH1-3 1B		0-0 G2-6-3 1-2f	0-2 L5		0-2 G6-3		4 0 1 0 0 0 3	
Michael Jackson, R (8, 1) OBP: 0.500, SLG: 1.000										0 0 0 0 0 0 0	
Inning Stats	R: 1 E: 1 K: 1 S: 7 H: 1 LOB: 0 BB: 0 P: 8	R: 0 E: 0 K: 1 S: 10 H: 1 LOB: 1 BB: 0 P: 16	R: 0 E: 0 K: 0 S: 9 H: 2 LOB: 2 BB: 1 P: 18	R: 0 E: 0 K: 1 S: 7 H: 0 LOB: 0 BB: 0 P: 10	R: 0 E: 1 K: 0 S: 7 H: 1 LOB: 1 BB: 0 P: 10	R: 3 E: 0 K: 1 S: 16 H: 3 LOB: 2 BB: 2 P: 27	R: 1 E: 0 K: 0 S: 12 H: 3 LOB: 2 BB: 0 P: 16	R: 0 E: 0 K: 1 S: 14 H: 1 LOB: 1 BB: 0 P: 15	R: 0 E: 0 K: 0 S: 8 H: 0 LOB: 0 BB: 0 P: 16	1B: 11 SF: 0 2B: 1 SAC: 2 3B: 0 DP: 2 HR: 0 HBP: 0	WP: 0 PA: 41 PB: 1 SB: 0 CS: 0
PITCHER	IP WLS BF H R ER SO BB IBB HBP BLK WP HR S P ERA WHIP										
Doug Drabek, R (1, 1) ERA: 3.42	6.0 L 28 8 4 3 4 1 2 0 0 0 0 0 56 89 4.50 1.500										
Doug Jones, R (7, 1) ERA: 4.61	2.0 10 4 1 1 1 0 0 0 0 0 0 0 26 31 4.50 2.000										
Juan Agosto, L (9, 1) ERA: 6.75	1.0 3 0 0 0 0 0 0 0 0 0 0 0 8 16 0.00 0.000										

livebaseballscorecards.com

Batter	1	2	3	4	5	6	7	8	9	AB	R	H	RBI	BB	SO	LOB
Craig Biggio, R OBP: 0.354, SLG: 0.482 (1, 4)	1-1 G5-3	0-0 G4-3			2-1 G4-3		2-2 P3			4	0	0	0	0	0	2
Steve Finley, L OBP: 0.293, SLG: 0.312 (1, 8)	1-2 G1-3		1-2 F6		1-0 G6-4-3 1B			1-2 P5		4	0	1	0	0	0	0
5 Jeff Bagwell, R OBP: 0.396, SLG: 0.522 (1, 3)	1-0 G5-3		0-2 G6-3		0-0 G6-4-3 1-2f			1-1 G1-3		4	0	0	0	0	0	1
Ken Caminiti, S OBP: 0.295, SLG: 0.444 (1, 5)		1-1 G5-3	0-0 S 1B		0-0 F7			1-0 G4-3		4	0	1	0	0	0	0
Eric Anthony, L OBP: 0.344, SLG: 0.397 (1, 9)		0-0 HBP 1B 1B	1-3 K		0-0 B1-3				2-3 K	4	1	1	0	0	2	1
Luis Gonzalez, L OBP: 0.339, SLG: 0.410 (1, 7)		0-0 HBP 1B 1B		0-0 G4-1 S 1B		1-1 L3			0-3 K	4	1	2	0	0	1	0
Andujar Cedeno, R OBP: 0.367, SLG: 0.459 (1, 6)		3-2 1B SH4-3 HBP		1-0 F7					0-0 G5-3 SH2-4 1B	3	1	1	0	0	0	1
Eddie Taubensee, L OBP: 0.317, SLG: 0.378 (1, 2)		3-2 SH4-3 1B		2-1 G4-1					0-0 SH2-4	2	0	1	2	0	0	1
Greg Swindell, L OBP: 0.207, SLG: 0.241 Kevin Bass, S OBP: 0.294, SLG: 0.402 Al Osuna, R Xavier Hernandez, L Juan Agosto, L		0-1 SH4-3		2-3 K					0-1 G5-3	1	0	0	0	1	0	1

Inning Stats	R: 0	H: 0	E: 0	K: 0	S: 6	R: 3	H: 3	E: 0	K: 0	S: 13	R: 0	H: 1	E: 0	K: 1	S: 11	R: 0	H: 1	E: 0	K: 1	S: 8	R: 0	H: 1	E: 0	K: 0	S: 4	R: 0	H: 0	E: 0	K: 0	S: 4	R: 0	H: 1	E: 0	K: 0	S: 8	R: 0	H: 0	E: 0	K: 0	S: 6	R: 0	H: 0	E: 0	K: 2	S: 10	R: 0	H: 0	E: 0	K: 0	S: 15	1B: 7	2B: 0	3B: 0	HR: 0	SF: 0	SAC: 2	DP: 1	HBP: 1	WP: 0	PB: 0	SB: 2	CS: 0	PA: 34
--------------	------	------	------	------	------	------	------	------	------	-------	------	------	------	------	-------	------	------	------	------	------	------	------	------	------	------	------	------	------	------	------	------	------	------	------	------	------	------	------	------	------	------	------	------	------	-------	------	------	------	------	-------	-------	-------	-------	-------	-------	--------	-------	--------	-------	-------	-------	-------	--------

PITCHER	IP	WLS	BF	H	R	ER	SO	BB	IBB	HBP	BLK	WP	HR	S	P	ERA	WHIP
John Burkett, R ERA: 3.3 (1, 1)	7.0	W	28	7	3	3	2	0	0	1	0	0	0	54	76	3.86	1.000
Michael Jackson, R ERA: 1.64 (8, 1)	1.0		3	0	0	0	0	0	0	0	0	0	0	6	9	0.00	0.000
Dave Righetti, L ERA: 3.97 (9, 1)	1.0		3	0	0	0	2	0	0	0	0	0	0	10	15	0.00	0.000

BOTTOM

San Francisco Giants @ Houston Astros
Astrodome, Houston, TX
Sat Jun 19 1993, 8:05 PM EDT
Att. 49,075 - Dome

livebaseballscorecards.com

AB	31
R	3
H	7
RBI	3
BB	0
SO	4
LOB	8



San Francisco Giants @ Houston Astros
Astrodome, Houston, TX

Sun Jun 20 1993, 4:33 AM EDT
Att. 29,790 - Dome

AB	36
R	8
H	10
RBI	8
BB	2
SO	8
LOB	13



Batter	1	2	3	4	5	6	7	8	9	AB	R	H	RBI	BB	SO	LOB						
Darren Lewis, R (1, 8) OBP: 0.318, SLG: 0.368	F9		1B		F8		B1-3	P6		5	0	1	1	0	0	1						
Robby Thompson, R (1, 4) OBP: 0.353, SLG: 0.429	G4-3		K		G1-3		HR		G5-3	5	1	1	0	0	1	2						
Will Clark, L (1, 3) OBP: 0.342, SLG: 0.370	F7		K				HR		K	5	2	2	2	0	2	2						
Matt Williams, R (1, 5) OBP: 0.329, SLG: 0.585		P6		K			HR	F8	G6-3	5	1	1	0	0	1	0						
Barry Bonds, L (1, 7) OBP: 0.484, SLG: 0.733		F8		2B	BB		F7		HR	3	1	1	1	1	0	2						
Dave Martinez, L (1, 9) OBP: 0.313, SLG: 0.417		K		2B			HR		SF8	3	2	2	3	1	1	0						
Kirt Manwaring, R (1, 2) OBP: 0.363, SLG: 0.348			K	K			F8		1B	4	0	1	0	0	2	2						
Mike Benjamin, R (1, 6) OBP: 0.209, SLG: 0.254			SH	P6			G5-3		P4	4	1	1	0	0	0	4						
Bryan Hickerson, L (1, 1)			SH		K			F8	SF8	0	0	0	0	0	0	0						
Dave Burba, R (4, 1) OBP: 0.286, SLG: 0.429										1	0	0	0	0	1	0						
Jeff Brantley, R (6, 1) OBP: 0.087, SLG: 0.087										0	0	0	0	0	0	0						
Willie McGee, S (7, PH) OBP: 0.362, SLG: 0.401										1	0	0	0	0	0	0						
Dave Righetti, L (7, 1)										0	0	0	0	0	0	0						
Mark Carreon, R (8, PH) OBP: 0.425, SLG: 0.515										0	0	0	1	0	0	0						
Kevin Rogers, L (8, 1)										0	0	0	0	0	0	0						
Rod Beck, R (9, 1)										0	0	0	0	0	0	0						
Inning Stats	R: 0 E: 0 K: 0 S: 8	H: 0 LOB: 0 BB: 0 P: 13	R: 0 E: 0 K: 1 S: 5	H: 0 LOB: 0 BB: 0 P: 7	R: 1 E: 0 K: 3 S: 18	H: 2 LOB: 2 BB: 0 P: 26	R: 0 E: 0 K: 2 S: 11	H: 1 LOB: 2 BB: 1 P: 20	R: 0 E: 0 K: 1 S: 8	H: 0 LOB: 0 BB: 0 P: 11	R: 3 E: 0 K: 0 S: 21	H: 3 LOB: 0 BB: 0 P: 31	R: 2 E: 0 K: 0 S: 11	H: 2 LOB: 0 BB: 0 P: 17	R: 2 E: 0 K: 0 S: 7	H: 2 LOB: 1 BB: 1 P: 16	R: 0 E: 0 K: 1 S: 6	H: 0 LOB: 0 BB: 0 P: 11	1B: 6 2B: 1 3B: 0 HR: 3	SF: 1 SAC: 1 DP: 0 HBP: 0	WP: 0 PB: 0 SB: 1 CS: 0	PA: 40
PITCHER	IP	WLS	BF	H	R	ER	SO	BB	IBB	HBP	BLK	WP	HR	S	P	ERA	WHIP					
Pete Harnisch, R (1, 1) ERA: 3.59	6.0		26	6	4	4	7	1	0	0	0	0	1	71	108	6.00	1.167					
Brian Williams, R (7, 1) ERA: 4.46	1.0	L	5	2	2	2	0	0	0	0	0	0	1	11	17	18.00	2.000					
Al Osuna, L (8, 1) ERA: 5.0	0.1		4	2	2	2	0	1	0	0	0	0	1	4	10	54.00	9.000					
Xavier Hernandez, R (8, 1) ERA: 3.64	0.2		2	0	0	0	0	0	0	0	0	0	0	3	6	0.00	0.000					
Tom Edens, R (9, 1) ERA: 4.5	1.0		3	0	0	0	1	0	0	0	0	0	0	6	11	0.00	0.000					

livebaseballscorecards.com

BOTTOM

San Francisco Giants @ Houston Astros
Astrodome, Houston, TX
Sun Jun 20 1993, 4:33 AM EDT
Att. 29,790 - Dome

livebaseballscores.com

AB	32
R	5
H	9
RBI	4
BB	7
SO	9
LOB	19



WP	0	PA	42
PB	0		
SB	1		
CS	0		

AB R H RBI BB SO LOB

4	2	2	1	1	1	3
3	0	1	1	2	0	2
4	1	2	1	0	0	1
5	0	0	0	0	3	6
3	0	0	0	1	3	1
0	0	0	0	0	0	0
0	0	0	0	0	0	0
0	0	0	0	0	0	0
1	0	1	0	0	0	0
4	0	0	0	1	1	3
3	1	1	1	1	0	0
3	1	2	0	1	0	2
1	0	0	0	0	0	0
0	0	0	0	0	0	0
1	0	0	0	0	1	1

Batter	1	2	3	4	5	6	7	8	9
Craig Biggio, R OBP: 0.359, SLG: 0.498 (1, 4)	0-0 HR	1-0 G6-4-3		1-1 1B		4-0 5 SF8 BB		1-3 K	
Casey Candaele, S OBP: 0.333, SLG: 0.347 (1, 8)	4-2 G6-4-3 5 1B BB	1-2 G3		2-2 G6-3 5 1B		4-2 BB		0-1 G1-3	
5 Jeff Bagwell, R OBP: 0.397, SLG: 0.526 (1, 3)	2-2 G6-4-3 1B		3-0 G4-3 1B	1-2 G6-3		2-2 SF8		1-1 F9	
Ken Caminiti, S OBP: 0.290, SLG: 0.436 (1, 5)	0-1 G6-4-3		0-1 G4-3	1-3 K		2-3 K		0-3 K	
Chris James, R OBP: 0.342, SLG: 0.537 (1, 7)	4-2		1-3 K		3-2 K		3-3 K	2-2	
Al Osuna, R (8, 1)									
Xavier Hernandez, L (8, 1)									
Tom Edens, R (9, 1)									
Luis Gonzalez, L OBP: 0.342, SLG: 0.413 (9, PH)	BB							1B	
Kevin Bass, S OBP: 0.289, SLG: 0.384 (1, 9)	1-1 F8		4-0	1B BB		0-0 F8		2-2 G5-3	0-3 K
Scott Servais, R OBP: 0.363, SLG: 0.527 (1, 2)		4-1 SH BB G6-4-3 BB	0-1	1-2 1B		2-2 F9		1-0 F8	
Andujar Cedeno, R OBP: 0.374, SLG: 0.462 (1, 6)		4-0 G6-4-3 SH BB	0-0	F8		0-2 BB 5 SF8 SH1-4 1B		1-2 1B	
Pete Harnisch, S OBP: 0.214, SLG: 0.192 (1, 1)		1 SAFE 2-2 SH			0-0 L4	1 SAFE 0-1 SH1-4		2-3 K	
Brian Williams, R (7, 1)									
Eric Anthony, L OBP: 0.342, SLG: 0.395 (8, 9)		1-2 2-3 G6-4-3							

Inning Stats	R: 1 E: 0 K: 0 S: 12	H: 2 LOB: 2 BB: 2 P: 23	R: 1 E: 1 K: 0 S: 8	H: 0 LOB: 1 BB: 2 P: 20	R: 1 E: 0 K: 1 S: 11	H: 2 LOB: 2 BB: 1 P: 19	R: 1 E: 0 K: 1 S: 13	H: 2 LOB: 1 BB: 0 P: 18	R: 0 E: 0 K: 1 S: 10	H: 0 LOB: 0 BB: 0 P: 15	R: 1 E: 0 K: 1 S: 18	H: 1 LOB: 2 BB: 2 P: 30	R: 0 E: 0 K: 1 S: 9	H: 0 LOB: 0 BB: 0 P: 15	R: 0 E: 0 K: 2 S: 12	H: 1 LOB: 1 BB: 0 P: 16	R: 0 E: 0 K: 2 S: 12	H: 1 LOB: 1 BB: 0 P: 15
--------------	-------------------------------	----------------------------------	------------------------------	----------------------------------	-------------------------------	----------------------------------	-------------------------------	----------------------------------	-------------------------------	----------------------------------	-------------------------------	----------------------------------	------------------------------	----------------------------------	-------------------------------	----------------------------------	-------------------------------	----------------------------------

PITCHER	IP	WLS	BF	H	R	ER	SO	BB	IBB	HBP	BLK	WP	HR	S	P	ERA	WHIP
Bryan Hickerson, L ERA: 4.68 (1, 1)	3.0		17	4	3	3	1	5	0	0	0	0	1	31	62	9.00	3.000
Dave Burba, R ERA: 4.83 (4, 1)	2.1		11	3	2	2	2	1	0	0	0	0	0	28	42	7.71	1.714
Jeff Brantley, R ERA: 4.76 (6, 1)	0.2	W	3	0	0	0	1	1	0	0	0	0	0	13	21	0.00	1.500
Dave Righetti, L ERA: 3.8 (7, 1)	1.0		3	0	0	0	1	0	0	0	0	0	0	9	15	0.00	0.000
Kevin Rogers, L ERA: 2.77 (8, 1)	1.0		4	1	0	0	2	0	0	0	0	0	0	12	16	0.00	1.000

PITCHER	IP	WLS	BF	H	R	ER	SO	BB	IBB	HBP	BLK	WP	HR	S	P	ERA	WHIP
Rod Beck, R ERA: 1.57 (9, 1)	1.0		4	1	0	0	2	0	0	0	0	0	0	12	15	0.00	1.000

Batter	1	2	3	4	5	6	7	8	9	AB R H RBI BB SO LOB	TOP		
Ricky Gutierrez, R (1, 6) OBP: 0.366, SLG: 0.345	3-3 K	1-0 1B			1-0 P7			1-1 F8		4 0 1 1 0 1 0	San Diego Padres @ San Francisco Giants Candlestick Park, San Francisco, CA Mon Jun 21 1993, 10:05 PM EDT Att. 18,882 - Sunny - 60 F		
Craig Shipley, R (1, 4) Gene Harris, R (8, 1) OBP: 0.241, SLG: 0.317	0-0 1B		2-3 K		0-0 P8			1-1 F8		4 0 1 0 0 1 0 0 0 0 0 0 0 0			
Gary Sheffield, R (1, 5) OBP: 0.354, SLG: 0.488	1-2 P9		1-0 P3			0-0 G6-3		3-2 1B		4 0 1 0 0 0 1			
Fred McGriff, L (1, 3) Tim Teufel, R (5, 3) OBP: 0.341, SLG: 0.474 OBP: 0.352, SLG: 0.484	1-0 1B		1-2 G4-3			1-1 G6-3 1B		1-0 P7		2 0 1 0 0 0 0 2 0 1 0 0 0 1			
Derek Bell, R (1, 8) OBP: 0.331, SLG: 0.474	0-1 L8			2-1 L6-4 1B		3-2 G6-3		1-0 G6-3		4 0 1 0 0 0 3			
Phil Clark, R (1, 9) OBP: 0.352, SLG: 0.464			1-0 G6-3		3-2 1B	2-1 L7		3-2 P5		4 0 1 0 0 0 1			
Phil Plantier, L (1, 7) OBP: 0.309, SLG: 0.451			4-0 1B 1B BB		0-2 K		2-2 G4-3		3-3 K	3 1 0 0 1 2 2			
Bob Geren, R (1, 2) OBP: 0.283, SLG: 0.291		2-2 1B		0-1 L6-4			3-2 P5			3 0 1 0 0 0 2			
Doug Brocail, L (1, 1) Bill Bean, L (7, PH) Tim Scott, R (7, 1) Rich Rodriguez, L (7, 1) Jeff Gardner, L (8, 4) OBP: 0.188, SLG: 0.172		0-1 B1			0-0 F7		1-2 G1-3			2 0 0 0 0 0 2 1 0			
Inning Stats	R: 0 H: 2 E: 0 LOB: 2 K: 1 BB: 0 S: 13 P: 18	R: 1 H: 2 E: 0 LOB: 2 K: 0 BB: 1 S: 9 P: 17	R: 0 H: 0 E: 0 LOB: 0 K: 1 BB: 0 S: 8 P: 12	R: 0 H: 2 E: 0 LOB: 1 K: 1 BB: 0 S: 11 P: 15	R: 0 H: 0 E: 0 LOB: 0 K: 0 BB: 0 S: 3 P: 4	R: 0 H: 1 E: 0 LOB: 1 K: 0 BB: 0 S: 9 P: 15	R: 0 H: 0 E: 0 LOB: 0 K: 0 BB: 0 S: 9 P: 15	R: 0 H: 1 E: 0 LOB: 1 K: 0 BB: 0 S: 8 P: 14	R: 0 H: 0 E: 0 LOB: 0 K: 1 BB: 0 S: 10 P: 17	1B: 7 SF: 0 2B: 2 SAC: 0 3B: 0 DP: 1 HR: 0 HBP: 0		WP: 0 PA: 34 PB: 0 SB: 0 CS: 0	
PITCHER	IP WLS BF H R ER SO BB IBB HBP BLK WP HR S P ERA WHIP											PITCHER	IP WLS BF H R ER SO BB IBB HBP BLK WP HR S P ERA WHIP
Trevor Wilson, L (1, 1) ERA: 3.27	7.0 W 27 7 1 1 3 1 0 0 0 0 0 0 62 96 1.29 1.143												
Michael Jackson, R (8, 1) ERA: 1.6	1.0 4 1 0 0 0 0 0 0 0 0 0 0 8 14 0.00 1.000												
Rod Beck, R (9, 1) ERA: 1.53	1.0 S 3 0 0 0 1 0 0 0 0 0 0 0 10 17 0.00 0.000												

livebaseballscorecards.com

AB	33
R	1
H	8
RBI	1
BB	1
SO	4
LOB	12



Batter	1	2	3	4	5	6	7	8	9	AB R H RBI BB SO LOB	TOP
Bill Bean, L (1, 9) OBP: 0.243, SLG: 0.294	1-1 G4-3		1-0 G4-3 2-H 2B		2-1 1B 2B		1-1 1B		0-1 G3	5 0 3 1 0 0 0	San Diego Padres @ San Francisco Giants Candlestick Park, San Francisco, CA Tue Jun 22 1993, 10:05 PM EDT Att. 20,450 - Sunny - 60 F
Jeff Gardner, L (1, 4) OBP: 0.340, SLG: 0.363	1-0 G6-3		2-1 G4-3		2-0 CS 1B		0-0 1-3 1B			4 0 2 0 0 0 1	
Gary Sheffield, R (1, 5) OBP: 0.349, SLG: 0.480	0-3 K		3-3 K		1-1 P6		0-3 K			4 0 0 0 0 3 5	
Phil Plantier, L (1, 7) OBP: 0.308, SLG: 0.452		1-0 G3-1		2-0 E G4-3 2B		3-3 K 1-2		3-2 P5		4 1 1 0 0 1 2	
Derek Bell, R (1, 8) OBP: 0.326, SLG: 0.466		1-3 K		0-0 E3 G4-3 2-3		0-0 F7		1-3 K		4 0 0 0 0 2 1	
Kevin Higgins, L (1, 2) OBP: 0.359, SLG: 0.273 (7, 3)		2-1 1B		0-2 G4-3 1-2 3-H		2-2 G6-3		4-2 BB		3 0 1 1 1 0 1	
Tim Teufel, R (1, 3) OBP: 0.342, SLG: 0.469		1-1 P3		2-1 P4		2-2 G5-3		1-3 K		3 0 0 0 0 0 2	
Bob Geren, R (7, 2) OBP: 0.281, SLG: 0.288										1 0 0 0 0 1 1	
Ricky Gutierrez, R (1, 6) OBP: 0.370, SLG: 0.344			1-0 SH1-4 2B 1B		4-0 IBB		0-0 G6-3		1-3 K	3 1 1 0 1 1 0	
Andy Benes, R (1, 1) OBP: 0.171, SLG: 0.294			1-1 SH1-4		3-3 K		1-3 K		1-0 P9	2 0 0 0 0 2 2	
Phil Clark, R (9, PH) OBP: 0.348, SLG: 0.459										1 0 0 0 0 0 0	
Gene Harris, R (9, 1)										0 0 0 0 0 0 0	
Inning Stats	R: 0 E: 0 K: 1 S: 6 H: 0 LOB: 0 BB: 0 P: 8	R: 0 E: 0 K: 1 S: 8 H: 1 LOB: 1 BB: 0 P: 13	R: 1 E: 0 K: 1 S: 9 H: 2 LOB: 1 BB: 0 P: 17	R: 1 E: 1 K: 1 S: 10 H: 1 LOB: 2 BB: 1 P: 21	R: 0 E: 0 K: 1 S: 8 H: 2 LOB: 2 BB: 0 P: 16	R: 0 E: 0 K: 0 S: 7 H: 0 LOB: 0 BB: 0 P: 11	R: 0 E: 0 K: 2 S: 11 H: 2 LOB: 2 BB: 0 P: 13	R: 0 E: 0 K: 2 S: 19 H: 0 LOB: 1 BB: 1 P: 28	R: 0 E: 0 K: 1 S: 6 H: 0 LOB: 0 BB: 0 P: 8	1B: 5 2B: 4 3B: 0 HR: 0 SF: 0 SAC: 1 DP: 1 HBP: 0	WP: 0 PB: 0 SB: 0 CS: 1 PA: 37
PITCHER	IP WLS BF H R ER SO BB IBB HBP BLK WP HR S P ERA WHIP										
Bill Swift, R (1, 1) ERA: 3.07	7.0 L 30 8 2 2 7 0 1 0 0 0 0 0 59 99 2.57 1.143										
Jeff Brantley, R (8, 1) ERA: 4.61	2.0 7 0 0 0 3 1 0 0 0 0 0 0 25 36 0.00 0.500										

AB	34
R	2
H	8
RBI	2
BB	2
SO	10
LOB	15



livebaseballscorecards.com

Batter	1	2	3	4	5	6	7	8	9	AB	R	H	RBI	BB	SO	LOB
Dave Martinez, L (1, 8) OBP: 0.298, SLG: 0.395	1-2 F7		0-3 K		1-2 FC3-6			1-0 F9		4	0	0	0	0	1	1
Robby Thompson, R (1, 4) OBP: 0.354, SLG: 0.424	0-1 1B		0-2 1B		2-3 K			2-2 G4-3		4	0	2	0	0	1	1
Will Clark, L (1, 3) OBP: 0.339, SLG: 0.364	0-1 P3		0-1 L7				1-0 P7			4	0	0	0	0	0	2
Barry Bonds, L (1, 7) OBP: 0.471, SLG: 0.708	2-3 K			2-1 G4-3			0-1 G4-3			4	0	0	0	0	2	1
Willie McGee, S (1, 9)		1-0 G6-3		4-2 S BB			0-3 K		2-3 K	3	0	1	0	1	1	0
Royce Clayton, R (1, 6) OBP: 0.319, SLG: 0.346		0-1 S 1B		3-3 K			1-0 G6-3		0-0 G4-6-3	4	0	1	0	0	1	2
Jeff Reed, L (1, 2) OBP: 0.321, SLG: 0.438		1-3 SAFE K		3-3 K			0-0 HR			3	1	1	1	0	2	2
Mike Benjamin, R (1, 5) OBP: 0.222, SLG: 0.254		4-2 PO BB			1-2 FC6-4 1B		0-1 G6-3			2	0	1	0	1	0	0
Bill Swift, R (1, 1) OBP: 0.378, SLG: 0.313 Matt Williams, R (7, PH) OBP: 0.326, SLG: 0.578 Jeff Brantley, R (8, 1) OBP: 0.087, SLG: 0.087		2-1 SAFE PO	3-1 P3		1-1 FC6-4 FC3-6		0-1 P5			2	0	0	0	0	0	1

Inning Stats	R: 0	H: 1	E: 0	K: 1	S: 11	R: 0	H: 1	E: 0	K: 1	S: 10	R: 0	H: 1	E: 0	K: 1	S: 11	R: 0	H: 0	E: 0	K: 2	S: 12	R: 0	H: 1	E: 0	K: 1	S: 13	R: 0	H: 0	E: 0	K: 1	S: 6	R: 1	H: 1	E: 0	K: 0	S: 6	R: 0	H: 0	E: 0	K: 0	S: 5	R: 0	H: 1	E: 0	K: 1	S: 6	1B: 5	SF: 0	2B: 0	SAC: 0	3B: 0	DP: 1	HR: 1	HBP: 0	WP: 0	PA: 34
PITCHER	IP	WLS	BF	H	R	ER	SO	BB	IBB	HBP	BLK	WP	HR	S	P	ERA	WHIP																																						
Andy Benes, R (1, 1) ERA: 2.76	8.0	W	30	5	1	1	7	2	0	0	0	0	1	74	110	1.12	0.875																																						
Gene Harris, R (9, 1) ERA: 1.67	1.0	S	3	1	0	0	1	0	0	0	0	0	0	6	9	0.00	1.000																																						

BOTTOM

San Diego Padres @ San Francisco Giants
Candlestick Park, San Francisco, CA

Tue Jun 22 1993, 10:05 PM EDT
Att. 20,450 - Sunny - 60 F

livebaseballscorecards.com

AB 31
R 1
H 6
RBI 1
BB 2
SO 8
LOB 10



Batter	1	2	3	4	5	6	7	8	9	AB R H RBI BB SO LOB	TOP											
Ricky Gutierrez, R (1, 6) OBP: 0.367, SLG: 0.336	1-3 K		0-1 F9		3-3 K			4-2 G6-4-3 1B BB		3 0 0 0 1 2 0	San Diego Padres @ San Francisco Giants Candlestick Park, San Francisco, CA Wed Jun 23 1993, 6:33 AM EDT Att. 39,869 - Sunny - 75 F											
Bill Bean, L (1, 3) OBP: 0.244, SLG: 0.289	2-1 L7		0-3 K		0-0 F9			2-0 1-2 G6-4-3 1B		4 0 1 0 0 1 0												
Gary Sheffield, R (1, 5) OBP: 0.344, SLG: 0.473	0-0 F7		3-3 K			0-0 F8		0-2 1-2f 2-3 G6-4-3		4 0 0 0 0 1 2												
Derek Bell, R (1, 8) OBP: 0.321, SLG: 0.459		1-2 F7			1-0 G5-3		1-0 F7	1-1 G5-3		4 0 0 0 0 0 1												
Phil Clark, R (1, 9) OBP: 0.355, SLG: 0.461		3-1 HR 1B			2-3 K		0-1 1B	2-2 F8		4 1 2 0 0 1 0												
Craig Shipley, R (1, 4) OBP: 0.241, SLG: 0.315		0-1 F9			3-2 1B 1B		0-0 L7	0-1 G6-3		4 0 1 0 0 0 2												
Phil Plantier, L (1, 7) OBP: 0.312, SLG: 0.471		1-0 HR			2-1 SAFE 1-3 1B		2-3 K	0-2 F7		4 1 2 2 0 1 0												
Bob Geren, R (1, 2) OBP: 0.282, SLG: 0.283		4-0 BB			2-3 K		1-2 L9			2 0 0 0 1 1 2												
Greg Harris, R (1, 1) OBP: 0.279, SLG: 0.256		1-1 G4-3			2-3 K		0-1 L8			3 0 0 0 0 1 1												
Pat Gomez, L (7, 1)										0 0 0 0 0 0 0												
Mark Ettles, R (7, 1)										0 0 0 0 0 0 0												
Inning Stats	R: 0 E: 0 K: 1 S: 6	H: 0 LOB: 0 BB: 0 P: 9	R: 2 E: 0 K: 0 S: 11	H: 2 LOB: 1 BB: 1 P: 21	R: 0 E: 0 K: 2 S: 8	H: 0 LOB: 0 BB: 0 P: 11	R: 0 E: 0 K: 2 S: 12	H: 2 LOB: 2 BB: 0 P: 22	R: 0 E: 0 K: 2 S: 10	H: 0 LOB: 0 BB: 0 P: 15	R: 0 E: 0 K: 0 S: 5	H: 1 LOB: 1 BB: 0 P: 6	R: 0 E: 0 K: 1 S: 8	H: 0 LOB: 0 BB: 0 P: 11	R: 0 E: 0 K: 0 S: 9	H: 1 LOB: 1 BB: 1 P: 16	R: 0 E: 0 K: 0 S: 12	H: 0 LOB: 0 BB: 0 P: 14	1B: 5 2B: 0 3B: 0 HR: 1	SF: 0 SAC: 0 DP: 1 HBP: 0	WP: 0 PB: 0 SB: 0 CS: 0	PA: 34
PITCHER	IP WLS BF H R ER SO BB IBB HBP BLK WP HR S P ERA WHIP																					
Bud Black, L (1, 1) ERA: 3.46	7.0 W 27 5 2 2 8 1 0 0 0 0 1 60 95 2.57 0.857																					
Michael Jackson, R (8, 1) ERA: 1.56	1.0 4 1 0 0 0 1 0 0 0 0 0 9 16 0.00 2.000																					
Kevin Rogers, L (9, 1) ERA: 2.7	1.0 3 0 0 0 0 0 0 0 0 0 0 12 14 0.00 0.000																					

AB	32
R	2
H	6
RBI	2
BB	2
SO	8
LOB	8



Batter	1	2	3	4	5	6	7	8	9	AB R H RBI BB SO LOB	TOP											
Eric Young Sr. R (1, 4) OBP: 0.342, SLG: 0.333	1-0 CS 1B		1-2 G5-3 1B		0-2 G5-4-3 1B			4-2 BB		3 0 3 0 1 0 0	Colorado Rockies @ San Francisco Giants Candlestick Park, San Francisco, CA Thu Jun 24 1993, 6:33 AM EDT Att. 39,827 - Sunny - 96 F											
Vinny Castilla, R (1, 6) OBP: 0.348, SLG: 0.520	2-2 L6 1-2		2-0 G5-3 1-2		1-0 G5-4-3 1-2			1-3 K		4 0 0 0 0 1 5												
Dante Bichette, R (1, 9) Chris Jones, R (7, 9) OBP: 0.359, SLG: 0.508 OBP: 0.333, SLG: 0.592	2-1 G3-1		2-2 P4		1-1 G6-3			2-2 F8		3 0 0 0 0 0 1 1 0 0 0 0 0 1												
Andres Galarraga, R (1, 3) Jim Tatum, R (6, 3) OBP: 0.450, SLG: 0.676 OBP: 0.217, SLG: 0.276		3-2 G3-4-1		0-0 G4-3		0-1 G5-3			1-3 K	3 0 0 0 0 0 0 1 0 0 0 0 1 0												
Charlie Hayes, R (1, 5) Freddie Benavides, R (8, 5) OBP: 0.360, SLG: 0.520 OBP: 0.203, SLG: 0.212		0-3 K		0-1 HR		2-2 G5-3			3-3 K	3 1 1 1 0 1 0 1 0 0 0 0 1 0												
Jerald Clark, R (1, 7) OBP: 0.358, SLG: 0.455		1-0 2B 3B		0-1 G4-3			0-1 P6		1-2 G6-3	4 1 1 0 0 0 0												
Alex Cole, L (1, 8) OBP: 0.338, SLG: 0.318		1-1 2B		0-3 K			1-1 G4-3			3 0 1 1 0 1 0												
Danny Sheaffer, R (1, 2) Mark Grant, R (8, 1) Andy Ashby, R (8, 1) OBP: 0.273, SLG: 0.395 OBP: 0.267, SLG: 0.267		3-H 1-2 G1-3			1-1 1B 1B		1-2 G4-3			3 0 1 0 0 0 1 0 0 0 0 0 0 0 0 0 0 0 0 0 0												
Willie Blair, R (1, 1) Bruce Ruffin, S (4, 1) Jayhawk Owens, R (8, PH) OBP: 0.125, SLG: 0.188 OBP: 0.444, SLG: 0.458			0-1 P3			1-3 K		1-3 K		1 0 0 0 0 0 0 1 0 0 0 0 1 1 1 0 0 0 0 1 0												
Inning Stats	R: 0 E: 0 K: 0 S: 6	H: 1 LOB: 0 BB: 0 P: 11	R: 1 E: 0 K: 1 S: 12	H: 2 LOB: 1 BB: 0 P: 18	R: 0 E: 0 K: 0 S: 11	H: 1 LOB: 1 BB: 0 P: 16	R: 1 E: 0 K: 1 S: 8	H: 1 LOB: 0 BB: 0 P: 8	R: 0 E: 0 K: 1 S: 9	H: 2 LOB: 1 BB: 0 P: 12		R: 0 E: 0 K: 0 S: 7	H: 0 LOB: 0 BB: 0 P: 10	R: 0 E: 0 K: 0 S: 7	H: 0 LOB: 0 BB: 0 P: 9	R: 0 E: 0 K: 2 S: 15	H: 0 LOB: 1 BB: 1 P: 23	R: 0 E: 0 K: 2 S: 10	H: 0 LOB: 0 BB: 0 P: 15	1B: 4 2B: 1 3B: 1 HR: 1	SF: 0 SAC: 0 DP: 1 HBP: 0	WP: 0 PB: 0 SB: 0 CS: 1
PITCHER	IP WLS BF H R ER SO BB IBB HBP BLK WP HR S P ERA WHIP																					
John Burkett, R (1, 1) ERA: 3.25	7.0 W 26 7 2 2 3 0 0 0 0 0 0 1 60 84 2.57 1.000																					
Dave Righetti, L (8, 1) ERA: 3.65	1.0 4 0 0 0 2 1 0 0 0 0 0 0 15 23 0.00 1.000																					
Dave Burba, R (9, 1) ERA: 4.71	1.0 3 0 0 0 2 0 0 0 0 0 0 0 10 15 0.00 0.000																					

AB	32
R	2
H	7
RBI	2
BB	1
SO	7
LOB	9



Batter	1	2	3	4	5	6	7	8	9	AB R H RBI BB SO LOB	TOP											
Eric Young Sr., R OBP: 0.337, SLG: 0.328 Scott Fredrickson, R	3-3 K		2-1 G6-3		1-0 F8			1-0 F9		4 0 0 0 0 1 1 0 0 0 0 0 0 0												
Chris Jones, R OBP: 0.327, SLG: 0.585	1-3 K			1-0 G4-3 2B		0-2 F8		2-2 L9		4 1 1 0 0 1 1												
Dante Bichette, R OBP: 0.354, SLG: 0.500	1-2 F7			0-1 P3		0-0 L9		0-1 G3		4 0 0 0 0 0 2												
Andres Galarraga, R OBP: 0.447, SLG: 0.668		1-1 1B		0-2 G4-3		1-0 F9			2-0 P3	4 0 1 0 0 0 1												
Charlie Hayes, R OBP: 0.366, SLG: 0.527		3-1 SAFE P3		0-0 2B			1-2 G5-4-3 1B		2-2 FC5-4 1B	4 0 3 1 0 0 1												
Jerald Clark, R OBP: 0.351, SLG: 0.446		0-3 K		1-1 F8			1-0 G5-4-3 1-2f		0-0 F9	4 0 0 0 0 1 4												
Vinny Castilla, R OBP: 0.346, SLG: 0.513		2-1 L4			1-0 G1-3		3-2 1B		2-0 FC5-4 1-2f	4 0 1 0 0 0 2												
Jayhawk Owens, R OBP: 0.433, SLG: 0.556			0-0 L9		1-1 HR		2-3 K			3 1 1 1 0 1 1												
Butch Henry, L OBP: 0.130, SLG: 0.095 Steve Reed, R Gary Wayne, L Jim Tatum, R OBP: 0.230, SLG: 0.288 Freddie Benavides, R OBP: 0.203, SLG: 0.212			0-1 G6-3		1-1 G6-3			1-0 E PB 1B		1 0 0 0 0 0 0 1 0 0 0 0 0 0 0 0 0 0 0 0 0 1 0 1 0 0 0 0 0 0 0 0 0 0 0												
Inning Stats	R: 0 E: 0 K: 2 S: 12	H: 0 LOB: 0 BB: 0 P: 17	R: 0 E: 0 K: 1 S: 10	H: 1 LOB: 1 BB: 0 P: 16	R: 0 E: 0 K: 0 S: 5	H: 0 LOB: 0 BB: 0 P: 7	R: 1 E: 0 K: 0 S: 9	H: 2 LOB: 1 BB: 0 P: 11	R: 1 E: 0 K: 0 S: 6	H: 1 LOB: 0 BB: 0 P: 10	R: 0 E: 0 K: 0 S: 8	H: 0 LOB: 0 BB: 0 P: 9	R: 0 E: 0 K: 1 S: 13	H: 2 LOB: 1 BB: 0 P: 20	R: 0 E: 1 K: 0 S: 7	H: 1 LOB: 1 BB: 0 P: 11	R: 0 E: 0 K: 0 S: 6	H: 1 LOB: 1 BB: 0 P: 12	1B: 5 2B: 2 3B: 0 HR: 1	SF: 0 SAC: 0 DP: 1 HBP: 0	WP: 0 PB: 1 SB: 0 CS: 0	PA: 34
PITCHER	IP WLS BF H R ER SO BB IBB HBP BLK WP HR S P ERA WHIP																					
Bryan Hickerson, L ERA: 4.42	(1, 1) 6.0 W 22 4 2 2 3 0 0 0 0 0 0 1 50 70 3.00 0.667																					
Jeff Brantley, R ERA: 4.54	(7, 1) 1.0 4 2 0 0 1 0 0 0 0 0 0 0 13 20 0.00 2.000																					
Kevin Rogers, L ERA: 2.63	(8, 1) 1.0 4 1 0 0 0 0 0 0 0 0 0 0 7 11 0.00 1.000																					
Rod Beck, R ERA: 1.49	(9, 1) 1.0 4 1 0 0 0 0 0 0 0 0 0 0 6 12 0.00 1.000																					

Colorado Rockies @ San Francisco Giants
 Candlestick Park, San Francisco, CA
 Fri Jun 25 1993, 10:05 PM EDT
 Att. 30,722 - Unknown - 73 F

AB	34
R	2
H	8
RBI	2
BB	0
SO	4
LOB	13



Batter	1	2	3	4	5	6	7	8	9
Darren Lewis, R OBP: 0.310, SLG: 0.353 (1, 8)	1-1 S BB 1B	4-1 1B 1B SF9 BB	1-1 F9			3-2 G5-3	2-0 G4-3		
Robby Thompson, R OBP: 0.378, SLG: 0.486 (1, 4)	4-1 S 1B BB	1-1 SF9 1B 1-2 1B			1-1 G4-3	4-1 1B BB		2-3 K	
Will Clark, L OBP: 0.349, SLG: 0.380 (1, 3)	3-1 G3	2-2 1B			4-0 1B SF9 BB	2-2 F8		0-0 E3 FC4-6	
Barry Bonds, L OBP: 0.471, SLG: 0.717 (1, 7)	1-3 K	3-1 SF9			2-2 1B	1-0 1B		1-0 FC4-6 1-2f	
Willie McGee, S OBP: 0.375, SLG: 0.424 (1, 9)	2-2 1B	0-0 P4			1-1 SF9	3-2 G5-3		3-3 K	
Royce Clayton, R OBP: 0.322, SLG: 0.349 (1, 6)	1-2 G1-3		0-0 1B 2B		2-3 K		1-1 L5		
Kirt Manwaring, R OBP: 0.364, SLG: 0.352 (1, 2)		0-2 HR 1B	0-0 SH1-4 1B		0-0 CS 1B		0-0 P4		
Mike Benjamin, R OBP: 0.224, SLG: 0.300 (1, 5)		1-0 HR	3-1 F8		2-3 K		0-2 2B		
Bryan Hickerson, L (1, 1)		0-3 K	0-0 SH1-4		1-3 K		4-0 IBB		
Jeff Brantley, R OBP: 0.087, SLG: 0.087 (7, 1)									
Mark Carreon, R OBP: 0.434, SLG: 0.557 (7, PH)									
Kevin Rogers, L (8, 1)									
Rod Beck, R (9, 1)									

AB	R	H	RBI	BB	SO	LOB
4	2	1	0	1	0	3
3	1	1	0	2	1	0
4	1	1	0	1	0	3
4	0	2	1	0	1	3
4	0	1	3	0	1	5
4	1	1	0	0	1	2
4	1	3	1	0	0	0
4	1	2	2	0	1	2
2	0	0	0	0	2	0
0	0	0	0	0	0	0
0	0	0	0	1	0	0
0	0	0	0	0	0	0
0	0	0	0	0	0	0

WP	HR	S	P	ERA	WHIP
0	0	16	41	0.00	0.000
0	0	10	16	0.00	0.000
0	0	15	27	0.00	1.200
0	0	14	27	0.00	1.200
0	0	9	83	17.18	3.273

BOTTOM

Colorado Rockies @ San Francisco Giants
Candlestick Park, San Francisco, CA

livebaseballscorecards.com

AB 33
R 7
H 12
RBI 7
BB 5
SO 7
LOB 18



WP: 0 PA: 41
PB: 0
SB: 2
CS: 1

Fri Jun 25 1993, 10:05 PM EDT
Att: 30,722 - Unknown - 73 F

Inning Stats										Inning Stats																																																											
R	H	E	K	S	R	H	E	K	S	R	H	E	K	S	R	H	E	K	S	R	H	E	K	S	R	H	E	K	S	R	H	E	K	S																																			
2	2	0	1	14	3	4	0	1	20	1	2	0	0	11	1	1	0	1	20	0	1	0	2	10	0	1	0	2	10	0	1	0	2	10	0	1	0	2	10	0	1	0	2	10	0	1	0	2	10	0	1	0	2	10	0	1	0	2	10	0	1	0	2	10	0	1	0	2	10

PITCHER										PITCHER																																																									
IP	WLS	BF	H	R	ER	SO	BB	IBB	HBP	BLK	WP	HR	S	P	ERA	WHIP	IP	WLS	BF	H	R	ER	SO	BB	IBB	HBP	BLK	WP	HR	S	P	ERA	WHIP																																		
3.2	L	23	9	7	7	2	3	0	0	0	0	1	48	83	17.18	3.273	1.2		6	1	0	0	3	1	0	0	0	0	0	15	27	0.00	1.200	1.2		8	2	0	0	0	0	1	0	0	0	0	14	27	0.00	1.200	1.0		4	0	0	0	2	0	0	0	0	0	0	10	16	0.00	0.000

Batter	1	2	3	4	5	6	7	8	9	AB R H RBI BB SO LOB	TOP									
Freddie Benavides, R OBP: 0.243, SLG: 0.268 (1, 4)	1-1 SH1-3 1B 2B	0-2 1B 1-3 1B		3-2 S 2B 1B		1-1 SH1-3 1B		1-2 L5		5 2 4 0 0 0 0										
Chris Jones, R OBP: 0.328, SLG: 0.571 (1, 8)	1-1 SH1-3	0-1 1-3 3-H 1B		3-3 K 1-2		1-0 SH1-3		1-3 K		3 0 1 1 0 2 1										
Dante Bichette, R OBP: 0.355, SLG: 0.496 (1, 9)	0-1 1B 1B	0-1 L9		4-2 2B BB		0-3 K		0-3 K		4 2 1 1 1 2 3										
Andres Galarraga, R OBP: 0.450, SLG: 0.670 (1, 3)	0-0 1B 1-3 1B		2-1 P3	0-0 1B 1-H 2-H 2B		4-0 IBB		1-1 F8		4 0 2 2 1 0 0										
Charlie Hayes, R OBP: 0.366, SLG: 0.523 (1, 5)	1-1 G5-4-3 1-2 3-H 1B		3-1 L7	2-0 G4-3		2-3 K		4-2 1B BB		4 0 1 1 1 1 3										
Jerald Clark, R OBP: 0.357, SLG: 0.449 (1, 7)	1-1 G5-4-3 1-2f		3-1 1B 1B		0-2 2B FC3-2-3 1B		0-3 K		1-0 1-2 1B	5 0 3 0 0 1 2										
Vinny Castilla, R OBP: 0.347, SLG: 0.516 (1, 6)			1-0 FC5-4 1-2 1B		0-1 FC3-2-3 1-3 2B		1-2 F9		1-2 F8	5 0 2 0 0 1 2										
Danny Sheaffer, R OBP: 0.272, SLG: 0.389 (1, 2)			0-1 FC5-4 1-2f 1B		1-0 FC3-2-3		1-3 K			4 1 1 0 0 1 4										
Armando Reynoso, R OBP: 0.094, SLG: 0.161 (1, 1)			0-3 K		2-0 P8		1-1 F8		2-2 G5-3	4 0 0 0 0 1 2										
Inning Stats	R: 2 E: 0 K: 0 S: 11	H: 4 LOB: 1 BB: 0 P: 15	R: 1 E: 0 K: 2 S: 20	H: 3 LOB: 2 BB: 0 P: 25	R: 0 E: 0 K: 0 S: 9	H: 2 LOB: 2 BB: 0 P: 18	R: 2 E: 0 K: 1 S: 12	H: 2 LOB: 1 BB: 1 P: 26	R: 0 E: 0 K: 2 S: 12	H: 1 LOB: 2 BB: 1 P: 20	R: 0 E: 0 K: 2 S: 12	H: 0 LOB: 0 BB: 0 P: 14	R: 0 E: 0 K: 1 S: 13	H: 0 LOB: 0 BB: 0 P: 17	R: 0 E: 0 K: 1 S: 11	H: 1 LOB: 2 BB: 1 P: 18	1B: 12 2B: 4 3B: 0 HR: 0	SF: 0 SAC: 2 DP: 2 HBP: 0	WP: 0 PB: 0 SB: 1 CS: 0	PA: 43
PITCHER	IP WLS BF H R ER SO BB IBB HBP BLK WP HR S P ERA WHIP																			
Trevor Wilson, L ERA: 3.65 (1, 1)	3.2 L 21 10 5 5 3 1 0 0 0 0 0 0 50 80 12.27 3.000																			
Dave Burba, R ERA: 4.37 (4, 1)	3.1 14 4 0 0 4 0 1 0 0 0 0 0 34 48 0.00 1.200																			
Jeff Brantley, R ERA: 4.46 (8, 1)	1.0 3 0 0 0 1 0 0 0 0 0 0 0 13 17 0.00 0.000																			
Dave Righetti, L ERA: 3.51 (9, 1)	1.0 5 1 0 0 1 1 0 0 0 0 0 0 11 18 0.00 2.000																			

Colorado Rockies @ San Francisco Giants
 Candlestick Park, San Francisco, CA
 Sat Jun 26 1993, 6:33 AM EDT
 Att. 39,327 - Sunny

AB	38
R	5
H	15
RBI	5
BB	3
SO	9
LOB	17



Batter	1	2	3	4	5	6	7	8	9	AB	R	H	RBI	BB	SO	LOB
Darren Lewis, R (1, 8) OBP: 0.312, SLG: 0.352	2-1 G6-3		1-1 1B			4-2 BB		1-1 L6		3	0	1	0	1	0	0
Robby Thompson, R (1, 4) OBP: 0.376, SLG: 0.482	2-1 P4		0-3 K			1-0 F9		3-2 1B		4	0	1	0	0	1	2
Will Clark, L (1, 3) OBP: 0.351, SLG: 0.385	2-1 2B					2-3 K2-3		1-1 1B		4	0	2	0	0	1	1
Todd Benzinger, S (1, 7) OBP: 0.265, SLG: 0.266	2-2 F9					3-2 G3-1		1-3 K		4	0	0	0	0	1	4
Dave Martinez, L (1, 9) OBP: 0.303, SLG: 0.388		2-2 G3-1				1-0 G4-3		2-2 K		3	0	0	0	1	1	2
Royce Clayton, R (1, 6) OBP: 0.325, SLG: 0.363		1-2 G1-3				2-2 HR		0-1 G5-3		4	1	2	1	0	0	1
Kirt Manwaring, R (1, 2) OBP: 0.361, SLG: 0.356		1-2 F9				2-3 K		1-0 2B		4	0	1	0	0	2	1
Mike Benjamin, R (1, 5) OBP: 0.216, SLG: 0.289			0-1 G6-3			0-0 G4-3		2-3 K		3	0	0	0	0	1	2
Jeff Reed, L (9, PH) OBP: 0.326, SLG: 0.480						0-0 L8		1-1 F9		1	0	0	0	0	0	0
Trevor Wilson, L (1, 1) OBP: 0.200, SLG: 0.261			3-2 G5-3							1	0	0	0	0	0	0
Dave Burdick, R (4, 1) OBP: 0.250, SLG: 0.375										1	0	0	0	0	0	0
Willie McGee, S (7, PH) OBP: 0.374, SLG: 0.422										1	0	0	0	0	0	2
Jeff Brantley, R (8, 1) OBP: 0.087, SLG: 0.087										0	0	0	0	0	0	0
Dave Righetti, L (9, 1) OBP: 1.000, SLG: 1.000										0	0	0	0	0	0	0
Mark Carreon, R (9, PH) OBP: 0.429, SLG: 0.549										1	0	0	0	0	0	1


Inning Stats	R: 0	H: 1	E: 0	LOB: 1	K: 0	BB: 0	S: 9	P: 17	R: 0	H: 0	E: 0	LOB: 0	K: 0	BB: 0	S: 11	P: 15	R: 0	H: 1	E: 0	LOB: 1	K: 1	BB: 0	S: 12	P: 16	R: 0	H: 0	E: 0	LOB: 0	K: 0	BB: 0	S: 8	P: 15	R: 1	H: 1	E: 0	LOB: 0	K: 1	BB: 0	S: 9	P: 13	R: 0	H: 0	E: 0	LOB: 1	K: 1	BB: 1	S: 9	P: 19	R: 0	H: 1	E: 0	LOB: 2	K: 1	BB: 1	S: 11	P: 19	R: 0	H: 2	E: 0	LOB: 2	K: 2	BB: 0	S: 13	P: 21	R: 0	H: 1	E: 0	LOB: 1	K: 2	BB: 0	S: 11	P: 16	1B: 4	2B: 2	3B: 0	HR: 1	SF: 0	SAC: 0	DP: 0	HBP: 0	WP: 0	PA: 36
PITCHER Armando Reynoso, R (1, 1) ERA: 3.17	IP	WLS	BF	H	R	ER	SO	BB	IBB	HBP	BLK	WP	HR	S	P	ERA	WHIP	IP	WLS	BF	H	R	ER	SO	BB	IBB	HBP	BLK	WP	HR	S	P	ERA	WHIP																																																


BOTTOM

Colorado Rockies @ San Francisco Giants
Candlestick Park, San Francisco, CA

Sat Jun 26 1993, 6:33 AM EDT
Att. 39,327 - Sunny

AB	34
R	1
H	7
RBI	1
BB	2
SO	8
LOB	17



Batter	1	2	3	4	5	6	7	8	9	AB R H RBI BB SO LOB	TOP		
Alex Cole, L (1, 8) OBP: 0.336, SLG: 0.317	1-1 CS 1B			1-2 G1-3			0-1 F8		3-1 P8-3 1-2f	4 0 1 0 0 0 1	Colorado Rockies @ San Francisco Giants Candlestick Park, San Francisco, CA Sun Jun 27 1993, 6:33 AM EDT Att. 45,408 - Sunny - 68 F AB 26 R 0 H 2 RBI 0 BB 2 SO 7 LOB 5 		
Freddie Benavides, R (1, 4) OBP: 0.247, SLG: 0.284	3-3 SAFE SAFE SAFE 1-2 K			2-3 K			0-0 2B			3 0 1 0 0 2 1			
Daryl Boston, L (1, 9) OBP: 0.323, SLG: 0.368	1-1 G3-1			1-0 G4-3			3-2 F7			3 0 0 0 0 0 1			
Andres Galarraga, R (1, 3) OBP: 0.444, SLG: 0.661							2-3 K			3 0 0 0 0 3 1			
Charlie Hayes, R (1, 5) OBP: 0.366, SLG: 0.519							4-0 P4-3 BB			2 0 0 0 1 1 0			
Jerald Clark, R (1, 7) OBP: 0.352, SLG: 0.443							1 SAFE 1 SAFE P4-3 1-2f			3 0 0 0 0 1 1			
Vinny Castilla, R (1, 6) OBP: 0.341, SLG: 0.506							0-2 G4-3			3 0 0 0 0 0 0			
Danny Sheaffer, R (1, 2) OBP: 0.263, SLG: 0.376							0-0 G5-3			3 0 0 0 0 0 0			
Curt Leskanic, R (1, 1) Jeff Parrett, R (8, 1) Eric Young Sr., R (9, PH) OBP: 0.339, SLG: 0.328							0-1 G4-3			2 0 0 0 0 0 0			
										0 0 0 0 0 0 0			
										0 0 0 0 1 0 0			
Inning Stats	R: 0 H: 1 E: 0 LOB: 0 K: 1 BB: 0 S: 7 P: 12	R: 0 H: 0 E: 0 LOB: 0 K: 3 BB: 0 S: 10 P: 11	R: 0 H: 0 E: 0 LOB: 0 K: 0 BB: 0 S: 6 P: 9	R: 0 H: 0 E: 0 LOB: 0 K: 1 BB: 0 S: 7 P: 11	R: 0 H: 0 E: 0 LOB: 0 K: 1 BB: 1 S: 6 P: 12	R: 0 H: 0 E: 0 LOB: 0 K: 0 BB: 0 S: 7 P: 7	R: 0 H: 1 E: 0 LOB: 1 K: 1 BB: 0 S: 9 P: 14	R: 0 H: 0 E: 0 LOB: 0 K: 0 BB: 0 S: 6 P: 9	R: 0 H: 0 E: 0 LOB: 0 K: 0 BB: 1 S: 5 P: 12	1B: 1 SF: 0 2B: 4 SAC: 0 3B: 0 DP: 3 HR: 0 HBP: 0	WP: 0 PA: 28 PB: 0 SB: 0 CS: 1		
PITCHER	IP WLS BF H R ER SO BB IBB HBP BLK WP HR S P ERA WHIP											PITCHER	IP WLS BF H R ER SO BB IBB HBP BLK WP HR S P ERA WHIP
Bill Swift, R (1, 1) ERA: 2.85	8.0 W 25 2 0 0 7 1 0 0 0 0 0 0 58 85 0.00 0.375												
Michael Jackson, R (9, 1) ERA: 1.52	1.0 3 0 0 0 0 1 0 0 0 0 0 0 5 12 0.00 1.000												

Batter	1	2	3	4	5	6	7	8	9	AB	R	H	RBI	BB	SO	LOB
--------	---	---	---	---	---	---	---	---	---	----	---	---	-----	----	----	-----

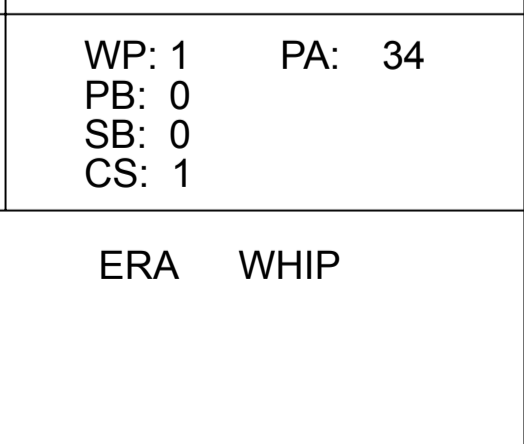
Darren Lewis, R <small>OBP: 0.318, SLG: 0.360</small> (1, 8)	2-0 		0-2 	1-0 			0-0 			3	2	2	0	0	0	2
Mike Benjamin, R <small>OBP: 0.231, SLG: 0.329</small> (1, 4) (8, 5)	4-0 		0-1 		0-0 		2-2 			2	2	1	2	1	0	0
Will Clark, L <small>OBP: 0.356, SLG: 0.389</small> (1, 3)	3-1 		4-2 		1-1 		2-1 			3	0	2	0	1	0	0
Matt Williams, R <small>OBP: 0.322, SLG: 0.572</small> Robby Thompson, R <small>OBP: 0.376, SLG: 0.482</small> (1, 5) (8, 4)	1-0 		0-1 		0-0 		0-0 			3	0	0	1	0	0	2
Barry Bonds, L <small>OBP: 0.468, SLG: 0.710</small> (1, 7)	1-0 			0-0 	3-0 			2-1 		4	1	1	1	0	0	2
Willie McGee, S <small>OBP: 0.372, SLG: 0.419</small> (1, 9)	0-0 			0-0 		3-2 		2-3 		4	0	1	0	0	1	1
Royce Clayton, R <small>OBP: 0.320, SLG: 0.357</small> (1, 6)		2-1 		0-2 		1-2 		1-1 		4	0	0	0	0	0	1
Jeff Reed, L <small>OBP: 0.326, SLG: 0.468</small> (1, 2)		2-2 		4-2 		2-0 				2	0	0	0	1	0	0
Bill Swift, R <small>OBP: 0.359, SLG: 0.294</small> Michael Jackson, R <small>OBP: 0.500, SLG: 1.000</small> (1, 1) (9, 1)		3-2 		0-0 			0-0 			2	0	0	0	0	0	0
				1-2 						0	0	0	0	0	0	0

Inning Stats	R: 2	H: 1	E: 0	LOB: 1	K: 0	S: 5	P: 16	R: 0	H: 0	E: 0	LOB: 0	K: 0	S: 8	P: 15	R: 0	H: 1	E: 0	LOB: 1	K: 0	S: 9	P: 13	R: 0	H: 1	E: 0	LOB: 1	K: 0	S: 9	P: 14	R: 0	H: 0	E: 0	LOB: 0	K: 0	S: 7	P: 13	R: 2	H: 2	E: 0	LOB: 0	K: 0	S: 8	P: 12	R: 0	H: 0	E: 0	LOB: 0	K: 1	S: 7	P: 12
--------------	------	------	------	--------	------	------	-------	------	------	------	--------	------	------	-------	------	------	------	--------	------	------	-------	------	------	------	--------	------	------	-------	------	------	------	--------	------	------	-------	------	------	------	--------	------	------	-------	------	------	------	--------	------	------	-------

PITCHER	IP	WLS	BF	H	R	ER	SO	BB	IBB	HBP	BLK	WP	HR	S	P	ERA	WHIP
Curt Leskanic, R <small>ERA: 5.14</small> (1, 1)	7.0	L	31	7	5	4	0	3	0	1	0	1	1	51	92	5.14	1.429
Jeff Parrett, R <small>ERA: 5.47</small> (8, 1)	1.0		3	0	0	0	1	0	0	0	0	0	0	7	12	0.00	0.000

BOTTOM

Colorado Rockies @ San Francisco Giants Candlestick Park, San Francisco, CA Sun Jun 27 1993, 6:33 AM EDT Att. 45,408 - Sunny - 68 F	AB 27 R 5 H 7 RBI 4 BB 3 SO 1 LOB 8
---	--



Batter	1	2	3	4	5	6	7	8	9	AB R H RBI BB SO LOB	TOP		
Darren Lewis, R (1, 8) OBP: 0.314, SLG: 0.354	2-2 P4		2-2 G5-3		1-0 P5		2-1 F9			4 0 0 0 0 0 2	<p>San Francisco Giants @ Los Angeles Dodgers Dodger Stadium, Los Angeles, CA Mon Jun 28 1993, 7:05 PM PDT Att. 44,514 - Unknown - 74 F</p>		
Robby Thompson, R (1, 4) OBP: 0.375, SLG: 0.479	1-3 K		3-3 K		0-0 G5-3		0-1 FC4-6 1B			4 0 1 0 0 2 0			
Will Clark, L (1, 3) OBP: 0.358, SLG: 0.386	4-1 BB			3-3 K		4-1 1B BB	2-2 F7			2 0 0 0 2 1 1			
Barry Bonds, L (1, 7) OBP: 0.465, SLG: 0.703	3-3 K			2-3 K		1-2 1B S	0-0 FC4-6 CS			4 0 1 0 0 2 2			
Willie McGee, S (1, 9) OBP: 0.377, SLG: 0.422		0-1 E9 SH5-3 1B		3-2 L9		4-0 1B BB	2-2 CS	0-0 FC3-6 1B		3 0 2 0 1 0 0			
Royce Clayton, R (1, 6) OBP: 0.321, SLG: 0.357		0-0 SH5-3 2-3			2-2 1B G6-4-3	3-2 P6		0-0 FC3-6 1-2f		3 0 1 0 0 0 4			
Kirt Manwaring, R (1, 2) OBP: 0.354, SLG: 0.348		1-3 K			0-0 G6-4-3 1-2f	1-3 K		0-3 K		4 0 0 0 0 3 6			
Mike Benjamin, R (1, 5) OBP: 0.232, SLG: 0.326		2-2 L6			1-2 1B 1B		2-2 G5-3	1-0 P4		4 0 1 0 0 0 2			
Bud Black, L (1, 1) OBP: 0.300, SLG: 0.276			3-2 F7		0-1 1B		1-1 F8			3 0 1 0 0 0 0			
Dave Righetti, L (8, 1) OBP: 1.000, SLG: 1.000					1-2 1B					0 0 0 0 0 0 0			
Michael Jackson, R (9, 1) OBP: 0.500, SLG: 1.000										0 0 0 0 0 0 0			
Inning Stats	R: 0 H: 0 E: 0 LOB: 1 K: 2 BB: 1 S: 11 P: 21	R: 0 H: 1 E: 1 LOB: 1 K: 1 BB: 0 S: 9 P: 12	R: 0 H: 0 E: 0 LOB: 0 K: 1 BB: 0 S: 10 P: 18	R: 0 H: 0 E: 0 LOB: 0 K: 2 BB: 0 S: 10 P: 18	R: 0 H: 3 E: 0 LOB: 2 K: 0 BB: 0 S: 10 P: 14	R: 0 H: 1 E: 0 LOB: 3 K: 1 BB: 2 S: 11 P: 24	R: 0 H: 0 E: 0 LOB: 0 K: 0 BB: 0 S: 7 P: 12	R: 0 H: 1 E: 0 LOB: 0 K: 0 BB: 0 S: 9 P: 12	R: 0 H: 1 E: 0 LOB: 1 K: 1 BB: 0 S: 6 P: 9	1B: 7 SF: 0 2B: 0 SAC: 1 3B: 0 DP: 1 HR: 0 HBP: 0	WP: 0 PA: 36 PB: 0 SB: 1 CS: 1		
PITCHER	IP WLS BF H R ER SO BB IBB HBP BLK WP HR S P ERA WHIP											PITCHER	IP WLS BF H R ER SO BB IBB HBP BLK WP HR S P ERA WHIP
Tom Candiotti, R (1, 1) ERA: 3.2	8.0 31 6 0 0 7 3 0 0 0 0 0 0 77 131 0.00 1.125												
Pedro Martinez, R (9, 1) ERA: 2.74	1.0 W 4 1 0 0 1 0 0 0 0 0 0 0 6 9 0.00 1.000												

livebaseballscorecards.com

AB	31
R	0
H	7
RBI	0
BB	3
SO	8
LOB	17



Batter	1	2	3	4	5	6	7	8	9	AB R H RBI BB SO LOB	TOP	
Dave Martinez, L (1, 8) <small>OBP: 0.301, SLG: 0.381</small> Darren Lewis, R (9, PH) <small>OBP: 0.316, SLG: 0.357</small> (9, 8)	2-3 <small>1</small>		0-0 <small>1</small>			1-3 <small>1</small>		2-1 <small>1</small>	1-1 <small>2</small>	4 0 1 0 0 2 0 1 0 1 0 0 0 0	San Francisco Giants @ Los Angeles Dodgers Dodger Stadium, Los Angeles, CA Tue Jun 29 1993, 7:05 PM PDT Att. 46,911 - Unknown - 74 F	
Robby Thompson, R (1, 4) <small>OBP: 0.376, SLG: 0.494</small>	0-0 <small>2</small>		1-1 <small>2</small>			1-0 <small>2</small>		1-1 <small>1</small>	3-2 <small>3</small>	4 2 2 1 0 0 2		
Will Clark, L (1, 3) <small>OBP: 0.354, SLG: 0.380</small>	1-1 <small>2</small>		1-3 <small>3</small>			3-2 <small>2</small>		0-1 <small>2</small>		4 0 0 0 0 1 2		
Barry Bonds, L (1, 7) <small>OBP: 0.466, SLG: 0.697</small>	4-0 <small>2</small>			2-0 <small>1</small>		0-1 <small>3</small>		4-0 <small>2</small>		2 1 0 0 2 0 0		
Willie McGee, S (1, 9) <small>OBP: 0.379, SLG: 0.425</small>	1-1 <small>1-H, 2-H</small> <small>2</small>			2-1 <small>2</small>			2-2 <small>1</small>	4-1 <small>1-2, 2-3</small> <small>2</small>		3 0 1 2 1 0 0		
Royce Clayton, R (1, 6) <small>OBP: 0.316, SLG: 0.352</small>	2-0 <small>3</small>			0-0 <small>3</small>			3-1 <small>2</small>	0-0 <small>1-2f</small> <small>3</small>		4 0 0 0 0 0 4		
Jeff Reed, L (1, 2) <small>OBP: 0.333, SLG: 0.481</small> Kirt Manwaring, R (9, 2) <small>OBP: 0.354, SLG: 0.348</small>			0-1 <small>1</small>		2-1 <small>1</small>		2-0 <small>2</small>		2-2 <small>1</small>	4 0 2 0 0 0 0 0 0 0 0 0 0 0		
Mike Benjamin, R (1, 5) <small>OBP: 0.232, SLG: 0.315</small>			0-0 <small>2</small>		1-3 <small>2</small>		4-0 <small>2</small>		0-0 <small>1</small>	3 0 0 0 1 1 1		
John Burkett, R (1, 1) <small>OBP: 0.195, SLG: 0.154</small> Rod Beck, R (9, 1)			0-0 <small>3</small>		2-3 <small>3</small>		0-0 <small>3</small>		4-0 <small>3</small>	3 0 0 0 1 1 2 0 0 0 0 0 0 0		
Inning Stats	R: 2 H: 2 E: 0 LOB: 1 K: 1 BB: 1 S: 9 P: 19	R: 0 H: 0 E: 0 LOB: 0 K: 0 BB: 0 S: 4 P: 4	R: 0 H: 0 E: 0 LOB: 0 K: 1 BB: 0 S: 7 P: 9	R: 0 H: 0 E: 0 LOB: 0 K: 0 BB: 0 S: 4 P: 8	R: 0 H: 0 E: 0 LOB: 0 K: 2 BB: 0 S: 8 P: 13	R: 1 H: 1 E: 0 LOB: 0 K: 1 BB: 0 S: 11 P: 16	R: 0 H: 1 E: 0 LOB: 2 K: 0 BB: 1 S: 8 P: 19	R: 0 H: 1 E: 0 LOB: 3 K: 0 BB: 2 S: 9 P: 19	R: 0 H: 2 E: 0 LOB: 2 K: 0 BB: 1 S: 10 P: 20	1B: 3 SF: 0 2B: 3 SAC: 1 3B: 0 DP: 0 HR: 1 HBP: 0	WP: 0 PA: 38 PB: 0 SB: 0 CS: 0	
PITCHER Orel Hershiser, R (1, 1) <small>ERA: 3.78</small> Roger McDowell, R (9, 1) <small>ERA: 1.5</small> Omar Daal, L (9, 1) <small>ERA: 2.84</small>	IP WLS BF H R ER SO BB IBB HBP BLK WP HR S P ERA WHIP 8.0 L 33 5 3 3 5 1 3 0 0 0 1 60 107 3.38 0.750 0.1 3 1 0 0 0 1 0 0 0 0 0 4 10 0.00 6.000 0.2 2 1 0 0 0 0 0 0 0 0 0 6 10 0.00 1.500											PITCHER IP WLS BF H R ER SO BB IBB HBP BLK WP HR S P ERA WHIP

AB	32
R	3
H	7
RBI	3
BB	5
SO	5
LOB	11



Batter	1	2	3	4	5	6	7	8	9	AB R H RBI BB SO LOB	TOP															
Darren Lewis, R (1, 8) OBP: 0.312, SLG: 0.352	0-1 B3		1-1 G6-3			2-1 E6 2B SF8		2-3 K		4 1 0 0 0 1 1	San Francisco Giants @ Los Angeles Dodgers Dodger Stadium, Los Angeles, CA Wed Jun 30 1993, 7:05 PM PDT Att. 54,667 - Unknown - 75 F															
Robby Thompson, R (1, 4) OBP: 0.378, SLG: 0.498	0-3 K		2-1 1B			1-1 SF8 1-3 BLK 2B		3-2 F8		4 1 2 1 0 1 0																
Will Clark, L (1, 3) OBP: 0.352, SLG: 0.377	0-2 L8		0-0 G3			0-0 SF8		4-2 1B BB		2 0 0 1 1 0 1																
Barry Bonds, L (1, 7) OBP: 0.469, SLG: 0.696		1-1 F7		4-2 G3-6-3 BB		4-0 BLK S IBB		1-0 1B		2 0 1 0 2 0 0																
Willie McGee, S (1, 9) OBP: 0.374, SLG: 0.418		1-0 G6-3		1-1 G3-6-3 1-2f		3-2 G3		0-0 F7		4 0 0 0 0 0 4																
Royce Clayton, R (1, 6) OBP: 0.315, SLG: 0.350		1-0 1B		2-3 K		2-0 G6-3		2-1 G5-3		4 0 1 0 0 1 1																
Kirt Manwaring, R (1, 2) OBP: 0.348, SLG: 0.340		1-2 G4-3			1-2 F8		1-0 F9		0-1 L4			4 0 0 0 0 0 1														
Mike Benjamin, R (1, 5) OBP: 0.235, SLG: 0.316			1-2 PB SH5-4 1B		0-0 P9		2-3 K		1-1 2B			3 1 1 0 0 1 0														
Todd Benzinger, S (9, PH) OBP: 0.275, SLG: 0.292					1-3 K		3-3 K		1-1 F9			1 0 1 0 0 0 0														
Bryan Hickerson, L (1, 1) OBP: 0.087, SLG: 0.087			0-0 SH5-4							1 0 0 0 0 0 1 0	GIANTS															
Jeff Brantley, R (6, 1) OBP: 0.087, SLG: 0.087										0 0 0 0 0 0 0 0																
Dave Righetti, L (6, 1) OBP: 1.000, SLG: 1.000										0 0 0 0 0 0 0 0																
Dave Martinez, L (7, PH) OBP: 0.298, SLG: 0.376										1 0 0 0 0 0 1 0																
Kevin Rogers, L (7, 1) OBP: 0.298, SLG: 0.376										0 0 0 0 0 0 0 0																
Mark Carreon, R (9, PH) OBP: 0.424, SLG: 0.542										1 0 0 0 0 0 0 1																
Inning Stats	R: 0 E: 0 K: 1 S: 8	H: 0 LOB: 0 BB: 0 P: 8	R: 0 E: 0 K: 0 S: 7	H: 1 LOB: 1 BB: 0 P: 11	R: 1 E: 0 K: 0 S: 9	H: 2 LOB: 1 BB: 0 P: 13	R: 0 E: 0 K: 1 S: 7	H: 0 LOB: 0 BB: 1 P: 14	R: 0 E: 0 K: 1 S: 7	H: 0 LOB: 0 BB: 0 P: 9	R: 2 E: 1 K: 0 S: 10	H: 1 LOB: 1 BB: 1 P: 22	R: 0 E: 0 K: 2 S: 7	H: 0 LOB: 0 BB: 0 P: 13	R: 0 E: 0 K: 1 S: 14	H: 1 LOB: 2 BB: 1 P: 24	R: 0 E: 0 K: 0 S: 8	H: 1 LOB: 1 BB: 0 P: 12	1B: 4 2B: 2 3B: 0 HR: 0	SF: 1 SAC: 1 DP: 1 HBP: 0	WP: 0 PB: 1 SB: 1 CS: 0	PA: 36				
PITCHER	IP WLS BF H R ER SO BB IBB HBP BLK WP HR S P ERA WHIP																									
Pedro Astacio, R (1, 1) ERA: 4.08	6.0	24	4	3	2	3	1	1	0	1	0	0	48	77	3.00	0.833										
Pedro Martinez, R (7, 1) ERA: 2.63	2.0	W	8	1	0	0	3	1	0	0	0	0	21	37	0.00	1.000										
Jim Gott, R (9, 1) ERA: 2.51	1.0	S	4	1	0	0	0	0	0	0	0	0	8	12	0.00	1.000										

livebaseballscorecards.com

AB	31
R	3
H	6
RBI	2
BB	3
SO	6
LOB	9

Batter	1	2	3	4	5	6	7	8	9	AB	R	H	RBI	BB	SO	LOB
Brett Butler, L OBP: 0.385, SLG: 0.374 (1, 8)	1-2 G4-6-3 1B		0-0 B4-3		0-0 2-H 1B		1-3 K			4	0	2	1	0	1	0
Jose Offerman, S OBP: 0.350, SLG: 0.330 (1, 6)	0-0 G4-6-3 1-2f		4-1 BB		0-1 G4-3		4-2 1B BB			2	1	0	0	2	0	2
Cory Snyder, R OBP: 0.395, SLG: 0.472 (1, 5)	3-3 K		0-0 L9			2-2 1B FC5-2 2B	2-2 E 1B			4	1	2	0	0	1	1
Eric Karros, R OBP: 0.324, SLG: 0.422 (1, 3)		0-1 G4-3 1B 2B		1-1 G6-3		0-0 FC5 FC5-2 1B	2-1 E9 1B			4	1	3	1	0	0	0
Mike Piazza, R OBP: 0.358, SLG: 0.536 (1, 2)		1-1 G4-3		0-3 K		1-2 FC5-2 1B	1-0 P3 1B			4	1	0	0	0	1	4
Eric Davis, R OBP: 0.313, SLG: 0.356 (1, 7)		2-3 K		2-2 F8		1-1 FC5 1B BB	0-0 F9			4	0	0	0	0	1	4
Mitch Webster, S OBP: 0.317, SLG: 0.343 (1, 9)		0-1 1B			0-0 SH1-4 1B 1B	4-1 1B BB	2-2 L9			3	1	2	1	1	0	0
Mike Sharperson, R OBP: 0.239, SLG: 0.268 (1, 4)		0-0 G4-3			1-0 F9	2-2 1B	0-1 G1-6-3			3	0	1	1	0	0	2
Lenny Harris, L OBP: 0.313, SLG: 0.316 (6, PR) (7, 4)					1-2 SH1-4	3-2 F9	0-0 L5			1	0	0	0	0	0	0
Pedro Astacio, R OBP: 0.138, SLG: 0.138 (1, 1)			0-3 K		1-2 SH1-4	3-2 F9				1	0	0	0	0	1	0
Dave Hansen, L OBP: 0.414, SLG: 0.440 (6, PH)										0	0	0	0	0	0	0
Tim Lincecum, R OBP: 0.254, SLG: 0.356 (6, PH)										1	0	0	0	0	0	3
Pedro Martínez, R OBP: 0.254, SLG: 0.356 (7, 1)										0	0	0	0	0	0	0
Tom Goodwin, L OBP: 0.254, SLG: 0.356 (8, PH)										1	0	0	0	0	0	0
Jim Gott, R OBP: 0.254, SLG: 0.356 (9, 1)										0	0	0	0	0	0	0

Inning Stats	R: 0	H: 1	E: 0	K: 1	S: 7	LOB: 0	BB: 0	P: 11	R: 1	H: 2	E: 0	K: 1	S: 12	LOB: 1	BB: 0	P: 15	R: 0	H: 0	E: 0	K: 1	S: 6	LOB: 1	BB: 1	P: 10	R: 0	H: 0	E: 0	K: 1	S: 8	LOB: 0	BB: 0	P: 11	R: 1	H: 2	E: 0	K: 0	S: 10	LOB: 1	BB: 0	P: 10	R: 1	H: 3	E: 0	K: 0	S: 23	LOB: 3	BB: 1	P: 36	R: 2	H: 2	E: 1	K: 1	S: 13	LOB: 1	BB: 1	P: 23	R: 0	H: 0	E: 0	K: 0	S: 7	LOB: 0	BB: 0	P: 9
PITCHER	IP	WLS	BF	H	R	ER	SO	BB	IBB	HBP	BLK	WP	HR	S	P	ERA	WHIP																																															
Bryan Hickerson, L ERA: 4.47 (1, 1)	5.2		24	7	3	3	4	1	0	0	0	0	0	52	70	4.76	1.412																																															
Jeff Brantley, R ERA: 4.48 (6, 1)	0.0		2	1	0	0	0	1	0	0	0	0	0	8	14	∞	∞																																															
Dave Righetti, L ERA: 3.33 (6, 1)	0.1		1	0	0	0	0	0	0	0	0	0	0	6	9	0.00	0.000																																															
Kevin Rogers, L ERA: 2.72 (7, 1)	2.0	L	9	2	2	1	1	1	0	0	0	0	0	20	32	4.50	1.500																																															

BOTTOM

San Francisco Giants @ Los Angeles Dodgers
Dodger Stadium, Los Angeles, CA
 Wed Jun 30 1993, 7:05 PM PDT
 Att: 54,667 - Unknown - 75 F

AB	32
R	5
H	10
RBI	4
BB	3
SO	5
LOB	16

livebaseballscores.com



1B	2B	3B	HR	SF	SAC	DP	HBP	WP	PA	ERA	WHIP
8	2	0	0	0	1	1	0	36	0	0	

Batter	1	2	3	4	5	6	7	8	9	AB R H RBI BB SO LOB	TOP
Darren Lewis, R (1, 8) OBP: 0.316, SLG: 0.353	4-1 SH1-3 1B S BB	1-2 G6-3		0-0 1B						2 1 1 1 1 0 1	San Francisco Giants @ New York Mets Shea Stadium, Flushing, NY Fri Jul 02 1993, 7:05 PM EDT Att. 20,811 - Unknown - 66 F livebaseballscorecards.com
Robby Thompson, R (1, 4) OBP: 0.375, SLG: 0.494	1-1 SH1-3 1-3		1-1 F9		2-3 K					2 0 0 0 0 1 0	
Will Clark, L (1, 3) OBP: 0.352, SLG: 0.377	2-0 1B BB G1-2-3 1B		0-0 G3-1		0-3 K					3 0 1 1 0 1 0	
Barry Bonds, L (1, 7) OBP: 0.471, SLG: 0.698	4-2 1B 1-2 BB		3-0 F7		2-2 E 2B					2 0 1 0 1 0 0	
Willie McGee, S (1, 9) OBP: 0.380, SLG: 0.423	2-1 1-2 2-3 1B			0-0 E 1B 1B		4-0 E IBB				2 1 2 0 1 0 0	
Royce Clayton, R (1, 6) OBP: 0.315, SLG: 0.350	0-0 G1-2-3 3-Hf		0-0 1 SAFE X	0-0 E1 1B 1B		1-0 E5 1-2 2-3				3 1 1 0 0 0 5	
Kirt Manwaring, R (1, 2) OBP: 0.347, SLG: 0.340		2-2 G6-3		0-1 1B 1B 3-H		0-2 G4-3				3 0 1 1 0 0 3	
Mike Benjamin, R (1, 5) OBP: 0.240, SLG: 0.313		3-2 BLK SH2-4 HBP		0-0 P6						1 0 0 0 0 0 2	
Trevor Wilson, L (1, 1) OBP: 0.192, SLG: 0.250 Dave Burba, R (4, 1) OBP: 0.250, SLG: 0.375	1 SAFE L X	1-1 SH2-4 1-2		0-3 K						1 0 0 0 0 1 2 0 0 0 0 0 0 0	
Inning Stats	R: 1 H: 2 E: 0 LOB: 2 K: 0 BB: 2 S: 9 P: 22	R: 0 H: 0 E: 0 LOB: 1 K: 0 BB: 0 S: 12 P: 19	R: 0 H: 0 E: 0 LOB: 0 K: 0 BB: 0 S: 4 P: 8	R: 2 H: 4 E: 1 LOB: 2 K: 1 BB: 0 S: 9 P: 9	R: 0 H: 1 E: 1 LOB: 3 K: 2 BB: 1 S: 14 P: 23					1B: 6 SF: 0 2B: 1 SAC: 2 3B: 0 DP: 1 HR: 0 HBP: 1	WP: 0 PA: 25 PB: 0 SB: 1 CS: 0
PITCHER Anthony Young, R (1, 1) ERA: 4.43	IP WLS BF H R ER SO BB IBB HBP BLK WP HR S P ERA WHIP	5.0 L 25 7 3 3 3 2 1 1 1 0 0 48 81 5.40 1.800				PITCHER	IP WLS BF H R ER SO BB IBB HBP BLK WP HR S P ERA WHIP				

Batter	1	2	3	4	5	6	7	8	9	AB R H RBI BB SO LOB
Vince Coleman, S OBP: 0.305, SLG: 0.362 (1, 7) B X	1-0 G6-3 1B		1-0 1B							2 1 2 0 0 0 0
Howard Johnson, S OBP: 0.350, SLG: 0.383 (1, 5) 1 SAFE 1 SAFE B X	1-0 G6-3 1-3		3-1 P8							2 0 0 0 0 0 2
Eddie Murray, S OBP: 0.302, SLG: 0.404 (1, 3) F B X	1-1 G6-4-3 1B			0-0 P6						2 0 1 1 0 0 0
Bobby Bonilla, S OBP: 0.323, SLG: 0.490 (1, 9) C F X	0-2 G6-4-3 1-2f			2-1 L9						2 0 0 0 0 0 1
Darrin Jackson, R OBP: 0.234, SLG: 0.320 (1, 8)		2-3 K		1-1 L8						2 0 0 0 0 1 0
Jeff Kent, R OBP: 0.279, SLG: 0.367 (1, 4)		0-3 K			1-1 G4-3					2 0 0 0 0 1 0
Charlie O'Brien, R OBP: 0.269, SLG: 0.274 (1, 2)		2-0 G6-3			1-2 F8					2 0 0 0 0 0 0
Tim Bogar, R OBP: 0.310, SLG: 0.368 (1, 6)			0-2 G6-3		0-3 K					2 0 0 0 0 1 0
Anthony Young, R OBP: 0.333, SLG: 0.250 (1, 1)			1-2 G5-3							1 0 0 0 0 0 0

Inning Stats	R: 1 E: 0 K: 0 S: 7	H: 2 LOB: 0 BB: 0 P: 10	R: 0 E: 0 K: 2 S: 9	H: 0 LOB: 0 BB: 0 P: 13	R: 0 E: 0 K: 0 S: 9	H: 1 LOB: 1 BB: 0 P: 14	R: 0 E: 0 K: 0 S: 5	H: 0 LOB: 0 BB: 0 P: 8	R: 0 E: 0 K: 1 S: 12	H: 0 LOB: 0 BB: 0 P: 14
	1B: 3 2B: 0 3B: 0 HR: 0	SF: 0 SAC: 0 DP: 1 HBP: 0	WP: 0 PB: 0 SB: 0 CS: 0	WP: 0 PB: 0 SB: 0 CS: 0	WP: 0 PB: 0 SB: 0 CS: 0	WP: 0 PB: 0 SB: 0 CS: 0	WP: 0 PB: 0 SB: 0 CS: 0	WP: 0 PB: 0 SB: 0 CS: 0	WP: 0 PB: 0 SB: 0 CS: 0	WP: 0 PB: 0 SB: 0 CS: 0

PITCHER	IP	WLS	BF	H	R	ER	SO	BB	IBB	HBP	BLK	WP	HR	S	P	ERA	WHIP
Trevor Wilson, L ERA: 3.6 (1, 1)	3.2		13	3	1	1	2	0	0	0	0	0	0	28	42	2.46	0.818
Dave Burba, R ERA: 4.24 (4, 1)	1.1	W	4	0	0	0	1	0	0	0	0	0	0	14	17	0.00	0.000


BOTTOM

San Francisco Giants @ New York Mets
Shea Stadium, Flushing, NY

Fri Jul 02 1993, 7:05 PM EDT
Att: 20,811 - Unknown - 66 F

livebaseballscorecards.com

AB	17
R	1
H	3
RBI	1
BB	0
SO	3
LOB	3



Batter	1	2	3	4	5	6	7	8	9	AB R H RBI BB SO LOB	TOP										
Darren Lewis, R (1, 8) OBP: 0.317, SLG: 0.354	1-0 G6-3		0-1 G5-3		0-0 CS 1B	0-0 L7			0-1 1B	5 0 2 0 0 0 2											
Robby Thompson, R (1, 4) OBP: 0.369, SLG: 0.485	3-2 F9		2-1 F8		3-2 K			2-0 F8	0-0 P3	5 0 0 0 0 1 2											
Will Clark, L (1, 3) OBP: 0.353, SLG: 0.381	1-2 2B		0-1 L3		1-2 E4 1B			1-2 G4-3	1-0 P5	5 0 2 0 0 0 1											
Barry Bonds, L (1, 7) OBP: 0.471, SLG: 0.698	2-2 P5			0-1 1B HR 2B	4-0 FC4-6 1BB			1-0 F8		3 1 1 0 1 0 1											
Willie McGee, S (1, 9) OBP: 0.379, SLG: 0.420		2-2 G1-3		1-2 HR 1B	0-0 FC4-6			1-1 G4-3		4 1 1 0 0 0 2											
Royce Clayton, R (1, 6) OBP: 0.318, SLG: 0.363		1-1 HBP 1B		2-1 HR		1-1 G4-3		2-2 G6-3		4 1 2 3 0 0 0											
Kirt Manwaring, R (1, 2) OBP: 0.350, SLG: 0.340		1-1 HBP		0-0 F9		0-0 E6 FC1-5 1B		0-1 1B		3 0 1 0 0 0 0											
Mike Benjamin, R (1, 5) OBP: 0.243, SLG: 0.313		0-1 F9		0-0 F7		0-0 FC1-5 1B		2-2 G3		3 0 1 0 0 0 2											
Todd Benzinger, S (8, PH) OBP: 0.271, SLG: 0.288										1 0 0 0 0 0 1											
Michael Jackson, R (8, 1) OBP: 0.500, SLG: 1.000										0 0 0 0 0 0 0											
Bill Swift, R (1, 1) OBP: 0.333, SLG: 0.270										3 0 0 0 0 1 4											
Jeff Brantley, R (7, 1) OBP: 0.087, SLG: 0.087										0 0 0 0 0 0 0											
Steve Scarsone, R (8, 5)										1 0 0 0 0 1 0											
Inning Stats	R: 0 E: 0 K: 0 S: 13	H: 1 LOB: 1 BB: 0 P: 20	R: 0 E: 0 K: 1 S: 11	H: 1 LOB: 2 BB: 0 P: 16	R: 0 E: 0 K: 0 S: 6	H: 0 LOB: 0 BB: 0 P: 8	R: 3 E: 0 K: 0 S: 13	H: 3 LOB: 0 BB: 0 P: 16	R: 0 E: 1 K: 0 S: 6	H: 1 LOB: 2 BB: 0 P: 7	R: 0 E: 0 K: 0 S: 5	H: 0 LOB: 0 BB: 0 P: 9	R: 0 E: 0 K: 0 S: 10	H: 1 LOB: 1 BB: 0 P: 15	R: 0 E: 0 K: 1 S: 7	H: 1 LOB: 1 BB: 0 P: 8	1B: 7 2B: 2 3B: 0 HR: 1	SF: 0 SAC: 0 DP: 0 HBP: 1	WP: 0 PB: 0 SB: 0 CS: 1	PA: 39	
PITCHER Dave Telgheder, R (1, 1) ERA: 3.52 John Franco, L (9, 1) ERA: 1.59	IP 8.0 1.0	WLS W S	BF 35 4	H 9 1	R 3 0	ER 3 0	SO 2 1	BB 0 0	IBB 1 0	HBP 1 0	BLK 0 0	WP 0 0	HR 1 0	S 76 7	P 111 8	ERA 3.38 0.00	WHIP 1.125 1.000				

San Francisco Giants @ New York Mets
Shea Stadium, Flushing, NY
Sat Jul 03 1993, 7:05 PM EDT
Att. 44,160 - Unknown

livebaseballscorecards.com

AB	37
R	3
H	10
RBI	3
BB	1
SO	3
LOB	15



BOTTOM

San Francisco Giants @ New York Mets
Shea Stadium, Flushing, NY
Sat Jul 03 1993, 7:05 PM EDT
Att. 44,160 - Unknown

livebaseballscorecards.com

AB	34
R	6
H	12
RBI	6
BB	2
SO	7
LOB	17



WP:	0	PA:	37
PB:	0	SB:	0
CS:	2		

AB	R	H	RBI	BB	SO	LOB
3	1	2	0	1	1	1
4	1	0	0	0	1	4
4	1	2	2	0	0	1
4	1	2	0	0	1	2
4	1	3	4	0	1	0
4	0	0	0	0	1	2
3	0	1	0	1	0	0
2	0	0	0	0	0	4
1	1	1	0	0	0	0
1	0	1	0	0	0	0
3	0	0	0	0	2	2
1	0	0	0	0	0	1
0	0	0	0	0	0	0
1B:	8	SF:	0			
2B:	3	SAC:	0			
3B:	0	DP:	1			
HR:	1	HBP:	0			

Batter	1	2	3	4	5	6	7	8	9								
Vince Coleman, S OBP: 0.311, SLG: 0.365 (1, 7)	1-1 G4-6-3 1B		2-3 K		0-0 CS 1B		4-1 E 1B BB										
Howard Johnson, S OBP: 0.344, SLG: 0.374 (1, 5)	1-0 F8		2-2 P8		1-3 K		0-0 E3 1B 1B										
Eddie Murray, S OBP: 0.305, SLG: 0.406 (1, 3)	0-0 G4-6-3 1-2f		1-1 1B 1B		2-2 G3-1		2-2 1B 1B										
Bobby Bonilla, S OBP: 0.325, SLG: 0.493 (1, 9)		0-0 P6		0-1 E 1B 1B		0-0 HR 2B		1-3 K									
Jeromy Burnitz, L OBP: 0.407, SLG: 0.792 (1, 8)		2-3 K		1-0 E5 1B		1-0 HR		1-0 CS 1B									
Jeff Kent, R OBP: 0.274, SLG: 0.361 (1, 4)		0-0 G5-3		2-3 K		0-0 L5		2-2 CS	1-1 P3								
Todd Hundley, S OBP: 0.277, SLG: 0.377 (1, 2)			0-0 G3-1 1B		4-0 IBB		2-1 G3-1		0-2 F8								
Tim Bogar, R OBP: 0.304, SLG: 0.361 (1, 6)			1-0 G3-1		0-0 G1-3		1-2 E 1B 2B		0-0 2B								
Joe Orsulak, L OBP: 0.342, SLG: 0.404 (7, PH)			1-2														
Kevin Baez, R OBP: 0.250, SLG: 0.375 (8, 6)																	
Dave Telgheder, R OBP: 0.200, SLG: 0.400 (1, 1)			1-2 G1-3				1-3 K		0-0 F7								
Jeff McKnight, S OBP: 0.306, SLG: 0.245 (8, PH)																	
John Franco, L (9, 1)																	
Inning Stats	R: 0 E: 0 K: 0 S: 5	H: 1 LOB: 0 BB: 0 P: 6	R: 0 E: 0 K: 1 S: 6	H: 0 LOB: 0 BB: 0 P: 8	R: 0 E: 0 K: 1 S: 10	H: 1 LOB: 1 BB: 0 P: 14	R: 1 E: 1 K: 1 S: 12	H: 3 LOB: 3 BB: 1 P: 22	R: 0 E: 0 K: 2 S: 8	H: 1 LOB: 0 BB: 0 P: 10	R: 2 E: 0 K: 0 S: 8	H: 2 LOB: 0 BB: 0 P: 13	R: 3 E: 1 K: 2 S: 17	H: 3 LOB: 1 BB: 1 P: 29	R: 0 E: 0 K: 0 S: 8	H: 1 LOB: 1 BB: 0 P: 9	
PITCHER	IP WLS BF H R ER SO BB IBB HBP BLK WP HR S P ERA WHIP	IP WLS BF H R ER SO BB IBB HBP BLK WP HR S P ERA WHIP	IP WLS BF H R ER SO BB IBB HBP BLK WP HR S P ERA WHIP	IP WLS BF H R ER SO BB IBB HBP BLK WP HR S P ERA WHIP	IP WLS BF H R ER SO BB IBB HBP BLK WP HR S P ERA WHIP	IP WLS BF H R ER SO BB IBB HBP BLK WP HR S P ERA WHIP	IP WLS BF H R ER SO BB IBB HBP BLK WP HR S P ERA WHIP	IP WLS BF H R ER SO BB IBB HBP BLK WP HR S P ERA WHIP	IP WLS BF H R ER SO BB IBB HBP BLK WP HR S P ERA WHIP								
Bill Swift, R ERA: 3.0 (1, 1)	6.1 L	30 10	6 6	4 4	6 6	1 1	1 1	0 0	0 0	0 0	0 0	0 0	0 0	0 0	0 0	0 0	0.00 1.500
Jeff Brantley, R ERA: 4.43 (7, 1)	0.2	2 1	0 0	0 0	1 1	0 0	0 0	0 0	0 0	0 0	0 0	0 0	0 0	0 0	0 0	0.00 1.000	
Michael Jackson, R ERA: 2.3 (8, 1)	1.0	4 1	0 0	0 0	0 0	0 0	0 0	0 0	0 0	0 0	0 0	0 0	0 0	0 0	0 0	0.00 1.000	

San Francisco Giants @ New York Mets
 Shea Stadium, Flushing, NY

Sun Jul 04 1993, 3:33 AM EDT
 Att. 22,641 - Sunny - 90 F

AB	37
R	10
H	17
RBI	9
BB	4
SO	2
LOB	17



Batter	1	2	3	4	5	6	7	8	9	AB	R	H	RBI	BB	SO	LOB	TOP					
Darren Lewis, R (1, 8) OBP: 0.325, SLG: 0.359	1-2 G4-6-3 HBP		0-1 B2-3		1-2 2-3 E SF8 1B		2-1 CS 1B	0-1 1B 1B		4	2	3	2	0	0	0						
Robby Thompson, R (1, 4) OBP: 0.370, SLG: 0.484	1-0 F7		1-1 F9		1-2 E3		2-2 2B 1B	1-2 1B 1B		5	1	2	2	0	0	2						
Steve Scarsone, R (8, PR) (8, 4)					1-3 2-H 3-H		1-2 2B 1B	2-H 1B 1B		0	0	0	0	0	0	0						
Will Clark, L (1, 3) OBP: 0.356, SLG: 0.387	0-0 G4-6-3 1-2f		4-2 BB		2-2 SF8		2-1 2B 1B	0-0 1B 1B		3	0	2	2	1	0	1						
Barry Bonds, L (1, 7) OBP: 0.467, SLG: 0.688		0-0 L9	1-2 L8		0-0 P5		4-0 G6-4-3 IBB	2-1 F7		4	0	0	0	1	0	4						
Mark Carreon, R (1, 9) OBP: 0.411, SLG: 0.558					1-0 F9		1-0 G6-4-3	2-0 F8		5	1	1	1	0	1	3						
Royce Clayton, R (1, 6) OBP: 0.326, SLG: 0.377		2-0 CS 2B			1-1 CS 1B		0-0 1B 1B	0-1 E4 SH2-4 1B 2B		5	1	4	0	0	0	0						
Andy Allanson, R (1, 2) OBP: 0.357, SLG: 0.385		2-2 HR 1B			3-2 G6-3 1-2		2-2 L6-3 1B	0-1 SH2-4 1B		4	1	2	0	0	1	2						
Mike Benjamin, R (1, 5) OBP: 0.268, SLG: 0.359		2-0 HR			2-2 1B SH E 1B		0-1 L6-3	0-1 E3 1B 1B		4	3	3	2	1	0	2						
Bud Black, L (1, 1) OBP: 0.281, SLG: 0.258		2-2 G4-3			0-0 SH 1B		2-2 G4-3	4-0 1B 1B IBB		2	1	0	0	0	0	1						
Dave Righetti, L (7, 1) OBP: 1.000, SLG: 1.000										0	0	0	0	0	0	0						
Michael Jackson, R (7, 1) OBP: 0.500, SLG: 1.000										0	0	0	0	0	0	0						
Dave Martinez, L (8, PH) OBP: 0.305, SLG: 0.376										0	0	0	0	1	0	0						
Jeff Brantley, R (8, 1) OBP: 0.087, SLG: 0.087										0	0	0	0	0	0	0						
Kevin Rogers, L (8, 1)										0	0	0	0	0	0	0						
Rod Beck, R (8, 1)										1	0	0	0	0	0	2						
Inning Stats	R: 0 E: 0 K: 0 S: 4	H: 0 LOB: 0 BB: 0 P: 6	R: 3 E: 0 K: 0 S: 12	H: 4 LOB: 0 BB: 0 P: 22	R: 0 E: 0 K: 0 S: 9	H: 0 LOB: 1 BB: 1 P: 15	R: 0 E: 0 K: 0 S: 6	H: 1 LOB: 0 BB: 0 P: 11	R: 3 E: 1 K: 1 S: 18	H: 2 LOB: 1 BB: 0 P: 27	R: 0 E: 0 K: 0 S: 12	H: 2 LOB: 1 BB: 0 P: 16	R: 1 E: 0 K: 0 S: 9	H: 3 LOB: 1 BB: 1 P: 19	R: 3 E: 2 K: 0 S: 14	H: 4 LOB: 2 BB: 1 P: 21	R: 0 E: 0 K: 1 S: 8	H: 1 LOB: 2 BB: 1 P: 21	1B: 12 2B: 4 3B: 0 HR: 2	SF: 1 SAC: 2 DP: 3 HBP: 1	WP: 0 PB: 0 SB: 0 CS: 3	PA: 45
PITCHER	IP	WLS	BF	H	R	ER	SO	BB	IBB	HBP	BLK	WP	HR	S	P	ERA	WHIP					
Frank Tanana, L (1, 1) ERA: 4.87	5.0		25	9	6	5	1	1	0	1	0	0	2	55	89	9.00	2.000					
Mike Draper, R (6, 1) ERA: 4.05	2.0		7	3	1	1	0	0	1	0	0	0	0	15	27	4.50	1.500					
Mike Maddux, R (8, 1) ERA: 4.71	1.0	L	8	4	3	1	0	0	1	0	0	0	0	14	21	9.00	4.000					
Jeff Innis, R (9, 1) ERA: 4.5	1.0		5	1	0	0	1	0	1	0	0	0	0	8	21	0.00	1.000					

livebaseballscorecards.com

BOTTOM

San Francisco Giants @ New York Mets
Shea Stadium, Flushing, NY
Sun Jul 04 1993, 3:33 AM EDT
Att. 22,641 - Sunny - 90 F

livebaseballscorecards.com

AB 35
R 8
H 12
RBI 8
BB 5
SO 6
LOB 15



WP: 0 PA: 41
PB: 0
SB: 2
CS: 1

AB R H RBI BB SO LOB
4 2 2 0 1 1 3
0 0 0 0 0 0 0

3 3 2 2 2 0 0

4 1 2 4 0 1 1

5 0 0 0 0 1 3

3 0 1 2 0 0 0
1 0 0 0 1 0 0

2 0 0 0 0 1 1
1 0 0 0 1 0 0

3 0 2 0 0 0 0
1 0 0 0 0 0 2

2 0 0 0 0 1 2
1 0 0 0 0 0 0

1 0 1 0 0 0 0

2 1 1 0 0 0 0
0 0 0 0 0 0 0
1 1 1 0 0 0 0
0 0 0 0 0 0 0
1 0 0 0 0 1 3

1B: 9 SF: 1
2B: 1 SAC: 0
3B: 0 DP: 2
HR: 2 HBP: 0

ERA 6.75 WHIP 0.750

Batter	1	2	3	4	5	6	7	8	9
Vince Coleman, S (1, 7) OBP: 0.315, SLG: 0.367 Jeff Innis, R (9, 1)	0-0 F8 ①		4-0 S BB E BB		1-2 CS 1B		1-2 1B 1B	1-3 K ③	
Howard Johnson, S (1, 5) OBP: 0.354, SLG: 0.395	1-0 F8 ②		4-2 S E BB		4-2 1 SAFE G6-4-3 ①		1-1 1B 1B	2-2 HR	
Eddie Murray, S (1, 3) OBP: 0.306, SLG: 0.418	2-2 HR		3-2 SF7 ①		2-2 G6-4-3 ② ③		0-1 1B	1-3 K ①	
Bobby Bonilla, S (1, 9) OBP: 0.320, SLG: 0.485	0-0 G4-3 ③		3-2 P3 ②		0-0 P7 ①		1-2 F4 ③	2-3 K ②	
Darrin Jackson, R (1, 8) OBP: 0.235, SLG: 0.320 Joe Orsulak, L (8, PH) OBP: 0.343, SLG: 0.402 (9, 7)		2-2 G5-3 ①	2-2 E7 1B		0-0 P6 ②		4-1 1B BB BB	0-0 L4 ③	
Jeff Kent, R (1, 4) OBP: 0.272, SLG: 0.357 Chico Walker, S (4, 4) OBP: 0.275, SLG: 0.362		2-1 F3 ②	3-3 K ③		1-0 G6-3 ③		4-2 1B BB		
Charlie O'Brien, R (1, 2) OBP: 0.284, SLG: 0.289 Todd Hundley, S (8, PH) OBP: 0.276, SLG: 0.375 (9, 2)		2-0 1B		0-0 G6-3 1B		1-2 G5-3 ①	1-2 F8 ①		
Kevin Baez, R (1, 6) OBP: 0.200, SLG: 0.300 Tim Bogar, R (7, PH) OBP: 0.302, SLG: 0.358 (8, 6)		1-3 K ③		0-0 G6-3 ① ②		0-0 F8 ②	1-0 1B		
Jeromy Burnitz, L (8, PH) OBP: 0.429, SLG: 0.800 (9, 8)				1-2f	0-0 L6 ③		1-2 2-3 1B		
Frank Tanana, L (1, 1) OBP: 0.181, SLG: 0.167 Mike Draper, R (6, 1) OBP: 0.687, SLG: 0.667 Dave Gallagher, R (7, PH) OBP: 0.394, SLG: 0.485 (8, 1) Mike Maddux, L (8, 1) OBP: 0.382, SLG: 0.241 (9, 8)			0-1 BB SF7 2B		0-0 L6 ③		1-1 1B 1B	0-3 K ②	

Inning Stats	R: 1	H: 1	E: 0	LOB: 0	K: 0	P: 9	R: 0	H: 1	E: 0	LOB: 1	K: 1	P: 16	R: 3	H: 2	E: 1	LOB: 1	K: 1	P: 23	R: 0	H: 1	E: 0	LOB: 0	K: 0	P: 3	R: 0	H: 1	E: 0	LOB: 0	K: 0	P: 16	R: 0	H: 0	E: 0	LOB: 0	K: 0	P: 4	R: 3	H: 4	E: 0	LOB: 1	K: 0	P: 22	R: 0	H: 1	E: 0	LOB: 3	K: 2	P: 28	R: 1	H: 1	E: 0	LOB: 0	K: 2	P: 16	1B: 9	SF: 1	2B: 1	SAC: 0	3B: 0	DP: 2	HR: 2	HBP: 0	WP: 0	PA: 41
--------------	------	------	------	--------	------	------	------	------	------	--------	------	-------	------	------	------	--------	------	-------	------	------	------	--------	------	------	------	------	------	--------	------	-------	------	------	------	--------	------	------	------	------	------	--------	------	-------	------	------	------	--------	------	-------	------	------	------	--------	------	-------	-------	-------	-------	--------	-------	-------	-------	--------	-------	--------

PITCHER	IP	WLS	BF	H	R	ER	SO	BB	IBB	HBP	BLK	WP	HR	S	P	ERA	WHIP
Bud Black, L (1, 1) ERA: 3.35	6.0		24	6	4	4	2	3	0	0	0	0	1	54	90	6.00	1.500
Dave Righetti, L (7, 1) ERA: 3.9	0.2		4	2	2	2	0	0	0	0	0	0	0	10	13	27.00	3.000
Michael Jackson, R (7, 1) ERA: 2.49	0.1	W	3	2	1	1	0	0	0	0	0	0	0	7	9	27.00	6.000
Jeff Brantley, R (8, 1) ERA: 4.4	0.1		3	0	0	0	0	2	0	0	0	0	0	7	16	0.00	6.000
Kevin Rogers, L (8, 1) ERA: 2.7	0.1		2	1	0	0	1	0	0	0	0	0	0	5	6	0.00	3.000
PITCHER	IP	WLS	BF	H	R	ER	SO	BB	IBB	HBP	BLK	WP	HR	S	P	ERA	WHIP
Rod Beck, R (8, 1) ERA: 1.64	1.1		5	1	1	1	3	0	0	0	0	0	0	16	22	6.75	0.750

Batter	1	2	3	4	5	6	7	8	9	AB R H RBI BB SO LOB	TOP			
Darren Lewis, R OBP: 0.323, SLG: 0.356 (1, 8)	2-1 BB 1B 2B 1B	1-1 F8	1-1 F8			0-0 F9		1-3 K		5 1 1 0 0 1 1				
Steve Scarsone, R (1, 4)	0-0 F7	2-0 P3			1-2 F8	1-3 K		1-3 K		5 0 0 0 0 2 1				
Will Clark, L OBP: 0.360, SLG: 0.401 (1, 3)	1-2 BB 2B 1B		2-2 HR 1B	0-2 HR		1-0 L4			2-2 G4-3	5 3 3 1 0 0 0				
Barry Bonds, L OBP: 0.466, SLG: 0.692 (1, 7)	4-2 2B BB		1-0 HR	2-1 F7			0-0 F7		2-3 K	4 2 1 2 1 1 0				
Willie McGee, S OBP: 0.386, SLG: 0.435 (1, 9)	2-1 1B 2B		2-2 1B 1B	1-3 K			3-2 2B		0-0 1B	5 2 4 3 0 1 0				
Royce Clayton, R OBP: 0.327, SLG: 0.378 (1, 6)	2-2 1B 1B		0-1 1B E		1-2 P3		1-2 E5		2-0 L3	5 2 2 1 0 0 2				
Kirt Manwaring, R OBP: 0.353, SLG: 0.343 (1, 2)	1-0 G6-4-3 1B		1-1 F7		0-1 1B		0-1 F8			4 0 2 1 0 0 4				
Mike Benjamin, R OBP: 0.259, SLG: 0.346 (1, 5)	3-2 G6-4-3		0-2 F8		0-2 F7		0-0 L7			4 0 0 0 0 0 6				
John Burkett, R OBP: 0.200, SLG: 0.163 Kevin Rogers, L Jeff Brantley, R OBP: 0.087, SLG: 0.087 (1, 1) (8, 1) (9, 1)		0-1 G4-3	1-0 E9 1B		0-2 L8			1-3 K		4 0 1 1 0 1 1 0 0 0 0 0 0 0 0 0 0 0 0 0 0				
Inning Stats	R: 5 H: 5 E: 0 LOB: 0 K: 0 BB: 1 S: 18 P: 33	R: 0 H: 0 E: 0 LOB: 0 K: 0 BB: 0 S: 5 P: 8	R: 4 H: 5 E: 1 LOB: 1 K: 0 BB: 0 S: 19 P: 27	R: 1 H: 1 E: 0 LOB: 0 K: 1 BB: 0 S: 12 P: 16	R: 0 H: 1 E: 0 LOB: 1 K: 0 BB: 0 S: 12 P: 13	R: 0 H: 0 E: 0 LOB: 0 K: 1 BB: 0 S: 7 P: 9	R: 0 H: 1 E: 1 LOB: 2 K: 0 BB: 0 S: 13 P: 17	R: 0 H: 0 E: 0 LOB: 0 K: 3 BB: 0 S: 11 P: 14	R: 0 H: 1 E: 0 LOB: 1 K: 1 BB: 0 S: 8 P: 14	1B: 10 SF: 0 2B: 2 SAC: 0 3B: 0 DP: 1 HR: 2 HBP: 0	WP: 0 PA: 42 PB: 0 SB: 0 CS: 0			
PITCHER	IP WLS BF H R ER SO BB IBB HBP BLK WP HR S P ERA WHIP												PITCHER	IP WLS BF H R ER SO BB IBB HBP BLK WP HR S P ERA WHIP
Mike Gardiner, R ERA: 5.24 (1, 1)	1.0 L 8 5 5 5 0 1 0 0 0 0 0 0 18 33 45.00 6.000													
Jimmy Jones, R ERA: 6.35 (2, 1)	2.0 11 5 4 3 0 0 0 0 0 0 0 1 24 35 13.50 2.500													
Pete Young, R ERA: 3.0 (4, 1)	3.0 11 2 1 1 2 0 0 0 0 0 0 1 31 38 3.00 0.667													
Tim Scott, R ERA: 2.95 (7, 1)	1.0 5 1 0 0 0 0 0 0 0 0 0 0 13 17 0.00 1.000													
Jeff Fassero, L ERA: 2.25 (8, 1)	2.0 7 1 0 0 4 0 0 0 0 0 0 0 19 28 0.00 0.500													

San Francisco Giants @ Montreal Expos
Olympic Stadium, Montreal, QB
Mon Jul 05 1993, 7:05 PM EDT
Att: 13,411 - Dome - 78 F

AB	41
R	10
H	14
RBI	9
BB	1
SO	6
LOB	15



WP	0	PA	42
PB	0		
SB	0		
CS	0		

1B	10	SF	0
2B	2	SAC	0
3B	0	DP	1
HR	2	HBP	0

livebaseballscorecards.com

BOTTOM

San Francisco Giants @ Montreal Expos
Olympic Stadium, Montreal, QB

Mon Jul 05 1993, 7:05 PM EDT
Att. 13,411 - Dome - 78 F

AB	41
R	4
H	12
RBI	4
BB	2
SO	6
LOB	28



WP	0	PA	43
PB	0		
SB	0		
CS	0		

AB	4	R	1	H	3	RBI	0	BB	0	SO	0	LOB	0
	1	0	0	0	0	0	0	0	0	0	3		

5	1	0	1	0	0	0	6						
---	---	---	---	---	---	---	---	--	--	--	--	--	--

4	0	0	0	0	0	0	1						
1	0	0	0	0	0	0	0						

4	1	2	1	0	1	0							
0	0	0	0	0	0	0							
1	0	1	0	0	0	0							

5	1	1	1	0	1	2							
---	---	---	---	---	---	---	--	--	--	--	--	--	--

3	0	1	0	0	0	2							
1	0	1	0	1	0	0							

5	0	2	1	0	2	4							
---	---	---	---	---	---	---	--	--	--	--	--	--	--

3	0	0	0	1	0	3							
---	---	---	---	---	---	---	--	--	--	--	--	--	--

0	0	0	0	0	0	0							
1	0	0	0	0	0	1							
1	0	0	0	0	0	3							
1	0	1	0	0	0	0							
0	0	0	0	0	0	0							
1	0	0	0	0	1	3							

1B	9	SF	0
2B	2	SAC	0
3B	1	DP	1
HR	0	HBP	0


WP	0	PA	43
PB	0		
SB	0		
CS	0		

Batter	1	2	3	4	5	6	7	8	9
Delino DeShields, L (1, 4) Mike Lansing, R (8, 4) OBP: 0.382, SLG: 0.349 OBP: 0.336, SLG: 0.371	3-2 F8 ①		1-2 G6-3 1B		1-2 E 3B	2-1 1B		0-0 L7 ②	
Moises Alou, R (1, 7) OBP: 0.315, SLG: 0.402	0-0 F8 ②		0-0 G6-3 ① ② 1-2f		1-1 E6 1B 3-H	1-0 P2 ③		1-0 FC6-4 ③ 1-2f	
Marquis Grissom, R (1, 8) John Vander Wal, L (8, 8) OBP: 0.344, SLG: 0.454 OBP: 0.318, SLG: 0.402	2-2 G6-3 ③		0-0 F9 ③		1-1 G5-3 ①		0-1 P6 ①	0-1 P6 ①	
Larry Walker, L (1, 9) Jeff Fassero, L (8, 1) Lou Frazier, S (9, PH) OBP: 0.382, SLG: 0.480 OBP: 0.407, SLG: 0.422		0-0 2B 1B		0-0 G3 ①	0-2 1B 2-H		2-3 K ②	0-1 FC3-6 1B	
Frank Bolick, S (1, 3) OBP: 0.346, SLG: 0.395		0-1 G3-1 1B 2B 1-H		1-2 E3 2B 1 SAFE 1 SAFE	1-3 K ②		3-1 G3 ③	1-1 FC3-6 1B 1-2f	
Darrin Fletcher, L (1, 2) Tim Laker, R (8, 2) OBP: 0.326, SLG: 0.354 OBP: 0.209, SLG: 0.232		0-1 G3-1 ①		2-2 2B 1-3	0-0 L6 ③		4-1 E 1B BB	1-1 1B	
Sean Berry, R (1, 5) OBP: 0.377, SLG: 0.453		0-1 1B 3-H		2-3 K ②		3-2 F9 ①	1-1 E 1B 1-2	2-3 K ③	
Wil Cordero, R (1, 6) OBP: 0.304, SLG: 0.375		3-2 F7 ② 1 SAFE		4-0 IBB		0-1 G5-3 ②	1-2 E5 FC6-4 1-2 2-3		
Mike Gardiner, S (1, 1) Jimmy Jones, R (2, 1) Pete Young, R (4, 1) Greg Colburn, R (8, PH) Tim Scott, R (7, 1) Tim McIntosh, R (8, 9) OBP: 0.273, SLG: 0.111 OBP: 0.281, SLG: 0.396 OBP: 0.105, SLG: 0.158		0-3 K ③		0-0 G3 ③		1-1 1B 1B	2-3 K ①		

Inning Stats	R: 0 H: 0 E: 0 K: 7 S: 7	H: 0 LOB: 0 BB: 0 P: 12	R: 2 H: 3 E: 0 K: 1 S: 16	H: 3 LOB: 1 BB: 0 P: 19	R: 0 H: 1 E: 0 K: 5 S: 5	H: 1 LOB: 0 BB: 0 P: 6	R: 0 H: 1 E: 1 K: 1 S: 12	H: 1 LOB: 3 BB: 1 P: 21	R: 2 H: 2 E: 1 K: 1 S: 15	H: 2 LOB: 1 BB: 0 P: 19	R: 0 H: 2 E: 0 K: 10 S: 10	H: 2 LOB: 2 BB: 0 P: 17	R: 0 H: 0 E: 0 K: 7 S: 7	H: 0 LOB: 0 BB: 0 P: 12	R: 0 H: 1 E: 1 K: 11 S: 11	H: 1 LOB: 3 BB: 1 P: 20	R: 0 H: 2 E: 0 K: 11 S: 11	H: 2 LOB: 2 BB: 0 P: 15
--------------	--------------------------	-------------------------	---------------------------	-------------------------	--------------------------	------------------------	---------------------------	-------------------------	---------------------------	-------------------------	----------------------------	-------------------------	--------------------------	-------------------------	----------------------------	-------------------------	----------------------------	-------------------------

PITCHER	IP	WLS	BF	H	R	ER	SO	BB	IBB	HBP	BLK	WP	HR	S	P	ERA	WHIP
John Burkett, R (1, 1) ERA: 3.14	7.0	W	35	10	4	3	4	1	1	0	0	0	0	78	118	3.86	1.571
Kevin Rogers, L (8, 1) ERA: 2.62	1.1		4	0	0	0	1	0	0	0	0	0	0	7	10	0.00	0.000
Jeff Brantley, R (9, 1) ERA: 4.37	0.2		4	2	0	0	1	0	0	0	0	0	0	9	13	0.00	3.000

WP	0	PA	43
PB	0		
SB	0		
CS	0		

Batter	1	2	3	4	5	6	7	8	9	AB R H RBI BB SO LOB	TOP												
Dave Martinez, L OBP: 0.297, SLG: 0.356 (1, 8) (6, 9)	4-0 G3-1 S E BB	3-3 K	2-0 F8	3-2 G4-3 1-2		0-1 F8			1-0 G4-3	5 1 0 0 1 1 5													
Steve Scarsone, R OBP: 0.167, SLG: 0.250 (1, 4) (1, 4)	1-2 G6-3 1-2	0-0 F7		1-1 G5-3 1B WP 1B	1-2 F8			3-1 1B 2B	3-3 K	6 2 2 0 0 1 2													
Will Clark, L OBP: 0.365, SLG: 0.404 Todd Benzinger, S OBP: 0.292, SLG: 0.324 (1, 3) (7, PH) (7, 3)	1-0 G3-1 2-3		2-2 E 1B 1B	0-0 WP G5-3 1B 1B	4-0 G6-3 HR BB		0-2 G4-6-3 1B		2-2 K 2B	3 3 2 0 1 0 1 2 0 2 1 0 0 0													
Barry Bonds, L OBP: 0.467, SLG: 0.688 Darren Lewis, R OBP: 0.321, SLG: 0.354 (1, 7) (6, 8)	3-1 E HBP		1-0 E 1B	2-2 P5	2-2 G6-3		0-0 G4-6-3 1-2f		0-0 G1-3	3 2 1 0 0 0 3 2 0 0 0 0 0 2													
Willie McGee, S OBP: 0.382, SLG: 0.430 Mark Carreon, R OBP: 0.413, SLG: 0.595 (1, 9) (4, 9) (6, 7)	1-0 E8 1-H 3-H		1-0 E1 FC6-4 1B 2B	0-0 G5-3	1-0 HR		1-2 E6			3 1 0 0 0 0 4 2 1 1 2 0 0 0													
Royce Clayton, R OBP: 0.331, SLG: 0.377 (1, 6)	4-1 BB		1-1 FC6-4 1B	4-0 1B 2B	1-0 G3		1-0 G6-3			3 1 1 2 2 0 1													
Kirt Manwaring, R OBP: 0.356, SLG: 0.343 Andy Altanson, R OBP: 0.333, SLG: 0.357 (1, 2) (6, PR) (6, 2)	1-1 F7		2-0 FC6-4 2B	2-2 2B 1B		4-1 BB		0-1 G1		3 1 1 1 1 0 4 1 0 0 0 0 0 0	AB 40 R 13 H 13 RBI 10 BB 5 SO 3 LOB 27												
Mike Benjamin, R OBP: 0.281, SLG: 0.373 (1, 5)			1-0 SH5-4 HBP	1-0 1B 2B	0-2 1B 2B	1-1 F9		2-2 G6-4-3 HBP		3 1 2 2 0 0 1													
Bryan Hickerson, L OBP: 0.143, SLG: 0.143 Dave Burba, R OBP: 0.222, SLG: 0.333 Dave Righetti, L OBP: 1.000, SLG: 1.000 (1, 1) (6, 1) (9, 1)			0-1 SH5-4	0-1 L3	0-1 WP 1B	2-3 K		1-1 G6-4-3 1-2f		3 0 1 2 0 1 3 1 0 0 0 0 0 1 0 0 0 0 0 0 0													
Inning Stats	R: 2 E: 1 K: 0 S: 9	H: 0 LOB: 2 BB: 2 P: 24	R: 0 E: 0 K: 1 S: 8	H: 0 LOB: 1 BB: 0 P: 12	R: 3 E: 1 K: 0 S: 15	H: 4 LOB: 2 BB: 0 P: 25	R: 5 E: 0 K: 0 S: 20	H: 5 LOB: 1 BB: 1 P: 32	R: 2 E: 0 K: 0 S: 9	H: 1 LOB: 0 BB: 1 P: 18	R: 0 E: 0 K: 1 S: 8	H: 0 LOB: 1 BB: 1 P: 15	R: 1 E: 1 K: 0 S: 10	H: 2 LOB: 1 BB: 0 P: 15	R: 0 E: 0 K: 0 S: 6	H: 0 LOB: 0 BB: 0 P: 9	R: 0 E: 0 K: 1 S: 9	H: 1 LOB: 1 BB: 0 P: 15	1B: 8 2B: 4 3B: 0 HR: 1	SF: 0 SAC: 1 DP: 2 HBP: 3	WP: 2 PB: 0 SB: 1 CS: 0	PA: 49	
PITCHER	IP WLS BF H R ER SO BB IBB HBP BLK WP HR S P ERA WHIP																					PITCHER	IP WLS BF H R ER SO BB IBB HBP BLK WP HR S P ERA WHIP
Kent Bottenfield, R ERA: 4.1 (1, 1)	2.1 L 17 4 5 2 1 2 0 2 0 0 0 29 56 7.71 2.571																						
Brian Barnes, L ERA: 4.73 (3, 1)	2.2 16 6 7 7 0 2 0 0 0 2 1 32 55 23.62 3.000																						
Jeff Shaw, R ERA: 3.73 (6, 1)	4.0 16 3 1 1 2 1 0 1 0 0 0 33 54 2.25 1.000																						

San Francisco Giants @ Montreal Expos
Olympic Stadium, Montreal, QB
Tue Jul 06 1993, 7:05 PM EDT
Att. 13,172 - Dome

livebaseballscorecards.com

BOTTOM

San Francisco Giants @ Montreal Expos
Olympic Stadium, Montreal, QB

livebaseballscorecards.com

AB	27
R	3
H	5
RBI	3
BB	2
SO	3
LOB	4



WP	0	PA	30
PB	0		
SB	1		
CS	0		

Wed Jul 07 1993, 7:05 PM EDT
Att. 13,593 - Dome

AB	R	H	RBI	BB	SO	LOB
4	0	1	0	0	0	0
2	0	0	0	2	0	0
3	0	0	1	0	0	1
3	1	1	1	0	0	2
2	0	0	0	0	0	0
1	0	0	0	0	0	0
3	1	1	1	0	1	0
3	0	1	0	0	1	0
3	1	1	0	0	1	0
3	0	0	0	0	0	1
0	0	0	0	0	0	0
1B	2	SF	1			
2B	1	SAC	0			
3B	0	DP	0			
HR	2	HBP	0			

IP	WLS	BF	H	R	ER	SO	BB	IBB	HBP	BLK	WP	HR	S	P	ERA	WHIP
5.2	L	21	4	2	2	2	1	0	0	0	0	1	38	72	3.18	0.882
0.1		1	0	0	0	0	0	0	0	0	0	0	1	1	0.00	0.000
1.0		4	1	1	1	1	0	0	0	0	0	1	8	10	9.00	1.000
1.0		4	0	0	0	0	1	0	0	0	0	0	7	12	0.00	1.000

PITCHER	IP	WLS	BF	H	R	ER	SO	BB	IBB	HBP	BLK	WP	HR	S	P	ERA	WHIP
Greg Brummett, R	(1, 1)	5.2	L	21	4	2	2	1	0	0	0	0	1	38	72	3.18	0.882
Dave Righetti, L	(6, 1)	0.1		1	0	0	0	0	0	0	0	0	0	1	1	0.00	0.000
Jeff Brantley, R	(7, 1)	1.0		4	1	1	1	0	0	0	0	0	1	8	10	9.00	1.000
Michael Jackson, R	(8, 1)	1.0		4	0	0	0	1	0	0	0	0	0	7	12	0.00	1.000

PITCHER	IP	WLS	BF	H	R	ER	SO	BB	IBB	HBP	BLK	WP	HR	S	P	ERA	WHIP
Greg Brummett, R	(1, 1)	5.2	L	21	4	2	2	1	0	0	0	0	1	38	72	3.18	0.882
Dave Righetti, L	(6, 1)	0.1		1	0	0	0	0	0	0	0	0	0	1	1	0.00	0.000
Jeff Brantley, R	(7, 1)	1.0		4	1	1	1	0	0	0	0	0	1	8	10	9.00	1.000
Michael Jackson, R	(8, 1)	1.0		4	0	0	0	1	0	0	0	0	0	7	12	0.00	1.000

PITCHER	IP	WLS	BF	H	R	ER	SO	BB	IBB	HBP	BLK	WP	HR	S	P	ERA	WHIP
Greg Brummett, R	(1, 1)	5.2	L	21	4	2	2	1	0	0	0	0	1	38	72	3.18	0.882
Dave Righetti, L	(6, 1)	0.1		1	0	0	0	0	0	0	0	0	0	1	1	0.00	0.000
Jeff Brantley, R	(7, 1)	1.0		4	1	1	1	0	0	0	0	0	1	8	10	9.00	1.000
Michael Jackson, R	(8, 1)	1.0		4	0	0	0	1	0	0	0	0	0	7	12	0.00	1.000

PITCHER	IP	WLS	BF	H	R	ER	SO	BB	IBB	HBP	BLK	WP	HR	S	P	ERA	WHIP
Greg Brummett, R	(1, 1)	5.2	L	21	4	2	2	1	0	0	0	0	1	38	72	3.18	0.882
Dave Righetti, L	(6, 1)	0.1		1	0	0	0	0	0	0	0	0	0	1	1	0.00	0.000
Jeff Brantley, R	(7, 1)	1.0		4	1	1	1	0	0	0	0	0	1	8	10	9.00	1.000
Michael Jackson, R	(8, 1)	1.0		4	0	0	0	1	0	0	0	0	0	7	12	0.00	1.000

PITCHER	IP	WLS	BF	H	R	ER	SO	BB	IBB	HBP	BLK	WP	HR	S	P	ERA	WHIP
Greg Brummett, R	(1, 1)	5.2	L	21	4	2	2	1	0	0	0	0	1	38	72	3.18	0.882
Dave Righetti, L	(6, 1)	0.1		1	0	0	0	0	0	0	0	0	0	1	1	0.00	0.000
Jeff Brantley, R	(7, 1)	1.0		4	1	1	1	0	0	0	0	0	1	8	10	9.00	1.000
Michael Jackson, R	(8, 1)	1.0		4	0	0	0	1	0	0	0	0	0	7	12	0.00	1.000

PITCHER	IP	WLS	BF	H	R	ER	SO	BB	IBB	HBP	BLK	WP	HR	S	P	ERA	WHIP
Greg Brummett, R	(1, 1)	5.2	L	21	4	2	2	1	0	0	0	0	1	38	72	3.18	0.882
Dave Righetti, L	(6, 1)	0.1		1	0	0	0	0	0	0	0	0	0	1	1	0.00	0.000
Jeff Brantley, R	(7, 1)	1.0		4	1	1	1	0	0	0	0	0	1	8	10	9.00	1.000
Michael Jackson, R	(8, 1)	1.0		4	0	0	0	1	0	0	0	0	0	7	12	0.00	1.000

PITCHER	IP	WLS	BF	H	R	ER	SO	BB	IBB	HBP	BLK	WP	HR	S	P	ERA	WHIP
Greg Brummett, R	(1, 1)	5.2	L	21	4	2	2	1	0	0	0	0	1	38	72	3.18	0.882
Dave Righetti, L	(6, 1)	0.1		1	0	0	0	0	0	0	0	0	0	1	1	0.00	0.000
Jeff Brantley, R	(7, 1)	1.0		4	1	1	1	0	0	0	0	0	1	8	10	9.00	1.000
Michael Jackson, R	(8, 1)	1.0		4	0	0	0	1	0	0	0	0	0	7	12	0.00	1.000

PITCHER	IP	WLS	BF	H	R	ER	SO	BB	IBB	HBP	BLK	WP	HR	S	P	ERA	WHIP
Greg Brummett, R	(1, 1)	5.2	L	21	4	2	2	1	0	0	0	0	1	38	72	3.18	0.882
Dave Righetti, L	(6, 1)	0.1		1	0	0	0	0	0	0	0	0	0	1	1	0.00	0.000
Jeff Brantley, R	(7, 1)	1.0		4	1	1	1	0	0	0	0	0	1	8	10	9.00	1.000
Michael Jackson, R	(8, 1)	1.0		4	0	0	0	1	0	0	0	0	0	7	12	0.00	1.000

PITCHER	IP	WLS	BF	H	R	ER	SO	BB	IBB	HBP	BLK	WP	HR	S	P	ERA	WHIP
Greg Brummett, R	(1, 1)	5.2	L	21	4	2	2	1	0	0	0	0	1	38	72	3.18	0.882
Dave Righetti, L	(6, 1)	0.1		1	0	0	0	0	0	0	0	0	0	1	1	0.00	0.000
Jeff Brantley, R	(7, 1)	1.0		4	1	1	1	0	0	0	0	0	1	8	10	9.00	1.000
Michael Jackson, R	(8, 1)	1.0		4	0	0	0	1	0	0	0	0	0	7	12	0.00	1.000

PITCHER	IP	WLS	BF	H	R	ER	SO	BB	IBB	HBP	BLK	WP	HR	S	P	ERA	WHIP
Greg Brummett, R	(1, 1)	5.2	L	21	4	2	2	1	0	0	0	0	1	38	72	3.18	0.882
Dave Righetti, L	(6, 1)	0.1		1	0	0	0	0	0	0	0	0	0	1	1	0.00	0.000
Jeff Brantley, R	(7, 1)	1.0		4	1	1	1	0	0	0	0	0	1	8	10	9.00	1.000
Michael Jackson, R	(8, 1)	1.0		4	0	0	0	1	0	0	0	0	0	7	12	0.00	1.000

Batter	1	2	3	4	5	6	7	8	9	AB	R	H	RBI	BB	SO	LOB
Delino DeShields, L (1, 4) OBP: 0.380, SLG: 0.348	2-1 P6 ①		2-2 G4-3 ③			2-1 SF8 S 1B		0-1 L7 ②		4	0	1	0	0	0	0
Mike Lansing, R (1, 6) OBP: 0.339, SLG: 0.366	1-0 G6-3 ②			2-0 G5-3 ①		4-1 SF8 BB		4-2 BB		2	0	0	0	2	0	0
Marquis Grissom, R (1, 8) OBP: 0.337, SLG: 0.445	2-1 F8 ③			0-0 F8 ②		1-2 SF8 ②		1-0 F8 ③		3	0	0	1	0	0	1
Larry Walker, L (1, 9) OBP: 0.381, SLG: 0.489		1-1 HR		1-0 G3-1 ③		1-2 2-3 3-H 0-0 P6 ③				3	1	1	1	0	0	2
Frank Bolick, S (1, 3) OBP: 0.339, SLG: 0.384		3-1 G4-3 ①			2-1 G3 ①		1-1 G1-3 ①			2	0	0	0	0	0	0
Greg Colbrunn, R (7, 3) OBP: 0.277, SLG: 0.390										1	0	0	0	0	0	0
Moises Alou, R (1, 7) OBP: 0.319, SLG: 0.435		1-0 L8 ②			2-3 K ②		1-0 HR			3	1	1	1	0	1	0
Darrin Fletcher, L (1, 2) OBP: 0.326, SLG: 0.354		2-3 K ③			1-1 1B		0-1 F7 ②			3	0	1	0	0	1	0
Sean Berry, R (1, 5) OBP: 0.385, SLG: 0.455			1-0 G6-3 ①			3-1 1B SF8 2B		0-3 K ③		3	1	1	0	0	1	0
Kirk Rueter, L (1, 1) John Wetteland, R (9, 1)			1-1 G6-3 ②			2 SAFE 0-0 F8 ①		0-1 G4-3 ①		3	0	0	0	0	0	1
										0	0	0	0	0	0	0
Inning Stats	R: 0 H: 0 E: 0 K: 5	H: 0 LOB: 0 BB: 10	R: 1 H: 1 E: 0 K: 8	L: 1 LOB: 0 BB: 15	R: 0 H: 0 E: 0 K: 6	H: 0 LOB: 0 BB: 10	R: 0 H: 1 E: 0 K: 7	H: 1 LOB: 1 BB: 12	R: 1 H: 1 E: 0 K: 8	H: 1 LOB: 0 BB: 10	R: 0 H: 0 E: 0 K: 7	H: 0 LOB: 1 BB: 12	1B: 2 2B: 1 3B: 0 HR: 2	SF: 1 SAC: 0 DP: 0 HBP: 0	WP: 0 PA: 30	

Batter	1	2	3	4	5	6	7	8	9	AB R H RBI BB SO LOB	TOP											
Darren Lewis, R OBP: 0.323, SLG: 0.353 (1, 8)	0-1 PB S 1B	3-2 1B 1B		0-0 SH 1B 1B	0-1 G4-3	0-2 P5	2-2 P4			6 2 3 1 0 0 4												
Steve Scarsone, R OBP: 0.286, SLG: 0.263 (1, 5)	1-3 K L9 1B 2B	2-2 1B 1B		0-0 SH 1B 1B SF8	4-2 1B HR BB	2-2 F9		0-1 P4		4 3 1 0 1 1 3												
Will Clark, L OBP: 0.364, SLG: 0.400 Erik Johnson, R (7, 6)	2-1 2B 1B	1-3 K		0-0 L5	2-2 1B HR 1B	3-2 F8		1-1 L9		5 1 2 1 0 1 7 1 0 0 0 0 0 0												
Barry Bonds, L OBP: 0.463, SLG: 0.698 Mark Carreon, R OBP: 0.409, SLG: 0.588 (7, 7)	3-1 P5	0-0 P5		0-2 1B 1B	1-2 1B HR			0-0 HR	1-0 G5-3	5 3 3 6 0 0 4 1 0 0 0 0 0 0												
Willie McGee, S OBP: 0.382, SLG: 0.438 Dave Martinez, L OBP: 0.294, SLG: 0.352 (7, 9)	1-2 L9			2-1 1B 1B	0-0 HR		4-2 FC5-4 BB		2-2 P4	4 1 2 1 1 0 2 1 0 0 0 0 0 0												
Royce Clayton, R OBP: 0.329, SLG: 0.378 Jim McNamara, L (7, 2)	0-0 2B			1-1 SF8	3-1 1B		1-2 FC5-4 1B		0-1 P4	4 1 2 2 0 1 1 1 0 0 0 0 0 0												
Kirt Manwaring, R OBP: 0.356, SLG: 0.344 Kevin Rogers, L OBP: 0.200, SLG: 0.300 Rod Beck, R (9, 1)	0-3 K			1-1 FC4-6 1B	1-1 FC5-4 1B	2-2 G1-3	1-0 1B 1B		2-1 G6-3	5 0 3 1 0 1 3 0 0 0 0 0 0 0 1 0 0 0 0 0 0 0 0 0 0 0 0 0	AB 47 R 13 H 20 RBI 13 BB 3 SO 5 LOB 30											
Paul Faries, R OBP: 0.600, SLG: 0.600 (1, 4)		0-0 E S 1B		1-1 FC4-6	1-2 FC5-4		1-2 F9 1B		0-0 1B	5 1 3 1 0 0 3												
Bill Swift, R OBP: 0.348, SLG: 0.275 Todd Benzing, S OBP: 0.284, SLG: 0.314 (7, 3)		0-3 K		4-2 SH 1B BB	0-0 F9	0-2 1B	2-0 F8			3 1 1 0 1 1 1 1 0 0 0 0 0 2												
Inning Stats	R: 2 E: 0 K: 2 S: 16	H: 3 LOB: 2 BB: 0 P: 23	R: 1 E: 0 K: 2 S: 15	H: 3 LOB: 2 BB: 0 P: 21	R: 0 E: 0 K: 1 S: 7	H: 1 LOB: 1 BB: 0 P: 8	R: 4 E: 1 K: 0 S: 19	H: 4 LOB: 2 BB: 1 P: 28	R: 4 E: 0 K: 0 S: 18	H: 4 LOB: 1 BB: 1 P: 30	R: 0 E: 0 K: 0 S: 19	H: 2 LOB: 2 BB: 0 P: 25	R: 2 E: 0 K: 0 S: 19	H: 3 LOB: 2 BB: 1 P: 29	R: 0 E: 0 K: 0 S: 5	H: 0 LOB: 0 BB: 0 P: 7	R: 0 E: 0 K: 0 S: 7	H: 0 LOB: 0 BB: 0 P: 11	1B: 16 2B: 1 3B: 0 HR: 3	SF: 1 SAC: 1 DP: 0 HBP: 0	WP: 0 PB: 1 SB: 2 CS: 0	PA: 52
PITCHER	IP WLS BF H R ER SO BB IBB HBP BLK WP HR S P ERA WHIP																					
Danny Jackson, L ERA: 4.05 (1, 1)	4.2 L 33 15 11 8 5 2 0 0 0 0 0 2 72 105 15.43 3.643																					
Jose DeLeon, R ERA: 3.55 (5, 1)	2.1 13 5 2 2 0 1 0 0 0 0 0 1 41 59 7.71 2.571																					
Mitch Williams, L ERA: 3.48 (8, 1)	1.0 3 0 0 0 0 0 0 0 0 0 0 0 5 7 0.00 0.000																					
Roger Mason, R ERA: 3.0 (9, 1)	1.0 3 0 0 0 0 0 0 0 0 0 0 0 7 11 0.00 0.000																					

San Francisco Giants @ Philadelphia Phillies
Veterans Stadium, Philadelphia, PA

livebaseballscorecards.com



Thu Jul 08 1993, 7:05 PM EDT
Att. 37,745 - Unknown - 98 F

Batter	1	2	3	4	5	6	7	8	9	AB	R	H	RBI	BB	SO	LOB
Lenny Dykstra, L OBP: 0.414, SLG: 0.466 Ruben Amaro Jr. S OBP: 0.455, SLG: 0.724	4-2 G6-3 BB		4-2 BB		0-0 F7		0-0 P3		0-1 P4	1	0	0	0	2	0	0
Mickey Morandini, L OBP: 0.295, SLG: 0.338	0-0 G6-3 1-2f		2-1 G4-3			0-0 E3 G3 1B		0-2 F9	0-0 F9	5	0	1	0	0	0	3
John Kruk, L OBP: 0.475, SLG: 0.512 Ricky Jordan, R OBP: 0.352, SLG: 0.485	1-1 G1-3			0-0 G4-3		3-2 G3 2-3		1-2 BB 1B		3	0	0	0	0	0	1
Dave Hollins, S OBP: 0.382, SLG: 0.464		1-1 L7		3-1 2B 1B		2-2 HBP		4-0 1-2 BB		2	1	1	0	1	0	0
Darren Daulton, L OBP: 0.390, SLG: 0.495 Todd Pratt, R OBP: 0.205, SLG: 0.316		2-1 1B		2-1 1-H 2B		2-2 K		2-3 K		2	0	2	1	0	0	0
Pete Incaviglia, R OBP: 0.308, SLG: 0.524		1-3 K		0-0 G1-3		1-2 F8		3-3 K		4	0	0	0	0	2	6
Wes Chamberlain, R OBP: 0.308, SLG: 0.494		0-0 G4-3		0-1 G6-3			1-0 G4-3		0-1 P2	4	0	0	0	0	0	2
Kevin Stocker, S OBP: 0.333, SLG: 0.500			0-0 L7		2-0 G4-6-3 1B		2-1 L7		1-0 HR	4	1	2	1	0	0	0
Danny Jackson, R OBP: 0.171, SLG: 0.158 Jose DeLeon, R OBP: 0.385, SLG: 0.476 Jim Eisenreich, L OBP: 1.000, SLG: 1.000 Mitch Williams, L OBP: 0.344, SLG: 0.344			1-3 K		0-0 G4-6-3 1-2f		1-2 1B		1-0 2B	1	0	0	0	0	1	0

BOTTOM

San Francisco Giants @ Philadelphia Phillies
Veterans Stadium, Philadelphia, PA
 Thu Jul 08 1993, 7:05 PM EDT
 Att: 37,745 - Unknown - 98 F

livebaseballscores.com

AB	34
R	2
H	9
RBI	2
BB	3
SO	5
LOB	19



Inning Stats	R: 0	H: 0	E: 0	K: 5	S: 5	H: 0	LOB: 0	BB: 1	P: 10	R: 0	H: 1	E: 0	K: 1	S: 8	R: 0	H: 0	E: 0	K: 1	S: 9	R: 1	H: 2	E: 0	K: 0	S: 8	R: 0	H: 1	E: 0	K: 3	S: 3	R: 0	H: 1	E: 1	K: 1	S: 14	R: 0	H: 1	E: 0	K: 0	S: 7	R: 0	H: 1	E: 0	K: 2	S: 12	R: 1	H: 2	E: 0	K: 0	S: 7	R: 1	H: 2	E: 0	K: 0	S: 7	1B: 6	2B: 2	3B: 0	HR: 1	SF: 0	SAC: 0	DP: 2	HBP: 1	WP: 0	PB: 0	SB: 0	CS: 0	PA: 38
--------------	------	------	------	------	------	------	--------	-------	-------	------	------	------	------	------	------	------	------	------	------	------	------	------	------	------	------	------	------	------	------	------	------	------	------	-------	------	------	------	------	------	------	------	------	------	-------	------	------	------	------	------	------	------	------	------	------	-------	-------	-------	-------	-------	--------	-------	--------	-------	-------	-------	-------	--------

PITCHER	IP	WLS	BF	H	R	ER	SO	BB	IBB	HBP	BLK	WP	HR	S	P	ERA	WHIP
Bill Swift, R ERA: 2.93	(1, 1)	6.0	24	5	1	1	3	2	0	1	0	0	0	47	78	1.50	1.167
Kevin Rogers, L ERA: 2.56	(7, 1)	1.0	4	1	0	0	0	0	0	0	0	0	0	7	11	0.00	1.000
Dave Burba, R ERA: 3.96	(8, 1)	1.0	5	1	0	0	2	1	0	0	0	0	0	12	22	0.00	2.000
Rod Beck, R ERA: 1.83	(9, 1)	1.0	5	2	1	1	0	0	0	0	0	0	1	7	9	9.00	2.000

Batter	1	2	3	4	5	6	7	8	9	AB	R	H	RBI	BB	SO	LOB	TOP											
Darren Lewis, R OBP: 0.324, SLG: 0.352 Todd Benzinger, S OBP: 0.276, SLG: 0.306	0-1 L7	0-1 HR BB		0-1 P3		2-0 F7	0-3 K		0-2 L9	4	1	1	1	1	0	1												
Steve Scarsone, R OBP: 0.357, SLG: 0.500	1-0 1B 2B	0-1 HR		0-0 F8		0-3 K		0-2 FC5-4 1B	0-1 2B	7	2	4	3	0	1	2												
Will Clark, L OBP: 0.373, SLG: 0.416 Andy Allanson, R OBP: 0.294, SLG: 0.313	1-0 2B 1B	1-0 HR	4-2 1B G3 1B BB	2-1 1B		4-1 BB BB BB		1-1 L6	1-2 G6-3	3	3	3	1	2	0	0												
Barry Bonds, L OBP: 0.468, SLG: 0.705 Mark Carreon, R OBP: 0.404, SLG: 0.580	0-1 1B 2B	1-1 1B 2B	0-1 G3	0-1 1B		4-2 BB BB		0-0 FC5-4		4	2	3	1	1	0	1												
Willie McGee, S OBP: 0.388, SLG: 0.442 Dave Martinez, L OBP: 0.295, SLG: 0.344	4-0 1B SF7 BB	1-2 2B 1B	2-2 1B 1B	0-1 P4		4-2 BB BB		0-3 K		2	3	2	1	1	0	0												
Royce Clayton, R OBP: 0.332, SLG: 0.379	1-2 SF7 1B	0-0 F9	0-1 1B			0-3 K			4-1 2B 1B BB	5	1	2	3	1	2	4												
Kirt Manwaring, R OBP: 0.370, SLG: 0.362 Jeff Brantley, R OBP: 0.087, SLG: 0.087 Michael Jackson, R OBP: 0.667, SLG: 1.333 Dave Righetti, L OBP: 1.000, SLG: 1.000	4-2 SF7 BB	0-2 1H 2B 2B	0-0 G6-4-3 1B			0-1 G1-3 1B		2-1 G3 1B	1-2 1B 2B	4	1	4	2	1	0	0												
Paul Faries, R OBP: 0.364, SLG: 0.500	1-0 SF7	0-0 F9 1B 2B	1-1 G6-4-3			0-0 G1-3		0-1 G3	0-1 G5-3	5	1	1	2	0	0	6												
Bud Black, L OBP: 0.278, SLG: 0.257 Jim McNamara, L OBP: 0.333, SLG: 0.333	3-3 K	1-0 F9		3-1 1B 1B 1B		0-1 G3		1-3 K	0-2 2B 1B	4	0	1	0	0	1	4												
Inning Stats	R: 4 E: 0 K: 1 S: 16	H: 4 LOB: 2 BB: 2 P: 31	R: 7 E: 0 K: 0 S: 18	H: 7 LOB: 1 BB: 1 P: 26	R: 2 E: 0 K: 0 S: 13	H: 3 LOB: 1 BB: 1 P: 20	R: 0 E: 0 K: 0 S: 11	H: 3 LOB: 3 BB: 0 P: 16	R: 0 E: 0 K: 1 S: 10	H: 1 LOB: 1 BB: 0 P: 10	R: 0 E: 0 K: 2 S: 13	H: 0 LOB: 3 BB: 3 P: 29	R: 0 E: 0 K: 2 S: 10	H: 1 LOB: 1 BB: 0 P: 13	R: 0 E: 0 K: 1 S: 9	H: 1 LOB: 1 BB: 0 P: 10	R: 2 E: 0 K: 0 S: 22	H: 3 LOB: 2 BB: 1 P: 28	1B: 15 2B: 6 3B: 0 HR: 2	SF: 1 SAC: 0 DP: 1 HBP: 0	WP: 0 PA: 57 PB: 0 SB: 0 CS: 0							
PITCHER	IP	WLS	BF	H	R	ER	SO	BB	IBB	HBP	BLK	WP	HR	S	P	ERA	WHIP											
Ben Rivera, R ERA: 4.91	(1, 1)	1.0	L	14	8	9	9	1	3	0	0	0	0	2	25	47	81.00	11.000										
Roger Mason, R ERA: 3.41	(2, 1)	4.0		22	10	4	4	1	1	0	0	0	0	0	43	56	9.00	2.750										
David West, L ERA: 2.74	(6, 1)	2.0		10	1	0	0	4	3	0	0	0	0	0	23	42	0.00	2.000										
Larry Andersen, R ERA: 1.78	(8, 1)	1.0		4	1	0	0	1	0	0	0	0	0	9	10	0.00	1.000											
Mitch Williams, L ERA: 3.66	(9, 1)	1.0		7	3	2	2	0	1	0	0	0	0	0	22	28	18.00	4.000										

San Francisco Giants @ Philadelphia Phillies
Veterans Stadium, Philadelphia, PA
Fri Jul 09 1993, 7:05 PM EDT
Att: 38,695 - Unknown

livebaseballscorecards.com

AB	48
R	15
H	23
RBI	15
BB	8
SO	7
LOB	30



Batter	1	2	3	4	5	6	7	8	9	AB	R	H	RBI	BB	SO	LOB
Lenny Dykstra, L OBP: 0.412, SLG: 0.464 Ruben Amaro Jr, S OBP: 0.444, SLG: 0.688 Mitch Williams, L OBP: 1.000, SLG: 1.000	0-0 P5		2-2 F8		1-2 G5-3		3-2 3B 1B	2-2 L9		2	0	0	0	0	0	1
Kevin Stocker, S OBP: 0.412, SLG: 0.667	2-0 1B		0-0 1B		2-2 G5-3		2-1 1-H G6-3 3B		1-1 G6-3	5	1	3	1	0	0	0
Ricky Jordan, R OBP: 0.355, SLG: 0.514	4-0 BB		1-3 K		0-0 G1-3		0-0 G6-3		0-0 HR	4	1	1	2	1	1	2
Dave Hollins, S OBP: 0.380, SLG: 0.460 Larry Andersen, R OBP: 1.000, SLG: 1.000 Milt Thompson, L OBP: 0.343, SLG: 0.342	1-1 G5-4-3			1-1 HR 1B		1-1 P3	2-3 K		1-3 K	4	1	1	0	0	1	2
Pete Incaviglia, R OBP: 0.308, SLG: 0.514		0-2 F9		1-0 F7		1-2 G5-3		1-2 1B HBP	0-3 K	4	1	0	0	0	1	1
Wes Chamberlain, R OBP: 0.313, SLG: 0.518		0-0 F9		0-0 HR		2-1 HR 2B		0-3 K		4	2	2	2	0	1	1
Todd Pratt, R OBP: 0.233, SLG: 0.405		2-2 K		0-0 F8		1-1 HR		1-1 1B 1B		4	1	2	2	0	1	0
Mickey Morandini, L OBP: 0.298, SLG: 0.340			0-1 L7		0-0 1B		0-0 G3		2-2 1B	4	0	2	1	0	0	0
Ben Rivera, R OBP: 0.148, SLG: 0.080 Roger Mason, R OBP: 0.200, SLG: 0.200 David West, L OBP: 0.500, SLG: 0.750 Jim Eisenreich, L OBP: 0.383, SLG: 0.473 Kim Batiste, R OBP: 0.285, SLG: 0.421			1-2 1B		0-0 L4			0-1 F7	0-3 K	0	0	0	0	0	0	0

Inning Stats	R: 0	H: 1	E: 0	K: 0	S: 4	H: 0	LOB: 1	BB: 1	P: 11	R: 0	H: 0	E: 0	K: 1	S: 9	R: 0	H: 2	E: 0	K: 1	S: 12	R: 2	H: 3	E: 0	K: 0	S: 7	R: 0	H: 0	E: 0	K: 0	S: 13	R: 2	H: 2	E: 0	K: 0	S: 11	R: 2	H: 2	E: 0	K: 1	S: 13	R: 1	H: 2	E: 0	K: 2	S: 19	R: 1	H: 1	E: 0	K: 2	S: 9	1B: 8	SF: 0	2B: 1	SAC: 0	3B: 1	DP: 1	HR: 3	HBP: 1	WP: 0	PA: 41
--------------	------	------	------	------	------	------	--------	-------	-------	------	------	------	------	------	------	------	------	------	-------	------	------	------	------	------	------	------	------	------	-------	------	------	------	------	-------	------	------	------	------	-------	------	------	------	------	-------	------	------	------	------	------	-------	-------	-------	--------	-------	-------	-------	--------	-------	--------

PITCHER	IP	WLS	BF	H	R	ER	SO	BB	IBB	HBP	BLK	WP	HR	S	P	ERA	WHIP
Bud Black, L ERA: 3.54	(1, 1)	6.0	26	8	4	4	2	1	0	0	0	0	2	56	79	6.00	1.500
Jeff Brantley, R ERA: 4.63	(7, 1)	1.0	5	2	2	2	1	0	0	0	0	0	0	13	20	18.00	2.000
Michael Jackson, R ERA: 2.58	(8, 1)	1.0	6	2	1	1	2	0	0	1	0	0	0	19	25	9.00	2.000
Dave Righetti, L ERA: 3.9	(9, 1)	1.0	4	1	1	1	2	0	0	0	0	0	1	9	11	9.00	1.000

BOTTOM

San Francisco Giants @ Philadelphia Phillies
Veterans Stadium, Philadelphia, PA

livebaseballscores.com

AB	39
R	8
H	13
RBI	8
BB	1
SO	7
LOB	12



PITCHER	IP	WLS	BF	H	R	ER	SO	BB	IBB	HBP	BLK	WP	HR	S	P	ERA	WHIP
Bud Black, L ERA: 3.54	(1, 1)	6.0	26	8	4	4	2	1	0	0	0	0	2	56	79	6.00	1.500
Jeff Brantley, R ERA: 4.63	(7, 1)	1.0	5	2	2	2	1	0	0	0	0	0	0	13	20	18.00	2.000
Michael Jackson, R ERA: 2.58	(8, 1)	1.0	6	2	1	1	2	0	0	1	0	0	0	19	25	9.00	2.000
Dave Righetti, L ERA: 3.9	(9, 1)	1.0	4	1	1	1	2	0	0	0	0	0	1	9	11	9.00	1.000

Fri Jul 09 1993, 7:05 PM EDT
Att. 38,695 - Unknown

Batter	1	2	3	4	5	6	7	8	9	AB R H RBI BB SO LOB	TOP											
Darren Lewis, R OBP: 0.320, SLG: 0.347 (1, 8)	3-2 P3	1-2 F8		2-0 G4-3			1-0 SH1-4		1-3 K	4 0 0 0 0 1 4												
Steve Scarsone, R OBP: 0.375, SLG: 0.517 (1, 5)	4-2 BB WP 1B BB	2-1 1-H 3-H 2B			3-3 K		1-2 F8			3 1 1 2 1 1 1												
Will Clark, L OBP: 0.372, SLG: 0.414 (1, 3)	3-1 F7	1-2 F7			2-0 F8 1B		3-2 F8			4 0 1 0 0 0 3												
Barry Bonds, L OBP: 0.466, SLG: 0.698 (1, 7)	4-0 BB 1B IBB			1-0 F9		1-1 F8		2-1 G4-3		3 0 0 0 1 0 1												
Dave Martinez, L OBP: 0.296, SLG: 0.337 (1, 9)	4-2 1B BB			0-0 F7		0-3 K		1-2 F8		2 0 0 0 1 1 1												
Mark Carreon, R OBP: 0.400, SLG: 0.573 (8, 9)	1-2 2-3 BB									1 0 0 0 0 0 0												
Royce Clayton, R OBP: 0.331, SLG: 0.377 (1, 6)	2-2 1B			2-0 F9		1-2 G4-3		0-3 K		4 0 1 1 0 1 0												
Kirt Manwaring, R OBP: 0.372, SLG: 0.361 (1, 2)				1-0 FC1-5 1B BB		2-2 G5-3			3-2 F8	3 0 1 0 1 0 0												
Paul Faries, R OBP: 0.357, SLG: 0.462 (1, 4)				1-0 F8 FC1-5 2B 1B		3-1 P6			0-3 K	3 1 1 0 0 1 1												
Kevin Rogers, L (6, 1)										0 0 0 0 0 0 0												
Dave Righetti, L OBP: 1.000, SLG: 1.000 (8, 1)				1-2 2B 1B						0 0 0 0 0 0 0												
Willie McGee, S OBP: 0.387, SLG: 0.440 (9, PH)										1 0 0 0 0 1 0												
John Burkett, R OBP: 0.191, SLG: 0.156 (1, 1)				0-0 FC1-5 WP 2B		0-3 K			2-0 SH1-4 2B	2 1 0 0 0 1 3												
Erik Johnson, R OBP: 0.667, SLG: 1.333 (6, 4)										2 0 2 0 0 0 0												
Inning Stats	R: 1 E: 0 K: 0 S: 12	H: 1 LOB: 2 BB: 3 P: 32	R: 2 E: 0 K: 0 S: 12	H: 2 LOB: 1 BB: 1 P: 21	R: 0 E: 0 K: 0 S: 3	H: 0 LOB: 0 BB: 0 P: 6	R: 0 E: 0 K: 2 S: 8	H: 1 LOB: 1 BB: 0 P: 12	R: 0 E: 0 K: 2 S: 10	H: 1 LOB: 1 BB: 0 P: 16	R: 0 E: 0 K: 0 S: 8	H: 0 LOB: 0 BB: 0 P: 14	R: 0 E: 0 K: 0 S: 10	H: 1 LOB: 1 BB: 0 P: 15	R: 0 E: 0 K: 1 S: 8	H: 0 LOB: 0 BB: 0 P: 11	R: 0 E: 0 K: 2 S: 12	H: 1 LOB: 1 BB: 0 P: 18	1B: 4 2B: 3 3B: 0 HR: 0	SF: 0 SAC: 1 DP: 0 HBP: 0	WP: 2 PB: 0 SB: 0 CS: 0	PA: 37
PITCHER	IP WLS BF H R ER SO BB IBB HBP BLK WP HR S P ERA WHIP																					
Tommy Greene, R ERA: 3.51 (1, 1)	6.2 W 29 6 3 3 4 3 1 0 0 2 0 59 109 4.05 1.350																					
David West, L ERA: 2.7 (7, 1)	0.2 2 0 0 0 0 0 0 0 0 0 0 6 11 0.00 0.000																					
Larry Andersen, R ERA: 1.74 (8, 1)	0.2 2 0 0 0 1 0 0 0 0 0 0 6 7 0.00 0.000																					
Mitch Williams, L ERA: 3.55 (9, 1)	1.0 4 1 0 0 2 0 0 0 0 0 0 12 18 0.00 1.000																					

San Francisco Giants @ Philadelphia Phillies
Veterans Stadium, Philadelphia, PA
Sat Jul 10 1993, 3:33 AM EDT
Att: 41,869 - Cloudy

livebaseballscorecards.com

AB	32
R	3
H	7
RBI	3
BB	4
SO	7
LOB	14



Batter	1	2	3	4	5	6	7	8	9
Lenny Dykstra, L OBP: 0.417, SLG: 0.464 (1, 8)	4-2 S 3B BB	3-2 G3 2-3			4-2 1B BB	0-1 1B		4-0 HR BB	
Mickey Morandini, L OBP: 0.299, SLG: 0.351 (1, 4)	1-3 1-2	0-0 G1-3			2-2 F8	0-0 FC5-4 1B		1-2 HR BB	
John Kruk, L OBP: 0.474, SLG: 0.517 (1, 3)	0-1 2-H 3B		0-3 K		0-0 BB 1B	0-0 FC5-4 1-2f		2-3 K	
Dave Hollins, S OBP: 0.374, SLG: 0.452 (1, 5)	3-2 P5		0-1 G6-3		1-3 K		2-1 P4	2-2 G5-3	
Darren Daulton, L OBP: 0.388, SLG: 0.488 (1, 2)	3-2 G4-3		0-1 P6		4-2 BB		1-0 G3-1	1-1 F9	
Jim Eisenreich, L OBP: 0.391, SLG: 0.480 (1, 9)		3-1 HR 1B		0-0 FC4-6 1B	0-1 G3		2-1 1B		
Milt Thompson, L OBP: 0.341, SLG: 0.356 (1, 7)		1-0 HR		3-2 F7		0-0 G4-3	0-0 G1		
Kevin Stocker, S OBP: 0.429, SLG: 0.632 (1, 6)		1-0 F8		2-0 F7		1-0 1B SH1-4 1B	0-0 BB HR 1B		
Tommy Greene, R OBP: 0.182, SLG: 0.220 (1, 1)		3-2 E5		2-2 FC4-6		0-0 SH1-4	1-2 BB HR 1B		
David West, L OBP: 0.500, SLG: 0.750 (7, 1)									
Larry Andersen, R OBP: 1.000, SLG: 1.000 (8, 1)									
Ricky Jordan, R OBP: 0.364, SLG: 0.521 (8, PH)									
Mitch Williams, L OBP: 1.000, SLG: 1.000 (9, 1)									

Inning Stats	R: 1	H: 1	E: 0	K: 1	S: 15	H: 1	LOB: 1	BB: 1	P: 26	R: 2	H: 2	E: 1	K: 0	S: 11	R: 0	H: 0	E: 0	K: 1	S: 7	R: 0	H: 1	E: 0	K: 1	S: 9	R: 0	H: 1	E: 0	K: 1	S: 14	R: 1	H: 3	E: 0	K: 0	S: 7	R: 0	H: 1	E: 0	K: 0	S: 6	R: 4	H: 3	E: 0	K: 1	S: 17	H: 3	LOB: 0	BB: 1	P: 28
--------------	------	------	------	------	-------	------	--------	-------	-------	------	------	------	------	-------	------	------	------	------	------	------	------	------	------	------	------	------	------	------	-------	------	------	------	------	------	------	------	------	------	------	------	------	------	------	-------	------	--------	-------	-------

PITCHER	IP	WLS	BF	H	R	ER	SO	BB	IBB	HBP	BLK	WP	HR	S	P	ERA	WHIP
John Burkett, R ERA: 3.28 (1, 1)	5.2	L	29	8	4	4	3	3	0	0	0	0	1	62	102	6.35	1.941
Kevin Rogers, L ERA: 3.06 (6, 1)	1.1		8	3	3	3	0	1	0	0	0	0	0	11	21	20.25	3.000
Dave Righetti, L ERA: 4.06 (8, 1)	1.0		4	1	1	1	1	0	0	0	0	0	1	13	19	9.00	1.000

BOTTOM

AB R H RBI BB SO LOB

2 2 1 0 3 0 1

5 1 2 5 0 1 3

5 0 2 1 0 2 2

5 0 0 0 0 1 3

4 0 0 0 1 0 1

4 1 3 0 0 0 3

4 1 1 2 0 0 2

4 2 2 0 0 0 1

2 0 0 0 0 0 1

0 0 0 0 0 0 0

0 0 0 0 0 0 0

1 1 1 0 0 0 0

0 0 0 0 0 0 0


1B: 9 SF: 0
2B: 0 SAC: 1
3B: 1 DP: 0
HR: 2 HBP: 0

WP: 0 PA: 41
PB: 0
SB: 1
CS: 0

San Francisco Giants @ Philadelphia Phillies
Veterans Stadium, Philadelphia, PA

Sat Jul 10 1993, 3:33 AM EDT
Att: 41,869 - Cloudy

livebaseballscorecards.com



PITCHER	IP	WLS	BF	H	R	ER	SO	BB	IBB	HBP	BLK	WP	HR	S	P	ERA	WHIP
---------	----	-----	----	---	---	----	----	----	-----	-----	-----	----	----	---	---	-----	------

Batter	1	2	3	4	5	6	7	8	9	AB R H RBI BB SO LOB	TOP																								
Darren Lewis, R OBP: 0.324, SLG: 0.350 (1, 8)	1-0 G3 2B 1B	1-1 F9		1-2 1B 2B 1B		1-3 K	1-0 2B 1B		1-2 P2	6 3 3 1 0 1 0																									
Steve Scarsone, R OBP: 0.421, SLG: 0.571 (1, 5)	3-2 F7	3-2 1B 1B		0-0 1B 2B 1B		2-2 G3 1B	0-1 1B 2B		1-1 F8	6 1 4 2 0 0 1																									
Will Clark, L OBP: 0.371, SLG: 0.412 Mark Carreon, R OBP: 0.400, SLG: 0.573 (1, 3) (9, PR) (9, 3)	0-1 G3 1-2	2-1 1B		2-2 K		1-1 G3 1-2	0-0 F7		0-2 1B	6 0 2 0 0 1 5 0 0 0 0 0 0 0																									
Barry Bonds, L OBP: 0.466, SLG: 0.696 (1, 7)	4-0 2B 1B IBB	0-0 F7		2-1 1B 2B		4-0 IBB	1-1 G6-3		2-2 F8	4 2 1 2 2 0 4																									
Dave Martinez, L OBP: 0.319, SLG: 0.380 (1, 9)	1-0 1B 2B		X	0-0 SH1-3 1B		1-0 WP 1B			2-2 F9 2B	5 1 4 2 0 1 2																									
Royce Clayton, R OBP: 0.336, SLG: 0.380 (1, 6)	0-1 1B 1B		X	0-0 SH1-3 1-2		3-2 L8 1-2			4-2 G6-3 1B BB	3 1 2 2 1 0 1																									
Kirt Manwaring, R OBP: 0.368, SLG: 0.357 (1, 2)	3-2 1B		S	1-2 F8		0-3 K			1-0 G6-3 1B F9	5 0 1 0 0 1 4																									
Paul Faries, R OBP: 0.316, SLG: 0.500 Michael Jackson, R OBP: 0.667, SLG: 1.333 Rod Beck, R (9, 1)	1-3 K		C	0-1 F9		2-2 G6-3			1-2 1B 3B K	5 1 1 1 0 2 5 0 0 0 0 0 0 0 0 0 0 0 0 0 0	AB 44 R 10 H 18 RBI 10 BB 4 SO 9 LOB 24																								
Bryan Hickerson, L OBP: 0.100, SLG: 0.100 Todd Benzinger, S OBP: 0.286, SLG: 0.306 Dave Righetti, L OBP: 1.000, SLG: 1.000 Erik Johnson, R OBP: 0.500, SLG: 1.000 (7, 1) (8, PH) (8, 4)		2-3 K		0-3 K		1-1 F7			4-1 1B 2B BB K	3 0 0 0 0 2 0 0 1 0 0 1 0 0 0 0 0 0 0 0 0 1 0 0 0 0 1 2																									
Inning Stats	R: 3 E: 0 K: 1 S: 19	H: 4 LOB: 2 BB: 1 P: 32	R: 0 E: 0 K: 1 S: 13	H: 2 LOB: 2 BB: 0 P: 21	R: 0 E: 0 K: 0 S: 8	H: 1 LOB: 1 BB: 0 P: 9	R: 3 E: 0 K: 2 S: 16	H: 4 LOB: 1 BB: 0 P: 25	R: 0 E: 0 K: 1 S: 8	H: 0 LOB: 0 BB: 0 P: 11	R: 0 E: 0 K: 2 S: 11	H: 1 LOB: 2 BB: 1 P: 20	R: 4 E: 0 K: 0 S: 15	H: 4 LOB: 1 BB: 1 P: 23	R: 0 E: 0 K: 2 S: 12	H: 1 LOB: 2 BB: 1 P: 22	R: 0 E: 0 K: 0 S: 12	H: 1 LOB: 1 BB: 0 P: 16	1B: 13 2B: 4 3B: 1 HR: 0	SF: 0 SAC: 1 DP: 0 HBP: 0	WP: 1 PB: 0 SB: 0 CS: 0	PA: 49													
PITCHER	IP WLS BF H R ER SO BB IBB HBP BLK WP HR S P ERA WHIP																																		
Curt Schilling, R ERA: 4.51 Paul Fletcher, R ERA: Mike Williams, R ERA: 4.5 Roger Mason, R ERA: 3.97 Jose DeLeon, R ERA: 3.38	(1, 1) (4, 1) (5, 1) (7, 1) (8, 1)	3.2 0.1 2.0 1.0 2.0	L	23 1 8 8 9	11 0 1 4 2	6 0 0 4 0	6 0 3 4 0	4 0 0 0 2	0 0 1 0 1	1 0 0 0 0	0 0 0 0 0	0 1 0 0 0	0 0 19 15 24	81 6 31 23 38	14.73 0.00 0.00 36.00 0.00	3.000 0.000 0.500 5.000 1.500																			

San Francisco Giants @ Philadelphia Phillies
Veterans Stadium, Philadelphia, PA
Sun Jul 11 1993, 3:33 AM EDT
Att. 52,015 - Sunny - 94 F

livebaseballscorecards.com

Batter	1	2	3	4	5	6	7	8	9	AB R H RBI BB SO LOB	TOP									
Vince Coleman, S (1, 7) OBP: 0.317, SLG: 0.378	2-2 1B 3B		0-0 1B		1-0 F7			1-3 K		4 1 2 0 0 1 0										
Howard Johnson, S (1, 5) OBP: 0.340, SLG: 0.364	0-0 P4		2-0 F8		1-0 G5-3			1-2 G4-6-3 1B		4 0 1 0 0 0 2										
Eddie Murray, S (1, 3) OBP: 0.303, SLG: 0.409	2-1 FC6 1B		0-1 F9			3-2 L9		0-1 G4-6-3 1-2f		4 0 1 1 0 0 2										
Bobby Bonilla, S (1, 9) OBP: 0.337, SLG: 0.491	1-2 F7			4-1 SH3 1B BB		2-2 P3			2-3 K	3 1 0 0 1 1 1										
Darrin Jackson, R (1, 8) OBP: 0.231, SLG: 0.314 Jeff McKnight, S (9, PH) OBP: 0.296, SLG: 0.242	0-2 FC6 1-2f			0-1 SH3		0-1 G5-3			0-3 K	2 0 0 0 0 0 1 1 0 0 0 0 1 0										
Jeff Kent, R (1, 4) OBP: 0.290, SLG: 0.381 Todd Hundley, S (9, PH) OBP: 0.281, SLG: 0.383				0-2 L4			1-3 K		3-3 K	3 0 0 0 0 1 1 1 0 0 0 0 1 0										
Charlie O'Brien, R (1, 2) OBP: 0.287, SLG: 0.284				1-0 G6-3		1-0 FC5-4 2-H 1B		0-0 B1-3		3 0 1 1 0 0 0										
Tim Bogar, R (1, 6) OBP: 0.320, SLG: 0.360				0-0 L7		0-0 FC5-4 1-2f		0-2 FC6-4 1B		3 0 1 0 0 0 1										
Dwight Gooden, R (1, 1) OBP: 0.255, SLG: 0.451				0-0 G4-3		2-2 G4-3		1-0 FC6-4 1-2f		3 0 0 0 0 0 1										
Inning Stats	R: 1 E: 0 K: 0 S: 13	H: 2 LOB: 1 BB: 0 P: 18	R: 0 E: 0 K: 0 S: 4	H: 0 LOB: 0 BB: 0 P: 5	R: 0 E: 0 K: 0 S: 5	H: 1 LOB: 1 BB: 0 P: 7	R: 1 E: 0 K: 0 S: 8	H: 1 LOB: 1 BB: 1 P: 13	R: 0 E: 0 K: 0 S: 6	H: 0 LOB: 0 BB: 0 P: 10	R: 0 E: 0 K: 1 S: 9	H: 1 LOB: 1 BB: 0 P: 11	R: 0 E: 0 K: 1 S: 9	H: 1 LOB: 0 BB: 0 P: 11	R: 0 E: 0 K: 3 S: 10	H: 0 LOB: 0 BB: 0 P: 15	1B: 5 2B: 0 3B: 1 HR: 0	SF: 0 SAC: 1 DP: 1 HBP: 0	WP: 0 PB: 0 SB: 0 CS: 0	PA: 33
PITCHER	IP WLS BF H R ER SO BB IBB HBP BLK WP HR S P ERA WHIP																			
Bryan Hickerson, L (1, 1) ERA: 4.43	7.0 W 27 5 2 2 1 1 0 0 0 0 0 0 53 77 2.57 0.857																			
Michael Jackson, R (8, 1) ERA: 2.47	1.0 3 1 0 0 1 0 0 0 0 0 0 0 9 11 0.00 1.000																			
Rod Beck, R (9, 1) ERA: 1.74	1.0 S 3 0 0 0 3 0 0 0 0 0 0 0 10 15 0.00 0.000																			

New York Mets @ San Francisco Giants
Candlestick Park, San Francisco, CA

Fri Jul 16 1993, 10:05 PM EDT
Att. 27,439 - Unknown - 62 F

livebaseballscorecards.com

AB	31
R	2
H	6
RBI	2
BB	1
SO	5
LOB	9



Batter	1	2	3	4	5	6	7	8	9
Darren Lewis, R OBP: 0.330, SLG: 0.360 (1, 8)	0-1 SH1-3 1B	0-0 E9 1-3 2-H 1B			1-2 G4-3		0-2 G4-3		
Steve Scarsone, R OBP: 0.370, SLG: 0.488 (1, 4)	0-1 SH1-3	1-2 E5 2-3 3-H			1-3 K			0-3 K	
Will Clark, L OBP: 0.370, SLG: 0.419 (1, 3)	3-3 K	1-0 F7			0-0 G6-3			2-1 HR	
Barry Bonds, L OBP: 0.461, SLG: 0.681 (1, 7)	1-1 G3		1-1 F7		1-1 F7			2-2 G6-3	
Matt Williams, R OBP: 0.335, SLG: 0.588 (1, 5)		1-1 G3-1 1B 2B	4-0 F9-6-3 BB		1-0 G5-3			1-2 1B HBP	
Dave Martinez, L OBP: 0.316, SLG: 0.375 (1, 9)		0-1 G3-1	0-1 F9-6-3		1-3 K2-3			1-2 1B	
Royce Clayton, R OBP: 0.337, SLG: 0.383 (1, 6)		1-2 FC5 1B 1B		3-2 G4-3			0-0 SH5-3 2B	1-0 P7	
Kirt Manwaring, R OBP: 0.368, SLG: 0.357 (1, 2)		2-2 E 1B 1-2 3-H 1B		2-2 G4-3			0-0 SH5-3		
Bryan Hickerson, L OBP: 0.083, SLG: 0.083 (1, 1)		0-3 K		1-1 G1-3			1-3 K		
Todd Benzinger, S OBP: 0.278, SLG: 0.297 (7, PH)									
Michael Jackson, R OBP: 0.667, SLG: 1.333 (8, 1)									
Rod Beck, R (9, 1)									

AB	R	H	RBI	BB	SO	LOB
4	0	2	1	0	0	1
3	0	0	0	0	2	1
4	1	1	1	0	1	3
4	0	0	0	0	0	1
2	1	1	0	1	0	0
4	0	1	0	0	1	2
4	1	1	0	0	0	3
2	1	1	1	0	0	0
2	0	0	0	0	1	2
1	0	0	0	0	1	1
0	0	0	0	0	0	0
0	0	0	0	0	0	0

BOTTOM

New York Mets @ San Francisco Giants
Candlestick Park, San Francisco, CA

Fri Jul 16 1993, 10:05 PM EDT
Att: 27,439 - Unknown - 62 F

AB	30
R	4
H	7
RBI	3
BB	1
SO	6
LOB	14

Inning Stats	R	H	E	K	S	R	H	E	K	S	R	H	E	K	S	R	H	E	K	S	R	H	E	K	S	R	H	E	K	S	R	H	E	K	S				
	0	1	0	1	13	3	3	0	1	24	0	0	0	0	9	0	0	0	0	10	0	0	0	0	0	0	0	0	0	0	0	0	0	0	0	0	0	0	0

PITCHER	IP	WLS	BF	H	R	ER	SO	BB	IBB	HBP	BLK	WP	HR	S	P	ERA	WHIP
Dwight Gooden, R ERA: 3.34 (1, 1)	8.0	L	34	7	4	3	6	1	0	1	0	0	1	78	112	3.38	1.000

PITCHER	IP	WLS	BF	H	R	ER	SO	BB	IBB	HBP	BLK	WP	HR	S	P	ERA	WHIP

WP : 0	PA : 34
PB : 0	SB : 1
CS : 0	

Batter	1	2	3	4	5	6	7	8	9	AB R H RBI BB SO LOB	TOP		
Vince Coleman, S (1, 7) OBP: 0.323, SLG: 0.384 John Franco, L (9, 1)	0-0 1B		3-2 CS 1B		0-2 2B SF8 1B		3-1 G6-3		3-2 1B	5 1 4 0 0 0 0 0 0 0 0 0 0 0			
Howard Johnson, S (1, 5) OBP: 0.341, SLG: 0.367	0-1 P5		1-0 CS 1-2	0-3 K	1-1 1B 2B	1-1 1B 2B		4-1 BB 1B BB	2-2 F9	4 0 1 0 1 1 2			
Eddie Murray, S (1, 3) OBP: 0.308, SLG: 0.415	2-2 1B			1-1 2B 1B	2-1 SF8			1-0 BB 1B		3 1 3 1 0 0 0			
Bobby Bonilla, S (1, 9) OBP: 0.339, SLG: 0.494	1-2 F8			1-2 1B SF9 2B	1-1 1B			1-2 P4		4 1 2 0 0 0 3			
Jeremy Burnitz, L (1, 8) OBP: 0.368, SLG: 0.569		2-3 K		4-0 SF9 1B IBB		1-2 F8		0-3 K		3 0 0 0 1 2 2			
Jeff Kent, R (1, 4) OBP: 0.297, SLG: 0.384		0-1 G4-3		0-1 1B		0-0 CS 1B		4-2 BB		3 0 2 1 1 0 0			
Todd Hundley, S (1, 2) OBP: 0.277, SLG: 0.379		3-2 F7		1-1 SF9		0-1 F7		0-0 P5		3 0 0 1 0 0 4			
Tim Bogar, R (1, 6) OBP: 0.311, SLG: 0.350			1-2 F7	0-0 P6		2-0 CS	2-2 F9		2-0 F7	4 0 0 0 0 0 2			
Frank Tanana, L (1, 1) OBP: 0.135, SLG: 0.139 Jeff Innis, R (8, 1) Dave Gallagher, R (9, PH) OBP: 0.360, SLG: 0.466			0-1 G3		0-0 G6-3		1-2 K		2-3 K	3 0 0 0 0 1 0 0 0 0 0 0 0 0 1 0 0 0 0 1 0			
Inning Stats	R: 0 H: 2 E: 0 LOB: 1 K: 0 BB: 0 S: 10 P: 13	R: 0 H: 0 E: 0 LOB: 0 K: 1 BB: 0 S: 8 P: 13	R: 0 H: 1 E: 0 LOB: 0 K: 0 BB: 0 S: 10 P: 14	R: 2 H: 3 E: 0 LOB: 2 K: 1 BB: 1 S: 13 P: 20	R: 1 H: 3 E: 0 LOB: 2 K: 0 BB: 0 S: 10 P: 14	R: 0 H: 1 E: 0 LOB: 0 K: 0 BB: 0 S: 6 P: 9	R: 0 H: 0 E: 0 LOB: 0 K: 1 BB: 0 S: 9 P: 15	R: 0 H: 1 E: 0 LOB: 3 K: 1 BB: 2 S: 12 P: 22	R: 0 H: 1 E: 0 LOB: 1 K: 1 BB: 0 S: 10 P: 19	1B: 10 SF: 2 2B: 2 SAC: 0 3B: 0 DP: 0 HR: 0 HBP: 0	WP: 0 PA: 40 PB: 0 SB: 0 CS: 2		
PITCHER	IP WLS BF H R ER SO BB IBB HBP BLK WP HR S P ERA WHIP											PITCHER	IP WLS BF H R ER SO BB IBB HBP BLK WP HR S P ERA WHIP
John Burkett, R (1, 1) ERA: 3.33	6.0 L 25 10 3 3 2 0 1 0 0 0 0 0 57 83 4.50 1.667												
Jeff Brantley, R (7, 1) ERA: 4.44	2.0 9 1 0 0 2 2 0 0 0 0 0 0 21 37 0.00 1.500												
Dave Righetti, L (9, 1) ERA: 3.82	1.0 4 1 0 0 1 0 0 0 0 0 0 0 10 19 0.00 1.000												

New York Mets @ San Francisco Giants
Candlestick Park, San Francisco, CA

livebaseballscorecards.com

AB	33
R	3
H	12
RBI	3
BB	3
SO	5
LOB	13



Sat Jul 17 1993, 6:33 AM EDT
Att. 51,317 - Sunny - 70 F

TOP

New York Mets @ San Francisco Giants
Candlestick Park, San Francisco, CA

Sun Jul 18 1993, 6:33 AM EDT
 Att. 53,210 - Sunny - 75 F



WP: 0 PA: 43
 PB: 0
 SB: 0
 CS: 0

AB R H RBI BB SO LOB

4	3	2	1	1	0	1
3	2	1	0	2	1	1
5	1	1	3	0	1	5
0	0	0	0	0	0	0
0	0	0	0	0	0	0
4	1	1	2	1	1	1
1	0	0	0	1	0	0
3	1	1	4	0	0	0
5	0	1	0	0	0	2
3	1	0	0	1	0	3
2	1	2	0	0	0	0
1	0	0	0	0	1	0
0	0	0	0	0	0	0
0	0	0	0	0	0	0

AB	34
R	12
H	11
RBI	12
BB	8
SO	5
LOB	14

Batter	1	2	3	4	5	6	7	8	9
Vince Coleman, S (1, 7) OBP: 0.327, SLG: 0.388	1-2 P5		0-0 FC3-6 HR		1-0 BB 1B		2-1 1B 2B		4-0 G4-3 BB HR BB
Howard Johnson, S (1, 5) OBP: 0.346, SLG: 0.366	0-3 K		1-0 F8		4-2 G4-3 BB		3-2 2B 1B		4-2 G4-3 HR BB
Eddie Murray, S (1, 3) Jeff Innis, R (9, 1) Mike Maddux, L (9, 1)	0-0 G4-3		1-0 HR		0-0 G4-3		0-3 K		0-0 G4-3
Bobby Bonilla, S (1, 9) OBP: 0.339, SLG: 0.494		2-1 F8	0-2 K		3-2 G3		0-0 1B 2B		0-0 HR IBB
Jeremy Burnitz, L (1, 8) Dave Gallagher, R (6, PH) (6, 8)		4-1 1B BB		0-2 L4		1-1 L9		2-2 P4	2-0 HR
Jeff Kent, R (1, 4) OBP: 0.306, SLG: 0.410		1-3 K		0-0 HR		4-0 FC6-4 BB		4-1 F8 BB	1-1 HR
Todd Hundley, S (1, 2) OBP: 0.275, SLG: 0.375		2-2 FC6-4 1B		1-0 F8		0-2 L8		1-1 F8	1-0 G3
Tim Bogar, R (1, 6) OBP: 0.310, SLG: 0.343		2-1 FC6-4		1-2 F8		0-1 FC6-4			4-2 BB SH3-4 G4-3 BB
Pete Schourek, L (1, 1) Darrin Jackson, R (7, PH) Anthony Young, R (7, 1) Jeff McKnight, S (9, PH) (9, 3)			1-2 FC3-6 1B		0-1 E3 1B 1B		2-3 K		1-0 SH3-4

Inning Stats	R: 0	H: 0	E: 0	K: 1	S: 7	R: 0	H: 1	E: 0	K: 1	S: 13	R: 2	H: 2	E: 0	K: 1	S: 9	R: 1	H: 1	E: 0	K: 0	S: 8	R: 1	H: 2	E: 1	K: 2	S: 15	R: 0	H: 0	E: 0	K: 0	S: 7	R: 2	H: 3	E: 0	K: 2	S: 15	R: 0	H: 0	E: 0	K: 0	S: 6	R: 6	H: 2	E: 0	K: 0	S: 10	1B: 5	SF: 0	2B: 2	SAC: 1	3B: 0	DP: 0	HR: 4	HBP: 0	WP: 0	PA: 43
--------------	------	------	------	------	------	------	------	------	------	-------	------	------	------	------	------	------	------	------	------	------	------	------	------	------	-------	------	------	------	------	------	------	------	------	------	-------	------	------	------	------	------	------	------	------	------	-------	-------	-------	-------	--------	-------	-------	-------	--------	-------	--------

PITCHER	IP	WLS	BF	H	R	ER	SO	BB	IBB	HBP	BLK	WP	HR	S	P	ERA	WHIP
Greg Brummett, R (1, 1) ERA: 3.86	5.0	L	22	6	4	4	3	2	0	0	0	0	2	49	74	7.20	1.600
Kevin Rogers, L (6, 1) ERA: 3.24	2.0		9	3	2	2	2	1	0	0	0	0	0	22	34	9.00	2.000
Gino Minutelli, L (8, 1) ERA: 5.14	1.1		7	0	3	3	0	4	0	0	0	0	0	11	31	20.25	3.000
Michael Jackson, R (9, 1) ERA: 3.0	0.2		5	2	3	3	0	0	1	0	0	0	2	5	13	40.50	3.000

PITCHER	IP	WLS	BF	H	R	ER	SO	BB	IBB	HBP	BLK	WP	HR	S	P	ERA	WHIP
---------	----	-----	----	---	---	----	----	----	-----	-----	-----	----	----	---	---	-----	------

BOTTOM

New York Mets @ San Francisco Giants
Candlestick Park, San Francisco, CA
Sun Jul 18 1993, 6:33 AM EDT
Att. 53,210 - Sunny - 75 F

livebaseballscorecards.com

AB	35
R	6
H	9
RBI	6
BB	3
SO	5
LOB	10



WP:	0	PA:	39
PB:	0		
SB:	0		
CS:	0		

AB R H RBI BB SO LOB

5	1	1	1	0	0	1
5	0	1	2	0	0	1
4	1	0	0	1	2	1
4	1	2	2	0	0	0
4	1	1	0	0	0	0
4	1	2	0	0	1	0
4	0	1	1	0	1	2
2	1	1	0	2	0	0
1	0	0	0	0	0	3
0	0	0	0	0	0	0
1	0	0	0	0	1	0
0	0	0	0	0	0	0
0	0	0	0	0	0	0
1	0	0	0	0	0	2

Batter	1	2	3	4	5	6	7	8	9
Darren Lewis, R OBP: 0.324, SLG: 0.353 (1, 8)	1-2 G4-3	0-0 L8		1-0 G6-3			1-1 B1-3		0-1 2B 1B
Steve Scarosone, R OBP: 0.327, SLG: 0.442 (1, 4)	2-2 L9	1-2 G6-3		1-0 P5			0-0 G5-3		0-0 1-H 2-H 2B
Will Clark, L OBP: 0.366, SLG: 0.410 (1, 3)	4-2 HR BB	0-1 G4-3			2-2 G4-3			1-3 K	1-3 K
Barry Bonds, L OBP: 0.459, SLG: 0.692 (1, 7)	0-0 1-H HR		2-2 1B		3-0 F7			1-1 G3	
Matt Williams, R OBP: 0.334, SLG: 0.585 (1, 5)	3-0 1B 1B		2-0 P8		1-0 L5			0-0 G5-3	
Mark Carreon, R OBP: 0.396, SLG: 0.581 (1, 9)	0-1 1B 1-2 1B		1-1 E5			0-3 K			1-0 1B BB 1B
Royce Clayton, R OBP: 0.333, SLG: 0.378 (1, 6)	1-0 1-3 2-H 1B		1-2 P8			3-1 F8			1-3 K
Kirt Manwaring, R OBP: 0.369, SLG: 0.353 (1, 2)	4-0 IBB			1-2 SH1-4 1B		1-0 G6-3			4-0 1B 1-2 2B BB
Greg Brummett, R Kevin Rogers, L Luis Mercedes, R Gino Minutelli, L Michael Jackson, R Dave Martinez, L (1, 1) (6, 1) (7, PH) (8, 1) (9, 1) (9, PH)	3-2 G6-3			0-0 SH1-4			1-3 K		1-0 F8

Inning Stats	R: 3	H: 4	E: 0	LOB: 3	K: 0	S: 18	R: 0	H: 0	E: 0	LOB: 0	K: 0	S: 6	R: 0	H: 1	E: 1	LOB: 1	K: 0	S: 10	R: 0	H: 1	E: 0	LOB: 1	K: 0	S: 6	R: 0	H: 0	E: 0	LOB: 0	K: 0	S: 5	R: 0	H: 0	E: 0	LOB: 0	K: 1	S: 6	R: 0	H: 0	E: 0	LOB: 0	K: 1	S: 10	R: 0	H: 0	E: 0	LOB: 0	K: 1	S: 12	R: 0	H: 0	E: 0	LOB: 0	K: 1	S: 6	R: 3	H: 3	E: 0	LOB: 1	K: 2	S: 11	1B: 7	2B: 1	3B: 0	HR: 1	SF: 0	SAC: 1	DP: 0	HBP: 0	WP: 0	PA: 39
--------------	------	------	------	--------	------	-------	------	------	------	--------	------	------	------	------	------	--------	------	-------	------	------	------	--------	------	------	------	------	------	--------	------	------	------	------	------	--------	------	------	------	------	------	--------	------	-------	------	------	------	--------	------	-------	------	------	------	--------	------	------	------	------	------	--------	------	-------	-------	-------	-------	-------	-------	--------	-------	--------	-------	--------

PITCHER	IP	WLS	BF	H	R	ER	SO	BB	IBB	HBP	BLK	WP	HR	S	P	ERA	WHIP
Pete Schourek, L ERA: 6.21 (1, 1)	6.0		26	6	3	3	1	1	1	0	0	0	1	51	89	4.50	1.167
Anthony Young, R ERA: 4.44 (7, 1)	2.0		6	0	0	0	2	0	0	0	0	0	0	16	20	0.00	0.000
Jeff Innis, R ERA: 5.44 (9, 1)	0.2		6	3	3	3	1	1	0	0	0	0	0	8	15	40.50	6.000
Mike Maddux, R ERA: 4.27 (9, 1)	0.1		1	0	0	0	1	0	0	0	0	0	0	3	4	0.00	0.000

Batter	1	2	3	4	5	6	7	8	9	AB R H RBI BB SO LOB	TOP											
Delino DeShields, L (1, 4) OBP: 0.390, SLG: 0.364	3-2 G4-3		0-0 CS 1B		3-2 FC1-6 1B		2-1 1B		2-2 L8	5 0 3 0 0 0 1	Montreal Expos @ San Francisco Giants Candlestick Park, San Francisco, CA Mon Jul 19 1993, 6:33 AM EDT Att. 16,562 - Sunny - 66 F											
John Vander Wal, L (1, 3) OBP: 0.316, SLG: 0.416	1-0 L5		1-0 F7		2-2 F8		3-3 K		1-3 K	3 0 0 0 0 0 2												
Lou Frazier, S (7, PH) OBP: 0.392, SLG: 0.402										1 0 0 0 0 1 1												
Mel Rojas, R (7, 1)										0 0 0 0 0 0 0												
Tim Scott, R (8, 1)										0 0 0 0 0 0 0												
Sean Berry, R (9, PH) OBP: 0.373, SLG: 0.439										1 0 0 0 0 1 1												
Marquis Grissom, R (1, 8) OBP: 0.341, SLG: 0.438	0-1 L8		2-3 K		0-1 FC1-6			1-1 1B 1B		4 0 1 0 0 1 2												
Larry Walker, L (1, 9) OBP: 0.372, SLG: 0.472		3-1 S 1B 1B		1-3 K	1-2 P6			0-0 F7		4 1 1 0 0 1 2												
Moises Alou, R (1, 7) OBP: 0.325, SLG: 0.465		0-0 F8		0-0 L5		1-3 K		0-1 P6		4 0 0 0 0 1 2												
Darrin Fletcher, L (1, 2) OBP: 0.346, SLG: 0.356		1-1 1B 1B		1-2 2B 1B		0-0 G3-1		2-1 1B 1B		4 1 3 1 0 0 0												
Mike Lansing, R (1, 5) OBP: 0.343, SLG: 0.367		3-3 K		0-1 2B		3-2 F9		0-2 P9		4 0 1 0 0 1 3												
Wil Cordero, R (1, 6) OBP: 0.309, SLG: 0.373		1-1 2-H 1B		4-0 FC4-6 IBB		2-2 F9		1-0 FC4-6 1B		3 0 2 1 1 0 0												
Chris Nabholz, L (1, 1) OBP: 0.107, SLG: 0.107		0-3 K		0-0 FC4-6		3-2 F8		0-0 FC4-6		2 0 0 0 0 1 4												
Frank Bolick, S (7, PH) OBP: 0.319, SLG: 0.358				1-2f				1-2f		2 0 0 0 0 0 1												
Inning Stats	R: 0 E: 0 K: 0 S: 6	H: 0 LOB: 0 BB: 0 P: 10	R: 2 E: 0 K: 2 S: 14	H: 3 LOB: 1 BB: 0 P: 22	R: 0 E: 0 K: 1 S: 6	H: 1 LOB: 1 BB: 0 P: 9	R: 0 E: 0 K: 1 S: 10	H: 2 LOB: 3 BB: 1 P: 16	R: 0 E: 0 K: 1 S: 12	H: 1 LOB: 1 BB: 0 P: 17	R: 0 E: 0 K: 1 S: 9	H: 0 LOB: 0 BB: 0 P: 13	R: 0 E: 0 K: 1 S: 11	H: 1 LOB: 1 BB: 0 P: 21	R: 0 E: 0 K: 1 S: 10	H: 2 LOB: 2 BB: 0 P: 13	R: 0 E: 0 K: 1 S: 10	H: 1 LOB: 1 BB: 0 P: 14	1B: 10 2B: 2 3B: 0 HR: 0	SF: 0 SAC: 0 DP: 1 HBP: 0	WP: 0 PB: 0 SB: 1 CS: 1	PA: 38
PITCHER	IP WLS BF H R ER SO BB IBB HBP BLK WP HR S P ERA WHIP																					
Dave Burba, R (1, 1) ERA: 3.81	6.2 W 28 8 2 2 5 0 1 0 0 0 0 0 65 102 2.70 1.200																					
Dave Righetti, L (7, 1) ERA: 3.78	0.1 1 0 0 0 1 0 0 0 0 0 0 0 3 6 0.00 0.000																					
Michael Jackson, R (8, 1) ERA: 2.94	1.0 5 2 0 0 0 0 0 0 0 0 0 0 10 13 0.00 2.000																					
Rod Beck, R (9, 1) ERA: 1.7	1.0 4 1 0 0 1 0 0 0 0 0 0 0 10 14 0.00 1.000																					

livebaseballscorecards.com

AB	37
R	2
H	11
RBI	2
BB	1
SO	7
LOB	19



Batter	1	2	3	4	5	6	7	8	9	AB R H RBI BB SO LOB	TOP											
Delino DeShields, L (1, 4) OBP: 0.389, SLG: 0.363	0-2 F8		2-2 F7			2-1 G6-3	3-1 1B			4 0 1 1 0 0 0	<p>Montreal Expos @ San Francisco Giants Candlestick Park, San Francisco, CA</p> <p>Tue Jul 20 1993, 6:33 AM EDT Att. 18,764 - Sunny - 68 F</p>											
John Vander Wal, L (1, 3) OBP: 0.318, SLG: 0.413 Frank Bolick, S (4, PR) OBP: 0.316, SLG: 0.354 Butch Henry, L (7, 1) OBP: 0.125, SLG: 0.091	4-1 G3 BB			1-2 E1 BB		0-1 G3-1	0-0 P7			1 0 0 0 1 0 0 2 0 0 0 0 0 2 0 0 0 0 0 0 0												
Marquis Grissom, R (1, 8) OBP: 0.338, SLG: 0.433	2-2 G3			0-0 P7		2-1 G5-3		0-3 K		4 0 0 0 0 1 2												
Larry Walker, L (1, 9) OBP: 0.371, SLG: 0.467	2-2 K			4-0 G3-6-3 BB			1-1 G4-3	0-3 K		3 0 0 0 1 2 1												
Darrin Fletcher, L (1, 2) OBP: 0.346, SLG: 0.356 Tim Spehr, R (7, 2) OBP: 0.214, SLG: 0.250			1-1 G6-3		0-0 G3-6-3		1-2 2B 1B 1B	0-0 G6-3		3 1 1 0 0 0 2 1 0 0 0 0 0 0												
Moises Alou, R (1, 7) OBP: 0.327, SLG: 0.469			0-0 G4-3		2-1 G5-4-3 1B		0-0 1B 1B 2B	1-3 K		4 1 2 0 0 1 0												
Sean Berry, R (1, 5) OBP: 0.377, SLG: 0.441			0-1 G3		2-2 G5-4-3 1B		0-0 FC6-4 1B 1B	0-0 P7		4 1 2 1 0 0 0												
Wil Cordero, R (1, 6) OBP: 0.308, SLG: 0.371			1-3 K		1-0 G5-4-3		2-2 FC6-4 1B	1-1 F9		4 0 1 1 0 1 2												
Dennis Martinez, R (1, 1) OBP: 0.227, SLG: 0.273 Jeff Shaw, R (6, 1) OBP: 0.067, SLG: 0.067 Lou Frazier, S (7, PH) OBP: 0.389, SLG: 0.398			0-3 K		1-2 G6-3		1-0 FC6-4 1B			2 0 0 0 0 1 1 0 0 0 0 0 0 0 1 0 0 0 0 0 2												
Inning Stats	R: 0 E: 0 K: 1 S: 12	H: 0 LOB: 1 BB: 1 P: 20	R: 0 E: 0 K: 0 S: 5	H: 0 LOB: 0 BB: 0 P: 6	R: 0 E: 0 K: 2 S: 9	H: 0 LOB: 0 BB: 0 P: 12	R: 0 E: 1 K: 0 S: 5	H: 0 LOB: 2 BB: 1 P: 10	R: 0 E: 0 K: 0 S: 11	H: 2 LOB: 1 BB: 0 P: 17		R: 0 E: 0 K: 0 S: 6	H: 0 LOB: 0 BB: 0 P: 10	R: 3 E: 0 K: 0 S: 16	H: 5 LOB: 2 BB: 0 P: 24	R: 0 E: 0 K: 2 S: 7	H: 0 LOB: 0 BB: 0 P: 7	R: 0 E: 0 K: 1 S: 6	H: 0 LOB: 0 BB: 0 P: 8	1B: 6 2B: 1 3B: 0 HR: 0	SF: 0 SAC: 0 DP: 2 HBP: 0	WP: 0 PB: 0 SB: 0 CS: 0
PITCHER	IP WLS BF H R ER SO BB IBB HBP BLK WP HR S P ERA WHIP																					
Bill Swift, R (1, 1) ERA: 2.83	6.2 W 28 7 3 3 3 2 0 0 0 0 0 0 63 98 4.05 1.350																					
Kevin Rogers, L (7, 1) ERA: 3.16	1.1 4 0 0 0 2 0 0 0 0 0 0 0 8 8 0.00 0.000																					
Jeff Brantley, R (9, 1) ERA: 4.38	1.0 3 0 0 0 1 0 0 0 0 0 0 0 6 8 0.00 0.000																					

livebaseballscorecards.com

AB	33
R	3
H	7
RBI	3
BB	2
SO	6
LOB	12



Batter	1	2	3	4	5	6	7	8	9
Darren Lewis, R OBP: 0.329, SLG: 0.368 (1, 8)	1-2 FC6-4 1B	1-0 FC6-4 2B		0-0 G4-3		1-2 HR		1-1 E 1B	
Steve Scarsons, R OBP: 0.333, SLG: 0.456 (1, 4)	0-0 FC6-4 1B	0-1 1B 2B		1-3 K		2-3 K		3-2 K 1-H	
Will Clark, L OBP: 0.362, SLG: 0.413 (1, 3)	0-2 F8	2-2 E 1B			1-0 HR	1-1 L8		1-0 F7	
Matt Williams, R OBP: 0.335, SLG: 0.584 (1, 5)	1-0 FC6-4 1B	2-2 E4			0-0 FC4-6 1B		2-1 P6		
Barry Bonds, L OBP: 0.462, SLG: 0.689 (1, 7)	0-0 1B	2-1 F7			0-0 F8		1-1 G4-3 1B		
Dave Martinez, L OBP: 0.309, SLG: 0.364 (1, 9)	0-1 G3		1-2 L4		0-0 FC4-6 1-2f		3-1 G4-3 1-3		
Royce Clayton, R OBP: 0.332, SLG: 0.375 (1, 6)		4-1 1B FC6-4 BB	2-1 G5-3		1-2 FC4-6 1-2f		4-1 BB		
Paul Faries, R OBP: 0.333, SLG: 0.500 (7, 6)									
Andy Allanson, R OBP: 0.238, SLG: 0.250 (1, 2)		0-1 L6	2-3 K			1-0 E3 SH2-4 HR		1-0 P8	
Bill Swift, R OBP: 0.340, SLG: 0.273 (1, 1)		0-1 FC6-4 1B		2-1 G5-3		1-0 SH2-4		1-0 L8	
Kevin Rogers, L (7, 1)									
Mark Carreon, R OBP: 0.391, SLG: 0.563 (8, PH)									
Jeff Brantley, R OBP: 0.087, SLG: 0.087 (9, 1)									

Inning Stats	R: 1	H: 3	E: 0	K: 0	S: 11	R: 3	H: 3	E: 1	K: 0	S: 19	R: 0	H: 0	E: 0	K: 1	S: 10	R: 0	H: 0	E: 0	K: 1	S: 11	R: 1	H: 2	E: 0	K: 0	S: 7	R: 2	H: 1	E: 1	K: 1	S: 10	R: 0	H: 1	E: 0	K: 0	S: 8	R: 1	H: 1	E: 0	K: 1	S: 9
	LOB: 2	BB: 0	P: 13	LOB: 2	BB: 1	P: 30	LOB: 0	BB: 0	P: 15	LOB: 0	BB: 0	P: 14	LOB: 1	BB: 0	P: 9	LOB: 0	BB: 0	P: 16	LOB: 2	BB: 1	P: 19	LOB: 0	BB: 0	P: 15	LOB: 0	BB: 0	P: 15	LOB: 0	BB: 0	P: 15	LOB: 0	BB: 0	P: 15	LOB: 0	BB: 0	P: 15	LOB: 0	BB: 0	P: 15	

PITCHER	IP	WLS	BF	H	R	ER	SO	BB	IBB	HBP	BLK	WP	HR	S	P	ERA	WHIP
Dennis Martinez, R ERA: 3.57 (1, 1)	5.1	L	28	9	7	6	2	1	0	0	0	0	2	63	89	10.12	1.875
Jeff Shaw, R ERA: 4.16 (6, 1)	0.2		2	0	0	0	1	0	0	0	0	0	0	5	8	0.00	0.000
Butch Henry, L ERA: 6.44 (7, 1)	2.0		9	2	1	0	1	1	0	0	0	0	0	17	34	0.00	1.500

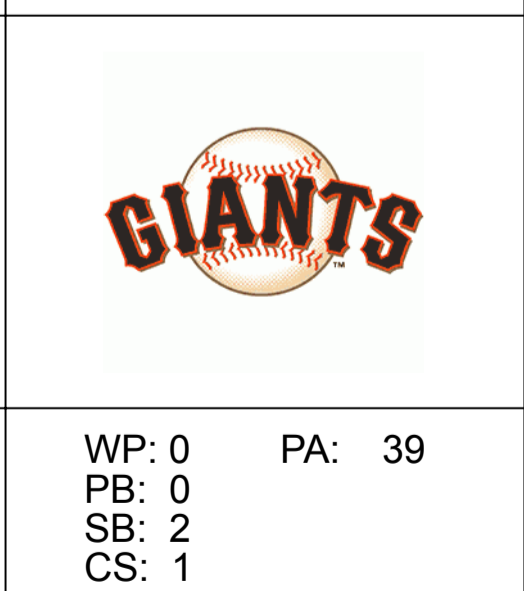
AB	R	H	RBI	BB	SO	LOB
5	4	3	3	0	0	1
5	1	2	1	0	3	0
5	1	2	2	0	0	2
4	0	1	0	0	0	3
4	0	2	1	0	0	3
4	0	0	0	0	0	4
2	1	0	0	1	0	1
0	0	0	0	1	0	0
4	1	0	0	0	1	3
2	0	1	0	0	0	0
0	0	0	0	0	0	0
1	0	0	0	0	0	0
0	0	0	0	0	0	0

WP	PA	ERA	WHIP
0	39		
0			
2			
1			

Montreal Expos @ San Francisco Giants
Candlestick Park, San Francisco, CA
 Tue Jul 20 1993, 6:33 AM EDT
 Att. 18,764 - Sunny - 68 F

livebaseballscorecards.com

AB	36
R	8
H	11
RBI	7
BB	2
SO	4
LOB	17



Batter	1	2	3	4	5	6	7	8	9	AB R H RBI BB SO LOB	TOP											
Delino DeShields, L OBP: 0.390, SLG: 0.364 (1, 4)	0-0 F8	1-1 G5-3			2-2 S 1B			0-1 BB 1B		4 0 2 0 0 0 1												
Sean Berry, R OBP: 0.373, SLG: 0.431 (1, 5)	4-2 HR BB		0-0 F8		3-2 L7			1-0 F8		3 1 0 0 1 0 2												
Marquis Grissom, R OBP: 0.337, SLG: 0.439 (1, 8)	1-1 HR		1-1 P3			0-0 G5-3		1-3 K		4 1 1 2 0 1 1												
Larry Walker, L OBP: 0.369, SLG: 0.462 (1, 9)	0-3 K		1-2 G4-3			0-0 F8		4-1 BB		3 0 0 0 1 1 0												
Moises Alou, R OBP: 0.326, SLG: 0.466 (1, 7)	1-0 F7			0-2 G6-3		1-0 FC6-4 1B		1-3 K		4 0 1 0 0 1 2												
John Wetteland, R (8, 1)										0 0 0 0 0 0 0												
Frank Bolick, S OBP: 0.315, SLG: 0.357 (1, 3)		1-1 SH3 1B 2B		3-1 L8		1-2 FC6-4			1-0 F7	4 1 1 0 0 0 1												
Darrin Fletcher, L OBP: 0.341, SLG: 0.350 (1, 2)		0-0 SH3		0-3 K			2-2 P8		1-3 K	3 0 0 0 0 2 0												
Wil Cordero, R OBP: 0.308, SLG: 0.369 (1, 6)		2-2 FC5-6 1B			1-1 G5-3		1-0 F9		1-0 F8	4 0 1 1 0 0 0												
Kirk Rueter, L (1, 1)		1-2 FC5-6			1-3 K		0-3 K			2 0 0 0 0 1 1												
Mel Rojas, R (6, 1)										1 0 0 0 0 1 0												
Lou Frazier, S OBP: 0.389, SLG: 0.398 (8, 7)										0 0 0 0 0 0 0												
Inning Stats	R: 2 E: 0 K: 1 S: 9	H: 1 LOB: 0 BB: 1 P: 15	R: 1 E: 0 K: 0 S: 11	H: 2 LOB: 1 BB: 0 P: 16	R: 0 E: 0 K: 0 S: 6	H: 0 LOB: 0 BB: 0 P: 8	R: 0 E: 0 K: 1 S: 8	H: 0 LOB: 0 BB: 0 P: 11	R: 0 E: 0 K: 1 S: 14	H: 1 LOB: 1 BB: 0 P: 21	R: 0 E: 0 K: 0 S: 7	H: 1 LOB: 1 BB: 0 P: 8	R: 0 E: 0 K: 1 S: 8	H: 0 LOB: 0 BB: 0 P: 11	R: 0 E: 0 K: 2 S: 13	H: 1 LOB: 2 BB: 1 P: 20	R: 0 E: 0 K: 1 S: 6	H: 0 LOB: 0 BB: 0 P: 9	1B: 4 2B: 1 3B: 0 HR: 1	SF: 0 SAC: 1 DP: 0 HBP: 0	WP: 0 PB: 0 SB: 1 CS: 0	PA: 35
PITCHER	IP WLS BF H R ER SO BB IBB HBP BLK WP HR S P ERA WHIP																					
Bryan Hickerson, L ERA: 4.37 (1, 1)	7.0 W 27 5 3 3 4 1 0 0 0 0 1 63 90 3.86 0.857																					
Michael Jackson, R ERA: 2.9 (8, 1)	0.2 4 1 0 0 1 1 0 0 0 0 0 7 13 0.00 3.000																					
Rod Beck, R ERA: 1.65 (8, 1)	1.1 S 4 0 0 0 2 0 0 0 0 0 0 0 12 16 0.00 0.000																					

Montreal Expos @ San Francisco Giants
 Candlestick Park, San Francisco, CA
 Wed Jul 21 1993, 6:33 AM EDT
 Att. 18,791 - Sunny - 69 F

livebaseballscorecards.com

AB	32
R	3
H	6
RBI	3
BB	2
SO	7
LOB	8



Batter	1	2	3	4	5	6	7	8	9	AB R H RBI BB SO LOB	TOP											
Lenny Dykstra, L OBP: 0.419, SLG: 0.467 (1, 8)	1-1 G4-3		3-2 P3		1-2 P5			2-2 1B		4 0 1 0 0 0 0												
Mariano Duncan, R OBP: 0.295, SLG: 0.399 (1, 6)	2-3 K		0-0 G5-3			0-0 1B		0-0 F8		4 0 1 0 0 1 2												
John Kruk, L OBP: 0.470, SLG: 0.508 David West, L OBP: 0.500, SLG: 0.750 (1, 3) (8, 1)	4-1 BB		1-3 K			1 SAFE 2-3 K		1-2 1B		3 0 1 1 1 2 1 0 0 0 0 0 0 0												
Dave Hollins, S OBP: 0.363, SLG: 0.440 (1, 5)	3-3 K			1-0 G4-3		1 SAFE 2-1 F8		1-2 1B		4 0 0 0 0 2 4												
Darren Daulton, L OBP: 0.394, SLG: 0.502 (1, 2)		0-0 2B		4-1 BB		0-0 G5-3		1-2 G3-1		3 0 1 0 1 0 3												
Jim Eisenreich, L OBP: 0.381, SLG: 0.455 (1, 9)		0-3 K		1 SAFE 0-0 F7			2-2 L7		0-1 G4-3	4 0 0 0 0 1 2												
Milt Thompson, L OBP: 0.329, SLG: 0.333 (1, 7)		2 SAFE 3-2 F8		0-0 G4-3			2-2 G3		2-1 F7	4 0 0 0 0 0 2												
Mickey Morandini, L OBP: 0.294, SLG: 0.333 (1, 4)			4-0 IBB		3-3 K		1-2 F8		2-2 F9	3 0 0 0 1 1 0												
Terry Mulholland, R OBP: 0.087, SLG: 0.067 Ricky Jordan, R OBP: 0.352, SLG: 0.488 (1, 1) (8, PH) (8, 3)		0-1 G1-3			0-1 G6-3			2-1 1B		2 0 0 0 0 0 2 1 1 1 0 0 0 0												
Inning Stats	R: 0 E: 0 K: 2 S: 9	H: 0 LOB: 1 BB: 1 P: 19	R: 0 E: 0 K: 1 S: 9	H: 1 LOB: 2 BB: 1 P: 16	R: 0 E: 0 K: 1 S: 9	H: 0 LOB: 0 BB: 0 P: 13	R: 0 E: 0 K: 0 S: 4	H: 0 LOB: 1 BB: 1 P: 9	R: 0 E: 0 K: 1 S: 8	H: 0 LOB: 0 BB: 0 P: 12	R: 0 E: 0 K: 1 S: 7	H: 1 LOB: 1 BB: 0 P: 11	R: 0 E: 0 K: 0 S: 13	H: 0 LOB: 0 BB: 0 P: 18	R: 1 E: 0 K: 1 S: 17	H: 3 LOB: 2 BB: 0 P: 24	R: 0 E: 0 K: 0 S: 7	H: 0 LOB: 0 BB: 0 P: 11	1B: 4 2B: 1 3B: 0 HR: 0	SF: 0 SAC: 0 DP: 0 HBP: 0	WP: 0 PB: 0 SB: 0 CS: 0	PA: 35
PITCHER	IP WLS BF H R ER SO BB IBB HBP BLK WP HR S P ERA WHIP																					
John Burkett, R ERA: 3.23 (1, 1)	7.1 W 30 5 1 1 6 2 1 0 0 0 0 0 69 113 1.23 0.955																					
Michael Jackson, R ERA: 2.86 (8, 1)	0.2 2 0 0 0 1 0 0 0 0 0 0 0 7 9 0.00 0.000																					
Rod Beck, R ERA: 1.61 (9, 1)	1.0 S 3 0 0 0 0 0 0 0 0 0 0 0 7 11 0.00 0.000																					

Philadelphia Phillies @ San Francisco Giants
Candlestick Park, San Francisco, CA

Thu Jul 22 1993, 6:33 AM EDT
Att. 35,342 - Sunny - 71 F

livebaseballscorecards.com

AB	32
R	1
H	5
RBI	1
BB	3
SO	7
LOB	16



Batter	1	2	3	4	5	6	7	8	9	AB	R	H	RBI	BB	SO	LOB
--------	---	---	---	---	---	---	---	---	---	----	---	---	-----	----	----	-----

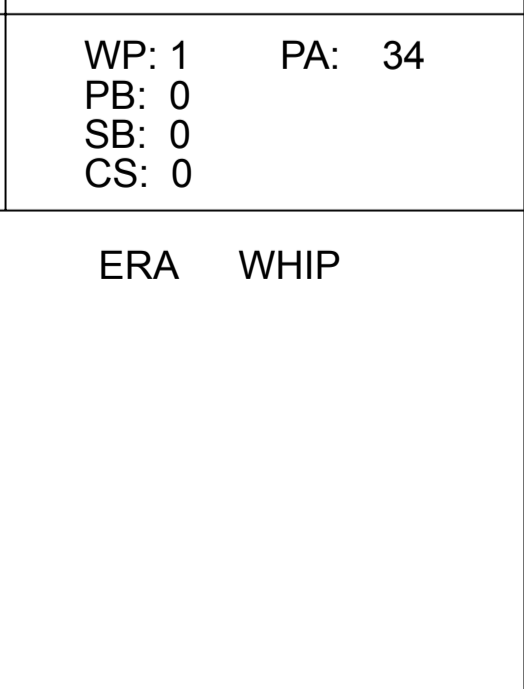
Darren Lewis, R <small>OBP: 0.322, SLG: 0.359</small> <small>(1, 8)</small> 										4	0	0	0	0	1	0
Robby Thompson, R <small>OBP: 0.371, SLG: 0.488</small> <small>(1, 4)</small> 										4	2	2	0	0	0	0
Will Clark, L <small>OBP: 0.363, SLG: 0.413</small> <small>(1, 3)</small> 										3	0	1	1	1	1	1
Matt Williams, R <small>OBP: 0.330, SLG: 0.575</small> <small>(1, 5)</small> 										3	0	0	1	0	0	2
Barry Bonds, L <small>OBP: 0.462, SLG: 0.692</small> <small>(1, 7)</small> 										3	1	1	1	1	0	1
Mark Carreon, R <small>OBP: 0.385, SLG: 0.539</small> <small>(1, 9)</small> Rod Beck, R <small>(9, 1)</small> 										3	0	0	0	1	0	0
										0	0	0	0	0	0	0
Kirt Manwaring, R <small>OBP: 0.378, SLG: 0.375</small> <small>(1, 2)</small> 										4	1	2	1	0	0	2
Paul Faries, R <small>OBP: 0.256, SLG: 0.379</small> <small>(1, 6)</small> 										3	0	0	0	0	0	1
John Burkett, R <small>OBP: 0.176, SLG: 0.143</small> <small>(1, 1)</small> Michael Jackson, R <small>OBP: 0.667, SLG: 1.333</small> <small>(8, 1)</small> Dave Martinez, L <small>OBP: 0.306, SLG: 0.360</small> <small>(9, 9)</small> 										3	0	0	0	0	0	0
										0	0	0	0	0	0	0
										0	0	0	0	0	0	0


Inning Stats	R: 0	H: 1	E: 0	LOB: 1	K: 1	P: 23	R: 2	H: 2	E: 0	LOB: 0	K: 0	P: 18	R: 1	H: 0	E: 1	LOB: 1	K: 0	P: 17	R: 0	H: 0	E: 0	LOB: 0	K: 0	P: 10	R: 1	H: 2	E: 0	LOB: 1	K: 0	P: 13	R: 0	H: 1	E: 0	LOB: 1	K: 0	P: 10	R: 0	H: 0	E: 0	LOB: 0	K: 1	P: 10	R: 0	H: 0	E: 0	LOB: 2	K: 0	P: 16
--------------	------	------	------	--------	------	-------	------	------	------	--------	------	-------	------	------	------	--------	------	-------	------	------	------	--------	------	-------	------	------	------	--------	------	-------	------	------	------	--------	------	-------	------	------	------	--------	------	-------	------	------	------	--------	------	-------

PITCHER	IP	WLS	BF	H	R	ER	SO	BB	IBB	HBP	BLK	WP	HR	S	P	ERA	WHIP
Terry Mulholland, L <small>ERA: 2.78</small> <small>(1, 1)</small>	7.0	L	29	6	4	3	2	1	0	0	0	1	2	64	101	3.86	1.000
David West, L <small>ERA: 2.68</small> <small>(8, 1)</small>	1.0		5	0	0	0	0	2	0	0	0	0	0	7	16	0.00	2.000

BOTTOM

Philadelphia Phillies @ San Francisco Giants Candlestick Park, San Francisco, CA <small>Thu Jul 22 1993, 6:33 AM EDT</small> <small>Att: 35,342 - Sunny - 71 F</small>	AB 30 R 4 H 6 RBI 4 BB 3 SO 2 LOB 7
---	--



Batter	1	2	3	4	5	6	7	8	9	AB R H RBI BB SO LOB	TOP											
Lenny Dykstra, L (1, 8) OBP: 0.421, SLG: 0.463	0-1 G4-3		4-0 BB		0-0 E3		2-1 1B			3 0 1 0 1 0 1												
Mariano Duncan, R (1, 6) OBP: 0.294, SLG: 0.403	0-1 G4-3		0-3 K		0-1 L3		0-1 G6-3			4 0 1 1 0 1 4												
John Kruk, L (1, 3) OBP: 0.472, SLG: 0.503	0-0 F7		2-3 K		0-1 L3			3-2 1B		4 0 1 0 0 1 5												
Dave Hollins, S (1, 5) OBP: 0.362, SLG: 0.429		2-3 K		1-3 K		0-0 G4-3		0-2 P4		4 0 0 0 0 2 1												
Darren Daulton, L (1, 2) OBP: 0.392, SLG: 0.491		0-3 K		0-0 F7		1-3 K		1-1 F7		4 0 0 0 0 2 1												
Jim Eisenreich, L (1, 9) OBP: 0.378, SLG: 0.462		2-3 K		1-0 1B		0-0 F7		2-3 K		4 0 1 0 0 2 1												
Milt Thompson, L (1, 7) OBP: 0.336, SLG: 0.356			2-2 BB HBP		0-3 K		0-1 E6		1-1 P4	3 1 0 0 0 1 1	AB 31 R 2 H 4 RBI 2 BB 3 SO 11 LOB 17											
Mickey Morandini, L (1, 4) OBP: 0.293, SLG: 0.326 Wes Chamberlain, R (9, PH) OBP: 0.300, SLG: 0.489			4-0 BB		4-2 E SH3		0-0 G3		2-3 K	1 1 0 0 2 0 1 1 0 0 0 0 1 0												
Danny Jackson, R (1, 1) OBP: 0.149, SLG: 0.136 Pete Incaviglia, R (7, PH) OBP: 0.288, SLG: 0.483 Larry Andersen, R (7, 1) OBP: 1.000, SLG: 1.000 David West, L (8, 1) OBP: 0.500, SLG: 0.750 Ricky Jordan, R (9, PH) OBP: 0.330, SLG: 0.455			1-3 K		0-0 SH3		1-2 G3		1-0 L8	1 0 0 0 0 1 2 1 0 0 1 0 0 0 0 0 0 0 0 0 0 0 0 0 0 0 0 0 1 0 0 0 0 0 0												
Inning Stats	R: 0 E: 0 K: 0 S: 5	H: 0 LOB: 0 BB: 0 P: 5	R: 0 E: 0 K: 3 S: 12	H: 0 LOB: 0 BB: 0 P: 16	R: 0 E: 0 K: 3 S: 11	H: 0 LOB: 3 BB: 2 P: 24	R: 0 E: 0 K: 2 S: 8	H: 1 LOB: 1 BB: 0 P: 10	R: 1 E: 1 K: 0 S: 8	H: 1 LOB: 1 BB: 1 P: 12	R: 0 E: 0 K: 1 S: 5	H: 0 LOB: 0 BB: 0 P: 6	R: 1 E: 1 K: 0 S: 10	H: 1 LOB: 1 BB: 0 P: 13	R: 0 E: 0 K: 1 S: 12	H: 1 LOB: 1 BB: 0 P: 18	R: 0 E: 0 K: 1 S: 7	H: 0 LOB: 0 BB: 0 P: 11	1B: 4 2B: 1 3B: 0 HR: 0	SF: 0 SAC: 1 DP: 1 HBP: 1	WP: 0 PB: 0 SB: 0 CS: 0	PA: 36
PITCHER	IP WLS BF H R ER SO BB IBB HBP BLK WP HR S P ERA WHIP																					
Bill Swift, R (1, 1) ERA: 2.69	7.0 W 29 3 2 0 9 3 0 1 0 0 0 59 86 0.00 0.857																					
Kevin Rogers, L (8, 1) ERA: 2.93	1.0 4 1 0 0 1 0 0 0 0 0 0 12 18 0.00 1.000																					
Dave Righetti, L (9, 1) ERA: 3.57	1.0 S 3 0 0 0 1 0 0 0 0 0 0 7 11 0.00 0.000																					

Philadelphia Phillies @ San Francisco Giants
 Candlestick Park, San Francisco, CA
 Sun Jul 25 1993, 6:33 AM EDT
 Att. 49,935 - Sunny - 69 F

livebaseballscorecards.com

Batter	1	2	3	4	5	6	7	8	9	AB	R	H	RBI	BB	SO	LOB	TOP								
Brett Butler, L (1, 8) OBP: 0.387, SLG: 0.371 Mitch Webster, S (5, 8) OBP: 0.313, SLG: 0.368	4-2 SH1-3 1B BB	0-1 SF8		1-1 SH 1B	2-1 1B 2B		0-1 G6-3		0-0 SF8 2B	2	2	2	1	1	0	0									
Jose Offerman, S (1, 6) OBP: 0.347, SLG: 0.339	0-0 SH1-3 1-2	2-2 6-3		1-1 SH 1-3	1-0 2B 1B		4-1 BB		1-0 SF8	2	1	1	3	1	0	0									
Eric Davis, R (1, 7) OBP: 0.317, SLG: 0.369	2-2 E 1B		2-2 F8	3-3 K 1-2	1-0 L4-6 2B		1-1 F8		1-0 SF9	5	1	2	3	0	1	3									
Eric Karros, R (1, 3) OBP: 0.309, SLG: 0.413 Carlos Hernandez, R (9, PH) OBP: 0.255, SLG: 0.377	1-1 E7 1B 2B		0-1 HR 2B	0-0 G1-3	4-2 BB		2-2 HR		0-3 K	4	3	3	2	1	0	2									
Mike Piazza, R (1, 2) OBP: 0.358, SLG: 0.551	0-0 G5-3 1B		0-0 HR	2-1 G5-3	0-1 L4-6		0-2 G6-3			5	1	2	3	0	0	4									
Cory Snyder, R (1, 5) OBP: 0.338, SLG: 0.403 Lenny Harris, L (9, 5) OBP: 0.318, SLG: 0.302	0-0 1-2 1B		4-0 G6-3 BB		0-0 HR 1B		3-2 P6		0-0 P3	4	1	2	0	1	0	0									
Raul Mondesi, R (1, 9) OBP: 0.250, SLG: 0.250 Henry Rodriguez, L (3, PH) OBP: 0.278, SLG: 0.472	1-2 G5-3		1-1 G6-3		1-2 HR		1-0 F7		0-0 F7	1	0	0	0	0	0	2									
Jody Reed, R (1, 4) OBP: 0.346, SLG: 0.364 Mike Sharperson, R (7, 4) OBP: 0.286, SLG: 0.356		0-0 SH5-4 SF8 2B		4-0 IBB			2-1 G6-3		1-0 F8	3	1	1	0	1	0	0									
Orel Hershiser, R (1, 1) OBP: 0.391, SLG: 0.422		2-0 SH5-4		1-1 G6-3			1-0 2B 1B		0-1 G1-3	4	2	2	0	0	0	2									
Inning Stats	R: 3 E: 1 K: 0 S: 13	H: 4 LOB: 1 BB: 1 P: 21	R: 1 E: 0 K: 0 S: 8	H: 1 LOB: 0 BB: 0 P: 12	R: 2 E: 0 K: 0 S: 11	H: 2 LOB: 2 BB: 2 P: 23	R: 0 E: 1 K: 1 S: 11	H: 1 LOB: 2 BB: 0 P: 18	R: 5 E: 0 K: 0 S: 16	H: 6 LOB: 1 BB: 1 P: 28	R: 0 E: 0 K: 0 S: 6	H: 0 LOB: 0 BB: 0 P: 11	R: 0 E: 0 K: 0 S: 7	H: 0 LOB: 1 BB: 1 P: 12	R: 1 E: 0 K: 0 S: 9	H: 1 LOB: 0 BB: 0 P: 11	R: 3 E: 1 K: 1 S: 9	H: 2 LOB: 0 BB: 0 P: 14	1B: 8 2B: 7 3B: 0 HR: 3	SF: 3 SAC: 3 DP: 2 HBP: 0	WP: 0 PB: 0 SB: 2 CS: 0	PA: 49			
PITCHER	IP	WLS	BF	H	R	ER	SO	BB	IBB	HBP	BLK	WP	HR	S	P	ERA	WHIP								
Bryan Hickerson, L (1, 1) ERA: 4.98	2.1	L	15	7	6	6	0	2	0	0	0	0	1	28	46	23.14	3.857								
Tim Layana, R (3, 1) ERA: 22.5	2.0		15	7	5	5	1	0	1	0	0	0	1	27	48	22.50	3.500								
Gino Minutelli, L (5, 1) ERA: 4.05	4.2		19	3	4	2	1	2	0	0	0	0	1	35	56	3.86	1.071								

Los Angeles Dodgers @ San Francisco Giants
 Candlestick Park, San Francisco, CA
 Mon Jul 26 1993, 6:33 AM EDT
 Att. 37,880 - Unknown - 74 F

livebaseballscorecards.com

AB	38
R	15
H	17
RBI	15
BB	5
SO	2
LOB	14



Batter	1	2	3	4	5	6	7	8	9	AB	R	H	RBI	BB	SO	LOB
Darren Lewis, R (1, 8) OBP: 0.323, SLG: 0.359 Mark Carreon, R (7, 9) OBP: 0.366, SLG: 0.514	0-2 P4		0-0 1B			0-0 L4		1-0 P4		3	0	1	1	0	0	0
Robby Thompson, R (1, 4) OBP: 0.363, SLG: 0.475 Steve Scarsone, R (7, 4) OBP: 0.375, SLG: 0.525	3-1 G5-3		0-2 P3			1-0 G6-3			0-2 G4-6-3 1B	3	0	0	0	0	0	1
Barry Bonds, L (1, 7) OBP: 0.455, SLG: 0.688 Andy Allanson, R (7, 3) OBP: 0.227, SLG: 0.238	3-1 G4-3				1-0 F8	0-0 G3			2-2 G4-6-3 1-2f	3	0	0	0	0	0	0
Matt Williams, R (1, 5) OBP: 0.326, SLG: 0.566 Paul Faries, R (7, PR) OBP: 0.250, SLG: 0.367		1-2 F7			1-3 K		0-0 E5 G3 1B		1-1 G6-3	3	0	1	0	0	1	0
Todd Benzinger, S (1, 3) OBP: 0.279, SLG: 0.309		2-1 L8			1-0 1B		0-0 G3 2-3			3	0	1	0	0	0	1
Dave Martinez, L (1, 9) OBP: 0.297, SLG: 0.352		1-0 F7			2-0 G4-1		1-3 K			3	0	0	0	0	1	3
Royce Clayton, R (1, 6) OBP: 0.329, SLG: 0.372			2-1 G6-3			0-0 G6-3		0-0 G4-3		3	0	0	0	0	0	2
Kirt Manwaring, R (1, 2) OBP: 0.368, SLG: 0.362 Jim McNamara, L (6, 2) OBP: 0.250, SLG: 0.250			1-0 SH3-4 1B			3-1 G6-3		0-0 G4-3		2	1	1	0	0	0	0
Bryan Hickerson, L (1, 1) OBP: 0.071, SLG: 0.071 Tim Layana, R (3, 1) Gino Minutelli, L (5, 1)			0-0 SH3-4 1B			2-1 G1-3		0-1 G1-3		1	0	0	0	0	0	0

Inning Stats	R: 0	H: 0	E: 0	K: 0	S: 8	R: 0	H: 0	E: 0	K: 0	S: 7	R: 1	H: 2	E: 0	K: 0	S: 8	R: 0	H: 1	E: 0	K: 1	S: 6	R: 0	H: 0	E: 0	K: 0	S: 5	R: 0	H: 0	E: 0	K: 0	S: 3	R: 0	H: 1	E: 1	K: 1	S: 6	R: 0	H: 0	E: 0	K: 0	S: 4	R: 0	H: 0	E: 0	K: 0	S: 8	R: 0	H: 1	E: 0	K: 0	S: 8	1B: 5	SF: 0	2B: 0	3B: 0	HR: 0	SAC: 1	DP: 1	HBP: 0	WP: 0	PA: 31
PITCHER Orel Hershiser, R (1, 1) ERA: 3.48	IP: 9.0	WLS: W	BF: 31	H: 5	R: 1	ER: 1	SO: 2	BB: 0	IBB: 0	HBP: 0	BLK: 0	WP: 0	HR: 0	S: 55	P: 84	ERA: 1.00	WHIP: 0.556																																											
PITCHER																		IP: 9.0	WLS: W	BF: 31	H: 5	R: 1	ER: 1	SO: 2	BB: 0	IBB: 0	HBP: 0	BLK: 0	WP: 0	HR: 0	S: 55	P: 84	ERA: 1.00	WHIP: 0.556																										

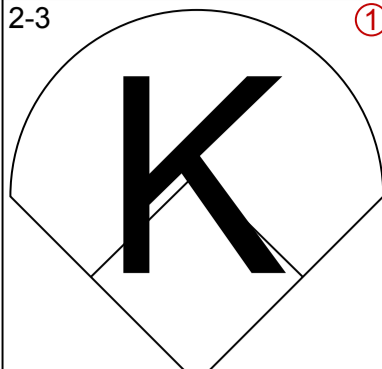
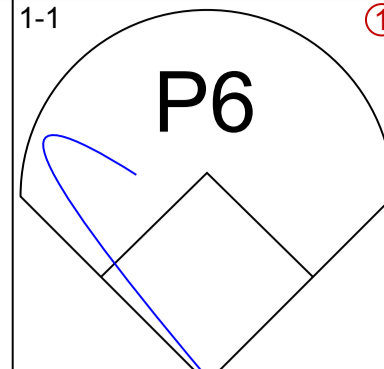
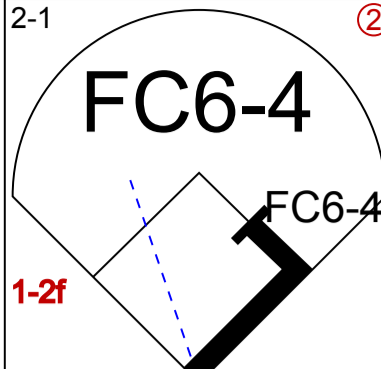
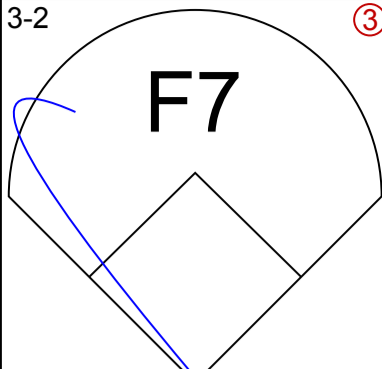
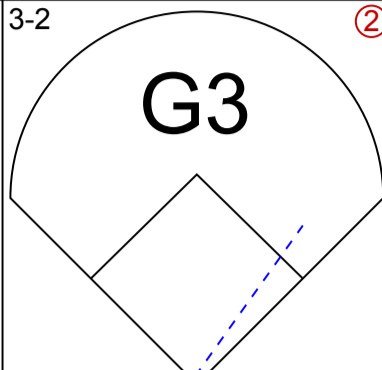
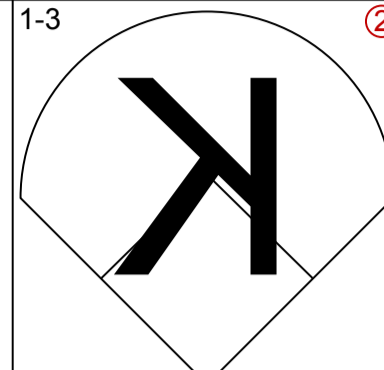
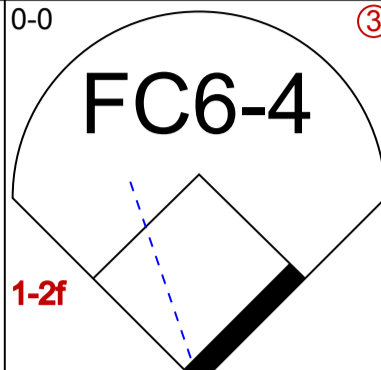
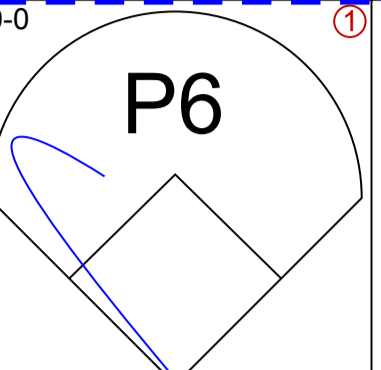
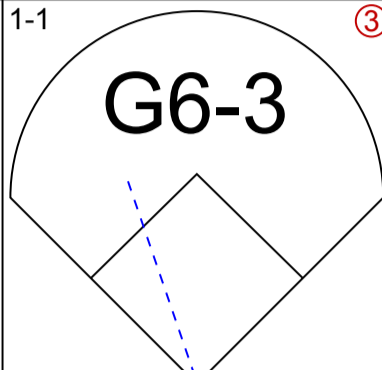
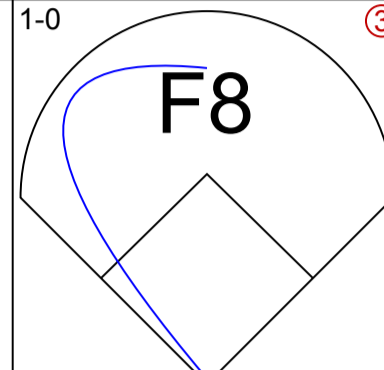
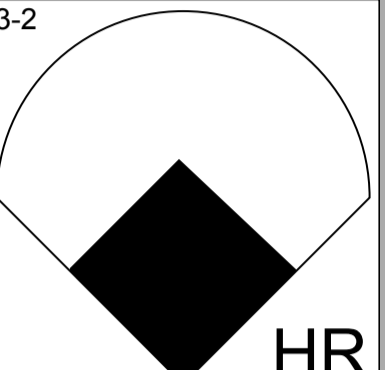
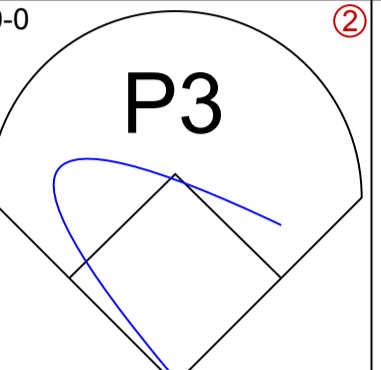
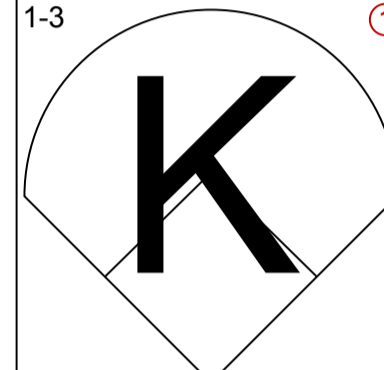
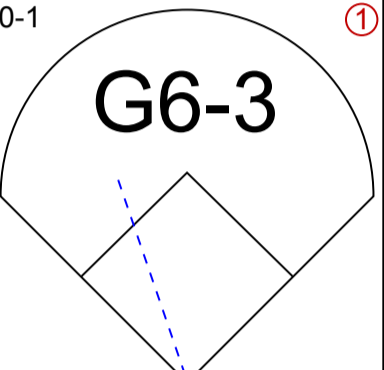
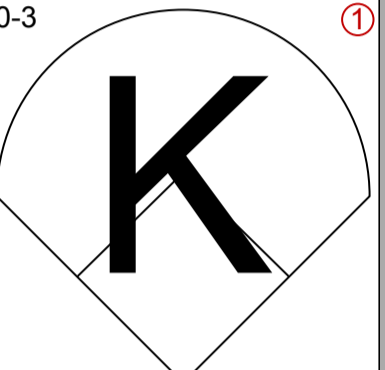
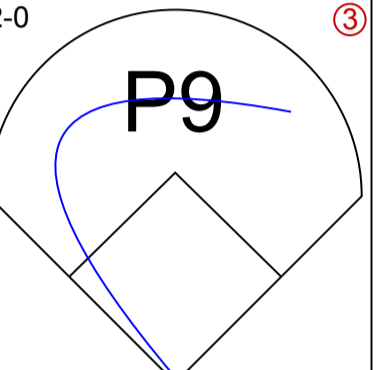
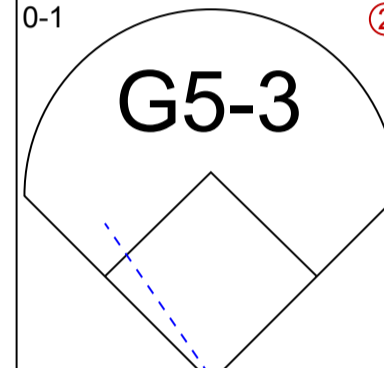
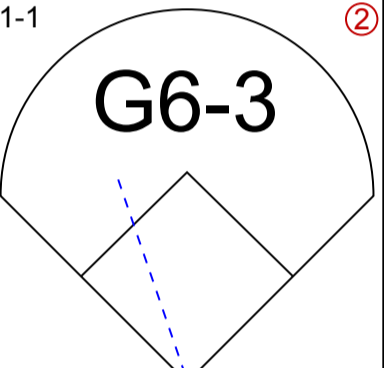
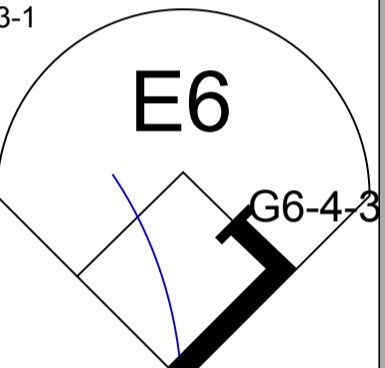
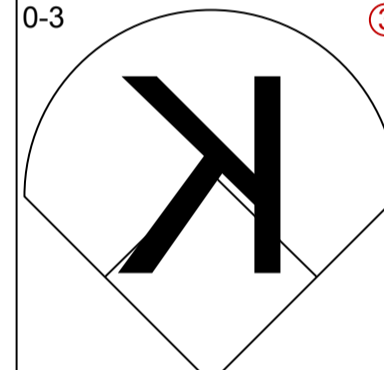
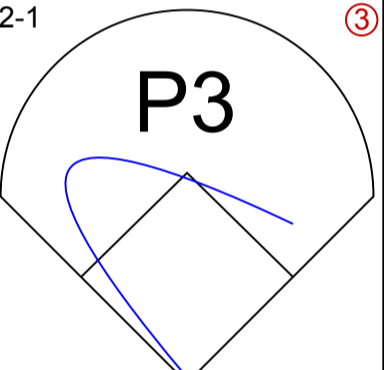
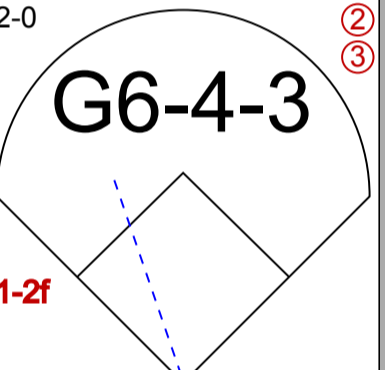
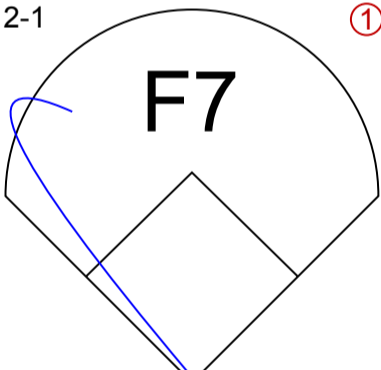
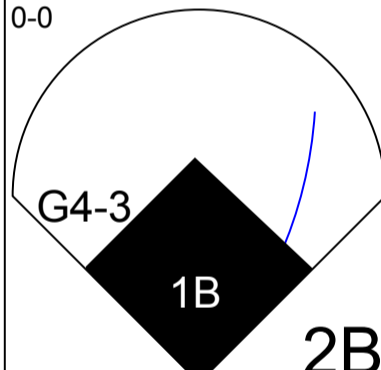
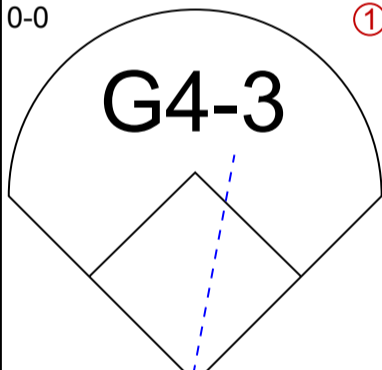
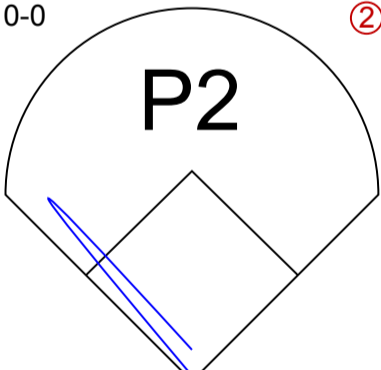
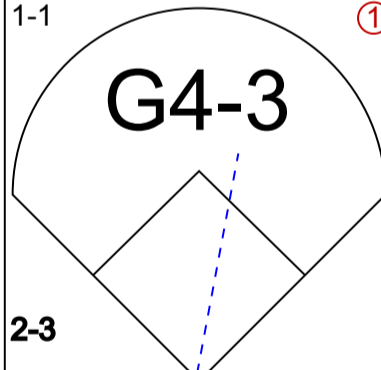
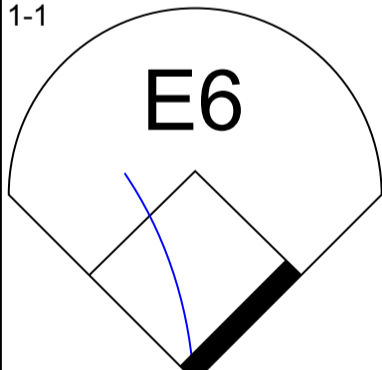
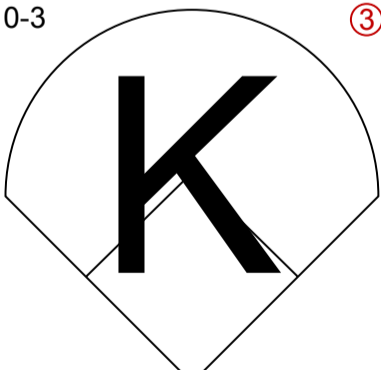
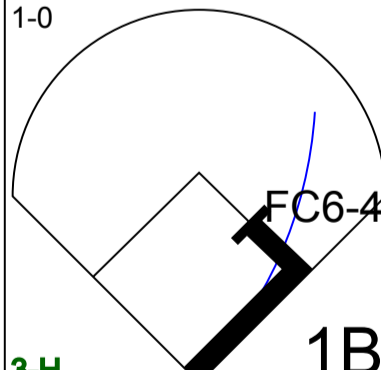
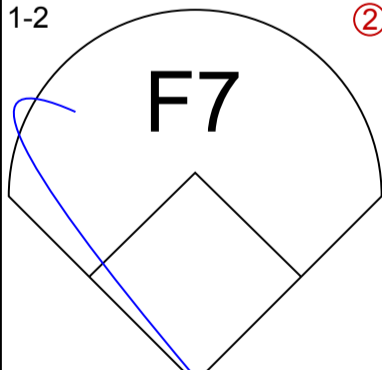
BOTTOM

Los Angeles Dodgers @ San Francisco Giants
Candlestick Park, San Francisco, CA
 Mon Jul 26 1993, 6:33 AM EDT
 Att: 37,880 - Unknown - 74 F

livebaseballscorecards.com

AB	30
R	1
H	5
RBI	1
BB	0
SO	2
LOB	8



Batter	1	2	3	4	5	6	7	8	9	AB R H RBI BB SO LOB	TOP											
Brett Butler, L (1, 8) OBP: 0.384, SLG: 0.367	2-3 			1-1 		1 SAFE 1 SAFE 2-1 FC6-4 		3-2 		4 0 0 0 0 1 2												
Jose Offerman, S (1, 6) OBP: 0.344, SLG: 0.335	3-2 			1-3 		1 SAFE 1 SAFE 0-0 FC6-4 			0-0 	4 0 0 0 0 1 1												
Eric Davis, R (1, 7) OBP: 0.317, SLG: 0.377	1-1 			1-0 			3-2 		0-0 	4 1 1 1 0 0 0												
Eric Karros, R (1, 3) OBP: 0.306, SLG: 0.409		1-3 			0-1 		0-3 		2-0 	4 0 0 0 0 2 0												
Mike Piazza, R (1, 2) OBP: 0.355, SLG: 0.546		0-1 			1-1 		3-1 			3 0 0 0 0 0 0												
Cory Snyder, R (1, 5) OBP: 0.335, SLG: 0.399		0-3 			2-1 		2-0 			3 0 0 0 0 1 1												
Henry Rodriguez, L (1, 9) OBP: 0.281, SLG: 0.482			2-1 			0-0 		0-0 		3 1 1 0 0 0 0												
Jody Reed, R (1, 4) OBP: 0.342, SLG: 0.360			0-0 			1-1 		1-1 		3 0 0 0 0 0 1												
Kevin Gross, R (1, 1) OBP: 0.238, SLG: 0.308 Dave Hansen, L (6, PH) OBP: 0.419, SLG: 0.405 Lenny Harris, L (6, PR) OBP: 0.319, SLG: 0.302 Pedro Martinez, R (6, 1) Mitch Webster, S (8, PH) OBP: 0.311, SLG: 0.386 Roger McDowell, R (8, 1) OBP: 0.500, SLG: 0.500			0-3 			1-0 		1-2 		1 0 0 0 0 1 0 1 0 1 1 0 0 0 0 0 0 0 0 0 0 0 0 0 0 0 0 0 1 0 0 0 0 0 1 0 0 0 0 0 0 0												
Inning Stats	R: 0 E: 0 K: 1 S: 9	H: 0 LOB: 0 BB: 0 P: 15	R: 0 E: 0 K: 2 S: 8	H: 0 LOB: 0 BB: 0 P: 9	R: 0 E: 0 K: 1 S: 7	H: 0 LOB: 0 BB: 0 P: 9	R: 0 E: 0 K: 1 S: 6	H: 0 LOB: 0 BB: 0 P: 9	R: 0 E: 0 K: 0 S: 6	H: 0 LOB: 0 BB: 0 P: 9	R: 1 E: 0 K: 0 S: 7	H: 2 LOB: 1 BB: 0 P: 11	R: 1 E: 1 K: 1 S: 9	H: 1 LOB: 0 BB: 0 P: 17	R: 0 E: 1 K: 0 S: 9	H: 0 LOB: 1 BB: 0 P: 14	R: 0 E: 0 K: 0 S: 3	H: 0 LOB: 0 BB: 0 P: 5	1B: 1 2B: 1 3B: 0 HR: 1	SF: 0 SAC: 0 DP: 1 HBP: 0	WP: 0 PB: 0 SB: 0 CS: 0	PA: 31
PITCHER	IP WLS BF H R ER SO BB IBB HBP BLK WP HR S P ERA WHIP																					
John Burkett, R (1, 1) ERA: 3.18	8.0 W 28 3 2 2 6 0 0 0 0 0 0 1 61 93 2.25 0.375																					
Rod Beck, R (9, 1) ERA: 1.51	1.0 S 3 0 0 0 0 0 0 0 0 0 0 0 3 5 0.00 0.000																					

Los Angeles Dodgers @ San Francisco Giants
Candlestick Park, San Francisco, CA
Tue Jul 27 1993, 10:05 PM EDT
Att. 49,570 - Unknown - 68 F

livebaseballscorecards.com

AB	31
R	2
H	3
RBI	2
BB	0
SO	6
LOB	6



Batter	1	2	3	4	5	6	7	8	9
Darren Lewis, R OBP: 0.324, SLG: 0.359 (1, 8)	1-1 FC4-6 1B	1-1 G1-3		0-0 FC1-2 FC4-6 1B	1-2 F9			0-1 F9	
Robby Thompson, R OBP: 0.368, SLG: 0.478 (1, 4)	1-0 FC4-6 1B	1-2		2-0 FC4-6 FC1-2 1B		0-0 P4			
Will Clark, L OBP: 0.362, SLG: 0.404 (1, 3)	0-1 FC4-6 BB G6-3 1-2f 3-H	0-0 F7		1-1 FC1-2 FC4-6		2-2 G3			
Matt Williams, R OBP: 0.325, SLG: 0.563 (1, 5)	2-0 G6-3		0-0 G6-3 S 1B	0-1 FC4-6 BB 1-2f 2-3 3-H		3-3 K			
Barry Bonds, L OBP: 0.455, SLG: 0.684 (1, 7)	4-0 BB IBB		3-3 K	4-1		3-3 K			
Dave Martinez, L OBP: 0.296, SLG: 0.344 (1, 9)	4-2 BB		0-1 G6-3	1-0 G3		1-3 K			
Royce Clayton, R OBP: 0.331, SLG: 0.377 (1, 6)	3-2 P4		0-0		0-1 2B	1-3 K			
Kirt Manwaring, R OBP: 0.368, SLG: 0.362 (1, 2)		1-2	1-3 K		0-3 K		0-1 G1-3		
Andy Allanson, R OBP: 0.217, SLG: 0.227 (8, 2)									
John Burkett, R OBP: 0.189, SLG: 0.140 (1, 1)		0-0 SH1-4		4-2 1B FC1-2 BB	2-3 K		2-0 L4		
Todd Benzinger, S OBP: 0.276, SLG: 0.305 (8, PH)									
Rod Beck, R (9, 1)									

Inning Stats	R: 1	H: 2	E: 0	K: 0	S: 14	H: 2	LOB: 3	BB: 2	P: 29	R: 0	H: 2	E: 0	K: 0	S: 10	R: 0	H: 2	E: 0	K: 2	S: 11	R: 1	H: 2	E: 0	K: 1	S: 10	R: 0	H: 1	E: 0	K: 1	S: 7	R: 0	H: 0	E: 0	K: 1	S: 7	R: 0	H: 0	E: 0	K: 3	S: 10	R: 0	H: 0	E: 0	K: 0	S: 5	R: 0	H: 0	E: 0	K: 0	S: 5
--------------	------	------	------	------	-------	------	--------	-------	-------	------	------	------	------	-------	------	------	------	------	-------	------	------	------	------	-------	------	------	------	------	------	------	------	------	------	------	------	------	------	------	-------	------	------	------	------	------	------	------	------	------	------


PITCHER	IP	WLS	BF	H	R	ER	SO	BB	IBB	HBP	BLK	WP	HR	S	P	ERA	WHIP
Kevin Gross, R ERA: 4.23 (1, 1)	5.0	L	28	9	3	3	4	3	1	0	0	0	0	57	94	5.40	2.400
Pedro Martinez, R ERA: 2.34 (6, 1)	2.0		6	0	0	0	4	0	0	0	0	0	0	17	27	0.00	0.000
Roger McDowell, R ERA: 1.89 (8, 1)	1.0		3	0	0	0	0	0	0	0	0	0	0	5	7	0.00	0.000

Los Angeles Dodgers @ San Francisco Giants
Candlestick Park, San Francisco, CA
 Tue Jul 27 1993, 10:05 PM EDT
 Att: 49,570 - Unknown - 68 F

AB	R	H	RBI	BB	SO	LOB
5	2	2	0	0	0	2
4	0	3	0	0	0	0
4	0	0	1	0	0	6
4	1	1	1	0	1	3
2	0	0	0	2	2	1
3	0	0	0	1	1	4
4	0	2	1	0	1	3
3	0	1	0	0	2	2
1	0	0	0	0	0	0
1	0	0	0	0	0	0
0	0	0	0	0	0	0

AB	32
R	3
H	9
RBI	3
BB	4
SO	8
LOB	22

WP	PA
0	37
0	0
1	0
0	0



Batter	1	2	3	4	5	6	7	8	9	AB R H RBI BB SO LOB	TOP									
Brett Butler, L (1, 8) OBP: 0.385, SLG: 0.368	2-2 L6		0-0 2B 1B		1-1 1B		1-0 B5-3			4 1 2 0 0 0 0	Los Angeles Dodgers @ San Francisco Giants Candlestick Park, San Francisco, CA Wed Jul 28 1993, 6:33 AM EDT Att. 46,025 - Sunny - 71 F									
Jose Offerman, S (1, 6) OBP: 0.345, SLG: 0.340	1-1 G4-3		1-2 1B 2B		1-1 L5			3-2 FC6-4 1B	4 0 2 1 0 0 1											
Eric Davis, R (1, 7) OBP: 0.319, SLG: 0.379	1-3 K		2-2 S 1B		2-0 L6			0-1 FC6-4 1B	4 0 2 1 0 1 1											
Eric Karros, R (1, 3) OBP: 0.303, SLG: 0.405		2-0 F9	2-2 L3		2-0 F9			2-2 FC6-4 G4-6-3	4 0 0 0 0 0 5											
Mike Piazza, R (1, 2) OBP: 0.354, SLG: 0.541		0-1 F8	4-0 IBB			0-0 P3		1-2 G4-6-3	3 0 0 0 1 0 2											
Cory Snyder, R (1, 5) OBP: 0.334, SLG: 0.397		1-1 1B	0-0 F8			2-3 K		3-3 K	4 0 1 0 0 2 3											
Raul Mondesi, R (1, 9) OBP: 0.222, SLG: 0.222		1-2 F7		0-0		2-2 L7		2-2 F8	2 0 0 0 0 0 1											
Henry Rodriguez, L (6, PH) OBP: 0.271, SLG: 0.466				0-0					2 0 0 0 0 0 0											
Jim Gott, R (9, 1)									0 0 0 0 0 0 0											
Jody Reed, R (1, 4) OBP: 0.341, SLG: 0.358			2-2 1B SH1-4 2B 1B		0-0 F7		1-2 G3-1	2-2 F8	4 1 1 0 0 0 0											
Tom Candiotti, R (1, 1) OBP: 0.167, SLG: 0.171			0-0 SH1-4		0-0 G4-3		0-3 K		2 0 0 0 0 1 0											
Mitch Webster, S (9, 9) OBP: 0.311, SLG: 0.366			1-2						0 0 0 0 0 0 0											
Inning Stats	R: 0 E: 0 K: 1 S: 9	H: 0 LOB: 0 BB: 0 P: 13	R: 0 E: 0 K: 0 S: 9	H: 1 LOB: 1 BB: 0 P: 13	R: 2 E: 0 K: 0 S: 16	H: 4 LOB: 3 BB: 1 P: 27	R: 0 E: 0 K: 0 S: 3	H: 0 LOB: 0 BB: 0 P: 3	R: 0 E: 0 K: 1 S: 8	H: 0 LOB: 0 BB: 0 P: 12	R: 0 E: 0 K: 1 S: 7	H: 0 LOB: 0 BB: 0 P: 9	R: 0 E: 0 K: 1 S: 15	H: 2 LOB: 1 BB: 0 P: 21	R: 0 E: 0 K: 1 S: 9	H: 0 LOB: 0 BB: 0 P: 16	1B: 7 2B: 1 3B: 0 HR: 0	SF: 0 SAC: 1 DP: 1 HBP: 0	WP: 0 PB: 0 SB: 1 CS: 0	PA: 35
PITCHER	IP WLS BF H R ER SO BB IBB HBP BLK WP HR S P ERA WHIP																			
Bud Black, L (1, 1) ERA: 3.54	5.0 L 22 6 2 2 1 0 1 0 0 0 0 0 44 68 3.60 1.200																			
Dave Burba, R (6, 1) ERA: 3.96	2.0 6 0 0 0 2 0 0 0 0 0 0 0 15 21 0.00 0.000																			
Jeff Brantley, R (8, 1) ERA: 4.09	2.0 7 2 0 0 1 0 0 0 0 0 0 0 24 37 0.00 1.000																			

livebaseballscorecards.com

AB	33
R	2
H	8
RBI	2
BB	1
SO	4
LOB	13



Batter	1	2	3	4	5	6	7	8	9	AB R H RBI BB SO LOB	TOP										
Darren Lewis, R (1, 8) OBP: 0.320, SLG: 0.354	1-1 2B 1B	0-0 G6-3		0-1 G4-3		1-2 P2	2-2 FC6-4		0-0 L4	6 1 1 0 0 0 4											
Robby Thompson, R (1, 4) OBP: 0.367, SLG: 0.476	2-2 1B 2B	0-1 L9		3-0 WP 1B		3-3 K		1-3 K		5 0 2 1 0 2 0											
Will Clark, L (1, 3) OBP: 0.359, SLG: 0.401	1-2 G3		1-3 K	2-1 G4-3		3-2 F7		2-2 F8		5 0 0 0 0 1 3											
Matt Williams, R (1, 5) OBP: 0.323, SLG: 0.552	1-0 P9		0-0 L3		1-3 K		1-0 HR 1B	3-2 P3		5 1 1 0 0 1 2											
Barry Bonds, L (1, 7) OBP: 0.455, SLG: 0.693	4-0 1B IBB		0-0 HR		4-0 BLK 2B BB		1-0 HR		3-3 K	3 3 2 3 2 1 0											
Willie McGee, S (1, 9) OBP: 0.390, SLG: 0.446 Kevin Rogers, L (9, 1)	2-1 1B		1-1 F7		0-1 FC6-5 1B 2B		1-2 G6-4-3 1B		1-0 G4-3	5 0 3 2 0 0 0 0 0 0 0 0 0 0											
Royce Clayton, R (1, 6) OBP: 0.333, SLG: 0.385	3-3 K			0-0 2B 3B		0-0 FC6-5 BB		2-0 G6-4-3		5 2 2 0 0 1 5											
Kirt Manwaring, R (1, 2) OBP: 0.379, SLG: 0.387				1-0 G4-3 1B 2B		4-2 BB		0-0 BB 1B		4 3 4 3 1 0 0											
Greg Brummett, R (1, 1) Jeff Brantley, R (7, 1) Mark Carreon, R (9, PH) OBP: 0.371, SLG: 0.519		2-2 G6-3		0-0 G6-3		2-2 F9		4-2 FC6-4 BB		3 0 0 0 1 0 3 0 0 0 0 0 0 0 1 0 1 1 0 0 0											
Inning Stats	R: 1 E: 0 K: 1 S: 17	H: 3 LOB: 3 BB: 1 P: 30	R: 1 E: 0 K: 0 S: 8	H: 1 LOB: 0 BB: 0 P: 11	R: 1 E: 0 K: 1 S: 8	H: 1 LOB: 0 BB: 0 P: 10	R: 2 E: 0 K: 0 S: 8	H: 3 LOB: 1 BB: 0 P: 14	R: 1 E: 0 K: 1 S: 11	H: 1 LOB: 2 BB: 2 P: 22	R: 0 E: 0 K: 1 S: 9	H: 0 LOB: 0 BB: 0 P: 16	R: 2 E: 0 K: 0 S: 12	H: 4 LOB: 2 BB: 1 P: 23	R: 0 E: 0 K: 1 S: 10	H: 0 LOB: 0 BB: 0 P: 16	R: 2 E: 0 K: 1 S: 19	H: 3 LOB: 1 BB: 0 P: 28	1B: 8 2B: 4 3B: 1 HR: 3	SF: 0 SAC: 0 DP: 1 HBP: 0	WP: 1 PA: 46
PITCHER	IP WLS BF H R ER SO BB IBB HBP BLK WP HR S P ERA WHIP																				
Greg Harris, R (1, 1) ERA: 3.87	4.0 L 21 8 5 5 2 0 1 0 0 1 2 41 65 11.25 2.000																				
Curt Leskanic, R (5, 1) ERA: 6.0	2.0 12 4 3 3 2 2 0 0 1 0 1 25 46 13.50 3.000																				
Steve Reed, R (7, 1) ERA: 5.4	1.0 4 1 0 0 0 1 0 0 0 0 0 7 15 0.00 2.000																				
Gary Wayne, L (8, 1) ERA: 5.77	1.2 7 2 2 2 2 0 0 0 0 0 0 24 36 10.80 1.200																				
Mo Sanford, R (9, 1) ERA:	0.1 2 1 0 0 0 0 0 0 0 0 0 5 8 0.00 3.000																				

San Francisco Giants @ Colorado Rockies
 Mile High Stadium, Denver, CO
 Fri Jul 30 1993, 9:05 PM EDT
 Att. 71,710 - Unknown - 75 F

AB	42
R	10
H	16
RBI	10
BB	4
SO	6
LOB	17



BOTTOM

San Francisco Giants @ Colorado Rockies
Mile High Stadium, Denver, CO

livebaseballscorecards.com

AB	34
R	4
H	9
RBI	4
BB	1
SO	3
LOB	8



WP	0	PA	35
PB	0		
SB	0		
CS	0		

Fri Jul 30 1993, 9:05 PM EDT
Att: 71,710 - Unknown - 75 F

Batter	1	2	3	4	5	6	7	8	9	AB	R	H	RBI	BB	SO	LOB
Eric Young Sr., R OBP: 0.339, SLG: 0.335 (1, 7)	G1-3		G1-3		G3-1		G5-3			4	0	0	0	0	0	0
Roberto Mejia, R OBP: 0.323, SLG: 0.500 (1, 4)	P3		1B		HR		K			4	1	2	0	0	1	0
Dante Bichette, R OBP: 0.348, SLG: 0.530 (1, 9)	1B		F7		HR			F9		4	1	2	2	0	0	1
Charlie Hayes, R OBP: 0.364, SLG: 0.530 (1, 5)	F9			1B	2B		P9	P6		4	1	1	0	0	0	1
Daryl Boston, L OBP: 0.303, SLG: 0.360 (1, 8)			K		1B	BB	P2	K		4	1	1	1	0	2	0
Jerald Clark, R OBP: 0.323, SLG: 0.407 (1, 3)		F8			1B	BB	P2		G4-6-3	3	0	1	0	1	0	0
Danny Sheaffer, R OBP: 0.278, SLG: 0.390 (1, 2)					1B	FC6-4	F9		G4-6-3	4	0	2	1	0	0	1
Vinny Castilla, R OBP: 0.304, SLG: 0.433 Gary Wayne, L Mo Sanford, R Chris Jones, R OBP: 0.324, SLG: 0.504 (9, PH)			P8		1B	FC6-4	F9		L8	3	0	0	0	0	0	3
Greg Harris, R OBP: 0.220, SLG: 0.222 Jim Tatum, R OBP: 0.250, SLG: 0.320 Curt Leskanic, R Steve Reed, R Freddie Benavides, R OBP: 0.316, SLG: 0.394 (7, 6)			G1-3		L4-3		G1-6-3			1	0	0	0	0	0	0
										1	0	0	0	0	0	2
										0	0	0	0	0	0	0
										0	0	0	0	0	0	0
										1	0	0	0	0	0	0

Inning Stats	R: 0	H: 1	E: 0	LOB: 1	K: 0	BB: 0	S: 11	P: 13	R: 0	H: 1	E: 0	LOB: 1	K: 1	BB: 0	S: 6	P: 9	R: 0	H: 1	E: 0	LOB: 1	K: 0	BB: 0	S: 8	P: 9	R: 2	H: 3	E: 0	LOB: 1	K: 0	BB: 1	S: 9	P: 18	R: 2	H: 2	E: 0	LOB: 0	K: 0	BB: 0	S: 13	P: 17	R: 0	H: 0	E: 0	LOB: 0	K: 1	BB: 0	S: 6	P: 8	R: 0	H: 0	E: 0	LOB: 0	K: 1	BB: 0	S: 8	P: 9	R: 0	H: 0	E: 0	LOB: 0	K: 1	BB: 0	S: 7	P: 11	R: 0	H: 1	E: 0	LOB: 0	K: 0	BB: 0	S: 6	P: 10	1B: 7	SF: 0	2B: 2	SAC: 0	3B: 0	DP: 2	HR: 1	HBP: 0	WP: 0	PA: 35
--------------	------	------	------	--------	------	-------	-------	-------	------	------	------	--------	------	-------	------	------	------	------	------	--------	------	-------	------	------	------	------	------	--------	------	-------	------	-------	------	------	------	--------	------	-------	-------	-------	------	------	------	--------	------	-------	------	------	------	------	------	--------	------	-------	------	------	------	------	------	--------	------	-------	------	-------	------	------	------	--------	------	-------	------	-------	-------	-------	-------	--------	-------	-------	-------	--------	-------	--------

PITCHER	IP	WLS	BF	H	R	ER	SO	BB	IBB	HBP	BLK	WP	HR	S	P	ERA	WHIP
Greg Brummett, R ERA: 3.68 (1, 1)	6.1		27	8	4	4	1	1	0	0	1	0	1	55	76	5.68	1.421
Jeff Brantley, R ERA: 4.01 (7, 1)	1.2		5	0	0	0	2	0	0	0	0	0	0	13	18	0.00	0.000
Kevin Rogers, L ERA: 2.88 (9, 1)	1.0		3	1	0	0	0	0	0	0	0	0	0	6	10	0.00	1.000

Batter	1	2	3	4	5	6	7	8	9	AB	R	H	RBI	BB	SO	LOB
Eric Young Sr., R OBP: 0.338, SLG: 0.340 (1, 7)	1-3 K		1 SAFE 2-0 B 1 SAFE X G4-6-3		1-0 F8			1-1 E 2-H 3B		4	1	1	1	0	1	3
Roberto Mejia, R OBP: 0.319, SLG: 0.484 (1, 4)	0-0 CS 1B			1-3 K		0-1 P5		3-3 K		4	0	1	0	0	2	1
Dante Bichette, R OBP: 0.352, SLG: 0.542 (1, 9)	0-2 K			3-0 G6-3 2B		0-0 HR		4-2 E BB		3	1	2	1	1	1	1
Charlie Hayes, R OBP: 0.360, SLG: 0.524 (1, 5)	1-2 CS	1-1 G6-3		2-2 G6-3		0-3 K		0-3 K		4	0	0	0	0	2	2
Chris Jones, R OBP: 0.321, SLG: 0.511 Darren Holmes, R (9, 1)		0-2 FC6-2 3B		0-2 G6-3		0-0 G4-3		3-H G6-3		4	0	1	0	0	0	2
Vinny Castilla, R OBP: 0.300, SLG: 0.427 Alex Cole, L OBP: 0.343, SLG: 0.320 (9, PH)		1-2 FC6-2			1-1 E5 1B		1-2 G1-3		0-0 G4-3	3	0	0	0	0	0	1
Pedro Castellano, R OBP: 0.267, SLG: 0.293 (1, 3)		0-0 G5-3			0-0 1B		0-0 G4-3		1-0 F9	4	0	1	0	0	0	1
Jayhawk Owens, R OBP: 0.293, SLG: 0.421 Bruce Ruffin, S OBP: 0.174, SLG: 0.143 Daryl Boston, L OBP: 0.301, SLG: 0.358 (8, 1) (9, 8)			0-1 E5 G4-6-3		1-3 K		3-3 K		1-3 K	3	0	0	0	0	2	2
Kent Bottenfield, R OBP: 0.233, SLG: 0.179 Steve Reed, R OBP: 0.283, SLG: 0.401 (7, 1) (8, 2)			2-3 K		1-2 K			1-2 3B 2B		2	0	0	0	0	2	3

Inning Stats	R: 0	H: 1	E: 0	LOB: 0	K: 2	P: 11	R: 0	H: 1	E: 0	LOB: 1	K: 0	P: 11	R: 0	H: 0	E: 1	LOB: 0	K: 1	P: 10	R: 0	H: 1	E: 1	LOB: 2	K: 2	P: 14	R: 1	H: 1	E: 0	LOB: 0	K: 1	P: 7	R: 0	H: 0	E: 0	LOB: 0	K: 1	P: 11	R: 2	H: 2	E: 1	LOB: 1	K: 2	P: 27	R: 0	H: 0	E: 0	LOB: 0	K: 1	P: 10	1B: 2	SF: 0	2B: 2	SAC: 0	3B: 2	DP: 1	HR: 1	HBP: 0	WP: 0	PA: 36
--------------	------	------	------	--------	------	-------	------	------	------	--------	------	-------	------	------	------	--------	------	-------	------	------	------	--------	------	-------	------	------	------	--------	------	------	------	------	------	--------	------	-------	------	------	------	--------	------	-------	------	------	------	--------	------	-------	-------	-------	-------	--------	-------	-------	-------	--------	-------	--------

PITCHER	IP	WLS	BF	H	R	ER	SO	BB	IBB	HBP	BLK	WP	HR	S	P	ERA	WHIP
Bill Swift, R ERA: 2.65 (1, 1)	6.0	W	23	5	1	1	7	0	0	0	0	0	1	53	69	1.50	0.833
Dave Burba, R ERA: 4.02 (7, 1)	1.1		7	2	2	1	2	1	0	0	0	0	0	19	32	6.75	2.250
Rod Beck, R ERA: 1.46 (8, 1)	1.2	S	5	0	0	0	2	0	0	0	0	0	0	14	16	0.00	0.000

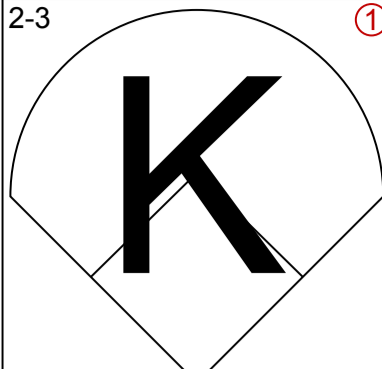
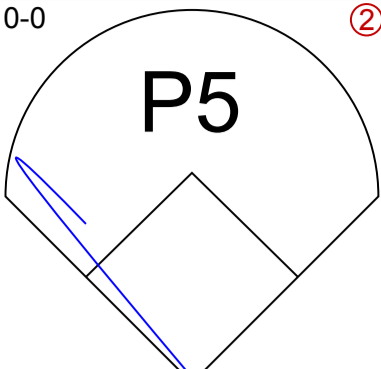
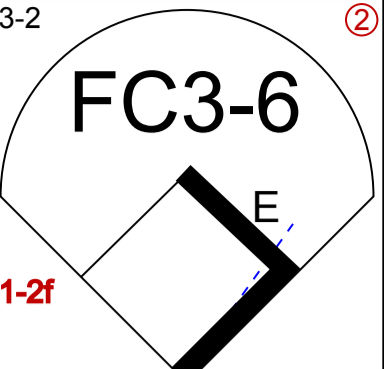
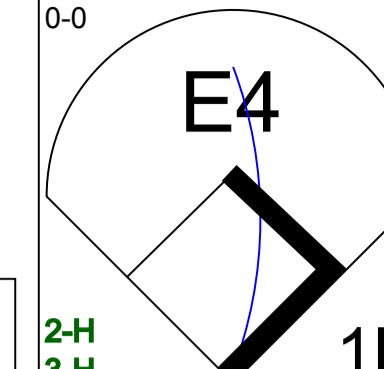
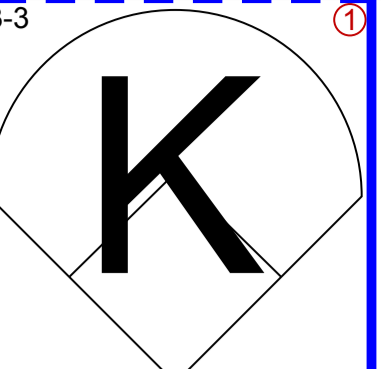
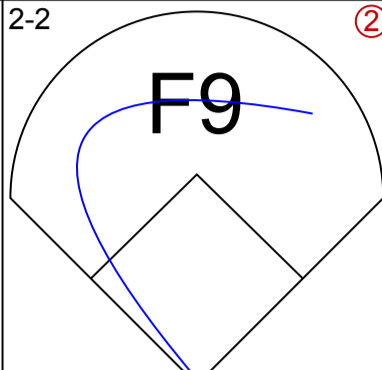
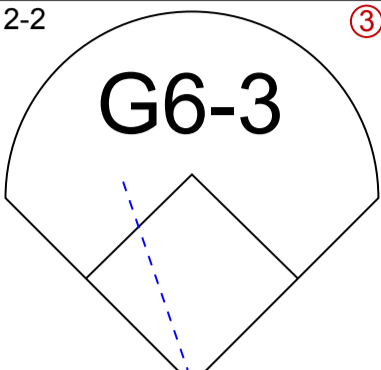
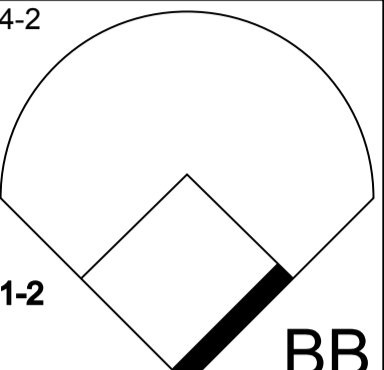
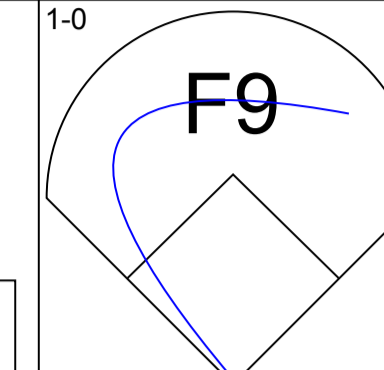
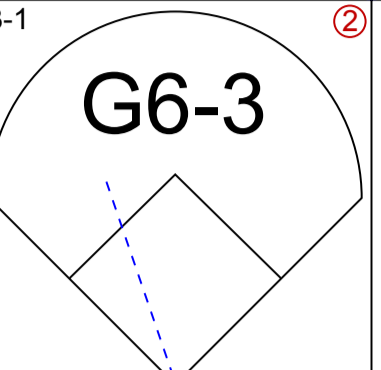
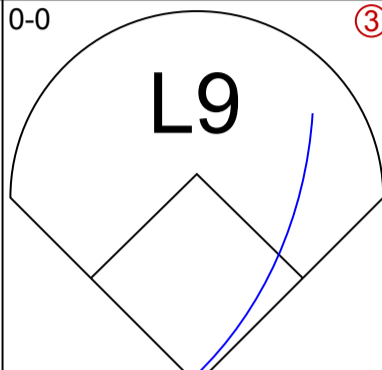
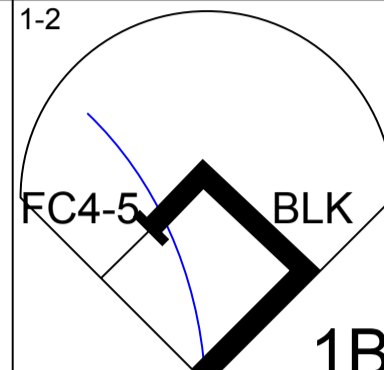
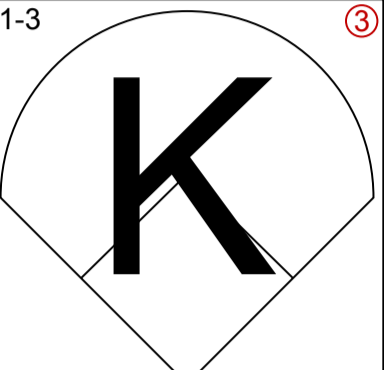
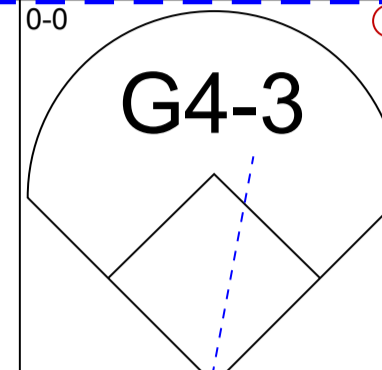
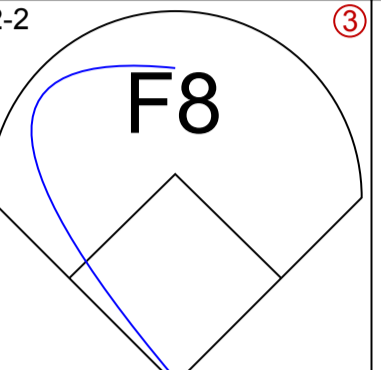
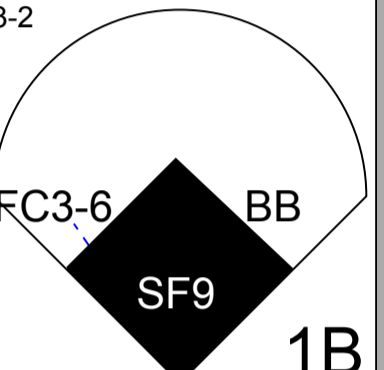
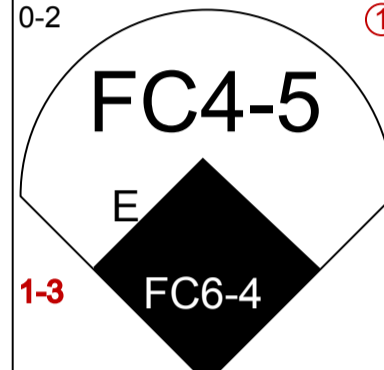
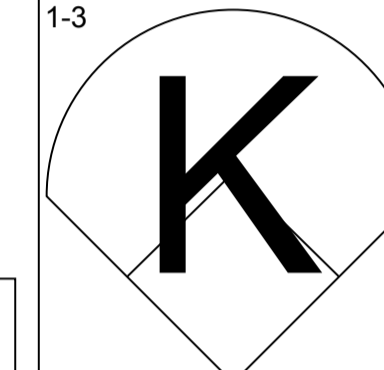
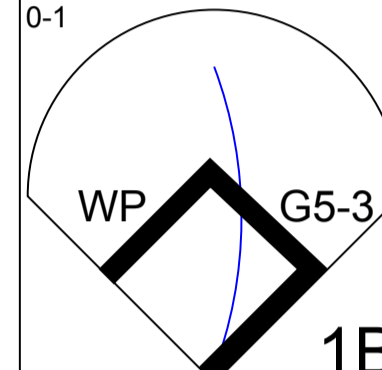
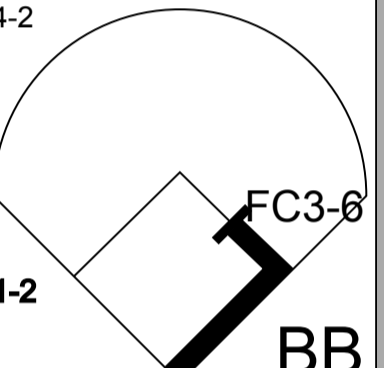
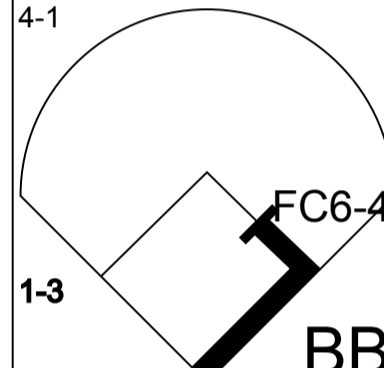
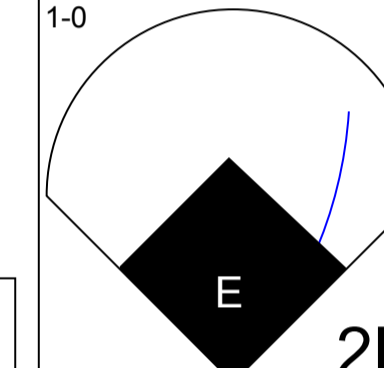
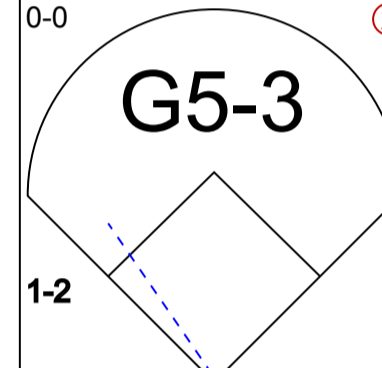
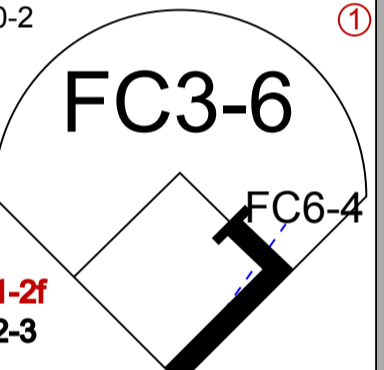
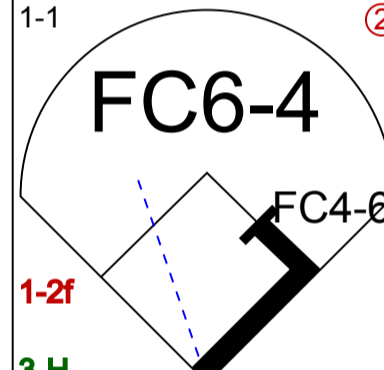
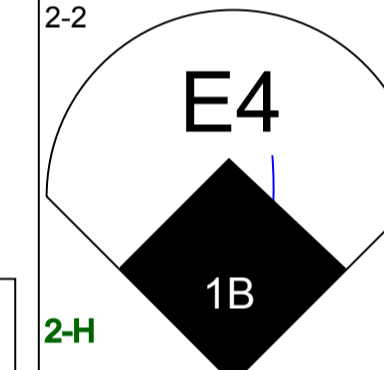
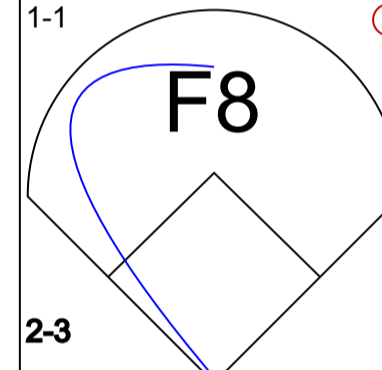
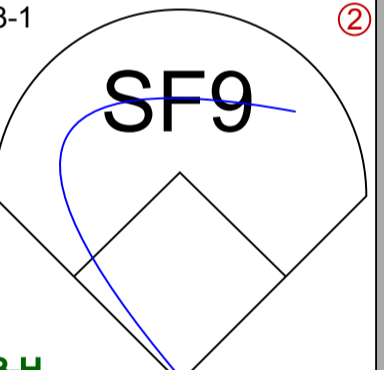
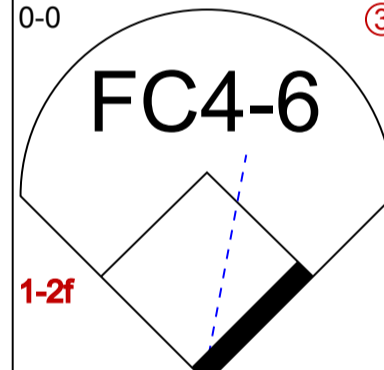
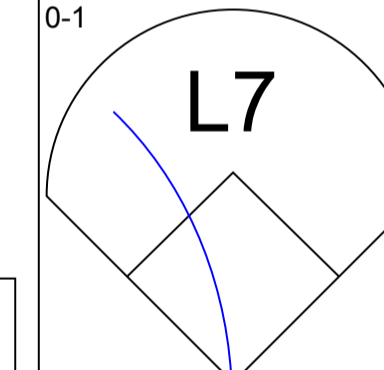
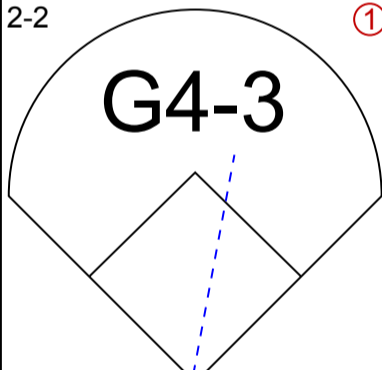
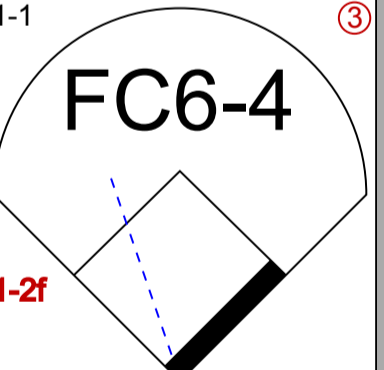
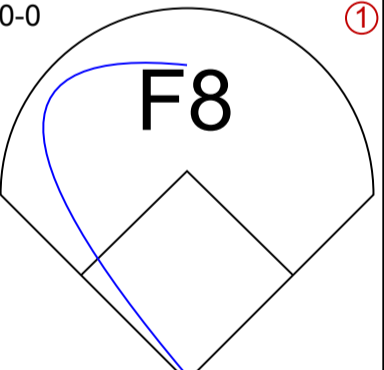
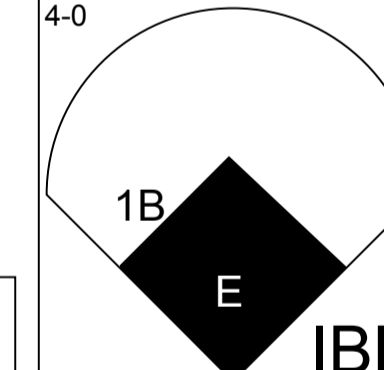
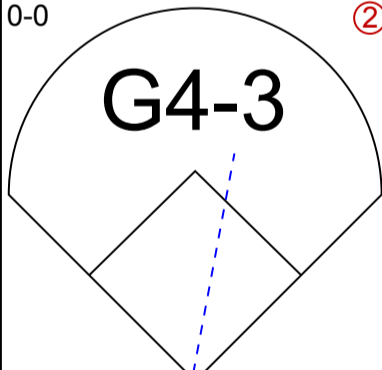
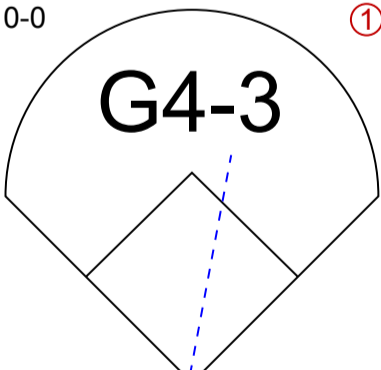
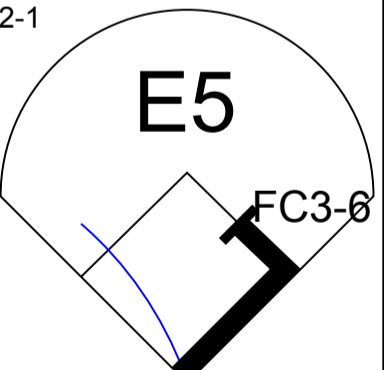
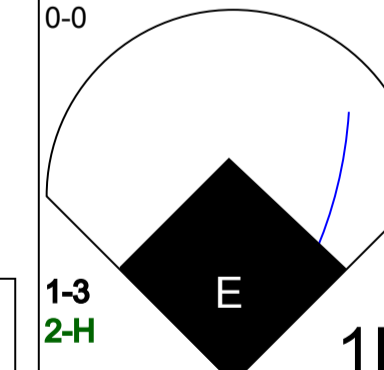
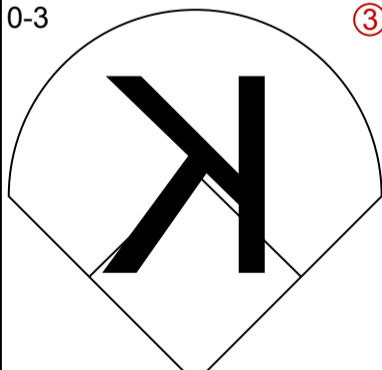
BOTTOM

San Francisco Giants @ Colorado Rockies
Mile High Stadium, Denver, CO
Sat Jul 31 1993, 9:05 PM EDT
Att: 72,208 - Sunny - 90 F

livebaseballscorecards.com

AB	34
R	3
H	7
RBI	2
BB	1
SO	11
LOB	16



Batter	1	2	3	4	5	6	7	8	9	AB R H RBI BB SO LOB	TOP	
Dave Martinez, L (1, 8) <small>OBP: 0.298, SLG: 0.343</small> Darren Lewis, R (9, 8) <small>OBP: 0.319, SLG: 0.352</small>	2-3 		0-0 		3-2 	0-0 			3-3 	5 0 1 2 0 2 1 0 0 0 0 0 0 0		
Robby Thompson, R (1, 4) <small>OBP: 0.363, SLG: 0.467</small>	2-2 		2-2 		4-2 	1-0 		3-1 	4 0 0 0 1 0 1			
Will Clark, L (1, 3) <small>OBP: 0.359, SLG: 0.397</small>	0-0 			1-2 	1-3 		0-0 	2-2 	5 0 1 0 0 1 2			
Matt Williams, R (1, 5) <small>OBP: 0.326, SLG: 0.560</small>		3-2 		0-2 		1-3 	0-1 		4 2 2 0 0 1 1			
Barry Bonds, L (1, 7) <small>OBP: 0.463, SLG: 0.697</small>		4-2 		4-1 		1-0 	0-0 		2 1 1 0 2 0 1			
Willie McGee, S (1, 9) <small>OBP: 0.383, SLG: 0.438</small>		0-2 		1-1 		2-2 	1-1 		4 1 0 1 0 0 4			
Royce Clayton, R (1, 6) <small>OBP: 0.332, SLG: 0.381</small>		3-1 		0-0 		0-1 		2-2 	3 0 0 1 0 0 2			
Kirt Manwaring, R (1, 2) <small>OBP: 0.375, SLG: 0.381</small>		1-1 			0-0 	4-0 		0-0 	3 1 0 0 1 0 1			
John Burkett, R (1, 1) <small>OBP: 0.193, SLG: 0.148</small> Jeff Brantley, R (8, 1) <small>OBP: 0.087, SLG: 0.087</small> Rod Beck, R (9, 1)			0-0 		2-1 	0-0 		0-3 	4 1 1 1 0 1 0 0 0 0 0 0 0 0 0 0 0 0 0 0 0			
Inning Stats	R: 0 H: 0 E: 0 LOB: 0 K: 1 BB: 0 S: 7 P: 11	R: 1 H: 1 E: 0 LOB: 1 K: 0 BB: 1 S: 12 P: 23	R: 0 H: 0 E: 0 LOB: 0 K: 0 BB: 0 S: 5 P: 7	R: 1 H: 1 E: 1 LOB: 1 K: 0 BB: 1 S: 10 P: 16	R: 0 H: 0 E: 2 LOB: 2 K: 1 BB: 1 S: 14 P: 24	R: 4 H: 3 E: 2 LOB: 1 K: 1 BB: 1 S: 15 P: 24	R: 0 H: 1 E: 0 LOB: 1 K: 0 BB: 0 S: 6 P: 7	R: 0 H: 0 E: 0 LOB: 0 K: 1 BB: 0 S: 7 P: 9	R: 0 H: 0 E: 0 LOB: 0 K: 1 BB: 0 S: 9 P: 17	1B: 5 SF: 1 2B: 1 SAC: 0 3B: 0 DP: 0 HR: 0 HBP: 0	WP: 1 PA: 39 PB: 0 SB: 0 CS: 0	
PITCHER Armando Reynoso, R (1, 1) <small>ERA: 3.35</small> Bruce Ruffin, L (7, 1) <small>ERA: 5.01</small> Marcus Moore, R (9, 1) <small>ERA: 4.5</small>	IP WLS BF H R ER SO BB IBB HBP BLK WP HR S P ERA WHIP											PITCHER IP WLS BF H R ER SO BB IBB HBP BLK WP HR S P ERA WHIP

San Francisco Giants @ Colorado Rockies
 Mile High Stadium, Denver, CO
 Sun Aug 01 1993, 5:33 AM EDT
 Att. 72,431 - Sunny - 75 F

livebaseballscorecards.com

AB	34
R	6
H	6
RBI	5
BB	4
SO	5
LOB	13



Batter	1	2	3	4	5	6	7	8	9	AB	R	H	RBI	BB	SO	LOB
Ricky Gutierrez, R OBP: 0.354, SLG: 0.364 (1, 6)	F8		F8		FC6-2-5 E 1B 2-H		K		K	5	1	0	0	0	3	1
Tim Teufel, R OBP: 0.361, SLG: 0.456 (1, 4)	F9			P4	E 1B		FC6-4 1B			4	1	2	0	0	0	0
Tony Gwynn, L OBP: 0.374, SLG: 0.475 (1, 9)	FC5-4 1B			HR 1B	E6 1B		F7			4	2	2	0	0	0	3
Derek Bell, R OBP: 0.301, SLG: 0.415 (1, 8)	FC5-4 1-2f			HR 1B	HR 1B		FC6-4 1-2f			4	2	2	4	0	0	2
Phil Clark, R OBP: 0.353, SLG: 0.490 (1, 3)		G5-3		1B	HR 1B			K		4	1	2	3	0	1	0
Archi Cianfrocco, R OBP: 0.257, SLG: 0.417 (1, 5)		F7		L5	K			F9		4	0	0	0	0	1	1
Phil Plantier, L OBP: 0.302, SLG: 0.476 (1, 7)		G6-3		F7			F8		F9	4	0	0	0	0	0	1
Brad Ausmus, R OBP: 0.235, SLG: 0.133 (1, 2)			F9		S BLK FC6-2-5 1B		G6-3		K	4	0	1	0	0	1	0
Doug Brocail, L OBP: 0.290, SLG: 0.200 (5, PH)			B3		G6-3		K		G4-3	1	0	0	0	0	0	0
Craig Shipley, R OBP: 0.261, SLG: 0.320 (6, 1)										1	0	0	0	0	0	1
Pedro Martínez, L (7, 1)										1	0	0	0	0	1	0
Trevor Hoffman, R (7, 1)										0	0	0	0	0	0	0
Mark Davis, L OBP: 0.333, SLG: 0.333 (7, 1)										0	0	0	0	0	0	0
Tim Mauser, R (7, 1)										0	0	0	0	0	0	0
Jarvis Brown, R OBP: 0.364, SLG: 0.400 (9, PH)										1	0	0	0	0	0	0

Inning Stats	R: 0	H: 1	E: 0	K: 1	S: 8	H: 0	LOB: 1	BB: 0	P: 14	R: 0	H: 0	E: 0	K: 0	S: 5	R: 0	H: 0	E: 0	K: 0	S: 6	R: 2	H: 3	E: 0	K: 0	S: 13	R: 5	H: 4	E: 1	K: 1	S: 16	R: 0	H: 0	E: 0	K: 1	S: 5	R: 0	H: 1	E: 0	K: 1	S: 12	R: 0	H: 0	E: 0	K: 1	S: 11	R: 0	H: 0	E: 0	K: 2	S: 8	R: 0	H: 0	E: 0	K: 1	S: 8	1B: 7	2B: 0	3B: 0	HR: 2	SF: 0	SAC: 0	DP: 0	HBP: 0	WP: 0	PA: 37
--------------	------	------	------	------	------	------	--------	-------	-------	------	------	------	------	------	------	------	------	------	------	------	------	------	------	-------	------	------	------	------	-------	------	------	------	------	------	------	------	------	------	-------	------	------	------	------	-------	------	------	------	------	------	------	------	------	------	------	-------	-------	-------	-------	-------	--------	-------	--------	-------	--------

PITCHER	IP	WLS	BF	H	R	ER	SO	BB	IBB	HBP	BLK	WP	HR	S	P	ERA	WHIP
Bud Black, L ERA: 3.56 (1, 1)	4.2		22	7	6	3	1	0	0	0	1	0	1	43	67	5.79	1.500
Dave Burba, R ERA: 4.07 (5, 1)	1.1	W	5	1	1	0	2	0	0	0	0	0	1	10	14	0.00	0.750
Bryan Hickerson, L ERA: 4.93 (7, 1)	0.2		3	1	0	0	1	0	0	0	0	0	0	8	9	0.00	1.500
Jeff Brantley, R ERA: 3.93 (7, 1)	1.1		4	0	0	0	1	0	0	0	0	0	0	15	20	0.00	0.000
Kevin Rogers, L ERA: 2.83 (9, 1)	1.0		3	0	0	0	2	0	0	0	0	0	0	8	10	0.00	0.000


BOTTOM

San Francisco Giants @ San Diego Padres
Jack Murphy Stadium, San Diego, CA

Tue Aug 03 1993, 10:05 PM EDT
Att: 19,111 - Unknown - 75 F

livebaseballscorecards.com

AB	37
R	7
H	9
RBI	7
BB	0
SO	7
LOB	9



Batter	1	2	3	4	5	6	7	8	9	10	11	12	AB	R	H	RBI	BB	SO	LOB	TOP	
Dave Martinez, L (1, 8) OBP: 0.306, SLG: 0.345	L9		F7		G4-3	1B	K		F8-6	1B	BB		6	0	2	1	1	1	3		
Robby Thompson, R (1, 4) OBP: 0.364, SLG: 0.465	K		G3-1		G6-3	1B	K		1B	2B	1B	FC5	7	1	3	0	0	2	4		
Bryan Hickerson, L (10, 1) OBP: 0.071, SLG: 0.071	K		1B		G6-3	1B	K		1B	2B	1B	FC5	0	0	0	0	0	0	0		
Will Clark, L (1, 3) OBP: 0.356, SLG: 0.408	G4-3		G3-1		G3	F7			F8-6	1B		F8	7	0	1	1	0	0	4		
Matt Williams, R (1, 5) OBP: 0.324, SLG: 0.552		G6-3	G6-3			WP	F9	P2	1B		1B	F8	7	1	2	0	0	0	2		
Barry Bonds, L (1, 7) OBP: 0.470, SLG: 0.711		1B	1B	HR		1B	1B	1B	FC5-6	1B	L3	BB	3	5	2	1	4	0	2		
Willie McGee, S (1, 9) OBP: 0.382, SLG: 0.434		BB				1B	1B	1B	1B	1B	1B	BB	4	1	2	2	0	0	1		
Dave Righetti, L (7, 1) OBP: 1.000, SLG: 1.000	G6-3		G6-3	E5		3B	1B	1B	FC5-6	1B	1B	K	0	0	0	0	0	0	0		
Kevin Rogers, L (7, 1) OBP: 1.000, SLG: 1.000	G6-3		G6-3	G6-3	G4-3	1B	1B	1B	1B	1B	1B	K	0	0	0	0	0	0	0		
Jeff Brantley, R (7, 1) OBP: 0.120, SLG: 0.120	G6-3		G6-3	G6-3	G4-3	1B	1B	1B	1B	1B	1B	K	1	0	0	0	0	0	2		
Rod Beck, R (8, 1) OBP: 0.322, SLG: 0.354	G6-3		G6-3	G6-3	G4-3	1B	1B	1B	1B	1B	1B	K	0	0	0	0	0	0	0		
Darren Lewis, R (10, PH) OBP: 0.322, SLG: 0.354	G6-3		G6-3	G6-3	G4-3	1B	1B	1B	1B	1B	1B	K	0	0	0	0	1	0	0		
Siege Scarson, R (10, 4) OBP: 0.375, SLG: 0.516	G6-3		G6-3	G6-3	G4-3	1B	1B	1B	1B	1B	1B	K	1	0	0	0	0	1	1		
Royce Clayton, R (1, 6) OBP: 0.333, SLG: 0.385		1B			G4-3	2B	3B	BB	1B	1B	1B	SH1-4	5	1	3	2	1	0	1	AB 53	
Kirt Manwaring, R (1, 2) OBP: 0.380, SLG: 0.385		1B			G4-3	2B	3B	BB	1B	1B	1B	SH1-4	R 10							H 19	
Greg Brummett, R (1, 1) OBP: 0.367, SLG: 0.505		1B			G4-3	2B	3B	BB	1B	1B	1B	SH1-4	RBI 10							BB 8	
Mark Carreon, R (7, PH) OBP: 0.367, SLG: 0.505		1B			G4-3	2B	3B	BB	1B	1B	1B	SH1-4	SO 6							LOB 31	
		1B			G4-3	2B	3B	BB	1B	1B	1B	SH1-4		7	1	4	3	0	1	2	
		1B			G4-3	2B	3B	BB	1B	1B	1B	SH1-4									
		1B			G4-3	2B	3B	BB	1B	1B	1B	SH1-4									
		1B			G4-3	2B	3B	BB	1B	1B	1B	SH1-4									
		1B			G4-3	2B	3B	BB	1B	1B	1B	SH1-4									
		1B			G4-3	2B	3B	BB	1B	1B	1B	SH1-4									
		1B			G4-3	2B	3B	BB	1B	1B	1B	SH1-4									
		1B			G4-3	2B	3B	BB	1B	1B	1B	SH1-4									
		1B			G4-3	2B	3B	BB	1B	1B	1B	SH1-4									
		1B			G4-3	2B	3B	BB	1B	1B	1B	SH1-4									
		1B			G4-3	2B	3B	BB	1B	1B	1B	SH1-4									
		1B			G4-3	2B	3B	BB	1B	1B	1B	SH1-4									
		1B			G4-3	2B	3B	BB	1B	1B	1B	SH1-4									
		1B			G4-3	2B	3B	BB	1B	1B	1B	SH1-4									
		1B			G4-3	2B	3B	BB	1B	1B	1B	SH1-4									
		1B			G4-3	2B	3B	BB	1B	1B	1B	SH1-4									
		1B			G4-3	2B	3B	BB	1B	1B	1B	SH1-4									
		1B			G4-3	2B	3B	BB	1B	1B	1B	SH1-4									
		1B			G4-3	2B	3B	BB	1B	1B	1B	SH1-4									
		1B			G4-3	2B	3B	BB	1B	1B	1B	SH1-4									
		1B			G4-3	2B	3B	BB	1B	1B	1B	SH1-4									
		1B			G4-3	2B	3B	BB	1B	1B	1B	SH1-4									
		1B			G4-3	2B	3B	BB	1B	1B	1B	SH1-4									
		1B			G4-3	2B	3B	BB	1B	1B	1B	SH1-4									
		1B			G4-3	2B	3B	BB	1B	1B	1B	SH1-4									
		1B			G4-3	2B	3B	BB	1B	1B	1B	SH1-4									
		1B			G4-3	2B	3B	BB	1B	1B	1B	SH1-4									
		1B			G4-3	2B	3B	BB	1B	1B	1B	SH1-4									
		1B			G4-3	2B	3B	BB	1B	1B	1B	SH1-4									
		1B			G4-3	2B	3B	BB	1B	1B	1B	SH1-4									
		1B			G4-3	2B	3B	BB	1B	1B	1B	SH1-4									
		1B			G4-3	2B	3B	BB	1B	1B	1B	SH1-4									
		1B			G4-3	2B	3B	BB	1B	1B	1B	SH1-4									
		1B			G4-3	2B	3B	BB	1B	1B	1B	SH1-4									
		1B			G4-3	2B	3B	BB	1B	1B	1B	SH1-4									
		1B			G4-3	2B	3B	BB	1B	1B	1B	SH1-4									
		1B			G4-3	2B	3B	BB	1B	1B	1B	SH1-4									
		1B			G4-3	2B	3B	BB	1B	1B	1B	SH1-4									
		1B			G4-3	2B	3B	BB	1B	1B	1B	SH1-4									
		1B			G4-3	2B	3B	BB	1B	1B	1B	SH1-4									
		1B			G4-3	2B	3B	BB	1B	1B	1B	SH1-4									
		1B			G4-3	2B	3B	BB	1B	1B	1B	SH1-4									
		1B			G4-3	2B	3B	BB	1B	1B	1B	SH1-4									
		1B			G4-3	2B	3B	BB	1B	1B	1B	SH1-4									
		1B			G4-3	2B	3B	BB	1B	1B	1B	SH1-4									
		1B			G4-3	2B	3B	BB	1B	1B	1B	SH1-4									
		1B			G4-3	2B	3B	BB	1B	1B	1B	SH1-4									
		1B			G4-3	2B	3B	BB	1B	1B	1B	SH1-4									
		1B			G4-3	2B	3B	BB	1B	1B	1B	SH1-4									
		1B			G4-3	2B	3B	BB	1B	1B	1B	SH1-4									
		1B			G4-3	2B	3B	BB	1B	1B	1B	SH1-4									
		1B			G4-3	2B	3B	BB	1B	1B	1B	SH1-4									
		1B			G4-3	2B	3B	BB	1B	1B	1B	SH1-4									
		1B			G4-3	2B	3B	BB	1B	1B	1B	SH1-4									
		1B			G4-3	2B	3B	BB	1B	1B	1B	SH1-4									
		1B			G4-3	2B	3B	BB	1B	1B	1B	SH1-4									
		1B			G4-3	2B	3B	BB	1B	1B	1B	SH1-4									
		1B			G4-3	2B	3B	BB	1B	1B	1B	SH1-4									
		1B			G4-3	2B	3B	BB	1B	1B	1B	SH1-4									
		1B			G4-3	2B	3B	BB	1B	1B	1B	SH1-4									
		1B			G4-3	2B	3B	BB	1B	1B	1B	SH1-4									
		1B			G4-3	2B	3B	BB	1B	1B	1B										

Batter	1	2	3	4	5	6	7	8	9	10	11	12	AB	R	H	RBI	BB	SO	LOB	BOTTOM
Jeff Gardner, L (1, 4) OBP: 0.352, SLG: 0.384 Ricky Gutierrez, R (7, PH) OBP: 0.355, SLG: 0.366 (8, 6)	0-3 K		1-3 K		0-0 G6-3		3-2 HR 1B	3-3 K	1-3 K			0-2 1B SH 1B	3 4	0 2	0 2	0 0	0 2	0 2	0 2	
Craig Shipley, R (1, 6) OBP: 0.268, SLG: 0.335 (8, 4)	1-1 L7		0-0 F9		4-1 S BB		1-0 HR	1-0 HR HBP		0-1 P6		1-0 F8	5	2	1	2	1	0	1	
Tony Gwynn, L (1, 9) OBP: 0.383, SLG: 0.487	0-1 2B		2-1 1B		2-2 L3		1-1 G6-3 1B 2B	1-0 HR 1B		2-0 1B		0-0 SH IBB 1B	7	2	6	0	0	0	1	
Phil Plantier, L (1, 7) OBP: 0.302, SLG: 0.480	2-3 K		2-0 F7		1-2 F8		1-0 G6-3	2-0 HR		3-2 F8		4-0 SH IBB	6	1	1	3	1	1	4	
Derek Bell, R (1, 8) OBP: 0.297, SLG: 0.410 Mark Davis, L (9, 1) OBP: 0.333, SLG: 0.333 Tim Teufel, R (10, PH) OBP: 0.359, SLG: 0.453 Pedro Martinez, L (11, 1)		0-3 K		1-2 G4-3		0-0 HR 1B	1-3 K	3-2 F8		2-2 P3		1-0 SH	5	1	0	0	0	2	1	
Guillermo Velasquez, L (1, 3) OBP: 0.231, SLG: 0.254 Phil Clark, R (7, PH) OBP: 0.361, SLG: 0.494 (8, 3) Jarvis Brown, R (9, PR) OBP: 0.333, SLG: 0.364 (10, 8)		1-3 K		4-2 G6-4-3 BB		1-2 HR 1B	1-1 1B		2-2 FC4-6 SH3-4 HBP		3-2 F8		2	1	1	0	1	1	0	
Archi Cianfrocco, R (1, 5) OBP: 0.289, SLG: 0.447		1-2 1B		0-1 G6-4-3		0-0 HR	2-1 1B		0-0 SH3-4		3-2 F9		5	1	3	3	0	0	1	
Brad Ausmus, R (1, 2) OBP: 0.333, SLG: 0.421 Gene Harris, R (8, 1) Bill Bean, L (9, 8) OBP: 0.293, SLG: 0.381 (10, 3)		0-1 1B		1-2 HR		1-1 G6-3-5 S 1B	3-3 K		4-0 FC4-6 IBB		2-1 1B		4	1	3	1	0	1	2	
Tim Worrell, R (1, 1) Kerry Taylor, R (6, 1) Trevor Hoffman, R (7, 1) Kevin Higgins, L (8, 2) OBP: 0.301, SLG: 0.252		1-1 G5-3		0-0 G6-3		0-1 G6-3-5		0-2 L4	0-2 FC4-6 DI		0-0 F9		2	0	0	0	0	0	2	

Inning Stats	R: 0	H: 1	E: 0	LOB: 1	K: 2	P: 11	R: 0	H: 2	E: 0	LOB: 2	K: 2	P: 13	R: 0	H: 1	E: 0	LOB: 1	K: 1	P: 7	R: 0	H: 0	E: 0	LOB: 0	K: 0	P: 7	R: 1	H: 1	E: 0	LOB: 1	K: 0	P: 9	R: 3	H: 3	E: 1	LOB: 0	K: 2	P: 12	R: 3	H: 5	E: 0	LOB: 2	K: 2	P: 21	R: 3	H: 2	E: 0	LOB: 0	K: 1	P: 12	R: 0	H: 0	E: 0	LOB: 3	K: 1	P: 13	R: 0	H: 1	E: 0	LOB: 1	K: 0	P: 12	R: 0	H: 1	E: 0	LOB: 3	K: 0	P: 6	R: 1	H: 2	E: 0	LOB: 3	K: 0	P: 12	1B: 13	2B: 3	3B: 0	HR: 4	SF: 0	SAC: 2	DP: 2	HBP: 2	WP: 0	PA: 59
--------------	------	------	------	--------	------	-------	------	------	------	--------	------	-------	------	------	------	--------	------	------	------	------	------	--------	------	------	------	------	------	--------	------	------	------	------	------	--------	------	-------	------	------	------	--------	------	-------	------	------	------	--------	------	-------	------	------	------	--------	------	-------	------	------	------	--------	------	-------	------	------	------	--------	------	------	------	------	------	--------	------	-------	--------	-------	-------	-------	-------	--------	-------	--------	-------	--------

PITCHER	IP	WLS	BF	H	R	ER	SO	BB	IBB	HBP	BLK	WP	HR	S	P	ERA	WHIP
Greg Brummett, R (1, 1) ERA: 3.8	6.0		27	8	4	3	5	2	0	0	0	0	2	59	87	4.50	1.667
Dave Righetti, L (7, 1) ERA: 4.33	0.0		3	3	3	0	0	0	0	0	0	0	1	9	14	∞	∞
Kevin Rogers, L (7, 1) ERA: 2.79	0.2		3	1	0	0	1	0	0	0	0	0	0	6	9	0.00	1.500
Jeff Brantley, R (7, 1) ERA: 4.1	1.0		6	2	2	2	2	0	0	1	0	0	0	13	23	18.00	2.000
Rod Beck, R (8, 1) ERA: 1.57	1.1		7	1	1	1	1	0	1	1	0	0	1	18	30	6.75	0.750
PITCHER	IP	WLS	BF	H	R	ER	SO	BB	IBB	HBP	BLK	WP	HR	S	P	ERA	WHIP
Bryan Hickerson, L (10, 1) ERA: 4.9	2.1	L	13	4	1	1	0	0	1	0	0	0	0	28	49	3.86	1.714

San Francisco Giants @ San Diego Padres
 Jack Murphy Stadium, San Diego, CA
 Wed Aug 04 1993, 10:05 PM EDT
 Att: 15,168 - Unknown - 80 F

AB	51
R	11
H	19
RBI	11
BB	4
SO	9
LOB	19



Batter	1	2	3	4	5	6	7	8	9	AB R H RBI BB SO LOB	TOP		
Dave Martinez, L OBP: 0.311, SLG: 0.365 (1, 8) C B X	1-1 HR		2-1 F8		1-2 P6		4-0 IBB			3 1 1 1 1 0 0	San Francisco Giants @ San Diego Padres Jack Murphy Stadium, San Diego, CA Thu Aug 05 1993, 6:33 AM EDT Att. 14,702 - Unknown - 79 F livebaseballscorecards.com		
Steve Scarsone, R OBP: 0.352, SLG: 0.485 (1, 4) X	0-0 F9		1-3 K		2-3 K		2-3 K			4 0 0 0 0 3 2			
Will Clark, L OBP: 0.357, SLG: 0.425 (1, 3) X	0-0 E3 HR		0-2 HR		2-0 HR		2-2 F7			4 3 2 2 0 0 0			
Matt Williams, R OBP: 0.326, SLG: 0.560 (1, 5) B B X	2-0 1-H HR		2-0 1B		2-0 G6-3		1-1 P2			4 1 2 2 0 0 0			
Barry Bonds, L OBP: 0.468, SLG: 0.705 (1, 7) X	0-0 G4-3		2-1 G4-3		0-1 P5		4-1 CS BB			3 0 0 0 1 0 1			
Willie McGee, S OBP: 0.377, SLG: 0.429 (1, 9) B B F S X	2-2 G3-1		1-0 G6-3		0-0 L4		2-0 CS 1-2		2-3 K	4 0 0 0 0 1 0			
Royce Clayton, R OBP: 0.332, SLG: 0.383 (1, 6)		3-2 F7	2-1 F8		1-0 G3 1B		0-1 B1-3			4 0 1 0 0 0 0			
Jeff Reed, L OBP: 0.330, SLG: 0.464 (1, 2)		4-2 G4-3 BB	0-0 F7		2-2 G3		1-2 P6			3 0 0 0 1 0 1			
Bill Swift, R OBP: 0.328, SLG: 0.288 Rod Beck, R (9, 1)		2-1 G4-3 1-2f	0-0 G6-3		0-3 K					3 0 0 0 0 1 2 0 0 0 0 0 0 0			
Inning Stats	R: 3 E: 1 K: 0 S: 9 H: 2 LOB: 0 BB: 0 P: 14	R: 0 E: 0 K: 0 S: 8 H: 0 LOB: 0 BB: 1 P: 17	R: 1 E: 0 K: 1 S: 11 H: 2 LOB: 1 BB: 0 P: 18	R: 0 E: 0 K: 0 S: 4 H: 0 LOB: 0 BB: 0 P: 7	R: 0 E: 0 K: 1 S: 8 H: 0 LOB: 0 BB: 0 P: 11	R: 1 E: 0 K: 0 S: 5 H: 1 LOB: 0 BB: 0 P: 9	R: 0 E: 0 K: 2 S: 13 H: 1 LOB: 2 BB: 1 P: 20	R: 0 E: 0 K: 0 S: 6 H: 0 LOB: 0 BB: 1 P: 15	R: 0 E: 0 K: 1 S: 9 H: 0 LOB: 0 BB: 0 P: 12	1B: 2 2B: 0 3B: 0 HR: 4 SF: 0 SAC: 0 DP: 1 HBP: 0	WP: 0 PB: 0 SB: 0 CS: 1 PA: 36		
PITCHER	IP WLS BF H R ER SO BB IBB HBP BLK WP HR S P ERA WHIP											PITCHER	IP WLS BF H R ER SO BB IBB HBP BLK WP HR S P ERA WHIP
Andy Ashby, R ERA: 8.19 Tim Mauser, R ERA: 4.64	(1, 1) 7.0 L 29 6 5 4 4 1 1 0 0 0 4 58 96 5.14 1.000											(8, 1) 2.0 6 0 0 0 1 1 0 0 0 0 0 15 27 0.00 0.500	



Batter	1	2	3	4	5	6	7	8	9	AB R H RBI BB SO LOB	TOP											
Craig Biggio, R (1, 4) OBP: 0.359, SLG: 0.449	1-2 G5-3		1-1 G4-3 2B		1-1 G5-3			0-1 F8		4 0 1 0 0 0 2												
Steve Finley, L (1, 8) OBP: 0.298, SLG: 0.341	1-2 G1-3		1-0 G4-3			1-2 G4-3		2-2 L8		4 0 0 0 0 0 2												
5 Jeff Bagwell, R (1, 3) OBP: 0.378, SLG: 0.501	2-3 K		0-2 K			1-0 F9			0-0 HR 2B	4 1 1 0 0 2 1												
Eric Anthony, L (1, 9) OBP: 0.328, SLG: 0.395		2-1 L4		3-1 CS 1B		1-3 K			3-2 HR 2-H	4 1 2 2 0 1 0												
Ken Caminiti, S (1, 5) OBP: 0.297, SLG: 0.392		0-0 FC3-6 1B		1 SAFE 3-2 F7 1-2			0-0 L3		3-2 F7	4 0 1 0 0 0 1												
Luis Gonzalez, L (1, 7) OBP: 0.369, SLG: 0.477		1-2 FC3-6		2-2 G4-3			2-2 G5-4-3 1B		4-0 1B BB	3 1 1 0 0 0 1												
Tom Edens, R (7, 1)		1 SAFE 1-2 FC3-6 2B					1 SAFE 2-1 G5-4-3 1-2f		0-1 1B	0 0 0 0 0 0 0												
Chris James, R (9, PH) OBP: 0.342, SLG: 0.543		1-2f 2B					1 SAFE 1-2f		1-2 1B	0 0 0 0 1 0 0												
Rick Parker, R (9, PR) OBP: 0.382, SLG: 0.438		1-0 1-H 2B					1 SAFE 1-2f		0-1 1B	0 0 0 0 0 0 0												
Eddie Taubensee, L (1, 2) OBP: 0.339, SLG: 0.463		1-0 1-H 2B				1-1 1B			1-2 1B	4 0 3 1 0 0 1												
Jose Uribe, S (1, 6) OBP: 0.333, SLG: 0.200		0-3 K				0-0 F7			3-2 K	2 0 0 0 0 1 2												
Andujar Cedeno, R (8, PH) OBP: 0.341, SLG: 0.401						0-1 F7			0-2 F8	2 0 1 0 0 1 2												
Darryl Kile, R (1, 1) OBP: 0.125, SLG: 0.226			0-3 K			1 SAFE 0-1 F7				2 0 0 0 0 1 1												
Todd Jones, L (5, 1)								1-2 P6		0 0 0 0 0 0 0												
Kevin Bass, S (7, 7) OBP: 0.301, SLG: 0.368									0-2 F8	2 0 0 0 0 0 3												
Inning Stats	R: 0 E: 0 K: 1 S: 9	H: 0 LOB: 0 BB: 0 P: 13	R: 1 E: 0 K: 1 S: 14	H: 2 LOB: 1 BB: 0 P: 18	R: 0 E: 0 K: 2 S: 9	H: 1 LOB: 1 BB: 0 P: 11	R: 0 E: 0 K: 0 S: 8	H: 1 LOB: 0 BB: 0 P: 16	R: 0 E: 0 K: 0 S: 7	H: 1 LOB: 1 BB: 0 P: 9	R: 0 E: 0 K: 1 S: 7	H: 0 LOB: 0 BB: 0 P: 10	R: 0 E: 0 K: 0 S: 7	H: 1 LOB: 0 BB: 0 P: 11	R: 0 E: 0 K: 0 S: 12	H: 1 LOB: 1 BB: 0 P: 16	R: 2 E: 0 K: 1 S: 17	H: 3 LOB: 2 BB: 1 P: 30	1B: 6 2B: 3 3B: 0 HR: 1	SF: 0 SAC: 0 DP: 1 HBP: 0	WP: 0 PB: 0 SB: 0 CS: 1	PA: 36
PITCHER	IP WLS BF H R ER SO BB IBB HBP BLK WP HR S P ERA WHIP																					
John Burkett, R (1, 1) ERA: 3.25	8.0 W 30 8 2 2 5 0 0 0 0 0 0 0 74 105 2.25 1.000																					
Dave Righetti, L (9, 1) ERA: 4.58	0.0 1 1 1 1 0 0 0 0 0 0 0 1 3 6 ∞ ∞																					
Jeff Brantley, R (9, 1) ERA: 4.08	0.1 3 1 0 0 0 1 0 0 0 0 0 0 5 12 0.00 6.000																					
Rod Beck, R (9, 1) ERA: 1.52	0.2 S 2 0 0 0 1 0 0 0 0 0 0 0 8 11 0.00 0.000																					

Houston Astros @ San Francisco Giants
 Candlestick Park, San Francisco, CA
 Fri Aug 06 1993, 10:05 PM EDT
 Att. 26,146 - Unknown

AB	35
R	3
H	10
RBI	3
BB	1
SO	6
LOB	16



Batter	1	2	3	4	5	6	7	8	9
Dave Martinez, L OBP: 0.302, SLG: 0.353 (1, 8)	2-1 F7		2-2 G1-3		3-2 F8	2-2 G5-3		3-3 K	
Robby Thompson, R OBP: 0.366, SLG: 0.468 (1, 4)	3-3 K			1-0 1B	3-0 PB 1B BB HBP		1-1 L6		
Steve Scarsone, R OBP: 0.347, SLG: 0.478 (5, PR) (6, 4)									
Will Clark, L OBP: 0.356, SLG: 0.421 (1, 3)	1-2 G3-1			1-3 K	4-1 1B PB BB		2-0 L8		
Matt Williams, R OBP: 0.330, SLG: 0.562 (1, 5)		0-0 F9		0-0 1B 1B	2-1 HBP 1B		0-1 BB 1B		
Barry Bonds, L OBP: 0.469, SLG: 0.702 (1, 7)		2-3 K		1-1 1B 1B	1-3 K		4-2 FC6-4 BB		
Willie McGee, S OBP: 0.379, SLG: 0.428 (1, 9)		1-3 K		0-1 1B 1B	2-1 FC4-6 HBP		1-0 FC6-4		
Royce Clayton, R OBP: 0.331, SLG: 0.382 (1, 6)			1-2 FC6-4 1B	1-2 P3	2-2 FC4-6		2-0 G5-3		
Jeff Reed, L OBP: 0.337, SLG: 0.466 (1, 2)			1-0 FC6-4 SH3	3-2 1B		0-0 L9	2-2 SH1-4 1B		
John Burkett, R OBP: 0.186, SLG: 0.143 (1, 1)			2-2 SH3	2-2 L3		2-2 G4-3	1-1 SH1-4		
Dave Righetti, L OBP: 1.000, SLG: 1.000 (9, 1)									
Jeff Brantley, R OBP: 0.120, SLG: 0.120 (9, 1)									
Rod Beck, R (9, 1)									

Inning Stats	R: 0 E: 0 K: 1 S: 12	H: 0 LOB: 0 BB: 0 P: 18	R: 0 E: 0 K: 2 S: 9	H: 0 LOB: 0 BB: 0 P: 12	R: 0 E: 0 K: 0 S: 11	H: 1 LOB: 1 BB: 0 P: 17	R: 3 E: 0 K: 1 S: 21	H: 5 LOB: 2 BB: 0 P: 30	R: 1 E: 0 K: 1 S: 15	H: 1 LOB: 3 BB: 1 P: 32	R: 0 E: 0 K: 0 S: 9	H: 0 LOB: 0 BB: 0 P: 13	R: 0 E: 0 K: 0 S: 8	H: 1 LOB: 2 BB: 1 P: 16	R: 0 E: 0 K: 1 S: 9	H: 1 LOB: 1 BB: 0 P: 17
--------------	-------------------------------	----------------------------------	------------------------------	----------------------------------	-------------------------------	----------------------------------	-------------------------------	----------------------------------	-------------------------------	----------------------------------	------------------------------	----------------------------------	------------------------------	----------------------------------	------------------------------	----------------------------------

PITCHER	IP	WLS	BF	H	R	ER	SO	BB	IBB	HBP	BLK	WP	HR	S	P	ERA	WHIP
Darryl Kile, R ERA: 3.3 (1, 1)	4.1	L	22	7	4	4	4	1	0	0	0	0	0	59	95	8.31	1.846
Todd Jones, R ERA: 0.98 (5, 1)	1.2		6	0	0	0	1	0	0	1	0	0	0	18	27	0.00	0.000
Tom Edens, R ERA: 2.78 (7, 1)	2.0		9	2	0	0	1	1	0	0	0	0	0	17	33	0.00	1.500

BOTTOM

5 0 0 0 0 1 2

2 1 1 0 0 1 0
1 1 0 0 0 0 0

3 0 0 0 1 1 1

4 1 3 2 0 0 0

3 1 1 0 1 2 2

3 0 1 1 0 1 2

4 0 1 0 0 0 5

4 0 2 1 0 0 1

2 0 0 0 0 0 2
0 0 0 0 0 0 0
0 0 0 0 0 0 0
0 0 0 0 0 0 0

1B: 8 SF: 0
2B: 1 SAC: 2
3B: 0 DP: 0
HR: 0 HBP: 2

WP: 0 PA: 37
PB: 1
SB: 0
CS: 0

Houston Astros @ San Francisco Giants
Candlestick Park, San Francisco, CA

Fri Aug 06 1993, 10:05 PM EDT
Att. 26,146 - Unknown

livebaseballscorecards.com

GIANTS

AB	R	H	RBI	BB	SO	LOB
31	4	9	4	2	6	15

Batter	1	2	3	4	5	6	7	8	9	AB R H RBI BB SO LOB	TOP											
Craig Biggio, R (1, 4) OBP: 0.358, SLG: 0.446	1-1 G5-3		2-2 G5-3		0-1 1B		1-0 F8		2-2 FC6-2	5 0 1 2 0 0 3												
Luis Gonzalez, L (1, 7) OBP: 0.364, SLG: 0.470	2-3 K			0-0 P5	0-1 P5		1-3 K		0-0 FC4-2	5 0 0 0 0 2 5												
5 Jeff Bagwell, R (1, 3) OBP: 0.376, SLG: 0.505	0-2 G6-3			0-0 F7		1-0 HR		1-0 G4-3	0-1 L4	5 1 1 1 0 0 3												
Eric Anthony, L (1, 9) OBP: 0.332, SLG: 0.404		3-2 HR		2-3 K		4-0 HR		4-2 BB		2 2 1 1 2 1 0												
Ken Caminiti, S (1, 5) OBP: 0.299, SLG: 0.404		1-3 K			1-0 1B	3-2 HR		0-1 G3-1		4 2 2 2 0 1 1												
Eddie Taubensee, L (1, 2) OBP: 0.332, SLG: 0.452		3-3 K		0-1 L9	0-1 G3			3-2 G3		4 0 0 0 0 1 2												
Andujar Cedeno, R (1, 6) OBP: 0.340, SLG: 0.398		2-1 F8		0-0 F8	0-3 K			4-0 BB		3 0 0 0 1 1 1												
Steve Finley, L (1, 8) OBP: 0.300, SLG: 0.341			0-2 G3		4-0 1B	1-1 L8		1-2 FC4-2		3 1 1 0 1 0 0												
Greg Swindell, L (1, 1) OBP: 0.211, SLG: 0.237			2-2 F8		1-0 1B		0-0 G5-3		0-1 FC4-2	3 0 1 0 0 0 0												
Xavier Hernandez, L (7, 1)									1-2 FC6-2	0 0 0 0 0 0 0												
Al Osuna, R (8, 1)										0 0 0 0 0 0 0												
Doug Jones, R (8, 1)										0 0 0 0 0 0 0												
Scott Servais, R (8, 2) OBP: 0.322, SLG: 0.421					1-2 1B				1-2 1B	1 0 1 0 0 0 0												
Inning Stats	R: 0 E: 0 K: 1 S: 8	H: 0 LOB: 0 BB: 0 P: 11	R: 1 E: 0 K: 2 S: 11	H: 1 LOB: 0 BB: 0 P: 20	R: 0 E: 0 K: 0 S: 9	H: 0 LOB: 0 BB: 0 P: 13	R: 0 E: 0 K: 1 S: 5	H: 0 LOB: 0 BB: 0 P: 7	R: 2 E: 0 K: 0 S: 9	H: 3 LOB: 2 BB: 1 P: 15	R: 3 E: 0 K: 1 S: 11	H: 2 LOB: 0 BB: 1 P: 20	R: 0 E: 0 K: 1 S: 5	H: 0 LOB: 0 BB: 0 P: 7	R: 0 E: 0 K: 0 S: 8	H: 0 LOB: 1 BB: 1 P: 16	R: 0 E: 0 K: 0 S: 12	H: 2 LOB: 3 BB: 1 P: 20	1B: 4 2B: 1 3B: 0 HR: 3	SF: 0 SAC: 0 DP: 0 HBP: 0	WP: 0 PB: 0 SB: 0 CS: 0	PA: 39
PITCHER	IP WLS BF H R ER SO BB IBB HBP BLK WP HR S P ERA WHIP																					
Scott Sanderson, R (1, 1) ERA: 4.68	5.0 L 23 6 6 6 4 1 1 0 0 0 3 46 78 10.80 1.400																					
Dave Righetti, L (6, 1) ERA: 4.46	1.0 3 0 0 0 1 0 0 0 0 0 0 7 8 0.00 0.000																					
Dave Burba, R (7, 1) ERA: 3.95	2.0 7 0 0 0 1 1 0 0 0 0 0 13 23 0.00 0.500																					
Kevin Rogers, L (9, 1) ERA: 2.75	1.0 6 2 0 0 0 1 0 0 0 0 0 12 20 0.00 3.000																					

Houston Astros @ San Francisco Giants
Candlestick Park, San Francisco, CA

Sat Aug 07 1993, 6:33 AM EDT
Att. 46,316 - Overcast - 63 F

livebaseballscorecards.com

AB	35
R	6
H	8
RBI	6
BB	4
SO	6
LOB	15



Batter	1	2	3	4	5	6	7	8	9	AB R H RBI BB SO LOB	TOP															
Craig Biggio, R OBP: 0.356, SLG: 0.442 (1, 4) C X	0-1 P3	4-1 BB			2-1 L8		X 0-0 P4		1-2 P3	4 0 0 0 1 0 0																
Luis Gonzalez, L OBP: 0.362, SLG: 0.466 (1, 7) X	0-0 P6	2-0 F7			1-0 F7		3-2 1B		0-3 K	5 0 1 0 0 1 2																
5 Jeff Bagwell, R OBP: 0.380, SLG: 0.515 (1, 3) B X	1-0 HR			2-1 FC6-5 2B	4-2 BB		3-3 K		4-1 BB	3 1 2 1 2 1 1																
Ken Caminiti, S OBP: 0.298, SLG: 0.401 (1, 5) B C S S B X	3-2 1B			1-1 FC6-5 WP 2-3	3-2 P9			1-0 L7	3-1 P6	5 0 1 0 0 0 3																
Chris James, R OBP: 0.333, SLG: 0.528 (1, 9) Steve Finley, L OBP: 0.302, SLG: 0.352 (7, 8) S B S S	1-3 K			1 SAFE 0-3 K	1-3 K			0-1 HR		3 0 0 0 0 3 2 1 1 1 1 0 0 0																
Eric Anthony, L OBP: 0.333, SLG: 0.403 (1, 8) (7, 9) C C C C		1-3 K		2-2 G4-3 1-2	0-0 FC6-4 1B			4-2 BLK 1B BB		3 1 1 0 1 1 1																
Scott Servais, R OBP: 0.321, SLG: 0.431 (1, 2) X		0-0 HR		0-3 K	1 SAFE 3-2 F8			1-3 K		4 1 1 1 0 2 2																
Andujar Cedeno, R OBP: 0.339, SLG: 0.396 (1, 6) S C C C B X		1-3 K		0-0 G1-3	1 SAFE 1-1 FC6-4 1-2f			3-2 BLK 1B		4 0 1 1 0 1 1																
Mark Portugal, R OBP: 0.245, SLG: 0.267 (1, 1) Xavier Hernandez, L (7, 1) Kevin Bass, S OBP: 0.299, SLG: 0.365 (8, PH) Doug Jones, R (8, 1) B C X		1-1 BB 1B		0-3 K	0-2 G3			1-1 F4		3 0 1 0 0 1 0 0 0 0 0 0 0 0 1 0 0 0 0 0 1 0 0 0 0 0 0 0																
Inning Stats	R: 1 E: 0 K: 1 S: 10	H: 2 LOB: 1 BB: 0 P: 15	R: 1 E: 0 K: 2 S: 11	H: 2 LOB: 2 BB: 1 P: 20	R: 0 E: 0 K: 1 S: 10	H: 1 LOB: 1 BB: 0 P: 15	R: 0 E: 0 K: 2 S: 7	H: 0 LOB: 0 BB: 0 P: 7	R: 0 E: 0 K: 0 S: 11	H: 0 LOB: 1 BB: 1 P: 20	R: 0 E: 0 K: 1 S: 11	H: 1 LOB: 1 BB: 0 P: 16	R: 0 E: 0 K: 1 S: 10	H: 1 LOB: 1 BB: 0 P: 16	R: 2 E: 0 K: 1 S: 15	H: 2 LOB: 1 BB: 1 P: 25	R: 0 E: 0 K: 1 S: 13	H: 0 LOB: 1 BB: 1 P: 21	1B: 5 2B: 1 3B: 0 HR: 3	SF: 0 SAC: 0 DP: 0 HBP: 0	WP: 1 PB: 0 SB: 0 CS: 0	PA: 40				
PITCHER Bryan Hickerson, L ERA: 4.72 (1, 1) Jeff Brantley, R ERA: 4.18 (7, 1)	IP 6.2 2.1	WLS L	BF 29 11	H 7 2	R 2 2	ER 2 2	SO 7 3	BB 2 2	IBB 0 0	HBP 0 0	BLK 0 2	WP 1 0	HR 2 1	S 67 31	P 103 52	ERA 2.70 7.71	WHIP 1.350 1.714									

Houston Astros @ San Francisco Giants
Candlestick Park, San Francisco, CA

Sun Aug 08 1993, 6:33 AM EDT
Att. 41,086 - Sunny - 70 F

livebaseballscorecards.com

AB	36
R	4
H	9
RBI	4
BB	4
SO	10
LOB	13



Batter	1	2	3	4	5	6	7	8	9	AB	R	H	RBI	BB	SO	LOB
Dave Martinez, L OBP: 0.309, SLG: 0.366 (1, 8)	2-1 G4-3 ①		2-1 L3 ③		1-1 FC6-4 BB ② 1-2f 2-3 3-H		2-0 1B ③		0-2 F9 ②	5	0	1	1	0	0	3
Robby Thompson, R OBP: 0.370, SLG: 0.467 (1, 4)	1-1 CS G1-3 1B			4-2 BB	4-1 BB		3-2 F9 ③		3-2 G3 ③	3	0	1	0	2	0	2
Will Clark, L OBP: 0.354, SLG: 0.419 (1, 3)	1-1 G1-3 ② 1-2			1-2 F7 ①	0-2 L7 ③			1-2 FC5-4 1B		4	0	1	0	0	0	5
Matt Williams, R OBP: 0.328, SLG: 0.554 (1, 5)	4-2 BB ③ 2-3			2-3 K ②		1-0 G1 ①		1-2 FC5-4 1B 1-2f		3	0	0	0	1	1	2
Barry Bonds, L OBP: 0.465, SLG: 0.699 (1, 7)		2-0 G3-1 ①		1-1 L9 ③		4-2 FC6-4 BB		2-1 F8 ②		3	0	0	0	1	0	2
Willie McGee, S OBP: 0.379, SLG: 0.429 (1, 9)		2-0 G4-3 ②			0-0 1B FC1 1B	1 SAFE 1 SAFE BB X	2-0 FC6-4 ② 1-2f	0-0 FC6-4 1B		4	0	2	0	0	0	1
Royce Clayton, R OBP: 0.327, SLG: 0.377 (1, 6)		1-0 G1-3 ③			0-1 FC1 1B FC6-4 1B 1-3	1-0 G4-3 ③		2-2 FC6-4 ③ 1-2f		4	1	1	0	0	0	3
Kirt Manwaring, R OBP: 0.377, SLG: 0.381 (1, 2)			1-0 L1 ①		0-0 FC6-4 FC1 1B 1-2		0-2 B2-6-3 1B		2-3 K ①	4	0	2	0	0	1	0
Bryan Hickerson, L OBP: 0.063, SLG: 0.063 (1, 1)			2-3 K ②		1-0 FC1 ① 1-2 2-3 3-Hf		1-2 B2-6-3 ① ②		2-2 1B	2	0	0	0	0	1	3
Jeff Brantley, R OBP: 0.115, SLG: 0.115 (7, 1)										1	0	0	0	0	0	1
Jeff Reed, L OBP: 0.343, SLG: 0.472 (9, PH)										1	0	1	0	0	0	0

Inning Stats	R: 0	H: 1	E: 0	K: 0	S: 9	R: 0	H: 0	E: 0	K: 0	S: 3	R: 0	H: 0	E: 0	K: 1	S: 6	R: 0	H: 0	E: 0	K: 1	S: 11	R: 1	H: 3	E: 0	K: 0	S: 11	R: 0	H: 0	E: 0	K: 0	S: 5	R: 0	H: 2	E: 0	K: 0	S: 12	R: 0	H: 2	E: 0	K: 0	S: 15	R: 0	H: 1	E: 0	K: 1	S: 14	1B: 9	2B: 0	3B: 0	HR: 0	SF: 0	SAC: 0	DP: 1	HBP: 0	WP: 0	PB: 0	SB: 0	CS: 1	PA: 38
--------------	------	------	------	------	------	------	------	------	------	------	------	------	------	------	------	------	------	------	------	-------	------	------	------	------	-------	------	------	------	------	------	------	------	------	------	-------	------	------	------	------	-------	------	------	------	------	-------	-------	-------	-------	-------	-------	--------	-------	--------	-------	-------	-------	-------	--------

PITCHER	IP	WLS	BF	H	R	ER	SO	BB	IBB	HBP	BLK	WP	HR	S	P	ERA	WHIP
Mark Portugal, R ERA: 2.96 (1, 1)	6.2	W	28	6	1	1	2	4	0	0	0	0	0	54	97	1.35	1.500
Xavier Hernandez, R ERA: 2.9 (7, 1)	0.1		1	0	0	0	0	0	0	0	0	0	0	3	6	0.00	0.000
Doug Jones, R ERA: 4.48 (8, 1)	2.0	S	9	3	0	0	1	0	0	0	0	0	0	29	42	0.00	1.500

BOTTOM

Houston Astros @ San Francisco Giants
Candlestick Park, San Francisco, CA

Sun Aug 08 1993, 6:33 AM EDT
Att. 41,086 - Sunny - 70 F

livebaseballscorecards.com

AB	34
R	1
H	9
RBI	1
BB	4
SO	3
LOB	22



Batter	1	2	3	4	5	6	7	8	9	AB R H RBI BB SO LOB	TOP																									
Greg Tubbs, R (1, 8) OBP: 0.462, SLG: 0.300	2-1 G6-3		2-1 3B 1B	4-2 BB		4-2 BB		0-1 G5-3		3 1 1 0 2 0 1	<p>Cincinnati Reds @ San Francisco Giants Candlestick Park, San Francisco, CA</p> <p>Mon Aug 09 1993, 6:33 AM EDT Att. 21,385 - Sunny - 73 F</p> <p>livebaseballscorecards.com</p>																									
Willie Greene, L (1, 6) OBP: 0.308, SLG: 0.522	1-0 HR 1B		2-2 1-H SF7 3B	3-2 K		1-2 G4-3		2-3 K	5 2 2 1 0 2 3																											
Hal Morris, L (1, 3) OBP: 0.364, SLG: 0.390	2-2 1-H HR		0-0 SF7		0-0 HR		1-2 FC6-4 1B	4-2 E BB	3 2 3 4 1 0 0																											
Kevin Mitchell, R (1, 7) OBP: 0.399, SLG: 0.611	2-0 HR		3-1 F8		4-2 BB		1-2 F9	1-1 E6	4 1 1 1 1 0 2																											
Chris Sabo, R (1, 5) OBP: 0.334, SLG: 0.455	0-1 1B		2-2 G4-3		2-3 K		2-2 FC6-4 1-2f	0-1 P3	5 0 1 0 0 1 4																											
Reggie Sanders, R (1, 9) OBP: 0.342, SLG: 0.436	2-1 P4		1-2 E 1B		3-3 K		0-1 L9	2-2 F8	5 1 1 0 0 1 4																											
Joe Oliver, R (1, 2) OBP: 0.284, SLG: 0.403		1-1 P5	1-2 K		0-3 K		0-0 1B		4 0 1 0 0 2 2																											
Jeff Branson, L (1, 4) OBP: 0.325, SLG: 0.361		2-2 G5-4-3 1B	1-2 E9 G4-3 1B		0-3 K		0-0 F7	0-0 F8	4 0 2 1 0 0 1																											
John Roper, R (1, 1) OBP: 0.083, SLG: 0.083		0-0 G5-4-3	1-1 G4-3		1-1 K		2-3 K	1-2 F7	3 0 0 0 0 1 2																											
Johnny Ruffin, R (6, 1)									0 0 0 0 0 0 0																											
Kevin Wickander, L (7, 1)									0 0 0 0 0 0 0																											
Jack Daugherty, S (8, PH) OBP: 0.455, SLG: 0.643									1 0 0 0 0 0 1																											
Jeff Reardon, R (8, 1)									0 0 0 0 0 0 0																											
Inning Stats	R: 3 E: 0 K: 0 S: 11	H: 4 LOB: 0 BB: 0 P: 20	R: 0 E: 0 K: 0 S: 6	H: 1 LOB: 0 BB: 0 P: 9	R: 2 E: 0 K: 0 S: 11	H: 2 LOB: 0 BB: 0 P: 20	R: 1 E: 1 K: 2 S: 18	H: 2 LOB: 2 BB: 1 P: 27	R: 1 E: 0 K: 3 S: 14	H: 1 LOB: 1 BB: 1 P: 23	R: 0 E: 0 K: 1 S: 15	H: 0 LOB: 1 BB: 1 P: 23	R: 0 E: 0 K: 0 S: 15	H: 1 LOB: 1 BB: 0 P: 19	R: 0 E: 0 K: 0 S: 8	H: 1 LOB: 1 BB: 0 P: 9	R: 0 E: 1 K: 1 S: 14	H: 0 LOB: 2 BB: 1 P: 23	1B: 8 2B: 0 3B: 1 HR: 3	SF: 1 SAC: 0 DP: 1 HBP: 0	WP: 0 PB: 0 SB: 1 CS: 0	PA: 42														
PITCHER	IP WLS BF H R ER SO BB IBB HBP BLK WP HR S P ERA WHIP																																			
Greg Brummett, R (1, 1) ERA: 4.7	3.1		17	9	6	6	1	0	0	0	0	0	2	37	59	16.20	2.700																			
Dave Burba, R (4, 1) ERA: 3.93	2.2	W	12	1	1	1	5	3	0	0	0	0	1	38	63	3.38	1.500																			
Kevin Rogers, L (7, 1) ERA: 2.7	1.0		4	1	0	0	0	0	0	0	0	0	0	15	19	0.00	1.000																			
Michael Jackson, R (8, 1) ERA: 2.81	1.0		4	1	0	0	0	0	0	0	0	0	0	8	9	0.00	1.000																			
Rod Beck, R (9, 1) ERA: 1.49	1.0	S	5	0	0	0	1	1	0	0	0	0	0	14	23	0.00	1.000																			



Batter	1	2	3	4	5	6	7	8	9	AB R H RBI BB SO LOB	TOP
Jeff Branson, L (1, 4) OBP: 0.321, SLG: 0.357 F B B B T	2-2 		1-3 			3-3 			0-0 SH1-4 1-2	3 0 0 0 0 3 0	Cincinnati Reds @ San Francisco Giants Candlestick Park, San Francisco, CA Tue Aug 10 1993, 6:33 AM EDT Att. 23,308 - Unknown - 67 F livebaseballscorecards.com
Willie Greene, L (1, 6) OBP: 0.267, SLG: 0.444 C F B B B X	2-2 			3-1 			0-0 	2-2 	4 0 0 0 0 0 2		
Jack Daugherty, S (1, 3) OBP: 0.432, SLG: 0.581 F B B B B	4-2 			1-2 			3-1 	0-3 	3 0 0 0 1 1 2		
Kevin Mitchell, R (1, 7) OBP: 0.399, SLG: 0.618 B F B B F X	3-2 			0-1 			1-0 		3 1 1 1 0 0 1		
Chris Sabo, R (1, 5) OBP: 0.332, SLG: 0.451 C B C		1-3 			0-0 		1-1 		3 0 0 0 0 1 0		
Reggie Sanders, R (1, 9) OBP: 0.342, SLG: 0.435 C B B B S		3-3 			2-2 		1-3 		3 0 1 0 0 2 0		
Joe Oliver, R (1, 2) OBP: 0.282, SLG: 0.399 S X		0-1 			2-1 		2-2 		3 0 0 0 0 0 1		
Jacob Brumfield, R (1, 8) OBP: 0.351, SLG: 0.463 C B C B X			2-2 			0-0 		0-0 	3 0 0 0 0 0 0		
Jose Rijo, R (1, 1) OBP: 0.262, SLG: 0.293 Tommy Gregg, L (8, PH) OBP: 0.143, SLG: 0.167 Jeff Reardon, R (8, 1) Randy Milligan, R (9, PH) OBP: 0.391, SLG: 0.414 Juan Samuel, R (9, PR) OBP: 0.290, SLG: 0.359			0-0 			3-2 		0-1 	4-1 	2 0 1 0 0 0 0 0 0 0 0 0	
Inning Stats	R: 0 H: 0 E: 0 LOB: 1 K: 1 BB: 1 S: 14 P: 25	R: 0 H: 0 E: 0 LOB: 0 K: 2 BB: 0 S: 8 P: 12	R: 0 H: 0 E: 0 LOB: 0 K: 1 BB: 0 S: 8 P: 11	R: 0 H: 0 E: 0 LOB: 0 K: 0 BB: 0 S: 7 P: 11	R: 0 H: 1 E: 0 LOB: 0 K: 0 BB: 0 S: 10 P: 12	R: 0 H: 0 E: 0 LOB: 0 K: 1 BB: 0 S: 7 P: 13	R: 1 H: 1 E: 0 LOB: 0 K: 0 BB: 0 S: 6 P: 11	R: 0 H: 0 E: 1 LOB: 0 K: 1 BB: 0 S: 10 P: 13	R: 0 H: 0 E: 0 LOB: 2 K: 1 BB: 1 S: 8 P: 14	1B: 1 SF: 0 2B: 0 SAC: 1 3B: 0 DP: 0 HR: 1 HBP: 0	
PITCHER Bill Swift, R (1, 1) ERA: 2.61 Rod Beck, R (9, 1) ERA: 1.46	IP WLS BF H R ER SO BB IBB HBP BLK WP HR S P ERA WHIP 8.0 W 26 2 1 1 6 1 0 0 0 0 1 70 108 1.12 0.375 1.0 S 4 0 0 0 1 1 0 0 0 0 0 8 14 0.00 1.000	PITCHER IP WLS BF H R ER SO BB IBB HBP BLK WP HR S P ERA WHIP									



Batter	1	2	3	4	5	6	7	8	9
Dave Martinez, L OBP: 0.310, SLG: 0.361 (1, 8) B F B X	2-1 P5 ①		1-2 G3 ③			1-1 G6-3 ①		3-1 L4 ②	
Robby Thompson, R OBP: 0.377, SLG: 0.487 (1, 4) C C B X	1-2 G3 1B			2-0 HR		0-0 E4 3B		1-3 K ③	
Will Clark, L OBP: 0.357, SLG: 0.425 (1, 3) B F B X SAFE	2-2 G3 1-2			2-1 F8 ①		2-0 1B			
Matt Williams, R OBP: 0.327, SLG: 0.548 (1, 5) B X	1-0 G6-3 ③			0-3 K ②		0-3 K ②			
Barry Bonds, L OBP: 0.463, SLG: 0.697 (1, 7)		1-3 K ①		3-0 P4 ③		1-3 K ③			
Willie McGee, S OBP: 0.380, SLG: 0.428 (1, 9)		3-2 G6-4-3 1B			0-0 G4-3 ①		1-0 G3-1 ①		
Royce Clayton, R OBP: 0.324, SLG: 0.373 (1, 6)		1 SAFE 0-0 G6-4-3 1-2f			0-0 G4-3 ②		2-2 F9 ②		
Kirt Manwaring, R OBP: 0.378, SLG: 0.396 (1, 2)			1-3 K ①		1-1 1B ③		0-0 G5-3 ③		
Bill Swift, R OBP: 0.317, SLG: 0.278 (1, 1)			0-1 G6-3 ②		3-2 G4-3 ③			0-0 P6 ①	
Todd Benzinger, S OBP: 0.281, SLG: 0.310 (8, PH)									
Rod Beck, R (9, 1)									

Inning Stats	R: 0	H: 1	E: 0	LOB: 1	K: 0	S: 9	P: 15	R: 0	H: 1	E: 0	LOB: 0	K: 1	S: 11	R: 0	H: 0	E: 0	LOB: 0	K: 1	S: 8	R: 1	H: 1	E: 0	LOB: 0	K: 1	S: 8	R: 0	H: 1	E: 0	LOB: 1	K: 0	S: 7	R: 1	H: 2	E: 1	LOB: 1	K: 2	S: 10	R: 0	H: 0	E: 0	LOB: 0	K: 0	S: 5	R: 0	H: 0	E: 0	LOB: 0	K: 1	S: 6	

PITCHER	IP	WLS	BF	H	R	ER	SO	BB	IBB	HBP	BLK	WP	HR	S	P	ERA	WHIP
Jose Rijo, R ERA: 2.72 (1, 1)	7.0	L	26	6	2	2	5	0	0	0	0	0	1	58	88	2.57	0.857
Jeff Reardon, R ERA: 2.56 (8, 1)	1.0		3	0	0	0	1	0	0	0	0	0	0	6	10	0.00	0.000

1B	2B	3B	HR	SF	SAC	DP	HBP
4	0	0	0	0	0	0	0
3	0	1	0	0	0	0	1
3	0	0	0	0	0	2	2
3	0	0	0	0	0	2	1
3	0	1	0	0	0	0	0
3	0	0	0	0	0	0	1
3	0	1	0	0	0	1	0
2	0	0	0	0	0	0	1
1	0	0	0	0	0	0	0
0	0	0	0	0	0	0	0

WP	PA
0	29

ERA	WHIP

BOTTOM

Cincinnati Reds @ San Francisco Giants
Candlestick Park, San Francisco, CA
Tue Aug 10 1993, 6:33 AM EDT
Att: 23,308 - Unknown - 67 F

livebaseballscorecards.com

AB	29
R	2
H	6
RBI	1
BB	0
SO	6
LOB	6



Batter	1	2	3	4	5	6	7	8	9	AB R H RBI BB SO LOB	TOP											
Jacob Brumfield, R (1, 8) OBP: 0.348, SLG: 0.457	0-1 G3		1-0 P3			1-1 G4-6-3 1B		2-2 G5-3		4 0 1 0 0 0 1												
Willie Greene, L (1, 6) OBP: 0.235, SLG: 0.387	1-0 G3		3-3 K			0-0 G4-6-3 1-2f			2-3 K	4 0 0 0 0 2 2												
Hal Morris, L (1, 3) OBP: 0.371, SLG: 0.394	4-2 BB			2-1 G3-1			2-2 1B 1B		1-2 FC6-4 1B	3 0 2 0 1 0 0												
Kevin Mitchell, R (1, 7) OBP: 0.397, SLG: 0.613	1-1 F8			1-2 P4			0-0 1-2 1B		2-3 K	4 0 1 0 0 1 2												
Chris Sabo, R (1, 5) OBP: 0.329, SLG: 0.447		1-3 K		0-2 P3			0-3 K		0-1 FC6-4 1-2f	4 0 0 0 0 2 3												
Reggie Sanders, R (1, 9) OBP: 0.339, SLG: 0.432		0-0 F8			1-1 G1-3		1-2 F8			3 0 0 0 0 0 2												
Jeff Branson, L (1, 4) OBP: 0.317, SLG: 0.352		1-0 G3			0-0 F7		0-3 K			3 0 0 0 0 1 2												
Brian Dorsett, R (1, 2) OBP: 0.333, SLG: 0.500			4-2 SH5-4 BB		1-3 K			0-1 P2		2 0 0 0 1 1 0												
Bobby Ayala, R (1, 1) Jery Spradlin, S (5, 1) Tommy Gregg, L (6, PH) Scott Service, R (6, 1) Jack Daugherty, S (8, PH) Kevin Wickander, L (8, 1)			1-1 SH5-4		2-1 G6-3			2-3 K		0 0 0 0 0 0 0 0 0 0 0 0 0 0 1 0 0 0 0 0 0 0 0 0 0 0 0 0 1 0 0 0 0 1 0 0 0 0 0 0 0 0												
Inning Stats	R: 0 E: 0 K: 0 S: 8	H: 0 LOB: 1 BB: 1 P: 14	R: 0 E: 0 K: 1 S: 5	H: 0 LOB: 0 BB: 0 P: 7	R: 0 E: 0 K: 1 S: 9	H: 0 LOB: 1 BB: 1 P: 18	R: 0 E: 0 K: 0 S: 9	H: 0 LOB: 0 BB: 0 P: 12	R: 0 E: 0 K: 1 S: 6	H: 0 LOB: 0 BB: 0 P: 8	R: 0 E: 0 K: 0 S: 5	H: 1 LOB: 0 BB: 0 P: 8	R: 0 E: 0 K: 2 S: 15	H: 2 LOB: 2 BB: 0 P: 18	R: 0 E: 0 K: 1 S: 10	H: 0 LOB: 0 BB: 0 P: 14	R: 0 E: 0 K: 2 S: 11	H: 1 LOB: 1 BB: 0 P: 16	1B: 4 2B: 0 3B: 0 HR: 0	SF: 0 SAC: 1 DP: 1 HBP: 0	WP: 0 PB: 0 SB: 0 CS: 0	PA: 32
PITCHER John Burkett, R (1, 1) ERA: 3.09	IP 9.0	WLS W	BF 32	H 4	R 0	ER 0	SO 8	BB 2	IBB 0	HBP 0	BLK 0	WP 0	HR 0	S 78	P 115	ERA 0.00	WHIP 0.667					
PITCHER	IP	WLS	BF	H	R	ER	SO	BB	IBB	HBP	BLK	WP	HR	S	P	ERA	WHIP					

Cincinnati Reds @ San Francisco Giants
Candlestick Park, San Francisco, CA

Wed Aug 11 1993, 6:33 AM EDT
Att. 32,639 - Sunny - 69 F

livebaseballscorecards.com

AB	29
R	0
H	4
RBI	0
BB	2
SO	8
LOB	12



Batter	1	2	3	4	5	6	7	8	9	AB	R	H	RBI	BB	SO	LOB
Jose Vizcaino, S OBP: 0.336, SLG: 0.358 (1, 6)	0-0 G6-3		0-3 K			0-0 B5-3		2-2 P8		4	0	0	0	0	1	1
23 Ryne Sandberg, R OBP: 0.347, SLG: 0.420 (1, 4)	1-2 G6-3			4-2 2B BB		4-2 G4-6-3 BB			0-0 P8	2	1	0	0	2	0	0
Mark Grace, L OBP: 0.375, SLG: 0.454 (1, 3)	0-0 G3			2-0 P6		1-0 G4-6-3			0-1 1B 1B	4	0	1	0	0	0	2
Steve Buechele, R OBP: 0.326, SLG: 0.443 (1, 5)		3-2 FC6-4 1B		0-0 1-H 2B			1-3 K		2-3 K	4	0	2	1	0	2	1
Sammy Sosa, R OBP: 0.306, SLG: 0.502 (1, 8) (8, 9) (9, 8)		1-3 K		3-2 F9			1-2 P6		3-2 1B	4	0	1	0	0	1	2
Candy Maldonado, R OBP: 0.255, SLG: 0.267 (1, 7) Dwight Smith, L OBP: 0.338, SLG: 0.516 (7, PH) (8, 7) Dan Plesac, L (8, 1) Derrick May, L OBP: 0.344, SLG: 0.427 (9, 7) Rick Wilkins, L OBP: 0.368, SLG: 0.557 (1, 2)		2-1 FC6-4 1-2f		2-3 K			0-0 F7		1-0 G4-3	2	0	0	0	0	1	2
		2-1 P4		2-3 K					0-0 P8	3	0	0	0	0	1	1
Kevin Roberson, S OBP: 0.275, SLG: 0.415 (1, 9) (8, 7) (9, 9)			1-1 G5-3			2-3 K			3-3 K	3	0	0	0	0	2	0
Greg Hibbard, L OBP: 0.071, SLG: 0.050 (1, 1) Shawn Boskie, R OBP: 0.222, SLG: 0.222 (6, 1) Willie Wilson, S OBP: 0.283, SLG: 0.320 (8, 8) Jose Bautista, R OBP: 0.100, SLG: 0.100 (9, 1)			1-2 G1-3			0-0 P5			4-0 BB	2	0	0	0	0	0	0
										0	0	0	0	1	0	0
										0	0	0	0	0	0	0

Inning Stats	R: 0	H: 0	E: 0	K: 5	S: 5	R: 0	H: 1	E: 0	K: 1	S: 12	R: 0	H: 0	E: 0	K: 1	S: 8	R: 1	H: 1	E: 0	K: 1	S: 11	R: 0	H: 0	E: 0	K: 2	S: 8	R: 0	H: 0	E: 0	K: 1	S: 4	R: 0	H: 0	E: 0	K: 1	S: 7	R: 0	H: 2	E: 0	K: 1	S: 11	R: 0	H: 2	E: 0	K: 1	S: 17	1B: 3	SF: 0	2B: 1	SAC: 0	3B: 0	DP: 1	HR: 0	HBP: 0	WP: 0	PA: 33
--------------	------	------	------	------	------	------	------	------	------	-------	------	------	------	------	------	------	------	------	------	-------	------	------	------	------	------	------	------	------	------	------	------	------	------	------	------	------	------	------	------	-------	------	------	------	------	-------	-------	-------	-------	--------	-------	-------	-------	--------	-------	--------


PITCHER	IP	WLS	BF	H	R	ER	SO	BB	IBB	HBP	BLK	WP	HR	S	P	ERA	WHIP
Trevor Wilson, L ERA: 3.47 (1, 1)	6.0	W	21	2	1	1	5	2	0	0	0	0	0	48	79	1.50	0.667
Jeff Brantley, R ERA: 4.08 (7, 1)	2.0		7	0	0	0	2	1	0	0	0	0	0	15	26	0.00	0.500
Rod Beck, R ERA: 1.44 (9, 1)	1.0	S	5	2	0	0	1	0	0	0	0	0	0	11	17	0.00	2.000

BOTTOM

San Francisco Giants @ Chicago Cubs
Wrigley Field, Chicago, IL

Fri Aug 13 1993, 3:33 AM CDT
Att. 39,533 - Overcast - 78 F

AB	30
R	1
H	4
RBI	1
BB	3
SO	8
LOB	11



PITCHER	IP	WLS	BF	H	R	ER	SO	BB	IBB	HBP	BLK	WP	HR	S	P	ERA	WHIP
---------	----	-----	----	---	---	----	----	----	-----	-----	-----	----	----	---	---	-----	------

BOTTOM

San Francisco Giants @ Chicago Cubs
Wrigley Field, Chicago, IL

Sat Aug 14 1993, 3:33 AM CDT
Att: 39,645 - Sunny - 77 F

livebaseballscores.com

AB	36
R	3
H	14
RBI	3
BB	2
SO	3
LOB	20



WP:	0	PA:	39
PB:	0		
SB:	0		
CS:	0		

AB	2	R	1	H	0	RBI	0	BB	1	SO	0	LOB	2
	1	0	0	0	1	0	0						

	5	0	3	0	0	0	0	3					
--	---	---	---	---	---	---	---	---	--	--	--	--	--

	5	0	3	2	0	0	2						
--	---	---	---	---	---	---	---	--	--	--	--	--	--

	4	0	3	0	0	0	2						
--	---	---	---	---	---	---	---	--	--	--	--	--	--

	4	1	1	0	0	0	6						
--	---	---	---	---	---	---	---	--	--	--	--	--	--

	4	0	0	0	0	2	3						
--	---	---	---	---	---	---	---	--	--	--	--	--	--

	4	0	2	0	0	1	0						
--	---	---	---	---	---	---	---	--	--	--	--	--	--

	4	0	1	1	0	0	1						
--	---	---	---	---	---	---	---	--	--	--	--	--	--

	2	0	0	0	0	0	1						
--	---	---	---	---	---	---	---	--	--	--	--	--	--

	0	0	0	0	0	0	0						
--	---	---	---	---	---	---	---	--	--	--	--	--	--

1B:	14	SF:	0
2B:	1	SAC:	1
3B:	0	DP:	2
HR:	0	HBP:	0

Batter	1	2	3	4	5	6	7	8	9
Dwight Smith, L OBP: 0.337, SLG: 0.511 Willie Wilson, S OBP: 0.285, SLG: 0.319 (1, 9) (7, PH) (8, 8)	4-0 23 BLK 1B BB		1-1 F7 1B	2-0 P6 1B			3-2 G6-3 1B		4-2 1B BB 1-2
23 Ryne Sandberg, R OBP: 0.350, SLG: 0.423 (1, 4)	2-2 L4 1-2		1-2 F9-5 1B 1B		1-0 1B 1B		0-1 1B 1B		2-2 L7 1B
Mark Grace, L OBP: 0.378, SLG: 0.456 (1, 3)	2-1 1B 2-H 1B		1-0 1B 1-2 1B		1-0 L7 1B		1-1 L7 1B		1-0 1B 2-H 1B
Derrick May, L OBP: 0.347, SLG: 0.430 (1, 7)	0-0 1-3 1B		1-0 F9-5 2-3 1B		1-0 1-2 1B G5-4-3 1B		1-2 1-3 1B		
Sammy Sosa, R OBP: 0.306, SLG: 0.500 (1, 8) (8, 9)	3-2 P3 1B			1-1 1B BLK 1B		1-0 G5-4-3 1-2f 1B		0-2 L9 1B	
Rick Wilkins, L OBP: 0.364, SLG: 0.550 (1, 2)	1-3 K 1B			2-2 F7 1B		1-3 K 1B		0-0 L6 1B	
Steve Buechele, R OBP: 0.328, SLG: 0.443 (1, 5)		2-3 K 1B		0-2 SH1-4 1B 1-3 1B		0-0 FC6 1B		1-0 F9 1B	
Rey Sanchez, R OBP: 0.330, SLG: 0.349 (1, 6)		2-1 G6-3 1B		0-1 SH1-4 1B 1-2 3-H 1B		0-0 L8 1B		0-2 L4 1B	
Frank Castillo, R OBP: 0.179, SLG: 0.158 Jose Bautista, R OBP: 0.100, SLG: 0.100 Randy Myers, L OBP: 0.667, SLG: 1.000 Jose Vizcaino, S OBP: 0.338, SLG: 0.360 (1, 1) (8, 1) (9, 1) (9, PH)		0-2 L6 1B		0-1 SH1-4 1B 1-2 2-3 1B		1-0 FC6 1-2f 1B			0-2 BB 1B 1B

Inning Stats	R: 1	H: 2	E: 0	K: 1	S: 17	R: 0	H: 0	E: 0	K: 1	S: 8	R: 0	H: 2	E: 0	K: 0	S: 7	R: 1	H: 3	E: 0	K: 0	S: 17	R: 0	H: 2	E: 0	K: 0	S: 4	R: 0	H: 1	E: 0	K: 1	S: 8	R: 0	H: 2	E: 0	K: 0	S: 15	R: 0	H: 0	E: 0	K: 0	S: 5	R: 1	H: 2	E: 0	K: 0	S: 12	1B: 14	SF: 0	2B: 1	SAC: 1	3B: 0	DP: 2	HR: 0	HBP: 0	WP: 0	PA: 39
--------------	------	------	------	------	-------	------	------	------	------	------	------	------	------	------	------	------	------	------	------	-------	------	------	------	------	------	------	------	------	------	------	------	------	------	------	-------	------	------	------	------	------	------	------	------	------	-------	--------	-------	-------	--------	-------	-------	-------	--------	-------	--------

PITCHER	IP	WLS	BF	H	R	ER	SO	BB	IBB	HBP	BLK	WP	HR	S	P	ERA	WHIP
Scott Sanderson, R ERA: 4.68 (1, 1)	4.0		19	7	2	2	2	1	0	0	2	0	0	49	73	4.50	2.000
Bryan Hickerson, L ERA: 4.55 (5, 1)	3.0		13	5	0	0	1	0	0	0	0	0	0	27	38	0.00	1.667
Michael Jackson, R ERA: 2.91 (8, 1)	1.1	L	6	1	1	1	0	1	0	0	0	0	0	16	23	6.75	1.500
Kevin Rogers, L ERA: 2.7 (9, 1)	0.0		1	1	0	0	0	0	0	0	0	0	0	1	2	∞	∞


Batter	1	2	3	4	5	6	7	8	9	10	11	AB R H RBI BB SO LOB	TOP																						
Darren Lewis, R OBP: 0.318, SLG: 0.348 (1, 8)	G3		SH5-3	F8 1B		L8		1-1		P6		5 0 2 0 0 0 1																							
Robby Thompson, R OBP: 0.384, SLG: 0.490 (1, 4)	G6-3		HR 1B	F8 1B		1B		2-1		P3		6 1 3 2 0 0 2																							
Barry Bonds, L OBP: 0.464, SLG: 0.702 (1, 7)	1B		HR	F8		L7		0-0		F7		6 3 3 3 0 0 3																							
Matt Williams, R OBP: 0.331, SLG: 0.560 (1, 5)	1B		HR	FC6-4 IBB		F9		2-3		K		5 2 3 3 1 1 0																							
Willie McGee, S OBP: 0.366, SLG: 0.418 (1, 9)	K		G4-3	FC6-4		L7		1-0		HR		6 1 1 1 0 1 4																							
Todd Benzinger, S OBP: 0.308, SLG: 0.327 (1, 3)			K	1B		G4-3		0-0		F8		6 0 2 0 0 1 0																							
Royce Clayton, R OBP: 0.322, SLG: 0.366 (1, 6)			K	K		G4-3		1-2		FC6-4 HBP		5 0 0 0 0 4 2																							
Kirt Manwaring, R OBP: 0.371, SLG: 0.395 (1, 2)			G6-3			G5-3		1-3		K		5 0 0 0 0 1 1																							
Bill Swift, R OBP: 0.317, SLG: 0.281 Dave Richetti, L OBP: 1.000, SLG: 1.000 Dave Martinez, L OBP: 0.305, SLG: 0.355 Michael Jackson, R OBP: 0.062, SLG: 1.533 Rod Beck, R (9, 1) Mark Carreon, R OBP: 0.369, SLG: 0.504 Kevin Rogers, L (10, 1)			E6 SH5-3 1B	E7 1B 1B		K		1-3		K		3 2 1 0 0 1 0 0 0 0 0 0 0 0 1 0 0 0 0 1 1 0 0 0 0 0 0 0 0 0 0 0 0 0 0 1 0 1 0 0 0 0 0 0 0 0 0 0 0																							
Inning Stats	R: 1 E: 0 K: 1 S: 13	H: 2 LOB: 1 BB: 0 P: 19	R: 0 E: 0 K: 2 S: 9	H: 0 LOB: 0 BB: 0 P: 16	R: 4 E: 1 K: 1 S: 21	H: 4 LOB: 1 BB: 0 P: 26	R: 1 E: 1 K: 0 S: 10	H: 3 LOB: 3 BB: 1 P: 21	R: 0 E: 0 K: 1 S: 10	H: 0 LOB: 0 BB: 0 P: 13	R: 0 E: 0 K: 1 S: 12	H: 1 LOB: 1 BB: 0 P: 20	R: 0 E: 0 K: 1 S: 5	H: 0 LOB: 0 BB: 0 P: 5	R: 0 E: 0 K: 1 S: 12	H: 1 LOB: 2 BB: 0 P: 18	R: 1 E: 0 K: 1 S: 9	H: 1 LOB: 0 BB: 0 P: 12	R: 0 E: 0 K: 1 S: 9	H: 1 LOB: 1 BB: 0 P: 14	R: 2 E: 0 K: 1 S: 14	H: 3 LOB: 1 BB: 0 P: 19	1B: 11 2B: 0 3B: 0 HR: 5	SF: 0 SAC: 1 DP: 0 HBP: 1	WP: 0 PB: 0 SB: 1 CS: 0	PA: 52									
PITCHER	IP WLS BF H R ER SO BB IBB HBP BLK WP HR S P ERA WHIP												PITCHER	IP WLS BF H R ER SO BB IBB HBP BLK WP HR S P ERA WHIP																					
Mike Morgan, R ERA: 3.85 (1, 1)	5.2	29	10	6	5	6	0	1	0	0	0	0	2	73	111	7.94	1.765																		
Chuck McElroy, L ERA: 4.81 (6, 1)	0.1	1	0	0	0	0	0	0	0	0	0	0	0	2	4	0.00	0.000																		
Shawn Boskie, R ERA: 3.56 (7, 1)	2.0	8	1	0	0	1	0	0	1	0	0	0	0	17	23	0.00	0.500																		
Dan Plesac, L ERA: 4.56 (9, 1)	0.1	1	0	0	0	0	0	0	0	0	0	0	0	1	1	0.00	0.000																		
Jose Bautista, R ERA: 2.35 (9, 1)	1.2	7	2	1	1	2	0	0	0	0	0	0	1	17	25	5.40	1.200																		

San Francisco Giants @ Chicago Cubs
Wrigley Field, Chicago, IL
Sun Aug 15 1993, 3:33 AM CDT
Att. 37,936 - Overcast - 73 F

AB	49
R	9
H	16
RBI	9
BB	1
SO	10
LOB	14



Batter	1	2	3	4	5	6	7	8	9	10	11	AB	R	H	RBI	BB	SO	LOB
Dwight Smith, L OBP: 0.347, SLG: 0.515 Willie Wilson, S OBP: 0.284, SLG: 0.317	2-2 1B 2B 1B	3-2 23 G5-4-3 1B		2-1 G4-3			1-1 1-3 1B		4-1 23 FC6-4 BB		1-1 G4-6-3 1-2f 1B	4	1	3	0	1	0	0
23 Ryne Sandberg, R OBP: 0.347, SLG: 0.418	0-1 L8	0-1 G5-4-3 1-2f			1-1 G6-3		2-3 K		1-2 FC6-4 1-2f 2B		1-1 1B	6	1	1	0	0	1	5
Mark Grace, L OBP: 0.381, SLG: 0.461	1 SAFE 2-1 2B 1-3 WP 1B	0-0		3-1 G3-6-3 1B			0-0 F7		0-0 1-H 2B		0-1 P3	6	1	4	1	0	0	3
Derrick May, L OBP: 0.348, SLG: 0.431	2-0 WP HR 2B 3-H	1-0 G3		0-1 G3-6-3 1-2f 1B			2-1 G4-3		4-0 IBB			4	1	1	1	1	0	2
Sammy Sosa, R OBP: 0.304, SLG: 0.503	1-1 HR			1-3 K			0-3 K		0-3 K		1-1 L6	5	1	1	2	0	3	2
Rick Wilkins, L OBP: 0.362, SLG: 0.545	2-3 K			1-1 G4-3			2-1 G6-3		0-0 BLK HR 1B		1-0 G2-3	5	1	1	0	0	1	0
Steve Buechele, R OBP: 0.328, SLG: 0.441 Shawn Boskie, R OBP: 0.222, SLG: 0.222 Kevin Roberson, S OBP: 0.282, SLG: 0.453 Dan Plesac, L OBP: 0.100, SLG: 0.100 Candy Maldonado, R OBP: 0.253, SLG: 0.385 Randy Myers, L OBP: 0.087, SLG: 1.000	4-2 1B BB			1-3 K			1-2 G4-3		0-1 1-H HR		2-2 G5-3	2	0	0	0	1	1	0
Rey Sanchez, R OBP: 0.328, SLG: 0.346	0-0 1-3 1B			1-1 L4			0-2 G6-3		3-3 K		1-0 G4-3	5	0	1	0	0	1	0
Mike Morgan, R OBP: 0.078, SLG: 0.041 Chuck McElroy, L OBP: 0.340, SLG: 0.362	0-0 G4-3			0-3 K			1-0 1B		0-0 F8		1-1 G4-6-3 1B	2	0	0	0	0	1	2

BOTTOM	
<p>San Francisco Giants @ Chicago Cubs Wrigley Field, Chicago, IL Sun Aug 15 1993, 3:33 AM CDT Att. 37,936 - Overcast - 73 F</p>	<p>AB 45 R 7 H 15 RBI 6 BB 3 SO 8 LOB 15</p> 

Inning Stats	R: 4	H: 5	R: 0	H: 2	R: 0	H: 0	R: 0	H: 0	R: 0	H: 1	R: 0	H: 0	R: 0	H: 2	R: 2	H: 2	R: 1	H: 1	R: 0	H: 0	R: 0	H: 2	R: 0	H: 2	R: 0	H: 0	R: 0	H: 2	R: 0	H: 0	
E: 0	LOB: 2	E: 0	LOB: 1	E: 0	LOB: 0	E: 0	LOB: 0	E: 0	LOB: 0	E: 0	LOB: 0	E: 0	LOB: 2	E: 0	LOB: 0	E: 0	LOB: 2	E: 0	LOB: 0	E: 0	LOB: 0	E: 0	LOB: 2	E: 0	LOB: 0	E: 0	LOB: 0	E: 0	LOB: 1	E: 0	LOB: 0
K: 1	BB: 1	K: 0	BB: 0	K: 2	BB: 0	K: 1	BB: 0	K: 1	BB: 0	K: 0	BB: 0	K: 1	BB: 0	K: 2	BB: 0	K: 0	BB: 2	K: 0	BB: 2	K: 0	BB: 0	K: 0	BB: 2	K: 0	BB: 0	K: 0	BB: 0	K: 0	BB: 0	K: 0	BB: 0
S: 19	P: 32	S: 8	P: 12	S: 9	P: 12	S: 7	P: 10	S: 6	P: 10	S: 8	P: 11	S: 11	P: 15	S: 11	P: 16	S: 10	P: 20	S: 7	P: 11	S: 8	P: 11	S: 11	P: 15	S: 11	P: 16	S: 10	P: 20	S: 7	P: 11	S: 8	P: 11

PITCHER		IP	WLS	BF	H	R	ER	SO	BB	IBB	HBP	BLK	WP	HR	S	P	ERA	WHIP
Bill Swift, R ERA: 2.72	(1, 1)	6.2		29	10	4	4	6	1	0	0	0	1	1	67	101	5.40	1.650
Dave Righetti, L ERA: 4.42	(7, 1)	0.1	1	0	0	0	0	0	0	0	0	0	0	1	1	0.00	0.000	
Michael Jackson, R ERA: 3.19	(8, 1)	1.0	5	2	2	2	2	0	0	0	1	0	1	11	16	18.00	2.000	
Rod Beck, R ERA: 1.57	(9, 1)	1.0	6	1	1	1	0	1	1	0	0	0	0	10	20	9.00	2.000	
Kevin Rogers, L ERA: 2.61	(10, 1)	2.0	W	7	2	0	0	0	0	0	0	0	0	15	22	0.00	1.000	

PITCHER		IP	WLS	BF	H	R	ER	SO	BB	IBB	HBP	BLK	WP	HR	S	P	ERA	WHIP
1B: 11	SF: 0	2B: 2	SAC: 0	3B: 0	DP: 3	HR: 2	HBP: 0	WP: 1	PA: 48	PB: 0	SB: 0	CS: 0						

Batter	1	2	3	4	5	6	7	8	9	AB R H RBI BB SO LOB	TOP
Darren Lewis, R (1, 8) <small>OBP: 0.319, SLG: 0.349</small> Dave Martinez, L (4, 8) <small>OBP: 0.306, SLG: 0.360</small> (7, 9)	1-1 		0-2 		1-2 		1-0 		1-2 	2 0 1 0 0 0 0 3 0 1 1 0 0 0	San Francisco Giants @ Pittsburgh Pirates Three Rivers Stadium, Pittsburgh, PA Tue Aug 17 1993, 7:05 PM EDT Att. 29,222 - Unknown - 76 F
Robby Thompson, R (1, 4) <small>OBP: 0.383, SLG: 0.488</small> Scott Sanderson, R (7, 1)	2-0 		0-2 		0-0 		2-2 			4 0 1 0 0 0 1 0 0 0 0 0 0 0	
Barry Bonds, L (1, 7) <small>OBP: 0.461, SLG: 0.695</small>	1-2 		3-0 			2-0 		2-3 		4 0 0 0 0 1 2	
Matt Williams, R (1, 5) <small>OBP: 0.330, SLG: 0.560</small>		1-2 		3-2 		2-0 		1-2 		4 1 1 0 0 0 0	
Todd Benzinger, S (1, 3) <small>OBP: 0.315, SLG: 0.353</small>		0-2 		0-0 		1-1 		1-0 		4 1 2 0 0 0 1	
Mark Carreon, R (1, 9) <small>OBP: 0.381, SLG: 0.513</small> (7, 8)		0-2 		0-0 		2-1 		1-0 		4 0 3 2 0 0 1	
Royce Clayton, R (1, 6) <small>OBP: 0.322, SLG: 0.367</small>		0-1 		3-2 			2-0 	1-2 		4 1 1 0 0 0 3	
Kirt Manwaring, R (1, 2) <small>OBP: 0.367, SLG: 0.390</small>			1-3 	1-3 			0-0 		2-3 	4 0 0 0 0 3 2	
John Burkett, R (1, 1) <small>OBP: 0.206, SLG: 0.138</small> Dave Burba, R (3, 1) <small>OBP: 0.313, SLG: 0.375</small> Steve Scarsone, R (7, PH) <small>OBP: 0.313, SLG: 0.429</small> (7, 4)			0-3 		0-3 		0-2 		0-2 	1 0 0 0 0 1 0 1 0 0 0 0 1 0 2 0 0 0 0 0 1	
Inning Stats	R: 0 H: 0 E: 0 LOB: 0 K: 0 BB: 0 S: 6 P: 10	R: 0 H: 1 E: 0 LOB: 1 K: 0 BB: 0 S: 12 P: 13	R: 0 H: 2 E: 0 LOB: 2 K: 2 BB: 0 S: 14 P: 18	R: 1 H: 2 E: 0 LOB: 1 K: 1 BB: 0 S: 12 P: 19	R: 0 H: 0 E: 0 LOB: 0 K: 1 BB: 0 S: 7 P: 8	R: 0 H: 1 E: 0 LOB: 1 K: 0 BB: 0 S: 6 P: 13	R: 1 H: 2 E: 0 LOB: 1 K: 0 BB: 0 S: 14 P: 19	R: 1 H: 2 E: 0 LOB: 1 K: 1 BB: 0 S: 11 P: 17	R: 0 H: 0 E: 0 LOB: 0 K: 1 BB: 0 S: 9 P: 12	1B: 6 SF: 0 2B: 3 SAC: 0 3B: 1 DP: 0 HR: 0 HBP: 0	WP: 0 PA: 37 PB: 0 SB: 0 CS: 0
PITCHER Steve Cooke, L (1, 1) <small>ERA: 3.75</small> Joel Johnston, R (9, 1) <small>ERA: 2.78</small>	IP WLS BF H R ER SO BB IBB HBP BLK WP HR S P ERA WHIP 8.0 W 34 10 3 3 5 0 0 0 0 0 0 0 82 117 3.38 1.250					PITCHER IP WLS BF H R ER SO BB IBB HBP BLK WP HR S P ERA WHIP 1.0 3 0 0 0 0 1 0 0 0 0 0 0 9 12 0.00 0.000					

livebaseballscorecards.com

AB	37
R	3
H	10
RBI	3
BB	0
SO	6
LOB	11



Batter	1	2	3	4	5	6	7	8	9	AB R H RBI BB SO LOB	TOP											
Willie McGee, S OBP: 0.364, SLG: 0.415 (1, 9)	1-1 1B 2B 1B	0-1 F8		0-1 F7		0-1 F8			1-2 G1-3	5 1 1 0 0 0 1												
Robby Thompson, R OBP: 0.385, SLG: 0.497 (1, 4)	0-1 1B 2B 1B		1-0 G6-3		2-1 HR		3-3 K	0-1 HR 1B	5 3 3 1 0 1 0													
Barry Bonds, L OBP: 0.464, SLG: 0.714 (1, 7)	2-2 1B 2B		3-1 L3 1B		0-0 HR		3-3 K	1-0 HR	5 3 4 4 0 1 0													
Matt Williams, R OBP: 0.329, SLG: 0.558 (1, 5)	3-3 K		1 SAFE 0-1 L3 1-1		1-0 G6-3 2B		0-0 G6-3	0-0 E5 G5-3	5 0 1 0 0 1 3													
Todd Benzinger, S OBP: 0.327, SLG: 0.358 (1, 3)	4-0 1B IBB			3-1 2B 1B		2-0 F8		2-0 G1-6-3 1B 1-2	4 1 2 0 1 0 2													
Mark Carreon, R OBP: 0.384, SLG: 0.521 (1, 8)	2-1 1B		1-1 G3 1B 2B		2-1 G6-3		2-0 G1-6-3	1-3 K	4 1 2 3 0 0 2													
Dave Martinez, L OBP: 0.304, SLG: 0.358 (8, 8)	1-2 2-H 3-H 1B			2-3					1 0 0 0 0 1 1													
Kirt Manwaring, R OBP: 0.365, SLG: 0.386 (1, 2)	1-1 L4-3 1-2		0-0 G3		3-1 G5-3		4-1 1B BB		3 0 0 0 1 0 4		AB 40 R 9 H 15 RBI 9 BB 2 SO 5 LOB 16											
Mike Benjamin, R OBP: 0.280, SLG: 0.372 (1, 6)		3-2 G5-3		1-3 K		3-2 G5-3		1-1 1B	4 0 1 0 0 1 1													
Trevor Wilson, L OBP: 0.194, SLG: 0.241 (1, 1)		0-0 G5-3		1-0 1B		0-0 G6-3		0-0 G4-3	3 0 1 1 0 0 0													
Jeff Brantley, R OBP: 0.115, SLG: 0.115 (7, 1)									0 0 0 0 0 0 0													
Darren Lewis, R OBP: 0.318, SLG: 0.348 (8, PH)									1 0 0 0 0 0 2													
Michael Jackson, R OBP: 0.667, SLG: 1.333 (8, 1)									0 0 0 0 0 0 0													
Rod Beck, R (9, 1)									0 0 0 0 0 0 0													
Inning Stats	R: 3 E: 0 K: 1 S: 15	H: 4 LOB: 1 BB: 1 P: 28	R: 0 E: 0 K: 0 S: 6	H: 0 LOB: 0 BB: 0 P: 9	R: 0 E: 0 K: 0 S: 5	H: 1 LOB: 0 BB: 0 P: 9	R: 2 E: 0 K: 1 S: 12	H: 3 LOB: 1 BB: 0 P: 17	R: 2 E: 0 K: 0 S: 9	H: 3 LOB: 1 BB: 0 P: 19	R: 0 E: 0 K: 0 S: 9	H: 0 LOB: 0 BB: 0 P: 12	R: 0 E: 0 K: 2 S: 9	H: 0 LOB: 0 BB: 0 P: 15	R: 0 E: 0 K: 0 S: 6	H: 2 LOB: 2 BB: 1 P: 15	R: 2 E: 1 K: 1 S: 16	H: 2 LOB: 1 BB: 0 P: 19	1B: 9 2B: 5 3B: 0 HR: 3	SF: 0 SAC: 0 DP: 3 HBP: 0	WP: 0 PB: 0 SB: 0 CS: 0	PA: 42
PITCHER	IP WLS BF H R ER SO BB IBB HBP BLK WP HR S P ERA WHIP																					
Zane Smith, L ERA: 4.26 (1, 1)	3.0 L 15 7 5 5 1 0 1 0 0 0 0 0 30 54 15.00 2.333																					
Blas Minor, R ERA: 4.03 (4, 1)	1.0 4 1 0 0 1 0 0 0 0 0 0 0 8 9 0.00 1.000																					
Mark Petkovsek, R ERA: 4.03 (5, 1)	2.0 9 3 2 2 0 0 0 0 0 0 0 2 18 31 9.00 1.500																					
Jeff Ballard, L ERA: 4.72 (7, 1)	2.0 8 2 0 0 2 1 0 0 0 0 0 0 15 30 0.00 1.500																					
Brian Shouse, L ERA: 7.36 (9, 1)	1.0 6 2 2 2 1 0 0 0 0 0 0 1 16 19 18.00 2.000																					

San Francisco Giants @ Pittsburgh Pirates
 Three Rivers Stadium, Pittsburgh, PA
 Wed Aug 18 1993, 7:05 PM EDT
 Att. 23,314 - Unknown - 84 F

livebaseballscorecards.com



Batter	1	2	3	4	5	6	7	8	9	AB R H RBI BB SO LOB	TOP											
Willie McGee, S (1, 9) OBP: 0.366, SLG: 0.424	3-3 K	0-0 2-H HR		0-1 1-2 1B			0-1 G6-3			4 1 2 2 0 1 0	San Francisco Giants @ Pittsburgh Pirates Three Rivers Stadium, Pittsburgh, PA Thu Aug 19 1993, 3:33 AM EDT Att. 20,151 - Cloudy - 86 F livebaseballscorecards.com											
Robby Thompson, R (1, 4) OBP: 0.381, SLG: 0.492	3-2 E6 CS	2-0 P3		2-3 K			2-2 F8			4 0 0 0 0 1 2												
Barry Bonds, L (1, 7) OBP: 0.462, SLG: 0.709	3-3 K		4-1 FC5-4 BB			1-0 G4-3	2-2 F8			3 0 0 0 1 1 1												
Matt Williams, R (1, 5) OBP: 0.328, SLG: 0.555		2-2 2B 1B	0-0 FC5-4			0-3 K		0-0 G5-3		4 1 1 0 0 1 1												
Todd Benzing, S (1, 3) OBP: 0.333, SLG: 0.400		1-2 E 2B	0-3 K			1-1 HR		1-3 K		4 2 2 2 0 2 1												
Dave Martinez, L (1, 8) OBP: 0.303, SLG: 0.356		2-1 E1 G4-3 1B	2-2 G6-3			2-3 K2-3		1-2 G5-3		4 1 1 0 0 1 1												
Jeff Reed, L (1, 2) OBP: 0.330, SLG: 0.452		1-3 K		0-1 G6-3		1-0 F8		1-0 G3-1		4 0 0 0 0 1 1												
Mike Benjamin, R (1, 6) OBP: 0.279, SLG: 0.363		4-2 G4-3 HR BB		2-0 F9		0-1 F8		2-0 G6-3		3 1 0 0 1 0 0												
Bryan Hickerson, L (1, 1) OBP: 0.105, SLG: 0.105		0-2 G4-3		1-0 1B		2-3 K		1-0 G6-3		3 0 1 1 0 1 1												
Michael Jackson, R (8, 1) OBP: 0.667, SLG: 1.333										0 0 0 0 0 0 0												
Darren Lewis, R (9, PH) OBP: 0.317, SLG: 0.347										1 0 0 0 0 0 0												
Rod Beck, R (9, 1)		1-2 3-H								0 0 0 0 0 0 0												
Inning Stats	R: 0 E: 1 K: 2 S: 13	H: 0 LOB: 0 BB: 0 P: 22	R: 5 E: 1 K: 1 S: 19	H: 4 LOB: 0 BB: 1 P: 31	R: 0 E: 0 K: 1 S: 10	H: 0 LOB: 1 BB: 1 P: 16	R: 0 E: 0 K: 1 S: 9	H: 2 LOB: 2 BB: 0 P: 14	R: 1 E: 0 K: 2 S: 11	H: 1 LOB: 0 BB: 0 P: 15	R: 0 E: 0 K: 0 S: 7	H: 0 LOB: 0 BB: 0 P: 10	R: 0 E: 0 K: 0 S: 8	H: 0 LOB: 0 BB: 0 P: 12	R: 0 E: 0 K: 1 S: 8	H: 0 LOB: 0 BB: 0 P: 10	R: 0 E: 0 K: 0 S: 3	H: 0 LOB: 0 BB: 0 P: 7	1B: 4 2B: 1 3B: 0 HR: 2	SF: 0 SAC: 0 DP: 0 HBP: 0	WP: 0 PB: 0 SB: 1 CS: 1	PA: 36
PITCHER	IP WLS BF H R ER SO BB IBB HBP BLK WP HR S P ERA WHIP																				PITCHER	IP WLS BF H R ER SO BB IBB HBP BLK WP HR S P ERA WHIP
Bob Walk, R (1, 1) ERA: 5.54	3.0 L 15 4 5 5 4 2 0 0 0 0 1 42 69 15.00 2.000																					
Paul Wagner, R (4, 1) ERA: 5.31	2.0 9 3 1 1 3 0 0 0 0 0 0 1 20 29 4.50 1.500																					
Denny Neagle, L (6, 1) ERA: 5.89	2.0 6 0 0 0 1 0 0 0 0 0 0 0 15 22 0.00 0.000																					
Joel Johnston, R (8, 1) ERA: 2.55	2.0 6 0 0 0 1 0 0 0 0 0 0 0 11 17 0.00 0.000																					



Batter	1	2	3	4	5	6	7	8	9	AB	R	H	RBI	BB	SO	LOB
Carlos Garcia, R OBP: 0.326, SLG: 0.424 (1, 4)	4-0 CS BB		0-3 K		0-0 FC6-4 1-2f		0-2 G6-3			3	0	0	0	1	1	1
Jay Bell, R OBP: 0.383, SLG: 0.447 (1, 6)	2-1 L9			4-0 1B BB		4-1 1B 2B BB		2-1 HR		2	2	1	1	2	0	1
Lonnie Smith, R OBP: 0.416, SLG: 0.443 (1, 7)	3-2 1-2 1B			0-1 F9		1-0 2B 1-2 G5-3 1B		0-2 K		4	1	2	0	0	1	1
Jeff King, R OBP: 0.360, SLG: 0.424 (1, 5)	1-0 F9			1-1 1-2 1B		1-0 G5-3 1-3 2-H 2B		2-2 G4-3		4	0	2	1	0	0	1
Lloyd McClendon, R OBP: 0.280, SLG: 0.283 Orlando Merced, S OBP: 0.425, SLG: 0.463 (1, 9) (8, PH) (9, 9)		1-1 G5-3		1-0 P4		0-1 G5-3 2-3 3-H		1-0 G4-3		3	0	0	1	0	0	3
Don Slaught, R OBP: 0.360, SLG: 0.445 (1, 2)		1-0 G6-3		1-2 K		0-2 G5-3		1-0 P8		4	0	0	0	0	1	3
Al Martin, L OBP: 0.335, SLG: 0.442 (1, 8)		2-2 G3			1-0 G3		0-2 G3		1-3 K	4	0	0	0	0	1	1
Kevin Young, R OBP: 0.301, SLG: 0.321 (1, 3)			0-0 F9		1-0 F8		2-2 K		2-2 G3	4	0	0	0	0	1	0
Bob Walk, R Tom Foley, L Paul Wagner, R Andy Tomberlin, L Denny Neagle, L Tom Prince, R Joel Johnston, R (1, 1) (3, PH) (4, 1) (5, PH) (6, 1) (7, PH) (8, 1)			2-1 F8		1-2 FC6-4 1B		0-0 F7			0	0	0	0	0	0	0

Inning Stats	R: 0	H: 1	E: 0	LOB: 1	K: 0	S: 7	P: 16	R: 0	H: 0	E: 0	LOB: 0	K: 0	S: 6	P: 10	R: 0	H: 0	E: 0	LOB: 0	K: 1	S: 8	P: 8	R: 0	H: 1	E: 0	LOB: 2	K: 1	S: 8	P: 15	R: 0	H: 1	E: 0	LOB: 1	K: 0	S: 6	P: 9	R: 2	H: 2	E: 0	LOB: 1	K: 0	S: 11	P: 17	R: 0	H: 0	E: 0	LOB: 0	K: 1	S: 7	P: 9	R: 1	H: 1	E: 0	LOB: 0	K: 1	S: 10	P: 15	R: 0	H: 0	E: 0	LOB: 0	K: 1	S: 8	P: 12	1B: 4	SF: 0	2B: 1	SAC: 0	3B: 0	DP: 0	HR: 1	HBP: 0	WP: 0	PA: 35
--------------	------	------	------	--------	------	------	-------	------	------	------	--------	------	------	-------	------	------	------	--------	------	------	------	------	------	------	--------	------	------	-------	------	------	------	--------	------	------	------	------	------	------	--------	------	-------	-------	------	------	------	--------	------	------	------	------	------	------	--------	------	-------	-------	------	------	------	--------	------	------	-------	-------	-------	-------	--------	-------	-------	-------	--------	-------	--------


PITCHER	IP	WLS	BF	H	R	ER	SO	BB	IBB	HBP	BLK	WP	HR	S	P	ERA	WHIP
Bryan Hickerson, L ERA: 4.5 (1, 1)	7.0	W	29	6	3	3	3	3	3	0	0	0	1	53	88	3.86	1.286
Michael Jackson, R ERA: 3.07 (8, 1)	1.0		3	0	0	0	1	0	0	0	0	0	0	8	11	0.00	0.000
Rod Beck, R ERA: 1.82 (9, 1)	1.0	S	3	0	0	0	1	0	0	0	0	0	0	8	12	0.00	0.000

BOTTOM

San Francisco Giants @ Pittsburgh Pirates
 Three Rivers Stadium, Pittsburgh, PA

Thu Aug 19 1993, 3:33 AM EDT
 Att. 20,151 - Cloudy - 86 F

AB	32
R	3
H	6
RBI	3
BB	3
SO	5
LOB	11



PITCHER	IP	WLS	BF	H	R	ER	SO	BB	IBB	HBP	BLK	WP	HR	S	P	ERA	WHIP
---------	----	-----	----	---	---	----	----	----	-----	-----	-----	----	----	---	---	-----	------

Batter	1	2	3	4	5	6	7	8	9	AB R H RBI BB SO LOB	TOP
Chuck Carr, S (1, 8) <small>OBP: 0.317, SLG: 0.331</small>	1-0 		1-2 			0-3 		1-0 	0-0 	5 1 1 0 0 1 0	Florida Marlins @ San Francisco Giants Candlestick Park, San Francisco, CA Fri Aug 20 1993, 10:05 PM EDT Att. 42,831 - Unknown - 59 F
Walt Weiss, S (1, 6) <small>OBP: 0.361, SLG: 0.319</small>	1-0 			4-2 		2-1 		2-2 	1-1 	4 1 1 0 1 0 0	
Bret Barberie, S (1, 4) <small>OBP: 0.394, SLG: 0.446</small>	1-1 			2-2 		2-0 		1-1 		4 1 2 1 0 0 1	
Gary Sheffield, R (1, 5) <small>OBP: 0.349, SLG: 0.470</small>		0-1 		3-3 		2-2 		3-2 		4 0 1 0 0 1 3	
Orestes Destrade, S (1, 3) <small>OBP: 0.325, SLG: 0.413</small>		3-2 		4-0 		0-3 		4-1 		2 1 0 0 2 1 2	
Jeff Conine, R (1, 7) <small>OBP: 0.371, SLG: 0.423</small>		0-1 		0-1 			1-1 	2-1 		4 1 2 4 0 0 2	
Benito Santiago, R (1, 2) <small>OBP: 0.292, SLG: 0.376</small>		0-0 			3-2 		3-2 	3-2 		4 0 0 0 0 0 1	
Darrell Whitmore, L (1, 9) <small>OBP: 0.239, SLG: 0.318</small>			0-1 		1-2 		3-2 	1-0 		4 0 1 0 0 0 0	
Ryan Bowen, R (1, 1) <small>OBP: 0.137, SLG: 0.180</small> Matt Turner, R (7, 1) Joe Klink, L (8, 1) Bryan Harvey, R (8, 1) Greg Briley, L (8, 9) <small>OBP: 0.259, SLG: 0.314</small>			3-3 		0-0 		0-0 		0-0 	3 0 0 0 0 1 1 0 1 0 0 0 0 0 0	
Inning Stats	R: 0 H: 0 E: 0 LOB: 0 K: 0 BB: 0 S: 4 P: 7	R: 0 H: 1 E: 0 LOB: 1 K: 0 BB: 0 S: 8 P: 11	R: 0 H: 0 E: 0 LOB: 0 K: 1 BB: 0 S: 8 P: 12	R: 0 H: 0 E: 0 LOB: 2 K: 1 BB: 2 S: 14 P: 26	R: 0 H: 0 E: 0 LOB: 0 K: 0 BB: 0 S: 8 P: 12	R: 0 H: 2 E: 0 LOB: 2 K: 2 BB: 0 S: 12 P: 18	R: 0 H: 1 E: 0 LOB: 1 K: 0 BB: 0 S: 9 P: 16	R: 5 H: 4 E: 0 LOB: 0 K: 0 BB: 1 S: 22 P: 39	R: 0 H: 0 E: 0 LOB: 0 K: 0 BB: 0 S: 4 P: 5	1B: 7 SF: 0 2B: 0 SAC: 0 3B: 0 DP: 0 HR: 1 HBP: 0	
PITCHER Bill Swift, R (1, 1) <small>ERA: 2.61</small> Michael Jackson, R (8, 1) <small>ERA: 3.54</small> Jeff Brantley, R (8, 1) <small>ERA: 4.16</small>	IP WLS BF H R ER SO BB IBB HBP BLK WP HR S P ERA WHIP 7.0 0 27 4 0 0 4 1 1 0 0 0 0 63 102 0.00 0.714 0.1 L 4 3 3 3 0 0 0 0 0 0 0 0 11 18 81.00 9.000 1.2 7 1 2 2 0 1 0 0 0 0 0 1 15 26 10.80 1.200	PITCHER IP WLS BF H R ER SO BB IBB HBP BLK WP HR S P ERA WHIP									

AB	35
R	5
H	8
RBI	5
BB	3
SO	4
LOB	10



Batter	1	2	3	4	5	6	7	8	9	AB	R	H	RBI	BB	SO	LOB
Willie McGee, S OBP: 0.362, SLG: 0.420 (1, 9)	0-1 G5-3			3-2 F7		2-2 FC6-4 PB		0-1 G4-3		4	0	0	0	0	0	1
Robby Thompson, R OBP: 0.380, SLG: 0.497 (1, 4)	1-2 G1-3			1-1 P2		1-3 K		0-0 HR		4	1	1	1	0	1	1
Barry Bonds, L OBP: 0.463, SLG: 0.707 (1, 7)	2-1 F9			2-0 G4-3			1-2 SH1-4 FC6-4 1B	2-2 S 1B		4	2	2	0	0	0	0
Matt Williams, R OBP: 0.332, SLG: 0.558 (1, 5)			2-3 K		2-2 PB 2B		4-1 FC6-4 SH1-4 1B BB	1-2 F8 1B		3	1	2	1	1	1	0
Todd Benzinger, S OBP: 0.325, SLG: 0.389 (1, 3)			1-1 G1-6-3		2-3 K		0-0 SH1-4	1-1 F8		3	0	0	0	0	1	2
Dave Martinez, L OBP: 0.302, SLG: 0.350 (1, 8)			2-3 K		0-1 G4-3		4-0 FC6-4 IBB	2-1 F9		3	0	0	0	1	1	2
Kirt Manwaring, R OBP: 0.361, SLG: 0.381 (1, 2)			2-2 G1-3		3-2 L6		0-0 FC6-4 WP 1B		2-2 P3	4	0	0	1	0	0	3
Mike Benjamin, R OBP: 0.281, SLG: 0.362 (1, 6)			1-3 K			0-2 L8	3-2 WP 1B	2-1 L9		3	0	1	1	0	1	0
Jeff Reed, L OBP: 0.327, SLG: 0.447 (9, PH)							1-2 3-H 1B			1	0	0	0	0	0	0
Bill Swift, R OBP: 0.323, SLG: 0.288 (1, 1)			2-3 K			0-0 FC6-4 1B	3-3 K	2-0 F8		2	0	1	0	0	1	0
Mark Carreon, R OBP: 0.381, SLG: 0.516 (7, PH)										1	0	0	0	0	1	2
Michael Jackson, R OBP: 0.667, SLG: 1.333 (8, 1)										0	0	0	0	0	0	0
Jeff Brantley, R OBP: 0.115, SLG: 0.115 (8, 1)										0	0	0	0	0	0	0
Will Clark, L OBP: 0.358, SLG: 0.425 (9, PH)										1	0	0	0	0	0	0

Inning Stats	R: 0	H: 0	E: 0	K: 8	S: 8	H: 0	LOB: 0	BB: 0	P: 11	R: 0	H: 0	E: 0	K: 2	S: 10	H: 0	LOB: 0	BB: 0	P: 15	R: 0	H: 0	E: 0	K: 0	S: 9	R: 0	H: 0	E: 0	K: 0	S: 7	R: 0	H: 1	E: 0	K: 12	S: 12	R: 0	H: 1	E: 0	K: 11	S: 11	R: 2	H: 2	E: 0	K: 1	S: 13	R: 2	H: 3	E: 0	K: 0	S: 15	R: 0	H: 0	E: 0	K: 0	S: 7	1B: 5	SF: 0	2B: 1	SAC: 1	3B: 0	DP: 0	HR: 1	HBP: 0	WP: 1	PA: 36
--------------	------	------	------	------	------	------	--------	-------	-------	------	------	------	------	-------	------	--------	-------	-------	------	------	------	------	------	------	------	------	------	------	------	------	------	-------	-------	------	------	------	-------	-------	------	------	------	------	-------	------	------	------	------	-------	------	------	------	------	------	-------	-------	-------	--------	-------	-------	-------	--------	-------	--------

PITCHER	IP	WLS	BF	H	R	ER	SO	BB	IBB	HBP	BLK	WP	HR	S	P	ERA	WHIP
Ryan Bowen, R ERA: 4.18 (1, 1)	6.2		26	4	2	2	6	1	1	0	0	0	0	66	106	2.70	0.750
Matt Turner, R ERA: 2.57 (7, 1)	0.2	W	3	1	1	1	1	0	0	0	0	1	1	7	10	13.50	1.500
Joe Klink, L ERA: 4.94 (8, 1)	0.0		1	1	0	0	0	0	0	0	0	0	0	4	6	∞	∞
Bryan Harvey, R ERA: 1.66 (8, 1)	1.2	S	6	1	1	1	0	0	0	0	0	0	0	15	25	5.40	0.600

BOTTOM

Florida Marlins @ San Francisco Giants
Candlestick Park, San Francisco, CA

Fri Aug 20 1993, 10:05 PM EDT
Att: 42,831 - Unknown - 59 F

livebaseballscorecards.com

AB	33
R	4
H	7
RBI	4
BB	2
SO	7
LOB	11



Batter	1	2	3	4	5	6	7	8	9	AB R H RBI BB SO LOB	TOP														
Chuck Carr, S OBP: 0.318, SLG: 0.332 (1, 8) F X	0-1 P6		1-2 F8		1-1 G4-3			1-1 2B 1B	3-2 1B	5 1 2 0 0 0 0															
Walt Weiss, S OBP: 0.363, SLG: 0.324 (1, 6) C F B X	2-2 E9 1B SF7 1B		2-1 L7		1-2 G1-3			1-1 1B 1-3 SF8 2B		4 2 2 0 0 0 0															
Bret Barberie, S OBP: 0.396, SLG: 0.447 (1, 4) C F X	0-2 2-3 1B		2-1 P6			1-2 P8		1-0 2-3 3-H G3 1B		4 0 2 1 0 0 0															
Gary Sheffield, R OBP: 0.348, SLG: 0.469 (1, 5) B X	1-0 SF7			1-1 F9		1-0 HBP		2-1 SF8		1 0 0 2 0 0 0															
Orestes Destrade, S OBP: 0.323, SLG: 0.409 (1, 3) 1 SAFE 1 SAFE B B X	2-1 G4-3			0-2 G5-3		1-3 K		0-0 G3 1-2		4 0 0 0 0 1 3															
Jeff Conine, R OBP: 0.370, SLG: 0.422 (1, 7) B C B X		2-1 P3		3-2 FC6-4 1B		1-3 K		0-0 G6-3		4 0 1 0 0 1 2															
Benito Santiago, R OBP: 0.294, SLG: 0.377 (1, 2) X		0-0 FC4-6 1B		1-0 FC6-4 1-2f			1-2 G3-1		2-2 FC5-4 1B	4 0 2 0 0 0 1															
Darrell Whitmore, L OBP: 0.233, SLG: 0.309 (1, 9) B F B X 1 SAFE S		2-2 FC4-6 1-2f			3-1 L4		2-0 G6-3		0-1 FC5-4 1B 1-2f	4 0 0 0 0 0 2															
Chris Hammond, L OBP: 0.300, SLG: 0.370 (1, 1) Richie Lewis, R (6, 1) Joe Klink, L (6, 1) Greg Briley, L OBP: 0.259, SLG: 0.312 (7, PH) Robb Nen, R (7, 1) Rich Rodriguez, L (8, 1) Rick Renteria, R OBP: 0.321, SLG: 0.349 (9, PH)		2-3 K			2-1 HR		1-0 F7		0-1 F7	2 1 1 1 0 1 1 0 0 0 0 0 0 0 0 0 0 0 0 0 0 1 0 1 0 0 0 0 0 1															
Inning Stats	R: 1 E: 1 K: 0 S: 11	H: 2 LOB: 1 BB: 0 P: 16	R: 0 E: 0 K: 1 S: 9	H: 1 LOB: 1 BB: 0 P: 15	R: 0 E: 0 K: 0 S: 8	H: 0 LOB: 0 BB: 0 P: 13	R: 0 E: 0 K: 0 S: 10	H: 1 LOB: 1 BB: 0 P: 15	R: 1 E: 0 K: 0 S: 9	H: 1 LOB: 0 BB: 0 P: 16	R: 0 E: 0 K: 2 S: 9	H: 0 LOB: 1 BB: 0 P: 13	R: 0 E: 0 K: 0 S: 5	H: 0 LOB: 0 BB: 0 P: 9	R: 2 E: 0 K: 0 S: 9	H: 3 LOB: 1 BB: 0 P: 14	R: 0 E: 0 K: 0 S: 10	H: 2 LOB: 2 BB: 0 P: 15	1B: 8 2B: 1 3B: 0 HR: 1	SF: 2 SAC: 0 DP: 0 HBP: 1	WP: 0 PB: 0 SB: 0 CS: 0	PA: 37			
SCOTT SANDERSON, R ERA: 4.55 (1, 1)	IP: 6.0 WLS: W BF: 24 H: 5 R: 2 ER: 1 SO: 3 BB: 0 IBB: 0 HBP: 1 BLK: 0 WP: 0 HR: 1 S: 56 P: 88 ERA: 1.50 WHIP: 0.833																								
DAVE BURBA, R ERA: 3.97 (7, 1)	IP: 2.0 WLS: S BF: 9 H: 3 R: 2 ER: 2 SO: 0 BB: 0 IBB: 0 HBP: 0 BLK: 0 WP: 0 HR: 0 S: 14 P: 23 ERA: 9.00 WHIP: 1.500																								
ROD BECK, R ERA: 1.79 (9, 1)	IP: 1.0 WLS: S BF: 4 H: 2 R: 0 ER: 0 SO: 0 BB: 0 IBB: 0 HBP: 0 BLK: 0 WP: 0 HR: 0 S: 10 P: 15 ERA: 0.00 WHIP: 2.000																								

Florida Marlins @ San Francisco Giants
Candlestick Park, San Francisco, CA

Sat Aug 21 1993, 6:33 AM EDT
Att. 41,817 - Sunny - 77 F

livebaseballscorecards.com

AB	34
R	4
H	10
RBI	4
BB	0
SO	3
LOB	10



Batter	1	2	3	4	5	6	7	8	9	AB R H RBI BB SO LOB	TOP																
Chuck Carr, S OBP: 0.317, SLG: 0.330 (1, 8)	E3 G4-3 S		FC4 FC6 1-2f		0-0 2-H 1B		G4-3 2-3		L8 1-2	5 0 1 0 0 0 2																	
Walt Weiss, S OBP: 0.363, SLG: 0.323 (1, 6)	K 1-2		FC6 1-2f		0-0 1-2f 1B	FC3-6 1B	1B BB		K 2-3	4 1 1 0 1 2 2																	
Bret Barberie, S OBP: 0.396, SLG: 0.450 (1, 4)	G4-3 2-3			G4-3 2-0		FC3-6 HR 1-2f	1-1 1B			5 1 2 1 0 0 2																	
Gary Sheffield, R OBP: 0.351, SLG: 0.477 (1, 5)	F8 1-1			G6-3 0-1		HR 1-H	1B 3-H		2B 4-0	4 1 2 3 1 0 1																	
Orestes Destrade, S OBP: 0.322, SLG: 0.415 (1, 3)			K 1-3	HR 1-0		K 0-3	K 3-3		FC6-4 1-2f	4 1 1 1 0 3 2 1 0 0 0 0 0 2																	
Benito Santiago, R OBP: 0.283, SLG: 0.376 (8, 2)																											
Jeff Conine, R OBP: 0.371, SLG: 0.429 (1, 7) (7, 3)		G5-3 1-1		P2 2-2		1B 0-0			HR 0-0	4 1 2 1 0 0 0																	
Rob Natal, R OBP: 0.260, SLG: 0.340 (1, 2)										4 0 1 0 0 0 1																	
Bryan Harvey, R (8, 1)		P6 1-1				P4 1-2			G6-3 0-1	0 0 0 0 0 0 0																	
Darrell Whitmore, L OBP: 0.233, SLG: 0.314 (1, 9)				G4-3 2-1		FC3-6 1B 1-2f	2B 1-0		F8 1-0	4 1 1 0 0 0 1																	
Pat Rapp, R OBP: 0.188, SLG: 0.188 (1, 1)						G1-3 1-2			G3 1-0	3 0 1 0 0 1 2																	
Luis Aquino, R OBP: 0.087, SLG: 0.087 (7, 1)										0 0 0 0 0 0 0																	
Greg Briley, L OBP: 0.256, SLG: 0.310 (7, 7)										1 0 0 0 0 0 0																	
Inning Stats	R: 0 E: 1 K: 1 S: 12	H: 0 LOB: 1 BB: 0 P: 19	R: 0 E: 0 K: 1 S: 9	H: 0 LOB: 0 BB: 0 P: 12	R: 0 E: 0 K: 0 S: 7	H: 1 LOB: 1 BB: 0 P: 11	R: 1 E: 0 K: 0 S: 7	H: 1 LOB: 0 BB: 0 P: 12	R: 0 E: 0 K: 1 S: 7	H: 2 LOB: 2 BB: 0 P: 10	R: 2 E: 0 K: 1 S: 17	H: 3 LOB: 1 BB: 0 P: 19	R: 2 E: 0 K: 2 S: 16	H: 3 LOB: 2 BB: 1 P: 27	R: 1 E: 0 K: 0 S: 5	H: 1 LOB: 0 BB: 0 P: 7	R: 0 E: 0 K: 1 S: 11	H: 1 LOB: 2 BB: 1 P: 19	1B: 7 2B: 2 3B: 0 HR: 3	SF: 0 SAC: 0 DP: 0 HBP: 0	WP: 0 PB: 0 SB: 1 CS: 0	PA: 41					
PITCHER	IP	WLS	BF	H	R	ER	SO	BB	IBB	HBP	BLK	WP	HR	S	P	ERA	WHIP										
John Burkett, R ERA: 3.57 (1, 1)	6.2		31	10	5	5	4	1	0	0	0	0	2	69	101	6.75	1.650										
Jeff Brantley, R ERA: 4.15 (7, 1)	0.1		1	0	0	0	1	0	0	0	0	0	0	6	9	0.00	0.000										
Dave Righetti, L ERA: 4.54 (8, 1)	1.0		4	1	1	1	0	0	0	0	0	0	1	5	7	9.00	1.000										
Kevin Rogers, L ERA: 2.57 (9, 1)	1.0	W	5	1	0	0	1	0	1	0	0	0	0	11	19	0.00	1.000										

Florida Marlins @ San Francisco Giants
Candlestick Park, San Francisco, CA

Sun Aug 22 1993, 6:33 AM EDT
Att. 44,217 - Sunny - 78 F

livebaseballscorecards.com

AB 39
R 6
H 12
RBI 6
BB 2
SO 6
LOB 15



Batter	1	2	3	4	5	6	7	8	9	AB R H RBI BB SO LOB
Dave Martinez, L OBP: 0.308, SLG: 0.367 (1, 8)	3-2 P6 ①			2-3 K ①		2-2 HR		1-0 L8 ①	4-1 S HR BB	4 2 1 1 1 1 0
Robby Thompson, R OBP: 0.385, SLG: 0.516 (1, 4)	1-3 K ②			0-0 P6 ②		4-2 FC6-4 BB		4-1 1B 1B SF8 BB	1-2 1-H HR	3 2 1 2 2 1 0
Will Clark, L OBP: 0.359, SLG: 0.423 (1, 3)	3-3 K ③			2-0 G1-3		3-2 SAFE F7 ②		1-0 SF8 1B 1-2 1B 1B		4 1 1 0 0 1 1
Matt Williams, R OBP: 0.333, SLG: 0.554 (1, 5)			1-3 K ①		0-0 FC3-6 1B 1B	2-2 FC6-4 1-2f		1-2 1B SF8 1-2 2-3 1B 1B		4 2 2 0 0 1 1
Barry Bonds, L OBP: 0.462, SLG: 0.701 (1, 7)			3-2 P5 ②		0-0 FC3-6 1B		4-1 2B BB	2-2 SF8 1-2 2-3 3-H		2 0 1 1 1 0 0
Willie McGee, S OBP: 0.369, SLG: 0.427 (1, 9)			0-0 CS 1B		0-0 FC3-6 1B 1-2f 2-3		1-0 2B	3-2 2-H 3-H 1B		4 0 3 2 0 0 2
Royce Clayton, R OBP: 0.318, SLG: 0.362 (1, 6)			2-2 SAFE CS 1-2	0-0 L8 ①	0-0 G6-3 1B 1-2 3-H		2-3 SAFE K ①	1-2 SAFE L9 ③		4 0 1 1 0 1 3
Kirt Manwaring, R OBP: 0.357, SLG: 0.374 Todd Benzinger, S OBP: 0.320, SLG: 0.386 (9, PH)			2-2 G5-3 ②		0-0 G6-3 ③		2-3 SAFE K ②		1-2 SAFE P6 ①	3 0 0 0 0 1 4 1 0 0 0 0 0 0
John Burkett, R OBP: 0.250, SLG: 0.133 Jeff Brantley, R OBP: 0.115, SLG: 0.115 Jeff Riegel, L OBP: 0.324, SLG: 0.442 Dave Righetti, L OBP: 1.000, SLG: 1.000 Kevin Rogers, L Mark Carreon, R OBP: 0.378, SLG: 0.516 (9, PH)			2-2 P3 ③				3-3 SAFE K ①	0-3 SAFE K ③	3-2 SAFE L9 ②	2 0 0 0 0 0 1 0 0 0 0 0 0 0 0 0 1 0 0 0 0 0 1 2 0 0 0 0 0 0 0 0 0 0 0 0 0 0 0 0 1 0 0 0 0 0 0 0

BOTTOM

Florida Marlins @ San Francisco Giants
Candlestick Park, San Francisco, CA

Sun Aug 22 1993, 6:33 AM EDT
Att. 44,217 - Sunny - 78 F

AB	33
R	7
H	10
RBI	7
BB	4
SO	8
LOB	13



Inning Stats	R: 0	H: 0	R: 0	H: 1	R: 0	H: 0	R: 1	H: 3	R: 0	H: 1	R: 3	H: 3	R: 2	H: 1	1B: 7	SF: 1	WP: 0	PA: 39
	E: 0	LOB: 0	E: 0	LOB: 0	E: 0	LOB: 0	E: 0	LOB: 1	E: 0	LOB: 1	E: 0	LOB: 2	E: 0	LOB: 0	2B: 1	SAC: 0	PB: 0	
	K: 2	BB: 0	K: 1	BB: 0	K: 1	BB: 0	K: 0	BB: 0	K: 3	BB: 1	K: 0	BB: 1	K: 0	BB: 1	3B: 0	DP: 1	SB: 1	
	S: 12	P: 19	S: 10	P: 16	S: 7	P: 11	S: 5	P: 5	S: 21	P: 35	S: 12	P: 21	S: 10	P: 19	HR: 2	HBP: 0	CS: 1	

PITCHER	IP	WLS	BF	H	R	ER	SO	BB	IBB	HBP	BLK	WP	HR	S	P	ERA	WHIP
Pat Rapp, R ERA: 4.41 (1, 1)	6.0		24	6	2	2	5	2	0	0	0	0	1	62	102	3.00	1.333
Luis Aquino, R ERA: 3.55 (7, 1)	1.1		7	2	3	3	3	1	0	0	0	0	0	18	29	20.25	2.250
Bryan Harvey, R ERA: 1.94 (8, 1)	1.1	L	7	2	2	2	0	1	0	0	0	0	1	21	36	13.50	2.250

WP: 0	PA: 39
PB: 0	
SB: 1	
CS: 1	

PITCHER	IP	WLS	BF	H	R	ER	SO	BB	IBB	HBP	BLK	WP	HR	S	P	ERA	WHIP
---------	----	-----	----	---	---	----	----	----	-----	-----	-----	----	----	---	---	-----	------

Batter	1	2	3	4	5	6	7	8	9	AB R H RBI BB SO LOB	TOP
Otis Nixon, S (1, 8) <small>OBP: 0.328, SLG: 0.295</small>	0-0 	1-0 F9 			1-2 G4-3 	2-2 G1-3 			2-3 K 	5 0 1 0 0 1 2	
Jeff Blauser, R (1, 6) <small>OBP: 0.406, SLG: 0.449</small>	0-1 G6-4-3 		0-1 		3-2 		1-0 G3-1 	3-1 	5 2 3 1 0 0 1		
Ron Gant, R (1, 7) <small>OBP: 0.339, SLG: 0.522</small>	3-2 G6-3 		4-2 		0-2 		2-2 F7 	1-1 F9 	4 0 1 1 1 0 0		
Fred McGriff, L (1, 3) <small>OBP: 0.356, SLG: 0.533</small>		0-0 G3 	2-1 L7 		0-0 F9 		4-2 	1-3 	4 0 0 0 1 1 3		
Terry Pendleton, S (1, 5) <small>OBP: 0.304, SLG: 0.369</small>		2-1 	0-0 P3 		0-1 		0-0 F8 		4 1 2 0 0 0 3		
David Justice, L (1, 9) <small>OBP: 0.350, SLG: 0.487</small>		4-2 	0-0 G3-1 		2-3 			1-3 K 	3 1 0 0 1 2 4		
Damon Berryhill, S (1, 2) <small>OBP: 0.287, SLG: 0.368</small>		0-0 		2-1 L6 		4-1 		4-1 	2 1 1 1 2 0 0		
Mark Lemke, S (1, 4) <small>OBP: 0.346, SLG: 0.368</small>		0-1 SF8 		1-1 G6-3 		0-0 L8 		2-3 K 	3 0 0 1 0 1 2		
Steve Avery, L (1, 1) <small>OBP: 0.180, SLG: 0.217</small>		0-1 		0-0 G4-3 		0-0 FC1-6 		0-0 P4 	4 0 1 1 0 0 2		
Inning Stats	R: 0 H: 1 E: 0 LOB: 0 K: 0 BB: 0 S: 6 P: 9	R: 3 H: 3 E: 0 LOB: 1 K: 0 BB: 1 S: 13 P: 20	R: 0 H: 1 E: 0 LOB: 2 K: 0 BB: 1 S: 8 P: 14	R: 0 H: 0 E: 0 LOB: 0 K: 0 BB: 0 S: 5 P: 8	R: 1 H: 3 E: 0 LOB: 2 K: 1 BB: 0 S: 15 P: 21	R: 0 H: 0 E: 0 LOB: 1 K: 0 BB: 1 S: 6 P: 12	R: 0 H: 0 E: 0 LOB: 1 K: 0 BB: 1 S: 7 P: 14	R: 0 H: 0 E: 0 LOB: 1 K: 2 BB: 1 S: 9 P: 16	R: 1 H: 1 E: 0 LOB: 0 K: 2 BB: 0 S: 14 P: 21	1B: 5 SF: 1 2B: 3 SAC: 0 3B: 0 DP: 1 HR: 1 HBP: 0	WP: 0 PA: 40 PB: 0 SB: 0 CS: 0
PITCHER Trevor Wilson, L (1, 1) <small>ERA: 3.65</small> Dave Burba, R (5, 1) <small>ERA: 4.04</small> Jeff Brantley, R (6, 1) <small>ERA: 4.06</small> Kevin Rogers, L (8, 1) <small>ERA: 2.63</small>	IP WLS BF H R ER SO BB IBB HBP BLK WP HR S P ERA WHIP 4.0 L 18 5 3 3 0 2 0 0 0 0 0 0 32 51 6.75 1.750 1.0 6 3 1 1 1 0 0 0 0 0 0 0 15 21 9.00 3.000 2.0 8 0 0 0 0 2 0 0 0 0 0 0 13 26 0.00 1.000 2.0 8 1 1 1 4 1 0 0 0 0 0 1 23 37 4.50 1.000	PITCHER IP WLS BF H R ER SO BB IBB HBP BLK WP HR S P ERA WHIP									

Atlanta Braves @ San Francisco Giants
 Candlestick Park, San Francisco, CA
 Mon Aug 23 1993, 10:05 PM EDT
 Att. 53,282 - Unknown - 67 F

livebaseballscorecards.com

AB	34
R	5
H	9
RBI	5
BB	5
SO	5
LOB	17



Batter	1	2	3	4	5	6	7	8	9	AB	R	H	RBI	BB	SO	LOB
Willie McGee, S OBP: 0.365, SLG: 0.422 (1, 9)	0-0 G4-3		0-0 G4-3		0-3 K		0-2 G4-3			4	0	0	0	0	1	2
Robby Thompson, R OBP: 0.386, SLG: 0.522 (1, 4)	3-2 F9		4-0 BB		2-1 HR		1-0 G6-3			3	1	1	2	1	0	0
Will Clark, L OBP: 0.360, SLG: 0.424 (1, 3)	0-0 FC6-4 1B		0-1 G3		2-1 WP 1B			0-1 L8		4	0	2	0	0	0	2
Matt Williams, R OBP: 0.330, SLG: 0.549 (1, 5)	0-0 FC6-4			1-2 G6-3	2-1 P8			0-1 L9		4	0	0	0	0	0	2
Barry Bonds, L OBP: 0.461, SLG: 0.697 (1, 7)		1-1 G3		3-1 G3		3-1 CS 1B		3-1 G4-3		4	0	1	0	0	0	0
Mark Carreon, R OBP: 0.374, SLG: 0.504 (1, 8)		1-0 F9		2-2 G4-3		4-1 FC5-4 BB			1-1 G1-3	3	0	0	0	1	0	0
Royce Clayton, R OBP: 0.320, SLG: 0.366 (1, 6)		3-2 CS 1B			0-1 1B SF8 2B		0-1 K		2-3 K	4	1	2	0	0	2	1
Kirt Manwaring, R OBP: 0.359, SLG: 0.376 (1, 2)		1-1 CS	0-0 G4-3 SH3-4 1B		0-2 HR 1B		0-1 FC5-4		1-3 K	4	1	2	0	0	1	1
Trevor Wilson, L OBP: 0.194, SLG: 0.241 (1, 1)			2-1 SH3-4		0-2 SF8		0-0 P9			0	0	0	0	0	0	0
Dave Burda, R OBP: 0.313, SLG: 0.375 (5, 1)										0	0	0	0	0	0	0
Steve Scarsone, R OBP: 0.317, SLG: 0.429 (5, PH)										0	0	0	1	0	0	0
Jeff Brantley, R OBP: 0.115, SLG: 0.115 (6, 1)										0	0	0	0	0	0	0
Craig Colbert, R OBP: 0.225, SLG: 0.237 (7, PH)										1	0	0	0	0	0	0
Kevin Rogers, L (8, 1)										0	0	0	0	0	0	0

Inning Stats	R: 0	H: 1	E: 0	LOB: 1	K: 0	BB: 0	S: 7	R: 0	H: 1	E: 0	LOB: 0	K: 0	BB: 0	S: 7	R: 0	H: 1	E: 0	LOB: 2	K: 0	BB: 1	S: 6	R: 0	H: 0	E: 0	LOB: 0	K: 0	BB: 0	S: 10	R: 3	H: 4	E: 0	LOB: 1	K: 1	BB: 0	S: 17	R: 0	H: 1	E: 0	LOB: 1	K: 1	BB: 1	S: 8	R: 0	H: 0	E: 0	LOB: 0	K: 0	BB: 0	S: 5	R: 0	H: 0	E: 0	LOB: 0	K: 0	BB: 0	S: 6	R: 0	H: 0	E: 0	LOB: 0	K: 2	BB: 0	S: 10	R: 0	H: 0	E: 0	LOB: 0	K: 0	BB: 0	S: 10	1B: 6	SF: 1	2B: 1	SAC: 1	3B: 0	DP: 0	HR: 1	HBP: 0	WP: 1	PA: 36
--------------	------	------	------	--------	------	-------	------	------	------	------	--------	------	-------	------	------	------	------	--------	------	-------	------	------	------	------	--------	------	-------	-------	------	------	------	--------	------	-------	-------	------	------	------	--------	------	-------	------	------	------	------	--------	------	-------	------	------	------	------	--------	------	-------	------	------	------	------	--------	------	-------	-------	------	------	------	--------	------	-------	-------	-------	-------	-------	--------	-------	-------	-------	--------	-------	--------

PITCHER	IP	WLS	BF	H	R	ER	SO	BB	IBB	HBP	BLK	WP	HR	S	P	ERA	WHIP
Steve Avery, L ERA: 2.99 (1, 1)	9.0	W	35	8	3	3	4	2	0	0	0	1	1	76	119	3.00	1.111

BOTTOM

Atlanta Braves @ San Francisco Giants
Candlestick Park, San Francisco, CA

Mon Aug 23 1993, 10:05 PM EDT
Att: 53,282 - Unknown - 67 F

livebaseballscorecards.com

AB	31
R	3
H	8
RBI	3
BB	2
SO	4
LOB	8



Batter	1	2	3	4	5	6	7	8	9	AB R H RBI BB SO LOB	TOP											
Otis Nixon, S OBP: 0.326, SLG: 0.292 (1, 8) C X	0-1 L3		0-2 G6-3		4-1 G6-3 BB	1-2 P5		1-2 SAFE FC1 BB	4 0 0 0 1 0 2													
Jeff Blauser, R OBP: 0.404, SLG: 0.445 (1, 6) C B F F S	1-3 K		2-2 K		0-0 G6-3		1-3 K	4-1 SAFE K BB	4 0 0 0 1 3 1													
Ron Gant, R OBP: 0.338, SLG: 0.525 (1, 7) B B X	2-0 HR		3-3 K		3-0 P3		2-1 F9	0-0 P2	5 1 1 1 0 1 4													
Fred McGriff, L OBP: 0.356, SLG: 0.531 (1, 3) C C B F F F X	1-2 1B 1B			0-1 E8 1B G3-2-5		2-2 HR 1B	3-2 P6	2-3 K	5 1 2 0 0 1 3													
Terry Pendleton, S OBP: 0.306, SLG: 0.378 (1, 5) C X	0-1 1-2 1B			0-0 G3-2-5 E 1B		2-2 SAFE HR	2-3 K2-3	2-3 K	5 2 3 2 0 2 3													
David Justice, L OBP: 0.349, SLG: 0.491 (1, 9) C B X	1-1 G4-3			3-0 G3-2-5		1-0 L9	0-1 HR		4 1 1 1 0 0 4													
Damon Berryhill, S OBP: 0.290, SLG: 0.374 (1, 2) L F F		0-3 K		2-2 E5		1-0 1B 2B	1-2 G6-3 1B		4 1 2 0 0 1 0													
Mark Lemke, S OBP: 0.345, SLG: 0.367 (1, 4) B X		1-0 L7		0-3 K		1-0 PB SH2-4 1B	2-1 G6-3		4 0 1 1 0 1 2													
Tom Glavine, L OBP: 0.219, SLG: 0.197 (1, 1) Mark Wohlers, R (8, 1) Sid Bream, L OBP: 0.328, SLG: 0.418 (9, PH) Bill Pecota, R OBP: 0.346, SLG: 0.400 (9, PR) Greg McMichael, R (9, 1)		2-3 K		2-2 L5		1-1 SAFE SH2-4	1-1 BB E 1B		2 0 0 0 0 1 0 0 0 0 0 0 0 0 1 0 1 0 0 0 0 0 0 0 0 0 0 0													
Inning Stats	R: 1 E: 0 K: 1 S: 17	H: 3 LOB: 2 BB: 0 P: 22	R: 0 E: 0 K: 2 S: 7	H: 0 LOB: 0 BB: 0 P: 10	R: 0 E: 0 K: 2 S: 10	H: 0 LOB: 0 BB: 0 P: 15	R: 1 E: 2 K: 1 S: 11	H: 1 LOB: 1 BB: 0 P: 16	R: 0 E: 0 K: 0 S: 7	H: 0 LOB: 1 BB: 1 P: 16	R: 3 E: 0 K: 0 S: 16	H: 4 LOB: 1 BB: 0 P: 24	R: 0 E: 0 K: 1 S: 8	H: 0 LOB: 0 BB: 0 P: 14	R: 1 E: 0 K: 1 S: 11	H: 2 LOB: 0 BB: 0 P: 16	R: 0 E: 1 K: 2 S: 12	H: 1 LOB: 3 BB: 1 P: 21	1B: 7 2B: 2 3B: 0 HR: 3	SF: 0 SAC: 1 DP: 2 HBP: 0	WP: 0 PB: 1 SB: 0 CS: 0	PA: 41
PITCHER	IP WLS BF H R ER SO BB IBB HBP BLK WP HR S P ERA WHIP											PITCHER	IP WLS BF H R ER SO BB IBB HBP BLK WP HR S P ERA WHIP									
Bryan Hickerson, L ERA: 4.62 (1, 1)	5.1 L 26 8 5 4 6 1 0 0 0 0 2 62 96 6.75 1.688																					
Michael Jackson, R ERA: 3.43 (6, 1)	1.2 5 0 0 0 1 0 0 0 0 0 0 0 14 21 0.00 0.000																					
Dave Righetti, L ERA: 4.66 (8, 1)	1.0 4 2 1 1 1 0 0 0 0 0 1 11 16 9.00 2.000																					
Dave Burba, R ERA: 4.02 (9, 1)	0.1 4 1 0 0 0 1 0 0 0 0 0 6 11 0.00 6.000																					
Kevin Rogers, L ERA: 2.6 (9, 1)	0.2 2 0 0 0 2 0 0 0 0 0 0 6 10 0.00 0.000																					

Atlanta Braves @ San Francisco Giants
Candlestick Park, San Francisco, CA

AB	38
R	6
H	11
RBI	5
BB	2
SO	10
LOB	19



Tue Aug 24 1993, 6:33 AM EDT
Att. 48,645 - Sunny - 76 F

livebaseballscorecards.com

Batter	1	2	3	4	5	6	7	8	9	AB R H RBI BB SO LOB
Willie McGee, S (1, 9) OBP: 0.365, SLG: 0.422	1-3 K		1-2 1B		3-3 K		0-0 E1 HR		0-1 1B	5 1 2 1 0 2 1
Robby Thompson, R (1, 4) OBP: 0.387, SLG: 0.528	2-2 F9		0-0 1B			1-0 F9	0-1 HR		1-3 K	5 1 2 2 0 1 1
Will Clark, L (1, 3) OBP: 0.357, SLG: 0.420	2-3 K		2-1 G4-6-3 1B			0-0 F8	1-0 F7			4 0 0 0 0 1 3
Matt Williams, R (1, 5) OBP: 0.331, SLG: 0.555		2-2 F9 2B		2-2 G6-3		1-0 1B 3B		2-1 G5-3		4 1 2 0 0 0 0
Barry Bonds, L (1, 7) OBP: 0.461, SLG: 0.694		1-1 F9 2B		2-2 K		0-0 1B 1B		4-2 G4-6-3 BB		3 0 1 1 1 1 1
Mark Carreon, R (1, 8) OBP: 0.377, SLG: 0.500		4-0 BB		2-2 F8		0-1 SAFE 1B		1-1 SAFE G4-6-3		3 0 1 0 1 0 1
Dave Burba, R (9, 1) OBP: 0.313, SLG: 0.375										0 0 0 0 0 0 0
Kevin Rogers, L (9, 1)										0 0 0 0 0 0 0
Royce Clayton, R (1, 6) OBP: 0.320, SLG: 0.368		2-2 SAFE G6-4-3				0-0 F9 2B			3-2 P8	3 0 1 0 0 1 4
Jeff Reed, L (9, PH) OBP: 0.321, SLG: 0.438										1 0 0 0 0 0 0
Kirt Manwaring, R (1, 2) OBP: 0.356, SLG: 0.372			0-1 G4-3			1-2 F9			4-1 G3 1B BB	3 0 0 0 0 1 1
Todd Benzinger, S (9, PH) OBP: 0.325, SLG: 0.386						2-3 K				0 1 0 0 1 0 0
Bryan Hickerson, L (1, 1) OBP: 0.143, SLG: 0.143			0-2 1B 1B			1-3 K			0-1 G3	2 0 1 0 0 1 1
Michael Jackson, R (6, 1) OBP: 0.667, SLG: 1.333										0 0 0 0 0 0 0
Steve Scarson, R (7, PH) OBP: 0.313, SLG: 0.423										1 0 0 0 0 0 0
Dave Righetti, L (8, 1) OBP: 1.000, SLG: 1.000										0 0 0 0 0 0 0
Dave Martinez, L (9, 8) OBP: 0.306, SLG: 0.365										1 0 0 0 0 0 1

Inning Stats	R: 0 E: 0 K: 2 S: 9	H: 0 LOB: 0 BB: 0 P: 14	R: 0 E: 0 K: 0 S: 11	H: 1 LOB: 1 BB: 1 P: 20	R: 0 E: 0 K: 0 S: 11	H: 3 LOB: 2 BB: 0 P: 14	R: 0 E: 0 K: 1 S: 10	H: 0 LOB: 0 BB: 0 P: 16	R: 0 E: 0 K: 2 S: 12	H: 1 LOB: 1 BB: 0 P: 17	R: 1 E: 0 K: 1 S: 10	H: 3 LOB: 2 BB: 0 P: 14	R: 2 E: 1 K: 1 S: 11	H: 1 LOB: 0 BB: 0 P: 15	R: 0 E: 0 K: 0 S: 7	H: 0 LOB: 0 BB: 1 P: 14	R: 1 E: 0 K: 1 S: 12	H: 1 LOB: 1 BB: 1 P: 20	1B: 6 2B: 2 3B: 1 HR: 1	SF: 0 SAC: 0 DP: 3 HBP: 0	WP: 0 PB: 0 SB: 0 CS: 0	PA: 38
--------------	------------------------------	----------------------------------	-------------------------------	----------------------------------	-------------------------------	----------------------------------	-------------------------------	----------------------------------	-------------------------------	----------------------------------	-------------------------------	----------------------------------	-------------------------------	----------------------------------	------------------------------	----------------------------------	-------------------------------	----------------------------------	----------------------------------	------------------------------------	----------------------------------	--------

PITCHER	IP	WLS	BF	H	R	ER	SO	BB	IBB	HBP	BLK	WP	HR	S	P	ERA	WHIP
Tom Glavine, L (1, 1) ERA: 3.26	7.0	W	30	9	3	1	7	1	0	0	0	0	1	74	110	1.29	1.429
Mark Wohlers, R (8, 1) ERA: 2.76	1.0		3	0	0	0	0	1	0	0	0	0	0	7	14	0.00	1.000
Greg McMichael, R (9, 1) ERA: 2.17	1.0	S	5	1	1	1	1	1	0	0	0	0	0	12	20	9.00	2.000

BOTTOM

Atlanta Braves @ San Francisco Giants
Candlestick Park, San Francisco, CA

Tue Aug 24 1993, 6:33 AM EDT
Att. 48,645 - Sunny - 76 F

AB	35
R	4
H	10
RBI	4
BB	3
SO	8
LOB	14



PITCHER	IP	WLS	BF	H	R	ER	SO	BB	IBB	HBP	BLK	WP	HR	S	P	ERA	WHIP
Tom Glavine, L (1, 1) ERA: 3.26	7.0	W	30	9	3	1	7	1	0	0	0	0	1	74	110	1.29	1.429
Mark Wohlers, R (8, 1) ERA: 2.76	1.0		3	0	0	0	0	1	0	0	0	0	0	7	14	0.00	1.000
Greg McMichael, R (9, 1) ERA: 2.17	1.0	S	5	1	1	1	1	1	0	0	0	0	0	12	20	9.00	2.000

Batter	1	2	3	4	5	6	7	8	9	AB R H RBI BB SO LOB	TOP
Otis Nixon, S (1, 8) <small>OBP: 0.327, SLG: 0.293</small>	0-0 	0-0 FC6-4 		1-0 		2-3 		1-0 G4-3 		5 2 2 0 0 1 2	
Jeff Blausen, R (1, 6) <small>OBP: 0.406, SLG: 0.446</small>	0-0 	0-0 		1-0 G5-3 		1-1 		1-2 L8 		4 0 2 0 0 0 2	
Ron Gant, R (1, 7) <small>OBP: 0.338, SLG: 0.524</small>	1-0 G6-4-3 	0-0 			1-3 K 	1-1 		2-2 F7 		5 0 2 1 0 1 2	
Fred McGriff, L (1, 3) <small>OBP: 0.358, SLG: 0.546</small>	0-0 	0-0 FC6-4 			2-1 	0-2 P5 		1-2 		5 3 3 2 0 0 4	
David Justice, L (1, 9) <small>OBP: 0.349, SLG: 0.503</small>	0-0 		1-0 L4 		0-1 		3-2 P4 	1-3 		5 2 2 2 0 1 1	
Terry Pendleton, S (1, 5) <small>OBP: 0.309, SLG: 0.384</small>	0-0 		1-2 G6-3 		4-0 		1-1 	2-3 		4 1 2 1 1 1 1	
Damon Berryhill, S (1, 2) <small>OBP: 0.288, SLG: 0.383</small>	0-0 G3 		2-0 F9 		2-3 K 		1-2 F9 	0-0 		5 1 1 2 0 1 2	
Mark Lemke, S (1, 4) <small>OBP: 0.341, SLG: 0.363</small>		0-0 G4-3 		1-3 K 	2-3 K 		2-1 G5-3 	3-3 K 		5 0 0 0 0 3 1	
Greg Maddux, R (1, 1) <small>OBP: 0.162, SLG: 0.164</small> Greg McMichael, R (9, 1)		0-0 		3-3 K 		0-2 P2 		3-2 G4-3 		4 0 2 0 0 1 0 0 0 0 0 0 0 0	
Inning Stats	R: 3 H: 5 E: 0 LOB: 1 K: 0 BB: 0 S: 7 P: 8	R: 1 H: 3 E: 0 LOB: 2 K: 0 BB: 0 S: 6 P: 6	R: 0 H: 0 E: 0 LOB: 0 K: 0 BB: 0 S: 5 P: 9	R: 0 H: 1 E: 0 LOB: 1 K: 2 BB: 0 S: 10 P: 15	R: 2 H: 2 E: 0 LOB: 1 K: 3 BB: 1 S: 14 P: 25	R: 0 H: 1 E: 0 LOB: 2 K: 1 BB: 0 S: 12 P: 16	R: 1 H: 1 E: 0 LOB: 0 K: 0 BB: 0 S: 11 P: 18	R: 0 H: 1 E: 0 LOB: 1 K: 3 BB: 0 S: 13 P: 20	1B: 10 SF: 0 2B: 0 SAC: 0 3B: 0 DP: 1 HR: 6 HBP: 1	WP: 0 PA: 44 PB: 0 SB: 0 CS: 0	
PITCHER	IP WLS BF H R ER SO BB IBB HBP BLK WP HR S P ERA WHIP Bill Swift, R (1, 1) <small>ERA: 2.84</small> Jeff Brantley, R (5, 1) <small>ERA: 3.99</small> Dave Righetti, L (7, 1) <small>ERA: 4.65</small> Rod Beck, R (9, 1) <small>ERA: 2.05</small>	IP WLS BF H R ER SO BB IBB HBP BLK WP HR S P ERA WHIP (Pitcher stats for bottom half)									

Atlanta Braves @ San Francisco Giants
 Candlestick Park, San Francisco, CA
 Wed Aug 25 1993, 6:33 AM EDT
 Att. 53,510 - Sunny - 89 F

AB	42
R	9
H	16
RBI	8
BB	1
SO	9
LOB	15



Batter	1	2	3	4	5	6	7	8	9	AB	R	H	RBI	BB	SO	LOB
Dave Martinez, L (1, 8) OBP: 0.300, SLG: 0.358	0-0 G1-3			1-0 L7		2-1 L7		1-1 G1-3		4	0	0	0	0	0	1
Robby Thompson, R (1, 4) OBP: 0.388, SLG: 0.528	0-3 K			0-3 K		0-1 1B 1-2 1B		3-2 1B 1B		4	0	2	0	0	2	0
Barry Bonds, L (1, 7) OBP: 0.459, SLG: 0.690	0-3 K			1-3 K		0-1 P5		1-0 1-2 1B		4	0	1	0	0	2	2
Matt Williams, R (1, 5) OBP: 0.331, SLG: 0.554		0-0 F9			2-2 G5-3	2-2 1-2 2-H 1B		0-0 G1		3	0	1	1	0	0	0
Dave Righetti, L (7, 1) OBP: 1.000, SLG: 1.000										0	0	0	0	0	0	0
Jeff Reed, L (8, PH) OBP: 0.318, SLG: 0.433										1	0	0	0	0	0	2
Rod Beck, R (9, 1)										0	0	0	0	0	0	0
Will Clark, L (1, 3) OBP: 0.355, SLG: 0.418		0-0 G6-3			1-0 E6 G4-3 E	0-0 P5				2	0	0	0	0	0	0
Todd Benzinger, S (6, 3) OBP: 0.320, SLG: 0.379										2	0	0	0	0	1	2
Willie McGee, S (1, 9) OBP: 0.362, SLG: 0.417		0-0 G3			0-1 E1 G4-3		0-2 F7		1-2 K2-3	4	0	0	0	0	1	1
Royce Clayton, R (1, 6) OBP: 0.321, SLG: 0.368			4-2 G5-4-3 BB		0-0 G4-3		3-2 G6-4-3 1B		0-3 K	3	0	1	0	1	1	2
Kirt Manwaring, R (1, 2) OBP: 0.353, SLG: 0.369			1 SAFE G5-4-3		1-1 L1		0-0 G6-4-3			3	0	0	0	0	0	4
Bill Swift, R (1, 1) OBP: 0.318, SLG: 0.283			1-0 G6-3			0-0 1B 1B		1-3 K		1	0	0	0	0	0	0
Jeff Brantley, R (5, 1) OBP: 0.115, SLG: 0.115										0	0	0	0	0	0	0
Steve Scarson, R (6, PH) OBP: 0.318, SLG: 0.425										2	1	1	0	0	1	0

Inning Stats	R: 0	H: 0	E: 0	LOB: 0	K: 2	BB: 0	S: 7	P: 7	R: 0	H: 0	E: 0	LOB: 0	K: 0	BB: 0	S: 3	P: 3	R: 0	H: 0	E: 0	LOB: 0	K: 0	BB: 1	S: 7	P: 13	R: 0	H: 0	E: 0	LOB: 0	K: 2	BB: 0	S: 7	P: 9	R: 0	H: 0	E: 2	LOB: 2	K: 0	BB: 0	S: 11	P: 15	R: 1	H: 3	E: 0	LOB: 2	K: 0	BB: 0	S: 11	P: 15	R: 0	H: 1	E: 0	LOB: 0	K: 0	BB: 0	S: 8	P: 11	R: 0	H: 2	E: 0	LOB: 2	K: 1	BB: 0	S: 16	P: 22	R: 0	H: 0	E: 0	LOB: 0	K: 3	BB: 0	S: 12	P: 15	1B: 6	SF: 0	2B: 0	SAC: 0	3B: 0	DP: 2	HR: 0	HBP: 0	WP: 0	PA: 34
PITCHER	IP	WLS	BF	H	R	ER	SO	BB	IBB	HBP	BLK	WP	HR	S	P	ERA	WHIP																																																																	
Greg Maddux, R (1, 1) ERA: 2.58	8.0	W	31	6	1	1	5	1	0	0	0	0	0	70	95	1.12	0.875																																																																	
Greg McMichael, R (9, 1) ERA: 2.13	1.0		3	0	0	0	3	0	0	0	0	0	0	12	15	0.00	0.000																																																																	

BOTTOM

Atlanta Braves @ San Francisco Giants
Candlestick Park, San Francisco, CA
 Wed Aug 25 1993, 6:33 AM EDT
 Att: 53,510 - Sunny - 89 F

AB	33
R	1
H	6
RBI	1
BB	1
SO	8
LOB	14



WP	PA	ERA	WHIP
0	34		

Batter	1	2	3	4	5	6	7	8	9	AB R H RBI BB SO LOB	TOP									
Dave Martinez, L (1, 8) OBP: 0.312, SLG: 0.367	0-1 SH1 WP SF9 1B		0-0 G6-3		1-0 CS 2B		4-2 BB 1B BB	4-2 BB		3 2 2 0 2 0 0	San Francisco Giants @ Florida Marlins Joe Robbie Stadium, Miami, FL Fri Aug 27 1993, 7:05 PM EDT Att. 45,796 - Unknown - 82 F									
Robby Thompson, R (1, 4) OBP: 0.389, SLG: 0.526	2-1 SH1 1-3		0-1 BB 1B		0-1 L1		4-2 1B 1B BB	2-3 K		3 1 1 0 1 1 2										
Barry Bonds, L (1, 7) OBP: 0.459, SLG: 0.688	2-1 SF9 3-H		0-0 F9		4-1 CS BB		1-2 1B 1B	0-3 K		3 0 1 2 1 1 1										
Matt Williams, R (1, 5) OBP: 0.330, SLG: 0.549	2-3 K		4-1 BB		2-1 P3 1-2 2-3		1-3 K	0-0 F8		4 0 0 0 1 2 4										
Willie McGee, S (1, 9) OBP: 0.362, SLG: 0.417		2-2 E1 2B	2-2 G4-3		0-1 G3-1 1B		0-1 1-2 1B	1-2 G4-3		5 1 2 1 0 0 2										
Todd Benzinger, S (1, 3) OBP: 0.326, SLG: 0.392		1-2 1B 2-H 2B		2-2 1B		3-1 G3-1 1-2	3-2 P4			4 0 2 1 0 0 3										
Royce Clayton, R (1, 6) OBP: 0.323, SLG: 0.368		0-1 SAFE 1B		1-3 K		4-2 FC5-4 BB	1-2 F8			3 0 1 0 1 1 3										
Kirt Manwaring, R (1, 2) OBP: 0.349, SLG: 0.365		1-3 SAFE K		2-3 K		2-3 K		2-2 F9		4 0 0 0 0 3 4										
John Burkett, R (1, 1) OBP: 0.194, SLG: 0.129		2-3 K		2-3 K		0-0 FC5-4 1-2f		1-0 P9		2 0 0 0 0 2 2										
Dave Burba, R (5, 1) OBP: 0.313, SLG: 0.375										0 0 0 0 0 0 0										
Jeff Reed, L (6, PH) OBP: 0.315, SLG: 0.429										1 0 0 0 0 0 2										
Jeff Brantley, R (6, 1) OBP: 0.115, SLG: 0.115										0 0 0 0 0 0 0										
Mark Carreon, R (8, PH) OBP: 0.373, SLG: 0.496										1 0 0 0 0 0 0										
Dave Righetti, L (8, 1) OBP: 1.000, SLG: 1.000										0 0 0 0 0 0 0										
Inning Stats	R: 1 E: 0 K: 1 S: 9	H: 1 LOB: 0 BB: 0 P: 15	R: 1 E: 1 K: 2 S: 14	H: 2 LOB: 1 BB: 0 P: 20	R: 0 E: 0 K: 2 S: 8	H: 1 LOB: 2 BB: 1 P: 14	R: 0 E: 0 K: 3 S: 12	H: 1 LOB: 1 BB: 0 P: 19	R: 0 E: 0 K: 1 S: 11	H: 1 LOB: 2 BB: 1 P: 20	R: 2 E: 0 K: 1 S: 20	H: 2 LOB: 2 BB: 2 P: 34	R: 0 E: 0 K: 1 S: 11	H: 0 LOB: 1 BB: 1 P: 20	R: 0 E: 0 K: 1 S: 8	H: 0 LOB: 0 BB: 0 P: 9	1B: 7 2B: 2 3B: 0 HR: 0	SF: 1 SAC: 1 DP: 0 HBP: 0	WP: 1 PB: 0 SB: 0 CS: 2	PA: 41
PITCHER	IP WLS BF H R ER SO BB IBB HBP BLK WP HR S P ERA WHIP																			
Pat Rapp, R (1, 1) ERA: 4.42	6.0 W 29 7 4 3 7 5 0 0 0 1 0 64 113 4.50 2.000																			
Matt Turner, R (7, 1) ERA: 2.83	2.0 9 2 0 0 2 1 0 0 0 0 0 27 42 0.00 1.500																			
Bryan Harvey, R (9, 1) ERA: 1.84	1.0 S 3 0 0 0 1 0 0 0 0 0 0 8 9 0.00 0.000																			

livebaseballscorecards.com

AB	33
R	4
H	9
RBI	4
BB	6
SO	10
LOB	23



BOTTOM

San Francisco Giants @ Florida Marlins
Joe Robbie Stadium, Miami, FL

livebaseballscorecards.com

AB	34
R	7
H	13
RBI	7
BB	1
SO	9
LOB	12



WP	0	PA	37
PB	0		
SB	1		
CS	1		

Fri Aug 27 1993, 7:05 PM EDT
Att: 45,796 - Unknown - 82 F

AB R H RBI BB SO LOB

4 2 2 0 1 1 0

4 1 3 0 0 0 1

2 1 0 1 0 0 3

4 2 3 6 0 1 0

4 0 1 0 0 2 2

4 0 1 0 0 1 1

4 0 1 0 0 0 2

4 0 1 0 0 2 1

1B	11	SF	0
2B	1	SAC	0
3B	0	DP	2
HR	2	HBP	2

WP: 0 PA: 37

PB: 0

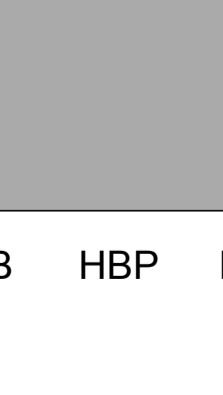
SB: 1

CS: 1

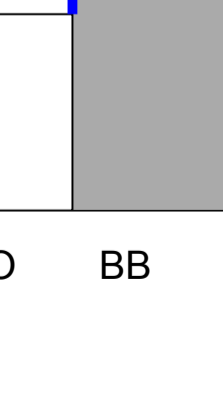
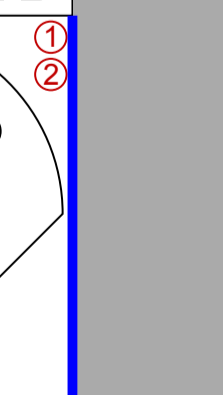
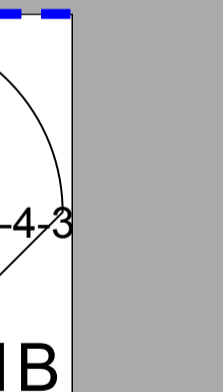
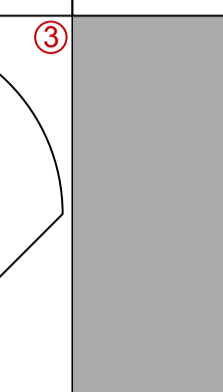
ERA: 4.54

WHIP: 1.000

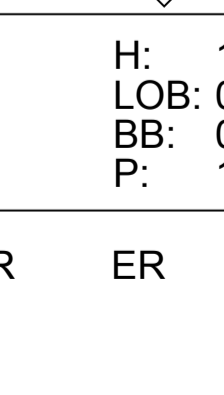
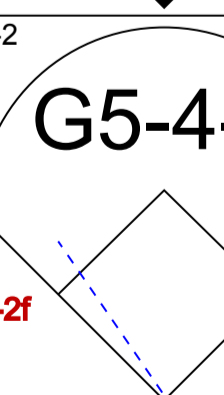
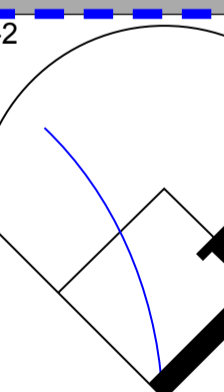
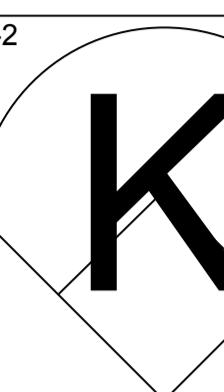
9



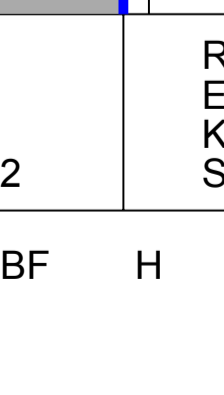
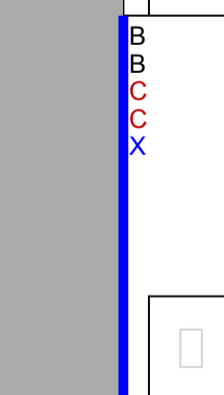
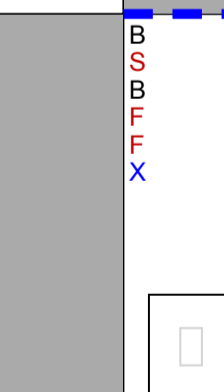
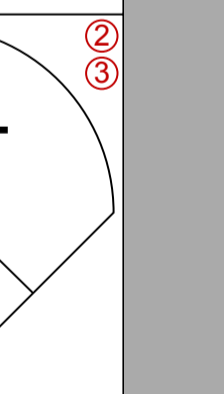
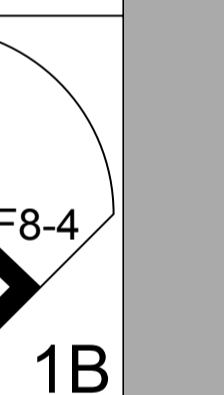
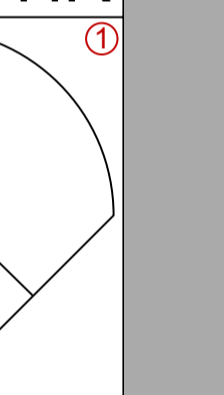
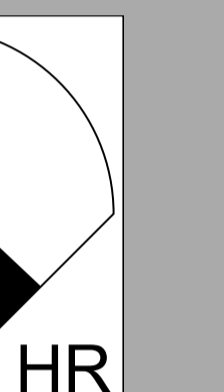
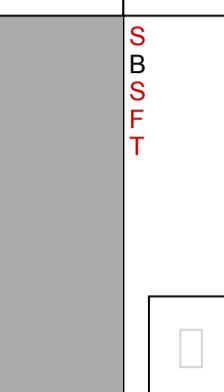
8



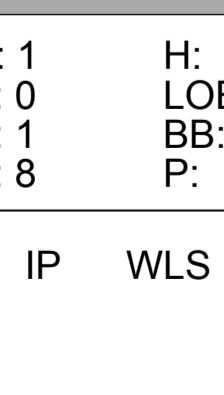
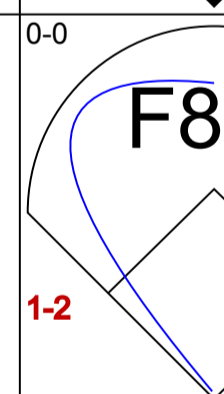
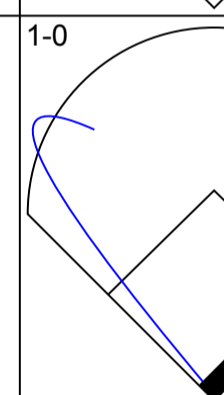
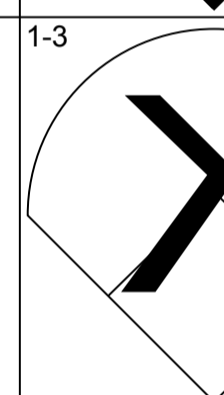
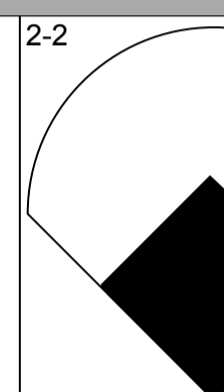
7



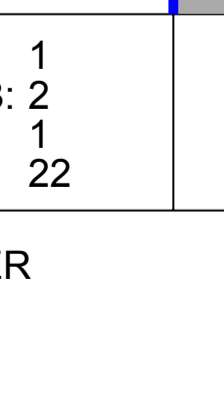




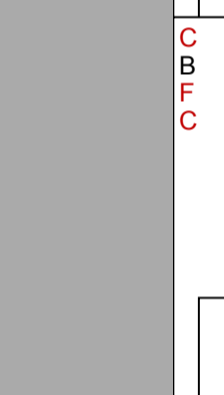
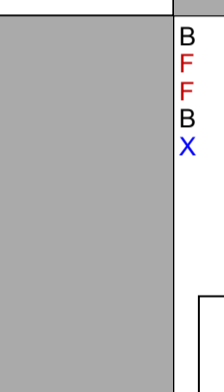
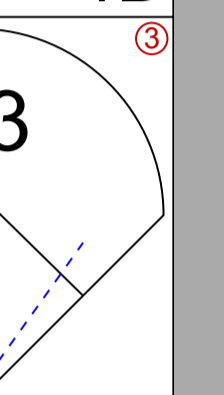
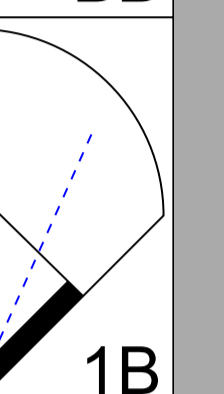

6



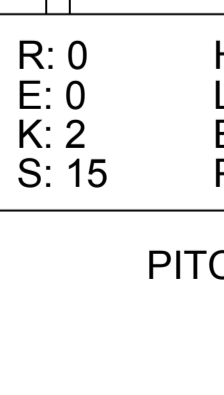
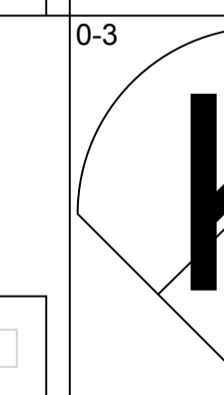
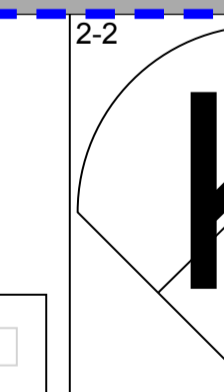
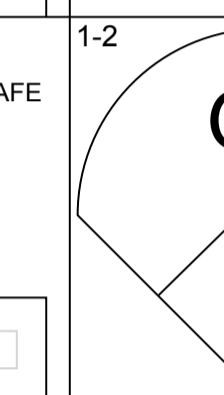
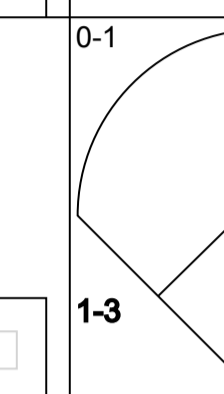
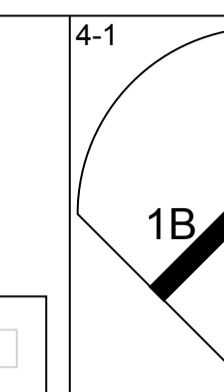
5




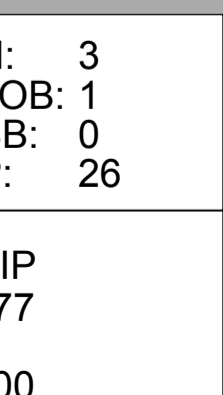
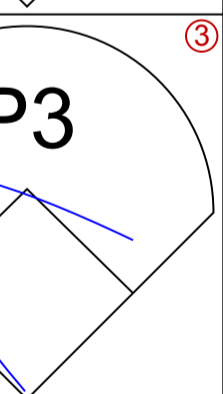
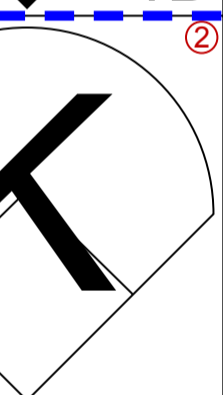
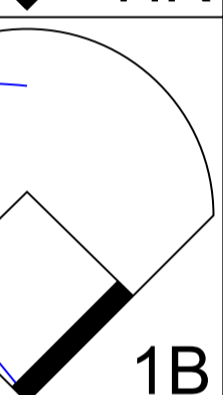
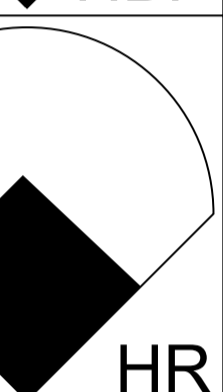
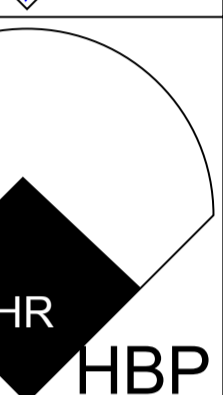
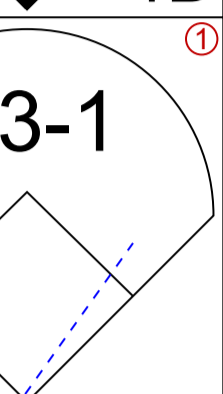
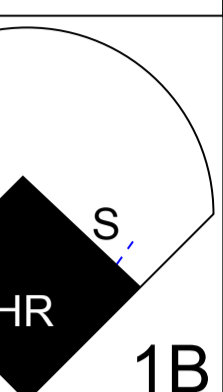
4




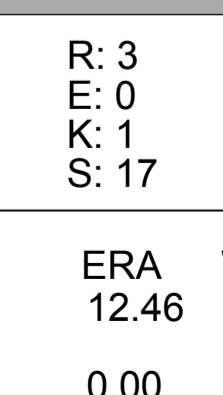
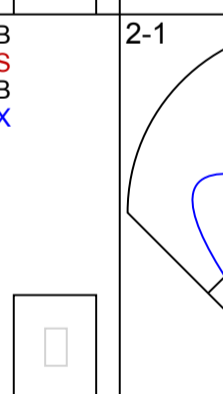
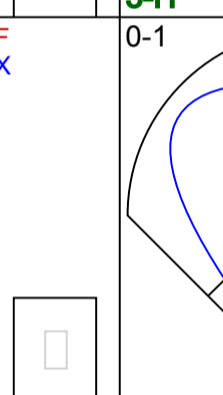
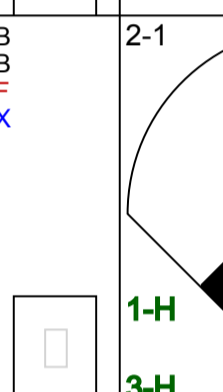
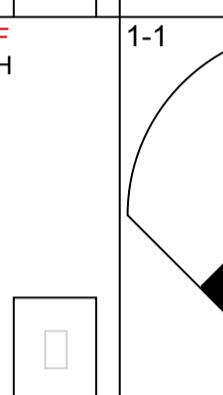
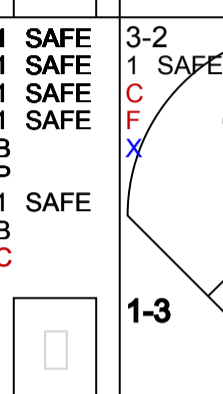
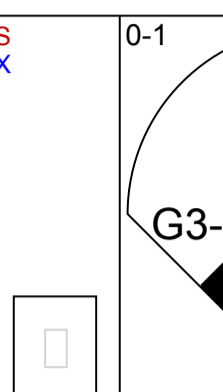
3



2



1



Batter

Chuck Carr, S (1, 8)

Walt Weiss, S (1, 6)

Bret Barberie, S (1, 4)

Orestes Destrade, S (1, 3)

Jeff Conine, R (1, 7)

Rick Renteria, R (1, 5)

Benito Santiago, R (1, 2)

Darrell Whitmore, L (1, 9)

Pat Rapp, R (1, 1)
Matt Turner, R (7, 1)
Henry Cotto, R (8, PH)
Bryan Harvey, R (9, 1)

Inning Stats

PITCHER

1-0 P8

0-0 CS

3-2 G3

1-3 K

0-3 K

1-2 F9

0-0 G5-3

3-3 K

1-2 1B HBP 1B

1-0 HBP 1B 1B

1-0 HBP 1B

1-0 1B HBP

2-1 1-2 2-3 3-H 1B

1-0 F8

2-2 G5-3

1-1 F9 1B

0-0 F9

1-3 K

0-1 G3-1 HR 1B

3-2 G3-1

1-1 HR HBP

2-1 HR

0-1 1B

2-3 K

2-1 P3

2-2 K

0-3 K

4-1 1B BB

0-1 1B

1-2 G3

2-2 HR

1-3 K

1-0 F8-4 1B

0-0 F8-4

2-2 G5-4-3 1B

2-2 G5-4-3

1-2 K

1-3 1B

1-2 2-3

1-3 HR

0-1 1B

1-0 1B

1-2 F8-4

2-2 1B

1-2 1-2f

1-0

0-0

3-2

1-3

0-3

1-2

0-0

3-3

1-2

1-0

0-0

3-2

1-3

0-3

1-2

0-0

3-3

1-2

1-0

0-0

3-2

1-3

0-3

1-2

0-0

3-3

1-2

R: 0 H: 1 E: 0 LOB: 0 K: 0 BB: 0 S: 8 P: 12

IP WLS BF H R ER SO BB IBB HBP BLK WP HR S P ERA WHIP

R: 0 H: 0 E: 0 LOB: 0 K: 2 BB: 0 S: 10 P: 12

IP WLS BF H R ER SO BB IBB HBP BLK WP HR S P ERA WHIP

R: 3 H: 4 E: 0 LOB: 2 K: 1 BB: 0 S: 15 P: 25

IP WLS BF H R ER SO BB IBB HBP BLK WP HR S P ERA WHIP

R: 0 H: 1 E: 0 LOB: 1 K: 1 BB: 0 S: 10 P: 14

IP WLS BF H R ER SO BB IBB HBP BLK WP HR S P ERA WHIP

R: 3 H: 3 E: 0 LOB: 1 K: 1 BB: 0 S: 17 P: 26

IP WLS BF H R ER SO BB IBB HBP BLK WP HR S P ERA WHIP

R: 0 H: 1 E: 0 LOB: 2 K: 2 BB: 1 S: 12 P: 22

IP WLS BF H R ER SO BB IBB HBP BLK WP HR S P ERA WHIP

R: 1 H: 2 E: 0 LOB: 0 K: 1 BB: 0 S: 8 P: 12

IP WLS BF H R ER SO BB IBB HBP BLK WP HR S P ERA WHIP

R: 0 H: 1 E: 0 LOB: 0 K: 1 BB: 0 S: 11 P: 16

IP WLS BF H R ER SO BB IBB HBP BLK WP HR S P ERA WHIP

1B: 11 SF: 0 2B: 1 SAC: 0 3B: 0 DP: 2 HR: 2 HBP: 2

IP WLS BF H R ER SO BB IBB HBP BLK WP HR S P ERA WHIP

WP: 0 PA: 37 PB: 0 SB: 1 CS: 1

IP WLS BF H R ER SO BB IBB HBP BLK WP HR S P ERA WHIP

ERA: 4.54 WHIP: 1.000

IP WLS BF H R ER SO BB IBB HBP BLK WP HR S P ERA WHIP

ERA: 3.78

IP WLS BF H R ER SO BB IBB HBP BLK WP HR S P ERA WHIP

ERA: 3.99

IP WLS BF H R ER SO BB IBB HBP BLK WP HR S P ERA WHIP

ERA: 4.0

IP WLS BF H R ER SO BB IBB HBP BLK WP HR S P ERA WHIP

ERA: 4.54

IP WLS BF H R ER SO BB IBB HBP BLK WP HR S P ERA WHIP

Batter	1	2	3	4	5	6	7	8	9	AB R H RBI BB SO LOB	TOP											
Rikkert Faneyte, R OBP: 0.200, SLG: 0.200 (1, 8)	1-1 G6-3	1-3 K		1-0 2B BB	3-3 K		1-0 P9			5 1 1 0 0 2 2												
Robby Thompson, R OBP: 0.393, SLG: 0.538 (1, 4)	1-1 2B		0-0 G4-6-3 1B	1-2 2B BB		2-2 HR	1-3 K			4 1 3 1 1 1 0												
Willie McGee, S OBP: 0.363, SLG: 0.420 (1, 9)	2-2 1B		0-0 G4-6-3 1-2f	1-3 2-H 3-H 2B		1-0 G1-3	0-0 G4-3			5 0 2 2 0 0 1												
Matt Williams, R OBP: 0.331, SLG: 0.547 (1, 5)	0-1 F9		3-2 1B HR	0-1 P4		0-1 E BB 2B 1B		3-1 L7		5 2 2 0 0 0 4												
Barry Bonds, L OBP: 0.460, SLG: 0.685 Michael Jackson, R OBP: 0.667, SLG: 1.333 Kevin Rogers, L (1, 7) (8, 1) (9, 1)	1-3 K		1-1 HR 1B	4-0 IBB		4-1 E 2B BB		0-1 L5		3 2 1 0 2 1 2 0 0 0 0 0 0 0 0 0 0 0 0 0 0												
Todd Benzing, S OBP: 0.328, SLG: 0.416 (1, 3)		0-1 FC1-6 1B	1-2 1-H 2-H HR	1-3 K		0-0 E3 2B		0-1 F7		5 1 2 3 0 1 5												
Royce Clayton, R OBP: 0.322, SLG: 0.368 (1, 6)		2-0 FC1-6 2B	1-3 K		0-0 G6-3	1-2 1-3 2-H 3-H 2B		2-2 F9		5 1 1 2 0 1 1												
Kirt Manwaring, R OBP: 0.350, SLG: 0.368 (1, 2)		3-1 SAFE SAFE 2B		1-1 BB 1B 2B 1B	0-3 K	1-2 G3		3-2 G6-3		5 1 2 1 0 1 2												
Salomon Torres, R OBP: 0.250, SLG: 0.250 Mark Carreon, R OBP: 0.373, SLG: 0.493 (1, 1) (8, 7)		2-3 K		1-3 K	0-0 1B	1-2 G4-3		2-2 G5-3		4 0 1 0 0 2 4 1 0 0 0 0 0 0												
Inning Stats	R: 0 E: 0 K: 1 S: 14	H: 2 LOB: 2 BB: 0 P: 19	R: 1 E: 0 K: 2 S: 12	H: 2 LOB: 1 BB: 0 P: 20	R: 3 E: 0 K: 1 S: 15	H: 4 LOB: 0 BB: 0 P: 21	R: 2 E: 0 K: 2 S: 12	H: 3 LOB: 3 BB: 2 P: 24	R: 0 E: 0 K: 2 S: 9	H: 1 LOB: 1 BB: 0 P: 12	R: 3 E: 1 K: 0 S: 19	H: 3 LOB: 2 BB: 1 P: 29	R: 0 E: 0 K: 1 S: 5	H: 0 LOB: 0 BB: 0 P: 7	R: 0 E: 0 K: 0 S: 6	H: 0 LOB: 0 BB: 0 P: 9	R: 0 E: 0 K: 0 S: 13	H: 0 LOB: 0 BB: 0 P: 20	1B: 9 2B: 4 3B: 0 HR: 2	SF: 0 SAC: 0 DP: 1 HBP: 0	WP: 0 PB: 0 SB: 0 CS: 0	PA: 45
PITCHER	IP WLS BF H R ER SO BB IBB HBP BLK WP HR S P ERA WHIP																				PITCHER	IP WLS BF H R ER SO BB IBB HBP BLK WP HR S P ERA WHIP
Chris Hammond, L ERA: 4.82 (1, 1)	3.1 L 20 10 6 6 5 1 0 0 0 0 1 47 73 16.20 3.300																					
Richie Lewis, R ERA: 3.02 (4, 1)	1.2 8 2 0 0 3 0 0 1 0 0 0 0 15 23 0.00 1.200																					
Robb Nen, R ERA: 6.26 (6, 1)	2.0 11 3 3 3 1 1 0 0 0 0 0 1 24 36 13.50 2.000																					
Rich Rodriguez, L ERA: 3.62 (8, 1)	2.0 6 0 0 0 0 0 0 0 0 0 0 0 19 29 0.00 0.000																					

San Francisco Giants @ Florida Marlins
Joe Robbie Stadium, Miami, FL

Sun Aug 29 1993, 7:05 PM EDT
Att. 45,277 - Unknown - 77 F

livebaseballscorecards.com

AB 42
R 9
H 15
RBI 9
BB 3
SO 9
LOB 21



Batter	1	2	3	4	5	6	7	8	9	AB	R	H	RBI	BB	SO	LOB	
Chuck Carr, S (1, 8) OBP: 0.320, SLG: 0.329 	4-1 		0-0 		1-2 		1-1 			3	0	1	0	1	0	1	
Walt Weiss, S (1, 6) OBP: 0.364, SLG: 0.318 	1-3 		2-1 		0-0 			0-1 		4	0	0	0	0	1	3	
Bret Barberie, S (1, 4) OBP: 0.383, SLG: 0.423 	1-1 		0-2 			3-3 		3-1 		4	0	0	0	0	1	2	
Gary Sheffield, R (1, 5) OBP: 0.353, SLG: 0.476 	0-1 			0-2 		1-2 		1-0 		4	2	3	0	0	0	1	
Orestes Destrade, S (1, 3) OBP: 0.325, SLG: 0.420 		1-0 		3-1 		1-3 		2-3 		4	0	0	0	0	2	3	
Jeff Conine, R (1, 7) OBP: 0.364, SLG: 0.422 			1-3 		2-3 		3-1 		1-3 		4	0	1	1	0	3	0
Benito Santiago, R (1, 2) OBP: 0.289, SLG: 0.367 			1-2 		3-H 		0-2 		0-1 		4	0	0	0	0	0	1
Darrell Whitmore, L (1, 9) OBP: 0.243, SLG: 0.347 			2-2 			2-3 		2-2 		4	1	1	1	0	1	0	
Chris Hammond, L (1, 1) OBP: 0.280, SLG: 0.357 Richie Lewis, R (4, 1) OBP: 0.500, SLG: 0.500 Alex Arias, R (5, PH) OBP: 0.339, SLG: 0.308 Robb Nen, R (6, 1) Greg Briley, L (7, PH) Rich Rodriguez, L (8, 1)			0-0 		4-2 		0-0 			1	0	0	0	0	0	0	

Inning Stats	R: 0	H: 0	E: 0	K: 1	S: 8	H: 0	LOB: 1	BB: 1	P: 14	R: 0	H: 0	E: 0	K: 1	S: 7	H: 0	LOB: 0	BB: 0	P: 10	R: 1	H: 2	E: 0	K: 0	S: 10	H: 1	LOB: 1	BB: 0	P: 14	R: 1	H: 1	E: 0	K: 1	S: 12	H: 0	LOB: 0	BB: 0	P: 18	R: 0	H: 0	E: 0	K: 1	S: 12	H: 0	LOB: 1	BB: 1	P: 19	R: 1	H: 2	E: 0	K: 2	S: 16	H: 0	LOB: 1	BB: 0	P: 24	R: 0	H: 0	E: 0	K: 0	S: 7	H: 0	LOB: 0	BB: 0	P: 10	R: 0	H: 1	E: 0	K: 1	S: 8	H: 0	LOB: 1	BB: 0	P: 14	R: 0	H: 0	E: 0	K: 1	S: 9	H: 0	LOB: 0	BB: 0	P: 12	1B: 3	SF: 0	2B: 2	SAC: 0	3B: 0	DP: 0	HR: 1	HBP: 0	WP: 0	PA: 35
--------------	------	------	------	------	------	------	--------	-------	-------	------	------	------	------	------	------	--------	-------	-------	------	------	------	------	-------	------	--------	-------	-------	------	------	------	------	-------	------	--------	-------	-------	------	------	------	------	-------	------	--------	-------	-------	------	------	------	------	-------	------	--------	-------	-------	------	------	------	------	------	------	--------	-------	-------	------	------	------	------	------	------	--------	-------	-------	------	------	------	------	------	------	--------	-------	-------	-------	-------	-------	--------	-------	-------	-------	--------	-------	--------

PITCHER	IP	WLS	BF	H	R	ER	SO	BB	IBB	HBP	BLK	WP	HR	S	P	ERA	WHIP
Salomon Torres, R (1, 1) ERA: 3.86	7.0	W	28	5	3	3	6	2	0	0	1	0	1	72	109	3.86	1.000
Michael Jackson, R (8, 1) ERA: 3.38	1.0		4	1	0	0	1	0	0	0	0	0	0	8	14	0.00	1.000
Kevin Rogers, L (9, 1) ERA: 2.57	1.0		3	0	0	0	1	0	0	0	0	0	0	9	12	0.00	0.000

BOTTOM

San Francisco Giants @ Florida Marlins
 Joe Robbie Stadium, Miami, FL

livebaseballscorecards.com

AB	33
R	3
H	6
RBI	2
BB	2
SO	8
LOB	11



WP	HR	S	P	ERA	WHIP
0	0	0	0	0	0
0	0	0	0	0	0
0	0	0	0	0	0
0	0	0	0	0	0
1	0	0	0	0	0
0	0	0	0	0	0

Sun Aug 29 1993, 7:05 PM EDT
 Att: 45,277 - Unknown - 77 F

Batter	1	2	3	4	5	6	7	8	9	AB R H RBI BB SO LOB	TOP		
Dave Martinez, L OBP: 0.314, SLG: 0.368 (1, 8) B X	1-0 L9		1-2 BB 1B 1B		3-2 2B 1B	1-3 K		3-2 G4-6-3 1-2f		5 1 2 0 0 1 3			
Robby Thompson, R OBP: 0.393, SLG: 0.539 (1, 4) C S X	1-2 P2		2-2 BB 1B		0-1 E 1-H 2B		1-2 F8		0-0 G5-3	5 0 2 1 0 0 0			
Willie McGee, S OBP: 0.363, SLG: 0.416 (1, 9) C B B X	3-1 F7		4-1 BB		0-0 P6		2-1 G3-1		4-2 BB	3 0 0 0 2 0 1			
Matt Williams, R OBP: 0.329, SLG: 0.543 (1, 5) X		0-0 E5 1B	0-0 F8		0-0 E5 BB		0-0 F9		3-2 F8	5 1 1 0 0 0 5			
Barry Bonds, L OBP: 0.461, SLG: 0.683 (1, 7) B C X		1-2 G6-4-3 2-H 1B		0-0 F7	4-1 BB			4-1 HR BB	1-2 G4-3	3 1 1 1 2 0 1			
Todd Benzinger, S OBP: 0.333, SLG: 0.465 (1, 3) 1 SAFE B 1 SAFE F 1 SAFE X		1-1 G6-4-3 1-2f		3-1 HR	1-0 F8			1-2 HR		4 2 2 3 0 0 4			
Royce Clayton, R OBP: 0.323, SLG: 0.368 (1, 6) C C C C		1-3 K		2-3 K		1-1 G3 1B		4-2 G4-3 BB		3 0 1 0 1 2 0			
Kirt Manwaring, R OBP: 0.346, SLG: 0.364 (1, 2) C C C C			0-3 K	3-3 K		0-0 G3		1-0 G4-3		4 0 0 0 0 2 2			
Scott Sanderson, R (1, 1) C C C C			2-3 K		1-3 K	2-3 K		4-1 G4-6-3 BB		3 0 0 0 0 3 1			
Dave Burba, R OBP: 0.353, SLG: 0.375 (7, 1) C C C C										0 0 0 0 1 0 0			
Michael Jackson, R OBP: 0.667, SLG: 1.333 (8, 1) C C C C										0 0 0 0 0 0 0			
Rod Beck, R (9, 1) C C C C										0 0 0 0 0 0 0			
Inning Stats	R: 0 E: 0 K: 0 S: 6 H: 0 LOB: 0 BB: 0 P: 11	R: 1 E: 1 K: 1 S: 10 H: 2 LOB: 0 BB: 0 P: 13	R: 0 E: 0 K: 2 S: 16 H: 2 LOB: 3 BB: 1 P: 24	R: 1 E: 0 K: 2 S: 10 H: 1 LOB: 0 BB: 0 P: 18	R: 1 E: 1 K: 1 S: 12 H: 2 LOB: 3 BB: 1 P: 21	R: 0 E: 0 K: 2 S: 10 H: 1 LOB: 1 BB: 0 P: 14	R: 0 E: 0 K: 0 S: 6 H: 0 LOB: 0 BB: 0 P: 9	R: 2 E: 0 K: 0 S: 13 H: 1 LOB: 1 BB: 3 P: 30	R: 0 E: 0 K: 0 S: 12 H: 0 LOB: 1 BB: 1 P: 20	1B: 6 2B: 1 3B: 0 HR: 2 SF: 0 SAC: 0 DP: 2 HBP: 0	WP: 0 PB: 0 SB: 0 CS: 0 PA: 41		
PITCHER	IP WLS BF H R ER SO BB IBB HBP BLK WP HR S P ERA WHIP											PITCHER	IP WLS BF H R ER SO BB IBB HBP BLK WP HR S P ERA WHIP
Jack Armstrong, R ERA: 4.55 (1, 1)	4.2 L 23 7 3 3 6 2 0 0 0 0 0 1 53 85 5.79 1.929												
Richie Lewis, R ERA: 3.0 (5, 1)	0.1 1 0 0 0 0 0 0 0 0 0 0 0 1 2 0.00 0.000												
Luis Aquino, R ERA: 3.35 (6, 1)	2.0 7 1 0 0 2 0 0 0 0 0 0 0 16 23 0.00 0.500												
Rich Rodriguez, L ERA: 3.86 (8, 1)	1.0 6 1 2 2 0 3 0 0 0 0 0 1 13 30 18.00 4.000												
Matt Turner, R ERA: 2.78 (9, 1)	1.0 4 0 0 0 0 1 0 0 0 0 0 0 12 20 0.00 1.000												

San Francisco Giants @ Florida Marlins
Joe Robbie Stadium, Miami, FL
 Mon Aug 30 1993, 7:05 PM EDT
 Att. 35,444 - Sunny - 78 F

livebaseballscorecards.com

AB	35
R	5
H	9
RBI	5
BB	6
SO	8
LOB	17



BOTTOM

San Francisco Giants @ Florida Marlins
 Joe Robbie Stadium, Miami, FL
 Mon Aug 30 1993, 7:05 PM EDT
 Att: 35,444 - Sunny - 78 F

livebaseballscorecards.com

AB	34
R	1
H	8
RBI	1
BB	1
SO	5
LOB	13



WP: 0	PA: 35
PB: 0	
SB: 1	
CS: 1	

AB R H RBI BB SO LOB

4 1 3 1 0 0 0

4 0 1 0 0 1 2

4 0 0 0 0 0 3

3 0 0 0 1 0 1

2 0 1 0 0 0 0

2 0 0 0 0 1 2

0 0 0 0 0 0 0

4 0 1 0 0 1 1

4 0 1 0 0 1 1

4 0 1 0 0 1 1

1 0 0 0 0 1 2

0 0 0 0 0 0 0

1 0 0 0 0 0 0

0 0 0 0 0 0 0

0 0 0 0 0 0 0

1 0 0 0 0 0 0

0 0 0 0 0 0 0

0 0 0 0 0 0 0

0 0 0 0 0 0 0

0 0 0 0 0 0 0

0 0 0 0 0 0 0

0 0 0 0 0 0 0

0 0 0 0 0 0 0

0 0 0 0 0 0 0

0 0 0 0 0 0 0

0 0 0 0 0 0 0

0 0 0 0 0 0 0

0 0 0 0 0 0 0

0 0 0 0 0 0 0

0 0 0 0 0 0 0

0 0 0 0 0 0 0

0 0 0 0 0 0 0

0 0 0 0 0 0 0

0 0 0 0 0 0 0

0 0 0 0 0 0 0

0 0 0 0 0 0 0

0 0 0 0 0 0 0

0 0 0 0 0 0 0

0 0 0 0 0 0 0

0 0 0 0 0 0 0

0 0 0 0 0 0 0

0 0 0 0 0 0 0

0 0 0 0 0 0 0

0 0 0 0 0 0 0

0 0 0 0 0 0 0

0 0 0 0 0 0 0

0 0 0 0 0 0 0

0 0 0 0 0 0 0

0 0 0 0 0 0 0

0 0 0 0 0 0 0

0 0 0 0 0 0 0

0 0 0 0 0 0 0

0 0 0 0 0 0 0

0 0 0 0 0 0 0

0 0 0 0 0 0 0

0 0 0 0 0 0 0

0 0 0 0 0 0 0

0 0 0 0 0 0 0

0 0 0 0 0 0 0

0 0 0 0 0 0 0

0 0 0 0 0 0 0

0 0 0 0 0 0 0

0 0 0 0 0 0 0

0 0 0 0 0 0 0

0 0 0 0 0 0 0

0 0 0 0 0 0 0

0 0 0 0 0 0 0

0 0 0 0 0 0 0

0 0 0 0 0 0 0

0 0 0 0 0 0 0

0 0 0 0 0 0 0

0 0 0 0 0 0 0

0 0 0 0 0 0 0

0 0 0 0 0 0 0

0 0 0 0 0 0 0

0 0 0 0 0 0 0

0 0 0 0 0 0 0

0 0 0 0 0 0 0

0 0 0 0 0 0 0

0 0 0 0 0 0 0

0 0 0 0 0 0 0

0 0 0 0 0 0 0

0 0 0 0 0 0 0

0 0 0 0 0 0 0

0 0 0 0 0 0 0

0 0 0 0 0 0 0

0 0 0 0 0 0 0

0 0 0 0 0 0 0

0 0 0 0 0 0 0

0 0 0 0 0 0 0

0 0 0 0 0 0 0

0 0 0 0 0 0 0

0 0 0 0 0 0 0

0 0 0 0 0 0 0

0 0 0 0 0 0 0

0 0 0 0 0 0 0

0 0 0 0 0 0 0

0 0 0 0 0 0 0

0 0 0 0 0 0 0

0 0 0 0 0 0 0

0 0 0 0 0 0 0

0 0 0 0 0 0 0

0 0 0 0 0 0 0

0 0 0 0 0 0 0

0 0 0 0 0 0 0

0 0 0 0 0 0 0

0 0 0 0 0 0 0

0 0 0 0 0 0 0

0 0 0 0 0 0 0

0 0 0 0 0 0 0

0 0 0 0 0 0 0

0 0 0 0 0 0 0

0 0 0 0 0 0 0

0 0 0 0 0 0 0

0 0 0 0 0 0 0

0 0 0 0 0 0 0

0 0 0 0 0 0 0

0 0 0 0 0 0 0

0 0 0 0 0 0 0

0 0 0 0 0 0 0

0 0 0 0 0 0 0

0 0 0 0 0 0 0

0 0 0 0 0 0 0

0 0 0 0 0 0 0

0 0 0 0 0 0 0

0 0 0 0 0 0 0

0 0 0 0 0 0 0

0 0 0 0 0 0 0

0 0 0 0 0 0 0

0 0 0 0 0 0 0

0 0 0 0 0 0 0

0 0 0 0 0 0 0

0 0 0 0 0 0 0

0 0 0 0 0 0 0

0 0 0 0 0 0 0

0 0 0 0 0 0 0

0 0 0 0 0 0 0

0 0 0 0 0 0 0

0 0 0 0 0 0 0

0 0 0 0 0 0 0

0 0 0 0 0 0 0

0 0 0 0 0 0 0

0 0 0 0 0 0 0

0 0 0 0 0 0 0

0 0 0 0 0 0 0

0 0 0 0 0 0 0

0 0 0 0 0 0 0

0 0 0 0 0 0 0

0 0 0 0 0 0 0

0 0 0 0 0 0 0

0 0 0 0 0 0 0

0 0 0 0 0 0 0

0 0 0 0 0 0 0

0 0 0 0 0 0 0

0 0 0 0 0 0 0

0 0 0 0 0 0 0

0 0 0 0 0 0 0

0 0 0 0 0 0 0

0 0 0 0 0 0 0

0 0 0 0 0 0 0

0 0 0 0 0 0 0

0 0 0 0 0 0 0

0 0 0 0 0 0 0

0 0 0 0 0 0 0

0 0 0 0 0 0 0

0 0 0 0 0 0 0

0 0 0 0 0 0 0

0 0 0 0 0 0 0

0 0 0 0 0 0 0

0 0 0 0 0 0 0

0 0 0 0 0 0 0

0 0 0 0 0 0 0

0 0 0 0 0 0 0

0 0 0 0 0 0 0

0 0 0 0 0 0 0

0 0 0 0 0 0 0

0 0 0 0 0 0 0

0 0 0 0 0 0 0

0 0 0 0 0 0 0

0 0 0 0 0 0 0

0 0 0 0 0 0 0

0 0 0 0 0 0 0

0 0 0 0 0 0 0

0 0 0 0 0 0 0

0 0 0 0 0 0 0

0 0 0 0 0 0 0

0 0 0 0 0 0 0

0 0 0 0 0 0 0

0 0 0 0 0 0 0

0 0 0 0 0 0 0

0 0 0 0 0 0 0

0 0 0 0 0 0 0

0 0 0 0 0 0 0

0 0 0 0 0 0 0

0 0 0 0 0 0 0

0 0 0 0 0 0 0

0 0 0 0 0 0 0

0 0 0 0 0 0 0

0 0 0 0 0 0 0

0 0 0 0 0 0 0

0 0 0 0 0 0 0

0 0 0 0 0 0 0

0 0 0 0 0 0 0

0 0 0 0 0 0 0

0 0 0 0 0 0 0

0 0 0 0 0 0 0

0 0 0 0 0 0 0

0 0 0 0 0 0 0

0 0 0 0 0 0 0

0 0 0 0 0 0 0

0 0 0 0 0 0 0

0 0 0 0 0 0 0

0 0 0 0 0 0 0

0 0 0 0 0 0 0

0 0 0 0 0 0 0

0 0 0 0 0 0 0

0 0 0 0 0 0 0

0 0 0 0 0 0 0

0 0 0 0 0 0 0

0 0 0 0 0 0 0

0 0 0 0 0 0 0

0 0 0 0 0 0 0

0 0 0 0 0 0 0

0 0 0 0 0 0 0

0 0 0 0 0 0 0

0 0 0 0 0 0 0

Batter	1	2	3	4	5	6	7	8	9	AB R H RBI BB SO LOB	TOP											
Dave Martinez, L (1, 8) OBP: 0.317, SLG: 0.368	0-0 G4-3 1B		4-2 G3 BB		2-2 P5		2-1 L7			3 0 1 0 1 0 0	San Francisco Giants @ Atlanta Braves Atlanta-Fulton County Stadium, Atlanta, GA Tue Aug 31 1993, 7:05 PM EDT Att: 46,493 - Unknown livebaseballscorecards.com											
Robby Thompson, R (1, 4) OBP: 0.390, SLG: 0.534	2-2 G4-3		0-1 F9		1-1 G5-3			0-0 G5-3	4 0 0 0 0 0 2													
Willie McGee, S (1, 9) OBP: 0.360, SLG: 0.412	2-3 K		1-0 G3		1-0 G6-3			3-2 G4-3	4 0 0 0 0 1 2													
Matt Williams, R (1, 5) OBP: 0.329, SLG: 0.543	1-2 G3		1-1 F9		1-2 1B G4-3 2B			3-2 F8	4 1 1 0 0 0 2													
Barry Bonds, L (1, 7) OBP: 0.465, SLG: 0.692		0-1 G3 S 1B		1-0 HR		3-2 S G4-3 1B		1-1 FC5-4 1B	4 1 4 1 0 0 0													
Todd Benzinger, S (1, 3) OBP: 0.324, SLG: 0.451		1-2 G3		0-3 K		0-0 G4-3		0-2 P7	4 0 0 1 0 1 3													
Royce Clayton, R (1, 6) OBP: 0.320, SLG: 0.364		0-0 G1-3		1-2 G4-3		2-1 F8		0-0 L8	4 0 0 0 0 0 3													
Kirt Manwaring, R (1, 2) OBP: 0.345, SLG: 0.361		2-1 HBP		2-2 G6-3			0-0 L8	1-0 FC5-4	3 0 0 0 0 0 1													
Bill Swift, R (1, 1) OBP: 0.309, SLG: 0.274		0-1 G4-3			1-3 K		1-1 G5-3		2 0 0 0 0 1 2													
Dave Righetti, L (5, 1) OBP: 1.000, SLG: 1.000									0 0 0 0 0 0 0													
Steve Scarosone, R (7, PH) OBP: 0.314, SLG: 0.420									1 0 0 0 0 0 0													
Jeff Brantley, R (7, 1) OBP: 0.115, SLG: 0.115									0 0 0 0 0 0 0													
Inning Stats	R: 0 E: 0 K: 1 S: 10	H: 1 LOB: 1 BB: 0 P: 15	R: 0 E: 0 K: 0 S: 10	H: 1 LOB: 2 BB: 0 P: 13	R: 0 E: 0 K: 0 S: 9	H: 0 LOB: 1 BB: 1 P: 14	R: 1 E: 0 K: 1 S: 12	H: 1 LOB: 0 BB: 0 P: 16	R: 0 E: 0 K: 1 S: 8	H: 0 LOB: 0 BB: 0 P: 12	R: 1 E: 0 K: 0 S: 12	H: 2 LOB: 1 BB: 0 P: 19	R: 0 E: 0 K: 0 S: 5	H: 0 LOB: 0 BB: 0 P: 8	R: 0 E: 0 K: 0 S: 9	H: 0 LOB: 0 BB: 0 P: 15	R: 0 E: 0 K: 0 S: 7	H: 1 LOB: 1 BB: 0 P: 9	1B: 4 2B: 1 3B: 0 HR: 1	SF: 0 SAC: 0 DP: 0 HBP: 1	WP: 0 PB: 0 SB: 2 CS: 0	PA: 35
PITCHER Greg Maddux, R (1, 1) ERA: 2.56	IP: 9.0 WLS: W BF: 35 H: 6 R: 2 ER: 2 SO: 3 BB: 1 IBB: 0 HBP: 1 BLK: 0 WP: 0 HR: 1 S: 82 P: 121 ERA: 2.00 WHIP: 0.778											PITCHER IP: WLS: BF: H: R: ER: SO: BB: IBB: HBP: BLK: WP: HR: S: P: ERA: WHIP:										



Batter	1	2	3	4	5	6	7	8	9	AB	R	H	RBI	BB	SO	LOB
Otis Nixon, S <small>OBP: 0.323, SLG: 0.290</small> <small>(1, 8)</small>	3-3 K2-3			2-0 L7	3-3 K	1-0 FC6-4				4	0	0	0	0	2	2
Jeff Blauser, R <small>OBP: 0.415, SLG: 0.458</small> <small>(1, 6)</small>	4-2 G6-4-3 BB			3-2 BB 1B 1B	0-0 E4 G2-3 2B	2-1 G5-3				3	2	1	0	1	0	2
Ron Gant, R <small>OBP: 0.337, SLG: 0.515</small> <small>(1, 7)</small>	1-0 G6-4-3			1-1 BB 1B	2-1 G2-3		1-2 L7			4	1	1	0	0	0	2
Fred McGriff, L <small>OBP: 0.360, SLG: 0.551</small> <small>(1, 3)</small>		1-1 G1-3		4-0 1B 1B BB	1-0 HR 2B		0-3 K			3	2	1	1	1	1	0
David Justice, L <small>OBP: 0.351, SLG: 0.518</small> <small>(1, 9)</small>		1-1 L9		0-0 1B 2B 1B	3-0 HR		0-0 G4-3			4	2	2	4	0	0	0
Terry Pendleton, S <small>OBP: 0.306, SLG: 0.378</small> <small>(1, 5)</small>		2-1 G6-3		2-3 K	1-1 F9			0-0 L7		4	0	0	0	0	1	2
Damon Berryhill, S <small>OBP: 0.293, SLG: 0.380</small> <small>(1, 2)</small>			0-1 G6-3	3-0 2B 1B		0-1 FC5-6 1B 1B		4-2 BLK BB		3	1	2	1	1	0	0
Mark Lemke, S <small>OBP: 0.343, SLG: 0.366</small> Rafael Belliard, R <small>OBP: 0.300, SLG: 0.267</small> <small>(1, 4)</small> <small>(8, 4)</small>		1-0 G4-3		1-0 1-H 3-H 2B		0-0 FC6-4 FC5-6 1B		0-2 G6-3		3	0	2	2	0	0	0
Greg Maddux, R <small>OBP: 0.154, SLG: 0.156</small> <small>(1, 1)</small>			0-3 K	0-0 G1-3		0-1 FC5-6 FC6-4		1-3 K		1	0	0	0	0	2	4

Inning Stats	R: 0	H: 0	E: 0	K: 1	S: 6	LOB: 0	BB: 1	P: 14	R: 0	H: 0	E: 0	K: 0	S: 6	LOB: 0	BB: 0	P: 10	R: 0	H: 0	E: 0	K: 1	S: 6	LOB: 0	BB: 0	P: 7	R: 5	H: 5	E: 0	K: 1	S: 14	LOB: 1	BB: 1	P: 30	R: 3	H: 2	E: 1	K: 1	S: 10	LOB: 0	BB: 0	P: 20	R: 0	H: 2	E: 0	K: 0	S: 8	LOB: 2	BB: 0	P: 11	R: 0	H: 0	E: 0	K: 1	S: 7	LOB: 0	BB: 0	P: 8	R: 0	H: 0	E: 0	K: 1	S: 11	LOB: 1	BB: 1	P: 16
1B: 6	SF: 0	2B: 2	SAC: 0	3B: 0	DP: 1	HR: 1	HBP: 0	WP: 0	PA: 36																																																							

PITCHER	IP	WLS	BF	H	R	ER	SO	BB	IBB	HBP	BLK	WP	HR	S	P	ERA	WHIP
Bill Swift, R <small>ERA: 3.01</small> <small>(1, 1)</small>	4.2	L	22	6	7	6	4	2	0	0	0	0	0	39	74	11.57	1.714
Dave Righetti, L <small>ERA: 4.6</small> <small>(5, 1)</small>	1.1		7	3	1	0	0	0	0	0	0	0	1	11	18	0.00	2.250
Jeff Brantley, R <small>ERA: 3.92</small> <small>(7, 1)</small>	2.0		7	0	0	0	2	1	0	0	1	0	0	18	24	0.00	0.500

BOTTOM

San Francisco Giants @ Atlanta Braves
 Atlanta-Fulton County Stadium, Atlanta, GA


livebaseballscorecards.com

AB	33
R	8
H	9
RBI	8
BB	3
SO	6
LOB	13



WP	HR	S	P	ERA	WHIP
0	0	0	0	0.00	0.500

Tue Aug 31 1993, 7:05 PM EDT
 Att. 46,493 - Unknown

Batter	1	2	3	4	5	6	7	8	9	AB R H RBI BB SO LOB	TOP											
Dave Martinez, L (1, 8) OBP: 0.315, SLG: 0.364	1-2 F9		1-3 K		1-2 G1-3		2-0 1B		1-0 G4-3	5 0 1 1 0 1 0												
Robby Thompson, R (1, 4) OBP: 0.389, SLG: 0.534	0-2 P6		3-2 G4-3 2B		1-1 F8		0-1 F7			4 0 1 0 0 0 2												
Willie McGee, S (1, 9) OBP: 0.359, SLG: 0.413	2-3 K		2-0 G4-3 2B		0-2 1B 2B		1-2 G3			4 1 1 0 0 1 3												
Matt Williams, R (1, 5) OBP: 0.330, SLG: 0.544		1-0 WP 2B	2-1 L7		3-2 1B			0-1 L5		4 0 2 1 0 0 1												
Barry Bonds, L (1, 7) OBP: 0.464, SLG: 0.688		1-1 F7		4-2 G3 BB		3-3 K		3-2 P8		3 0 0 0 1 1 1												
Todd Benzinger, S (1, 3) OBP: 0.322, SLG: 0.441		4-2 WP BB		0-0 G3		1-3 K		0-0 F8		3 0 0 0 1 1 1												
Royce Clayton, R (1, 6) OBP: 0.318, SLG: 0.362		0-3 K		2-2 P5		0-1 F8			2-0 HR	3 0 0 0 0 1 3	AB 32											
Kevin Rogers, L (6, 1)										0 0 0 0 0 0 0	R 3											
Michael Jackson, R (8, 1)										0 0 0 0 0 0 0	H 7											
John Patterson, S (9, PH) OBP: 1.000, SLG: 4.000										1 1 1 1 0 0 0	RBI 3											
Rod Beck, R (9, 1)										0 0 0 0 0 0 0	BB 4											
Jeff Reed, L (1, 2) OBP: 0.333, SLG: 0.444		4-1		4-0			1-0 SH1-4 1B 2B		2-3 K	1 0 1 0 2 0 0	SO 8											
Steve Scarsons, R (7, PR) OBP: 0.314, SLG: 0.420		1-2 IBB			IBB				2-3 K	0 1 0 0 0 0 0	LOB 16											
Kirt Manwaring, R (7, 2) OBP: 0.344, SLG: 0.360										1 0 0 0 0 1 0												
Bryan Hickerson, L (1, 1) OBP: 0.130, SLG: 0.130		2-3 K		0-1 B3-1			1-1 SH1-4		1-3 K	2 0 0 0 0 1 5												
Mike Benjamin, R (6, 6) OBP: 0.279, SLG: 0.359										1 0 0 0 0 1 0												
Inning Stats	R: 0 E: 0 K: 1 S: 9	H: 0 LOB: 0 BB: 0 P: 12	R: 0 E: 0 K: 2 S: 12	H: 1 LOB: 3 BB: 2 P: 24	R: 0 E: 0 K: 1 S: 9	H: 1 LOB: 1 BB: 0 P: 17	R: 0 E: 0 K: 0 S: 14	H: 0 LOB: 2 BB: 2 P: 24	R: 1 E: 0 K: 0 S: 12	H: 2 LOB: 1 BB: 0 P: 17	R: 0 E: 0 K: 2 S: 10	H: 0 LOB: 0 BB: 0 P: 14	R: 1 E: 0 K: 0 S: 9	H: 2 LOB: 2 BB: 0 P: 14	R: 0 E: 0 K: 0 S: 6	H: 0 LOB: 0 BB: 0 P: 9	R: 1 E: 0 K: 2 S: 8	H: 1 LOB: 0 BB: 0 P: 14	1B: 2 2B: 4 3B: 0 HR: 1	SF: 0 SAC: 1 DP: 0 HBP: 0	WP: 2 PB: 0 SB: 0 CS: 0	PA: 37
29 John Smoltz, R (1, 1) ERA: 3.45	IP: 7.0	WLS: 30	H: 6	R: 2	ER: 2	SO: 6	BB: 2	IBB: 2	HBP: 0	BLK: 0	WP: 2	HR: 0	S: 75	P: 122	ERA: 2.57	WHIP: 1.143						
Mark Wohlers, R (8, 1) ERA: 3.5	IP: 2.0	L: 7	H: 1	R: 1	ER: 1	SO: 2	BB: 0	IBB: 0	HBP: 0	BLK: 0	WP: 0	HR: 1	S: 14	P: 23	ERA: 4.50	WHIP: 0.500						

San Francisco Giants @ Atlanta Braves
Atlanta-Fulton County Stadium, Atlanta, GA

Wed Sep 01 1993, 7:05 PM EDT
Att. 43,290 - Unknown - 86 F

livebaseballscorecards.com

Batter	1	2	3	4	5	6	7	8	9	AB	R	H	RBI	BB	SO	LOB
Otis Nixon, S <small>OBP: 0.322, SLG: 0.290</small> (1, 8)	1-2 		2-0 			1-1 		2-2 		4	1	1	0	0	0	0
Jeff Blausler, R <small>OBP: 0.414, SLG: 0.458</small> (1, 6)	3-3 			0-0 		3-2 		2-0 		4	0	1	1	0	1	0
Ron Gant, R <small>OBP: 0.336, SLG: 0.512</small> (1, 7)	4-2 			0-0 		2-2 		1-0 		3	0	0	0	1	0	1
Fred McGriff, L <small>OBP: 0.359, SLG: 0.547</small> (1, 3)	0-1 			4-0 		0-3 		3-2 		3	1	0	0	1	1	2
Terry Pendleton, S <small>OBP: 0.309, SLG: 0.380</small> (1, 5)		3-2 		1-1 		4-0 		0-0 		3	0	2	1	1	0	0
David Justice, L <small>OBP: 0.349, SLG: 0.514</small> (1, 9)		1-1 		1-0 		1-0 		1-3 		4	0	0	0	0	1	4
Damon Berryhill, S <small>OBP: 0.290, SLG: 0.376</small> (1, 2)		2-2 			1-2 		1-3 			3	0	0	0	0	1	1
Mark Lemke, S <small>OBP: 0.341, SLG: 0.364</small> (1, 4)			0-0 		1-0 		0-1 			3	0	0	0	0	0	0
29 John Smoltz, R <small>OBP: 0.234, SLG: 0.186</small> Francisco Cabrera, R <small>OBP: 0.326, SLG: 0.449</small> Mark Wohlers, R			2-2 		2-3 		2-0 			2	0	0	0	0	1	0
										1	0	0	0	0	0	0
										0	0	0	0	0	0	0

Inning Stats	R: 0	H: 0	E: 0	K: 1	S: 12	H: 0	LOB: 1	BB: 1	P: 20	R: 0	H: 1	E: 0	K: 0	S: 9	H: 1	LOB: 0	BB: 0	P: 15	R: 0	H: 0	E: 0	K: 0	S: 5	R: 1	H: 1	E: 0	K: 0	S: 5	H: 0	LOB: 0	BB: 0	P: 9	R: 0	H: 0	E: 0	K: 1	S: 7	H: 2	LOB: 2	BB: 1	P: 25	R: 0	H: 0	E: 0	K: 1	S: 11	H: 0	LOB: 0	BB: 0	P: 14	R: 0	H: 0	E: 0	K: 0	S: 5	H: 0	LOB: 0	BB: 0	P: 10	R: 0	H: 0	E: 0	K: 1	S: 7	H: 0	LOB: 0	BB: 0	P: 11	1B: 3	SF: 0	2B: 1	SAC: 0	3B: 0	DP: 1	HR: 0	HBP: 0
--------------	------	------	------	------	-------	------	--------	-------	-------	------	------	------	------	------	------	--------	-------	-------	------	------	------	------	------	------	------	------	------	------	------	--------	-------	------	------	------	------	------	------	------	--------	-------	-------	------	------	------	------	-------	------	--------	-------	-------	------	------	------	------	------	------	--------	-------	-------	------	------	------	------	------	------	--------	-------	-------	-------	-------	-------	--------	-------	-------	-------	--------

PITCHER	IP	WLS	BF	H	R	ER	SO	BB	IBB	HBP	BLK	WP	HR	S	P	ERA	WHIP
Bryan Hickerson, L <small>ERA: 4.56</small>	(1, 1)	5.1	21	4	2	2	2	2	2	0	0	1	0	47	81	3.38	1.125
Kevin Rogers, L <small>ERA: 2.5</small>	(6, 1)	1.2	6	0	0	0	2	0	1	0	0	0	0	16	24	0.00	0.000
Michael Jackson, R <small>ERA: 3.3</small>	(8, 1)	1.0	3	0	0	0	0	0	0	0	0	0	0	5	10	0.00	0.000
Rod Beck, R <small>ERA: 1.99</small>	(9, 1)	1.0	3	0	0	0	1	0	0	0	0	0	0	7	11	0.00	0.000

BOTTOM

San Francisco Giants @ Atlanta Braves
 Atlanta-Fulton County Stadium, Atlanta, GA

Wed Sep 01 1993, 7:05 PM EDT
 Att: 43,290 - Unknown - 86 F

AB	30
R	2
H	4
RBI	2
BB	3
SO	5
LOB	8

WP: 1	PA: 33
PB: 0	
SB: 1	
CS: 0	

PITCHER	IP	WLS	BF	H	R	ER	SO	BB	IBB	HBP	BLK	WP	HR	S	P	ERA	WHIP
---------	----	-----	----	---	---	----	----	----	-----	-----	-----	----	----	---	---	-----	------

San Francisco Giants @ Atlanta Braves
 Atlanta-Fulton County Stadium, Atlanta, GA

Thu Sep 02 1993, 7:05 PM EDT
 Att. 48,972 - Unknown - 89 F

AB	32
R	3
H	8
RBI	3
BB	4
SO	4
LOB	14



AB R H RBI BB SO LOB

3	0	0	0	1	1	2
1	0	0	0	0	0	1

4	0	0	0	0	0	1
---	---	---	---	---	---	---

4	0	1	0	0	2	0
---	---	---	---	---	---	---

4	1	1	0	0	0	1
---	---	---	---	---	---	---

4	1	2	1	0	0	2
---	---	---	---	---	---	---

3	1	1	0	1	1	2
---	---	---	---	---	---	---

2	0	1	1	1	0	0
---	---	---	---	---	---	---

3	0	1	0	0	0	3
---	---	---	---	---	---	---

1	0	0	0	0	0	0
---	---	---	---	---	---	---

2	0	1	1	0	0	2
---	---	---	---	---	---	---

1	0	0	0	0	0	0
---	---	---	---	---	---	---

0	0	0	0	0	0	0
---	---	---	---	---	---	---

0	0	0	0	0	0	0
---	---	---	---	---	---	---

0	0	0	0	0	0	0
---	---	---	---	---	---	---

0	0	0	0	1	0	0
---	---	---	---	---	---	---

1B:	5	SF:	1
-----	---	-----	---

2B:	2	SAC:	0
-----	---	------	---

3B:	0	DP:	1
-----	---	-----	---

HR:	1	HBP:	0
-----	---	------	---

WP:	0	PA:	37
-----	---	-----	----

PB:	0
-----	---

SB:	0
-----	---

CS:	1
-----	---

Batter	1	2	3	4	5	6	7	8	9																														
Rikkert Faneyle, R (1, 8) OBP: 0.222, SLG: 0.125 Mark Carreon, R (9, PH) OBP: 0.370, SLG: 0.489	1-2 G6-3		0-3 K	0-1 F7			4-1 G6-4-3 BB		1-1 G4-3																														
Robby Thompson, R (1, 4) OBP: 0.385, SLG: 0.529	2-2 F9		0-1 G6-3		3-2 F9		1-0 G6-4-3 1-2f																																
Willie McGee, S (1, 9) OBP: 0.358, SLG: 0.414	2-1 F8		2-3 K		0-3 K			0-0 G4-3 2B																															
Matt Williams, R (1, 5) OBP: 0.329, SLG: 0.544		1-2 G4-3 SF8 2B		0-0 P4	0-1 G6-3			1-0 L8																															
Barry Bonds, L (1, 7) OBP: 0.464, SLG: 0.693		2-0 G4-3		0-0 HR		2-1 CS 1B		0-1 G4-3																															
Todd Benzinger, S (1, 3) OBP: 0.327, SLG: 0.439		4-1 1B BB		0-0 F9 1B 1B		1-3 K 1-2		1-0 F8																															
Royce Clayton, R (1, 6) OBP: 0.320, SLG: 0.363		0-2 SF8		1-1 1B 1-2 1B		4-2 BB		0-1 G5-3																															
Kirt Manwaring, R (1, 2) OBP: 0.344, SLG: 0.360 Jeff Reed, L (9, PH) OBP: 0.330, SLG: 0.440		1-1 3-H 1B		0-0 F9		1-1 F8		0-1 G5-3																															
John Burkett, R (1, 1) OBP: 0.203, SLG: 0.141 John Patterson, S (7, PH) OBP: 0.500, SLG: 2.000 Jeff Brantley, R (7, 1) OBP: 0.115, SLG: 0.115 Dave Burba, R (7, 1) OBP: 0.353, SLG: 0.375 Kevin Rogers, L (7, 1) Michael Jackson, R (8, 1) OBP: 0.667, SLG: 1.333 Dave Martinez, L (9, PH) OBP: 0.318, SLG: 0.384		2-1 F9		0-0 1-3 3-H 1B		2-1 P5		4-0 BB																															
Inning Stats	R: 0 E: 0 K: 0 S: 9 H: 0 LOB: 0 BB: 0 P: 14	R: 1 E: 0 K: 0 S: 12 H: 2 LOB: 2 BB: 1 P: 22	R: 0 E: 0 K: 2 S: 11 H: 0 LOB: 0 BB: 0 P: 13	R: 2 E: 0 K: 0 S: 9 H: 4 LOB: 2 BB: 0 P: 10	R: 0 E: 0 K: 1 S: 9 H: 0 LOB: 0 BB: 0 P: 12	R: 0 E: 0 K: 1 S: 12 H: 1 LOB: 1 BB: 1 P: 20	R: 0 E: 0 K: 0 S: 4 H: 0 LOB: 0 BB: 1 P: 11	R: 0 E: 0 K: 0 S: 5 H: 1 LOB: 1 BB: 0 P: 7	R: 0 E: 0 K: 0 S: 6 H: 0 LOB: 1 BB: 1 P: 11	1B: 5 2B: 2 3B: 0 HR: 1 SF: 1 SAC: 0 DP: 1 HBP: 0	WP: 0 PA: 37																												
PITCHER	IP	WLS	BF	H	R	ER	SO	BB	IBB	HBP	BLK	WP	HR	S	P	ERA	WHIP	PITCHER	IP	WLS	BF	H	R	ER	SO	BB	IBB	HBP	BLK	WP	HR	S	P	ERA	WHIP				
Steve Avery, L (1, 1) ERA: 2.94	3.2		18	6	3	3	2	1	0	0	0	0	1	39	57	7.36	1.909																						
Steve Bedrosian, R (4, 1) ERA: 1.55	0.1		1	0	0	0	0	0	0	0	0	0	0	2	2	0.00	0.000																						
Jay Howell, R (5, 1) ERA: 2.64	2.0		7	1	0	0	2	1	0	0	0	0	0	21	32	0.00	1.000																						
Mark Wohlers, R (7, 1) ERA: 3.41	1.0	W	3	0	0	0	0	1	0	0	0	0	0	4	11	0.00	1.000																						
Greg McMichael, R (8, 1) ERA: 2.05	2.0	S	8	1	0	0	0	1	0	0	0	0	0	11	18	0.00	1.000																						

livebaseballscorecards.com

Batter	1	2	3	4	5	6	7	8	9	AB R H RBI BB SO LOB	TOP											
Rikkert Faneyte, R OBP: 0.286, SLG: 0.167 (1, 8)	0-0 G5-3	0-1 P9			1-1 F8		4-1 SH1-3 BB		0-0 E8 WP 1B	4 1 1 0 1 0 1												
Robby Thompson, R OBP: 0.384, SLG: 0.526 (1, 4)	2-1 FC5-4 1B		3-1 G6-3		2-3 K		0-0 SH1-3		3-2 G5-4-3 1B	4 0 1 0 0 1 1												
Willie McGee, S OBP: 0.356, SLG: 0.410 (1, 9)	1-0 FC5-4 WP E 1-2f		0-0 L6		2-3 K		3-3 K		4-2 1B BB	4 1 0 0 1 2 2												
Matt Williams, R OBP: 0.330, SLG: 0.549 (1, 5)	2-1 E6 1-H		2-0 HR		1-3 K		1-2 L7		1-1 1B	5 1 2 2 0 1 1												
Barry Bonds, L OBP: 0.465, SLG: 0.690 (1, 7)	1-2 G3		4-0 FC5-4 BB		0-1 1B E 1B		3-3 K		4-0 IBB	3 1 1 0 2 1 1												
Mark Carreon, R OBP: 0.373, SLG: 0.511 (1, 3)		1-1 HR	0-1 FC5-4		1-2 E 1B		1-0 G6-3		2-2 F8	4 1 2 1 0 0 1												
J.R. Phillips, L (8, 3)										0 0 0 0 0 0 0												
John Patterson, S OBP: 0.333, SLG: 1.333 (9, PH)										1 0 0 0 0 0 3												
Jeff Brantley, R OBP: 0.115, SLG: 0.115 (9, 1)										0 0 0 0 0 0 0												
Royce Clayton, R OBP: 0.317, SLG: 0.359 (1, 6)		1-2 F8		0-0 G6-3		1-1 L6		1-0 G1-4-3		4 0 0 0 0 0 1												
Kirt Manwaring, R OBP: 0.348, SLG: 0.362 (1, 2)		0-1 SH5-4 1B		2-0 F9		4-0 IBB			1-0 SH3-4 E 1B	3 1 2 0 1 0 0												
Jim Deshaies, L (1, 1)		0-0 SH5-4		1-1 G5-3		1-1 L5			0-1 SH3-4	2 0 0 0 0 0 2												
Michael Jackson, R OBP: 0.667, SLG: 1.333 (7, 1)										0 0 0 0 0 0 0												
Mike Benjamin, R OBP: 0.279, SLG: 0.359 (9, PH)										0 0 0 0 0 0 0												
Steve Scarosone, R OBP: 0.314, SLG: 0.420 (9, 3)		1-2								0 0 0 0 0 0 0												
Inning Stats	R: 1 E: 1 K: 0 S: 10	H: 1 LOB: 1 BB: 0 P: 16	R: 1 E: 0 K: 0 S: 13	H: 2 LOB: 1 BB: 0 P: 15	R: 1 E: 0 K: 0 S: 6	H: 1 LOB: 1 BB: 1 P: 15	R: 0 E: 0 K: 0 S: 4	H: 0 LOB: 0 BB: 0 P: 7	R: 0 E: 0 K: 2 S: 10	H: 0 LOB: 0 BB: 0 P: 15	R: 1 E: 1 K: 1 S: 13	H: 2 LOB: 2 BB: 1 P: 21	R: 0 E: 0 K: 1 S: 10	H: 0 LOB: 1 BB: 1 P: 18	R: 0 E: 0 K: 1 S: 5	H: 0 LOB: 0 BB: 0 P: 10	R: 2 E: 1 K: 0 S: 15	H: 3 LOB: 3 BB: 2 P: 30	1B: 7 2B: 0 3B: 0 HR: 2	SF: 0 SAC: 3 DP: 0 HBP: 0	WP: 2 PB: 0 SB: 0 CS: 0	PA: 42
PITCHER	IP WLS BF H R ER SO BB IBB HBP BLK WP HR S P ERA WHIP																					
Allen Watson, L ERA: 4.52 (1, 1)	6.0 L 27 6 4 2 3 1 1 0 0 1 2 56 89 3.00 1.167																					
Rich Batchelor, R ERA: (7, 1)	1.0 4 0 0 0 1 1 0 0 0 0 0 10 18 0.00 1.000																					
Rob Murphy, L ERA: 4.6 (8, 1)	1.1 6 2 2 2 1 0 0 0 0 0 0 9 15 13.50 1.500																					
Omar Olivares, R ERA: 4.5 (9, 1)	0.1 3 1 0 0 0 1 0 0 0 1 0 7 15 0.00 6.000																					
Paul Kilgus, L ERA: (9, 1)	0.1 2 0 0 0 0 0 1 0 0 0 0 4 10 0.00 0.000																					

San Francisco Giants @ St. Louis Cardinals
 Busch Stadium, St. Louis, MO
 Fri Sep 03 1993, 7:05 PM CDT
 Att. 25,861 - Unknown

livebaseballscorecards.com

AB	34
R	6
H	9
RBI	3
BB	5
SO	5
LOB	13



Batter	1	2	3	4	5	6	7	8	9	AB R H RBI BB SO LOB	TOP											
Darren Lewis, R (1, 8) OBP: 0.315, SLG: 0.344	0-0 L6		1-0 G4-3		1-1 FC4		0-0 G6-3			4 0 0 0 0 0 2	San Francisco Giants @ St. Louis Cardinals Busch Stadium, St. Louis, MO Sat Sep 04 1993, 7:05 PM CDT Att. 39,054 - Unknown - 74 F											
Robby Thompson, R (1, 4) OBP: 0.385, SLG: 0.525	1-2 G4-6-3 1B			1-1 G4-3		4-2 BB		1-0 F7		3 0 1 0 1 0 0												
Dave Martinez, L (1, 9) OBP: 0.312, SLG: 0.357	0-0 G4-6-3			1-3 K		2-1 F9		0-2 G6-3		4 0 0 0 0 1 2												
Matt Williams, R (1, 5) OBP: 0.331, SLG: 0.555		1-2 G4-6-3 1B		1-3 K		0-2 HR		2-2 P3		4 1 2 1 0 1 0												
Barry Bonds, L (1, 7) OBP: 0.465, SLG: 0.691		0-0 G4-6-3			2-0 HR	1-0 1B			1-3 K	4 1 2 0 0 1 1												
J.R. Phillips, L (1, 3) OBP: 0.500, SLG: 1.750		1-0 3B			1-0 HR	1-3 K			1-1 G3-1	4 1 2 2 0 1 1												
Royce Clayton, R (1, 6) OBP: 0.319, SLG: 0.358		3-1 G5-3			2-3 K		4-1 SH3 BB		1-1 FC4-6 HBP	2 0 0 0 1 1 1												
Kirt Manwaring, R (1, 2) OBP: 0.345, SLG: 0.358			2-2 G4-3		1-1 G6-3		1-0 F8		2-0 FC4-6	4 0 0 0 0 0 2												
Salomon Torres, R (1, 1) OBP: 0.333, SLG: 0.333 Rod Beck, R (9, 1)			1-1 G3		1-0 FC4 1B		0-0 SH3			2 0 1 0 0 0 0 0 0 0 0 0 0 0												
Inning Stats	R: 0 E: 0 K: 0 S: 5	H: 1 LOB: 0 BB: 0 P: 6	R: 0 E: 0 K: 0 S: 7	H: 2 LOB: 1 BB: 0 P: 12	R: 0 E: 0 K: 0 S: 6	H: 0 LOB: 0 BB: 0 P: 10	R: 0 E: 0 K: 2 S: 8	H: 0 LOB: 0 BB: 0 P: 11	R: 2 E: 0 K: 1 S: 11	H: 3 LOB: 1 BB: 0 P: 19	R: 1 E: 0 K: 1 S: 17	H: 2 LOB: 1 BB: 1 P: 24	R: 0 E: 0 K: 0 S: 4	H: 0 LOB: 1 BB: 1 P: 9	R: 0 E: 0 K: 0 S: 8	H: 0 LOB: 0 BB: 0 P: 11	R: 0 E: 0 K: 1 S: 7	H: 0 LOB: 1 BB: 0 P: 12	1B: 4 2B: 1 3B: 1 HR: 2	SF: 0 SAC: 1 DP: 2 HBP: 1	WP: 0 PB: 0 SB: 0 CS: 1	PA: 35
PITCHER	IP WLS BF H R ER SO BB IBB HBP BLK WP HR S P ERA WHIP												PITCHER	IP WLS BF H R ER SO BB IBB HBP BLK WP HR S P ERA WHIP								
Rene Arocha, R (1, 1) ERA: 3.69	5.2 L 22 7 3 3 3 1 0 0 0 0 0 2 50 76 4.76 1.412																					
Paul Kilgus, L (6, 1) ERA:	0.1 2 1 0 0 1 0 0 0 0 0 0 0 4 6 0.00 3.000																					
Les Lancaster, R (7, 1) ERA: 2.92	1.0 4 0 0 0 0 1 0 0 0 0 0 0 4 9 0.00 1.000																					
Lee Guetterman, L (8, 1) ERA: 3.78	2.0 7 0 0 0 0 1 0 0 1 0 0 0 15 23 0.00 0.000																					

livebaseballscorecards.com

AB	31
R	3
H	8
RBI	3
BB	2
SO	5
LOB	9



BOTTOM

San Francisco Giants @ St. Louis Cardinals
Busch Stadium, St. Louis, MO
 Sat Sep 04 1993, 7:05 PM CDT
 Att: 39,054 - Unknown - 74 F

livebaseballscorecards.com

AB	35
R	1
H	8
RBI	1
BB	3
SO	2
LOB	16



WP: 0	PA: 38
PB: 0	
SB: 0	
CS: 0	

AB R H RBI BB SO LOB

5	0	0	0	0	0	4
4	0	0	0	1	1	2
4	0	1	1	0	0	1
4	0	2	0	0	0	1
3	0	1	0	1	0	0
4	0	1	0	0	0	3
4	0	1	0	0	0	3
3	0	0	0	0	0	1
0	0	0	0	0	1	0
0	0	0	0	0	0	0
0	0	0	0	0	0	0
1	1	1	0	0	0	0
0	0	0	0	0	0	0
1	0	0	0	0	1	1

Batter	1	2	3	4	5	6	7	8	9
Luis Alicea, S OBP: 0.372, SLG: 0.380 (1, 4)	1-0 G3	1-0 F9		1-2 G6-3			1-0 P5		1-2 L4
Ozzie Smith, S OBP: 0.335, SLG: 0.352 (1, 6)	4-0 2B BB		1-2 F8		0-0 G6-3		1-1 F7		2-3 K
Gregg Jefferies, S OBP: 0.396, SLG: 0.493 (1, 3)	0-2 L7		0-2 L8		3-1 F7		1-1 2B		
Todd Zeile, R OBP: 0.351, SLG: 0.427 (1, 5)	1-0 2B		2-2 1B 1B		3-2 G6-3		0-1 G5-3		
Bernard Gilkey, R OBP: 0.373, SLG: 0.492 (1, 7)	4-1 BB		0-0 1B 1B		2-2 G5-3		3-2 G5-3		
Mark Whiten, S OBP: 0.314, SLG: 0.402 (1, 9)	0-0 G4-3		1-0 FC6-4 1B		1-0 G3-1		0-0 G3		
Brian Jordan, R OBP: 0.353, SLG: 0.545 (1, 8)		1-0 G6-3	2-2 FC6-4	0-0 1B	0-0 1B		1-1 G6-3		
Erik Pappas, R OBP: 0.368, SLG: 0.344 (1, 2)		1-2 L5		0-0 F7		0-0 G5-3			4-1 DI BB
Gerald Perry, L OBP: 0.396, SLG: 0.442 (9, PH)									
Tim Jones, L OBP: 0.371, SLG: 0.286 (9, PR)									
Rene Arocha, R OBP: 0.140, SLG: 0.143 (6, 1)		1-1 1B		2-1 E3			2-2 2B 1B		1-3 K
Paul Klindt, L OBP: 0.333, SLG: 0.333 (7, 1)									
Les Lancaster, R OBP: 0.326, SLG: 0.326 (7, PH)									
Rod Brewer, L OBP: 0.326, SLG: 0.326 (8, 1)									
Lee Guetterman, L OBP: 0.950, SLG: 1.000 (9, PH)									
Ray Lankford, L OBP: 0.381, SLG: 0.356 (9, PH)									

Inning Stats	R: 0 E: 0 K: 0 S: 7	H: 1 LOB: 3 BB: 2 P: 17	R: 0 E: 0 K: 0 S: 7	H: 1 LOB: 1 BB: 0 P: 11	R: 0 E: 0 K: 0 S: 16	H: 3 LOB: 3 BB: 0 P: 22	R: 0 E: 1 K: 0 S: 8	H: 0 LOB: 0 BB: 0 P: 11	R: 0 E: 0 K: 0 S: 7	H: 0 LOB: 0 BB: 0 P: 13	R: 0 E: 0 K: 0 S: 7	H: 1 LOB: 1 BB: 0 P: 10	R: 1 E: 0 K: 0 S: 10	H: 2 LOB: 1 BB: 0 P: 15	R: 0 E: 0 K: 0 S: 6	H: 0 LOB: 0 BB: 0 P: 10	R: 0 E: 0 K: 2 S: 10	H: 0 LOB: 2 BB: 1 P: 18	1B: 6 2B: 2 3B: 0 HR: 0	SF: 0 SAC: 0 DP: 1 HBP: 0	WP: 0 PB: 0 SB: 0 CS: 0	PA: 38
--------------	------------------------------	----------------------------------	------------------------------	----------------------------------	-------------------------------	----------------------------------	------------------------------	----------------------------------	------------------------------	----------------------------------	------------------------------	----------------------------------	-------------------------------	----------------------------------	------------------------------	----------------------------------	-------------------------------	----------------------------------	----------------------------------	------------------------------------	----------------------------------	--------

PITCHER	IP	WLS	BF	H	R	ER	SO	BB	IBB	HBP	BLK	WP	HR	S	P	ERA	WHIP
Salomon Torres, R ERA: 2.4 (1, 1)	8.0	W	34	8	1	1	0	2	0	0	0	0	0	68	109	1.12	1.250
Rod Beck, R ERA: 1.96 (9, 1)	1.0	S	4	0	0	0	2	1	0	0	0	0	0	10	18	0.00	1.000

1B: 6 SF: 0
2B: 2 SAC: 0
3B: 0 DP: 1
HR: 0 HBP: 0

WP: 0 PA: 38
PB: 0
SB: 0
CS: 0

PITCHER	IP	WLS	BF	H	R	ER	SO	BB	IBB	HBP	BLK	WP	HR	S	P	ERA	WHIP
Salomon Torres, R ERA: 2.4 (1, 1)	8.0	W	34	8	1	1	0	2	0	0	0	0	0	68	109	1.12	1.250
Rod Beck, R ERA: 1.96 (9, 1)	1.0	S	4	0	0	0	2	1	0	0	0	0	0	10	18	0.00	1.000

Batter	1	2	3	4	5	6	7	8	9	AB R H RBI BB SO LOB	TOP																									
Darren Lewis, R (1, 8) OBP: 0.314, SLG: 0.341	2-2 E5 1B FC6-4		2-3 K		0-0 SH5-4		1-0 G6-3		3-0 HBP	3 1 0 0 0 1 0																										
Robby Thompson, R (1, 4) OBP: 0.387, SLG: 0.527	3-2 FC6-4 1-3 1B		4-2 1B BB		0-0 FC5-1-6-4 2B		1-1 F9		1-3 K	4 0 2 2 1 1 1																										
Willie McGee, S (1, 9) OBP: 0.354, SLG: 0.407	1-1 FC6-4 1-2f 3-H G6-4-3		0-0 1-2 1B		0-1 FC5-1-6-4 1B		0-1 P6		1-1 F7	5 1 1 1 0 0 3																										
Matt Williams, R (1, 5) OBP: 0.333, SLG: 0.561	1-0 G6-4-3 1-2f		1-1 F7		3-2 2-H 1B			0-0 HR		4 1 2 2 0 0 3																										
Barry Bonds, L (1, 7) OBP: 0.462, SLG: 0.685		1-1 F7		2-0 G4-3		2-1 F8		3-2 P3		4 0 0 0 0 0 1																										
Steve Scarsone, R (1, 3) OBP: 0.322, SLG: 0.435		0-3 K		2-2 F8		1-2 SH5-3 SF8 2B		0-0 CS 1B		4 1 2 0 0 1 0																										
Royce Clayton, R (1, 6) OBP: 0.321, SLG: 0.360		2-1 1B		2-0 G5-3		0-0 SH5-3		2-2 1-2 1B		3 0 2 0 0 0 0																										
Kirt Manwaring, R (1, 2) OBP: 0.344, SLG: 0.358		1 SAFE 2-3 K		2-2 SH5-4 2B 1B		0-1 SF8		0-1 G6-3		3 1 1 1 0 1 2																										
Bill Swift, R (1, 1) OBP: 0.310, SLG: 0.277			3-1 G6-3		2-2 SH5-4 2B 1B		2-3 K		2-2 G1-3	3 1 1 0 0 1 0																										
Kevin Rogers, L (6, 1)										0 0 0 0 0 0 0																										
Michael Jackson, R (6, 1)										0 0 0 0 0 0 0																										
Dave Martinez, L (9, PH)										1 0 0 0 0 0 0																										
Dave Burba, R (9, 1)										0 0 0 0 0 0 0																										
Rod Beck, R (9, 1)										0 0 0 0 0 0 0																										
Inning Stats	R: 1 E: 1 K: 0 S: 9	H: 1 LOB: 0 BB: 0 P: 16	R: 0 E: 0 K: 2 S: 14	H: 1 LOB: 1 BB: 0 P: 19	R: 0 E: 0 K: 1 S: 11	H: 0 LOB: 0 BB: 1 P: 21	R: 0 E: 0 K: 0 S: 6	H: 0 LOB: 0 BB: 0 P: 12	R: 3 E: 0 K: 0 S: 21	H: 4 LOB: 1 BB: 0 P: 30	R: 1 E: 0 K: 1 S: 12	H: 1 LOB: 0 BB: 0 P: 15	R: 0 E: 0 K: 0 S: 5	H: 0 LOB: 0 BB: 0 P: 7	R: 1 E: 0 K: 0 S: 10	H: 3 LOB: 1 BB: 0 P: 15	R: 0 E: 0 K: 1 S: 11	H: 0 LOB: 1 BB: 0 P: 18	1B: 8 2B: 2 3B: 0 HR: 1	SF: 1 SAC: 2 DP: 1 HBP: 1	WP: 0 PB: 0 SB: 1 CS: 1	PA: 39														
PITCHER	IP WLS BF H R ER SO BB IBB HBP BLK WP HR S P ERA WHIP	IP WLS BF H R ER SO BB IBB HBP BLK WP HR S P ERA WHIP																			IP WLS BF H R ER SO BB IBB HBP BLK WP HR S P ERA WHIP															
Tom Urbani, L (1, 1) ERA: 5.88	4.2	22	7	4	3	3	1	0	0	0	0	0	0	59	94	5.79	1.714																			Omar Olivares, R (8, 1) ERA: 4.42
Paul Kilgus, L (5, 1) ERA: 0.84	0.1	2	1	1	1	0	0	0	0	0	0	0	0	7	10	27.00	3.000																			
Todd Burns, R (6, 1) ERA: 5.28	1.0	3	0	0	0	1	0	0	0	0	0	0	0	7	9	0.00	0.000																			
Rich Batchelor, R (7, 1) ERA:	1.0	3	0	0	0	0	0	0	0	0	0	0	0	5	7	0.00	0.000																			
Rob Murphy, L (8, 1) ERA: 4.73	0.1	3	2	1	1	0	0	0	0	0	0	0	1	5	8	27.00	6.000																			

San Francisco Giants @ St. Louis Cardinals
 Busch Stadium, St. Louis, MO
 Sun Sep 05 1993, 3:33 AM CDT
 Att. 34,111 - Sunny - 83 F

livebaseballscorecards.com

AB	34
R	6
H	11
RBI	6
BB	1
SO	5
LOB	10



BOTTOM

San Francisco Giants @ St. Louis Cardinals
Busch Stadium, St. Louis, MO
 Sun Sep 05 1993, 3:33 AM CDT
 Att: 34,111 - Sunny - 83 F

livebaseballscorecards.com

AB	39
R	7
H	14
RBI	7
BB	4
SO	7
LOB	19



WP: 0	PA: 44
PB: 0	
SB: 1	
CS: 0	

AB R H RBI BB SO LOB

5 1 1 0 0 1 1
 3 0 1 0 0 0 1
 1 0 0 1 0 0 0

4 0 0 0 1 1 4

3 2 2 1 2 0 1

5 1 2 0 0 1 4

4 1 3 2 1 0 0

3 0 1 0 0 1 2
 0 0 0 0 0 0 0
 1 0 0 0 0 0 0
 0 0 0 0 0 0 0
 0 0 0 0 0 0 0
 1 0 0 0 0 1 3

5 1 2 1 0 1 2

2 0 1 0 0 0 1
 0 0 0 0 0 0 0
 0 0 0 0 0 0 0
 1 0 1 2 0 0 0
 1 1 0 0 0 0 0

1B: 10 SF: 1
 2B: 4 SAC: 0
 3B: 0 DP: 0
 HR: 0 HBP: 0

Batter	1	2	3	4	5	6	7	8	9
Luis Alicea, S OBP: 0.370, SLG: 0.377 (1, 4)	1-1 G3		1-0 F7		1-3 K	1-0 E 1B		2-0 F9	
Tim Jones, L OBP: 0.368, SLG: 0.290 Ozzie Smith, S OBP: 0.334, SLG: 0.351 (6, PH) (7, 6)	0-1 L6		1-1 FC4-6		0-0 BB 1B	0-2 SF8		1-1 L6	
Gregg Jefferies, S OBP: 0.394, SLG: 0.489 (1, 3)	4-1 E BB		1 SAFE 3-1 P6		0-0 F8	1-1 E5 1B		0-3 K	
Todd Zeile, R OBP: 0.355, SLG: 0.429 (1, 5)	1-2 G1-3			1-0 2B 1B	4-0 BB	1-1 1B		4-1 2B 1B BB	
Bernard Gilkey, R OBP: 0.374, SLG: 0.496 (1, 7)		1-0 G6-3		1 SAFE 2-2 1B 2B	2-0 P5	2-3 K		1-0 1B 2B	
Mark Whiten, S OBP: 0.319, SLG: 0.405 (1, 8) (7, 9)		0-0 1B 1B		1-3 1B		0-2 2B 1B	0-0 F9	4-0 1B IBB	
Rod Brewer, L OBP: 0.327, SLG: 0.326 Rich Batchelor, R OBP: 0.152, SLG: 0.182 Stan Royer, R OBP: 0.260, SLG: 0.500 Rob Murphy, L OBP: 0.250, SLG: 0.300 Omar Olivares, R OBP: 0.250, SLG: 0.300 Erik Pappas, R OBP: 0.366, SLG: 0.341 (1, 9) (7, 1) (7, PH) (8, 1) (8, 1) (9, PH)		1 SAFE 1-1 C BB 1 SAFE	1-1 FC6-4 1B	1-3 K		0-1 P4	2-3 K	2-3 K	
Tom Pagnozzi, R OBP: 0.284, SLG: 0.371 (1, 2)	0-1 FC6-4		0-1 FC6-4	2-1 G6-3		1-1 2B	1-3 K	2-1 1B	
Tom Urbani, L OBP: 0.250, SLG: 0.250 Paul Klindt, L OBP: 0.333, SLG: 0.333 Todd Smith, R OBP: 0.402, SLG: 0.462 Gerald Perry, L OBP: 0.391, SLG: 0.543 (1, 1) (5, 1) (6, 1) (6, PH) (6, PH) (7, 8)		3-2 FC4-6 1B		2-2 G6-3		2-0 1B SF8 2B		0-2 F9	

Inning Stats	R: 0	H: 0	E: 1	K: 0	S: 8	H: 2	LOB: 1	BB: 1	P: 14	R: 0	H: 2	E: 0	K: 0	S: 6	H: 2	LOB: 1	BB: 0	P: 8	R: 0	H: 1	E: 0	K: 0	S: 8	R: 2	H: 3	E: 0	K: 1	S: 13	R: 0	H: 1	E: 0	K: 1	S: 6	R: 4	H: 5	E: 1	K: 1	S: 20	R: 0	H: 0	E: 0	K: 2	S: 9	R: 0	H: 0	E: 0	K: 0	S: 6	R: 1	H: 2	E: 0	K: 2	S: 10	1B: 10	SF: 1	2B: 4	3B: 0	HR: 0	WP: 0	PA: 44
--------------	------	------	------	------	------	------	--------	-------	-------	------	------	------	------	------	------	--------	-------	------	------	------	------	------	------	------	------	------	------	-------	------	------	------	------	------	------	------	------	------	-------	------	------	------	------	------	------	------	------	------	------	------	------	------	------	-------	--------	-------	-------	-------	-------	-------	--------

PITCHER	IP	WLS	BF	H	R	ER	SO	BB	IBB	HBP	BLK	WP	HR	S	P	ERA	WHIP
Bill Swift, R ERA: 3.16 (1, 1)	5.1		27	10	5	5	2	2	0	0	0	0	0	49	83	8.44	2.250
Kevin Rogers, L ERA: 2.45 (6, 1)	0.1		3	1	0	0	0	0	0	0	0	0	0	6	8	0.00	3.000
Michael Jackson, R ERA: 3.05 (6, 1)	2.1		8	1	1	0	3	0	0	0	0	0	0	21	30	0.00	0.429
Dave Burba, R ERA: 4.0 (9, 1)	0.1	L	4	1	1	1	1	1	1	0	0	0	0	5	14	27.00	6.000
Rod Beck, R ERA: 1.95 (9, 1)	0.1		2	1	0	0	1	0	0	0	0	0	0	5	9	0.00	3.000

Batter	1	2	3	4	5	6	7	8	9	AB R H RBI BB SO LOB	TOP	
Carlos Garcia, R (1, 4) <small>OBP: 0.321, SLG: 0.399</small>	1-1 		0-1 			0-3 		2-1 		4 0 0 0 0 1 0	Pittsburgh Pirates @ San Francisco Giants Candlestick Park, San Francisco, CA Mon Sep 06 1993, 6:33 AM EDT Att. 25,276 - Sunny - 66 F	
Jay Bell, R (1, 6) <small>OBP: 0.389, SLG: 0.447</small>	2-0 		1-1 			2-3 		1-1 		4 0 0 0 0 1 0		
Andy Van Slyke, L (1, 8) <small>OBP: 0.369, SLG: 0.471</small>	1-3 			1-1 		2-0 		1-3 		4 0 1 0 0 2 0		
Jeff King, R (1, 5) <small>OBP: 0.348, SLG: 0.400</small>		1-1 		1-1 			1-2 		0-0 			4 0 1 0 0 0 1
Dave Clark, L (1, 9) <small>OBP: 0.345, SLG: 0.402</small>		1-0 		0-0 	1 SAFE 		3-2 		0-3 			4 0 0 0 0 1 2
Al Martin, L (1, 7) <small>OBP: 0.333, SLG: 0.454</small>		2-2 		0-3 		2-1 		0-0 		4 1 1 0 0 1 2		
Don Slaught, R (1, 2) <small>OBP: 0.359, SLG: 0.444</small>		4-2 			0-1 		4-1 					1 0 0 0 2 0 0
Tom Foley, L (1, 3) <small>OBP: 0.298, SLG: 0.394</small> Kevin Young, R (7, PH) <small>OBP: 0.300, SLG: 0.322</small> (7, 3)		0-2 			2-2 		0-0 					2 0 0 0 0 0 2 1 0 1 1 0 0 0
Paul Wagner, R (1, 1) <small>OBP: 0.152, SLG: 0.125</small> Lloyd McClendon, R (7, PH) <small>OBP: 0.285, SLG: 0.285</small> Joel Johnston, R (7, 1) <small>OBP: 0.400, SLG: 0.600</small> Denny Neagle, L (8, 1)		1-2 			0-0 		2-0 					2 0 0 0 0 0 0 1 0 0 0 0 0 2 0 0 0 0 0 0 0 0 0 0 0 0 0 0
Inning Stats	R: 0 H: 0 E: 0 LOB: 0 K: 1 BB: 0 S: 6 P: 10	R: 0 H: 1 E: 0 LOB: 2 K: 0 BB: 1 S: 12 P: 20	R: 0 H: 0 E: 0 LOB: 0 K: 0 BB: 0 S: 7 P: 9	R: 0 H: 1 E: 0 LOB: 1 K: 1 BB: 0 S: 8 P: 10	R: 0 H: 0 E: 0 LOB: 0 K: 0 BB: 0 S: 6 P: 8	R: 0 H: 0 E: 0 LOB: 0 K: 2 BB: 0 S: 7 P: 11	R: 1 H: 2 E: 0 LOB: 2 K: 0 BB: 1 S: 12 P: 24	R: 0 H: 0 E: 0 LOB: 0 K: 1 BB: 0 S: 5 P: 5	R: 0 H: 0 E: 0 LOB: 0 K: 1 BB: 0 S: 5 P: 5	1B: 2 SF: 0 2B: 2 SAC: 0 3B: 0 DP: 0 HR: 0 HBP: 0	WP: 0 PA: 33 PB: 0 SB: 0 CS: 0	
PITCHER Scott Sanderson, R (1, 1) <small>ERA: 4.27</small> Dave Burba, R (7, 1) <small>ERA: 4.08</small> Kevin Rogers, L (7, 1) <small>ERA: 2.44</small> Jeff Brantley, R (8, 1) <small>ERA: 4.09</small> Rod Beck, R (9, 1) <small>ERA: 1.92</small>	IP WLS BF H R ER SO BB IBB HBP BLK WP HR S P ERA WHIP											PITCHER IP WLS BF H R ER SO BB IBB HBP BLK WP HR S P ERA WHIP

AB	31
R	1
H	4
RBI	1
BB	2
SO	6
LOB	9



WP: 0	PA: 33
PB: 0	
SB: 0	
CS: 0	

Batter	1	2	3	4	5	6	7	8	9
Darren Lewis, R OBP: 0.313, SLG: 0.340 (1, 8)	2-2 F9		0-0 P5		2-1 P5-3 1B		1-0 F7		
Robby Thompson, R OBP: 0.386, SLG: 0.526 (1, 4)	2-1 E5		2-1 F7		0-0 P5-3 1-2			2-2 SH1-3 E 2B	
Willie McGee, S OBP: 0.354, SLG: 0.405 (1, 9)	0-3 K			4-1 1B BB		2-3 K		0-0 SH1-3	
Matt Williams, R OBP: 0.330, SLG: 0.556 (1, 5)	0-1 P5			0-3 K		1-1 P3		1-1 G6-3	
Barry Bonds, L OBP: 0.464, SLG: 0.687 (1, 7)		0-0 P7		3-1 1B S 1B		0-1 2B 2B		4-0 E IBB	
J.R. Phillips, L OBP: 0.429, SLG: 1.286 (1, 3)		1-0 P3		0-3 K		1-1 2B		0-0 E9 1B	
John Patterson, S OBP: 0.500, SLG: 1.250 (8, PH)				1-2 K		2-H 2B		1-3 3-H 1B	
Rod Beck, R (9, 1)									
Royce Clayton, R OBP: 0.323, SLG: 0.362 (7, 1)		0-0 WP 1B		1-0 1B		0-1 G5-3		1-3 K	
Kevin Rogers, L (7, 1)				2-H 3-H 1B					
Jeff Brantley, R OBP: 0.115, SLG: 0.115 (8, 1)									
Steve Scarsone, R OBP: 0.319, SLG: 0.430 (9, 3)									
Kirt Manwaring, R OBP: 0.341, SLG: 0.355 (1, 2)		1 SAFE 3-2 P4		1 SAFE 2-3 K			1-0 F8		
Scott Sanderson, R (1, 1)			1-3 K		2-1 P2		0-0 P4		
Dave Burba, R OBP: 0.353, SLG: 0.375 (7, 1)									
Mike Benjamin, R OBP: 0.277, SLG: 0.357 (7, 6)									

AB	R	H	RBI	BB	SO	LOB
4	0	1	0	0	0	0
4	1	1	0	0	0	1
2	1	0	0	1	2	1
4	0	0	0	0	1	3
3	2	2	0	1	0	0
3	0	1	1	0	1	2
1	0	1	1	0	0	0
0	0	0	0	0	0	0
3	0	2	2	0	0	1
0	0	0	0	0	0	0
0	0	0	0	0	0	0
1	0	0	0	0	1	2
3	0	0	0	0	1	2
2	0	0	0	0	1	0
0	0	0	0	0	0	0
1	0	0	0	0	0	0

AB	31
R	4
H	8
RBI	4
BB	2
SO	7
LOB	12

1B	5	SF	0
2B	4	SAC	1
3B	0	DP	1
HR	0	HBP	0

WP	1	PA	34
PB	0		
SB	1		
CS	0		

Inning Stats	R: 0	H: 0	E: 1	K: 1	S: 10	H: 0	LOB: 1	BB: 0	P: 14	R: 0	H: 1	E: 0	K: 0	S: 8	R: 0	H: 0	E: 0	K: 1	S: 6	R: 2	H: 2	E: 0	K: 3	S: 15	R: 0	H: 1	E: 0	K: 0	S: 5	R: 1	H: 2	E: 0	K: 1	S: 14	R: 0	H: 0	E: 0	K: 0	S: 3	R: 1	H: 2	E: 1	K: 1	S: 10
Paul Wagner, R ERA: 4.87 (1, 1)	6.0	WLS	L	25	H	6	R	3	ER	3	SO	6	BB	1	IBB	0	HBP	0	BLK	0	WP	1	HR	0	S	58	P	87	ERA	4.50	WHIP	1.167												
Joel Johnston, R ERA: 3.52 (7, 1)	1.2	6	1	1	1	0	0	0	0	0	0	0	0	0	0	0	0	0	0	0	0	0	0	9	14	5.40	0.600																	
Denny Neagle, L ERA: 5.23 (8, 1)	0.1	3	1	0	0	1	0	0	1	0	0	0	0	1	0	0	0	0	0	0	0	0	0	4	9	0.00	3.000																	

BOTTOM

Pittsburgh Pirates @ San Francisco Giants
Candlestick Park, San Francisco, CA

livebaseballscores.com

AB 31
R 4
H 8
RBI 4
BB 2
SO 7
LOB 12



Mon Sep 06 1993, 6:33 AM EDT
Att. 25,276 - Sunny - 66 F

Batter	1	2	3	4	5	6	7	8	9	AB	R	H	RBI	BB	SO	LOB
Darren Lewis, R OBP: 0.311, SLG: 0.338 (1, 8)	2-3 K		0-0 SH3-4		3-2 P2		0-0 P8			3	0	0	0	0	1	0
Robby Thompson, R OBP: 0.385, SLG: 0.523 (1, 4)	4-2 FC5-4 BB		1-2 P9		0-3 K		3-3 K			3	0	0	0	1	2	1
Willie McGee, S OBP: 0.353, SLG: 0.402 (1, 9)	0-0 FC5-4 FC6-4 1-2f		2-0 G6-3			4-0 HR BB	0-0 B3-4			3	1	0	0	1	0	2
Matt Williams, R OBP: 0.329, SLG: 0.560 (1, 5)	3-1 FC6-4 1-2f			1-1 G5-3		0-0 HR		1-1 P4		4	1	1	2	0	0	1
Barry Bonds, L OBP: 0.463, SLG: 0.683 (1, 7)		0-0 P6		4-2 S BB		1-1 P4		0-1 F8		3	0	0	0	1	0	0
Mark Carreon, R OBP: 0.366, SLG: 0.500 (1, 3)		1-3 K		2-3 K		2-3 K		1-0 F8		3	0	0	0	0	3	1
J.R. Phillips, L OBP: 0.429, SLG: 1.286 (7, 3)										0	0	0	0	0	0	0
Todd Benzinger, S OBP: 0.325, SLG: 0.436 (8, PH)										1	0	0	0	0	0	0
Steve Scarsone, R OBP: 0.319, SLG: 0.430 (9, 3)										0	0	0	0	0	0	0
Royce Clayton, R OBP: 0.326, SLG: 0.370 (1, 6)		1-2 1B		4-2 SAFE 1-2 BB		2-0 HR			2-2 G1-3	3	1	2	1	1	0	0
Kirt Manwaring, R OBP: 0.341, SLG: 0.355 (1, 2)		2-1 F9		0-0 F9		0-1 1B			2-2 P5	3	0	1	0	0	0	3
Dave Martinez, L OBP: 0.310, SLG: 0.353 (9, PH)										1	0	0	0	0	0	0
Bryan Hickerson, L OBP: 0.180, SLG: 0.125 (1, 1)			4-2 SH3-4 BB		2-2 G1-3		3-3 K		3-2 F7	1	0	0	0	1	0	0
Jeff Brantley, S OBP: 0.118, SLG: 0.115 (6, 1)										0	0	0	0	0	0	0
John Patterson, S OBP: 0.400, SLG: 1.000 (6, PH)										1	0	0	0	0	1	1
Michael Jackson, R OBP: 0.662, SLG: 1.333 (7, 1)										0	0	0	0	0	0	0
Rod Beck, R OBP: 0.328, SLG: 0.436 (8, 1)										0	0	0	0	0	0	0
Jeff Reed, L OBP: 0.328, SLG: 0.436 (9, PH)										1	0	0	0	0	0	0

Inning Stats	R: 0	H: 0	E: 0	K: 1	S: 8	H: 0	LOB: 1	BB: 1	P: 17	R: 0	H: 1	E: 0	K: 1	S: 12	H: 1	LOB: 1	BB: 0	P: 16	R: 0	H: 0	E: 0	K: 0	S: 7	H: 0	LOB: 1	BB: 1	P: 14	R: 0	H: 0	E: 0	K: 1	S: 11	R: 3	H: 3	E: 0	K: 2	S: 12	R: 0	H: 0	E: 0	K: 1	S: 5	R: 0	H: 0	E: 0	K: 0	S: 5	R: 0	H: 0	E: 0	K: 0	S: 11	R: 0	H: 0	E: 0	K: 0	S: 7	R: 0	H: 0	E: 0	K: 0	S: 11	1B: 2	2B: 0	3B: 0	HR: 2	SF: 0	SAC: 1	DP: 0	HBP: 0	WP: 0	PB: 0	SB: 1	CS: 0	PA: 36
--------------	------	------	------	------	------	------	--------	-------	-------	------	------	------	------	-------	------	--------	-------	-------	------	------	------	------	------	------	--------	-------	-------	------	------	------	------	-------	------	------	------	------	-------	------	------	------	------	------	------	------	------	------	------	------	------	------	------	-------	------	------	------	------	------	------	------	------	------	-------	-------	-------	-------	-------	-------	--------	-------	--------	-------	-------	-------	-------	--------

PITCHER	IP	WLS	BF	H	R	ER	SO	BB	IBB	HBP	BLK	WP	HR	S	P	ERA	WHIP
Steve Cooke, L ERA: 3.83 (1, 1)	6.0		27	4	3	3	6	5	0	0	0	0	2	59	107	4.50	1.500
Tony Menendez, R ERA: 3.72 (7, 1)	1.1	W	4	0	0	0	1	0	0	0	0	0	0	7	11	0.00	0.000
Jeff Ballard, L ERA: 5.2 (8, 1)	0.1		1	0	0	0	0	0	0	0	0	0	0	2	2	0.00	0.000
Mark Dewey, R ERA: 2.25 (8, 1)	1.1	S	4	0	0	0	0	0	0	0	0	0	0	12	20	0.00	0.000


BOTTOM

Pittsburgh Pirates @ San Francisco Giants
Candlestick Park, San Francisco, CA

Tue Sep 07 1993, 10:05 PM EDT
Att: 17,314 - Unknown - 67 F

livebaseballscorecards.com

AB	30
R	3
H	4
RBI	3
BB	5
SO	7
LOB	9



Batter	1	2	3	4	5	6	7	8	9	AB R H RBI BB SO LOB	TOP												
Geronimo Pena, S (1, 4) OBP: 0.335, SLG: 0.372	0-1 G1-3	1-0 WP 1B 1-3 2-H 3-H		0-0 P5		4-2 HR BB	3-2 F7		3-2 G6-3	5 1 1 2 1 0 2													
Ozzie Smith, S (1, 6) OBP: 0.343, SLG: 0.363	1-0	1-2 SAFE		1-2		1-2 HR BB		1-0 G6-3		5 1 4 2 0 0 0													
Tim Jones, L (8, 6) OBP: 0.368, SLG: 0.290	CS 1B	1-2 WP 1B		1-2 1B		1-2 2-3 3-H		1-2 G6-3		0 0 0 0 0 0 0													
Gregg Jefferies, S (1, 3) OBP: 0.399, SLG: 0.492	2-2 SAFE	4-2		2-2 FC5		2-0 P6		1-2 1B 1B		4 0 2 0 1 0 5													
Todd Zeile, R (1, 5) OBP: 0.360, SLG: 0.438	3-2 G5-3	1-1 F8		2-1 P3		2-1 HR		2-2 F9		5 1 1 4 0 0 5													
Tracy Woodson, R (8, 5) OBP: 0.208, SLG: 0.229										0 0 0 0 0 0 0													
Bernard Gilkey, R (1, 7) OBP: 0.371, SLG: 0.488		0-0 1B 1B	1-0 P4		0-0 F8	3-2 P5		3-1 1B		5 1 2 0 0 0 0													
Mark Whiten, S (1, 8) OBP: 0.323, SLG: 0.429		1-1 SAFE SAFE SAFE	0-0 G6-3		0-1 P3	4-1 BB		1-1 L7		4 0 0 0 1 0 3													
Erik Pappas, R (1, 9) OBP: 0.368, SLG: 0.351		1-0 F7	0-0 L7							5 1 1 0 0 0 2													
Rod Brewer, L (9, 9) OBP: 0.342, SLG: 0.368										0 0 0 0 0 0 0													
Tom Pagnozzi, R (1, 2) OBP: 0.287, SLG: 0.368		3-2 SAFE SAFE SAFE		2-1 FC5 1B 1B		2-1 E 1B 1B	1-2 F8		4-0 BB	4 2 3 0 1 0 0													
Rene Arocha, R (1, 1) OBP: 0.148, SLG: 0.135		4-0 1B 1B		0-0 B3		0-0 E1 1B BB HR	1-3 K		1-3 K	3 2 0 0 1 1 2													
Lee Guetterman, L (8, 1) OBP: 0.500, SLG: 1.000										0 0 0 0 0 0 0													
Stan Royer, R (9, PH) OBP: 0.214, SLG: 0.214										1 0 0 0 0 1 1													
Mike Perez, R (9, 1)										0 0 0 0 0 0 0													
Inning Stats	R: 0 E: 0 K: 0 S: 9	H: 2 LOB: 1 BB: 0 P: 15	R: 3 E: 0 K: 0 S: 20	H: 4 LOB: 3 BB: 2 P: 35	R: 0 E: 0 K: 0 S: 3	H: 0 LOB: 0 BB: 0 P: 4	R: 0 E: 0 K: 0 S: 10	H: 2 LOB: 2 BB: 0 P: 15	R: 0 E: 0 K: 0 S: 5	H: 0 LOB: 0 BB: 0 P: 7	R: 6 E: 1 K: 0 S: 20	H: 4 LOB: 1 BB: 2 P: 39	R: 0 E: 0 K: 1 S: 9	H: 0 LOB: 0 BB: 0 P: 14	R: 0 E: 0 K: 0 S: 12	H: 2 LOB: 2 BB: 0 P: 20	R: 0 E: 0 K: 1 S: 8	H: 0 LOB: 1 BB: 1 P: 16	1B: 12 2B: 1 3B: 0 HR: 1	SF: 0 SAC: 0 DP: 0 HBP: 0	WP: 1 PB: 0 SB: 0 CS: 1	PA: 46	
PITCHER	IP WLS BF H R ER SO BB IBB HBP BLK WP HR S P ERA WHIP											PITCHER	IP WLS BF H R ER SO BB IBB HBP BLK WP HR S P ERA WHIP										
Jim Deshaies, L (1, 1) ERA: 4.42	1.2 L 11 6 3 3 0 1 0 0 0 0 0 22 38 16.20 4.200											Gino Minutelli, L (9, 1) ERA: 3.77	1.0 4 0 0 0 1 0 1 0 0 0 0 20 31 0.00 1.286										
Dave Burba, R (2, 1) ERA: 3.96	2.1 10 2 0 0 0 0 1 0 0 0 1 0 20 31 0.00 1.286																						
Jeff Brantley, R (5, 1) ERA: 4.3	1.0 7 2 4 4 0 0 1 0 0 0 0 0 12 21 36.00 3.000																						
Terry Bross, R (6, 1) ERA: 18.0	1.0 6 2 2 1 0 0 1 0 0 0 0 1 13 25 9.00 3.000																						
Dave Righetti, L (7, 1) ERA: 4.4	2.0 8 2 0 0 1 0 0 0 0 0 0 0 21 34 0.00 1.000																						

St. Louis Cardinals @ San Francisco Giants
Candlestick Park, San Francisco, CA

Thu Sep 09 1993, 10:05 PM EDT
Att. 18,233 - Unknown - 60 F

livebaseballscorecards.com

AB 41
R 9
H 14
RBI 8
BB 5
SO 2
LOB 20



Batter	1	2	3	4	5	6	7	8	9	AB	R	H	RBI	BB	SO	LOB
Darren Lewis, R OBP: 0.309, SLG: 0.335 (1, 8)	2-2 G1-3		2-2 P4		0-0 L7		0-0 G3-1		0-0 1B	5	0	1	0	0	0	1
Robby Thompson, R OBP: 0.385, SLG: 0.519 (1, 4)	4-1 FC6-4 BB		0-0 G6-3			4-1 L8 BB SF8 BB		1-0 2B	1-3 K	3	1	1	0	2	1	2
Willie McGee, S OBP: 0.353, SLG: 0.399 (1, 9)	1-0 FC6-4 3B			0-0 G6-3		4-2 SF8 E BB		1-1 FC6-5-6 FC3-6 1B		3	1	0	0	1	0	2
Matt Williams, R OBP: 0.332, SLG: 0.568 (1, 5)	2-2 1-H 3B			1-0 F9		0-0 L8		2-2 FC3-6 1B		4	0	2	1	0	0	2
Barry Bonds, L OBP: 0.460, SLG: 0.674 (1, 7)	1-0 F9			4-1 BB BB BB BB		4-0 S IBB		1-0 FC3-6		2	0	0	0	2	0	3
Todd Benzinger, S OBP: 0.316, SLG: 0.427 (1, 3)		0-2 G4-3		3-1 SAFE F8		0-0 SF8		0-0 F9		3	0	0	1	0	0	3
Royce Clayton, R OBP: 0.326, SLG: 0.369 (1, 6)		0-1 P4			0-1 G4-3		0-1 P9		0-0 FC4-6 1B	4	0	1	0	0	0	2
Kirt Manwaring, R OBP: 0.340, SLG: 0.352 (1, 2)			2-3 K		0-0 1B		0-0 L9		2-2 FC4-6 1B	3	0	1	0	0	1	0
John Patterson, S OBP: 0.286, SLG: 0.714 (9, PH)									1-2f 2-3	1	0	0	0	0	0	1
Salomon Torres, R OBP: 0.250, SLG: 0.250 (1, 1)			2-2 G1-3		0-3 K		1-0 G1-3		1-1 L8	2	0	0	0	0	1	1
Luis Mercedes, R OBP: 0.327, SLG: 0.255 (7, PH)										1	0	0	0	0	0	0
Michael Jackson, R OBP: 0.667, SLG: 1.333 (8, 1)										0	0	0	0	0	0	0
Jeff Brantley, R OBP: 0.115, SLG: 0.115 (9, 1)										0	0	0	0	0	0	0
Jeff Reed, L OBP: 0.322, SLG: 0.427 (9, PH)										1	0	0	0	0	0	1

Inning Stats	R: 1	H: 1	E: 0	K: 0	S: 9	R: 0	H: 0	E: 0	K: 1	S: 8	R: 0	H: 0	E: 0	K: 0	S: 11	R: 0	H: 1	E: 0	K: 1	S: 7	R: 1	H: 0	E: 1	K: 0	S: 7	R: 0	H: 0	E: 0	K: 0	S: 3	R: 0	H: 2	E: 0	K: 0	S: 9	R: 0	H: 2	E: 0	K: 1	S: 10	1B: 4	SF: 1	2B: 1	SAC: 0	3B: 1	DP: 0	HR: 0	HBP: 0	WP: 0	PA: 38
	0	1	0	0	19	0	0	0	1	10	0	0	0	0	15	0	1	0	1	7	0	0	0	2	3	0	0	0	0	4	0	2	0	14	0	2	0	14	4	1	1	1	0	0	0	0	0	0	0	0

PITCHER	IP	WLS	BF	H	R	ER	SO	BB	IBB	HBP	BLK	WP	HR	S	P	ERA	WHIP
Tom Urbani, L ERA: 5.27 (1, 1)	7.1	W	30	3	2	2	2	4	1	0	0	0	0	53	92	2.46	0.955
Les Lancaster, R ERA: 2.92 (8, 1)	0.0		1	1	0	0	0	0	0	0	0	0	0	4	6	∞	∞
Paul Kilgus, L ERA: 0.73 (8, 1)	0.2		2	0	0	0	0	0	0	0	0	0	0	2	3	0.00	0.000
Mike Perez, R ERA: 2.26 (9, 1)	1.0		5	2	0	0	1	0	0	0	0	0	0	10	14	0.00	2.000

BOTTOM

St. Louis Cardinals @ San Francisco Giants
Candlestick Park, San Francisco, CA
 Fri Sep 10 1993, 10:05 PM EDT
 Att: 24,930 - Unknown - 62 F

AB	32
R	2
H	6
RBI	2
BB	5
SO	3
LOB	18



PITCHER	IP	WLS	BF	H	R	ER	SO	BB	IBB	HBP	BLK	WP	HR	S	P	ERA	WHIP
Tom Urbani, L ERA: 5.27 (1, 1)	7.1	W	30	3	2	2	2	4	1	0	0	0	0	53	92	2.46	0.955
Les Lancaster, R ERA: 2.92 (8, 1)	0.0		1	1	0	0	0	0	0	0	0	0	0	4	6	∞	∞
Paul Kilgus, L ERA: 0.73 (8, 1)	0.2		2	0	0	0	0	0	0	0	0	0	0	2	3	0.00	0.000
Mike Perez, R ERA: 2.26 (9, 1)	1.0		5	2	0	0	1	0	0	0	0	0	0	10	14	0.00	2.000

Batter	1	2	3	4	5	6	7	8	9	AB	R	H	RBI	BB	SO	LOB
Darren Lewis, R (1, 8) OBP: 0.308, SLG: 0.333	0-1 CS 1B		0-1 L7		1-1 B5-3		1-2 G4-3		0-2 FC6-4	5	0	1	0	0	0	5
Robby Thompson, R (1, 4) OBP: 0.382, SLG: 0.514	1-0 P8		2-3 K		1-3 K			0-1 F8		4	0	0	0	0	2	3
Todd Benzinger, S (1, 3) OBP: 0.314, SLG: 0.422	2-3 K			0-0 G1-3		1-1 2B 1B		1-3 K		4	0	1	0	0	2	0
Matt Williams, R (1, 5) OBP: 0.331, SLG: 0.565		1-2 F7		0-3 K		1-1 P4		1-1 1B		4	0	1	0	0	1	1
Barry Bonds, L (1, 7) OBP: 0.460, SLG: 0.674		1-1 F8		1-2 1B 1B		2-1 1B 2B		3-1 1B L8		4	0	2	0	0	0	1
Willie McGee, S (1, 9) OBP: 0.352, SLG: 0.397		2-3 K		1-0 1B		0-0 G1-3			1-3 K	4	0	1	0	0	2	2
Royce Clayton, R (1, 6) OBP: 0.325, SLG: 0.368			0-2 1B G3 1B		0-0 G1-3		0-0 P4		1-0 L9	4	1	1	0	0	0	4
Jeff Reed, L (1, 2) OBP: 0.336, SLG: 0.439			1-1 1 SAFE 1 SAFE G3 1B		1-2 G1-3		1-0 FC3-6 1B		0-1 1B 1B	4	0	3	0	0	0	0
Bill Swift, R (1, 1) OBP: 0.315, SLG: 0.284			1-0 G3		0-0 B5-3 1B		3-2 FC3-6 CS		0-1 FC6-4 1B	2	0	1	1	0	0	1
John Patterson, S (7, PH) OBP: 0.250, SLG: 0.625										1	0	0	0	0	0	1
Bryan Hickerson, L (8, 1) OBP: 0.160, SLG: 0.125										0	0	0	0	0	0	0
J.R. Phillips, L (9, PH) OBP: 0.455, SLG: 1.000										1	0	1	0	0	0	0
Paul Faries, R (9, PR) OBP: 0.250, SLG: 0.367										0	0	0	0	0	0	0

Inning Stats	R: 0	H: 1	E: 0	LOB: 0	K: 1	BB: 0	S: 7	R: 0	H: 0	E: 0	LOB: 0	K: 1	BB: 0	S: 12	R: 1	H: 2	E: 0	LOB: 1	K: 1	BB: 0	S: 11	R: 0	H: 2	E: 0	LOB: 2	K: 1	BB: 0	S: 9	R: 0	H: 1	E: 0	LOB: 1	K: 1	BB: 0	S: 9	R: 0	H: 2	E: 0	LOB: 2	K: 0	BB: 0	S: 8	R: 0	H: 1	E: 0	LOB: 0	K: 0	BB: 0	S: 8	R: 0	H: 1	E: 0	LOB: 1	K: 1	BB: 0	S: 9	R: 0	H: 2	E: 0	LOB: 2	K: 1	BB: 0	S: 11	1B: 11	SF: 0	2B: 1	SAC: 0	3B: 0	DP: 0	HR: 0	HBP: 0
--------------	------	------	------	--------	------	-------	------	------	------	------	--------	------	-------	-------	------	------	------	--------	------	-------	-------	------	------	------	--------	------	-------	------	------	------	------	--------	------	-------	------	------	------	------	--------	------	-------	------	------	------	------	--------	------	-------	------	------	------	------	--------	------	-------	------	------	------	------	--------	------	-------	-------	--------	-------	-------	--------	-------	-------	-------	--------

PITCHER	IP	WLS	BF	H	R	ER	SO	BB	IBB	HBP	BLK	WP	HR	S	P	ERA	WHIP
Bob Tewksbury, R (1, 1) ERA: 3.61	7.2	W	31	10	1	1	6	0	0	0	0	0	0	71	97	1.17	1.304
Lee Guetterman, L (8, 1) ERA: 3.63	0.1		1	0	0	0	0	0	0	0	0	0	0	2	5	0.00	0.000
Mike Perez, R (9, 1) ERA: 2.23	1.0	S	5	2	0	0	1	0	0	0	0	0	0	11	13	0.00	2.000

BOTTOM

St. Louis Cardinals @ San Francisco Giants
 Candlestick Park, San Francisco, CA
 Sat Sep 11 1993, 6:33 AM EDT
 Att. 42,237 - Cloudy - 66 F

livebaseballscores.com

AB	37
R	1
H	12
RBI	1
BB	0
SO	7
LOB	18



WP: 0	PA: 37
PB: 0	
SB: 0	
CS: 2	

Batter	1	2	3	4	5	6	7	8	9	AB	R	H	RBI	BB	SO	LOB
Darren Lewis, R OBP: 0.307, SLG: 0.333 (1, 8)	G6-3		G5-3			G5-4-3 1B		F9		4	0	1	0	0	0	0
Mike Benjamin, R OBP: 0.269, SLG: 0.346 (1, 4)	K			P9		G5-4-3		P2		3	0	0	0	0	1	1
Robby Thompson, R OBP: 0.382, SLG: 0.513 (8, PH)						1-2f				1	0	0	0	0	0	0
Will Clark, L OBP: 0.353, SLG: 0.414 (1, 3)	K			F7		F7		F7		4	0	0	0	0	1	0
Matt Williams, R OBP: 0.335, SLG: 0.579 (1, 5)										4	2	3	2	0	0	0
Barry Bonds, L OBP: 0.459, SLG: 0.671 (1, 7)										4	0	1	0	0	0	1
Mark Carreon, R OBP: 0.366, SLG: 0.503 (1, 9)										3	0	1	0	0	0	1
Royce Clayton, R OBP: 0.325, SLG: 0.368 (1, 6)										3	0	1	0	0	0	0
Kirt Manwaring, R OBP: 0.339, SLG: 0.350 (1, 2)										2	0	0	0	0	0	2
Todd Benzinger, S OBP: 0.313, SLG: 0.419 (7, PH)										1	0	0	0	0	0	1
Jeff Reed, L OBP: 0.336, SLG: 0.439 (8, 2)										0	0	0	0	0	0	0
John Burkett, R OBP: 0.197, SLG: 0.136 (1, 1)										2	0	0	0	0	1	2
John Patterson, S OBP: 0.222, SLG: 0.556 (8, PH)										1	0	0	0	0	0	0
Michael Jackson, R OBP: 0.667, SLG: 1.333 (9, 1)										0	0	0	0	0	0	0

Inning Stats	R: 0	H: 0	R: 1	H: 1	R: 0	H: 0	R: 0	H: 2	R: 0	H: 1	R: 1	H: 2	R: 0	H: 0	R: 0	H: 0	R: 0	H: 1	R: 0	H: 0	1B: 4	SF: 0	WP: 0	PA: 32
	E: 0	LOB: 0	E: 0	LOB: 0	E: 0	LOB: 0	E: 0	LOB: 1	E: 0	LOB: 0	E: 1	LOB: 1	E: 0	LOB: 0	E: 0	LOB: 0	E: 0	LOB: 0	E: 0	LOB: 0	2B: 2 <td>SAC: 0 <td>PB: 0 <td></td> </td></td>	SAC: 0 <td>PB: 0 <td></td> </td>	PB: 0 <td></td>	
	K: 2	BB: 0	K: 0	BB: 0	K: 1	BB: 0	K: 0	BB: 0	K: 0	BB: 0	K: 0	BB: 0	K: 0	BB: 0	K: 0	BB: 0	K: 0	BB: 0	K: 0	BB: 0	3B: 0	DP: 3	SB: 0	
	S: 9	P: 12	S: 6	P: 6	S: 7	P: 9	S: 9	P: 15	S: 6	P: 8	S: 9	P: 13	S: 5	P: 8	S: 7	P: 10	S: 7	P: 10	S: 7	P: 10	HR: 2	HBP: 0	CS: 0	

PITCHER	IP	WLS	BF	H	R	ER	SO	BB	IBB	HBP	BLK	WP	HR	S	P	ERA	WHIP
Rheal Cormier, L ERA: 4.68 (1, 1)	6.0	W	23	7	2	2	3	0	0	0	0	0	2	47	64	3.00	1.167
Todd Burns, R ERA: 5.17 (7, 1)	2.0		6	0	0	0	0	0	0	0	0	0	0	11	15	0.00	0.000
Paul Kilgus, L ERA: 0.68 (9, 1)	1.0	S	3	0	0	0	0	0	0	0	0	0	0	7	10	0.00	0.000

BOTTOM

St. Louis Cardinals @ San Francisco Giants
Candlestick Park, San Francisco, CA

Sun Sep 12 1993, 6:33 AM EDT
 Att. 41,778 - Sunny - 69 F

livebaseballscorecards.com

AB	32
R	2
H	7
RBI	2
BB	0
SO	3
LOB	8



Batter	1	2	3	4	5	6	7	8	9	AB	R	H	RBI	BB	SO	LOB
Darren Lewis, R (1, 8) OBP: 0.306, SLG: 0.330 J.R. Phillips, L (8, PH) OBP: 0.417, SLG: 0.917 Dave Righetti, L (9, 1) OBP: 1.000, SLG: 1.000 Terry Bross, R (9, 1)	0-1 G4-3		2-2 G6-3		X 0-0 G6-3			2-3 K		3	0	0	0	0	0	0
Robby Thompson, R (1, 4) OBP: 0.381, SLG: 0.524	1-0 P7		2-0 1B			1-1 F8		0-0 FC5-4		4	0	1	0	0	0	1
Will Clark, L (1, 3) OBP: 0.353, SLG: 0.412	4-2 BB		0-0 P4			2-0 F8			0-1 E7	3	0	0	0	1	0	1
Matt Williams, R (1, 5) OBP: 0.331, SLG: 0.572	1-2 P5			2-3 K		3-2 G5-3			0-2 P7	4	0	0	0	0	1	2
Barry Bonds, L (1, 7) OBP: 0.458, SLG: 0.665		4-0 FC4-6 BB		1-2 K			2-1 P5		0-0 FC4-6 1B	3	0	0	0	1	1	1
Willie McGee, S (1, 9) OBP: 0.353, SLG: 0.397		0-1 FC4-6 1B		0-0 G6-3			1-0 G6-3		0-0 1B	4	0	1	0	0	0	1
Royce Clayton, R (1, 6) OBP: 0.327, SLG: 0.376 Michael Jackson, R (8, 1) OBP: 0.667, SLG: 1.333 Paul Faries, R (9, 6) OBP: 0.242, SLG: 0.355		1-0 G6-3 1B		0-1 HR			1-2 G1-3		1-0 G6-3	3	1	2	1	0	0	0
Kirt Manwaring, R (1, 2) OBP: 0.337, SLG: 0.346 Jeff Reed, L (8, PH) OBP: 0.341, SLG: 0.444 (9, 2)		0-0 G6-3		0-0 F9			0-0 FC5-4 1B			2	0	0	0	0	0	2
Jim Deshaies, L (1, 1) Dave Burba, R (4, 1) John Patterson, S (5, PH) Jeff Brantley, R (8, 1) Mike Benjamin, R (8, 6) Dave Martinez, L (8, PH) (9, 8)			1-3 K		0-3 K			0-0 L7		1	0	0	0	0	1	0

Inning Stats	R: 0	H: 0	E: 0	K: 0	S: 9	R: 0	H: 1	E: 0	K: 0	S: 4	R: 0	H: 1	E: 0	K: 1	S: 10	R: 0	H: 0	E: 0	K: 2	S: 7	R: 1	H: 1	E: 0	K: 1	S: 7	R: 0	H: 0	E: 0	K: 0	S: 6	R: 0	H: 1	E: 0	K: 1	S: 8	R: 0	H: 1	E: 1	K: 0	S: 8	1B: 4	2B: 0	3B: 0	HR: 1	SF: 0	SAC: 0	DP: 1	HBP: 0	WP: 0	PA: 34
--------------	------	------	------	------	------	------	------	------	------	------	------	------	------	------	-------	------	------	------	------	------	------	------	------	------	------	------	------	------	------	------	------	------	------	------	------	------	------	------	------	------	-------	-------	-------	-------	-------	--------	-------	--------	-------	--------

PITCHER	IP	WLS	BF	H	R	ER	SO	BB	IBB	HBP	BLK	WP	HR	S	P	ERA	WHIP
Jose Bautista, R (1, 1) ERA: 2.75	9.0	W	34	5	1	1	5	2	0	0	0	0	1	66	98	1.00	0.778


BOTTOM

Chicago Cubs @ San Francisco Giants
 Candlestick Park, San Francisco, CA

Tue Sep 14 1993, 10:05 PM EDT
 Att: 18,411 - Unknown - 60 F

AB	R	H	RBI	BB	SO	LOB
32	1	5	1	2	5	12

livebaseballscorecards.com



Chicago Cubs @ San Francisco Giants
Candlestick Park, San Francisco, CA

Wed Sep 15 1993, 6:33 AM EDT
Att. 24,695 - Sunny - 65 F

livebaseballscorecards.com



WP: 2 PA: 40
PB: 0
SB: 1
CS: 0

AB R H RBI BB SO LOB

3	0	2	1	1	0	0
5	0	1	0	0	0	4
4	0	0	0	1	0	4
5	0	0	0	0	2	7
4	1	2	1	0	1	0
4	1	0	0	0	3	1
3	0	0	0	1	0	1
2	1	2	1	1	0	0
2	0	0	0	0	0	3
0	0	0	0	0	0	0

AB	32
R	3
H	7
RBI	3
BB	4
SO	6
LOB	20

1B:	6	SF:	0
2B:	0	SAC:	3
3B:	0	DP:	0
HR:	1	HBP:	1

Batter	1	2	3	4	5	6	7	8	9
Dwight Smith, L (1, 7) OBP: 0.362, SLG: 0.498	2-1 G4-3		4-2 G3 BB		0-1 FC5 1B 2-H		1-1 FC4-6 HBP		1-0 WP 1B
Jose Vizcaino, S (1, 6) OBP: 0.332, SLG: 0.347	1-1 G3		0-2 G3		0-1 1B 1-2 2-3		0-0 FC4-6 FC6 1-2f		0-1 L7
Mark Grace, L (1, 3) OBP: 0.390, SLG: 0.465	1-2 G4-3		4-0 IBB		0-2 F7		1-2 F7		3-1 F8 1-2
Steve Buechele, R (1, 5) OBP: 0.331, SLG: 0.440		1-3 K	1-3 K		1-0 FC5 2-3f		1-1 FC6 1-2f		0-1 P4
Rick Wilkins, L (1, 2) OBP: 0.359, SLG: 0.551		1-0 HR		0-0 F8		1-3 K2-3		1-0 G1-6-3 1B	
Sammy Sosa, R (1, 8) OBP: 0.310, SLG: 0.490		1-2 K		3-3 K		2-2 E5 WP SH1-4		2-3 K	
Kevin Roberson, S (1, 9) OBP: 0.259, SLG: 0.392		1-2 L9		1-1 P5		4-2 SH1-4 BB		1-0 G1-6-3 1-2	
Eric Yelding, R (1, 4) OBP: 0.297, SLG: 0.299			2-1 G3 SH1-4 1B		3-1 SH1-4 1B		2-1 SH1-4		4-0 IBB
Mike Morgan, R (1, 1) OBP: 0.078, SLG: 0.065			2-2 SH1-4		1-0 SH1-4		0-0 G6-3		0-2 L9
Randy Myers, L (9, 1) OBP: 0.667, SLG: 1.000			1-2		1-2				

Inning Stats	R: 0	H: 0	E: 0	K: 0	S: 8	R: 1	H: 1	E: 0	K: 2	S: 13	R: 0	H: 1	E: 0	K: 1	S: 15	R: 0	H: 0	E: 0	K: 1	S: 6	R: 1	H: 3	E: 0	K: 0	S: 11	R: 1	H: 0	E: 1	K: 1	S: 12	R: 0	H: 0	E: 0	K: 0	S: 8	R: 0	H: 1	E: 0	K: 1	S: 8	R: 0	H: 1	E: 0	K: 0	S: 7
--------------	------	------	------	------	------	------	------	------	------	-------	------	------	------	------	-------	------	------	------	------	------	------	------	------	------	-------	------	------	------	------	-------	------	------	------	------	------	------	------	------	------	------	------	------	------	------	------

PITCHER	IP	WLS	BF	H	R	ER	SO	BB	IBB	HBP	BLK	WP	HR	S	P	ERA	WHIP
Salomon Torres, R (1, 1) ERA: 2.89	6.0	L	27	5	3	2	5	2	1	0	0	1	1	65	104	3.00	1.167
Kevin Rogers, L (7, 1) ERA: 2.7	2.0		9	1	0	0	1	0	1	1	0	0	0	16	27	0.00	0.500
Rod Beck, R (9, 1) ERA: 1.85	1.0		4	1	0	0	0	0	0	0	0	1	0	7	11	0.00	1.000

PITCHER	IP	WLS	BF	H	R	ER	SO	BB	IBB	HBP	BLK	WP	HR	S	P	ERA	WHIP
---------	----	-----	----	---	---	----	----	----	-----	-----	-----	----	----	---	---	-----	------

Batter	1	2	3	4	5	6	7	8	9	AB	R	H	RBI	BB	SO	LOB
Dave Martinez, L OBP: 0.305, SLG: 0.351 (1, 8) Rod Beck, R (9, 1)	2-2 G4-3		2-0 G6-3		3-2 G1-3			2-1 G1-3		4	0	0	0	0	0	3
Robby Thompson, R OBP: 0.380, SLG: 0.521 (1, 4)	2-2 G5-3			1-2 G6-3		0-0 F8			4-2 2B BB	3	1	0	0	1	0	0
Will Clark, L OBP: 0.350, SLG: 0.408 (1, 3)	2-2 G3-1			3-1 F7		2-2 F8			0-1 L8	4	0	0	0	0	0	1
Matt Williams, R OBP: 0.332, SLG: 0.571 John Patterson, S OBP: 0.167, SLG: 0.417 Kevin Rogers, L (7, 1) Steve Hosey, R OBP: 0.667, SLG: 1.000 (9, 9)		1-0 L8		2-2 1B		1-0 F7			2-1 1-H 2B	2	0	1	0	0	0	0
Todd Benzinger, S OBP: 0.309, SLG: 0.418 (1, 7)		1-2 G3		1-3 K			2-1 G4-3		0-3 K	4	0	0	0	0	2	2
Willie McGee, S OBP: 0.351, SLG: 0.395 Darren Lewis, R OBP: 0.305, SLG: 0.330 Barry Bonds, L OBP: 0.457, SLG: 0.664 (9, PH)		0-1 G3		1-2 E4 CS			2-1 G1-3		2-3 K	2	0	0	0	0	0	0
Royce Clayton, R OBP: 0.329, SLG: 0.376 (1, 6)			4-0 G5-3 G4-3 BB		1 SAFE 1 SAFE 2-2 1B 1B		1-3 K2-3			2	0	1	0	1	1	0
Jeff Reed, L OBP: 0.333, SLG: 0.432 (1, 2)			1 SAFE 1-1 G4-3		1 SAFE 2-2 P5			0-0 G4-3		3	0	0	0	0	0	2
Salomon Torres, R OBP: 0.300, SLG: 0.300 Steve Scarson, R OBP: 0.315, SLG: 0.425 (7, 5)			X 0-0 G5-3		X 0-0 1B			F B X 2-1 F8		2	0	1	0	0	0	1

Inning Stats	R: 0	H: 0	E: 0	LOB: 0	K: 0	S: 10	P: 16	R: 0	H: 0	E: 0	LOB: 0	K: 0	S: 6	P: 8	R: 0	H: 0	E: 0	LOB: 1	K: 0	S: 4	P: 11	R: 0	H: 1	E: 0	LOB: 1	K: 1	S: 11	P: 18	R: 0	H: 2	E: 1	LOB: 2	K: 0	S: 16	P: 24	R: 0	H: 0	E: 0	LOB: 0	K: 0	S: 5	P: 8	R: 0	H: 0	E: 0	LOB: 0	K: 1	S: 7	P: 12	R: 0	H: 0	E: 0	LOB: 0	K: 0	S: 5	P: 9	R: 1	H: 1	E: 0	LOB: 1	K: 2	S: 13	P: 21	1B: 3	SF: 0	2B: 1	SAC: 0	3B: 0	DP: 0	HR: 0	HBP: 0	WP: 0	PA: 33
Mike Morgan, R ERA: 3.94 Randy Myers, L ERA: 3.28	IP	WLS	BF	H	R	ER	SO	BB	IBB	HBP	BLK	WP	HR	S	P	ERA	WHIP	IP	WLS	BF	H	R	ER	SO	BB	IBB	HBP	BLK	WP	HR	S	P	ERA	WHIP	IP	WLS	BF	H	R	ER	SO	BB	IBB	HBP	BLK	WP	HR	S	P	ERA	WHIP																						

BOTTOM

Chicago Cubs @ San Francisco Giants
Candlestick Park, San Francisco, CA

Wed Sep 15 1993, 6:33 AM EDT
Att. 24,695 - Sunny - 65 F

livebaseballscores.com

AB	31
R	1
H	4
RBI	1
BB	2
SO	4
LOB	10



Batter	1	2	3	4	5	6	7	8	9	AB R H RBI BB SO LOB
Thomas Howard, S (1, 7) OBP: 0.280, SLG: 0.350	0-0 G4-3		0-0 G4-3 1-2f			0-0 G4-3		0-1 G6-3		4 0 0 0 0 0 1
Jacob Brumfield, R (1, 8) OBP: 0.345, SLG: 0.451 Greg Tubbs, R (8, 8) OBP: 0.342, SLG: 0.237	0-3 K			1-0 G5-3		3-2 G6-4-3 1B		0-0 G6-3	3 0 1 0 0 1 0 1 0 0 0 0 0 0	
Hal Morris, L (1, 3) OBP: 0.356, SLG: 0.394 Keith Kessinger, S (8, 6) OBP: 0.333, SLG: 0.333	1-1 G4-3			0-0 FC6-4 1B		0-0 G6-4-3 1-2f		2-0 G6-3	3 0 1 0 0 0 1 1 0 0 0 0 0 0	
Reggie Sanders, R (1, 9) OBP: 0.348, SLG: 0.446 Jack Daugherty, S (8, 9) OBP: 0.351, SLG: 0.417		1-2 G6-3		0-0 FC6-4 1-2f		2-3 K		1-3 K	3 0 0 0 0 1 1 1 0 0 0 0 1 0	
Chris Sabo, R (1, 5) OBP: 0.324, SLG: 0.442 Rob Dibble, L (8, 1) OBP: 1.000, SLG: 1.000		1-2 1B		0-0 G6-3		2-2 G4-3 2B			3 0 2 0 0 0 1 0 0 0 0 0 0 0	
Joe Oliver, R (1, 2) OBP: 0.278, SLG: 0.396		0-0 1B		1-1 G6-3		0-1 G4-3			3 0 1 0 0 0 1	
Juan Samuel, R (1, 4) OBP: 0.310, SLG: 0.364		1-0 G4-3		1-0 FC1-6 1B		2-2 G3			3 0 1 0 0 0 2	
Jeff Branson, L (1, 6) OBP: 0.280, SLG: 0.323			2-0 G3		0-0 FC1-6 1-2f		0-0 P6		3 0 0 0 0 0 1	
John Roper, R (1, 1) OBP: 0.130, SLG: 0.130 Gary Varsho, L (5, PH) OBP: 0.316, SLG: 0.388 Kevin Wickander, L (6, 1) OBP: 0.316, SLG: 0.388 Chris Bushing, R (6, 1) OBP: 0.316, SLG: 0.388 Mike Anderson, R (6, 1) OBP: 0.316, SLG: 0.388 Brian Dorsett, R (8, 3) OBP: 0.291, SLG: 0.434			0-1 G4-3 1B		2-0 L5		1-3 K		1 0 1 0 0 0 0 1 0 0 0 0 0 1 0 1 0 0 0 0 1 0	

Inning Stats	R: 0 E: 0 K: 1 S: 6	H: 0 LOB: 0 BB: 0 P: 7	R: 0 E: 0 K: 0 S: 8	H: 2 LOB: 1 BB: 0 P: 11	R: 0 E: 0 K: 0 S: 4	H: 1 LOB: 0 BB: 0 P: 6	R: 0 E: 0 K: 0 S: 4	H: 1 LOB: 1 BB: 0 P: 5	R: 0 E: 0 K: 0 S: 5	H: 1 LOB: 1 BB: 0 P: 9	R: 0 E: 0 K: 1 S: 8	H: 1 LOB: 0 BB: 0 P: 11	R: 0 E: 0 K: 1 S: 11	H: 1 LOB: 1 BB: 0 P: 17	R: 0 E: 0 K: 1 S: 7	H: 0 LOB: 0 BB: 0 P: 8	R: 0 E: 0 K: 1 S: 5	H: 0 LOB: 0 BB: 0 P: 8	1B: 6 2B: 1 3B: 0 HR: 0	SF: 0 SAC: 0 DP: 2 HBP: 0	WP: 0 PB: 0 SB: 0 CS: 0	PA: 31
PITCHER Bill Swift, R (1, 1) ERA: 3.05	IP 9.0 WLS W BF 31 H 7 R 0 ER 0 SO 4 BB 0 IBB 0 HBP 0 BLK 0 WP 0 HR 0 S 58 P 82 ERA 0.00 WHIP 0.778																					

BOTTOM

San Francisco Giants @ Cincinnati Reds

Riverfront Stadium, Cincinnati, OH

Fri Sep 17 1993, 7:05 PM EDT
Att: 29,743 - Unknown - 69 F

livebaseballscorecards.com

AB	31
R	0
H	7
RBI	0
BB	0
SO	4
LOB	9



Batter	1	2	3	4	5	6	7	8	9	AB R H RBI BB SO LOB	TOP										
Darren Lewis, R (1, 8) OBP: 0.307, SLG: 0.330	4-1 SH1-3 S 1B BB	0-3 K		2-2 S HR 1B		1-2 G6-3		3-2 P6		4 2 1 0 1 1 1											
Robby Thompson, R (1, 4) OBP: 0.382, SLG: 0.517	1-0 SH1-3 1-3	3-2 F7		4-0 HR BB		3-2 G5-3		0-0 P2		3 1 0 0 1 0 1											
Todd Benzinger, S (1, 3) OBP: 0.326, SLG: 0.465	4-0 BB 1B BB		0-0 HR	0-0 HR		0-1 L8		2-0 1B G3-1 1B		4 3 3 4 1 0 0											
Matt Williams, R (1, 5) OBP: 0.332, SLG: 0.573	2-3 K		1-3 K	1-1 G6-3		1-2 F8		1-0 G3-1 BB 1B		5 0 1 0 0 2 2											
Barry Bonds, L (1, 7) OBP: 0.460, SLG: 0.663	1-2 BB 1B		0-0 2B		2-0 F7		1-2 G4-3		4-0 G3-1 BB		4 0 2 1 1 0 0										
Willie McGee, S (1, 9) OBP: 0.353, SLG: 0.393	4-2 FC6-4 BB		2-2 F7		1-3 K		4-1 FC6-4 BB		2-1 G3-1		2 0 0 0 2 1 1										
Michael Jackson, R (7, 1) OBP: 0.667, SLG: 1.333										0 0 0 0 0 0 0											
J.R. Phillips, L (9, PH) OBP: 0.385, SLG: 0.846	1-2 2-3 BB									1 0 0 1 0 0 2											
Trevor Wilson, L (9, 1) OBP: 0.194, SLG: 0.241										0 0 0 0 0 0 0											
Royce Clayton, R (1, 6) OBP: 0.328, SLG: 0.372	1-0 FC6-4 1-2f		2-0 G5-3		1-2 S 1B		0-0 FC6-4 1-2f		4-1 BB		4 0 1 0 1 0 5										
Kirt Manwaring, R (1, 2) OBP: 0.343, SLG: 0.354		0-1 SH5-4 1B		1-2 G5-3		4-0 1B IBB		1-1 G5-3		0-0 F7		4 0 1 0 1 0 3									
John Burkett, R (1, 1) OBP: 0.192, SLG: 0.132		0-0 SH5-4		1-3 K		0-1 G5-3		3-2 G4-3				2 0 0 0 0 1 2									
Dave Martinez, L (7, 9) OBP: 0.310, SLG: 0.352												1 0 0 0 0 0 0									
Inning Stats	R: 1 E: 0 K: 1 S: 12	H: 1 LOB: 3 BB: 3 P: 29	R: 0 E: 0 K: 1 S: 10	H: 1 LOB: 1 BB: 0 P: 13	R: 1 E: 0 K: 1 S: 9	H: 2 LOB: 1 BB: 0 P: 14	R: 3 E: 0 K: 1 S: 13	H: 2 LOB: 0 BB: 1 P: 22	R: 0 E: 0 K: 1 S: 9	H: 1 LOB: 2 BB: 1 P: 17	R: 0 E: 0 K: 0 S: 8	H: 0 LOB: 0 BB: 0 P: 12	R: 0 E: 0 K: 0 S: 8	H: 0 LOB: 1 BB: 1 P: 14	R: 0 E: 0 K: 0 S: 11	H: 0 LOB: 0 BB: 0 P: 18	R: 1 E: 0 K: 0 S: 7	H: 2 LOB: 3 BB: 2 P: 20	1B: 6 2B: 1 3B: 0 HR: 2	SF: 0 SAC: 2 DP: 0 HBP: 0	WP: 0 PA: 44 PB: 0 SB: 3 CS: 0
PITCHER	IP WLS BF H R ER SO BB IBB HBP BLK WP HR S P ERA WHIP																				
Tim Pugh, R (1, 1) ERA: 5.7	5.0 L 27 7 5 5 5 4 1 0 0 0 2 53 95 9.00 2.200																				
Jerry Spradlin, R (6, 1) ERA: 3.92	2.0 7 0 0 0 0 1 0 0 0 0 0 16 26 0.00 0.500																				
Johnny Ruffin, R (8, 1) ERA: 3.41	2.0 10 2 1 1 0 2 0 0 0 0 0 18 38 4.50 2.000																				

San Francisco Giants @ Cincinnati Reds
Riverfront Stadium, Cincinnati, OH

Sat Sep 18 1993, 3:33 AM EDT
Att. 31,247 - Unknown - 69 F

AB	34
R	6
H	9
RBI	6
BB	8
SO	5
LOB	17



Batter	1	2	3	4	5	6	7	8	9	AB R H RBI BB SO LOB	TOP											
Darren Lewis, R (1, 8) OBP: 0.306, SLG: 0.328	0-1 1B		3-1 G4-3			0-1 B2		2-3 K	3-2 P3	5 0 1 0 0 1 2												
Robby Thompson, R (1, 4) OBP: 0.382, SLG: 0.514	1-3 K			1-0 HR HBP		0-3 K		1-2 L7	2-1 WP HBP	3 1 0 0 0 2 1												
Todd Benzinger, S (1, 3) OBP: 0.328, SLG: 0.457	1-3 K			4-2 HR BB		3-3 K		4-2 HR BB	1-1 G4-3	3 2 0 0 2 2 3												
Matt Williams, R (1, 5) OBP: 0.333, SLG: 0.584	2-2 L6			1-2 HR		1-2 G5-3		2-0 HR		4 2 2 5 0 0 1												
Barry Bonds, L (1, 7) OBP: 0.459, SLG: 0.660		0-0 G3-1		3-2 L8		1-0 F8		2-1 1B		4 0 1 0 0 0 0												
Willie McGee, S (1, 9) OBP: 0.352, SLG: 0.390		0-2 G6-3		1-1 G3-1			4-2 SH1-4 BB	2-3 K		3 0 0 0 1 1 1												
Royce Clayton, R (1, 6) OBP: 0.330, SLG: 0.373		3-2 K		1-0 1B E 1B			1-1 SH1-4		4-0 WP SH1-4 BB	2 2 1 0 1 1 0	AB 30 R 7 H 6 RBI 5 BB 5 SO 9 LOB 10											
Kirt Manwaring, R (1, 2) OBP: 0.343, SLG: 0.354			2-1 G3-1	0-0 E8 1B			1-1 L8		1-0 SH1-4	3 0 1 0 0 0 1												
Scott Sanderson, R (1, 1) Dave Burba, R (6, 1) John Patterson, S (7, PH) Kevin Rogers, L (7, 1) Michael Jackson, R (7, 1) Dave Martinez, L (8, PH) Rod Beck, R (9, 1)			0-0 P1			2-3 K			4-2 WP WP BB	2 0 0 0 0 1 0 0 0 0 0 0 0 0 1 0 0 0 0 1 1 0 0 0 0 0 0 0 0 0 0 0 0 0 0 0 0 0 0 1 0 0 0 0 0 0 0 0 0												
Inning Stats	R: 0 E: 1 K: 2 S: 13	H: 1 LOB: 1 BB: 0 P: 17	R: 0 E: 0 K: 1 S: 9	H: 0 LOB: 0 BB: 0 P: 12	R: 0 E: 0 K: 0 S: 5	H: 0 LOB: 0 BB: 0 P: 10	R: 4 E: 2 K: 0 S: 12	H: 3 LOB: 1 BB: 1 P: 23	R: 0 E: 0 K: 2 S: 8	H: 0 LOB: 0 BB: 0 P: 10	R: 0 E: 0 K: 1 S: 7	H: 0 LOB: 0 BB: 0 P: 12	R: 0 E: 0 K: 1 S: 10	H: 0 LOB: 1 BB: 1 P: 17	R: 2 E: 0 K: 2 S: 14	H: 2 LOB: 1 BB: 1 P: 27	R: 1 E: 0 K: 0 S: 10	H: 0 LOB: 2 BB: 2 P: 25	1B: 4 2B: 0 3B: 0 HR: 2	SF: 0 SAC: 2 DP: 0 HBP: 2	WP: 2 PB: 0 SB: 1 CS: 0	PA: 39
PITCHER	IP WLS BF H R ER SO BB IBB HBP BLK WP HR S P ERA WHIP																					
Bobby Ayala, R (1, 1) ERA: 5.32	4.0 L 17 4 4 3 3 1 0 1 0 0 1 39 62 6.75 1.250																					
Ross Powell, L (5, 1) ERA: 1.8	2.0 6 0 0 0 3 0 0 0 0 0 0 15 22 0.00 0.000																					
Scott Service, R (7, 1) ERA: 4.73	2.0 10 2 2 2 3 2 0 0 0 0 1 24 44 9.00 2.000																					
Jeff Reardon, R (9, 1) ERA: 3.53	1.0 6 0 1 1 0 2 0 1 0 2 0 10 25 9.00 2.000																					

San Francisco Giants @ Cincinnati Reds
Riverfront Stadium, Cincinnati, OH

Sun Sep 19 1993, 3:33 AM EDT
Att. 31,039 - Unknown - 71 F

livebaseballscorecards.com



Batter	1	2	3	4	5	6	7	8	9	AB R H RBI BB SO LOB	TOP											
Darren Lewis, R (1, 8) OBP: 0.305, SLG: 0.329	0-2 F8		1-0 F7		1-1 G1-3	0-1 S 2B		2-0 P4		5 0 1 3 0 0 0												
Robby Thompson, R (1, 4) OBP: 0.380, SLG: 0.509	1-1 F7		4-2 BB		1-0 F7	2-0 F8		1-1 P3		4 0 0 0 1 0 1												
Todd Benzinger, S (1, 3) OBP: 0.341, SLG: 0.464	2-1 BB 1B		2-2 L7		1-0 1B		3-2 FC4 2B 1B	4-1 BB		4 1 3 0 1 0 1												
Matt Williams, R (1, 5) OBP: 0.332, SLG: 0.580	4-2 FC5 1-2 BB		3-3 K		3-2 F8		0-0 FC4 2B	2-2 L4		4 1 0 0 1 1 4												
Barry Bonds, L (1, 7) OBP: 0.463, SLG: 0.666	4-2 1-2 2-3 BB			3-2 2B 1B		3-1 E 2B	2-2 G1-3 1-H 2-H 2B		4-1 1B BB	3 2 3 2 2 0 0												
Willie McGee, S (1, 9) OBP: 0.352, SLG: 0.393	1-2 FC5 2-3f			0-0 1B 1-3 G6-4-3 2B		0-0 B2	3-2 G1-3	1-2 1B		5 1 2 0 0 0 5												
Royce Clayton, R (1, 6) OBP: 0.329, SLG: 0.371		3-3 K		2-2 G6-4-3 1B		0-1 F9	1-1 G5-3	1-3 K		5 0 1 1 0 2 4												
Kirt Manwaring, R (1, 2) OBP: 0.345, SLG: 0.352		0-3 K		1-0 G6-4-3		4-0 E 2B IBB	4-0 IBB	0-3 K		2 1 0 0 2 1 1												
Jeff Reed, L (9, PH) (9, 2)		0-3 K		1-2f 3-H						1 0 0 0 0 1 2												
Jim Deshaies, L (1, 1)		0-3 K		2-3 K		0-2 E5 2B	3-2 L7	0-3 K		2 0 0 0 0 2 0												
Mark Carreon, R (8, PH) OBP: 0.367, SLG: 0.510										1 1 0 0 0 0 2												
Bryan Hickerson, L (8, 1) OBP: 0.154, SLG: 0.120										1 0 0 0 0 0 2												
Jeff Brantley, R (8, 1) OBP: 0.115, SLG: 0.115										0 0 0 0 0 0 0												
J.R. Phillips, L (9, PH) OBP: 0.357, SLG: 0.786										1 0 0 0 0 1 2												
Dave Rigetti, L (9, 1) OBP: 1.000, SLG: 1.000										0 0 0 0 0 0 0												
Inning Stats	R: 0 E: 0 K: 0 S: 19	H: 1 LOB: 3 BB: 2 P: 31	R: 0 E: 0 K: 3 S: 10	H: 0 LOB: 0 BB: 0 P: 13	R: 0 E: 0 K: 1 S: 9	H: 0 LOB: 1 BB: 1 P: 19	R: 2 E: 0 K: 1 S: 16	H: 3 LOB: 0 BB: 0 P: 24	R: 0 E: 0 K: 0 S: 8	H: 1 LOB: 1 BB: 0 P: 14	R: 3 E: 1 K: 0 S: 11	H: 2 LOB: 1 BB: 1 P: 20	R: 2 E: 0 K: 0 S: 24	H: 2 LOB: 2 BB: 1 P: 40	R: 0 E: 0 K: 0 S: 7	H: 0 LOB: 1 BB: 1 P: 16	R: 0 E: 0 K: 3 S: 15	H: 1 LOB: 2 BB: 1 P: 21	1B: 6 2B: 4 3B: 0 HR: 0	SF: 0 SAC: 0 DP: 1 HBP: 0	WP: 0 PB: 0 SB: 1 CS: 0	PA: 45
PITCHER	IP WLS BF H R ER SO BB IBB HBP BLK WP HR S P ERA WHIP																					
Greg Swindell, L (1, 1) ERA: 4.39	5.2 L 28 7 5 2 5 3 1 0 0 0 0 0 72 118 3.18 1.765																					
Tom Edens, R (6, 1) ERA: 3.09	1.1 8 2 2 2 0 0 0 1 0 0 0 0 25 43 13.50 1.500																					
Jeff Juden, R (8, 1) ERA:	2.0 9 1 0 0 3 2 0 0 0 0 0 0 22 37 0.00 1.500																					

San Francisco Giants @ Houston Astros
 Astrodome, Houston, TX
 Mon Sep 20 1993, 8:05 PM EDT
 Att. 18,066 - Dome

AB	38
R	7
H	10
RBI	6
BB	7
SO	8
LOB	24



WP: 0	PA: 45
PB: 0	
SB: 1	
CS: 0	

ERA	WHIP

1B: 6	SF: 0
2B: 4	SAC: 0
3B: 0	DP: 1
HR: 0	HBP: 0

BOTTOM

San Francisco Giants @ Houston Astros
Astrodome, Houston, TX

livebaseballscorecards.com

AB	32
R	2
H	9
RBI	2
BB	5
SO	7
LOB	17



WP:	1	PA:	40
PB:	0	SB:	0
CS:	2		

Mon Sep 20 1993, 8:05 PM EDT
Att. 18,066 - Dome

AB R H RBI BB SO LOB

3	0	3	0	2	0	0
4	0	0	1	0	2	6
5	0	1	0	0	3	3
4	1	0	0	0	1	1
3	0	2	1	1	0	0
3	0	1	0	1	0	2
4	0	0	0	0	1	4
4	0	2	0	0	0	0
1	0	0	0	0	0	0
0	1	0	0	1	0	0
0	0	0	0	0	0	0
1	0	0	0	0	0	1

Batter	1	2	3	4	5	6	7	8	9
Craig Biggio, R OBP: 0.374, SLG: 0.477 (1, 4)	2-2 G4-6-3 1B		4-1 BB		0-1 1B		0-0 1-3 1B		4-0 1-2 BB
Steve Finley, L OBP: 0.306, SLG: 0.379 (1, 8)	3-1 G4-6-3 1-2f		1-3 K		2-0 G6-3		2-2 SF8 3-H		0-3 K
Luis Gonzalez, L OBP: 0.362, SLG: 0.471 (1, 7)	1-1 F8			1-0 FC6-4 1B		2-3 K	1-3 K		2-3 K
Ken Caminiti, S OBP: 0.311, SLG: 0.387 (1, 5)		2-0 G6-3		2-0 FC6-4 CS 2B 1-2f		0-0 L4		3-3 K	
Kevin Bass, S OBP: 0.350, SLG: 0.407 (1, 9)		2-1 CS 1B		1-2 G6-3 1-H 2B		4-2 WP 1B BB		1-2 P4	
Andujar Cedeno, R OBP: 0.347, SLG: 0.401 (1, 6)		1-1 F9		1-0 G6-3		0-0 WP 1B		4-2 BB	
Chris Donnels, L OBP: 0.323, SLG: 0.378 (1, 3)		2-3 CS 1-2	0-0 F9	1-0 F7		2-3 K 1-2 2-3		1-1 P4	
Scooter Tucker, R OBP: 0.375, SLG: 0.375 (1, 2)			2-0 SH1-4 1B		0-0 F8		2-0 F9		2-2 FC4-6 1B
Greg Swindell, L OBP: 0.189, SLG: 0.208 Tom Edens, R (6, 1)			0-0 SH1-4		0-0 F8		4-2 1B SF8 BB		3-2 FC4-6 BB 1-2f
Rick Parker, R OBP: 0.381, SLG: 0.410 Jeff Juden, R (8, 1)									
Casey Candaele, S OBP: 0.310, SLG: 0.349 (9, PH)									

Inning Stats	R: 0	H: 1	E: 0	K: 0	S: 8	R: 0	H: 1	E: 0	K: 0	S: 9	R: 0	H: 1	E: 0	K: 1	S: 7	R: 1	H: 2	E: 0	K: 0	S: 7	R: 0	H: 1	E: 0	K: 0	S: 5	R: 0	H: 1	E: 0	K: 2	S: 12	R: 1	H: 1	E: 0	K: 1	S: 15	R: 0	H: 0	E: 0	K: 1	S: 11	R: 0	H: 1	E: 0	K: 2	S: 12	1B: 8	2B: 1	3B: 0	HR: 0	SF: 1	SAC: 1	DP: 1	HBP: 0
--------------	------	------	------	------	------	------	------	------	------	------	------	------	------	------	------	------	------	------	------	------	------	------	------	------	------	------	------	------	------	-------	------	------	------	------	-------	------	------	------	------	-------	------	------	------	------	-------	-------	-------	-------	-------	-------	--------	-------	--------

PITCHER	IP	WLS	BF	H	R	ER	SO	BB	IBB	HBP	BLK	WP	HR	S	P	ERA	WHIP
Jim Deshaies, L ERA: 4.36 (1, 1)	5.0		20	6	1	0	1	1	0	0	0	0	0	36	63	0.00	1.400
Bryan Hickerson, L ERA: 4.41 (6, 1)	2.0		10	2	1	1	3	2	0	0	0	1	0	27	44	4.50	2.000
Jeff Brantley, R ERA: 4.39 (8, 1)	1.0		4	0	0	0	1	1	0	0	0	0	0	11	20	0.00	1.000
Dave Righetti, L ERA: 4.89 (9, 1)	1.0		5	1	0	0	2	1	0	0	0	0	0	12	23	0.00	2.000

PITCHER	IP	WLS	BF	H	R	ER	SO	BB	IBB	HBP	BLK	WP	HR	S	P	ERA	WHIP
---------	----	-----	----	---	---	----	----	----	-----	-----	-----	----	----	---	---	-----	------

Batter	1	2	3	4	5	6	7	8	9	AB R H RBI BB SO LOB	TOP											
Darren Lewis, R (1, 8) OBP: 0.302, SLG: 0.326	0-0 P4		1-2 G4-3			3-3 K		1-2 G1-3		4 0 0 0 0 1 1	San Francisco Giants @ Houston Astros Astrodome, Houston, TX Tue Sep 21 1993, 8:05 PM EDT Att. 25,697 - Dome											
Robby Thompson, R (1, 4) OBP: 0.379, SLG: 0.506	1-3 K			2-3 K		4-2 1B BB		3-3 K		3 0 0 0 1 3 0												
Todd Benzinger, S (1, 3) OBP: 0.339, SLG: 0.459	2-3 K			1-2 F8		2-1 FC6 1B		1-0 F7		4 0 1 0 0 1 0												
Matt Williams, R (1, 5) OBP: 0.330, SLG: 0.575		1-1 G4-3		3-1 G2-3		0-0 FC6 1-2f		1-1 P3		4 0 0 0 0 0 2												
Barry Bonds, L (1, 7) OBP: 0.460, SLG: 0.661		0-3 K			1-1 G3-1		3-1 G4-3		1-1 G3-1	4 0 0 0 0 1 0												
Willie McGee, S (1, 9) OBP: 0.350, SLG: 0.390		0-0 G4-3			0-2 L7		3-2 E6			3 0 0 0 0 0 0												
Royce Clayton, R (1, 6) OBP: 0.329, SLG: 0.371			0-1 G6-3		3-1 1B		1-1 P3			3 0 1 0 0 0 1												
Kirt Manwaring, R (1, 2) OBP: 0.345, SLG: 0.352			0-0 SH2-4 1B		1-0 L5		1-1 G5-3			3 0 1 0 0 0 2												
Salomon Torres, R (1, 1) OBP: 0.300, SLG: 0.300 Kevin Rogers, L (3, 1) OBP: 0.371, SLG: 0.351 Dave Martinez, L (6, PH) OBP: 0.194, SLG: 0.241 Trevor Wilson, L (6, 1) OBP: 0.233, SLG: 0.344 Paul Faries, R (8, PH) OBP: 0.233, SLG: 0.344 Dave Righetti, L (8, 1) OBP: 1.000, SLG: 1.000			0-1 SH2-4		1-1 L9		1-2 L6			0 0 0 0 0 0 0 0 0 0 0 0 0 0 1 0 0 0 0 0 0 0 0 0 0 0 0 0 1 0 0 0 0 0 0 0 0 0 0 0 0 0												
Inning Stats	R: 0 E: 0 K: 2 S: 8	H: 0 LOB: 0 BB: 0 P: 11	R: 0 E: 0 K: 1 S: 6	H: 0 LOB: 0 BB: 0 P: 7	R: 0 E: 0 K: 0 S: 9	H: 1 LOB: 1 BB: 0 P: 10	R: 0 E: 0 K: 1 S: 8	H: 0 LOB: 0 BB: 0 P: 14	R: 0 E: 0 K: 0 S: 8	H: 1 LOB: 1 BB: 0 P: 13	R: 0 E: 0 K: 1 S: 10	H: 1 LOB: 2 BB: 1 P: 20	R: 0 E: 1 K: 0 S: 9	H: 0 LOB: 1 BB: 0 P: 17	R: 0 E: 0 K: 1 S: 10	H: 0 LOB: 0 BB: 0 P: 15	R: 0 E: 0 K: 0 S: 5	H: 0 LOB: 0 BB: 0 P: 8	1B: 3 2B: 0 3B: 0 HR: 0	SF: 0 SAC: 1 DP: 0 HBP: 0	WP: 0 PB: 0 SB: 0 CS: 0	PA: 32
PITCHER Mark Portugal, R (1, 1) ERA: 2.8	IP 9.0 WLS W BF 32 H 3 R 0 ER 0 SO 6 BB 1 IBB 0 HBP 0 BLK 0 WP 0 HR 0 S 73 P 115 ERA 0.00 WHIP 0.444											PITCHER	IP WLS BF H R ER SO BB IBB HBP BLK WP HR S P ERA WHIP									

livebaseballscorecards.com

AB	30
R	0
H	3
RBI	0
BB	1
SO	6
LOB	6



Batter	1	2	3	4	5	6	7	8	9
Craig Biggio, R OBP: 0.377, SLG: 0.477 (1, 4)	1-1 G3-1 G6-3 WP HBP		0-1 1B SF7 1B		1-0 G4-3		4-0 SF8 1B IBB	4-1 BB	
Steve Finley, L OBP: 0.306, SLG: 0.379 (1, 8)	1-1 G6-3		0-0 2B 1B		1-2 G4-3		1-1 SF8 1B	1-2 F8	
Luis Gonzalez, L OBP: 0.360, SLG: 0.469 (1, 7)	1-0 G3-1		0-0 SF7		1-1 G3		0-2 SF8		
Ken Caminiti, S OBP: 0.314, SLG: 0.390 (1, 5)	4-1 BB		0-0 F8		1-2 F8 FC4-2-5 2B		4-0 IBB		
Eric Anthony, L OBP: 0.318, SLG: 0.399 (1, 9)	1-3 K		2-0 2B		1-0 F8		0-3 K		
Chris Donnels, L OBP: 0.321, SLG: 0.381 (1, 3)		0-0 G4-3	3-2 G4-3		2-1 FC4-2-5		2-1 1B 2B		
Eddie Taubensee, L OBP: 0.297, SLG: 0.396 (1, 2)		3-1 G4-3		1-2 G6-4-3 1B		0-2 G4-3		0-0 F9	
Andujar Cedeno, R OBP: 0.347, SLG: 0.400 (1, 6)		3-1 L9		1-2 G6-4-3 1-2f		0-1 1B SH1-4 SF8 1B	1-1 G5-3		
Mark Portugal, R OBP: 0.246, SLG: 0.267 (1, 1)			0-0 1B 1B		3-2 F9		1-2 SH1-4 BB	1-2 1B	

Inning Stats	R: 1 E: 0 K: 1 S: 8	H: 0 LOB: 1 BB: 1 P: 16	R: 0 E: 0 K: 0 S: 5	H: 0 LOB: 0 BB: 0 P: 11	R: 3 E: 0 K: 0 S: 11	H: 4 LOB: 1 BB: 0 P: 16	R: 0 E: 0 K: 0 S: 14	H: 1 LOB: 0 BB: 0 P: 19	R: 0 E: 0 K: 0 S: 6	H: 0 LOB: 0 BB: 0 P: 9	R: 0 E: 0 K: 0 S: 9	H: 1 LOB: 1 BB: 0 P: 13	R: 1 E: 0 K: 1 S: 12	H: 2 LOB: 3 BB: 2 P: 21	R: 1 E: 0 K: 0 S: 12	H: 2 LOB: 2 BB: 1 P: 21
--------------	------------------------------	----------------------------------	------------------------------	----------------------------------	-------------------------------	----------------------------------	-------------------------------	----------------------------------	------------------------------	---------------------------------	------------------------------	----------------------------------	-------------------------------	----------------------------------	-------------------------------	----------------------------------

PITCHER	IP	WLS	BF	H	R	ER	SO	BB	IBB	HBP	BLK	WP	HR	S	P	ERA	WHIP
Salomon Torres, R ERA: 3.82 (1, 1)	2.2	L	14	4	4	4	1	1	0	0	0	1	0	20	36	13.50	1.875
Kevin Rogers, L ERA: 2.71 (3, 1)	2.1		7	1	0	0	0	0	0	0	0	0	0	24	35	0.00	0.429
Trevor Wilson, L ERA: 3.63 (6, 1)	2.0		11	3	1	1	1	0	2	0	0	0	0	21	34	4.50	1.500
Dave Righetti, L ERA: 4.98 (8, 1)	1.0		6	2	1	1	0	1	0	0	0	0	0	12	21	9.00	3.000

BOTTOM

San Francisco Giants @ Houston Astros
Astrodome, Houston, TX

Tue Sep 21 1993, 8:05 PM EDT
Att. 25,697 - Dome

AB	R	H	RBI	BB	SO	LOB
2	2	1	0	2	0	0
5	1	2	1	0	0	3
2	0	0	2	0	0	1
2	0	1	0	2	0	1
4	0	1	1	0	2	5
4	1	1	0	0	0	2
4	0	1	0	0	0	2
4	1	1	0	0	0	2
3	1	2	1	0	0	0

1B:	7	SF:	2
2B:	3	SAC:	1
3B:	0	DP:	1
HR:	0	HBP:	1

WP:	1	PA:	38
PB:	0		
SB:	0		
CS:	0		

livebaseballscorecards.com



Batter	1	2	3	4	5	6	7	8	9	AB R H RBI BB SO LOB	TOP											
Darren Lewis, R (1, 8) OBP: 0.302, SLG: 0.324	4-0 CS BB		0-0 G3			0-0 F9	0-0 G4-3			3 0 0 0 1 0 1	San Francisco Giants @ Houston Astros Astrodome, Houston, TX Wed Sep 22 1993, 8:05 PM EDT Att. 31,507 - Dome											
Robby Thompson, R (1, 4) OBP: 0.378, SLG: 0.504	0-3 K				0-3 K	0-0 1B 1B		0-3 K		4 0 1 0 0 3 1												
Todd Benzinger, S (1, 3) OBP: 0.332, SLG: 0.448	0-0 G4-3				0-3 K	0-3 K		0-3 K		4 0 0 0 0 3 1												
Matt Williams, R (1, 5) OBP: 0.329, SLG: 0.573		0-0 F2			0-3 K	0-0 1B		0-0 F8		4 0 1 0 0 1 0												
Barry Bonds, L (1, 7) OBP: 0.460, SLG: 0.659		4-0 1B BB			0-0 1B S 1B	0-0 F5		0-0 G6-3		3 0 1 0 1 0 2												
Willie McGee, S (1, 9) OBP: 0.353, SLG: 0.393		0-0 G5-4-3 1B			0-0 1B		0-0 SH1-4 2B 1B	0-0 G4-3		4 1 3 0 0 0 0												
Royce Clayton, R (1, 6) OBP: 0.327, SLG: 0.368		0-0 G5-4-3			0-3 K		0-0 SH1-4	0-0 F3		3 0 0 0 0 1 4												
Kirt Manwaring, R (1, 2) OBP: 0.344, SLG: 0.354			0-0 G5-3		0-3 K2-3		0-0 2B			3 0 1 1 0 1 2												
Bill Swift, R (1, 1) OBP: 0.313, SLG: 0.284			0-3 K		0-0 F7		0-0 F8			3 0 0 0 0 1 3												
Rod Beck, R (9, 1)										0 0 0 0 0 0 0												
Inning Stats	R: 0 E: 0 K: 1 S: 4	H: 0 LOB: 0 BB: 1 P: 8	R: 0 E: 0 K: 0 S: 3	H: 1 LOB: 1 BB: 1 P: 7	R: 0 E: 0 K: 1 S: 5	H: 0 LOB: 0 BB: 0 P: 5	R: 0 E: 0 K: 3 S: 9	H: 0 LOB: 0 BB: 0 P: 9	R: 0 E: 0 K: 2 S: 9	H: 2 LOB: 2 BB: 0 P: 9	R: 0 E: 0 K: 1 S: 7	H: 2 LOB: 2 BB: 0 P: 7	R: 1 E: 0 K: 0 S: 5	H: 2 LOB: 1 BB: 0 P: 5	R: 0 E: 0 K: 2 S: 7	H: 0 LOB: 0 BB: 0 P: 7	R: 0 E: 0 K: 0 S: 3	H: 0 LOB: 0 BB: 0 P: 3	1B: 6 2B: 1 3B: 0 HR: 0	SF: 0 SAC: 1 DP: 1 HBP: 0	WP: 0 PB: 0 SB: 1 CS: 1	PA: 34
PITCHER	IP WLS BF H R ER SO BB IBB HBP BLK WP HR S P ERA WHIP																					
Pete Harnisch, R (1, 1) ERA: 3.01	8.0 L 31 7 1 1 10 2 0 0 0 0 0 0 49 57 1.12 1.125																					
Todd Jones, R (9, 1) ERA: 2.8	1.0 3 0 0 0 0 0 0 0 0 0 0 0 3 3 0.00 0.000																					

livebaseballscorecards.com

AB	31
R	1
H	7
RBI	1
BB	2
SO	10
LOB	14



Batter	1	2	3	4	5	6	7	8	9	AB R H RBI BB SO LOB	TOP	
Darren Lewis, R (1, 8) OBP: 0.301, SLG: 0.323	3-2 G4-3		1-0 G1-3		0-1 F9		0-0 G6-3		1-1 E2 1B WP	5 1 1 0 0 0 1		
Robby Thompson, R (1, 4) OBP: 0.378, SLG: 0.503	2-1 G6-3			0-1 G6-3		1-1 2B SF9 1B	3-3 K		1-2 2B WP 1B	5 2 2 0 0 1 0		
Will Clark, L (1, 3) OBP: 0.353, SLG: 0.412 Todd Benzinger, S (7, 3) OBP: 0.335, SLG: 0.457	1-3 K			1-0 FC6-4 1B		0-0 SF9 2B	1-1 G4-3		2-1 F8 2B 1-H 3-H	4 1 2 0 0 1 0 1 0 1 1 0 0 0		
Matt Williams, R (1, 5) OBP: 0.326, SLG: 0.569		0-0 E7 G6-3 G4-3		1-2 FC6-4 2B 1-2f		0-0 SF9		2-1 G5-3	0-0 G5-3	4 1 0 1 0 0 2		
Barry Bonds, L (1, 7) OBP: 0.461, SLG: 0.664 Rikkert Faneyte, R (9, 7) OBP: 0.267, SLG: 0.154		0-0 G4-3		0-1 1-H 2B		0-0 1B 2B 3-H		2-1 1B 2B	2-1 F8 2-3	5 2 3 2 0 0 2 0 0 0 0 0 0 0		
Willie McGee, S (1, 9) OBP: 0.355, SLG: 0.391 Luis Mercedes, R (9, PH) OBP: 0.333, SLG: 0.306 (9, 9)		1-1 G6-3		2-2 L1		4-0 1B IBB		4-0 1B IBB	2-3 K	2 0 0 0 2 0 2 1 0 0 0 0 1 1		
Royce Clayton, R (1, 6) OBP: 0.327, SLG: 0.368		1-3 K			1-2 G6-3	1-1 P6		0-2 1-2 2-H 1B		4 0 1 1 0 1 3	AB 38 R 7 H 12 RBI 6 BB 2 SO 7 LOB 17	
Kirt Manwaring, R (1, 2) OBP: 0.346, SLG: 0.355			0-3 K		1-2 SH3 1B	2-1 SAFE 1B		1-3 K		4 0 2 1 0 2 2		
John Burkett, R (1, 1) OBP: 0.184, SLG: 0.127 Kevin Rogers, L (9, 1)			2-2 G3		2-1 SAFE SH3	1-3 K		0-0 G6-3		3 0 0 0 0 1 4 0 0 0 0 0 0 0		
Inning Stats	R: 0 H: 0 E: 0 LOB: 0 K: 1 BB: 0 S: 10 P: 16	R: 0 H: 0 E: 1 LOB: 1 K: 1 BB: 0 S: 7 P: 9	R: 0 H: 0 E: 0 LOB: 0 K: 1 BB: 0 S: 7 P: 10	R: 1 H: 2 E: 0 LOB: 1 K: 0 BB: 0 S: 12 P: 16	R: 0 H: 1 E: 0 LOB: 1 K: 0 BB: 0 S: 10 P: 14	R: 3 H: 4 E: 0 LOB: 2 K: 1 BB: 1 S: 12 P: 21	R: 0 H: 0 E: 0 LOB: 0 K: 1 BB: 0 S: 7 P: 11	R: 1 H: 2 E: 0 LOB: 2 K: 1 BB: 1 S: 11 P: 20	R: 2 H: 3 E: 1 LOB: 1 K: 1 BB: 0 S: 14 P: 22	1B: 7 SF: 1 2B: 5 SAC: 1 3B: 0 DP: 0 HR: 0 HBP: 0	WP: 1 PA: 42 PB: 0 SB: 0 CS: 0	
PITCHER	IP WLS BF H R ER SO BB IBB HBP BLK WP HR S P ERA WHIP											
Doug Drabek, R (1, 1) ERA: 3.64	7.1 L 34 9 5 5 5 0 2 0 0 0 0 0 72 112 6.14 1.227											
Xavier Hernandez, R (8, 1) ERA: 2.71	0.2 2 0 0 0 1 0 0 0 0 0 0 0 4 5 0.00 0.000											
Doug Jones, R (9, 1) ERA: 4.32	0.1 4 3 2 2 0 0 0 0 0 0 1 0 9 13 54.00 9.000											
Al Osuna, L (9, 1) ERA: 3.38	0.2 2 0 0 0 1 0 0 0 0 0 0 0 5 9 0.00 0.000											

San Francisco Giants @ Houston Astros
Astrodome, Houston, TX
Thu Sep 23 1993, 8:05 PM EDT
Att. 22,418 - Dome

livebaseballscorecards.com



Batter	1	2	3	4	5	6	7	8	9	AB	R	H	RBI	BB	SO	LOB
Craig Biggio, R OBP: 0.374, SLG: 0.472 (1, 4) B F X	1-1 F8		1-3 K			0-0 F7			2-2 F8	4	0	0	0	0	1	1
Steve Finley, L OBP: 0.304, SLG: 0.375 (1, 8) C F B B X	2-2 G3-1		0-0 G4-3			2-3 K			1-1 G1-3	4	0	0	0	0	1	1
Luis Gonzalez, L OBP: 0.360, SLG: 0.466 (1, 7) X	0-0 FC6-4 1B					2-2 F8			3-1 HBP	3	0	1	0	0	0	0
Ken Caminiti, S OBP: 0.313, SLG: 0.388 (1, 5) X	0-0 FC6-4 1-2f					1-0 CS 1B			0-0 G5-3	4	0	1	0	0	0	2
Kevin Bass, S OBP: 0.349, SLG: 0.404 (1, 9) C X		0-1 F9				2-2 1-2 1B			3-2 G4-3	3	0	1	0	0	0	0
Chris Donnels, L OBP: 0.314, SLG: 0.366 (1, 3) C F B B X		2-2 G4-3				3-1 F8			2-1 G6-3	3	0	0	0	0	0	1
Eddie Taubensee, L OBP: 0.295, SLG: 0.391 (1, 2) B C F B B X		3-1 F7							0-1 F8	3	0	0	0	0	0	0
Casey Candaele, S OBP: 0.303, SLG: 0.339 (1, 6) X									0-1 G3	3	0	0	0	0	0	0
Doug Drabek, R OBP: 0.111, SLG: 0.157 (1, 1) Xavier Hernandez, L (8, 1) Mike Brumley, S OBP: 0.250, SLG: 0.250 (8, PH) Doug Jones, R (9, 1) Al Osuna, R (9, 1)			0-0 F7			2-1 G5-3			2-2 L7	2	0	0	0	0	0	0
			1-1 E5			2-2 G6-3				0	0	0	0	0	0	0

Inning Stats	R: 0	H: 1	E: 0	LOB: 1	K: 0	BB: 0	S: 7	R: 0	H: 0	E: 0	LOB: 0	K: 0	BB: 0	S: 7	R: 0	H: 2	E: 0	LOB: 1	K: 0	BB: 0	S: 9	R: 0	H: 0	E: 0	LOB: 0	K: 0	BB: 0	S: 7	R: 0	H: 0	E: 0	LOB: 0	K: 1	BB: 0	S: 6	R: 0	H: 0	E: 0	LOB: 0	K: 0	BB: 0	S: 6	R: 0	H: 0	E: 0	LOB: 0	K: 0	BB: 0	S: 9	R: 0	H: 0	E: 0	LOB: 1	K: 0	BB: 0	S: 13	1B: 3	SF: 0	2B: 0	SAC: 0	3B: 0	DP: 0	HR: 0	HBP: 1	WP: 0	PA: 31
--------------	------	------	------	--------	------	-------	------	------	------	------	--------	------	-------	------	------	------	------	--------	------	-------	------	------	------	------	--------	------	-------	------	------	------	------	--------	------	-------	------	------	------	------	--------	------	-------	------	------	------	------	--------	------	-------	------	------	------	------	--------	------	-------	-------	-------	-------	-------	--------	-------	-------	-------	--------	-------	--------


PITCHER	IP	WLS	BF	H	R	ER	SO	BB	IBB	HBP	BLK	WP	HR	S	P	ERA	WHIP
John Burkett, R ERA: 3.57 (1, 1)	8.0	W	27	3	0	0	2	0	0	0	0	0	0	59	91	0.00	0.375
Kevin Rogers, L ERA: 2.68 (9, 1)	1.0		4	0	0	0	0	0	0	1	0	0	0	13	19	0.00	0.000

BOTTOM

San Francisco Giants @ Houston Astros
Astrodome, Houston, TX

Thu Sep 23 1993, 8:05 PM EDT
Att. 22,418 - Dome

AB	30
R	0
H	3
RBI	0
BB	0
SO	2
LOB	5



Batter	1	2	3	4	5	6	7	8	9	10	AB	R	H	RBI	BB	SO	LOB	TOP									
Jarvis Brown, R OBP: 0.338, SLG: 0.350 (1, 8)	1-1 G5-3		1-3 K		1-2 F7		1-0 G3-1			0-1 FC1-3-5-6	5	0	0	0	0	1	5										
Jeff Gardner, L OBP: 0.333, SLG: 0.354 (1, 4)	0-1 F9		1-2 FC4-6 1B			0-0 L9		0-0 G5-3		0-0 P5	3	0	1	0	0	0	0										
Derek Bell, R OBP: 0.307, SLG: 0.422 (8, PH)											1	0	0	0	0	0	0										
Luis Lopez, S OBP: 0.088, SLG: 0.091 (8, 4)											1	0	0	0	0	0	1										
Bill Bean, L OBP: 0.286, SLG: 0.410 (1, 9)	0-0 F8		1-2 FC4-6			3-2 K		3-2 G4-3			4	0	0	0	0	1	2										
Phil Plantier, L OBP: 0.326, SLG: 0.509 (1, 7)		3-2 F8			2-3 K		1-1 K HR 2B		1-3 K		4	1	1	0	0	2	0										
Archi Cianfrocco, R OBP: 0.296, SLG: 0.426 (1, 5)		1-2 G6-3			2-3 K		0-0 K 2-H HR		0-3 K		4	1	1	2	0	2	0										
Dave Staton, R OBP: 0.313, SLG: 0.733 (1, 3)		1-1 K HR			3-3 K		1-3 K		1-3 K		3	1	1	1	0	2	0										
Craig Shipley, R OBP: 0.281, SLG: 0.323 (6, 5)											1	0	0	0	0	1	0										
Tim Teufel, R OBP: 0.336, SLG: 0.432 (9, 5)											0	0	0	0	0	0	0										
Ricky Gutierrez, R OBP: 0.344, SLG: 0.335 (1, 6)	0-2 G6-3				0-1 F9		1-1 K S 1B		3-2 L4		4	0	1	0	0	0	0										
Brad Ausmus, R OBP: 0.289, SLG: 0.385 (1, 2)		1-2 1B SH3-4 1B			0-1 K SH3-4 1B		1-2 K		2-1 K SH 1B		4	0	3	0	0	1	1										
Scott Sanders, R OBP: 0.067, SLG: 0.067 (1, 1)			0-1 SH3-4		0-0 SH3-4		0-3 K			1-2 SH 1B	1	0	0	0	0	1	1										
Trevor Hoffman, R OBP: 0.143, SLG: 0.143 (7, 1)										0-0 SH	0	0	0	0	0	0	0										
Mark Davis, L OBP: 0.250, SLG: 0.250 (8, 1)											0	0	0	0	0	0	0										
Kevin Higgins, L OBP: 0.288, SLG: 0.246 (10, PH)											0	0	0	0	0	0	0										
Gene Harris, R (10, 1)											0	0	0	0	0	0	0										
Inning Stats	R: 0 E: 0 K: 0 S: 5	H: 0 LOB: 0 BB: 0 P: 6	R: 1 E: 0 K: 0 S: 11	H: 1 LOB: 0 BB: 0 P: 16	R: 0 E: 0 K: 1 S: 15	H: 2 LOB: 2 BB: 0 P: 19	R: 0 E: 0 K: 3 S: 11	H: 0 LOB: 0 BB: 0 P: 18	R: 0 E: 0 K: 0 S: 8	H: 1 LOB: 1 BB: 0 P: 9	R: 2 E: 0 K: 2 S: 15	H: 2 LOB: 0 BB: 0 P: 20	R: 0 E: 0 K: 2 S: 10	H: 1 LOB: 1 BB: 0 P: 14	R: 0 E: 0 K: 1 S: 7	H: 0 LOB: 0 BB: 0 P: 11	R: 0 E: 0 K: 2 S: 11	H: 0 LOB: 0 BB: 0 P: 15	R: 0 E: 0 K: 0 S: 6	H: 1 LOB: 1 BB: 0 P: 8	1B: 5 2B: 1 3B: 0 HR: 2	SF: 0 SAC: 3 DP: 1 HBP: 0	WP: 0 PB: 0 SB: 1 CS: 0	PA: 38			
PITCHER	IP	WLS	BF	H	R	ER	SO	BB	IBB	HBP	BLK	WP	HR	S	P	ERA	WHIP										
Scott Sanderson, R ERA: 4.28 (1, 1)	5.2		23	6	3	3	5	0	0	0	0	0	0	62	84	4.76	1.059										
Dave Burba, R ERA: 3.71 (6, 1)	1.1		5	1	0	0	3	0	0	0	0	0	0	13	18	0.00	0.750										
Bryan Hickerson, L ERA: 4.37 (8, 1)	1.0		3	0	0	0	1	0	0	0	0	0	0	7	11	0.00	0.000										
Michael Jackson, R ERA: 3.19 (9, 1)	1.0		5	1	0	0	2	0	0	0	0	0	0	14	20	0.00	1.000										
Rod Beck, R ERA: 1.77 (10, 1)	1.0	W	2	0	0	0	0	0	0	0	0	0	0	3	3	0.00	0.000										

San Diego Padres @ San Francisco Giants
Candlestick Park, San Francisco, CA
Fri Sep 24 1993, 10:05 PM EDT
Att. 24,351 - Unknown - 65 F

AB	35
R	3
H	8
RBI	3
BB	0
SO	11
LOB	10



BOTTOM

San Diego Padres @ San Francisco Giants
Candlestick Park, San Francisco, CA

Fri Sep 24 1993, 10:05 PM EDT
Att. 24,351 - Unknown - 65 F

livebaseballscorecards.com

AB	32
R	4
H	6
RBI	4
BB	4
SO	9
LOB	12



WP:	0	PA:	39
PB:	0		
SB:	1		
CS:	0		

AB	3	R	0	H	0	RBI	0	BB	0	SO	1
	1		0		0		0		0		2
	0		0		0		0		0		0
	0		0		0		0		0		0
	0		0		0		0		0		0
	1		0		0		0		0		0

AB	3	R	0	H	0	RBI	0	BB	0	SO	1
	1		1		0		0		0		1

AB	3	R	1	H	2	RBI	1	BB	2	SO	0

AB	3	R	1	H	0	RBI	1	BB	0	SO	1

AB	4	R	1	H	1	RBI	2	BB	0	SO	1

AB	4	R	0	H	2	RBI	0	BB	0	SO	2

AB	3	R	0	H	0	RBI	0	BB	1	SO	1

AB	4	R	0	H	1	RBI	0	BB	0	SO	2

AB	1	R	0	H	0	RBI	0	BB	0	SO	1
	0		0		0		0		0		0
	1		0		0		1		0		1

1B:	4	SF:	1
2B:	0	SAC:	1
3B:	0	DP:	1
HR:	2	HBP:	1

IP	6.2	WLS	27	H	4	R	2	ER	2	SO	6	BB	3	IBB	0	HBP	0	BLK	0	WP	0	HR	1	S	56	P	100	ERA	2.70	WHIP	1.050
IP	0.2		4		1		1		1		0		0		0		1		0		0		0		7		10	13.50	1.500		
IP	1.2		5		0		0		0		2		1		0		0		0		0		0		12		24	0.00	0.600		
IP	0.2	L	3		1		1		1		1		0		0		0		0		0		1		5		6	13.50	1.500		

Batter	1	2	3	4	5	6	7	8	9	10	AB	R	H	RBI	BB	SO	LOB
Darren Lewis, R (1, 8) OBP: 0.299, SLG: 0.321 Todd Benzinger, S (7, PH) OBP: 0.333, SLG: 0.455 Bryan Hickerson, L (8, 1) OBP: 0.104, SLG: 0.120 Michael Jackson, R (9, 1) OBP: 0.692, SLG: 1.333 Rod Beck, R (10, 1) OBP: 0.250, SLG: 0.143 Rikkert Faneyle, R (10, 8) OBP: 0.250, SLG: 0.143	G5-3		G1-3		G1-3		L8			G4-3	3	0	0	0	0	0	1
Robby Thompson, R (1, 4) OBP: 0.377, SLG: 0.500 Mike Benjamin, R (8, PR) OBP: 0.267, SLG: 0.343	K			P6	F8			1B SF7 HBP		K	3	0	0	0	0	1	1
Will Clark, L (1, 3) OBP: 0.357, SLG: 0.420	BB			FC5-4 BB		G4-3		G4-6-3 1B			3	1	2	1	2	0	0
Matt Williams, R (1, 5) OBP: 0.324, SLG: 0.565	K			FC5-4 HR		G6-3		SF7			3	1	0	1	0	1	2
Barry Bonds, L (1, 7) OBP: 0.460, SLG: 0.667		G4-3		HR		L7		G4-6-3			4	1	1	2	0	0	1
Willie McGee, S (1, 9) OBP: 0.356, SLG: 0.392	K			1B				S 1B		K	4	0	2	0	0	2	0
Royce Clayton, R (1, 6) OBP: 0.326, SLG: 0.365				F9				K			3	0	0	0	1	1	2
Kirt Manwaring, R (1, 2) OBP: 0.345, SLG: 0.354			K					G5-3		K	4	0	1	0	0	2	2
Scott Sanderson, R (1, 1) Dave Burba, R (6, 1) OBP: 0.353, SLG: 0.375 Dave Martinez, L (7, PH) OBP: 0.313, SLG: 0.349			K					SH3-4 1B		G3	1	0	0	0	0	1	0
Inning Stats	R: 0 H: 0 E: 0 LOB: 1 K: 2 BB: 1 S: 9 P: 19	R: 0 H: 0 E: 0 LOB: 0 K: 1 BB: 0 S: 5 P: 8	R: 0 H: 0 E: 0 LOB: 0 K: 2 BB: 0 S: 8 P: 9	R: 2 H: 2 E: 0 LOB: 1 K: 0 BB: 1 S: 12 P: 23	R: 0 H: 1 E: 0 LOB: 1 K: 0 BB: 0 S: 7 P: 9	R: 0 H: 0 E: 0 LOB: 0 K: 0 BB: 0 S: 5 P: 10	R: 0 H: 1 E: 0 LOB: 2 K: 1 BB: 1 S: 12 P: 25	R: 1 H: 1 E: 0 LOB: 1 K: 0 BB: 0 S: 6 P: 11	R: 0 H: 0 E: 0 LOB: 1 K: 2 BB: 1 S: 11 P: 20	R: 1 H: 1 E: 0 LOB: 0 K: 1 BB: 0 S: 5 P: 6	1B: 4 SF: 1 2B: 0 SAC: 1 3B: 0 DP: 1 HR: 2 HBP: 1	WP: 0 PA: 39 PB: 0 SB: 1 CS: 0					
PITCHER Scott Sanders, R (1, 1) ERA: 4.18 Trevor Hoffman, R (7, 1) ERA: 4.03 Mark Davis, L (8, 1) ERA: 3.9 Gene Harris, R (10, 1) ERA: 3.03	IP WLS BF H R ER SO BB IBB HBP BLK WP HR S P ERA WHIP																

AB

R

H

RBI

BB

SO

LOB

WP

PB

SB

CS

Batter	1	2	3	4	5	6	7	8	9	AB R H RBI BB SO LOB	TOP
Jarvis Brown, R (1, 8) OBP: 0.350, SLG: 0.358 Guillermo Velasquez, L (9, PH) OBP: 0.261, SLG: 0.284	3-1 	4-0 		2-1 			0-1 		2-3 	3 0 2 0 1 0 0 1 0 0 0 0 1 1	San Diego Padres @ San Francisco Giants Candlestick Park, San Francisco, CA Sat Sep 25 1993, 6:33 AM EDT Att. 42,085 - Sunny - 76 F
Jeff Gardner, L (1, 4) OBP: 0.330, SLG: 0.350	2-1 	0-3 		0-2 			1-1 			4 0 0 0 0 1 5	
Bill Bean, L (1, 9) OBP: 0.279, SLG: 0.400	0-3 		1-0 			1-1 		2-1 		4 0 0 0 0 1 1	
Phil Plantier, L (1, 7) OBP: 0.329, SLG: 0.508	4-0 		4-2 			4-2 		1-0 		1 0 0 0 3 0 0	
Archi Cianfrocco, R (1, 5) OBP: 0.292, SLG: 0.420	0-2 		1-3 			3-3 		1-0 		4 0 0 0 0 2 4	
Dave Staton, R (1, 3) OBP: 0.300, SLG: 0.611		3-3 	4-1 			1-1 			1-1 	3 0 0 0 1 1 0	
Craig Shipley, R (1, 6) OBP: 0.285, SLG: 0.339		0-0 	1-1 			0-0 			1-1 	4 1 2 1 0 0 2	
Brad Ausmus, R (1, 2) OBP: 0.283, SLG: 0.377 Phil Clark, R (9, PH) OBP: 0.344, SLG: 0.489		2-3 		1-2 		0-1 			0-1 	3 0 0 0 0 1 1 1 0 1 0 0 0 0	
Andy Ashby, R (1, 1) OBP: 0.194, SLG: 0.176 Melvin Nieves, S (7, PH) OBP: 0.244, SLG: 0.263 Wally Whitehurst, R (7, 1) OBP: 0.083, SLG: 0.083 Derek Bell, R (9, PH) OBP: 0.306, SLG: 0.422		4-2 		1-2 		1-0 		1-2 		1 0 0 0 1 0 0 1 0 0 0 0 0 0 0 0 0 0 0 0 0 1 0 0 0 0 0 1	
Inning Stats	R: 0 H: 1 E: 0 LOB: 2 K: 1 BB: 1 S: 10 P: 19	R: 0 H: 1 E: 0 LOB: 3 K: 3 BB: 2 S: 14 P: 27	R: 0 H: 0 E: 0 LOB: 2 K: 1 BB: 2 S: 9 P: 20	R: 0 H: 1 E: 0 LOB: 1 K: 0 BB: 0 S: 12 P: 16	R: 0 H: 0 E: 0 LOB: 1 K: 1 BB: 1 S: 7 P: 15	R: 0 H: 0 E: 0 LOB: 0 K: 0 BB: 0 S: 5 P: 6	R: 0 H: 0 E: 0 LOB: 0 K: 0 BB: 0 S: 5 P: 7	R: 0 H: 0 E: 0 LOB: 0 K: 0 BB: 0 S: 4 P: 8	R: 1 H: 2 E: 0 LOB: 1 K: 1 BB: 0 S: 14 P: 19	1B: 4 SF: 0 2B: 1 SAC: 0 3B: 0 DP: 1 HR: 1 HBP: 0	
PITCHER Salomon Torres, R (1, 1) ERA: 3.03 Rod Beck, R (9, 1) ERA: 1.88	IP WLS BF H R ER SO BB IBB HBP BLK WP HR S P ERA WHIP 8.0 W 32 3 0 0 6 5 1 0 0 0 0 0 66 118 0.00 1.000 1.0 S 5 2 1 1 1 0 0 0 0 0 0 1 14 19 9.00 2.000	PITCHER IP WLS BF H R ER SO BB IBB HBP BLK WP HR S P ERA WHIP									

AB	31
R	1
H	5
RBI	1
BB	6
SO	7
LOB	15



Batter	1	2	3	4	5	6	7	8	9	AB	R	H	RBI	BB	SO	LOB
Darren Lewis, R OBP: 0.301, SLG: 0.322 (1, 8) X	0-0 G6-3		0-2 1B		2-1 E6		1-0 CS 2-H 1B			4	0	2	1	0	0	0
Mike Benjamin, R OBP: 0.260, SLG: 0.333 (1, 4) X	0-0 L6		2-3 K		1-2 G6-3		0-0 P6			4	0	0	0	0	1	3
Will Clark, L OBP: 0.357, SLG: 0.419 (1, 3) X	0-0 G1-3			1-0 L6		1-2 FC5-4 1B	1-0 CS 1-2	3-2 F7		4	0	1	0	0	0	0
Matt Williams, R OBP: 0.322, SLG: 0.561 (1, 5) X		0-0 F9		0-0 F7		2-1 FC5-4 1B 1-2f		0-1 F8		4	0	0	0	0	0	1
Barry Bonds, L OBP: 0.462, SLG: 0.678 (1, 7) B B B X		3-0 HR		2-1 HR		2-0 P5		4-0 CS BB		3	2	2	2	1	0	1
Willie McGee, S OBP: 0.360, SLG: 0.396 (1, 9) B X		1-0 G4-6-3 1B		0-1 FC6-4 1B		2-0 FC6-4 1B		1-1 CS 1-2		3	0	3	0	0	0	0
Royce Clayton, R OBP: 0.325, SLG: 0.363 (1, 6) F X		0-1 G4-6-3 1-2f		2-2 FC6-4 1-2f		0-1 FC6-4 1-2f				3	0	0	0	0	0	4
Kirt Manwaring, R OBP: 0.347, SLG: 0.355 (1, 2) B B C X			2-1 G6-3		4-0 G4-3 BB		0-0 SH3-4 1B			2	1	1	0	1	0	0
Salomon Torres, R OBP: 0.250, SLG: 0.250 (1, 1) B C X			1-1 G3-1		0-1 G4-3 1-2f		0-0 SH3-4 1-2			2	0	0	0	0	0	1
Rod Beck, R (9, 1)										0	0	0	0	0	0	0

Inning Stats	R: 0	H: 0	E: 0	K: 0	S: 3	R: 1	H: 2	E: 0	K: 0	S: 5	R: 0	H: 1	E: 0	K: 1	S: 12	R: 1	H: 2	E: 0	K: 0	S: 9	R: 0	H: 0	E: 1	K: 0	S: 8	R: 0	H: 2	E: 0	K: 0	S: 9	R: 1	H: 2	E: 0	K: 0	S: 4	R: 0	H: 0	E: 0	K: 0	S: 6
	0	0	0	0	3	1	2	0	0	5	0	1	0	1	12	1	2	0	0	9	0	0	1	0	1	15	0	2	0	0	9	1	2	0	0	6	0	0	0	14

PITCHER	IP	WLS	BF	H	R	ER	SO	BB	IBB	HBP	BLK	WP	HR	S	P	ERA	WHIP
Andy Ashby, R ERA: 6.75 (1, 1)	6.0	L	25	7	2	2	1	1	0	0	0	0	2	46	74	3.00	1.333
Wally Whitehurst, R ERA: 3.77 (7, 1)	2.0		7	2	1	1	0	1	0	0	0	0	0	10	20	4.50	1.500

BOTTOM

San Diego Padres @ San Francisco Giants
Candlestick Park, San Francisco, CA

Sat Sep 25 1993, 6:33 AM EDT
Att: 42,085 - Sunny - 76 F

AB	29
R	3
H	9
RBI	3
BB	2
SO	1
LOB	10

livebaseballscorecards.com



WP	HR	S	P	ERA	WHIP
0	0	1	34	0	0

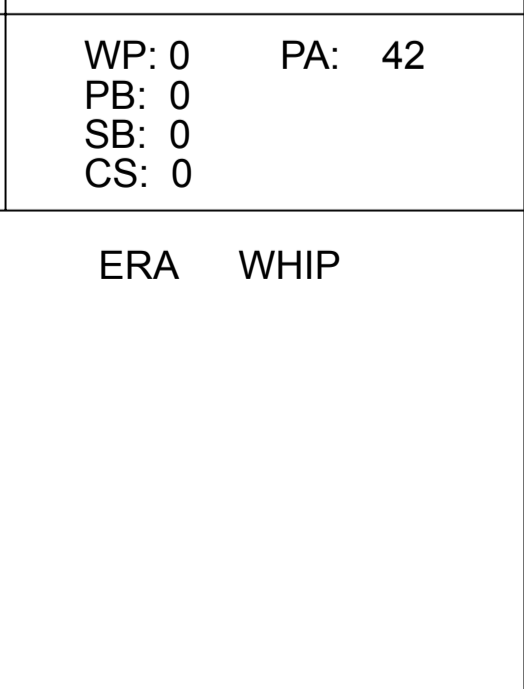
Batter	1	2	3	4	5	6	7	8	9	AB R H RBI BB SO LOB	TOP
Jarvis Brown, R (1, 8) <small>OBP: 0.350, SLG: 0.352</small> Melvin Nieves, S (8, PH) <small>OBP: 0.238, SLG: 0.256</small> (8, 9)	1-2 G5-3 HBP 2B	0-1 1 SAFE G6-3			1-1 G4-3			1-0 L7		2 1 0 0 0 0 2 1 0 0 0 0 0 0	San Diego Padres @ San Francisco Giants Candlestick Park, San Francisco, CA Sun Sep 26 1993, 6:33 AM EDT Att. 46,348 - Sunny - 80 F livebaseballscorecards.com
Craig Shipley, R (1, 5) <small>OBP: 0.280, SLG: 0.333</small>	0-1 1 SAFE G5-3		1-0 G4-3		1-0 G6-3			0-0 G6-3		4 0 0 0 0 0 2	
Bill Bean, L (1, 9) <small>OBP: 0.278, SLG: 0.402</small> (8, 8)	0-1 G6-3 2-H 2B		2-3 K		0-1 F9			3-3 K		4 0 1 1 0 2 0	
Phil Plantier, L (1, 7) <small>OBP: 0.329, SLG: 0.505</small>	4-0 G6-3 IBB		2-0 F8		0-0 F8			1-2 F7		3 0 0 0 1 0 0	
Dave Staton, R (1, 3) <small>OBP: 0.292, SLG: 0.682</small>	1-2 G6-3 1-2 2-3		2-2 G5-3		0-0 P3			0-2 HR		4 1 1 1 0 0 2	
Ricky Gutierrez, R (1, 6) <small>OBP: 0.342, SLG: 0.333</small> Phil Clark, R (9, PH) <small>OBP: 0.347, SLG: 0.491</small>	1-2 G6-3		0-0 G4-3		1-1 G4-3			0-1 FC6-4 1B		3 0 0 0 0 0 2 1 0 1 0 0 0 0	
Luis Lopez, S (1, 4) <small>OBP: 0.081, SLG: 0.083</small> Mark Davis, L (7, 1) <small>OBP: 0.250, SLG: 0.250</small> Tim Mauser, R (8, 1) Derek Bell, R (9, PH) <small>OBP: 0.306, SLG: 0.421</small>		1-3 K		0-1 G3-1		2-1 F8		0-1 FC6-4 1-2		3 0 0 0 0 1 0 0 0 0 0 0 0 0 0 0 0 0 0 0 0 1 0 0 0 0 0 1	
Brad Ausmus, R (1, 2) <small>OBP: 0.284, SLG: 0.376</small>		1-2 G4-3		1-1 SH3-4 1B		0-0 F9				3 0 1 0 0 0 0	
Doug Brocail, L (1, 1) <small>OBP: 0.194, SLG: 0.194</small> Pedro Martinez, L (5, 1) Frank Seminara, R (7, 1) <small>OBP: 0.200, SLG: 0.200</small> Jeff Gardner, L (7, 4) <small>OBP: 0.329, SLG: 0.349</small>		2-2 1B		2-2 SH3-4 1-2		1-2 G4-3				1 0 1 0 0 0 0 0 0 0 0 0 0 0 0 0 0 0 0 0 0 1 0 0 0 0 0 0	
Inning Stats	R: 1 H: 1 E: 0 LOB: 2 K: 0 BB: 1 S: 13 P: 20	R: 0 H: 1 E: 0 LOB: 1 K: 1 BB: 0 S: 15 P: 19	R: 0 H: 0 E: 0 LOB: 0 K: 1 BB: 0 S: 7 P: 12	R: 0 H: 0 E: 0 LOB: 0 K: 0 BB: 0 S: 6 P: 8	R: 0 H: 1 E: 0 LOB: 1 K: 0 BB: 0 S: 9 P: 13	R: 0 H: 0 E: 0 LOB: 0 K: 0 BB: 0 S: 4 P: 4	R: 0 H: 0 E: 0 LOB: 0 K: 0 BB: 0 S: 5 P: 8	R: 0 H: 0 E: 0 LOB: 0 K: 0 BB: 0 S: 5 P: 7	R: 1 H: 2 E: 0 LOB: 1 K: 1 BB: 0 S: 13 P: 17	1B: 3 SF: 0 2B: 1 SAC: 1 3B: 0 DP: 0 HR: 1 HBP: 1	
PITCHER Bill Swift, R (1, 1) <small>ERA: 2.87</small> Rod Beck, R (9, 1) <small>ERA: 1.97</small>	IP WLS BF H R ER SO BB IBB HBP BLK WP HR S P ERA WHIP 8.0 W 29 3 1 1 2 0 1 1 0 0 0 64 91 1.12 0.375 1.0 5 2 1 1 1 0 0 0 0 0 1 13 17 9.00 2.000										

Batter	1	2	3	4	5	6	7	8	9	AB	R	H	RBI	BB	SO	LOB
Darren Lewis, R OBP: 0.306, SLG: 0.327 (1, 8)	0-2 G1-3	0-0 G1-3			1-1 1B SH SF8 1B	4-1 1-2 BB		3-2 1B 2B		4	2	2	0	1	0	2
Mike Benjamin, R OBP: 0.266, SLG: 0.333 (1, 4)	1-0 G5-3		4-2 L1-3 BB		1-1 SH SF8 1B	1-1 L5		1-2 1B G6-3 1B		3	1	1	0	1	0	2
Will Clark, L OBP: 0.358, SLG: 0.419 (1, 3)	2-2 HR 1B		0-0 L1-3		1-0 FC6-4 1B	1-2 G6-3		2-1 L6-4 G6-3 1B		5	1	3	1	0	0	3
Matt Williams, R OBP: 0.325, SLG: 0.567 (1, 5)	3-2 HR		0-0 G5-3		1-2 P3		2-1 1B 2B	0-0 G6-3		5	2	2	3	0	0	4
Barry Bonds, L OBP: 0.462, SLG: 0.680 (1, 7)	0-2 F8			1-3 K	0-0 SF8		4-0 FC5-4 1B 1B IBB	4-0 IBB		2	1	0	1	2	1	0
Willie McGee, S OBP: 0.359, SLG: 0.397 (1, 9)		0-0 F8 2B		0-0 L5	0-0 FC6-4		0-1 FC5-4 1B	3-1 L6-4		5	0	2	1	0	0	4
Royce Clayton, R OBP: 0.329, SLG: 0.368 (1, 6)		0-0 F8		0-2 1B 1B		0-1 G1-3	0-0 FC5-4 1B			4	0	1	0	0	0	3
Jeff Reed, L OBP: 0.351, SLG: 0.452 (1, 2)		4-0 SH3-4 IBB		3-2 1-3 1B		1-1 E 2B	3-0 1-3 3-H 1B			3	1	3	1	1	0	0
John Burkett, R OBP: 0.177, SLG: 0.122 Michael Jackson, R OBP: 0.667, SLG: 1.333 Rod Beck, R		0-2 SH3-4		2-3 K		2-2 E4 BB	1-3 K			3	0	0	0	0	2	3
		1-2				2-H				0	0	0	0	0	0	0

Inning Stats	R: 2	H: 2	E: 0	K: 0	S: 14	R: 0	H: 1	E: 0	K: 0	S: 7	R: 0	H: 0	E: 0	K: 0	S: 4	R: 0	H: 2	E: 0	K: 2	S: 16	R: 1	H: 2	E: 0	K: 0	S: 10	R: 1	H: 1	E: 1	K: 0	S: 13	R: 2	H: 3	E: 0	K: 1	S: 9	R: 2	H: 3	E: 0	K: 0	S: 11
	LOB: 0	BB: 0	P: 20	LOB: 2	BB: 1	P: 11	LOB: 0	BB: 1	P: 8	LOB: 2	BB: 0	P: 22	LOB: 2	BB: 0	P: 14	LOB: 2	BB: 1	P: 22	LOB: 1	BB: 1	P: 19	LOB: 1	BB: 1	P: 24	LOB: 1	BB: 1	P: 24	LOB: 1	BB: 1	P: 24	LOB: 1	BB: 1	P: 24	LOB: 1	BB: 1	P: 24	LOB: 1	BB: 1	P: 24	

PITCHER	IP	WLS	BF	H	R	ER	SO	BB	IBB	HBP	BLK	WP	HR	S	P	ERA	WHIP
Andy Benes, R ERA: 3.78	(1, 1)	6.0	L	33	10	6	5	2	2	2	0	0	0	0	107	7.50	2.000
Frank Seminara, R ERA: 4.53	(7, 1)	1.0		3	1	0	0	1	0	0	0	0	0	5	9	0.00	1.000
Pedro Martinez, L ERA: 2.57	(8, 1)	0.0		3	3	2	2	0	0	0	0	0	0	8	14	∞	∞
Tim Mauser, R ERA: 4.08	(8, 1)	1.0		3	0	0	0	0	0	1	0	0	0	3	10	0.00	0.000

BOTTOM																									
San Diego Padres @ San Francisco Giants Candlestick Park, San Francisco, CA Mon Sep 27 1993, 10:05 PM EDT Att: 19,995 - Unknown - 65 F																									
AB	R	H	RBI	BB	SO	LOB	AB	34	R	8	H	14	RBI	7	BB	5	SO	3	LOB	21					
1B	9	SF	1	WP	0	PA	42	2B	6	SAC	2	PB	0	SB	0	CS	0	3B	0	DP	2	HR	1	HBP	0



Batter	1	2	3	4	5	6	7	8	9	AB R H RBI BB SO LOB	TOP											
Nelson Liriano, S (1, 6) OBP: 0.383, SLG: 0.416	1-2 G6-3		2-1 SH1-3 1B			1-1 1B 1B		1-0 HR 1B	1-2 L4	5 1 3 0 0 0 0	Colorado Rockies @ San Francisco Giants Candlestick Park, San Francisco, CA Tue Sep 28 1993, 10:05 PM EDT Att. 28,568 - Unknown - 66 F											
Joe Girardi, R (1, 2) OBP: 0.344, SLG: 0.400	0-0 G6-4-3 1B		1-1 SH1-3 1-2			1-0 1B 1-2		1-1 HR 1B	1-0 HBP	3 1 3 0 0 0 0												
Andres Galarraga, R (1, 3) OBP: 0.409, SLG: 0.617	1-2 G6-4-3 1-2f		0-0 G5-3			1-0 1-2 2-3 1B		2-3 K	1-1 L7	5 0 1 0 0 1 5												
Charlie Hayes, R (1, 5) OBP: 0.359, SLG: 0.531		0-1 CS 1B		0-3 K		3-2 P3		2-2 HR 1-H 2-H		4 1 2 3 0 1 3												
Jerald Clark, R (1, 9) OBP: 0.327, SLG: 0.451		2-1 SAFE F9		2-2 F8		1-3 K		0-1 FC5-4 1B		4 0 1 0 0 1 4												
Eric Young Sr., R (1, 7) OBP: 0.353, SLG: 0.354 (8, 8)		0-1 1B 1-2 1B		1-0 CS 1B		2-3 K		1-2 FC5-4 1-2f		4 0 2 0 0 1 4												
Chris Jones, R (1, 8) OBP: 0.304, SLG: 0.433		0-1 CS		0-1 SAFE CS	2-2 G5-3		3-2 P9	0-1 F9		3 0 1 0 0 0 0												
Daryl Boston, L (8, PH) OBP: 0.323, SLG: 0.443		1-3 1B		1-2 CS						0 0 0 0 0 0 0												
Danny Sheaffer, R (8, PH) OBP: 0.303, SLG: 0.388 (8, 7)										1 0 0 0 0 0 1												
Roberto Mejia, R (1, 4) OBP: 0.278, SLG: 0.396		0-2 G3-1		0-3 K					1-0 F9	3 0 0 0 0 2 2												
Jim Tatum, R (9, PH) OBP: 0.250, SLG: 0.292										1 0 0 0 0 0 0												
David Nied, R (1, 1) OBP: 0.280, SLG: 0.182			0-3 K						2-2 HR	2 0 0 0 0 2 0												
Bruce Ruffin, S (5, 1) OBP: 0.179, SLG: 0.120										0 0 0 0 0 0 0												
Alex Cole, L (7, PH) OBP: 0.340, SLG: 0.305										1 0 0 0 0 1 0												
Steve Reed, R (7, 1) OBP: 0.340, SLG: 0.305										0 0 0 0 0 0 0												
Mike Munoz, L (8, 1) OBP: 0.136, SLG: 0.139										0 0 0 0 0 0 0												
Willie Blair, R (8, 1) OBP: 0.136, SLG: 0.139										0 0 0 0 0 0 0												
Gary Wayne, L (8, 1) OBP: 1.000, SLG: 1.000										0 0 0 0 0 0 0												
Jay Garner, L (9, PH) OBP: 0.250, SLG: 0.410										1 1 1 1 0 0 0												
Inning Stats	R: 0 E: 0 K: 0 S: 7	H: 1 LOB: 0 BB: 0 P: 9	R: 0 E: 0 K: 0 S: 11	H: 3 LOB: 2 BB: 0 P: 13	R: 0 E: 0 K: 1 S: 9	H: 1 LOB: 1 BB: 0 P: 12	R: 0 E: 0 K: 1 S: 8	H: 1 LOB: 0 BB: 0 P: 11	R: 0 E: 0 K: 2 S: 10	H: 0 LOB: 0 BB: 0 P: 13	R: 0 E: 0 K: 2 S: 13	H: 3 LOB: 3 BB: 0 P: 22	R: 0 E: 0 K: 2 S: 10	H: 0 LOB: 0 BB: 0 P: 15	R: 3 E: 0 K: 1 S: 19	H: 4 LOB: 1 BB: 0 P: 26	R: 1 E: 0 K: 0 S: 9	H: 1 LOB: 1 BB: 0 P: 15	1B: 12 2B: 0 3B: 0 HR: 2	SF: 0 SAC: 1 DP: 1 HBP: 1	WP: 0 PB: 0 SB: 0 CS: 2	PA: 40
PITCHER	IP WLS BF H R ER SO BB IBB HBP BLK WP HR S P ERA WHIP																					
Bryan Hickerson, L (1, 1) ERA: 4.18	5.0 W 21 9 0 0 4 0 0 0 0 0 0 0 49 65 0.00 1.800																					
Dave Burba, R (6, 1) ERA: 3.91	2.1 10 3 3 3 5 0 0 0 0 0 1 31 48 11.57 1.286																					
Michael Jackson, R (8, 1) ERA: 3.16	0.1 2 1 0 0 0 0 0 0 0 0 0 5 6 0.00 3.000																					
Kevin Rogers, L (8, 1) ERA: 2.67	0.1 1 0 0 0 0 0 0 0 0 0 0 2 2 0.00 0.000																					
Rod Beck, R (9, 1) ERA: 2.03	1.0 S 5 1 1 1 0 0 0 0 1 0 0 1 9 15 9.00 1.000																					

AB	37
R	4
H	14
RBI	4
BB	0
SO	9
LOB	19



Batter	1	2	3	4	5	6	7	8	9
Darren Lewis, R OBP: 0.306, SLG: 0.325 (1, 8)	3-2 G2-3		0-0 FC3-6		4-1 HR			2-2 E4 WP S SF4	
Steve Scarsons, R OBP: 0.309, SLG: 0.446 (1, 4)	1-3 K		0-1 FC6-4		0-1 HR			0-2 K	
Will Clark, L OBP: 0.359, SLG: 0.425 (1, 3)	0-1 G4-3			2-2 HR	2-1 F8			4-2 BB BB	
Matt Williams, R OBP: 0.325, SLG: 0.564 (1, 5)		0-0 F8		2-0 F8		0-1 L6		4-1 BB 1-2 BB	
Barry Bonds, L OBP: 0.459, SLG: 0.676 (1, 7)		1-2 P5		0-0 P6		0-0 G3-1		1-2 SF4	
Willie McGee, S OBP: 0.356, SLG: 0.394 (1, 9)		0-0 F7		0-0 G4-3		1-3 K		1-1 G4-3	
Royce Clayton, R OBP: 0.329, SLG: 0.370 (1, 6)			0-0 SH FC3-6 2B		1-2 L1		1-3 K		
Kirt Manwaring, R OBP: 0.345, SLG: 0.352 (1, 2)			1-0 SH FC3-6		2-2 G5-3		2-2 G5-3		
Bryan Hickerson, L OBP: 0.179, SLG: 0.148 (1, 1)			0-0 B5		2-2 BB HR 1B		1-2 G1-3		
Dave Burba, R OBP: 0.333, SLG: 0.353 (6, 1)									
Michael Jackson, R OBP: 0.667, SLG: 1.333 (8, 1)									
Kevin Rogers, L (8, 1)									
Rod Beck, R (9, 1)									

Inning Stats	R: 0	H: 0	E: 0	K: 1	S: 8	L: 0	LOB: 0	BB: 0	P: 12	R: 0	H: 0	E: 0	K: 0	S: 6	R: 0	H: 0	E: 0	K: 0	S: 6	R: 1	H: 1	E: 1	K: 0	S: 6	R: 1	H: 1	E: 0	K: 0	S: 8	R: 3	H: 2	E: 0	K: 0	S: 14	R: 0	H: 0	E: 0	K: 1	S: 6	R: 0	H: 0	E: 0	K: 1	S: 12	R: 1	H: 0	E: 1	K: 1	S: 14	R: 1	H: 0	E: 1	K: 1	S: 14
--------------	------	------	------	------	------	------	--------	-------	-------	------	------	------	------	------	------	------	------	------	------	------	------	------	------	------	------	------	------	------	------	------	------	------	------	-------	------	------	------	------	------	------	------	------	------	-------	------	------	------	------	-------	------	------	------	------	-------

PITCHER	IP	WLS	BF	H	R	ER	SO	BB	IBB	HBP	BLK	WP	HR	S	P	ERA	WHIP
David Nied, R (1, 1) ERA: 4.97	4.2	L	20	4	5	4	1	1	0	0	0	0	0	40	59	7.71	1.071
Bruce Ruffin, L (5, 1) ERA: 3.81	1.1		4	0	0	0	1	0	0	0	0	0	0	8	11	0.00	0.000
Steve Reed, R (7, 1) ERA: 4.46	1.1		5	0	1	0	2	0	0	0	0	0	0	18	24	0.00	0.000
Mike Munoz, L (8, 1) ERA: 5.4	0.0		1	0	0	0	0	1	0	0	0	1	0	2	6	∞	∞
Willie Blair, R (8, 1) ERA: 4.83	0.0		1	0	0	0	0	1	0	0	0	0	0	1	5	∞	∞

AB	R	H	RBI	BB	SO	LOB
3	2	0	1	1	0	1
4	1	1	3	0	2	2
3	1	1	1	1	0	0
3	0	0	0	1	0	0
3	0	0	1	0	0	0
4	0	0	0	0	1	2
3	1	1	0	0	1	0
2	0	0	0	0	0	0
2	1	1	0	0	0	2
1	0	0	0	0	0	0
0	0	0	0	0	0	0
0	0	0	0	0	0	0
0	0	0	0	0	0	0

1B	2B	3B	HR	SF	SAC	DP	HBP	WP	HR	S	P	ERA	WHIP
1	1	0	2	1	0	0	0	1	0	5	7	0.00	0.000
0	0	0	0	0	0	0	0	0	0	0	0	0.00	0.000

Colorado Rockies @ San Francisco Giants
Candlestick Park, San Francisco, CA
 Tue Sep 28 1993, 10:05 PM EDT
 Att: 28,568 - Unknown - 66 F

AB	28
R	6
H	4
RBI	6
BB	3
SO	4
LOB	7



Batter	1	2	3	4	5	6	7	8	9	AB R H RBI BB SO LOB
Darren Lewis, R OBP: 0.307, SLG: 0.326 (1, 8)	2-2 G5-3		1-0 G4-3		0-0 G5-3 SH1-3 1B		1-2 S S 1B		3-3 K	5 0 2 0 0 1 0
Steve Scarsons, R OBP: 0.300, SLG: 0.432 (1, 4)	1-0 G6-3		3-3 K		0-0 SH1-3		3-3 K			3 0 0 0 0 2 1
Will Clark, L OBP: 0.360, SLG: 0.423 (1, 3)	0-0 G4-3			4-1 1B BB	4-0 BB		0-3 K			2 0 0 0 2 1 1
Matt Williams, R OBP: 0.323, SLG: 0.560 (1, 5)		1-1 P5		3-3 K	3-1 G5-3		1-0 G5-3			4 0 0 0 0 1 5
Barry Bonds, L OBP: 0.457, SLG: 0.672 (1, 7)		0-1 F9		0-0 L8		4-0 HR BB		2-0 G4-3		3 1 0 0 1 0 1
Dave Martinez, L OBP: 0.318, SLG: 0.359 Mark Carson, R OBP: 0.375, SLG: 0.544 Trevor Wilson, L OBP: 0.194, SLG: 0.241 Michael Jackson, R OBP: 0.067, SLG: 1.333 Craig Colbert, R OBP: 0.225, SLG: 0.297 Jeff Reed, L OBP: 0.348, SLG: 0.448 (1, 9) (6, PH) (7, 1) (7, 1) (8, PH) (8, PH) (9, 2)		0-2 2B 2B		3-2 BB 1B		3-2 HR		2-2 P6		2 1 2 0 0 0 0 1 1 1 2 0 1 0 0 0 0 0 0
Royce Clayton, R OBP: 0.330, SLG: 0.372 J.R. Phillips, L OBP: 0.333, SLG: 0.733 Kevin Rogers, L (1, 6) (8, PH) (9, 1)		2-2 2B		4-2 FC3-6 BB		0-3 K		2-2 G4-3		2 0 1 1 1 1 0 1 0 0 0 0 0 0 0 0 0 0 0 0 0
Kirt Manwaring, R OBP: 0.343, SLG: 0.350 Mike Benjamin, R OBP: 0.266, SLG: 0.333 Rikkert Faneyte, R OBP: 0.235, SLG: 0.133 (1, 2) (9, 6) (9, PH)		3-2 G5-3		2-0 FC3-6		1-3 K			3-3 K	3 0 0 0 0 1 4 0 0 0 0 0 0 0 1 0 0 0 0 1 0
Salomon Torres, R OBP: 0.250, SLG: 0.250 Scott Sanderson, R John Patterson, S OBP: 0.214, SLG: 0.429 Jeff Brantley, R OBP: 0.115, SLG: 0.115 Willie McGee, S OBP: 0.355, SLG: 0.392 (1, 1) (3, 1) (5, PH) (6, 1) (6, PH) (7, 9)			1-3 K		1-0 SH1-3 1B		0-3 K		2-2 F8	0 0 0 0 0 0 0 1 0 0 0 0 1 0 1 0 1 0 0 0 0 0 0 0 0 0 0 0 2 0 0 0 0 1 0

Inning Stats	R: 0	H: 0	E: 0	LOB: 0	K: 5	S: 5	R: 1	H: 2	E: 0	LOB: 1	K: 0	S: 14	R: 0	H: 0	E: 0	LOB: 0	K: 2	S: 7	R: 0	H: 1	E: 0	LOB: 3	K: 1	S: 11	R: 0	H: 2	E: 0	LOB: 2	K: 0	S: 5	R: 2	H: 1	E: 0	LOB: 0	K: 3	S: 13	R: 0	H: 1	E: 0	LOB: 1	K: 2	S: 10	R: 0	H: 0	E: 0	LOB: 0	K: 0	S: 9	R: 0	H: 0	E: 0	LOB: 0	K: 2	S: 9	R: 0	H: 0	E: 0	LOB: 0	K: 2	S: 9	1B: 4	2B: 2	3B: 0	HR: 1	SF: 0	SAC: 1	DP: 1	HBP: 0	WP: 0	PA: 37
--------------	------	------	------	--------	------	------	------	------	------	--------	------	-------	------	------	------	--------	------	------	------	------	------	--------	------	-------	------	------	------	--------	------	------	------	------	------	--------	------	-------	------	------	------	--------	------	-------	------	------	------	--------	------	------	------	------	------	--------	------	------	------	------	------	--------	------	------	-------	-------	-------	-------	-------	--------	-------	--------	-------	--------

PITCHER	IP	WLS	BF	H	R	ER	SO	BB	IBB	HBP	BLK	WP	HR	S	P	ERA	WHIP
Kent Bottenfield, R ERA: 5.07 (1, 1)	4.1		21	5	1	1	3	3	0	0	0	0	0	40	75	2.08	1.846
Steve Reed, R ERA: 4.43 (5, 1)	0.2	W	1	0	0	0	0	0	0	0	0	0	0	2	5	0.00	0.000
Bruce Ruffin, L ERA: 3.89 (6, 1)	2.0		9	2	2	2	5	1	0	0	0	0	1	23	36	9.00	1.500
Gary Wayne, L ERA: 4.77 (8, 1)	0.1		1	0	0	0	0	0	0	0	0	0	0	1	3	0.00	0.000
Darren Holmes, R ERA: 4.05 (8, 1)	1.2	S	5	0	0	0	2	0	0	0	0	0	0	17	29	0.00	0.000

BOTTOM


Colorado Rockies @ San Francisco Giants
Candlestick Park, San Francisco, CA

Wed Sep 29 1993, 6:33 AM EDT
Att: 39,377 - Sunny - 71 F

livebaseballscores.com

AB	32
R	3
H	7
RBI	3
BB	4
SO	10
LOB	12



Batter	1	2	3	4	5	6	7	8	9	AB R H RBI BB SO LOB	TOP														
Darren Lewis, R (1, 8) OBP: 0.306, SLG: 0.325	1-2 G6-3		0-0 F9		2-1 P3		1-2 F8		1-2 1B	5 0 1 0 0 0 2	<p>San Francisco Giants @ Los Angeles Dodgers Dodger Stadium, Los Angeles, CA</p> <p>Thu Sep 30 1993, 7:05 PM PDT Att: 36,409 - Unknown</p> <p>livebaseballscorecards.com</p> <table border="1"> <tr><td>AB</td><td>37</td></tr> <tr><td>R</td><td>3</td></tr> <tr><td>H</td><td>10</td></tr> <tr><td>RBI</td><td>2</td></tr> <tr><td>BB</td><td>2</td></tr> <tr><td>SO</td><td>7</td></tr> <tr><td>LOB</td><td>16</td></tr> </table> 	AB	37	R	3	H	10	RBI	2	BB	2	SO	7	LOB	16
AB	37																								
R	3																								
H	10																								
RBI	2																								
BB	2																								
SO	7																								
LOB	16																								
Mike Benjamin, R (1, 4) OBP: 0.264, SLG: 0.329	3-3 K		1-2 F8		1-3 K		1-0 L7	1 SAFE 1 SAFE 1 SAFE 1 P X	2-2 1B	5 0 1 0 0 2 2															
Will Clark, L (1, 3) OBP: 0.359, SLG: 0.421	2-1 FC6-4 1B		3-3 K2-3		1-2 G4-3			2-1 L6	0-0 FC5-4 1-2f	5 0 1 0 0 1 2															
Matt Williams, R (1, 5) OBP: 0.322, SLG: 0.561	0-1 FC6-4 1-2f			0-0 F8		2-2 F7		1-2 1B 3B		4 1 1 0 0 0 1															
Barry Bonds, L (1, 7) OBP: 0.456, SLG: 0.669		1-3 K		4-1 E 1B G1-3 BB		2-2 G4-3		1-0 G3		3 1 0 0 1 1 1															
Willie McGee, S (1, 9) OBP: 0.354, SLG: 0.391		1-0 G3		1-1 1 SAFE 1 SAFE X G1-3		3-2 P6		0-0 E S 1B		4 0 1 1 0 0 1															
Royce Clayton, R (1, 6) OBP: 0.332, SLG: 0.375		0-1 2B		2-1 E 1B E			0-1 FC3-6 1B	1 SAFE 1 SAFE 3-3 K		4 1 2 0 0 1 2															
Kirt Manwaring, R (1, 2) OBP: 0.346, SLG: 0.352		4-0 BB		1-0 E 1B 1-H 3-H		1 SAFE FC3-6 1B		1-2 CS 1B		3 0 2 1 1 0 1															
Bill Swift, R (1, 1) OBP: 0.302, SLG: 0.275		0-3 K		2-1 L5		1-1 1B		1-3 K		3 0 1 0 0 1 3															
Kevin Rogers, L (8, 1)										0 0 0 0 0 0 0															
Rod Beck, R (8, 1)										1 0 0 0 0 1 1															
Inning Stats	R: 0 E: 0 K: 1 S: 10	H: 1 LOB: 1 BB: 0 P: 16	R: 0 E: 0 K: 2 S: 9	H: 1 LOB: 2 BB: 1 P: 15	R: 0 E: 0 K: 1 S: 11	H: 0 LOB: 0 BB: 0 P: 15	R: 2 E: 2 K: 0 S: 9	H: 1 LOB: 1 BB: 1 P: 19	R: 0 E: 0 K: 1 S: 8	H: 0 LOB: 0 BB: 0 P: 12	R: 0 E: 0 K: 0 S: 10	H: 0 LOB: 0 BB: 0 P: 17	R: 0 E: 0 K: 0 S: 10	H: 2 LOB: 2 BB: 0 P: 13	R: 1 E: 0 K: 1 S: 12	H: 2 LOB: 1 BB: 0 P: 19	R: 0 E: 0 K: 1 S: 15	H: 3 LOB: 2 BB: 0 P: 18	1B: 8 2B: 1 3B: 1 HR: 0	SF: 0 SAC: 0 DP: 0 HBP: 0	WP: 0 PB: 0 SB: 1 CS: 1	PA: 39			
PITCHER	IP WLS BF H R ER SO BB IBB HBP BLK WP HR S P ERA WHIP																				IP WLS BF H R ER SO BB IBB HBP BLK WP HR S P ERA WHIP				
Tom Candiotti, R (1, 1) ERA: 3.12	8.0 L 34 7 3 1 6 2 0 0 0 0 0 79 126 1.12 1.125																								
Kip Gross, R (9, 1) ERA: 0.71	0.2 4 3 0 0 1 0 0 0 0 0 0 0 14 17 0.00 4.500																								
Omar Daal, L (9, 1) ERA: 4.89	0.1 1 0 0 0 0 0 0 0 0 0 0 0 1 1 0.00 0.000																								

Batter	1	2	3	4	5	6	7	8	9	AB	R	H	RBI	BB	SO	LOB	TOP										
Darren Lewis, R (1, 8) OBP: 0.305, SLG: 0.327	1-3 K		1-2 2B 3B	1-1 FC6-4		0-1 P6		0-0 G3		5	1	1	0	0	1	1											
Steve Scarsons, R (1, 4) OBP: 0.288, SLG: 0.414	3-2 G5-3		1-1 L9	1-1 F7		1-3 K			2-3 K	4	0	0	0	0	1	2											
Todd Benzinger, S (9, PH) OBP: 0.332, SLG: 0.452										1	0	0	0	0	1	0											
Will Clark, L (1, 3) OBP: 0.363, SLG: 0.427	1-1 1B		0-0 1B HR			1-0 2B HR			2-0 G4-3	5	3	4	1	0	0	0											
Mike Benjamin, R (9, 4) OBP: 0.264, SLG: 0.329										0	0	0	0	0	0	0											
Matt Williams, R (1, 5) OBP: 0.325, SLG: 0.563	0-1 1B		1-0 HR			2-1 HR		1-1 P4	0-3 K	5	2	3	0	0	1	1											
Barry Bonds, L (1, 7) OBP: 0.459, SLG: 0.684	4-0 FC6-4 IBB		2-1 HR			2-0 HR		3-0 G3		3	2	3	7	1	0	0											
Willie McGee, S (1, 9) OBP: 0.353, SLG: 0.389	2-2 FC6-4		3-3 K			2-1 G3		0-1 G3		2	0	0	0	0	1	3											
Dave Martinez, L (3, 9) OBP: 0.315, SLG: 0.356								2-3 K		2	0	0	0	0	0	1											
Royce Clayton, R (1, 6) OBP: 0.329, SLG: 0.372		0-0 G6-3	2-2 G4-3			1-0 P3		3-3 K		4	0	0	0	0	1	1											
Kirt Manwaring, R (1, 2) OBP: 0.345, SLG: 0.350		1-3 K		4-1 FC6-4 BB		1-0 P6		1-3 K		3	0	0	0	1	2	0											
John Burkett, R (1, 1) OBP: 0.173, SLG: 0.118		2-1 G6-3		2-3 K				2-3 K		2	0	0	0	0	1	1											
John Patterson, S (8, PH) OBP: 0.200, SLG: 0.400										1	0	0	0	0	1	0											
Dave Burba, R (6, 1) OBP: 0.333, SLG: 0.353										0	0	0	0	0	0	0											
Mark Carreon, R (8, PH) OBP: 0.373, SLG: 0.540										1	0	0	0	0	0	0											
Michael Jackson, R (8, 1) OBP: 0.667, SLG: 1.333										0	0	0	0	0	0	0											
Kevin Rogers, L (8, 1)										0	0	0	0	0	0	0											
Rod Beck, R (8, 1)										0	0	0	0	0	0	0											
Inning Stats	R: 0 E: 0 K: 1 S: 13	H: 2 LOB: 3 BB: 1 P: 24	R: 0 E: 0 K: 1 S: 6	H: 0 LOB: 0 BB: 0 P: 9	R: 4 E: 0 K: 1 S: 18	H: 4 LOB: 0 BB: 0 P: 28	R: 0 E: 0 K: 1 S: 8	H: 0 LOB: 1 BB: 1 P: 16	R: 3 E: 0 K: 0 S: 8	H: 3 LOB: 0 BB: 0 P: 17	R: 0 E: 0 K: 2 S: 9	H: 0 LOB: 0 BB: 0 P: 12	R: 1 E: 0 K: 1 S: 11	H: 2 LOB: 1 BB: 0 P: 20	R: 0 E: 0 K: 1 S: 8	H: 0 LOB: 0 BB: 0 P: 12	R: 0 E: 0 K: 2 S: 8	H: 0 LOB: 0 BB: 0 P: 12	1B: 5 2B: 3 3B: 1 HR: 2	SF: 0 SAC: 0 DP: 0 HBP: 0	WP: 0 PB: 0 SB: 0 CS: 0	PA: 40					
PITCHER	IP	WLS	BF	H	R	ER	SO	BB	IBB	HBP	BLK	WP	HR	S	P	ERA	WHIP										
Ramon Martinez, R (1, 1) ERA: 3.44	4.0	L	22	8	6	6	4	1	1	0	0	0	1	48	83	13.50	2.250										
Omar Daal, L (5, 1) ERA: 5.09	0.1		2	1	1	1	0	0	0	0	0	0	1	3	7	27.00	3.000										
Kip Gross, R (5, 1) ERA: 0.63	1.2		5	0	0	0	2	0	0	0	0	0	0	11	16	0.00	0.000										
Steve Wilson, L (7, 1) ERA: 4.74	2.0		8	2	1	1	2	0	0	0	0	0	0	19	32	4.50	1.000										
Roger McDowell, R (9, 1) ERA: 2.25	1.0		3	0	0	0	2	0	0	0	0	0	0	8	12	0.00	0.000										

San Francisco Giants @ Los Angeles Dodgers
 Dodger Stadium, Los Angeles, CA
 Fri Oct 01 1993, 7:05 PM PDT
 Att: 51,860 - Unknown

AB	38
R	8
H	11
RBI	8
BB	2
SO	10
LOB	10



BOTTOM

San Francisco Giants @ Los Angeles Dodgers
Dodger Stadium, Los Angeles, CA

AB 41
R 7
H 13
RBI 7
BB 2
SO 8
LOB 18



WP: 0 PA: 43
PB: 0
SB: 0
CS: 0

ERA WHIP

AB R H RBI BB SO LOB

4 1 1 0 1 1 1

4 2 2 0 1 1 3

5 3 4 3 0 0 2

5 0 2 1 0 0 2

5 1 2 3 0 0 1

5 0 0 0 0 2 3

5 0 0 0 0 3 3


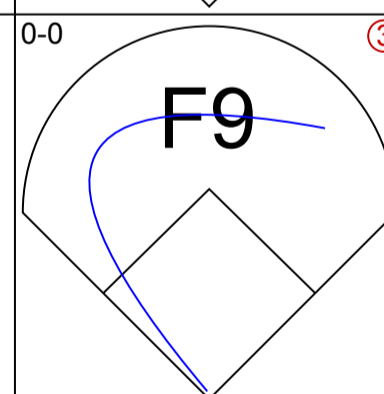
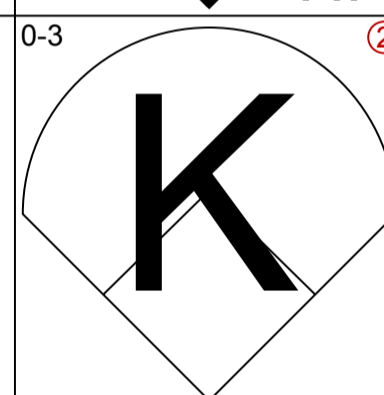
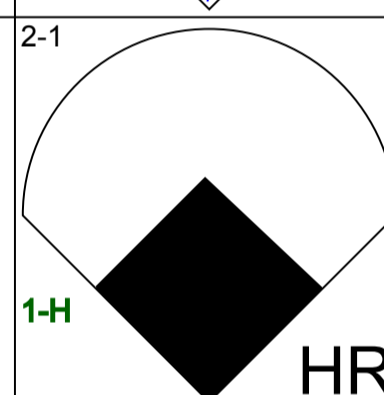
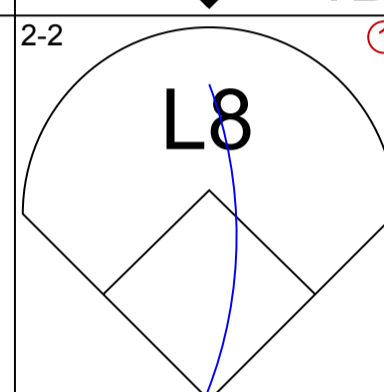
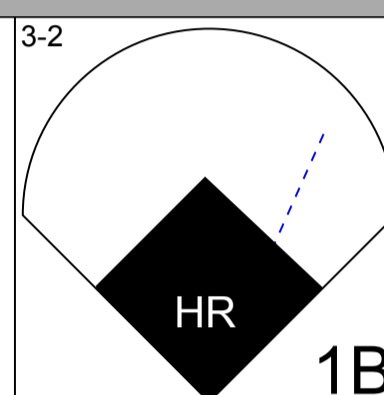

4 0 1 0 0 0 2

2 0 0 0 0 0 1
0 0 0 0 0 0 0
0 0 0 0 0 0 0
1 0 0 0 0 1 0
0 0 0 0 0 0 0
1 0 1 0 0 0 0
0 0 0 0 0 0 0

1B: 10 SF: 0
2B: 1 SAC: 0
3B: 0 DP: 0
HR: 2 HBP: 0

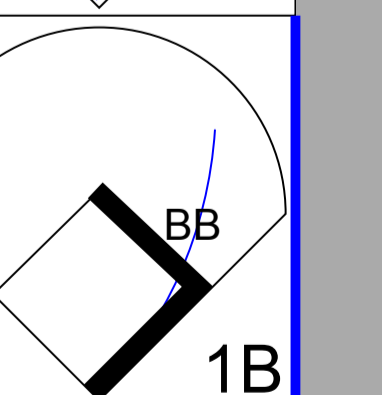
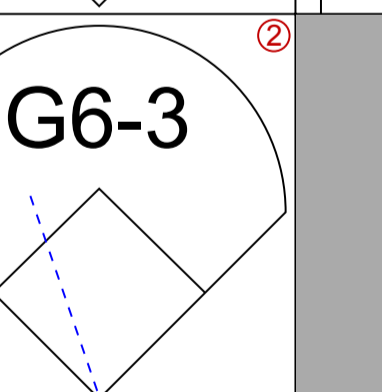
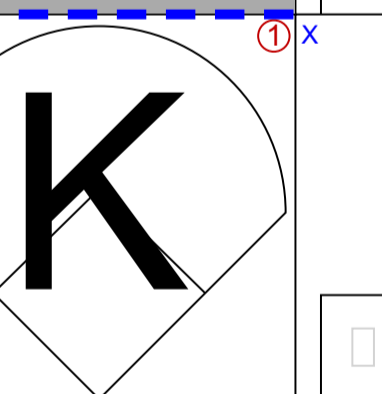

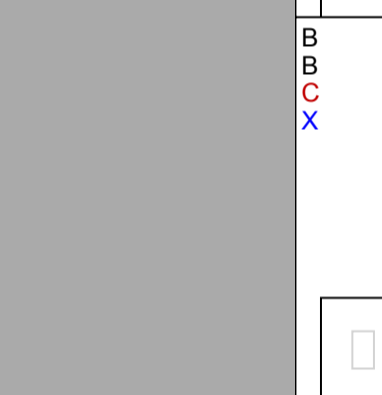
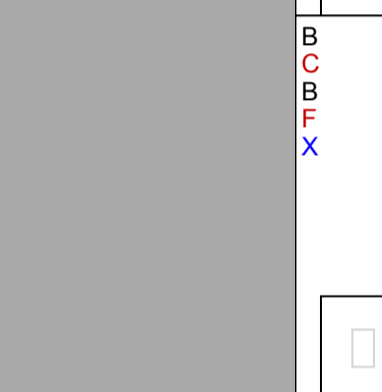
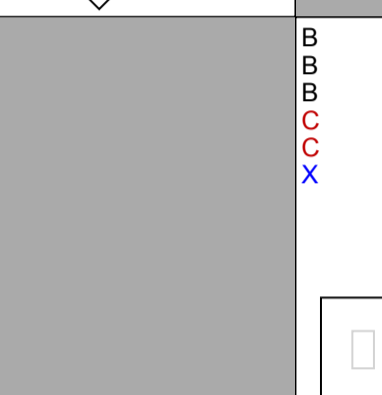
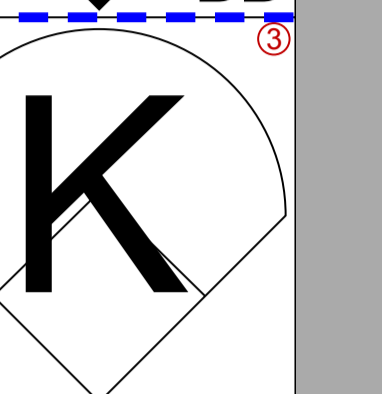
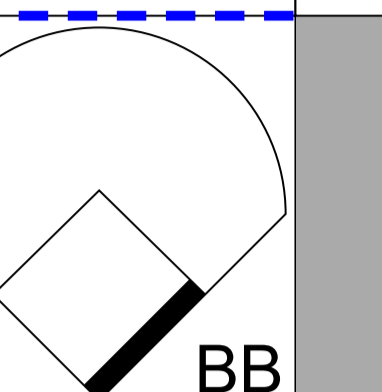
IP WLS BF H R ER SO BB IBB HBP BLK WP HR S P ERA WHIP

9



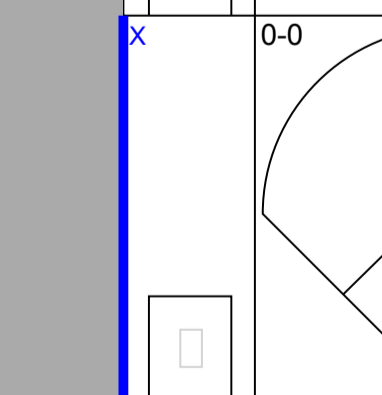
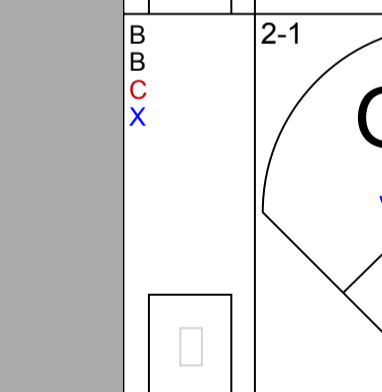
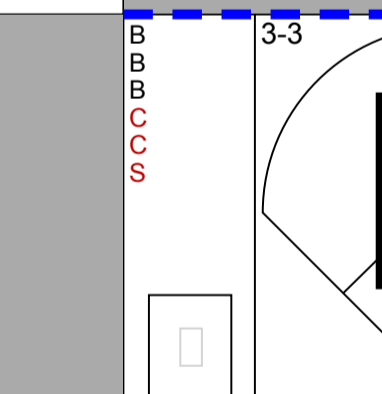
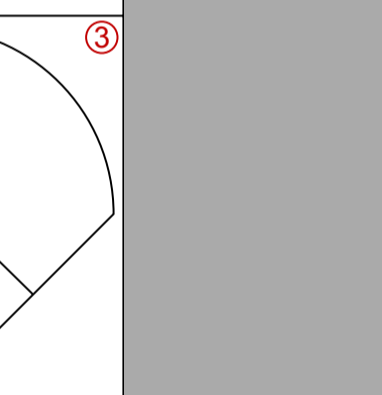
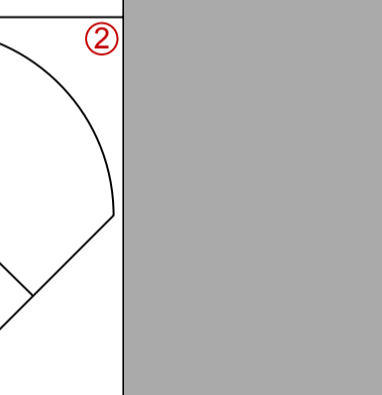
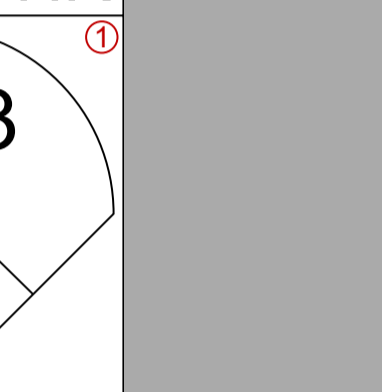
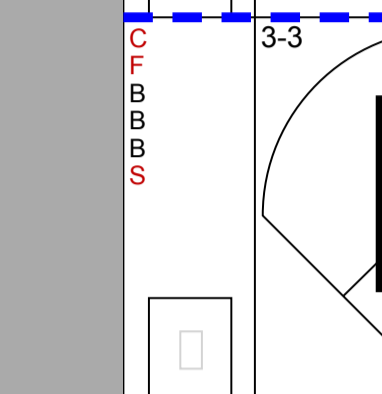
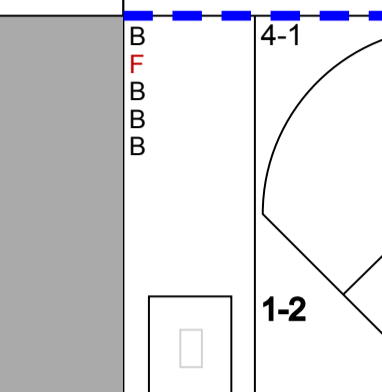
R: 2 H: 2
E: 0 LOB: 0
K: 1 BB: 0
S: 12 P: 19

8




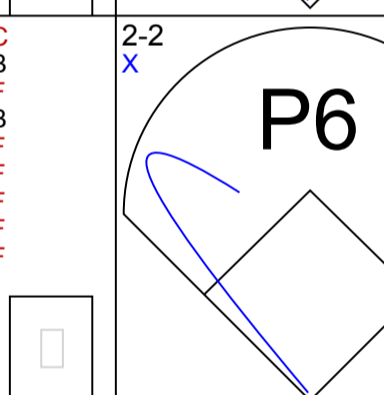
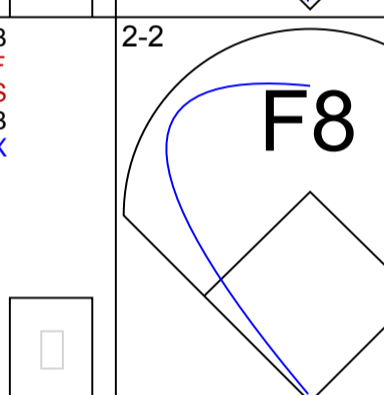
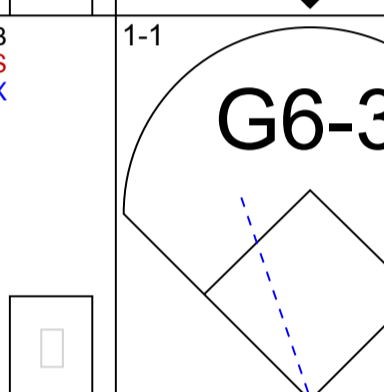
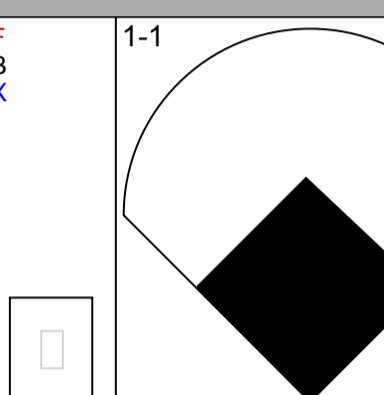

R: 0 H: 1
E: 0 LOB: 2
K: 2 BB: 1
S: 10 P: 22

7



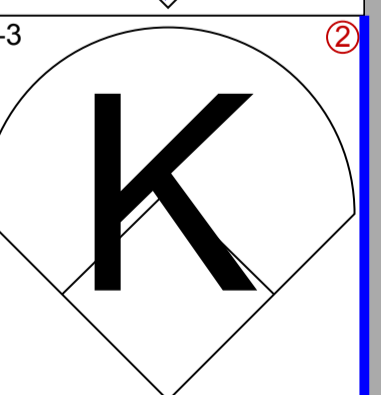
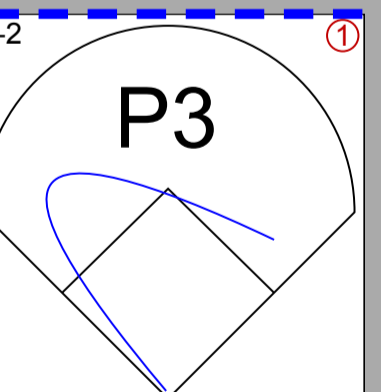




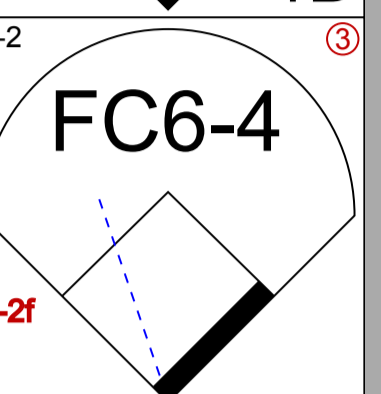
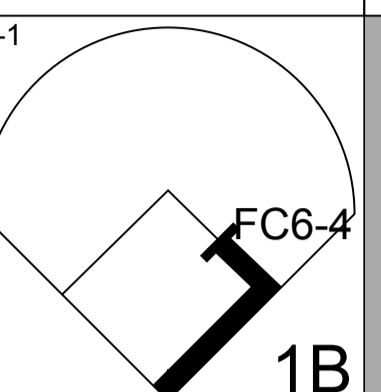
R: 1 H: 1
E: 0 LOB: 0
K: 0 BB: 0
S: 15 P: 21

6



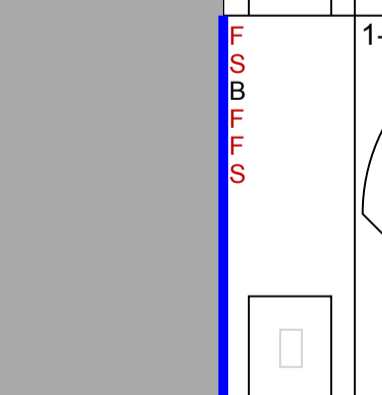
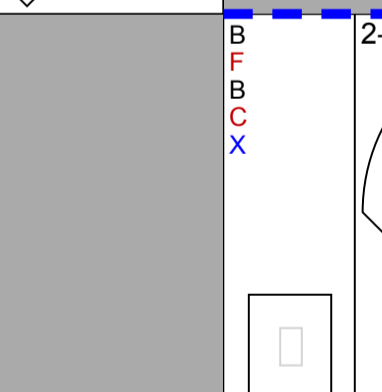
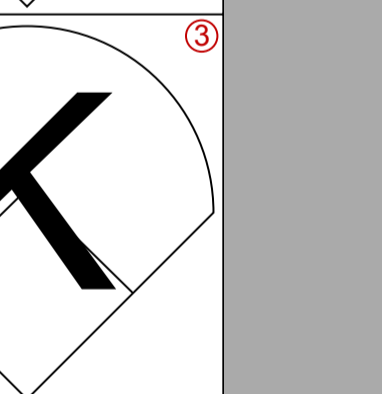
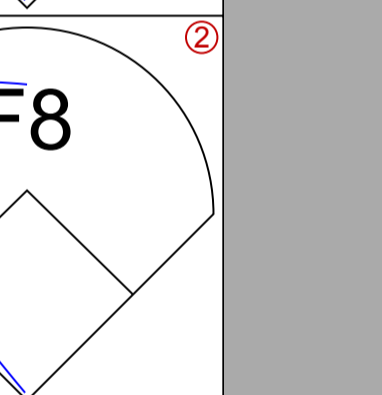
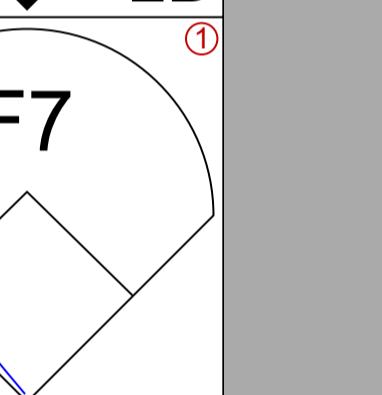
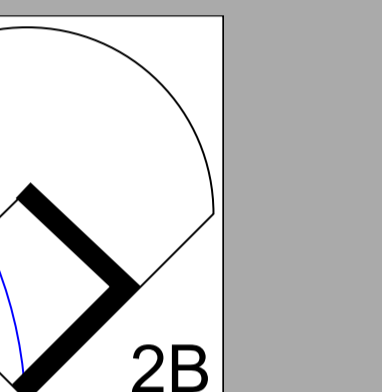

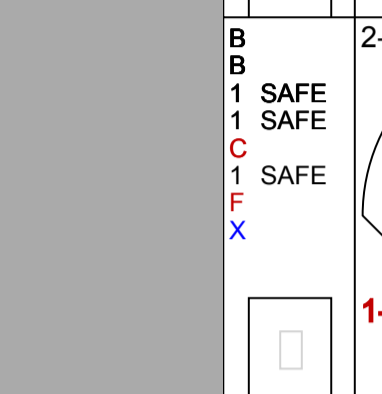
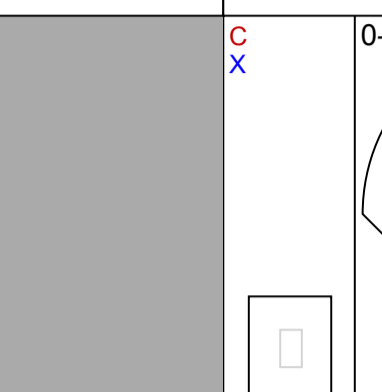
R: 0 H: 1
E: 0 LOB: 1
K: 1 BB: 0
S: 13 P: 18

5



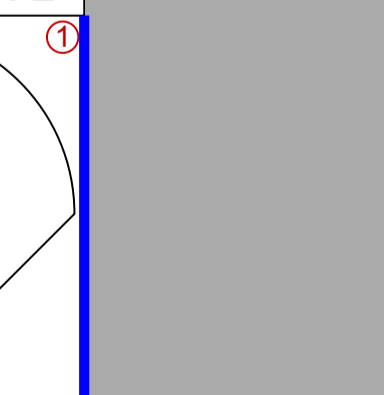
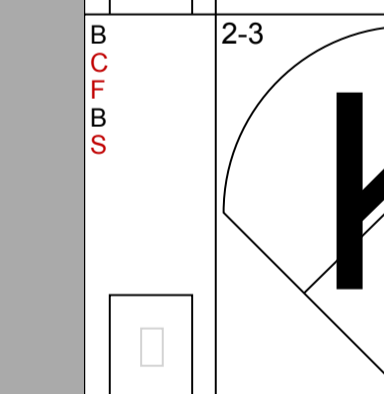
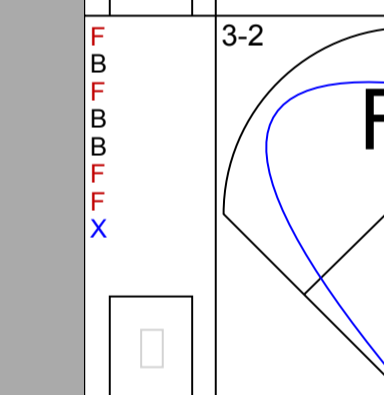
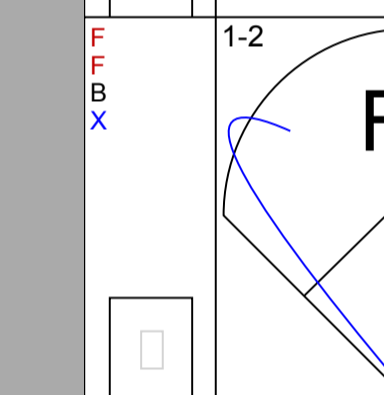
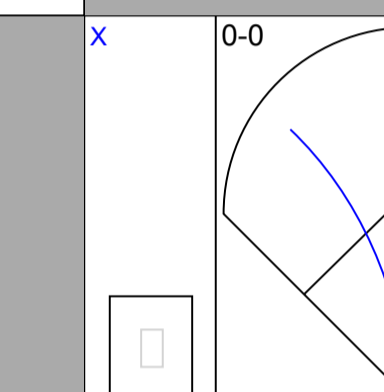
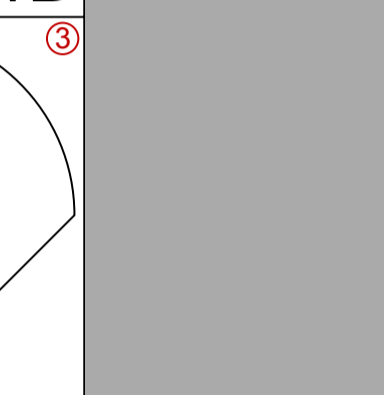
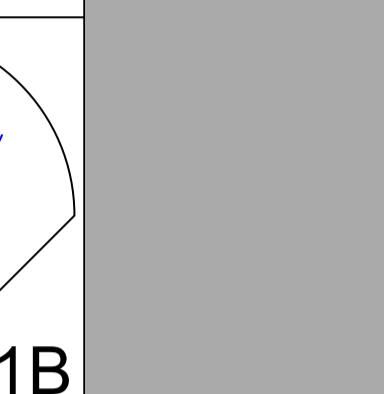
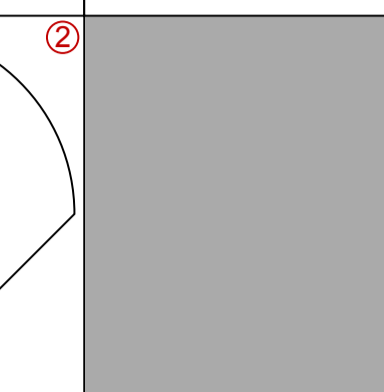
R: 0 H: 1
E: 0 LOB: 1
K: 1 BB: 0
S: 12 P: 18

4



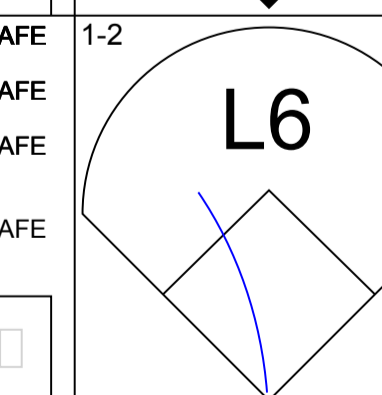
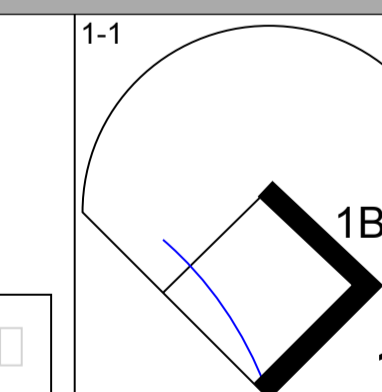

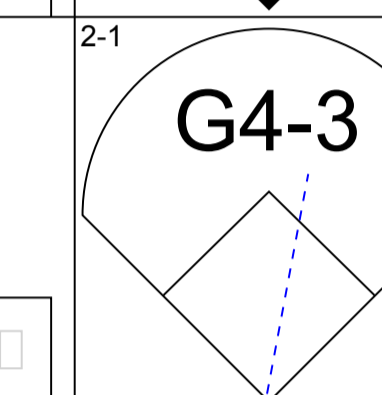
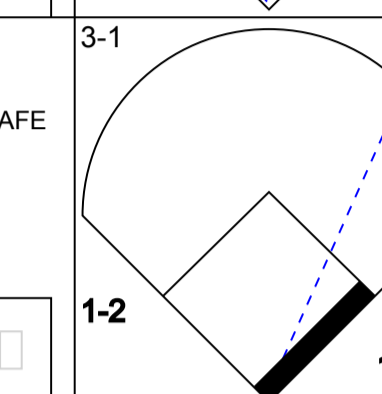
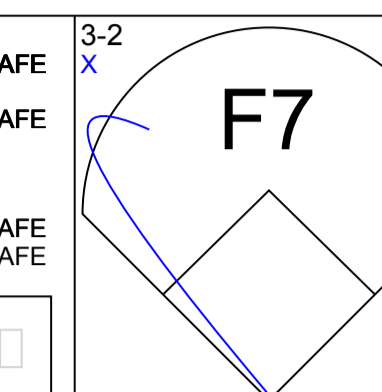
R: 0 H: 2
E: 0 LOB: 2
K: 0 BB: 0
S: 13 P: 23

3



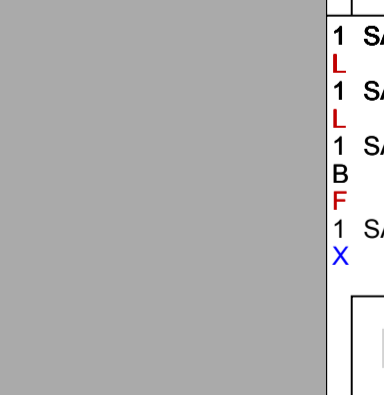
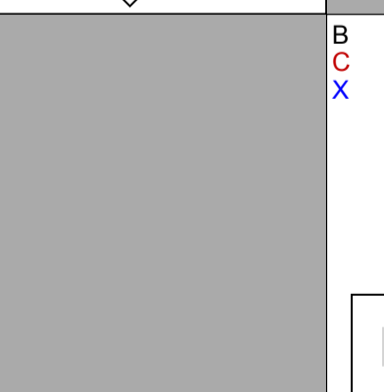
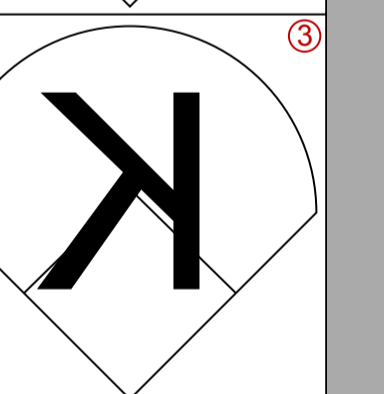
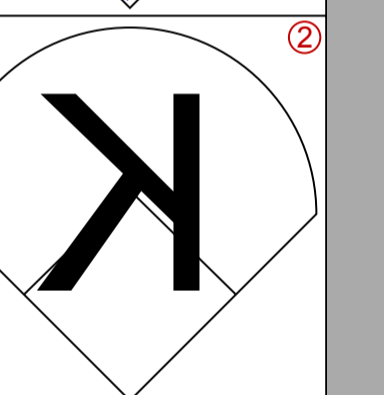
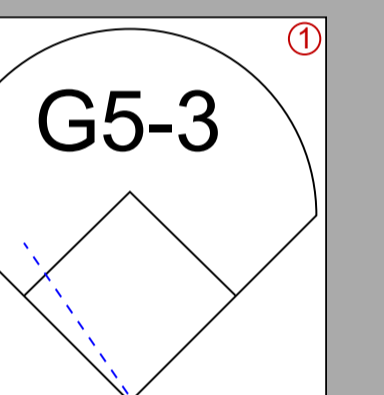

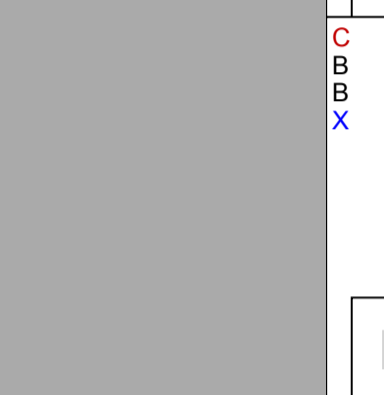
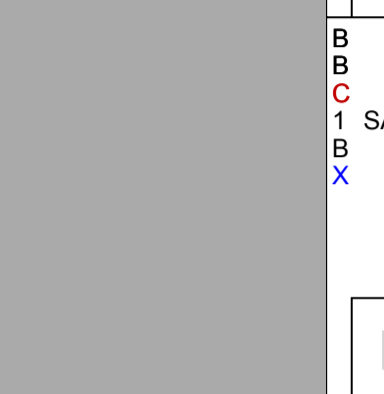
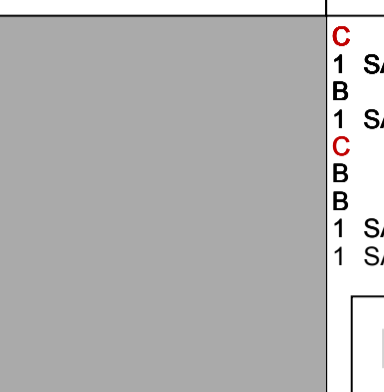
R: 0 H: 0
E: 0 LOB: 0
K: 2 BB: 0
S: 9 P: 11

2



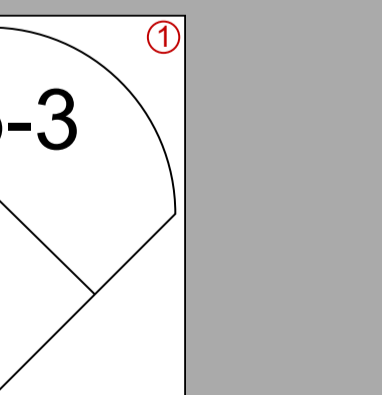

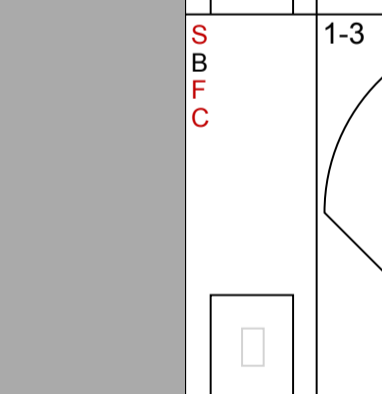
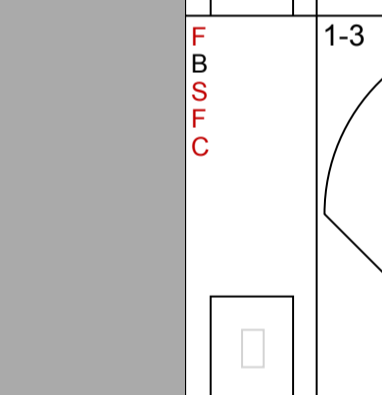
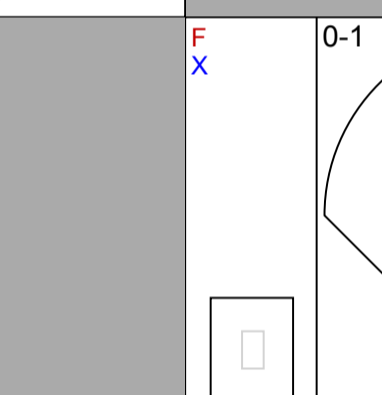
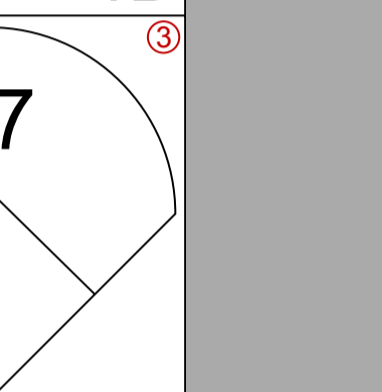
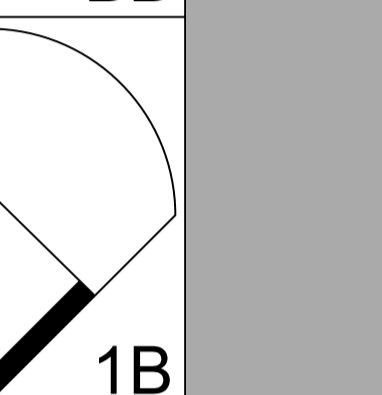
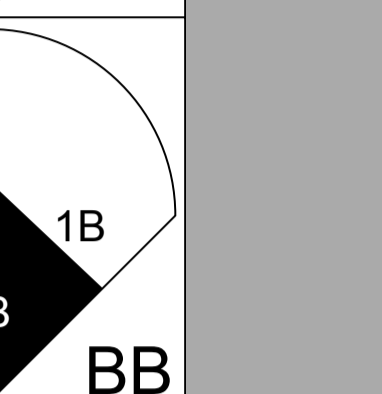
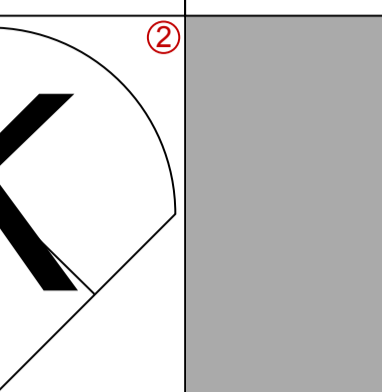
R: 1 H: 1
E: 0 LOB: 1
K: 1 BB: 1
S: 13 P: 23

1



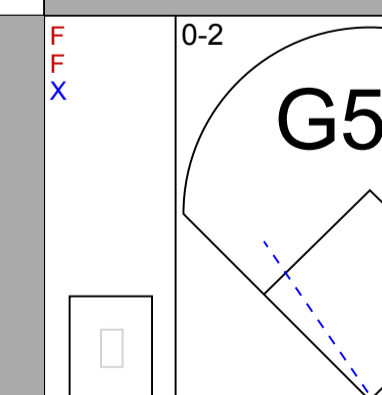
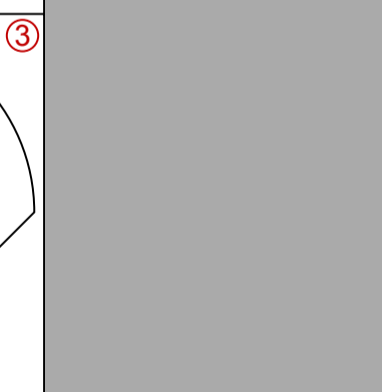
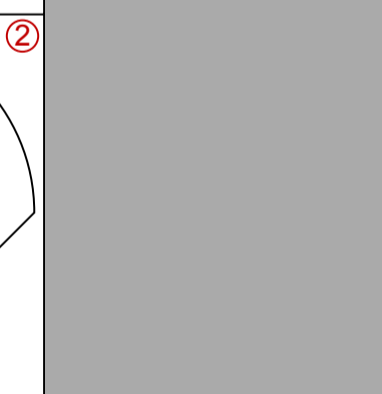
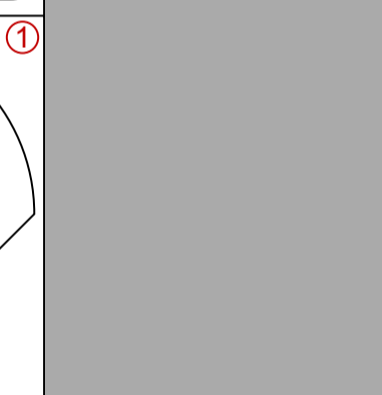
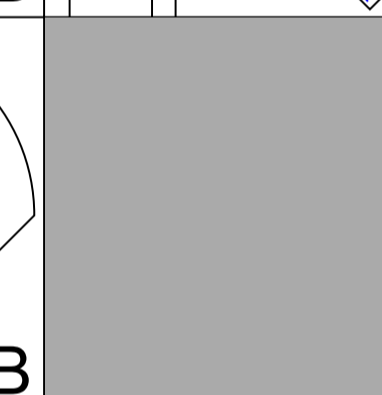
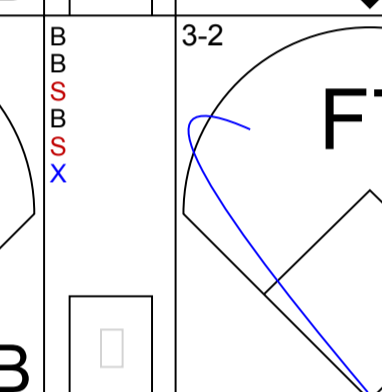
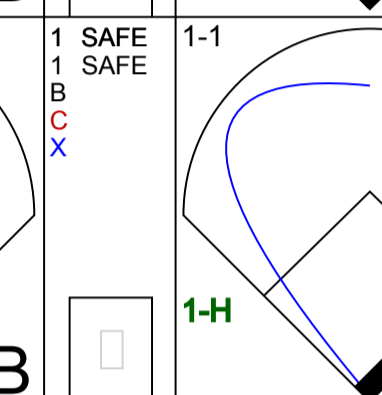
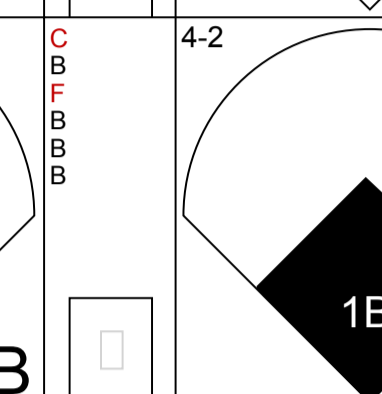
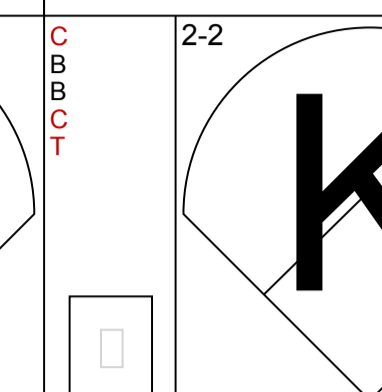
R: 3 H: 4
E: 1 LOB: 2
K: 0 BB: 0
S: 15 P: 23

2



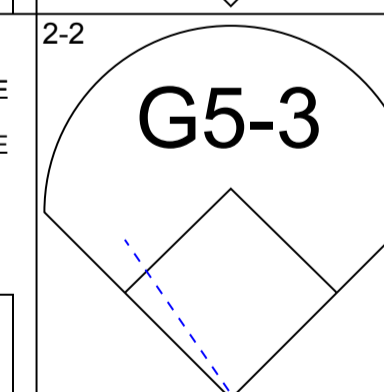
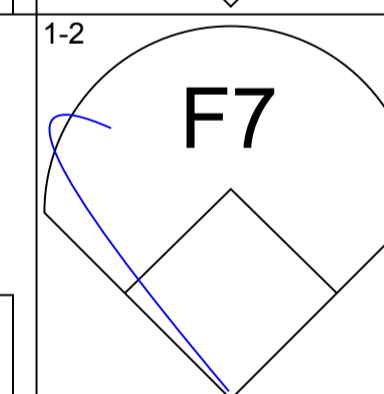
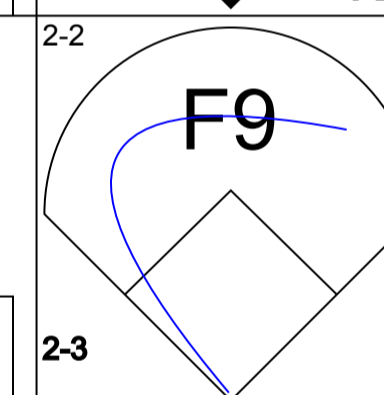
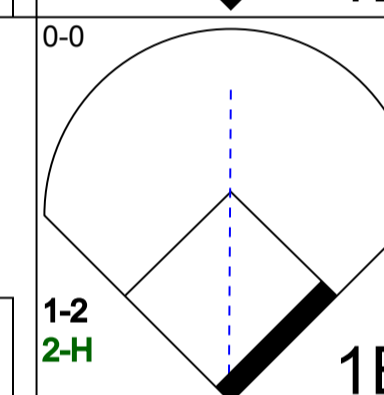
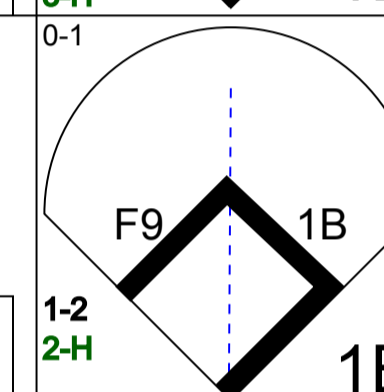
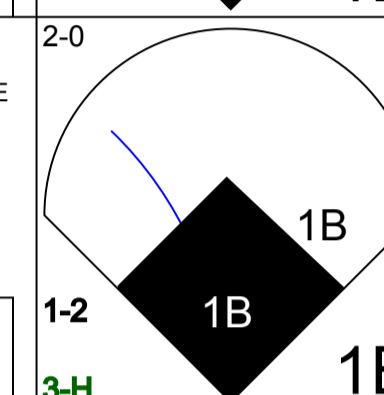
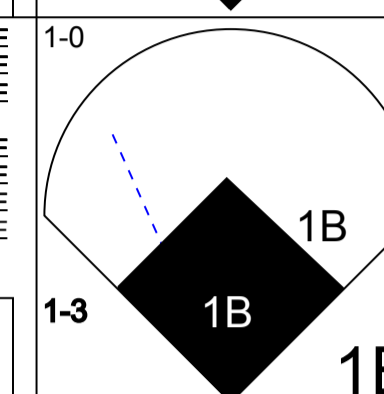
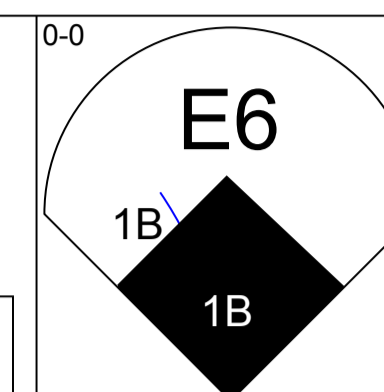
R: 1 H: 1
E: 0 LOB: 1
K: 1 BB: 1
S: 13 P: 23

1




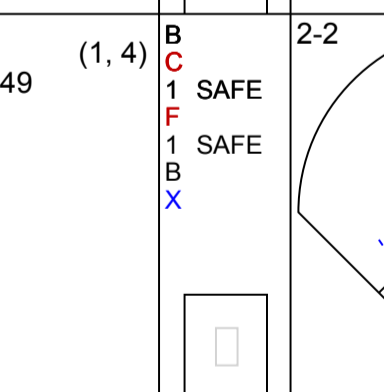
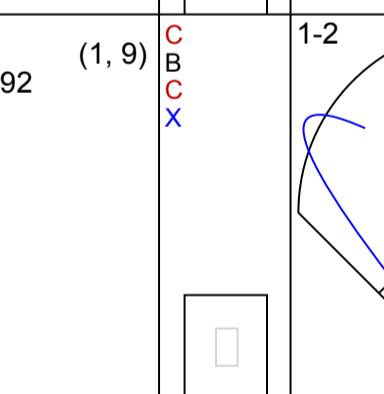
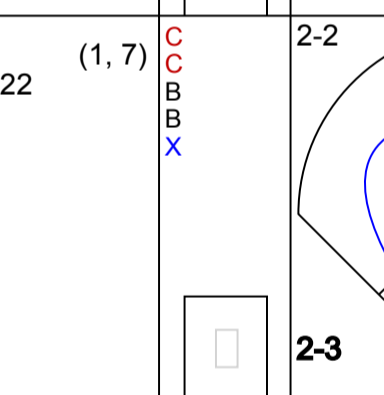
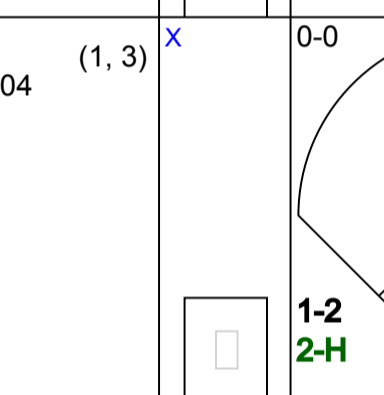
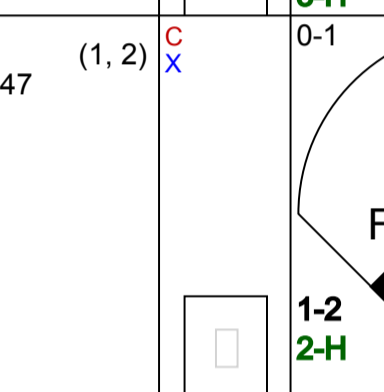
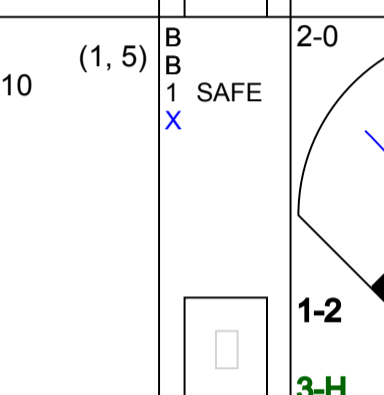
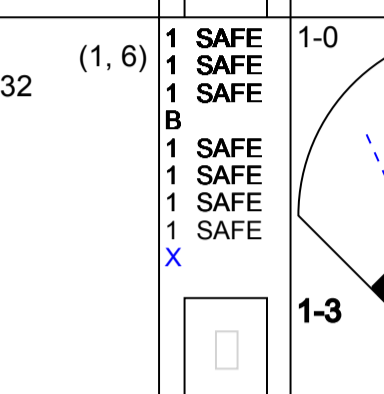
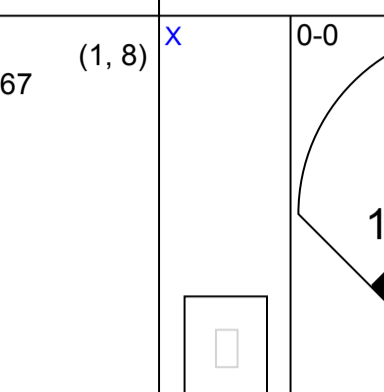
R: 1 H: 1
E: 0 LOB: 1
K: 1 BB: 1
S: 13 P: 23

1



R: 3 H: 4
E: 1 LOB: 2
K: 0 BB: 0
S: 15 P: 23

1



R: 3 H: 4
E: 1 LOB: 2
K: 0 BB: 0
S: 15 P: 23

Batter

Brett Butler, L
OBP: 0.384, SLG: 0.367
(1, 8)

Jose Offerman, S
OBP: 0.345, SLG: 0.332
(1, 6)

Dave Hansen, L
OBP: 0.468, SLG: 0.510
(1, 5)

Mike Piazza, R
OBP: 0.366, SLG: 0.547
(1, 2)

Eric Karros, R
OBP: 0.284, SLG: 0.404
(1, 3)

Henry Rodriguez, L
OBP: 0.266, SLG: 0.422
(1, 7)

Cory Snyder, R
OBP: 0.329, SLG: 0.392
(1, 9)

Jody Reed, R
OBP: 0.334, SLG: 0.349
(1, 4)

Ramon Martinez, R
OBP: 0.377, SLG: 0.143
Omar DaSilva, L
Kip Gross, R
Jery Brooks, R
OBP: 0.222, SLG: 0.667
Steve Wilson, L
Lenny Harris, L
OBP: 0.353, SLG: 0.325
Roger McDowell, R
OBP: 0.500, SLG: 0.500
(8, PH)
(7, 1)
(8, PH)
(9, 1)

IP WLS BF H R ER SO BB IBB HBP BLK WP HR S P ERA WHIP

John Burkett, R
ERA: 3.65
Dave Burba, R
ERA: 3.93
Michael Jackson, R
ERA: 3.07
Kevin Rogers, L
ERA: 2.61
Rod Beck, R
ERA: 2.19

Fri Oct 01 1993, 7:05 PM PDT
Att. 51,860 - Unknown

livebaseballscorecards.com

Batter	1	2	3	4	5	6	7	8	9	AB	R	H	RBI	BB	SO	LOB	TOP					
Darren Lewis, R (1, 8) OBP: 0.304, SLG: 0.326	1-1 G3	0-2 1B		2-1 G6-3		1-2 P4		1-0 F8		5	0	1	1	0	0	0						
Steve Scarsons, R (1, 4) OBP: 0.278, SLG: 0.398	1-0 F9	2-3 K		1-3 K2-3		3-1 G5-3			2-3 K	4	0	0	0	0	2	2						
J.R. Phillips, L (9, PH) OBP: 0.313, SLG: 0.688										1	0	0	0	0	1	0						
Mike Benjamin, R (9, 4) OBP: 0.264, SLG: 0.329										0	0	0	0	0	0	0						
Will Clark, L (1, 3) OBP: 0.367, SLG: 0.432	2-2 1B			2-0 2B		1-1 1B		2-1 IBB	2-3 K	5	2	4	0	0	1	0						
Matt Williams, R (1, 5) OBP: 0.325, SLG: 0.563	1-3 K			0-0 2B		1-0 FC1-6		1-0 F7	0-0 G5-3	5	0	2	0	0	1	2						
Barry Bonds, L (1, 7) OBP: 0.461, SLG: 0.682																						
Dave Martinez, L (1, 9) OBP: 0.318, SLG: 0.363										1	2	0	0	3	0	2						
Royce Clayton, R (1, 6) OBP: 0.329, SLG: 0.370																						
Jeff Reed, L (1, 2) OBP: 0.348, SLG: 0.441																						
John Patterson, S (8, PH) OBP: 0.188, SLG: 0.375																						
Kirt Manwaring, R (8, 2) OBP: 0.345, SLG: 0.350																						
Bryan Hickerson, L (1, 1) OBP: 0.172, SLG: 0.143																						
Jeff Brantley, R (3, 1) OBP: 0.107, SLG: 0.107																						
Kevin Rogers, L (7, 1) OBP: 0.107, SLG: 0.107																						
Michael Jackson, R (8, 1) OBP: 0.667, SLG: 1.333																						
Rod Beck, R (8, 1) OBP: 0.667, SLG: 1.333																						
Inning Stats	R: 0 E: 0 K: 1 S: 10	H: 1 LOB: 1 BB: 0 P: 15	R: 2 E: 0 K: 1 S: 14	H: 2 LOB: 2 BB: 2 P: 29	R: 0 E: 0 K: 0 S: 11	H: 2 LOB: 3 BB: 1 P: 19	R: 0 E: 0 K: 1 S: 8	H: 0 LOB: 0 BB: 0 P: 11	R: 1 E: 0 K: 0 S: 12	H: 2 LOB: 2 BB: 1 P: 24	R: 0 E: 0 K: 1 S: 9	H: 0 LOB: 0 BB: 0 P: 15	R: 2 E: 0 K: 0 S: 6	H: 2 LOB: 0 BB: 1 P: 16	R: 0 E: 0 K: 1 S: 5	H: 0 LOB: 0 BB: 0 P: 6	R: 0 E: 0 K: 2 S: 8	H: 0 LOB: 0 BB: 0 P: 12	1B: 6 2B: 3 3B: 0 HR: 0	SF: 0 SAC: 0 DP: 0 HBP: 0	WP: 1 PB: 0 SB: 1 CS: 0	PA: 40
PITCHER	IP	WLS	BF	H	R	ER	SO	BB	IBB	HBP	BLK	WP	HR	S	P	ERA	WHIP					
Orel Hershiser, R (1, 1) ERA: 3.59	6.1	L	33	9	5	5	4	3	2	0	0	1	0	69	127	7.11	1.895					
Kip Gross, R (7, 1) ERA: 0.6	0.2		1	0	0	0	0	0	0	0	0	0	0	1	2	0.00	0.000					
Steve Wilson, L (8, 1) ERA: 4.56	1.0		3	0	0	0	1	0	0	0	0	0	0	5	6	0.00	0.000					
Pedro Martinez, R (9, 1) ERA: 2.61	1.0		3	0	0	0	2	0	0	0	0	0	0	8	12	0.00	0.000					

San Francisco Giants @ Los Angeles Dodgers
Dodger Stadium, Los Angeles, CA

livebaseballscorecards.com

AB	35
R	5
H	9
RBI	5
BB	5
SO	7
LOB	23



Sat Oct 02 1993, 3:33 AM PDT
Att. 44,828 - Sunny - 85 F

Batter	1	2	3	4	5	6	7	8	9	AB	R	H	RBI	BB	SO	LOB
Brett Butler, L OBP: 0.386, SLG: 0.371 (1, 8)	2-2 1B		3-2 SH1-3 1B 2B		2-1 P7			3-2 2B BB 1B	1-2 G4-3	5	2	3	0	0	0	0
Jose Offerman, S OBP: 0.343, SLG: 0.330 (1, 6)	1-2 F7		1-0 SH1-3 2-3		2-2 G6-3			2-1 P4		3	0	0	0	0	0	2
Mike Piazza, R OBP: 0.369, SLG: 0.551 (1, 2)	1-3 K		1-0 L4-3 1B 3-H				1-1 CS 1B	0-2 BB 1-3 2B		4	0	3	1	0	1	1
Eric Karros, R OBP: 0.283, SLG: 0.402 (1, 3)	2-2 G6-3		1-2 L4-3 1-2				1-0 F8	4-2 BB BB		3	0	0	0	1	0	3
Tom Goodwin, L OBP: 0.333, SLG: 0.353 (8, PR) (9, 7)										0	0	0	0	0	0	0
Cory Snyder, R OBP: 0.329, SLG: 0.391 (1, 9)		0-0 1B E 1B			0-0 P8			0-3 K		4	1	1	0	0	1	4
Tim Wallach, R OBP: 0.268, SLG: 0.341 (1, 5)		1-2 FC6-4 1B			2-1 HBP			4-0 1B BB		2	0	2	1	1	0	0
Raul Mondesi, R OBP: 0.318, SLG: 0.452 (1, 7)		0-2 FC6-4 1B			1-0 P1			1-0 F8 F9		3	0	0	0	0	0	3
Dave Hansen, L OBP: 0.464, SLG: 0.505 (8, PH)		1-2F 2-H								1	0	0	0	0	0	3
Pedro Martinez, R (9, 1)										0	0	0	0	0	0	0
Jody Reed, R OBP: 0.333, SLG: 0.348 (1, 4)		2-1 CS 1B			0-1 P4			2-2 FC5-4 1-2F		4	0	1	0	0	1	2
Orel Hershiser, R OBP: 0.373, SLG: 0.411 (1, 1)		1-2 P6								2	0	0	0	0	0	2
Kip Gross, R (7, 1)										0	0	0	0	0	0	0
Mike Sharperson, R OBP: 0.299, SLG: 0.367 (7, PH)										1	0	0	0	0	0	1
Steve Wilson, L (8, 1)										0	0	0	0	0	0	0
Henry Rodriguez, L OBP: 0.265, SLG: 0.420 (9, 3)										1	0	0	0	0	1	0

Inning Stats	R: 0	H: 1	E: 0	K: 13	S: 13	H: 3	LOB: 1	BB: 0	P: 18	R: 1	H: 3	E: 1	K: 0	S: 20	R: 1	H: 2	E: 0	K: 10	S: 10	R: 0	H: 0	E: 0	K: 0	S: 5	R: 0	H: 1	E: 0	K: 0	S: 6	R: 0	H: 0	E: 0	K: 0	S: 5	R: 0	H: 1	E: 0	K: 0	S: 9	R: 1	H: 2	E: 0	K: 14	S: 14	R: 0	H: 0	E: 0	K: 10	S: 10	1B: 8	2B: 3	3B: 0	HR: 0	SF: 0	SAC: 1	DP: 1	HBP: 1	WP: 0	PB: 0	SB: 0	CS: 2	PA: 37
--------------	------	------	------	-------	-------	------	--------	-------	-------	------	------	------	------	-------	------	------	------	-------	-------	------	------	------	------	------	------	------	------	------	------	------	------	------	------	------	------	------	------	------	------	------	------	------	-------	-------	------	------	------	-------	-------	-------	-------	-------	-------	-------	--------	-------	--------	-------	-------	-------	-------	--------

PITCHER	IP	WLS	BF	H	R	ER	SO	BB	IBB	HBP	BLK	WP	HR	S	P	ERA	WHIP
Bryan Hickerson, L ERA: 4.26 (1, 1)	2.0		10	5	2	2	1	0	0	0	0	0	0	38	48	9.00	2.500
Jeff Brantley, R ERA: 4.28 (3, 1)	4.0	W	14	3	0	0	0	0	0	1	0	0	0	23	38	0.00	0.750
Kevin Rogers, L ERA: 2.68 (7, 1)	1.1		5	1	1	1	0	0	0	0	0	0	0	12	22	6.75	0.750
Michael Jackson, R ERA: 3.05 (8, 1)	0.1		4	1	0	0	1	2	0	0	0	0	0	8	16	0.00	9.000
Rod Beck, R ERA: 2.16 (8, 1)	1.1	S	4	0	0	0	2	0	0	0	0	0	0	11	18	0.00	0.000

BOTTOM

San Francisco Giants @ Los Angeles Dodgers
Dodger Stadium, Los Angeles, CA
 Sat Oct 02 1993, 3:33 AM PDT
 Att: 44,828 - Sunny - 85 F

livebaseballscorecards.com

AB	33
R	3
H	10
RBI	2
BB	2
SO	4
LOB	21



Batter	1	2	3	4	5	6	7	8	9	AB R H RBI BB SO LOB	TOP											
Darren Lewis, R OBP: 0.302, SLG: 0.324 (1, 8) X	0-0 G5-3		1-2 G6-3		1-1 G3-1			1-1 G4-3		4 0 0 1 0 0 1	<p>San Francisco Giants @ Los Angeles Dodgers Dodger Stadium, Los Angeles, CA</p> <p>Sun Oct 03 1993, 3:33 AM PDT Att. 54,340 - Sunny - 86 F</p>											
Robby Thompson, R OBP: 0.375, SLG: 0.496 (1, 4) B C B X	3-1 P2		0-0 F9		1-0 F8			1-3 K		4 0 0 0 0 1 1												
Will Clark, L OBP: 0.367, SLG: 0.432 (1, 3) C B B B	4-1 BB			3-3 K		0-1 WP 1B		3-2 F8		3 0 1 0 1 1 0												
Matt Williams, R OBP: 0.325, SLG: 0.561 (1, 5) B F B X	2-1 F9			0-1 FC3-6 1B		2-0 L9		3-1 G5-3		4 0 1 0 0 0 2												
Barry Bonds, L OBP: 0.458, SLG: 0.677 (1, 7) S T C		0-3 K		0-0 FC3-6 FC6 1-2f		1-3 K 1-2		1-1 F8		4 0 0 0 0 2 2												
Dave Martinez, L OBP: 0.317, SLG: 0.361 (1, 9) B C C C X		2-2 1B 1B		1 SAFE 1 SAFE FC6 1-2f		1-0 P3		0-0 F7		4 0 1 0 0 0 2												
Royce Clayton, R OBP: 0.331, SLG: 0.372 (1, 6) C X		0-1 G6-4-3 1B		0-1 SH2-4 G3-1 1B 1B		0-0 P2				3 1 2 0 0 0 0												
Kirt Manwaring, R OBP: 0.345, SLG: 0.350 (1, 2) X		0-0 G6-4-3 1-2f		0-2 G3-1 SH2-4 1B		2-2 F8				3 0 1 0 0 0 2												
Salomon Torres, R OBP: 0.231, SLG: 0.231 Trevor Wilson, L OBP: 0.194, SLG: 0.241 Dave Burba, R OBP: 0.333, SLG: 0.353 Michael Jackson, R OBP: 0.697, SLG: 1.333 Jeff Reed, L OBP: 0.346, SLG: 0.637 Scott Sanderson, R OBP: 1.000, SLG: 1.000 Dave Righetti, L OBP: 1.000, SLG: 1.000 Jim Deshaies, L (8, 1)		2-3 K		1-1 SH2-4		1-1 F8				1 0 0 0 0 1 0 1 0												
Inning Stats	R: 0 E: 0 K: 0 S: 6	H: 0 LOB: 1 BB: 1 P: 15	R: 0 E: 0 K: 1 S: 9	H: 2 LOB: 1 BB: 0 P: 11	R: 0 E: 0 K: 1 S: 7	H: 0 LOB: 0 BB: 0 P: 10	R: 0 E: 0 K: 1 S: 10	H: 1 LOB: 1 BB: 0 P: 14	R: 0 E: 0 K: 1 S: 7	H: 1 LOB: 1 BB: 0 P: 11	R: 0 E: 0 K: 0 S: 6	H: 0 LOB: 0 BB: 0 P: 9	R: 0 E: 0 K: 1 S: 8	H: 0 LOB: 0 BB: 0 P: 13	R: 0 E: 0 K: 0 S: 5	H: 0 LOB: 0 BB: 0 P: 9	1B: 6 2B: 0 3B: 0 HR: 0	SF: 0 SAC: 1 DP: 1 HBP: 0	WP: 1 PB: 0 SB: 0 CS: 0	PA: 33		
PITCHER Kevin Gross, R ERA: 4.14 (1, 1)	IP 9.0	WLS W	BF 33	H 6	R 1	ER 1	SO 5	BB 1	IBB 0	HBP 0	BLK 0	WP 1	HR 0	S 68	P 106	ERA 1.00	WHIP 0.778					PITCHER IP WLS BF H R ER SO BB IBB HBP BLK WP HR S P ERA WHIP

livebaseballscorecards.com

AB	31
R	1
H	6
RBI	1
BB	1
SO	5
LOB	10



Batter	1	2	3	4	5	6	7	8	9	AB	R	H	RBI	BB	SO	LOB
Brett Butler, L OBP: 0.387, SLG: 0.371 (1, 8) BB BB BB	4-0 G4-3 SH1-3 BB		0-0 SH5-3 1-2	4-2 1B BB		2-3 K		1B F8		3	0	1	0	2	1	2
Jose Offerman, S OBP: 0.346, SLG: 0.331 (1, 6) SAFE SAFE	0-1 SH1-3 1-2		0-1 G3 2-3	3-2 L9-4-3 1B 1-2 2-H		4-0 BB 1B BB		4-2 1B HR BB 1-2		2	2	1	1	2	0	1
Dave Hansen, L OBP: 0.465, SLG: 0.505 (1, 5) Tim Wallach, R OBP: 0.271, SLG: 0.342 (4, PH) (5, 5) Lenny Harris, L OBP: 0.303, SLG: 0.325 (9, 5)	0-0 G4-3 2-3		3-1 BB 2B 1B 3-H	1-0 L9-4-3 1-2		4-1 1B BB 1-2		0-0 HR 1B 1-2		2	1	1	1	0	0	1
Mike Piazza, R OBP: 0.370, SLG: 0.561 (1, 2) Carlos Hernandez, R OBP: 0.267, SLG: 0.364 (9, 2)	1-1 F9		4-1 2B 1-2 BB		0-0 HR	1-2 L7		1-1 HR 1-1 1-H 2-H		4	2	2	4	1	0	3
Eric Karros, R OBP: 0.287, SLG: 0.409 (1, 3)		3-3 K	0-0 2B 1-3 2-H		4-0 HR BB	1-2 1B 1-2 2-H		0-1 HR 3B		4	2	3	2	1	1	0
Henry Rodriguez, L OBP: 0.266, SLG: 0.415 (1, 7) Raul Mondesi, R OBP: 0.322, SLG: 0.488 (6, 7)		1-0 F7	4-0 IBB		0-0 P6	1-3 K		0-0 HR		2	0	0	0	1	0	1
Cory Snyder, R OBP: 0.331, SLG: 0.397 (1, 9)		1-2 FC6-4 1B	1-1 F9		0-0 HR 1-H		1-2 G5-3	4-0 WP 1B BB		4	1	2	2	1	0	3
Jody Reed, R OBP: 0.333, SLG: 0.346 (1, 4) Rafael Bournigal, R OBP: 0.500, SLG: 0.556 (8, PH) (9, 4)		0-1 FC6-4 1-2		4-0 SH1-4 1B BB	2-1 P3		1-2 L7	0-0 WP 1B 1-2		3	1	0	0	1	0	1
Kevin Gross, R OBP: 0.271, SLG: 0.281 (1, 1)			1-1 G3 SH5-3 1B 1B	0-0 SH1-4 1-2	2-3 K		2-3 K	0-3 K 1-2 2-3		1	0	1	0	0	3	2

Inning Stats	R: 0	H: 0	E: 0	K: 5	S: 5	H: 0	LOB: 1	BB: 1	P: 10	R: 0	H: 1	E: 0	K: 1	S: 12	R: 2	H: 3	E: 0	K: 0	S: 11	R: 1	H: 1	E: 0	K: 0	S: 7	R: 3	H: 2	E: 0	K: 1	S: 8	R: 1	H: 1	E: 0	K: 2	S: 18	R: 0	H: 0	E: 0	K: 1	S: 9	R: 5	H: 6	E: 0	K: 1	S: 15	1B: 8	2B: 2	3B: 1	HR: 4	SF: 0	SAC: 3	DP: 1	HBP: 0	WP: 1	PA: 46
--------------	------	------	------	------	------	------	--------	-------	-------	------	------	------	------	-------	------	------	------	------	-------	------	------	------	------	------	------	------	------	------	------	------	------	------	------	-------	------	------	------	------	------	------	------	------	------	-------	-------	-------	-------	-------	-------	--------	-------	--------	-------	--------

PITCHER	IP	WLS	BF	H	R	ER	SO	BB	IBB	HBP	BLK	WP	HR	S	P	ERA	WHIP
Salomon Torres, R ERA: 4.03 (1, 1)	3.1	L	20	5	3	3	1	4	1	0	0	0	0	34	68	8.10	2.700
Trevor Wilson, L ERA: 3.6 (4, 1)	0.2		1	0	0	0	0	0	0	0	0	0	1	2	0.00	0.000	
Dave Burba, R ERA: 4.25 (5, 1)	1.1		9	2	4	4	2	3	0	0	0	0	2	14	32	27.00	3.750
Michael Jackson, R ERA: 3.03 (6, 1)	0.2		3	1	0	0	1	0	0	0	0	0	0	12	15	0.00	1.500
Scott Sanderson, R ERA: 4.21 (7, 1)	1.0		3	0	0	0	1	0	0	0	0	0	0	9	13	0.00	0.000

BOTTOM

San Francisco Giants @ Los Angeles Dodgers
Dodger Stadium, Los Angeles, CA

Sun Oct 03 1993, 3:33 AM PDT
Att: 54,340 - Sunny - 86 F

livebaseballscorecards.com

AB	33
R	12
H	14
RBI	12
BB	10
SO	6
LOB	18

