

San Francisco Giants - 1993

Batter	1	2	3	4	5	6	7	8	9	AB	R	H	RBI	BB	SO	LOB	TOP			
Willie McGee, S (1,9) OBP: 0.500, SLG: 0.500	0-1 G6-3 1B			0-1 1B		2-2 G5-3		0-2 F8		4	0	2	0	0	0	1	San Francisco Giants @ St. Louis Cardinals Busch Stadium, St. Louis, MO Tue Apr 06 1993, 7:05 PM CDT Att: 50,892 - Unknown - 60 F			
Dave Martinez, L (1,8) OBP: 0.500, SLG: 0.500	1-1 F7			2-0 F7 2B 1B		1-1 P6			1-1 F7 1B 1B	4	1	2	0	0	0	1				
Will Clark, L (1,3) OBP: 0.250, SLG: 0.500	2-1 G6-3			1-2 F7			0-0 SF7 2B		2-1 F7	4	1	1	0	0	0	3				
Matt Williams, R (1,5) OBP: 0.500, SLG: 0.750		0-0 G6-3		2-0 2B			1-0 E6 G6-4-3		0-1 WP 1B	4	0	2	1	0	0	1				
Barry Bonds, L (1,7)		1-0 L6		3-H 2B			0-0 SF7		4-0 WP IBB	2	0	0	1	1	1	1				
Robby Thompson, R (1,4)					0-3 K															
Michael Jackson, R (7,1)																				
Kevin Rogers, L (8,1)																				
Mark Carreon, R (9,PH)																				
Rod Beck, R (9,1)																				
Royce Clayton, R (1,6) OBP: 0.333, SLG: 0.333				0-0 F8						3	0	1	0	0	1	0				
Kirt Manwaring, R (1,2)				0-0 F8						2	0	0	0	0	0	0				
John Burkett, R (1,1)				0-3 K						2	0	0	0	0	1	0				
Mike Benjamin, R (7,4)							0-1 G1-3			1	0	0	0	0	0	1				
Inning Stats	R: 0 E: 0 K: 0 S: 6	H: 1 LOB: 0 BB: 0 P: 9	R: 0 E: 0 K: 0 S: 3	H: 0 LOB: 0 BB: 0 P: 4	R: 0 E: 0 K: 1 S: 5	H: 0 LOB: 0 BB: 0 P: 5	R: 1 E: 0 K: 0 S: 11	H: 3 LOB: 1 BB: 0 P: 16	R: 0 E: 0 K: 2 S: 7	H: 0 LOB: 0 BB: 0 P: 8	R: 1 E: 1 K: 0 S: 4	H: 1 LOB: 0 BB: 0 P: 6	R: 0 E: 0 K: 0 S: 9	H: 1 LOB: 2 BB: 1 P: 10	R: 0 E: 0 K: 0 S: 10	H: 2 LOB: 2 BB: 1 P: 19	1B: 6 2B: 2 3B: 0 HR: 0	SF: 1 SAC: 1 DP: 2 HBP: 0	WP: 1 PB: 0 SB: 0 CS: 0	PA: 33
PITCHER	IP WLS BF H R ER SO BB IBB HBP BLK WP HR S P ERA WHIP	IP WLS BF H R ER SO BB IBB HBP BLK WP HR S P ERA WHIP	IP WLS BF H R ER SO BB IBB HBP BLK WP HR S P ERA WHIP	IP WLS BF H R ER SO BB IBB HBP BLK WP HR S P ERA WHIP	IP WLS BF H R ER SO BB IBB HBP BLK WP HR S P ERA WHIP	IP WLS BF H R ER SO BB IBB HBP BLK WP HR S P ERA WHIP	IP WLS BF H R ER SO BB IBB HBP BLK WP HR S P ERA WHIP	IP WLS BF H R ER SO BB IBB HBP BLK WP HR S P ERA WHIP	IP WLS BF H R ER SO BB IBB HBP BLK WP HR S P ERA WHIP	IP WLS BF H R ER SO BB IBB HBP BLK WP HR S P ERA WHIP	IP WLS BF H R ER SO BB IBB HBP BLK WP HR S P ERA WHIP	IP WLS BF H R ER SO BB IBB HBP BLK WP HR S P ERA WHIP	IP WLS BF H R ER SO BB IBB HBP BLK WP HR S P ERA WHIP	IP WLS BF H R ER SO BB IBB HBP BLK WP HR S P ERA WHIP	IP WLS BF H R ER SO BB IBB HBP BLK WP HR S P ERA WHIP	IP WLS BF H R ER SO BB IBB HBP BLK WP HR S P ERA WHIP	IP WLS BF H R ER SO BB IBB HBP BLK WP HR S P ERA WHIP			

Batter	1	2	3	4	5	6	7	8	9	AB	R	H	RBI	BB	SO	LOB	BOTTOM					
Geronimo Pena, S (1,4) OBP: 1.000, SLG: 1.000	1-0 G6-4-3 1B									2	1	2	0	2	0	0	San Francisco Giants @ St. Louis Cardinals Busch Stadium, St. Louis, MO Tue Apr 06 1993, 7:05 PM CDT Att: 50,892 - Unknown - 60 F					
Rob Murphy, L (9,1)										0	0	0	0	0	0	0						
Les Lancaster, R (9,1)										0	0	0	0	0	0	0						
Ozzie Smith, S (1,6) OBP: 0.250, SLG: 0.750	2-1 G6-4-3 1-2									4	0	1	1	0	0	3						
Gregg Jefferies, S (1,3) OBP: 0.250, SLG: 0.250	1-1 1B									4	0	1	0	0	0	3						
Ray Lankford, L (1,8) OBP: 0.250, SLG: 0.250	0-0 P5									4	0	1	0	0	0	2						
Mark Whiten, S (1,9) OBP: 0.250, SLG: 0.250		0-3 K								4	0	1	0	0	1	1						
Todd Zeile, R (1,5) OBP: 0.250, SLG: 0.500		3-2 L9								4	0	1	0	0	0	1						
Bernard Gilkey, R (1,7)		0-0 G1-3								3	0	0	0	0	1	2						
Tom Pagnozzi, R (1,2)										3	0	0	0	0	0	1						
Bob Tewksbury, R (1,1)										2	0	0	0	0	2	0						
Luis Alicea, S (8,PH) (9,4)										1	0	0	0	0	0	0						
Inning Stats	R: 0 E: 0 K: 0 S: 6	H: 2 LOB: 1 BB: 0 P: 10	R: 0 E: 0 K: 1 S: 7	H: 0 LOB: 0 BB: 0 P: 10	R: 0 E: 0 K: 1 S: 7	H: 1 LOB: 0 BB: 0 P: 10	R: 0 E: 0 K: 0 S: 9	H: 1 LOB: 1 BB: 0 P: 14	R: 0 E: 0 K: 1 S: 6	H: 1 LOB: 0 BB: 0 P: 9	R: 1 E: 0 K: 1 S: 11	H: 1 LOB: 1 BB: 1 P: 21	R: 0 E: 0 K: 1 S: 8	H: 1 LOB: 0 BB: 0 P: 14	R: 0 E: 1 K: 0 S: 12	H: 0 LOB: 2 BB: 1 P: 23	R: 0 E: 0 K: 0 S: 6	H: 0 LOB: 0 BB: 0 P: 8	1B: 5 2B: 2 3B: 1 HR: 0	SF: 0 SAC: 0 DP: 2 HBP: 0	WP: 0 PB: 0 SB: 0 CS: 1	PA: 34
PITCHER	IP WLS BF H R ER SO BB IBB HBP BLK WP HR S P ERA WHIP	IP WLS BF H R ER SO BB IBB HBP BLK WP HR S P ERA WHIP	IP WLS BF H R ER SO BB IBB HBP BLK WP HR S P ERA WHIP	IP WLS BF H R ER SO BB IBB HBP BLK WP HR S P ERA WHIP	IP WLS BF H R ER SO BB IBB HBP BLK WP HR S P ERA WHIP	IP WLS BF H R ER SO BB IBB HBP BLK WP HR S P ERA WHIP	IP WLS BF H R ER SO BB IBB HBP BLK WP HR S P ERA WHIP	IP WLS BF H R ER SO BB IBB HBP BLK WP HR S P ERA WHIP	IP WLS BF H R ER SO BB IBB HBP BLK WP HR S P ERA WHIP	IP WLS BF H R ER SO BB IBB HBP BLK WP HR S P ERA WHIP	IP WLS BF H R ER SO BB IBB HBP BLK WP HR S P ERA WHIP	IP WLS BF H R ER SO BB IBB HBP BLK WP HR S P ERA WHIP	IP WLS BF H R ER SO BB IBB HBP BLK WP HR S P ERA WHIP	IP WLS BF H R ER SO BB IBB HBP BLK WP HR S P ERA WHIP	IP WLS BF H R ER SO BB IBB HBP BLK WP HR S P ERA WHIP	IP WLS BF H R ER SO BB IBB HBP BLK WP HR S P ERA WHIP	IP WLS BF H R ER SO BB IBB HBP BLK WP HR S P ERA WHIP					



Batter	1	2	3	4	5	6	7	8	9	AB	R	H	RBI	BB	SO	LOB	TOP					
Willie McGee, S (1,9) OBP: 0.308, SLG: 0.385	G6-3		K		G4-3			F9		4	0	0	0	0	1	1	San Francisco Giants @ St. Louis Cardinals Busch Stadium, St. Louis, MO Thu Apr 08 1993, 3:33 AM CDT Att: 25,870 - Unknown - 61 F					
Darren Lewis, R (1,8) OBP: 0.125, SLG: 0.375	G6-3		3B		B3			L3		4	0	1	0	0	0	1						
Will Clark, L (1,3) OBP: 0.167, SLG: 0.182	F7		G6-3				F7	F7		4	0	0	0	0	0	2						
Matt Williams, R (1,5) OBP: 0.167, SLG: 0.250		P3			G5-3		L7	G5-3		4	0	0	0	0	0	0						
Barry Bonds, L (1,7) OBP: 0.333, SLG: 0.700		2B			G3-1		K	F9		4	1	1	0	0	1	0						
Robby Thompson, R (1,4) OBP: 0.200, SLG: 0.222		2B			1B			F9	F8	3	0	1	1	1	0	0						
Royce Clayton, R (1,6) OBP: 0.500, SLG: 0.400		K			1B			G6-3		3	0	1	0	0	1	1						
Kirt Manwaring, R (1,2) OBP: 0.111, SLG: 0.111		G4-3			G6-3			G4-3		3	0	0	0	0	0	3						
Bud Black, L (1,1) Kevin Rogers, L (6,1) Michael Jackson, R (7,1) Mark Carreon, R (8,PH) Dave Burba, R (8,1)			G3		G6-3			S		2	0	0	0	0	0	0						
Inning Stats	R: 0 E: 0 K: 0 S: 6	H: 0 LOB: 0 BB: 0 P: 9	R: 1 E: 0 K: 1 S: 9	H: 2 LOB: 1 BB: 0 P: 13	R: 0 E: 0 K: 1 S: 13	H: 1 LOB: 1 BB: 0 P: 17	R: 0 E: 0 K: 0 S: 5	H: 1 LOB: 2 BB: 1 P: 12	R: 0 E: 0 K: 0 S: 4	H: 0 LOB: 0 BB: 0 P: 6	R: 0 E: 0 K: 1 S: 9	H: 0 LOB: 0 BB: 0 P: 11	R: 0 E: 0 K: 0 S: 3	H: 0 LOB: 0 BB: 0 P: 4	R: 0 E: 0 K: 0 S: 8	H: 1 LOB: 1 BB: 0 P: 13		R: 0 E: 0 K: 0 S: 7	H: 0 LOB: 0 BB: 0 P: 8	1B: 2 2B: 2 3B: 1 HR: 0	SF: 0 SAC: 0 DP: 0 HBP: 0	WP: 0 PB: 0 SB: 1 CS: 0
PITCHER	IP	WLS	BF	H	R	ER	SO	BB	IBB	HBP	BLK	WP	HR	S	P	ERA	WHIP					
Donovan Osborne, L (1,1) ERA: 1.29	7.0	W	27	5	1	1	3	1	0	0	0	0	0	52	75	1.29	0.857					
Rob Murphy, L (8,1) ERA:	1.0		3	0	0	0	0	0	0	0	0	0	0	5	10	0.00	0.000					
Lee Smith, R (9,1) ERA:	1.0	S	3	0	0	0	0	0	0	0	0	0	0	7	8	0.00	0.000					

Batter	1	2	3	4	5	6	7	8	9	AB	R	H	RBI	BB	SO	LOB	BOTTOM				
Geronimo Pena, S (1,4) OBP: 0.692, SLG: 0.900	P5		G5-3			CS		K		4	0	1	0	0	1	0	San Francisco Giants @ St. Louis Cardinals Busch Stadium, St. Louis, MO Thu Apr 08 1993, 3:33 AM CDT Att: 25,870 - Unknown - 61 F				
Ozzie Smith, S (1,6) OBP: 0.167, SLG: 0.333	F9		G5-3			K				3	0	0	0	0	1	1					
Gregg Jefferies, S (1,3) OBP: 0.300, SLG: 0.600		HR			G6-3		CS	F8		3	1	1	1	0	0	0					
Ray Lankford, L (1,8) OBP: 0.273, SLG: 0.111		E1			CS			K		2	0	0	0	1	1	0					
Mark Whiten, S (1,9) OBP: 0.273, SLG: 0.545		F8			G5-3			HR		3	1	1	1	0	0	2					
Todd Zeile, R (1,5) OBP: 0.394, SLG: 0.455		F8			K			1B		3	0	1	0	0	1	0					
Brian Jordan, R (1,7) OBP: 0.143, SLG: 0.429		G5-3			F9			F9		3	0	0	0	0	0	1					
Tom Pagnozzi, R (1,2)		G5-3			K			F8		3	0	0	0	0	1	0					
Donovan Osborne, S (1,1) Rob Murphy, L (8,1) Rod Brewer, L (8,PH) Lee Smith, R (9,1)			G6-3			K		G4-3		2	0	0	0	0	1	0					
Inning Stats	R: 1 E: 1 K: 0 S: 11	H: 1 LOB: 1 BB: 0 P: 18	R: 0 E: 0 K: 0 S: 8	H: 0 LOB: 0 BB: 0 P: 12	R: 0 E: 0 K: 0 S: 5	H: 0 LOB: 0 BB: 0 P: 6	R: 0 E: 0 K: 0 S: 8	H: 0 LOB: 0 BB: 1 P: 15	R: 0 E: 0 K: 2 S: 11	H: 1 LOB: 0 BB: 0 P: 16	R: 1 E: 0 K: 1 S: 11	H: 2 LOB: 1 BB: 0 P: 17	R: 0 E: 0 K: 1 S: 10	H: 0 LOB: 0 BB: 0 P: 13	1B: 2 2B: 0 3B: 0 HR: 2	SF: 0 SAC: 0 DP: 0 HBP: 0		WP: 0 PB: 0 SB: 0 CS: 2	PA: 29		
PITCHER	IP	WLS	BF	H	R	ER	SO	BB	IBB	HBP	BLK	WP	HR	S	P	ERA	WHIP				
Bud Black, L (1,1) ERA: 1.8	5.0		17	1	1	1	2	1	0	0	0	0	1	40	62	5.40	1.800				
Kevin Rogers, L (6,1) ERA: 3.66	1.2	L	7	3	1	1	3	0	0	0	0	0	0	19	29	5.40	1.800				
Michael Jackson, R (7,1) ERA:	0.1		1	0	0	0	0	0	0	0	0	0	0	3	4	0.00	0.000				
Dave Burba, R (8,1) ERA:	1.0		3	0	0	0	1	0	0	0	0	0	0	10	13	0.00	0.000				



Batter	1	2	3	4	5	6	7	8	9	AB	R	H	RBI	BB	SO	LOB	TOP					
Darren Lewis, R (1, 8) OBP: 0.294, SLG: 0.438 Dave Righetti, L (9, 1)	G5-3						G4-3	L9		4	1	1	0	1	0	1	San Francisco Giants @ Pittsburgh Pirates Three Rivers Stadium, Pittsburgh, PA Sat Apr 10 1993, 3:33 AM EDT Att: 18,264 - Sunny - 50 F					
Mark Carreon, R (1, 9) OBP: 0.625, SLG: 0.667	HR		G6-3				BLK	1B	BB	3	3	2	1	2	0	1						
Will Clark, L (1, 3) OBP: 0.238, SLG: 0.400	HR		K				L3		F7	5	2	2	4	0	1	3						
Matt Williams, R (1, 5) OBP: 0.238, SLG: 0.381	P4							G3-1	1B	5	2	3	1	0	0	0						
Barry Bonds, L (1, 7) OBP: 0.333, SLG: 0.667	G1-3							G3-1	1B	4	1	0	0	1	0	2						
Robby Thompson, R (1, 4) OBP: 0.316, SLG: 0.389		F8						F9	1B	5	1	2	2	0	0	0						
Royce Clayton, R (1, 6) OBP: 0.389, SLG: 0.471		K						F9	1B	5	0	1	0	0	1	4						
Kirt Manwaring, R (1, 2) OBP: 0.235, SLG: 0.188		G1-3						2B	1B	5	1	2	3	0	1	1						
Jeff Brantley, R (1, 1) Craig Colbert, R (5, PH) Dave Burba, R (5, 1) Michael Jackson, R (8, 1) Dave Martinez, L (8, 8)									K	1	0	0	0	0	0	0						
Inning Stats	R: 2 E: 0 K: 0 S: 10	H: 1 LOB: 0 BB: 1 P: 20	R: 0 E: 0 K: 1 S: 7	H: 0 LOB: 0 BB: 0 P: 10	R: 0 E: 0 K: 1 S: 7	H: 0 LOB: 1 BB: 1 P: 16	R: 0 E: 0 K: 0 S: 7	H: 0 LOB: 0 BB: 0 P: 10	R: 4 E: 0 K: 1 S: 18	H: 5 LOB: 1 BB: 1 P: 32	R: 0 E: 0 K: 0 S: 4	H: 0 LOB: 0 BB: 0 P: 6	R: 0 E: 0 K: 1 S: 10	H: 1 LOB: 1 BB: 0 P: 16	R: 3 E: 0 K: 0 S: 14	H: 4 LOB: 1 BB: 0 P: 22		R: 3 E: 0 K: 1 S: 17	H: 3 LOB: 2 BB: 2 P: 33	1B: 8 2B: 5 3B: 0 HR: 1	SF: 0 SAC: 0 DP: 0 HBP: 0	WP: 0 PB: 0 SB: 2 CS: 0
PITCHER	IP	WLS	BF	H	R	ER	SO	BB	IBB	HBP	BLK	WP	HR	S	P	ERA	WHIP					
Steve Cooke, L (1, 1) ERA: 10.8	5.0	L	23	6	6	6	3	3	0	0	1	0	1	49	88	10.80	1.800					
Bias Minor, R (6, 1) ERA:	1.0		3	0	0	0	0	0	0	0	0	0	0	4	6	0.00	0.000					
Dennis Moeller, L (7, 1) ERA: 13.5	2.0		11	5	3	3	1	0	0	0	2	0	0	24	38	13.50	2.500					
Denny Neagle, L (9, 1) ERA: 12.0	1.0		8	3	3	3	1	2	0	0	0	0	0	17	33	27.00	5.000					

AB	40
R	12
H	14
RBI	12
BB	5
SO	5
LOB	14



Batter	1	2	3	4	5	6	7	8	9	AB	R	H	RBI	BB	SO	LOB	BOTTOM				
Al Martin, L (1, 7) OBP: 0.176, SLG: 0.529 Lloyd McClendon, R (9, PH)	K	E3							G5-3	4	1	1	1	0	2	2	San Francisco Giants @ Pittsburgh Pirates Three Rivers Stadium, Pittsburgh, PA Sat Apr 10 1993, 3:33 AM EDT Att: 18,264 - Sunny - 50 F				
Jay Bell, R (1, 6) OBP: 0.588, SLG: 0.733	G5-3	1B							BB	4	0	2	1	1	0	0					
Andy Van Slyke, L (1, 8) John Wehner, R (9, 8)	BB	F8							F8	3	0	0	0	1	0	3					
Jeff King, R (1, 5) OBP: 0.500, SLG: 0.500	P3		F7						F7	5	0	1	0	0	0	2					
Orlando Merced, S (1, 9) OBP: 0.412, SLG: 0.429		BB	G4-3						1B	3	2	1	0	1	0	1					
Kevin Young, R (1, 3) OBP: 0.412, SLG: 0.600		E							SF7	2	1	1	0	1	1	0					
Tom Prince, R (1, 2)		E							FC4-6	2	1	1	0	1	1	0					
Carlos Garcia, R (1, 4) OBP: 0.375, SLG: 0.333		L7							SF7	3	0	0	1	0	0	3					
Steve Cooke, R (1, 1) Bias Minor, R (6, 1) Dave Clark, L (6, PH) Dennis Moeller, R (7, 1) Tom Foley, L (8, PH) Denny Neagle, L (9, 1)		K							FC4-6	4	0	1	0	0	1	3					
Inning Stats	R: 0 E: 0 K: 1 S: 9	H: 0 LOB: 1 BB: 1 P: 16	R: 3 E: 2 K: 1 S: 17	H: 1 LOB: 2 BB: 2 P: 33	R: 0 E: 0 K: 0 S: 8	H: 0 LOB: 1 BB: 0 P: 16	R: 1 E: 0 K: 0 S: 8	H: 2 LOB: 1 BB: 0 P: 15	R: 0 E: 0 K: 1 S: 13	H: 1 LOB: 0 BB: 0 P: 20	R: 0 E: 0 K: 0 S: 5	H: 0 LOB: 0 BB: 0 P: 10	R: 0 E: 0 K: 0 S: 12	H: 2 LOB: 1 BB: 0 P: 18	R: 0 E: 0 K: 0 S: 5	H: 0 LOB: 1 BB: 1 P: 11		1B: 5 2B: 2 3B: 0 HR: 1	SF: 1 SAC: 0 DP: 1 HBP: 1	WP: 0 PB: 0 SB: 0 CS: 0	PA: 40
PITCHER	IP	WLS	BF	H	R	ER	SO	BB	IBB	HBP	BLK	WP	HR	S	P	ERA	WHIP				
Jeff Brantley, R (1, 1) ERA: 2.25	3.0	W	12	4	1	1	2	0	0	0	0	0	0	32	52	3.00	1.333				
Dave Burba, R (5, 1) ERA: 2.25	1.0		3	0	0	0	0	0	0	0	0	0	0	7	11	0.00	0.000				
Michael Jackson, R (8, 1) ERA:	1.0		4	0	0	0	0	1	0	0	0	0	0	5	11	0.00	1.000				

AB	34
R	5
H	7
RBI	3
BB	4
SO	4
LOB	18



Batter	1	2	3	4	5	6	7	8	9	AB R H RBI BB SO LOB	TOP												
Willie McGee, S OBP: 0.304, SLG: 0.318 (1, 9)	G3-1		L4		FC5-4 BB		E7 1B		BB	4 0 1 0 1 0 3	San Francisco Giants @ Pittsburgh Pirates Three Rivers Stadium, Pittsburgh, PA Sun Apr 11 1993, 3:33 AM EDT Att. 12,844 - Sunny - 58 F												
Dave Martinez, L OBP: 0.500, SLG: 0.500 Darren Lewis, R OBP: 0.278, SLG: 0.412 (9, PH) (9, 8)	F7		PB 1-H 2-H		1-2 BB		BB	1 SAFE 1 SAFE 1 SAFE 1 SAFE	P2	2 0 1 2 2 0 0 1 0 0 0 0 0 1													
Will Clark, L OBP: 0.231, SLG: 0.333 (1, 3)	K				F9		K		K	4 0 0 0 1 3 6													
Matt Williams, R OBP: 0.240, SLG: 0.500 (1, 5)		G6-3	P4			HR	SF7			3 1 1 2 0 0 2													
Barry Bonds, L OBP: 0.280, SLG: 0.545 (1, 7)	K			G4-3		G4-3	P4			4 0 0 0 0 1 2													
Royce Clayton, R OBP: 0.354, SLG: 0.429 (1, 6)	CS 1B			F7		F7			K	4 0 1 0 0 1 0													
Jeff Reed, L OBP: 0.571, SLG: 0.250 (1, 2)	CS 1-2		PB 2B HBP 1B	CS BB		BB			K	2 1 1 0 2 1 0													
Mike Benjamin, R (1, 4)			PB 2B HBP 1B	CS BB	G5-3	F7			K	3 1 0 0 0 1 1													
John Burkett, R OBP: 0.400, SLG: 0.400 Rod Beck, R (8, 1)			B3		FC5-4 1B		E SF7 1B		K	3 1 2 0 0 0 2 1 0 0 0 0 1 0													
Inning Stats	R: 0 E: 0 K: 1 S: 7	H: 0 LOB: 0 BB: 0 P: 12	R: 0 E: 0 K: 1 S: 7	H: 1 LOB: 0 BB: 0 P: 13	R: 2 E: 0 K: 0 S: 12	H: 2 LOB: 2 BB: 1 P: 25	R: 0 E: 0 K: 0 S: 13	H: 0 LOB: 0 BB: 1 P: 24	R: 0 E: 0 K: 0 S: 11	H: 1 LOB: 2 BB: 1 P: 18	R: 1 E: 0 K: 0 S: 9	H: 1 LOB: 1 BB: 1 P: 14	R: 1 E: 1 K: 1 S: 11	H: 2 LOB: 2 BB: 1 P: 23	R: 0 E: 0 K: 3 S: 9	H: 0 LOB: 0 BB: 0 P: 11	R: 0 E: 0 K: 2 S: 10	H: 0 LOB: 1 BB: 1 P: 21	1B: 5 2B: 1 3B: 0 HR: 1	SF: 1 SAC: 0 DP: 0 HBP: 1	WP: 0 PB: 2 SB: 0 CS: 2	PA: 41	
PITCHER	IP WLS BF H R ER SO BB IBB HBP BLK WP HR S P ERA WHIP											PITCHER	IP WLS BF H R ER SO BB IBB HBP BLK WP HR S P ERA WHIP										
Tim Wakefield, R ERA: 3.86 Paul Wagner, R ERA: 3.0 John Candelaria, L ERA: 6.75	(1, 1) (8, 1) (9, 1)	7.0 1.1 0.2	L 5 2	32 0 0	7 0 0	4 0 0	3 4 0	3 0 0	3 4 1	0 0 0	0 0 0	0 0 0	0 0 0	0 0 0	70 12 7	129 20 12	3.86 0.00 0.00	1.714 0.750 0.000					

Batter	1	2	3	4	5	6	7	8	9	AB R H RBI BB SO LOB	BOTTOM												
Lonnie Smith, R OBP: 0.600, SLG: 0.333 (1, 7)	G5-4-3 BB		F8		F8 1B			G5-3		3 0 1 1 1 0 0	San Francisco Giants @ Pittsburgh Pirates Three Rivers Stadium, Pittsburgh, PA Sun Apr 11 1993, 3:33 AM EDT Att. 12,844 - Sunny - 58 F												
Jay Bell, R OBP: 0.476, SLG: 0.579 (1, 6)	G5-4-3 1-2		G5-3		F8		G3-1			4 0 0 0 0 0 2													
Andy Van Slyke, L OBP: 0.381, SLG: 0.500 (1, 8)			F8			F7	FC5-4 1B			3 0 1 0 1 0 0													
Jeff King, R OBP: 0.409, SLG: 0.400 (1, 5)	F7			L5		G5-3	FC5-4			4 0 0 0 0 0 2													
Dave Clark, L OBP: 0.286, SLG: 0.167 John Wehner, R (9, PR)		2B BB		G3-1		G1-3		SH1-4 1B		3 1 1 0 1 0 0 0 1 0 0 0 0 0													
Kevin Young, R OBP: 0.381, SLG: 0.526 (1, 3)		F9		K			P4	G3 SH1-4 1B		4 0 1 0 0 1 1													
Don Slaught, R OBP: 0.364, SLG: 0.300 (1, 2)		F9			FC3-6 HBP		1B	SH1-4		2 0 1 0 0 0 1													
Tom Foley, L OBP: 0.200, SLG: 0.400 (1, 4)		FC3-6 1B			FC3-6 BLK 1B		F8	G3		4 1 1 2 0 0 4													
Tim Wakefield, R OBP: 0.333, SLG: 0.500 Al Martin, L OBP: 0.167, SLG: 0.500 Paul Wagner, R (8, 1) John Candelaria, L (9, 1) Orlando Merced, S OBP: 0.389, SLG: 0.400 (9, PH)	(1, 1) (7, PH) (8, 1) (9, 1) (9, PH)	7.2 1.1	W S	30 6	4 2	2 1	2 1	2 1	1 1	0 0	0 0	0 0	0 0	0 0	67 13	67 19	2.35 6.75	0.913 1.500					
Inning Stats	R: 0 E: 0 K: 0 S: 9	H: 0 LOB: 1 BB: 2 P: 20	R: 1 E: 0 K: 0 S: 11	H: 1 LOB: 1 BB: 1 P: 21	R: 0 E: 0 K: 0 S: 7	H: 0 LOB: 0 BB: 0 P: 9	R: 0 E: 0 K: 1 S: 10	H: 0 LOB: 0 BB: 0 P: 12	R: 1 E: 0 K: 0 S: 9	H: 1 LOB: 1 BB: 0 P: 14	R: 0 E: 0 K: 0 S: 5	H: 0 LOB: 0 BB: 0 P: 8	R: 0 E: 0 K: 1 S: 8	H: 1 LOB: 1 BB: 0 P: 13	R: 0 E: 0 K: 0 S: 9	H: 1 LOB: 1 BB: 0 P: 12	R: 1 E: 0 K: 1 S: 12	H: 2 LOB: 2 BB: 0 P: 18	1B: 5 2B: 1 3B: 0 HR: 0	SF: 0 SAC: 1 DP: 1 HBP: 1	WP: 0 PB: 0 SB: 0 CS: 0	PA: 36	
PITCHER	IP WLS BF H R ER SO BB IBB HBP BLK WP HR S P ERA WHIP											PITCHER	IP WLS BF H R ER SO BB IBB HBP BLK WP HR S P ERA WHIP										
John Burkett, R ERA: 1.98 Rod Beck, R ERA: 8.1	(1, 1) (8, 1)	7.2 1.1	W S	30 6	4 2	2 1	2 1	1 1	1 1	0 0	0 0	0 0	0 0	0 0	67 13	67 19	2.35 6.75	0.913 1.500					

Batter	1	2	3	4	5	6	7	8	9	10	11	AB	R	H	RBI	BB	SO	LOB	TOP								
Chuck Carr, S OBP: 0.286, SLG: 0.167 (1, 8)	G6-4-3 1B		L4			G1-3	K					4	0	1	0	1	1	1									
Bret Barberie, S OBP: 0.365, SLG: 0.231 (1, 4)	G6-4-3 1-2			FC4-6 BB		G6-3		L5-4 BB		F9		4	0	1	0	1	0	2									
Jeff Conine, R OBP: 0.500, SLG: 0.440 (1, 7)				F9				K				3	1	0	0	2	1	2									
Orestes Destrade, S OBP: 0.310, SLG: 0.308 Greg Briley, L OBP: 0.143, SLG: 0.143 (11, PR)				FC4-6 BB								3	1	1	1	2	0	2									
Benito Santiago, R OBP: 0.333, SLG: 0.429 (1, 2)		G4-6-3 BB		FC5-4 BB								3	1	1	2	2	1	3									
Junior Felix, S OBP: 0.115, SLG: 0.154 (1, 9)		F8		FC5-4 1-2								5	0	0	0	0	1	4									
Rick Renteria, R OBP: 0.167, SLG: 0.167 (1, 5)	G4-6-3 1-2					G5-3		F9		G6-3		4	0	0	0	0	0	1									
Walt Weiss, S OBP: 0.481, SLG: 0.400 (1, 6)						G1-3				G6-3		2	0	0	0	2	0	0									
Chris Hammond, L Monty Farias, R Richie Lewis, R Alex Arias, R Trevor Hoffman, R Scott Pose, L Joe Klink, L (1, 1) (8, PR) (8, PR) (7, PR) (7, 1) (10, PR) (10, 1)												1	0	0	0	0	1	0									
Inning Stats	R: 0 E: 0 K: 0 S: 5	H: 1 LOB: 1 BB: 1 P: 11	R: 0 E: 0 K: 0 S: 5	H: 0 LOB: 0 BB: 1 P: 10	R: 0 E: 0 K: 1 S: 5	H: 0 LOB: 0 BB: 0 P: 8	R: 0 E: 0 K: 0 S: 10	H: 0 LOB: 2 BB: 2 P: 23	R: 0 E: 0 K: 1 S: 5	H: 0 LOB: 1 BB: 1 P: 12	R: 3 E: 0 K: 1 S: 11	H: 2 LOB: 0 BB: 1 P: 18	R: 0 E: 0 K: 0 S: 12	H: 1 LOB: 1 BB: 1 P: 20	R: 0 E: 0 K: 0 S: 5	H: 0 LOB: 0 BB: 0 P: 8	R: 0 E: 0 K: 0 S: 8	H: 0 LOB: 1 BB: 1 P: 16	R: 0 E: 0 K: 1 S: 5	H: 0 LOB: 1 BB: 1 P: 9	1B: 2 2B: 3 3B: 0 HR: 1	SF: 0 SAC: 0 DP: 4 HBP: 0	WP: 0 PB: 0 SB: 0 CS: 2	PA: 42			
PITCHER	IP 5.2	WLS 23	BF 23	H 3	R 3	ER 3	SO 2	BB 6	IBB 0	HBP 0	BLK 0	WP 0	HR 0	S 37	P 77	ERA 4.76	WHIP 1.588										
Trevor Wilson, L ERA: 8.68 Michael Jackson, R ERA: Kevin Rogers, L ERA: 2.08 Dave Righetti, L ERA: Rod Beck, R ERA: 6.23	(1, 1) (6, 1) (7, 1) (9, 1) (11, 1)																										

Florida Marlins @ San Francisco Giants
Candlestick Park, San Francisco, CA
Mon-Apr 12 1993, 6:33 AM EDT
Att: 56,689 - Sunny - 61 F

livebaseballscores.com
AB 32
R 3
H 4
RBI 3
BB 10
SO 6
LOB 17



Batter	1	2	3	4	5	6	7	8	9	10	11	AB	R	H	RBI	BB	SO	LOB	BOTTOM							
Willie McGee, S OBP: 0.310, SLG: 0.269 (1, 9)	G3		G5-3	G5-3			FC1-4 SH3-4 BB	FC6-4 1-2				4	0	0	0	2	0	3								
Darren Lewis, R OBP: 0.261, SLG: 0.364 (1, 8)	B5-3		G6-3		G5-3		SH3-4		F9			5	0	1	1	0	0	0								
Will Clark, L OBP: 0.290, SLG: 0.333 (1, 3)												3	0	1	0	2	1	0								
Matt Williams, R OBP: 0.233, SLG: 0.429 (1, 5)		G5-3			G6-3		FC1-4 BB		G4-3			4	0	0	0	1	0	2								
Barry Bonds, L OBP: 0.321, SLG: 0.680 Mark Carreon, R OBP: 0.700, SLG: 0.714 (1, 7) (6, PR) (7, 7)				G4-3								3	1	2	1	0	0	2								
Royce Clayton, R OBP: 0.333, SLG: 0.385 (1, 6)												5	1	1	0	0	2	5								
Kirt Manwaring, R OBP: 0.273, SLG: 0.200 (1, 2)												4	0	1	0	1	0	2								
Mike Benjamin, R OBP: 0.400, SLG: 0.625 (1, 4)												4	2	2	2	1	0	2								
Trevor Wilson, L Michael Jackson, R Todd Stanger, S Kevin Rogers, L Jeff Reed, L Dave Righetti, L Rod Beck, R (1, 1) (8, PR) (8, PR) (7, 1) (8, PR) (8, 1) (11, 1)												1	0	0	0	0	0	0								
PITCHER	IP 4.0	WLS 19	BF 19	H 4	R 3	ER 3	SO 0	BB 4	IBB 0	HBP 0	BLK 0	WP 0	HR 2	S 37	P 69	ERA 6.75	WHIP 2.000									
Chris Hammond, L Richie Lewis, R Trevor Hoffman, R Joe Klink, L ERA: 5.4 (5, 1) (7, 1) (10, 1)	(1, 1) (5, 1) (7, 1) (10, 1)																									


Florida Marlins @ San Francisco Giants
Candlestick Park, San Francisco, CA
Mon-Apr 12 1993, 6:33 AM EDT
Att: 56,689 - Sunny - 61 F

livebaseballscores.com
AB 36
R 4
H 9
RBI 4
BB 8
SO 4
LOB 18



Batter	1	2	3	4	5	6	7	8	9	AB	R	H	RBI	BB	SO	LOB	TOP					
Scott Pose, L OBP: 0.303, SLG: 0.323	G6-3		G5-3			G1-3		G6-3		4	0	0	0	0	0	1	Florida Marlins @ San Francisco Giants Candlestick Park, San Francisco, CA Tue Apr 13 1993, 6:33 AM EDT Att: 23,631 - Sunny - 67 F					
Bret Barberie, S OBP: 0.371, SLG: 0.267	K					B1-3			BB 1B	4	1	2	0	0	1	0						
Jeff Conine, R OBP: 0.469, SLG: 0.393	K								K	3	0	0	0	1	3	2						
Orestes Destrade, S OBP: 0.172, SLG: 0.333 Chuck Carr, S OBP: 0.286, SLG: 0.167		F7				G1-3			BB	4	0	2	1	0	0	1						
Dave Magadan, L OBP: 0.357, SLG: 0.182	K								BB	3	0	0	0	1	1	1						
Benito Santiago, R OBP: 0.286, SLG: 0.360	G6-3								BB	4	0	0	0	0	0	4						
Junior Felix, S OBP: 0.207 Cris Carpenter, R OBP: 0.207 Bob McClure, R OBP: 0.167										3	0	2	0	0	0	0						
Walt Weiss, S OBP: 0.433, SLG: 0.348										0	0	0	0	0	0	0						
Luis Aquino, R Monty Fariss, R										3	0	0	0	0	1	2						
										1	0	0	0	0	0	0						
										1	0	0	0	0	1	0						
Inning Stats	R: 0 E: 0 K: 2 S: 11	H: 0 LOB: 0 BB: 0 P: 14	R: 0 E: 0 K: 1 S: 9	H: 0 LOB: 0 BB: 0 P: 13	R: 0 E: 0 K: 1 S: 12	H: 1 LOB: 1 BB: 0 P: 18	R: 1 E: 0 K: 1 S: 11	H: 2 LOB: 1 BB: 0 P: 14	R: 0 E: 0 K: 0 S: 10	H: 1 LOB: 0 BB: 0 P: 16	R: 0 E: 0 K: 0 S: 10	H: 0 LOB: 0 BB: 0 P: 18	R: 0 E: 0 K: 0 S: 8	H: 0 LOB: 0 BB: 0 P: 12	R: 0 E: 0 K: 1 S: 5	H: 0 LOB: 0 BB: 0 P: 7	R: 0 E: 0 K: 1 S: 14	H: 2 LOB: 3 BB: 1 P: 21	1B: 6 2B: 0 3B: 0 HR: 0	SF: 0 SAC: 1 DP: 2 HBP: 0	WP: 0 PB: 0 SB: 1 CS: 0	PA: 33
PITCHER	IP WLS BF H R ER SO BB IBB HBP BLK WP HR S P ERA WHIP																					
Dave Burba, R ERA: 1.8	(1, 1) 6.0 W 22 4 1 1 5 1 0 0 0 0 0 0 0 63 93 1.50 0.833																					
Bryan Hickerson, L ERA: 1.8	(7, 1) 2.0 6 0 0 0 1 0 0 0 0 0 0 0 0 13 19 0.00 0.000																					
Michael Jackson, R ERA: 1.8	(9, 1) 0.1 3 2 0 0 1 0 0 0 0 0 0 0 0 9 12 0.00 6.000																					
Rod Beck, R ERA: 5.4	(9, 1) 0.2 S 2 0 0 0 0 1 0 0 0 0 0 0 0 5 9 0.00 1.500																					

Batter	1	2	3	4	5	6	7	8	9	AB	R	H	RBI	BB	SO	LOB	BOTTOM				
Willie McGee, S OBP: 0.333, SLG: 0.300	CS BB		G1-6-3			G6-3		BB		4	0	2	1	0	0	1	Florida Marlins @ San Francisco Giants Candlestick Park, San Francisco, CA Tue Apr 13 1993, 6:33 AM EDT Att: 23,631 - Sunny - 67 F				
Dave Martinez, L OBP: 0.500, SLG: 0.400	CS		G5-3			K		BB		2	1	0	0	2	1	0					
Will Clark, L OBP: 0.257, SLG: 0.290	K					G6-3		F9		4	0	0	0	0	2	4					
Matt Williams, R OBP: 0.242, SLG: 0.452	2B									3	0	1	1	0	0	0					
Todd Benzinger, S Darren Lewis, R OBP: 0.261, SLG: 0.364	G3									3	0	0	0	0	0	1					
Royce Clayton, R OBP: 0.333, SLG: 0.379										3	0	1	0	0	0	0					
Kirt Manwaring, R OBP: 0.320, SLG: 0.435										3	2	2	1	0	0	1					
Mike Benjamin, R OBP: 0.333, SLG: 0.500										2	0	0	0	0	0	0					
Dave Burba, R Bryan Hickerson, L Jeff Reed, L Mark Carrison, R Michael Jackson, R Rod Beck, R										2	0	0	0	0	1	0					
										0	0	0	0	0	0	0					
										0	0	0	0	0	0	0					
										0	0	0	0	0	0	0					
										0	0	0	0	0	0	0					
										0	0	0	0	0	0	0					
										0	0	0	0	0	0	0					
										0	0	0	0	0	0	0					
Inning Stats	R: 1 E: 0 K: 1 S: 14	H: 2 LOB: 1 BB: 1 P: 24	R: 0 E: 0 K: 0 S: 7	H: 1 LOB: 0 BB: 0 P: 8	R: 0 E: 1 K: 0 S: 6	H: 0 LOB: 0 BB: 0 P: 10	R: 0 E: 0 K: 1 S: 7	H: 0 LOB: 0 BB: 0 P: 10	R: 1 E: 0 K: 1 S: 13	H: 1 LOB: 0 BB: 0 P: 18	R: 0 E: 0 K: 1 S: 9	H: 0 LOB: 0 BB: 0 P: 13	R: 0 E: 0 K: 0 S: 6	H: 0 LOB: 0 BB: 0 P: 7	R: 1 E: 0 K: 0 S: 10	H: 2 LOB: 2 BB: 1 P: 17	R: 0 E: 0 K: 0 S: 14	H: 3 LOB: 3 BB: 0 HR: 1	SF: 0 SAC: 1 DP: 2 HBP: 0	WP: 0 PB: 0 SB: 0 CS: 2	PA: 30
PITCHER	IP WLS BF H R ER SO BB IBB HBP BLK WP HR S P ERA WHIP																				
Luis Aquino, R ERA: 2.35	(1, 1) 6.0 L 21 4 2 2 4 1 0 0 0 0 0 0 0 56 83 3.00 0.833																				
Cris Carpenter, R ERA: 4.15	(7, 1) 1.1 5 1 1 1 0 0 0 0 0 0 0 0 11 13 6.75 0.750																				
Bob McClure, L ERA: 9.0	(8, 1) 0.2 4 1 0 0 0 1 0 0 0 0 0 0 5 11 0.00 3.000																				



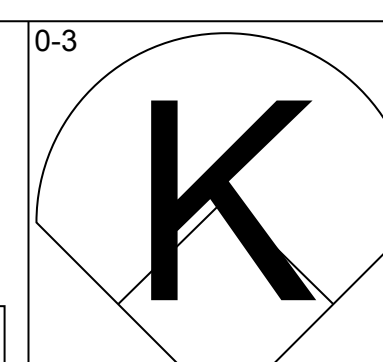
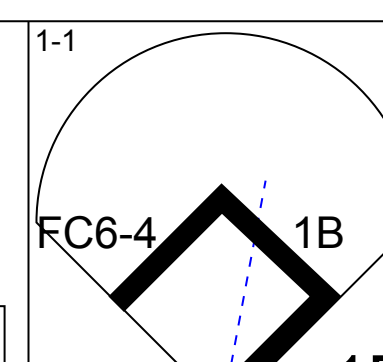
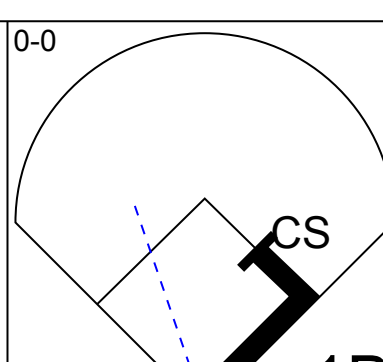
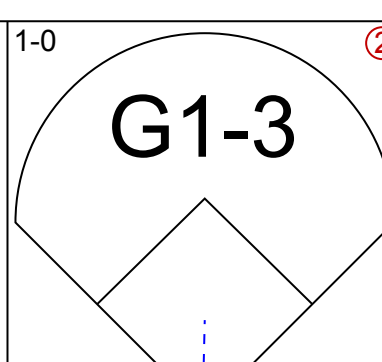
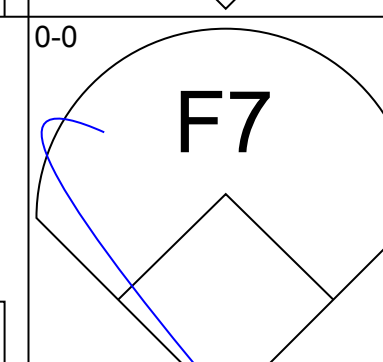
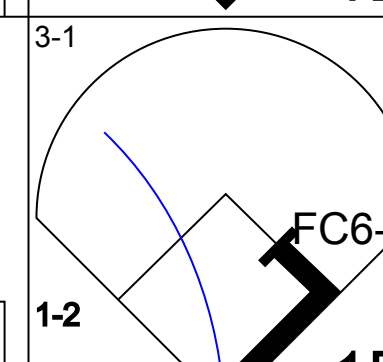
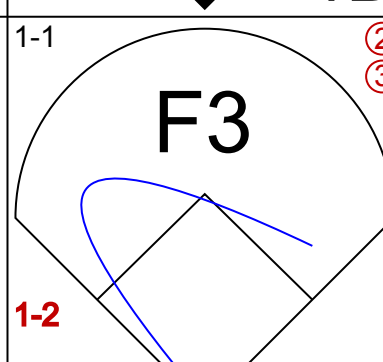
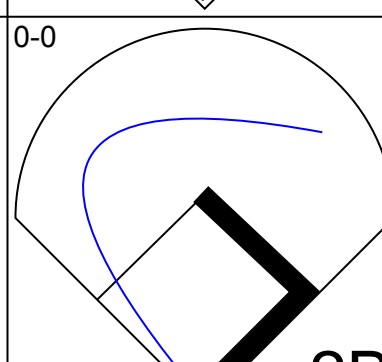
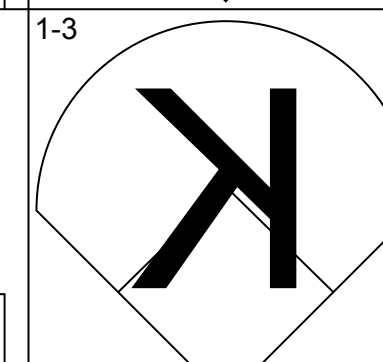
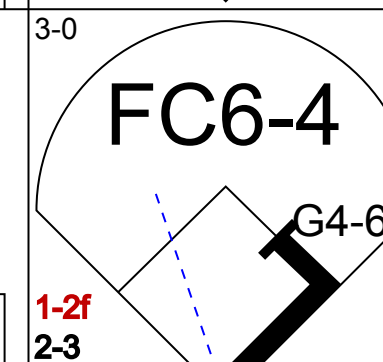
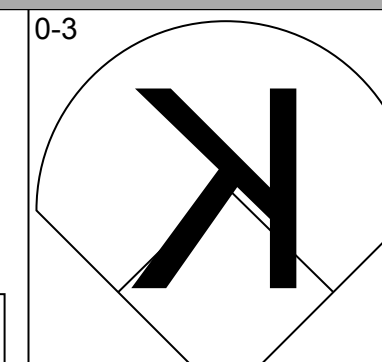
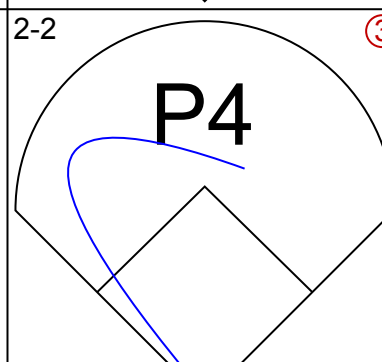
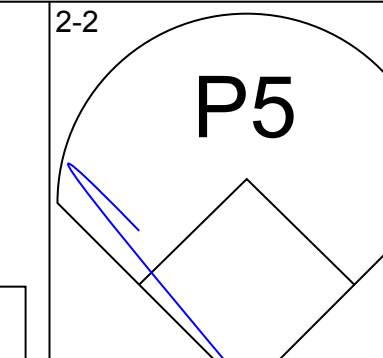
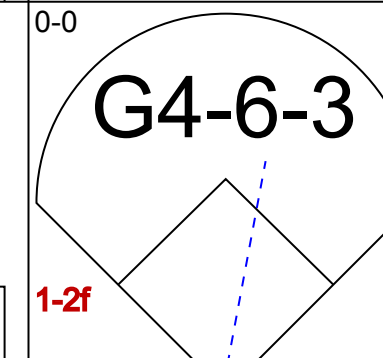
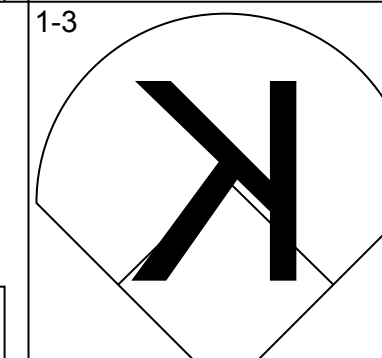
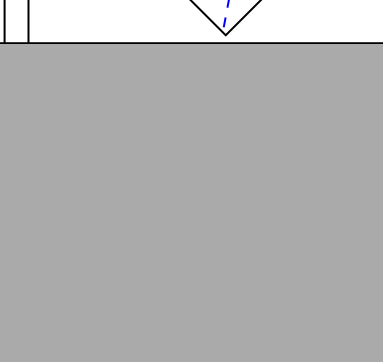
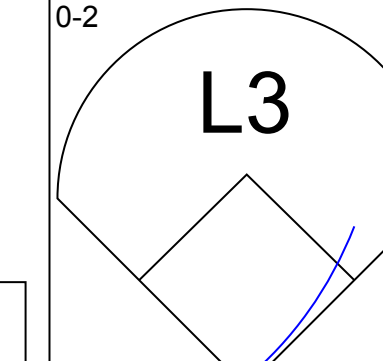
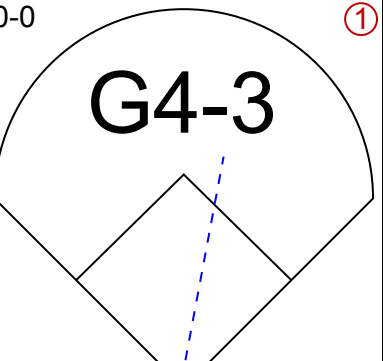
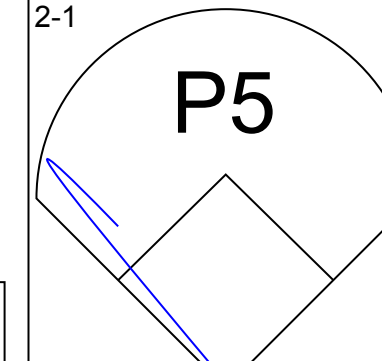
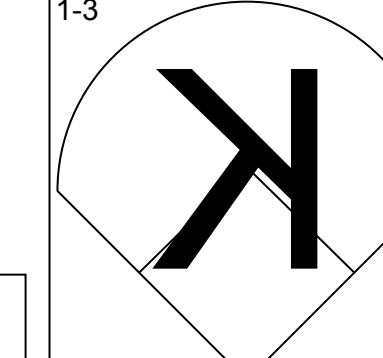
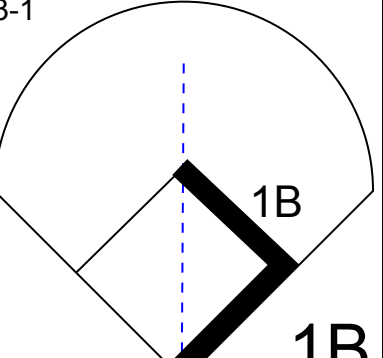
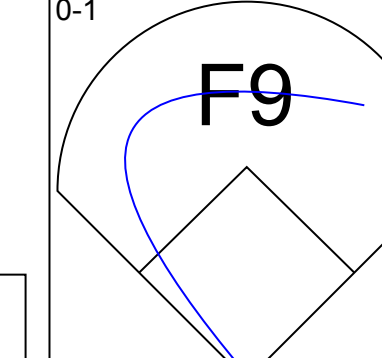
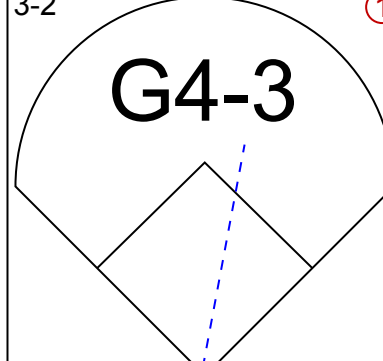
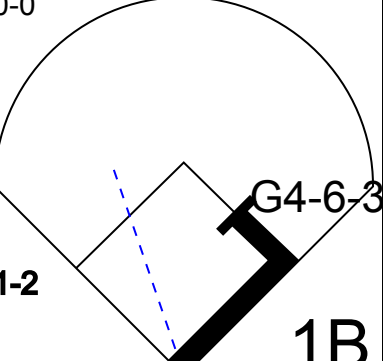
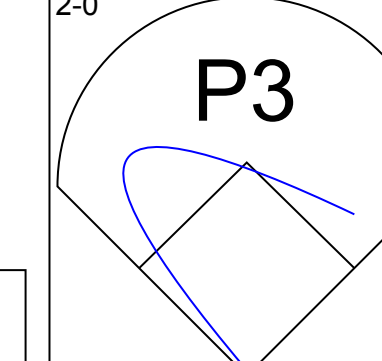
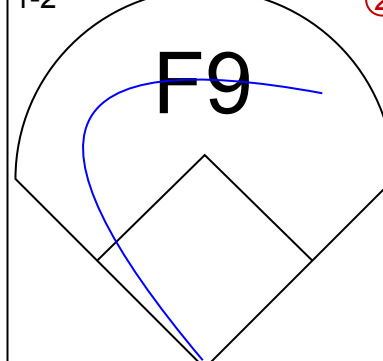
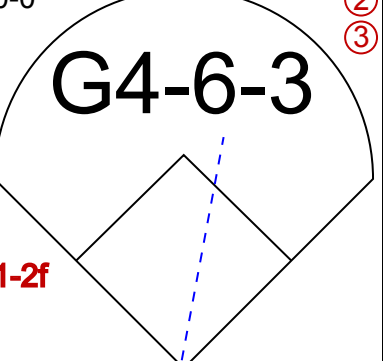
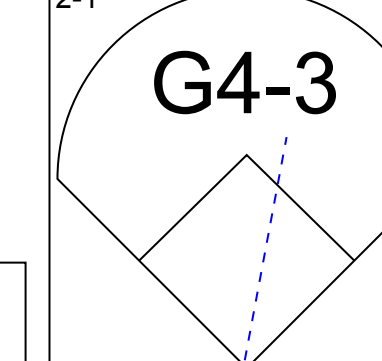
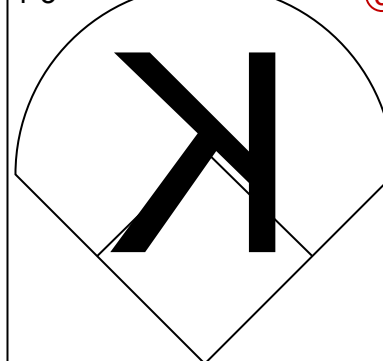
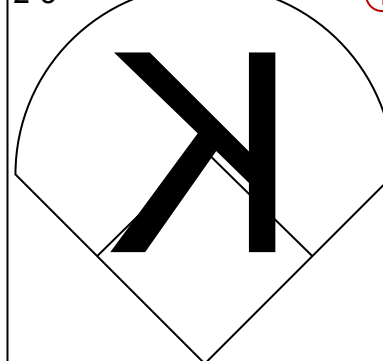
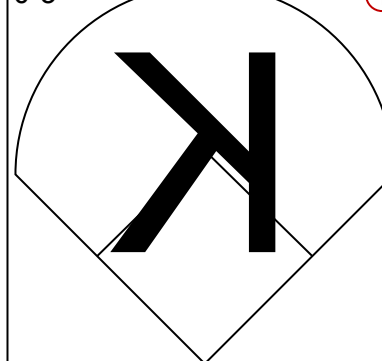
Batter	1	2	3	4	5	6	7	8	9	AB	R	H	RBI	BB	SO	LOB	TOP
Otis Nixon, S <small>OBP: 0.270, SLG: 0.235</small> 										4	0	1	0	0	1	0	Atlanta Braves @ San Francisco Giants Candlestick Park, San Francisco, CA Thu Apr 15 1993, 10:05 PM EDT Att: 17,533 - Unknown - 56 F
Jeff Blauer, R <small>OBP: 0.395, SLG: 0.351</small> 										4	0	1	0	0	1		
Ron Gant, R <small>OBP: 0.310, SLG: 0.400</small> 										3	0	1	0	1	0		
Terry Pendleton, S <small>OBP: 0.267, SLG: 0.268</small> 										4	0	1	0	0	1		
David Justice, L <small>OBP: 0.295, SLG: 0.351</small> 										4	0	0	0	0	1		
Sid Bream, L <small>OBP: 0.219, SLG: 0.333</small> 										4	0	0	0	0	1		
Damon Berryhill, S <small>OBP: 0.158, SLG: 0.263</small> 										4	0	1	0	0	1		
Mark Lemke, S <small>OBP: 0.297, SLG: 0.200</small> 										3	0	0	0	0	0		
Greg Maddux, R <small>OBP: 0.286, SLG: 0.286</small> Bill Pocius, R <small>OBP: 0.286, SLG: 0.286</small> Greg McMichael, R <small>OBP: 0.286, SLG: 0.286</small> Kent Mercker, L <small>OBP: 0.286, SLG: 0.286</small> Deion Sanders, L <small>OBP: 0.286, SLG: 0.286</small> Steve Bedrosian, R <small>OBP: 0.286, SLG: 0.286</small> 									1	0	0	0	0	0	0		
Inning Stats R: 0 H: 0 E: 0 K: 1 S: 8 WLS: 0 LOB: 1 BB: 1 P: 14	R: 0 H: 1 E: 0 K: 0 S: 10 WLS: 0 LOB: 1 BB: 0 P: 14	R: 0 H: 1 E: 0 K: 0 S: 10 WLS: 0 LOB: 1 BB: 0 P: 14	R: 0 H: 1 E: 0 K: 1 S: 14 WLS: 0 LOB: 1 BB: 0 P: 22	R: 0 H: 1 E: 0 K: 1 S: 8 WLS: 0 LOB: 1 BB: 0 P: 9	R: 0 H: 0 E: 0 K: 1 S: 6 WLS: 0 LOB: 0 BB: 0 P: 8	R: 0 H: 0 E: 0 K: 1 S: 4 WLS: 0 LOB: 0 BB: 0 P: 6	R: 0 H: 0 E: 0 K: 1 S: 15 WLS: 0 LOB: 0 BB: 0 P: 21	R: 1 H: 3 E: 0 K: 0 S: 8 WLS: 0 LOB: 2 BB: 0 P: 9	R: 0 H: 0 E: 0 K: 1 S: 5 WLS: 0 LOB: 0 BB: 0 P: 7	1B: 3 SF: 0 2B: 2 SAC: 0 3B: 0 DP: 0 HR: 1 HBP: 0	WP: 0 PA: 34 FB: 0 SB: 1 CS: 0						
PITCHER Jeff Brantley, R <small>ERA: 1.54</small> Michael Jackson, R <small>ERA: 0.00</small> Bryan Hickerson, L <small>ERA: 0.00</small>	IP: 7.2 WLS: W BF: 30 H: 6 R: 1 ER: 1 SO: 5 BB: 1 IBB: 0 HBP: 0 BLK: 0 WP: 0 HR: 1 S: 72 P: 102 ERA: 1.17 WHIP: 0.913	IP: 0.1 WLS: 1 BF: 0 H: 0 R: 0 ER: 0 SO: 0 BB: 0 IBB: 0 HBP: 0 BLK: 0 WP: 0 HR: 1 S: 1 P: 1 ERA: 0.00 WHIP: 0.000	IP: 1.0 WLS: 3 BF: 0 H: 0 R: 0 ER: 0 SO: 1 BB: 0 IBB: 0 HBP: 0 BLK: 0 WP: 0 HR: 5 S: 7 P: 7 ERA: 0.00 WHIP: 0.000		PITCHER IP: 0 WLS: 0 BF: 0 H: 0 R: 0 ER: 0 SO: 0 BB: 0 IBB: 0 HBP: 0 BLK: 0 WP: 0 HR: 1 S: 1 P: 1 ERA: 0.00 WHIP: 0.000												

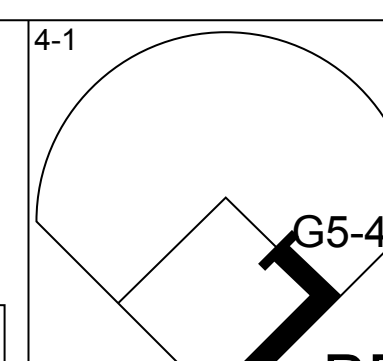
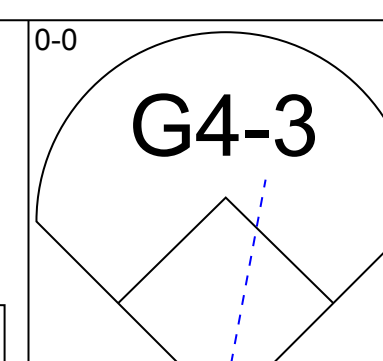
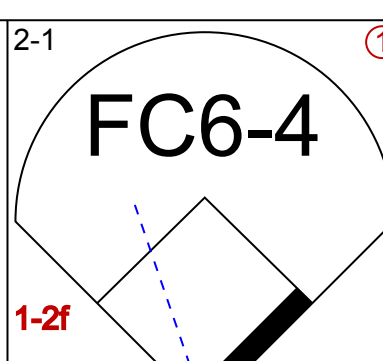
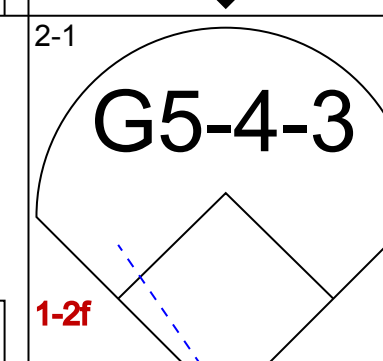
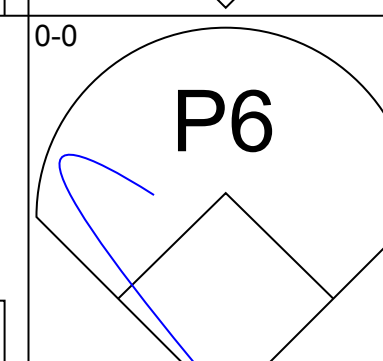
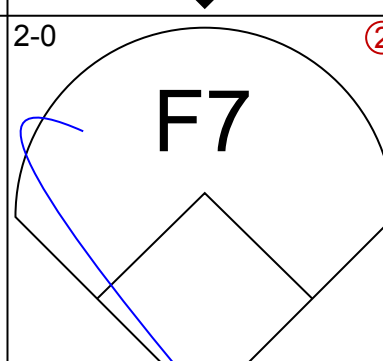
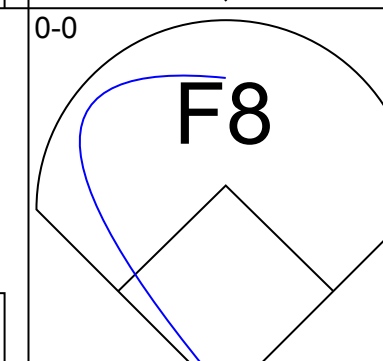
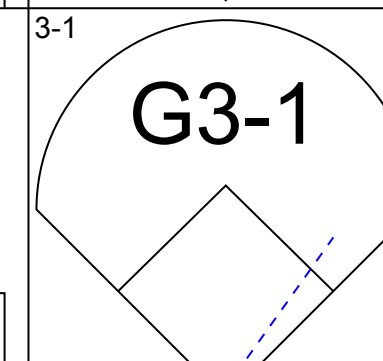
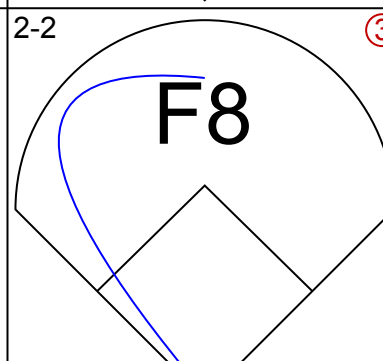
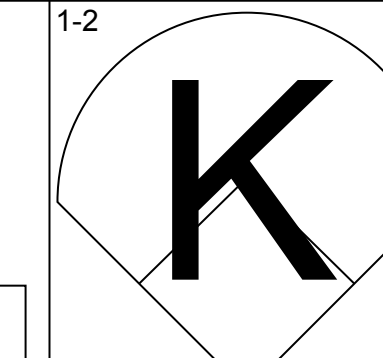
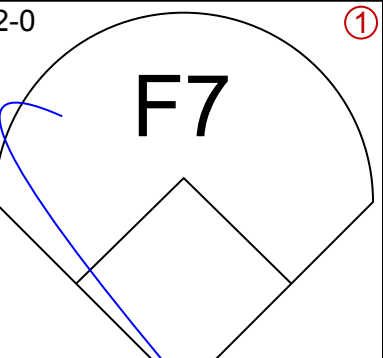
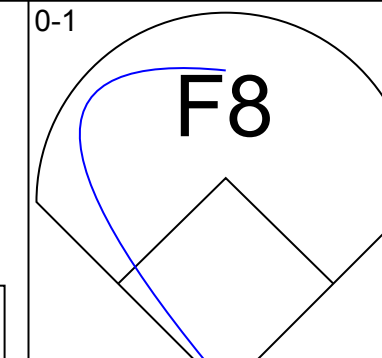
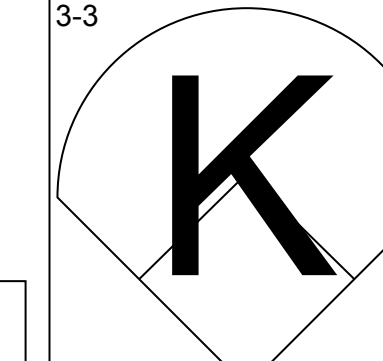
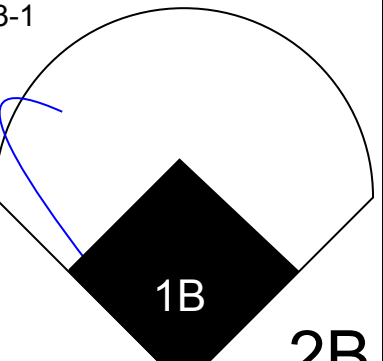
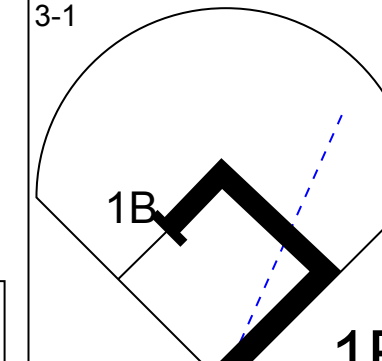
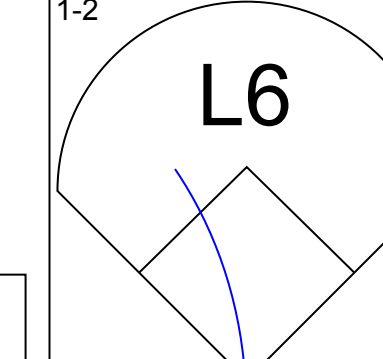
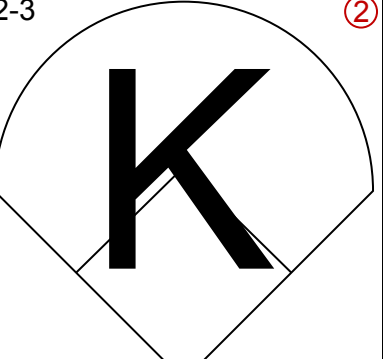
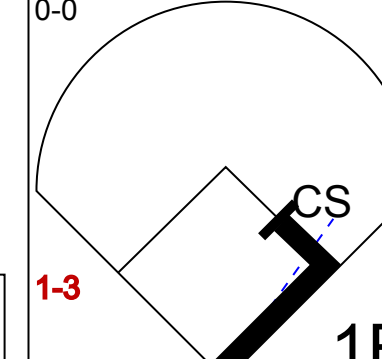
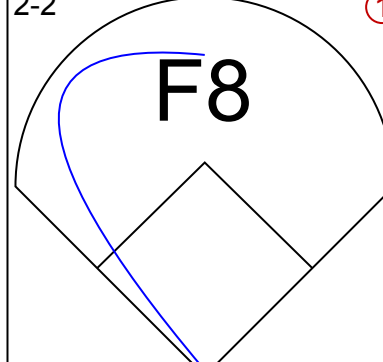
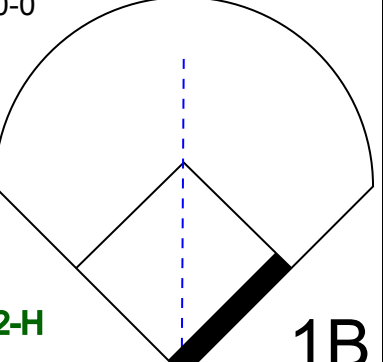
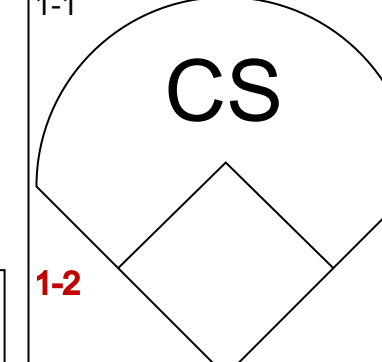
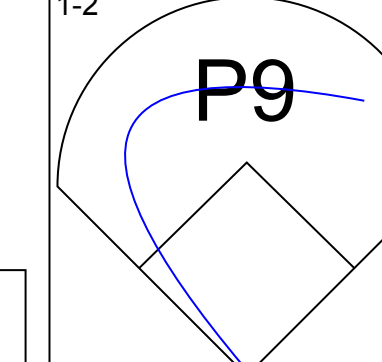
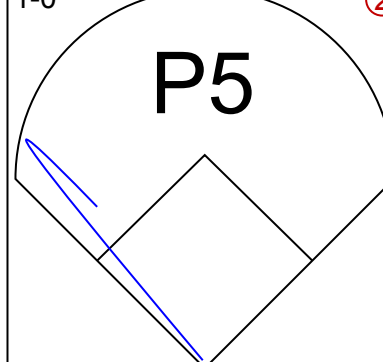
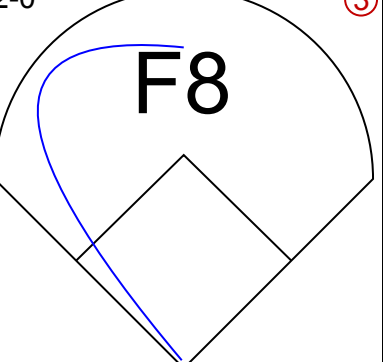
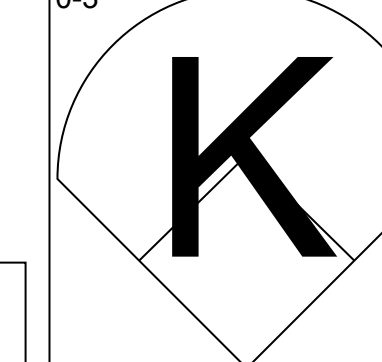
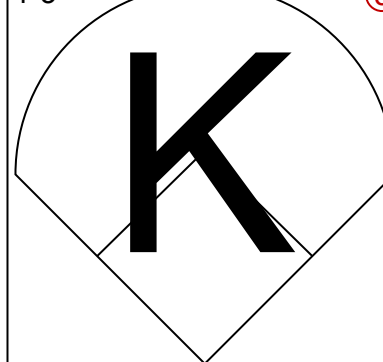
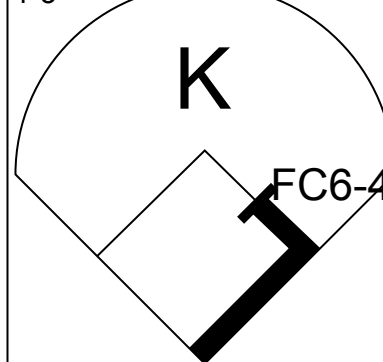
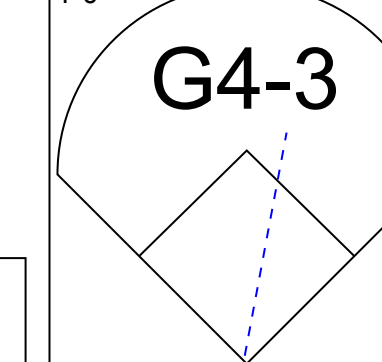
Batter	1	2	3	4	5	6	7	8	9	AB	R	H	RBI	BB	SO	LOB	BOTTOM
Willie McGee, S <small>OBP: 0.357, SLG: 0.316</small> 										4	0	2	0	0	0	Atlanta Braves @ San Francisco Giants Candlestick Park, San Francisco, CA Thu Apr 15 1993, 10:05 PM EDT Att: 17,533 - Unknown - 56 F	
Dave Martinez, L <small>OBP: 0.348, SLG: 0.263</small> 										4	0	0	0	0	1		
Will Clark, L <small>OBP: 0.275, SLG: 0.286</small> 										3	3	1	0	1	0		
Matt Williams, R <small>OBP: 0.286, SLG: 0.538</small> 										4	1	1	0	0	0		
Barry Bonds, L <small>OBP: 0.364, SLG: 0.800</small> Darren Lewis, R <small>OBP: 0.261, SLG: 0.364</small> 										4	2	3	5	0	1		
Royce Clayton, R <small>OBP: 0.342, SLG: 0.378</small> 										4	0	1	0	0	1		
Kirt Manwaring, R <small>OBP: 0.343, SLG: 0.433</small> Bryan Hickerson, L <small>ERA: 0.00</small> 										4	0	2	1	0	0		
Mike Benjamin, R <small>OBP: 0.316, SLG: 0.438</small> 										4	0	0	0	0	2		
Jeff Brantley, R <small>ERA: 2.11</small> Michael Jackson, R <small>ERA: 5.4</small> Craig Colbert, R <small>OBP: 0.500, SLG: 0.333</small> 										3	0	0	0	0	1		
Inning Stats R: 3 H: 3 E: 0 K: 0 S: 10 WLS: 4 LOB: 0 BB: 0 P: 12	R: 0 H: 2 E: 0 K: 2 S: 12 WLS: 0 LOB: 2 BB: 0 P: 20	R: 2 H: 3 E: 1 K: 0 S: 11 WLS: 1 LOB: 1 BB: 0 P: 15	R: 0 H: 1 E: 1 K: 0 S: 12 WLS: 0 LOB: 0 BB: 0 P: 15	R: 0 H: 0 E: 0 K: 1 S: 9 WLS: 0 LOB: 0 BB: 0 P: 15	R: 0 H: 0 E: 0 K: 2 S: 9 WLS: 0 LOB: 0 BB: 0 P: 11	R: 1 H: 1 E: 0 K: 1 S: 12 WLS: 0 LOB: 1 BB: 1 P: 22	R: 0 H: 0 E: 0 K: 0 S: 5 WLS: 0 LOB: 0 BB: 0 P: 9	1B: 8 SF: 0 2B: 1 SAC: 0 3B: 0 DP: 1 HR: 1 HBP: 0	WP: 0 PA: 36 FB: 0 SB: 1 CS: 0								
PITCHER Greg Maddux, R <small>ERA: 2.11</small> Greg McMichael, R <small>ERA: 5.4</small> Kent Mercker, L <small>ERA: 3.38</small> Steve Bedrosian, R <small>ERA: 7.71</small>	IP: 4.0 WLS: L BF: 22 H: 9 R: 5 ER: 4 SO: 2 BB: 0 IBB: 0 HBP: 0 BLK: 0 WP: 0 HR: 1 S: 45 P: 62 ERA: 9.00 WHIP: 2.250	IP: 2.0 WLS: 6 BF: 0 H: 0 R: 0 ER: 0 SO: 3 BB: 0 IBB: 0 HBP: 0 BLK: 0 WP: 0 HR: 18 S: 26 P: 26 ERA: 0.00 WHIP: 0.000	IP: 1.0 WLS: 5 BF: 1 H: 1 R: 1 ER: 1 SO: 1 BB: 1 IBB: 0 HBP: 0 BLK: 0 WP: 0 HR: 12 S: 22 P: 22 ERA: 9.00 WHIP: 2.000	IP: 1.0 WLS: 3 BF: 0 H: 0 R: 0 ER: 0 SO: 0 BB: 0 IBB: 0 HBP: 0 BLK: 0 WP: 0 HR: 5 S: 9 P: 9 ERA: 0.00 WHIP: 0.000	PITCHER IP: 0 WLS: 0 BF: 0 H: 0 R: 0 ER: 0 SO: 0 BB: 0 IBB: 0 HBP: 0 BLK: 0 WP: 0 HR: 1 S: 1 P: 1 ERA: 0.00 WHIP: 0.000												

AB	33
R	1
H	6
RBI	1
BB	1
SO	6
LOB	9

AB	35
R	6
H	10
RBI	6
BB	1
SO	6
LOB	14



Batter	1	2	3	4	5	6	7	8	9	AB	R	H	RBI	BB	SO	LOB	TOP		
Deion Sanders, L (1, 8) OBP: 0.400, SLG: 0.750										4	0	2	0	0	1	0	Atlanta Braves @ San Francisco Giants Candlestick Park, San Francisco, CA Fri Apr 16 1993, 10:05 PM EDT Att: 31,403 - Unknown - 59 F		
Jeff Blausler, R (1, 6) OBP: 0.404, SLG: 0.390										4	0	2	0	0	0	1			
Ron Gant, R (1, 7) OBP: 0.283, SLG: 0.359										4	0	0	0	0	2	3			
Terry Pendleton, S (1, 5) OBP: 0.255, SLG: 0.256										2	0	0	0	0	0	2			
Bill Pecota, R (5, 5)										1	0	0	0	0	1	0			
David Justice, L (1, 9) OBP: 0.277, SLG: 0.325										3	0	0	0	0	0	0			
Sid Bream, L (1, 3) OBP: 0.229, SLG: 0.333										3	0	1	0	0	1	0			
Greg Olson, R (1, 2) OBP: 0.209, SLG: 0.174										3	0	1	0	0	0	0			
Mark Lemke, S (1, 4) OBP: 0.275, SLG: 0.182										3	0	0	0	0	0	2			
29 John Smoltz, R (1, 1) OBP: 0.143, SLG: 0.143										2	0	0	0	0	2	0			
Otis Nixon, S (9, PH) OBP: 0.263, SLG: 0.229										1	0	0	0	0	1	0			
Inning Stats	R: 0 H: 0 E: 0 K: 2 S: 8	H: 0 LOB: 0 BB: 0 P: 9	R: 0 H: 0 E: 0 K: 1 S: 13	H: 0 LOB: 0 BB: 0 P: 16	R: 0 H: 0 E: 0 K: 1 S: 11	H: 2 LOB: 1 BB: 0 P: 16	R: 0 H: 2 E: 0 K: 0 S: 7	H: 2 LOB: 1 BB: 0 P: 8	R: 0 H: 1 E: 0 K: 1 S: 7	H: 0 LOB: 0 BB: 0 P: 10	R: 0 H: 0 E: 0 K: 2 S: 8	H: 0 LOB: 0 BB: 0 P: 11	R: 0 H: 0 E: 0 K: 0 S: 5	H: 0 LOB: 0 BB: 0 P: 9	R: 0 H: 1 E: 0 K: 1 S: 8	H: 1 LOB: 1 BB: 0 P: 11	1B: 5 2B: 1 3B: 0 HR: 0	SF: 0 SAC: 0 DP: 2 HBP: 0	WP: 0 PA: 30 PB: 0 SB: 0 CS: 1
PITCHER	IP WLS BF H R ER SO BB IBB HBP BLK WP HR S P ERA WHIP																		
John Burkett, R (1, 1) ERA: 1.25	8.0 W 26 5 0 0 7 0 0 0 0 0 0 0 64 92 0.00 0.625																		
Rod Beck, R (9, 1) ERA: 4.5	1.0 S 4 1 0 0 1 0 0 0 0 0 0 0 8 11 0.00 1.000																		

Batter	1	2	3	4	5	6	7	8	9	AB	R	H	RBI	BB	SO	LOB	BOTTOM		
Willie McGee, S (1, 9) OBP: 0.356, SLG: 0.300										2	0	0	0	1	0	1	Atlanta Braves @ San Francisco Giants Candlestick Park, San Francisco, CA Fri Apr 16 1993, 10:05 PM EDT Att: 31,403 - Unknown - 59 F		
Dave Martinez, L (1, 8) OBP: 0.308, SLG: 0.227										3	0	0	0	0	0	2			
Will Clark, L (1, 3) OBP: 0.256, SLG: 0.263										3	0	0	0	0	0	1			
Matt Williams, R (1, 5) OBP: 0.267, SLG: 0.500										3	0	0	0	0	1	0			
Barry Bonds, L (1, 7) OBP: 0.389, SLG: 0.818										3	1	2	0	0	1	0			
Royce Clayton, R (1, 6) OBP: 0.341, SLG: 0.375										3	0	1	0	0	1	1			
Kirt Manwaring, R (1, 2) OBP: 0.361, SLG: 0.424										3	0	1	1	0	0	0			
Mike Benjamin, R (1, 4) OBP: 0.273, SLG: 0.368										3	0	0	0	0	1	1			
John Burkett, R (1, 1) OBP: 0.286, SLG: 0.286										2	0	0	0	0	2	0			
Todd Benzinger, S (8, PH)										1	0	0	0	0	0	0			
Rod Beck, R (9, 1)										0	0	0	0	0	0	0			
Inning Stats	R: 0 H: 0 E: 0 K: 0 S: 4	H: 0 LOB: 1 BB: 0 P: 10	R: 0 H: 0 E: 0 K: 2 S: 11	H: 0 LOB: 0 BB: 0 P: 16	R: 0 H: 0 E: 0 K: 1 S: 7	H: 0 LOB: 0 BB: 0 P: 11	R: 1 H: 2 E: 0 K: 1 S: 8	H: 2 LOB: 1 BB: 0 P: 17	R: 0 H: 0 E: 1 K: 1 S: 9	H: 0 LOB: 1 BB: 0 P: 16	R: 0 H: 2 E: 0 K: 0 S: 6	H: 2 LOB: 0 BB: 0 P: 10	R: 0 H: 0 E: 0 K: 1 S: 10	H: 0 LOB: 0 BB: 0 P: 12	R: 0 H: 0 E: 0 K: 1 S: 10	H: 0 LOB: 0 BB: 0 P: 12	1B: 3 2B: 1 3B: 0 HR: 0	SF: 0 SAC: 0 DP: 1 HBP: 0	WP: 0 PA: 28 PB: 0 SB: 0 CS: 1
PITCHER	IP WLS BF H R ER SO BB IBB HBP BLK WP HR S P ERA WHIP																		
29 John Smoltz, R (1, 1) ERA: 0.75	8.0 L 27 4 1 1 6 1 0 0 0 0 0 0 59 99 1.12 0.625																		

AB 30
R 0
H 6
RBI 0
BB 0
SO 8
LOB 8

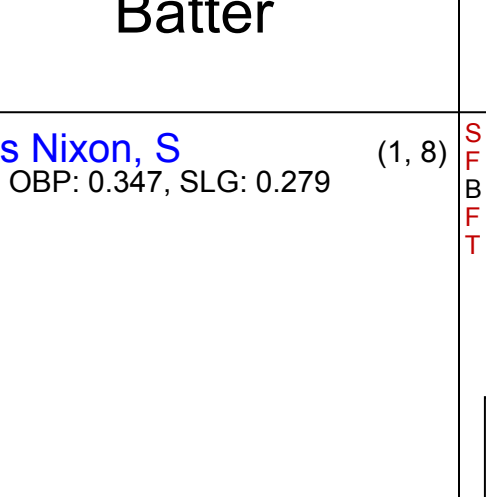
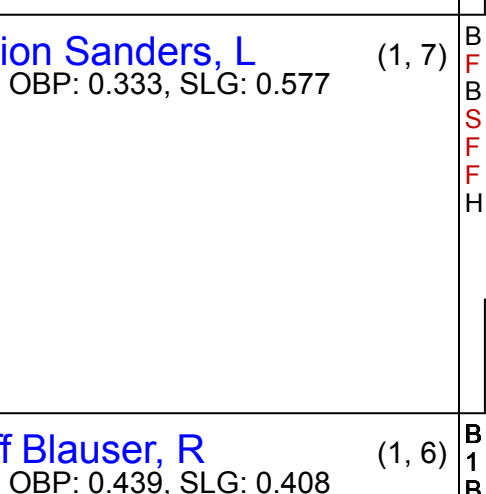
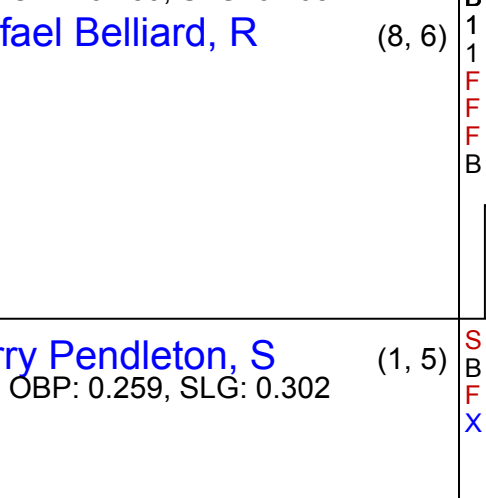
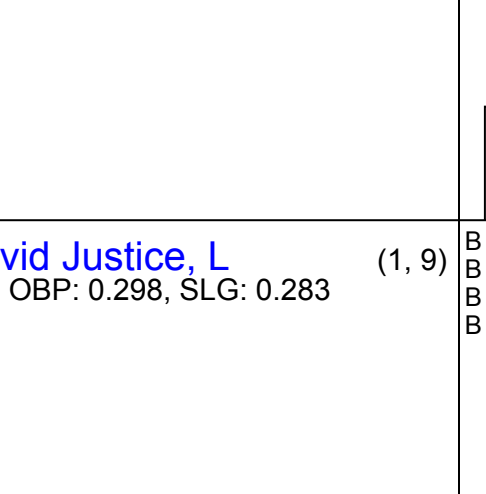
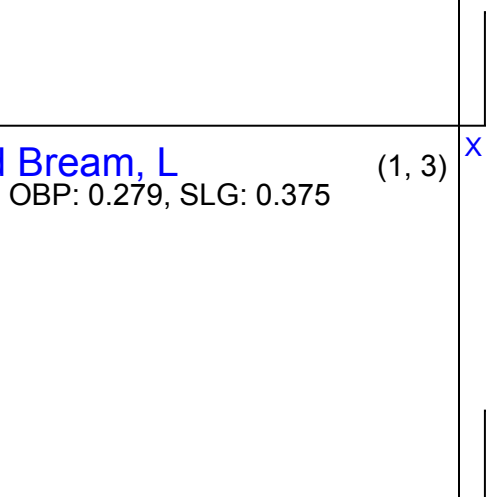

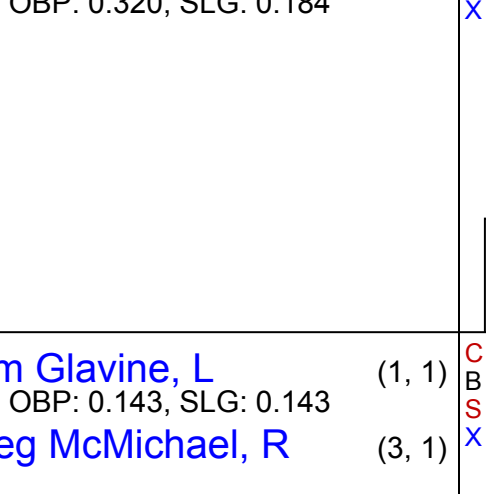
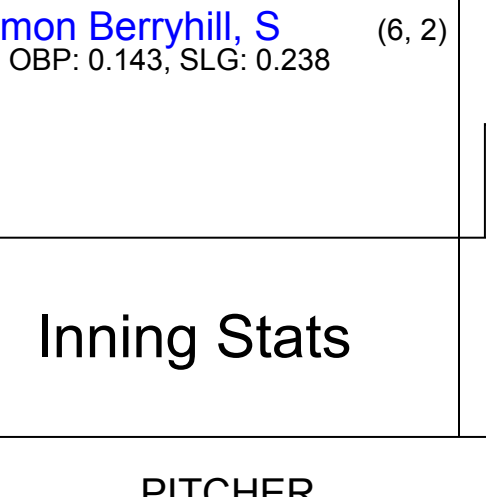

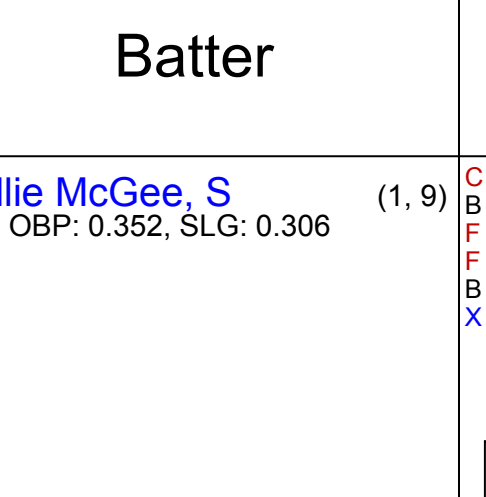
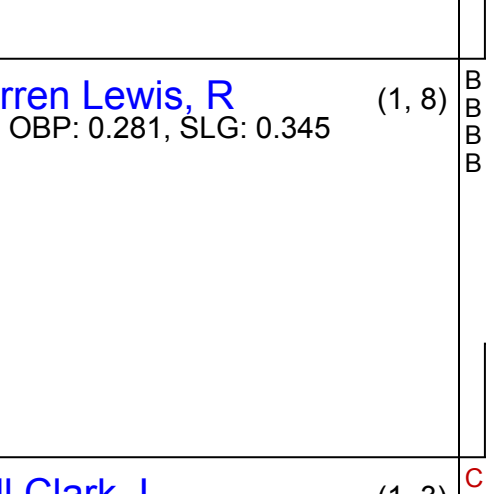
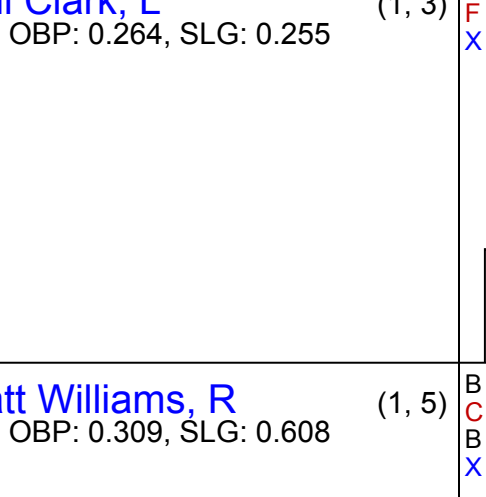
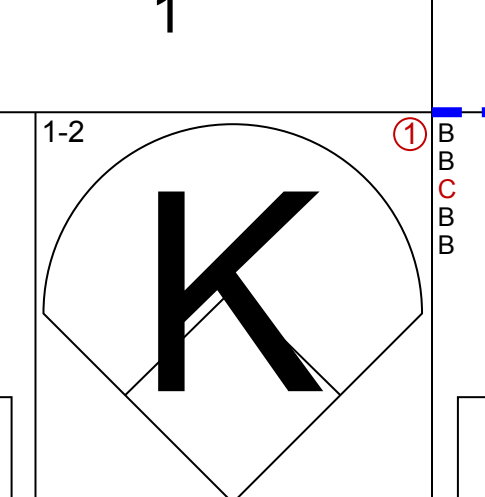
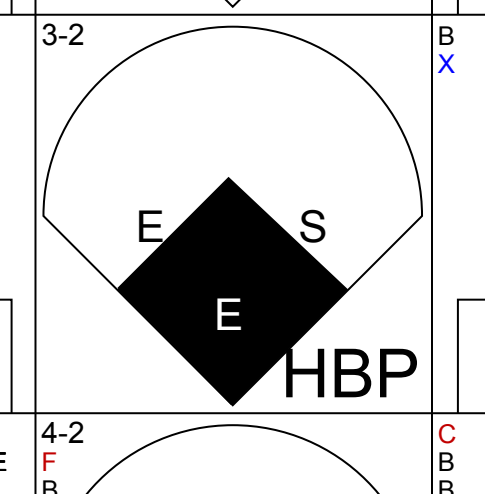
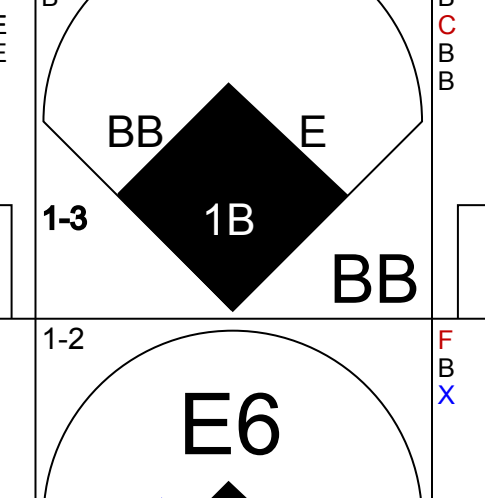
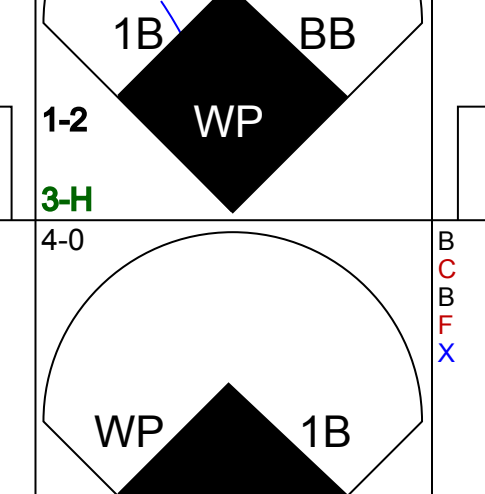
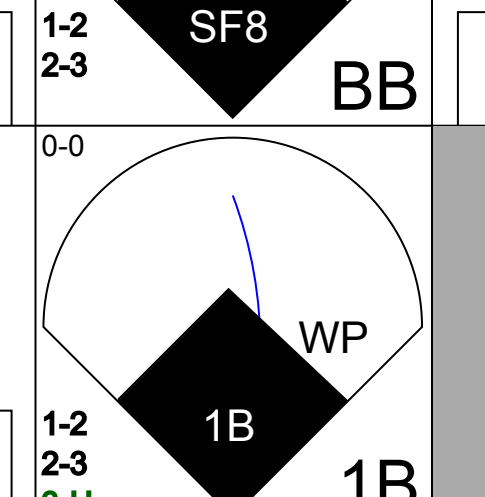
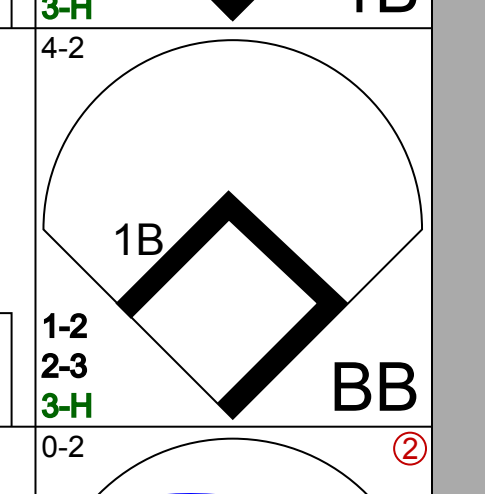
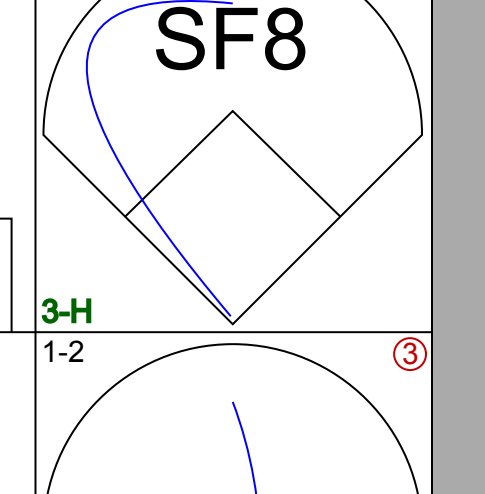
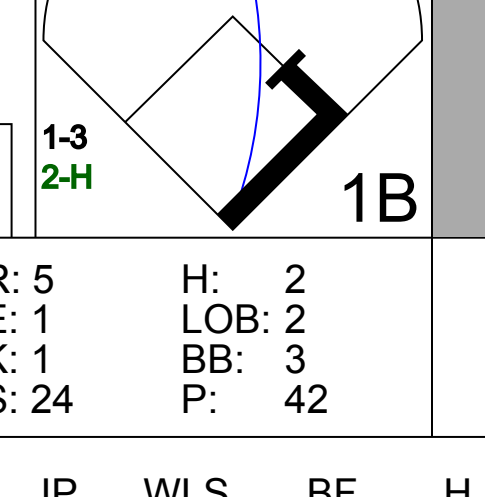
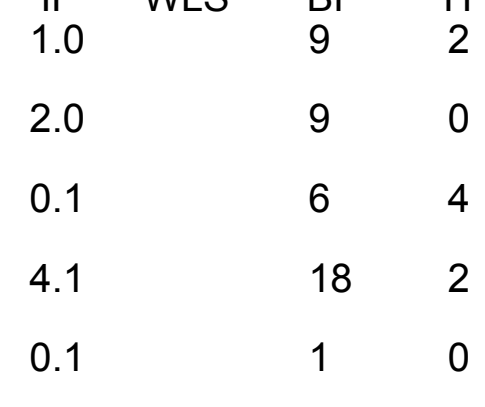
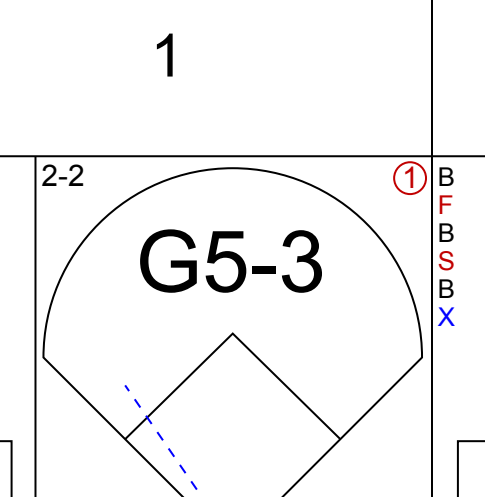
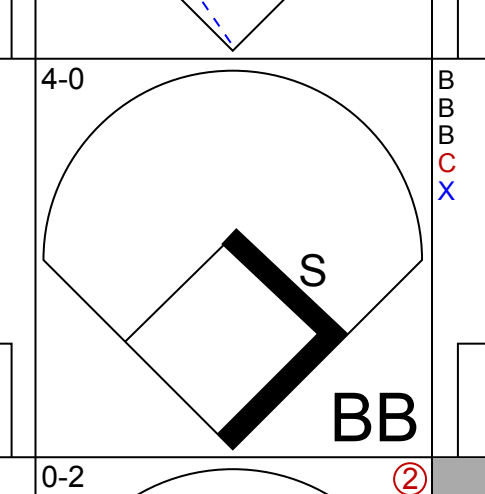
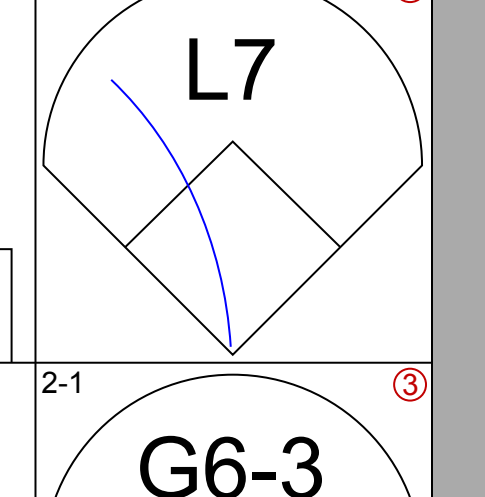
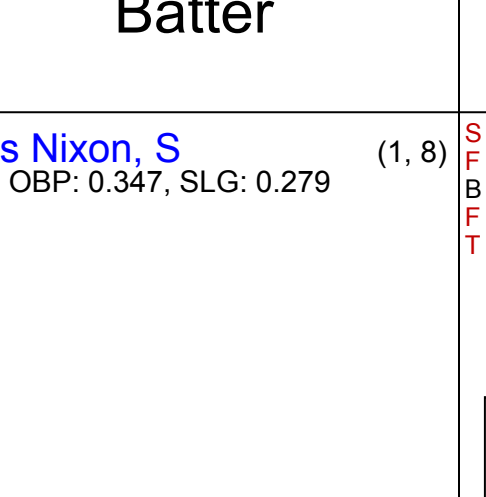
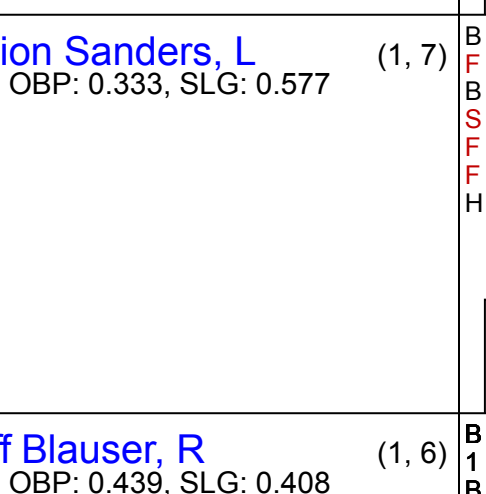
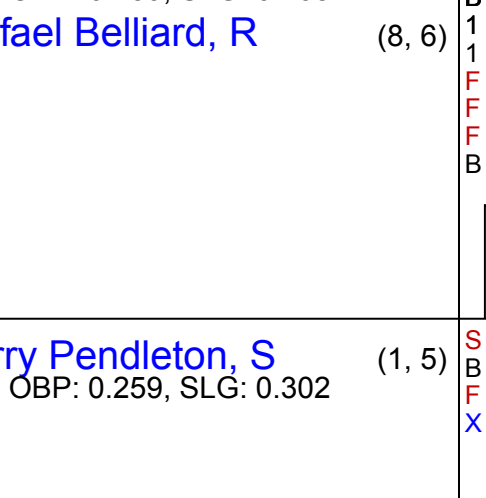
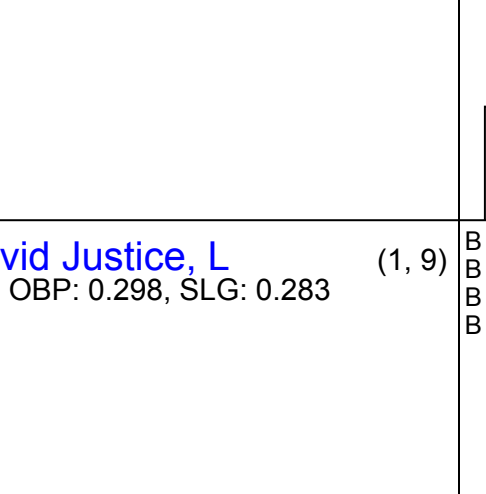
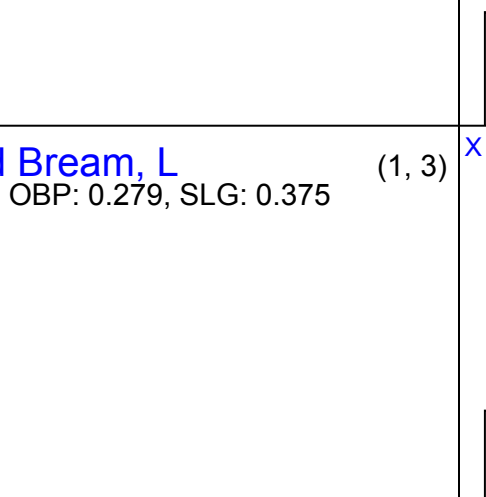

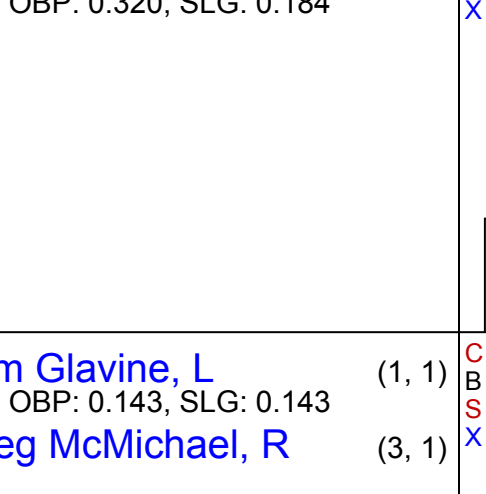
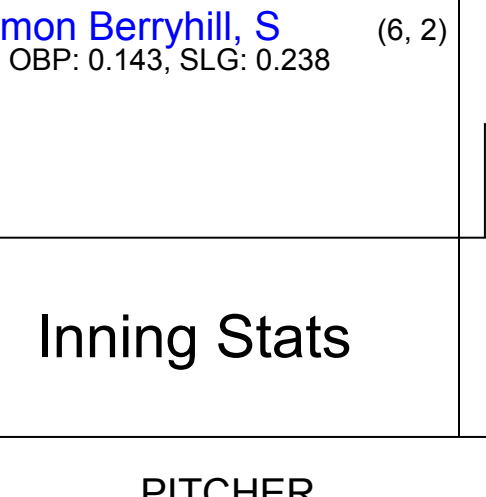

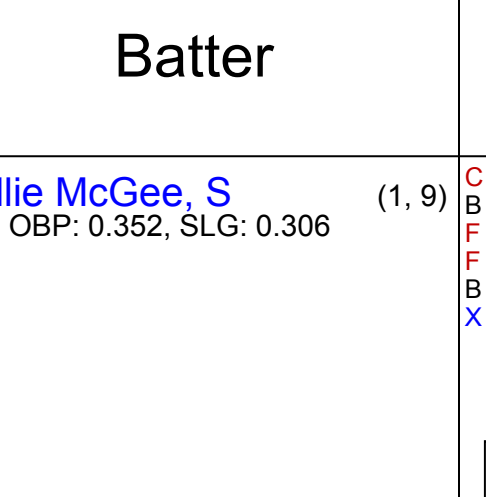
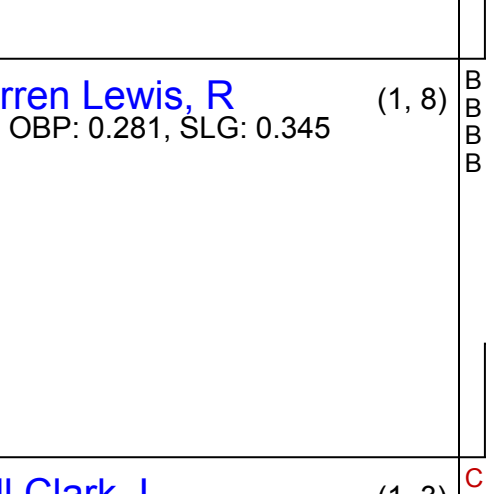
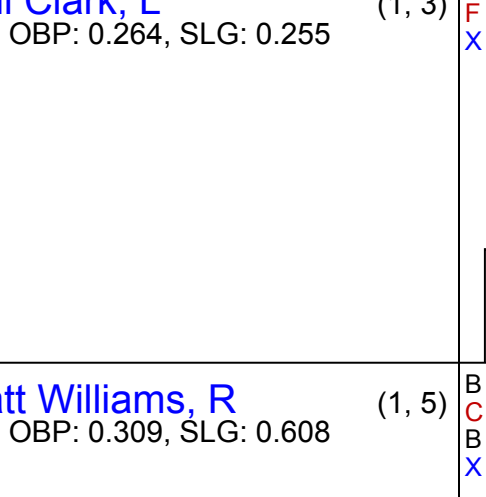
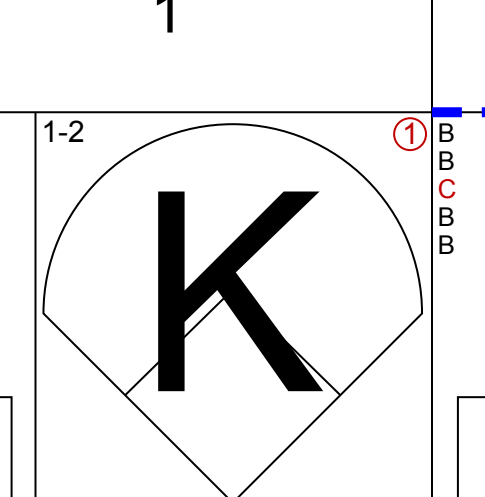
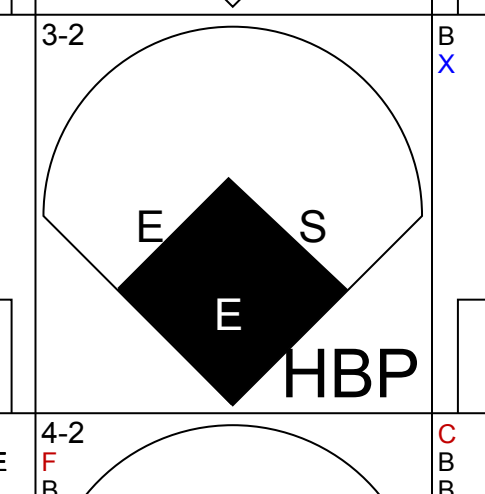
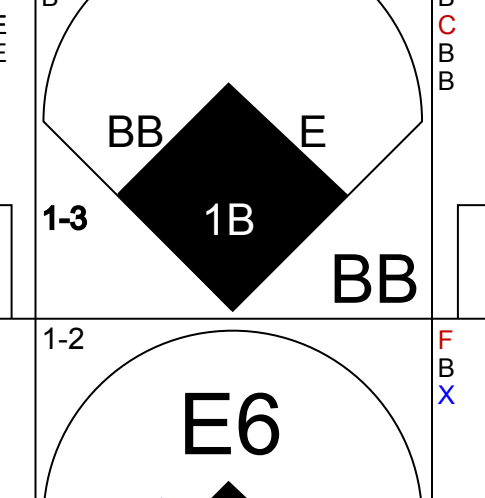
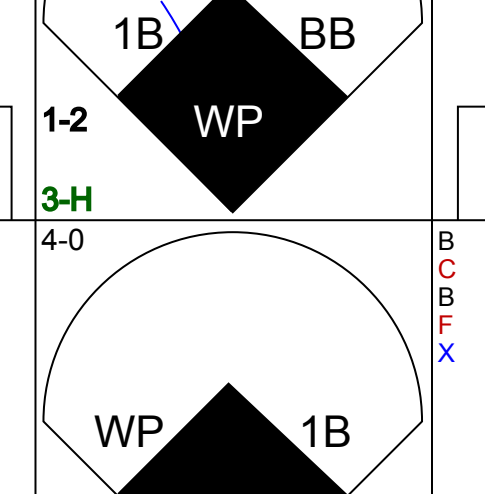
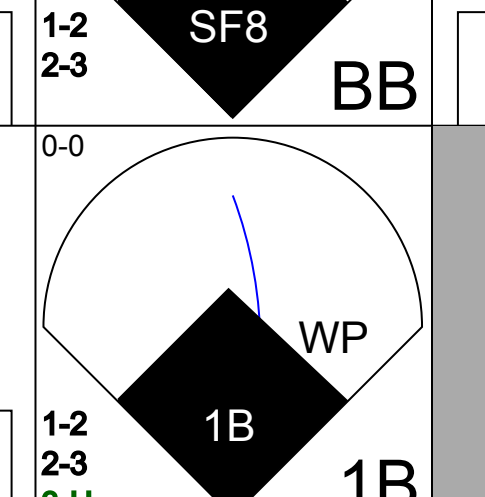
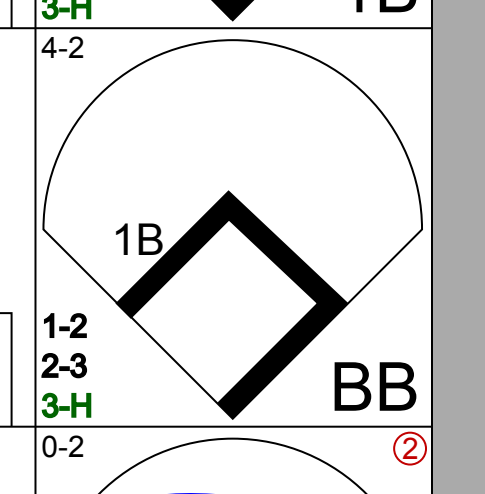
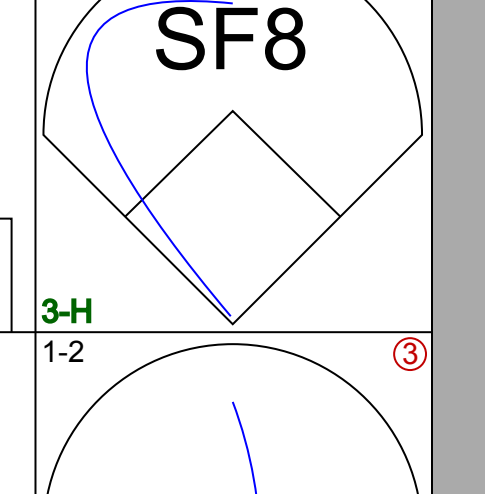
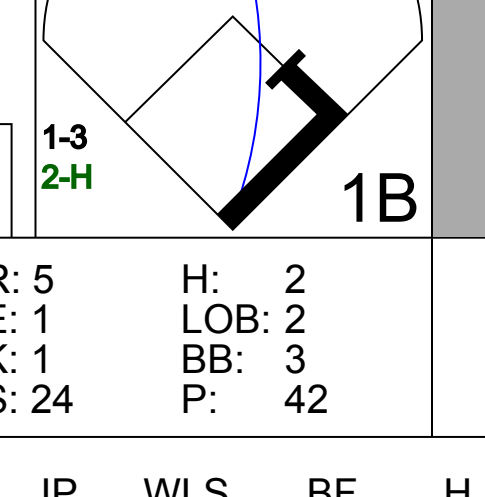
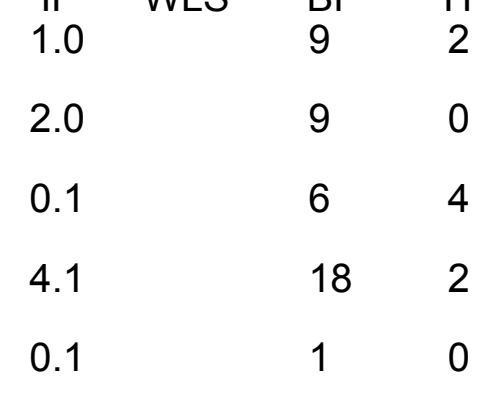
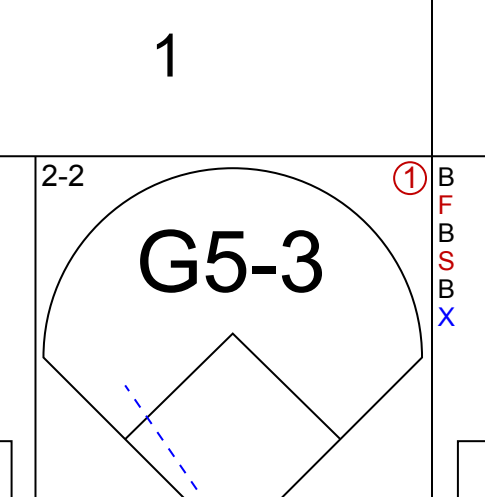
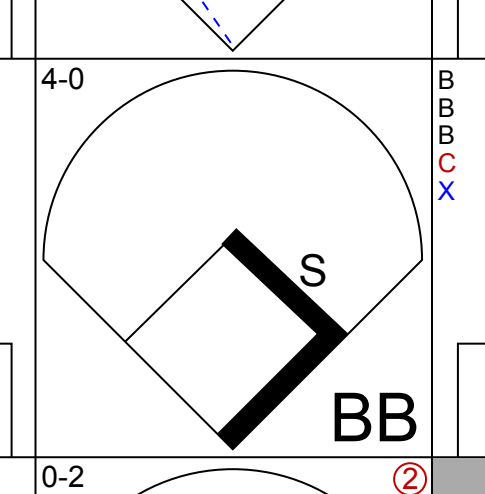
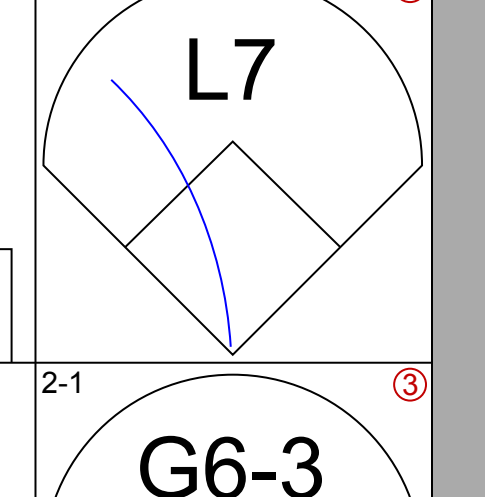
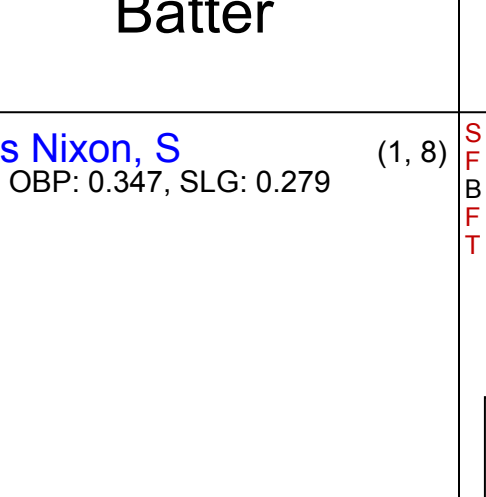
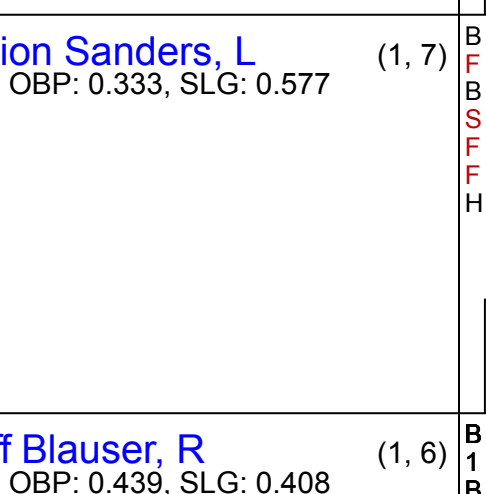
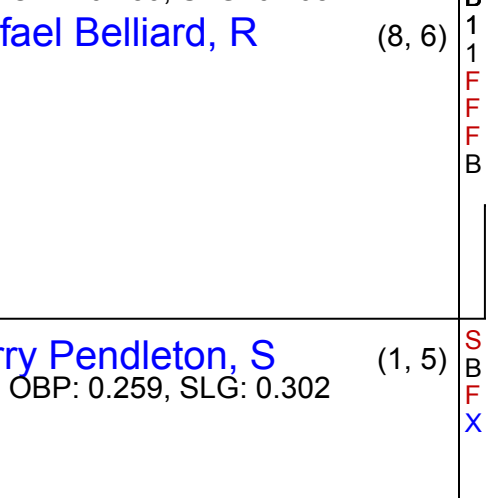
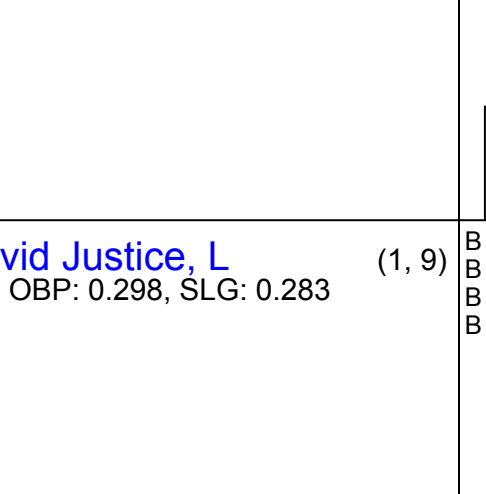
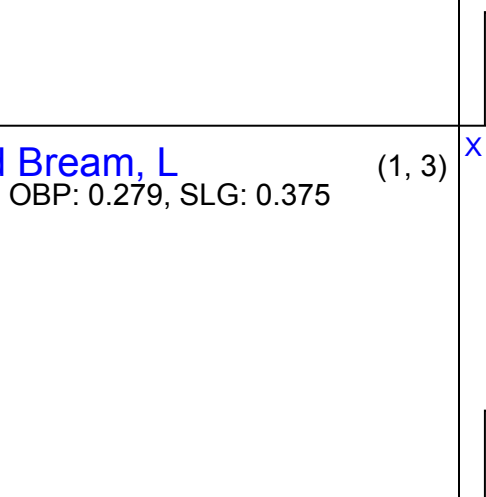

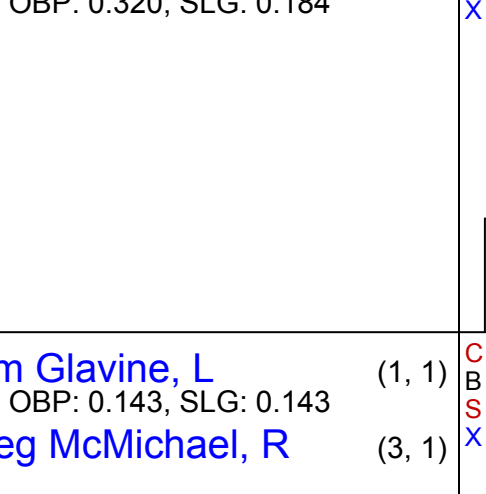
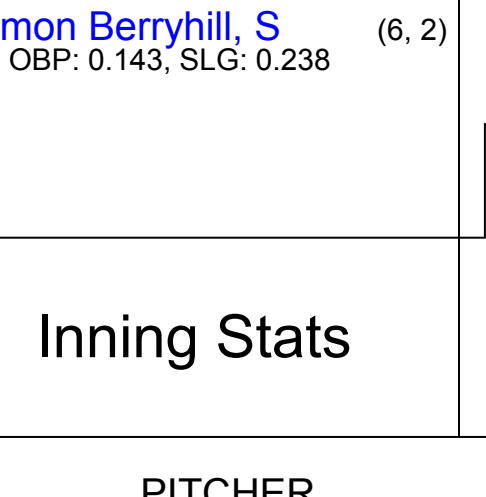

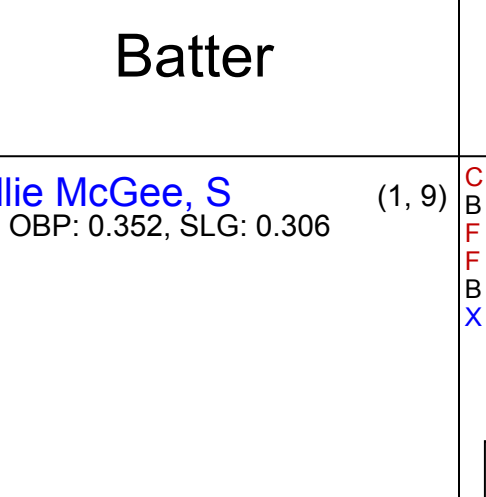
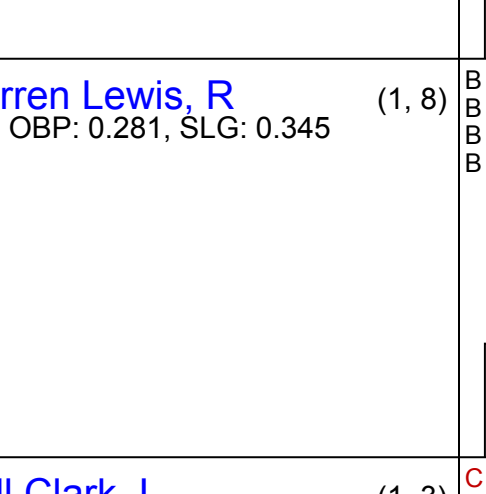
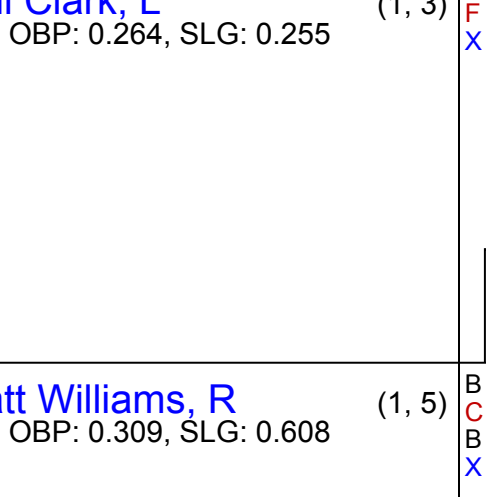
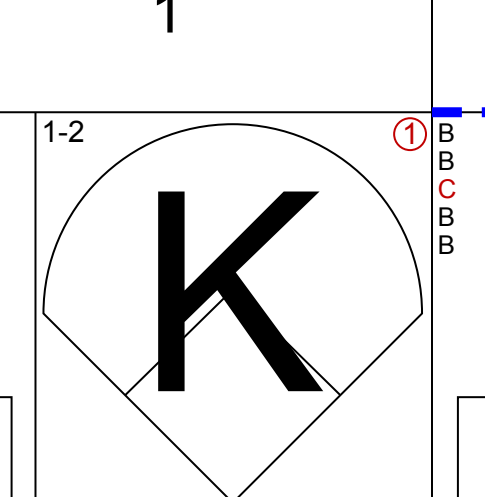
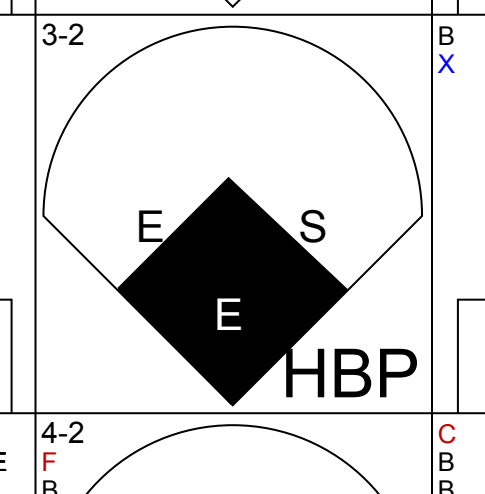
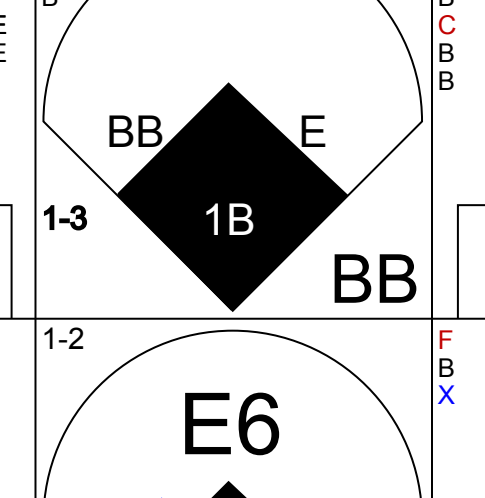
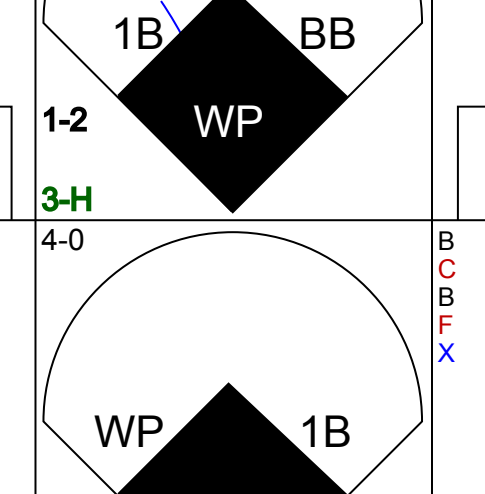
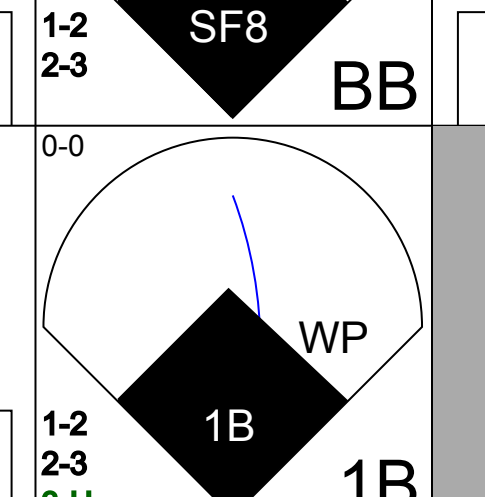
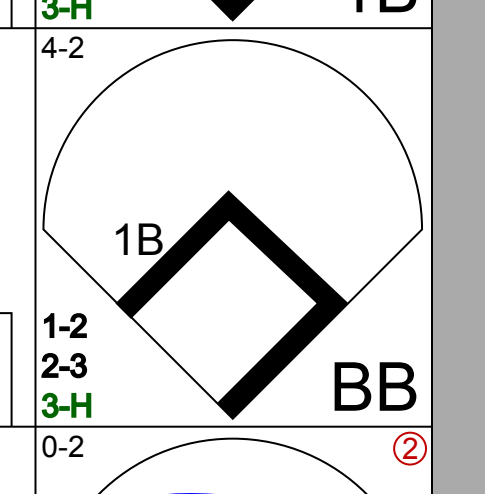
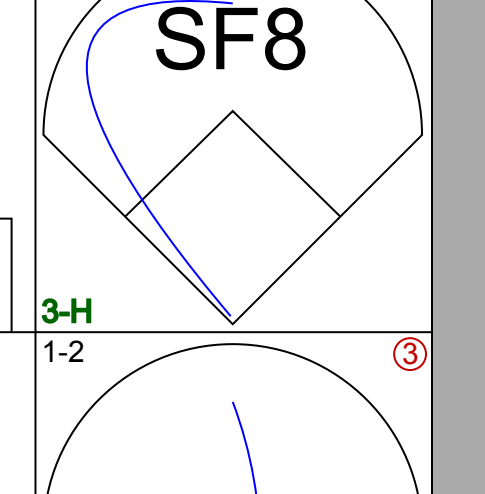
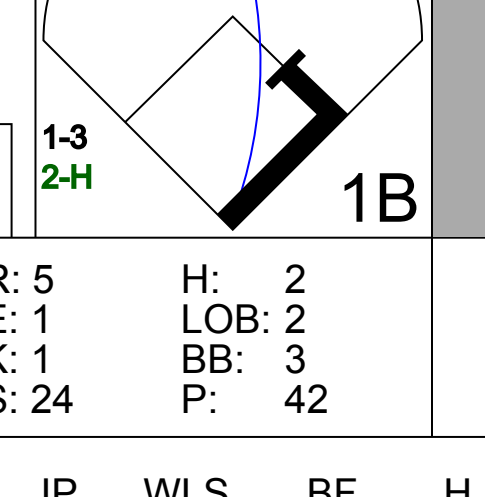
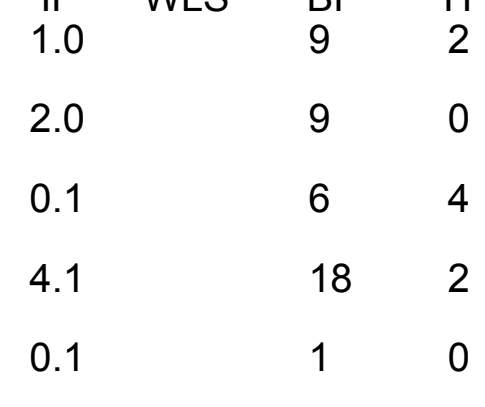
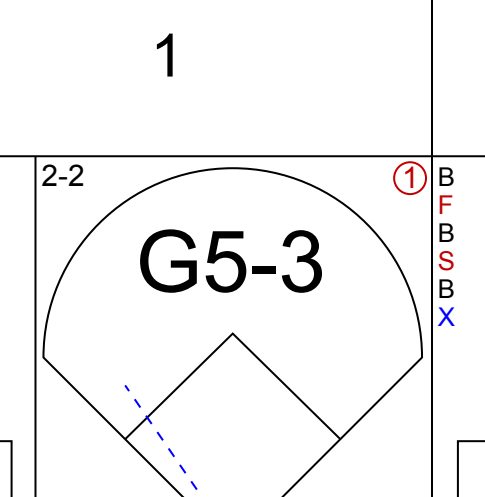
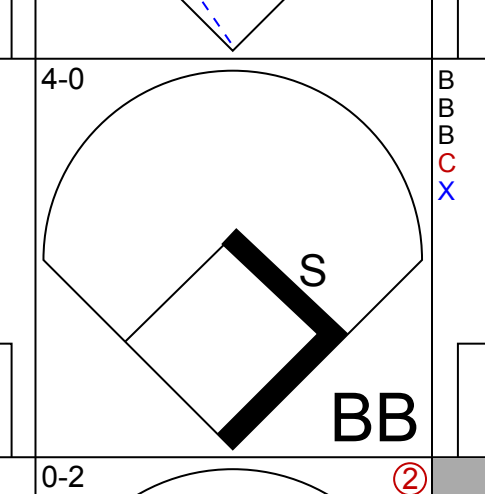
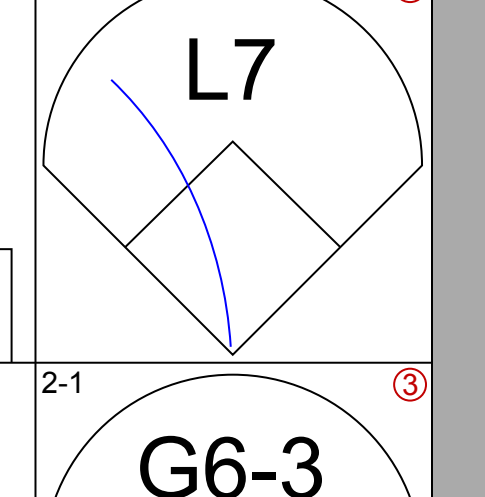
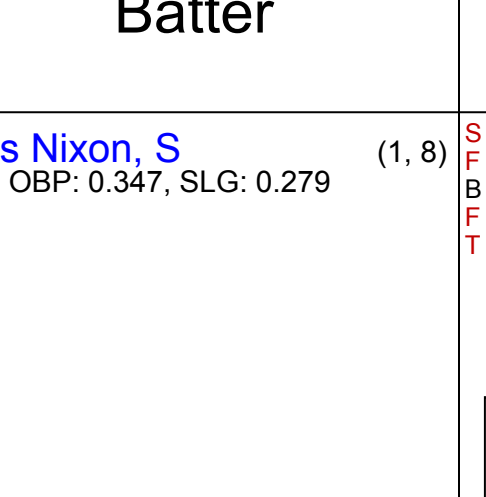
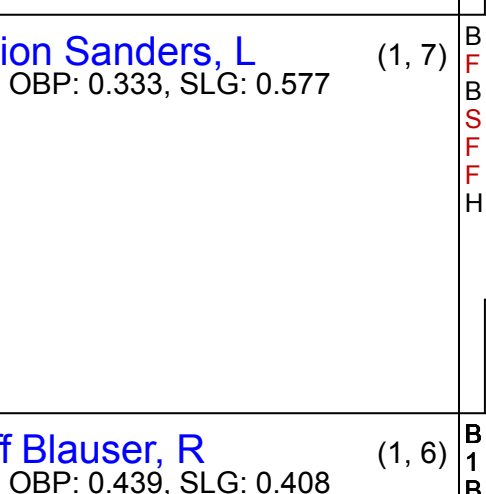
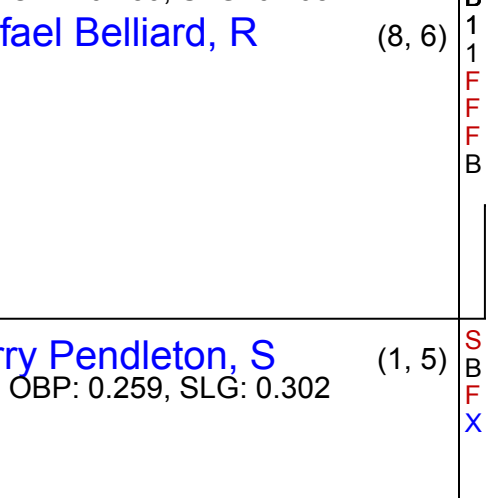
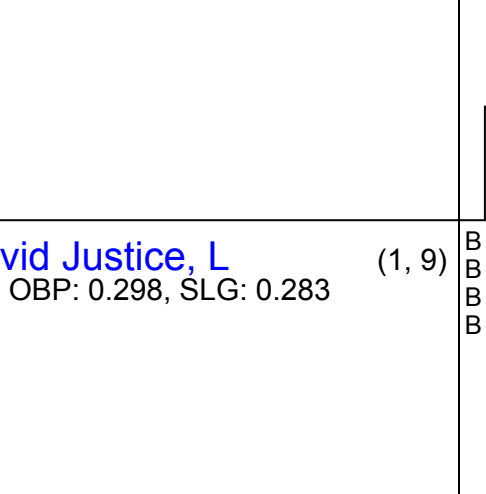
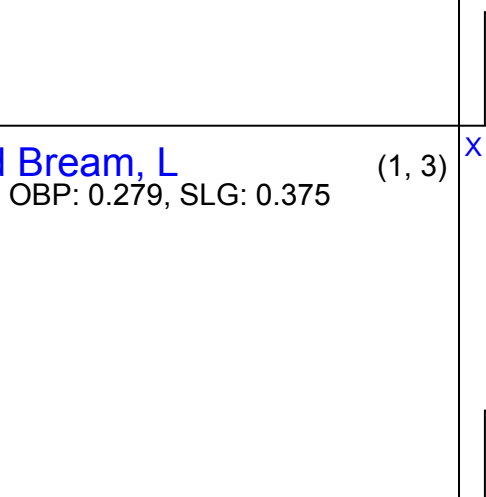

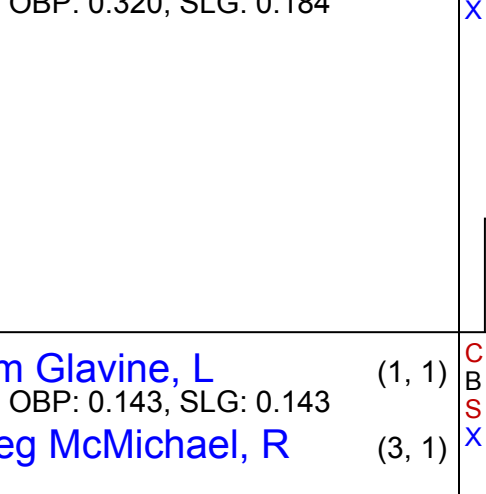
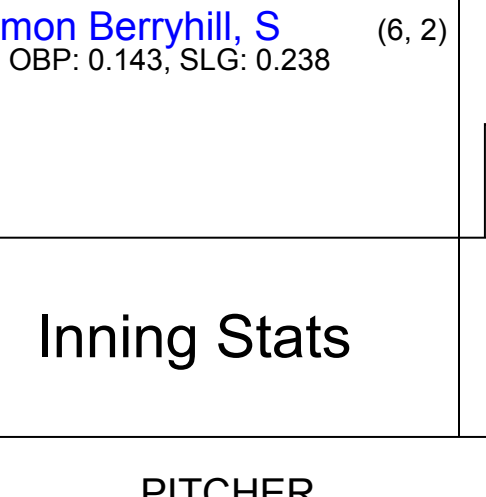

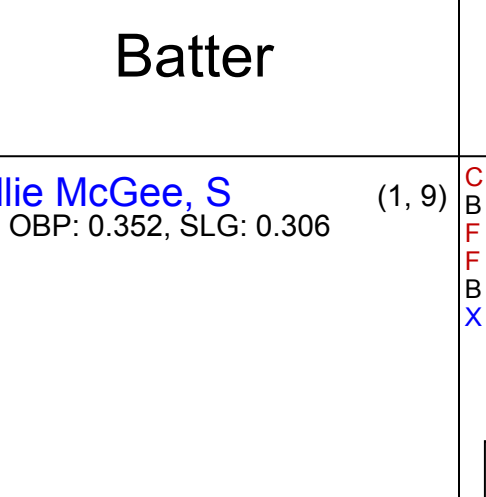
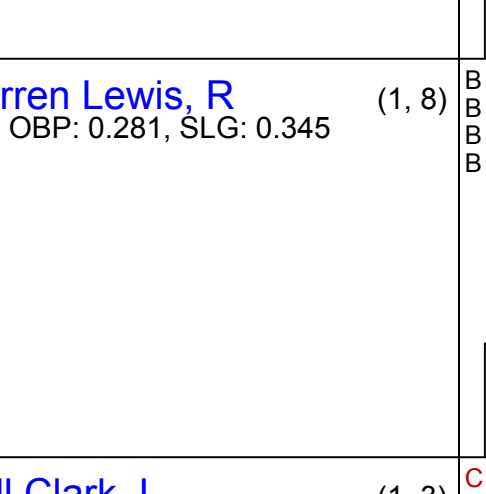
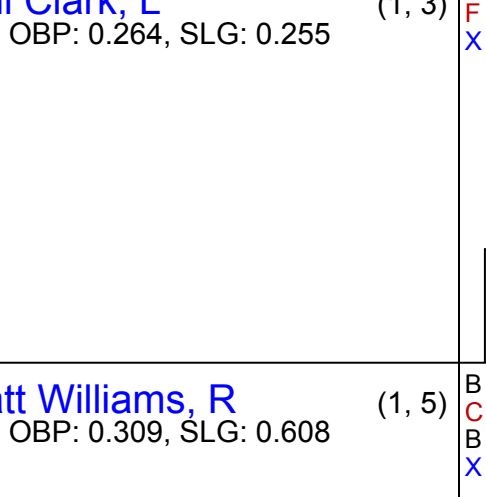
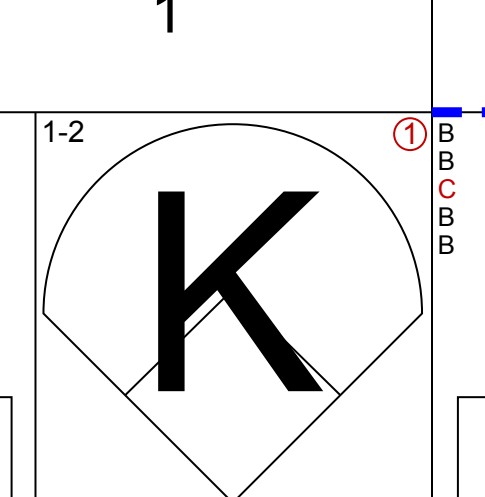
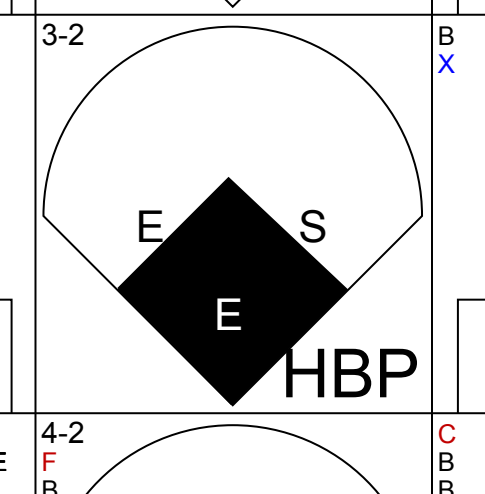
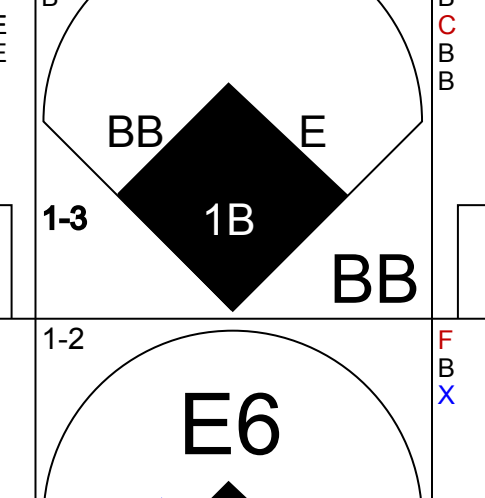
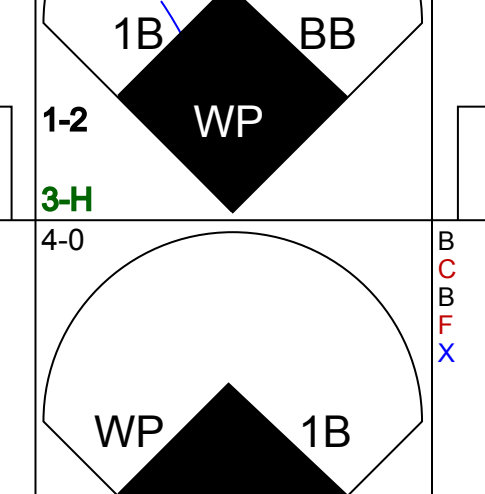
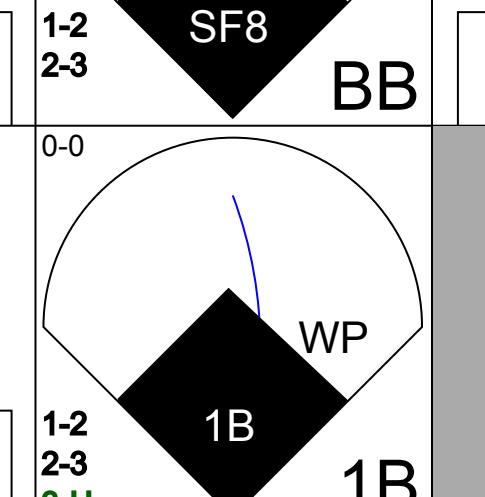
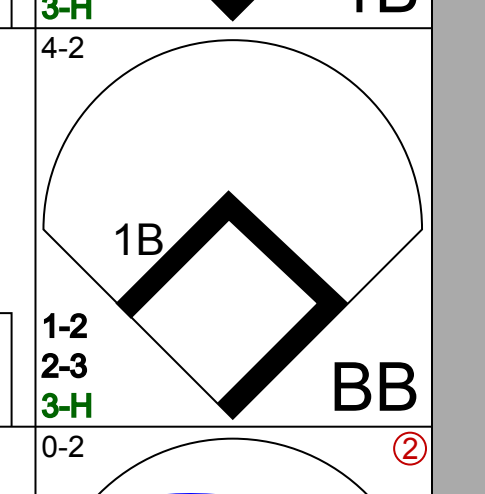
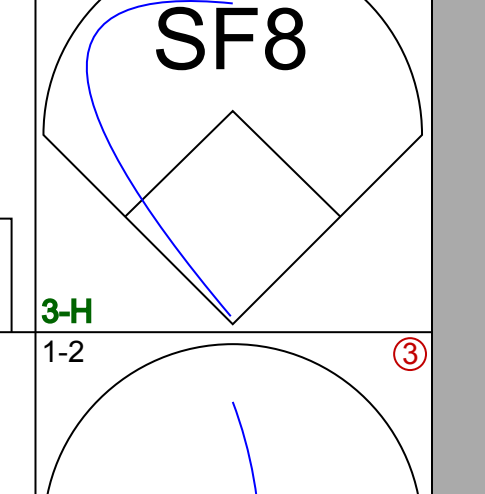
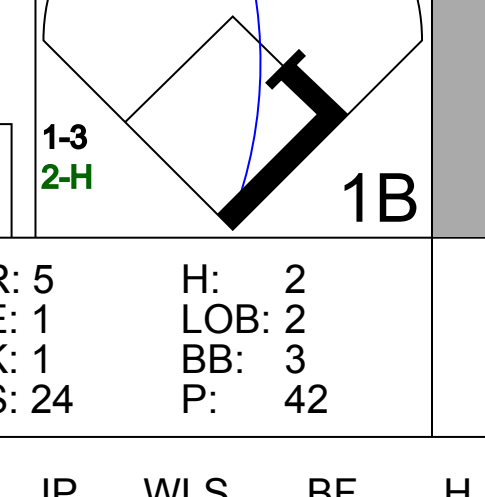
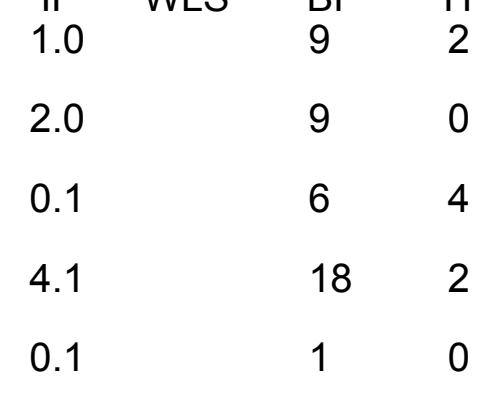
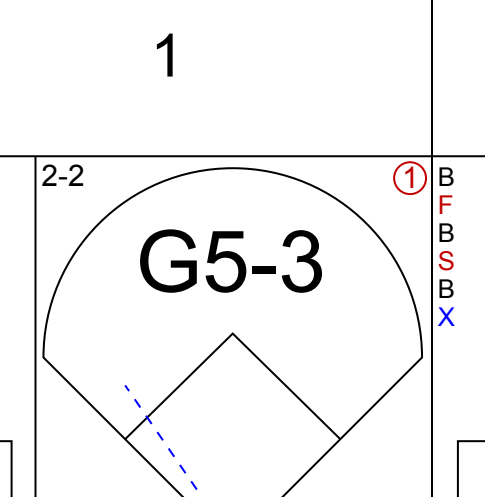
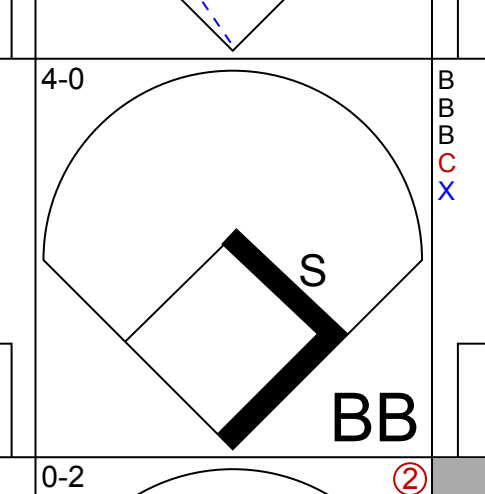
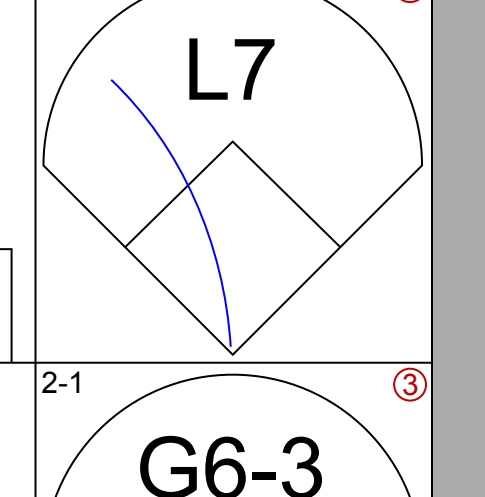
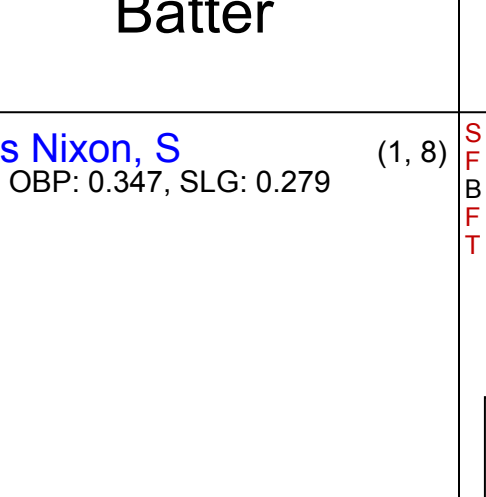
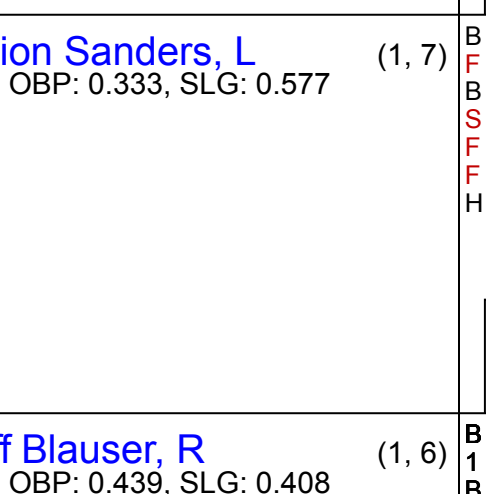
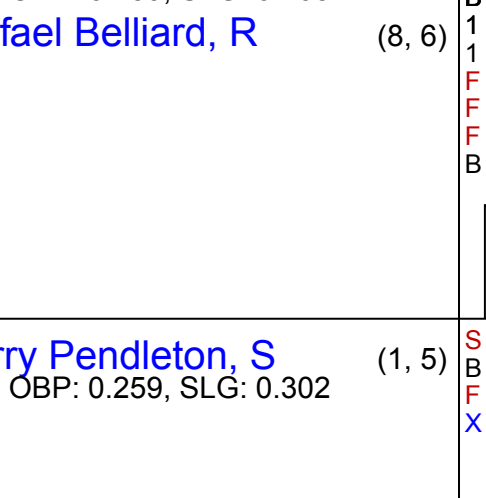
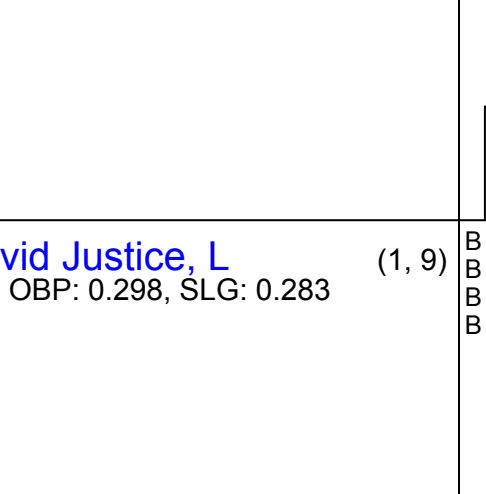
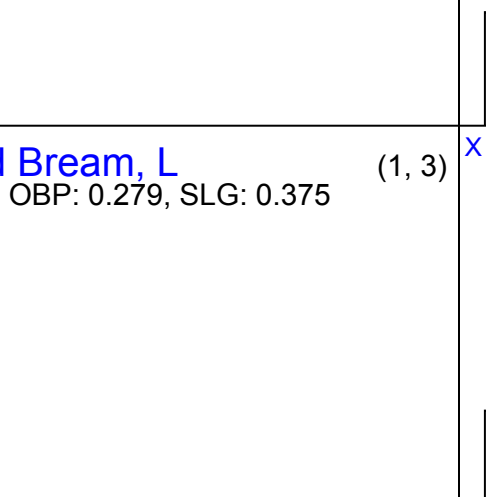

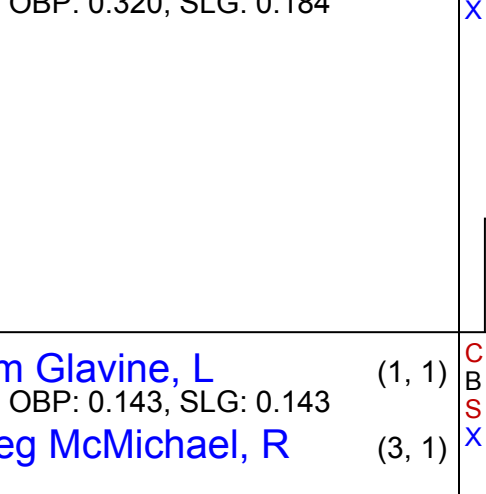
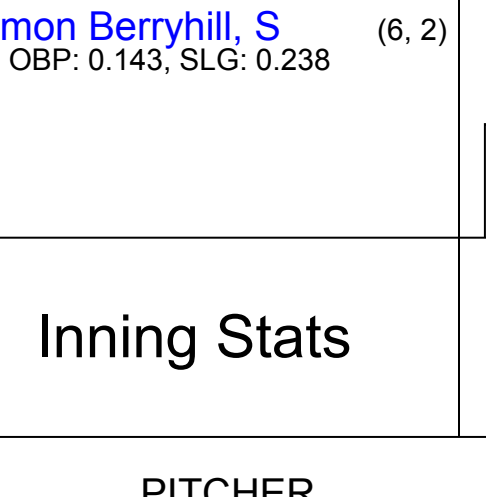

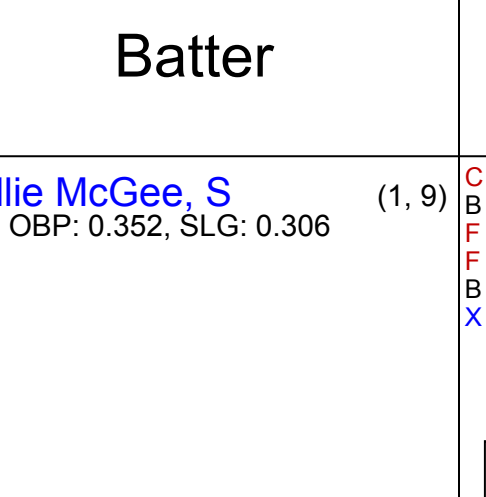
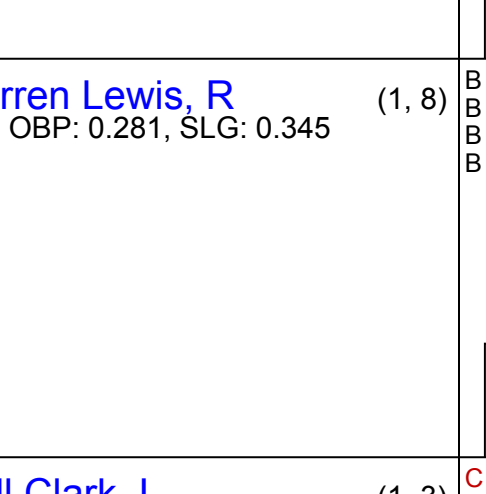
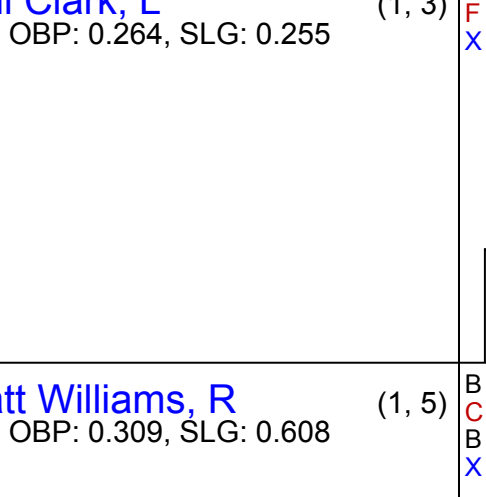


AB 26
R 1
H 4
RBI 1
BB 1
SO 6
LOB 6



livebaseballscorecards.com

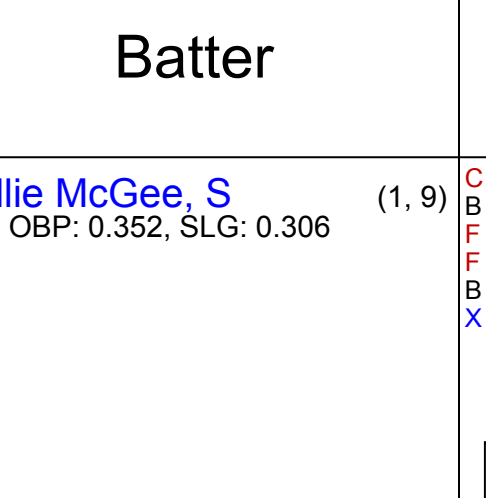
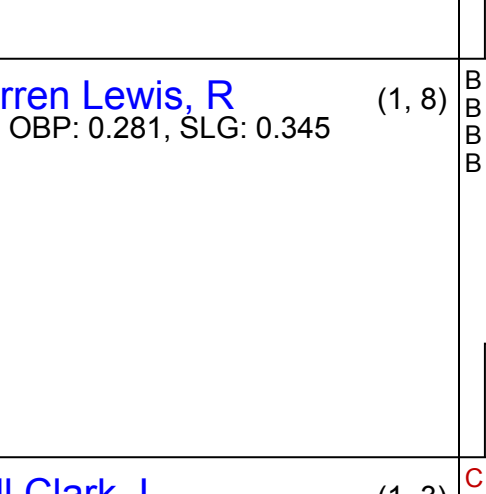
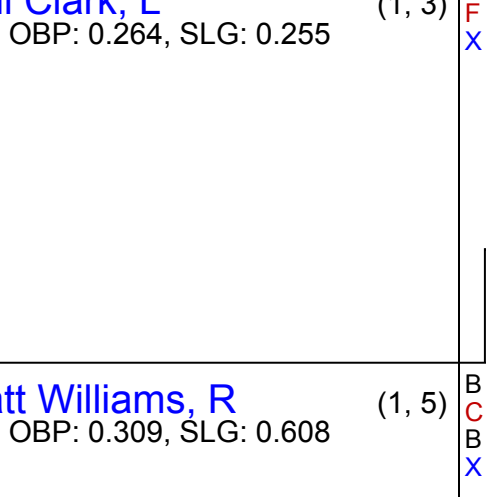
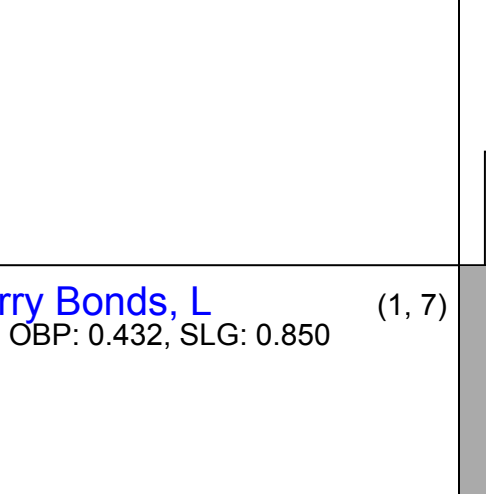
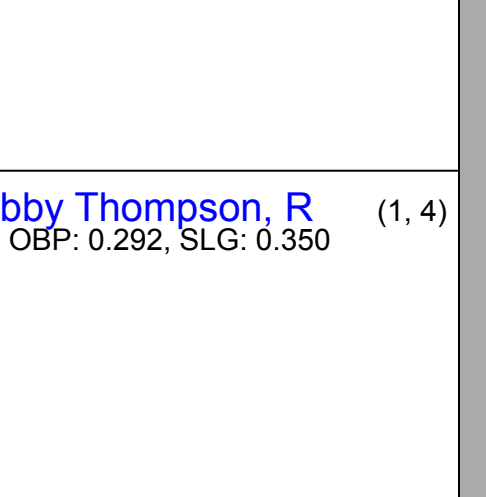
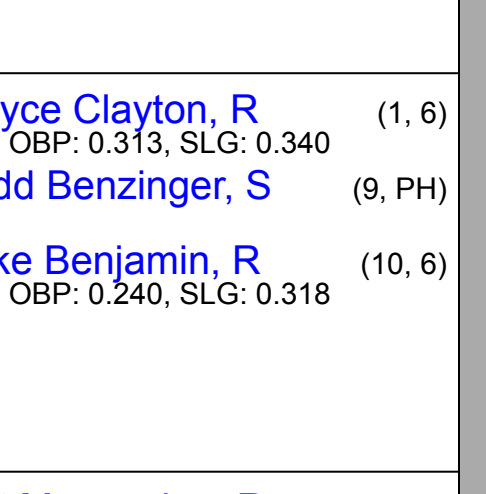
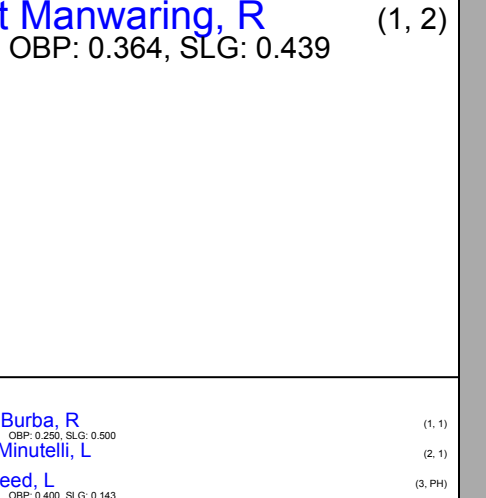
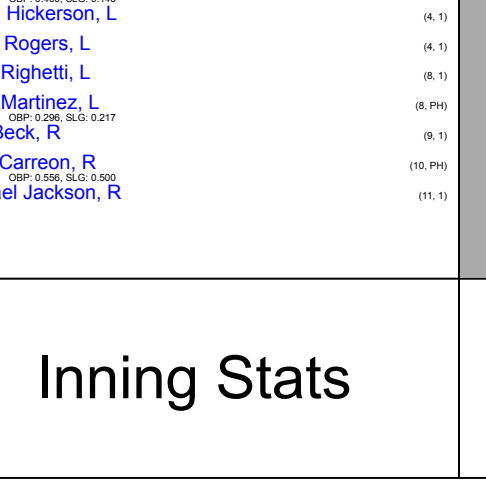

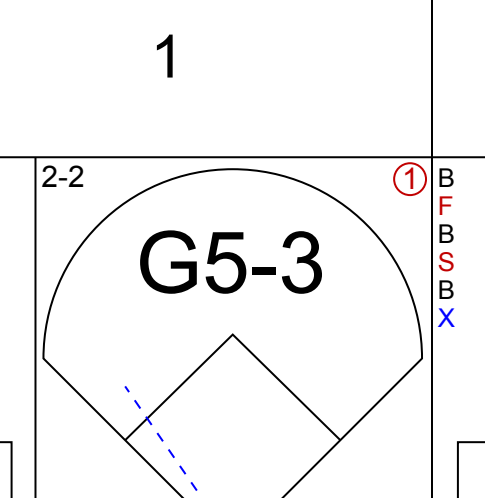
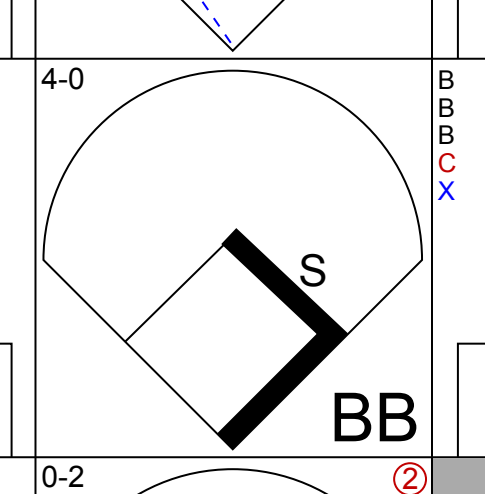
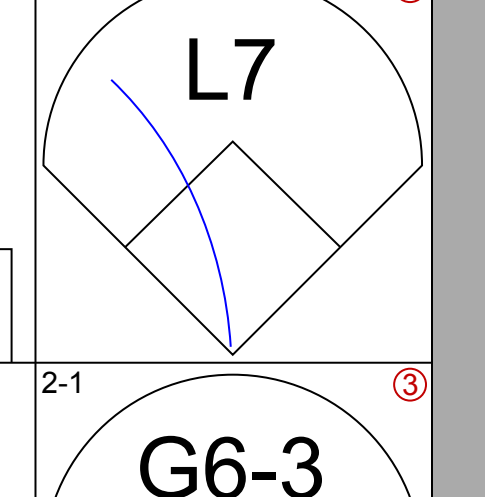
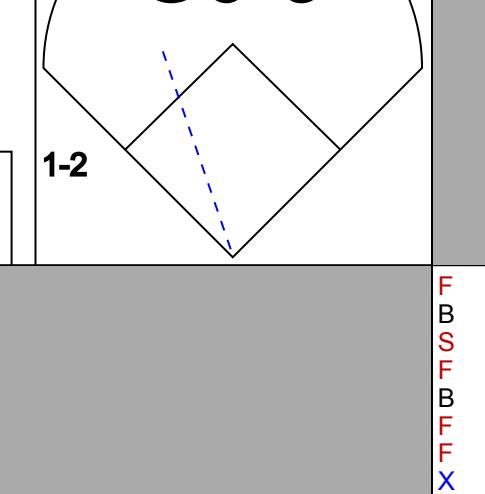

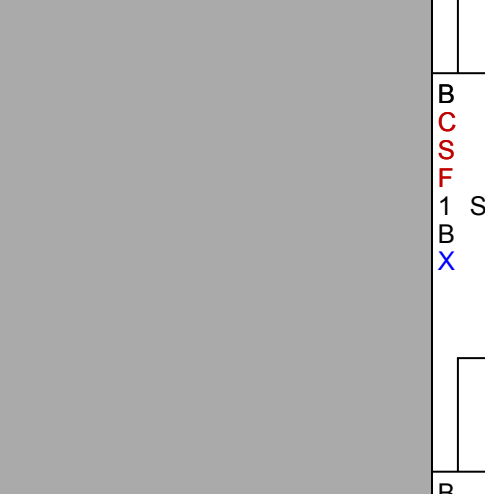
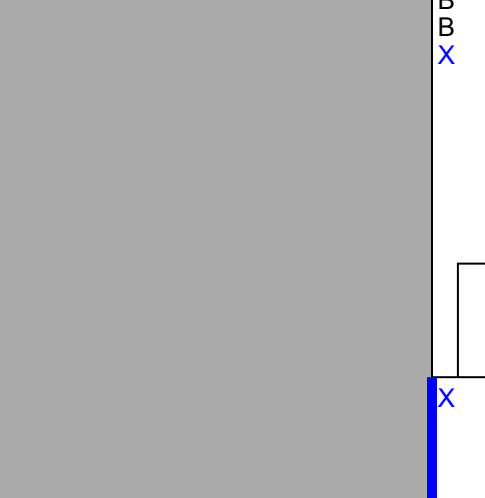
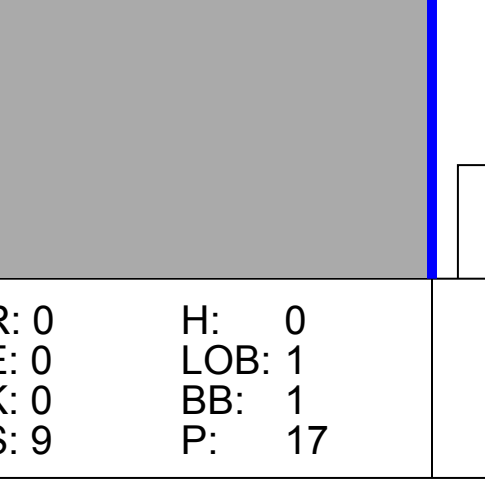
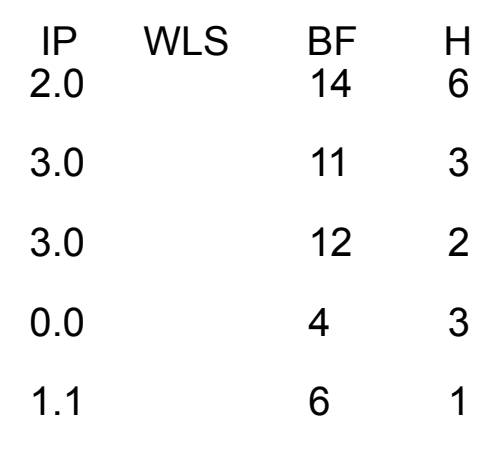
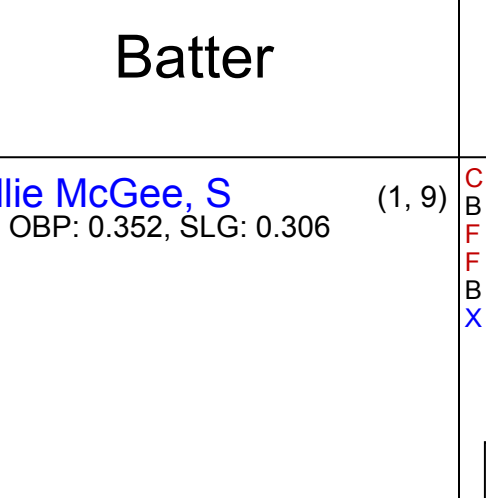
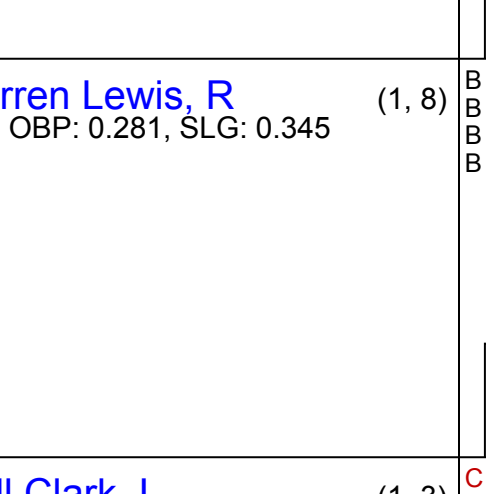
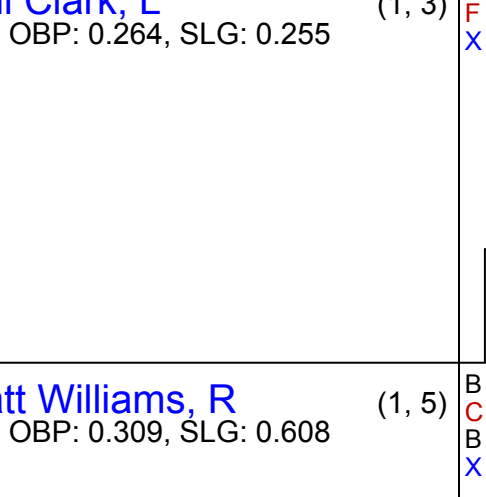
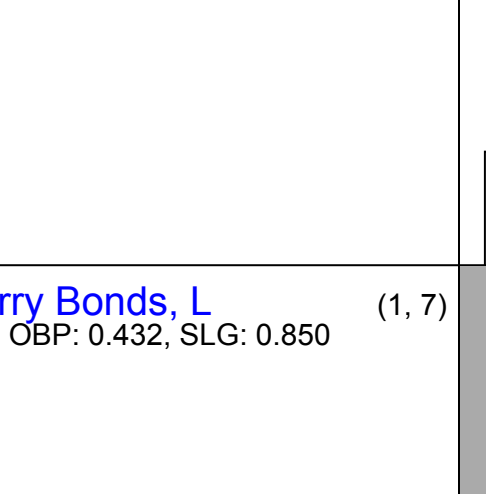
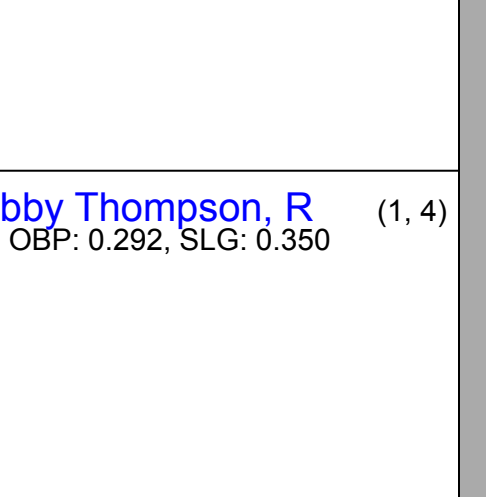
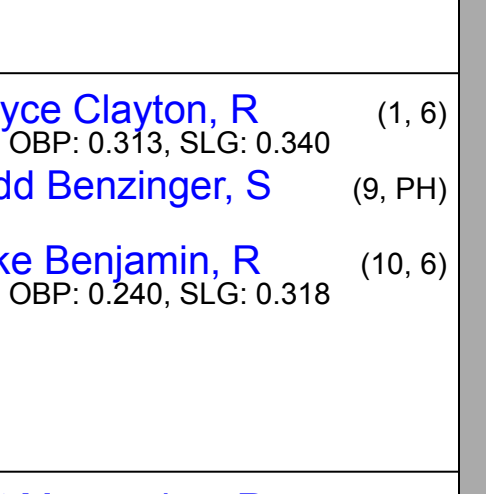
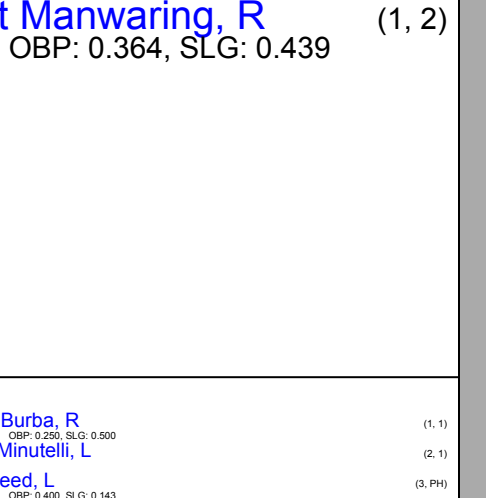
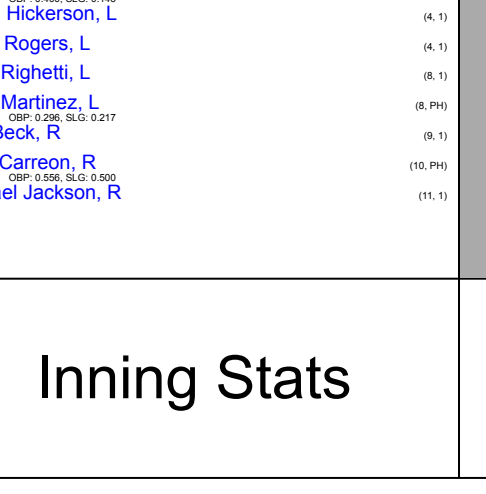

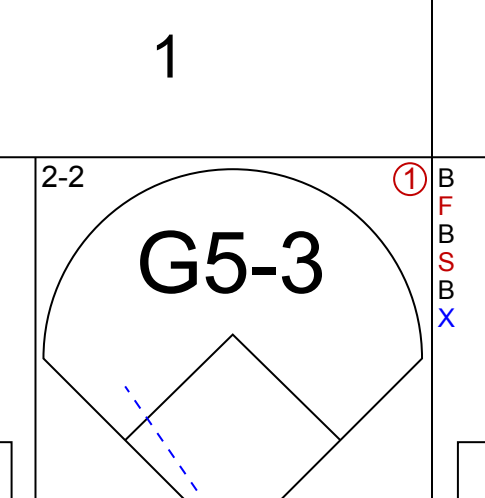
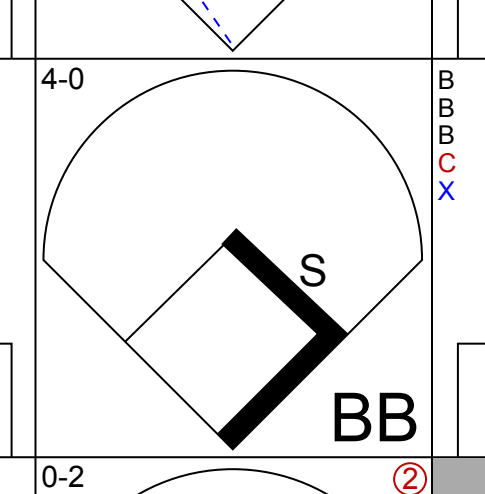
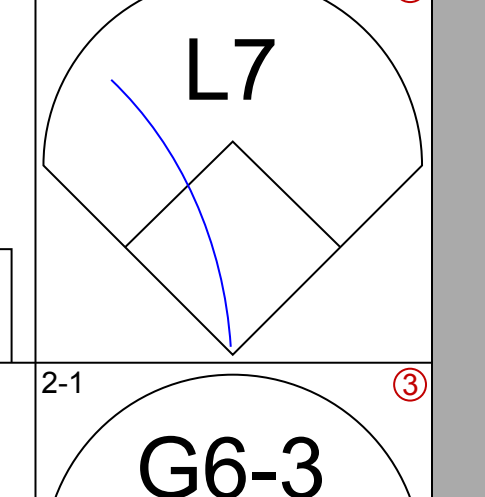
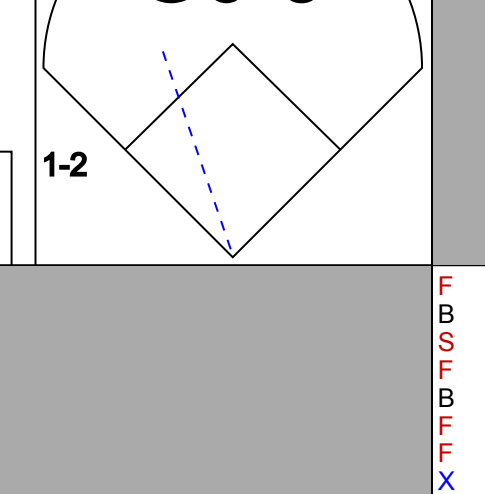

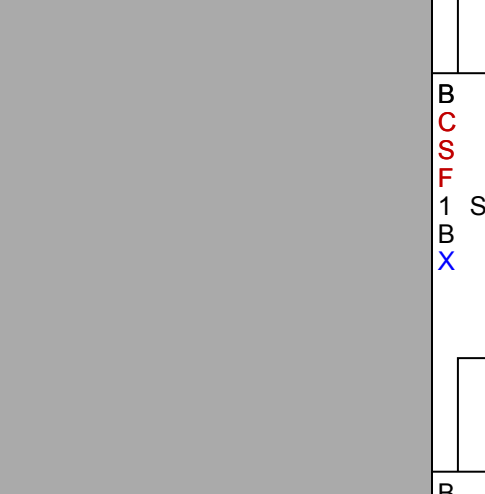
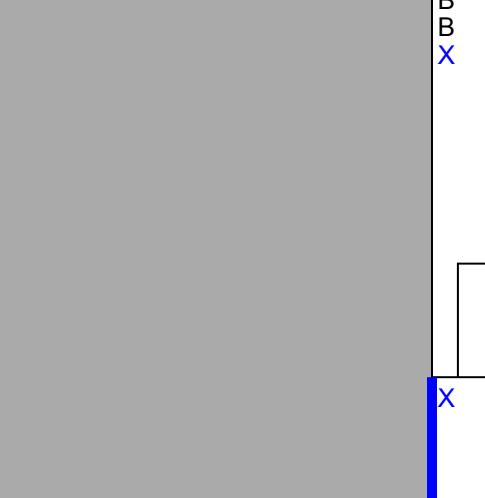
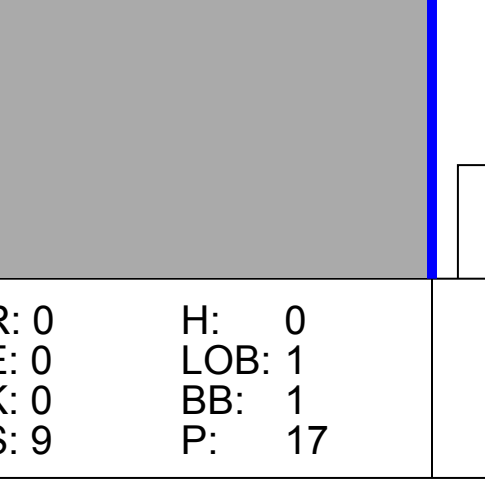
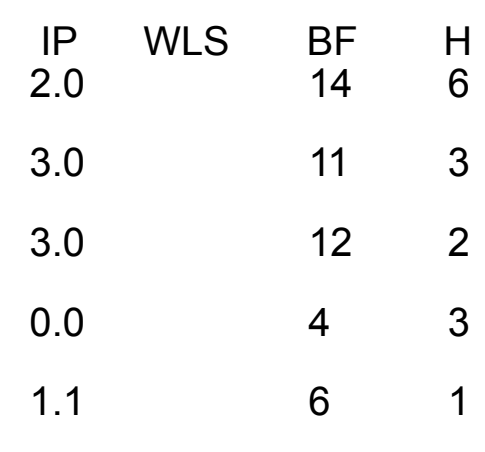
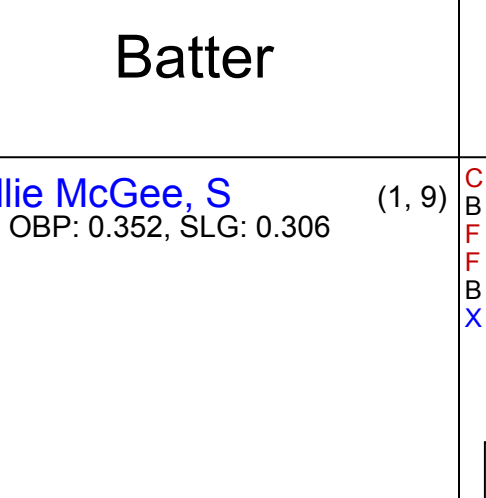
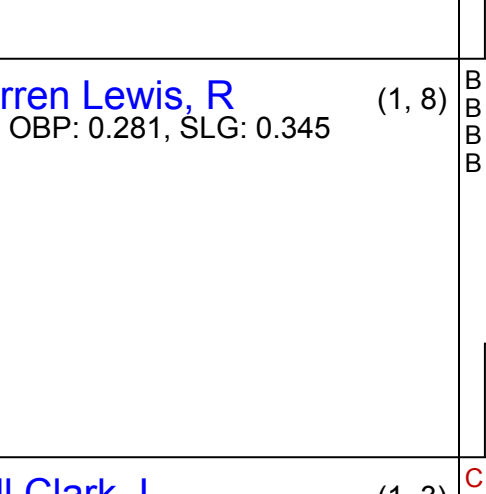
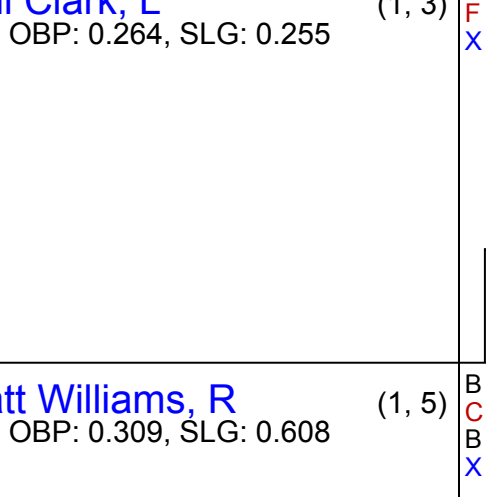
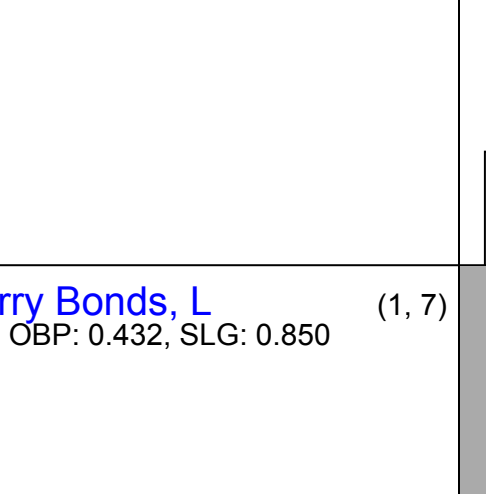
livebaseballscorecards.com

Batter	1	2	3	4	5	6	7	8	9	10	11	AB	R	H	RBI	BB	SO	LOB	TOP						
Otis Nixon, S <small>OBP: 0.347, SLG: 0.279</small> 												3	1	2	0	3	1	0							
Deion Sanders, L <small>OBP: 0.333, SLG: 0.577</small> 												5	1	0	0	0	1	5							
Jeff Blauser, R <small>OBP: 0.439, SLG: 0.408</small> Rafael Belliard, R <small>(8, 6)</small> 												3	2	1	0	2	0	1							
Terry Pendleton, S <small>OBP: 0.269, SLG: 0.302</small> 												6	2	1	1	0	1	4							
David Justice, L <small>OBP: 0.298, SLG: 0.283</small> 												2	3	0	1	4	1	2							
Sid DREAM, L <small>OBP: 0.279, SLG: 0.375</small> 												6	2	3	4	0	1	1							
Greg Olson, R <small>OBP: 0.143, SLG: 0.276</small> Pete Smith, R <small>OBP: 0.143, SLG: 0.276</small> Mike Stanton, L <small>OBP: 0.143, SLG: 0.276</small> Jay Howell, R <small>OBP: 0.143, SLG: 0.276</small> Kent Mercker, L <small>OBP: 0.143, SLG: 0.276</small> Ron Gant, R <small>OBP: 0.143, SLG: 0.276</small> Steve Bedrosian, R <small>OBP: 0.143, SLG: 0.276</small> 												3	1	1	3	1	0	1							
Mark Lemke, S <small>OBP: 0.320, SLG: 0.184</small> 												4	0	0	1	1	1	0							
Tom Glavine, L <small>OBP: 0.143, SLG: 0.143</small> Greg McMichael, R <small>OBP: 0.143, SLG: 0.143</small> Damon Berryhill, S <small>OBP: 0.143, SLG: 0.238</small> 												2	0	1	1	0	1	1							
Inning Stats <small>R: 5, E: 0, K: 1, S: 24</small>	<small>H: 2, LOB: 2, BB: 3, P: 42</small>	<small>R: 0, E: 0, K: 0, S: 9</small>	<small>H: 0, LOB: 2, BB: 2, P: 21</small>	<small>R: 0, E: 0, K: 2, S: 11</small>	<small>H: 0, LOB: 1, BB: 1, P: 22</small>	<small>R: 6, E: 1, K: 0, S: 19</small>	<small>H: 5, LOB: 0, BB: 1, P: 32</small>	<small>R: 0, E: 0, K: 1, S: 11</small>	<small>H: 0, LOB: 1, BB: 1, P: 18</small>	<small>R: 0, E: 0, K: 0, S: 9</small>	<small>H: 0, LOB: 0, BB: 1, P: 14</small>	<small>R: 0, E: 0, K: 0, S: 6</small>	<small>H: 0, LOB: 1, BB: 1, P: 15</small>	<small>R: 1, E: 0, K: 2, S: 16</small>	<small>H: 1, LOB: 1, BB: 1, P: 28</small>	<small>R: 0, E: 0, K: 2, S: 12</small>	<small>H: 1, LOB: 1, BB: 0, P: 16</small>	<small>R: 0, E: 0, K: 3, S: 11</small>	<small>H: 0, LOB: 0, BB: 0, P: 12</small>	<small>R: 0, E: 0, K: 1, S: 11</small>	<small>H: 0, LOB: 0, BB: 0, P: 17</small>	<small>1B: 7, 2B: 1, 3B: 0, HR: 1</small>	<small>SF: 1, SAC: 0, DP: 2, HBP: 1</small>	<small>WP: 1, PB: 0, SB: 4, CS: 0</small>	<small>PA: 53</small>
PITCHER Dave Burba, R <small>ERA: 3.27</small> Gino Minutelli, L <small>ERA: 3.27</small> Bryan Hickerson, L <small>ERA: 6.75</small> Kevin Rogers, L <small>ERA: 2.13</small> Dave Righetti, L <small>ERA: 2.13</small>	<small>IP: 1.0, WLS: 0, BF: 9, H: 2, R: 5, ER: 2, SO: 1, BB: 3, IBB: 0, HBP: 0, BLK: 0, WP: 0, HR: 0, S: 24, P: 42, ERA: 18.00, WHIP: 5.000</small>	<small>IP: 2.0, WLS: 0, BF: 9, H: 0, R: 0, ER: 0, SO: 2, BB: 3, IBB: 0, HBP: 0, BLK: 0, WP: 0, HR: 0, S: 20, P: 43, ERA: 0.00, WHIP: 1.500</small>	<small>IP: 4.1, WLS: 0, BF: 6, H: 4, R: 5, ER: 5, SO: 1, BB: 0, IBB: 0, HBP: 0, BLK: 0, WP: 0, HR: 1, S: 14, P: 26, ERA: 135.00, WHIP: 15.000</small>	<small>IP: 4.1, WLS: 0, BF: 18, H: 2, R: 2, ER: 1, SO: 4, BB: 0, IBB: 0, HBP: 0, BLK: 0, WP: 1, HR: 4, S: 76, P: 44, ERA: 4.15, WHIP: 1.385</small>	<small>IP: 8.1, WLS: 0, BF: 1, H: 0, R: 0, ER: 0, SO: 0, BB: 0, IBB: 0, HBP: 0, BLK: 0, WP: 0, HR: 3, S: 5, P: 5, ERA: 0.00, WHIP: 0.000</small>	PITCHER Rod Beck, R <small>ERA: 3.38</small> Michael Jackson, R <small>ERA: 2.7</small>	<small>IP: 2.0, WLS: 1, BF: 7, H: 1, R: 0, ER: 0, SO: 5, BB: 0, IBB: 0, HBP: 0, BLK: 0, WP: 0, HR: 0, S: 23, P: 28, ERA: 0.00, WHIP: 0.500</small>	<small>IP: 11.1, WLS: 0, BF: 3, H: 0, R: 0, ER: 0, SO: 1, BB: 0, IBB: 0, HBP: 0, BLK: 0, WP: 0, HR: 11, S: 17, P: 17, ERA: 0.00, WHIP: 0.000</small>																	

Atlanta Braves @ San Francisco Giants
Candlestick Park, San Francisco, CA
Sun Apr 18 1993, 6:33 AM EDT
Att: 37,264 - Sunny - 61 F

AB	40
R	12
H	9
RBI	11
BB	11
SO	10
LOB	17



Batter	1	2	3	4	5	6	7	8	9	10	11	AB	R	H	RBI	BB	SO	LOB	BOTTOM
Willie McGee, S <small>OBP: 0.352, SLG: 0.306</small> 												5	0	1	1	0	0	0	
Darren Lewis, R <small>OBP: 0.261, SLG: 0.345</small> 												4	2	1	0	2	0	3	
Will Clark, L <small>OBP: 0.284, SLG: 0.255</small> 												5	2	2	0	1	0	3	
Matt Williams, R <small>OBP: 0.309, SLG: 0.608</small> 												6	4	4	3	0	0	3	
Barry Bonds, L <small>OBP: 0.432, SLG: 0.850</small> 																			

Batter	1	2	3	4	5	6	7	8	9	10	11	AB	R	H	RBI	BB	SO	LOB	TOP						
Willie McGee, S OBP: 0.322, SLG: 0.278	(1,9) K		(1,1) G5-3			(1,0) F9		(1,3) F9		(1,0) F8		5	0	0	0	0	0	1	1						
Darren Lewis, R OBP: 0.297, SLG: 0.412	(1,8) K		(1,2) K			(1,0) B5-3			(1,0) L8	(1,1) L8	(1,3) 1B	5	1	2	0	0	2	0							
Will Clark, L OBP: 0.289, SLG: 0.250	(1,3) L9		(1,1) G3-1			(1,2) F8			(1,3) L8	(1,3) L8	(1,0) HR	5	1	1	1	0	0	1							
Matt Williams, R OBP: 0.317, SLG: 0.582		(1,5) 1B		(1,1) 1B			(1,3) K		(1,2) L6		(1,3) L9	4	1	1	0	1	1	2							
Barry Bonds, L OBP: 0.449, SLG: 0.884		(1,7) 1B		(1,2) K			(1,2) L8		(1,4) IBB		(1,1) HR	3	1	1	2	2	1	0							
Robby Thompson, R OBP: 0.276, SLG: 0.320		(1,4) K		(1,3) K			(1,2) 1B		(1,0) G3		(1,2) F8	5	0	1	0	0	2	4							
Royce Clayton, R OBP: 0.283, SLG: 0.308		(1,6) K			(1,1) K		(1,3) K			(1,3) K	(1,1) G4-3	5	0	0	0	0	4	3							
Kirt Manwaring, R OBP: 0.375, SLG: 0.444		(1,2) 1B		(1,2) K			(1,3) K			(1,2) 1B		4	0	2	1	0	2	0							
Bill Swift, R Craig Colwell, R Michael Jackson, R Gino Minutelli, L Todd Benzing, S Dave Righetti, L Rod Beck, R	(1,1) K		(1,3) K		(1,3) K		(1,0) G5-3		(1,0) F7			2	0	0	0	0	2	2							
Inning Stats	R: 0 E: 0 K: 2 S: 10	H: 0 LOB: 0 BB: 0 P: 15	R: 1 E: 0 K: 3 S: 15	H: 1 LOB: 2 BB: 2 P: 25	R: 0 E: 0 K: 1 S: 7	H: 0 LOB: 0 BB: 0 P: 11	R: 0 E: 0 K: 2 S: 9	H: 1 LOB: 0 BB: 0 P: 13	R: 0 E: 0 K: 1 S: 5	H: 0 LOB: 0 BB: 0 P: 8	R: 0 E: 0 K: 2 S: 13	H: 1 LOB: 1 BB: 0 P: 18	R: 0 E: 0 K: 1 S: 6	H: 0 LOB: 0 BB: 0 P: 10	R: 0 E: 0 K: 0 S: 8	H: 1 LOB: 2 BB: 1 P: 16	R: 0 E: 0 K: 1 S: 8	H: 1 LOB: 1 BB: 0 P: 13	R: 3 E: 0 K: 0 S: 13	H: 3 LOB: 0 BB: 0 P: 23	1B: 6 2B: 0 3B: 1 HR: 1	SF: 0 SAC: 0 DP: 0 HBP: 0	WP: 0 PB: 0 SB: 1 CS: 0	PA: 43	
PITCHER	IP ERA WLS BF H R ER SO BB IBB HBP BLK WP HR S P ERA WHIP	IP ERA WLS BF H R ER SO BB IBB HBP BLK WP HR S P ERA WHIP	IP ERA WLS BF H R ER SO BB IBB HBP BLK WP HR S P ERA WHIP	IP ERA WLS BF H R ER SO BB IBB HBP BLK WP HR S P ERA WHIP	IP ERA WLS BF H R ER SO BB IBB HBP BLK WP HR S P ERA WHIP	IP ERA WLS BF H R ER SO BB IBB HBP BLK WP HR S P ERA WHIP	IP ERA WLS BF H R ER SO BB IBB HBP BLK WP HR S P ERA WHIP	IP ERA WLS BF H R ER SO BB IBB HBP BLK WP HR S P ERA WHIP	IP ERA WLS BF H R ER SO BB IBB HBP BLK WP HR S P ERA WHIP	IP ERA WLS BF H R ER SO BB IBB HBP BLK WP HR S P ERA WHIP	IP ERA WLS BF H R ER SO BB IBB HBP BLK WP HR S P ERA WHIP	IP ERA WLS BF H R ER SO BB IBB HBP BLK WP HR S P ERA WHIP	IP ERA WLS BF H R ER SO BB IBB HBP BLK WP HR S P ERA WHIP	IP ERA WLS BF H R ER SO BB IBB HBP BLK WP HR S P ERA WHIP	IP ERA WLS BF H R ER SO BB IBB HBP BLK WP HR S P ERA WHIP	IP ERA WLS BF H R ER SO BB IBB HBP BLK WP HR S P ERA WHIP	IP ERA WLS BF H R ER SO BB IBB HBP BLK WP HR S P ERA WHIP	IP ERA WLS BF H R ER SO BB IBB HBP BLK WP HR S P ERA WHIP	IP ERA WLS BF H R ER SO BB IBB HBP BLK WP HR S P ERA WHIP	IP ERA WLS BF H R ER SO BB IBB HBP BLK WP HR S P ERA WHIP	IP ERA WLS BF H R ER SO BB IBB HBP BLK WP HR S P ERA WHIP	IP ERA WLS BF H R ER SO BB IBB HBP BLK WP HR S P ERA WHIP	IP ERA WLS BF H R ER SO BB IBB HBP BLK WP HR S P ERA WHIP	IP ERA WLS BF H R ER SO BB IBB HBP BLK WP HR S P ERA WHIP	IP ERA WLS BF H R ER SO BB IBB HBP BLK WP HR S P ERA WHIP

San Francisco Giants @ New York Mets
Shea Stadium, Flushing, NY
Tue Apr 20 1993, 7:05 PM EDT
Att. 19,816 - Unknown - 62 F

AB	40
R	4
H	8
RBI	4
BB	3
SO	15
LOB	14





Batter	1	2	3	4	5	6	7	8	9	10	11	AB	R	H	RBI	BB	SO	LOB	BOTTOM						
Vince Coleman, S OBP: 0.250, SLG: 0.296	(1,7) L8		(1,0) FC6-4			(1,3) K			(1,3) K		(1,2) F7	5	0	0	0	0	2	2							
Tony Fernandez, S OBP: 0.306, SLG: 0.275	(1,6) 1B		(1,0) G6-4-3		(1,0) F7		(1,2) G4-3		(1,2) BB		(1,2) G4-3	4	0	1	0	1	0	1							
Eddie Murray, S OBP: 0.380, SLG: 0.500	(1,3) 1B		(1,2) G6-4-3		(1,2) G3-1		(1,1) F7		(1,2) P6			4	0	0	0	0	0	2							
Bobby Bonilla, S OBP: 0.327, SLG: 0.370		(1,9) F8		(1,0) G5-3		(1,0) L8		(1,1) F8		(1,1) F8		4	0	0	0	0	0	1							
Howard Johnson, S OBP: 0.288, SLG: 0.286		(1,5) P6			(1,0) F7		(1,0) SH1-3	(1,1) 1B		(1,0) F7		4	1	1	0	0	0	0							
Jeff Kent, R OBP: 0.273, SLG: 0.216	(1,4) K				(1,1) G1-3		(1,2) SH1-3			(1,0) P6		3	0	0	0	0	1	0							
Mike Maddux, L OBP: 0.545, SLG: 0.778					(1,3) K		(1,2) SH1-3			(1,0) P6		0	0	0	0	0	0	0							
Ryan Thompson, R OBP: 0.143, SLG: 0.238			(1,1) K		(1,2) G3		(1,2) 3B			(1,0) L6		2	0	0	0	0	1	0							
Joe Orsulak, L OBP: 0.333, SLG: 0.348							(1,2) 2H					0	0	0	0	0	0	0							
Dave Gallagher, R OBP: 0.545, SLG: 0.778												2	0	1	1	0	0	0							
Todd Hundley, S OBP: 0.289, SLG: 0.371			(1,2) L7			(1,0) L7		(1,3) K			(1,2) G6-3	4	0	0	0	0	1	1							
Sid Fernandez, L OBP: 0.500, SLG: 0.333					(1,1) G4-3				(1,0) G5-3			1	0	0	0	1	0	0							
Chico Walker, S OBP: 0.500, SLG: 0.333												1	0	0	0	0	0	1							
Anthony Young, R OBP: 0.167, SLG: 0.167												0	0	0	0	0	0	0							
Jeff McKnight, S OBP: 0.167, SLG: 0.167												1	0	0	0	0	0	0							
Inning Stats	R: 0 E: 0 K: 0 S: 6	H: 1 LOB: 0 BB: 0 P: 11	R: 0 E: 0 K: 1 S: 7	H: 0 LOB: 0 BB: 0 P: 12	R: 0 E: 0 K: 1 S: 9	H: 0 LOB: 0 BB: 0 P: 15	R: 0 E: 0 K: 0 S: 5	H: 0 LOB: 0 BB: 0 P: 8	R: 0 E: 0 K: 1 S: 6	H: 0 LOB: 0 BB: 0 P: 9	R: 0 E: 0 K: 0 S: 9	H: 0 LOB: 0 BB: 0 P: 14	R: 1 E: 0 K: 1 S: 11	H: 2 LOB: 1 BB: 0 P: 12	R: 0 E: 0 K: 1 S: 13	H: 0 LOB: 1 BB: 1 P: 19	R: 0 E: 0 K: 0 S: 4	H: 0 LOB: 0 BB: 0 P: 5	R: 0 E: 1 K: 0 S: 13	H: 0 LOB: 1 BB: 0 P: 17	1B: 2 2B: 0 3B: 1 HR: 0	SF: 0 SAC: 1 DP: 1 HBP: 0	WP: 0 PB: 0 SB: 0 CS: 0	PA: 38	
PITCHER	IP ERA WLS BF H R ER SO BB IBB HBP BLK WP HR S P ERA WHIP	IP ERA WLS BF H R ER SO BB IBB HBP BLK WP HR S P ERA WHIP	IP ERA WLS BF H R ER SO BB IBB HBP BLK WP HR S P ERA WHIP	IP ERA WLS BF H R ER SO BB IBB HBP BLK WP HR S P ERA WHIP	IP ERA WLS BF H R ER SO BB IBB HBP BLK WP HR S P ERA WHIP	IP ERA WLS BF H R ER SO BB IBB HBP BLK WP HR S P ERA WHIP	IP ERA WLS BF H R ER SO BB IBB HBP BLK WP HR S P ERA WHIP	IP ERA WLS BF H R ER SO BB IBB HBP BLK WP HR S P ERA WHIP	IP ERA WLS BF H R ER SO BB IBB HBP BLK WP HR S P ERA WHIP	IP ERA WLS BF H R ER SO BB IBB HBP BLK WP HR S P ERA WHIP	IP ERA WLS BF H R ER SO BB IBB HBP BLK WP HR S P ERA WHIP	IP ERA WLS BF H R ER SO BB IBB HBP BLK WP HR S P ERA WHIP	IP ERA WLS BF H R ER SO BB IBB HBP BLK WP HR S P ERA WHIP	IP ERA WLS BF H R ER SO BB IBB HBP BLK WP HR S P ERA WHIP	IP ERA WLS BF H R ER SO BB IBB HBP BLK WP HR S P ERA WHIP	IP ERA WLS BF H R ER SO BB IBB HBP BLK WP HR S P ERA WHIP	IP ERA WLS BF H R ER SO BB IBB HBP BLK WP HR S P ERA WHIP	IP ERA WLS BF H R ER SO BB IBB HBP BLK WP HR S P ERA WHIP	IP ERA WLS BF H R ER SO BB IBB HBP BLK WP HR S P ERA WHIP	IP ERA WLS BF H R ER SO BB IBB HBP BLK WP HR S P ERA WHIP	IP ERA WLS BF H R ER SO BB IBB HBP BLK WP HR S P ERA WHIP	IP ERA WLS BF H R ER SO BB IBB HBP BLK WP HR S P ERA WHIP	IP ERA WLS BF H R ER SO BB IBB HBP BLK WP HR S P ERA WHIP	IP ERA WLS BF H R ER SO BB IBB HBP BLK WP HR S P ERA WHIP	IP ERA WLS BF H R ER SO BB IBB HBP BLK WP HR S P ERA WHIP

San Francisco Giants @ New York Mets
Shea Stadium, Flushing, NY
Tue Apr 20 1993, 7:05 PM EDT
Att. 19,816 - Unknown - 62 F

AB	35
R	1
H	3
RBI	1
BB	2
SO	5
LOB	8



Batter	1	2	3	4	5	6	7	8	9	AB	R	H	RBI	BB	SO	LOB	TOP										
Willie McGee, S OBP: 0.313, SLG: 0.288 (1, 9)	G4-3		G6-3				G3		FC6	5	0	1	0	0	0	2	San Francisco Giants @ New York Mets Shea Stadium, Flushing, NY Wed Apr 21 1993, 7:05 PM EDT Att: 18,255 - Unknown - 70 F AB 34 R 0 H 8 RBI 0 BB 3 SO 4 LOB 24 										
Dave Martinez, L OBP: 0.298, SLG: 0.185 Kevin Rogers, L (7, 1)	L6		G4-3				F7			4	0	0	0	0	0	3											
Will Clark, L OBP: 0.258, SLG: 0.250 (1, 3)	F7		F9							4	0	1	0	0	0	0											
Matt Williams, R OBP: 0.328, SLG: 0.576 (1, 5)										4	0	2	0	0	1	1											
Barry Bonds, L OBP: 0.453, SLG: 0.844 Mark Carreon, R OBP: 0.556, SLG: 0.500 (8, PR) (8, 7)										2	0	0	0	2	0	2											
Robby Thomson, R OBP: 0.273, SLG: 0.310 (1, 4)										4	0	1	0	0	1	4											
Jeff Reed, L OBP: 0.429, SLG: 0.273 (1, 2)										4	0	2	0	0	0	4											
Mike Benjamin, R OBP: 0.286, SLG: 0.333 Todd Benzinger, S (9, PH)										2	0	1	0	1	0	1											
Jeff Brantley, R (1, 1)										1	0	0	0	0	1	3											
Craig Colbert, R OBP: 0.333, SLG: 0.200 Bryan Hickerson, L (5, PH) Darren Lewis, R OBP: 0.282, SLG: 0.389 (7, PH) (7, 8)										1	0	0	0	0	1	1											
Inning Stats	R: 0 E: 0 K: 0 S: 11	H: 0 LOB: 0 BB: 0 P: 16	R: 0 E: 0 K: 1 S: 14	H: 1 LOB: 3 BB: 2 P: 27	R: 0 E: 0 K: 0 S: 5	H: 0 LOB: 0 BB: 0 P: 7	R: 0 E: 0 K: 0 S: 8	H: 1 LOB: 0 BB: 0 P: 10	R: 0 E: 0 K: 1 S: 16	H: 2 LOB: 2 BB: 0 P: 23	R: 0 E: 0 K: 1 S: 13	H: 2 LOB: 1 BB: 0 P: 21	R: 0 E: 0 K: 0 S: 6	H: 1 LOB: 1 BB: 1 P: 10	R: 0 E: 0 K: 1 S: 12	H: 0 LOB: 1 BB: 1 P: 20	R: 0 E: 0 K: 0 S: 9	H: 1 LOB: 1 BB: 0 P: 12	1B: 7 2B: 1 3B: 0 HR: 0	SF: 0 SAC: 0 DP: 0 HBP: 0	WP: 0 PB: 0 SB: 0 CS: 1	PA: 37					
PITCHER	IP	WLS	BF	H	R	ER	SO	BB	IBB	HBP	BLK	WP	HR	S	P	ERA	WHIP										
Dwight Gooden, R ERA: 3.1 Mike Draper, R ERA: 5.4	(1, 1)	7.0	W	29	7	0	3	2	0	0	0	0	0	73	114	0.00	1.286										
(8, 1)	2.0	8	1	0	0	1	1	0	0	0	0	0	0	21	32	0.00	1.000										

Batter	1	2	3	4	5	6	7	8	9	AB	R	H	RBI	BB	SO	LOB	BOTTOM											
Vince Coleman, S OBP: 0.230, SLG: 0.271 (1, 7)	K		K				F7			5	0	0	0	0	2	2	San Francisco Giants @ New York Mets Shea Stadium, Flushing, NY Wed Apr 21 1993, 7:05 PM EDT Att: 18,255 - Unknown - 70 F AB 36 R 10 H 12 RBI 9 BB 6 SO 11 LOB 17 											
Tony Fernandez, S OBP: 0.414, SLG: 0.318 Mike Draper, R OBP: 1.000, SLG: 1.000 (8, 1)	L3		1B				1B			4	2	2	1	1	0	1												
Eddie Murray, S OBP: 0.418, SLG: 0.580 (1, 3)	K									4	2	3	3	1	1	0												
Bobby Bonilla, S OBP: 0.351, SLG: 0.440 (1, 9)										4	1	2	2	1	1	1												
Howard Johnson, S OBP: 0.298, SLG: 0.319 (1, 5)										5	1	2	0	0	2	1												
Jeff Kent, R OBP: 0.286, SLG: 0.220 (1, 4)										4	1	1	0	1	2	2												
Ryan Thompson, R OBP: 0.231, SLG: 0.292 (1, 8)										3	1	1	0	2	2	2												
Todd Hundley, S OBP: 0.310, SLG: 0.447 Jeff McKnight, S OBP: 0.167, SLG: 0.167 (9, 2)										3	2	1	3	0	0	4												
Dwight Gooden, R OBP: 0.182, SLG: 0.182 Tim Bogar, R (7, PH) (8, 6)										3	0	0	0	0	0	2												
Inning Stats	R: 0 E: 0 K: 2 S: 15	H: 0 LOB: 0 BB: 0 P: 20	R: 0 E: 0 K: 1 S: 8	H: 0 LOB: 2 BB: 2 P: 19	R: 1 E: 0 K: 1 S: 12	H: 2 LOB: 1 BB: 0 P: 14	R: 3 E: 1 K: 1 S: 15	H: 3 LOB: 1 BB: 0 P: 22	R: 2 E: 0 K: 2 S: 18	H: 2 LOB: 2 BB: 2 P: 32	R: 2 E: 0 K: 2 S: 14	H: 2 LOB: 1 BB: 1 P: 24	R: 2 E: 0 K: 1 S: 11	H: 3 LOB: 2 BB: 1 P: 22	R: 0 E: 0 K: 2 S: 9	H: 0 LOB: 0 BB: 0 P: 13		1B: 6 2B: 3 3B: 0 HR: 3	SF: 0 SAC: 0 DP: 0 HBP: 1	WP: 1 PB: 1 SB: 0 CS: 0	PA: 43							
PITCHER	IP	WLS	BF	H	R	ER	SO	BB	IBB	HBP	BLK	WP	HR	S	P	ERA	WHIP											
Jeff Brantley, R ERA: 3.45 Bryan Hickerson, L ERA: 9.35 Kevin Rogers, L ERA: 3.07	(1, 1)	4.0	L	20	4	4	4	3	3	0	0	0	0	2	32	56	18.00	3.500										
(5, 1)	2.0	13	4	4	4	3	3	0	0	0	0	0	0	20	35	9.00	2.000											
(7, 1)	2.0	10	3	2	2	3	1	0	1	0	0	1	0	20	35	9.00	2.000											

Batter	1	2	3	4	5	6	7	8	9	AB	R	H	RBI	BB	SO	LOB	TOP			
Willie McGee, S OBP: 0.309, SLG: 0.286	(1, 9) F7	(1, 3) K			(1, 3) K		(1, 2) G4-3			4	0	1	0	0	2	0	San Francisco Giants @ Montreal Expos Olympic Stadium, Montreal, QB Fri Apr 23 1993, 7:05 PM EDT Att: 19,401 - Dome			
Dave Martinez, L OBP: 0.278, SLG: 0.194	(1, 8) 2B	1B	(1, 2) G6-3		(1, 1) G6-3		(1, 2) G4-3			4	1	1	0	0	0	2				
Will Clark, L OBP: 0.278, SLG: 0.277	(1, 3) 1B	1B	(1, 3) K		(1, 1) G6-3		(1, 2) L8			4	1	1	1	0	1	2				
Matt Williams, R OBP: 0.378, SLG: 0.576	(1, 5) G4-3	1B	(1, 2) BB		(1, 2) BB		(1, 2) K		(1, 2) G5-3	3	0	1	0	1	1	0				
Barry Bonds, L OBP: 0.492, SLG: 0.808	(1, 7) G4-3	1B	(1, 2) FC4		(1, 2) BB		(1, 0) S		(1, 2) F8	3	0	2	1	1	0	0				
Robby Thomson, R OBP: 0.302, SLG: 0.359	(1, 4) G4-3	1B	(1, 2) FC4		(1, 2) F7		(1, 2) F7		(1, 0) F8	4	0	0	0	0	0	5				
Royce Clayton, R OBP: 0.270, SLG: 0.290	(1, 6) F9		(1, 1) G3		(1, 0) P4				(1, 0) F8	4	0	0	0	0	0	3				
Kirt Manwaring, R OBP: 0.339, SLG: 0.396		(1, 2) G6-3	(1, 1) G4-3		(1, 0) G6-3				(1, 2) F8	4	0	0	0	0	0	0				
Trevor Wilson, L Gino Minutelli, L	(1, 1) G3	(1, 1) G3	(1, 3) K		(1, 1) G4-3		(1, 1) G4-3		(1, 0) L8	2	0	0	0	0	1	0				
Jeff Reed, L OBP: 0.412, SLG: 0.231	(7, PH)						(1, 1) G4-3			0	0	0	0	0	0	0				
Dave Righetti, L Craig Colbert, R OBP: 0.286, SLG: 0.167	(9, PH)						(1, 1) BB			1	0	0	0	0	0	0				
Inning Stats	R: 2 E: 0 K: 0 S: 18	H: 4 LOB: 2 BB: 0 P: 25	R: 0 E: 0 K: 1 S: 7	H: 0 LOB: 0 BB: 0 P: 8	R: 0 E: 0 K: 1 S: 15	H: 0 LOB: 2 BB: 2 P: 27	R: 0 E: 0 K: 1 S: 8	H: 0 LOB: 0 BB: 0 P: 11	R: 0 E: 0 K: 1 S: 8	H: 1 LOB: 1 BB: 0 P: 12	R: 0 E: 0 K: 1 S: 12	H: 1 LOB: 2 BB: 1 P: 20	R: 0 E: 0 K: 0 S: 5	H: 0 LOB: 0 BB: 0 P: 10	R: 0 E: 0 K: 0 S: 5	H: 0 LOB: 0 BB: 0 P: 6	1B: 5 2B: 1 3B: 0 HR: 0	SF: 0 SAC: 0 DP: 0 HBP: 0	WP: 0 PB: 0 SB: 1 CS: 0	PA: 36
PITCHER	IP WLS BF H R ER SO BB IBB HBP BLK WP HR S P ERA WHIP																			
Dennis Martinez, R ERA: 5.11	(1, 1) 6.2 W 29 6 2 2 5 3 0 0 0 0 0 73 113 2.70 1.350																			
Brian Barnes, L ERA: 5.4	(7, 1) 2.1 S 7 0 0 0 0 0 0 0 0 0 0 0 12 18 0.00 0.000																			



Batter	1	2	3	4	5	6	7	8	9	AB	R	H	RBI	BB	SO	LOB	BOTTOM			
Delino DeShields, L OBP: 0.486, SLG: 0.500	(1, 4) G6-3	2B	(1, 1) SH5-3		(1, 3) F7		(1, 2) CS			3	0	2	0	1	0	0	San Francisco Giants @ Montreal Expos Olympic Stadium, Montreal, QB Fri Apr 23 1993, 7:05 PM EDT Att: 19,401 - Dome			
Mike Lansing, R OBP: 0.406, SLG: 0.600	(1, 5) K	1B	(1, 1) SH5-3		(1, 2) F9		(1, 2) 2B			3	1	1	0	0	1	1				
Marquis Grissom, R OBP: 0.368, SLG: 0.475	(1, 8) G6-3	2B	(1, 2) G5-3		(1, 2) HR		(1, 1) 2B			4	1	2	2	0	0	2				
Larry Walker, L OBP: 0.488, SLG: 0.806	(1, 9) G6-3	1B	(1, 2) G6-3		(1, 0) 2B		(1, 2) G4-3			4	1	1	0	0	0	3				
Moises Alou, R OBP: 0.294, SLG: 0.387	(1, 7) G6-3	1B	(1, 1) G4-6-3		(1, 3) F8		(1, 2) F8			4	0	1	0	0	0	1				
Wil Cordero, R OBP: 0.344, SLG: 0.536	(1, 6) 1B	3B	(1, 2) G4-6-3		(1, 1) HR		(1, 2) HR			4	3	3	2	0	0	1				
Greg Colbrunn, R OBP: 0.500, SLG: 1.000	(1, 3) 1B	1B	(1, 1) G5-3		(1, 2) HR		(1, 2) FC5-4			4	1	3	3	0	0	0				
Tim Spehr, R OBP: 0.286, SLG: 0.438	(1, 2) F7	1B	(1, 1) G6-4-3		(1, 3) K		(1, 2) FC5-4			3	0	0	0	1	1	2				
Dennis Martinez, R OBP: 0.571, SLG: 0.714	(1, 1) 1B	1B	(1, 2) G6-4-3		(1, 0) K		(1, 2) G3-1			2	0	1	0	0	0	1				
Brian Barnes, L OBP: 0.400, SLG: 0.250	(7, 1) 1B	1B	(1, 2) G6-4-3		(1, 3) K					2	0	0	0	0	1	1				
Inning Stats	R: 0 E: 0 K: 1 S: 9	H: 1 LOB: 1 BB: 0 P: 13	R: 1 E: 0 K: 0 S: 17	H: 3 LOB: 2 BB: 0 P: 23	R: 0 E: 0 K: 0 S: 8	H: 0 LOB: 1 BB: 1 P: 14	R: 0 E: 0 K: 0 S: 6	H: 1 LOB: 0 BB: 0 P: 6	R: 0 E: 0 K: 0 S: 5	H: 0 LOB: 0 BB: 1 P: 12	R: 4 E: 0 K: 1 S: 18	H: 4 LOB: 0 BB: 0 P: 33	R: 1 E: 0 K: 1 S: 14	H: 3 LOB: 1 BB: 0 P: 20	R: 1 E: 0 K: 0 S: 11	H: 2 LOB: 1 BB: 0 P: 19	1B: 7 2B: 3 3B: 1 HR: 3	SF: 0 SAC: 1 DP: 2 HBP: 0	WP: 0 PB: 0 SB: 0 CS: 1	PA: 36
PITCHER	IP WLS BF H R ER SO BB IBB HBP BLK WP HR S P ERA WHIP																			
Trevor Wilson, L ERA: 5.32	(1, 1) 5.2 L 24 8 4 4 1 2 0 0 0 0 0 1 57 90 6.35 1.765																			
Gino Minutelli, L ERA: 2.25	(6, 1) 0.1 2 1 1 1 1 0 0 0 0 0 0 1 6 11 27.00 3.000																			
Dave Righetti, L ERA: 1.93	(7, 1) 2.0 10 5 2 2 1 0 0 0 0 0 0 1 25 39 9.00 2.500																			



Batter	1	2	3	4	5	6	7	8	9	AB	R	H	RBI	BB	SO	LOB	TOP			
Willie McGee, S OBP: 0.306, SLG: 0.284	1-3 K		0-1 G4-3			1-1 1B		0-1 G3-1		4	0	1	0	0	1	0	San Francisco Giants @ Montreal Expos Olympic Stadium, Montreal, QB Sat Apr 24 1993, 3:33 AM EDT Att: 22,036 - Dome livebaseballscorecards.com			
Dave Martinez, L OBP: 0.250, SLG: 0.171	3-2 L8			1-0 L8		0-1 F9		2-0 L6		4	0	0	0	0	0	1				
Will Clark, L OBP: 0.276, SLG: 0.275	2-2 L7			2-2 G3-1		1-0 G1-3			2-1 G6-4-3 1B	4	0	1	0	0	0	1				
Matt Williams, R OBP: 0.359, SLG: 0.543		0-0 P3		1-1 G6-3			0-0 F7		0-2 G6-4-3 1B	4	0	0	0	0	0	1				
Barry Bonds, L OBP: 0.507, SLG: 0.796		4-1 BB			0-1 L9		0-0 S 1B		4-1 DI BB	2	1	1	0	2	0	0				
Robby Thomson, R OBP: 0.298, SLG: 0.333		1-0 F8			4-2 FC6-4 BB		2-3 K		0-1 G6-3	3	0	0	0	1	1	3				
Royce Clayton, R OBP: 0.273, SLG: 0.292		0-0 B1-3			0-1 F9		1-1 2-H 1B			3	0	1	1	0	0	2				
Kirt Manwaring, R OBP: 0.328, SLG: 0.382			1-2 P3		0-0 FC6-4		1-0 B4-3			2	0	0	0	0	0	1				
Bryan Hickerson, L					1-2 K					0	0	0	0	0	0	0				
Darren Lewis, R OBP: 0.261, SLG: 0.349					2-3 K					0	0	0	0	0	0	1				
Kevin Rogers, L										0	0	0	0	0	0	0				
Gino Minutelli, L										0	0	0	0	0	0	0				
Dave Burba, R OBP: 0.200, SLG: 0.400						1-3 K				1	0	0	0	0	1	0				
Jeff Reed, L OBP: 0.368, SLG: 0.200										2	0	0	0	0	1	0				
Inning Stats	R: 0 E: 0 K: 1 S: 12	H: 0 LOB: 0 BB: 0 P: 18	R: 0 E: 0 K: 0 S: 4	H: 0 LOB: 1 BB: 1 P: 9	R: 0 E: 0 K: 1 S: 9	H: 0 LOB: 0 BB: 0 P: 12	R: 0 E: 0 K: 0 S: 6	H: 0 LOB: 1 BB: 1 P: 10	R: 0 E: 0 K: 0 S: 8	H: 1 LOB: 1 BB: 0 P: 11	R: 1 E: 0 K: 1 S: 9	H: 2 LOB: 1 BB: 0 P: 13	R: 0 E: 0 K: 0 S: 4	H: 0 LOB: 0 BB: 0 P: 7	R: 0 E: 0 K: 0 S: 8	H: 1 LOB: 1 BB: 1 P: 14	1B: 4 2B: 0 3B: 0 HR: 0	SF: 0 SAC: 0 DP: 1 HBP: 0	WP: 0 PB: 0 SB: 1 CS: 0	PA: 33
PITCHER Ken Hill, R ERA: 1.41	IP: 9.0 WLS: W BF: 33 H: 4 R: 1 ER: 1 SO: 4 BB: 3 IBB: 0 HBP: 0 BLK: 0 WP: 0 HR: 0 S: 68 P: 106 ERA: 1.00 WHIP: 0.778															PITCHER				

Batter	1	2	3	4	5	6	7	8	9	AB	R	H	RBI	BB	SO	LOB	BOTTOM			
Delino DeShields, L OBP: 0.525, SLG: 0.517	4-2 1B S 1B BB	2-1 F9		1-1 1B		2-2 G4-3 1B		4-1 BB		3	1	2	0	2	0	0	San Francisco Giants @ Montreal Expos Olympic Stadium, Montreal, QB Sat Apr 24 1993, 3:33 AM EDT Att: 22,036 - Dome livebaseballscorecards.com			
Mike Lansing, R OBP: 0.392, SLG: 0.571	2-2 HBP 1B 1B	3-2 P3		2-0 P6		2-2 G4-3 1-2f		3-2 F7		5	1	1	0	0	0	6				
Marquis Grissom, R OBP: 0.375, SLG: 0.477	2-1 1B HBP 1-2 3-H 1B		1-1 S 1B E 1B		1-0 F7		1-0 G5-3			4	1	2	1	0	0	0				
Larry Walker, L OBP: 0.532, SLG: 0.895	4-2 1B HBP		0-0 S E 1B		0-0 HR		4-1 G1-6-3 BB			2	2	2	1	1	0	0				
Darrin Fletcher, L OBP: 0.419, SLG: 0.621	1-3 K		0-1 P5		0-0 G6-3 1B		1-2 G1-6-3 1-2f			4	0	1	0	0	1	6				
John Vander Wal, L OBP: 0.371, SLG: 0.387	1-1 K		3-2 E9 CS 1B		1-0 G6-3			2-3 K		3	0	2	3	0	0	1				
Tim McIntosh, R OBP: 0.200, SLG: 0.200			1-H 2-H 3-H 1B							1	0	0	0	0	1	0				
Moises Alou, R OBP: 0.294, SLG: 0.387	1-2 2-3 3-H 1B		1-3 K		1-2 K					0	0	0	0	0	0	0				
Wil Cordero, R OBP: 0.336, SLG: 0.533	1-2 K		2-3 K		1-1 2B 2B			2-1 P7		4	1	1	0	0	2	4				
Greg Colbrunn, R OBP: 0.417, SLG: 0.727	0-3 K			2-2 F9		0-1 P4		4-1 1B BB		3	0	0	0	1	1	4				
Ken Hill, R OBP: 0.250, SLG: 0.333		0-0 F8		2-3 K		2-1 1B 2-H 2B		2-1 BB 1B		4	0	2	1	0	1	0				
Inning Stats	R: 2 E: 0 K: 3 S: 23	H: 3 LOB: 3 BB: 1 P: 38	R: 0 E: 0 K: 0 S: 8	H: 0 LOB: 0 BB: 0 P: 13	R: 2 E: 1 K: 1 S: 12	H: 3 LOB: 1 BB: 0 P: 17	R: 0 E: 0 K: 1 S: 10	H: 1 LOB: 1 BB: 0 P: 17	R: 1 E: 0 K: 0 S: 4	H: 2 LOB: 0 BB: 0 P: 6	R: 1 E: 0 K: 0 S: 14	H: 3 LOB: 1 BB: 0 P: 21	R: 0 E: 0 K: 0 S: 5	H: 0 LOB: 0 BB: 1 P: 11	R: 0 E: 0 K: 1 S: 12	H: 1 LOB: 3 BB: 2 P: 29	1B: 10 2B: 3 3B: 0 HR: 1	SF: 0 SAC: 0 DP: 4 HBP: 1	WP: 0 PB: 0 SB: 3 CS: 1	PA: 38
PITCHER Dave Burba, R ERA: 5.06	IP: 5.0 WLS: L BF: 24 H: 9 R: 5 ER: 5 SO: 5 BB: 1 IBB: 0 HBP: 1 BLK: 0 WP: 0 HR: 1 S: 57 P: 91 ERA: 9.00 WHIP: 2.000															PITCHER				
Bryan Hickerson, L ERA: 9.31	1.0 5 3 1 1 0 0 0 0 0 0 0 14 21 9.00 3.000																			
Kevin Rogers, L ERA: 2.87	1.0 3 0 0 0 0 1 0 0 0 0 0 5 11 0.00 1.000																			
Gino Minutelli, L ERA: 1.8	1.0 6 1 0 0 1 2 0 0 0 0 0 12 29 0.00 3.000																			



Batter	1	2	3	4	5	6	7	8	9	AB	R	H	RBI	BB	SO	LOB	TOP										
Darren Lewis, R OBP: 0.275, SLG: 0.340	G6-3		FC4-6		F8		E5			4	0	1	0	1	0	1	San Francisco Giants @ Montreal Expos Olympic Stadium, Montreal, QB Sun Apr 25 1993, 3:33 AM EDT Att: 27,272 - Dome livebaseballscores.com										
Willie McGee, S OBP: 0.299, SLG: 0.278	K		K		G1-3				E6	5	0	1	2	0	2												
Barry Bonds, L OBP: 0.514, SLG: 0.845	WP		K						F7	4	1	2	1	1	1	3											
Matt Williams, R OBP: 0.361, SLG: 0.573	K				CS				F7	5	1	2	1	0	1	3											
Todd Benzinger, S OBP: 0.063, SLG: 0.067		L6								4	0	1	0	0	1	1											
Robby Thomson, R OBP: 0.294, SLG: 0.326		F9								4	0	1	0	0	0	1											
Royce Clayton, R OBP: 0.271, SLG: 0.290										4	0	1	0	0	0	3											
Kirt Manwaring, R OBP: 0.339, SLG: 0.414										3	1	1	0	1	1	1											
Bill Swift, R OBP: 0.244, SLG: 0.167										1	1	0	0	2	0	2											
Michael Jackson, R OBP: 0.244, SLG: 0.167										0	0	0	0	0	0	0											
Dave Martinez, L OBP: 0.244, SLG: 0.167										1	0	0	0	0	1	1											
Rod Beck, R OBP: 0.244, SLG: 0.167										0	0	0	0	0	0	0											
Inning Stats	R: 0 E: 0 K: 2 S: 9	H: 1 LOB: 1 BB: 0 P: 15	R: 0 E: 0 K: 0 S: 9	H: 1 LOB: 1 BB: 0 P: 13	R: 0 E: 0 K: 2 S: 8	H: 0 LOB: 1 BB: 1 P: 16	R: 1 E: 0 K: 0 S: 8	H: 3 LOB: 2 BB: 1 P: 18	R: 0 E: 0 K: 0 S: 4	H: 0 LOB: 0 BB: 0 P: 10	R: 0 E: 0 K: 0 S: 6	H: 0 LOB: 0 BB: 0 P: 11	R: 1 E: 1 K: 1 S: 12	H: 2 LOB: 2 BB: 1 P: 21	R: 1 E: 0 K: 1 S: 17	H: 2 LOB: 1 BB: 0 P: 24	R: 1 E: 1 K: 1 S: 11	H: 1 LOB: 2 BB: 1 P: 18	1B: 6 2B: 1 3B: 1 HR: 2	SF: 0 SAC: 0 DP: 1 HBP: 0	WP: 1 PB: 0 SB: 2 CS: 1	PA: 41					
PITCHER	IP	WLS	BF	H	R	ER	SO	BB	IBB	HBP	BLK	WP	HR	S	P	ERA	WHIP										
Chris Nabholz, L ERA: 4.71	6.2	L	28	6	2	1	5	3	1	0	0	1	1	53	100	1.35	1.350										
Jeff Fassero, L ERA: 5.63	0.1		1	1	0	0	0	0	0	0	0	0	0	3	4	0.00	3.000										
John Wetteland, R ERA: 9.0	1.0		5	2	1	1	1	0	0	0	0	0	1	17	24	9.00	2.000										
Mike Gardiner, R ERA: 7.88	0.2		5	1	1	1	1	1	0	0	0	0	0	10	16	13.50	3.000										
Jeff Shaw, R ERA: 3.66	0.1		1	0	0	0	0	0	0	0	0	0	0	1	2	0.00	0.000										
Batter	1	2	3	4	5	6	7	8	9	AB	R	H	RBI	BB	SO	LOB	BOTTOM										
Delino DeShields, L OBP: 0.523, SLG: 0.545	G4-3									4	0	2	0	0	0	0	San Francisco Giants @ Montreal Expos Olympic Stadium, Montreal, QB Sun Apr 25 1993, 3:33 AM EDT Att: 27,272 - Dome livebaseballscores.com										
Mike Lansing, R OBP: 0.372, SLG: 0.541	F9									4	0	0	0	0	1	3											
Marquis Grissom, R OBP: 0.355, SLG: 0.449	G1-3									4	0	0	0	0	1	2											
Larry Walker, L OBP: 0.529, SLG: 0.929										4	1	2	1	0	1	0											
John Vander Wal, L OBP: 0.342, SLG: 0.353										3	0	0	0	0	0	0											
Jeff Fassero, L ERA: 5.63										0	0	0	0	0	0	0											
John Wetteland, R ERA: 9.0										0	0	0	0	0	0	0											
Mike Gardiner, S ERA: 7.88										0	0	0	0	0	0	0											
Jeff Shaw, R ERA: 3.66										1	0	0	0	0	0	0											
Lou Frazier, S OBP: 0.375, SLG: 0.286										0	0	0	0	0	0	0											
Darin Fletcher, L OBP: 0.382, SLG: 0.563										3	0	0	0	0	0	1											
Wil Cordero, R OBP: 0.324, SLG: 0.508										3	0	0	0	0	2	1											
Greg Colbrunn, R OBP: 0.357, SLG: 0.615										2	0	0	0	0	1	0											
Frank Bolock, S OBP: 0.280, SLG: 0.333										1	0	0	0	0	0	1											
Chris Nabholz, L ERA: 4.71										2	0	0	0	0	0	0											
Moises Alou, R OBP: 0.290, SLG: 0.381										1	0	0	0	0	0	0											
Inning Stats	R: 0 E: 0 K: 0 S: 5	H: 0 LOB: 0 BB: 0 P: 8	R: 1 E: 0 K: 1 S: 9	H: 1 LOB: 0 BB: 0 P: 15	R: 0 E: 1 K: 1 S: 10	H: 1 LOB: 2 BB: 0 P: 18	R: 0 E: 0 K: 1 S: 7	H: 1 LOB: 1 BB: 0 P: 8	R: 0 E: 0 K: 0 S: 11	H: 0 LOB: 0 BB: 0 P: 15	R: 0 E: 0 K: 0 S: 6	H: 0 LOB: 0 BB: 0 P: 7	R: 0 E: 1 K: 0 S: 7	H: 0 LOB: 0 BB: 0 P: 11	R: 0 E: 0 K: 0 S: 4	H: 0 LOB: 0 BB: 0 P: 8	R: 0 E: 0 K: 2 S: 11	H: 0 LOB: 0 BB: 0 P: 14	1B: 2 2B: 1 3B: 0 HR: 1	SF: 0 SAC: 0 DP: 1 HBP: 0	WP: 0 PB: 0 SB: 0 CS: 0	PA: 32					
PITCHER	IP	WLS	BF	H	R	ER	SO	BB	IBB	HBP	BLK	WP	HR	S	P	ERA	WHIP										
Bill Swift, R ERA: 3.38	7.0	W	26	4	1	1	4	0	0	0	0	0	0	4	8	0.00	0.000										
Michael Jackson, R ERA: 2.53	1.0		3	0	0	0	0	0	0	0	0	0	0	4	8	0.00	0.000										
Rod Beck, R ERA: 2.45	1.0	S	3	0	0	0	2	0	0	0	0	0	0	11	14	0.00	0.000										

Batter	1	2	3	4	5	6	7	8	9	10	AB	R	H	RBI	BB	SO	LOB	TOP		
Willie McGee, S OBP: 0.310, SLG: 0.295	1-3 K	0-0 1B	4-1 BB		2-1 1B	3-3 K		2-2 G6-3		3-3 K	6	1	2	0	1	3	5			
Dave Martinez, L OBP: 0.261, SLG: 0.220	3-3 K	2-2 2B	0-2 BB		0-0 FC5-4		1-0 G3	1-2 K		3-3 K	5	0	2	2	0	1	4			
Darren Lewis, R OBP: 0.284, SLG: 0.327		2-H 3-H 1B			1-2 2-3 F8		1-2 2-3 G3				2	0	0	0	0	2	3			
Will Clark, L OBP: 0.280, SLG: 0.260	4-2 BB	G3		1-3 K	0-0 F7		2-2 G3		4-2 BB		4	0	0	0	2	1	3			
Matt Williams, R OBP: 0.300, SLG: 0.544	4-2 BB		3-3 K	4-1 E	0-2 CS	2-2 L4	2-1 G5-3		1-1 P3		4	1	0	0	2	1	2			
Barry Bonds, L OBP: 0.526, SLG: 0.817	4-1 BB		4-2 E	4-2 1B	1-1 E5	2-3 K	4-0 IBB		0-3 K		2	2	0	0	4	2	1			
Robby Thompson, R OBP: 0.309, SLG: 0.313	2-3 BB		4-2 E	1-1 E5	1-1 E5	4-2 3B	2-1 F9		4-0 BB		2	2	0	0	2	1	5			
Jeff Reed, L OBP: 0.381, SLG: 0.188			1-2 1B	1-2 2-3 1B	1-2 2-3 1B	3B	F9		1-2 BB		1	0	0	0	1	0	2			
Royce Clayton, R OBP: 0.276, SLG: 0.320		3-2 P3	1-1 F7	1-1 1B	1-1 1B	0-0 3B		2-0 G5-3	0-3 K		6	1	2	2	0	1	4			
Kirt Manwaring, R OBP: 0.348, SLG: 0.407		4-2 FC3-6	0-0 E5	0-1 SF7	1-2 3-H 1B	2-2 1B		1-2 E5		1-0 F9	1	0	0	1	1	0	1			
Mike Benjamin, R OBP: 0.267, SLG: 0.308		1-3 2-H BB	1-3 2-H 1B	3-H K	1-2 2-3 1B	1-2 HBP		G6-3			2	0	0	0	0	0	0			
Jeff Brantley, S Bryan Hickerson, L Kevin Rogers, L Michael Jackson, R Mark Jackson, R Miguel Cabrera, L Rafael Furcal, R David Wright, L Juan Uribe, R Greg Maddux, L		3-2 FC3-6	1-0 BB	3-H K	1-2 1B	1-2 1B		4-1 G6-3		2-1 1B	4	0	0	0	0	0	0			
Inning Stats	R: 0 E: 0 K: 3 S: 15	H: 0 LOB: 3 BB: 3 P: 33	R: 2 E: 0 K: 0 S: 17	H: 2 LOB: 1 BB: 1 P: 31	R: 2 E: 1 K: 1 S: 19	H: 1 LOB: 3 BB: 3 P: 36	R: 0 E: 0 K: 2 S: 16	H: 1 LOB: 0 BB: 0 P: 8	R: 2 E: 0 K: 2 S: 17	H: 2 LOB: 2 BB: 1 P: 31	R: 0 E: 0 K: 0 S: 12	H: 1 LOB: 2 BB: 1 P: 21	R: 0 E: 0 K: 2 S: 10	H: 0 LOB: 2 BB: 2 P: 19	R: 0 E: 0 K: 2 S: 10	H: 1 LOB: 1 BB: 0 P: 19	1B: 6 2B: 2 3B: 1 HR: 0	SF: 1 SAC: 0 DP: 0 HBP: 1	WP: 0 PA: 57	
PITCHER	IP WLS BF H R ER SO	IP WLS BF H R ER SO	IP WLS BF H R ER SO	IP WLS BF H R ER SO	IP WLS BF H R ER SO	IP WLS BF H R ER SO	IP WLS BF H R ER SO	IP WLS BF H R ER SO	IP WLS BF H R ER SO	IP WLS BF H R ER SO	IP WLS BF H R ER SO	IP WLS BF H R ER SO	IP WLS BF H R ER SO	IP WLS BF H R ER SO	IP WLS BF H R ER SO	IP WLS BF H R ER SO	IP WLS BF H R ER SO	ERA WHIP	ERA WHIP	
Ben Rivera, R ERA: 6.55	2.2	12	2	2	1	2	3	0	0	0	0	0	0	0	0	0	0	0	6.75	3.375
Jose DeLeon, R ERA: 6.75	3.1	7	2	2	2	2	1	0	1	0	0	0	0	0	0	0	0	0	3.86	2.143
Bob Ayrault, R ERA: 6.0	6.1	1.0	5	1	0	0	0	1	0	0	0	0	0	0	0	0	0	0	17	31
Mark Davis, L ERA: 3.18	7.1	1.0	5	1	0	0	0	1	0	0	0	0	0	0	0	0	0	0	12	23
David West, L ERA: 1.54	8.1	2.0	10	0	0	0	3	3	0	0	0	0	0	0	0	0	0	0	21	40

San Francisco Giants @ Philadelphia Phillies
Veterans Stadium, Philadelphia, PA
Mon Apr 26 1993, 7:05 PM EDT
Att: 17,170 - Unknown - 54 F

AB	40
R	8
H	9
RBI	7
BB	14
SO	13
LOB	33



Batter	1	2	3	4	5	6	7	8	9	10	AB	R	H	RBI	BB	SO	LOB	BOTTOM					
Lenny Dykstra, L OBP: 0.371, SLG: 0.371	3-2 F8		0-0 F9		0-0 L8		4-2 1B	2-1 G4-3		1-0 F8	5	1	0	0	1	0	2						
Mickey Morandini, L OBP: 0.333, SLG: 0.407	3-2 2B		0-1 G4-3			4-1 1B	0-0 B5-3	1-1 1B		3-1 F7	5	2	2	0	1	0	2						
John Kruk, L OBP: 0.469, SLG: 0.682	4-2 BB		3-2 G4-3			3-2 WP	0-1 BB	1-2 E		2-2 E6	2	0	1	0	1	0	0						
Jim Eisenreich, L OBP: 0.417, SLG: 0.429						1-3 1B	2-H 1B	3-H 1B		1-3 1B	3	2	3	2	0	0	0						
Dave Hollins, S OBP: 0.354, SLG: 0.391	0-0 G4-6-3			1-0 G4-3		1-0 SF9	4-0 E	1-2 K		1-0 WP	4	1	0	1	1	1	4						
Darren Daulton, L OBP: 0.453, SLG: 0.527		3-1 F7		2-1 F8		4-0 FC4-6	4-0 E	3-3 K		3-3 K	3	2	0	0	2	1	1						
Pete Ingviglia, R OBP: 0.293, SLG: 0.487		2-2 1B		2-2 P5		1-0 FC4-6	1-2 E4		2-2 G4-3		4	0	1	2	0	0	2						
Milt Thompson, L OBP: 0.269, SLG: 0.196		2-2 F7			1-2 WP	1-0 FC4-6	3-1 FC6-4		2-3 K		5	0	2	2	0	1	3						
Mariano Duncan, R OBP: 0.311, SLG: 0.364		0-2 HBP				3-2 G6-3	3-1 F7		2-3 K		3	0	2	1	0	0	1						
Kim Baliste, R OBP: 0.188, SLG: 0.188		1-2 1B			1-2 1B	1-3 2B	1-3 2B		1-1 K		2	0	0	0	0	1	2						
Larry Andersen, R OBP: 1.000, SLG: 1.000					0-0 G6-3	1-0 L1	1-1 FC6-4		4-2 E		1	0	0	0	0	0	0						
Ben Rivera, R Jose DeLeon, R Bob Ayrault, R Mark Jackson, R Miguel Cabrera, L Rafael Furcal, R David Wright, L Juan Uribe, R Greg Maddux, L		3-3 K								4-2 E	1	0	0	0	0	0	0						
Inning Stats	R: 0 E: 0 K: 0 S: 16	H: 1 LOB: 1 BB: 1 P: 26	R: 0 E: 0 K: 1 S: 20	H: 1 LOB: 2 BB: 0 P: 30	R: 0 E: 0 K: 0 S: 6	H: 0 LOB: 0 BB: 0 P: 9	R: 0 E: 0 K: 0 S: 7	H: 0 LOB: 0 BB: 0 P: 12	R: 0 E: 0 K: 0 S: 10	H: 1 LOB: 1 BB: 1 P: 14	R: 3 E: 0 K: 0 S: 11	H: 3 LOB: 3 BB: 2 P: 29	R: 4 E: 1 K: 0 S: 16	H: 2 LOB: 2 BB: 3 P: 31	R: 1 E: 0 K: 2 S: 13	H: 2 LOB: 1 BB: 0 P: 20	R: 0 E: 0 K: 2 S: 10	H: 0 LOB: 0 BB: 0 P: 16	R: 1 E: 1 K: 0 S: 10	H: 1 LOB: 1 BB: 1 P: 21	1B: 8 2B: 2 3B: 1 HR: 0	SF: 1 SAC: 0 DP: 1 HBP: 1	WP: 4 PA: 49
PITCHER	IP WLS BF H R ER SO	IP WLS BF H R ER SO	IP WLS BF H R ER SO	IP WLS BF H R ER SO	IP WLS BF H R ER SO	IP WLS BF H R ER SO	IP WLS BF H R ER SO	IP WLS BF H R ER SO	IP WLS BF H R ER SO	IP WLS BF H R ER SO	IP WLS BF H R ER SO	IP WLS BF H R ER SO	IP WLS BF H R ER SO	IP WLS BF H R ER SO	IP WLS BF H R ER SO	IP WLS BF H R ER SO	IP WLS BF H R ER SO	ERA WHIP	ERA WHIP				
Jeff Brantley, R ERA: 3.88	5.1	23	4	3	3	1	3	0	0	0	0	0	0	0	0	0	0	0	5.06	1.312			
Bryan Hickerson, L ERA: 8.71	6.1	0.2	4	2	0	0	0	0	0	0	0	0	0	0	0	0	0	0	0.00	3.000			
Kevin Rogers, L ERA: 4.5	7.1	0.1	5	1	4	3	0	0	0	0	0	0	0	0	0	0	0	0	81.00	12.000			
Michael Jackson, R ERA: 2.38	7.1	0.2	4	1	0	0	0	0	0	0	0	0	0	0	0	0	0	0	0.00	1.500			
Dave Righetti, L ERA: 2.79	8.1	0.1	3	2	1	1	0	0	0	0	0	0	0	0	0	0	0	0	27.00	6.000			

San Francisco Giants @ Philadelphia Phillies
Veterans Stadium, Philadelphia, PA
Mon Apr 26 1993, 7:05 PM EDT
Att: 17,170 - Unknown - 54 F

AB	40
R	9
H	11
RBI	8
BB	7
SO	5
LOB	25



Batter	1	2	3	4	5	6	7	8	9	AB	R	H	RBI	BB	SO	LOB	TOP								
Vince Coleman, S (1, 7) OBP: 0.276, SLG: 0.333	1-1 G1-6-3 1B			2-1 L8	2-1 1-2 2-H 1B			1-2 G4-3		4	0	2	0	0	0	0									
Tony Fernandez, S (1, 6) OBP: 0.354, SLG: 0.242	2-2 G1-6-3 1-2			1-2 G6-3				2-2 G6-3	4-1 1B SF9 BB	3	1	0	0	1	0	1									
Eddie Murray, S (1, 3) OBP: 0.363, SLG: 0.500	0-3 K			1-1 G6-3					0-0 F9	4	0	0	0	0	2	1									
Bobby Bonilla, S (1, 9) OBP: 0.346, SLG: 0.478		0-0 P4			2-2 F8				2-1 FC6-4 1B	3	0	1	0	1	0	0									
Howard Johnson, S (1, 5) OBP: 0.346, SLG: 0.375	2-0 F9			2-0 E 1B 1B			1-1 CS	1-1 F8	1-0 SF9	3	1	1	1	0	0	0									
Jeff Kent, R (1, 4) OBP: 0.283, SLG: 0.231 Chico Walker, S (9, PH) OBP: 0.214, SLG: 0.167 Tim Bogar, R (9, 4)	3-1 L4			1-1 SAFE E9 1B 1B			0-1 SAFE 1B		3-H FC6-4 1-2	3	1	2	0	0	0	0									
Ryan Thompson, R (1, 8) OBP: 0.175, SLG: 0.211			3-3 K		0-3 K			0-2 F9		3	0	0	0	0	2	2									
Todd Hundley, S (1, 2) OBP: 0.304, SLG: 0.510			1-3 K		4-0 1B 1B IBB			0-0 F9		2	0	0	0	1	1	0									
Frank Tanana, L (1, 1) OBP: 0.143, SLG: 0.143 Jeff Innis, R (8, 1) Mike Maddux, L (9, 1)			0-1 L5		0-0 1-2 2-H 1B			0-2 G4-3		3	0	1	2	0	0	0									
Inning Stats	R: 0 E: 0 K: 1 S: 9	H: 1 LOB: 0 BB: 0 P: 12	R: 0 E: 0 K: 0 S: 4	H: 0 LOB: 0 BB: 0 P: 9	R: 0 E: 0 K: 2 S: 10	H: 0 LOB: 0 BB: 0 P: 14	R: 0 E: 0 K: 0 S: 7	H: 0 LOB: 0 BB: 0 P: 11	R: 2 E: 1 K: 1 S: 13	H: 4 LOB: 2 BB: 1 P: 24	R: 0 E: 0 K: 1 S: 12	H: 0 LOB: 0 BB: 0 P: 22	R: 0 E: 0 K: 0 S: 9	H: 1 LOB: 0 BB: 0 P: 10	R: 0 E: 0 K: 0 S: 7	H: 0 LOB: 0 BB: 0 P: 8	R: 1 E: 0 K: 0 S: 6	H: 1 LOB: 1 BB: 1 P: 14	1B: 7 2B: 1 3B: 0 HR: 0	SF: 1 SAC: 0 DP: 1 HBP: 0	WP: 0 PB: 0 SB: 1 CS: 1	PA: 34			
PITCHER	IP	WLS	BF	H	R	ER	SO	BB	IBB	HBP	BLK	WP	HR	S	P	ERA	WHIP								
Trevor Wilson, L (1, 1) ERA: 4.66	7.0		25	6	2	2	5	1	1	0	0	0	0	64	102	2.57	1.000								
Kevin Rogers, L (8, 1) ERA: 4.57	1.1		6	1	1	1	0	1	0	0	0	0	0	11	18	6.75	1.500								
Rod Beck, R (9, 1) ERA: 1.88	0.2	W	2	0	0	0	0	0	0	0	0	0	0	2	4	0.00	0.000								

New York Mets @ San Francisco Giants
Candlestick Park, San Francisco, CA
Wed Apr 28, 1993, 10:05 PM EDT
Att: 18,476 - Unknown - 61 F

AB	29
R	3
H	7
RBI	3
BB	3
SO	5
LOB	5



Batter	1	2	3	4	5	6	7	8	9	AB	R	H	RBI	BB	SO	LOB	BOTTOM								
Darren Lewis, R (1, 8) OBP: 0.262, SLG: 0.316	3-2 P3		2-0 L5		1-0 F8			2-1 F8	1-1 SAFE SH3-4	4	0	0	0	0	0	3									
Mark Carreon, R (1, 9) OBP: 0.548, SLG: 0.667	2-0 B2-3 1B		4-2 BB		0-0 F7			2-1 1B 1B	2-0 G6-3	4	1	2	0	1	0	1									
Will Clark, L (1, 3) OBP: 0.297, SLG: 0.284	0-1 B2-3 1-2		0-0 G3-1		1-2 BB 1B			3-1 E 1B G4-6-3 1B	4-0 1B IBB	4	1	2	0	1	0	3									
Matt Williams, R (1, 5) OBP: 0.378, SLG: 0.570	0-1 F8			3-1 F7				2-1 E4 G4-6-3 1B 1B	0-0 1-2 2-H 1B	4	1	2	2	1	0	1									
Barry Bonds, L (1, 7) OBP: 0.535, SLG: 0.815		2-0 FC6-4 1B		4-2 G5-4-3 BB				4-0 G4-6-3 IBB		2	0	1	0	2	1	2									
Robby Thompson, R (1, 4) OBP: 0.286, SLG: 0.286		0-1 FC6-4 1-2		1-1 SAFE G5-4-3				1-0 FC6-4	2-0 G4-6-3	4	0	0	0	0	0	6									
Royce Clayton, R (1, 6) OBP: 0.311, SLG: 0.301 Rod Beck, R (9, 1)		1-0 G6-4-3 1-2		0-1 F8				0-0 P4 FC6-4 1B	2-2 G6-4-3	4	0	1	1	0	0	1									
Craig Colbert, R (1, 2) OBP: 0.267, SLG: 0.357			0-1 G4-3		1-2 G6-3			2-3 SAFE K	0-1 SAFE FC6-4	4	0	0	0	0	1	1									
Trevor Wilson, L (1, 1) OBP: 0.286, SLG: 0.286 Willie McGee, S (7, PH) OBP: 0.311, SLG: 0.310 Kevin Rogers, L (8, 1) Mike Benjamin, R (9, 6) OBP: 0.290, SLG: 0.333			1-0 S 1B		0-0 1B			2-1 2B	2-2 SH3-4 1B	2	0	2	0	0	0	0									
Inning Stats	R: 0 E: 0 K: 0 S: 8	H: 1 LOB: 1 BB: 0 P: 13	R: 0 E: 0 K: 0 S: 4	H: 1 LOB: 0 BB: 0 P: 7	R: 0 E: 0 K: 0 S: 7	H: 1 LOB: 2 BB: 1 P: 14	R: 0 E: 0 K: 0 S: 8	H: 0 LOB: 0 BB: 1 P: 17	R: 0 E: 0 K: 1 S: 11	H: 1 LOB: 1 BB: 1 P: 18	R: 0 E: 0 K: 1 S: 9	H: 1 LOB: 0 BB: 0 P: 15	R: 3 E: 1 K: 0 S: 14	H: 4 LOB: 1 BB: 1 P: 29	R: 1 E: 0 K: 0 S: 8	H: 2 LOB: 2 BB: 1 P: 19	1B: 11 2B: 1 3B: 0 HR: 0	SF: 0 SAC: 1 DP: 3 HBP: 0	WP: 0 PB: 0 SB: 1 CS: 0	PA: 40					
PITCHER	IP	WLS	BF	H	R	ER	SO	BB	IBB	HBP	BLK	WP	HR	S	P	ERA	WHIP								
Frank Tanana, L (1, 1) ERA: 1.71	7.0		30	8	2	2	2	3	0	0	0	0	0	58	102	2.57	1.571								
Jeff Innis, R (8, 1) ERA: 3.86	1.1	L	7	3	2	2	0	0	1	0	0	0	0	16	31	13.50	2.250								
Mike Maddux, R (9, 1) ERA: 2.53	0.1		3	1	0	0	0	0	1	0	0	0	0	2	8	0.00	3.000								

New York Mets @ San Francisco Giants
Candlestick Park, San Francisco, CA
Wed Apr 28, 1993, 10:05 PM EDT
Att: 18,476 - Unknown - 61 F

AB	34
R	4
H	12
RBI	3
BB	5
SO	2
LOB	18



Batter	1	2	3	4	5	6	7	8	9	AB	R	H	RBI	BB	SO	LOB	TOP				
Vince Coleman, S (1, 7) OBP: 0.283, SLG: 0.330	F9		E FC5-2 BB	G1-3			G4-6-3 1B		G4-3	4	0	1	1	1	0	2	New York Mets @ San Francisco Giants Candlestick Park, San Francisco, CA Thu Apr 29 1993, 6:33 AM EDT Att: 21,949 - Sunny - 69 F				
Tony Fernandez, S (1, 6) OBP: 0.346, SLG: 0.234 Chico Walker, S (5, PH) OBP: 0.294, SLG: 0.333 (5, 4)	G4-3		E9 FC5-2 1-3				G4-6-3 1-2		BB 1B 3H 3-H	2	0	0	0	0	0	1					
Eddie Murray, S (1, 3) OBP: 0.341, SLG: 0.468	G5-3		K						P6 P3 0-0	5	0	0	0	0	1	4					
Bobby Bonilla, S (1, 9) OBP: 0.349, SLG: 0.466		G6-3	FC5-2 2-3 3-H						HR BB 1-2 1B	4	1	1	0	1	0	3					
Howard Johnson, S (1, 5) OBP: 0.360, SLG: 0.373		S 1B BLK 1B							F8 BB 1-2 3-H BB	3	1	1	0	2	0	2					
Jeff Kent, R (1, 4) OBP: 0.292, SLG: 0.298 (5, 6)		BLK S 1B 1-2		F9					F7 HR 1-H	5	1	2	2	0	1	6					
Ryan Thompson, R (1, 8) Joe Orsulak, L (6, PH) OBP: 0.278, SLG: 0.286 (6, 8)		K		F8					G4-3 G6-3	2	0	0	0	0	1	2					
Charlie O'Brien, R (1, 2) OBP: 0.250, SLG: 0.118				F9					P3 2B G4-3 BB	2	1	0	0	2	0	0					
Bret Saberhagen, R (1, 1) OBP: 0.250, SLG: 0.273 Jeff McKnight, S (7, PH) OBP: 0.273, SLG: 0.111 Anthony Young, R (7, 1) Jeff Kaiser, R (8, 1) Dave Gallagher, R (9, PH) OBP: 0.533, SLG: 0.750		G4-3							K G4-3 1B 2B	2	0	1	0	0	0	2					
Inning Stats	R: 0 E: 0 K: 0 S: 6	H: 0 LOB: 0 BB: 0 P: 11	R: 1 E: 0 K: 1 S: 15	H: 2 LOB: 2 BB: 1 P: 27	R: 0 E: 1 K: 1 S: 8	H: 0 LOB: 2 BB: 2 P: 19	R: 0 E: 0 K: 0 S: 11	H: 1 LOB: 1 BB: 0 P: 16	R: 0 E: 0 K: 0 S: 12	H: 0 LOB: 0 BB: 0 P: 18	R: 0 E: 0 K: 1 S: 6	H: 1 LOB: 0 BB: 0 P: 7	R: 2 E: 0 K: 0 S: 11	H: 1 LOB: 0 BB: 1 P: 21	R: 2 E: 0 K: 1 S: 14	H: 3 LOB: 3 BB: 2 P: 26		1B: 6 2B: 2 3B: 0 HR: 1	SF: 0 SAC: 0 DP: 1 HBP: 0	WP: 0 PB: 0 SB: 2 CS: 0	PA: 42
PITCHER	IP WLS BF H R ER SO BB IBB HBP BLK WP HR S P ERA WHIP	IP WLS BF H R ER SO BB IBB HBP BLK WP HR S P ERA WHIP	IP WLS BF H R ER SO BB IBB HBP BLK WP HR S P ERA WHIP	IP WLS BF H R ER SO BB IBB HBP BLK WP HR S P ERA WHIP	IP WLS BF H R ER SO BB IBB HBP BLK WP HR S P ERA WHIP	IP WLS BF H R ER SO BB IBB HBP BLK WP HR S P ERA WHIP	IP WLS BF H R ER SO BB IBB HBP BLK WP HR S P ERA WHIP	IP WLS BF H R ER SO BB IBB HBP BLK WP HR S P ERA WHIP	IP WLS BF H R ER SO BB IBB HBP BLK WP HR S P ERA WHIP	IP WLS BF H R ER SO BB IBB HBP BLK WP HR S P ERA WHIP	IP WLS BF H R ER SO BB IBB HBP BLK WP HR S P ERA WHIP	IP WLS BF H R ER SO BB IBB HBP BLK WP HR S P ERA WHIP	IP WLS BF H R ER SO BB IBB HBP BLK WP HR S P ERA WHIP	IP WLS BF H R ER SO BB IBB HBP BLK WP HR S P ERA WHIP	IP WLS BF H R ER SO BB IBB HBP BLK WP HR S P ERA WHIP	IP WLS BF H R ER SO BB IBB HBP BLK WP HR S P ERA WHIP	IP WLS BF H R ER SO BB IBB HBP BLK WP HR S P ERA WHIP	IP WLS BF H R ER SO BB IBB HBP BLK WP HR S P ERA WHIP	IP WLS BF H R ER SO BB IBB HBP BLK WP HR S P ERA WHIP	IP WLS BF H R ER SO BB IBB HBP BLK WP HR S P ERA WHIP	IP WLS BF H R ER SO BB IBB HBP BLK WP HR S P ERA WHIP

AB 36
R 5
H 9
RBI 4
BB 6
SO 4
LOB 23



Batter	1	2	3	4	5	6	7	8	9	AB	R	H	RBI	BB	SO	LOB	BOTTOM				
Willie McGee, S (1, 9) OBP: 0.295, SLG: 0.292	K2-3	G3-1							F9	5	0	0	0	0	2	2	New York Mets @ San Francisco Giants Candlestick Park, San Francisco, CA Thu Apr 29 1993, 6:33 AM EDT Att: 21,949 - Sunny - 69 F				
Dave Martinez, L (1, 8) OBP: 0.250, SLG: 0.209 Darren Lewis, R (5, 8) OBP: 0.266, SLG: 0.339	E4 2B		F8						E6 S 1B 3-H	2	1	0	0	0	0	0					
Will Clark, L (1, 3) OBP: 0.292, SLG: 0.291	1-H HR 2B		F8						F8 K 1-3	5	1	1	1	0	2	2					
Matt Williams, R (1, 5) OBP: 0.382, SLG: 0.611	2-H HR		P3						P2 HR 1-2	4	2	2	2	0	0	1					
Barry Bonds, L (1, 7) OBP: 0.544, SLG: 0.899	HR		G4-3						HR 2B 2-H 1B	4	2	3	4	0	0	0					
Robby Thompson, R (1, 4) OBP: 0.284, SLG: 0.283	P3		P6						K FC6-4 1B 1-2	4	0	1	0	0	1	0					
Royce Clayton, R (1, 6) OBP: 0.333, SLG: 0.299 Bryan Hickerson, L (8, 1) Michael Jackson, R (9, 1)	K		E6						E1 SF8 1B 1-2	4	1	1	0	0	1	2					
Jeff Reed, L (1, 2) OBP: 0.400, SLG: 0.389		F7							SF8 HR 3-H 2-2	2	1	1	2	1	0	0					
Bud Black, L (1, 1) Dave Burba, R (6, 1) Mike Benjamin, R (8, 6) OBP: 0.313, SLG: 0.393		G6-3		F8					1B F9 SF7 2B	2	0	0	0	0	0	2					
Inning Stats	R: 4 E: 1 K: 2 S: 17	H: 3 LOB: 0 BB: 0 P: 24	R: 0 E: 0 K: 0 S: 7	H: 0 LOB: 0 BB: 0 P: 12	R: 0 E: 1 K: 0 S: 4	H: 0 LOB: 2 BB: 1 P: 7	R: 0 E: 0 K: 0 S: 6	H: 0 LOB: 0 BB: 1 P: 15	R: 0 E: 1 K: 1 S: 6	H: 1 LOB: 0 BB: 0 P: 10	R: 3 E: 1 K: 2 S: 17	H: 4 LOB: 1 BB: 0 P: 23	R: 1 E: 1 K: 0 S: 13	H: 2 LOB: 2 BB: 0 P: 23	R: 2 E: 0 K: 1 S: 12	H: 2 LOB: 0 BB: 0 P: 19		1B: 4 2B: 4 3B: 0 HR: 4	SF: 2 SAC: 0 DP: 0 HBP: 0	WP: 0 PB: 0 SB: 1 CS: 0	PA: 39
PITCHER	IP WLS BF H R ER SO BB IBB HBP BLK WP HR S P ERA WHIP	IP WLS BF H R ER SO BB IBB HBP BLK WP HR S P ERA WHIP	IP WLS BF H R ER SO BB IBB HBP BLK WP HR S P ERA WHIP	IP WLS BF H R ER SO BB IBB HBP BLK WP HR S P ERA WHIP	IP WLS BF H R ER SO BB IBB HBP BLK WP HR S P ERA WHIP	IP WLS BF H R ER SO BB IBB HBP BLK WP HR S P ERA WHIP	IP WLS BF H R ER SO BB IBB HBP BLK WP HR S P ERA WHIP	IP WLS BF H R ER SO BB IBB HBP BLK WP HR S P ERA WHIP	IP WLS BF H R ER SO BB IBB HBP BLK WP HR S P ERA WHIP	IP WLS BF H R ER SO BB IBB HBP BLK WP HR S P ERA WHIP	IP WLS BF H R ER SO BB IBB HBP BLK WP HR S P ERA WHIP	IP WLS BF H R ER SO BB IBB HBP BLK WP HR S P ERA WHIP	IP WLS BF H R ER SO BB IBB HBP BLK WP HR S P ERA WHIP	IP WLS BF H R ER SO BB IBB HBP BLK WP HR S P ERA WHIP	IP WLS BF H R ER SO BB IBB HBP BLK WP HR S P ERA WHIP	IP WLS BF H R ER SO BB IBB HBP BLK WP HR S P ERA WHIP	IP WLS BF H R ER SO BB IBB HBP BLK WP HR S P ERA WHIP	IP WLS BF H R ER SO BB IBB HBP BLK WP HR S P ERA WHIP	IP WLS BF H R ER SO BB IBB HBP BLK WP HR S P ERA WHIP	IP WLS BF H R ER SO BB IBB HBP BLK WP HR S P ERA WHIP	IP WLS BF H R ER SO BB IBB HBP BLK WP HR S P ERA WHIP

AB 36
R 10
H 12
RBI 10
BB 1
SO 6
LOB 9



Batter	1	2	3	4	5	6	7	8	9	AB	R	H	RBI	BB	SO	LOB	TOP								
Delino DeShields, L OBP: 0.412, SLG: 0.400 (1, 4)	4-1 G4-3 BB		0-2 F7			0-3 K		3-2 G4-3	2-3 K	4	0	0	0	1	2	2	Montreal Expos @ San Francisco Giants Candlestick Park, San Francisco, CA Fri Apr 30 1993, 10:05 PM EDT Att: 20,893 - Unknown								
John Vander Wal, L OBP: 0.338, SLG: 0.420 (1, 7)	1-0 G4-3		2-1 FC6-4 1B			0-0 HR		1-2 E6 1B		4	1	2	1	0	0	1									
Moises Alou, R OBP: 0.337, SLG: 0.464 (1, 8) (6, 9)	0-0 G5-3		1-0 FC6-4 1-2			1-1 G3		0-2 1-2 1B		4	0	1	0	0	0	2									
Larry Walker, L OBP: 0.463, SLG: 0.745 Lou Frazier, S OBP: 0.316, SLG: 0.235 (1, 9) (6, 8)	4-0 BB			1-2 F7		1-3 K		0-0 G1-3		2	0	0	0	1	1	0									
Frank Botick, S OBP: 0.333, SLG: 0.444 (1, 5)	1-1 G1-3			0-3 K			0-1 L5-4 1B		0-0 G4-3	4	0	1	0	0	1	2									
Greg Colbrunn, R OBP: 0.444, SLG: 0.615 (1, 3)		1-3 K		2-2 G4-3			1-1 1-2 1B		1-1 1B 2B	4	1	2	0	0	1	0									
Darrin Fletcher, L OBP: 0.377, SLG: 0.469 (1, 2)		1-1 G4-3			1-3 K		1-2 L5-4 2-3		2-2 1B 1B	4	0	1	0	0	1	2									
Wil Cordero, R OBP: 0.295, SLG: 0.420 Brian Barnes, L OBP: 0.400, SLG: 0.250 Mel Rojas, R Sean Berry, R (9, PH) OBP: 0.371, SLG: 0.160 (1, 6) (7, 1) (8, 1)		1-2 G4-3			1-0 F9		1-0 F8		2-3 K	3	0	0	0	0	0	1									
Chris Nabholz, L Jeff Shaw, R (1, 1) (3, 1)			0-0 F8		0-1 G4-3			2-2 G6-3	0-2 1-2 3H 1B	1	0	0	0	0	0	0									
Tim McIntosh, R OBP: 0.167, SLG: 0.167 Scott Aldred, L (5, PH) (5, 1)										0	0	0	0	0	0	0									
Mike Lansing, R OBP: 0.375, SLG: 0.539 (7, 6)										2	0	1	1	0	0	0									
Inning Stats	R: 0 E: 0 K: 0 S: 5	H: 0 LOB: 2 BB: 2 P: 15	R: 0 E: 0 K: 1 S: 8	H: 0 LOB: 0 BB: 0 P: 11	R: 0 E: 0 K: 0 S: 7	H: 1 LOB: 1 BB: 0 P: 10	R: 0 E: 0 K: 1 S: 11	H: 0 LOB: 0 BB: 0 P: 14	R: 0 E: 0 K: 1 S: 6	H: 0 LOB: 0 BB: 0 P: 8	R: 1 E: 0 K: 2 S: 11	H: 1 LOB: 1 BB: 0 P: 13	R: 0 E: 0 K: 0 S: 9	H: 2 LOB: 1 BB: 0 P: 12	R: 0 E: 1 K: 0 S: 20	H: 1 LOB: 2 BB: 0 P: 26	R: 1 E: 0 K: 2 S: 16	H: 3 LOB: 2 BB: 0 P: 23	1B: 6 2B: 2 3B: 0 HR: 1	SF: 0 SAC: 0 DP: 1 HBP: 0	WP: 0 PB: 0 SB: 0 CS: 0	PA: 37			
PITCHER	IP	WLS	BF	H	R	ER	SO	BB	IBB	HBP	BLK	WP	HR	S	P	ERA	WHIP								
Bill Swift, R ERA: 2.9 (1, 1)	7.0	W	26	4	1	1	5	2	0	0	0	0	1	57	83	1.29	0.857								
Dave Righetti, L ERA: 2.51 (8, 1)	0.2		3	0	0	0	0	0	0	0	0	0	0	11	17	0.00	0.000								
Michael Jackson, R ERA: 2.13 (8, 1)	0.1		2	1	0	0	0	0	0	0	0	0	0	9	9	0.00	3.000								
Rod Beck, R ERA: 2.35 (9, 1)	1.0		6	3	1	1	2	0	0	0	0	0	0	16	23	9.00	3.000								

AB	35
R	2
H	8
RBI	2
BB	2
SO	7
LOB	14



Batter	1	2	3	4	5	6	7	8	9	AB	R	H	RBI	BB	SO	LOB	BOTTOM								
Willie McGee, S OBP: 0.310, SLG: 0.309 (1, 9)	0-0 S 1B	2-2 CS 2H 1B		2-3 K		1-0 P6		0-0 2B 1B		5	1	3	1	0	1	1	Montreal Expos @ San Francisco Giants Candlestick Park, San Francisco, CA Fri Apr 30 1993, 10:05 PM EDT Att: 20,893 - Unknown								
Darren Lewis, R OBP: 0.290, SLG: 0.365 (1, 8)	2-1 FC5 1H 1B	1-1 CS	4-1 S HR BB		0-0 G6-3	1-0 L8		0-1 1-3 2B		4	1	2	1	1	0	1									
Will Clark, L OBP: 0.277, SLG: 0.275 (1, 3)	1-0 F8		1-3 K		0-0 G4-3		1-0 L4	2-2 F9		5	0	0	0	0	1	4									
Matt Williams, R OBP: 0.396, SLG: 0.660 (1, 5)	0-3 K		3-2 1H HR		2-2 1B 2B		0-0 1B 1B			4	2	3	2	0	1	1									
Barry Bonds, L OBP: 0.553, SLG: 0.889 (1, 7)	4-1 BB		1-2 G3		0-1 1B 2H 1B		3-1 1-2 1B			3	0	2	1	1	0	0									
Robby Thompson, R OBP: 0.296, SLG: 0.297 (1, 4)	1-0 FC5		3-2 1B		1-2 S 1B		1-3 K			4	0	2	0	0	1	4									
Royce Clayton, R OBP: 0.261, SLG: 0.297 (1, 6)		1-2 SH2-4 1B 1B		0-2 G4-3		1-2 G5-3		1-1 F9		4	1	1	0	0	0	5									
Craig Colbert, R OBP: 0.211, SLG: 0.278 (1, 2)		1-2 F7		0-1 F9		2-3 K		2-1 P3		4	0	0	0	0	1	1									
Bill Swift, R OBP: 0.273, SLG: 0.111 Dave Righetti, L Michael Jackson, R (1, 1) (8, 1) (8, 1)		0-0 SH2-4		0-3 K		0-0 1B		2-2 G5-3		2	0	1	0	0	1	0									
Luis Mercedes, R OBP: 0.400, SLG: 0.360 Rod Beck, R (9, 1)		1-2								0	0	0	0	0	0	0									
Inning Stats	R: 1 E: 0 K: 1 S: 9	H: 2 LOB: 2 BB: 1 P: 17	R: 1 E: 0 K: 0 S: 11	H: 2 LOB: 0 BB: 0 P: 16	R: 2 E: 0 K: 1 S: 19	H: 2 LOB: 1 BB: 1 P: 31	R: 0 E: 0 K: 2 S: 8	H: 0 LOB: 0 BB: 0 P: 10	R: 1 E: 0 K: 0 S: 14	H: 3 LOB: 2 BB: 0 P: 18	R: 0 E: 0 K: 1 S: 7	H: 1 LOB: 1 BB: 0 P: 11	R: 0 E: 0 K: 1 S: 9	H: 2 LOB: 2 BB: 0 P: 15	R: 0 E: 0 K: 0 S: 15	H: 2 LOB: 2 BB: 0 P: 21	1B: 11 2B: 2 3B: 0 HR: 1	SF: 0 SAC: 1 DP: 0 HBP: 0	WP: 0 PB: 0 SB: 4 CS: 1	PA: 40					
PITCHER	IP	WLS	BF	H	R	ER	SO	BB	IBB	HBP	BLK	WP	HR	S	P	ERA	WHIP								
Chris Nabholz, L ERA: 5.7 (1, 1)	2.2	L	15	6	4	4	2	2	0	0	0	0	0	12	14	0.00	3.000								
Jeff Shaw, R ERA: 1.59 (3, 1)	1.1		4	0	0	0	2	0	0	0	0	0	0	12	14	0.00	0.000								
Scott Aldred, L ERA: 9.35 (5, 1)	2.0		10	4	1	1	1	0	0	0	0	0	0	21	29	4.50	2.000								
Brian Barnes, L ERA: 4.7 Mel Rojas, R ERA: 5.0 (7, 1) (8, 1)	1.0		5	2	0	0	1	0	0	0	0	0	0	9	15	0.00	2.000								



Batter	1	2	3	4	5	6	7	8	9	AB	R	H	RBI	BB	SO	LOB	TOP									
Delino DeShields, L OBP: 0.397, SLG: 0.383	3-2 P5	1-0 G3			1-2 P5		2-2 G3-1		1-1 1B	5	0	1	0	0	0	1										
Will Cordero, R OBP: 0.290, SLG: 0.407	1-1 BB 1B		2-2 P9			0-2 F8		2-2 F8	2-2 F8 1B	5	0	1	0	0	0	2										
Moises Alou, R OBP: 0.354, SLG: 0.511	1-0 L5		0-1 G4-6-3 1B			0-1 HR		1-1 1B		4	1	3	1	0	0	1										
Larry Walker, L OBP: 0.451, SLG: 0.712	0-0 BB 1B		3-1 G4-6-3 1B			2-3 K		3-1 SAFE P6		4	0	1	0	0	1	2										
Frank Botick, S OBP: 0.372, SLG: 0.474	4-1 BB			2-3 K		1-0 HR		4-0 BB		2	1	1	0	2	1	0										
John Vander Wal, L OBP: 0.333, SLG: 0.463 John Wetteland, R OBP: 0.383, SLG: 0.558	2-2 P8			1-2 P8		0-1 HR		2-1 F7		4	1	1	2	0	0	5										
Greg Colbrunn, R OBP: 0.414, SLG: 0.571 Jeff Fassero, L OBP: 0.361, SLG: 0.154		1-0 F8		2-0 F9		3-3 K		0-0 1B		2	0	0	0	0	0	0										
Brian Barnes, L OBP: 0.400, SLG: 0.250										1	0	0	0	0	0	1										
Mike Lansing, R OBP: 0.383, SLG: 0.558										1	0	1	0	0	0	0										
Tim Spehr, R OBP: 0.269, SLG: 0.429 Darin Fletcher, L OBP: 0.370, SLG: 0.460		0-0 G4-3 2B				1-3 K		2-3 K		3	0	1	0	0	2	0										
Jimmy Jones, R OBP: 0.286, SLG: 0.167 Jeff Shaw, R OBP: 0.273, SLG: 0.200		1-1 G4-3				2-1 G4-3		1-2 G5-3		1	0	0	0	0	0	0										
Lou Frazier, S OBP: 0.273, SLG: 0.200		2-3								3	0	0	0	0	0	1										
Inning Stats	R: 0 E: 0 K: 0 S: 13	H: 2 LOB: 3 BB: 1 P: 24	R: 0 E: 0 K: 0 S: 5	H: 1 LOB: 1 BB: 0 P: 8	R: 0 E: 0 K: 0 S: 7	H: 1 LOB: 0 BB: 0 P: 12	R: 0 E: 0 K: 1 S: 7	H: 0 LOB: 0 BB: 0 P: 12	R: 0 E: 0 K: 1 S: 9	H: 0 LOB: 0 BB: 0 P: 13	R: 3 E: 0 K: 2 S: 17	H: 3 LOB: 0 BB: 0 P: 23	R: 0 E: 0 K: 1 S: 11	H: 0 LOB: 0 BB: 0 P: 16	R: 0 E: 0 K: 0 S: 9	H: 1 LOB: 2 BB: 0 P: 21	R: 0 E: 0 K: 1 S: 12	H: 2 LOB: 2 BB: 0 P: 17	1B: 5 2B: 3 3B: 0 HR: 2	SF: 0 SAC: 0 DP: 1 HBP: 0	WP: 0 PB: 0 SB: 1 CS: 1	PA: 38				
PITCHER	IP	WLS	BF	H	R	ER	SO	BB	IBB	HBP	BLK	WP	HR	S	P	ERA	WHIP									
Jeff Brantley, R ERA: 4.0	(1, 1)	6.0	W	25	7	3	3	4	1	0	0	0	0	2	58	92	4.50	1.333								
Dave Burba, R ERA: 4.95	(7, 1)	1.1		5	1	0	0	1	0	0	0	0	0	0	16	24	0.00	0.750								
Dave Righetti, L ERA: 2.45	(8, 1)	0.2		3	0	0	0	1	0	0	0	0	0	4	13	0.00	1.500									
Rod Beck, R ERA: 2.2	(9, 1)	1.0		5	2	0	0	1	0	0	0	0	0	12	17	0.00	2.000									

Montreal Expos @ San Francisco Giants
Candlestick Park, San Francisco, CA
Sat May 01 1993, 6:33 AM EDT
Att: 23,234 - Sunny - 70 F

AB	36
R	3
H	10
RBI	3
BB	2
SO	6
LOB	14

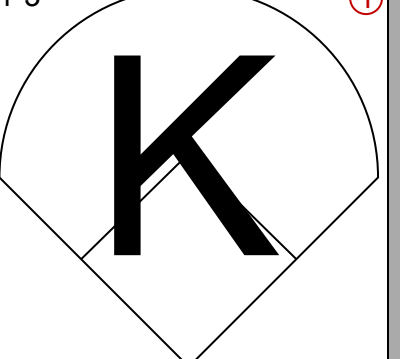
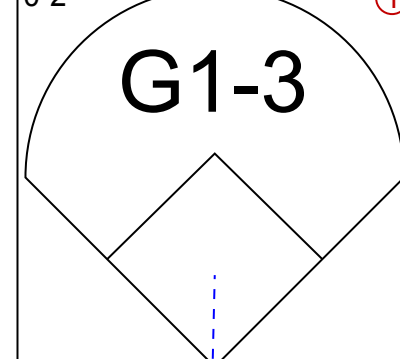
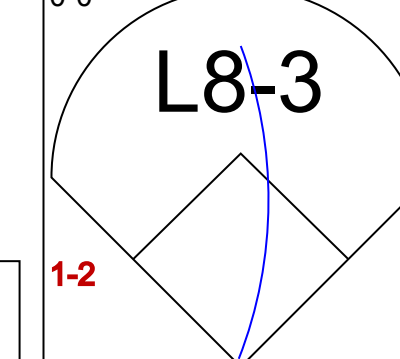
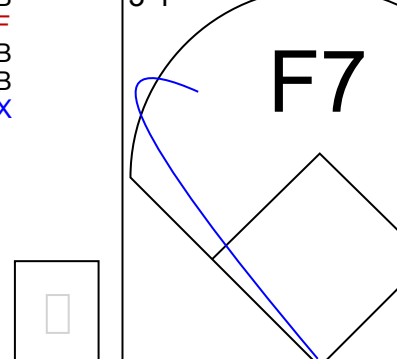
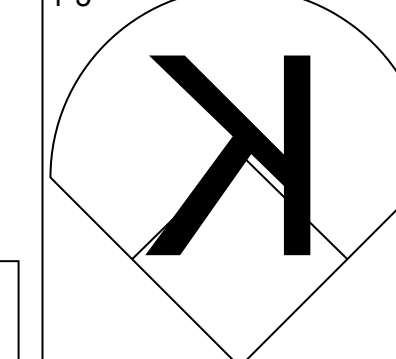
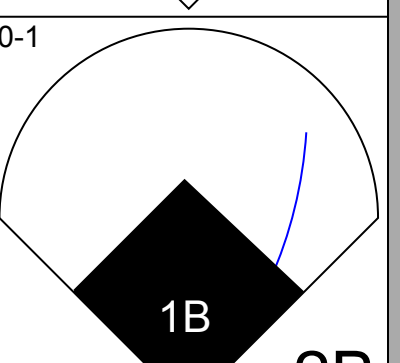
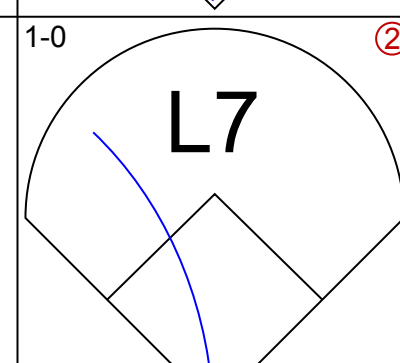
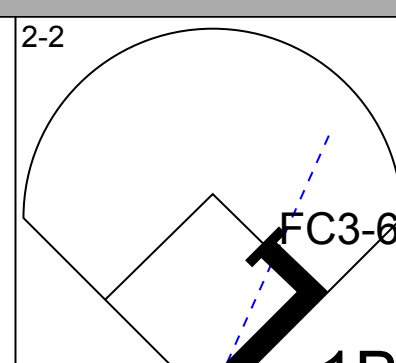
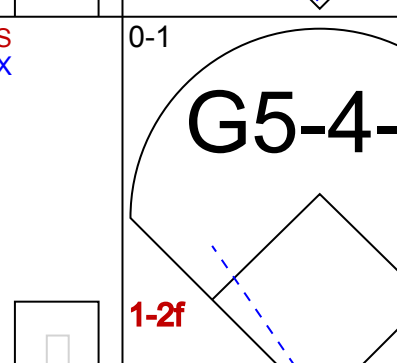
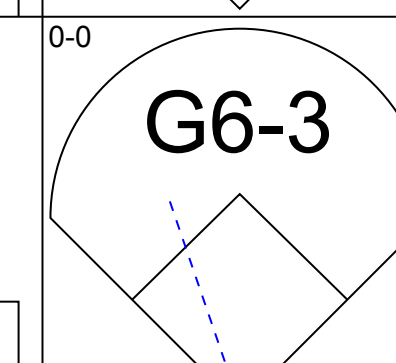
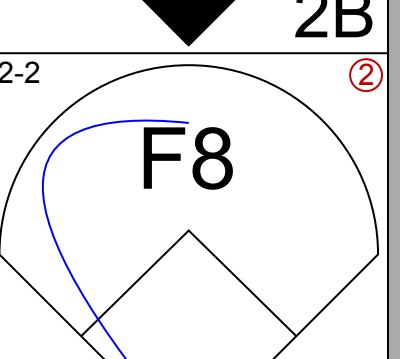
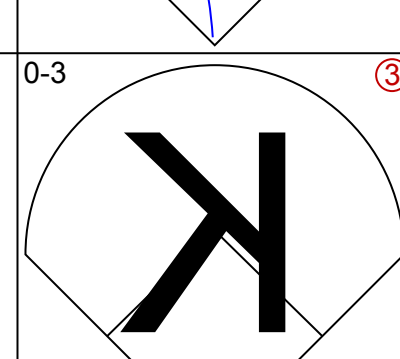
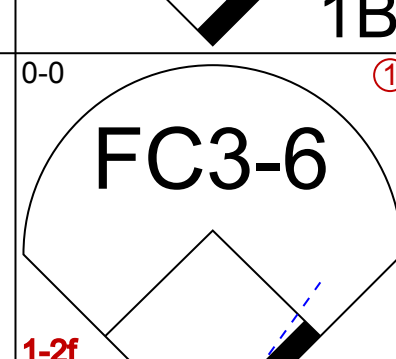
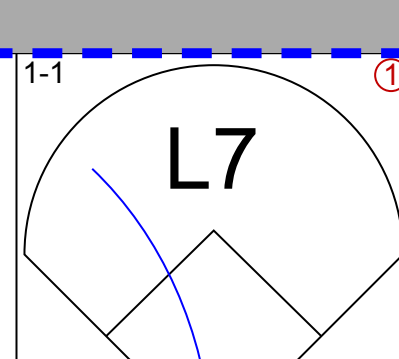
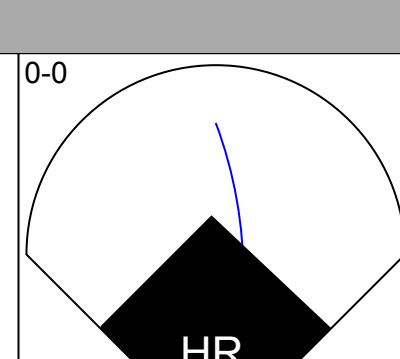
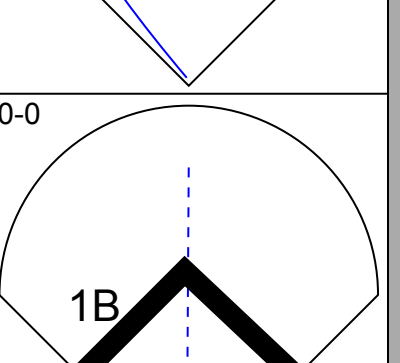
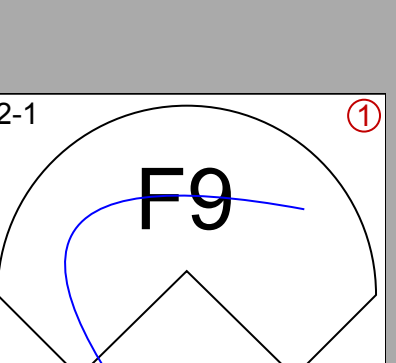
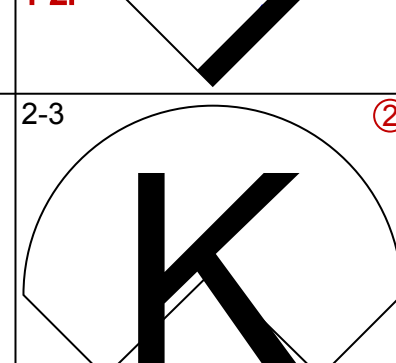
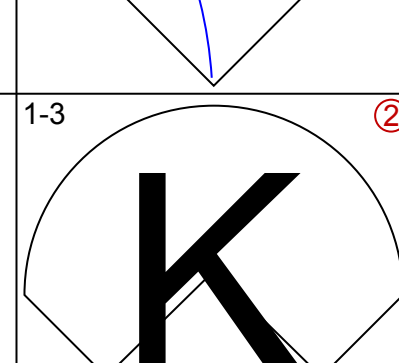
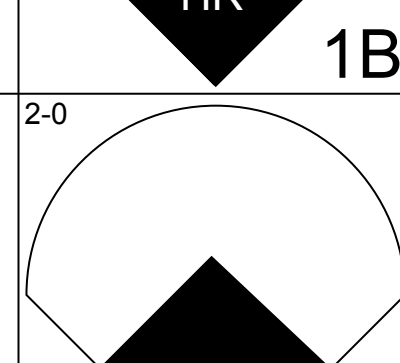
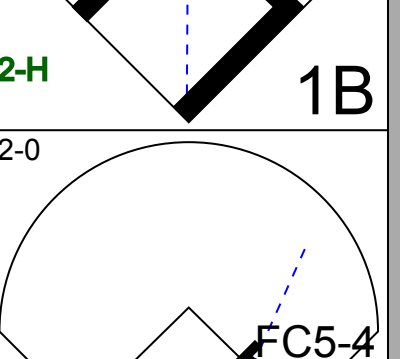
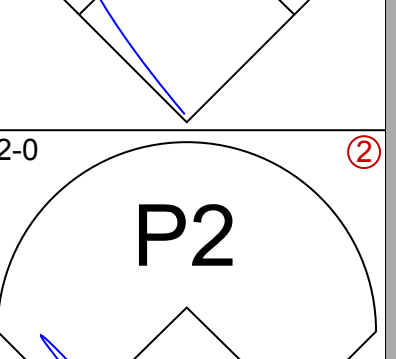
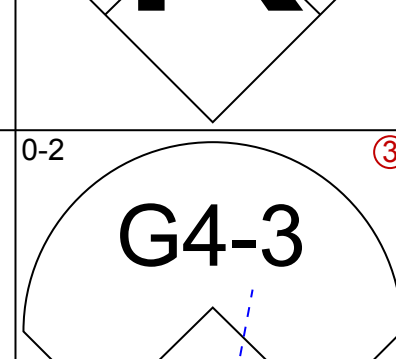
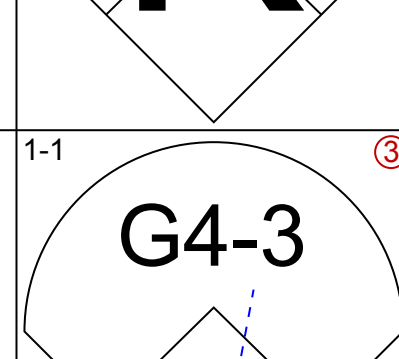
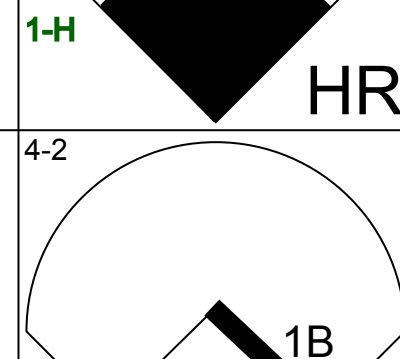
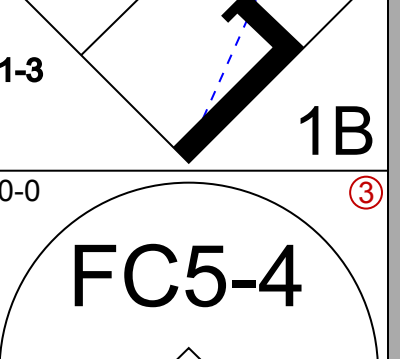
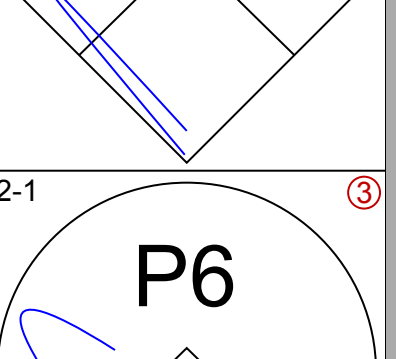
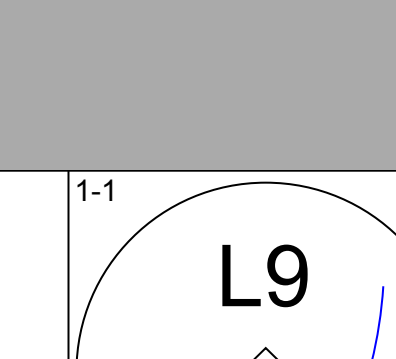
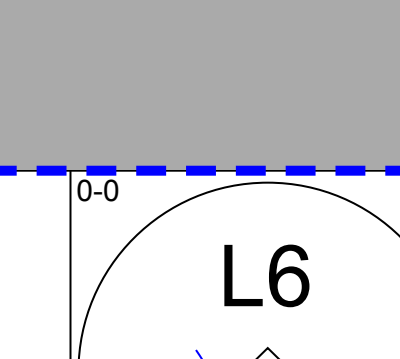
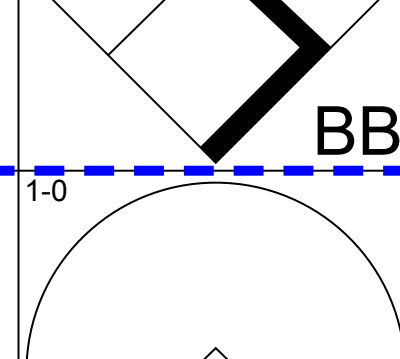
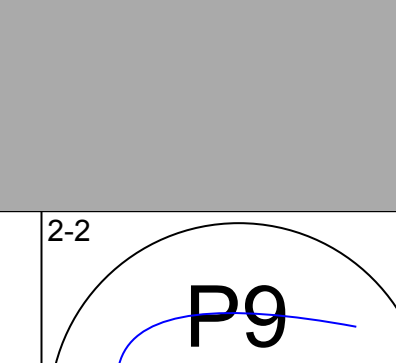
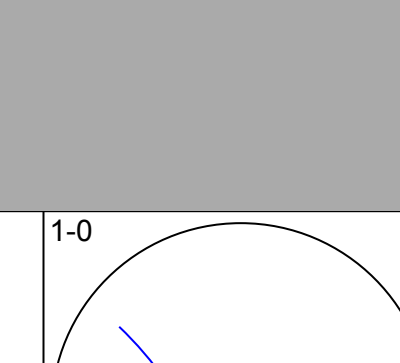
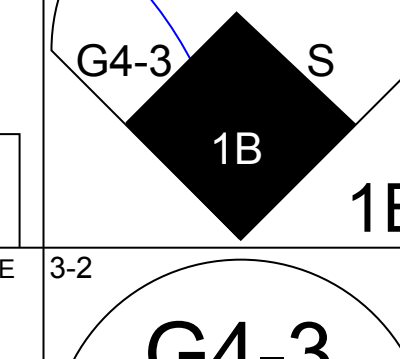
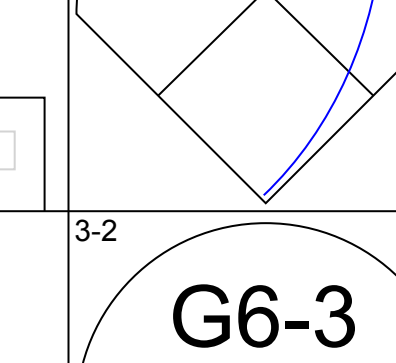
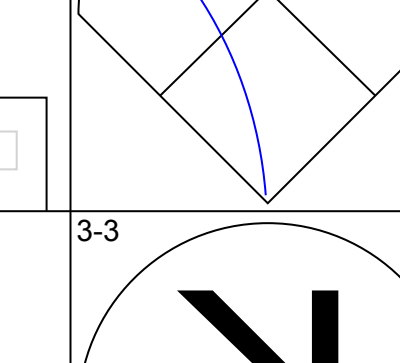
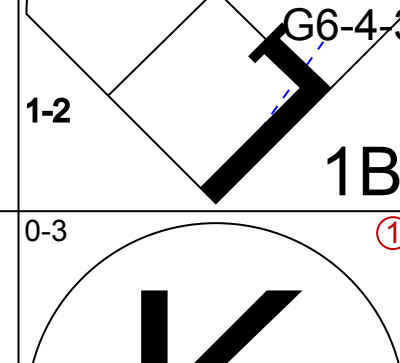
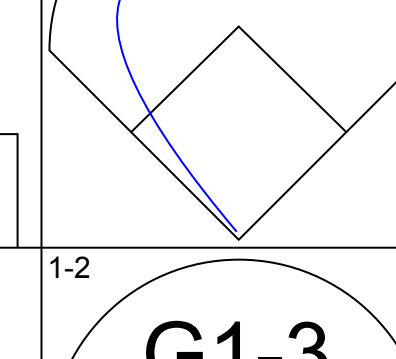
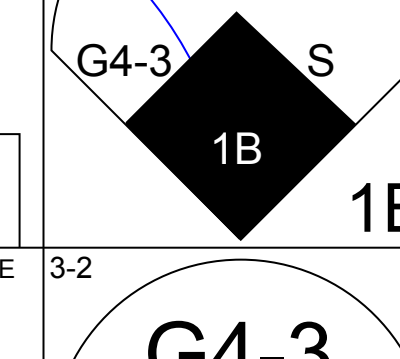
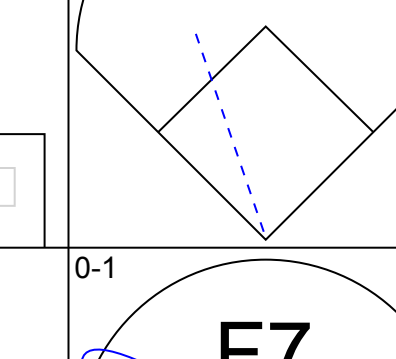
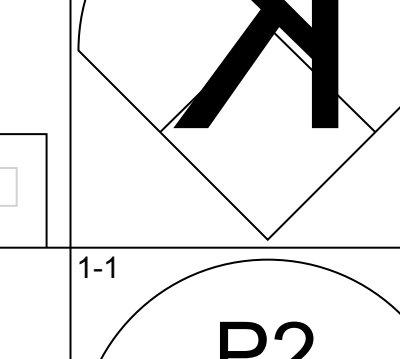
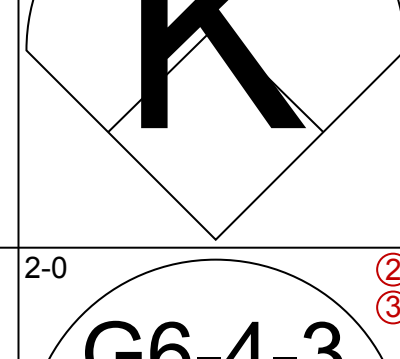
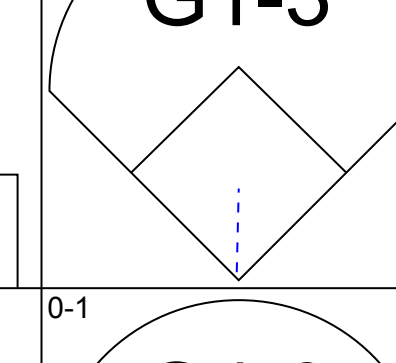
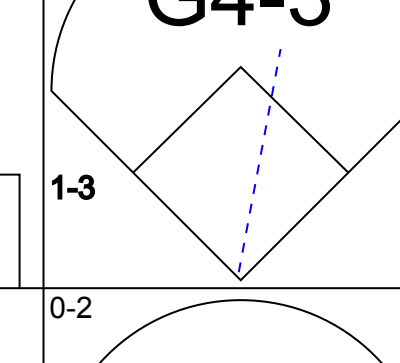
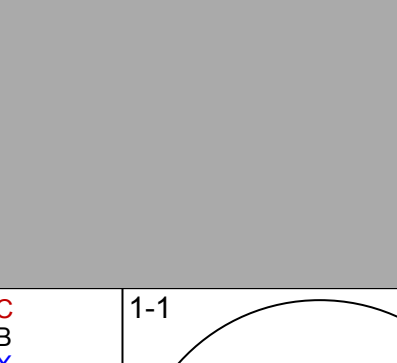
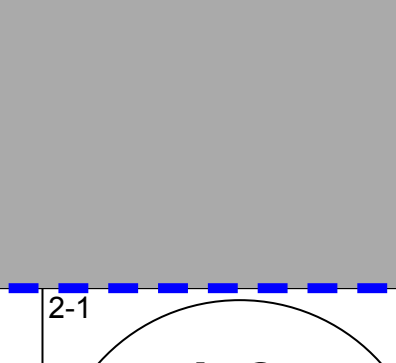


Batter	1	2	3	4	5	6	7	8	9	AB	R	H	RBI	BB	SO	LOB	BOTTOM									
Willie McGee, S OBP: 0.317, SLG: 0.327				1-2 1B			1-1 P6			4	1	2	0	0	0	1										
Darren Lewis, R OBP: 0.301, SLG: 0.418	3-1 HR	1-3 K		1-1 G4-3			1-0 CS 1B			4	1	2	2	0	1	1										
Will Clark, L OBP: 0.276, SLG: 0.284	0-2 1B BLK 2B	1-0 G5-3			3-3 K		3-1 SAFE 1B			4	1	1	0	0	1	1										
Matt Williams, R OBP: 0.391, SLG: 0.643	1-2 BLK 2B	1-2 G4-3			1-2 G5-3		1-3 K			4	1	1	0	0	1	0										
Barry Bonds, L OBP: 0.541, SLG: 0.868	3-1 1B 1B 2B		2-2 G4-3		1-2 G4-3		1-3 K			4	1	1	1	0	1	0										
Robby Thompson, R OBP: 0.307, SLG: 0.299	1-0 L8		1-2 CS HBP			0-0 F9		2-2 3B 1B		3	1	1	0	0	0	1										
Royce Clayton, R OBP: 0.271, SLG: 0.326	0-1 1B SH3-4		2-2 F9			1-1 P4		1-1 SAFE 1B		4	1	2	1	0	0	1										
Jeff Reed, L OBP: 0.414, SLG: 0.409	2-1 SAFE SH3-4			2-2 L8		2-0 FC5-4		3-3 K		4	0	2	1	0	1	1										
Jeff Brantley, R OBP: 0.200, SLG: 0.200	1-1 SAFE SH3-4			1-2 G2-3		1-1 FC5-4				1	0	0	1	0	0	0										
Mark Carreon, R OBP: 0.531, SLG: 0.640										1	0	0	0	0	0	1										
Dave Burba, R OBP: 0.333, SLG: 0.500										0	0	0	0	0	0	0										
Dave Righetti, L OBP: 0.307, SLG: 0.299										0	0	0	0	0	0	0										
Rod Beck, R OBP: 0.273, SLG: 0.200										0	0	0	0	0	0	0										
Inning Stats	R: 6 E: 0 K: 0 S: 21	H: 7 LOB: 1 BB: 0 P: 33	R: 0 E: 0 K: 1 S: 10	H: 0 LOB: 0 BB: 0 P: 13	R: 0 E: 0 K: 0 S: 9	H: 0 LOB: 0 BB: 0 P: 14	R: 0 E: 0 K: 0 S: 11	H: 1 LOB: 1 BB: 0 P: 16	R: 0 E: 0 K: 0 S: 11	H: 0 LOB: 0 BB: 0 P: 16	R: 0 E: 0 K: 0 S: 6	H: 1 LOB: 1 BB: 0 P: 10	R: 0 E: 0 K: 0 S: 5	H: 1 LOB: 0 BB: 0 P: 10	R: 1 E: 0 K: 3 S: 16	H: 2 LOB: 1 BB: 0 P: 24	1B: 7 2B: 3 3B: 1 HR: 1	SF: 0 SAC: 1 DP: 0 HBP: 1	WP: 0 PB: 0 SB: 0 CS: 2	PA: 35						
PITCHER	IP	WLS	BF	H	R	ER	SO	BB	IBB	HBP	BLK	WP	HR	S	P	ERA	WHIP									
Jimmy Jones, R ERA: 5.87	(1, 1)	0.1	L	8	7	6	6	0	0	0	0	0	0	1	18	30	0.00	21.000								
Jeff Shaw, R ERA: 1.08	(1, 1)	2.2		8	0	0	0	1	0	0	1	0	0	22	30	0.00	0.000									
Jeff Fassero, L ERA: 4.91	(4, 1)	2.0		7	1	0	0	1	0	0	0	0	0	22	32	0.00	0.500									
Brian Barnes, L ERA: 4.15	(6, 1)	2.0		7	2	0	0	0	0	0	0	0	0	11	20	0.00	1.000									
John Wetteland, R ERA: 4.15	(8, 1)	1.0		5	2	1	1	3	0	0	0	0	0	16	24	9.00	2.000									

Montreal Expos @ San Francisco Giants
Candlestick Park, San Francisco, CA
Sat May 01 1993, 6:33 AM EDT
Att: 23,234 - Sunny - 70 F

AB	33
R	7
H	12
RBI	6
BB	0
SO	5
LOB	7

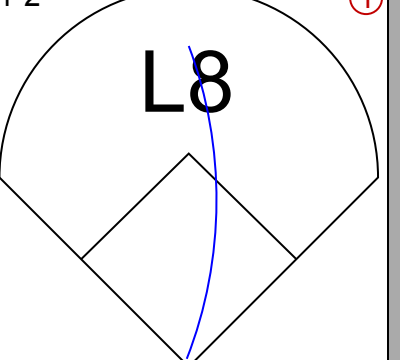
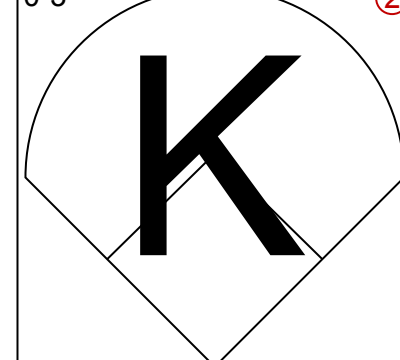
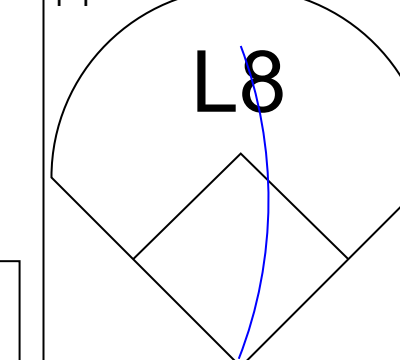
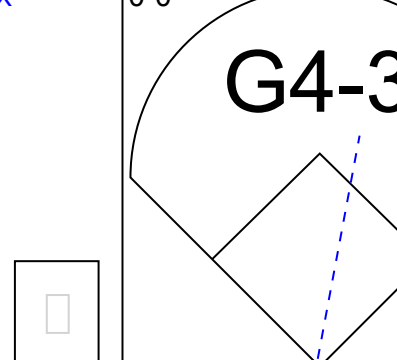
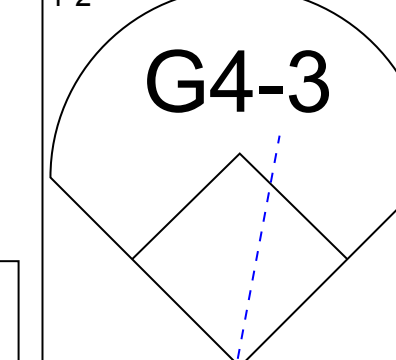
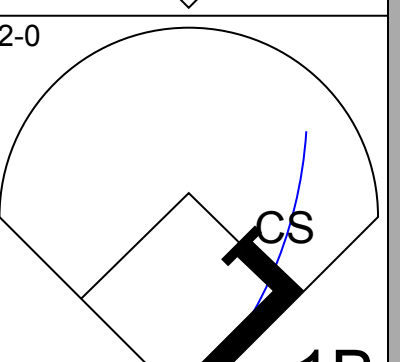
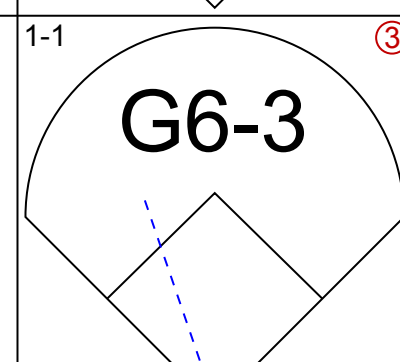
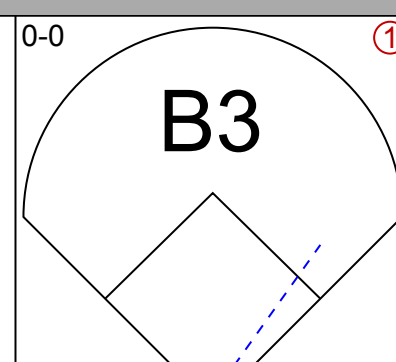
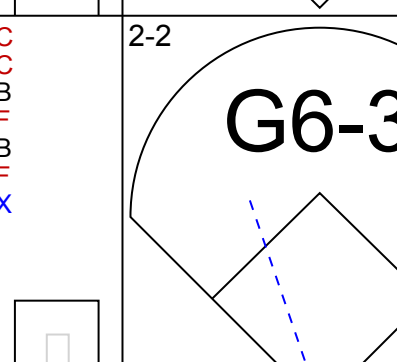
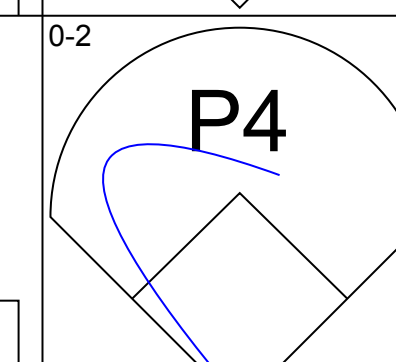
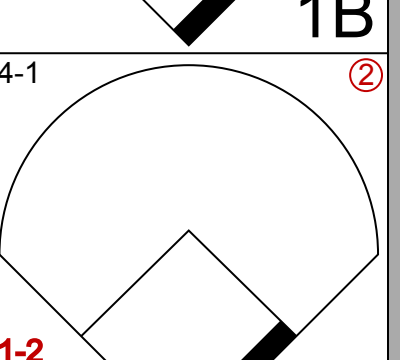
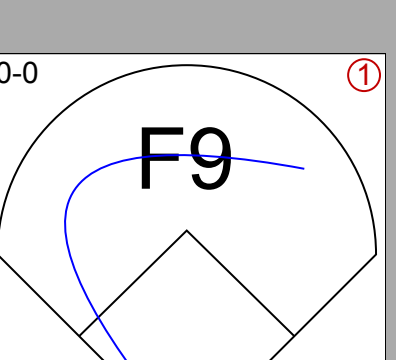
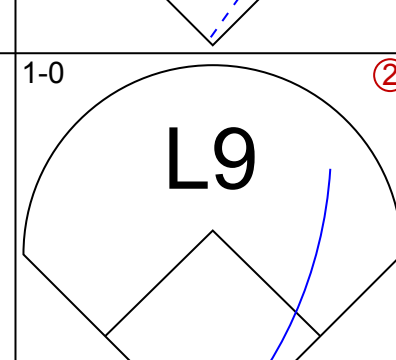
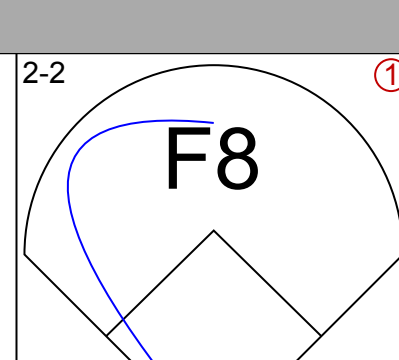

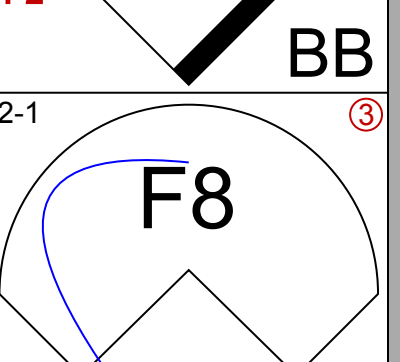
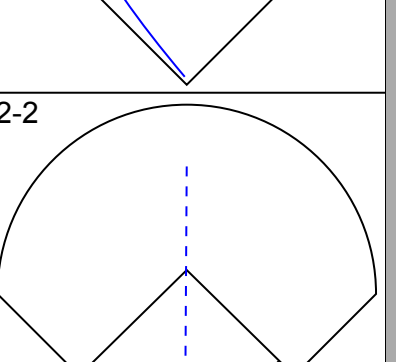
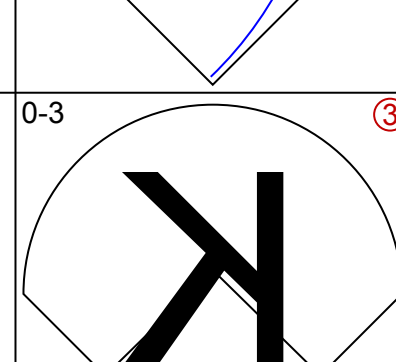
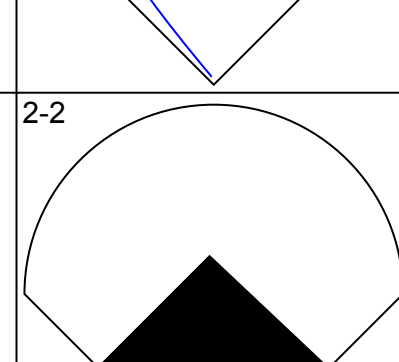
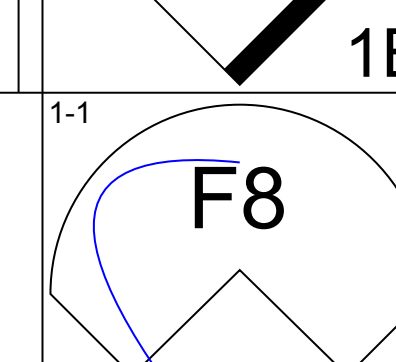
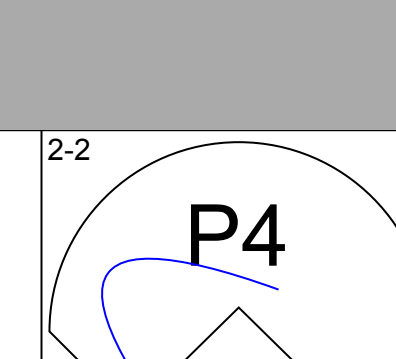
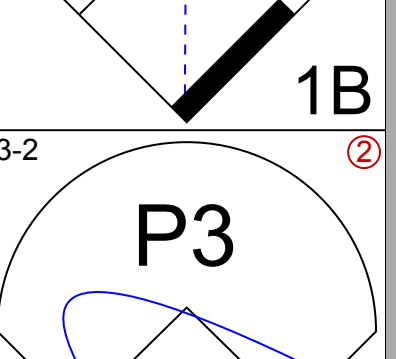
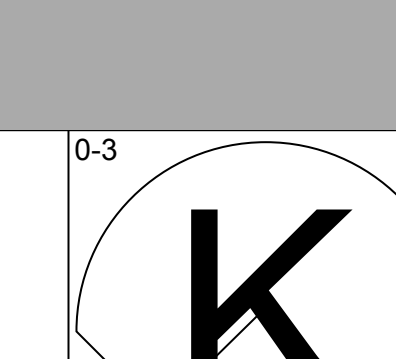
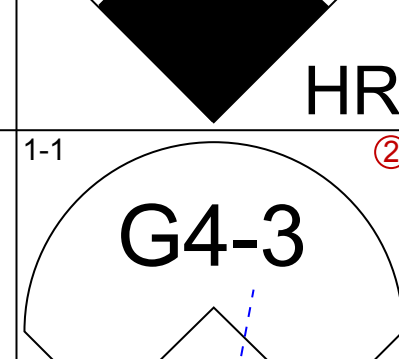
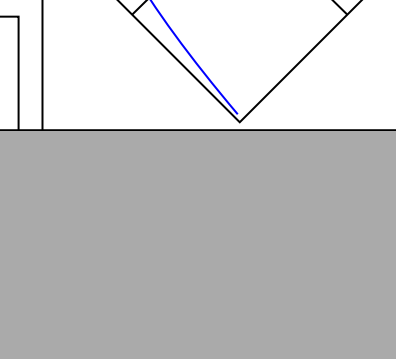
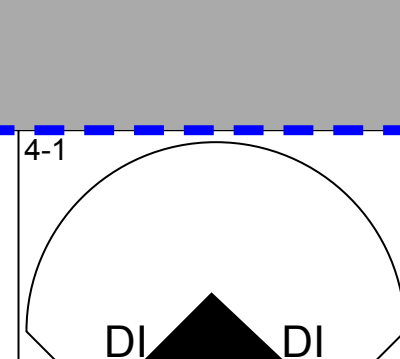
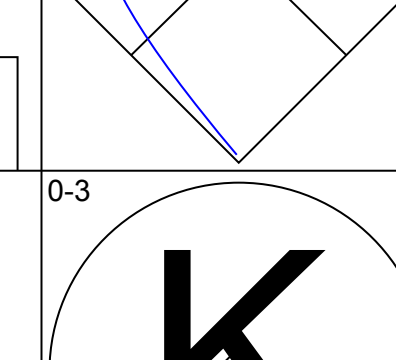
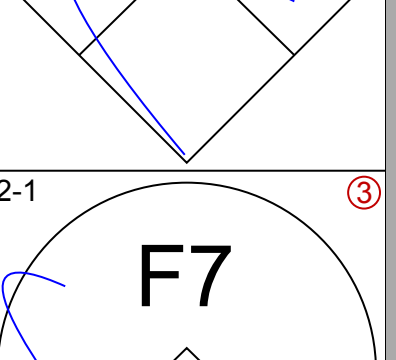
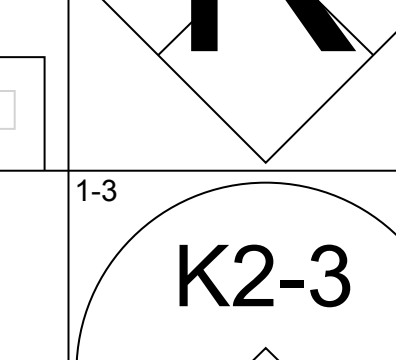
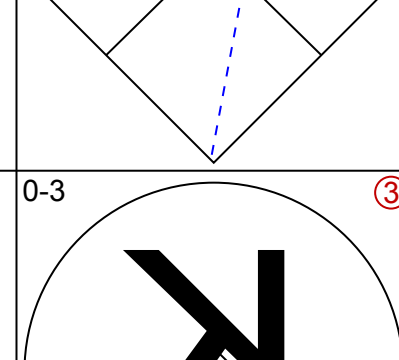

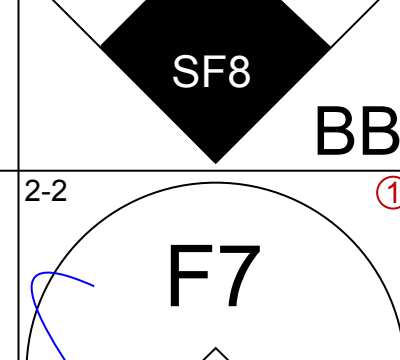
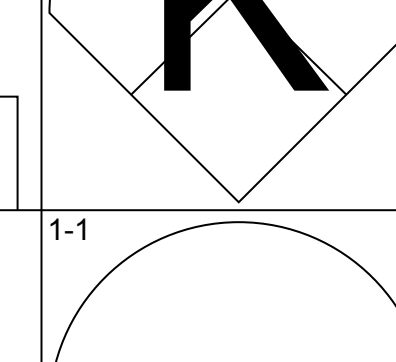
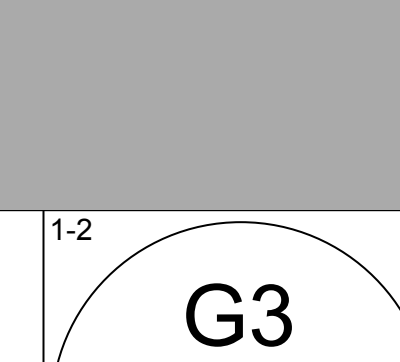
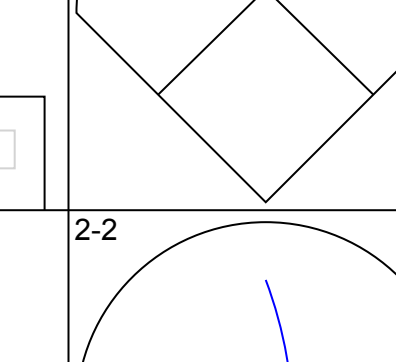
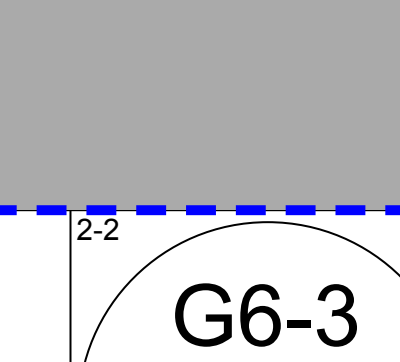
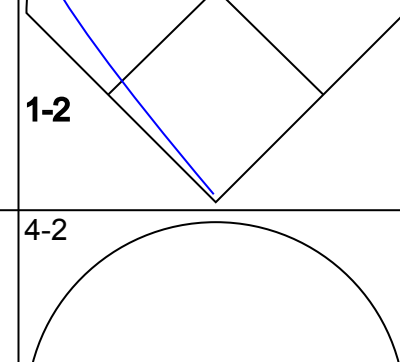
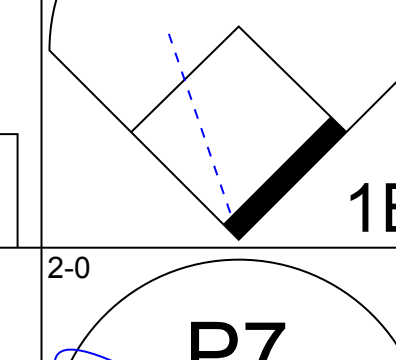
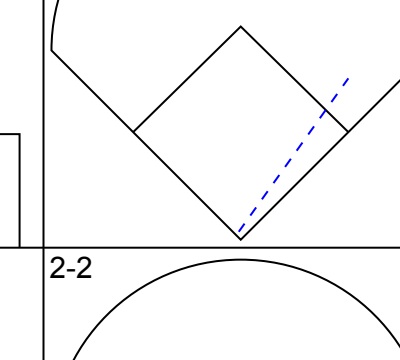
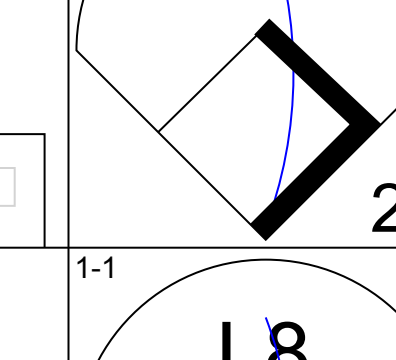
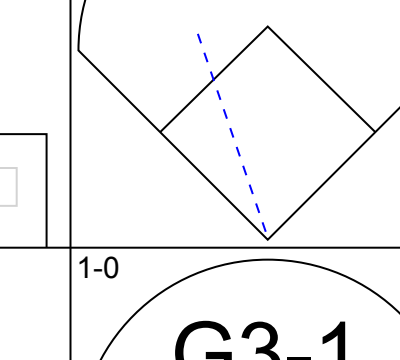
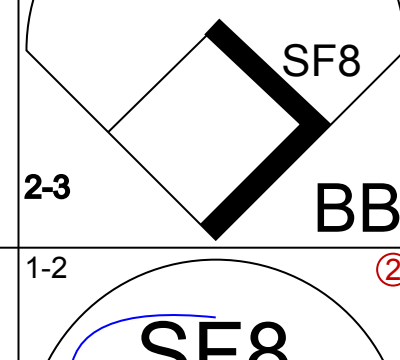


Batter	1	2	3	4	5	6	7	8	9	10	11	12	AB	R	H	RBI	BB	SO	LOB	TOP						
Lenny Dykstra, L OBP: 0.391, SLG: 0.392 (1, 8)													5	0	0	0	0	2	2							
Mariano Duncan, R OBP: 0.286, SLG: 0.318 (1, 6)													5	1	2	0	0	0	1							
John Kruk, L OBP: 0.434, SLG: 0.595 (1, 3)												1B	5	1	1	0	0	1	2							
Dave Hollins, S OBP: 0.354, SLG: 0.434 (1, 5)												HR	5	1	2	3	0	2	1							
Darren Daulton, L OBP: 0.422, SLG: 0.459 (1, 2)												BB	4	0	1	0	1	0	1							
Wes Chamberlain, R OBP: 0.313, SLG: 0.429 Jim Eisenreich, L OBP: 0.441, SLG: 0.548 (9, 9)													1B	3	0	0	0	0	0	2						
Pete Incaviglia, R OBP: 0.268, SLG: 0.407 Larry Andersen, R OBP: 1.000, SLG: 1.000 Ricky Jordan, R OBP: 0.522, SLG: 0.632 Mitch Williams, L (12, 1)														4	1	1	0	0	1	0						
Mickey Morandini, L OBP: 0.269, SLG: 0.349 (1, 4)						1B								0	0	0	0	0	0	0						
Curt Schilling, R OBP: 0.200, SLG: 0.143 Mitt Thompson, L OBP: 0.293, SLG: 0.246 (10, 7)						1B							3	0	2	1	0	0	0							
Inning Stats	R: 1 E: 0 K: 11 S: 11	H: 3 LOB: 2 BB: 0 P: 16	R: 0 E: 0 K: 11 S: 11	H: 0 LOB: 0 BB: 0 P: 14	R: 0 E: 0 K: 1 S: 7	H: 0 LOB: 0 BB: 0 P: 8	R: 0 E: 0 K: 0 S: 5	H: 0 LOB: 0 BB: 0 P: 11	R: 1 E: 0 K: 0 S: 9	H: 2 LOB: 0 BB: 0 P: 13	R: 0 E: 0 K: 1 S: 11	H: 1 LOB: 1 BB: 0 P: 15	R: 0 E: 0 K: 0 S: 6	H: 0 LOB: 0 BB: 0 P: 10	R: 0 E: 0 K: 1 S: 7	H: 0 LOB: 0 BB: 0 P: 10	R: 0 E: 0 K: 1 S: 6	H: 0 LOB: 0 BB: 0 P: 9	R: 2 E: 0 K: 1 S: 10	H: 3 LOB: 1 BB: 1 P: 19	1B: 8 2B: 2 3B: 0 HR: 1	SF: 0 SAC: 0 DP: 3 HBP: 0	WP: 0 PB: 0 SB: 0 CS: 1	PA: 44		
PITCHER	IP WLS BF H R ER SO BB IBB HBP BLK WP HR S P ERA WHIP	IP WLS BF H R ER SO BB IBB HBP BLK WP HR S P ERA WHIP	IP WLS BF H R ER SO BB IBB HBP BLK WP HR S P ERA WHIP	IP WLS BF H R ER SO BB IBB HBP BLK WP HR S P ERA WHIP	IP WLS BF H R ER SO BB IBB HBP BLK WP HR S P ERA WHIP	IP WLS BF H R ER SO BB IBB HBP BLK WP HR S P ERA WHIP	IP WLS BF H R ER SO BB IBB HBP BLK WP HR S P ERA WHIP	IP WLS BF H R ER SO BB IBB HBP BLK WP HR S P ERA WHIP	IP WLS BF H R ER SO BB IBB HBP BLK WP HR S P ERA WHIP	IP WLS BF H R ER SO BB IBB HBP BLK WP HR S P ERA WHIP	IP WLS BF H R ER SO BB IBB HBP BLK WP HR S P ERA WHIP	IP WLS BF H R ER SO BB IBB HBP BLK WP HR S P ERA WHIP	IP WLS BF H R ER SO BB IBB HBP BLK WP HR S P ERA WHIP	IP WLS BF H R ER SO BB IBB HBP BLK WP HR S P ERA WHIP	IP WLS BF H R ER SO BB IBB HBP BLK WP HR S P ERA WHIP	IP WLS BF H R ER SO BB IBB HBP BLK WP HR S P ERA WHIP	IP WLS BF H R ER SO BB IBB HBP BLK WP HR S P ERA WHIP	IP WLS BF H R ER SO BB IBB HBP BLK WP HR S P ERA WHIP	IP WLS BF H R ER SO BB IBB HBP BLK WP HR S P ERA WHIP	IP WLS BF H R ER SO BB IBB HBP BLK WP HR S P ERA WHIP	IP WLS BF H R ER SO BB IBB HBP BLK WP HR S P ERA WHIP	IP WLS BF H R ER SO BB IBB HBP BLK WP HR S P ERA WHIP	IP WLS BF H R ER SO BB IBB HBP BLK WP HR S P ERA WHIP	IP WLS BF H R ER SO BB IBB HBP BLK WP HR S P ERA WHIP	IP WLS BF H R ER SO BB IBB HBP BLK WP HR S P ERA WHIP	
Trevor Wilson, L ERA: 4.14 Bryan Hickerson, L ERA: 7.9 Michael Jackson, R ERA: 1.76 Dave Righetti, L ERA: 3.75 Kevin Rogers, L ERA: 4.12	9.0 2.0 1.0	33 7 5	6 1 0	2 0 1	2 0 1	2 0 0	2 0 0	2 0 0	2 0 0	2 0 0	2 0 0	2 0 0	2.00 0.00 0.00	2.25 0.00 0.00	18.00 3.000	0.00 1.000										

Philadelphia Phillies @ San Francisco Giants
Candlestick Park, San Francisco, CA
Tue May 04 1993, 10:05 PM EDT
Att. 17,725 - Unknown - 52 F

AB 43
R 4
H 10
RBI 4
BB 1
SO 7
LOB 14




Batter	1	2	3	4	5	6	7	8	9	10	11	12	AB	R	H	RBI	BB	SO	LOB	BOTTOM						
Wille McGee, S OBP: 0.316, SLG: 0.327 (1, 9)													5	0	0	0	0	1	0							
Darren Lewis, R OBP: 0.280, SLG: 0.382 (1, 8)													5	0	1	0	0	0	0							
Will Clark, L OBP: 0.288, SLG: 0.283 (1, 3)													4	0	1	0	1	0	0							
Matt Williams, R OBP: 0.387, SLG: 0.654 (1, 5)													5	1	2	1	0	1	2							
Barry Bonds, L OBP: 0.528, SLG: 0.845 (1, 7)														4	1	0	0	1	1	1						
Robby Thompson, R OBP: 0.274, SLG: 0.283 (1, 4)														5	0	0	0	0	3	2						
Royce Clayton, R OBP: 0.287, SLG: 0.343 (1, 6)													BB	4	0	2	0	1	0	0						
Jeff Reed, L OBP: 0.378, SLG: 0.467 Mark Carreon, R OBP: 0.500, SLG: 0.615 (12, PH)													BB	4	1	1	1	0	0	2						
Trevor Wilson, L ERA: 2.44 Larry Andersen, R ERA: 1.59 Mitch Williams, L ERA: 3.48	9.0 2.0 1.0	33 7 5	6 1 0	2 0 1	2 0 1	2 0 0	2 0 0	2 0 0	2 0 0	2 0 0	2 0 0	2 0 0	2.00 0.500 0.000	2.00 0.778	9.00 2.000											
PITCHER	IP WLS BF H R ER SO BB IBB HBP BLK WP HR S P ERA WHIP	IP WLS BF H R ER SO BB IBB HBP BLK WP HR S P ERA WHIP	IP WLS BF H R ER SO BB IBB HBP BLK WP HR S P ERA WHIP	IP WLS BF H R ER SO BB IBB HBP BLK WP HR S P ERA WHIP	IP WLS BF H R ER SO BB IBB HBP BLK WP HR S P ERA WHIP	IP WLS BF H R ER SO BB IBB HBP BLK WP HR S P ERA WHIP	IP WLS BF H R ER SO BB IBB HBP BLK WP HR S P ERA WHIP	IP WLS BF H R ER SO BB IBB HBP BLK WP HR S P ERA WHIP	IP WLS BF H R ER SO BB IBB HBP BLK WP HR S P ERA WHIP	IP WLS BF H R ER SO BB IBB HBP BLK WP HR S P ERA WHIP	IP WLS BF H R ER SO BB IBB HBP BLK WP HR S P ERA WHIP	IP WLS BF H R ER SO BB IBB HBP BLK WP HR S P ERA WHIP	IP WLS BF H R ER SO BB IBB HBP BLK WP HR S P ERA WHIP	IP WLS BF H R ER SO BB IBB HBP BLK WP HR S P ERA WHIP	IP WLS BF H R ER SO BB IBB HBP BLK WP HR S P ERA WHIP	IP WLS BF H R ER SO BB IBB HBP BLK WP HR S P ERA WHIP	IP WLS BF H R ER SO BB IBB HBP BLK WP HR S P ERA WHIP	IP WLS BF H R ER SO BB IBB HBP BLK WP HR S P ERA WHIP	IP WLS BF H R ER SO BB IBB HBP BLK WP HR S P ERA WHIP	IP WLS BF H R ER SO BB IBB HBP BLK WP HR S P ERA WHIP	IP WLS BF H R ER SO BB IBB HBP BLK WP HR S P ERA WHIP	IP WLS BF H R ER SO BB IBB HBP BLK WP HR S P ERA WHIP	IP WLS BF H R ER SO BB IBB HBP BLK WP HR S P ERA WHIP	IP WLS BF H R ER SO BB IBB HBP BLK WP HR S P ERA WHIP	IP WLS BF H R ER SO BB IBB HBP BLK WP HR S P ERA WHIP	
Curt Schilling, R ERA: 2.44 Larry Andersen, R ERA: 1.59 Mitch Williams, L ERA: 3.48	9.0 2.0 1.0	33 7 5	6 1 0	2 0 1	2 0 1	2 0 0	2 0 0	2 0 0	2 0 0	2 0 0	2 0 0	2 0 0	2.00 0.500 0.000	2.00 0.778	9.00 2.000											

Philadelphia Phillies @ San Francisco Giants
Candlestick Park, San Francisco, CA
Tue May 04 1993, 10:05 PM EDT
Att. 17,725 - Unknown - 52 F

AB 41
R 3
H 7
RBI 3
BB 3
SO 7
LOB 8



Batter	1	2	3	4	5	6	7	8	9	AB	R	H	RBI	BB	SO	LOB	TOP								
Brett Butler, L OBP: 0.447, SLG: 0.382 (1, 8)	G5-3		G6-3		E5	FC4-6			FC3-6	5	2	1	1	0	0	2	Los Angeles Dodgers @ San Francisco Giants Candlestick Park, San Francisco, CA Fri May 07 1993, 10:05 PM EDT Att: 36,114 - Unknown - 51 F								
Jody Reed, R OBP: 0.306, SLG: 0.277 (1, 4)	F9		F7							5	1	3	0	0	0	0									
Eric Davis, R OBP: 0.313, SLG: 0.273 (1, 7)					F9				K	3	0	0	0	2	1	2									
Tim Wallach, R OBP: 0.261, SLG: 0.373 (1, 5)	P4				SF8				K	4	0	2	2	0	1	1									
Mike Piazza, R OBP: 0.385, SLG: 0.533 (1, 2)		G3-1			P3				K	5	0	1	1	0	1	3									
Eric Karros, R OBP: 0.291, SLG: 0.343 (1, 3)		G4-3				F9			K	4	0	1	0	0	1	2									
Cory Snyder, R OBP: 0.342, SLG: 0.281 (1, 9)					G5-3				K	2	1	0	0	2	1	2									
Jose Offerman, S OBP: 0.355, SLG: 0.284 (1, 6)		G5-3							K	4	1	2	0	0	1	1									
Kevin Gross, R Darryl Strawberry, L Roger McDowell, R Steve Wilson, L Ricky Tricek, R Lenny Harris, L (1, 1)									E6	1	0	0	0	0	1	0									
Inning Stats	R: 0 E: 0 K: 0 S: 8	H: 0 LOB: 1 BB: 1 P: 14	R: 0 E: 0 K: 0 S: 8	H: 0 LOB: 1 BB: 1 P: 14	R: 0 E: 0 K: 1 S: 7	H: 0 LOB: 0 BB: 0 P: 9	R: 0 E: 0 K: 0 S: 10	H: 2 LOB: 2 BB: 0 P: 14	R: 3 E: 1 K: 0 S: 17	H: 4 LOB: 2 BB: 1 P: 30	R: 1 E: 0 K: 1 S: 9	H: 2 LOB: 2 BB: 1 P: 17	R: 0 E: 0 K: 1 S: 8	H: 0 LOB: 0 BB: 0 P: 14	R: 0 E: 0 K: 3 S: 10	H: 0 LOB: 2 BB: 0 P: 14			R: 1 E: 1 K: 2 S: 14	H: 2 LOB: 2 BB: 0 P: 21	1B: 9 2B: 1 3B: 0 HR: 0	SF: 1 SAC: 1 DP: 0 HBP: 0	WP: 0 PB: 0 SB: 0 CS: 0	PA: 41	
PITCHER	IP	WLS	BF	H	R	ER	SO	BB	IBB	HBP	BLK	WP	HR	S	P	ERA	WHIP								
Bud Black, L ERA: 3.6 (1, 1)	5.0	W	25	6	4	4	1	4	0	0	0	0	0	51	86	7.20	2.000								
Dave Burba, R ERA: 4.43 (6, 1)	2.0		7	2	0	0	2	0	0	0	0	0	0	16	26	0.00	1.000								
Michael Jackson, R ERA: 1.65 (8, 1)	1.0		3	0	0	0	3	0	0	0	0	0	0	10	14	0.00	0.000								
Rod Beck, R ERA: 1.96 (9, 1)	1.0		6	2	1	0	2	0	0	0	0	0	0	14	21	0.00	2.000								

Batter	1	2	3	4	5	6	7	8	9	AB	R	H	RBI	BB	SO	LOB	BOTTOM								
Willie McGee, S OBP: 0.319, SLG: 0.330 (1, 9)		FC5-4								5	2	2	0	0	1	2	Los Angeles Dodgers @ San Francisco Giants Candlestick Park, San Francisco, CA Fri May 07 1993, 10:05 PM EDT Att: 36,114 - Unknown - 51 F								
Darren Lewis, R OBP: 0.283, SLG: 0.376 (1, 8)										4	3	2	2	0	1	0									
Will Clark, L OBP: 0.306, SLG: 0.306 (1, 3)										5	0	2	1	0	0	2									
Matt Williams, R OBP: 0.395, SLG: 0.667 (1, 5)										5	1	4	2	0	0	0									
Barry Bonds, L OBP: 0.538, SLG: 0.846 (1, 7)										3	1	0	0	2	0	3									
Robby Thompson, R OBP: 0.283, SLG: 0.256 (1, 4)										4	0	0	0	1	0	4									
Royce Clayton, R OBP: 0.303, SLG: 0.383 (1, 6)										4	1	2	0	0	0	1									
Kirt Manwaring, R OBP: 0.333, SLG: 0.387 (1, 2)										3	0	0	0	0	0	3									
Craig Colbert, R ERA: 2.45 (7, PH) (8, 2)										1	0	0	0	0	1	1									
Bud Black, L OBP: 0.286, SLG: 0.286 (1, 1)										3	0	2	1	0	0	2									
Dave Burba, R OBP: 0.333, SLG: 0.590 (6, 1)										0	0	0	0	0	0	0									
Michael Jackson, R (8, 1)										0	0	0	0	0	0	0									
Luis Mercedes, R OBP: 0.364, SLG: 0.321 (8, PH)										1	0	0	0	0	0	0									
Rod Beck, R (9, 1)										0	0	0	0	0	0	0									
Inning Stats	R: 2 E: 0 K: 0 S: 9	H: 3 LOB: 1 BB: 0 P: 14	R: 0 E: 0 K: 0 S: 8	H: 1 LOB: 1 BB: 0 P: 11	R: 3 E: 1 K: 0 S: 10	H: 1 LOB: 2 BB: 2 P: 24	R: 0 E: 0 K: 2 S: 13	H: 2 LOB: 2 BB: 0 P: 16	R: 1 E: 1 K: 0 S: 11	H: 2 LOB: 1 BB: 0 P: 18	R: 0 E: 0 K: 0 S: 8	H: 0 LOB: 0 BB: 0 P: 12	R: 0 E: 0 K: 1 S: 10	H: 1 LOB: 1 BB: 0 P: 14	R: 2 E: 0 K: 0 S: 11	H: 4 LOB: 2 BB: 1 P: 21	1B: 10 2B: 3 3B: 1 HR: 0	SF: 0 SAC: 0 DP: 1 HBP: 1	WP: 0 PB: 0 SB: 2 CS: 0	PA: 42					
PITCHER	IP	WLS	BF	H	R	ER	SO	BB	IBB	HBP	BLK	WP	HR	S	P	ERA	WHIP								
Kevin Gross, R ERA: 6.75 (1, 1)	5.0	L	28	9	6	4	2	1	0	0	0	0	0	24	36	7.71	1.286								
Roger McDowell, R ERA: 2.45 (6, 1)	2.1		10	3	2	2	1	0	0	0	0	0	0	4	10	∞	∞								
Steve Wilson, L ERA: 2.7 (8, 1)	0.0		3	2	0	0	0	1	0	0	0	0	0	1	1	0.00	0.000								
Ricky Tricek, R ERA: 4.02 (8, 1)	0.2		1	0	0	0	0	0	0	0	0	0	0	1	1	0.00	0.000								



Batter	1	2	3	4	5	6	7	8	9	10	11	12	AB	R	H	RBI	BB	SO	LOB	TOP							
Brett Butler, L OBP: 0.434, SLG: 0.370 (1.8)	G1-3					E4 SH1-3 1B		G6-3		K		L6	6	1	1	0	0	1	1								
Jody Reed, R OBP: 0.304, SLG: 0.269 (1.4)	G6-3					SH1-3 1B BB		K		CS	G3		3	1	0	0	1	1	0								
Eric Davis, R OBP: 0.289, SLG: 0.260 (1.7)	K					F8		P3			G4-3		5	0	0	0	0	1	2								
Tim Wallach, R OBP: 0.287, SLG: 0.368 (1.5)											G1-3		4	0	1	1	1	1	0								
Omar Daal, L (11.1)													0	0	0	0	0	0	0								
Jim Gott, R (11.1)													0	0	0	0	0	0	0								
Mike Piazza, R OBP: 0.385, SLG: 0.536 (1.2)													5	1	2	1	0	2	1								
Eric Karros, R OBP: 0.287, SLG: 0.336 (1.3)													5	0	1	0	0	1	3								
Cory Snyder, R OBP: 0.333, SLG: 0.278 (0.9)													4	0	1	0	0	2	0								
Pedro Martinez, R (11.5)													1	1	1	0	0	0	0								
Lenny Harris, L OBP: 0.273, SLG: 0.333 (11.5)													4	0	2	1	0	0	0								
Jose Offerman, S OBP: 0.357, SLG: 0.293 (1.6)													3	0	0	0	0	1	1								
Tom Candiotti, R OBP: 0.167, SLG: 0.091 (1.1)													2	1	1	2	0	1	1								
Mitch Webster, S OBP: 0.321, SLG: 0.520 (9.9)													2	1	1	2	0	1	1								
Inning Stats	R: 0 E: 0 K: 1 S: 6	H: 0 LOB: 0 BB: 0 P: 9	R: 0 E: 0 K: 1 S: 11	H: 0 LOB: 0 BB: 14	R: 0 E: 0 K: 1 S: 6	H: 0 LOB: 0 BB: 8	R: 1 E: 0 K: 1 S: 19	H: 2 LOB: 0 BB: 2 P: 32	R: 0 E: 0 K: 1 S: 6	H: 0 LOB: 0 BB: 7	R: 1 E: 1 K: 1 S: 11	H: 1 LOB: 1 BB: 0 P: 15	R: 0 E: 0 K: 1 S: 9	H: 0 LOB: 0 BB: 0 P: 14	R: 0 E: 0 K: 1 S: 11	H: 2 LOB: 2 BB: 0 P: 18	R: 0 E: 0 K: 2 S: 10	H: 1 LOB: 0 BB: 0 P: 15	R: 0 E: 0 K: 0 S: 8	H: 0 LOB: 0 BB: 0 P: 10	R: 3 E: 0 K: 1 S: 17	H: 3 LOB: 0 BB: 0 P: 23	1B: 8 2B: 1 3B: 0 HR: 1	SF: 1 SAC: 1 DP: 0 HBP: 0	WP: 0 PB: 0 SB: 2 CS: 2	PA: 47	
PITCHER	IP	WLS	BF	H	R	ER	SO	BB	IBB	HBP	BLK	WP	HR	S	P	ERA	WHIP										
John Burkett, R ERA: 2.59 (1.1)	2.0	3	30	4	2	1	8	2	0	0	0	0	0	0	21	33	0.00	1.500									
Michael Jackson, R ERA: 1.47 (9.1)	1.2	L	8	3	3	3	0	0	0	0	0	0	1	21	28	16.20	1.800										
Dave Burba, R ERA: 5.25 (11.1)	0.1	1	0	0	0	0	0	0	0	0	0	0	0	4	5	0.00	0.000										
Bryan Hickerson, L ERA: 7.71 (12.1)																											

Los Angeles Dodgers @ San Francisco Giants
Candlestick Park, San Francisco, CA

Sat May 08 1993, 6:33 AM EDT
Att. 47,241 - Sunny - 68 F

AB 42
R 5
H 10
RBI 5
BB 2
SO 11
LOB 9



Batter	1	2	3	4	5	6	7	8	9	10	11	12	AB	R	H	RBI	BB	SO	LOB	BOTTOM							
Willie McGee, S OBP: 0.328, SLG: 0.339 (1.9)	BB 1B 1B		G3	G4-3					B2				6	0	3	0	0	0	0								
Luis Mercedes, R OBP: 0.385, SLG: 0.333 (1.8)	BB 1B		F8					F9			FC2-6 1B		5	0	2	0	0	0	3								
Will Clark, L OBP: 0.315, SLG: 0.304 (1.3)	BB 1B		BB 1B BB						G4-3				4	1	1	0	2	2	2								
Matt Williams, R OBP: 0.385, SLG: 0.642 (1.5)	K		BB 1B BB						G5-3				6	1	1	0	0	3	7								
Barry Bonds, L OBP: 0.545, SLG: 0.832 (1.7)	K		BB 1B E						G4-3				4	0	2	0	2	1	3								
Robby Thompson, R OBP: 0.286, SLG: 0.281 (1.4)	F8		BB 1B						FC6-4 1B				6	0	2	1	0	1	9								
Royce Clayton, R OBP: 0.296, SLG: 0.381 (1.6)			G4-3						FC1-5-6 2B				6	0	1	0	0	4	3								
Jeff Reed, L OBP: 0.326, SLG: 0.389 (1.2)			K						B2-3				6	0	0	0	0	1	2								
John Burkett, R ERA: 2.59 (1.1)	8.0	11	3	0	0	2	0	0	0	23	37	0.00	1.286														
Pedro Martinez, R ERA: 2.37 (9.1)	0.1	1	0	0	0	1	0	0	0	3	4	0.00	0.000														
Omar Daal, L ERA: 3.18 (11.1)	1.1	W	5	1	0	0	1	0	0	0	11	17	0.00	0.750													
Jim Gott, R ERA: (11.1)																											
Inning Stats	R: 0 E: 0 K: 2 S: 16	H: 2 LOB: 3 BB: 1 P: 29	R: 0 E: 0 K: 2 S: 8	H: 0 LOB: 0 BB: 0 P: 12	R: 2 E: 1 K: 1 S: 14	H: 2 LOB: 2 BB: 2 P: 27	R: 0 E: 0 K: 0 S: 8	H: 0 LOB: 0 BB: 0 P: 13	R: 0 E: 0 K: 2 S: 12	H: 1 LOB: 2 BB: 0 P: 15	R: 0 E: 0 K: 1 S: 13	H: 1 LOB: 1 BB: 0 P: 10	R: 0 E: 0 K: 1 S: 6	H: 0 LOB: 0 BB: 0 P: 14	R: 0 E: 0 K: 1 S: 11	H: 2 LOB: 3 BB: 1 P: 22	R: 0 E: 0 K: 1 S: 9	H: 0 LOB: 0 BB: 0 P: 12	R: 0 E: 0 K: 1 S: 7	H: 1 LOB: 1 BB: 0 P: 9	R: 0 E: 0 K: 1 S: 10	H: 1 LOB: 0 BB: 0 P: 15	1B: 11 2B: 1 3B: 0 HR: 0	SF: 0 SAC: 0 DP: 0 HBP: 1	WP: 0 PB: 0 SB: 1 CS: 0	PA: 53	
PITCHER	IP	WLS	BF	H	R	ER	SO	BB	IBB	HBP	BLK	WP	HR	S	P	ERA	WHIP										
Tom Candiotti, R ERA: 4.26 (1.1)	2.0	11	3	0	0	2	0	0	0	0	0	0	0	23	37	0.00	1.286										

Los Angeles Dodgers @ San Francisco Giants
Candlestick Park, San Francisco, CA

Sat May 08 1993, 6:33 AM EDT
Att. 47,241 - Sunny - 68 F

AB 48
R 2
H 12
RBI 1
BB 4
SO 13
LOB 30



Batter	1	2	3	4	5	6	7	8	9	AB	R	H	RBI	BB	SO	LOB	TOP										
Brett Butler, L OBP: 0.433, SLG: 0.366 (1, 8)	3-2 3B 1B		0-2 G6-3		2-2 L5		4-1 BB		3-2 G6-3	4	1	1	0	1	0	2	Los Angeles Dodgers @ San Francisco Giants Candlestick Park, San Francisco, CA Sun May 09, 1993, 6:33 AM EDT Att: 56,679 - Sunny - 70 F										
Jody Reed, R OBP: 0.310, SLG: 0.324 (1, 4)	1-0 1-H G3 3B		2-1 HR		2-1 F9		0-0 F7			4	2	2	2	0	0	2											
Daryl Strawberry, L OBP: 0.293, SLG: 0.352 Omar Daal, L Jim Gott, R (1, 9) (8, 1) (8, 1)	1-2 G3		0-0 P7		0-0 HR				2-1 G3	4	1	1	2	0	0	0											
Tim Wallach, R OBP: 0.267, SLG: 0.391 (1, 5)	1-3 3-H K		0-0 G5-3		2-2 HR				0-3 K	4	1	1	1	0	2	0											
Mike Piazza, R OBP: 0.372, SLG: 0.515 (1, 2)	0-3 K			1-2 G5-3		1-1 G5-3			0-0 F9	4	0	0	0	0	1	0											
Eric Karros, R OBP: 0.278, SLG: 0.325 (1, 3)		0-3 K		0-0 F8		1-1 P5			1-2 G6-3	4	0	0	0	0	1	0											
Mitch Webster, S OBP: 0.313, SLG: 0.517 (8, 9)		2-2 F7		0-0 F8		0-0 P6			2-2 S FC 2B	4	1	1	0	0	0	0											
Jose Offerman, S OBP: 0.362, SLG: 0.294 (1, 6)		4-2 BB			0-2 SH3-4 1B		1-0 G3		2-2 FC CS	3	0	1	1	1	0	0											
Orel Hershiser, R OBP: 0.250, SLG: 0.313 Eric Davis, R OBP: 0.305, SLG: 0.276 (1, 1) (8, 7)	2-1 P5			0-0 SH3-4		0-3 K			1-1 2-H 2B	2	0	0	0	0	1	1											
Inning Stats	R: 2 E: 0 K: 2 S: 15	H: 2 LOB: 0 BB: 0 P: 21	R: 0 E: 0 K: 1 S: 10	H: 0 LOB: 1 BB: 1 P: 18	R: 1 E: 0 K: 0 S: 7	H: 1 LOB: 0 BB: 0 P: 9	R: 0 E: 0 K: 0 S: 5	H: 0 LOB: 0 BB: 0 P: 6	R: 0 E: 0 K: 0 S: 9	H: 1 LOB: 1 BB: 0 P: 13	R: 2 E: 0 K: 1 S: 9	H: 2 LOB: 0 BB: 0 P: 13	R: 0 E: 0 K: 1 S: 6	H: 0 LOB: 1 BB: 1 P: 11	R: 0 E: 0 K: 1 S: 6	H: 0 LOB: 0 BB: 0 P: 8		R: 1 E: 0 K: 0 S: 15	H: 2 LOB: 1 BB: 0 P: 24	1B: 2 2B: 2 3B: 1 HR: 3	SF: 0 SAC: 1 DP: 0 HBP: 0	WP: 0 PB: 0 SB: 1 CS: 1	PA: 37				
PITCHER	IP	WLS	BF	H	R	ER	SO	BB	IBB	HBP	BLK	WP	HR	S	P	ERA	WHIP										
Jeff Brantley, R ERA: 4.5 Kevin Rogers, L ERA: 3.97	(1, 1) (8, 1)	7.0 L	29 29	6 6	5 5	5 5	4 4	2 2	0 0	0 0	0 0	0 0	0 0	3 21	61 32	6.43 4.50	1.143 1.000										

Batter	1	2	3	4	5	6	7	8	9	AB	R	H	RBI	BB	SO	LOB	BOTTOM										
Willie McGee, S OBP: 0.326, SLG: 0.331 (1, 9)	4-1 G4-3 SH3 HR BB		1-1 G5-3		1-1 G6-3		1-0 L7			3	1	0	0	1	0	1	Los Angeles Dodgers @ San Francisco Giants Candlestick Park, San Francisco, CA Sun May 09, 1993, 6:33 AM EDT Att: 56,679 - Sunny - 70 F										
Darren Lewis, R OBP: 0.274, SLG: 0.364 (1, 8)	0-1 SH3 1-2		0-0 G1-3		2-1 F7		0-0 B5-3			3	0	0	0	0	0	1											
Will Clark, L OBP: 0.313, SLG: 0.296 (1, 3)	0-0 G4-3 2-3			1-3 K	4-0 BB				2-1 G1-3	3	0	0	0	1	1	1											
Matt Williams, R OBP: 0.381, SLG: 0.654 (1, 5)	0-0 HR			3-3 K	2-3 K				0-1 L7	4	1	1	2	0	2	1											
Barry Bonds, L OBP: 0.535, SLG: 0.806 (1, 7)	0-0 G3-1			4-1 2B BB					1-2 K	3	1	0	0	1	2	0											
Robby Thompson, R OBP: 0.284, SLG: 0.272 (1, 4)		0-2 L9		0-0 E 2B		1-0 G5-3			1-0 P5	4	1	1	1	0	0	0											
Royce Clayton, R OBP: 0.297, SLG: 0.379 Mark Carreon, R OBP: 0.463, SLG: 0.576 (9, PH) (9, PH)	2-1 CS 1B			1-2 E7 2-H		1-3 K			3-2 P3	3	0	1	0	0	1	0											
Craig Colbert, R OBP: 0.250, SLG: 0.385 Jeff Reed, L OBP: 0.318, SLG: 0.378 (9, PH) (9, PH)	2-3 K 1-2			4-0 IBB					2-1 F8	2	0	0	0	1	2	1											
Jeff Brantley, R OBP: 0.167, SLG: 0.167 Luis Mercedes, R OBP: 0.400, SLG: 0.333 Kevin Rogers, L (8, 1)			0-3 K	0-2 G4-3		1-2 HBP				2	0	0	0	0	1	2											
Inning Stats	R: 2 E: 0 K: 0 S: 6	H: 1 LOB: 0 BB: 1 P: 10	R: 0 E: 0 K: 1 S: 8	H: 1 LOB: 0 BB: 0 P: 12	R: 0 E: 0 K: 1 S: 6	H: 0 LOB: 0 BB: 0 P: 7	R: 2 E: 1 K: 2 S: 18	H: 1 LOB: 2 BB: 2 P: 31	R: 0 E: 0 K: 1 S: 8	H: 0 LOB: 1 BB: 1 P: 17	R: 0 E: 0 K: 2 S: 7	H: 0 LOB: 0 BB: 0 P: 10	R: 0 E: 0 K: 1 S: 7	H: 0 LOB: 1 BB: 0 P: 11	R: 0 E: 0 K: 1 S: 9	H: 0 LOB: 0 BB: 0 P: 12		R: 0 E: 0 K: 0 S: 9	H: 0 LOB: 0 BB: 0 P: 15	1B: 1 2B: 1 3B: 0 HR: 1	SF: 0 SAC: 1 DP: 0 HBP: 1	WP: 0 PB: 0 SB: 0 CS: 1	PA: 35				
PITCHER	IP	WLS	BF	H	R	ER	SO	BB	IBB	HBP	BLK	WP	HR	S	P	ERA	WHIP										
Orel Hershiser, R ERA: 3.88 Omar Daal, L ERA: 3.0 Jim Gott, R ERA:	(1, 1) (8, 1) (8, 1)	0.1 S	1 5	0 0	0 0	0 0	0 1	0 0	0 0	0 0	0 0	0 0	0 0	2 16	4 23	0.00 0.00	0.000 0.000										



Batter	1	2	3	4	5	6	7	8	9	AB	R	H	RBI	BB	SO	LOB	TOP					
Willie McGee, S OBP: 0.328, SLG: 0.333 (1, 9)	G3-1		K				K			5	0	2	1	0	2	0	San Francisco Giants @ Colorado Rockies Mile High Stadium, Denver, CO Mon May 10 1993, 9:05 PM EDT Att: 50,705 - Unknown - 65 F livebaseballscorecards.com					
Darren Lewis, R OBP: 0.270, SLG: 0.366 (1, 8)	1B 2B		L3				K		P3	5	1	1	0	0	1	2						
Will Clark, L OBP: 0.316, SLG: 0.300 (1, 3)	2H 1B						G4-3		G3-6-3	5	0	2	1	0	0	2						
Matt Williams, R OBP: 0.378, SLG: 0.664 (1, 5)	P4		F9							4	1	1	1	0	0	3						
Barry Bonds, L OBP: 0.534, SLG: 0.824 (1, 7)	F9									4	1	2	0	0	1	1						
Robby Thomson, R OBP: 0.292, SLG: 0.281 (1, 4)			G1-5-3 1B							4	0	2	0	0	1	1						
Royce Clayton, R OBP: 0.311, SLG: 0.385 (1, 6)			1B							1	0	1	1	2	0	0						
Craig Colbert, R OBP: 0.258, SLG: 0.379 (8, PH)										3	0	1	0	0	2	5						
Jeff Reed, L OBP: 0.311, SLG: 0.368 (8, 2)										1	0	0	0	0	1	1						
Trevor Wilson, L OBP: 0.182, SLG: 0.182 (6, PH)			G1-5-3							2	0	0	0	0	0	5						
Luis Mercedes, R OBP: 0.390, SLG: 0.324 (8, PH)										1	0	0	0	0	0	1						
Bryan Hickerson, L (8, 1)										0	0	0	0	0	0	0						
Dave Righetti, L (8, 1)										0	0	0	0	0	0	0						
Todd Benzinger, S OBP: 0.197, SLG: 0.261 (9, PH)										1	1	1	0	0	0	0						
Inning Stats	R: 1 E: 0 K: 0 S: 7	H: 2 LOB: 1 BB: 0 P: 13	R: 0 E: 0 K: 1 S: 11	H: 2 LOB: 1 BB: 0 P: 16	R: 0 E: 0 K: 1 S: 9	H: 1 LOB: 1 BB: 0 P: 12	R: 0 E: 0 K: 1 S: 12	H: 2 LOB: 2 BB: 1 P: 22	R: 0 E: 0 K: 0 S: 5	H: 1 LOB: 1 BB: 0 P: 6	R: 1 E: 0 K: 2 S: 10	H: 2 LOB: 1 BB: 0 P: 15	R: 0 E: 0 K: 2 S: 10	H: 0 LOB: 0 BB: 0 P: 13	R: 1 E: 0 K: 2 S: 14	H: 1 LOB: 1 BB: 1 P: 25	R: 1 E: 0 K: 0 S: 6	H: 2 LOB: 0 BB: 0 P: 6	1B: 8 2B: 2 3B: 2 HR: 1	SF: 1 SAC: 0 DP: 3 HBP: 0	WP: 0 PB: 0 SB: 0 CS: 0	PA: 39
PITCHER Amando Reynoso, R ERA: 2.88 (1, 1)	IP: 9.0 WLS: W BF: 39 H: 13 R: 4 ER: 4 SO: 8 BB: 2 IBB: 0 HBP: 0 BLK: 0 WP: 0 HR: 1 S: 84 P: 128 ERA: 4.00 WHIP: 1.667															PITCHER	IP: 9.0 WLS: W BF: 39 H: 13 R: 4 ER: 4 SO: 8 BB: 2 IBB: 0 HBP: 0 BLK: 0 WP: 0 HR: 1 S: 84 P: 128 ERA: 4.00 WHIP: 1.667					

Batter	1	2	3	4	5	6	7	8	9	AB	R	H	RBI	BB	SO	LOB	BOTTOM					
Nelson Liriano, S OBP: 0.200, SLG: 0.200 (1, 4)	K									4	0	1	1	0	1	1	San Francisco Giants @ Colorado Rockies Mile High Stadium, Denver, CO Mon May 10 1993, 9:05 PM EDT Att: 50,705 - Unknown - 65 F livebaseballscorecards.com					
Joe Girardi, R OBP: 0.300, SLG: 0.400 (1, 2)	HBP HR BB									3	1	0	0	1	0	2						
Jerald Clark, R OBP: 0.326, SLG: 0.524 (1, 7)	HR HBP									3	1	0	0	0	1	2						
Charlie Hayes, R OBP: 0.371, SLG: 0.573 (6, 3)	F8									3	0	1	0	0	0	3						
Dante Bichette, R OBP: 0.345, SLG: 0.444 (7, 9)	HR									3	2	1	3	1	1	2						
Dale Murphy, R OBP: 0.222, SLG: 0.194 (7, 8)	K									3	0	0	0	0	1	1						
Vinny Castilla, R OBP: 0.411, SLG: 0.600 (1, 6)										3	1	2	2	1	0	0						
Jim Tatum, R OBP: 0.182, SLG: 0.364 (6, 5)										4	0	0	0	0	0	2						
Amando Reynoso, R OBP: 0.200, SLG: 0.444 (1, 1)										3	1	1	1	1	2	2						
Inning Stats	R: 3 E: 0 K: 2 S: 13	H: 1 LOB: 0 BB: 1 P: 23	R: 1 E: 0 K: 1 S: 9	H: 1 LOB: 1 BB: 1 P: 19	R: 0 E: 0 K: 1 S: 10	H: 1 LOB: 0 BB: 0 P: 13	R: 1 E: 0 K: 0 S: 8	H: 2 LOB: 0 BB: 0 P: 13	R: 0 E: 0 K: 1 S: 6	H: 0 LOB: 1 BB: 0 P: 6	R: 0 E: 0 K: 0 S: 3	H: 0 LOB: 0 BB: 0 P: 5	R: 0 E: 0 K: 0 S: 10	H: 0 LOB: 1 BB: 1 P: 16	R: 2 E: 0 K: 1 S: 9	H: 2 LOB: 1 BB: 1 P: 15		R: 2 E: 0 K: 1 S: 9	H: 2 LOB: 1 BB: 1 P: 15	1B: 5 2B: 0 3B: 0 HR: 2	SF: 0 SAC: 0 DP: 0 HBP: 1	WP: 0 PB: 0 SB: 0 CS: 0
PITCHER Trevor Wilson, L ERA: 4.71 (1, 1)	IP: 5.0 WLS: L BF: 23 H: 5 R: 5 ER: 5 SO: 5 BB: 2 IBB: 0 HBP: 1 BLK: 0 WP: 0 HR: 2 S: 46 P: 74 ERA: 9.00 WHIP: 1.400															PITCHER	IP: 5.0 WLS: L BF: 23 H: 5 R: 5 ER: 5 SO: 5 BB: 2 IBB: 0 HBP: 1 BLK: 0 WP: 0 HR: 2 S: 46 P: 74 ERA: 9.00 WHIP: 1.400					
Bryan Hickerson, L ERA: 6.75 (6, 1)	2.0 7 0 0 0 0 1 0 0 0 0 0 0 13 21 0.00 0.500															PITCHER	IP: 2.0 WLS: L BF: 7 H: 0 R: 0 ER: 0 SO: 0 BB: 0 IBB: 0 HBP: 0 BLK: 0 WP: 0 HR: 0 S: 13 P: 21 ERA: 0.00 WHIP: 0.500					
Dave Righetti, L ERA: 4.85 (8, 1)	1.0 6 2 2 2 1 1 0 0 0 0 0 0 9 15 18.00 3.000															PITCHER	IP: 1.0 WLS: L BF: 6 H: 2 R: 2 ER: 2 SO: 1 BB: 0 IBB: 0 HBP: 0 BLK: 0 WP: 0 HR: 0 S: 9 P: 15 ERA: 18.00 WHIP: 3.000					

Batter	1	2	3	4	5	6	7	8	9	AB	R	H	RBI	BB	SO	LOB	TOP		
Willie McGee, S OBP: 0.324, SLG: 0.326	1-2 G4-3	2-1 F8		4-1 FC6-4 BB		2-2 F7		1-2 SF8		3	0	1	1	0	2		San Francisco Giants @ Colorado Rockies Mile High Stadium, Denver, CO Tue May 11 1993, 9:05 PM EDT Att: 49,072 - Unknown - 65 F livebaseballscorecards.com		
Darren Lewis, R OBP: 0.297, SLG: 0.351	1-1 G5-3		4-1 G3-6 BB	0-0 FC6-4			2-1 F7	2-3 3-H G6-3		4	0	0	0	1	0	3			
Will Clark, L OBP: 0.319, SLG: 0.312	0-0 2B		1-1 G3-6		1-1 F8		2-2 1B		1-1 G4-3	5	0	2	0	0	0	1			
Matt Williams, R OBP: 0.372, SLG: 0.647	2-2 F9		1-0 F8		2-2 G5-3		2-3 K		0-2 1B 2B 1B	5	1	1	0	0	1	2			
Barry Bonds, L OBP: 0.537, SLG: 0.822		0-3 K		1-2 P5	1-0 S		1-2 S		3-1 2B 1B	5	0	3	0	0	1	0			
Robby Thompson, R OBP: 0.315, SLG: 0.330		1-2 1B 2B		2-0 S	4-0 S		2-2 G6-3		3-1 FC5-6 1-3 2-H	4	2	3	1	1	0	2			
Royce Clayton, R OBP: 0.351, SLG: 0.392		4-1 1B BB		1-0 1B SF8 1B	1-2 P3			1-1 SH3-4 SF8 1B	4-0 IBB	3	2	2	1	2	0	2			
Jeff Reed, L OBP: 0.340, SLG: 0.381		2-1 1-2 2-H 1B		2-0 BB		3-2 G4-3		4-2 SF8 SH3-4 BB	1-3 K	4	0	2	1	1	1	3			
Bill Swift, R OBP: 0.235, SLG: 0.143		3-3 K		1-1 SF8		0-0 F8		0-0 SH3-4	0-1 FC5-6	3	0	0	1	0	1	5			
Rod Beck, R								1-2 2-S		0	0	0	0	0	0	0			
Inning Stats	R: 0 E: 0 K: 0 S: 13	H: 1 LOB: 1 BB: 0 P: 17	R: 1 E: 0 K: 2 S: 18	H: 2 LOB: 2 BB: 1 P: 30	R: 0 E: 0 K: 0 S: 4	H: 0 LOB: 0 BB: 1 P: 10	R: 2 E: 0 K: 0 S: 10	H: 3 LOB: 2 BB: 1 P: 21	R: 0 E: 0 K: 0 S: 12	H: 1 LOB: 2 BB: 1 P: 21	R: 0 E: 0 K: 1 S: 17	H: 2 LOB: 2 BB: 0 P: 26	R: 1 E: 0 K: 0 S: 11	H: 1 LOB: 1 BB: 1 P: 20	R: 1 E: 0 K: 1 S: 14	H: 3 LOB: 3 BB: 1 P: 26	1B: 8 2B: 5 3B: 0 HR: 0	SF: 2 SAC: 1 DP: 1 HBP: 0	WP: 0 PA: 45 PB: 0 CS: 4
PITCHER	IP WLS BF H R ER SO BB IBB HBP BLK WP HR S P ERA WHIP	IP WLS BF H R ER SO BB IBB HBP BLK WP HR S P ERA WHIP	IP WLS BF H R ER SO BB IBB HBP BLK WP HR S P ERA WHIP	IP WLS BF H R ER SO BB IBB HBP BLK WP HR S P ERA WHIP	IP WLS BF H R ER SO BB IBB HBP BLK WP HR S P ERA WHIP	IP WLS BF H R ER SO BB IBB HBP BLK WP HR S P ERA WHIP	IP WLS BF H R ER SO BB IBB HBP BLK WP HR S P ERA WHIP	IP WLS BF H R ER SO BB IBB HBP BLK WP HR S P ERA WHIP	IP WLS BF H R ER SO BB IBB HBP BLK WP HR S P ERA WHIP	IP WLS BF H R ER SO BB IBB HBP BLK WP HR S P ERA WHIP	IP WLS BF H R ER SO BB IBB HBP BLK WP HR S P ERA WHIP	IP WLS BF H R ER SO BB IBB HBP BLK WP HR S P ERA WHIP	IP WLS BF H R ER SO BB IBB HBP BLK WP HR S P ERA WHIP	IP WLS BF H R ER SO BB IBB HBP BLK WP HR S P ERA WHIP	IP WLS BF H R ER SO BB IBB HBP BLK WP HR S P ERA WHIP	IP WLS BF H R ER SO BB IBB HBP BLK WP HR S P ERA WHIP	IP WLS BF H R ER SO BB IBB HBP BLK WP HR S P ERA WHIP		
David Nied, R ERA: 4.75	(1, 1)	7.0	L	33	9	3	3	3	4	0	0	0	0	0	0	84	140	3.86	1.857
Willie Blair, R ERA: 4.5	(8, 1)	1.0		5	1	1	1	0	1	0	0	0	0	0	0	11	20	9.00	2.000
Gary Wayne, L ERA: 4.5	(9, 1)	1.0		7	3	1	1	1	0	1	0	0	0	0	0	14	26	9.00	3.000

Batter	1	2	3	4	5	6	7	8	9	AB	R	H	RBI	BB	SO	LOB	BOTTOM		
Nelson Liriano, S OBP: 0.286, SLG: 0.286	1-3 K		1-1 L8			0-0 CS 1B			1-1 FC4-6 1B	4	0	2	0	0	1	0	San Francisco Giants @ Colorado Rockies Mile High Stadium, Denver, CO Tue May 11 1993, 9:05 PM EDT Att: 49,072 - Unknown - 65 F livebaseballscorecards.com		
Alex Cole, L OBP: 0.345, SLG: 0.340	2-0 G3			2-1 G3		1-2 CS	1-0 G4-3		2-1 FC4-6 HR	4	1	0	0	0	0	1			
Dante Bichette, R OBP: 0.359, SLG: 0.490	0-1 E6 2B			4-0 G6-3 BB			2-1 WP		1-2 1-H HR	3	2	2	2	1	0	0			
Charlie Hayes, R OBP: 0.368, SLG: 0.570	1-0 1-H 2B			0-2 G6-3			2-3 K		0-3 K	4	0	1	1	0	2	2			
Daryl Boston, L OBP: 0.342, SLG: 0.254		2-3 K			2-0 G4-3				0-2 G5-3	3	0	0	0	0	1	1			
Willie Blair, R										0	0	0	0	0	0	0			
Gary Wayne, L										0	0	0	0	0	0	0			
Jim Tatum, R OBP: 0.174, SLG: 0.348										1	0	0	0	0	0	0			
Jerald Clark, R OBP: 0.326, SLG: 0.518		0-0 CS 1B			0-3 K				2-3 K	3	0	1	0	0	2	0			
Joe Girardi, R OBP: 0.292, SLG: 0.389		1 SAFE 2-3 K			0-0 G1-3				0-0 E1 1B	3	0	0	0	0	1	1			
Vinny Castilla, R OBP: 0.407, SLG: 0.585					3-2 G1-3				0-2 G5-3	3	0	1	0	0	0	0			
David Nied, R OBP: 0.313, SLG: 0.214					1-2 G3				2-2 G1-6-3 1B	2	0	0	0	0	1	0			
Gerald Young, S OBP: 0.250, SLG: 0.063									1-2 K	1	0	0	0	0	0	2			
Inning Stats	R: 1 E: 1 K: 1 S: 7	H: 1 LOB: 1 BB: 0 P: 11	R: 0 E: 0 K: 2 S: 8	H: 1 LOB: 1 BB: 0 P: 12	R: 0 E: 0 K: 0 S: 10	H: 0 LOB: 0 BB: 0 P: 15	R: 0 E: 0 K: 0 S: 5	H: 0 LOB: 0 BB: 1 P: 11	R: 0 E: 0 K: 1 S: 5	H: 0 LOB: 0 BB: 0 P: 7	R: 0 E: 0 K: 1 S: 7	H: 1 LOB: 1 BB: 0 P: 12	R: 0 E: 1 K: 1 S: 8	H: 1 LOB: 1 BB: 0 P: 12	R: 2 E: 0 K: 1 S: 13	H: 2 LOB: 0 BB: 0 P: 17	1B: 4 2B: 3 3B: 0 HR: 1	SF: 0 SAC: 0 DP: 3 HBP: 0	WP: 1 PA: 33 PB: 0 CS: 2
PITCHER	IP WLS BF H R ER SO BB IBB HBP BLK WP HR S P ERA WHIP	IP WLS BF H R ER SO BB IBB HBP BLK WP HR S P ERA WHIP	IP WLS BF H R ER SO BB IBB HBP BLK WP HR S P ERA WHIP	IP WLS BF H R ER SO BB IBB HBP BLK WP HR S P ERA WHIP	IP WLS BF H R ER SO BB IBB HBP BLK WP HR S P ERA WHIP	IP WLS BF H R ER SO BB IBB HBP BLK WP HR S P ERA WHIP	IP WLS BF H R ER SO BB IBB HBP BLK WP HR S P ERA WHIP	IP WLS BF H R ER SO BB IBB HBP BLK WP HR S P ERA WHIP	IP WLS BF H R ER SO BB IBB HBP BLK WP HR S P ERA WHIP	IP WLS BF H R ER SO BB IBB HBP BLK WP HR S P ERA WHIP	IP WLS BF H R ER SO BB IBB HBP BLK WP HR S P ERA WHIP	IP WLS BF H R ER SO BB IBB HBP BLK WP HR S P ERA WHIP	IP WLS BF H R ER SO BB IBB HBP BLK WP HR S P ERA WHIP	IP WLS BF H R ER SO BB IBB HBP BLK WP HR S P ERA WHIP	IP WLS BF H R ER SO BB IBB HBP BLK WP HR S P ERA WHIP	IP WLS BF H R ER SO BB IBB HBP BLK WP HR S P ERA WHIP			
Bill Swift, R ERA: 2.72	(1, 1)	8.1	W	30	7	3	2	7	1	0	0	0	0	0	0	65	101	2.16	0.960
Rod Beck, R ERA: 1.89	(9, 1)	0.2	S	2	0	0	0	1	0	0	0	0	0	0	0	6	6	0.00	0.000

Batter	1	2	3	4	5	6	7	8	9	AB	R	H	RBI	BB	SO	LOB	TOP									
Darren Lewis, R OBP: 0.291, SLG: 0.376 (1, 8)										4	3	3	0	1	0	1	San Francisco Giants @ Colorado Rockies Mile High Stadium, Denver, CO Wed May 12 1993, 9:05 PM EDT Att: 50,105 - Unknown - 66 F									
Robby Thompson, R OBP: 0.319, SLG: 0.327 (1, 4)										4	1	1	0	1	1	3										
Will Clark, L OBP: 0.329, SLG: 0.313 (1, 3)										3	1	1	2	2	0	2										
Matt Williams, R OBP: 0.379, SLG: 0.667 (1, 5)										5	1	3	3	0	0	4										
Barry Bonds, L OBP: 0.539, SLG: 0.813 Willie McGee, S OBP: 0.324, SLG: 0.326 (1, 7) (9, 9)										5	1	3	0	0	1	3										
Mark Carreon, R OBP: 0.378, SLG: 0.658 (1, 9) (9, 7)										5	1	3	3	0	0	3										
Royce Clayton, R OBP: 0.318, SLG: 0.376 (1, 6)										5	0	0	0	0	0	4										
Kirt Manwaring, R OBP: 0.338, SLG: 0.388 (1, 2)										5	0	2	0	0	0	3										
Bud Black, L OBP: 0.182, SLG: 0.182 Michael Jackson, R (9, 1)										4	0	0	0	0	1	2										
Inning Stats	R: 1 E: 0 K: 0 S: 9	H: 2 LOB: 1 BB: 0 P: 11	R: 0 E: 0 K: 0 S: 6	H: 1 LOB: 1 BB: 0 P: 11	R: 1 E: 0 K: 0 S: 14	H: 4 LOB: 2 BB: 0 P: 20	R: 0 E: 1 K: 1 S: 8	H: 0 LOB: 0 BB: 0 P: 11	R: 0 E: 0 K: 0 S: 9	H: 0 LOB: 1 BB: 2 P: 18	R: 2 E: 0 K: 0 S: 11	H: 2 LOB: 1 BB: 0 P: 17	R: 3 E: 0 K: 0 S: 12	H: 4 LOB: 1 BB: 1 P: 21	R: 0 E: 0 K: 1 S: 9	H: 1 LOB: 1 BB: 0 P: 13		R: 1 E: 0 K: 1 S: 10	H: 2 LOB: 2 BB: 1 P: 17	1B: 13 2B: 2 3B: 0 HR: 2	SF: 0 SAC: 0 DP: 3 HBP: 0	WP: 1 PB: 0 SB: 2 CS: 2	PA: 44			
PITCHER	IP	WLS	BF	H	R	ER	SO	BB	IBB	HBP	BLK	WP	HR	S	P	ERA	WHIP									
Butch Henry, L ERA: 5.08	(1, 1)	6.1	L	32	12	7	7	1	3	0	0	0	1	2	64	101	9.95	2.368								
Scott Fredrickson, R ERA: 4.5	(7, 1)	1.2		6	2	0	0	1	0	0	0	0	0	0	14	21	0.00	1.200								
Mark Knudson, R ERA: 24.3	(9, 1)	1.0		6	2	1	1	1	1	0	0	0	0	0	10	17	9.00	3.000								

Batter	1	2	3	4	5	6	7	8	9	AB	R	H	RBI	BB	SO	LOB	BOTTOM									
Eric Young Sr., R OBP: 0.351, SLG: 0.366 (1, 4)										4	1	1	0	0	0	0	San Francisco Giants @ Colorado Rockies Mile High Stadium, Denver, CO Wed May 12 1993, 9:05 PM EDT Att: 50,105 - Unknown - 66 F									
Joe Girardi, R OBP: 0.291, SLG: 0.384 (1, 2)										4	1	1	1	0	0	0										
Jerald Clark, R OBP: 0.344, SLG: 0.512 Alex Cole, L OBP: 0.345, SLG: 0.340 (1, 7) (9, PR)										1	0	0	0	1	0	0										
Dante Bichette, R OBP: 0.347, SLG: 0.472 (1, 8)										4	0	0	0	0	0	4										
Charlie Hayes, R OBP: 0.357, SLG: 0.556 (1, 5)										3	0	0	1	0	2	2										
Dale Murphy, R OBP: 0.205, SLG: 0.176 (1, 9)										3	0	0	0	0	1	1										
Jim Tatum, R OBP: 0.154, SLG: 0.308 (1, 3)										3	0	0	0	0	0	0										
Vinny Castilla, R OBP: 0.403, SLG: 0.571 (1, 6)										3	0	1	0	0	0	0										
Butch Henry, L OBP: 0.154, SLG: 0.154 Scott Fredrickson, R ERA: 4.5 Danny Sheaffer, R OBP: 0.193, SLG: 0.211 Mark Knudson, R ERA: 24.3 (1, 1) (7, 1) (8, PH) (9, 1)										2	0	0	0	0	0	0										
Inning Stats	R: 2 E: 0 K: 0 S: 16	H: 2 LOB: 1 BB: 1 P: 28	R: 0 E: 0 K: 0 S: 5	H: 0 LOB: 0 BB: 0 P: 7	R: 0 E: 0 K: 0 S: 4	H: 0 LOB: 0 BB: 0 P: 7	R: 0 E: 0 K: 2 S: 9	H: 0 LOB: 0 BB: 0 P: 14	R: 0 E: 0 K: 0 S: 6	H: 0 LOB: 1 BB: 0 P: 12	R: 0 E: 0 K: 0 S: 6	H: 0 LOB: 0 BB: 0 P: 7	R: 0 E: 0 K: 0 S: 6	H: 1 LOB: 0 BB: 0 P: 8	R: 0 E: 0 K: 1 S: 8	H: 0 LOB: 2 BB: 0 P: 13		1B: 2 2B: 0 3B: 1 HR: 0	SF: 1 SAC: 0 DP: 1 HBP: 2	WP: 1 PB: 0 SB: 0 CS: 0	PA: 32					
PITCHER	IP	WLS	BF	H	R	ER	SO	BB	IBB	HBP	BLK	WP	HR	S	P	ERA	WHIP									
Bud Black, L ERA: 3.13	(1, 1)	8.0	W	28	3	2	2	2	1	0	1	1	1	0	59	91	2.25	0.500								
Michael Jackson, R ERA: 1.4	(9, 1)	1.0		4	0	0	0	1	0	0	1	0	0	8	13	0.00	0.000									



Batter	1	2	3	4	5	6	7	8	9	AB	R	H	RBI	BB	SO	LOB	TOP					
Willie McGee, S OBP: 0.329, SLG: 0.338 (1, 9)	G4-3		G1-3 1B		G4-3			BLK S 1B		4	1	2	0	0	0	0	San Francisco Giants @ San Diego Padres Jack Murphy Stadium, San Diego, CA Fri May 14, 1993, 10:05 PM EDT Att: 32,116 - Unknown livebaseballscorecards.com					
Darren Lewis, R OBP: 0.317, SLG: 0.385 (1, 8)	K		G1-3 1-2		B1-3			1B 1-H 1B		4	0	1	1	0	1	1						
Barry Bonds, L OBP: 0.543, SLG: 0.795 (1, 7)										2	0	1	0	2	0	0						
Matt Williams, R OBP: 0.374, SLG: 0.640 (1, 5)	F9		F9					G6-3 1-2		4	0	0	0	0	0	5						
Todd Benzinger, S OBP: 0.167, SLG: 0.214 (1, 3)		G4-3	FC6-4 1-2							4	0	0	0	0	1	2						
Robby Thompson, R OBP: 0.320, SLG: 0.321 (1, 4)										4	0	1	0	0	1	0						
Kirt Manwaring, R OBP: 0.361, SLG: 0.400 (1, 2)										4	0	1	0	0	0	0						
Mike Benjamin, R OBP: 0.256, SLG: 0.314 (1, 6)										3	0	0	0	0	0	2						
Jeff Brantley, R OBP: 0.143, SLG: 0.143 Bryan Hickerson, L Royce Clayton, R OBP: 0.312, SLG: 0.362 Michael Jackson, R (8, 1)	G4-3									2	0	0	0	0	0	2						
										0	0	0	0	0	0	0						
										1	0	0	0	0	0	0						
										0	0	0	0	0	0	0						
Inning Stats	R: 0 E: 0 K: 1 S: 10	H: 0 LOB: 1 BB: 1 P: 17	R: 0 E: 0 K: 0 S: 10	H: 2 LOB: 2 BB: 0 P: 13	R: 0 E: 0 K: 0 S: 10	H: 1 LOB: 2 BB: 1 P: 17	R: 0 E: 0 K: 1 S: 9	H: 0 LOB: 0 BB: 0 P: 15	R: 0 E: 0 K: 0 S: 6	H: 0 LOB: 0 BB: 0 P: 7	R: 0 E: 0 K: 0 S: 8	H: 0 LOB: 0 BB: 0 P: 11	R: 0 E: 0 K: 0 S: 6	H: 0 LOB: 0 BB: 0 P: 10	R: 1 E: 0 K: 0 S: 8	H: 3 LOB: 1 BB: 0 P: 12	R: 0 E: 0 K: 0 S: 5	H: 0 LOB: 0 BB: 0 P: 8	1B: 6 2B: 0 3B: 0 HR: 0	SF: 0 SAC: 0 DP: 0 HBP: 0	WP: 0 PB: 0 SB: 1 CS: 1	PA: 34
PITCHER Greg Harris, R ERA: 4.24 (1, 1)	IP: 9.0 WLS: W BF: 34 H: 6 R: 1 ER: 1 SO: 3 BB: 1 IBB: 1 HBP: 0 BLK: 1 WP: 0 HR: 0 S: 72 P: 110 ERA: 1.00 WHIP: 0.778															PITCHER	IP: 9.0 WLS: W BF: 34 H: 6 R: 1 ER: 1 SO: 3 BB: 1 IBB: 1 HBP: 0 BLK: 1 WP: 0 HR: 0 S: 72 P: 110 ERA: 1.00 WHIP: 0.778					

Batter	1	2	3	4	5	6	7	8	9	AB	R	H	RBI	BB	SO	LOB	BOTTOM			
Jeff Gardner, L OBP: 0.322, SLG: 0.390 (1, 4)	G6-4-3 1B		F8		F8					4	0	1	0	0	0	2	San Francisco Giants @ San Diego Padres Jack Murphy Stadium, San Diego, CA Fri May 14, 1993, 10:05 PM EDT Att: 32,116 - Unknown livebaseballscorecards.com			
Tony Gwynn, L OBP: 0.373, SLG: 0.445 (1, 9)	G6-4-3 1-2				F8					3	0	0	0	1	0	2				
Tim Teufel, R OBP: 0.410, SLG: 0.635 Ricky Gutierrez, R OBP: 0.364, SLG: 0.306 (6, PR) (9, 5)	G5-3		P2							3	0	0	0	1	0	2				
										0	1	0	0	0	0	0				
Fred McGriff, L OBP: 0.333, SLG: 0.452 (1, 3)		G3								4	1	2	1	0	1	0				
Phil Plantier, L OBP: 0.306, SLG: 0.455 Darrell Sherman, L OBP: 0.292, SLG: 0.214 (8, 7)										0	0	0	0	3	0	0				
										0	0	0	0	0	0	0				
Derek Bell, R OBP: 0.320, SLG: 0.430 (1, 8)										4	0	1	0	0	1	5				
Kurt Stillwell, S OBP: 0.310, SLG: 0.390 (1, 6)										4	1	1	2	0	0	5				
Bob Geren, R OBP: 0.326, SLG: 0.415 (1, 2)										2	0	1	0	2	1	2				
Greg Harris, R OBP: 0.167, SLG: 0.222 (1, 1)										3	0	0	0	0	0	4				
Inning Stats	R: 0 E: 0 K: 0 S: 4	H: 1 LOB: 0 BB: 0 P: 8	R: 0 E: 0 K: 1 S: 14	H: 0 LOB: 1 BB: 1 P: 23	R: 0 E: 0 K: 0 S: 9	H: 0 LOB: 2 BB: 2 P: 22	R: 0 E: 0 K: 2 S: 17	H: 1 LOB: 2 BB: 1 P: 27	R: 0 E: 0 K: 0 S: 3	H: 0 LOB: 0 BB: 0 P: 4	R: 1 E: 0 K: 0 S: 8	H: 1 LOB: 0 BB: 1 P: 19	R: 1 E: 0 K: 0 S: 7	H: 2 LOB: 1 BB: 0 P: 10	R: 1 E: 0 K: 0 S: 11	H: 1 LOB: 3 BB: 2 P: 22	1B: 4 2B: 0 3B: 0 HR: 2	SF: 0 SAC: 2 DP: 1 HBP: 0	WP: 0 PB: 0 SB: 0 CS: 1	PA: 37
PITCHER Jeff Brantley, R ERA: 4.28 Bryan Hickerson, L ERA: 6.88 Michael Jackson, R ERA: 1.27 (7, 1) (8, 1)	IP: 1.0 WLS: L BF: 6 H: 1 R: 1 ER: 1 SO: 0 BB: 1 IBB: 0 HBP: 0 BLK: 0 WP: 0 HR: 0 S: 8 P: 14 ERA: 9.00 WHIP: 2.000															PITCHER	IP: 1.0 WLS: L BF: 6 H: 1 R: 1 ER: 1 SO: 0 BB: 1 IBB: 0 HBP: 0 BLK: 0 WP: 0 HR: 0 S: 8 P: 14 ERA: 9.00 WHIP: 2.000			

Batter	1	2	3	4	5	6	7	8	9	AB	R	H	RBI	BB	SO	LOB	TOP					
Willie McGee, S (1,9) OBP: 0.327, SLG: 0.336										4	0	1	0	0	1	1	San Francisco Giants @ San Diego Padres Jack Murphy Stadium, San Diego, CA Sat May 15 1993, 10:05 PM EDT Att: 24,289 - Unknown - 74 F livebaseballscorecards.com					
Darren Lewis, R (1,8) OBP: 0.315, SLG: 0.381										4	0	1	0	0	0	1						
Will Clark, L (1,3) OBP: 0.325, SLG: 0.301										3	1	0	0	1	0	3						
Barry Bonds, L (1,7) OBP: 0.542, SLG: 0.808										3	1	1	2	1	1	1						
Robby Thompson, R (1,4) OBP: 0.318, SLG: 0.345										4	1	1	1	0	1	4						
Royce Clayton, R (1,6) OBP: 0.303, SLG: 0.351										4	0	0	0	0	0	3						
Kirt Manwaring, R (1,2) OBP: 0.356, SLG: 0.385										3	0	0	0	1	1	0						
Craig Colbert, R (1,5) OBP: 0.265, SLG: 0.355										2	0	0	0	1	1	0						
Matt Williams, R (8,5) OBP: 0.372, SLG: 0.636										1	0	0	0	0	1	1						
Trevor Wilson, L (1,1) OBP: 0.154, SLG: 0.154										2	0	0	0	0	2	0						
Dave Righetti, L (8,1)										0	0	0	0	0	0	0						
Todd Benzinger, S (9, PH) OBP: 0.161, SLG: 0.207										1	0	0	0	0	0	1						
Rod Beck, R (9,1)										0	0	0	0	0	0	0						
Inning Stats	R: 0 E: 1 K: 1 S: 7	H: 1 LOB: 3 BB: 1 P: 11	R: 0 E: 0 K: 1 S: 7	H: 0 LOB: 0 BB: 0 P: 7	R: 0 E: 0 K: 1 S: 5	H: 0 LOB: 0 BB: 0 P: 5	R: 0 E: 0 K: 0 S: 3	H: 0 LOB: 0 BB: 0 P: 3	R: 0 E: 0 K: 0 S: 5	H: 0 LOB: 1 BB: 1 P: 9	R: 3 E: 0 K: 0 S: 5	H: 2 LOB: 0 BB: 0 P: 9	R: 0 E: 0 K: 1 S: 5	H: 0 LOB: 0 BB: 0 P: 5	R: 0 E: 0 K: 1 S: 6	H: 1 LOB: 1 BB: 0 P: 6	R: 0 E: 0 K: 1 S: 5	H: 0 LOB: 1 BB: 1 P: 9	1B: 2 2B: 0 3B: 0 HR: 2	SF: 0 SAC: 1 DP: 0 HBP: 0	WP: 0 PB: 0 SB: 2 CS: 0	PA: 36
PITCHER	IP WLS BF H R ER SO BB IBB HBP BLK WP HR S P ERA WHIP																					
Kerry Taylor, R (1,1) ERA: 4.91	6.0 L 25 3 3 3 5 3 0 0 0 0 0 2 32 44 4.50 1.000																					
Jeremy Hernandez, R (7,1) ERA: 4.13	1.0 0 1 0 0 1 0 0 0 0 0 0 0 6 6 0.00 1.000																					
Rich Rodriguez, L (8,1) ERA: 4.4	0.2 2 0 0 0 1 0 0 0 0 0 0 0 4 4 0.00 0.000																					
Roger Mason, R (8,1) ERA: 2.14	1.1 5 0 0 0 1 1 0 0 0 0 0 0 6 10 0.00 0.750																					

Batter	1	2	3	4	5	6	7	8	9	AB	R	H	RBI	BB	SO	LOB	BOTTOM					
Kurt Stillwell, S (1,6) OBP: 0.326, SLG: 0.372										2	0	0	0	1	0	1	San Francisco Giants @ San Diego Padres Jack Murphy Stadium, San Diego, CA Sat May 15 1993, 10:05 PM EDT Att: 24,289 - Unknown - 74 F livebaseballscorecards.com					
Tony Gwynn, L (1,9) OBP: 0.394, SLG: 0.433										4	0	0	0	0	0	5						
Gary Sheffield, R (1,5) OBP: 0.328, SLG: 0.480										4	0	0	0	0	0	1						
Fred McGriff, L (1,3) OBP: 0.331, SLG: 0.445										4	0	1	0	0	2	0						
Derek Bell, R (1,8) OBP: 0.313, SLG: 0.419										3	0	0	0	0	0	1						
Roger Mason, R (8,1)										0	0	0	0	0	0	0						
Jeff Gardner, L (9, PH) OBP: 0.318, SLG: 0.386										1	0	0	0	0	0	0						
Tim Lincecum, R (1,4) OBP: 0.422, SLG: 0.630										2	0	1	0	1	0	1						
Phil Plantier, L (1,7) OBP: 0.308, SLG: 0.439										2	0	0	0	0	0	2						
Dan Walters, R (1,2) OBP: 0.255, SLG: 0.256										3	0	1	0	0	0	1						
Kerry Taylor, R (1,1)										0	0	0	0	0	0	0						
Ricky Gutierrez, R (6, PH) OBP: 0.357, SLG: 0.300										1	0	0	0	0	1	0						
Jeremy Hernandez, R (7,1)										0	0	0	0	0	0	0						
Rich Rodriguez, L (8,1)										0	0	0	0	0	0	0						
Phil Clark, R (8,9) OBP: 0.356, SLG: 0.390										1	0	1	0	0	0	0						
Inning Stats	R: 0 E: 0 K: 0 S: 3	H: 0 LOB: 0 BB: 0 P: 3	R: 0 E: 1 K: 1 S: 6	H: 1 LOB: 1 BB: 0 P: 6	R: 0 E: 0 K: 0 S: 4	H: 1 LOB: 1 BB: 0 P: 4	R: 0 E: 0 K: 0 S: 3	H: 0 LOB: 0 BB: 0 P: 3	R: 0 E: 0 K: 0 S: 2	H: 0 LOB: 0 BB: 1 P: 6	R: 0 E: 0 K: 1 S: 5	H: 0 LOB: 1 BB: 0 P: 6	R: 0 E: 0 K: 0 S: 3	H: 1 LOB: 0 BB: 0 P: 3	R: 0 E: 0 K: 0 S: 3	H: 1 LOB: 2 BB: 1 P: 8	R: 0 E: 0 K: 1 S: 5	H: 0 LOB: 0 BB: 0 P: 5	1B: 4 2B: 1 3B: 0 HR: 0	SF: 0 SAC: 1 DP: 3 HBP: 2	WP: 0 PB: 0 SB: 0 CS: 0	PA: 32
PITCHER	IP WLS BF H R ER SO BB IBB HBP BLK WP HR S P ERA WHIP																					
Trevor Wilson, L (1,1) ERA: 4.01	7.1 W 28 4 0 0 2 2 0 0 0 0 0 0 28 38 0.00 0.818																					
Dave Righetti, L (8,1) ERA: 4.61	0.2 1 0 0 0 0 0 0 0 0 0 0 0 1 1 0.00 0.000																					
Rod Beck, R (9,1) ERA: 1.8	1.0 S 3 0 0 0 1 0 0 0 0 0 0 0 5 5 0.00 0.000																					

Batter	1	2	3	4	5	6	7	8	9	AB	R	H	RBI	BB	SO	LOB	TOP								
Darren Lewis, R OBP: 0.326, SLG: 0.424 (1, 8)	F8			E6		E1	SF9	2B		5	3	3	3	0	0	0	San Francisco Giants @ San Diego Padres Jack Murphy Stadium, San Diego, CA Sun May 16 1993, 10:05 PM EDT Att: 15,595 - Unknown - 74 F livebaseballscorecards.com								
Robby Thompson, R OBP: 0.313, SLG: 0.350 (1, 4)	K			L8		K	SF9	2B		4	0	1	2	0	2	2									
Will Clark, L OBP: 0.321, SLG: 0.297 (1, 3)	K			F8		E	G1-3	K		5	1	1	1	0	2	2									
Matt Williams, R OBP: 0.373, SLG: 0.628 (1, 5)		F8		K		E3		F8		5	1	2	0	0	1	1									
Barry Bonds, L OBP: 0.538, SLG: 0.790 (1, 7)		G6-4-3				F7	HBP	F9		4	0	1	0	1	0	1									
Willie McGee, S OBP: 0.323, SLG: 0.327 (1, 9)		G6-4-3				G3	HBP	G4-3		4	0	0	1	1	0	1									
Royce Clayton, R OBP: 0.315, SLG: 0.358 (1, 6)				G2-3			HBP			3	0	2	1	0	0	0									
Kirt Manwaring, R OBP: 0.363, SLG: 0.390 (1, 2)				G5-3		CS		1B		4	2	2	0	0	0	3									
Bill Swift, R OBP: 0.263, SLG: 0.188 Bryan Hickerson, L (7, 1)				G5-3				3B		2	1	1	0	0	0	0									
Michael Jackson, R (7, 1) Todd Benzinger, S (8, PH) Kevin Rogers, L (8, 1)						SH1-4		FC3-2-3		0	0	0	0	0	0	0									
Inning Stats	R: 0 E: 0 K: 2 S: 9	H: 0 LOB: 0 BB: 0 P: 11	R: 0 E: 0 K: 0 S: 4	H: 1 LOB: 0 BB: 0 P: 8	R: 0 E: 0 K: 0 S: 6	H: 0 LOB: 0 BB: 0 P: 9	R: 0 E: 1 K: 1 S: 10	H: 0 LOB: 1 BB: 0 P: 16	R: 0 E: 0 K: 0 S: 9	H: 1 LOB: 0 BB: 0 P: 15	R: 4 E: 2 K: 1 S: 17	H: 4 LOB: 3 BB: 2 P: 34	R: 2 E: 0 K: 0 S: 13	H: 3 LOB: 1 BB: 0 P: 21	R: 3 E: 0 K: 1 S: 17	H: 4 LOB: 1 BB: 0 P: 30	R: 0 E: 0 K: 0 S: 4	H: 0 LOB: 0 BB: 0 P: 5	1B: 10 2B: 1 3B: 2 HR: 0	SF: 1 SAC: 1 DP: 1 HBP: 1	WP: 0 PB: 0 SB: 0 CS: 1	PA: 43			
PITCHER	IP	WLS	BF	H	R	ER	SO	BB	IBB	HBP	BLK	WP	HR	S	P	ERA	WHIP								
Wally Whitehurst, R ERA: 4.22 Tim Scott, R ERA: 3.26 Pat Gomez, L ERA: 5.21 Jeremy Hernandez, R ERA: 5.04 Gene Harris, R ERA: 2.85	(1, 1) (6, 1) (7, 1) (8, 1) (9, 1)	5.2 1.0 0.1 1.0 1.0	L	25 6 1 7 3	6 3 0 4 0	4 2 0 3 0	4 2 0 3 0	4 0 0 0 0	1 0 0 0 0	1 0 0 0 0	1 0 0 0 0	0 0 0 0 0	0 0 0 0 0	0 0 3 17 4	12 6 30 5	17 18.00 0.00 27.00 0.00	1.235 3.000 0.000 4.000 0.000								

Batter	1	2	3	4	5	6	7	8	9	AB	R	H	RBI	BB	SO	LOB	BOTTOM								
Jeff Gardner, L OBP: 0.337, SLG: 0.407 (1, 4)	G4-6-3		FC6-4							3	0	2	1	1	0	1	San Francisco Giants @ San Diego Padres Jack Murphy Stadium, San Diego, CA Sun May 16 1993, 10:05 PM EDT Att: 15,595 - Unknown - 74 F livebaseballscorecards.com								
Tony Gwynn, L OBP: 0.354, SLG: 0.424 (1, 9)	G4-6-3			G4-3	F7		SF7			3	0	0	1	0	0	2									
Gary Sheffield, R OBP: 0.333, SLG: 0.500 (1, 5)	F9						P6			3	1	1	1	1	0	1									
Fred McGriff, L OBP: 0.329, SLG: 0.439 (1, 3)		G4-3				FC1-4-6		K		4	1	1	0	0	1	1									
Phil Plantier, L OBP: 0.290, SLG: 0.410 (1, 7)		P5		G3-1		F8		K		4	0	0	0	0	1	2									
Derek Bell, R OBP: 0.311, SLG: 0.413 (1, 8)		G4-3				G4-3		G4-3		4	0	1	1	0	0	1									
Kurt Stillwell, S OBP: 0.320, SLG: 0.383 (1, 6)				F8			F7			4	0	1	0	0	0	1									
Bob Geren, R OBP: 0.340, SLG: 0.422 (1, 2)				FC1-6-5				P3		4	1	2	0	0	0	1									
Wally Whitehurst, R ERA: 3.08 Bryan Hickerson, L ERA: 6.75 Michael Jackson, R ERA: 1.25 Kevin Rogers, L ERA: 3.51	(1, 1) (6, 1) (7, 1) (8, 1) (9, 1)	6.1 0.1 0.1 2.0	W	28 1 1 6	9 0 0 0	4 0 0 0	4 0 0 2	1 0 0 0	1 0 0 0	2	0	0	0	0	1	2									
Inning Stats	R: 0 E: 0 K: 0 S: 4	H: 0 LOB: 1 BB: 0 P: 9	R: 0 E: 0 K: 0 S: 9	H: 0 LOB: 0 BB: 0 P: 13	R: 0 E: 0 K: 1 S: 7	H: 1 LOB: 1 BB: 0 P: 11	R: 2 E: 0 K: 0 S: 16	H: 3 LOB: 1 BB: 0 P: 24	R: 0 E: 0 K: 0 S: 6	H: 2 LOB: 1 BB: 0 P: 9	R: 0 E: 0 K: 0 S: 6	H: 0 LOB: 1 BB: 1 P: 12	R: 2 E: 0 K: 0 S: 13	H: 3 LOB: 1 BB: 0 P: 19	R: 0 E: 0 K: 2 S: 9	H: 0 LOB: 0 BB: 0 P: 13		R: 0 E: 0 K: 0 S: 6	H: 0 LOB: 0 BB: 0 P: 10	1B: 6 2B: 2 3B: 0 HR: 1	SF: 1 SAC: 0 DP: 2 HBP: 0	WP: 0 PB: 1 SB: 0 CS: 0	PA: 36		
PITCHER	IP	WLS	BF	H	R	ER	SO	BB	IBB	HBP	BLK	WP	HR	S	P	ERA	WHIP								
Bill Swift, R ERA: 3.08 Bryan Hickerson, L ERA: 6.75 Michael Jackson, R ERA: 1.25 Kevin Rogers, L ERA: 3.51	(1, 1) (7, 1) (7, 1) (8, 1)	6.1 0.1 0.1 2.0	W	28 1 1 6	9 0 0 0	4 0 0 0	4 0 0 2	1 0 0 0	1 0 0 0	0 0 0 0	0 0 0 0	0 0 0 0	0 0 4 15	2 6 6 23	0.00 0.00 0.00 0.00	1.737 0.000 0.000 0.000									

Batter	1	2	3	4	5	6	7	8	9	10	AB	R	H	RBI	BB	SO	LOB	TOP					
Craig Biggio, R OBP: 0.360, SLG: 0.441 (1.4)	L7	G4-6-3			SH1-3 1B		FC3-5 5 HR 1B			F7	5	2	2	0	1	0	2						
Steve Finley, L OBP: 0.300, SLG: 0.256 (1.8)	P5		G4-3		SH1-3		FC3-5 5 HR 1B	F9			4	1	0	0	0	0	4						
5 Jeff Bagwell, R OBP: 0.436, SLG: 0.603 (1.3)				K					F9		5	1	2	3	0	2	2						
Eric Anthony, L OBP: 0.380, SLG: 0.471 (1.9)	FC4-6 1B									G6-3 1B	4	0	3	2	1	0	1						
Ken Caminiti, S OBP: 0.268, SLG: 0.404 (1.5)					P3					G6-3	5	1	1	1	0	2	4						
Chris James, R OBP: 0.287, SLG: 0.333 Kevin Seaver, S OBP: 0.289, SLG: 0.306 Brian Williams, R OBP: 0.289, SLG: 0.306 Xavier Hernandez, L OBP: 0.289, SLG: 0.306 Luis Gonzalez, L OBP: 0.289, SLG: 0.306 Doug Jones, R OBP: 0.289, SLG: 0.306 (1.7)											2	1	0	0	1	0	0						
Scott Servais, R OBP: 0.385, SLG: 0.587 (1.2)											4	0	1	0	0	1	1						
Jose Uribe, S OBP: 0.313, SLG: 0.154 (8. PR)											0	0	0	0	0	0	0						
Eddie Taubensee, L OBP: 0.287, SLG: 0.359 (8. 2)											1	0	0	0	0	1	2						
Andujar Cedeno, R OBP: 0.389, SLG: 0.456 (1.6)											3	0	0	0	0	2	0						
Greg Swindell, L OBP: 0.278, SLG: 0.333 (1.1)											1	0	1	1	0	0	0						
Rick Parker, R OBP: 0.287, SLG: 0.167 (5. PH)											1	1	0	0	0	0	0						
Mark Grant, R OBP: 0.287, SLG: 0.167 (5. 1)											0	0	0	0	0	0	0						
Casey Candaele, S OBP: 0.143, SLG: 0.148 (7. PH)											2	0	0	0	1	0	2						
Inning Stats	R: 0 E: 0 K: 1 S: 13	H: 1 LOB: 1 BB: 0 P: 19	R: 2 E: 0 K: 0 S: 12	H: 2 LOB: 1 BB: 1 P: 18	R: 0 E: 0 K: 2 S: 9	H: 0 LOB: 0 BB: 1 P: 19	R: 0 E: 0 K: 2 S: 12	H: 0 LOB: 0 BB: 0 P: 17	R: 2 E: 1 K: 1 S: 18	H: 2 LOB: 1 BB: 0 P: 26	R: 0 E: 0 K: 1 S: 5	H: 0 LOB: 0 BB: 0 P: 8	R: 3 E: 0 K: 1 S: 17	H: 3 LOB: 1 BB: 1 P: 29	R: 0 E: 0 K: 0 S: 6	H: 1 LOB: 2 BB: 1 P: 11	R: 0 E: 0 K: 1 S: 18	H: 1 LOB: 2 BB: 1 P: 31	R: 0 E: 0 K: 0 S: 7	H: 0 LOB: 0 BB: 0 P: 10	1B: 8 2B: 0 3B: 0 HR: 2	SF: 0 SAC: 2 DP: 1 HBP: 1	WP: 0 PA: 46
PITCHER	IP WLS BF H R ER SO BB IBB HBP BLK WP HR S P ERA WHIP	IP WLS BF H R ER SO BB IBB HBP BLK WP HR S P ERA WHIP	IP WLS BF H R ER SO BB IBB HBP BLK WP HR S P ERA WHIP	IP WLS BF H R ER SO BB IBB HBP BLK WP HR S P ERA WHIP	IP WLS BF H R ER SO BB IBB HBP BLK WP HR S P ERA WHIP	IP WLS BF H R ER SO BB IBB HBP BLK WP HR S P ERA WHIP	IP WLS BF H R ER SO BB IBB HBP BLK WP HR S P ERA WHIP	IP WLS BF H R ER SO BB IBB HBP BLK WP HR S P ERA WHIP	IP WLS BF H R ER SO BB IBB HBP BLK WP HR S P ERA WHIP	IP WLS BF H R ER SO BB IBB HBP BLK WP HR S P ERA WHIP	IP WLS BF H R ER SO BB IBB HBP BLK WP HR S P ERA WHIP	IP WLS BF H R ER SO BB IBB HBP BLK WP HR S P ERA WHIP	IP WLS BF H R ER SO BB IBB HBP BLK WP HR S P ERA WHIP	IP WLS BF H R ER SO BB IBB HBP BLK WP HR S P ERA WHIP	IP WLS BF H R ER SO BB IBB HBP BLK WP HR S P ERA WHIP	IP WLS BF H R ER SO BB IBB HBP BLK WP HR S P ERA WHIP	IP WLS BF H R ER SO BB IBB HBP BLK WP HR S P ERA WHIP	IP WLS BF H R ER SO BB IBB HBP BLK WP HR S P ERA WHIP	IP WLS BF H R ER SO BB IBB HBP BLK WP HR S P ERA WHIP	IP WLS BF H R ER SO BB IBB HBP BLK WP HR S P ERA WHIP	IP WLS BF H R ER SO BB IBB HBP BLK WP HR S P ERA WHIP	IP WLS BF H R ER SO BB IBB HBP BLK WP HR S P ERA WHIP	IP WLS BF H R ER SO BB IBB HBP BLK WP HR S P ERA WHIP

Houston Astros @ San Francisco Giants
Candlestick Park, San Francisco, CA
Mon May 17 1993, 6:33 AM EDT
Att. 17,618 - Sunny - 66 F


AB 38
R 7
H 10
RBI 7
BB 5
SO 8
LOB 19



Batter	1	2	3	4	5	6	7	8	9	10	AB	R	H	RBI	BB	SO	LOB	BOTTOM					
Darren Lewis, R OBP: 0.326, SLG: 0.435 (1.8)	L4		FC6-4 2B G4-3			B1-3		FC5-4			6	1	2	2	0	0	2						
Robby Thompson, R OBP: 0.314, SLG: 0.355 (1.4)				L5							4	1	1	1	1	1	1						
Will Clark, L OBP: 0.323, SLG: 0.296 (1.3)											4	1	1	1	1	0	3						
Matt Williams, R OBP: 0.368, SLG: 0.634 (1.5)											5	1	1	2	0	0	2						
Barry Bonds, L OBP: 0.545, SLG: 0.813 (1.7)											4	1	3	2	1	1	0						
Mark Carmon, R OBP: 0.490, SLG: 0.651 (1.9)											4	1	3	0	0	1	0						
Rod Beck, R OBP: 0.346, SLG: 0.386 (9. PH)											0	0	0	0	0	0	0						
Jeff Reed, L OBP: 0.346, SLG: 0.386 (10. 1)											1	0	0	0	0	0	1						
Dave Burba, R OBP: 0.333, SLG: 0.500 (10. 1)											0	0	0	0	0	0	0						
Royce Clayton, R OBP: 0.318, SLG: 0.359 (1.6)											5	1	2	0	0	0	4						
Kirt Manwaring, R OBP: 0.354, SLG: 0.379 (1.2)											5	1	1	0	0	1	3						
Bud Black, L OBP: 0.231, SLG: 0.231 (1.1)											2	0	1	0	0	0	0						
Michael Jackson, R OBP: 0.231, SLG: 0.231 (7. 1)											0	0	0	0	0	0	0						
Bryan Hickerson, L OBP: 0.231, SLG: 0.231 (7. 1)											0	0	0	0	0	0	0						
Willie McCee, S OBP: 0.327, SLG: 0.327 (8. PH)											0	0	0	0	1	0	0						
Inning Stats	R: 0 E: 0 K: 1 S: 10	H: 1 LOB: 1 BB: 0 P: 15	R: 0 E: 0 K: 3 S: 14	H: 1 LOB: 1 BB: 0 P: 19	R: 3 E: 0 K: 0 S: 13	H: 3 LOB: 0 BB: 1 P: 21	R: 2 E: 0 K: 0 S: 18	H: 3 LOB: 1 BB: 0 P: 26	R: 0 E: 0 K: 0 S: 8	H: 2 LOB: 2 BB: 0 P: 13	R: 0 E: 0 K: 0 S: 4	H: 0 LOB: 0 BB: 0 P: 5	R: 2 E: 0 K: 0 S: 15	H: 2 LOB: 1 BB: 1 P: 24	R: 0 E: 1 K: 0 S: 8	H: 0 LOB: 2 BB: 2 P: 17	R: 0 E: 0 K: 0 S: 10	H: 1 LOB: 1 BB: 0 P: 12	R: 1 E: 0 K: 0 S: 6	H: 2 LOB: 1 BB: 0 P: 6	1B: 11 2B: 1 3B: 1 HR: 2	SF: 1 SAC: 2 DP: 0 HBP: 0	WP: 0 PA: 48
PITCHER	IP WLS BF H R ER SO BB IBB HBP BLK WP HR S P ERA WHIP	IP WLS BF H R ER SO BB IBB HBP BLK WP HR S P ERA WHIP	IP WLS BF H R ER SO BB IBB HBP BLK WP HR S P ERA WHIP	IP WLS BF H R ER SO BB IBB HBP BLK WP HR S P ERA WHIP	IP WLS BF H R ER SO BB IBB HBP BLK WP HR S P ERA WHIP	IP WLS BF H R ER SO BB IBB HBP BLK WP HR S P ERA WHIP	IP WLS BF H R ER SO BB IBB HBP BLK WP HR S P ERA WHIP	IP WLS BF H R ER SO BB IBB HBP BLK WP HR S P ERA WHIP	IP WLS BF H R ER SO BB IBB HBP BLK WP HR S P ERA WHIP	IP WLS BF H R ER SO BB IBB HBP BLK WP HR S P ERA WHIP	IP WLS BF H R ER SO BB IBB HBP BLK WP HR S P ERA WHIP	IP WLS BF H R ER SO BB IBB HBP BLK WP HR S P ERA WHIP	IP WLS BF H R ER SO BB IBB HBP BLK WP HR S P ERA WHIP	IP WLS BF H R ER SO BB IBB HBP BLK WP HR S P ERA WHIP	IP WLS BF H R ER SO BB IBB HBP BLK WP HR S P ERA WHIP	IP WLS BF H R ER SO BB IBB HBP BLK WP HR S P ERA WHIP	IP WLS BF H R ER SO BB IBB HBP BLK WP HR S P ERA WHIP	IP WLS BF H R ER SO BB IBB HBP BLK WP HR S P ERA WHIP	IP WLS BF H R ER SO BB IBB HBP BLK WP HR S P ERA WHIP	IP WLS BF H R ER SO BB IBB HBP BLK WP HR S P ERA WHIP	IP WLS BF H R ER SO BB IBB HBP BLK WP HR S P ERA WHIP	IP WLS BF H R ER SO BB IBB HBP BLK WP HR S P ERA WHIP	IP WLS BF H R ER SO BB IBB HBP BLK WP HR S P ERA WHIP

Houston Astros @ San Francisco Giants
Candlestick Park, San Francisco, CA
Mon May 17 1993, 6:33 AM EDT
Att. 17,618 - Sunny - 66 F

AB 40
R 8
H 15
RBI 8
BB 4
SO 4
LOB 16



Batter	1	2	3	4	5	6	7	8	9	AB	R	H	RBI	BB	SO	LOB	TOP					
Craig Biggio, R OBP: 0.352, SLG: 0.429	F9		G5-3			P5	F8			4	0	0	0	0	0	2	Houston Astros @ San Francisco Giants Candlestick Park, San Francisco, CA Tue May 18 1993, 10:05 PM EDT Att: 19,798 - Unknown - 64 F					
Steve Finley, L OBP: 0.295, SLG: 0.247	5 1B BB		G1-3			P4		G3		3	1	0	0	1	0	0						
5 Jeff Bagwell, R OBP: 0.444, SLG: 0.607	1B SAFE SAFE SAFE				0-1 1B			K		4	0	3	0	0	1	0						
Eric Anthony, L OBP: 0.377, SLG: 0.465	G1-6-3 1-3 2-H 1B				1-1 P5 1B			G4-3		4	0	1	1	0	0	2						
Ken Caminiti, S OBP: 0.268, SLG: 0.400	G1-6-3 1-2				0-0 F7			1B 1B		4	1	1	0	0	0	3						
Luis Gonzalez, L OBP: 0.333, SLG: 0.415		F9			0-1 F7			1B K		4	0	1	0	0	1	1						
Andujar Cedeno, R OBP: 0.377, SLG: 0.441		G5-3			1-0 G5-3			1B K		4	0	0	0	0	2	2						
Eddie Taubensee, L OBP: 0.278, SLG: 0.346		L7			2-3 K			K		3	0	0	0	0	2	2						
Darryl Kile, R Tom Edens, R Kevin Bass, S Mark Grant, R					0-1 P2			1-2 2-H 1B		2	0	0	0	0	0	0						
Inning Stats	R: 1 E: 0 K: 0 S: 11	H: 2 LOB: 1 BB: 1 P: 20	R: 0 E: 0 K: 0 S: 12	H: 0 LOB: 0 BB: 0 P: 14	R: 0 E: 0 K: 0 S: 9	H: 0 LOB: 0 BB: 0 P: 12	R: 0 E: 0 K: 0 S: 7	H: 1 LOB: 1 BB: 0 P: 8	R: 0 E: 0 K: 1 S: 7	H: 0 LOB: 0 BB: 0 P: 10	R: 0 E: 0 K: 0 S: 8	H: 1 LOB: 1 BB: 0 P: 12	R: 1 E: 0 K: 2 S: 12	H: 3 LOB: 2 BB: 0 P: 19	R: 0 E: 0 K: 2 S: 7	H: 0 LOB: 0 BB: 0 P: 9	R: 0 E: 0 K: 2 S: 9	H: 0 LOB: 0 BB: 0 P: 13	1B: 7 2B: 0 3B: 0 HR: 0	SF: 0 SAC: 0 DP: 1 HBP: 0	WP: 0 PB: 0 SB: 0 CS: 0	PA: 34
PITCHER John Burkett, R ERA: 2.69	IP: 9.0 WLS: W BF: 34 H: 7 R: 2 ER: 2 SO: 6 BB: 1 IBB: 0 HBP: 0 BLK: 0 WP: 0 HR: 0 S: 82 P: 117 ERA: 2.00 WHIP: 0.889																					

AB	33
R	2
H	7
RBI	2
BB	1
SO	6
LOB	12



Batter	1	2	3	4	5	6	7	8	9	AB	R	H	RBI	BB	SO	LOB	BOTTOM			
Darren Lewis, R OBP: 0.314, SLG: 0.419	K	P3			P4	F7		B1-3		5	0	0	0	0	1	3	Houston Astros @ San Francisco Giants Candlestick Park, San Francisco, CA Tue May 18 1993, 10:05 PM EDT Att: 19,798 - Unknown - 64 F			
Robby Thompson, R OBP: 0.317, SLG: 0.352	G4-3		G6-3		2B HBP	1B		F7		4	1	1	0	0	0	0				
Will Clark, L OBP: 0.327, SLG: 0.308	HBP 1B		G4-3		2B 2B			G1-3		4	1	2	1	0	0	0				
Matt Williams, R OBP: 0.371, SLG: 0.634	HBP		G1-4-3		BB 1B 2B			P3		3	1	1	2	0	0	0				
Barry Bonds, L OBP: 0.544, SLG: 0.802	F8				P5 1B IBB			1B E 1B		3	2	1	0	1	0	2				
Willie McGee, S OBP: 0.344, SLG: 0.336		1B G6-3 1B			CS BB			S 1B		2	1	2	0	2	0	0				
Royce Clayton, R OBP: 0.329, SLG: 0.366		G6-3 1B			G6-3			FC6-4 BB		3	0	2	2	1	0	1				
Kirt Manwaring, R OBP: 0.360, SLG: 0.378		G5-3			HBP 2B HBP			SH2-4 1B		3	1	1	0	0	0	4				
John Burkett, R OBP: 0.136, SLG: 0.136		G6-3			K			K		3	0	0	1	0	2	2				
Inning Stats	R: 0 E: 0 K: 1 S: 15	H: 1 LOB: 2 BB: 0 P: 23	R: 1 E: 0 K: 0 S: 12	H: 2 LOB: 1 BB: 0 P: 21	R: 0 E: 0 K: 0 S: 7	H: 0 LOB: 0 BB: 0 P: 11	R: 0 E: 0 K: 0 S: 6	H: 0 LOB: 1 BB: 1 P: 15	R: 5 E: 0 K: 1 S: 16	H: 3 LOB: 2 BB: 2 P: 31	R: 0 E: 0 K: 0 S: 9	H: 2 LOB: 0 BB: 0 P: 14	R: 1 E: 0 K: 0 S: 10	H: 2 LOB: 2 BB: 1 P: 18	R: 0 E: 0 K: 1 S: 8	H: 0 LOB: 0 BB: 0 P: 12	1B: 8 2B: 2 3B: 0 HR: 0	SF: 0 SAC: 1 DP: 0 HBP: 3	WP: 0 PB: 0 SB: 0 CS: 1	PA: 38
PITCHER Darryl Kile, R ERA: 3.6 Tom Edens, R ERA: 1.93 Mark Grant, R ERA: 0.82	IP: 4.2 WLS: L BF: 23 H: 5 R: 6 ER: 6 SO: 2 BB: 1 IBB: 1 HBP: 3 BLK: 0 WP: 0 HR: 0 S: 55 P: 96 ERA: 11.57 WHIP: 1.286																			

AB	30
R	7
H	10
RBI	6
BB	4
SO	3
LOB	12



Batter	1	2	3	4	5	6	7	8	9	AB	R	H	RBI	BB	SO	LOB	TOP								
Craig Biggio, R OBP: 0.355, SLG: 0.433	F7		F9		HBP		G6-3			3	1	1	0	0	0	2	Houston Astros @ San Francisco Giants Candlestick Park, San Francisco, CA Wed May 19 1993, 6:33AM EDT Att: 20,267 - Cloudy - 70 F								
Steve Finley, L OBP: 0.295, SLG: 0.247	L8		F9		1B		L1-3			4	0	1	0	0	0	2									
5 Jeff Bagwell, R OBP: 0.445, SLG: 0.604	G5-3				1B			G5-3		4	1	2	1	0	0	0									
Eric Anthony, L OBP: 0.367, SLG: 0.452		F9		P7			F8			4	0	0	0	0	0	3									
Ken Caminiti, S OBP: 0.274, SLG: 0.409		2B		1B			P5			4	0	2	0	0	0	0									
Luis Gonzalez, L OBP: 0.325, SLG: 0.406	F9		SF7		1B		F8			3	0	0	1	0	1	1									
Andujar Cedeno, R OBP: 0.373, SLG: 0.459	G6-3		F8				F9			4	1	1	1	0	0	2									
Eddie Taubensee, L OBP: 0.280, SLG: 0.345			P3				G4-3			3	0	1	0	0	0	0									
Chris Donnels, L OBP: 0.351, SLG: 0.359							G6-3	BB	L4	1	0	0	0	0	0	0									
Pete Harnisch, S OBP: 0.222, SLG: 0.235			L9				G3-1		G4-3	0	0	0	0	0	0	0									
Casey Candaele, S OBP: 0.172, SLG: 0.148										0	0	0	0	0	0	0									
Brian Williams, R OBP: 0.278, SLG: 0.314										1	0	0	0	0	0	0									
Kevin Bass, S OBP: 0.278, SLG: 0.314										0	0	0	0	0	0	0									
Inning Stats	R: 0 E: 0 K: 0 S: 6	H: 0 LOB: 0 BB: 0 P: 7	R: 0 E: 0 K: 0 S: 12	H: 1 LOB: 1 BB: 0 P: 18	R: 0 E: 0 K: 0 S: 8	H: 1 LOB: 1 BB: 0 P: 11	R: 1 E: 0 K: 0 S: 7	H: 2 LOB: 1 BB: 0 P: 13	R: 1 E: 0 K: 0 S: 16	H: 2 LOB: 2 BB: 0 P: 23	R: 0 E: 0 K: 0 S: 7	H: 0 LOB: 0 BB: 0 P: 10	R: 0 E: 0 K: 0 S: 7	H: 1 LOB: 1 BB: 1 P: 14	R: 0 E: 0 K: 0 S: 5	H: 0 LOB: 0 BB: 0 P: 10	R: 1 E: 0 K: 1 S: 9	H: 1 LOB: 0 BB: 0 P: 15	1B: 5 2B: 2 3B: 0 HR: 1	SF: 1 SAC: 0 DP: 1 HBP: 1	WP: 0 PB: 0 SB: 0 CS: 0	PA: 36			
PITCHER	IP	WLS	BF	H	R	ER	SO	BB	IBB	HBP	BLK	WP	HR	S	P	ERA	WHIP								
Jeff Brantley, R ERA: 4.11	6.0	W	27	7	2	2	0	1	0	1	0	0	0	59	92	3.00	1.333								
Dave Burba, R ERA: 5.14	2.0		5	0	0	0	0	0	0	0	0	0	0	9	14	0.00	0.000								
Rod Beck, R ERA: 2.05	1.0		4	1	1	1	1	0	0	0	0	0	1	9	15	9.00	1.000								

AB	33
R	3
H	8
RBI	3
BB	1
SO	1
LOB	10



Batter	1	2	3	4	5	6	7	8	9	AB	R	H	RBI	BB	SO	LOB	BOTTOM								
Darren Lewis, R OBP: 0.306, SLG: 0.406	E6				G6-3		L6-4			4	1	0	0	0	1	1	Houston Astros @ San Francisco Giants Candlestick Park, San Francisco, CA Wed May 19 1993, 6:33AM EDT Att: 20,267 - Cloudy - 70 F								
Robby Thompson, R OBP: 0.315, SLG: 0.356	F9		P2		L9			1B		4	1	1	0	0	0	1									
Will Clark, L OBP: 0.326, SLG: 0.313	1B		F7		G4-3			K		4	1	1	1	0	1	1									
Matt Williams, R OBP: 0.374, SLG: 0.631	1B		K				F7			4	1	2	2	0	1	0									
Barry Bonds, L OBP: 0.543, SLG: 0.791	1B		P5				FC6-4			3	1	1	0	0	1	1									
Willie McGee, S OBP: 0.343, SLG: 0.349	SF9				G4-3		F7			3	1	1	2	0	0	1									
Royce Clayton, R OBP: 0.323, SLG: 0.361	SF9				F8		FC6-4			2	0	0	1	0	0	1									
Kirt Manwaring, R OBP: 0.359, SLG: 0.370	K							E6		2	0	0	0	1	1	0									
Jeff Brantley, R OBP: 0.125, SLG: 0.125								SH1-4		2	0	0	0	0	0	1		1							
Dave Burba, R OBP: 0.333, SLG: 0.500								SH1-4		0	0	0	0	0	0	0		0							
Rod Beck, R ERA: 2.05										0	0	0	0	0	0	0	0								
Inning Stats	R: 5 E: 1 K: 1 S: 21	H: 4 LOB: 0 BB: 0 P: 32	R: 0 E: 0 K: 1 S: 7	H: 0 LOB: 0 BB: 0 P: 12	R: 0 E: 0 K: 1 S: 8	H: 0 LOB: 0 BB: 0 P: 10	R: 0 E: 0 K: 1 S: 8	H: 0 LOB: 1 BB: 1 P: 16	R: 0 E: 0 K: 0 S: 5	H: 0 LOB: 0 BB: 0 P: 6	R: 0 E: 0 K: 0 S: 4	H: 0 LOB: 1 BB: 0 P: 7	R: 0 E: 1 K: 2 S: 11	H: 0 LOB: 0 BB: 0 P: 19	R: 1 E: 0 K: 2 S: 11	H: 2 LOB: 1 BB: 0 P: 19	1B: 3 2B: 4 3B: 1 HR: 0	SF: 1 SAC: 1 DP: 2 HBP: 1	WP: 0 PB: 0 SB: 1 CS: 1	PA: 32					
PITCHER	IP	WLS	BF	H	R	ER	SO	BB	IBB	HBP	BLK	WP	HR	S	P	ERA	WHIP								
Pete Harnisch, R ERA: 3.56	6.0	L	25	4	5	3	4	1	0	1	0	0	0	53	83	4.50	0.833								
Brian Williams, R ERA: 3.66	2.0		7	2	1	1	2	0	0	0	0	0	0	17	27	4.50	1.000								



Batter	1	2	3	4	5	6	7	8	9	AB	R	H	RBI	BB	SO	LOB	TOP										
Bip Roberts, S (1,4) OBP: 0.331, SLG: 0.264	4-0 G5-3 1B BB		0-0 F9			4-0 G5-4-3 BB	0-3 K		0-3 K	3	1	0	0	2	2	2	Cincinnati Reds @ San Francisco Giants Candlestick Park, San Francisco, CA Thu May 20 1993, 6:33 AM EDT Att: 20,690 - Sunny - 68 F										
Roberto Kelly, R (1,8) OBP: 0.345, SLG: 0.453	0-3 K		0-0		0-0 G5-4-3		0-0			4	0	2	0	0	1	2											
Barry Larkin, R (1,6) OBP: 0.403, SLG: 0.396	0-0 G5-3		4-0		0-0	0-0	0-0 F9			3	0	1	0	1	0	3											
Kevin Mitchell, R (1,7) Bill Landrum, R (8,1)	0-0 2H 1B		0-3 K		0-3	0-3 K		0-0 G6-3		4	0	1	1	0	2	3											
Chris Sabo, R (1,5) OBP: 0.279, SLG: 0.400	0-0 F7		0-0 F8		4-0	0-3 BB		0-0 F8		3	0	0	0	1	0	3											
Randy Milligan, R (1,3) Milt Hill, R (6,1) Keith Hughes, L (8,PH) (8,7)		4-0 BB		0-3 K		0-3 K		0-0 G4-3		2	0	0	0	1	2	2											
Joe Oliver, R (1,2) OBP: 0.282, SLG: 0.382	0-0 F8		0-0 G5-3		0-3 K			0-0 G4-3		4	0	0	0	0	1	3											
Jacob Brumfield, R (1,9) OBP: 0.333, SLG: 0.200	0-0 F8		0-0 F8		0-3 K			0-0 1B		4	0	1	0	0	1	1											
Tom Browning, L (1,1) Dan Wilson, R (6,2) OBP: 0.455, SLG: 0.389	0-3 K		0-0 G3-1		4-0 1B BB			0-3 K		2	0	0	0	0	1	1											
Inning Stats	R: 1 E: 0 K: 1 S: 6	H: 1 LOB: 1 BB: 1 P: 10	R: 0 E: 0 K: 1 S: 5	H: 0 LOB: 1 BB: 1 P: 9	R: 0 E: 0 K: 1 S: 6	H: 1 LOB: 2 BB: 1 P: 10	R: 0 E: 0 K: 1 S: 5	H: 0 LOB: 0 BB: 0 P: 6	R: 0 E: 0 K: 3 S: 10	H: 1 LOB: 2 BB: 1 P: 14	R: 0 E: 0 K: 2 S: 8	H: 1 LOB: 2 BB: 1 P: 12	R: 0 E: 0 K: 0 S: 3	H: 0 LOB: 0 BB: 0 P: 3	R: 0 E: 0 K: 2 S: 8	H: 1 LOB: 1 BB: 0 P: 8		1B: 3 2B: 2 3B: 0 HR: 0	SF: 0 SAC: 0 DP: 1 HBP: 0	WP: 0 PB: 0 SB: 0 CS: 0	PA: 37						
PITCHER	IP	WLS	BF	H	R	ER	SO	BB	IBB	HBP	BLK	WP	HR	S	P	ERA	WHIP										
Trevor Wilson, L (1,1) ERA: 3.81	5.0	W	21	3	1	1	4	4	0	0	0	0	0	25	41	1.80	1.400										
Dave Burba, R (6,1) ERA: 4.37	1.0		4	0	0	0	3	1	0	0	0	0	0	9	13	0.00	1.000										
Dave Righetti, L (7,1) ERA: 4.4	0.2		4	1	0	0	2	1	0	0	0	0	0	7	11	0.00	3.000										
Michael Jackson, R (7,1) ERA: 1.9	1.1		4	0	0	0	0	0	0	0	0	0	0	4	4	0.00	0.000										
Kevin Rogers, L (9,1) ERA: 3.38	1.0		4	1	0	0	2	0	0	0	0	0	0	8	8	0.00	1.000										

Batter	1	2	3	4	5	6	7	8	9	AB	R	H	RBI	BB	SO	LOB	BOTTOM										
Darren Lewis, R (1,8) OBP: 0.311, SLG: 0.423	0-0 G6-3	0-0 G5-3		0-0 2H 1B		0-0 1H 3B				4	0	2	2	0	0	2	Cincinnati Reds @ San Francisco Giants Candlestick Park, San Francisco, CA Thu May 20 1993, 6:33 AM EDT Att: 20,690 - Sunny - 68 F										
Robby Thompson, R (1,4) OBP: 0.314, SLG: 0.360	0-3 K		0-0 F8		0-0 G4-3 2B	0-3 K				4	1	1	0	0	2	1											
Will Clark, L (1,3) Dave Righetti, L (7,1) Michael Jackson, R (7,1) Kevin Rogers, L (9,1)	0-0 1B		0-0 F9		0-0 G4-3	0-3 K				4	0	1	0	0	1	2											
Matt Williams, R (1,5) OBP: 0.371, SLG: 0.628	0-0 P4		0-0 F5		0-0 G3-1 2B		0-3 K			4	0	1	1	0	1	1											
Barry Bonds, L (1,7) OBP: 0.542, SLG: 0.788		0-0 1B 2B		4-0 2B BB	0-0 G3-1	0-0 G6-3				3	2	1	0	1	0	1											
Willie McGee, S (1,9) OBP: 0.353, SLG: 0.361		0-0 CS 1B		0-0 1H 2B 2B	4-0 BB	0-0 F8				3	1	2	1	1	0	0											
Royce Clayton, R (1,6) OBP: 0.321, SLG: 0.353		4-0 SH1-4 1B BB		0-0 F9	0-0 F7		0-0 B1-3			3	0	0	0	1	0	3											
Kirt Manwaring, R (1,2) OBP: 0.374, SLG: 0.396		0-0 SH1-4 1B		0-0 1B 2B		0-0 3B 1B		0-3 K		4	2	3	2	0	1	0											
Trevor Wilson, L (1,1) OBP: 0.143, SLG: 0.143 Dave Burba, R (6,1) Luis Mercedes, R (6,PH) Todd Benzinger, S (7,3) OBP: 0.152, SLG: 0.194		0-0 SH1-4		0-0 K	0-3 K	0-0 P4		0-0 G4-3		1	0	0	0	0	1	1											
Inning Stats	R: 0 E: 0 K: 1 S: 6	H: 3 LOB: 2 BB: 1 P: 9	R: 1 E: 0 K: 0 S: 5	H: 3 LOB: 2 BB: 1 P: 9	R: 0 E: 0 K: 0 S: 3	H: 0 LOB: 0 BB: 0 P: 3	R: 3 E: 0 K: 1 S: 7	H: 3 LOB: 1 BB: 1 P: 11	R: 1 E: 0 K: 0 S: 5	H: 2 LOB: 1 BB: 1 P: 9	R: 1 E: 0 K: 2 S: 9	H: 2 LOB: 0 BB: 0 P: 9	R: 0 E: 0 K: 1 S: 5	H: 0 LOB: 0 BB: 0 P: 5	R: 0 E: 0 K: 1 S: 5	H: 0 LOB: 0 BB: 0 P: 5		1B: 5 2B: 5 3B: 1 HR: 0	SF: 0 SAC: 1 DP: 0 HBP: 0	WP: 0 PB: 0 SB: 0 CS: 1	PA: 36						
PITCHER	IP	WLS	BF	H	R	ER	SO	BB	IBB	HBP	BLK	WP	HR	S	P	ERA	WHIP										
Tom Browning, L (1,1) ERA: 6.99	5.1	L	28	11	6	6	2	3	0	0	0	0	0	29	41	10.12	2.625										
Milt Hill, R (6,1) ERA: 3.93	1.2		5	0	0	0	3	0	0	0	0	0	0	11	11	0.00	0.000										
Bill Landrum, R (8,1) ERA: 1.45	1.0		3	0	0	0	1	0	0	0	0	0	0	5	5	0.00	0.000										


AB	31
R	1
H	5
RBI	1
BB	6
SO	11
LOB	21




Batter	1	2	3	4	5	6	7	8	9	AB	R	H	RBI	BB	SO	LOB	TOP										
Bip Roberts, S (1,4) OBP: 0.335, SLG: 0.266	0-0 FC4-6 1B		4-2 G4-6-3 BB			1-1 G4-3			1-3 K	3	0	1	0	1	1	0	Cincinnati Reds @ San Francisco Giants Candlestick Park, San Francisco, CA Fri May 21 1993, 10:05 PM EDT Att: 26,798 - Unknown										
Roberto Kelly, R (1,8) OBP: 0.349, SLG: 0.451	1-2 FC4-6 1B		0-0 G4-6-3			4-0 G1-6-3 BB			0-1 G6-3	3	0	1	0	1	0	1											
Barry Larkin, R (1,6) OBP: 0.394, SLG: 0.386	2-2 FC4-6 G1-6-3			1-0 G4-3		1-0 G1-6-3			1-3 K	4	0	0	0	0	1	3											
Kevin Mitchell, R (1,7) OBP: 0.393, SLG: 0.598	1-1 G1-6-3			0-0 FC6-4 1B					1-0 G5-3	3	0	1	0	0	0	2											
Chris Sabo, R (1,5) OBP: 0.280, SLG: 0.395		3-2 G4-3 S HBP		3-2 F7					1-2 G6-3	2	0	0	0	0	0	1											
Randy Milligan, R (1,3) OBP: 0.378, SLG: 0.346		1-0 G4-3		1-1 FC6-4					0-2 G6-3	3	0	0	0	0	0	2											
Reggie Sanders, R (1,9) OBP: 0.346, SLG: 0.449		1-3 K				1-2 G4-3			4-1 G6-3 BB	2	0	0	0	1	1	1											
Joe Oliver, R (1,2) OBP: 0.277, SLG: 0.374		0-1 G4-3				3-2 F8			0-1 G6-3	3	0	0	0	0	0	2											
Tim Belcher, R (1,1) OBP: 0.071, SLG: 0.071			0-3 K			1-3 K			1-3 K	3	0	0	0	0	2	0											
Cecil Espy, S (8,PH) OBP: 0.357, SLG: 0.233											1	0	0	0	0	1		REDS									
Milt Hill, R (8,1) OBP: 0.378, SLG: 0.346											0	0	0	0	0	0											
Greg Cadaret, L (8,1) OBP: 0.378, SLG: 0.346											0	0	0	0	0	0											
Inning Stats	R: 0 E: 0 K: 0 S: 10	H: 2 LOB: 1 BB: 0 P: 14	R: 0 E: 0 K: 1 S: 8	H: 0 LOB: 1 BB: 0 P: 13	R: 0 E: 0 K: 1 S: 6	H: 0 LOB: 0 BB: 1 P: 10	R: 0 E: 0 K: 0 S: 7	H: 1 LOB: 1 BB: 0 P: 12	R: 0 E: 0 K: 1 S: 9	H: 0 LOB: 0 BB: 0 P: 14	R: 0 E: 0 K: 0 S: 3	H: 0 LOB: 0 BB: 1 P: 9	R: 0 E: 0 K: 0 S: 8	H: 0 LOB: 0 BB: 0 P: 10	R: 0 E: 0 K: 1 S: 6	H: 0 LOB: 0 BB: 1 P: 11	R: 0 E: 0 K: 2 S: 9	H: 0 LOB: 0 BB: 0 P: 11	1B: 3 2B: 0 3B: 0 HR: 0	SF: 0 SAC: 0 DP: 4 HBP: 1	WP: 0 PB: 0 SB: 1 CS: 0	PA: 30					
PITCHER	IP	WLS	BF	H	R	ER	SO	BB	IBB	HBP	BLK	WP	HR	S	P	ERA	WHIP										
Bill Swift, R (1,1) ERA: 2.67	8.0	W	27	3	0	0	4	3	0	1	0	0	0	57	93	0.00	0.750										
Rod Beck, R (9,1) ERA: 1.96	1.0	S	3	0	0	0	2	0	0	0	0	0	0	9	11	0.00	0.000										

Batter	1	2	3	4	5	6	7	8	9	AB	R	H	RBI	BB	SO	LOB	BOTTOM										
Darren Lewis, R (1,8) OBP: 0.303, SLG: 0.411	3-2 E4 G6-4-3 1B PB		0-1 F8		2-2 G3			2-0 G6-3		4	1	0	0	0	0	1	Cincinnati Reds @ San Francisco Giants Candlestick Park, San Francisco, CA Fri May 21 1993, 10:05 PM EDT Att: 26,798 - Unknown										
Robby Thompson, R (1,4) OBP: 0.318, SLG: 0.364	1-2 G6-4-3 1B		0-0 G6-3		2-2 P4			1-2 1B 1B		4	1	2	0	0	0	1											
Will Clark, L (1,3) OBP: 0.328, SLG: 0.312	0-0 G6-4-3			4-2 2B WP BB	2-3 K			0-1 1B 1B 1B		3	1	1	0	1	1	3											
Matt Williams, R (1,5) OBP: 0.374, SLG: 0.631	3-3 K			1-0 WP 2B	0-0 P3			0-2 1B 2H 1B		4	0	2	1	0	1	0											
Barry Bonds, L (1,7) OBP: 0.530, SLG: 0.766		2-0 P6		3-3 K	0-2 G4-3			1-0 G3		4	0	0	0	0	1	3											
Willie McGee, S (1,9) OBP: 0.351, SLG: 0.358		0-1 G4-3		0-1 G3	1-1 1B			1-1 F8		4	0	1	0	0	0	3											
Royce Clayton, R (1,6) OBP: 0.333, SLG: 0.362		1-0 1B		1-0 FC6 HBP				1-2 F7-3 1B		2	0	2	0	0	0	0											
Jeff Reed, L (1,2) OBP: 0.327, SLG: 0.362		2-1 P5		0-1 FC6	1-2 F7-3			1-2 F7-3		3	0	0	0	0	0	4											
Bill Swift, R (1,1) OBP: 0.273, SLG: 0.211			1-3 K		0-2 G3 1B			1-3 K		3	0	1	0	0	2	0											
Rod Beck, R (9,1) ERA: 1.96										0	0	0	0	0	0	0											
Inning Stats	R: 1 E: 1 K: 1 S: 10	H: 1 LOB: 0 BB: 0 P: 17	R: 0 E: 0 K: 0 S: 6	H: 1 LOB: 0 BB: 0 P: 11	R: 0 E: 0 K: 1 S: 6	H: 0 LOB: 0 BB: 0 P: 7	R: 1 E: 0 K: 1 S: 12	H: 1 LOB: 2 BB: 1 P: 21	R: 0 E: 0 K: 1 S: 15	H: 1 LOB: 1 BB: 0 P: 21	R: 0 E: 0 K: 0 S: 6	H: 1 LOB: 1 BB: 0 P: 7	R: 0 E: 0 K: 1 S: 9	H: 1 LOB: 0 BB: 0 P: 12	R: 1 E: 0 K: 0 S: 12	H: 3 LOB: 2 BB: 0 P: 17	1B: 8 2B: 2 3B: 0 HR: 0	SF: 0 SAC: 0 DP: 2 HBP: 1	WP: 1 PB: 1 SB: 0 CS: 0	PA: 33							
PITCHER	IP	WLS	BF	H	R	ER	SO	BB	IBB	HBP	BLK	WP	HR	S	P	ERA	WHIP										
Tim Belcher, R (1,1) ERA: 4.6	7.0	L	27	6	2	1	5	1	0	1	0	0	0	4	7	1.29	1.000										
Milt Hill, R (8,1) ERA: 4.34	0.1		2	1	1	1	0	0	0	0	0	0	0	4	7	27.00	3.000										
Greg Cadaret, L (8,1) ERA: 1.76	0.2		4	2	0	0	0	0	0	0	0	0	0	8	10	0.00	3.000										

AB 26
R 0
H 3
RBI 0
BB 3
SO 6
LOB 12



AB 31
R 3
H 9
RBI 1
BB 1
SO 5
LOB 15



Batter	1	2	3	4	5	6	7	8	9	AB	R	H	RBI	BB	SO	LOB	TOP			
Juan Samuel, R (1,4) OBP: 0.194, SLG: 0.294	F9		SF9 3B			G6-3		G3		5	1	2	0	0	0	2	<p>Cincinnati Reds @ San Francisco Giants</p> <p>Candlestick Park, San Francisco, CA</p> <p>Sat May 22 1993, 6:33 AM EDT</p> <p>Att: 35,221 - Sunny - 71 F</p>			
Roberto Kelly, R (1,8) OBP: 0.350, SLG: 0.473	HR		G1-3					L4		5	1	2	1	0	1	2				
Barry Larkin, R (1,6) OBP: 0.395, SLG: 0.404	1B		SF9					G4-3		3	1	1	2	1	1	1				
Kevin Mitchell, R (1,7) OBP: 0.402, SLG: 0.598	1B		E5					L3		5	1	3	0	0	0	0				
Jacob Brumfield, R (9, PR) OBP: 0.333, SLG: 0.200	1B									0	0	0	0	0	0	0				
Chris Sabo, R (1,5) OBP: 0.283, SLG: 0.410	P5		G6-3					WP		4	2	1	2	1	1	4				
Randy Milligan, R (1,3) OBP: 0.381, SLG: 0.346	F9							L9		3	0	1	0	1	0	3				
Reggie Sanders, R (1,9) OBP: 0.344, SLG: 0.443			G6-3					E5		4	0	1	0	0	0	1				
Joe Oliver, R (1,2) OBP: 0.276, SLG: 0.367	F8							SH1-4		3	0	0	0	1	1	2				
Jose Rijo, R (1,1) OBP: 0.423, SLG: 0.391	G5-3							SH1-4		3	0	0	0	0	2	2				
Jeff Reardon, R (9,1)								1-2		0	0	0	0	0	0	0				
Inning Stats	R: 1 E: 0 K: 0 S: 16	H: 2 LOB: 2 BB: 1 P: 31	R: 0 E: 0 K: 0 S: 6	H: 0 LOB: 0 BB: 0 P: 10	R: 1 E: 1 K: 0 S: 11	H: 1 LOB: 1 BB: 0 P: 17	R: 0 E: 0 K: 1 S: 9	H: 1 LOB: 1 BB: 1 P: 19	R: 3 E: 0 K: 1 S: 15	H: 5 LOB: 1 BB: 0 P: 24	R: 0 E: 0 K: 2 S: 7	H: 0 LOB: 0 BB: 0 P: 11	R: 0 E: 0 K: 1 S: 7	H: 1 LOB: 0 BB: 0 P: 9	R: 1 E: 1 K: 0 S: 15	H: 0 LOB: 2 BB: 2 P: 31	1B: 6 2B: 2 3B: 1 HR: 3	SF: 1 SAC: 1 DP: 1 HBP: 0	WP: 1 PB: 0 CS: 0 S: 3	PA: 41
PITCHER	IP WLS BF H R ER SO BB IBB HBP BLK WP HR S P ERA WHIP																			
Bud Black, L (1,1) ERA: 4.28	4.2 L 23 8 5 5 2 2 0 0 0 0 0 3 53 94 9.64 2.143																			
Dave Burba, R (5,1) ERA: 4.91	0.1 2 1 0 0 0 0 0 0 0 0 0 0 4 7 0.00 3.000																			
Bryan Hickerson, L (6,1) ERA: 5.66	2.0 6 1 0 0 3 0 0 0 0 0 0 0 14 20 0.00 0.500																			
Dave Righetti, L (8,1) ERA: 4.11	1.0 6 0 1 0 0 2 0 0 0 0 1 0 15 31 0.00 2.000																			
Kevin Rogers, L (9,1) ERA: 3.25	1.0 4 1 0 0 1 0 0 0 0 0 0 0 16 20 0.00 1.000																			

Batter	1	2	3	4	5	6	7	8	9	AB	R	H	RBI	BB	SO	LOB	BOTTOM					
Luis Mercedes, R (1,8) OBP: 0.356, SLG: 0.289	G4-3		G3-1			SH2-3		F8		3	0	0	0	0	0	0	<p>Cincinnati Reds @ San Francisco Giants</p> <p>Candlestick Park, San Francisco, CA</p> <p>Sat May 22 1993, 6:33 AM EDT</p> <p>Att: 35,221 - Sunny - 71 F</p>					
Robby Thompson, R (1,4) OBP: 0.317, SLG: 0.382	G6-3		G6-3					HR		4	1	1	1	0	1	2						
Will Clark, L (1,3) OBP: 0.321, SLG: 0.304	F8					G4-3		G4-3		4	0	0	0	0	1	2						
Matt Williams, R (1,5) OBP: 0.371, SLG: 0.622			P4			G6-3		F7		4	0	1	0	0	0	0						
Barry Bonds, L (1,7) OBP: 0.530, SLG: 0.757	F7					E2		F7		3	0	1	0	1	0	0						
Willie McGee, S (1,9) OBP: 0.348, SLG: 0.356			1B			G6-3		FC4-6		4	0	1	0	0	0	3						
Royce Clayton, R (1,6) OBP: 0.337, SLG: 0.385			1B					FC4-6		4	1	2	1	0	1	1						
Kirt Manwaring, R (1,2) OBP: 0.378, SLG: 0.400			K					L9		4	1	2	1	0	1	1						
Bud Black, L (1,1) ERA: 4.28								F9		4	0	2	0	0	1	2						
Dave Burba, R (5,1) ERA: 4.91										1	0	0	0	0	0	0						
Jeff Reardon, R (9,1) ERA: 2.87										0	0	0	0	0	0	0						
Bryan Hickerson, L (6,1) ERA: 5.66										1	0	1	0	0	0	0						
Todd Benzinger, S (7, PR) ERA: 10.00										0	0	0	0	0	0	1						
Dave Righetti, L (8,1) ERA: 4.11										0	0	0	0	0	0	0						
Kevin Rogers, L (9,1) ERA: 3.25										0	0	0	0	0	0	0						
Inning Stats	R: 0 E: 0 K: 0 S: 11	H: 0 LOB: 0 BB: 0 P: 17	R: 0 E: 0 K: 1 S: 13	H: 2 LOB: 2 BB: 0 P: 19	R: 0 E: 0 K: 1 S: 8	H: 0 LOB: 0 BB: 0 P: 12	R: 0 E: 1 K: 0 S: 12	H: 1 LOB: 1 BB: 1 P: 21	R: 1 E: 0 K: 1 S: 13	H: 3 LOB: 2 BB: 0 P: 19	R: 0 E: 0 K: 1 S: 7	H: 1 LOB: 1 BB: 0 P: 14	R: 0 E: 0 K: 0 S: 5	H: 1 LOB: 0 BB: 0 P: 8	R: 1 E: 0 K: 1 S: 9	H: 1 LOB: 0 BB: 0 P: 10	R: 0 E: 0 K: 0 S: 8	H: 0 LOB: 0 BB: 0 P: 11	1B: 7 2B: 0 3B: 0 HR: 2	SF: 0 SAC: 1 DP: 1 HBP: 0	WP: 0 PB: 0 CS: 1	PA: 35
PITCHER	IP WLS BF H R ER SO BB IBB HBP BLK WP HR S P ERA WHIP																					
Jose Rijo, R (1,1) ERA: 2.88	8.0 W 32 9 2 2 5 1 0 0 0 0 0 0 78 120 2.25 1.250																					
Jeff Reardon, R (9,1) ERA: 2.87	1.0 3 0 0 0 0 0 0 0 0 0 0 0 8 11 0.00 0.000																					



Batter	1	2	3	4	5	6	7	8	9	AB	R	H	RBI	BB	SO	LOB	TOP										
Juan Samuel, R (1,4) OBP: 0.200, SLG: 0.289	P5		F9			G6-3		G6-4-3		4	0	1	1	0	0	0	Cincinnati Reds @ San Francisco Giants Candlestick Park, San Francisco, CA Sun May 23 1993, 6:33 AM EDT Att: 54,904 - Sunny - 68 F										
Roberto Kelly, R (1,8) OBP: 0.343, SLG: 0.462	G4-3		G6-3			K		G6-4-3		4	0	0	0	0	1	2											
Barry Larkin, R (1,6) OBP: 0.386, SLG: 0.394	G1-3				F9	L9			F9	4	0	0	0	0	0												
Kevin Mitchell, R (1,7) OBP: 0.389, SLG: 0.579		P3			P3				P8	4	0	0	0	0	0												
Chris Sabo, R (1,5) OBP: 0.283, SLG: 0.406		1B SF9 1B			G6-3				P4	4	1	1	0	0	0												
Randy Milligan, R (1,3) OBP: 0.380, SLG: 0.346					P3					3	0	1	0	0	0												
Reggie Sanders, R (1,9) OBP: 0.343, SLG: 0.444					F7			SH2-4 1B		2	1	1	1	0	0												
Dan Wilson, R (1,2) OBP: 0.456, SLG: 0.400					G4-3			SH2-4		2	0	1	0	0	0												
John Smiley, L (1,1) OBP: 0.214, SLG: 0.250 (8, PH)						P6				2	0	0	0	0	1												
Cecil Espy, S (8, PH) OBP: 0.369, SLG: 0.233 (8, PR)										0	0	0	0	1	0												
Bip Roberts, S (8, PR) OBP: 0.335, SLG: 0.266 (8, 1)										0	0	0	0	0	0												
Bill Landrum, R (8, 1)										0	0	0	0	0	0												
Greg Cadaret, L (9, 1)										0	0	0	0	0	0												
Inning Stats	R: 0 E: 0 K: 0 S: 7	H: 0 LOB: 0 BB: 0 P: 12	R: 1 E: 0 K: 0 S: 8	H: 2 LOB: 1 BB: 0 P: 11	R: 0 E: 0 K: 1 S: 7	H: 0 LOB: 0 BB: 0 P: 12	R: 0 E: 0 K: 0 S: 3	H: 0 LOB: 0 BB: 0 P: 4	R: 0 E: 0 K: 0 S: 5	H: 0 LOB: 0 BB: 0 P: 8	R: 0 E: 0 K: 0 S: 5	H: 0 LOB: 0 BB: 0 P: 7	R: 1 E: 0 K: 0 S: 9	H: 2 LOB: 2 BB: 1 P: 16	R: 0 E: 0 K: 0 S: 13	H: 0 LOB: 0 BB: 0 P: 18	1B: 5 2B: 0 3B: 0 HR: 0	SF: 1 SAC: 1 DP: 1 HBP: 0	WP: 0 PB: 1 SB: 0 CS: 0	PA: 32							
PITCHER	IP	WLS	BF	H	R	ER	SO	BB	IBB	HBP	BLK	WP	HR	S	P	ERA	WHIP										
John Burkett, R (1, 1) ERA: 2.64	8.0		29	5	2	2	2	1	0	0	0	0	0	51	80	2.25	0.750										
Michael Jackson, R (9, 1) ERA: 1.82	1.0	W	3	0	0	0	0	0	0	0	0	0	0	13	18	0.00	0.000										

AB	29
R	2
H	5
RBI	2
BB	1
SO	2
LOB	4



Batter	1	2	3	4	5	6	7	8	9	AB	R	H	RBI	BB	SO	LOB	BOTTOM										
Darren Lewis, R (1,8) OBP: 0.301, SLG: 0.407	G3-1 S 1B		FC5-4			B2		G5-3		4	0	1	0	0	0	1	Cincinnati Reds @ San Francisco Giants Candlestick Park, San Francisco, CA Sun May 23 1993, 6:33 AM EDT Att: 54,904 - Sunny - 68 F										
Robby Thompson, R (1,4) OBP: 0.315, SLG: 0.378	L4		G6-3			F8			BB SH5-4 1B	4	1	1	0	0	0	2											
Will Clark, L (1,3) OBP: 0.316, SLG: 0.299	G3-1				F8				SH5-4	3	0	0	0	0	1	1											
Matt Williams, R (1,5) OBP: 0.374, SLG: 0.634	L7				K				BB IBB	3	1	1	1	1	1	1											
Barry Bonds, L (1,7) OBP: 0.529, SLG: 0.769		L3			K HR				BB	3	1	1	1	1	0	0											
Mark Carreon, R (1,9) OBP: 0.483, SLG: 0.609		P9			K HR				BB	3	1	1	1	1	0	0											
Michael Jackson, R (9, 1)					P2				BB	0	0	0	0	0	0	0											
Todd Benzinger, S (9, PH) OBP: 0.171, SLG: 0.188						L8			BB	0	0	0	1	1	0	0											
Royce Clayton, R (1,6) OBP: 0.331, SLG: 0.377									BB	3	0	0	0	0	1	0											
Kirt Manwaring, R (1,2) OBP: 0.377, SLG: 0.398										3	0	1	0	0	0	0											
John Burkett, R (1, 1) OBP: 0.167, SLG: 0.130										1	0	0	0	1	0	1											
Willie McGee, S (8, PH) OBP: 0.346, SLG: 0.354 (9, 9)										1	0	0	0	0	0	0											
Inning Stats	R: 0 E: 0 K: 0 S: 11	H: 1 LOB: 1 BB: 0 P: 17	R: 0 E: 0 K: 0 S: 9	H: 0 LOB: 0 BB: 0 P: 14	R: 0 E: 0 K: 0 S: 7	H: 0 LOB: 1 BB: 1 P: 13	R: 1 E: 0 K: 1 S: 11	H: 1 LOB: 0 BB: 0 P: 19	R: 0 E: 0 K: 0 S: 5	H: 0 LOB: 0 BB: 0 P: 6	R: 1 E: 0 K: 0 S: 9	H: 1 LOB: 0 BB: 0 P: 13	R: 0 E: 0 K: 0 S: 7	H: 0 LOB: 0 BB: 0 P: 10	R: 1 E: 0 K: 0 S: 5	H: 1 LOB: 3 BB: 3 P: 18	1B: 3 2B: 0 3B: 0 HR: 2	SF: 0 SAC: 1 DP: 1 HBP: 0	WP: 0 PB: 0 SB: 2 CS: 0	PA: 33							
PITCHER	IP	WLS	BF	H	R	ER	SO	BB	IBB	HBP	BLK	WP	HR	S	P	ERA	WHIP										
John Smiley, L (1, 1) ERA: 5.69	7.0		25	4	2	2	3	1	0	0	0	0	0	10	14	9.00	1.000										
Bill Landrum, R (8, 1) ERA: 1.53	1.0	L	4	1	1	1	0	0	0	0	0	0	0	2	14	0.00	6.000										
Greg Cadaret, L (9, 1) ERA: 1.72	0.1		4	0	0	0	0	2	1	0	0	0	0	2	14	0.00	6.000										



Batter	1	2	3	4	5	6	7	8	9	AB	R	H	RBI	BB	SO	LOB	TOP		
Darren Lewis, R OBP: 0.292, SLG: 0.393 (1, 8)	1-1 G1-3		2-2 G3		1-0 G4-3		0-0 G2-3	0-1 F8		5	0	0	0	0	0	1			
Robby Thompson, R OBP: 0.324, SLG: 0.405 (1, 4)	2-1 F8		0-2 HR		1-3 K		1-0 1B		2-2 1B	5	1	3	1	0	1	0			
Will Clark, L OBP: 0.318, SLG: 0.293 (1, 3)	4-2 BB		4-2 BB		1-1 F8		3-2 F9		0-0 F7	3	0	0	0	2	0	2			
Matt Williams, R OBP: 0.365, SLG: 0.617 (1, 5)	1-3 K		1-2 G5-4-3		0-0 G6-3		0-0 G5-3		0-1 P2	5	0	0	0	0	1	4			
Barry Bonds, L OBP: 0.521, SLG: 0.763 (1, 7)		3-2 G6-3		2-1 F8		2-0 F8		3-2 G3	3-2 G4-3	5	1	1	0	0	0	1			
Willie McGee, S OBP: 0.355, SLG: 0.387 (1, 9)		0-0 G6-3		0-0 2B		1-1 HR		0-1 2B		4	2	3	2	0	0	0			
Royce Clayton, R OBP: 0.330, SLG: 0.374 (1, 6)		3-H K		0-0 F8		0-2 1B		1-0 F8		4	0	1	0	0	1	2			
Kirt Manwaring, R OBP: 0.398, SLG: 0.413 (1, 2)		4-0 BB		4-0 IBB		1-2 BB		0-1 1B	1-H 2B	1	1	1	1	3	0	0			
Jeff Brantley, R OBP: 0.111, SLG: 0.111 (5, 1)		1-3 K		0-1 G2-3		1-3 K		1-1 1B		2	0	0	0	0	1	3			
Bryan Hickerson, L OBP: 0.333, SLG: 0.387 (6, PH)										0	0	0	0	0	0	0			
Jeff Reed, L OBP: 0.333, SLG: 0.387 (6, PH)										0	0	0	0	0	1	2			
Dave Righetti, L OBP: 0.333, SLG: 0.387 (6, PH)										0	0	0	0	0	0	0			
Dave Burba, R OBP: 0.333, SLG: 0.387 (6, PH)										0	0	0	0	0	0	0			
Mark Carroon, R OBP: 0.333, SLG: 0.387 (6, PH)										0	0	0	0	0	0	0			
Michael Jackson, R OBP: 0.333, SLG: 0.387 (6, PH)										0	0	0	0	0	0	0			
Rod Beck, R OBP: 0.333, SLG: 0.387 (6, PH)										0	0	0	0	0	0	0			
Inning Stats	R: 0 E: 0 K: 1 S: 9	H: 0 LOB: 1 BB: 1 P: 17	R: 1 E: 0 K: 2 S: 12	H: 1 LOB: 1 BB: 1 P: 20	R: 1 E: 0 K: 0 S: 15	H: 1 LOB: 0 BB: 1 P: 22	R: 0 E: 0 K: 0 S: 6	H: 1 LOB: 2 BB: 1 P: 12	R: 0 E: 0 K: 1 S: 10	H: 2 LOB: 2 BB: 1 P: 18	R: 0 E: 0 K: 0 S: 7	H: 1 LOB: 1 BB: 0 P: 11	R: 2 E: 0 K: 0 S: 13	H: 3 LOB: 1 BB: 0 P: 18	R: 0 E: 0 K: 0 S: 10	H: 1 LOB: 1 BB: 0 P: 15	1B: 5 2B: 2 3B: 1 HR: 2	SF: 0 SAC: 0 DP: 1 HBP: 0	WP: 0 PA: 41 PB: 0 SB: 0 CS: 0
PITCHER	IP	WLS	BF	H	R	ER	SO	BB	IBB	HBP	BLK	WP	HR	S	P	ERA	WHIP		
Jose Guzman, R ERA: 4.43	(1, 1)	6.0	27	5	3	3	5	4	1	0	0	0	2	58	98	4.50	1.500		
Bob Scanlan, R ERA: 4.58	(7, 1)	1.0	4	1	0	0	0	0	0	0	0	0	0	7	11	0.00	1.000		
Paul Assenmacher, L ERA: 4.5	(8, 1)	0.1	2	1	1	1	0	0	0	0	0	0	0	6	9	27.00	3.000		
Randy Myers, L ERA: 1.4	(8, 1)	1.2	L 8	3	1	1	0	0	0	0	0	0	0	17	24	5.40	1.800		

San Francisco Giants @ Chicago Cubs
Wrigley Field, Chicago, IL
Tue May 25 1993, 3:33 AM CDT
Att: 26,672 - Cloudy - 61 F

AB 36
R 5
H 10
RBI 5
BB 5
SO 5
LOB 15



Batter	1	2	3	4	5	6	7	8	9	AB	R	H	RBI	BB	SO	LOB	BOTTOM				
Dwight Smith, L OBP: 0.398, SLG: 0.634 ERA: 4.43 (1, 8)	1-0 P4		3-1 F7		1-3 K		3-2 F9		0-0 B2-3	3	0	0	0	0	1	2					
Willie Wilson, S OBP: 0.295, SLG: 0.341 (6, PH) (7, 8)										2	0	0	0	0	0	0					
Jose Vizcaino, S OBP: 0.400, SLG: 0.401 (8, 5)	1-0 2B		4-2 BB		2-2 3B		2-2 G4-6-3		4-1 BB	3	2	3	0	2	0	0					
Mark Grace, L OBP: 0.384, SLG: 0.515 (1, 3)	2-1 G4-3		1-1 G5-3		2-0 23 PB		1-1 G4-6-3		1-2 F9	5	1	2	2	0	0	5					
23 Ryne Sandberg, R OBP: 0.366, SLG: 0.430 (1, 4)	4-2 BB		0-2 1B		3-2 HR		2-2 2B		0-1 G4-3	4	1	3	1	1	0	0					
Derrick May, L OBP: 0.368, SLG: 0.466 (1, 7)	0-1 G4-3		0-0 1B		0-1 2B		1-0 P6		0-1 G4-3	5	0	2	0	0	0	3					
Steve Buechele, R OBP: 0.291, SLG: 0.418 (1, 5)	1-3 K		0-0 P5		1-0 F8		4-2 BB		2-3 K	3	0	0	0	1	1	5					
Randy Myers, L (8, 1)										0	0	0	0	0	0	0					
Candy Maldonado, R OBP: 0.215, SLG: 0.295 (9, PH)										1	0	0	0	0	1	0					
Sammy Sosa, R OBP: 0.289, SLG: 0.468 (1, 9)		1-1 2B		2-3 K		1-0 F8		1-0 L8		4	0	1	0	0	1	4					
Rick Wilkins, L OBP: 0.319, SLG: 0.388 (1, 2)		1-0 2B		2-1 F8		1-3 K2-3		0-0 G3		4	0	1	0	0	1	4					
Jose Guzman, R (1, 1)										3	0	0	0	0	0	2					
Bob Scanlan, R (7, 1)										0	0	0	0	0	0	0					
Paul Assenmacher, L ERA: 4.5 (8, 1)										0	0	0	0	0	0	0					
Ray Sanchez, R OBP: 0.305, SLG: 0.294 (8, 6)										1	0	0	0	0	0	0					
Inning Stats	R: 1 E: 0 K: 1 S: 11	H: 2 LOB: 2 BB: 1 P: 20	R: 0 E: 0 K: 0 S: 11	H: 2 LOB: 3 BB: 1 P: 21	R: 0 E: 0 K: 1 S: 10	H: 2 LOB: 2 BB: 0 P: 14	R: 3 E: 0 K: 1 S: 23	H: 4 LOB: 1 BB: 0 P: 33	R: 0 E: 0 K: 1 S: 5	H: 0 LOB: 0 BB: 0 P: 7	R: 0 E: 0 K: 0 S: 13	H: 1 LOB: 0 BB: 0 P: 19	R: 0 E: 0 K: 0 S: 8	H: 1 LOB: 2 BB: 1 P: 16	R: 0 E: 0 K: 0 S: 7	H: 0 LOB: 1 BB: 1 P: 14	R: 0 E: 0 K: 1 S: 7	H: 0 LOB: 0 BB: 0 P: 9	1B: 6 2B: 4 3B: 1 HR: 1	SF: 0 SAC: 0 DP: 1 HBP: 0	WP: 0 PA: 42 PB: 1 SB: 0 CS: 0
PITCHER	IP	WLS	BF	H	R	ER	SO	BB	IBB	HBP	BLK	WP	HR	S	P	ERA	WHIP				
Jeff Brantley, R ERA: 4.5	(1, 1)	4.0	24	10	4	4	3	2	0	0	0	0	0	5	7	0.00	0.000				
Bryan Hickerson, L ERA: 5.4	(5, 1)	1.0	3	0	0	0	1	0	0	0	0	0	0	5	7	0.00	0.000				
Dave Righetti, L ERA: 3.78	(6, 1)	1.1	5	2	0	0	0	0	0	0	0	0	0	17	26	0.00	1.500				
Dave Burba, R ERA: 4.8	(7, 1)	0.2	W 3	0	0	0	0	1	0	0	0	0	0	4	9	0.00	1.500				
Michael Jackson, R ERA: 1.78 (8, 1)	0.2	3	0	0	0	0	0	1	0	0	0	0	0	4	10	0.00	1.500				
Rod Beck, R ERA: 1.85 (8, 1)	1.1	S 4																			

San Francisco Giants @ Chicago Cubs
Wrigley Field, Chicago, IL
Tue May 25 1993, 3:33 AM CDT
Att: 26,672 - Cloudy - 61 F

AB 38
R 4
H 12
RBI 3
BB 4
SO 5
LOB 25



Batter	1	2	3	4	5	6	7	8	9	AB	R	H	RBI	BB	SO	LOB	TOP										
Darren Lewis, R OBP: 0.285, SLG: 0.383 (1, 8)	G4-3		F9		L8		G3			4	0	0	0	0	0	3	San Francisco Giants @ Chicago Cubs Wrigley Field, Chicago, IL Wed May 26 1993, 3:33 AM CDT Att: 32,042 - Sunny - 73 F										
Royce Clayton, R OBP: 0.326, SLG: 0.371 (1, 6)	G6-3		P8				1B	F8		4	0	1	0	0	0	0											
Will Clark, L OBP: 0.316, SLG: 0.288 (1, 3)	F8			F7		1-2	G4-3		3	0	0	0	1	0	0												
Matt Williams, R OBP: 0.362, SLG: 0.625 (1, 5)		HR		G5-3		F9		K		4	1	1	1	0	1												
Barry Bonds, L OBP: 0.520, SLG: 0.776 (1, 7)		HR		G3		G3		K		4	1	2	1	0	1												
Willie McGee, S OBP: 0.358, SLG: 0.390 (1, 9)	G4-3		F8			1B		1B		4	0	2	0	0	0												
Kirt Manwaring, R OBP: 0.393, SLG: 0.402 (1, 2)					G4-3		K		3	0	0	0	1	1	2												
Mike Benjamin, R OBP: 0.238, SLG: 0.289 (9, PH)	F9-3			G5-3		P3		K		3	0	0	0	0	2												
Todd Benzinger, S OBP: 0.167, SLG: 0.182 (9, PH)	F9-3							K		1	0	0	0	0	1												
Bill Swift, R OBP: 0.292, SLG: 0.238 (7, PH)			F9							2	0	1	0	0	0												
Mark Carreon, R OBP: 0.462, SLG: 0.625 (7, 1)										1	0	1	0	0	0												
Kevin Rogers, L (7, 1)										0	0	0	0	0	0												
Inning Stats	R: 0 E: 0 K: 0 S: 9	H: 0 LOB: 0 BB: 0 P: 13	R: 2 E: 0 K: 0 S: 10	H: 2 LOB: 0 BB: 1 P: 17	R: 0 E: 0 K: 0 S: 4	H: 0 LOB: 0 BB: 0 P: 5	R: 0 E: 0 K: 0 S: 11	H: 1 LOB: 1 BB: 0 P: 13	R: 0 E: 0 K: 0 S: 6	H: 1 LOB: 1 BB: 0 P: 12	R: 0 E: 0 K: 0 S: 8	H: 1 LOB: 1 BB: 1 P: 16	R: 0 E: 0 K: 1 S: 13	H: 2 LOB: 2 BB: 0 P: 18	R: 0 E: 0 K: 1 S: 10	H: 0 LOB: 0 BB: 0 P: 15		R: 0 E: 0 K: 2 S: 10	H: 1 LOB: 1 BB: 0 P: 15	1B: 6 2B: 1 3B: 0 HR: 2	SF: 0 SAC: 0 DP: 1 HBP: 0	WP: 0 PB: 0 SB: 0 CS: 1	PA: 35				
PITCHER	IP	WLS	BF	H	R	ER	SO	BB	IBB	HBP	BLK	WP	HR	S	P	ERA	WHIP										
Mike Harkey, R ERA: 4.7 (1, 1)	5.2	W	22	5	2	2	0	2	0	0	0	0	2	45	71	3.18	1.235										
Chuck McElroy, L ERA: 2.95 (6, 1)	1.0		5	2	0	0	1	0	0	0	0	0	0	15	21	0.00	2.000										
Bob Scanlan, R ERA: 4.29 (7, 1)	1.1		4	0	0	0	1	0	0	0	0	0	0	11	17	0.00	0.000										
Randy Myers, L ERA: 1.33 (9, 1)	1.0	S	4	1	0	0	2	0	0	0	0	0	0	10	15	0.00	1.000										

Batter	1	2	3	4	5	6	7	8	9	AB	R	H	RBI	BB	SO	LOB	BOTTOM										
Dwight Smith, L OBP: 0.393, SLG: 0.619 (7, 9)	1B		F8		FC1-2		K			4	1	1	0	0	1	2	San Francisco Giants @ Chicago Cubs Wrigley Field, Chicago, IL Wed May 26 1993, 3:33 AM CDT Att: 32,042 - Sunny - 73 F										
Jose Vizcaino, S OBP: 0.402, SLG: 0.404 (6, 4)	G4-3				P4		F8			4	0	2	0	0	0	2											
Mark Grace, L OBP: 0.381, SLG: 0.506 (1, 3)	G3-1		K							3	0	0	0	1	2	3											
23 Ryne Sandberg, R OBP: 0.354, SLG: 0.415 (1, 4)	G4-3				G6-3					3	0	0	1	0	1	4											
Rey Sanchez, R OBP: 0.302, SLG: 0.291 (6, 6)										1	0	0	0	0	0	0											
Derrick May, L OBP: 0.365, SLG: 0.456 (1, 7)	L4									3	0	0	0	1	1	1											
Steve Buechele, R OBP: 0.292, SLG: 0.436 (1, 5)		G3-1			G6-4-3					3	1	1	1	0	0	1											
Sammy Sosa, R OBP: 0.290, SLG: 0.463 (7, 1)										2	1	0	0	1	2	0											
Bob Scanlan, R (7, 1)										0	0	0	0	0	0	0											
Randy Myers, L (9, 1)										0	0	0	0	0	0	0											
Rick Wilkins, L OBP: 0.328, SLG: 0.425 (1, 2)										3	1	2	1	0	0	0											
Mike Harkey, R OBP: 0.235, SLG: 0.250 (6, 1)										1	0	0	0	0	0	0											
Chuck McElroy, L (6, 1)										0	0	0	0	0	0	0											
Willie Wilson, S OBP: 0.292, SLG: 0.337 (7, 8)										1	0	0	0	0	0	0											
Inning Stats	R: 1 E: 0 K: 0 S: 12	H: 2 LOB: 1 BB: 0 P: 14	R: 1 E: 0 K: 1 S: 11	H: 1 LOB: 0 BB: 0 P: 15	R: 0 E: 0 K: 1 S: 9	H: 1 LOB: 1 BB: 0 P: 12	R: 0 E: 0 K: 1 S: 7	H: 0 LOB: 0 BB: 1 P: 13	R: 1 E: 0 K: 0 S: 14	H: 1 LOB: 3 BB: 2 P: 24	R: 1 E: 0 K: 1 S: 10	H: 1 LOB: 0 BB: 0 P: 13	R: 0 E: 0 K: 1 S: 13	H: 0 LOB: 0 BB: 0 P: 20	R: 0 E: 0 K: 2 S: 10	H: 0 LOB: 0 BB: 0 P: 16	R: 0 E: 0 K: 2 S: 10	H: 0 LOB: 0 BB: 0 P: 16	1B: 4 2B: 1 3B: 0 HR: 2	SF: 0 SAC: 1 DP: 2 HBP: 0	WP: 0 PB: 0 SB: 0 CS: 1	PA: 32					
PITCHER	IP	WLS	BF	H	R	ER	SO	BB	IBB	HBP	BLK	WP	HR	S	P	ERA	WHIP										
Bill Swift, R ERA: 2.97 (1, 1)	6.0	L	26	6	4	4	4	3	0	0	0	0	0	23	36	0.00	0.000										
Kevin Rogers, L ERA: 3.03 (7, 1)	2.0		6	0	0	0	3	0	0	0	0	0	0	23	36	0.00	0.000										



Batter	1	2	3	4	5	6	7	8	9	AB	R	H	RBI	BB	SO	LOB	TOP				
Darren Lewis, R OBP: 0.282, SLG: 0.377 (1, 8)										5	0	1	0	0	0	4					
Royce Clayton, R OBP: 0.326, SLG: 0.365 (1, 6)										3	0	0	0	1	1	2					
Willie McGee, S OBP: 0.361, SLG: 0.398 (1, 9)										4	1	2	0	0	1	2					
Matt Williams, R OBP: 0.365, SLG: 0.622 (1, 5)										4	1	2	1	0	0	1					
Mark Carreon, R OBP: 0.475, SLG: 0.608 Barry Bonds, L OBP: 0.518, SLG: 0.771 (8, PH) (8, 7)										3	0	1	0	0	1	1					
Todd Benzinger, S OBP: 0.225, SLG: 0.243 (1, 3)										4	1	3	1	0	0	1					
Kirt Manwaring, R OBP: 0.389, SLG: 0.396 (1, 2)										4	0	1	0	0	0	4					
Mike Benjamin, R OBP: 0.239, SLG: 0.310 (1, 4)										4	1	1	1	0	0	2					
Bud Black, L OBP: 0.313, SLG: 0.313 Dave Burba, R OBP: 0.333, SLG: 0.500 Luis Mercedes, L OBP: 0.348, SLG: 0.282 Bryan Hickerson, L (7, 1) Michael Jackson, R (7, 1) Craig Colbert, R OBP: 0.251, SLG: 0.344 (8, PH)										2	0	2	1	0	0	0					
Inning Stats	R: 0 E: 0 K: 1 S: 9	H: 1 LOB: 0 BB: 0 P: 13	R: 3 E: 0 K: 0 S: 11	H: 5 LOB: 1 BB: 0 P: 19	R: 0 E: 0 K: 1 S: 5	H: 0 LOB: 0 BB: 1 P: 11	R: 0 E: 0 K: 1 S: 9	H: 1 LOB: 0 BB: 0 P: 12	R: 0 E: 0 K: 0 S: 7	H: 1 LOB: 1 BB: 0 P: 11	R: 1 E: 0 K: 0 S: 7	H: 2 LOB: 1 BB: 0 P: 11	R: 0 E: 0 K: 0 S: 8	H: 0 LOB: 0 BB: 0 P: 12	R: 0 E: 0 K: 1 S: 10	H: 1 LOB: 1 BB: 0 P: 16	R: 0 E: 0 K: 0 S: 16	H: 2 LOB: 2 BB: 0 P: 22	1B: 11 2B: 2 3B: 0 HR: 0	SF: 0 SAC: 0 DP: 3 HBP: 0	WP: 0 PA: 37 PB: 0 SB: 0 CS: 1
PITCHER	IP WLS BF H R ER SO BB IBB HBP BLK WP HR S P ERA WHIP	IP WLS BF H R ER SO BB IBB HBP BLK WP HR S P ERA WHIP	IP WLS BF H R ER SO BB IBB HBP BLK WP HR S P ERA WHIP	IP WLS BF H R ER SO BB IBB HBP BLK WP HR S P ERA WHIP	IP WLS BF H R ER SO BB IBB HBP BLK WP HR S P ERA WHIP	IP WLS BF H R ER SO BB IBB HBP BLK WP HR S P ERA WHIP	IP WLS BF H R ER SO BB IBB HBP BLK WP HR S P ERA WHIP	IP WLS BF H R ER SO BB IBB HBP BLK WP HR S P ERA WHIP	IP WLS BF H R ER SO BB IBB HBP BLK WP HR S P ERA WHIP	IP WLS BF H R ER SO BB IBB HBP BLK WP HR S P ERA WHIP	IP WLS BF H R ER SO BB IBB HBP BLK WP HR S P ERA WHIP	IP WLS BF H R ER SO BB IBB HBP BLK WP HR S P ERA WHIP	IP WLS BF H R ER SO BB IBB HBP BLK WP HR S P ERA WHIP	IP WLS BF H R ER SO BB IBB HBP BLK WP HR S P ERA WHIP	IP WLS BF H R ER SO BB IBB HBP BLK WP HR S P ERA WHIP	IP WLS BF H R ER SO BB IBB HBP BLK WP HR S P ERA WHIP	IP WLS BF H R ER SO BB IBB HBP BLK WP HR S P ERA WHIP	IP WLS BF H R ER SO BB IBB HBP BLK WP HR S P ERA WHIP	IP WLS BF H R ER SO BB IBB HBP BLK WP HR S P ERA WHIP	IP WLS BF H R ER SO BB IBB HBP BLK WP HR S P ERA WHIP	IP WLS BF H R ER SO BB IBB HBP BLK WP HR S P ERA WHIP

San Francisco Giants @ Chicago Cubs
Wrigley Field, Chicago, IL
Thu May 27 1993, 7:05 PM CDT
Att: 33,620 - Unknown - 77 F

AB	36
R	4
H	13
RBI	4
BB	1
SO	4
LOB	20



Batter	1	2	3	4	5	6	7	8	9	AB	R	H	RBI	BB	SO	LOB	BOTTOM				
Willie Wilson, S OBP: 0.300, SLG: 0.354 (1, 8)										4	1	2	0	0	1	1					
Rey Sanchez, R OBP: 0.303, SLG: 0.292 (1, 6)										3	0	1	1	0	0	1					
Mark Grace, L OBP: 0.389, SLG: 0.512 (1, 3)										2	1	1	0	2	0	0					
23 Ryne Sandberg, R OBP: 0.360, SLG: 0.424 (1, 4)										3	1	1	0	1	0	3					
Steve Buechele, R OBP: 0.291, SLG: 0.450 (1, 5)										4	1	1	2	0	1	3					
Sammy Sosa, R OBP: 0.288, SLG: 0.457 (1, 9)										4	0	1	0	0	1	1					
Candy Maldonado, R OBP: 0.224, SLG: 0.302 Derrick May, L OBP: 0.360, SLG: 0.449 (6, PH) (7, 7)										2	0	1	1	0	1	0					
Steve Lake, R OBP: 0.235, SLG: 0.333 Jose Vizcaino, S OBP: 0.400, SLG: 0.401 Rick Wilkins, L OBP: 0.328, SLG: 0.425 (8, 2)										2	0	0	0	0	1	1					
Greg Hibbard, L Eric Yelding, R OBP: 0.216, SLG: 0.214 Bob Scanlan, R Paul Assenmacher, L OBP: 1.000, SLG: 1.000 Randy Myers, L (9, 1)										2	0	0	0	0	0	0					
Inning Stats	R: 0 E: 0 K: 0 S: 9	H: 1 LOB: 0 BB: 0 P: 14	R: 1 E: 0 K: 0 S: 8	H: 2 LOB: 1 BB: 0 P: 14	R: 1 E: 0 K: 1 S: 10	H: 2 LOB: 2 BB: 1 P: 17	R: 0 E: 0 K: 2 S: 9	H: 0 LOB: 0 BB: 0 P: 12	R: 0 E: 0 K: 1 S: 7	H: 0 LOB: 0 BB: 0 P: 9	R: 2 E: 0 K: 0 S: 10	H: 2 LOB: 0 BB: 1 P: 22	R: 1 E: 0 K: 0 S: 14	H: 2 LOB: 2 BB: 1 P: 25	R: 0 E: 0 K: 1 S: 10	H: 0 LOB: 0 BB: 0 P: 13	1B: 5 2B: 3 3B: 0 HR: 1	SF: 0 SAC: 1 DP: 2 HBP: 0	WP: 0 PA: 34 PB: 1 SB: 1 CS: 0		
PITCHER	IP WLS BF H R ER SO BB IBB HBP BLK WP HR S P ERA WHIP	IP WLS BF H R ER SO BB IBB HBP BLK WP HR S P ERA WHIP	IP WLS BF H R ER SO BB IBB HBP BLK WP HR S P ERA WHIP	IP WLS BF H R ER SO BB IBB HBP BLK WP HR S P ERA WHIP	IP WLS BF H R ER SO BB IBB HBP BLK WP HR S P ERA WHIP	IP WLS BF H R ER SO BB IBB HBP BLK WP HR S P ERA WHIP	IP WLS BF H R ER SO BB IBB HBP BLK WP HR S P ERA WHIP	IP WLS BF H R ER SO BB IBB HBP BLK WP HR S P ERA WHIP	IP WLS BF H R ER SO BB IBB HBP BLK WP HR S P ERA WHIP	IP WLS BF H R ER SO BB IBB HBP BLK WP HR S P ERA WHIP	IP WLS BF H R ER SO BB IBB HBP BLK WP HR S P ERA WHIP	IP WLS BF H R ER SO BB IBB HBP BLK WP HR S P ERA WHIP	IP WLS BF H R ER SO BB IBB HBP BLK WP HR S P ERA WHIP	IP WLS BF H R ER SO BB IBB HBP BLK WP HR S P ERA WHIP	IP WLS BF H R ER SO BB IBB HBP BLK WP HR S P ERA WHIP	IP WLS BF H R ER SO BB IBB HBP BLK WP HR S P ERA WHIP	IP WLS BF H R ER SO BB IBB HBP BLK WP HR S P ERA WHIP	IP WLS BF H R ER SO BB IBB HBP BLK WP HR S P ERA WHIP	IP WLS BF H R ER SO BB IBB HBP BLK WP HR S P ERA WHIP	IP WLS BF H R ER SO BB IBB HBP BLK WP HR S P ERA WHIP	IP WLS BF H R ER SO BB IBB HBP BLK WP HR S P ERA WHIP

San Francisco Giants @ Chicago Cubs
Wrigley Field, Chicago, IL
Thu May 27 1993, 7:05 PM CDT
Att: 33,620 - Unknown - 77 F

AB	30
R	5
H	9
RBI	4
BB	3
SO	5
LOB	11



Batter	1	2	3	4	5	6	7	8	9	AB	R	H	RBI	BB	SO	LOB	TOP										
Darren Lewis, R OBP: 0.286, SLG: 0.374 (1, 8)	G5-3		1B	G4-3				K		4	1	1	0	0	1	2	San Francisco Giants @ Atlanta Braves Atlanta-Fulton County Stadium, Atlanta, GA Fri May 28 1993, 7:05 PM EDT Att: 49,019 - Unknown - 76 F										
Robby Thompson, R OBP: 0.331, SLG: 0.411 (1, 4)	P3		1B					1B		5	1	3	0	0	1	1											
Will Clark, L OBP: 0.323, SLG: 0.297 (1, 3)	G4-3		1B					1B		5	0	3	1	0	0	1											
Matt Williams, R OBP: 0.356, SLG: 0.607 (1, 5)		P2	G5-4-3					K		5	0	0	0	0	1	5											
Barry Bonds, L OBP: 0.515, SLG: 0.759 (1, 7)	L9		F8						F9	5	0	2	0	0	0	1											
Willie McGee, S OBP: 0.397, SLG: 0.403 (1, 9)	1B			G6-3				1B		5	0	3	0	0	0	1											
Royce Clayton, R OBP: 0.335, SLG: 0.370 (1, 6)										3	1	2	0	1	0	2											
Dave Burba, R OBP: 0.333, SLG: 0.500 (7, 1)										0	0	0	0	0	0	0											
Craig Colbert, R OBP: 0.250, SLG: 0.333 (9, PH)										1	0	0	0	0	1	1											
Kirt Manwaring, R OBP: 0.389, SLG: 0.391 (1, 2)										4	0	1	0	1	2	4											
John Burkett, R OBP: 0.154, SLG: 0.120 (1, 1)										2	0	0	0	0	2	5											
Dave Righetti, L (5, 1)										0	0	0	0	0	0	0											
Jeff Reed, L OBP: 0.345, SLG: 0.440 (6, PH)										1	1	1	2	0	0	0											
Kevin Rogers, L (6, 1)										0	0	0	0	0	0	0											
Mike Benjamin, R OBP: 0.234, SLG: 0.302 (7, 6)										1	0	0	0	0	1	0											
Inning Stats	R: 0 E: 0 K: 0 S: 7	H: 0 LOB: 0 BB: 0 P: 11	R: 2 E: 0 K: 1 S: 10	H: 2 LOB: 3 BB: 1 P: 17	R: 1 E: 0 K: 0 S: 8	H: 3 LOB: 1 BB: 0 P: 12	R: 0 E: 0 K: 1 S: 10	H: 2 LOB: 2 BB: 0 P: 16	R: 1 E: 0 K: 1 S: 10	H: 3 LOB: 1 BB: 1 P: 18	R: 2 E: 0 K: 1 S: 10	H: 1 LOB: 1 BB: 1 P: 20	R: 0 E: 0 K: 1 S: 13	H: 2 LOB: 2 BB: 0 P: 19	R: 0 E: 0 K: 3 S: 16	H: 2 LOB: 2 BB: 0 P: 21	R: 0 E: 0 K: 2 S: 12	H: 1 LOB: 1 BB: 0 P: 15	1B: 15 2B: 0 3B: 0 HR: 1	SF: 0 SAC: 0 DP: 2 HBP: 1	WP: 0 PB: 0 SB: 1 CS: 0	PA: 44					
PITCHER	IP	WLS	BF	H	R	ER	SO	BB	IBB	HBP	BLK	WP	HR	S	P	ERA	WHIP										
Steve Avery, L ERA: 3.14 (1, 1)	5.0	W	24	10	2	2	2	0	1	0	0	0	0	45	74	3.60	2.000										
Marvin Freeman, R ERA: 8.17 (6, 1)	0.2		5	1	2	2	1	1	0	1	0	0	1	8	18	27.00	3.000										
Kent Mercker, L ERA: 3.38 (6, 1)	2.0		10	4	0	0	3	0	0	0	0	0	0	28	38	0.00	2.000										
Jay Howell, R ERA: 3.0 (8, 1)	0.1		1	0	0	0	1	0	0	0	0	0	0	3	4	0.00	0.000										
Mike Stanton, L ERA: 3.43 (9, 1)	1.0	S	4	1	0	0	2	0	0	0	0	0	0	12	15	0.00	1.000										
Batter	1	2	3	4	5	6	7	8	9	AB	R	H	RBI	BB	SO	LOB	BOTTOM										
Deion Sanders, L OBP: 0.313, SLG: 0.500 (1, 8)	F8		HR					K		5	1	2	0	0	1	1	San Francisco Giants @ Atlanta Braves Atlanta-Fulton County Stadium, Atlanta, GA Fri May 28 1993, 7:05 PM EDT Att: 49,019 - Unknown - 76 F										
Jeff Blauser, R OBP: 0.440, SLG: 0.453 (1, 6)			2B							2	2	0	0	1	0	1											
Rafael Belliard, R OBP: 0.286, SLG: 0.263 (9, 6)	HR									0	0	0	0	0	0	0											
Terry Pendleton, S OBP: 0.255, SLG: 0.281 (1, 5)	F7							1B		3	2	1	0	1	0	3											
David Justice, L OBP: 0.302, SLG: 0.475 (1, 9)	HR									3	1	1	2	0	0	4											
Ron Gant, R OBP: 0.358, SLG: 0.530 (1, 7)	2B									4	1	4	4	5	0	0											
Sid Bream, L OBP: 0.331, SLG: 0.362 (1, 3)										2	0	0	0	0	0	1											
Brian Hunter, R OBP: 0.227, SLG: 0.300 (5, PH)	F8									2	0	0	0	0	1	4											
Greg Olson, R OBP: 0.281, SLG: 0.246 (1, 2)										4	0	0	0	0	0	0											
Mark Lemke, S OBP: 0.368, SLG: 0.445 (1, 4)	G6-3									4	0	0	0	0	0	0											
Steve Avery, L ERA: 3.14 (1, 1)										2	0	0	0	0	0	0											
Marvin Freeman, R ERA: 8.17 (6, 1)										0	0	0	0	0	0	0											
Kent Mercker, L ERA: 3.38 (6, 1)										1	0	0	0	0	1	0											
Jay Howell, R ERA: 3.0 (8, 1)										0	0	0	0	0	0	0											
Francisco Cabrera, R OBP: 0.262, SLG: 0.340 (8, PH)										1	0	1	0	0	0	0											
Mike Stanton, L ERA: 3.43 (9, 1)										0	0	0	0	0	0	0											
Inning Stats	R: 2 E: 0 K: 0 S: 14	H: 2 LOB: 1 BB: 0 P: 22	R: 0 E: 0 K: 0 S: 4	H: 0 LOB: 0 BB: 0 P: 5	R: 3 E: 0 K: 0 S: 15	H: 2 LOB: 0 BB: 1 P: 27	R: 0 E: 0 K: 0 S: 4	H: 0 LOB: 0 BB: 0 P: 5	R: 2 E: 0 K: 1 S: 14	H: 2 LOB: 1 BB: 1 P: 24	R: 0 E: 0 K: 1 S: 8	H: 0 LOB: 0 BB: 0 P: 12	R: 0 E: 0 K: 0 S: 19	H: 2 LOB: 3 BB: 0 P: 25	R: 0 E: 0 K: 1 S: 15	H: 1 LOB: 1 BB: 0 P: 21	1B: 4 2B: 3 3B: 0 HR: 2	SF: 0 SAC: 0 DP: 0 HBP: 2	WP: 0 PB: 0 SB: 2 CS: 0	PA: 37							
PITCHER	IP	WLS	BF	H	R	ER	SO	BB	IBB	HBP	BLK	WP	HR	S	P	ERA	WHIP										
John Burkett, R ERA: 3.33 (1, 1)	4.0	L	20	5	7	7	0	2	0	1	0	0	0	10	15	0.00	1.000										
Dave Righetti, L ERA: 3.57 (5, 1)	1.0		4	1	0	0	1	0	0	0	0	0	0	10	15	0.00	1.000										
Kevin Rogers, L ERA: 2.87 (6, 1)	1.2		8	2	0	0	1	0	0	1	0	0	0	24	33	0.00	1.200										
Dave Burba, R ERA: 4.5 (7, 1)	1.1		5	1	0	0	1	0	0	0	0	0	0	18	25	0.00	0.750										

Batter	1	2	3	4	5	6	7	8	9	AB	R	H	RBI	BB	SO	LOB	TOP									
Darren Lewis, R OBP: 0.294, SLG: 0.383 (1, 8)	F7	BB			E	G6-3		1B		4	1	2	0	1	0	0	San Francisco Giants @ Atlanta Braves Atlanta-Fulton County Stadium, Atlanta, GA Sat May 29 1993, 3:33 AM EDT Att: 48,747 - Sunny - 83 F									
Robby Thompson, R OBP: 0.339, SLG: 0.414 (1, 4)	HR	BB			E7 1B		F8 1B	P4		4	2	2	1	1	1	3										
Will Clark, L OBP: 0.325, SLG: 0.317 (1, 3)	HR			L7	F7		F8	G6-4-3 1B		5	1	2	2	0	0	2										
Matt Williams, R OBP: 0.353, SLG: 0.597 (1, 5)	L8			P4	1B		G1-3	G6-4-3 1-2		5	0	1	1	0	0	2										
Barry Bonds, L OBP: 0.512, SLG: 0.765 (1, 7)	1B			HR	K		K	K		4	1	1	1	1	3	2										
Willie McGee, S OBP: 0.370, SLG: 0.405 (1, 9)	1B			G2	1B			G6-3		4	0	2	0	0	0	0										
Royce Clayton, R OBP: 0.328, SLG: 0.362 (1, 6)	K			P9	K			L6		4	0	0	0	0	2	4										
Kirt Manwaring, R OBP: 0.385, SLG: 0.381 (1, 2)		P3		P2		G6-3		2B		3	1	0	0	1	0	0										
Greg Brummett, R (1, 1)				P4		K		1B		3	0	0	0	0	2	0										
Michael Jackson, R OBP: 0.500, SLG: 1.000 Rod Beck, R (9, 1)								1B	2B	1	0	1	1	0	0	0										
										0	0	0	0	0	0	0										
Inning Stats	R: 2 E: 0 K: 1 S: 19	H: 2 LOB: 2 BB: 2 P: 37	R: 0 E: 0 K: 2 S: 10	H: 0 LOB: 1 BB: 1 P: 16	R: 1 E: 0 K: 0 S: 9	H: 1 LOB: 0 BB: 0 P: 11	R: 0 E: 0 K: 0 S: 4	H: 0 LOB: 0 BB: 0 P: 7	R: 2 E: 1 K: 2 S: 18	H: 4 LOB: 2 BB: 0 P: 29	R: 0 E: 0 K: 1 S: 5	H: 0 LOB: 0 BB: 0 P: 7	R: 0 E: 0 K: 1 S: 16	H: 1 LOB: 1 BB: 0 P: 19	R: 1 E: 0 K: 0 S: 13	H: 2 LOB: 2 BB: 1 P: 20	R: 0 E: 0 K: 1 S: 9	H: 1 LOB: 0 BB: 0 P: 11	1B: 7 2B: 2 3B: 0 HR: 2	SF: 0 SAC: 0 DP: 1 HBP: 0	WP: 0 PB: 0 SB: 0 CS: 0	PA: 41				
PITCHER	IP	WLS	BF	H	R	ER	SO	BB	IBB	HBP	BLK	WP	HR	S	P	ERA	WHIP									
Pete Smith, R ERA: 3.63 Kent Mercker, L ERA: 3.14 Steve Bedrosian, R ERA: 3.18 Marvin Freeman, R ERA: 6.39 Jay Howell, R ERA: 2.84	(1, 1)	4.0	L	20	5	5	5	3	3	0	0	0	0	2	47	79	11.25	2.000								

Batter	1	2	3	4	5	6	7	8	9	AB	R	H	RBI	BB	SO	LOB	BOTTOM								
Otis Nixon, S OBP: 0.340, SLG: 0.271 (1, 8)	G1-3		1B		G4-3		G1-3			4	0	1	0	0	0	1	San Francisco Giants @ Atlanta Braves Atlanta-Fulton County Stadium, Atlanta, GA Sat May 29 1993, 3:33 AM EDT Att: 48,747 - Sunny - 83 F								
Mark Lemke, S OBP: 0.371, SLG: 0.447 (1, 4)	F8		1B		L7			E		4	1	2	1	0	0	0									
Terry Pendleton, S OBP: 0.250, SLG: 0.276 (1, 5)	F7		F7		F8		F8	F8		4	0	0	0	0	0	3									
David Justice, L OBP: 0.301, SLG: 0.470 (1, 9)		FC1	P6		P6		P6	K		4	0	1	0	0	1	3									
Ron Gant, R OBP: 0.350, SLG: 0.517 (1, 7)		K	K		K		K	E7		4	0	0	0	0	3	3									
Sid Bream, L OBP: 0.329, SLG: 0.366 (1, 3)	FC1				F7		1B	F7		4	1	1	0	0	0	2									
Damon Berryhill, S OBP: 0.263, SLG: 0.365 (1, 2)		1B			G6-4-3		P6		F7	3	0	1	0	1	0	1									
Rafael Belliard, R OBP: 0.240, SLG: 0.217 (1, 6)		F9			G6-4-3		G6-3	G6-3		4	0	0	0	0	0	4									
Pete Smith, R ERA: 2.7 Bill Pecota, R ERA: 1.91 Deion Sanders, L ERA: 1.51 Marvin Freeman, R ERA: 6.39 Jay Howell, R ERA: 2.84 Francisco Cabrera, R ERA: 2.89	(1, 1)	6.2	W	27	7	2	2	3	1	0	0	0	0	0	0	0	Braves								
Greg Brummett, R ERA: 2.7 Michael Jackson, R ERA: 1.51 Rod Beck, R ERA: 1.78	(1, 1)	1.1	S	3	0	0	0	0	0	0	0	0	0	0	0	0									
Inning Stats	R: 0 E: 0 K: 0 S: 3	H: 0 LOB: 0 BB: 0 P: 4	R: 0 E: 0 K: 1 S: 9	H: 2 LOB: 0 BB: 0 P: 15	R: 1 E: 0 K: 1 S: 12	H: 3 LOB: 2 BB: 0 P: 20	R: 0 E: 0 K: 0 S: 4	H: 0 LOB: 0 BB: 1 P: 9	R: 0 E: 0 K: 0 S: 7	H: 0 LOB: 0 BB: 0 P: 11	R: 0 E: 0 K: 1 S: 6	H: 0 LOB: 0 BB: 0 P: 8	R: 1 E: 0 K: 0 S: 14	H: 2 LOB: 1 BB: 0 P: 20	R: 1 E: 1 K: 1 S: 13	H: 1 LOB: 1 BB: 0 P: 18	R: 0 E: 0 K: 0 S: 4	H: 0 LOB: 0 BB: 0 P: 5	1B: 6 2B: 2 3B: 0 HR: 0	SF: 0 SAC: 0 DP: 1 HBP: 0	WP: 0 PB: 0 SB: 1 CS: 0	PA: 36			
PITCHER	IP	WLS	BF	H	R	ER	SO	BB	IBB	HBP	BLK	WP	HR	S	P	ERA	WHIP								

Batter	1	2	3	4	5	6	7	8	9	AB	R	H	RBI	BB	SO	LOB	TOP					
Darren Lewis, R OBP: 0.297, SLG: 0.380 (1, 8)										4	0	1	0	1	1	3	San Francisco Giants @ Atlanta Braves Atlanta-Fulton County Stadium, Atlanta, GA Sun May 30 1993, 3:33 AM EDT Att: 48,886 - Cloudy - 84 F livebaseballscorecards.com					
Robby Thompson, R OBP: 0.341, SLG: 0.431 (1, 4)										5	2	2	1	0	2	1						
Will Clark, L OBP: 0.327, SLG: 0.319 (1, 3)										5	1	2	0	0	1	3						
Matt Williams, R OBP: 0.350, SLG: 0.586 (1, 5)										4	0	0	0	1	1	5						
Barry Bonds, L OBP: 0.509, SLG: 0.771 (1, 7)										4	1	1	3	1	1	2						
Willie McGee, S OBP: 0.396, SLG: 0.405 (1, 9)										5	0	1	0	0	0	5						
Royce Clayton, R OBP: 0.327, SLG: 0.359 (1, 6)										4	0	1	0	0	0	1						
Kirt Manwaring, R OBP: 0.381, SLG: 0.372 (1, 2)										3	0	0	0	1	2	2						
Jeff Brantley, R OBP: 0.108, SLG: 0.100 (4, 1)										2	0	0	0	0	0	2						
Bryan Hickerson, L OBP: 0.244, SLG: 0.243 (6, PH)										0	0	0	0	0	0	0						
Todd Benzinger, S OBP: 0.333, SLG: 0.500 (6, PH)										0	0	0	0	1	0	0						
Dave Burba, R OBP: 0.300, SLG: 0.500 (7, 1)										0	0	0	0	0	0	0						
Kevin Rogers, L OBP: 0.243, SLG: 0.239 (8, PH)										0	0	0	0	0	0	0						
Craig Colbert, R OBP: 0.243, SLG: 0.239 (8, PH)										0	0	0	0	0	0	0						
Michael Jackson, R OBP: 0.243, SLG: 0.239 (8, PH)										0	0	0	0	0	0	0						
Rod Beck, R OBP: 0.243, SLG: 0.239 (8, PH)										0	0	0	0	0	0	0						
Inning Stats	R: 0 E: 0 K: 2 S: 12	H: 1 LOB: 1 BB: 0 P: 16	R: 0 E: 1 K: 0 S: 6	H: 0 LOB: 2 BB: 1 P: 15	R: 0 E: 0 K: 1 S: 10	H: 1 LOB: 3 BB: 2 P: 21	R: 0 E: 0 K: 1 S: 5	H: 0 LOB: 0 BB: 0 P: 6	R: 1 E: 0 K: 0 S: 5	H: 1 LOB: 0 BB: 0 P: 6	R: 0 E: 0 K: 1 S: 12	H: 2 LOB: 3 BB: 1 P: 19	R: 3 E: 1 K: 0 S: 9	H: 2 LOB: 0 BB: 0 P: 10	R: 0 E: 0 K: 1 S: 6	H: 0 LOB: 0 BB: 0 P: 9	R: 0 E: 0 K: 2 S: 12	H: 1 LOB: 2 BB: 1 P: 20	1B: 5 2B: 1 3B: 0 HR: 2	SF: 0 SAC: 0 DP: 0 HBP: 0	WP: 0 PB: 0 SB: 2 CS: 0	PA: 42
PITCHER	IP WLS BF H R ER SO BB IBB HBP BLK WP HR S P ERA WHIP																					
Tom Glavine, L ERA: 3.07	(1, 1)	8.0	L	37	7	4	3	6	2	2	0	0	0	0	0	2	65	102	3.38	1.125		
Greg McMichael, R ERA: 2.93	(9, 1)	1.0		5	1	0	0	2	1	0	0	0	0	0	0	0	12	20	0.00	2.000		
Batter	1	2	3	4	5	6	7	8	9	AB	R	H	RBI	BB	SO	LOB	BOTTOM					
Deion Sanders, L OBP: 0.333, SLG: 0.510 (1, 8)										4	1	1	0	1	2	2	San Francisco Giants @ Atlanta Braves Atlanta-Fulton County Stadium, Atlanta, GA Sun May 30 1993, 3:33 AM EDT Att: 48,886 - Cloudy - 84 F livebaseballscorecards.com					
Jeff Blauer, R OBP: 0.434, SLG: 0.443 (1, 6)										4	0	0	0	0	2	3						
Terry Pendleton, S OBP: 0.258, SLG: 0.289 (1, 5)										5	0	3	1	0	0	0						
David Justice, L OBP: 0.299, SLG: 0.463 (1, 9)										5	0	1	0	0	0	3						
Ron Gant, R OBP: 0.342, SLG: 0.503 (1, 7)										5	0	0	0	0	1	4						
Sid Bream, L OBP: 0.340, SLG: 0.396 (1, 3)										3	2	2	1	1	1	1						
Greg Olson, R OBP: 0.280, SLG: 0.246 (1, 2)										4	0	1	0	0	0	2						
Mark Lemke, S OBP: 0.380, SLG: 0.451 (1, 4)										3	0	2	0	1	0	0						
Tom Glavine, L OBP: 0.286, SLG: 0.200 (8, PH)										2	0	1	0	0	0	1						
Francisco Cabrera, R OBP: 0.340, SLG: 0.459 (8, PH)										1	0	0	0	0	0	0						
Otis Nixon, S OBP: 0.340, SLG: 0.271 (8, PH)										0	0	0	0	0	0	0						
Greg McMichael, R ERA: 1.55 (9, 1)										0	0	0	0	0	0	0						
Inning Stats	R: 0 E: 0 K: 0 S: 7	H: 0 LOB: 0 BB: 0 P: 13	R: 1 E: 0 K: 0 S: 9	H: 3 LOB: 2 BB: 1 P: 20	R: 1 E: 0 K: 1 S: 10	H: 2 LOB: 1 BB: 0 P: 18	R: 0 E: 0 K: 1 S: 10	H: 1 LOB: 1 BB: 1 P: 21	R: 0 E: 0 K: 1 S: 8	H: 1 LOB: 1 BB: 1 P: 17	R: 0 E: 0 K: 1 S: 12	H: 1 LOB: 1 BB: 0 P: 19	R: 0 E: 1 K: 1 S: 8	H: 0 LOB: 1 BB: 0 P: 13	R: 0 E: 0 K: 1 S: 8	H: 1 LOB: 1 BB: 0 P: 13	1B: 8 2B: 2 3B: 0 HR: 1	SF: 0 SAC: 1 DP: 0 HBP: 1	WP: 1 PB: 0 SB: 0 CS: 2	PA: 41		
PITCHER	IP WLS BF H R ER SO BB IBB HBP BLK WP HR S P ERA WHIP																					
Jeff Brantley, R ERA: 4.53	(1, 1)																					
Bryan Hickerson, L ERA: 5.32	(4, 1)	1.1		5	1	0	0	1	0	0	0	0	0	0	0	0	0	0	0.00	0.750		
Dave Burba, R ERA: 4.36	(6, 1)	1.0	W	7	3	0	0	1	0	1	0	0	0	0	0	0	0	0	0.00	3.000		
Kevin Rogers, L ERA: 2.78	(7, 1)	1.0		3	0	0	0	1	0	0	0	0	0	0	0	0	0	0	0.00	0.000		
Michael Jackson, R ERA: 1.55 (8, 1)	1.0		4	0	0	0	1	0	0	0	0	0	0	0	0	0	0	0	0.00	0.000		

Batter	1	2	3	4	5	6	7	8	9	AB	R	H	RBI	BB	SO	LOB	TOP										
Darren Lewis, R OBP: 0.289, SLG: 0.369 (1, 8)	E6 CS		G5-3		G1-3		P2		F9	5	0	0	0	0	0	2	San Francisco Giants @ Florida Marlins Joe Robbie Stadium, Miami, FL Tue Jun 01 1993, 7:05 PM EDT Att: 35,019 - Unknown - 83 F livebaseballscores.com AB 32 R 4 H 8 RBI 4 BB 4 SO 4 LOB 13										
Royce Clayton, R OBP: 0.330, SLG: 0.358 Robby Thompson, R OBP: 0.335, SLG: 0.422 (1, 6) (6, 4)	P4 1B BB			P4		G1-3 BB 2B 1B	P2			2	1	1	0	1	0	0											
Will Clark, L OBP: 0.336, SLG: 0.333 (1, 3)	G5-4-3 1B			K		G1-3 BB 2B				2	1	1	0	1	1	0											
Matt Williams, R OBP: 0.346, SLG: 0.573 (1, 5)	G5-4-3			G5-3		G1-3	G4-3			4	0	0	0	0	0	5											
Barry Bonds, L OBP: 0.514, SLG: 0.760 (1, 7)		G5-4-3 1B			G3-1	2B 1B IBB		P5		3	1	1	0	1	0	0											
Willie McGee, S OBP: 0.397, SLG: 0.410 (1, 9)	K			K	1B	1B	1B 2B	G6-3		4	1	2	2	0	1	1											
Jeff Reed, L OBP: 0.349, SLG: 0.426 (1, 2)	K			K	1B	1B	BB	F7		3	0	1	0	1	1	1											
Mike Benjamin, R OBP: 0.235, SLG: 0.298 (1, 4) (6, 6)			L6		P4	1B		G5-3		4	0	1	1	0	0	2											
Bud Black, L OBP: 0.316, SLG: 0.316 Bryan Hickerson, L (6, 1) Michael Jackson, R OBP: 0.500, SLG: 1.000 Todd Benzinger, S (9, PH) Rod Beck, R (9, 1)			K		G4-3			F8		0	0	0	0	0	0	0											
Inning Stats	R: 0 E: 1 K: 0 S: 4	H: 1 LOB: 1 BB: 1 P: 10	R: 0 E: 0 K: 2 S: 7	H: 1 LOB: 1 BB: 0 P: 11	R: 0 E: 0 K: 1 S: 10	H: 0 LOB: 0 BB: 0 P: 12	R: 0 E: 0 K: 1 S: 6	H: 0 LOB: 0 BB: 0 P: 8	R: 0 E: 0 K: 0 S: 20	H: 3 LOB: 2 BB: 0 P: 26	R: 3 E: 0 K: 0 S: 13	H: 3 LOB: 1 BB: 0 P: 15	R: 0 E: 0 K: 0 S: 12	H: 0 LOB: 0 BB: 0 P: 15	R: 0 E: 0 K: 0 S: 7	H: 0 LOB: 0 BB: 0 P: 9		1B: 7 2B: 2 3B: 0 HR: 0	SF: 0 SAC: 0 DP: 2 HBP: 1	WP: 0 PB: 0 SB: 0 CS: 2	PA: 37						
PITCHER	IP	WLS	BF	H	R	ER	SO	BB	IBB	HBP	BLK	WP	HR	S	P	ERA	WHIP										
Ryan Bowen, R ERA: 3.49 Joe Klink, L ERA: 3.75 Richie Lewis, R ERA: 2.49 Cris Carpenter, R ERA: 5.12	(1, 1) (6, 1) (6, 1) (7, 1)	5.1 0.0 0.2 3.0	L 1 2 10	24 0 1 0	7 0 0 0	4 0 0 0	4 0 0 0	4 0 0 0	2 1 0 0	1 0 0 0	0 0 0 1	0 0 0 0	0 0 3 0	56 1 3 29	88 5 3 39	6.75 ∞ 0.00 0.00	1.688 ∞ 1.500 0.000										

Batter	1	2	3	4	5	6	7	8	9	AB	R	H	RBI	BB	SO	LOB	BOTTOM										
Chuck Carr, S OBP: 0.350, SLG: 0.358 (1, 8)	HR		G5-3		1B	G5-3			1B	5	1	3	1	0	0	3	San Francisco Giants @ Florida Marlins Joe Robbie Stadium, Miami, FL Tue Jun 01 1993, 7:05 PM EDT Att: 35,019 - Unknown - 83 F livebaseballscores.com AB 35 R 3 H 9 RBI 3 BB 4 SO 10 LOB 18										
Rick Renteria, R OBP: 0.357, SLG: 0.385 (1, 5)	G5-4-3 1B		HR		K		G2-3		K	5	1	2	1	0	2	2											
Bret Barberie, S OBP: 0.375, SLG: 0.309 (1, 4)	G5-4-3		G5-3		CS BB		G5-3		K	4	0	0	0	1	1	2											
Orestes Destrade, S OBP: 0.310, SLG: 0.340 (1, 3)	2B		BB		K		1B		K	3	0	2	0	1	1	2											
Geronimo Berroa, R OBP: 0.158, SLG: 0.111 (1, 7)	K		F8		F8		K		K	4	0	0	0	0	2	3											
Alex Arias, R OBP: 0.376, SLG: 0.362 (1, 6)		P6		F7		BB 1B		G6-3		4	1	1	0	0	0	0											
Monty Fariss, R OBP: 0.294, SLG: 0.310 Greg Briley, L OBP: 0.297, SLG: 0.433 (8, PH) (9, 9)	E3			BB		FC5-4 BB		K		1	0	0	0	2	0	0											
Rob Natal, R (1, 2) Bento Santiago, R OBP: 0.290, SLG: 0.345 (6, PR) (7, 2)	K		L8		L8		K		K	3	0	0	0	0	1	4											
Ryan Bowen, R OBP: 0.136, SLG: 0.227 Joe Klink, L Richie Lewis, R Jeff Conine, R OBP: 0.380, SLG: 0.390 Cris Carpenter, R Walt Weiss, S OBP: 0.307, SLG: 0.303 (1, 1) (6, 1) (6, 1) (6, PH) (7, 1) (9, PH)	P3			K		E4		G3		2	0	0	0	0	1	2											
Inning Stats	R: 1 E: 0 K: 1 S: 11	H: 3 LOB: 1 BB: 0 P: 17	R: 0 E: 1 K: 1 S: 13	H: 0 LOB: 1 BB: 0 P: 14	R: 1 E: 0 K: 0 S: 7	H: 1 LOB: 1 BB: 1 P: 16	R: 0 E: 0 K: 1 S: 13	H: 0 LOB: 1 BB: 1 P: 20	R: 0 E: 0 K: 2 S: 10	H: 1 LOB: 2 BB: 1 P: 19	R: 1 E: 1 K: 0 S: 15	H: 2 LOB: 3 BB: 1 P: 24	R: 0 E: 0 K: 1 S: 9	H: 1 LOB: 1 BB: 0 P: 12	R: 0 E: 0 K: 2 S: 10	H: 0 LOB: 0 BB: 0 P: 15		R: 0 E: 0 K: 2 S: 11	H: 1 LOB: 1 BB: 0 P: 14	1B: 6 2B: 2 3B: 0 HR: 2	SF: 0 SAC: 0 DP: 2 HBP: 0	WP: 0 PB: 0 SB: 2 CS: 1	PA: 39				
PITCHER	IP	WLS	BF	H	R	ER	SO	BB	IBB	HBP	BLK	WP	HR	S	P	ERA	WHIP										
Bud Black, L ERA: 4.67 Bryan Hickerson, L ERA: 5.04 Michael Jackson, R ERA: 1.48 Rod Beck, R ERA: 1.85	(1, 1) (6, 1) (7, 1) (9, 1)	5.1 1.1 1.1 1.0	W 6 4 S	25 2 0 4	6 0 0 1	3 0 0 0	3 0 3 2	0 0 0 0	4 0 0 0	0 0 0 0	0 0 0 0	0 0 0 0	0 0 0 0	2 14 13 11	61 20 19 14	5.06 0.00 0.00 0.00	1.875 1.500 0.000 1.000										

Batter	1	2	3	4	5	6	7	8	9	AB R H RBI BB SO LOB	TOP									
Darren Lewis, R OBP: 0.297, SLG: 0.369 (1, 8)	G3		F9 1B SF8 HBP		G3-1		BB		2-3 1B	3 1 1 0 1 0 0	San Francisco Giants @ Florida Marlins Joe Robbie Stadium, Miami, FL Wed Jun 02 1993, 7:05 PM EDT Att: 31,845 - Unknown - 80 F									
Robby Thomson, R OBP: 0.337, SLG: 0.421 (1, 4)	HR 1B		F9 1B		E4 2B		K		K	5 1 2 0 0 2 3										
Will Clark, L OBP: 0.339, SLG: 0.357 (1, 3)	HR		F9					K		4 1 2 2 0 1 2										
Matt Williams, R OBP: 0.340, SLG: 0.566 (1, 5)	K		SF8		P4			K		3 0 0 1 0 2 2										
Barry Bonds, L OBP: 0.509, SLG: 0.754 (1, 7)	K		K			G3			2-1 2B	4 0 1 0 0 2 1										
Willie McGee, S OBP: 0.369, SLG: 0.409 (1, 9)				G3-1		G4-3			4-0 PO IBB	3 0 1 0 1 0 0										
Kirt Manwaring, R OBP: 0.370, SLG: 0.354 (1, 2)			P9			G6-3		PO	1B SH1-4 BB	3 0 0 0 1 1 1										
Mike Benjamin, R OBP: 0.222, SLG: 0.280 (1, 6)			FC5-4 1-2				K		SH1-4	3 0 0 0 0 2 1										
John Burkett, R OBP: 0.143, SLG: 0.111 (7, PH) Jeff Reed, L OBP: 0.344, SLG: 0.418 (7, 1) Kevin Rogers, L OBP: 0.350, SLG: 0.306 (8, 1) Michael Jackson, R OBP: 0.233, SLG: 0.221 (9, PH) Todd Benzinger, S OBP: 0.233, SLG: 0.221 (9, 1) Rod Beck, R (9, 1)			K		G5-3		K		F7	2 0 0 0 0 0 1 1 1 0 0 0 0 0 1 0 0 0 0 0 0 0 0 0 0 0 0 0 0 0 0 0 1 0 0 0 0 0 0 1 0 0 0 0 0 0 0 0										
Inning Stats	R: 2 E: 0 K: 2 S: 13	H: 2 LOB: 0 BB: 0 P: 17	R: 0 E: 0 K: 1 S: 9	H: 1 LOB: 1 BB: 0 P: 12	R: 1 E: 0 K: 1 S: 12	H: 1 LOB: 1 BB: 0 P: 19	R: 0 E: 0 K: 2 S: 10	H: 0 LOB: 0 BB: 0 P: 13	R: 0 E: 0 K: 0 S: 7	H: 0 LOB: 0 BB: 0 P: 11		R: 0 E: 0 K: 3 S: 11	H: 0 LOB: 1 BB: 1 P: 19	R: 0 E: 0 K: 2 S: 9	H: 1 LOB: 1 BB: 1 P: 17	R: 0 E: 0 K: 12 S: 12	H: 1 LOB: 2 BB: 1 P: 17	1B: 4 2B: 2 3B: 0 HR: 1	SF: 1 SAC: 1 DP: 0 HBP: 1	WP: 0 PB: 0 SB: 0 CS: 0
PITCHER	IP WLS BF H R ER SO BB IBB HBP BLK WP HR S P ERA WHIP											IP WLS BF H R ER SO BB IBB HBP BLK WP HR S P ERA WHIP								
Jack Armstrong, R ERA: 3.92 (1, 1)	6.0 L 25 5 3 3 6 0 0 1 0 0 1 64 91 4.50 0.833																			
Matt Turner, R ERA: (7, 1)	2.2 12 2 0 0 5 2 1 0 0 0 0 29 50 0.00 1.500																			
Richie Lewis, R ERA: 2.45 (9, 1)	0.1 1 0 0 0 1 0 0 0 0 0 0 3 3 0.00 0.000																			

Batter	1	2	3	4	5	6	7	8	9	AB R H RBI BB SO LOB	BOTTOM									
Walt Weiss, S OBP: 0.407, SLG: 0.366 (1, 6)	1B G6-4-3 1B		F7		1B		FC6-4 1B		1B	5 1 4 0 0 0 0	San Francisco Giants @ Florida Marlins Joe Robbie Stadium, Miami, FL Wed Jun 02 1993, 7:05 PM EDT Att: 31,845 - Unknown - 80 F									
Bret Barberie, S OBP: 0.391, SLG: 0.333 (1, 4)	G6-4-3 1B		K		1B		F9		WP 1B	5 0 3 0 0 1 1										
Dave Magadan, L OBP: 0.310, SLG: 0.369 (1, 5)	G6-4-3 1-2 3-H			G3-1		K		P6		4 0 0 0 1 1 4										
Orestes Destrade, S OBP: 0.307, SLG: 0.337 (1, 3)	1B		F9		K		FC6-4 1-2		K	5 0 1 0 0 2 6										
Greg Britley, L OBP: 0.294, SLG: 0.422 (1, 8)	G1-3			BB HBP 1B		G3		G3		4 0 1 0 0 0 1										
Benito Santiago, R OBP: 0.299, SLG: 0.367 (1, 2)			CS 1B		BB HBP		HR		K	3 1 2 1 0 1 0										
Jeff Conine, R OBP: 0.377, SLG: 0.354 (1, 7)	G4-3 1-2			BB HBP BB		K		P3		3 0 0 0 1 1 1										
Geronimo Berroa, R OBP: 0.174, SLG: 0.182 (1, 9)	F7			P3					K	4 0 1 0 0 1 3										
Jack Armstrong, R OBP: 0.167, SLG: 0.167 (1, 1) Alex Arias, R OBP: 0.375, SLG: 0.359 (6, PH) Matt Turner, R (7, 1) Richie Lewis, R (9, 1) Rick Renteria, R OBP: 0.353, SLG: 0.380 (9, PH)			G6-3		F9		G4-3		K	2 0 0 0 0 0 0 1 0 0 0 0 0 1 0 0 0 0 0 0 0 0 0 0 0 0 0 0 1 0 0 0 0 1 0										
Inning Stats	R: 1 E: 0 K: 0 S: 16	H: 3 LOB: 1 BB: 0 P: 25	R: 0 E: 0 K: 0 S: 5	H: 1 LOB: 0 BB: 0 P: 8	R: 0 E: 0 K: 1 S: 10	H: 0 LOB: 0 BB: 0 P: 16	R: 0 E: 0 K: 2 S: 18	H: 2 LOB: 2 BB: 0 P: 25	R: 1 E: 0 K: 1 S: 12	H: 2 LOB: 1 BB: 0 P: 18		R: 0 E: 0 K: 0 S: 18	H: 1 LOB: 1 BB: 0 P: 24	R: 0 E: 0 K: 1 S: 5	H: 0 LOB: 0 BB: 0 P: 8	R: 0 E: 0 K: 3 S: 17	H: 2 LOB: 3 BB: 1 P: 26	1B: 10 2B: 1 3B: 0 HR: 1	SF: 0 SAC: 0 DP: 1 HBP: 1	WP: 1 PB: 0 SB: 0 CS: 1
PITCHER	IP WLS BF H R ER SO BB IBB HBP BLK WP HR S P ERA WHIP											IP WLS BF H R ER SO BB IBB HBP BLK WP HR S P ERA WHIP								
John Burkett, R ERA: 3.31 (7, 1)	1.1 5 1 0 0 0 0 0 0 0 0 0 19 25 0.00 0.750																			
Kevin Rogers, L ERA: 2.07 (8, 1)	0.2 2 0 0 0 1 0 0 0 0 0 0 4 7 0.00 0.000																			
Michael Jackson, R ERA: 1.45 (9, 1)	1.0 S 6 2 0 0 3 0 1 0 0 1 0 17 26 0.00 2.000																			

Batter	1	2	3	4	5	6	7	8	9	AB R H RBI BB SO LOB	TOP									
Al Martin, L (1, 7) OBP: 0.277, SLG: 0.400 Lloyd McClendon, R (9, FH) OBP: 0.235, SLG: 0.242	L9		L7		G4-3		B1		G4-3 1B	4 0 0 0 0 0 2 1 0 1 0 0 0 0	Pittsburgh Pirates @ San Francisco Giants Candlestick Park, San Francisco, CA Thu Jun 03 1993, 10:05 PM EDT Att: 15,804 - Unknown - 58 F livebaseballscorecards.com									
Jay Bell, R (1, 6) OBP: 0.382, SLG: 0.462	1B		K		1B		K		P9	5 1 2 0 0 0 2 3										
Andy Van Slyke, L (1, 8) OBP: 0.384, SLG: 0.488	CI			G4-3	L7		P8		G4-6-3 1-2	4 0 0 0 0 0 3										
Orlando Merced, S (1, 9) OBP: 0.471, SLG: 0.503	G6-4-3			1B	1B				SH5-4 FC6-2 1B	4 1 3 1 0 0 2										
Jeff King, R (1, 5) OBP: 0.324, SLG: 0.348		F8		1B	1B				FC6-2 SH5-4 1B	4 0 2 0 0 0 1										
Kevin Young, R (1, 3) OBP: 0.305, SLG: 0.345		F9		1B		G5-3			SH5-4	3 0 1 1 0 0 0										
Don Slaught, R (1, 2) OBP: 0.359, SLG: 0.369							K		FC6-2 BB	4 0 0 0 0 1 4										
Tom Foley, L (1, 4) OBP: 0.273, SLG: 0.339 Dave Otto, L (6, 1) OBP: 0.255, SLG: 0.412 Lonnie Smith, R (8, FH) OBP: 0.371, SLG: 0.375 Blas Minor, R (8, 1) OBP: 0.200, SLG: 0.200							L7		BB	2 0 1 0 1 0 0 0 0 0 0 0 0 0 0 0 0 0 0 1 0 0 0 0 0 0 0 0 0 0										
Denny Neagle, L (1, 1) Carlos Garcia, R (6, 4) OBP: 0.314, SLG: 0.378				K	L4				K	2 0 0 0 0 1 4 1 0 0 0 1 1 3										
Inning Stats	R: 0 E: 1 K: 0 S: 10	H: 1 LOB: 1 BB: 0 P: 16	R: 0 E: 0 K: 0 S: 10	H: 0 LOB: 0 BB: 0 P: 14	R: 0 E: 0 K: 2 S: 9	H: 1 LOB: 1 BB: 0 P: 15	R: 1 E: 0 K: 0 S: 14	H: 3 LOB: 3 BB: 1 P: 23	R: 1 E: 0 K: 1 S: 8	H: 2 LOB: 1 BB: 0 P: 9		R: 0 E: 0 K: 1 S: 6	H: 0 LOB: 1 BB: 1 P: 12	R: 0 E: 0 K: 1 S: 12	H: 2 LOB: 3 BB: 1 P: 18	R: 0 E: 0 K: 0 S: 8	H: 1 LOB: 0 BB: 0 P: 15	1B: 10 2B: 0 3B: 0 HR: 0	SF: 0 SAC: 1 DP: 2 HBP: 0	WP: 0 PB: 0 SB: 1 CS: 0
PITCHER	IP WLS BF H R ER SO BB IBB HBP BLK WP HR S P ERA WHIP											IP WLS BF H R ER SO BB IBB HBP BLK WP HR S P ERA WHIP								
Greg Brummett, R (1, 1) ERA: 2.84	6.0 L 26 7 2 2 3 1 0 0 0 0 0 0 60 94 3.00 1.333																			
Dave Righetti, L (7, 1) ERA: 3.39	1.0 5 1 0 0 1 1 0 0 0 0 0 0 10 17 0.00 2.000																			
Dave Burba, R (8, 1) ERA: 4.63	1.0 5 1 0 0 1 1 0 0 0 0 0 0 8 13 0.00 2.000																			
Bryan Hickerson, L (9, 1) ERA: 4.85	1.0 3 1 0 0 0 0 0 0 0 0 0 0 8 15 0.00 1.000																			


Batter	1	2	3	4	5	6	7	8	9	AB R H RBI BB SO LOB	BOTTOM											
Darren Lewis, R (1, 8) OBP: 0.307, SLG: 0.376	BB		CS			G4-3 S 2B			G3	2 1 1 0 2 0 0	Pittsburgh Pirates @ San Francisco Giants Candlestick Park, San Francisco, CA Thu Jun 03 1993, 10:05 PM EDT Att: 15,804 - Unknown - 58 F livebaseballscorecards.com											
Robby Thompson, R (1, 4) OBP: 0.335, SLG: 0.414	FC5-4 WP 1-2		K			G4-3 BB			K	3 0 0 0 1 2 2												
Will Clark, L (1, 3) OBP: 0.333, SLG: 0.350	F8					G4-3			F7	4 0 0 1 0 1 2												
Matt Williams, R (1, 5) OBP: 0.335, SLG: 0.556	K					F8			G5-3	4 0 0 0 0 2 2												
Barry Bonds, L (1, 7) OBP: 0.502, SLG: 0.742		P2			L8				G1-3	3 0 0 0 0 0 0												
Willie McGee, S (1, 9) OBP: 0.373, SLG: 0.410		WP S 1B				CS BB			K	2 0 1 0 1 1 0												
Royce Clayton, R (1, 6) OBP: 0.325, SLG: 0.353						P3			G5-3	3 0 0 0 0 1 2												
Craig Colbert, R (1, 2) OBP: 0.231, SLG: 0.306 Jeff Reed, L (8, 2) OBP: 0.338, SLG: 0.411						G6-3			G4-3	2 0 0 0 0 1 1 1 0 0 0 0 0 0												
Greg Brummett, R (1, 1) Luis Mercedes, R (6, PH) OBP: 0.246, SLG: 0.273 Dave Righetti, L (7, 1) OBP: 0.255, SLG: 0.412 Dave Burba, R (8, 1) OBP: 0.371, SLG: 0.375 Todd Benzinger, S (8, PH) OBP: 0.200, SLG: 0.200 Bryan Hickerson, L (9, 1) OBP: 0.200, SLG: 0.200									P4	1 0 0 0 0 1 0 1 0 1 0 0 0 0 0 0 0 0 0 0 0 0 0												
Inning Stats	R: 0 E: 0 K: 1 S: 12	H: 0 LOB: 1 BB: 1 P: 21	R: 0 E: 0 K: 2 S: 10	H: 1 LOB: 1 BB: 0 P: 14	R: 0 E: 0 K: 2 S: 10	H: 0 LOB: 0 BB: 1 P: 16	R: 0 E: 0 K: 2 S: 10	H: 0 LOB: 0 BB: 0 P: 15	R: 0 E: 0 K: 0 S: 4	H: 0 LOB: 0 BB: 1 P: 9		R: 1 E: 0 K: 0 S: 10	H: 1 LOB: 1 BB: 1 P: 22	R: 0 E: 0 K: 1 S: 12	H: 0 LOB: 0 BB: 0 P: 14	R: 0 E: 0 K: 0 S: 8	H: 0 LOB: 0 BB: 0 P: 11	R: 0 E: 0 K: 1 S: 8	H: 0 LOB: 0 BB: 0 P: 10	1B: 1 2B: 1 3B: 0 HR: 0	SF: 0 SAC: 0 DP: 0 HBP: 0	WP: 3 PB: 0 SB: 2 CS: 2
PITCHER	IP WLS BF H R ER SO BB IBB HBP BLK WP HR S P ERA WHIP											IP WLS BF H R ER SO BB IBB HBP BLK WP HR S P ERA WHIP										
Denny Neagle, L (1, 1) ERA: 4.5	5.1 W 20 2 1 1 7 4 0 0 0 0 0 0 50 89 1.69 1.125																					
Dave Otto, L (6, 1) ERA: 4.18	1.2 5 0 0 0 1 0 0 0 0 0 0 0 16 22 0.00 0.000																					
Blas Minor, R (8, 1) ERA: 3.31	2.0 S 6 0 0 0 1 0 0 0 0 0 0 0 16 21 0.00 0.000																					



Batter	1	2	3	4	5	6	7	8	9	AB	R	H	RBI	BB	SO	LOB	TOP				
Al Martin, L OBP: 0.281, SLG: 0.414 (1, 7)	0-1 P6		1-2 G3		3-2 SH1-3 SF8 2B	2-2 F8			1-1 WP 2B	5	1	2	0	0	0	1					
Jay Bell, R OBP: 0.384, SLG: 0.460 (1, 6)	4-2 1B L5 BB		2-1 G4-3		0-1 SH1-3 2-3		0-1 1B		3-0 P8	3	0	1	0	1	0	1					
Andy Van Slyke, L OBP: 0.384, SLG: 0.488 (1, 8)	1-2 1-3 1B			0-1 SH 1B SF9 1B	0-0 SF8		0-0 F8		1-3 K 2-3	4	1	2	1	0	1	2					
Orlando Merced, S OBP: 0.478, SLG: 0.507 (1, 9)	4-0 1-2 BB			0-2 SF9 SH G6-3 1B	0-0 1B		2-2 F7			3	1	2	0	1	0	1					
Jeff King, R OBP: 0.325, SLG: 0.348 (1, 5)	1-2 L5			0-1 SH SF9	0-1 1B		0-1 P7			3	0	1	0	0	0	4					
Kevin Young, R OBP: 0.295, SLG: 0.338 (1, 3)		2-1 G1-3		2-2 SF9	1-1 L4			2-2 F9		3	0	0	1	0	0	2					
Tom Prince, R OBP: 0.327, SLG: 0.348 (1, 2)		1-2 G1-3		2-2 G6-3		1-1 P3		0-3 K		4	0	0	1	0	1	1					
Carlos Garcia, R OBP: 0.319, SLG: 0.372 (1, 4)		3-2 G4-3		3-2 4-0 IBB		4-2 FC4-6 BB		1-2 G5-3		2	0	0	0	2	0	0					
Steve Cooke, R OBP: 0.074, SLG: 0.111 (1, 1)			2-3 K	0-2 F9		0-1 FC4-6			0-0 P3	4	0	0	0	0	1	3					
Stan Belinda, R (9, 1)										0	0	0	0	0	0	0					
Inning Stats	R: 0 E: 0 K: 0 S: 14	H: 1 LOB: 2 BB: 2 P: 24	R: 0 E: 0 K: 0 S: 8	H: 0 LOB: 0 BB: 0 P: 14	R: 0 E: 0 K: 1 S: 9	H: 0 LOB: 0 BB: 0 P: 14	R: 2 E: 1 K: 0 S: 21	H: 2 LOB: 2 BB: 1 P: 30	R: 1 E: 0 K: 0 S: 11	H: 3 LOB: 2 BB: 0 P: 15	R: 0 E: 0 K: 0 S: 9	H: 0 LOB: 1 BB: 0 P: 16	R: 0 E: 0 K: 1 S: 13	H: 0 LOB: 0 BB: 0 P: 16	R: 0 E: 0 K: 1 S: 7	H: 1 LOB: 1 BB: 0 P: 12	1B: 6 2B: 3 3B: 0 HR: 0	SF: 2 SAC: 2 DP: 1 HBP: 0	WP: 1 PB: 0 SB: 0 CS: 0	PA: 39	
PITCHER	IP	WLS	BF	H	R	ER	SO	BB	IBB	HBP	BLK	WP	HR	S	P	ERA	WHIP				
Jeff Brantley, R ERA: 4.45 (1, 1)	5.0	L	24	6	3	2	1	2	1	0	0	0	0	63	97	3.60	1.600				
Dave Burba, R ERA: 4.5 (6, 1)	1.0		5	1	0	0	0	1	0	0	0	0	0	11	18	0.00	2.000				
Dave Righetti, L ERA: 3.2 (7, 1)	1.0		3	0	0	0	0	0	0	0	0	0	0	6	8	0.00	0.000				
Michael Jackson, R ERA: 1.36 (8, 1)	2.0		7	1	0	0	2	0	0	0	0	1	0	20	28	0.00	0.500				

Pittsburgh Pirates @ San Francisco Giants
Candlestick Park, San Francisco, CA
Fri Jun 04 1993, 10:05 PM EDT
Att: 15,725 - Unknown - 58 F

AB	31
R	3
H	8
RBI	3
BB	4
SO	3
LOB	15



Batter	1	2	3	4	5	6	7	8	9	AB	R	H	RBI	BB	SO	LOB	BOTTOM					
Darren Lewis, R OBP: 0.305, SLG: 0.378 (1, 8)	1-0 G4-3		1-0 SH5-4 SF8 2B		2-2 G4-3			1-2 G1-3		4	1	1	0	0	0	0						
Robby Thompson, R OBP: 0.340, SLG: 0.424 (1, 4)	3-1 G6-3		2-0 SH5-4 2-3			1-1 G3 2B		2-0 1B		3	0	2	0	0	0	0						
Will Clark, L OBP: 0.328, SLG: 0.345 (1, 3)	2-3 K		1-0 SF8			1-0 G3		2-0 P6		3	0	0	1	0	1	2						
Matt Williams, R OBP: 0.337, SLG: 0.568 (1, 5)		1-1 HR	3-2 F9			0-1 G5-3		2-1 1B		4	1	2	1	0	0	1						
Barry Bonds, L OBP: 0.498, SLG: 0.737 (1, 7)		2-2 G6-3 2B		1-1 F8		0-0 P6		1-2 P6		4	0	1	0	0	0	2						
Mark Carreon, R OBP: 0.485, SLG: 0.569 (1, 9)		2-2 G6-3		2-3 K			1-2 G6-3		1-3 K	3	0	0	0	0	1	1						
Michael Jackson, R OBP: 0.500, SLG: 1.000 (8, 1)										0	0	0	0	0	0	0						
Todd Benzinger, S OBP: 0.222, SLG: 0.220 (9, PH)		2-3								1	0	0	0	0	1	1						
Royce Clayton, R OBP: 0.324, SLG: 0.351 (1, 6)		1-0 G5-3		0-0 L9			1-1 G4-3		0-1 1B	4	0	1	0	0	0	1						
Andy Allanson, R (1, 2)		4-2 BB			3-2 P9		1-1 G6-3		1-1 G3-1	2	0	0	0	1	0	0						
Jeff Reed, L OBP: 0.333, SLG: 0.404 (9, PH)										1	0	0	0	0	0	2						
Jeff Brantley, R OBP: 0.095, SLG: 0.095 (1, 1)		0-2 K			1-1 F9			0-1 G6-3		1	0	0	0	0	1	2						
Dave Martinez, L OBP: 0.245, SLG: 0.205 (5, PH)										1	0	0	0	0	0	0						
Dave Burba, R OBP: 0.333, SLG: 0.500 (6, 1)										0	0	0	0	0	0	0						
Dave Righetti, L (7, 1)										0	0	0	0	0	0	0						
Willie McGee, S OBP: 0.372, SLG: 0.408 (8, 9)										1	0	0	0	0	0	0						
Inning Stats	R: 0 E: 0 K: 1 S: 6	H: 0 LOB: 0 BB: 0 P: 12	R: 1 E: 0 K: 1 S: 18	H: 2 LOB: 1 BB: 1 P: 28	R: 1 E: 0 K: 0 S: 6	H: 1 LOB: 0 BB: 0 P: 13	R: 0 E: 0 K: 1 S: 7	H: 0 LOB: 0 BB: 0 P: 10	R: 0 E: 0 K: 0 S: 8	H: 0 LOB: 0 BB: 0 P: 14	R: 0 E: 0 K: 0 S: 6	H: 1 LOB: 1 BB: 0 P: 8	R: 0 E: 0 K: 0 S: 7	H: 0 LOB: 0 BB: 0 P: 10	R: 0 E: 0 K: 0 S: 7	H: 1 LOB: 1 BB: 0 P: 12	R: 0 E: 0 K: 1 S: 12	H: 2 LOB: 2 BB: 0 P: 17	1B: 3 2B: 3 3B: 0 HR: 1	SF: 1 SAC: 1 DP: 0 HBP: 0	WP: 0 PB: 0 SB: 0 CS: 0	PA: 35
PITCHER	IP	WLS	BF	H	R	ER	SO	BB	IBB	HBP	BLK	WP	HR	S	P	ERA	WHIP					
Steve Cooke, L ERA: 3.45 (1, 1)	8.2	W	34	7	2	2	4	1	0	0	0	0	0	75	121	2.08	0.923					
Stan Belinda, R ERA: 2.7 (9, 1)	0.1	S	1	0	0	0	0	0	0	0	0	0	0	2	3	0.00	0.000					

Pittsburgh Pirates @ San Francisco Giants
Candlestick Park, San Francisco, CA
Fri Jun 04 1993, 10:05 PM EDT
Att: 15,725 - Unknown - 58 F

AB	32
R	2
H	7
RBI	2
BB	1
SO	4
LOB	12



Batter	1	2	3	4	5	6	7	8	9	AB	R	H	RBI	BB	SO	LOB	TOP										
Lonnie Smith, R (1, 7) OBP: 0.386, SLG: 0.386 Blas Minor, R (7, 1) OBP: 0.200, SLG: 0.200	2-2 G6-4-3 1B		4-2 BB BB		2-0 F8		3-2 FC6-4 1B			3	0	2	1	1	0	0											
Jay Bell, R (1, 6) OBP: 0.386, SLG: 0.456	2-2 G6-4-3 1-2f		4-1 FC5-4 BB			4-2 L4 BB BB	1-1 FC6-4			2	0	0	1	2	0	3											
Jeff King, R (1, 5) OBP: 0.319, SLG: 0.341	0-3 K		1-2 FC5-4			2-0 L7	0-3 K			4	0	0	0	0	2	5											
Lloyd McClendon, R (1, 9) OBP: 0.236, SLG: 0.231 (7, 7)		2-2 G6-3		1-0 G6-3			3-2 G5-3			3	0	0	0	1	0	0											
Kevin Young, R (1, 3) OBP: 0.292, SLG: 0.329		2-3 K		3-3 K		1-2 L4	1-0 F8			4	0	0	0	0	2	2											
Glenn Wilson, R (1, 8) OBP: 0.200, SLG: 0.200		0-1 1B		1-0 1B			0-0 F8			4	0	2	0	0	1	0											
Carlos Garcia, R (1, 4) Tom Foley, L (9, PH) OBP: 0.269, SLG: 0.333	1-1 G4-3		1-1 G5-3			2-2 BB 1B 1B				3	1	1	0	0	0	2	AB 31										
Tom Prince, R (1, 2) Al Martin, L (9, PH) OBP: 0.328, SLG: 0.347 OBP: 0.279, SLG: 0.411			0-2 F8		0-1 G6-3		3-2 1B BB FC6-4 1B			3	1	1	0	0	0	0	R 2										
Tim Wakefield, R (1, 1) Orlando Merced, S (7, PH) OBP: 0.115, SLG: 0.192 OBP: 0.478, SLG: 0.503 (7, 9)			0-1 G3		1-3 K		4-2 FC6-4 1B 1-2 2-3 BB			2	0	0	0	0	1	0	H 6										
Inning Stats	R: 0 E: 0 K: 1 S: 9	H: 1 LOB: 0 BB: 0 P: 13	R: 0 E: 0 K: 1 S: 12	H: 1 LOB: 1 BB: 0 P: 17	R: 0 E: 0 K: 0 S: 13	H: 0 LOB: 2 BB: 2 P: 22	R: 0 E: 0 K: 1 S: 8	H: 1 LOB: 1 BB: 0 P: 14	R: 0 E: 0 K: 0 S: 16	H: 0 LOB: 0 BB: 2 P: 27	R: 2 E: 0 K: 2 S: 24	H: 3 LOB: 2 BB: 1 P: 40	R: 0 E: 0 K: 3 S: 5	H: 0 LOB: 0 BB: 0 P: 9	R: 0 E: 0 K: 3 S: 10	H: 0 LOB: 0 BB: 0 P: 14	1B: 6 2B: 1 3B: 0 HR: 0	SF: 0 SAC: 0 DP: 2 HBP: 0	WP: 0 PB: 0 SB: 0 CS: 0	PA: 36							
PITCHER	IP	WLS	BF	H	R	ER	SO	BB	IBB	HBP	BLK	WP	HR	S	P	ERA	WHIP										
Trevor Wilson, L (1, 1) ERA: 3.47	5.1	W	22	3	0	0	4	4	0	0	0	0	0	56	93	0.00	1.312										
Kevin Rogers, L (6, 1) ERA: 3.12	1.0		6	3	2	2	1	1	0	0	0	0	0	27	43	18.00	4.000										
Michael Jackson, R (7, 1) ERA: 1.34	0.2		2	0	0	0	1	0	0	0	0	0	0	5	6	0.00	0.000										
Bryan Hickerson, L (8, 1) ERA: 4.67	1.0		3	0	0	0	0	0	0	0	0	0	0	5	9	0.00	0.000										
Rod Beck, R (9, 1) ERA: 1.53	1.0	S	3	0	0	0	3	0	0	0	0	0	0	10	14	0.00	0.000										

Pittsburgh Pirates @ San Francisco Giants
Candlestick Park, San Francisco, CA
Sat Jun 05 1993, 6:33 AM EDT
Att: 23,990 - Sunny - 64 F

AB 31
R 2
H 6
RBI 2
BB 5
SO 9
LOB 12



Batter	1	2	3	4	5	6	7	8	9	AB	R	H	RBI	BB	SO	LOB	BOTTOM										
Darren Lewis, R (1, 8) OBP: 0.304, SLG: 0.381	1-0 G6-3		2-0 2B		3-2 P3			0-0 G6-3		4	0	1	0	0	0	0											
Royce Clayton, R (1, 6) OBP: 0.316, SLG: 0.343	2-2 F7		1-1 P4			1-0 P3		2-3 K		4	0	0	0	0	1	1											
Will Clark, L (1, 3) OBP: 0.331, SLG: 0.350	1-2 HR 2B		0-0 F7			4-1 FC6-4 BB		2-3 K		3	1	1	0	1	1	1											
Matt Williams, R (1, 5) OBP: 0.337, SLG: 0.578	1-0 HR 2H		1-1 F9			0-1 FC6-4 FC4-6				3	1	1	2	0	0	2											
Barry Bonds, L (1, 7) OBP: 0.492, SLG: 0.725	2-0 F7			3-2 K		0-1 FC4-6				3	0	0	0	0	1	1											
Willie McGee, S (1, 9) OBP: 0.367, SLG: 0.402		1-3 K		1-0 G3			0-0 G3			3	0	0	0	0	1	0											
Jeff Reed, L (1, 2) OBP: 0.319, SLG: 0.383		3-2 P8		1-2 P2			3-1 L3			3	0	0	0	0	0	0	AB 29										
Mike Benjamin, R (1, 4) OBP: 0.228, SLG: 0.283		1-0 G5-3			1-0 P3		1-1 E8 1B			3	0	1	0	0	0	0	R 3										
Trevor Wilson, L (1, 1) Kevin Rogers, L (6, 1) Michael Jackson, R (7, 1) Todd Benzinger, S (7, PH) Bryan Hickerson, L (8, 1) Rod Beck, R (9, 1)			0-0 HR		0-1 P6		1-2 F7			2	1	1	1	0	0	0	H 5										
Inning Stats	R: 2 E: 0 K: 0 S: 11	H: 2 LOB: 0 BB: 0 P: 18	R: 0 E: 0 K: 1 S: 8	H: 0 LOB: 0 BB: 0 P: 13	R: 1 E: 0 K: 0 S: 7	H: 2 LOB: 1 BB: 0 P: 11	R: 0 E: 0 K: 1 S: 8	H: 0 LOB: 0 BB: 0 P: 13	R: 0 E: 0 K: 0 S: 6	H: 0 LOB: 1 BB: 1 P: 11	R: 0 E: 1 K: 0 S: 8	H: 1 LOB: 1 BB: 0 P: 13	R: 0 E: 0 K: 2 S: 7	H: 0 LOB: 0 BB: 0 P: 11	1B: 1 2B: 2 3B: 0 HR: 2	SF: 0 SAC: 0 DP: 0 HBP: 0	WP: 0 PB: 0 SB: 0 CS: 0	PA: 30									
PITCHER	IP	WLS	BF	H	R	ER	SO	BB	IBB	HBP	BLK	WP	HR	S	P	ERA	WHIP										
Tim Wakefield, R (1, 1) ERA: 5.51	6.0	L	23	4	3	3	2	1	0	0	0	0	0	15	24	0.00	0.500										
Blas Minor, R (7, 1) ERA: 3.12	2.0		7	1	0	0	2	0	0	0	0	0	0	15	24	0.00	0.500										

Pittsburgh Pirates @ San Francisco Giants
Candlestick Park, San Francisco, CA
Sat Jun 05 1993, 6:33 AM EDT
Att: 23,990 - Sunny - 64 F

AB 29
R 3
H 5
RBI 3
BB 1
SO 4
LOB 6



Batter	1	2	3	4	5	6	7	8	9	AB	R	H	RBI	BB	SO	LOB	TOP								
Bernard Gilkey, R OBP: 0.384, SLG: 0.441 (1, 7) C X	0-1 F9			1-0 CS HBP		3-2 G5-3		2-3 3B BB		2	1	0	0	1	0	0									
Ozzie Smith, S OBP: 0.309, SLG: 0.330 (1, 6) B X	1-0 F7			2-0 F9				0-1 2B 1B		4	0	2	2	0	0	1									
Gregg Jefferies, S OBP: 0.253, SLG: 0.440 Mike Perez, R (8, 1) C X	2-3 K			2-2 K				0-1 F9		4	0	1	0	0	1	3									
Rob Murphy, L OBP: 1.000, SLG: 1.000 Lee Smith, R (8, 1) C X				1-2 1B				0-1 F9		0	0	0	0	0	0	0									
Ray Lankford, L OBP: 0.395, SLG: 0.357 (1, 8) F X		2-2 L5		2-2 G3				2-2 2B		4	0	1	0	0	1	3									
Mark Whiten, S OBP: 0.297, SLG: 0.346 (1, 9) F X		0-1 G5-3				0-0 G4-3		0-3 K		4	0	0	0	0	1	4									
Luis Alica, S OBP: 0.382, SLG: 0.368 Geronimo Pena, S OBP: 0.329, SLG: 0.323 (1, 4) C X		0-3 K				3-1 G4-3		0-3 K		1	0	0	0	0	1	0									
Tracy Woodson, R OBP: 0.222, SLG: 0.240 Erik Pappas, R OBP: 0.403, SLG: 0.385 (8, PR) C X				0-2 G4-3		3-1 G6-3		0-0 2B 1B		3	0	1	0	0	0	0									
Hector Villanueva, R OBP: 0.211, SLG: 0.340 Gerald Perry, L OBP: 0.429, SLG: 0.455 Todd Zeile, R OBP: 0.359, SLG: 0.321 (8, PH) C X				1-3 K				1-1 2B 1B		2	0	0	0	0	1	0									
Rene Arocha, R (1, 1) C X				2-3 K				1-3 2B 2B		1	1	1	0	0	0	0									
Rod Brewer, L OBP: 0.288, SLG: 0.278 (8, 3) C X								0-2 3B 2B		2	0	0	0	0	2	0									
Inning Stats	R: 0 E: 0 K: 1 S: 6	H: 0 LOB: 0 BB: 0 P: 9	R: 0 E: 0 K: 1 S: 8	H: 0 LOB: 0 BB: 0 P: 10	R: 0 E: 0 K: 2 S: 9	H: 0 LOB: 0 BB: 0 P: 12	R: 0 E: 0 K: 0 S: 8	H: 1 LOB: 1 BB: 0 P: 15	R: 0 E: 0 K: 0 S: 5	H: 0 LOB: 0 BB: 0 P: 11	R: 0 E: 0 K: 1 S: 8	H: 0 LOB: 0 BB: 0 P: 13	R: 0 E: 0 K: 2 S: 13	H: 2 LOB: 2 BB: 0 P: 16	R: 4 E: 1 K: 1 S: 14	H: 4 LOB: 2 BB: 1 P: 21	R: 0 E: 0 K: 2 S: 12	H: 0 LOB: 0 BB: 0 P: 19	1B: 3 2B: 3 3B: 1 HR: 0	SF: 0 SAC: 0 DP: 0 HBP: 1	WP: 0 PB: 0 SB: 0 CS: 1	PA: 35			
PITCHER	IP	WLS	BF	H	R	ER	SO	BB	IBB	HBP	BLK	WP	HR	S	P	ERA	WHIP								
John Burkett, R ERA: 3.25 Michael Jackson, R ERA: 1.87 Bryan Hickerson, L ERA: 4.5 Dave Burba, R ERA: 4.38	7.0	L	26	5	3	3	7	0	0	1	0	0	0	60	90	3.86	0.714								

St. Louis Cardinals @ San Francisco Giants
Candlestick Park, San Francisco, CA
Tue Jun 08 1993, 6:33 AM EDT
Att: 19,108 - Sunny - 73 F

AB 33
R 4
H 7
RBI 4
BB 1
SO 10
LOB 13



Batter	1	2	3	4	5	6	7	8	9	AB	R	H	RBI	BB	SO	LOB	BOTTOM								
Darren Lewis, R OBP: 0.300, SLG: 0.371 (1, 8) B X	1-1 G6-3		0-0 G6-3		2-2 G4-3			4-0 BB	0-3 K	4	0	0	0	1	1	2									
Robby Thompson, R OBP: 0.349, SLG: 0.432 (1, 4) B X	2-1 1B		2-2 P6			1-1 G4-3		2-3 K		4	0	1	0	0	1	2									
Will Clark, L OBP: 0.337, SLG: 0.355 (1, 3) B X	1-3 K		0-0 1B			0-1 F7		1-0 P5		4	0	1	0	0	1	3									
Matt Williams, R OBP: 0.331, SLG: 0.569 (1, 5) C X	1-0 P3		0-0 F9			3-3 K			2-0 HR 2B	4	1	1	0	0	1	2									
Barry Bonds, L OBP: 0.488, SLG: 0.730 (1, 7) B X		2-1 F8		1-0 F8			2-1 G4-3	1-1 HR	1-1 HR	4	1	1	2	0	0	0									
Willie McGee, S OBP: 0.358, SLG: 0.396 (1, 9) F X		0-1 1B 2B		1-2 G4-3			1-1 L8	1-2 G4-3		4	1	1	0	0	0	0									
Royce Clayton, R OBP: 0.321, SLG: 0.346 Jeff Reed, L OBP: 0.311, SLG: 0.369 (8, PH) C X		1-1 2H 1B		2-1 F8			1-3 K		3-1 G6-3	3	0	1	1	0	1	0									
Kirt Manwaring, R OBP: 0.376, SLG: 0.357 Todd Benzinger, S OBP: 0.245, SLG: 0.244 Mike Benjamin, R OBP: 0.228, SLG: 0.283 (1, 2) C X		2-2 P2		0-0 G4-3 1B			0-0 G4-3	4-2 BB BB	2-1 1B 1B	2	0	1	0	1	0	1									
John Burkett, R OBP: 0.133, SLG: 0.220 Michael Jackson, R OBP: 0.200, SLG: 1.000 Bryan Hickerson, L (8, PH) C X		0-1 G1-3		0-1 G4-3			0-1 G4-3	0-1 P5	0-0 1B	2	0	0	0	0	0	2									
Dave Martinez, L OBP: 0.333, SLG: 0.500 Dave Burba, R OBP: 0.403, SLG: 0.576 (8, PH) C X									1-3 1B	1	0	0	0	0	0	0									
Inning Stats	R: 0 E: 0 K: 1 S: 8	H: 1 LOB: 1 BB: 0 P: 13	R: 1 E: 0 K: 0 S: 11	H: 2 LOB: 1 BB: 0 P: 16	R: 0 E: 0 K: 0 S: 10	H: 1 LOB: 1 BB: 0 P: 12	R: 0 E: 0 K: 0 S: 9	H: 0 LOB: 0 BB: 0 P: 13	R: 0 E: 0 K: 1 S: 10	H: 0 LOB: 0 BB: 0 P: 14	R: 0 E: 0 K: 1 S: 7	H: 0 LOB: 0 BB: 0 P: 11	R: 0 E: 0 K: 1 S: 10	H: 0 LOB: 2 BB: 2 P: 21	R: 2 E: 0 K: 1 S: 15	H: 4 LOB: 2 BB: 0 P: 24	1B: 6 2B: 2 3B: 0 HR: 1	SF: 0 SAC: 0 DP: 1 HBP: 0	WP: 0 PB: 0 SB: 1 CS: 0	PA: 37					
PITCHER	IP	WLS	BF	H	R	ER	SO	BB	IBB	HBP	BLK	WP	HR	S	P	ERA	WHIP								
Rene Arocha, R ERA: 2.36 Mike Perez, R ERA: 2.65 Rob Murphy, L ERA: 3.0 Lee Smith, R ERA: 4.12	7.0	W	25	5	1	1	3	0	0	0	0	0	0	9	19	0.00	3.000								

St. Louis Cardinals @ San Francisco Giants
Candlestick Park, San Francisco, CA
Tue Jun 08 1993, 6:33 AM EDT
Att: 19,108 - Sunny - 73 F


AB 35
R 3
H 9
RBI 3
BB 2
SO 5
LOB 13



Batter	1	2	3	4	5	6	7	8	9	AB	R	H	RBI	BB	SO	LOB	TOP					
Bernard Gilkey, R (1, 7) OBP: 0.379, SLG: 0.433	F7		F8				K		P4	5	0	1	0	0	1	1						
Ozzie Smith, S (1, 6) OBP: 0.312, SLG: 0.333	G1-3		G3-1				F7			4	0	2	0	0	0	0						
Gregg Jefferies, S (1, 3) OBP: 0.360, SLG: 0.446	S		G3-1				G6-3			4	0	3	0	0	0	1						
Ray Lankford, L (1, 8) OBP: 0.388, SLG: 0.349	G4-3		G3-1				L3			4	0	0	0	0	1	4						
Mark Whiten, S (1, 9) OBP: 0.300, SLG: 0.346		G5-3					E1		P3	3	1	1	0	1	0	0						
Gerónimo Peña, S (1, 4) OBP: 0.327, SLG: 0.320		G5-3					G4-3		G4-6-3	4	0	1	0	0	1	4						
Tracy Woodson, R (1, 5) OBP: 0.226, SLG: 0.241							G4-3		G4-6-3	4	0	1	1	0	0	1						
Erik Pappas, R (1, 2) OBP: 0.421, SLG: 0.397									F8	3	0	2	0	1	0	0						
Donovan Osborne, S (1, 1) OBP: 0.261, SLG: 0.227										2	0	0	0	0	0	3						
Rod Brewer, L (9, PH) OBP: 0.283, SLG: 0.273									K	1	0	0	0	0	1	0						
Inning Stats	R: 0 E: 0 K: 0 S: 9	H: 1 LOB: 1 BB: 0 P: 12	R: 0 E: 0 K: 0 S: 10	H: 2 LOB: 2 BB: 0 P: 16	R: 0 E: 0 K: 1 S: 8	H: 3 LOB: 3 BB: 1 P: 16	R: 0 E: 0 K: 0 S: 4	H: 1 LOB: 1 BB: 0 P: 5	R: 0 E: 0 K: 0 S: 3	H: 1 LOB: 0 BB: 0 P: 3	R: 1 E: 1 K: 0 S: 8	H: 1 LOB: 1 BB: 1 P: 14	R: 0 E: 0 K: 2 S: 11	H: 1 LOB: 0 BB: 0 P: 17	R: 0 E: 0 K: 0 S: 7	H: 1 LOB: 0 BB: 0 P: 11	R: 0 E: 0 K: 1 S: 6	H: 0 LOB: 0 BB: 0 P: 9	1B: 11 2B: 0 3B: 0 HR: 0	SF: 0 SAC: 1 DP: 2 HBP: 0	WP: 0 PB: 0 SB: 2 CS: 1	PA: 37
PITCHER	IP	WLS	BF	H	R	ER	SO	BB	IBB	HBP	BLK	WP	HR	S	P	ERA	WHIP					
Bud Black, L (1, 1) ERA: 4.11	6.0	W	27	9	1	0	1	1	1	0	0	0	0	42	66	0.00	1.667					
Jeff Brantley, R (7, 1) ERA: 4.4	0.2		3	1	0	0	1	0	0	0	0	0	0	8	11	0.00	1.500					
Kevin Rogers, L (7, 1) ERA: 3.0	1.1		4	1	0	0	1	0	0	0	0	0	0	10	17	0.00	0.750					
Rod Beck, R (9, 1) ERA: 1.48	1.0	S	3	0	0	0	1	0	0	0	0	0	0	6	9	0.00	0.000					

St. Louis Cardinals @ San Francisco Giants
Candlestick Park, San Francisco, CA
Wed Jun 09 1993, 6:33 AM EDT
Att: 21,403 - Sunny - 70 F


AB 34
R 1
H 11
RBI 1
BB 2
SO 4
LOB 14

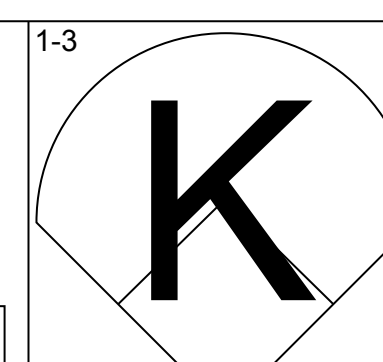
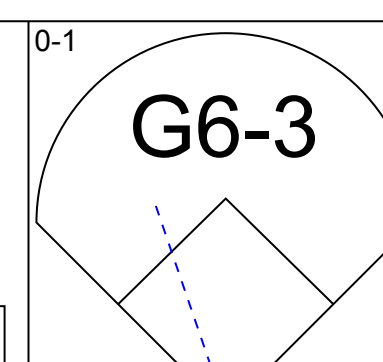
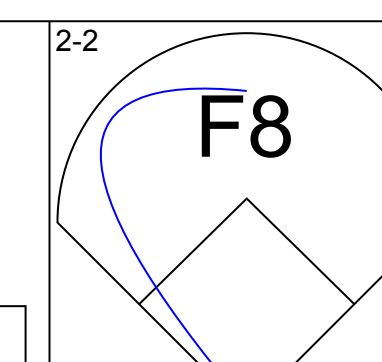
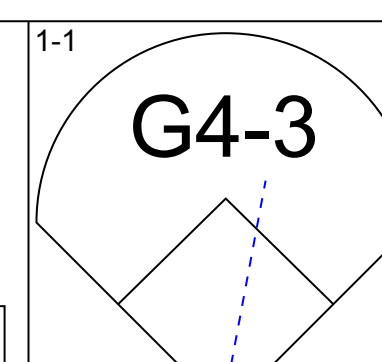
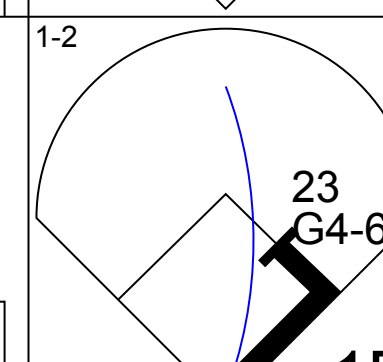
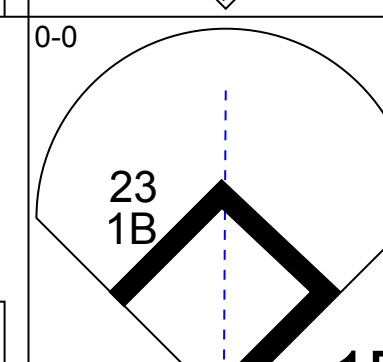
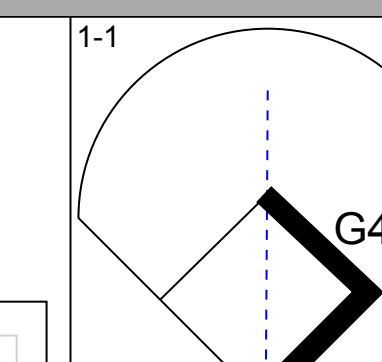
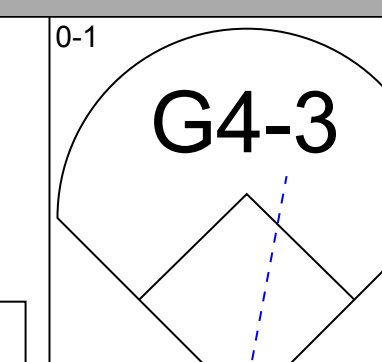
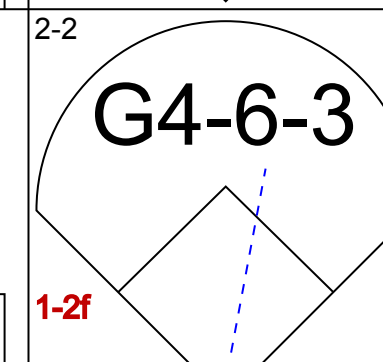
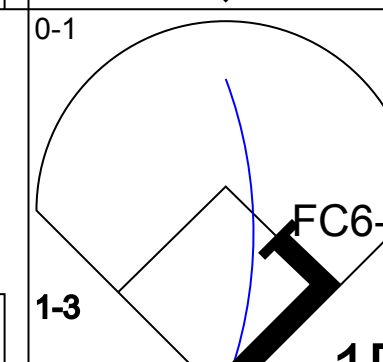
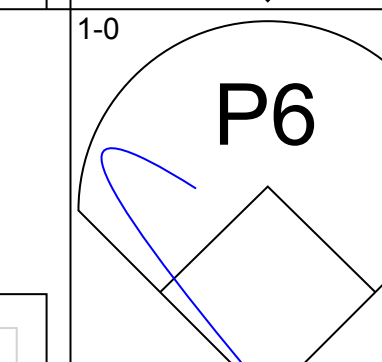
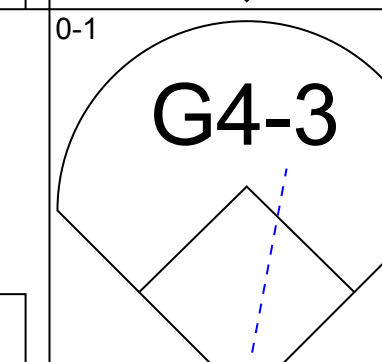
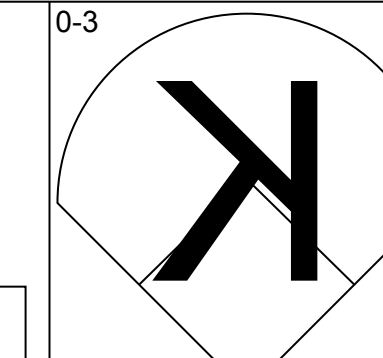
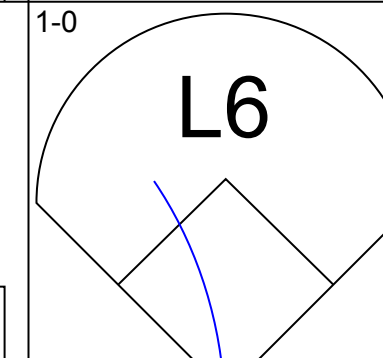
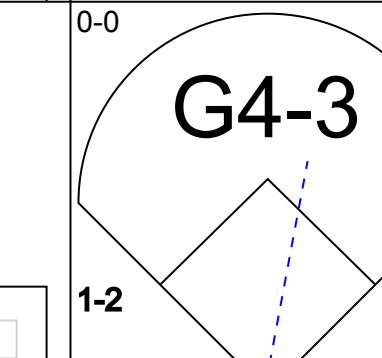
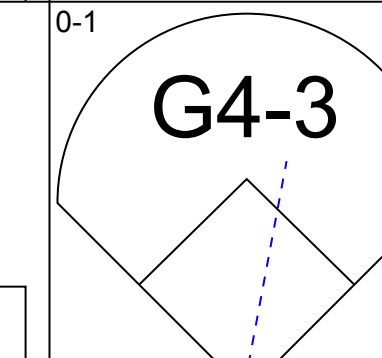
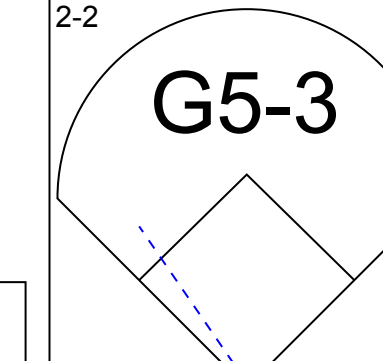
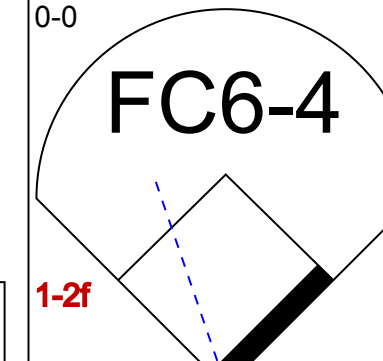
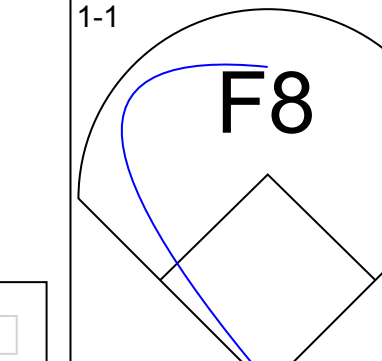
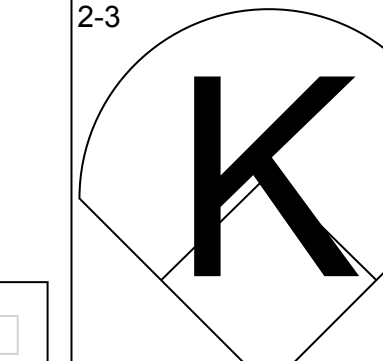
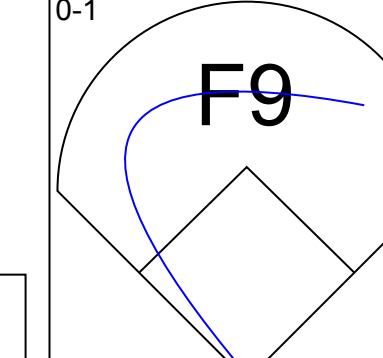
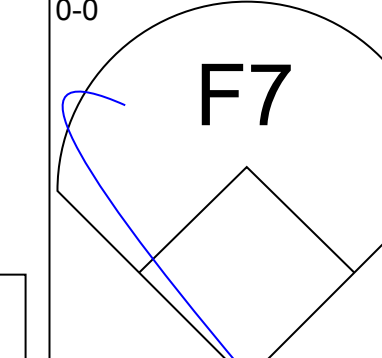
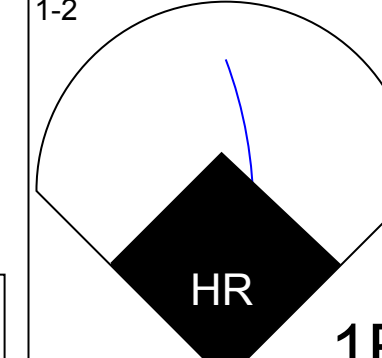
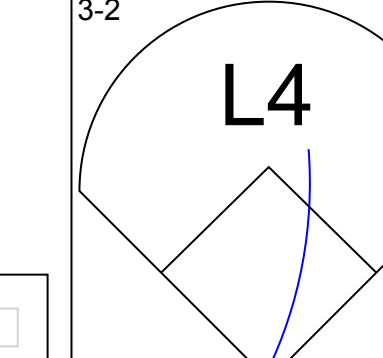
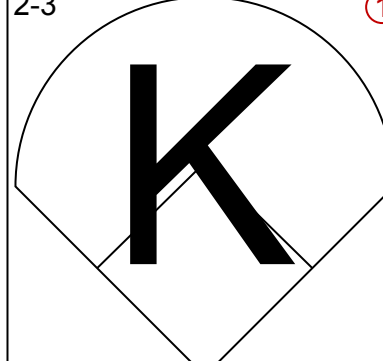
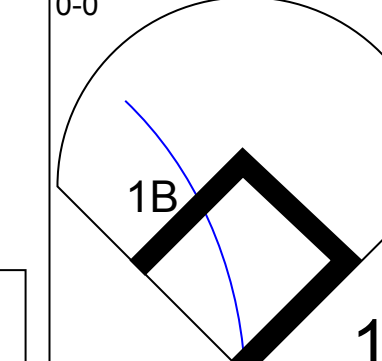
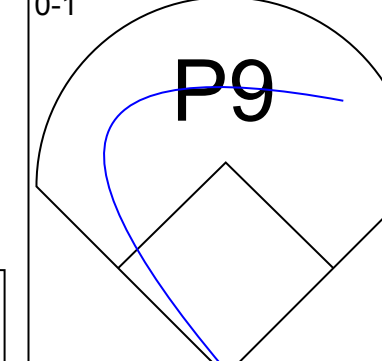
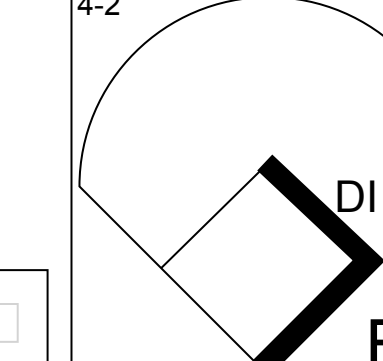
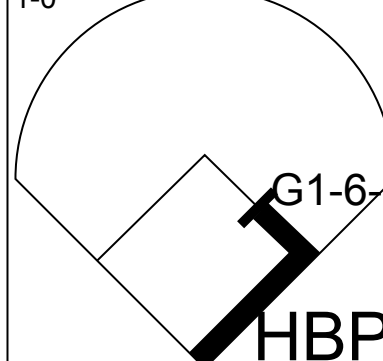
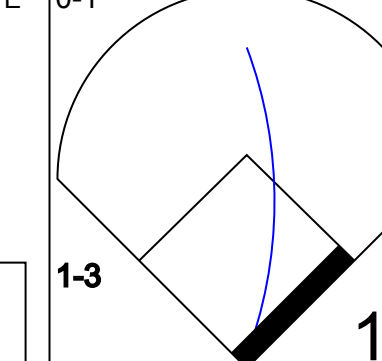
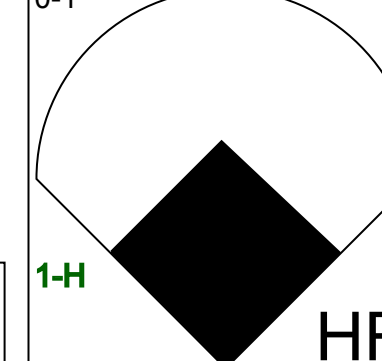
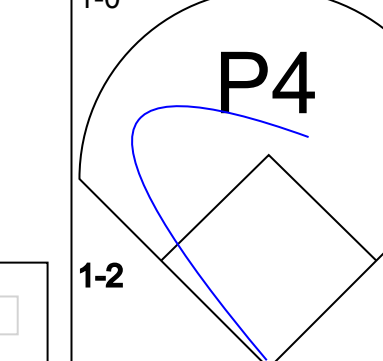
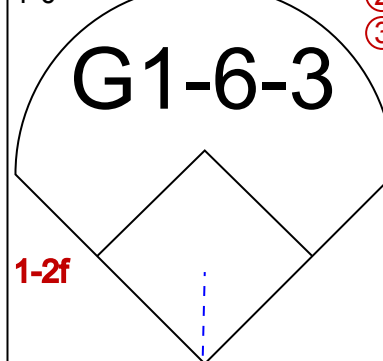
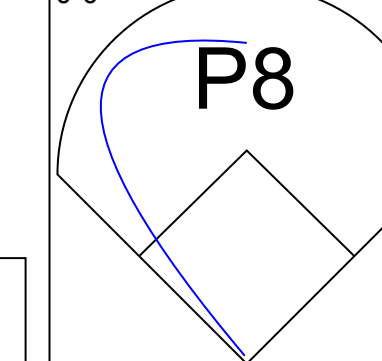
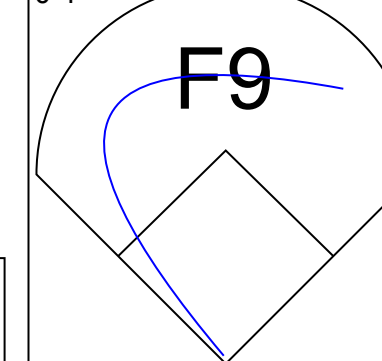


Batter	1	2	3	4	5	6	7	8	9	AB	R	H	RBI	BB	SO	LOB	BOTTOM					
Darren Lewis, R (1, 8) OBP: 0.295, SLG: 0.364	E5						F7			4	1	0	0	0	1	2						
Robby Thompson, R (1, 4) OBP: 0.347, SLG: 0.429	S						FC6-4			4	1	1	0	0	0	2						
Will Clark, L (1, 3) OBP: 0.336, SLG: 0.353	K						G4-6-3		G3	4	0	1	0	0	1	2						
Matt Williams, R (1, 5) OBP: 0.333, SLG: 0.579							G4-6-3		G5-3	3	1	1	3	0	1	0						
Barry Bonds, L (1, 7) OBP: 0.480, SLG: 0.715	F7						G4-6-3		P5	4	0	0	0	0	1	2						
Willie McGee, S (1, 9) OBP: 0.362, SLG: 0.397	K									2	0	1	0	1	1	0						
Royce Clayton, R (1, 6) OBP: 0.317, SLG: 0.341	B2						P4		F9	3	0	0	0	0	0	4						
Kirt Manwaring, R (1, 2) OBP: 0.375, SLG: 0.356									FC6-4	3	0	1	0	0	1	0						
Bud Black, L (1, 1) OBP: 0.333, SLG: 0.300										1	0	0	0	1	0	0						
Jeff Brantley, R (7, 1) OBP: 0.095, SLG: 0.095										0	0	0	0	0	0	0						
Kevin Rogers, L (7, 1)										1	0	0	0	0	1	1						
Rod Beck, R (9, 1)										0	0	0	0	0	0	0						
Inning Stats	R: 3 E: 1 K: 2 S: 17	H: 2 LOB: 1 BB: 0 P: 22	R: 0 E: 0 K: 1 S: 8	H: 0 LOB: 1 BB: 1 P: 16	R: 0 E: 0 K: 2 S: 11	H: 0 LOB: 0 BB: 0 P: 15	R: 0 E: 0 K: 1 S: 10	H: 1 LOB: 0 BB: 0 P: 13	R: 0 E: 0 K: 0 S: 3	H: 0 LOB: 0 BB: 0 P: 3	R: 0 E: 0 K: 0 S: 9	H: 1 LOB: 2 BB: 1 P: 16	R: 0 E: 0 K: 1 S: 11	H: 1 LOB: 1 BB: 0 P: 13	R: 0 E: 0 K: 0 S: 7	H: 0 LOB: 0 BB: 0 P: 14	R: 0 E: 0 K: 0 S: 7	H: 0 LOB: 0 BB: 0 P: 9	1B: 4 2B: 0 3B: 0 HR: 1	SF: 0 SAC: 0 DP: 1 HBP: 1	WP: 0 PB: 1 SB: 1 CS: 1	PA: 32
PITCHER	IP	WLS	BF	H	R	ER	SO	BB	IBB	HBP	BLK	WP	HR	S	P	ERA	WHIP					
Donovan Osborne, L (1, 1) ERA: 3.09	8.0	L	32	5	3	2	7	1	1	1	0	0	1	76	112	2.25	0.750					

St. Louis Cardinals @ San Francisco Giants
Candlestick Park, San Francisco, CA
Wed Jun 09 1993, 6:33 AM EDT
Att: 21,403 - Sunny - 70 F

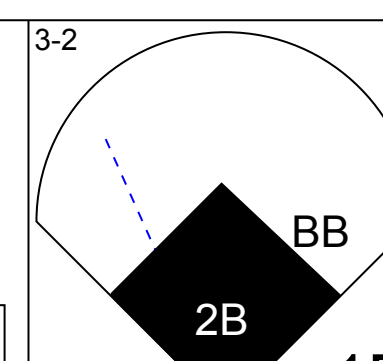
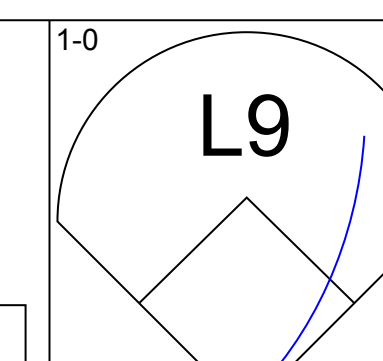
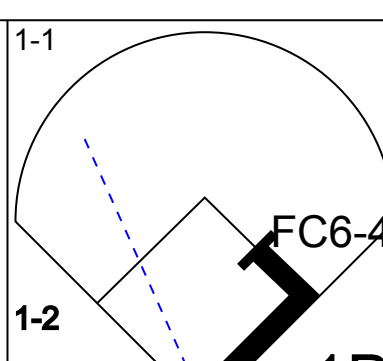
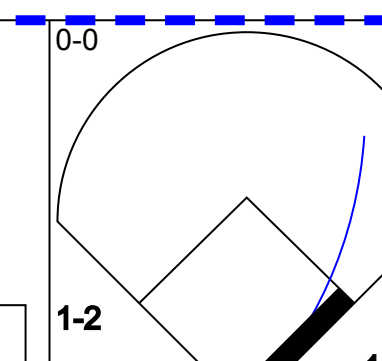
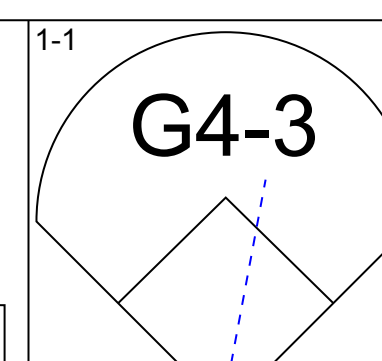
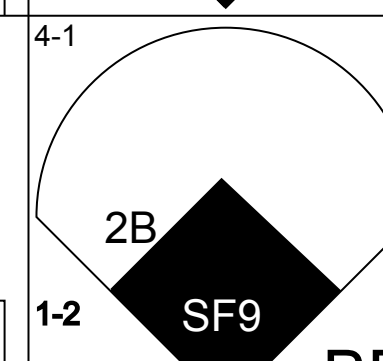
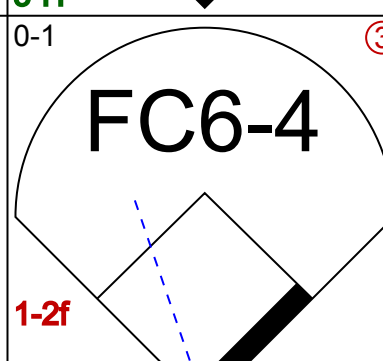
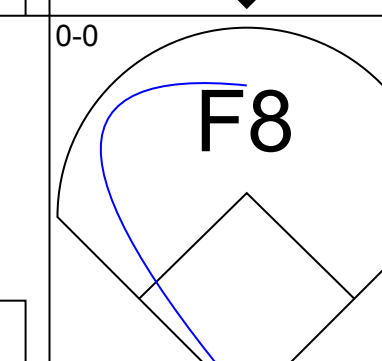
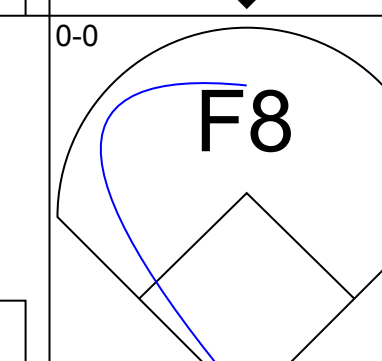
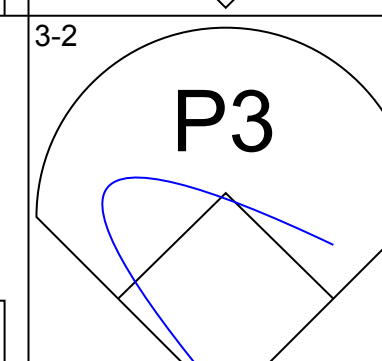
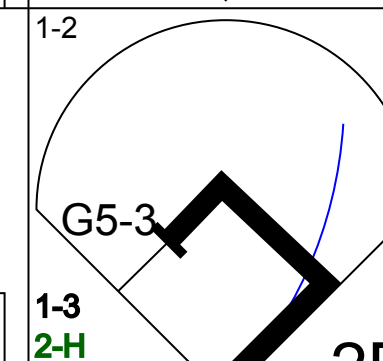

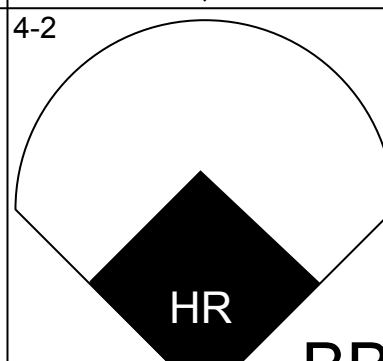
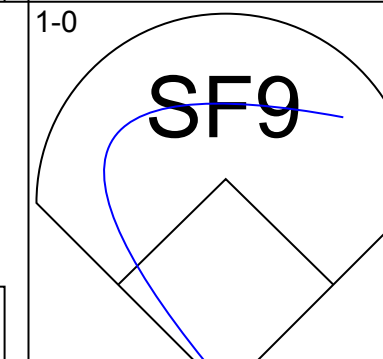
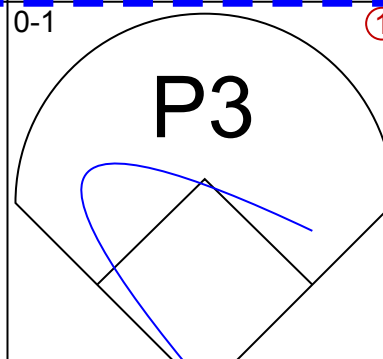
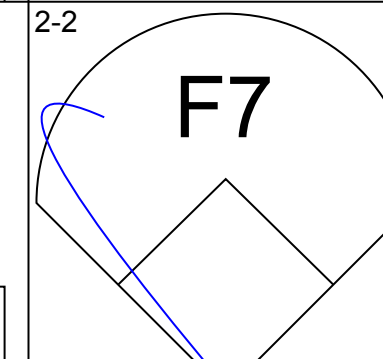
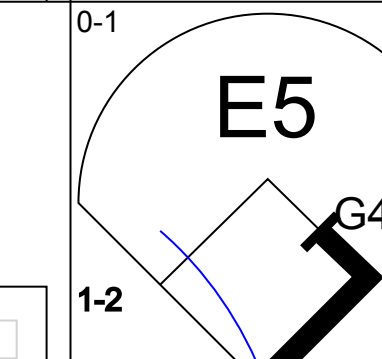
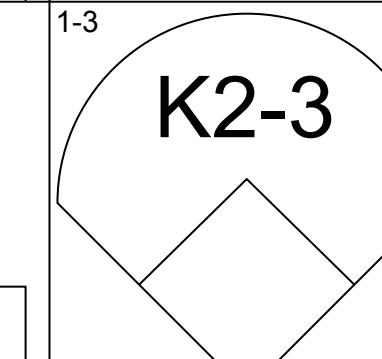
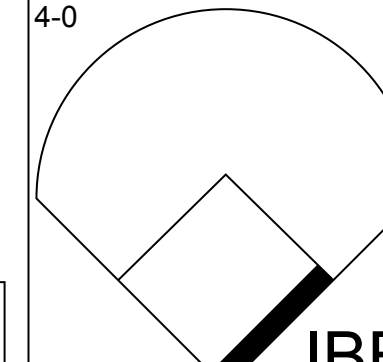
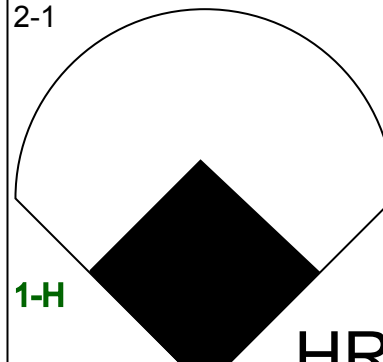
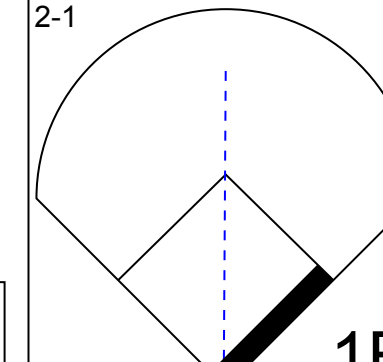
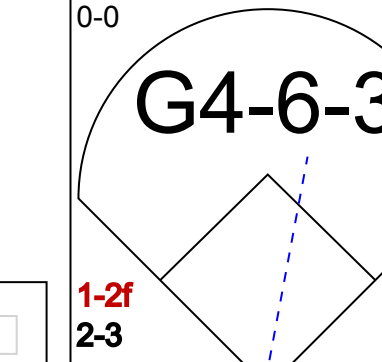
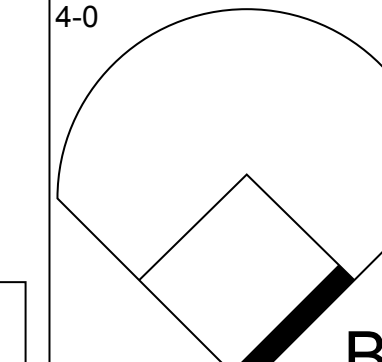
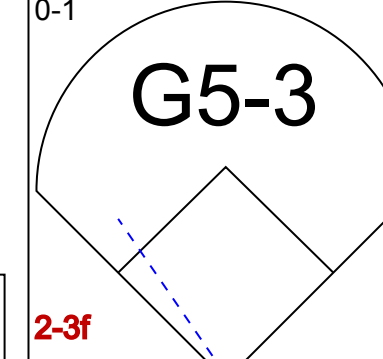
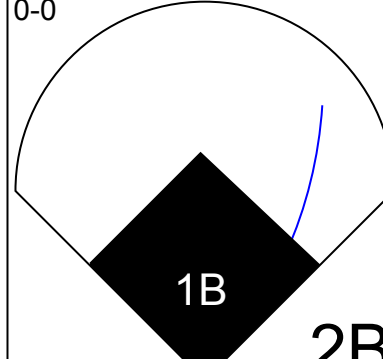
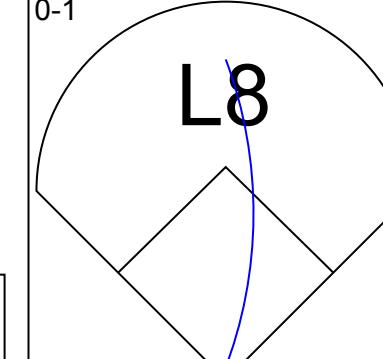
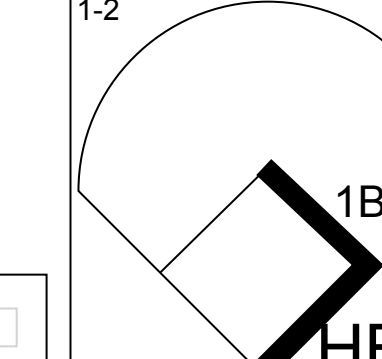
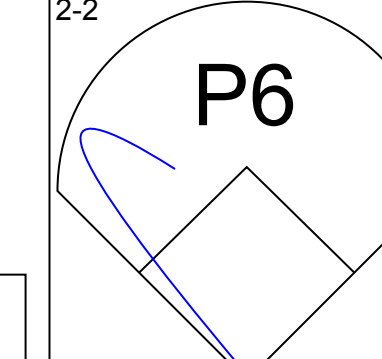

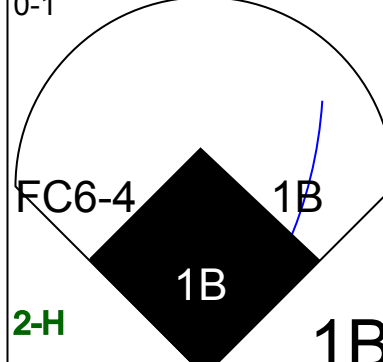

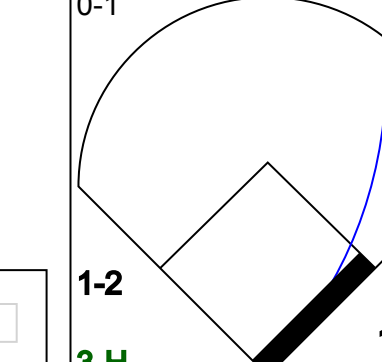


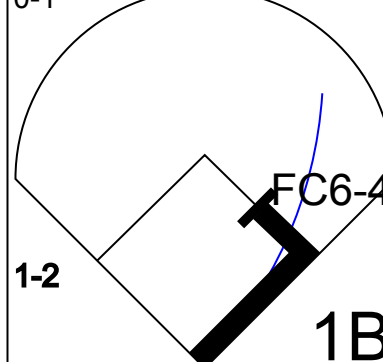

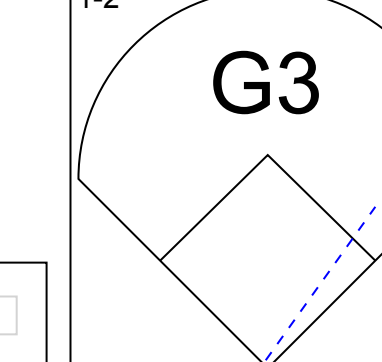
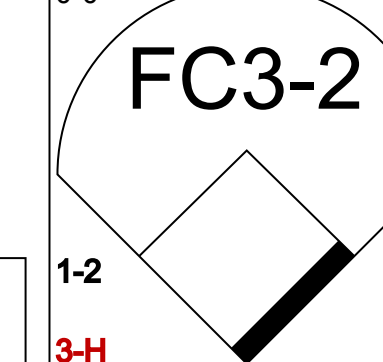
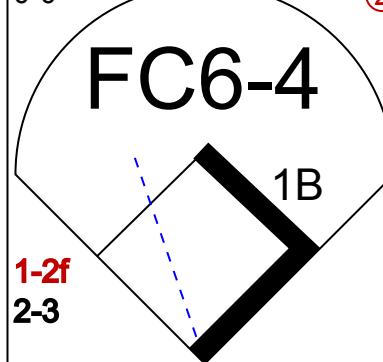

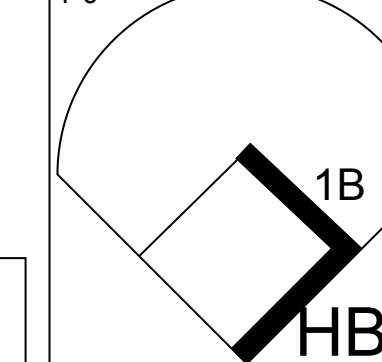

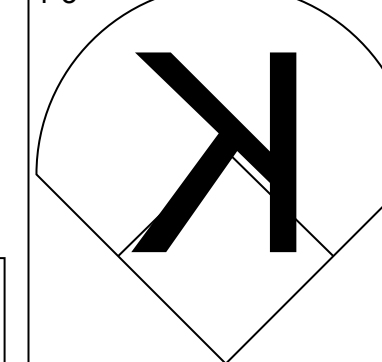
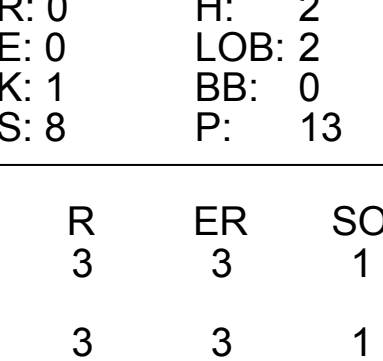

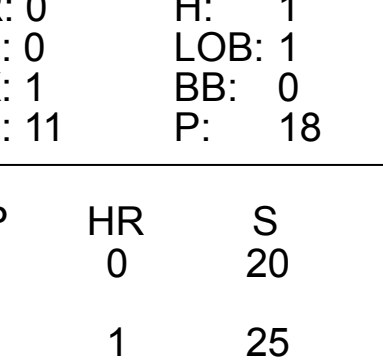
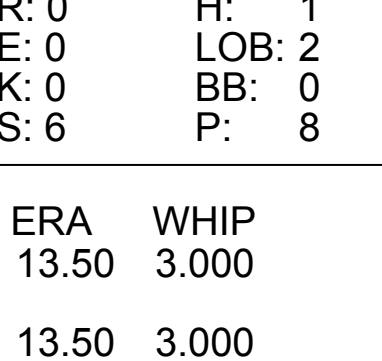
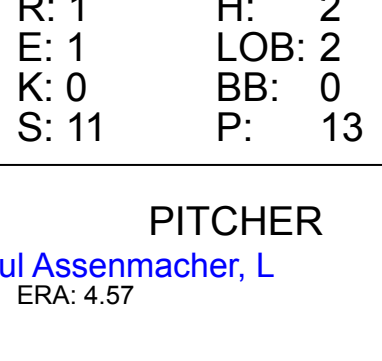
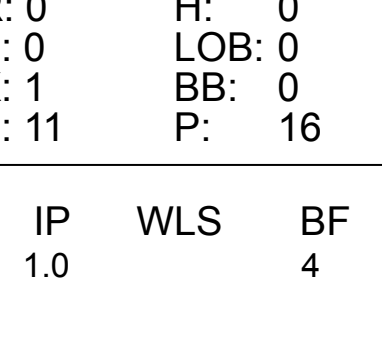





AB 29
R 3
H 5
RBI 3
BB 2
SO 7
LOB 13



Batter	1	2	3	4	5	6	7	8	9	AB	R	H	RBI	BB	SO	LOB	TOP					
Willie Wilson, S OBP: 0.279, SLG: 0.328										4	0	0	0	0	1	2	Chicago Cubs @ San Francisco Giants Candlestick Park, San Francisco, CA Fri Jun 11, 1993, 10:05 PM EDT Att: 28,103 - Unknown					
Rey Sanchez, R OBP: 0.310, SLG: 0.319										4	0	3	0	0	0	0						
23 Ryne Sandberg, R OBP: 0.348, SLG: 0.404										4	0	1	0	0	0	2						
Mark Grace, L OBP: 0.394, SLG: 0.509										4	0	0	0	0	1	3						
Steve Buechele, R OBP: 0.286, SLG: 0.414										3	0	0	0	0	0	3						
Bob Scantlan, R OBP: 0.500, SLG: 0.500										0	0	0	0	0	0	0						
Paul Assenmacher, L OBP: 0.231, SLG: 0.342										0	0	0	0	0	0	0						
Steve Lake, R OBP: 0.231, SLG: 0.342										1	0	0	0	0	1	0						
Candy Maldonado, R OBP: 0.284, SLG: 0.282										4	1	1	0	0	0	0						
Sammy Sosa, R OBP: 0.300, SLG: 0.440										3	0	1	0	1	1	1						
Rick Wilkins, L OBP: 0.361, SLG: 0.557										3	1	2	2	0	0	1						
Greg Hibbard, L OBP: 0.176, SLG: 0.176										1	0	0	0	0	0	1						
Dan Plesac, L OBP: 0.176, SLG: 0.176										0	0	0	0	0	0	0						
Eric Yelding, R OBP: 0.176, SLG: 0.176										0	0	0	0	0	0	2						
Jose Bautista, R OBP: 0.176, SLG: 0.176										0	0	0	0	0	0	0						
Chuck McElroy, L OBP: 0.176, SLG: 0.176										0	0	0	0	0	0	0						
Jose Vizcaino, S OBP: 0.176, SLG: 0.176										1	0	0	0	0	0	0						
Inning Stats	R: 0 E: 0 K: 1 S: 9	H: 1 LOB: 0 BB: 0 P: 13	R: 0 E: 0 K: 1 S: 10	H: 0 LOB: 0 BB: 0 P: 12	R: 0 E: 0 K: 1 S: 4	H: 0 LOB: 0 BB: 0 P: 8	R: 0 E: 0 K: 0 S: 7	H: 2 LOB: 2 BB: 0 P: 8	R: 0 E: 0 K: 0 S: 8	H: 2 LOB: 2 BB: 0 P: 10	R: 0 E: 0 K: 0 S: 6	H: 1 LOB: 1 BB: 0 P: 9	R: 2 E: 0 K: 0 S: 12	H: 2 LOB: 0 BB: 0 P: 14	R: 0 E: 0 K: 0 S: 6	H: 0 LOB: 0 BB: 0 P: 6	R: 0 E: 0 K: 1 S: 10	H: 0 LOB: 1 BB: 1 P: 20	1B: 7 2B: 0 3B: 0 HR: 1	SF: 0 SAC: 0 DP: 2 HBP: 1	WP: 0 PB: 0 SB: 0 CS: 0	PA: 35
PITCHER Trevor Wilson, L ERA: 3.28	IP: 9.0 WLS: W BF: 35 H: 8 R: 2 ER: 2 SO: 4 BB: 1 IBB: 0 HBP: 1 BLK: 0 WP: 0 HR: 1 S: 72 P: 100 ERA: 2.00 WHIP: 1.000															PITCHER Paul Assenmacher, L ERA: 4.57	IP: 1.0 WLS: L BF: 4 H: 0 R: 0 ER: 0 SO: 1 BB: 1 IBB: 0 HBP: 0 BLK: 0 WP: 0 HR: 0 S: 9 P: 17 ERA: 0.00 WHIP: 1.000					

AB	33
R	2
H	8
RBI	2
BB	1
SO	4
LOB	15



Batter	1	2	3	4	5	6	7	8	9	AB	R	H	RBI	BB	SO	LOB	BOTTOM			
Darren Lewis, R OBP: 0.302, SLG: 0.369										5	1	3	1	0	0	2	Chicago Cubs @ San Francisco Giants Candlestick Park, San Francisco, CA Fri Jun 11, 1993, 10:05 PM EDT Att: 28,103 - Unknown			
Robby Thompson, R OBP: 0.345, SLG: 0.422										3	1	0	0	1	1	6				
Mike Benjamin, R OBP: 0.224, SLG: 0.278										1	0	0	0	0	0	0				
Will Clark, L OBP: 0.341, SLG: 0.361										4	2	2	1	1	1	0				
Matt Williams, R OBP: 0.327, SLG: 0.569										4	0	0	1	0	1	2				
Barry Bonds, L OBP: 0.486, SLG: 0.729										3	1	2	2	2	0	2				
Willie McGee, S OBP: 0.363, SLG: 0.403										2	1	1	0	0	0	2				
Mark Carreon, R OBP: 0.457, SLG: 0.557										2	0	0	0	0	0	2				
Royce Clayton, R OBP: 0.325, SLG: 0.354										4	1	3	2	0	0	0				
Kirt Manwaring, R OBP: 0.378, SLG: 0.360										4	0	2	0	0	0	2				
Trevor Wilson, L OBP: 0.200, SLG: 0.316										3	0	0	0	0	1	4				
Inning Stats	R: 2 E: 0 K: 0 S: 10	H: 2 LOB: 1 BB: 2 P: 23	R: 0 E: 0 K: 1 S: 8	H: 2 LOB: 2 BB: 0 P: 13	R: 4 E: 0 K: 0 S: 16	H: 5 LOB: 2 BB: 1 P: 23	R: 0 E: 0 K: 1 S: 11	H: 1 LOB: 1 BB: 0 P: 18	R: 0 E: 0 K: 0 S: 6	H: 1 LOB: 2 BB: 0 P: 8	R: 1 E: 1 K: 0 S: 11	H: 2 LOB: 2 BB: 0 P: 13	R: 0 E: 0 K: 1 S: 11	H: 0 LOB: 0 BB: 0 P: 16	R: 0 E: 0 K: 1 S: 9	H: 0 LOB: 1 BB: 1 P: 17	1B: 9 2B: 3 3B: 0 HR: 1	SF: 1 SAC: 0 DP: 2 HBP: 2	WP: 0 PB: 0 SB: 0 CS: 0	PA: 42
PITCHER Greg Hibbard, L ERA: 3.75	IP: 2.0 WLS: L BF: 12 H: 6 R: 3 ER: 3 SO: 3 BB: 2 IBB: 0 HBP: 0 BLK: 0 WP: 0 HR: 1 S: 25 P: 35 ERA: 13.50 WHIP: 3.000															PITCHER Dan Plesac, L ERA: 5.33	IP: 1.0 WLS: L BF: 4 H: 0 R: 0 ER: 0 SO: 1 BB: 1 IBB: 0 HBP: 0 BLK: 0 WP: 0 HR: 0 S: 9 P: 17 ERA: 0.00 WHIP: 1.000			
PITCHER Jose Bautista, R ERA: 2.88	IP: 0.2 WLS: L BF: 3 H: 0 R: 0 ER: 0 SO: 0 BB: 0 IBB: 0 HBP: 0 BLK: 0 WP: 0 HR: 0 S: 4 P: 6 ERA: 0.00 WHIP: 0.000															PITCHER Chuck McElroy, L ERA: 4.56	IP: 1.0 WLS: L BF: 6 H: 2 R: 1 ER: 0 SO: 0 BB: 0 IBB: 0 HBP: 0 BLK: 0 WP: 0 HR: 0 S: 8 P: 9 ERA: 0.00 WHIP: 2.000			
PITCHER Bob Scantlan, R ERA: 4.67	IP: 1.1 WLS: L BF: 5 H: 1 R: 0 ER: 0 SO: 1 BB: 0 IBB: 0 HBP: 0 BLK: 0 WP: 0 HR: 0 S: 16 P: 22 ERA: 0.00 WHIP: 0.750															PITCHER Paul Assenmacher, L ERA: 4.57	IP: 1.0 WLS: L BF: 4 H: 0 R: 0 ER: 0 SO: 1 BB: 1 IBB: 0 HBP: 0 BLK: 0 WP: 0 HR: 0 S: 9 P: 17 ERA: 0.00 WHIP: 1.000			



Batter	1	2	3	4	5	6	7	8	9	AB	R	H	RBI	BB	SO	LOB	TOP			
Dwight Smith, L OBP: 0.371, SLG: 0.561 (1, 9)	F7		1B		L8		G4-3		F9	5	0	1	0	0	0	3	Chicago Cubs @ San Francisco Giants Candlestick Park, San Francisco, CA Sat Jun 12 1993, 6:33 AM EDT Att: 37,582 - Sunny - 77 F			
Jose Vizcaino, S OBP: 0.377, SLG: 0.385 (1, 6)	G6-4-3		G1-3		2B		G6-3			4	1	2	0	0	0	1				
23 Ryne Sandberg, R OBP: 0.352, SLG: 0.407 (1, 4)	G6-4-3				2B		L3			4	1	2	2	0	0	1				
Mark Grace, L OBP: 0.396, SLG: 0.514 (1, 3)					L9				F9	4	0	2	2	0	0	1				
Derrick May, L OBP: 0.347, SLG: 0.456 (1, 7)					K				L9	3	0	0	0	1	1	2				
Steve Buechele, R OBP: 0.281, SLG: 0.406 Bob Scanlan, R (8, 1)					F7		FC6-4		K	4	0	0	0	0	1	4				
Rick Wilkins, L OBP: 0.364, SLG: 0.550 Eric Yelding, R OBP: 0.176, SLG: 0.176 (9, PR)										2	1	0	0	2	0	1				
Willie Wilson, S OBP: 0.282, SLG: 0.325 Sammy Sosa, R OBP: 0.298, SLG: 0.436 (5, PR)										1	0	0	0	0	0	0				
Mike Harkey, R OBP: 0.186, SLG: 0.200 Doug Jennings, L OBP: 0.147, SLG: 0.286 Chuck McElroy, L (5, 1)										1	0	0	0	0	0	0				
Paul Assenmacher, L OBP: 0.190, SLG: 0.500 Rey Sanchez, R OBP: 0.208, SLG: 0.317 (7, 1)										1	0	0	0	0	0	1				
Inning Stats	R: 0 E: 0 K: 0 S: 7	H: 1 LOB: 0 BB: 0 P: 10	R: 0 E: 0 K: 0 S: 9	H: 1 LOB: 1 BB: 0 P: 11	R: 0 E: 0 K: 0 S: 7	H: 1 LOB: 1 BB: 0 P: 9	R: 0 E: 0 K: 1 S: 10	H: 1 LOB: 1 BB: 0 P: 15	R: 4 E: 0 K: 0 S: 14	H: 3 LOB: 2 BB: 2 P: 29	R: 0 E: 0 K: 1 S: 6	H: 0 LOB: 0 BB: 0 P: 11	R: 0 E: 0 K: 0 S: 7	H: 0 LOB: 0 BB: 0 P: 12	R: 0 E: 0 K: 1 S: 7	H: 0 LOB: 1 BB: 1 P: 16	1B: 6 2B: 1 3B: 0 HR: 0	SF: 0 SAC: 0 DP: 1 HBP: 1	WP: 0 PB: 0 SB: 2 CS: 0	PA: 37
PITCHER	IP WLS BF H R ER SO BB IBB HBP BLK WP HR S P ERA WHIP																			
Bill Swift, R ERA: 3.29 (1, 1)	6.0 W 27 7 4 4 2 1 1 1 0 0 0 0 53 85 6.00 1.333																			
Bryan Hickerson, L ERA: 4.25 (7, 1)	1.2 5 0 0 0 0 0 0 0 0 0 0 0 11 17 0.00 0.000																			
Michael Jackson, R ERA: 1.85 (8, 1)	0.1 1 0 0 0 1 0 0 0 0 0 0 0 3 4 0.00 0.000																			
Rod Beck, R ERA: 1.44 (9, 1)	1.0 S 4 0 0 0 1 1 0 0 0 0 0 0 9 16 0.00 1.000																			

AB	33
R	4
H	7
RBI	4
BB	3
SO	4
LOB	17



Batter	1	2	3	4	5	6	7	8	9	AB	R	H	RBI	BB	SO	LOB	BOTTOM			
Darren Lewis, R OBP: 0.317, SLG: 0.379 (1, 8)	1B	1B								3	2	3	0	2	0	0	Chicago Cubs @ San Francisco Giants Candlestick Park, San Francisco, CA Sat Jun 12 1993, 6:33 AM EDT Att: 37,582 - Sunny - 77 F			
Robby Thompson, R OBP: 0.360, SLG: 0.441 (1, 4)	1B	BB								5	0	5	3	0	0	0				
Will Clark, L OBP: 0.359, SLG: 0.357 Todd Benzinger, S OBP: 0.250, SLG: 0.250 (3, 3)	1B	1B								2	0	0	0	0	0	4				
Matt Williams, R OBP: 0.321, SLG: 0.558 (1, 5)	K									5	0	0	0	0	2	7				
Barry Bonds, L OBP: 0.482, SLG: 0.720 (1, 7)	1B									4	0	1	1	0	0	0				
Dave Martinez, L OBP: 0.254, SLG: 0.241 (1, 9)	L9									4	0	1	0	0	2	2				
Royce Clayton, R OBP: 0.320, SLG: 0.349 Mike Benjamin, R OBP: 0.220, SLG: 0.273 (7, 6)										3	0	0	0	0	0	0				
Jeff Reed, L OBP: 0.321, SLG: 0.412 Michael Jackson, R OBP: 0.500, SLG: 1.000 Rod Beck, R (9, 1)										3	2	1	1	1	1	1				
Bill Swift, R OBP: 0.375, SLG: 0.321 Bryan Hickerson, L (7, 1)										2	1	2	0	0	0	0				
Kirt Manwaring, R OBP: 0.376, SLG: 0.358 (8, 2)										1	0	0	0	0	0	0				
Inning Stats	R: 1 E: 0 K: 1 S: 14	H: 3 LOB: 2 BB: 0 P: 21	R: 1 E: 0 K: 0 S: 8	H: 1 LOB: 2 BB: 2 P: 22	R: 0 E: 0 K: 1 S: 6	H: 0 LOB: 0 BB: 0 P: 7	R: 2 E: 0 K: 1 S: 12	H: 3 LOB: 1 BB: 0 P: 13	R: 0 E: 0 K: 2 S: 8	H: 0 LOB: 0 BB: 0 P: 12	R: 1 E: 0 K: 0 S: 16	H: 4 LOB: 3 BB: 0 P: 22	R: 0 E: 0 K: 1 S: 13	H: 1 LOB: 1 BB: 0 P: 18	R: 0 E: 0 K: 0 S: 9	H: 2 LOB: 2 BB: 1 P: 18	1B: 12 2B: 1 3B: 0 HR: 1	SF: 0 SAC: 1 DP: 0 HBP: 0	WP: 0 PB: 0 SB: 0 CS: 1	PA: 40
PITCHER	IP WLS BF H R ER SO BB IBB HBP BLK WP HR S P ERA WHIP																			
Mike Harkey, R ERA: 4.72 (1, 1)	4.0 21 7 4 4 3 2 0 0 0 0 0 0 1 15 21 6.75 1.500																			
Chuck McElroy, L ERA: 4.68 (5, 1)	1.1 L 6 2 1 1 2 0 0 0 0 0 0 0 0 9 13 0.00 3.000																			
Jose Bautista, R ERA: 2.81 (6, 1)	0.2 4 2 0 0 0 0 0 0 0 0 0 0 0 9 13 0.00 3.000																			
Paul Assenmacher, L ERA: 4.37 (7, 1)	1.0 4 1 0 0 1 0 0 0 0 0 0 0 13 18 0.00 1.000																			
Bob Scanlan, R ERA: 4.5 (8, 1)	1.0 5 2 0 0 0 1 0 0 0 0 0 0 9 18 0.00 3.000																			

AB	36
R	5
H	14
RBI	5
BB	3
SO	6
LOB	19



Batter	1	2	3	4	5	6	7	8	9	AB	R	H	RBI	BB	SO	LOB	TOP																					
Dwight Smith, L (1.8) OBP: 0.362, SLG: 0.546	B1-3			K	G6-3			G4-3		4	0	0	0	0	1	0	Chicago Cubs @ San Francisco Giants Candlestick Park, San Francisco, CA Sun Jun 13 1993, 6:33 AM EDT Att: 42,947 - Sunny - 75 F																					
Jose Vizcaino, S (1.5) OBP: 0.379, SLG: 0.392	G3			23 G4-1 1B				G4-3		4	1	2	0	0	0	0																						
23 Ryne Sandberg, R (1.4) OBP: 0.356, SLG: 0.410	F9			G4-1						4	0	2	0	0	0	1																						
Mark Grace, L (1.3)		G2-3		HR						4	1	1	1	0	1	3																						
Derrick May, L (1.7)	G3-1			3-H 1B						4	1	2	2	0	0	2																						
Rick Wilkins, L (1.2) OBP: 0.362, SLG: 0.548	L6			1-H HR						4	0	1	0	0	1	2																						
Sammy Sosa, R (1.9) OBP: 0.293, SLG: 0.428				K						4	0	0	0	0	2	3																						
Rey Sanchez, R (1.6) OBP: 0.308, SLG: 0.317										3	0	1	0	0	0	0																						
Mike Morgan, R (1.1) OBP: 0.067, SLG: 0.034										2	0	0	0	0	1	1																						
Doug Jennings, L (8. PH) OBP: 0.155, SLG: 0.250										1	0	0	0	0	0	0																						
Paul Assenmacher, L (8.1) OBP: 0.500, SLG: 0.500										0	0	0	0	0	0	0																						
Inning Stats	R: 0 E: 0 K: 0 S: 7	H: 0 LOB: 0 BB: 0 P: 8	R: 0 E: 0 K: 0 S: 7	H: 0 LOB: 0 BB: 0 P: 11	R: 0 E: 0 K: 1 S: 8	H: 1 LOB: 0 BB: 0 P: 12	R: 3 E: 0 K: 2 S: 16	H: 4 LOB: 1 BB: 0 P: 26	R: 0 E: 0 K: 1 S: 5	H: 0 LOB: 0 BB: 0 P: 6	R: 0 E: 0 K: 1 S: 7	H: 2 LOB: 1 BB: 0 P: 8	R: 0 E: 0 K: 1 S: 7	H: 0 LOB: 0 BB: 0 P: 10	R: 0 E: 0 K: 0 S: 5	H: 0 LOB: 0 BB: 0 P: 9	R: 0 E: 0 K: 0 S: 11	H: 2 LOB: 2 BB: 0 P: 13	1B: 6 2B: 2 3B: 0 HR: 1	SF: 0 SAC: 0 DP: 2 HBP: 0	WP: 0 PB: 0 SB: 0 CS: 0	PA: 34																
PITCHER	IP	WLS	BF	H	R	ER	SO	BB	IBB	HBP	BLK	WP	HR	S	P	ERA	WHIP	PITCHER				IP	WLS	BF	H	R	ER	SO	BB	IBB	HBP	BLK	WP	HR	S	P	ERA	WHIP
John Burkett, R (1.1) ERA: 3.26	8.0	W	29	7	3	3	6	0	0	0	0	0	1	62	90	3.38	0.875					8.0	W	29	7	3	3	6	0	0	0	0	0	1	62	90	3.38	0.875
Rod Beck, R (9.1) ERA: 1.39	1.0	S	5	2	0	0	0	0	0	0	0	0	0	11	13	0.00	2.000					1.0	S	5	2	0	0	0	0	0	0	0	11	13	0.00	2.000		

AB	34
R	3
H	9
RBI	3
BB	0
SO	6
LOB	12



Batter	1	2	3	4	5	6	7	8	9	AB	R	H	RBI	BB	SO	LOB	BOTTOM																					
Darren Lewis, R (1.8) OBP: 0.316, SLG: 0.376	G5-3			G6-3				G6-3		4	1	1	1	0	0	1	Chicago Cubs @ San Francisco Giants Candlestick Park, San Francisco, CA Sun Jun 13 1993, 6:33 AM EDT Att: 42,947 - Sunny - 75 F																					
Robby Thompson, R (1.4) OBP: 0.358, SLG: 0.438	G5-3			G5-3						4	1	1	0	0	1	0																						
Barry Bonds, L (1.7) OBP: 0.479, SLG: 0.725	K			F7						4	1	1	1	0	1	2																						
Matt Williams, R (1.5) OBP: 0.324, SLG: 0.557				F7						4	0	2	0	0	0	0																						
Todd Benzinger, S (1.3) OBP: 0.268, SLG: 0.269				F7						4	1	2	2	0	1	0																						
Dave Martinez, L (1.9) OBP: 0.254, SLG: 0.241				F7						4	0	1	0	0	1	4																						
Royce Clayton, R (1.6) OBP: 0.323, SLG: 0.352				G4-3						4	0	2	1	0	0	1																						
Kirt Manwaring, R (1.2) OBP: 0.379, SLG: 0.357										3	1	1	0	1	1	1																						
John Burkett, R (1.1) OBP: 0.129, SLG: 0.100										1	0	0	0	0	1	2																						
Rod Beck, R (9.1) ERA: 1.39										0	0	0	0	0	0	0																						
Inning Stats	R: 0 E: 0 K: 1 S: 12	H: 0 LOB: 0 BB: 0 P: 19	R: 1 E: 0 K: 1 S: 13	H: 3 LOB: 2 BB: 1 P: 20	R: 0 E: 0 K: 0 S: 7	H: 0 LOB: 0 BB: 0 P: 11	R: 0 E: 0 K: 0 S: 5	H: 1 LOB: 1 BB: 0 P: 8	R: 3 E: 0 K: 0 S: 14	H: 5 LOB: 2 BB: 0 P: 19	R: 0 E: 0 K: 0 S: 7	H: 1 LOB: 1 BB: 0 P: 7	R: 1 E: 0 K: 2 S: 8	H: 1 LOB: 0 BB: 0 P: 9	R: 0 E: 0 K: 2 S: 9	H: 0 LOB: 0 BB: 0 P: 14	R: 0 E: 0 K: 2 S: 9	H: 0 LOB: 0 BB: 0 P: 14	1B: 10 2B: 0 3B: 0 HR: 1	SF: 0 SAC: 2 DP: 0 HBP: 0	WP: 1 PB: 0 SB: 0 CS: 2	PA: 35																
PITCHER	IP	WLS	BF	H	R	ER	SO	BB	IBB	HBP	BLK	WP	HR	S	P	ERA	WHIP	PITCHER				IP	WLS	BF	H	R	ER	SO	BB	IBB	HBP	BLK	WP	HR	S	P	ERA	WHIP
Mike Morgan, R (1.1) ERA: 3.33	7.0	L	32	11	5	5	4	0	1	0	0	0	0	66	93	6.43	1.571					7.0	L	32	11	5	5	4	0	1	0	0	0	0	66	93	6.43	1.571
Paul Assenmacher, L (8.1) ERA: 4.18	1.0		3	0	0	0	2	0	0	0	0	0	0	9	14	0.00	0.000					1.0		3	0	0	0	2	0	0	0	0	9	14	0.00	0.000		




Batter	1	2	3	4	5	6	7	8	9	AB	R	H	RBI	BB	SO	LOB	TOP											
Darren Lewis, R OBP: 0.318, SLG: 0.377 (1, 8)										5	1	2	0	0	1	4	San Francisco Giants @ Cincinnati Reds Riverfront Stadium, Cincinnati, OH Tue Jun 15 1993, 7:05 PM EDT Att: 29,571 - Unknown - 78 F AB 38 R 5 H 12 RBI 5 BB 2 SO 5 LOB 23 											
Robby Thompson, R OBP: 0.359, SLG: 0.437 (1, 4)										5	1	2	2	0	0	4												
Barry Bonds, L OBP: 0.481, SLG: 0.734 (1, 7)										3	1	1	2	2	0	1												
Matt Williams, R OBP: 0.321, SLG: 0.554 (1, 5)										5	0	1	0	0	1	4												
Todd Benzinger, S OBP: 0.283, SLG: 0.286 (1, 3)										4	0	2	1	0	0	1												
Dave Martinez, L OBP: 0.242, SLG: 0.230 (8, PH)										3	0	0	0	0	0	3												
Mark Carreon, R OBP: 0.451, SLG: 0.548 (8, 9)										1	0	0	0	0	1													
Royce Clayton, R OBP: 0.326, SLG: 0.359 (1, 6)										4	1	2	0	0	0	1												
Kirt Manwaring, R OBP: 0.376, SLG: 0.354 (1, 2)										4	0	1	0	0	1	2												
Jeff Brantley, R OBP: 0.087, SLG: 0.087 (5, 1)										2	0	0	0	0	0	2												
Inning Stats	R: 1 E: 0 K: 0 S: 12	H: 2 LOB: 2 BB: 1 P: 22	R: 0 E: 0 K: 2 S: 8	H: 0 LOB: 0 BB: 0 P: 13	R: 0 E: 0 K: 1 S: 7	H: 1 LOB: 0 BB: 0 P: 8	R: 0 E: 0 K: 0 S: 5	H: 0 LOB: 0 BB: 0 P: 10	R: 0 E: 0 K: 0 S: 14	H: 2 LOB: 2 BB: 0 P: 20	R: 0 E: 0 K: 0 S: 11	H: 1 LOB: 1 BB: 0 P: 18	R: 4 E: 0 K: 0 S: 16	H: 4 LOB: 0 BB: 0 P: 24	R: 0 E: 0 K: 1 S: 11	H: 1 LOB: 1 BB: 0 P: 14	R: 0 E: 0 K: 1 S: 13	H: 1 LOB: 2 BB: 1 P: 21	1B: 9 2B: 2 3B: 0 HR: 1	SF: 0 SAC: 0 DP: 1 HBP: 0	WP: 0 PB: 0 SB: 0 CS: 0	PA: 40						
PITCHER	IP	WLS	BF	H	R	ER	SO	BB	IBB	HBP	BLK	WP	HR	S	P	ERA	WHIP											
Tim Belcher, R ERA: 3.23	(1, 1)	6.1	W	27	8	3	3	3	1	0	0	0	0	0	66	104	4.26	1.421										
Bobby Ayala, R ERA: 2.57	(7, 1)	0.2		4	2	2	2	0	0	0	0	0	1	7	11	27.00	3.000											
Greg Cadaret, L ERA: 2.55	(8, 1)	0.0		1	1	0	0	0	0	0	0	0	0	1	1	∞	∞											
Jeff Reardon, R ERA: 3.0	(8, 1)	1.0		3	0	0	0	1	0	0	0	0	0	10	13	0.00	0.000											
Milt Hill, R ERA: 5.32	(9, 1)	1.0		5	1	0	0	1	1	0	0	0	0	13	21	0.00	2.000											

Batter	1	2	3	4	5	6	7	8	9	AB	R	H	RBI	BB	SO	LOB	BOTTOM											
Bip Roberts, S OBP: 0.355, SLG: 0.324 (1, 4)										5	0	1	0	0	1	7	San Francisco Giants @ Cincinnati Reds Riverfront Stadium, Cincinnati, OH Tue Jun 15 1993, 7:05 PM EDT Att: 29,571 - Unknown - 78 F AB 37 R 10 H 17 RBI 9 BB 1 SO 4 LOB 23 											
Hal Morris, L OBP: 0.375, SLG: 0.355 (1, 3)										5	1	3	2	0	0	1												
Barry Larkin, R OBP: 0.396, SLG: 0.403 (1, 6)										4	1	1	0	1	0	1												
Kevin Mitchell, R OBP: 0.394, SLG: 0.580 (9, 1)										5	2	3	1	0	1	3												
Roberto Kelly, R OBP: 0.357, SLG: 0.441 (1, 8)										4	2	2	2	0	0	2												
Chris Sabo, R OBP: 0.278, SLG: 0.393 (1, 5)										3	1	1	0	0	0	2												
Reggie Sanders, R OBP: 0.332, SLG: 0.414 (1, 9)										4	2	3	3	0	0	0												
Joe Oliver, R OBP: 0.294, SLG: 0.419 (1, 2)										4	1	2	0	0	1	3												
Tim Belcher, R ERA: 4.81 (7, 1)	(1, 1)	4.1	L	22	11	5	5	1	0	0	0	0	0	0	0	0		San Francisco Giants @ Cincinnati Reds Riverfront Stadium, Cincinnati, OH Tue Jun 15 1993, 7:05 PM EDT Att: 29,571 - Unknown - 78 F AB 37 R 10 H 17 RBI 9 BB 1 SO 4 LOB 23 										
Dave Burba, R ERA: 4.69 (7, 1)	(5, 1)	1.2		7	2	2	2	1	0	0	1	0	0	0	0	0												
Dave Righetti, L ERA: 4.15 (8, 1)	(7, 1)	1.0		6	3	3	3	0	0	0	1	0	0	0	0	0												
Kevin Rogers, L ERA: 2.92 (8, 1)	(8, 1)	1.0		5	1	0	0	2	1	0	0	0	0	0	0	0												
Inning Stats	R: 0 E: 0 K: 0 S: 5	H: 1 LOB: 0 BB: 0 P: 8	R: 2 E: 0 K: 0 S: 16	H: 5 LOB: 2 BB: 0 P: 26	R: 0 E: 0 K: 1 S: 7	H: 1 LOB: 1 BB: 0 P: 10	R: 0 E: 0 K: 0 S: 10	H: 1 LOB: 1 BB: 0 P: 13	R: 5 E: 0 K: 1 S: 22	H: 5 LOB: 0 BB: 0 P: 32	R: 0 E: 0 K: 0 S: 5	H: 0 LOB: 0 BB: 0 P: 11	R: 0 E: 0 K: 0 S: 5	H: 1 LOB: 0 BB: 0 P: 10	R: 3 E: 0 K: 2 S: 17	H: 3 LOB: 2 BB: 1 P: 29	1B: 15 2B: 2 3B: 0 HR: 2		SF: 0 SAC: 0 DP: 3 HBP: 2	WP: 1 PB: 0 SB: 0 CS: 1	PA: 40							
PITCHER	IP	WLS	BF	H	R	ER	SO	BB	IBB	HBP	BLK	WP	HR	S	P	ERA	WHIP											
Jeff Brantley, R ERA: 4.81	(1, 1)	4.1	L	22	11	5	5	1	0	0	0	0	0	0	0	0	10.38	2.538										
Dave Burba, R ERA: 4.69	(5, 1)	1.2		7	2	2	2	1	0	0	1	0	0	0	0	0	19.32	1.200										
Dave Righetti, L ERA: 4.15	(7, 1)	1.0		6	3	3	3	0	0	0	1	0	0	0	0	0	27.00	3.000										
Kevin Rogers, L ERA: 2.92	(8, 1)	1.0		5	1	0	0	2	1	0	0	0	0	0	0	0	0.00	2.000										

Batter	1	2	3	4	5	6	7	8	9	AB	R	H	RBI	BB	SO	LOB	TOP		
Darren Lewis, R (1, 8) OBP: 0.313, SLG: 0.369	2-2 CS 1B		1-1 L4-3			1-0 F8		1-0 P2	1-0 G4-3	5	0	1	0	0	0	2			
Robby Thompson, R (1, 4) OBP: 0.358, SLG: 0.432	3-3 SAFE SAFE SAFE 1-2			1-3 K		0-0 1B		0-0 1B 2B		4	1	2	0	0	2	1			
Will Clark, L (1, 3) OBP: 0.335, SLG: 0.352	0-0 G3			1-0 P6		0-0 F7		2-2 2B SF7		4	1	1	1	0	0	1			
Matt Williams, R (1, 5) OBP: 0.329, SLG: 0.584		2-1 1B FC5-4 2B		0-0 HR		0-0 F9		1-2 WP 1-3 2B		4	2	3	2	0	0	1			
Barry Bonds, L (1, 7) OBP: 0.480, SLG: 0.732	0-3 K			4-0 S BB			4-2 S BB	3-H 4-0 WP IBB		1	0	0	0	3	1	1			
Mark Carreon, R (1, 9) OBP: 0.440, SLG: 0.538	1-1 FC5-4 1B			3-1 G6-3			1-2 G5-3	1-1 SF7		3	0	1	1	0	0	2			
Royce Clayton, R (1, 6) OBP: 0.320, SLG: 0.351	0-1 FC5-4 1-2 3-H			0-0 L6			1-3 K	2-3 K		4	0	0	1	0	2	4			
Andy Allanson, R (1, 2) OBP: 0.250, SLG: 0.143	1-1 CS		0-1 G5-3		2-2 G6-3		0-0 F9	2-2 F9		4	0	0	0	0	0	1			
Bill Swift, R (1, 1) OBP: 0.400, SLG: 0.333			4-2 BB		2-2 G5-3			0-1 1B		2	1	1	0	1	0	0			
Dave Martinez, L (9, PH) OBP: 0.288, SLG: 0.338									0-1 G4-3	1	0	0	0	0	0	0			
Kevin Rogers, L (9, 1)										0	0	0	0	0	0	0			
Inning Stats	R: 0 E: 0 K: 1 S: 9	H: 1 LOB: 0 BB: 0 P: 14	R: 1 E: 0 K: 1 S: 10	H: 2 LOB: 0 BB: 0 P: 14	R: 0 E: 0 K: 0 S: 6	H: 0 LOB: 0 BB: 1 P: 11	R: 1 E: 0 K: 1 S: 7	H: 1 LOB: 1 BB: 0 P: 16	R: 0 E: 0 K: 0 S: 4	H: 0 LOB: 0 BB: 0 P: 11	R: 0 E: 0 K: 1 S: 10	H: 0 LOB: 1 BB: 1 P: 16	R: 3 E: 0 K: 1 S: 20	H: 4 LOB: 2 BB: 1 P: 31	R: 0 E: 0 K: 0 S: 6	H: 0 LOB: 0 BB: 0 P: 9	1B: 6 2B: 3 3B: 0 HR: 1	SF: 1 SAC: 0 DP: 1 HBP: 0	WP: 1 PA: 38 PB: 0 CS: 2 SB: 2
PITCHER	IP WLS BF H R ER SO BB IBB HBP BLK WP HR S P ERA WHIP	7.1 L 31 9 5 5 4 3 0 0 0 0 1 64 102 6.14 1.636	1.2 6 0 0 0 1 0 1 0 0 1 0 15 25 0.00 0.000																

San Francisco Giants @ Cincinnati Reds
Riverfront Stadium, Cincinnati, OH
Thu Jun 17 1993, 3:33 AM EDT
Att: 34,717 - Sunny - 83 F


AB 32
R 5
H 9
RBI 5
BB 4
SO 5
LOB 13



Batter	1	2	3	4	5	6	7	8	9	AB	R	H	RBI	BB	SO	LOB	BOTTOM				
Bip Roberts, S (1, 4) OBP: 0.346, SLG: 0.320	2-2 G4-3			2-1 G4-3			1-0 F7		3-2 G4-3	4	0	0	0	0	0	0					
Hal Morris, L (1, 3) OBP: 0.341, SLG: 0.325	1-1 F8			1-0 L4			1-0 G4-3		1-0 G3	4	0	0	0	0	0	0					
Barry Larkin, R (1, 6) OBP: 0.389, SLG: 0.394	0-1 G4-3			2-0 G6-3			2-3 K			3	0	0	0	0	1	0					
Kevin Mitchell, R (1, 7) OBP: 0.395, SLG: 0.591		0-0 F8			2-3 K			1-0 FC5-4 BB SF8 1B		3	1	1	0	0	1	0					
Roberto Kelly, R (1, 8) OBP: 0.354, SLG: 0.432		1-0 G5-3			2-3 K			4-1 FC5-4 1-2 BB		2	0	0	0	1	1	0					
Reggie Sanders, R (1, 9) OBP: 0.335, SLG: 0.425		1-3 K			0-2 F7			3-1 FC5-4 FC6-4		3	0	0	0	0	1	2					
Jeff Branson, L (1, 5) OBP: 0.352, SLG: 0.422			0-0 G4-3			0-2 G3		0-0 SF8		2	0	0	1	0	0	0					
Joe Oliver, R (1, 2) OBP: 0.285, SLG: 0.406			1-1 G6-3			0-3 K		3-H 0-0 FC6-4		3	0	0	0	0	1	1					
John Smiley, L (1, 1) OBP: 0.321, SLG: 0.346			0-1 G1-3			1-3 K			1-3 K	2	0	0	0	0	1	0					
Milt Hill, R (8, 1)										0	0	0	0	0	0	0					
Juan Samuel, R (9, PH) OBP: 0.172, SLG: 0.226										1	0	0	0	0	1	0					
Inning Stats	R: 0 E: 0 K: 0 S: 8	H: 0 LOB: 0 BB: 0 P: 11	R: 0 E: 0 K: 1 S: 5	H: 0 LOB: 0 BB: 0 P: 7	R: 0 E: 0 K: 0 S: 5	H: 0 LOB: 0 BB: 0 P: 6	R: 0 E: 0 K: 0 S: 4	H: 0 LOB: 0 BB: 0 P: 9	R: 0 E: 0 K: 2 S: 9	H: 0 LOB: 0 BB: 0 P: 13	R: 0 E: 0 K: 2 S: 9	H: 0 LOB: 0 BB: 0 P: 10	R: 0 E: 0 K: 1 S: 5	H: 0 LOB: 0 BB: 0 P: 9	R: 1 E: 0 K: 0 S: 6	H: 1 LOB: 1 BB: 1 P: 14	R: 0 E: 0 K: 1 S: 8	H: 0 LOB: 0 BB: 0 P: 12	1B: 1 2B: 0 3B: 0 HR: 0	SF: 1 SAC: 0 DP: 0 HBP: 0	WP: 0 PA: 29 PB: 0 CS: 0 SB: 0
PITCHER	IP WLS BF H R ER SO BB IBB HBP BLK WP HR S P ERA WHIP	8.0 W 26 1 1 1 6 1 0 0 0 0 0 51 79 1.12 0.250	1.0 3 0 0 0 1 0 0 0 0 0 0 8 12 0.00 0.000																		

San Francisco Giants @ Cincinnati Reds
Riverfront Stadium, Cincinnati, OH
Thu Jun 17 1993, 3:33 AM EDT
Att: 34,717 - Sunny - 83 F

AB 27
R 1
H 1
RBI 1
BB 1
SO 7
LOB 3



Batter	1	2	3	4	5	6	7	8	9	AB	R	H	RBI	BB	SO	LOB	TOP			
Darren Lewis, R OBP: 0.320, SLG: 0.372 (1, 8)	4-2 FC3-5 S BB	2-0 F9		1-1 F9			0-0 G5-3		0-1 E6 2B	4	1	0	0	1	0	3				
Mike Benjamin, R OBP: 0.296, SLG: 0.254 (1, 4)	1-0 FC3-5 1B HR		1-0 F7		0-0 F7		2-1 L7		1-1 2B	4	1	0	0	0	0	1				
Robby Thompson, R OBP: 0.356, SLG: 0.434 (9, PH)									1-3 2B	1	1	1	2	0	0	0				
Will Clark, L OBP: 0.341, SLG: 0.357 (1, 3)	1-2 HR		0-1 1B 1B		2-1 G3			1-0 F8	4-0 2B	4	3	2	0	1	0	0				
Matt Williams, R OBP: 0.331, SLG: 0.591 (1, 5)	1-1 HR		0-1 1B 1B		0-0 F9			2-1 G6-3	0-2 1B 2B	5	2	3	6	0	0	0				
Barry Bonds, L OBP: 0.484, SLG: 0.725 (1, 7)	2-2 F7		0-0 1B 1B		1-1 L5			3-2 1B	1-0 BLK 1B	5	0	3	1	0	0	0				
Mark Carreon, R OBP: 0.430, SLG: 0.515 (1, 9)	1-3 K		2-3 K		4-2 FC6-4 BB			0-2 L5	0-0 BLK 1B	3	0	0	0	1	2	4				
Dave Martinez, L OBP: 0.289, SLG: 0.348 (9, 9)								1-2 SAFE		1	0	1	0	0	0	0				
Royce Clayton, R OBP: 0.316, SLG: 0.346 (1, 6)		0-2 F8	2-2 1B		1-2 F9				G4-3 G6-3	5	0	1	1	0	0	3				
Kirt Manwaring, R OBP: 0.365, SLG: 0.350 (1, 2)		0-1 F8		2-2 F3				0-0 FC6-4	2B L4	5	1	1	0	0	0	3				
Dave Righetti, L (9, 1)								1-2 SAFE		0	0	0	0	0	0	0				
John Burkett, R OBP: 0.147, SLG: 0.121 (1, 1)		1-1 1B		0-2 G1-3				1-3 K	4-1 E 2B BB	3	0	1	0	0	1	0				
Michael Jackson, R OBP: 0.500, SLG: 1.000 (8, 1)										0	0	0	0	0	0	0				
Jeff Reed, L OBP: 0.321, SLG: 0.400 (9, PH)										0	1	0	0	1	0	0				
John Burkett, R OBP: 0.147, SLG: 0.121 (1, 1)										0	0	0	0	0	0	0				
Inning Stats	R: 3 E: 0 K: 1 S: 17	H: 2 LOB: 0 BB: 1 P: 27	R: 0 E: 0 K: 0 S: 8	H: 1 LOB: 1 BB: 0 P: 11	R: 1 E: 0 K: 1 S: 13	H: 4 LOB: 2 BB: 0 P: 18	R: 0 E: 0 K: 0 S: 10	H: 0 LOB: 0 BB: 0 P: 13	R: 0 E: 0 K: 0 S: 4	H: 0 LOB: 1 BB: 1 P: 14	R: 0 E: 0 K: 1 S: 6	H: 0 LOB: 0 BB: 0 P: 9	R: 0 E: 0 K: 0 S: 9	H: 1 LOB: 1 BB: 0 P: 15	R: 6 E: 1 K: 0 S: 19	H: 5 LOB: 2 BB: 2 P: 32	1B: 9 2B: 3 3B: 0 HR: 1	SF: 0 SAC: 0 DP: 0 HBP: 0	WP: 0 PB: 0 SB: 1 CS: 1	PA: 44
PITCHER	IP	WLS	BF	H	R	ER	SO	BB	IBB	HBP	BLK	WP	HR	S	P	ERA	WHIP			
Greg Swindell, L ERA: 5.01	7.0	L	29	7	4	4	3	2	0	0	0	0	1	66	98	5.14	1.286			
Al Osuna, L ERA: 3.12	1.0		4	1	0	0	0	0	0	0	0	0	0	9	15	0.00	1.000			
Xavier Hernandez, R ERA: 3.7	0.1		7	3	6	5	0	1	1	0	0	0	0	12	23	135.00	12.000			
Juan Agosto, L ERA: 6.0	0.2		4	2	0	0	0	0	0	0	1	0	0	7	9	0.00	3.000			

San Francisco Giants @ Houston Astros
Astrodome, Houston, TX
Sat Jun 19 1993, 8:05 PM EDT
Att: 49,075 - Dome

AB 40
R 10
H 13
RBI 10
BB 4
SO 3
LOB 14



Batter	1	2	3	4	5	6	7	8	9	AB	R	H	RBI	BB	SO	LOB	BOTTOM			
Craig Biggio, R OBP: 0.354, SLG: 0.482 (1, 4)	1-1 G5-3	0-0 G4-3			2-1 G4-3		2-2 P3			4	0	0	0	0	0	2				
Steve Finley, L OBP: 0.293, SLG: 0.312 (1, 8)	1-2 G1-3		1-2 F6		1-0 G6-4-3 1B			1-2 P5		4	0	1	0	0	0	0				
5 Jeff Bagwell, R OBP: 0.396, SLG: 0.522 (1, 3)	1-0 G5-3		0-2 G6-3		0-0 G6-4-3			1-1 G1-3		4	0	0	0	0	0	1				
Ken Caminiti, S OBP: 0.295, SLG: 0.444 (1, 5)		1-1 G5-3	0-0 S 1B		0-0 F7			1-0 G4-3		4	0	1	0	0	0	0				
Eric Anthony, L OBP: 0.344, SLG: 0.397 (1, 9)		0-0 HBP 1B 1B	1-3 K		0-0 B1-3			2-3 K		4	1	1	0	0	2	1				
Luis Gonzalez, L OBP: 0.339, SLG: 0.410 (1, 7)		0-0 HBP 1B 1B		0-0 G4-1 S 1B		1-1 L3		0-3 K		4	1	2	0	0	1	0				
Andujar Cedeno, R OBP: 0.367, SLG: 0.459 (1, 6)		3-2 1B SH4-3 HBP		1-0 F7			0-0 G5-3 SH2-4 1B		3-2 F9	3	1	1	0	0	0	1				
Eddie Taubensee, L OBP: 0.317, SLG: 0.378 (1, 2)		3-2 SH4-3 1B		2-1 G4-1			0-0 SH2-4			2	0	1	2	0	0	1				
Greg Swindell, L OBP: 0.207, SLG: 0.241 (1, 1)		1-3 2H 3H		2-3 K			0-1 G5-3			1	0	0	1	0	1	1				
Kevin Bass, S OBP: 0.234, SLG: 0.402 (7, PH)		SH4-3								1	0	0	0	0	0	1				
Al Osuna, R (8, 1)										0	0	0	0	0	0	0				
Xavier Hernandez, L (9, 1)										0	0	0	0	0	0	0				
Juan Agosto, L (9, 1)										0	0	0	0	0	0	0				
Inning Stats	R: 0 E: 0 K: 0 S: 6	H: 0 LOB: 0 BB: 0 P: 9	R: 3 E: 0 K: 0 S: 13	H: 3 LOB: 1 BB: 0 P: 20	R: 0 E: 0 K: 1 S: 11	H: 1 LOB: 1 BB: 0 P: 13	R: 0 E: 0 K: 1 S: 8	H: 1 LOB: 1 BB: 0 P: 12	R: 0 E: 0 K: 0 S: 4	H: 0 LOB: 0 BB: 0 P: 5	R: 0 E: 0 K: 0 S: 8	H: 1 LOB: 1 BB: 0 P: 10	R: 0 E: 0 K: 0 S: 6	H: 0 LOB: 0 BB: 0 P: 9	R: 0 E: 0 K: 2 S: 10	H: 0 LOB: 0 BB: 0 P: 15	1B: 7 2B: 0 3B: 0 HR: 0	SF: 0 SAC: 2 DP: 1 HBP: 1	WP: 0 PB: 0 SB: 2 CS: 0	PA: 34
PITCHER	IP	WLS	BF	H	R	ER	SO	BB	IBB	HBP	BLK	WP	HR	S	P	ERA	WHIP			
John Burkett, R ERA: 3.3	7.0	W	28	7	3	3	2	0	0	1	0	0	0	54	76	3.86	1.000			
Michael Jackson, R ERA: 1.64	1.0		3	0	0	0	0	0	0	0	0	0	0	6	9	0.00	0.000			
Dave Righetti, L ERA: 3.97	1.0		3	0	0	0	2	0	0	0	0	0	0	10	15	0.00	0.000			

San Francisco Giants @ Houston Astros
Astrodome, Houston, TX
Sat Jun 19 1993, 8:05 PM EDT
Att: 49,075 - Dome

AB 31
R 3
H 7
RBI 3
BB 0
SO 4
LOB 8



Batter	1	2	3	4	5	6	7	8	9	AB	R	H	RBI	BB	SO	LOB	TOP			
Ricky Gutierrez, R OBP: 0.366, SLG: 0.345	3-3 K	1-0 1B			1-0 P7			1-1 F8		4	0	1	1	0	1	0				
Craig Shipley, R OBP: 0.241, SLG: 0.317 Gene Harris, R (8, 1)	0-0 2B		2-3 K		0-0 P8			1-1 F8		4	0	1	0	0	1	0				
Gary Sheffield, R OBP: 0.354, SLG: 0.488	1-2 P9		1-0 P3		0-0 G6-3			3-2 1B		4	0	1	0	0	0	1				
Fred McGriff, L OBP: 0.341, SLG: 0.474 Tim Teufel, R OBP: 0.352, SLG: 0.484	1-0 2B		1-2 G4-3		1-1 G6-3			1-0 P7		2	0	1	0	0	0	0				
Derek Bell, R OBP: 0.331, SLG: 0.474	0-1 L8			2-1 L6-4	3-2 G6-3			1-2 G6-3		4	0	1	0	0	0	3				
Phil Clark, R OBP: 0.352, SLG: 0.464		1-0 G6-3		3-2 1B	1-2 1B			3-2 L7		4	0	1	0	0	0	1				
Phil Plantier, L OBP: 0.309, SLG: 0.451		4-0 1B		0-2 K				2-2 G4-3		3	1	0	0	1	2	2				
Bob Geren, R OBP: 0.283, SLG: 0.291		2-2 1B		0-1 L6-4				3-2 P5		3	0	1	0	0	0	2				
Doug Brocail, L (1, 1) Bill Bean, L OBP: 0.198, SLG: 0.172 Tim Scott, R (7, 1) Rich Rodriguez, L (7, 1) Jeff Gardner, L OBP: 0.337, SLG: 0.360		0-1 B1			0-0 F7			1-2 G1-3		2	0	0	0	0	0	2				
Inning Stats	R: 0 E: 0 K: 1 S: 13	H: 2 LOB: 2 BB: 0 P: 18	R: 1 E: 0 K: 0 S: 9	H: 2 LOB: 2 BB: 1 P: 17	R: 0 E: 0 K: 1 S: 8	H: 0 LOB: 0 BB: 0 P: 12	R: 0 E: 0 K: 1 S: 11	H: 2 LOB: 1 BB: 0 P: 15	R: 0 E: 0 K: 0 S: 3	H: 1 LOB: 1 BB: 0 P: 15	R: 0 E: 0 K: 0 S: 9	H: 0 LOB: 0 BB: 0 P: 15	R: 0 E: 0 K: 0 S: 8	H: 1 LOB: 1 BB: 0 P: 14	R: 0 E: 0 K: 1 S: 10	H: 0 LOB: 0 BB: 0 P: 17	1B: 7 2B: 2 3B: 0 HR: 0	SF: 0 SAC: 0 DP: 1 HBP: 0	WP: 0 PB: 0 SB: 0 CS: 0	PA: 34
PITCHER	IP WLS BF H R ER SO BB IBB HBP BLK WP HR S P ERA WHIP	7.0 W 27 7 1 1 3 1 0 0 0 0 0 62 96 1.29 1.143	1.0 S 4 1 0 0 0 0 0 0 0 0 0 8 14 0.00 1.000	1.0 S 3 0 0 0 1 0 0 0 0 0 0 10 17 0.00 0.000	PITCHER										IP WLS BF H R ER SO BB IBB HBP BLK WP HR S P ERA WHIP					

San Diego Padres @ San Francisco Giants
Candlestick Park, San Francisco, CA
Mon Jun 21 1993, 10:05 PM EDT
Att: 18,862 - Sunny - 60 F

AB	33
R	1
H	8
RBI	1
BB	1
SO	4
LOB	12



Batter	1	2	3	4	5	6	7	8	9	AB	R	H	RBI	BB	SO	LOB	BOTTOM			
Darren Lewis, R OBP: 0.321, SLG: 0.370	0-2 G6-3		1-2 FC5-4		1-3 K		0-0 S			4	0	2	0	0	1	0				
Robby Thompson, R OBP: 0.352, SLG: 0.423	0-0 G4-3		2-2 FC5-4		3-2 G3		4-0 S			3	0	0	0	1	0	2				
Will Clark, L OBP: 0.344, SLG: 0.370	1-1 G3		0-0 1B		4-1 FC5-4		1-2 G3			3	0	1	1	1	0	2				
Matt Williams, R OBP: 0.327, SLG: 0.580 Mike Benjamin, R OBP: 0.203, SLG: 0.246		1-1 G6-3	0-0 G3-1		1-0 FC5-4		0-0 P3			2	0	0	0	0	0	2				
Barry Bonds, L OBP: 0.478, SLG: 0.720		2-2 P8		3-2 L9		0-0 L8	2-1 F7			4	0	0	0	0	0	2				
Willie McGee, S OBP: 0.372, SLG: 0.416		1-1 1B		2-2 1B		2-2 F9		0-0 F9		4	1	4	0	0	0	0				
Royce Clayton, R OBP: 0.320, SLG: 0.347		1-3 K		1-2 G5-3		4-0 S		1-1 SH3-4		2	0	1	0	1	1	1				
Kirt Manwaring, R OBP: 0.355, SLG: 0.339			3-2 G4-3		1-2 G5-3		2-1 F9			4	0	0	1	0	0	4				
Trevor Wilson, L OBP: 0.208, SLG: 0.273 Michael Jackson, R OBP: 0.500, SLG: 1.000 Mark Carreon, R OBP: 0.420, SLG: 0.507 Rod Beck, R			4-0 FC5-4		1-2 K		3-3 K		0-0 G6-3	2	1	0	0	1	2	3				
Inning Stats	R: 0 E: 0 K: 0 S: 6	H: 0 LOB: 0 BB: 0 P: 7	R: 0 E: 0 K: 1 S: 10	H: 1 LOB: 1 BB: 0 P: 15	R: 1 E: 0 K: 0 S: 21	H: 2 LOB: 2 BB: 1 P: 31	R: 1 E: 0 K: 1 S: 16	H: 2 LOB: 1 BB: 0 P: 25	R: 0 E: 0 K: 1 S: 10	H: 0 LOB: 1 BB: 1 P: 19	R: 0 E: 0 K: 1 S: 13	H: 1 LOB: 2 BB: 1 P: 24	R: 0 E: 0 K: 0 S: 7	H: 1 LOB: 2 BB: 1 P: 14	R: 0 E: 0 K: 0 S: 5	H: 1 LOB: 1 BB: 0 P: 7	1B: 7 2B: 1 3B: 0 HR: 0	SF: 0 SAC: 1 DP: 0 HBP: 0	WP: 0 PB: 0 SB: 4 CS: 0	PA: 36
PITCHER	IP WLS BF H R ER SO BB IBB HBP BLK WP HR S P ERA WHIP	6.0 L 27 6 2 2 4 2 0 0 0 0 0 76 121 3.00 1.333	0.0 L 2 1 0 0 0 1 0 0 0 0 0 1 5 ∞ ∞	1.2 L 6 1 0 0 0 0 0 0 0 0 0 10 15 0.00 0.600	0.1 L 1 0 0 0 0 0 0 0 0 0 0 1 1 0.00 0.000	PITCHER										IP WLS BF H R ER SO BB IBB HBP BLK WP HR S P ERA WHIP				

San Diego Padres @ San Francisco Giants
Candlestick Park, San Francisco, CA
Mon Jun 21 1993, 10:05 PM EDT
Att: 18,862 - Sunny - 60 F

AB	31
R	2
H	8
RBI	2
BB	4
SO	4
LOB	20



Batter	1	2	3	4	5	6	7	8	9	AB	R	H	RBI	BB	SO	LOB	TOP			
Bill Bean, L OBP: 0.243, SLG: 0.294 (1, 9)	G4-3		G4-3 2H		1B		1B		G3	5	0	3	1	0	0	0	San Diego Padres @ San Francisco Giants Candlestick Park, San Francisco, CA Tue Jun 22 1993, 10:05 PM EDT Att: 20,450 - Sunny - 60 F			
Jeff Gardner, L OBP: 0.340, SLG: 0.363 (1, 4)	G6-3		G4-3		CS		1B			4	0	2	0	0	0	1				
Gary Sheffield, R OBP: 0.349, SLG: 0.480 (1, 5)	K		K		P6		K			4	0	0	0	0	3	5				
Phil Plantier, L OBP: 0.308, SLG: 0.452 (1, 7)		G3-1		G4-3 2B	K			P5		4	1	1	0	0	1	2				
Derek Bell, R OBP: 0.326, SLG: 0.466 (1, 8)	K			E3 G4-3		F7		K		4	0	0	0	0	2	1				
Kevin Higgins, L OBP: 0.399, SLG: 0.273 (1, 2) (7, 3)				G4-3		G6-3				3	0	1	1	1	0	1				
Tim Teufel, R OBP: 0.342, SLG: 0.469 (1, 3) Bob Geren, R OBP: 0.281, SLG: 0.288 (7, 2)				1B		G5-3		BB		3	0	0	0	0	0	2				
Ricky Gutierrez, R OBP: 0.370, SLG: 0.344 (1, 6)			SH1-4 2B		1B					3	1	1	0	1	1	0				
Andy Benes, R OBP: 0.171, SLG: 0.294 (1, 1) Phil Clark, R OBP: 0.348, SLG: 0.459 (9, PH) Gene Harris, R OBP: 0.281, SLG: 0.288 (9, 1)			SH1-4		K				P9	2	0	0	0	0	2	2				
Inning Stats	R: 0 E: 0 K: 1 S: 6	H: 0 LOB: 0 BB: 0 P: 8	R: 0 E: 0 K: 1 S: 8	H: 1 LOB: 1 BB: 0 P: 13	R: 1 E: 0 K: 1 S: 9	H: 2 LOB: 1 BB: 0 P: 17	R: 1 E: 1 K: 1 S: 10	H: 1 LOB: 2 BB: 1 P: 21	R: 0 E: 0 K: 0 S: 7	H: 0 LOB: 0 BB: 0 P: 11	R: 0 E: 0 K: 2 S: 11	H: 2 LOB: 2 BB: 0 P: 13	R: 0 E: 0 K: 2 S: 19	H: 0 LOB: 1 BB: 1 P: 28	R: 0 E: 0 K: 1 S: 6	H: 0 LOB: 0 BB: 0 P: 8		1B: 5 2B: 4 3B: 0 HR: 0	SF: 0 SAC: 1 DP: 1 HBP: 0	WP: 0 PB: 0 SB: 0 CS: 1
PITCHER	IP	WLS	BF	H	R	ER	SO	BB	IBB	HBP	BLK	WP	HR	S	P	ERA	WHIP			
Bill Swift, R ERA: 3.07 (1, 1)	7.0	L	30	8	2	2	7	0	1	0	0	0	0	59	99	2.57	1.143			
Jeff Brantley, R ERA: 4.61 (8, 1)	2.0		7	0	0	0	3	1	0	0	0	0	0	25	36	0.00	0.500			

AB	34
R	2
H	8
RBI	2
BB	2
SO	10
LOB	15



Batter	1	2	3	4	5	6	7	8	9	AB	R	H	RBI	BB	SO	LOB	BOTTOM					
Dave Martinez, L OBP: 0.298, SLG: 0.395 (1, 8)	F7		K		FC3-6			F9		4	0	0	0	0	1	1	San Diego Padres @ San Francisco Giants Candlestick Park, San Francisco, CA Tue Jun 22 1993, 10:05 PM EDT Att: 20,450 - Sunny - 60 F					
Robby Thompson, R OBP: 0.354, SLG: 0.424 (1, 4)					K			G4-3		4	0	2	0	0	1	1						
Will Clark, L OBP: 0.339, SLG: 0.364 (1, 3)	P3		L7				P7			4	0	0	0	0	0	2						
Barry Bonds, L OBP: 0.471, SLG: 0.708 (1, 7)	K				G4-3		G4-3		K	4	0	0	0	0	2	1						
Willie McGee, S OBP: 0.374, SLG: 0.415 (1, 9)		G6-3			S		K		G4-6-3 1B	3	0	1	0	1	1	0						
Royce Clayton, R OBP: 0.319, SLG: 0.346 (1, 6)					K				G4-6-3	4	0	1	0	0	1	2						
Jeff Reed, L OBP: 0.321, SLG: 0.438 (1, 2)		K			K					3	1	1	1	0	2	2						
Mike Benjamin, R OBP: 0.222, SLG: 0.254 (1, 5)							FC6-4 1B		G6-3	2	0	1	0	1	0	0						
Bill Swift, R OBP: 0.378, SLG: 0.313 (1, 1) Matt Williams, R OBP: 0.326, SLG: 0.578 (7, PH) Jeff Brantley, R OBP: 0.087, SLG: 0.087 (8, 1)					PO		FC6-4		P5	2	0	0	0	0	0	1						
Inning Stats	R: 0 E: 0 K: 1 S: 11	H: 1 LOB: 1 BB: 0 P: 14	R: 0 E: 0 K: 1 S: 10	H: 1 LOB: 1 BB: 1 P: 17	R: 0 E: 0 K: 1 S: 11	H: 1 LOB: 1 BB: 0 P: 14	R: 0 E: 0 K: 2 S: 12	H: 0 LOB: 1 BB: 1 P: 24	R: 0 E: 0 K: 1 S: 13	H: 1 LOB: 0 BB: 0 P: 18	R: 0 E: 0 K: 1 S: 6	H: 0 LOB: 0 BB: 0 P: 7	R: 1 E: 0 K: 0 S: 6	H: 1 LOB: 0 BB: 0 P: 7	R: 0 E: 0 K: 0 S: 5	H: 0 LOB: 0 BB: 0 P: 9		R: 0 E: 0 K: 1 S: 6	H: 1 LOB: 0 BB: 0 P: 9	1B: 5 2B: 0 3B: 0 HR: 1	SF: 0 SAC: 0 DP: 1 HBP: 0	WP: 0 PB: 0 SB: 2 CS: 0
PITCHER	IP	WLS	BF	H	R	ER	SO	BB	IBB	HBP	BLK	WP	HR	S	P	ERA	WHIP					
Andy Benes, R ERA: 2.76 (1, 1)	8.0	W	30	5	1	1	7	2	0	0	0	0	0	74	110	1.12	0.875					
Gene Harris, R ERA: 1.67 (9, 1)	1.0	S	3	1	0	0	1	0	0	0	0	0	0	6	9	0.00	1.000					



Batter	1	2	3	4	5	6	7	8	9	AB	R	H	RBI	BB	SO	LOB	TOP					
Ricky Gutierrez, R OBP: 0.367, SLG: 0.336 (1, 6)	1-3 K		0-1 F9		3-3 K			4-2 G6-4-3 1B BB		3	0	0	0	1	2	0	San Diego Padres @ San Francisco Giants Candlestick Park, San Francisco, CA Wed Jun 23 1993, 6:33 AM EDT Att: 39,869 - Sunny - 75 F livebaseballscorecards.com					
Bill Bean, L OBP: 0.244, SLG: 0.289 (1, 3)	2-1 L7		0-3 K		0-0 F9			2-0 G6-4-3 1B		4	0	1	0	0	1	0						
Gary Sheffield, R OBP: 0.344, SLG: 0.473 (1, 5)	0-0 F7		3-3 K			0-0 F8		0-2 G6-4-3 1-2 2-3		4	0	0	0	0	1	2						
Derek Bell, R OBP: 0.321, SLG: 0.459 (1, 8)		1-2 F7		1-0 G5-3		1-0 F7		1-1 G5-3		4	0	0	0	0	0	1						
Phil Clark, R OBP: 0.355, SLG: 0.461 (1, 9)		3-1 HR 1B		2-3 K		0-1 1B		2-2 F8		4	1	2	0	0	1	0						
Craig Shipley, R OBP: 0.241, SLG: 0.315 (1, 4)		0-1 F9		3-2 1B 1B		0-0 L7		0-1 G6-3		4	0	1	0	0	0	2						
Phil Plantier, L OBP: 0.312, SLG: 0.471 (1, 7)		1-0 HR		2-1 1B		2-3 K		0-2 F7		4	1	2	2	0	1	0						
Bob Geren, R OBP: 0.282, SLG: 0.283 (1, 2)		4-0 BB		2-3 K		1-2 L9				2	0	0	0	1	1	2						
Greg Harris, R OBP: 0.279, SLG: 0.256 Pat Gomez, L Mark Ettles, R (7, 1)	1-1 G4-3				2-3 K		0-1 L8			3	0	0	0	0	1	1						
Inning Stats	R: 0 E: 0 K: 1 S: 6	H: 0 LOB: 0 BB: 0 P: 9	R: 2 E: 0 K: 0 S: 11	H: 2 LOB: 1 BB: 1 P: 21	R: 0 E: 0 K: 2 S: 8	H: 0 LOB: 0 BB: 0 P: 11	R: 0 E: 0 K: 2 S: 12	H: 2 LOB: 2 BB: 0 P: 22	R: 0 E: 0 K: 0 S: 10	H: 1 LOB: 1 BB: 0 P: 15	R: 0 E: 0 K: 1 S: 5	H: 0 LOB: 0 BB: 0 P: 11	R: 0 E: 0 K: 0 S: 9	H: 1 LOB: 1 BB: 0 P: 16	R: 0 E: 0 K: 0 S: 12	H: 0 LOB: 0 BB: 0 P: 14		1B: 5 2B: 0 3B: 0 HR: 1	SF: 0 SAC: 0 DP: 1 HBP: 0	WP: 0 PB: 0 SB: 0 CS: 0	PA: 34	
PITCHER	IP	WLS	BF	H	R	ER	SO	BB	IBB	HBP	BLK	WP	HR	S	P	ERA	WHIP					
Bud Black, L ERA: 3.46	(1, 1)	7.0	W	27	5	2	2	8	1	0	0	0	0	1	60	95	2.57	0.857				
Michael Jackson, R ERA: 1.59	(8, 1)	1.0		4	1	0	0	0	1	0	0	0	0	0	9	16	0.00	2.000				
Kevin Rogers, L ERA: 2.7	(9, 1)	1.0		3	0	0	0	0	0	0	0	0	0	0	12	14	0.00	0.000				


Batter	1	2	3	4	5	6	7	8	9	AB	R	H	RBI	BB	SO	LOB	BOTTOM					
Darren Lewis, R OBP: 0.315, SLG: 0.363 (1, 8)	1-2 G5-3	2-1 G5-3		1-1 B1-3		1-0 F8		2-1 G4-3		5	0	0	0	0	0	2	San Diego Padres @ San Francisco Giants Candlestick Park, San Francisco, CA Wed Jun 23 1993, 6:33 AM EDT Att: 39,869 - Sunny - 75 F livebaseballscorecards.com					
Robby Thompson, R OBP: 0.360, SLG: 0.452 (1, 4)	1-2 HR	4-2 BB BB		1-1 F8			2-1 HR			3	2	2	2	1	0	0						
Will Clark, L OBP: 0.341, SLG: 0.368 (1, 3)	2-1 2B	4-1 BB		1-1 G3-1			3-3 K			3	0	1	1	1	1	0						
Barry Bonds, L OBP: 0.468, SLG: 0.705 (1, 7)	1-1 F8	0-1 G3			1-2 2B		1-1 G6-3			4	0	1	0	0	0	4						
Willie McGee, S OBP: 0.377, SLG: 0.421 (1, 9)	1-0 G3				1-2 L8		3-2 WP 2B			4	0	2	0	0	0	2						
Royce Clayton, R OBP: 0.322, SLG: 0.345 (1, 6)		0-0 BLK 1B	4-1 S 2B BB		1-1 P3		2-2 F9			3	2	1	0	1	0	2						
Kirt Manwaring, R OBP: 0.358, SLG: 0.345 (1, 2)		2-1 SH5-4 BB HBP	3-2 2B		0-1 G5-3			3-1 L6		3	1	1	1	0	0	1						
Mike Benjamin, R OBP: 0.224, SLG: 0.254 (1, 5)		1-2 BB SH5-4 1B		0-3 K			0-0 G5-3		1-3 K	4	0	1	1	0	2	1						
Bud Black, L OBP: 0.296, SLG: 0.269 Michael Jackson, R Jeff Reed, L Kevin Rogers, L (8, 1)	0-0 SH5-4		2-3 K			3-3 K		3-1 HR		2	0	0	0	0	2	1						
Inning Stats	R: 1 E: 0 K: 0 S: 11	H: 2 LOB: 1 BB: 0 P: 17	R: 2 E: 0 K: 0 S: 17	H: 2 LOB: 3 BB: 2 P: 30	R: 1 E: 0 K: 2 S: 12	H: 2 LOB: 1 BB: 1 P: 21	R: 0 E: 0 K: 0 S: 6	H: 0 LOB: 0 BB: 0 P: 9	R: 0 E: 0 K: 1 S: 10	H: 1 LOB: 1 BB: 0 P: 13	R: 0 E: 0 K: 1 S: 6	H: 0 LOB: 0 BB: 0 P: 10	R: 1 E: 0 K: 1 S: 15	H: 2 LOB: 1 BB: 0 P: 26	R: 1 E: 0 K: 1 S: 9	H: 1 LOB: 0 BB: 0 P: 18		1B: 3 2B: 4 3B: 0 HR: 3	SF: 0 SAC: 1 DP: 0 HBP: 1	WP: 1 PB: 0 SB: 1 CS: 0	PA: 37	
PITCHER	IP	WLS	BF	H	R	ER	SO	BB	IBB	HBP	BLK	WP	HR	S	P	ERA	WHIP					
Greg Harris, R ERA: 3.94	(1, 1)	6.0	L	29	8	5	5	3	0	0	0	0	0	2	64	104	7.50	1.833				
Pat Gomez, L ERA: 5.92	(7, 1)	0.2		3	1	0	0	1	0	0	0	0	0	9	16	0.00	1.500					
Mark Ettles, R ERA: 6.52	(7, 1)	1.1		5	1	1	1	1	0	0	0	1	1	13	24	6.75	0.750					




Batter	1	2	3	4	5	6	7	8	9	AB	R	H	RBI	BB	SO	LOB	TOP										
Eric Young Sr. R OBP: 0.342, SLG: 0.333 (1, 4)	1-0 CS 1B		1-2 G5-3 1B		0-2 G5-4-3 1B			4-2 BB		3	0	3	0	1	0	0	Colorado Rockies @ San Francisco Giants Candlestick Park, San Francisco, CA Thu Jun 24 1993, 6:33 AM EDT Att: 39,827 - Sunny - 96 F										
Vinny Castilla R OBP: 0.348, SLG: 0.520 (1, 6)	2-2 L6 1-2		2-0 G5-3 1-2		1-0 G5-4-3 1-2			1-3 K		4	0	0	0	0	1	5											
Dante Bichette R OBP: 0.359, SLG: 0.508 Chris Jones R OBP: 0.333, SLG: 0.592 (1, 9) (7, 9)	2-1 G3-1		2-2 P4			1-1 G6-3		2-2 F8		3	0	0	0	0	0	1											
Andres Galarraga R OBP: 0.450, SLG: 0.676 Jim Tatum R OBP: 0.217, SLG: 0.276 (1, 3) (6, 3)		3-2 G3-4-1		0-0 G4-3		0-1 G5-3		1-3 K		3	0	0	0	0	0	0											
Charlie Hayes R OBP: 0.360, SLG: 0.520 Freddie Benavides R OBP: 0.230, SLG: 0.212 (1, 5) (8, 5)		0-3 K		0-1 HR		2-2 G5-3		3-3 K		3	1	1	1	0	1	0											
Jerald Clark R OBP: 0.358, SLG: 0.455 (1, 7)		1-0 2B 3B		0-1 G4-3			0-1 P6	1-2 G6-3		4	1	1	0	0	0	0											
Alex Cole L OBP: 0.338, SLG: 0.318 (1, 8)		1-1 2B		0-3 K			1-1 G4-3			3	0	1	1	0	1	0											
Danny Sheaffer R OBP: 0.273, SLG: 0.395 Mark Grant R Andy Ashby R OBP: 0.267, SLG: 0.267 (1, 2) (8, 1) (8, 1)		1-2 G1-3		1-1 1B 1B			1-2 G4-3			3	0	1	0	0	0	1											
Willie Blair R OBP: 0.125, SLG: 0.188 Bruce Ruffin S Jayhawk Owens R OBP: 0.444, SLG: 0.458 (1, 1) (4, 1) (8, 2) (8, 2)			0-1 P3		1-3 K			1-3 K		1	0	0	0	0	0	0											
Inning Stats	R: 0 E: 0 K: 0 S: 6	H: 1 LOB: 0 BB: 0 P: 11	R: 1 E: 0 K: 1 S: 12	H: 2 LOB: 1 BB: 0 P: 18	R: 0 E: 0 K: 1 S: 11	H: 1 LOB: 1 BB: 0 P: 16	R: 1 E: 0 K: 1 S: 8	H: 1 LOB: 1 BB: 0 P: 8	R: 0 E: 0 K: 1 S: 9	H: 0 LOB: 0 BB: 0 P: 10	R: 0 E: 0 K: 0 S: 7	H: 0 LOB: 0 BB: 0 P: 9	R: 0 E: 0 K: 2 S: 15	H: 0 LOB: 1 BB: 1 P: 23	R: 0 E: 0 K: 2 S: 10	H: 0 LOB: 0 BB: 0 P: 15		1B: 4 2B: 1 3B: 1 HR: 1	SF: 0 SAC: 0 DP: 1 HBP: 0	WP: 0 PB: 0 SB: 0 CS: 1	PA: 33						
PITCHER	IP	WLS	BF	H	R	ER	SO	BB	IBB	HBP	BLK	WP	HR	S	P	ERA	WHIP										
John Burkett R ERA: 3.25 Dave Righetti L ERA: 3.65 Dave Burba R ERA: 4.71 (1, 1) (8, 1) (9, 1)	7.0	W	26	7	2	2	3	0	0	0	0	0	1	60	84	2.57	1.000										

Batter	1	2	3	4	5	6	7	8	9	AB	R	H	RBI	BB	SO	LOB	BOTTOM										
Darren Lewis R OBP: 0.308, SLG: 0.354 (1, 8)	2-1 P6	2-2 F7		2-2 P4		2-1 G4-3	0-0 FC4-6	1-0 G4-3		6	0	0	0	0	0	5	Colorado Rockies @ San Francisco Giants Candlestick Park, San Francisco, CA Thu Jun 24 1993, 6:33 AM EDT Att: 39,827 - Sunny - 96 F										
Robby Thompson R OBP: 0.374, SLG: 0.488 (1, 4)	1-1 HR 1B	1-1 HR 1B		0-0 HR		3-2 1B		HR		5	4	5	3	1	0	0											
Will Clark L OBP: 0.348, SLG: 0.382 Todd Benzinger S OBP: 0.281, SLG: 0.283 (1, 3) (5, 3)	2-2 HR	4-2 HR BB		4-1 2B BB		1-2 F8		HR 1B	3-1 G3-1	1	2	1	2	2	0	0											
Barry Bonds L OBP: 0.472, SLG: 0.721 Mark Carreon R OBP: 0.427, SLG: 0.557 (1, 7) (7, 7)	4-2 1B G6-3 BB	0-0 HR		2-0 2B		0-1 F7		HR		3	2	2	4	1	0	1											
Willie McGee S OBP: 0.378, SLG: 0.427 Dave Martinez L OBP: 0.306, SLG: 0.403 (1, 9) (7, PR) (8, 9)	2-2 G6-3	0-0 F7		0-0 G6-3			1-1 1B 2B	2-1 1B 1B		4	0	2	0	0	0	2											
Royce Clayton R OBP: 0.324, SLG: 0.346 (1, 6)	0-0 G6-3		1-1 G4-3	2-3 K		1-0 FC5 1B	1-2 FC5-4 1B	1-2 1B 1B		5	1	2	2	0	1	3											
Kirt Manwaring R OBP: 0.356, SLG: 0.343 Dave Righetti L OBP: 1.000, SLG: 1.000 Dave Burba R OBP: 0.286, SLG: 0.429 (1, 2) (8, 1) (9, 1)	0-0 F7		0-1 F8		0-0 G5-3		0-2 FC5 1B	0-0 FC5-4 1B		4	1	1	0	0	0	1											
Mike Benjamin R OBP: 0.210, SLG: 0.237 (1, 5)		1-0 G6-3	0-3 K		1-2 G4-3		2-1 FC5 1B	1-0 FC5-4 2B		5	1	0	0	0	1	4											
John Burkett R OBP: 0.189, SLG: 0.167 Andy Allanson R OBP: 0.300, SLG: 0.333 (1, 1) (7, PH) (8, 2)		0-1 BB 1B HR 1B		0-1 HR 1B		0-3 K	1-1 FC4 1B	1-1 1B 2B		3	2	2	0	0	1	0											
Inning Stats	R: 3 E: 0 K: 0 S: 19	H: 3 LOB: 1 BB: 1 P: 29	R: 4 E: 0 K: 0 S: 14	H: 3 LOB: 0 BB: 1 P: 22	R: 0 E: 0 K: 1 S: 8	H: 0 LOB: 0 BB: 0 P: 9	R: 2 E: 0 K: 1 S: 12	H: 3 LOB: 2 BB: 1 P: 22	R: 0 E: 0 K: 1 S: 7	H: 0 LOB: 0 BB: 0 P: 8	R: 0 E: 0 K: 0 S: 11	H: 1 LOB: 1 BB: 0 P: 17	R: 2 E: 1 K: 0 S: 12	H: 3 LOB: 2 BB: 0 P: 17	R: 6 E: 0 K: 0 S: 24	H: 7 LOB: 2 BB: 1 P: 40		1B: 12 2B: 3 3B: 0 HR: 5	SF: 0 SAC: 0 DP: 0 HBP: 0	WP: 0 PB: 0 SB: 0 CS: 0	PA: 48						
PITCHER	IP	WLS	BF	H	R	ER	SO	BB	IBB	HBP	BLK	WP	HR	S	P	ERA	WHIP										
Willie Blair R ERA: 5.4 Bruce Ruffin L ERA: 5.25 Mark Grant R ERA: 6.38 Andy Ashby R ERA: 8.5 (1, 1) (4, 1) (8, 1) (8, 1)	3.1	L	17	5	2	1	2	1	0	0	0	0	0	36	56	2.46	1.636										

AB 32
R 2
H 7
RBI 2
BB 1
SO 7
LOB 9



AB 44
R 17
H 20
RBI 16
BB 4
SO 3
LOB 20



Batter	1	2	3	4	5	6	7	8	9	AB	R	H	RBI	BB	SO	LOB	TOP					
Eric Young Sr., R OBP: 0.337, SLG: 0.328 Scott Fredrickson, R (8, 1)			G6-3		F8			F9		4	0	0	0	0	1	1	Colorado Rockies @ San Francisco Giants Candlestick Park, San Francisco, CA Fri Jun 25 1993, 10:05 PM EDT Att: 30,722 - Unknown - 73 F					
Chris Jones, R OBP: 0.327, SLG: 0.585				G4-3 2B	F8		L9	L9		4	1	1	0	0	1	1						
Dante Bichette, R OBP: 0.354, SLG: 0.500	F7			P3	L9		L9	G3		4	0	0	0	0	0	2						
Andres Galarraga, R OBP: 0.447, SLG: 0.668		1-1 1B		G4-3	F9			P3		4	0	1	0	0	0	1						
Charlie Hayes, R OBP: 0.366, SLG: 0.527	P3			G5-4-3 1B				FC5-4 1B		4	0	3	1	0	0	1						
Jerald Clark, R OBP: 0.351, SLG: 0.446	K			F8	G5-4-3 1-2			F9		4	0	0	0	0	1	4						
Vinny Castilla, R OBP: 0.346, SLG: 0.513	L4			G1-3				FC5-4 1-2		4	0	1	0	0	0	2						
Jayhawk Owens, R OBP: 0.433, SLG: 0.556			L9		HR			K		3	1	1	1	0	1	1						
Butch Henry, L OBP: 0.130, SLG: 0.095 Steve Reed, R (4, 1) Gary Wayne, L (6, 1) Jim Tatum, R OBP: 0.230, SLG: 0.288 Freddie Benavides, R OBP: 0.203, SLG: 0.212	G6-3		G6-3		G6-3			E PB 1B		1	0	0	0	0	0	0						
Inning Stats	R: 0 E: 0 K: 2 S: 12	H: 0 LOB: 0 BB: 0 P: 17	R: 0 E: 0 K: 1 S: 10	H: 1 LOB: 1 BB: 0 P: 16	R: 0 E: 0 K: 0 S: 5	H: 0 LOB: 0 BB: 0 P: 7	R: 1 E: 0 K: 0 S: 9	H: 2 LOB: 1 BB: 0 P: 11	R: 1 E: 0 K: 0 S: 6	H: 1 LOB: 0 BB: 0 P: 10	R: 0 E: 0 K: 0 S: 8	H: 0 LOB: 1 BB: 0 P: 9	R: 0 E: 0 K: 1 S: 13	H: 2 LOB: 1 BB: 0 P: 20	R: 0 E: 1 K: 0 S: 7	H: 1 LOB: 1 BB: 0 P: 11	R: 0 E: 0 K: 0 S: 6	H: 1 LOB: 1 BB: 0 P: 12	1B: 5 2B: 2 3B: 0 HR: 1	SF: 0 SAC: 0 DP: 1 HBP: 0	WP: 0 PB: 1 SB: 0 CS: 0	PA: 34
PITCHER	IP	WLS	BF	H	R	ER	SO	BB	IBB	HBP	BLK	WP	HR	S	P	ERA	WHIP					
Bryan Hickerson, L ERA: 4.42	(1, 1)	6.0	W	22	4	2	2	3	0	0	0	0	0	1	50	70	3.00	0.667				
Jeff Brantley, R ERA: 4.54	(7, 1)	1.0		4	2	0	0	1	0	0	0	0	0	0	13	20	0.00	2.000				
Kevin Rogers, L ERA: 2.63	(8, 1)	1.0		4	1	0	0	0	0	0	0	0	0	7	11	0.00	1.000					
Rod Beck, R ERA: 1.49	(9, 1)	1.0		4	1	0	0	0	0	0	0	0	0	6	12	0.00	1.000					



Batter	1	2	3	4	5	6	7	8	9	AB	R	H	RBI	BB	SO	LOB	BOTTOM					
Darren Lewis, R OBP: 0.310, SLG: 0.353	S BB 1B	1B 1B SF9 BB	F9			G5-3	G4-3			4	2	1	0	1	0	3	Colorado Rockies @ San Francisco Giants Candlestick Park, San Francisco, CA Fri Jun 25 1993, 10:05 PM EDT Att: 30,722 - Unknown - 73 F					
Robby Thompson, R OBP: 0.376, SLG: 0.486	S BB	SF9 1B	G4-3			1B BB		K		3	1	1	0	2	1	0						
Will Clark, L OBP: 0.349, SLG: 0.380	G3	G3	1B SF9 BB	1B SF9 BB		F8		E3 FC4-6		4	1	1	0	1	0	3						
Barry Bonds, L OBP: 0.471, SLG: 0.717	K	SF9	1B	1B SF9		1B		FC4-6		4	0	2	1	0	1	3						
Willie McGee, S OBP: 0.375, SLG: 0.424	1B	P4	SF9	1B		G5-3		K		4	0	1	3	0	1	5						
Royce Clayton, R OBP: 0.322, SLG: 0.349	G1-3		1B 2B	K				L5		4	1	1	0	0	1	2						
Kirt Manwaring, R OBP: 0.364, SLG: 0.352		HR 1B	SH1-4 1B			CS 1B		P4		4	1	3	1	0	0	0						
Mike Benjamin, R OBP: 0.224, SLG: 0.300		HR	F8			K		2B		4	1	2	2	0	1	2						
Bryan Hickerson, L ERA: 6.06 Steve Reed, R ERA: 6.55 Gary Wayne, L ERA: 5.68 Scott Fredrickson, R ERA: 4.58	K	HR	SH1-4			K		IBB		2	0	0	0	0	2	0						
Inning Stats	R: 2 E: 0 K: 1 S: 14	H: 2 LOB: 1 BB: 1 P: 26	R: 3 E: 0 K: 1 S: 20	H: 4 LOB: 2 BB: 1 P: 31	R: 1 E: 0 K: 0 S: 7	H: 2 LOB: 1 BB: 0 P: 11	R: 1 E: 0 K: 1 S: 10	H: 1 LOB: 1 BB: 1 P: 20	R: 0 E: 0 K: 2 S: 7	H: 1 LOB: 2 BB: 0 P: 10	R: 0 E: 0 K: 0 S: 12	H: 1 LOB: 2 BB: 1 P: 25	R: 0 E: 0 K: 0 S: 7	H: 1 LOB: 2 BB: 1 P: 14	R: 0 E: 1 K: 2 S: 10	H: 0 LOB: 1 BB: 0 P: 16	1B: 9 2B: 2 3B: 0 HR: 1	SF: 2 SAC: 1 DP: 0 HBP: 0	WP: 0 PB: 0 SB: 2 CS: 1	PA: 41		
PITCHER	IP	WLS	BF	H	R	ER	SO	BB	IBB	HBP	BLK	WP	HR	S	P	ERA	WHIP					
Bryan Hickerson, L ERA: 6.06	(1, 1)	3.2	L	23	9	7	2	3	0	0	0	0	0	1	48	83	17.18	3.273				
Steve Reed, R ERA: 6.55	(4, 1)	1.2		6	1	0	0	3	1	0	0	0	0	15	27	0.00	1.200					
Gary Wayne, L ERA: 5.68	(6, 1)	1.2		8	2	0	0	0	0	1	0	0	0	14	27	0.00	1.200					
Scott Fredrickson, R ERA: 4.58	(8, 1)	1.0		4	0	0	0	2	0	0	0	0	0	10	16	0.00	0.000					



Batter	1	2	3	4	5	6	7	8	9	AB	R	H	RBI	BB	SO	LOB	TOP		
Alex Cole, L OBP: 0.336, SLG: 0.317 (1, 8)	1-1 CS 1B			1-2 G1-3			0-1 F8		3-1 P8-3	4	0	1	0	0	0	1			
Freddie Benavides, R OBP: 0.247, SLG: 0.294 (1, 4)	3-3 SAFE SAFE SAFE SAFE 1-2			2-3 K			0-0 2B			3	0	1	0	0	2	1			
Daryl Boston, L OBP: 0.323, SLG: 0.368 (1, 9)	1-1 G3-1			1-0 G4-3			3-2 F7			3	0	0	0	0	0	1			
Andres Galarraga, R OBP: 0.444, SLG: 0.661 (1, 3)		0-3 K			2-3 K					3	0	0	0	0	3	1			
Charlie Hayes, R OBP: 0.366, SLG: 0.519 (1, 5)		1-2 K			4-0 P4-3 BB			3-2 G5-3		2	0	0	0	1	1	0			
Jerald Clark, R OBP: 0.352, SLG: 0.443 (1, 7)		0-3 K			0-0 P4-3			0-1 G6-3		3	0	0	0	0	1	1			
Vinny Castilla, R OBP: 0.341, SLG: 0.506 (1, 6)				1-0 G6-3			0-2 G4-3		0-0 L7	3	0	0	0	0	0	0			
Danny Sheaffer, R OBP: 0.263, SLG: 0.376 (1, 2)				1-1 G6-3			0-0 G5-3		0-0 F7	3	0	0	0	0	0	0			
Curt Lesknic, R OBP: 0.250, SLG: 0.250 Eric Young Sr., R OBP: 0.339, SLG: 0.328 (9, PH)				1-2 G6-3			0-1 G4-3		4-2 P8-3 BB	2	0	0	0	0	0	0			
Inning Stats	R: 0 E: 0 K: 1 S: 7	H: 1 LOB: 0 BB: 0 P: 12	R: 0 E: 0 K: 3 S: 10	H: 0 LOB: 0 BB: 0 P: 11	R: 0 E: 0 K: 0 S: 6	H: 0 LOB: 0 BB: 0 P: 9	R: 0 E: 0 K: 1 S: 7	H: 0 LOB: 0 BB: 1 P: 11	R: 0 E: 0 K: 0 S: 6	H: 0 LOB: 0 BB: 0 P: 12	R: 0 E: 0 K: 1 S: 9	H: 1 LOB: 1 BB: 0 P: 14	R: 0 E: 0 K: 0 S: 6	H: 0 LOB: 0 BB: 0 P: 9	R: 0 E: 0 K: 0 S: 5	H: 0 LOB: 0 BB: 1 P: 12	1B: 1 2B: 4 3B: 0 HR: 0	SF: 0 SAC: 0 DP: 3 HBP: 0	WP: 0 PA: 28 PB: 0 SB: 0 CS: 1
PITCHER	IP WLS BF H R ER SO BB IBB HBP BLK WP HR S P ERA WHIP	IP WLS BF H R ER SO BB IBB HBP BLK WP HR S P ERA WHIP	IP WLS BF H R ER SO BB IBB HBP BLK WP HR S P ERA WHIP	IP WLS BF H R ER SO BB IBB HBP BLK WP HR S P ERA WHIP	IP WLS BF H R ER SO BB IBB HBP BLK WP HR S P ERA WHIP	IP WLS BF H R ER SO BB IBB HBP BLK WP HR S P ERA WHIP	IP WLS BF H R ER SO BB IBB HBP BLK WP HR S P ERA WHIP	IP WLS BF H R ER SO BB IBB HBP BLK WP HR S P ERA WHIP	IP WLS BF H R ER SO BB IBB HBP BLK WP HR S P ERA WHIP	IP WLS BF H R ER SO BB IBB HBP BLK WP HR S P ERA WHIP	IP WLS BF H R ER SO BB IBB HBP BLK WP HR S P ERA WHIP	IP WLS BF H R ER SO BB IBB HBP BLK WP HR S P ERA WHIP	IP WLS BF H R ER SO BB IBB HBP BLK WP HR S P ERA WHIP	IP WLS BF H R ER SO BB IBB HBP BLK WP HR S P ERA WHIP	IP WLS BF H R ER SO BB IBB HBP BLK WP HR S P ERA WHIP	IP WLS BF H R ER SO BB IBB HBP BLK WP HR S P ERA WHIP	IP WLS BF H R ER SO BB IBB HBP BLK WP HR S P ERA WHIP	IP WLS BF H R ER SO BB IBB HBP BLK WP HR S P ERA WHIP	IP WLS BF H R ER SO BB IBB HBP BLK WP HR S P ERA WHIP
Bill Swift, R ERA: 2.85	8.0	W	25	2	0	0	7	1	0	0	0	0	0	0	0	0	0.00	0.375	
Michael Jackson, R ERA: 1.52	1.0	3	0	0	0	0	0	1	0	0	0	0	0	0	5	12	0.00	1.000	

Colorado Rockies @ San Francisco Giants
Candlestick Park, San Francisco, CA
Sun Jun 27 1993, 6:33 AM EDT
Att: 45,408 - Sunny - 68 F

AB	26
R	0
H	2
RBI	0
BB	2
SO	7
LOB	5



Batter	1	2	3	4	5	6	7	8	9	AB	R	H	RBI	BB	SO	LOB	BOTTOM		
Darren Lewis, R OBP: 0.318, SLG: 0.360 (1, 8)	2-0 1B BB SF9 HBP		0-2 CS SH1-4 1B	1-0 G4-3			0-0 WP HR 2B			3	2	2	0	0	0	2			
Mike Benjamin, R OBP: 0.231, SLG: 0.329 (1, 4) (8, 5)	4-0 SAFE SAFE SAFE SAFE SF9 1B FC9-4 BB		0-1 SAFE SAFE SAFE SAFE SH1-4		0-0 L7		2-2 2H HR			2	2	1	2	1	0	0			
Will Clark, L OBP: 0.356, SLG: 0.389 (1, 3)	3-1 FC9-4 1B		4-2 BB		1-1 1B		2-1 G4-3			3	0	2	0	1	0	0			
Matt Williams, R OBP: 0.322, SLG: 0.572 Robby Thompson, R OBP: 0.376, SLG: 0.482 (8, 4)	1-0 SF9		0-1 P3		0-0 P4		0-0 G4-3			3	0	0	1	0	0	2			
Barry Bonds, L OBP: 0.468, SLG: 0.710 (1, 7)	1-0 FC9-4			0-0 1B E 1B	3-0 F7			2-1 P4		4	1	1	1	0	0	2			
Willie McGee, S OBP: 0.372, SLG: 0.419 (1, 9)	0-0 G4-3			0-0 FC6-4 1B		3-2 G4-3		2-3 K		4	0	1	0	0	1	1			
Royce Clayton, R OBP: 0.320, SLG: 0.357 (1, 6)		2-1 F8		0-2 FC6-4 SH1-3 1-2 2H		1-2 L7		1-1 G6-3		4	0	0	0	0	0	1			
Jeff Reed, L OBP: 0.326, SLG: 0.468 (1, 2)		2-2 G4-3		4-2 SH1-3 BB		2-0 F8				2	0	0	0	1	0	0			
Bill Swift, R OBP: 0.359, SLG: 0.294 Michael Jackson, R OBP: 0.500, SLG: 1.000 (9, 1)		3-2 G6-3		0-0 SH1-3		0-0 G6-3				2	0	0	0	0	0	0			
Inning Stats	R: 2 E: 0 K: 0 S: 5	H: 1 LOB: 1 BB: 1 P: 16	R: 0 E: 0 K: 0 S: 8	H: 0 LOB: 0 BB: 0 P: 15	R: 0 E: 1 K: 0 S: 9	H: 1 LOB: 2 BB: 1 P: 13	R: 1 E: 1 K: 0 S: 9	H: 2 LOB: 1 BB: 1 P: 14	R: 0 E: 0 K: 0 S: 5	H: 1 LOB: 1 BB: 0 P: 9	R: 0 E: 0 K: 0 S: 7	H: 0 LOB: 0 BB: 0 P: 13	R: 2 E: 0 K: 0 S: 8	H: 2 LOB: 0 BB: 0 P: 12	R: 0 E: 0 K: 1 S: 7	H: 0 LOB: 0 BB: 0 P: 12	1B: 5 2B: 1 3B: 0 HR: 1	SF: 1 SAC: 2 DP: 0 HBP: 1	WP: 1 PA: 34 PB: 0 SB: 0 CS: 1
PITCHER	IP WLS BF H R ER SO BB IBB HBP BLK WP HR S P ERA WHIP	IP WLS BF H R ER SO BB IBB HBP BLK WP HR S P ERA WHIP	IP WLS BF H R ER SO BB IBB HBP BLK WP HR S P ERA WHIP	IP WLS BF H R ER SO BB IBB HBP BLK WP HR S P ERA WHIP	IP WLS BF H R ER SO BB IBB HBP BLK WP HR S P ERA WHIP	IP WLS BF H R ER SO BB IBB HBP BLK WP HR S P ERA WHIP	IP WLS BF H R ER SO BB IBB HBP BLK WP HR S P ERA WHIP	IP WLS BF H R ER SO BB IBB HBP BLK WP HR S P ERA WHIP	IP WLS BF H R ER SO BB IBB HBP BLK WP HR S P ERA WHIP	IP WLS BF H R ER SO BB IBB HBP BLK WP HR S P ERA WHIP	IP WLS BF H R ER SO BB IBB HBP BLK WP HR S P ERA WHIP	IP WLS BF H R ER SO BB IBB HBP BLK WP HR S P ERA WHIP	IP WLS BF H R ER SO BB IBB HBP BLK WP HR S P ERA WHIP	IP WLS BF H R ER SO BB IBB HBP BLK WP HR S P ERA WHIP	IP WLS BF H R ER SO BB IBB HBP BLK WP HR S P ERA WHIP	IP WLS BF H R ER SO BB IBB HBP BLK WP HR S P ERA WHIP	IP WLS BF H R ER SO BB IBB HBP BLK WP HR S P ERA WHIP	IP WLS BF H R ER SO BB IBB HBP BLK WP HR S P ERA WHIP	IP WLS BF H R ER SO BB IBB HBP BLK WP HR S P ERA WHIP
Curt Lesknic, R ERA: 5.14	7.0	L	31	5	4	0	1	0	0	0	0	0	0	0	0	0	5.14	1.429	
Jeff Parrett, R ERA: 5.47	1.0	3	0	0	0	1	0	0	0	0	0	7	12	0.00	0.000				

Colorado Rockies @ San Francisco Giants
Candlestick Park, San Francisco, CA
Sun Jun 27 1993, 6:33 AM EDT
Att: 45,408 - Sunny - 68 F

AB	27
R	5
H	7
RBI	4
BB	3
SO	1
LOB	8



Batter	1	2	3	4	5	6	7	8	9	AB	R	H	RBI	BB	SO	LOB	TOP				
Darren Lewis, R OBP: 0.314, SLG: 0.354 (1, 8)										4	0	0	0	0	0	2	San Francisco Giants @ Los Angeles Dodgers Dodger Stadium, Los Angeles, CA Mon Jun 28 1993, 7:05 PM PDT Att: 44,514 - Unknown - 74 F				
Robby Thompson, R OBP: 0.375, SLG: 0.479 (1, 4)										4	0	1	0	0	2	0					
Will Clark, L OBP: 0.358, SLG: 0.386 (1, 3)										2	0	0	0	2	1	1					
Barry Bonds, L OBP: 0.465, SLG: 0.703 (1, 7)										4	0	1	0	0	2	2					
Willie McGee, S OBP: 0.377, SLG: 0.422 (1, 9)										3	0	2	0	1	0	0					
Royce Clayton, R OBP: 0.321, SLG: 0.357 (1, 6)										3	0	1	0	0	0	4					
Kirt Manwaring, R OBP: 0.354, SLG: 0.348 (1, 2)										4	0	0	0	0	3	6					
Mike Benjamin, R OBP: 0.232, SLG: 0.326 (1, 5)										4	0	1	0	0	0	2					
Bud Black, L OBP: 0.300, SLG: 0.276 (1, 1)										3	0	1	0	0	0	0					
Dave Righetti, L OBP: 1.000, SLG: 1.000 (8, 1)										0	0	0	0	0	0	0					
Michael Jackson, R OBP: 0.500, SLG: 1.000 (9, 1)										0	0	0	0	0	0	0					
Inning Stats	R: 0 E: 0 K: 2 S: 11	H: 0 LOB: 1 BB: 1 P: 21	R: 0 E: 1 K: 1 S: 9	H: 1 LOB: 1 BB: 0 P: 12	R: 0 E: 0 K: 1 S: 10	H: 0 LOB: 0 BB: 0 P: 18	R: 0 E: 0 K: 2 S: 10	H: 3 LOB: 2 BB: 0 P: 14	R: 0 E: 0 K: 0 S: 11	H: 1 LOB: 3 BB: 2 P: 24	R: 0 E: 0 K: 0 S: 7	H: 0 LOB: 0 BB: 0 P: 12	R: 0 E: 0 K: 0 S: 9	H: 1 LOB: 1 BB: 0 P: 9	R: 0 E: 0 K: 1 S: 6	H: 1 LOB: 1 BB: 0 P: 9	1B: 7 2B: 0 3B: 0 HR: 0	SF: 0 SAC: 1 DP: 1 HBP: 0	WP: 0 PB: 0 SB: 1 CS: 1	PA: 36	
PITCHER	IP	WLS	BF	H	R	ER	SO	BB	IBB	HBP	BLK	WP	HR	S	P	ERA	WHIP				
Tom Candiotti, R ERA: 3.2 (1, 1)	8.0		31	6	0	0	7	3	0	0	0	0	0	77	131	0.00	1.125				
Pedro Martinez, R ERA: 2.74 (9, 1)	1.0	W	4	1	0	0	1	0	0	0	0	0	0	6	9	0.00	1.000				

AB 31
R 0
H 7
RBI 0
BB 3
SO 8
LOB 17



Batter	1	2	3	4	5	6	7	8	9	AB	R	H	RBI	BB	SO	LOB	BOTTOM					
Brett Butler, L OBP: 0.388, SLG: 0.377 (1, 8)										3	0	1	0	0	0	0	San Francisco Giants @ Los Angeles Dodgers Dodger Stadium, Los Angeles, CA Mon Jun 28 1993, 7:05 PM PDT Att: 44,514 - Unknown - 74 F					
Jose Offerman, S OBP: 0.349, SLG: 0.330 (1, 6)										2	0	0	0	1	1	1						
Mike Piazza, R OBP: 0.550, SLG: 0.550 (1, 2)										3	0	0	0	1	0	2						
Tom Goodwin, L (9, PR)										0	1	0	0	0	0	0						
Eric Karros, R OBP: 0.315, SLG: 0.411 (1, 3)										4	1	1	0	0	1	3						
Cory Snyder, R OBP: 0.396, SLG: 0.473 (1, 9)										2	0	0	0	1	0	1						
Eric Davis, R OBP: 0.319, SLG: 0.365 (1, 7)										2	1	0	0	2	0	0						
Tim Wallach, R OBP: 0.358, SLG: 0.358 (1, 5)										3	0	0	0	0	1	3						
Lenny Harris, L OBP: 0.329, SLG: 0.333 (9, PH)										1	0	0	0	0	0	3						
Mike Sharperson, R OBP: 0.233, SLG: 0.263 (1, 4)										3	0	1	0	0	0	0						
Dave Hansen, L OBP: 0.429, SLG: 0.458 (9, PH)										1	1	1	4	0	0	0						
Tom Candiotti, R OBP: 0.133, SLG: 0.138 (1, 1)										2	0	0	0	0	0	1						
Mitch Webster, S OBP: 0.302, SLG: 0.333 (8, PH)										1	0	1	0	0	0	0						
Pedro Martinez, R ERA: 2.36 (9, 1)										0	0	0	0	0	0	0						
Inning Stats	R: 0 E: 0 K: 0 S: 9	H: 1 LOB: 0 BB: 0 P: 13	R: 0 E: 0 K: 0 S: 10	H: 0 LOB: 0 BB: 0 P: 15	R: 0 E: 0 K: 0 S: 4	H: 1 LOB: 0 BB: 0 P: 5	R: 0 E: 0 K: 2 S: 16	H: 0 LOB: 3 BB: 3 P: 34	R: 0 E: 0 K: 0 S: 9	H: 0 LOB: 0 BB: 0 P: 13	R: 0 E: 1 K: 0 S: 5	H: 0 LOB: 1 BB: 0 P: 9	R: 0 E: 0 K: 0 S: 9	H: 0 LOB: 0 BB: 0 P: 17	R: 0 E: 0 K: 1 S: 6	H: 1 LOB: 0 BB: 0 P: 9	R: 4 E: 0 K: 0 S: 8	H: 2 LOB: 1 BB: 2 P: 16	1B: 4 2B: 0 3B: 0 HR: 1	SF: 0 SAC: 3 DP: 1 HBP: 0	WP: 0 PB: 0 SB: 0 CS: 1	PA: 35
PITCHER	IP	WLS	BF	H	R	ER	SO	BB	IBB	HBP	BLK	WP	HR	S	P	ERA	WHIP					
Bud Black, L ERA: 3.13 (1, 1)	7.0		26	2	0	0	2	3	0	0	0	0	0	62	106	0.00	0.714					
Dave Righetti, L ERA: 3.38 (8, 1)	1.0		3	1	0	0	1	0	0	0	0	0	0	6	9	0.00	1.000					
Michael Jackson, R ERA: 2.36 (9, 1)	0.2	L	6	2	4	4	0	1	1	0	0	0	1	8	16	54.00	4.500					

AB 27
R 4
H 5
RBI 4
BB 5
SO 3
LOB 14



Batter	1	2	3	4	5	6	7	8	9	AB	R	H	RBI	BB	SO	LOB	TOP										
Dave Martinez, L (1, 8) OBP: 0.301, SLG: 0.381 Darren Lewis, R (9, PH) OBP: 0.316, SLG: 0.357										4	0	1	0	0	2	0	San Francisco Giants @ Los Angeles Dodgers Dodger Stadium, Los Angeles, CA Tue Jun 29 1993, 7:05 PM PDT Att: 46,911 - Unknown - 74 F										
Robby Thompson, R (1, 4) OBP: 0.376, SLG: 0.494										4	2	2	1	0	0	2											
Will Clark, L (1, 3) OBP: 0.354, SLG: 0.380										4	0	0	0	0	1	2											
Barry Bonds, L (1, 7) OBP: 0.466, SLG: 0.697										2	1	0	0	2	0	0											
Willie McGee, S (1, 9) OBP: 0.379, SLG: 0.425										3	0	1	2	1	0	0											
Royce Clayton, R (1, 6) OBP: 0.316, SLG: 0.352										4	0	0	0	0	0	4											
Jeff Reed, L (1, 2) Kirt Manwaring, R (9, 2) OBP: 0.354, SLG: 0.348										4	0	2	0	0	0	0											
Mike Benjamin, R (1, 5) OBP: 0.232, SLG: 0.315										3	0	0	0	1	1	1											
John Burkett, R (1, 1) OBP: 0.195, SLG: 0.154 Rod Beck, R (9, 1)										3	0	0	0	1	1	2											
Inning Stats	R: 2 H: 2 E: 0 K: 1 S: 9	H: 2 LOB: 1 BB: 1 P: 19	R: 0 H: 0 E: 0 K: 0 S: 4	H: 0 LOB: 0 BB: 0 P: 4	R: 0 H: 0 E: 0 K: 0 S: 7	H: 0 LOB: 0 BB: 0 P: 9	R: 0 H: 0 E: 0 K: 0 S: 4	H: 0 LOB: 0 BB: 0 P: 8	R: 0 H: 1 E: 0 K: 1 S: 11	H: 1 LOB: 2 BB: 1 P: 16	R: 0 H: 1 E: 0 K: 0 S: 8	H: 1 LOB: 3 BB: 2 P: 19	R: 0 H: 1 E: 0 K: 0 S: 9	H: 1 LOB: 3 BB: 2 P: 19	R: 0 H: 2 E: 0 K: 0 S: 10	H: 2 LOB: 2 BB: 1 P: 20		1B: 3 2B: 3 3B: 0 HR: 1	SF: 0 SAC: 1 DP: 0 HBP: 0	WP: 0 PB: 0 SB: 0 CS: 0	PA: 38						
PITCHER	IP	WLS	BF	H	R	ER	SO	BB	IBB	HBP	BLK	WP	HR	S	P	ERA	WHIP										
Orel Hershiser, R (1, 1) ERA: 3.78	8.0	L	33	5	3	3	5	1	3	0	0	0	1	60	107	3.38	0.750										
Roger McDowell, R (9, 1) ERA: 1.5	0.1		3	1	0	0	0	1	0	0	0	0	0	4	10	0.00	6.000										
Omar Daal, L (9, 1) ERA: 2.84	0.2		2	1	0	0	0	0	0	0	0	0	0	6	10	0.00	1.500										

Batter	1	2	3	4	5	6	7	8	9	AB	R	H	RBI	BB	SO	LOB	BOTTOM										
Brett Butler, L (1, 8) OBP: 0.384, SLG: 0.372										4	0	0	0	0	1	0	San Francisco Giants @ Los Angeles Dodgers Dodger Stadium, Los Angeles, CA Tue Jun 29 1993, 7:05 PM PDT Att: 46,911 - Unknown - 74 F										
Jose Offerman, S (1, 6) OBP: 0.348, SLG: 0.332										4	0	1	0	0	2	0											
Cory Snyder, R (1, 5) OBP: 0.394, SLG: 0.466										3	1	0	0	1	2	1											
Eric Karros, R (1, 3) OBP: 0.318, SLG: 0.413										3	0	1	0	0	0	1											
Mike Piazza, R (1, 2) OBP: 0.363, SLG: 0.544										3	0	0	0	1	1	2											
Eric Davis, R (1, 7) OBP: 0.318, SLG: 0.363										4	0	1	1	0	1	2											
Henry Rodriguez, L (1, 9) OBP: 0.238, SLG: 0.350										4	0	1	0	0	0	4											
Lenny Harris, L (1, 4) OBP: 0.317, SLG: 0.320										3	0	0	0	0	0	3											
Orel Hershiser, R (1, 1) OBP: 0.361, SLG: 0.400 Dave Hansen, L (8, PH) OBP: 0.414, SLG: 0.440 Roger McDowell, R (9, 1) OBP: 0.500, SLG: 0.500 Omar Daal, L (9, 1)										2	0	0	0	0	0	1											
Inning Stats	R: 0 H: 0 E: 0 K: 2 S: 9	H: 1 LOB: 2 BB: 1 P: 13	R: 0 H: 1 E: 0 K: 0 S: 9	H: 1 LOB: 1 BB: 1 P: 17	R: 0 H: 0 E: 0 K: 0 S: 6	H: 0 LOB: 0 BB: 0 P: 8	R: 0 H: 0 E: 0 K: 1 S: 10	H: 0 LOB: 0 BB: 0 P: 15	R: 0 H: 1 E: 0 K: 1 S: 8	H: 1 LOB: 1 BB: 0 P: 12	R: 0 H: 0 E: 0 K: 0 S: 5	H: 0 LOB: 0 BB: 0 P: 9	R: 0 H: 0 E: 0 K: 0 S: 5	H: 0 LOB: 0 BB: 0 P: 8	R: 1 H: 1 E: 0 K: 2 S: 13	H: 1 LOB: 2 BB: 1 P: 23		1B: 2 2B: 2 3B: 0 HR: 0	SF: 0 SAC: 0 DP: 0 HBP: 1	WP: 0 PB: 0 SB: 0 CS: 0	PA: 34						
PITCHER	IP	WLS	BF	H	R	ER	SO	BB	IBB	HBP	BLK	WP	HR	S	P	ERA	WHIP										
John Burkett, R (1, 1) ERA: 3.1	8.1	W	31	3	1	1	6	2	0	1	0	0	0	66	105	1.08	0.600										
Rod Beck, R (9, 1) ERA: 1.46	0.2	S	3	1	0	0	1	0	0	0	0	0	0	7	11	0.00	1.500										

AB	32
R	3
H	7
RBI	3
BB	5
SO	5
LOB	11



Batter	1	2	3	4	5	6	7	8	9	AB	R	H	RBI	BB	SO	LOB	TOP																					
Darren Lewis, R OBP: 0.312, SLG: 0.352 (1, 8)	B3		G6-3			E6 2B SF8		K		4	1	0	0	0	1	1	San Francisco Giants @ Los Angeles Dodgers Dodger Stadium, Los Angeles, CA Wed Jun 30 1993, 7:05 PM PDT Att: 54,667 - Unknown - 75 F																					
Robby Thompson, R OBP: 0.376, SLG: 0.498 (1, 4)	K		1B			SF8 BLK 2B		F8		4	1	2	1	0	1	0																						
Will Clark, L OBP: 0.352, SLG: 0.377 (1, 3)	L8		G3			SF8		1B BB		2	0	0	1	1	0	1																						
Barry Bonds, L OBP: 0.469, SLG: 0.696 (1, 7)		F7		G3-6-3 BB		BLK S IBB		1B		2	0	1	0	2	0	0																						
Willie McGee, S OBP: 0.374, SLG: 0.418 (1, 9)	G6-3		G3-6-3			G3		F7		4	0	0	0	0	0	4																						
Royce Clayton, R OBP: 0.375, SLG: 0.350 (1, 6)	1B		K			G6-3			G5-3	4	0	1	0	0	1	1																						
Kirt Manwaring, R OBP: 0.348, SLG: 0.340 (1, 2)	G4-3					F8		F9	L4	4	0	0	0	0	0	1																						
Mike Benjamin, R OBP: 0.235, SLG: 0.316 Todd Benzinger, S OBP: 0.275, SLG: 0.292 (9, PH)			SH5-4 1B			P9		K	2B	3	1	1	0	0	1	0																						
Bryan Hickerson, L Jeff Brantley, R Dave Righetti, L Dave Martinez, S Kevin Rogers, L Mark Carreon, R (1, 1) (6, 1) (6, PH) (7, PH) (7, 1) (9, PH)			SH5-4			K		K	F9	1	0	0	0	0	1	0																						
Inning Stats	R: 0 E: 0 K: 1 S: 8	H: 0 LOB: 0 BB: 0 P: 8	R: 0 E: 0 K: 0 S: 7	H: 1 LOB: 1 BB: 0 P: 11	R: 1 E: 0 K: 0 S: 9	H: 2 LOB: 1 BB: 0 P: 13	R: 0 E: 0 K: 1 S: 7	H: 0 LOB: 0 BB: 1 P: 14	R: 0 E: 0 K: 1 S: 10	H: 0 LOB: 0 BB: 0 P: 9	R: 2 E: 1 K: 0 S: 10	H: 1 LOB: 1 BB: 0 P: 22	R: 0 E: 0 K: 2 S: 14	H: 0 LOB: 2 BB: 0 P: 24	R: 0 E: 0 K: 0 S: 8	H: 1 LOB: 1 BB: 0 P: 12		1B: 4 2B: 2 3B: 0 HR: 0	SF: 1 SAC: 1 DP: 1 HBP: 0	WP: 0 PB: 1 SB: 1 CS: 0	PA: 36																	
PITCHER	IP	WLS	BF	H	R	ER	SO	BB	IBB	HBP	BLK	WP	HR	S	P	ERA	WHIP	PITCHER				IP	WLS	BF	H	R	ER	SO	BB	IBB	HBP	BLK	WP	HR	S	P	ERA	WHIP
Pedro Astacio, R ERA: 4.08 (1, 1)	6.0		24	4	3	2	3	1	1	0	1	0	0	48	77	3.00	0.833																					
Pedro Martinez, R ERA: 2.53 (7, 1)	2.0	W	8	1	0	0	3	1	0	0	0	0	0	21	37	0.00	1.000																					
Jim Gott, R ERA: 2.51 (9, 1)	1.0	S	4	1	0	0	0	0	0	0	0	0	0	8	12	0.00	1.000																					

AB	31
R	3
H	6
RBI	2
BB	3
SO	6
LOB	9




Batter	1	2	3	4	5	6	7	8	9	AB	R	H	RBI	BB	SO	LOB	BOTTOM																					
Brett Butler, L OBP: 0.385, SLG: 0.374 (1, 8)	G4-6-3 1B		B4-3					K		4	0	2	1	0	1	0	San Francisco Giants @ Los Angeles Dodgers Dodger Stadium, Los Angeles, CA Wed Jun 30 1993, 7:05 PM PDT Att: 54,667 - Unknown - 75 F																					
Jose Offerman, S OBP: 0.350, SLG: 0.330 (1, 6)	G4-6-3		BB			G4-3		1B BB		2	1	0	0	2	0	2																						
Cory Snyder, R OBP: 0.395, SLG: 0.472 (1, 5)	K		L9					1B FC5-2		4	1	2	0	0	1	1																						
Eric Karros, R OBP: 0.324, SLG: 0.422 (1, 3)		G4-3 1B 2B		G6-3		FC5 FC5-2		E9		4	1	3	1	0	0	0																						
Mike Piazza, R OBP: 0.358, SLG: 0.536 (1, 2)	G4-3		K			FC5-2 BB FC5		P3		4	1	0	0	0	1	4																						
Eric Davis, R OBP: 0.313, SLG: 0.356 (1, 7)	K		F8			FC5 1B BB		F9		4	0	0	0	0	1	4																						
Mitch Webster, S OBP: 0.317, SLG: 0.343 (1, 9)	1B							L9		3	1	2	1	1	0	0																						
Mike Sharperson, R OBP: 0.239, SLG: 0.268 Lenny Harris, L OBP: 0.313, SLG: 0.316 (1, 4) (6, PR) (7, 4)	G4-3							G1-6-3		3	0	1	1	0	0	2																						
Pedro Astacio, R Dave Harrison, L Tim Wallach, S Pedro Martinez, R Tom Goodwin, L Jim Gott, R (1, 1) (6, PH) (6, PH) (7, 1) (8, PH) (9, 1)			K					L5		1	0	0	0	0	1	0																						
Inning Stats	R: 0 E: 0 K: 1 S: 7	H: 1 LOB: 0 BB: 0 P: 11	R: 1 E: 0 K: 1 S: 12	H: 2 LOB: 1 BB: 0 P: 15	R: 0 E: 0 K: 1 S: 6	H: 0 LOB: 1 BB: 1 P: 10	R: 0 E: 0 K: 1 S: 8	H: 0 LOB: 0 BB: 0 P: 11	R: 1 E: 0 K: 0 S: 10	H: 2 LOB: 1 BB: 0 P: 10	R: 1 E: 0 K: 0 S: 23	H: 3 LOB: 3 BB: 1 P: 36	R: 2 E: 1 K: 1 S: 13	H: 2 LOB: 1 BB: 1 P: 23	R: 0 E: 0 K: 0 S: 7	H: 0 LOB: 0 BB: 0 P: 9		1B: 8 2B: 2 3B: 0 HR: 0	SF: 0 SAC: 1 DP: 1 HBP: 0	WP: 0 PB: 0 SB: 0 CS: 0	PA: 36																	
PITCHER	IP	WLS	BF	H	R	ER	SO	BB	IBB	HBP	BLK	WP	HR	S	P	ERA	WHIP	PITCHER				IP	WLS	BF	H	R	ER	SO	BB	IBB	HBP	BLK	WP	HR	S	P	ERA	WHIP
Bryan Hickerson, L ERA: 4.47 (1, 1)	5.2		24	7	3	3	4	1	0	0	0	0	0	8	14	∞	∞																					
Jeff Brantley, R ERA: 4.49 (6, 1)	0.0		2	1	0	0	0	1	0	0	0	0	0	8	14	∞	∞																					
Dave Righetti, L ERA: 3.33 (6, 1)	0.1		1	0	0	0	0	0	0	0	0	0	0	6	9	0.00	0.000																					
Kevin Rogers, L ERA: 2.72 (7, 1)	2.0	L	9	2	2	1	1	1	0	0	0	0	0	20	32	4.50	1.500																					



Batter	1	2	3	4	5	6	7	8	9	AB R H RBI BB SO LOB	TOP			
Darren Lewis, R (1, 8) OBP: 0.316, SLG: 0.353	4-1 SH1-3 1B BB	1-2 G6-3		0-0 1B 1-3 2H						2 1 1 1 1 0 1	San Francisco Giants @ New York Mets Shea Stadium, Flushing, NY Fri Jul 02, 1993, 7:05 PM EDT Att: 20,811 - Unknown - 66 F livebaseballscorecards.com			
Robby Thompson, R (1, 4) OBP: 0.375, SLG: 0.494	1-1 SH1-3		1-1 F9		2-3 K					2 0 0 0 0 1 0				
Will Clark, L (1, 3) OBP: 0.352, SLG: 0.377	2-0 1B BB G1-2-3 1B		0-0 G3-1		0-3 K					3 0 1 1 0 1 0				
Barry Bonds, L (1, 7) OBP: 0.471, SLG: 0.698	4-2 1B BB G1-2-3 1B		3-0 F7		2-2 E 2B					2 0 1 0 1 0 0				
Willie McGee, S (1, 9) OBP: 0.380, SLG: 0.423	2-1 1B		0-0 E 1B 1B		4-0 E 1B					2 1 2 0 1 0 0				
Royce Clayton, R (1, 6) OBP: 0.315, SLG: 0.350	0-0 G1-2-3		0-0 E1 1B 1B		1-0 E5					3 1 1 0 0 0 5				
Kirt Manwaring, R (1, 2) OBP: 0.347, SLG: 0.340		2-2 G6-3		0-1 1B 1B		0-2 G4-3				3 0 1 1 0 0 3				
Mike Benjamin, R (1, 5) OBP: 0.240, SLG: 0.313		3-2 BLK SH2-4 HBP		0-0 P6						1 0 0 0 0 0 2				
Trevor Wilson, L (1, 1) OBP: 0.192, SLG: 0.250		1-1 SH2-4		0-3 K						1 0 0 0 0 1 2				
Dave Burba, R (4, 1) OBP: 0.250, SLG: 0.375		1-2								0 0 0 0 0 0 0				
Inning Stats	R: 1 E: 0 K: 0 S: 9	H: 2 LOB: 2 BB: 2 P: 22	R: 0 E: 0 K: 0 S: 12	H: 0 LOB: 1 BB: 0 P: 19	R: 2 E: 1 K: 1 S: 9	H: 4 LOB: 2 BB: 0 P: 9	R: 0 E: 1 K: 2 S: 14	H: 1 LOB: 3 BB: 1 P: 23			1B: 6 2B: 1 3B: 0 HR: 0	SF: 0 SAC: 2 DP: 1 HBP: 1	WP: 0 PB: 0 SB: 1 CS: 0	PA: 25
PITCHER Anthony Young, R (1, 1) ERA: 4.43	IP: 5.0 WLS: L BF: 25 H: 7 R: 3 ER: 3 SO: 3	IP: 0 WLS: 0 BF: 0 H: 0 R: 0 ER: 0 SO: 0	IP: 0 WLS: 0 BF: 0 H: 0 R: 0 ER: 0 SO: 0	IP: 0 WLS: 0 BF: 0 H: 0 R: 0 ER: 0 SO: 0	IP: 0 WLS: 0 BF: 0 H: 0 R: 0 ER: 0 SO: 0	IP: 0 WLS: 0 BF: 0 H: 0 R: 0 ER: 0 SO: 0	IP: 0 WLS: 0 BF: 0 H: 0 R: 0 ER: 0 SO: 0	IP: 0 WLS: 0 BF: 0 H: 0 R: 0 ER: 0 SO: 0	IP: 0 WLS: 0 BF: 0 H: 0 R: 0 ER: 0 SO: 0	IP: 0 WLS: 0 BF: 0 H: 0 R: 0 ER: 0 SO: 0	IP: 0 WLS: 0 BF: 0 H: 0 R: 0 ER: 0 SO: 0	ERA: 5.40 WHIP: 1.800		

Batter	1	2	3	4	5	6	7	8	9	AB R H RBI BB SO LOB	BOTTOM				
Vince Coleman, S (1, 7) OBP: 0.305, SLG: 0.362	1-0 G6-3 1B		1-0 1B							2 1 2 0 0 0 0	San Francisco Giants @ New York Mets Shea Stadium, Flushing, NY Fri Jul 02, 1993, 7:05 PM EDT Att: 20,811 - Unknown - 66 F livebaseballscorecards.com				
Howard Johnson, S (1, 5) OBP: 0.350, SLG: 0.383	1-0 G6-3		3-1 P8							2 0 0 0 0 0 2					
Eddie Murray, S (1, 3) OBP: 0.302, SLG: 0.404	1-1 G6-4-3 1B		0-0 P6							2 0 1 1 0 0 0					
Bobby Bonilla, S (1, 9) OBP: 0.323, SLG: 0.490	0-2 G6-4-3		2-1 L9							2 0 0 0 0 0 1					
Darrin Jackson, R (1, 8) OBP: 0.234, SLG: 0.320		2-3 K		1-1 L8						2 0 0 0 0 1 0					
Jeff Kent, R (1, 4) OBP: 0.279, SLG: 0.367		0-3 K		1-1 G4-3						2 0 0 0 0 1 0					
Charlie O'Brien, R (1, 2) OBP: 0.269, SLG: 0.274		2-0 G6-3		1-2 F8						2 0 0 0 0 0 0					
Tim Lincecum, R (1, 6) OBP: 0.310, SLG: 0.368			0-2 G6-3		0-3 K					2 0 0 0 0 1 0					
Anthony Young, R (1, 1) OBP: 0.333, SLG: 0.250			1-2 G5-3							1 0 0 0 0 0 0					
Inning Stats	R: 1 E: 0 K: 0 S: 7	H: 2 LOB: 0 BB: 0 P: 10	R: 0 E: 0 K: 2 S: 9	H: 0 LOB: 0 BB: 0 P: 13	R: 0 E: 0 K: 0 S: 9	H: 1 LOB: 1 BB: 0 P: 14	R: 0 E: 0 K: 0 S: 5	H: 0 LOB: 0 BB: 0 P: 8	R: 0 E: 0 K: 1 S: 12	H: 0 LOB: 0 BB: 0 P: 14		1B: 3 2B: 0 3B: 0 HR: 0	SF: 0 SAC: 0 DP: 1 HBP: 0	WP: 0 PB: 0 SB: 0 CS: 0	PA: 17
PITCHER Trevor Wilson, L (1, 1) ERA: 3.6 Dave Burba, R (4, 1) ERA: 4.24	IP: 3.2 WLS: W BF: 13 H: 3 R: 1 ER: 1 SO: 2	IP: 0 WLS: 0 BF: 0 H: 0 R: 0 ER: 0 SO: 0	IP: 0 WLS: 0 BF: 0 H: 0 R: 0 ER: 0 SO: 0	IP: 0 WLS: 0 BF: 0 H: 0 R: 0 ER: 0 SO: 0	IP: 0 WLS: 0 BF: 0 H: 0 R: 0 ER: 0 SO: 0	IP: 0 WLS: 0 BF: 0 H: 0 R: 0 ER: 0 SO: 0	IP: 0 WLS: 0 BF: 0 H: 0 R: 0 ER: 0 SO: 0	IP: 0 WLS: 0 BF: 0 H: 0 R: 0 ER: 0 SO: 0	IP: 0 WLS: 0 BF: 0 H: 0 R: 0 ER: 0 SO: 0	IP: 0 WLS: 0 BF: 0 H: 0 R: 0 ER: 0 SO: 0	IP: 0 WLS: 0 BF: 0 H: 0 R: 0 ER: 0 SO: 0	ERA: 2.46 WHIP: 0.818			

Batter	1	2	3	4	5	6	7	8	9	AB	R	H	RBI	BB	SO	LOB	TOP			
Darren Lewis, R (1, 8) OBP: 0.317, SLG: 0.354	G6-3		G5-3			L7				5	0	2	0	0	0	2	San Francisco Giants @ New York Mets Shea Stadium, Flushing, NY Sat Jul 03 1993, 7:05 PM EDT Att: 44,160 - Unknown livebaseballscorecards.com			
Robby Thompson, R (1, 4) OBP: 0.369, SLG: 0.485	F9		F8			K				5	0	0	0	0	1	2				
Will Clark, L (1, 3) OBP: 0.353, SLG: 0.381			L3			E4				5	0	2	0	0	0	1				
Barry Bonds, L (1, 7) OBP: 0.471, SLG: 0.698	P5									3	1	1	0	1	0	1				
Willie McGee, S (1, 9) OBP: 0.379, SLG: 0.420			G1-3			FC4-6				4	1	1	0	0	0	2				
Royce Clayton, R (1, 6) OBP: 0.316, SLG: 0.363			HBP			HR				4	1	2	3	0	0	0				
Kirt Manwaring, R (1, 2) OBP: 0.350, SLG: 0.340			F9			E6				3	0	1	0	0	0	0				
Mike Benjamin, R (1, 5) OBP: 0.243, SLG: 0.313			F9			F7				3	0	1	0	0	0	2				
Todd Benzinger, S (8, PH) OBP: 0.271, SLG: 0.288			F9			FC1-5				1	0	0	0	0	0	1				
Michael Jackson, R (8, 1) OBP: 0.500, SLG: 1.000						FC1-5				0	0	0	0	0	0	0				
Bill Swift, R (1, 1) OBP: 0.333, SLG: 0.270			K			F9				3	0	0	0	0	1	4				
Jeff Brantley, R (7, 1) OBP: 0.087, SLG: 0.087										0	0	0	0	0	0	0				
Steve Scarfone, R (8, 5)										1	0	0	0	0	1	0				
Inning Stats	R: 0 E: 0 K: 0 S: 13	H: 1 LOB: 1 BB: 0 P: 20	R: 0 E: 0 K: 1 S: 11	H: 1 LOB: 2 BB: 0 P: 16	R: 0 E: 0 K: 0 S: 6	H: 0 LOB: 0 BB: 0 P: 8	R: 3 E: 0 K: 0 S: 13	H: 3 LOB: 0 BB: 0 P: 16	R: 0 E: 1 K: 0 S: 12	H: 2 LOB: 2 BB: 1 P: 20	R: 0 E: 0 K: 0 S: 5	H: 0 LOB: 0 BB: 0 P: 9	R: 0 E: 0 K: 0 S: 10	H: 1 LOB: 1 BB: 0 P: 15	R: 0 E: 0 K: 1 S: 7	H: 1 LOB: 1 BB: 0 P: 8	1B: 7 2B: 2 3B: 0 HR: 1	SF: 0 SAC: 0 DP: 0 HBP: 1	WP: 0 PB: 0 SB: 0 CS: 1	PA: 39
PITCHER	IP WLS BF H R ER SO BB IBB HBP BLK WP HR S P ERA WHIP	8.0 W 35 9 3 3 2 0 1 1 0 0 1 76 111 3.38 1.125	1.0 S 4 1 0 0 1 0 0 0 0 0 0 7 8 0.00 1.000																	

Batter	1	2	3	4	5	6	7	8	9	AB	R	H	RBI	BB	SO	LOB	BOTTOM				
Vince Coleman, S (1, 7) OBP: 0.311, SLG: 0.365	G4-6-3		K							3	1	2	0	1	1	1	San Francisco Giants @ New York Mets Shea Stadium, Flushing, NY Sat Jul 03 1993, 7:05 PM EDT Att: 44,160 - Unknown livebaseballscorecards.com				
Howard Johnson, S (1, 5) OBP: 0.344, SLG: 0.374	F8									4	1	0	0	0	1	4					
Eddie Murray, S (1, 3) OBP: 0.305, SLG: 0.406	G4-6-3									4	1	2	2	0	0	1					
Bobby Bonilla, S (1, 9) OBP: 0.325, SLG: 0.493	P6									4	1	2	0	0	1	2					
Jeremy Burnitz, L (1, 8) OBP: 0.407, SLG: 0.792	K									4	1	3	4	0	1	0					
Jeff Kent, R (1, 4) OBP: 0.274, SLG: 0.361	G5-3									4	0	0	0	0	1	2					
Todd Hundley, S (1, 2) OBP: 0.277, SLG: 0.377										3	0	1	0	1	0	0					
Tim Bogar, R (1, 6) OBP: 0.304, SLG: 0.361										2	0	0	0	0	0	4					
Joe Orsulak, L (7, PH) OBP: 0.342, SLG: 0.404										1	1	1	0	0	0	0					
Kevin Baez, R (8, 6) OBP: 0.250, SLG: 0.375										1	0	1	0	0	0	0					
Dave Telgheder, R (1, 1) OBP: 0.200, SLG: 0.400										3	0	0	0	0	2	2					
Jeff McKnight, S (8, PH) OBP: 0.306, SLG: 0.245										1	0	0	0	0	0	1					
John Franco, L (9, 1) ERA: 4.43										0	0	0	0	0	0	0					
Inning Stats	R: 0 E: 0 K: 0 S: 5	H: 1 LOB: 0 BB: 0 P: 6	R: 0 E: 0 K: 1 S: 6	H: 0 LOB: 0 BB: 0 P: 8	R: 0 E: 0 K: 1 S: 10	H: 1 LOB: 1 BB: 0 P: 14	R: 1 E: 0 K: 1 S: 12	H: 3 LOB: 3 BB: 1 P: 22	R: 0 E: 0 K: 2 S: 8	H: 1 LOB: 0 BB: 0 P: 10	R: 2 E: 0 K: 0 S: 8	H: 2 LOB: 0 BB: 0 P: 13	R: 3 E: 1 K: 2 S: 17	H: 3 LOB: 1 BB: 1 P: 29	R: 0 E: 0 K: 0 S: 8	H: 1 LOB: 1 BB: 0 P: 9	1B: 8 2B: 3 3B: 0 HR: 1	SF: 0 SAC: 0 DP: 1 HBP: 0	WP: 0 PB: 0 SB: 0 CS: 2	PA: 37	
PITCHER	IP WLS BF H R ER SO BB IBB HBP BLK WP HR S P ERA WHIP	6.1 L 30 10 6 4 6 1 0 0 0 0 0 60 92 5.68 1.737	0.2 2 1 0 0 1 0 0 0 0 0 0 6 10 0.00 1.500	1.0 4 1 0 0 0 0 0 0 0 0 0 8 9 0.00 1.000																	

Batter	1	2	3	4	5	6	7	8	9	AB R H RBI BB SO LOB	TOP											
Darren Lewis, R OBP: 0.323, SLG: 0.356 (1, 8)	2-1 BB 1B 2B	1-1 F8	1-1 F8			0-0 F9		1-3 K		5 1 1 0 0 1 1	San Francisco Giants @ Montreal Expos Olympic Stadium, Montreal, QB Mon Jul 05 1993, 7:05 PM EDT Att: 13,411 - Dome - 78 F											
Steve Scarfone, R (1, 4)	0-0 F7	2-0 P3		1-2 F8		1-3 K		1-3 K		5 0 0 0 0 2 1												
Will Clark, L OBP: 0.360, SLG: 0.401 (1, 3)	1-2 BB 2B 1B		2-2 HR 1B	0-2 HR		1-0 L4			2-2 G4-3	5 3 3 1 0 0 0												
Barry Bonds, L OBP: 0.466, SLG: 0.692 (1, 7)	4-2 2B BB		1-0 HR	2-1 F7			0-0 F7		2-3 K	4 2 1 2 1 1 0												
Willie McGee, S OBP: 0.396, SLG: 0.435 (1, 9)	2-1 1B 2B		2-2 1B 1B	1-3 K			3-2 2B		0-0 1B	5 2 4 3 0 1 0												
Royce Clayton, R OBP: 0.327, SLG: 0.378 (1, 6)	2-2 1B 1B		0-1 1B E	1-2 P3			1-2 E5		2-0 L3	5 2 2 1 0 0 2												
Kirt Manwaring, R OBP: 0.353, SLG: 0.343 (1, 2)	1-0 G6-4-3 1B		1-1 F7	0-1 1B			0-1 F8			4 0 2 1 0 0 4												
Mike Benjamin, R OBP: 0.259, SLG: 0.346 (1, 5)	3-2 G6-4-3 1-2		0-2 F8	0-2 F7			0-0 L7			4 0 0 0 0 0 6												
John Burkett, R OBP: 0.200, SLG: 0.163 Kevin Rogers, L (8, 1)		0-1 G4-3	1-0 E9 1B	0-2 L8				1-3 K		4 0 1 1 0 1 1 0 0 0 0 0 0 0 0 0 0 0 0 0 0												
Jeff Brantley, R OBP: 0.087, SLG: 0.087 (9, 1)																						
Inning Stats	R: 5 E: 0 K: 0 S: 18	H: 5 LOB: 0 BB: 1 P: 33	R: 0 E: 0 K: 0 S: 5	H: 0 LOB: 0 BB: 0 P: 8	R: 4 E: 1 K: 0 S: 19	H: 5 LOB: 1 BB: 0 P: 27	R: 1 E: 0 K: 1 S: 12	H: 1 LOB: 0 BB: 0 P: 16	R: 0 E: 0 K: 0 S: 12	H: 1 LOB: 1 BB: 0 P: 13	R: 0 E: 0 K: 1 S: 7	H: 0 LOB: 0 BB: 0 P: 9	R: 0 E: 1 K: 0 S: 13	H: 1 LOB: 2 BB: 0 P: 17	R: 0 E: 0 K: 3 S: 11	H: 0 LOB: 0 BB: 0 P: 14	R: 0 E: 0 K: 1 S: 8	H: 1 LOB: 1 BB: 0 P: 14	1B: 10 2B: 2 3B: 0 HR: 2	SF: 0 SAC: 0 DP: 1 HBP: 0	WP: 0 PB: 0 CS: 0	PA: 42
PITCHER	IP WLS BF H R ER SO BB IBB HBP BLK WP HR S P ERA WHIP											IP WLS BF H R ER SO BB IBB HBP BLK WP HR S P ERA WHIP										
Mike Gardiner, R ERA: 5.24 (1, 1)	1.0 L 8 5 5 5 0 1 0 0 0 0 0 0 18 33 45.00 6.000																					
Jimmy Jones, R ERA: 6.35 (2, 1)	2.0 11 5 4 3 0 0 0 0 0 0 0 1 24 35 13.50 2.500																					
Pete Young, R ERA: 3.0 (4, 1)	3.0 11 2 1 1 2 0 0 0 0 0 0 1 31 38 3.00 0.667																					
Tim Scott, R ERA: 2.95 (7, 1)	1.0 5 1 0 0 0 0 0 0 0 0 0 0 13 17 0.00 1.000																					
Jeff Fassero, L ERA: 2.25 (8, 1)	2.0 7 1 0 0 4 0 0 0 0 0 0 0 19 28 0.00 0.500																					

Batter	1	2	3	4	5	6	7	8	9	AB R H RBI BB SO LOB	BOTTOM											
Delino DeShields, L OBP: 0.382, SLG: 0.349 Mike Lansing, R OBP: 0.336, SLG: 0.371 (1, 4) (8, 4)	3-2 F8		1-2 G6-3 1B		1-2 E 3B	2-1 1B		0-0 L7		4 1 3 0 0 0 0 1 0 0 0 0 0 3	San Francisco Giants @ Montreal Expos Olympic Stadium, Montreal, QB Mon Jul 05 1993, 7:05 PM EDT Att: 13,411 - Dome - 78 F											
Moises Alou, R OBP: 0.315, SLG: 0.402 (1, 7)	0-0 F8		0-0 G6-3 1-2		1-1 E6 1B	1-0 P2		1-0 FC6-4 1-2		5 1 0 1 0 0 6												
Marque Grissom, R OBP: 0.344, SLG: 0.454 John Vander Wal, L OBP: 0.318, SLG: 0.402 (1, 8) (8, 8)	2-2 G6-3		0-0 F9		1-1 G5-3		0-1 P6		0-1 P6	4 0 0 0 0 0 1 1 0 0 0 0 0 0												
Larry Walker, L OBP: 0.382, SLG: 0.480 Jeff Fassero, L (8, 1)		0-0 2B 1B		0-0 G3	0-2 2H 1B		2-3 K		0-1 FC3-6 1B	4 1 2 1 0 1 0 0 0 0 0 0 0 0 1 0 1 0 0 0 0												
Frank Bolick, S OBP: 0.346, SLG: 0.395 (1, 3)		0-1 G3-1 1H 1B 2B		1-2 E3 2B	1-3 K		3-1 G3		1-1 FC3-6 1B 1-2	5 1 1 1 0 1 2												
Darin Fletcher, L OBP: 0.326, SLG: 0.354 Tim Laker, R OBP: 0.209, SLG: 0.232 (1, 2) (8, 2)	0-1 G3-1		2-2 2B		0-0 L6			4-1 E 1B BB	1-1 1B	3 0 1 0 0 0 2 1 0 1 0 1 0 0												
Sean Berry, R OBP: 0.377, SLG: 0.453 (1, 5)	0-1 1B		2-3 K		3-2 F9			1-1 E 1B	2-3 K	5 0 2 1 0 2 4												
Wil Cordero, R OBP: 0.304, SLG: 0.375 (1, 6)	3-2 F7		4-0 IBB		0-1 G5-3			1-2 E5 FC4		3 0 0 0 1 0 3												
Mike Gardiner, S Jimmy Jones, R Pete Young, R Greg Colbrunn, R Tim Scott, R Tim McIntosh, R (1, 1) (2, 1) (4, 1) (6, PH) (7, 1) (8, 9)	0-3 K		0-0 G3		0-0 G3		1-1 1B		2-3 K	0 0 0 0 0 0 0 1 0 0 0 0 0 1 1 0 0 0 0 0 3 1 0 1 0 0 0 0 0 0 0 0 0 0 0 1 0 0 0 0 0 0 1 0 0 0 0 1 3												
Inning Stats	R: 0 E: 0 K: 0 S: 7	H: 0 LOB: 0 BB: 0 P: 12	R: 2 E: 0 K: 1 S: 16	H: 3 LOB: 1 BB: 0 P: 19	R: 0 E: 0 K: 0 S: 5	H: 1 LOB: 0 BB: 0 P: 6	R: 0 E: 1 K: 1 S: 12	H: 1 LOB: 1 BB: 1 P: 21	R: 2 E: 0 K: 1 S: 15	H: 2 LOB: 1 BB: 0 P: 19		R: 0 E: 0 K: 0 S: 10	H: 2 LOB: 2 BB: 0 P: 17	R: 0 E: 0 K: 1 S: 7	H: 0 LOB: 0 BB: 0 P: 12	R: 0 E: 1 K: 1 S: 11	H: 1 LOB: 3 BB: 1 P: 20	R: 0 E: 0 K: 1 S: 11	H: 2 LOB: 2 BB: 0 P: 15	1B: 9 2B: 2 3B: 1 HR: 0	SF: 0 SAC: 0 DP: 1 HBP: 0	WP: 0 PB: 0 CS: 0
PITCHER	IP WLS BF H R ER SO BB IBB HBP BLK WP HR S P ERA WHIP											IP WLS BF H R ER SO BB IBB HBP BLK WP HR S P ERA WHIP										
John Burkett, R ERA: 3.14 (1, 1)	7.0 W 35 10 4 3 4 1 0 0 0 0 0 0 78 118 3.86 1.571																					
Kevin Rogers, L ERA: 2.62 (8, 1)	1.1 4 0 0 0 1 0 0 0 0 0 0 0 7 10 0.00 0.000																					
Jeff Brantley, R ERA: 4.37 (9, 1)	0.2 4 2 0 0 1 0 0 0 0 0 0 0 9 13 0.00 3.000																					

Batter	1	2	3	4	5	6	7	8	9	AB R H RBI BB SO LOB	TOP									
Darren Lewis, R OBP: 0.320, SLG: 0.350 (1, 8)										3 0 0 0 1 1 0	San Francisco Giants @ Montreal Expos Olympic Stadium, Montreal, QB Wed Jul 07 1993, 7:05 PM EDT Att: 13,593 - Dome									
Steve Scarsone, R OBP: 0.250, SLG: 0.267 (1, 4)										3 0 1 0 1 1 0										
Will Clark, L OBP: 0.363, SLG: 0.400 (1, 3)										3 0 0 0 1 2 3										
Barry Bonds, L OBP: 0.462, SLG: 0.678 (1, 7)										4 0 0 0 0 1 4										
Willie McGee, S OBP: 0.378, SLG: 0.425 (1, 9)										3 0 0 0 0 1 3										
Royce Clayton, R OBP: 0.326, SLG: 0.373 (1, 6)										3 0 0 0 0 0 0										
Kirt Manwaring, R OBP: 0.351, SLG: 0.338 (1, 2)										3 0 0 0 0 1 0										
Mike Benjamin, R OBP: 0.282, SLG: 0.372 (8, PR)										3 0 1 0 0 0 0										
Andy Allanson, R OBP: 0.333, SLG: 0.357 (8, PR)										0 0 0 0 0 0 0										
Michael Jackson, R OBP: 0.500, SLG: 1.000 (8, 1)										0 0 0 0 0 0 0										
Greg Brummett, R (1, 1)										2 0 0 0 0 0 0										
Dave Righetti, L OBP: 1.000, SLG: 1.000 (6, 1)										0 0 0 0 0 0 0										
Jeff Brantley, R OBP: 0.087, SLG: 0.087 (7, 1)										0 0 0 0 0 0 0										
Todd Benzinger, S OBP: 0.288, SLG: 0.319 (8, PH)										1 0 0 0 0 0 1										
Inning Stats	R: 0 H: 1 E: 0 K: 2 S: 13	H: 0 LOB: 2 BB: 1 P: 21	R: 0 H: 0 E: 0 K: 0 S: 6	H: 0 LOB: 0 BB: 0 P: 10	R: 0 H: 0 E: 0 K: 0 S: 5	H: 0 LOB: 0 BB: 0 P: 5	R: 0 H: 0 E: 0 K: 0 S: 8	H: 0 LOB: 0 BB: 0 P: 15	R: 0 H: 0 E: 0 K: 1 S: 10	H: 0 LOB: 0 BB: 0 P: 11	R: 0 H: 0 E: 0 K: 0 S: 5	H: 0 LOB: 0 BB: 1 P: 9	R: 0 H: 1 E: 0 K: 0 S: 13	H: 1 LOB: 1 BB: 1 P: 19	R: 0 H: 0 E: 0 K: 3 S: 14	H: 0 LOB: 1 BB: 1 P: 22	1B: 2 2B: 0 3B: 0 HR: 0	SF: 0 SAC: 0 DP: 1 HBP: 0	WP: 0 PB: 0 SB: 0 CS: 0	PA: 31
PITCHER	IP WLS BF H R ER SO BB IBB HBP BLK WP HR S P ERA WHIP																			
Kirk Rueter, L ERA: 1.28 (1, 1)	8.1 W 29 2 0 0 5 3 0 0 0 0 0 0 73 115 0.00 0.600																			
John Wetteland, R ERA: 1.28 (9, 1)	0.2 S 2 0 0 0 2 0 0 0 0 0 0 0 9 12 0.00 0.000																			

Batter	1	2	3	4	5	6	7	8	9	AB R H RBI BB SO LOB	BOTTOM									
Delino DeShields, L OBP: 0.380, SLG: 0.348 (1, 4)										4 0 1 0 0 0 0	San Francisco Giants @ Montreal Expos Olympic Stadium, Montreal, QB Wed Jul 07 1993, 7:05 PM EDT Att: 13,593 - Dome									
Mike Lansing, R OBP: 0.339, SLG: 0.366 (1, 6)										2 0 0 0 2 0 0										
Marquis Grissom, R OBP: 0.337, SLG: 0.445 (1, 8)										3 0 0 1 0 0 1										
Larry Walker, L OBP: 0.381, SLG: 0.489 (1, 9)										3 1 1 1 0 0 2										
Frank Bolick, S OBP: 0.339, SLG: 0.384 (1, 3)										2 0 0 0 0 0 0										
Greg Colbrunn, R OBP: 0.277, SLG: 0.390 (7, 3)										1 0 0 0 0 0 0										
Moises Alou, R OBP: 0.319, SLG: 0.435 (1, 7)										3 1 1 1 0 1 0										
Darrin Fletcher, L OBP: 0.326, SLG: 0.354 (1, 2)										3 0 1 0 0 1 0										
Sean Berry, R OBP: 0.385, SLG: 0.455 (1, 5)										3 1 1 0 0 1 0										
Kirk Rueter, L (1, 1)										3 0 0 0 0 0 1										
John Wetteland, R (9, 1)										0 0 0 0 0 0 0										
Inning Stats	R: 0 H: 0 E: 0 K: 0 S: 5	H: 1 LOB: 0 BB: 0 P: 10	R: 1 H: 1 E: 0 K: 1 S: 8	H: 1 LOB: 0 BB: 0 P: 15	R: 0 H: 0 E: 0 K: 0 S: 6	H: 0 LOB: 0 BB: 0 P: 10	R: 0 H: 0 E: 0 K: 0 S: 3	H: 0 LOB: 0 BB: 0 P: 6	R: 0 H: 1 E: 0 K: 1 S: 7	H: 1 LOB: 1 BB: 0 P: 12	R: 1 H: 2 E: 0 K: 0 S: 10	H: 2 LOB: 2 BB: 1 P: 20	R: 1 H: 1 E: 0 K: 1 S: 8	H: 1 LOB: 0 BB: 0 P: 10	R: 0 H: 0 E: 0 K: 0 S: 7	H: 0 LOB: 1 BB: 1 P: 12	1B: 2 2B: 1 3B: 0 HR: 2	SF: 1 SAC: 0 DP: 0 HBP: 0	WP: 0 PB: 0 SB: 1 CS: 0	PA: 30
PITCHER	IP WLS BF H R ER SO BB IBB HBP BLK WP HR S P ERA WHIP																			
Greg Brummett, R ERA: 2.95 (1, 1)	5.2 L 21 4 2 2 2 1 0 0 0 0 0 0 1 38 72 3.18 0.882																			
Dave Righetti, L ERA: 3.72 (6, 1)	0.1 1 0 0 0 0 0 0 0 0 0 0 0 1 1 0.00 0.000																			
Jeff Brantley, R ERA: 4.44 (7, 1)	1.0 4 1 1 1 1 0 0 0 0 0 0 1 8 10 9.00 1.000																			
Michael Jackson, R ERA: 2.44 (8, 1)	1.0 4 0 0 0 0 1 0 0 0 0 0 0 7 12 0.00 1.000																			

Batter	1	2	3	4	5	6	7	8	9	AB	R	H	RBI	BB	SO	LOB	TOP											
Darren Lewis, R OBP: 0.324, SLG: 0.352 Todd Benzinger, S OBP: 0.276, SLG: 0.306	L7			P3		F7	K		L9	4	1	1	1	1	0	1	San Francisco Giants @ Philadelphia Phillies Veterans Stadium, Philadelphia, PA Fri Jul 09 1993, 7:05 PM EDT Att: 38,695 - Unknown											
Steve Scarsone, R OBP: 0.357, SLG: 0.500	2B			F8		K		1B	2B	7	2	4	3	0	1	2												
Will Clark, L OBP: 0.373, SLG: 0.416 Andy Allanson, R OBP: 0.294, SLG: 0.313	2B			1B	G3		BB	L6	G6-3	3	3	3	1	2	0	0												
Barry Bonds, L OBP: 0.468, SLG: 0.705 Mark Carreon, R OBP: 0.404, SLG: 0.580	1B			G3				FC5-4		4	2	3	1	1	0	1												
Willie McGee, S OBP: 0.388, SLG: 0.442 Dave Martinez, L OBP: 0.295, SLG: 0.344	1B			1B				K		2	3	2	1	1	0	0												
Royce Clayton, R OBP: 0.332, SLG: 0.379	SF7			1B					2B	5	1	2	3	1	2	4												
Kirt Manwaring, R OBP: 0.370, SLG: 0.362 Jeff Brantley, R OBP: 0.087, SLG: 0.087 Michael Jackson, R OBP: 0.667, SLG: 1.333 Dave Righetti, L OBP: 1.000, SLG: 1.000	SF7			G6-4-3				1B	2B	4	1	4	2	1	0	0												
Paul Faries, R OBP: 0.364, SLG: 0.500	SF7			G6-4-3				G3	G5-3	5	1	1	2	0	0	6												
Bud Black, L OBP: 0.278, SLG: 0.257 Jim McNamara, L OBP: 0.333, SLG: 0.333	K			F9					2B	4	0	1	0	0	1	4												
Inning Stats	R: 4 E: 0 K: 1 S: 16	H: 4 LOB: 2 BB: 2 P: 31	R: 7 E: 0 K: 0 S: 18	H: 7 LOB: 1 BB: 1 P: 26	R: 2 E: 0 K: 0 S: 13	H: 3 LOB: 1 BB: 1 P: 20	R: 0 E: 0 K: 0 S: 11	H: 3 LOB: 3 BB: 0 P: 16	R: 0 E: 0 K: 2 S: 13	H: 0 LOB: 3 BB: 3 P: 29	R: 0 E: 0 K: 2 S: 10	H: 1 LOB: 1 BB: 0 P: 13	R: 0 E: 0 K: 1 S: 9	H: 1 LOB: 1 BB: 0 P: 10	R: 2 E: 0 K: 0 S: 22	H: 3 LOB: 2 BB: 1 P: 28		1B: 15 2B: 6 3B: 0 HR: 2	SF: 1 SAC: 0 DP: 1 HBP: 0	WP: 0 PB: 0 SB: 0 CS: 0	PA: 57							
PITCHER	IP	WLS	BF	H	R	ER	SO	BB	IBB	HBP	BLK	WP	HR	S	P	ERA		WHIP										
Ben Rivera, R ERA: 4.91	1.0	L	14	8	9	9	1	3	0	0	0	0	2	25	47	81.00		11.000										
Roger Mason, R ERA: 3.41	4.0		22	10	4	4	1	1	0	0	0	0	0	43	56	9.00		2.750										
David West, L ERA: 2.74	2.0		10	1	0	0	4	3	0	0	0	0	0	23	42	0.00		2.000										
Larry Andersen, R ERA: 1.78	1.0		4	1	0	0	1	0	0	0	0	0	0	9	10	0.00		1.000										
Mitch Williams, L ERA: 3.69	1.0		7	3	2	2	0	1	0	0	0	0	0	22	28	18.00		4.000										

Batter	1	2	3	4	5	6	7	8	9	AB	R	H	RBI	BB	SO	LOB	BOTTOM											
Lenny Dykstra, L OBP: 0.412, SLG: 0.464 Ruben Amaro Jr, S OBP: 0.444, SLG: 0.688 Mitch Williams, L OBP: 1.000, SLG: 1.000	P5			F8					L9	2	0	0	0	0	0	1	San Francisco Giants @ Philadelphia Phillies Veterans Stadium, Philadelphia, PA Fri Jul 09 1993, 7:05 PM EDT Att: 38,695 - Unknown											
Kevin Stocker, S OBP: 0.412, SLG: 0.667	BB			1B				G6-3	3B	5	1	3	1	0	0	0												
Ricky Jordan, R OBP: 0.395, SLG: 0.514	G5-4-3			K				G6-3		4	1	1	2	1	1	2												
Dave Hollins, S OBP: 0.380, SLG: 0.460 Larry Andersen, R OBP: 0.200, SLG: 1.000 Milt Thompson, L OBP: 0.343, SLG: 0.342	G5-4-3			HR					HR	4	1	1	0	0	1	2												
Pete Incaviglia, R OBP: 0.308, SLG: 0.514				F9				1B	K	4	1	0	0	0	1	1												
Wes Chamberlain, R OBP: 0.313, SLG: 0.518				F9				K		4	2	2	2	0	1	1												
Todd Pratt, R OBP: 0.233, SLG: 0.495				K				HR	1B	4	1	2	2	0	1	0												
Mickey Morandini, L OBP: 0.298, SLG: 0.340				L7				G3	1B	4	0	2	1	0	0	0												
Ben Rivera, R OBP: 0.148, SLG: 0.080 Roger Mason, R OBP: 0.200, SLG: 0.200 David West, L OBP: 0.500, SLG: 0.750 Jim Eisenreich, L OBP: 0.383, SLG: 0.473 Kim Batisse, R OBP: 0.285, SLG: 0.421				1B				F7	K	0	0	0	0	0	0	0												
Inning Stats	R: 0 E: 0 K: 0 S: 4	H: 1 LOB: 1 BB: 1 P: 11	R: 0 E: 0 K: 1 S: 9	H: 0 LOB: 0 BB: 0 P: 11	R: 0 E: 0 K: 1 S: 12	H: 2 LOB: 2 BB: 0 P: 16	R: 0 E: 0 K: 0 S: 7	H: 3 LOB: 1 BB: 0 P: 9	R: 0 E: 0 K: 0 S: 13	H: 0 LOB: 0 BB: 0 P: 16	R: 2 E: 0 K: 0 S: 11	H: 2 LOB: 0 BB: 0 P: 16	R: 2 E: 0 K: 1 S: 13	H: 2 LOB: 0 BB: 0 P: 20	R: 1 E: 0 K: 2 S: 19	H: 2 LOB: 2 BB: 0 P: 25		R: 1 E: 0 K: 2 S: 9	H: 1 LOB: 0 BB: 0 P: 11	1B: 8 2B: 1 3B: 1 HR: 3	SF: 0 SAC: 0 DP: 1 HBP: 1	WP: 0 PB: 0 SB: 1 CS: 0	PA: 41					
PITCHER	IP	WLS	BF	H	R	ER	SO	BB	IBB	HBP	BLK	WP	HR	S	P	ERA		WHIP										
Bud Black, L ERA: 3.54	6.0	W	26	8	4	4	2	1	0	0	0	0	0	13	20	18.00		2.000										
Jeff Brantley, R ERA: 4.63	1.0		5	2	2	2	1	0	0	0	0	0	0	19	25	9.00		2.000										
Michael Jackson, R ERA: 2.58	1.0		6	2	1	1	2	0	0	1	0	0	0	19	25	9.00		2.000										
Dave Righetti, L ERA: 3.9	1.0		4	1	1	1	2	0	0	0	0	0	1	9	11	9.00		1.000										

Batter	1	2	3	4	5	6	7	8	9	AB	R	H	RBI	BB	SO	LOB	TOP				
Vince Coleman, S (1, 7) OBP: 0.317, SLG: 0.378										4	1	2	0	0	1	0	New York Mets @ San Francisco Giants Candlestick Park, San Francisco, CA Fri Jul 16 1993, 10:05 PM EDT Att: 27,439 - Unknown - 62 F				
Howard Johnson, S (1, 5) OBP: 0.340, SLG: 0.364										4	0	1	0	0	0	2					
Eddie Murray, S (1, 3) OBP: 0.303, SLG: 0.409										4	0	1	1	0	0	2					
Bobby Bonilla, S (1, 9) OBP: 0.337, SLG: 0.491										3	1	0	0	1	1	1					
Darrin Jackson, R (1, 8) OBP: 0.231, SLG: 0.314 Jeff McKnight, S (9, PH) OBP: 0.296, SLG: 0.242										2	0	0	0	0	0	1					
Jeff Kent, R (1, 4) OBP: 0.290, SLG: 0.381 Todd Hundley, S (9, PH) OBP: 0.281, SLG: 0.383										3	0	0	0	0	1	1					
Charlie O'Brien, R (1, 2) OBP: 0.287, SLG: 0.284										3	0	1	1	0	0	0					
Tim Bogar, R (1, 6) OBP: 0.320, SLG: 0.360										3	0	1	0	0	0	1					
Dwight Gooden, R (1, 1) OBP: 0.255, SLG: 0.451										3	0	0	0	0	0	1					
Inning Stats	R: 1 E: 0 K: 0 S: 13	H: 2 LOB: 1 BB: 0 P: 18	R: 0 E: 0 K: 0 S: 4	H: 0 LOB: 0 BB: 0 P: 5	R: 0 E: 0 K: 0 S: 5	H: 1 LOB: 1 BB: 0 P: 7	R: 1 E: 0 K: 0 S: 8	H: 1 LOB: 1 BB: 1 P: 13	R: 0 E: 0 K: 0 S: 6	H: 0 LOB: 0 BB: 0 P: 10	R: 0 E: 0 K: 1 S: 9	H: 1 LOB: 1 BB: 0 P: 11	R: 0 E: 0 K: 1 S: 9	H: 1 LOB: 0 BB: 0 P: 11	R: 0 E: 0 K: 3 S: 10	H: 0 LOB: 0 BB: 0 P: 15	1B: 5 2B: 0 3B: 1 HR: 0	SF: 0 SAC: 1 DP: 1 HBP: 0	WP: 0 PB: 0 SB: 0 CS: 0	PA: 33	
PITCHER	IP	WLS	BF	H	R	ER	SO	BB	IBB	HBP	BLK	WP	HR	S	P	ERA	WHIP				
Bryan Hickerson, L (1, 1) ERA: 4.43	7.0	W	27	5	2	2	1	1	0	0	0	0	0	53	77	2.57	0.857				
Michael Jackson, R (8, 1) ERA: 2.47	1.0		3	1	0	0	1	0	0	0	0	0	0	9	11	0.00	1.000				
Rod Beck, R (9, 1) ERA: 1.74	1.0	S	3	0	0	0	3	0	0	0	0	0	0	10	15	0.00	0.000				

Batter	1	2	3	4	5	6	7	8	9	AB	R	H	RBI	BB	SO	LOB	BOTTOM				
Darren Lewis, R (1, 8) OBP: 0.330, SLG: 0.360										4	0	2	1	0	0	1	New York Mets @ San Francisco Giants Candlestick Park, San Francisco, CA Fri Jul 16 1993, 10:05 PM EDT Att: 27,439 - Unknown - 62 F				
Steve Scarsone, R (1, 4) OBP: 0.370, SLG: 0.488										3	0	0	0	0	2	1					
Will Clark, L (1, 3) OBP: 0.370, SLG: 0.419										4	1	1	1	0	1	3					
Barry Bonds, L (1, 7) OBP: 0.461, SLG: 0.681										4	0	0	0	0	0	1					
Matt Williams, R (1, 5) OBP: 0.335, SLG: 0.588										2	1	1	0	1	0	0					
Dave Martinez, L (1, 9) OBP: 0.316, SLG: 0.375										4	0	1	0	0	1	2					
Royce Clayton, R (1, 6) OBP: 0.337, SLG: 0.383										4	1	1	0	0	0	3					
Kirt Manwaring, R (1, 2) OBP: 0.368, SLG: 0.357										2	1	1	1	0	0	0					
Bryan Hickerson, L (1, 1) OBP: 0.083, SLG: 0.083 Todd Benzing, S (7, PH) OBP: 0.278, SLG: 0.297 Michael Jackson, R (8, 1) OBP: 0.667, SLG: 1.333 Rod Beck, R (9, 1)										2	0	0	0	0	1	2					
Inning Stats	R: 0 E: 0 K: 1 S: 9	H: 1 LOB: 1 BB: 0 P: 13	R: 3 E: 2 K: 1 S: 18	H: 3 LOB: 2 BB: 0 P: 24	R: 0 E: 0 K: 0 S: 4	H: 0 LOB: 0 BB: 1 P: 9	R: 0 E: 0 K: 0 S: 10	H: 0 LOB: 0 BB: 0 P: 16	R: 0 E: 0 K: 1 S: 7	H: 0 LOB: 0 BB: 0 P: 9	R: 0 E: 0 K: 1 S: 6	H: 1 LOB: 1 BB: 0 P: 9	R: 0 E: 0 K: 1 S: 8	H: 1 LOB: 0 BB: 0 P: 9	R: 0 E: 0 K: 1 S: 16	H: 2 LOB: 2 BB: 0 P: 23	1B: 4 2B: 3 3B: 0 HR: 1	SF: 0 SAC: 2 DP: 1 HBP: 1	WP: 0 PB: 0 SB: 1 CS: 0	PA: 34	
PITCHER	IP	WLS	BF	H	R	ER	SO	BB	IBB	HBP	BLK	WP	HR	S	P	ERA	WHIP				
Dwight Gooden, R (1, 1) ERA: 3.34	8.0	L	34	7	4	3	6	1	0	1	0	0	1	78	112	3.38	1.000				

AB 31
R 2
H 6
RBI 2
BB 1
SO 5
LOB 9

AB 30
R 4
H 7
RBI 3
BB 1
SO 6
LOB 14

Batter	1	2	3	4	5	6	7	8	9	AB	R	H	RBI	BB	SO	LOB	TOP				
Vince Coleman, S (1, 7) OBP: 0.323, SLG: 0.384 John Franco, L (9, 1)	0-0 1B		3-2 CS		0-2 2B SF8		3-1 G6-3		3-2 1B	5	1	4	0	0	0	0					
Howard Johnson, S (1, 5) OBP: 0.341, SLG: 0.387	0-1 P5		1-0 CS	0-3 K	1-1 1B 2B			4-1 BB 1B	2-2 F9	4	0	1	0	1	1	2					
Eddie Murray, S (1, 3) OBP: 0.308, SLG: 0.415	2-2 1B			1-1 2B 1B	2-1 SF8			1-0 BB	1-2 1B	3	1	3	1	0	0	0					
Bobby Bonilla, S (1, 9) OBP: 0.339, SLG: 0.494	1-2 F8			1-2 1B 2B	1-1 3H			1-2 P4		4	1	2	0	0	0	3					
Jeremy Burnitz, L (1, 8) OBP: 0.368, SLG: 0.569		2-3 K		4-0 SF9 1B		1-2 F8		0-3 K		3	0	0	0	1	2	2					
Jeff Kent, R (1, 4) OBP: 0.297, SLG: 0.384	0-1 G4-3			0-1 IBB		0-0 CS		4-2 1B		3	0	2	1	1	0	0					
Todd Hundley, S (1, 2) OBP: 0.277, SLG: 0.379	3-2 F7			1-2 2-3 3H	1-1 SF9		0-1 F7		0-0 P5	3	0	0	1	0	0	4					
Tim Lincecum, R (1, 6) OBP: 0.311, SLG: 0.350			1-2 F7	0-0 P6		2-0 CS	2-2 F9		2-0 F7	4	0	0	0	0	0	2					
Frank Tanana, L (1, 1) OBP: 0.135, SLG: 0.139 Jeff Innis, R (8, 1)			0-1 G3		0-0 G6-3		1-2 K		2-3 K	3	0	0	0	0	1	0					
Dave Gallagher, R (9, PH) OBP: 0.368, SLG: 0.466 (9, 7)										1	0	0	0	0	1	0					
Inning Stats	R: 0 E: 0 K: 0 S: 10	H: 2 LOB: 1 BB: 0 P: 13	R: 0 E: 0 K: 1 S: 8	H: 0 LOB: 0 BB: 0 P: 13	R: 0 E: 0 K: 0 S: 10	H: 1 LOB: 0 BB: 0 P: 14	R: 2 E: 0 K: 1 S: 13	H: 3 LOB: 2 BB: 1 P: 20	R: 1 E: 0 K: 0 S: 10	H: 3 LOB: 2 BB: 0 P: 14	R: 0 E: 0 K: 1 S: 9	H: 0 LOB: 0 BB: 0 P: 15	R: 0 E: 0 K: 1 S: 12	H: 1 LOB: 3 BB: 2 P: 22	R: 0 E: 0 K: 1 S: 10	H: 1 LOB: 1 BB: 0 P: 19	1B: 10 2B: 2 3B: 0 HR: 0	SF: 2 SAC: 0 DP: 0 HBP: 0	WP: 0 PB: 0 SB: 0 CS: 2	PA: 40	
PITCHER	IP WLS BF H R ER SO BB IBB HBP BLK WP HR S P ERA WHIP	IP WLS BF H R ER SO BB IBB HBP BLK WP HR S P ERA WHIP	IP WLS BF H R ER SO BB IBB HBP BLK WP HR S P ERA WHIP	IP WLS BF H R ER SO BB IBB HBP BLK WP HR S P ERA WHIP	IP WLS BF H R ER SO BB IBB HBP BLK WP HR S P ERA WHIP	IP WLS BF H R ER SO BB IBB HBP BLK WP HR S P ERA WHIP	IP WLS BF H R ER SO BB IBB HBP BLK WP HR S P ERA WHIP	IP WLS BF H R ER SO BB IBB HBP BLK WP HR S P ERA WHIP	IP WLS BF H R ER SO BB IBB HBP BLK WP HR S P ERA WHIP	IP WLS BF H R ER SO BB IBB HBP BLK WP HR S P ERA WHIP	IP WLS BF H R ER SO BB IBB HBP BLK WP HR S P ERA WHIP	IP WLS BF H R ER SO BB IBB HBP BLK WP HR S P ERA WHIP	IP WLS BF H R ER SO BB IBB HBP BLK WP HR S P ERA WHIP	IP WLS BF H R ER SO BB IBB HBP BLK WP HR S P ERA WHIP	IP WLS BF H R ER SO BB IBB HBP BLK WP HR S P ERA WHIP	IP WLS BF H R ER SO BB IBB HBP BLK WP HR S P ERA WHIP	IP WLS BF H R ER SO BB IBB HBP BLK WP HR S P ERA WHIP	IP WLS BF H R ER SO BB IBB HBP BLK WP HR S P ERA WHIP	IP WLS BF H R ER SO BB IBB HBP BLK WP HR S P ERA WHIP	IP WLS BF H R ER SO BB IBB HBP BLK WP HR S P ERA WHIP	IP WLS BF H R ER SO BB IBB HBP BLK WP HR S P ERA WHIP

New York Mets @ San Francisco Giants
Candlestick Park, San Francisco, CA
Sat Jul 17 1993, 6:33 AM EDT
Att: 51,317 - Sunny - 70 F

AB 33
R 3
H 12
RBI 3
BB 3
SO 5
LOB 13



Batter	1	2	3	4	5	6	7	8	9	AB	R	H	RBI	BB	SO	LOB	BOTTOM					
Darren Lewis, R (1, 8) OBP: 0.326, SLG: 0.356	1-1 G4-3		1-1 G6-3			1-0 G6-3		0-1 F8		4	0	0	0	0	0	1						
Steve Scarsone, R (1, 4) OBP: 0.340, SLG: 0.447	2-2 K			0-1 L7			2-1 F8		0-0 G6-3	4	0	0	0	0	1	0						
Will Clark, L (1, 3) OBP: 0.369, SLG: 0.415	2-2 HBP			1-0 F8			1-2 L4		2-0 F8	3	0	0	0	0	0	0						
Barry Bonds, L (1, 7) OBP: 0.458, SLG: 0.685	0-1 F8			1-2 P5			1-0 HR		1-0 G4-3	4	1	1	1	0	0	1						
Matt Williams, R (1, 5) OBP: 0.335, SLG: 0.589		0-0 G6-3			3-2 F9		0-2 2B			3	0	1	0	0	0	0						
Mark Carreon, R (1, 9) OBP: 0.392, SLG: 0.584		0-1 G4-3			1-1 F9		3-2 P5			3	0	0	0	0	0	1						
Royce Clayton, R (1, 6) OBP: 0.334, SLG: 0.379		3-1 P4			0-3 K			0-2 P4		3	0	0	0	0	1	0						
Kirt Manwaring, R (1, 2) OBP: 0.363, SLG: 0.352			2-2 F8			1-2 P4		0-0 F7		3	0	0	0	0	0	0						
John Burkett, R (1, 1) OBP: 0.188, SLG: 0.152 Luis Mercedes, R (6, PH) OBP: 0.340, SLG: 0.287 Jeff Brantley, R (7, 1) OBP: 0.087, SLG: 0.087 Todd Benzinger, S (8, PH) OBP: 0.288, SLG: 0.320 Dave Righetti, L (9, 1) OBP: 1.000, SLG: 1.000			0-0 G3			2-2 L6		2-1 2B		1	0	0	0	0	0	0						
Inning Stats	R: 0 E: 0 K: 1 S: 10	H: 0 LOB: 0 BB: 0 P: 15	R: 0 E: 0 K: 0 S: 5	H: 0 LOB: 0 BB: 0 P: 8	R: 0 E: 0 K: 0 S: 6	H: 0 LOB: 0 BB: 0 P: 9	R: 0 E: 0 K: 0 S: 8	H: 0 LOB: 0 BB: 0 P: 10	R: 0 E: 0 K: 0 S: 8	H: 0 LOB: 0 BB: 0 P: 12	R: 0 E: 0 K: 0 S: 8	H: 0 LOB: 0 BB: 0 P: 12	R: 1 E: 0 K: 0 S: 17	H: 2 LOB: 1 BB: 0 P: 24	R: 0 E: 0 K: 0 S: 8	H: 1 LOB: 1 BB: 0 P: 10	R: 0 E: 0 K: 0 S: 3	H: 0 LOB: 0 BB: 0 P: 6	1B: 0 2B: 2 3B: 0 HR: 1	SF: 0 SAC: 0 DP: 0 HBP: 1	WP: 0 PB: 0 SB: 0 CS: 0	PA: 31
PITCHER	IP WLS BF H R ER SO BB IBB HBP BLK WP HR S P ERA WHIP	IP WLS BF H R ER SO BB IBB HBP BLK WP HR S P ERA WHIP	IP WLS BF H R ER SO BB IBB HBP BLK WP HR S P ERA WHIP	IP WLS BF H R ER SO BB IBB HBP BLK WP HR S P ERA WHIP	IP WLS BF H R ER SO BB IBB HBP BLK WP HR S P ERA WHIP	IP WLS BF H R ER SO BB IBB HBP BLK WP HR S P ERA WHIP	IP WLS BF H R ER SO BB IBB HBP BLK WP HR S P ERA WHIP	IP WLS BF H R ER SO BB IBB HBP BLK WP HR S P ERA WHIP	IP WLS BF H R ER SO BB IBB HBP BLK WP HR S P ERA WHIP	IP WLS BF H R ER SO BB IBB HBP BLK WP HR S P ERA WHIP	IP WLS BF H R ER SO BB IBB HBP BLK WP HR S P ERA WHIP	IP WLS BF H R ER SO BB IBB HBP BLK WP HR S P ERA WHIP	IP WLS BF H R ER SO BB IBB HBP BLK WP HR S P ERA WHIP	IP WLS BF H R ER SO BB IBB HBP BLK WP HR S P ERA WHIP	IP WLS BF H R ER SO BB IBB HBP BLK WP HR S P ERA WHIP	IP WLS BF H R ER SO BB IBB HBP BLK WP HR S P ERA WHIP	IP WLS BF H R ER SO BB IBB HBP BLK WP HR S P ERA WHIP	IP WLS BF H R ER SO BB IBB HBP BLK WP HR S P ERA WHIP	IP WLS BF H R ER SO BB IBB HBP BLK WP HR S P ERA WHIP	IP WLS BF H R ER SO BB IBB HBP BLK WP HR S P ERA WHIP	IP WLS BF H R ER SO BB IBB HBP BLK WP HR S P ERA WHIP	

New York Mets @ San Francisco Giants
Candlestick Park, San Francisco, CA
Sat Jul 17 1993, 6:33 AM EDT
Att: 51,317 - Sunny - 70 F

AB 30
R 1
H 3
RBI 1
BB 0
SO 2
LOB 3



Batter	1	2	3	4	5	6	7	8	9	AB	R	H	RBI	BB	SO	LOB	TOP											
Vince Coleman, S OBP: 0.327, SLG: 0.388 (1, 7)	P5		FC3-6 HR				1B		G4-3 HR BB	4	3	2	1	1	0	1	New York Mets @ San Francisco Giants Candlestick Park, San Francisco, CA Sun Jul 18 1993, 6:33 AM EDT Att: 53,210 - Sunny - 75 F											
Howard Johnson, S OBP: 0.346, SLG: 0.366 (1, 5)	K		F8			G4-3 BB	2B		G4-3 HR BB	3	2	1	0	2	1	1												
Eddie Murray, S OBP: 0.306, SLG: 0.421 Jeff Innis, R (9, 1)	G4-3					G4-3	K		G4-3	5	1	1	3	0	1	5												
Mike Maddux, L (9, 1)			HR						G4-3	0	0	0	0	0	0	0												
Bobby Bonilla, S OBP: 0.339, SLG: 0.494 (1, 9)		F8	K			G3			HR	4	1	1	2	1	1	1												
Jeremy Burnitz, L OBP: 0.371, SLG: 0.559 Dave Gallagher, R (6, PH) OBP: 0.359, SLG: 0.491 (6, 8)	1B BB				L4		L9		P4	1	0	0	0	1	0	0												
Jeff Kent, R OBP: 0.306, SLG: 0.410 (1, 4)	K				HR		FC6-4 BB		HR	3	2	2	2	2	1	1												
Todd Hundley, S OBP: 0.275, SLG: 0.375 (1, 2)	FC6-4 1B				F8		L8		G3	5	0	1	0	0	0	2												
Tim Lincecum, R OBP: 0.310, SLG: 0.343 (1, 6)	FC6-4				F8		FC6-4		BB SH3-4 G4-3 BB	3	1	0	0	1	0	3												
Pete Schourek, L OBP: 0.292, SLG: 0.238 Darrin Jackson, R OBP: 0.230, SLG: 0.313 Anthony Young, R OBP: 0.273, SLG: 0.200 Jeff McKnight, S OBP: 0.296, SLG: 0.242 (9, 3)			FC3-6 1B			E3 1B			SH3-4	2	1	2	0	0	0	0												
Inning Stats	R: 0 E: 0 K: 1 S: 7	H: 0 LOB: 0 BB: 0 P: 8	R: 0 E: 0 K: 1 S: 13	H: 1 LOB: 2 BB: 1 P: 24	R: 2 E: 0 K: 1 S: 9	H: 2 LOB: 0 BB: 0 P: 12	R: 1 E: 0 K: 0 S: 8	H: 1 LOB: 0 BB: 0 P: 10	R: 1 E: 1 K: 0 S: 12	H: 2 LOB: 1 BB: 1 P: 20	R: 0 E: 0 K: 0 S: 7	H: 0 LOB: 1 BB: 1 P: 12	R: 2 E: 0 K: 2 S: 15	H: 3 LOB: 1 BB: 0 P: 22	R: 0 E: 0 K: 0 S: 6	H: 0 LOB: 1 BB: 1 P: 13	R: 6 E: 0 K: 0 S: 10	H: 2 LOB: 0 BB: 4 P: 31	1B: 5 2B: 2 3B: 0 HR: 4	SF: 0 SAC: 1 DP: 0 HBP: 0	WP: 0 PB: 0 SB: 0 CS: 0	PA: 43						
PITCHER	IP	WLS	BF	H	R	ER	SO	BB	IBB	HBP	BLK	WP	HR	S	P	ERA	WHIP											
Greg Brummett, R ERA: 3.86 (1, 1)	5.0	L	22	6	4	4	3	2	0	0	0	0	0	2	49	74	7.20	1.600										
Kevin Rogers, L ERA: 3.24 (6, 1)	2.0	9	3	2	2	2	2	1	0	0	0	0	0	0	22	34	9.00	2.000										
Gino Minutelli, L ERA: 5.14 (8, 1)	1.1	7	0	3	3	3	0	4	0	0	0	0	0	11	31	20.25	3.000											
Michael Jackson, R ERA: 3.0 (9, 1)	0.2	5	2	3	3	0	0	0	1	0	0	0	2	5	13	40.50	3.000											
Batter	1	2	3	4	5	6	7	8	9	AB	R	H	RBI	BB	SO	LOB	BOTTOM											
Darren Lewis, R OBP: 0.324, SLG: 0.353 (1, 8)	G4-3	L8		G6-3			B1-3		2B 1B	5	1	1	1	0	0	1	New York Mets @ San Francisco Giants Candlestick Park, San Francisco, CA Sun Jul 18 1993, 6:33 AM EDT Att: 53,210 - Sunny - 75 F											
Steve Scarsone, R OBP: 0.327, SLG: 0.442 (1, 4)	L9	G6-3		P5			G5-3		2B 1B	5	0	1	2	0	0	1												
Will Clark, L OBP: 0.366, SLG: 0.410 (1, 3)	HR BB	G4-3				G4-3			K	4	1	0	0	1	2	1												
Barry Bonds, L OBP: 0.459, SLG: 0.692 (1, 7)	HR			1B		F7			G3	4	1	2	2	0	0	0												
Matt Williams, R OBP: 0.334, SLG: 0.585 (1, 5)	1B 1B			P8		L5			G5-3	4	1	1	0	0	0	0												
Mark Carreon, R OBP: 0.396, SLG: 0.581 (1, 9)	1B 1B			E5					BB 1B	4	1	2	0	0	1	0												
Royce Clayton, R OBP: 0.333, SLG: 0.378 (1, 6)	1B			P8					K	4	0	1	1	0	1	2												
Kirt Manwaring, R OBP: 0.369, SLG: 0.353 (1, 2)				SH1-4 1B			G6-3		1B 2B BB	2	1	1	0	2	0	0												
Greg Brummett, R Kevin Rogers, L Luis Mercedes, R Gino Minutelli, L Michael Jackson, R Dave Martinez, L OBP: 0.314, SLG: 0.271 (1, 1)	G6-3			SH1-4					F8	1	0	0	0	0	0	3												
Inning Stats	R: 3 E: 0 K: 0 S: 18	H: 4 LOB: 3 BB: 2 P: 36	R: 0 E: 0 K: 0 S: 6	H: 0 LOB: 0 BB: 0 P: 7	R: 0 E: 1 K: 0 S: 10	H: 1 LOB: 1 BB: 0 P: 16	R: 0 E: 0 K: 0 S: 6	H: 1 LOB: 1 BB: 0 P: 9	R: 0 E: 0 K: 1 S: 5	H: 0 LOB: 0 BB: 0 P: 11	R: 0 E: 0 K: 1 S: 6	H: 0 LOB: 0 BB: 0 P: 10	R: 0 E: 0 K: 1 S: 10	H: 0 LOB: 0 BB: 0 P: 12	R: 0 E: 0 K: 1 S: 6	H: 0 LOB: 0 BB: 0 P: 8		R: 3 E: 0 K: 2 S: 11	H: 3 LOB: 1 BB: 1 P: 19	1B: 7 2B: 1 3B: 0 HR: 1	SF: 0 SAC: 1 DP: 0 HBP: 0	WP: 0 PB: 0 SB: 0 CS: 0	PA: 39					
PITCHER	IP	WLS	BF	H	R	ER	SO	BB	IBB	HBP	BLK	WP	HR	S	P	ERA	WHIP											
Pete Schourek, L ERA: 6.21 (7, 1)	6.0	W	26	6	3	3	1	1	0	0	0	0	0	16	20	0.00	0.000											
Anthony Young, R ERA: 4.27 (9, 1)	2.0	6	0	0	0	0	2	0	0	0	0	0	0	8	15	40.50	6.000											
Jeff Innis, R ERA: 5.44 (9, 1)	0.2	6	3	3	3	1	1	1	0	0	0	0	0	3	4	0.00	0.000											
Mike Maddux, R ERA: 4.27 (9, 1)	0.1	1	0	0	0	0	1	0	0	0	0	0	0	3	4	0.00	0.000											

Batter	1	2	3	4	5	6	7	8	9	AB	R	H	RBI	BB	SO	LOB	TOP										
Delino DeShields, L OBP: 0.390, SLG: 0.364 (1, 4)	G4-3		CS 1B		FC1-6 1B		1B		L8	5	0	3	0	0	0	1	Montreal Expos @ San Francisco Giants Candlestick Park, San Francisco, CA Mon Jul 19 1993, 6:33 AM EDT Att: 16,562 - Sunny - 66 F										
John Vander Wal, L OBP: 0.316, SLG: 0.416 (1, 3)	L5		F7		F8		K		K	3	0	0	0	0	2												
Lou Frazier, S OBP: 0.392, SLG: 0.402 (7, PH)										1	0	0	0	0	1												
Mel Rojas, R (7, 1)										0	0	0	0	0	0												
Tim Scott, R (8, 1)										0	0	0	0	0	0												
Sean Berry, R OBP: 0.373, SLG: 0.439 (9, PH)										1	0	0	0	0	1												
Marquis Grissom, R OBP: 0.341, SLG: 0.438 (1, 8)	L8		K		FC1-6 1-2					4	0	1	0	0	1												
Larry Walker, L OBP: 0.372, SLG: 0.472 (1, 9)					K					4	1	1	0	0	1												
Moises Alou, R OBP: 0.325, SLG: 0.465 (1, 7)					L5					4	0	0	0	0	1												
Darin Fletcher, L OBP: 0.346, SLG: 0.356 (1, 2)					2B					4	1	3	1	0	0												
Mike Lansing, R OBP: 0.343, SLG: 0.367 (1, 5)					1B					4	0	1	0	0	1												
Wil Cordero, R OBP: 0.309, SLG: 0.373 (1, 6)					2B					3	0	2	1	1	0												
Chris Nabholz, L OBP: 0.107, SLG: 0.107 (1, 1)					FC4-6 IBB					2	0	0	0	0	1												
Frank Bolick, S OBP: 0.319, SLG: 0.358 (7, PH)					FC4-6 1-2					2	0	0	0	0	0												
Frank Bolick, S OBP: 0.319, SLG: 0.358 (7, 3)					FC4-6 1-2					2	0	0	0	0	0												
Inning Stats	R: 0 E: 0 K: 0 S: 6	H: 0 LOB: 0 BB: 0 P: 10	R: 2 E: 0 K: 2 S: 14	H: 3 LOB: 1 BB: 0 P: 22	R: 0 E: 0 K: 1 S: 6	H: 1 LOB: 1 BB: 0 P: 9	R: 0 E: 0 K: 1 S: 10	H: 2 LOB: 3 BB: 1 P: 16	R: 0 E: 0 K: 0 S: 12	H: 0 LOB: 0 BB: 0 P: 13	R: 0 E: 0 K: 1 S: 9	H: 1 LOB: 1 BB: 0 P: 17	R: 0 E: 0 K: 1 S: 11	H: 1 LOB: 1 BB: 0 P: 21	R: 0 E: 0 K: 0 S: 10	H: 2 LOB: 2 BB: 0 P: 13	R: 0 E: 0 K: 1 S: 10	H: 1 LOB: 1 BB: 0 P: 14	1B: 10 2B: 2 3B: 0 HR: 0	SF: 0 SAC: 0 DP: 1 HBP: 0	WP: 0 PB: 0 SB: 1 CS: 1	PA: 38					
PITCHER	IP	WLS	BF	H	R	ER	SO	BB	IBB	HBP	BLK	WP	HR	S	P	ERA	WHIP										
Dave Burba, R ERA: 3.81 (1, 1)	6.2	W	28	8	2	2	5	0	1	0	0	0	0	65	102	2.70	1.200										
Dave Righetti, L ERA: 3.73 (7, 1)	0.1		1	0	0	0	1	0	0	0	0	0	0	3	6	0.00	0.000										
Michael Jackson, R ERA: 2.94 (8, 1)	1.0		5	2	0	0	0	0	0	0	0	0	0	10	13	0.00	2.000										
Rod Beck, R ERA: 1.7 (9, 1)	1.0		4	1	0	0	1	0	0	0	0	0	0	10	14	0.00	1.000										

Batter	1	2	3	4	5	6	7	8	9	AB	R	H	RBI	BB	SO	LOB	BOTTOM										
Darren Lewis, R OBP: 0.325, SLG: 0.355 (1, 8)	SH5-4 G3-1 BB		K	FC6-4 1-2		G4-3				4	1	1	0	1	1	5	Montreal Expos @ San Francisco Giants Candlestick Park, San Francisco, CA Mon Jul 19 1993, 6:33 AM EDT Att: 16,562 - Sunny - 66 F										
Paul Faries, R OBP: 0.304, SLG: 0.500 (1, 4)	SH5-4		F9		F9 SF8 2B					4	1	1	0	0	1												
Will Clark, L OBP: 0.362, SLG: 0.404 (1, 3)	G3-1		F7		F9					5	0	0	1	0	1												
Matt Williams, R OBP: 0.336, SLG: 0.589 (1, 5)	K				SF8 G5-3 1B					3	2	2	1	0	1												
Barry Bonds, L OBP: 0.462, SLG: 0.692 (1, 7)					SF8 G5-3 1B					3	2	2	0	1	0												
Mark Carreon, R OBP: 0.394, SLG: 0.568 (1, 9)					G5-3					2	0	0	0	1	0												
Dave Martinez, L OBP: 0.319, SLG: 0.377 (7, PH)					G5-3					1	0	1	0	0	0												
Royce Clayton, R OBP: 0.332, SLG: 0.377 (1, 6)					SF8					3	0	1	3	0	0												
Kirt Manwaring, R OBP: 0.375, SLG: 0.359 (1, 2)					SF8					2	0	1	0	2	0												
Dave Burba, R OBP: 0.333, SLG: 0.417 (1, 1)					SF8					2	0	2	1	0	0												
Dave Righetti, L OBP: 1.000, SLG: 1.000 (7, 1)					SF8					0	0	0	0	0	0												
Michael Jackson, R OBP: 0.667, SLG: 1.333 (8, 1)					SF8					0	0	0	0	0	0												
Todd Benzinger, S OBP: 0.284, SLG: 0.316 (8, PH)					SF8					0	0	0	0	0	0												
Rod Beck, R (9, 1)					SF8					0	0	0	0	0	0												
Inning Stats	R: 1 E: 0 K: 1 S: 8	H: 0 LOB: 0 BB: 1 P: 15	R: 0 E: 0 K: 0 S: 3	H: 0 LOB: 0 BB: 0 P: 6	R: 0 E: 0 K: 1 S: 13	H: 2 LOB: 2 BB: 0 P: 18	R: 2 E: 0 K: 0 S: 13	H: 3 LOB: 1 BB: 1 P: 22	R: 1 E: 0 K: 0 S: 7	H: 2 LOB: 2 BB: 1 P: 21	R: 0 E: 0 K: 0 S: 7	H: 0 LOB: 1 BB: 1 P: 15	R: 2 E: 0 K: 0 S: 7	H: 3 LOB: 1 BB: 1 P: 17	R: 0 E: 0 K: 2 S: 11	H: 1 LOB: 1 BB: 0 P: 16	1B: 7 2B: 4 3B: 0 HR: 0	SF: 2 SAC: 2 DP: 0 HBP: 0	WP: 0 PB: 0 SB: 2 CS: 0	PA: 39							
PITCHER	IP	WLS	BF	H	R	ER	SO	BB	IBB	HBP	BLK	WP	HR	S	P	ERA	WHIP										
Chris Nabholz, L ERA: 5.07 (1, 1)	6.0	L	29	7	4	4	2	3	1	0	0	0	0	7	17	18.00	3.000										
Mel Rojas, R ERA: 3.99 (7, 1)	1.0		6	3	2	2	0	0	1	0	0	0	0	7	17	18.00	3.000										
Tim Scott, R ERA: 3.02 (8, 1)	1.0		4	1	0	0	2	0	0	0	0	0	0	11	16	0.00	1.000										

AB	37
R	2
H	11
RBI	2
BB	1
SO	7
LOB	19



Batter	1	2	3	4	5	6	7	8	9	AB	R	H	RBI	BB	SO	LOB	TOP				
Delino DeShields, L OBP: 0.389, SLG: 0.563 (1, 4)	F8		F7			G6-3	1B			4	0	1	1	0	0	0	Montreal Expos @ San Francisco Giants Candlestick Park, San Francisco, CA Tue Jul 20 1993, 6:33 AM EDT Att: 18,764 - Sunny - 68 F				
John Vander Wal, L OBP: 0.318, SLG: 0.413 Frank Bolick, S OBP: 0.316, SLG: 0.354 (4, FR)	G3			E1		G3-1	P7			1	0	0	0	1	0	0					
Butch Henry, L OBP: 0.125, SLG: 0.091 (7, 1)	BB			BB						2	0	0	0	0	0	2					
Marquis Grissom, R OBP: 0.338, SLG: 0.433 (1, 8)	G3			P7		G5-3		K		4	0	0	0	0	1	2					
Larry Walker, L OBP: 0.371, SLG: 0.467 (1, 9)	K			G3-6-3			G4-3	K		3	0	0	0	1	2	1					
Darrin Fletcher, L OBP: 0.346, SLG: 0.356 Tim Spehr, R OBP: 0.214, SLG: 0.250 (7, 2)	G6-3			G3-6-3				G6-3		3	1	1	0	0	0	2					
Moises Alou, R OBP: 0.327, SLG: 0.469 (1, 7)	G4-3					G5-4-3	1B			1	0	0	0	0	0	0					
Sean Berry, R OBP: 0.377, SLG: 0.441 (1, 5)	G3							P7		4	1	2	0	0	1	0					
Wil Cordero, R OBP: 0.308, SLG: 0.371 (1, 6)			K			G5-4-3				4	1	2	1	0	0	0					
Dennis Martinez, R OBP: 0.227, SLG: 0.273 Jeff Shaw, R OBP: 0.067, SLG: 0.067 Lou Frazier, S OBP: 0.389, SLG: 0.398 (7, PH)						G6-3		FC6-4		2	0	0	0	0	1	1					
Inning Stats	R: 0 E: 0 K: 1 S: 12	H: 0 LOB: 1 BB: 1 P: 20	R: 0 E: 0 K: 0 S: 5	H: 0 LOB: 0 BB: 0 P: 6	R: 0 E: 0 K: 2 S: 9	H: 0 LOB: 0 BB: 1 P: 12	R: 0 E: 1 K: 0 S: 5	H: 2 LOB: 1 BB: 0 P: 10	R: 0 E: 0 K: 0 S: 6	H: 0 LOB: 0 BB: 0 P: 10	R: 3 E: 0 K: 0 S: 16	H: 5 LOB: 2 BB: 0 P: 24	R: 0 E: 0 K: 1 S: 7	H: 0 LOB: 0 BB: 0 P: 7	R: 0 E: 0 K: 1 S: 6	H: 0 LOB: 0 BB: 0 P: 8	1B: 6 2B: 1 3B: 0 HR: 0	SF: 0 SAC: 0 DP: 2 HBP: 0	WP: 0 PB: 0 SB: 0 CS: 0	PA: 35	
PITCHER	IP	WLS	BF	H	R	ER	SO	BB	IBB	HBP	BLK	WP	HR	S	P	ERA	WHIP				
Bill Swift, R ERA: 2.83 Kevin Rogers, L ERA: 3.16 Jeff Brantley, R ERA: 4.38	(1, 1)	6.2	W	28	7	3	3	3	2	0	0	0	0	63	98	4.05	1.350				
PITCHER	IP	WLS	BF	H	R	ER	SO	BB	IBB	HBP	BLK	WP	HR	S	P	ERA	WHIP				

AB	33
R	3
H	7
RBI	3
BB	2
SO	6
LOB	12



Batter	1	2	3	4	5	6	7	8	9	AB	R	H	RBI	BB	SO	LOB	BOTTOM				
Darren Lewis, R OBP: 0.329, SLG: 0.368 (1, 8)	FC6-4	1B		G4-3						5	4	3	3	0	0	1	Montreal Expos @ San Francisco Giants Candlestick Park, San Francisco, CA Tue Jul 20 1993, 6:33 AM EDT Att: 18,764 - Sunny - 68 F				
Steve Scarsone, R OBP: 0.333, SLG: 0.456 (1, 4)	FC6-4	1B		K				K		5	1	2	1	0	3	0					
Will Clark, L OBP: 0.362, SLG: 0.413 (1, 3)	F8					L8		F7		5	1	2	2	0	0	2					
Matt Williams, R OBP: 0.335, SLG: 0.584 (1, 5)	FC6-4	1B		E4						4	0	1	0	0	0	3					
Barry Bonds, L OBP: 0.462, SLG: 0.689 (1, 7)	F7					F8		G4-3		4	0	2	1	0	0	3					
Dave Martinez, L OBP: 0.309, SLG: 0.364 (1, 9)	G3			L4		FC4-6		G4-3		4	0	0	0	0	0	4					
Royce Clayton, R OBP: 0.352, SLG: 0.375 Paul Faries, R OBP: 0.333, SLG: 0.500 (7, 6)				G5-3		FC4-6				2	1	0	0	1	0	1					
Andy Allanson, R OBP: 0.238, SLG: 0.250 (1, 2)	L6									0	0	0	0	1	0	0					
Bill Swift, R OBP: 0.340, SLG: 0.273 Kevin Rogers, L Mark Carreon, R OBP: 0.391, SLG: 0.563 Jeff Brantley, R OBP: 0.087, SLG: 0.087 (9, 1)						G5-3				2	0	1	0	0	0	0					
Inning Stats	R: 1 E: 0 K: 0 S: 11	H: 3 LOB: 2 BB: 0 P: 13	R: 3 E: 1 K: 0 S: 19	H: 3 LOB: 2 BB: 1 P: 30	R: 0 E: 0 K: 1 S: 10	H: 0 LOB: 0 BB: 0 P: 15	R: 0 E: 0 K: 1 S: 11	H: 0 LOB: 0 BB: 0 P: 14	R: 1 E: 1 K: 0 S: 7	H: 2 LOB: 1 BB: 0 P: 9	R: 2 E: 1 K: 1 S: 10	H: 1 LOB: 2 BB: 1 P: 16	R: 0 E: 0 K: 0 S: 8	H: 1 LOB: 2 BB: 1 P: 19	R: 1 E: 0 K: 1 S: 9	H: 1 LOB: 0 BB: 0 P: 15		1B: 8 2B: 1 3B: 0 HR: 2	SF: 0 SAC: 1 DP: 0 HBP: 0	WP: 0 PB: 0 SB: 2 CS: 1	PA: 39
PITCHER	IP	WLS	BF	H	R	ER	SO	BB	IBB	HBP	BLK	WP	HR	S	P	ERA	WHIP				
Dennis Martinez, R ERA: 3.57 Jeff Shaw, R ERA: 4.16 Butch Henry, L ERA: 6.44	(1, 1)	5.1	L	28	9	7	6	2	1	0	0	0	0	5	8	0.00	0.000				
PITCHER	IP	WLS	BF	H	R	ER	SO	BB	IBB	HBP	BLK	WP	HR	S	P	ERA	WHIP				

AB	36
R	8
H	11
RBI	7
BB	2
SO	4
LOB	17



Batter	1	2	3	4	5	6	7	8	9	AB	R	H	RBI	BB	SO	LOB	TOP				
Delino DeShields, L OBP: 0.390, SLG: 0.364 (1, 4)	F8	G5-3						BB 1B		4	0	2	0	0	0	1	Montreal Expos @ San Francisco Giants Candlestick Park, San Francisco, CA Wed Jul 21 1993, 6:33 AM EDT Att: 18,791 - Sunny - 69 F				
Sean Berry, R OBP: 0.373, SLG: 0.431 (1, 5)	HR BB		F8		L7			F8		3	1	0	0	1	0	2					
Marquis Grissom, R OBP: 0.337, SLG: 0.439 (1, 8)	1-H HR		P3			G5-3		K		4	1	1	2	0	1	1					
Larry Walker, L OBP: 0.369, SLG: 0.462 (1, 9)	K		G4-3			F8				3	0	0	0	1	1	0					
Moises Alou, R OBP: 0.326, SLG: 0.466 John Wetteland, R (8, 1)	F7			G6-3			FC6-4 1B	K		4	0	1	0	0	1	2					
Frank Bolick, S OBP: 0.315, SLG: 0.357 (1, 3)		SH3 1B		L8		FC6-4 1-2			F7	4	1	1	0	0	0	1					
Darrin Fletcher, L OBP: 0.341, SLG: 0.350 (1, 2)		SH3 2B		K						3	0	0	0	0	2	0					
Wil Cordero, R OBP: 0.308, SLG: 0.369 (1, 6)					G5-3			F9		4	0	1	1	0	0	0					
Kirk Rueter, L (1, 1)										2	0	0	0	0	1	1					
Mel Rojas, R (6, 1)										1	0	0	0	0	1	0					
Lou Frazier, S OBP: 0.389, SLG: 0.398 (8, 7)										0	0	0	0	0	0	0					
Inning Stats	R: 2 E: 0 K: 1 S: 9	H: 1 LOB: 0 BB: 1 P: 15	R: 1 E: 0 K: 0 S: 11	H: 2 LOB: 1 BB: 0 P: 16	R: 0 E: 0 K: 0 S: 6	H: 0 LOB: 0 BB: 0 P: 8	R: 0 E: 0 K: 1 S: 8	H: 0 LOB: 0 BB: 0 P: 11	R: 0 E: 0 K: 1 S: 14	H: 1 LOB: 1 BB: 0 P: 21	R: 0 E: 0 K: 0 S: 7	H: 1 LOB: 1 BB: 0 P: 8	R: 0 E: 0 K: 1 S: 13	H: 0 LOB: 0 BB: 1 P: 20	R: 0 E: 0 K: 1 S: 6	H: 0 LOB: 0 BB: 0 P: 9	1B: 4 2B: 1 3B: 0 HR: 1	SF: 0 SAC: 1 DP: 0 HBP: 0	WP: 0 PB: 0 SB: 1 CS: 1	PA: 35	
PITCHER	IP	WLS	BF	H	R	ER	SO	BB	IBB	HBP	BLK	WP	HR	S	P	ERA	WHIP				
Bryan Hickerson, L ERA: 4.37 (1, 1)	7.0	W	27	5	3	3	4	1	0	0	0	0	1	63	90	3.86	0.857				
Michael Jackson, R ERA: 2.9 (8, 1)	0.2	L	4	1	0	0	1	1	0	0	0	0	0	7	13	0.00	3.000				
Rod Beck, R ERA: 1.65 (8, 1)	1.1	S	4	0	0	0	2	0	0	0	0	0	0	12	16	0.00	0.000				

AB	32
R	3
H	6
RBI	3
BB	2
SO	7
LOB	8



Batter	1	2	3	4	5	6	7	8	9	AB	R	H	RBI	BB	SO	LOB	BOTTOM				
Darren Lewis, R OBP: 0.325, SLG: 0.363 (1, 8)	G3		G6-3			G6-3		K		4	0	0	0	0	1	1	Montreal Expos @ San Francisco Giants Candlestick Park, San Francisco, CA Wed Jul 21 1993, 6:33 AM EDT Att: 18,791 - Sunny - 69 F				
Paul Faries, R OBP: 0.286, SLG: 0.423 (1, 6)	F9			L9		G5-3		E5		4	0	0	0	0	0	0					
Will Clark, L OBP: 0.361, SLG: 0.414 (1, 3)	L1			L6			1B 2B	K		4	1	1	0	0	1	1					
Matt Williams, R OBP: 0.334, SLG: 0.580 (1, 5)		G6-3		F8			2H 1B	F9		4	0	1	1	0	0	1					
Barry Bonds, L OBP: 0.461, SLG: 0.686 (1, 7)			G1-4-3 1B		F8		K			3	0	1	0	0	1	1					
Mark Carreon, R OBP: 0.389, SLG: 0.556 Michael Jackson, R OBP: 0.667, SLG: 1.333 Rod Beck, R (8, 1)			G1-4-3			E6 2B 1B		E5 SH5-3 2B		3	2	1	0	0	0	1					
Steve Scarsons, R OBP: 0.355, SLG: 0.508 (1, 4)				1B 2B			2H 2B	SH5-3		2	1	2	1	0	0	0					
Kirt Manwaring, R OBP: 0.376, SLG: 0.360 (1, 2)				G5-3				SH5-3		2	0	1	2	0	0	1					
Bryan Hickerson, L OBP: 0.071, SLG: 0.071 Dave Martinez, L OBP: 0.306, SLG: 0.360 (7, PH) (8, 9)					G3-1			G3		2	0	0	0	0	1	2					
Inning Stats	R: 0 E: 0 K: 0 S: 10	H: 0 LOB: 0 BB: 0 P: 15	R: 0 E: 0 K: 0 S: 6	H: 1 LOB: 0 BB: 0 P: 10	R: 1 E: 0 K: 1 S: 9	H: 2 LOB: 0 BB: 0 P: 13	R: 0 E: 0 K: 0 S: 7	H: 0 LOB: 0 BB: 0 P: 11	R: 1 E: 1 K: 0 S: 10	H: 2 LOB: 1 BB: 0 P: 18	R: 1 E: 0 K: 1 S: 9	H: 2 LOB: 1 BB: 0 P: 15	R: 1 E: 1 K: 2 S: 16	H: 0 LOB: 1 BB: 0 P: 16	R: 0 E: 1 K: 2 S: 16	H: 0 LOB: 1 BB: 0 P: 19		1B: 4 2B: 3 3B: 0 HR: 0	SF: 0 SAC: 2 DP: 2 HBP: 0	WP: 0 PB: 0 SB: 1 CS: 0	PA: 31
PITCHER	IP	WLS	BF	H	R	ER	SO	BB	IBB	HBP	BLK	WP	HR	S	P	ERA	WHIP				
Kirk Rueter, L ERA: 0.44 (1, 1)	5.0	L	18	5	2	1	1	0	0	0	0	0	0	22	31	4.50	1.000				
Mel Rojas, R ERA: 4.01 (6, 1)	2.0	L	9	2	2	1	1	0	0	0	0	0	0	22	31	4.50	1.000				
John Wetteland, R ERA: 1.49 (8, 1)	1.0	L	4	0	0	0	2	0	0	0	0	0	0	16	19	0.00	0.000				



Batter	1	2	3	4	5	6	7	8	9	AB	R	H	RBI	BB	SO	LOB	TOP			
Lenny Dykstra, L (1,8) OBP: 0.419, SLG: 0.467	1-1 G4-3		3-2 P3		1-2 P5			2-2 1B		4	0	1	0	0	0	0	Philadelphia Phillies @ San Francisco Giants Candlestick Park, San Francisco, CA Thu Jul 22 1993, 6:33 AM EDT Att: 35,342 - Sunny - 71 F			
Mariano Duncan, R (1,6) OBP: 0.295, SLG: 0.399	2-3 K		0-0 G5-3			0-0 1B		0-0 F8		4	0	1	0	0	1	2				
John Kruk, L (1,3) OBP: 0.470, SLG: 0.508 David West, L (8,1) OBP: 0.500, SLG: 0.750	4-1 BB		1-3 K			2-3 K		1-2 1B		3	0	1	1	1	2	1				
Dave Hollins, S (1,5) OBP: 0.363, SLG: 0.440	3-3 K			1-0 G4-3		2-1 F8		3-H K		4	0	0	0	0	2	4				
Darren Daulton, L (1,2) OBP: 0.394, SLG: 0.502		0-0 2B		4-1 BB		0-0 G5-3		1-2 G3-1		3	0	1	0	1	0	3				
Jim Eisenreich, L (1,9) OBP: 0.381, SLG: 0.455		0-3 K		0-0 F7			2-2 L7		0-1 G4-3	4	0	0	0	0	1	2				
Milt Thompson, L (1,7) OBP: 0.329, SLG: 0.333		3-2 F8		0-0 G4-3			2-2 G3		2-1 F7	4	0	0	0	0	0	2				
Mickey Morandini, L (1,4) OBP: 0.294, SLG: 0.333		4-0 IBB			3-3 K		1-2 F8		2-2 F9	3	0	0	0	1	1	0				
Terry Mulholland, R (1,1) OBP: 0.087, SLG: 0.067 Ricky Jordan, R (8, Ph) OBP: 0.352, SLG: 0.488		0-1 G1-3			0-1 G6-3			2-1 1B		2	0	0	0	0	0	2				
										1	1	1	0	0	0	0				
Inning Stats	R: 0 E: 0 K: 2 S: 9	H: 0 LOB: 1 BB: 1 P: 19	R: 0 E: 0 K: 1 S: 9	H: 1 LOB: 2 BB: 1 P: 16	R: 0 E: 0 K: 1 S: 9	H: 0 LOB: 0 BB: 0 P: 13	R: 0 E: 0 K: 0 S: 4	H: 0 LOB: 1 BB: 1 P: 9	R: 0 E: 0 K: 1 S: 8	H: 1 LOB: 1 BB: 0 P: 11	R: 0 E: 0 K: 0 S: 13	H: 0 LOB: 0 BB: 0 P: 18	R: 1 E: 0 K: 1 S: 17	H: 3 LOB: 2 BB: 0 P: 24	R: 0 E: 0 K: 0 S: 7	H: 0 LOB: 0 BB: 0 P: 11	1B: 4 2B: 1 3B: 0 HR: 0	SF: 0 SAC: 0 DP: 0 HBP: 0	WP: 0 PB: 0 SB: 0 CS: 0	PA: 35
PITCHER	IP WLS BF H R ER SO BB IBB HBP BLK WP HR S P ERA WHIP																			
John Burkett, R (1,1) ERA: 3.23	7.1 W 30 5 1 1 6 2 1 0 0 0 0 0 69 113 1.23 0.955																			
Michael Jackson, R (8,1) ERA: 2.96	0.2 2 0 0 0 1 0 0 0 0 0 0 0 7 9 0.00 0.000																			
Rod Beck, R (9,1) ERA: 1.61	1.0 S 3 0 0 0 0 0 0 0 0 0 0 0 7 11 0.00 0.000																			

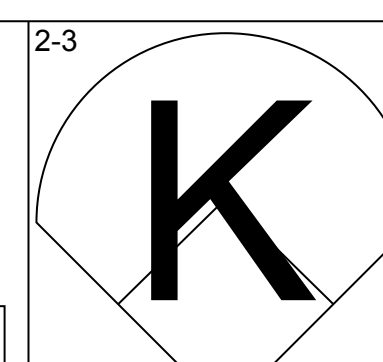
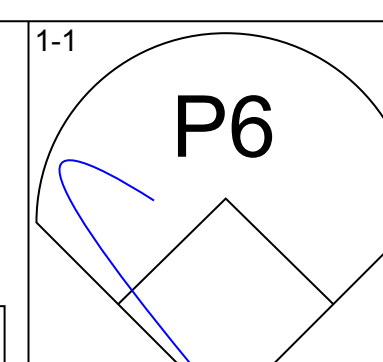
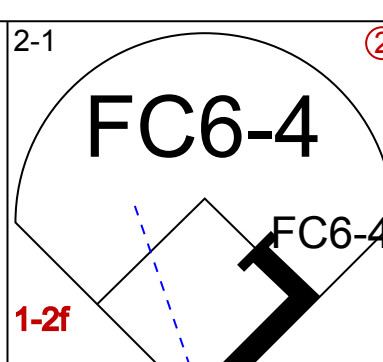
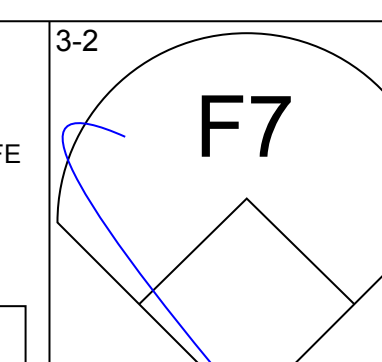
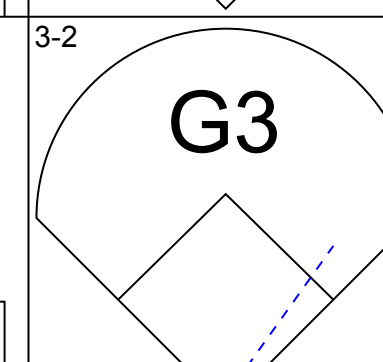
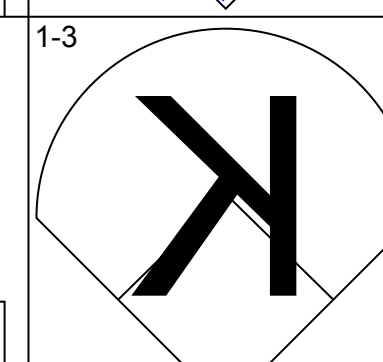
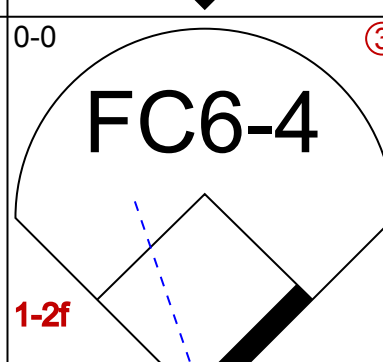
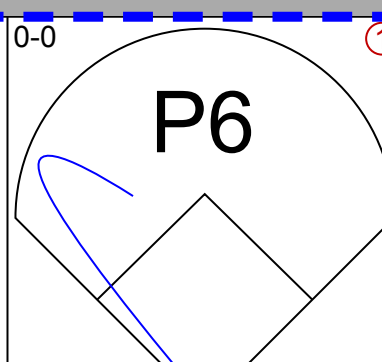
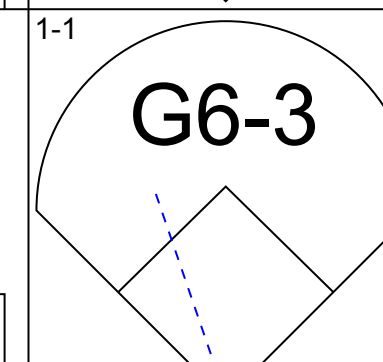
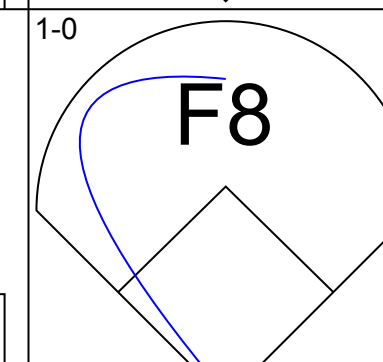
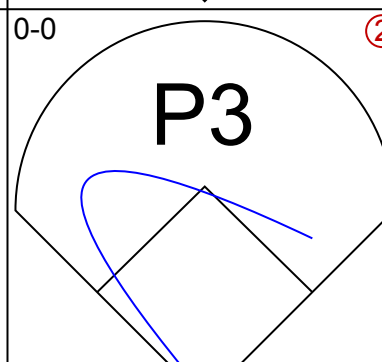
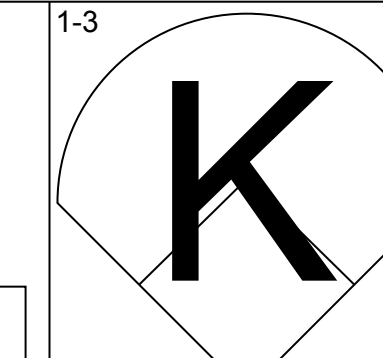
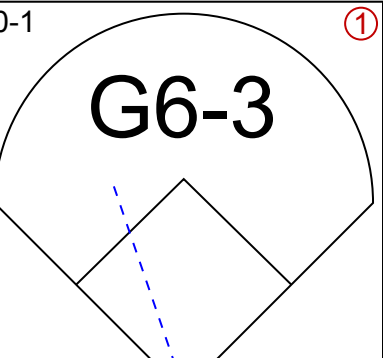
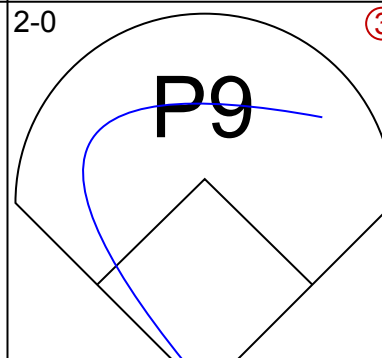
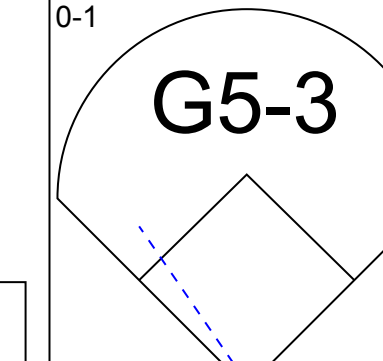
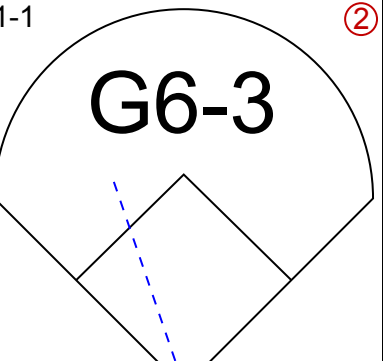
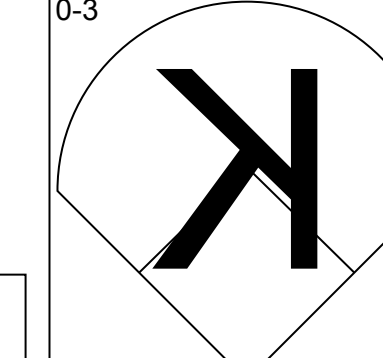
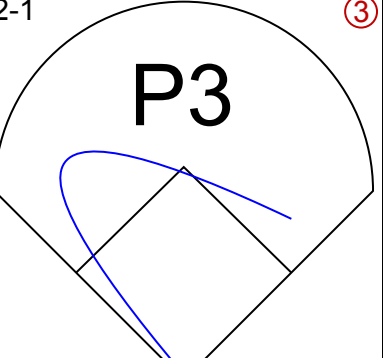
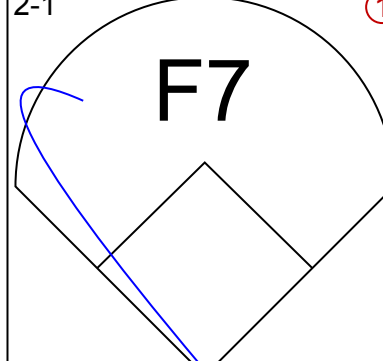
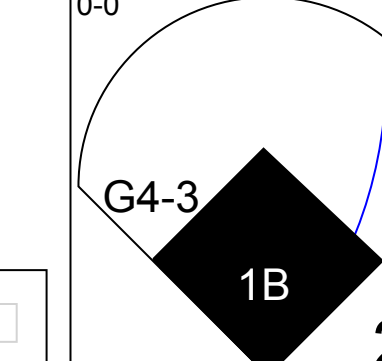
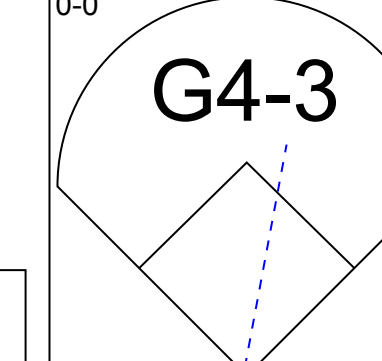
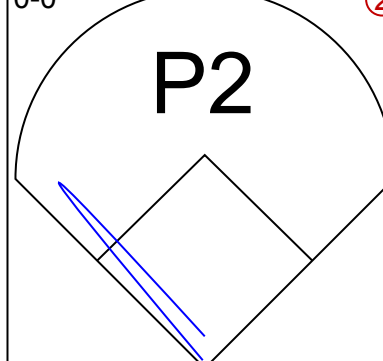
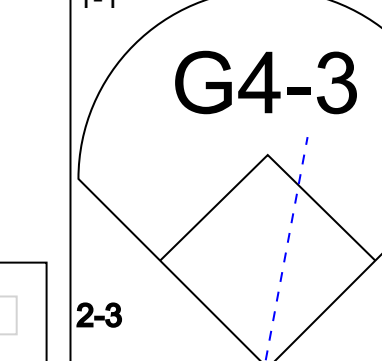
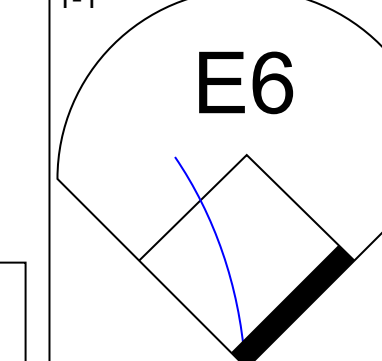

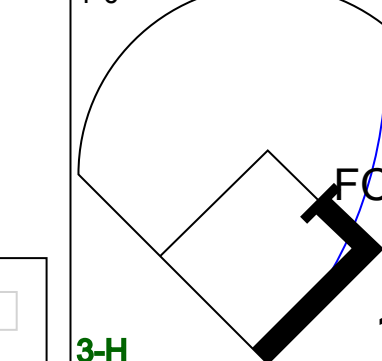
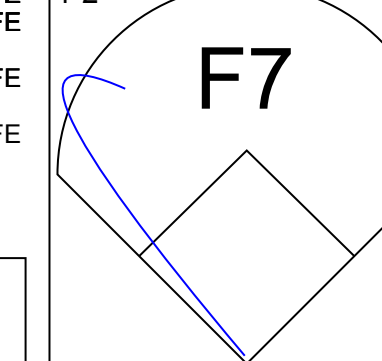
Batter	1	2	3	4	5	6	7	8	9	AB	R	H	RBI	BB	SO	LOB	BOTTOM			
Darren Lewis, R (1,8) OBP: 0.322, SLG: 0.359	1-2 G6-3		0-0 G1-3		1-0 B1-3		2-3 K			4	0	0	0	0	1	0	Philadelphia Phillies @ San Francisco Giants Candlestick Park, San Francisco, CA Thu Jul 22 1993, 6:33 AM EDT Att: 35,342 - Sunny - 71 F			
Robby Thompson, R (1,4) OBP: 0.371, SLG: 0.488	3-2 FC5-4 1B		2-2 WP BB SF7		1-1 1B 2B		0-0 G5-3			4	2	2	0	0	0	0				
Will Clark, L (1,3) OBP: 0.363, SLG: 0.413	3-3 K		4-1 SF7 WP BB		2-1 FC6-4 1B			0-0 F8		3	0	1	1	1	1	1				
Matt Williams, R (1,5) OBP: 0.330, SLG: 0.575	2-2 FC5-4		1-2 SF7		1-1 FC6-4			0-0 G5-3		3	0	0	1	0	0	2				
Barry Bonds, L (1,7) OBP: 0.462, SLG: 0.692		3-2 HR	1-0 P6		0-0 L3		2-3 BB BB		4-2 BB BB	3	1	1	1	1	0	1				
Mark Carreon, R (1,9) OBP: 0.385, SLG: 0.539 Rod Beck, R (9,1)		0-0 F9		1-2 G4-3		1-1 G5-3		4-2 BB BB		3	0	0	0	1	0	0				
Kirt Manwaring, R (1,2) OBP: 0.378, SLG: 0.375		2-2 HR		0-0 G4-3		1-1 1B		1-0 G1-3		4	1	2	1	0	0	2				
Paul Faries, R (1,6) OBP: 0.258, SLG: 0.379		1-0 G6-3		0-2 G4-3		2-0 P5		1-2 BB		3	0	0	0	0	0	1				
John Burkett, R (1,1) OBP: 0.176, SLG: 0.143 Michael Jackson, R (8,1) OBP: 0.697, SLG: 1.333 Dave Martinez, L (9,9) OBP: 0.306, SLG: 0.360		1-1 G4-3		0-0 G6-3			1-2 G5-3			3	0	0	0	0	0	0				
										0	0	0	0	0	0	0				
Inning Stats	R: 0 E: 0 K: 1 S: 14	H: 1 LOB: 0 BB: 0 P: 23	R: 2 E: 0 K: 0 S: 11	H: 2 LOB: 0 BB: 0 P: 18	R: 1 E: 1 K: 0 S: 9	H: 0 LOB: 1 BB: 1 P: 17	R: 0 E: 0 K: 0 S: 9	H: 0 LOB: 0 BB: 0 P: 10	R: 1 E: 0 K: 0 S: 8	H: 2 LOB: 1 BB: 0 P: 13	R: 0 E: 0 K: 0 S: 6	H: 1 LOB: 1 BB: 0 P: 10	R: 0 E: 0 K: 1 S: 7	H: 0 LOB: 0 BB: 0 P: 10	R: 0 E: 0 K: 0 S: 7	H: 0 LOB: 2 BB: 2 P: 16	1B: 3 2B: 1 3B: 0 HR: 2	SF: 1 SAC: 0 DP: 0 HBP: 0	WP: 1 PB: 0 SB: 0 CS: 0	PA: 34
PITCHER	IP WLS BF H R ER SO BB IBB HBP BLK WP HR S P ERA WHIP																			
Terry Mulholland, L (1,1) ERA: 2.78	7.0 L 29 6 4 3 2 1 0 0 0 0 0 0 64 101 3.86 1.000																			
David West, L (8,1) ERA: 2.68	1.0 5 0 0 0 0 2 0 0 0 0 0 0 7 16 0.00 2.000																			

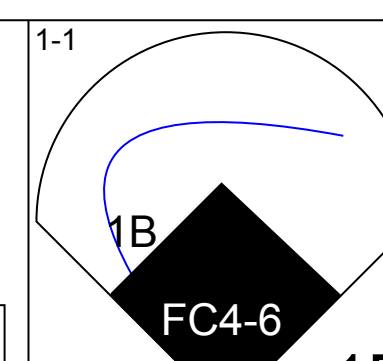
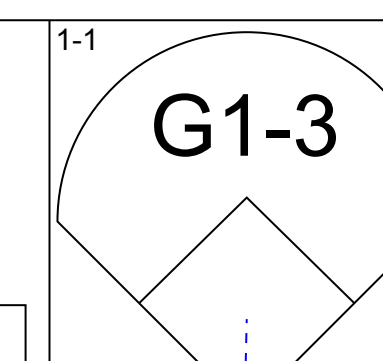
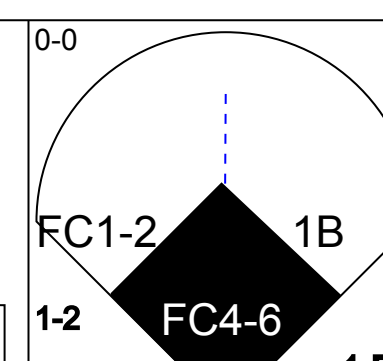
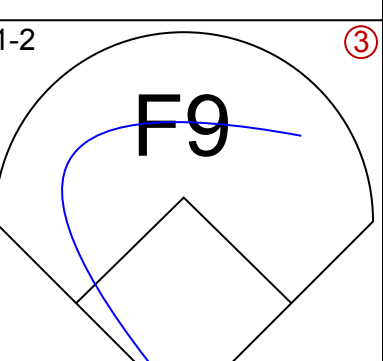
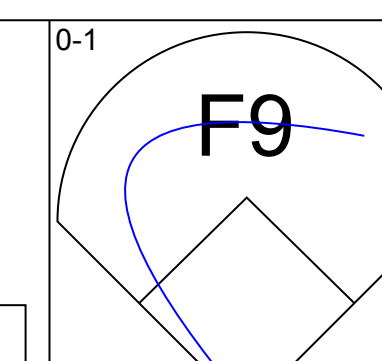
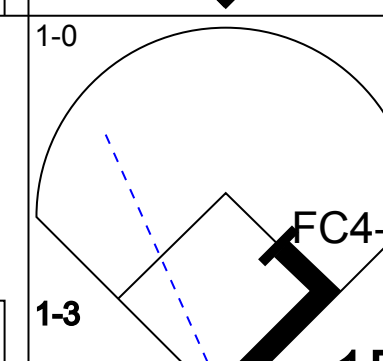
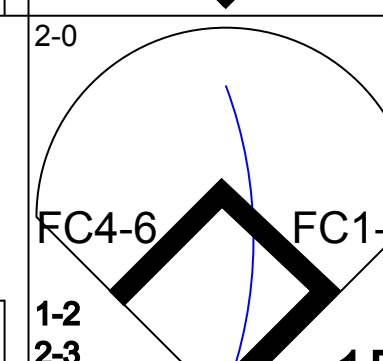
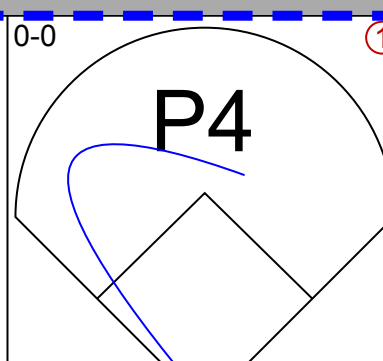
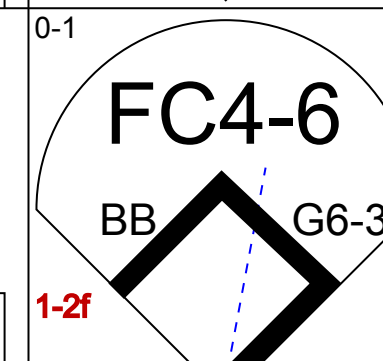
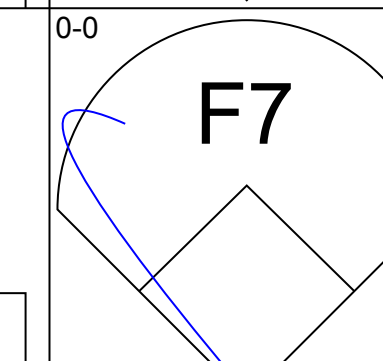
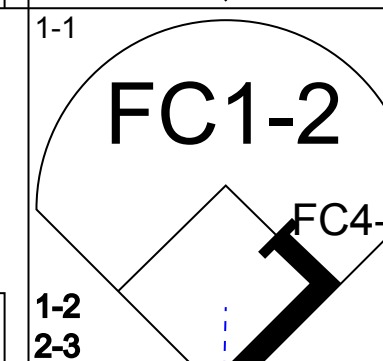
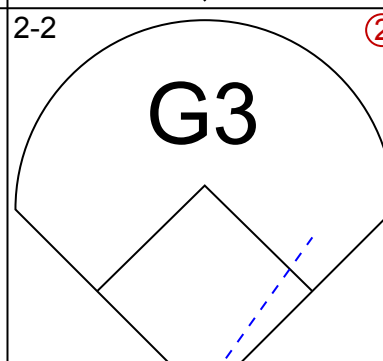
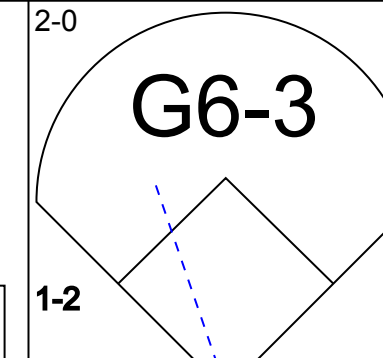
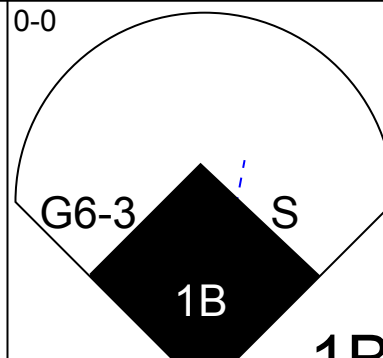
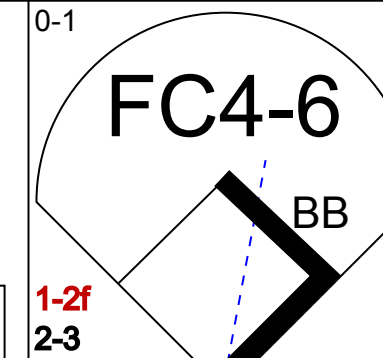
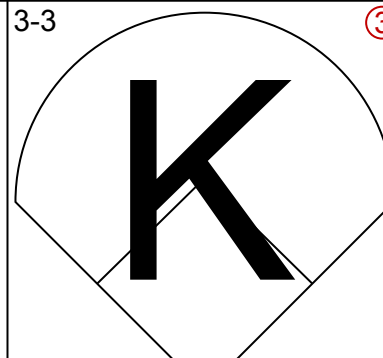
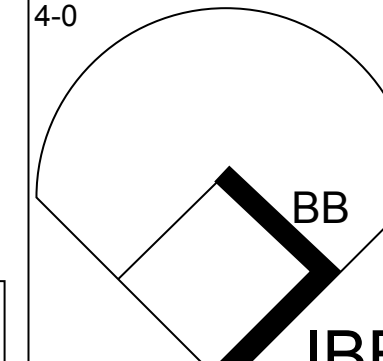
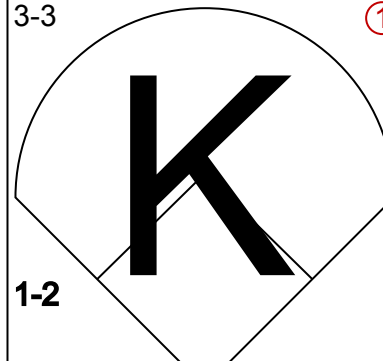
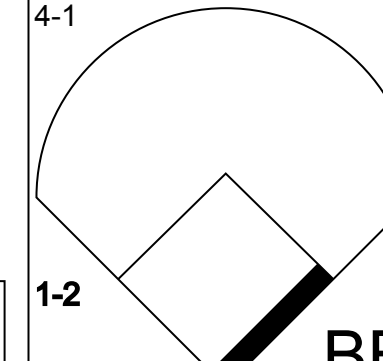

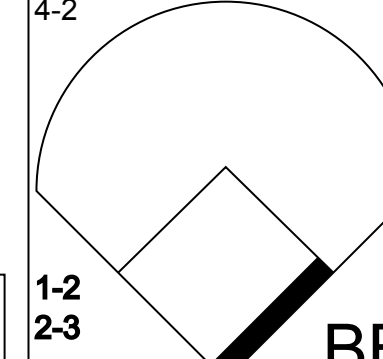
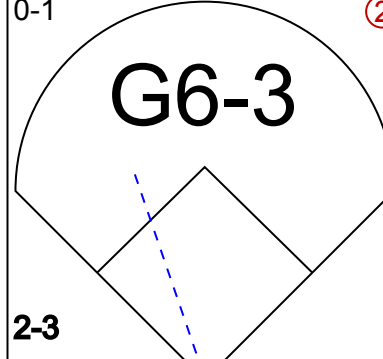
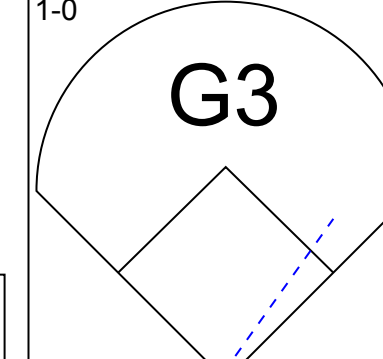

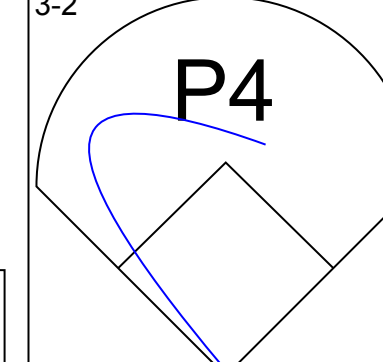
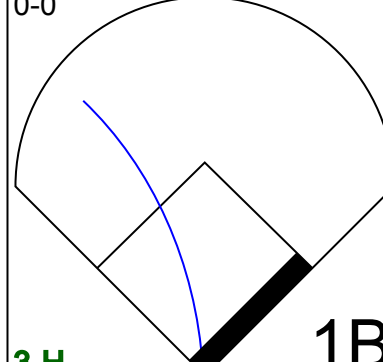


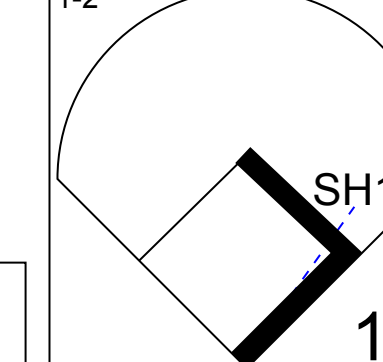
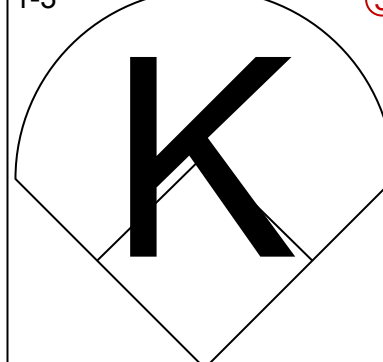
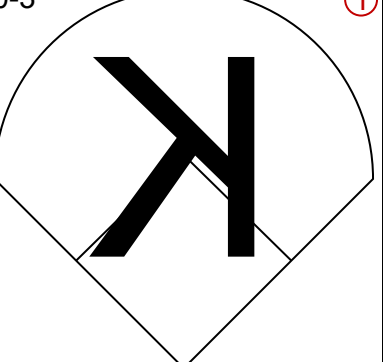
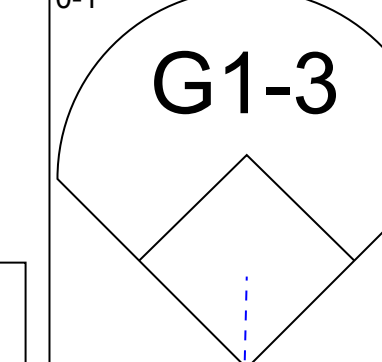
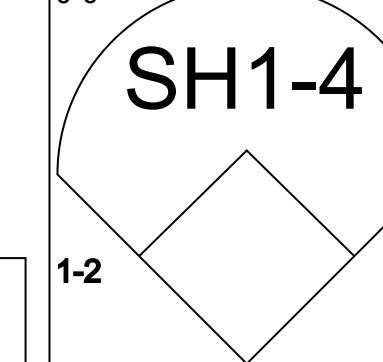

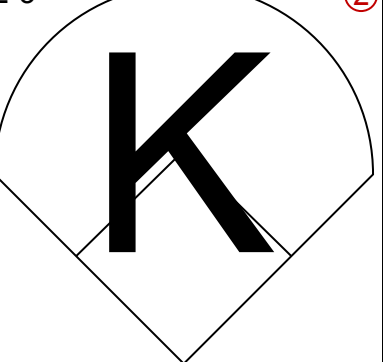
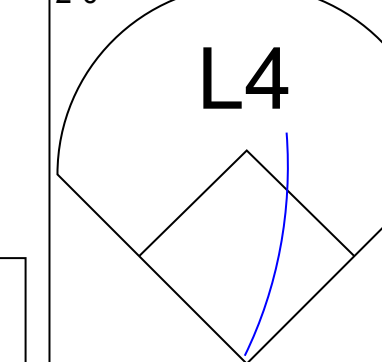
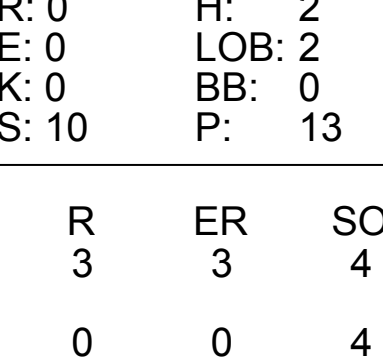

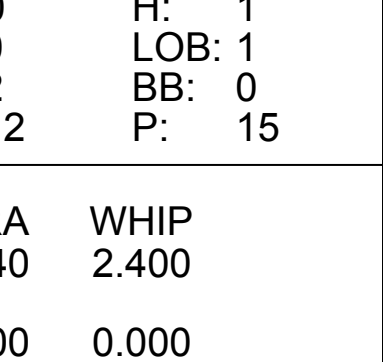

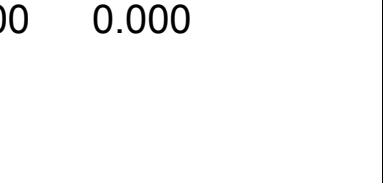


AB 32
R 1
H 5
RBI 1
BB 3
SO 7
LOB 16



AB 30
R 4
H 6
RBI 4
BB 3
SO 2
LOB 7



Batter	1	2	3	4	5	6	7	8	9	AB	R	H	RBI	BB	SO	LOB	TOP			
Brett Butler, L OBP: 0.384, SLG: 0.367 (1, 8)										4	0	0	0	0	1	2	Los Angeles Dodgers @ San Francisco Giants Candlestick Park, San Francisco, CA Tue Jul 27 1993, 10:05 PM EDT Att: 49,570 - Unknown - 68 F			
Jose Offerman, S OBP: 0.344, SLG: 0.335 (1, 6)										4	0	0	0	0	1	1				
Eric Davis, R OBP: 0.317, SLG: 0.377 (1, 7)										4	1	1	1	0	0	0				
Eric Karros, R OBP: 0.306, SLG: 0.409 (1, 3)										4	0	0	0	0	2	0				
Mike Piazza, R OBP: 0.355, SLG: 0.546 (1, 2)										3	0	0	0	0	0	0				
Cory Snyder, R OBP: 0.335, SLG: 0.399 (1, 5)										3	0	0	0	0	1	1				
Henry Rodriguez, L OBP: 0.281, SLG: 0.482 (1, 9)										3	1	1	0	0	0	0				
Jody Reed, R OBP: 0.342, SLG: 0.360 (1, 4)										3	0	0	0	0	0	1				
Kevin Gross, R OBP: 0.238, SLG: 0.308 (5, PH)										1	0	0	0	0	0	0				
Dave Hansen, L OBP: 0.419, SLG: 0.405 (5, PH)										1	0	1	1	0	0	0				
Lenny Harris, R OBP: 0.318, SLG: 0.302 (5, PH)										0	0	0	0	0	0	0				
Pedro Martinez, R OBP: 0.318, SLG: 0.302 (5, PH)										0	0	0	0	0	0	0				
Mitch Webster, S OBP: 0.318, SLG: 0.302 (5, PH)										1	0	0	0	0	0	1				
Roger McDowell, R OBP: 0.300, SLG: 0.300 (5, PH)										0	0	0	0	0	0	0				
Inning Stats	R: 0 E: 0 K: 1 S: 9	H: 0 LOB: 0 BB: 0 P: 15	R: 0 E: 0 K: 2 S: 8	H: 0 LOB: 0 BB: 0 P: 9	R: 0 E: 0 K: 1 S: 7	H: 0 LOB: 0 BB: 0 P: 9	R: 0 E: 0 K: 1 S: 6	H: 0 LOB: 0 BB: 0 P: 9	R: 0 E: 0 K: 0 S: 7	H: 2 LOB: 1 BB: 0 P: 11	R: 1 E: 1 K: 1 S: 9	H: 1 LOB: 0 BB: 0 P: 17	R: 0 E: 1 K: 0 S: 9	H: 0 LOB: 1 BB: 0 P: 14	R: 0 E: 0 K: 0 S: 3	H: 0 LOB: 0 BB: 0 P: 5	1B: 1 2B: 1 3B: 0 HR: 1	SF: 0 SAC: 0 DP: 1 HBP: 0	WP: 0 PA: 31 PB: 0 SB: 0 CS: 0	
PITCHER	IP	WLS	BF	H	R	ER	SO	BB	IBB	HBP	BLK	WP	HR	S	P	ERA	WHIP			
John Burkett, R ERA: 3.18 (1, 1)	8.0	W	28	3	2	2	6	0	0	0	0	0	1	61	93	2.25	0.375			
Rod Beck, R ERA: 1.51 (9, 1)	1.0	S	3	0	0	0	0	0	0	0	0	0	0	3	5	0.00	0.000			

Batter	1	2	3	4	5	6	7	8	9	AB	R	H	RBI	BB	SO	LOB	BOTTOM			
Darren Lewis, R OBP: 0.324, SLG: 0.359 (1, 8)										5	2	2	0	0	0	2	Los Angeles Dodgers @ San Francisco Giants Candlestick Park, San Francisco, CA Tue Jul 27 1993, 10:05 PM EDT Att: 49,570 - Unknown - 68 F			
Robby Thompson, R OBP: 0.395, SLG: 0.478 (1, 4)										4	0	3	0	0	0	0				
Will Clark, L OBP: 0.362, SLG: 0.404 (1, 3)										4	0	0	1	0	0	6				
Matt Williams, R OBP: 0.325, SLG: 0.563 (1, 5)										4	1	1	1	0	1	3				
Barry Bonds, L OBP: 0.455, SLG: 0.684 (1, 7)										2	0	0	0	2	2	1				
Dave Martinez, L OBP: 0.296, SLG: 0.344 (1, 9)										3	0	0	0	1	1	4				
Royce Clayton, R OBP: 0.331, SLG: 0.377 (1, 6)										4	0	2	1	0	1	3				
Kirt Manwaring, R OBP: 0.368, SLG: 0.362 (1, 2)										3	0	1	0	0	2	2				
Andy Allanson, R OBP: 0.217, SLG: 0.227 (8, 2)										1	0	0	0	0	0	0				
John Burkett, R OBP: 0.189, SLG: 0.140 (8, PH)										1	0	0	0	1	1	1				
Todd Benzinger, S OBP: 0.276, SLG: 0.305 (9, 1)										1	0	0	0	0	0	0				
Rod Beck, R ERA: 1.89 (8, 1)										0	0	0	0	0	0	0				
Inning Stats	R: 1 E: 0 K: 0 S: 14	H: 2 LOB: 3 BB: 2 P: 29	R: 0 E: 0 K: 0 S: 10	H: 2 LOB: 2 BB: 0 P: 13	R: 1 E: 0 K: 2 S: 11	H: 2 LOB: 1 BB: 0 P: 15	R: 1 E: 0 K: 0 S: 10	H: 2 LOB: 3 BB: 2 P: 22	R: 0 E: 0 K: 1 S: 7	H: 0 LOB: 0 BB: 0 P: 12	R: 0 E: 0 K: 3 S: 10	H: 0 LOB: 0 BB: 0 P: 15	R: 0 E: 0 K: 0 S: 5	H: 0 LOB: 0 BB: 0 P: 7	1B: 8 2B: 1 3B: 0 HR: 0	SF: 0 SAC: 1 DP: 0 HBP: 0	WP: 0 PA: 37 PB: 0 SB: 1 CS: 0			
PITCHER	IP	WLS	BF	H	R	ER	SO	BB	IBB	HBP	BLK	WP	HR	S	P	ERA	WHIP			
Kevin Gross, R ERA: 4.23 (6, 1)	5.0	L	28	9	3	3	4	0	0	0	0	0	0	17	27	0.00	0.000			
Pedro Martinez, R ERA: 2.34 (8, 1)	2.0		6	0	0	0	4	0	0	0	0	0	0	5	7	0.00	0.000			
Roger McDowell, R ERA: 1.89 (8, 1)	1.0		3	0	0	0	0	0	0	0	0	0	0	5	7	0.00	0.000			

AB	31
R	2
H	3
RBI	2
BB	0
SO	6
LOB	6



AB	32
R	3
H	9
RBI	3
BB	4
SO	8
LOB	22



Batter	1	2	3	4	5	6	7	8	9	AB	R	H	RBI	BB	SO	LOB	TOP										
Brett Butler , L (1, 8) OBP: 0.385, SLG: 0.368	L6		2B 1B				B5-3			4	1	2	0	0	0	0	Los Angeles Dodgers @ San Francisco Giants Candlestick Park, San Francisco, CA Wed Jul 28 1993, 6:33 AM EDT Att: 46,025 - Sunny - 71 F										
Jose Offerman , S (1, 6) OBP: 0.345, SLG: 0.340	G4-3		1B 2B				L5	FC6-4 1B	4	0	2	1	0	0	1												
Eric Davis , R (1, 7) OBP: 0.319, SLG: 0.379	K		2-3 3-H 2-2				L6	FC6-4 1B	4	0	2	1	0	1	1												
Eric Karros , R (1, 3) OBP: 0.303, SLG: 0.405		F9	L3				F9	FC6-4 G4-6-3	4	0	0	0	0	0	5												
Mike Piazza , R (1, 2) OBP: 0.354, SLG: 0.541	F8					P3		G4-6-3	3	0	0	0	1	0	2												
Cory Snyder , R (1, 5) OBP: 0.334, SLG: 0.397	1B		F8				K		4	0	1	0	0	2	3												
Raul Mondesi , R (1, 9) OBP: 0.222, SLG: 0.222	F7						L7	F8	2	0	0	0	0	0	1												
Henry Rodriguez , L (6, PH) OBP: 0.271, SLG: 0.466									2	0	0	0	0	0	0												
Jim Gott , R (9, 1)									0	0	0	0	0	0	0												
Jody Reed , R (1, 4) OBP: 0.341, SLG: 0.358			1B SH1-4 2B 1B				F7	F8	4	1	1	0	0	0	0												
Tom Candiotti , R (1, 1) OBP: 0.167, SLG: 0.171			SH1-4				G3-1		2	0	0	0	0	1	0												
Mitch Webster , S (9, 9) OBP: 0.311, SLG: 0.366			SH1-4				G4-3	K	0	0	0	0	0	0	0												
Inning Stats	R: 0 E: 0 K: 1 S: 9	H: 0 LOB: 0 BB: 0 P: 13	R: 0 E: 0 K: 0 S: 9	H: 1 LOB: 1 BB: 0 P: 13	R: 2 E: 0 K: 0 S: 16	H: 4 LOB: 3 BB: 1 P: 27	R: 0 E: 0 K: 0 S: 3	H: 0 LOB: 0 BB: 0 P: 3	R: 0 E: 0 K: 1 S: 7	H: 1 LOB: 1 BB: 0 P: 12	R: 0 E: 0 K: 0 S: 8	H: 0 LOB: 0 BB: 0 P: 12	R: 0 E: 0 K: 1 S: 7	H: 0 LOB: 0 BB: 0 P: 9	R: 0 E: 0 K: 0 S: 15	H: 2 LOB: 1 BB: 0 P: 21	R: 0 E: 0 K: 1 S: 9	H: 0 LOB: 0 BB: 0 P: 16	1B: 7 2B: 1 3B: 0 HR: 0	SF: 0 SAC: 1 DP: 1 HBP: 0	WP: 0 PB: 0 SB: 1 CS: 0	PA: 35					
PITCHER	IP	WLS	BF	H	R	ER	SO	BB	IBB	HBP	BLK	WP	HR	S	P	ERA	WHIP										
Bud Black , L (1, 1) ERA: 3.54	5.0	L	22	6	2	2	1	0	1	0	0	0	0	44	68	3.60	1.200										
Dave Burba , R (6, 1) ERA: 3.99	2.0		6	0	0	0	2	0	0	0	0	0	0	15	21	0.00	0.000										
Jeff Brantley , R (8, 1) ERA: 4.09	2.0		7	2	0	0	1	0	0	0	0	0	0	24	37	0.00	1.000										

Batter	1	2	3	4	5	6	7	8	9	AB	R	H	RBI	BB	SO	LOB	BOTTOM										
Darren Lewis , R (1, 8) OBP: 0.322, SLG: 0.357	G6-3		K					F7		3	0	0	0	0	1	0	Los Angeles Dodgers @ San Francisco Giants Candlestick Park, San Francisco, CA Wed Jul 28 1993, 6:33 AM EDT Att: 46,025 - Sunny - 71 F										
Robby Thompson , R (1, 4) OBP: 0.395, SLG: 0.474	G5-3		G6-3				BB	F8	3	0	0	0	1	0	0												
Will Clark , L (1, 3) OBP: 0.363, SLG: 0.406	BB					G4-3 1B 2B	K	G3-1	3	1	1	0	1	1	2												
Matt Williams , R (1, 5) OBP: 0.324, SLG: 0.558	F9					G6-3		P3	3	0	0	0	1	0	2												
Barry Bonds , L (1, 7) OBP: 0.451, SLG: 0.676		G3-1				G4-3		G3	4	0	0	0	0	0	2												
Dave Martinez , L (1, 9) OBP: 0.301, SLG: 0.348	K							F7	4	0	2	1	0	1	0												
Royce Clayton , R (1, 6) OBP: 0.332, SLG: 0.376								1B	3	0	1	0	1	0	3												
Jim McNamara , L (1, 2) OBP: 0.143, SLG: 0.143								G4-6-3 1B	3	0	0	0	0	0	2												
Jeff Brantley , R (8, 1) OBP: 0.087, SLG: 0.087	G4-3							B5-4 BB	0	0	0	0	0	0	0												
Bud Black , L (1, 1) OBP: 0.270, SLG: 0.250								G3	1	0	0	0	0	1	0												
Steve Scarson , R (5, PH) OBP: 0.385, SLG: 0.532								SH2-3 1B	1	0	1	0	0	0	0												
Dave Burba , R (6, 1) OBP: 0.397, SLG: 0.429									0	0	0	0	0	0	0												
Andy Allanson , R (7, PH) OBP: 0.208, SLG: 0.217									1	0	0	0	0	0	0												
Inning Stats	R: 0 E: 0 K: 0 S: 7	H: 0 LOB: 1 BB: 1 P: 12	R: 0 E: 0 K: 1 S: 10	H: 1 LOB: 0 BB: 0 P: 17	R: 0 E: 0 K: 2 S: 7	H: 0 LOB: 0 BB: 0 P: 8	R: 1 E: 0 K: 0 S: 6	H: 2 LOB: 1 BB: 0 P: 7	R: 0 E: 0 K: 1 S: 14	H: 1 LOB: 2 BB: 1 P: 20	R: 0 E: 0 K: 0 S: 9	H: 0 LOB: 0 BB: 0 P: 13	R: 0 E: 0 K: 0 S: 2	H: 0 LOB: 0 BB: 1 P: 6	R: 0 E: 0 K: 0 S: 5	H: 0 LOB: 0 BB: 0 P: 6	R: 0 E: 0 K: 0 S: 11	H: 1 LOB: 1 BB: 1 P: 21	1B: 4 2B: 2 3B: 0 HR: 0	SF: 0 SAC: 1 DP: 2 HBP: 0	WP: 0 PB: 0 SB: 1 CS: 0	PA: 34					
PITCHER	IP	WLS	BF	H	R	ER	SO	BB	IBB	HBP	BLK	WP	HR	S	P	ERA	WHIP										
Tom Candiotti , R (1, 1) ERA: 2.69	8.1	W	33	5	1	1	4	4	0	0	0	0	0	68	105	1.08	1.080										
Jim Gott , R (9, 1) ERA: 2.35	0.2	S	1	0	0	0	0	0	0	0	0	0	0	3	5	0.00	0.000										



Batter	1	2	3	4	5	6	7	8	9	AB	R	H	RBI	BB	SO	LOB	TOP					
Darren Lewis, R OBP: 0.319, SLG: 0.352	G3		G6-3			G5-3	2H 1B			4	0	1	1	0	0	1						
Robby Thompson, R OBP: 0.365, SLG: 0.473	K				P4			K		4	0	1	0	0	2	0						
Will Clark, L OBP: 0.360, SLG: 0.400	F7				1B BB	L3		1B		3	0	1	0	1	0	1						
Matt Williams, R OBP: 0.324, SLG: 0.560		G1-3			P3			HR		4	1	2	1	0	0	1						
Barry Bonds, L OBP: 0.460, SLG: 0.695		G1-3 BB			1B			1B		2	0	2	0	2	0	0						
Willie McGee, S OBP: 0.388, SLG: 0.444	G1-3				F7			1B		4	1	1	0	0	0	6						
Royce Clayton, R OBP: 0.335, SLG: 0.385			G5-3		G1-6-3 BB			2B		3	1	1	0	1	1	0						
Kirt Manwaring, R OBP: 0.377, SLG: 0.385			SH3-4 1B		F8			K		4	0	1	0	0	2	3						
Bill Swift, R OBP: 0.345, SLG: 0.306			SH3-4		G1-6-3			1B		2	1	1	2	0	0	1						
Dave Burba, R OBP: 0.357, SLG: 0.429								1B		0	0	0	0	0	0	0						
Rod Beck, R OBP: 0.357, SLG: 0.429								2B		1	0	0	0	0	1	0						
Inning Stats	R: 0 E: 0 K: 1 S: 7	H: 0 LOB: 0 BB: 0 P: 13	R: 0 E: 0 K: 0 S: 9	H: 0 LOB: 0 BB: 1 P: 18	R: 0 E: 0 K: 0 S: 5	H: 1 LOB: 1 BB: 0 P: 7	R: 0 E: 0 K: 0 S: 8	H: 1 LOB: 2 BB: 1 P: 15	R: 0 E: 0 K: 0 S: 3	H: 0 LOB: 0 BB: 1 P: 9	R: 0 E: 0 K: 0 S: 7	H: 1 LOB: 0 BB: 0 P: 10	R: 4 E: 0 K: 1 S: 17	H: 6 LOB: 1 BB: 0 P: 26	R: 0 E: 0 K: 1 S: 8	H: 2 LOB: 2 BB: 0 P: 15	R: 0 E: 0 K: 3 S: 10	H: 0 LOB: 0 BB: 0 P: 14	1B: 9 2B: 3 3B: 0 HR: 1	SF: 0 SAC: 1 DP: 3 HBP: 0	WP: 0 PA: 36 PB: 0 SB: 1 CS: 0	
PITCHER	IP	WLS	BF	H	R	ER	SO	BB	IBB	HBP	BLK	WP	HR	S	P	ERA	WHIP					
Kent Bottenfield, R ERA: 4.56	(1, 1)	6.2	L	27	8	4	4	2	3	0	0	0	0	1	53	95	5.40	1.650				
Steve Reed, R ERA: 5.32	(7, 1)	0.2		4	3	0	0	1	0	0	0	0	0	0	8	11	0.00	4.500				
Bruce Ruffin, L ERA: 5.12	(8, 1)	0.2		2	0	0	0	0	1	0	0	0	0	3	7	0.00	1.500					
Darren Holmes, R ERA: 6.0	(9, 1)	1.0		3	0	0	0	3	0	0	0	0	0	10	14	0.00	0.000					

San Francisco Giants @ Colorado Rockies
Mile High Stadium, Denver, CO
Sat Jul 31 1993, 9:05 PM EDT
Att: 72,208 - Sunny - 90 F

AB	31
R	4
H	11
RBI	4
BB	4
SO	6
LOB	13



Batter	1	2	3	4	5	6	7	8	9	AB	R	H	RBI	BB	SO	LOB	BOTTOM				
Eric Young Sr., R OBP: 0.338, SLG: 0.340	K		G4-6-3		F8			E 3B		4	1	1	1	0	1	3					
Roberto Mejia, R OBP: 0.316, SLG: 0.484	CS 1B				K			K		4	0	1	0	0	2	1					
Dante Bichette, R OBP: 0.352, SLG: 0.542	K				G6-3 2B			HR		3	1	2	1	1	1	1					
Charlie Hayes, R OBP: 0.360, SLG: 0.524	CS		G6-3		G6-3			K		4	0	0	0	0	2	2					
Chris Jones, R OBP: 0.321, SLG: 0.511					G6-3			K		4	0	1	0	0	0	2					
Darren Holmes, R OBP: 0.321, SLG: 0.511					G6-3			G4-3		0	0	0	0	0	0	0					
Vinny Castilla, R OBP: 0.300, SLG: 0.427					FC6-2 3B			G6-3		3	0	0	0	0	0	1					
Alex Cole, L OBP: 0.343, SLG: 0.320					FC6-2			G1-3		1	0	0	0	0	0	0					
Pedro Castellano, R OBP: 0.267, SLG: 0.293					G5-3			G4-3		4	0	1	0	0	0	1					
Jayhawk Owens, R OBP: 0.293, SLG: 0.421								G4-3		3	0	0	0	0	0	2					
Bruce Ruffin, S OBP: 0.174, SLG: 0.143					E5			K		0	0	0	0	0	0	0					
Daryl Boston, L OBP: 0.301, SLG: 0.358					G4-6-3			K		1	0	0	0	0	1	0					
Kent Bottenfield, R OBP: 0.233, SLG: 0.179								K		2	0	0	0	0	2	3					
Steve Reed, R OBP: 0.233, SLG: 0.179								K		0	0	0	0	0	0	0					
Danny Sheaffer, R OBP: 0.283, SLG: 0.401								3B 2B		1	1	1	0	0	0	0					
Inning Stats	R: 0 E: 0 K: 2 S: 10	H: 1 LOB: 0 BB: 0 P: 11	R: 0 E: 0 K: 0 S: 9	H: 1 LOB: 1 BB: 0 P: 11	R: 0 E: 1 K: 1 S: 6	H: 0 LOB: 0 BB: 0 P: 10	R: 0 E: 0 K: 1 S: 10	H: 1 LOB: 1 BB: 0 P: 16	R: 0 E: 1 K: 2 S: 11	H: 1 LOB: 2 BB: 0 P: 14	R: 1 E: 0 K: 1 S: 7	H: 1 LOB: 0 BB: 0 P: 7	R: 0 E: 0 K: 1 S: 7	H: 0 LOB: 0 BB: 0 P: 11	R: 2 E: 1 K: 2 S: 18	H: 2 LOB: 1 BB: 1 P: 27	R: 0 E: 0 K: 1 S: 8	H: 0 LOB: 0 BB: 0 P: 10	1B: 2 2B: 2 3B: 2 HR: 1	SF: 0 SAC: 0 DP: 1 HBP: 0	WP: 0 PA: 36 PB: 0 SB: 0 CS: 1
PITCHER	IP	WLS	BF	H	R	ER	SO	BB	IBB	HBP	BLK	WP	HR	S	P	ERA	WHIP				
Bill Swift, R ERA: 2.65	(1, 1)	6.0	W	23	5	1	1	7	0	0	0	0	0	19	32	6.75	2.250				
Dave Burba, R ERA: 4.02	(7, 1)	1.1		7	2	2	1	2	1	0	0	0	0	19	32	6.75	2.250				
Rod Beck, R ERA: 1.46	(8, 1)	1.2	S	5	0	0	0	2	0	0	0	0	0	14	16	0.00	0.000				

San Francisco Giants @ Colorado Rockies
Mile High Stadium, Denver, CO
Sat Jul 31 1993, 9:05 PM EDT
Att: 72,208 - Sunny - 90 F

AB	34
R	3
H	7
RBI	2
BB	1
SO	11
LOB	16



Batter	1	2	3	4	5	6	7	8	9	AB	R	H	RBI	BB	SO	LOB	TOP					
Dave Martinez, L (1, 8) OBP: 0.298, SLG: 0.343 Darren Lewis, R (9, 8) OBP: 0.319, SLG: 0.352	K		P5		FC3-6	E4			K	5	0	1	2	0	2	1						
Robby Thompson, R (1, 4) OBP: 0.363, SLG: 0.467	F9		G6-3			F9			G6-3	4	0	0	0	1	0	1						
Will Clark, L (1, 3) OBP: 0.359, SLG: 0.397	L9			FC4-5	K				F8	5	0	1	0	0	1	2						
Matt Williams, R (1, 5) OBP: 0.326, SLG: 0.560		FC3-6		FC4-5		K				4	2	2	0	0	1	1						
Barry Bonds, L (1, 7) OBP: 0.463, SLG: 0.697				FC6-4						2	1	1	0	2	0	1						
Willie McGee, S (1, 9) OBP: 0.383, SLG: 0.438		FC3-6		FC6-4		E4			F8	4	1	0	1	0	0	4						
Royce Clayton, R (1, 6) OBP: 0.332, SLG: 0.381		SF9		FC4-6		L7			G4-3	3	0	0	1	0	0	2						
Kirt Manwaring, R (1, 2) OBP: 0.375, SLG: 0.381		FC6-4				F8			G4-3	3	1	0	0	1	0	1						
John Burkett, R (1, 1) OBP: 0.193, SLG: 0.148 Jeff Brantley, R (8, 1) OBP: 0.087, SLG: 0.087 Rod Beck, R (9, 1)			G4-3			E5			K	4	1	1	1	0	1	0						
Inning Stats	R: 0 E: 0 K: 1 S: 7	H: 0 LOB: 0 BB: 0 P: 11	R: 1 E: 0 K: 0 S: 12	H: 1 LOB: 1 BB: 1 P: 23	R: 0 E: 0 K: 0 S: 5	H: 0 LOB: 0 BB: 0 P: 7	R: 1 E: 1 K: 0 S: 10	H: 1 LOB: 1 BB: 1 P: 16	R: 0 E: 2 K: 1 S: 14	H: 0 LOB: 2 BB: 1 P: 24	R: 4 E: 2 K: 1 S: 15	H: 3 LOB: 1 BB: 1 P: 24	R: 0 E: 0 K: 0 S: 6	H: 1 LOB: 1 BB: 0 P: 7	R: 0 E: 0 K: 1 S: 7	H: 0 LOB: 0 BB: 0 P: 9	R: 0 E: 0 K: 1 S: 9	H: 0 LOB: 0 BB: 0 P: 17	1B: 5 2B: 1 3B: 0 HR: 0	SF: 1 SAC: 0 DP: 0 HBP: 0	WP: 1 PB: 0 SB: 0 CS: 0	PA: 39
PITCHER	IP	WLS	BF	H	R	ER	SO	BB	IBB	HBP	BLK	WP	HR	S	P	ERA	WHIP					
Armando Reynoso, R (1, 1) ERA: 3.35	6.0	L	29	5	6	1	3	3	1	0	1	0	0	63	105	1.50	1.333					
Bruce Ruffin, L (7, 1) ERA: 5.01	2.0		7	1	0	0	1	0	0	0	0	1	0	13	16	0.00	0.500					
Marcus Moore, R (9, 1) ERA: 4.5	1.0		3	0	0	0	1	0	0	0	0	0	0	9	17	0.00	0.000					

San Francisco Giants @ Colorado Rockies
Mile High Stadium, Denver, CO
Sun Aug 01 1993, 5:33 AM EDT
Att: 72,431 - Sunny - 75 F

AB 34
R 6
H 6
RBI 5
BB 4
SO 5
LOB 13

Batter	1	2	3	4	5	6	7	8	9	AB	R	H	RBI	BB	SO	LOB	BOTTOM					
Eric Young Sr., R (1, 7) OBP: 0.336, SLG: 0.344	CS		F9			F8		F7	F9	5	0	1	0	0	0	1						
Roberto Mejia, R (1, 4) OBP: 0.325, SLG: 0.492	CS		G1-6-3			B1-3		1B		3	1	1	0	1	0	0						
Dante Bichette, R (1, 9) OBP: 0.351, SLG: 0.539	P6			K		G3		HR		4	1	1	1	0	1	2						
Charlie Hayes, R (1, 5) OBP: 0.362, SLG: 0.525	F9			F9				HR		3	2	1	0	1	0	2						
Jerald Clark, R (1, 3) OBP: 0.329, SLG: 0.429		F8		FC6-4				HR		3	1	2	4	0	0	0						
Danny Sheaffer, R (1, 2) OBP: 0.282, SLG: 0.397				FC6-4		F8		G4-3		4	0	1	0	0	0	2						
Alex Cole, L (1, 8) OBP: 0.345, SLG: 0.322	F7					P3				4	0	2	0	0	0	2						
Freddie Benavides, R (1, 6) OBP: 0.309, SLG: 0.385						G1-3		SH5-3		3	0	0	0	0	1	3						
Armando Reynoso, R (1, 1) OBP: 0.087, SLG: 0.114 Bruce Ruffin, S (7, 1) OBP: 0.174, SLG: 0.143 Jim Tatum, R (9, PH) OBP: 0.247, SLG: 0.316 Marcus Moore, S (9, 1)						L4				2	0	0	0	0	1	0						
Daryl Boston, L (9, PH) OBP: 0.299, SLG: 0.356										1	0	0	0	0	0	1						
Inning Stats	R: 0 E: 0 K: 0 S: 7	H: 1 LOB: 1 BB: 1 P: 12	R: 0 E: 0 K: 1 S: 9	H: 1 LOB: 1 BB: 0 P: 12	R: 0 E: 0 K: 1 S: 5	H: 0 LOB: 0 BB: 0 P: 7	R: 0 E: 0 K: 1 S: 12	H: 0 LOB: 1 BB: 0 P: 16	R: 0 E: 0 K: 0 S: 7	H: 1 LOB: 0 BB: 0 P: 10	R: 0 E: 0 K: 0 S: 7	H: 0 LOB: 0 BB: 0 P: 8	R: 1 E: 0 K: 0 S: 5	H: 2 LOB: 1 BB: 0 P: 5	R: 4 E: 0 K: 1 S: 12	H: 3 LOB: 0 BB: 1 P: 23	R: 0 E: 0 K: 1 S: 9	H: 1 LOB: 1 BB: 0 P: 12	1B: 4 2B: 2 3B: 2 HR: 1	SF: 0 SAC: 1 DP: 0 HBP: 1	WP: 0 PB: 0 SB: 0 CS: 3	PA: 37
PITCHER	IP	WLS	BF	H	R	ER	SO	BB	IBB	HBP	BLK	WP	HR	S	P	ERA	WHIP					
John Burkett, R (1, 1) ERA: 3.3	7.2	W	32	8	5	5	4	2	0	1	0	0	0	62	91	5.87	1.304					
Jeff Brantley, R (8, 1) ERA: 4.0	0.1		1	0	0	0	0	0	0	0	0	0	0	2	2	0.00	0.000					
Rod Beck, R (9, 1) ERA: 1.43	1.0	S	4	1	0	0	1	0	0	0	0	0	0	9	12	0.00	1.000					

San Francisco Giants @ Colorado Rockies
Mile High Stadium, Denver, CO
Sun Aug 01 1993, 5:33 AM EDT
Att: 72,431 - Sunny - 75 F

AB 33
R 5
H 9
RBI 5
BB 2
SO 5
LOB 13


Batter	1	2	3	4	5	6	7	8	9	AB	R	H	RBI	BB	SO	LOB	TOP					
Darren Lewis, R (1, 8) OBP: 0.321, SLG: 0.354										4	1	2	0	0	1	2	San Francisco Giants @ San Diego Padres Jack Murphy Stadium, San Diego, CA Tue Aug 03 1993, 10:05 PM EDT Att: 19,111 - Unknown - 75 F					
Bryan Hickerson, L (7, 1) OBP: 0.071, SLG: 0.071										5	2	1	0	1	1	6						
Jeff Brantley, R (7, 1) OBP: 0.125, SLG: 0.125										5	2	2	6	0	1	4						
Todd Benzinger, S (9, PH) OBP: 0.284, SLG: 0.313										5	1	1	1	0	0	0						
Kevin Rogers, L (9, 1)																						
Robby Thompson, R (1, 4) OBP: 0.363, SLG: 0.466										4	2	2	1	1	1	0						
Will Clark, L (1, 3) OBP: 0.359, SLG: 0.411										5	1	1	1	0	1	1						
Matt Williams, R (1, 5) OBP: 0.325, SLG: 0.555										5	1	0	0	0	0	3						
Barry Bonds, L (1, 7) OBP: 0.464, SLG: 0.703										3	1	0	1	2	0	1						
Willie McGee, S (1, 9) OBP: 0.381, SLG: 0.433										1	1	0	0	1	1	1						
Royce Clayton, R (1, 6) OBP: 0.328, SLG: 0.376										0	0	0	0	0	0	0						
Kirt Manwaring, R (1, 2) OBP: 0.376, SLG: 0.376										2	0	1	1	0	0	0						
Bud Black, L (1, 1) OBP: 0.282, SLG: 0.243										0	0	0	0	0	0	0						
Dave Burba, R (5, 1) OBP: 0.357, SLG: 0.429										1	0	0	0	0	0	0						
Steve Scarsone, R (7, PH) OBP: 0.378, SLG: 0.524										1	0	0	0	0	0	1						
Dave Martinez, L (7, 8) OBP: 0.301, SLG: 0.345										2	0	1	1	0	0	0						
Inning Stats	R: 1 E: 0 K: 0 S: 12	H: 1 LOB: 0 BB: 0 P: 18	R: 0 E: 0 K: 1 S: 10	H: 0 LOB: 0 BB: 0 P: 13	R: 0 E: 0 K: 1 S: 14	H: 1 LOB: 2 BB: 1 P: 23	R: 1 E: 0 K: 0 S: 8	H: 1 LOB: 0 BB: 0 P: 10	R: 3 E: 0 K: 0 S: 10	H: 1 LOB: 0 BB: 2 P: 20	R: 0 E: 0 K: 1 S: 9	H: 0 LOB: 0 BB: 0 P: 12	R: 4 E: 0 K: 2 S: 21	H: 5 LOB: 1 BB: 1 P: 31	R: 0 E: 1 K: 1 S: 13	H: 1 LOB: 2 BB: 0 P: 21	R: 3 E: 2 K: 1 S: 13	H: 2 LOB: 2 BB: 1 P: 23	1B: 8 2B: 1 3B: 1 HR: 2	SF: 0 SAC: 0 DP: 0 HBP: 0	WP: 1 PB: 0 SB: 1 CS: 0	PA: 47
PITCHER	IP WLS BF H R ER SO BB IBB HBP BLK WP HR S P ERA WHIP																					
Doug Brocail, R (1, 1) ERA: 4.69	5.0	22	4	5	5	2	3	0	0	0	0	0	0	2	54	84	9.00	1.400				
Pedro Martinez, L (6, 1) ERA: 3.5	1.0	4	0	1	1	1	1	0	0	0	0	0	0	0	11	18	9.00	1.000				
Trevor Hoffman, R (7, 1) ERA: 4.28	0.2	3	1	0	0	2	0	0	0	0	0	0	0	0	11	13	0.00	1.500				
Mark Davis, L (7, 1) ERA: 5.1	0.0	L	4	4	3	3	0	0	0	0	0	0	0	6	10	∞	∞					
Tim Mauser, R (7, 1) ERA: 4.94	2.1	14	3	3	0	2	1	0	0	0	1	0	0	28	46	0.00	1.714					

Batter	1	2	3	4	5	6	7	8	9	AB	R	H	RBI	BB	SO	LOB	BOTTOM					
Ricky Gutierrez, R (1, 6) OBP: 0.354, SLG: 0.364										5	1	0	0	0	3	1	San Francisco Giants @ San Diego Padres Jack Murphy Stadium, San Diego, CA Tue Aug 03 1993, 10:05 PM EDT Att: 19,111 - Unknown - 75 F					
Tim Lincecum, R (1, 4) OBP: 0.361, SLG: 0.456										4	1	2	0	0	0	0						
Tony Gwynn, L (1, 9) OBP: 0.374, SLG: 0.475										4	2	2	0	0	0	3						
Derek Bell, R (1, 8) OBP: 0.301, SLG: 0.415										4	2	2	4	0	0	2						
Phil Clark, R (1, 3) OBP: 0.353, SLG: 0.490										4	1	2	3	0	1	0						
Archi Cianfrocco, R (1, 5) OBP: 0.257, SLG: 0.417										4	0	0	0	0	1	1						
Phil Plantier, L (1, 7) OBP: 0.302, SLG: 0.476										4	0	0	0	0	0	1						
Brad Ausmus, R (1, 2) OBP: 0.235, SLG: 0.133										4	0	1	0	0	1	0						
Doug Brocail, L (1, 1) ERA: 2.00										1	0	0	0	0	0	0						
Craig Shuey, R (5, PH) OBP: 0.267, SLG: 0.320										1	0	0	0	0	0	1						
Pedro Martinez, L (6, 1) ERA: 4.07										1	0	0	0	0	0	0						
Trevor Hoffman, R (7, 1) ERA: 4.93										0	0	0	0	0	0	0						
Mark Davis, L (7, 1) ERA: 5.1										0	0	0	0	0	0	0						
Tim Mauser, R (7, 1) ERA: 4.94										0	0	0	0	0	0	0						
Jarvis Brown, R (9, PH) OBP: 0.364, SLG: 0.400										1	0	0	0	0	0	0						
Inning Stats	R: 0 E: 0 K: 1 S: 8	H: 1 LOB: 1 BB: 0 P: 14	R: 0 E: 0 K: 0 S: 5	H: 0 LOB: 0 BB: 0 P: 8	R: 0 E: 0 K: 0 S: 6	H: 0 LOB: 0 BB: 0 P: 8	R: 2 E: 0 K: 0 S: 13	H: 3 LOB: 1 BB: 0 P: 17	R: 5 E: 1 K: 1 S: 16	H: 4 LOB: 0 BB: 0 P: 27	R: 0 E: 0 K: 1 S: 5	H: 0 LOB: 0 BB: 0 P: 7	R: 0 E: 0 K: 1 S: 12	H: 1 LOB: 1 BB: 0 P: 14	R: 0 E: 0 K: 1 S: 11	H: 0 LOB: 0 BB: 0 P: 15	R: 0 E: 0 K: 2 S: 8	H: 0 LOB: 0 BB: 0 P: 10	1B: 7 2B: 0 3B: 0 HR: 2	SF: 0 SAC: 0 DP: 0 HBP: 0	WP: 0 PB: 0 SB: 1 CS: 0	PA: 37
PITCHER	IP WLS BF H R ER SO BB IBB HBP BLK WP HR S P ERA WHIP																					
Bud Black, L (1, 1) ERA: 3.56	4.2	22	7	6	3	1	0	0	0	0	0	1	10	14	0.00	0.750						
Dave Burba, R (5, 1) ERA: 4.07	1.1	W	5	1	1	0	2	0	0	0	0	0	8	9	0.00	1.500						
Bryan Hickerson, L (7, 1) ERA: 4.93	0.2	3	1	0	0	1	0	0	0	0	0	0	0	15	20	0.00	0.000					
Jeff Brantley, R (7, 1) ERA: 3.93	1.1	4	0	0	0	1	0	0	0	0	0	0	0	15	20	0.00	0.000					
Kevin Rogers, L (9, 1) ERA: 2.83	1.0	3	0	0	0	2	0	0	0	0	0	0	0	8	10	0.00	0.000					

Batter	1	2	3	4	5	6	7	8	9	10	11	12	AB	R	H	RBI	BB	SO	LOB	TOP								
Dave Martinez, L OBP: 0.306, SLG: 0.345 (1, 8)	L9		F7		G4-3		K		F8-6 1B		BB		6	0	2	1	1	1	3									
Robby Thompson, R OBP: 0.364, SLG: 0.465 Bryan Hickerson, L OBP: 0.071, SLG: 0.071 (10, 1)	K		G3-1 1B		G6-3		K		2B 1B		FC5		7	1	3	0	0	2	4									
Will Clark, L OBP: 0.356, SLG: 0.408 (1, 3)	G4-3		G3-1		G3		F7		FC5-6 1H 2B		F8-6		7	0	1	1	0	0	4									
Matt Williams, R OBP: 0.324, SLG: 0.552 (1, 5)		G6-3	G6-3				F9		P2			F8		7	1	2	0	0	2									
Barry Bonds, L OBP: 0.470, SLG: 0.711 (1, 7)		1B G6-3 BB					WP 1B 2B		BB 1B 1B		FC5-6 1B		3	5	2	1	4	0	2									
Willie McCovey, S OBP: 0.367, SLG: 0.434 Kevin Rogers, L OBP: 0.260, SLG: 1.000 Jeff Brantley, R OBP: 0.120, SLG: 0.120 Rod Beck, R OBP: 0.373, SLG: 0.516 (10, 9)		G6-3			E5 G6-3 G4-3		1H 2H 3B 1B		1B BB 1B		FC5-6 1B 1B		4	1	2	2	0	0	1									
Royce Clayton, R OBP: 0.333, SLG: 0.385 (1, 6)		1B			G4-3		2B 3B		1B BB		SH1-4 BB		5	1	3	2	1	0	1									
Kirt Manwaring, R OBP: 0.380, SLG: 0.385 (1, 2)		1B			G6-3		SH5-4 1B 2B		1B BB		K		7	1	4	3	0	1	2									
Greg Brummett, R OBP: 0.367, SLG: 0.505 Mark Carreon, R OBP: 0.367, SLG: 0.505 (7, PH) (7, 9)		K			G6-3		SH5-4 3H 0-0		P3 P4		FC5 BB IBB		2	0	0	0	0	1	3									
Inning Stats	R: 0 E: 0 K: 1 S: 7	H: 0 LOB: 0 BB: 11	R: 1 E: 0 K: 1 S: 12	H: 2 LOB: 2 BB: 16	R: 0 E: 0 K: 0 S: 12	H: 1 LOB: 1 BB: 0 P: 19	R: 1 E: 1 K: 0 S: 9	H: 1 LOB: 0 BB: 0 P: 11	R: 0 E: 0 K: 0 S: 5	H: 0 LOB: 0 BB: 0 P: 6	R: 5 E: 0 K: 1 S: 18	H: 5 LOB: 1 BB: 1 P: 30	R: 1 E: 0 K: 1 S: 11	H: 3 LOB: 3 BB: 1 P: 23	R: 2 E: 0 K: 0 S: 14	H: 4 LOB: 1 BB: 1 P: 24	R: 0 E: 0 K: 0 S: 10	H: 3 LOB: 2 BB: 0 P: 16	R: 0 E: 0 K: 1 S: 12	H: 0 LOB: 3 BB: 3 P: 26	R: 0 E: 0 K: 0 S: 9	H: 0 LOB: 1 BB: 1 P: 18	R: 0 E: 0 K: 0 S: 6	H: 0 LOB: 0 BB: 0 P: 10	1B: 14 2B: 4 3B: 1 HR: 1	SF: 0 SAC: 2 DP: 1 HBP: 0	WP: 1 PB: 0 SB: 1 CS: 0	PA: 63
PITCHER	IP WLS BF H R ER SO BB IBB HBP BLK WP HR S P ERA WHIP	IP WLS BF H R ER SO BB IBB HBP BLK WP HR S P ERA WHIP	PITCHER Pedro Martinez, L (11, 1) ERA: 3.0																									

San Francisco Giants @ San Diego Padres
Jack Murphy Stadium, San Diego, CA
Wed Aug 04 1993, 10:05 PM EDT
Att: 15,168 - Unknown - 80 F

San Francisco Giants
AB 53
R 10
H 19
RBI 10
BB 8
SO 6
LOB 31



Batter	1	2	3	4	5	6	7	8	9	10	11	12	AB	R	H	RBI	BB	SO	LOB	BOTTOM						
Jeff Gardner, L OBP: 0.352, SLG: 0.394 Ricky Gutierrez, R OBP: 0.355, SLG: 0.366 (7, PH) (8, 6)	K		K		G6-3		HR 1B		K		K		3	0	0	0	2	0								
Craig Shipley, R OBP: 0.268, SLG: 0.335 (8, 4)	L7		F9				HR 1B		HR 1B HBP		P6		5	2	1	2	1	0	1							
Tony Gwynn, L OBP: 0.383, SLG: 0.487 (1, 9)	2B		1B		L3		G6-3 1B 2B		HR 1B		1B		7	2	6	0	0	0	1							
Phil Plantier, L OBP: 0.302, SLG: 0.480 (1, 7)	K		F7				F8 G6-3		G6-3 HR		F8		6	1	1	3	1	1	4							
Derek Bell, R OBP: 0.287, SLG: 0.410 Mark Davis, L OBP: 0.333, SLG: 0.333 Tim Teufel, R OBP: 0.359, SLG: 0.453 Pedro Martinez, L (11, 1)		K			G4-3		E5 HR 1B		K		F8		5	1	0	0	0	2	1							
Guillermo Velazquez, L OBP: 0.231, SLG: 0.254 Phil Clark, R OBP: 0.301, SLG: 0.494 Jarvis Brown, R OBP: 0.333, SLG: 0.364 (10, 8)		K			G6-4-3 BB		HR 1B		1B 1B		FC4-6 SH3-4 HBP		2	1	1	0	1	1	0							
Archi Cianfrocco, R OBP: 0.269, SLG: 0.447 (1, 5)		1B			G6-4-3		HR 1B		HR 1B		SH3-4		5	1	3	3	0	0	1							
Brad Ausmus, R OBP: 0.333, SLG: 0.421 Gene Harris, R (8, 1) Bill Bean, L OBP: 0.293, SLG: 0.381 (10, 3)		1B					G6-3-5 S 1B		K		FC4-6 IBB		4	1	3	1	0	1	2							
Tim Worrell, R Kerry Taylor, R Trevor Hoffman, R Kevin Higgins, L OBP: 0.301, SLG: 0.252 (8, 2)		G5-3			G6-3		G6-3-5		L4		FC4-6		2	0	0	0	0	2								
Inning Stats	R: 0 E: 0 K: 2 S: 11	H: 1 LOB: 1 BB: 0	R: 0 E: 0 K: 2 S: 13	H: 2 LOB: 2 BB: 0	R: 0 E: 0 K: 0 S: 7	H: 0 LOB: 0 BB: 1 P: 12	R: 0 E: 0 K: 0 S: 9	H: 1 LOB: 1 BB: 1 P: 16	R: 3 E: 1 K: 0 S: 12	H: 3 LOB: 2 BB: 0 P: 17	R: 3 E: 0 K: 2 S: 21	H: 5 LOB: 2 BB: 0 P: 34	R: 3 E: 0 K: 1 S: 12	H: 2 LOB: 0 BB: 1 P: 22	R: 0 E: 0 K: 1 S: 13	H: 0 LOB: 3 BB: 0 P: 20	R: 0 E: 0 K: 0 S: 10	H: 1 LOB: 1 BB: 0 P: 19	R: 0 E: 0 K: 0 S: 6	H: 1 LOB: 1 BB: 1 P: 18	R: 1 E: 0 K: 0 S: 6	H: 2 LOB: 3 BB: 1 P: 12	1B: 13 2B: 3 3B: 0 HR: 4	SF: 0 SAC: 2 DP: 2 HBP: 2	WP: 0 PB: 0 SB: 2 CS: 0	PA: 59
PITCHER	IP WLS BF H R ER SO BB IBB HBP BLK WP HR S P ERA WHIP	IP WLS BF H R ER SO BB IBB HBP BLK WP HR S P ERA WHIP	PITCHER Bryan Hickerson, L (10, 1) ERA: 4.9																							

San Francisco Giants @ San Diego Padres
Jack Murphy Stadium, San Diego, CA
Wed Aug 04 1993, 10:05 PM EDT
Att: 15,168 - Unknown - 80 F

San Francisco Giants
AB 51
R 11
H 19
RBI 11
BB 4
SO 9
LOB 19



Batter	1	2	3	4	5	6	7	8	9	AB	R	H	RBI	BB	SO	LOB	TOP										
Craig Biggio, R OBP: 0.359, SLG: 0.449 (1, 4)	G5-3		G4-3 2B		G5-3			F8		4	0	1	0	0	0	2	Houston Astros @ San Francisco Giants Candlestick Park, San Francisco, CA Fri Aug 06 1993, 10:05 PM EDT Att: 26,146 - Unknown										
Steve Finley, L OBP: 0.295, SLG: 0.341 (1, 8)	G1-3		G4-3			G4-3		L8		4	0	0	0	0	0	2											
5 Jeff Bagwell, R OBP: 0.378, SLG: 0.501 (1, 3)	K		K			F9			HR 2B	4	1	1	0	0	2	1											
Eric Anthony, L OBP: 0.328, SLG: 0.395 (1, 9)		L4				K			HR 2B	4	1	2	2	0	1	0											
Ken Caminiti, S OBP: 0.297, SLG: 0.392 (1, 5)						F7		L3	F7	4	0	1	0	0	0	1											
Luis Gonzalez, L OBP: 0.395, SLG: 0.477 (7, 1)						G4-3				3	1	1	0	0	0	1											
Tom Edens, R OBP: 0.342, SLG: 0.543 (8, PH)										0	0	0	0	0	0	0											
Chris James, R OBP: 0.342, SLG: 0.543 (8, PH)										0	0	0	0	0	1	0											
Rick Parker, R OBP: 0.382, SLG: 0.438 (8, PR)										0	0	0	0	0	0	0											
Eddie Taubensee, L OBP: 0.339, SLG: 0.463 (1, 2)										4	0	3	1	0	0	1											
Jose Uribe, S OBP: 0.333, SLG: 0.200 (8, PH)										2	0	0	0	0	0	1											
Andujar Cedeno, R OBP: 0.341, SLG: 0.401 (8, 6)										2	0	1	0	0	1	2											
Darryl Kile, R OBP: 0.125, SLG: 0.226 (5, 1)										2	0	0	0	0	0	1											
Todd Jones, L OBP: 0.301, SLG: 0.368 (7, 7)										2	0	0	0	0	0	3											
Inning Stats	R: 0 E: 0 K: 1 S: 9	H: 0 LOB: 0 BB: 0 P: 13	R: 1 E: 0 K: 1 S: 14	H: 2 LOB: 1 BB: 0 P: 18	R: 0 E: 0 K: 2 S: 9	H: 1 LOB: 1 BB: 0 P: 11	R: 0 E: 0 K: 0 S: 8	H: 1 LOB: 0 BB: 0 P: 16	R: 0 E: 0 K: 1 S: 7	H: 0 LOB: 0 BB: 0 P: 10	R: 0 E: 0 K: 0 S: 7	H: 1 LOB: 0 BB: 0 P: 11	R: 0 E: 0 K: 1 S: 12	H: 1 LOB: 1 BB: 0 P: 16	R: 2 E: 0 K: 1 S: 17	H: 3 LOB: 2 BB: 1 P: 30	1B: 6 2B: 3 3B: 0 HR: 1	SF: 0 SAC: 0 DP: 1 HBP: 0	WP: 0 PB: 0 SB: 0 CS: 1	PA: 36							
PITCHER	IP	WLS	BF	H	R	ER	SO	BB	IBB	HBP	BLK	WP	HR	S	P	ERA	WHIP										
John Burkett, R ERA: 3.25 (1, 1)	8.0	W	30	8	2	2	5	0	0	0	0	0	0	74	105	2.25	1.000										
Dave Righetti, L ERA: 4.53 (9, 1)	0.0		1	1	1	1	0	0	0	0	0	0	1	3	6	∞	∞										
Jeff Brantley, R ERA: 4.08 (9, 1)	0.1	S	3	1	0	0	0	1	0	0	0	0	0	5	12	0.00	6.000										
Rod Beck, R ERA: 1.52 (9, 1)	0.2	S	2	0	0	0	1	0	0	0	0	0	0	8	11	0.00	0.000										

Batter	1	2	3	4	5	6	7	8	9	AB	R	H	RBI	BB	SO	LOB	BOTTOM										
Dave Martinez, L OBP: 0.302, SLG: 0.353 (1, 8)	F7		G1-3			G5-3		K		5	0	0	0	0	1	2	Houston Astros @ San Francisco Giants Candlestick Park, San Francisco, CA Fri Aug 06 1993, 10:05 PM EDT Att: 26,146 - Unknown										
Robby Thompson, R OBP: 0.396, SLG: 0.468 (1, 4)										2	1	1	0	0	1	0											
Steve Scarfone, R OBP: 0.347, SLG: 0.478 (5, PR)										1	1	0	0	0	0	0											
Will Clark, L OBP: 0.356, SLG: 0.421 (1, 3)	G3-1									3	0	0	0	1	1	1											
Matt Williams, R OBP: 0.330, SLG: 0.562 (1, 5)										4	1	3	2	0	0	0											
Barry Bonds, L OBP: 0.469, SLG: 0.702 (1, 7)										3	1	1	0	1	2	2											
Willie McGee, S OBP: 0.379, SLG: 0.428 (1, 9)										3	0	1	1	0	1	2											
Royce Clayton, R OBP: 0.331, SLG: 0.382 (1, 6)										4	0	1	0	0	0	5											
Jeff Reed, L OBP: 0.337, SLG: 0.466 (1, 2)										4	0	2	1	0	0	1											
John Burkett, R OBP: 0.186, SLG: 0.143 (1, 1)										2	0	0	0	0	0	2											
Dave Righetti, L OBP: 1.000, SLG: 1.000 (9, 1)										0	0	0	0	0	0	0											
Jeff Brantley, R OBP: 0.120, SLG: 0.120 (9, 1)										0	0	0	0	0	0	0											
Rod Beck, R OBP: 0.120, SLG: 0.120 (9, 1)										0	0	0	0	0	0	0											
Inning Stats	R: 0 E: 0 K: 1 S: 12	H: 0 LOB: 0 BB: 0 P: 18	R: 0 E: 0 K: 2 S: 9	H: 0 LOB: 0 BB: 0 P: 12	R: 0 E: 0 K: 0 S: 11	H: 1 LOB: 1 BB: 0 P: 17	R: 3 E: 0 K: 1 S: 21	H: 5 LOB: 2 BB: 0 P: 30	R: 1 E: 0 K: 1 S: 15	H: 1 LOB: 3 BB: 1 P: 32	R: 0 E: 0 K: 0 S: 9	H: 0 LOB: 0 BB: 0 P: 13	R: 0 E: 0 K: 0 S: 8	H: 1 LOB: 2 BB: 1 P: 16	R: 0 E: 0 K: 1 S: 9	H: 1 LOB: 1 BB: 0 P: 17	1B: 8 2B: 1 3B: 0 HR: 0	SF: 0 SAC: 2 DP: 0 HBP: 2	WP: 0 PB: 1 SB: 0 CS: 0	PA: 37							
PITCHER	IP	WLS	BF	H	R	ER	SO	BB	IBB	HBP	BLK	WP	HR	S	P	ERA	WHIP										
Darryl Kile, R ERA: 3.3 (1, 1)	4.1	L	22	7	4	4	4	1	0	1	0	0	0	18	27	0.00	0.000										
Todd Jones, R ERA: 0.98 (5, 1)	1.2		6	0	0	0	1	0	0	1	0	0	0	17	27	0.00	1.500										
Tom Edens, R ERA: 2.78 (7, 1)	2.0		9	2	0	0	1	1	0	0	0	0	0	17	33	0.00	1.500										



Batter	1	2	3	4	5	6	7	8	9	AB	R	H	RBI	BB	SO	LOB	TOP		
Craig Biggio, R OBP: 0.358, SLG: 0.446 (1, 4)	G5-3		G5-3				F8		FC6-2	5	0	1	2	0	0	3			
Luis Gonzalez, L OBP: 0.384, SLG: 0.470 (1, 7)	K			P5	P5		K		FC4-2	5	0	0	0	0	2	5			
5 Jeff Bagwell, R OBP: 0.376, SLG: 0.505 (1, 3)	G6-3			F7				G4-3	L4	5	1	1	1	0	0	3			
Eric Anthony, L OBP: 0.332, SLG: 0.404 (1, 9)										2	2	1	1	2	1	0			
Ken Caminiti, S OBP: 0.299, SLG: 0.404 (1, 5)										4	2	2	2	0	1	1			
Eddie Taubensee, L OBP: 0.332, SLG: 0.452 (1, 2)										4	0	0	0	0	1	2			
Andujar Cedeno, R OBP: 0.340, SLG: 0.398 (1, 6)										3	0	0	0	1	1	1			
Steve Finley, L OBP: 0.300, SLG: 0.341 (1, 8)										3	1	1	0	1	0	0			
Greg Swindell, L OBP: 0.211, SLG: 0.237 Xavier Hernandez, L ERA: 4.46 Al Osuna, R Doug Jones, R Scott Servais, R OBP: 0.322, SLG: 0.421 (8, 2)										3	0	1	0	0	0	0			
Inning Stats	R: 0 E: 0 K: 1 S: 8	H: 0 LOB: 0 BB: 0 P: 11	R: 1 E: 0 K: 2 S: 11	H: 1 LOB: 0 BB: 0 P: 20	R: 0 E: 0 K: 1 S: 9	H: 0 LOB: 0 BB: 0 P: 13	R: 0 E: 0 K: 1 S: 5	H: 0 LOB: 0 BB: 0 P: 7	R: 2 E: 0 K: 0 S: 9	H: 3 LOB: 2 BB: 1 P: 15	R: 3 E: 0 K: 1 S: 11	H: 2 LOB: 0 BB: 1 P: 20	R: 0 E: 0 K: 0 S: 8	H: 0 LOB: 1 BB: 1 P: 16	R: 0 E: 0 K: 0 S: 12	H: 2 LOB: 3 BB: 1 P: 20	1B: 4 2B: 1 3B: 0 HR: 3	SF: 0 SAC: 0 DP: 0 HBP: 0	WP: 0 PA: 39 PB: 0 SB: 0 CS: 0
PITCHER	IP	WLS	BF	H	R	ER	SO	BB	IBB	HBP	BLK	WP	HR	S	P	ERA	WHIP		
Scott Sanderson, R ERA: 4.68 Dave Righetti, L ERA: 4.46 Dave Burba, R ERA: 3.95 Kevin Rogers, L ERA: 2.75	5.0	L	23	6	6	6	4	1	1	0	0	0	3	46	78	10.80	1.400		

Houston Astros @ San Francisco Giants
Candlestick Park, San Francisco, CA
Sat Aug 07 1993, 6:33 AM EDT
Att: 46,316 - Overcast - 63 F

AB	35
R	6
H	8
RBI	6
BB	4
SO	6
LOB	15





Batter	1	2	3	4	5	6	7	8	9	AB	R	H	RBI	BB	SO	LOB	BOTTOM				
Steve Scarfone, R OBP: 0.329, SLG: 0.452 (1, 4)	F7			F9		L5		G5-3		4	0	0	0	0	0	1					
Dave Martinez, L OBP: 0.312, SLG: 0.372 (1, 8)	F8			SF8			FC5-4	1B	BB	3	1	2	0	1	0	0					
Will Clark, L OBP: 0.355, SLG: 0.421 (1, 3)	F8			SF8			FC5-4	1B	HR	3	1	1	2	0	0	1					
Matt Williams, R OBP: 0.329, SLG: 0.559 (1, 5)				G6-3			HR	1B	K	4	1	1	0	0	1	2					
Barry Bonds, L OBP: 0.467, SLG: 0.705 (1, 7)				P4		G3	HR	G4-3		4	1	1	3	0	0	2					
Willie McGee, S OBP: 0.377, SLG: 0.429 (1, 9)				F8		G1-3			K	4	0	1	0	0	1	0					
Royce Clayton, R OBP: 0.328, SLG: 0.378 (1, 6)				P4		G6-3		L9	G5-3	4	0	0	0	0	0	1					
Kirt Manwaring, R OBP: 0.375, SLG: 0.379 (1, 2)				G4-3			F9	G4-3	G5-3	4	0	0	0	0	0	1					
Scott Sanderson, R ERA: 4.68 Dave Righetti, L ERA: 4.46 Andy Alvarado, S ERA: 2.91 Dave Burba, R ERA: 3.95 Darren Lewis, R OBP: 0.336, SLG: 0.396 Kevin Rogers, L ERA: 2.75 (9, 1)				K			L8		E4	1	0	0	0	0	1	0					
Inning Stats	R: 0 E: 0 K: 0 S: 10	H: 0 LOB: 0 BB: 0 P: 13	R: 0 E: 0 K: 0 S: 6	H: 0 LOB: 0 BB: 0 P: 8	R: 0 E: 0 K: 1 S: 7	H: 0 LOB: 0 BB: 0 P: 7	R: 1 E: 0 K: 0 S: 8	H: 1 LOB: 0 BB: 0 P: 9	R: 0 E: 0 K: 0 S: 8	H: 0 LOB: 0 BB: 0 P: 13	R: 0 E: 0 K: 0 S: 5	H: 0 LOB: 0 BB: 0 P: 7	R: 3 E: 0 K: 0 S: 14	H: 4 LOB: 1 BB: 0 P: 19	R: 1 E: 1 K: 1 S: 10	H: 2 LOB: 2 BB: 1 P: 20	R: 0 E: 0 K: 1 S: 8	H: 0 LOB: 0 BB: 0 P: 9	1B: 4 2B: 1 3B: 1 HR: 1	SF: 1 SAC: 0 DP: 0 HBP: 0	WP: 0 PA: 35 PB: 0 SB: 0 CS: 0
PITCHER	IP	WLS	BF	H	R	ER	SO	BB	IBB	HBP	BLK	WP	HR	S	P	ERA	WHIP				
Greg Swindell, L ERA: 4.88 Xavier Hernandez, R ERA: 2.91 Al Osuna, L ERA: 2.89 Doug Jones, R ERA: 4.62	6.1	W	24	5	4	4	1	0	0	0	0	0	0	4	5	9.00	1.000				

Houston Astros @ San Francisco Giants
Candlestick Park, San Francisco, CA
Sat Aug 07 1993, 6:33 AM EDT
Att: 46,316 - Overcast - 63 F

AB	33
R	5
H	7
RBI	5
BB	1
SO	3
LOB	8



Batter	1	2	3	4	5	6	7	8	9	AB	R	H	RBI	BB	SO	LOB	TOP											
Craig Biggio, R OBP: 0.356, SLG: 0.442 (1,4) C	0-1 P3	4-1 BB			2-1 L8		0-0 P4		1-2 P3	4	0	0	0	1	0	0	Houston Astros @ San Francisco Giants Candlestick Park, San Francisco, CA Sun Aug 08 1993, 6:33 AM EDT Att: 41,086 - Sunny - 70 F AB 36 R 4 H 9 RBI 4 BB 4 SO 10 LOB 13 											
Luis Gonzalez, L OBP: 0.382, SLG: 0.466 (1,7) X	0-0 P6	2-0 F7			1-0 F7		3-2 1B		0-3 K	5	0	1	0	0	1	2												
5 Jeff Bagwell, R OBP: 0.380, SLG: 0.515 (1,3) B X	1-0 HR				2-1 FC6-5 2B		4-2 BB		4-1 BB	3	1	2	1	2	1	1												
Ken Caminiti, S OBP: 0.298, SLG: 0.401 (1,5) B X	3-2 1B				1-1 FC6-5 WP 2-3		3-2 P9		1-0 L7	5	0	1	0	0	0	3												
Chris James, R OBP: 0.333, SLG: 0.528 Steve Finley, L OBP: 0.302, SLG: 0.352 (7,8) S	1-3 K				0-3 K		1-3 K		0-1 HR	3	0	0	0	0	3	2												
Eric Anthony, L OBP: 0.333, SLG: 0.403 (7,9) C X					2-2 G4-3 1-2		0-0 FC6-4 1B		4-2 BLK BB	3	1	1	0	1	1	1												
Scott Servais, R OBP: 0.321, SLG: 0.431 (1,2) X					0-3 K		1 SAFE 3-2 F8		1-3 K	4	1	1	1	0	2	2												
Andujar Cedeno, R OBP: 0.339, SLG: 0.396 (1,6) B X					0-0 G1-3		1 SAFE 1-1 FC6-4 1-2		3-2 BLK 1B	4	0	1	1	0	1	1												
Mark Portugal, R OBP: 0.245, SLG: 0.267 Xavier Hernandez, L (7,1) S Kevin Bass, S OBP: 0.239, SLG: 0.365 Doug Jones, R (8,1) S	1-1 BB 1B				0-3 K		0-2 G3		1-1 F4	3	0	1	0	0	1	0												
Inning Stats	R: 1 E: 0 K: 1 S: 10	H: 2 LOB: 1 BB: 0 P: 15	R: 1 E: 0 K: 2 S: 11	H: 2 LOB: 2 BB: 1 P: 20	R: 0 E: 0 K: 1 S: 10	H: 1 LOB: 1 BB: 0 P: 15	R: 0 E: 0 K: 2 S: 7	H: 0 LOB: 0 BB: 0 P: 7	R: 0 E: 0 K: 1 S: 11	H: 1 LOB: 1 BB: 0 P: 16	R: 0 E: 0 K: 1 S: 10	H: 1 LOB: 1 BB: 0 P: 16	R: 2 E: 0 K: 1 S: 15	H: 2 LOB: 1 BB: 1 P: 25	R: 0 E: 0 K: 1 S: 13	H: 0 LOB: 1 BB: 1 P: 21		1B: 5 2B: 1 3B: 0 HR: 3	SF: 0 SAC: 0 DP: 0 HBP: 0	WP: 1 PB: 0 SB: 0 CS: 0	PA: 40							
PITCHER	IP	WLS	BF	H	R	ER	SO	BB	IBB	HBP	BLK	WP	HR	S	P	ERA	WHIP											
Bryan Hickerson, L ERA: 4.72	(1,1)	6.2	L	29	7	2	2	7	2	0	0	0	1	2	67	103	2.70	1.350										
Jeff Brantley, R ERA: 4.15	(7,1)	2.1		11	2	2	2	3	2	0	0	2	0	1	31	52	7.71	1.714										

Batter	1	2	3	4	5	6	7	8	9	AB	R	H	RBI	BB	SO	LOB	BOTTOM										
Dave Martinez, L OBP: 0.309, SLG: 0.366 (1,8) S B X	2-1 G4-3				2-1 L3				0-2 F9	5	0	1	1	0	0	3	Houston Astros @ San Francisco Giants Candlestick Park, San Francisco, CA Sun Aug 08 1993, 6:33 AM EDT Att: 41,086 - Sunny - 70 F AB 34 R 1 H 9 RBI 1 BB 4 SO 3 LOB 22 										
Robby Thompson, R OBP: 0.370, SLG: 0.467 (1,4) C B X	1-1 CS G1-3 1B				4-2 BB		3-2 F9		3-2 G3	3	0	1	0	2	0	2											
Will Clark, L OBP: 0.354, SLG: 0.419 (1,3) F B X	1-1 G1-3				1-2 F7		0-2 L7		1-2 FC5-4 1B	4	0	1	0	0	0	5											
Matt Williams, R OBP: 0.328, SLG: 0.554 (1,5) C X	4-2 BB				2-3 K		1-0 G1		1-2 FC5-4 1B	3	0	0	0	1	1	2											
Barry Bonds, L OBP: 0.465, SLG: 0.699 (1,7) B X					2-0 G3-1		1-1 L9		2-1 F8	3	0	0	0	1	0	2											
Willie McGee, S OBP: 0.379, SLG: 0.429 (1,9) B X					2-0 G4-3		0-0 1B FC1		0-0 FC6-4	4	0	2	0	0	0	1											
Royce Clayton, R OBP: 0.327, SLG: 0.377 (1,6) B X					1-0 G1-3		0-1 FC1		2-2 FC6-4	4	1	1	0	0	0	3											
Kirt Manwaring, R OBP: 0.377, SLG: 0.381 (1,2) B X					1-0 L1		0-0 FC6-4		0-2 B2-6-3 1B	4	0	2	0	0	1	0											
Bryan Hickerson, L ERA: 2.96 Jeff Brantley, R OBP: 0.115, SLG: 0.115 Jeff Reed, L OBP: 0.343, SLG: 0.472 (9, PH) S	2-3 K				1-0 FC1		1-2 B2-6-3		2-2 1B	2	0	0	0	0	1	3											
Inning Stats	R: 0 E: 0 K: 0 S: 9	H: 1 LOB: 1 BB: 1 P: 17	R: 0 E: 0 K: 0 S: 3	H: 0 LOB: 0 BB: 0 P: 8	R: 0 E: 0 K: 1 S: 6	H: 0 LOB: 0 BB: 0 P: 11	R: 0 E: 0 K: 1 S: 11	H: 0 LOB: 1 BB: 1 P: 19	R: 0 E: 0 K: 0 S: 11	H: 3 LOB: 3 BB: 1 P: 17	R: 0 E: 0 K: 0 S: 5	H: 0 LOB: 1 BB: 1 P: 13	R: 0 E: 0 K: 0 S: 12	H: 2 LOB: 1 BB: 0 P: 18	R: 0 E: 0 K: 0 S: 15	H: 2 LOB: 2 BB: 0 P: 21		R: 0 E: 0 K: 1 S: 14	H: 1 LOB: 1 BB: 0 P: 21	1B: 9 2B: 0 3B: 0 HR: 0	SF: 0 SAC: 0 DP: 1 HBP: 0	WP: 0 PB: 0 SB: 0 CS: 1	PA: 38				
PITCHER	IP	WLS	BF	H	R	ER	SO	BB	IBB	HBP	BLK	WP	HR	S	P	ERA	WHIP										
Mark Portugal, R ERA: 2.96	(1,1)	6.2	W	28	6	1	1	2	4	0	0	0	0	54	97	1.35	1.500										
Xavier Hernandez, R ERA: 2.9	(7,1)	0.1		1	0	0	0	0	0	0	0	0	0	3	6	0.00	0.000										
Doug Jones, R ERA: 4.48	(8,1)	2.0	S	9	3	0	0	1	0	0	0	0	0	29	42	0.00	1.500										

Batter	1	2	3	4	5	6	7	8	9	AB	R	H	RBI	BB	SO	LOB	TOP					
Greg Tubbs, R OBP: 0.492, SLG: 0.300	2-1 G6-3		2-1 3B 1B	4-2 BB		4-2 BB		0-1 G5-3		3	1	1	0	2	0	1						
Willie Greene, L OBP: 0.308, SLG: 0.522	1-0 HR		2-2 1-H SF7 3B	3-2 SAFE K		1-2 G4-3			2-3 K	5	2	2	1	0	2	3						
Hal Morris, L OBP: 0.364, SLG: 0.390	2-2 1-H HR		0-0 SF7		0-0 HR		1-2 FC6-4 1B		4-2 E BB	3	2	3	4	1	0	0						
Kevin Mitchell, R OBP: 0.399, SLG: 0.611	2-0 HR		3-1 F8		4-2 BB		1-2 F9		1-1 E6	4	1	1	1	1	0	2						
Chris Sabo, R OBP: 0.334, SLG: 0.455	0-1 1B		2-2 G4-3		2-3 K		2-2 FC6-4 1-2		0-1 P3	5	0	1	0	0	1	4						
Reggie Sanders, R OBP: 0.342, SLG: 0.436	2-1 P4			1-2 S E 1B	3-3 K		0-1 L9		2-2 F8	5	1	1	0	0	1	4						
Joe Oliver, R OBP: 0.284, SLG: 0.403		1-1 P5		0-3 SAFE SAFE K 1-2	0-3 K			0-0 1B		4	0	1	0	0	2	2						
Jeff Branson, L OBP: 0.325, SLG: 0.361		2-2 G5-4-3 1B		0-1 E9 G4-3 2H 1B		1-0 F7		0-0 F8		4	0	2	1	0	0	1						
John Roper, R OBP: 0.083, SLG: 0.083		0-0 G5-4-3		1-1 G4-3		2-3 K		1-2 F7		3	0	0	0	0	1	2						
Johnny Ruffin, R										0	0	0	0	0	0	0						
Kevin Wickander, L										0	0	0	0	0	0	0						
Jack Daugherty, S (8, PH)										1	0	0	0	0	0	1						
Jeff Reardon, R										0	0	0	0	0	0	0						
Inning Stats	R: 3 E: 0 K: 0 S: 11	H: 4 LOB: 0 BB: 0 P: 20	R: 0 E: 0 K: 0 S: 6	H: 1 LOB: 0 BB: 0 P: 9	R: 2 E: 0 K: 0 S: 11	H: 2 LOB: 0 BB: 0 P: 20	R: 1 E: 1 K: 2 S: 18	H: 2 LOB: 2 BB: 1 P: 27	R: 1 E: 0 K: 3 S: 14	H: 1 LOB: 1 BB: 1 P: 23	R: 0 E: 0 K: 0 S: 15	H: 0 LOB: 1 BB: 1 P: 23	R: 0 E: 0 K: 0 S: 15	H: 1 LOB: 1 BB: 0 P: 19	R: 0 E: 0 K: 0 S: 8	H: 1 LOB: 2 BB: 1 P: 9	R: 0 E: 1 K: 1 S: 14	H: 0 LOB: 2 BB: 1 P: 23	1B: 8 2B: 0 3B: 1 HR: 3	SF: 1 SAC: 0 DP: 1 HBP: 0	WP: 0 PB: 0 SB: 1 CS: 0	PA: 42
PITCHER	IP WLS BF H R ER SO BB IBB HBP BLK WP HR S P ERA WHIP	IP WLS BF H R ER SO BB IBB HBP BLK WP HR S P ERA WHIP															IP WLS BF H R ER SO BB IBB HBP BLK WP HR S P ERA WHIP					
Greg Brummett, R ERA: 4.7	3.1 W 17 9 6 6 1 0 0 0 0 0 2 37 59 16.20 2.700																					
Dave Burba, R ERA: 3.93	2.2 L 12 1 1 1 5 3 0 0 0 0 1 38 63 3.38 1.500																					
Kevin Rogers, L ERA: 2.7	1.0 W 4 1 0 0 0 0 0 0 0 0 0 15 19 0.00 1.000																					
Michael Jackson, R ERA: 2.81	1.0 S 5 0 0 0 0 0 0 0 0 0 0 8 9 0.00 1.000																					
Rod Beck, R ERA: 1.49																						

Cincinnati Reds @ San Francisco Giants
Candlestick Park, San Francisco, CA
Mon Aug 09 1993, 6:33 AM EDT
Att: 21,385 - Sunny - 73 F

AB	37
R	7
H	12
RBI	7
BB	4
SO	7
LOB	20





Batter	1	2	3	4	5	6	7	8	9	AB	R	H	RBI	BB	SO	LOB	BOTTOM			
Dave Martinez, L OBP: 0.317, SLG: 0.370	3-2 2B			0-3 K		0-1 HBP 3B 1B		0-0 G4-3		4	2	2	0	1	1	1				
Robby Thompson, R OBP: 0.373, SLG: 0.469	3-1 1-H 1B				4-0 G4-3 BB	1-1 3B HBP		2-2 G6-3		3	2	1	1	1	0	1				
Will Clark, L OBP: 0.357, SLG: 0.426	1-2 1B 2H G6-4-3 1B		2-0 2B		0-1 G4-3	0-0 1-H 2H 3B		0-1 G6-3		5	1	3	3	0	0	1				
Matt Williams, R OBP: 0.329, SLG: 0.552	0-2 G6-4-3 WP E 1B		1-0 F9		0-0 G6-3	0-0 G6-3		0-1 1B		5	1	2	0	0	0	3				
Barry Bonds, L OBP: 0.466, SLG: 0.703	4-0 G6-4-3 1B		2-1 2B		1-0 L9		1-2 S 2B 2B		1-3 K	4	1	2	0	1	1	2				
Willie McGee, S OBP: 0.380, SLG: 0.429	0-0 G6-4-3		4-0 G5-4-3 1B		1-3 2B		0-2 HR 1B		2-3 K	3	1	1	0	1	1	3				
Kirt Manwaring, R OBP: 0.376, SLG: 0.397	3-0 E5		1-0 G5-4-3		1-1 HR		0-1 2B 2B			4	2	2	3	0	0	3				
Mike Benjamin, R OBP: 0.281, SLG: 0.376	0-1 L8				0-0 P6		0-3 K		1-1 2B	4	0	1	1	0	1	1				
Michael Jackson, R OBP: 0.607, SLG: 1.333										0	0	0	0	0	0	0				
Rod Beck, R										0	0	0	0	0	0	0				
Greg Brummett, R										1	0	0	0	0	1	0				
Dave Burba, R										1	0	0	0	0	1	0				
Steve Schrock, R										1	0	0	0	0	1	0				
Kevin Rogers, L										0	0	0	0	0	0	0				
Royce Clayton, R OBP: 0.526, SLG: 0.376										1	0	0	0	0	1	1				
Inning Stats	R: 4 E: 1 K: 0 S: 16	H: 4 LOB: 1 BB: 1 P: 30	R: 0 E: 0 K: 1 S: 6	H: 0 LOB: 0 BB: 1 P: 14	R: 0 E: 0 K: 0 S: 5	H: 2 LOB: 2 BB: 1 P: 15	R: 0 E: 0 K: 2 S: 8	H: 0 LOB: 0 BB: 0 P: 11	R: 0 E: 0 K: 0 S: 4	H: 0 LOB: 1 BB: 1 P: 9	R: 4 E: 0 K: 2 S: 18	H: 4 LOB: 1 BB: 0 P: 20	R: 2 E: 0 K: 2 S: 15	H: 3 LOB: 1 BB: 0 P: 19	R: 0 E: 0 K: 1 S: 10	H: 1 LOB: 1 BB: 0 P: 13	1B: 7 2B: 5 3B: 1 HR: 1	SF: 0 SAC: 0 DP: 2 HBP: 1	WP: 1 PB: 0 SB: 1 CS: 0	PA: 41
PITCHER	IP WLS BF H R ER SO BB IBB HBP BLK WP HR S P ERA WHIP	IP WLS BF H R ER SO BB IBB HBP BLK WP HR S P ERA WHIP															IP WLS BF H R ER SO BB IBB HBP BLK WP HR S P ERA WHIP			
John Roper, R ERA: 5.04	5.0 L 25 5 4 4 4 2 2 0 0 0 1 45 86 9.00 2.000																			
Johnny Ruffin, R ERA: 13.5	1.2 L 11 5 4 4 4 0 0 1 0 0 0 26 31 21.60 3.000																			
Kevin Wickander, L ERA: 4.84	0.1 W 1 0 0 0 0 0 0 0 0 0 0 1 1 0.00 0.000																			
Jeff Reardon, R ERA: 2.62	1.0 W 4 1 0 0 1 0 0 0 0 0 0 10 13 0.00 1.000																			

Cincinnati Reds @ San Francisco Giants
Candlestick Park, San Francisco, CA
Mon Aug 09 1993, 6:33 AM EDT
Att: 21,385 - Sunny - 73 F

AB	36
R	10
H	14
RBI	8
BB	4
SO	8
LOB	16



Batter	1	2	3	4	5	6	7	8	9	AB	R	H	RBI	BB	SO	LOB	TOP			
Jeff Branson, L (1,4) OBP: 0.321, SLG: 0.357	2-2 K		1-3 K			3-3 K			0-0 SH1-4	3	0	0	0	0	3	0	<p>Cincinnati Reds @ San Francisco Giants Candlestick Park, San Francisco, CA</p> <p>Tue Aug 10 1993, 6:33 AM EDT Att: 23,308 - Unknown - 67 F</p> <p>livebaseballscores.com</p> <p>AB 27 R 1 H 2 RBI 1 BB 2 SO 7 LOB 6</p> 			
Willie Greene, L (1,6) OBP: 0.297, SLG: 0.444	2-2 G3			3-1 G4-3			0-0 F8		2-2 P6	4	0	0	0	0	0	2				
Jack Daugherty, S (1,3) OBP: 0.432, SLG: 0.581	4-2 BB			1-2 L5			3-1 G1-3		0-3 K	3	0	0	0	1	1	2				
Kevin Mitchell, R (1,7) OBP: 0.399, SLG: 0.618	3-2 L9			0-1 G4-3			1-0 HR			3	1	1	1	0	0	1				
Chris Sabo, R (1,5) OBP: 0.332, SLG: 0.451		1-3 K			0-0 G1-3			1-1 G6-3		3	0	0	0	0	1	0				
Reggie Sanders, R (1,9) OBP: 0.342, SLG: 0.435		3-3 K			2-2 CS 1B				1-3 K	3	0	1	0	0	2	0				
Joe Oliver, R (1,2) OBP: 0.282, SLG: 0.399		0-1 G4-3			2-1 P4			2-2 G6-3		3	0	0	0	0	0	1				
Jacob Brumfield, R (1,8) OBP: 0.351, SLG: 0.463			2-2 F8			0-0 B1-3			0-0 E6 CS	3	0	0	0	0	0	0				
Jose Rijo, R (1,1) OBP: 0.262, SLG: 0.293			0-0 G5-3			3-2 G6-3			0-1 CS	2	0	0	0	0	0	0				
Tommy Gregg, L (8, PH) OBP: 0.143, SLG: 0.167									4-1 SH1-4 BB	0	0	0	0	0	0	0				
Jeff Reardon, R (8, PH) OBP: 0.391, SLG: 0.414									1-2	0	0	0	0	1	0	0				
Randy Milligan, R (8, PH) OBP: 0.290, SLG: 0.359										0	0	0	0	0	0	0				
Juan Samuel, R (8, PR)										0	0	0	0	0	0	0				
Inning Stats	R: 0 E: 0 K: 1 S: 14	H: 0 LOB: 1 BB: 1 P: 25	R: 0 E: 0 K: 2 S: 8	H: 0 LOB: 0 BB: 0 P: 12	R: 0 E: 0 K: 1 S: 8	H: 0 LOB: 0 BB: 0 P: 11	R: 0 E: 0 K: 0 S: 7	H: 1 LOB: 0 BB: 0 P: 11	R: 0 E: 0 K: 1 S: 10	H: 0 LOB: 0 BB: 0 P: 12	R: 1 E: 0 K: 0 S: 6	H: 1 LOB: 0 BB: 0 P: 11	R: 0 E: 1 K: 1 S: 10	H: 0 LOB: 2 BB: 1 P: 13	R: 0 E: 0 K: 1 S: 8	H: 0 LOB: 0 BB: 1 P: 14	1B: 1 2B: 0 3B: 0 HR: 1	SF: 0 SAC: 1 DP: 0 HBP: 0	WP: 0 PB: 0 SB: 0 CS: 2	PA: 31
PITCHER	IP WLS BF H R ER SO BB IBB HBP BLK WP HR S P ERA WHIP																			
Bill Swift, R (1,1) ERA: 2.61	8.0 W 26 2 1 1 6 1 0 0 0 0 1 70 108 1.12 0.375																			
Rod Beck, R (9,1) ERA: 1.46	1.0 S 4 0 0 0 1 1 0 0 0 0 0 8 14 0.00 1.000																			

Batter	1	2	3	4	5	6	7	8	9	AB	R	H	RBI	BB	SO	LOB	BOTTOM			
Dave Martinez, L (1,8) OBP: 0.310, SLG: 0.361	2-1 P5		1-2 G3			1-1 G6-3			3-1 L4	4	0	0	0	0	0	0	<p>Cincinnati Reds @ San Francisco Giants Candlestick Park, San Francisco, CA</p> <p>Tue Aug 10 1993, 6:33 AM EDT Att: 23,308 - Unknown - 67 F</p> <p>livebaseballscores.com</p> <p>AB 29 R 2 H 6 RBI 1 BB 0 SO 6 LOB 6</p> 			
Robby Thompson, R (1,4) OBP: 0.377, SLG: 0.487	1-2 G3 1B			2-0 HR		0-0 E4 3B			1-3 K	4	2	3	1	0	1	0				
Will Clark, L (1,3) OBP: 0.357, SLG: 0.425	2-2 G3			2-1 F8		2-0 1B				3	0	1	0	0	0	1				
Matt Williams, R (1,5) OBP: 0.327, SLG: 0.548	1-0 G6-3			0-3 K		0-3 K				3	0	0	0	0	2	2				
Barry Bonds, L (1,7) OBP: 0.463, SLG: 0.697		1-3 K		3-0 P4		1-3 K				3	0	0	0	0	2	1				
Willie McGee, S (1,9) OBP: 0.380, SLG: 0.428		3-2 G6-4-3 1B			0-0 G4-3			1-0 G3-1		3	0	1	0	0	0	0				
Royce Clayton, R (1,6) OBP: 0.324, SLG: 0.373		0-0 G6-4-3			0-0 G4-3			2-2 F9		3	0	0	0	0	0	1				
Kirt Manwaring, R (1,2) OBP: 0.378, SLG: 0.396			1-3 K		1-1 1B			0-0 G5-3		3	0	1	0	0	1	0				
Bill Swift, R (1,1) ERA: 2.72			0-1 G6-3		3-2 G4-3			0-0 P6		2	0	0	0	0	0	1				
Todd Benzinger, S (8, PH) OBP: 0.281, SLG: 0.310										1	0	0	0	0	0	0				
Rod Beck, R (9,1) ERA: 2.56										0	0	0	0	0	0	0				
Inning Stats	R: 0 E: 0 K: 0 S: 9	H: 1 LOB: 1 BB: 0 P: 15	R: 0 E: 0 K: 1 S: 11	H: 1 LOB: 0 BB: 0 P: 15	R: 0 E: 0 K: 1 S: 8	H: 0 LOB: 0 BB: 0 P: 10	R: 1 E: 0 K: 1 S: 8	H: 1 LOB: 0 BB: 0 P: 15	R: 0 E: 0 K: 0 S: 7	H: 1 LOB: 1 BB: 0 P: 11	R: 1 E: 1 K: 2 S: 10	H: 2 LOB: 1 BB: 0 P: 14	R: 0 E: 0 K: 0 S: 5	H: 0 LOB: 0 BB: 0 P: 8	R: 0 E: 0 K: 1 S: 6	H: 0 LOB: 0 BB: 0 P: 10	1B: 4 2B: 0 3B: 1 HR: 1	SF: 0 SAC: 0 DP: 1 HBP: 0	WP: 0 PB: 0 SB: 0 CS: 0	PA: 29
PITCHER	IP WLS BF H R ER SO BB IBB HBP BLK WP HR S P ERA WHIP																			
Jose Rijo, R (1,1) ERA: 2.72	7.0 L 26 6 2 2 5 0 0 0 0 0 0 6 10 2.57 0.857																			
Jeff Reardon, R (8,1) ERA: 2.56	1.0 3 0 0 0 1 0 0 0 0 0 0 6 10 0.00 0.000																			

Batter	1	2	3	4	5	6	7	8	9	AB	R	H	RBI	BB	SO	LOB	TOP				
Darren Lewis, R OBP: 0.317, SLG: 0.348	G6-3		F8		P7			P9		4	0	0	0	0	0	1					
Robby Thompson, R OBP: 0.392, SLG: 0.490	P3		BB		1B		G4-6-3	1B	G1-3	4	1	3	0	0	0	0					
Barry Bonds, L OBP: 0.464, SLG: 0.690	F7		BB		BB		G4-6-3	1B	G1-3	2	1	0	0	2	0	1					
Matt Williams, R OBP: 0.326, SLG: 0.545		E5	P9				G6-3		K	4	0	0	0	0	1	5					
Willie McGee, S OBP: 0.370, SLG: 0.413	K				G5-3			G6-3	G1-3	4	0	0	0	0	1	3					
Todd Benzinger, S OBP: 0.306, SLG: 0.326	FC4-6				G4-3			G6-3	1B	4	0	1	2	0	0	1					
Royce Clayton, R OBP: 0.324, SLG: 0.370	L9				K				1B	4	0	1	0	0	2	1					
Kevin Rogers, L (9, 1)									1B	0	0	0	0	0	0	0					
Kirt Manwaring, R OBP: 0.376, SLG: 0.401			BB		P3			G4-6-3	K	4	0	2	0	0	1	2					
Scott Sanderson, R OBP: 0.307, SLG: 0.440										1	0	0	0	0	0	1					
Steve Scarosone, R OBP: 0.303, SLG: 0.363										0	0	0	0	0	0	0					
Bryan Hickerson, L OBP: 0.323, SLG: 0.359										0	0	0	0	0	0	1					
Dave Martinez, L OBP: 0.357, SLG: 0.333										0	0	0	0	0	0	0					
Michael Jackson, R OBP: 0.291, SLG: 0.329										0	0	0	0	0	0	0					
Mike Benjamin, R OBP: 0.291, SLG: 0.329										0	0	0	0	0	0	0					
Inning Stats	R: 0 E: 0 K: 0 S: 6	H: 0 LOB: 0 BB: 0 P: 11	R: 0 E: 1 K: 1 S: 6	H: 0 LOB: 1 BB: 0 P: 8	R: 0 E: 0 K: 0 S: 11	H: 2 LOB: 3 BB: 1 P: 19	R: 0 E: 0 K: 1 S: 6	H: 0 LOB: 0 BB: 0 P: 8	R: 0 E: 0 K: 1 S: 8	H: 0 LOB: 0 BB: 0 P: 12	R: 0 E: 0 K: 1 S: 10	H: 1 LOB: 0 BB: 0 P: 16	R: 0 E: 0 K: 1 S: 7	H: 0 LOB: 0 BB: 0 P: 10	R: 0 E: 0 K: 0 S: 6	H: 1 LOB: 0 BB: 0 P: 8	R: 2 E: 0 K: 2 S: 18	H: 3 LOB: 2 BB: 1 P: 31	1B: 6 2B: 1 3B: 0 HR: 0	SF: 0 SAC: 0 DP: 2 HBP: 0	WP: 0 PA: 35 PB: 0 SB: 0 CS: 0
PITCHER	IP	WLS	BF	H	R	ER	SO	BB	IBB	HBP	BLK	WP	HR	S	P	ERA	WHIP				
Frank Castillo, R ERA: 3.94	7.0		26	4	0	0	4	1	0	0	0	0	0	57	88	0.00	0.714				
Jose Bautista, R ERA: 2.33	1.0		2	0	0	0	0	0	0	0	0	0	0	3	4	0.00	0.000				
Randy Myers, L ERA: 3.33	1.0	W	7	3	2	2	2	1	0	0	0	0	0	18	31	18.00	4.000				

San Francisco Giants @ Chicago Cubs
Wrigley Field, Chicago, IL
Sat Aug 14 1993, 3:33 AM CDT
Att: 39,645 - Sunny - 77 F

AB 33
R 2
H 7
RBI 2
BB 2
SO 6
LOB 16



Batter	1	2	3	4	5	6	7	8	9	AB	R	H	RBI	BB	SO	LOB	BOTTOM				
Dwight Smith, L OBP: 0.337, SLG: 0.511	23 BLK		F7		P6			G6-3		2	1	0	0	1	0	2					
Willie Wilson, S OBP: 0.285, SLG: 0.319	1B								1B	1	0	0	0	1	0	0					
23 Ryne Sandberg, R OBP: 0.350, SLG: 0.423	L4		F9-5		1B		1B	1B	L7	5	0	3	0	0	0	3					
Mark Grace, L OBP: 0.378, SLG: 0.456	1B		1B		L7			L7	1B	5	0	3	2	0	0	2					
Derrick May, L OBP: 0.347, SLG: 0.430	1B		F9-5		1B			1B	1B	4	0	3	0	0	0	2					
Sammy Sosa, R OBP: 0.306, SLG: 0.500	P3				1B		G5-4-3	L9		4	1	1	0	0	0	6					
Rick Wilkins, L OBP: 0.394, SLG: 0.550	K		F7					K	L6	4	0	0	0	0	2	3					
Steve Buechele, R OBP: 0.328, SLG: 0.443	K		SH1-4		1B			FC6	F9	4	0	2	0	0	1	0					
Rey Sanchez, R OBP: 0.330, SLG: 0.349	G6-3		SH1-4		1B			L8	L4	4	0	1	1	0	0	1					
Frank Castillo, R OBP: 0.179, SLG: 0.158	L6		SH1-4					FC6		2	0	0	0	0	0	1					
Jose Bautista, R OBP: 0.100, SLG: 0.100										0	0	0	0	0	0	0					
Randy Myers, L OBP: 0.667, SLG: 1.000										0	0	0	0	0	0	0					
Jose Vizcaino, S OBP: 0.338, SLG: 0.360									1B	1	1	1	0	0	0	0					
Inning Stats	R: 1 E: 0 K: 1 S: 17	H: 2 LOB: 2 BB: 1 P: 29	R: 0 E: 0 K: 1 S: 8	H: 0 LOB: 0 BB: 0 P: 12	R: 0 E: 0 K: 0 S: 7	H: 2 LOB: 1 BB: 0 P: 11	R: 1 E: 0 K: 0 S: 17	H: 3 LOB: 2 BB: 0 P: 21	R: 0 E: 0 K: 0 S: 4	H: 2 LOB: 1 BB: 0 P: 8	R: 0 E: 0 K: 1 S: 8	H: 1 LOB: 1 BB: 0 P: 10	R: 0 E: 0 K: 0 S: 15	H: 2 LOB: 2 BB: 0 P: 20	R: 0 E: 0 K: 0 S: 5	H: 0 LOB: 0 BB: 0 P: 6	R: 1 E: 0 K: 0 S: 12	H: 2 LOB: 2 BB: 1 P: 19	1B: 14 2B: 1 3B: 0 HR: 0	SF: 0 SAC: 1 DP: 2 HBP: 0	WP: 0 PA: 39 PB: 0 SB: 0 CS: 0
PITCHER	IP	WLS	BF	H	R	ER	SO	BB	IBB	HBP	BLK	WP	HR	S	P	ERA	WHIP				
Scott Sanderson, R ERA: 4.68	4.0		19	5	0	0	1	0	0	0	0	0	0	27	38	0.00	1.667				
Bryan Hickerson, L ERA: 4.55	3.0		13	5	0	0	1	0	0	0	0	0	0	27	38	0.00	1.667				
Michael Jackson, R ERA: 2.91	1.1	L	6	1	1	1	0	1	0	0	0	0	0	16	23	6.75	1.500				
Kevin Rogers, L ERA: 2.7	0.0		1	1	0	0	0	0	0	0	0	0	0	1	2	∞	∞				

San Francisco Giants @ Chicago Cubs
Wrigley Field, Chicago, IL
Sat Aug 14 1993, 3:33 AM CDT
Att: 39,645 - Sunny - 77 F

AB 36
R 3
H 14
RBI 3
BB 2
SO 3
LOB 20



Batter	1	2	3	4	5	6	7	8	9	AB	R	H	RBI	BB	SO	LOB	TOP										
Darren Lewis, R OBP: 0.319, SLG: 0.349 Dave Martinez, L OBP: 0.306, SLG: 0.360	P5		1B		G4-3		2B		G6-3	2	0	1	0	0	0	0	San Francisco Giants @ Pittsburgh Pirates Three Rivers Stadium, Pittsburgh, PA Tue Aug 17 1993, 7:05 PM EDT Att: 29,222 - Unknown - 76 F livebaseballscorecards.com										
Robby Thompson, R OBP: 0.383, SLG: 0.488 Scott Sanderson, R OBP: 0.383, SLG: 0.488	P6		1B		G6-3		F8			4	0	1	0	0	0	1											
Barry Bonds, L OBP: 0.461, SLG: 0.695	F8		F9				P6		K	4	0	0	0	0	1	2											
Matt Williams, R OBP: 0.330, SLG: 0.560		G5-3		1B	2B		F8		F8	4	1	1	0	0	0	0											
Todd Benzinger, S OBP: 0.315, SLG: 0.353	F9			L5			1B		1B	4	1	2	0	0	0	1											
Mark Carreon, R OBP: 0.381, SLG: 0.513							F7		FC6-4	4	0	3	2	0	0	1											
Royce Clayton, R OBP: 0.322, SLG: 0.367		FC6-4		1B					FC6-4	4	1	1	0	0	0	3											
Kirt Manwaring, R OBP: 0.367, SLG: 0.390			K	K2-3			F9		K	4	0	0	0	0	3	2											
John Burkett, R OBP: 0.206, SLG: 0.138 Dave Burba, R OBP: 0.313, SLG: 0.375 Steve Scarosone, R OBP: 0.313, SLG: 0.429			K				F7		P3	1	0	0	0	0	1	0											
										2	0	0	0	0	0	1											
Inning Stats	R: 0 E: 0 K: 0 S: 6	H: 0 LOB: 0 BB: 0 P: 10	R: 0 E: 0 K: 0 S: 12	H: 1 LOB: 1 BB: 0 P: 13	R: 0 E: 0 K: 2 S: 14	H: 2 LOB: 2 BB: 0 P: 18	R: 1 E: 0 K: 1 S: 12	H: 2 LOB: 1 BB: 0 P: 19	R: 0 E: 0 K: 0 S: 7	H: 0 LOB: 0 BB: 0 P: 8	R: 0 E: 0 K: 0 S: 6	H: 1 LOB: 1 BB: 0 P: 13	R: 1 E: 0 K: 0 S: 14	H: 2 LOB: 1 BB: 0 P: 19	R: 1 E: 0 K: 1 S: 11	H: 2 LOB: 1 BB: 0 P: 17	R: 0 E: 0 K: 1 S: 9	H: 0 LOB: 0 BB: 0 P: 12	1B: 6 2B: 3 3B: 1 HR: 0	SF: 0 SAC: 0 DP: 0 HBP: 0	WP: 0 PB: 0 SB: 0 CS: 0	PA: 37					
PITCHER	IP	WLS	BF	H	R	ER	SO	BB	IBB	HBP	BLK	WP	HR	S	P	ERA	WHIP										
Steve Cooke, L ERA: 3.75	(1, 1)	8.0	W	34	10	3	3	5	0	0	0	0	0	82	117	3.38	1.250										
Joel Johnston, R ERA: 2.75	(9, 1)	1.0		3	0	0	0	1	0	0	0	0	0	9	12	0.00	0.000										

Batter	1	2	3	4	5	6	7	8	9	AB	R	H	RBI	BB	SO	LOB	BOTTOM										
Carlos Garcia, R OBP: 0.329, SLG: 0.431	FC6 HR			K				G5-3		5	2	3	3	0	1	1	San Francisco Giants @ Pittsburgh Pirates Three Rivers Stadium, Pittsburgh, PA Tue Aug 17 1993, 7:05 PM EDT Att: 29,222 - Unknown - 76 F livebaseballscorecards.com										
Jay Bell, R OBP: 0.380, SLG: 0.441	K	L3		K				G6-3		4	0	0	0	1	2	2											
Orlando Merced, S OBP: 0.429, SLG: 0.468	FC6 HR		1B		F7			F9		4	2	1	0	0	0	2											
Jeff King, R OBP: 0.360, SLG: 0.423			1B				F9		F7	4	2	2	3	0	0	0											
Dave Clark, L OBP: 0.353, SLG: 0.356	L9		1B				K		F8	4	1	1	1	0	1	0											
Lonnie Smith, R OBP: 0.422, SLG: 0.452			1B						F9	2	0	1	0	1	0	0											
Al Martin, L OBP: 0.337, SLG: 0.443	CS	P6					P6			4	1	2	3	0	0	1											
Don Slaught, R OBP: 0.363, SLG: 0.450			K							4	2	3	0	0	1	2											
Steve Cooke, R OBP: 0.145, SLG: 0.167 Andy Tomberlin, L OBP: 0.333, SLG: 0.333 Joel Johnston, R ERA: 4.67		G5-3					SH3-4		P6	2	0	0	0	0	0	2											
										1	0	0	0	0	0	1											
										0	0	0	0	0	0	0											
Inning Stats	R: 3 E: 0 K: 1 S: 15	H: 3 LOB: 0 BB: 0 P: 20	R: 2 E: 0 K: 0 S: 10	H: 2 LOB: 0 BB: 0 P: 15	R: 3 E: 0 K: 1 S: 11	H: 4 LOB: 1 BB: 0 P: 18	R: 0 E: 0 K: 2 S: 9	H: 0 LOB: 0 BB: 0 P: 14	R: 0 E: 0 K: 1 S: 8	H: 0 LOB: 0 BB: 1 P: 15	R: 1 E: 0 K: 0 S: 16	H: 2 LOB: 1 BB: 1 P: 28	R: 0 E: 0 K: 0 S: 8	H: 0 LOB: 0 BB: 0 P: 13	R: 1 E: 0 K: 0 S: 7	H: 2 LOB: 1 BB: 0 P: 9	R: 1 E: 0 K: 0 S: 8	H: 2 LOB: 1 BB: 0 P: 9	1B: 8 2B: 3 3B: 0 HR: 3	SF: 0 SAC: 1 DP: 1 HBP: 1	WP: 0 PB: 0 SB: 1 CS: 2	PA: 39					
PITCHER	IP	WLS	BF	H	R	ER	SO	BB	IBB	HBP	BLK	WP	HR	S	P	ERA	WHIP										
John Burkett, R ERA: 3.46	(1, 1)	2.0	L	16	9	8	8	1	0	0	0	0	0	37	64	2.25	1.000										
Dave Burba, R ERA: 3.94	(3, 1)	4.0		14	2	1	1	4	2	0	0	0	0	15	22	4.50	1.000										
Scott Sanderson, R ERA: 4.67	(7, 1)	2.0		8	2	1	1	0	0	0	0	0	1	15	22	4.50	1.000										

Batter	1	2	3	4	5	6	7	8	9	AB	R	H	RBI	BB	SO	LOB	TOP				
Willie McGee, S OBP: 0.366, SLG: 0.424 (1, 9)	3-3 K	0-0 HR		0-1 1B			0-1 G6-3			4	1	2	2	0	1	0	San Francisco Giants @ Pittsburgh Pirates Three Rivers Stadium, Pittsburgh, PA Thu Aug 19 1993, 3:33 AM EDT Att: 20,151 - Cloudy - 86 F				
Robby Thompson, R OBP: 0.361, SLG: 0.492 (1, 4)	3-2 E6 CS	2-0 P3		2-3 K			2-2 F8			4	0	0	0	0	1	2					
Barry Bonds, L OBP: 0.462, SLG: 0.709 (1, 7)	3-3 K		4-1 FC5-4 BB		1-0 G4-3		2-2 F8			3	0	0	0	1	1	1					
Matt Williams, R OBP: 0.328, SLG: 0.555 (1, 5)		2-2 2B 1B	0-0 FC5-4		0-3 K		0-0 G5-3			4	1	1	0	0	1	1					
Todd Benzinger, S OBP: 0.333, SLG: 0.400 (1, 3)	1-2 E 2B	0-3 K		1-1 HR			1-3 K			4	2	2	2	0	2	1					
Dave Martinez, L OBP: 0.303, SLG: 0.356 (1, 8)	2-1 E1 G4-3 1B	2-2 G6-3		2-3 K2-3			1-2 G5-3			4	1	1	0	0	1	1					
Jeff Reed, L OBP: 0.330, SLG: 0.452 (1, 2)	1-3 K		0-1 G6-3		1-0 F8		1-0 G3-1			4	0	0	0	0	1	1					
Mike Benjamin, R OBP: 0.279, SLG: 0.363 (1, 6)	4-2 G4-3 HR BB		2-0 F9		0-1 F8		2-0 G6-3			3	1	0	0	1	0	0					
Bryan Hickerson, L OBP: 0.105, SLG: 0.105 Michael Jackson, R OBP: 0.697, SLG: 1.333 Darren Lewis, R OBP: 0.317, SLG: 0.347 Rod Beck, R (9, 1)	0-2 G4-3		1-0 K		2-3 K		1-0 G6-3			3	0	1	1	0	1	1					
Inning Stats	R: 0 E: 1 K: 2 S: 13	H: 0 LOB: 0 BB: 0 P: 22	R: 5 E: 1 K: 1 S: 19	H: 4 LOB: 0 BB: 1 P: 31	R: 0 E: 0 K: 1 S: 10	H: 0 LOB: 1 BB: 1 P: 16	R: 0 E: 0 K: 1 S: 9	H: 2 LOB: 0 BB: 0 P: 14	R: 1 E: 0 K: 2 S: 11	H: 1 LOB: 0 BB: 0 P: 15	R: 0 E: 0 K: 0 S: 8	H: 0 LOB: 0 BB: 0 P: 12	R: 0 E: 0 K: 1 S: 8	H: 0 LOB: 0 BB: 0 P: 10	R: 0 E: 0 K: 0 S: 3	H: 0 LOB: 0 BB: 0 P: 7	1B: 4 2B: 1 3B: 0 HR: 2	SF: 0 SAC: 0 DP: 0 HBP: 0	WP: 0 PB: 0 SB: 1 CS: 1	PA: 36	
PITCHER	IP	WLS	BF	H	R	ER	SO	BB	IBB	HBP	BLK	WP	HR	S	P	ERA	WHIP				
Bob Walk, R ERA: 5.54 Paul Wagner, R ERA: 5.31 Denny Neagle, L ERA: 5.89 Joel Johnston, R ERA: 2.55	3.0	L	15	4	5	5	4	2	0	0	0	0	1	42	69	15.00	2.000				



Batter	1	2	3	4	5	6	7	8	9	AB	R	H	RBI	BB	SO	LOB	BOTTOM					
Carlos Garcia, R OBP: 0.326, SLG: 0.424 (1, 4)	4-0 CS BB		0-3 K		0-0 FC6-4 1B		0-2 G6-3			3	0	0	0	1	1	1	San Francisco Giants @ Pittsburgh Pirates Three Rivers Stadium, Pittsburgh, PA Thu Aug 19 1993, 3:33 AM EDT Att: 20,151 - Cloudy - 86 F					
Jay Bell, R OBP: 0.383, SLG: 0.447 (1, 6)	2-1 L9		4-0 1B BB		4-1 2B BB		2-1 HR			2	2	1	1	2	0	1						
Lonnie Smith, R OBP: 0.416, SLG: 0.443 (1, 7)	SAFE 3-2 1-2 1B		0-1 F9		1-0 2B G5-3 1B		0-2 K			4	1	2	0	0	1	1						
Jeff King, R OBP: 0.360, SLG: 0.424 (1, 5)	1-0 F9		1-1 1B		1-0 G5-3 2B		2-2 G4-3			4	0	2	1	0	0	1						
Lloyd McClendon, R OBP: 0.280, SLG: 0.283 Orlando Merced, S OBP: 0.425, SLG: 0.463 (8, PH) (9, 9)	1-1 G5-3		1-0 P4		0-1 G5-3		1-0 G4-3			3	0	0	1	0	0	3						
Don Slaught, R OBP: 0.360, SLG: 0.445 (1, 2)	1-0 G6-3		1-2 K		0-2 G5-3		1-0 P8			4	0	0	0	0	1	3						
Al Martin, L OBP: 0.335, SLG: 0.442 (1, 8)	2-2 G3		1-0 G3		0-2 G3		1-3 K			4	0	0	0	0	1	1						
Kevin Young, R OBP: 0.301, SLG: 0.321 (1, 3)			0-0 F9		1-0 F8		2-2 K			4	0	0	0	0	1	0						
Bob Walk, R OBP: 0.122, SLG: 0.125 Tom Foley, L OBP: 0.288, SLG: 0.396 Paul Wagner, R OBP: 0.175, SLG: 0.148 Andy Tomberlin OBP: 0.345, SLG: 0.375 Denny Neagle, L Tom Prince, R OBP: 0.246, SLG: 0.274 Joel Johnston, R (8, 1)	2-1 F8		2-1 FC6-4 1B		1-2 F7					0	0	0	0	0	0	0						
Inning Stats	R: 0 E: 0 K: 0 S: 7	H: 1 LOB: 1 BB: 1 P: 16	R: 0 E: 0 K: 0 S: 6	H: 0 LOB: 0 BB: 0 P: 10	R: 0 E: 0 K: 1 S: 6	H: 0 LOB: 0 BB: 0 P: 8	R: 0 E: 0 K: 1 S: 8	H: 1 LOB: 2 BB: 1 P: 15	R: 0 E: 0 K: 0 S: 11	H: 2 LOB: 1 BB: 1 P: 17	R: 0 E: 0 K: 1 S: 7	H: 0 LOB: 0 BB: 0 P: 9	R: 1 E: 0 K: 1 S: 10	H: 1 LOB: 0 BB: 0 P: 15	R: 0 E: 0 K: 1 S: 8	H: 0 LOB: 0 BB: 0 P: 12	1B: 4 2B: 1 3B: 0 HR: 1	SF: 0 SAC: 0 DP: 0 HBP: 0	WP: 0 PB: 0 SB: 0 CS: 1	PA: 35		
PITCHER	IP	WLS	BF	H	R	ER	SO	BB	IBB	HBP	BLK	WP	HR	S	P	ERA	WHIP					
Bryan Hickerson, L ERA: 4.5 Michael Jackson, R ERA: 3.07 Rod Beck, R ERA: 1.82	7.0	W	29	6	3	3	3	3	0	0	0	0	0	1	53	88	3.86	1.286				



Batter	1	2	3	4	5	6	7	8	9	AB	R	H	RBI	BB	SO	LOB	TOP			
Chuck Carr, S OBP: 0.317, SLG: 0.331	G4-3		G1-3			K		1B	F8	5	1	1	0	0	1	0	Florida Marlins @ San Francisco Giants Candlestick Park, San Francisco, CA Fri Aug 20 1993, 10:05 PM EDT Att: 42,831 - Unknown - 59 F livebaseballscorecards.com			
Watt Weiss, S OBP: 0.361, SLG: 0.319	F8			BB		G3		1B	G6-3	4	1	1	0	1	0					
Bret Barberie, S OBP: 0.394, SLG: 0.446	G6-3			P6		1B		HR		4	1	2	1	0	0	1				
Gary Sheffield, R OBP: 0.349, SLG: 0.470		G5-3		K		1B		G5-3		4	0	1	0	0	1	3				
Orestes Destrade, S OBP: 0.325, SLG: 0.413	G4-3			FC6-4 IBB		1B		HR		2	1	0	0	2	1	2				
Jeff Conine, R OBP: 0.371, SLG: 0.423	FC6-4 1B			FC6-4				HR		4	1	2	4	0	0	2				
Benito Santiago, R OBP: 0.292, SLG: 0.376	FC6-4					G5-3		F9		4	0	0	0	0	0	1				
Darrell Whitmore, L OBP: 0.239, SLG: 0.318			G5-3			G6-3		F8		4	0	1	0	0	0	0				
Ryan Bowen, R OBP: 0.137, SLG: 0.180			K			G3			G4-3	3	0	0	0	0	1	1				
Matt Turner, R Joe Klink, L Bryan Harvey, R Greg Britley, L OBP: 0.259, SLG: 0.314								B2-3		0	0	0	0	0	0	0				
Inning Stats	R: 0 E: 0 K: 0 S: 4	H: 0 LOB: 0 BB: 0 P: 7	R: 0 E: 0 K: 0 S: 8	H: 1 LOB: 1 BB: 0 P: 11	R: 0 E: 0 K: 1 S: 8	H: 0 LOB: 0 BB: 2 P: 12	R: 0 E: 0 K: 1 S: 14	H: 0 LOB: 0 BB: 2 P: 26	R: 0 E: 0 K: 0 S: 12	H: 2 LOB: 2 BB: 0 P: 18	R: 0 E: 0 K: 0 S: 9	H: 1 LOB: 1 BB: 0 P: 16	R: 5 E: 0 K: 0 S: 22	H: 4 LOB: 0 BB: 0 P: 39	R: 0 E: 0 K: 0 S: 4	H: 0 LOB: 0 BB: 0 P: 5	1B: 7 2B: 0 3B: 0 HR: 1	SF: 0 SAC: 0 DP: 0 HBP: 0	WP: 0 PB: 0 SB: 1 CS: 0	PA: 38
PITCHER	IP WLS BF H R ER SO BB IBB HBP BLK WP HR S P ERA WHIP																			
Bill Swift, R ERA: 2.61	(1, 1) 7.0 27 4 0 0 4 1 1 0 0 0 0 63 102 0.00 0.714																			
Michael Jackson, R ERA: 3.54	(8, 1) 0.1 L 4 3 3 3 0 0 0 0 0 0 0 0 11 18 81.00 9.000																			
Jeff Brantley, R ERA: 4.16	(8, 1) 1.2 7 1 2 2 0 1 0 0 0 0 0 1 15 26 10.80 1.200																			

Batter	1	2	3	4	5	6	7	8	9	AB	R	H	RBI	BB	SO	LOB	BOTTOM			
Willie McGee, S OBP: 0.362, SLG: 0.420	G5-3			F7		FC6-4		G4-3		4	0	0	0	0	0	1	Florida Marlins @ San Francisco Giants Candlestick Park, San Francisco, CA Fri Aug 20 1993, 10:05 PM EDT Att: 42,831 - Unknown - 59 F livebaseballscorecards.com			
Robby Thompson, R OBP: 0.380, SLG: 0.497	G1-3			P2		K		HR		4	1	1	1	0	1	1				
Barry Bonds, L OBP: 0.463, SLG: 0.707	F9			G4-3				1B		4	2	2	0	0	0	0				
Matt Williams, R OBP: 0.332, SLG: 0.558		K				2B		1B		3	1	2	1	1	1	0				
Todd Benzinger, S OBP: 0.325, SLG: 0.389	G1-6-3			K		K		F8		3	0	0	0	0	1	2				
Dave Martinez, L OBP: 0.302, SLG: 0.350	K			G4-3				F9		3	0	0	0	1	1	2				
Kirt Manwaring, R OBP: 0.361, SLG: 0.381			G1-3		L6			P3		4	0	0	1	0	0	3				
Mike Benjamin, R OBP: 0.281, SLG: 0.362			K			L8		L9		3	0	1	1	0	1	0				
Jeff Reed, L OBP: 0.327, SLG: 0.447			K			1B				1	0	0	0	0	0	0				
Bill Swift, R OBP: 0.323, SLG: 0.288			K			FC6-4		F8		2	0	1	0	0	1	0				
Mark Carreon, R OBP: 0.361, SLG: 0.516						1B				1	0	0	0	0	1	2				
Michael Jackson, R OBP: 0.667, SLG: 1.333										0	0	0	0	0	0	0				
Jeff Brantley, R OBP: 0.115, SLG: 0.115										0	0	0	0	0	0	0				
Will Clark, L OBP: 0.358, SLG: 0.425						1B				1	0	0	0	0	0	0				
Inning Stats	R: 0 E: 0 K: 0 S: 8	H: 0 LOB: 0 BB: 0 P: 11	R: 0 E: 0 K: 2 S: 10	H: 0 LOB: 0 BB: 0 P: 15	R: 0 E: 0 K: 2 S: 9	H: 0 LOB: 0 BB: 0 P: 14	R: 0 E: 0 K: 0 S: 7	H: 0 LOB: 0 BB: 0 P: 13	R: 0 E: 0 K: 1 S: 11	H: 1 LOB: 1 BB: 0 P: 13	R: 2 E: 0 K: 1 S: 13	H: 3 LOB: 1 BB: 0 P: 28	R: 2 E: 0 K: 0 S: 15	H: 0 LOB: 0 BB: 0 P: 21	R: 0 E: 0 K: 0 S: 7	H: 0 LOB: 0 BB: 0 P: 13	1B: 5 2B: 1 3B: 0 HR: 1	SF: 0 SAC: 1 DP: 0 HBP: 0	WP: 1 PB: 2 SB: 3 CS: 0	PA: 36
PITCHER	IP WLS BF H R ER SO BB IBB HBP BLK WP HR S P ERA WHIP																			
Ryan Bowen, R ERA: 4.18	(1, 1) 6.2 26 4 2 2 6 1 0 0 0 0 1 1 7 10 13.50 1.500																			
Matt Turner, R ERA: 2.57	(7, 1) 0.2 W 3 1 1 1 1 0 0 0 0 0 1 1 7 10 13.50 1.500																			
Joe Klink, L ERA: 4.94	(8, 1) 0.0 1 1 0 0 0 0 0 0 0 0 0 0 4 6 ∞ ∞																			
Bryan Harvey, R ERA: 1.66	(8, 1) 1.2 S 6 1 1 1 0 0 0 0 0 0 0 0 15 25 5.40 0.600																			



Batter	1	2	3	4	5	6	7	8	9	AB	R	H	RBI	BB	SO	LOB	TOP
Otis Nixon, S <small>OBP: 0.328, SLG: 0.295</small> 										5	0	1	0	0	1	2	Atlanta Braves @ San Francisco Giants Candlestick Park, San Francisco, CA Mon Aug 23 1993, 10:05 PM EDT Att: 53,282 - Unknown - 67 F AB 34 R 5 H 9 RBI 5 BB 5 SO 5 LOB 17
Jeff Blauer, R <small>OBP: 0.406, SLG: 0.449</small> 									5	2	3	1	0	0	1		
Ron Gant, R <small>OBP: 0.339, SLG: 0.522</small> 									4	0	1	1	1	0	0		
Fred McGriff, L <small>OBP: 0.356, SLG: 0.533</small> 									4	0	0	0	1	1	3		
Terry Pendleton, S <small>OBP: 0.304, SLG: 0.369</small> 									4	1	2	0	0	0	3		
David Justice, L <small>OBP: 0.350, SLG: 0.487</small> 									3	1	0	0	1	2	4		
Damon Berryhill, S <small>OBP: 0.287, SLG: 0.368</small> 									2	1	1	1	2	0	0		
Mark Lemke, S <small>OBP: 0.346, SLG: 0.368</small> 								3	0	0	1	0	1	2			
Steve Avery, L <small>OBP: 0.180, SLG: 0.217</small> 								4	0	1	1	0	0	2			
Inning Stats R: 0 H: 1 E: 0 LOB: 0 K: 0 BB: 0 S: 6 P: 9 R: 3 H: 3 E: 0 LOB: 1 K: 0 BB: 1 S: 13 P: 20 R: 0 H: 1 E: 0 LOB: 2 K: 0 BB: 1 S: 8 P: 14 R: 0 H: 0 E: 0 LOB: 0 K: 0 BB: 0 S: 5 P: 8 R: 1 H: 3 E: 0 LOB: 2 K: 1 BB: 0 S: 15 P: 21 R: 0 H: 0 E: 0 LOB: 1 K: 0 BB: 1 S: 6 P: 12 R: 0 H: 0 E: 0 LOB: 1 K: 0 BB: 1 S: 7 P: 14 R: 0 H: 0 E: 0 LOB: 1 K: 2 BB: 1 S: 9 P: 16 R: 1 H: 1 E: 0 LOB: 0 K: 2 BB: 0 S: 14 P: 21 1B: 5 SF: 1 2B: 3 SAC: 0 3B: 0 DP: 1 HR: 1 HBP: 0 WP: 0 PA: 40 FB: 0 SB: 0 CS: 0	PITCHER IP WLS BF H R ER SO BB IBB HBP BLK WP HR S P ERA WHIP Trevor Wilson, L (1, 1) 4.0 L 18 5 3 3 0 2 0 0 0 0 0 0 15 21 6.75 1.750 Dave Burba, R (5, 1) 1.0 6 3 1 1 1 0 0 0 0 0 0 0 1 26 9.00 3.000 Jeff Brantley, R (6, 1) 2.0 8 0 0 0 0 2 0 0 0 0 0 0 13 21 0.00 1.000 Kevin Rogers, L (8, 1) 2.0 8 1 1 1 4 1 0 0 0 0 1 23 37 4.50 1.000																

Batter	1	2	3	4	5	6	7	8	9	AB	R	H	RBI	BB	SO	LOB	BOTTOM
Willie McGee, S <small>OBP: 0.365, SLG: 0.422</small> 										4	0	0	0	0	1	2	Atlanta Braves @ San Francisco Giants Candlestick Park, San Francisco, CA Mon Aug 23 1993, 10:05 PM EDT Att: 53,282 - Unknown - 67 F AB 31 R 3 H 8 RBI 3 BB 2 SO 4 LOB 8
Robby Thompson, R <small>OBP: 0.386, SLG: 0.522</small> 								3	1	1	2	1	0	0			
Will Clark, L <small>OBP: 0.360, SLG: 0.424</small> 								4	0	2	0	0	0	2			
Matt Williams, R <small>OBP: 0.330, SLG: 0.549</small> 								4	0	0	0	0	0	2			
Barry Bonds, L <small>OBP: 0.461, SLG: 0.697</small> 								4	0	1	0	0	0	0			
Mark Carreon, R <small>OBP: 0.374, SLG: 0.504</small> 								3	0	0	0	1	0	0			
Royce Clayton, R <small>OBP: 0.320, SLG: 0.366</small> 								4	1	2	0	0	2	1			
Kirt Manwaring, R <small>OBP: 0.359, SLG: 0.376</small> 								4	1	2	0	0	1	1			
Trevor Wilson, L (1, 1) Dave Burba, R (5, 1) Steve Straszewski, R (6, 1) Jeff Brantley, R (8, 1) Craig Colbert, R (7, 1) Kevin Rogers, L (8, 1)	PITCHER IP WLS BF H R ER SO BB IBB HBP BLK WP HR S P ERA WHIP Steve Avery, L (1, 1) 9.0 W 35 8 3 3 4 2 0 0 0 0 1 1 76 119 3.00 1.111 R: 0 H: 1 E: 0 LOB: 1 K: 0 BB: 0 S: 7 P: 10 R: 0 H: 1 E: 0 LOB: 0 K: 0 BB: 0 S: 7 P: 13 R: 0 H: 1 E: 0 LOB: 2 K: 0 BB: 1 S: 6 P: 12 R: 0 H: 0 E: 0 LOB: 0 K: 0 BB: 0 S: 10 P: 16 R: 3 H: 4 E: 0 LOB: 1 K: 1 BB: 0 S: 17 P: 23 R: 0 H: 1 E: 0 LOB: 1 K: 1 BB: 1 S: 8 P: 16 R: 0 H: 0 E: 0 LOB: 0 K: 0 BB: 0 S: 5 P: 6 R: 0 H: 0 E: 0 LOB: 0 K: 0 BB: 0 S: 6 P: 9 R: 0 H: 0 E: 0 LOB: 0 K: 2 BB: 0 S: 10 P: 14 1B: 6 SF: 1 2B: 1 SAC: 1 3B: 0 DP: 0 HR: 1 HBP: 0 WP: 1 PA: 36 FB: 0 SB: 0 CS: 2																

Batter	1	2	3	4	5	6	7	8	9	AB	R	H	RBI	BB	SO	LOB	TOP		
Otis Nixon, S <small>OBP: 0.326, SLG: 0.292</small> 										4	0	0	0	1	0	2	Atlanta Braves @ San Francisco Giants Candlestick Park, San Francisco, CA Tue Aug 24 1993, 6:33 AM EDT Att: 48,645 - Sunny - 76 F		
Jeff Blauer, R <small>OBP: 0.404, SLG: 0.445</small> 										4	0	0	0	1	3	1			
Ron Gant, R <small>OBP: 0.338, SLG: 0.525</small> 										5	1	1	1	0	1	4			
Fred McGriff, L <small>OBP: 0.356, SLG: 0.531</small> 										5	1	2	0	0	1	3			
Terry Pendleton, S <small>OBP: 0.306, SLG: 0.378</small> 										5	2	3	2	0	2	3			
David Justice, L <small>OBP: 0.348, SLG: 0.491</small> 										4	1	1	1	0	0	4			
Damon Berryhill, S <small>OBP: 0.290, SLG: 0.374</small> 										4	1	2	0	0	1	0			
Mark Lemke, S <small>OBP: 0.345, SLG: 0.367</small> 										4	0	1	1	0	1	2			
Tom Glavine, L <small>OBP: 0.219, SLG: 0.197</small> Mark Wohlers, R <small>ERA: 3.43</small> Sid Bream, L <small>OBP: 0.328, SLG: 0.418</small> Bill Pecota, R <small>OBP: 0.346, SLG: 0.400</small> Greg McMichael, R <small>ERA: 2.6</small>										2	0	0	0	0	1	0			
Inning Stats	R: 1 H: 3 E: 0 K: 1 S: 17	H: 3 LOB: 2 BB: 0 P: 22	R: 0 H: 0 E: 0 K: 2 S: 7	H: 0 LOB: 0 BB: 0 P: 10	R: 0 H: 0 E: 0 K: 2 S: 10	H: 0 LOB: 1 BB: 0 P: 15	R: 1 H: 1 E: 2 K: 1 S: 11	H: 1 LOB: 1 BB: 0 P: 16	R: 0 H: 0 E: 0 K: 0 S: 7	H: 4 LOB: 1 BB: 1 P: 24	R: 0 H: 0 E: 0 K: 1 S: 8	H: 0 LOB: 0 BB: 0 P: 14	R: 1 H: 2 E: 1 K: 1 S: 11	H: 2 LOB: 0 BB: 1 P: 16	R: 0 H: 1 E: 1 K: 2 S: 12	H: 1 LOB: 3 BB: 1 P: 21		1B: 7 2B: 2 3B: 0 HR: 3	SF: 0 SAC: 1 DP: 2 HBP: 0
PITCHER	IP WLS BF H R ER SO BB IBB HBP BLK WP HR S P ERA WHIP								PITCHER	IP WLS BF H R ER SO BB IBB HBP BLK WP HR S P ERA WHIP									
Bryan Hickerson, L <small>ERA: 4.62</small>	5.1	L	26	8	5	4	6	1	0	0	0	0	0	0	14	21	6.75	1.688	
Michael Jackson, R <small>ERA: 3.43</small>	1.2		5	0	0	0	1	0	0	0	0	0	0	0	1	16	0.00	0.000	
Dave Righetti, L <small>ERA: 4.66</small>	1.0		4	2	1	1	1	0	0	0	0	0	0	1	11	21	9.00	2.000	
Dave Burba, R <small>ERA: 4.02</small>	0.1		4	1	0	0	0	1	0	0	0	0	0	0	6	11	0.00	6.000	
Kevin Rogers, L <small>ERA: 2.6</small>	0.2		2	0	0	0	2	0	0	0	0	0	0	0	6	10	0.00	0.000	

Batter	1	2	3	4	5	6	7	8	9	AB	R	H	RBI	BB	SO	LOB	BOTTOM
Willie McGee, S <small>OBP: 0.365, SLG: 0.422</small> 										5	1	2	1	0	2	1	Atlanta Braves @ San Francisco Giants Candlestick Park, San Francisco, CA Tue Aug 24 1993, 6:33 AM EDT Att: 48,645 - Sunny - 76 F
Robby Thompson, R <small>OBP: 0.387, SLG: 0.528</small> 									5	1	2	2	0	1	1		
Will Clark, L <small>OBP: 0.357, SLG: 0.420</small> 									4	0	0	0	0	1	3		
Matt Williams, R <small>OBP: 0.331, SLG: 0.555</small> 										4	1	2	0	0	0		
Barry Bonds, L <small>OBP: 0.461, SLG: 0.694</small> 										3	0	1	1	1	1	1	
Mark Carreon, R <small>OBP: 0.377, SLG: 0.500</small> Dave Burba, R <small>OBP: 0.313, SLG: 0.375</small> Kevin Rogers, L <small>ERA: 2.6</small>										3	0	1	0	1	0	1	
Royce Clayton, R <small>OBP: 0.320, SLG: 0.368</small> Jeff Reed, L <small>OBP: 0.321, SLG: 0.438</small>									3	0	1	0	0	1	4		
Kirt Manwaring, R <small>OBP: 0.356, SLG: 0.372</small> Todd Benzinger, S <small>OBP: 0.325, SLG: 0.386</small>										0	1	0	0	1	0	0	
Bryan Hickerson, L <small>OBP: 0.143, SLG: 0.143</small> Michael Jackson, R <small>OBP: 0.667, SLG: 1.333</small> Steve Scarosone, R <small>OBP: 0.313, SLG: 0.423</small> Dave Righetti, L <small>OBP: 1.000, SLG: 1.000</small> Dave Martinez, L <small>OBP: 0.306, SLG: 0.365</small>										2	0	1	0	0	1	1	
Inning Stats	R: 0 H: 0 E: 0 K: 2 S: 9	H: 1 LOB: 1 BB: 1 P: 20	R: 0 H: 3 E: 0 K: 0 S: 11	H: 3 LOB: 2 BB: 0 P: 14	R: 0 H: 0 E: 0 K: 1 S: 10	H: 1 LOB: 1 BB: 0 P: 17	R: 1 H: 3 E: 0 K: 1 S: 10	H: 3 LOB: 2 BB: 0 P: 14	R: 2 H: 1 E: 1 K: 1 S: 11	H: 1 LOB: 0 BB: 0 P: 15	R: 0 H: 0 E: 0 K: 0 S: 7	H: 0 LOB: 0 BB: 1 P: 14	R: 1 H: 1 E: 0 K: 1 S: 12	H: 1 LOB: 1 BB: 1 P: 20	1B: 6 2B: 2 3B: 1 HR: 1	SF: 0 SAC: 0 DP: 3 HBP: 0	
PITCHER	IP WLS BF H R ER SO BB IBB HBP BLK WP HR S P ERA WHIP								PITCHER	IP WLS BF H R ER SO BB IBB HBP BLK WP HR S P ERA WHIP							
Tom Glavine, L <small>ERA: 3.26</small>	7.0	W	30	9	3	1	7	1	0	0	0	0	0	7	14	0.00	1.000
Mark Wohlers, R <small>ERA: 2.79</small>	1.0		3	0	0	0	0	1	0	0	0	0	0	7	14	0.00	1.000
Greg McMichael, R <small>ERA: 2.17</small>	1.0	S	5	1	1	1	1	1	0	0	0	0	0	12	20	9.00	2.000



Batter	1	2	3	4	5	6	7	8	9	AB	R	H	RBI	BB	SO	LOB	TOP
Otis Nixon, S <small>OBP: 0.327, SLG: 0.293</small> (1, 8) X										5	2	2	0	0	1	2	Atlanta Braves @ San Francisco Giants Candlestick Park, San Francisco, CA Wed Aug 25 1993, 6:33 AM EDT Att: 53,510 - Sunny - 89 F
Jeff Blauer, R <small>OBP: 0.406, SLG: 0.446</small> (1, 6) X										4	0	2	0	0	0	2	
Ron Gant, R <small>OBP: 0.338, SLG: 0.524</small> (1, 7) B X										5	0	2	1	0	1	2	
Fred McGriff, L <small>OBP: 0.358, SLG: 0.546</small> (1, 3) X										5	3	3	2	0	0	4	
David Justice, L <small>OBP: 0.349, SLG: 0.503</small> (1, 9) X										5	2	2	2	0	1	1	
Terry Pendleton, S <small>OBP: 0.305, SLG: 0.384</small> (1, 5) X										4	1	2	1	1	1	1	
Damon Berryhill, S <small>OBP: 0.288, SLG: 0.383</small> (1, 2) X										5	1	1	2	0	1	2	
Mark Lemke, S <small>OBP: 0.341, SLG: 0.363</small> (1, 4) X										5	0	0	0	0	3	1	
Greg Maddux, R <small>OBP: 0.162, SLG: 0.164</small> Greg McMichael, R (9, 1) X										4	0	2	0	0	1	0	
Inning Stats	R: 3 H: 5 E: 0 K: 0 S: 7	H: 3 R: 6 ER: 6 LOB: 2 SO: 3 BB: 0 IBB: 0 HBP: 0 BLK: 0 WP: 0 HR: 4 S: 35 P: 52 ERA: 12.46 WHIP: 2.769	R: 0 H: 0 E: 0 K: 2 S: 5	H: 0 R: 0 ER: 0 LOB: 0 SO: 9 BB: 0 IBB: 0 HBP: 0 BLK: 0 WP: 0 HR: 1 S: 19 P: 27 ERA: 0.00 WHIP: 0.600	R: 2 H: 2 E: 0 K: 3 S: 14	H: 1 R: 0 ER: 0 LOB: 1 SO: 25 BB: 1 IBB: 0 HBP: 1 BLK: 0 WP: 0 HR: 22 S: 26 P: 30 ERA: 4.50 WHIP: 1.000	R: 0 H: 1 E: 0 K: 1 S: 12	H: 1 R: 1 ER: 0 LOB: 0 SO: 18 BB: 0 IBB: 0 HBP: 0 BLK: 0 WP: 0 HR: 13 S: 20 P: 26 ERA: 18.00 WHIP: 2.000	R: 0 H: 1 E: 0 K: 3 S: 11	H: 2 R: 2 ER: 2 LOB: 0 SO: 20 BB: 0 IBB: 0 HBP: 0 BLK: 0 WP: 0 HR: 6 S: 31 P: 36 ERA: 0.00 WHIP: 0.000	R: 2 H: 2 E: 0 K: 3 S: 13	H: 2 R: 0 ER: 0 LOB: 0 SO: 11	SF: 0 2B: 0 3B: 0 HR: 6	SF: 0 SAC: 0 DP: 1 HBP: 1	WP: 0 PA: 44 PB: 0 SB: 0 CS: 0		

Batter	1	2	3	4	5	6	7	8	9	AB	R	H	RBI	BB	SO	LOB	BOTTOM
Dave Martinez, L <small>OBP: 0.300, SLG: 0.358</small> (1, 8) X										4	0	0	0	0	0	1	Atlanta Braves @ San Francisco Giants Candlestick Park, San Francisco, CA Wed Aug 25 1993, 6:33 AM EDT Att: 53,510 - Sunny - 89 F
Robby Thompson, R <small>OBP: 0.388, SLG: 0.528</small> (1, 4) S										4	0	2	0	0	2	0	
Barry Bonds, L <small>OBP: 0.459, SLG: 0.690</small> (1, 7) S										4	0	1	0	0	2	2	
Matt Williams, R <small>OBP: 0.331, SLG: 0.554</small> Dave Righetti, L <small>OBP: 1.000, SLG: 1.000</small> Jeff Reed, L <small>OBP: 0.318, SLG: 0.433</small> Rod Beck, R (9, 1) X									3	0	1	1	0	0	0		
Will Clark, L <small>OBP: 0.355, SLG: 0.418</small> Todd Benzinger, S <small>OBP: 0.320, SLG: 0.379</small> (6, 3) X								2	0	0	0	0	0	0	0		
Willie McGee, S <small>OBP: 0.362, SLG: 0.417</small> (1, 9) X								4	0	0	0	0	1	1	1		
Royce Clayton, R <small>OBP: 0.321, SLG: 0.368</small> (1, 6) S								3	0	1	0	1	1	2	2		
Kirt Manwaring, R <small>OBP: 0.353, SLG: 0.369</small> (1, 2) X								3	0	0	0	0	0	0	4		
Bill Swift, R <small>OBP: 0.318, SLG: 0.283</small> Jeff Brantley, R <small>OBP: 0.115, SLG: 0.115</small> Steve Scarosone, R (6, PH) X (7, 5) X								1	0	0	0	0	0	0	0		
Inning Stats	R: 0 H: 0 E: 0 K: 2 S: 7	H: 0 R: 1 ER: 1 LOB: 0 SO: 3 BB: 0 IBB: 0 HBP: 0 BLK: 0 WP: 0 HR: 31 S: 31 P: 37 ERA: 2.58 WHIP: 0.875	R: 0 H: 0 E: 0 K: 0 S: 3	H: 0 R: 0 ER: 0 LOB: 0 SO: 13 BB: 1 IBB: 0 HBP: 0 BLK: 0 WP: 0 HR: 1 S: 70 P: 95 ERA: 1.12 WHIP: 0.875	R: 0 H: 0 E: 0 K: 2 S: 7	H: 0 R: 0 ER: 0 LOB: 0 SO: 9	R: 0 H: 3 E: 0 K: 0 S: 11	H: 0 R: 0 ER: 0 LOB: 2 SO: 15	R: 0 H: 1 E: 0 K: 0 S: 8	H: 2 R: 0 ER: 0 LOB: 2 SO: 11	R: 0 H: 2 E: 0 K: 1 S: 16	H: 0 R: 0 ER: 0 LOB: 0 SO: 22	R: 0 H: 0 E: 0 K: 3 S: 12	H: 0 R: 0 ER: 0 LOB: 0 SO: 15	1B: 6 2B: 0 3B: 0 HR: 0	SF: 0 SAC: 0 DP: 2 HBP: 0	WP: 0 PA: 34 PB: 0 SB: 0 CS: 0



Batter	1	2	3	4	5	6	7	8	9	AB	R	H	RBI	BB	SO	LOB	TOP										
Dave Martinez, L (1.8) OBP: 0.312, SLG: 0.367	0-1 SH1 WP SF9 1B		0-0 G6-3		1-0 CS 2B		4-2 BB 1B	4-2 BB		3	2	2	0	2	0	0											
Robby Thompson, R (1.4) OBP: 0.369, SLG: 0.526	2-1 SH1		0-1 BB 1B		0-1 L1		4-2 1B BB	2-3 K		3	1	1	0	1	1	2											
Barry Bonds, L (1.7) OBP: 0.459, SLG: 0.688	2-1 SF9		0-0 F9 1B		4-1 CS BB		1-2 1B BB		0-3 K	3	0	1	2	1	1	1											
Matt Williams, R (1.5) OBP: 0.330, SLG: 0.549	2-3 K		4-1 BB		2-1 P3		1-3 K		0-0 F8	4	0	0	0	1	2	4											
Willie McGee, S (1.9) OBP: 0.362, SLG: 0.417		2-2 E1 2B	2-2 G4-3		0-1 G3-1 1B		0-1 1B		1-2 G4-3	5	1	2	1	0	0	2											
Todd Benzinger, S (1.3) OBP: 0.326, SLG: 0.392	1-2 1B 2B			2-2 1B		3-1 G3-1 1B		3-2 P4		4	0	2	1	0	0	3											
Royce Clayton, R (1.6) OBP: 0.323, SLG: 0.368	0-1 K			1-3 K		4-2 FC5-4 BB		1-2 F8		3	0	1	0	1	1	3											
Kirt Manwaring, R (1.2) OBP: 0.349, SLG: 0.365	1-3 K			2-3 K		2-3 K		2-2 F9		4	0	0	0	0	3	4											
John Burkett, R (1.1) OBP: 0.194, SLG: 0.129	2-3 K			2-3 K		0-0 FC5-4		1-0 P9		2	0	0	0	0	2	2											
Inning Stats	R: 1 E: 0 K: 1 S: 9	H: 1 LOB: 0 BB: 0 P: 15	R: 1 E: 1 K: 2 S: 14	H: 2 LOB: 1 BB: 0 P: 20	R: 0 E: 0 K: 0 S: 8	H: 1 LOB: 1 BB: 1 P: 14	R: 0 E: 0 K: 3 S: 12	H: 1 LOB: 1 BB: 0 P: 19	R: 0 E: 0 K: 0 S: 6	H: 1 LOB: 1 BB: 1 P: 13	R: 2 E: 0 K: 1 S: 20	H: 2 LOB: 2 BB: 2 P: 34	R: 0 E: 0 K: 1 S: 11	H: 0 LOB: 1 BB: 1 P: 20	R: 0 E: 0 K: 1 S: 8	H: 0 LOB: 0 BB: 0 P: 9	1B: 7 2B: 2 3B: 0 HR: 0	SF: 1 SAC: 1 DP: 0 HBP: 0	WP: 1 PB: 0 SB: 0 CS: 2	PA: 41							
PITCHER	IP	WLS	BF	H	R	ER	SO	BB	IBB	HBP	BLK	WP	HR	S	P	ERA	WHIP										
Pat Rapp, R (1.1) ERA: 4.42	6.0	W	29	7	4	3	7	5	0	0	0	1	0	64	113	4.50	2.000										
Matt Turner, R (7.1) ERA: 2.53	2.0		9	2	0	0	2	1	0	0	0	0	0	27	42	0.00	1.500										
Bryan Harvey, R (9.1) ERA: 1.84	1.0	S	3	0	0	0	1	0	0	0	0	0	0	8	9	0.00	0.000										

San Francisco Giants @ Florida Marlins
Joe Robbie Stadium, Miami, FL
Fri Aug 27 1993, 7:05 PM EDT
Att: 45,796 - Unknown - 82 F

AB 33
R 4
H 9
RBI 4
BB 6
SO 10
LOB 23



Batter	1	2	3	4	5	6	7	8	9	AB	R	H	RBI	BB	SO	LOB	BOTTOM										
Chuck Carr, S (1.8) OBP: 0.318, SLG: 0.329	1-0 P8		1-0 HBP 1B 1B		0-1 G3-1 HR 1B		4-1 1B BB	1-2 K		4	2	2	0	1	1	0											
Walt Weiss, S (1.6) OBP: 0.367, SLG: 0.321	0-0 CS 1B		1-0 HBP 1B 1B		3-2 G3-1		0-1 1B			4	1	3	0	0	0	1											
Bret Barberie, S (1.4) OBP: 0.389, SLG: 0.430	3-2 G3		1-0 HBP 1B		1-1 HR HBP		1-2 G3			2	1	0	1	0	0	3											
Orestes Destrade, S (1.3) OBP: 0.328, SLG: 0.424		1-3 K	2-1 1B		2-1 HR HBP		2-2 HR			4	2	3	6	0	1	0											
Jeff Conine, R (1.7) OBP: 0.365, SLG: 0.421	0-3 K		1-0 F8		0-1 1B		1-3 K			4	0	1	0	0	2	2											
Rick Renteria, R (1.5) OBP: 0.329, SLG: 0.358	1-2 F9			2-2 G5-3		2-3 K		1-0 F8-4 1B		4	0	1	0	0	1	1											
Benito Santiago, R (1.2) OBP: 0.292, SLG: 0.370			0-0 G5-3		1-1 F9 1B		2-1 P3		0-0 F8-4	4	0	1	0	0	0	2											
Darrell Whitmore, L (1.9) OBP: 0.243, SLG: 0.331			3-3 K		0-0 F9		2-2 K		2-2 G5-4-3 1B	4	0	1	0	0	2	1											
Pat Rapp, R (1.1) OBP: 0.211, SLG: 0.211	1-2 K		1-2 1B HBP 1B		1-3 K		0-3 K		2-2 G5-4-3	3	1	1	0	0	2	1											
Heny Cotto, R (6. PH) OBP: 0.285, SLG: 0.353										0	0	0	0	0	0	0											
Bryan Harvey, R (9.1) ERA: 4.54										0	0	0	0	0	0	0											
Inning Stats	R: 0 E: 0 K: 0 S: 8	H: 1 LOB: 0 BB: 0 P: 12	R: 0 E: 0 K: 2 S: 10	H: 0 LOB: 0 BB: 0 P: 12	R: 3 E: 0 K: 1 S: 15	H: 4 LOB: 2 BB: 0 P: 25	R: 0 E: 0 K: 1 S: 10	H: 1 LOB: 1 BB: 0 P: 14	R: 3 E: 0 K: 1 S: 17	H: 3 LOB: 1 BB: 0 P: 26	R: 0 E: 0 K: 2 S: 15	H: 1 LOB: 2 BB: 1 P: 22	R: 1 E: 0 K: 1 S: 8	H: 2 LOB: 0 BB: 0 P: 12	R: 0 E: 0 K: 1 S: 11	H: 1 LOB: 0 BB: 0 P: 16	1B: 11 2B: 1 3B: 0 HR: 2	SF: 0 SAC: 0 DP: 2 HBP: 2	WP: 0 PB: 0 SB: 1 CS: 1	PA: 37							
PITCHER	IP	WLS	BF	H	R	ER	SO	BB	IBB	HBP	BLK	WP	HR	S	P	ERA	WHIP										
John Burkett, R (1.1) ERA: 3.78	4.1	L	23	9	6	6	4	0	0	0	0	0	0	55	80	12.46	2.077										
Dave Burba, R (5.1) ERA: 3.99	0.2		2	0	0	0	1	0	0	0	0	0	0	5	9	0.00	0.000										
Jeff Brantley, R (6.1) ERA: 4.0	2.0		9	3	1	1	3	1	0	0	0	0	1	23	34	4.50	2.000										
Dave Righetti, L (8.1) ERA: 4.54	1.0		3	1	0	0	1	0	0	0	0	0	0	11	16	0.00	1.000										

San Francisco Giants @ Florida Marlins
Joe Robbie Stadium, Miami, FL
Fri Aug 27 1993, 7:05 PM EDT
Att: 45,796 - Unknown - 82 F

AB 34
R 7
H 13
RBI 7
BB 1
SO 9
LOB 12



Batter	1	2	3	4	5	6	7	8	9	AB	R	H	RBI	BB	SO	LOB	TOP											
Dave Martinez, L (1.8) OBP: 0.314, SLG: 0.368	L9		BB 1B		2B 1B			G4-6-3		5	1	2	0	0	1	3												
Robby Thompson, R (1.4) OBP: 0.393, SLG: 0.539	P2		BB		F 2B		F8		G5-3	5	0	2	1	0	0	0												
Willie McGee, S (1.9) OBP: 0.363, SLG: 0.416	F7				P6		G3-1			3	0	0	0	2	0	1												
Matt Williams, R (1.5) OBP: 0.329, SLG: 0.543		E5 1B	F8		E5 2B		F9		F8	5	1	1	0	0	0	5												
Barry Bonds, L (1.7) OBP: 0.461, SLG: 0.683				F7					G4-3	3	1	1	1	2	0	1												
Todd Benzinger, S (1.3) OBP: 0.333, SLG: 0.465	G6-4-3						F8			4	2	2	3	0	0	4												
Royce Clayton, R (1.6) OBP: 0.323, SLG: 0.368					HR					3	0	1	0	1	2	0												
Kirt Manwaring, R (1.2) OBP: 0.346, SLG: 0.364			K	K			G3		G4-3	4	0	0	0	0	2	2												
Scott Sanderson, R (1.1) OBP: 0.353, SLG: 0.375										3	0	0	0	0	3	1												
Dave Burba, R (7.1) OBP: 0.667, SLG: 1.333										0	0	0	0	1	0	0												
Michael Jackson, R (8.1) OBP: 0.667, SLG: 1.333										0	0	0	0	0	0	0												
Rod Beck, R (9.1) OBP: 0.667, SLG: 1.333										0	0	0	0	0	0	0												
Inning Stats	R: 0 E: 0 K: 0 S: 6	H: 0 LOB: 0 BB: 0 P: 11	R: 1 E: 1 K: 1 S: 10	H: 2 LOB: 0 BB: 0 P: 13	R: 0 E: 0 K: 2 S: 16	H: 2 LOB: 3 BB: 1 P: 24	R: 1 E: 0 K: 2 S: 10	H: 1 LOB: 0 BB: 0 P: 18	R: 1 E: 1 K: 1 S: 12	H: 2 LOB: 3 BB: 1 P: 21	R: 0 E: 0 K: 0 S: 6	H: 0 LOB: 0 BB: 0 P: 9	R: 2 E: 0 K: 0 S: 13	H: 1 LOB: 3 BB: 3 P: 30	R: 0 E: 0 K: 0 S: 12	H: 0 LOB: 1 BB: 1 P: 20	1B: 6 2B: 1 3B: 0 HR: 2	SF: 0 SAC: 0 DP: 2 HBP: 0	WP: 0 PB: 0 SB: 0 CS: 0	PA: 41								
PITCHER	IP	WLS	BF	H	R	ER	SO	BB	IBB	HBP	BLK	WP	HR	S	P	ERA	WHIP											
Jack Armstrong, R (1.1) ERA: 4.55	4.2	L	23	7	3	3	6	2	0	0	0	0	0	1	53	85	5.79	1.929										
Richie Lewis, R (5.1) ERA: 3.0	0.1	1	0	0	0	0	0	0	0	0	0	0	0	1	2	0.00	0.000											
Luis Aquino, R (6.1) ERA: 3.35	2.0	7	1	0	0	2	0	0	0	0	0	0	0	16	23	0.00	0.500											
Rich Rodriguez, L (8.1) ERA: 3.86	1.0	6	1	2	2	0	3	0	0	0	0	0	1	13	30	18.00	4.000											
Matt Turner, R (9.1) ERA: 2.78	1.0	4	0	0	0	0	1	0	0	0	0	0	0	12	20	0.00	1.000											

San Francisco Giants @ Florida Marlins
 Joe Robbie Stadium, Miami, FL
 Mon Aug 30 1993, 7:05 PM EDT
 Att: 35,444 - Sunny - 78 F

AB	35
R	5
H	9
RBI	5
BB	6
SO	8
LOB	17



Batter	1	2	3	4	5	6	7	8	9	AB	R	H	RBI	BB	SO	LOB	BOTTOM										
Chuck Carr, S (1.8) OBP: 0.323, SLG: 0.340	BLK S		G3		HR			E 1B		4	1	3	1	0	0	0											
Watt Weiss, S (1.6) OBP: 0.363, SLG: 0.317	K		G6-3		1B			L4		4	0	1	0	0	1	2											
Bret Barberie, S (1.4) OBP: 0.378, SLG: 0.417	P6		G4-3		P3			P7		4	0	0	0	0	0	3											
Gary Sheffield, R (1.5) OBP: 0.352, SLG: 0.473	P3				F7		L5		BB	3	0	0	0	1	0	1											
Orestes Destrade, S (1.3) OBP: 0.326, SLG: 0.420					G3					2	0	1	0	0	0	0											
Greg Briley, L (5.7) OBP: 0.250, SLG: 0.296										2	0	0	0	0	1	2											
Matt Turner, R (9.1) OBP: 0.352, SLG: 0.353										0	0	0	0	0	0	0											
Jeff Conine, R (1.7) OBP: 0.363, SLG: 0.421					FC6 1B			G6-3		4	0	1	0	0	1	1											
Benito Santiago, R (1.2) OBP: 0.289, SLG: 0.366					FC6			F9		4	0	1	0	0	0	1											
Darrell Whitmore, L (1.9) OBP: 0.243, SLG: 0.345								G6-3		4	0	1	0	0	1	1											
Jack Armstrong, R (1.1) OBP: 0.172, SLG: 0.190										1	0	0	0	0	1	2											
Richie Lewis, R (5.1) OBP: 0.299, SLG: 0.500										0	0	0	0	0	0	0											
Alex Alvarez, R (5.9) OBP: 0.326, SLG: 0.397										1	0	0	0	0	0	0											
Luis Aquino, R (6.1) OBP: 0.326, SLG: 0.397										0	0	0	0	0	0	0											
Henry Cotto, R (7.9) OBP: 0.326, SLG: 0.397										1	0	0	0	0	0	0											
Rich Rodriguez, L (8.1) OBP: 0.326, SLG: 0.397										0	0	0	0	0	0	0											
Rick Renteria, R (9.7) OBP: 0.326, SLG: 0.397										0	0	0	0	0	0	0											
Inning Stats	R: 0 E: 0 K: 1 S: 9	H: 1 LOB: 1 BB: 0 P: 12	R: 0 E: 1 K: 2 S: 12	H: 2 LOB: 2 BB: 0 P: 18	R: 0 E: 0 K: 0 S: 5	H: 0 LOB: 0 BB: 0 P: 7	R: 0 E: 0 K: 0 S: 10	H: 1 LOB: 1 BB: 0 P: 14	R: 1 E: 0 K: 1 S: 12	H: 2 LOB: 1 BB: 0 P: 19	R: 0 E: 0 K: 0 S: 6	H: 0 LOB: 0 BB: 0 P: 8	R: 0 E: 0 K: 0 S: 6	H: 0 LOB: 0 BB: 0 P: 11	R: 0 E: 1 K: 1 S: 6	H: 1 LOB: 2 BB: 1 P: 11	R: 0 E: 0 K: 0 S: 3	H: 1 LOB: 0 BB: 0 P: 3	1B: 7 2B: 1 3B: 0 HR: 1	SF: 0 SAC: 0 DP: 2 HBP: 0	WP: 0 PB: 0 SB: 1 CS: 1	PA: 35					
PITCHER	IP	WLS	BF	H	R	ER	SO	BB	IBB	HBP	BLK	WP	HR	S	P	ERA	WHIP										
Scott Sanderson, R (1.1) ERA: 4.43	6.0	W	24	6	1	1	4	0	0	0	1	54	78	1	54	1.50	1.000										
Dave Burba, R (7.1) ERA: 3.0	1.2	7	1	0	0	0	1	0	0	0	0	0	9	18	0.00	1.200											
Michael Jackson, R (8.1) ERA: 3.36	0.1	1	0	0	0	1	0	0	0	0	0	0	3	4	0.00	0.000											
Rod Beck, R (9.1) ERA: 2.02	1.0	3	1	0	0	0	0	0	0	0	0	0	3	3	0.00	1.000											

San Francisco Giants @ Florida Marlins
 Joe Robbie Stadium, Miami, FL
 Mon Aug 30 1993, 7:05 PM EDT
 Att: 35,444 - Sunny - 78 F

AB	34
R	1
H	8
RBI	1
BB	1
SO	5
LOB	13



Batter	1	2	3	4	5	6	7	8	9	AB	R	H	RBI	BB	SO	LOB	TOP			
Dave Martinez, L (1, 8) OBP: 0.317, SLG: 0.368										3	0	1	0	1	0	0	San Francisco Giants @ Atlanta Braves Atlanta-Fulton County Stadium, Atlanta, GA Tue Aug 31 1993, 7:05 PM EDT Att: 46,493 - Unknown			
Robby Thompson, R (1, 4) OBP: 0.390, SLG: 0.534										4	0	0	0	0	0	2				
Willie McGee, S (1, 9) OBP: 0.360, SLG: 0.412										4	0	0	0	0	1	2				
Matt Williams, R (1, 5) OBP: 0.329, SLG: 0.543										4	1	1	0	0	0	2				
Barry Bonds, L (1, 7)										4	1	4	1	0	0	0				
Todd Benzinger, S (1, 3) OBP: 0.324, SLG: 0.451										4	0	0	1	0	1	3				
Royce Clayton, R (1, 6) OBP: 0.320, SLG: 0.364										4	0	0	0	0	0	3				
Kirt Manwaring, R (1, 2) OBP: 0.345, SLG: 0.361										3	0	0	0	0	0	1				
Bill Swift, R (1, 1) OBP: 0.309, SLG: 0.274										2	0	0	0	0	1	2				
Dave Righetti, L (5, 1) OBP: 1.000, SLG: 1.000										0	0	0	0	0	0	0				
Steve Scarosone, R (7, PH) OBP: 0.314, SLG: 0.420										1	0	0	0	0	0	0				
Jeff Brantley, R (7, 1) OBP: 0.115, SLG: 0.115										0	0	0	0	0	0	0				
Inning Stats	R: 0 E: 0 K: 1 S: 10	H: 1 LOB: 1 BB: 0 P: 15	R: 0 E: 0 K: 0 S: 10	H: 1 LOB: 2 BB: 0 P: 13	R: 0 E: 0 K: 0 S: 9	H: 0 LOB: 1 BB: 1 P: 14	R: 1 E: 0 K: 1 S: 12	H: 1 LOB: 0 BB: 0 P: 16	R: 0 E: 0 K: 1 S: 8	H: 0 LOB: 0 BB: 0 P: 12	R: 1 E: 0 K: 0 S: 12	H: 2 LOB: 1 BB: 0 P: 19	R: 0 E: 0 K: 0 S: 5	H: 0 LOB: 0 BB: 0 P: 8	R: 0 E: 0 K: 0 S: 9	H: 1 LOB: 1 BB: 0 P: 9	1B: 4 2B: 1 3B: 0 HR: 1	SF: 0 SAC: 0 DP: 0 HBP: 1	WP: 0 PB: 0 SB: 2 CS: 0	PA: 35
PITCHER Greg Maddux, R (1, 1) ERA: 2.66	IP: 9.0 WLS: W BF: 35 H: 6 R: 2 ER: 2 SO: 3 BB: 1 IBB: 0 HBP: 1 BLK: 0 WP: 0 HR: 1 S: 82 P: 121 ERA: 2.00 WHIP: 0.778															PITCHER				

AB 33
R 2
H 6
RBI 2
BB 1
SO 3
LOB 15



Batter	1	2	3	4	5	6	7	8	9	AB	R	H	RBI	BB	SO	LOB	BOTTOM			
Otis Nixon, S (1, 8) OBP: 0.323, SLG: 0.290										4	0	0	0	0	2	2	San Francisco Giants @ Atlanta Braves Atlanta-Fulton County Stadium, Atlanta, GA Tue Aug 31 1993, 7:05 PM EDT Att: 46,493 - Unknown			
Jeff Blausler, R (1, 6) OBP: 0.415, SLG: 0.458										3	2	1	0	1	0	2				
Ron Gant, R (1, 7) OBP: 0.337, SLG: 0.515										4	1	1	0	0	0	2				
Fred McGriff, L (1, 3) OBP: 0.360, SLG: 0.551										3	2	1	1	1	1	0				
David Justice, L (1, 9) OBP: 0.351, SLG: 0.518										4	2	2	4	0	0	0				
Terry Pendleton, S (1, 5) OBP: 0.306, SLG: 0.378										4	0	0	0	0	1	2				
Damon Berryhill, S (1, 2) OBP: 0.293, SLG: 0.380										3	1	2	1	1	0	0				
Mark Lemke, S (1, 4) OBP: 0.343, SLG: 0.366										3	0	2	2	0	0	0				
Rafael Bellard, R (8, 4) OBP: 0.300, SLG: 0.267										1	0	0	0	0	0	1				
Greg Maddux, R (1, 1) OBP: 0.154, SLG: 0.156										4	0	0	0	0	2	4				
Inning Stats	R: 0 E: 0 K: 1 S: 6	H: 0 LOB: 0 BB: 0 P: 14	R: 0 E: 0 K: 0 S: 6	H: 0 LOB: 0 BB: 0 P: 10	R: 0 E: 0 K: 1 S: 6	H: 0 LOB: 0 BB: 0 P: 7	R: 5 E: 0 K: 1 S: 14	H: 5 LOB: 1 BB: 1 P: 30	R: 3 E: 1 K: 1 S: 10	H: 2 LOB: 0 BB: 0 P: 20	R: 0 E: 0 K: 0 S: 8	H: 2 LOB: 2 BB: 0 P: 11	R: 0 E: 0 K: 1 S: 7	H: 0 LOB: 0 BB: 0 P: 8	R: 0 E: 0 K: 1 S: 11	H: 0 LOB: 1 BB: 1 P: 16	1B: 6 2B: 2 3B: 0 HR: 1	SF: 0 SAC: 0 DP: 1 HBP: 0	WP: 0 PB: 0 SB: 0 CS: 0	PA: 36
PITCHER Bill Swift, R (1, 1) ERA: 3.01	IP: 4.2 WLS: L BF: 22 H: 6 R: 7 ER: 6 SO: 4 BB: 2 IBB: 0 HBP: 0 BLK: 0 WP: 0 HR: 0 S: 39 P: 74 ERA: 11.57 WHIP: 1.714															PITCHER				
Dave Righetti, L (5, 1) ERA: 4.6	IP: 1.1 WLS: L BF: 7 H: 3 R: 1 ER: 0 SO: 0 BB: 0 IBB: 0 HBP: 0 BLK: 0 WP: 0 HR: 1 S: 11 P: 18 ERA: 0.00 WHIP: 2.250															PITCHER				
Jeff Brantley, R (7, 1) ERA: 3.92	IP: 2.0 WLS: L BF: 7 H: 0 R: 0 ER: 0 SO: 2 BB: 1 IBB: 0 HBP: 0 BLK: 1 WP: 0 HR: 0 S: 18 P: 24 ERA: 0.00 WHIP: 0.500															PITCHER				

AB 33
R 8
H 9
RBI 8
BB 3
SO 6
LOB 13



Batter	1	2	3	4	5	6	7	8	9	AB	R	H	RBI	BB	SO	LOB	TOP																
Dave Martinez, L (1, 8) OBP: 0.315, SLG: 0.364	1-2 F9		1-3 K		1-2 G1-3		2-0 1B		1-0 G4-3	5	0	1	1	0	1	0	San Francisco Giants @ Atlanta Braves Atlanta-Fulton County Stadium, Atlanta, GA Wed Sep 01 1993, 7:05 PM EDT Att: 43,290 - Unknown - 86 F livebaseballscorecards.com																
Robby Thompson, R (1, 4) OBP: 0.389, SLG: 0.534	0-2 P6		3-2 G4-3 2B		1-1 F8		3-H 1B			4	0	1	0	0	0	2																	
Willie McGee, S (1, 9) OBP: 0.359, SLG: 0.413	2-3 K		2-0 G4-3		0-2 1B 2B		1-2 G3			4	1	1	0	0	1	3																	
Matt Williams, R (1, 5)		1-0 WP 2B	2-1 L7		3-2 2B 1B			0-1 L5		4	0	2	1	0	0	1																	
Barry Bonds, L (1, 7) OBP: 0.464, SLG: 0.688	1-1 F7			4-2 G3 BB		3-3 K		3-2 P8		3	0	0	0	1	1	1																	
Todd Benzinger, S (1, 3) OBP: 0.322, SLG: 0.441	4-2 WP BB			0-0 G3		1-3 K		0-0 F8		3	0	0	0	1	1	1																	
Royce Clayton, R (1, 6) Kevin Rogers, L (6, 1)	0-3 K			2-2 P5		0-1 F8		2-0 HR		3	0	0	0	0	1	3																	
Michael Jackson, R (8, 1) John Patterson, S (9, PH) Rod Beck, R (9, 1)										0	0	0	0	0	0	0																	
Jeff Reed, L (1, 2) Steve Scarsone, R (7, PR) Kirt Manwaring, R (7, 2)	4-1 IBB			4-0 IBB			1-0 SH1-4 1B 2B	2-3 K		1	0	1	0	2	0	0																	
Bryan Hickerson, L (1, 1) Mike Benjamin, R (6, 6)	2-3 K			0-1 B3-1			1-1 SH1-4	1-3 K		2	0	0	0	0	1	5																	
										1	0	0	0	0	1	0																	
Inning Stats	R: 0 E: 0 K: 1 S: 9	H: 0 LOB: 0 BB: 0 P: 12	R: 0 E: 0 K: 2 S: 12	H: 1 LOB: 3 BB: 2 P: 24	R: 0 E: 0 K: 1 S: 9	H: 1 LOB: 1 BB: 0 P: 17	R: 0 E: 0 K: 0 S: 14	H: 0 LOB: 2 BB: 2 P: 24	R: 1 E: 0 K: 0 S: 12	H: 2 LOB: 1 BB: 0 P: 17	R: 0 E: 0 K: 2 S: 10	H: 0 LOB: 0 BB: 0 P: 14	R: 1 E: 0 K: 0 S: 9	H: 2 LOB: 2 BB: 0 P: 14	R: 0 E: 0 K: 0 S: 6	H: 0 LOB: 0 BB: 0 P: 9		R: 1 E: 0 K: 2 S: 8	H: 1 LOB: 0 BB: 0 P: 14	1B: 2 2B: 4 3B: 0 HR: 1	SF: 0 SAC: 1 DP: 0 HBP: 0	WP: 2 PB: 0 SB: 0 CS: 0	PA: 37										
PITCHER	IP WLS BF H R ER SO BB IBB HBP BLK WP HR S P ERA WHIP																																
29 John Smoltz, R (1, 1) ERA: 3.45	7.0	30	6	2	2	6	2	2	0	0	0	2	0	75	122	2.57		1.143															
Mark Wohlers, R (8, 1) ERA: 3.5	2.0	L 7	1	1	1	2	0	0	0	0	0	0	1	14	23	4.50	0.500																

Batter	1	2	3	4	5	6	7	8	9	AB	R	H	RBI	BB	SO	LOB	BOTTOM																
Otis Nixon, S (1, 8) OBP: 0.322, SLG: 0.290	1-2 F7		2-0 L9			1-1 S 2B 1B		2-2 B1-3		4	1	1	0	0	0	0	San Francisco Giants @ Atlanta Braves Atlanta-Fulton County Stadium, Atlanta, GA Wed Sep 01 1993, 7:05 PM EDT Att: 43,290 - Unknown - 86 F livebaseballscorecards.com																
Jeff Blauser, R (1, 6) OBP: 0.414, SLG: 0.458	3-3 K			0-0 P6		3-2 1-H 2B		2-0 P3		4	0	1	1	0	1	0																	
Ron Gant, R (1, 7) OBP: 0.336, SLG: 0.512	4-2 BB			0-0 P4		2-2 G5-3		1-0 P3		3	0	0	0	1	0	1																	
Fred McGriff, L (1, 3) OBP: 0.359, SLG: 0.547	0-1 G5-3			4-0 WP 1B BB		0-3 K		3-2 P8		3	1	0	0	1	1	2																	
Terry Pendleton, S (1, 5) OBP: 0.309, SLG: 0.380		3-2 G6-4-3 1B		1-1 1-H 1B		4-0 IBB		0-0 L8		3	0	2	1	1	0	0																	
David Justice, L (1, 9) OBP: 0.348, SLG: 0.514	1-1 P8			1-0 F8		1-0 G3		1-3 K		4	0	0	0	0	1	4																	
Damon Berryhill, S (1, 2) OBP: 0.290, SLG: 0.376	2-2 G6-4-3				1-2 G6-3		1-3 K			3	0	0	0	0	1	1																	
Mark Lemke, S (1, 4) OBP: 0.341, SLG: 0.364			0-0 F8		1-0 P4		0-1 G6-3			3	0	0	0	0	0	0																	
29 John Smoltz, R (1, 1) Francisco Cabrera, R (7, PH) Mark Wohlers, R (8, 1)			2-2 G4-3		2-3 K		2-0 G6-3			2	0	0	0	0	1	0																	
										1	0	0	0	0	0	0																	
										0	0	0	0	0	0	0																	
Inning Stats	R: 0 E: 0 K: 1 S: 12	H: 0 LOB: 1 BB: 1 P: 20	R: 0 E: 0 K: 0 S: 9	H: 1 LOB: 0 BB: 0 P: 15	R: 0 E: 0 K: 0 S: 5	H: 0 LOB: 0 BB: 0 P: 9	R: 1 E: 0 K: 0 S: 5	H: 1 LOB: 1 BB: 1 P: 11	R: 0 E: 0 K: 1 S: 7	H: 0 LOB: 0 BB: 0 P: 11	R: 1 E: 0 K: 1 S: 14	H: 2 LOB: 2 BB: 1 P: 25	R: 0 E: 0 K: 1 S: 11	H: 0 LOB: 0 BB: 0 P: 14	R: 0 E: 0 K: 0 S: 5	H: 0 LOB: 0 BB: 0 P: 10		R: 0 E: 0 K: 1 S: 7	H: 0 LOB: 0 BB: 0 P: 11	1B: 3 2B: 1 3B: 0 HR: 0	SF: 0 SAC: 0 DP: 1 HBP: 0	WP: 1 PB: 0 SB: 1 CS: 0	PA: 33										
PITCHER	IP WLS BF H R ER SO BB IBB HBP BLK WP HR S P ERA WHIP																																
Bryan Hickerson, L (1, 1) ERA: 4.56	5.1	21	4	2	2	2	2	0	0	0	0	0	0	16	24	0.00		0.000															
Kevin Rogers, L (6, 1) ERA: 2.5	1.2	6	0	0	0	2	0	1	0	0	0	0	0	5	10	0.00	0.000																
Michael Jackson, R (8, 1) ERA: 3.3	1.0	W 3	0	0	0	0	0	0	0	0	0	0	0	7	11	0.00	0.000																
Rod Beck, R (9, 1) ERA: 1.99	1.0	S 3	0	0	0	1	0	0	0	0	0	0	0	7	11	0.00	0.000																

Batter	1	2	3	4	5	6	7	8	9	AB	R	H	RBI	BB	SO	LOB	TOP				
Rikkert Faneyte, R OBP: 0.286, SLG: 0.167 (1, 8)	G5-3	P9			F8		SH1-3 BB		E8 WP G5-4-3 1B	4	1	1	0	1	0	1					
Robby Thompson, R OBP: 0.394, SLG: 0.526 (1, 4)	FC5-4 1B		G6-3		K		SH1-3		G5-4-3	4	0	1	0	0	1	1					
Willie McGee, S OBP: 0.356, SLG: 0.410 (1, 9)	FC5-4 WP E 1-2		L6		K		K		1B BB	4	1	0	0	1	2	2					
Matt Williams, R OBP: 0.330, SLG: 0.549 (1, 5)	E6 1-H					K	L7		1B	5	1	2	2	0	1	1					
Barry Bonds, L OBP: 0.465, SLG: 0.690 (1, 7)	G3					1B E 1B				3	1	1	0	2	1	1					
Mark Carreon, R OBP: 0.373, SLG: 0.511 (8, 3)			FC5-4						F8	4	1	2	1	0	0	1					
John Patterson, S OBP: 0.333, SLG: 1.333 (9, PH)			HR							1	0	0	0	0	0	3					
Jeff Brantley, R OBP: 0.115, SLG: 0.115 (9, 1)			1-2							0	0	0	0	0	0	0					
Royce Clayton, R OBP: 0.317, SLG: 0.359 (1, 6)			F8		G6-3		L6		G1-4-3	4	0	0	0	0	0	1					
Kirt Manwaring, R OBP: 0.348, SLG: 0.362 (1, 2)			SH5-4 1B		F9					3	1	2	0	1	0	0					
Jim Deshaies, L (1, 1)					G5-3		L5		SH3-4	2	0	0	0	0	0	2					
Michael Jackson, R OBP: 0.497, SLG: 1.333 (7, 1)			SH5-4							0	0	0	0	0	0	0					
Mike Benjamin, R OBP: 0.279, SLG: 0.359 (9, PH)										0	0	0	0	0	0	0					
Steve Scarosone, R OBP: 0.314, SLG: 0.420 (9, 3)										0	0	0	0	0	0	0					
Inning Stats	R: 1 E: 1 K: 0 S: 10	H: 1 LOB: 1 BB: 0 P: 16	R: 1 E: 0 K: 0 S: 13	H: 2 LOB: 1 BB: 0 P: 15	R: 1 E: 0 K: 0 S: 6	H: 1 LOB: 1 BB: 1 P: 15	R: 0 E: 0 K: 2 S: 4	H: 0 LOB: 0 BB: 0 P: 7	R: 0 E: 0 K: 1 S: 10	H: 2 LOB: 2 BB: 1 P: 21	R: 0 E: 0 K: 1 S: 10	H: 0 LOB: 1 BB: 1 P: 18	R: 0 E: 0 K: 1 S: 5	H: 0 LOB: 0 BB: 0 P: 10	R: 2 E: 1 K: 0 S: 15	H: 3 LOB: 3 BB: 2 P: 30	1B: 7 2B: 0 3B: 0 HR: 2	SF: 0 SAC: 0 DP: 0 HBP: 0	WP: 2 PB: 0 SB: 0 CS: 0	PA: 42	
PITCHER	IP	WLS	BF	H	R	ER	SO	BB	IBB	HBP	BLK	WP	HR	S	P	ERA	WHIP				
Allen Watson, L ERA: 4.52 (1, 1)	6.0	L	27	6	4	2	3	1	1	0	0	1	2	56	89	3.00	1.167				
Rich Batchelor, R (7, 1)	1.0		4	0	0	0	1	1	0	0	0	0	0	10	18	0.00	1.000				
Rob Murphy, L ERA: 4.6 (8, 1)	1.1		6	2	2	2	1	0	0	0	0	0	0	9	15	13.50	1.500				
Omar Olivares, R ERA: 4.5 (9, 1)	0.1		3	1	0	0	0	1	0	0	0	1	0	7	15	0.00	6.000				
Paul Kilgus, L ERA: (9, 1)	0.1		2	0	0	0	0	0	1	0	0	0	0	4	10	0.00	0.000				

San Francisco Giants @ St. Louis Cardinals
 Busch Stadium, St. Louis, MO
 Fri Sep 03 1993, 7:05 PM CDT
 Att: 25,861 - Unknown

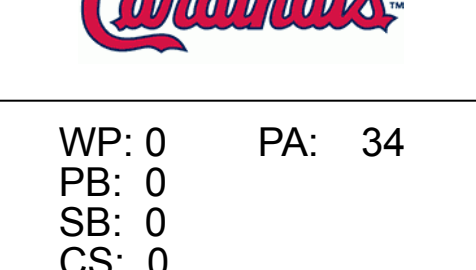
AB 34
 R 6
 H 9
 RBI 3
 BB 5
 SO 5
 LOB 13



Batter	1	2	3	4	5	6	7	8	9	AB	R	H	RBI	BB	SO	LOB	BOTTOM					
Luis Altea, S OBP: 0.377, SLG: 0.386 (1, 4)	L5		P4			F9 2B		G3 2B		4	0	2	0	0	0	0						
Ozzie Smith, S OBP: 0.337, SLG: 0.355 (1, 6)	BB 1B			F7		F9		G3		4	0	1	0	0	0	2						
Gregg Jefferies, S OBP: 0.397, SLG: 0.493 (1, 3)	G5-4-3 BB			F7		G4-3		L4		3	0	0	0	1	0	2						
Todd Zeile, R OBP: 0.350, SLG: 0.425 (1, 5)	G5-4-3			L9		1B 1B 1B		F8		4	0	1	0	0	0	3						
Bernard Gilkey, R OBP: 0.372, SLG: 0.493 (1, 7)			K		P8		1B 1B		F8	4	0	1	0	0	1	0						
Mark Whiten, S OBP: 0.315, SLG: 0.404 (1, 9)			L5		K		L7		P6	4	0	0	0	0	1	2						
Brian Jordan, R OBP: 0.354, SLG: 0.550 (1, 8)			K		HR		1B 1B		K	4	1	2	1	0	2	0						
Tom Pagnozzi, R OBP: 0.282, SLG: 0.367 (1, 2)			P4		G4-3		P4			2	0	0	0	0	0	0						
Rod Brewer, L OBP: 0.322, SLG: 0.320 (7, PH)										1	0	0	0	0	0	3						
Erik Pappas, R OBP: 0.374, SLG: 0.350 (8, 2)										0	0	0	0	0	0	0						
Allen Watson, L OBP: 0.286, SLG: 0.350 (5, PH)										1	0	0	0	0	0	0						
Stan Kover, R OBP: 0.200, SLG: 0.200 (7, 1)										0	0	0	0	0	0	0						
Rich Batchelor, R (7, 1)										0	0	0	0	0	0	0						
Geronimo Pena, S OBP: 0.302, SLG: 0.396 (7, PH)										1	0	0	0	0	1	3						
Rob Murphy, L OBP: 0.295, SLG: 0.500 (8, 1)										0	0	0	0	0	0	0						
Omar Olivares, R OBP: 0.295, SLG: 0.300 (9, 1)										0	0	0	0	0	0	0						
Paul Kilgus, L OBP: 0.333, SLG: 0.333 (9, 1)										0	0	0	0	0	0	0						
Inning Stats	R: 0 E: 0 K: 0 S: 6	H: 1 LOB: 1 BB: 1 P: 15	R: 0 E: 0 K: 2 S: 9	H: 0 LOB: 0 BB: 0 P: 14	R: 0 E: 0 K: 0 S: 7	H: 0 LOB: 0 BB: 0 P: 11	R: 0 E: 0 K: 0 S: 6	H: 0 LOB: 0 BB: 0 P: 11	R: 1 E: 0 K: 1 S: 10	H: 1 LOB: 0 BB: 0 P: 17	R: 0 E: 0 K: 0 S: 10	H: 1 LOB: 1 BB: 0 P: 15	R: 0 E: 0 K: 1 S: 16	H: 3 LOB: 3 BB: 0 P: 25	R: 0 E: 0 K: 0 S: 10	H: 1 LOB: 1 BB: 0 P: 18	R: 0 E: 0 K: 1 S: 7	H: 0 LOB: 0 BB: 0 P: 11	1B: 4 2B: 2 3B: 0 HR: 1	SF: 0 SAC: 0 DP: 1 HBP: 0	WP: 0 PB: 0 SB: 0 CS: 0	PA: 34
PITCHER	IP	WLS	BF	H	R	ER	SO	BB	IBB	HBP	BLK	WP	HR	S	P	ERA	WHIP					
Jim Deshaies, L ERA: 4.31 (1, 1)	6.0	W	22	4	1	1	3	1	0	0	0	0	1	50	87	1.50	0.833					
Michael Jackson, R ERA: 3.16 (7, 1)	2.0		9	3	0	0	1	0	0	0	0	0	0	24	39	0.00	1.500					
Jeff Brantley, R ERA: 4.13 (9, 1)	1.0		3	0	0	0	1	0	0	0	0	0	0	7	11	0.00	0.000					

San Francisco Giants @ St. Louis Cardinals
 Busch Stadium, St. Louis, MO
 Fri Sep 03 1993, 7:05 PM CDT
 Att: 25,861 - Unknown

AB 33
 R 1
 H 7
 RBI 1
 BB 1
 SO 5
 LOB 15



Batter	1	2	3	4	5	6	7	8	9	AB	R	H	RBI	BB	SO	LOB	TOP										
Darren Lewis, R OBP: 0.315, SLG: 0.344 (1, 8)	L6		G4-3		FC4		G6-3			4	0	0	0	0	0	2	San Francisco Giants @ St. Louis Cardinals Busch Stadium, St. Louis, MO Sat Sep 04 1993, 7:05 PM CDT Att: 39,054 - Unknown - 74 F livebaseballscorecards.com										
Robby Thompson, R OBP: 0.395, SLG: 0.525 (1, 4)	G4-6-3 1B			G4-3		CS BB		F7		3	0	1	0	1	0	0											
Dave Martinez, L OBP: 0.312, SLG: 0.357 (1, 9)	G4-6-3 1-2			K		F9 1-2		G6-3		4	0	0	0	0	1	2											
Matt Williams, R OBP: 0.331, SLG: 0.555 (1, 5)		G4-6-3 1B		K		HR		P3		4	1	2	1	0	1	0											
Barry Bonds, L OBP: 0.465, SLG: 0.691 (1, 7)	G4-6-3 1-2				2-0 HR		1-0 1B		K	4	1	2	0	0	1	1											
J.R. Phillips, L OBP: 0.500, SLG: 1.750 (1, 3)					1-0 HR		K		G3-1	4	1	2	2	0	1	1											
Royce Clayton, R OBP: 0.319, SLG: 0.358 (1, 6)					2-3 K				G5-3	2	0	0	0	1	1	1											
Kirt Manwaring, R OBP: 0.345, SLG: 0.358 (1, 2)			G4-3		1-1 G6-3		F8		FC4-6 HBP	4	0	0	0	0	0	2											
Salomon Torres, R OBP: 0.333, SLG: 0.333 Rod Beck, R (9, 1)			G3		1-1 FC4 1B		SH3			2	0	1	0	0	0	0											
Inning Stats	R: 0 E: 0 K: 0 S: 5	H: 1 LOB: 0 BB: 0 P: 6	R: 0 E: 0 K: 0 S: 7	H: 2 LOB: 1 BB: 0 P: 12	R: 0 E: 0 K: 0 S: 6	H: 0 LOB: 0 BB: 0 P: 10	R: 0 E: 0 K: 2 S: 8	H: 0 LOB: 0 BB: 0 P: 11	R: 2 E: 0 K: 1 S: 11	H: 3 LOB: 1 BB: 0 P: 19	R: 1 E: 0 K: 1 S: 17	H: 2 LOB: 1 BB: 1 P: 24	R: 0 E: 0 K: 0 S: 4	H: 0 LOB: 0 BB: 0 P: 9	R: 0 E: 0 K: 0 S: 8	H: 0 LOB: 0 BB: 0 P: 11	R: 0 E: 0 K: 1 S: 7	H: 0 LOB: 1 BB: 0 P: 12	1B: 4 2B: 1 3B: 1 HR: 2	SF: 0 SAC: 1 DP: 2 HBP: 1	WP: 0 PB: 0 SB: 0 CS: 1	PA: 35					
PITCHER	IP	WLS	BF	H	R	ER	SO	BB	IBB	HBP	BLK	WP	HR	S	P	ERA	WHIP										
Rene Arocha, R ERA: 3.69 Paul Kilgus, L ERA: Les Lancaster, R ERA: 2.92 Lee Guetterman, L ERA: 3.78	(1, 1)	(6, 1)	(7, 1)	(8, 1)																							

Batter	1	2	3	4	5	6	7	8	9	AB	R	H	RBI	BB	SO	LOB	BOTTOM										
Luis Altea, S OBP: 0.372, SLG: 0.380 (1, 4)	G3		F9		G6-3 1-2		P5		L4	5	0	0	0	0	0	4	San Francisco Giants @ St. Louis Cardinals Busch Stadium, St. Louis, MO Sat Sep 04 1993, 7:05 PM CDT Att: 39,054 - Unknown - 74 F livebaseballscorecards.com										
Ozzie Smith, S OBP: 0.335, SLG: 0.352 (1, 6)	2B BB		F8		G6-3		F7		K	4	0	0	0	1	1	2											
Gregg Jefferies, S OBP: 0.396, SLG: 0.493 (1, 3)	L7		L8		F7		2B			4	0	1	1	0	0	1											
Todd Zeile, R OBP: 0.351, SLG: 0.427 (1, 5)	2B		1B 1B		G6-3		G5-3			4	0	2	0	0	0	1											
Bernard Gilkey, R OBP: 0.373, SLG: 0.492 (1, 7)	BB		1B 1B		G5-3		G5-3			3	0	1	0	1	0	0											
Mark Whiten, S OBP: 0.314, SLG: 0.402 (1, 9)	G4-3		1B		G3-1		G3			4	0	1	0	0	0	3											
Brian Jordan, R OBP: 0.353, SLG: 0.545 (1, 8)		G6-3	FC6-4 1-2		1B		G6-3			4	0	1	0	0	0	3											
Erik Pappas, R OBP: 0.368, SLG: 0.344 Gerald Perry, L OBP: 0.395, SLG: 0.442 Tim Jones, L OBP: 0.371, SLG: 0.286 (1, 2)		L5			F7		G5-3		DI BB	3	0	0	0	0	0	1											
Rene Arocha, R OBP: 0.140, SLG: 0.143 Paul Kilgus, L OBP: 0.333, SLG: 0.333 Les Lancaster, R OBP: 0.396, SLG: 0.493 Rod Brewer, L OBP: 0.396, SLG: 0.338 Lee Guetterman, L OBP: 0.350, SLG: 1.300 Ray Lankford, L OBP: 0.301, SLG: 0.350 (1, 1) (6, 1) (7, 1) (7, PH) (9, 1) (9, PH)					E3 G6-3		2B 1B		K	2	0	1	0	0	0	0											
Inning Stats	R: 0 E: 0 K: 0 S: 7	H: 1 LOB: 3 BB: 2 P: 17	R: 0 E: 0 K: 0 S: 7	H: 1 LOB: 1 BB: 0 P: 11	R: 0 E: 0 K: 0 S: 16	H: 3 LOB: 3 BB: 0 P: 22	R: 0 E: 1 K: 0 S: 8	H: 0 LOB: 0 BB: 0 P: 11	R: 0 E: 0 K: 0 S: 7	H: 0 LOB: 0 BB: 0 P: 13	R: 0 E: 0 K: 0 S: 7	H: 1 LOB: 1 BB: 0 P: 10	R: 1 E: 0 K: 0 S: 10	H: 2 LOB: 1 BB: 0 P: 15	R: 0 E: 0 K: 0 S: 6	H: 0 LOB: 0 BB: 0 P: 10	R: 0 E: 0 K: 2 S: 10	H: 0 LOB: 2 BB: 1 P: 18	1B: 6 2B: 2 3B: 0 HR: 0	SF: 0 SAC: 0 DP: 1 HBP: 0	WP: 0 PB: 0 SB: 0 CS: 0	PA: 38					
PITCHER	IP	WLS	BF	H	R	ER	SO	BB	IBB	HBP	BLK	WP	HR	S	P	ERA	WHIP										
Salomon Torres, R ERA: 2.4 Rod Beck, R ERA: 1.99	(1, 1)	(9, 1)																									



Batter	1	2	3	4	5	6	7	8	9	AB	R	H	RBI	BB	SO	LOB	TOP					
Darren Lewis, R OBP: 0.314, SLG: 0.341 (1, 8)										3	1	0	0	0	1	0	San Francisco Giants @ St. Louis Cardinals Busch Stadium, St. Louis, MO Sun Sep 05 1993, 3:33 AM CDT Att: 34,111 - Sunny - 83 F					
Robby Thompson, R OBP: 0.387, SLG: 0.527 (1, 4)										4	0	2	2	1	1	1						
Willie McGee, S OBP: 0.354, SLG: 0.407 (1, 9)										5	1	1	1	0	0	3						
Matt Williams, R OBP: 0.333, SLG: 0.561 (1, 5)										4	1	2	2	0	0	3						
Barry Bonds, L OBP: 0.462, SLG: 0.685 (1, 7)										4	0	0	0	0	0	1						
Steve Scarfone, R OBP: 0.322, SLG: 0.435 (1, 3)										4	1	2	0	0	1	0						
Royce Clayton, R OBP: 0.321, SLG: 0.360 (1, 6)										3	0	2	0	0	0	0						
Kirt Manwaring, R OBP: 0.344, SLG: 0.358 (1, 2)										3	1	1	1	0	1	2						
Bill Swift, R OBP: 0.316, SLG: 0.277 (6, 1)										3	1	1	0	0	1	0						
Kevin Rogers, L OBP: 0.287, SLG: 1.333 (6, PH)										0	0	0	0	0	0	0						
Michael Jackson, R OBP: 0.267, SLG: 1.333 (6, PH)										0	0	0	0	0	0	0						
Dave Martinez, S OBP: 0.267, SLG: 1.333 (6, PH)										0	0	0	0	0	0	0						
Dave Burba, R OBP: 0.250, SLG: 0.300 (9, 1)										0	0	0	0	0	0	0						
Rod Beck, R OBP: 0.250, SLG: 0.300 (9, 1)										0	0	0	0	0	0	0						
Inning Stats	R: 1 E: 1 K: 0 S: 9	H: 1 LOB: 0 BB: 0 P: 16	R: 0 E: 0 K: 2 S: 14	H: 1 LOB: 1 BB: 0 P: 19	R: 0 E: 0 K: 1 S: 11	H: 1 LOB: 2 BB: 1 P: 21	R: 0 E: 0 K: 0 S: 6	H: 0 LOB: 0 BB: 0 P: 12	R: 3 E: 0 K: 0 S: 21	H: 4 LOB: 1 BB: 0 P: 30	R: 1 E: 0 K: 1 S: 12	H: 1 LOB: 0 BB: 0 P: 15	R: 0 E: 0 K: 0 S: 5	H: 0 LOB: 0 BB: 0 P: 7	R: 1 E: 0 K: 0 S: 10	H: 3 LOB: 1 BB: 0 P: 15	R: 0 E: 0 K: 1 S: 11	H: 0 LOB: 1 BB: 0 P: 18	1B: 8 2B: 2 3B: 0 HR: 1	SF: 1 SAC: 2 DP: 1 HBP: 1	WP: 0 PB: 0 SB: 1 CS: 1	PA: 39
PITCHER	IP	WLS	BF	H	R	ER	SO	BB	IBB	HBP	BLK	WP	HR	S	P	ERA	WHIP					
Tom Urbani, L ERA: 5.88 (1, 1)	4.2		22	7	4	3	3	1	0	0	0	0	0	59	94	5.79	1.714					
Paul Kilgus, L ERA: 0.84 (5, 1)	0.1		2	1	1	1	0	0	0	0	0	0	0	7	10	27.00	3.000					
Todd Burns, R ERA: 5.28 (6, 1)	1.0		3	0	0	0	1	0	0	0	0	0	0	7	9	0.00	0.000					
Rich Batchelor, R ERA: 4.73 (7, 1)	1.0		3	0	0	0	0	0	0	0	0	0	0	5	7	0.00	0.000					
Rob Murphy, L ERA: 4.73 (8, 1)	0.1		3	2	1	1	0	0	0	0	0	0	1	5	8	27.00	6.000					
Omar Olivares, R ERA: 4.42 (8, 1)	1.2	W	6	1	0	0	1	0	0	1	0	0	0	16	25	0.00	0.600					
Batter	1	2	3	4	5	6	7	8	9	AB	R	H	RBI	BB	SO	LOB	BOTTOM					
Luis Altea, S OBP: 0.370, SLG: 0.377 (1, 4)										5	1	1	0	0	1	1	San Francisco Giants @ St. Louis Cardinals Busch Stadium, St. Louis, MO Sun Sep 05 1993, 3:33 AM CDT Att: 34,111 - Sunny - 83 F					
Tim Jones, L OBP: 0.368, SLG: 0.290 (6, PH)										3	0	1	0	0	0	1						
Ozzie Smith, S OBP: 0.334, SLG: 0.351 (7, 6)										4	0	0	0	1	1	4						
Gregg Jefferies, S OBP: 0.394, SLG: 0.489 (1, 3)										3	2	2	1	2	0	1						
Todd Zeile, R OBP: 0.355, SLG: 0.429 (1, 5)										5	1	2	0	0	1	4						
Bernard Gilkey, R OBP: 0.374, SLG: 0.496 (1, 7)										4	1	3	2	1	0	0						
Mark Whiten, S OBP: 0.319, SLG: 0.405 (7, 9)										4	1	3	2	1	0	0						
Rod Brewer, L OBP: 0.307, SLG: 0.320 (7, 1)										3	0	1	0	0	1	2						
Stan Royer, R OBP: 0.182, SLG: 0.182 (7, PH)										0	0	0	0	0	0	0						
Rich Batchelor, R OBP: 0.200, SLG: 0.500 (8, 1)										0	0	0	0	0	0	0						
Omar Olivares, R OBP: 0.250, SLG: 0.300 (8, 1)										0	0	0	0	0	0	0						
Erk Papenfuse, R OBP: 0.250, SLG: 0.341 (8, PH)										0	0	0	0	0	0	0						
Tom Pagnozzi, R OBP: 0.284, SLG: 0.371 (1, 2)										5	1	2	1	0	1	2						
Tom Urbani, L OBP: 0.250, SLG: 0.250 (5, 1)										2	0	1	0	0	0	1						
Paul Kilgus, L OBP: 0.333, SLG: 0.333 (5, 1)										0	0	0	0	0	0	0						
Todd Burns, R OBP: 0.333, SLG: 0.333 (5, 1)										0	0	0	0	0	0	0						
Gerard Perry, L OBP: 0.402, SLG: 0.402 (6, PH)										1	0	1	2	0	0	0						
Brian Jordan, R OBP: 0.351, SLG: 0.543 (7, 8)										1	1	0	0	0	0	0						
Inning Stats	R: 0 E: 1 K: 0 S: 8	H: 0 LOB: 1 BB: 1 P: 14	R: 0 E: 0 K: 0 S: 6	H: 2 LOB: 0 BB: 0 P: 8	R: 0 E: 0 K: 0 S: 8	H: 1 LOB: 1 BB: 0 P: 16	R: 2 E: 0 K: 1 S: 13	H: 3 LOB: 1 BB: 0 P: 21	R: 0 E: 0 K: 1 S: 6	H: 1 LOB: 2 BB: 1 P: 13	R: 4 E: 1 K: 1 S: 20	H: 5 LOB: 2 BB: 0 P: 28	R: 0 E: 0 K: 2 S: 9	H: 0 LOB: 0 BB: 0 P: 12	R: 0 E: 0 K: 0 S: 6	H: 0 LOB: 0 BB: 0 P: 9	R: 1 E: 0 K: 2 S: 10	H: 2 LOB: 3 BB: 2 P: 23	1B: 10 2B: 4 3B: 0 HR: 0	SF: 1 SAC: 0 DP: 0 HBP: 0	WP: 0 PB: 0 SB: 1 CS: 0	PA: 44
PITCHER	IP	WLS	BF	H	R	ER	SO	BB	IBB	HBP	BLK	WP	HR	S	P	ERA	WHIP					
Bill Swift, R ERA: 3.16 (1, 1)	5.1		27	10	5	5	2	2	0	0	0	0	0	49	83	8.44	2.250					
Kevin Rogers, L ERA: 2.45 (6, 1)	0.1		3	1	0	0	0	0	0	0	0	0	0	6	8	0.00	3.000					
Michael Jackson, R ERA: 3.05 (6, 1)	2.1		8	1	1	0	3	0	0	0	0	0	0	21	30	0.00	0.429					
Dave Burba, R ERA: 4.0 (9, 1)	0.1	L	4	1	1	1	1	1	1	0	0	0	0	5	14	27.00	6.000					
Rod Beck, R ERA: 1.95 (9, 1)	2		1	0	0	1	0	0	0	0	0	0	0	5	9	0.00	3.000					

Batter	1	2	3	4	5	6	7	8	9	AB	R	H	RBI	BB	SO	LOB	TOP										
Carlos Garcia, R OBP: 0.321, SLG: 0.399 (1, 4)										5	1	2	0	0	0	1											
Jay Bell, R OBP: 0.389, SLG: 0.444 (1, 6)										3	0	0	0	2	2	2											
Andy Van Slyke, L OBP: 0.363, SLG: 0.462 (1, 8)										5	0	0	0	0	0	5											
Jeff King, R OBP: 0.348, SLG: 0.399 (1, 5)										4	0	1	1	0	1	0											
Lloyd McClendon, R OBP: 0.280, SLG: 0.279 Dave Clark, L OBP: 0.347, SLG: 0.402 (1, 9) (8, PH)										3	0	0	0	0	1	1											
Don Slaught, R OBP: 0.361, SLG: 0.453 (1, 2)										4	1	2	2	0	1	0											
Lonnie Smith, R OBP: 0.422, SLG: 0.442 (1, 7)										2	1	1	0	2	0	0											
Kevin Young, R OBP: 0.297, SLG: 0.320 Mark Dewey, R (8, 1)										3	0	0	1	0	1	3											
Steve Cooke, R OBP: 0.167, SLG: 0.185 Al Martin, L OBP: 0.333, SLG: 0.453 Tony Menendez, R (7, 1)										2	0	1	0	0	1	0											
Jeff Ballard, L OBP: 0.333, SLG: 0.333 Tom Foley, L OBP: 0.392, SLG: 0.392 (8, 3)										1	0	0	0	0	0	0											
Inning Stats	R: 1 E: 0 K: 0 S: 9	H: 2 LOB: 1 BB: 0 P: 16	R: 0 E: 0 K: 1 S: 5	H: 0 LOB: 0 BB: 0 P: 8	R: 0 E: 0 K: 1 S: 13	H: 1 LOB: 1 BB: 0 P: 17	R: 0 E: 0 K: 2 S: 7	H: 0 LOB: 0 BB: 0 P: 9	R: 1 E: 0 K: 1 S: 12	H: 2 LOB: 2 BB: 1 P: 21	R: 0 E: 0 K: 1 S: 9	H: 1 LOB: 2 BB: 1 P: 17	R: 0 E: 0 K: 2 S: 10	H: 0 LOB: 0 BB: 0 P: 15	R: 2 E: 0 K: 0 S: 10	H: 1 LOB: 1 BB: 2 P: 21	R: 0 E: 0 K: 0 S: 13	H: 0 LOB: 1 BB: 1 P: 21	1B: 5 2B: 1 3B: 0 HR: 1	SF: 1 SAC: 0 DP: 0 HBP: 0	WP: 1 PB: 0 CS: 0	PA: 39					
PITCHER	IP	WLS	BF	H	R	ER	SO	BB	IBB	HBP	BLK	WP	HR	S	P	ERA	WHIP										
Bryan Hickerson, L ERA: 4.49	(1, 1)	5.2	25	6	2	2	5	2	0	0	0	0	0	52	84	3.18	1.412										
Jeff Brantley, R ERA: 4.09	(6, 1)	0.1	1	0	0	0	1	0	0	0	0	0	0	3	4	0.00	0.000										
Michael Jackson, R ERA: 3.24	(7, 1)	1.2	L	8	1	2	2	2	0	0	0	0	1	17	32	10.80	1.800										
Rod Beck, R ERA: 1.88	(8, 1)	1.1	5	0	0	0	0	1	0	0	0	1	0	16	25	0.00	0.750										

Pittsburgh Pirates @ San Francisco Giants
Candlestick Park, San Francisco, CA
Tue Sep 07 1993, 10:05 PM EDT
Att: 17,314 - Unknown - 67 F

AB 33
R 4
H 7
RBI 4
BB 5
SO 8
LOB 12



Batter	1	2	3	4	5	6	7	8	9	AB	R	H	RBI	BB	SO	LOB	BOTTOM										
Darren Lewis, R OBP: 0.311, SLG: 0.338 (1, 8)										3	0	0	0	0	1	0											
Robby Thompson, R OBP: 0.385, SLG: 0.523 (1, 4)										3	0	0	0	1	2	1											
Willie McGee, S OBP: 0.353, SLG: 0.402 (1, 9)										3	1	0	0	1	0	2											
Matt Williams, R OBP: 0.329, SLG: 0.560 (1, 5)										4	1	1	2	0	0	1											
Barry Bonds, L OBP: 0.463, SLG: 0.683 (1, 7)										3	0	0	0	1	0	0											
Mark Carreon, R OBP: 0.386, SLG: 0.500 J.R. Phillips, L OBP: 0.429, SLG: 1.286 Todd Benzinger, S OBP: 0.325, SLG: 0.436 Steve Scarosone, R OBP: 0.319, SLG: 0.430 (1, 3) (7, 3) (8, PH) (9, 3)										3	0	0	0	0	3	1											
Royce Clayton, R OBP: 0.326, SLG: 0.370 (1, 6)										3	1	2	1	1	0	0											
Kirt Manwaring, R OBP: 0.341, SLG: 0.355 Dave Martinez, L OBP: 0.310, SLG: 0.353 (1, 2) (9, PH)										3	0	1	0	0	0	3											
Bryan Hickerson, L OBP: 0.167, SLG: 0.185 Jeff Brantley, R OBP: 0.333, SLG: 0.453 John Patterson, S OBP: 0.400, SLG: 0.500 Michael Jackson, R OBP: 0.297, SLG: 0.320 Rod Beck, R OBP: 0.392, SLG: 0.392 (1, 1) (6, PH) (7, 1) (8, 1) (9, PH)										1	0	0	0	1	0	0											
Inning Stats	R: 0 E: 0 K: 1 S: 8	H: 0 LOB: 1 BB: 1 P: 17	R: 0 E: 0 K: 1 S: 12	H: 1 LOB: 1 BB: 0 P: 16	R: 0 E: 0 K: 0 S: 7	H: 0 LOB: 1 BB: 1 P: 14	R: 0 E: 0 K: 1 S: 11	H: 0 LOB: 2 BB: 2 P: 22	R: 0 E: 0 K: 2 S: 9	H: 0 LOB: 0 BB: 0 P: 14	R: 3 E: 0 K: 2 S: 12	H: 3 LOB: 1 BB: 1 P: 24	R: 0 E: 0 K: 1 S: 5	H: 0 LOB: 0 BB: 0 P: 8	R: 0 E: 0 K: 0 S: 5	H: 0 LOB: 0 BB: 0 P: 7	R: 0 E: 0 K: 0 S: 11	H: 0 LOB: 0 BB: 0 P: 18	1B: 2 2B: 0 3B: 0 HR: 2	SF: 0 SAC: 1 DP: 0 HBP: 0	WP: 0 PB: 1 CS: 0	PA: 36					
PITCHER	IP	WLS	BF	H	R	ER	SO	BB	IBB	HBP	BLK	WP	HR	S	P	ERA	WHIP										
Steve Cooke, L ERA: 3.83	(1, 1)	6.0	27	4	3	3	6	5	0	0	0	0	2	59	107	4.50	1.500										
Tony Menendez, R ERA: 3.72	(7, 1)	1.1	W	4	0	0	1	0	0	0	0	0	0	7	11	0.00	0.000										
Jeff Ballard, L ERA: 5.2	(8, 1)	0.1	1	0	0	0	0	0	0	0	0	0	0	2	2	0.00	0.000										
Mark Dewey, R ERA: 2.25	(8, 1)	1.1	S	4	0	0	0	0	0	0	0	0	0	12	20	0.00	0.000										

Pittsburgh Pirates @ San Francisco Giants
Candlestick Park, San Francisco, CA
Tue Sep 07 1993, 10:05 PM EDT
Att: 17,314 - Unknown - 67 F

AB 30
R 3
H 4
RBI 3
BB 5
SO 7
LOB 9




Batter	1	2	3	4	5	6	7	8	9	AB	R	H	RBI	BB	SO	LOB	TOP				
Luis Altea, S OBP: 0.369, SLG: 0.380 (1, 4)	1-3 K		4-2 BB			2-2 G4-3		1-0 F7	1-0 1B	4	0	1	0	1	1	0					
Ozzie Smith, S OBP: 0.343, SLG: 0.364 (1, 6)	4-0 G5-4-3 BB		1-2 F7			0-0 F7		1-1 1B	3-2 F9	4	1	1	0	1	0	4					
Gregg Jefferies, S OBP: 0.399, SLG: 0.489 (1, 3)	2-1 G5-4-3			1-0 L9		2-1 F7		4-0 1B SF9 IBB	0-2 1B	4	1	1	1	1	0	1					
Todd Zeile, R Mike Perez, R OBP: 0.359, SLG: 0.436 (9, 1)		0-1 P2		1-1 L8				0-1 SF9 1B	0-3 K	5	0	1	1	0	1	2					
Mark Whiten, S OBP: 0.322, SLG: 0.426 (1, 8)		0-2 G3-1		2-0 G5-3				4-0 1B		3	0	0	0	1	1	0					
Bernard Gilkey, R OBP: 0.374, SLG: 0.497 (1, 7)		4-0 CS BB			1-1 HR			1-2 1B 2B	1-2 SF9	2	2	2	2	1	0	0					
Rod Brewer, L Erik Pappas, R OBP: 0.366, SLG: 0.348 (1, 9)	2-1 CS		2-1 F8		1-2 G6-3			0-0 1B 2B	2-3 3-H 0-3 K	0	0	0	0	0	0	0					
Tom Pagnozzi, R OBP: 0.287, SLG: 0.370 (1, 2)			1-0 F9		2-1 G6-3			0-2 1B 2B	2-3 K	4	0	1	2	0	1	0					
Tom Urbani, L Les Lancaster, R Paul Kilgus, L Gerald Perry, S Tim Jones, L Tracy Woodson, R OBP: 0.273, SLG: 0.200 (8, 1) (8, 1) (8, PH) (8, PH) (8, PH) (8, PH)			4-1 BB BB		0-0 F7			1-3 K	2-1 1B 1B	2	0	0	0	0	1	1					
Inning Stats	R: 0 E: 0 K: 1 S: 6	H: 0 LOB: 0 BB: 1 P: 13	R: 0 E: 0 K: 0 S: 7	H: 0 LOB: 0 BB: 1 P: 13	R: 0 E: 0 K: 0 S: 9	H: 0 LOB: 2 BB: 2 P: 21	R: 0 E: 0 K: 0 S: 4	H: 0 LOB: 0 BB: 0 P: 8	R: 1 E: 0 K: 0 S: 8	H: 1 LOB: 0 BB: 0 P: 12	R: 0 E: 0 K: 0 S: 6	H: 0 LOB: 1 BB: 0 P: 10	R: 2 E: 0 K: 2 S: 16	H: 3 LOB: 1 BB: 0 P: 21	R: 2 E: 0 K: 1 S: 11	H: 2 LOB: 2 BB: 2 P: 22	R: 1 E: 0 K: 2 S: 18	H: 3 LOB: 2 BB: 0 P: 26	1B: 6 2B: 2 3B: 0 HR: 1	SF: 1 SAC: 0 DP: 1 HBP: 0	WP: 0 PA: 41 PB: 0 SB: 0 CS: 1
PITCHER	IP WLS BF H R ER SO BB IBB HBP BLK WP HR S P ERA WHIP	IP WLS BF H R ER SO BB IBB HBP BLK WP HR S P ERA WHIP	IP WLS BF H R ER SO BB IBB HBP BLK WP HR S P ERA WHIP	IP WLS BF H R ER SO BB IBB HBP BLK WP HR S P ERA WHIP	IP WLS BF H R ER SO BB IBB HBP BLK WP HR S P ERA WHIP	IP WLS BF H R ER SO BB IBB HBP BLK WP HR S P ERA WHIP	IP WLS BF H R ER SO BB IBB HBP BLK WP HR S P ERA WHIP	IP WLS BF H R ER SO BB IBB HBP BLK WP HR S P ERA WHIP	IP WLS BF H R ER SO BB IBB HBP BLK WP HR S P ERA WHIP	IP WLS BF H R ER SO BB IBB HBP BLK WP HR S P ERA WHIP	IP WLS BF H R ER SO BB IBB HBP BLK WP HR S P ERA WHIP	IP WLS BF H R ER SO BB IBB HBP BLK WP HR S P ERA WHIP	IP WLS BF H R ER SO BB IBB HBP BLK WP HR S P ERA WHIP	IP WLS BF H R ER SO BB IBB HBP BLK WP HR S P ERA WHIP	IP WLS BF H R ER SO BB IBB HBP BLK WP HR S P ERA WHIP	IP WLS BF H R ER SO BB IBB HBP BLK WP HR S P ERA WHIP	IP WLS BF H R ER SO BB IBB HBP BLK WP HR S P ERA WHIP	IP WLS BF H R ER SO BB IBB HBP BLK WP HR S P ERA WHIP	IP WLS BF H R ER SO BB IBB HBP BLK WP HR S P ERA WHIP	IP WLS BF H R ER SO BB IBB HBP BLK WP HR S P ERA WHIP	IP WLS BF H R ER SO BB IBB HBP BLK WP HR S P ERA WHIP

St. Louis Cardinals @ San Francisco Giants
Candlestick Park, San Francisco, CA
Fri Sep 10, 1993, 10:05 PM EDT
Att: 24,930 - Unknown - 62 F

livebaseballscorecards.com

AB 33
R 6
H 9
RBI 6
BB 6
SO 6
LOB 10




Batter	1	2	3	4	5	6	7	8	9	AB	R	H	RBI	BB	SO	LOB	BOTTOM				
Darren Lewis, R OBP: 0.309, SLG: 0.335 (1, 8)	2-2 G1-3		2-2 P4		0-0 L7		0-0 G3-1		0-0 1B	5	0	1	0	0	0	1					
Robby Thompson, R OBP: 0.385, SLG: 0.519 (1, 4)	4-1 FC6-4 BB		0-0 G6-3			4-1 L8 BB SF8 BB		1-0 2B	1-3 K	3	1	1	0	2	1	2					
Willie McGee, S OBP: 0.353, SLG: 0.399 (1, 9)	1-0 FC6-4 3B			0-0 G6-3		4-2 SF8 BB		1-1 FC6-5-6 FC3-6 2-3 1B		3	1	0	0	1	0	2					
Matt Williams, R OBP: 0.332, SLG: 0.568 (1, 5)	2-2 1-H 3B			1-0 F9		0-0 L8		2-2 FC3-6 1B		4	0	2	1	0	0	2					
Barry Bonds, L OBP: 0.460, SLG: 0.674 (1, 7)	1-0 F9			4-1 BB		4-0 S IBB		1-0 FC3-6	1-2 1B	2	0	0	0	2	0	3					
Todd Benzinger, S OBP: 0.316, SLG: 0.427 (1, 3)		0-2 G4-3		3-1 F8		0-0 SF8		0-0 F9		3	0	0	1	0	0	3					
Royce Clayton, R OBP: 0.326, SLG: 0.369 (1, 6)		0-1 P4			0-1 G4-3		0-1 P9		0-0 FC4-6 1B	4	0	1	0	0	0	2					
Kirt Manwaring, R OBP: 0.340, SLG: 0.352 John Patterson, S OBP: 0.266, SLG: 0.714 (1, 2) (8, PH)		2-3 K			0-0 1B			2-2 FC4-6 1B	1-2 1B	3	0	1	0	0	1	0					
Salomon Torres, R Luis Mercedes, R Michael Jackson, R Jeff Brantley, R Jeff Reed, L OBP: 0.250, SLG: 0.250 (7, PH) (8, 1) (8, 1) (8, PH) (8, PH)			2-2 G1-3		0-3 K		1-0 G1-3		1-1 L8	2	0	0	0	0	1	1					
Inning Stats	R: 1 E: 0 K: 0 S: 9	H: 1 LOB: 1 BB: 1 P: 19	R: 0 E: 0 K: 1 S: 8	H: 0 LOB: 0 BB: 0 P: 10	R: 0 E: 0 K: 0 S: 11	H: 0 LOB: 0 BB: 0 P: 15	R: 0 E: 0 K: 0 S: 5	H: 0 LOB: 1 BB: 1 P: 13	R: 0 E: 0 K: 1 S: 7	H: 1 LOB: 1 BB: 0 P: 7	R: 1 E: 1 K: 0 S: 7	H: 0 LOB: 2 BB: 3 P: 19	R: 0 E: 0 K: 0 S: 3	H: 0 LOB: 0 BB: 0 P: 4	R: 0 E: 0 K: 0 S: 9	H: 2 LOB: 2 BB: 0 P: 14	R: 0 E: 0 K: 1 S: 10	H: 2 LOB: 2 BB: 0 P: 14	1B: 4 2B: 1 3B: 1 HR: 0	SF: 1 SAC: 0 DP: 0 HBP: 0	WP: 0 PA: 38 PB: 0 SB: 1 CS: 0
PITCHER	IP WLS BF H R ER SO BB IBB HBP BLK WP HR S P ERA WHIP	IP WLS BF H R ER SO BB IBB HBP BLK WP HR S P ERA WHIP	IP WLS BF H R ER SO BB IBB HBP BLK WP HR S P ERA WHIP	IP WLS BF H R ER SO BB IBB HBP BLK WP HR S P ERA WHIP	IP WLS BF H R ER SO BB IBB HBP BLK WP HR S P ERA WHIP	IP WLS BF H R ER SO BB IBB HBP BLK WP HR S P ERA WHIP	IP WLS BF H R ER SO BB IBB HBP BLK WP HR S P ERA WHIP	IP WLS BF H R ER SO BB IBB HBP BLK WP HR S P ERA WHIP	IP WLS BF H R ER SO BB IBB HBP BLK WP HR S P ERA WHIP	IP WLS BF H R ER SO BB IBB HBP BLK WP HR S P ERA WHIP	IP WLS BF H R ER SO BB IBB HBP BLK WP HR S P ERA WHIP	IP WLS BF H R ER SO BB IBB HBP BLK WP HR S P ERA WHIP	IP WLS BF H R ER SO BB IBB HBP BLK WP HR S P ERA WHIP	IP WLS BF H R ER SO BB IBB HBP BLK WP HR S P ERA WHIP	IP WLS BF H R ER SO BB IBB HBP BLK WP HR S P ERA WHIP	IP WLS BF H R ER SO BB IBB HBP BLK WP HR S P ERA WHIP	IP WLS BF H R ER SO BB IBB HBP BLK WP HR S P ERA WHIP	IP WLS BF H R ER SO BB IBB HBP BLK WP HR S P ERA WHIP	IP WLS BF H R ER SO BB IBB HBP BLK WP HR S P ERA WHIP	IP WLS BF H R ER SO BB IBB HBP BLK WP HR S P ERA WHIP	IP WLS BF H R ER SO BB IBB HBP BLK WP HR S P ERA WHIP

St. Louis Cardinals @ San Francisco Giants
Candlestick Park, San Francisco, CA
Fri Sep 10, 1993, 10:05 PM EDT
Att: 24,930 - Unknown - 62 F

livebaseballscorecards.com

AB 32
R 2
H 6
RBI 2
BB 5
SO 3
LOB 18



Batter	1	2	3	4	5	6	7	8	9	AB	R	H	RBI	BB	SO	LOB	TOP			
Luis Alica, S OBP: 0.361, SLG: 0.370	L8		L5	F8			G5-3			4	0	0	0	0	0	0	St. Louis Cardinals @ San Francisco Giants Candlestick Park, San Francisco, CA Sun Sep 12 1993, 6:33 AM EDT Att: 41,778 - Sunny - 69 F			
Tim Jones, L OBP: 0.381, SLG: 0.294	L8		2B			G5-3	F9			3	1	1	0	0	0	0				
Gregg Jefferies, S OBP: 0.399, SLG: 0.487			F9		G5-3		G3			4	0	1	0	0	0	2				
Todd Zeile, R OBP: 0.357, SLG: 0.437	P6		1B		L7			K		4	1	1	1	0	1	1				
Mark Whiten, S OBP: 0.323, SLG: 0.425		K				1B		G3-1		4	1	2	1	0	1	0				
Bernard Gilkey, R OBP: 0.372, SLG: 0.493			L8			1B		G6-3		4	0	2	0	0	0	1				
Erik Pappas, R OBP: 0.366, SLG: 0.348						L5			G6-3	4	1	1	0	0	1	3				
Tom Pagnozzi, R OBP: 0.289, SLG: 0.368					G4-3				F9	3	0	1	1	1	0	1				
Rheal Cormier, L OBP: 0.184, SLG: 0.211										2	0	0	1	0	2	3				
Todd Burns, R OBP: 0.430, SLG: 0.482										0	0	0	0	0	0	0				
Gerald Perry, L OBP: 0.333, SLG: 0.333										0	0	0	0	0	1	0				
Paul Kilgus, L OBP: 0.333, SLG: 0.333										0	0	0	0	0	0	0				
Inning Stats	R: 0 E: 0 K: 0 S: 11	H: 1 LOB: 1 BB: 0 P: 14	R: 0 E: 0 K: 3 S: 10	H: 1 LOB: 2 BB: 1 P: 16	R: 2 E: 0 K: 0 S: 11	H: 3 LOB: 1 BB: 0 P: 18	R: 0 E: 0 K: 0 S: 10	H: 1 LOB: 0 BB: 0 P: 12	R: 0 E: 0 K: 0 S: 4	H: 0 LOB: 0 BB: 0 P: 10	R: 1 E: 0 K: 1 S: 12	H: 3 LOB: 1 BB: 0 P: 17	R: 0 E: 0 K: 1 S: 9	H: 0 LOB: 0 BB: 0 P: 11	R: 0 E: 0 K: 1 S: 12	H: 0 LOB: 0 BB: 0 P: 17	1B: 7 2B: 2 3B: 0 HR: 0	SF: 0 SAC: 1 DP: 0 HBP: 1	WP: 0 PB: 1 SB: 1 CS: 0	PA: 36
PITCHER	IP WLS BF H R ER SO BB IBB HBP BLK WP HR S P ERA WHIP																			
John Burkett, R ERA: 3.78	(1, 1) 8.0 L 33 9 4 4 5 0 0 1 1 1 0 0 73 107 4.50 1.125																			
Michael Jackson, R ERA: 3.41	(9, 1) 1.0 3 0 0 0 1 0 0 0 0 0 0 0 12 17 0.00 0.000																			

Batter	1	2	3	4	5	6	7	8	9	AB	R	H	RBI	BB	SO	LOB	BOTTOM					
Darren Lewis, R OBP: 0.307, SLG: 0.333	G6-3		G5-3							4	0	1	0	0	0	0	St. Louis Cardinals @ San Francisco Giants Candlestick Park, San Francisco, CA Sun Sep 12 1993, 6:33 AM EDT Att: 41,778 - Sunny - 69 F					
Mike Benjamin, R OBP: 0.289, SLG: 0.346										3	0	0	0	0	1	1						
Robby Thompson, R OBP: 0.382, SLG: 0.513	K									1	0	0	0	0	0	0						
Will Clark, L OBP: 0.353, SLG: 0.414										4	0	0	0	0	1	0						
Matt Williams, R OBP: 0.335, SLG: 0.579										4	2	3	2	0	0	0						
Barry Bonds, L OBP: 0.459, SLG: 0.671										4	0	1	0	0	0	1						
Mark Carreon, R OBP: 0.386, SLG: 0.503										3	0	1	0	0	0	1						
Royce Clayton, R OBP: 0.325, SLG: 0.368										3	0	1	0	0	0	0						
Kirt Manwaring, R OBP: 0.339, SLG: 0.350										2	0	0	0	0	0	2						
Todd Benzinger, S OBP: 0.313, SLG: 0.419										1	0	0	0	0	0	1						
Jeff Reed, L OBP: 0.336, SLG: 0.439										0	0	0	0	0	0	0						
John Burkett, R OBP: 0.197, SLG: 0.136										2	0	0	0	0	1	2						
John Patterson, S OBP: 0.222, SLG: 0.556										1	0	0	0	0	0	0						
Michael Jackson, R OBP: 0.667, SLG: 1.333										0	0	0	0	0	0	0						
Inning Stats	R: 0 E: 0 K: 2 S: 9	H: 0 LOB: 0 BB: 0 P: 12	R: 1 E: 0 K: 0 S: 6	H: 1 LOB: 0 BB: 0 P: 6	R: 0 E: 0 K: 1 S: 7	H: 0 LOB: 0 BB: 0 P: 9	R: 0 E: 0 K: 0 S: 9	H: 1 LOB: 1 BB: 0 P: 15	R: 0 E: 0 K: 0 S: 6	H: 2 LOB: 1 BB: 0 P: 8	R: 0 E: 0 K: 0 S: 7	H: 1 LOB: 0 BB: 0 P: 8	R: 1 E: 1 K: 0 S: 9	H: 2 LOB: 1 BB: 0 P: 13	R: 0 E: 0 K: 0 S: 5	H: 0 LOB: 0 BB: 0 P: 8	R: 0 E: 0 K: 0 S: 7	H: 0 LOB: 0 BB: 0 P: 10	1B: 4 2B: 2 3B: 0 HR: 2	SF: 0 SAC: 0 DP: 3 HBP: 0	WP: 0 PB: 0 SB: 0 CS: 0	PA: 32
PITCHER	IP WLS BF H R ER SO BB IBB HBP BLK WP HR S P ERA WHIP																					
Rheal Cormier, L ERA: 4.68	(1, 1) 6.0 W 23 7 2 2 3 0 0 0 0 0 0 2 47 64 3.00 1.167																					
Todd Burns, R ERA: 5.17	(7, 1) 2.0 6 0 0 0 0 0 0 0 0 0 0 11 15 0.00 0.000																					
Paul Kilgus, L ERA: 0.68	(9, 1) 1.0 S 3 0 0 0 0 0 0 0 0 0 0 7 10 0.00 0.000																					

AB	33
R	4
H	9
RBI	4
BB	1
SO	6
LOB	11



Batter	1	2	3	4	5	6	7	8	9	AB	R	H	RBI	BB	SO	LOB	TOP							
Dwight Smith, L (1,9) OBP: 0.353, SLG: 0.491 Glenallen Hill, R (6, FH) OBP: 0.298, SLG: 0.459										2	0	0	0	1	2	0	Chicago Cubs @ San Francisco Giants Candlestick Park, San Francisco, CA Mon Sep 13 1993, 10:05 PM EDT Att: 16,101 - Unknown - 60 F							
23 Ryne Sandberg, R (1,4) OBP: 0.389, SLG: 0.412 Eric Yelding, R (7,4) OBP: 0.273, SLG: 0.295										4	1	1	0	0	0	1								
Mark Grace, L (1,3) OBP: 0.393, SLG: 0.471										4	0	2	0	1	0	1								
Derrick May, L (1,7) OBP: 0.343, SLG: 0.431 Kevin Roberson, S (8,9) OBP: 0.287, SLG: 0.411										4	1	1	1	0	1	4								
Sammy Sosa, R (1,8) OBP: 0.309, SLG: 0.489										4	2	1	0	1	1	0								
Rick Wilkins, L (1,2) OBP: 0.358, SLG: 0.545										5	1	1	1	0	2	3								
Steve Buechele, R (1,5) OBP: 0.332, SLG: 0.437										3	0	2	0	1	0	0								
Jose Vizcaino, S (1,6) OBP: 0.329, SLG: 0.348										3	1	2	4	0	0	1								
Greg Hibbard, L (1,1) OBP: 0.121, SLG: 0.107 Bob Scanlan, R (7,1) OBP: 0.333, SLG: 0.500 Randy Myers, L (9,1) OBP: 0.867, SLG: 1.000										4	0	1	0	0	2	3								
										0	0	0	0	0	0	0								
										0	0	0	0	0	0	0								
Inning Stats	R: 0 E: 0 K: 2 S: 15	H: 1 LOB: 1 BB: 0 P: 22	R: 0 E: 0 K: 0 S: 5	H: 0 LOB: 0 BB: 0 P: 7	R: 1 E: 0 K: 1 S: 14	H: 2 LOB: 2 BB: 1 P: 21	R: 1 E: 0 K: 1 S: 17	H: 2 LOB: 1 BB: 0 P: 26	R: 0 E: 0 K: 1 S: 9	H: 0 LOB: 1 BB: 1 P: 17	R: 1 E: 0 K: 0 S: 11	H: 3 LOB: 2 BB: 0 P: 17	R: 3 E: 0 K: 2 S: 16	H: 3 LOB: 2 BB: 2 P: 33	R: 0 E: 0 K: 1 S: 8	H: 0 LOB: 0 BB: 0 P: 10	R: 0 E: 0 K: 1 S: 7	H: 0 LOB: 0 BB: 0 P: 10	1B: 7 2B: 2 3B: 0 HR: 2	SF: 1 SAC: 0 DP: 0 HBP: 0	WP: 1 PB: 0 SB: 1 CS: 0	PA: 42		
PITCHER	IP WLS BF H R ER SO BB IBB HBP BLK WP HR S P ERA WHIP	5.2 L 27 8 3 3 5 2 0 0 0 0 2 69 106 4.76 1.765	1.1 9 3 3 3 2 0 2 0 0 0 1 0 18 37 20.25 2.250	2.0 6 0 0 0 2 0 0 0 0 0 0 0 15 22 0.00 0.000																				

AB	37
R	6
H	11
RBI	6
BB	4
SO	9
LOB	15



Batter	1	2	3	4	5	6	7	8	9	AB	R	H	RBI	BB	SO	LOB	BOTTOM							
Darren Lewis, R (1,8) OBP: 0.308, SLG: 0.333 Dave Martinez, L (8, FH) OBP: 0.311, SLG: 0.359										3	0	1	0	0	0	0	Chicago Cubs @ San Francisco Giants Candlestick Park, San Francisco, CA Mon Sep 13 1993, 10:05 PM EDT Att: 16,101 - Unknown - 60 F							
Robby Thompson, R (1,4) OBP: 0.382, SLG: 0.526										4	2	2	2	0	1	2								
Will Clark, L (1,3) OBP: 0.354, SLG: 0.415 Paul Faries, R (6, PR) OBP: 0.250, SLG: 0.367 Steve Scarosone, R (9,3) OBP: 0.319, SLG: 0.430										4	0	2	1	0	1	0								
Matt Williams, R (1,5) OBP: 0.334, SLG: 0.576										4	0	1	0	0	0	2								
Barry Bonds, L (1,7) OBP: 0.459, SLG: 0.669										4	1	2	0	0	0	1								
Willie McGee, S (1,9) OBP: 0.354, SLG: 0.398										4	0	2	0	0	1	2								
Royce Clayton, R (1,6) OBP: 0.325, SLG: 0.368 Todd Benzinger, S (9, PH) OBP: 0.317, SLG: 0.430										3	0	1	0	0	1	2								
Kirt Manwaring, R (1,2) OBP: 0.339, SLG: 0.348 Mark Carrson, R (9, PH) OBP: 0.370, SLG: 0.514 Mike Benjamin, R (9, PR) OBP: 0.269, SLG: 0.346										2	0	0	0	1	1	1								
Scott Sanderson, R (1,1) Kevin Rogers, L (6,1) John Patterson, S (7, PH) OBP: 0.200, SLG: 0.500 Dave Burba, R (8,1) OBP: 0.353, SLG: 0.375 Steve Hosey, R (9, PH)										2	0	0	0	0	2	0								
										0	0	0	0	0	0	0								
										1	0	0	0	0	1	1								
										0	0	0	0	0	0	0								
Inning Stats	R: 1 E: 0 K: 0 S: 10	H: 2 LOB: 1 BB: 0 P: 17	R: 0 E: 0 K: 2 S: 10	H: 1 LOB: 0 BB: 0 P: 14	R: 0 E: 0 K: 2 S: 7	H: 1 LOB: 0 BB: 0 P: 13	R: 0 E: 0 K: 0 S: 7	H: 2 LOB: 1 BB: 0 P: 13	R: 0 E: 0 K: 1 S: 7	H: 1 LOB: 0 BB: 0 P: 10	R: 1 E: 0 K: 1 S: 7	H: 1 LOB: 0 BB: 0 P: 11	R: 1 E: 0 K: 1 S: 10	H: 2 LOB: 1 BB: 1 P: 17	R: 1 E: 0 K: 0 S: 7	H: 2 LOB: 1 BB: 0 P: 12	R: 1 E: 0 K: 2 S: 10	H: 2 LOB: 1 BB: 0 P: 14	R: 1 E: 0 K: 2 S: 10	H: 2 LOB: 1 BB: 0 P: 14	1B: 9 2B: 3 3B: 0 HR: 2	SF: 0 SAC: 0 DP: 4 HBP: 0	WP: 0 PB: 0 SB: 1 CS: 2	PA: 36
PITCHER	IP WLS BF H R ER SO BB IBB HBP BLK WP HR S P ERA WHIP	6.0 W 24 10 3 3 6 10 3 3 6 0 0 11 22 4.50 1.667	2.0 7 2 1 1 1 1 0 0 0 0 0 0 11 22 4.50 1.500	1.0 S 5 2 1 1 2 0 0 0 0 0 0 10 14 9.00 2.000																				

AB	35
R	5
H	14
RBI	4
BB	1
SO	9
LOB	12



Batter	1	2	3	4	5	6	7	8	9	AB	R	H	RBI	BB	SO	LOB	TOP										
Darren Lewis, R OBP: 0.306, SLG: 0.330 Rikkert Faneyte, R OBP: 0.267, SLG: 0.154	G3	G6-3			FC6-4 E S 1B	1B WP 1B		1B BB 3B 1B	F8	5	2	2	2	0	0	3											
Robby Thompson, R OBP: 0.383, SLG: 0.520 Paul Faries, R OBP: 0.242, SLG: 0.355	K		K		1B 1B	1B 1B		1B BB		4	0	2	2	1	2	0											
Will Clark, L OBP: 0.352, SLG: 0.409 Todd Benzinger, S OBP: 0.311, SLG: 0.419	HR BB		G3-1		G4-6-3 1B	P6		3B 1B		2	1	1	0	1	0	0											
Matt Williams, R OBP: 0.333, SLG: 0.577 Steve Scarson, R OBP: 0.312, SLG: 0.420	1-H HR		G5-3		G4-6-3 1B		1B BB G4-3 1B	K		4	2	2	2	0	0	2											
Barry Bonds, L OBP: 0.459, SLG: 0.663 Luis Mercedes, R OBP: 0.339, SLG: 0.313	G4-3			4-2 CS BB		G6-4-3 BB BB	G4-3 1B BB	G4-3 3B		1	2	0	0	3	0	0											
Dave Martinez, L OBP: 0.311, SLG: 0.354		G3		2-1 1B CS		G6-4-3 BB BB	G4-3 1B	G4-3		4	0	2	1	1	0	1											
Royce Clayton, R OBP: 0.343, SLG: 0.373 Mike Benjamin, R OBP: 0.269, SLG: 0.346	SH5-4 1B BB		F8		G6-4-3 1B	G4-3	G4-3	K		4	0	0	0	1	1	6											
Kirt Manwaring, R OBP: 0.343, SLG: 0.355 Craig Colbert, R OBP: 0.225, SLG: 0.297	SH5-4 1B		CS	2-2 E 1B	1B 1B	1B 2B		F9		5	2	4	2	0	0	0											
Bill Swift, R OBP: 0.325, SLG: 0.296	SH5-4		SH5-4	2-1 E 1B	FC6-4 1B	WP 1B 1B		F8		4	1	2	0	0	0	1											
Inning Stats	R: 2 E: 0 K: 1 S: 9	H: 1 LOB: 0 BB: 1 P: 16	R: 0 E: 0 K: 0 S: 8	H: 1 LOB: 2 BB: 1 P: 13	R: 0 E: 0 K: 1 S: 11	H: 0 LOB: 0 BB: 0 P: 19	R: 0 E: 0 K: 0 S: 13	H: 1 LOB: 0 BB: 1 P: 19	R: 2 E: 1 K: 0 S: 15	H: 4 LOB: 1 BB: 0 P: 23	R: 3 E: 0 K: 0 S: 17	H: 4 LOB: 2 BB: 2 P: 32	R: 2 E: 0 K: 0 S: 8	H: 3 LOB: 1 BB: 1 P: 14	R: 4 E: 0 K: 2 S: 15	H: 3 LOB: 1 BB: 1 P: 23	R: 0 E: 0 K: 0 S: 6	H: 0 LOB: 0 BB: 0 P: 7	1B: 14 2B: 1 3B: 1 HR: 1	SF: 0 SAC: 1 DP: 3 HBP: 0	WP: 1 PB: 0 CS: 1 SB: 2	PA: 47					
PITCHER	IP	WLS	BF	H	R	ER	SO	BB	IBB	HBP	BLK	WP	HR	S	P	ERA	WHIP										
John Roper, R ERA: 5.43	5.0	L	22	7	4	4	2	3	0	0	0	0	1	56	90	7.20	2.000										
Kevin Wickander, L ERA: 6.09	0.0		2	0	2	2	0	2	0	0	0	0	0	3	11	∞	∞										
Chris Bushing, R ERA: 13.5	0.2		5	4	1	1	0	0	0	0	0	1	0	11	18	13.50	6.000										
Mike Anderson, R ERA: 18.56	1.1		7	3	2	2	0	1	0	0	0	0	0	11	17	13.50	3.000										
Rob Dibble, R ERA: 6.49	2.0		10	3	4	4	2	1	0	0	0	0	0	21	30	18.00	2.000										

San Francisco Giants @ Cincinnati Reds
Riverfront Stadium, Cincinnati, OH
Fri Sep 17 1993, 7:05 PM EDT
Att: 29,743 - Unknown - 69 F

AB	38
R	13
H	17
RBI	12
BB	7
SO	4
LOB	18



Batter	1	2	3	4	5	6	7	8	9	AB	R	H	RBI	BB	SO	LOB	BOTTOM										
Thomas Howard, S OBP: 0.280, SLG: 0.350	G4-3		G4-3			G4-3		G6-3		4	0	0	0	0	0	1											
Jacob Brumfield, R OBP: 0.345, SLG: 0.451 Greg Tubbs, R OBP: 0.342, SLG: 0.237	K			G5-3		G6-4-3 1B		G6-3		3	0	1	0	0	1	0											
Hal Morris, L OBP: 0.356, SLG: 0.394 Keith Kessinger, S OBP: 0.333, SLG: 0.333	G4-3			FC6-4 1B		G6-4-3		G6-3		3	0	1	0	0	0	1											
Reggie Sanders, R OBP: 0.348, SLG: 0.446 Jack Daugherty, S OBP: 0.351, SLG: 0.417		G6-3		FC6-4 1B			K	K		3	0	0	0	0	1	1											
Chris Sabo, R OBP: 0.324, SLG: 0.442 Rob Dibble, L OBP: 1.000, SLG: 1.000		1B 1B		G6-3			G4-3 2B			3	0	2	0	0	0	1											
Joe Oliver, R OBP: 0.276, SLG: 0.396					G6-3		G4-3			3	0	1	0	0	0	1											
Juan Samuel, R OBP: 0.310, SLG: 0.364					G4-3		G3			3	0	1	0	0	0	2											
Jeff Branson, L OBP: 0.280, SLG: 0.323			G3			FC1-6 1B		P6		3	0	0	0	0	0	1											
John Roper, R OBP: 0.130, SLG: 0.130 Garvin Alston, R OBP: 0.116, SLG: 0.288 Kevin Wickander, L OBP: 0.116, SLG: 0.288 Chris Bushing, R OBP: 0.116, SLG: 0.288 Mike Anderson, R OBP: 0.116, SLG: 0.288 Brian Dorsett, R OBP: 0.116, SLG: 0.288					G4-3 1B		L5		K	1	0	1	0	0	0	0											
Inning Stats	R: 0 E: 0 K: 1 S: 6	H: 0 LOB: 0 BB: 0 P: 7	R: 0 E: 0 K: 0 S: 8	H: 2 LOB: 1 BB: 0 P: 11	R: 0 E: 0 K: 0 S: 4	H: 1 LOB: 0 BB: 0 P: 6	R: 0 E: 0 K: 0 S: 4	H: 1 LOB: 1 BB: 0 P: 5	R: 0 E: 0 K: 0 S: 5	H: 1 LOB: 1 BB: 0 P: 9	R: 0 E: 0 K: 0 S: 8	H: 1 LOB: 0 BB: 0 P: 11	R: 0 E: 0 K: 1 S: 11	H: 1 LOB: 1 BB: 0 P: 17	R: 0 E: 0 K: 1 S: 7	H: 0 LOB: 0 BB: 0 P: 8	R: 0 E: 0 K: 1 S: 5	H: 0 LOB: 0 BB: 0 P: 8	1B: 6 2B: 1 3B: 0 HR: 0	SF: 0 SAC: 0 DP: 2 HBP: 0	WP: 0 PB: 0 CS: 0 SB: 0	PA: 31					
PITCHER	IP	WLS	BF	H	R	ER	SO	BB	IBB	HBP	BLK	WP	HR	S	P	ERA	WHIP										
Bill Swift, R ERA: 3.05	9.0	W	31	7	0	0	4	0	0	0	0	0	0	58	82	0.00	0.778										

San Francisco Giants @ Cincinnati Reds
Riverfront Stadium, Cincinnati, OH
Fri Sep 17 1993, 7:05 PM EDT
Att: 29,743 - Unknown - 69 F

AB	31
R	0
H	7
RBI	0
BB	0
SO	4
LOB	9



Batter	1	2	3	4	5	6	7	8	9	AB	R	H	RBI	BB	SO	LOB	TOP				
Darren Lewis, R OBP: 0.307, SLG: 0.330 (1, 8)	4-1 SH1-3 1B S BB	0-3 K		2-2 HR 1B S		1-2 G6-3		3-2 P6		4	2	1	0	1	1	1					
Robby Thompson, R OBP: 0.392, SLG: 0.517 (1, 4)	1-0 SH1-3 1-3	3-2 F7		4-0 HR BB 1-2		3-2 G5-3		0-0 P2		3	1	0	0	1	0	1					
Todd Benzinger, S OBP: 0.326, SLG: 0.465 (1, 3)	4-0 BB 1B BB		0-0 HR	0-0 HR 1-H 2-H		0-1 L8		2-0 1B G3-1 1B		4	3	3	4	1	0	0					
Matt Williams, R OBP: 0.332, SLG: 0.573 (1, 5)	2-3 K		1-3 K	1-1 G6-3		1-2 F8		1-0 G3-1 BB 1-3 1B		5	0	1	0	0	2	2					
Barry Bonds, L OBP: 0.460, SLG: 0.663 (1, 7)	1-2 BB 1B 3-H		0-0 2B	2-0 F7		1-2 G4-3		4-0 G3-1 BB 1-2		4	0	2	1	1	0	0					
Willie McGee, S OBP: 0.353, SLG: 0.393 Michael Jackson, R OBP: 0.667, SLG: 1.333 J.R. Phillips, L OBP: 0.385, SLG: 0.846 Trevor Wilson, L OBP: 0.194, SLG: 0.241 (9, PH)	4-2 FC6-4 BB		2-2 F7	1-3 K		4-1 FC6-4 BB		2-1 G3-1 1-2 2-3 3-H 4-1		2	0	0	0	2	1	1					
Royce Clayton, R OBP: 0.328, SLG: 0.372 (1, 6)	1-0 FC6-4 1-2		2-0 G5-3	1-2 S 1B		0-0 FC6-4 1-2		4-1 BB		4	0	1	0	1	0	5					
Kirt Manwaring, R OBP: 0.343, SLG: 0.354 (1, 2)		0-1 SH5-4 1B		1-2 G5-3		4-0 IBB		1-1 G5-3		4	0	1	0	1	0	3					
John Burkett, R OBP: 0.192, SLG: 0.132 Dave Martinez, L OBP: 0.310, SLG: 0.352 (7, 9)		0-0 SH5-4 1-2		1-3 K		0-1 G5-3		3-2 G4-3		2	0	0	0	0	1	2					
Inning Stats	R: 1 E: 0 K: 1 S: 12	H: 1 LOB: 3 BB: 3 P: 29	R: 0 E: 0 K: 1 S: 10	H: 1 LOB: 1 BB: 0 P: 13	R: 1 E: 0 K: 1 S: 9	H: 2 LOB: 1 BB: 0 P: 14	R: 3 E: 0 K: 1 S: 13	H: 2 LOB: 0 BB: 1 P: 22	R: 0 E: 0 K: 0 S: 8	H: 0 LOB: 0 BB: 0 P: 12	R: 0 E: 0 K: 0 S: 8	H: 0 LOB: 1 BB: 1 P: 14	R: 0 E: 0 K: 0 S: 11	H: 0 LOB: 0 BB: 0 P: 18	R: 1 E: 0 K: 0 S: 7	H: 2 LOB: 3 BB: 2 P: 20	1B: 6 2B: 1 3B: 0 HR: 2	SF: 0 SAC: 2 DP: 0 HBP: 0	WP: 0 PB: 0 SB: 3 CS: 0	PA: 44	
PITCHER	IP	WLS	BF	H	R	ER	SO	BB	IBB	HBP	BLK	WP	HR	S	P	ERA	WHIP				
Tim Pugh, R ERA: 5.7 (1, 1)	5.0	L	27	7	5	5	5	4	1	0	0	0	2	53	95	9.00	2.200				
Jerry Spradlin, R ERA: 3.92 (6, 1)	2.0		7	0	0	0	0	1	0	0	0	0	0	16	26	0.00	0.500				
Johnny Ruffin, R ERA: 3.41 (8, 1)	2.0		10	2	1	1	0	2	0	0	0	0	0	18	38	4.50	2.000				

San Francisco Giants @ Cincinnati Reds
Riverfront Stadium, Cincinnati, OH
Sat Sep 18 1993, 3:33 AM EDT
Att: 31,247 - Unknown - 69 F

AB 34
R 6
H 9
RBI 6
BB 8
SO 5
LOB 17

GIANTS

Batter	1	2	3	4	5	6	7	8	9	AB	R	H	RBI	BB	SO	LOB	BOTTOM				
Thomas Howard, S OBP: 0.283, SLG: 0.352 (1, 7)	3-2 F9		1-2 1B		1-0 P6		1-1 1B			4	0	2	0	0	0	1					
Jacob Brumfield, R OBP: 0.340, SLG: 0.444 (1, 8)	2-2 P6		1-3 K		1-0 F9		2-1 P2			4	0	0	0	0	1	5					
Hal Morris, L OBP: 0.358, SLG: 0.393 (1, 3)	4-2 FC5-4 BB		2-0 F8		1-1 1B		1-2 P5			3	0	1	0	1	0	2					
Reggie Sanders, R OBP: 0.347, SLG: 0.443 (1, 9)	0-0 FC5-4 1-2			4-2 WP SF8 BB		2-3 K		3-3 K		3	1	0	0	1	2	2					
Chris Sabo, R OBP: 0.326, SLG: 0.440 (1, 5)		4-2 G4-6-3 BB		3-3 K		0-0 P4		4-1 FC4-6 BB		2	0	0	0	2	1	2					
Juan Samuel, R OBP: 0.305, SLG: 0.359 (1, 4)		1-2 G4-6-3 1-2		1-1 SF8 2-H		2-2 G3		1-2 FC4-6 1-2		3	0	0	1	0	0	3					
Jeff Branson, L OBP: 0.280, SLG: 0.323 (1, 6)		1-3 K		1-0 F8			0-0 1B 1B		0-0 G4-3	4	0	1	0	0	1	0					
Dan Wilson, R OBP: 0.304, SLG: 0.261 (1, 2)			2-2 G3-1		0-1 1B		2-2 F8		1-3 K2-3	4	0	1	0	0	1	1					
Tim Pugh, R OBP: 0.196, SLG: 0.180 Gary Varsho, L OBP: 0.317, SLG: 0.384 Jerry Spradlin, S Jack Daugherty, S Johnny Ruffin, R Brian Dorsett, R (5, PH)		3-2 1B		3-2 1B		1-1 F7		2-2 F7		0-0 F9	1	0	1	0	0	0					
Inning Stats	R: 0 E: 0 K: 0 S: 9	H: 0 LOB: 1 BB: 1 P: 18	R: 0 E: 0 K: 1 S: 9	H: 0 LOB: 0 BB: 1 P: 15	R: 0 E: 0 K: 1 S: 13	H: 2 LOB: 0 BB: 0 P: 22	R: 1 E: 0 K: 1 S: 10	H: 0 LOB: 0 BB: 1 P: 19	R: 0 E: 0 K: 1 S: 10	H: 1 LOB: 1 BB: 0 P: 15	R: 0 E: 0 K: 0 S: 12	H: 2 LOB: 2 BB: 0 P: 19	R: 0 E: 0 K: 1 S: 10	H: 0 LOB: 1 BB: 1 P: 19	R: 0 E: 0 K: 1 S: 5	H: 0 LOB: 0 BB: 0 P: 6	1B: 6 2B: 0 3B: 0 HR: 0	SF: 1 SAC: 0 DP: 1 HBP: 0	WP: 1 PB: 0 SB: 1 CS: 0	PA: 36	
PITCHER	IP	WLS	BF	H	R	ER	SO	BB	IBB	HBP	BLK	WP	HR	S	P	ERA	WHIP				
John Burkett, R ERA: 3.71 (1, 1)	6.2	W	28	6	1	1	4	3	0	0	0	0	0	67	113	1.35	1.350				
Michael Jackson, R ERA: 3.3 (7, 1)	1.1		5	0	0	0	1	1	0	0	0	0	0	12	23	0.00	0.750				
Trevor Wilson, L ERA: 3.62 (9, 1)	1.0		3	0	0	0	1	0	0	0	0	0	0	5	6	0.00	0.000				

San Francisco Giants @ Cincinnati Reds
Riverfront Stadium, Cincinnati, OH
Sat Sep 18 1993, 3:33 AM EDT
Att: 31,247 - Unknown - 69 F

AB 31
R 1
H 6
RBI 1
BB 4
SO 6
LOB 18

REDS

Batter	1	2	3	4	5	6	7	8	9	AB R H RBI BB SO LOB	TOP									
Darren Lewis, R OBP: 0.306, SLG: 0.328 (1, 8)										5 0 1 0 0 1 2	San Francisco Giants @ Cincinnati Reds Riverfront Stadium, Cincinnati, OH Sun Sep 19 1993, 3:33 AM EDT Att: 31,039 - Unknown - 71 F livebaseballscorecards.com									
Robby Thompson, R OBP: 0.362, SLG: 0.514 (1, 4)										3 1 0 0 0 2 1										
Todd Benzinger, S OBP: 0.328, SLG: 0.457 (1, 3)										3 2 0 0 2 2 3										
Matt Williams, R OBP: 0.333, SLG: 0.584 (1, 5)										4 2 2 5 0 0 1										
Barry Bonds, L OBP: 0.459, SLG: 0.660 (1, 7)										4 0 1 0 0 0 0										
Willie McGee, S OBP: 0.352, SLG: 0.390 (1, 9)										3 0 0 0 1 1 1										
Royce Clayton, R OBP: 0.330, SLG: 0.373 (1, 6)										2 2 1 0 1 1 0										
Kirt Manwaring, R OBP: 0.343, SLG: 0.354 (1, 2)										3 0 1 0 0 0 1										
Scott Sanderson, R OBP: 0.353, SLG: 0.375 (6, PH) John Patterson, S OBP: 0.154, SLG: 0.385 (7, 1) Kevin Rogers, L OBP: 0.297, SLG: 0.333 (6, PH) Michael Jackson, R OBP: 0.319, SLG: 0.332 (6, PH) Dave Martinez, L OBP: 0.297, SLG: 0.333 (6, PH) Rod Beck, R OBP: 0.297, SLG: 0.333 (6, PH)										2 0 0 0 0 1 0										
Inning Stats	R: 0 E: 1 K: 2 S: 13	H: 1 LOB: 1 BB: 0 P: 17	R: 0 E: 0 K: 1 S: 9	H: 0 LOB: 0 BB: 0 P: 12	R: 0 E: 0 K: 0 S: 5	H: 0 LOB: 0 BB: 0 P: 10	R: 4 E: 2 K: 0 S: 12	H: 3 LOB: 1 BB: 1 P: 23	R: 0 E: 0 K: 1 S: 7	H: 0 LOB: 0 BB: 0 P: 10	R: 0 E: 0 K: 1 S: 10	H: 0 LOB: 1 BB: 1 P: 17	R: 2 E: 0 K: 2 S: 14	H: 2 LOB: 1 BB: 1 P: 27	R: 1 E: 0 K: 0 S: 10	H: 0 LOB: 2 BB: 2 P: 25	1B: 4 2B: 0 3B: 0 HR: 2	SF: 0 SAC: 2 DP: 0 HBP: 2	WP: 2 PB: 0 SB: 1 CS: 0	PA: 39
PITCHER	IP WLS BF H R ER SO BB IBB HBP BLK WP HR S P ERA WHIP											IP WLS BF H R ER SO BB IBB HBP BLK WP HR S P ERA WHIP								
Bobby Ayala, R ERA: 5.32 (1, 1)	4.0 L 17 4 4 3 3 1 0 1 0 0 0 1 39 62 6.75 1.250																			
Ross Powell, L ERA: 1.8 (5, 1)	2.0 6 0 0 0 3 0 0 0 0 0 0 1 15 22 0.00 0.000																			
Scott Service, R ERA: 4.73 (7, 1)	2.0 10 2 2 2 3 2 0 0 0 0 0 1 24 44 9.00 2.000																			
Jeff Reardon, R ERA: 3.53 (9, 1)	1.0 6 0 1 1 0 2 0 1 0 2 0 10 25 9.00 2.000																			

Batter	1	2	3	4	5	6	7	8	9	AB R H RBI BB SO LOB	BOTTOM											
Thomas Howard, S OBP: 0.286, SLG: 0.365 (1, 7)										4 1 2 2 0 2 1	San Francisco Giants @ Cincinnati Reds Riverfront Stadium, Cincinnati, OH Sun Sep 19 1993, 3:33 AM EDT Att: 31,039 - Unknown - 71 F livebaseballscorecards.com											
Jacob Brumfield, R OBP: 0.338, SLG: 0.441 (1, 8)										4 0 1 0 0 1 1												
Hal Morris, L OBP: 0.359, SLG: 0.393 (1, 3)										3 0 1 0 1 0 0												
Chris Sabo, R OBP: 0.323, SLG: 0.437 (1, 5)										4 0 0 0 0 3 4												
Joe Oliver, R OBP: 0.275, SLG: 0.393 (1, 9)										4 0 0 0 0 2 2												
Jeff Reardon, R ERA: 3.53 (9, 1)										0 0 0 0 0 0 0												
Juan Samuel, R OBP: 0.302, SLG: 0.356 (1, 4)										2 0 0 0 0 0 0												
Ross Powell, L ERA: 1.8 (5, 1)										0 0 0 0 0 0 0												
Gary Varsho, L OBP: 0.309, SLG: 0.379 (6, PH)										1 0 0 0 0 1 0												
Scott Service, R OBP: 0.143, SLG: 0.143 (7, 1)										0 0 0 0 0 0 0												
Jack Daugherty, S OBP: 0.339, SLG: 0.400 (9, 9)										1 0 0 0 0 0 0												
Jeff Brannon, L OBP: 0.277, SLG: 0.319 (1, 6)										4 0 0 0 0 3 0												
Dan Wilson, R OBP: 0.301, SLG: 0.260 (1, 2)										4 0 1 0 0 1 0												
Bobby Ayala, R OBP: 0.100, SLG: 0.150 (1, 1)										1 0 1 0 0 0 0												
Keith Kessinger, S OBP: 0.500, SLG: 1.167 (5, 6)										3 2 2 1 0 0 1												
Inning Stats	R: 0 E: 0 K: 3 S: 17	H: 2 LOB: 2 BB: 0 P: 24	R: 0 E: 0 K: 2 S: 9	H: 0 LOB: 0 BB: 0 P: 12	R: 0 E: 1 K: 2 S: 11	H: 1 LOB: 2 BB: 1 P: 21	R: 0 E: 0 K: 0 S: 7	H: 0 LOB: 0 BB: 0 P: 8	R: 2 E: 0 K: 0 S: 7	H: 2 LOB: 0 BB: 0 P: 11	R: 0 E: 0 K: 1 S: 7	H: 0 LOB: 0 BB: 0 P: 11	R: 1 E: 0 K: 2 S: 13	H: 2 LOB: 1 BB: 0 P: 18	R: 0 E: 0 K: 2 S: 10	H: 0 LOB: 0 BB: 0 P: 13	R: 0 E: 0 K: 1 S: 8	H: 1 LOB: 1 BB: 0 P: 9	1B: 5 2B: 2 3B: 0 HR: 2	SF: 0 SAC: 0 DP: 1 HBP: 0	WP: 0 PB: 1 SB: 0 CS: 1	PA: 36
PITCHER	IP WLS BF H R ER SO BB IBB HBP BLK WP HR S P ERA WHIP											IP WLS BF H R ER SO BB IBB HBP BLK WP HR S P ERA WHIP										
Scott Sanderson, R ERA: 4.27 (1, 1)	5.0 W 21 5 2 2 7 0 0 0 0 0 0 0 7 11 3.60 1.000																					
Dave Burba, R ERA: 3.77 (6, 1)	1.0 3 0 0 0 1 0 0 0 0 0 0 0 7 11 0.00 0.000																					
Kevin Rogers, L ERA: 2.8 (7, 1)	0.2 4 2 1 1 1 0 0 0 0 0 0 0 10 12 13.50 3.000																					
Michael Jackson, R ERA: 3.24 (7, 1)	1.1 4 0 0 0 3 0 0 0 0 0 0 0 13 19 0.00 0.000																					
Rod Beck, R ERA: 1.83 (9, 1)	1.0 4 1 0 0 1 0 0 0 0 0 0 0 8 9 0.00 1.000																					

Batter	1	2	3	4	5	6	7	8	9	AB	R	H	RBI	BB	SO	LOB	TOP			
Darren Lewis, R OBP: 0.302, SLG: 0.326 (1, 8)	P4		G4-3			K		G1-3		4	0	0	0	0	1	1				
Robby Thompson, R OBP: 0.379, SLG: 0.506 (1, 4)	K			K		1B		K		3	0	0	0	1	3	0				
Todd Benzinger, S OBP: 0.339, SLG: 0.459 (1, 3)	K			F8		FC6			F7	4	0	1	0	0	1	0				
Matt Williams, R OBP: 0.330, SLG: 0.575 (1, 5)		G4-3		G2-3		FC6			P3	4	0	0	0	0	2					
Barry Bonds, L OBP: 0.460, SLG: 0.661 (1, 7)	K				G3-1		G4-3		G3-1	4	0	0	0	0	1	0				
Willie McGee, S OBP: 0.350, SLG: 0.390 (1, 9)	G4-3				L7		E6			3	0	0	0	0	0	0				
Royce Clayton, R OBP: 0.329, SLG: 0.371 (1, 6)			G6-3		1B		P3			3	0	1	0	0	0	1				
Kirt Manwaring, R OBP: 0.345, SLG: 0.352 (1, 2)			SH2-4		L5		G5-3			3	0	1	0	0	0	2				
Salomon Torres, R OBP: 0.306, SLG: 0.300 (3, 1)			SH2-4			L9		L6		0	0	0	0	0	0	0				
Dave Martinez, L OBP: 0.311, SLG: 0.351 (6, PH)										1	0	0	0	0	0	0				
Trevor Wilson, L OBP: 0.293, SLG: 0.241 (6, 1)										0	0	0	0	0	0	0				
Paul Faries, R OBP: 0.255, SLG: 0.244 (6, PH)										1	0	0	0	0	0	0				
Dave Righetti, L OBP: 1.000, SLG: 1.000 (8, 1)										0	0	0	0	0	0	0				
Inning Stats	R: 0 E: 0 K: 2 S: 8	H: 0 LOB: 0 BB: 0 P: 11	R: 0 E: 0 K: 1 S: 6	H: 0 LOB: 0 BB: 0 P: 7	R: 0 E: 0 K: 0 S: 9	H: 1 LOB: 1 BB: 0 P: 10	R: 0 E: 0 K: 1 S: 8	H: 0 LOB: 0 BB: 0 P: 14	R: 0 E: 0 K: 0 S: 10	H: 1 LOB: 2 BB: 1 P: 20	R: 0 E: 1 K: 0 S: 9	H: 0 LOB: 1 BB: 0 P: 17	R: 0 E: 0 K: 1 S: 10	H: 0 LOB: 0 BB: 0 P: 15	R: 0 E: 0 K: 0 S: 5	H: 0 LOB: 0 BB: 0 P: 8	1B: 3 2B: 0 3B: 0 HR: 0	SF: 0 SAC: 1 DP: 0 HBP: 0	WP: 0 PB: 0 SB: 0 CS: 0	PA: 32
PITCHER Mark Portugal, R ERA: 2.8 (1, 1)	IP: 9.0 WLS: W BF: 32 H: 3 R: 0 ER: 0 SO: 6 BB: 1 IBB: 0 HBP: 0 BLK: 0 WP: 0 HR: 0 S: 73 P: 115 ERA: 0.00 WHIP: 0.444																			

San Francisco Giants @ Houston Astros
Astrodome, Houston, TX
Tue Sep 21 1993, 8:05 PM EDT
Att: 25,697 - Dome

AB	30
R	0
H	3
RBI	0
BB	1
SO	6
LOB	6



Batter	1	2	3	4	5	6	7	8	9	AB	R	H	RBI	BB	SO	LOB	BOTTOM			
Craig Biggio, R OBP: 0.377, SLG: 0.477 (1, 4)	G3-1 WP HBP		1B SF7		G4-3		SF8 1B	4-1 BB		2	2	1	0	2	0	0				
Steve Finley, L OBP: 0.305, SLG: 0.379 (1, 8)	G6-3		2B		G4-3		SF8 1B	F8		5	1	2	1	0	0	3				
Luis Gonzalez, L OBP: 0.360, SLG: 0.469 (1, 7)	G3-1		SF7		G3		SF8			2	0	0	2	0	0	1				
Ken Caminiti, S OBP: 0.314, SLG: 0.390 (1, 5)	BB		F8			F8 2B	IBB			2	0	1	0	2	0	1				
Eric Anthony, L OBP: 0.318, SLG: 0.399 (1, 9)	K		2B			F8	K			4	0	1	1	0	2	5				
Chris Donnels, L OBP: 0.321, SLG: 0.381 (1, 3)	G4-3		G4-3			FC4-2-5		1B 2B		4	1	1	0	0	0	2				
Eddie Taubensee, L OBP: 0.297, SLG: 0.396 (1, 2)	G4-3			G6-4-3 1B		G4-3		F9		4	0	1	0	0	0	2				
Andujar Cedeno, R OBP: 0.347, SLG: 0.400 (1, 6)	L9			G6-4-3 1B			1B SF8 1B	G5-3		4	1	1	0	0	0	2				
Mark Portugal, R OBP: 0.248, SLG: 0.267 (1, 1)			1B 1B		F9		SH1-4	BB		3	1	2	1	0	0	0				
Inning Stats	R: 1 E: 0 K: 1 S: 8	H: 0 LOB: 1 BB: 1 P: 16	R: 0 E: 0 K: 0 S: 5	H: 0 LOB: 0 BB: 0 P: 11	R: 3 E: 0 K: 0 S: 11	H: 4 LOB: 1 BB: 0 P: 16	R: 0 E: 0 K: 0 S: 14	H: 1 LOB: 0 BB: 0 P: 19	R: 0 E: 0 K: 0 S: 6	H: 0 LOB: 0 BB: 0 P: 9	R: 0 E: 0 K: 0 S: 9	H: 1 LOB: 1 BB: 0 P: 13	R: 1 E: 0 K: 1 S: 12	H: 2 LOB: 3 BB: 2 P: 21	R: 1 E: 0 K: 0 S: 12	H: 2 LOB: 2 BB: 1 P: 21	1B: 7 2B: 3 3B: 0 HR: 0	SF: 2 SAC: 1 DP: 1 HBP: 1	WP: 1 PB: 0 SB: 0 CS: 0	PA: 38
PITCHER Salomon Torres, R ERA: 3.82 (1, 1)	IP: 2.2 WLS: L BF: 14 H: 4 R: 4 ER: 4 SO: 1 BB: 0 IBB: 0 HBP: 0 BLK: 0 WP: 1 HR: 0 S: 20 P: 36 ERA: 13.50 WHIP: 1.875																			
Kevin Rogers, L ERA: 2.71 (3, 1)	IP: 2.1 WLS: 7 BF: 1 H: 0 R: 0 ER: 0 SO: 0 BB: 0 IBB: 0 HBP: 0 BLK: 0 WP: 0 HR: 0 S: 24 P: 35 ERA: 0.00 WHIP: 0.429																			
Trevor Wilson, L ERA: 3.63 (6, 1)	IP: 2.0 WLS: 11 BF: 3 H: 1 R: 1 ER: 1 SO: 1 BB: 0 IBB: 2 HBP: 0 BLK: 0 WP: 0 HR: 0 S: 21 P: 34 ERA: 4.50 WHIP: 1.500																			
Dave Righetti, L ERA: 4.98 (8, 1)	IP: 1.0 WLS: 6 BF: 2 H: 2 R: 1 ER: 1 SO: 0 BB: 1 IBB: 0 HBP: 0 BLK: 0 WP: 0 HR: 0 S: 12 P: 21 ERA: 9.00 WHIP: 3.000																			

San Francisco Giants @ Houston Astros
Astrodome, Houston, TX
Tue Sep 21 1993, 8:05 PM EDT
Att: 25,697 - Dome

AB	30
R	6
H	10
RBI	5
BB	4
SO	2
LOB	16



Batter	1	2	3	4	5	6	7	8	9	AB	R	H	RBI	BB	SO	LOB	TOP								
Darren Lewis, R OBP: 0.301, SLG: 0.323 (1, 8)	G4-3		G1-3		F9		G6-3		E2 1B WP	5	1	1	0	0	0	1									
Robby Thompson, R OBP: 0.376, SLG: 0.503 (1, 4)	G6-3			G6-3		SF9 2B 1B	K		WP 2B 1B	5	2	2	0	0	1	0									
Will Clark, L OBP: 0.353, SLG: 0.412 Todd Benzinger, S OBP: 0.335, SLG: 0.457 (7, 3)	K			FC6-4 1B		SF9 2B 2B	G4-3		F8 1-H 3-H 2B	4	1	2	0	0	1	0									
Matt Williams, R OBP: 0.326, SLG: 0.569 (1, 5)		E7 G6-3 G4-3		FC6-4 2B		SF9		G5-3	G5-3	4	1	0	1	0	0	2									
Barry Bonds, L OBP: 0.461, SLG: 0.664 Rikkert FaneYTE, R OBP: 0.267, SLG: 0.154 (9, 7)	G4-3			1-2 2B		1B 2B		1B 2B	F8	5	2	3	2	0	0	2									
Willie McGee, S OBP: 0.355, SLG: 0.391 Luis Mercedes, R OBP: 0.333, SLG: 0.306 (9, 9)	G6-3			L1		1B IBB		1B IBB	K	2	0	0	0	2	0	2									
Royce Clayton, R OBP: 0.327, SLG: 0.368 (1, 6)	K				G6-3	P6		1-2 2-H 1B		4	0	1	1	0	1	3									
Kirt Manwaring, R OBP: 0.346, SLG: 0.355 (1, 2)			K		SH3 1B	1-3 2-H 1B		K		4	0	2	1	0	2	2									
John Burkett, R OBP: 0.184, SLG: 0.127 Kevin Rogers, L (9, 1)			G3		SH3	K		G6-3		3	0	0	0	0	1	4									
										0	0	0	0	0	0	0									
Inning Stats	R: 0 E: 0 K: 1 S: 10	H: 0 LOB: 0 BB: 0 P: 16	R: 0 E: 1 K: 1 S: 7	H: 0 LOB: 1 BB: 0 P: 9	R: 0 E: 0 K: 1 S: 7	H: 0 LOB: 0 BB: 0 P: 10	R: 1 E: 0 K: 0 S: 12	H: 2 LOB: 1 BB: 0 P: 16	R: 0 E: 0 K: 0 S: 10	H: 1 LOB: 1 BB: 0 P: 14	R: 3 E: 0 K: 1 S: 12	H: 4 LOB: 2 BB: 1 P: 21	R: 0 E: 0 K: 1 S: 7	H: 0 LOB: 0 BB: 0 P: 11	R: 1 E: 0 K: 1 S: 11	H: 2 LOB: 2 BB: 1 P: 20	R: 2 E: 1 K: 1 S: 14	H: 3 LOB: 1 BB: 0 P: 22	1B: 7 2B: 5 3B: 0 HR: 0	SF: 1 SAC: 1 DP: 0 HBP: 0	WP: 1 PB: 0 CS: 0 SB: 0	PA: 42			
PITCHER	IP	WLS	BF	H	R	ER	SO	BB	IBB	HBP	BLK	WP	HR	S	P	ERA	WHIP								
Doug Drabek, R ERA: 3.64 Xavier Hernandez, R ERA: 2.71 Doug Jones, R ERA: 4.32 Al Osuna, L ERA: 3.38	7.1	L	34	9	5	5	5	0	2	0	0	0	0	72	112	6.14	1.227								

San Francisco Giants @ Houston Astros
Astrodome, Houston, TX
Thu Sep 23 1993, 8:05 PM EDT
Att: 22,418 - Dome

AB	38
R	7
H	12
RBI	6
BB	2
SO	7
LOB	17



Batter	1	2	3	4	5	6	7	8	9	AB	R	H	RBI	BB	SO	LOB	BOTTOM								
Craig Biggio, R OBP: 0.374, SLG: 0.472 (1, 4)	F8		K			F7			F8	4	0	0	0	0	1	1									
Steve Finley, L OBP: 0.304, SLG: 0.375 (1, 8)	G3-1		G4-3			K			G1-3	4	0	0	0	0	1	1									
Luis Gonzalez, L OBP: 0.360, SLG: 0.466 (1, 7)				F8 1B		F8			HBP	3	0	1	0	0	0	0									
Ken Caminiti, S OBP: 0.313, SLG: 0.388 (1, 5)	FC6-4 1-2			CS 1B		G4-3			G5-3	4	0	1	0	0	0	2									
Kevin Bass, S OBP: 0.349, SLG: 0.404 (1, 9)			F9		1-2 1B	G4-3				3	0	1	0	0	0	0									
Chris Donnels, L OBP: 0.314, SLG: 0.366 (1, 3)			G4-3		F8	G6-3				3	0	0	0	0	0	1									
Eddie Taubensee, L OBP: 0.295, SLG: 0.391 (1, 2)			F7			G4-3			F8	3	0	0	0	0	0	0									
Casey Candaele, S OBP: 0.303, SLG: 0.339 (1, 6)			F7			G5-3			G3	3	0	0	0	0	0	0									
Doug Drabek, R OBP: 0.111, SLG: 0.157 Xavier Hernandez, L (8, 1) Mike Brumley, S OBP: 0.292, SLG: 0.290 Doug Jones, R Al Osuna, R (9, 1)			E5			G6-3			L7	2	0	0	0	0	0	0									
										0	0	0	0	0	0	0									
										1	0	0	0	0	0	0									
										0	0	0	0	0	0	0									
										0	0	0	0	0	0	0									
Inning Stats	R: 0 E: 0 K: 0 S: 7	H: 1 LOB: 1 BB: 0 P: 10	R: 0 E: 0 K: 0 S: 7	H: 0 LOB: 0 BB: 0 P: 12	R: 0 E: 1 K: 1 S: 8	H: 0 LOB: 1 BB: 0 P: 10	R: 0 E: 0 K: 0 S: 9	H: 2 LOB: 1 BB: 0 P: 17	R: 0 E: 0 K: 0 S: 7	H: 0 LOB: 0 BB: 0 P: 11	R: 0 E: 0 K: 1 S: 6	H: 0 LOB: 0 BB: 0 P: 9	R: 0 E: 0 K: 0 S: 6	H: 0 LOB: 0 BB: 0 P: 11	R: 0 E: 0 K: 0 S: 9	H: 0 LOB: 0 BB: 0 P: 11	R: 0 E: 0 K: 0 S: 13	H: 0 LOB: 1 BB: 0 P: 19	1B: 3 2B: 0 3B: 0 HR: 0	SF: 0 SAC: 0 DP: 0 HBP: 1	WP: 0 PB: 0 CS: 1 SB: 0	PA: 31			
PITCHER	IP	WLS	BF	H	R	ER	SO	BB	IBB	HBP	BLK	WP	HR	S	P	ERA	WHIP								
John Burkett, R ERA: 3.57 Kevin Rogers, L ERA: 2.66	8.0	W	27	3	0	0	2	0	0	0	0	0	0	59	91	0.00	0.375								

San Francisco Giants @ Houston Astros
Astrodome, Houston, TX
Thu Sep 23 1993, 8:05 PM EDT
Att: 22,418 - Dome


AB	30
R	0
H	3
RBI	0
BB	0
SO	2
LOB	5



Batter	1	2	3	4	5	6	7	8	9	10	AB	R	H	RBI	BB	SO	LOB
Jarvis Brown, R OBP: 0.338, SLG: 0.350 (1, 8)	G5-3		K		F7		G3-1			FC1-3-5-6	5	0	0	0	0	1	5
Jeff Gardner, L OBP: 0.313, SLG: 0.354 Derek Bell, R OBP: 0.307, SLG: 0.422 Luis Lopez, S OBP: 0.088, SLG: 0.091 (1, 4)	F9		FC4-6 1B			L9		G5-3		P5	3	0	1	0	0	0	0
Bill Bean, L OBP: 0.286, SLG: 0.410 (1, 9)	F8		FC4-6			K		G4-3			4	0	0	0	0	1	2
Phil Planter, L OBP: 0.326, SLG: 0.509 (1, 7)		F8		K		HR 2B		K			4	1	1	0	0	2	0
Archi Cianfrocco, R OBP: 0.296, SLG: 0.426 (1, 5)		G6-3		K		HR		K			4	1	1	2	0	2	0
Dave Staton, R OBP: 0.313, SLG: 0.733 Craig Shipley, R OBP: 0.287, SLG: 0.323 Tim Teufel, R OBP: 0.338, SLG: 0.432 (1, 3)				K				K			3	1	1	1	0	2	0
Ricky Gutierrez, R OBP: 0.344, SLG: 0.335 (1, 6)										L4	4	0	1	0	0	0	0
Brad Ausmus, R OBP: 0.289, SLG: 0.385 (1, 2)											4	0	3	0	0	1	1
Scott Sanders, R OBP: 0.067, SLG: 0.067 Trevor Hoffman, R OBP: 0.143, SLG: 0.143 Mark Davis, L OBP: 0.250, SLG: 0.250 Kevin Higgins, L OBP: 0.258, SLG: 0.246 Gene Harris, R (1, 1)											1	0	0	0	0	1	1

San Diego Padres @ San Francisco Giants
Candlestick Park, San Francisco, CA
Fri Sep 24 1993, 10:05 PM EDT
Att: 24,351 - Unknown - 65 F

AB 35
R 3
H 8
RBI 3
BB 0
SO 11
LOB 10



WP: 0 PA: 38
PB: 0
SB: 1
CS: 0

Inning Stats	R: 0	H: 0	E: 0	K: 0	S: 5	R: 1	H: 1	E: 0	K: 0	S: 11	R: 0	H: 2	E: 0	K: 1	S: 15	R: 0	H: 0	E: 0	K: 3	S: 11	R: 0	H: 1	E: 0	K: 0	S: 8	R: 2	H: 2	E: 0	K: 2	S: 10	R: 0	H: 1	E: 0	K: 2	S: 7	R: 0	H: 0	E: 0	K: 2	S: 11	R: 0	H: 0	E: 0	K: 2	S: 6	R: 0	H: 1	E: 0	K: 0	S: 6	1B: 5	SF: 0	2B: 1	SAC: 3	3B: 0	DP: 1	HR: 2	HBP: 0	WP: 0	PA: 38
--------------	------	------	------	------	------	------	------	------	------	-------	------	------	------	------	-------	------	------	------	------	-------	------	------	------	------	------	------	------	------	------	-------	------	------	------	------	------	------	------	------	------	-------	------	------	------	------	------	------	------	------	------	------	-------	-------	-------	--------	-------	-------	-------	--------	-------	--------

Batter	1	2	3	4	5	6	7	8	9	10	AB	R	H	RBI	BB	SO	LOB
Darren Lewis, R OBP: 0.306, SLG: 0.321 Todd Beniziner, S OBP: 0.106, SLG: 0.106 Bryan Hickerson, L OBP: 0.106, SLG: 0.106 Michael Jackson, R OBP: 0.106, SLG: 0.106 Rod Beck, R OBP: 0.106, SLG: 0.106 (1, 4)	G5-3		G1-3		G1-3		L8			G4-3	3	0	0	0	0	0	1
Robby Thompson, R OBP: 0.377, SLG: 0.500 Mike Benjamin, R OBP: 0.267, SLG: 0.343 (1, 4)	K			P6	F8			1B SF7 HBP		K	3	0	0	0	0	1	1
Will Clark, L OBP: 0.357, SLG: 0.420 (1, 3)				FC5-4 BB		G4-3		G4-6-3 1B			3	1	2	1	2	0	0
Matt Williams, R OBP: 0.324, SLG: 0.565 (1, 5)				FC5-4 HR		G6-3		SF7			3	1	0	1	0	1	2
Barry Bonds, L OBP: 0.400, SLG: 0.667 (1, 7)		G4-3			HR		L7		G4-6-3		4	1	1	2	0	0	1
Willie McGee, S OBP: 0.356, SLG: 0.392 (1, 9)		K			1B			S 1B		K	4	0	2	0	0	2	0
Royce Clayton, R OBP: 0.326, SLG: 0.365 (1, 6)		P9			F9			K			3	0	0	0	1	1	2
Kirt Manwaring, R OBP: 0.345, SLG: 0.354 (1, 2)			K				G5-3				4	0	1	0	0	2	2
Scott Sanderson, R OBP: 0.313, SLG: 0.349 (1, 1)										G3	1	0	0	0	0	1	0

San Diego Padres @ San Francisco Giants
Candlestick Park, San Francisco, CA
Fri Sep 24 1993, 10:05 PM EDT
Att: 24,351 - Unknown - 65 F

AB 32
R 4
H 6
RBI 4
BB 4
SO 9
LOB 12



WP: 0 PA: 39
PB: 0
SB: 1
CS: 0

Inning Stats	R: 0	H: 0	E: 0	K: 2	S: 9	R: 0	H: 0	E: 0	K: 1	S: 5	R: 0	H: 0	E: 0	K: 2	S: 8	R: 2	H: 2	E: 0	K: 0	S: 12	R: 0	H: 1	E: 0	K: 0	S: 7	R: 0	H: 0	E: 0	K: 2	S: 5	R: 0	H: 1	E: 0	K: 1	S: 12	R: 1	H: 1	E: 0	K: 0	S: 6	R: 0	H: 0	E: 0	K: 2	S: 11	R: 1	H: 1	E: 0	K: 1	S: 5	1B: 4	SF: 1	2B: 0	SAC: 1	3B: 0	DP: 1	HR: 2	HBP: 1	WP: 0	PA: 39
--------------	------	------	------	------	------	------	------	------	------	------	------	------	------	------	------	------	------	------	------	-------	------	------	------	------	------	------	------	------	------	------	------	------	------	------	-------	------	------	------	------	------	------	------	------	------	-------	------	------	------	------	------	-------	-------	-------	--------	-------	-------	-------	--------	-------	--------

PITCHER	IP	WLS	BF	H	R	ER	SO	BB	IBB	HBP	BLK	WP	HR	S	P	ERA	WHIP
Scott Sanders, R ERA: 4.18	(1, 1)	6.2	27	4	2	2	6	3	0	0	0	0	0	56	100	2.70	1.059
Trevor Hoffman, R ERA: 4.03	(7, 1)	0.2	4	1	1	1	0	0	0	1	0	0	0	7	10	13.50	1.500
Mark Davis, L ERA: 3.9	(8, 1)	1.2	5	0	0	0	2	1	0	0	0	0	0	12	24	0.00	0.600
Gene Harris, R ERA: 3.03	(10, 1)	0.2	L	3	1	1	1	0	0	0	0	0	1	5	6	13.50	1.500

Batter	1	2	3	4	5	6	7	8	9	AB	R	H	RBI	BB	SO	LOB	TOP										
Jarvis Brown, R (1, 8) OBP: 0.350, SLG: 0.358 Guillermo Velasquez, L (9, PH) OBP: 0.261, SLG: 0.264	3-1 G5-3 1B	4-0 BB		2-1 1B			0-1 G5-3		2-3 K	3	0	2	0	1	0	0											
Jeff Gardner, L (1, 4) OBP: 0.330, SLG: 0.350	2-1 G5-3	0-3 K		0-2 G1-3			1-1 G6-3			4	0	0	0	0	1	5											
Bill Bean, L (1, 9) OBP: 0.279, SLG: 0.400	0-3 K		1-0 F9		1-1 P9			2-1 F7		4	0	0	0	0	1	1											
Phil Plantier, L (1, 7) OBP: 0.329, SLG: 0.508	4-0 IBB		4-2 BB		4-2 CS			1-0 G5-3		1	0	0	0	3	0	0											
Archi Cianfrocco, R (1, 5) OBP: 0.292, SLG: 0.420	0-2 F9		1-3 K		3-3 K			1-0 G6-3		4	0	0	0	0	2	4											
Dave Staton, R (1, 3) OBP: 0.300, SLG: 0.611		3-3 K	4-1 BB		1-1 G6-3			1-1 P3		3	0	0	0	1	1	0											
Craig Shipley, R (1, 6) OBP: 0.285, SLG: 0.339	0-0 S		1-1 F9		0-0 F8			1-1 HR		4	1	2	1	0	0	2											
Brad Ausmus, R (1, 2) OBP: 0.283, SLG: 0.377 Phil Clark, R (9, PH) OBP: 0.344, SLG: 0.489	2-3 K		1-2 G6-3		0-1 F8			0-1 G5-3		3	0	0	0	0	1	1											
Andy Ashby, R (1, 1) OBP: 0.194, SLG: 0.176 Melvin Nieves, S (7, PH) OBP: 0.244, SLG: 0.263 Wally Whitehurst, R (7, 1) OBP: 0.083, SLG: 0.083 Derek Bell, R (9, PH) OBP: 0.306, SLG: 0.422	4-2 BB		1-2 L8		1-0 P4			1-2 G5-3		1	0	0	0	1	0	0											
Inning Stats	R: 0 E: 0 K: 1 S: 10	H: 1 LOB: 2 BB: 1 P: 19	R: 0 E: 0 K: 3 S: 14	H: 1 LOB: 3 BB: 2 P: 27	R: 0 E: 0 K: 1 S: 9	H: 0 LOB: 2 BB: 2 P: 20	R: 0 E: 0 K: 0 S: 12	H: 1 LOB: 1 BB: 0 P: 16	R: 0 E: 0 K: 1 S: 7	H: 0 LOB: 1 BB: 1 P: 15	R: 0 E: 0 K: 0 S: 5	H: 0 LOB: 0 BB: 0 P: 6	R: 0 E: 0 K: 0 S: 5	H: 0 LOB: 0 BB: 0 P: 7	R: 0 E: 0 K: 0 S: 4	H: 0 LOB: 0 BB: 0 P: 8	R: 1 E: 0 K: 1 S: 14	H: 2 LOB: 1 BB: 0 P: 19	1B: 4 2B: 1 3B: 0 HR: 1	SF: 0 SAC: 0 DP: 1 HBP: 0	WP: 0 PB: 0 SB: 2 CS: 2	PA: 37					
PITCHER	IP	WLS	BF	H	R	ER	SO	BB	IBB	HBP	BLK	WP	HR	S	P	ERA	WHIP										
Salomon Torres, R (1, 1) ERA: 3.03 Rod Beck, R (9, 1) ERA: 1.88	8.0	W	32	3	0	0	6	5	1	0	0	0	0	66	118	0.00	1.000										

San Diego Padres @ San Francisco Giants
 Candlestick Park, San Francisco, CA
 Sat Sep 25 1993, 6:33 AM EDT
 Att: 42,085 - Sunny - 76 F


AB	31
R	1
H	5
RBI	1
BB	6
SO	7
LOB	15



Batter	1	2	3	4	5	6	7	8	9	AB	R	H	RBI	BB	SO	LOB	BOTTOM										
Darren Lewis, R (1, 8) OBP: 0.301, SLG: 0.322	0-0 G6-3		0-2 1B		2-1 E6		1-0 CS			4	0	2	1	0	0	0											
Mike Benjamin, R (1, 4) OBP: 0.280, SLG: 0.333	0-0 L6		2-3 K		1-2 G6-3		0-0 P6			4	0	0	0	0	1	3											
Will Clark, L (1, 3) OBP: 0.357, SLG: 0.419	0-0 G1-3			1-0 L6		1-2 FC5-4	1-0 CS	3-2 F7		4	0	1	0	0	0	0											
Matt Williams, R (1, 5) OBP: 0.322, SLG: 0.561		0-0 F9		0-0 F7		2-1 FC5-4	0-1 F8			4	0	0	0	0	0	1											
Barry Bonds, L (1, 7) OBP: 0.462, SLG: 0.678		3-0 HR		2-1 HR		2-0 P5	4-0 CS			3	2	2	2	1	0	1											
Willie McGee, S (1, 9) OBP: 0.360, SLG: 0.396		1-0 G4-6-3		0-1 FC6-4		2-0 FC6-4	1-1 CS			3	0	3	0	0	0	0											
Royce Clayton, R (1, 6) OBP: 0.325, SLG: 0.363		0-1 G4-6-3		2-2 FC6-4		0-1 FC6-4				3	0	0	0	0	0	4											
Kirt Manwaring, R (1, 2) OBP: 0.347, SLG: 0.355			2-1 G6-3		4-0 G4-3		0-0 SH3-4			2	1	1	0	1	0	0											
Salomon Torres, R (1, 1) ERA: 0.75 Rod Beck, R (9, 1) ERA: 3.77			1-1 G3-1		0-1 G4-3		0-0 SH3-4			2	0	0	0	0	0	1											
Inning Stats	R: 0 E: 0 K: 0 S: 3	H: 2 LOB: 0 BB: 0 P: 9	R: 0 E: 0 K: 1 S: 12	H: 1 LOB: 1 BB: 0 P: 17	R: 1 E: 0 K: 0 S: 9	H: 2 LOB: 1 BB: 0 P: 14	R: 0 E: 0 K: 0 S: 9	H: 2 LOB: 2 BB: 0 P: 16	R: 1 E: 0 K: 0 S: 4	H: 2 LOB: 0 BB: 0 P: 6	R: 0 E: 0 K: 0 S: 6	H: 0 LOB: 0 BB: 1 P: 14	1B: 7 2B: 0 3B: 0 HR: 2	SF: 0 SAC: 1 DP: 2 HBP: 0	WP: 0 PB: 0 SB: 0 CS: 2	PA: 34											
PITCHER	IP	WLS	BF	H	R	ER	SO	BB	IBB	HBP	BLK	WP	HR	S	P	ERA	WHIP										
Andy Ashby, R (1, 1) ERA: 0.75 Wally Whitehurst, R (7, 1) ERA: 3.77	6.0	L	25	7	2	2	1	1	0	0	0	0	0	10	20	4.50	1.500										

San Diego Padres @ San Francisco Giants
 Candlestick Park, San Francisco, CA
 Sat Sep 25 1993, 6:33 AM EDT
 Att: 42,085 - Sunny - 76 F

AB	29
R	3
H	9
RBI	3
BB	2
SO	1
LOB	10



Batter	1	2	3	4	5	6	7	8	9	AB	R	H	RBI	BB	SO	LOB	TOP
Jarvis Brown, R (1, 8) <small>OBP: 0.350, SLG: 0.352</small> Melvin Nieves, S (8, PH) <small>OBP: 0.238, SLG: 0.256</small>										2	1	0	0	0	0	2	San Diego Padres @ San Francisco Giants Candlestick Park, San Francisco, CA Sun Sep 26 1993, 6:33 AM EDT Att: 46,348 - Sunny - 80 F
Craig Shipley, R (1, 5) <small>OBP: 0.280, SLG: 0.333</small>										4	0	0	0	0	2		
Bill Bean, L (1, 9) <small>OBP: 0.278, SLG: 0.402</small>										4	0	1	1	0	2		
Phil Plantier, L (1, 7) <small>OBP: 0.329, SLG: 0.505</small>										3	0	0	0	1	0		
Dave Staton, R (1, 3) <small>OBP: 0.292, SLG: 0.682</small>										4	1	1	1	0	2		
Ricky Gutierrez, R (1, 6) <small>OBP: 0.342, SLG: 0.333</small> Phil Clark, R (8, PH) <small>OBP: 0.347, SLG: 0.491</small>										3	0	0	0	0	2		
Luis Lopez, S (1, 4) <small>OBP: 0.081, SLG: 0.083</small> Mark Davis, L (7, 1) <small>OBP: 0.250, SLG: 0.250</small> Tim Mauser, R (8, 1) <small>OBP: 0.306, SLG: 0.421</small>										3	0	0	0	0	1		
Brad Ausmus, R (1, 2) <small>OBP: 0.284, SLG: 0.376</small>										3	0	1	0	0	0		
Doug Brocail, L (1, 1) <small>OBP: 0.194, SLG: 0.194</small> Pedro Martinez, L (5, 1) <small>OBP: 0.200, SLG: 0.200</small> Frank Seminara, R (7, 1) <small>OBP: 0.329, SLG: 0.349</small>										1	0	1	0	0	0		
Inning Stats	R: 1 H: 1 E: 0 LOB: 2 K: 0 BB: 1 S: 13 P: 20	R: 0 H: 1 E: 0 LOB: 1 K: 1 BB: 0 S: 15 P: 19	R: 0 H: 0 E: 0 LOB: 0 K: 1 BB: 0 S: 7 P: 12	R: 0 H: 0 E: 0 LOB: 0 K: 0 BB: 0 S: 6 P: 8	R: 0 H: 1 E: 0 LOB: 1 K: 0 BB: 0 S: 9 P: 13	R: 0 H: 0 E: 0 LOB: 0 K: 0 BB: 0 S: 4 P: 4	R: 0 H: 0 E: 0 LOB: 0 K: 0 BB: 0 S: 5 P: 8	R: 0 H: 0 E: 0 LOB: 0 K: 1 BB: 0 S: 13 P: 17	R: 1 H: 2 E: 0 LOB: 1 K: 1 BB: 0 S: 13 P: 17	1B: 3 SF: 0 2B: 1 SAC: 1 3B: 0 DP: 0 HR: 1 HBP: 1	WP: 0 PA: 34 SB: 0 CS: 0						
PITCHER	IP WLS BF H R ER SO BB IBB HBP BLK WP HR S P ERA WHIP											IP WLS BF H R ER SO BB IBB HBP BLK WP HR S P ERA WHIP					
Bill Swift, R (1, 1) <small>ERA: 2.87</small> Rod Beck, R (8, 1) <small>ERA: 1.97</small>	8.0 W 29 3 1 1 2 0 0 1 1 0 0 0 1 64 91 1.12 0.375											1.0 5 2 1 1 1 0 0 0 0 0 1 13 17 9.00 2.000					

AB	31
R	2
H	5
RBI	2
BB	1
SO	3
LOB	9



Batter	1	2	3	4	5	6	7	8	9	AB	R	H	RBI	BB	SO	LOB	BOTTOM
Darren Lewis, R (1, 8) <small>OBP: 0.304, SLG: 0.324</small>										4	2	2	0	1	0	1	San Diego Padres @ San Francisco Giants Candlestick Park, San Francisco, CA Sun Sep 26 1993, 6:33 AM EDT Att: 46,348 - Sunny - 80 F
Paul Faries, R (1, 4) <small>OBP: 0.237, SLG: 0.333</small>									4	0	1	0	0	0	2		
Will Clark, L (1, 3) <small>OBP: 0.356, SLG: 0.417</small>									2	0	0	1	1	1			
Matt Williams, R (1, 5) <small>OBP: 0.325, SLG: 0.561</small>									2	1	1	0	2	0			
Barry Bonds, L (1, 7) <small>OBP: 0.462, SLG: 0.683</small>									4	1	2	3	0	0			
Willie McGee, S (1, 9) <small>OBP: 0.359, SLG: 0.395</small>										4	0	1	0	0	0		
Royce Clayton, R (1, 6) <small>OBP: 0.329, SLG: 0.369</small>										3	1	3	0	1	0		
Kirt Manwaring, R (1, 2) <small>OBP: 0.346, SLG: 0.354</small>										4	0	1	0	0	1		
Bill Swift, R (1, 1) <small>OBP: 0.301, SLG: 0.273</small> Mark Carreon, R (8, PH) <small>OBP: 0.371, SLG: 0.520</small> Rod Beck, R (8, 1) <small>ERA: 4.15</small>										3	0	0	0	0	2		
Inning Stats	R: 0 H: 0 E: 0 LOB: 0 K: 1 BB: 0 S: 7 P: 12	R: 0 H: 2 E: 0 LOB: 2 K: 0 BB: 0 S: 15 P: 25	R: 0 H: 1 E: 0 LOB: 1 K: 0 BB: 0 S: 8 P: 10	R: 2 H: 3 E: 0 LOB: 1 K: 0 BB: 1 S: 10 P: 17	R: 1 H: 3 E: 0 LOB: 1 K: 0 BB: 0 S: 8 P: 14	R: 0 H: 0 E: 0 LOB: 0 K: 0 BB: 1 S: 4 P: 9	R: 1 H: 1 E: 0 LOB: 2 K: 0 BB: 3 S: 11 P: 24	R: 1 H: 2 E: 0 LOB: 1 K: 1 BB: 0 S: 13 P: 21	R: 1 H: 2 E: 0 LOB: 1 K: 1 BB: 0 S: 13 P: 21	1B: 9 SF: 1 2B: 3 SAC: 0 3B: 0 DP: 3 HR: 1 HBP: 0	WP: 0 PA: 37 SB: 1 CS: 0						
PITCHER	IP WLS BF H R ER SO BB IBB HBP BLK WP HR S P ERA WHIP											IP WLS BF H R ER SO BB IBB HBP BLK WP HR S P ERA WHIP					
Doug Brocail, R (1, 1) <small>ERA: 4.55</small> Pedro Martinez, L (5, 1) <small>ERA: 2.09</small> Frank Seminara, R (7, 1) <small>ERA: 4.64</small> Mark Davis, L (7, 1) <small>ERA: 3.97</small> Tim Mauser, R (8, 1) <small>ERA: 4.15</small>	4.2 L 22 9 3 0 0 0 1 0 0 0 0 0 0 5 11 0.00 0.750											0.1 1 0 0 0 0 0 0 0 0 0 0 3 4 0.00 0.000					

AB	31
R	5
H	12
RBI	5
BB	5
SO	2
LOB	11



Batter	1	2	3	4	5	6	7	8	9	AB	R	H	RBI	BB	SO	LOB	TOP		
Jarvis Brown, R (1, 8) <small>OBP: 0.348, SLG: 0.352</small> Melvin Nieves, S (8, PH) <small>OBP: 0.233, SLG: 0.250</small>	G6-4-3 1B			P3			L4	K		3	0	1	0	0	0	0			
Jeff Gardner, L (1, 4) <small>OBP: 0.329, SLG: 0.347</small>	K			G3			L9			3	0	0	0	1	1	1			
Bill Bean, L (1, 9) <small>OBP: 0.278, SLG: 0.399</small>	G6-4-3			F8			HR	F7		4	1	1	0	0	0	3			
Phil Plantier, L (1, 7) <small>OBP: 0.328, SLG: 0.509</small>		F9			P5		HR		K	4	1	1	2	0	1	0			
Archi Cianfrocco, R (1, 5) <small>OBP: 0.289, SLG: 0.414</small>		K		G5-3			G6-3		F8	4	0	0	0	0	1	0			
Dave Staton, R (1, 3) <small>OBP: 0.286, SLG: 0.654</small>		K		G6-3				HR	K	4	1	1	0	0	2	0			
Ricky Gutierrez, R (1, 6) <small>OBP: 0.340, SLG: 0.330</small>			K		G4-3			G5-3		3	0	0	0	0	1	1			
Brad Ausmus, R (1, 2) <small>OBP: 0.285, SLG: 0.395</small>			G1-3		G5-3			HR		3	1	1	2	0	0	0			
Andy Benes, R (1, 1) <small>OBP: 0.149, SLG: 0.208</small> Frank Seminara, R (7, 1) <small>OBP: 0.200, SLG: 0.200</small> Phil Clark, R (8, PH) <small>OBP: 0.350, SLG: 0.498</small> Pedro Martinez, L (8, 1) <small>OBP: 0.350, SLG: 0.498</small> Tim Mauser, R (8, 1)			K		K			HR		2	0	0	0	0	2	0			
Inning Stats	R: 0 E: 0 K: 1 S: 5	H: 1 LOB: 0 BB: 0 P: 6	R: 0 E: 0 K: 2 S: 12	H: 0 LOB: 0 BB: 0 P: 17	R: 0 E: 0 K: 2 S: 9	H: 0 LOB: 0 BB: 0 P: 13	R: 0 E: 0 K: 0 S: 8	H: 0 LOB: 0 BB: 0 P: 13	R: 0 E: 0 K: 1 S: 7	H: 0 LOB: 0 BB: 0 P: 7	R: 2 E: 0 K: 0 S: 13	H: 2 LOB: 0 BB: 0 P: 16	R: 2 E: 0 K: 1 S: 13	H: 3 LOB: 2 BB: 1 P: 26	R: 0 E: 0 K: 2 S: 8	H: 0 LOB: 0 BB: 0 P: 8	1B: 2 2B: 2 3B: 0 HR: 2	SF: 0 SAC: 0 DP: 1 HBP: 0	WP: 0 PA: 33 CS: 0
PITCHER	IP	WLS	BF	H	R	ER	SO	BB	IBB	HBP	BLK	WP	HR	S	P	ERA	WHIP		
John Burkett, R (1, 1) <small>ERA: 3.61</small> Michael Jackson, R (8, 1) <small>ERA: 3.18</small> Rod Beck, R (8, 1) <small>ERA: 1.94</small>	7.1	W	26	5	4	4	6	0	0	0	0	0	2	64	88	4.91	0.682		
	0.1		3	1	0	0	1	1	0	0	0	0	0	9	18	0.00	6.000		
	1.1	S	4	0	0	0	2	0	0	0	0	0	0	9	10	0.00	0.000		

San Diego Padres @ San Francisco Giants
Candlestick Park, San Francisco, CA
Mon Sep 27 1993, 10:05 PM EDT
Att: 19,995 - Unknown - 65 F


AB 32
R 4
H 6
RBI 4
BB 1
SO 9
LOB 6



Batter	1	2	3	4	5	6	7	8	9	AB	R	H	RBI	BB	SO	LOB	BOTTOM		
Darren Lewis, R (1, 8) <small>OBP: 0.306, SLG: 0.327</small>	G1-3	G1-3			1B SH SF8	BB		1B		4	2	2	0	1	0	2			
Mike Benjamin, R (1, 4) <small>OBP: 0.286, SLG: 0.333</small>	G5-3		L1-3 BB		SH SF8	L5		1B G6-3		3	1	1	0	1	0	2			
Will Clark, L (1, 3) <small>OBP: 0.358, SLG: 0.419</small>	HR		L1-3		FC6-4	G6-3		L6-4 G6-3		5	1	3	1	0	0	3			
Matt Williams, R (1, 5) <small>OBP: 0.325, SLG: 0.567</small>	HR		G5-3		P3		1B	G6-3		5	2	2	3	0	0	4			
Barry Bonds, L (1, 7) <small>OBP: 0.462, SLG: 0.680</small>	F8			K	SF8		FC5-4	1B		2	1	0	1	2	1	0			
Willie McGee, S (1, 9) <small>OBP: 0.359, SLG: 0.397</small>		F8		L5	FC6-4		FC5-4	L6-4		5	0	2	1	0	0	4			
Royce Clayton, R (1, 6) <small>OBP: 0.329, SLG: 0.368</small>		F8		1B		G1-3	FC5-4			4	0	1	0	0	0	3			
Jeff Reed, L (1, 2) <small>OBP: 0.351, SLG: 0.452</small>		SH3-4 IBB		1B		E	1B			3	1	3	1	1	0	0			
John Burkett, R (1, 1) <small>OBP: 0.177, SLG: 0.122</small> Michael Jackson, R (8, 1) <small>OBP: 0.667, SLG: 1.333</small> Rod Beck, R (8, 1)		SH3-4 IBB		1B		E4	K			3	0	0	0	0	2	3			
Inning Stats	R: 2 E: 0 K: 0 S: 14	H: 2 LOB: 0 BB: 0 P: 20	R: 0 E: 0 K: 0 S: 7	H: 1 LOB: 2 BB: 1 P: 11	R: 0 E: 0 K: 2 S: 4	H: 0 LOB: 0 BB: 1 P: 8	R: 0 E: 0 K: 2 S: 16	H: 2 LOB: 2 BB: 0 P: 22	R: 1 E: 0 K: 0 S: 10	H: 2 LOB: 2 BB: 0 P: 14	R: 1 E: 1 K: 0 S: 13	H: 1 LOB: 1 BB: 1 P: 22	R: 2 E: 0 K: 1 S: 9	H: 3 LOB: 1 BB: 1 P: 19	R: 2 E: 0 K: 0 S: 11	H: 3 LOB: 1 BB: 1 P: 24	1B: 9 2B: 6 3B: 0 HR: 1	SF: 1 SAC: 2 DP: 2 HBP: 0	WP: 0 PA: 42 CS: 0
PITCHER	IP	WLS	BF	H	R	ER	SO	BB	IBB	HBP	BLK	WP	HR	S	P	ERA	WHIP		
Andy Benes, R (1, 1) <small>ERA: 3.78</small> Frank Seminara, R (7, 1) <small>ERA: 4.53</small> Pedro Martinez, L (8, 1) <small>ERA: 2.57</small> Tim Mauser, R (8, 1) <small>ERA: 4.08</small>	6.0	L	33	10	6	5	2	2	2	0	0	0	0	5	9	0.00	1.000		
	0.0		3	3	2	2	0	0	0	0	0	0	0	8	14	∞	∞		
	1.0		3	0	0	0	0	0	1	0	0	0	0	3	10	0.00	0.000		

San Diego Padres @ San Francisco Giants
Candlestick Park, San Francisco, CA
Mon Sep 27 1993, 10:05 PM EDT
Att: 19,995 - Unknown - 65 F

AB 34
R 8
H 14
RBI 7
BB 5
SO 3
LOB 21



Batter	1	2	3	4	5	6	7	8	9	AB	R	H	RBI	BB	SO	LOB	TOP										
Nelson Liriano, S OBP: 0.383, SLG: 0.416	G6-3		SH1-3 1B			1B 1B		HR 1B	L4	5	1	3	0	0	0	0											
Joe Girardi, R OBP: 0.344, SLG: 0.400	G6-4-3 1B		SH1-3			1B 1B		HR 1B	HBP	3	1	3	0	0	0	0											
Andres Calarraga, R OBP: 0.409, SLG: 0.617	G6-4-3		G5-3			1B		K	L7	5	0	1	0	0	1	5											
Charlie Hayes, R OBP: 0.359, SLG: 0.531			CS 1B			P3		HR		4	1	2	3	0	1	3											
Jerald Clark, R OBP: 0.327, SLG: 0.451	F9		F8			K		FC5-4 1B		4	0	1	0	0	1	4											
Eric Young Sr., R OBP: 0.353, SLG: 0.354	1B 1-2		CS 1B			K		FC5-4		4	0	2	0	0	1	4											
Chris Jones, R Daryl Boston, L OBP: 0.323, SLG: 0.443	1B		CS		G5-3		P9	F9		3	0	1	0	0	0	0											
Danny Sheaffer, R OBP: 0.303, SLG: 0.388	1B		1-2							0	0	0	0	0	0	0											
Roberto Mejia, R OBP: 0.278, SLG: 0.396	G3-1				K		K		F9	3	0	0	0	0	2	2											
Jim Tatum, R OBP: 0.250, SLG: 0.292					K		K			1	0	0	0	0	0	0											
David Nied, R Bruce Ruffin, L Alex Cole, L Steve Reed, R Mike Munoz, L Willie Blair, R Gary Wayne, L Jay Gainer, L			K		K		K		HR	2	0	0	0	0	2	0											
Inning Stats	R: 0 E: 0 K: 0 S: 7	H: 1 LOB: 0 BB: 0 P: 9	R: 0 E: 0 K: 0 S: 11	H: 3 LOB: 2 BB: 0 P: 13	R: 0 E: 0 K: 1 S: 9	H: 1 LOB: 1 BB: 0 P: 12	R: 0 E: 0 K: 1 S: 8	H: 1 LOB: 0 BB: 0 P: 11	R: 0 E: 0 K: 2 S: 10	H: 0 LOB: 0 BB: 0 P: 13	R: 0 E: 0 K: 2 S: 13	H: 3 LOB: 3 BB: 0 P: 22	R: 0 E: 0 K: 1 S: 10	H: 0 LOB: 0 BB: 0 P: 15	R: 3 E: 0 K: 1 S: 19	H: 4 LOB: 1 BB: 0 P: 26	R: 1 E: 0 K: 0 S: 9	H: 1 LOB: 1 BB: 0 P: 15	1B: 12 2B: 0 3B: 0 HR: 2	SF: 0 SAC: 1 DP: 1 HBP: 1	WP: 0 PB: 0 SB: 0 CS: 2	PA: 40					
PITCHER	IP	WLS	BF	H	R	ER	SO	BB	IBB	HBP	BLK	WP	HR	S	P	ERA	WHIP										
Bryan Hickerson, L ERA: 4.18	5.0	W	21	9	0	0	4	0	0	0	0	0	0	49	65	0.00	1.800										
Dave Burba, R ERA: 3.91	2.1	10	3	3	3	5	0	0	0	0	0	0	1	31	48	11.57	1.286										
Michael Jackson, R ERA: 3.16	0.1	2	1	0	0	0	0	0	0	0	0	0	0	5	6	0.00	3.000										
Kevin Rogers, L ERA: 2.87	0.1	1	0	0	0	0	0	0	0	0	0	0	0	2	2	0.00	0.000										
Rod Beck, R ERA: 2.03	1.0	S	5	1	1	1	0	0	0	1	0	0	1	9	15	9.00	1.000										

Colorado Rockies @ San Francisco Giants
Candlestick Park, San Francisco, CA
Tue Sep 28 1993, 10:05 PM EDT
Att: 28,568 - Unknown - 66 F

AB	37
R	4
H	14
RBI	4
BB	0
SO	9
LOB	19



Batter	1	2	3	4	5	6	7	8	9	AB	R	H	RBI	BB	SO	LOB	BOTTOM										
Darren Lewis, R OBP: 0.306, SLG: 0.325	G2-3		FC3-6 FC6-4			HR BB		E4 WP SF4		3	2	0	1	1	0	1											
Steve Scarfone, R OBP: 0.308, SLG: 0.446	K		FC6-4			HR		K		4	1	1	3	0	2	2											
Will Clark, L OBP: 0.359, SLG: 0.425	G4-3					HR		F8		3	1	1	1	1	0	0											
Matt Williams, R OBP: 0.325, SLG: 0.564			F8			F8		L6		3	0	0	0	1	0	0											
Barry Bonds, L OBP: 0.459, SLG: 0.676	P5					P6		G3-1		3	0	0	1	0	0	0											
Willie McGee, S OBP: 0.356, SLG: 0.394	F7					G4-3		K		4	0	0	0	0	1	2											
Royce Clayton, R OBP: 0.329, SLG: 0.370						L1		K		3	1	1	0	0	1	0											
Kirt Manwaring, R OBP: 0.345, SLG: 0.352			SH FC3-6 2B			G5-3		G5-3		2	0	0	0	0	0	0											
Bryan Hickerson, L OBP: 0.179, SLG: 0.148			B5			HR 1B		G1-3		2	1	1	0	0	0	2											
Dave Burba, R OBP: 0.333, SLG: 0.353										1	0	0	0	0	0	0											
Michael Jackson, R OBP: 0.667, SLG: 1.333										0	0	0	0	0	0	0											
Kevin Rogers, L										0	0	0	0	0	0	0											
Rod Beck, R										0	0	0	0	0	0	0											
Inning Stats	R: 0 E: 0 K: 1 S: 8	H: 0 LOB: 0 BB: 0 P: 12	R: 0 E: 0 K: 0 S: 6	H: 0 LOB: 0 BB: 0 P: 7	R: 1 E: 1 K: 0 S: 6	H: 1 LOB: 1 BB: 0 P: 7	R: 1 E: 0 K: 0 S: 8	H: 1 LOB: 0 BB: 0 P: 12	R: 3 E: 0 K: 0 S: 14	H: 2 LOB: 0 BB: 1 P: 25	R: 0 E: 0 K: 1 S: 6	H: 0 LOB: 0 BB: 0 P: 7	R: 0 E: 0 K: 1 S: 12	H: 0 LOB: 0 BB: 0 P: 16	R: 1 E: 1 K: 1 S: 14	H: 0 LOB: 2 BB: 2 P: 26	1B: 1 2B: 1 3B: 0 HR: 2	SF: 1 SAC: 1 DP: 0 HBP: 0	WP: 1 PB: 0 SB: 1 CS: 0	PA: 33							
PITCHER	IP	WLS	BF	H	R	ER	SO	BB	IBB	HBP	BLK	WP	HR	S	P	ERA	WHIP										
David Nied, R ERA: 4.97	1.1	4	0	0	0	1	0	0	0	0	0	0	0	8	11	0.00	0.000										
Bruce Ruffin, L ERA: 3.61	1.1	5	0	1	0	2	0	0	0	0	0	0	0	18	24	0.00	0.000										
Steve Reed, R ERA: 4.46	0.0	1	0	0	0	0	1	0	0	0	0	1	0	2	6	∞	∞										
Mike Munoz, L ERA: 5.4	0.0	1	0	0	0	0	1	0	0	0	0	0	0	1	5	∞	∞										
Willie Blair, R ERA: 4.83	0.2	2	0	0	0	0	0	0	0	0	0	0	0	8	11	0.00	0.000										
Gary Wayne, L ERA: 4.8	0.2	2	0	0	0	0	0	0	0	0	0	0	0	5	7	0.00	0.000										

Colorado Rockies @ San Francisco Giants
Candlestick Park, San Francisco, CA
Tue Sep 28 1993, 10:05 PM EDT
Att: 28,568 - Unknown - 66 F

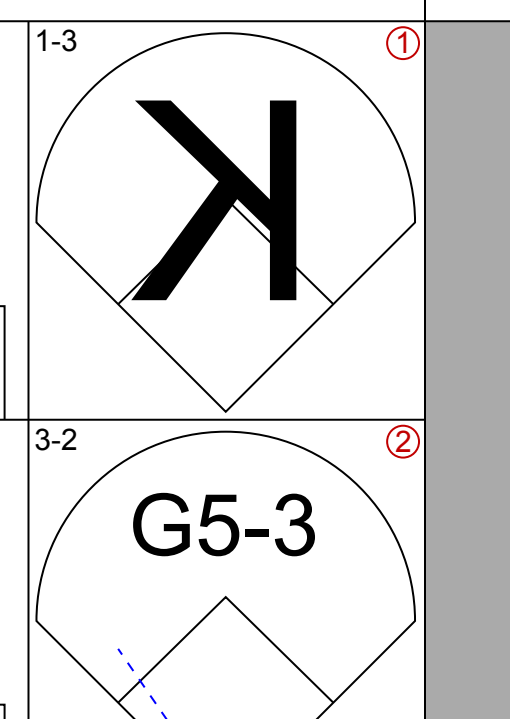
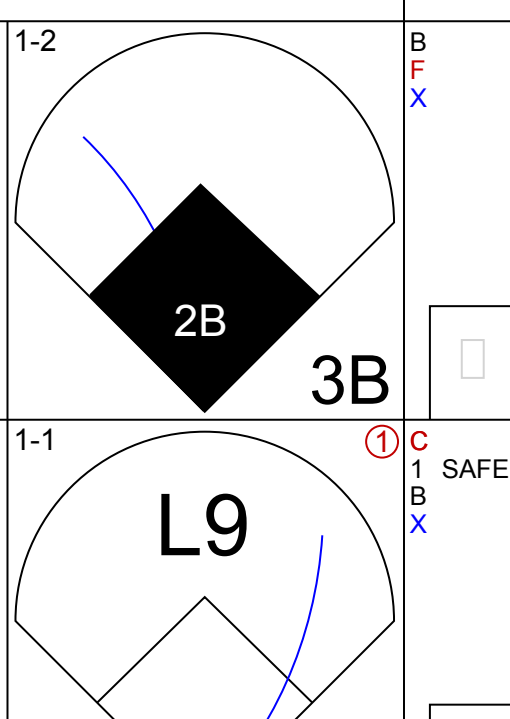
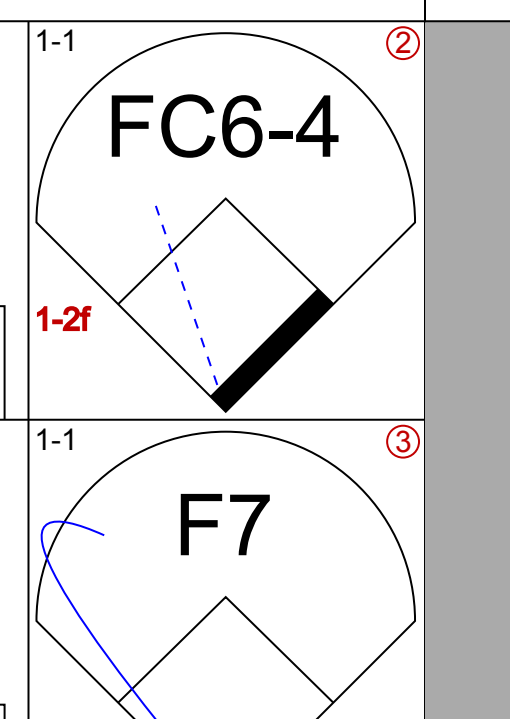
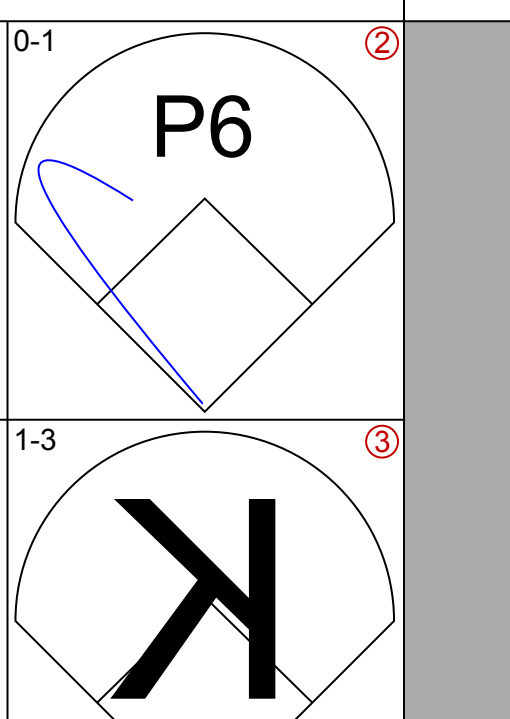
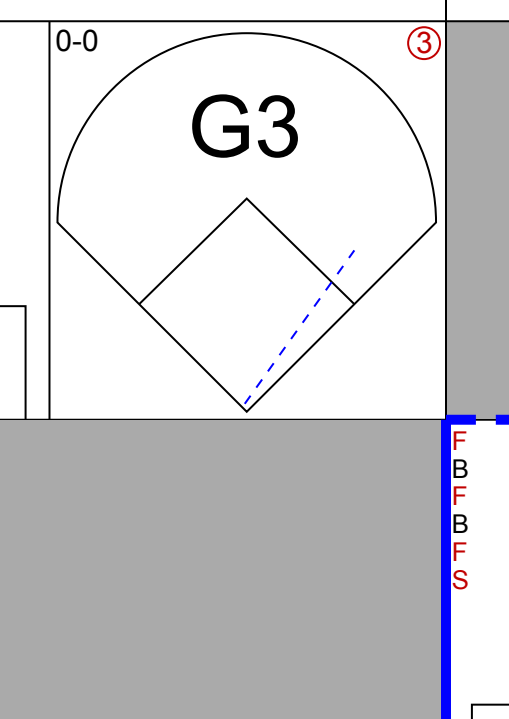
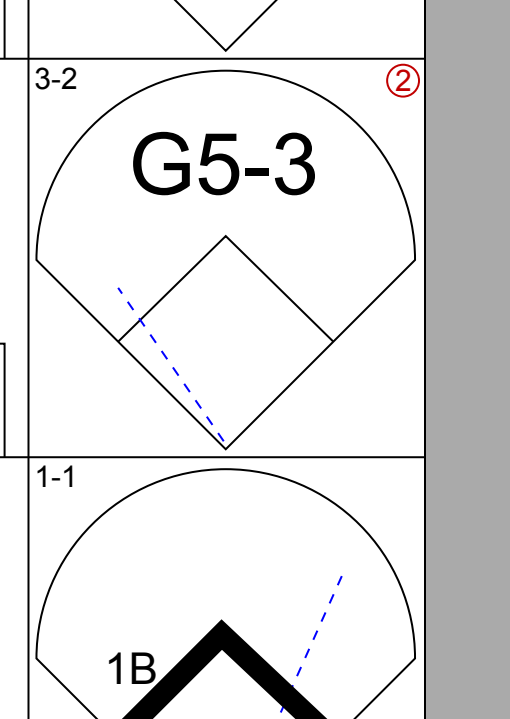
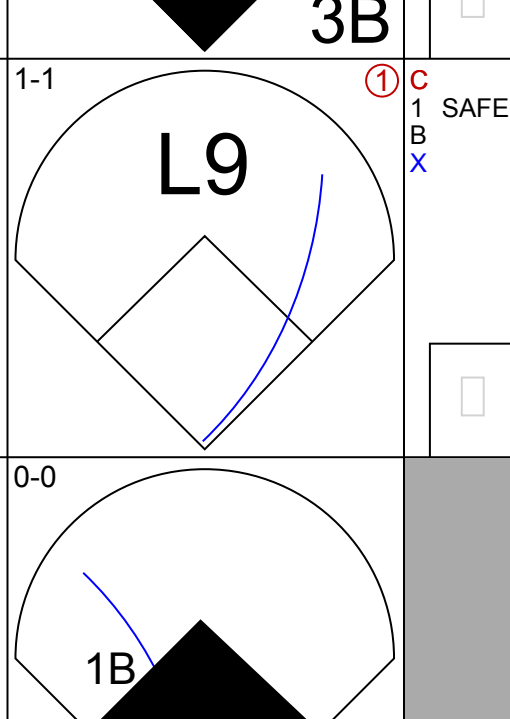
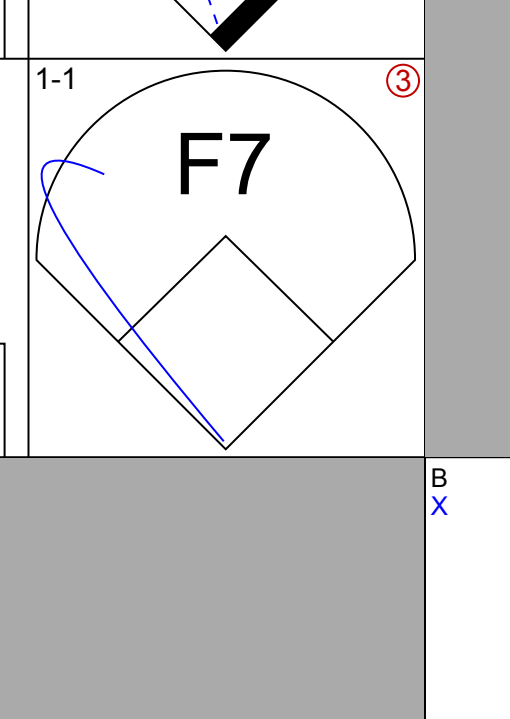
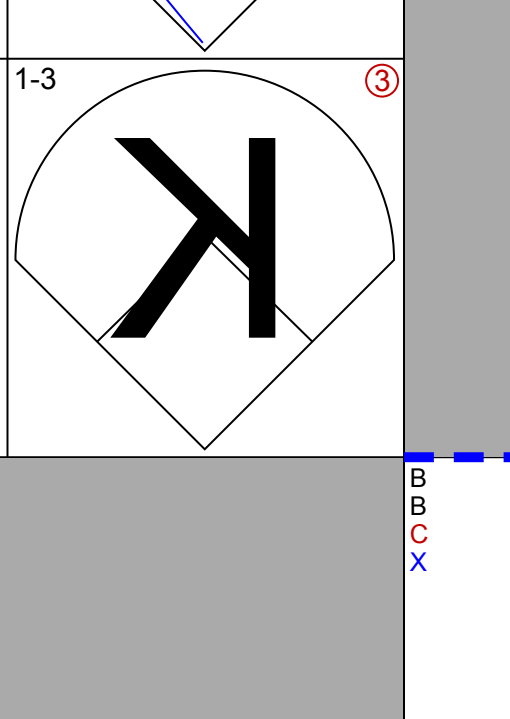
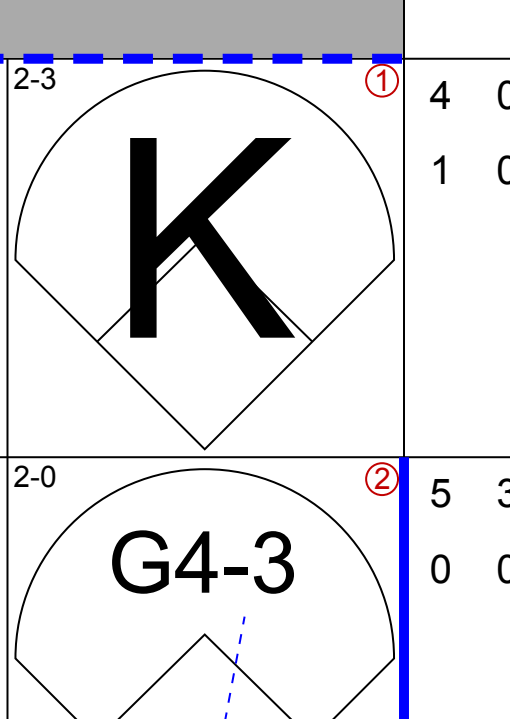
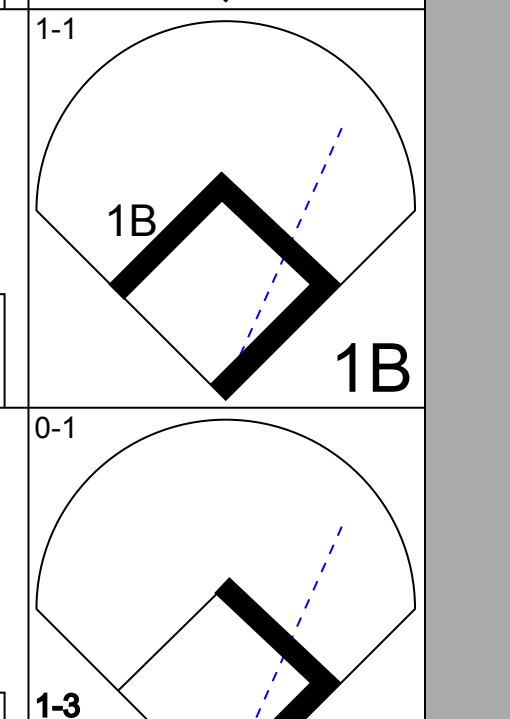
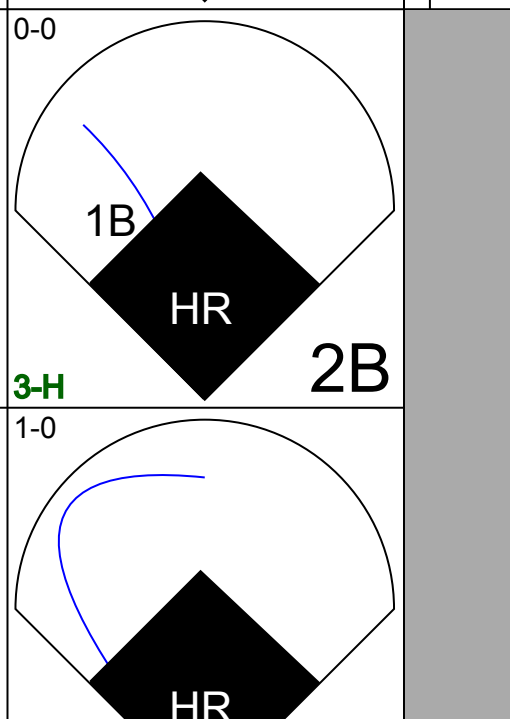
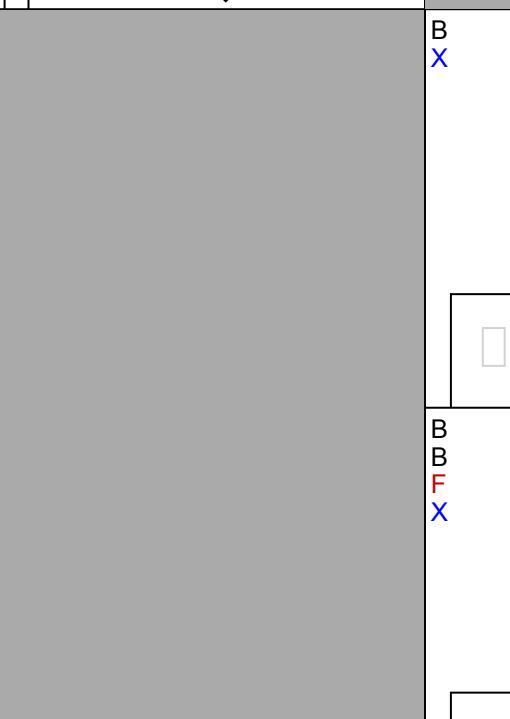
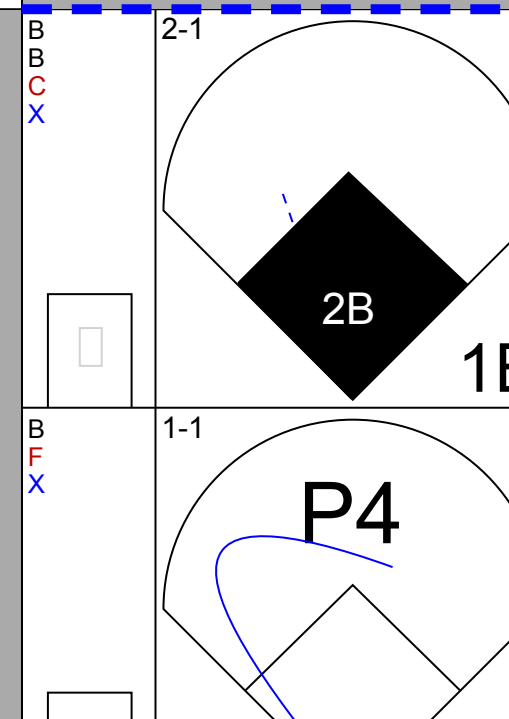
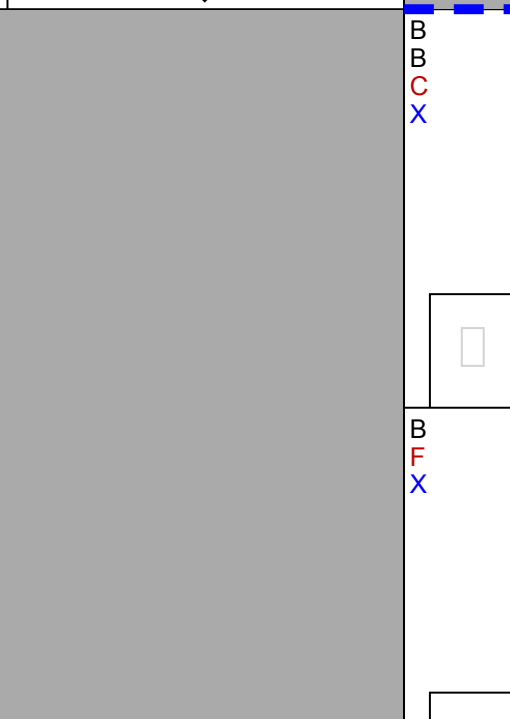
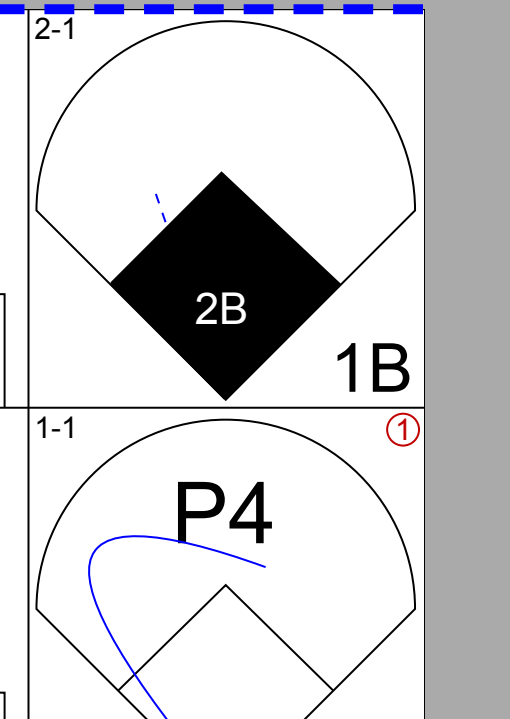
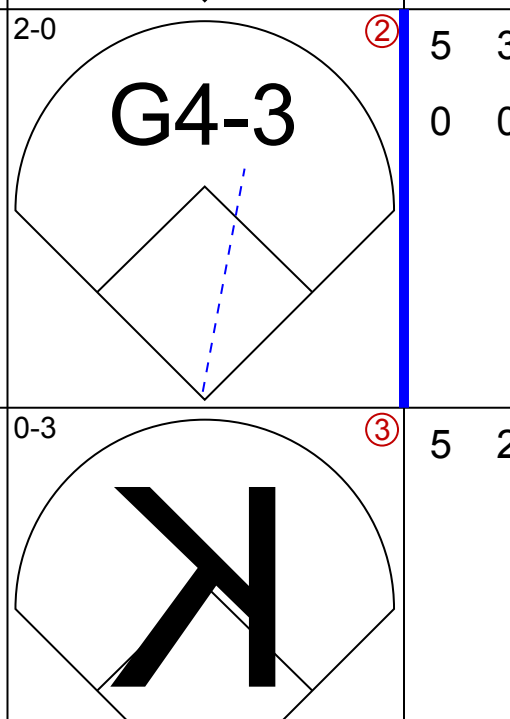
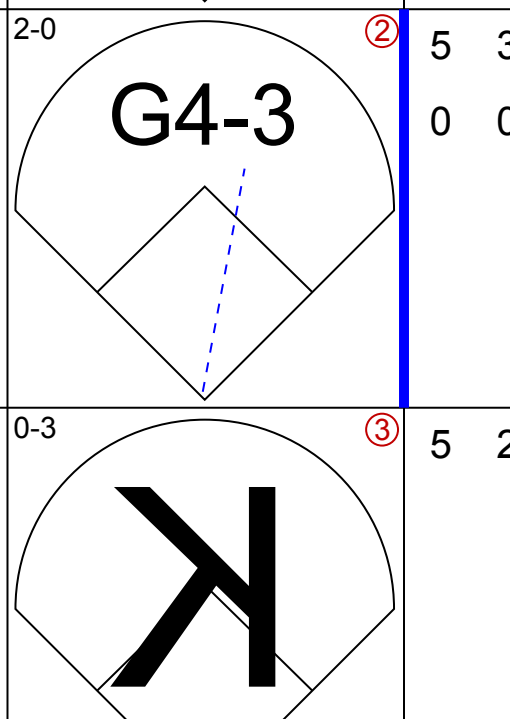
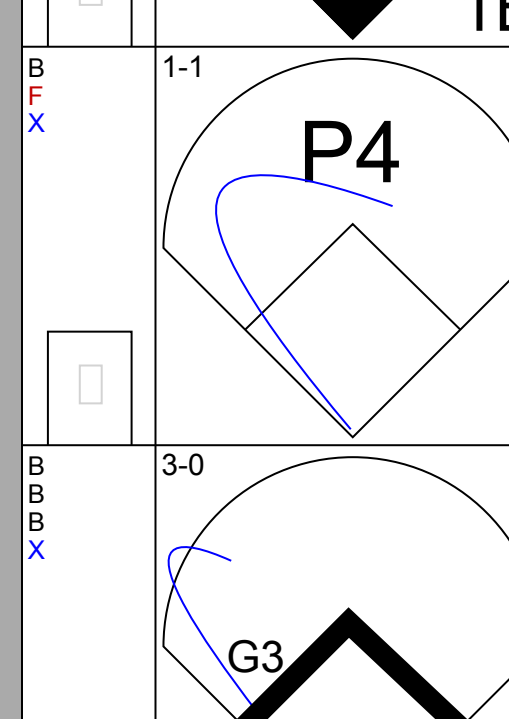
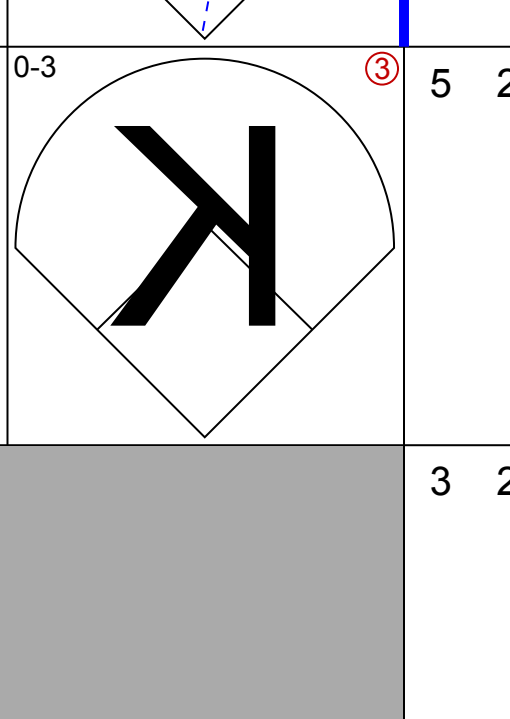
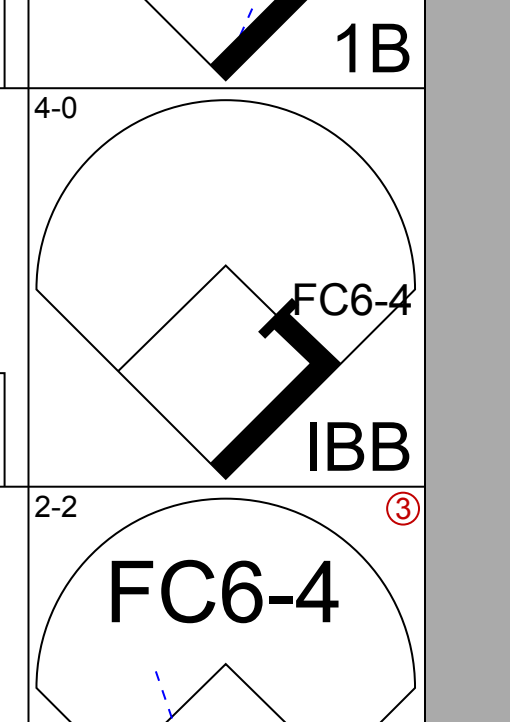
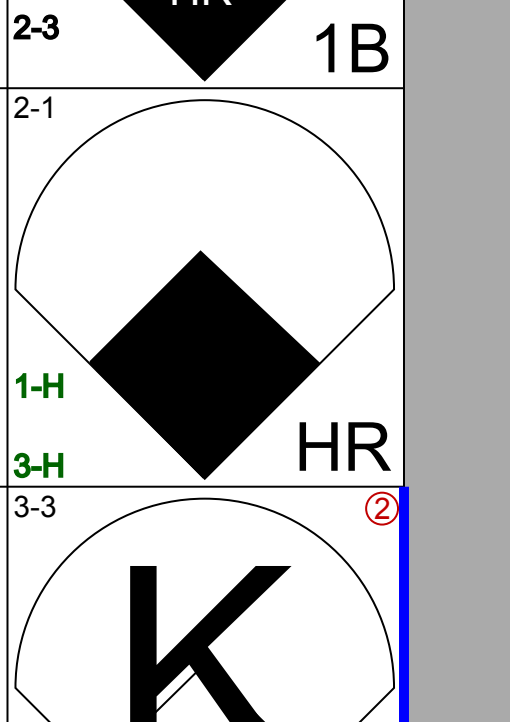
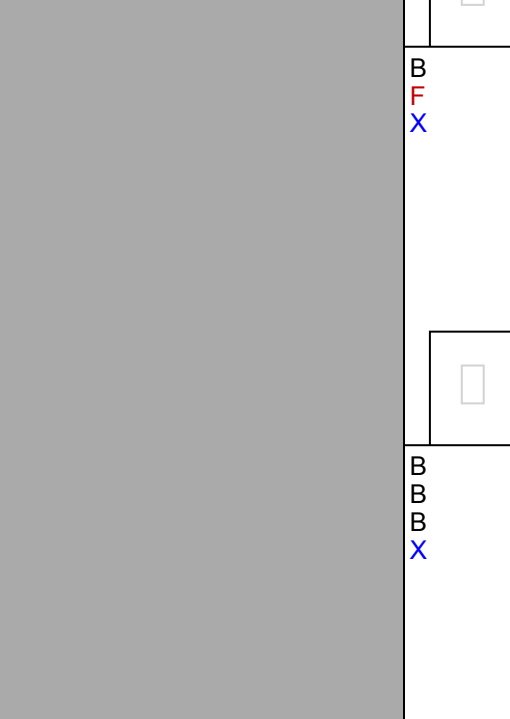
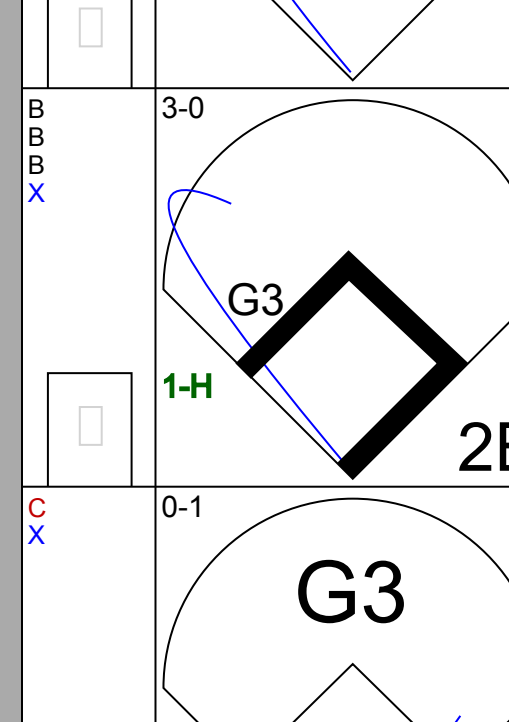
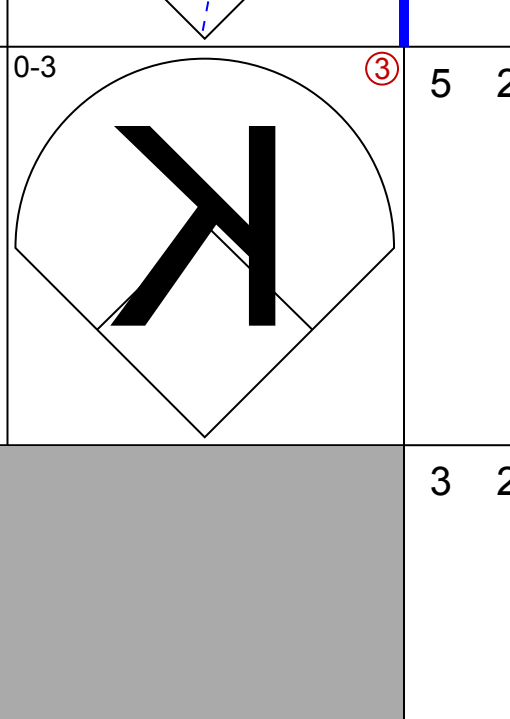
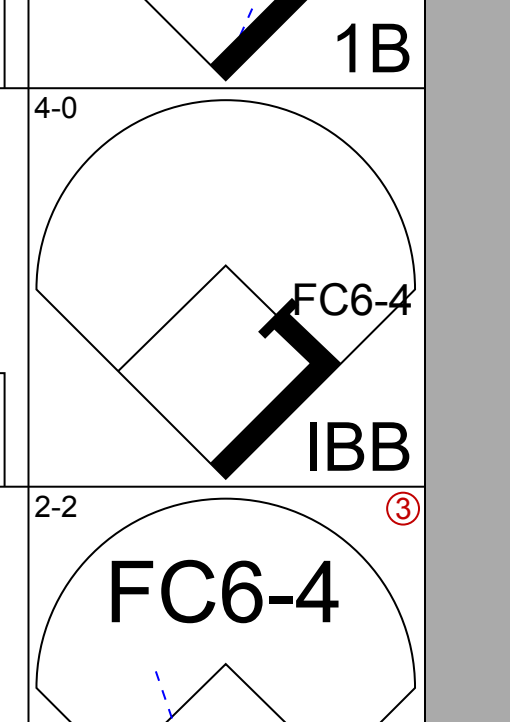
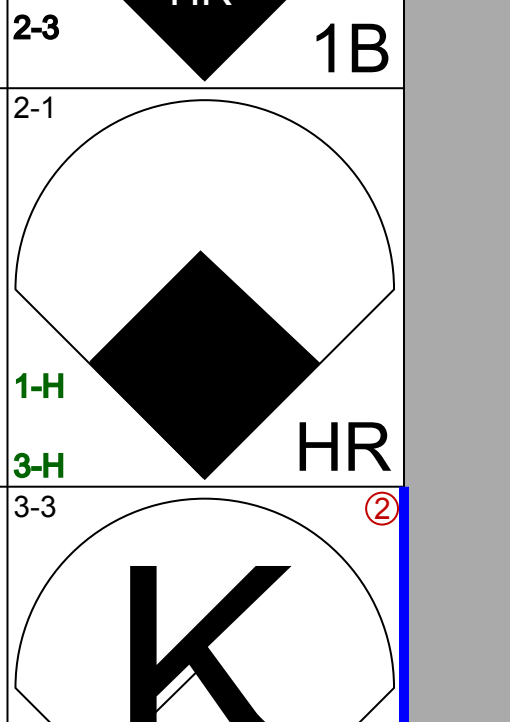
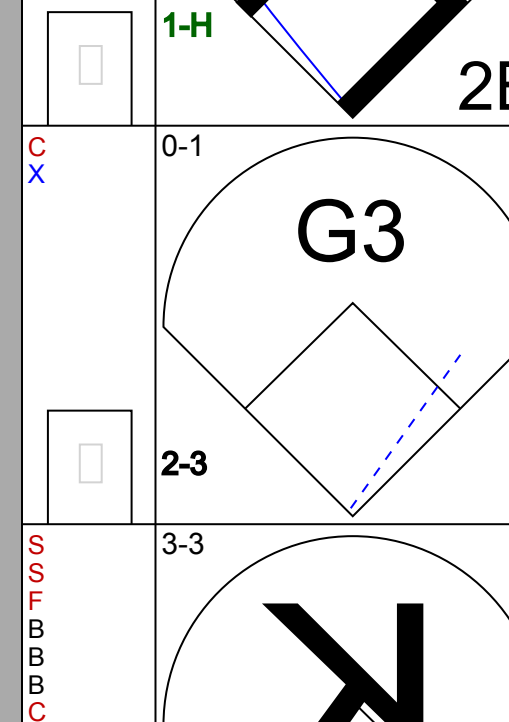
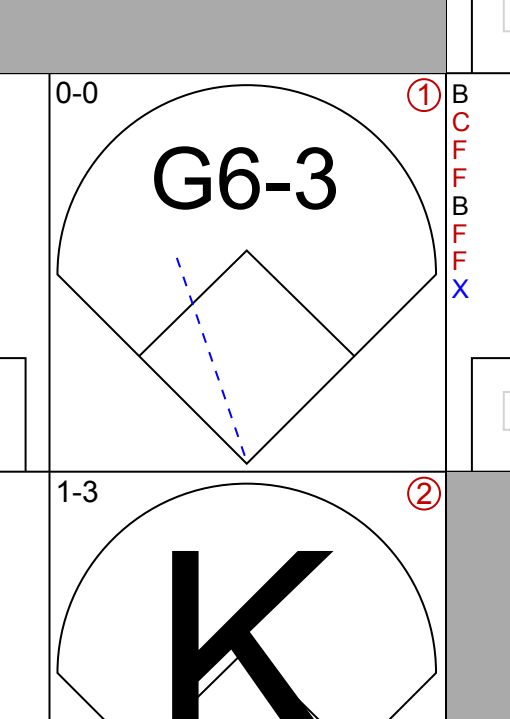
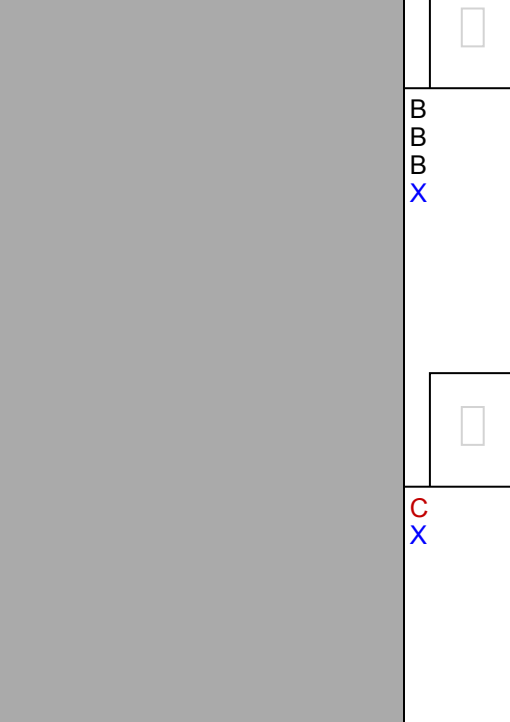
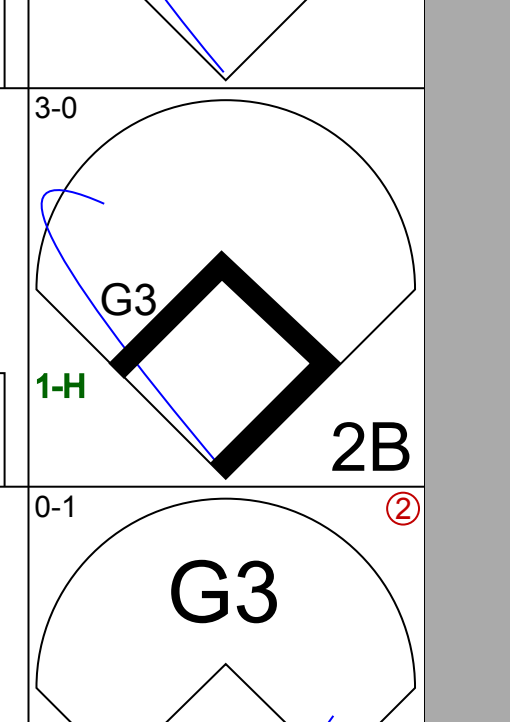
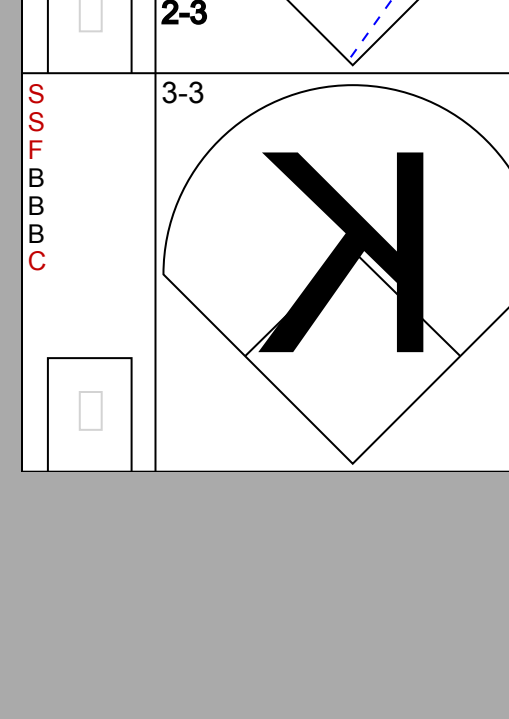
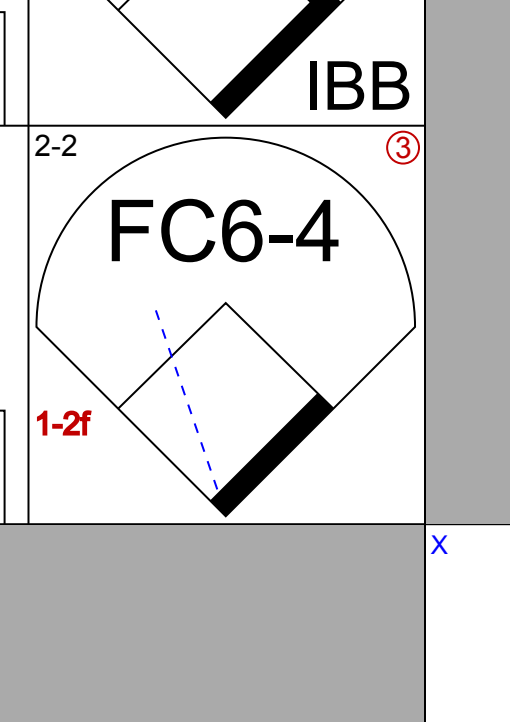
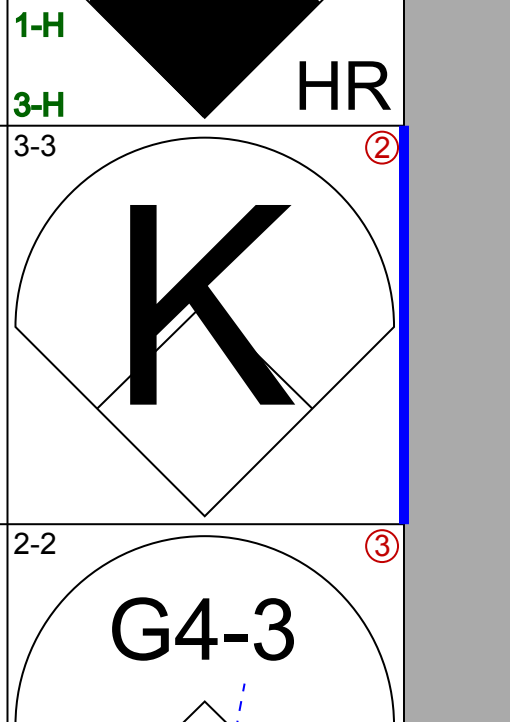
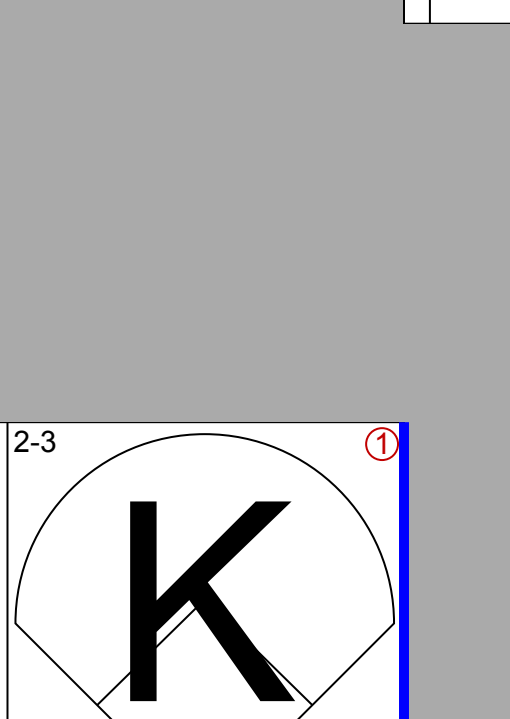
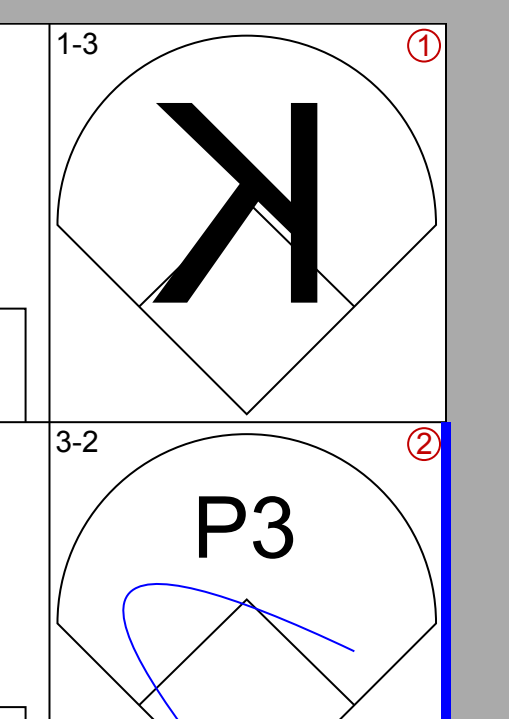
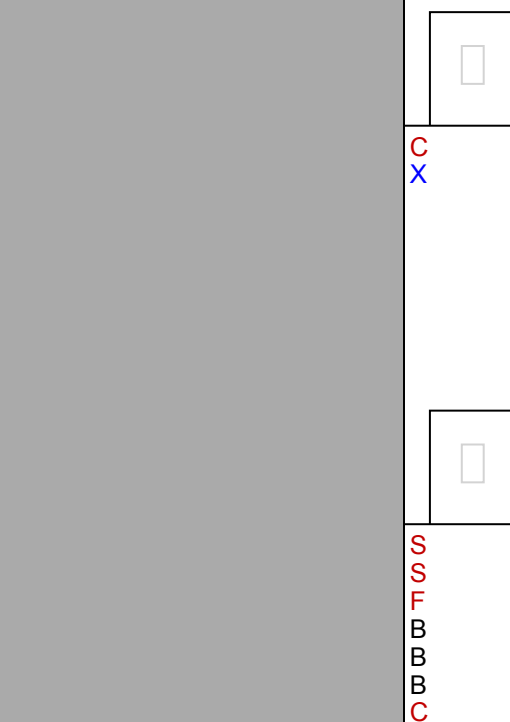
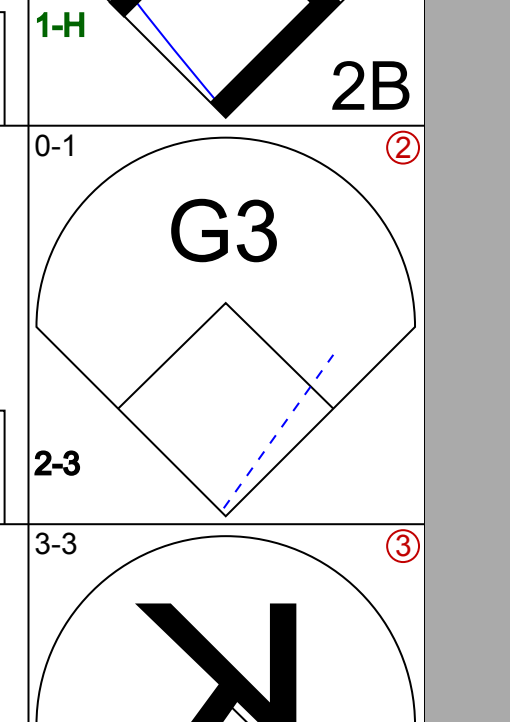

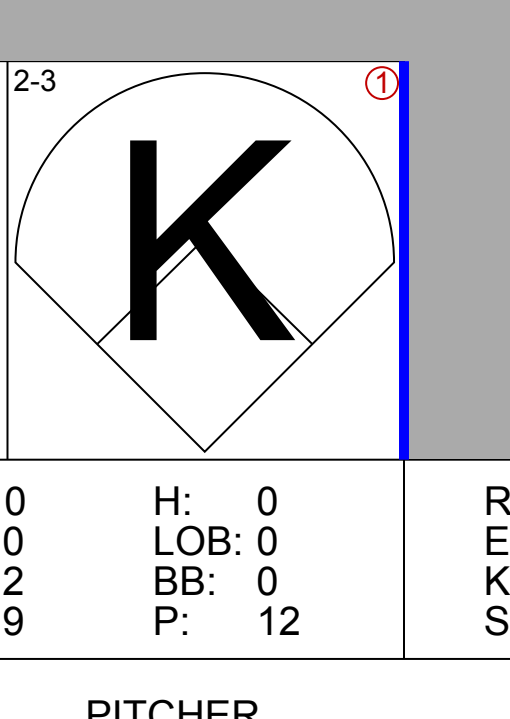
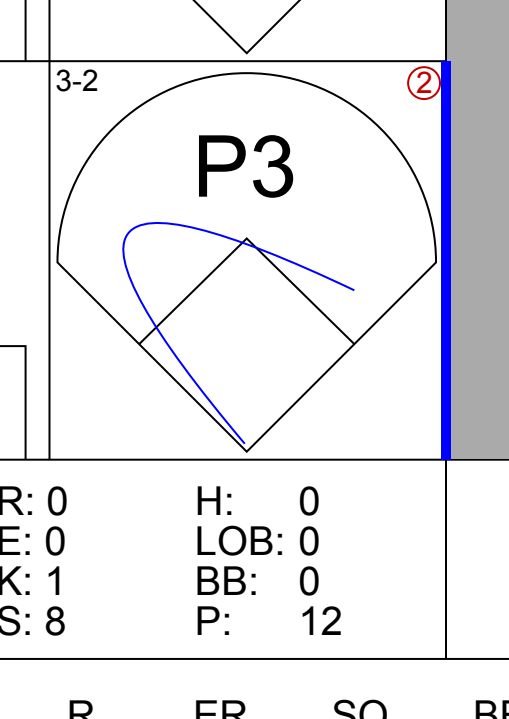
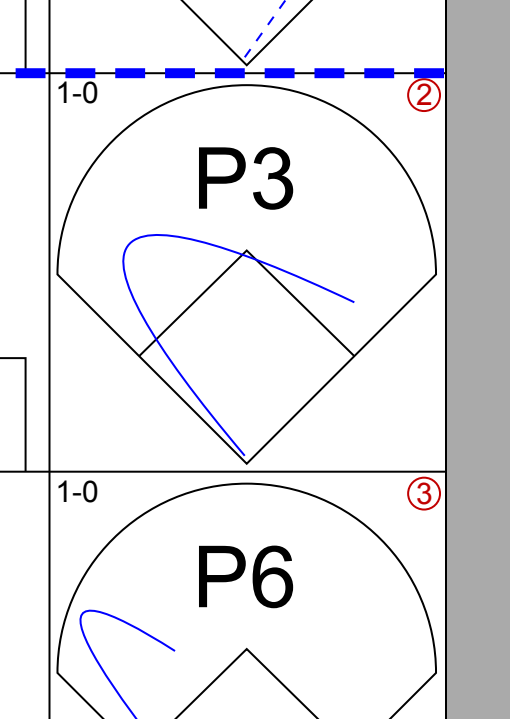
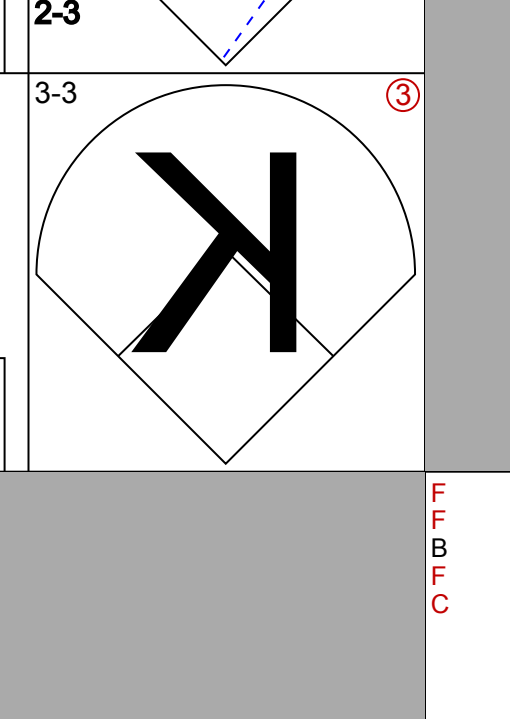
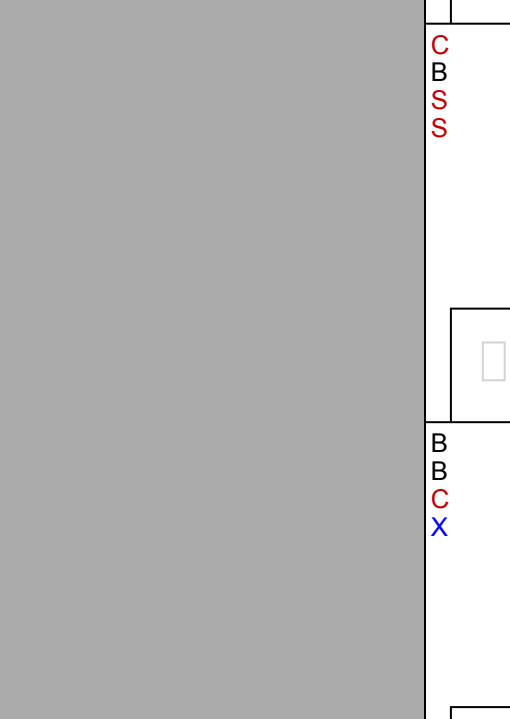
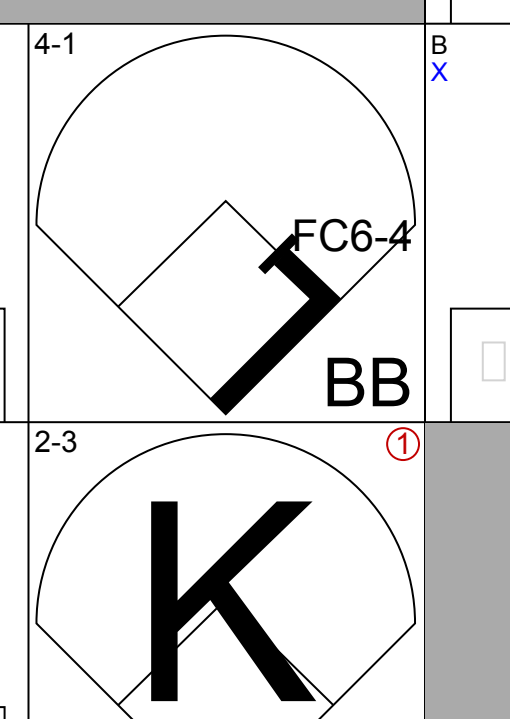
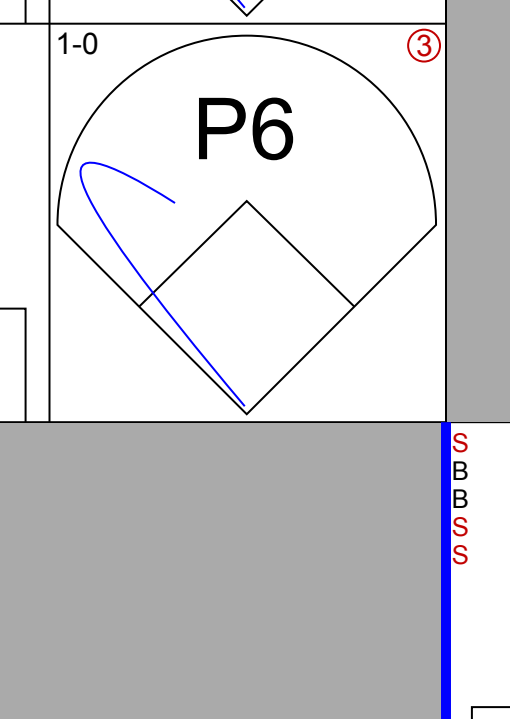
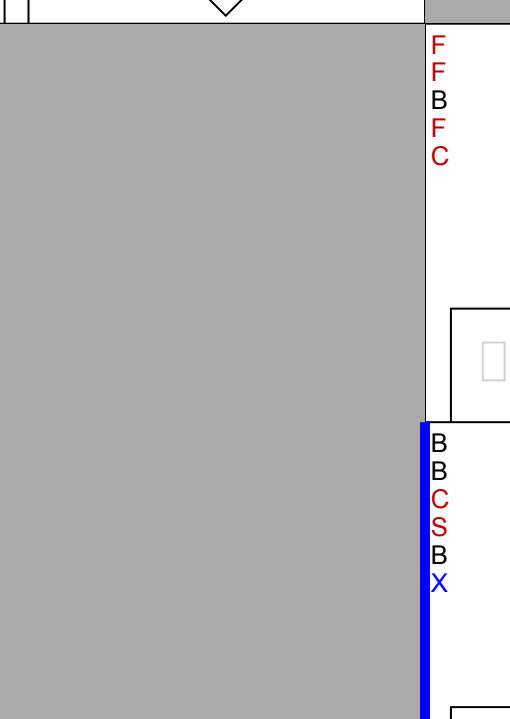
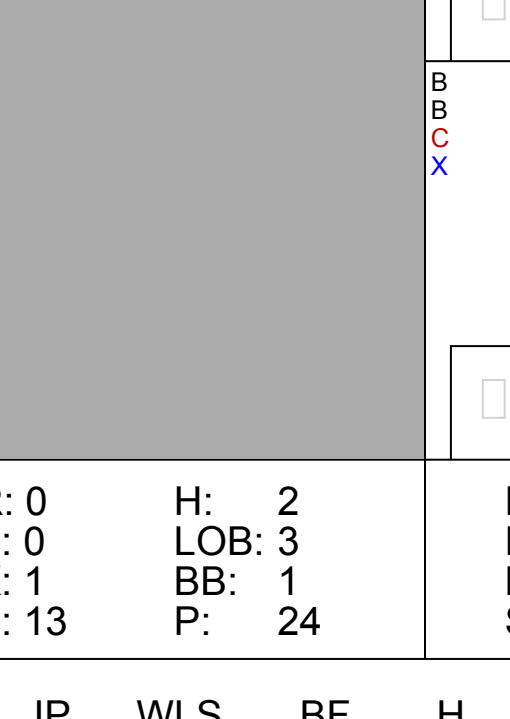
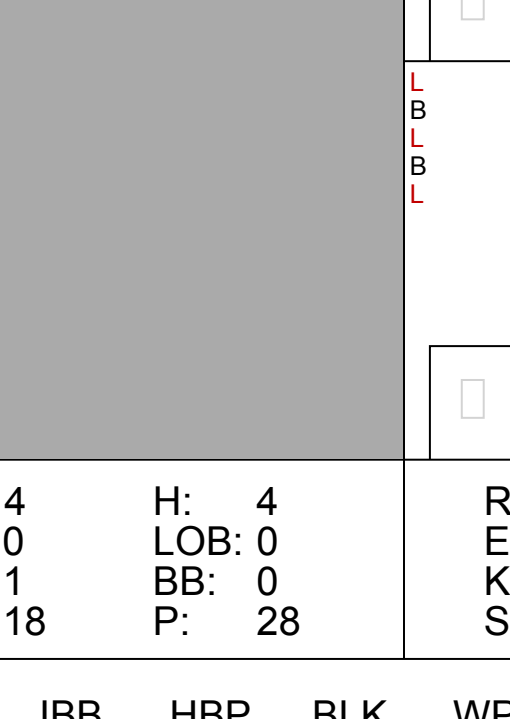
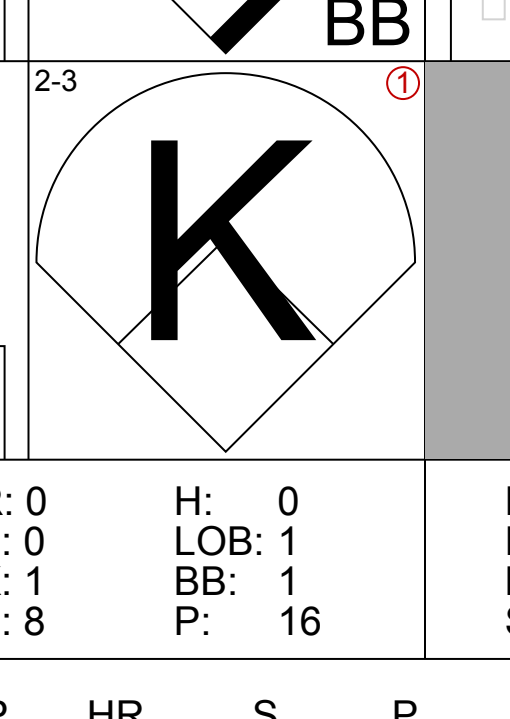
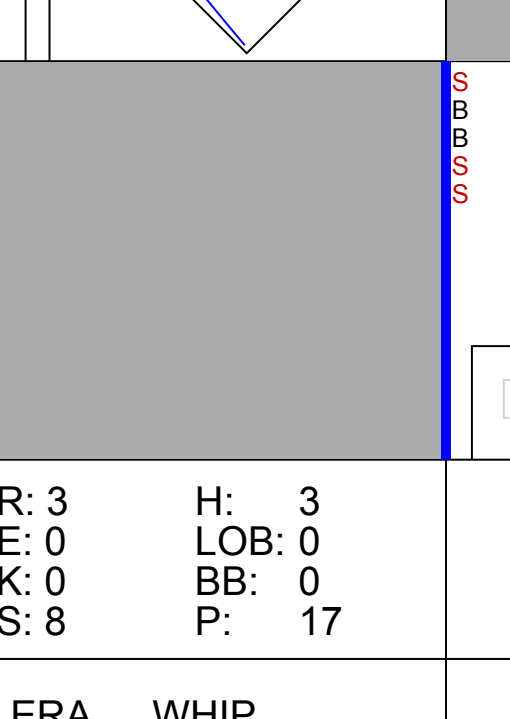
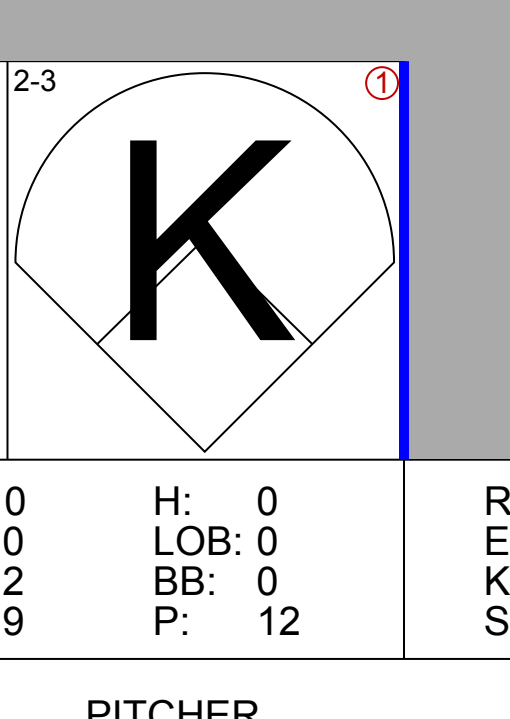
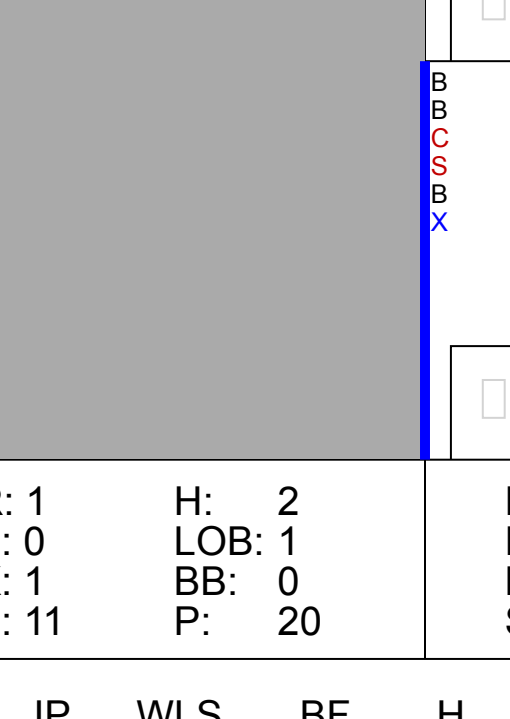

AB	28
R	6
H	4
RBI	6
BB	3
SO	4
LOB	7



Batter	1	2	3	4	5	6	7	8	9	AB	R	H	RBI	BB	SO	LOB	TOP			
Darren Lewis, R OBP: 0.306, SLG: 0.325	1-2 G6-3		0-0 F9		2-1 P3		1-2 F8		1-2 1B	5	0	1	0	0	0	2	<p>San Francisco Giants @ Los Angeles Dodgers Dodger Stadium, Los Angeles, CA</p> <p>Thu Sep 30 1993, 7:05 PM PDT Att: 36,409 - Unknown</p> <p>livebaseballscorecards.com</p>			
Mike Benjamin, R OBP: 0.354, SLG: 0.329	3-3 K		1-2 F8		1-3 K		1-0 L7		2-2 1B	5	0	1	0	0	2	2				
Will Clark, L OBP: 0.359, SLG: 0.421	2-1 FC6-4 1B		3-3 K2-3		1-2 G4-3			2-1 L6	0-0 FC5-4 1B	5	0	1	0	0	1	2				
Matt Williams, R OBP: 0.322, SLG: 0.561	0-1 FC6-4 1-2			0-0 F8		2-2 F7		1-2 1B		4	1	1	0	0	0	1				
Barry Bonds, L OBP: 0.456, SLG: 0.669		1-3 K		4-1 E G1-3 1B BB		2-2 G4-3		1-0 G3		3	1	0	0	1	1	1				
Willie McGee, S OBP: 0.354, SLG: 0.391		1-0 G3		1-1 G1-3		3-2 P6		0-0 E S 1B		4	0	1	1	0	0	1				
Royce Clayton, R OBP: 0.332, SLG: 0.375		0-1 2B		2-1 E6 1B E			0-1 FC3-6 1B	3-3 K		4	1	2	0	0	1	2				
Kirt Manwaring, R OBP: 0.346, SLG: 0.352		4-0 BB		1-0 E9 1B 1-H 3-H			0-1 FC3-6 1B 1-2	1-2 CS 1B		3	0	2	1	1	0	1				
Bill Swift, R OBP: 0.302, SLG: 0.275		0-3 K		2-1 L5			1-1 1B	1-3 K		3	0	1	0	0	1	3				
Kevin Rogers, L Rod Beck, R										0	0	0	0	0	0	0				
Inning Stats	R: 0 E: 0 K: 1 S: 10	H: 1 LOB: 1 BB: 0 P: 16	R: 0 E: 0 K: 2 S: 9	H: 1 LOB: 2 BB: 1 P: 15	R: 0 E: 0 K: 1 S: 11	H: 0 LOB: 0 BB: 0 P: 15	R: 2 E: 2 K: 0 S: 9	H: 1 LOB: 1 BB: 1 P: 19	R: 0 E: 0 K: 1 S: 8	H: 0 LOB: 0 BB: 0 P: 12	R: 0 E: 0 K: 0 S: 10	H: 2 LOB: 2 BB: 0 P: 13	R: 1 E: 0 K: 1 S: 12	H: 2 LOB: 1 BB: 0 P: 19	R: 0 E: 0 K: 1 S: 15	H: 3 LOB: 2 BB: 0 P: 18	1B: 8 2B: 1 3B: 1 HR: 0	SF: 0 SAC: 0 DP: 0 HBP: 0	WP: 0 PB: 0 SB: 1 CS: 1	PA: 39
PITCHER	IP WLS BF H R ER SO BB IBB HBP BLK WP HR S P ERA WHIP	8.0 L 34 7 3 1 6 2 0 0 0 0 0 0 79 126 1.12 1.125	0.2 4 3 0 0 1 0 0 0 0 0 0 0 14 17 0.00 4.500	0.1 1 0 0 0 0 0 0 0 0 0 0 0 1 1 0.00 0.000											ERA WHIP					

Batter	1	2	3	4	5	6	7	8	9	AB	R	H	RBI	BB	SO	LOB	BOTTOM					
Brett Butler, L OBP: 0.384, SLG: 0.368	4-1 L5-3 BB		2-0 F9			4-1 S 1B BB		1-3 K		2	1	0	0	2	1	0	<p>San Francisco Giants @ Los Angeles Dodgers Dodger Stadium, Los Angeles, CA</p> <p>Thu Sep 30 1993, 7:05 PM PDT Att: 36,409 - Unknown</p> <p>livebaseballscorecards.com</p>					
Jose Offerman, S OBP: 0.343, SLG: 0.330	1-0 L5-3 1-2			1-0 FC6-4 1B		4-2 1B FC5-2 BB		3-2 1B		3	0	2	0	1	0	1						
Dave Hansen, L OBP: 0.454, SLG: 0.464	3-2 G6-3			2-0 L4		1-2 FC5-2 1B		0-0 F8		3	0	1	1	0	0	1						
Tim Wallach, R OBP: 0.263, SLG: 0.338						1-3 2-H				1	0	0	0	0	0	1						
Mike Piazza, R OBP: 0.366, SLG: 0.547		0-3 K		2-2 F9		1-1 FC5-2		1-2 G5-4-3 1B		4	0	1	0	0	1	3						
Eric Karros, R OBP: 0.283, SLG: 0.399		4-2 FC6-4 BB		2-2 FC6-4 1-2		2-2 K		1-2 G5-4-3		3	0	0	0	1	1	4						
Henry Rodriguez, L OBP: 0.274, SLG: 0.435		0-1 P6			1-3 K		1-0 G1-3		1-2 F9	4	0	0	0	0	1	1						
Cory Snyder, R OBP: 0.332, SLG: 0.396		2-1 FC6-4 1-2			0-3 K		0-1 L7			3	0	0	0	0	1	1						
Jody Reed, R OBP: 0.335, SLG: 0.350			0-1 F8		0-1 G5-3		2-2 G5-3			3	0	0	0	0	0	0						
Tom Candiotti, R OBP: 0.148, SLG: 0.167			0-1 G4-3			0-0 F9		0-0 G4-3		2	0	0	0	0	0	0						
Mike Sharperson, R OBP: 0.302, SLG: 0.371										1	0	0	0	0	0	0						
Kip Gross, R Omar Daal, L										0	0	0	0	0	0	0						
Inning Stats	R: 0 E: 0 K: 0 S: 5	H: 0 LOB: 0 BB: 1 P: 13	R: 0 E: 0 K: 1 S: 9	H: 0 LOB: 1 BB: 1 P: 15	R: 0 E: 0 K: 0 S: 5	H: 0 LOB: 0 BB: 0 P: 7	R: 0 E: 0 K: 0 S: 8	H: 1 LOB: 1 BB: 0 P: 15	R: 0 E: 0 K: 2 S: 8	H: 0 LOB: 0 BB: 0 P: 9	R: 1 E: 0 K: 1 S: 13	H: 1 LOB: 2 BB: 2 P: 23	R: 0 E: 0 K: 0 S: 6	H: 0 LOB: 0 BB: 0 P: 9	R: 0 E: 0 K: 1 S: 8	H: 1 LOB: 1 BB: 0 P: 12	R: 0 E: 0 K: 0 S: 9	H: 1 LOB: 0 BB: 0 P: 12	1B: 4 2B: 1 3B: 0 HR: 0	SF: 0 SAC: 0 DP: 2 HBP: 0	WP: 0 PB: 0 SB: 1 CS: 0	PA: 33
PITCHER	IP WLS BF H R ER SO BB IBB HBP BLK WP HR S P ERA WHIP	7.0 W 26 2 1 1 4 4 0 0 0 0 0 0 54 91 1.29 0.857	0.2 3 1 0 0 1 0 0 0 0 0 0 0 7 11 0.00 1.500	1.1 S 4 1 0 0 0 0 0 0 0 0 0 10 13 0.00 0.750											ERA WHIP							

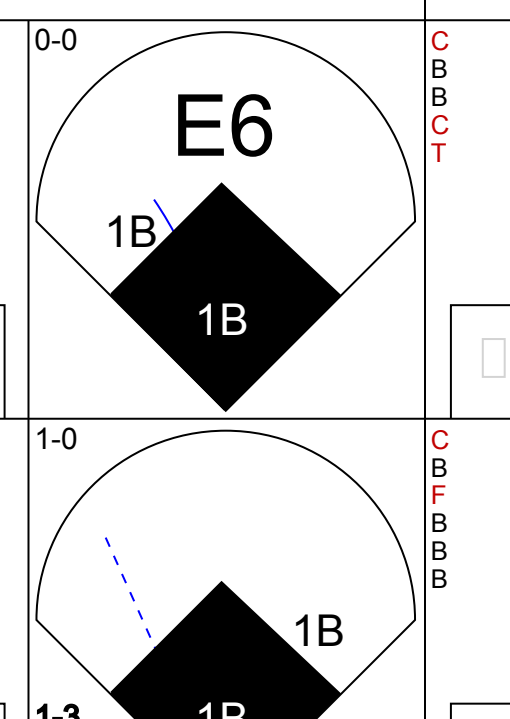
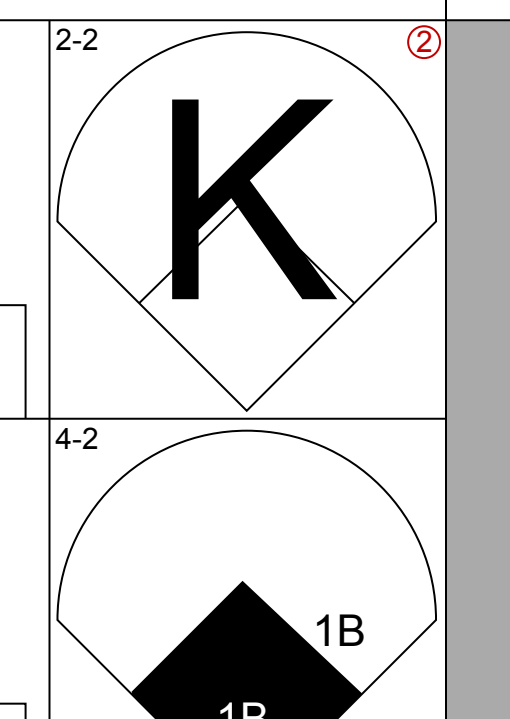
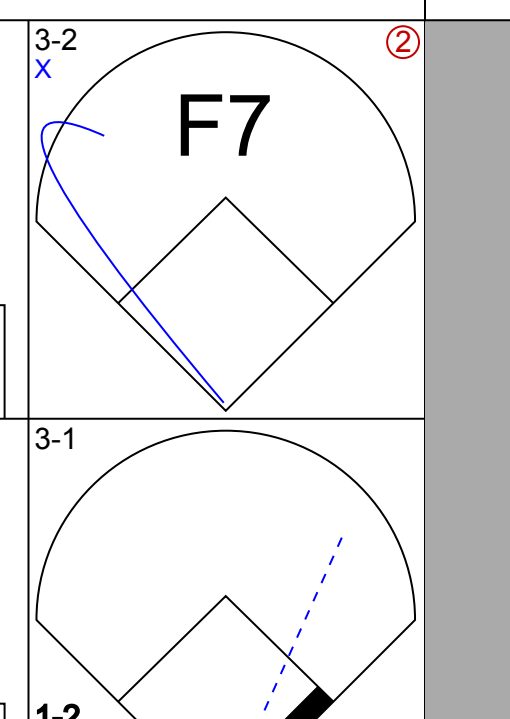
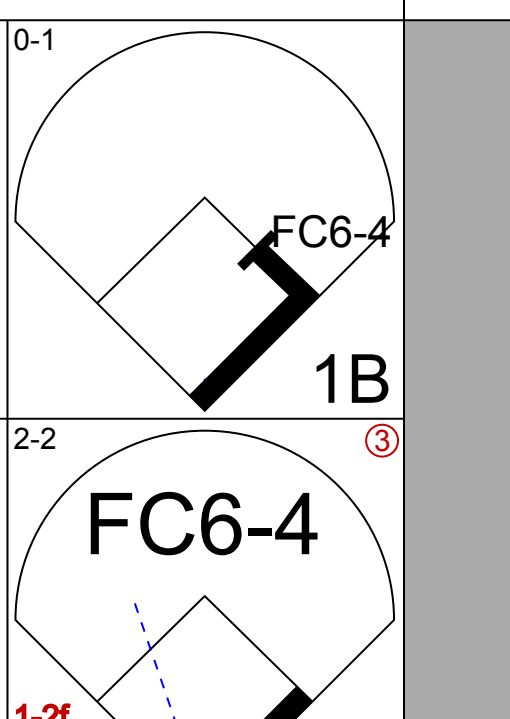
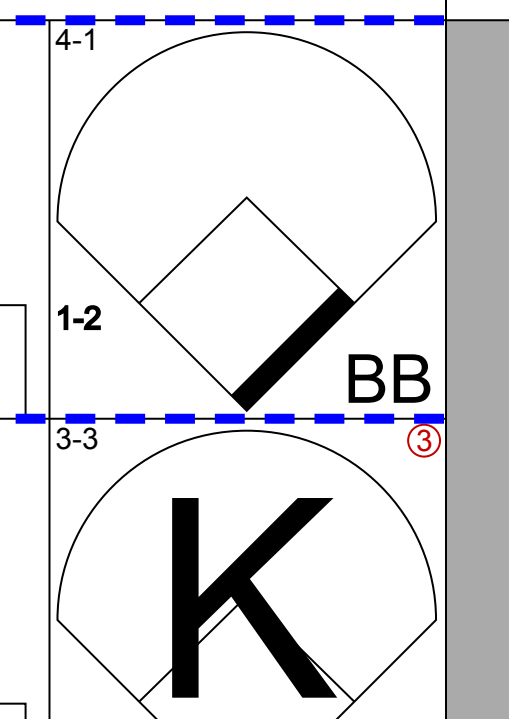
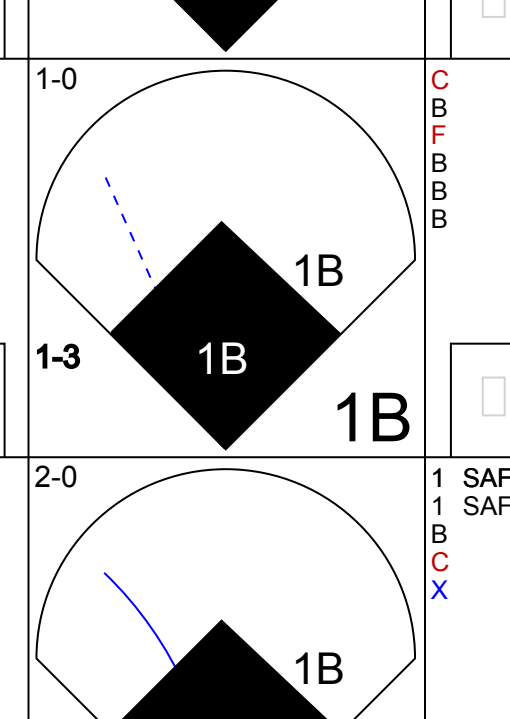
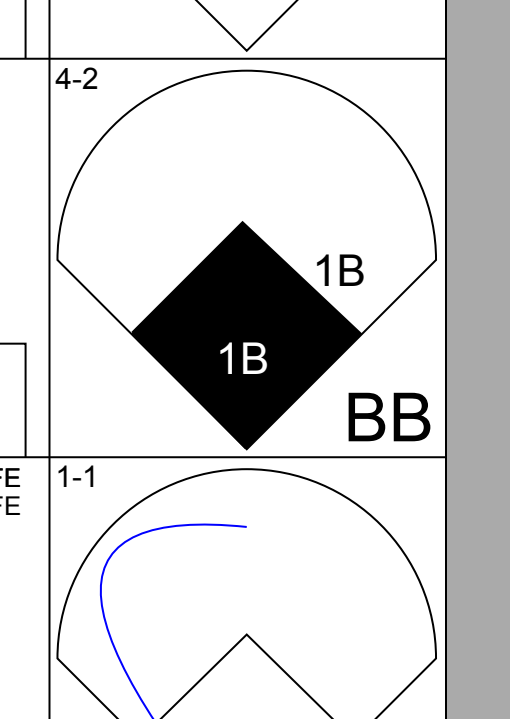
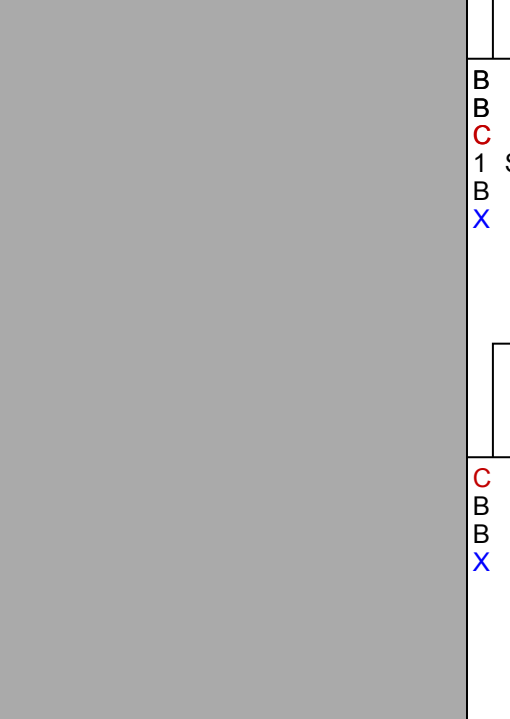
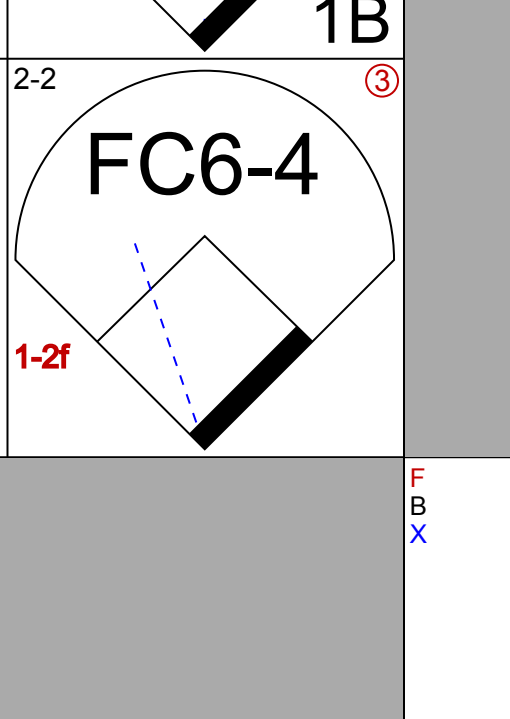
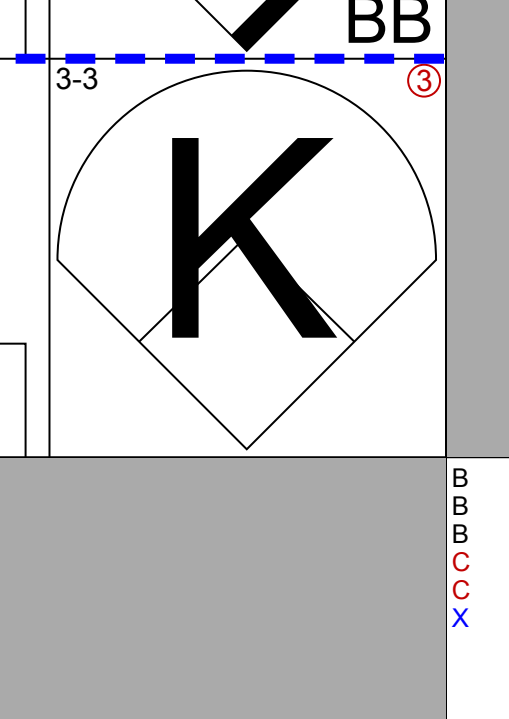
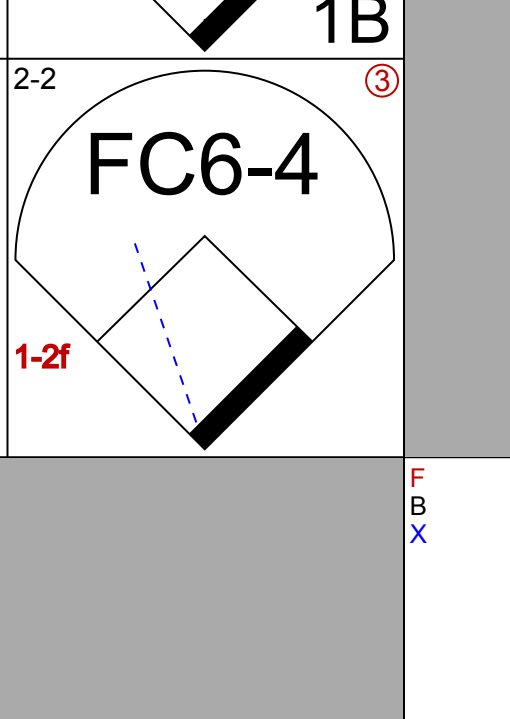
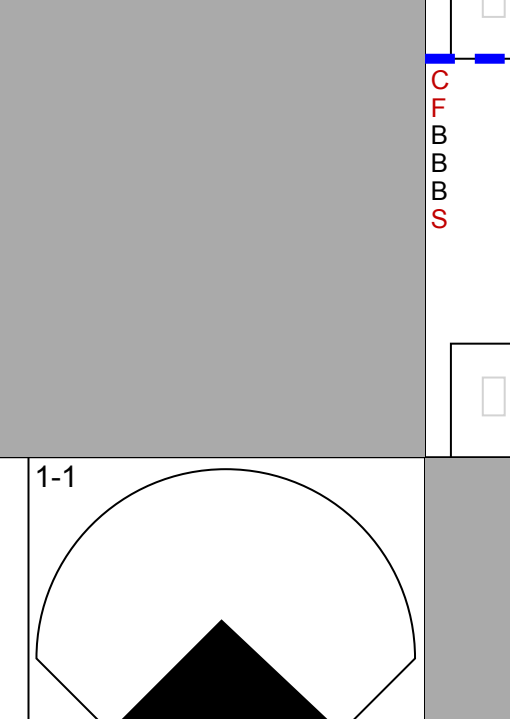
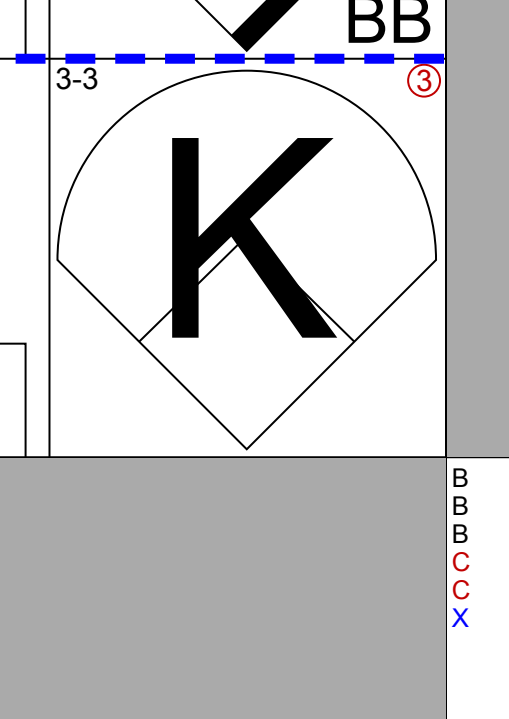
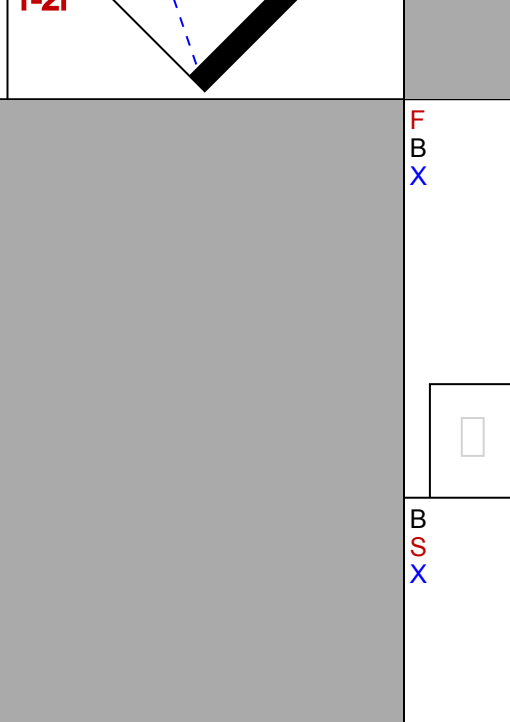
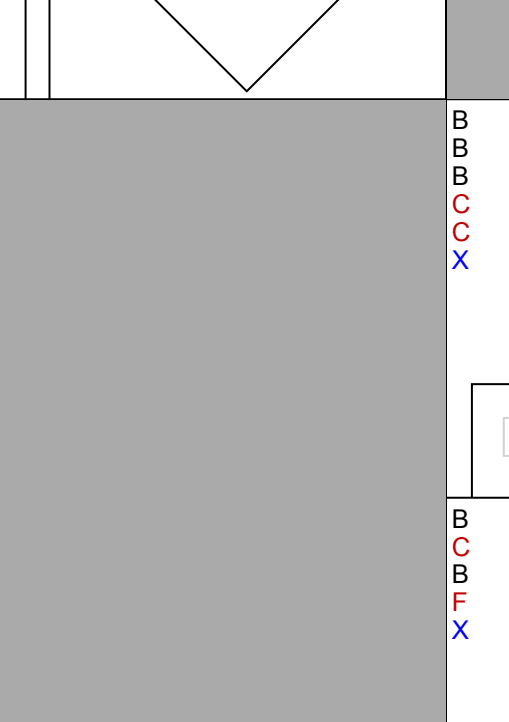
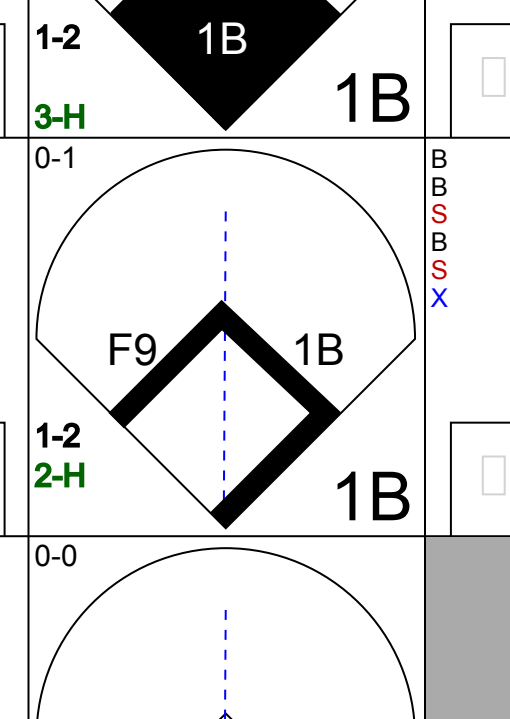
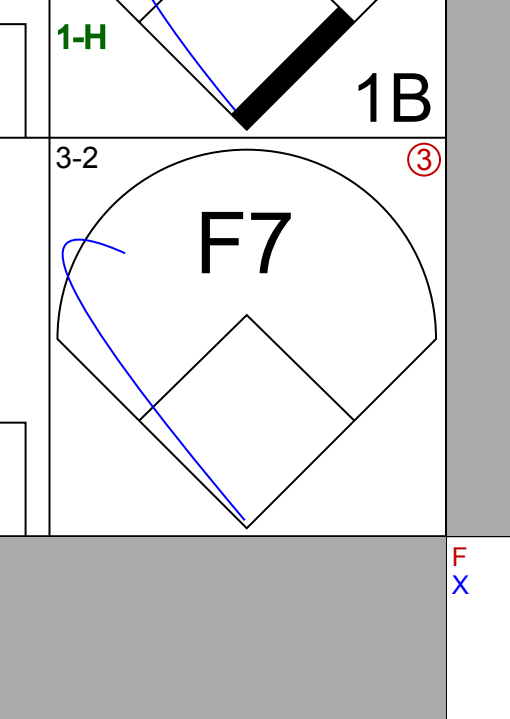
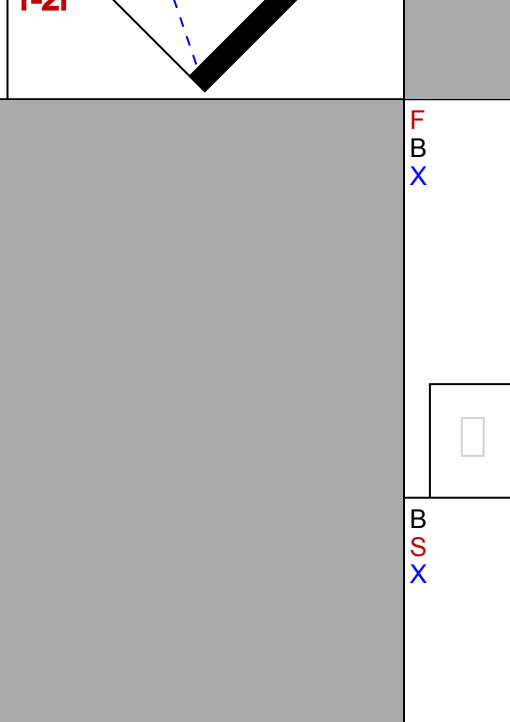
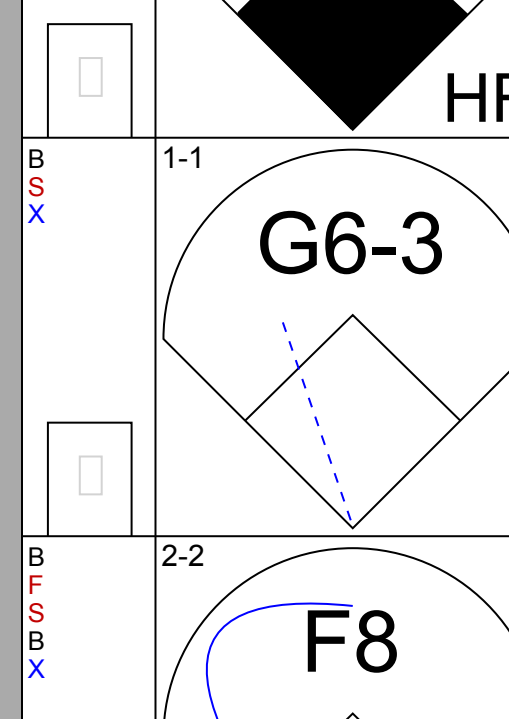
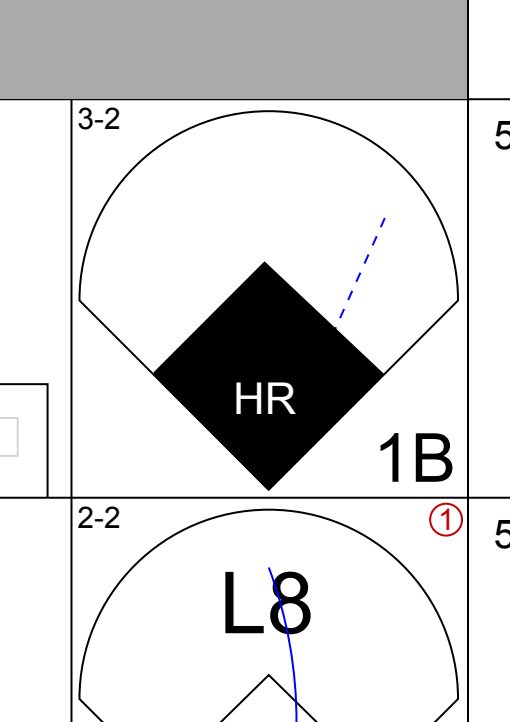
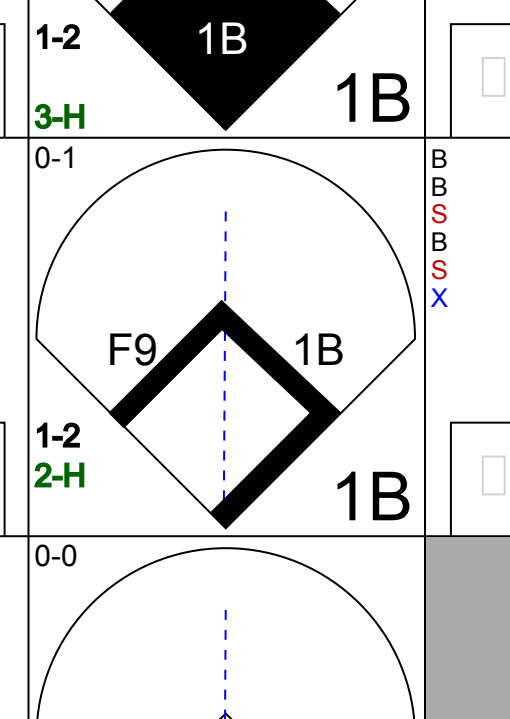
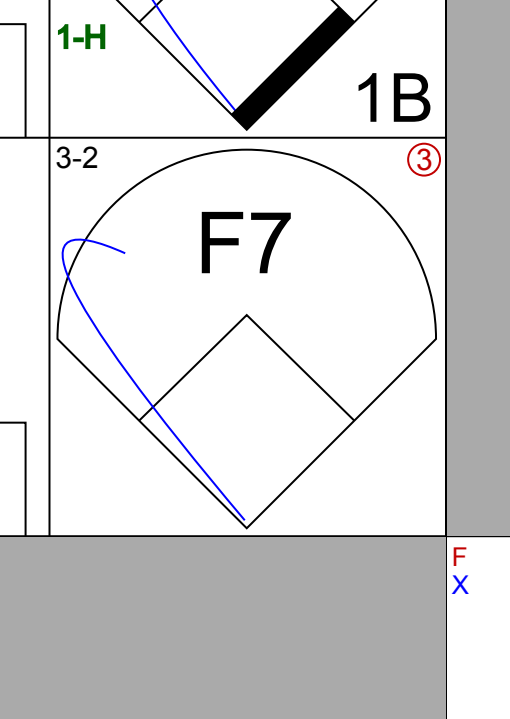
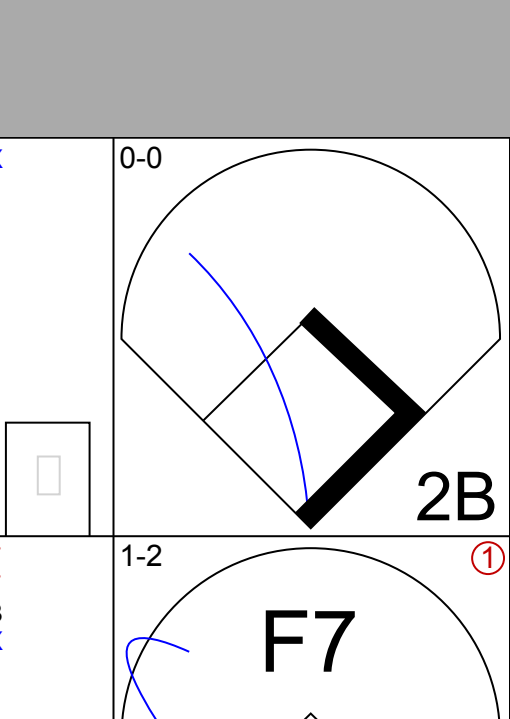
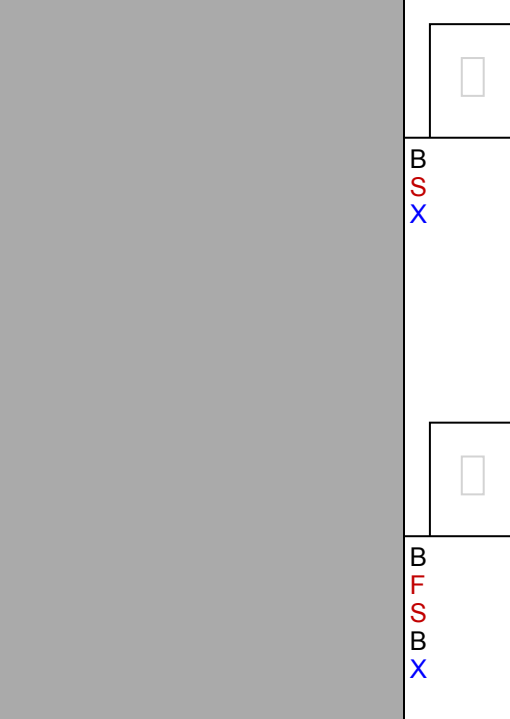
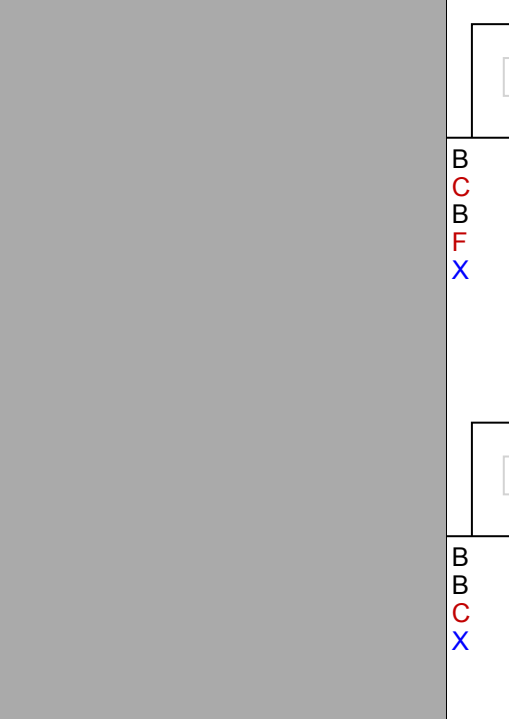
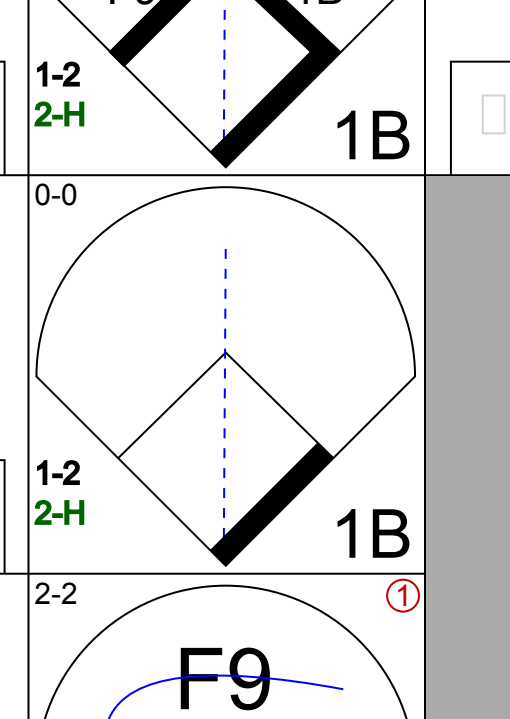
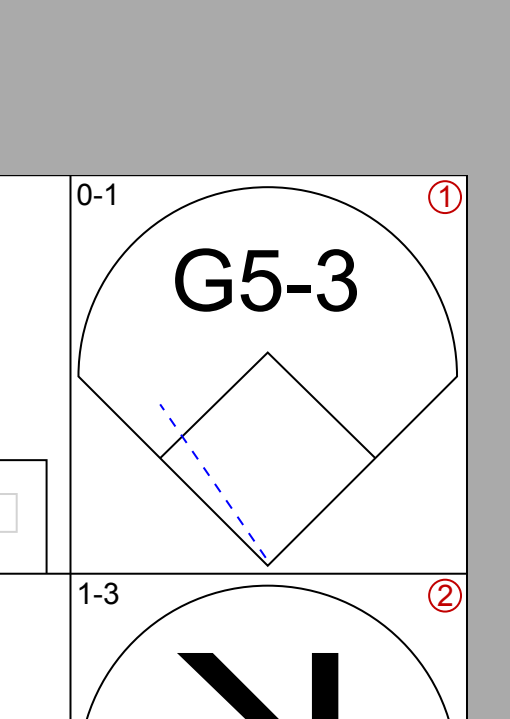

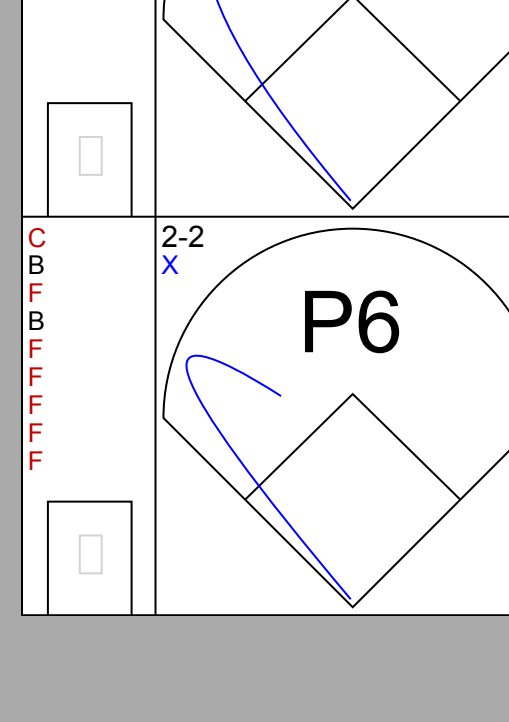
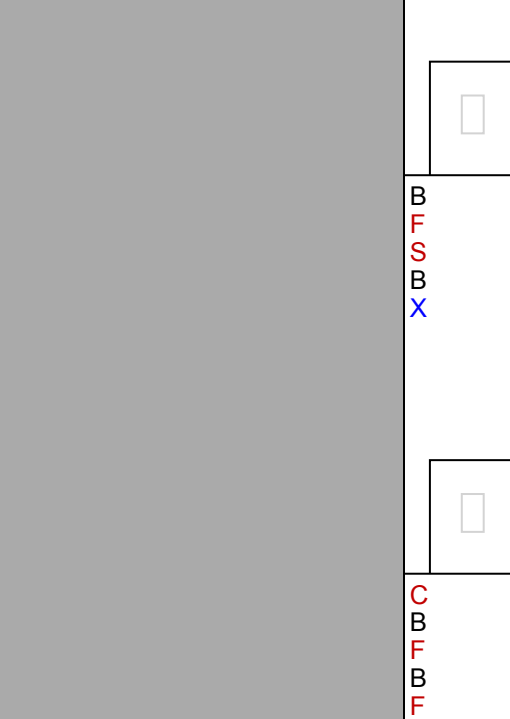
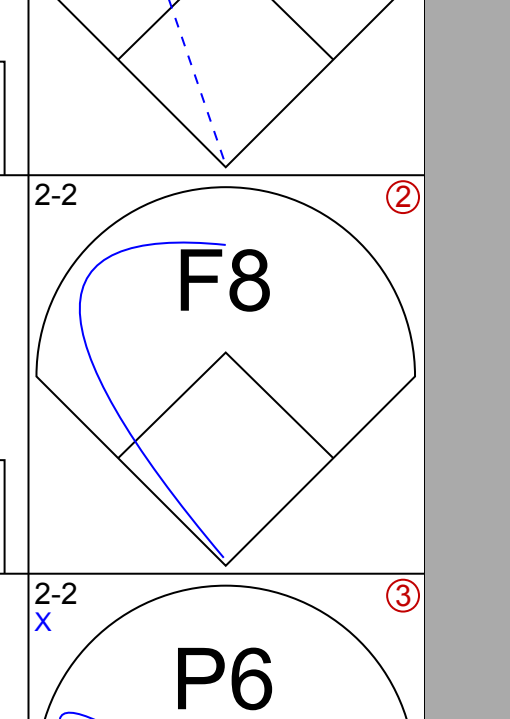
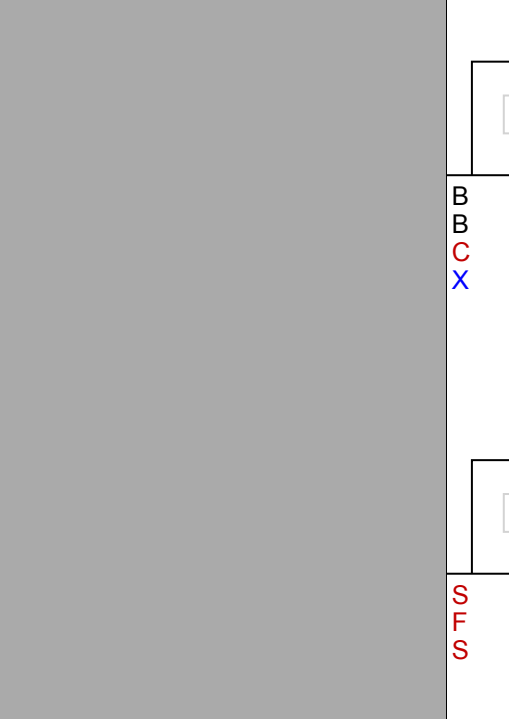
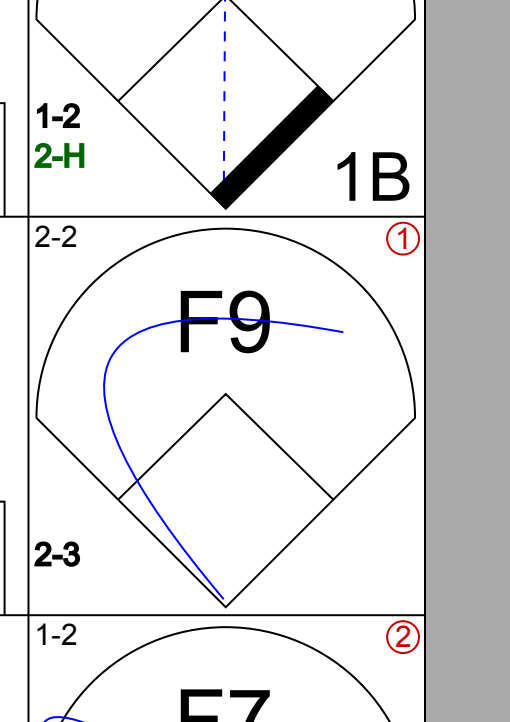
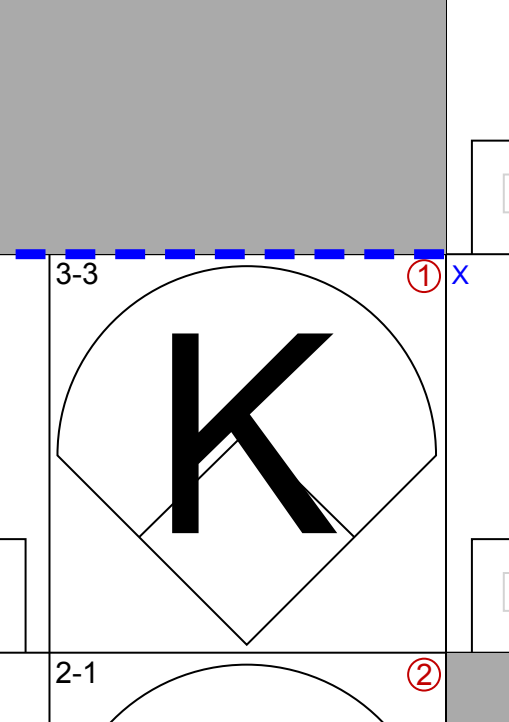
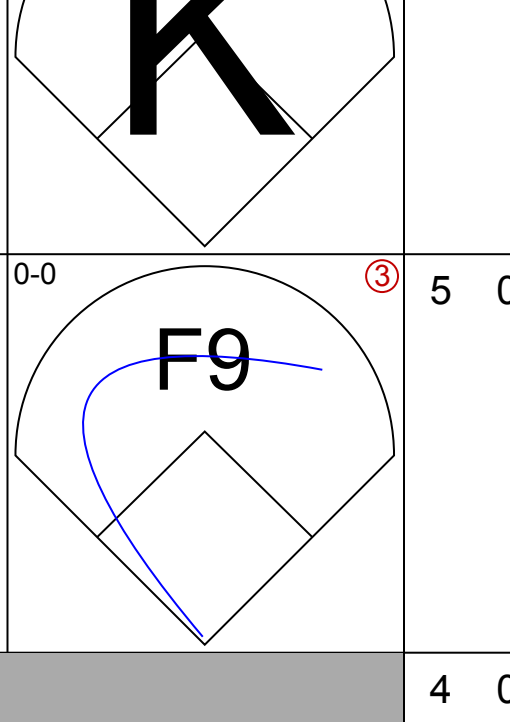
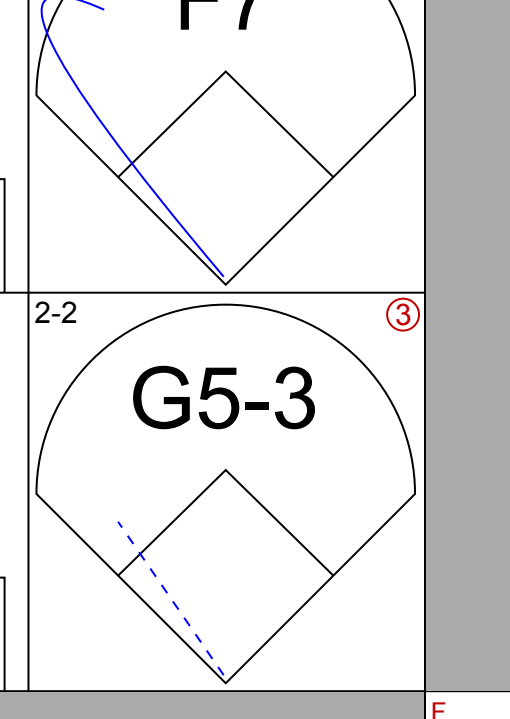
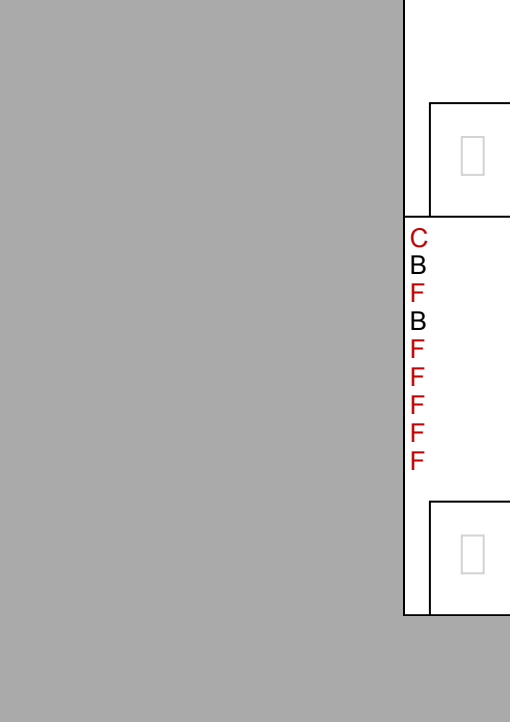
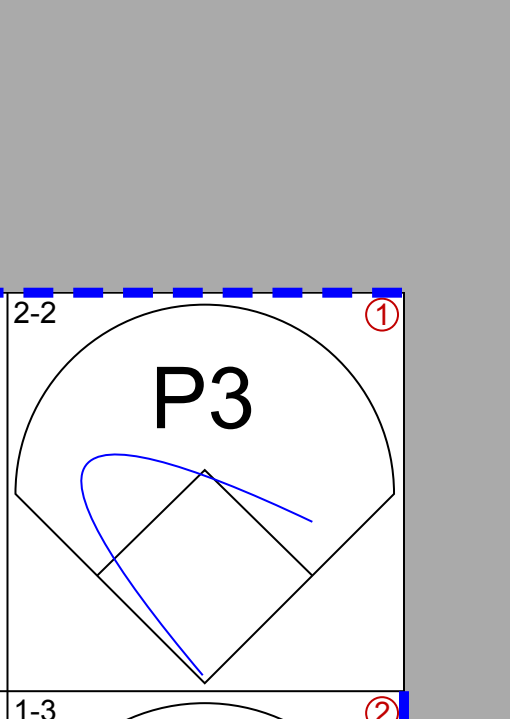
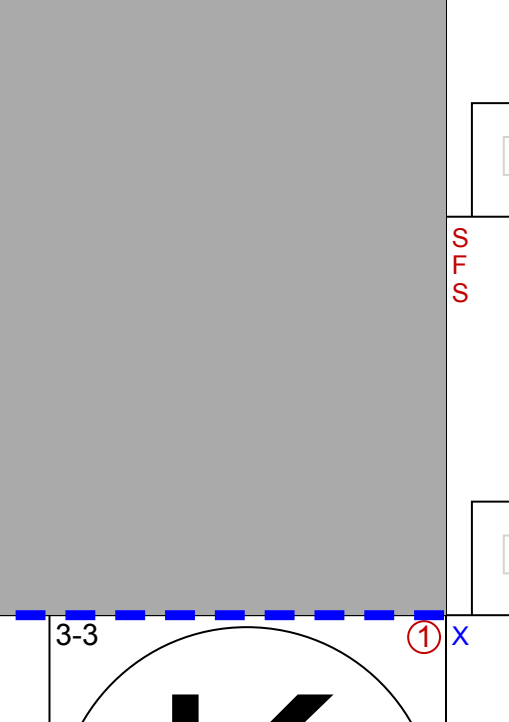
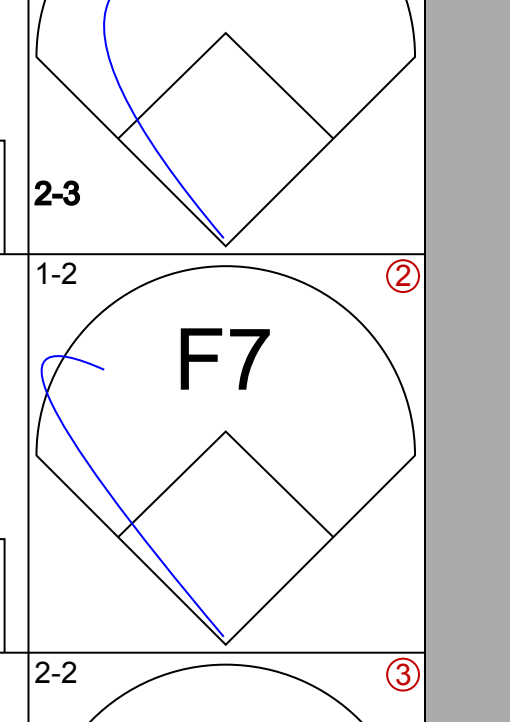
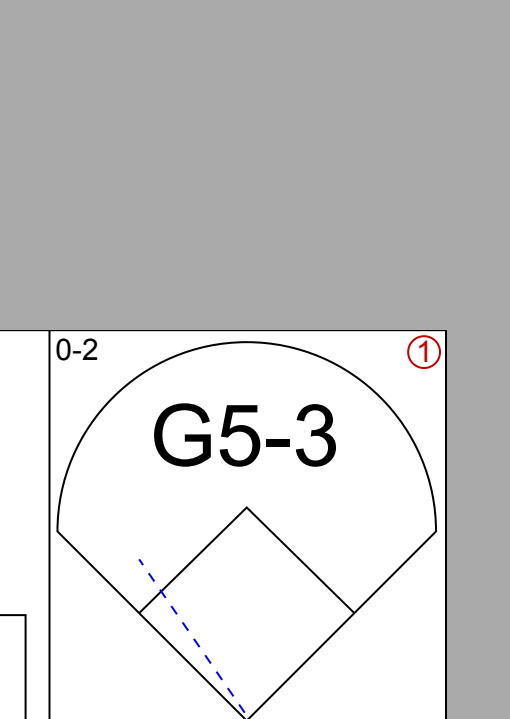

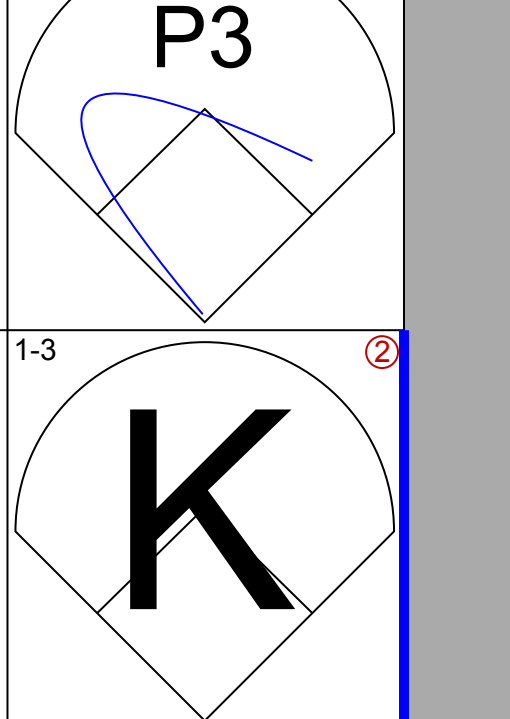
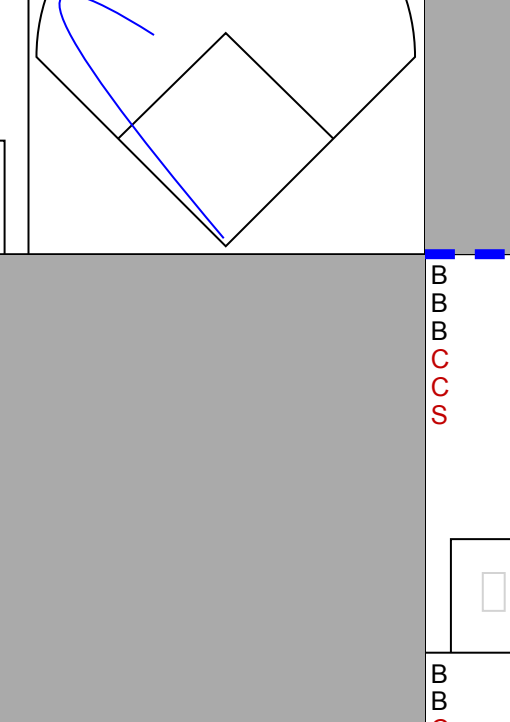
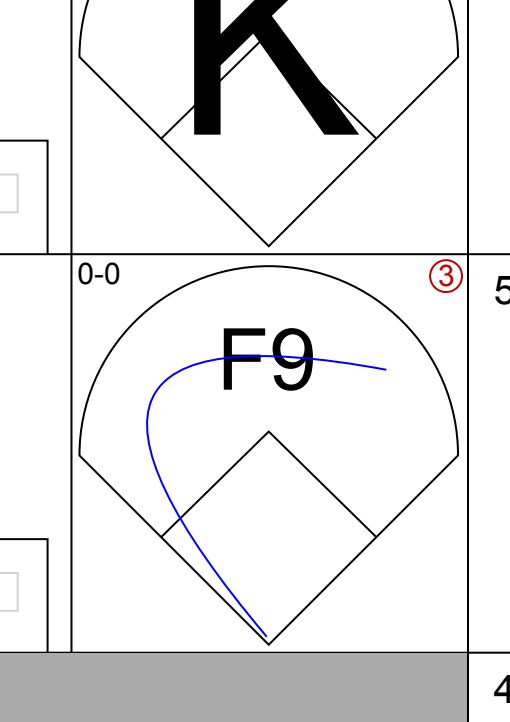
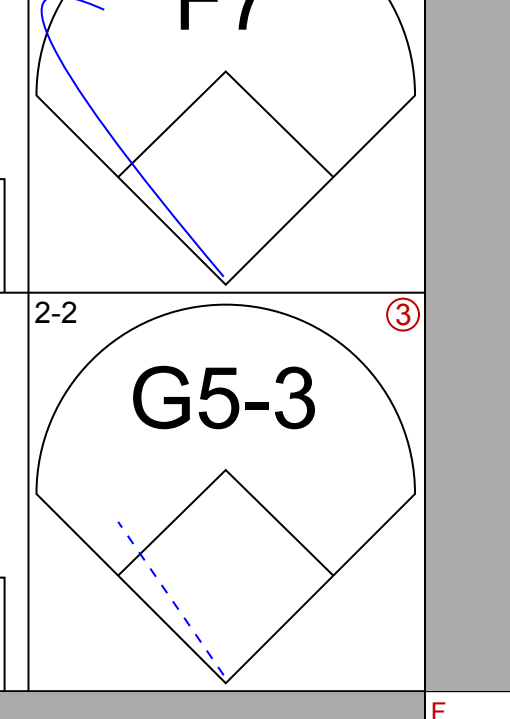
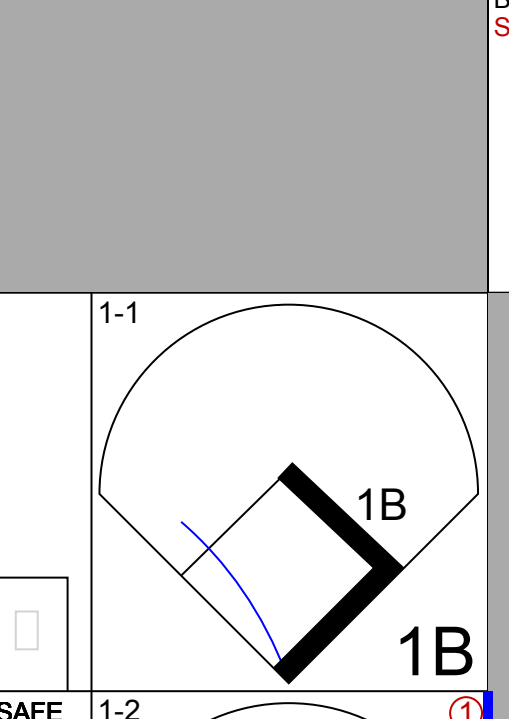

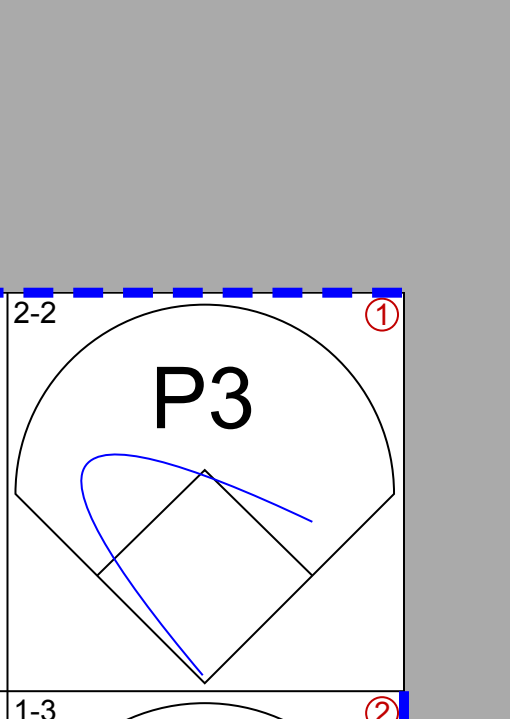
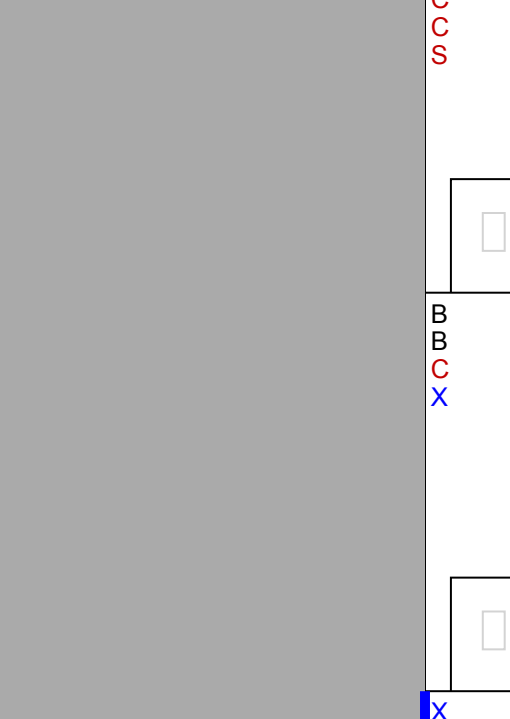
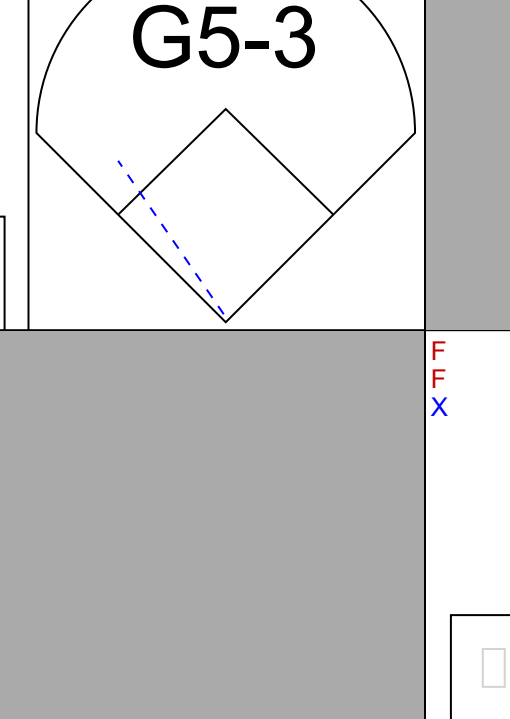
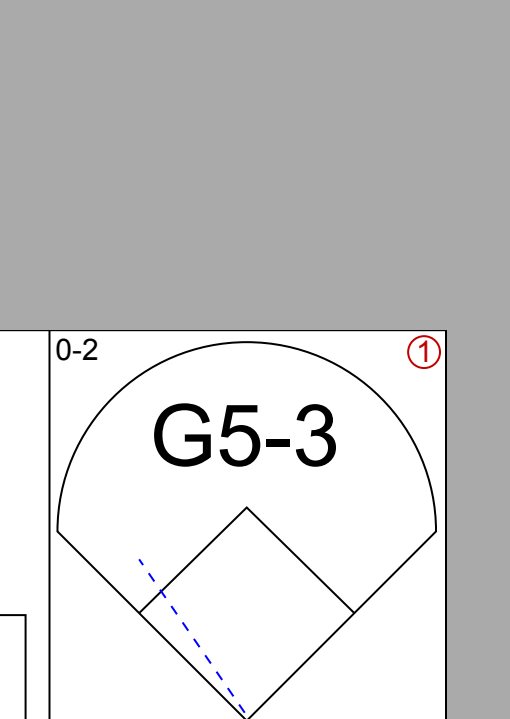
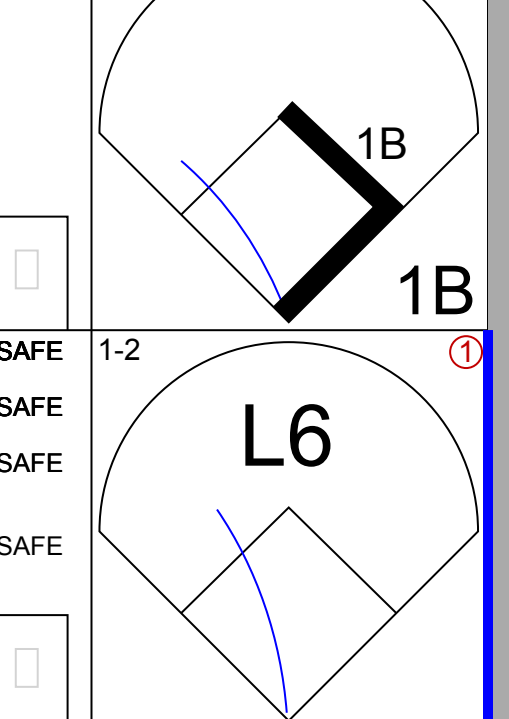

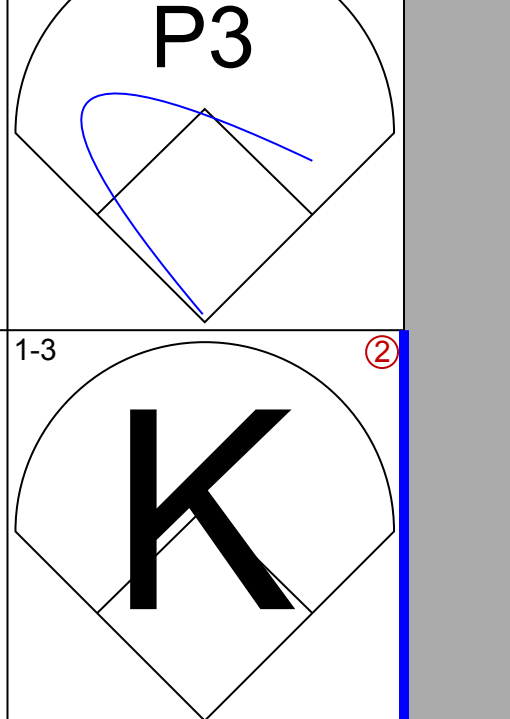
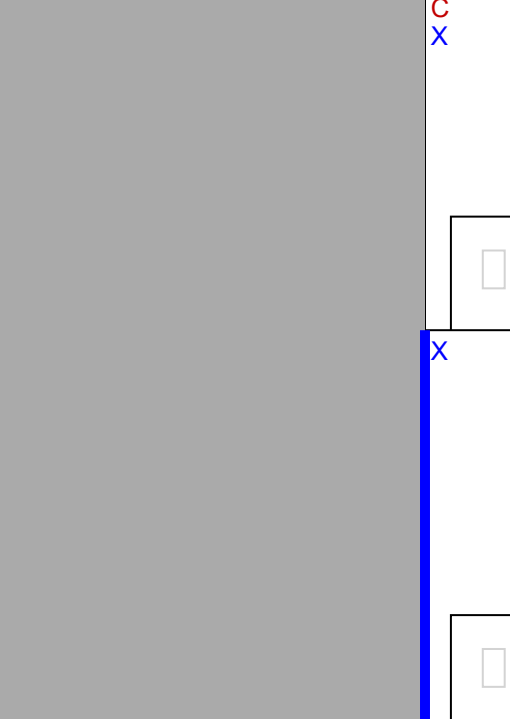
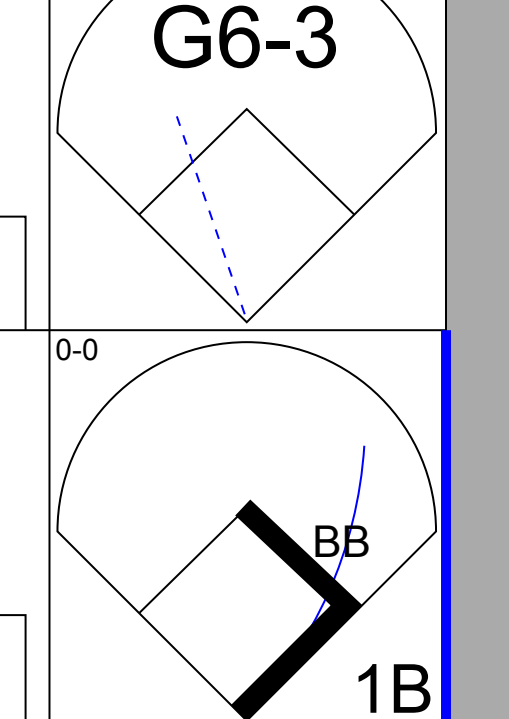



Batter	1	2	3	4	5	6	7	8	9	AB	R	H	RBI	BB	SO	LOB	TOP										
Darren Lewis, R OBP: 0.305, SLG: 0.327 (1, 8)										5	1	1	0	0	1	1											
Steve Scarsons, R OBP: 0.288, SLG: 0.414 Todd Benzinger, S (9, PH) OBP: 0.332, SLG: 0.452 (9, 3)										4	0	0	0	0	1	2											
Will Clark, L OBP: 0.363, SLG: 0.427 Mike Benjamin, R OBP: 0.264, SLG: 0.329 (9, 4)										5	3	4	1	0	0	0											
Matt Williams, R OBP: 0.325, SLG: 0.563 (1, 5)										5	2	3	0	0	1	1											
Barry Bonds, L OBP: 0.459, SLG: 0.684 (1, 7)										3	2	3	7	1	0	0											
Willie McGee, S OBP: 0.353, SLG: 0.389 Dave Martinez, L OBP: 0.315, SLG: 0.356 (3, 9)										2	0	0	0	0	1	3											
Royce Clayton, R OBP: 0.329, SLG: 0.372 (1, 6)										4	0	0	0	0	1	1											
Kirt Manwaring, R OBP: 0.345, SLG: 0.350 (1, 2)										3	0	0	0	1	2	0											
John Burkett, R OBP: 0.173, SLG: 0.119 John Patterson, S OBP: 0.206, SLG: 0.400 Dave Burba, R OBP: 0.333, SLG: 0.553 Mark Barrow, R OBP: 0.267, SLG: 0.458 Michael Jackson, R OBP: 0.307, SLG: 0.333 Kevin Rogers, L OBP: 0.315, SLG: 0.356 Rod Beck, R (8, 1)										2	0	0	0	0	1	1											
Inning Stats	R: 0 E: 0 K: 1 S: 13	H: 2 LOB: 3 BB: 1 P: 24	R: 0 E: 0 K: 1 S: 6	H: 0 LOB: 0 BB: 0 P: 9	R: 4 E: 0 K: 1 S: 18	H: 4 LOB: 0 BB: 0 P: 28	R: 0 E: 0 K: 1 S: 8	H: 0 LOB: 1 BB: 1 P: 16	R: 3 E: 0 K: 0 S: 8	H: 3 LOB: 0 BB: 0 P: 17	R: 0 E: 0 K: 2 S: 9	H: 0 LOB: 0 BB: 0 P: 12	R: 1 E: 0 K: 1 S: 11	H: 2 LOB: 1 BB: 0 P: 20	R: 0 E: 0 K: 1 S: 8	H: 0 LOB: 0 BB: 0 P: 12	R: 0 E: 0 K: 2 S: 8	H: 0 LOB: 0 BB: 0 P: 12	1B: 5 2B: 3 3B: 1 HR: 2	SF: 0 SAC: 0 DP: 0 HBP: 0	WP: 0 PB: 0 SB: 0 CS: 0	PA: 40					
PITCHER	IP	WLS	BF	H	R	ER	SO	BB	IBB	HBP	BLK	WP	HR	S	P	ERA	WHIP										
Ramon Martinez, R ERA: 3.44 Omar Daal, L ERA: 5.09 Kip Gross, R ERA: 0.63 Steve Wilson, L ERA: 4.74 Roger McDowell, R ERA: 2.25	4.0	L	22	8	6	6	4	1	1	0	0	0	1	48	83	13.50	2.250										

San Francisco Giants @ Los Angeles Dodgers
 Dodger Stadium, Los Angeles, CA
 Fri Oct 01 1993, 7:05 PM PDT
 Att: 51,860 - Unknown

AB	38
R	8
H	11
RBI	8
BB	2
SO	10
LOB	10



Batter	1	2	3	4	5	6	7	8	9	AB	R	H	RBI	BB	SO	LOB	BOTTOM										
Brett Butler, L OBP: 0.384, SLG: 0.367 (1, 8)										4	1	1	0	1	1	1											
Jose Offerman, S OBP: 0.345, SLG: 0.332 (1, 6)										4	2	2	0	1	1	3											
Dave Hansen, L OBP: 0.468, SLG: 0.510 (1, 5)										5	3	4	3	0	0	2											
Mike Piazza, R OBP: 0.366, SLG: 0.547 (1, 2)										5	0	2	1	0	0	2											
Eric Karros, R OBP: 0.284, SLG: 0.404 (1, 3)										5	1	2	3	0	0	1											
Henry Rodriguez, L OBP: 0.286, SLG: 0.422 (1, 7)										5	0	0	0	0	2	3											
Cory Snyder, R OBP: 0.329, SLG: 0.392 (1, 9)										5	0	0	0	0	3	3											
Jody Reed, R OBP: 0.334, SLG: 0.349 (1, 4)										4	0	1	0	0	0	2											
Ramon Martinez, R OBP: 0.327, SLG: 0.443 Omar Daal, L ERA: 3.65 Kip Gross, R ERA: 3.93 Jerry Brooks, R OBP: 0.292, SLG: 0.687 Steve Wilson, L (7, 1) Lenny Harris, L OBP: 0.303, SLG: 0.325 Roger McDowell, R OBP: 0.300, SLG: 0.300 (9, 1)										2	0	0	0	0	0	1											
Inning Stats	R: 3 E: 1 K: 0 S: 15	H: 4 LOB: 2 BB: 0 P: 23	R: 1 E: 0 K: 1 S: 13	H: 1 LOB: 1 BB: 1 P: 23	R: 0 E: 0 K: 2 S: 9	H: 0 LOB: 0 BB: 0 P: 11	R: 0 E: 0 K: 0 S: 13	H: 2 LOB: 2 BB: 0 P: 23	R: 0 E: 0 K: 1 S: 12	H: 1 LOB: 1 BB: 0 P: 18	R: 0 E: 0 K: 1 S: 13	H: 1 LOB: 1 BB: 0 P: 18	R: 1 E: 0 K: 0 S: 15	H: 1 LOB: 0 BB: 0 P: 21	R: 0 E: 0 K: 2 S: 10	H: 1 LOB: 2 BB: 1 P: 22	R: 2 E: 0 K: 1 S: 12	H: 2 LOB: 0 BB: 0 P: 19	1B: 10 2B: 1 3B: 0 HR: 2	SF: 0 SAC: 0 DP: 0 HBP: 0	WP: 0 PB: 0 SB: 0 CS: 0	PA: 43					
PITCHER	IP	WLS	BF	H	R	ER	SO	BB	IBB	HBP	BLK	WP	HR	S	P	ERA	WHIP										
John Burkett, R ERA: 3.65 Dave Burba, R ERA: 3.93 Michael Jackson, R ERA: 3.07 Kevin Rogers, L ERA: 2.81 Rod Beck, R ERA: 2.19	5.0	W	25	8	4	3	4	1	0	0	0	0	1	28	39	4.50	1.800										

San Francisco Giants @ Los Angeles Dodgers
 Dodger Stadium, Los Angeles, CA
 Fri Oct 01 1993, 7:05 PM PDT
 Att: 51,860 - Unknown

AB	41
R	7
H	13
RBI	7
BB	2
SO	8
LOB	18



Batter	1	2	3	4	5	6	7	8	9	AB	R	H	RBI	BB	SO	LOB	TOP										
Darren Lewis, R OBP: 0.304, SLG: 0.326 (1, 8)	G3			G6-3			P4	F8		5	0	1	1	0	0	0	San Francisco Giants @ Los Angeles Dodgers Dodger Stadium, Los Angeles, CA Sat Oct 02 1993, 3:33 AM PDT Att: 44,828 - Sunny - 85 F										
Steve Scarsons, R OBP: 0.278, SLG: 0.398 J.R. Phillips, L OBP: 0.313, SLG: 0.688 Mike Benjamin, R OBP: 0.264, SLG: 0.329 (1, 4)	F9			K2-3			G5-3		K	4	0	0	0	0	2	2											
Will Clark, L OBP: 0.367, SLG: 0.432 (1, 3)	1B			2B			1B		K	5	2	4	0	0	1	0											
Matt Williams, R OBP: 0.325, SLG: 0.563 (1, 5)	K			2B			F7		G5-3	5	0	2	0	0	1	2											
Barry Bonds, L OBP: 0.461, SLG: 0.682 (1, 7)							P5			1	2	0	0	3	0	2											
Dave Martinez, L OBP: 0.318, SLG: 0.363 (1, 9)							FC1-6			4	0	2	3	0	0	4											
Royce Clayton, R OBP: 0.329, SLG: 0.370 (1, 6)										3	1	0	0	1	0	6											
Jeff Reed, L OBP: 0.348, SLG: 0.441 John Patterson, S OBP: 0.188, SLG: 0.375 Kirt Manwaring, R OBP: 0.345, SLG: 0.350 (1, 2)							F7		P2	2	0	0	0	1	0	5											
Bryan Hickerson, L OBP: 0.172, SLG: 0.143 Jeff Brantley, R OBP: 0.107, SLG: 0.107 Kevin Rogers, L (7, 1)									K	1	0	0	0	0	1	0											
Bryan Hickerson, L OBP: 0.172, SLG: 0.143 Jeff Brantley, R OBP: 0.107, SLG: 0.107 Kevin Rogers, L (7, 1)									K	2	0	0	0	0	1	0											
Michael Jackson, R OBP: 0.667, SLG: 1.333 Rod Beck, R (8, 1)										0	0	0	0	0	0	0											
Inning Stats	R: 0 E: 0 K: 1 S: 10	H: 1 LOB: 1 BB: 0 P: 15	R: 2 E: 0 K: 1 S: 14	H: 2 LOB: 2 BB: 2 P: 29	R: 0 E: 0 K: 0 S: 11	H: 2 LOB: 3 BB: 1 P: 19	R: 0 E: 0 K: 1 S: 8	H: 0 LOB: 0 BB: 0 P: 11	R: 1 E: 0 K: 0 S: 12	H: 2 LOB: 2 BB: 1 P: 24	R: 0 E: 0 K: 1 S: 9	H: 0 LOB: 0 BB: 0 P: 15	R: 2 E: 0 K: 0 S: 6	H: 2 LOB: 0 BB: 1 P: 16	R: 0 E: 0 K: 1 S: 5	H: 0 LOB: 0 BB: 0 P: 6	R: 0 E: 0 K: 2 S: 8	H: 0 LOB: 0 BB: 0 P: 12	1B: 6 2B: 3 3B: 0 HR: 0	SF: 0 SAC: 0 DP: 0 HBP: 0	WP: 1 PB: 0 SB: 1 CS: 0	PA: 40					
PITCHER	IP	WLS	BF	H	R	ER	SO	BB	IBB	HBP	BLK	WP	HR	S	P	ERA	WHIP										
Orel Hershisier, R ERA: 3.59	6.1	L	33	9	5	5	4	3	2	0	0	1	0	69	127	7.11	1.895										
Kip Gross, R ERA: 9.5	0.2		1	0	0	0	0	0	0	0	0	0	0	1	2	0.00	0.000										
Steve Wilson, L ERA: 4.56	1.0		3	0	0	0	1	0	0	0	0	0	0	5	6	0.00	0.000										
Pedro Martinez, R ERA: 2.61	1.0		3	0	0	0	2	0	0	0	0	0	0	8	12	0.00	0.000										

Batter	1	2	3	4	5	6	7	8	9	AB	R	H	RBI	BB	SO	LOB	BOTTOM										
Brett Butler, L OBP: 0.386, SLG: 0.371 (1, 8)	1B								G4-3	5	2	3	0	0	0	0	San Francisco Giants @ Los Angeles Dodgers Dodger Stadium, Los Angeles, CA Sat Oct 02 1993, 3:33 AM PDT Att: 44,828 - Sunny - 85 F										
Jose Offerman, S OBP: 0.343, SLG: 0.330 (1, 6)	F7									3	0	0	0	0	2												
Mike Piazza, R OBP: 0.369, SLG: 0.551 (1, 2)	K									4	0	3	1	0	1												
Eric Karros, R OBP: 0.283, SLG: 0.402 Tom Goodwin, L OBP: 0.333, SLG: 0.353 (1, 3)	G6-3									3	0	0	0	1	0	3											
Cory Snyder, R OBP: 0.329, SLG: 0.391 (1, 9)										4	1	1	0	0	1	4											
Tim Wallach, R OBP: 0.288, SLG: 0.341 (1, 5)										2	0	2	1	1	0	0											
Raul Mondesi, R OBP: 0.318, SLG: 0.452 Dave Hansen, L OBP: 0.464, SLG: 0.505 Pedro Martinez, R (9, 1)										3	0	0	0	0	0	3											
Jody Reed, R OBP: 0.333, SLG: 0.348 (1, 4)										4	0	1	0	0	1	2											
Orel Hershisier, R OBP: 0.373, SLG: 0.411 Kip Gross, R (7, 1)										2	0	0	0	0	0	2											
Mike Sharperson, R OBP: 0.299, SLG: 0.367 Steve Wilson, L (8, 1)										1	0	0	0	0	0	1											
Henry Rodriguez, L OBP: 0.285, SLG: 0.420 (9, 3)										1	0	0	0	0	1	0											
Inning Stats	R: 0 E: 0 K: 1 S: 13	H: 1 LOB: 1 BB: 0 P: 18	R: 1 E: 1 K: 0 S: 20	H: 3 LOB: 1 BB: 0 P: 22	R: 1 E: 0 K: 0 S: 10	H: 2 LOB: 0 BB: 0 P: 16	R: 0 E: 0 K: 0 S: 5	H: 0 LOB: 1 BB: 0 P: 8	R: 0 E: 0 K: 0 S: 5	H: 1 LOB: 1 BB: 0 P: 8	R: 0 E: 0 K: 0 S: 9	H: 1 LOB: 1 BB: 0 P: 15	R: 0 E: 0 K: 1 S: 14	H: 2 LOB: 2 BB: 2 P: 28	R: 0 E: 0 K: 2 S: 10	H: 0 LOB: 0 BB: 0 P: 16	1B: 8 2B: 3 3B: 0 HR: 0	SF: 0 SAC: 1 DP: 1 HBP: 1	WP: 0 PB: 0 SB: 0 CS: 2	PA: 37							
PITCHER	IP	WLS	BF	H	R	ER	SO	BB	IBB	HBP	BLK	WP	HR	S	P	ERA	WHIP										
Bryan Hickerson, L ERA: 4.26	2.0		10	5	2	2	1	0	0	0	0	0	0	23	48	9.00	2.500										
Jeff Brantley, R ERA: 4.29	4.0	W	14	3	0	0	0	0	0	1	0	0	0	23	38	0.00	0.750										
Kevin Rogers, L ERA: 2.68	1.1		5	1	1	1	0	0	0	0	0	0	0	12	22	6.75	0.750										
Michael Jackson, R ERA: 3.05	0.1		4	1	0	0	1	2	0	0	0	0	0	8	16	0.00	9.000										
Rod Beck, R ERA: 2.16	1.1	S	4	0	0	0	2	0	0	0	0	0	0	11	18	0.00	0.000										

AB	35
R	5
H	9
RBI	5
BB	5
SO	7
LOB	23



Batter	1	2	3	4	5	6	7	8	9	AB	R	H	RBI	BB	SO	LOB	TOP					
Darren Lewis, R OBP: 0.302, SLG: 0.324 (1, 8)	G5-3		G6-3		G3-1			G4-3		4	0	0	1	0	0	1	San Francisco Giants @ Los Angeles Dodgers Dodger Stadium, Los Angeles, CA Sun Oct 03 1993, 3:33 AM PDT Att: 54,340 - Sunny - 86 F					
Robby Thompson, R OBP: 0.375, SLG: 0.496 (1, 4)	P2		F9		F8			K		4	0	0	0	0	1	1						
Will Clark, L OBP: 0.367, SLG: 0.432 (1, 3)	BB				K			F8		3	0	1	0	1	1	0						
Matt Williams, R OBP: 0.325, SLG: 0.561 (1, 5)	F9				FC3-6 1B			L9		4	0	1	0	0	0	2						
Barry Bonds, L OBP: 0.458, SLG: 0.677 (1, 7)			K		FC3-6 FC6 1-2f			K		4	0	0	0	0	2	2						
Dave Martinez, L OBP: 0.317, SLG: 0.361 (1, 9)			1B		FC6 1-2f			F8		4	0	1	0	0	0	2						
Royce Clayton, R OBP: 0.331, SLG: 0.372 (1, 6)			1B					P2		3	1	2	0	0	0	0						
Kirt Manwaring, R OBP: 0.345, SLG: 0.350 (1, 2)			G6-4-3 1B		G3-1 SH2-4 1B			F8		3	0	1	0	0	0	2						
Salomon Torres, R OBP: 0.231, SLG: 0.331 (4, 1)					SH2-4 G3-1 1B			F8		1	0	0	0	0	0	0						
Trevor Wilson, L OBP: 0.194, SLG: 0.241 (5, 1)										0	0	0	0	0	0	0						
Dave Burba, R OBP: 0.353, SLG: 0.525 (5, 1)										0	0	0	0	0	0	0						
Michael Jackson, R OBP: 0.303, SLG: 0.334 (6, 1)										0	0	0	0	0	0	0						
Jeff Reed, L OBP: 0.346, SLG: 0.627 (7, PH)										1	0	0	0	0	0	0						
Scott Sanderson, R OBP: 0.200, SLG: 1.000 (8, 1)										0	0	0	0	0	0	0						
Dave Righetti, L OBP: 0.200, SLG: 1.000 (8, 1)										0	0	0	0	0	0	0						
Jim Deshaies, L (8, 1)										0	0	0	0	0	0	0						
Inning Stats	R: 0 E: 0 K: 0 S: 6	H: 0 LOB: 1 BB: 1 P: 15	R: 0 E: 0 K: 1 S: 9	H: 2 LOB: 1 BB: 0 P: 11	R: 0 E: 0 K: 1 S: 7	H: 0 LOB: 0 BB: 0 P: 10	R: 0 E: 0 K: 1 S: 10	H: 1 LOB: 1 BB: 0 P: 14	R: 1 E: 0 K: 0 S: 10	H: 2 LOB: 1 BB: 0 P: 14	R: 0 E: 0 K: 1 S: 7	H: 1 LOB: 1 BB: 0 P: 11	R: 0 E: 0 K: 0 S: 6	H: 0 LOB: 0 BB: 0 P: 9	R: 0 E: 0 K: 1 S: 8	H: 0 LOB: 0 BB: 0 P: 13	R: 0 E: 0 K: 0 S: 5	H: 0 LOB: 0 BB: 0 P: 9	1B: 6 2B: 0 3B: 0 HR: 0	SF: 0 SAC: 1 DP: 1 HBP: 0	WP: 1 PB: 0 SB: 0 CS: 0	PA: 33
PITCHER Kevin Gross, R ERA: 4.14 (1, 1)	IP: 9.0 WLS: W BF: 33 H: 6 R: 1 ER: 1 SO: 5 BB: 1 IBB: 0 HBP: 0 BLK: 0 WP: 1 HR: 0 S: 68 P: 106 ERA: 1.00 WHIP: 0.778																					

Batter	1	2	3	4	5	6	7	8	9	AB	R	H	RBI	BB	SO	LOB	BOTTOM					
Brett Butler, L OBP: 0.387, SLG: 0.371 (1, 8)	G4-3 SH1-3 BB		SH5-3 1-2	1B		K				3	0	1	0	2	1	2	San Francisco Giants @ Los Angeles Dodgers Dodger Stadium, Los Angeles, CA Sun Oct 03 1993, 3:33 AM PDT Att: 54,340 - Sunny - 86 F					
Jose Offerman, S OBP: 0.346, SLG: 0.331 (1, 6)	SH1-3 1-2		G3	L9-4-3 1B		BB 1B		HR BB		2	2	1	1	2	0	1						
Dave Hansen, L OBP: 0.465, SLG: 0.505 (1, 5)	G4-3		3-1	BB 1B		1B		HR 1B		2	1	1	1	0	0	1						
Tim Wallach, R OBP: 0.271, SLG: 0.342 (4, PH) (5, 5)	G4-3		1-0	L9-4-3 1B		BB 1B		HR 1B		2	1	1	0	1	0	2						
Lenny Harris, L OBP: 0.303, SLG: 0.325 (9, 5)	2-3		3-H 1B	1-2		BB 1B		HR 1B		0	0	0	0	0	0	0						
Mike Piazza, R OBP: 0.370, SLG: 0.561 (1, 2)	F9		4-1	2B BB		HR		HR		4	2	2	4	1	0	3						
Carlos Hernandez, R OBP: 0.267, SLG: 0.364 (9, 2)			1-2	BB		HR		HR		0	0	0	0	0	0	0						
Eric Karros, R OBP: 0.287, SLG: 0.409 (1, 3)			3-3 K	1-3 2-H 2B		HR BB		HR 1B		4	2	3	2	1	1	0						
Henry Rodriguez, L OBP: 0.286, SLG: 0.415 (1, 7)	F7		1-0	1-0		HR BB		HR 3B		2	0	0	0	1	0	1						
Raul Mondesi, R OBP: 0.322, SLG: 0.488 (6, 7)				IBB		P6		K		2	1	1	2	0	1	2						
Cory Snyder, R OBP: 0.331, SLG: 0.397 (1, 9)			1-2	F9		HR		HR		4	1	2	2	1	0	3						
Jody Reed, R OBP: 0.333, SLG: 0.346 (1, 4)			0-1	FC6-4 1B		HR		G5-3		3	1	0	0	1	0	1						
Rafael Bourquard, R OBP: 0.500, SLG: 0.556 (8, PH) (9, 4)			1-2f	FC6-4 1B		SH1-4 1B		L7		1	0	1	0	0	0	0						
Kevin Gross, R OBP: 0.271, SLG: 0.281 (1, 1)			1-1	G3 SH5-3 1B		SH1-4 1B		K		4	1	1	0	0	3	2						
Inning Stats	R: 0 E: 0 K: 0 S: 5	H: 0 LOB: 1 BB: 1 P: 10	R: 0 E: 0 K: 1 S: 12	H: 1 LOB: 1 BB: 0 P: 17	R: 2 E: 0 K: 0 S: 11	H: 3 LOB: 3 BB: 2 P: 24	R: 1 E: 0 K: 0 S: 7	H: 1 LOB: 1 BB: 2 P: 19	R: 3 E: 0 K: 1 S: 8	H: 2 LOB: 0 BB: 1 P: 16	R: 1 E: 0 K: 2 S: 18	H: 1 LOB: 2 BB: 2 P: 31	R: 0 E: 0 K: 1 S: 9	H: 0 LOB: 0 BB: 0 P: 13	R: 5 E: 0 K: 1 S: 15	H: 6 LOB: 2 BB: 2 P: 25	R: 0 E: 0 K: 1 S: 5	H: 0 LOB: 0 BB: 0 P: 9	1B: 8 2B: 2 3B: 1 HR: 4	SF: 0 SAC: 3 DP: 1 HBP: 0	WP: 1 PB: 0 SB: 0 CS: 0	PA: 46
PITCHER Salomon Torres, R ERA: 4.03 (1, 1)	IP: 3.1 WLS: L BF: 20 H: 5 R: 3 ER: 3 SO: 3 BB: 4 IBB: 1 HBP: 0 BLK: 0 WP: 0 HR: 1 S: 34 P: 68 ERA: 8.10 WHIP: 2.700																					
Trevor Wilson, L ERA: 3.6 (4, 1)	0.2	1	0	0	0	0	0	0	0	0	1	2	0.00	0.000								
Dave Burba, R ERA: 4.25 (5, 1)	1.1	9	2	4	4	2	3	0	0	0	2	14	32	27.00	3.750							
Michael Jackson, R ERA: 3.03 (6, 1)	0.2	3	1	0	0	1	0	0	0	0	0	12	15	0.00	1.500							
Scott Sanderson, R ERA: 4.21 (7, 1)	1.0	3	0	0	0	1	0	0	0	0	0	9	13	0.00	0.000							
PITCHER Dave Righetti, L ERA: 5.7 (8, 1)	IP: 0.1 WLS: L BF: 5 H: 4 R: 4 ER: 4 SO: 4 BB: 1 IBB: 0 HBP: 0 BLK: 0 WP: 0 HR: 1 S: 13 P: 13 ERA: 108.00 WHIP: 15.000																					
Jim Deshaies, L ERA: 4.39 (8, 1)	0.2	5	2	1	1	1	1	0	0	0	1	1	7	12	13.50	4.500						

