

San Francisco Giants - 1994

Batter	1	2	3	4	5	6	7	8	9	AB	R	H	RBI	BB	SO	LOB	TOP										
Carlos Garcia, R (1.4)	G6-3		P9		P3			G4-3		4	0	0	0	0	0	2	Pittsburgh Pirates @ San Francisco Giants Candlestick Park, San Francisco, CA Mon Apr 04 1994, 6:33 AM EDT Att: 58,077 - Sunny - 65 F										
Jay Bell, R (1.6)	G1-3		K		G4-3			F7		4	0	0	0	0	1	2											
Andy Van Slyke, L (1.8) OBP: 0.500, SLG: 0.667	2B			F9	1B			K		3	0	1	0	1	1	0											
Jeff King, R (1.5)	F8			1B				2B		3	0	1	0	1	0	1											
Orlando Merced, S (1.9) OBP: 0.500, SLG: 0.333		G5-4-3 HBP		F7				L4		3	0	1	0	0	0	3											
Brian Hunter, R (1.3)	G5-4-3			F9				F8		4	0	0	0	0	0	5											
Al Martin, L (1.7) OBP: 0.250, SLG: 0.500	K2-3			K				2B		4	0	1	0	0	2	2											
Don Slaught, R (1.2) OBP: 0.250, SLG: 0.250			G4-3		1B			G4-3		4	0	1	0	0	0	2											
Zane Smith, L (1.1) Tom Foley, L (5. Ph) Bias Minor, R (5.1) Ravelo Manzanillo, L (5.1) Will Pennyfeather, R (7. Ph) Jeff Ballard, L (7.1)					P5			P3		1	0	1	0	0	0	0											
Inning Stats	R: 0 E: 0 K: 0 S: 10	H: 1 LOB: 1 BB: 0 P: 17	R: 0 E: 0 K: 1 S: 10	H: 0 LOB: 0 BB: 0 P: 14	R: 0 E: 0 K: 1 S: 8	H: 1 LOB: 1 BB: 0 P: 14	R: 0 E: 0 K: 1 S: 10	H: 1 LOB: 2 BB: 1 P: 17	R: 0 E: 0 K: 0 S: 13	H: 0 LOB: 0 BB: 0 P: 19	R: 0 E: 0 K: 1 S: 7	H: 0 LOB: 0 BB: 0 P: 9	R: 0 E: 0 K: 0 S: 13	H: 1 LOB: 2 BB: 1 P: 22	R: 0 E: 0 K: 0 S: 13	H: 1 LOB: 2 BB: 1 P: 22		1B: 4 2B: 2 3B: 0 HR: 0	SF: 0 SAC: 0 DP: 1 HBP: 1	WP: 0 PB: 0 SB: 0 CS: 0	PA: 35						
PITCHER	IP	WLS	BF	H	R	ER	SO	BB	IBB	HBP	BLK	WP	HR	S	P	ERA	WHIP										
John Burkett, R (1.1) ERA:	7.0	W	27	5	0	0	3	1	0	1	0	0	0	63	101	0.00	0.857										
Rich Monteleone, R (8.1) ERA:	1.0		3	0	0	0	1	0	0	0	0	0	0	7	10	0.00	0.000										
Kevin Rogers, L (9.1) ERA:	1.0		5	1	0	0	0	1	0	0	0	0	0	13	22	0.00	2.000										

Batter	1	2	3	4	5	6	7	8	9	AB	R	H	RBI	BB	SO	LOB	BOTTOM											
Darren Lewis, R (1.8) OBP: 0.600, SLG: 0.333	G4-3				FC4-6 BB			L6		3	2	1	0	2	0	0	Pittsburgh Pirates @ San Francisco Giants Candlestick Park, San Francisco, CA Mon Apr 04 1994, 6:33 AM EDT Att: 58,077 - Sunny - 65 F											
Kevin Rogers, L (9.1)			E HR		SF7 1B			G6-3		0	0	0	0	0	0	0												
Robby Thompson, R (1.4)	K		F7		FC4-6 BB			G6-3		3	1	0	0	1	1	2												
John Patterson, S (8.4)					FC4-6 BB					1	0	0	0	0	0	0												
Willie McGee, S (1.9) OBP: 0.500, SLG: 0.667	L9				FC4-6 BLK					3	2	1	1	1	0	2												
Rich Monteleone, R (8.1)			HR		3B					0	0	0	0	0	0	0												
Dave Martinez, L (9.8)					2B					0	0	0	0	0	0	0												
Matt Williams, R (1.5) OBP: 0.500, SLG: 2.667					SF7					3	2	2	5	0	0	1												
Steve Scarosone, R (9.5)			HR		G6-3					0	0	0	0	0	0	0												
Barry Bonds, L (1.7) OBP: 0.750, SLG: 0.500					3B					2	1	1	0	2	0	0												
Todd Benzinger, S (1.3) OBP: 0.250, SLG: 0.750					BB					4	0	1	2	0	0	2												
Royce Clayton, R (1.6) OBP: 0.500, SLG: 0.667					3B					3	0	1	0	1	0	1												
Kirt Manwaring, R (1.2)					BB					4	0	0	0	0	1	4												
John Burkett, R (1.1)										3	0	0	0	0	0	0												
Mark Carreon, R (8.9)										1	0	0	0	0	0	0												
Inning Stats	R: 0 E: 0 K: 1 S: 9	H: 0 LOB: 0 BB: 0 P: 15	R: 1 E: 0 K: 0 S: 7	H: 1 LOB: 1 BB: 1 P: 18	R: 3 E: 0 K: 0 S: 17	H: 2 LOB: 1 BB: 2 P: 28	R: 0 E: 0 K: 0 S: 4	H: 0 LOB: 0 BB: 0 P: 5	R: 3 E: 0 K: 1 S: 14	H: 2 LOB: 2 BB: 3 P: 29	R: 1 E: 1 K: 0 S: 11	H: 1 LOB: 1 BB: 1 P: 22	R: 0 E: 0 K: 0 S: 4	H: 1 LOB: 1 BB: 0 P: 6	R: 0 E: 0 K: 0 S: 4	H: 0 LOB: 0 BB: 0 P: 6	1B: 2 2B: 2 3B: 1 HR: 2	SF: 1 SAC: 0 DP: 0 HBP: 0	WP: 0 PB: 0 SB: 1 CS: 0	PA: 38								
PITCHER	IP	WLS	BF	H	R	ER	SO	BB	IBB	HBP	BLK	WP	HR	S	P	ERA	WHIP											
Zane Smith, L (1.1) ERA: 9.0	4.0	L	18	3	4	4	1	3	0	0	0	0	0	2	37	66	9.00	1.500										
Bias Minor, R (5.1) ERA: 27.0	0.2		4	1	2	2	0	1	0	0	0	0	0	8	14	27.00	3.000											
Ravelo Manzanillo, L (5.1) ERA: 13.5	1.1		9	2	2	2	1	3	0	0	1	0	0	17	37	13.50	3.750											
Jeff Ballard, L (7.1) ERA:	2.0		7	1	0	0	0	0	0	0	0	0	0	8	12	0.00	0.500											



Batter	1	2	3	4	5	6	7	8	9	AB	R	H	RBI	BB	SO	LOB	TOP								
Al Martin, L OBP: 0.125, SLG: 0.250 (1, 7)										4	0	0	0	0	3	3	Pittsburgh Pirates @ San Francisco Giants Candlestick Park, San Francisco, CA Tue Apr 05 1994, 6:33 AM EDT Att: 20,674 - Cloudy - 64 F								
Jay Bell, R (1, 6)										4	0	0	0	0	0	1									
Andy Van Slyke, L OBP: 0.250, SLG: 0.286 (1, 8)											4	0	0	0	0	1									
Jeff King, R OBP: 0.250, SLG: 0.143 (1, 5)											4	0	0	0	0	0									
Orlando Merced, S OBP: 0.429, SLG: 0.500 (1, 3)											3	0	1	0	0	0									
Dave Clark, L (1, 9)											3	0	0	0	0	1									
Jerry Goff, L OBP: 0.333, SLG: 0.333 (1, 2)										3	0	1	0	0	0	0									
Carlos Garcia, R OBP: 0.286, SLG: 0.286 (1, 4)										3	0	2	0	0	0	1									
Steve Cooke, R (1, 1)										0	0	0	0	0	0	0									
Joel Johnston, R (7, 1)										0	0	0	0	0	0	0									
Randy Tomlin, L (8, PH)										0	0	0	0	0	0	0									
Tom Foley, L (8, PH)										1	0	0	0	0	0	1									
Mark Dewey, R (8, 1)										0	0	0	0	0	0	0									
Inning Stats	R: 0 E: 0 K: 1 S: 6	H: 0 LOB: 0 BB: 0 P: 8	R: 0 E: 0 K: 0 S: 8	H: 0 LOB: 0 BB: 0 P: 12	R: 0 E: 0 K: 0 S: 4	H: 1 LOB: 1 BB: 0 P: 6	R: 0 E: 0 K: 0 S: 6	H: 0 LOB: 0 BB: 0 P: 8	R: 0 E: 0 K: 0 S: 7	H: 0 LOB: 0 BB: 0 P: 11	R: 0 E: 0 K: 1 S: 10	H: 1 LOB: 1 BB: 0 P: 16	R: 0 E: 0 K: 1 S: 9	H: 1 LOB: 1 BB: 0 P: 13	R: 0 E: 0 K: 1 S: 13	H: 1 LOB: 1 BB: 0 P: 17	R: 0 E: 0 K: 0 S: 5	H: 0 LOB: 0 BB: 0 P: 9	1B: 3 2B: 1 3B: 0 HR: 0	SF: 0 SAC: 2 DP: 0 HBP: 0	WP: 0 PB: 0 SB: 0 CS: 0	PA: 31			
PITCHER	IP	WLS	BF	H	R	ER	SO	BB	IBB	HBP	BLK	WP	HR	S	P	ERA	WHIP								
Bill Swift, R ERA: 1.5	(1, 1)	7.0	W	24	3	0	3	0	0	0	0	0	0	50	74	0.00	0.429								
Michael Jackson, R ERA: 1.5	(8, 1)	1.0		4	1	0	1	0	0	0	0	0	0	13	17	0.00	1.000								
Rod Beck, R ERA: 1.5	(9, 1)	1.0	S	3	0	0	0	0	0	0	0	0	0	5	9	0.00	0.000								

Batter	1	2	3	4	5	6	7	8	9	AB	R	H	RBI	BB	SO	LOB	BOTTOM								
Darren Lewis, R OBP: 0.556, SLG: 0.571 (1, 8)										4	1	2	0	0	1	3	Pittsburgh Pirates @ San Francisco Giants Candlestick Park, San Francisco, CA Tue Apr 05 1994, 6:33 AM EDT Att: 20,674 - Cloudy - 64 F								
Robby Thompson, R (1, 4)										4	0	0	0	0	1	5									
Willie McGee, S OBP: 0.625, SLG: 0.667 (1, 9)										3	1	2	0	1	0	1									
Matt Williams, R OBP: 0.500, SLG: 1.600 (1, 5)										2	0	0	0	1	0	1									
Barry Bonds, L OBP: 0.500, SLG: 0.333 (1, 7)										4	0	1	0	0	1	3									
Todd Benzinger, S OBP: 0.250, SLG: 0.571 (1, 3)										3	0	1	1	0	0	0									
Royce Clayton, R OBP: 0.500, SLG: 0.667 (1, 6)										3	0	1	0	1	1	0									
Kirt Manwaring, R (1, 2)										2	0	0	0	1	0	0									
Bill Swift, R (1, 1)										3	0	0	0	0	0	5									
Michael Jackson, R (8, 1)										0	0	0	0	0	0	0									
Rod Beck, R (9, 1)										0	0	0	0	0	0	0									
Inning Stats	R: 0 E: 0 K: 0 S: 8	H: 1 LOB: 0 BB: 0 P: 12	R: 0 E: 0 K: 0 S: 7	H: 0 LOB: 0 BB: 0 P: 12	R: 0 E: 0 K: 0 S: 7	H: 0 LOB: 0 BB: 0 P: 12	R: 0 E: 0 K: 1 S: 14	H: 1 LOB: 2 BB: 1 P: 25	R: 0 E: 0 K: 1 S: 14	H: 1 LOB: 3 BB: 1 P: 22	R: 1 E: 0 K: 1 S: 8	H: 3 LOB: 3 BB: 1 P: 19	R: 1 E: 1 K: 1 S: 8	H: 1 LOB: 1 BB: 1 P: 16	R: 0 E: 0 K: 1 S: 7	H: 0 LOB: 0 BB: 0 P: 10	1B: 5 2B: 2 3B: 0 HR: 0	SF: 1 SAC: 1 DP: 1 HBP: 1	WP: 0 PB: 0 SB: 1 CS: 0	PA: 35					
PITCHER	IP	WLS	BF	H	R	ER	SO	BB	IBB	HBP	BLK	WP	HR	S	P	ERA	WHIP								
Steve Cooke, L ERA: 1.5	(1, 1)	6.0	L	27	6	1	2	2	1	0	0	0	0	64	102	1.50	1.333								
Joel Johnston, R ERA: 1.5	(7, 1)	0.2		4	1	1	0	1	0	1	0	0	0	5	12	0.00	3.000								
Randy Tomlin, L ERA: 1.5	(7, 1)	0.1		1	0	0	1	0	0	0	0	0	0	3	4	0.00	0.000								
Mark Dewey, R ERA: 1.5	(8, 1)	1.0		3	0	0	1	0	0	0	0	0	0	7	10	0.00	0.000								



Batter	1	2	3	4	5	6	7	8	9	AB	R	H	RBI	BB	SO	LOB	TOP					
Al Martin, L OBP: 0.083, SLG: 0.167	G4-3		F8			G4-3		G4-3		4	0	0	0	0	0	1	Pittsburgh Pirates @ San Francisco Giants Candlestick Park, San Francisco, CA Wed Apr 06 1994, 6:33 AM EDT Att: 19,567 - Cloudy - 68 F					
Jay Bell, R OBP: 0.083, SLG: 0.083	F9		K			HR		G4-3		4	1	1	0	0	1	1						
Andy Van Slyke, L OBP: 0.333, SLG: 0.636	1B				G4-3	HR			L1	4	1	2	2	0	0	0						
Jeff King, R OBP: 0.250, SLG: 0.182	P4				K	CS			P4	4	0	1	0	0	1	1						
Orlando Merced, S OBP: 0.273, SLG: 0.300	G4-3				G6-3	K			G4-3	4	0	0	0	0	1	1						
Don Slaught, R OBP: 0.143, SLG: 0.143	G6-3				G6-3					3	0	0	0	0	1	0						
Kevin Young, R	G6-3				K					3	0	0	0	0	1	0						
Carlos Garcia, R OBP: 0.400, SLG: 0.400										3	0	2	0	0	1	0						
Denny Neagle, L										1	0	0	0	0	1	1						
Mark Dewey, R										0	0	0	0	0	0	0						
Tom Foley, L (8, PH)										1	0	0	0	0	1	0						
Rick White, R (8, 1)										0	0	0	0	0	0	0						
Inning Stats	R: 0 E: 0 K: 0 S: 8	H: 1 LOB: 1 BB: 0 P: 11	R: 0 E: 0 K: 0 S: 4	H: 0 LOB: 0 BB: 0 P: 6	R: 0 E: 0 K: 1 S: 8	H: 1 LOB: 1 BB: 0 P: 12	R: 0 E: 0 K: 1 S: 6	H: 0 LOB: 0 BB: 0 P: 8	R: 0 E: 0 K: 2 S: 12	H: 1 LOB: 1 BB: 0 P: 14	R: 2 E: 0 K: 1 S: 12	H: 3 LOB: 0 BB: 0 P: 20	R: 0 E: 0 K: 1 S: 7	H: 0 LOB: 0 BB: 0 P: 10	R: 0 E: 0 K: 1 S: 7	H: 0 LOB: 0 BB: 0 P: 8	R: 0 E: 0 K: 0 S: 4	H: 0 LOB: 0 BB: 0 P: 5	1B: 5 2B: 0 3B: 0 HR: 1	SF: 0 SAC: 1 DP: 0 HBP: 0	WP: 0 PB: 0 SB: 0 CS: 1	PA: 32
PITCHER Mark Portugal, R ERA: 2.0	IP: 9.0 WLS: W BF: 32 H: 6 R: 2 ER: 2 SO: 8 BB: 0 IBB: 0 HBP: 0 BLK: 0 WP: 0 HR: 1 S: 68 P: 94 ERA: 2.00 WHIP: 0.667															PITCHER						

Batter	1	2	3	4	5	6	7	8	9	AB	R	H	RBI	BB	SO	LOB	BOTTOM			
Darren Lewis, R OBP: 0.462, SLG: 0.400	F7			G6-3		FC5-4 BB		G4-3		3	0	0	0	1	0	1	Pittsburgh Pirates @ San Francisco Giants Candlestick Park, San Francisco, CA Wed Apr 06 1994, 6:33 AM EDT Att: 19,567 - Cloudy - 68 F			
Robby Thompson, R	K			K		FC5-4		G6-3		4	0	0	0	0	2	2				
Willie McGee, S OBP: 0.417, SLG: 0.400	F9			G1-3		F9		G6-3		4	0	0	0	0	0	2				
Matt Williams, R OBP: 0.333, SLG: 0.889				K		E6		L6		4	0	0	0	0	1	0				
Barry Bonds, L OBP: 0.455, SLG: 0.667				P3		F9		HR		3	1	1	1	0	0	1				
Todd Benzinger, S OBP: 0.273, SLG: 0.600				K		G6-4-3		1B 2B		3	1	1	0	0	1	1				
Royce Clayton, R OBP: 0.545, SLG: 0.667				L7		1B SF8		2B		3	2	2	0	0	0	0				
Kirt Manwaring, R OBP: 0.300, SLG: 0.333				G6-3		FC5-4 BB		1B		3	0	2	2	0	0	0				
Mark Portugal, R				K		SF8		P6		2	0	0	1	0	1	1				
Inning Stats	R: 0 E: 0 K: 1 S: 12	H: 0 LOB: 0 BB: 0 P: 16	R: 0 E: 0 K: 2 S: 8	H: 0 LOB: 0 BB: 0 P: 12	R: 0 E: 0 K: 1 S: 6	H: 0 LOB: 0 BB: 0 P: 6	R: 0 E: 0 K: 1 S: 9	H: 0 LOB: 0 BB: 0 P: 16	R: 0 E: 1 K: 0 S: 5	H: 0 LOB: 0 BB: 0 P: 5	R: 1 E: 0 K: 0 S: 8	H: 2 LOB: 2 BB: 1 P: 14	R: 3 E: 0 K: 0 S: 12	H: 4 LOB: 1 BB: 0 P: 14	R: 0 E: 0 K: 0 S: 8	H: 0 LOB: 0 BB: 0 P: 13		1B: 3 2B: 2 3B: 0 HR: 1	SF: 1 SAC: 0 DP: 1 HBP: 0	WP: 0 PB: 0 SB: 0 CS: 0
PITCHER Denny Neagle, L ERA: 4.26 Mark Dewey, R ERA: 5.4 Rick White, R ERA:	IP: 6.1 WLS: L BF: 24 H: 4 R: 3 ER: 3 SO: 5 BB: 1 IBB: 0 HBP: 0 BLK: 0 WP: 0 HR: 1 S: 52 P: 73 ERA: 4.26 WHIP: 0.789															PITCHER				



Batter	1	2	3	4	5	6	7	8	9	AB	R	H	RBI	BB	SO	LOB	TOP										
Ray Lankford, L OBP: 0.385, SLG: 0.478 (1, 8)	L7			P6	1B		3B		F8	5	1	2	0	0	0	0	St. Louis Cardinals @ San Francisco Giants Candlestick Park, San Francisco, CA Sat Apr 09 1994, 10:05 PM EDT Att: 30,325 - Sunny										
Luis Alcaez, S OBP: 0.429, SLG: 0.400 (1, 4)	F9			BB	P5		SF8		K	4	1	1	1	1	1	2											
Gregg Jefferies, S OBP: 0.375, SLG: 0.450 (1, 3)	G3			L7			SF8			3	0	0	1	0	0	1											
Todd Zeile, R OBP: 0.273, SLG: 0.400 (1, 5)		K		F7			P4			3	1	0	0	1	1	1											
Bernard Gilkey, R OBP: 0.500, SLG: 0.714 (1, 7)		K			G5-3	BB	G5-3			4	0	1	1	0	1	0											
Mark Whiten, S OBP: 0.381, SLG: 0.278 (1, 9)		G6-3			G6-3	BB			K	3	1	1	0	1	1	0											
Terry McGriff, R (1, 2)			L9		G6-3	L7			G6-4-3	3	0	0	0	1	0	3											
José Oquendo, S OBP: 0.400, SLG: 0.250 (1, 6)			P6		1B		G6-4-3			3	1	1	1	1	0	1											
Bob Tewksbury, R OBP: 0.400, SLG: 0.600 Rich Rodriguez, L (8, 1)					1B				F8	3	0	1	1	0	1	3											
Geronimo Pena, S OBP: 0.500, SLG: 0.333 Mike Perez, R (9, 1)					1B					0	0	0	0	0	0	0											
Inning Stats	R: 0 E: 0 K: 0 S: 6	H: 0 LOB: 0 BB: 0 P: 7	R: 0 E: 0 K: 2 S: 9	H: 0 LOB: 0 BB: 0 P: 11	R: 0 E: 0 K: 1 S: 10	H: 0 LOB: 0 BB: 1 P: 14	R: 0 E: 0 K: 0 S: 9	H: 0 LOB: 1 BB: 1 P: 16	R: 2 E: 0 K: 0 S: 13	H: 4 LOB: 2 BB: 3 P: 22	R: 1 E: 0 K: 0 S: 10	H: 1 LOB: 3 BB: 3 P: 25	R: 2 E: 0 K: 0 S: 13	H: 2 LOB: 0 BB: 0 P: 21	R: 0 E: 0 K: 1 S: 11	H: 0 LOB: 0 BB: 0 P: 16	R: 0 E: 0 K: 1 S: 7	H: 0 LOB: 0 BB: 0 P: 12	1B: 5 2B: 1 3B: 1 HR: 0	SF: 1 SAC: 0 DP: 1 HBP: 0	WP: 0 PB: 0 SB: 0 CS: 0	PA: 38					
PITCHER	IP	WLS	BF	H	R	ER	SO	BB	IBB	HBP	BLK	WP	HR	S	P	ERA	WHIP										
Salomon Torres, R ERA: 4.5 (1, 1)	6.0	L	27	5	3	3	3	4	0	0	0	0	0	57	95	4.50	1.500										
Tony Menendez, R ERA: (7, 1)	0.0		2	2	2	2	0	0	0	0	0	0	0	7	11	∞	∞										
Rich Monteleone, R ERA: (7, 1)	1.0		3	0	0	0	0	0	0	0	0	0	0	6	10	0.00	0.000										
Bryan Hickerson, L ERA: (8, 1)	1.0		3	0	0	0	1	1	0	0	0	0	0	11	16	0.00	1.000										
Michael Jackson, R ERA: (9, 1)	1.0		3	0	0	0	1	0	0	0	0	0	0	7	12	0.00	0.000										

Batter	1	2	3	4	5	6	7	8	9	AB	R	H	RBI	BB	SO	LOB	BOTTOM										
Darren Lewis, R OBP: 0.318, SLG: 0.263 (1, 8)	G1-3	G1-3		B1-3			F8			4	0	0	0	0	0	3	St. Louis Cardinals @ San Francisco Giants Candlestick Park, San Francisco, CA Sat Apr 09 1994, 10:05 PM EDT Att: 30,325 - Sunny										
John Patterson, S OBP: 0.500, SLG: 0.600 (1, 4)	G6-3			2B	G3		G5-3			4	0	2	0	0	0	0											
Dave Martinez, L (1, 9)	G6-3			L6					P2	4	0	0	0	0	0	2											
Matt Williams, R OBP: 0.409, SLG: 0.706 (1, 5)	K			L7			2B		K2-3	4	0	1	0	0	2	2											
Barry Bonds, L OBP: 0.400, SLG: 0.625 (1, 7)				HR			F9		P5	3	1	1	1	1	0	1											
Todd Benzinger, S OBP: 0.350, SLG: 0.556 (1, 3)				F9			K			3	0	1	0	1	2	2											
Royce Clayton, R OBP: 0.400, SLG: 0.500 (1, 6)					G5-3		G6-3		P3	4	0	1	0	0	0	1											
Jeff Reed, L (1, 2)				F9			F8			4	0	0	0	0	1	3											
Salomon Torres, R Tony Menendez, R Rich Monteleone, R Steve Scarosone, R Bryan Hickerson, L Michael Jackson, R Willie McGee, S (1, 1)							G4-3		K	2	0	0	0	0	1	3											
Inning Stats	R: 0 E: 0 K: 1 S: 10	H: 1 LOB: 1 BB: 0 P: 17	R: 1 E: 0 K: 1 S: 16	H: 3 LOB: 2 BB: 0 P: 22	R: 0 E: 0 K: 1 S: 14	H: 1 LOB: 2 BB: 1 P: 25	R: 0 E: 1 K: 0 S: 8	H: 0 LOB: 1 BB: 0 P: 10	R: 0 E: 0 K: 1 S: 8	H: 0 LOB: 0 BB: 0 P: 14	R: 0 E: 0 K: 0 S: 3	H: 0 LOB: 0 BB: 0 P: 5	R: 0 E: 0 K: 1 S: 8	H: 0 LOB: 0 BB: 0 P: 12	R: 0 E: 0 K: 2 S: 15	H: 0 LOB: 1 BB: 1 P: 23		1B: 3 2B: 2 3B: 0 HR: 1	SF: 0 SAC: 0 DP: 0 HBP: 0	WP: 0 PB: 0 SB: 1 CS: 0	PA: 36						
PITCHER	IP	WLS	BF	H	R	ER	SO	BB	IBB	HBP	BLK	WP	HR	S	P	ERA	WHIP										
Bob Tewksbury, R ERA: 2.77 (1, 1)	7.0	W	29	6	1	1	4	1	0	0	0	0	0	67	102	1.29	1.000										
Rich Rodriguez, L ERA: 2.7 (8, 1)	1.0		3	0	0	0	1	0	0	0	0	0	0	8	12	0.00	0.000										
Mike Perez, R ERA: (9, 1)	1.0		4	0	0	0	2	1	0	0	0	0	0	15	23	0.00	1.000										

AB	32
R	5
H	7
RBI	5
BB	5
SO	5
LOB	11



Batter	1	2	3	4	5	6	7	8	9	AB	R	H	RBI	BB	SO	LOB	TOP				
Ray Lankford, L (1, 8) OBP: 0.400, SLG: 0.481	1-2 G3-6-1 1B		3-1 FC3-6 1B		2-3 K			1-2 P2		4	0	2	0	0	1	2	St. Louis Cardinals @ San Francisco Giants Candlestick Park, San Francisco, CA Sun Apr 10 1994, 6:33 AM EDT Att: 32,165 - Sunny - 65 F				
Ozzie Smith, S (1, 6) OBP: 0.333, SLG: 0.200	4-2 G3-6-1 BB		2-2 FC3-6 1B		0-0 FC5-4			1-0 FC3-6		3	1	0	0	1	0	3					
Gerald Perry, L (1, 3) OBP: 0.286, SLG: 0.286	1-1 G3-6-1		2-1		1-0 G4-3			1-2 L5		4	0	1	1	0	0	3					
Brian Jordan, R (1, 9) OBP: 0.214, SLG: 0.308	1-2 G6-3		2-3 K		1-2 G5-3			0-3 K		4	0	0	0	0	2	2					
Bernard Gilkey, R (1, 7)		1-1 HR		2-3 K		1-2 CS 1B		3-2 F7		4	1	2	1	0	1	0					
Stan Royer, R (1, 5)		1-3 K		2-0 G1-3		2-2 CS	3-3 K	0-3 K		4	0	0	0	0	3	0					
Luis Alica, S (1, 4) OBP: 0.375, SLG: 0.333		3-3 K		2-0 L9		1-0 G4-3				3	0	0	0	0	1	0					
Erik Pappas, R (1, 2) OBP: 0.400, SLG: 0.313	1-2 G5-3				1-2 G6-3		1-1 P9			3	0	0	0	0	0	0					
Rheal Cormier, L (1, 1) Geronimo Pena, S (8, PR) Vicente Palacios, R (8, 1) Rob Murphy, L (8, 1) Mike Perez, R (9, 1)			0-0 G1-3		4-0 FC5-4 BB			2-1 FC3-6 HBP		1	0	0	0	1	0	0					
Inning Stats	R: 0 E: 0 K: 0 S: 14	H: 1 LOB: 1 BB: 1 P: 21	R: 1 E: 0 K: 2 S: 11	H: 1 LOB: 0 BB: 0 P: 17	R: 1 E: 1 K: 1 S: 13	H: 2 LOB: 1 BB: 0 P: 22	R: 0 E: 0 K: 1 S: 6	H: 0 LOB: 0 BB: 0 P: 12	R: 0 E: 0 K: 1 S: 8	H: 1 LOB: 1 BB: 1 P: 15	R: 0 E: 0 K: 0 S: 11	H: 0 LOB: 0 BB: 0 P: 11	R: 0 E: 0 K: 0 S: 8	H: 0 LOB: 1 BB: 0 P: 13	R: 0 E: 0 K: 2 S: 9	H: 0 LOB: 0 BB: 0 P: 12		1B: 4 2B: 0 3B: 0 HR: 1	SF: 0 SAC: 0 DP: 1 HBP: 1	WP: 0 PB: 0 SB: 1 CS: 1	PA: 34
PITCHER	IP WLS BF H R ER SO BB IBB HBP BLK WP HR S P ERA WHIP	IP WLS BF H R ER SO BB IBB HBP BLK WP HR S P ERA WHIP	IP WLS BF H R ER SO BB IBB HBP BLK WP HR S P ERA WHIP	IP WLS BF H R ER SO BB IBB HBP BLK WP HR S P ERA WHIP	IP WLS BF H R ER SO BB IBB HBP BLK WP HR S P ERA WHIP	IP WLS BF H R ER SO BB IBB HBP BLK WP HR S P ERA WHIP	IP WLS BF H R ER SO BB IBB HBP BLK WP HR S P ERA WHIP	IP WLS BF H R ER SO BB IBB HBP BLK WP HR S P ERA WHIP	IP WLS BF H R ER SO BB IBB HBP BLK WP HR S P ERA WHIP	IP WLS BF H R ER SO BB IBB HBP BLK WP HR S P ERA WHIP	IP WLS BF H R ER SO BB IBB HBP BLK WP HR S P ERA WHIP	IP WLS BF H R ER SO BB IBB HBP BLK WP HR S P ERA WHIP	IP WLS BF H R ER SO BB IBB HBP BLK WP HR S P ERA WHIP	IP WLS BF H R ER SO BB IBB HBP BLK WP HR S P ERA WHIP	IP WLS BF H R ER SO BB IBB HBP BLK WP HR S P ERA WHIP	IP WLS BF H R ER SO BB IBB HBP BLK WP HR S P ERA WHIP	IP WLS BF H R ER SO BB IBB HBP BLK WP HR S P ERA WHIP	IP WLS BF H R ER SO BB IBB HBP BLK WP HR S P ERA WHIP	IP WLS BF H R ER SO BB IBB HBP BLK WP HR S P ERA WHIP	IP WLS BF H R ER SO BB IBB HBP BLK WP HR S P ERA WHIP	IP WLS BF H R ER SO BB IBB HBP BLK WP HR S P ERA WHIP


AB 30
R 2
H 5
RBI 2
BB 2
SO 8
LOB 10




Batter	1	2	3	4	5	6	7	8	9	AB	R	H	RBI	BB	SO	LOB	BOTTOM					
Darren Lewis, R (1, 8) OBP: 0.308, SLG: 0.261	1-1 G4-3		0-0 G5-3			0-0 G3			1-2 SH3-4 1B	4	0	1	0	0	0	1	St. Louis Cardinals @ San Francisco Giants Candlestick Park, San Francisco, CA Sun Apr 10 1994, 6:33 AM EDT Att: 32,165 - Sunny - 65 F					
Robby Thompson, R (1, 4) OBP: 0.300, SLG: 0.188	1-0 G6-4-3 1B			3-3 K		1-3 K		1-1 SH3-4		3	0	1	0	0	2	0						
Willie McGee, S (1, 9) OBP: 0.304, SLG: 0.286	0-0 G6-4-3			2-2 P9		0-1 G5-3		0-0 P8		4	0	0	0	0	0	2						
Matt Williams, R (1, 5) OBP: 0.385, SLG: 0.762		1-0 G1-3		1-0 HR		1-1 G2-3		2-1 G5-3		4	1	1	1	0	0	1						
Barry Bonds, L (1, 7) OBP: 0.348, SLG: 0.526		2-2 L7		1-1 P4		0-0 G4-3				3	0	0	0	0	0	0						
Todd Benzinger, S (1, 3) OBP: 0.304, SLG: 0.476		2-1 G5-3			2-2 E5 G6-4-3			2-0 P4		3	0	0	0	0	0	0						
Royce Clayton, R (1, 6) OBP: 0.391, SLG: 0.450			3-1 G6-3		0-0 G6-4-3			4-0 F9 BB		2	0	0	0	1	0	1						
Kirt Manwaring, R (1, 2) OBP: 0.222, SLG: 0.235			3-3 K		2-1 F8			0-2 F9		3	0	0	0	0	1	1						
Bill Swift, R (1, 1) John Patterson, S (6, PH) Dave Burba, R (7, 1) Dave Martinez, L (8, PH) Michael Jackson, R (9, 1)			3-2 2B			0-0 L8		2-2 L7		1	0	1	0	0	0	0						
Inning Stats	R: 0 E: 0 K: 0 S: 4	H: 1 LOB: 0 BB: 0 P: 6	R: 0 E: 0 K: 0 S: 6	H: 0 LOB: 0 BB: 0 P: 11	R: 0 E: 0 K: 1 S: 9	H: 1 LOB: 1 BB: 0 P: 18	R: 1 E: 0 K: 1 S: 12	H: 1 LOB: 0 BB: 0 P: 19	R: 0 E: 0 K: 0 S: 8	H: 0 LOB: 0 BB: 0 P: 12	R: 0 E: 0 K: 1 S: 5	H: 0 LOB: 0 BB: 0 P: 6	R: 0 E: 0 K: 0 S: 5	H: 0 LOB: 0 BB: 0 P: 6	R: 0 E: 0 K: 0 S: 8	H: 0 LOB: 1 BB: 1 P: 16		R: 0 E: 0 K: 0 S: 9	H: 1 LOB: 1 BB: 0 P: 13	1B: 2 2B: 1 3B: 0 HR: 1	SF: 0 SAC: 1 DP: 2 HBP: 0	WP: 0 PB: 0 SB: 1 CS: 0
PITCHER	IP WLS BF H R ER SO BB IBB HBP BLK WP HR S P ERA WHIP	IP WLS BF H R ER SO BB IBB HBP BLK WP HR S P ERA WHIP	IP WLS BF H R ER SO BB IBB HBP BLK WP HR S P ERA WHIP	IP WLS BF H R ER SO BB IBB HBP BLK WP HR S P ERA WHIP	IP WLS BF H R ER SO BB IBB HBP BLK WP HR S P ERA WHIP	IP WLS BF H R ER SO BB IBB HBP BLK WP HR S P ERA WHIP	IP WLS BF H R ER SO BB IBB HBP BLK WP HR S P ERA WHIP	IP WLS BF H R ER SO BB IBB HBP BLK WP HR S P ERA WHIP	IP WLS BF H R ER SO BB IBB HBP BLK WP HR S P ERA WHIP	IP WLS BF H R ER SO BB IBB HBP BLK WP HR S P ERA WHIP	IP WLS BF H R ER SO BB IBB HBP BLK WP HR S P ERA WHIP	IP WLS BF H R ER SO BB IBB HBP BLK WP HR S P ERA WHIP	IP WLS BF H R ER SO BB IBB HBP BLK WP HR S P ERA WHIP	IP WLS BF H R ER SO BB IBB HBP BLK WP HR S P ERA WHIP	IP WLS BF H R ER SO BB IBB HBP BLK WP HR S P ERA WHIP	IP WLS BF H R ER SO BB IBB HBP BLK WP HR S P ERA WHIP	IP WLS BF H R ER SO BB IBB HBP BLK WP HR S P ERA WHIP	IP WLS BF H R ER SO BB IBB HBP BLK WP HR S P ERA WHIP	IP WLS BF H R ER SO BB IBB HBP BLK WP HR S P ERA WHIP	IP WLS BF H R ER SO BB IBB HBP BLK WP HR S P ERA WHIP	IP WLS BF H R ER SO BB IBB HBP BLK WP HR S P ERA WHIP	

AB 29
R 1
H 4
RBI 1
BB 1
SO 3
LOB 7



Batter	1	2	3	4	5	6	7	8	9	AB	R	H	RBI	BB	SO	LOB	TOP			
Darren Lewis, R OBP: 0.300, SLG: 0.270 (1, 8)	G4-3		G4-3			G6-3			E8 G4-3 SF8 1B	4	1	1	0	0	0	0	San Francisco Giants @ Atlanta Braves Atlanta-Fulton County Stadium, Atlanta, GA Thu Apr 14 1994, 7:05 PM EDT Att: 46,379 - Unknown - 77 F livebaseballscores.com AB 30 R 1 H 3 RBI 1 BB 0 SO 9 LOB 7 			
John Patterson, S OBP: 0.333, SLG: 0.455 (1, 4)	K			E4 G6-4-3 1B		K			G4-3	4	0	0	0	0	2	1				
Willie McGee, S OBP: 0.286, SLG: 0.313 (1, 9)	G6-3			G6-4-3 1B		G4-3			SF8	3	0	1	1	0	0	0				
Matt Williams, R OBP: 0.333, SLG: 0.576 (1, 5)		G3-1		G6-4-3		G6-3			G6-3	4	0	0	0	0	0	2				
Barry Bonds, L OBP: 0.343, SLG: 0.533 (1, 7)	G6-3			P2		K				3	0	0	0	0	1	1				
Todd Benzinger, S OBP: 0.297, SLG: 0.344 (1, 3) Kevin Rogers, L (7, 1)	K					K				3	0	0	0	0	3	0				
Royce Clayton, R OBP: 0.412, SLG: 0.533 (1, 6)	G5-3					S 1B			K	3	0	1	0	0	1	1				
Jeff Reed, L (1, 2)			G4-3			K			P6	3	0	0	0	0	1	1				
John Burkett, R (1, 1) Dave Martinez, L OBP: 0.222, SLG: 0.333 (7, 3)	G4-3					K			G4-3	2	0	0	0	0	1	1				
Inning Stats	R: 0 E: 0 K: 1 S: 6	H: 0 LOB: 0 BB: 0 P: 8	R: 0 E: 0 K: 1 S: 9	H: 0 LOB: 1 BB: 0 P: 11	R: 0 E: 0 K: 0 S: 4	H: 0 LOB: 0 BB: 0 P: 4	R: 0 E: 1 K: 0 S: 9	H: 1 LOB: 1 BB: 0 P: 13	R: 0 E: 0 K: 0 S: 15	H: 1 LOB: 1 BB: 0 P: 20	R: 0 E: 0 K: 2 S: 10	H: 0 LOB: 0 BB: 0 P: 13	R: 0 E: 0 K: 1 S: 7	H: 0 LOB: 0 BB: 0 P: 8	R: 1 E: 1 K: 0 S: 6	H: 1 LOB: 0 BB: 0 P: 8		1B: 3 2B: 0 3B: 0 HR: 0	SF: 1 SAC: 0 DP: 1 HBP: 0	WP: 1 PB: 0 SB: 2 CS: 0
PITCHER Greg Maddux, R ERA: 0.35 (1, 1)	IP: 9.0 WLS: W BF: 31 H: 3 R: 1 ER: 0 SO: 9 BB: 0 IBB: 0 HBP: 0 BLK: 0 WP: 1 HR: 0 S: 75 P: 96 ERA: 0.00 WHIP: 0.333																			

Batter	1	2	3	4	5	6	7	8	9	AB	R	H	RBI	BB	SO	LOB	BOTTOM			
Deion Sanders, L OBP: 0.388, SLG: 0.465 (1, 8)	L9		E 2H 2B		G5-3 1B		G5-3			4	1	2	1	0	0	1	San Francisco Giants @ Atlanta Braves Atlanta-Fulton County Stadium, Atlanta, GA Thu Apr 14 1994, 7:05 PM EDT Att: 46,379 - Unknown - 77 F livebaseballscores.com AB 31 R 6 H 9 RBI 5 BB 2 SO 4 LOB 14 			
Jeff Blauser, R OBP: 0.208, SLG: 0.289 (1, 6)	P4		E5		G5-3		F8			4	0	0	0	0	0	2				
Ryan Klesko, L OBP: 0.324, SLG: 0.636 (1, 7) Dave Gallagher, R OBP: 0.333, SLG: 0.545 (8, 7)	K		G6-3		P5				F7	3	0	0	0	0	1	2				
Fred McGriff, L OBP: 0.383, SLG: 0.459 (1, 3)		G6-4-3 BB			1B		K		F9 1B HR BB	2	1	1	0	2	1	0				
Terry Pendleton, S OBP: 0.340, SLG: 0.455 (1, 5)	G6-4-3				1B		L8		HR 1B	4	1	2	0	0	0	1				
Tony Tarasco, L OBP: 0.250, SLG: 0.500 (1, 9)	K				L8		L9		F9	4	0	0	0	0	1	4				
Javy Lopez, R OBP: 0.314, SLG: 0.625 (1, 2)			F8		K				HR HR	4	2	2	4	0	1	2				
Mark Lemke, S OBP: 0.465, SLG: 0.444 (1, 4)			SH3-4 2B 1B		FC6-4 1B		G5-3 SH3-4 1B		G6-3	4	1	2	0	0	0	2				
Greg Maddux, R OBP: 0.167, SLG: 0.167 (1, 1)	SH3-4				G6-3		SH3-4			1	0	0	0	0	0	0				
Inning Stats	R: 0 E: 0 K: 1 S: 7	H: 0 LOB: 0 BB: 0 P: 9	R: 0 E: 0 K: 1 S: 8	H: 0 LOB: 1 BB: 1 P: 15	R: 2 E: 1 K: 0 S: 15	H: 2 LOB: 1 BB: 0 P: 24	R: 0 E: 0 K: 1 S: 10	H: 2 LOB: 2 BB: 0 P: 14	R: 0 E: 0 K: 1 S: 7	H: 1 LOB: 1 BB: 0 P: 14	R: 1 E: 0 K: 0 S: 11	H: 2 LOB: 1 BB: 0 P: 15	R: 3 E: 0 K: 0 S: 10	H: 2 LOB: 0 BB: 1 P: 17	R: 6 E: 1 K: 0 S: 10	H: 9 LOB: 0 BB: 1 P: 17		1B: 6 2B: 1 3B: 0 HR: 2	SF: 0 SAC: 2 DP: 1 HBP: 0	WP: 0 PB: 0 SB: 0 CS: 0
PITCHER John Burkett, R ERA: 1.93 (1, 1) Kevin Rogers, L ERA: 6.75 (7, 1)	IP: 6.1 WLS: L BF: 27 H: 7 R: 3 ER: 2 SO: 4 BB: 1 IBB: 0 HBP: 0 BLK: 0 WP: 0 HR: 1 S: 64 P: 94 ERA: 2.84 WHIP: 1.263																			

Batter	1	2	3	4	5	6	7	8	9	AB	R	H	RBI	BB	SO	LOB	TOP										
Darren Lewis, R OBP: 0.356, SLG: 0.366 (1, 8)										4	1	3	0	1	0	1	San Francisco Giants @ Florida Marlins Joe Robbie Stadium, Miami, FL Fri Apr 15 1994, 7:05 PM EDT Att: 35,648 - Unknown - 80 F										
Robby Thompson, R OBP: 0.295, SLG: 0.241 (1, 4)										5	1	1	0	0	2	5											
Willie McGee, S OBP: 0.275, SLG: 0.297 (1, 9)										5	1	1	1	0	0	4											
Matt Williams, R OBP: 0.295, SLG: 0.500 (1, 5)										5	0	0	0	0	1	3											
Barry Bonds, L OBP: 0.350, SLG: 0.500 (1, 7)										4	2	1	0	1	0	0											
Todd Benzinger, S OBP: 0.250, SLG: 0.324 (1, 3)										5	0	1	0	0	1	2											
Royce Clayton, R OBP: 0.143, SLG: 0.545 Mike Benjamin, R (9, 6)										3	1	2	1	1	1	2											
Kirt Manwaring, R OBP: 0.200, SLG: 0.207 (1, 2)										4	0	2	1	0	0	2											
Bill Swift, R OBP: 0.143, SLG: 0.286 Dave Burba, R (9, 1)										3	0	0	1	0	0	5											
Inning Stats	R: 0 E: 0 K: 1 S: 8	H: 1 LOB: 1 BB: 0 P: 14	R: 1 E: 0 K: 1 S: 11	H: 1 LOB: 1 BB: 1 P: 19	R: 3 E: 1 K: 1 S: 19	H: 5 LOB: 3 BB: 0 P: 31	R: 0 E: 0 K: 0 S: 3	H: 0 LOB: 0 BB: 0 P: 8	R: 0 E: 0 K: 0 S: 6	H: 0 LOB: 0 BB: 0 P: 11	R: 0 E: 0 K: 0 S: 10	H: 1 LOB: 1 BB: 0 P: 13	R: 1 E: 1 K: 1 S: 11	H: 1 LOB: 2 BB: 0 P: 16	R: 1 E: 0 K: 1 S: 16	H: 2 LOB: 2 BB: 1 P: 27		R: 0 E: 0 K: 0 S: 7	H: 0 LOB: 0 BB: 0 P: 11	1B: 9 2B: 1 3B: 1 HR: 0	SF: 0 SAC: 1 DP: 0 HBP: 0	WP: 0 PB: 0 SB: 2 CS: 1	PA: 42				
PITCHER	IP	WLS	BF	H	R	ER	SO	BB	IBB	HBP	BLK	WP	HR	S	P	ERA	WHIP										
Pat Rapp, R ERA: 2.25 (1, 1)	6.0	L	28	8	4	2	3	2	0	0	0	0	0	57	96	3.00	1.667										
Robb Nen, R ERA: 3.5 (7, 1)	2.0		11	3	2	1	2	1	0	0	1	0	0	27	43	4.50	2.000										
Richie Lewis, R ERA: (9, 1)	1.0		3	0	0	0	0	0	0	0	0	0	0	7	11	0.00	0.000										

Batter	1	2	3	4	5	6	7	8	9	AB	R	H	RBI	BB	SO	LOB	BOTTOM										
Chuck Carr, S OBP: 0.300, SLG: 0.342 (1, 8)										4	0	1	0	0	1	1	San Francisco Giants @ Florida Marlins Joe Robbie Stadium, Miami, FL Fri Apr 15 1994, 7:05 PM EDT Att: 35,648 - Unknown - 80 F										
Dave Magadan, L OBP: 0.231, SLG: 0.167 (1, 5)										4	0	1	0	0	0	1											
Matias Carrillo, L OBP: 0.250, SLG: 0.375 (1, 9)										4	0	0	0	0	1	1											
Jeff Conine, R OBP: 0.395, SLG: 0.718 (1, 7)										4	0	2	0	0	1	0											
Benito Santiago, R OBP: 0.361, SLG: 0.406 (1, 2)										4	0	1	0	0	0	2											
Orestes Destrade, S OBP: 0.162, SLG: 0.300 (1, 3)										3	0	0	0	0	0	2											
Bret Barberie, S OBP: 0.263, SLG: 0.417 (1, 4)										3	0	0	0	0	1	0											
Alex Arias, R OBP: 0.333, SLG: 0.385 (1, 6)										3	0	0	0	0	1	0											
Pat Rapp, R (1, 1)										1	0	0	0	0	1	0											
Kurt Abbott, R OBP: 0.406, SLG: 0.586 (6, PH)										1	0	1	0	0	0	0											
Robb Nen, R (7, 1)										0	0	0	0	0	0	0											
Jerry Browne, S OBP: 0.267, SLG: 0.083 (8, PH)										1	0	0	0	0	0	0											
Richie Lewis, R (9, 1)										0	0	0	0	0	0	0											
Inning Stats	R: 0 E: 0 K: 1 S: 8	H: 1 LOB: 0 BB: 0 P: 11	R: 0 E: 0 K: 0 S: 7	H: 0 LOB: 0 BB: 0 P: 10	R: 0 E: 0 K: 2 S: 9	H: 0 LOB: 0 BB: 0 P: 16	R: 0 E: 0 K: 0 S: 7	H: 0 LOB: 0 BB: 0 P: 9	R: 0 E: 0 K: 1 S: 9	H: 0 LOB: 0 BB: 0 P: 15	R: 0 E: 0 K: 2 S: 11	H: 1 LOB: 1 BB: 0 P: 15	R: 0 E: 0 K: 0 S: 9	H: 2 LOB: 2 BB: 0 P: 14	R: 0 E: 0 K: 0 S: 6	H: 0 LOB: 0 BB: 0 P: 6	R: 0 E: 0 K: 0 S: 9	H: 2 LOB: 2 BB: 0 P: 13	1B: 6 2B: 0 3B: 0 HR: 0	SF: 0 SAC: 0 DP: 1 HBP: 0	WP: 0 PB: 0 SB: 0 CS: 0	PA: 32					
PITCHER	IP	WLS	BF	H	R	ER	SO	BB	IBB	HBP	BLK	WP	HR	S	P	ERA	WHIP										
Bill Swift, R ERA: 0.42 (1, 1)	8.2	W	31	6	0	0	0	0	0	0	0	0	0	74	108	0.00	0.692										
Dave Burba, R ERA: 2.7 (9, 1)	0.1		1	0	0	0	0	0	0	0	0	0	0	1	1	0.00	0.000										




Batter	1	2	3	4	5	6	7	8	9	10	11	AB	R	H	RBI	BB	SO	LOB	TOP							
Mike Lansing, R OBP: 0.327, SLG: 0.277 (1.4)	F9 FC1-5 2B		F8			1B G5-3		P9		G4-3		5	0	2	0	0	0	0								
Wil Cordero, R OBP: 0.362, SLG: 0.460 (1.6)	F9		K			G5-3		G5-3		BB 1B		5	0	1	0	0	1	2								
Marquis Grissom, R OBP: 0.302, SLG: 0.328 (1.8)	FC1-5					G4-6-3 1B		1-3 1B		BB 1B		5	1	4	0	0	0	1								
Larry Walker, L OBP: 0.383, SLG: 0.593 (1.9)	2-3 1B					G4-6-3 1B		L3 1B		BB 1B		4	0	2	1	1	0	3								
Moises Alou, R OBP: 0.386, SLG: 0.610 Tim Scott, R (10.1)						G5-3 1B		F9		G4-6-3		5	0	2	0	0	1	4								
Sean Barry, R OBP: 0.378, SLG: 0.436 (1.5)						G5-3		K		FC1-6 1B		5	0	1	0	0	2	2								
Randy Milligan, R (1.3)						F9		K		FC1-6 G6-3		2	0	0	0	0	1	1								
Cliff Floyd, L OBP: 0.366, SLG: 0.381 (7. PH)	K					F8		1B BB		1-2		2	0	0	0	1	1									
Tim Spehr, R OBP: 0.167, SLG: 0.167 Darrin Fletcher, L OBP: 0.371, SLG: 0.516 (11.2)	G4-3					F8		1-3 1B		G6-3		4	0	1	0	0	0	2								
Pedro Martinez, R (1.1)						K		1-2 K		K		3	0	0	0	0	3	2								
Jeff Shaw, R OBP: 0.500, SLG: 0.500 Rondell White, R OBP: 0.279, SLG: 0.333 (10.7)						K		1-2 K		K		1	0	0	0	0	1	1								
Inning Stats	R: 0 E: 0 K: 0 S: 9	H: 2 LOB: 1 BB: 0 P: 18	R: 0 E: 0 K: 1 S: 12	H: 1 LOB: 1 BB: 0 P: 19	R: 0 E: 0 K: 2 S: 9	H: 0 LOB: 0 BB: 0 P: 12	R: 0 E: 0 K: 0 S: 14	H: 2 LOB: 1 BB: 0 P: 18	R: 0 E: 0 K: 1 S: 10	H: 0 LOB: 0 BB: 0 P: 14	R: 0 E: 0 K: 2 S: 11	H: 1 LOB: 2 BB: 1 P: 18	R: 1 E: 0 K: 1 S: 12	H: 2 LOB: 1 BB: 0 P: 19	R: 0 E: 0 K: 1 S: 6	H: 1 LOB: 1 BB: 0 P: 8	R: 0 E: 0 K: 0 S: 7	H: 2 LOB: 2 BB: 1 P: 13	R: 0 E: 0 K: 2 S: 9	H: 0 LOB: 0 BB: 0 P: 15	1B: 11 2B: 3 3B: 0 HR: 0	SF: 0 SAC: 3 DP: 3 HBP: 0	WP: 0 PB: 0 SB: 1 CS: 0	PA: 44		
PITCHER	IP 6.0	WLS 22	BF 22	H 7	R 0	ER 0	SO 4	BB 0	IBB 0	HBP 0	BLK 0	WP 0	HR 0	S 63	P 93	ERA 0.00	WHIP 1.167									
Bryan Hickerson, L ERA: 1.32	(1.1)																									
Dave Burba, R ERA: 2.16	(7.1)	1.0	5	1	0	0	2	1	0	0	0	0	0	0	11	18	0.00	2.000								
Rich Monteleone, R ERA: 3.86	(8.1)	0.2	3	1	1	1	0	0	0	0	0	0	0	8	13	13.50	1.500									
Kevin Rogers, L ERA: 5.14	(8.1)	1.2	10	4	0	0	2	1	0	0	0	0	0	14	23	0.00	3.000									
Michael Jackson, R ERA:	(10.1)	1.2	W	4	0	0	2	0	0	0	0	0	0	12	19	0.00	0.000									

Montreal Expos @ San Francisco Giants
Candlestick Park, San Francisco, CA
Mon Apr 18 1994, 10:05 PM EDT
Att. 16,502 - Unknown - 60 F

livebaseballscorecards.com

AB 42
R 1
H 13
RBI 1
BB 2
SO 10
LOB 19




Batter	1	2	3	4	5	6	7	8	9	10	11	AB	R	H	RBI	BB	SO	LOB	BOTTOM						
Dave Martinez, L OBP: 0.200, SLG: 0.267 (1.8)	F9		G6-4-3 1-2f		G4-6-3 1-2f			G1-3		DI 1B		5	0	1	0	0	0	4							
Robby Thompson, R OBP: 0.347, SLG: 0.366 (1.4)	K		K			S BB		L4		L6		4	0	0	0	1	2	2							
Willie McGee, S OBP: 0.308, SLG: 0.375 (1.9)	S 1B					K		P6		G6-3		5	0	1	0	0	2	3							
Matt Williams, R OBP: 0.339, SLG: 0.635 (1.5)	K					F8		K		F8		5	0	0	0	0	2	2							
Barry Bonds, L OBP: 0.370, SLG: 0.578 (1.7)						PO 1B		FC4-6 IBB		HR		3	2	2	1	2	1	0							
Todd Benzinger, S OBP: 0.296, SLG: 0.333 (1.3)						PO		FC4-6 1B		K2-3		4	0	1	0	1	2	2							
Royce Clayton, R OBP: 0.404, SLG: 0.548 Michael Jackson, R (10.1)						FC5-4 1-2f		FC5-4 1B		P8		4	0	1	0	0	0	1							
Mark Carreon, R OBP: 0.286, SLG: 0.200 (11. PH)						HBP HBP		E5 B2-4		F8		1	0	1	1	0	0	0							
Kirt Manwaring, R OBP: 0.171, SLG: 0.158 Jeff Reed, L (10. PH)						HBP HBP		B2-4		F8		2	0	0	0	0	1	2							
Bryan Hickerson, L OBP: 0.200, SLG: 0.333 Dave Burba, R OBP: 0.347, SLG: 0.366 Rich Monteleone, R OBP: 0.371, SLG: 0.516 Kevin Rogers, L OBP: 0.371, SLG: 0.516 Mike Benjamin, R OBP: 0.279, SLG: 0.333 (10.6)						G6-4-3 1B		G4-6-3 HBP		1B BB		1	0	1	0	0	0	0							
Inning Stats	R: 0 E: 0 K: 2 S: 11	H: 1 LOB: 1 BB: 0 P: 15	R: 0 E: 0 K: 3 S: 13	H: 1 LOB: 1 BB: 0 P: 20	R: 0 E: 0 K: 1 S: 5	H: 1 LOB: 0 BB: 0 P: 8	R: 0 E: 0 K: 1 S: 8	H: 0 LOB: 0 BB: 0 P: 12	R: 0 E: 0 K: 0 S: 13	H: 0 LOB: 2 BB: 2 P: 27	R: 0 E: 1 K: 1 S: 8	H: 0 LOB: 0 BB: 0 P: 11	R: 0 E: 0 K: 0 S: 6	H: 0 LOB: 0 BB: 0 P: 8	R: 1 E: 0 K: 1 S: 9	H: 1 LOB: 1 BB: 0 P: 13	R: 0 E: 0 K: 0 S: 13	H: 1 LOB: 2 BB: 1 P: 22	R: 1 E: 0 K: 0 S: 6	H: 1 LOB: 2 BB: 2 P: 16	1B: 6 2B: 1 3B: 1 HR: 1	SF: 0 SAC: 0 DP: 3 HBP: 2	WP: 0 PB: 0 SB: 4 CS: 0	PA: 44	
PITCHER	IP 7.0	WLS 27	BF 27	H 5	R 0	ER 0	SO 10	BB 1	IBB 1	HBP 2	BLK 0	WP 0	HR 0	S 70	P 111	ERA 0.00	WHIP 0.857								
Pedro Martinez, R ERA: 0.86	(1.1)																								
Jeff Shaw, R ERA: 3.86	(8.1)	2.0	7	1	1	1	0	0	0	0	0	1	15	21	4.50	0.500									
Tim Scott, R ERA: 5.4	(10.1)	1.1	L	9	2	1	0	2	1	0	0	0	0	19	38	6.75	3.000								

Montreal Expos @ San Francisco Giants
Candlestick Park, San Francisco, CA
Mon Apr 18 1994, 10:05 PM EDT
Att. 16,502 - Unknown - 60 F

livebaseballscorecards.com

AB 36
R 2
H 8
RBI 2
BB 5
SO 11
LOB 16



Batter	1	2	3	4	5	6	7	8	9	AB	R	H	RBI	BB	SO	LOB	TOP			
Lenny Dykstra, L (1,8) OBP: 0.391, SLG: 0.391	P3		1B SF8		K			SH3-4 HR BB		3	2	1	0	1	1	0				
Mickey Morandini, L (1,4) OBP: 0.423, SLG: 0.381	F9		HR		F7			SH3-4		3	1	1	0	0	0	0				
John Kruk, L (1,3) OBP: 0.500, SLG: 0.429	BB 1B		SF8		L8			HR BB		2	1	1	1	1	0	0				
Dave Hollins, S (1,5) OBP: 0.411, SLG: 0.474	BB		HR		G3			P4		3	1	1	2	1	0	2				
Darren Daulton, L (1,2) OBP: 0.460, SLG: 0.774	P6		2B		F7			HR		4	1	2	3	0	0	2				
Jim Eisenreich, L (1,9) OBP: 0.345, SLG: 0.373		G6-3	L3		P6			K		4	0	0	0	0	1	1				
Milt Thompson, L (1,7) OBP: 0.353, SLG: 0.594	G1-3			G4-3			P7		L6	4	0	0	0	0	0	0				
Kevin Stocker, S (1,6) OBP: 0.379, SLG: 0.239	G4-3			K			G3-1		K	4	0	0	0	0	2	0				
Danny Jackson, R (1,1) OBP: 0.091, SLG: 0.091			K	G4-3			G4-3		K	4	0	0	0	0	2	0				
Inning Stats	R: 0 E: 0 K: 0 S: 16	H: 1 LOB: 2 BB: 1 P: 27	R: 0 E: 0 K: 0 S: 6	H: 0 LOB: 0 BB: 0 P: 11	R: 3 E: 0 K: 1 S: 14	H: 4 LOB: 1 BB: 0 P: 21	R: 0 E: 0 K: 1 S: 7	H: 0 LOB: 0 BB: 0 P: 10	R: 0 E: 0 K: 0 S: 6	H: 0 LOB: 0 BB: 0 P: 11	R: 0 E: 0 K: 0 S: 6	H: 0 LOB: 0 BB: 0 P: 11	R: 3 E: 0 K: 1 S: 14	H: 1 LOB: 0 BB: 2 P: 27	R: 0 E: 0 K: 2 S: 8	H: 0 LOB: 0 BB: 0 P: 12	1B: 3 2B: 1 3B: 0 HR: 2	SF: 1 SAC: 1 DP: 0 HBP: 0	WP: 0 PB: 0 SB: 2 CS: 0	PA: 36
PITCHER	IP	WLS	BF	H	R	ER	SO	BB	IBB	HBP	BLK	WP	HR	S	P	ERA	WHIP			
Salomon Torres, R (1,1) ERA: 4.82	7.1	L	29	5	4	4	3	2	0	0	0	0	1	65	109	4.91	0.955			
Steve Frey, L (8,1) ERA: 10.38	0.2		4	1	2	2	1	1	0	0	0	0	1	10	19	27.00	3.000			
Tony Menendez, R (9,1) ERA: 22.5	1.0		3	0	0	0	2	0	0	0	0	0	0	8	12	0.00	0.000			

Philadelphia Phillies @ San Francisco Giants
Candlestick Park, San Francisco, CA
Thu Apr 21 1994, 6:33 AM EDT
Att: 18,918 - Sunny - 61 F



AB 31
R 6
H 6
RBI 6
BB 3
SO 6
LOB 5

Batter	1	2	3	4	5	6	7	8	9	AB	R	H	RBI	BB	SO	LOB	BOTTOM					
Darren Lewis, R (1,8) OBP: 0.358, SLG: 0.322	BB G3		P8		K			G4-3		3	1	0	0	1	1	1						
Robby Thompson, R (1,4) OBP: 0.333, SLG: 0.373	G3 2B		K2-3		P6			G3		4	0	1	0	0	1	0						
Willie McGee, S (1,9) OBP: 0.328, SLG: 0.382	G3		G1-3		G6-3		P6	1B	G4-6-3 BB	3	0	1	1	1	0	1						
Matt Williams, R (1,5) OBP: 0.319, SLG: 0.594	L3			G6-3		F9		1B	G4-6-3 1B	4	0	1	0	0	0	2						
Barry Bonds, L (1,7) OBP: 0.379, SLG: 0.509	P6 BB			P6		P6		G4-6-3	1-2 2-3	3	0	0	0	1	0	3						
Todd Benzinger, S (1,3) OBP: 0.303, SLG: 0.322	G1-3			G1-3		L5		L9		4	0	0	0	0	0	3						
Royce Clayton, R (1,6) OBP: 0.386, SLG: 0.490		G3				G4-3				3	0	1	0	0	0	0						
Kirt Manwaring, R (1,2) OBP: 0.196, SLG: 0.133		G6-3				L5				3	0	0	0	0	1	1						
Steve Frey, R (8,1)										0	0	0	0	0	0	0						
Tony Menendez, R (9,1)										0	0	0	0	0	0	0						
Salomon Torres, R (1,1)										2	0	0	0	0	2	1						
Jeff Reed, L (8,2)										1	0	0	0	0	1	0						
Inning Stats	R: 1 E: 0 K: 0 S: 9	H: 1 LOB: 2 BB: 2 P: 20	R: 0 E: 0 K: 1 S: 8	H: 0 LOB: 0 BB: 0 P: 8	R: 0 E: 0 K: 1 S: 6	H: 0 LOB: 0 BB: 0 P: 7	R: 0 E: 0 K: 0 S: 5	H: 0 LOB: 0 BB: 0 P: 8	R: 0 E: 0 K: 3 S: 13	H: 1 LOB: 1 BB: 0 P: 18	R: 0 E: 0 K: 0 S: 9	H: 1 LOB: 1 BB: 0 P: 14	R: 0 E: 0 K: 0 S: 6	H: 0 LOB: 0 BB: 0 P: 10	R: 0 E: 0 K: 1 S: 7	H: 0 LOB: 0 BB: 0 P: 10	R: 0 E: 0 K: 0 S: 4	H: 1 LOB: 1 BB: 1 P: 9	1B: 3 2B: 1 3B: 0 HR: 0	SF: 0 SAC: 0 DP: 1 HBP: 0	WP: 0 PB: 0 SB: 1 CS: 0	PA: 33
PITCHER	IP	WLS	BF	H	R	ER	SO	BB	IBB	HBP	BLK	WP	HR	S	P	ERA	WHIP					
Danny Jackson, L (1,1) ERA: 2.6	9.0	W	33	4	1	1	6	3	0	0	0	0	0	67	104	1.00	0.778					

Philadelphia Phillies @ San Francisco Giants
Candlestick Park, San Francisco, CA
Thu Apr 21 1994, 6:33 AM EDT
Att: 18,918 - Sunny - 61 F



AB 30
R 1
H 4
RBI 1
BB 3
SO 6
LOB 12

Batter	1	2	3	4	5	6	7	8	9	AB	R	H	RBI	BB	SO	LOB	TOP					
Fernando Vina, L (1, 6) OBP: 0.412, SLG: 0.367	G4-3		HBP		G6-3			HR	K	4	1	1	0	0	1	1	New York Mets @ San Francisco Giants Candlestick Park, San Francisco, CA Fri Apr 22 1994, 10:05 PM EDT Att: 24,185 - Unknown - 58 F					
David Segui, S (1, 3) OBP: 0.347, SLG: 0.397	G6-3		K			L7		HR		4	1	1	2	0	1	1						
Kevin McReynolds, R (1, 7) OBP: 0.397, SLG: 0.360	G5-3				F9	G5-3		1B		4	0	1	1	0	0	0						
Bobby Bonilla, S (1, 5) OBP: 0.370, SLG: 0.333 Tim Bogar, R (8, PR) (8, 5)	K			1B		L3		1B		3	0	1	0	1	1	0						
Jeff Kent, R (1, 4) OBP: 0.441, SLG: 0.859	1B			BB				1B		0	0	0	0	0	0	0						
Jeremy Burnitz, L (1, 9) OBP: 0.289, SLG: 0.282	1B			1B				K		4	0	2	0	0	0	2						
Ryan Thompson, R (1, 8) OBP: 0.407, SLG: 0.717	1B			K				HR	K	3	1	1	1	1	2	4						
Kelly Stinnett, R (1, 2) OBP: 0.357, SLG: 0.292	P9								F9	4	0	1	0	0	1	2						
Bobby Jones, R (1, 1) OBP: 0.125, SLG: 0.125 Jeff McKnight, S (9, PH) John Franco, L (9, 1)	G5-3				G5-3			G5-3	K	3	0	0	0	0	1	2						
Inning Stats	R: 0 E: 0 K: 0 S: 5	H: 0 LOB: 0 BB: 0 P: 8	R: 0 E: 0 K: 1 S: 13	H: 2 LOB: 2 BB: 1 P: 20	R: 0 E: 0 K: 1 S: 8	H: 0 LOB: 0 BB: 0 P: 12	R: 0 E: 0 K: 1 S: 18	H: 1 LOB: 2 BB: 1 P: 25	R: 0 E: 0 K: 0 S: 7	H: 0 LOB: 0 BB: 0 P: 10	R: 0 E: 0 K: 0 S: 7	H: 0 LOB: 0 BB: 0 P: 9	R: 1 E: 0 K: 1 S: 8	H: 1 LOB: 0 BB: 0 P: 11	R: 2 E: 0 K: 1 S: 11	H: 4 LOB: 2 BB: 0 P: 13	R: 0 E: 0 K: 2 S: 10	H: 0 LOB: 1 BB: 0 P: 12	1B: 6 2B: 0 3B: 0 HR: 2	SF: 0 SAC: 0 DP: 0 HBP: 2	WP: 0 PB: 0 SB: 0 CS: 1	PA: 37
PITCHER	IP	WLS	BF	H	R	ER	SO	BB	IBB	HBP	BLK	WP	HR	S	P	ERA	WHIP					
Mark Portugal, R (1, 1) ERA: 4.1	7.1	L	31	8	3	3	5	2	0	1	0	0	2	73	103	3.68	1.364					
Dave Burba, R (8, 1) ERA: 2.45	1.2		6	0	0	0	3	0	0	1	0	0	0	14	17	0.00	0.000					

AB	33
R	3
H	8
RBI	3
BB	2
SO	8
LOB	13



Batter	1	2	3	4	5	6	7	8	9	AB	R	H	RBI	BB	SO	LOB	BOTTOM				
Darren Lewis, R (1, 8) OBP: 0.352, SLG: 0.306	BB	K			B1-3			P6		3	0	0	0	1	1	1	New York Mets @ San Francisco Giants Candlestick Park, San Francisco, CA Fri Apr 22 1994, 10:05 PM EDT Att: 24,185 - Unknown - 58 F				
Robby Thompson, R (1, 4) OBP: 0.313, SLG: 0.345	P3		F8			L7		G6-3		4	0	0	0	0	0	1					
Willie McGee, S (1, 9) OBP: 0.323, SLG: 0.424	P6		K			G4-3		HR		4	1	1	1	0	1	1					
Matt Williams, R (1, 5) OBP: 0.329, SLG: 0.582	BB		G6-3					G6-3		3	0	1	0	1	0	0					
Barry Bonds, L (1, 7) OBP: 0.371, SLG: 0.482	F7				F7			P6		3	0	0	0	1	0	1					
Todd Benzinger, S (1, 3) OBP: 0.286, SLG: 0.302	P5				K			G5-3		4	0	0	0	0	1	3					
Royce Clayton, R (1, 6) OBP: 0.367, SLG: 0.462	L4				F8			K		3	0	0	0	0	1	0					
Kirt Manwaring, R (1, 2) OBP: 0.204, SLG: 0.146 Dave Burba, R (8, 1)	SH1-4				K			P8		3	0	1	0	0	1	0					
Mark Portugal, R (1, 1) OBP: 0.111, SLG: 0.125 Jeff Reed, L (8, 2)	SH1-4				G1-3			F8		1	0	0	0	0	0	0					
Inning Stats	R: 0 E: 0 K: 0 S: 19	H: 0 LOB: 3 BB: 3 P: 38	R: 0 E: 0 K: 1 S: 12	H: 1 LOB: 0 BB: 0 P: 18	R: 0 E: 0 K: 1 S: 6	H: 0 LOB: 0 BB: 0 P: 11	R: 0 E: 0 K: 1 S: 5	H: 0 LOB: 0 BB: 0 P: 6	R: 0 E: 0 K: 1 S: 4	H: 1 LOB: 1 BB: 0 P: 8	R: 0 E: 0 K: 1 S: 5	H: 0 LOB: 0 BB: 0 P: 6	R: 0 E: 0 K: 0 S: 7	H: 0 LOB: 0 BB: 0 P: 12	R: 1 E: 0 K: 0 S: 10	H: 1 LOB: 0 BB: 0 P: 18	1B: 2 2B: 0 3B: 0 HR: 1	SF: 0 SAC: 1 DP: 0 HBP: 0	WP: 0 PB: 0 SB: 1 CS: 0	PA: 33	
PITCHER	IP	WLS	BF	H	R	ER	SO	BB	IBB	HBP	BLK	WP	HR	S	P	ERA	WHIP				
Bobby Jones, R (1, 1) ERA: 3.2	8.0	W	29	2	0	0	5	3	0	0	0	0	1	63	105	0.00	0.625				
John Franco, L (9, 1) ERA: 3.39	1.0	S	4	1	1	1	0	0	0	0	0	0	1	10	18	9.00	1.000				



Batter	1	2	3	4	5	6	7	8	9	AB	R	H	RBI	BB	SO	LOB	TOP										
John Cangelosi, S OBP: 0.526, SLG: 0.467 (1, 9)	L8		E 1B 1B		G5-4-3 1-2			G4-3 2-1		4	0	1	0	0	0	1	New York Mets @ San Francisco Giants Candlestick Park, San Francisco, CA Sat Apr 23 1994, 6:33 AM EDT Att: 25,281 - Cloudy - 52 F										
David Segui, S OBP: 0.342, SLG: 0.388 (1, 3)	G5-3 1B		F8		K			K		4	0	1	0	0	2	1											
Kevin McReynolds, R OBP: 0.350, SLG: 0.352 (1, 7)	G5-3		E6 1B		G4-3			K		4	0	1	0	0	1	1											
Bobby Bonilla, S OBP: 0.340, SLG: 0.300 (1, 5)	K		L7		K			G4-3		4	0	0	0	0	2	3											
Jeff Kent, R OBP: 0.444, SLG: 0.851 (1, 4)		G5-3		G4-3 2B			F7		K	3	1	1	0	0	0	0											
Ryan Thompson, R OBP: 0.397, SLG: 0.679 (1, 8)		G4-3 HBP		G4-3			F7		F7	3	0	0	0	0	0	2											
Kelly Stinnett, R OBP: 0.323, SLG: 0.259 (1, 2)		FC6-4 HBP		G5-3			K			3	0	0	1	0	1	1											
Tim Bogar, R (1, 6)							K			2	0	0	0	0	1	1											
Doug Linton, R (7, 1)		F8		K			K			0	0	0	0	0	0	0											
Eric Hillman, L (1, 1)										1	0	0	0	0	0	0											
Dave Telgheder, R (4, 1)										0	0	0	0	0	0	0											
Luis Rivera, R OBP: 0.400, SLG: 0.800 (4, 6)										2	0	1	0	0	0	0											
Jeff McKnight, S OBP: 0.250, SLG: 0.375 (7, PH)										1	0	0	0	0	1	0											
Inning Stats	R: 0 E: 0 K: 1 S: 8	H: 1 LOB: 1 BB: 0 P: 12	R: 0 E: 0 K: 0 S: 7	H: 0 LOB: 1 BB: 0 P: 12	R: 0 E: 1 K: 0 S: 14	H: 2 LOB: 2 BB: 0 P: 22	R: 1 E: 0 K: 1 S: 12	H: 1 LOB: 0 BB: 0 P: 17	R: 0 E: 0 K: 1 S: 11	H: 0 LOB: 0 BB: 0 P: 15	R: 0 E: 0 K: 2 S: 9	H: 0 LOB: 0 BB: 0 P: 12	R: 0 E: 0 K: 1 S: 8	H: 0 LOB: 0 BB: 0 P: 13	R: 0 E: 0 K: 1 S: 7	H: 0 LOB: 1 BB: 0 P: 10	1B: 4 2B: 1 3B: 0 HR: 0	SF: 0 SAC: 0 DP: 1 HBP: 2	WP: 0 PB: 0 SB: 0 CS: 0	PA: 33							
PITCHER	IP	WLS	BF	H	R	ER	SO	BB	IBB	HBP	BLK	WP	HR	S	P	ERA	WHIP										
Bryan Hickerson, L ERA: 1.31 (1, 1)	7.0	W	26	5	1	1	6	0	0	1	0	0	0	73	106	1.29	0.714										
Kevin Rogers, L ERA: 4.32 (8, 1)	1.0		3	0	0	0	1	0	0	0	0	0	0	8	13	0.00	0.000										
Michael Jackson, R ERA: (9, 1)	1.0		4	0	0	0	1	0	0	1	0	0	0	7	10	0.00	0.000										

Batter	1	2	3	4	5	6	7	8	9	AB	R	H	RBI	BB	SO	LOB	BOTTOM											
Darren Lewis, R OBP: 0.368, SLG: 0.364 (1, 8)	HR			G6-4-3 1-2		3B		G6-3		4	2	2	2	1	0	1	New York Mets @ San Francisco Giants Candlestick Park, San Francisco, CA Sat Apr 23 1994, 6:33 AM EDT Att: 25,281 - Cloudy - 52 F											
Robby Thompson, R OBP: 0.333, SLG: 0.390 (1, 4)	1B			F7		BB		K		4	0	2	1	0	0	2												
Kevin Rogers, L (8, 1)										0	0	0	0	0	0	0												
Jeff Reed, L (9, 2)	1B					3B				1	0	0	0	0	1	0												
Willie McGee, S OBP: 0.333, SLG: 0.429 (1, 9)	FC6-4									4	1	2	0	0	0	2												
Dave Martinez, L OBP: 0.250, SLG: 0.267 (7, 9)	G5-3			HR		1B		IHR		0	1	0	0	1	0	0												
Matt Williams, R OBP: 0.338, SLG: 0.614 (1, 5)										3	1	1	2	1	0	2												
Mike Benjamin, R OBP: 0.533, SLG: 2.000 (6, PR) (7, 5)	G5-3			HR				IHR		1	1	1	2	0	0	0												
Mark Carreon, R OBP: 0.125, SLG: 0.071 (1, 7)	F8			K		K		F7		5	1	0	0	0	2	4												
Royce Clayton, R OBP: 0.375, SLG: 0.518 (1, 6)										4	1	2	2	0	0	2												
Steve Scarson, R OBP: 0.286, SLG: 0.167 (1, 3)										3	1	1	0	1	1	0												
Kirt Manwaring, R OBP: 0.224, SLG: 0.192 (1, 2) (9, 1)	L6-4									4	1	2	0	0	0	2												
Bryan Hickerson, L OBP: 0.500, SLG: 0.400 (1, 1) (7, PH) (8, 4)	1B									2	0	1	0	0	1	2												
John Patterson, S OBP: 0.235, SLG: 0.313 (7, PH) (8, 4)	1B									1	0	0	0	0	1	0												
Inning Stats	R: 1 E: 0 K: 0 S: 9	H: 2 LOB: 1 BB: 0 P: 14	R: 1 E: 0 K: 0 S: 10	H: 4 LOB: 2 BB: 0 P: 16	R: 2 E: 0 K: 2 S: 10	H: 2 LOB: 0 BB: 0 P: 15	R: 1 E: 0 K: 0 S: 5	H: 1 LOB: 0 BB: 0 P: 7	R: 2 E: 1 K: 1 S: 14	H: 3 LOB: 2 BB: 1 P: 24	R: 1 E: 0 K: 1 S: 11	H: 1 LOB: 2 BB: 2 P: 20	R: 0 E: 0 K: 1 S: 11	H: 0 LOB: 0 BB: 0 P: 14	R: 2 E: 0 K: 1 S: 10	H: 1 LOB: 0 BB: 1 P: 19	1B: 8 2B: 2 3B: 1 HR: 4	SF: 0 SAC: 1 DP: 2 HBP: 0	WP: 0 PB: 0 SB: 0 CS: 0	PA: 41								
PITCHER	IP	WLS	BF	H	R	ER	SO	BB	IBB	HBP	BLK	WP	HR	S	P	ERA	WHIP											
Eric Hillman, L ERA: 7.63 (1, 1)	3.0	L	18	9	5	5	2	0	0	0	0	0	0	2	32	48	15.00	3.000										
Dave Telgheder, R ERA: 7.5 (4, 1)	3.0		15	4	3	3	2	2	1	0	0	0	1	27	48	9.00	2.000											
Doug Linton, R ERA: 3.38 (7, 1)	2.0		8	1	2	2	2	1	0	0	0	0	0	21	33	9.00	1.000											

AB	31
R	1
H	5
RBI	1
BB	0
SO	8
LOB	10

AB	36
R	10
H	14
RBI	9
BB	4
SO	6
LOB	17



Batter	1	2	3	4	5	6	7	8	9	AB	R	H	RBI	BB	SO	LOB	TOP										
Jose Vizcaino, S OBP: 0.370, SLG: 0.460 (1, 6)	P5		G6-4-3 1B			G6-3		K		4	0	1	0	0	1	0	New York Mets @ San Francisco Giants Candlestick Park, San Francisco, CA Sun Apr 24 1994, 6:33 AM EDT Att: 30,691 - Cloudy - 58 F										
Joe Orsulak, L OBP: 0.261, SLG: 0.286 (1, 8)	F8		G6-4-3 1-2			G4-3		P4		4	0	0	0	0	0	1											
Kevin McReynolds, R OBP: 0.359, SLG: 0.414 (1, 7)	HR			G6-4-3 1B		P2			F8	4	1	2	1	0	0	0											
Bobby Bonilla, S OBP: 0.315, SLG: 0.273 (1, 5)	K			F8		G4-3			G3	4	0	0	0	0	1	1											
Jeff Kent, R OBP: 0.421, SLG: 0.803 (1, 4)		K		G6-4-3 1-2		L7			K	4	0	0	0	0	2	1											
David Segui, S OBP: 0.354, SLG: 0.391 (1, 3)		FC4-6 BB		G4-3		1B				2	0	1	0	1	0	0											
Jeromy Burnitz, L OBP: 0.292, SLG: 0.286 (1, 9)		FC4-6 1-2		K		1B				3	0	1	0	0	1	1											
Todd Hundley, S OBP: 0.366, SLG: 0.700 (1, 2)		K		HR		K				3	1	1	1	0	2	3											
Bret Saberhagen, R (1, 1)			G4-3					K		2	0	0	0	0	1	0											
Mike Maddux, L (7, 1)										0	0	0	0	0	0	0											
Fernando Vina, L OBP: 0.400, SLG: 0.355 (8, PH)										1	0	0	0	0	1	0											
John Franco, L (8, 1)										0	0	0	0	0	0	0											
Inning Stats	R: 1 E: 0 K: 1 S: 13	H: 1 LOB: 0 BB: 0 P: 21	R: 0 E: 0 K: 2 S: 9	H: 0 LOB: 1 BB: 1 P: 17	R: 0 E: 0 K: 0 S: 4	H: 1 LOB: 0 BB: 0 P: 6	R: 0 E: 0 K: 0 S: 7	H: 1 LOB: 0 BB: 0 P: 11	R: 1 E: 0 K: 2 S: 8	H: 1 LOB: 0 BB: 0 P: 14	R: 0 E: 0 K: 0 S: 14	H: 0 LOB: 0 BB: 0 P: 20	R: 0 E: 0 K: 1 S: 9	H: 2 LOB: 2 BB: 0 P: 16	R: 0 E: 0 K: 2 S: 10	H: 0 LOB: 0 BB: 0 P: 16	R: 0 E: 0 K: 1 S: 9	H: 0 LOB: 0 BB: 0 P: 13	1B: 4 2B: 0 3B: 0 HR: 2	SF: 0 SAC: 0 DP: 2 HBP: 0	WP: 0 PB: 0 SB: 0 CS: 0	PA: 32					
PITCHER	IP	WLS	BF	H	R	ER	SO	BB	IBB	HBP	BLK	WP	HR	S	P	ERA	WHIP										
John Burkett, R ERA: 2.41 (1, 1)	7.0	W	26	6	2	2	6	1	0	0	0	0	2	64	105	2.57	1.000										
Dave Burba, R ERA: 2.25 (8, 1)	1.0		3	0	0	0	2	0	0	0	0	0	0	10	16	0.00	0.000										
Michael Jackson, R ERA: (9, 1)	1.0	S	3	0	0	0	1	0	0	0	0	0	0	9	13	0.00	0.000										

Batter	1	2	3	4	5	6	7	8	9	AB	R	H	RBI	BB	SO	LOB	BOTTOM										
Darren Lewis, R OBP: 0.375, SLG: 0.371 (1, 8)	K		G5-4-3 1B			HR 1B	L4			4	1	2	0	0	1	3	New York Mets @ San Francisco Giants Candlestick Park, San Francisco, CA Sun Apr 24 1994, 6:33 AM EDT Att: 30,691 - Cloudy - 58 F										
Robby Thompson, R OBP: 0.319, SLG: 0.381 (1, 4)	K		G5-3			G5-3	1B			4	0	1	1	0	1	2											
Todd Benzinger, S OBP: 0.311, SLG: 0.328 (1, 3)				G5-4-3 1B		HR 1B	K			4	1	3	1	0	1	3											
Matt Williams, R OBP: 0.333, SLG: 0.635 (1, 5)	P4			G5-4-3 1-2		HR 1B	K			4	1	1	2	0	1	5											
Barry Bonds, L OBP: 0.378, SLG: 0.517 (1, 7)		K		G4-3		L8		F8		4	0	2	0	0	0	0											
Willie McGee, S OBP: 0.319, SLG: 0.409 Dave Martinez, L OBP: 0.235, SLG: 0.250 (1, 9) (7, 9)				G4-3		G6-3		P9		3	0	0	0	0	1	2											
Royce Clayton, R OBP: 0.366, SLG: 0.500 (1, 6)		K			G6-3		1B	F8		4	1	1	0	0	1	1											
Jeff Reed, L OBP: 0.071, SLG: 0.071 (1, 2)			P6		G6-3		1B			3	0	1	0	0	0	0											
John Burkett, R (1, 1)			G5-3		G1-3		1B			2	0	0	0	0	0	0											
John Patterson, S OBP: 0.319, SLG: 0.313 Dave Burba, R ERA: 4.09 Michael Jackson, R ERA: (7, PH) (8, 1) (9, 1)							BB			0	0	0	0	0	0	0											
Inning Stats	R: 0 E: 0 K: 2 S: 11	H: 1 LOB: 1 BB: 0 P: 19	R: 0 E: 0 K: 2 S: 16	H: 1 LOB: 0 BB: 0 P: 20	R: 0 E: 0 K: 0 S: 10	H: 1 LOB: 1 BB: 0 P: 15	R: 0 E: 0 K: 0 S: 10	H: 2 LOB: 1 BB: 0 P: 17	R: 0 E: 0 K: 0 S: 8	H: 0 LOB: 0 BB: 0 P: 12	R: 3 E: 0 K: 0 S: 11	H: 3 LOB: 3 BB: 1 P: 14	R: 1 E: 0 K: 2 S: 22	H: 3 LOB: 3 BB: 1 P: 30	R: 0 E: 0 K: 0 S: 3	H: 0 LOB: 0 BB: 0 P: 4	R: 0 E: 0 K: 0 S: 3	H: 0 LOB: 0 BB: 0 P: 4	1B: 8 2B: 2 3B: 0 HR: 1	SF: 0 SAC: 0 DP: 1 HBP: 0	WP: 0 PB: 0 SB: 1 CS: 0	PA: 34					
PITCHER	IP	WLS	BF	H	R	ER	SO	BB	IBB	HBP	BLK	WP	HR	S	P	ERA	WHIP										
Bret Saberhagen, R ERA: 3.56 (1, 1)	6.1	L	29	11	4	4	4	1	0	0	0	0	1	80	117	5.68	1.895										
Mike Maddux, R ERA: 4.09 (7, 1)	0.2		2	0	0	0	2	0	0	0	0	0	0	8	10	0.00	0.000										
John Franco, L ERA: 3.0 (8, 1)	1.0		3	0	0	0	0	0	0	0	0	0	0	3	4	0.00	0.000										

AB 31
R 2
H 6
RBI 2
BB 1
SO 9
LOB 7



AB 33
R 4
H 11
RBI 4
BB 1
SO 6
LOB 16




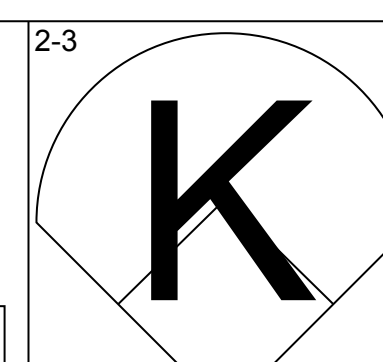
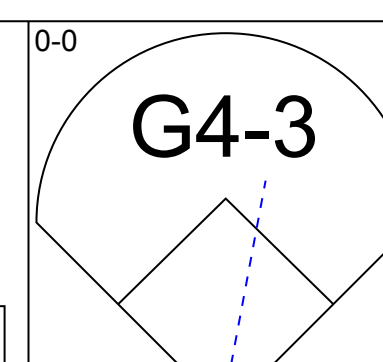
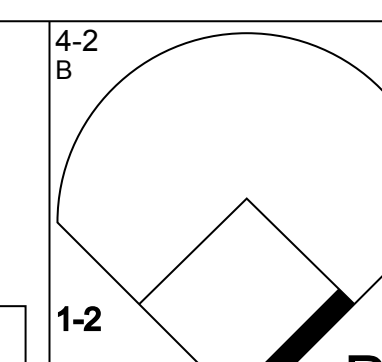
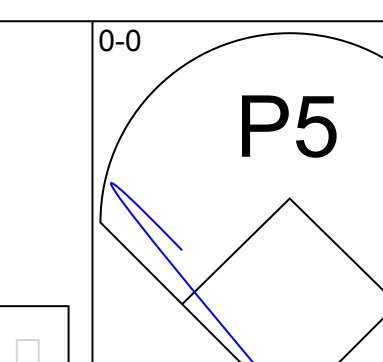
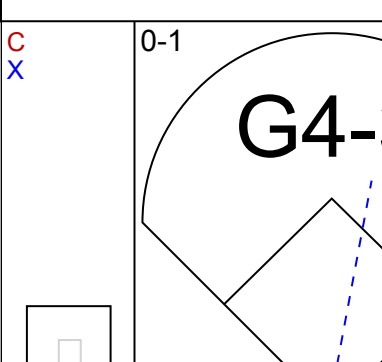
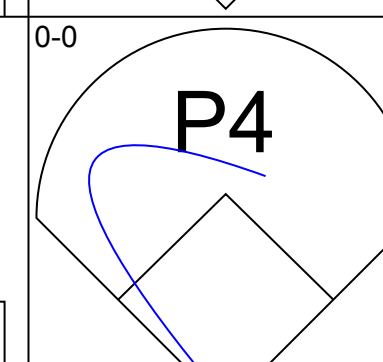
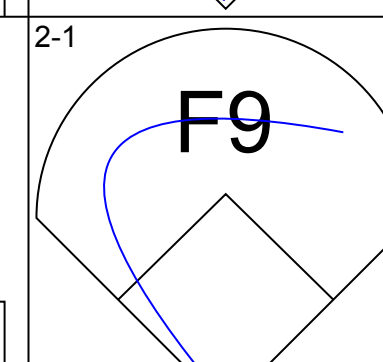
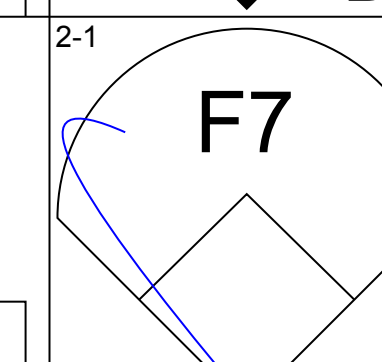
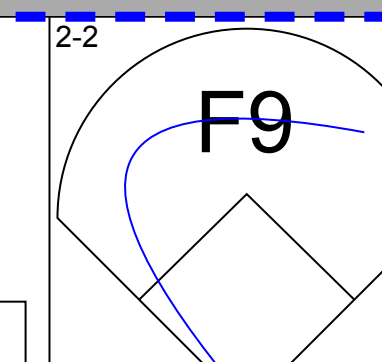
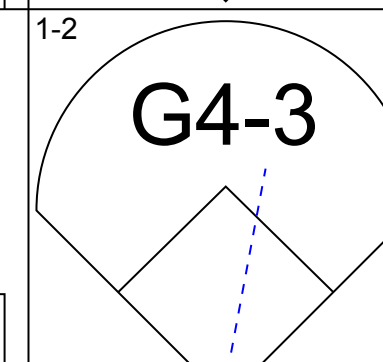
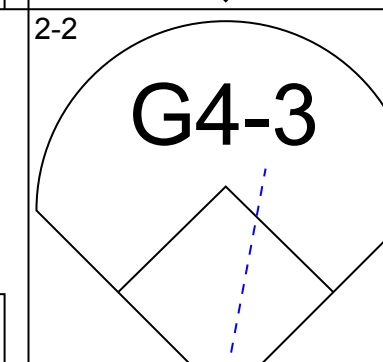
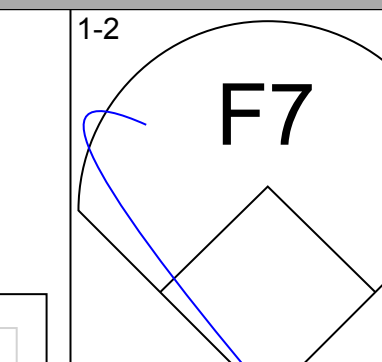
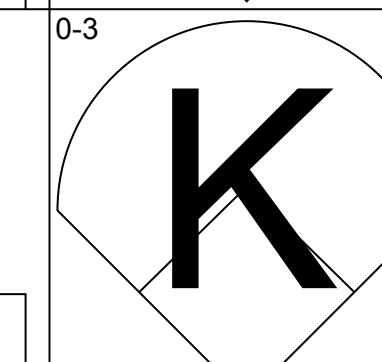
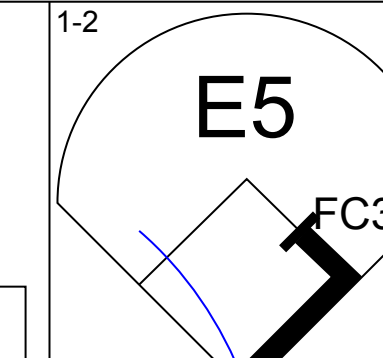
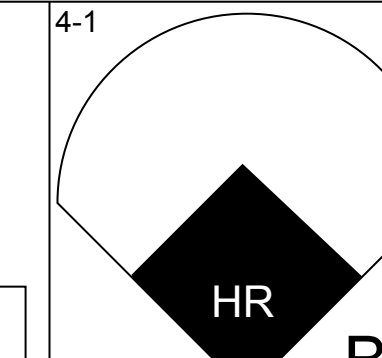
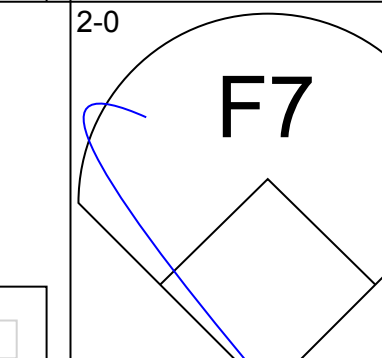
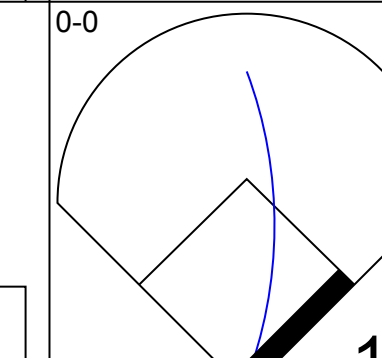
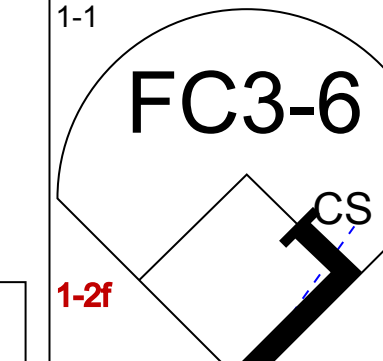
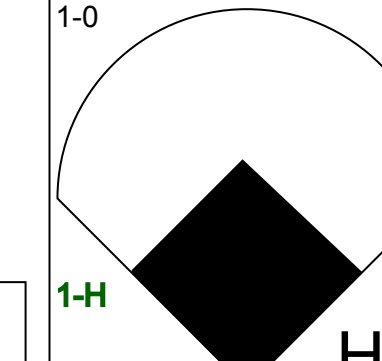
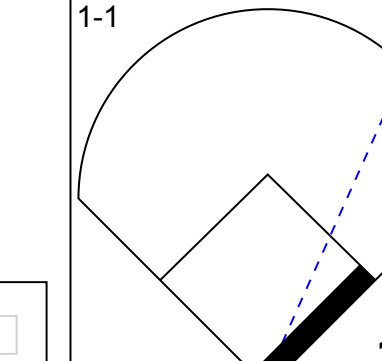
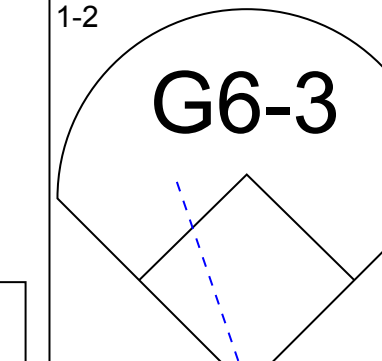
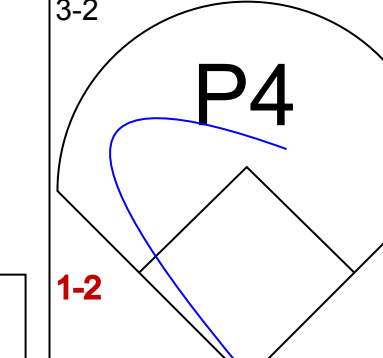
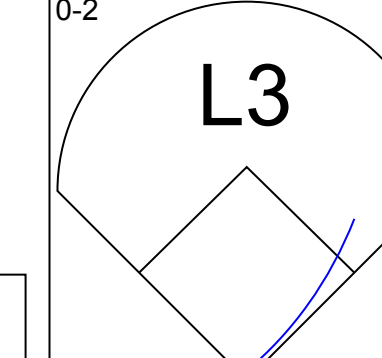
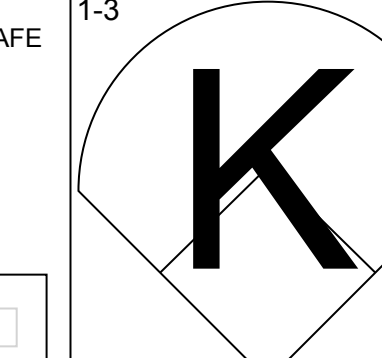
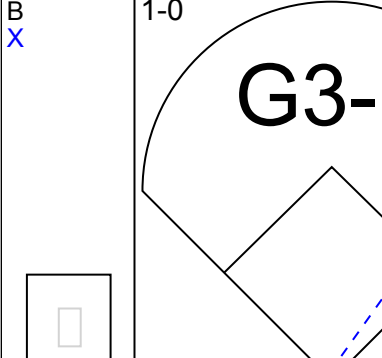
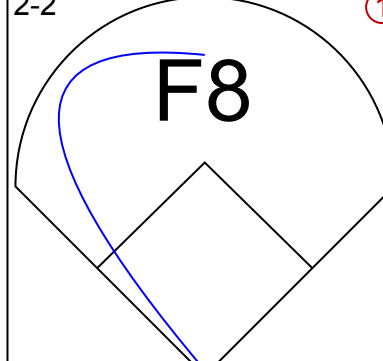
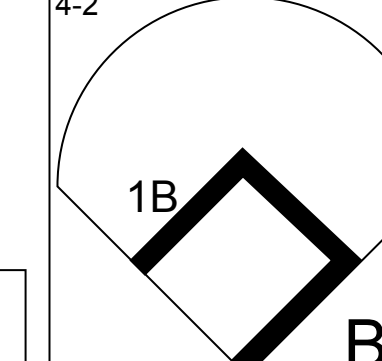
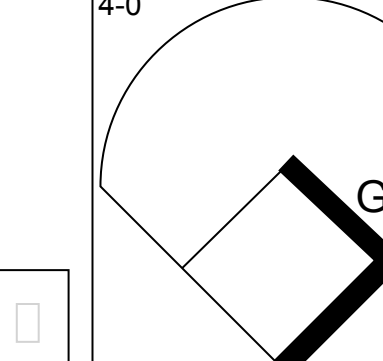
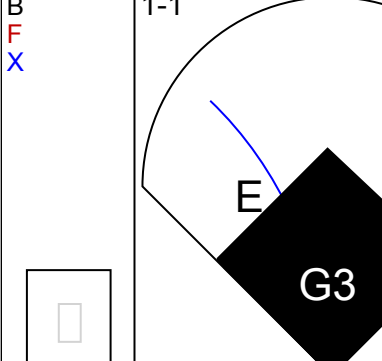
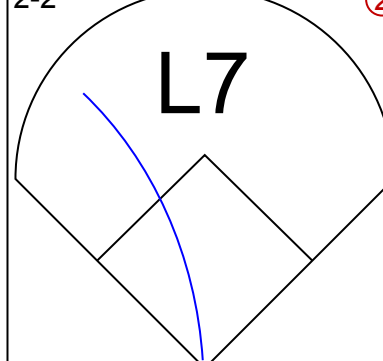
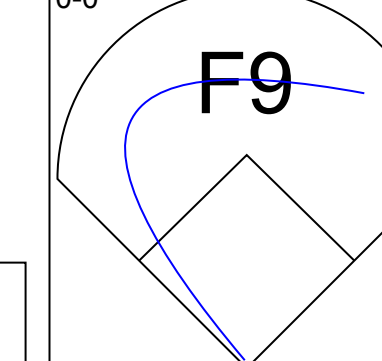
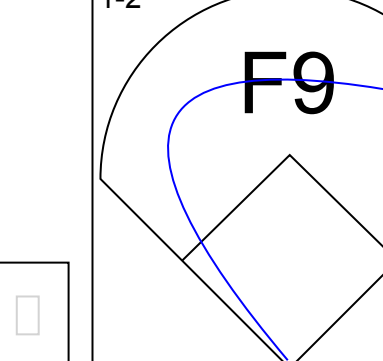
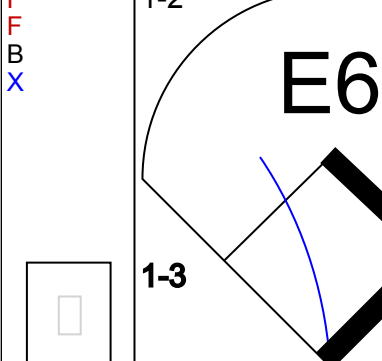

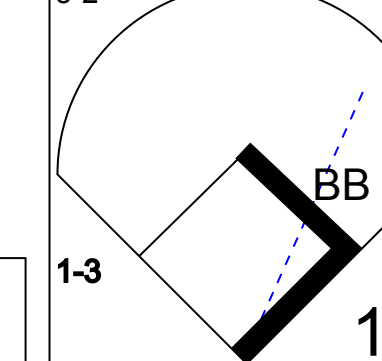
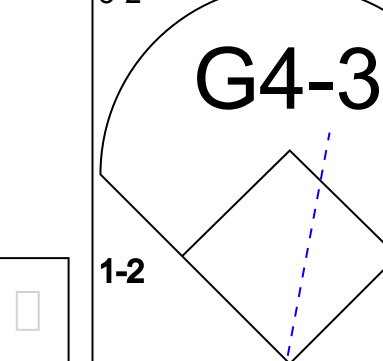
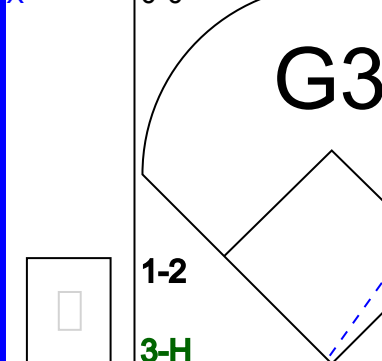
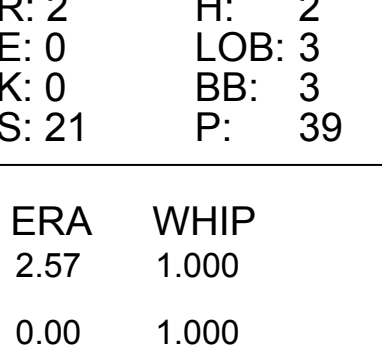
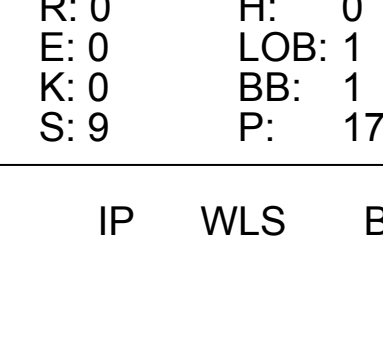
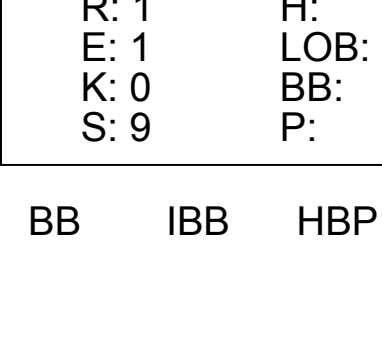
livebaseballscores.com

livebaseballscores.com

Batter	1	2	3	4	5	6	7	8	9	AB	R	H	RBI	BB	SO	LOB	TOP										
Darren Lewis, R OBP: 0.381, SLG: 0.361 (1, 8)										2	1	0	0	2	0	2	San Francisco Giants @ Montreal Expos Olympic Stadium, Montreal, QB Tue Apr 26 1994, 7:05 PM EDT Att. 14,642 - Dome - 70 F livebaseballscorecards.com										
Robby Thompson, R OBP: 0.316, SLG: 0.388 (1, 4)										4	0	1	0	0	1	1											
Todd Benzinger, S OBP: 0.308, SLG: 0.314 (1, 3)										3	0	0	1	1	1	1											
Matt Williams, R OBP: 0.341, SLG: 0.667 (1, 5)										4	1	2	1	0	1	1											
Barry Bonds, L OBP: 0.385, SLG: 0.500 (1, 7)										2	0	0	0	2	0	3											
Mark Carreon, R OBP: 0.105, SLG: 0.059 Dave Martinez, L OBP: 0.222, SLG: 0.235 (8, PH) (8, 9)										3	0	0	0	0	0	2											
Royce Clayton, R OBP: 0.361, SLG: 0.484 (1, 6)										4	0	1	0	0	3	0											
Kirt Manwaring, R OBP: 0.226, SLG: 0.250 (1, 2)										4	1	1	1	0	0	1											
Bill Swift, R OBP: 0.250, SLG: 0.273 Steve Frey, R (7, 1) Rich Monteleone, R (8, 1) John Patterson, S OBP: 0.263, SLG: 0.294 (8, PH)										3	0	1	0	0	0	1											
Inning Stats	R: 2 H: 1 E: 0 K: 0 S: 10	L: 1 BB: 2 P: 21	R: 1 H: 1 E: 0 K: 1 S: 11	L: 0 BB: 1 P: 17	R: 0 H: 1 E: 0 K: 1 S: 11	L: 0 BB: 0 P: 15	R: 0 H: 0 E: 0 K: 1 S: 9	L: 0 BB: 0 P: 12	R: 0 H: 1 E: 0 K: 1 S: 10	L: 0 BB: 1 P: 13	R: 0 H: 0 E: 0 K: 1 S: 5	L: 0 BB: 1 P: 14	R: 0 H: 1 E: 0 K: 0 S: 6	L: 1 BB: 0 P: 7	R: 0 H: 1 E: 0 K: 0 S: 10	L: 2 BB: 1 P: 18		1B: 3 2B: 1 3B: 0 HR: 2	SF: 0 SAC: 0 DP: 1 HBP: 0	WP: 0 PB: 0 SB: 1 CS: 1	PA: 37						
PITCHER	IP	WLS	BF	H	R	ER	SO	BB	IBB	HBP	BLK	WP	HR	S	P	ERA	WHIP										
Jeff Fassero, L ERA: 2.73 (1, 1)	7.1	W	31	6	3	3	5	5	0	0	0	0	2	66	108	3.68	1.500										
Butch Henry, L ERA: (8, 1)	0.1		1	0	0	0	0	0	0	0	0	0	0	1	1	0.00	0.000										
Mel Rojas, R ERA: 2.3 (8, 1)	1.1	S	4	0	0	0	1	0	0	0	0	0	0	13	19	0.00	0.000										

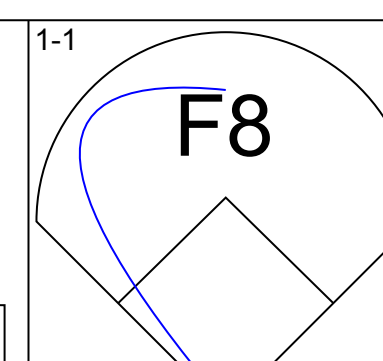
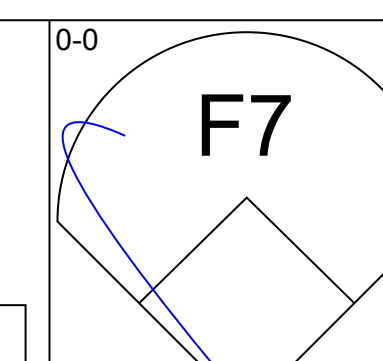
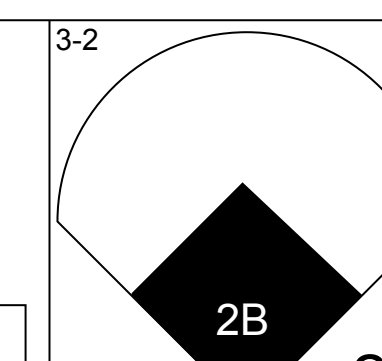
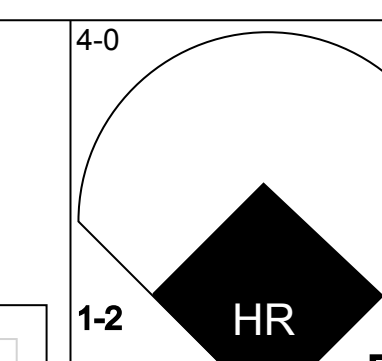
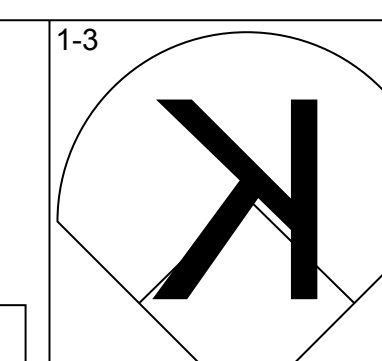
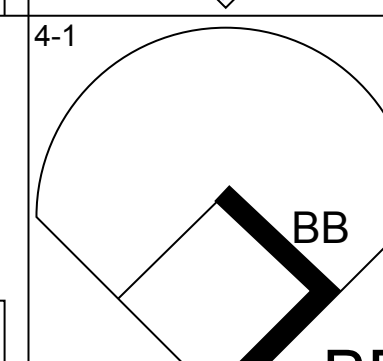
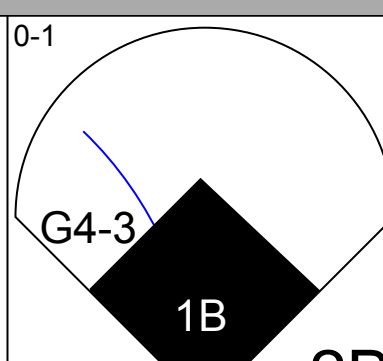

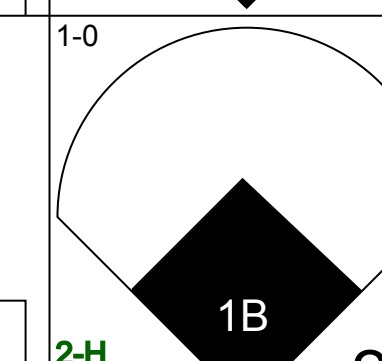
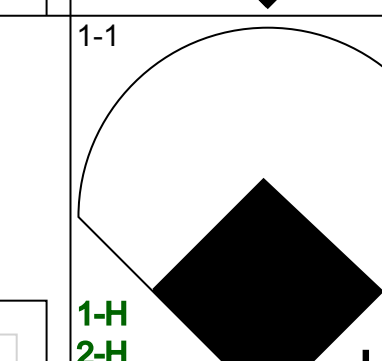

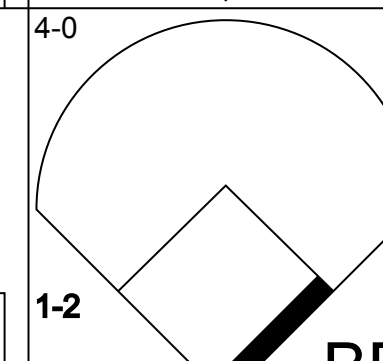
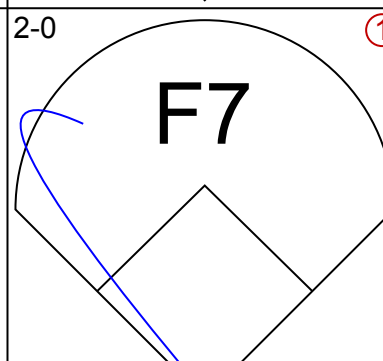
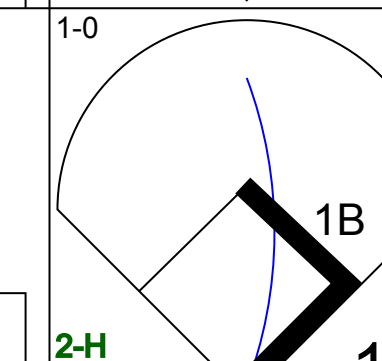
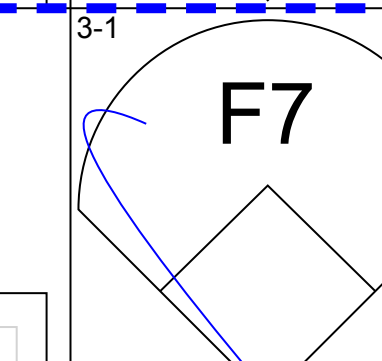
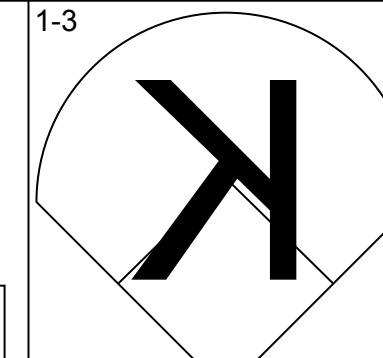
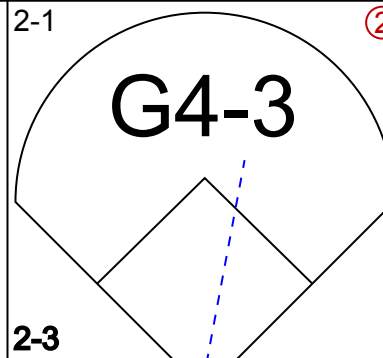
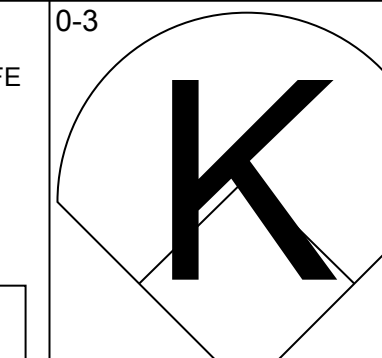
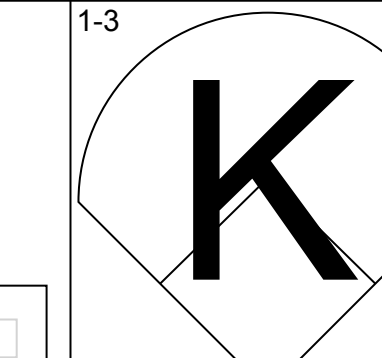
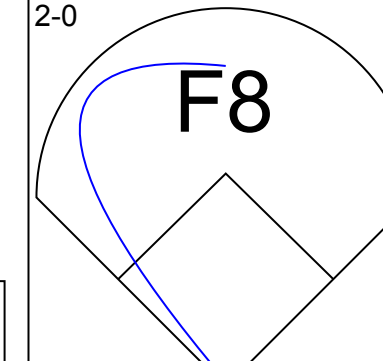
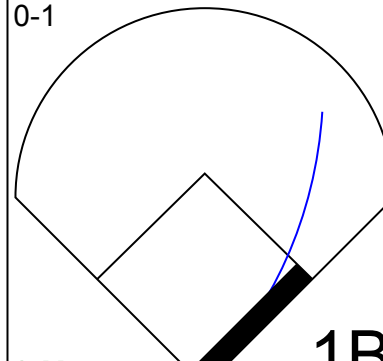
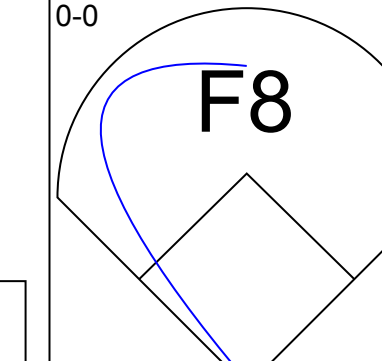
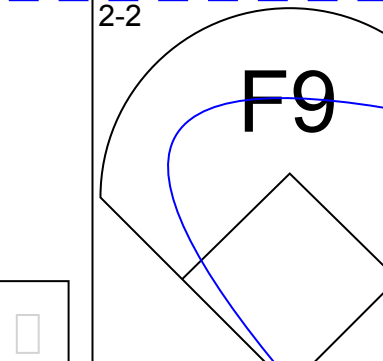
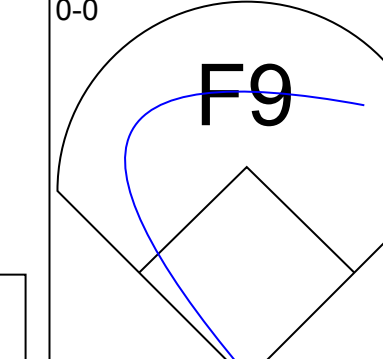
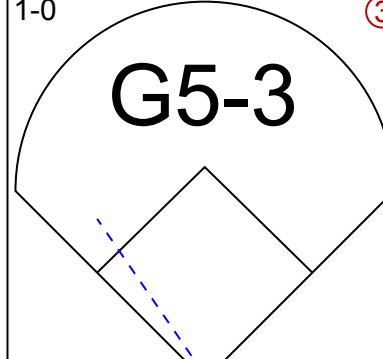
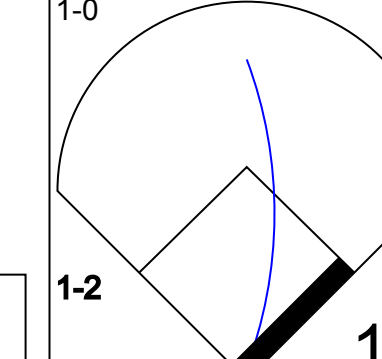
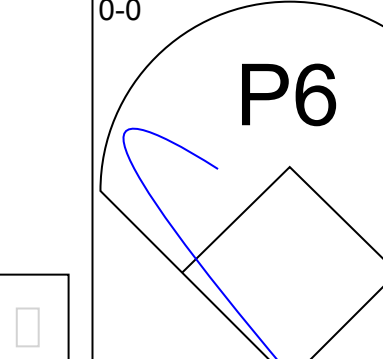
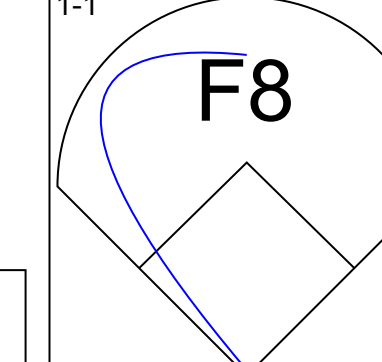
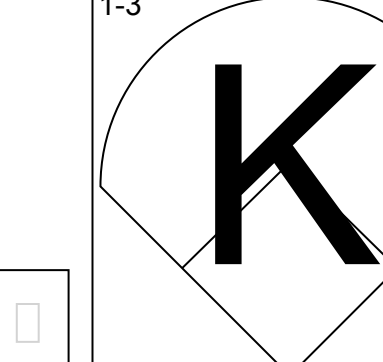
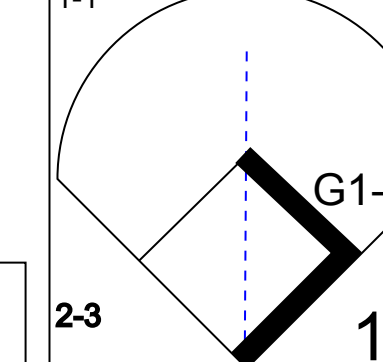
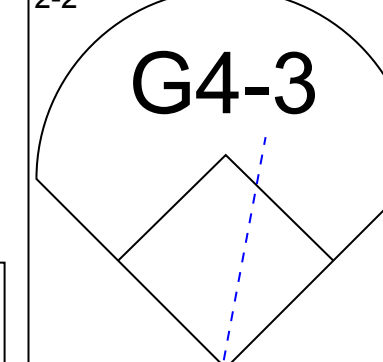


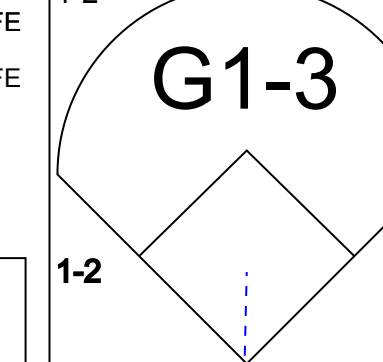
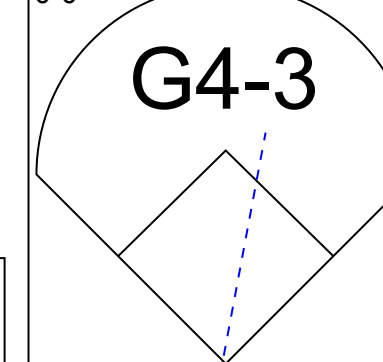
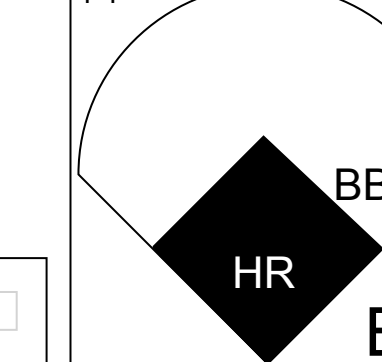
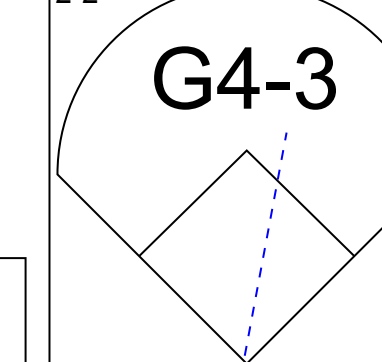
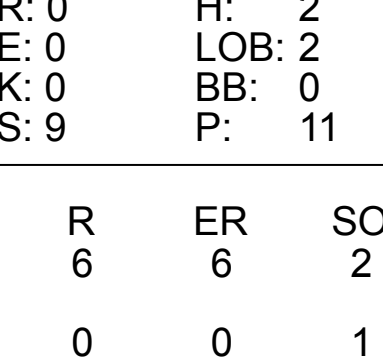
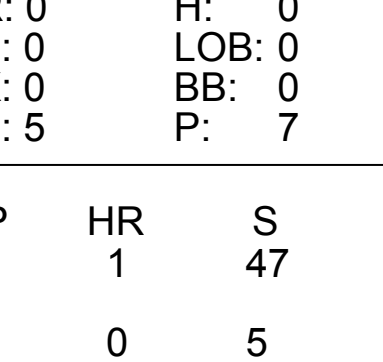
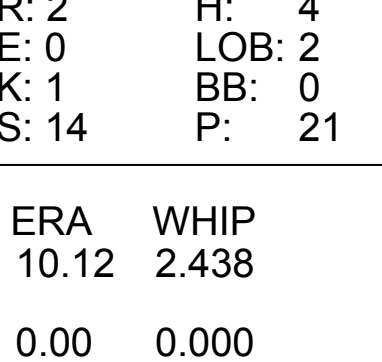
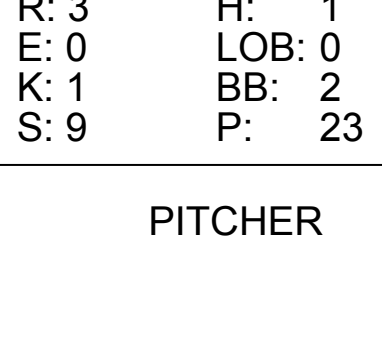
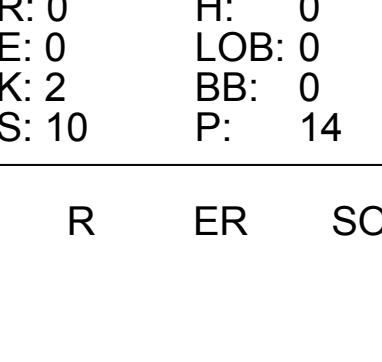
Batter	1	2	3	4	5	6	7	8	9	AB	R	H	RBI	BB	SO	LOB	BOTTOM										
Jeff Gardner, L OBP: 0.333, SLG: 0.333 (1, 4)										3	1	1	0	0	0	2	San Francisco Giants @ Montreal Expos Olympic Stadium, Montreal, QB Tue Apr 26 1994, 7:05 PM EDT Att. 14,642 - Dome - 70 F livebaseballscorecards.com										
Lenny Webster, R OBP: 0.389, SLG: 0.611 (7, PH) Mike Lansing, R OBP: 0.300, SLG: 0.254 (7, PR) (8, 4)										2	0	0	1	1	0	1											
Cliff Floyd, L OBP: 0.299, SLG: 0.375 (1, 3)										4	0	0	0	0	1	4											
Marquis Grissom, R OBP: 0.295, SLG: 0.364 (1, 8)										4	0	0	1	0	1	1											
Larry Walker, L OBP: 0.352, SLG: 0.500 (1, 9)										4	0	1	0	0	1	1											
Moises Alou, R OBP: 0.389, SLG: 0.603 (1, 7)										3	1	0	0	1	0	1											
Darin Fletcher, L OBP: 0.371, SLG: 0.436 (1, 2)										3	1	0	0	1	0	1											
Sean Berry, R OBP: 0.388, SLG: 0.475 (1, 5)										3	2	2	1	0	0	0											
Wil Cordero, R OBP: 0.345, SLG: 0.405 (1, 6)										2	2	1	0	1	1	0											
Jeff Fassero, L (1, 1) Butch Henry, L (8, 1) Mel Rojas, R (8, 1)										2	0	0	0	0	0	1											
Inning Stats	R: 1 H: 1 E: 0 K: 0 S: 10	L: 1 BB: 1 P: 18	R: 0 H: 0 E: 0 K: 1 S: 8	L: 0 BB: 0 P: 14	R: 0 H: 0 E: 0 K: 1 S: 8	L: 0 BB: 0 P: 10	R: 3 H: 2 E: 1 K: 0 S: 12	L: 2 BB: 1 P: 21	R: 0 H: 0 E: 0 K: 0 S: 9	L: 0 BB: 0 P: 16	R: 3 H: 2 E: 0 K: 1 S: 12	L: 2 BB: 1 P: 23	R: 0 H: 1 E: 0 K: 1 S: 8	L: 1 BB: 0 P: 11	1B: 4 2B: 1 3B: 0 HR: 1	SF: 1 SAC: 1 DP: 1 HBP: 0	WP: 1 PB: 0 SB: 1 CS: 0	PA: 33									
PITCHER	IP	WLS	BF	H	R	ER	SO	BB	IBB	HBP	BLK	WP	HR	S	P	ERA	WHIP										
Bill Swift, R ERA: 1.82 (1, 1)	6.1	L	27	4	6	3	2	3	0	0	0	0	1	56	97	4.26	1.105										
Steve Frey, L ERA: 10.13 (7, 1)	1.0		4	1	1	1	2	0	0	0	0	1	0	10	17	9.00	1.000										
Rich Monteleone, R ERA: 4.5 (8, 1)	0.2		2	1	0	0	0	0	0	0	0	0	0	5	6	0.00	1.500										



Batter	1	2	3	4	5	6	7	8	9	AB	R	H	RBI	BB	SO	LOB	TOP					
Darren Lewis, R (1, 8) OBP: 0.355, SLG: 0.325										4	0	0	0	1	1	2	San Francisco Giants @ Philadelphia Phillies Veterans Stadium, Philadelphia, PA Fri Apr 29 1994, 7:05 PM EDT Att: 30,977 - Overcast - 66 F					
Robby Thompson, R (1, 4) OBP: 0.289, SLG: 0.351										4	0	0	0	0	0	3						
Todd Benzinger, S (1, 3) OBP: 0.279, SLG: 0.286										4	0	0	0	0	1	0						
Matt Williams, R (1, 5) OBP: 0.344, SLG: 0.635										3	1	1	0	1	0	0						
Barry Bonds, L (1, 7) OBP: 0.384, SLG: 0.529										4	1	2	2	0	0	2						
Dave Martinez, L (1, 9) OBP: 0.240, SLG: 0.333										4	0	0	0	0	1	2						
Royce Clayton, R (1, 6) OBP: 0.375, SLG: 0.471										2	1	1	0	2	0	0						
Kirt Manwaring, R (1, 2) OBP: 0.229, SLG: 0.238										4	0	0	0	0	0	3						
Bryan Hickerson, L (1, 1) OBP: 0.500, SLG: 0.429										2	0	1	0	0	1	0						
Steve Frey, R (6, 1) John Patterson, S (7, PH) Dave Burba, R (7, 1) Jeff Reed, L (9, PH)										1	0	0	1	0	0	1						
Inning Stats	R: 0 E: 0 K: 1 S: 7	H: 0 LOB: 0 BB: 0 P: 10	R: 0 E: 1 K: 0 S: 9	H: 0 LOB: 0 BB: 0 P: 13	R: 0 E: 0 K: 1 S: 9	H: 0 LOB: 0 BB: 0 P: 14	R: 0 E: 0 K: 0 S: 6	H: 0 LOB: 0 BB: 0 P: 10	R: 2 E: 0 K: 0 S: 21	H: 2 LOB: 3 BB: 3 P: 39	R: 0 E: 0 K: 1 S: 9	H: 1 LOB: 1 BB: 0 P: 14	R: 0 E: 0 K: 0 S: 9	H: 0 LOB: 1 BB: 1 P: 17	R: 0 E: 0 K: 1 S: 11	H: 1 LOB: 1 BB: 0 P: 14	R: 1 E: 0 K: 0 S: 9	H: 1 LOB: 1 BB: 0 P: 12	1B: 4 2B: 0 3B: 0 HR: 1	SF: 0 SAC: 0 DP: 0 HBP: 0	WP: 0 PB: 0 SB: 0 CS: 1	PA: 37
PITCHER	IP	WLS	BF	H	R	ER	SO	BB	IBB	HBP	BLK	WP	HR	S	P	ERA	WHIP					
Ben Rivera, R (1, 1) Heathcliff Slocumb, R (8, 1)	7.0	W	28	3	2	2	3	4	0	0	0	0	1	70	117	2.57	1.000					
Heathcliff Slocumb, R (8, 1) ERA: 2.45	2.0		9	2	1	0	1	0	0	0	0	0	0	20	26	0.00	1.000					

AB	33
R	3
H	5
RBI	3
BB	4
SO	4
LOB	14



Batter	1	2	3	4	5	6	7	8	9	AB	R	H	RBI	BB	SO	LOB	BOTTOM				
Lenny Dykstra, L (1, 8) OBP: 0.355, SLG: 0.371										4	2	1	0	1	1	2	San Francisco Giants @ Philadelphia Phillies Veterans Stadium, Philadelphia, PA Fri Apr 29 1994, 7:05 PM EDT Att: 30,977 - Overcast - 66 F				
Mariano Duncan, R (1, 4) OBP: 0.282, SLG: 0.458										3	3	3	4	1	0	0					
John Kruk, L (1, 3) OBP: 0.483, SLG: 0.438										3	0	1	1	1	0	1					
Dave Hollins, S (1, 5) OBP: 0.347, SLG: 0.420										4	0	0	0	0	3	4					
Darren Daulton, L (1, 2) OBP: 0.425, SLG: 0.644										4	0	1	1	0	0	3					
Wes Chamberlain, R (1, 9) OBP: 0.304, SLG: 0.478										4	0	1	0	0	0	1					
Jim Eisenreich, L (8, 9) OBP: 0.313, SLG: 0.333										0	0	0	0	0	0	0					
Pete Incaviglia, R (1, 7) OBP: 0.292, SLG: 0.299										4	0	1	0	0	1	2					
Heathcliff Slocumb, R (8, 1) ERA: 1.000, SLG: 1.000										0	0	0	0	0	0	0					
Kim Batiste, R (1, 6) OBP: 0.214, SLG: 0.214										4	0	1	0	0	1	0					
Ben Rivera, R (1, 1) Milt Thompson, L (8, 7)										2	1	0	0	1	0	2					
Inning Stats	R: 0 E: 0 K: 1 S: 7	H: 0 LOB: 2 BB: 2 P: 19	R: 0 E: 0 K: 0 S: 9	H: 2 LOB: 2 BB: 0 P: 11	R: 1 E: 0 K: 0 S: 8	H: 2 LOB: 1 BB: 0 P: 13	R: 0 E: 0 K: 0 S: 5	H: 0 LOB: 0 BB: 0 P: 7	R: 2 E: 0 K: 1 S: 14	H: 4 LOB: 2 BB: 0 P: 21	R: 3 E: 0 K: 1 S: 9	H: 1 LOB: 0 BB: 2 P: 23	R: 0 E: 0 K: 1 S: 7	H: 0 LOB: 0 BB: 0 P: 10	R: 0 E: 0 K: 2 S: 10	H: 0 LOB: 0 BB: 0 P: 14	1B: 4 2B: 4 3B: 0 HR: 1	SF: 0 SAC: 0 DP: 0 HBP: 0	WP: 0 PB: 0 SB: 0 CS: 0	PA: 37	
PITCHER	IP	WLS	BF	H	R	ER	SO	BB	IBB	HBP	BLK	WP	HR	S	P	ERA	WHIP				
Bryan Hickerson, L (1, 1) Steve Frey, L (6, 1) Dave Burba, R (7, 1)	5.1	L	29	9	6	6	2	4	0	0	0	0	1	47	85	10.12	2.438				
Steve Frey, L (6, 1) ERA: 9.0	0.2		2	0	0	0	1	0	0	0	0	0	0	5	9	0.00	0.000				
Dave Burba, R (7, 1) ERA: 1.93	2.0		6	0	0	0	3	0	0	0	0	0	0	17	24	0.00	0.000				



Batter	1	2	3	4	5	6	7	8	9	AB	R	H	RBI	BB	SO	LOB	TOP											
Darren Lewis, R OBP: 0.361, SLG: 0.333										4	0	2	0	0	1	0	San Francisco Giants @ Philadelphia Phillies Veterans Stadium, Philadelphia, PA Sat Apr 30 1994, 7:05 PM EDT Att: 37,019 - Unknown - 78 F											
Dave Martinez, L OBP: 0.241, SLG: 0.296										3	0	0	0	1	0	2												
Robby Thompson, R OBP: 0.276, SLG: 0.333										4	0	0	0	0	1	3												
Matt Williams, R OBP: 0.340, SLG: 0.652										4	1	1	1	0	0	1												
Barry Bonds, L OBP: 0.382, SLG: 0.514										2	0	0	0	1	0	0												
Royce Clayton, R OBP: 0.361, SLG: 0.452										3	0	0	0	0	2	1												
Todd Benzinger, S OBP: 0.281, SLG: 0.288										3	0	1	0	0	1	0												
Kirt Manwaring, R OBP: 0.233, SLG: 0.258										3	0	1	0	0	0	1												
John Burkett, R Michael Jackson, R Rod Beck, R										3	0	0	0	0	2	1												
Inning Stats	R: 0 H: 0 E: 0 K: 2 S: 12	H: 0 LOB: 0 BB: 0 P: 18	R: 0 H: 0 E: 0 K: 1 S: 8	H: 0 LOB: 0 BB: 0 P: 13	R: 0 H: 0 E: 0 K: 1 S: 9	H: 0 LOB: 0 BB: 0 P: 15	R: 0 H: 0 E: 0 K: 0 S: 5	H: 0 LOB: 0 BB: 0 P: 6	R: 1 H: 1 E: 0 K: 1 S: 11	H: 1 LOB: 1 BB: 1 P: 18	R: 0 H: 2 E: 0 K: 0 S: 6	H: 2 LOB: 2 BB: 0 P: 11	R: 0 H: 0 E: 0 K: 1 S: 8	H: 0 LOB: 0 BB: 0 P: 9	R: 0 H: 1 E: 0 K: 1 S: 5	H: 1 LOB: 0 BB: 0 P: 8		R: 0 H: 1 E: 0 K: 0 S: 8	H: 1 LOB: 1 BB: 1 P: 13	1B: 3 2B: 2 3B: 0 HR: 1	SF: 0 SAC: 0 DP: 2 HBP: 0	WP: 0 PB: 0 SB: 0 CS: 0	PA: 31					
PITCHER	IP	WLS	BF	H	R	ER	SO	BB	IBB	HBP	BLK	WP	HR	S	P	ERA	WHIP											
Curt Schilling, R ERA: 4.23	(1, 1)	7.0	L	24	3	1	1	6	1	0	0	0	0	1	59	90	1.29	0.571										
Shawn Boskie, R ERA: 4.86	(8, 1)	2.0		7	2	0	0	1	1	0	0	0	0	0	13	21	0.00	1.500										

Batter	1	2	3	4	5	6	7	8	9	AB	R	H	RBI	BB	SO	LOB	BOTTOM											
Lenny Dykstra, L OBP: 0.351, SLG: 0.376										4	0	1	0	0	1	0	San Francisco Giants @ Philadelphia Phillies Veterans Stadium, Philadelphia, PA Sat Apr 30 1994, 7:05 PM EDT Att: 37,019 - Unknown - 78 F											
Mariano Duncan, R OBP: 0.293, SLG: 0.474										4	0	2	0	0	0	1												
John Kruk, L OBP: 0.469, SLG: 0.412										3	0	0	0	1	0	2												
Dave Hollins, S OBP: 0.353, SLG: 0.424										4	0	2	0	0	2	3												
Darren Daulton, L OBP: 0.429, SLG: 0.632										3	0	1	0	1	1	1												
Jim Eisenreich, L OBP: 0.309, SLG: 0.328										4	0	1	0	0	0	5												
Milt Thompson, L OBP: 0.314, SLG: 0.458										4	0	1	0	0	0	2												
Mickey Morandini, L OBP: 0.359, SLG: 0.333										4	0	0	0	0	0	3												
Curt Schilling, R Tony Longmire, L Shawn Boskie, R Pete Incaviglia, R										2	0	0	0	0	1	0												
Inning Stats	R: 0 H: 0 E: 0 K: 0 S: 4	H: 2 LOB: 2 BB: 0 P: 6	R: 0 H: 1 E: 0 K: 2 S: 10	H: 1 LOB: 1 BB: 1 P: 18	R: 0 H: 1 E: 0 K: 1 S: 9	H: 1 LOB: 1 BB: 0 P: 15	R: 0 H: 1 E: 0 K: 0 S: 7	H: 1 LOB: 1 BB: 1 P: 13	R: 0 H: 0 E: 0 K: 1 S: 5	H: 0 LOB: 0 BB: 0 P: 8	R: 0 H: 2 E: 0 K: 1 S: 11	H: 2 LOB: 2 BB: 0 P: 18	R: 0 H: 0 E: 0 K: 0 S: 9	H: 0 LOB: 0 BB: 0 P: 14	R: 0 H: 0 E: 0 K: 0 S: 9	H: 0 LOB: 0 BB: 0 P: 14		1B: 6 2B: 2 3B: 0 HR: 0	SF: 0 SAC: 0 DP: 1 HBP: 0	WP: 0 PB: 0 SB: 0 CS: 0	PA: 36							
PITCHER	IP	WLS	BF	H	R	ER	SO	BB	IBB	HBP	BLK	WP	HR	S	P	ERA	WHIP											
John Burkett, R ERA: 1.98	(1, 1)	7.1	W	30	7	0	0	0	0	0	0	0	0	0	57	98	0.00	1.227										
Michael Jackson, R ERA:	(8, 1)	0.2		3	1	0	0	1	0	0	0	0	0	8	11	0.00	1.500											
Rod Beck, R ERA:	(9, 1)	1.0	S	3	0	0	0	0	0	0	0	0	0	9	14	0.00	0.000											

Batter	1	2	3	4	5	6	7	8	9	AB	R	H	RBI	BB	SO	LOB	TOP				
Darren Lewis, R OBP: 0.356, SLG: 0.322	1-3 K		4-2 BB 3B		0-0 B3		1-3 K			3	1	0	0	1	2	1	San Francisco Giants @ Philadelphia Phillies Veterans Stadium, Philadelphia, PA Sun May 01 1994, 3:33 AM EDT Att: 50,588 - Sunny - 68 F				
Dave Martinez, L OBP: 0.242, SLG: 0.267	1-2 G6-3		4-2 BB 3B		2-0 F9		2-3 K			3	1	0	0	1	1						
Robby Thompson, R OBP: 0.275, SLG: 0.321	4-2 BB		1-3 K		3-2 P2			0-0 P6		3	0	0	0	1	4						
Matt Williams, R OBP: 0.346, SLG: 0.699	0-3 K		2-2 3B		2-1 HR			0-1 G6-3		4	1	2	4	0	1						
Barry Bonds, L OBP: 0.376, SLG: 0.500		0-1 L3	2-3 K		2-2 G4-3 1B			0-1 P5		4	0	1	0	0	1						
Royce Clayton, R OBP: 0.345, SLG: 0.429		2-0 P6		1-2 F9		2-3 K		0-6 G4-3		4	0	0	0	0	1						
Todd Benzinger, S OBP: 0.269, SLG: 0.274		1-1 G4-3		1-1 F8		2-2 G4-3		1-1 F8		4	0	0	0	0	0						
Jeff Reed, L OBP: 0.100, SLG: 0.100			1-2 BB SH1-4 3B	2-2 G4-3		2-0 F8		0-2 P6		4	1	1	0	0	0						
Bill Swift, R OBP: 0.296, SLG: 0.279			1-1 SH1-4		0-0 F9 B3		1-2 G4-3			0	0	0	0	0	0	AB 31 R 4 H 5 RBI 4 BB 3 SO 7 LOB 11					
Rich Monteleone, R OBP: 0.276, SLG: 0.286										0	0	0	0	0	0						
Steve Scarsone, R OBP: 0.276, SLG: 0.286										1	0	0	0	0	0						
Kevin Rogers, L OBP: 0.276, SLG: 0.286										0	0	0	0	0	0						
John Patterson, S OBP: 0.276, SLG: 0.286										1	0	0	0	0	0						
John Patterson, S OBP: 0.276, SLG: 0.286										0	0	0	0	0	0						
John Patterson, S OBP: 0.276, SLG: 0.286										0	0	0	0	0	0						
John Patterson, S OBP: 0.276, SLG: 0.286										0	0	0	0	0	0						
Inning Stats	R: 0 E: 0 K: 14 S: 14	H: 0 LOB: 1 BB: 1 P: 20	R: 0 E: 0 K: 0 S: 5	H: 0 LOB: 0 BB: 0 P: 8	R: 3 E: 0 K: 2 S: 22	H: 2 LOB: 1 BB: 2 P: 37	R: 0 E: 0 K: 0 S: 10	H: 0 LOB: 0 BB: 0 P: 14	R: 0 E: 0 K: 0 S: 7	H: 1 LOB: 1 BB: 0 P: 12	R: 1 E: 0 K: 1 S: 13	H: 2 LOB: 1 BB: 0 P: 23	R: 0 E: 0 K: 0 S: 10	H: 0 LOB: 0 BB: 0 P: 14	R: 0 E: 0 K: 0 S: 6	H: 0 LOB: 0 BB: 0 P: 7	1B: 3 2B: 0 3B: 1 HR: 1	SF: 0 SAC: 1 DP: 0 HBP: 0	WP: 0 PB: 0 SB: 0 CS: 0	PA: 35	
PITCHER	IP	WLS	BF	H	R	ER	SO	BB	IBB	HBP	BLK	WP	HR	S	P	ERA	WHIP				
Tommy Greene, R ERA: 5.14	(1, 1)	4.0	17	2	3	3	4	3	0	0	0	0	0	51	79	6.75	1.250				
David West, L ERA: 6.35	(5, 1)	2.0	9	3	1	1	1	0	0	0	0	0	1	20	35	4.50	1.500				
Heathcliff Slocumb, R ERA: 2.16	(7, 1)	2.0	W	6	0	0	2	0	0	0	0	0	0	15	19	0.00	0.000				
Doug Jones, R ERA: 1.98	(9, 1)	1.0	S	3	0	0	0	0	0	0	0	0	0	6	7	0.00	0.000				

Batter	1	2	3	4	5	6	7	8	9	AB	R	H	RBI	BB	SO	LOB	BOTTOM				
Lenny Dykstra, L OBP: 0.363, SLG: 0.421	3-2 HR	2-2 1B	0-0 FC6-4		0-2 G5-4-3 1B		1-2 P1			2	2	2	1	0	0	0	San Francisco Giants @ Philadelphia Phillies Veterans Stadium, Philadelphia, PA Sun May 01 1994, 3:33 AM EDT Att: 50,588 - Sunny - 68 F				
Milt Thompson, L OBP: 0.315, SLG: 0.451		2-3 1B	1-2 1B							3	0	1	0	0	0						
Mariano Duncan, R OBP: 0.287, SLG: 0.457	0-3 K	2-3 K		1-1 1B	0-0 G5-4-3			2-3 K		5	1	1	0	0	3						
John Kruk, L OBP: 0.493, SLG: 0.426	2-2 L9	2-2 1B		1-1 1B	4-1 FC6-4			4-2 WP BB		3	1	2	1	2	0						
Dave Hollins, S OBP: 0.355, SLG: 0.422	1-0 1B	0-0 1B		2-2 P5	2-2 FC6-4			1-1 F7		5	0	2	1	0	0						
Doug Jones, R	1-2 1B	1-2 1B		1-2 1B	1-2 1B			1-1 F7		0	0	0	0	0	0						
Darren Daulton, L OBP: 0.438, SLG: 0.620	4-1 1B	1-2 G3		0-0 2B	3-3 K			4-2 WP		3	0	1	1	2	1						
Wes Chamberlain, R OBP: 0.286, SLG: 0.429	1-2 BB		0-1 G1-3	1-3 1B	0-0 F7			1-2 BB		5	0	1	0	0	1						
Tony Longmire, L OBP: 0.190, SLG: 0.150	1-0 G4-3		1-0 P6	1-1 2B		3-3 K		1-2 2-3		4	0	1	1	0	1						
Heathcliff Slocumb, R OBP: 1.000, SLG: 1.000										0	0	0	0	0	0						
Kim Seltzer, R OBP: 0.214, SLG: 0.214										0	0	0	0	0	0						
Mickey Morandini, L OBP: 0.395, SLG: 0.389		2-1 1B	1-2 WP 1B					3-2 P4		3	2	2	0	1	0						
Tommy Greene, R OBP: 0.400, SLG: 0.400		0-0 SH1-4	1-2 2B		0-2 P4			0-2 G6-3		1	0	1	1	0	0						
Ricky Jordan, R OBP: 0.282, SLG: 0.361										1	0	0	0	0	0						
David West, L										0	0	0	0	0	0						
Jim Eisenreich, L OBP: 0.304, SLG: 0.323										1	0	0	0	0	0						
Inning Stats	R: 1 E: 0 K: 1 S: 15	H: 3 LOB: 3 BB: 1 P: 26	R: 2 E: 0 K: 1 S: 17	H: 4 LOB: 2 BB: 0 P: 26	R: 1 E: 0 K: 0 S: 13	H: 2 LOB: 1 BB: 0 P: 16	R: 2 E: 0 K: 0 S: 18	H: 4 LOB: 3 BB: 1 P: 27	R: 0 E: 0 K: 2 S: 8	H: 0 LOB: 0 BB: 0 P: 15	R: 0 E: 0 K: 0 S: 11	H: 0 LOB: 0 BB: 0 P: 15	R: 0 E: 0 K: 2 S: 12	H: 0 LOB: 2 BB: 2 P: 25	1B: 11 2B: 2 3B: 0 HR: 1	SF: 0 SAC: 1 DP: 1 HBP: 0	WP: 2 PB: 0 SB: 0 CS: 0	PA: 42			
PITCHER	IP	WLS	BF	H	R	ER	SO	BB	IBB	HBP	BLK	WP	HR	S	P	ERA	WHIP				
Bill Swift, R ERA: 3.08	(1, 1)	3.1	L	23	12	6	2	1	0	0	0	0	1	57	84	16.20	3.900				
Rich Monteleone, R ERA: 3.72	(4, 1)	0.2	4	1	0	0	0	0	0	1	0	0	0	6	11	0.00	1.500				
Kevin Rogers, L ERA: 3.48	(5, 1)	2.0	7	1	0	0	2	1	0	0	0	0	0	16	29	0.00	1.000				
Dave Burba, R ERA: 1.69	(7, 1)	2.0	8	0	0	0	2	2	0	0	0	1	0	23	40	0.00	1.000				



Batter	1	2	3	4	5	6	7	8	9	AB	R	H	RBI	BB	SO	LOB	TOP										
Darren Lewis, R OBP: 0.358, SLG: 0.319 (1, 8)	G1-3		B1-3				L4			4	0	1	1	1	0	1	San Francisco Giants @ New York Mets Shea Stadium, Flushing, NY Mon May 02 1994, 7:05 PM EDT Att: 16,239 - Unknown - 60 F										
John Patterson, S OBP: 0.222, SLG: 0.240 (1, 4)	G4-3		E6					E4		5	1	1	1	0	0	1											
Matt Williams, R OBP: 0.339, SLG: 0.704 Steve Frey, R (8, 1)	G6-3							G5-4-3		5	1	1	2	0	0	3											
Rich Monteleone, R (9, 1)										0	0	0	0	0	0	0											
Michael Jackson, R (9, 1)										0	0	0	0	0	0	0											
Barry Bonds, L OBP: 0.371, SLG: 0.488 Dave Martinez, L OBP: 0.235, SLG: 0.258 (6, 9)		P7						G3-1		4	1	1	0	0	0	0											
Willie McGee, S OBP: 0.355, SLG: 0.435 Mark Carreon, R (6, PR) (6, 7)										3	1	3	0	1	0	0											
Royce Clayton, R OBP: 0.341, SLG: 0.420 Mike Benjamin, R OBP: 0.857, SLG: 2.000 (7, 6)										4	1	1	0	0	1	4											
Todd Benzing, S OBP: 0.276, SLG: 0.281 (1, 3)										5	1	2	2	0	0	3											
Jeff Reed, L OBP: 0.160, SLG: 0.125 (1, 2)										4	2	1	0	1	0	1											
Mark Portugal, R OBP: 0.267, SLG: 0.385 Steve Scarosone, R OBP: 0.375, SLG: 0.286 (8, 5)										4	2	2	2	0	1	1											
Inning Stats	R: 0 E: 0 K: 0 S: 7	H: 0 LOB: 0 BB: 0 P: 8	R: 0 E: 0 K: 0 S: 5	H: 1 LOB: 1 BB: 0 P: 7	R: 9 E: 2 K: 0 S: 20	H: 6 LOB: 1 BB: 2 P: 43	R: 0 E: 0 K: 0 S: 9	H: 3 LOB: 2 BB: 0 P: 13	R: 1 E: 0 K: 0 S: 6	H: 2 LOB: 1 BB: 1 P: 12	R: 0 E: 0 K: 1 S: 8	H: 1 LOB: 0 BB: 0 P: 10	R: 0 E: 0 K: 0 S: 7	H: 0 LOB: 0 BB: 0 P: 9	R: 0 E: 1 K: 0 S: 6	H: 0 LOB: 0 BB: 0 P: 9	R: 0 E: 0 K: 0 S: 5	H: 0 LOB: 0 BB: 0 P: 11	1B: 11 2B: 0 3B: 1 HR: 1	SF: 0 SAC: 0 DP: 2 HBP: 1	WP: 1 PB: 0 SB: 1 CS: 0	PA: 44					
PITCHER	IP	WLS	BF	H	R	ER	SO	BB	IBB	HBP	BLK	WP	HR	S	P	ERA	WHIP										
Bobby Jones, R ERA: 2.91 Frank Seminara, R ERA: 4.91 Doug Linton, R ERA: 3.38 Josias Manzanillo, R ERA: 10.13	2.2	L	19	7	9	0	0	1	1	0	0	1	1	30	55	0.00	3.000										
PITCHER	IP	WLS	BF	H	R	ER	SO	BB	IBB	HBP	BLK	WP	HR	S	P	ERA	WHIP										
Bobby Jones, R ERA: 3.99 Steve Frey, L ERA: 9.01 Rich Monteleone, R ERA: 5.23 Michael Jackson, R ERA:	1.0		4	2	1	1	0	0	0	0	0	0	1	9	12	9.00	2.000										

Batter	1	2	3	4	5	6	7	8	9	AB	R	H	RBI	BB	SO	LOB	BOTTOM										
Jose Vizcaino, S OBP: 0.382, SLG: 0.420 Josias Manzanillo, R (8, 1)	K									4	0	1	0	0	1	1	San Francisco Giants @ New York Mets Shea Stadium, Flushing, NY Mon May 02 1994, 7:05 PM EDT Att: 16,239 - Unknown - 60 F										
Jeff McKnight, S OBP: 0.308, SLG: 0.333 (9, PH)										0	0	0	0	0	0	0											
Jeromy Burnitz, L OBP: 0.324, SLG: 0.355 (1, 9)										3	0	1	1	2	0	3											
David Segui, S OBP: 0.330, SLG: 0.378 (1, 3)										4	1	2	2	1	0	2											
Bobby Bonilla, S OBP: 0.390, SLG: 0.433 Tim Bogar, R (8, PR) (9, 5)										4	0	1	0	0	1	4											
Jeff Kent, R OBP: 0.408, SLG: 0.691 Luis Rivera, R OBP: 0.286, SLG: 0.571 (7, 4)										2	0	0	0	0	0	0											
Todd Hundley, S OBP: 0.400, SLG: 0.783 Kelly Stinnett, R OBP: 0.313, SLG: 0.250 (8, PH) (9, 2)										3	0	1	0	0	0	1											
Ryan Thompson, R OBP: 0.341, SLG: 0.520 (1, 8)										4	0	0	0	0	1	2											
John Cangelosi, S OBP: 0.424, SLG: 0.308 (1, 7)										3	0	0	0	1	0	1											
Bobby Jones, R OBP: 0.160, SLG: 0.200 Frank Seminara, R OBP: 0.256, SLG: 0.345 Doug Linton, R OBP: 0.309, SLG: 0.543 Kevin McReynolds, R OBP: 0.425, SLG: 0.371 (8, 6)										0	0	0	0	0	0	0											
Inning Stats	R: 0 E: 0 K: 1 S: 9	H: 0 LOB: 1 BB: 1 P: 15	R: 0 E: 0 K: 0 S: 13	H: 0 LOB: 0 BB: 0 P: 18	R: 0 E: 0 K: 1 S: 11	H: 1 LOB: 3 BB: 2 P: 21	R: 0 E: 0 K: 0 S: 5	H: 1 LOB: 1 BB: 0 P: 9	R: 0 E: 0 K: 1 S: 11	H: 0 LOB: 1 BB: 0 P: 16	R: 0 E: 0 K: 0 S: 4	H: 0 LOB: 1 BB: 1 P: 9	R: 1 E: 0 K: 0 S: 9	H: 2 LOB: 1 BB: 0 P: 12	R: 2 E: 0 K: 1 S: 16	H: 3 LOB: 2 BB: 1 P: 26	1B: 6 2B: 0 3B: 0 HR: 1	SF: 0 SAC: 0 DP: 1 HBP: 1	WP: 0 PB: 0 SB: 0 CS: 0	PA: 40							
PITCHER	IP	WLS	BF	H	R	ER	SO	BB	IBB	HBP	BLK	WP	HR	S	P	ERA	WHIP										
Mark Portugal, R ERA: 3.99 Steve Frey, L ERA: 9.01 Rich Monteleone, R ERA: 5.23 Michael Jackson, R ERA:	1.0		4	2	1	1	0	0	0	0	0	0	1	9	12	9.00	2.000										



Batter	1	2	3	4	5	6	7	8	9	AB	R	H	RBI	BB	SO	LOB	TOP					
Darren Lewis, R (1, 8) OBP: 0.348, SLG: 0.330	G3	FC6-4		G6-3			L9			4	0	0	0	0	0	1	San Francisco Giants @ New York Mets Shea Stadium, Flushing, NY Wed May 04 1994, 3:33 AM EDT Att: 16,789 - Sunny - 60 F					
Robby Thompson, R (1, 4) OBP: 0.280, SLG: 0.348	HR	1B		HR		PB WP BB	K			3	2	2	1	1	1	0						
Barry Bonds, L (1, 7) OBP: 0.375, SLG: 0.529 Mark Carreon, R (4, 7) OBP: 0.136, SLG: 0.100	HR	HR		CS		L8		G5-4-3	1B	1	1	1	2	0	0	0						
Matt Williams, R (1, 5) OBP: 0.347, SLG: 0.686	HR	FC6-4		1B		L5		G5-4-3	1B	3	1	1	0	1	0	2						
Willie McGee, S (1, 9) OBP: 0.318, SLG: 0.385	FC6-4		G6-3		G4-3		G6-3			4	0	0	0	0	0	3						
Todd Benzinger, S (1, 3) OBP: 0.283, SLG: 0.299	F9					G3			G5-3	4	0	1	1	0	0	1						
Mike Benjamin, R (1, 6) OBP: 0.500, SLG: 1.143 Jeff Reed, L (9, PH) OBP: 0.185, SLG: 0.154		P4		F8		P5			K	3	0	0	0	0	0	1						
Kirt Manwaring, R (1, 2) OBP: 0.241, SLG: 0.264 Dave Martinez, L (9, PH) OBP: 0.250, SLG: 0.273		G5-3		F7		G6-3			G3-1	3	0	0	0	0	0	0						
Bryan Hickerson, L (1, 1) OBP: 0.500, SLG: 0.375 Dave Burba, R (6, 1) Michael Jackson, R (8, 1) Steve Frey, R (8, 1)				G5-3		G6-3				1	0	0	0	1	0	0						
Inning Stats	R: 2 E: 0 K: 0 S: 13	H: 2 LOB: 1 BB: 1 P: 23	R: 0 E: 0 K: 0 S: 8	H: 0 LOB: 1 BB: 1 P: 16	R: 2 E: 0 K: 0 S: 10	H: 3 LOB: 1 BB: 0 P: 19	R: 0 E: 0 K: 0 S: 5	H: 0 LOB: 0 BB: 0 P: 7	R: 0 E: 0 K: 0 S: 8	H: 0 LOB: 1 BB: 1 P: 16	R: 0 E: 0 K: 0 S: 8	H: 0 LOB: 0 BB: 0 P: 13	R: 0 E: 0 K: 1 S: 7	H: 0 LOB: 0 BB: 0 P: 10	R: 0 E: 0 K: 0 S: 6	H: 1 LOB: 0 BB: 0 P: 9		R: 0 E: 0 K: 1 S: 7	H: 0 LOB: 0 BB: 0 P: 9	1B: 3 2B: 1 3B: 0 HR: 2	SF: 0 SAC: 0 DP: 1 HBP: 1	WP: 1 PB: 1 SB: 0 CS: 0
PITCHER	IP WLS BF H R ER SO BB IBB HBP BLK WP HR S P ERA WHIP																					
Eric Hillman, L (1, 1) ERA: 7.11	4.0	19	5	4	4	0	2	0	1	0	0	2	36	65	9.00	1.750						
Josias Manzanillo, R (5, 1) ERA: 7.36	2.0	7	0	0	0	0	1	0	0	0	1	0	16	29	0.00	0.500						
Doug Linton, R (7, 1) ERA: 2.94	2.0	W 6	1	0	0	1	0	0	0	0	0	0	13	19	0.00	0.500						
John Franco, L (9, 1) ERA: 2.4	1.0	S 3	0	0	0	1	0	0	0	0	0	0	7	9	0.00	0.000						

Batter	1	2	3	4	5	6	7	8	9	AB	R	H	RBI	BB	SO	LOB	BOTTOM					
John Cangelosi, S (1, 9) OBP: 0.410, SLG: 0.344			F8		G6-3		K	G6-4-3		5	0	2	1	0	1	0	San Francisco Giants @ New York Mets Shea Stadium, Flushing, NY Wed May 04 1994, 3:33 AM EDT Att: 16,789 - Sunny - 60 F					
Jose Vizcaino, S (1, 6) OBP: 0.351, SLG: 0.381	G6-3		G6-3		L9		P5	G6-4-3		5	0	0	0	0	0	3						
Kevin McReynolds, R (1, 7) OBP: 0.348, SLG: 0.400	F9		F9		G6-3			HR	1B	4	1	1	0	0	0	1						
Bobby Bonilla, S (1, 5) OBP: 0.389, SLG: 0.507	G5-3			G5-3		HR		HR		4	2	2	3	0	0	1						
Jeff Kent, R (1, 4) OBP: 0.421, SLG: 0.691		G5-3	1B	FC6-5	BB	G5-3	1B	SF9	1B	3	2	2	0	1	0	0						
Kelly Stinnett, R (1, 2) OBP: 0.388, SLG: 0.323		FC6-5	G5-3	1B		G5-3	1B	FC4-6	1B	3	1	3	0	1	0	0						
Ryan Thompson, R (1, 8) OBP: 0.341, SLG: 0.544 Jeremy Burnitz, L (9, 9) OBP: 0.321, SLG: 0.348		G5-3		G5-3		SF9		BB	HBP	2	1	0	1	0	0	4						
David Segui, S (1, 3) OBP: 0.333, SLG: 0.365		FC6-5			IBB		SF9	1B	BB	2	0	0	1	2	0	2						
Eric Hillman, L (1, 1) Luis Rivera, R (4, PH) Josias Manzanillo, R (5, 1) Fernando Vina, L (6, PH) Doug Linton, R (7, 1) Jeff McKnight, S (8, PH) John Franco, L (9, 1)		P6			K		G4-3		SF7	1	0	0	0	0	0	1						
Inning Stats	R: 0 E: 0 K: 0 S: 9	H: 1 LOB: 1 BB: 0 P: 15	R: 1 E: 0 K: 0 S: 5	H: 1 LOB: 1 BB: 1 P: 11	R: 0 E: 0 K: 0 S: 5	H: 0 LOB: 0 BB: 0 P: 8	R: 0 E: 0 K: 1 S: 10	H: 2 LOB: 3 BB: 1 P: 21	R: 0 E: 0 K: 0 S: 7	H: 0 LOB: 0 BB: 0 P: 10	R: 2 E: 1 K: 0 S: 9	H: 3 LOB: 1 BB: 0 P: 15	R: 2 E: 0 K: 1 S: 13	H: 2 LOB: 0 BB: 0 P: 17	R: 2 E: 0 K: 0 S: 13	H: 1 LOB: 1 BB: 2 P: 26		R: 2 E: 0 K: 0 S: 13	H: 1 LOB: 1 BB: 2 P: 26	1B: 7 2B: 1 3B: 0 HR: 2	SF: 2 SAC: 0 DP: 1 HBP: 1	WP: 0 PB: 0 SB: 0 CS: 0
PITCHER	IP WLS BF H R ER SO BB IBB HBP BLK WP HR S P ERA WHIP																					
Bryan Hickerson, L (1, 1) ERA: 3.48	5.0	24	7	3	3	1	1	1	0	0	0	1	21	34	18.00	1.500						
Dave Burba, R (6, 1) ERA: 3.5	2.0	L 10	2	4	4	1	1	0	1	0	0	1	21	34	18.00	1.500						
Michael Jackson, R (8, 1) ERA: 0.59	0.1	3	1	0	0	0	1	0	0	0	0	0	7	14	0.00	6.000						
Steve Frey, L (8, 1) ERA: 9.0	0.2	1	0	0	0	0	0	0	0	0	0	0	4	5	0.00	0.000						


Batter	1	2	3	4	5	6	7	8	9	AB	R	H	RBI	BB	SO	LOB	TOP					
Brett Butler, L OBP: 0.452, SLG: 0.461 (1, 8)	G3		BB			G4-3		G5-3		4	0	1	1	0	0	1	Los Angeles Dodgers @ San Francisco Giants Candlestick Park, San Francisco, CA Fri May 06 1994, 10:05 PM EDT Att: 28,824 - Unknown - 57 F					
Jose Offerman, S OBP: 0.317, SLG: 0.327 (1, 6)	G3		FC5-4			G4-3		L8		3	0	0	0	1	0	1						
Mike Piazza, R OBP: 0.333, SLG: 0.539 (1, 2)	F9		FC5-4						L7	4	0	1	0	0	0	2						
Tim Wallach, R OBP: 0.398, SLG: 0.610 (1, 5)		G4-3				K			G6-3	4	0	0	0	0	2	1						
Henry Rodriguez, L OBP: 0.356, SLG: 0.506 (1, 7)	G4-3					G3			G4-3	3	0	0	0	1	0	0						
Eric Karros, R OBP: 0.357, SLG: 0.431 (1, 3)	G4-3					G5-3				3	0	0	0	0	0	1						
Raul Mondesi, R OBP: 0.300, SLG: 0.495 (1, 9)			G5-3			G5-3			K2-3	3	0	0	0	0	1	0						
Delino DeShields, L OBP: 0.283, SLG: 0.241 (1, 4)			G6-3			G4-3			G3	3	1	1	0	0	0	0						
Pedro Astacio, R OBP: 0.083, SLG: 0.083 (8, PH)			G6-3			K				2	0	0	0	0	1	1						
Jeff Treadway, L OBP: 0.394, SLG: 0.393 (8, PH)										1	0	1	0	0	0	0						
Roger McDowell, R OBP: 0.357, SLG: 0.431 (8, 1)										0	0	0	0	0	0	0						
Inning Stats	R: 0 E: 0 K: 0 S: 6	H: 0 LOB: 0 BB: 0 P: 8	R: 0 E: 0 K: 0 S: 3	H: 0 LOB: 0 BB: 0 P: 5	R: 1 E: 0 K: 0 S: 11	H: 2 LOB: 2 BB: 1 P: 19	R: 0 E: 0 K: 1 S: 5	H: 0 LOB: 0 BB: 0 P: 9	R: 0 E: 0 K: 1 S: 7	H: 0 LOB: 0 BB: 0 P: 13	R: 0 E: 0 K: 1 S: 12	H: 1 LOB: 1 BB: 0 P: 17	R: 0 E: 0 K: 1 S: 7	H: 0 LOB: 0 BB: 1 P: 15	R: 0 E: 0 K: 0 S: 5	H: 1 LOB: 1 BB: 0 P: 7	R: 0 E: 0 K: 0 S: 7	H: 0 LOB: 0 BB: 0 P: 11	1B: 3 2B: 1 3B: 0 HR: 0	SF: 0 SAC: 0 DP: 1 HBP: 0	WP: 0 PB: 0 SB: 0 CS: 0	PA: 32
PITCHER	IP	WLS	BF	H	R	ER	SO	BB	IBB	HBP	BLK	WP	HR	S	P	ERA	WHIP					
Bill Swift, R ERA: 2.74 (1, 1)	8.0	W	29	4	1	1	4	2	0	0	0	0	0	56	93	1.12	0.750					
Rod Beck, R ERA: (9, 1)	1.0	S	3	0	0	0	0	0	0	0	0	0	0	7	11	0.00	0.000					


Batter	1	2	3	4	5	6	7	8	9	AB	R	H	RBI	BB	SO	LOB	BOTTOM					
Darren Lewis, R OBP: 0.347, SLG: 0.321 (1, 8)	B1-3		CS							3	1	1	0	1	0	2	Los Angeles Dodgers @ San Francisco Giants Candlestick Park, San Francisco, CA Fri May 06 1994, 10:05 PM EDT Att: 28,824 - Unknown - 57 F					
Robby Thompson, R OBP: 0.294, SLG: 0.340 (1, 4)	P6		BB							4	0	2	0	0	1	1						
Dave Martinez, L OBP: 0.250, SLG: 0.250 (1, 9)	G3		CS							3	0	1	1	0	1	0						
Matt Williams, R OBP: 0.349, SLG: 0.688 (1, 5)										3	0	0	0	1	1	1						
Mark Carreon, R OBP: 0.185, SLG: 0.160 (1, 7)	E5									4	0	1	0	0	1	2						
Royce Clayton, R OBP: 0.330, SLG: 0.409 (1, 6)	F8									4	1	1	0	0	1	3						
Todd Benzinger, S OBP: 0.292, SLG: 0.308 (1, 3)										3	0	1	0	0	1	1						
Kirt Manwaring, R OBP: 0.256, SLG: 0.278 (1, 2)										3	0	1	1	0	1	0						
Bill Swift, R OBP: 0.200, SLG: 0.214 (1, 1)										3	0	0	0	0	2	2						
Rod Beck, R ERA: (9, 1)										0	0	0	0	0	0	0						
Inning Stats	R: 0 E: 0 K: 0 S: 6	H: 0 LOB: 0 BB: 0 P: 7	R: 0 E: 1 K: 2 S: 10	H: 0 LOB: 1 BB: 0 P: 18	R: 0 E: 0 K: 2 S: 9	H: 1 LOB: 1 BB: 1 P: 17	R: 0 E: 0 K: 1 S: 5	H: 1 LOB: 1 BB: 0 P: 8	R: 0 E: 0 K: 0 S: 12	H: 0 LOB: 0 BB: 0 P: 18	R: 1 E: 0 K: 2 S: 13	H: 2 LOB: 1 BB: 0 P: 19	R: 1 E: 0 K: 1 S: 16	H: 3 LOB: 2 BB: 0 P: 23	R: 0 E: 0 K: 1 S: 6	H: 1 LOB: 2 BB: 1 P: 12	R: 0 E: 0 K: 1 S: 6	H: 1 LOB: 2 BB: 1 P: 12	1B: 8 2B: 0 3B: 0 HR: 0	SF: 0 SAC: 1 DP: 0 HBP: 0	WP: 0 PB: 0 SB: 1 CS: 1	PA: 34
PITCHER	IP	WLS	BF	H	R	ER	SO	BB	IBB	HBP	BLK	WP	HR	S	P	ERA	WHIP					
Pedro Astacio, R ERA: 5.84 (1, 1)	7.0	L	28	7	2	2	8	1	0	0	0	0	0	71	110	2.57	1.143					
Roger McDowell, R ERA: 5.23 (8, 1)	1.0		5	1	0	0	1	0	1	0	0	0	0	6	12	0.00	1.000					

AB	30
R	1
H	4
RBI	1
BB	2
SO	4
LOB	7

AB	30
R	2
H	8
RBI	2
BB	2
SO	9
LOB	12



Batter	1	2	3	4	5	6	7	8	9	10	AB	R	H	RBI	BB	SO	LOB	TOP	
Brett Butler, L OBP: 0.458, SLG: 0.491	(1, 8) 3-2 FC6-4 1B		(2, 3) 2-3 K			(2, 0) 2-0 HR		(1, 1) 1-1 B3-4		(4, 2) 4-2 1B BB	4	1	2	1	1	1	0	Los Angeles Dodgers @ San Francisco Giants Candlestick Park, San Francisco, CA Sat May 07 1994, 6:33 AM EDT Att. 46,788 - Cloudy - 60 F AB 35 R 3 H 7 RBI 3 BB 3 SO 10 LOB 16 	
Jose Offerman, S OBP: 0.320, SLG: 0.358	(1, 6) 0-0 F7		(3, 0) 0-0 G2-3			(1, 1) 1-1 HR		(2, 3) 2-3 K		(3, 1) 3-1 1B 2-H	5	1	2	2	0	1	1		
Mike Piazza, R OBP: 0.320, SLG: 0.517	(1, 2) 2-2 FC6-4 PB			(1, 0) 0-1 F8		(1, 0) 0-1 G6-3		(3, 0) 0-2 G6-3		(2, 0) 0-3 K	5	0	0	0	0	1	3		
Tim Wallach, R OBP: 0.394, SLG: 0.596	(1, 5) 2-3 K			(2, 0) 0-0 F7		(2, 0) 1-0 L7			(1, 1) 1-1 SH1-3 1B	(3, 0) 0-0 G4-3	4	0	1	0	0	1	1		
Mitch Webster, S OBP: 0.344, SLG: 0.296	(9, PR) 0-0 K										1	0	0	0	0	0	2		
37 Darren Dreifort, R (10, 1) 1-2 K											0	0	0	0	0	0	0		
Henry Rodriguez, L OBP: 0.366, SLG: 0.506	(1, 7) 4-2 FC6-4 BB			(3, 0) 0-0 G4-3		(2, 2) 2-2 1B			(1, 1) 1-1 SH1-3 1B		2	0	1	0	1	0	0		
Eric Karros, R OBP: 0.345, SLG: 0.415	(1, 3) 0-3 K				(1, 0) 3-2 F8	(3, 0) 0-0 G6-3					4	0	0	0	0	2	4		
Cory Snyder, R OBP: 0.362, SLG: 0.727	(9, 5) 0-0 K										0	0	0	0	0	0	0		
Raul Mondesi, R OBP: 0.289, SLG: 0.477	(1, 9) 0-1 FC6-4 S				(2, 0) 1-0 G5-3		(1, 1) 1-1 G6-3				4	0	0	0	0	1	3		
Delino DeShields, L OBP: 0.291, SLG: 0.244	(1, 4) 3-2 G3-1				(4, 1) 4-1 BB		(2, 0) 3-3 K			(1, 1) 1-1 SH3-4 1B	3	1	1	0	1	1	1		
Kevin Gross, R (1, 1) 3-3 K					(1, 1) 1-1 G1-3		(3, 0) 0-3 K			(1, 1) 1-1 SH3-4 1B	3	0	0	0	0	2	1		
Jeff Treadway, L OBP: 0.394, SLG: 0.393	(10, PH) 1-1 K										0	0	0	0	0	0	0		
Al Osuna, R (10, 1) 1-1 K											0	0	0	0	0	0	0		
Chris Gwynn, L OBP: 0.333, SLG: 0.421	(10, 7) 1-2 K										0	0	0	0	0	0	0		
Inning Stats	R: 0 E: 0 K: 1 S: 10	H: 1 LOB: 1 BB: 0 P: 17	R: 0 E: 0 K: 13 S: 13	H: 0 LOB: 1 BB: 1 P: 19	R: 0 E: 0 K: 2 S: 8	H: 0 LOB: 0 BB: 0 P: 13	R: 0 E: 0 K: 0 S: 4	H: 0 LOB: 0 BB: 0 P: 4	R: 0 E: 0 K: 2 S: 8	H: 0 LOB: 0 BB: 0 P: 12	R: 0 E: 0 K: 1 S: 9	H: 0 LOB: 0 BB: 0 P: 12	R: 0 E: 0 K: 2 S: 11	H: 1 LOB: 2 BB: 0 P: 15	R: 1 E: 0 K: 1 S: 15	H: 2 LOB: 2 BB: 1 P: 23	1B: 5 2B: 0 3B: 0 HR: 2	SF: 0 SAC: 2 DP: 0 HBP: 0	WP: 0 PA: 40 PB: 1 SB: 2 CS: 0
PITCHER	IP 8.0	WLS 30	BF 4	H 2	R 2	ER 2	SO 7	BB 2	IBB 0	HBP 0	BLK 0	WP 0	HR 2	S 70	P 110	ERA 2.25	WHIP 0.750		
Mark Portugal, R ERA: 3.69	(1, 1) 2.0	L	10	3	1	1	3	1	0	0	0	0	0	0	26	38	4.50	2.000	
Michael Jackson, R ERA: 1.04	(9, 1) 2.0	L	10	3	1	1	3	1	0	0	0	0	0	0	26	38	4.50	2.000	

Batter	1	2	3	4	5	6	7	8	9	10	AB	R	H	RBI	BB	SO	LOB	BOTTOM			
Darren Lewis, R OBP: 0.349, SLG: 0.342	(1, 8) 0-0 1B 3B			(3, 0) 1-0 FC6-4 1-2f						(2, 0) 1-0 G6-3	5	1	2	0	0	4	Los Angeles Dodgers @ San Francisco Giants Candlestick Park, San Francisco, CA Sat May 07 1994, 6:33 AM EDT Att. 46,788 - Cloudy - 60 F AB 36 R 2 H 8 RBI 2 BB 2 SO 8 LOB 15 				
Robby Thompson, R OBP: 0.272, SLG: 0.324	(1, 4) 3-2 F8				(1, 0) 0-3 K		(2, 0) 0-1 G4-6-3 1B			(3, 0) 0-1 G1-3	5	0	0	0	0	2		3			
Dave Martinez, L OBP: 0.250, SLG: 0.250	(1, 7) 0-1 G4-6-3 1B			(2, 0) 0-3 K		(2, 0) 1-1 G4-3		(1, 0) 2-3 K			4	0	1	1	0	2		0			
Matt Williams, R OBP: 0.346, SLG: 0.672	(1, 5) 0-0 G4-6-3 1-2f				(3, 0) 1-1 L4				(2, 0) 1-0 P4		4	0	1	0	0	1					
Willie McGee, S OBP: 0.312, SLG: 0.365	(1, 9) 4-1 G1-3 1B			(3, 0) 3-1 F7		(1, 0) 3-1 G1-3					3	1	0	0	1	0		1			
Michael Jackson, R (9, 1) 1-2 G1-3											0	0	0	0	0	0		0			
Royce Clayton, R OBP: 0.327, SLG: 0.402	(1, 6) 1-2 G1-3				(1, 1) 1-1 1B		(2, 0) 0-1 G1-3				4	0	1	0	0	1		1			
Todd Benzinger, S OBP: 0.291, SLG: 0.299	(1, 3) 4-0 FC1-5 1B BB				(1, 0) 1-3 K		(3, 0) 0-0 F7				3	0	0	0	1	2		1			
Kirt Manwaring, R OBP: 0.267, SLG: 0.289	(1, 2) 1-2 FC1-5 1B				(2, 1) 2-1 FC6-4 1B						4	0	2	1	0	0		0			
Mark Portugal, R OBP: 0.278, SLG: 0.375	(1, 1) 0-0 FC1-5				(2, 0) 0-0 F8						3	0	1	0	0	0		4			
Barry Bonds, L OBP: 0.371, SLG: 0.523	(9, 7) 1-2 2-3f K										1	0	0	0	0	1	0				
Inning Stats	R: 1 E: 0 K: 0 S: 7	H: 2 LOB: 0 BB: 0 P: 10	R: 1 E: 0 K: 0 S: 11	H: 1 LOB: 2 BB: 2 P: 24	R: 0 E: 0 K: 2 S: 10	H: 1 LOB: 1 BB: 0 P: 16	R: 0 E: 0 K: 1 S: 9	H: 2 LOB: 2 BB: 0 P: 14	R: 0 E: 0 K: 1 S: 7	H: 0 LOB: 0 BB: 0 P: 9	R: 0 E: 0 K: 0 S: 5	H: 0 LOB: 0 BB: 0 P: 8	R: 0 E: 0 K: 1 S: 9	H: 2 LOB: 1 BB: 0 P: 12	R: 0 E: 0 K: 2 S: 11	H: 0 LOB: 0 BB: 0 P: 15	R: 0 E: 0 K: 1 S: 7	H: 0 LOB: 0 BB: 0 P: 10	1B: 7 2B: 0 3B: 1 HR: 0	SF: 0 SAC: 0 DP: 2 HBP: 0	WP: 0 PA: 38 PB: 0 SB: 1 CS: 0
PITCHER	IP 9.0	WLS 35	BF 8	H 2	R 2	ER 2	SO 7	BB 2	IBB 0	HBP 0	BLK 0	WP 0	HR 0	S 76	P 120	ERA 2.000	WHIP 1.111				
Kevin Gross, R ERA: 4.08	(1, 1) 0.1	0	0	0	1	0	0	0	0	0	0	0	0	0	4	6	0.00	0.000			
Al Osuna, L ERA: 2.7	(10, 1) 0.2	S	2	0	0	0	0	0	0	0	0	0	0	0	3	4	0.00	0.000			

Batter	1	2	3	4	5	6	7	8	9	AB	R	H	RBI	BB	SO	LOB	TOP										
Brett Butler, L OBP: 0.459, SLG: 0.486 Cory Snyder, R OBP: 0.354, SLG: 0.711	2-2 1B		2-3 K		0-3 K		1-1 HBP		0-3 K	3	0	1	0	0	2	0	Los Angeles Dodgers @ San Francisco Giants Candlestick Park, San Francisco, CA Sun May 08 1994, 10:05 PM EDT Att: 41,847 - Unknown - 61 F										
Jose Offerman, S OBP: 0.315, SLG: 0.345	1-0 B3			2-1 G4-3	2-2 F7		3-2 F8		4-2 1B BB	4	0	0	0	1	0	3											
Mike Piazza, R OBP: 0.323, SLG: 0.512	1-3 K			0-0 1B		0-1 1B	1-1 FC5-2-5		1-3 K	5	2	2	0	0	2	4											
Tim Wallach, R OBP: 0.394, SLG: 0.614	1-0 P3			2-3 K	1-2 K	0-0 1B	3-3 K		0-1 1B	5	1	2	2	0	2	4											
Henry Rodriguez, L OBP: 0.371, SLG: 0.533 Mitch Webster, S OBP: 0.333, SLG: 0.286			0-3 K	0-1 2H HR		3-2 F9		4-1 BB BB	1-2 P5	3	1	1	2	1	1	0											
Eric Karros, R OBP: 0.350, SLG: 0.407	0-0 F8			4-2 2B BB		1-2 HBP		2-3 K		2	0	0	0	1	1	1											
Raul Mondesi, R OBP: 0.305, SLG: 0.487	2-3 K			0-1 2B		4-1 BB		4-2 BB		2	0	1	0	2	1	0											
Delino DeShields, L OBP: 0.280, SLG: 0.234			1-2 G6-3	3-1 L7		2-2 G6-4-3		1-3 K		4	0	0	0	0	1	6											
Orel Hershiser, R OBP: 0.211, SLG: 0.176 Al Osuna, R Jim Gott, R Dave Hansen, L OBP: 0.300, SLG: 0.333 37 Darren Dreifort, R			0-3 K		0-3 K2-3		1-0 F8 1B		1-3 K	3	0	1	0	0	2	0											
Inning Stats	R: 0 E: 0 K: 1 S: 9	H: 1 LOB: 1 BB: 0 P: 14	R: 0 E: 0 K: 2 S: 7	H: 0 LOB: 0 BB: 0 P: 9	R: 0 E: 0 K: 2 S: 10	H: 0 LOB: 0 BB: 1 P: 13	R: 2 E: 0 K: 1 S: 15	H: 3 LOB: 2 BB: 1 P: 26	R: 0 E: 0 K: 0 S: 14	H: 0 LOB: 0 BB: 0 P: 11	R: 2 E: 0 K: 0 S: 14	H: 2 LOB: 1 BB: 0 P: 24	R: 0 E: 0 K: 1 S: 10	H: 1 LOB: 2 BB: 0 P: 19	R: 0 E: 0 K: 3 S: 13	H: 0 LOB: 2 BB: 2 P: 24		R: 0 E: 0 K: 2 S: 14	H: 1 LOB: 2 BB: 1 P: 20	1B: 5 2B: 1 3B: 0 HR: 2	SF: 0 SAC: 0 DP: 1 HBP: 2	WP: 1 PB: 0 SB: 1 CS: 0	PA: 41				
PITCHER	IP	WLS	BF	H	R	ER	SO	BB	IBB	HBP	BLK	WP	HR	S	P	ERA	WHIP										
Salomon Torres, R ERA: 4.78	(1, 1)	5.1	25	6	4	4	8	2	0	1	0	1	2	60	91	6.75	1.500										
Steve Frey, L ERA: 7.35	(6, 1)	1.0	4	1	0	0	0	0	0	1	0	0	0	9	16	0.00	1.000										
Dave Burba, R ERA: 3.66	(7, 1)	1.0	5	0	0	0	2	2	0	0	0	0	0	12	25	0.00	2.000										
Michael Jackson, R ERA: 1.0	(8, 1)	0.2	2	0	0	0	2	0	0	0	0	0	0	6	8	0.00	0.000										
Rod Beck, R ERA:	(9, 1)	1.0	W	5	1	0	2	1	0	0	0	0	0	14	20	0.00	2.000										

Batter	1	2	3	4	5	6	7	8	9	AB	R	H	RBI	BB	SO	LOB	BOTTOM										
Darren Lewis, R OBP: 0.351, SLG: 0.345	1-3 K		1-3 K		0-3 K		0-0 BB 1B		0-2 1B 1B	5	1	2	0	0	3	2	Los Angeles Dodgers @ San Francisco Giants Candlestick Park, San Francisco, CA Sun May 08 1994, 10:05 PM EDT Att: 41,847 - Unknown - 61 F										
Robby Thompson, R OBP: 0.276, SLG: 0.327 John Patterson, S OBP: 0.290, SLG: 0.286	1-2 P3		0-2 1B 1B		0-0 1B		4-2 1B BB		0-0 1B 1B	2	1	1	1	0	0	0											
Matt Williams, R OBP: 0.348, SLG: 0.661	1-2 G1-3		0-1 1B 1B		0-1 G3		2-1 F9		1-1 1B	5	0	2	1	0	0	4											
Barry Bonds, L OBP: 0.376, SLG: 0.522		2-0 FC5-4 1B	2-1 1B 1B		2-2 F8		0-0 P5		0-2 1B	4	0	2	1	0	0	3											
Willie McGee, S OBP: 0.299, SLG: 0.348	1-0 FC5-4		0-0 F8		0-0 L8		2-3 K		1-3 K	4	0	0	0	0	1	3											
Royce Clayton, R OBP: 0.316, SLG: 0.390 Dave Burba, R Michael Jackson, R Mark Carreon, R OBP: 0.179, SLG: 0.154 Rod Beck, R	1-3 K			2-2 G4-3		1-0 F9		0-0 G1-3		3	0	0	0	0	1	1											
Todd Benzinger, S OBP: 0.298, SLG: 0.333	1-2 G3-4-3		0-1 1B 1B		3-1 G6-3		2-1 HR		0-2 FC6-4 1B	4	1	2	1	0	0	1											
Kirt Manwaring, R OBP: 0.272, SLG: 0.306 Jeff Reed, L OBP: 0.167, SLG: 0.138			1-2 1B 1B		0-3 K		1-2 F9		0-1 FC6-4	2	1	1	0	0	1	0											
Salomon Torres, R OBP: 0.222, SLG: 0.222 Steve Frey, R Mike Benjamin, R OBP: 0.583, SLG: 1.000			0-2 1B 1B		1-1 E9 1B 1B		1-2 E6 1B		4-2 1B BB	2	0	2	0	0	0	0											
Inning Stats	R: 0 E: 0 K: 1 S: 9	H: 0 LOB: 0 BB: 0 P: 12	R: 0 E: 0 K: 1 S: 8	H: 1 LOB: 0 BB: 0 P: 13	R: 2 E: 0 K: 1 S: 19	H: 5 LOB: 0 BB: 0 P: 23	R: 0 E: 0 K: 1 S: 8	H: 0 LOB: 0 BB: 0 P: 13	R: 0 E: 1 K: 0 S: 5	H: 2 LOB: 1 BB: 0 P: 8	R: 1 E: 1 K: 0 S: 15	H: 2 LOB: 3 BB: 1 P: 25	R: 0 E: 0 K: 1 S: 15	H: 1 LOB: 0 BB: 0 P: 17	R: 2 E: 0 K: 0 S: 9	H: 3 LOB: 2 BB: 1 P: 14		1B: 12 2B: 1 3B: 0 HR: 1	SF: 0 SAC: 0 DP: 0 HBP: 0	WP: 0 PB: 0 SB: 0 CS: 0	PA: 39						
PITCHER	IP	WLS	BF	H	R	ER	SO	BB	IBB	HBP	BLK	WP	HR	S	P	ERA	WHIP										
Orel Hershiser, R ERA: 2.98	(1, 1)	0.1	4	1	0	0	0	1	0	0	0	0	0	10	16	0.00	6.000										
Al Osuna, L ERA:	(7, 1)	0.2	2	0	0	0	0	0	0	0	0	0	0	3	5	0.00	0.000										
Jim Gott, R ERA: 6.06 37 Darren Dreifort, R ERA: 3.43	(8, 1)	1.0	L	8	4	2	2	1	0	0	0	0	0	24	31	18.00	5.000										

AB	34
R	4
H	8
RBI	4
BB	5
SO	14
LOB	22



Batter	1	2	3	4	5	6	7	8	9	AB	R	H	RBI	BB	SO	LOB	TOP		
Walt Weiss, S (1,6) OBP: 0.338, SLG: 0.322	1-2 G4-3		1-0 P3		3-2 G4-3		0-1 G4-3		4-2 BB	4	0	0	0	1	0	0	Colorado Rockies @ San Francisco Giants Candlestick Park, San Francisco, CA Mon May 09 1994, 6:33 AM EDT Att: 14,472 - Cloudy - 60 F		
Eric Young Sr, R (1,7) OBP: 0.326, SLG: 0.512 Darren Holmes, R (7,1)	4-0 BB		1-2 F8		1-2 F8		1-2 2B		1-0 F9	3	0	1	0	1	0	0			
Nelson Liriano, S (9,PH) OBP: 0.400, SLG: 0.381	1-3 BB		0-0 G2-3		1-2 G6-3		0-3 K			4	0	0	0	0	2	2			
Dante Bichette, R (1,9) OBP: 0.362, SLG: 0.667	3-2 P4			0-0 HR		2-2 F7		0-1 FC4-6 1B		4	1	2	1	0	0	1			
Andres Galarraga, R (1,3) OBP: 0.339, SLG: 0.632		3-2 F8		3-2 HR		2-1 1B		0-1 F8		4	1	2	1	0	0	1			
Charlie Hayes, R (1,5) OBP: 0.290, SLG: 0.400		2-2 HR		3-3 K		3-3 K		1-0 L7		4	1	1	1	0	2	2			
Ellis Burks, R (1,8) OBP: 0.443, SLG: 0.837		2-2 L7		0-3 K				2-1 FC4-6		4	0	0	0	0	1	1			
Joe Girardi, R (1,2) OBP: 0.319, SLG: 0.256		4-1 BB		1-3 K				0-1 G5-3		3	1	1	1	1	1	0			
Roberto Mejia, R (1,4) OBP: 0.341, SLG: 0.531		2-3 K			0-0 F9		3-1 HR		2-2 P6	2	0	0	0	0	1	1			
Armando Reynoso, R (1,1) OBP: 0.231, SLG: 0.167 Marcus Moore, S (5,1) Howard Johnson, S (7,PH) OBP: 0.280, SLG: 0.369										0	0	0	0	0	0	0			
Inning Stats	R: 0 E: 0 K: 1 S: 11	H: 0 LOB: 1 BB: 1 P: 20	R: 1 E: 0 K: 1 S: 16	H: 1 LOB: 1 BB: 1 P: 28	R: 0 E: 0 K: 0 S: 5	H: 0 LOB: 0 BB: 0 P: 7	R: 2 E: 0 K: 3 S: 14	H: 2 LOB: 0 BB: 0 P: 21	R: 0 E: 0 K: 0 S: 10	H: 1 LOB: 1 BB: 0 P: 21	R: 2 E: 0 K: 1 S: 13	H: 3 LOB: 1 BB: 0 P: 18	R: 0 E: 0 K: 0 S: 7	H: 1 LOB: 1 BB: 1 P: 10	R: 0 E: 0 K: 0 S: 9	H: 0 LOB: 1 BB: 1 P: 18	1B: 2 2B: 1 3B: 0 HR: 5	SF: 0 SAC: 0 DP: 0 HBP: 0	WP: 0 PA: 38 PB: 0 SB: 1 CS: 0
PITCHER	IP WLS BF H R ER SO BB IBB HBP BLK WP HR S P ERA WHIP	IP WLS BF H R ER SO BB IBB HBP BLK WP HR S P ERA WHIP	IP WLS BF H R ER SO BB IBB HBP BLK WP HR S P ERA WHIP	IP WLS BF H R ER SO BB IBB HBP BLK WP HR S P ERA WHIP	IP WLS BF H R ER SO BB IBB HBP BLK WP HR S P ERA WHIP	IP WLS BF H R ER SO BB IBB HBP BLK WP HR S P ERA WHIP	IP WLS BF H R ER SO BB IBB HBP BLK WP HR S P ERA WHIP	IP WLS BF H R ER SO BB IBB HBP BLK WP HR S P ERA WHIP	IP WLS BF H R ER SO BB IBB HBP BLK WP HR S P ERA WHIP	IP WLS BF H R ER SO BB IBB HBP BLK WP HR S P ERA WHIP	IP WLS BF H R ER SO BB IBB HBP BLK WP HR S P ERA WHIP	IP WLS BF H R ER SO BB IBB HBP BLK WP HR S P ERA WHIP	IP WLS BF H R ER SO BB IBB HBP BLK WP HR S P ERA WHIP	IP WLS BF H R ER SO BB IBB HBP BLK WP HR S P ERA WHIP	IP WLS BF H R ER SO BB IBB HBP BLK WP HR S P ERA WHIP	IP WLS BF H R ER SO BB IBB HBP BLK WP HR S P ERA WHIP	IP WLS BF H R ER SO BB IBB HBP BLK WP HR S P ERA WHIP		

AB	35
R	5
H	8
RBI	5
BB	3
SO	7
LOB	9



Batter	1	2	3	4	5	6	7	8	9	AB	R	H	RBI	BB	SO	LOB	BOTTOM		
Darren Lewis, R (1,8) OBP: 0.367, SLG: 0.347	3-2 CS 1B		1-1 HBP HR HBP		4-0 1B SF7 BB		0-0 L4		4-2 G4-3 SF9 BB	2	3	1	0	2	0	1	Colorado Rockies @ San Francisco Giants Candlestick Park, San Francisco, CA Mon May 09 1994, 6:33 AM EDT Att: 14,472 - Cloudy - 60 F		
John Patterson, S (1,4) OBP: 0.333, SLG: 0.313	1-0 F7		1-0 HR HBP		0-0 SF7 G5-3 3B		2-1 HR 1B		1-0 G4-3	4	3	2	0	0	0	2			
Matt Williams, R (1,5) OBP: 0.343, SLG: 0.672	1-2 G6-3		2-3 K		0-1 G5-3		1-0 HR 1B		0-1 SF9	4	1	1	4	0	1	6			
Barry Bonds, L (1,7) OBP: 0.386, SLG: 0.548		4-2 G4-6-3 BB	1-2 HR		4-0 SF7 3B IBB		1-0 P6		1-0 G3-1	3	2	1	4	2	0	0			
Willie McGee, S (1,9) OBP: 0.297, SLG: 0.348		2-0 G4-6-3	1-1 1B		1-0 SF7				0-0 G6-3	3	0	1	1	0	0	1			
Royce Clayton, R (1,6) OBP: 0.325, SLG: 0.423		0-0 2B	3-2 F9		1-2 3B		2-0 K		1-3 K	4	0	2	2	0	1	1			
Todd Benzinger, S (1,3) OBP: 0.296, SLG: 0.357		2-3 K		2-1 F7		2-3 K		1-1 HR		4	1	1	1	0	2	2			
Kirt Manwaring, R (1,2) OBP: 0.281, SLG: 0.330			0-1 HR 3B		1-3 K		0-3 K		4-1 BB	3	1	1	0	1	2	0			
Bryan Hickerson, L (1,1) OBP: 0.417, SLG: 0.300 Steve Scarson, R (6,PH) OBP: 0.444, SLG: 0.286 Rich Monteleone, R (7,1) Pat Gomez, L (9,1)			0-0 G6-3		1-0 G5-3		4-2 1B HR BB		0-2 G4-3	2	0	0	0	0	0	1			
Inning Stats	R: 0 E: 0 K: 0 S: 7	H: 1 LOB: 0 BB: 0 P: 12	R: 0 E: 0 K: 1 S: 7	H: 1 LOB: 1 BB: 1 P: 15	R: 4 E: 0 K: 1 S: 20	H: 3 LOB: 1 BB: 0 P: 29	R: 0 E: 0 K: 1 S: 6	H: 0 LOB: 0 BB: 0 P: 10	R: 3 E: 0 K: 1 S: 10	H: 2 LOB: 1 BB: 2 P: 23	R: 3 E: 0 K: 1 S: 10	H: 2 LOB: 1 BB: 1 P: 18	R: 1 E: 0 K: 0 S: 11	H: 1 LOB: 1 BB: 1 P: 17	R: 1 E: 0 K: 0 S: 6	H: 0 LOB: 0 BB: 1 P: 12		1B: 4 2B: 1 3B: 2 HR: 3	SF: 2 SAC: 0 DP: 1 HBP: 2
PITCHER	IP WLS BF H R ER SO BB IBB HBP BLK WP HR S P ERA WHIP	IP WLS BF H R ER SO BB IBB HBP BLK WP HR S P ERA WHIP	IP WLS BF H R ER SO BB IBB HBP BLK WP HR S P ERA WHIP	IP WLS BF H R ER SO BB IBB HBP BLK WP HR S P ERA WHIP	IP WLS BF H R ER SO BB IBB HBP BLK WP HR S P ERA WHIP	IP WLS BF H R ER SO BB IBB HBP BLK WP HR S P ERA WHIP	IP WLS BF H R ER SO BB IBB HBP BLK WP HR S P ERA WHIP	IP WLS BF H R ER SO BB IBB HBP BLK WP HR S P ERA WHIP	IP WLS BF H R ER SO BB IBB HBP BLK WP HR S P ERA WHIP	IP WLS BF H R ER SO BB IBB HBP BLK WP HR S P ERA WHIP	IP WLS BF H R ER SO BB IBB HBP BLK WP HR S P ERA WHIP	IP WLS BF H R ER SO BB IBB HBP BLK WP HR S P ERA WHIP	IP WLS BF H R ER SO BB IBB HBP BLK WP HR S P ERA WHIP	IP WLS BF H R ER SO BB IBB HBP BLK WP HR S P ERA WHIP	IP WLS BF H R ER SO BB IBB HBP BLK WP HR S P ERA WHIP	IP WLS BF H R ER SO BB IBB HBP BLK WP HR S P ERA WHIP			



Batter	1	2	3	4	5	6	7	8	9	AB	R	H	RBI	BB	SO	LOB	TOP					
Walt Weiss, S OBP: 0.352, SLG: 0.341	0-0 FC6-4 1B		2-2 G3		1-1 BB 1B		1-2 FC9-2 2B			4	0	3	0	0	0	0	Colorado Rockies @ San Francisco Giants Candlestick Park, San Francisco, CA Wed May 11 1994, 6:33 AM EDT Att: 16,759 - Sunny - 60 F					
Howard Johnson, S OBP: 0.274, SLG: 0.384	3-2 F9		1-2 L7		4-2 BB 1B		1-2 FC9-2			3	0	0	0	1	0	3						
Dante Bichette, R OBP: 0.358, SLG: 0.653	0-1 FC6-4		0-0 1B		0-1 G4-6-3		2-3 3-H 0-3 K			4	0	1	0	0	1	4						
Andres Galarraga, R OBP: 0.331, SLG: 0.603	2-3 K		2-3 K			1-3 K		1-2 K		4	0	0	0	0	4	2						
Charlie Hayes, R OBP: 0.303, SLG: 0.410		0-3 K		1-2 G6-3 1B		4-1 1B BB		1-3 K		3	0	1	0	1	2	0						
Ellis Burks, R OBP: 0.431, SLG: 0.791	3-2 F7		1-0 L7		2-2 F9		2-3 K			4	0	0	0	0	1	2						
Joe Girardi, R OBP: 0.333, SLG: 0.274	1-0 1B 1B		2-0 G6-3		0-0 1B		1-3 K			4	1	2	0	0	1	1						
Roberto Mejia, R OBP: 0.343, SLG: 0.523	0-1 1B		1-2 P5		0-3 K		0-2 F9			4	0	1	0	0	1	3						
Mike Harkey, R Eric Young, S Kent Bottenfield, R Mike Kingery, L Willie Blair, R John Vander Wal, L	0-1 1-3 2-H 1B		1-0 G5-3		0-1 FC9-2 1B		1-3 K			1	0	1	1	0	0	0						
Inning Stats	R: 0 E: 1 K: 1 S: 11	H: 1 LOB: 1 BB: 0 P: 16	R: 1 E: 0 K: 1 S: 12	H: 3 LOB: 2 BB: 0 P: 16	R: 0 E: 0 K: 1 S: 10	H: 1 LOB: 1 BB: 0 P: 15	R: 0 E: 0 K: 0 S: 8	H: 1 LOB: 1 BB: 1 P: 13	R: 0 E: 0 K: 0 S: 10	H: 1 LOB: 1 BB: 1 P: 16	R: 0 E: 0 K: 2 S: 14	H: 2 LOB: 1 BB: 0 P: 16	R: 0 E: 0 K: 3 S: 11	H: 0 LOB: 0 BB: 0 P: 15	R: 0 E: 0 K: 2 S: 9	H: 0 LOB: 0 BB: 0 P: 11	1B: 9 2B: 2 3B: 0 HR: 0	SF: 0 SAC: 0 DP: 2 HBP: 0	WP: 0 PB: 0 SB: 0 CS: 0	PA: 36		
PITCHER	IP WLS BF H R ER SO BB IBB HBP BLK WP HR S P ERA WHIP	IP WLS BF H R ER SO BB IBB HBP BLK WP HR S P ERA WHIP	IP WLS BF H R ER SO BB IBB HBP BLK WP HR S P ERA WHIP	IP WLS BF H R ER SO BB IBB HBP BLK WP HR S P ERA WHIP	IP WLS BF H R ER SO BB IBB HBP BLK WP HR S P ERA WHIP	IP WLS BF H R ER SO BB IBB HBP BLK WP HR S P ERA WHIP	IP WLS BF H R ER SO BB IBB HBP BLK WP HR S P ERA WHIP	IP WLS BF H R ER SO BB IBB HBP BLK WP HR S P ERA WHIP	IP WLS BF H R ER SO BB IBB HBP BLK WP HR S P ERA WHIP	IP WLS BF H R ER SO BB IBB HBP BLK WP HR S P ERA WHIP	IP WLS BF H R ER SO BB IBB HBP BLK WP HR S P ERA WHIP	IP WLS BF H R ER SO BB IBB HBP BLK WP HR S P ERA WHIP	IP WLS BF H R ER SO BB IBB HBP BLK WP HR S P ERA WHIP	IP WLS BF H R ER SO BB IBB HBP BLK WP HR S P ERA WHIP	IP WLS BF H R ER SO BB IBB HBP BLK WP HR S P ERA WHIP	IP WLS BF H R ER SO BB IBB HBP BLK WP HR S P ERA WHIP	IP WLS BF H R ER SO BB IBB HBP BLK WP HR S P ERA WHIP	IP WLS BF H R ER SO BB IBB HBP BLK WP HR S P ERA WHIP	IP WLS BF H R ER SO BB IBB HBP BLK WP HR S P ERA WHIP	IP WLS BF H R ER SO BB IBB HBP BLK WP HR S P ERA WHIP	IP WLS BF H R ER SO BB IBB HBP BLK WP HR S P ERA WHIP	IP WLS BF H R ER SO BB IBB HBP BLK WP HR S P ERA WHIP

AB	34
R	1
H	10
RBI	1
BB	2
SO	11
LOB	15



Batter	1	2	3	4	5	6	7	8	9	AB	R	H	RBI	BB	SO	LOB	BOTTOM					
Darren Lewis, R OBP: 0.367, SLG: 0.344	3-2 CS 1B		0-0 F8	0-0 S 1B			3-2 G3			4	0	2	1	0	0	3	Colorado Rockies @ San Francisco Giants Candlestick Park, San Francisco, CA Wed May 11 1994, 6:33 AM EDT Att: 16,759 - Sunny - 60 F					
John Patterson, S OBP: 0.318, SLG: 0.325	3-3 K		0-2 K	0-3 K			1-3 K			4	0	1	2	0	3	2						
Matt Williams, R OBP: 0.345, SLG: 0.649	1-1 G6-3		1-2 2-H 3-H 2-2 1B	2-2 L8		4-0 BB G3-6		1-1 F9		3	0	0	0	1	0	2						
Barry Bonds, L OBP: 0.377, SLG: 0.535		3-2 F9	3-2 G1-3		2-1 F9		4-0 BB 3B			3	1	0	0	1	0	3						
Willie McGee, S OBP: 0.303, SLG: 0.350		0-0 G6-4-3 1B		2-2 1B FC1-6 1B		0-0 G3-6		2-1 F7		4	1	2	0	0	0	2						
Royce Clayton, R OBP: 0.328, SLG: 0.436		2-1 G6-4-3		0-0 FC1-6 1B		2-2 G6-3		0-1 1-H 3B		4	0	2	1	0	0	1						
Todd Benzinger, S OBP: 0.288, SLG: 0.352			0-0 1B 2B	1-3 K		2-3 K		1-3 K		4	1	1	0	0	3	3						
Kirt Manwaring, R OBP: 0.275, SLG: 0.319			0-1 1B BB	1-0 FC1-6 2B		0-2 P5				3	2	1	1	0	0	1						
Bill Swift, R OBP: 0.294, SLG: 0.333			4-1 1B							1	1	1	1	1	0	0						
Michael Jackson, R OBP: 0.245, SLG: 0.244			1-2 BB	1-2 1B				1-1 L5		1	0	0	0	0	0	0						
Inning Stats	R: 0 E: 0 K: 1 S: 12	H: 1 LOB: 0 BB: 0 P: 18	R: 0 E: 0 K: 0 S: 7	H: 1 LOB: 0 BB: 0 P: 11	R: 2 E: 0 K: 0 S: 15	H: 3 LOB: 2 BB: 1 P: 24	R: 3 E: 0 K: 2 S: 14	H: 4 LOB: 1 BB: 0 P: 18	R: 0 E: 0 K: 0 S: 3	H: 0 LOB: 0 BB: 1 P: 9	R: 0 E: 0 K: 1 S: 9	H: 0 LOB: 0 BB: 0 P: 13	R: 0 E: 0 K: 1 S: 9	H: 0 LOB: 0 BB: 0 P: 14	R: 1 E: 0 K: 1 S: 9	H: 1 LOB: 1 BB: 1 P: 17	1B: 7 2B: 2 3B: 1 HR: 0	SF: 0 SAC: 0 DP: 2 HBP: 0	WP: 0 PB: 0 SB: 1 CS: 1	PA: 34		
PITCHER	IP WLS BF H R ER SO BB IBB HBP BLK WP HR S P ERA WHIP	IP WLS BF H R ER SO BB IBB HBP BLK WP HR S P ERA WHIP	IP WLS BF H R ER SO BB IBB HBP BLK WP HR S P ERA WHIP	IP WLS BF H R ER SO BB IBB HBP BLK WP HR S P ERA WHIP	IP WLS BF H R ER SO BB IBB HBP BLK WP HR S P ERA WHIP	IP WLS BF H R ER SO BB IBB HBP BLK WP HR S P ERA WHIP	IP WLS BF H R ER SO BB IBB HBP BLK WP HR S P ERA WHIP	IP WLS BF H R ER SO BB IBB HBP BLK WP HR S P ERA WHIP	IP WLS BF H R ER SO BB IBB HBP BLK WP HR S P ERA WHIP	IP WLS BF H R ER SO BB IBB HBP BLK WP HR S P ERA WHIP	IP WLS BF H R ER SO BB IBB HBP BLK WP HR S P ERA WHIP	IP WLS BF H R ER SO BB IBB HBP BLK WP HR S P ERA WHIP	IP WLS BF H R ER SO BB IBB HBP BLK WP HR S P ERA WHIP	IP WLS BF H R ER SO BB IBB HBP BLK WP HR S P ERA WHIP	IP WLS BF H R ER SO BB IBB HBP BLK WP HR S P ERA WHIP	IP WLS BF H R ER SO BB IBB HBP BLK WP HR S P ERA WHIP	IP WLS BF H R ER SO BB IBB HBP BLK WP HR S P ERA WHIP	IP WLS BF H R ER SO BB IBB HBP BLK WP HR S P ERA WHIP	IP WLS BF H R ER SO BB IBB HBP BLK WP HR S P ERA WHIP	IP WLS BF H R ER SO BB IBB HBP BLK WP HR S P ERA WHIP	IP WLS BF H R ER SO BB IBB HBP BLK WP HR S P ERA WHIP	IP WLS BF H R ER SO BB IBB HBP BLK WP HR S P ERA WHIP



Batter	1	2	3	4	5	6	7	8	9	AB	R	H	RBI	BB	SO	LOB	TOP										
Lenny Harris, L OBP: 0.333, SLG: 0.500	2-2 CS 1B		0-0 G4-3		1-0 1-2 1B			3-2 G3	1-1 1B	5	0	3	0	0	0	0	Cincinnati Reds @ San Francisco Giants Candlestick Park, San Francisco, CA Fri May 13 1994, 10:05 PM EDT Att: 20,868 - Unknown - 55 F										
Hal Morris, L OBP: 0.342, SLG: 0.435	2-0 P4		2-3 K		0-0 F7			0-0 1B 2B	2-2 G4-3	5	1	1	0	0	1	4											
Roberto Kelly, R OBP: 0.326, SLG: 0.368	1-2 P2			1-3 K	0-1 G6-3			2-2 HR 1B		4	1	1	1	0	1	3											
Kevin Mitchell, R OBP: 0.398, SLG: 0.667		1-0 2B SF9 1B		1-0 L7		2-1 F9		2-2 HR		4	2	2	2	0	0	0											
Reggie Sanders, R OBP: 0.336, SLG: 0.520		1-2 SF9 2B		0-0 HR		4-0 G4-6-3 BB		4-2 S BB		2	1	2	1	2	0	0											
Tony Fernandez, S OBP: 0.350, SLG: 0.469		3-2 F7		1-1 3B		2-0 G4-6-3		3-3 K	1-2 K	4	0	1	0	0	1	4											
Bret Boone, R OBP: 0.348, SLG: 0.490		0-1 SF9		0-1 G4-3			0-3 K	1-3 K		3	0	0	1	0	2	2											
Brian Dorsett, R OBP: 0.402, SLG: 0.480		2-3 3H 2-3 K			1-1 P2		1-2 G5-3		2-1 P4	4	0	0	0	0	1	1											
John Smiley, L OBP: 0.353, SLG: 0.500			1-3 K		4-2 1B		2-2 G6-3		1-1 G4-3	1	0	0	0	1	1	0											
Jeff Branson, L OBP: 0.345, SLG: 0.269										1	0	0	0	0	0	0											
Jerry Spradlin, S OBP: 0.333, SLG: 0.444										0	0	0	0	0	0	0											
Thomas Howard, S OBP: 0.333, SLG: 0.444										1	0	0	0	0	0	0											
Inning Stats	R: 0 E: 0 K: 0 S: 7	H: 1 LOB: 0 BB: 0 P: 12	R: 1 E: 0 K: 1 S: 13	H: 2 LOB: 1 BB: 0 P: 20	R: 0 E: 0 K: 2 S: 8	H: 0 LOB: 0 BB: 0 P: 11	R: 1 E: 0 K: 1 S: 9	H: 2 LOB: 1 BB: 0 P: 12	R: 0 E: 0 K: 0 S: 9	H: 1 LOB: 2 BB: 1 P: 15	R: 0 E: 0 K: 0 S: 3	H: 0 LOB: 0 BB: 0 P: 11	R: 0 E: 0 K: 1 S: 10	H: 0 LOB: 0 BB: 0 P: 13	R: 3 E: 0 K: 2 S: 20	H: 3 LOB: 1 BB: 1 P: 35	R: 0 E: 0 K: 0 S: 10	H: 1 LOB: 1 BB: 0 P: 16	1B: 5 2B: 2 3B: 1 HR: 2	SF: 1 SAC: 0 DP: 1 HBP: 0	WP: 0 PB: 0 SB: 1 CS: 1	PA: 38					
PITCHER	IP	WLS	BF	H	R	ER	SO	BB	IBB	HBP	BLK	WP	HR	S	P	ERA	WHIP										
Mark Portugal, R ERA: 3.86	7.1	W	30	8	4	4	5	2	0	0	0	0	1	67	107	4.91	1.364										
Michael Jackson, R ERA: 1.27	0.1		3	1	1	1	1	1	0	0	0	0	1	9	18	27.00	6.000										
Rod Beck, R ERA:	1.1	S	5	1	0	0	1	0	0	0	0	0	0	13	20	0.00	0.750										

AB	34
R	5
H	10
RBI	5
BB	3
SO	7
LOB	14



Batter	1	2	3	4	5	6	7	8	9	AB	R	H	RBI	BB	SO	LOB	BOTTOM										
Darren Lewis, R OBP: 0.355, SLG: 0.331	1-2 G6-3	3-2 F9	0-0 P2			1-0 B3		1-2 FC5 1B		5	1	0	0	0	0	4	Cincinnati Reds @ San Francisco Giants Candlestick Park, San Francisco, CA Fri May 13 1994, 10:05 PM EDT Att: 20,868 - Unknown - 55 F										
John Patterson, S OBP: 0.306, SLG: 0.295	2-2 S 1B HBP	0-0 G5-3		0-3 K		0-1 G6-3		1-0 E6 1B	1-2 3H	4	1	0	1	0	1	3											
Barry Bonds, L OBP: 0.394, SLG: 0.583	0-0 P5	0-0 HR		4-0 BB		2-2 L9 IHR		0-0 E S 1B	1-3 2H	4	2	3	4	1	0	1											
Matt Williams, R OBP: 0.346, SLG: 0.644	4-1 1B IBB	1-1 1B 2B		0-0 P2		0-0 L9		3-3 K	1-3 K	4	0	1	0	1	1	3											
Willie McGee, S OBP: 0.319, SLG: 0.394	0-0 S 1B	3-1 1B		1-3 K		1-1 IHR			3H IHR	4	1	3	3	0	1	1											
Royce Clayton, R OBP: 0.317, SLG: 0.421	1-3 2H F8	2-3 K			0-1 L5		0-0 P3		0-0 K	4	0	0	0	0	1	4											
Todd Benzinger, S OBP: 0.287, SLG: 0.349		0-1 E5 1B	0-1 G5-3		0-1 CS 1B		1-3 K			4	1	1	0	0	1	0											
Kirt Manwaring, R OBP: 0.292, SLG: 0.337		0-0 G5-3 HR 1B	0-0 1B		0-2 F7			1-0 E FC5 1B		4	2	3	1	0	0	1											
Mark Portugal, R OBP: 0.333, SLG: 0.421		0-2 HR 1B	1-2 1B			1-2 G1-3		1-2 K		3	1	2	0	0	0	0											
Michael Jackson, R OBP: 0.333, SLG: 0.421										0	0	0	0	0	0	0											
Rod Beck, R OBP: 0.333, SLG: 0.444										1	0	0	0	0	1	1											
Inning Stats	R: 1 E: 0 K: 0 S: 13	H: 1 LOB: 2 BB: 1 P: 21	R: 4 E: 1 K: 1 S: 19	H: 5 LOB: 2 BB: 0 P: 27	R: 0 E: 0 K: 0 S: 7	H: 2 LOB: 1 BB: 0 P: 8	R: 0 E: 0 K: 2 S: 9	H: 0 LOB: 1 BB: 1 P: 14	R: 0 E: 0 K: 0 S: 6	H: 0 LOB: 0 BB: 0 P: 8	R: 2 E: 0 K: 1 S: 12	H: 2 LOB: 0 BB: 0 P: 16	R: 2 E: 2 K: 2 S: 14	H: 2 LOB: 1 BB: 0 P: 20	1B: 9 2B: 2 3B: 0 HR: 2	SF: 0 SAC: 0 DP: 0 HBP: 1	WP: 0 PB: 0 SB: 3 CS: 1	PA: 40									
PITCHER	IP	WLS	BF	H	R	ER	SO	BB	IBB	HBP	BLK	WP	HR	S	P	ERA	WHIP										
John Smiley, L ERA: 2.47	6.0	L	29	9	5	1	3	0	0	0	0	0	0	19	25	13.50	2.250										
Jerry Spradlin, R ERA: 6.53	1.1		8	3	4	2	2	0	0	0	0	0	0	7	11	0.00	1.500										
Tim Fortugno, L ERA:	0.2		3	1	0	0	1	0	0	0	0	0	0	7	11	0.00	1.500										



Batter	1	2	3	4	5	6	7	8	9	AB	R	H	RBI	BB	SO	LOB	TOP											
Barry Larkin, R OBP: 0.346, SLG: 0.325	G4-3	L9					FC1-6		K	4	1	0	0	1	1	2	Cincinnati Reds @ San Francisco Giants Candlestick Park, San Francisco, CA Sat May 14 1994, 10:05 PM EDT Att: 34,103 - Sunny - 65 F											
Hal Morris, L OBP: 0.363, SLG: 0.458	2B	1B		G4-6-3	HBP	1B	1B	2B	1B	4	0	4	1	1	0	0												
Roberto Kelly, R OBP: 0.329, SLG: 0.372	2B		G4-6-3		G5-4-3		K		F9	4	0	1	0	0	1	3												
Kevin Mitchell, R OBP: 0.405, SLG: 0.673	FC6-4									2	0	1	0	1	0	3												
Thomas Howard, S OBP: 0.256, SLG: 0.436	IBB									1	0	0	0	0	1	1												
Reggie Sanders, R OBP: 0.333, SLG: 0.511	K		F7							4	0	1	0	0	2	4												
Tony Fernandez, S OBP: 0.353, SLG: 0.459	FC6-4									2	0	0	0	0	0	3												
Jeff Branson, L OBP: 0.323, SLG: 0.250				G5-3						2	0	0	0	0	0	1												
Bret Boone, R OBP: 0.353, SLG: 0.495		SH5-3		G5-3						3	0	1	0	1	0	1												
Eddie Taubensee, L OBP: 0.256, SLG: 0.282		SH5-3		G3						3	0	0	0	0	1	2												
Erik Hanson, R OBP: 0.300, SLG: 0.400										2	0	0	0	0	2	1												
Lenny Harris, L OBP: 0.360, SLG: 0.500										0	0	0	0	1	0	0												
Johnny Ruffin, R OBP: 0.385, SLG: 0.385										0	0	0	0	0	0	0												
Jerome Walton, R OBP: 0.385, SLG: 0.385										1	0	0	0	0	0	0												
Inning Stats	R: 0 E: 0 K: 1 S: 14	H: 2 LOB: 3 BB: 1 P: 25	R: 0 E: 0 K: 1 S: 8	H: 1 LOB: 1 BB: 0 P: 15	R: 0 E: 0 K: 0 S: 4	H: 1 LOB: 1 BB: 1 P: 12	R: 0 E: 0 K: 0 S: 5	H: 0 LOB: 0 BB: 0 P: 10	R: 0 E: 0 K: 1 S: 7	H: 1 LOB: 2 BB: 1 P: 14	R: 0 E: 0 K: 0 S: 9	H: 1 LOB: 1 BB: 0 P: 15	R: 1 E: 0 K: 2 S: 12	H: 1 LOB: 1 BB: 1 P: 21	R: 0 E: 0 K: 2 S: 9	H: 0 LOB: 1 BB: 1 P: 15	R: 0 E: 0 K: 1 S: 10	H: 1 LOB: 1 BB: 0 P: 14	1B: 4 2B: 4 3B: 0 HR: 0	SF: 0 SAC: 1 DP: 2 HBP: 1	WP: 0 PB: 0 SB: 0 CS: 0	PA: 39						
PITCHER	IP	WLS	BF	H	R	ER	SO	BB	IBB	HBP	BLK	WP	HR	S	P	ERA	WHIP											
Salomon Torres, R ERA: 4.23	(1, 1)	6.1	W	29	7	1	1	3	3	1	1	0	0	0	51	101	1.42	1.579										
Dave Burba, R ERA: 3.09	(7, 1)	1.2		6	0	0	0	4	1	0	0	0	0	0	17	26	0.00	0.600										
Rod Beck, R ERA:	(9, 1)	1.0	S	4	1	0	0	1	0	0	0	0	0	0	10	14	0.00	1.000										

Batter	1	2	3	4	5	6	7	8	9	AB	R	H	RBI	BB	SO	LOB	BOTTOM											
Darren Lewis, R OBP: 0.355, SLG: 0.331	1B	G5-3		SH1-3			K			3	1	1	0	0	1	1	Cincinnati Reds @ San Francisco Giants Candlestick Park, San Francisco, CA Sat May 14 1994, 10:05 PM EDT Att: 34,103 - Sunny - 65 F											
John Patterson, S OBP: 0.302, SLG: 0.292	F8			P2			K			4	1	1	0	0	1	2												
Matt Williams, R OBP: 0.338, SLG: 0.626	G5-3			K			F8		P3	4	0	0	0	0	1	2												
Barry Bonds, L OBP: 0.389, SLG: 0.566	1B	BB		K			K			3	0	0	0	1	3	1												
Willie McGee, S OBP: 0.325, SLG: 0.398	1B			E3			G3-1			4	1	2	1	0	0	0												
Royce Clayton, R OBP: 0.315, SLG: 0.424	F8			2B			K		F9	4	0	1	1	0	1	3												
Todd Benzinger, S OBP: 0.288, SLG: 0.357				G4-3			F8			3	0	1	0	0	1	1												
Kirt Manwaring, R OBP: 0.303, SLG: 0.347				G4-3			FC1-6		CS	3	0	2	0	0	0	1												
Salomon Torres, R OBP: 0.167, SLG: 0.167				G6-3			FC1-6			3	0	0	0	0	1	3												
Dave Burba, R	(7, 1)									0	0	0	0	0	0	0		0										
Rod Beck, R	(9, 1)									0	0	0	0	0	0	0	0											
Inning Stats	R: 1 E: 0 K: 0 S: 13	H: 2 LOB: 2 BB: 1 P: 23	R: 0 E: 0 K: 0 S: 7	H: 1 LOB: 0 BB: 0 P: 11	R: 2 E: 1 K: 3 S: 14	H: 2 LOB: 1 BB: 0 P: 18	R: 0 E: 0 K: 0 S: 7	H: 1 LOB: 1 BB: 0 P: 10	R: 0 E: 0 K: 2 S: 12	H: 1 LOB: 1 BB: 0 P: 17	R: 0 E: 0 K: 1 S: 6	H: 1 LOB: 0 BB: 0 P: 10	R: 0 E: 0 K: 2 S: 9	H: 0 LOB: 0 BB: 0 P: 12	R: 0 E: 0 K: 1 S: 7	H: 0 LOB: 0 BB: 0 P: 8	1B: 6 2B: 2 3B: 0 HR: 0	SF: 0 SAC: 1 DP: 0 HBP: 0	WP: 0 PB: 0 SB: 0 CS: 1	PA: 33								
PITCHER	IP	WLS	BF	H	R	ER	SO	BB	IBB	HBP	BLK	WP	HR	S	P	ERA	WHIP											
Erik Hanson, R ERA: 4.97	(1, 1)	6.0	L	27	8	3	1	6	1	0	0	0	0	0	59	89	1.50	1.500										
Johnny Ruffin, R ERA: 1.52	(7, 1)	2.0		6	0	0	0	3	0	0	0	0	0	0	16	20	0.00	0.000										



Batter	1	2	3	4	5	6	7	8	9	AB	R	H	RBI	BB	SO	LOB	TOP										
Darren Lewis, R OBP: 0.360, SLG: 0.333	0-2 1B	0-1 G6-3			1-0 G5-3	0-0 P9		4-1 BB		4	0	1	0	1	0	4	San Francisco Giants @ Houston Astros Astrodome, Houston, TX Mon May 16 1994, 8:05 PM EDT Att. 13,179 - Dome										
John Patterson, S OBP: 0.274, SLG: 0.250	2-3 K		1-1 G4-3		0-2 K	4-0 BB		2-3 K		4	0	0	0	1	3	2											
Matt Williams, R OBP: 0.329, SLG: 0.615	1-1 G6-3		4-1 2B BB		3-2 HR	2-3 K			1-3 K	4	2	1	1	1	2	4											
Barry Bonds, L OBP: 0.397, SLG: 0.553	4-0 FC6 IBB		2-1 F8		2-1 1B		0-1 G6-3 G2-3 1B		0-0 G5-3	4	0	2	0	1	0	1											
Dave Martinez, L OBP: 0.281, SLG: 0.275 Mark Carreon, R OBP: 0.167, SLG: 0.143	3-1 FC6		1-2 2B		1-2 1B		0-1 G2-3		2-3 K	4	0	2	1	0	0	3											
Royce Clayton, R OBP: 0.317, SLG: 0.417		1-0 2B 1B	0-0 F9		1-3 K		1-2 G6-3			4	0	1	0	0	1	4											
Todd Benzinger, S OBP: 0.299, SLG: 0.360		0-3 K		0-0 G6-4-3 1B		2-0 1B		1-2 G6-3		4	0	2	0	0	1	2											
Kirt Manwaring, R OBP: 0.316, SLG: 0.376		0-0 2B		2-0 G6-4-3		0-0 BB 1B		3-3 K		4	0	2	0	0	1	1											
Bryan Hickerson, L OBP: 0.333, SLG: 0.231 Willie McGee, S OBP: 0.317, SLG: 0.386 Dave Burba, R (8, 1)		1-3 K		1-1 G4-3		1-2 K		0-0 G4-3		3	0	0	0	0	2	4											
Inning Stats	R: 0 E: 0 K: 1 S: 11	H: 1 LOB: 2 BB: 1 P: 20	R: 0 E: 0 K: 2 S: 10	H: 2 LOB: 2 BB: 0 P: 12	R: 1 E: 0 K: 0 S: 10	H: 1 LOB: 1 BB: 1 P: 18	R: 0 E: 0 K: 0 S: 4	H: 1 LOB: 0 BB: 0 P: 7	R: 1 E: 0 K: 2 S: 17	H: 3 LOB: 2 BB: 0 P: 25	R: 0 E: 0 K: 2 S: 9	H: 2 LOB: 3 BB: 1 P: 18	R: 0 E: 0 K: 0 S: 10	H: 1 LOB: 1 BB: 0 P: 12	R: 0 E: 0 K: 2 S: 9	H: 0 LOB: 1 BB: 1 P: 17		R: 0 E: 0 K: 2 S: 10	H: 0 LOB: 0 BB: 0 P: 13	1B: 8 2B: 2 3B: 0 HR: 1	SF: 0 SAC: 0 DP: 1 HBP: 0	WP: 0 PB: 0 SB: 1 CS: 1	PA: 41				
PITCHER	IP	WLS	BF	H	R	ER	SO	BB	IBB	HBP	BLK	WP	HR	S	P	ERA	WHIP										
Shane Reynolds, R ERA: 4.06	(1, 1)	5.2	29	10	2	2	6	2	1	0	0	0	1	58	95	3.18	2.118										
Dave Veres, R ERA:	(6, 1)	0.1	W	1	0	0	0	1	0	0	0	0	0	3	5	0.00	0.000										
Mike Hampton, L ERA: 4.26	(7, 1)	1.0	4	1	0	0	0	0	0	0	0	0	0	10	12	0.00	1.000										
John Hudek, R ERA: 0.84	(8, 1)	1.1	5	0	0	0	3	1	0	0	0	0	0	13	22	0.00	0.750										
Mitch Williams, L ERA: 8.4	(9, 1)	0.2	S	2	0	0	0	1	0	0	0	0	0	6	8	0.00	0.000										

Batter	1	2	3	4	5	6	7	8	9	AB	R	H	RBI	BB	SO	LOB	BOTTOM										
James Mouton, R OBP: 0.297, SLG: 0.296	2-2 F9		0-1 1B		1-1 G5-3			1-0 P3		4	0	1	0	0	0	1	San Francisco Giants @ Houston Astros Astrodome, Houston, TX Mon May 16 1994, 8:05 PM EDT Att. 13,179 - Dome										
Steve Finley, L OBP: 0.342, SLG: 0.517	0-0 F8		2-0 F8			3-2 G6-3		0-1 P5		4	0	0	0	0	0	1											
Craig Biggio, R OBP: 0.421, SLG: 0.521	3-2 L8			1-0 1B		4-0 5 HR BB		1-2 P5		3	1	1	0	1	0	0											
5 Jeff Bagwell, R OBP: 0.403, SLG: 0.634		3-1 HR		0-1 F9		1-1 HR				3	2	2	3	0	0	1											
Kevin Bass, S OBP: 0.327, SLG: 0.413 Mike Hampton, R John Hudek, S Mitch Williams, L		1-0 G6-3		2-1 1B		1-3 K				3	0	1	0	0	1	0											
Ken Caminiti, S OBP: 0.295, SLG: 0.450		1-1 CS 1B		1-3 K		1-0 G3				3	0	1	0	0	1	1											
Andujar Cedeno, R OBP: 0.320, SLG: 0.469		3-2 L4			1-3 K		0-1 G5-3			3	0	0	0	0	1	1											
Scott Servais, R OBP: 0.243, SLG: 0.330			0-2 L5		4-1 SH3-4 BB		1-1 G6-3			2	0	0	0	1	0	0											
Shane Reynolds, R Dave Veres, R Luis Gonzalez, L OBP: 0.331, SLG: 0.440			2-2 F9		0-0 SH3-4		2-3 K			1	0	0	0	0	0	0											
Inning Stats	R: 0 E: 0 K: 0 S: 8	H: 0 LOB: 0 BB: 0 P: 13	R: 1 E: 0 K: 0 S: 10	H: 2 LOB: 0 BB: 0 P: 18	R: 0 E: 0 K: 0 S: 12	H: 1 LOB: 1 BB: 0 P: 15	R: 0 E: 0 K: 1 S: 9	H: 2 LOB: 1 BB: 0 P: 12	R: 0 E: 0 K: 1 S: 11	H: 0 LOB: 0 BB: 1 P: 14	R: 2 E: 0 K: 1 S: 8	H: 1 LOB: 1 BB: 1 P: 21	R: 0 E: 0 K: 0 S: 6	H: 0 LOB: 0 BB: 0 P: 11	R: 0 E: 0 K: 0 S: 6	H: 0 LOB: 0 BB: 0 P: 8		R: 0 E: 0 K: 0 S: 6	H: 0 LOB: 0 BB: 0 P: 8	1B: 4 2B: 0 3B: 0 HR: 2	SF: 0 SAC: 1 DP: 0 HBP: 0	WP: 0 PB: 0 SB: 0 CS: 1	PA: 30				
PITCHER	IP	WLS	BF	H	R	ER	SO	BB	IBB	HBP	BLK	WP	HR	S	P	ERA	WHIP										
Bryan Hickerson, L ERA: 3.68	(1, 1)	7.0	L	27	6	3	4	2	0	0	0	0	0	66	104	3.86	1.143										
Dave Burba, R ERA: 3.6	(8, 1)	1.0	3	0	0	0	0	0	0	0	0	0	0	6	8	0.00	0.000										



Batter	1	2	3	4	5	6	7	8	9	AB	R	H	RBI	BB	SO	LOB	TOP									
Darren Lewis, R OBP: 0.360, SLG: 0.329	4-0 SH3-4 1B BB		1-0 G1-3		1-0 SH1-3		1-2 G4-3			2	0	0	0	1	0	0										
Mike Benjamin, R OBP: 0.467, SLG: 0.727	1-0 SH3-4		2-2 P3		1-3 K		2-2 F7			3	0	0	0	0	1	1										
Matt Williams, R OBP: 0.333, SLG: 0.612	0-0 P3			1-2 HR	0-2 1B			0-3 K		4	1	2	1	0	1	1										
Barry Bonds, L OBP: 0.407, SLG: 0.607	4-2 1B BB			2-2 HR	0-0 G3			2-0 HR		3	2	2	3	1	0	1										
Willie McGee, S OBP: 0.331, SLG: 0.419	1-0 1-2 2H 1B			3-1 HR		4-2 FC4 BB		1-3 K		3	1	2	1	1	1	0										
Royce Clayton, R OBP: 0.306, SLG: 0.405		0-2 G4-3		0-0 P3		1-0 FC4		2-2 G6-3		4	0	0	0	0	0	1										
Todd Benzinger, S OBP: 0.291, SLG: 0.350		1-1 G3		3-3 K		0-3 K			2-3 K	4	0	0	0	0	3	1										
Jeff Reed, L OBP: 0.143, SLG: 0.118		2-1 G4-3		1-2 G3-1		0-0 G4-3			1-0 P5	4	0	0	0	0	0	1										
Bill Swift, R OBP: 0.300, SLG: 0.333			2-1 G5-3		0-0 SH1-3 1B				3-1 P5	3	1	1	0	0	0	0										
Michael Jackson, R (7, 1)										0	0	0	0	0	0	0										
Dave Martinez, L OBP: 0.276, SLG: 0.269										1	0	0	0	0	0	0										
Rod Beck, R (9, 1)										0	0	0	0	0	0	0										
Inning Stats	R: 0 E: 0 K: 0 S: 7	H: 1 LOB: 2 BB: 2 P: 17	R: 0 E: 0 K: 0 S: 7	H: 0 LOB: 0 BB: 0 P: 10	R: 0 E: 0 K: 0 S: 7	H: 0 LOB: 0 BB: 0 P: 12	R: 3 E: 0 K: 1 S: 18	H: 3 LOB: 0 BB: 0 P: 28	R: 1 E: 0 K: 1 S: 10	H: 2 LOB: 1 BB: 1 P: 12	R: 0 E: 0 K: 1 S: 7	H: 0 LOB: 1 BB: 1 P: 12	R: 0 E: 0 K: 0 S: 8	H: 0 LOB: 0 BB: 0 P: 12	R: 1 E: 0 K: 2 S: 10	H: 1 LOB: 0 BB: 0 P: 15	R: 0 E: 0 K: 1 S: 6	H: 0 LOB: 0 BB: 0 P: 12	1B: 4 2B: 0 3B: 0 HR: 3	SF: 0 SAC: 2 DP: 0 HBP: 0	WP: 0 PB: 0 SB: 0 CS: 0	PA: 36				
PITCHER	IP	WLS	BF	H	R	ER	SO	BB	IBB	HBP	BLK	WP	HR	S	P	ERA	WHIP									
Pete Harnisch, R ERA: 6.75	(1, 1)	5.0	L	22	6	4	4	2	2	0	0	0	0	2	49	79	7.20	1.600								
Todd Jones, R ERA: 4.29	(6, 1)	2.0		7	0	0	0	1	1	0	0	0	0	15	24	0.00	0.500									
Dave Veres, R ERA: 3.38	(8, 1)	2.0		7	1	1	1	3	0	0	0	0	0	16	27	4.50	0.500									

San Francisco Giants @ Houston Astros
Astrodome, Houston, TX
Tue May 17, 1994, 8:05 PM EDT
Att: 17,458 - Dome

AB 31
R 5
H 7
RBI 5
BB 3
SO 6
LOB 6



Batter	1	2	3	4	5	6	7	8	9	AB	R	H	RBI	BB	SO	LOB	BOTTOM								
Mike Felder, S OBP: 0.333, SLG: 0.297	4-1 FC4-6 BB		0-0 FC4-6 1-2F		0-1 1-2 1B		1-1 G4-3			3	0	1	0	1	0	1									
Steve Finley, L OBP: 0.333, SLG: 0.503	0-1 FC4-6 G4-3 1-2F		2-3 K		0-1 F9			0-2 P8		4	0	0	0	0	1	4									
Craig Biggio, R OBP: 0.411, SLG: 0.507	2-0 G4-3 1-2F			1-2 G5-3	2-1 G6-3			3-3 K		4	0	0	0	0	1	3									
5 Jeff Bagwell, R OBP: 0.411, SLG: 0.640		4-0 G3 S BB		1-0 2B 2B		4-0 G4-3 BB		2-3 K		2	2	1	0	2	1	0									
Luis Gonzalez, L OBP: 0.321, SLG: 0.425		3-1 G3		0-3 K		1-2 L7			2-2 F7	4	0	0	0	0	1	3									
Ken Caminiti, S OBP: 0.301, SLG: 0.460		2-1 G3		0-0 2B		1-2 G4-3			0-1 1B	4	0	2	2	0	0	1									
Scott Servais, R OBP: 0.250, SLG: 0.320		3-H G6-3		1-3 K		2-3 K			1-2 F7	3	0	0	0	0	2	2									
Sid Bream, L OBP: 0.538, SLG: 0.545										1	0	0	0	0	0	1									
Andy Stankiewicz, R OBP: 0.412, SLG: 0.517			1-0 P4		2-0 CS 1B		0-1 G6-3		0-0 F9	4	0	1	0	0	0	1									
Pete Harnisch, S OBP: 0.250, SLG: 0.333			3-2 FC4-6		3-2 1B		2-3 K			1	0	1	0	0	0	0									
Chris Donnels, L OBP: 0.412, SLG: 0.677										1	0	1	0	0	0	0									
Todd Jones, L (6, 1)										0	0	0	0	0	0	0									
Kevin Bass, S OBP: 0.320, SLG: 0.404										1	0	0	0	0	1	0									
Dave Veres, R (8, 1)										0	0	0	0	0	0	0									
Inning Stats	R: 0 E: 0 K: 0 S: 4	H: 0 LOB: 0 BB: 1 P: 10	R: 1 E: 0 K: 0 S: 5	H: 0 LOB: 0 BB: 1 P: 15	R: 0 E: 0 K: 1 S: 9	H: 1 LOB: 1 BB: 0 P: 15	R: 1 E: 0 K: 2 S: 12	H: 2 LOB: 1 BB: 0 P: 15	R: 0 E: 0 K: 0 S: 10	H: 3 LOB: 2 BB: 0 P: 17	R: 0 E: 0 K: 1 S: 10	H: 0 LOB: 1 BB: 1 P: 18	R: 0 E: 0 K: 1 S: 7	H: 0 LOB: 0 BB: 0 P: 10	R: 0 E: 0 K: 2 S: 10	H: 0 LOB: 0 BB: 0 P: 15	R: 0 E: 0 K: 0 S: 10	H: 1 LOB: 1 BB: 0 P: 13	1B: 5 2B: 2 3B: 0 HR: 0	SF: 0 SAC: 0 DP: 1 HBP: 0	WP: 0 PB: 0 SB: 2 CS: 1	PA: 35			
PITCHER	IP	WLS	BF	H	R	ER	SO	BB	IBB	HBP	BLK	WP	HR	S	P	ERA	WHIP								
Bill Swift, R ERA: 2.61	(1, 1)	6.2	W	27	6	2	2	5	3	0	0	0	0	55	97	2.70	1.350								
Michael Jackson, R ERA: 1.09	(7, 1)	1.1		4	0	0	0	2	0	0	0	0	0	12	18	0.00	0.000								
Rod Beck, R ERA: 2.79	(9, 1)	1.0	S	4	1	0	0	0	0	0	0	0	0	10	13	0.00	1.000								

San Francisco Giants @ Houston Astros
Astrodome, Houston, TX
Tue May 17, 1994, 8:05 PM EDT
Att: 17,458 - Dome

AB 32
R 2
H 7
RBI 2
BB 3
SO 7
LOB 16



Batter	1	2	3	4	5	6	7	8	9	AB	R	H	RBI	BB	SO	LOB	TOP																						
Darren Lewis, R (1, 8) Mark Carreon, R (9, PH) OBP: 0.363, SLG: 0.333 OBP: 0.161, SLG: 0.138	G4-3		E		G4-3-6		1B		K	4	1	2	0	0	0	1	San Francisco Giants @ Houston Astros Astrodome, Houston, TX Wed May 18, 1994, 8:05 PM EDT Att. 15,098 - Dome																						
John Patterson, S (1, 4) OBP: 0.273, SLG: 0.250	G6-3		E8		G3-1		1B			4	0	1	1	0	0	3																							
Barry Bonds, L (1, 7) OBP: 0.416, SLG: 0.605	K		FC5				1B			2	0	1	0	2	1	0																							
Willie McGee, S (1, 9) OBP: 0.328, SLG: 0.408		K					1B			3	0	0	0	1	2	2																							
Royce Clayton, R (1, 6) OBP: 0.299, SLG: 0.393	G6-3		FC5				1B			4	0	0	0	0	1	5																							
Todd Benzinger, S (1, 3) OBP: 0.284, SLG: 0.340	G1-3						1B			4	0	0	0	0	2	2																							
Steve Scarosne, R (1, 5) Jeff Reed, L (9, PH) OBP: 0.308, SLG: 0.182 OBP: 0.167, SLG: 0.118			K		K					3	0	0	0	0	3	0																							
Kirt Manwaring, R (1, 2) OBP: 0.322, SLG: 0.381			E		G6-3		1B			4	1	2	0	0	1	1																							
Mark Portugal, R (1, 1) Dave Martinez, L (7, PH) Salomon Torres, R (7, 1) Matt Williams, R (9, PH) OBP: 0.348, SLG: 0.429 OBP: 0.298, SLG: 0.283 OBP: 0.167, SLG: 0.167 OBP: 0.331, SLG: 0.608			K				1B			2	0	1	0	0	1	1																							
Inning Stats	R: 0 E: 0 K: 1 S: 7	H: 0 LOB: 0 BB: 0 P: 11	R: 0 E: 0 K: 1 S: 6	H: 0 LOB: 0 BB: 0 P: 10	R: 2 E: 1 K: 2 S: 14	H: 3 LOB: 3 BB: 2 P: 28	R: 0 E: 0 K: 2 S: 10	H: 0 LOB: 0 BB: 0 P: 16	R: 0 E: 0 K: 0 S: 9	H: 1 LOB: 0 BB: 1 P: 15	R: 0 E: 0 K: 2 S: 9	H: 0 LOB: 1 BB: 1 P: 16	R: 0 E: 0 K: 1 S: 9	H: 3 LOB: 2 BB: 0 P: 13	R: 0 E: 0 K: 1 S: 12	H: 1 LOB: 1 BB: 0 P: 18		R: 0 E: 0 K: 2 S: 9	H: 0 LOB: 1 BB: 1 P: 16	1B: 8 2B: 0 3B: 0 HR: 0	SF: 0 SAC: 0 DP: 2 HBP: 0	WP: 0 PB: 0 SB: 3 CS: 0	PA: 37																
PITCHER	IP	WLS	BF	H	R	ER	SO	BB	IBB	HBP	BLK	WP	HR	S	P	ERA	WHIP	PITCHER				IP	WLS	BF	H	R	ER	SO	BB	IBB	HBP	BLK	WP	HR	S	P	ERA	WHIP	
Doug Drabek, R (1, 1) ERA: 2.6	8.0	W	34	8	2	2	10	3	1	0	0	0	0	77	132	2.25	1.375					8.0	W	34	8	2	2	10	3	1	0	0	0	0	0	77	132	2.25	1.375
John Hudek, R (9, 1) ERA: 0.77	1.0	S	3	0	0	0	2	0	0	0	0	0	0	8	11	0.00	0.000					1.0	S	3	0	0	0	2	0	0	0	0	0	8	11	0.00	0.000		

AB 33
R 2
H 8
RBI 1
BB 4
SO 12
LOB 17



Batter	1	2	3	4	5	6	7	8	9	AB	R	H	RBI	BB	SO	LOB	BOTTOM																					
James Mouton, R (1, 9) OBP: 0.303, SLG: 0.297	CS		K		K		FC3-6			3	0	1	0	1	2	2	San Francisco Giants @ Houston Astros Astrodome, Houston, TX Wed May 18, 1994, 8:05 PM EDT Att. 15,098 - Dome																					
Steve Finley, L (1, 8) OBP: 0.325, SLG: 0.490	G4-3		F8		PO		FC3-6			4	0	0	0	0	0	2																						
Craig Biggio, R (1, 4) OBP: 0.413, SLG: 0.503	K		5 WP		5 BB		G5-3			3	2	1	0	0	1	2																						
5 Jeff Bagwell, R (1, 3) OBP: 0.425, SLG: 0.662	G4-3		2B		1-H		G6-3			3	1	3	1	1	0	0																						
Luis Gonzalez, L (1, 7) OBP: 0.312, SLG: 0.411	G4-3		G3-1		G6-3		F8			4	0	0	1	0	0	3																						
Ken Caminiti, S (1, 5) OBP: 0.314, SLG: 0.500			3-H		HR		1B			4	1	3	2	0	1	1																						
Scott Servais, R (1, 2) OBP: 0.236, SLG: 0.317	K		PO		1B		G6-3			4	0	1	0	0	1	2																						
Andujar Cedeno, R (1, 6) OBP: 0.328, SLG: 0.470							F9			2	0	1	0	1	0	0																						
Doug Drabek, R (1, 1) John Hudek, S (9, 1) OBP: 0.115, SLG: 0.083			K		K		G6-3			3	0	0	0	0	2	4																						
										0	0	0	0	0	0	0																						
Inning Stats	R: 0 E: 0 K: 1 S: 9	H: 0 LOB: 1 BB: 1 P: 19	R: 1 E: 0 K: 2 S: 13	H: 2 LOB: 2 BB: 1 P: 24	R: 1 E: 0 K: 1 S: 10	H: 2 LOB: 1 BB: 0 P: 18	R: 1 E: 0 K: 2 S: 13	H: 3 LOB: 1 BB: 0 P: 20	R: 1 E: 0 K: 1 S: 10	H: 0 LOB: 0 BB: 1 P: 20	R: 0 E: 0 K: 0 S: 6	H: 0 LOB: 0 BB: 0 P: 7	R: 0 E: 0 K: 0 S: 5	H: 1 LOB: 0 BB: 0 P: 7	R: 0 E: 0 K: 0 S: 6	H: 2 LOB: 1 BB: 0 P: 9	1B: 6 2B: 3 3B: 0 HR: 1	SF: 0 SAC: 0 DP: 0 HBP: 1	WP: 2 PB: 0 SB: 0 CS: 2	PA: 35																		
PITCHER	IP	WLS	BF	H	R	ER	SO	BB	IBB	HBP	BLK	WP	HR	S	P	ERA	WHIP	PITCHER				IP	WLS	BF	H	R	ER	SO	BB	IBB	HBP	BLK	WP	HR	S	P	ERA	WHIP
Mark Portugal, R (1, 1) ERA: 4.07	6.0	L	27	7	4	4	7	2	1	0	0	0	0	61	108	6.00	1.500					6.0	L	27	7	4	4	7	2	1	0	0	0	0	61	108	6.00	1.500
Salomon Torres, R (7, 1) ERA: 4.02	2.0		7	3	0	0	0	0	0	0	0	0	0	11	16	0.00	1.500					2.0		7	3	0	0	0	0	0	0	0	11	16	0.00	1.500		



Batter	1	2	3	4	5	6	7	8	9	AB	R	H	RBI	BB	SO	LOB	TOP			
Darren Lewis, R OBP: 0.365, SLG: 0.329	G4-3		B1-3						G4-3	3	0	0	0	2	0	0	San Francisco Giants @ Chicago Cubs Wrigley Field, Chicago, IL Sat May 21 1994, 3:33 AM CDT Att: 39,633 - Cloudy			
Royce Clayton, R OBP: 0.314, SLG: 0.404	HR		S						G6-3	5	2	3	1	0	0	1				
Matt Williams, R OBP: 0.335, SLG: 0.630	HR		E8						HR	5	3	3	4	0	1	3				
Barry Bonds, L OBP: 0.440, SLG: 0.635									HR	4	3	4	2	1	0	0				
Mark Carreon, R OBP: 0.167, SLG: 0.235	P4		P6						HR	5	1	1	2	0	0	3				
Todd Benzinger, S OBP: 0.287, SLG: 0.346	L9		K						G3	4	0	0	0	0	2	3				
Pat Gomez, L OBP: 0.250, SLG: 0.727									G3	0	0	0	0	0	0	0				
Mike Benjamin, R OBP: 0.497, SLG: 0.727										0	0	0	0	0	0	0				
Dave Martinez, L OBP: 0.279, SLG: 0.273										1	0	0	0	0	0	0				
Kirt Manwaring, R OBP: 0.318, SLG: 0.372										4	1	1	1	0	0	1				
Erik Johnson, R OBP: 0.167, SLG: 0.167										4	0	0	0	0	0	2				
Bryan Hickerson, L OBP: 0.313, SLG: 0.214										1	0	0	0	0	1	0				
William Van Landingham, R OBP: 0.250, SLG: 0.227										1	0	0	0	0	0	0				
John Patterson, S OBP: 0.250, SLG: 0.227										0	0	0	0	0	0	0				
Steve Frey, R OBP: 0.250, SLG: 0.227										0	0	0	0	0	0	0				
Steve Scarsone, R OBP: 0.250, SLG: 0.167										1	0	0	0	0	0	0				
Inning Stats	R: 2 H: 3 E: 1 K: 0 S: 12	H: 3 R: 0 ER: 0 LOB: 1 BB: 0 P: 17	R: 0 H: 0 E: 0 K: 1 S: 7	H: 0 R: 0 ER: 0 LOB: 0 BB: 0 P: 12	R: 3 H: 3 E: 1 K: 1 S: 11	H: 3 R: 0 ER: 0 LOB: 0 BB: 0 P: 15	R: 1 H: 2 E: 0 K: 2 S: 13	H: 2 R: 0 ER: 0 LOB: 2 BB: 1 P: 23	R: 1 H: 0 E: 0 K: 1 S: 14	H: 0 R: 0 ER: 0 LOB: 1 BB: 1 P: 24	R: 0 H: 0 E: 0 K: 0 S: 8	H: 1 R: 0 ER: 0 LOB: 0 BB: 0 P: 10	R: 0 H: 0 E: 0 K: 0 S: 9	H: 0 R: 0 ER: 0 LOB: 0 BB: 0 P: 15	R: 3 H: 3 E: 0 K: 0 S: 15	H: 3 R: 0 ER: 0 LOB: 0 BB: 0 P: 25	1B: 8 2B: 0 3B: 0 HR: 4	SF: 0 SAC: 0 DP: 1 HBP: 0	WP: 0 PB: 0 SB: 3 CS: 0	PA: 42
PITCHER	IP WLS BF H R ER SO BB IBB HBP BLK WP HR S P ERA WHIP																			
Frank Castillo, R ERA: 8.31	(1, 1) 3.2 19 7 6 6 3 1 0 0 0 0 2 38 59 14.73 2.182																			
Jim Bullinger, R ERA: 5.75	(4, 1) 2.1 W 11 1 1 0 2 2 0 0 0 0 0 27 45 0.00 1.286																			
Dave Otto, L ERA: 5.27	(7, 1) 2.2 11 4 3 3 0 0 0 0 0 0 2 28 43 10.12 1.500																			
Chuck Crim, R ERA: 1.8	(9, 1) 0.1 S 1 0 0 0 0 0 0 0 0 0 0 0 4 7 0.00 0.000																			
Batter	1	2	3	4	5	6	7	8	9	AB	R	H	RBI	BB	SO	LOB	BOTTOM			
Sammy Sosa, R OBP: 0.318, SLG: 0.552	F7		23 F7							4	3	2	2	1	0	0	San Francisco Giants @ Chicago Cubs Wrigley Field, Chicago, IL Sat May 21 1994, 3:33 AM CDT Att: 39,633 - Cloudy			
Shawn Dunston, R OBP: 0.293, SLG: 0.358									HR	3	1	1	0	0	2	1				
Rey Sanchez, R OBP: 0.344, SLG: 0.325	23 BB		K						G4-3	1	1	1	0	1	0	0				
23 Ryne Sandberg, R OBP: 0.339, SLG: 0.452	2B		F7						G1-3	4	2	1	0	1	1	3				
Mark Grace, L OBP: 0.397, SLG: 0.394	1B								G4-3	4	3	3	2	1	0	1				
Glenallen Hill, R OBP: 0.319, SLG: 0.375	HR		G4-3							4	1	3	3	1	0	1				
Steve Buechele, R OBP: 0.358, SLG: 0.466	HR								G5-3	4	1	2	4	0	1	1				
Eduardo Zambrano, R OBP: 0.345, SLG: 0.580	G4-3		P4						G6-4-3	5	0	2	0	0	1	4				
Mark Parent, R OBP: 0.469, SLG: 0.520	G4-3		F8						G6-4-3	3	0	0	1	2	0	2				
Frank Castillo, R ERA: 5.18	(1, 1) 2.2 13 8 8 1 1 0 0 0 0 0 0 25 42 54.00 6.750																			
William Van Landingham, R ERA: 2.45	(2, 1) 3.2 17 2 1 1 4 4 0 0 0 0 0 46 81 2.46 1.636																			
Steve Frey, L ERA: 8.5	(6, 1) 1.2 11 4 3 3 0 2 0 0 0 0 1 19 42 16.20 3.600																			
Pat Gomez, L ERA: 1.8	(7, 1) 1.1 4 1 0 0 0 0 0 0 0 0 0 7 14 0.00 0.750																			
Inning Stats	R: 5 H: 5 E: 0 K: 0 S: 16	H: 5 R: 3 ER: 0 LOB: 3 BB: 2 P: 29	R: 3 H: 4 E: 0 K: 2 S: 21	H: 4 R: 0 ER: 0 LOB: 0 BB: 2 P: 35	R: 1 H: 1 E: 0 K: 1 S: 12	H: 1 R: 0 ER: 0 LOB: 1 BB: 1 P: 25	R: 0 H: 0 E: 0 K: 1 S: 9	H: 0 R: 0 ER: 0 LOB: 0 BB: 0 P: 14	R: 0 H: 0 E: 0 K: 1 S: 13	H: 0 R: 0 ER: 0 LOB: 1 BB: 1 P: 20	R: 1 H: 1 E: 0 K: 0 S: 10	H: 1 R: 2 ER: 0 LOB: 2 BB: 2 P: 24	R: 2 H: 3 E: 0 K: 0 S: 11	H: 3 R: 0 ER: 0 LOB: 1 BB: 0 P: 23	R: 0 H: 1 E: 0 K: 0 S: 5	H: 1 R: 0 ER: 0 LOB: 0 BB: 0 P: 9	1B: 11 2B: 1 3B: 0 HR: 3	SF: 1 SAC: 0 DP: 1 HBP: 0	WP: 0 PB: 0 SB: 1 CS: 0	PA: 45
PITCHER	IP WLS BF H R ER SO BB IBB HBP BLK WP HR S P ERA WHIP																			
Bryan Hickerson, L ERA: 5.18	(1, 1) 1.1 L 13 8 8 1 1 0 0 0 0 0 0 25 42 54.00 6.750																			
William Van Landingham, R ERA: 2.45	(2, 1) 3.2 17 2 1 1 4 4 0 0 0 0 0 46 81 2.46 1.636																			
Steve Frey, L ERA: 8.5	(6, 1) 1.2 11 4 3 3 0 2 0 0 0 0 1 19 42 16.20 3.600																			
Pat Gomez, L ERA: 1.8	(7, 1) 1.1 4 1 0 0 0 0 0 0 0 0 0 7 14 0.00 0.750																			

Batter	1	2	3	4	5	6	7	8	9	AB	R	H	RBI	BB	SO	LOB	TOP			
Darren Lewis, R OBP: 0.358, SLG: 0.329 (1, 8)	B1-3		G2-3		G6-3			L9		4	0	0	0	0	0	0	San Francisco Giants @ San Diego Padres Jack Murphy Stadium, San Diego, CA Mon May 23 1994, 10:05 PM EDT Att: 13,792 - Unknown - 68 F livebaseballscorecards.com			
Royce Clayton, R OBP: 0.315, SLG: 0.396 (1, 6)	F8		F9		G6-3			L9		4	0	0	0	0	0					
Matt Williams, R OBP: 0.330, SLG: 0.608 (1, 5)	1B		1B		P3			G5-3		4	0	2	0	0	0					
Barry Bonds, L OBP: 0.429, SLG: 0.604 (1, 7)	1B		L7		1B			G5-3		3	0	1	0	1	0					
Mark Carreon, R OBP: 0.222, SLG: 0.326 (1, 9)	K		F8		L9			1B		4	0	1	0	0	1					
Todd Benzinger, S OBP: 0.292, SLG: 0.369 (1, 3)	F8		G4-3		F8			BB		4	0	1	0	0	0					
Jeff Reed, L OBP: 0.167, SLG: 0.103 (1, 2)	K		K		G3-1			1B		3	0	0	0	1	2					
Mike Benjamin, R OBP: 0.500, SLG: 0.692 (9, PH)	1B		G5-3		G6-3			K		2	0	1	0	0	0					
Dave Martinez, L OBP: 0.292, SLG: 0.254 (9, PH)	1B		G6-3		G6-3			K		1	0	0	0	0	1					
Mark Portugal, R OBP: 0.320, SLG: 0.391 (7, PH)	F9		G6-3		G6-3			K		2	0	0	0	0	0					
John Patterson, S OBP: 0.243, SLG: 0.221 (7, PH)										1	0	0	0	0	0					
Pat Gomez, L (7, 1)										0	0	0	0	0	0					
Erik Johnson, R OBP: 0.167, SLG: 0.167 (9, PH)										1	0	0	0	0	1					
Inning Stats	R: 0 E: 0 K: 1 S: 12	H: 1 LOB: 2 BB: 1 P: 20	R: 0 E: 0 K: 1 S: 8	H: 1 LOB: 1 BB: 0 P: 11	R: 0 E: 0 K: 0 S: 6	H: 0 LOB: 0 BB: 0 P: 9	R: 0 E: 0 K: 0 S: 7	H: 0 LOB: 0 BB: 0 P: 10	R: 0 E: 0 K: 0 S: 5	H: 1 LOB: 1 BB: 0 P: 9	R: 0 E: 0 K: 0 S: 8	H: 0 LOB: 0 BB: 0 P: 16	R: 0 E: 0 K: 0 S: 5	H: 0 LOB: 0 BB: 0 P: 8	R: 0 E: 0 K: 2 S: 20	H: 2 LOB: 3 BB: 1 P: 31	1B: 5 2B: 1 3B: 0 HR: 0	SF: 0 SAC: 0 DP: 0 HBP: 1	WP: 0 PB: 0 SB: 0 CS: 0	PA: 36
PITCHER	IP WLS BF H R ER SO BB IBB HBP BLK WP HR S P ERA WHIP																			
Wally Whitehurst, R ERA: 4.26	(1, 1)	8.1	W	33	6	0	0	3	1	0	1	0	0	0	0	64	104	0.00	0.840	
Pedro Martinez, L ERA: 2.67	(9, 1)	0.0		1	0	0	0	0	1	0	0	0	0	0	0	3	7	∞	∞	
Trevor Hoffman, R ERA: 1.23	(9, 1)	0.2	S	2	0	0	0	2	0	0	0	0	0	0	10	12	0.00	0.000		

Batter	1	2	3	4	5	6	7	8	9	AB	R	H	RBI	BB	SO	LOB	BOTTOM			
Bip Roberts, S OBP: 0.350, SLG: 0.288 (1, 4)	BB HR	G4-3			G4-3		F8			4	1	2	0	0	0	0	San Francisco Giants @ San Diego Padres Jack Murphy Stadium, San Diego, CA Mon May 23 1994, 10:05 PM EDT Att: 13,792 - Unknown - 68 F livebaseballscorecards.com			
Tim Hyers, L OBP: 0.338, SLG: 0.317 (1, 3)	F8		K		G4-3			G3		4	0	0	0	0	1	2				
Tony Gwynn, L OBP: 0.434, SLG: 0.548 (1, 9)	P5		1B		G6-3			F7		4	0	1	0	0	0	2				
Phil Plantier, L OBP: 0.352, SLG: 0.616 (1, 7)	1B		1B		G4-3			P6		3	1	1	0	1	0	0				
Pedro Martinez, L (9, 1)	BB		G6-3							0	0	0	0	0	0	0				
Trevor Hoffman, R (9, 1)	HR		1B							0	0	0	0	0	0	0				
Derek Bell, R OBP: 0.303, SLG: 0.381 (1, 8)	BB		G6-3		L3					2	1	0	0	1	0	2				
Luis Lopez, S OBP: 0.375, SLG: 0.471 (1, 6)	HR		F9		FC6-4			BB		2	1	1	4	1	0	0				
Archi Cianfrocco, R OBP: 0.254, SLG: 0.382 (1, 5)	K		G5-3		FC6-4					3	0	0	0	0	1	1				
Brian Johnson, R OBP: 0.240, SLG: 0.182 (1, 2)	G5-3		G6-3		G6-3					3	0	0	0	0	0	0				
Wally Whitehurst, R OBP: 0.190, SLG: 0.105 (1, 1)	K		G5-3		G4-3					3	0	0	0	0	1	0				
Bill Bean, L OBP: 0.258, SLG: 0.267 (9, 7)										0	0	0	0	0	0	0				
Inning Stats	R: 4 E: 0 K: 1 S: 10	H: 2 LOB: 0 BB: 2 P: 19	R: 0 E: 0 K: 1 S: 7	H: 0 LOB: 0 BB: 0 P: 11	R: 0 E: 0 K: 1 S: 8	H: 2 LOB: 1 BB: 0 P: 10	R: 0 E: 0 K: 0 S: 6	H: 0 LOB: 0 BB: 0 P: 7	R: 0 E: 0 K: 0 S: 10	H: 1 LOB: 1 BB: 0 P: 14	R: 0 E: 0 K: 0 S: 6	H: 0 LOB: 1 BB: 1 P: 12	R: 0 E: 0 K: 0 S: 7	H: 0 LOB: 0 BB: 0 P: 13	R: 0 E: 0 K: 0 S: 7	H: 0 LOB: 0 BB: 0 P: 10	1B: 4 2B: 0 3B: 0 HR: 1	SF: 0 SAC: 0 DP: 1 HBP: 0	WP: 0 PB: 0 SB: 1 CS: 0	PA: 31
PITCHER	IP WLS BF H R ER SO BB IBB HBP BLK WP HR S P ERA WHIP																			
Mark Portugal, R ERA: 4.25	(1, 1)	6.0	L	25	5	4	4	3	3	0	0	0	0	0	0	1	47	6.00	1.333	
Pat Gomez, L ERA:	(7, 1)	2.0		6	0	0	0	0	0	0	0	0	0	0	14	23	0.00	0.000		



Batter	1	2	3	4	5	6	7	8	9	AB	R	H	RBI	BB	SO	LOB	TOP										
Darren Lewis, R OBP: 0.361, SLG: 0.333	2-1 F3 1B			0-2 WP BB 1B	2-1 F8		1-2 G3-1			4	1	2	0	0	0	0	San Francisco Giants @ San Diego Padres Jack Murphy Stadium, San Diego, CA Tue May 24 1994, 10:05 PM EDT Att: 13,728 - Unknown - 65 F										
Royce Clayton, R OBP: 0.313, SLG: 0.388	2-0 F3 1-1			4-2 WP BB 1B	2-2 G1-3			1-2 F8		3	1	0	0	1	0												
Barry Bonds, L OBP: 0.430, SLG: 0.613	1-0 F7			4-2 BB 1B 1-2 2-3	2-2 3B			1-1 G4-3		3	1	1	0	1	0												
Matt Williams, R OBP: 0.323, SLG: 0.594		3-2 F8		2-2 BB 1B	0-2 F9			3-2 G4-3		4	0	0	0	0	1	4											
Mark Carreon, R OBP: 0.224, SLG: 0.319		3-2 G6-3		0-0 G6-3 1B 1-2 2-H 3-H		2-0 F7		1-1 G6-3		4	0	1	2	0	0												
Todd Benzinger, S OBP: 0.297, SLG: 0.372		2-2 F7		1-0 G6-3 1B 1-2 2-H		2-3 K		2-2 1B		4	0	2	1	0	1	0											
Kirt Manwaring, R OBP: 0.299, SLG: 0.349			1-2 G1-3	0-1 G6-3		0-2 G5-3		0-3 K		3	0	0	0	0	0	2											
Dave Martinez, L OBP: 0.258, SLG: 0.250				1-2 2-3						1	0	0	0	0	1	1											
Mike Benjamin, R OBP: 0.476, SLG: 0.600			1-1 F9	4-0 IBB		2-3 K		0-3 K		2	0	0	0	1	1	0											
Jeff Reed, L OBP: 0.163, SLG: 0.100										1	0	0	0	0	1	1											
Bryan Hickerson, L OBP: 0.278, SLG: 0.188			1-2 G4-3	1-3 K		0-0 L7				2	0	0	0	0	1	3											
John Patterson, S OBP: 0.240, SLG: 0.217										1	0	0	0	0	0	0											
Dave Burba, R OBP: 0.216, SLG: 0.285										0	0	0	0	0	0	0											
Steve Frey, R OBP: 0.216, SLG: 0.285										0	0	0	0	0	0	0											
Inning Stats	R: 0 E: 0 K: 0 S: 4	H: 1 LOB: 0 BB: 0 P: 9	R: 0 E: 0 K: 0 S: 10	H: 0 LOB: 0 BB: 0 P: 18	R: 0 E: 0 K: 0 S: 9	H: 0 LOB: 0 BB: 0 P: 12	R: 3 E: 0 K: 2 S: 21	H: 3 LOB: 3 BB: 3 P: 37	R: 0 E: 0 K: 1 S: 12	H: 0 LOB: 0 BB: 0 P: 13	R: 0 E: 0 K: 1 S: 8	H: 0 LOB: 0 BB: 0 P: 11	R: 0 E: 0 K: 0 S: 9	H: 0 LOB: 0 BB: 0 P: 14	R: 0 E: 0 K: 2 S: 12	H: 1 LOB: 1 BB: 0 P: 15	1B: 5 2B: 1 3B: 1 HR: 0	SF: 0 SAC: 0 DP: 1 HBP: 0	WP: 1 PB: 0 SB: 0 CS: 0	PA: 35							
PITCHER	IP	WLS	BF	H	R	ER	SO	BB	IBB	HBP	BLK	WP	HR	S	P	ERA	WHIP										
Joey Hamilton, R ERA: 4.5	(1, 1)	6.0	W	25	5	3	3	3	2	1	0	0	65	107	4.50	1.167											
Donnie Elliott, R ERA: 2.45	(7, 1)	2.0		6	0	0	0	1	0	0	0	0	0	17	25	0.00	0.000										
Trevor Hoffman, R ERA: 1.17	(9, 1)	1.0	S	4	1	0	0	2	0	0	0	0	0	12	15	0.00	1.000										

AB	32
R	3
H	6
RBI	3
BB	3
SO	6
LOB	12



Batter	1	2	3	4	5	6	7	8	9	AB	R	H	RBI	BB	SO	LOB	BOTTOM										
Bip Roberts, S OBP: 0.351, SLG: 0.281	4-0 BB 1B	0-0 G6-3		1-3 K		2-2 F9		4-2 E BB		3	2	0	0	2	1	1	San Francisco Giants @ San Diego Padres Jack Murphy Stadium, San Diego, CA Tue May 24 1994, 10:05 PM EDT Att: 13,728 - Unknown - 65 F										
Craig Shipley, R OBP: 0.338, SLG: 0.404	4-0 1B HR BB	3-1 1B		0-2 G5-3		2-1 F9	1-1 E4 1-H 2-H 2B			4	1	2	2	1	0	0											
Tony Gwynn, L OBP: 0.433, SLG: 0.550	1-1 F8	2-2 F7			1-2 2B		2-2 BB 1B	1-2 G4-3		5	0	2	0	0	0	4											
Derek Bell, R OBP: 0.308, SLG: 0.380	0-2 HR 1B		2-3 K		1-1 F9		4-2 BB			3	1	1	1	1	1	1											
Phil Clark, R OBP: 0.238, SLG: 0.390	2-0 1B		1-1 F9		4-0 G6-3 IBB		0-1 F9			3	1	1	3	1	0	2											
Tim Hyers, L OBP: 0.338, SLG: 0.317	1-H 3-H HR									0	0	0	0	0	0	0											
Luis Lopez, S OBP: 0.397, SLG: 0.455	1-0 F9		0-1 BB 1B		3-1 G6-3 1-2		1-2 G4-3			4	0	1	0	0	0	4											
Brad Ausmus, R OBP: 0.285, SLG: 0.336	0-2 WP 2B		4-0 BB		0-0 G6-3			3-3 K		3	0	1	0	1	1	0											
Ricky Gutierrez, R OBP: 0.205, SLG: 0.221	3-2 G5-3 2-3		2-3 K		2-2 SH3 1B			0-1 G1-3		4	0	1	0	0	1	3											
Joey Hamilton, R Donnie Elliott, R Scott Livingstone, L Trevor Hoffman, R		2-2 G3		0-3 K		1-1 SH3		0-0 E 2B		2	0	0	0	0	1	0											
Inning Stats	R: 4 E: 0 K: 0 S: 15	H: 3 LOB: 1 BB: 2 P: 30	R: 0 E: 0 K: 0 S: 9	H: 1 LOB: 0 BB: 0 P: 16	R: 0 E: 0 K: 2 S: 11	H: 1 LOB: 2 BB: 1 P: 20	R: 0 E: 0 K: 2 S: 11	H: 0 LOB: 0 BB: 0 P: 12	R: 0 E: 0 K: 0 S: 8	H: 1 LOB: 1 BB: 1 P: 17	R: 0 E: 0 K: 0 S: 9	H: 1 LOB: 0 BB: 0 P: 14	R: 0 E: 0 K: 0 S: 14	H: 1 LOB: 2 BB: 1 P: 23	R: 2 E: 1 K: 1 S: 14	H: 2 LOB: 1 BB: 1 P: 23	1B: 5 2B: 4 3B: 0 HR: 1	SF: 0 SAC: 1 DP: 1 HBP: 0	WP: 1 PB: 0 SB: 0 CS: 0	PA: 39							
PITCHER	IP	WLS	BF	H	R	ER	SO	BB	IBB	HBP	BLK	WP	HR	S	P	ERA	WHIP										
Bryan Hickerson, L ERA: 5.26	(1, 1)	6.0	L	28	7	4	4	4	3	1	0	0	63	109	6.00	1.667											
Dave Burba, R ERA: 3.73	(7, 1)	1.2		10	3	2	2	1	2	0	0	0	0	24	41	10.80	3.000										
Steve Frey, L ERA: 8.31	(8, 1)	0.1		1	0	0	0	0	0	0	0	0	0	4	5	0.00	0.000										

AB	32
R	6
H	10
RBI	6
BB	6
SO	5
LOB	15



Batter	1	2	3	4	5	6	7	8	9	AB	R	H	RBI	BB	SO	LOB	TOP											
Darren Lewis, R OBP: 0.357, SLG: 0.325	1-1 F8		4-1 G3-1 S E BB	1-1 G6-3			1-0 F7		0-1 L6	4	1	0	0	1	0	0												
Royce Clayton, R OBP: 0.316, SLG: 0.391	2-1 FC4-6 1B		3-3 K	0-0 P4			3-2 G3 S 1B			4	0	2	0	0	0	1												
Barry Bonds, L OBP: 0.432, SLG: 0.629	0-0 FC4-6 1-2		4-0 E G3-1 2B IBB		1-0 HR		2-0 G3			3	2	1	1	1	0	2												
Matt Williams, R OBP: 0.317, SLG: 0.581	0-1 F9		0-0 G3-1		0-1 F7		1-3 K			4	0	0	0	0	1	4												
Mark Carreon, R OBP: 0.208, SLG: 0.294		2-2 G6-3	2-2 E5 2B		2-3 K		1-3 K			4	1	0	0	0	2	1												
Todd Benzinger, S OBP: 0.296, SLG: 0.375		1-3 K	2-3 3-H 0-0 1B 2B		0-2 L3				0-1 L3	4	0	1	2	0	1	0												
John Patterson, S OBP: 0.266, SLG: 0.247		3-2 2B 1B	2-3 1B		0-0 G6-4-3 1B				3-2 F8	4	1	3	0	0	0	0												
Kirt Manwaring, R OBP: 0.298, SLG: 0.353		0-1 1B 2B	0-0 P4		0-2 G6-4-3 1-2				2-3 K	4	0	1	1	0	1	3												
John Burkett, R OBP: 0.042, SLG: 0.042									0-0 F8	3	0	0	0	0	1	1												
Michael Jackson, R (8, 1)										0	0	0	0	0	0	0												
Steve Scarosone, R OBP: 0.267, SLG: 0.154										1	0	0	0	0	0	0												
Rod Beck, R (9, 1)										0	0	0	0	0	0	0												
Inning Stats	R: 0 H: 1 E: 0 K: 0 S: 7	H: 1 LOB: 1 BB: 0 P: 10	R: 1 H: 2 E: 0 K: 1 S: 15	H: 2 LOB: 1 BB: 0 P: 21	R: 3 H: 2 E: 1 K: 1 S: 13	H: 2 LOB: 2 BB: 2 P: 27	R: 0 H: 0 E: 0 K: 0 S: 5	H: 0 LOB: 0 BB: 0 P: 7	R: 1 H: 1 E: 0 K: 1 S: 9	H: 1 LOB: 0 BB: 0 P: 12	R: 0 H: 1 E: 0 K: 1 S: 9	H: 1 LOB: 1 BB: 0 P: 11	R: 0 H: 1 E: 0 K: 1 S: 12	H: 1 LOB: 1 BB: 0 P: 19	R: 0 H: 0 E: 0 K: 1 S: 8	H: 0 LOB: 0 BB: 0 P: 12	R: 0 H: 0 E: 0 K: 1 S: 6	H: 0 LOB: 0 BB: 0 P: 8	1B: 5 2B: 2 3B: 0 HR: 1	SF: 0 SAC: 0 DP: 1 HBP: 0	WP: 0 PA: 37 PB: 0 SB: 3 CS: 0							
PITCHER	IP	WLS	BF	H	R	ER	SO	BB	IBB	HBP	BLK	WP	HR	S	P	ERA	WHIP											
Andy Ashby, R ERA: 2.85	(1, 1)	5.0	L	24	6	5	2	3	1	1	0	0	0	1	49	77	3.60	1.400										
Tim Mauser, R ERA: 2.35	(6, 1)	2.0		7	2	0	0	2	0	0	0	0	0	0	21	30	0.00	1.000										
Jeff Tabaka, L ERA: 8.03	(8, 1)	2.0		6	0	0	0	2	0	0	0	0	0	0	14	20	0.00	0.000										

San Francisco Giants @ San Diego Padres
Jack Murphy Stadium, San Diego, CA
Wed May 25 1994, 10:05 PM EDT
Att: 13,159 - Unknown - 65 F

AB 35
R 5
H 8
RBI 4
BB 2
SO 7
LOB 12



Batter	1	2	3	4	5	6	7	8	9	AB	R	H	RBI	BB	SO	LOB	BOTTOM											
Bip Roberts, S OBP: 0.349, SLG: 0.275	2-3 K		0-0 F7		3-2 CS	4-2 1B 2B BB	3-2 G5-3			3	1	0	0	1	1	1												
Tim Hyers, L OBP: 0.333, SLG: 0.313	0-0 G6-3			3-2 G4-3		2-1 2B 1B			3-3 K	4	0	1	0	0	1	0												
Tony Gwynn, L OBP: 0.435, SLG: 0.542	2-0 G4-3			4-1 1B BB		2-2 F8			4-0 BB	2	1	0	0	2	0	2												
Derek Bell, R OBP: 0.312, SLG: 0.389		0-0 CS S 1B		3-2 F9		0-0 1-3 2H 2B			1-3 K	4	0	2	1	0	1	2												
Bill Bean, L OBP: 0.257, SLG: 0.266		1-2 G1-3		0-0 1B		1-0 F7			1-0 G1-3	4	0	1	1	0	0	4												
Luis Lopez, S OBP: 0.359, SLG: 0.431		4-2 BB		0-0 L7		0-2 G5-3			0-0 F8	3	0	0	0	1	0	3												
Craig Shipley, R OBP: 0.349, SLG: 0.410		1-2 G3			2-2 CS 1B				0-3 K	4	0	2	0	0	1	2												
Brad Ausmus, R OBP: 0.279, SLG: 0.328			1-0 4-3		0-1 F7				1-2 F9	3	0	0	0	0	0	2												
Scott Livingstone, L OBP: 0.212, SLG: 0.260									1-2 P5	1	0	0	0	0	0	0												
Andy Ashby, R OBP: 0.168, SLG: 0.133										1	0	0	0	0	0	0												
Archi Cianfranco, R OBP: 0.252, SLG: 0.379										1	0	0	0	0	0	1												
Tim Mauser, R OBP: 1.000, SLG: 1.000										0	0	0	0	0	0	0												
Phil Clark, R OBP: 0.235, SLG: 0.385										1	0	0	0	0	0	1												
Jeff Tabaka, R (8, 1)										0	0	0	0	0	0	0												
Inning Stats	R: 0 H: 0 E: 0 K: 1 S: 5	H: 0 LOB: 0 BB: 0 P: 9	R: 0 H: 1 E: 0 K: 0 S: 11	H: 1 LOB: 1 BB: 1 P: 17	R: 0 H: 0 E: 0 K: 0 S: 4	H: 0 LOB: 0 BB: 0 P: 5	R: 1 H: 1 E: 0 K: 0 S: 9	H: 1 LOB: 1 BB: 1 P: 19	R: 0 H: 1 E: 0 K: 0 S: 11	H: 1 LOB: 0 BB: 0 P: 14	R: 1 H: 2 E: 0 K: 0 S: 12	H: 2 LOB: 2 BB: 1 P: 21	R: 0 H: 1 E: 0 K: 2 S: 9	H: 1 LOB: 1 BB: 1 P: 18	R: 0 H: 0 E: 0 K: 1 S: 7	H: 0 LOB: 0 BB: 0 P: 8	1B: 5 2B: 1 3B: 0 HR: 0	SF: 0 SAC: 0 DP: 0 HBP: 0	WP: 0 PA: 36 PB: 0 SB: 2 CS: 2									
PITCHER	IP	WLS	BF	H	R	ER	SO	BB	IBB	HBP	BLK	WP	HR	S	P	ERA	WHIP											
John Burkett, R ERA: 3.2	(1, 1)	7.0	W	28	6	2	2	1	3	0	0	0	0	0	61	99	2.57	1.286										
Michael Jackson, R ERA: 1.2	(8, 1)	1.0		4	0	0	0	2	1	0	0	0	0	0	9	18	0.00	1.000										
Rod Beck, R ERA: 3.38	(9, 1)	1.0	S	3	0	0	0	1	0	0	0	0	0	0	7	8	0.00	0.000										

San Francisco Giants @ San Diego Padres
Jack Murphy Stadium, San Diego, CA
Wed May 25 1994, 10:05 PM EDT
Att: 13,159 - Unknown - 65 F

AB 31
R 2
H 6
RBI 2
BB 4
SO 4
LOB 18



Batter	1	2	3	4	5	6	7	8	9	AB	R	H	RBI	BB	SO	LOB	TOP								
Darren Lewis, R OBP: 0.363, SLG: 0.335 (1, 8)	0-2 1B 2B		1-2 E 1B		4-1 CS S BB	0-1 G3			3-2 P4	4	1	2	0	1	0	1	San Francisco Giants @ San Diego Padres Jack Murphy Stadium, San Diego, CA Thu May 26 1994, 6:33 AM EDT Att: 18,121 - Cloudy - 67 F								
John Patterson, S OBP: 0.262, SLG: 0.234 (1, 4)	3-2 G5-3		1-2 E6 F8 G3		1-3 K	3-2 G5-3			4-1 BB	4	1	0	0	1	1	3									
Matt Williams, R OBP: 0.319, SLG: 0.592 (1, 5)	0-0 1B		2-2 F8		2-1 HR			2-2 G5-3	2-3 K	5	1	2	1	0	1	2									
Barry Bonds, L OBP: 0.428, SLG: 0.618 (1, 7)	2-2 F9		2-2 G3		2-1 S 2B 1B			0-1 F8		4	1	1	1	0	0	2									
Dave Martinez, L OBP: 0.257, SLG: 0.266 Rod Beck, R (9, 1)	0-0 L8		3-H 2-2 F9		2-1 1B 2B			1-0 G4-3		4	1	1	1	0	0	2									
Royce Clayton, R OBP: 0.316, SLG: 0.388 (1, 6)		1-1 G1-3		1-3 K	0-0 S 1B			1-1 G1-3		4	0	1	1	0	1	0									
Todd Benzinger, S OBP: 0.290, SLG: 0.366 (1, 3)	0-0 G3-1		1-1 G1-3		2-1 G4-3			1-0 F8		4	0	0	0	0	0	1									
Jeff Reed, L OBP: 0.213, SLG: 0.119 (1, 2)	4-1 BB		3-2 1B		4-2 G3 BB			2-1 G3-1		2	0	1	0	2	0	0									
William Van Landingham, R Dave Burba, R Steve Frey, R Michael Jackson, R Mark Carmon, R (6, 1) (7, 1) (7, 1) (7, 9)	1-3 K		1-3 K		0-3 K			1-1 F8		3	0	0	0	0	3	3									
Inning Stats	R: 0 E: 0 K: 0 S: 12	H: 2 LOB: 2 BB: 0 P: 17	R: 0 E: 0 K: 1 S: 8	H: 0 LOB: 1 BB: 1 P: 14	R: 2 E: 1 K: 0 S: 15	H: 1 LOB: 0 BB: 0 P: 23	R: 0 E: 0 K: 2 S: 11	H: 1 LOB: 1 BB: 0 P: 17	R: 3 E: 0 K: 1 S: 14	H: 4 LOB: 1 BB: 1 P: 26	R: 0 E: 0 K: 0 S: 10	H: 0 LOB: 1 BB: 1 P: 17	R: 0 E: 0 K: 0 S: 8	H: 0 LOB: 0 BB: 0 P: 11	R: 0 E: 0 K: 0 S: 5	H: 0 LOB: 0 BB: 0 P: 9		R: 0 E: 0 K: 1 S: 9	H: 0 LOB: 1 BB: 1 P: 19	1B: 5 2B: 2 3B: 0 HR: 1	SF: 0 SAC: 0 DP: 0 HBP: 0	WP: 0 PB: 0 SB: 3 CS: 1	PA: 39		
PITCHER	IP	WLS	BF	H	R	ER	SO	BB	IBB	HBP	BLK	WP	HR	S	P	ERA	WHIP								
Andy Benes, R ERA: 4.38 A.J. Sager, R ERA: 5.77 Pedro Martinez, L ERA: 2.51	(1, 1) (6, 1) (8, 1)	5.0 2.0 2.0	L 7 7	25 0 0	8 0 0	5 0 0	3 0 0	4 1 0	2 0 1	0 0 0	0 0 0	0 0 0	0 0 0	1 18 14	28 28 28	0.00 0.00 0.00	2.000 0.500 0.500								

AB	35
R	5
H	8
RBI	4
BB	4
SO	6
LOB	14



Batter	1	2	3	4	5	6	7	8	9	AB	R	H	RBI	BB	SO	LOB	BOTTOM									
Bip Roberts, S OBP: 0.350, SLG: 0.279 (1, 4)	1-0 G4-3		2-1 G4-3 1B		2-2 FC4 1B				1-1 G4-3	5	0	2	0	0	0	1	San Francisco Giants @ San Diego Padres Jack Murphy Stadium, San Diego, CA Thu May 26 1994, 6:33 AM EDT Att: 18,121 - Cloudy - 67 F									
Tim Hyers, L OBP: 0.333, SLG: 0.303 Archi Cianfrocco, R OBP: 0.250, SLG: 0.376 Pedro Martinez, L (7, PH) (8, 1)	4-1 G4-6-3 BB		0-0 G4-3		1-2 FC4			2-3 K		2	0	0	0	1	0	3										
Tony Gwynn, L OBP: 0.436, SLG: 0.554 (1, 9)	1-1 G4-6-3		1-1 P6		2-1 1B SF7 2B			0-1 2B		4	1	2	1	0	0	2										
Derek Bell, R OBP: 0.316, SLG: 0.388 (1, 8)		4-0 1B G1-3 BB		0-3 K	0-0 1B			0-0 F9		3	1	1	0	1	1	1										
Bill Bean, L OBP: 0.243, SLG: 0.254 (1, 7)		2-1 F9		1-3 K	0-1 SF7			0-3 K		3	0	0	1	0	2	1										
Scott Livingstone, L OBP: 0.252, SLG: 0.278 (1, 5)		1-2 G1-3 1B		0-1 F7	3-H 2-0 1B			0-3 K		4	0	2	0	0	1	0										
Luis Lopez, S OBP: 0.338, SLG: 0.403 (1, 6)		3-1 G1-3		3-2 G4-3	0-1 F8			0-1 G5-3		4	0	0	1	0	0	3										
Brian Johnson, R OBP: 0.214, SLG: 0.160 Craig Shipley, R OBP: 0.344, SLG: 0.403 (9, PH) (9, PH)		3-3 K		3-3 K	1-0 P3			0-0 F9		3	0	0	0	0	2	3										
Andy Benes, R OBP: 0.136, SLG: 0.136 Ricky Gutierrez, R OBP: 0.211, SLG: 0.221 A.J. Sager, R OBP: 0.143, SLG: 0.429 Phil Clark, R OBP: 0.241, SLG: 0.380 (1, 1) (5, PH) (6, 1) (7, PH) (8, 3)		1-3 K		4-1 1B BB	1-0 G6-3 HBP			1-2 F7		1	0	0	0	1	0	0										
Inning Stats	R: 0 E: 0 K: 0 S: 4	H: 0 LOB: 0 BB: 1 P: 10	R: 1 E: 0 K: 1 S: 10	H: 1 LOB: 1 BB: 1 P: 23	R: 0 E: 0 K: 1 S: 8	H: 1 LOB: 0 BB: 0 P: 12	R: 0 E: 0 K: 2 S: 8	H: 0 LOB: 0 BB: 0 P: 9	R: 0 E: 0 K: 1 S: 15	H: 1 LOB: 2 BB: 1 P: 28	R: 1 E: 0 K: 0 S: 9	H: 3 LOB: 2 BB: 0 P: 14	R: 1 E: 0 K: 1 S: 11	H: 1 LOB: 1 BB: 0 P: 17	R: 0 E: 0 K: 2 S: 8	H: 0 LOB: 0 BB: 0 P: 8		R: 0 E: 0 K: 0 S: 6	H: 0 LOB: 0 BB: 0 P: 8	1B: 5 2B: 2 3B: 0 HR: 0	SF: 1 SAC: 0 DP: 1 HBP: 1	WP: 0 PB: 0 SB: 0 CS: 0	PA: 37			
PITCHER	IP	WLS	BF	H	R	ER	SO	BB	IBB	HBP	BLK	WP	HR	S	P	ERA	WHIP									
William Van Landingham, R ERA: 3.0 Dave Burba, R ERA: 3.86 Steve Frey, L ERA: 9.31 Michael Jackson, R ERA: 1.15 Rod Beck, R ERA: 3.05	(1, 1) (6, 1) (7, 1) (7, 1) (9, 1)	5.1 1.1 0.0 1.1 1.0	W 5 1 4 S	24 0 1 0 3	6 0 1 0 0	2 1 0 0 0	2 2 0 0 0	5 1 0 0 0	3 0 0 0 0	0 0 0 0 0	0 0 0 0 0	0 0 0 0 0	0 0 0 0 0	0 0 0 0 6	11 2 9 9 8	18 2 2 2 8	6.75 0.000 * 0.000 0.000	3.38 1.688 * 0.000 0.000								

AB	32
R	3
H	7
RBI	3
BB	3
SO	8
LOB	15



Batter	1	2	3	4	5	6	7	8	9	AB	R	H	RBI	BB	SO	LOB	TOP											
Chuck Carr, S OBP: 0.387, SLG: 0.401	G4-3		P5	L8			BB 2B 1B		K	5	1	1	0	0	1	1	Florida Marlins @ San Francisco Giants Candlestick Park, San Francisco, CA Fri May 27 1994, 10:05 PM EDT Att: 26,690 - Unknown - 53 F livebaseballscorecards.com											
Dave Magadan, L OBP: 0.373, SLG: 0.307	P7		1B BB SF8 BB		F8		L8	FC6-4 BB	3	1	0	0	2	0	1													
Gary Sheffield, R OBP: 0.442, SLG: 0.696			SF8 1B 1-2 BB		G5-3		2B BB	FC6-4 1-2	2	1	0	0	3	0	1													
Jeff Conine, R OBP: 0.368, SLG: 0.554	F7		1-2 1B		1B		1-1 2B		4	0	3	2	0	0	1													
Greg Colbrunn, R OBP: 0.100, SLG: 0.222 Luis Aquino, R OBP: 0.355, SLG: 0.320		F8	SF8		F9		G6-3		3	0	0	1	0	0	2													
Benito Santiago, R OBP: 0.343, SLG: 0.406		F9	L9		G5-3		K		4	0	0	0	0	1	2													
Alex Arias, R OBP: 0.323, SLG: 0.316		1B 1B		G6-3		F9	F9		4	0	1	0	0	0	0													
Bret Barberie, S OBP: 0.308, SLG: 0.385 Robb Nen, R		3-2 1B		G4-3		G4-3	F9		4	0	1	0	0	0	0													
David Weathers, R OBP: 0.185, SLG: 0.083 Jesus Tavarez, S OBP: 0.231, SLG: 0.231		F8					L1	F9	1	0	0	0	1	0	2													
									2	0	0	0	0	0	0													
Inning Stats	R: 0 E: 0 K: 0 S: 6	H: 0 LOB: 1 BB: 1 P: 13	R: 0 E: 0 K: 0 S: 13	H: 2 LOB: 2 BB: 0 P: 21	R: 1 E: 0 K: 0 S: 11	H: 1 LOB: 2 BB: 2 P: 22	R: 0 E: 0 K: 0 S: 8	H: 0 LOB: 1 BB: 1 P: 14	R: 0 E: 0 K: 0 S: 7	H: 1 LOB: 1 BB: 0 P: 12	R: 0 E: 0 K: 0 S: 4	H: 0 LOB: 0 BB: 0 P: 5	R: 2 E: 0 K: 0 S: 9	H: 2 LOB: 1 BB: 1 P: 21	R: 0 E: 0 K: 1 S: 10	H: 0 LOB: 2 BB: 1 P: 14	R: 0 E: 0 K: 1 S: 10	H: 0 LOB: 1 BB: 1 P: 17	1B: 5 2B: 1 3B: 0 HR: 0	SF: 1 SAC: 0 DP: 0 HBP: 0	WP: 0 PB: 0 SB: 0 CS: 0	PA: 39						
PITCHER	IP	WLS	BF	H	R	ER	SO	BB	IBB	HBP	BLK	WP	HR	S	P	ERA	WHIP											
Salomon Torres, R ERA: 4.5	(1, 1)	6.2	W	31	6	3	3	0	5	0	0	0	0	0	57	104	4.05	1.650										
Tony Menendez, R ERA: 27.0	(7, 1)	0.1		1	0	0	0	0	0	0	0	0	0	0	1	4	0.00	0.000										
Michael Jackson, R ERA: 1.11	(8, 1)	1.0	S	3	0	0	0	1	0	0	0	0	0	10	14	0.00	0.000											
Rod Beck, R ERA: 2.84	(9, 1)	1.0	S	4	0	0	0	1	1	0	0	0	0	10	17	0.00	1.000											

Batter	1	2	3	4	5	6	7	8	9	AB	R	H	RBI	BB	SO	LOB	BOTTOM											
Darren Lewis, R OBP: 0.361, SLG: 0.330	G4-3		F8				F9			3	1	0	0	1	0	2	Florida Marlins @ San Francisco Giants Candlestick Park, San Francisco, CA Fri May 27 1994, 10:05 PM EDT Att: 26,690 - Unknown - 53 F livebaseballscorecards.com											
John Patterson, S OBP: 0.281, SLG: 0.272	G4-3			L4	HR			G1-3	4	1	1	4	0	0	0													
Dave Martinez, L OBP: 0.257, SLG: 0.265	K			G3	HR		F7	1B 1B	4	0	1	0	0	1	0													
Barry Bonds, L OBP: 0.424, SLG: 0.615		P4		2B		G3		K	4	0	1	0	0	1	1													
Royce Clayton, R OBP: 0.315, SLG: 0.384	G5-3			G5-3		G6-3		1B	4	0	1	0	0	0	1													
Todd Benzinger, S OBP: 0.290, SLG: 0.366	K					G3			3	1	1	0	0	1	0													
Steve Scarson, R OBP: 0.389, SLG: 0.438 Mike Benjamin, R OBP: 0.476, SLG: 0.600					SH1-4 1B		HR 2B	SH1-4 2B	3	1	3	0	0	0	0													
Kirt Manwaring, R OBP: 0.294, SLG: 0.348			F8		G5-3		SH1-4	2-3	2	0	0	0	0	0	3													
Salomon Torres, R OBP: 0.200, SLG: 0.200 Tony Menendez, R			SH1-4					G4-3	1	0	0	0	0	1	2													
Willie McGee, S OBP: 0.314, SLG: 0.389 Michael Jackson, R OBP: 0.476, SLG: 0.600 Rod Beck, R									0	0	0	0	0	0	0													
									0	0	0	0	0	0	0													
Inning Stats	R: 0 E: 0 K: 1 S: 7	H: 0 LOB: 0 BB: 0 P: 8	R: 0 E: 0 K: 1 S: 8	H: 0 LOB: 0 BB: 0 P: 14	R: 0 E: 0 K: 0 S: 6	H: 1 LOB: 1 BB: 0 P: 11	R: 0 E: 0 K: 0 S: 14	H: 1 LOB: 1 BB: 0 P: 19	R: 4 E: 0 K: 1 S: 14	H: 3 LOB: 0 BB: 1 P: 21	R: 0 E: 0 K: 0 S: 8	H: 0 LOB: 0 BB: 0 P: 14	R: 0 E: 0 K: 0 S: 9	H: 1 LOB: 1 BB: 0 P: 12	R: 0 E: 0 K: 1 S: 9	H: 2 LOB: 2 BB: 0 P: 14	R: 0 E: 0 K: 1 S: 9	H: 0 LOB: 2 BB: 0 P: 14	1B: 4 2B: 3 3B: 0 HR: 1	SF: 0 SAC: 2 DP: 0 HBP: 0	WP: 0 PB: 0 SB: 0 CS: 0	PA: 32						
PITCHER	IP	WLS	BF	H	R	ER	SO	BB	IBB	HBP	BLK	WP	HR	S	P	ERA	WHIP											
David Weathers, R ERA: 3.34	(1, 1)	6.0	L	24	5	4	4	3	1	0	0	0	0	0	57	87	6.00	1.000										
Luis Aquino, R ERA: 6.35	(7, 1)	1.1		5	1	0	0	0	0	0	0	0	0	11	15	0.00	0.750											
Jeff Mutis, L ERA: 6.35	(8, 1)	0.1		2	1	0	0	1	0	0	0	0	0	5	8	0.00	3.000											
Robb Nen, R ERA: 3.38	(8, 1)	0.1		1	1	0	0	0	0	0	0	0	0	2	3	0.00	3.000											



Batter	1	2	3	4	5	6	7	8	9	AB	R	H	RBI	BB	SO	LOB	TOP				
Chuck Carr, S OBP: 0.393, SLG: 0.404 (1, 8)	F7		SF8 BB		FC3-6		FC6-4		CS	4	1	2	1	1	0	1	Florida Marlins @ San Francisco Giants Candlestick Park, San Francisco, CA Sat May 28 1994, 6:33 AM EDT Att: 26,379 - Sunny - 72 F				
Jerry Browne, S OBP: 0.357, SLG: 0.318 (1, 7)	P5				FC3-6		PB BB		K	4	0	1	0	1	1	2					
Dave Magadan, L OBP: 0.369, SLG: 0.302 (1, 5)	K		SF8		F9		PB			2	0	0	1	1	1						
Jeff Conine, R OBP: 0.361, SLG: 0.542 (1, 3)		F9	F7			F8	P6			4	0	0	0	0	0	4					
Mattias Carrillo, L OBP: 0.281, SLG: 0.309 Jeremy Hernandez, R (8, 1)		FC6-4			F8		K		K	4	0	1	0	0	2	0					
Benito Santiago, R OBP: 0.347, SLG: 0.405 (1, 2)	FC6-4				P3		E5		CS	3	0	1	0	1	0	1					
Alex Arias, R OBP: 0.319, SLG: 0.311 (1, 6)	K					F8			K	4	0	1	0	0	2	3					
Bret Barberie, S OBP: 0.307, SLG: 0.377 (1, 4)			G4-3		P6		K		SH3-4	3	1	0	0	1	1						
Pat Rapp, R OBP: 0.188, SLG: 0.250 Luis Aquino, R OBP: 0.152, SLG: 0.222 Greg Colbrunn, R OBP: 0.152, SLG: 0.222 Richie Lewis, R (7, 1) Yorkis Perez, L (7, 1) Jesus Tavarez, S OBP: 0.201, SLG: 0.221 (8, 9)			BB			G5-3		FC6-4	SH3-4	2	1	1	0	0	0	0					
Inning Stats	R: 0 E: 0 K: 1 S: 7	H: 0 LOB: 0 BB: 0 P: 10	R: 0 E: 1 K: 1 S: 11	H: 1 LOB: 1 BB: 0 P: 17	R: 1 E: 0 K: 0 S: 13	H: 1 LOB: 2 BB: 2 P: 29	R: 0 E: 0 K: 0 S: 10	H: 1 LOB: 1 BB: 0 P: 14	R: 0 E: 0 K: 1 S: 7	H: 1 LOB: 1 BB: 0 P: 10	R: 1 E: 0 K: 1 S: 13	H: 1 LOB: 2 BB: 2 P: 25	R: 0 E: 0 K: 2 S: 8	H: 0 LOB: 0 BB: 1 P: 16	R: 1 E: 0 K: 1 S: 13	H: 1 LOB: 1 BB: 1 P: 20		1B: 6 2B: 2 3B: 0 HR: 0	SF: 1 SAC: 1 DP: 1 HBP: 0	WP: 0 PB: 1 SB: 0 CS: 2	PA: 38
PITCHER	IP	WLS	BF	H	R	ER	SO	BB	IBB	HBP	BLK	WP	HR	S	P	ERA	WHIP				
Mark Portugal, R ERA: 4.02 (1, 1)	6.0		25	5	1	1	3	2	0	0	0	0	0	55	91	1.50	1.167				
Dave Burba, R ERA: 3.53 (7, 1)	2.0	9	1	1	0	3	3	0	0	0	0	0	0	21	41	0.00	2.000				
Pat Gomez, L ERA: 1.5 (9, 1)	1.0	L	4	1	1	1	1	1	0	0	0	0	0	13	20	9.00	2.000				

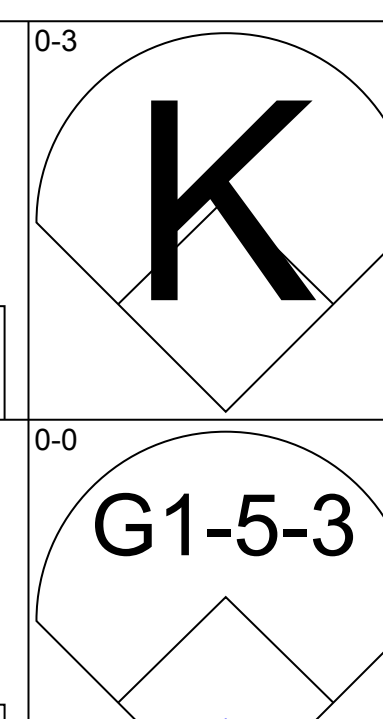
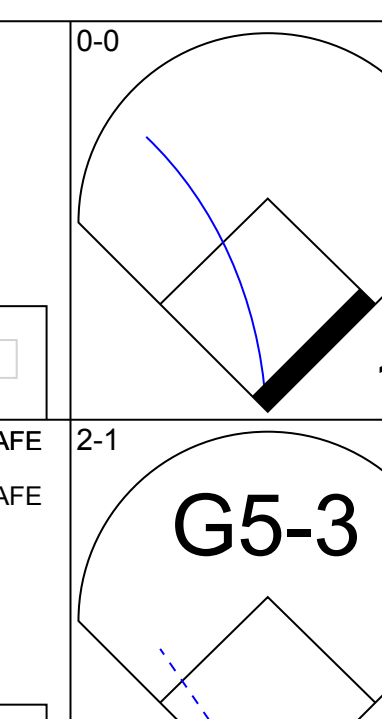
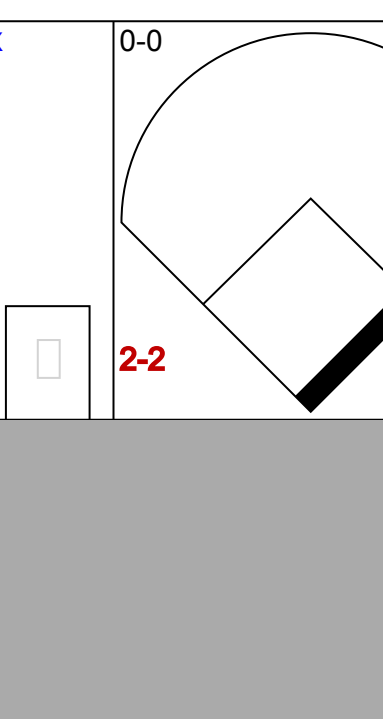
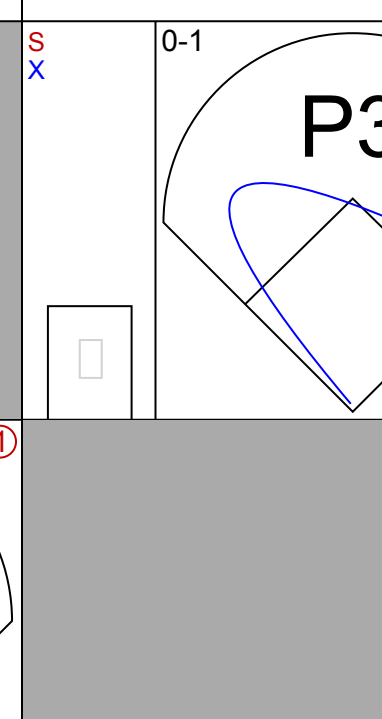
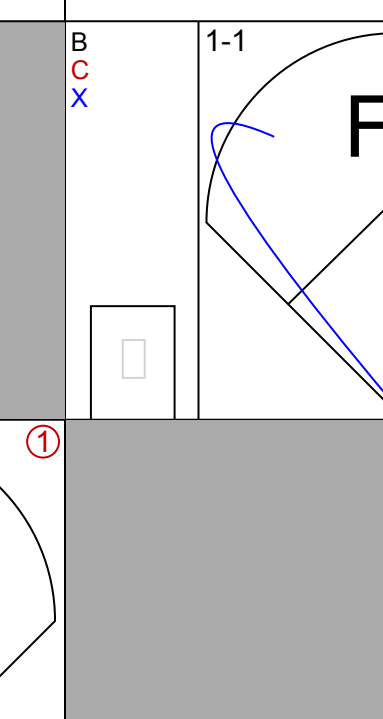
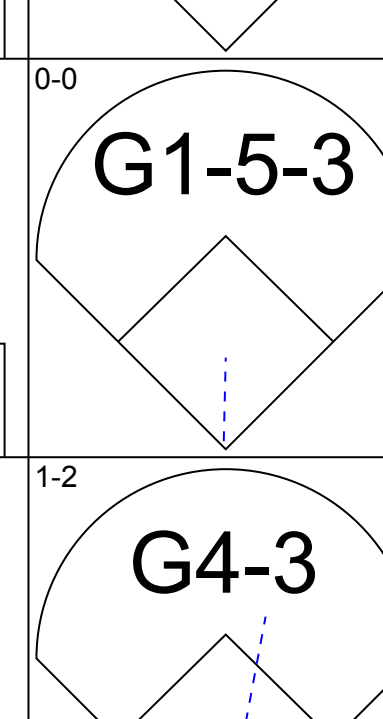
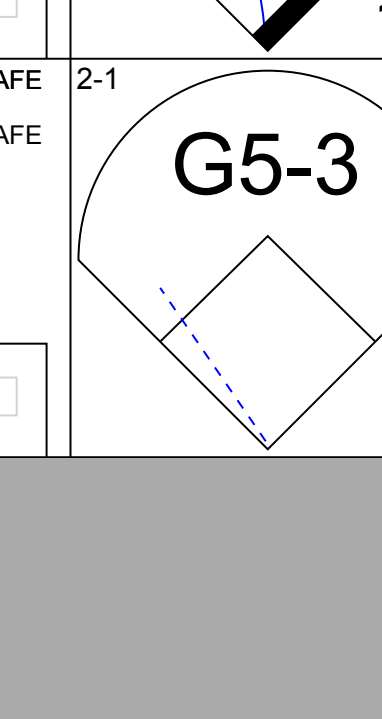

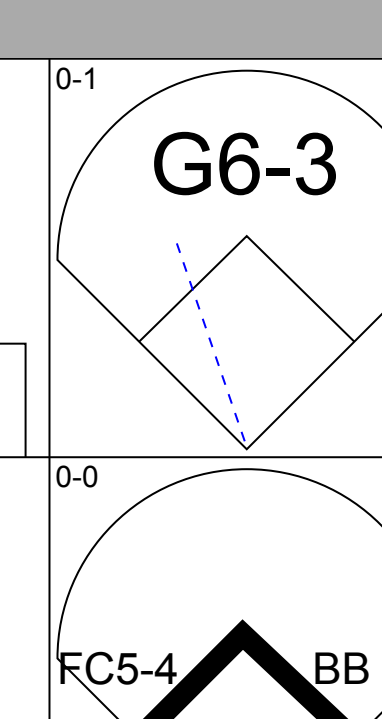
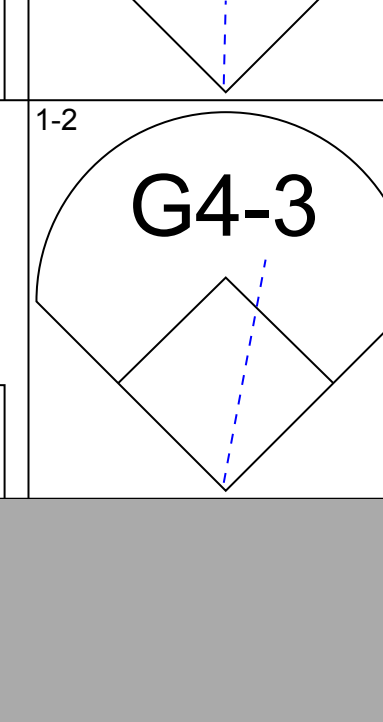
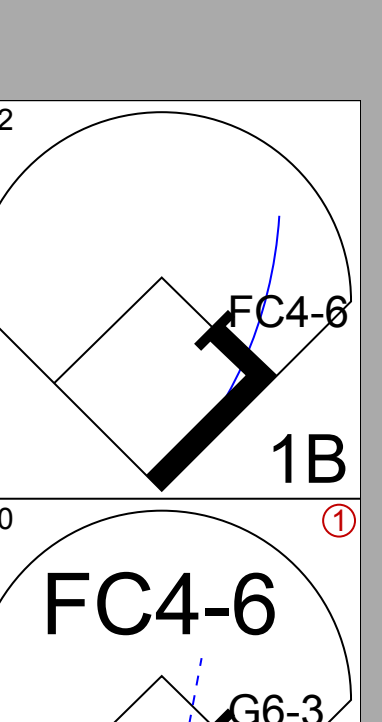
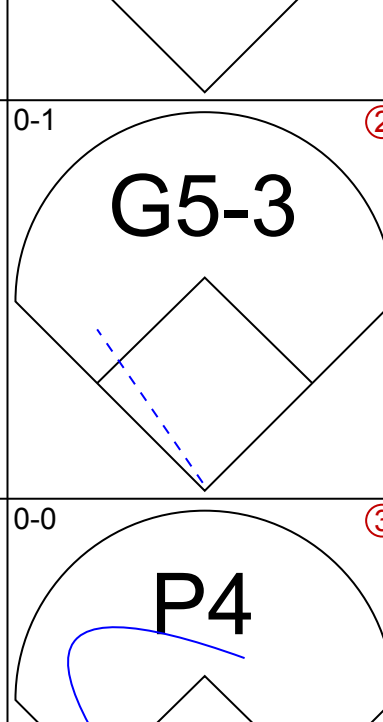

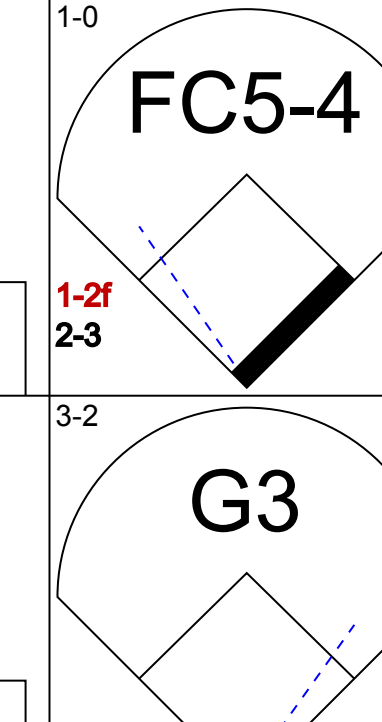
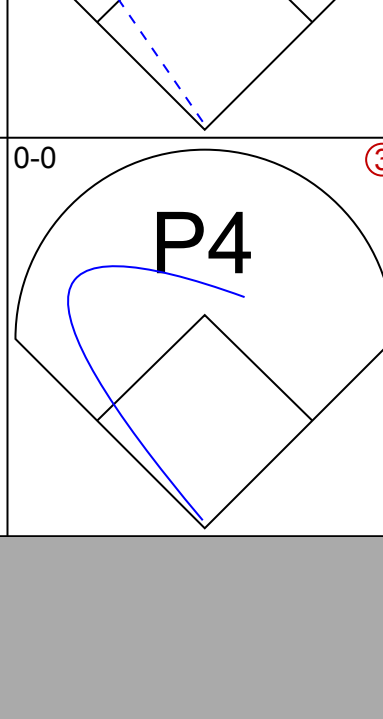
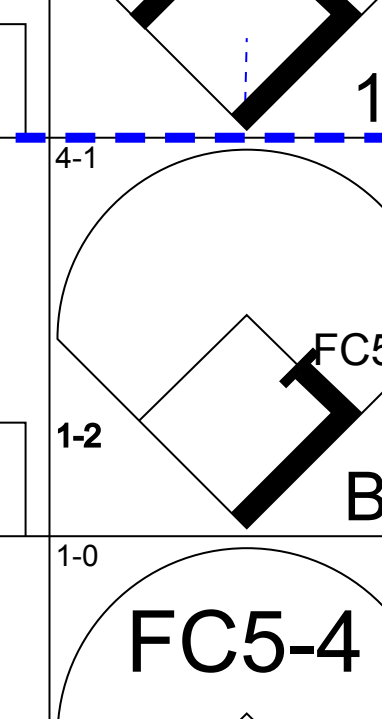
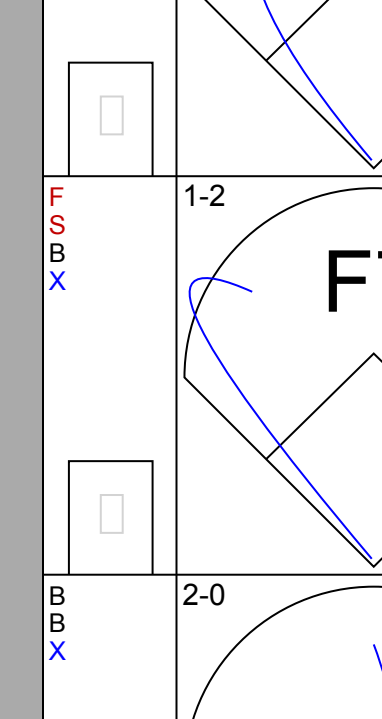
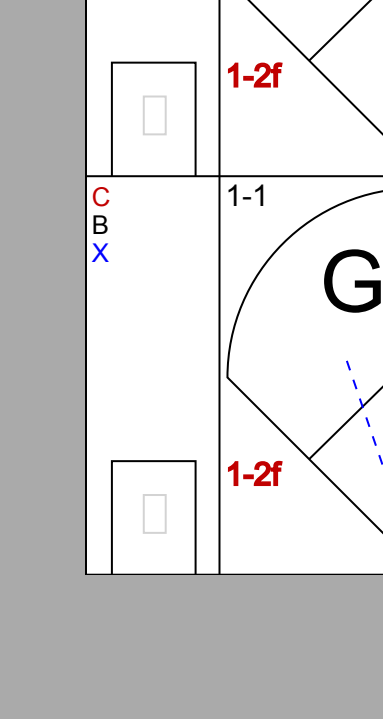

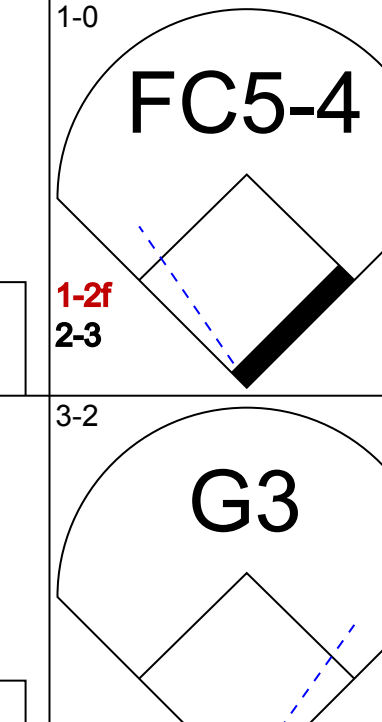
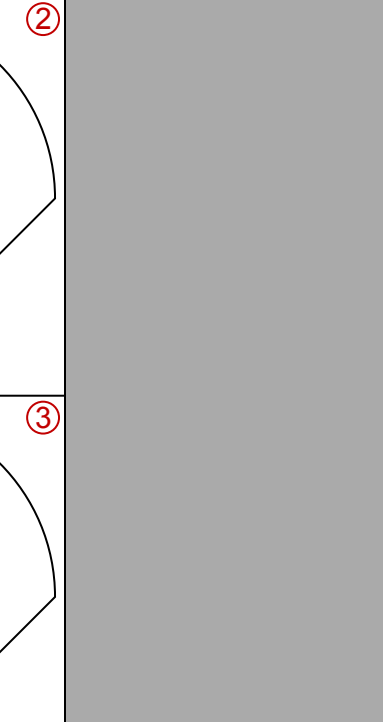
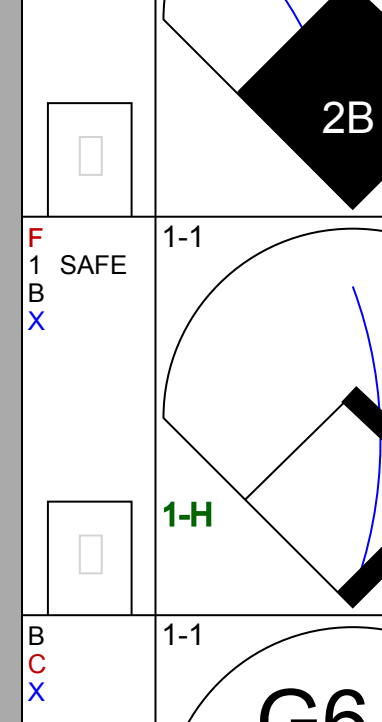
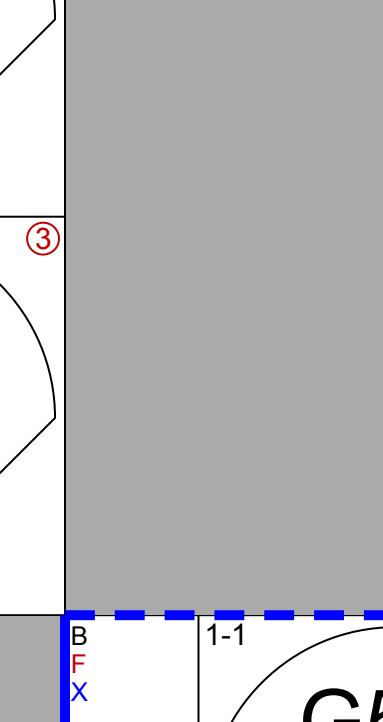
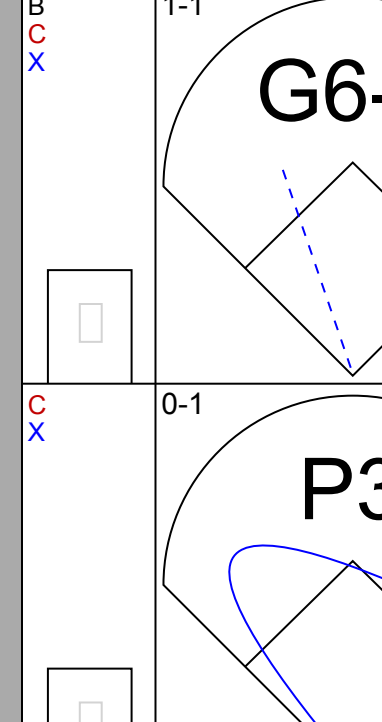
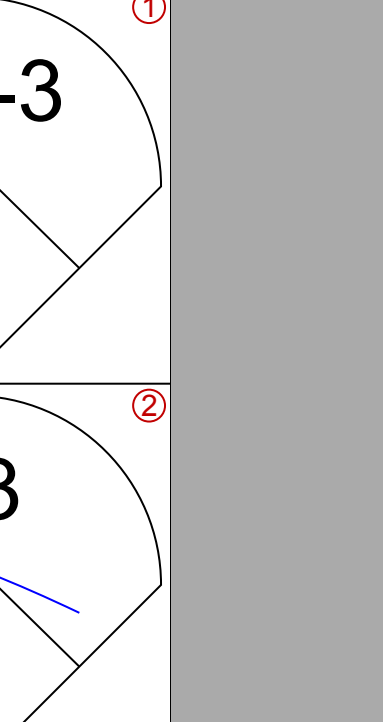
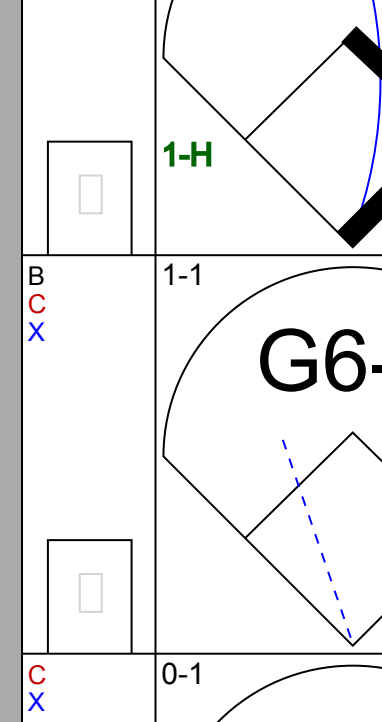
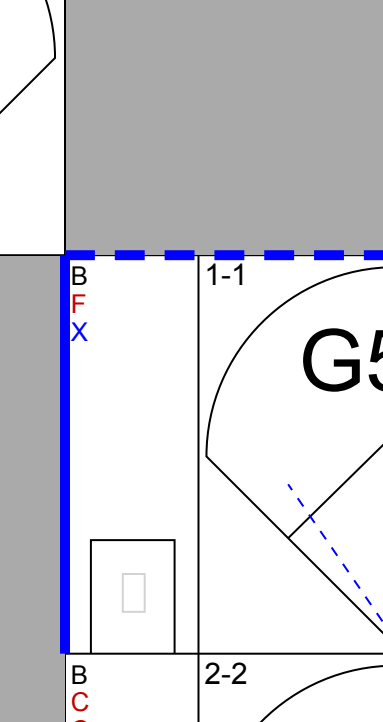
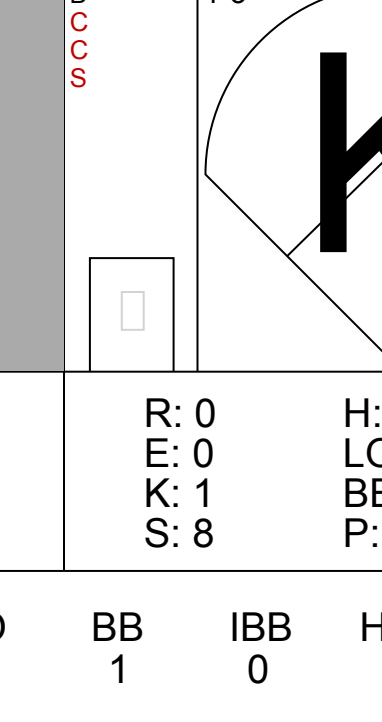
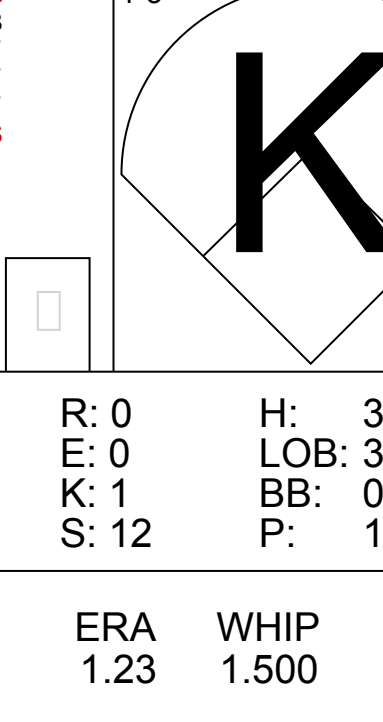
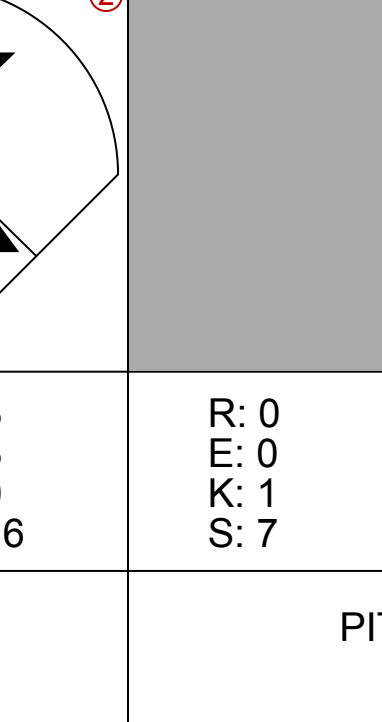
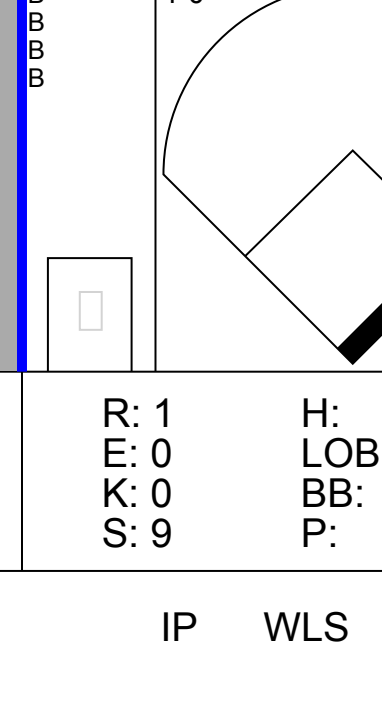
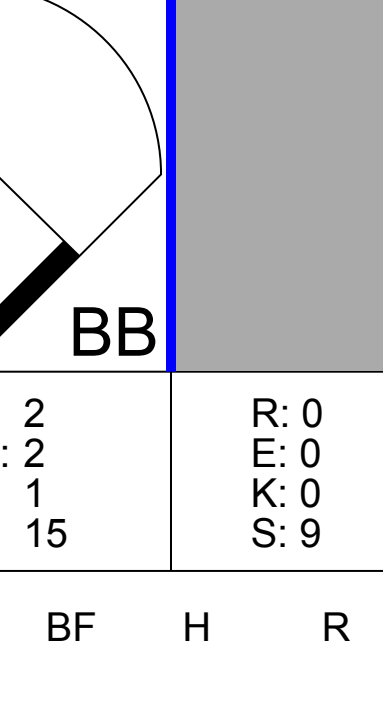
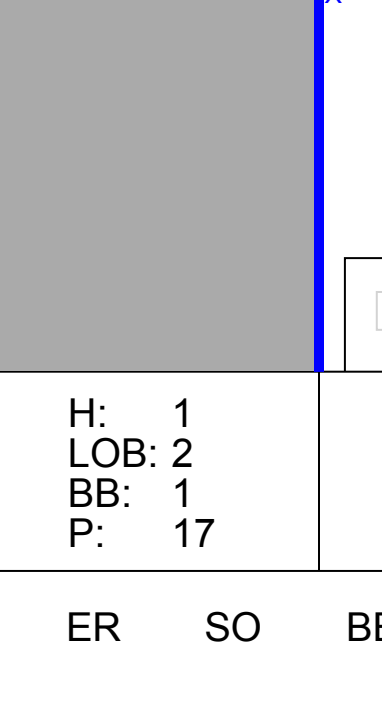
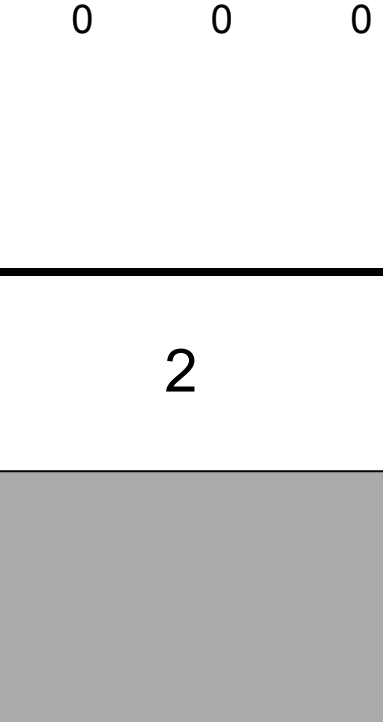
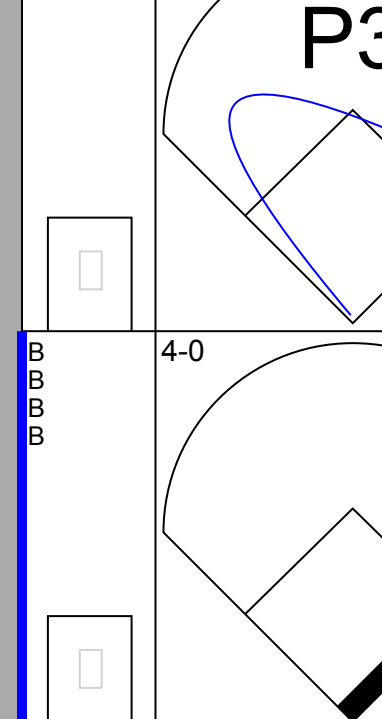
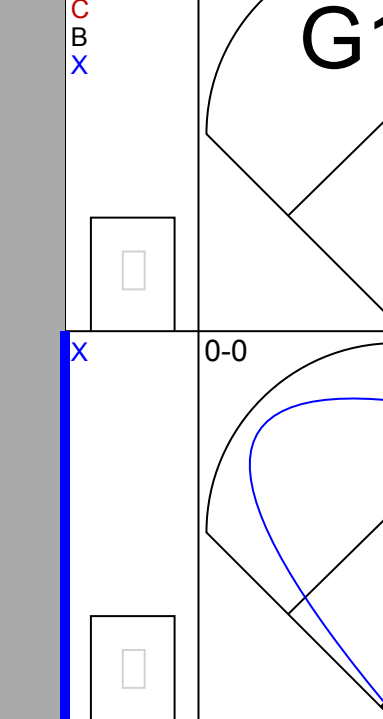
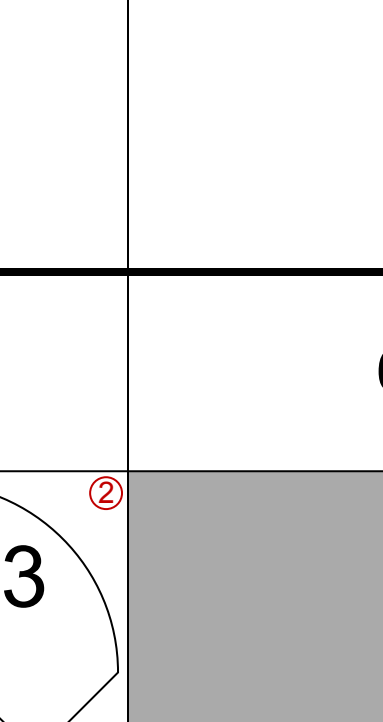
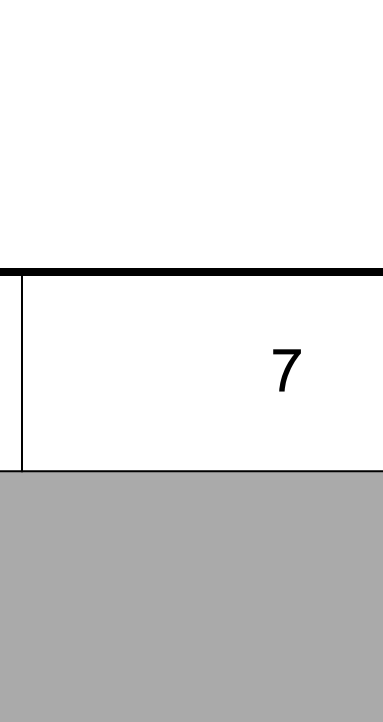
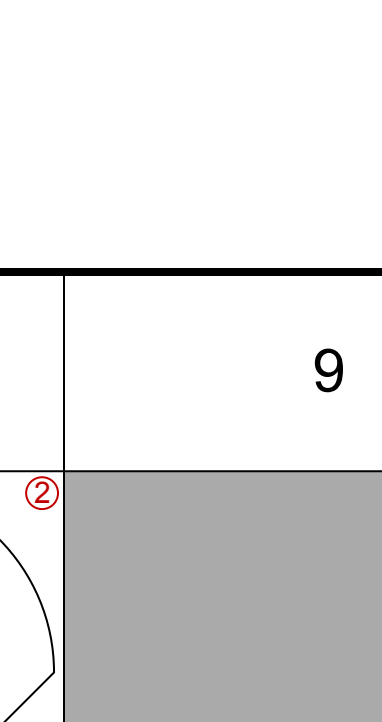
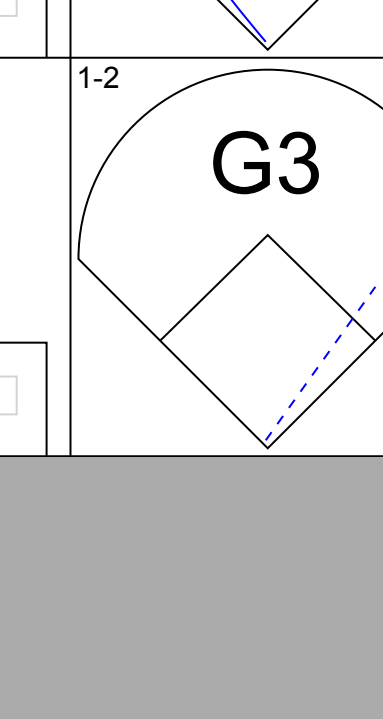
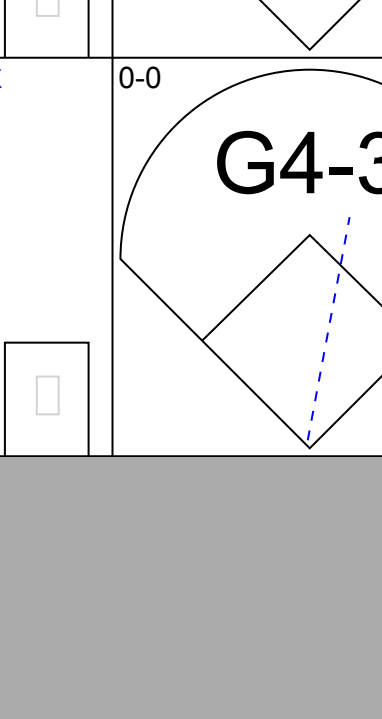

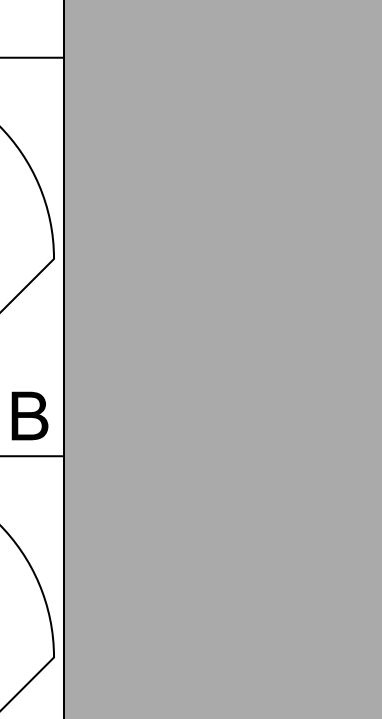



Batter	1	2	3	4	5	6	7	8	9	AB	R	H	RBI	BB	SO	LOB	BOTTOM				
Darren Lewis, R OBP: 0.367, SLG: 0.326 (1, 8)	L9		BB		L9		1B			2	0	0	0	3	0	0	Florida Marlins @ San Francisco Giants Candlestick Park, San Francisco, CA Sat May 28 1994, 6:33 AM EDT Att: 26,379 - Sunny - 72 F				
John Patterson, S OBP: 0.255, SLG: 0.267 (1, 4)	F7		L7		G1		FC6-4		K	5	0	1	0	0	1	5					
Matt Williams, R OBP: 0.311, SLG: 0.577 (1, 5)	F9		L7		F7		K		P2	5	0	0	0	0	1	4					
Barry Bonds, L OBP: 0.423, SLG: 0.608 (1, 7)		G6-3			F9		P4		G4-6-3	5	1	2	0	0	0	2					
Willie McGee, S OBP: 0.324, SLG: 0.395 (1, 9)		G6-3			BB		FC6-4		G4-6-3	3	1	1	0	2	0	3					
Royce Clayton, R OBP: 0.319, SLG: 0.383 (1, 6)		G6-3			BB		BB		G4-6-3	3	0	1	1	1	0	1					
Todd Benzinger, S OBP: 0.289, SLG: 0.363 (1, 3)			K				L7		G4-3	4	0	1	1	0	1	3					
Kirt Manwaring, R OBP: 0.293, SLG: 0.353 (1, 2)			P3		P6		K		BB	4	0	1	0	0	1	4					
Mark Portugal, R OBP: 0.333, SLG: 0.440 Erik Johnson, R OBP: 0.154, SLG: 0.154 Dave Burba, R (7, 1) Dave Martinez, L OBP: 0.267, SLG: 0.265 Pat Gomez, L (9, 1)					F8		K		BB	2	0	1	0	0	0	2					
Inning Stats	R: 0 E: 0 K: 0 S: 7	H: 0 LOB: 0 BB: 0 P: 10	R: 0 E: 0 K: 1 S: 9	H: 1 LOB: 1 BB: 0 P: 14	R: 0 E: 0 K: 0 S: 10	H: 1 LOB: 2 BB: 1 P: 18	R: 1 E: 0 K: 0 S: 22	H: 1 LOB: 2 BB: 2 P: 38	R: 0 E: 0 K: 2 S: 12	H: 2 LOB: 2 BB: 1 P: 18	R: 0 E: 0 K: 1 S: 9	H: 1 LOB: 2 BB: 1 P: 18	R: 0 E: 0 K: 1 S: 7	H: 1 LOB: 3 BB: 2 P: 19	R: 0 E: 0 K: 0 S: 5	H: 1 LOB: 0 BB: 0 P: 7		1B: 5 2B: 3 3B: 0 HR: 0	SF: 0 SAC: 0 DP: 1 HBP: 0	WP: 0 PB: 0 SB: 1 CS: 0	PA: 41
PITCHER	IP	WLS	BF	H	R	ER	SO	BB	IBB	HBP	BLK	WP	HR	S	P	ERA	WHIP				
Pat Rapp, R ERA: 4.53 (1, 1)	5.0		24	5	2	2	1	4	0	0	0	0	0	8	9	0.00	0.000				
Luis Aquino, R ERA: 6.08 (6, 1)	1.0	3	0	0	0	0	2	0	0	0	0	0	0	7	15	0.00	6.000				
Richie Lewis, R ERA: 2.89 (7, 1)	0.1	3	1	0	0	0	1	1	0	0	0	0	0	2	3	0.00	0.000				
Yorkis Perez, L ERA: 3.98 (7, 1)	0.2	2	0	0	0	0	0	0	0	0	0	0	0	2	3	0.00	0.000				
Jeremy Hernandez, R ERA: 2.74 (8, 1)	2.0	W	9	2	0	0	1	1	1	0	0	0	0	12	26	0.00	1.500				

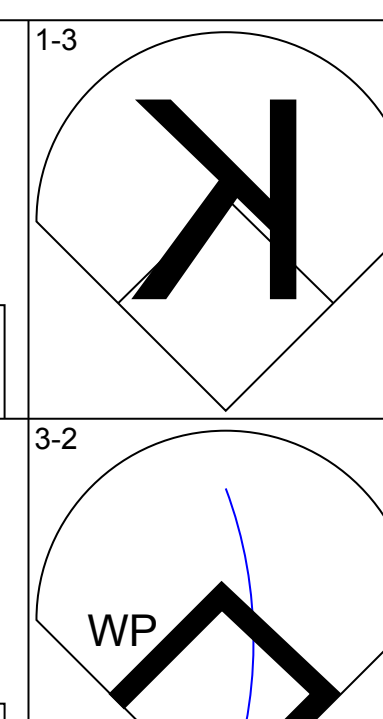
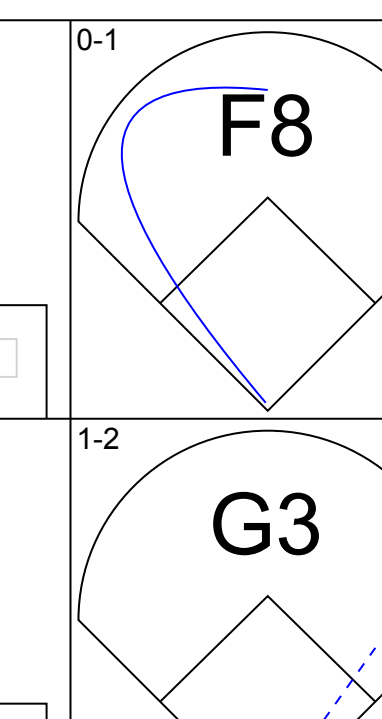
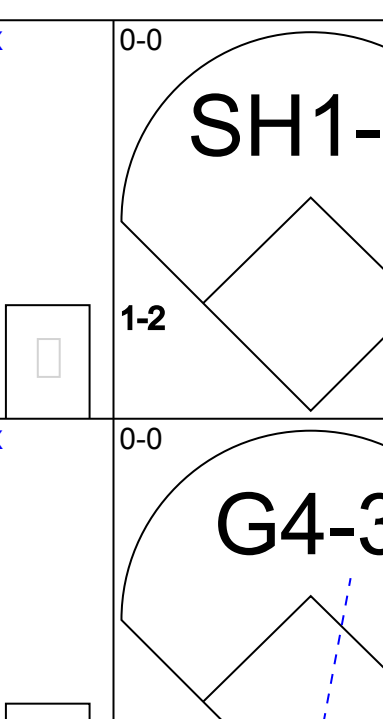
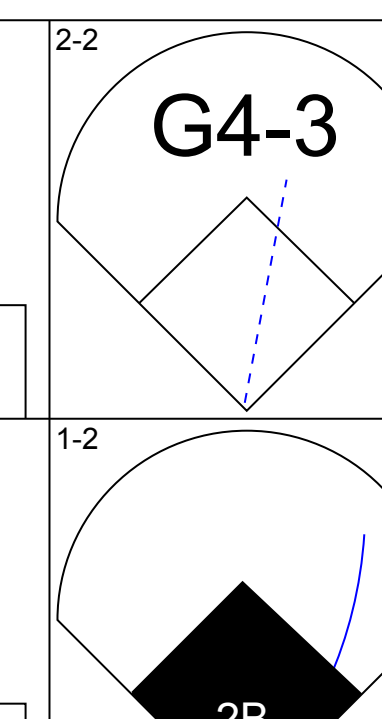
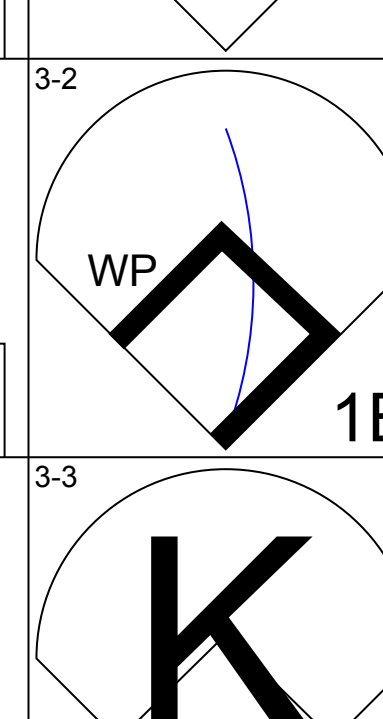
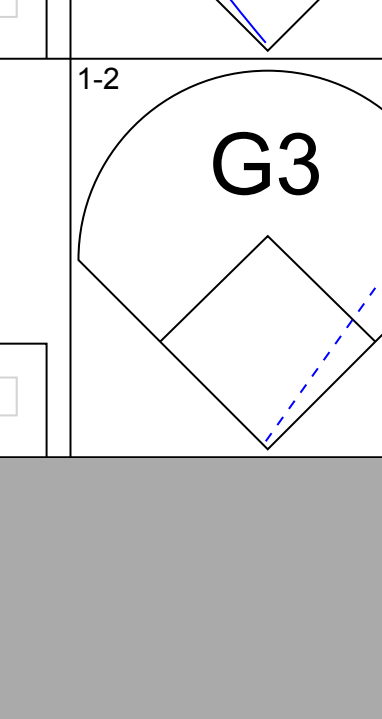
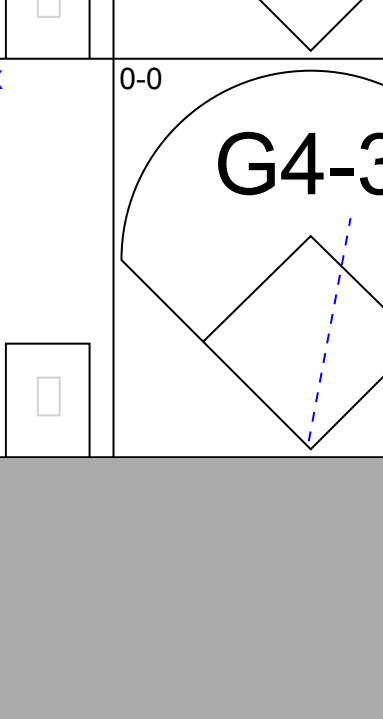
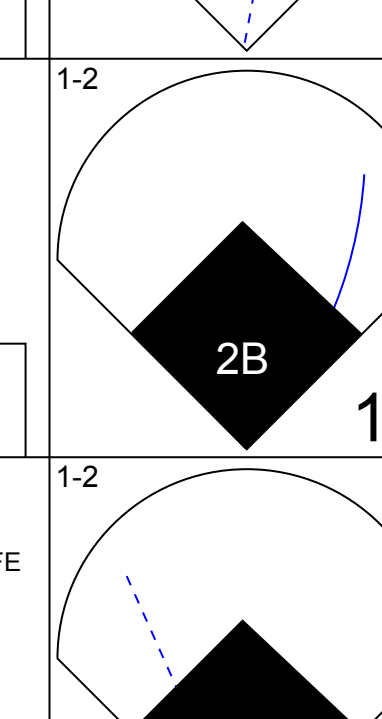
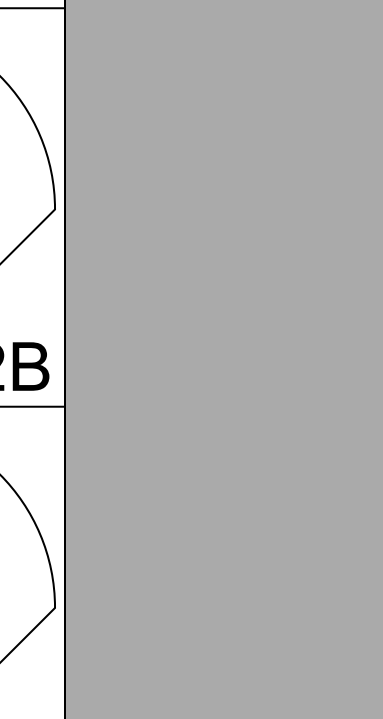

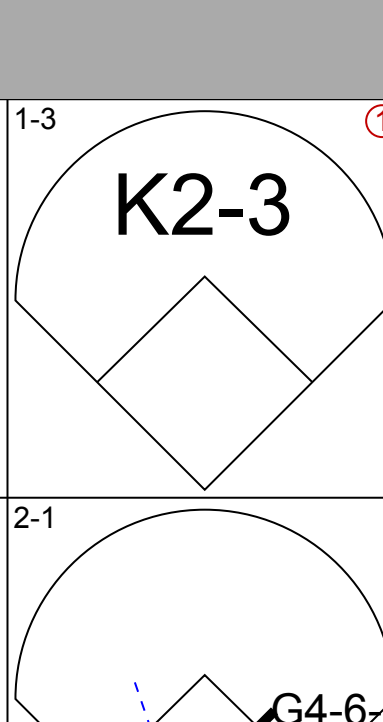
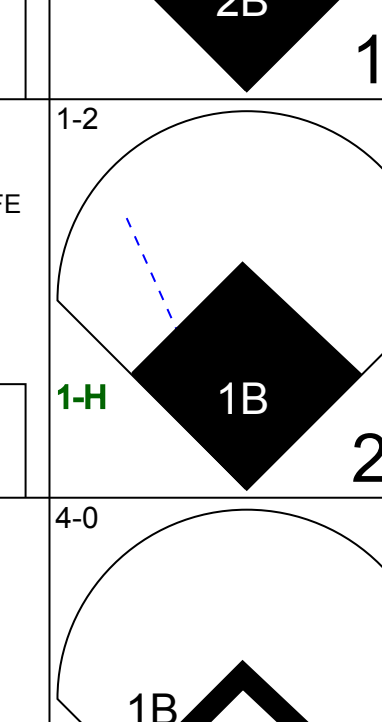
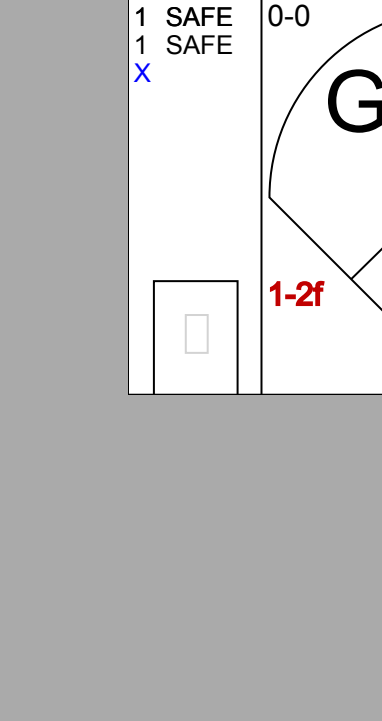
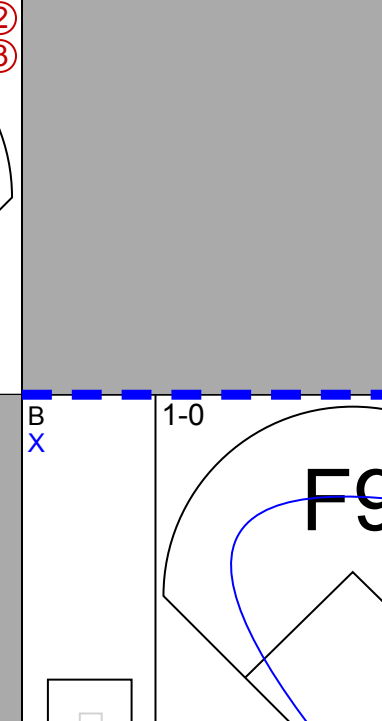
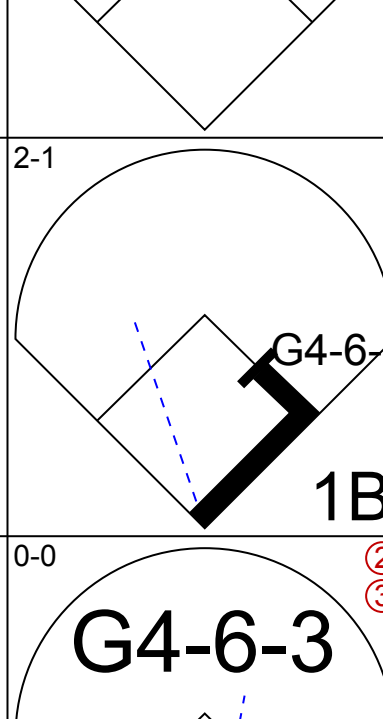
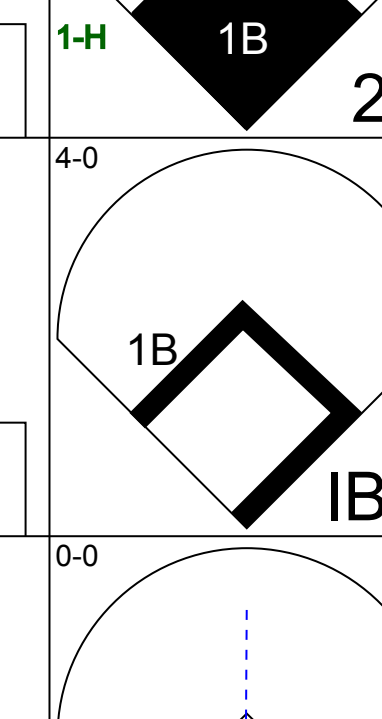
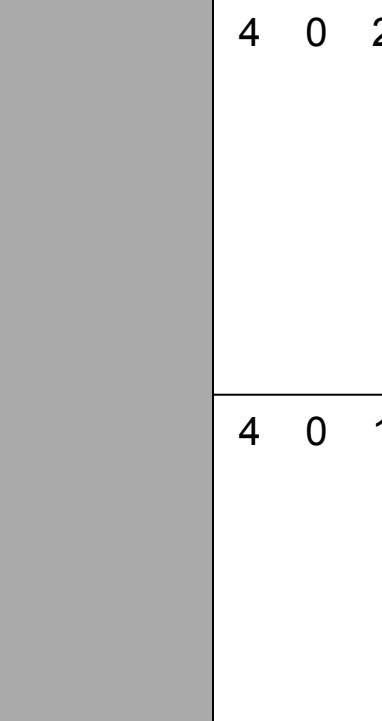

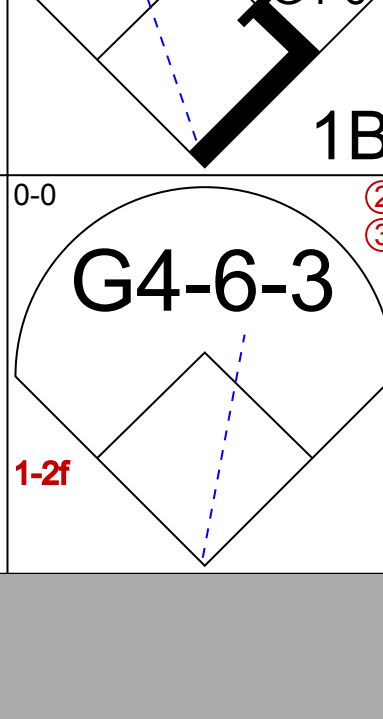

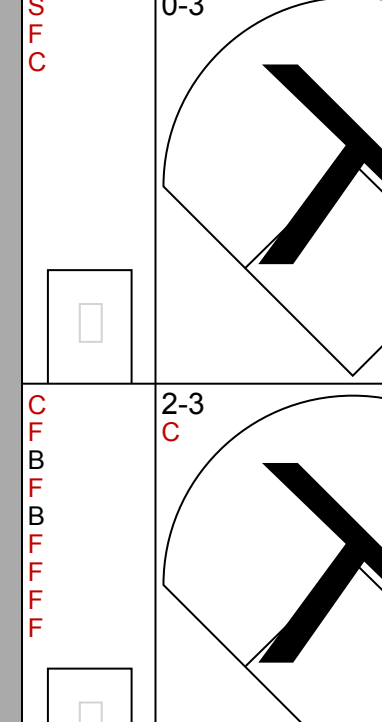

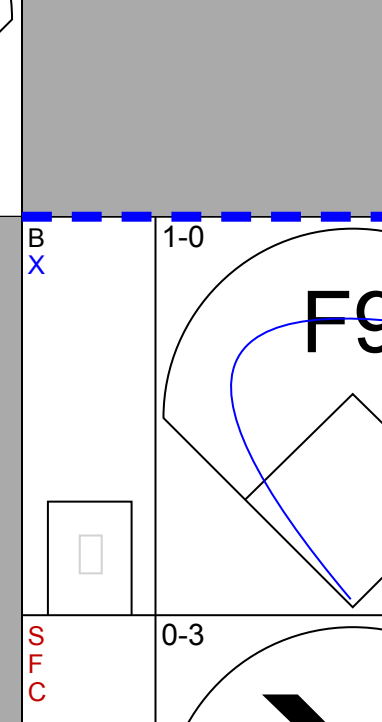
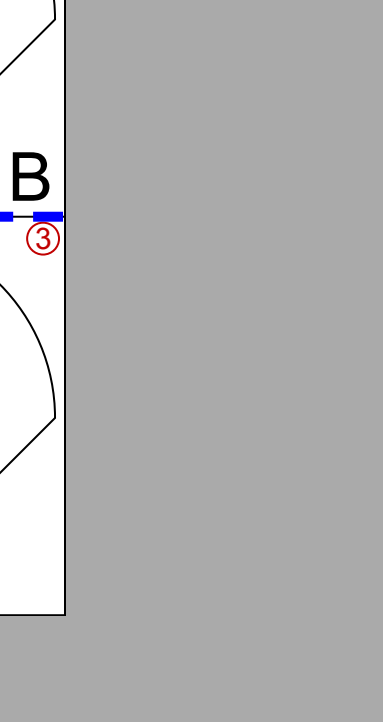
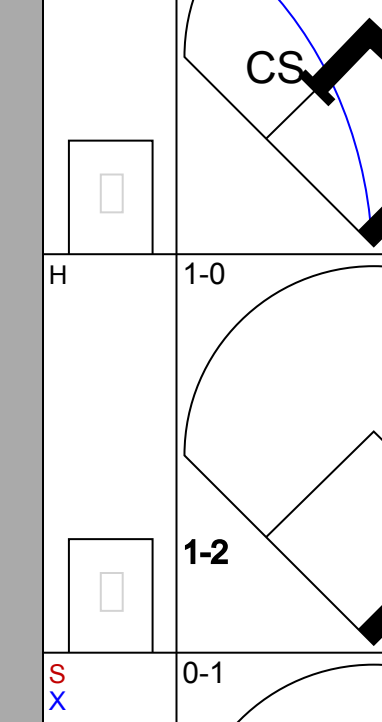
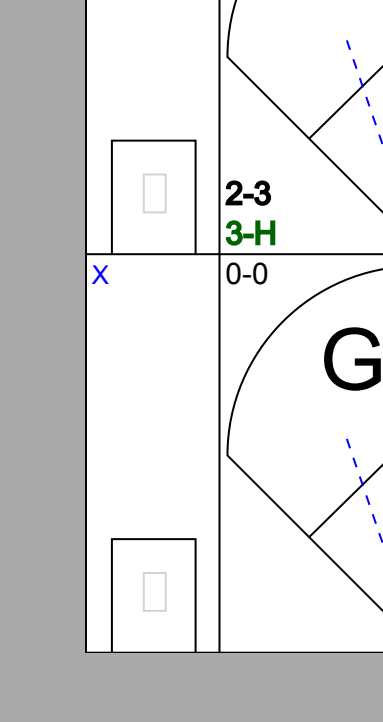
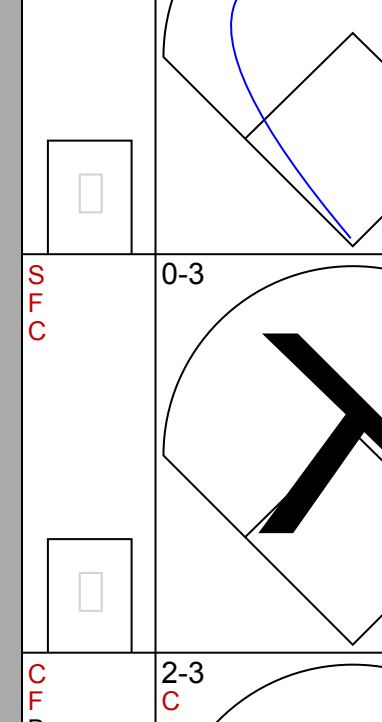

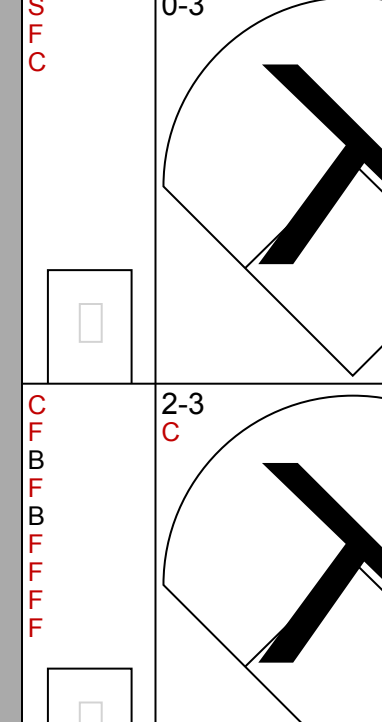
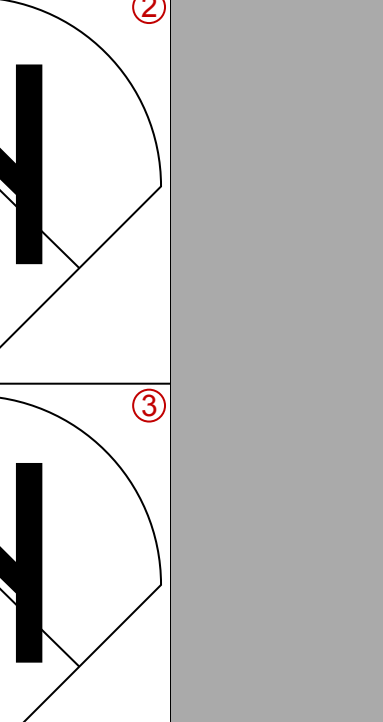


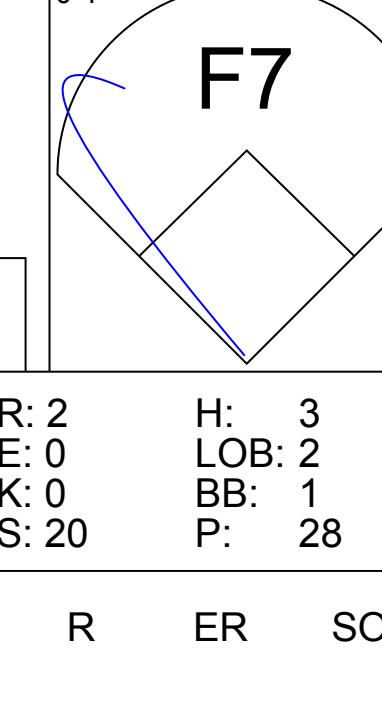
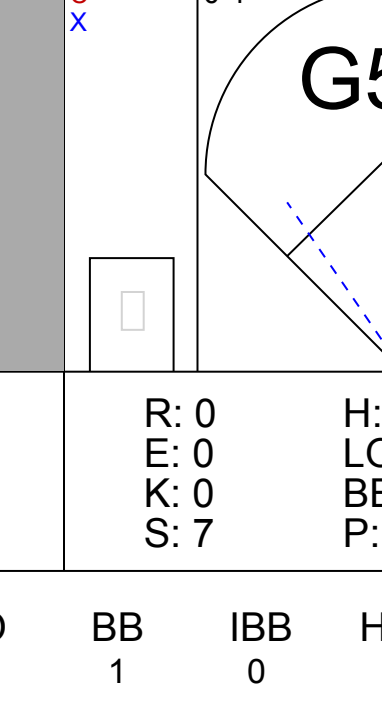
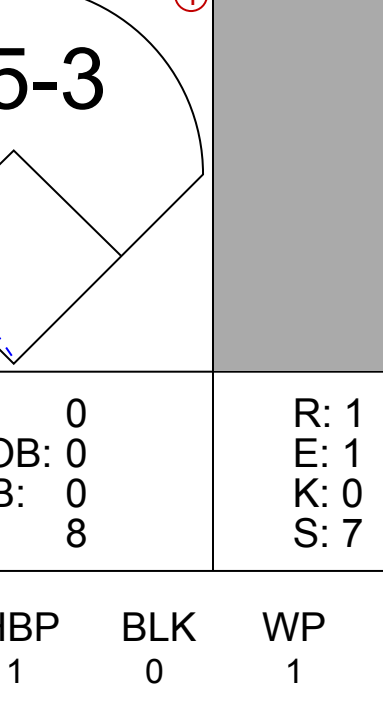


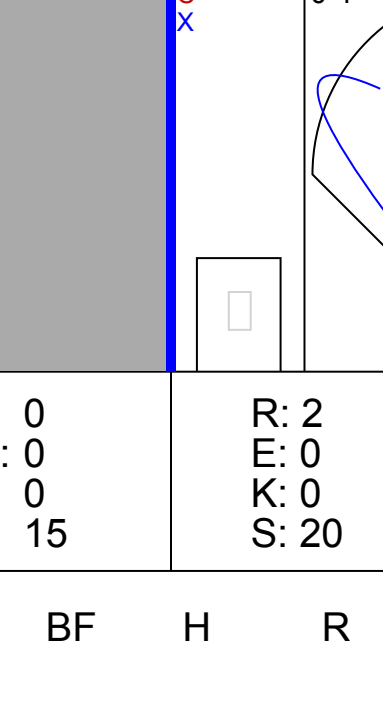
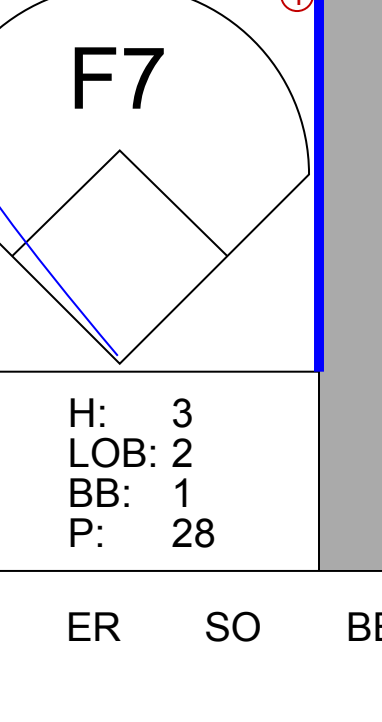
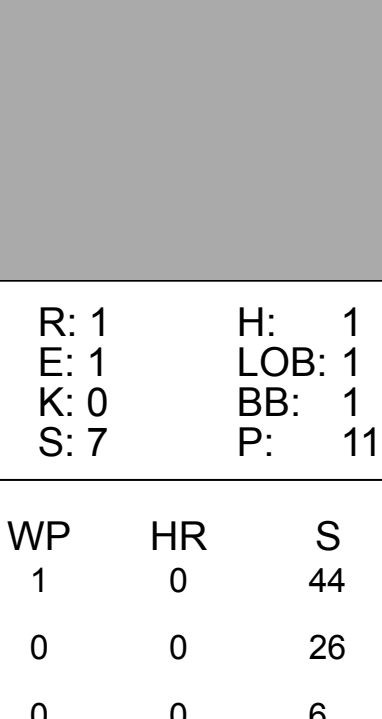
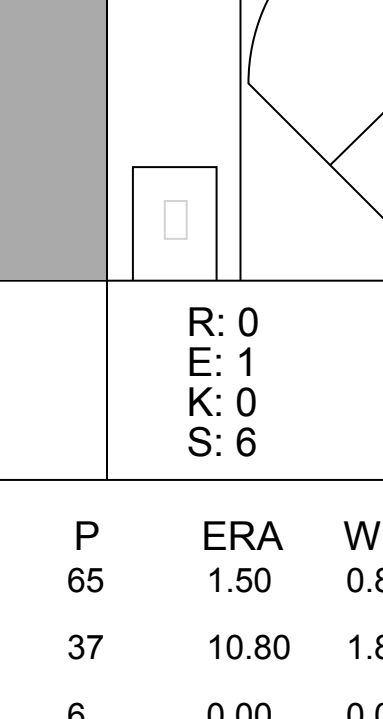
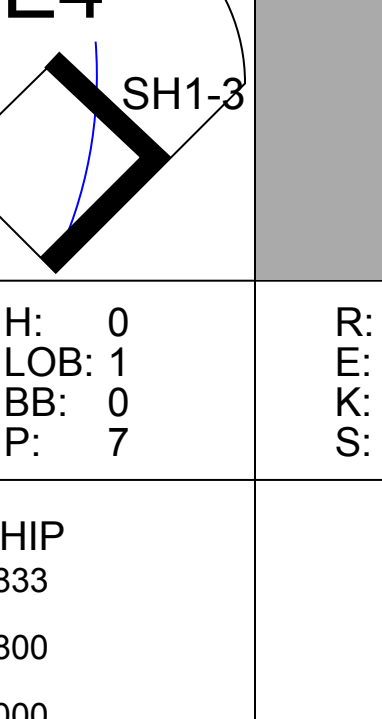
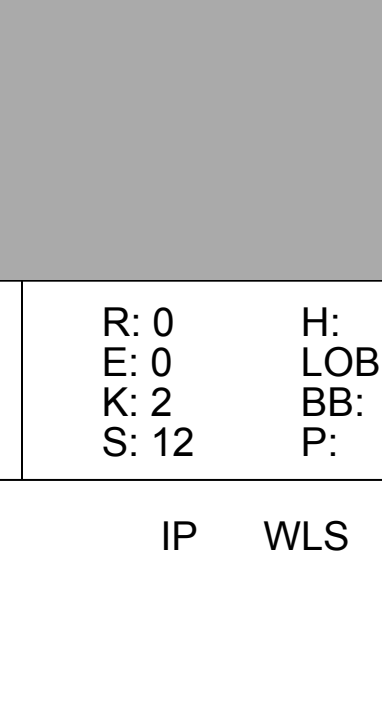







AB 30
R 3
H 7
RBI 2
BB 6
SO 7
LOB 13



AB 34
R 2
H 8
RBI 2
BB 7
SO 5
LOB 26



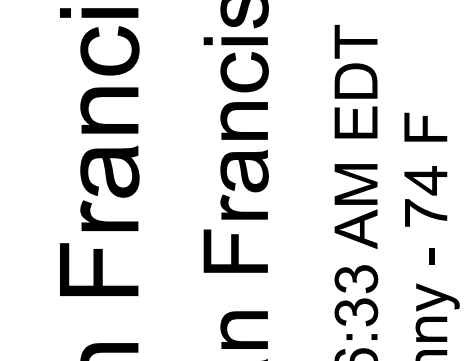
Batter	1	2	3	4	5	6	7	8	9	AB	R	H	RBI	BB	SO	LOB	TOP					
Chuck Carr, S OBP: 0.393, SLG: 0.404 (1, 8)										5	0	2	0	0	1	3	Florida Marlins @ San Francisco Giants Candlestick Park, San Francisco, CA Sun May 29, 1994, 6:33 AM EDT Att: 30,332 - Sunny - 74 F					
Jesus Tavarez, S OBP: 0.176, SLG: 0.176 (1, 9)										4	0	0	0	0	1	1						
Jerry Browne, S OBP: 0.362, SLG: 0.324 (1, 5)											4	0	2	0	0	0						
Jeff Conine, R OBP: 0.358, SLG: 0.534 (1, 7)											3	0	0	0	1	0						
Greg Colbrunn, R OBP: 0.200, SLG: 0.231 (1, 3)											4	1	1	0	0	0						
Bret Barberie, S OBP: 0.317, SLG: 0.400 (1, 4)											4	0	3	1	0	0						
Ron Tingley, R OBP: 0.227, SLG: 0.256 (7, PH)											3	0	2	0	0	0						
Benito Santiago, R OBP: 0.345, SLG: 0.402 (9, PH)											1	0	0	0	0	0						
Alex Arias, R OBP: 0.301, SLG: 0.292 (1, 6)											4	0	0	0	0	0						
Charlie Hough, R OBP: 0.238, SLG: 0.200 (7, PH)											2	0	0	0	0	2						
Russ Morman, R (7, PH)											0	0	0	0	1	0						
Richie Lewis, R (7, 1)											0	0	0	0	0	0						
Jeremy Hernandez, R (8, 1)											0	0	0	0	0	0						
Dave Magadan, L OBP: 0.271, SLG: 0.326 (9, PH)											1	0	1	0	0	0						
David Weathers, R OBP: 0.165, SLG: 0.200 (9, PH)											0	0	0	0	0	0						
Inning Stats	R: 0 E: 0 K: 1 S: 8	H: 0 LOB: 0 BB: 0 P: 9	R: 0 E: 0 K: 0 S: 8	H: 2 LOB: 2 BB: 0 P: 13	R: 0 E: 0 K: 1 S: 8	H: 1 LOB: 1 BB: 0 P: 11	R: 0 E: 0 K: 0 S: 8	H: 1 LOB: 0 BB: 0 P: 10	R: 0 E: 0 K: 1 S: 12	H: 3 LOB: 3 BB: 0 P: 16	R: 0 E: 0 K: 1 S: 7	H: 0 LOB: 0 BB: 0 P: 7	R: 1 E: 0 K: 0 S: 9	H: 2 LOB: 2 BB: 1 P: 15	R: 0 E: 0 K: 0 S: 9	H: 1 LOB: 2 BB: 2 P: 17	R: 0 E: 0 K: 0 S: 8	H: 1 LOB: 1 BB: 0 P: 12	1B: 8 2B: 3 3B: 0 HR: 0	SF: 0 SAC: 0 DP: 1 HBP: 0	WP: 0 PB: 0 SB: 0 CS: 0	PA: 37
PITCHER	IP	WLS	BF	H	R	ER	SO	BB	IBB	HBP	BLK	WP	HR	S	P	ERA	WHIP					
Bryan Hickerson, L ERA: 4.76 (1, 1)	7.1		30	10	1	1	4	1	0	0	0	0	0	63	84	1.23	1.500					
Michael Jackson, R ERA: 1.09 (8, 1)	0.2	W	3	0	0	0	0	1	0	0	0	0	0	6	14	0.00	1.500					
Rod Beck, R ERA: 2.63 (9, 1)	1.0	S	4	1	0	0	0	0	0	0	0	0	0	8	12	0.00	1.000					

Batter	1	2	3	4	5	6	7	8	9	AB	R	H	RBI	BB	SO	LOB	BOTTOM				
Darren Lewis, R OBP: 0.362, SLG: 0.320 (1, 8)										3	0	0	0	0	1	0	Florida Marlins @ San Francisco Giants Candlestick Park, San Francisco, CA Sun May 29, 1994, 6:33 AM EDT Att: 30,332 - Sunny - 74 F				
John Patterson, S OBP: 0.288, SLG: 0.278 (1, 4)										4	1	2	0	0	0	1					
Matt Williams, R OBP: 0.315, SLG: 0.578 (1, 5)													3	2	1	1		1	2	1	
Barry Bonds, L OBP: 0.425, SLG: 0.603 (1, 7)											3	0	1	0	1	0		2			
Willie McGee, S OBP: 0.329, SLG: 0.398 (1, 9)													4	0	2	1		0	0	1	
Royce Clayton, R OBP: 0.317, SLG: 0.380 (1, 6)											4	0	1	1	0	0		3			
Todd Benzinger, S OBP: 0.290, SLG: 0.359 (1, 3)											2	0	0	0	0	1		1			
Kirt Manwaring, R OBP: 0.287, SLG: 0.345 (1, 2)											3	0	0	0	0	1		2			
Bryan Hickerson, L OBP: 0.250, SLG: 0.167 (1, 1)											2	0	0	0	0	0		0			
Michael Jackson, R (8, 1)											0	0	0	0	0	0		0			
Dave Martinez, L OBP: 0.263, SLG: 0.261 (9, PH)											1	0	0	0	0	0	0				
Rod Beck, R (9, 1)											0	0	0	0	0	0	0				
Inning Stats	R: 0 E: 0 K: 2 S: 11	H: 1 LOB: 1 BB: 0 P: 19	R: 0 E: 0 K: 0 S: 6	H: 1 LOB: 1 BB: 0 P: 10	R: 0 E: 0 K: 0 S: 7	H: 0 LOB: 0 BB: 0 P: 8	R: 1 E: 1 K: 0 S: 7	H: 1 LOB: 1 BB: 1 P: 11	R: 0 E: 1 K: 0 S: 6	H: 0 LOB: 1 BB: 0 P: 7	R: 0 E: 0 K: 1 S: 7	H: 1 LOB: 0 BB: 0 P: 10	R: 0 E: 0 K: 2 S: 12	H: 0 LOB: 0 BB: 0 P: 15	R: 2 E: 0 K: 0 S: 20	H: 3 LOB: 2 BB: 1 P: 28	1B: 6 2B: 1 3B: 0 HR: 0	SF: 0 SAC: 1 DP: 1 HBP: 1	WP: 2 PB: 0 SB: 0 CS: 1	PA: 33	
PITCHER	IP	WLS	BF	H	R	ER	SO	BB	IBB	HBP	BLK	WP	HR	S	P	ERA	WHIP				
Charlie Hough, R ERA: 4.5 (7, 1)	6.0	L	9	3	2	2	2	0	1	0	0	0	0	26	37	10.80	1.800				
Richie Lewis, R ERA: 3.54 (8, 1)	1.2		1	0	0	0	0	0	0	0	0	0	0	6	6	0.00	0.000				
Jeremy Hernandez, R ERA: 2.7 (9, 1)	0.1		1	0	0	0	0	0	0	0	0	0	0	6	6	0.00	0.000				

AB	35
R	1
H	11
RBI	1
BB	2
SO	4
LOB	16



AB	29
R	3
H	7
RBI	3
BB	2
SO	5
LOB	11



Batter	1	2	3	4	5	6	7	8	9	AB	R	H	RBI	BB	SO	LOB	TOP			
Roberto Kelly, R (1, 8) OBP: 0.356, SLG: 0.414	G5-3			1B SF9 BB		K			G6-3	3	1	0	0	1	1	1	Atlanta Braves @ San Francisco Giants Candlestick Park, San Francisco, CA Wed Jun 01 1994, 10:05 PM EDT Att: 28,208 - Unknown - 63 F			
Jeff Blausler, R (1, 6) OBP: 0.313, SLG: 0.338	G6-3			CS 1B		G6-3			1B	4	0	2	0	0	0	1				
Tony Tarasco, L (1, 7) OBP: 0.344, SLG: 0.526	P3			SF9					K	3	0	0	1	0	1	1				
Fred McGriff, L (1, 3) OBP: 0.364, SLG: 0.563		K				K				4	0	1	0	0	2	1				
David Justice, L (1, 9) OBP: 0.407, SLG: 0.470		G3								1	0	0	0	3	0	0				
Terry Pendleton, S (1, 5) OBP: 0.254, SLG: 0.348		F9								4	0	0	0	0	1	5				
Javy Lopez, R (1, 2) OBP: 0.302, SLG: 0.507				P6		P4			G5-3	3	0	0	0	0	0	1				
Mark Lemke, S (1, 4) OBP: 0.375, SLG: 0.400				G4-3		FC4-6			G4-3	3	0	0	0	0	0	1				
Greg Maddux, R (1, 1) OBP: 0.259, SLG: 0.308 Greg McMichael, R (9, 1)				G6-3					K	3	0	1	0	0	1	0	Braves			
Inning Stats	R: 0 E: 0 K: 0 S: 7	H: 0 LOB: 0 BB: 0 P: 10	R: 0 E: 0 K: 1 S: 7	H: 0 LOB: 0 BB: 0 P: 8	R: 0 E: 0 K: 0 S: 7	H: 0 LOB: 0 BB: 0 P: 12	R: 1 E: 0 K: 1 S: 7	H: 1 LOB: 1 BB: 1 P: 14	R: 0 E: 0 K: 0 S: 8	H: 0 LOB: 1 BB: 1 P: 13	R: 0 E: 0 K: 0 S: 7	H: 0 LOB: 0 BB: 1 P: 12	R: 0 E: 0 K: 2 S: 14	H: 0 LOB: 0 BB: 1 P: 24	R: 0 E: 0 K: 2 S: 14	H: 2 LOB: 3 BB: 1 P: 24	1B: 4 2B: 1 3B: 0 HR: 0	SF: 1 SAC: 0 DP: 2 HBP: 0	WP: 0 PB: 0 SB: 0 CS: 1	PA: 33
PITCHER	IP WLS BF H R ER SO BB IBB HBP BLK WP HR S P ERA WHIP																			
Salomon Torres, R (1, 1) ERA: 4.19	6.0 L 20 2 1 1 3 2 0 0 0 0 0 0 44 71 1.50 0.667																			
Pat Gomez, L (7, 1) ERA: 1.23	1.0 4 0 0 0 0 1 0 0 0 0 0 0 7 12 0.00 1.000																			
Michael Jackson, R (8, 1) ERA: 1.0	1.0 3 0 0 0 1 0 0 0 0 0 0 0 7 8 0.00 0.000																			
Rod Beck, R (9, 1) ERA: 2.87	1.0 6 2 0 0 2 1 0 0 0 0 0 0 14 24 0.00 3.000																			

Batter	1	2	3	4	5	6	7	8	9	AB	R	H	RBI	BB	SO	LOB	BOTTOM					
Darren Lewis, R (1, 8) OBP: 0.358, SLG: 0.313	F9			1B					P6	4	0	1	0	1	0	0	Atlanta Braves @ San Francisco Giants Candlestick Park, San Francisco, CA Wed Jun 01 1994, 10:05 PM EDT Att: 28,208 - Unknown - 63 F					
John Patterson, S (1, 4) OBP: 0.291, SLG: 0.273				1B					G4-3	2	0	1	0	1	0	0						
Matt Williams, R (1, 5) OBP: 0.307, SLG: 0.565				1B					G4-3	5	0	0	0	0	3	6						
Barry Bonds, L (1, 7) OBP: 0.433, SLG: 0.585				F9					K	3	0	0	0	2	0	1						
Willie McGee, S (1, 9) OBP: 0.338, SLG: 0.392				G3					G4-3	3	0	0	0	2	0	1						
Todd Benzinger, S (1, 3) OBP: 0.296, SLG: 0.358				L5					K	5	0	1	0	0	3	2						
Royce Clayton, R (1, 6) OBP: 0.307, SLG: 0.361				K2-3					K	2	0	1	0	0	3	2						
Jeff Reed, L (1, 2) OBP: 0.235, SLG: 0.133				E9 1B					SH3-4	2	0	1	0	1	1	0						
Salomon Torres, R (1, 1) OBP: 0.176, SLG: 0.176 Dave Martinez, L (5, PH) OBP: 0.247, SLG: 0.243 Pat Gomez, L (7, 1) Michael Jackson, R (8, 1) J.R. Phillips, L (8, PH) Rod Beck, R (9, 1)				P4					SH3-4	3	0	1	0	1	0	1	GIANTS					
				K					SH3-4	3	0	1	0	1	1	3						
				G4-3					P8	2	0	0	0	0	1	1						
				G4-3					F7	1	0	0	0	0	1	3						
Inning Stats	R: 0 E: 0 K: 1 S: 11	H: 0 LOB: 1 BB: 0 P: 16	R: 0 E: 0 K: 1 S: 7	H: 0 LOB: 0 BB: 0 P: 9	R: 0 E: 0 K: 1 S: 10	H: 2 LOB: 2 BB: 0 P: 13	R: 0 E: 1 K: 1 S: 7	H: 1 LOB: 1 BB: 0 P: 16	R: 0 E: 0 K: 1 S: 14	H: 1 LOB: 2 BB: 2 P: 25	R: 0 E: 0 K: 2 S: 14	H: 1 LOB: 3 BB: 2 P: 27	R: 0 E: 0 K: 1 S: 8	H: 0 LOB: 0 BB: 0 P: 9	R: 0 E: 0 K: 0 S: 8	H: 1 LOB: 3 BB: 2 P: 16	R: 0 E: 1 K: 2 S: 10	H: 0 LOB: 2 BB: 1 P: 18	1B: 6 2B: 0 3B: 0 HR: 0	SF: 0 SAC: 2 DP: 0 HBP: 1	WP: 0 PB: 0 SB: 1 CS: 0	PA: 41
PITCHER	IP WLS BF H R ER SO BB IBB HBP BLK WP HR S P ERA WHIP																					
Greg Maddux, R (1, 1) ERA: 1.34	8.0 W 36 6 0 0 8 6 0 1 0 0 0 0 79 131 0.00 1.500																					
Greg McMichael, R (9, 1) ERA: 2.03	1.0 S 5 0 0 0 2 0 1 0 0 0 0 0 10 18 0.00 0.000																					

Batter	1	2	3	4	5	6	7	8	9	AB	R	H	RBI	BB	SO	LOB	TOP										
Darren Lewis, R OBP: 0.356, SLG: 0.312	F9		P3			L6-3		G6-4-3 1B		4	0	1	0	0	0	1											
John Patterson, S OBP: 0.281, SLG: 0.262	P6			K		F7		G6-4-3		4	0	0	0	0	1	1											
Barry Bonds, L OBP: 0.429, SLG: 0.575	F8			F9			1B BLK BB		F8	3	0	0	0	1	0	0											
Matt Williams, R OBP: 0.310, SLG: 0.562		K		K			1B HBP		G4-6-3 1B	3	0	1	0	0	2	0											
Willie McGee, S OBP: 0.341, SLG: 0.415	F8				HR				G4-6-3	4	1	2	1	0	0	1											
Todd Benzinger, S OBP: 0.296, SLG: 0.358					G5-3					3	0	1	0	0	1	3											
Royce Clayton, R OBP: 0.302, SLG: 0.355																											
Kirt Manwaring, R OBP: 0.278, SLG: 0.331																											
Dave Burba, R (7, 1)																											
Bryan Hickerson, L OBP: 0.273, SLG: 0.200																											
Jeff Reed, L OBP: 0.231, SLG: 0.130																											
Inning Stats	R: 0 E: 0 K: 0 S: 7	H: 0 LOB: 0 BB: 0 P: 12	R: 0 E: 0 K: 1 S: 7	H: 1 LOB: 1 BB: 0 P: 9	R: 0 E: 0 K: 2 S: 10	H: 0 LOB: 0 BB: 0 P: 15	R: 0 E: 0 K: 2 S: 7	H: 0 LOB: 0 BB: 0 P: 12	R: 1 E: 0 K: 0 S: 9	H: 1 LOB: 0 BB: 0 P: 13	R: 0 E: 0 K: 0 S: 8	H: 1 LOB: 0 BB: 0 P: 12	R: 0 E: 0 K: 1 S: 15	H: 1 LOB: 3 BB: 1 P: 27	R: 0 E: 0 K: 0 S: 4	H: 1 LOB: 0 BB: 0 P: 6	R: 0 E: 0 K: 0 S: 7	H: 1 LOB: 0 BB: 0 P: 14	1B: 5 2B: 1 3B: 0 HR: 1	SF: 0 SAC: 0 DP: 3 HBP: 1	WP: 0 PB: 0 SB: 0 CS: 0	PA: 32					
PITCHER	IP	WLS	BF	H	R	ER	SO	BB	IBB	HBP	BLK	WP	HR	S	P	ERA	WHIP										
Allen Watson, L ERA: 6.67	(1, 1)	6.1	W	24	4	1	1	4	1	0	1	0	1	56	89	1.42	0.789										
John Habyan, R ERA: 3.34	(7, 1)	0.2		2	0	0	0	0	0	0	0	0	0	7	11	0.00	0.000										
Rich Rodriguez, L ERA: 3.41	(8, 1)	1.1		4	1	0	0	0	0	0	0	0	0	7	11	0.00	0.750										
Mike Perez, R ERA: 7.04	(9, 1)	0.2	S	2	1	0	0	0	0	0	0	0	0	4	9	0.00	1.500										

San Francisco Giants @ St. Louis Cardinals
 Busch Stadium, St. Louis, MO
 Fri Jun 03 1994, 7:05 PM CDT
 Att: 35,460 - Unknown - 76 F

AB	30
R	1
H	6
RBI	1
BB	1
SO	4
LOB	13



Batter	1	2	3	4	5	6	7	8	9	AB	R	H	RBI	BB	SO	LOB	BOTTOM										
Bernard Gilkey, R OBP: 0.363, SLG: 0.395	P9		G5-3			G1-3 1B		L6		4	0	1	0	0	0	1											
Ozzie Smith, S OBP: 0.310, SLG: 0.305						G1-3				4	2	3	2	0	0	1											
Gregg Jefferies, S OBP: 0.408, SLG: 0.468										4	0	2	1	0	1	2											
Todd Zeile, R OBP: 0.326, SLG: 0.434										3	0	0	0	1	1	3											
Mark Whiten, S OBP: 0.364, SLG: 0.500										4	0	1	0	0	1	3											
Brian Jordan, R OBP: 0.322, SLG: 0.350										4	0	0	0	0	2	1											
Tom Pagnozzi, R OBP: 0.385, SLG: 0.553										4	0	2	0	0	1	0											
José Oquendo, S OBP: 0.382, SLG: 0.242										3	1	1	0	1	0	1											
Allen Watson, L OBP: 0.200, SLG: 0.300										2	0	0	0	0	0	3											
John Habyan, R (7, 1)										0	0	0	0	0	0	0											
Rich Rodriguez, L (8, 1)										0	0	0	0	0	0	0											
Mike Perez, R (9, 1)										0	0	0	0	0	0	0											
Inning Stats	R: 0 E: 0 K: 1 S: 12	H: 1 LOB: 1 BB: 0 P: 15	R: 0 E: 0 K: 0 S: 9	H: 1 LOB: 0 BB: 0 P: 14	R: 2 E: 0 K: 0 S: 8	H: 2 LOB: 1 BB: 1 P: 13	R: 0 E: 0 K: 1 S: 10	H: 2 LOB: 2 BB: 0 P: 16	R: 0 E: 0 K: 1 S: 11	H: 1 LOB: 2 BB: 1 P: 22	R: 0 E: 0 K: 1 S: 9	H: 1 LOB: 1 BB: 0 P: 11	R: 1 E: 0 K: 1 S: 12	H: 2 LOB: 1 BB: 0 P: 17	R: 0 E: 0 K: 1 S: 7	H: 0 LOB: 0 BB: 0 P: 10	1B: 7 2B: 3 3B: 0 HR: 1	SF: 0 SAC: 1 DP: 1 HBP: 0	WP: 0 PB: 0 SB: 0 CS: 0	PA: 35							
PITCHER	IP	WLS	BF	H	R	ER	SO	BB	IBB	HBP	BLK	WP	HR	S	P	ERA	WHIP										
Bryan Hickerson, L ERA: 4.71	(1, 1)	6.1	L	30	10	3	3	4	2	0	0	0	1	65	102	4.26	1.895										
Dave Burba, R ERA: 4.06	(7, 1)	1.2		5	0	0	0	2	0	0	0	0	0	13	16	0.00	0.000										

San Francisco Giants @ St. Louis Cardinals
 Busch Stadium, St. Louis, MO
 Fri Jun 03 1994, 7:05 PM CDT
 Att: 35,460 - Unknown - 76 F

AB	32
R	3
H	10
RBI	3
BB	2
SO	6
LOB	15



Batter	1	2	3	4	5	6	7	8	9	AB	R	H	RBI	BB	SO	LOB	TOP					
Darren Lewis, R OBP: 0.362, SLG: 0.332 (1, 8)										6	1	3	2	0	0	2	San Francisco Giants @ St. Louis Cardinals Busch Stadium, St. Louis, MO Sun Jun 05 1994, 3:33 AM CDT Att: 40,148 - Sunny - 89 F					
John Patterson, S OBP: 0.283, SLG: 0.266 (1, 4)										6	1	2	1	0	0	5						
Dave Martinez, L OBP: 0.287, SLG: 0.282 (1, 9)										3	2	2	0	2	0	0						
Matt Williams, R OBP: 0.315, SLG: 0.578 Steve Frey, R (9, 1)										4	3	2	3	1	0	2						
Barry Bonds, L OBP: 0.436, SLG: 0.580 Mark Carreon, R OBP: 0.228, SLG: 0.309 (8, PH) (8, 7)										0	0	0	0	0	0	0						
J.R. Phillips, L OBP: 0.100, SLG: 0.111 (1, 3)										4	0	0	1	0	1	5						
Royce Clayton, R OBP: 0.292, SLG: 0.342 Mike Benjamin, R OBP: 0.400, SLG: 0.474 (6, 6)										4	1	0	0	0	2	5						
Jeff Reed, L OBP: 0.246, SLG: 0.140 (1, 2)										4	1	1	0	1	0	0						
Mark Portugal, R OBP: 0.387, SLG: 0.517 Steve Scarosone, R OBP: 0.350, SLG: 0.389 (9, PH) (9, 5)										4	0	3	1	0	0	0						
Inning Stats	R: 6 E: 1 K: 0 S: 20	H: 6 LOB: 2 BB: 2 P: 40	R: 0 E: 0 K: 0 S: 11	H: 1 LOB: 2 BB: 0 P: 19	R: 0 E: 0 K: 0 S: 11	H: 1 LOB: 1 BB: 0 P: 16	R: 1 E: 0 K: 2 S: 14	H: 3 LOB: 1 BB: 0 P: 23	R: 0 E: 0 K: 0 S: 11	H: 1 LOB: 1 BB: 0 P: 17	R: 1 E: 0 K: 1 S: 9	H: 1 LOB: 1 BB: 1 P: 20	R: 0 E: 0 K: 0 S: 7	H: 0 LOB: 0 BB: 0 P: 10	R: 1 E: 0 K: 0 S: 13	H: 1 LOB: 1 BB: 1 P: 23		R: 1 E: 0 K: 0 S: 14	H: 3 LOB: 2 BB: 0 P: 19	1B: 10 2B: 5 3B: 1 HR: 1	SF: 1 SAC: 0 DP: 1 HBP: 1	WP: 0 PB: 0 SB: 1 CS: 2
PITCHER	IP WLS BF H R ER SO BB IBB HBP BLK WP HR S P ERA WHIP	IP WLS BF H R ER SO BB IBB HBP BLK WP HR S P ERA WHIP															IP WLS BF H R ER SO BB IBB HBP BLK WP HR S P ERA WHIP					
Rick Sutcliffe, R ERA: 6.08 (1, 1)	0.1 L 9 5 6 3 0 1 1 0 0 0 0 15 33 81.00 18.000																					
Tom Urbani, L ERA: 5.32 (1, 1)	4.2 20 7 1 1 2 0 0 1 0 0 1 52 82 1.93 1.500																					
Bryan Eversgerd, L ERA: 2.93 (6, 1)	3.0 13 2 2 2 1 2 0 0 0 0 0 29 53 6.00 1.333																					
Rob Murphy, L ERA: 4.87 (9, 1)	1.0 5 3 1 1 0 0 0 0 0 0 0 14 19 9.00 3.000																					
Batter	1	2	3	4	5	6	7	8	9	AB	R	H	RBI	BB	SO	LOB	BOTTOM					
Ray Lankford, L OBP: 0.401, SLG: 0.549 (1, 8)										4	0	0	0	0	0	1	San Francisco Giants @ St. Louis Cardinals Busch Stadium, St. Louis, MO Sun Jun 05 1994, 3:33 AM CDT Att: 40,148 - Sunny - 89 F					
Luis Alcaez, S OBP: 0.329, SLG: 0.345 (1, 4)										4	0	0	1	0	1	1						
Gregg Jefferies, S OBP: 0.416, SLG: 0.474 (1, 3)										3	1	1	0	1	0	1						
Todd Zeile, R OBP: 0.332, SLG: 0.439 (1, 5)										4	0	2	1	0	1	2						
Mark Whiten, S OBP: 0.353, SLG: 0.480 (1, 9)										4	1	1	0	0	2	2						
Brian Jordan, R OBP: 0.320, SLG: 0.346 (1, 7)										4	0	1	0	0	0	1						
Terry McGriff, R OBP: 0.385, SLG: 0.340 (1, 2)										4	0	1	0	0	0	1						
José Oquendo, S OBP: 0.373, SLG: 0.227 (1, 6)										2	0	0	1	1	0	1						
Rick Sutcliffe, L ERA: 6.125, SLG: 0.125 (1, 1)	0.1 W 31 2 2 1 1 1 0 0 0 0 0 62 99 1.12 0.875																					
Tom Urbani, L ERA: 5.32, SLG: 0.273 (5, PH)	1.0 5 2 1 1 1 0 0 0 0 0 0 12 17 9.00 2.000																					
Stan Nowak, R OBP: 0.188, SLG: 0.078 (8, 1)	0.0 0 0 0 0 0 0 0 0 0 0 0 0 0 0 0 0																					
Bryan Eversgerd, R OBP: 0.342, SLG: 0.387 (8, PH)	0.0 0 0 0 0 0 0 0 0 0 0 0 0 0 0 0 0																					
Gerald Perry, L OBP: 0.342, SLG: 0.387 (9, 1)	0.0 0 0 0 0 0 0 0 0 0 0 0 0 0 0 0 0																					
Rob Murphy, L OBP: 0.286, SLG: 0.417 (9, PH)	0.0 0 0 0 0 0 0 0 0 0 0 0 0 0 0 0 0																					
Geronimo Pena, S OBP: 0.286, SLG: 0.417 (9, PH)	0.0 0 0 0 0 0 0 0 0 0 0 0 0 0 0 0 0																					
Inning Stats	R: 1 E: 0 K: 1 S: 13	H: 2 LOB: 1 BB: 0 P: 21	R: 0 E: 0 K: 0 S: 3	H: 0 LOB: 0 BB: 0 P: 6	R: 0 E: 0 K: 0 S: 9	H: 0 LOB: 0 BB: 0 P: 14	R: 0 E: 0 K: 0 S: 6	H: 1 LOB: 0 BB: 0 P: 8	R: 0 E: 0 K: 0 S: 7	H: 0 LOB: 1 BB: 1 P: 15	R: 0 E: 0 K: 2 S: 9	H: 0 LOB: 1 BB: 1 P: 16	R: 0 E: 0 K: 1 S: 8	H: 1 LOB: 1 BB: 0 P: 11	R: 1 E: 1 K: 0 S: 7	H: 1 LOB: 1 BB: 0 P: 8	R: 1 E: 0 K: 1 S: 12	H: 2 LOB: 1 BB: 0 P: 17	1B: 5 2B: 2 3B: 0 HR: 0	SF: 1 SAC: 0 DP: 1 HBP: 0	WP: 0 PB: 0 SB: 0 CS: 0	PA: 36
PITCHER	IP WLS BF H R ER SO BB IBB HBP BLK WP HR S P ERA WHIP	IP WLS BF H R ER SO BB IBB HBP BLK WP HR S P ERA WHIP															IP WLS BF H R ER SO BB IBB HBP BLK WP HR S P ERA WHIP					
Mark Portugal, R ERA: 3.73 (1, 1)	8.0 W 31 2 2 1 1 1 0 0 0 0 0 62 99 1.12 0.875																					
Steve Frey, L ERA: 8.22 (9, 1)	1.0 5 2 1 1 1 0 0 0 0 0 0 12 17 9.00 2.000																					

Batter	1	2	3	4	5	6	7	8	9	AB	R	H	RBI	BB	SO	LOB	TOP		
Darren Lewis, R OBP: 0.371, SLG: 0.333 (1, 8)	G4-3 S 1B BB		G4-2 BB		G4-0 BB			F7 0-1	S 0-1	2 1	1	2	3	0	0		San Francisco Giants @ Pittsburgh Pirates Three Rivers Stadium, Pittsburgh, PA Mon Jun 06 1994, 3:33 AM EDT Att: 17,249 - Cloudy - 84 F		
Mike Benjamin, R OBP: 0.400, SLG: 0.458 (1, 6)	F7 S FC6-2 1B		F7 1-2		G6-4-3 BB			S 2-2	S 1-3 2-H 3-H	5	0	2	0	0	1	5			
Willie McGee, S OBP: 0.331, SLG: 0.396 (1, 9)	G4-3 1-2 2-H		K					F9 1-1		4	0	0	1	0	1	3			
Matt Williams, R OBP: 0.314, SLG: 0.577 (1, 5)	FC6-2 2-H				G6-3			L7 3-1	S 0-0	4	1	1	0	0	0	1			
Mark Carreon, R OBP: 0.217, SLG: 0.293 Barry Bonds, L OBP: 0.439, SLG: 0.580 (9, PH) (9, 7)	FC6-4 1-2				G6-3			P3 1-1	S 4-0	3	0	0	0	0	0	1			
Todd Benzinger, S OBP: 0.295, SLG: 0.355 (1, 3)			P6 0-0		1B 2-1			L6 1-1	S 0-0	4	0	1	0	0	0	2			
Steve Scarosone, R OBP: 0.304, SLG: 0.333 John Patterson, S OBP: 0.289, SLG: 0.273 (9, PH) (9, 4)	F9 3-2		P3 1-2					P4 1-2	S 0-2	3	0	0	0	0	0	1			
Kirt Manwaring, R OBP: 0.272, SLG: 0.319 (1, 2)	G5-3 2-0							G4-3 0-1	S 0-1	3	0	0	0	0	0	2			
Bill Swift, R OBP: 0.273, SLG: 0.300 Dave Martinez, L OBP: 0.295, SLG: 0.282 Rod Beck, R (9, 1)	F9 2-0				SH3-4 HBP			G6-3 1-1	S 4-2	2	0	0	0	0	0	0			
Inning Stats	R: 1 E: 0 K: 0 S: 13	H: 1 LOB: 1 BB: 1 P: 21	R: 0 E: 0 K: 0 S: 5	H: 0 LOB: 0 BB: 0 P: 10	R: 0 E: 0 K: 1 S: 9	H: 0 LOB: 1 BB: 1 P: 16	R: 0 E: 0 K: 0 S: 10	H: 1 LOB: 0 BB: 0 P: 15	R: 0 E: 0 K: 0 S: 3	H: 0 LOB: 0 BB: 0 P: 9	R: 0 E: 0 K: 1 S: 9	H: 0 LOB: 0 BB: 0 P: 11	R: 0 E: 0 K: 0 S: 9	H: 1 LOB: 1 BB: 0 P: 13	R: 3 E: 0 K: 1 S: 14	H: 3 LOB: 2 BB: 2 P: 24		1B: 5 2B: 1 3B: 0 HR: 0	SF: 0 SAC: 1 DP: 1 HBP: 1
PITCHER	IP WLS BF H R ER SO BB IBB HBP BLK WP HR S P ERA WHIP	IP WLS BF H R ER SO BB IBB HBP BLK WP HR S P ERA WHIP	IP WLS BF H R ER SO BB IBB HBP BLK WP HR S P ERA WHIP	IP WLS BF H R ER SO BB IBB HBP BLK WP HR S P ERA WHIP	IP WLS BF H R ER SO BB IBB HBP BLK WP HR S P ERA WHIP	IP WLS BF H R ER SO BB IBB HBP BLK WP HR S P ERA WHIP	IP WLS BF H R ER SO BB IBB HBP BLK WP HR S P ERA WHIP	IP WLS BF H R ER SO BB IBB HBP BLK WP HR S P ERA WHIP	IP WLS BF H R ER SO BB IBB HBP BLK WP HR S P ERA WHIP	IP WLS BF H R ER SO BB IBB HBP BLK WP HR S P ERA WHIP	IP WLS BF H R ER SO BB IBB HBP BLK WP HR S P ERA WHIP	IP WLS BF H R ER SO BB IBB HBP BLK WP HR S P ERA WHIP	IP WLS BF H R ER SO BB IBB HBP BLK WP HR S P ERA WHIP	IP WLS BF H R ER SO BB IBB HBP BLK WP HR S P ERA WHIP	IP WLS BF H R ER SO BB IBB HBP BLK WP HR S P ERA WHIP	IP WLS BF H R ER SO BB IBB HBP BLK WP HR S P ERA WHIP	IP WLS BF H R ER SO BB IBB HBP BLK WP HR S P ERA WHIP		

AB	31
R	4
H	6
RBI	4
BB	5
SO	2
LOB	15



Batter	1	2	3	4	5	6	7	8	9	AB	R	H	RBI	BB	SO	LOB	BOTTOM				
Carlos Garcia, R OBP: 0.335, SLG: 0.368 (1, 4)	G6-3		G3 0-1			P5 0-0		G6-3 2-2		4	0	0	0	0	0	1	San Francisco Giants @ Pittsburgh Pirates Three Rivers Stadium, Pittsburgh, PA Mon Jun 06 1994, 3:33 AM EDT Att: 17,249 - Cloudy - 84 F				
Al Martin, L OBP: 0.371, SLG: 0.481 (1, 8)	G4-3				HR 2-2	G4-3 3-2		G5-3 1-1		4	1	1	1	0	0	0					
Orlando Merced, S OBP: 0.363, SLG: 0.383 (8, 3)	G6-3				G4-3 1-0	G6-3 2-0		K 1-3		4	0	0	0	0	1	0					
Brian Hunter, R OBP: 0.293, SLG: 0.460 Gary Varsho, L OBP: 0.346, SLG: 0.450 (7, PR) (8, 9)	G4-3		G4-3 3-1		G5-3 1-0	G5-3 0-2		1B G5-3		3	0	1	0	0	0	0					
Dave Clark, L OBP: 0.360, SLG: 0.412 (1, 7)	G5-4-3 BB		G6-3 2-1		G6-3 2-1	G5-3 0-0		G5-3 1-2		3	1	1	2	1	0	1					
Jay Bell, R OBP: 0.280, SLG: 0.355 (1, 6)	G5-4-3 1-2		G6-3 1-0		G6-3 1-0	K 0-3		P6 1-0		4	0	0	0	0	1	3					
Don Slaught, R OBP: 0.369, SLG: 0.294 (1, 2)			G3 1-0			G4-3 3-1		G4-3 0-0		2	0	0	0	1	0	2					
Kevin Young, R OBP: 0.275, SLG: 0.362 (1, 5)			G5-3 0-1		FC6-4 BB	FC6-4 0-0		P6 3-1		3	0	1	0	0	0	1					
Steve Cooke, R OBP: 0.211, SLG: 0.211 Andy Van Slyke, L OBP: 0.326, SLG: 0.337 Alejandro Pena, R (9, 1)	G5-3 2-2		G5-3 2-2		G5-3 0-0	G5-3 0-0		G6-3 0-0		2	0	0	0	0	0	2					
Inning Stats	R: 0 E: 0 K: 0 S: 5	H: 0 LOB: 0 BB: 0 P: 7	R: 0 E: 0 K: 0 S: 4	H: 0 LOB: 0 BB: 1 P: 12	R: 0 E: 0 K: 0 S: 8	H: 1 LOB: 1 BB: 0 P: 11	R: 1 E: 0 K: 0 S: 7	H: 1 LOB: 0 BB: 0 P: 13	R: 0 E: 0 K: 0 S: 4	H: 0 LOB: 0 BB: 1 P: 9	R: 0 E: 0 K: 0 S: 6	H: 0 LOB: 0 BB: 0 P: 11	R: 0 E: 0 K: 1 S: 9	H: 1 LOB: 2 BB: 0 P: 12	R: 0 E: 0 K: 0 S: 7	H: 0 LOB: 0 BB: 0 P: 12		R: 2 E: 0 K: 1 S: 9	H: 2 LOB: 0 BB: 0 P: 12	1B: 2 2B: 1 3B: 0 HR: 2	SF: 0 SAC: 0 DP: 1 HBP: 0
PITCHER	IP WLS BF H R ER SO BB IBB HBP BLK WP HR S P ERA WHIP	IP WLS BF H R ER SO BB IBB HBP BLK WP HR S P ERA WHIP	IP WLS BF H R ER SO BB IBB HBP BLK WP HR S P ERA WHIP	IP WLS BF H R ER SO BB IBB HBP BLK WP HR S P ERA WHIP	IP WLS BF H R ER SO BB IBB HBP BLK WP HR S P ERA WHIP	IP WLS BF H R ER SO BB IBB HBP BLK WP HR S P ERA WHIP	IP WLS BF H R ER SO BB IBB HBP BLK WP HR S P ERA WHIP	IP WLS BF H R ER SO BB IBB HBP BLK WP HR S P ERA WHIP	IP WLS BF H R ER SO BB IBB HBP BLK WP HR S P ERA WHIP	IP WLS BF H R ER SO BB IBB HBP BLK WP HR S P ERA WHIP	IP WLS BF H R ER SO BB IBB HBP BLK WP HR S P ERA WHIP	IP WLS BF H R ER SO BB IBB HBP BLK WP HR S P ERA WHIP	IP WLS BF H R ER SO BB IBB HBP BLK WP HR S P ERA WHIP	IP WLS BF H R ER SO BB IBB HBP BLK WP HR S P ERA WHIP	IP WLS BF H R ER SO BB IBB HBP BLK WP HR S P ERA WHIP	IP WLS BF H R ER SO BB IBB HBP BLK WP HR S P ERA WHIP	IP WLS BF H R ER SO BB IBB HBP BLK WP HR S P ERA WHIP				

AB	31
R	3
H	5
RBI	3
BB	2
SO	2
LOB	10



Batter	1	2	3	4	5	6	7	8	9	10	AB	R	H	RBI	BB	SO	LOB	TOP																																																																																																																												
Darren Lewis, R OBP: 0.375, SLG: 0.336 (1, 8)	G5-3		G3		K		CS		HBP		4	0	2	1	1	1	0	San Francisco Giants @ Pittsburgh Pirates Three Rivers Stadium, Pittsburgh, PA Tue Jun 07 1994, 7:05 PM EDT Att: 15,744 - Unknown - 82 F																																																																																																																												
John Patterson, S OBP: 0.302, SLG: 0.281 (1, 4)	1B		G3		G4-3		1B		BB		4	0	2	0	0	0	1																																																																																																																													
Willie McGee, S OBP: 0.337, SLG: 0.397 Dave Martinez, L OBP: 0.289, SLG: 0.275 (1, 9) (6, 9)	1B		BB		G4-3		F7		HBP		2	0	1	0	1	0	0																																																																																																																													
Matt Williams, R OBP: 0.316, SLG: 0.586 (1, 5)	K		K				FC6-4		E5		5	1	2	1	0	2	3																																																																																																																													
Barry Bonds, L OBP: 0.429, SLG: 0.564 (1, 7)	G4-3				P5		K		F9		5	0	0	0	0	2	4																																																																																																																													
J.R. Phillips, L OBP: 0.154, SLG: 0.417 Todd Benzinger, S OBP: 0.292, SLG: 0.352 (1, 3) (8, PH) (8, 3)			K				K		K		3	1	1	1	0	2	1																																																																																																																													
Royce Clayton, R OBP: 0.285, SLG: 0.333 (1, 6)			G6-3		L9		FC6-4		G5-3		5	0	0	0	0	0	2																																																																																																																													
Kirt Manwaring, R OBP: 0.283, SLG: 0.329 (1, 2)			FC5-4		1B				G4-3		4	0	3	0	0	0	0																																																																																																																													
William Van Landingham, R OBP: 0.295, SLG: 0.429 Bryan Hickerson, L OBP: 0.275, SLG: 0.290 Steve Scarsone, L OBP: 0.285, SLG: 0.325 Dave Burba, R OBP: 0.285, SLG: 0.325 Michael Jackson, R OBP: 0.285, SLG: 0.325 Rod Beck, R OBP: 0.285, SLG: 0.325 (1, 1) (5, 1) (7, PH) (7, 1) (8, 1) (9, 1)			FC5-4		G4-3				1B		2	0	0	0	0	0	2																																																																																																																													
Inning Stats	R: 0 E: 0 K: 1 S: 13	H: 2 LOB: 2 BB: 0 P: 17	R: 0 E: 0 K: 1 S: 13	H: 1 LOB: 1 BB: 0 P: 17	R: 0 E: 0 K: 1 S: 8	H: 1 LOB: 1 BB: 1 P: 16	R: 1 E: 0 K: 2 S: 13	H: 2 LOB: 1 BB: 0 P: 18	R: 0 E: 0 K: 1 S: 6	H: 0 LOB: 0 BB: 0 P: 9	R: 0 E: 0 K: 2 S: 12	H: 1 LOB: 1 BB: 0 P: 17	R: 1 E: 0 K: 0 S: 11	H: 3 LOB: 1 BB: 0 P: 16	R: 0 E: 1 K: 1 S: 7	H: 0 LOB: 1 BB: 0 P: 10	R: 0 E: 0 K: 0 S: 7		H: 1 LOB: 2 BB: 1 P: 14	R: 1 E: 0 K: 1 S: 12	H: 1 LOB: 0 BB: 0 P: 18	1B: 9 2B: 2 3B: 0 HR: 2	SF: 0 SAC: 1 DP: 1 HBP: 1	WP: 0 PB: 0 SB: 0 CS: 1	PA: 43																																																																																																																					
PITCHER	IP WLS BF H R ER SO BB IBB HBP BLK WP HR S P ERA WHIP	6.1 2.32 28 9 2 2 6 1 0 0 0 0 0 1 71 102 2.84 1.579	7.1 2.05 6 1 0 0 1 0 0 0 0 0 0 12 18 0.00 0.600	9.1 1.25 10 1 0 0 0 1 0 0 0 0 0 1 14 0.00 2.000	10.1 1.00 4 1 1 1 1 0 0 0 0 0 1 12 18 9.00 1.000	IP WLS BF H R ER SO BB IBB HBP BLK WP HR S P ERA WHIP	6.1 2.32 28 9 2 2 6 1 0 0 0 0 0 1 71 102 2.84 1.579	7.1 2.05 6 1 0 0 1 0 0 0 0 0 0 12 18 0.00 0.600	9.1 1.25 10 1 0 0 0 1 0 0 0 0 0 1 14 0.00 2.000	10.1 1.00 4 1 1 1 1 0 0 0 0 0 1 12 18 9.00 1.000	IP WLS BF H R ER SO BB IBB HBP BLK WP HR S P ERA WHIP	6.1 2.32 28 9 2 2 6 1 0 0 0 0 0 1 71 102 2.84 1.579	7.1 2.05 6 1 0 0 1 0 0 0 0 0 0 12 18 0.00 0.600	9.1 1.25 10 1 0 0 0 1 0 0 0 0 0 1 14 0.00 2.000	10.1 1.00 4 1 1 1 1 0 0 0 0 0 1 12 18 9.00 1.000	IP WLS BF H R ER SO BB IBB HBP BLK WP HR S P ERA WHIP	6.1 2.32 28 9 2 2 6 1 0 0 0 0 0 1 71 102 2.84 1.579	7.1 2.05 6 1 0 0 1 0 0 0 0 0 0 12 18 0.00 0.600	9.1 1.25 10 1 0 0 0 1 0 0 0 0 0 1 14 0.00 2.000	10.1 1.00 4 1 1 1 1 0 0 0 0 0 1 12 18 9.00 1.000	IP WLS BF H R ER SO BB IBB HBP BLK WP HR S P ERA WHIP	6.1 2.32 28 9 2 2 6 1 0 0 0 0 0 1 71 102 2.84 1.579	7.1 2.05 6 1 0 0 1 0 0 0 0 0 0 12 18 0.00 0.600	9.1 1.25 10 1 0 0 0 1 0 0 0 0 0 1 14 0.00 2.000	10.1 1.00 4 1 1 1 1 0 0 0 0 0 1 12 18 9.00 1.000	IP WLS BF H R ER SO BB IBB HBP BLK WP HR S P ERA WHIP	6.1 2.32 28 9 2 2 6 1 0 0 0 0 0 1 71 102 2.84 1.579	7.1 2.05 6 1 0 0 1 0 0 0 0 0 0 12 18 0.00 0.600	9.1 1.25 10 1 0 0 0 1 0 0 0 0 0 1 14 0.00 2.000	10.1 1.00 4 1 1 1 1 0 0 0 0 0 1 12 18 9.00 1.000	IP WLS BF H R ER SO BB IBB HBP BLK WP HR S P ERA WHIP	6.1 2.32 28 9 2 2 6 1 0 0 0 0 0 1 71 102 2.84 1.579	7.1 2.05 6 1 0 0 1 0 0 0 0 0 0 12 18 0.00 0.600	9.1 1.25 10 1 0 0 0 1 0 0 0 0 0 1 14 0.00 2.000	10.1 1.00 4 1 1 1 1 0 0 0 0 0 1 12 18 9.00 1.000	IP WLS BF H R ER SO BB IBB HBP BLK WP HR S P ERA WHIP	6.1 2.32 28 9 2 2 6 1 0 0 0 0 0 1 71 102 2.84 1.579	7.1 2.05 6 1 0 0 1 0 0 0 0 0 0 12 18 0.00 0.600	9.1 1.25 10 1 0 0 0 1 0 0 0 0 0 1 14 0.00 2.000	10.1 1.00 4 1 1 1 1 0 0 0 0 0 1 12 18 9.00 1.000	IP WLS BF H R ER SO BB IBB HBP BLK WP HR S P ERA WHIP	6.1 2.32 28 9 2 2 6 1 0 0 0 0 0 1 71 102 2.84 1.579	7.1 2.05 6 1 0 0 1 0 0 0 0 0 0 12 18 0.00 0.600	9.1 1.25 10 1 0 0 0 1 0 0 0 0 0 1 14 0.00 2.000	10.1 1.00 4 1 1 1 1 0 0 0 0 0 1 12 18 9.00 1.000	IP WLS BF H R ER SO BB IBB HBP BLK WP HR S P ERA WHIP	6.1 2.32 28 9 2 2 6 1 0 0 0 0 0 1 71 102 2.84 1.579	7.1 2.05 6 1 0 0 1 0 0 0 0 0 0 12 18 0.00 0.600	9.1 1.25 10 1 0 0 0 1 0 0 0 0 0 1 14 0.00 2.000	10.1 1.00 4 1 1 1 1 0 0 0 0 0 1 12 18 9.00 1.000	IP WLS BF H R ER SO BB IBB HBP BLK WP HR S P ERA WHIP	6.1 2.32 28 9 2 2 6 1 0 0 0 0 0 1 71 102 2.84 1.579	7.1 2.05 6 1 0 0 1 0 0 0 0 0 0 12 18 0.00 0.600	9.1 1.25 10 1 0 0 0 1 0 0 0 0 0 1 14 0.00 2.000	10.1 1.00 4 1 1 1 1 0 0 0 0 0 1 12 18 9.00 1.000	IP WLS BF H R ER SO BB IBB HBP BLK WP HR S P ERA WHIP	6.1 2.32 28 9 2 2 6 1 0 0 0 0 0 1 71 102 2.84 1.579	7.1 2.05 6 1 0 0 1 0 0 0 0 0 0 12 18 0.00 0.600	9.1 1.25 10 1 0 0 0 1 0 0 0 0 0 1 14 0.00 2.000	10.1 1.00 4 1 1 1 1 0 0 0 0 0 1 12 18 9.00 1.000	IP WLS BF H R ER SO BB IBB HBP BLK WP HR S P ERA WHIP	6.1 2.32 28 9 2 2 6 1 0 0 0 0 0 1 71 102 2.84 1.579	7.1 2.05 6 1 0 0 1 0 0 0 0 0 0 12 18 0.00 0.600	9.1 1.25 10 1 0 0 0 1 0 0 0 0 0 1 14 0.00 2.000	10.1 1.00 4 1 1 1 1 0 0 0 0 0 1 12 18 9.00 1.000	IP WLS BF H R ER SO BB IBB HBP BLK WP HR S P ERA WHIP	6.1 2.32 28 9 2 2 6 1 0 0 0 0 0 1 71 102 2.84 1.579	7.1 2.05 6 1 0 0 1 0 0 0 0 0 0 12 18 0.00 0.600	9.1 1.25 10 1 0 0 0 1 0 0 0 0 0 1 14 0.00 2.000	10.1 1.00 4 1 1 1 1 0 0 0 0 0 1 12 18 9.00 1.000	IP WLS BF H R ER SO BB IBB HBP BLK WP HR S P ERA WHIP	6.1 2.32 28 9 2 2 6 1 0 0 0 0 0 1 71 102 2.84 1.579	7.1 2.05 6 1 0 0 1 0 0 0 0 0 0 12 18 0.00 0.600	9.1 1.25 10 1 0 0 0 1 0 0 0 0 0 1 14 0.00 2.000	10.1 1.00 4 1 1 1 1 0 0 0 0 0 1 12 18 9.00 1.000	IP WLS BF H R ER SO BB IBB HBP BLK WP HR S P ERA WHIP	6.1 2.32 28 9 2 2 6 1 0 0 0 0 0 1 71 102 2.84 1.579	7.1 2.05 6 1 0 0 1 0 0 0 0 0 0 12 18 0.00 0.600	9.1 1.25 10 1 0 0 0 1 0 0 0 0 0 1 14 0.00 2.000	10.1 1.00 4 1 1 1 1 0 0 0 0 0 1 12 18 9.00 1.000	IP WLS BF H R ER SO BB IBB HBP BLK WP HR S P ERA WHIP	6.1 2.32 28 9 2 2 6 1 0 0 0 0 0 1 71 102 2.84 1.579	7.1 2.05 6 1 0 0 1 0 0 0 0 0 0 12 18 0.00 0.600	9.1 1.25 10 1 0 0 0 1 0 0 0 0 0 1 14 0.00 2.000	10.1 1.00 4 1 1 1 1 0 0 0 0 0 1 12 18 9.00 1.000	IP WLS BF H R ER SO BB IBB HBP BLK WP HR S P ERA WHIP	6.1 2.32 28 9 2 2 6 1 0 0 0 0 0 1 71 102 2.84 1.579	7.1 2.05 6 1 0 0 1 0 0 0 0 0 0 12 18 0.00 0.600	9.1 1.25 10 1 0 0 0 1 0 0 0 0 0 1 14 0.00 2.000	10.1 1.00 4 1 1 1 1 0 0 0 0 0 1 12 18 9.00 1.000	IP WLS BF H R ER SO BB IBB HBP BLK WP HR S P ERA WHIP	6.1 2.32 28 9 2 2 6 1 0 0 0 0 0 1 71 102 2.84 1.579	7.1 2.05 6 1 0 0 1 0 0 0 0 0 0 12 18 0.00 0.600	9.1 1.25 10 1 0 0 0 1 0 0 0 0 0 1 14 0.00 2.000	10.1 1.00 4 1 1 1 1 0 0 0 0 0 1 12 18 9.00 1.000	IP WLS BF H R ER SO BB IBB HBP BLK WP HR S P ERA WHIP	6.1 2.32 28 9 2 2 6 1 0 0 0 0 0 1 71 102 2.84 1.579	7.1 2.05 6 1 0 0 1 0 0 0 0 0 0 12 18 0.00 0.600	9.1 1.25 10 1 0 0 0 1 0 0 0 0 0 1 14 0.00 2.000	10.1 1.00 4 1 1 1 1 0 0 0 0 0 1 12 18 9.00 1.000	IP WLS BF H R ER SO BB IBB HBP BLK WP HR S P ERA WHIP	6.1 2.32 28 9 2 2 6 1 0 0 0 0 0 1 71 102 2.84 1.579	7.1 2.05 6 1 0 0 1 0 0 0 0 0 0 12 18 0.00 0.600	9.1 1.25 10 1 0 0 0 1 0 0 0 0 0 1 14 0.00 2.000	10.1 1.00 4 1 1 1 1 0 0 0 0 0 1 12 18 9.00 1.000	IP WLS BF H R ER SO BB IBB HBP BLK WP HR S P ERA WHIP	6.1 2.32 28 9 2 2 6 1 0 0 0 0 0 1 71 102 2.84 1.579	7.1 2.05 6 1 0 0 1 0 0 0 0 0 0 12 18 0.00 0.600	9.1 1.25 10 1 0 0 0 1 0 0 0 0 0 1 14 0.00 2.000	10.1 1.00 4 1 1 1 1 0 0 0 0 0 1 12 18 9.00 1.000	IP WLS BF H R ER SO BB IBB HBP BLK WP HR S P ERA WHIP	6.1 2.32 28 9 2 2 6 1 0 0 0 0 0 1 71 102 2.84 1.579	7.1 2.05 6 1 0 0 1 0 0 0 0 0 0 12 18 0.00 0.600	9.1 1.25 10 1 0 0 0 1 0 0 0 0 0 1 14 0.00 2.000	10.1 1.00 4 1 1 1 1 0 0 0 0 0 1 12 18 9.00 1.000	IP WLS BF H R ER SO BB IBB HBP BLK WP HR S P ERA WHIP	6.1 2.32 28 9 2 2 6 1 0 0 0 0 0 1 71 102 2.84 1.579	7.1 2.05 6 1 0 0 1 0 0 0 0 0 0 12 18 0.00 0.600	9.1 1.25 10 1 0 0 0 1 0 0 0 0 0 1 14 0.00 2.000	10.1 1.00 4 1 1 1 1 0 0 0 0 0 1 12 18 9.00 1.000	IP WLS BF H R ER SO BB IBB HBP BLK WP HR S P ERA WHIP	6.1 2.32 28 9 2 2 6 1 0 0 0 0 0 1 71 102 2.84 1.579	7.1 2.05 6 1 0 0 1 0 0 0 0 0 0 12 18 0.00 0.600	9.1 1.25 10 1 0 0 0 1 0 0 0 0 0 1 14 0.00 2.000	10.1 1.00 4 1 1 1 1 0 0 0 0 0 1 12 18 9.00 1.000	IP WLS BF H R ER SO BB IBB HBP BLK WP HR S P ERA WHIP	6.1 2.32 28 9 2 2 6 1 0 0 0 0 0 1 71 102 2.84 1.579	7.1 2.05 6 1 0 0 1 0 0 0 0 0 0 12 18 0.00 0.600	9.1 1.25 10 1 0 0 0 1 0 0 0 0 0 1 14 0.00 2.000	10.1 1.00 4 1 1 1 1 0 0 0 0 0 1 12 18 9.00 1.000	IP WLS BF H R ER SO BB IBB HBP BLK WP HR S P ERA WHIP	6.1 2.32 28 9 2 2 6 1 0 0 0 0 0 1 71 102 2.84 1.579	7.1 2.05 6 1 0 0 1 0 0 0 0 0 0 12 18 0.00 0.600	9.1 1.25 10 1 0 0 0 1 0 0 0 0 0 1 14 0.00 2.000	10.1 1.00 4 1 1 1 1 0 0 0 0 0 1 12 18 9.00 1.000	IP WLS BF H R ER SO BB IBB HBP BLK WP HR S P ERA WHIP	6.1 2.32 28 9 2 2 6 1 0 0 0 0 0 1 71 102 2.84 1.579	7.1 2.05 6 1 0 0 1 0 0 0 0 0 0 12 18 0.00 0.600	9.1 1.25 10 1 0 0 0 1 0 0 0 0 0 1 14 0.00 2.000	10.1 1.00 4 1 1 1 1 0 0 0 0 0 1 12 18 9.00 1.000	IP WLS BF H R ER SO BB IBB HBP BLK WP HR S P ERA WHIP	6.1 2.32 28 9 2 2 6 1 0 0 0 0 0 1 71 102

Batter	1	2	3	4	5	6	7	8	9	AB	R	H	RBI	BB	SO	LOB	TOP			
Darren Lewis, R OBP: 0.374, SLG: 0.335 (1, 8)	F8			E3 SH1-3 SF7 1B		G3			G4-3	4	1	1	0	0	0	0	San Francisco Giants @ Pittsburgh Pirates Three Rivers Stadium, Pittsburgh, PA Wed Jun 08 1994, 7:05 PM EDT Att: 14,822 - Unknown - 64 F livebaseballscorecards.com			
Mike Benjamin, R OBP: 0.364, SLG: 0.407 (1, 4)	F8			SH1-3		F7			K	3	0	0	0	0	1	0				
Mark Carreon, R OBP: 0.206, SLG: 0.283 (1, 9)	K			SF7					P8	2	0	0	1	0	1	0				
Matt Williams, R OBP: 0.312, SLG: 0.578 (1, 5)		F9		G4-3					G3	3	0	0	0	0	0	0				
Barry Bonds, L OBP: 0.432, SLG: 0.569 (1, 7)		CS BB			P8				PO 2B	2	0	1	0	1	0	0				
Todd Benzinger, S OBP: 0.298, SLG: 0.356 (1, 3)	K				2-2 1B				PO 2-3 1B	3	0	2	0	0	1	1				
Royce Clayton, R OBP: 0.281, SLG: 0.328 (1, 6)			K		2-3 K				K	3	0	0	0	0	3	2				
Kirt Manwaring, R OBP: 0.278, SLG: 0.323 (1, 2)			G4-3		0-1 L5				G6-4-3 1-2	3	0	0	0	0	0	2				
Salomon Torres, R OBP: 0.158, SLG: 0.158 Steve Scarson, R OBP: 0.320, SLG: 0.391 (9, PH)			K		1-3 K				K	2	0	0	0	0	2	0				
Inning Stats	R: 0 E: 0 K: 1 S: 11	H: 0 LOB: 0 BB: 0 P: 16	R: 0 E: 0 K: 1 S: 6	H: 0 LOB: 0 BB: 0 P: 12	R: 0 E: 0 K: 2 S: 11	H: 0 LOB: 0 BB: 0 P: 16	R: 1 E: 1 K: 0 S: 7	H: 1 LOB: 0 BB: 0 P: 8	R: 0 E: 0 K: 1 S: 7	H: 0 LOB: 0 BB: 0 P: 10	R: 0 E: 0 K: 0 S: 7	H: 1 LOB: 0 BB: 0 P: 13	R: 0 E: 0 K: 1 S: 7	H: 1 LOB: 0 BB: 0 P: 11	R: 0 E: 0 K: 2 S: 7	H: 0 LOB: 0 BB: 0 P: 10	1B: 3 2B: 1 3B: 0 HR: 0	SF: 1 SAC: 1 DP: 1 HBP: 0	WP: 0 PB: 0 SB: 0 CS: 1	PA: 30
PITCHER Denny Neagle, L ERA: 3.87 (1, 1)	IP: 9.0 WLS: W BF: 29 H: 4 R: 1 ER: 0 SO: 9 BB: 1 IBB: 0 HBP: 0 BLK: 0 WP: 0 HR: 0 S: 79 P: 118 ERA: 0.00 WHIP: 0.556															PITCHER				

Batter	1	2	3	4	5	6	7	8	9	AB	R	H	RBI	BB	SO	LOB	BOTTOM			
Carlos Garcia, R OBP: 0.340, SLG: 0.369 (1, 4)	K	FC6-4 1B		G5-3					K	4	0	1	0	0	2	1	San Francisco Giants @ Pittsburgh Pirates Three Rivers Stadium, Pittsburgh, PA Wed Jun 08 1994, 7:05 PM EDT Att: 14,822 - Unknown - 64 F livebaseballscorecards.com			
Jay Bell, R OBP: 0.278, SLG: 0.349 (1, 6)	FC3-6 1B	FC6-4 1-2			G6-3				L6	4	0	1	0	0	0	2				
Andy Van Slyke, L OBP: 0.325, SLG: 0.343 (1, 8)	FC3-6 1-2 FC5-4			SF7 3B	G4-3				P6	4	1	1	0	0	0	1				
Brian Hunter, R OBP: 0.283, SLG: 0.448 Gary Varsho, L OBP: 0.360, SLG: 0.455 (9, 9)	FC5-4 1-2			SF7	P5				F8	3	0	0	1	0	0	1				
Orlando Merced, S OBP: 0.357, SLG: 0.383 (9, 3)		3B BB		G4-3		G4-3			G6-3	3	1	0	0	1	0	0				
Al Martin, L OBP: 0.378, SLG: 0.492 (1, 7)		1B 3B		G4-1		G3 HBP 1B			1B	4	1	3	1	0	0	0				
Lance Parrish, R OBP: 0.407, SLG: 0.429 (1, 2)		FC5-4 1B			P4				F7	3	0	1	1	0	0	1				
Kevin Young, R OBP: 0.275, SLG: 0.350 (1, 5)		FC5-4 1B			F9				G3	3	0	0	0	0	0	3				
Denny Neagle, L OBP: 0.167, SLG: 0.167 (1, 1)		B5				G1-4-3				3	0	1	0	0	0	3				
Inning Stats	R: 0 E: 0 K: 1 S: 9	H: 1 LOB: 1 BB: 0 P: 13	R: 2 E: 0 K: 0 S: 13	H: 3 LOB: 2 BB: 1 P: 19	R: 1 E: 0 K: 0 S: 5	H: 1 LOB: 0 BB: 0 P: 5	R: 0 E: 0 K: 0 S: 7	H: 1 LOB: 1 BB: 0 P: 7	R: 0 E: 0 K: 0 S: 7	H: 0 LOB: 0 BB: 0 P: 10	R: 0 E: 0 K: 0 S: 11	H: 1 LOB: 2 BB: 0 P: 15	R: 0 E: 0 K: 1 S: 8	H: 0 LOB: 0 BB: 0 P: 11	R: 0 E: 0 K: 0 S: 8	H: 1 LOB: 1 BB: 0 P: 11	1B: 6 2B: 0 3B: 2 HR: 0	SF: 1 SAC: 0 DP: 0 HBP: 1	WP: 0 PB: 0 SB: 0 CS: 0	PA: 34
PITCHER Salomon Torres, R ERA: 4.09 (1, 1)	IP: 8.0 WLS: L BF: 34 H: 8 R: 3 ER: 3 SO: 2 BB: 1 IBB: 0 HBP: 1 BLK: 0 WP: 0 HR: 0 S: 68 P: 91 ERA: 3.38 WHIP: 1.125															PITCHER				

Batter	1	2	3	4	5	6	7	8	9	AB	R	H	RBI	BB	SO	LOB	TOP										
Bip Roberts, S (1,4) OBP: 0.384, SLG: 0.364	1-2 1B SF7	0-0 G3-1			2-2 G6-3		0-0 2B 1B		3-3 K	5	2	2	0	0	1	2											
Tim Hyers, L (1,3) OBP: 0.326, SLG: 0.295	1-0 1B S		2-1 F7		2-1 G4-3		1-0 2B 1B		0-1 G3-1	5	1	2	0	0	0	0											
Tony Gwynn, L (1,9) OBP: 0.440, SLG: 0.577	0-1 SF7		1-1 G3		0-0 1B 1B		1-0 F8 E 2B		1-1 G4-3	4	2	2	3	0	0	0											
Phil Plantier, L (1,7) OBP: 0.335, SLG: 0.560	3-3 K		2-0 1B		0-0 F8 1B		1-0 F8			4	0	1	0	0	1	3											
Derek Bell, R (1,8) OBP: 0.332, SLG: 0.424	1-0 G6-3		0-0 G4-3		1-3 K		4-0 S IBB			3	0	0	0	1	1	3											
Scott Livingstone, L (1,5) OBP: 0.265, SLG: 0.318		0-0 SH3-4 1B		0-1 G4-3		0-0 1B 1B		0-1 F8		4	0	2	0	0	0	1											
Ricky Gutierrez, R (1,6) OBP: 0.285, SLG: 0.299	1-0 L6		2-1 G4-3		1-2 1B		4-1 G6-4-3 BB			3	0	1	1	1	0	1											
Brad Ausmus, R (1,2) OBP: 0.299, SLG: 0.329	0-1 SH3-4 1B		1-1 G6-3		2-0 G4-1		2-1 G6-4-3			4	0	1	0	0	0	3											
Joey Hamilton, R (1,1) Donnie Elliott, R (9,1) Trevor Hoffman, R (9,1) Archi Cianfrocco, R (9,3) OBP: 0.250, SLG: 0.360	0-1 SH3-4		2-1 G1-3		1-1 G4-3		1-1 G6-3			3	0	0	0	0	0	0											
Inning Stats	R: 1 E: 0 K: 1 S: 10	H: 2 LOB: 1 BB: 0 P: 16	R: 0 E: 0 K: 0 S: 7	H: 2 LOB: 2 BB: 0 P: 8	R: 0 E: 0 K: 0 S: 6	H: 1 LOB: 1 BB: 0 P: 11	R: 0 E: 0 K: 0 S: 6	H: 0 LOB: 0 BB: 0 P: 9	R: 0 E: 0 K: 1 S: 12	H: 3 LOB: 2 BB: 0 P: 16	R: 3 E: 0 K: 0 S: 9	H: 3 LOB: 1 BB: 1 P: 16	R: 0 E: 0 K: 1 S: 9	H: 0 LOB: 0 BB: 1 P: 13	R: 0 E: 0 K: 1 S: 9	H: 0 LOB: 0 BB: 0 P: 13	1B: 10 2B: 1 3B: 0 HR: 0	SF: 1 SAC: 1 DP: 1 HBP: 0	WP: 0 PB: 0 SB: 3 CS: 0	PA: 39							
PITCHER	IP	WLS	BF	H	R	ER	SO	BB	IBB	HBP	BLK	WP	HR	S	P	ERA	WHIP										
John Burkett, R (1,1) ERA: 3.28	6.1	L	30	11	5	4	2	0	0	0	0	0	0	55	82	5.68	1.737										
Steve Frey, L (7,1) ERA: 7.99	0.2		3	0	0	0	0	0	1	0	0	0	0	3	8	0.00	0.000										
Pat Gomez, L (8,1) ERA: 0.96	2.0		6	0	0	0	1	1	0	0	0	0	0	14	25	0.00	0.500										

San Diego Padres @ San Francisco Giants
 Candlestick Park, San Francisco, CA
 Fri Jun 10 1994, 10:05 PM EDT
 Att: 18,589 - Unknown - 78 F

AB	35
R	5
H	11
RBI	4
BB	2
SO	3
LOB	13



Batter	1	2	3	4	5	6	7	8	9	AB	R	H	RBI	BB	SO	LOB	BOTTOM										
Darren Lewis, R (1,8) OBP: 0.374, SLG: 0.336	1-2 G1-3		2-2 G4-3		0-0 FC3-6 1B		2-1 FC5-4 1B		1-3 K	5	0	2	0	0	1	2											
John Patterson, S (1,4) OBP: 0.290, SLG: 0.269	0-0 F7		3-1 G4-3		0-2 FC3-6 BB		0-0 FC5-4		2-2 P8	5	0	0	0	0	0	5											
Dave Martinez, L (1,9) OBP: 0.316, SLG: 0.298	2-2 1B		0-1 FC5-4 1B		4-1 1-2 BB		1-3 K		1-2 2-H 1B	4	0	3	1	1	1	1											
Matt Williams, R (1,5) OBP: 0.310, SLG: 0.579	0-0 G6-3		0-0 FC5-4		1-3 K		0-2 G4-3 3B		1-0 P7	5	1	1	0	0	1	7											
Barry Bonds, L (1,7) OBP: 0.425, SLG: 0.557		1-0 P6		2-0 L7		1-0 F8		3-2 G4-3		4	0	0	1	0	0	0											
J.R. Phillips, L (1,3) OBP: 0.176, SLG: 0.375		0-1 BB 1B		2-0 F7		2-3 K		0-0 G5-3		4	0	1	0	0	1	0											
Royce Clayton, R (1,6) OBP: 0.285, SLG: 0.332		0-1 BB 1B		2-1 G5-3		3-1 1B		3-2 L4		4	0	2	0	0	0	0											
Kirt Manwaring, R (1,2) OBP: 0.289, SLG: 0.321		4-0 G4-6-3 BB		4-1 FC3-6 1B BB		0-1 F8		4-1 BB 1B BB		1	1	0	0	3	0	1											
John Burkett, R (1,1) OBP: 0.067, SLG: 0.034 Steve Frey, R (7,1) Rikkert Faneyte, R (7,PH) Pat Gomez, L (8,1) Todd Benzinger, S (9,PH) OBP: 0.301, SLG: 0.356		0-1 G4-6-3		0-3 K		1-1 P3		4-0 BB		2	0	0	0	0	1	4											
Inning Stats	R: 0 E: 0 K: 0 S: 8	H: 1 LOB: 1 BB: 0 P: 11	R: 0 E: 0 K: 0 S: 7	H: 2 LOB: 2 BB: 1 P: 12	R: 0 E: 0 K: 0 S: 8	H: 1 LOB: 1 BB: 0 P: 13	R: 0 E: 0 K: 2 S: 12	H: 1 LOB: 3 BB: 2 P: 21	R: 0 E: 0 K: 1 S: 8	H: 1 LOB: 1 BB: 0 P: 14	R: 0 E: 0 K: 1 S: 8	H: 1 LOB: 1 BB: 0 P: 12	R: 1 E: 0 K: 0 S: 14	H: 1 LOB: 0 BB: 0 P: 20	R: 1 E: 0 K: 1 S: 11	H: 1 LOB: 2 BB: 2 P: 24	1B: 8 2B: 0 3B: 1 HR: 0	SF: 0 SAC: 0 DP: 1 HBP: 0	WP: 0 PB: 0 SB: 0 CS: 0	PA: 40							
PITCHER	IP	WLS	BF	H	R	ER	SO	BB	IBB	HBP	BLK	WP	HR	S	P	ERA	WHIP										
Joey Hamilton, R (1,1) ERA: 2.36	8.0	W	34	8	1	1	4	3	0	0	0	0	0	69	113	1.12	1.375										
Donnie Elliott, R (9,1) ERA: 2.14	0.0		2	0	1	1	0	2	0	0	0	0	0	1	9	∞	∞										
Trevor Hoffman, R (9,1) ERA: 1.59	1.0	S	4	1	0	0	1	0	0	0	0	0	0	10	15	0.00	1.000										

San Diego Padres @ San Francisco Giants
 Candlestick Park, San Francisco, CA
 Fri Jun 10 1994, 10:05 PM EDT
 Att: 18,589 - Unknown - 78 F

AB	35
R	2
H	9
RBI	2
BB	5
SO	5
LOB	20



Batter	1	2	3	4	5	6	7	8	9	AB	R	H	RBI	BB	SO	LOB	TOP										
Bip Roberts, S OBP: 0.384, SLG: 0.365 (1, 4)										5	0	2	0	0	1	5	San Diego Padres @ San Francisco Giants Candlestick Park, San Francisco, CA Sat Jun 11 1994, 6:33 AM EDT Att: 30,925 - Unknown - 70 F livebaseballscorecards.com										
Tim Hyers, L OBP: 0.320, SLG: 0.283 (1, 3)										4	0	0	1	1	2	2											
Tony Gwynn, L OBP: 0.448, SLG: 0.583 (1, 9)										5	1	4	0	0	0	2											
Phil Plantier, L OBP: 0.332, SLG: 0.551 (9, PR)										5	0	1	0	0	1	8											
Bill Bean, L OBP: 0.294, SLG: 0.278 (9, 7)										0	0	0	0	0	0	0											
Derek Bell, R OBP: 0.329, SLG: 0.421 (1, 8)										4	0	1	1	0	0	3											
Scott Livingstone, L OBP: 0.250, SLG: 0.310 (1, 5)										5	1	1	0	0	1	4											
Ricky Gutierrez, R OBP: 0.302, SLG: 0.313 (1, 6)										3	1	3	0	1	0	0											
Brad Ausmus, R OBP: 0.304, SLG: 0.333 (1, 2)										4	0	2	0	0	0	3											
Andy Ashby, R OBP: 0.240, SLG: 0.208 (1, 1)										4	0	1	0	0	1	5											
Inning Stats	R: 0 E: 0 K: 2 S: 9	H: 2 LOB: 2 BB: 0 P: 9	R: 2 E: 1 K: 1 S: 9	H: 3 LOB: 3 BB: 1 P: 13	R: 0 E: 0 K: 1 S: 6	H: 1 LOB: 1 BB: 0 P: 6	R: 0 E: 0 K: 1 S: 7	H: 2 LOB: 2 BB: 0 P: 7	R: 0 E: 0 K: 0 S: 4	H: 2 LOB: 1 BB: 0 P: 4	R: 0 E: 0 K: 1 S: 5	H: 1 LOB: 0 BB: 0 P: 5	R: 0 E: 0 K: 0 S: 4	H: 1 LOB: 1 BB: 0 P: 4	R: 0 E: 0 K: 0 S: 3	H: 1 LOB: 2 BB: 1 P: 7	R: 1 E: 0 K: 0 S: 5	H: 2 LOB: 2 BB: 0 P: 5	1B: 15 2B: 1 3B: 0 HR: 0	SF: 1 SAC: 0 DP: 3 HBP: 0	WP: 1 PB: 0 SB: 0 CS: 0	PA: 42					
PITCHER	IP	WLS	BF	H	R	ER	SO	BB	IBB	HBP	BLK	WP	HR	S	P	ERA	WHIP										
Mark Portugal, R ERA: 3.53 (1, 1)	7.0	L	33	12	2	1	6	1	0	0	0	1	0	44	48	1.29	1.857										
Dave Burba, R ERA: 3.95 (8, 1)	1.0		4	1	0	0	0	1	0	0	0	0	0	3	7	0.00	2.000										
Bryan Hickerson, L ERA: 4.86 (9, 1)	0.1		3	2	1	1	0	0	0	0	0	0	0	3	3	27.00	6.000										
Rod Beck, R ERA: 3.32 (9, 1)	0.2		2	0	0	0	0	0	0	0	0	0	0	2	2	0.00	0.000										
Batter	1	2	3	4	5	6	7	8	9	AB	R	H	RBI	BB	SO	LOB	BOTTOM										
Darren Lewis, R OBP: 0.368, SLG: 0.330 (1, 8)										4	0	0	0	0	1	1	San Diego Padres @ San Francisco Giants Candlestick Park, San Francisco, CA Sat Jun 11 1994, 6:33 AM EDT Att: 30,925 - Unknown - 70 F livebaseballscorecards.com										
John Patterson, S OBP: 0.281, SLG: 0.260 (1, 4)										4	0	0	0	0	1	1											
Dave Martinez, L OBP: 0.303, SLG: 0.284 (1, 9)										4	0	0	0	0	0	0											
Matt Williams, R OBP: 0.307, SLG: 0.571 (1, 5)										3	0	0	0	0	0	0											
Barry Bonds, L OBP: 0.424, SLG: 0.569 (1, 7)										3	1	1	1	0	1	0											
J.R. Phillips, L OBP: 0.150, SLG: 0.316 (1, 3)										3	0	0	0	0	1	0											
Dave Burba, R (8, 1)										0	0	0	0	0	0	0											
Bryan Hickerson, L OBP: 0.273, SLG: 0.290 (9, 1)										0	0	0	0	0	0	0											
Rod Beck, R (9, 1)										0	0	0	0	0	0	0											
Royce Clayton, R OBP: 0.286, SLG: 0.332 (1, 6)										3	0	1	0	0	0	0											
Kirt Manwaring, R OBP: 0.295, SLG: 0.327 (1, 2)										3	0	2	0	0	0	0											
Mark Portugal, R OBP: 0.375, SLG: 0.500 (1, 1)										1	0	0	0	0	0	2											
Todd Benzinger, S OBP: 0.300, SLG: 0.355 (8, 3)										1	0	0	0	0	0	0											
Inning Stats	R: 0 E: 0 K: 1 S: 5	H: 0 LOB: 0 BB: 0 P: 5	R: 1 E: 0 K: 0 S: 4	H: 1 LOB: 0 BB: 0 P: 4	R: 0 E: 0 K: 0 S: 4	H: 1 LOB: 1 BB: 0 P: 4	R: 0 E: 0 K: 0 S: 3	H: 0 LOB: 0 BB: 0 P: 3	R: 0 E: 0 K: 0 S: 3	H: 0 LOB: 0 BB: 0 P: 3	R: 0 E: 0 K: 0 S: 3	H: 0 LOB: 0 BB: 0 P: 3	R: 0 E: 0 K: 0 S: 3	H: 0 LOB: 0 BB: 0 P: 3	R: 0 E: 0 K: 1 S: 5	H: 0 LOB: 0 BB: 0 P: 5	R: 0 E: 0 K: 0 S: 3	H: 0 LOB: 0 BB: 0 P: 3	1B: 3 2B: 0 3B: 0 HR: 1	SF: 0 SAC: 1 DP: 1 HBP: 0	WP: 0 PB: 0 SB: 0 CS: 0	PA: 30					
PITCHER	IP	WLS	BF	H	R	ER	SO	BB	IBB	HBP	BLK	WP	HR	S	P	ERA	WHIP										
Andy Ashby, R ERA: 2.94 (1, 1)	9.0	W	30	4	1	1	4	0	0	0	0	0	1	38	38	1.00	0.444										

Batter	1	2	3	4	5	6	7	8	9	AB	R	H	RBI	BB	SO	LOB	TOP								
Bip Roberts, S (1, 4) OBP: 0.380, SLG: 0.363	1-3 K2-3		2-0 SF7			3-2 FC4-6 2B		2-1 1B 1B	0-0 F8	4	2	1	1	0	1	1	San Diego Padres @ San Francisco Giants Candlestick Park, San Francisco, CA Sun Jun 12 1994, 6:33 AM EDT Att: 39,230 - Cloudy - 66 F								
Tim Hyers, L (1, 3) OBP: 0.324, SLG: 0.299	2-1 G4-3		2-1 G5-3			1-0 2B		0-0 1B SF7 1B	0-1 G5-3	5	1	2	1	0	0	1									
Tony Gwynn, L (1, 9) OBP: 0.444, SLG: 0.576	1-0 G6-3			1-0 G4-3		1-1 L7		1-0 1B SF7 1B		4	1	1	1	0	0	1									
Phil Plantier, L (1, 7) OBP: 0.330, SLG: 0.545		3-1 L8		0-1 P5		4-0 FC6-4 IBB		1-2 SF7		2	0	0	1	1	0	0									
Bill Bean, L (1, 8) OBP: 0.256, SLG: 0.268 Derek Bell, R (8, PH) OBP: 0.332, SLG: 0.421		2-0 G3		0-0 G4-3		1-1 FC6-4		1-1 1B IBB		3	0	0	0	0	0	2									
Scott Livingstone, L (1, 5) OBP: 0.283, SLG: 0.311 Craig Shipley, R (8, PH) OBP: 0.343, SLG: 0.462		0-0 G3-1			0-0 F8		0-1 G4-6-3 1B	2-3 K		3	0	1	0	0	0	0									
Ricky Gutierrez, R (1, 6) OBP: 0.306, SLG: 0.318			1-0 1B SF7 1B		2-2 G6-3		1-2 G4-6-3	2-2 1B		4	1	2	1	0	0	1									
Brad Ausmus, R (1, 2) OBP: 0.308, SLG: 0.337			0-1 1B		3-1 G6-3		1-1 1B	1-3 K		4	0	2	0	0	1	2									
Andy Benes, R (1, 1) OBP: 0.161, SLG: 0.133 Archi Cianfranco, R (9, PH) OBP: 0.246, SLG: 0.357 Trevor Hoffman, R (9, 1)			1-3 K		3-2 E4 FC4-6		2-2 F8	1-3 K		3	0	0	0	0	1	3									
Inning Stats	R: 0 E: 0 K: 1 S: 6	H: 0 LOB: 0 BB: 0 P: 10	R: 0 E: 0 K: 0 S: 4	H: 0 LOB: 0 BB: 0 P: 9	R: 1 E: 0 K: 1 S: 9	H: 2 LOB: 1 BB: 0 P: 15	R: 0 E: 0 K: 0 S: 4	H: 0 LOB: 0 BB: 0 P: 5	R: 0 E: 0 K: 0 S: 6	H: 0 LOB: 0 BB: 0 P: 11	R: 1 E: 1 K: 0 S: 14	H: 1 LOB: 2 BB: 1 P: 26	R: 0 E: 0 K: 0 S: 10	H: 2 LOB: 1 BB: 0 P: 14	R: 3 E: 0 K: 2 S: 19	H: 4 LOB: 2 BB: 1 P: 32		R: 0 E: 0 K: 1 S: 6	H: 0 LOB: 0 BB: 0 P: 7	1B: 8 2B: 1 3B: 0 HR: 0	SF: 2 SAC: 0 DP: 1 HBP: 0	WP: 0 PB: 0 SB: 2 CS: 0	PA: 38		
PITCHER	IP	WLS	BF	H	R	ER	SO	BB	IBB	HBP	BLK	WP	HR	S	P	ERA	WHIP								
Bill Swift, R (1, 1) ERA: 2.69	7.0	L	30	8	5	4	2	0	1	0	0	0	0	57	97	5.14	1.143								
Steve Frey, L (8, 1) ERA: 7.71	0.1		2	0	0	0	0	0	1	0	0	0	0	3	8	0.00	0.000								
Dave Burba, R (8, 1) ERA: 3.7	1.2		6	1	0	0	3	0	0	0	0	0	0	18	24	0.00	0.600								

Batter	1	2	3	4	5	6	7	8	9	AB	R	H	RBI	BB	SO	LOB	BOTTOM								
Darren Lewis, R (1, 8) OBP: 0.363, SLG: 0.325	0-3 K		0-1 L8					0-0 B5-3		4	0	0	0	0	2	2	San Diego Padres @ San Francisco Giants Candlestick Park, San Francisco, CA Sun Jun 12 1994, 6:33 AM EDT Att: 39,230 - Cloudy - 66 F								
Dave Martinez, L (1, 9) OBP: 0.311, SLG: 0.293	0-1 1B		1-1 G3-1			1-0 G4-3		2-2 1B		4	0	2	1	0	0	0									
J.R. Phillips, L (1, 3) OBP: 0.167, SLG: 0.304	0-0 1-2 1B			1-2 K		0-3 K		1-0 F9		4	0	1	0	0	2	1									
Matt Williams, R (1, 5) OBP: 0.306, SLG: 0.579	1-3 K			1-1 HR		3-2 K			1-0 L7	4	1	1	1	0	2	2									
Barry Bonds, L (1, 7) OBP: 0.425, SLG: 0.568	1-3 K			2-1 G4-6-3 1B			0-3 K		2-1 G3 FC6 1B	4	0	2	0	0	2	2									
Royce Clayton, R (1, 6) OBP: 0.281, SLG: 0.325		1-3 K		0-1 G4-6-3			2-3 K		1-2 FC6 G3	4	0	0	0	0	2	2									
John Patterson, S (1, 4) OBP: 0.283, SLG: 0.270 Dave Burba, R (8, 1) OBP: 0.298, SLG: 0.353		0-0 L3			2-2 2B		2-3 K		0-1 G3	3	0	1	0	0	1	0									
Jeff Reed, L (1, 2) OBP: 0.230, SLG: 0.130		2-2 G3			2-1 P7			0-0 E6 FC5-4	2-3 K	4	0	0	0	0	1	3									
Bill Swift, R (1, 1) OBP: 0.250, SLG: 0.273 Steve Frey, R (8, 1) OBP: 0.308, SLG: 0.375			0-3 K		0-2 P4			1-1 FC5-4 B5-3 1B		2	0	0	0	0	1	1									
Inning Stats	R: 0 E: 0 K: 3 S: 13	H: 2 LOB: 2 BB: 0 P: 15	R: 0 E: 0 K: 1 S: 8	H: 0 LOB: 0 BB: 0 P: 11	R: 0 E: 0 K: 1 S: 8	H: 0 LOB: 0 BB: 0 P: 9	R: 1 E: 0 K: 1 S: 9	H: 2 LOB: 0 BB: 0 P: 13	R: 0 E: 0 K: 2 S: 8	H: 0 LOB: 0 BB: 0 P: 12	R: 0 E: 0 K: 3 S: 10	H: 0 LOB: 0 BB: 0 P: 14	R: 1 E: 1 K: 0 S: 8	H: 1 LOB: 1 BB: 0 P: 12	R: 0 E: 0 K: 1 S: 12	H: 1 LOB: 2 BB: 0 P: 18		1B: 5 2B: 1 3B: 0 HR: 1	SF: 0 SAC: 0 DP: 1 HBP: 0	WP: 0 PB: 0 SB: 0 CS: 0	PA: 35				
PITCHER	IP	WLS	BF	H	R	ER	SO	BB	IBB	HBP	BLK	WP	HR	S	P	ERA	WHIP								
Andy Benes, R (1, 1) ERA: 4.11	8.0	W	30	6	2	1	12	0	0	0	0	0	0	76	103	1.12	0.750								
Trevor Hoffman, R (9, 1) ERA: 1.53	1.0	S	5	1	0	0	1	0	0	0	0	0	0	12	18	0.00	1.000								



Batter	1	2	3	4	5	6	7	8	9	AB	R	H	RBI	BB	SO	LOB	TOP					
James Mouton, R OBP: 0.325, SLG: 0.306 (1, 8)										4	0	1	0	1	0	3	Houston Astros @ San Francisco Giants Candlestick Park, San Francisco, CA Mon Jun 13 1994, 6:33 AM EDT Att: 15,164 - Sunny - 67 F					
Kevin Bass, S OBP: 0.379, SLG: 0.432 (1, 9)									5	0	1	0	0	0	1							
Craig Biggio, R OBP: 0.404, SLG: 0.455 (1, 4)									4	0	0	0	0	0	0							
5 Jeff Bagwell, R OBP: 0.406, SLG: 0.636 (1, 3)									4	0	1	0	0	1	0							
Ken Caminiti, S OBP: 0.364, SLG: 0.562 (1, 5)									3	1	0	0	0	1	1							
Luis Gonzalez, L OBP: 0.317, SLG: 0.385 (1, 7)									4	2	3	0	0	1	0							
Tony Eusebio, R OBP: 0.267, SLG: 0.343 (1, 2)									3	0	0	0	1	3	3							
Andy Stankiewicz, R OBP: 0.373, SLG: 0.395 (1, 6)									1	0	0	0	2	1	0							
Sid Bream, L OBP: 0.500, SLG: 0.519 (9, PH)									1	0	0	0	0	1	1							
Shane Reynolds, R OBP: 0.214, SLG: 0.154 (6, 1)									2	0	1	2	0	0	2							
Tom Edens, R OBP: 0.247, SLG: 0.247 (7, PH)									0	0	0	0	0	0	0							
Chris Donnels, L OBP: 0.247, SLG: 0.247 (7, PH)									0	0	0	0	0	0	0							
Ross Powell, L OBP: 0.247, SLG: 0.247 (7, PH)									0	0	0	0	0	0	0							
Dave Veres, R OBP: 0.247, SLG: 0.247 (7, PH)									0	0	0	0	0	0	0							
Andujar Caballero, R OBP: 0.247, SLG: 0.247 (9, PH)									1	1	1	2	0	0	0							
Inning Stats	R: 0 E: 0 K: 0 S: 3	H: 1 LOB: 0 BB: 0 P: 3	R: 2 E: 1 K: 1 S: 7	H: 2 LOB: 2 BB: 1 P: 12	R: 0 E: 0 K: 1 S: 5	H: 0 LOB: 0 BB: 0 P: 5	R: 0 E: 0 K: 0 S: 3	H: 1 LOB: 2 BB: 0 P: 11	R: 0 E: 0 K: 1 S: 5	H: 0 LOB: 0 BB: 0 P: 5	R: 0 E: 0 K: 1 S: 5	H: 0 LOB: 0 BB: 0 P: 5	R: 0 E: 0 K: 1 S: 7	H: 0 LOB: 1 BB: 1 P: 11	R: 0 E: 0 K: 1 S: 6	H: 1 LOB: 1 BB: 0 P: 6	R: 2 E: 0 K: 2 S: 9	H: 3 LOB: 1 BB: 1 P: 13	1B: 5 2B: 2 3B: 1 HR: 1	SF: 0 SAC: 0 DP: 1 HBP: 1	WP: 0 PB: 0 SB: 0 CS: 1	PA: 38
PITCHER	IP WLS BF H R ER SO BB IBB HBP BLK WP HR S P ERA WHIP																					
William Van Landingham, R ERA: 2.39 (1, 1)	6.2 W 27 4 2 2 5 4 0 1 1 0 0 32 49 2.70 1.200																					
Dave Burba, R ERA: 3.61 (7, 1)	1.0 4 1 0 0 0 0 0 0 0 0 0 4 4 0.00 1.000																					
Michael Jackson, R ERA: 1.19 (8, 1)	0.1 1 0 0 0 1 0 0 0 0 0 0 3 3 0.00 0.000																					
Rod Beck, R ERA: 4.05 (9, 1)	1.0 S 6 3 2 2 2 1 0 0 0 0 0 1 9 13 18.00 4.000																					

AB	32
R	4
H	8
RBI	4
BB	5
SO	8
LOB	11



Batter	1	2	3	4	5	6	7	8	9	AB	R	H	RBI	BB	SO	LOB	BOTTOM			
Rikkert Faneyst, R (1, 8)										4	0	0	0	0	0	5	Houston Astros @ San Francisco Giants Candlestick Park, San Francisco, CA Mon Jun 13 1994, 6:33 AM EDT Att: 15,164 - Sunny - 67 F			
Darren Lewis, R OBP: 0.362, SLG: 0.323 (8, 8)										1	0	0	0	0	1					
Dave Martinez, L OBP: 0.299, SLG: 0.281 (1, 9)									4	0	0	0	0	1	0					
Todd Benzinger, S OBP: 0.302, SLG: 0.370 (1, 3)									4	2	2	1	0	0	0					
Matt Williams, R OBP: 0.312, SLG: 0.590 (1, 5)									2	1	1	2	2	0	0					
Barry Bonds, L OBP: 0.426, SLG: 0.564 (1, 7)									3	1	1	0	1	0	1					
Royce Clayton, R OBP: 0.284, SLG: 0.329 (1, 6)									4	1	2	0	0	2	2					
Steve Scarfone, R OBP: 0.333, SLG: 0.429 (1, 4)									4	0	2	1	0	0	0					
Kirt Manwaring, R OBP: 0.299, SLG: 0.331 (1, 2)									4	0	2	0	0	1	1					
William Van Landingham, R (1, 1)									2	0	0	0	0	1	4					
Dave Burba, R (7, 1)									0	0	0	0	0	0	0					
Michael Jackson, R (8, 1)									0	0	0	0	0	0	0					
J.R. Phillips, L OBP: 0.160, SLG: 0.292 (8, PH)									1	0	0	0	0	0	1					
Rod Beck, R (9, 1)									0	0	0	0	0	0	0					
Inning Stats	R: 1 E: 0 K: 0 S: 4	H: 1 LOB: 1 BB: 1 P: 8	R: 0 E: 0 K: 1 S: 7	H: 3 LOB: 2 BB: 0 P: 7	R: 0 E: 0 K: 0 S: 3	H: 0 LOB: 0 BB: 0 P: 3	R: 2 E: 2 K: 0 S: 6	H: 2 LOB: 1 BB: 0 P: 6	R: 2 E: 0 K: 2 S: 9	H: 2 LOB: 0 BB: 0 P: 9	R: 0 E: 0 K: 1 S: 6	H: 1 LOB: 1 BB: 0 P: 6	R: 0 E: 0 K: 1 S: 5	H: 0 LOB: 2 BB: 2 P: 13	R: 0 E: 0 K: 0 S: 4	H: 1 LOB: 1 BB: 0 P: 4	1B: 7 2B: 1 3B: 0 HR: 2	SF: 0 SAC: 1 DP: 1 HBP: 0	WP: 1 PB: 0 SB: 0 CS: 0	PA: 37
PITCHER	IP WLS BF H R ER SO BB IBB HBP BLK WP HR S P ERA WHIP																			
Shane Reynolds, R ERA: 3.9 (1, 1)	5.0 L 24 8 5 4 3 1 0 0 0 0 1 0 6 6 0.00 1.000																			
Tom Edens, R ERA: 3.66 (6, 1)	1.0 4 1 0 0 1 0 0 0 0 0 1 0 6 6 0.00 1.000																			
Ross Powell, L ERA: (7, 1)	0.2 4 0 0 0 0 2 0 0 0 0 0 0 2 10 0.00 3.000																			
Dave Veres, R ERA: 1.32 (7, 1)	1.1 5 1 0 0 1 0 0 0 0 0 0 0 7 7 0.00 0.750																			

AB	33
R	5
H	10
RBI	4
BB	3
SO	5
LOB	15



Batter	1	2	3	4	5	6	7	8	9	AB	R	H	RBI	BB	SO	LOB	TOP								
James Mouton, R OBP: 0.331, SLG: 0.312										5	0	3	0	0	1	0									
Chris Donnels, L OBP: 0.429, SLG: 0.537										3	2	0	1	0	1										
Mike Hampton, R (6, 1)										0	0	0	0	0	0										
Todd Jones, L OBP: 1.000, SLG: 1.000										0	0	0	0	0	0										
Mike Simms, R (9, FH)										1	0	0	0	0	0										
John Hudek, S (9, 1)										0	0	0	0	0	0										
5 Jeff Bagwell, R OBP: 0.414, SLG: 0.662										5	3	4	3	0	0	1									
Ken Caminiti, S OBP: 0.370, SLG: 0.558										3	1	1	0	2	0	1									
Luis Gonzalez, L OBP: 0.328, SLG: 0.402										4	1	3	2	1	0	1									
Tony Eusebio, R OBP: 0.283, SLG: 0.329										3	0	0	1	1	0	5									
Mike Felder, S OBP: 0.242, SLG: 0.217										4	0	1	1	0	0	2									
Andujar Cedeno, R OBP: 0.332, SLG: 0.438										4	0	1	0	0	1	1									
Brian Williams, R OBP: 0.286, SLG: 0.286										2	0	0	0	0	0	1									
Andy Stankiewicz, R OBP: 0.355, SLG: 0.386										1	0	0	0	0	0	0									
Inning Stats	R: 2 E: 0 K: 0 S: 5	H: 3 LOB: 1 BB: 1 P: 9	R: 0 E: 0 K: 0 S: 4	H: 2 LOB: 2 BB: 0 P: 4	R: 0 E: 0 K: 0 S: 3	H: 1 LOB: 0 BB: 0 P: 3	R: 1 E: 0 K: 0 S: 5	H: 2 LOB: 1 BB: 0 P: 5	R: 3 E: 0 K: 1 S: 6	H: 3 LOB: 1 BB: 1 P: 12	R: 0 E: 0 K: 1 S: 6	H: 1 LOB: 1 BB: 0 P: 6	R: 1 E: 0 K: 0 S: 3	H: 1 LOB: 1 BB: 2 P: 11	R: 0 E: 0 K: 0 S: 3	H: 0 LOB: 0 BB: 0 P: 3	R: 0 E: 0 K: 0 S: 4	H: 2 LOB: 2 BB: 1 P: 8	1B: 9 2B: 5 3B: 0 HR: 1	SF: 1 SAC: 1 DP: 3 HBP: 0	WP: 0 PB: 0 SB: 0 CS: 1	PA: 42			
PITCHER	IP	WLS	BF	H	R	ER	SO	BB	IBB	HBP	BLK	WP	HR	S	P	ERA	WHIP								
Salomon Torres, R ERA: 4.61	4.1	L	22	10	6	6	1	2	0	0	0	0	0	22	30	12.46	2.769								
Bryan Hickerson, L ERA: 4.97	1.2	9	3	1	1	1	1	1	0	0	0	0	1	10	14	5.40	2.400								
Pat Gomez, L ERA: 0.79	2.0	6	0	0	0	0	1	0	0	0	0	0	0	5	9	0.00	0.500								
Steve Frey, L ERA: 7.27	1.0	5	2	0	0	0	0	1	0	0	0	0	0	4	8	0.00	3.000								

Houston Astros @ San Francisco Giants
Candlestick Park, San Francisco, CA
Tue Jun 14 1994, 6:33 AM EDT
Att: 15,115 - Sunny - 68 F

AB	35
R	7
H	15
RBI	7
BB	5
SO	2
LOB	13



Batter	1	2	3	4	5	6	7	8	9	AB	R	H	RBI	BB	SO	LOB	BOTTOM								
Darren Lewis, R OBP: 0.366, SLG: 0.333										5	2	3	1	0	0	1									
Dave Martinez, L OBP: 0.309, SLG: 0.303										3	0	2	1	0	0	0									
Mark Carreon, R OBP: 0.215, SLG: 0.279										1	0	0	0	1	0	1									
Todd Benzinger, S OBP: 0.300, SLG: 0.366										5	0	1	0	0	3	4									
Matt Williams, R OBP: 0.307, SLG: 0.578										5	0	0	0	0	1	2									
Barry Bonds, L OBP: 0.426, SLG: 0.558										4	1	1	0	1	1	1									
Royce Clayton, R OBP: 0.291, SLG: 0.333										3	0	1	0	2	1	0									
Steve Scarsone, R OBP: 0.294, SLG: 0.387										3	0	0	1	0	0	5									
Kirt Manwaring, R OBP: 0.304, SLG: 0.331										3	0	1	0	1	1	0									
Salomon Torres, R OBP: 0.143, SLG: 0.143										2	0	0	0	0	0	3									
Bryan Hickerson, L OBP: 0.304, SLG: 0.286										1	1	1	0	0	0	0									
Pat Gomez, L (7, 1)										0	0	0	0	0	0	0									
John Patterson, S OBP: 0.281, SLG: 0.268										1	0	0	0	0	0	0									
Steve Frey, R (9, 1)										0	0	0	0	0	0	0									
Inning Stats	R: 0 E: 0 K: 1 S: 5	H: 0 LOB: 0 BB: 0 P: 5	R: 1 E: 0 K: 0 S: 5	H: 2 LOB: 2 BB: 1 P: 9	R: 1 E: 0 K: 2 S: 9	H: 2 LOB: 3 BB: 2 P: 17	R: 1 E: 0 K: 0 S: 5	H: 2 LOB: 1 BB: 0 P: 5	R: 0 E: 0 K: 0 S: 3	H: 0 LOB: 0 BB: 0 P: 3	R: 1 E: 0 K: 0 S: 5	H: 2 LOB: 1 BB: 0 P: 5	R: 0 E: 0 K: 1 S: 6	H: 1 LOB: 2 BB: 1 P: 10	R: 0 E: 0 K: 2 S: 8	H: 1 LOB: 2 BB: 1 P: 12	R: 0 E: 0 K: 1 S: 5	H: 0 LOB: 0 BB: 0 P: 5	1B: 6 2B: 4 3B: 0 HR: 0	SF: 1 SAC: 0 DP: 0 HBP: 0	WP: 2 PB: 0 SB: 1 CS: 0	PA: 42			
PITCHER	IP	WLS	BF	H	R	ER	SO	BB	IBB	HBP	BLK	WP	HR	S	P	ERA	WHIP								
Brian Williams, R ERA: 5.96	5.2	W	28	8	4	4	3	2	1	0	0	0	0	31	43	6.35	1.765								
Mike Hampton, L ERA: 2.52	1.1	6	1	0	0	1	1	1	0	0	0	0	0	7	11	0.00	1.500								
Todd Jones, R ERA: 2.57	1.0	5	1	0	0	2	1	0	0	0	0	0	0	8	12	0.00	2.000								
John Hudek, R ERA: 0.86	1.0	S	3	0	0	0	1	0	0	0	0	0	0	5	5	0.00	0.000								

Houston Astros @ San Francisco Giants
Candlestick Park, San Francisco, CA
Tue Jun 14 1994, 6:33 AM EDT
Att: 15,115 - Sunny - 68 F

AB	36
R	4
H	10
RBI	3
BB	5
SO	7
LOB	17



Batter	1	2	3	4	5	6	7	8	9	AB	R	H	RBI	BB	SO	LOB	TOP			
James Mouton, R (1, 8) OBP: 0.324, SLG: 0.305	G5-3		G1-3		P4	G4-3		G5-4-3		5	0	0	0	0	0	3	Houston Astros @ San Francisco Giants Candlestick Park, San Francisco, CA Wed Jun 15 1994, 6:33 AM EDT Att: 18,178 - Sunny - 66 F			
Craig Biggio, R (1, 4) OBP: 0.404, SLG: 0.462	G5-3		5 2B		K		WP 1B	F7		5	2	2	0	0	1	0				
5 Jeff Bagwell, R (1, 3) OBP: 0.417, SLG: 0.668	1B		1B		K		WP 1B		G6-3	4	3	2	1	1	1	0				
Ken Caminiti, S (1, 5) OBP: 0.374, SLG: 0.573	2B		FC6-4		HR		F9		K	5	1	3	2	0	1	2				
Luis Gonzalez, L (1, 7) OBP: 0.329, SLG: 0.407	K		FC6-4		G4-3		1H 2H		K	5	1	2	3	0	2	2				
Mike Felder, S (1, 9) OBP: 0.227, SLG: 0.203		G6-3	F9		G4-3		G5-3			4	0	0	0	0	0	3				
Scott Servais, R (1, 2) OBP: 0.242, SLG: 0.352		FC5-4		K		SH5-4				1	0	0	1	1	1	0				
Andujar Cedeno, R (1, 6) OBP: 0.330, SLG: 0.434	K			G5-3		3H		BB		4	0	1	0	0	1	3				
Doug Drabek, R (1, 1) OBP: 0.220, SLG: 0.205	FC5-4			G4-3		1B				4	0	2	0	0	0	1				
Inning Stats	R: 1 E: 0 K: 1 S: 7	H: 2 LOB: 1 BB: 0 P: 7	R: 0 E: 0 K: 1 S: 5	H: 0 LOB: 1 BB: 0 P: 6	R: 2 E: 0 K: 0 S: 6	H: 3 LOB: 1 BB: 0 P: 6	R: 0 E: 0 K: 1 S: 5	H: 0 LOB: 0 BB: 0 P: 5	R: 0 E: 0 K: 0 S: 7	H: 4 LOB: 2 BB: 0 P: 7	R: 2 E: 0 K: 0 S: 5	H: 2 LOB: 2 BB: 2 P: 13	R: 0 E: 0 K: 0 S: 3	H: 1 LOB: 0 BB: 0 P: 3	R: 0 E: 0 K: 2 S: 7	H: 0 LOB: 0 BB: 0 P: 7	1B: 6 2B: 5 3B: 0 HR: 1	SF: 0 SAC: 1 DP: 1 HBP: 1	WP: 1 PB: 0 SB: 1 CS: 0	PA: 41
PITCHER	IP	WLS	BF	H	R	ER	SO	BB	IBB	HBP	BLK	WP	HR	S	P	ERA	WHIP			
John Burkett, R (1, 1) ERA: 3.72	6.0	L	30	10	7	7	5	0	1	1	0	0	1	38	43	10.50	1.667			
Pat Gomez, L (7, 1) ERA: 9.69	2.0		8	2	0	0	0	1	0	0	0	1	0	7	11	0.00	1.500			
Dave Burba, R (9, 1) ERA: 3.53	1.0		3	0	0	0	2	0	0	0	0	0	0	7	7	0.00	0.000			

Batter	1	2	3	4	5	6	7	8	9	AB	R	H	RBI	BB	SO	LOB	BOTTOM					
Darren Lewis, R (1, 8) OBP: 0.364, SLG: 0.332	G4-3		G6-4-3			CS		G5-3		4	0	1	0	0	0	2	Houston Astros @ San Francisco Giants Candlestick Park, San Francisco, CA Wed Jun 15 1994, 6:33 AM EDT Att: 18,178 - Sunny - 66 F					
Dave Martinez, L (1, 9) OBP: 0.307, SLG: 0.301	G4-6-3		F5			F7		F9		4	0	1	0	0	0	2						
J.R. Phillips, L (1, 3) OBP: 0.138, SLG: 0.250	G4-6-3			K		G4-3		G3-1		4	0	0	0	0	1	3						
Matt Williams, R (1, 5) OBP: 0.306, SLG: 0.571		G3		K				K		3	0	0	0	1	3	0						
Barry Bonds, L (1, 7) OBP: 0.427, SLG: 0.562		F7		CS		G6-3		G3-1		4	1	2	0	0	0	1						
Royce Clayton, R (1, 6) OBP: 0.290, SLG: 0.332		G3		CS		F8		G6-3		4	0	1	0	0	0	2						
John Patterson, S (1, 4) OBP: 0.273, SLG: 0.260		G3				K		E6		4	0	0	0	0	1	2						
Kirt Manwaring, R (1, 2) OBP: 0.309, SLG: 0.343			SH			FC4-6		P5		3	1	2	0	0	0	1						
John Burkett, R (1, 1) OBP: 0.065, SLG: 0.033			SH			FC4-6				1	0	0	0	0	0	1						
Pat Gomez, L (7, 1)										0	0	0	0	0	0	0						
Jeff Reed, L (6, PH) OBP: 0.242, SLG: 0.164										1	0	1	0	0	0	0						
Dave Burba, R (9, 1)										0	0	0	0	0	0	0						
Inning Stats	R: 0 E: 0 K: 0 S: 3	H: 1 LOB: 0 BB: 0 P: 3	R: 0 E: 0 K: 0 S: 3	H: 0 LOB: 1 BB: 1 P: 7	R: 1 E: 0 K: 0 S: 4	H: 1 LOB: 0 BB: 0 P: 4	R: 0 E: 0 K: 2 S: 7	H: 1 LOB: 0 BB: 0 P: 7	R: 0 E: 0 K: 1 S: 6	H: 1 LOB: 1 BB: 0 P: 6	R: 0 E: 0 K: 0 S: 3	H: 1 LOB: 0 BB: 0 P: 3	R: 1 E: 1 K: 1 S: 7	H: 1 LOB: 1 BB: 0 P: 7	R: 0 E: 0 K: 0 S: 4	H: 1 LOB: 1 BB: 0 P: 4	R: 0 E: 0 K: 1 S: 6	H: 1 LOB: 1 BB: 0 P: 6	1B: 5 2B: 3 3B: 0 HR: 0	SF: 0 SAC: 1 DP: 2 HBP: 0	WP: 0 PB: 0 SB: 1 CS: 2	PA: 35
PITCHER	IP	WLS	BF	H	R	ER	SO	BB	IBB	HBP	BLK	WP	HR	S	P	ERA	WHIP					
Doug Drabek, R (1, 1) ERA: 2.49	9.0	W	34	8	2	1	5	1	0	0	0	0	0	43	47	1.00	1.000					

Batter	1	2	3	4	5	6	7	8	9	AB	R	H	RBI	BB	SO	LOB	TOP			
James Mouton, R (1, 8) OBP: 0.319, SLG: 0.300	F7		K		F8			F5		4	0	0	0	0	1	2	Houston Astros @ San Francisco Giants Candlestick Park, San Francisco, CA Thu Jun 16 1994, 6:33 AM EDT Att: 16,126 - Sunny			
Craig Biggio, R (1, 4) OBP: 0.398, SLG: 0.454	K		G6-3			P3		K		4	0	0	0	0	2	1				
5 Jeff Bagwell, R (1, 3) OBP: 0.418, SLG: 0.668	G5-3			G3-1 SF7 2B				F8		3	1	1	0	0	0	0				
Ken Caminiti, S (1, 5) OBP: 0.372, SLG: 0.581		HR		G3-1				L1-3		4	1	1	1	0	1	2				
Luis Gonzalez, L (1, 7) OBP: 0.328, SLG: 0.403	F9			SF7				K		2	1	0	1	1	1	0				
Kevin Bass, S (1, 9) OBP: 0.367, SLG: 0.417	G4-3			G4-3				HR BB		3	0	0	0	0	0	1				
Mike Felder, S (8, 9) OBP: 0.239, SLG: 0.215								HR	1B	1	1	1	0	0	0	0				
Tony Eusebio, R (1, 2) OBP: 0.274, SLG: 0.416	F9				G1-3			HR		4	2	2	4	0	0	0				
Andujar Cedeno, R (1, 6) OBP: 0.329, SLG: 0.435			SH1-4 2B		F8			F7		4	0	1	0	0	0	0				
Darryl Kile, R (1, 1) OBP: 0.111, SLG: 0.222			SH1-4							2	0	1	0	0	1	0				
Mike Hampton, R (8, 1)								K		0	0	0	0	0	0	0				
John Hudek, S (9, 1)										0	0	0	0	0	0	0				
Inning Stats	R: 0 E: 0 K: 1 S: 5	H: 0 LOB: 0 BB: 5	R: 1 E: 0 K: 0 S: 4	H: 1 LOB: 0 BB: 4	R: 0 E: 0 K: 1 S: 6	H: 1 LOB: 0 BB: 6	R: 1 E: 0 K: 0 S: 4	H: 1 LOB: 0 BB: 4	R: 0 E: 0 K: 0 S: 2	H: 0 LOB: 1 BB: 3	R: 2 E: 0 K: 1 S: 6	H: 1 LOB: 0 BB: 10	R: 0 E: 0 K: 1 S: 5	H: 0 LOB: 0 BB: 5	R: 2 E: 0 K: 2 S: 9	H: 2 LOB: 0 BB: 9	1B: 1 2B: 4 3B: 0 HR: 3	SF: 1 SAC: 1 DP: 1 HBP: 1	WP: 0 PB: 0 SB: 1 CS: 0	PA: 35
PITCHER	IP WLS BF H R ER SO BB IBB HBP BLK WP HR S P ERA WHIP																			
Mark Portugal, R (1, 1) ERA: 3.85	7.0 L 27 5 4 4 3 1 0 0 0 0 0 2 31 36 5.14 0.857																			
Michael Jackson, R (8, 1) ERA: 1.13	1.0 3 0 0 0 1 0 0 0 0 0 0 0 5 5 0.00 0.000																			
Rod Beck, R (9, 1) ERA: 4.71	1.0 5 2 2 2 2 0 0 0 0 0 0 1 9 9 18.00 2.000																			

Batter	1	2	3	4	5	6	7	8	9	AB	R	H	RBI	BB	SO	LOB	BOTTOM			
Darren Lewis, R (1, 8) OBP: 0.359, SLG: 0.327	K		P6			G5-3	G6-3			4	0	0	0	0	1	1	Houston Astros @ San Francisco Giants Candlestick Park, San Francisco, CA Thu Jun 16 1994, 6:33 AM EDT Att: 16,126 - Sunny			
Dave Martinez, L (1, 9) OBP: 0.308, SLG: 0.311	F7		F9					G3-1		3	1	1	0	0	0	0				
Mark Carreon, R (8, PH) OBP: 0.212, SLG: 0.274										1	0	0	0	0	0	0				
Matt Williams, R (1, 5) OBP: 0.305, SLG: 0.566						G6-3		G5-3		4	0	1	0	0	1	1				
Barry Bonds, L (1, 7) OBP: 0.428, SLG: 0.575	G4-3					F5				4	1	2	2	0	0	1				
J.R. Phillips, L (1, 3) OBP: 0.125, SLG: 0.226										3	0	0	0	0	2	1				
Todd Benzinger, S (8, PH) OBP: 0.298, SLG: 0.364						K		G6-3		1	0	0	0	0	0	0				
Royce Clayton, R (1, 6) OBP: 0.296, SLG: 0.345										3	1	2	0	1	0	0				
John Patterson, S (1, 4) OBP: 0.265, SLG: 0.252										4	0	0	0	0	1	4				
Kirt Manwaring, R (1, 2) OBP: 0.305, SLG: 0.337										3	0	0	1	0	0	2				
Rikkert Faneyte, R (9, PH)										1	0	0	0	0	1	1				
Mark Portugal, R (1, 1) ERA: 4.5										3	0	1	0	0	0	1				
Michael Jackson, R (8, 1)										0	0	0	0	0	0	0				
Rod Beck, R (9, 1)										0	0	0	0	0	0	0				
Jeff Reed, L (9, PH) OBP: 0.238, SLG: 0.161										1	0	0	0	0	0	1				
Inning Stats	R: 0 E: 0 K: 1 S: 6	H: 1 LOB: 1 BB: 0 P: 6	R: 0 E: 0 K: 1 S: 5	H: 0 LOB: 1 BB: 1 P: 9	R: 0 E: 0 K: 0 S: 3	H: 0 LOB: 0 BB: 0 P: 3	R: 0 E: 0 K: 2 S: 7	H: 0 LOB: 0 BB: 0 P: 7	R: 0 E: 0 K: 0 S: 4	H: 1 LOB: 1 BB: 0 P: 4	R: 1 E: 0 K: 0 S: 5	H: 2 LOB: 1 BB: 0 P: 5	R: 1 E: 0 K: 0 S: 4	H: 1 LOB: 0 BB: 0 P: 4	R: 0 E: 1 K: 1 S: 6	H: 0 LOB: 1 BB: 0 P: 6	1B: 3 2B: 2 3B: 1 HR: 1	SF: 0 SAC: 0 DP: 0 HBP: 0	WP: 0 PB: 0 SB: 1 CS: 0	PA: 36
PITCHER	IP WLS BF H R ER SO BB IBB HBP BLK WP HR S P ERA WHIP																			
Darryl Kile, R (1, 1) ERA: 4.5	7.0 W 28 6 2 2 5 1 0 0 0 0 0 0 37 41 2.57 1.000																			
Mike Hampton, L (8, 1) ERA: 3.09	1.0 4 1 1 1 0 0 0 0 0 0 0 1 4 4 9.00 1.000																			
John Hudek, R (9, 1) ERA: 0.82	1.0 S 4 0 0 0 1 0 0 0 0 0 0 0 6 6 0.00 0.000																			



Batter	1	2	3	4	5	6	7	8	9	AB	R	H	RBI	BB	SO	LOB	TOP										
Karl Rhodes, L OBP: 0.328, SLG: 0.400 (1, 8)										3	1	0	0	1	0	1	Chicago Cubs @ San Francisco Giants Candlestick Park, San Francisco, CA Fri Jun 17 1994, 10:05 PM EDT Att: 21,461 - Unknown - 62 F										
Shawon Dunston, R OBP: 0.296, SLG: 0.373 (1, 6)										4	0	1	0	0	2	0											
Mark Grace, L OBP: 0.371, SLG: 0.368 (1, 3)										4	0	2	1	0	0	0											
Derrick May, L OBP: 0.352, SLG: 0.446 (1, 7)										4	0	2	0	0	0	2											
Kevin Roberson, S OBP: 0.256, SLG: 0.500 Chuck Crim, R (8, 1)										3	0	0	0	1	0	3											
Rick Wilkins, L OBP: 0.310, SLG: 0.382 (1, 2)										0	0	0	0	0	0	0											
Steve Buechele, R OBP: 0.319, SLG: 0.370 (1, 5)										3	0	1	0	1	2	0											
Rey Sanchez, R OBP: 0.345, SLG: 0.333 (1, 4)										3	0	1	0	1	0	1											
Jim Bullinger, R OBP: 0.333, SLG: 0.286 Mike Maksudian, L OBP: 0.300, SLG: 0.333 Dave Otto, L (6, 1) Glenallen Hill, R OBP: 0.308, SLG: 0.337 (8, 9)										1	0	0	0	0	1	1											
Inning Stats	R: 1 E: 0 K: 0 S: 11	H: 2 LOB: 2 BB: 2 P: 25	R: 0 E: 0 K: 1 S: 10	H: 1 LOB: 1 BB: 0 P: 16	R: 0 E: 0 K: 1 S: 7	H: 2 LOB: 1 BB: 0 P: 11	R: 0 E: 0 K: 1 S: 6	H: 0 LOB: 0 BB: 1 P: 13	R: 0 E: 0 K: 1 S: 9	H: 3 LOB: 3 BB: 1 P: 17	R: 0 E: 0 K: 0 S: 8	H: 0 LOB: 0 BB: 0 P: 10	R: 0 E: 0 K: 0 S: 10	H: 0 LOB: 0 BB: 0 P: 14	R: 0 E: 0 K: 2 S: 9	H: 0 LOB: 0 BB: 0 P: 12	1B: 8 2B: 1 3B: 0 HR: 0	SF: 0 SAC: 1 DP: 3 HBP: 0	WP: 0 PB: 0 SB: 0 CS: 0	PA: 36							
PITCHER	IP	WLS	BF	H	R	ER	SO	BB	IBB	HBP	BLK	WP	HR	S	P	ERA	WHIP										
Bill Swift, R ERA: 2.53 (1, 1)	8.0	W	33	8	1	1	4	4	0	0	0	0	0	70	119	1.12	1.500										
Rod Beck, R ERA: 4.5 (9, 1)	1.0		3	0	0	0	2	0	0	0	0	0	0	9	12	0.00	0.000										

AB	31
R	1
H	8
RBI	1
BB	4
SO	6
LOB	13



Batter	1	2	3	4	5	6	7	8	9	AB	R	H	RBI	BB	SO	LOB	BOTTOM										
Dave Martinez, L OBP: 0.314, SLG: 0.318 (1, 9)										4	2	2	0	0	0	1	Chicago Cubs @ San Francisco Giants Candlestick Park, San Francisco, CA Fri Jun 17 1994, 10:05 PM EDT Att: 21,461 - Unknown - 62 F										
Darren Lewis, R OBP: 0.358, SLG: 0.329 (1, 8)										4	1	1	1	0	2	2											
Matt Williams, R OBP: 0.304, SLG: 0.562 (1, 5)										4	1	1	0	0	1	2											
Barry Bonds, L OBP: 0.425, SLG: 0.567 (1, 7)										3	0	0	0	1	1	1											
Todd Benzinger, S OBP: 0.297, SLG: 0.362 (1, 3)										4	0	1	0	0	2	3											
Royce Clayton, R OBP: 0.305, SLG: 0.357 (1, 6)										4	2	3	1	0	1	1											
Steve Scarsone, R OBP: 0.316, SLG: 0.400 (1, 4)										4	0	2	1	0	0	2											
Kirt Manwaring, R OBP: 0.303, SLG: 0.337 (1, 2)										3	0	1	1	0	0	0											
Bill Swift, R OBP: 0.259, SLG: 0.250 J.R. Phillips, L OBP: 0.121, SLG: 0.219 Rod Beck, R (9, 1)										2	0	0	0	1	2	1											
Inning Stats	R: 2 E: 1 K: 2 S: 13	H: 2 LOB: 1 BB: 0 P: 21	R: 0 E: 0 K: 1 S: 6	H: 0 LOB: 0 BB: 0 P: 9	R: 1 E: 0 K: 2 S: 13	H: 1 LOB: 1 BB: 1 P: 22	R: 1 E: 0 K: 1 S: 7	H: 2 LOB: 0 BB: 0 P: 11	R: 0 E: 0 K: 1 S: 8	H: 0 LOB: 0 BB: 0 P: 10	R: 0 E: 0 K: 1 S: 10	H: 2 LOB: 1 BB: 0 P: 17	R: 0 E: 0 K: 1 S: 7	H: 0 LOB: 1 BB: 1 P: 15	R: 2 E: 0 K: 0 S: 13	H: 4 LOB: 2 BB: 0 P: 22	1B: 9 2B: 2 3B: 0 HR: 0	SF: 1 SAC: 0 DP: 1 HBP: 0	WP: 1 PB: 0 SB: 2 CS: 1	PA: 37							
PITCHER	IP	WLS	BF	H	R	ER	SO	BB	IBB	HBP	BLK	WP	HR	S	P	ERA	WHIP										
Jim Bullinger, R ERA: 4.26 (1, 1)	5.0	L	21	5	4	3	7	1	0	0	0	0	0	47	73	5.40	1.200										
Dave Otto, L ERA: 4.79 (6, 1)	2.0		8	2	0	0	2	1	0	0	0	0	0	17	32	0.00	1.500										
Chuck Crim, R ERA: 2.64 (8, 1)	1.0		7	4	2	2	0	0	0	0	0	0	0	13	22	18.00	4.000										



Batter	1	2	3	4	5	6	7	8	9	AB	R	H	RBI	BB	SO	LOB	TOP										
Karl Rhodes, L OBP: 0.329, SLG: 0.397	4-1 G5-4-3 BB	0-1 P8		2-0 L7			1-0 E3 1B BLK		0-1 F8 2B	4	1	1	0	1	0	3	Chicago Cubs @ San Francisco Giants Candlestick Park, San Francisco, CA Sat Jun 18 1994, 6:33 AM EDT Att: 38,836 - Sunny - 70 F										
Shawn Dunston, R OBP: 0.294, SLG: 0.369	0-1 G5-4-3		2-1 L8		1-2 G5-3		1-2 1B		0-0 B1	5	0	1	0	0	0	2											
Mark Grace, L OBP: 0.368, SLG: 0.361	3-2 E3 HR		0-0 F8		0-0 L9		0-3 K		4-1 2B BB	4	2	0	0	1	1	2											
Derrick May, L OBP: 0.343, SLG: 0.433	1-2 E3 HR		2-1 G4-3		2-1 G4-3		1-1 G1-3		1-1 F8	5	1	0	0	0	0	5											
Glenallen Hill, R OBP: 0.330, SLG: 0.386	0-0 HR			4-0 S 1B BB		4-2 S BB		0-1 L6	2-1 2B	3	2	2	5	2	0	0											
Rick Wilkins, L OBP: 0.312, SLG: 0.376	1-3 K		0-0 P6		2-0 F8		4-2 1B BB		4-0 IBB	3	0	0	0	2	1	2											
Steve Buechele, R OBP: 0.321, SLG: 0.370		1-0 G6-3 1B		2-2 G5-3		3-3 K		2-2 1B	1-0 L8	5	0	2	0	0	1	4											
Rey Sanchez, R OBP: 0.342, SLG: 0.326		1-2 G6-3		4-1 1B IBB		1-1 G6-3		0-1 F9		3	0	0	0	1	0	4											
Anthony Young, R OBP: 0.182, SLG: 0.152		1-3 K		0-0 1B		2-3 K		1-2 L7		2	0	1	1	0	1	1											
Inning Stats	R: 3 E: 2 K: 1 S: 17	H: 1 LOB: 0 BB: 1 P: 26	R: 0 E: 0 K: 1 S: 10	H: 1 LOB: 1 BB: 0 P: 13	R: 0 E: 0 K: 0 S: 5	H: 0 LOB: 0 BB: 0 P: 9	R: 1 E: 0 K: 0 S: 8	H: 1 LOB: 2 BB: 2 P: 19	R: 0 E: 0 K: 1 S: 8	H: 0 LOB: 1 BB: 1 P: 18	R: 0 E: 1 K: 2 S: 12	H: 1 LOB: 2 BB: 0 P: 17	R: 0 E: 0 K: 0 S: 13	H: 1 LOB: 2 BB: 1 P: 20	R: 2 E: 0 K: 0 S: 9	H: 2 LOB: 2 BB: 2 P: 21		1B: 5 2B: 1 3B: 0 HR: 1	SF: 0 SAC: 0 DP: 1 HBP: 0	WP: 0 PB: 0 SB: 2 CS: 0	PA: 43						
PITCHER	IP	WLS	BF	H	R	ER	SO	BB	IBB	HBP	BLK	WP	HR	S	P	ERA	WHIP										
William Van Landingham, R	(1, 1)	4.0	19	3	4	1	2	2	1	0	0	0	1	40	67	2.25	1.250										
Pat Gomez, L	(5, 1)	1.1	5	0	0	0	0	1	0	0	0	0	0	11	20	0.00	0.750										
Rich Monteleone, R	(6, 1)	1.0	5	1	0	0	2	0	0	0	1	0	0	12	20	0.00	1.000										
Bryan Hickerson, L	(7, 1)	2.1	L	11	2	2	2	1	2	0	0	0	0	24	37	7.71	1.714										
Dave Burba, R	(9, 1)	0.1	3	1	0	0	0	0	1	0	0	0	0	3	10	0.00	3.000										



Batter	1	2	3	4	5	6	7	8	9	AB	R	H	RBI	BB	SO	LOB	BOTTOM										
Dave Martinez, L OBP: 0.320, SLG: 0.313	1-3 K		1-3 K E	4-0 BB			4-1 G4-3 BB			2	0	0	0	2	2	1	Chicago Cubs @ San Francisco Giants Candlestick Park, San Francisco, CA Sat Jun 18 1994, 6:33 AM EDT Att: 38,836 - Sunny - 70 F										
Darren Lewis, R OBP: 0.356, SLG: 0.325	4-2 CS BB		0-0 E6	1-1 F9			0-1 G4-3			3	0	0	0	1	0	4											
Matt Williams, R OBP: 0.300, SLG: 0.553	1-2 K		0-0 G6-3		1-2 G6-3		1-3 K			4	0	0	0	0	2	4											
Barry Bonds, L OBP: 0.423, SLG: 0.559		0-2 G4-3		4-2 1B WP BB		2-1 G4-3		2-1 F7		3	1	0	0	1	0	0											
Todd Benzinger, S OBP: 0.301, SLG: 0.362		4-1 G6-4-3 BB		0-0 SH5-3 WP 2B 1B		1-2 G3-1		3-2 G5-3		3	1	1	0	1	0	0											
Royce Clayton, R OBP: 0.304, SLG: 0.352		2-0 G6-4-3		4-2 SH5-3 2B BB		1-3 K		1-2 F9		3	1	0	0	1	1	1											
Dave Burba, R OBP: 0.293, SLG: 0.368				1-2 SH5-3 2B BB						0	0	0	0	0	0	0											
Steve Scarfone, R OBP: 0.293, SLG: 0.368			0-0 F9	0-0 SH5-3		0-0 F8		1-2 G4-3		3	0	0	0	0	0	0											
Kirt Manwaring, R OBP: 0.304, SLG: 0.333			4-0 F9	1-2 G1-3		0-1 G4-3		2-2 F9		2	1	0	0	1	0	2											
Bryan Hickerson, L OBP: 0.304, SLG: 0.286				0-0 SH3-4 E BB						0	0	0	0	0	0	0											
Mike Benjamin, R OBP: 0.353, SLG: 0.393				0-0 SH3-4 E BB						1	0	0	0	0	0	0											
William Van Landingham, R	(1, 1)	6.0	26	2	4	3	4	6	0	0	0	0	0	9	16	0.00	1.333										
Rikkert Faneyst, R	(4, PH)	0.0	LOB: 0	0	0	0	0	0	0	0	0	0	0	0	0	0											
Pat Gomez, L	(5, 1)	1.0	W	3	0	0	0	0	0	0	0	0	0	0	0	0											
Rich Monteleone, R	(6, 1)	1.0	S	3	0	0	0	0	0	0	0	0	0	0	0	0											
Jeff Reed, L	(7, 2)	1.0	S	3	0	0	0	0	0	0	0	0	0	0	0	0											
Jeff Reed, L	(9, 1)	1.0	S	3	0	0	0	0	0	0	0	0	0	0	0	0											
Inning Stats	R: 0 E: 0 K: 2 S: 8	H: 0 LOB: 1 BB: 1 P: 14	R: 0 E: 0 K: 0 S: 5	H: 0 LOB: 0 BB: 1 P: 11	R: 1 E: 1 K: 1 S: 7	H: 0 LOB: 2 BB: 1 P: 12	R: 3 E: 0 K: 0 S: 17	H: 2 LOB: 2 BB: 3 P: 31	R: 0 E: 0 K: 1 S: 6	H: 0 LOB: 0 BB: 0 P: 7	R: 0 E: 0 K: 1 S: 9	H: 0 LOB: 1 BB: 1 P: 16	R: 0 E: 0 K: 0 S: 9	H: 0 LOB: 0 BB: 0 P: 15	R: 0 E: 0 K: 0 S: 9	H: 0 LOB: 0 BB: 0 P: 12	1B: 1 2B: 1 3B: 0 HR: 0	SF: 0 SAC: 2 DP: 1 HBP: 0	WP: 2 PB: 0 SB: 0 CS: 1	PA: 36							
PITCHER	IP	WLS	BF	H	R	ER	SO	BB	IBB	HBP	BLK	WP	HR	S	P	ERA	WHIP										
Anthony Young, R	(1, 1)	4.55	26	2	4	3	4	6	0	0	0	0	0	9	16	0.00	1.333										
Jose Bautista, R	(7, 1)	1.0	W	3	0	0	0	0	0	0	0	0	0	9	15	0.00	0.000										
Dan Plesac, L	(8, 1)	1.0	S	3	0	0	0	0	0	0	0	0	0	9	12	0.00	0.000										
Randy Myers, L	(9, 1)	1.0	S	3	0	0	0	0	0	0	0	0	0	9	12	0.00	0.000										



Batter	1	2	3	4	5	6	7	8	9	AB	R	H	RBI	BB	SO	LOB	TOP					
Shawn Dunston, R OBP: 0.306, SLG: 0.406	0-0 HR	1-0 HBP		0-1 2B	2-1 HR		0-1 FC6-4			4	3	2	0	0	1		Chicago Cubs @ San Francisco Giants Candlestick Park, San Francisco, CA Sun Jun 19 1994, 6:33 AM EDT Att: 41,583 - Sunny - 74 F					
Mark Grace, L OBP: 0.368, SLG: 0.366	3-0 G6-3	0-1 1B		2-2 SF7	0-1 F8		0-0 F8			5	1	2	3	0	0	1						
Sammy Sosa, R OBP: 0.327, SLG: 0.557 Karl Rhodes, L OBP: 0.328, SLG: 0.396	1-2 2B	2-3 K		0-0 G5-3	3-3 K		0-3 K			4	0	1	0	0	2	3						
Derrick May, L OBP: 0.350, SLG: 0.443	2-2 1B			1-0 1B	0-0 G3			0-1 G6-3 FC7-2		5	1	3	0	0	0	1						
Glenallen Hill, R OBP: 0.325, SLG: 0.381	2-2 P6			2-0 SF7			0-3 K	0-1 G6-3		4	0	1	1	0	1	3						
Rick Wilkins, L OBP: 0.310, SLG: 0.377	2-2 G6-3			0-0 L9	3-2 3B		1-3 K	1-0 FC7-2		5	1	1	1	0	1	5						
Rey Sanchez, R OBP: 0.351, SLG: 0.326		4-2 G6-4-3 BB		1-0 F9	4-2 3B		0-0 FC6-4		0-0 G5-3	3	2	1	0	2	0	2						
José Hernández, R OBP: 0.286, SLG: 0.412		2-2 G6-4-3		2-1 L9	0-0 3B		1-1 FC6-4		2-3 K	5	0	1	2	0	1	4						
Kevin Foster, R OBP: 0.250, SLG: 0.143 Chuck Crim, R		2-2 E7					4-2 FC6-4		1-3 K	3	2	1	0	0	1	1						
Mike Maksudian, L OBP: 0.600, SLG: 0.333 Dan Plesac, L Randy Myers, L		2-H 1B							3 K	0	0	0	0	0	0	0						
Inning Stats	R: 1 E: 0 K: 0 S: 19	H: 3 LOB: 2 BB: 0 P: 29	R: 2 E: 1 K: 1 S: 16	H: 1 LOB: 1 BB: 1 P: 27	R: 0 E: 0 K: 0 S: 6	H: 2 LOB: 2 BB: 0 P: 10	R: 6 E: 1 K: 1 S: 21	H: 5 LOB: 1 BB: 1 P: 35	R: 1 E: 0 K: 1 S: 8	H: 1 LOB: 1 BB: 0 P: 13	R: 0 E: 0 K: 2 S: 9	H: 1 LOB: 1 BB: 0 P: 11	R: 0 E: 0 K: 1 S: 8	H: 0 LOB: 1 BB: 1 P: 12	R: 0 E: 0 K: 0 S: 5	H: 1 LOB: 0 BB: 0 P: 6	R: 0 E: 0 K: 2 S: 7	H: 0 LOB: 0 BB: 0 P: 10	1B: 7 2B: 5 3B: 1 HR: 2	SF: 1 SAC: 0 DP: 1 HBP: 1	WP: 0 PB: 0 SB: 0 CS: 1	PA: 45
PITCHER	IP WLS BF H R ER SO BB IBB HBP BLK WP HR S P ERA WHIP	3.2 L 24 10 8 5 1 1 0 1 0 0 0 1 53 86 12.27 3.000	4.1 L 24 10 8 5 1 1 0 0 0 0 0 0 9 15 0.00 6.000	2.0 L 8 2 1 1 3 0 0 0 0 0 0 1 17 24 4.50 1.000	2.0 L 7 1 0 0 1 1 0 0 0 0 0 0 13 18 0.00 1.000	1.0 L 3 0 0 0 2 0 0 0 0 0 0 0 7 10 0.00 0.000	PITCHER	IP WLS BF H R ER SO BB IBB HBP BLK WP HR S P ERA WHIP	0-2 D BB FC4-6	2-3 K	4-1 FC4-6 BB	2-2 L5	0-2 FC4-6 BB	1-2 G4-3	0-0 G6-3	0-3 K	2-3 K	1B: 4 2B: 2 3B: 0 HR: 1	SF: 0 SAC: 0 DP: 0 HBP: 0	WP: 0 PB: 0 SB: 3 CS: 0	PA: 41	

Batter	1	2	3	4	5	6	7	8	9	AB	R	H	RBI	BB	SO	LOB	BOTTOM					
Darren Lewis, R OBP: 0.360, SLG: 0.332	3-3 K		1-0 1B		4-1 BB		1-1 G3		0-2 D BB FC4-6	4	2	0	1	1	2		Chicago Cubs @ San Francisco Giants Candlestick Park, San Francisco, CA Sun Jun 19 1994, 6:33 AM EDT Att: 41,583 - Sunny - 74 F					
Steve Scarsone, R OBP: 0.281, SLG: 0.326	0-3 K		0-0 F8		1-0 F7		0-1 F9		2-3 K	5	0	0	0	0	2	3						
Dave Martinez, L OBP: 0.320, SLG: 0.313 Rikkert Faneyte, R OBP: 0.333, SLG: 0.286	0-2 F8		1-0 1B		0-2 P2		4-2 E BB		4-1 FC4-6 BB	3	0	1	1	0	0	1						
Barry Bonds, L OBP: 0.419, SLG: 0.548		2-1 F9		4-1 F8 G3 BB		0-3 K		2-2 L5	0-2 FC4-6 D 2-H	4	1	0	1	1	1	3						
Todd Benzinger, S OBP: 0.299, SLG: 0.372		0-0 HR		1-1 F8		1-2 G3		1-2 E5	1-2 G4-3	5	1	1	1	0	0	3						
Royce Clayton, R OBP: 0.307, SLG: 0.352		2-0 1B		4-2 G3 1B BB		1-1 E9		1-2 G6-3		3	2	1	0	1	0	2						
John Patterson, S OBP: 0.265, SLG: 0.259		2-2 F8		1-0 G3		2-0 2B		0-0 G6-3		4	0	1	2	0	0	2						
Kirt Manwaring, R OBP: 0.303, SLG: 0.332		3-1 P4		3-H 1B		0-1 F9		0-3 K		4	0	1	1	0	1	2						
Salomon Torres, R OBP: 0.136, SLG: 0.136 Dave Burba, R J.R. Phillips, L Steve Frey, R Jeff Reed, L Rich Monteleone, R Mark Carreon, R Rod Beck, R			2-3 K		3-H P5		4-0 BB		2-3 K	1	0	0	0	0	1	0						
Inning Stats	R: 0 E: 0 K: 2 S: 12	H: 0 LOB: 0 BB: 0 P: 15	R: 1 E: 0 K: 0 S: 12	H: 2 LOB: 1 BB: 0 P: 21	R: 1 E: 0 K: 1 S: 6	H: 2 LOB: 1 BB: 0 P: 10	R: 2 E: 0 K: 0 S: 14	H: 1 LOB: 1 BB: 2 P: 29	R: 0 E: 0 K: 1 S: 11	H: 0 LOB: 1 BB: 1 P: 16	R: 1 E: 1 K: 0 S: 10	H: 1 LOB: 2 BB: 1 P: 19	R: 0 E: 1 K: 0 S: 14	H: 0 LOB: 2 BB: 1 P: 22	R: 0 E: 0 K: 2 S: 8	H: 0 LOB: 0 BB: 0 P: 10		R: 1 E: 0 K: 1 S: 14	H: 1 LOB: 1 BB: 1 P: 21	1B: 4 2B: 2 3B: 0 HR: 1	SF: 0 SAC: 0 DP: 0 HBP: 0	WP: 0 PB: 0 SB: 3 CS: 0
PITCHER	IP WLS BF H R ER SO BB IBB HBP BLK WP HR S P ERA WHIP	5.1 W 25 6 5 4 4 3 0 0 0 0 0 4 61 101 6.75 1.688	0.2 L 3 0 0 0 0 1 0 0 0 0 0 4 9 0.00 1.500	2.1 L 11 1 1 1 3 2 0 0 0 0 0 30 46 3.86 1.286	0.2 L 2 0 0 0 0 0 0 0 0 0 0 6 7 0.00 0.000	PITCHER	IP WLS BF H R ER SO BB IBB HBP BLK WP HR S P ERA WHIP	0-2 D BB FC4-6	2-3 K	4-1 FC4-6 BB	2-2 L5	0-2 FC4-6 D 2-H	1-2 G4-3	0-0 G6-3	0-3 K	2-3 K	1B: 4 2B: 2 3B: 0 HR: 1	SF: 0 SAC: 0 DP: 0 HBP: 0	WP: 0 PB: 0 SB: 3 CS: 0	PA: 41		

Batter	1	2	3	4	5	6	7	8	9	AB	R	H	RBI	BB	SO	LOB	TOP										
Dave Martinez, L (1, 9) OBP: 0.321, SLG: 0.339	G5-3		G3						G5-4-3	3	1	1	1	0	0	0	San Francisco Giants @ Cincinnati Reds Riverfront Stadium, Cincinnati, OH Tue Jun 21 1994, 7:05 PM EDT Att: 25,896 - Unknown - 75 F										
Mark Carreon, R (9, PH) OBP: 0.221, SLG: 0.281						HR			1B	1	0	1	0	0	0	0											
Mike Benjamin, R (9, PR) OBP: 0.353, SLG: 0.393										0	0	0	0	0	0	0											
Darren Lewis, R (1, 8) OBP: 0.355, SLG: 0.327	G6-3			G4-3		G6-3				4	0	0	0	0	1	1											
Matt Williams, R (1, 5) OBP: 0.296, SLG: 0.545	F9			L9			G3-1			4	0	0	0	0	0	1											
Barry Bonds, L (1, 7) OBP: 0.421, SLG: 0.546				P8						1	0	0	0	2	0	0											
Todd Benzinger, S (1, 3) OBP: 0.295, SLG: 0.367										3	0	0	0	0	1	2											
Royce Clayton, R (1, 6) OBP: 0.304, SLG: 0.347										3	0	0	0	0	1	2											
John Patterson, S (1, 4) OBP: 0.260, SLG: 0.254										3	0	0	0	0	0	1											
Kirt Manwaring, R (1, 2) OBP: 0.299, SLG: 0.327										3	0	0	0	0	1	0											
John Burkett, R (1, 1) OBP: 0.059, SLG: 0.030										3	0	0	0	0	2	0											
Rich Monteleone, R (8, 1)										0	0	0	0	0	0	0											
Inning Stats	R: 0 E: 0 K: 0 S: 11	H: 0 LOB: 0 BB: 0 P: 13	R: 0 E: 0 K: 1 S: 10	H: 0 LOB: 1 BB: 1 P: 16	R: 0 E: 0 K: 1 S: 10	H: 0 LOB: 0 BB: 0 P: 12	R: 0 E: 0 K: 0 S: 8	H: 0 LOB: 0 BB: 0 P: 13	R: 0 E: 0 K: 0 S: 5	H: 0 LOB: 0 BB: 0 P: 9	R: 1 E: 0 K: 1 S: 7	H: 1 LOB: 0 BB: 0 P: 8	R: 0 E: 0 K: 1 S: 10	H: 0 LOB: 1 BB: 1 P: 16	R: 0 E: 0 K: 1 S: 12	H: 0 LOB: 0 BB: 0 P: 15	R: 0 E: 0 K: 1 S: 10	H: 1 LOB: 1 BB: 0 P: 12	1B: 1 2B: 0 3B: 0 HR: 1	SF: 0 SAC: 0 DP: 1 HBP: 0	WP: 1 PB: 0 SB: 1 CS: 0	PA: 30					
PITCHER	IP	WLS	BF	H	R	ER	SO	BB	IBB	HBP	BLK	WP	HR	S	P	ERA	WHIP										
John Roper, R (1, 1) ERA: 3.53	7.0		24	1	1	1	4	2	0	0	0	1	1	61	87	1.29	0.429										
Chuck McElroy, L (8, 1) ERA: 0.91	1.0	W	3	0	0	0	1	0	0	0	0	0	0	12	15	0.00	0.000										
Jeff Brantley, R (9, 1) ERA: 2.82	1.0	S	3	1	0	0	1	0	0	0	0	0	0	10	12	0.00	1.000										

AB	28
R	1
H	2
RBI	1
BB	2
SO	6
LOB	7

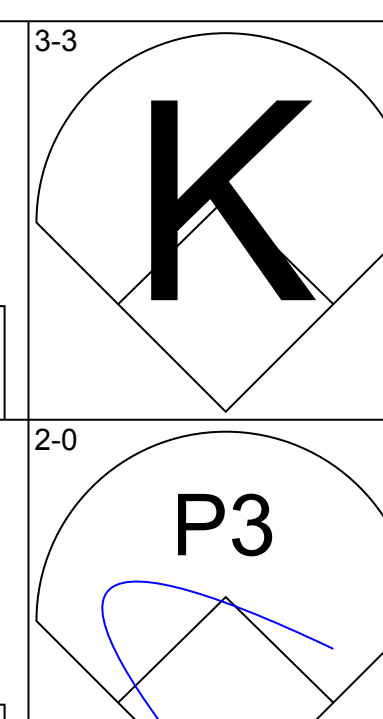
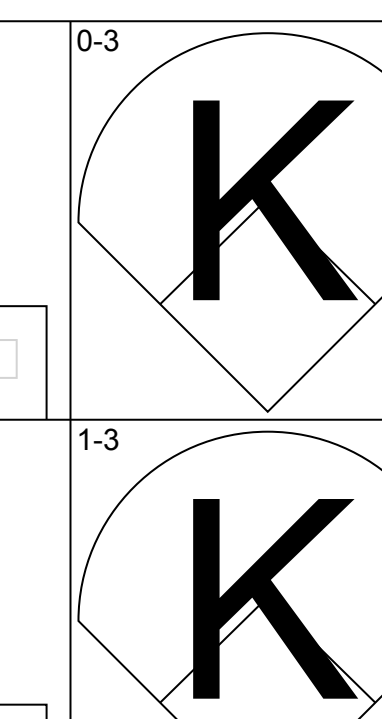
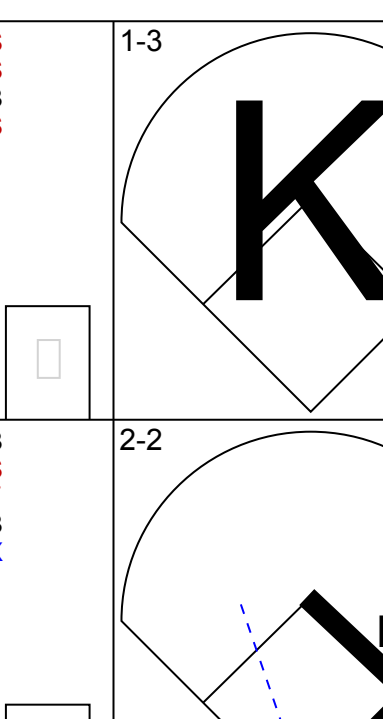
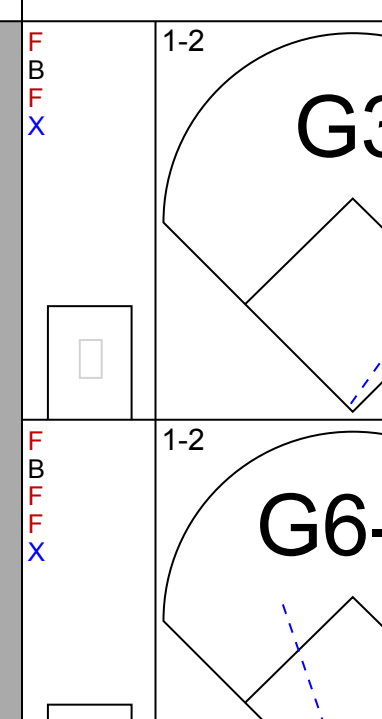
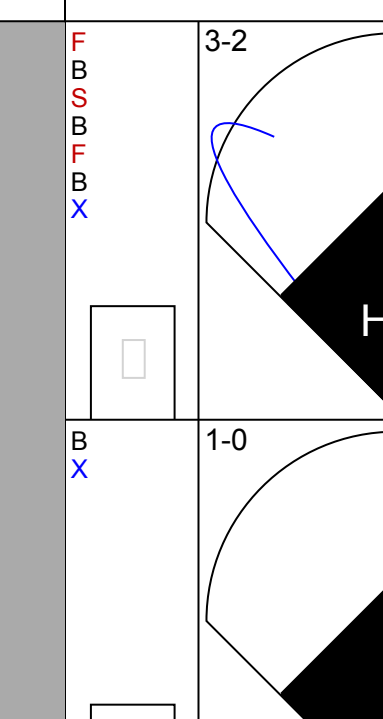
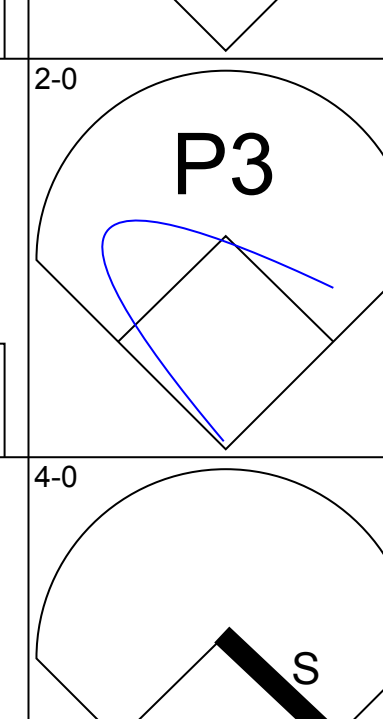
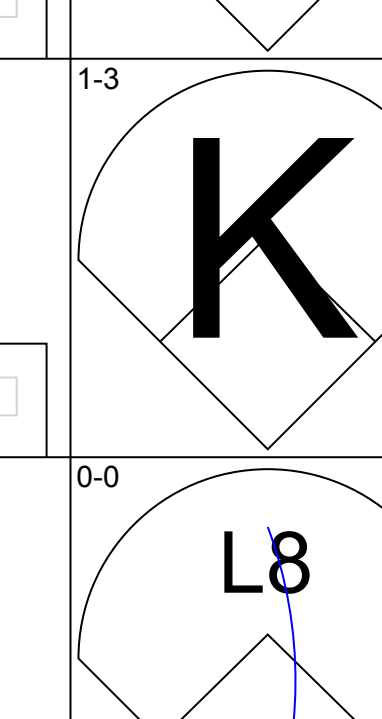
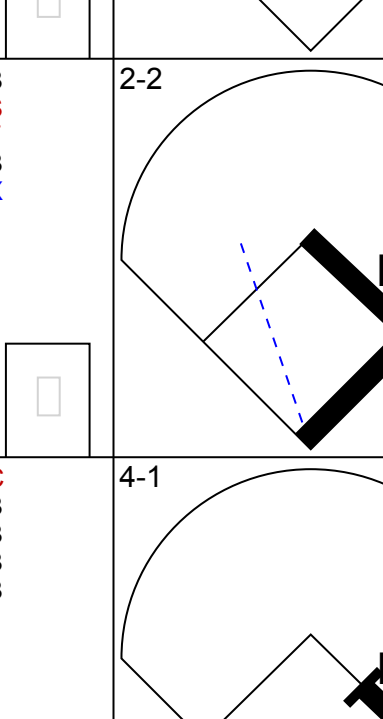
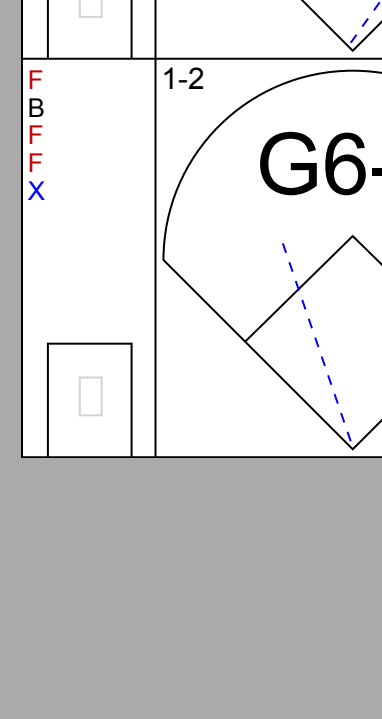
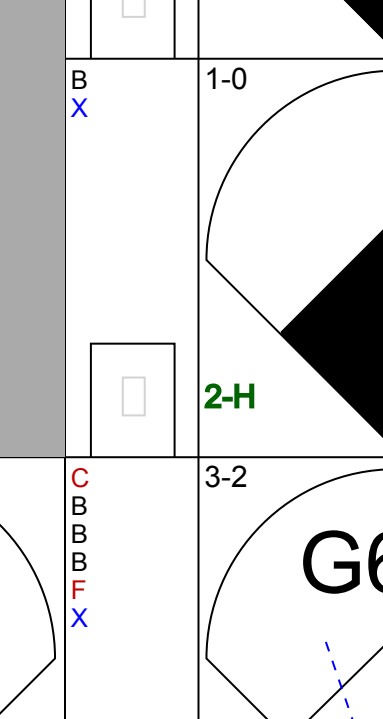
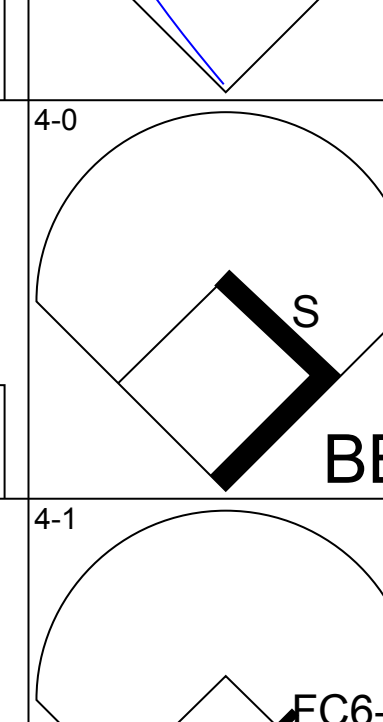
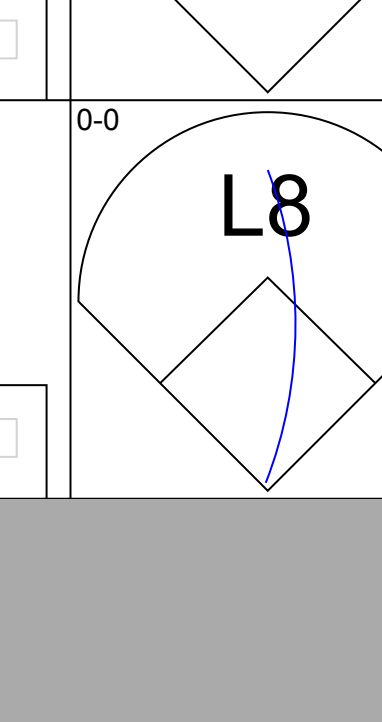
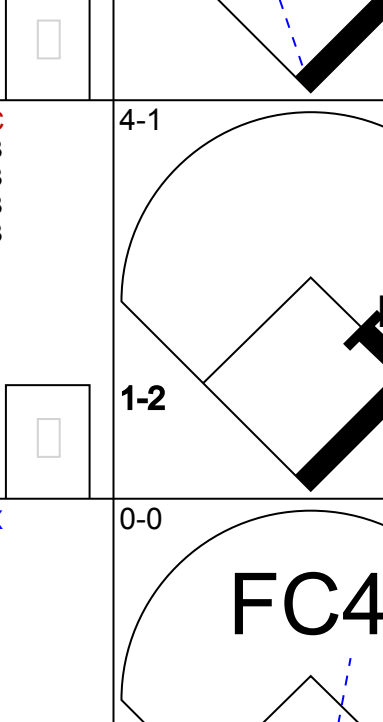
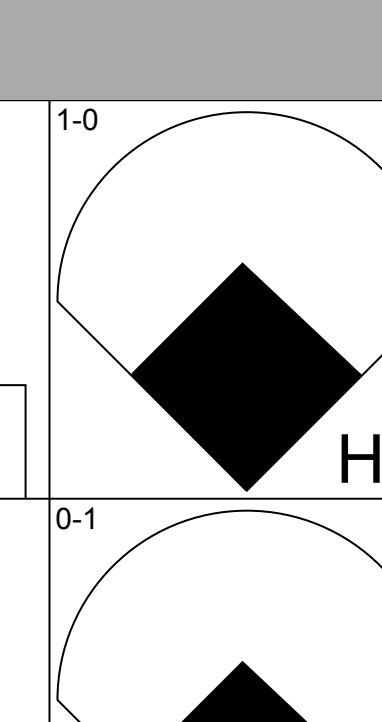
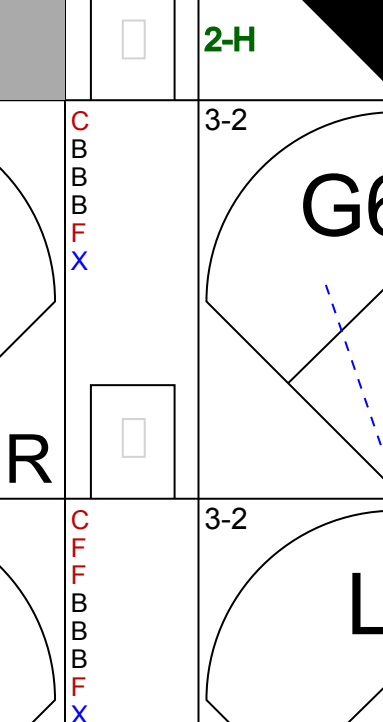
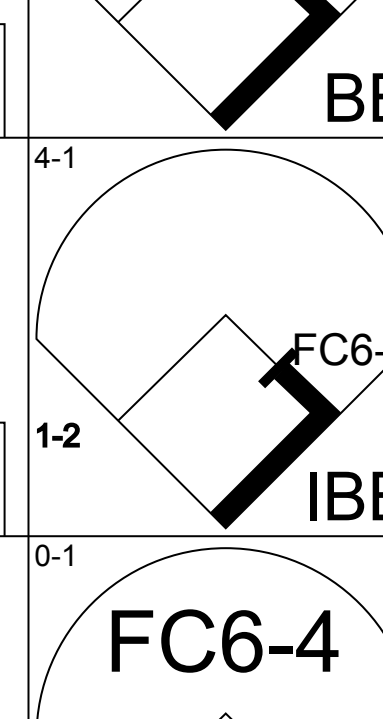
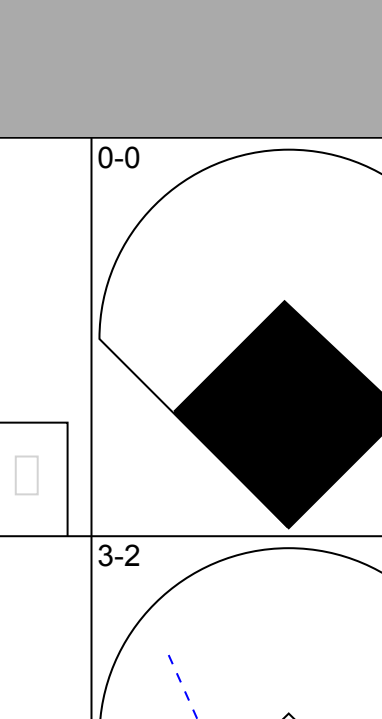
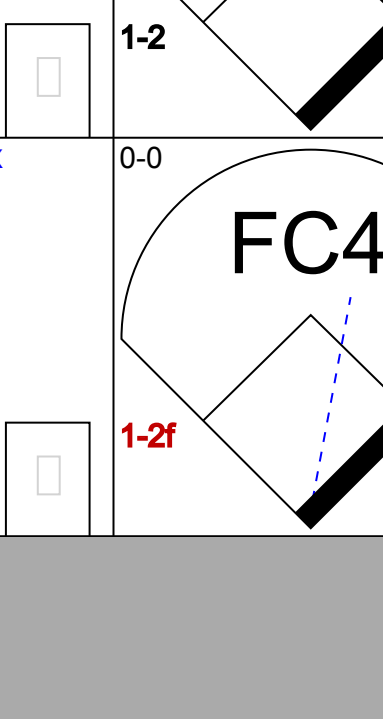
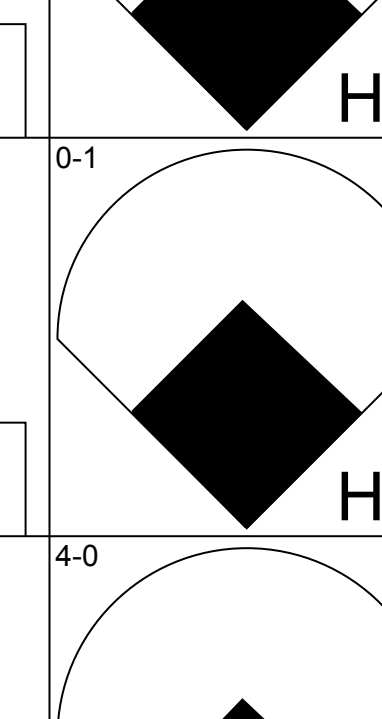
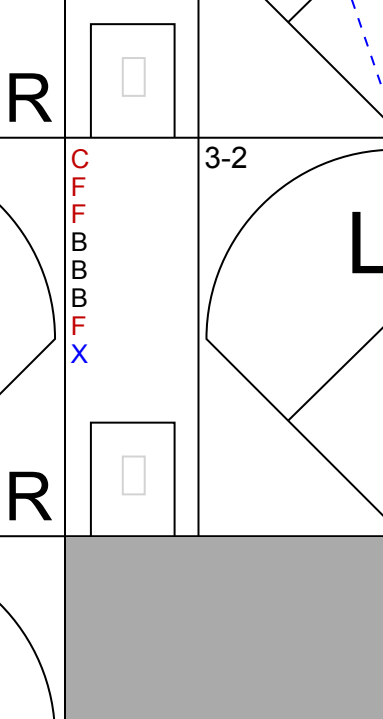
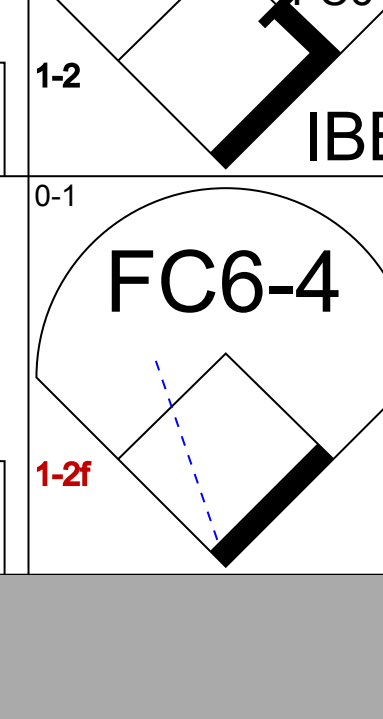
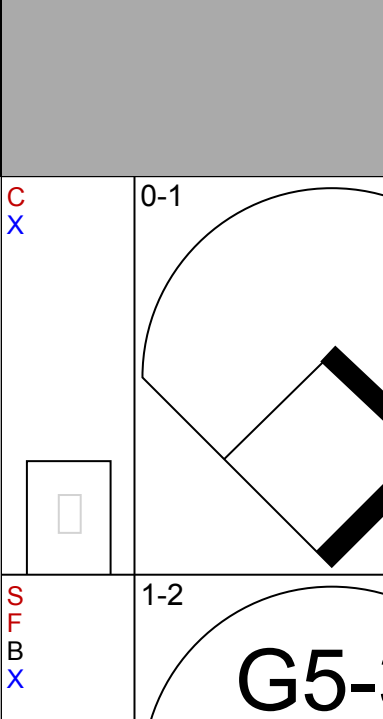
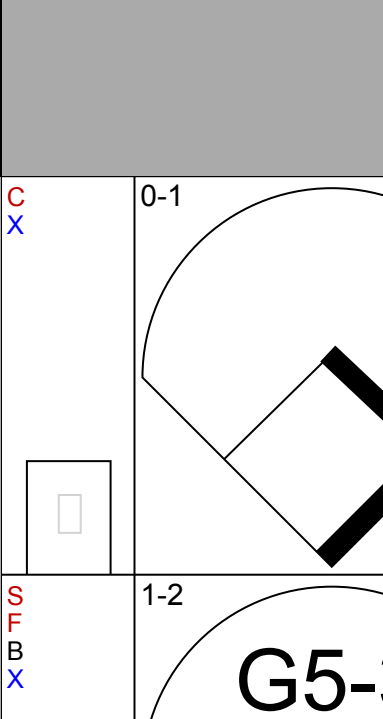
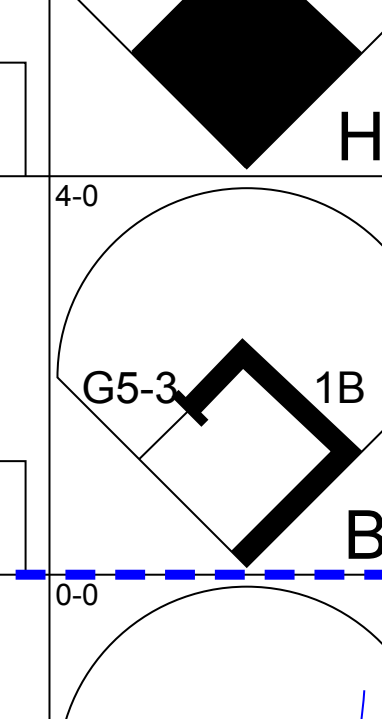
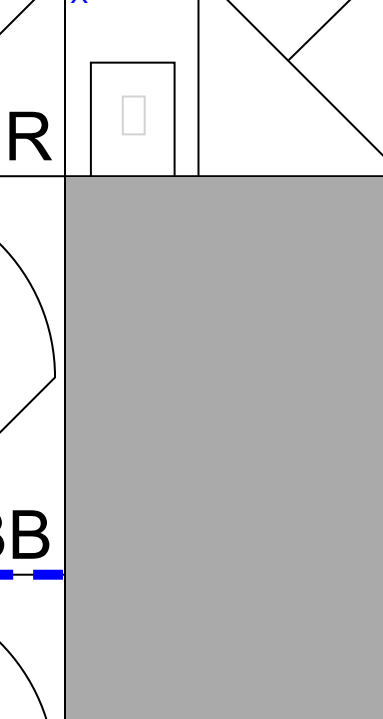
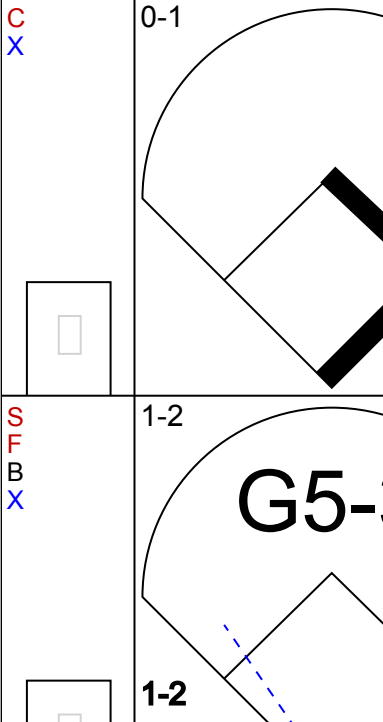
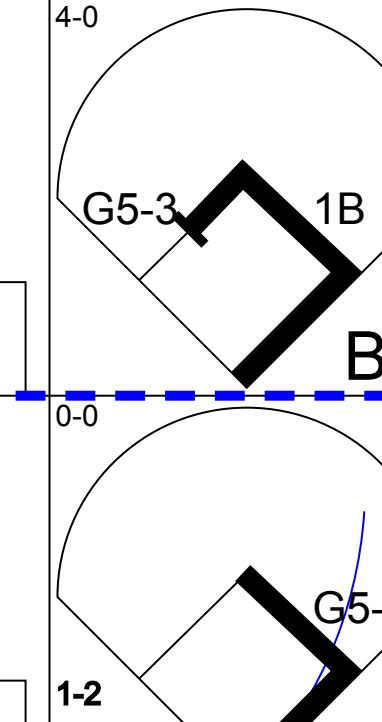
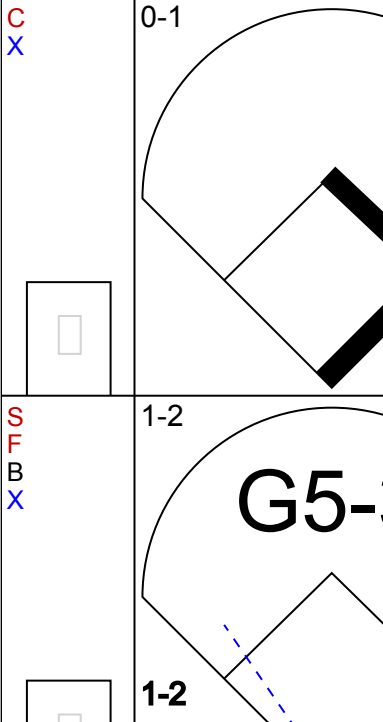
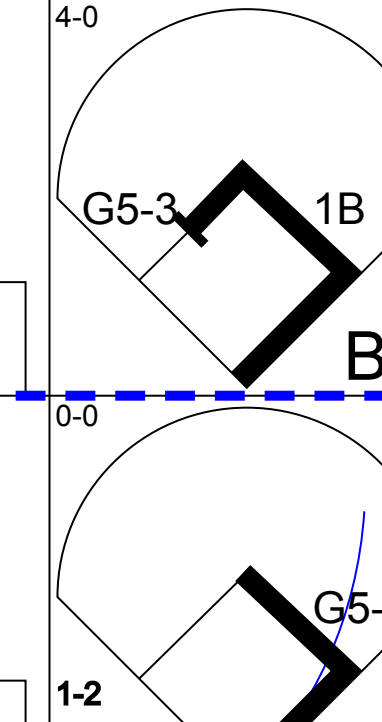
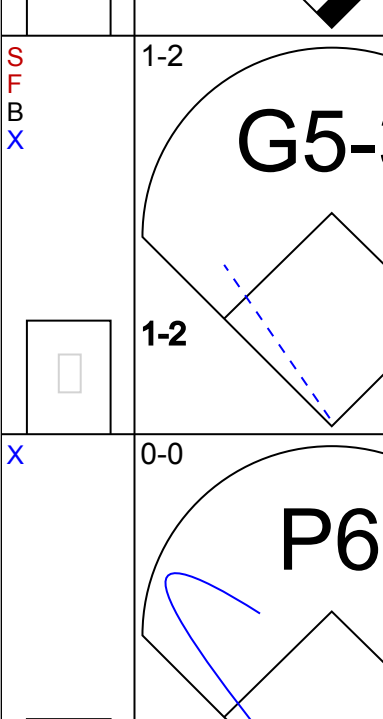
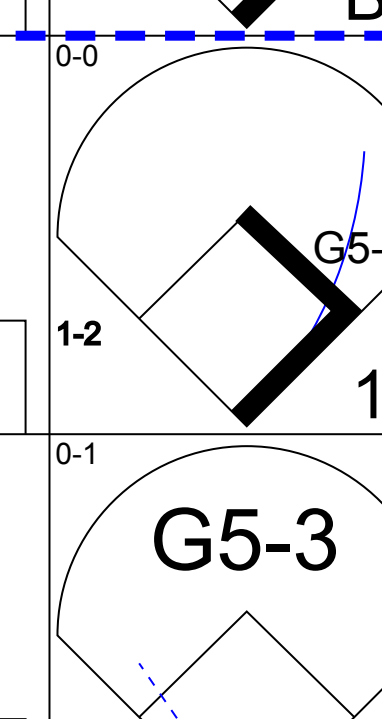
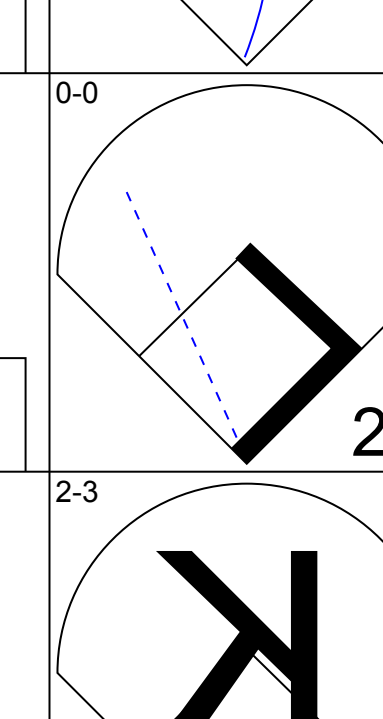
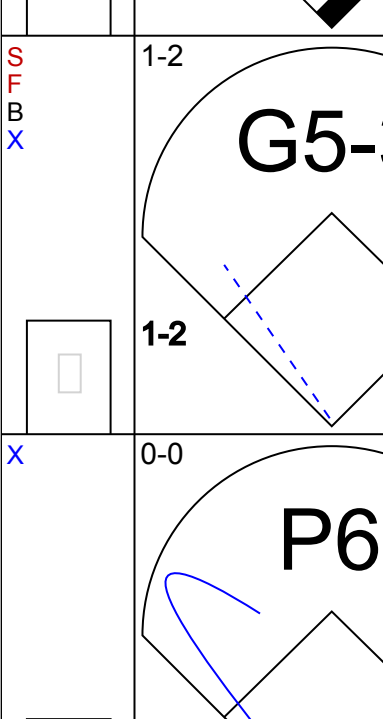
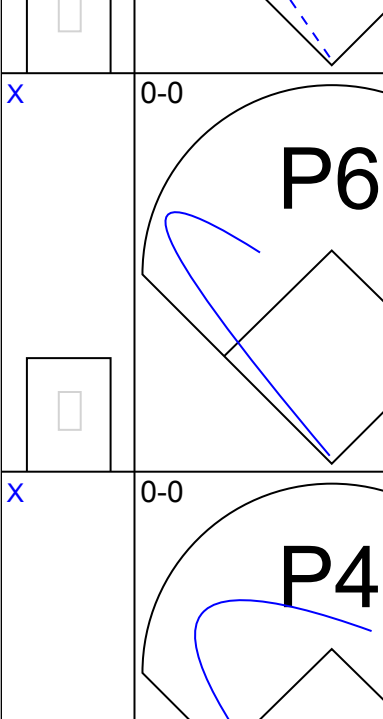
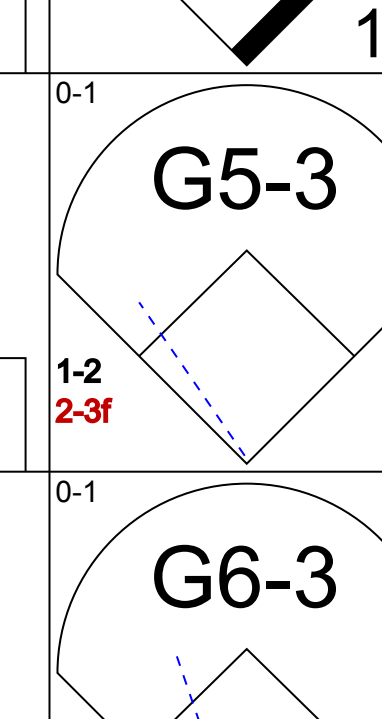

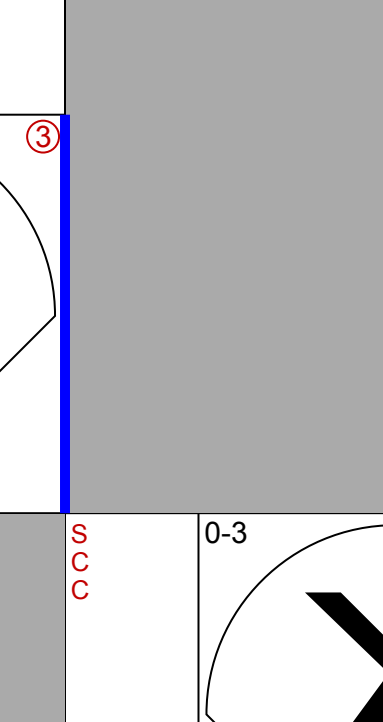
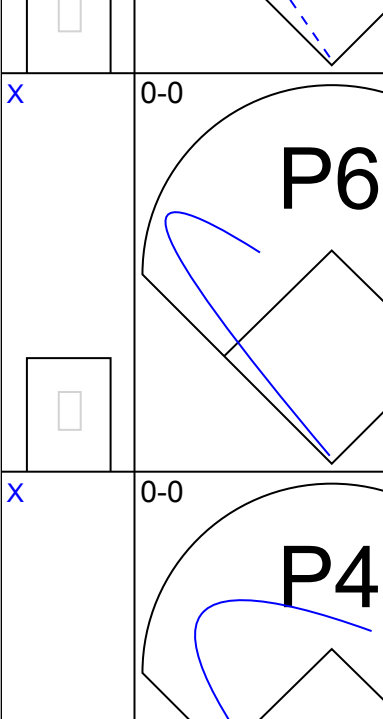
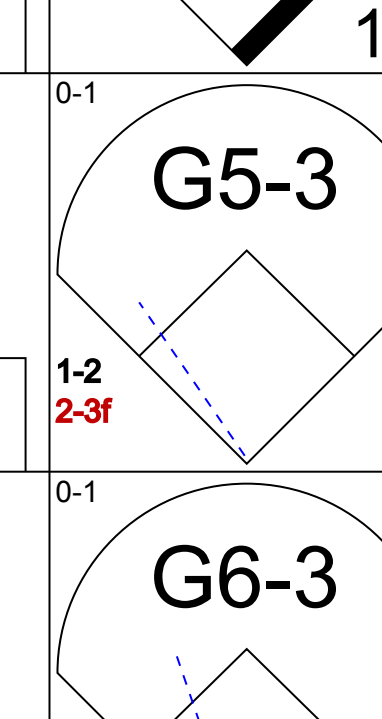

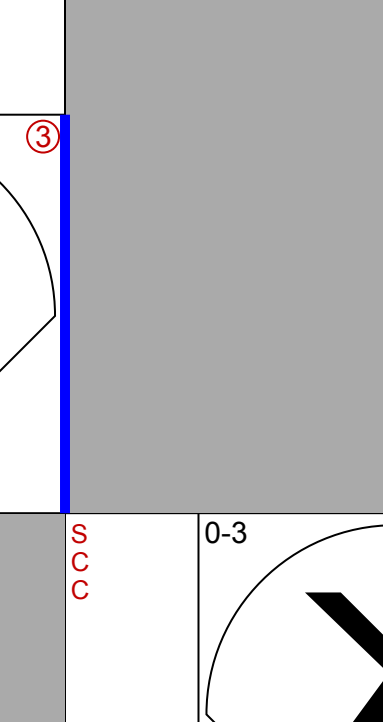
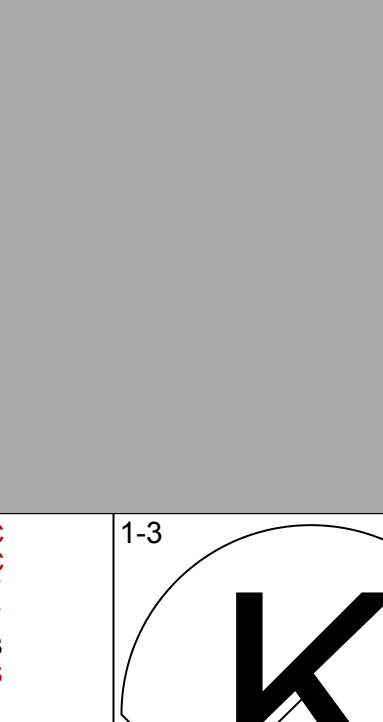
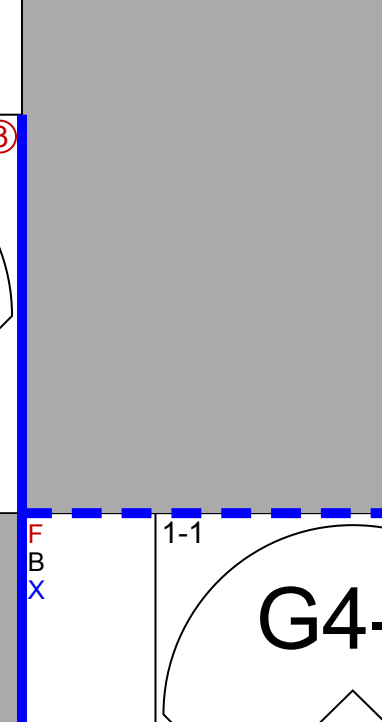


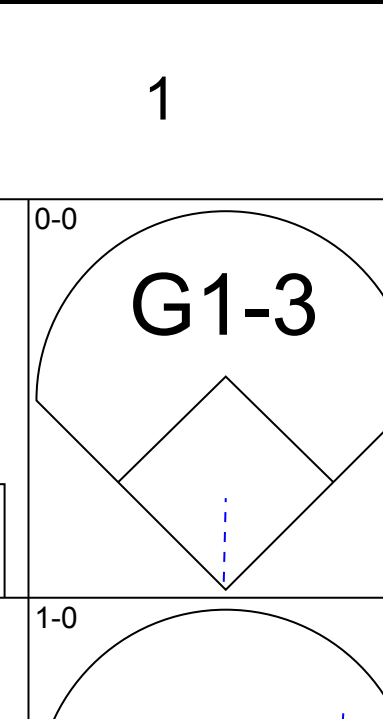
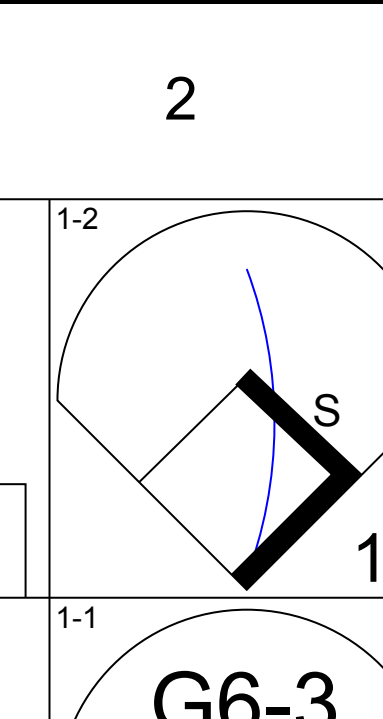
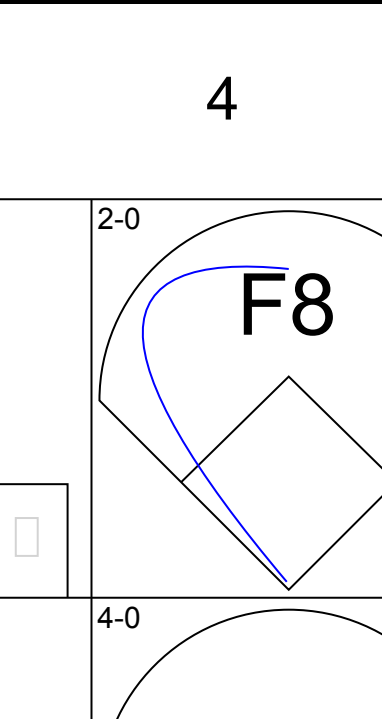
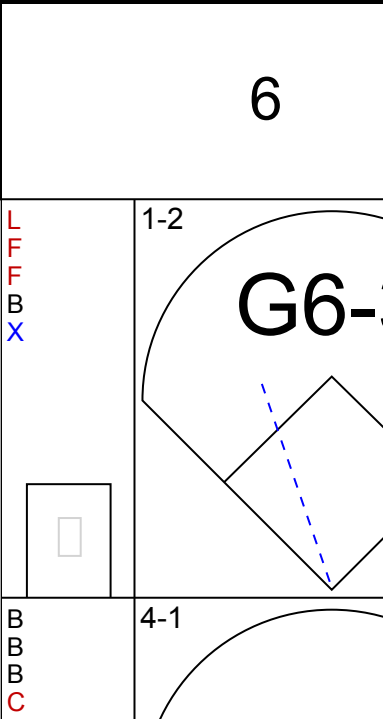
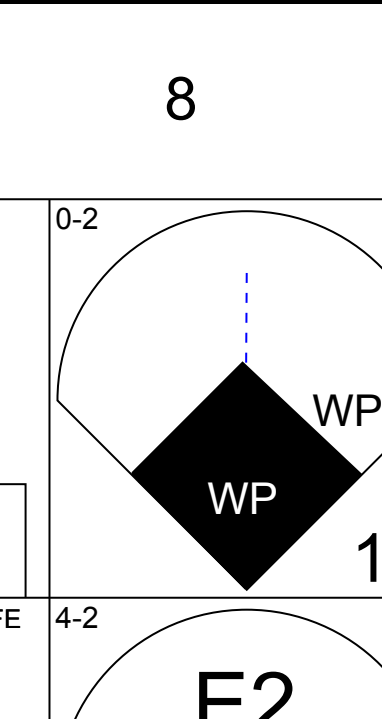
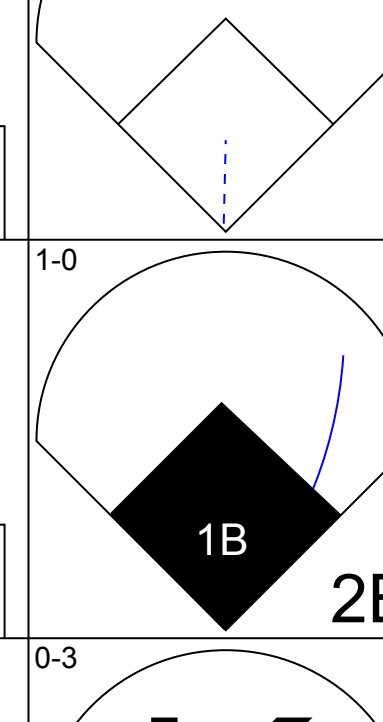
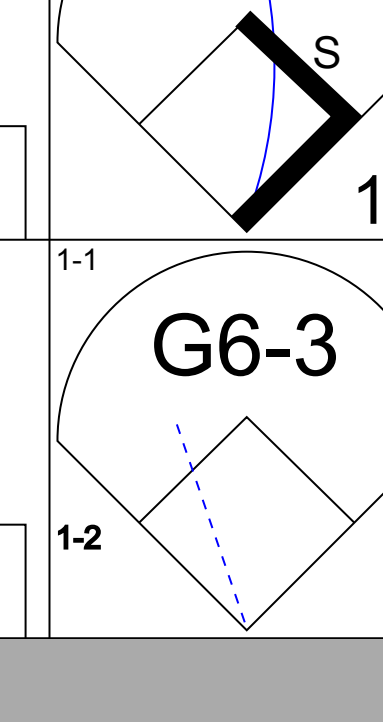
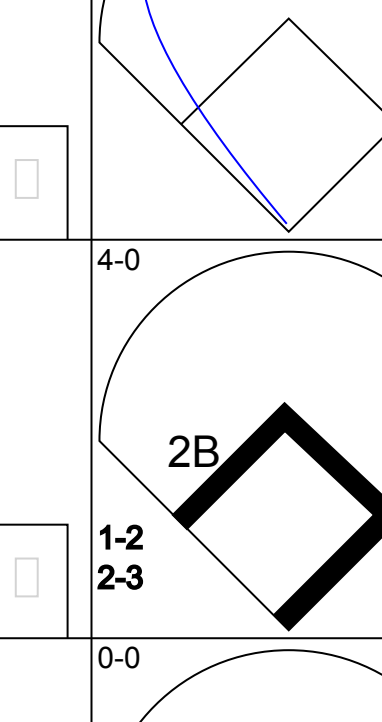

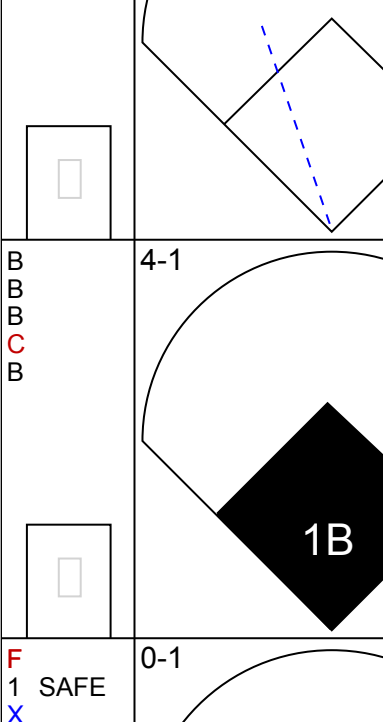

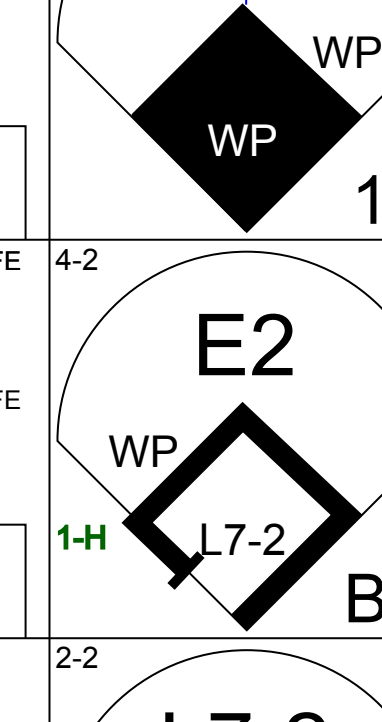
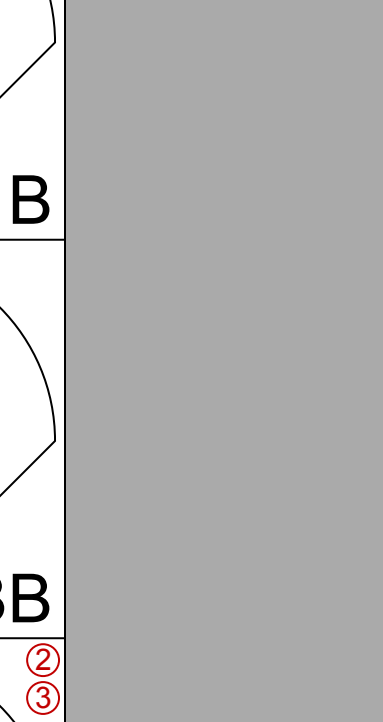
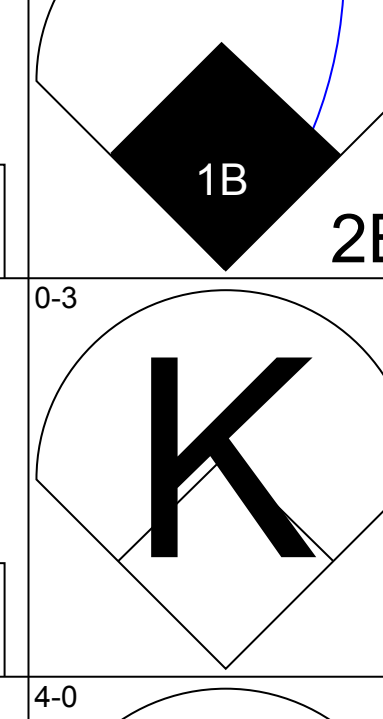
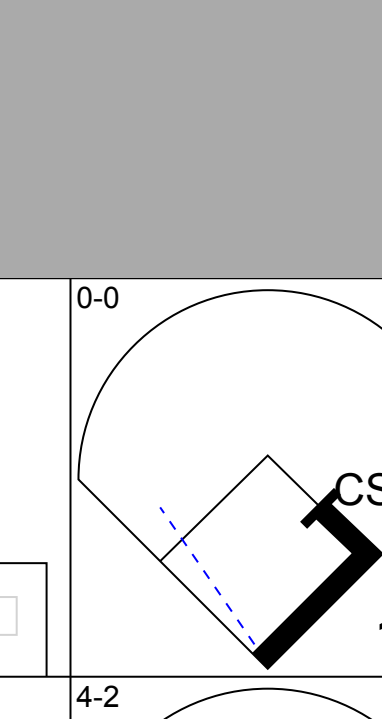
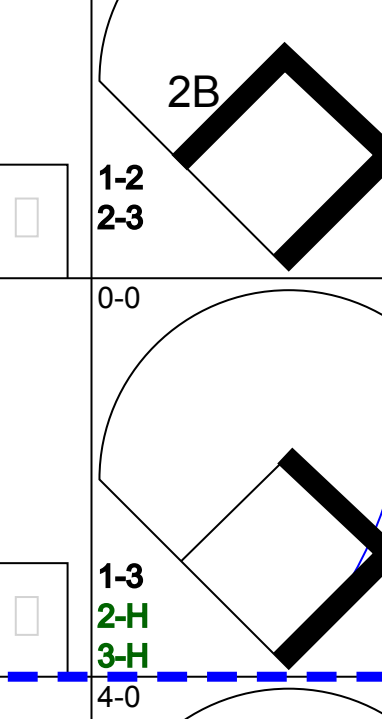

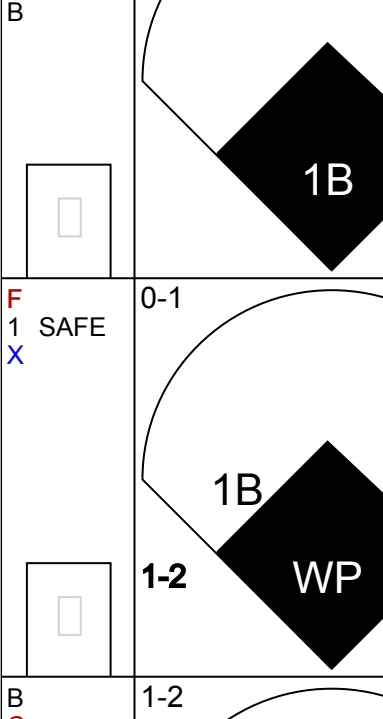

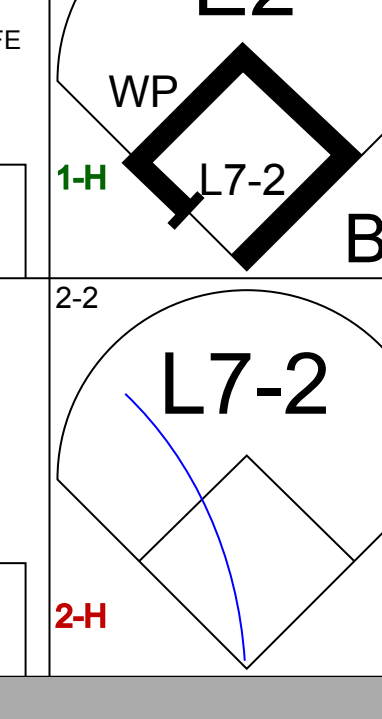
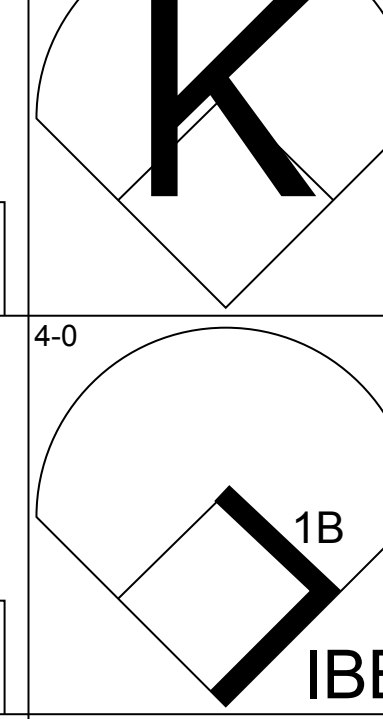
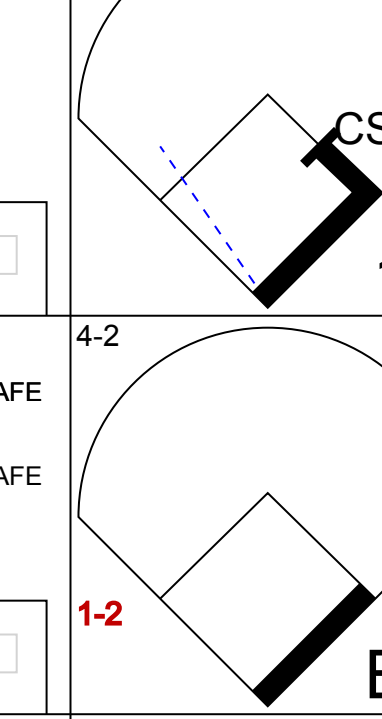
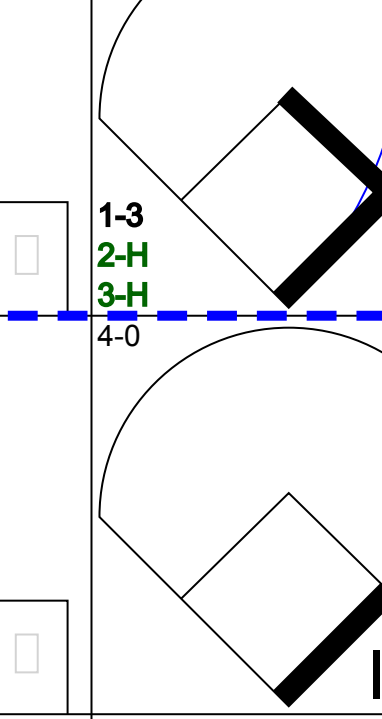

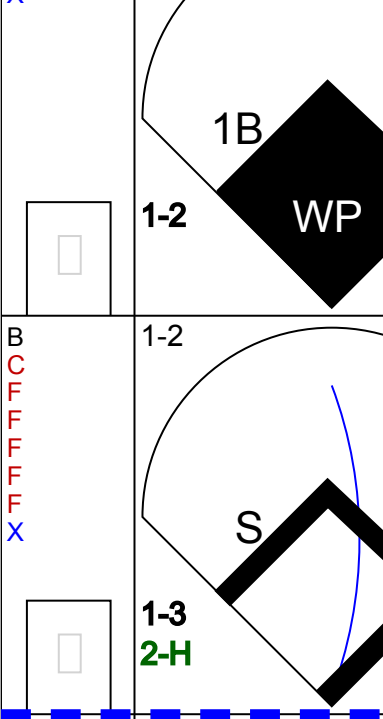

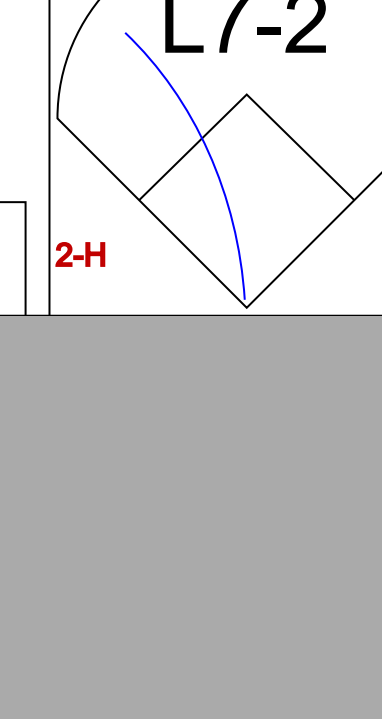
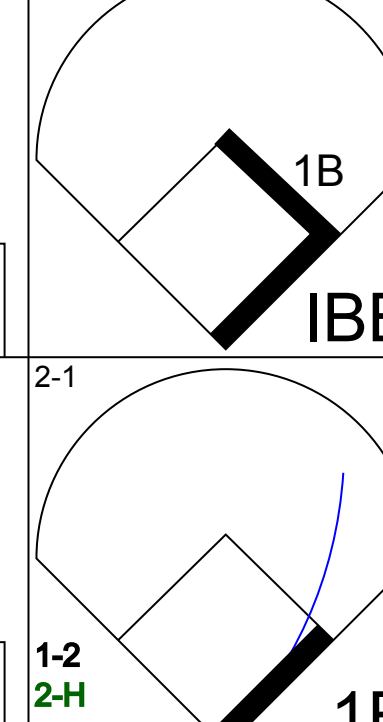
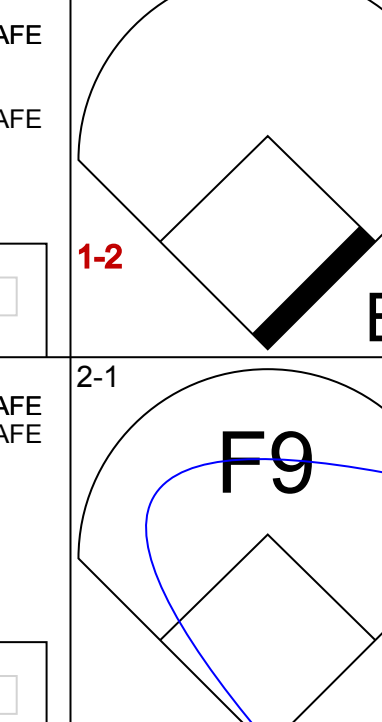
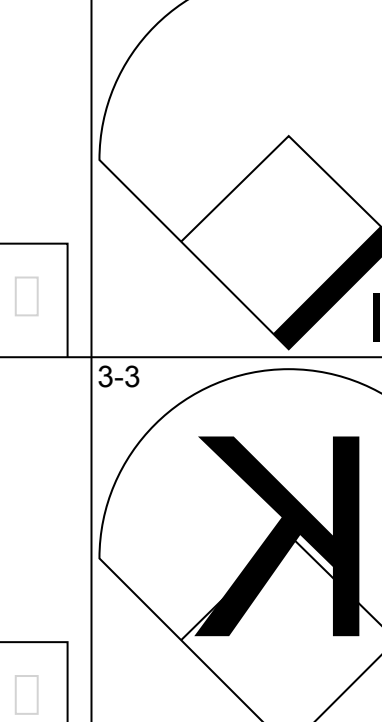

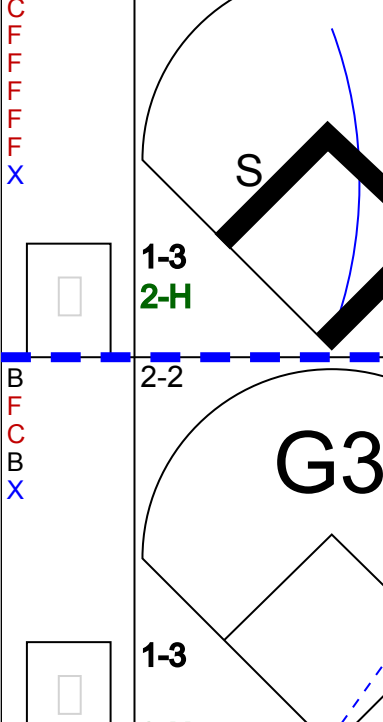
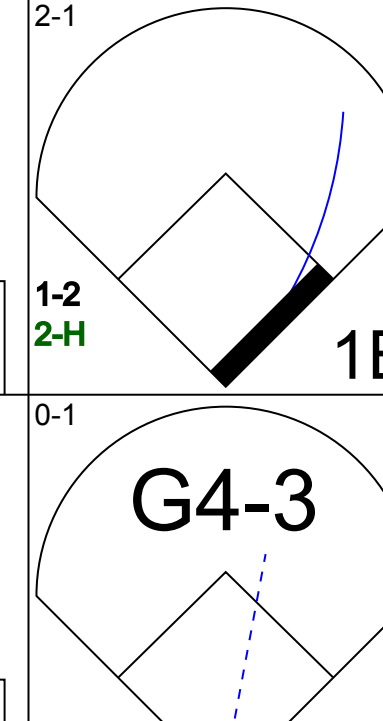
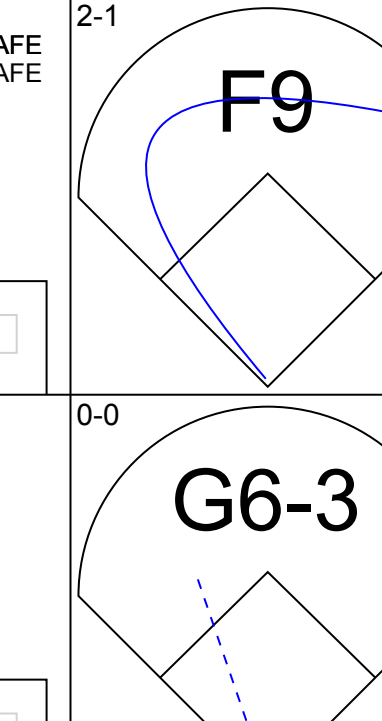
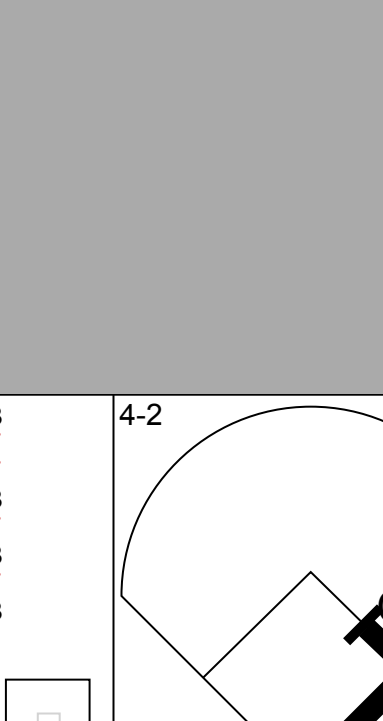
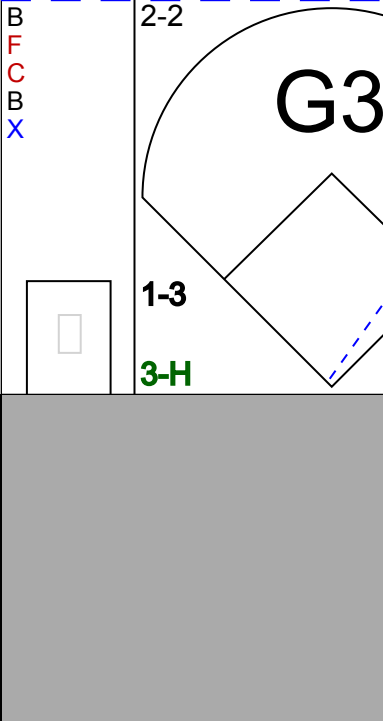
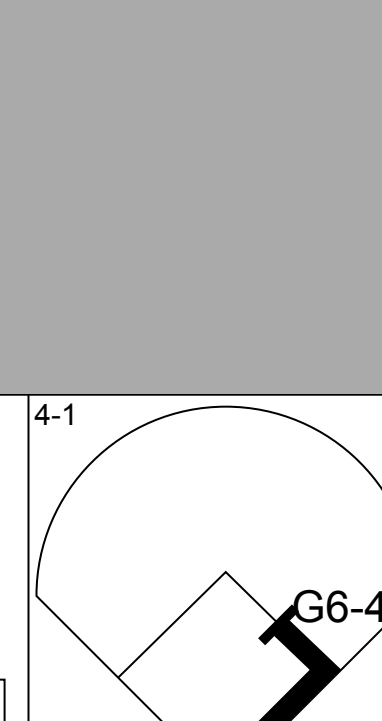

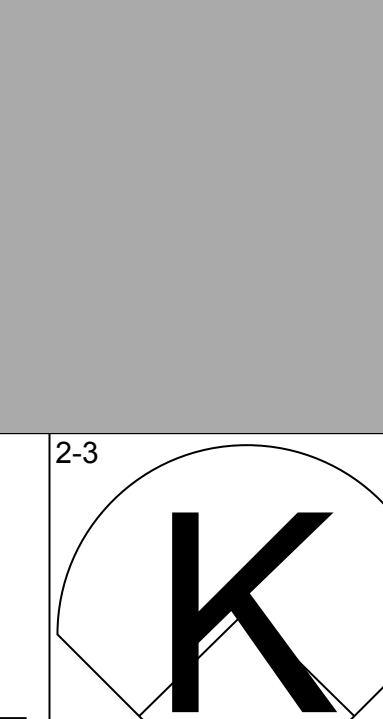
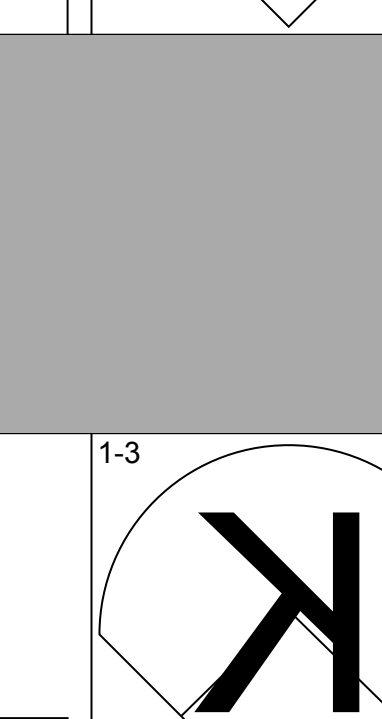
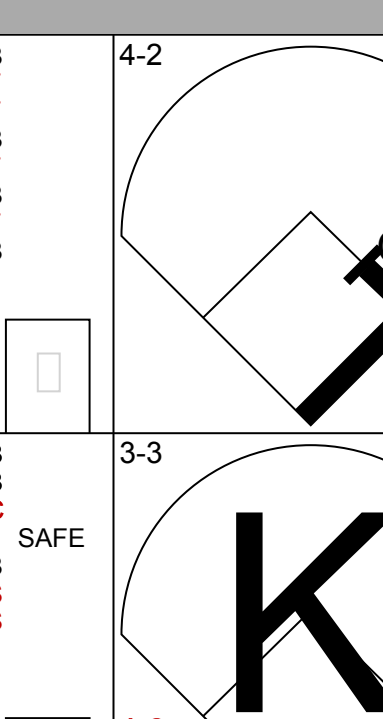
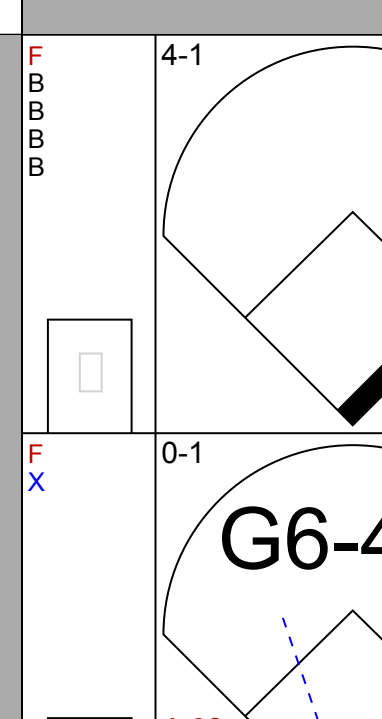
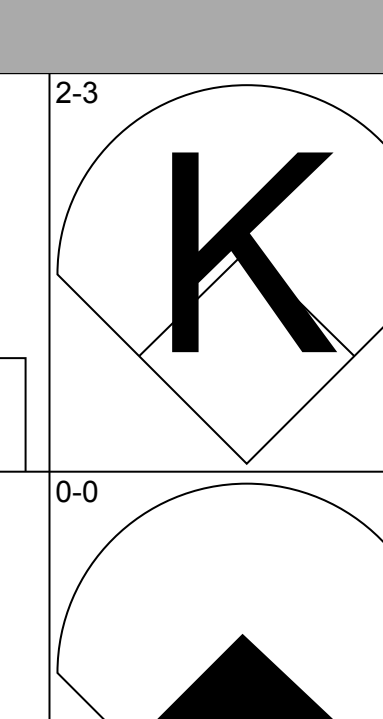
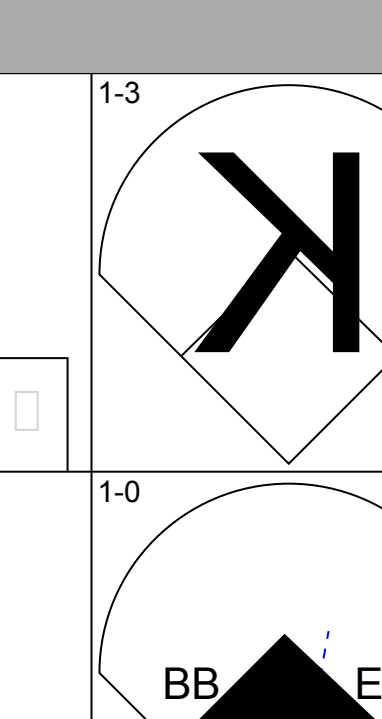
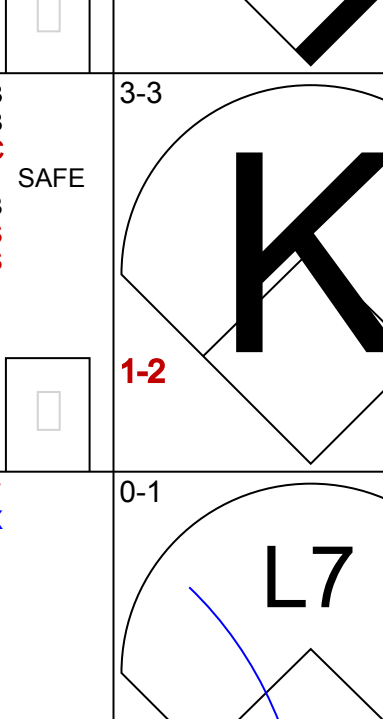

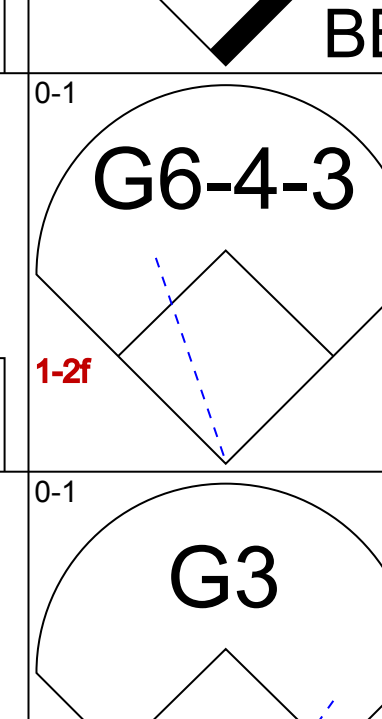


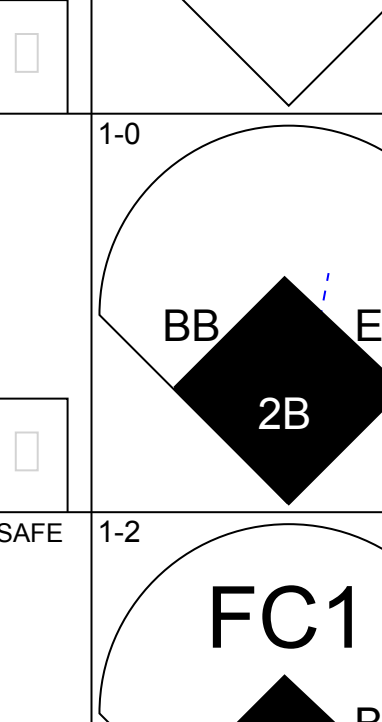
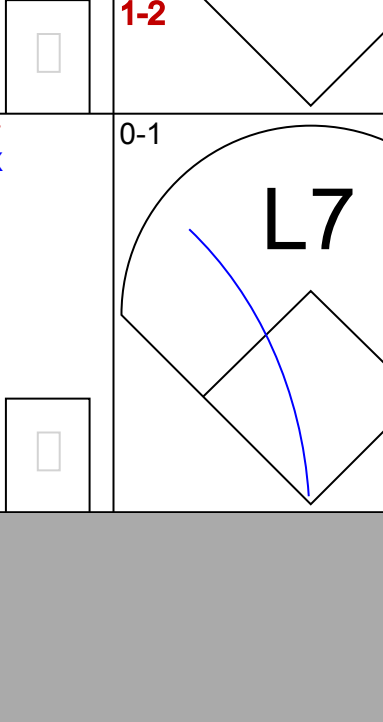
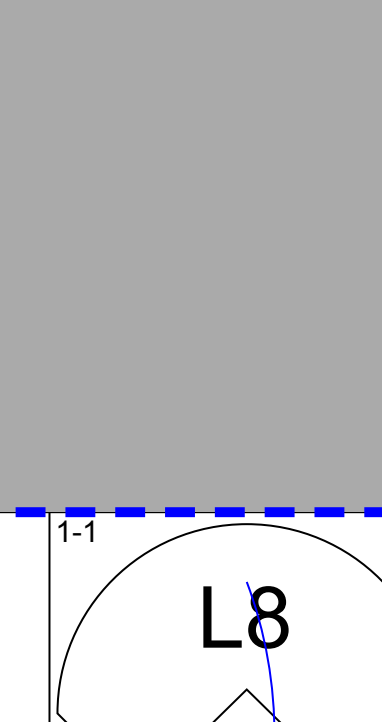
Batter	1	2	3	4	5	6	7	8	9	AB	R	H	RBI	BB	SO	LOB	BOTTOM										
Deion Sanders, L (1, 8) OBP: 0.344, SLG: 0.397	G4-3									4	0	1	0	0	1	2	San Francisco Giants @ Cincinnati Reds Riverfront Stadium, Cincinnati, OH Tue Jun 21 1994, 7:05 PM EDT Att: 25,896 - Unknown - 75 F										
Barry Larkin, R (1, 6) OBP: 0.365, SLG: 0.406										3	2	2	1	1	1	1											
Hal Morris, L (1, 3) OBP: 0.392, SLG: 0.500										4	0	0	0	0	0	4											
Kevin Mitchell, R (1, 7) OBP: 0.406, SLG: 0.684										3	0	2	1	1	1	0											
Jerome Walton, R (8, PR) OBP: 0.340, SLG: 0.417										0	0	0	0	0	0	0											
Reggie Sanders, R (1, 9) OBP: 0.330, SLG: 0.536										4	0	0	0	0	0	3											
Tony Fernandez, S (1, 5) OBP: 0.383, SLG: 0.443										3	0	0	0	0	1	1											
Bret Boone, R (1, 4) OBP: 0.361, SLG: 0.455										3	0	1	0	0	0	0											
Eddie Taubensee, L (1, 2) OBP: 0.297, SLG: 0.425										3	0	1	0	0	0	0											
John Roper, R (1, 1) ERA: 3.62										1	0	0	0	0	0	0											
Thomas Howard, S (7, PH) OBP: 0.283, SLG: 0.400										1	0	0	0	0	0	0											
Chuck McElroy, L (8, 1) ERA: 0.91										0	0	0	0	0	0	0											
Jeff Brantley, R (9, 1)										0	0	0	0	0	0	0											
Inning Stats	R: 1 E: 0 K: 0 S: 18	H: 2 LOB: 1 BB: 0 P: 23	R: 0 E: 0 K: 1 S: 8	H: 0 LOB: 0 BB: 0 P: 11	R: 0 E: 0 K: 1 S: 6	H: 1 LOB: 0 BB: 0 P: 6	R: 0 E: 0 K: 0 S: 5	H: 1 LOB: 1 BB: 0 P: 8	R: 0 E: 0 K: 1 S: 15	H: 2 LOB: 3 BB: 1 P: 24	R: 0 E: 0 K: 1 S: 9	H: 0 LOB: 0 BB: 0 P: 13	R: 0 E: 0 K: 0 S: 5	H: 0 LOB: 0 BB: 0 P: 9	R: 1 E: 0 K: 0 S: 6	H: 1 LOB: 1 BB: 1 P: 13	R: 1 E: 0 K: 0 S: 6	H: 1 LOB: 1 BB: 1 P: 13	1B: 4 2B: 2 3B: 0 HR: 1	SF: 0 SAC: 1 DP: 0 HBP: 0	WP: 0 PB: 0 SB: 0 CS: 0	PA: 33					
PITCHER	IP	WLS	BF	H	R	ER	SO	BB	IBB	HBP	BLK	WP	HR	S	P	ERA	WHIP										
John Burkett, R (1, 1) ERA: 3.62	7.2	L	31	7	2	2	4	2	0	0	0	0	0	71	105	2.35	1.174										
Rich Monteleone, R (8, 1) ERA: 4.34	0.1		1	0	0	0	0	0	0	0	0	0	0	1	2	0.00	0.000										



Batter	1	2	3	4	5	6	7	8	9	AB	R	H	RBI	BB	SO	LOB	TOP									
Darren Lewis, R OBP: 0.391, SLG: 0.322 (1, 8)	2-1 G5-3		0-0 G5-3		2-1 G6-3			0-0 G1-3		4	0	0	0	0	0	2	San Francisco Giants @ Cincinnati Reds Riverfront Stadium, Cincinnati, OH Wed Jun 22 1994, 7:05 PM EDT Att: 29,744 - Unknown - 95 F livebaseballscores.com AB 31 R 3 H 6 RBI 3 BB 1 SO 8 LOB 9									
Mike Benjamin, R OBP: 0.316, SLG: 0.344 (1, 4) (7, 6)	1-0 P2		3-1 L7			2-3 K		0-1 F8		4	0	0	0	0	1	2										
Barry Bonds, L OBP: 0.419, SLG: 0.554 (1, 7)	3-2 F8			2-0 HR		0-1 L4		1-2 G4-3		4	1	1	1	0	0	0										
Matt Williams, R OBP: 0.295, SLG: 0.551 (1, 5)		1-1 P2		2-2 G5-3		2-3 K		0-1 HR		4	1	1	1	0	1	0										
Dave Martinez, L OBP: 0.326, SLG: 0.355 (1, 9)		2-1 1B 3B		4-1 BB			0-0 F8	1-0 P6		3	1	1	0	1	0	0										
Royce Clayton, R OBP: 0.304, SLG: 0.347 John Patterson, S OBP: 0.258, SLG: 0.252 (7, 4) (7, 4)		2-3 K		1-2 K			2-1 CS	1-3 K		3	0	1	0	0	2	2										
Bryan Hickerson, L OBP: 0.304, SLG: 0.286 Rod Beck, R (9, 1) (9, 1)		1-0 1B		3-3 K			1 SAFE 3-3 1B			0	0	0	0	0	0	0										
J.R. Phillips, L OBP: 0.135, SLG: 0.222 Steve Frey, R (8, 1) (8, 1)		1-0 1B					1 SAFE 3-3 K			3	0	1	1	0	2	2										
Jeff Reed, L OBP: 0.246, SLG: 0.164 Rikkert Faneyst, R OBP: 0.333, SLG: 0.286 Kirt Manwaring, R OBP: 0.299, SLG: 0.327 (1, 2) (8, PR) (8, 2)		0-3 K			1-0 G3-1			0-2 SH1 BLK 1B		3	0	1	0	0	1	1										
Bud Black, L Dave Burba, R Todd Benzinger, S OBP: 0.295, SLG: 0.367 (1, 1) (7, 1) (7, 3)			1-1 L6		3-2 G4-3			1-3 SH1		2	0	0	0	0	0	0										
Inning Stats	R: 0 E: 0 K: 0 S: 8	H: 0 LOB: 0 BB: 0 P: 14	R: 1 E: 0 K: 2 S: 12	H: 2 LOB: 1 BB: 0 P: 18	R: 0 E: 0 K: 0 S: 5	H: 0 LOB: 0 BB: 0 P: 9	R: 1 E: 0 K: 2 S: 14	H: 1 LOB: 1 BB: 1 P: 26	R: 0 E: 0 K: 0 S: 9	H: 0 LOB: 0 BB: 0 P: 15	R: 0 E: 0 K: 1 S: 9	H: 0 LOB: 0 BB: 0 P: 13	R: 0 E: 0 K: 1 S: 8	H: 1 LOB: 1 BB: 0 P: 13	R: 0 E: 0 K: 0 S: 7	H: 1 LOB: 2 BB: 0 P: 8		R: 1 E: 0 K: 1 S: 11	H: 1 LOB: 0 BB: 0 P: 14	1B: 3 2B: 0 3B: 1 HR: 2	SF: 0 SAC: 1 DP: 0 HBP: 0	WP: 0 PB: 0 SB: 0 CS: 1	PA: 33			
PITCHER	IP	WLS	BF	H	R	ER	SO	BB	IBB	HBP	BLK	WP	HR	S	P	ERA		WHIP								
Erik Hanson, R ERA: 4.56 Johnny Ruffin, R ERA: 2.61 Jeff Brantley, R ERA: 2.97	(1, 1) (8, 1) (9, 1)	7.0 1.0 1.0	25 4 4	4 1 1	2 0 1	2 0 1	7 0 1	1 0 0	0 0 0	0 0 0	0 1 0	0 0 1	65 7 11	108 8 14	2.57 0.00 9.00	0.714 1.000 1.000										

Batter	1	2	3	4	5	6	7	8	9	AB	R	H	RBI	BB	SO	LOB	BOTTOM									
Deion Sanders, L OBP: 0.345, SLG: 0.404 (1, 8)	2-2 S SF9 2B		1-1 G3		2-2 F9			1-1 G4-3 1B 2B	1-0 F8	5	2	2	0	0	0	2	San Francisco Giants @ Cincinnati Reds Riverfront Stadium, Cincinnati, OH Wed Jun 22 1994, 7:05 PM EDT Att: 29,744 - Unknown - 95 F livebaseballscores.com AB 32 R 4 H 9 RBI 4 BB 5 SO 2 LOB 13									
Barry Larkin, R OBP: 0.370, SLG: 0.407 (1, 6)	3-1 SF9 2H		2-1 S WP 1B		1-2 L3			3-3 K	0-1 1-2 3H 1B	4	0	2	2	0	1	1										
Hal Morris, L OBP: 0.386, SLG: 0.492 (1, 3)	1-0 G4-3		3-1 L9			1-3 K		2-1 G4-3		4	0	0	0	0	1	2										
Kevin Mitchell, R OBP: 0.413, SLG: 0.688 (1, 7)	1-2 2B		4-0 FC5-4 IBB			0-1 F9		4-0 1B IBB		2	0	1	0	2	0	0										
Reggie Sanders, R OBP: 0.332, SLG: 0.533 (1, 9)	1-0 F7		1-2 FC5-4			4-2 BB		3-1 1-2 3H 1B		3	0	1	1	1	0	3										
Tony Fernandez, S OBP: 0.377, SLG: 0.435 (1, 5)		1-0 G3-1		3-2 G6-3		2-2 G6-3		0-1 L7		4	0	0	0	0	0	3										
Bret Boone, R OBP: 0.363, SLG: 0.457 (1, 4)		3-1 E7 1B 2B		0-0 G6-3			4-2 G3-6-4 BB		0-1 P2	3	1	1	0	1	0	0										
Brian Dorsett, R OBP: 0.347, SLG: 0.408 Jerome Walton, R OBP: 0.340, SLG: 0.417 (1, 2) (9, PR)		2-0 G1-6-3 1B		0-2 L4			0-0 G3-6-4	2-0 F8 1B 2B		4	0	2	1	0	0	1										
Erik Hanson, R ERA: 3.77 Lenny Harris, L OBP: 0.209, SLG: 0.460 Johnny Ruffin, R ERA: 2.61 Jeff Brantley, R ERA: 2.97 Thomas Howard, S OBP: 0.270, SLG: 0.219 (1, 1) (7, PR) (8, 1) (9, 1) (9, PR) (9, PR)		1-1 G1-6-3		1-1 P3			1-1 G6-3	4-1 1B BB		2	0	0	0	0	0	1										
Inning Stats	R: 1 E: 0 K: 0 S: 11	H: 2 LOB: 1 BB: 0 P: 19	R: 1 E: 1 K: 0 S: 6	H: 2 LOB: 0 BB: 0 P: 13	R: 0 E: 0 K: 0 S: 9	H: 1 LOB: 2 BB: 1 P: 20	R: 0 E: 0 K: 0 S: 7	H: 0 LOB: 0 BB: 0 P: 10	R: 0 E: 0 K: 1 S: 11	H: 0 LOB: 1 BB: 1 P: 17	R: 0 E: 0 K: 0 S: 7	H: 0 LOB: 0 BB: 1 P: 12	R: 1 E: 0 K: 1 S: 11	H: 2 LOB: 2 BB: 1 P: 24	R: 1 E: 0 K: 0 S: 7	H: 2 LOB: 2 BB: 1 P: 14		1B: 4 2B: 5 3B: 0 HR: 0	SF: 1 SAC: 0 DP: 2 HBP: 0	WP: 1 PB: 0 SB: 2 CS: 0	PA: 38					
PITCHER	IP	WLS	BF	H	R	ER	SO	BB	IBB	HBP	BLK	WP	HR	S	P	ERA		WHIP								
Bud Black, L ERA: 3.0 Dave Burba, R ERA: 6.86 Steve Frey, L ERA: 6.86 Rich Monteleone, R ERA: 4.68 Bryan Hickerson, L ERA: 4.94	(1, 1) (7, 1) (8, 1) (8, 1) (9, 1)	6.0 1.1 0.1 0.2 0.1	25 4 2 4	5 1 0 2	2 1 1 1	2 0 1 0	2 1 0 0	2 0 0 0	1 0 0 0	0 0 0 0	0 0 0 0	0 0 0 0	8 8 7 12	13 8 7	6.75 0.00 13.50 0.00	0.750 0.000 3.000 3.000										

Batter	1	2	3	4	5	6	7	8	9	AB	R	H	RBI	BB	SO	LOB	TOP			
Rikkert FaneYTE, R OBP: 0.286, SLG: 0.333 (1, 8)										5	1	1	0	0	3	0	San Francisco Giants @ Cincinnati Reds Riverfront Stadium, Cincinnati, OH Thu Jun 23 1994, 3:33 AM EDT Att: 32,107 - Unknown - 87 F			
Steve ScarSONE, R OBP: 0.275, SLG: 0.396 (6, 6)										5	1	2	2	0	1	0				
Barry BONDS, L OBP: 0.422, SLG: 0.564 (1, 7)										3	1	1	1	2	0	0				
Matt WILLIAMS, R OBP: 0.300, SLG: 0.572 (1, 5)										4	2	2	2	1	0	2				
Mark CARREON, R OBP: 0.250, SLG: 0.299 (1, 9)										3	0	2	0	1	0	2				
Todd BENZINGER, S OBP: 0.294, SLG: 0.365 (1, 3)										4	0	1	0	0	0	2				
Kirt MANWARING, R OBP: 0.298, SLG: 0.330 (1, 2)										4	0	1	0	0	0	4				
Mike BENJAMIN, R OBP: 0.293, SLG: 0.314 Rich MONTELEONE, R (6, 1)										3	0	0	0	0	2	3				
Darren LEWIS, R OBP: 0.350, SLG: 0.321 Pat GOMEZ, L (8, 1)										0	0	0	0	0	0	0				
Bill SWIFT, R OBP: 0.250, SLG: 0.240 Dave BURBA, R (4, 1)										1	0	0	0	0	0	1				
John PATTERSON, S OBP: 0.255, SLG: 0.248 (6, 4)										1	0	0	0	0	1	0				
Inning Stats	R: 0 E: 0 K: 1 S: 8	H: 0 LOB: 2 BB: 2 P: 21	R: 0 E: 0 K: 1 S: 9	H: 1 LOB: 1 BB: 0 P: 12	R: 0 E: 0 K: 2 S: 9	H: 0 LOB: 0 BB: 0 P: 10	R: 1 E: 0 K: 1 S: 16	H: 2 LOB: 1 BB: 0 P: 24	R: 0 E: 0 K: 0 S: 7	H: 1 LOB: 1 BB: 0 P: 8	R: 0 E: 0 K: 0 S: 9	H: 0 LOB: 0 BB: 0 P: 12	R: 2 E: 0 K: 0 S: 8	H: 3 LOB: 1 BB: 1 P: 13	R: 2 E: 0 K: 1 S: 16	H: 2 LOB: 0 BB: 0 P: 26	1B: 4 2B: 2 3B: 0 HR: 4	SF: 0 SAC: 0 DP: 1 HBP: 0	WP: 0 PB: 0 SB: 1 CS: 0	PA: 40
PITCHER	IP	WLS	BF	H	R	ER	SO	BB	IBB	HBP	BLK	WP	HR	S	P	ERA	WHIP			
John SMILEY, L ERA: 3.31 Johnny RUFFIN, R ERA: 3.0 Chuck McElROY, L ERA: 1.3	(1, 1) (7, 1) (8, 1)	6.0 1.0 2.0	W 6 S	26 2 8	5 2 3	1 2 2	7 0 1	2 1 0	1 0 0	0 0 0	0 0 0	0 0 0	1 2 21	62 12 21	96 20 31	1.50 18.00 9.00	1.167 3.000 1.500			

Batter	1	2	3	4	5	6	7	8	9	AB	R	H	RBI	BB	SO	LOB	BOTTOM			
Deion SANDERS, L OBP: 0.344, SLG: 0.402 Jacob BRUMFIELD, R OBP: 0.289, SLG: 0.242 (8, 8)										4	0	1	0	0	0	2	San Francisco Giants @ Cincinnati Reds Riverfront Stadium, Cincinnati, OH Thu Jun 23 1994, 3:33 AM EDT Att: 32,107 - Unknown - 87 F			
Barry LARKIN, R OBP: 0.377, SLG: 0.412 (1, 6)										2	2	1	0	3	0	1				
Hal MORRIS, L OBP: 0.390, SLG: 0.498 (1, 3)										5	1	3	2	0	1	2				
Kevin MITCHELL, R OBP: 0.420, SLG: 0.688 Thomas HOWARD, S OBP: 0.299, SLG: 0.405 (5, 7)										0	0	0	0	3	0	0				
Reggie SANDERS, R OBP: 0.331, SLG: 0.529 (1, 9)										4	0	1	1	0	1	5				
Tony FERNANDEZ, S OBP: 0.379, SLG: 0.431 (1, 5)										2	0	0	0	2	0	3				
Bret BOONE, R OBP: 0.357, SLG: 0.449 (1, 4)										4	0	0	0	0	3	2				
Eddie TAUBENSEE, L OBP: 0.305, SLG: 0.462 (1, 2)										4	2	2	1	0	0	0				
John SMILEY, L OBP: 0.250, SLG: 0.323 Jeff BRANSON, L OBP: 0.300, SLG: 0.379 Johnny RUFFIN, R (7, 1) Chuck McElROY, L (8, 1)										2	1	0	0	0	1	1				
Inning Stats	R: 1 E: 0 K: 1 S: 9	H: 2 LOB: 1 BB: 1 P: 16	R: 1 E: 0 K: 2 S: 12	H: 2 LOB: 0 BB: 0 P: 16	R: 0 E: 0 K: 0 S: 6	H: 1 LOB: 1 BB: 1 P: 12	R: 2 E: 1 K: 2 S: 15	H: 2 LOB: 3 BB: 2 P: 30	R: 0 E: 0 K: 1 S: 9	H: 0 LOB: 0 BB: 1 P: 16	R: 2 E: 0 K: 1 S: 21	H: 2 LOB: 1 BB: 1 P: 30	R: 0 E: 0 K: 0 S: 5	H: 0 LOB: 0 BB: 1 P: 9	R: 1 E: 1 K: 0 S: 14	H: 1 LOB: 0 BB: 1 P: 21		1B: 7 2B: 3 3B: 0 HR: 1	SF: 0 SAC: 0 DP: 2 HBP: 0	WP: 4 PB: 0 SB: 3 CS: 2
PITCHER	IP	WLS	BF	H	R	ER	SO	BB	IBB	HBP	BLK	WP	HR	S	P	ERA	WHIP			
Bill SWIFT, R ERA: 2.64 Dave BURBA, R ERA: 3.99 Rich MONTELEONE, R ERA: 4.35 Pat GOMEZ, L ERA: 1.15	(1, 1) (4, 1) (6, 1) (8, 1)	3.2 2.0 1.1 1.0	L 10 4 4	21 2 0 1	7 2 0 1	4 2 0 1	2 3 0 0	2 1 0 0	0 1 0 0	0 0 0 2	0 0 0 0	0 0 0 2	37 32 8 14	62 53 14 21	4.91 9.00 0.00 9.00	2.455 2.000 0.750 2.000				

Batter	1	2	3	4	5	6	7	8	9	AB	R	H	RBI	BB	SO	LOB	TOP								
Darren Lewis, R (1, 8) OBP: 0.354, SLG: 0.325	G6-3			F9		G2-3				4	0	1	1	0	0	1									
Robby Thompson, R (1, 4) OBP: 0.292, SLG: 0.361	HR									4	3	3	0	0	0	0									
John Patterson, S (7, 4) OBP: 0.272, SLG: 0.290										1	0	0	0	0	1	2									
Barry Bonds, L (1, 7) OBP: 0.421, SLG: 0.579										5	2	3	5	0	2	2									
Rikkert Faneyte, R (9, 9) OBP: 0.267, SLG: 0.308	HR									0	0	0	0	0	0	0									
Matt Williams, R (1, 5) OBP: 0.299, SLG: 0.564	F7									4	0	0	0	1	0	3									
Dave Martinez, L (1, 9) OBP: 0.345, SLG: 0.402										4	1	1	1	1	0	2									
Rod Beck, R (9, 1)	G6-3									0	0	0	0	0	0	0									
Royce Clayton, R (1, 6) OBP: 0.302, SLG: 0.348										5	0	1	1	0	0	5									
Todd Benzinger, S (1, 3) OBP: 0.290, SLG: 0.354										4	1	1	0	0	2	2									
Kirt Manwaring, R (1, 2) OBP: 0.302, SLG: 0.335										3	0	0	0	1	1	1									
John Burkett, R (1, 1) OBP: 0.081, SLG: 0.056										3	0	1	0	0	1	2									
Mark Carreon, R (9, PH) OBP: 0.260, SLG: 0.309										1	1	1	0	0	0	0									
Inning Stats	R: 2 E: 0 K: 0 S: 10	H: 2 LOB: 0 BB: 0 P: 17	R: 1 E: 0 K: 1 S: 11	H: 2 LOB: 1 BB: 1 P: 17	R: 1 E: 0 K: 0 S: 11	H: 2 LOB: 1 BB: 0 P: 15	R: 0 E: 0 K: 1 S: 9	H: 1 LOB: 1 BB: 0 P: 13	R: 2 E: 0 K: 0 S: 14	H: 2 LOB: 1 BB: 1 P: 25	R: 0 E: 0 K: 1 S: 10	H: 0 LOB: 0 BB: 0 P: 12	R: 0 E: 0 K: 1 S: 9	H: 0 LOB: 0 BB: 0 P: 15	R: 1 E: 0 K: 1 S: 11	H: 2 LOB: 2 BB: 0 P: 17	R: 1 E: 1 K: 2 S: 13	H: 1 LOB: 3 BB: 1 P: 22	1B: 6 2B: 5 3B: 0 HR: 2	SF: 0 SAC: 0 DP: 1 HBP: 1	WP: 0 PB: 0 SB: 1 CS: 1	PA: 43			
PITCHER	IP	WLS	BF	H	R	ER	SO	BB	IBB	HBP	BLK	WP	HR	S	P	ERA	WHIP								
Greg Harris, R (1, 1) ERA: 6.24	5.0	L	25	9	6	6	2	2	0	0	0	0	2	55	87	10.80	2.200								
Marcus Moore, R (6, 1) ERA: 5.97	3.0		10	2	1	1	3	0	0	0	0	0	0	30	44	3.00	0.667								
Willie Blair, R (9, 1) ERA: 6.25	1.0		7	1	1	0	2	1	0	1	0	0	0	13	22	0.00	2.000								

San Francisco Giants @ Colorado Rockies
Mile High Stadium, Denver, CO
Sun Jun 26 1994, 5:33 AM EDT
Att: 73,171 - Sunny - 97 F

AB 38
R 8
H 12
RBI 8
BB 3
SO 7
LOB 20



Batter	1	2	3	4	5	6	7	8	9	AB	R	H	RBI	BB	SO	LOB	BOTTOM								
Eric Young Sr., R (1, 7) OBP: 0.374, SLG: 0.431	L7									4	0	2	0	0	0	0									
Walt Weiss, S (1, 6) OBP: 0.338, SLG: 0.320	G4-3									4	0	0	0	0	0	2									
Dante Bichette, R (1, 9) OBP: 0.340, SLG: 0.562	L9									4	0	1	0	0	0	0									
Andres Galarraga, R (1, 3) OBP: 0.365, SLG: 0.603										4	1	2	0	0	0	1									
Mike Kingery, L (1, 8) OBP: 0.380, SLG: 0.497										3	0	0	1	0	0	1									
Joe Girardi, R (1, 2) OBP: 0.317, SLG: 0.338										4	0	1	0	0	0	0									
Vinny Castilla, R (1, 5) OBP: 0.321, SLG: 0.566										3	0	0	0	0	0	1									
Nelson Liriano, S (1, 4) OBP: 0.354, SLG: 0.406										2	0	0	0	1	0	0									
Greg Harris, R (1, 1) OBP: 0.265, SLG: 0.281										1	0	0	0	0	1	0									
Howard Johnson, S (5, PH) OBP: 0.335, SLG: 0.396										1	0	0	0	0	1	1									
Marcus Moore, S (6, 1) OBP: 0.314, SLG: 0.516										0	0	0	0	0	0	0									
John Vander Wal, L (8, PH) OBP: 0.314, SLG: 0.516										1	0	0	0	0	0	0									
Willie Blair, R (9, 1) ERA: 4.13										0	0	0	0	0	0	0									
Inning Stats	R: 0 E: 0 K: 0 S: 5	H: 0 LOB: 0 BB: 0 P: 8	R: 0 E: 0 K: 0 S: 6	H: 2 LOB: 1 BB: 0 P: 7	R: 0 E: 0 K: 1 S: 12	H: 1 LOB: 0 BB: 0 P: 17	R: 0 E: 0 K: 0 S: 7	H: 0 LOB: 0 BB: 0 P: 12	R: 0 E: 0 K: 1 S: 8	H: 0 LOB: 1 BB: 1 P: 18	R: 0 E: 0 K: 0 S: 14	H: 1 LOB: 1 BB: 0 P: 18	R: 0 E: 0 K: 0 S: 7	H: 0 LOB: 0 BB: 0 P: 12	R: 0 E: 0 K: 0 S: 10	H: 1 LOB: 1 BB: 0 P: 14	R: 1 E: 0 K: 0 S: 10	H: 1 LOB: 0 BB: 0 P: 14	1B: 4 2B: 2 3B: 0 HR: 0	SF: 1 SAC: 0 DP: 1 HBP: 0	WP: 0 PB: 1 SB: 2 CS: 0	PA: 33			
PITCHER	IP	WLS	BF	H	R	ER	SO	BB	IBB	HBP	BLK	WP	HR	S	P	ERA	WHIP								
John Burkett, R (1, 1) ERA: 3.36	8.0	W	29	5	0	0	2	1	0	0	0	0	0	69	106	0.00	0.750								
Rod Beck, R (9, 1) ERA: 4.13	1.0		4	1	1	0	0	0	0	0	0	0	0	10	14	0.00	1.000								

San Francisco Giants @ Colorado Rockies
Mile High Stadium, Denver, CO
Sun Jun 26 1994, 5:33 AM EDT
Att: 73,171 - Sunny - 97 F

AB 31
R 1
H 6
RBI 1
BB 1
SO 2
LOB 6



Batter	1	2	3	4	5	6	7	8	9	AB	R	H	RBI	BB	SO	LOB	TOP					
Darren Lewis, R (1, 8) OBP: 0.353, SLG: 0.323	G6-3		K			L5		G4-3		4	0	0	0	0	1	0	San Francisco Giants @ Los Angeles Dodgers Dodger Stadium, Los Angeles, CA Tue Jun 28 1994, 7:05 PM PDT Att: 43,398 - Unknown - 83 F livebaseballscorecards.com					
Robby Thompson, R (1, 4) OBP: 0.297, SLG: 0.339	G6-3		F7			P5		G4-3		4	0	0	0	0	0	0						
Barry Bonds, L (1, 7) OBP: 0.422, SLG: 0.583								G3-1		3	1	1	1	1	0	0						
Matt Williams, R (1, 5) OBP: 0.301, SLG: 0.568	G4-3									4	1	2	1	0	0	1						
Dave Martinez, L (1, 9) OBP: 0.333, SLG: 0.381										4	0	0	0	0	0	1						
Royce Clayton, R (1, 6) OBP: 0.304, SLG: 0.357	G6-3									4	0	0	0	0	0	0						
Todd Benzinger, S (1, 3) OBP: 0.289, SLG: 0.376										3	2	2	2	0	0	0						
Kirt Manwaring, R (1, 2) OBP: 0.297, SLG: 0.329										3	0	0	0	0	0	0						
Bryan Hickerson, L (1, 1) OBP: 0.280, SLG: 0.261										2	0	0	0	0	0	0						
Dave Burba, R (5, 1) John Patterson, S (7, PH) Steve Frey, R (7, 1) Rich Monteleone, R (7, 1)										0	0	0	0	0	0	0						
Inning Stats	R: 0 E: 0 K: 0 S: 8	H: 0 LOB: 1 BB: 1 P: 18	R: 1 E: 0 K: 0 S: 9	H: 1 LOB: 0 BB: 0 P: 18	R: 0 E: 0 K: 1 S: 8	H: 0 LOB: 0 BB: 0 P: 12	R: 1 E: 0 K: 0 S: 10	H: 1 LOB: 0 BB: 0 P: 14	R: 0 E: 0 K: 0 S: 6	H: 0 LOB: 0 BB: 0 P: 7	R: 1 E: 0 K: 0 S: 13	H: 2 LOB: 1 BB: 0 P: 21	R: 1 E: 0 K: 0 S: 6	H: 1 LOB: 0 BB: 0 P: 10	R: 0 E: 0 K: 0 S: 5	H: 0 LOB: 0 BB: 0 P: 9	R: 0 E: 0 K: 0 S: 6	H: 0 LOB: 0 BB: 0 P: 8	1B: 1 2B: 0 3B: 0 HR: 4	SF: 0 SAC: 0 DP: 0 HBP: 0	WP: 0 PB: 0 SB: 0 CS: 0	PA: 33
PITCHER Orel Hershiser, R (1, 1) ERA: 4.05	IP: 9.0 WLS: W BF: 33 H: 5 R: 4 ER: 4 SO: 1 BB: 1 IBB: 0 HBP: 0 BLK: 0 WP: 0 HR: 4 S: 71 P: 117 ERA: 4.00 WHIP: 0.667															PITCHER IP: 9.0 WLS: W BF: 33 H: 5 R: 4 ER: 4 SO: 1 BB: 1 IBB: 0 HBP: 0 BLK: 0 WP: 0 HR: 4 S: 71 P: 117 ERA: 4.00 WHIP: 0.667						

Batter	1	2	3	4	5	6	7	8	9	AB	R	H	RBI	BB	SO	LOB	BOTTOM			
Brett Butler, L (1, 8) OBP: 0.426, SLG: 0.453	G4-3		P6			K		G6-3		4	0	0	0	0	1	2	San Francisco Giants @ Los Angeles Dodgers Dodger Stadium, Los Angeles, CA Tue Jun 28 1994, 7:05 PM PDT Att: 43,398 - Unknown - 83 F livebaseballscorecards.com			
Delino DeShields, L (1, 4) OBP: 0.385, SLG: 0.318	G6-3		G4-3			HR		1B		4	1	2	2	0	0	0				
Mike Piazza, R (1, 2) OBP: 0.373, SLG: 0.587	F9					G4-6-3		P5		3	1	1	2	1	0	1				
Tim Wallach, R (1, 5) OBP: 0.341, SLG: 0.493						K		G6-3		4	0	0	0	0	1	1				
Eric Karros, R (1, 3) OBP: 0.331, SLG: 0.432						G4-6-3		F8		4	1	2	0	0	0	1				
Raul Mondesi, R (1, 9) OBP: 0.344, SLG: 0.550								F7		3	2	2	1	1	0	1				
Cory Snyder, R (1, 7) OBP: 0.325, SLG: 0.476								F9		3	0	1	0	0	0	1				
Henry Rodriguez, L (6, PH) OBP: 0.338, SLG: 0.440								F8		1	0	1	1	0	0	0				
Mitch Webster, S (9, 7) OBP: 0.339, SLG: 0.421										0	0	0	0	0	0	0				
Rafael Bourimigal, R (1, 6) OBP: 0.429, SLG: 0.667										4	1	2	1	0	0	3				
Orel Hershiser, R (1, 1) OBP: 0.237, SLG: 0.176										2	1	0	0	1	0	0				
Inning Stats	R: 0 E: 0 K: 0 S: 15	H: 0 LOB: 0 BB: 0 P: 24	R: 0 E: 0 K: 0 S: 10	H: 2 LOB: 2 BB: 0 P: 14	R: 0 E: 0 K: 0 S: 4	H: 0 LOB: 0 BB: 0 P: 8	R: 0 E: 0 K: 1 S: 10	H: 0 LOB: 0 BB: 1 P: 17	R: 5 E: 0 K: 1 S: 12	H: 4 LOB: 0 BB: 1 P: 19	R: 1 E: 0 K: 0 S: 11	H: 1 LOB: 1 BB: 1 P: 21	R: 0 E: 0 K: 0 S: 10	H: 1 LOB: 0 BB: 0 P: 16	R: 1 E: 0 K: 0 S: 9	H: 3 LOB: 1 BB: 0 P: 11	1B: 5 2B: 3 3B: 1 HR: 2	SF: 0 SAC: 0 DP: 1 HBP: 0	WP: 0 PB: 0 SB: 0 CS: 0	PA: 35
PITCHER Bryan Hickerson, L (1, 1) ERA: 5.11 Dave Burba, R (5, 1) ERA: 4.35 Steve Frey, L (7, 1) ERA: 6.33 Rich Monteleone, R (7, 1) ERA: 4.13	IP: 4.2 WLS: L BF: 20 H: 5 R: 4 ER: 4 SO: 2 BB: 2 IBB: 0 HBP: 0 BLK: 0 WP: 0 HR: 1 S: 49 P: 79 ERA: 7.71 WHIP: 1.500															PITCHER IP: 4.2 WLS: L BF: 20 H: 5 R: 4 ER: 4 SO: 2 BB: 2 IBB: 0 HBP: 0 BLK: 0 WP: 0 HR: 1 S: 49 P: 79 ERA: 7.71 WHIP: 1.500				



Batter	1	2	3	4	5	6	7	8	9	AB	R	H	RBI	BB	SO	LOB	TOP					
Darren Lewis, R (1, 8) OBP: 0.352, SLG: 0.325	G6-3		G4-3			G6-3		G3-1 2B		4	0	1	0	0	0	0	San Francisco Giants @ Los Angeles Dodgers Dodger Stadium, Los Angeles, CA Wed Jun 29 1994, 7:05 PM PDT Att: 46,020 - Unknown - 78 F					
Robby Thompson, R (1, 4) OBP: 0.280, SLG: 0.331 John Patterson, S (7, 4)	L5			F9		K		G3-1		3	0	0	0	0	1	0						
Barry Bonds, L (1, 7) OBP: 0.416, SLG: 0.574	F7			F8		K		F7		4	0	0	0	0	1	1						
Matt Williams, R (1, 5) OBP: 0.300, SLG: 0.573		G4-3		HR			F8		P6	4	1	1	1	0	0	0						
Dave Martinez, L (1, 9) OBP: 0.331, SLG: 0.378	P6			P4			1B		F8	4	0	1	0	0	0	0						
Royce Clayton, R (1, 6) OBP: 0.307, SLG: 0.357					G6-3 BB		F8		F9	3	0	1	0	1	0	1						
Todd Benzinger, S (1, 3) OBP: 0.286, SLG: 0.372					F8		G1-4-3			3	0	0	0	0	1	3						
Kirt Manwaring, R (1, 2) OBP: 0.298, SLG: 0.329 Pat Gomez, L (8, 1)			K			G6-3		G3-1 2B		3	1	1	0	0	1	1						
William Van Landingham, R (1, 1) Brad Brink, R (3, 1) Rikkert Faneyle, R (5, PH) Dave Burba, R (5, 1) Jeff Reed, L (8, PH) OBP: 0.227, SLG: 0.149			K			L5		F8		1	0	0	0	0	1	0						
										0	0	0	0	0	0	0						
										0	0	0	0	0	0	1						
										1	0	0	0	0	0	1						
Inning Stats	R: 0 E: 0 K: 0 S: 4	H: 0 LOB: 0 BB: 0 P: 7	R: 0 E: 0 K: 1 S: 10	H: 1 LOB: 1 BB: 0 P: 17	R: 0 E: 0 K: 2 S: 10	H: 0 LOB: 0 BB: 0 P: 13	R: 1 E: 0 K: 0 S: 8	H: 1 LOB: 0 BB: 0 P: 16	R: 0 E: 0 K: 0 S: 6	H: 0 LOB: 1 BB: 1 P: 13	R: 0 E: 0 K: 2 S: 12	H: 0 LOB: 0 BB: 0 P: 15	R: 0 E: 0 K: 0 S: 11	H: 1 LOB: 1 BB: 0 P: 19	R: 1 E: 0 K: 0 S: 8	H: 2 LOB: 1 BB: 0 P: 8	R: 0 E: 0 K: 0 S: 5	H: 0 LOB: 0 BB: 0 P: 6	1B: 3 2B: 1 3B: 0 HR: 1	SF: 0 SAC: 0 DP: 0 HBP: 0	WP: 0 PB: 0 SB: 1 CS: 0	PA: 33
PITCHER Ramon Martinez, R (1, 1) ERA: 4.23	IP: 9.0 WLS: W BF: 33	H: 5 R: 2 ER: 2 SO: 5	BB: 1 IBB: 0 HBP: 0 BLK: 0	WP: 0 HR: 1 S: 74 P: 114	ERA: 2.00 WHIP: 0.667	PITCHER										IP: 9.0 WLS: W BF: 33	H: 5 R: 2 ER: 2 SO: 5	BB: 1 IBB: 0 HBP: 0 BLK: 0	WP: 0 HR: 1 S: 74 P: 114	ERA: 2.00 WHIP: 0.667		

AB	32
R	2
H	5
RBI	2
BB	1
SO	5
LOB	9



Batter	1	2	3	4	5	6	7	8	9	AB	R	H	RBI	BB	SO	LOB	BOTTOM			
Brett Butler, L (1, 8) OBP: 0.428, SLG: 0.452	G4-6-3 BB		SH1-3	FC6-4 BB		G4-3				1	0	0	0	2	0	1	San Francisco Giants @ Los Angeles Dodgers Dodger Stadium, Los Angeles, CA Wed Jun 29 1994, 7:05 PM PDT Att: 46,020 - Unknown - 78 F			
Delino DeShields, L (1, 4) OBP: 0.382, SLG: 0.322	G4-6-3 1-2F		WP 2B	FC6-4 1-2F		P6				4	1	1	1	0	0	4				
Mike Piazza, R (1, 2) OBP: 0.378, SLG: 0.588	HR 1B		WP G3-1 IBB		G3 1B		F8			3	3	2	0	1	0	0				
Tim Wallach, R (1, 5) OBP: 0.343, SLG: 0.502	HR		G3-1 WP BB		G3 1-2 2-3		F8			3	1	1	2	1	0	1				
Henry Rodriguez, L (1, 7) OBP: 0.340, SLG: 0.438	G6-3		G3-1		G3-1 1B					3	0	1	2	1	0	1				
Eric Karros, R (1, 3) OBP: 0.327, SLG: 0.425		G6-3	F8		P4		G5-3			4	0	0	0	0	0	3				
Raul Mondesi, R (1, 9) OBP: 0.340, SLG: 0.542		F8		G5-3		K		F9		4	0	0	0	0	1	1				
Rafael Bourmigal, R (1, 6) OBP: 0.273, SLG: 0.400		P5		G6-3		G6-3		L9		4	0	0	0	0	0	0				
Ramon Martinez, R (1, 1) OBP: 0.289, SLG: 0.341			SH1-3 2B		BB BB		G4-3 2B		K	3	1	2	0	1	1	0				
										1B: 3 2B: 3 3B: 0 HR: 1	SF: 0 SAC: 1 DP: 1 HBP: 0	WP: 2 PB: 0 SB: 0 CS: 0	PA: 36							
Inning Stats	R: 2 E: 0 K: 0 S: 9	H: 2 LOB: 0 BB: 1 P: 20	R: 0 E: 0 K: 0 S: 5	H: 0 LOB: 0 BB: 0 P: 8	R: 3 E: 0 K: 0 S: 14	H: 2 LOB: 1 BB: 2 P: 31	R: 0 E: 0 K: 0 S: 6	H: 0 LOB: 2 BB: 2 P: 16	R: 1 E: 0 K: 1 S: 12	H: 2 LOB: 1 BB: 0 P: 18	R: 0 E: 0 K: 0 S: 9	H: 1 LOB: 0 BB: 0 P: 14	R: 0 E: 0 K: 0 S: 11	H: 0 LOB: 1 BB: 1 P: 18	R: 0 E: 0 K: 1 S: 5	H: 0 LOB: 0 BB: 0 P: 7	1B: 3 2B: 3 3B: 0 HR: 1	SF: 0 SAC: 1 DP: 1 HBP: 0	WP: 2 PB: 0 SB: 0 CS: 0	PA: 36
PITCHER William Van Landingham, R (1, 1) ERA: 3.72 Brad Brink, R ERA: Dave Burba, L (5, 1) ERA: 4.23 Pat Gomez, L (8, 1) ERA: 1.08	IP: 2.1 WLS: L BF: 13	H: 4 R: 5 ER: 5 SO: 0	BB: 2 IBB: 0 HBP: 0 BLK: 0	WP: 1 HR: 1 S: 23 P: 48	ERA: 19.29 WHIP: 2.571	PITCHER										IP: 2.1 WLS: L BF: 13	H: 4 R: 5 ER: 5 SO: 0	BB: 2 IBB: 0 HBP: 0 BLK: 0	WP: 1 HR: 1 S: 23 P: 48	ERA: 19.29 WHIP: 2.571



Batter	1	2	3	4	5	6	7	8	9	AB	R	H	RBI	BB	SO	LOB	TOP										
Marquis Grissom, R OBP: 0.348, SLG: 0.419	G5-3		G4-3				G5-3		G5-3	5	1	0	0	0	0	0	Montreal Expos @ San Francisco Giants Candlestick Park, San Francisco, CA Sun Jul 03 1994, 6:33 AM EDT Att: 23,567 - Sunny - 67 F										
Lou Frazier, S OBP: 0.413, SLG: 0.348	L7						L8		G3-1	4	1	0	0	1	1												
Moises Alou, R OBP: 0.417, SLG: 0.594	K						G5-3			3	1	0	0	1	2												
Larry Walker, L OBP: 0.386, SLG: 0.582		G4-3							P4	4	1	2	4	0	0												
Wil Cordero, R OBP: 0.373, SLG: 0.505	G6-3								P2	4	0	1	0	0	0												
Darin Fletcher, L OBP: 0.347, SLG: 0.462									1B	2	1	1	1	2	0												
Mike Lansing, R OBP: 0.320, SLG: 0.358	L5								1B	3	0	1	0	1	0												
Sean Berry, R OBP: 0.333, SLG: 0.413									FC4-6	3	0	0	0	1	0												
Kirk Rueter, L OBP: 0.182, SLG: 0.100										2	0	0	0	0	0												
Gil Heredia, R OBP: 0.429, SLG: 0.429										0	0	0	0	0	0												
Cliff Floyd, L OBP: 0.324, SLG: 0.384										1	0	0	0	1	1												
Jeff Shaw, R OBP: 0.375, SLG: 0.286										0	0	0	0	0	0												
Lenny Webster, R OBP: 0.373, SLG: 0.478										1	0	0	0	0	0												
Inning Stats	R: 0 E: 0 K: 1 S: 7	H: 0 LOB: 0 BB: 0 P: 9	R: 1 E: 0 K: 0 S: 6	H: 1 LOB: 0 BB: 0 P: 8	R: 0 E: 0 K: 0 S: 4	H: 0 LOB: 0 BB: 0 P: 7	R: 1 E: 1 K: 1 S: 13	H: 2 LOB: 3 BB: 2 P: 28	R: 3 E: 0 K: 1 S: 12	H: 1 LOB: 1 BB: 1 P: 19	R: 0 E: 0 K: 0 S: 6	H: 0 LOB: 0 BB: 0 P: 18	R: 0 E: 0 K: 0 S: 5	H: 0 LOB: 0 BB: 0 P: 8	R: 0 E: 0 K: 0 S: 10	H: 1 LOB: 2 BB: 1 P: 19	R: 0 E: 0 K: 0 S: 10	H: 0 LOB: 0 BB: 0 P: 15	1B: 3 2B: 0 3B: 0 HR: 2	SF: 0 SAC: 0 DP: 1 HBP: 0	WP: 1 PB: 0 SB: 4 CS: 0	PA: 38					
PITCHER	IP	WLS	BF	H	R	ER	SO	BB	IBB	HBP	BLK	WP	HR	S	P	ERA	WHIP										
Mark Portugal, R ERA: 3.61	6.0	W	27	4	5	2	4	5	0	0	0	1	2	48	89	3.00	1.500										
Rich Monteleone, R ERA: 3.41	1.0		3	0	0	0	0	0	0	0	0	0	0	5	8	0.00	0.000										
Michael Jackson, R ERA: 1.5	0.2	S	3	0	0	0	0	1	0	0	0	0	0	6	12	0.00	1.500										
Rod Beck, R ERA: 3.81	1.1	S	5	1	0	0	0	0	0	0	0	0	0	14	22	0.00	0.750										

Batter	1	2	3	4	5	6	7	8	9	AB	R	H	RBI	BB	SO	LOB	BOTTOM										
Darren Lewis, R OBP: 0.360, SLG: 0.333	F7									5	1	2	1	0	0		Montreal Expos @ San Francisco Giants Candlestick Park, San Francisco, CA Sun Jul 03 1994, 6:33 AM EDT Att: 23,567 - Sunny - 67 F										
Robby Thompson, R OBP: 0.284, SLG: 0.349										4	2	2	1	0	0												
Mike Benjamin, R OBP: 0.339, SLG: 0.333										0	0	0	0	0	0												
Barry Bonds, L OBP: 0.421, SLG: 0.574										3	1	1	1	1	0												
Mark Carreon, R OBP: 0.341, SLG: 0.434										4	1	2	3	0	0												
Steve Scarson, R OBP: 0.262, SLG: 0.357										3	0	0	1	0	1												
Royce Clayton, R OBP: 0.306, SLG: 0.352										4	1	1	0	0	0												
Todd Benzinger, S OBP: 0.288, SLG: 0.370										3	1	1	1	0	2												
Kirt Manwaring, R OBP: 0.291, SLG: 0.317										4	0	0	0	0	2												
Mark Portugal, R OBP: 0.389, SLG: 0.559										1	1	1	0	0	0												
Rikkert Faneyte, R OBP: 0.250, SLG: 0.235										0	0	0	0	0	0												
Michael Jackson, R OBP: 0.339, SLG: 0.333										0	0	0	0	0	0												
Rod Beck, R OBP: 0.339, SLG: 0.333										1	0	0	0	0	1												
Inning Stats	R: 2 E: 0 K: 0 S: 13	H: 2 LOB: 1 BB: 1 P: 25	R: 1 E: 0 K: 1 S: 11	H: 1 LOB: 1 BB: 0 P: 16	R: 0 E: 0 K: 0 S: 11	H: 1 LOB: 0 BB: 0 P: 17	R: 0 E: 0 K: 2 S: 8	H: 0 LOB: 0 BB: 0 P: 13	R: 4 E: 1 K: 0 S: 19	H: 3 LOB: 0 BB: 0 P: 30	R: 0 E: 0 K: 1 S: 10	H: 1 LOB: 1 BB: 1 P: 17	R: 0 E: 0 K: 1 S: 6	H: 0 LOB: 0 BB: 0 P: 8	R: 1 E: 0 K: 0 S: 11	H: 2 LOB: 1 BB: 0 P: 18	1B: 7 2B: 1 3B: 0 HR: 2	SF: 1 SAC: 1 DP: 0 HBP: 1	WP: 0 PB: 0 SB: 1 CS: 1	PA: 37							
PITCHER	IP	WLS	BF	H	R	ER	SO	BB	IBB	HBP	BLK	WP	HR	S	P	ERA	WHIP										
Kirk Rueter, L ERA: 6.36	4.1	L	21	6	6	6	3	1	0	1	0	0	1	54	90	12.46	1.615										
Gil Heredia, R ERA: 4.52	0.2		3	1	1	0	0	0	0	0	0	0	0	8	11	0.00	1.500										
Jeff Shaw, R ERA: 3.98	3.0		13	3	1	1	2	1	0	0	0	0	0	27	43	3.00	1.333										

AB	32
R	5
H	5
RBI	5
BB	6
SO	4
LOB	11



Batter	1	2	3	4	5	6	7	8	9	10	AB	R	H	RBI	BB	SO	LOB	TOP				
Jose Vizcaino, S OBP: 0.314, SLG: 0.331	(1,6) 2-2 1B 2B	0-0 L3			0-1 L8			0-2 G3		1-2 F8	5	0	1	0	0	0	2					
Todd Hundley, S OBP: 0.311, SLG: 0.479	(1,2) 1-1 1B				0-1 F8		0-3 K	2-3 K		0-1 L8	5	0	1	0	0	2	1					
Joe Orsulak, L OBP: 0.290, SLG: 0.358	(1,9) 1-3 K				1-1 G4-3		0-1 F8	0-0 G1-6-3			4	0	0	0	0	1	2					
Bobby Bonilla, S OBP: 0.391, SLG: 0.505	(1,5) 0-1 P6				1-3 K		0-0 G3		2-2 K		4	0	0	0	0	2	2					
Jeff Kent, R OBP: 0.349, SLG: 0.493	(1,4) 0-3 K				0-0 F8		0-0 E5 1B		4-2 BB		3	0	0	0	0	1	1	2				
Josias Manzanillo, R OBP: 0.374, SLG: 0.291	(9,1) 0-3 K										0	0	0	0	0	0	0	0				
John Cangelosi, S OBP: 0.374, SLG: 0.291	(10,7) 0-3 K										0	0	0	0	0	0	0	0				
Rico Brogna, L OBP: 0.294, SLG: 0.667	(1,3) 2-2 L6				2-0 F9		0-1 P5		2-2 G4-6-3 BB		4	0	0	0	0	0	2					
Jim Lindeman, R OBP: 0.330, SLG: 0.500	(1,7) 2-2 P6				2-0 P7		1-1 1B				4	1	2	1	0	0	0					
John Franco, L OBP: 0.330, SLG: 0.500	(10,1) 2-2 P6						0-3 K		0-3 K		4	1	2	1	0	2	2					
Ryan Thompson, R OBP: 0.304, SLG: 0.454	(1,8) 1-1 HR						2-3 K		1-0 P5		2	0	0	0	1	1	2					
Mike Remlinger, L OBP: 0.185, SLG: 0.280	(9,4) 4-1 BB										0	0	0	0	0	0	0					
Inning Stats	R: 0 E: 0 K: 2 S: 15	H: 2 LOB: 2 BB: 0 P: 19	R: 1 E: 0 K: 1 S: 10	H: 1 LOB: 1 BB: 1 P: 19	R: 0 E: 0 K: 1 S: 9	H: 0 LOB: 0 BB: 0 P: 11	R: 0 E: 0 K: 2 S: 10	H: 0 LOB: 0 BB: 0 P: 7	R: 0 E: 0 K: 1 S: 6	H: 0 LOB: 0 BB: 0 P: 6	R: 0 E: 1 K: 1 S: 9	H: 1 LOB: 2 BB: 0 P: 11	R: 0 E: 0 K: 1 S: 7	H: 0 LOB: 0 BB: 0 P: 9	R: 0 E: 0 K: 1 S: 10	H: 0 LOB: 0 BB: 1 P: 18	R: 1 E: 0 K: 0 S: 13	H: 2 LOB: 1 BB: 0 P: 17	1B: 3 2B: 1 3B: 0 HR: 2	SF: 0 SAC: 1 DP: 1 HBP: 0	WP: 0 PB: 0 SB: 0 CS: 0	PA: 38
PITCHER	IP	WLS	BF	H	R	ER	SO	BB	IBB	HBP	BLK	WP	HR	S	P	ERA	WHIP					
William Van Lanningham, R ERA: 3.35	(1,1)	7.0	27	4	1	1	7	1	0	0	0	0	1	62	85	1.29	0.714					
Pat Gomez, L ERA: 3.87	(8,1)	2.0	6	0	0	0	2	1	0	0	0	0	0	17	27	0.00	0.500					
Rod Beck, R ERA: 3.99	(10,1)	1.0	5	2	1	1	0	0	0	0	0	0	1	13	17	9.00	2.000					

New York Mets @ San Francisco Giants
Candlestick Park, San Francisco, CA
Mon Jul 04 1994, 6:33 AM EDT
Att. 20,548 - Sunny - 64 F

AB	35
R	2
H	6
RBI	2
BB	2
SO	9
LOB	15





Batter	1	2	3	4	5	6	7	8	9	10	AB	R	H	RBI	BB	SO	LOB	BOTTOM				
Darren Lewis, R OBP: 0.355, SLG: 0.328	(1,8) 1-1 P4	0-2 L7			2-1 G4-3			0-2 G6-3		1-1 G6-4-3	5	0	0	0	0	0	2					
Robby Thompson, R OBP: 0.290, SLG: 0.349	(1,4) 4-1 BB 1B BB				1-2 S 1B		2-1 L8	1-0 F8			3	0	1	0	1	0	0					
Barry Bonds, L OBP: 0.422, SLG: 0.584	(1,7) 0-0 BB 1B				1-2 L8		1-0 G4-3	3-1 HR			4	1	2	1	0	0	1					
Matt Williams, R OBP: 0.305, SLG: 0.575	(1,5) 1-2 P3				3-3 K		1-2 K	1-1 P2			4	0	0	0	0	2	3					
Mark Carreon, R OBP: 0.337, SLG: 0.419	(1,9) 4-0 BB				0-3 K		2-1 P7		0-1 F8		3	0	0	0	1	1	1					
Royce Clayton, R OBP: 0.302, SLG: 0.347	(1,6) 1-1 F9						0-3 K	2-2 P4			4	0	0	0	0	2	3					
Todd Benzinger, S OBP: 0.284, SLG: 0.364	(1,3) 1-1 G5-3				0-1 F9			2-2 F9		1-3 K	4	0	0	0	0	1	0					
Rod Beck, R OBP: 0.285, SLG: 0.318	(10,1) 0-1 1B						4-0 BB	1-2 P3		1-3 K	3	0	1	0	1	1	0					
William Van Lanningham, R OBP: 0.238, SLG: 0.222	(7,PH) 0-0 B3						2-3 K	2-3 K		1-0 1B	2	0	0	0	0	1	2					
Rikkert Faneyle, R OBP: 0.262, SLG: 0.357	(8,1) 0-0 K										1	0	0	0	0	1	0					
Steve Scarsone, R OBP: 0.326, SLG: 0.364	(10,3) 0-0 K										0	0	0	0	0	0	0					
Dave Martinez, L OBP: 0.326, SLG: 0.364	(10,PH) 0-0 K										1	0	1	0	0	0	0					
Inning Stats	R: 0 E: 0 K: 0 S: 9	H: 1 LOB: 3 BB: 2 P: 20	R: 0 E: 0 K: 0 S: 8	H: 1 LOB: 1 BB: 0 P: 9	R: 0 E: 0 K: 2 S: 14	H: 1 LOB: 1 BB: 1 P: 14	R: 0 E: 0 K: 0 S: 5	H: 0 LOB: 0 BB: 0 P: 10	R: 0 E: 0 K: 1 S: 8	H: 0 LOB: 0 BB: 0 P: 13	R: 0 E: 0 K: 1 S: 10	H: 0 LOB: 0 BB: 0 P: 15	R: 1 E: 0 K: 0 S: 8	H: 1 LOB: 0 BB: 0 P: 13	R: 0 E: 0 K: 2 S: 9	H: 0 LOB: 0 BB: 0 P: 10	R: 0 E: 0 K: 1 S: 6	H: 1 LOB: 0 BB: 0 P: 9	1B: 4 2B: 0 3B: 0 HR: 1	SF: 0 SAC: 0 DP: 1 HBP: 0	WP: 0 PB: 0 SB: 1 CS: 0	PA: 37
PITCHER	IP	WLS	BF	H	R	ER	SO	BB	IBB	HBP	BLK	WP	HR	S	P	ERA	WHIP					
Mike Remlinger, L ERA: 3.42	(1,1)	8.0	31	4	1	1	6	3	0	0	0	0	1	70	113	1.12	0.875					
Josias Manzanillo, R ERA: 2.15	(8,1)	1.0	3	0	0	0	2	0	0	0	0	0	0	9	10	0.00	0.000					
John Franco, L ERA: 2.7	(10,1)	1.0	3	1	0	0	1	0	0	0	0	0	0	6	9	0.00	1.000					

New York Mets @ San Francisco Giants
Candlestick Park, San Francisco, CA
Mon Jul 04 1994, 6:33 AM EDT
Att. 20,548 - Sunny - 64 F

AB	34
R	1
H	5
RBI	1
BB	3
SO	9
LOB	12



Batter	1	2	3	4	5	6	7	8	9	AB	R	H	RBI	BB	SO	LOB	TOP										
Jose Vizcaino, S (1, 6) OBP: 0.316, SLG: 0.337	G4	1-2 1B		L4-6		2B			SH3-4	4	0	2	1	0	0	2	New York Mets @ San Francisco Giants Candlestick Park, San Francisco, CA Tue Jul 05 1994, 6:33 AM EDT Att: 16,084 - Sunny - 68 F										
Todd Hundley, S (1, 2) OBP: 0.304, SLG: 0.467	F8	G1-3			G3	F8			K	5	0	0	0	0	1	4											
Joe Orsulak, L (1, 9) OBP: 0.292, SLG: 0.359	1B			G6-3	G4-3				F8	5	1	2	1	0	0	0											
Bobby Bonilla, S (1, 5) OBP: 0.394, SLG: 0.511	1B	1B		F8	1B				F8	5	0	3	0	0	1	1											
Jeff Kent, R (1, 4) OBP: 0.348, SLG: 0.490	1B			F8	K				F7	4	0	1	1	0	1	2											
Rico Brogna, L (1, 3) OBP: 0.283, SLG: 0.595						L5			G6-3	4	0	0	0	0	1	3											
Jim Lindeman, R (1, 7) John Cangelosi, S (7, 7) OBP: 0.319, SLG: 0.483 OBP: 0.371, SLG: 0.288				E4	G1-3				K	3	0	0	0	0	0	0											
Ryan Thompson, R (1, 8) OBP: 0.304, SLG: 0.455		K		K		WP 2B			G3-1	4	1	1	0	0	2	1											
Bret Saberhagen, R (1, 1) OBP: 0.293, SLG: 0.270										2	1	2	1	1	0	0											
Fernando Vina, L (9, PH) OBP: 0.367, SLG: 0.294										1	1	1	0	0	0	0											
John Franco, L (9, 1)		1B				2B			SH3-4 1B	0	0	0	0	0	0	0											
Inning Stats	R: 1 E: 0 K: 0 S: 6	H: 3 LOB: 2 BB: 0 P: 6	R: 0 E: 0 K: 1 S: 14	H: 2 LOB: 2 BB: 0 P: 17	R: 0 E: 0 K: 1 S: 10	H: 1 LOB: 1 BB: 0 P: 14	R: 0 E: 1 K: 1 S: 11	H: 0 LOB: 1 BB: 0 P: 18	R: 0 E: 0 K: 1 S: 11	H: 1 LOB: 1 BB: 0 P: 17	R: 2 E: 0 K: 0 S: 19	H: 3 LOB: 1 BB: 0 P: 31	R: 0 E: 0 K: 1 S: 8	H: 0 LOB: 0 BB: 0 P: 11	R: 0 E: 0 K: 1 S: 7	H: 0 LOB: 0 BB: 0 P: 10	R: 1 E: 0 K: 1 S: 13	H: 2 LOB: 1 BB: 0 P: 16	1B: 8 2B: 5 3B: 0 HR: 0	SF: 0 SAC: 1 DP: 1 HBP: 0	WP: 1 PB: 0 SB: 0 CS: 0	PA: 40					
PITCHER	IP	WLS	BF	H	R	ER	SO	BB	IBB	HBP	BLK	WP	HR	S	P	ERA	WHIP										
John Burkett, R (1, 1) ERA: 3.87	5.2	L	28	10	3	3	4	1	0	0	0	1	0	64	93	4.76	1.941										
Steve Frey, L (6, 1) ERA: 5.7	0.1		1	0	0	0	0	0	0	0	0	0	0	7	10	0.00	0.000										
Rich Monteleone, R (7, 1) ERA: 3.38	3.0		11	2	1	1	3	0	0	0	0	0	0	28	37	3.00	0.667										

Batter	1	2	3	4	5	6	7	8	9	AB	R	H	RBI	BB	SO	LOB	BOTTOM										
Darren Lewis, R (1, 8) OBP: 0.353, SLG: 0.336				G4-3					L4	4	1	1	1	0	0	0	New York Mets @ San Francisco Giants Candlestick Park, San Francisco, CA Tue Jul 05 1994, 6:33 AM EDT Att: 16,084 - Sunny - 68 F										
John Patterson, S (1, 4) OBP: 0.285, SLG: 0.333				K					G6-3	4	0	0	0	0	1	0											
Barry Bonds, L (1, 7) OBP: 0.418, SLG: 0.577				G4-3						3	0	0	0	0	0	0											
Matt Williams, R (1, 5) OBP: 0.303, SLG: 0.570				F7					G2-3	3	0	0	0	0	1	0											
Dave Martinez, L (1, 3) OBP: 0.326, SLG: 0.382				G4-3					HR	3	1	1	1	0	0	0											
Mark Carreon, R (1, 9) OBP: 0.327, SLG: 0.404				K					K	3	0	0	0	0	3	0											
Royce Clayton, R (1, 6) OBP: 0.299, SLG: 0.343				G5-3					F7	3	0	0	0	0	0	0											
Jeff Reed, L (1, 2) OBP: 0.226, SLG: 0.160				K					G6-3	3	0	0	0	0	2	0											
John Burkett, R (1, 1) OBP: 0.077, SLG: 0.053				G5-3						1	0	0	0	0	0	0											
Steve Frey, R (6, 1) OBP: 0.227, SLG: 0.211										0	0	0	0	0	0	0											
Rich Monteleone, R (7, 1) OBP: 0.328, SLG: 0.351										1	0	0	0	0	1	0											
Inning Stats	R: 0 E: 0 K: 0 S: 3	H: 0 LOB: 0 BB: 0 P: 3	R: 0 E: 0 K: 1 S: 9	H: 0 LOB: 0 BB: 0 P: 12	R: 0 E: 0 K: 1 S: 9	H: 0 LOB: 0 BB: 0 P: 12	R: 0 E: 0 K: 2 S: 8	H: 0 LOB: 0 BB: 0 P: 12	R: 0 E: 0 K: 2 S: 8	H: 0 LOB: 0 BB: 0 P: 12	R: 1 E: 0 K: 0 S: 10	H: 1 LOB: 0 BB: 0 P: 16	R: 1 E: 0 K: 1 S: 11	H: 1 LOB: 0 BB: 0 P: 19	R: 0 E: 0 K: 1 S: 7	H: 0 LOB: 0 BB: 0 P: 9	1B: 0 2B: 0 3B: 0 HR: 2	SF: 0 SAC: 0 DP: 0 HBP: 0	WP: 0 PB: 0 SB: 0 CS: 0	PA: 29							
PITCHER	IP	WLS	BF	H	R	ER	SO	BB	IBB	HBP	BLK	WP	HR	S	P	ERA	WHIP										
Bret Saberhagen, R (1, 1) ERA: 3.36	8.0	W	26	2	2	2	8	0	0	0	0	0	2	65	97	2.25	0.250										
John Franco, L (9, 1) ERA: 2.62	1.0	S	3	0	0	0	1	0	0	0	0	0	0	7	9	0.00	0.000										

Batter	1	2	3	4	5	6	7	8	9	AB	R	H	RBI	BB	SO	LOB	TOP											
Jose Vizcaino, S OBP: 0.323, SLG: 0.351 (1, 6)	1-1 1B 1B	3-2 1B			1-1 G6-3		0-1 2B		3-2 E 2B	5	2	4	0	0	0	0	New York Mets @ San Francisco Giants Candlestick Park, San Francisco, CA Wed Jul 06 1994, 10:05 PM EDT Att: 16,978 - Unknown - 59 F											
Kelly Stinnett, R OBP: 0.354, SLG: 0.409 (1, 2)	0-0 G3 1B FC6-4	1-2 F8			0-1 E6 E S		4-1 FC5-4 BB		4-2 FC4-6 BB	3	1	1	0	2	0	1												
Jim Lindeman, R OBP: 0.313, SLG: 0.468 (1, 9) (7, 7)	0-2 FC6-4 G3 1-2 2-H 1B		2-2 P8		2-2 G6-3		0-0 FC5-4		0-1 FC4-6	5	0	1	1	0	0	4												
Bobby Bonilla, S OBP: 0.391, SLG: 0.504 (1, 5)	2-1 G3		2-3 K		1-2 G4-3		0-0 G3-1		4-0 IBB	4	0	0	0	1	1	2												
Jeff Kent, R OBP: 0.349, SLG: 0.486 (1, 4)	4-0 FC6-4 IBB		0-0 F9		2-3 K		1-1 1B 1B		1-0 G6-3	4	0	1	0	1	1	2												
David Segui, S OBP: 0.330, SLG: 0.439 (1, 7) (7, 3)	2-2 FC6-4 1-2 2-3 3-H		0-1 G6-3		1-2 G5-3		1-1 P6			4	0	0	1	0	0	3												
Ryan Thompson, R OBP: 0.306, SLG: 0.467 (1, 8)	1-1 P6		0-1 F7		0-0 HR		3-0 1B			4	1	2	1	0	0	2												
Tim Bogar, R OBP: 0.167, SLG: 0.250 (1, 3)		3-1 P8		2-3 K		0-1 L5		0-1 P6		3	0	0	0	0	1	0												
Joe Orsulak, L OBP: 0.291, SLG: 0.358 (7, 9)		1-3 K		0-0 F7		1-0 F8		0-2 G4-3		1	0	0	0	0	0	2												
Bobby Jones, R OBP: 0.088, SLG: 0.118 (1, 1)										3	0	0	0	0	1	0												
Josias Manzanillo, R (8, 1)										0	0	0	0	0	0	0												
Fernando Vina, L OBP: 0.364, SLG: 0.291 (9, PH)										1	0	0	0	0	0	0												
John Franco, L (9, 1)										0	0	0	0	0	0	0												
Inning Stats	R: 2 E: 0 K: 0 S: 15	H: 3 LOB: 2 BB: 1 P: 25	R: 0 E: 0 K: 1 S: 11	H: 1 LOB: 1 BB: 0 P: 19	R: 0 E: 0 K: 1 S: 8	H: 0 LOB: 0 BB: 0 P: 12	R: 0 E: 0 K: 1 S: 7	H: 0 LOB: 0 BB: 0 P: 9	R: 0 E: 1 K: 0 S: 9	H: 0 LOB: 1 BB: 0 P: 12	R: 0 E: 0 K: 1 S: 9	H: 0 LOB: 0 BB: 0 P: 13	R: 1 E: 0 K: 0 S: 8	H: 2 LOB: 2 BB: 1 P: 13	R: 0 E: 0 K: 0 S: 8	H: 2 LOB: 2 BB: 0 P: 13	R: 1 E: 1 K: 0 S: 11	H: 1 LOB: 2 BB: 2 P: 23	1B: 6 2B: 2 3B: 0 HR: 1	SF: 0 SAC: 0 DP: 0 HBP: 0	WP: 0 PB: 0 SB: 1 CS: 0	PA: 41						
PITCHER	IP	WLS	BF	H	R	ER	SO	BB	IBB	HBP	BLK	WP	HR	S	P	ERA	WHIP											
Bryan Hickerson, L ERA: 5.03 (1, 1)	6.2	L	28	6	3	3	4	0	1	0	0	0	0	1	65	97	4.05	0.900										
Dave Burba, R ERA: 4.42 (7, 1)	1.0		6	2	0	0	0	1	0	0	0	0	0	0	8	17	0.00	3.000										
Steve Frey, L ERA: 5.63 (8, 1)	0.1		1	0	0	0	0	0	0	0	0	0	0	2	2	0.00	0.000											
Michael Jackson, R ERA: 1.49 (9, 1)	0.1		3	1	1	0	0	1	0	0	0	0	0	8	15	0.00	6.000											
Rod Beck, R ERA: 3.9 (9, 1)	0.2		3	0	0	0	0	0	1	0	0	0	0	3	8	0.00	0.000											
Batter	1	2	3	4	5	6	7	8	9	AB	R	H	RBI	BB	SO	LOB	BOTTOM											
Darren Lewis, R OBP: 0.352, SLG: 0.335 (1, 8)	2-1 L8			1-1 G6-3		0-0 G5-3			1-1 G4-3 1B	4	1	1	0	0	0	1	New York Mets @ San Francisco Giants Candlestick Park, San Francisco, CA Wed Jul 06 1994, 10:05 PM EDT Att: 16,978 - Unknown - 59 F											
John Patterson, S OBP: 0.284, SLG: 0.331 (1, 4)	2-1 G4-3			0-0 G3-1			1-0 S 1B		1-2 G4-3	4	0	1	0	0	0	1												
Barry Bonds, L OBP: 0.413, SLG: 0.569 (1, 7)	2-2 L6			1-2 K			3-3 K 1-2		1-2 P9	4	0	0	0	0	2	2												
Matt Williams, R OBP: 0.302, SLG: 0.566 (1, 5)		1-0 G6-3		0-2 L6-3			3-3 K 2		0-1 HBP 1B	4	0	1	1	0	1	1												
Dave Martinez, L OBP: 0.330, SLG: 0.381 (1, 9)		1-2 G1-6-3 1B		0-0 F9			3-2 P5		1-1 HBP	3	0	1	0	0	0	1												
Royce Clayton, R OBP: 0.295, SLG: 0.338 (1, 6)		2-1 G1-6-3		1-1 F8			1-1 L8		2-0 P3	4	0	0	0	0	0	3												
Todd Benzinger, S OBP: 0.288, SLG: 0.371 (1, 3)			2-1 G1-3			2-2 SH2-4 1B		2-1 2B		3	0	2	0	0	0	0												
Kirt Manwaring, R OBP: 0.291, SLG: 0.314 (1, 2)			1-1 L7			0-0 L8		1-3 K		3	0	0	0	0	1	2												
Bryan Hickerson, L ERA: 3.3 (7, 1)			0-3 K2-3			0-1 SH2-4		1-2 P8		1	0	0	0	0	1	0												
Dave Burba, R ERA: 2.11 (8, 1)										0	0	0	0	0	0	0												
Steve Frey, R (8, 1)										0	0	0	0	0	0	0												
Mark Carreon, R OBP: 0.289, SLG: 0.289 (9, 1)										1	0	0	0	0	0	1												
Michael Jackson, R (9, 1)										0	0	0	0	0	0	0												
Rod Beck, R (9, 1)										0	0	0	0	0	0	0												
Inning Stats	R: 0 E: 0 K: 0 S: 7	H: 0 LOB: 0 BB: 0 P: 13	R: 0 E: 0 K: 0 S: 7	H: 1 LOB: 0 BB: 0 P: 11	R: 0 E: 0 K: 1 S: 7	H: 0 LOB: 0 BB: 0 P: 10	R: 0 E: 0 K: 1 S: 6	H: 0 LOB: 0 BB: 0 P: 8	R: 0 E: 0 K: 0 S: 6	H: 1 LOB: 1 BB: 0 P: 7	R: 0 E: 0 K: 2 S: 13	H: 1 LOB: 1 BB: 0 P: 23	R: 0 E: 0 K: 1 S: 12	H: 1 LOB: 1 BB: 0 P: 17	R: 1 E: 0 K: 0 S: 13	H: 2 LOB: 2 BB: 0 P: 19	1B: 5 2B: 1 3B: 0 HR: 0	SF: 0 SAC: 1 DP: 1 HBP: 1	WP: 0 PB: 0 SB: 1 CS: 0	PA: 33								
PITCHER	IP	WLS	BF	H	R	ER	SO	BB	IBB	HBP	BLK	WP	HR	S	P	ERA	WHIP											
Bobby Jones, R ERA: 3.3 (1, 1)	7.1	W	25	4	0	0	4	0	0	0	0	0	0	8	89	0.00	0.545											
Josias Manzanillo, R ERA: 2.11 (8, 1)	0.2		2	0	0	0	1	0	0	0	0	0	0	8	10	0.00	0.000											
John Franco, L ERA: 2.8 (9, 1)	1.0		6	2	1	1	0	0	0	1	0	0	0	13	19	9.00	2.000											

Batter	1	2	3	4	5	6	7	8	9	AB	R	H	RBI	BB	SO	LOB	TOP										
Billy Hatcher, R OBP: 0.297, SLG: 0.354 (1, 8)	F9		G6-3				E4			5	0	2	1	0	0	0	Philadelphia Phillies @ San Francisco Giants Candlestick Park, San Francisco, CA Fri Jul 08 1994, 10:05 PM EDT Att: 24,437 - Unknown - 59 F										
Mariano Duncan, R OBP: 0.312, SLG: 0.402 (1, 5)	G4-3		G5-3				K			5	0	1	0	0	1	5											
Tony Longmire, L OBP: 0.275, SLG: 0.287 (1, 7)	G4-3		F7							3	0	0	0	1	0	2											
John Kruk, L OBP: 0.413, SLG: 0.411 (1, 3)	G1-3									4	0	0	0	0	1	2											
Jim Eisenreich, L OBP: 0.362, SLG: 0.390 (1, 9)										3	0	0	0	1	0	1											
Todd Pratt, R OBP: 0.279, SLG: 0.315 (1, 2)										3	0	1	0	1	0	2											
Mickey Morandini, L OBP: 0.377, SLG: 0.397 (1, 4)										4	1	1	1	0	1	2											
Kevin Stocker, S OBP: 0.378, SLG: 0.301 (1, 6)										3	1	1	0	1	1	0											
Fernando Valenzuela, L OBP: 0.406, SLG: 0.600 (6, 1) Toby Soriano, R OBP: 0.295, SLG: 0.499 (7, PH) Ricky Jordan, R OBP: 0.333, SLG: 0.293 (7, 1) Heathcliff Slocumb, R OBP: 0.292, SLG: 0.427 (9, PH) Pete Incaviglia, R OBP: 0.292, SLG: 0.427 (9, PH) Milt Thompson, L OBP: 0.328, SLG: 0.395 (9, PH)										1	0	0	0	0	0	1	AB 33 R 2 H 7 RBI 2 BB 4 SO 4 LOB 15										
Inning Stats	R: 0 E: 0 K: 0 S: 7	H: 1 LOB: 1 BB: 0 P: 11	R: 1 E: 0 K: 0 S: 10	H: 1 LOB: 1 BB: 2 P: 21	R: 0 E: 0 K: 0 S: 5	H: 0 LOB: 0 BB: 0 P: 8	R: 0 E: 0 K: 1 S: 7	H: 0 LOB: 1 BB: 1 P: 13	R: 1 E: 0 K: 0 S: 8	H: 2 LOB: 1 BB: 0 P: 12	R: 0 E: 0 K: 1 S: 11	H: 1 LOB: 1 BB: 0 P: 15	R: 0 E: 1 K: 1 S: 10	H: 0 LOB: 1 BB: 0 P: 14	R: 0 E: 0 K: 0 S: 6	H: 0 LOB: 1 BB: 1 P: 16		R: 0 E: 0 K: 1 S: 9	H: 2 LOB: 3 BB: 0 P: 13	1B: 4 2B: 2 3B: 0 HR: 1	SF: 0 SAC: 1 DP: 1 HBP: 0	WP: 0 PB: 0 SB: 0 CS: 0	PA: 38				
PITCHER	IP	WLS	BF	H	R	ER	SO	BB	IBB	HBP	BLK	WP	HR	S	P	ERA	WHIP	PITCHER									
Mark Portugal, R ERA: 3.54 (1, 1)	7.0	W	30	5	2	2	3	4	0	0	0	0	1	58	98	2.57	1.286										
Steve Frey, L ERA: 5.47 (8, 1)	0.2		2	0	0	0	0	0	0	0	0	0	0	4	8	0.00	0.000										
Rod Beck, R ERA: 3.62 (8, 1)	1.1	S	6	2	0	0	1	0	0	0	0	0	0	11	17	0.00	1.500										
Batter	1	2	3	4	5	6	7	8	9	AB	R	H	RBI	BB	SO	LOB	BOTTOM										
Darren Lewis, R OBP: 0.350, SLG: 0.342 (1, 8)	G6-3		B3							4	0	1	0	0	1	1	Philadelphia Phillies @ San Francisco Giants Candlestick Park, San Francisco, CA Fri Jul 08 1994, 10:05 PM EDT Att: 24,437 - Unknown - 59 F										
Dave Martinez, L OBP: 0.321, SLG: 0.370 (1, 3) (9, 9)	P6									4	0	0	0	0	0	2											
Barry Bonds, L OBP: 0.410, SLG: 0.574 (1, 7)	L8									4	1	1	1	0	0	0											
Matt Williams, R OBP: 0.306, SLG: 0.591 (1, 5)										4	2	3	2	0	0	0											
Darryl Strawberry, L OBP: 0.250, SLG: 0.143 (1, 9) Todd Benzinger, S OBP: 0.289, SLG: 0.368 (9, 3)										4	0	1	0	0	0	1											
Steve Scarsone, R OBP: 0.282, SLG: 0.350 (1, 4)										3	0	1	0	0	1	1											
Royce Clayton, R OBP: 0.293, SLG: 0.338 (1, 6)										3	0	1	0	0	1	1											
Kirt Manwaring, R OBP: 0.285, SLG: 0.306 (1, 2)										3	0	0	0	0	0	1											
Mark Portugal, R OBP: 0.385, SLG: 0.541 (1, 1) Steve Frey, R (8, 1) Rod Beck, R (8, 1)										3	0	1	0	0	1	1											
Inning Stats	R: 0 E: 0 K: 0 S: 5	H: 0 LOB: 0 BB: 0 P: 9	R: 0 E: 1 K: 1 S: 7	H: 0 LOB: 0 BB: 0 P: 10	R: 0 E: 0 K: 0 S: 8	H: 1 LOB: 1 BB: 0 P: 13	R: 1 E: 1 K: 0 S: 14	H: 2 LOB: 1 BB: 0 P: 26	R: 0 E: 0 K: 1 S: 11	H: 3 LOB: 0 BB: 0 P: 20	R: 0 E: 0 K: 2 S: 9	H: 0 LOB: 0 BB: 0 P: 11	R: 0 E: 0 K: 0 S: 6	H: 1 LOB: 1 BB: 0 P: 9	R: 0 E: 0 K: 0 S: 6	H: 1 LOB: 1 BB: 0 P: 9	1B: 5 2B: 1 3B: 0 HR: 3	SF: 0 SAC: 0 DP: 0 HBP: 0	WP: 0 PB: 0 SB: 0 CS: 1	PA: 32							
PITCHER	IP	WLS	BF	H	R	ER	SO	BB	IBB	HBP	BLK	WP	HR	S	P	ERA	WHIP	PITCHER									
Fernando Valenzuela, L ERA: 2.6 (1, 1)	5.1	L	24	8	3	3	1	0	0	0	0	0	0	3	53	5.06	1.500										
Toby Borland, R ERA: 1.84 (6, 1)	0.2		1	0	0	0	1	0	0	0	0	0	0	3	5	0.00	0.000										
Heathcliff Slocumb, R ERA: 2.76 (7, 1)	2.0		7	1	0	0	2	0	0	0	0	0	0	15	20	0.00	0.500										

Batter	1	2	3	4	5	6	7	8	9	AB	R	H	RBI	BB	SO	LOB	TOP				
Billy Hatcher, R OBP: 0.295, SLG: 0.351 (1, 8)			G2-3				FC3-6		FC6-4	5	0	1	1	0	1	2					
Mariano Duncan, R OBP: 0.310, SLG: 0.402 (1, 5)	G4-3		K				K		G5-3	5	0	1	0	0	3	3					
John Kruk, L OBP: 0.410, SLG: 0.408 Paul Quanttrill, L (7, 1) Larry Andersen, R (8, 1)	G4-3						F8										4 0 1 0 0 1 3 0 0 0 0 0 0 0 0 0 0 0 0 0 0				
Pete Incaviglia, R OBP: 0.289, SLG: 0.447 (1, 7)	K		F8				K		G6-3	4	0	0	0	0	2	3					
Jim Eisenreich, L OBP: 0.356, SLG: 0.383 (1, 9)		K					G4-3		G1-3	4	0	0	0	0	1	0					
Mickey Morandini, L OBP: 0.388, SLG: 0.412 (1, 4)		1B					F8-3		E8	3	1	3	0	1	0	0					
Mike Lieberthal, R OBP: 0.474, SLG: 0.588 (1, 2)		1B					F8-3		F9	4	0	2	1	0	0	2					
Kevin Stocker, S OBP: 0.390, SLG: 0.309 (1, 6)									FC6-4	2	1	2	0	1	0	0					
Danny Jackson, R OBP: 0.234, SLG: 0.289 Tony Longmire, L (7, PH) Ricky Jordan, R OBP: 0.281, SLG: 0.450 (7, 3)							G6-4-3		FC6-4	2	0	0	0	0	1	4					
Inning Stats	R: 0 E: 0 K: 2 S: 14	H: 1 LOB: 1 BB: 0 P: 20	R: 0 E: 0 K: 2 S: 10	H: 2 LOB: 2 BB: 1 P: 17	R: 0 E: 0 K: 1 S: 11	H: 1 LOB: 1 BB: 0 P: 13	R: 1 E: 1 K: 0 S: 10	H: 2 LOB: 1 BB: 0 P: 17	R: 0 E: 0 K: 0 S: 9	H: 1 LOB: 1 BB: 0 P: 12	R: 1 E: 0 K: 2 S: 15	H: 2 LOB: 1 BB: 0 P: 24	R: 0 E: 1 K: 0 S: 10	H: 1 LOB: 1 BB: 0 P: 16	R: 0 E: 0 K: 0 S: 8	H: 0 LOB: 1 BB: 1 P: 12	1B: 9 2B: 3 3B: 0 HR: 0	SF: 0 SAC: 0 DP: 2 HBP: 1	WP: 0 PB: 0 SB: 2 CS: 0	PA: 38	
PITCHER	IP	WLS	BF	H	R	ER	SO	BB	IBB	HBP	BLK	WP	HR	S	P	ERA	WHIP				
William Van Landingham, R ERA: 3.31	6.0	W	26	9	2	2	7	1	0	1	0	0	0	69	102	3.00	1.667				
Steve Frey, L ERA: 5.26	7.1		4	1	0	0	2	0	0	0	0	0	0	11	18	0.00	1.000				
Rich Monteleone, R ERA: 3.74	8.1		3	1	0	0	0	0	0	0	0	0	0	8	13	0.00	1.500				
Rod Beck, R ERA: 3.48	8.1	S	5	0	0	0	0	1	0	0	0	0	0	10	15	0.00	0.750				

Philadelphia Phillies @ San Francisco Giants
Candlestick Park, San Francisco, CA
Sat Jul 09 1994, 6:33 AM EDT
Att: 35,823 - Sunny

AB	35
R	2
H	11
RBI	2
BB	2
SO	9
LOB	18



Batter	1	2	3	4	5	6	7	8	9	AB	R	H	RBI	BB	SO	LOB	BOTTOM				
Darren Lewis, R OBP: 0.351, SLG: 0.346 (1, 8)	K	G4-3		FC6-4						5	0	2	0	0	1	2					
Steve Scarsone, R OBP: 0.290, SLG: 0.365 Darryl Strawberry, L OBP: 0.333, SLG: 0.743 Mike Benjamin, R OBP: 0.339, SLG: 0.333 (9, 4)	E6			1B						3	2	2	1	1	0	0					
Barry Bonds, L OBP: 0.410, SLG: 0.571 (1, 7)	1B			1B						5	0	2	0	0	0	6					
Matt Williams, R OBP: 0.310, SLG: 0.589 (1, 5)	1B			P3						3	0	1	1	2	0	2					
Mark Carreon, R OBP: 0.330, SLG: 0.426 Rich Monteleone, R (8, 1) Rod Beck, R (8, 1)	K			2B						4	0	2	1	0	2	5					
Royce Clayton, R OBP: 0.292, SLG: 0.337 (1, 6)	K			K						4	0	1	0	0	3	5					
Todd Benzinger, S OBP: 0.288, SLG: 0.367 (1, 3)				G6-3						4	0	1	0	0	2	4					
Kirt Manwaring, R OBP: 0.284, SLG: 0.309 (1, 2)	L4			F7						4	1	1	0	0	0	1					
William Van Landingham, R (1, 1) Steve Frey, R (7, 1) Dave Martinez, L OBP: 0.319, SLG: 0.367 (7, 9)				E4						2	0	0	0	0	1	1					
Inning Stats	R: 1 E: 1 K: 3 S: 17	H: 2 LOB: 2 BB: 0 P: 23	R: 0 E: 0 K: 0 S: 8	H: 1 LOB: 1 BB: 0 P: 11	R: 1 E: 0 K: 1 S: 14	H: 3 LOB: 2 BB: 0 P: 21	R: 0 E: 1 K: 0 S: 11	H: 0 LOB: 2 BB: 1 P: 21	R: 0 E: 0 K: 2 S: 8	H: 1 LOB: 1 BB: 0 P: 13	R: 1 E: 0 K: 2 S: 13	H: 3 LOB: 3 BB: 1 P: 23	R: 0 E: 0 K: 1 S: 7	H: 1 LOB: 0 BB: 0 P: 10	R: 0 E: 0 K: 1 S: 10	H: 1 LOB: 3 BB: 2 P: 24	1B: 8 2B: 4 3B: 0 HR: 0	SF: 0 SAC: 1 DP: 0 HBP: 0	WP: 0 PB: 0 SB: 1 CS: 1	PA: 41	
PITCHER	IP	WLS	BF	H	R	ER	SO	BB	IBB	HBP	BLK	WP	HR	S	P	ERA	WHIP				
Danny Jackson, L ERA: 3.33	6.0	L	32	10	3	2	8	1	1	0	0	0	0	12	21	0.00	2.250				
Paul Quanttrill, R ERA: 4.41	7.1		6	2	0	0	1	1	0	0	0	0	0	5	13	0.00	0.000				
Larry Andersen, R ERA: 3.32	8.1		3	0	0	0	1	0	1	0	0	0	0	5	13	0.00	0.000				

Philadelphia Phillies @ San Francisco Giants
Candlestick Park, San Francisco, CA
Sat Jul 09 1994, 6:33 AM EDT
Att: 35,823 - Sunny

AB	36
R	3
H	12
RBI	3
BB	4
SO	10
LOB	29



Batter	1	2	3	4	5	6	7	8	9	10	AB	R	H	RBI	BB	SO	LOB	TOP					
Milt Thompson, L OBP: 0.333, SLG: 0.368 (1, 8) (8, 7)	G6-3		G4-3			2B 1B		1B			4	0	2	0	1	0	1	Philadelphia Phillies @ San Francisco Giants Candlestick Park, San Francisco, CA Sun Jul 10 1994, 6:33 AM EDT Att. 48,263 - Sunny - 67 F					
Mickey Morandini, L OBP: 0.388, SLG: 0.411 (1, 4)	CS 1B		1B			1B		F7		P6	5	0	2	1	0	1	3						
Tony Longmire, L OBP: 0.274, SLG: 0.296 Billy Halcher, R OBP: 0.294, SLG: 0.349 (1, 7) (8, 8)	P9		P2			2B		L9		L9	4	0	1	0	0	0	3						
John Kruk, L OBP: 0.416, SLG: 0.412 (1, 3)			FC4-6 1B			L7				F8 SH1-4 1B	3	0	2	0	1	0	0						
Jim Eisenreich, L OBP: 0.351, SLG: 0.376 (1, 9)	P7		G3-1			IBB		1B		SH1-4	3	0	0	0	0	1	4						
Todd Pratt, R OBP: 0.277, SLG: 0.298 (1, 2)	1B		F9			1B		1B		BB	3	0	0	0	1	2	4						
Kim Batiste, R OBP: 0.247, SLG: 0.311 (1, 5)	FC4-6					CS 1B		P9		F8	4	0	1	0	0	0	3						
Kevin Stocker, S OBP: 0.387, SLG: 0.303 (1, 6)			G4-3 1B			K		F7		P6	3	1	0	0	1	1	3						
Bobby Munoz, R OBP: 0.261, SLG: 0.384 Doug Jones, R OBP: 1.000, SLG: 1.000 Mike Lieberthal, R OBP: 0.450, SLG: 0.556 (1, 1) (9, 1) (9, 2)			K			K		G5-3		G5-3	3	0	0	0	0	2	2						
Inning Stats	R: 0 E: 0 K: 0 S: 9	H: 1 LOB: 0 BB: 0 P: 17	R: 0 E: 0 K: 1 S: 10	H: 1 LOB: 1 BB: 0 P: 15	R: 1 E: 0 K: 1 S: 9	H: 1 LOB: 1 BB: 1 P: 16	R: 0 E: 0 K: 2 S: 6	H: 0 LOB: 0 BB: 0 P: 10	R: 0 E: 0 K: 2 S: 8	H: 1 LOB: 0 BB: 0 P: 12	R: 0 E: 0 K: 3 S: 13	H: 2 LOB: 3 BB: 1 P: 23	R: 0 E: 0 K: 0 S: 10	H: 0 LOB: 0 BB: 0 P: 17	R: 0 E: 0 K: 0 S: 4	H: 1 LOB: 0 BB: 0 P: 6	R: 0 E: 0 K: 0 S: 15		H: 1 LOB: 2 BB: 1 P: 24	R: 0 E: 0 K: 0 S: 7	H: 0 LOB: 1 BB: 1 P: 14	1B: 7 2B: 1 3B: 0 HR: 0	SF: 0 SAC: 1 DP: 0 HBP: 0
PITCHER	IP	WLS	BF	H	R	ER	SO	BB	IBB	HBP	BLK	WP	HR	S	P	ERA	WHIP						
John Burkett, R ERA: 3.7 Steve Frey, L ERA: 5.19 Dave Burba, R ERA: 4.21 (1, 1) (9, 1) (9, 1)	8.0		30	7	1	1	7	1	1	0	0	0	0	0	0	69	116	1.12	1.000				
	0.1	2	1	0	0	0	0	0	0	0	0	0	0	5	6	0.00	3.000						
	1.2	W	7	0	0	0	0	2	0	0	0	0	0	17	32	0.00	1.200						

AB	34
R	1
H	8
RBI	1
BB	4
SO	7
LOB	24



Batter	1	2	3	4	5	6	7	8	9	10	AB	R	H	RBI	BB	SO	LOB	BOTTOM			
Darren Lewis, R OBP: 0.352, SLG: 0.357 (1, 8)	G4-3		1B			G4-3					4	1	2	1	0	0	0	Philadelphia Phillies @ San Francisco Giants Candlestick Park, San Francisco, CA Sun Jul 10 1994, 6:33 AM EDT Att. 48,263 - Sunny - 67 F			
John Patterson, S OBP: 0.288, SLG: 0.330 (1, 4)	G3		FC5			G5-3				G6-3	4	0	0	0	0	2					
Barry Bonds, L OBP: 0.405, SLG: 0.563 (1, 7)	G3					L3				L7	4	0	0	0	0	0					
Matt Williams, R OBP: 0.310, SLG: 0.585 (1, 5)						K				1B	4	0	1	0	0	3	0				
Darryl Strawberry, L OBP: 0.231, SLG: 0.091 (1, 9)	G4-3					K				K	4	0	0	0	0	3	1				
Dave Martinez, L OBP: 0.317, SLG: 0.365 (1, 3)	G4-3					K				G6-3	4	1	1	0	0	1	0				
Royce Clayton, R OBP: 0.290, SLG: 0.333 (1, 6)										SH3-4 1B	3	0	0	0	0	1	0				
Kirt Manwaring, R OBP: 0.284, SLG: 0.308 (1, 2)										SH3-4											
John Burkett, R OBP: 0.098, SLG: 0.075 Todd Benzing, S OBP: 0.297, SLG: 0.365 Steve Frey, R (1, 1) (8, PH) (9, 1)										L7	4	0	1	0	0	0	1				
Dave Burba, R OBP: 0.233, SLG: 0.169 (10, PH)										1B	2	0	1	0	0	1	1				
Inning Stats	R: 0 E: 0 K: 0 S: 6	H: 0 LOB: 0 BB: 0 P: 9	R: 0 E: 0 K: 1 S: 8	H: 0 LOB: 0 BB: 0 P: 13	R: 0 E: 0 K: 0 S: 10	H: 2 LOB: 2 BB: 0 P: 14	R: 0 E: 0 K: 2 S: 9	H: 0 LOB: 0 BB: 0 P: 14	R: 0 E: 0 K: 2 S: 11	H: 1 LOB: 1 BB: 0 P: 12	R: 0 E: 0 K: 0 S: 5	H: 0 LOB: 0 BB: 0 P: 8	R: 0 E: 0 K: 1 S: 7	H: 0 LOB: 0 BB: 0 P: 9	R: 1 E: 0 K: 1 S: 10	H: 2 LOB: 1 BB: 0 P: 11	R: 1 E: 0 K: 0 S: 5	H: 2 LOB: 1 BB: 0 P: 8	1B: 6 2B: 0 3B: 0 HR: 1	SF: 0 SAC: 1 DP: 0 HBP: 0	WP: 0 PA: 36 PB: 0 SB: 0 CS: 0
PITCHER	IP	WLS	BF	H	R	ER	SO	BB	IBB	HBP	BLK	WP	HR	S	P	ERA	WHIP				
Bobby Munoz, R ERA: 1.96 Doug Jones, R ERA: 2.4 (1, 1) (9, 1)	8.0		28	4	1	1	8	0	0	0	0	0	0	0	0	68	95	1.12	0.500		
	1.2	L	8	3	1	1	1	0	0	0	0	0	0	12	16	5.40	1.800				

AB	35
R	2
H	7
RBI	2
BB	0
SO	9
LOB	5



Batter	1	2	3	4	5	6	7	8	9	AB	R	H	RBI	BB	SO	LOB	TOP										
Darren Lewis, R OBP: 0.355, SLG: 0.364 (1, 8)	G6-3		SH1-3 2B		1B HR BB		WP 2B	K		4	1	2	0	1	1	2	San Francisco Giants @ Montreal Expos Olympic Stadium, Montreal, QB Thu Jul 14 1994, 7:05 PM EDT Att: 36,026 - Dome										
John Patterson, S OBP: 0.292, SLG: 0.330 (1, 4)	2B 1B HBP		SH1-3		BB HR 1B		K		F7	3	2	1	0	0	1	1											
Barry Bonds, L OBP: 0.405, SLG: 0.562 (1, 7)	1B 2B		P6		HR BB		G4-3		G3	4	2	1	0	1	0	2											
Matt Williams, R OBP: 0.311, SLG: 0.582 (1, 5)	1B		K		K		L9		1B	5	0	2	1	0	2	5											
Darryl Strawberry, L OBP: 0.353, SLG: 0.533 Rich Monteleone, R OBP: 0.311, SLG: 0.533 Mark Leonard, L OBP: 0.311, SLG: 0.533 Brad Brink, R OBP: 0.311, SLG: 0.533 (1, 9)	G6-4-3 1B				HR			1B 2B	K	4	2	3	5	0	0	0											
Dave Martinez, L OBP: 0.321, SLG: 0.385 (1, 3)	G6-4-3				HR		F9		1B	4	1	2	1	0	0	2											
Royce Clayton, R OBP: 0.289, SLG: 0.332 (1, 6)		G6-3		G5-3		G6-3		1B		4	0	1	1	0	0	0											
Kirt Manwaring, R OBP: 0.279, SLG: 0.303 (1, 2)		K		G6-3		F7		K		4	0	0	0	0	2	2											
Bud Black, L OBP: 0.091, SLG: 0.091 Dave Burba, R OBP: 0.091, SLG: 0.091 Todd Benzinger, S OBP: 0.286, SLG: 0.364 (1, 1)	G4-3			G1-3		F9		P5		3	0	0	0	0	0	0											
Inning Stats	R: 2 E: 0 K: 0 S: 16	H: 3 LOB: 1 BB: 0 P: 21	R: 0 E: 0 K: 1 S: 10	H: 0 LOB: 0 BB: 0 P: 15	R: 0 E: 0 K: 1 S: 9	H: 1 LOB: 1 BB: 0 P: 14	R: 1 E: 0 K: 0 S: 8	H: 1 LOB: 0 BB: 0 P: 12	R: 4 E: 0 K: 1 S: 14	H: 2 LOB: 0 BB: 2 P: 30	R: 0 E: 0 K: 0 S: 8	H: 0 LOB: 0 BB: 0 P: 10	R: 0 E: 0 K: 1 S: 12	H: 1 LOB: 1 BB: 0 P: 17	R: 1 E: 0 K: 2 S: 21	H: 3 LOB: 2 BB: 0 P: 30		R: 0 E: 0 K: 1 S: 13	H: 1 LOB: 1 BB: 0 P: 20	1B: 6 2B: 4 3B: 0 HR: 2	SF: 0 SAC: 1 DP: 1 HBP: 1	WP: 1 PB: 0 SB: 1 CS: 0	PA: 41				
PITCHER	IP	WLS	BF	H	R	ER	SO	BB	IBB	HBP	BLK	WP	HR	S	P	ERA	WHIP										
Pedro Martinez, R ERA: 3.79 Gil Heredia, R ERA: 4.38 Tim Scott, R ERA: 3.16 John Wetteland, R ERA: 3.05	(1, 1)	(6, 1)	(8, 1)	(9, 1)	(1, 1)	(7, 1)	(8, 3)																				

Batter	1	2	3	4	5	6	7	8	9	AB	R	H	RBI	BB	SO	LOB	BOTTOM										
Marquis Grissom, R OBP: 0.338, SLG: 0.405 (1, 8)	G5-3		F9			L9		G6-3		4	0	0	0	0	0	1	San Francisco Giants @ Montreal Expos Olympic Stadium, Montreal, QB Thu Jul 14 1994, 7:05 PM EDT Att: 36,026 - Dome										
Rondell White, R OBP: 0.326, SLG: 0.372 (1, 7)	2B G4-3 1B		CS HBP		2B		F8			3	2	2	0	0	0	0											
Moises Alou, R OBP: 0.400, SLG: 0.577 (1, 9)	G4-3 2B		CS		G6-3		F8			4	0	1	1	0	0	1											
Larry Walker, L OBP: 0.384, SLG: 0.581 (1, 3)	G4-3				L9		1B		F7	4	0	1	2	0	0	1											
Wil Cordero, R OBP: 0.371, SLG: 0.512 (1, 6)	P3		F9		G6-3		F9			4	0	0	0	0	0	2											
Lenny Webster, R OBP: 0.374, SLG: 0.480 (1, 2)		G5-3		G5-4-3 1B		F8		G6-3		4	0	1	0	0	0	0											
Mike Lansing, R OBP: 0.323, SLG: 0.359 (1, 4)		G5-3		F7		FC4-6 1B				3	0	1	0	0	0	1											
Sean Berry, R OBP: 0.332, SLG: 0.417 Gil Heredia, R OBP: 0.429, SLG: 0.429 Juan Bell, R OBP: 0.351, SLG: 0.390 (1, 5)	G4-3			G5-4-3		K				2	0	0	0	0	0	1											
Pedro Martinez, R OBP: 0.114, SLG: 0.152 Freddie Benavides, R OBP: 0.253, SLG: 0.307 Tim Scott, R OBP: 0.351, SLG: 0.390 John Wetteland, R OBP: 0.250, SLG: 0.250 (1, 1)			K		2B G6-3 HBP		FC4-6			1	0	0	0	0	0	1											
Inning Stats	R: 1 E: 0 K: 0 S: 11	H: 2 LOB: 1 BB: 0 P: 16	R: 0 E: 0 K: 0 S: 6	H: 0 LOB: 0 BB: 0 P: 7	R: 0 E: 0 K: 1 S: 6	H: 0 LOB: 0 BB: 0 P: 8	R: 0 E: 0 K: 0 S: 6	H: 0 LOB: 0 BB: 0 P: 8	R: 0 E: 0 K: 0 S: 11	H: 2 LOB: 1 BB: 0 P: 23	R: 0 E: 0 K: 1 S: 10	H: 1 LOB: 1 BB: 0 P: 13	R: 0 E: 0 K: 0 S: 8	H: 0 LOB: 0 BB: 0 P: 13	R: 0 E: 0 K: 0 S: 11	H: 0 LOB: 0 BB: 0 P: 14		1B: 4 2B: 2 3B: 0 HR: 0	SF: 0 SAC: 0 DP: 1 HBP: 2	WP: 0 PB: 0 SB: 1 CS: 1	PA: 34						
PITCHER	IP	WLS	BF	H	R	ER	SO	BB	IBB	HBP	BLK	WP	HR	S	P	ERA	WHIP										
Bud Black, L ERA: 3.9 Dave Burba, R ERA: 4.14 Rich Monteleone, R ERA: 3.63 Brad Brink, R ERA: 1.42	(1, 1)	(7, 1)	(8, 1)	(9, 1)	(1, 1)	(6, 5)	(8, 1)	(9, 1)	(1, 1)	(1, 1)	(1, 1)	(1, 1)	(1, 1)	(1, 1)	(1, 1)	(1, 1)											



Batter	1	2	3	4	5	6	7	8	9	AB	R	H	RBI	BB	SO	LOB	TOP										
Darren Lewis, R OBP: 0.391, SLG: 0.359 (1, 8)	G6-3		L9		FC3-6 E 2B		G4-3	FC6		5	1	0	0	0	0	2	San Francisco Giants @ Montreal Expos Olympic Stadium, Montreal, QB Fri Jul 15 1994, 7:05 PM EDT Att: 28,031 - Dome livebaseballscorecards.com										
Steve Scarsone, R OBP: 0.311, SLG: 0.412 (1, 4)	2B		K		HR		1B		G5-3	5	2	3	1	0	1	0											
Barry Bonds, L OBP: 0.408, SLG: 0.583 (1, 7)	K		G3		HR		1B		HR	5	2	3	3	0	1	1											
Matt Williams, R OBP: 0.312, SLG: 0.580 (1, 5)	P4			G6-3		1B			E7 FC6-4	5	0	2	1	0	0	1											
Darryl Strawberry, L OBP: 0.364, SLG: 0.650 Rod Beck, R (9, 1)	HR			G5-3 1B	F8		P8		FC6-4	5	1	2	1	0	0	4											
Todd Benzinger, S OBP: 0.281, SLG: 0.357 (1, 3)	F8			G5-3		K			G3	5	0	0	0	0	1	2											
Royce Clayton, R OBP: 0.292, SLG: 0.341 (1, 6)	3B			G3-1		G5-3				4	1	2	0	0	0	1											
Kirt Manwaring, R OBP: 0.275, SLG: 0.298 (1, 2)	K				K	G6-3			K	4	0	0	0	0	3	2											
Mark Portugal, R OBP: 0.381, SLG: 0.525 (1, 1)	K						G5-3			3	0	1	0	0	1	1											
Mark Leonard, L OBP: 0.500, SLG: 0.500 (8, PH)										1	0	1	1	0	0	0											
Rich Monteleone, R (8, 1)										0	0	0	0	0	0	0											
Dave Martinez, L OBP: 0.321, SLG: 0.385 (9, 9)										0	0	0	0	0	0	0											
Inning Stats	R: 0 E: 0 K: 1 S: 16	H: 1 LOB: 1 BB: 0 P: 22	R: 1 E: 0 K: 2 S: 14	H: 2 LOB: 1 BB: 0 P: 21	R: 0 E: 0 K: 1 S: 8	H: 0 LOB: 0 BB: 0 P: 12	R: 0 E: 0 K: 0 S: 7	H: 1 LOB: 1 BB: 0 P: 11	R: 3 E: 0 K: 1 S: 17	H: 4 LOB: 1 BB: 0 P: 25	R: 0 E: 0 K: 1 S: 5	H: 0 LOB: 0 BB: 0 P: 6	R: 1 E: 0 K: 0 S: 11	H: 3 LOB: 2 BB: 0 P: 15	R: 1 E: 0 K: 1 S: 17	H: 2 LOB: 1 BB: 0 P: 26	R: 1 E: 1 K: 0 S: 7	H: 1 LOB: 1 BB: 0 P: 11	1B: 8 2B: 2 3B: 1 HR: 3	SF: 0 SAC: 0 DP: 0 HBP: 0	WP: 0 PB: 0 SB: 2 CS: 0	PA: 42					
PITCHER	IP	WLS	BF	H	R	ER	SO	BB	IBB	HBP	BLK	WP	HR	S	P	ERA	WHIP										
Butch Henry, L ERA: 2.48 (1, 1)	5.0	L	23	8	4	4	5	0	0	0	0	0	2	62	91	7.20	1.600										
Jeff Shaw, R ERA: 3.98 (6, 1)	1.2		6	1	1	1	1	0	0	0	0	0	0	9	12	5.40	0.600										
Mel Rojas, R ERA: 3.31 (7, 1)	1.1		8	4	1	1	1	0	0	0	0	0	0	24	35	6.75	3.000										
Gil Heredia, R ERA: 4.47 (9, 1)	1.0		5	1	1	1	0	0	0	0	0	0	1	7	11	9.00	1.000										

Batter	1	2	3	4	5	6	7	8	9	AB	R	H	RBI	BB	SO	LOB	BOTTOM										
Marquis Grissom, R OBP: 0.334, SLG: 0.401 (1, 8)	G6-3		P4		G6-3		FC5-4			4	0	0	1	0	0	2	San Francisco Giants @ Montreal Expos Olympic Stadium, Montreal, QB Fri Jul 15 1994, 7:05 PM EDT Att: 28,031 - Dome livebaseballscorecards.com										
Lou Frazier, S OBP: 0.391, SLG: 0.347 (1, 7) (8, 4)	K		G6-3		L8				G4-3	4	0	0	0	0	1	1											
Moises Alou, R OBP: 0.401, SLG: 0.591 (1, 9)	G5-3			HR			3B		K	4	1	2	1	0	1	0											
Larry Walker, L OBP: 0.386, SLG: 0.583 (1, 3)										4	1	2	0	0	0	0											
Gil Heredia, R OBP: 0.429, SLG: 0.429 (9, 1)		G3-1 G4-3 2B		G6-4-3 1B					G4-3	0	0	0	0	0	0	0											
Darrin Fletcher, L OBP: 0.341, SLG: 0.485 (1, 2)		G3-1		P5					P8	4	0	1	0	0	0	2											
Wil Cordero, R OBP: 0.396, SLG: 0.508 (1, 6)										3	0	0	1	0	0	2											
Mel Rojas, R OBP: 0.125, SLG: 0.125 (7, 1)		G4-3		G6-4-3			F7		K	0	0	0	0	0	0	0											
Rondell White, R OBP: 0.319, SLG: 0.364 (9, 7)										1	0	0	0	0	1	0											
Mike Lansing, R OBP: 0.328, SLG: 0.362 (1, 4) (7, 6)					SH2-4 1B BB		G6-3			3	1	2	0	1	0	0											
Sean Berry, R OBP: 0.335, SLG: 0.418 (1, 5)		G4-3			G6-3 SH2-4 1B				P8	4	0	2	0	0	0	2											
Butch Henry, L ERA: 2.48 (1, 1)										1	0	0	0	0	0	0											
Juan Bell, R ERA: 3.56 (5, PH)										0	0	0	0	0	0	0											
Jeff Shaw, R ERA: 3.98 (6, 1)										0	0	0	0	0	0	0											
Freddie Benavides, R ERA: 3.53 (7, 4)										0	0	0	0	0	0	0											
Cliff Floyd, L ERA: 4.47 (8, 7)										0	0	0	0	0	0	0											
Inning Stats	R: 0 E: 0 K: 1 S: 5	H: 0 LOB: 0 BB: 0 P: 7	R: 1 E: 0 K: 0 S: 9	H: 2 LOB: 1 BB: 0 P: 17	R: 0 E: 0 K: 0 S: 3	H: 0 LOB: 0 BB: 0 P: 5	R: 1 E: 0 K: 0 S: 7	H: 2 LOB: 0 BB: 0 P: 10	R: 1 E: 0 K: 0 S: 6	H: 1 LOB: 1 BB: 1 P: 12	R: 0 E: 0 K: 0 S: 9	H: 2 LOB: 1 BB: 0 P: 14	R: 0 E: 0 K: 0 S: 9	H: 1 LOB: 1 BB: 0 P: 15	R: 0 E: 0 K: 1 S: 6	H: 0 LOB: 0 BB: 0 P: 9	R: 0 E: 0 K: 1 S: 9	H: 1 LOB: 1 BB: 0 P: 15	1B: 6 2B: 1 3B: 1 HR: 1	SF: 0 SAC: 1 DP: 1 HBP: 0	WP: 0 PB: 0 SB: 1 CS: 0	PA: 35					
PITCHER	IP	WLS	BF	H	R	ER	SO	BB	IBB	HBP	BLK	WP	HR	S	P	ERA	WHIP										
Mark Portugal, R ERA: 3.56 (1, 1)	7.0	W	28	8	3	3	1	1	0	0	0	0	1	48	80	3.86	1.286										
Rich Monteleone, R ERA: 3.53 (8, 1)	1.0		3	0	0	0	1	0	0	0	0	0	0	6	9	0.00	0.000										
Rod Beck, R ERA: 3.38 (9, 1)	1.0		4	1	0	0	1	0	0	0	0	0	0	9	15	0.00	1.000										



Batter	1	2	3	4	5	6	7	8	9	AB	R	H	RBI	BB	SO	LOB	TOP										
Darren Lewis, R (1, 8) OBP: 0.347, SLG: 0.354	G3		G5-3		F7		F9		K	5	0	0	0	0	1	1											
John Patterson, S (1, 4) OBP: 0.295, SLG: 0.328	G6-3			F8	G4-3		HBP		S	4	0	1	0	0	0	0											
Barry Bonds, L (1, 7) OBP: 0.410, SLG: 0.603	G1-3			HR		HR			P6	5	2	3	3	0	0	1											
Matt Williams, R (1, 5) OBP: 0.308, SLG: 0.571		G4-3		G5-3		L5			K	5	0	0	0	0	2	3											
Darryl Strawberry, L (1, 9) OBP: 0.385, SLG: 0.667		F8		E		CS			K	4	1	2	0	0	1	0											
Dave Martinez, L (1, 3) OBP: 0.335, SLG: 0.395				E4					S	3	0	3	0	1	0	0											
Royce Clayton, R (1, 6) OBP: 0.291, SLG: 0.338		BB		E6					S	3	0	0	0	1	1	4											
Jeff Reed, L (1, 2) OBP: 0.233, SLG: 0.173			G5-3		K				F9	4	1	1	0	0	1	4											
John Burkett, R (1, 1) OBP: 0.093, SLG: 0.071					G3					2	0	0	0	0	0	0											
Steve Frey, R (7, 1)					G6-3					0	0	0	0	0	0	0											
Rikkert Faneyte, R (8, PH) OBP: 0.217, SLG: 0.200							SH1-4		K	1	0	0	0	0	1	2											
Dave Burba, R (8, 1)										0	0	0	0	0	0	0											
Rod Beck, R (9, 1)										0	0	0	0	0	0	0											
Inning Stats	R: 0 E: 0 K: 0 S: 8	H: 0 LOB: 0 BB: 0 P: 15	R: 0 E: 0 K: 0 S: 4	H: 0 LOB: 1 BB: 1 P: 10	R: 0 E: 0 K: 0 S: 7	H: 0 LOB: 0 BB: 0 P: 10	R: 2 E: 2 K: 1 S: 16	H: 3 LOB: 2 BB: 0 P: 28	R: 0 E: 0 K: 0 S: 7	H: 0 LOB: 0 BB: 0 P: 12	R: 1 E: 0 K: 1 S: 12	H: 3 LOB: 2 BB: 0 P: 20	R: 1 E: 0 K: 1 S: 16	H: 2 LOB: 2 BB: 0 P: 23	R: 0 E: 0 K: 2 S: 17	H: 1 LOB: 2 BB: 1 P: 27	R: 0 E: 0 K: 2 S: 22	H: 1 LOB: 1 BB: 0 P: 32	1B: 7 2B: 2 3B: 0 HR: 2	SF: 0 SAC: 1 DP: 1 HBP: 1	WP: 0 PB: 0 SB: 2 CS: 1	PA: 40					
PITCHER	IP	WLS	BF	H	R	ER	SO	BB	IBB	HBP	BLK	WP	HR	S	P	ERA	WHIP										
Ken Hill, R (1, 1) ERA: 3.31	6.2	L	30	8	4	3	2	1	0	1	0	0	2	67	114	4.05	1.350										
Tim Scott, R (7, 1) ERA: 3.05	1.1		6	1	0	0	3	1	0	0	0	0	0	20	31	0.00	1.500										
John Wetteland, R (9, 1) ERA: 2.98	1.0		4	1	0	0	2	0	0	0	0	0	0	22	32	0.00	1.000										

San Francisco Giants @ Montreal Expos
Olympic Stadium, Montreal, QB
Sat Jul 16 1994, 7:05 PM EDT
Att: 38,801 - Dome

AB 36
R 4
H 10
RBI 3
BB 2
SO 7
LOB 15



Batter	1	2	3	4	5	6	7	8	9	AB	R	H	RBI	BB	SO	LOB	BOTTOM										
Lou Frazier, S (1, 7) OBP: 0.380, SLG: 0.336	G4-3		F5		G4-3		K		F9	4	0	0	0	0	1	1											
Juan Bell, R (8, 5) OBP: 0.347, SLG: 0.386										1	0	0	0	0	0	0											
Marquis Grissom, R (1, 8) OBP: 0.333, SLG: 0.398			K		F8		F4		K	5	0	1	0	0	2	1											
Moises Alou, R (1, 9) OBP: 0.402, SLG: 0.589			G4-3							3	0	1	0	1	1	0											
Larry Walker, L (1, 3) OBP: 0.387, SLG: 0.585										4	2	2	0	0	1	4											
Darrin Fletcher, L (1, 2) OBP: 0.336, SLG: 0.478			K		F8		SF7		P6	3	0	0	1	0	1	3											
Wil Cordero, R (1, 6) OBP: 0.370, SLG: 0.514			K							4	0	2	1	0	1	0											
Mike Lansing, R (1, 4) OBP: 0.327, SLG: 0.364			G5-3		G6-3					4	0	1	0	0	0	2											
Sean Berry, R (1, 5) OBP: 0.338, SLG: 0.419										2	0	1	0	1	0	1											
Tim Scott, R (7, 1)										0	0	0	0	0	0	0											
Lenny Webster, R (8, PH) OBP: 0.371, SLG: 0.476										1	0	0	0	0	1	1											
John Wetteland, R (9, 1) OBP: 0.250, SLG: 0.250										0	0	0	0	0	0	0											
Ken Hill, R (1, 1) OBP: 0.163, SLG: 0.122										2	0	0	0	0	0	3											
Freddie Benavides, R (7, 5) OBP: 0.253, SLG: 0.307										0	0	0	0	0	0	0											
Cliff Floyd, L (7, PH) OBP: 0.324, SLG: 0.403										2	0	1	0	0	0	0											
Inning Stats	R: 0 E: 0 K: 2 S: 14	H: 2 LOB: 2 BB: 0 P: 23	R: 0 E: 0 K: 1 S: 9	H: 1 LOB: 0 BB: 0 P: 13	R: 0 E: 0 K: 1 S: 7	H: 0 LOB: 0 BB: 0 P: 10	R: 1 E: 0 K: 0 S: 6	H: 2 LOB: 2 BB: 1 P: 14	R: 0 E: 0 K: 1 S: 8	H: 0 LOB: 0 BB: 0 P: 12	R: 1 E: 0 K: 0 S: 10	H: 2 LOB: 1 BB: 0 P: 20	R: 0 E: 0 K: 1 S: 7	H: 1 LOB: 1 BB: 1 P: 17	R: 0 E: 0 K: 1 S: 8	H: 1 LOB: 1 BB: 0 P: 9	R: 0 E: 0 K: 1 S: 6	H: 0 LOB: 0 BB: 0 P: 8	1B: 4 2B: 5 3B: 0 HR: 0	SF: 1 SAC: 0 DP: 0 HBP: 0	WP: 0 PB: 0 SB: 2 CS: 0	PA: 38					
PITCHER	IP	WLS	BF	H	R	ER	SO	BB	IBB	HBP	BLK	WP	HR	S	P	ERA	WHIP										
John Burkett, R (1, 1) ERA: 3.65	6.2	W	30	8	2	2	6	1	0	0	0	0	0	60	107	2.70	1.350										
Steve Frey, L (7, 1) ERA: 5.13	0.1		1	0	0	0	0	0	0	0	0	0	0	1	2	0.00	0.000										
Dave Burba, R (8, 1) ERA: 4.07	1.0	S	3	0	0	0	1	0	0	0	0	0	0	8	9	0.00	1.000										
Rod Beck, R (9, 1) ERA: 3.28	1.0		3	0	0	0	1	0	0	0	0	0	0	6	8	0.00	0.000										

San Francisco Giants @ Montreal Expos
Olympic Stadium, Montreal, QB
Sat Jul 16 1994, 7:05 PM EDT
Att: 38,801 - Dome

AB 35
R 2
H 9
RBI 2
BB 2
SO 8
LOB 16



Batter	1	2	3	4	5	6	7	8	9	AB	R	H	RBI	BB	SO	LOB	TOP												
Darren Lewis, R OBP: 0.347, SLG: 0.353 (1, 8)	4-1 G4-3 SH1-3 HR BB		0-1 L3		1-1 P9	2-0 S 1B			2-1 F8	4	1	1	0	1	0	1	San Francisco Giants @ Montreal Expos Olympic Stadium, Montreal, QB Sun Jul 17 1994, 3:33 AM EDT Att: 28,245 - Dome livebaseballscorecards.com												
Steve Scarsone, R OBP: 0.321, SLG: 0.417 (1, 4)	0-0 SH1-3		0-0 F9		0-1 BB 1B	1-3 K			0-0 FC5-4 1B	4	2	2	0	0	1	2													
Barry Bonds, L OBP: 0.413, SLG: 0.606 (1, 7)	3-2 G4-3		0-0 2B		1-0 BB 1B				1-1 FC5-4 1B	5	1	3	1	0	0	1													
Matt Williams, R OBP: 0.309, SLG: 0.576 (1, 5)	0-0 HR		0-0 P4		4-0 1B BB	1-2 BB			0-0 FC5-4 1B	4	1	1	2	1	0	3													
Darryl Strawberry, L OBP: 0.419, SLG: 0.643 (9, PH) Dave Martinez, L OBP: 0.336, SLG: 0.395 (9, 9)	1-3 K			2-2 FC6-4 1B	1-3 K				2-1 1B	4	0	2	1	1	2	3													
Todd Benzinger, S OBP: 0.280, SLG: 0.355 (1, 3)		1-0 F7		2-0 FC6-4 S 1-2f	0-1 1B				0-0 3-H 3-3 K	5	0	1	2	0	1	4													
Royce Clayton, R OBP: 0.288, SLG: 0.333 (1, 6)		0-0 F7		2-2 F9	1-2 K				1-1 P4	4	0	0	0	0	1	3													
Kirt Manwaring, R OBP: 0.275, SLG: 0.295 (1, 2)		0-3 K2-3		4-0 FC4-6 IBB	1-3 K				0-0 G4-3	3	0	0	0	1	2	0													
William Van Landingham, R OBP: 0.045, SLG: 0.045 (8, 1) Pat Gomez, L (8, 1) Rod Beck, R (8, 1)			0-1 E9 2B 1B	1-2 FC4-6 1-2f	0-0 G1-3				0-0 F9	4	1	1	0	0	0	2													
Inning Stats	R: 2 E: 0 K: 1 S: 9	H: 1 LOB: 0 BB: 1 P: 17	R: 0 E: 0 K: 1 S: 5	H: 0 LOB: 0 BB: 0 P: 6	R: 1 E: 1 K: 0 S: 7	H: 2 LOB: 1 BB: 0 P: 7	R: 0 E: 0 K: 0 S: 11	H: 1 LOB: 2 BB: 1 P: 22	R: 2 E: 0 K: 2 S: 13	H: 3 LOB: 2 BB: 1 P: 20	R: 0 E: 0 K: 0 S: 8	H: 1 LOB: 1 BB: 0 P: 12	R: 0 E: 0 K: 0 S: 7	H: 0 LOB: 1 BB: 1 P: 12	R: 0 E: 0 K: 0 S: 4	H: 0 LOB: 2 BB: 0 P: 5		R: 1 E: 0 K: 1 S: 11	H: 3 LOB: 2 BB: 0 P: 19	1B: 9 2B: 1 3B: 0 HR: 1	SF: 0 SAC: 1 DP: 0 HBP: 0	WP: 0 PB: 0 SB: 2 CS: 0	PA: 42						
PITCHER	IP	WLS	BF	H	R	ER	SO	BB	IBB	HBP	BLK	WP	HR	S	P	ERA	WHIP												
Jeff Fassero, L ERA: 3.14 Gil Heredia, R ERA: 4.36 Jeff Shaw, R ERA: 3.75 Mel Rojas, R ERA: 3.39	(1, 1)	4.2	L	24	7	5	4	3	2	1	0	0	0	0	1	42	69	7.71	1.929										

Batter	1	2	3	4	5	6	7	8	9	AB	R	H	RBI	BB	SO	LOB	BOTTOM											
Rondell White, R OBP: 0.333, SLG: 0.348 (1, 8)	4-2 FC6-4 BB		0-0 F8			3-2 L8			4-2 1B BB	2	0	0	0	2	0	0	San Francisco Giants @ Montreal Expos Olympic Stadium, Montreal, QB Sun Jul 17 1994, 3:33 AM EDT Att: 28,245 - Dome livebaseballscorecards.com											
Cliff Floyd, L OBP: 0.323, SLG: 0.401 (1, 7)	3-2 FC6-4 S 1-2f			2-2 G6-3					1-0 G6-3 FC6-4 1B	4	0	1	1	0	0	1												
Moises Alou, R OBP: 0.398, SLG: 0.582 (1, 9)	1-3 K			0-3 K					0-2 F8 FC6-4 1-2f	4	0	0	0	0	2	3												
Larry Walker, L OBP: 0.385, SLG: 0.581 (1, 3)	1-2 L9			2-2 P7					0-0 G1-3 DI 1B	4	1	1	0	0	0	1												
Wil Cordero, R OBP: 0.366, SLG: 0.507 (1, 6)		0-0 P6			0-2 G4-3				1-0 P6 F9	4	0	0	0	0	0	1												
Lenny Webster, R OBP: 0.367, SLG: 0.477 (1, 2)		1-0 L9			3-1 L8				3-2 1B 2B K	4	1	1	0	0	1	1												
Mike Lansing, R OBP: 0.329, SLG: 0.364 (1, 4)		2-2 G4-3			2-3 K				4-2 1B SF9 BB 1B	3	1	1	1	1	1	0												
Sean Berry, R OBP: 0.336, SLG: 0.415 Juan Bell, R OBP: 0.347, SLG: 0.386 Randy Milligan, R OBP: 0.348, SLG: 0.361 Mel Rojas, R OBP: 0.125, SLG: 0.125 Marquis Grissom, R OBP: 0.334, SLG: 0.399	(1, 5) (7, 5) (8, PH) (9, 1)			1-3 K					2-1 G5-3 BB 1B 1B	2	0	0	0	0	1	0												
Jeff Fassero, L ERA: 3.14 Gil Heredia, R ERA: 4.36 Darryl Strawberry, L OBP: 0.419, SLG: 0.643 Jeff Shaw, R ERA: 3.75 Freddie Benavides, R OBP: 0.259, SLG: 0.337 Lou Frazier, L OBP: 0.238, SLG: 0.333 (1, 1) (5, 1) (9, PH) (7, 1) (8, PH) (9, 5)	(1, 1) (5, 1) (9, PH) (7, 1) (8, PH) (9, 5)			0-3 K					0-0 F8 SF9 G4-3	1	0	0	0	0	1	0												
Inning Stats	R: 0 E: 0 K: 1 S: 12	H: 0 LOB: 1 BB: 1 P: 21	R: 0 E: 0 K: 0 S: 6	H: 0 LOB: 0 BB: 0 P: 9	R: 0 E: 0 K: 2 S: 9	H: 0 LOB: 0 BB: 0 P: 10	R: 0 E: 0 K: 1 S: 11	H: 0 LOB: 0 BB: 0 P: 15	R: 0 E: 0 K: 0 S: 8	H: 0 LOB: 0 BB: 0 P: 13	R: 0 E: 0 K: 0 S: 7	H: 0 LOB: 0 BB: 0 P: 13	R: 0 E: 0 K: 0 S: 6	H: 0 LOB: 0 BB: 0 P: 6	R: 3 E: 0 K: 0 S: 15	H: 3 LOB: 2 BB: 2 P: 30		R: 1 E: 0 K: 1 S: 14	H: 3 LOB: 2 BB: 0 P: 21	1B: 5 2B: 1 3B: 0 HR: 0	SF: 1 SAC: 0 DP: 0 HBP: 0	WP: 0 PB: 0 SB: 1 CS: 0	PA: 36					
PITCHER	IP	WLS	BF	H	R	ER	SO	BB	IBB	HBP	BLK	WP	HR	S	P	ERA	WHIP											
William Van Landingham, R ERA: 3.2 Pat Gomez, L ERA: 1.29 Rod Beck, R ERA: 3.41	(1, 1) (8, 1) (8, 1)	7.1	W	25	1	2	2	5	2	0	0	0	0	0	3	102	2.46	0.409										



Batter	1	2	3	4	5	6	7	8	9	AB	R	H	RBI	BB	SO	LOB	TOP										
Darren Lewis, R OBP: 0.350, SLG: 0.356 (1, 8)	G4-3	HR		F9		F9		G4-3		5	1	3	0	0	0	0	San Francisco Giants @ Philadelphia Phillies Veterans Stadium, Philadelphia, PA Mon Jul 18 1994, 7:05 PM EDT Att: 39,066 - Unknown - 81 F										
John Patterson, S OBP: 0.292, SLG: 0.321 (1, 4)	1B	L9		F9		L9		G4-3		4	1	0	0	0	0	3											
Barry Bonds, L OBP: 0.415, SLG: 0.614 (1, 7)	1B	HR		FC4			P5	IBB		4	2	2	2	1	0	1											
Matt Williams, R OBP: 0.308, SLG: 0.574 (1, 5)	1B			F9			K	G3		5	1	1	1	0	1	4											
Darryl Strawberry, L OBP: 0.424, SLG: 0.633 Todd Benzing, S OBP: 0.281, SLG: 0.354 (1, 9) (2, 3)	1B	P7		F9			1B		K	2	1	1	2	0	0	0											
Dave Martinez, L OBP: 0.337, SLG: 0.392 (1, 3) (2, 9)	1B			F9		F8		P8		4	0	1	0	1	0	0											
Royce Clayton, R Steve Frey, R (9, 1) Dave Burba, R (9, 1) Rod Beck, R (9, 1)	K			G4-3		K				4	0	1	1	0	2	2											
Kirt Manwaring, R OBP: 0.277, SLG: 0.294 (1, 2)	1B					P4		L4		4	0	1	1	1	0	3											
Bryan Hickerson, L OBP: 0.241, SLG: 0.222 Rich Monteleone, R (7, 1) Mike Benjamin, R OBP: 0.333, SLG: 0.327 Mark Leonard, L (9, PH) OBP: 0.667, SLG: 0.500	K			P5		G1-3		K		3	0	0	0	0	1	3											
Inning Stats	R: 4 E: 0 K: 2 S: 21	H: 4 LOB: 2 BB: 1 P: 34	R: 2 E: 0 K: 0 S: 7	H: 2 LOB: 0 BB: 0 P: 12	R: 0 E: 0 K: 0 S: 11	H: 0 LOB: 1 BB: 1 P: 19	R: 0 E: 1 K: 0 S: 14	H: 1 LOB: 2 BB: 0 P: 21	R: 0 E: 0 K: 1 S: 4	H: 0 LOB: 0 BB: 0 P: 4	R: 1 E: 0 K: 1 S: 10	H: 3 LOB: 2 BB: 0 P: 14	R: 0 E: 0 K: 1 S: 9	H: 1 LOB: 2 BB: 1 P: 19	R: 0 E: 0 K: 1 S: 12	H: 0 LOB: 1 BB: 1 P: 21		1B: 9 2B: 1 3B: 0 HR: 1	SF: 0 SAC: 0 DP: 0 HBP: 1	WP: 0 PB: 0 SB: 1 CS: 0	PA: 44						
PITCHER	IP	WLS	BF	H	R	ER	SO	BB	IBB	HBP	BLK	WP	HR	S	P	ERA	WHIP										
Shawn Boskie, R ERA: 5.01 (1, 1)	1.1	L	12	6	6	6	2	1	0	1	0	0	0	25	41	40.50	5.250										
Andy Carter, L ERA: 4.5 (2, 1)	4.2		17	1	0	0	1	1	0	0	0	0	0	42	65	0.00	0.429										
Toby Borland, R ERA: 1.69 (7, 1)	2.0		11	4	1	1	2	0	1	0	0	0	0	19	33	4.50	2.000										
Larry Andersen, R ERA: 3.7 (9, 1)	1.0		4	0	0	0	1	1	0	0	0	0	0	12	21	0.00	1.000										

Batter	1	2	3	4	5	6	7	8	9	AB	R	H	RBI	BB	SO	LOB	BOTTOM										
Billy Hatcher, R OBP: 0.292, SLG: 0.346 (1, 8)	G4-6-3		K			FC3-6	SF9		K2-3	3	1	0	1	1	2	3	San Francisco Giants @ Philadelphia Phillies Veterans Stadium, Philadelphia, PA Mon Jul 18 1994, 7:05 PM EDT Att: 39,066 - Unknown - 81 F										
Mariano Duncan, R OBP: 0.308, SLG: 0.406 (1, 5) (7, 4)	F8				K	HR	F9			4	1	1	0	0	1	2											
John Kruk, L OBP: 0.408, SLG: 0.427 (1, 3)	G4-6-3				G4-3			F8		4	0	0	0	0	1	3											
Pete Incaviglia, R OBP: 0.288, SLG: 0.454 (1, 7)					G6-3	HR		L1		4	1	2	3	0	0	0											
Randy Ready, R OBP: 0.438, SLG: 0.357 Toby Borland, R (7, 1) Tony Longmire, L OBP: 0.293, SLG: 0.305 Larry Andersen, R (9, 1)					FC5-4			G4-3		3	0	1	0	0	2	1											
Jim Eisenreich, L OBP: 0.374, SLG: 0.435 (1, 9)	L8				FC5-4			G4-3		3	1	1	0	1	0	1											
Mike Lieberthal, R OBP: 0.389, SLG: 0.529 (1, 2)	FC6-4				FC5-4			E5		4	1	1	0	0	0	4											
Kevin Stocker, S OBP: 0.380, SLG: 0.299 (1, 6)					G5-4-3			K		4	0	1	0	0	1	3											
Shawn Boskie, R OBP: 0.207, SLG: 0.231 Andy Carter, L ERA: 3.35 (2, 1) Kim Batiste, R OBP: 0.250, SLG: 0.313 (6, PH) (7, 5) Mickey Morandini, L OBP: 0.386, SLG: 0.418 (9, PH)					B1-3			FC6-4		0	0	0	0	0	0	0											
Inning Stats	R: 0 E: 0 K: 0 S: 5	H: 0 LOB: 0 BB: 1 P: 10	R: 0 E: 0 K: 1 S: 8	H: 1 LOB: 0 BB: 0 P: 10	R: 0 E: 0 K: 1 S: 8	H: 0 LOB: 0 BB: 0 P: 11	R: 0 E: 0 K: 1 S: 7	H: 0 LOB: 0 BB: 0 P: 7	R: 0 E: 0 K: 2 S: 16	H: 3 LOB: 0 BB: 0 P: 23	R: 2 E: 1 K: 0 S: 12	H: 2 LOB: 1 BB: 0 P: 16	R: 0 E: 0 K: 0 S: 7	H: 0 LOB: 0 BB: 0 P: 11	R: 0 E: 0 K: 2 S: 16	H: 1 LOB: 2 BB: 1 P: 26		1B: 7 2B: 0 3B: 0 HR: 1	SF: 1 SAC: 0 DP: 2 HBP: 0	WP: 0 PB: 0 SB: 0 CS: 0	PA: 37						
PITCHER	IP	WLS	BF	H	R	ER	SO	BB	IBB	HBP	BLK	WP	HR	S	P	ERA	WHIP										
Bryan Hickerson, L ERA: 4.99 (7, 1)	2.0		8	1	1	0	0	0	0	0	0	0	0	18	25	0.00	0.500										
Steve Frey, L ERA: 5.06 (9, 1)	0.1		2	1	0	0	0	0	0	0	0	0	0	6	10	0.00	3.000										
Dave Burba, R ERA: 4.05 (9, 1)	0.1		2	0	0	0	1	1	0	0	0	0	0	7	12	0.00	3.000										
Rod Beck, R ERA: 3.38 (9, 1)	0.1	S	1	0	0	0	1	0	0	0	0	0	0	3	4	0.00	0.000										

AB	39
R	7
H	11
RBI	7
BB	4
SO	6
LOB	18



Batter	1	2	3	4	5	6	7	8	9	AB	R	H	RBI	BB	SO	LOB	TOP					
Darren Lewis, R OBP: 0.349, SLG: 0.361 (1, 8)										4	1	1	0	0	1	2	San Francisco Giants @ Philadelphia Phillies Veterans Stadium, Philadelphia, PA Tue Jul 19 1994, 7:05 PM EDT Att: 38,559 - Unknown - 88 F					
Steve Scarsons, R OBP: 0.329, SLG: 0.434 (1, 4)										4	1	2	1	0	0	2						
Barry Bonds, L OBP: 0.413, SLG: 0.609 (1, 7)										4	0	1	1	0	1	1						
Matt Williams, R OBP: 0.305, SLG: 0.567 (1, 5)										4	0	0	0	0	0	2						
Darryl Strawberry, L OBP: 0.379, SLG: 0.559 (1, 9)										4	0	0	0	0	2	1						
Todd Benzinger, S OBP: 0.280, SLG: 0.353 (1, 3)										4	0	1	0	0	0	1						
Royce Clayton, R OBP: 0.294, SLG: 0.332 (9, PH)										0	0	0	0	2	0	0						
Dave Martinez, L OBP: 0.340, SLG: 0.396 (9, PH)										1	0	1	0	0	0	0						
Kirt Manwaring, R OBP: 0.278, SLG: 0.292 (9, PH)										2	0	0	0	1	0	2						
Jeff Reed, L OBP: 0.231, SLG: 0.171 (9, PH)										1	0	0	0	0	0	2						
Bud Black, L OBP: 0.083, SLG: 0.083 (6, 1)										1	0	0	0	0	0	0						
Dave Burba, R (6, 1)										0	0	0	0	0	0	0						
Pat Gomez, L (7, PH)										0	0	0	0	0	0	0						
Rikkert Faneyte, R OBP: 0.208, SLG: 0.190 (7, 1)										1	0	0	0	0	1	1						
Brad Brink, R (7, 1)										0	0	0	0	0	0	0						
Inning Stats	R: 2 E: 0 K: 1 S: 12	H: 3 LOB: 1 BB: 0 P: 22	R: 0 E: 0 K: 1 S: 8	H: 0 LOB: 2 BB: 2 P: 19	R: 0 E: 0 K: 1 S: 9	H: 0 LOB: 0 BB: 1 P: 12	R: 0 E: 0 K: 0 S: 6	H: 0 LOB: 0 BB: 1 P: 13	R: 0 E: 0 K: 0 S: 8	H: 0 LOB: 0 BB: 0 P: 11	R: 0 E: 0 K: 1 S: 13	H: 0 LOB: 1 BB: 0 P: 18	R: 0 E: 0 K: 0 S: 9	H: 1 LOB: 1 BB: 0 P: 15	R: 0 E: 0 K: 0 S: 10	H: 2 LOB: 1 BB: 0 P: 17	1B: 4 2B: 1 3B: 1 HR: 0	SF: 0 SAC: 1 DP: 2 HBP: 1	WP: 0 PB: 0 SB: 1 CS: 0	PA: 35		
PITCHER	IP WLS BF H R ER SO BB IBB HBP BLK WP HR S P ERA WHIP	IP WLS BF H R ER SO BB IBB HBP BLK WP HR S P ERA WHIP																				
Danny Jackson, L ERA: 3.29 (1, 1)	8.0 W 31	4 2 2 5	3 0 0 0	0 0 0 0	0 0 0 0	0 0 0 0	0 0 0 0	0 0 0 0	0 0 0 0	0 0 0 0	0 0 0 0	0 0 0 0	0 0 0 0	0 0 0 0	0 0 0 0	0 0 0 0	0 0 0 0	0 0 0 0	0 0 0 0	0 0 0 0	2.25 0.875	2.000
Doug Jones, R ERA: 2.27 (9, 1)	1.0 S 4	2 0 0 0	0 0 0 0	0 0 0 0	0 0 0 0	0 0 0 0	0 0 0 0	0 0 0 0	0 0 0 0	0 0 0 0	0 0 0 0	0 0 0 0	0 0 0 0	0 0 0 0	0 0 0 0	0 0 0 0	0 0 0 0	0 0 0 0	0 0 0 0	0 0 0 0	0.00 2.000	

Batter	1	2	3	4	5	6	7	8	9	AB	R	H	RBI	BB	SO	LOB	BOTTOM					
Billy Hatcher, R OBP: 0.291, SLG: 0.344 (1, 9)										4	0	1	0	0	0	0	San Francisco Giants @ Philadelphia Phillies Veterans Stadium, Philadelphia, PA Tue Jul 19 1994, 7:05 PM EDT Att: 38,559 - Unknown - 88 F					
Mariano Duncan, R OBP: 0.310, SLG: 0.410 (1, 5)										4	1	2	0	0	0	0						
Ricky Jordan, R OBP: 0.285, SLG: 0.444 (1, 3)										4	1	2	0	0	1	1						
Pete Incaviglia, R OBP: 0.292, SLG: 0.475 (1, 7)										4	1	2	3	0	0	1						
Doug Jones, R OBP: 1.000, SLG: 1.000 (9, 1)										0	0	0	0	0	0	0						
Randy Ready, R OBP: 0.389, SLG: 0.313 (6, PH)										2	0	0	0	0	0	0						
Mickey Morandini, L OBP: 0.387, SLG: 0.416 (7, 4)										1	1	0	0	1	0	1						
Milt Thompson, L OBP: 0.328, SLG: 0.350 (1, 8)										3	0	0	0	0	0	1						
Mike Lieberthal, R OBP: 0.359, SLG: 0.486 (1, 2)										3	1	0	0	0	0	0						
Kevin Stocker, S OBP: 0.379, SLG: 0.305 (1, 6)										3	0	1	1	0	0	0						
Danny Jackson, R OBP: 0.212, SLG: 0.260 (1, 1)										3	0	0	0	0	2	1						
Jim Eisenreich, L OBP: 0.374, SLG: 0.435 (9, 9)										0	0	0	0	0	0	0						
Inning Stats	R: 0 E: 0 K: 1 S: 9	H: 1 LOB: 0 BB: 0 P: 14	R: 0 E: 0 K: 0 S: 5	H: 0 LOB: 0 BB: 0 P: 7	R: 0 E: 0 K: 1 S: 7	H: 0 LOB: 0 BB: 0 P: 9	R: 0 E: 0 K: 0 S: 9	H: 1 LOB: 1 BB: 0 P: 15	R: 1 E: 1 K: 1 S: 12	H: 1 LOB: 1 BB: 0 P: 18	R: 4 E: 0 K: 0 S: 15	H: 4 LOB: 0 BB: 1 P: 26	R: 0 E: 0 K: 0 S: 4	H: 0 LOB: 0 BB: 0 P: 10	R: 0 E: 0 K: 0 S: 8	H: 1 LOB: 1 BB: 0 P: 8	1B: 4 2B: 3 3B: 0 HR: 1	SF: 0 SAC: 0 DP: 0 HBP: 0	WP: 0 PB: 1 SB: 1 CS: 1	PA: 32		
PITCHER	IP WLS BF H R ER SO BB IBB HBP BLK WP HR S P ERA WHIP	IP WLS BF H R ER SO BB IBB HBP BLK WP HR S P ERA WHIP																				
Bud Black, L ERA: 3.82 (6, 1)	0.0 L 21	1 1 1 0	1 0 0 0	0 0 0 0	0 0 0 0	0 0 0 0	0 0 0 0	0 0 0 0	0 0 0 0	0 0 0 0	0 0 0 0	0 0 0 0	0 0 0 0	0 0 0 0	0 0 0 0	0 0 0 0	0 0 0 0	0 0 0 0	0 0 0 0	0 0 0 0	3.82	1.125
Dave Burba, R ERA: 4.2 (6, 1)	0.2 L 2	0 1 0 0	0 0 0 0	0 0 0 0	0 0 0 0	0 0 0 0	0 0 0 0	0 0 0 0	0 0 0 0	0 0 0 0	0 0 0 0	0 0 0 0	0 0 0 0	0 0 0 0	0 0 0 0	0 0 0 0	0 0 0 0	0 0 0 0	0 0 0 0	0 0 0 0	4.2	0.000
Pat Gomez, L ERA: 1.25 (7, 1)	2.0 L 7	1 0 0 0	0 0 0 0	0 0 0 0	0 0 0 0	0 0 0 0	0 0 0 0	0 0 0 0	0 0 0 0	0 0 0 0	0 0 0 0	0 0 0 0	0 0 0 0	0 0 0 0	0 0 0 0	0 0 0 0	0 0 0 0	0 0 0 0	0 0 0 0	0 0 0 0	1.25	0.500

Batter	1	2	3	4	5	6	7	8	9	AB	R	H	RBI	BB	SO	LOB	TOP										
Darren Lewis, R OBP: 0.346, SLG: 0.355	G6-3	K		L6		F8		G4-3		5	0	0	0	0	1	3											
Steve Scarsone, R OBP: 0.319, SLG: 0.405	E6	P8								4	0	1	0	0	0	2											
John Patterson, S OBP: 0.291, SLG: 0.320										1	0	0	0	0	1	0											
Barry Bonds, L OBP: 0.416, SLG: 0.625										4	2	2	1	1	1	1											
Matt Williams, R OBP: 0.305, SLG: 0.567	F8									5	0	1	0	0	3	3											
Darryl Strawberry, L OBP: 0.415, SLG: 0.556										2	0	1	1	2	1	0											
Todd Benzinger, S OBP: 0.270, SLG: 0.347	F9									3	0	0	0	0	0	5											
Pat Gomez, L OBP: 0.291, SLG: 0.320										0	0	0	0	0	0	0											
Mark Leonard, L OBP: 0.750, SLG: 0.667										1	0	1	0	0	0	0											
William Van Landingham, R OBP: 0.245, SLG: 0.345										0	0	0	0	0	0	0											
Royce Clayton, R OBP: 0.296, SLG: 0.341										4	1	2	0	0	0	2											
Kirt Manwaring, R OBP: 0.286, SLG: 0.297										3	0	1	1	1	0	0											
Bill Swift, R OBP: 0.241, SLG: 0.231										1	0	0	0	0	0	0											
Dave Martinez, L OBP: 0.338, SLG: 0.393										1	0	0	0	0	0	0											
Inning Stats	R: 0 H: 0 E: 1 K: 0 S: 8	H: 0 LOB: 3 BB: 2 P: 21	R: 0 H: 1 E: 0 K: 1 S: 11	R: 1 H: 1 E: 0 K: 2 S: 8	H: 1 LOB: 0 BB: 0 P: 9	R: 0 H: 1 E: 0 K: 0 S: 5	H: 1 LOB: 1 BB: 0 P: 7	R: 0 H: 2 E: 0 K: 0 S: 10	H: 2 LOB: 2 BB: 1 P: 17	R: 1 H: 1 E: 0 K: 0 S: 7	H: 1 LOB: 0 BB: 0 P: 9	R: 1 H: 3 E: 0 K: 1 S: 9	H: 3 LOB: 2 BB: 0 P: 15	R: 0 H: 0 E: 0 K: 3 S: 6	H: 0 LOB: 0 BB: 0 P: 8	R: 0 H: 0 E: 0 K: 3 S: 9	H: 0 LOB: 0 BB: 0 P: 15	1B: 6 2B: 2 3B: 1 HR: 1	SF: 0 SAC: 2 DP: 1 HBP: 0	WP: 0 PB: 1 SB: 0 CS: 1	PA: 40						
PITCHER	IP	WLS	BF	H	R	ER	SO	BB	IBB	HBP	BLK	WP	HR	S	P	ERA	WHIP										
Jason Jacome, L ERA: 2.0	6.0	W	28	6	2	2	3	4	0	0	0	0	1	49	84	3.00	1.667										
Roger Mason, R ERA: 3.99	0.2		4	2	1	1	1	0	0	0	0	0	0	6	8	13.50	3.000										
Eric Gunderson, L ERA: 3.99	0.0		1	1	0	0	0	0	0	0	0	0	0	2	4	∞	∞										
Josias Manzanillo, R ERA: 1.93	1.1		4	0	0	0	0	0	0	0	0	0	0	7	11	0.00	0.000										
John Franco, L ERA: 2.85	1.0	S	3	0	0	0	3	0	0	0	0	0	0	9	15	0.00	0.000										

San Francisco Giants @ New York Mets
Shea Stadium, Flushing, NY
Fri Jul 22 1994, 7:05 PM EDT
Att: 26,397 - Unknown

AB	34
R	3
H	9
RBI	3
BB	4
SO	7
LOB	16



Batter	1	2	3	4	5	6	7	8	9	AB	R	H	RBI	BB	SO	LOB	BOTTOM										
Jose Vizcaino, S OBP: 0.324, SLG: 0.341	G4-3	F8				G6-3		F9		4	0	0	0	0	0	2											
Todd Hundley, S OBP: 0.300, SLG: 0.456	G4-3	F7				L8		P6		3	1	0	0	1	0	0											
Bobby Bonilla, S OBP: 0.387, SLG: 0.508										3	1	1	0	0	0	0											
Tim Bogar, R OBP: 0.171, SLG: 0.219										1	0	0	0	0	0	0											
Jeremy Burnitz, L OBP: 0.309, SLG: 0.329	G4-3									4	1	2	0	0	0	2											
David Segui, S OBP: 0.316, SLG: 0.426										3	1	0	0	1	0	2											
Jeff Kent, R OBP: 0.336, SLG: 0.467										4	1	1	4	0	0	2											
Rico Brogna, L OBP: 0.356, SLG: 0.696										4	1	2	1	0	0	0											
John Franco, L OBP: 0.302, SLG: 0.354										0	0	0	0	0	0	0											
Ryan Thompson, R OBP: 0.313, SLG: 0.458	K2-3									2	0	0	0	1	1	1											
Jason Jacome, L ERA: 3.07										2	0	0	0	0	1	0											
Fernando Vina, L ERA: 3.07										1	0	1	1	0	0	0											
Roger Mason, R ERA: 1.23										0	0	0	0	0	0	0											
Eric Gunderson, R ERA: 1.23										0	0	0	0	0	0	0											
Josias Manzanillo, R ERA: 1.93										0	0	0	0	0	0	0											
Joe Orsulak, L ERA: 3.1										0	0	0	0	0	0	0											
Inning Stats	R: 4 H: 3 E: 0 K: 1 S: 17	H: 3 LOB: 1 BB: 2 P: 29	R: 0 H: 0 E: 0 K: 1 S: 5	R: 0 H: 1 E: 0 K: 0 S: 7	H: 1 LOB: 0 BB: 0 P: 11	R: 0 H: 0 E: 0 K: 0 S: 3	H: 0 LOB: 0 BB: 0 P: 6	R: 0 H: 0 E: 0 K: 0 S: 7	H: 0 LOB: 0 BB: 0 P: 11	R: 2 H: 3 E: 0 K: 0 S: 16	H: 3 LOB: 2 BB: 1 P: 30	R: 0 H: 0 E: 0 K: 0 S: 10	H: 0 LOB: 0 BB: 0 P: 15	R: 0 H: 0 E: 0 K: 0 S: 8	H: 0 LOB: 0 BB: 0 P: 12	R: 0 H: 0 E: 0 K: 0 S: 8	H: 0 LOB: 0 BB: 0 P: 12	1B: 5 2B: 0 3B: 1 HR: 1	SF: 0 SAC: 0 DP: 0 HBP: 0	WP: 0 PB: 0 SB: 0 CS: 0	PA: 34						
PITCHER	IP	WLS	BF	H	R	ER	SO	BB	IBB	HBP	BLK	WP	HR	S	P	ERA	WHIP										
Bill Swift, R ERA: 3.07	5.2	L	27	7	6	6	2	1	2	0	0	0	0	54	90	9.53	1.412										
Pat Gomez, L ERA: 1.23	0.1		1	0	0	0	0	0	0	0	0	0	0	1	3	0.00	0.000										
William Van Landingham, R ERA: 3.1	2.0		6	0	0	0	0	0	0	0	0	0	0	18	27	0.00	0.000										

San Francisco Giants @ New York Mets
Shea Stadium, Flushing, NY
Fri Jul 22 1994, 7:05 PM EDT
Att: 26,397 - Unknown

AB	31
R	6
H	7
RBI	6
BB	3
SO	2
LOB	9



Batter	1	2	3	4	5	6	7	8	9	AB	R	H	RBI	BB	SO	LOB	TOP	
Darren Lewis, R OBP: 0.352, SLG: 0.366 (1, 8)	4-2 SH5-3 1B BB	0-1 2B			1-1 P4	4-0 BB		0-0 G4-3		3	1	1	0	2	0	2		
John Patterson, S OBP: 0.303, SLG: 0.321 Pat Gomez, L (8, 1) Rod Beck, R (8, 1)	2-0 SH5-3	4-2 BB			1-1 E4 2B 1B	0-2 F8		1-2 1B HBP		2	2	1	0	1	0	1		
Barry Bonds, L OBP: 0.415, SLG: 0.630 (1, 7)	2-1 1B SF7	0-0 F8			1-0 F7		0-1 F9	1-0 1B		5	1	2	3	0	0	3		
Matt Williams, R OBP: 0.307, SLG: 0.573 (1, 5)	0-2 1B			0-2 G5-3	1-0 1B 2B		0-0 G5-3	1-1 1B		5	1	3	2	0	0	0		
Darryl Strawberry, L OBP: 0.412, SLG: 0.500 Todd Benzinger, S OBP: 0.276, SLG: 0.347 (9, 3)	1-0 SF7			0-1 G6-3	4-0 1B IBB		2-0 1B	0-0 P3		3	0	1	1	1	0	2		
Dave Martinez, L OBP: 0.336, SLG: 0.389 (1, 3)	0-1 G5-3			2-1 P5	1-1 1B		1-1 P2		1-2 L9	5	0	1	1	0	0	2		
Royce Clayton, R OBP: 0.303, SLG: 0.343 (1, 6)		0-0 G4-3 G6-3 1B		1-2 G4-3	0-0 F8			2-2 FC4-6 1B	4-1 CS BB	4	1	2	0	1	0	2	AB 36	
Jeff Reed, L OBP: 0.219, SLG: 0.161 (1, 2)	2-2 G4-3			1-0 F8		0-3 K		1-1 FC4-6 2B 1B	1-3 K	5	1	0	0	0	2	3	R 8	
Bud Black, L OBP: 0.067, SLG: 0.067 Dave Burba, R Rich Monteleone, R Mark Leonard, L Mike Benjamin, R OBP: 0.350, SLG: 0.385 (8, 4)	0-0 G6-3			3-2 G6-3	1-2 G6-3			0-0 1B 2B		3	0	0	1	0	0	0	H 12	
Inning Stats	R: 2 E: 0 K: 0 S: 11	H: 2 LOB: 1 BB: 1 P: 20	R: 1 E: 0 K: 0 S: 11	H: 2 LOB: 2 BB: 1 P: 16	R: 0 E: 0 K: 0 S: 7	H: 0 LOB: 0 BB: 0 P: 9	R: 0 E: 0 K: 1 S: 10	H: 0 LOB: 1 BB: 1 P: 15	R: 0 E: 0 K: 0 S: 6	H: 1 LOB: 1 BB: 0 P: 9	R: 3 E: 0 K: 0 S: 13	H: 4 LOB: 2 BB: 0 P: 19	R: 0 E: 0 K: 1 S: 7	H: 0 LOB: 0 BB: 1 P: 13	1B: 9 2B: 3 3B: 0 HR: 0	SF: 1 SAC: 1 DP: 0 HBP: 1	WP: 0 PB: 0 CS: 1	PA: 44
PITCHER	IP WLS BF H R ER SO BB IBB HBP BLK WP HR S P ERA WHIP	IP WLS BF H R ER SO BB IBB HBP BLK WP HR S P ERA WHIP	IP WLS BF H R ER SO BB IBB HBP BLK WP HR S P ERA WHIP	IP WLS BF H R ER SO BB IBB HBP BLK WP HR S P ERA WHIP	IP WLS BF H R ER SO BB IBB HBP BLK WP HR S P ERA WHIP	IP WLS BF H R ER SO BB IBB HBP BLK WP HR S P ERA WHIP	IP WLS BF H R ER SO BB IBB HBP BLK WP HR S P ERA WHIP	IP WLS BF H R ER SO BB IBB HBP BLK WP HR S P ERA WHIP	IP WLS BF H R ER SO BB IBB HBP BLK WP HR S P ERA WHIP	IP WLS BF H R ER SO BB IBB HBP BLK WP HR S P ERA WHIP	IP WLS BF H R ER SO BB IBB HBP BLK WP HR S P ERA WHIP	IP WLS BF H R ER SO BB IBB HBP BLK WP HR S P ERA WHIP	IP WLS BF H R ER SO BB IBB HBP BLK WP HR S P ERA WHIP	IP WLS BF H R ER SO BB IBB HBP BLK WP HR S P ERA WHIP	IP WLS BF H R ER SO BB IBB HBP BLK WP HR S P ERA WHIP	IP WLS BF H R ER SO BB IBB HBP BLK WP HR S P ERA WHIP	IP WLS BF H R ER SO BB IBB HBP BLK WP HR S P ERA WHIP	

San Francisco Giants @ New York Mets
Shea Stadium, Flushing, NY
Sun Jul 24 1994, 3:33 AM EDT
Att: 32,940 - Cloudy - 84 F




Batter	1	2	3	4	5	6	7	8	9	AB	R	H	RBI	BB	SO	LOB	BOTTOM			
Jose Vizcaino, S OBP: 0.317, SLG: 0.334 (1, 6)	1-3 K			1-3 K	1-0 SF8		1-1 SF7		2-2 F8	3	0	0	2	0	2	1				
Kelly Stinnett, R OBP: 0.343, SLG: 0.391 Todd Hundley, S OBP: 0.301, SLG: 0.465 (7, PH) (8, 2)	3-2 F8			3-2 L9	1-2 P4		3-1 HR		1-2 G3	3	0	0	0	0	0	0				
Bobby Bonilla, S OBP: 0.383, SLG: 0.499 (1, 5)	2-2 G6-3			4-2 HR BB		0-0 F8	3-2 P6			3	1	0	0	1	0	0				
Jim Lindeman, R OBP: 0.305, SLG: 0.463 Joe Orsulak, L OBP: 0.295, SLG: 0.355 (8, 7)		1-0 F8		1-0 HR		2-1 FC6-4 1B		3-2 G1-3		3	1	2	2	0	0	0				
David Segui, S OBP: 0.314, SLG: 0.419 (1, 3)		1-2 F8		4-2 1B BB		3-2 FC6-4		2-2 K		3	0	0	0	1	1	1				
Jeff Kent, R OBP: 0.337, SLG: 0.474 (1, 4)		1-3 K		1-1 1B		2-2 F9		1-0 1B		4	0	2	0	0	1	1				
Ryan Thompson, R OBP: 0.306, SLG: 0.446 (1, 8)			1-0 F8	2-1 P2			2-2 G5-3	1-3 K		4	0	0	0	0	1	3	AB 32			
Jeromy Burnitz, L OBP: 0.333, SLG: 0.364 (1, 9)			1-1 G4-3		1-2 WP SH1-4 SF8 1B		4-0 1B SF7 BB		1-2 P4	3	2	1	0	1	0	0	R 6			
Bobby Jones, R OBP: 0.103, SLG: 0.128 Rico Sirotta, L OBP: 0.208, SLG: 0.092 Josias Manzanillo, R John Franco, L Eric Gunderson, R Fernando Vina, L OBP: 0.362, SLG: 0.291 (8, PH)			1-1 P3		0-2 SH1-4		3-2 HR 1B		0-1 1B	1	0	0	0	0	0	0	H 8			
Inning Stats	R: 0 E: 0 K: 1 S: 11	H: 0 LOB: 0 BB: 0 P: 17	R: 0 E: 0 K: 1 S: 7	H: 0 LOB: 0 BB: 0 P: 10	R: 0 E: 0 K: 1 S: 5	H: 0 LOB: 0 BB: 0 P: 8	R: 2 E: 0 K: 1 S: 18	H: 2 LOB: 2 BB: 2 P: 34	R: 1 E: 0 K: 0 S: 10	H: 1 LOB: 0 BB: 0 P: 13	R: 0 E: 0 K: 0 S: 9	H: 1 LOB: 1 BB: 0 P: 16	R: 3 E: 0 K: 2 S: 10	H: 2 LOB: 0 BB: 1 P: 17	R: 0 E: 0 K: 0 S: 12	H: 1 LOB: 1 BB: 0 P: 16	1B: 6 2B: 0 3B: 0 HR: 2	SF: 2 SAC: 1 DP: 0 HBP: 0	WP: 1 PB: 0 SB: 0 CS: 0	PA: 38
PITCHER	IP WLS BF H R ER SO BB IBB HBP BLK WP HR S P ERA WHIP	IP WLS BF H R ER SO BB IBB HBP BLK WP HR S P ERA WHIP	IP WLS BF H R ER SO BB IBB HBP BLK WP HR S P ERA WHIP	IP WLS BF H R ER SO BB IBB HBP BLK WP HR S P ERA WHIP	IP WLS BF H R ER SO BB IBB HBP BLK WP HR S P ERA WHIP	IP WLS BF H R ER SO BB IBB HBP BLK WP HR S P ERA WHIP	IP WLS BF H R ER SO BB IBB HBP BLK WP HR S P ERA WHIP	IP WLS BF H R ER SO BB IBB HBP BLK WP HR S P ERA WHIP	IP WLS BF H R ER SO BB IBB HBP BLK WP HR S P ERA WHIP	IP WLS BF H R ER SO BB IBB HBP BLK WP HR S P ERA WHIP	IP WLS BF H R ER SO BB IBB HBP BLK WP HR S P ERA WHIP	IP WLS BF H R ER SO BB IBB HBP BLK WP HR S P ERA WHIP	IP WLS BF H R ER SO BB IBB HBP BLK WP HR S P ERA WHIP	IP WLS BF H R ER SO BB IBB HBP BLK WP HR S P ERA WHIP	IP WLS BF H R ER SO BB IBB HBP BLK WP HR S P ERA WHIP	IP WLS BF H R ER SO BB IBB HBP BLK WP HR S P ERA WHIP	IP WLS BF H R ER SO BB IBB HBP BLK WP HR S P ERA WHIP			

San Francisco Giants @ New York Mets
Shea Stadium, Flushing, NY
Sun Jul 24 1994, 3:33 AM EDT
Att: 32,940 - Cloudy - 84 F



Batter	1	2	3	4	5	6	7	8	9	AB	R	H	RBI	BB	SO	LOB	TOP								
Brett Butler, L OBP: 0.414, SLG: 0.448 (1, 8)	G5-3		SH5-3		G5-3	1B		L7		4	1	1	1	0	0	0	Los Angeles Dodgers @ San Francisco Giants Candlestick Park, San Francisco, CA Mon Jul 25 1994, 10:05 PM EDT Att: 50,144 - Unknown - 69 F								
Delino DeShields, L OBP: 0.360, SLG: 0.313 (1, 4)	S		E6		S	1B		G4-3		2	0	0	0	3	0	0									
Mike Piazza, R OBP: 0.371, SLG: 0.550 Carlos Hernandez, R OBP: 0.294, SLG: 0.379 (1, 2) (9, 2)	K		P7		G3	1B			BB	5	1	2	2	0	1	3									
Tim Wallach, R OBP: 0.350, SLG: 0.489 (1, 5)	F8		K			1B			HR	3	2	1	0	2	1	2									
Chris Gwynn, L OBP: 0.324, SLG: 0.391 Cory Snyder, R OBP: 0.318, SLG: 0.418 (1, 7) (6, PH) (6, 7)		P5		P5		K			K	3	0	0	0	0	0	1									
Eric Karros, R OBP: 0.319, SLG: 0.424 (1, 3)	HR		G6-3		G4-6-3	1B			HR	5	3	4	4	0	0	0									
Raul Mondesi, R OBP: 0.332, SLG: 0.521 (1, 9)	P7		FC6		1B	1B			2B	3	1	1	0	2	0	1									
Rafael Bourquim, R OBP: 0.305, SLG: 0.270 (1, 6)	G5-3		FC6		1B	1B			K	5	1	1	2	0	1	3									
Ramon Martinez, R OBP: 0.276, SLG: 0.316 Mitch Webster, S OBP: 0.326, SLG: 0.456 Todd Worrell, R (1, 1) (9, PH) (9, 1)			SH5-3		B1-3	K			K	4	1	1	0	0	2	2									
Inning Stats	R: 0 E: 0 K: 1 S: 5	H: 0 LOB: 1 BB: 1 P: 16	R: 1 E: 0 K: 0 S: 6	H: 1 LOB: 0 BB: 0 P: 7	R: 1 E: 1 K: 1 S: 11	H: 1 LOB: 1 BB: 0 P: 15	R: 0 E: 0 K: 0 S: 5	H: 0 LOB: 1 BB: 1 P: 12	R: 0 E: 0 K: 0 S: 11	H: 0 LOB: 1 BB: 1 P: 18	R: 5 E: 0 K: 2 S: 29	H: 5 LOB: 3 BB: 3 P: 50	R: 0 E: 0 K: 0 S: 6	H: 1 LOB: 0 BB: 0 P: 9	R: 0 E: 0 K: 1 S: 10	H: 0 LOB: 0 BB: 0 P: 16	R: 3 E: 0 K: 3 S: 21	H: 3 LOB: 1 BB: 1 P: 37	1B: 7 2B: 2 3B: 0 HR: 2	SF: 0 SAC: 1 DP: 1 HBP: 0	WP: 1 PB: 0 SB: 2 CS: 0	PA: 45			
PITCHER	IP	WLS	BF	H	R	ER	SO	BB	IBB	HBP	BLK	WP	HR	S	P	ERA	WHIP								
Mark Portugal, R ERA: 3.75 (1, 1)	5.2	L	28	6	7	6	3	3	1	0	0	1	1	55	95	9.53	1.588								
Bryan Hickerson, L ERA: 4.91 (6, 1)	1.1		7	2	0	0	1	2	0	0	0	0	0	18	32	0.00	3.000								
Pat Gomez, L ERA: 2.25 (8, 1)	1.1		7	2	3	3	2	1	0	0	0	0	1	20	34	20.25	2.250								
Steve Frey, L ERA: 4.94 (9, 1)	0.2		3	1	0	0	2	0	0	0	0	0	0	11	19	0.00	1.500								
Batter	1	2	3	4	5	6	7	8	9	AB	R	H	RBI	BB	SO	LOB	BOTTOM								
Darren Lewis, R OBP: 0.349, SLG: 0.362 (1, 8)	G4-3		K		G3-1			FC6-4		4	0	0	0	0	1	2	Los Angeles Dodgers @ San Francisco Giants Candlestick Park, San Francisco, CA Mon Jul 25 1994, 10:05 PM EDT Att: 50,144 - Unknown - 69 F								
Steve Scarsone, R OBP: 0.323, SLG: 0.389 (1, 4)	K		F9		K			F2		4	0	0	0	0	2	2									
Barry Bonds, L OBP: 0.411, SLG: 0.623 (1, 7)	P5				G4-3			G4-3		4	0	0	0	0	0	1									
Matt Williams, R OBP: 0.309, SLG: 0.583 (1, 5)		P9		F8		HR			3B	4	2	2	1	0	0	0									
Darryl Strawberry, L OBP: 0.382, SLG: 0.457 (1, 9)		P5		F8		E3			K	4	1	0	0	0	1	1									
Dave Martinez, L OBP: 0.339, SLG: 0.401 (1, 3)		1B		G3		L9			WP	4	1	2	1	0	0	1									
Royce Clayton, R OBP: 0.299, SLG: 0.338 (1, 6)		K		K		E1			P4	4	0	0	0	0	2	2									
Kirt Manwaring, R OBP: 0.246, SLG: 0.294 Bryan Hickerson, L OBP: 0.241, SLG: 0.224 Mark Leonard, L OBP: 0.271, SLG: 0.467 Pat Gomez, L (8, 1) Steve Frey, L (9, 1) Todd Benzinger, S OBP: 0.276, SLG: 0.399 (9, PH)			SH3-4		G5-3			P9		2	0	1	0	0	0	0									
Mark Portugal, R OBP: 0.370, SLG: 0.500 Jeff Reed, L OBP: 0.222, SLG: 0.167 (1, 1) (6, 2)		SH3-4		F9		FC6-4			F7	0	0	0	0	0	0	0									
Inning Stats	R: 0 E: 0 K: 1 S: 10	H: 0 LOB: 0 BB: 0 P: 14	R: 0 E: 0 K: 1 S: 11	H: 1 LOB: 1 BB: 0 P: 16	R: 0 E: 0 K: 0 S: 7	H: 0 LOB: 0 BB: 0 P: 10	R: 0 E: 0 K: 0 S: 6	H: 0 LOB: 0 BB: 0 P: 11	R: 0 E: 0 K: 1 S: 8	H: 0 LOB: 0 BB: 0 P: 11	R: 2 E: 2 K: 0 S: 14	H: 1 LOB: 1 BB: 0 P: 24	R: 0 E: 0 K: 0 S: 7	H: 1 LOB: 1 BB: 0 P: 10	R: 3 E: 0 K: 1 S: 17	H: 3 LOB: 0 BB: 0 P: 26	1B: 3 2B: 1 3B: 1 HR: 2	SF: 0 SAC: 1 DP: 0 HBP: 0	WP: 1 PB: 0 SB: 0 CS: 0	PA: 36					
PITCHER	IP	WLS	BF	H	R	ER	SO	BB	IBB	HBP	BLK	WP	HR	S	P	ERA	WHIP								
Ramon Martinez, R ERA: 4.3 (1, 1)	8.0	W	30	4	2	1	5	0	0	0	0	0	1	69	106	1.12	0.500								
Todd Worrell, R ERA: 3.97 (9, 1)	1.0		6	3	3	3	1	0	0	0	0	1	1	17	26	27.00	3.000								

Batter	1	2	3	4	5	6	7	8	9	AB	R	H	RBI	BB	SO	LOB	TOP				
Brett Butler, L OBP: 0.411, SLG: 0.444 (1,8)	G6-3		FC4-6 1B		L8			G6-3 1B		4	0	2	1	0	0	0	Los Angeles Dodgers @ San Francisco Giants Candlestick Park, San Francisco, CA Wed Jul 27 1994, 10:05 PM EDT Att: 52,097 - Overcast - 59 F				
Delino DeShields, L OBP: 0.361, SLG: 0.313 (1,4)	G6-3		FC4-6 1-2			G5-3		G6-3		4	0	0	0	0	0	2					
Mike Piazza, R OBP: 0.373, SLG: 0.556 (1,2)	F8			G5-3		L9		P3		4	0	0	0	0	0	1					
Tim Lincecum, R OBP: 0.345, SLG: 0.480 (1,5)		G1-3		1B 1B		K			K	4	0	1	0	0	2	0					
Eric Karros, R OBP: 0.317, SLG: 0.423 (1,3)		K		FC6 1B			G4-3		F7	4	0	1	0	0	1	0					
Henry Rodriguez, L OBP: 0.319, SLG: 0.421 (1,7)		G3		F8			G4-3		G6-3	4	0	0	0	0	0	2					
Raul Mondesi, R OBP: 0.331, SLG: 0.517 (1,9)			E 1B	FC6 1-2			E5			3	1	1	0	0	0	2					
Rafael Bourquim, R OBP: 0.303, SLG: 0.284 (1,6)		G1-3		G3-1			G5-3			3	0	0	0	0	0	2					
Tom Candiotti, R OBP: 0.160, SLG: 0.163 (1,1)			K		K			F8		3	0	0	0	0	2	1					
Omar Daal, L (8,1)										0	0	0	0	0	0	0					
Inning Stats	R: 0 E: 0 K: 0 S: 7	H: 0 LOB: 0 BB: 0 P: 12	R: 0 E: 0 K: 1 S: 7	H: 0 LOB: 0 BB: 0 P: 8	R: 1 E: 1 K: 1 S: 17	H: 2 LOB: 1 BB: 0 P: 22	R: 0 E: 0 K: 0 S: 11	H: 2 LOB: 2 BB: 0 P: 15	R: 0 E: 0 K: 1 S: 12	H: 0 LOB: 0 BB: 0 P: 10	R: 0 E: 1 K: 0 S: 7	H: 0 LOB: 1 BB: 0 P: 8	R: 0 E: 0 K: 0 S: 6	H: 1 LOB: 1 BB: 0 P: 11	R: 0 E: 0 K: 1 S: 8	H: 0 LOB: 0 BB: 0 P: 12	1B: 5 2B: 0 3B: 0 HR: 0	SF: 0 SAC: 0 DP: 0 HBP: 0	WP: 0 PB: 0 SB: 1 CS: 0	PA: 33	
PITCHER	IP WLS BF H R ER SO BB IBB HBP BLK WP HR S P ERA WHIP																				
Bill Swift, R ERA: 2.85 (1,1)	7.0	26	4	1	0	4	0	0	0	0	0	0	0	0	69	91	0.00	0.571			
Steve Frey, L ERA: 5.29 (8,1)	0.2	3	1	0	0	0	0	0	0	0	0	0	0	5	9	0.00	1.500				
Dave Burba, R ERA: 4.33 (8,1)	0.1	W	1	0	0	0	0	0	0	0	0	0	0	1	2	0.00	0.000				
Rod Beck, R ERA: 3.07 (9,1)	1.0	S	3	0	0	0	1	0	0	0	0	0	0	8	12	0.00	0.000				

Batter	1	2	3	4	5	6	7	8	9	AB	R	H	RBI	BB	SO	LOB	BOTTOM				
Darren Lewis, R OBP: 0.348, SLG: 0.359 (1,8)	G1-3		L8		B3-6 2-3			SH1-4 1B		4	1	1	0	0	0	1	Los Angeles Dodgers @ San Francisco Giants Candlestick Park, San Francisco, CA Wed Jul 27 1994, 10:05 PM EDT Att: 52,097 - Overcast - 59 F				
John Patterson, S OBP: 0.302, SLG: 0.320 (1,4)	G1-3		BB S 1B		G5-3			SH1-4		3	0	1	0	0	0	0					
Barry Bonds, L OBP: 0.420, SLG: 0.627 (1,7)	BB		BB BB			FC1-4 1B		2B BB 1B		2	1	2	1	2	0	0					
Matt Williams, R OBP: 0.312, SLG: 0.589 (1,5)	P3		BB BB		BB BB	FC1-4 1-2		BB 2B		3	1	1	0	1	0	2					
Darryl Strawberry, L OBP: 0.397, SLG: 0.431 (1,9)		G4-3 BB		K		G4-6-3		BB 2B		2	1	0	0	2	1	4					
Rod Beck, R (9,1)								BB 2B		0	0	0	0	0	0	0					
Dave Martinez, L OBP: 0.341, SLG: 0.398 (1,3)		G4-3		F8			G4-3	2B BB		3	0	0	1	1	0	1					
Royce Clayton, R OBP: 0.293, SLG: 0.331 (1,6)		G6-3		G5-3			G3-1	L5		4	0	0	0	0	0	4					
Kirt Manwaring, R OBP: 0.287, SLG: 0.300 (1,2)		P4		G5-3			1B	2B		4	0	2	2	0	0	1					
Bill Swift, R OBP: 0.286, SLG: 0.286 (7,PH)										2	0	1	0	0	0	0					
Mark Carlson, R OBP: 0.329, SLG: 0.417 (8,1)										1	0	0	0	0	0	0					
Steve Frey, R (8,1)										0	0	0	0	0	0	0					
Dave Burba, R (8,PH)										0	0	0	0	0	0	0					
Todd Benzinger, S OBP: 0.283, SLG: 0.348 (9,3)										1	0	0	0	0	0	2					
Inning Stats	R: 0 E: 0 K: 0 S: 7	H: 0 LOB: 1 BB: 1 P: 11	R: 0 E: 0 K: 0 S: 5	H: 0 LOB: 1 BB: 1 P: 12	R: 0 E: 0 K: 1 S: 8	H: 1 LOB: 3 BB: 2 P: 21	R: 0 E: 0 K: 0 S: 6	H: 0 LOB: 0 BB: 0 P: 10	R: 0 E: 0 K: 0 S: 7	H: 1 LOB: 0 BB: 0 P: 11	R: 0 E: 0 K: 0 S: 6	H: 1 LOB: 0 BB: 0 P: 11	R: 0 E: 0 K: 0 S: 7	H: 1 LOB: 1 BB: 0 P: 12	R: 4 E: 0 K: 0 S: 13	H: 4 LOB: 2 BB: 2 P: 25	1B: 5 2B: 4 3B: 0 HR: 0	SF: 0 SAC: 1 DP: 2 HBP: 0	WP: 0 PB: 0 SB: 1 CS: 0	PA: 36	
PITCHER	IP WLS BF H R ER SO BB IBB HBP BLK WP HR S P ERA WHIP																				
Tom Candiotti, R ERA: 3.73 (1,1)	7.2	L	35	8	4	4	4	5	1	0	0	0	0	0	56	110	0.00	1.696			
Omar Daal, L ERA: 3.86 (8,1)	0.1	1	0	0	0	0	0	0	0	0	0	0	0	3	3	0.00	0.000				



Batter	1	2	3	4	5	6	7	8	9	AB	R	H	RBI	BB	SO	LOB	TOP																						
Eric Young Sr. R (1,7) OBP: 0.372, SLG: 0.406 Jim Czajkowski, S (7,1) John Vander Wal, L (9,PH) OBP: 0.311, SLG: 0.450	K		B1-3		F8		1B		1B	4	0	1	1	0	1	1	Colorado Rockies @ San Francisco Giants Candlestick Park, San Francisco, CA Fri Jul 29 1994, 10:05 PM EDT Att: 25,192 - Unknown - 62 F livebaseballscorecards.com																						
Watt Weiss, S (1,6) OBP: 0.344, SLG: 0.314	F8			F7		F7			K	5	0	1	0	0	1	3																							
Dante Bichette, R (1,9) OBP: 0.344, SLG: 0.577	P3			K		F8				4	0	0	0	0	1	3																							
Charlie Hayes, R (1,5) OBP: 0.340, SLG: 0.425		F8				F9			P4	4	0	1	0	0	0	1																							
Joe Girardi, R (1,2) OBP: 0.325, SLG: 0.372		G6-3		G6-3		G1				4	0	1	0	0	0	2																							
Vinny Castilla, R (1,3) OBP: 0.351, SLG: 0.520 Ty Van Burkleo, L (8,PH) (8,3)		G5-3			G6-3				P9	3	1	1	0	0	0	0																							
Mike Kingery, L (1,8) OBP: 0.395, SLG: 0.514			L8							4	2	2	1	0	0	1																							
Nelson Liriano, S (1,4) OBP: 0.375, SLG: 0.429										3	1	1	1	1	0	1																							
David Nied, R (1,1) OBP: 0.128, SLG: 0.105 Trenidad Hubbard, R (5,PH) Willie Blair, R (5,1) Howard Johnson, S (7,PH) (7,7)										1	0	0	0	0	1	0																							
Inning Stats	R: 0 E: 0 K: 1 S: 6	H: 0 LOB: 0 BB: 0 P: 9	R: 0 E: 0 K: 0 S: 4	H: 0 LOB: 0 BB: 0 P: 6	R: 1 E: 0 K: 1 S: 9	H: 1 LOB: 0 BB: 0 P: 16	R: 0 E: 0 K: 1 S: 10	H: 1 LOB: 1 BB: 0 P: 19	R: 1 E: 0 K: 0 S: 11	H: 2 LOB: 1 BB: 0 P: 19	R: 0 E: 0 K: 0 S: 6	H: 1 LOB: 1 BB: 0 P: 7	R: 2 E: 0 K: 0 S: 11	H: 3 LOB: 2 BB: 1 P: 21	R: 0 E: 0 K: 0 S: 9	H: 1 LOB: 1 BB: 0 P: 10		R: 0 E: 0 K: 1 S: 9	H: 1 LOB: 1 BB: 0 P: 9	1B: 5 2B: 4 HR: 1	SF: 0 SAC: 0 DP: 0 HBP: 0	WP: 0 PB: 0 SB: 0 CS: 0	PA: 38																
PITCHER	IP	WLS	BF	H	R	ER	SO	BB	IBB	HBP	BLK	WP	HR	S	P	ERA	WHIP	PITCHER				IP	WLS	BF	H	R	ER	SO	BB	IBB	HBP	BLK	WP	HR	S	P	ERA	WHIP	
Bud Black, L (1,1) ERA: 3.97	6.1	W	28	8	4	4	3	1	0	0	0	0	1	54	91	5.68	1.421																						
Rich Monteleone, R (7,1) ERA: 3.4	1.2		6	1	0	0	0	0	0	0	0	0	0	12	16	0.00	0.600																						
Rod Beck, R (9,1) ERA: 2.95	1.0		4	1	0	0	1	0	0	0	0	0	0	9	9	0.00	1.000																						

Batter	1	2	3	4	5	6	7	8	9	AB	R	H	RBI	BB	SO	LOB	BOTTOM																						
Darren Lewis, R (1,8) OBP: 0.345, SLG: 0.359	G4-3	G6-3		P2						5	0	1	1	0	0	5	Colorado Rockies @ San Francisco Giants Candlestick Park, San Francisco, CA Fri Jul 29 1994, 10:05 PM EDT Att: 25,192 - Unknown - 62 F livebaseballscorecards.com																						
John Patterson, S (1,4) OBP: 0.304, SLG: 0.322				P5						5	1	2	2	0	1	3																							
Barry Bonds, L (1,7) OBP: 0.425, SLG: 0.629										3	3	2	0	2	0	1																							
Matt Williams, R (1,5) OBP: 0.317, SLG: 0.590										4	0	3	3	1	1	0																							
Darryl Strawberry, L (1,9) OBP: 0.375, SLG: 0.407 Rod Beck, R (9,1)										4	0	1	2	0	1	4																							
Dave Martinez, L (1,3) OBP: 0.335, SLG: 0.386 (9,9)										4	0	0	0	0	0	4																							
Royce Clayton, R (1,6) OBP: 0.296, SLG: 0.333										3	1	1	0	1	0	1																							
Kirt Manwaring, R (1,2) OBP: 0.292, SLG: 0.301										3	3	2	0	1	0	1																							
Bud Black, L (1,1) OBP: 0.063, SLG: 0.063 Rich Monteleone, R (7,1) Todd Benzinger, S (8,PH) (9,3)										1	0	0	0	0	1	1																							
Inning Stats	R: 2 E: 0 K: 0 S: 16	H: 2 LOB: 1 BB: 1 P: 25	R: 0 E: 0 K: 0 S: 8	H: 1 LOB: 0 BB: 0 P: 10	R: 1 E: 0 K: 1 S: 12	H: 2 LOB: 1 BB: 0 P: 16	R: 2 E: 0 K: 0 S: 12	H: 2 LOB: 1 BB: 1 P: 18	R: 0 E: 0 K: 1 S: 7	H: 0 LOB: 0 BB: 0 P: 13	R: 1 E: 0 K: 2 S: 15	H: 1 LOB: 1 BB: 1 P: 26	R: 1 E: 0 K: 0 S: 11	H: 3 LOB: 1 BB: 0 P: 20	R: 1 E: 0 K: 0 S: 9	H: 2 LOB: 3 BB: 2 P: 20		1B: 9 2B: 4 3B: 1 HR: 0	SF: 1 SAC: 2 DP: 1 HBP: 0	WP: 0 PB: 0 SB: 0 CS: 0	PA: 41																		
PITCHER	IP	WLS	BF	H	R	ER	SO	BB	IBB	HBP	BLK	WP	HR	S	P	ERA	WHIP	PITCHER				IP	WLS	BF	H	R	ER	SO	BB	IBB	HBP	BLK	WP	HR	S	P	ERA	WHIP	
David Nied, R (1,1) ERA: 4.66	4.0	L	21	7	5	5	1	2	0	0	0	0	0	48	69	11.25	2.250																						
Willie Blair, R (5,1) ERA: 6.41	2.0		8	1	1	1	3	1	0	0	0	0	0	22	39	4.50	1.000																						
Jim Czajkowski, R (7,1) ERA: 9.0	2.0		12	5	2	2	0	1	1	0	0	0	0	20	40	9.00	3.000																						



Batter	1	2	3	4	5	6	7	8	9	AB	R	H	RBI	BB	SO	LOB	TOP				
Walt Weiss, S OBP: 0.343, SLG: 0.311	4-1 BB	0-0 1B		4-1 BB		2-2 G4-3		4-1 BB		2	1	2	2	0	1		Colorado Rockies @ San Francisco Giants Candlestick Park, San Francisco, CA Sun Jul 31 1994, 6:33 AM EDT Att: 50,007 - Sunny - 65 F livebaseballscorecards.com				
Willie Blair, R (6, 1)		2-H 3-H 1B		1-2 BB				1-2 BB		0	0	0	0	0	0						
Eric Young Sr., R OBP: 0.377, SLG: 0.409										0	0	0	0	1	0						
Steve Reed, R (8, 1)										0	0	0	0	0	0						
Joe Girardi, R OBP: 0.328, SLG: 0.372	2-3 SAFE	0-0		0-1 P3				3-2 BB	4-0	4	0	1	1	1	2	3					
	1-2	2-H						1-2 2-3 BB													
Dante Bichette, R OBP: 0.341, SLG: 0.577	0-3 SAFE	2-2 G6-3			3-2 L7			3-2 1B	2-3 BB	5	0	1	0	0	2	5					
Howard Johnson, S OBP: 0.323, SLG: 0.415	3-2 SAFE			1-1 P9		0-3 K		3-2 F8	0-0 P4	5	0	0	0	0	1	2					
Charlie Hayes, R OBP: 0.342, SLG: 0.422		4-0 G4-3 BLK 1B		2-3 K		4-1 BB		0-0	0-0 G4-3	3	1	1	0	2	1	0					
Mike Kingery, L OBP: 0.396, SLG: 0.509		1-1 G4-3		1-0 P3		1-1 F7		2-3 K	1-0 P7	3	0	0	0	0	2						
Ellis Burks, R OBP: 0.415, SLG: 0.727										2	0	0	0	0	1	2					
John Vander Wal, L OBP: 0.330, SLG: 0.458		2-1 E 1B		4-2 FC5-4 BB		3-2 F7		0-1 P3		2	1	1	1	1	0	0					
Danny Sheaffer, R OBP: 0.289, SLG: 0.279		3-H 1B		2-2 FC5-4 BB						1	0	0	0	0	0						
Nelson Liriano, S OBP: 0.368, SLG: 0.418	1 SAFE SAFE	2-0 E6 1B		1-2 BB		0-3 K		1-0 G5-3		4	1	1	0	0	1	1					
Mark Thompson, R OBP: 0.285, SLG: 0.520	0-3 K			2-3 K		4-2 BB		4-2 BB		2	0	0	0	0	2	3					
Jim Czajkowski, S OBP: 0.439, SLG: 0.632										0	0	0	0	0	0	0					
Trenidad Hubbard, R OBP: 0.357, SLG: 0.520										0	0	0	0	1	0	0					
Vinny Castilla, R OBP: 0.357, SLG: 0.520										0	0	0	0	1	0	0					
										0	0	0	0	1	0	0					
Inning Stats	R: 0 E: 0 K: 2 S: 10	H: 0 LOB: 1 BB: 1 P: 19	R: 4 E: 1 K: 1 S: 13	H: 4 LOB: 1 BB: 1 P: 24	R: 0 E: 0 K: 1 S: 6	H: 0 LOB: 0 BB: 0 P: 10	R: 0 E: 0 K: 1 S: 11	H: 0 LOB: 2 BB: 2 P: 23	R: 0 E: 0 K: 1 S: 16	H: 0 LOB: 1 BB: 1 P: 24	R: 0 E: 0 K: 1 S: 13	H: 2 LOB: 2 BB: 0 P: 28	R: 0 E: 0 K: 1 S: 9	H: 0 LOB: 3 BB: 3 P: 24	R: 0 E: 0 K: 0 S: 3	H: 0 LOB: 0 BB: 0 P: 4	1B: 6 2B: 0 3B: 0 HR: 0	SF: 0 SAC: 0 DP: 0 HBP: 0	WP: 0 PB: 0 SB: 2 CS: 0	PA: 42	
PITCHER	IP WLS BF H R ER SO BB IBB HBP BLK WP HR S P ERA WHIP	IP WLS BF H R ER SO BB IBB HBP BLK WP HR S P ERA WHIP	IP WLS BF H R ER SO BB IBB HBP BLK WP HR S P ERA WHIP	IP WLS BF H R ER SO BB IBB HBP BLK WP HR S P ERA WHIP	IP WLS BF H R ER SO BB IBB HBP BLK WP HR S P ERA WHIP	IP WLS BF H R ER SO BB IBB HBP BLK WP HR S P ERA WHIP	IP WLS BF H R ER SO BB IBB HBP BLK WP HR S P ERA WHIP	IP WLS BF H R ER SO BB IBB HBP BLK WP HR S P ERA WHIP	IP WLS BF H R ER SO BB IBB HBP BLK WP HR S P ERA WHIP	IP WLS BF H R ER SO BB IBB HBP BLK WP HR S P ERA WHIP	IP WLS BF H R ER SO BB IBB HBP BLK WP HR S P ERA WHIP	IP WLS BF H R ER SO BB IBB HBP BLK WP HR S P ERA WHIP	IP WLS BF H R ER SO BB IBB HBP BLK WP HR S P ERA WHIP	IP WLS BF H R ER SO BB IBB HBP BLK WP HR S P ERA WHIP	IP WLS BF H R ER SO BB IBB HBP BLK WP HR S P ERA WHIP	IP WLS BF H R ER SO BB IBB HBP BLK WP HR S P ERA WHIP	IP WLS BF H R ER SO BB IBB HBP BLK WP HR S P ERA WHIP	IP WLS BF H R ER SO BB IBB HBP BLK WP HR S P ERA WHIP	IP WLS BF H R ER SO BB IBB HBP BLK WP HR S P ERA WHIP	IP WLS BF H R ER SO BB IBB HBP BLK WP HR S P ERA WHIP	IP WLS BF H R ER SO BB IBB HBP BLK WP HR S P ERA WHIP

Batter	1	2	3	4	5	6	7	8	9	AB	R	H	RBI	BB	SO	LOB	BOTTOM				
Darren Lewis, R OBP: 0.345, SLG: 0.362	3-2 1B	3-2 G6-3		3-2 L4	1-2 G1-3	0-0 G4-3 1B				5	1	2	0	0	0	1	Colorado Rockies @ San Francisco Giants Candlestick Park, San Francisco, CA Sun Jul 31 1994, 6:33 AM EDT Att: 50,007 - Sunny - 65 F livebaseballscorecards.com				
John Patterson, S OBP: 0.310, SLG: 0.321	4-2 FC3-2 BB	0-1 1B		1-0 S HR 1B	1-0 F8	1-1 G4-3		1-2 G4-3		4	1	2	2	1	0	1					
Barry Bonds, L OBP: 0.423, SLG: 0.629	3-3 SAFE	0-0		4-1 HR BB	0-1	3-H P5				4	2	2	1	1	1	3					
	1-2 K	1-3 1B		1-2 HR BB	1-0 HR																
Matt Williams, R OBP: 0.321, SLG: 0.606	0-1 FC3-2 BB	3-2 F7		1-2 HR	1-0 HR			0-0 F7		5	2	3	5	0	0	2					
	2-3 3-H 1B	1-2 1B		2-H HR	HR																
Darryl Strawberry, L OBP: 0.407, SLG: 0.530	4-1 FC3-2			0-1 G3	0-0 HR	1-1 1B		1-2 K		4	1	2	1	1	1	0					
Bryan Hickerson, L OBP: 0.241, SLG: 0.222	1-2 BB			HR		1B				0	0	0	0	0	0	0					
Dave Martinez, L OBP: 0.332, SLG: 0.382	0-0 FC3-2			3-2 F7	3-1 G3	2-0 FC6-4 1B		2-3 K		5	0	1	0	0	1	3					
	1-2 2-3 3-H 1B																				
Royce Clayton, R OBP: 0.304, SLG: 0.335	1-0 F7			4-2 2B BB	3-2 HBP HBP	1-1 FC6-4		0-0 G6-4-3 1B		3	0	1	0	1	0	5					
Kirt Manwaring, R OBP: 0.297, SLG: 0.311		2-1 1B		1-0 P3	1-0	1-0 P3		0-2 G6-4-3		4	1	2	0	0	0	1					
William Van Landingham, R OBP: 0.037, SLG: 0.037	1-3 K	1-3 K		1-3 K	4-2 1B G4-3 BB			1-0 P3		3	0	0	0	0	3	5					
Steve Scarsone, R OBP: 0.327, SLG: 0.385										0	1	0	0	1	0	0					
Dave Burba, R (7, 1)										0	0	0	0	0	0	0					
Pat Gomez, L (7, 1)										0	0	0	0	0	0	0					
Todd Benzinger, S OBP: 0.294, SLG: 0.368										1	0	0	0	0	0	0					
Inning Stats	R: 1 E: 0 K: 1 S: 13	H: 2 LOB: 3 BB: 2 P: 28	R: 1 E: 0 K: 1 S: 14	H: 3 LOB: 0 BB: 0 P: 23	R: 0 E: 0 K: 1 S: 12	H: 1 LOB: 2 BB: 1 P: 22	R: 4 E: 0 K: 1 S: 16	H: 3 LOB: 2 BB: 1 P: 33	R: 2 E: 0 K: 0 S: 12	H: 4 LOB: 2 BB: 0 P: 19	R: 1 E: 0 K: 2 S: 9	H: 1 LOB: 1 BB: 1 P: 16	R: 0 E: 0 K: 2 S: 7	H: 0 LOB: 0 BB: 0 P: 10	R: 0 E: 0 K: 0 S: 5	H: 1 LOB: 0 BB: 0 P: 6	1B: 8 2B: 2 3B: 1 HR: 4	SF: 0 SAC: 0 DP: 1 HBP: 2	WP: 0 PB: 0 SB: 3 CS: 0	PA: 45	
PITCHER	IP WLS BF H R ER SO BB IBB HBP BLK WP HR S P ERA WHIP	IP WLS BF H R ER SO BB IBB HBP BLK WP HR S P ERA WHIP	IP WLS BF H R ER SO BB IBB HBP BLK WP HR S P ERA WHIP	IP WLS BF H R ER SO BB IBB HBP BLK WP HR S P ERA WHIP	IP WLS BF H R ER SO BB IBB HBP BLK WP HR S P ERA WHIP	IP WLS BF H R ER SO BB IBB HBP BLK WP HR S P ERA WHIP	IP WLS BF H R ER SO BB IBB HBP BLK WP HR S P ERA WHIP	IP WLS BF H R ER SO BB IBB HBP BLK WP HR S P ERA WHIP	IP WLS BF H R ER SO BB IBB HBP BLK WP HR S P ERA WHIP	IP WLS BF H R ER SO BB IBB HBP BLK WP HR S P ERA WHIP	IP WLS BF H R ER SO BB IBB HBP BLK WP HR S P ERA WHIP	IP WLS BF H R ER SO BB IBB HBP BLK WP HR S P ERA WHIP	IP WLS BF H R ER SO BB IBB HBP BLK WP HR S P ERA WHIP	IP WLS BF H R ER SO BB IBB HBP BLK WP HR S P ERA WHIP	IP WLS BF H R ER SO BB IBB HBP BLK WP HR S P ERA WHIP	IP WLS BF H R ER SO BB IBB HBP BLK WP HR S P ERA WHIP	IP WLS BF H R ER SO BB IBB HBP BLK WP HR S P ERA WHIP	IP WLS BF H R ER SO BB IBB HBP BLK WP HR S P ERA WHIP	IP WLS BF H R ER SO BB IBB HBP BLK WP HR S P ERA WHIP	IP WLS BF H R ER SO BB IBB HBP BLK WP HR S P ERA WHIP	IP WLS BF H R ER SO BB IBB HBP BLK WP HR S P ERA WHIP



Batter	1	2	3	4	5	6	7	8	9	AB	R	H	RBI	BB	SO	LOB	TOP										
Deion Sanders, L OBP: 0.333, SLG: 0.375 (1, 8)	L6		F8					G4-3		4	0	1	0	0	0	0	Cincinnati Reds @ San Francisco Giants Candlestick Park, San Francisco, CA Mon Aug 01 1994, 6:33 AM EDT Att: 20,087 - Sunny - 66 F										
Barry Larkin, R OBP: 0.367, SLG: 0.398 (1, 6)	S 1B		G6-3					G4-3		4	0	1	0	0	0	1											
Hal Morris, L OBP: 0.397, SLG: 0.517 (1, 3)	S 1B							G6-3		4	1	3	1	0	0	0											
Kevin Mitchell, R OBP: 0.423, SLG: 0.665 Jeff Brantley, R (9, 1)	K		G1-3					F8		4	0	0	0	0	1	3											
Brian Hunter, R OBP: 0.278, SLG: 0.475 Jacob Brumfield, R (9, PR) OBP: 0.400, SLG: 0.537 (9, 7)	G5-3							G3-1 S BB		3	1	1	1	1	0	2											
Tony Fernandez, S OBP: 0.366, SLG: 0.439 (1, 5)								PB G3-1 BB		3	0	0	0	1	0	0											
Bret Boone, R OBP: 0.369, SLG: 0.496 (1, 4)	E3							G3-1		4	1	1	1	0	0	2											
Eddie Taubensee, L OBP: 0.326, SLG: 0.479 Brian Dorsett, R (9, PH) OBP: 0.394, SLG: 0.332 (9, 2)	K		G1-3					BB		3	0	0	0	0	1	1											
Erik Hanson, R OBP: 0.154, SLG: 0.179 Chuck McElroy, L OBP: 0.167, SLG: 0.167 Lenny Harris, R OBP: 0.145, SLG: 0.379 Johnny Ruffin, R (7, 1) Thomas Howard, S OBP: 0.394, SLG: 0.412 (9, 9)	K							K		2	0	0	0	0	2	1											
Inning Stats	R: 0 E: 0 K: 1 S: 10	H: 2 LOB: 2 BB: 0 P: 16	R: 0 E: 1 K: 2 S: 11	H: 0 LOB: 1 BB: 0 P: 16	R: 1 E: 0 K: 0 S: 7	H: 1 LOB: 0 BB: 0 P: 12	R: 1 E: 0 K: 0 S: 8	H: 1 LOB: 0 BB: 0 P: 13	R: 0 E: 0 K: 1 S: 10	H: 1 LOB: 0 BB: 0 P: 14	R: 1 E: 0 K: 0 S: 10	H: 2 LOB: 0 BB: 0 P: 15	R: 0 E: 0 K: 0 S: 6	H: 0 LOB: 0 BB: 0 P: 6	R: 0 E: 0 K: 0 S: 5	H: 0 LOB: 2 BB: 3 P: 11		R: 1 E: 0 K: 1 S: 17	H: 0 LOB: 2 BB: 3 P: 35	1B: 4 2B: 0 3B: 0 HR: 3	SF: 0 SAC: 0 DP: 1 HBP: 0	WP: 0 PB: 1 SB: 3 CS: 1	PA: 37				
PITCHER	IP	WLS	BF	H	R	ER	SO	BB	IBB	HBP	BLK	WP	HR	S	P	ERA	WHIP										
Bill Swift, R ERA: 2.89 Dave Burba, R ERA: 4.43 Steve Frey, L ERA: 5.22	8.0	L	30	7	3	3	4	0	0	0	0	0	3	65	103	3.38	0.875										



Batter	1	2	3	4	5	6	7	8	9	AB	R	H	RBI	BB	SO	LOB	BOTTOM										
Darren Lewis, R OBP: 0.342, SLG: 0.358 (1, 8)	K							G6-3		4	0	0	0	0	1	2	Cincinnati Reds @ San Francisco Giants Candlestick Park, San Francisco, CA Mon Aug 01 1994, 6:33 AM EDT Att: 20,087 - Sunny - 66 F										
John Patterson, S OBP: 0.313, SLG: 0.329 (1, 4)	G3							F9		4	0	2	1	0	0	0											
Barry Bonds, L OBP: 0.420, SLG: 0.622 (1, 7)	G4-3							G4-1		4	0	0	0	0	0	3											
Matt Williams, R OBP: 0.323, SLG: 0.611 (1, 5)	P3							K		3	1	1	1	1	1	0											
Darryl Strawberry, L OBP: 0.400, SLG: 0.507 (1, 9)	G3-1							F9		3	0	0	1	1	1	0											
Dave Martinez, L OBP: 0.328, SLG: 0.377 Mark Carreon, R OBP: 0.330, SLG: 0.417 Mike Benjamin, R OBP: 0.344, SLG: 0.393 (9, PR)	G6-3							1B		3	0	0	0	0	1	3											
Royce Clayton, R OBP: 0.302, SLG: 0.332 Todd Benzinger, S OBP: 0.287, SLG: 0.370 (9, PH)								BB		0	0	0	0	0	0	0											
Kirt Manwaring, R OBP: 0.297, SLG: 0.311 Mark Leonard, L OBP: 0.500, SLG: 0.778 (9, PH)								1B		3	1	1	0	0	1	0											
Bill Swift, R OBP: 0.265, SLG: 0.290 Dave Burba, R Steve Frey, R (9, 1)	G6-3							BB		3	1	1	0	0	0	0											
Inning Stats	R: 0 E: 0 K: 1 S: 7	H: 0 LOB: 0 BB: 0 P: 12	R: 0 E: 0 K: 0 S: 6	H: 0 LOB: 0 BB: 0 P: 10	R: 0 E: 0 K: 0 S: 7	H: 0 LOB: 0 BB: 0 P: 8	R: 0 E: 0 K: 0 S: 8	H: 1 LOB: 0 BB: 0 P: 14	R: 1 E: 0 K: 2 S: 13	H: 1 LOB: 0 BB: 0 P: 19	R: 2 E: 0 K: 1 S: 16	H: 3 LOB: 2 BB: 2 P: 31	R: 0 E: 0 K: 1 S: 9	H: 0 LOB: 0 BB: 0 P: 12	R: 0 E: 0 K: 0 S: 7	H: 0 LOB: 0 BB: 0 P: 10		R: 0 E: 0 K: 1 S: 8	H: 1 LOB: 2 BB: 1 P: 18	1B: 4 2B: 1 3B: 0 HR: 1	SF: 0 SAC: 0 DP: 1 HBP: 0	WP: 0 PB: 0 SB: 0 CS: 0	PA: 35				
PITCHER	IP	WLS	BF	H	R	ER	SO	BB	IBB	HBP	BLK	WP	HR	S	P	ERA	WHIP										
Erik Hanson, R ERA: 4.11 Chuck McElroy, L ERA: 2.15 Johnny Ruffin, R ERA: 2.89 Jeff Brantley, R ERA: 2.18	5.0		18	4	3	3	3	1	1	0	0	0	0	10	22	0.00	2.000										
Johnny Ruffin, R ERA: 2.89 Jeff Brantley, R ERA: 2.18	2.0	W	6	0	0	0	1	0	0	0	0	0	0	16	22	0.00	0.000										
Jeff Brantley, R ERA: 2.18	1.0	S	5	1	0	0	1	1	0	0	0	0	0	8	18	0.00	2.000										



Batter	1	2	3	4	5	6	7	8	9	AB	R	H	RBI	BB	SO	LOB	TOP										
Deion Sanders, L (1, 8) OBP: 0.337, SLG: 0.374	1-1 HR HBP	0-0 G4-3		1-0 P6 2H 1B			4-2 SH1-4 FC4-6 BB	1-3 K		3	2	1	1	1	1	1											
Barry Larkin, R (1, 6) OBP: 0.371, SLG: 0.419	0-0 HR		1-1 FC5-4 2B	2-0 P6 1-2			0-0 SH1-4 1-2	2-2 HR		4	3	3	3	0	0	1											
Hal Morris, L (1, 3) OBP: 0.395, SLG: 0.512	3-2 L3		3-2 E6 FC5-4 HBP 2-3		3-1 G1-3		4-0 FC4-6 2B IBB	2-1 G5-3		4	1	0	0	1	0	1											
Brian Hunter, R (1, 7) OBP: 0.272, SLG: 0.466	2-2 G6-3		0-1 P6		2-2 F8		0-1 E5 FC4-6	1-0 G6-3		5	0	0	0	0	0	4											
Bret Boone, R (1, 4) OBP: 0.370, SLG: 0.491	1-1 HBP		1-0 FC5-4 1-2 HBP		2-2 F8		0-1 FC4-6 2B		1-1 F9	3	1	0	1	0	0	2											
Tony Fernandez, S (1, 5) OBP: 0.370, SLG: 0.441	2-1 P4		1-1 FC5-4 FC6-4 1-2 2-3 3-H			1-2 1B	3-1 1B		1-0 G4-3	5	1	2	3	0	0	3											
Reggie Sanders, R (1, 9) Chuck McElroy, L (9, 1) OBP: 0.167, SLG: 0.167		1-1 G6-3	1-0 FC6-4			0-0 B1	1-2 BB		4-1 BB	4	0	1	1	1	0	3	AB 35										
Eddie Taubensee, L (1, 2) OBP: 0.339, SLG: 0.491		1-1 2B		1-0 SH1-4 1B		1-2 G4-6-3 1B	4-1 BB		2-1 G4-3	4	1	3	0	1	0	1	R 9										
Pete Schourek, L (1, 1) OBP: 0.182, SLG: 0.266 Thomas Howard, S (6, PH) OBP: 0.302, SLG: 0.409 Scott Service, R (6, 1) Kevin Mitchell, R (7, PH) Hector Carrasco, R (7, 1) Jacob Brumfield, R (9, 9) OBP: 0.400, SLG: 0.537		0-0 P6		1-1 SH1-4		0-1 G4-6-3	1-1 F8			1	0	0	0	0	0	1	H 10										
Inning Stats	R: 2 E: 0 K: 0 S: 12	H: 1 LOB: 1 BB: 0 P: 21	R: 0 E: 0 K: 0 S: 6	H: 1 LOB: 1 BB: 0 P: 8	R: 1 E: 1 K: 0 S: 12	H: 1 LOB: 2 BB: 0 P: 19	R: 1 E: 0 K: 0 S: 5	H: 2 LOB: 0 BB: 0 P: 10	R: 0 E: 0 K: 0 S: 9	H: 0 LOB: 0 BB: 0 P: 16	R: 0 E: 0 K: 0 S: 9	H: 2 LOB: 1 BB: 0 P: 11	R: 4 E: 1 K: 0 S: 16	H: 2 LOB: 2 BB: 3 P: 32	R: 1 E: 0 K: 1 S: 9	H: 1 LOB: 0 BB: 0 P: 15	R: 0 E: 0 K: 0 S: 6	H: 0 LOB: 1 BB: 1 P: 14	1B: 5 2B: 3 3B: 0 HR: 2	SF: 0 SAC: 2 DP: 1 HBP: 3	WP: 0 PB: 0 SB: 0 CS: 0	PA: 44					
PITCHER	IP	WLS	BF	H	R	ER	SO	BB	IBB	HBP	BLK	WP	HR	S	P	ERA	WHIP										
John Burkett, R (1, 1) ERA: 3.52	6.2	L	33	8	8	3	0	1	1	3	0	0	1	62	105	4.05	1.350										
Rich Monteleone, R (7, 1) ERA: 3.39	0.1		3	1	0	0	0	1	0	0	0	0	0	7	12	0.00	6.000										
Bryan Hickerson, L (8, 1) ERA: 4.88	1.0		4	1	1	1	1	0	0	0	0	0	1	9	15	9.00	1.000										
Pat Gomez, L (9, 1) ERA: 2.08	1.0		4	0	0	0	0	1	0	0	0	0	0	6	14	0.00	1.000										

Cincinnati Reds @ San Francisco Giants
Candlestick Park, San Francisco, CA
Tue Aug 02 1994, 6:33 AM EDT
Att: 23,727 - Sunny - 63 F

AB	35
R	9
H	10
RBI	9
BB	4
SO	1
LOB	21



Batter	1	2	3	4	5	6	7	8	9	AB	R	H	RBI	BB	SO	LOB	BOTTOM										
Darren Lewis, R (1, 8) OBP: 0.342, SLG: 0.357	0-3 K		0-2 F7	1-2 1B			4-2 1B WP BB		3-3 K	4	1	1	1	1	2	0											
Steve Scarsone, R (1, 4) OBP: 0.333, SLG: 0.383 John Patterson, S (9, PH) OBP: 0.311, SLG: 0.327	1-1 F7		4-1 HR BB	1-3 K			2-2 WP 1B		2-2 F8	3	2	1	0	1	1	2											
Barry Bonds, L (1, 7) OBP: 0.424, SLG: 0.649	0-1 1B		1-0 HR		1-0 HR		3-1 F7		0-0 HR	5	3	4	4	0	0	0											
Matt Williams, R (1, 5) OBP: 0.324, SLG: 0.609	2-3 K		3-2 F7		0-1 G3-6-3 1B		1-3 K		0-0 1B	5	0	2	0	0	2	1											
Darryl Strawberry, L (1, 9) OBP: 0.389, SLG: 0.479		4-0 CS BB	2-3 K		3-2 G3-6-3		2-1 G3-1		1-1 G4-3	4	0	0	0	1	1	2											
Todd Benzinger, S (1, 3) OBP: 0.289, SLG: 0.372		0-0 P4		0-1 FC3-6 1B	1-2 L6			2-2 BB 1B		4	0	2	0	0	0	1											
Royce Clayton, R (1, 6) OBP: 0.301, SLG: 0.330		4-1 BB BB		1-1 FC3-6 1B		0-3 K		2-3 K		3	1	0	0	1	2	2	AB 35										
Kirt Manwaring, R (1, 2) OBP: 0.303, SLG: 0.312		4-2 BB BB		1-1 1B 1B		3-3 K		4-2 G4-6-3 BB		2	0	1	0	2	1	0	R 7										
John Burkett, R (1, 1) OBP: 0.080, SLG: 0.061 Rich Monteleone, R (7, 1) ERA: 5.4		0-3 K		0-3 K		0-0 G5-3		0-0 G4-6-3		3	0	0	0	0	2	4	H 11										
Bryan Hickerson, L (8, 1) OBP: 0.241, SLG: 0.222 Dave Martinez, L (8, PH) OBP: 0.326, SLG: 0.375 Pat Gomez, L (9, 1) ERA: 2.14										0	0	0	0	0	0	0	RBI 5										
Inning Stats	R: 0 E: 0 K: 2 S: 11	H: 1 LOB: 1 BB: 0 P: 14	R: 0 E: 0 K: 1 S: 8	H: 0 LOB: 3 BB: 3 P: 20	R: 2 E: 0 K: 1 S: 13	H: 1 LOB: 0 BB: 1 P: 23	R: 1 E: 0 K: 2 S: 17	H: 3 LOB: 2 BB: 0 P: 21	R: 1 E: 0 K: 0 S: 11	H: 2 LOB: 0 BB: 0 P: 16	R: 0 E: 0 K: 2 S: 7	H: 0 LOB: 0 BB: 0 P: 10	R: 2 E: 0 K: 1 S: 12	H: 1 LOB: 0 BB: 1 P: 25	R: 0 E: 0 K: 1 S: 11	H: 1 LOB: 1 BB: 1 P: 19	R: 1 E: 0 K: 1 S: 13	H: 2 LOB: 1 BB: 0 P: 19	1B: 8 2B: 0 3B: 0 HR: 3	SF: 0 SAC: 0 DP: 2 HBP: 0	WP: 3 PB: 0 SB: 1 CS: 1	PA: 41					
PITCHER	IP	WLS	BF	H	R	ER	SO	BB	IBB	HBP	BLK	WP	HR	S	P	ERA	WHIP										
Pete Schourek, L (1, 1) ERA: 4.36	5.0		24	7	4	4	6	4	0	0	0	0	0	7	10	0.00	0.000										
Scott Service, R (6, 1) ERA: 5.4	1.0	W	3	0	0	0	2	0	0	0	0	0	0	7	10	0.00	0.000										
Hector Carrasco, R (7, 1) ERA: 2.38	2.2		13	4	3	3	3	2	0	0	0	1	1	34	60	10.12	2.250										
Chuck McElroy, L (9, 1) ERA: 2.14	0.1	S	1	0	0	0	0	0	0	0	0	0	0	2	3	0.00	0.000										

Cincinnati Reds @ San Francisco Giants
Candlestick Park, San Francisco, CA
Tue Aug 02 1994, 6:33 AM EDT
Att: 23,727 - Sunny - 63 F

AB	35
R	7
H	11
RBI	5
BB	6
SO	11
LOB	14



Batter	1	2	3	4	5	6	7	8	9	AB	R	H	RBI	BB	SO	LOB	TOP						
Darren Lewis, R OBP: 0.342, SLG: 0.359 (1, 8)	G6-3 CS 1B		FC4-6 1-2				F9		G6-3	5	0	2	0	0	0	3	San Francisco Giants @ Houston Astros Astrodome, Houston, TX Fri Aug 05 1994, 8:05 PM EDT Att: 44,297 - Dome						
Royce Clayton, R OBP: 0.300, SLG: 0.336 (1, 6)	K 1-2		F8 1-2				L8		HR	5	1	1	2	0	1	5							
Barry Bonds, L OBP: 0.420, SLG: 0.649 Mike Benjamin, R OBP: 0.343, SLG: 0.419 (5, 5)	G6-3 2-3		F8 0-0				F7		F7	3	0	0	0	0	0	2							
Matt Williams, R OBP: 0.324, SLG: 0.609 Mark Carreon, R OBP: 0.324, SLG: 0.408 (6, 7)	K 1-3			F9 0-0			F8 2B 2B		P2	3	1	1	0	0	1	1							
Darryl Strawberry, L OBP: 0.385, SLG: 0.462 Dave Martinez, L OBP: 0.320, SLG: 0.367 (6, 9)		F8 2-2		G4-6-3 1B			F8 2-2		F7	3	0	1	0	0	0	1							
Todd Benzinger, S OBP: 0.291, SLG: 0.379 (1, 3)		G4-6-3 1B 2B		G4-6-3 1-2			F8 2-3		F9	4	0	2	1	0	0	2							
Steve Scarsone, R OBP: 0.327, SLG: 0.384 (1, 4)		G6-3 2-1			G5-3 2-1		G6-3 1-1		E9	4	1	0	0	0	0	2							
Kirt Manwaring, R OBP: 0.306, SLG: 0.316 (1, 2)							E8 1B SH5-4 1B		G1-3	4	0	3	0	0	0	1							
Mark Portugal, R OBP: 0.360, SLG: 0.500 Bryan Hickerson, L OBP: 0.241, SLG: 0.222 Pat Gomez, L OBP: 0.241, SLG: 0.222 Steve Frey, R OBP: 0.241, SLG: 0.222 John Patterson, S OBP: 0.305, SLG: 0.321 (9, PH)			E6 FC4-6				SH5-4 1-2		G3	1	0	0	0	0	0	0							
Inning Stats	R: 0 E: 0 K: 2 S: 13	H: 1 LOB: 1 BB: 0 P: 21	R: 0 E: 0 K: 0 S: 7	H: 2 LOB: 2 BB: 0 P: 14	R: 0 E: 1 K: 0 S: 10	H: 0 LOB: 1 BB: 0 P: 12	R: 0 E: 0 K: 0 S: 6	H: 1 LOB: 0 BB: 0 P: 8	R: 0 E: 0 K: 0 S: 11	H: 2 LOB: 1 BB: 0 P: 19	R: 1 E: 0 K: 0 S: 9	H: 2 LOB: 1 BB: 0 P: 13	R: 0 E: 1 K: 0 S: 8	H: 1 LOB: 1 BB: 0 P: 13	R: 0 E: 0 K: 0 S: 5	H: 1 LOB: 1 BB: 0 P: 8		R: 3 E: 2 K: 0 S: 8	H: 1 LOB: 0 BB: 0 P: 11	1B: 6 2B: 4 3B: 0 HR: 1	SF: 0 SAC: 1 DP: 1 HBP: 0	WP: 0 PB: 0 SB: 0 CS: 1	PA: 39
PITCHER Greg Swindell, L ERA: 4.13 (1, 1)	IP: 9.0 WLS: W BF: 39 H: 11 R: 4 ER: 1 SO: 2 BB: 0 IBB: 0 HBP: 0 BLK: 0 WP: 0 HR: 1 S: 77 P: 119 ERA: 1.00 WHIP: 1.222															PITCHER							

Batter	1	2	3	4	5	6	7	8	9	AB	R	H	RBI	BB	SO	LOB	BOTTOM				
Craig Biggio, R OBP: 0.305, SLG: 0.477 Orlando Miller, R OBP: 0.395, SLG: 0.538 (7, PH)	P4 5 G6-3 2B		1B 5 2B 1B	L6	FC6-4 2H 1B		K			4	2	3	1	0	0	0	San Francisco Giants @ Houston Astros Astrodome, Houston, TX Fri Aug 05 1994, 8:05 PM EDT Att: 44,297 - Dome				
Steve Finley, L OBP: 0.320, SLG: 0.416 (1, 8)	P4 2-3		5 2B 1B	1B WP 2B	FC6-4 5 HR		G1-3			5	3	2	0	0	0	3					
5 Jeff Bagwell, R OBP: 0.451, SLG: 0.755 Chris Donnels, L OBP: 0.362, SLG: 0.439 (9, 3)	G5-3 3H		G4-3 1H 3H 1B 2B	WP 1B 1B IBB	HR		G5-4-3 1B			4	3	3	5	1	0	0					
Ken Caminiti, S OBP: 0.353, SLG: 0.499 (1, 5)	K 3-3		F8 3-0	WP 1B 1B	F8		G5-4-3 1-2			5	1	1	0	0	1	2					
Luis Gonzalez, L OBP: 0.350, SLG: 0.423 (1, 7)		G1-6-3 1B G6-3 1B	G4-3	G6-3 1H 2H 3H 1B			G6-4-3 1B		K	5	1	3	2	0	1	2					
Milt Thompson, L OBP: 0.348, SLG: 0.345 Mike Felder, S OBP: 0.259, SLG: 0.287 (6, 9)		G6-3 1-2	G6-3 3H 1B 1B	G6-3 2-3	G6-3 2-3		G6-4-3 1-2			3	1	1	1	0	0	2					
Tony Eusebio, R OBP: 0.329, SLG: 0.474 (1, 2)		G1-6-3 2-3	G1-6-3 1H 3H 2B	K			G6-3			4	0	1	1	0	1	2					
Andujar Cedeno, R OBP: 0.336, SLG: 0.428 (1, 6)							G5-3 SH2-4 1B 1B			3	1	2	1	1	0	0					
Greg Swindell, L OBP: 0.256, SLG: 0.326 (1, 1)		G5-3 3H	K	SH2-4 1-2						3	0	1	0	0	1	3					
Inning Stats	R: 1 E: 0 K: 1 S: 11	H: 1 LOB: 0 BB: 0 P: 19	R: 1 E: 0 K: 0 S: 11	H: 2 LOB: 1 BB: 0 P: 16	R: 4 E: 0 K: 1 S: 18	H: 5 LOB: 1 BB: 1 P: 35	R: 3 E: 0 K: 1 S: 18	H: 3 LOB: 1 BB: 1 P: 30	R: 3 E: 0 K: 0 S: 4	H: 3 LOB: 0 BB: 0 P: 14	R: 0 E: 0 K: 0 S: 4	H: 1 LOB: 0 BB: 0 P: 7	R: 0 E: 0 K: 1 S: 8	H: 1 LOB: 1 BB: 0 P: 12	R: 0 E: 0 K: 1 S: 5	H: 1 LOB: 1 BB: 0 P: 9		1B: 11 2B: 5 3B: 0 HR: 1	SF: 0 SAC: 1 DP: 2 HBP: 0	WP: 1 PB: 0 SB: 1 CS: 0	PA: 41
PITCHER Mark Portugal, R ERA: 3.93 Bryan Hickerson, L ERA: 5.39 Pat Gomez, L ERA: 3.98 Steve Frey, L ERA: 5.04	IP: 2.0 WLS: L BF: 11 H: 5 R: 4 ER: 4 SO: 1 BB: 0 IBB: 0 HBP: 0 BLK: 0 WP: 1 HR: 0 S: 27 P: 43 ERA: 18.00 WHIP: 2.500															PITCHER					

Batter	1	2	3	4	5	6	7	8	9	AB	R	H	RBI	BB	SO	LOB	TOP										
Darren Lewis, R OBP: 0.341, SLG: 0.357 (1, 8)	2-1 G4-3 SF8 1B	1-0 G4-3			3-1 F8		2-1 G6-3 1-2		0-1 F8	5	1	1	0	0	0	4											
Royce Clayton, R OBP: 0.297, SLG: 0.332 Todd Benzinger, S OBP: 0.293, SLG: 0.381 Steve Scarosone, R OBP: 0.327, SLG: 0.384 (9, PH)	2-0 G4-3		1-1 L8		0-0 F9			0-2 G4-3	3-2 1B	4	0	0	0	0	0	1											
Barry Bonds, L OBP: 0.420, SLG: 0.646 (1, 7)	1-0 SF8		4-1 BB		1-2 HR		2-1 F9	0-1 1B	1-2 F5	3	0	1	1	1	0	1											
Matt Williams, R OBP: 0.323, SLG: 0.613 (1, 5)	0-0 G5-3		1-0 F7		0-0 HR		1-2 HR	1-3 K	1-2 K	4	1	1	1	0	1	2											
Darryl Strawberry, L OBP: 0.380, SLG: 0.476 (1, 9)		1-3 K	3-2 G3		0-0 G3-1 3B			2-0 F8	2-3 F8	4	1	1	0	0	1	2											
Dave Martinez, L OBP: 0.319, SLG: 0.364 (1, 3)	2-1 F8		1-1 F4		2-0 G3-1			3-2 G3-1	2-1 BB HR 1B	4	1	1	1	0	0	0											
John Patterson, S OBP: 0.312, SLG: 0.319 (1, 4)	4-2 S 1B BB		2-3 K		1-1 G5-3			4-2 HR BB	1-2 HR BB	2	2	0	0	2	1	0											
Jeff Reed, L OBP: 0.257, SLG: 0.235 (1, 2)	4-1 1B IBB		1-2 G3		3-2 S6-3 1B			1-0 HR	1-2 HR	3	1	2	3	1	0	0											
William Van Landingham, R OBP: 0.269, SLG: 0.285 Rich Monteleone, R OBP: 0.293, SLG: 0.332 Mark Leonard, L OBP: 0.293, SLG: 0.332 Kent Bottenfield, R OBP: 0.293, SLG: 0.332 Steve Frey, R OBP: 0.293, SLG: 0.332 Mark Carreon, R OBP: 0.293, SLG: 0.332 Mike Benjamin, R OBP: 0.293, SLG: 0.332 (1, 1)	0-1 1B		0-2 G4-3		0-3 K			3-2 1B HBP	3-2 1B HBP	2	0	1	1	0	0	0											
Inning Stats	R: 1 E: 0 K: 0 S: 5	H: 1 LOB: 0 BB: 0 P: 10	R: 1 E: 0 K: 1 S: 11	H: 1 LOB: 2 BB: 2 P: 23	R: 0 E: 0 K: 0 S: 9	H: 0 LOB: 1 BB: 1 P: 17	R: 0 E: 0 K: 1 S: 12	H: 0 LOB: 0 BB: 0 P: 16	R: 0 E: 0 K: 0 S: 6	H: 0 LOB: 0 BB: 0 P: 9	R: 2 E: 0 K: 0 S: 9	H: 2 LOB: 0 BB: 0 P: 15	R: 0 E: 0 K: 1 S: 9	H: 1 LOB: 0 BB: 0 P: 14	R: 0 E: 0 K: 1 S: 13	H: 1 LOB: 1 BB: 1 P: 16	R: 3 E: 0 K: 0 S: 20	H: 3 LOB: 1 BB: 1 P: 34	1B: 6 2B: 0 3B: 1 HR: 2	SF: 1 SAC: 0 DP: 1 HBP: 1	WP: 0 PB: 0 SB: 4 CS: 0	PA: 39					
PITCHER	IP	WLS	BF	H	R	ER	SO	BB	IBB	HBP	BLK	WP	HR	S	P	ERA	WHIP										
Pete Harnisch, R ERA: 5.4 (1, 1)	6.0	W	25	4	4	4	2	2	1	0	0	0	1	52	90	6.00	1.000										
Todd Jones, R ERA: 2.97 (7, 1)	2.0		7	2	0	0	2	0	0	0	0	0	0	22	30	0.00	1.000										
John Hudek, R ERA: 3.08 (9, 1)	0.0	S	3	2	3	3	0	1	0	0	0	0	1	7	14	∞	∞										
Dave Veres, R ERA: 2.13 (9, 1)	1.0	S	4	1	0	0	0	0	0	1	0	0	0	13	20	0.00	1.000										

San Francisco Giants @ Houston Astros
 Astrodome, Houston, TX
 Sat Aug 06 1994, 8:05 PM EDT
 Att: 48,945 - Dome

AB 33
R 7
H 9
RBI 7
BB 4
SO 4
LOB 11



Batter	1	2	3	4	5	6	7	8	9	AB	R	H	RBI	BB	SO	LOB	BOTTOM											
Craig Biggio, R OBP: 0.303, SLG: 0.476 (1, 4)	0-0 B3		1-0 F9		1-2 FC5-4 S 1B 2B	1-2 F4		0-2 2B		5	1	1	0	0	0	3												
Steve Finley, L OBP: 0.324, SLG: 0.418 (1, 8)	1-1 G6-3		1-1 5 HR 1B		1-2 2B 1B		2-1 5 G5-4-3 1B	0-3 K		5	2	3	1	0	1	1												
5 Jeff Bagwell, R OBP: 0.452, SLG: 0.759 (1, 3)	2-2 L5		0-0 1H 2H HR		4-1 2B IBB		1-1 G5-4-3			3	1	1	3	1	0	1												
Ken Caminiti, S OBP: 0.355, SLG: 0.504 (1, 5)		1-3 K	1-1 G4-3		3-1 2B		2-0 2B			4	0	2	2	0	1	0												
Luis Gonzalez, L OBP: 0.351, SLG: 0.421 (1, 7)	1-0 E6 G4-6-3		4-2 G4-3 E CS BB		4-0 IBB		1-0 G4-3			2	0	0	0	2	0	1												
Kevin Bass, S OBP: 0.391, SLG: 0.465 James Mouton, R OBP: 0.314, SLG: 0.301 (8, 9)	1-2 G4-6-3		1-1 G4-3		0-0 F4		0-0 P5			3	0	0	0	0	0	5												
Scott Servais, R OBP: 0.238, SLG: 0.374 (1, 2)	0-1 L8		0-1 G5-3		0-1 L7		0-0 G5-3			4	0	0	0	0	0	5												
Andujar Cedeno, R OBP: 0.338, SLG: 0.432 (1, 6)			2-2 FC2-5 2B		2-0 E5 FC5-4 1B 1B	1-0 G6-3		1-2 HR 1B		4	2	2	0	0	0	0												
Pete Harnisch, S OBP: 0.271, SLG: 0.297 Roberto Petagine, L OBP: 0.293, SLG: 0.332 Todd Jones, L OBP: 0.293, SLG: 0.332 Mike Thompson, L OBP: 0.293, SLG: 0.332 John Hudek, S OBP: 0.293, SLG: 0.332 Dave Veres, R OBP: 0.293, SLG: 0.332 (1, 1)			0-1 FC2-5 1B 5 HR		1-2 FC5-4 1B	2-3 K		2-1 HR		2	1	1	0	0	0	1												
Inning Stats	R: 0 E: 0 K: 0 S: 6	H: 0 LOB: 0 BB: 0 P: 9	R: 0 E: 1 K: 1 S: 9	H: 0 LOB: 1 BB: 0 P: 12	R: 3 E: 0 K: 0 S: 11	H: 3 LOB: 0 BB: 0 P: 16	R: 0 E: 1 K: 0 S: 6	H: 0 LOB: 0 BB: 1 P: 11	R: 3 E: 1 K: 0 S: 18	H: 3 LOB: 3 BB: 2 P: 34	R: 0 E: 0 K: 1 S: 7	H: 0 LOB: 0 BB: 0 P: 11	R: 0 E: 0 K: 0 S: 6	H: 2 LOB: 1 BB: 0 P: 12	R: 2 E: 0 K: 1 S: 14	H: 3 LOB: 1 BB: 0 P: 17	1B: 5 2B: 4 3B: 0 HR: 2	SF: 0 SAC: 0 DP: 1 HBP: 0	WP: 0 PB: 0 SB: 2 CS: 1	PA: 38								
PITCHER	IP	WLS	BF	H	R	ER	SO	BB	IBB	HBP	BLK	WP	HR	S	P	ERA	WHIP											
William Van Landingham, R ERA: 3.88 (1, 1)	4.1	L	23	6	6	5	1	1	2	0	0	0	0	10	14	0.00	0.000											
Rich Monteleone, R ERA: 3.25 (5, 1)	1.2		5	0	0	0	1	0	0	0	0	0	0	1	16	25	10.80	3.000										
Kent Bottenfield, R ERA: 0.15 (7, 1)	1.2		9	5	2	2	0	0	0	0	0	0	1	4	4	0.00	0.000											
Steve Frey, L ERA: 4.99 (8, 1)	0.1		1	0	0	0	1	0	0	0	0	0	0	4	4	0.00	0.000											

San Francisco Giants @ Houston Astros
 Astrodome, Houston, TX
 Sat Aug 06 1994, 8:05 PM EDT
 Att: 48,945 - Dome

AB 35
R 8
H 11
RBI 8
BB 3
SO 3
LOB 17



Batter	1	2	3	4	5	6	7	8	9	AB	R	H	RBI	BB	SO	LOB	TOP			
Darren Lewis, R (1, 8) OBP: 0.342, SLG: 0.357	G5-3		1B				P4			3	0	1	0	1	0	1	San Francisco Giants @ Houston Astros Astrodome, Houston, TX Sun Aug 07 1994, 8:05 PM EDT Att: 28,870 - Dome			
Royce Clayton, R (1, 6) OBP: 0.294, SLG: 0.329	F7		F7			G5-3	G6-3			4	0	0	0	0	0	3				
Barry Bonds, L (1, 7) OBP: 0.421, SLG: 0.652	HR		K				F8 PB BB	G3		3	2	1	1	1	1	1				
Matt Williams, R (1, 5) OBP: 0.321, SLG: 0.607	L4		F9				F8	K		4	0	0	0	0	1	2				
Darryl Strawberry, L (1, 9) OBP: 0.375, SLG: 0.459			G3-6-3 1B SF8 BB				K	K		3	1	0	0	1	2	1				
Dave Martinez, L (1, 3) OBP: 0.319, SLG: 0.364										3	0	1	0	0	1	0				
Dave Burba, R (6, 1)										0	0	0	0	0	0	0				
Steve Frey, R (8, 1)										0	0	0	0	0	0	0				
Rich Monteleone, R (8, 1)										0	0	0	0	0	0	0				
Mark Carreon, R (9, PH) OBP: 0.327, SLG: 0.404										1	0	0	0	0	0	0				
John Patterson, S (1, 4) OBP: 0.310, SLG: 0.316										2	0	0	0	0	0	2				
Pat Gomez, L (4, 1)										0	0	0	0	0	0	0				
Todd Benzinger, S (6, 3) OBP: 0.294, SLG: 0.381										2	1	1	0	0	0	0				
Kirt Manwaring, R (1, 2) OBP: 0.310, SLG: 0.324										2	0	2	1	0	0	0				
Jeff Reed, L (9, PH) OBP: 0.254, SLG: 0.233										1	0	0	0	0	0	0				
Bill Swift, R (1, 1) OBP: 0.257, SLG: 0.281										1	0	0	0	0	0	1				
Steve Scarosone, R (4, 4) OBP: 0.321, SLG: 0.376										2	0	0	1	0	0	1				
Inning Stats	R: 1 E: 0 K: 0 S: 7	H: 1 LOB: 0 BB: 0 P: 11	R: 1 E: 0 K: 0 S: 14	H: 1 LOB: 1 BB: 1 P: 26	R: 0 E: 0 K: 1 S: 9	H: 1 LOB: 0 BB: 0 P: 15	R: 0 E: 0 K: 0 S: 4	H: 0 LOB: 0 BB: 0 P: 6	R: 0 E: 0 K: 0 S: 7	H: 1 LOB: 1 BB: 1 P: 12	R: 1 E: 0 K: 2 S: 14	H: 0 LOB: 0 BB: 1 P: 22	R: 0 E: 0 K: 0 S: 12	H: 2 LOB: 1 BB: 0 P: 11	R: 0 E: 0 K: 2 S: 10	H: 0 LOB: 0 BB: 0 P: 13	1B: 4 2B: 1 3B: 0 HR: 1	SF: 1 SAC: 0 DP: 0 HBP: 0	WP: 0 PB: 1 SB: 2 CS: 0	PA: 35
PITCHER	IP WLS BF H R ER SO BB IBB HBP BLK WP HR S P ERA WHIP																			
Doug Drabek, R (1, 1) ERA: 2.84	7.0 W 29 6 4 3 3 3 0 0 0 0 0 1 62 103 3.86 1.286																			
Ross Powell, L (8, 1) ERA:	1.0 3 0 0 0 2 0 0 0 0 0 0 0 12 19 0.00 0.000																			
Todd Jones, R (9, 1) ERA: 2.83	1.0 S 3 0 0 0 0 0 0 0 0 0 0 0 10 13 0.00 0.000																			

Batter	1	2	3	4	5	6	7	8	9	AB	R	H	RBI	BB	SO	LOB	BOTTOM	
Craig Biggio, R (1, 4) OBP: 0.305, SLG: 0.477	G5-3		1B			K				4	1	2	0	1	1	0	San Francisco Giants @ Houston Astros Astrodome, Houston, TX Sun Aug 07 1994, 8:05 PM EDT Att: 28,870 - Dome	
Steve Finley, L (1, 8) OBP: 0.326, SLG: 0.422	L9		SH3-4			L3				4	0	2	1	0	0	0		
5 Jeff Bagwell, R (1, 3) OBP: 0.351, SLG: 0.754	K		1B			F9				4	1	1	1	1	2	2		
Ken Caminiti, S (1, 5) OBP: 0.356, SLG: 0.504			1B							4	2	2	2	0	1	3		
Luis Gonzalez, L (1, 7) OBP: 0.350, SLG: 0.421			1B							4	1	1	1	0	1	1		
Mike Felder, S (1, 9) OBP: 0.287, SLG: 0.295										4	0	2	1	0	0	1		
Ross Powell, L (8, 1)										0	0	0	0	0	0	0		
Todd Jones, L (9, 1) OBP: 0.500, SLG: 0.500										0	0	0	0	0	0	0		
Scott Servais, R (1, 2) OBP: 0.239, SLG: 0.377										4	0	1	0	0	3	3		
Andujar Cedeno, R (1, 6) OBP: 0.340, SLG: 0.431										3	0	1	0	1	1	0		
Doug Drabek, R (1, 1) OBP: 0.262, SLG: 0.276										3	2	2	0	0	1	2		
Milt Thompson, L (8, 9) OBP: 0.349, SLG: 0.359										1	0	0	0	0	0	1		
Inning Stats	R: 0 E: 0 K: 1 S: 7	H: 0 LOB: 0 BB: 0 P: 9	R: 2 E: 0 K: 1 S: 10	H: 2 LOB: 0 BB: 0 P: 15	R: 4 E: 0 K: 1 S: 17	H: 5 LOB: 1 BB: 0 P: 21	R: 1 E: 0 K: 1 S: 13	H: 3 LOB: 2 BB: 1 P: 24	R: 0 E: 0 K: 1 S: 9	H: 1 LOB: 0 BB: 1 P: 18	R: 0 E: 0 K: 3 S: 12	H: 1 LOB: 1 BB: 0 P: 15	R: 0 E: 0 K: 1 S: 11	H: 2 LOB: 2 BB: 1 P: 20	1B: 11 2B: 3 3B: 0 HR: 0	SF: 0 SAC: 1 DP: 2 HBP: 0	WP: 1 PB: 0 SB: 0 CS: 0	PA: 39
PITCHER	IP WLS BF H R ER SO BB IBB HBP BLK WP HR S P ERA WHIP																	
Bill Swift, R (1, 1) ERA: 3.38	3.1 L 21 10 7 7 4 1 0 1 0 0 0 0 0 11 21 0.00 0.600																	
Pat Gomez, L (4, 1) ERA: 3.79	1.2 6 1 0 0 1 0 1 0 0 0 0 0 0 11 21 0.00 0.600																	
Dave Burba, R (6, 1) ERA: 4.56	2.2 10 2 0 0 4 1 0 0 0 0 0 0 0 24 35 0.00 1.125																	
Steve Frey, L (8, 1) ERA: 4.99	0.0 1 1 0 0 0 0 0 0 0 0 0 0 0 2 5 ∞ ∞																	
Rich Monteleone, R (8, 1) ERA: 3.22	0.1 1 0 0 0 1 0 0 0 0 0 0 0 0 3 4 0.00 0.000																	

Batter	1	2	3	4	5	6	7	8	9	AB	R	H	RBI	BB	SO	LOB	TOP										
Darren Lewis, R OBP: 0.341, SLG: 0.360 (1, 8)	G6-3		K		FC6		1B		K	5	1	2	2	0	2	1	San Francisco Giants @ Chicago Cubs Wrigley Field, Chicago, IL Mon Aug 08 1994, 7:05 PM CDT Att: 37,092 - Unknown										
Royce Clayton, R OBP: 0.296, SLG: 0.331 (1, 6)	G5-3		1B			P3	1B		BB	4	0	2	1	1	0	0											
Barry Bonds, L OBP: 0.423, SLG: 0.650 (1, 7)	K		1B			HBP	1B		G4-3	4	0	2	0	0	1	1											
Matt Williams, R OBP: 0.320, SLG: 0.604 (1, 5)		G3		K		K	G6-4-3			4	1	1	0	0	2	3											
Darryl Strawberry, L OBP: 0.370, SLG: 0.443 (1, 9)	G3			F7				F8		3	0	0	0	1	0	1											
Dave Martinez, L OBP: 0.315, SLG: 0.359 Todd Benzinger, S OBP: 0.296, SLG: 0.393 (8, 3)	G3			G6-3		FC6-4			HR	3	0	0	0	0	0	3											
John Patterson, S OBP: 0.313, SLG: 0.319 (1, 4)										1	1	1	1	0	0	0											
Kirt Manwaring, R OBP: 0.309, SLG: 0.323 (1, 2)										4	1	1	0	0	0	2											
John Burkett, R OBP: 0.277, SLG: 0.059 Mark Leonard, L OBP: 0.402, SLG: 0.836 Steve Frey, R OBP: 0.296, SLG: 0.375 (7, 1)										2	0	0	0	0	0	1											
Rich Monteleone, R Rod Beck, R Steve Scarosone, R OBP: 0.319, SLG: 0.375 (8, 4)										1	0	0	0	0	0	0											
Inning Stats	R: 0 E: 0 K: 1 S: 8	H: 0 LOB: 0 BB: 0 P: 14	R: 1 E: 0 K: 0 S: 13	H: 2 LOB: 1 BB: 0 P: 20	R: 0 E: 0 K: 1 S: 10	H: 2 LOB: 2 BB: 0 P: 17	R: 0 E: 0 K: 0 S: 10	H: 0 LOB: 0 BB: 0 P: 14	R: 0 E: 0 K: 1 S: 9	H: 1 LOB: 1 BB: 0 P: 14	R: 0 E: 0 K: 0 S: 11	H: 0 LOB: 2 BB: 1 P: 20	R: 3 E: 0 K: 0 S: 11	H: 4 LOB: 1 BB: 1 P: 20	R: 1 E: 0 K: 0 S: 9	H: 1 LOB: 0 BB: 0 P: 14	R: 0 E: 0 K: 1 S: 8	H: 0 LOB: 1 BB: 1 P: 16	1B: 8 2B: 0 3B: 1 HR: 1	SF: 0 2B: 0 DP: 1 HBP: 1	WP: 0 PA: 39 PB: 0 SB: 2 CS: 0						
PITCHER	IP	WLS	BF	H	R	ER	SO	BB	IBB	HBP	BLK	WP	HR	S	P	ERA	WHIP										
Jim Bullinger, R ERA: 3.6 (1, 1)	6.1		28	7	4	4	4	2	0	1	0	0	0	67	111	5.68	1.421										
Randy Veres, R ERA: 5.59 (7, 1)	0.0		1	1	0	0	0	0	0	0	0	0	0	2	5	∞	∞										
Dan Plesac, L ERA: 4.7 (7, 1)	1.2	L	6	2	1	1	0	0	0	0	0	0	1	12	17	5.40	1.200										
Chuck Crim, R ERA: 4.48 (9, 1)	0.2		3	0	0	0	1	1	0	0	0	0	0	6	13	0.00	1.500										
Dave Otto, L ERA: 3.89 (9, 1)	0.1		1	0	0	0	0	0	0	0	0	0	0	2	3	0.00	0.000										

Batter	1	2	3	4	5	6	7	8	9	AB	R	H	RBI	BB	SO	LOB	BOTTOM										
Shawon Dunston, R OBP: 0.321, SLG: 0.446 (1, 6)	F7		1B		P6	G5-3		FC3-6		5	1	1	0	0	0	3	San Francisco Giants @ Chicago Cubs Wrigley Field, Chicago, IL Mon Aug 08 1994, 7:05 PM CDT Att: 37,092 - Unknown										
Rick Wilkins, L OBP: 0.313, SLG: 0.388 (1, 2)	G1-6-3		F7		1B		K	P2		5	0	1	0	0	1	3											
Mark Grace, L OBP: 0.366, SLG: 0.409 (1, 3)	2B		1B		F7		BB	1B		3	1	2	0	2	0	1											
Sammy Sosa, R OBP: 0.339, SLG: 0.543 (1, 9)	1B		1B		F8		F9		BB	5	0	3	2	0	0	2											
Derrick May, L OBP: 0.339, SLG: 0.412 (1, 7)	F9		P4							4	0	0	0	1	1	5											
Glenallen Hill, R OBP: 0.371, SLG: 0.467 (1, 8)	G6-3									5	1	2	0	0	1	4											
Steve Buechele, R OBP: 0.329, SLG: 0.413 Todd Haney, R OBP: 0.238, SLG: 0.243 (6, PR)	G6-3									3	1	1	0	1	0	1											
Karl Rhodes, L OBP: 0.314, SLG: 0.381 (9, PH)										0	0	0	0	0	0	0											
Rey Sanchez, R OBP: 0.349, SLG: 0.338 (1, 4)	F9									4	0	2	2	0	0	3											
Jim Bullinger, R OBP: 0.268, SLG: 0.227 Randy Veres, R Dan Plesac, L Mike Maksudian, L OBP: 0.300, SLG: 0.360 Chuck Crim, R Dave Otto, L (9, 1)										3	0	0	0	0	0	2											
Inning Stats	R: 1 E: 0 K: 0 S: 14	H: 1 LOB: 1 BB: 1 P: 22	R: 0 E: 0 K: 0 S: 11	H: 0 LOB: 0 BB: 0 P: 16	R: 1 E: 0 K: 0 S: 13	H: 3 LOB: 2 BB: 0 P: 19	R: 0 E: 0 K: 0 S: 11	H: 2 LOB: 1 BB: 0 P: 14	R: 0 E: 0 K: 0 S: 8	H: 1 LOB: 1 BB: 0 P: 12	R: 2 E: 0 K: 0 S: 10	H: 3 LOB: 1 BB: 0 P: 15	R: 0 E: 0 K: 1 S: 10	H: 1 LOB: 2 BB: 1 P: 20	R: 0 E: 0 K: 0 S: 5	H: 0 LOB: 2 BB: 2 P: 14	R: 0 E: 0 K: 2 S: 12	H: 1 LOB: 3 BB: 2 P: 22	1B: 10 2B: 2 3B: 0 HR: 0	SF: 0 2B: 2 DP: 1 HBP: 0	WP: 0 PA: 44 PB: 0 SB: 0 CS: 0						
PITCHER	IP	WLS	BF	H	R	ER	SO	BB	IBB	HBP	BLK	WP	HR	S	P	ERA	WHIP										
John Burkett, R ERA: 3.62 (7, 1)	6.0		28	10	4	4	0	1	0	0	0	0	0	7	11	0.00	3.000										
Steve Frey, L ERA: 4.54 (7, 1)	0.1		2	1	0	0	1	0	0	0	0	0	0	3	13	0.00	3.000										
Rich Monteleone, R ERA: 3.18 (8, 1)	0.2	W	4	0	0	0	0	2	0	0	0	0	0	3	13	0.00	2.000										



Batter	1	2	3	4	5	6	7	8	9	AB	R	H	RBI	BB	SO	LOB	TOP			
Darren Lewis, R OBP: 0.339, SLG: 0.358 (1, 8)	F9		G6-3			G3-1	K		1-2 2-H 3-H 1B	5	0	1	2	0	1	4	San Francisco Giants @ Chicago Cubs Wrigley Field, Chicago, IL Tue Aug 09 1994, 3:33 AM CDT Att: 28,368 - Cloudy - 63 F			
Royce Clayton, R OBP: 0.296, SLG: 0.329 (1, 6)	G1-3			L6				F8	P6	5	0	1	0	0	0	2				
Barry Bonds, L OBP: 0.423, SLG: 0.648 (1, 7)	1-1 CS 1B			4-2 BB		F7		G3-1		3	0	1	0	1	0	1				
Matt Williams, R OBP: 0.317, SLG: 0.599 (1, 5)	CS 1-2	1-1 F7		0-0 L9		F9		G4-3		4	0	0	0	0	0	2				
Dave Martinez, L OBP: 0.301, SLG: 0.355 Mark Carreon, R OBP: 0.324, SLG: 0.400 (9, PH) (9, 9)		G4-3		1-0 F7			G6-3		L8	3	0	0	0	0	0	1				
Todd Benzinger, S OBP: 0.301, SLG: 0.400 Mike Benjamin, R OBP: 0.343, SLG: 0.419 Jeff Reed, L OBP: 0.264, SLG: 0.233 (1, 3) (9, PR) (9, 2)				2-0 G4-3 2B			1-1 1B		BB BB 1B	4	1	3	0	0	1	0				
John Patterson, S OBP: 0.312, SLG: 0.318 (1, 4)			3-3 K	1-1 G4-3		1-2 G1-3 1B		L9	4	0	1	0	0	1	2					
Kirt Manwaring, R OBP: 0.309, SLG: 0.321 Darryl Strawberry, L OBP: 0.376, SLG: 0.443 Bill Swift, R OBP: 0.257, SLG: 0.281 Rod Beck, R (9, PH) (9, PR) (9, 1)			4-1 SH1-4 BB	1-1 G4-3		0-1 G1-3		4-1 BB BB 1B BB	2	0	0	0	1	1	0	2				
Bud Black, L OBP: 0.059, SLG: 0.059 Mark Leonard, L OBP: 0.500, SLG: 0.636 Dave Burba, R (7, PH) Steve Scarso, R OBP: 0.325, SLG: 0.373 (9, PH) (9, 3)			0-0 SH1-4	3-H 2-2 L7		4-2 BB		4-1 BB BB 1B	1	0	0	0	0	0	0	0				
Inning Stats	R: 0 E: 0 K: 0 S: 8	H: 1 LOB: 0 BB: 0 P: 11	R: 0 E: 0 K: 1 S: 7	H: 0 LOB: 0 BB: 0 P: 9	R: 0 E: 0 K: 1 S: 7	H: 0 LOB: 1 BB: 1 P: 14	R: 0 E: 0 K: 0 S: 7	H: 1 LOB: 1 BB: 0 P: 12	R: 1 E: 0 K: 0 S: 9	H: 1 LOB: 0 BB: 0 P: 15	R: 0 E: 0 K: 0 S: 7	H: 2 LOB: 3 BB: 1 P: 23	R: 0 E: 0 K: 0 S: 4	H: 0 LOB: 0 BB: 0 P: 6	R: 2 E: 0 K: 0 S: 8	H: 2 LOB: 2 BB: 2 P: 17		1B: 6 2B: 1 3B: 0 HR: 0	SF: 0 SAC: 1 DP: 0 HBP: 0	WP: 0 PA: 39 PB: 0 SB: 0 CS: 1
PITCHER	IP WLS BF H R ER SO BB IBB HBP BLK WP HR S P ERA WHIP	8.0 L 7 2 2 2 0 2 0 0 0 0 0 8 17 18.00 4.000																		

Batter	1	2	3	4	5	6	7	8	9	AB	R	H	RBI	BB	SO	LOB	BOTTOM					
Shawon Dunston, R OBP: 0.317, SLG: 0.440 (1, 6)	G5-3		G6-3			F9		K		4	0	0	0	0	1	0	San Francisco Giants @ Chicago Cubs Wrigley Field, Chicago, IL Tue Aug 09 1994, 3:33 AM CDT Att: 28,368 - Cloudy - 63 F					
Eduardo Zambrano, R OBP: 0.348, SLG: 0.461 Karl Rhodes, L OBP: 0.316, SLG: 0.381 (1, 7) (9, PH) (9, PH)	L9		F9			BB		FC5-4 BB	2	0	0	0	1	0	0	0						
Mark Grace, L OBP: 0.367, SLG: 0.412 (1, 3)	3B 2B			F8 BB CS 1B		P5		K	4	2	2	0	0	1	2							
Sammy Sosa, R OBP: 0.340, SLG: 0.547 (1, 9)	2H 3B			1-0 CS 1B		L9		FC5-4 2B	4	0	2	1	0	0	2							
Glenallen Hill, R OBP: 0.369, SLG: 0.468 (1, 8)	G6-3			1-0 F8		F9		2B	4	0	1	0	0	0	3							
Mark Parent, R OBP: 0.348, SLG: 0.394 Rick Wilkins, L OBP: 0.315, SLG: 0.388 (1, 2) (9, PH)	F8			1-2 F9		P4		FC6-4 IBB	3	0	0	0	0	0	1							
Steve Buechele, R OBP: 0.325, SLG: 0.408 (1, 5)	K			1-2 G6-3		P8		FC6-4	4	0	0	0	0	1	3							
Rey Sanchez, R OBP: 0.346, SLG: 0.334 (1, 4)	K			2-1 P9				F9	3	0	0	0	0	1	0							
Steve Trachsel, R OBP: 0.205, SLG: 0.209 Derrick May, L OBP: 0.338, SLG: 0.411 Randy Myers, L (9, PH) (9, 1)	P2			1-0 G6-3		G6-3		G6-3	2	0	0	0	0	0	0							
Inning Stats	R: 1 E: 0 K: 0 S: 9	H: 2 LOB: 1 BB: 0 P: 16	R: 0 E: 0 K: 2 S: 8	H: 0 LOB: 0 BB: 0 P: 15	R: 0 E: 0 K: 0 S: 11	H: 0 LOB: 0 BB: 0 P: 17	R: 1 E: 0 K: 0 S: 11	H: 2 LOB: 0 BB: 0 P: 17	R: 0 E: 0 K: 0 S: 6	H: 0 LOB: 0 BB: 0 P: 10	R: 0 E: 0 K: 0 S: 15	H: 0 LOB: 1 BB: 1 P: 25	R: 0 E: 0 K: 0 S: 5	H: 0 LOB: 0 BB: 0 P: 7	R: 0 E: 0 K: 1 S: 7	H: 0 LOB: 0 BB: 0 P: 10		R: 0 E: 0 K: 1 S: 17	H: 1 LOB: 3 BB: 2 P: 28	1B: 2 2B: 2 3B: 1 HR: 0	SF: 0 SAC: 0 DP: 0 HBP: 0	WP: 0 PA: 34 PB: 0 SB: 0 CS: 2
PITCHER	IP WLS BF H R ER SO BB IBB HBP BLK WP HR S P ERA WHIP	6.0 W 6 0 0 0 1 0 0 0 0 0 0 12 17 0.00 0.000																				



Batter	1	2	3	4	5	6	7	8	9	AB	R	H	RBI	BB	SO	LOB	TOP										
Darren Lewis, R OBP: 0.340, SLG: 0.357 (1, 8)	2-2 PB S L9-2 1B		4-2 1B 2B BB		3-2 L8		0-1 G6-3		2-2 F9	4	1	1	0	1	0	1	San Francisco Giants @ Chicago Cubs Wrigley Field, Chicago, IL Wed Aug 10 1994, 3:33 AM CDT Att: 34,984 - Overcast - 65 F										
Royce Clayton, R OBP: 0.295, SLG: 0.327 (1, 6)	2-3 K		0-0 2B 1B		3-2 P4		1-1 F9		0-0 G6-3	5	1	1	0	0	1	1											
Barry Bonds, L OBP: 0.426, SLG: 0.647 (1, 7)	3-2 L9-2		4-1 2B 1-2 BB			1-1 G3-4-1 1B	4-0 CS BB			2	0	1	0	2	0	1											
Matt Williams, R OBP: 0.319, SLG: 0.607 (1, 5)		2-1 HR	1-0 2B		0-0 G1-3	0-1 CS	0-1 E5			4	1	2	3	0	0	1											
Darryl Strawberry, L OBP: 0.363, SLG: 0.424 Rod Beck, R (9, 1)		1-0 E6	0-0 F7		0-1 G3-4-1		1-3 K			4	0	0	0	0	1	4											
Todd Benzinger, S OBP: 0.304, SLG: 0.399 (1, 3)	0-0 G6-3			1-2 L7		4-1 BB	0-2 2B 1B			3	0	1	0	1	0	1											
John Patterson, S OBP: 0.315, SLG: 0.325 (1, 4)	0-1 L7			3-2 G6-4-3 1B		0-3 K	1-1 2B			4	0	2	0	0	1	2											
Kirt Manwaring, R OBP: 0.308, SLG: 0.320 (1, 2)			0-1 G6-3	1-2 G6-4-3		1-0 HR 1B	2-1 F9			4	1	1	0	0	0	3											
William Van Landingham, R OBP: 0.065, SLG: 0.085 Steve Scarsone, R OBP: 0.330, SLG: 0.408 Bryan Hickerson, L OBP: 0.241, SLG: 0.222 Dave Burba, R (8, 1) Dave Martinez, L OBP: 0.314, SLG: 0.362 (8, 9)			1-3 K		1-3 K		1-0 HR 2B		3-2 CS 2B	2	0	0	0	0	2	0											
Inning Stats	R: 0 E: 0 K: 1 S: 11	H: 1 LOB: 0 BB: 0 P: 18	R: 1 E: 1 K: 0 S: 6	H: 1 LOB: 0 BB: 0 P: 9	R: 2 E: 0 K: 1 S: 11	H: 2 LOB: 2 BB: 2 P: 21	R: 0 E: 0 K: 0 S: 9	H: 1 LOB: 0 BB: 0 P: 14	R: 0 E: 0 K: 1 S: 13	H: 0 LOB: 2 BB: 1 P: 20	R: 0 E: 0 K: 0 S: 9	H: 1 LOB: 2 BB: 1 P: 14	R: 2 E: 0 K: 0 S: 7	H: 2 LOB: 0 BB: 1 P: 14	R: 0 E: 1 K: 1 S: 12	H: 2 LOB: 2 BB: 0 P: 16		R: 0 E: 0 K: 0 S: 9	H: 1 LOB: 0 BB: 0 P: 14	1B: 6 2B: 4 3B: 0 HR: 2	SF: 0 SAC: 0 DP: 3 HBP: 0	WP: 0 PB: 1 SB: 1 CS: 2	PA: 39				
PITCHER	IP	WLS	BF	H	R	ER	SO	BB	IBB	HBP	BLK	WP	HR	S	P	ERA	WHIP										
Willie Banks, R ERA: 5.4 (1, 1)	5.0	L	20	5	3	3	3	2	0	0	0	0	1	50	82	5.40	1.400										
Dave Otto, L ERA: 3.5 (6, 1)	1.0		5	1	0	0	1	1	0	0	0	0	0	9	14	0.00	2.000										
Donn Pall, R ERA: 3.69 (7, 1)	2.0		10	4	2	2	1	1	0	0	0	0	1	19	30	9.00	2.500										
Dan Plesac, L ERA: 4.61 (9, 1)	1.0		3	1	0	0	0	0	0	0	0	0	0	9	14	0.00	1.000										

Batter	1	2	3	4	5	6	7	8	9	AB	R	H	RBI	BB	SO	LOB	BOTTOM										
Shawon Dunston, R OBP: 0.313, SLG: 0.435 (1, 6)	0-1 F7		0-0 F9		0-0 SH5-3	0-0 P4			1-0 G6-3	4	0	0	0	0	0	3	San Francisco Giants @ Chicago Cubs Wrigley Field, Chicago, IL Wed Aug 10 1994, 3:33 AM CDT Att: 34,984 - Overcast - 65 F										
Rick Wilkins, L OBP: 0.317, SLG: 0.387 (1, 2)	4-2 1B BB		0-0 1B		2-1 G6-3		0-0 G6-3		0-2 F9	4	0	1	1	1	0	1											
Mark Grace, L OBP: 0.370, SLG: 0.414 (1, 3)	2-2 1-3 1B		1-0 G5-4-3 1B		3-2 1B		3-2 F9		0-3 K	5	0	3	0	0	1	1											
Sammy Sosa, R OBP: 0.339, SLG: 0.545 (1, 9)	0-0 F8		0-0 G5-4-3		1-1 S 1B		2-3 K			4	0	1	0	0	1	4											
Derrick May, L OBP: 0.340, SLG: 0.420 (1, 7)	0-0 G4-3			1-0 FC5-4 1B	1-2 G3			1-0 HR		4	1	2	1	0	0	4											
Glenallen Hill, R OBP: 0.365, SLG: 0.461 (1, 8)		0-2 E3		0-0 FC5-4		2-2 F9		1-3 K		4	0	0	0	0	1	1											
Steve Buechele, R OBP: 0.325, SLG: 0.404 (1, 5)		0-3 K		1-1 P3		4-0 2B BB		0-1 F9		3	0	0	0	1	1	2											
Rey Sanchez, R OBP: 0.345, SLG: 0.337 (1, 4)		0-0 L6		1-1 P4		0-1 G1-3		0-0 F9		4	0	1	0	0	0	2											
Willie Banks, R OBP: 0.163, SLG: 0.146 Karl Rhoades, L OBP: 0.271, SLG: 0.387 Dave Otto, L (6, PH) Mike Meksudian, L OBP: 0.497, SLG: 0.346 Donn Pall, R (7, 1) Dan Plesac, L (9, 1) Eduardo Zambrano, R OBP: 0.333, SLG: 0.674 (9, PH)		2-3 K		3-2 SH5-3 G6-3 2B		0-0 G1-3		0-0 F9		1	0	0	0	0	1	1											
Inning Stats	R: 0 E: 0 K: 0 S: 10	H: 1 LOB: 2 BB: 1 P: 16	R: 0 E: 2 K: 2 S: 11	H: 0 LOB: 0 BB: 0 P: 13	R: 0 E: 0 K: 0 S: 4	H: 2 LOB: 1 BB: 0 P: 5	R: 0 E: 0 K: 0 S: 7	H: 1 LOB: 1 BB: 0 P: 9	R: 1 E: 0 K: 0 S: 16	H: 3 LOB: 2 BB: 0 P: 26	R: 0 E: 0 K: 0 S: 8	H: 1 LOB: 2 BB: 1 P: 14	R: 0 E: 0 K: 1 S: 7	H: 0 LOB: 0 BB: 0 P: 12	R: 1 E: 0 K: 1 S: 8	H: 1 LOB: 0 BB: 0 P: 10		R: 0 E: 0 K: 1 S: 8	H: 1 LOB: 1 BB: 0 P: 9	1B: 6 2B: 3 3B: 0 HR: 1	SF: 0 SAC: 1 DP: 1 HBP: 0	WP: 0 PB: 0 SB: 3 CS: 0	PA: 39				
PITCHER	IP	WLS	BF	H	R	ER	SO	BB	IBB	HBP	BLK	WP	HR	S	P	ERA	WHIP										
William Van Landingham, R ERA: 3.54 (1, 1)	6.0	W	28	8	1	1	2	2	0	0	0	0	0	56	83	1.50	1.667										
Bryan Hickerson, L ERA: 5.4 (7, 1)	1.0		4	1	1	1	1	0	0	0	0	0	1	8	14	9.00	1.000										
Dave Burba, R ERA: 4.38 (8, 1)	1.0		3	0	0	0	1	0	0	0	0	0	0	7	8	0.00	0.000										
Rod Beck, R ERA: 2.77 (9, 1)	1.0	S	4	1	0	0	1	0	0	0	0	0	0	8	9	0.00	1.000										

