

**San Francisco Giants - 1995**

San Francisco Giants @ Atlanta Braves  
 Atlanta-Fulton County Stadium, Atlanta, GA

Wed Apr 26 1995, 3:33 AM EDT  
 Att. 32,045 - Sunny - 75 F

AB	34
R	5
H	6
RBI	5
BB	1
SO	6
LOB	8



AB R H RBI BB SO LOB

4	1	0	0	0	1	2
4	1	2	3	0	0	0
3	0	0	0	1	0	2
4	0	1	1	0	0	2
4	0	0	0	0	1	2
4	1	1	1	0	2	0
4	0	0	0	0	1	0
4	0	0	0	0	1	0
0	0	0	0	0	0	0
1	0	0	0	0	0	0
0	0	0	0	0	0	0
1	1	1	0	0	0	0
0	0	0	0	0	0	0
1	1	1	0	0	0	0
0	0	0	0	0	0	0

Batter	1	2	3	4	5	6	7	8	9
Darren Lewis, R (1, 8) B C F C X	1-2 G1-3 ①			0-3 K ①		1-1 E6 G3 1B G6-3 ①		0-0 B1-3 ①	
Robby Thompson, R (1, 4) OBP: 0.500, SLG: 1.250 F C B F X	1-2 F9 ②			2-1 G5-3 ②		1-0 G3 1B 1-2 3-H		2-2 HR ②	
Barry Bonds, L (1, 7) B B C X	2-1 P3 ③			4-2 BB ③		0-0 G3 ① 1-2 2-3		1-1 F8 ②	
Matt Williams, R (1, 5) OBP: 0.250, SLG: 0.500 B C X		1-1 F9 ①		0-0 F8 ③		0-1 G6-3 ② 3-H		0-0 2B ②	
Glenallen Hill, R (1, 9) B X		1-0 G6-3 ②			1-3 K ①	1-1 G5-3 ③		0-0 F7 ③	
J.R. Phillips, L (1, 3) OBP: 0.250, SLG: 1.000 C T B C		1-3 K ③			1-1 HR ①		2-2 F9 ①	0-3 K ①	
Royce Clayton, R (1, 6) C X			0-1 G4-3 ①		0-3 K ②		0-0 L3 ②	3-2 G6-3 ②	
Kirt Manwaring, R (1, 2) C T B F X			1-3 K ②		2-1 L7 ③		2-2 G6-3 ③	0-1 P3 ③	
Terry Mulholland, R (1, 1) Jeff Reed, L (3, PH) Salomon Torres, R (3, 1) Steve Scarsone, R (6, PH) Pat Gomez, L (6, 1) Mark Dewey, R (7, 1) John Patterson, S (8, PH) Jose Bautista, R (8, 1)			2-1 G5-3 ③			2-1 E 1B 1B ①		2-1 B1-3 HR 1B ①	

Inning Stats	R: 0	H: 0	E: 0	LOB: 0	K: 0	BB: 0	S: 11	P: 15	R: 0	H: 0	E: 0	LOB: 0	K: 1	BB: 0	S: 6	P: 9	R: 0	H: 0	E: 0	LOB: 0	K: 1	BB: 0	S: 7	P: 10	R: 0	H: 0	E: 0	LOB: 1	K: 1	BB: 1	S: 8	P: 14	R: 1	H: 1	E: 0	LOB: 0	K: 2	BB: 0	S: 11	P: 15	R: 2	H: 2	E: 1	LOB: 1	K: 0	BB: 0	S: 10	P: 15	R: 0	H: 0	E: 0	LOB: 0	K: 0	BB: 0	S: 9	P: 13	R: 2	H: 3	E: 0	LOB: 1	K: 0	BB: 0	S: 10	P: 15	R: 0	H: 0	E: 0	LOB: 0	K: 1	BB: 0	S: 8	P: 11	1B: 3	SF: 0	2B: 1	SAC: 0	3B: 0	DP: 0	HR: 2	HBP: 0	WP: 0	PA: 35
--------------	------	------	------	--------	------	-------	-------	-------	------	------	------	--------	------	-------	------	------	------	------	------	--------	------	-------	------	-------	------	------	------	--------	------	-------	------	-------	------	------	------	--------	------	-------	-------	-------	------	------	------	--------	------	-------	-------	-------	------	------	------	--------	------	-------	------	-------	------	------	------	--------	------	-------	-------	-------	------	------	------	--------	------	-------	------	-------	-------	-------	-------	--------	-------	-------	-------	--------	-------	--------

PITCHER	IP	WLS	BF	H	R	ER	SO	BB	IBB	HBP	BLK	WP	HR	S	P	ERA	WHIP
Greg Maddux, R (1, 1) ERA: 1.8	5.0	W	17	1	1	1	5	1	0	0	0	0	1	43	63	1.80	0.400
Brad Woodall, L (6, 1) ERA: 7.71	2.1		12	4	4	2	0	0	0	0	0	0	1	25	38	7.71	1.714
Mike Stanton, L (8, 1) ERA:	0.1		2	1	0	0	0	0	0	0	0	0	0	3	4	0.00	3.000
Mark Wohlers, R (8, 1) ERA:	0.1		1	0	0	0	0	0	0	0	0	0	0	1	1	0.00	0.000
Brad Clontz, R (9, 1) ERA:	1.0		3	0	0	0	1	0	0	0	0	0	0	8	11	0.00	0.000

PITCHER	IP	WLS	BF	H	R	ER	SO	BB	IBB	HBP	BLK	WP	HR	S	P	ERA	WHIP
---------	----	-----	----	---	---	----	----	----	-----	-----	-----	----	----	---	---	-----	------

Batter	1	2	3	4	5	6	7	8	9
<b>Marquis Grissom, R</b> <small>(1, 8) OBP: 0.167, SLG: 0.333</small>	1-1  2B	1-3  K	2-2  P3		1-0  G6-3		1-2  FC5 <small>2-3f</small>	0-3  K	
<b>Jeff Blausler, R</b> <small>(1, 6) OBP: 0.600, SLG: 0.750</small>	2-2  1B	4-1  BB		1-2  F7		3-3  K		0-0  2B	
<b>10 Chipper Jones, S</b> <small>(1, 5) OBP: 0.400, SLG: 0.400</small>	2-1  1B	1-2  1B <small>1-2f, 2-H</small>		1-1  F7		1-3  K		3-2  1B <small>2-H</small>	
<b>Fred McGriff, L</b> <small>(1, 3) OBP: 0.800, SLG: 2.000</small>	1-2  1B	0-0  1B <small>2-H</small>		1-2  HR		3-2  G4-3		3-0  HR <small>1-H</small>	
<b>David Justice, L</b> <small>(1, 9) OBP: 0.800, SLG: 1.750</small>	0-1  1B <small>1-2, 3-H</small>	0-0  P4		1-0  2B		4-0  BB		0-0  HR	
<b>Javy Lopez, R</b> <small>(1, 2) OBP: 0.400, SLG: 0.250</small>	2-1  1B <small>1-2, 2-3</small>		0-0  G5-3	4-1  BB		1 SAFE  K		0-0  G5-3	
<b>Mike Kelly, R</b> <small>(1, 7)</small>	0-1  G6-4-3 <small>1-2f, 2-3, 3-H</small>		4-1  BB	1-3  K		1 SAFE  K		1-0  E5 FC4-6	
<b>Mark Lemke, S</b> <small>(1, 4) OBP: 0.200, SLG: 0.200</small>	1-1  F8		2-1  F7		2-0  G4-3		3-1  1B 1B <small>1-3</small>	0-1  BB FC4-6 <small>1-2f</small>	
<b>Greg Maddux, R</b> <small>(1, 1) ERA: 1.000, SLG: 1.000</small> <b>Dwight Smith, L</b> <small>(5, PH) ERA: 3.0</small> <b>Brad Woodall, S</b> <small>(6, 1) OBP: 1.000, SLG: 1.000</small> <b>Mike Stanton, L</b> <small>(8, 1) ERA: 9.0</small> <b>Mark Wohlers, R</b> <small>(8, 1) ERA: 36.0</small> <b>Jose Oliva, R</b> <small>(8, PH)</small> <b>Brad Clontz, R</b> <small>(9, 1)</small>		2-1  1B E	0-2  1B		0-0  F9		1-0  1B <small>3-H</small>	4-2  BB	

Inning Stats	R: 4	H: 6	E: 0	LOB: 1	K: 0	P: 27	R: 2	H: 2	E: 1	LOB: 1	K: 1	P: 19	R: 0	H: 1	E: 0	LOB: 2	K: 0	P: 18	R: 1	H: 2	E: 0	LOB: 2	K: 1	P: 22	R: 0	H: 0	E: 0	LOB: 0	K: 0	P: 6	R: 0	H: 0	E: 0	LOB: 0	K: 2	P: 23	R: 1	H: 2	E: 1	LOB: 2	K: 2	P: 27	R: 4	H: 4	E: 1	LOB: 2	K: 1	P: 27
1B: 11	2B: 3	3B: 0	HR: 3	SF: 0	SAC: 0	DP: 1	HBP: 0	WP: 0	PA: 46																																							

PITCHER	IP	WLS	BF	H	R	ER	SO	BB	IBB	HBP	BLK	WP	HR	S	P	ERA	WHIP
Terry Mulholland, L <small>ERA: 22.5</small>	2.0	L	14	8	6	5	1	1	0	0	0	0	0	29	46	22.50	4.500
Salomon Torres, R <small>ERA: 3.0</small>	3.0		14	3	1	1	1	2	0	0	0	0	1	26	46	3.00	1.667
Pat Gomez, L <small>ERA: 9.0</small>	1.0		4	0	1	1	2	1	0	0	0	0	0	14	25	9.00	1.000
Mark Dewey, R <small>ERA: 36.0</small>	1.0		5	2	0	0	2	0	0	0	0	0	0	12	19	0.00	2.000
Jose Bautista, R <small>ERA: 36.0</small>	1.0		9	4	4	4	1	1	0	0	0	0	2	16	27	36.00	5.000

AB R H RBI BB SO LOB

6 1 1 0 0 2 7

4 2 2 0 1 1 0

5 3 2 2 0 1 1

5 3 4 5 0 0 0

4 2 3 2 1 0 1

4 0 1 0 1 1 1

4 0 0 0 1 2 5

5 0 1 0 0 0 3

2 1 2 0 0 0 0

1 0 0 0 0 0 0

1 0 1 1 0 0 0

0 0 0 0 0 0 0

0 0 0 0 0 0 0

0 0 0 0 1 0 0

0 0 0 0 0 0 0

1B: 11 SF: 0

2B: 3 SAC: 0

3B: 0 DP: 1

HR: 3 HBP: 0

WP: 0 PA: 46

PB: 0

SB: 0

CS: 0

ERA

WHIP

AB 41

R 12

H 17

RBI 10

BB 5

SO 7

LOB 18

Braves

San Francisco Giants @ Atlanta Braves

Atlanta-Fulton County Stadium, Atlanta, GA

Wed Apr 26 1995, 3:33 AM EDT  
Att: 32,045 - Sunny - 75 F

livebaseballscores.com

Batter	1	2	3	4	5	6	7	8	9	AB R H RBI BB SO LOB	TOP												
Darren Lewis, R OBP: 0.222, SLG: 0.125 (1, 8)	1-2 G4-3		2-1 G5-3		1-0 G4-3			2-0 WP SH2-3 HBP	2-2 1B	4 0 1 0 0 0 1													
Robby Thompson, R OBP: 0.500, SLG: 1.000 (1, 4)	1-0 G6-3 2B		4-1 CS BB			2-2 F8		0-2 SH2-3	0-3 K	3 1 1 0 1 1 1													
Barry Bonds, L (1, 7)	1-2 G6-3		3-3 SAFE SAFE 1-2			0-0 P5		4-0 WP IBB		3 0 0 0 1 1 2													
Matt Williams, R OBP: 0.375, SLG: 0.333 (1, 5)	4-0 2B BB			2-0 G6-3		2-1 G4-3		4-1 IBB		2 1 0 0 2 0 0													
Glenallen Hill, R OBP: 0.250, SLG: 0.500 (1, 9)	3-2 1-H 3-H 2B			3-2 G5-3			0-0 S 2B	0-3 K		4 0 2 2 0 1 3													
J.R. Phillips, L OBP: 0.143, SLG: 0.571 (1, 3)	1-0 P6			1-3 K			1-3 K	0-3 K		3 0 0 0 0 2 2													
Todd Benzinger, S (8, 3)										1 0 0 0 0 1 3													
Royce Clayton, R OBP: 0.125, SLG: 0.250 (1, 6)		3-2 G3			0-0 G5-3		2-3 K		2-2 G6-3 G4-3 2B	4 1 1 0 0 1 1	AB 30												
Kirt Manwaring, R OBP: 0.143, SLG: 0.143 (1, 2)		1-1 P4			0-0 SH1-4 1B		0-1 F7		0-0 G6-3	3 0 1 0 0 0 1	R 4												
Jeff Reed, L (9, PH)									2-3 G6-3	1 0 0 0 0 0 1	H 6												
Mark Portugal, R Steve Frey, R John Patterson, S Dave Burba, R Jose Bautista, R Tom Lampkin, L		1-1 F8			0-1 SH1-4			4-0 SH2-3 HBP BB	0-0 G4-3 3-H	1 0 0 0 0 0 0	RBI 3												
					1-2					0 0 0 0 0 0 0	BB 5												
										0 1 0 0 0 1 0 0	SO 7												
										0 0 0 0 0 0 0	LOB 15												
										0 0 0 0 0 0 0													
										1 0 0 1 0 0 0													
										0 0 0 0 0 0 0													
										0 0 0 0 0 0 0													
										0 0 0 0 0 0 0													
										0 0 0 0 0 0 0													
										1 0 0 1 0 0 0													
Inning Stats	R: 2 E: 0 K: 0 S: 12	H: 2 LOB: 1 BB: 1 P: 23	R: 0 E: 0 K: 0 S: 7	H: 0 LOB: 0 BB: 0 P: 12	R: 0 E: 0 K: 1 S: 8	H: 0 LOB: 1 BB: 1 P: 17	R: 0 E: 0 K: 1 S: 7	H: 0 LOB: 0 BB: 0 P: 13	R: 0 E: 0 K: 0 S: 5	H: 1 LOB: 1 BB: 0 P: 6	R: 0 E: 0 K: 0 S: 7	H: 0 LOB: 0 BB: 0 P: 11	R: 0 E: 0 K: 2 S: 9	H: 1 LOB: 1 BB: 0 P: 12	R: 1 E: 0 K: 2 S: 10	H: 0 LOB: 3 BB: 3 P: 24	R: 1 E: 0 K: 1 S: 12	H: 2 LOB: 1 BB: 0 P: 16	1B: 2 2B: 5 3B: 0 HR: 0	SF: 0 SAC: 2 DP: 1 HBP: 1	WP: 1 PB: 0 SB: 1 CS: 1	PA: 38	
PITCHER	IP	WLS	BF	H	R	ER	SO	BB	IBB	HBP	BLK	WP	HR	S	P	ERA	WHIP						
Tom Glavine, L ERA: 3.6 (1, 1)	5.0		19	3	2	2	2	2	0	0	0	0	0	39	71	3.60	1.000						
Greg McMichael, R ERA: (6, 1)	2.0		7	1	0	0	2	0	0	0	0	0	0	16	23	0.00	0.500						
Mark Wohlers, R ERA: 13.5 (8, 1)	0.1		5	0	1	1	0	1	2	1	0	1	0	4	18	27.00	3.000						
Steve Bedrosian, R ERA: (8, 1)	0.1		1	0	0	0	1	0	0	0	0	0	0	3	3	0.00	0.000						
Mike Stanton, L ERA: (8, 1)	0.1	W	1	0	0	0	1	0	0	0	0	0	0	3	3	0.00	0.000						
PITCHER	IP	WLS	BF	H	R	ER	SO	BB	IBB	HBP	BLK	WP	HR	S	P	ERA	WHIP						
Brad Clontz, R ERA: 4.5 (9, 1)	1.0		5	2	1	1	1	0	0	0	0	0	0	12	16	9.00	2.000						

San Francisco Giants @ Atlanta Braves  
Atlanta-Fulton County Stadium, Atlanta, GA

Thu Apr 27 1995, 3:33 AM EDT  
Att. 26,120 - Sunny - 72 F

AB	30
R	4
H	6
RBI	3
BB	5
SO	7
LOB	15



Batter	1	2	3	4	5	6	7	8	9
<b>Marquis Grissom, R</b> OBP: 0.300, SLG: 0.333 (1, 8)	4-1 G6-4-3 BB		0-2 G3 1B		0-0 P4			1-3 K	
<b>Jeff Blauser, R</b> OBP: 0.556, SLG: 0.500 (1, 6)	2-2 G6-4-3 1-2f		4-0 G3 1-2 BB		1-2 F9			4-1 BB HR BB	
<b>10 Chipper Jones, S</b> OBP: 0.333, SLG: 0.333 (1, 5)	2-1 G4-3		3-3 K			0-0 G4-6-3 1B		2-2 F7	
<b>Fred McGriff, L</b> OBP: 0.667, SLG: 1.375 (1, 3)		1-0 1B HR 1B	2-1 G3		2-1 G4-6-3 1-2f			4-1 1-2 HR BB	
<b>David Justice, L</b> OBP: 0.667, SLG: 1.500 (1, 9)		2-1 1-2 HR 1B	3-2 G4-3		2-3 K			0-0 1-H 2-H HR	
<b>Ryan Klesko, L</b> <b>Mark Wohlers, R</b> <b>Steve Bedrosian, R</b> <b>Mike Stanton, L</b> <b>Dwight Smith, L</b> <b>Brad Clontz, R</b> (1, 7) (8, 1) (8, 1) (8, 1) (8, PH) (9, 1)		1-3 K		1-3 K		1-1 G6-3		4-1 BB	
<b>Javy Lopez, R</b> OBP: 0.333, SLG: 0.143 (1, 2)		3-1 F9		0-0 F8		4-0 BB		0-3 K	
<b>Mark Lemke, S</b> OBP: 0.250, SLG: 0.625 (1, 4)		2-0 1-H 2-H HR		1-1 G4-3		1-0 P3			
<b>Tom Glavine, L</b> <b>Mike Mordecai, R</b> <b>Greg McMichael, R</b> <b>Mike Kelly, R</b> (1, 1) (5, PH) (6, 1) (7, PH) (8, 7)		3-2 G6-3			0-1 F9		2-3 K		

Inning Stats	R: 0 E: 0 K: 0 S: 6	H: 0 LOB: 0 BB: 1 P: 14	R: 3 E: 0 K: 1 S: 12	H: 3 LOB: 0 BB: 0 P: 24	R: 0 E: 0 K: 1 S: 11	H: 1 LOB: 2 BB: 1 P: 23	R: 0 E: 0 K: 1 S: 8	H: 0 LOB: 0 BB: 0 P: 10	R: 0 E: 0 K: 0 S: 7	H: 1 LOB: 0 BB: 0 P: 8	R: 0 E: 0 K: 1 S: 6	H: 0 LOB: 1 BB: 1 P: 14	R: 3 E: 0 K: 2 S: 13	H: 1 LOB: 1 BB: 3 P: 28
--------------	------------------------------	----------------------------------	-------------------------------	----------------------------------	-------------------------------	----------------------------------	------------------------------	----------------------------------	------------------------------	---------------------------------	------------------------------	----------------------------------	-------------------------------	----------------------------------

PITCHER	IP	WLS	BF	H	R	ER	SO	BB	IBB	HBP	BLK	WP	HR	S	P	ERA	WHIP
<b>Mark Portugal, R</b> ERA: 4.5 (1, 1)	6.0		23	5	3	3	4	2	0	0	0	0	1	50	89	4.50	1.167
<b>Steve Frey, L</b> ERA: (7, 1)	1.0		4	0	0	0	1	1	0	0	0	0	0	6	14	0.00	1.000
<b>Dave Burba, R</b> ERA: 40.5 (8, 1)	0.2	L	6	1	3	3	1	3	0	0	0	0	1	10	25	40.50	6.000
<b>Jose Bautista, R</b> ERA: 27.0 (8, 1)	0.1		1	0	0	0	1	0	0	0	0	0	0	3	3	0.00	0.000

AB R H RBI BB SO LOB


3	0	1	0	1	1	0
2	1	0	0	2	0	1
4	0	1	0	0	1	3
3	2	1	0	1	0	3
4	2	2	3	0	1	2
3	0	0	0	0	2	2
0	0	0	0	0	0	0
0	0	0	0	0	0	0
0	0	0	0	0	0	0
0	0	0	0	1	0	0
0	0	0	0	0	0	0
3	0	0	0	1	1	3
3	1	1	3	0	0	1
1	0	0	0	0	0	0
1	0	0	0	0	0	0
0	0	0	0	0	0	0
1	0	0	0	0	1	1

AB	R	H	RBI	BB	SO	LOB
28	6	6	6	6	7	16

**San Francisco Giants @ Atlanta Braves**  
Atlanta-Fulton County Stadium, Atlanta, GA

Thu Apr 27 1995, 3:33 AM EDT  
Att: 26,120 - Sunny - 72 F

WP: 0 PA: 34  
PB: 0  
SB: 1  
CS: 0



livebaseballscorecards.com

Batter	1	2	3	4	5	6	7	8	9	AB R H RBI BB SO LOB	TOP	
<b>Quilvio Veras, S</b> (1, 4) <small>OBP: 0.385, SLG: 0.300</small> <small>B B C C C C C X</small>	3-2 		4-1 			2-2 		1-1 		3 0 0 0 1 0 0		
<b>Alex Arias, R</b> (1, 6) <small>OBP: 0.333, SLG: 0.111</small> <b>Mario Diaz, R</b> (9, PH)	0-1 		2-1 			1-2 		1-0 	3 0 0 0 0 0 3 1 0 0 0 0 0 0			
<b>Gary Sheffield, R</b> (1, 9) <small>OBP: 0.308, SLG: 0.417</small>	1-3 			2-1 		4-2 		1-2 	3 0 0 0 1 1 0			
<b>Jeff Conine, R</b> (1, 7) <small>OBP: 0.308, SLG: 0.750</small>		2-3 		2-2 		3-1 		2-2 	4 0 0 0 0 1 1			
<b>Terry Pendleton, S</b> (1, 5) <small>OBP: 0.250, SLG: 0.455</small>	1-0 			2-0 			1-0 		3 0 0 0 0 0 0			
<b>Greg Colbrunn, R</b> (1, 3) <small>OBP: 0.333, SLG: 0.333</small>		3-3 			0-0 		0-3 		3 0 0 0 0 2 0			
<b>Charles Johnson, R</b> (1, 2)			2-2 		4-2 		2-2 		2 0 0 0 1 0 0			
<b>Chuck Carr, S</b> (1, 8) <small>OBP: 0.333, SLG: 0.250</small>			1-1 		1-0 	1-2 		2-2 	2 0 1 0 0 0 0			
<b>Bobby Witt, R</b> (1, 1) <small>OBP: 1.000, SLG: 1.000</small> <b>Darrell Whitmore, L</b> (5, PH) <b>David Weathers, R</b> (5, 1) <b>Jerry Browne, S</b> (8, PH) <b>Bryan Harvey, R</b> (8, 1) <b>Rich Scheid, L</b> (8, 1)			0-0 		0-0 		2-1 		1 0 1 0 0 0 0 1 0 0 0 0 0 1 0 0 0 0 0 0 0 1 0			
<b>Inning Stats</b>	R: 0 H: 0 E: 0 LOB: 0 K: 1 BB: 0 S: 9 P: 13	R: 0 H: 0 E: 0 LOB: 0 K: 2 BB: 0 S: 9 P: 15	R: 0 H: 2 E: 1 LOB: 2 K: 0 BB: 1 S: 9 P: 18	R: 0 H: 0 E: 0 LOB: 0 K: 0 BB: 0 S: 7 P: 13	R: 0 H: 0 E: 0 LOB: 1 K: 0 BB: 1 S: 5 P: 10	R: 0 H: 0 E: 0 LOB: 1 K: 0 BB: 1 S: 11 P: 21	R: 0 H: 0 E: 0 LOB: 0 K: 1 BB: 0 S: 8 P: 11	R: 0 H: 0 E: 0 LOB: 0 K: 0 BB: 0 S: 7 P: 12	R: 0 H: 0 E: 0 LOB: 0 K: 0 BB: 0 S: 8 P: 12	1B: 2 SF: 0 2B: 0 SAC: 1 3B: 0 DP: 1 HR: 0 HBP: 0	WP: 0 PA: 31 PB: 0 SB: 1 CS: 0	
<b>PITCHER</b>	IP WLS BF H R ER SO BB IBB HBP BLK WP HR S P ERA WHIP											IP WLS BF H R ER SO BB IBB HBP BLK WP HR S P ERA WHIP
<b>Mark Leiter, R</b> (1, 1) <small>ERA:</small>	6.0 W 22 2 0 0 3 3 0 0 0 0 0 0 50 90 0.00 0.833											
<b>Mark Dewey, R</b> (7, 1) <small>ERA:</small>	1.0 3 0 0 0 1 0 0 0 0 0 0 0 8 11 0.00 0.000											
<b>Jose Bautista, R</b> (8, 1) <small>ERA: 15.43</small>	1.0 3 0 0 0 0 0 0 0 0 0 0 0 7 12 0.00 0.000											
<b>Rod Beck, R</b> (9, 1) <small>ERA:</small>	1.0 3 0 0 0 0 0 0 0 0 0 0 0 8 12 0.00 0.000											

**Florida Marlins @ San Francisco Giants**  
 Candlestick Park, San Francisco, CA

Fri Apr 28 1995, 6:33 AM EDT  
 Att. 26,403 - Overcast - 63 F

[livebaseballscorecards.com](http://livebaseballscorecards.com)

<b>AB</b>	27
<b>R</b>	0
<b>H</b>	2
<b>RBI</b>	0
<b>BB</b>	3
<b>SO</b>	4
<b>LOB</b>	5




Batter	1	2	3	4	5	6	7	8	9	AB	R	H	RBI	BB	SO	LOB
<b>Darren Lewis, R</b> OBP: 0.231, SLG: 0.167 (1, 8)	F9		BB 1B 2-H		G6-3		FC6-4 1-2f 2-3			4	0	1	1	0	0	2
<b>Robby Thompson, R</b> OBP: 0.417, SLG: 0.727 (1, 4)	K		FC5 BB 1-2 1B		K		K			4	0	1	0	0	3	2
<b>Barry Bonds, L</b> (1, 7)	L8		1-2 2-3 BB		K2-3			4-1 HR BB		2	1	0	0	2	1	0
<b>Matt Williams, R</b> OBP: 0.333, SLG: 0.300 (1, 5)		G6-3	FC5 2-3f		G6-3			1-2 HR 1B		4	1	1	0	0	0	3
<b>Glenallen Hill, R</b> OBP: 0.250, SLG: 0.667 (1, 9)		G5-3		K		K		1-1 HR 1B		4	1	1	3	0	2	0
<b>J.R. Phillips, L</b> OBP: 0.182, SLG: 0.400 (1, 3)		K	FC1-5-6-1 BB		K			2-3 K		3	0	0	0	1	3	0
<b>Royce Clayton, R</b> OBP: 0.250, SLG: 0.273 (1, 6)			K 1-3	FC1-5-6-1 1-3			FC6-4 SH3 BB	3-1 CS 1B		3	0	1	0	1	1	1
<b>Kirt Manwaring, R</b> OBP: 0.300, SLG: 0.333 (1, 2)			1B 2B	IBB			SH3 1-2	2-3 K2-3		2	1	1	0	1	1	1
<b>Mark Leiter, R</b> (1, 1)			K 1-3	K 1-3			FC6-4 IBB			2	0	0	0	0	2	3
<b>Mark Dewey, R</b> (7, 1)										0	0	0	0	0	0	0
<b>Jeff Reed, L</b> (7, PH)										0	0	0	0	1	0	0
<b>Jose Bautista, R</b> (8, 1)										0	0	0	0	0	0	0
<b>Rod Beck, R</b> (9, 1)										0	0	0	0	0	0	0

Inning Stats	R: 0	H: 0	E: 0	K: 1	S: 7	LOB: 0	BB: 0	P: 14	R: 0	H: 0	E: 0	K: 1	S: 5	LOB: 0	BB: 0	P: 7	R: 1	H: 3	E: 0	K: 2	S: 15	LOB: 3	BB: 1	P: 25	R: 0	H: 0	E: 0	K: 2	S: 16	LOB: 2	BB: 2	P: 30	R: 0	H: 0	E: 0	K: 2	S: 9	LOB: 0	BB: 0	P: 12	R: 0	H: 0	E: 0	K: 1	S: 10	LOB: 2	BB: 2	P: 21	R: 3	H: 3	E: 0	K: 2	S: 12	LOB: 0	BB: 1	P: 24
--------------	------	------	------	------	------	--------	-------	-------	------	------	------	------	------	--------	-------	------	------	------	------	------	-------	--------	-------	-------	------	------	------	------	-------	--------	-------	-------	------	------	------	------	------	--------	-------	-------	------	------	------	------	-------	--------	-------	-------	------	------	------	------	-------	--------	-------	-------

PITCHER	IP	WLS	BF	H	R	ER	SO	BB	IBB	HBP	BLK	WP	HR	S	P	ERA	WHIP
<b>Bobby Witt, R</b> ERA: 2.25 (1, 1)	4.0	L	18	3	1	1	6	2	1	0	0	0	0	43	76	2.25	1.250
<b>David Weathers, R</b> ERA: (5, 1)	3.0		11	0	0	0	5	1	1	0	0	0	0	27	44	0.00	0.333
<b>Bryan Harvey, R</b> ERA: (8, 1)	0.0		3	2	3	3	0	1	0	0	0	0	1	4	9	∞	∞
<b>Rich Scheid, L</b> ERA: (8, 1)	1.0		3	1	0	0	2	0	0	0	0	0	0	8	15	0.00	1.000

BOTTOM	
<b>Florida Marlins @ San Francisco Giants</b> Candlestick Park, San Francisco, CA	
AB 28	
R 4	
H 6	
RBI 4	
BB 6	
SO 13	
LOB 12	
WP: 0	PA: 35
PB: 0	
SB: 1	
CS: 1	

livebaseballscorecards.com



Fri Apr 28 1995, 6:33 AM EDT  
Att. 26,403 - Overcast - 63 F

Batter	1	2	3	4	5	6	7	8	9	AB R H RBI BB SO LOB	TOP
<b>Chuck Carr, S</b> (1, 8) <small>OBP: 0.308, SLG: 0.182</small>	0-1 		0-1 			0-0 			4-2 	3 0 0 0 1 0 1	
<b>Jerry Browne, S</b> (1, 4) <small>OBP: 0.294, SLG: 0.333</small>	3-1 		1-3 			2-2 			2-2 	4 0 0 0 0 1 2	
<b>Gary Sheffield, R</b> (1, 9) <small>OBP: 0.294, SLG: 0.333</small>	4-1 			0-2 			1-0 		0-3 	3 0 0 0 1 1 0	
<b>Jeff Conine, R</b> (1, 3) <small>OBP: 0.250, SLG: 0.600</small>	2-0 			1-1 			2-0 			3 0 0 0 0 0 1	
<b>Andre Dawson, R</b> (1, 7) <small>OBP: 0.200, SLG: 0.200</small>		1-2 		1-0 			2-2 			3 0 1 0 0 0 0	
<b>Terry Pendleton, S</b> (1, 5) <small>OBP: 0.267, SLG: 0.429</small>			3-1 		1-1 		0-0 			3 0 1 0 0 0 1	
<b>Charles Johnson, R</b> (1, 2) <small>OBP: 0.333, SLG: 0.333</small>			1-1 		0-0 			1-1 		3 0 0 0 0 0 1	
<b>Eddie Zosky, R</b> (1, 6) <small>OBP: 0.333, SLG: 0.333</small>			1-0 		2-2 			0-2 		3 0 1 0 0 0 0	
<b>Pat Rapp, R</b> (1, 1) <b>Matt Dunbar, L</b> (6, 1) <b>Terry Mathews, L</b> (7, 1) <b>Darrell Whitmore, L</b> (8, PH) <b>John Johnstone, R</b> (8, 1) <b>Yorkis Perez, L</b> (8, 1)			0-0 		1-1 			0-3 		1 0 1 0 0 0 0 0 1 0 0 0 0 0 0 0 0 0 0 0 0 0 0	
<b>Inning Stats</b>	R: 0 H: 0 E: 0 LOB: 1 K: 0 BB: 1 S: 6 P: 15	R: 0 H: 1 E: 0 LOB: 0 K: 0 BB: 0 S: 7 P: 12	R: 0 H: 1 E: 0 LOB: 1 K: 1 BB: 0 S: 7 P: 9	R: 0 H: 0 E: 0 LOB: 0 K: 0 BB: 0 S: 6 P: 8	R: 0 H: 0 E: 0 LOB: 0 K: 0 BB: 0 S: 6 P: 9	R: 0 H: 0 E: 0 LOB: 0 K: 0 BB: 0 S: 6 P: 9	R: 0 H: 1 E: 0 LOB: 1 K: 0 BB: 0 S: 8 P: 13	R: 0 H: 0 E: 0 LOB: 0 K: 1 BB: 0 S: 8 P: 9	R: 0 H: 0 E: 0 LOB: 0 K: 1 BB: 1 S: 9 P: 14	1B: 3 SF: 0 2B: 0 SAC: 1 3B: 0 DP: 1 HR: 0 HBP: 0	WP: 0 PA: 30 PB: 0 SB: 0 CS: 1
<b>PITCHER</b> <b>Trevor Wilson, L</b> (1, 1) <small>ERA:</small> <b>Mark Dewey, R</b> (7, 1) <small>ERA:</small> <b>Rod Beck, R</b> (8, 1) <small>ERA:</small>	IP WLS BF H R ER SO BB IBB HBP BLK WP HR S P ERA WHIP 6.0 W 20 2 0 0 1 1 0 0 0 0 0 38 62 0.00 0.500 1.2 6 1 0 0 0 0 0 0 0 0 0 13 19 0.00 0.600 1.1 S 4 0 0 0 2 1 0 0 0 0 0 12 17 0.00 0.750	<b>PITCHER</b> IP WLS BF H R ER SO BB IBB HBP BLK WP HR S P ERA WHIP									

**Florida Marlins @ San Francisco Giants**  
 Candlestick Park, San Francisco, CA

Sat Apr 29 1995, 6:33 AM EDT  
 Att. 15,325 - Overcast - 66 F

[livebaseballscorecards.com](http://livebaseballscorecards.com)

<b>AB</b>	27
<b>R</b>	0
<b>H</b>	3
<b>RBI</b>	0
<b>BB</b>	2
<b>SO</b>	3
<b>LOB</b>	6





Batter	1	2	3	4	5	6	7	8	9
<b>Darren Lewis, R</b> OBP: 0.333, SLG: 0.353 (1, 8)	1-2 G6-3 1B		3-2 CS 1B		3-3 K		1-1 G1-3 2B	1-1 FC4 1-2f	
<b>Robby Thompson, R</b> OBP: 0.313, SLG: 0.533 (1, 4)	2-0 G6-3 1-2		2-1 P5 1-2			3-1 G5-3	2-0 G1-3 2-3		
<b>Barry Bonds, L</b> (1, 7)	4-1 FC4 BB			0-0 G3		4-2 2B BB	4-1 BB		
<b>Matt Williams, R</b> OBP: 0.313, SLG: 0.357 (1, 5)	2-3 K			2-2 G3-1		0-0 G4-3 1-H 2B	0-3 K		
<b>Glenallen Hill, R</b> OBP: 0.250, SLG: 0.625 (1, 9)	3-0 FC4 1-2f			2-2 G5-3		2-0 G4-3 2-3	3-2 BB 2B		
<b>J.R. Phillips, L</b> OBP: 0.200, SLG: 0.308 (1, 3)			1-0 G4-3		1-0 G4-3	4-0 BB BB	2-3 K		
<b>Royce Clayton, R</b> OBP: 0.375, SLG: 0.308 (1, 6)			2-2 L9		1-1 SH5-4 1B	4-2 1-2 BB	4-0 BB IBB		
<b>Jeff Reed, L</b> OBP: 0.400, SLG: 0.250 (1, 2)			0-0 G3-1		1-0 SH5-4 1B	2-1 G5-3	0-0 P9		
<b>John Patterson, S</b> OBP: 0.667, SLG: 0.500 (6, PH)									
<b>Mark Dewey, R</b> (7, 1)									
<b>Rod Beck, R</b> (8, 1)									
<b>Trevor Wilson, L</b> (1, 1)			1-0 G1-5-3		0-0 SH5-4 1-2 2-3		0-0 G4-3	4-1 FC4 BB	
<b>Tom Lampkin, L</b> (7, 2)									

AB	R	H	RBI	BB	SO	LOB
5	0	3	0	0	1	5
4	0	0	0	0	0	3
1	1	0	0	3	0	0
4	0	1	1	0	2	4
4	0	1	0	0	0	3
3	0	0	0	1	1	1
2	0	1	0	2	0	0
2	0	1	0	0	0	0
1	0	0	0	0	0	3
0	0	0	0	0	0	0
1	0	0	0	0	0	2
1	0	0	0	0	0	0
1	0	0	0	1	0	0

AB	R	H	RBI	BB	SO	LOB
29	1	7	1	7	4	21

Inning Stats	R: 0	H: 1	E: 0	LOB: 2	K: 1	P: 22	R: 0	H: 0	E: 0	LOB: 0	K: 0	P: 9	R: 0	H: 1	E: 0	LOB: 0	K: 0	P: 12	R: 0	H: 0	E: 0	LOB: 0	K: 0	P: 12	R: 0	H: 2	E: 0	LOB: 2	K: 1	P: 14	R: 1	H: 1	E: 0	LOB: 3	K: 0	P: 31	R: 0	H: 1	E: 0	LOB: 2	K: 1	P: 15	R: 0	H: 1	E: 0	LOB: 3	K: 1	P: 25
<b>Pat Rapp, R</b> ERA: 1.59 (1, 1)	5.2	WLS	BF	H	R	ER	SO	BB	IBB	HBP	BLK	WP	HR	S	P	ERA	WHIP																															
<b>Matt Dunbar, L</b> ERA: 6.75 (6, 1)	1.0		7	1	0	0	0	3	0	0	0	0	0	9	26	0.00	4.000																															
<b>Terry Mathews, R</b> ERA: (7, 1)	0.1		1	0	0	0	1	0	0	0	0	0	0	3	3	0.00	0.000																															
<b>John Johnstone, R</b> ERA: 7.71 (8, 1)	0.2		4	1	0	0	1	0	1	0	0	0	0	9	17	0.00	1.500																															
<b>Yorkis Perez, L</b> ERA: (8, 1)	0.1		2	0	0	0	0	1	0	0	0	0	0	3	8	0.00	3.000																															

WP	PA	ERA	WHIP
0	37		

**Florida Marlins @ San Francisco Giants**  
Candlestick Park, San Francisco, CA  
Sat Apr 29 1995, 6:33 AM EDT  
Att. 15,325 - Overcast - 66 F

livebaseballscorecards.com



Batter	1	2	3	4	5	6	7	8	9	AB	R	H	RBI	BB	SO	LOB	TOP								
<b>Quilvio Veras, S</b> (1, 4) <small>OBP: 0.333, SLG: 0.214</small>	4-0 CS BB	2-2 L7		0-2 G5-3		2-1 G3-1	0-0 F7			4	0	0	0	1	0	2									
<b>Terry Pendleton, S</b> (1, 5) <small>OBP: 0.368, SLG: 0.471</small> <b>Alex Arias, R</b> (8, PH) <small>OBP: 0.308, SLG: 0.100</small> (8, 5)	0-1 HR 1B		0-1 HR 1B	2-1 G5-3		4-1 BB		1-0 P6		3	2	2	0	1	0	0									
<b>Gary Sheffield, R</b> (1, 9) <small>OBP: 0.364, SLG: 0.579</small>	4-2 HR BB		0-1 SAFE HR 1-H	0-0 2B		2-3 K		0-0 G5-3		4	2	2	2	1	1	1									
<b>Jeff Conine, R</b> (1, 7) <small>OBP: 0.381, SLG: 0.944</small>	3-2 HR 1-H 2-H		2-0 HR	4-0 BB		0-0 G4-3		4-2 BB		3	2	2	4	2	0	1									
<b>Darrell Whitmore, L</b> (1, 8) <b>Eddie Zosky, R</b> (7, 6) <small>OBP: 0.250, SLG: 0.250</small>	0-0 G4-3		4-2 2B BB	0-0 F7			0-0 G6-3	0-1 G4-3		3	1	0	0	1	0	2									
<b>Greg Colbrunn, R</b> (1, 3) <small>OBP: 0.294, SLG: 0.353</small>	0-0 L8		1-1 F8		1-2 P2		2-1 1B WP 2B		3-2 G5-3	5	1	1	0	0	0	1									
<b>Steve Decker, R</b> (1, 2) <small>OBP: 0.200, SLG: 0.200</small>		1-2 G6-3	1-2 SAFE SAFE SAFE SAFE P2	0-0 L8		0-0 WP 1B 1B		3-3 K		5	1	1	0	0	1	1									
<b>Mario Diaz, R</b> (1, 6) <small>OBP: 0.600, SLG: 1.400</small> <b>Rich Scheid, L</b> (7, 1) <b>Rob Natal, R</b> (9, PH) <b>Robb Nen, R</b> (9, 1)		0-1 F8	3-2 SAFE 1-H 2B	0-0 HR		2-2 1B 1-H 3-H 1B		0-0 G5-3		4	1	3	3	0	0	0									
<b>John Burkett, R</b> (1, 1) <b>Chuck Carr, S</b> (7, PH) <small>OBP: 0.286, SLG: 0.167</small> (7, 8)		4-2 BB	2-2 G1-3	1-2 G6-3		0-0 L7				2	0	0	0	1	0	1									
<b>Inning Stats</b>	R: 3 E: 0 K: 0 S: 10	H: 2 LOB: 0 BB: 2 P: 21	R: 0 E: 0 K: 0 S: 13	H: 0 LOB: 1 BB: 1 P: 20	R: 4 E: 0 K: 0 S: 19	H: 4 LOB: 1 BB: 1 P: 32	R: 0 E: 0 K: 0 S: 7	H: 1 LOB: 2 BB: 1 P: 13	R: 1 E: 0 K: 1 S: 7	H: 1 LOB: 0 BB: 0 P: 10	R: 0 E: 0 K: 1 S: 7	H: 0 LOB: 1 BB: 1 P: 15	R: 2 E: 0 K: 0 S: 9	H: 3 LOB: 1 BB: 0 P: 13	R: 0 E: 0 K: 0 S: 6	H: 0 LOB: 1 BB: 1 P: 11	R: 0 E: 0 K: 1 S: 7	H: 0 LOB: 0 BB: 0 P: 13	1B: 4 2B: 3 3B: 0 HR: 4	SF: 0 SAC: 0 DP: 0 HBP: 0	WP: 1 PB: 0 SB: 1 CS: 1	PA: 44			
<b>PITCHER</b>	IP	WLS	BF	H	R	ER	SO	BB	IBB	HBP	BLK	WP	HR	S	P	ERA	WHIP								
<b>Salomon Torres, R</b> (1, 1) ERA: 12.6	2.0	L	13	5	6	6	0	3	0	0	0	0	3	28	48	27.00	4.000								
<b>Joe Rosselli, L</b> (3, 1) ERA: 3.86	2.1		11	2	1	1	0	2	0	0	0	0	0	24	42	3.86	1.714								
<b>Chris Hook, R</b> (5, 1) ERA: 5.4	1.2		7	1	1	1	1	1	0	0	0	0	1	12	21	5.40	1.200								
<b>Dave Burba, R</b> (7, 1) ERA: 27.0	1.0		6	3	2	2	0	0	0	0	0	1	0	9	13	18.00	3.000								
<b>Pat Gomez, L</b> (8, 1) ERA: 4.5	1.0		4	0	0	0	0	1	0	0	0	0	0	6	11	0.00	1.000								
<b>PITCHER</b>	IP	WLS	BF	H	R	ER	SO	BB	IBB	HBP	BLK	WP	HR	S	P	ERA	WHIP								
<b>Steve Frey, L</b> (9, 1) ERA:	1.0		3	0	0	0	1	0	0	0	0	0	0	7	13	0.00	0.000								

**Florida Marlins @ San Francisco Giants**  
 Candlestick Park, San Francisco, CA  
 Sun Apr 30 1995, 6:33 AM EDT  
 Att. 19,810 - Overcast - 64 F

<b>AB</b>	<b>37</b>
<b>R</b>	<b>10</b>
<b>H</b>	<b>11</b>
<b>RBI</b>	<b>9</b>
<b>BB</b>	<b>7</b>
<b>SO</b>	<b>2</b>
<b>LOB</b>	<b>11</b>



Batter	1	2	3	4	5	6	7	8	9	AB	R	H	RBI	BB	SO	LOB
Darren Lewis, R OBP: 0.318, SLG: 0.300 (1, 8)	2-0 CS HBP		3-2 P3		2-3 K			1-2 G4-3		3	0	0	0	0	1	1
Robby Thompson, R OBP: 0.333, SLG: 0.588 Mike Benjamin, R OBP: 0.500, SLG: 0.500 (1, 4) (4, 4) (8, 6)	1-2 BB 2B		3-3 K		2-3 K			1-0 HR 1B		2	0	1	0	0	1	0
Barry Bonds, L Dave Burba, R Todd Benzinger, S (1, 7) (7, 1) (8, 3)	4-0 BB BB		0-0 G4-3				1-2 F8	1-2 SF9		2	0	0	0	1	0	0
Matt Williams, R OBP: 0.400, SLG: 0.588 (1, 5)	4-2 BB BB			2-1 FC6-4 PB 1B		1-0 G6-3		1-2 HR		3	1	2	2	1	0	0
Glenallen Hill, R OBP: 0.250, SLG: 0.550 (1, 9)	2-0 P7			3-3 K		2-1 G5-3		3-2 1B		4	0	1	0	0	1	4
J.R. Phillips, L OBP: 0.222, SLG: 0.267 Steve Scarsone, R OBP: 0.500, SLG: 0.500 (1, 3) (8, 4)	3-3 K			4-0 FC6-4 BB			1-3 K	0-1 L8		2	0	0	0	1	2	3
Royce Clayton, R OBP: 0.368, SLG: 0.313 Pat Gomez, L Steve Frey, R John Patterson, S OBP: 0.500, SLG: 0.333 (1, 6) (8, 1) (9, 1) (9, PH)		0-1 G5-4-3 1B		0-0 FC6-4			3-2 G1-3		0-0 G4-3	3	0	1	0	0	0	2
Kirt Manwaring, R OBP: 0.250, SLG: 0.273 Chris Hook, R Mark Carreon, R (1, 2) (5, 1) (7, 7)	1-0 G5-4-3			0-0 L8			1-2 P2		3-3 K	2	0	0	0	0	0	3
Salomon Torres, R Joe Rosselli, R Jeff Reed, L Tom Lampkin, L (1, 1) (3, 1) (5, 2) (9, PH)		0-0 G3			1-1 G3			4-0 1B G4-3 SF9 BB	3-2 P9	1	0	0	0	0	0	0

Inning Stats	R: 0	H: 1	R: 0	H: 1	R: 0	H: 0	R: 0	H: 0	R: 0	H: 0	R: 0	H: 0	R: 3	H: 3	R: 0	H: 0	1B: 4	SF: 1
	E: 0	LOB: 3	E: 0	LOB: 0	E: 0	LOB: 2	E: 0	LOB: 0	E: 0	LOB: 0	E: 0	LOB: 0	E: 0	LOB: 1	E: 0	LOB: 0	2B: 1	SAC: 0
	K: 1	BB: 2	K: 0	BB: 0	K: 1	BB: 1	K: 2	BB: 0	K: 1	BB: 0	K: 1	BB: 0	K: 0	BB: 1	K: 1	BB: 0	3B: 0	DP: 1
	S: 9	P: 25	S: 4	P: 5	S: 7	P: 13	S: 8	P: 13	S: 6	P: 10	S: 12	P: 17	S: 15	P: 26	S: 8	P: 14	HR: 1	HBP: 1

PITCHER	IP	WLS	BF	H	R	ER	SO	BB	IBB	HBP	BLK	WP	HR	S	P	ERA	WHIP
John Burkett, R ERA: 4.22 (1, 1)	6.0		23	3	0	0	5	3	0	1	0	0	0	42	83	0.00	1.000
Rich Scheid, L ERA: 9.0 (7, 1)	2.0		10	3	3	3	1	1	0	0	0	0	1	27	43	13.50	2.000
Robb Nen, R ERA: (9, 1)	1.0		3	0	0	0	1	0	0	0	0	0	0	8	14	0.00	0.000


**BOTTOM**

**Florida Marlins @ San Francisco Giants**  
Candlestick Park, San Francisco, CA

Sun Apr 30 1995, 6:33 AM EDT  
Att: 19,810 - Overcast - 64 F

AB	30
R	3
H	6
RBI	3
BB	4
SO	7
LOB	14

livebaseballscorecards.com



Batter	1	2	3	4	5	6	7	8	9	AB R H RBI BB SO LOB	TOP											
<b>Delino DeShields, L</b> (1, 4) OBP: 0.250, SLG: 0.320	1-0 B3		0-1 F7		0-3 K		0-0 G4-3			4 0 0 0 0 1 0	<b>Los Angeles Dodgers @ San Francisco Giants</b> <b>Candlestick Park, San Francisco, CA</b> Mon May 01 1995, 6:33 AM EDT Att. 10,828 - Sunny - 67 F											
<b>Jose Offerman, S</b> (1, 6) OBP: 0.444, SLG: 0.333	2-1 P5		4-0 BB		0-1 G5-3			0-1 E6		3 0 0 0 1 0 0												
<b>Raul Mondesi, R</b> (1, 8) OBP: 0.577, SLG: 1.045	4-2 1B BB		1-1 P5		1-0 1B 1B			3-3 1-2 K		3 0 1 0 1 1 2												
<b>Eric Karros, R</b> (1, 3) OBP: 0.615, SLG: 0.739	0-1 1-H 1B			1-2 K 1B 1B		0-0 F9		1-3 K		4 0 2 0 0 1 1												
<b>Billy Ashley, R</b> (1, 7) OBP: 0.250, SLG: 0.412 <b>Jeff Treadway, L</b> (9, PH)		1-1 G4-3		2-1 BB 1-2 1B		1-3 K		1-1 G3		3 0 1 0 0 1 1 1 0 0 0 0 0 0												
<b>Henry Rodriguez, L</b> (1, 9) OBP: 0.261, SLG: 0.238		1-0 FC4-6 1B		3-3 K		0-0 1-2 1B		0-2 F9 2B		4 0 3 0 0 1 2												
<b>Garey Ingram, R</b> (1, 5) OBP: 0.364, SLG: 0.300 <b>Dave Hansen, L</b> (9, PH)		0-0 FC4-6 1-2f		4-0 BB		0-0 G3		2-2 F9		2 0 0 0 1 0 3 1 0 0 0 0 0 1												
<b>Carlos Hernandez, R</b> (1, 2) <b>Chris Gwynn, L</b> (9, PH)		0-0 F8		1-2 G5-3			0-0 G5-3		0-1 L8			3 0 0 0 0 0 3 1 0 0 0 0 0 1										
<b>Tom Candiotti, R</b> (1, 1) <b>Greg Hansell, R</b> (6, 1) <b>Dick Schofield, R</b> (7, PH) <b>Todd Williams, R</b> (7, 1) <b>Rob Murphy, L</b> (8, 1)			1-2 G4-3		3-2 G1-3		3-2 L7			2 0 0 0 0 0 0 0 0 0 0 0 0 0 1 0												
<b>Inning Stats</b>	R: 0 E: 0 K: 0 S: 7	H: 1 LOB: 2 BB: 1 P: 14	R: 0 E: 0 K: 0 S: 5	H: 1 LOB: 1 BB: 1 P: 7	R: 0 E: 0 K: 0 S: 7	H: 0 LOB: 1 BB: 1 P: 13	R: 0 E: 0 K: 1 S: 12	H: 2 LOB: 2 BB: 1 P: 23	R: 0 E: 0 K: 1 S: 8	H: 0 LOB: 0 BB: 0 P: 11		R: 0 E: 0 K: 1 S: 9	H: 2 LOB: 2 BB: 0 P: 11	R: 0 E: 0 K: 0 S: 5	H: 0 LOB: 0 BB: 0 P: 8	R: 0 E: 1 K: 2 S: 8	H: 0 LOB: 0 BB: 0 P: 12	R: 0 E: 0 K: 0 S: 10	H: 1 LOB: 1 BB: 0 P: 13	1B: 6 2B: 2 3B: 0 HR: 0	SF: 0 SAC: 0 DP: 1 HBP: 0	WP: 0 PB: 0 SB: 0 CS: 1
<b>PITCHER</b>	IP WLS BF H R ER SO BB IBB HBP BLK WP HR S P ERA WHIP																					
<b>Terry Mulholland, L</b> (1, 1) ERA: 5.0	7.0 W 28 6 0 0 3 3 0 0 0 0 0 0 53 87 0.00 1.286																					
<b>Dave Burba, R</b> (8, 1) ERA: 16.88	1.0 3 0 0 0 2 0 0 0 0 0 0 0 8 12 0.00 0.000																					
<b>Jose Bautista, R</b> (9, 1) ERA: 10.8	1.0 4 1 0 0 0 0 0 0 0 0 0 0 10 13 0.00 1.000																					

livebaseballscorecards.com

AB	32
R	0
H	7
RBI	0
BB	3
SO	5
LOB	14



Batter	1	2	3	4	5	6	7	8	9
<b>Darren Lewis, R</b> OBP: 0.296, SLG: 0.320 (1, 8)	3-2 SH 1B 2B	1-0 G6-3		1-3 K		3-2 G6-3		2-0 G6-4-3	
<b>Robby Thompson, R</b> OBP: 0.286, SLG: 0.500 (1, 4)	1-0 SH FC5-4 1B	3-1 G4-3		1-3 K			0-1 P4		
<b>Barry Bonds, L</b> OBP: 0.391, SLG: 0.067 (1, 7)	2-2 FC5-4 1B		1-3 K		0-0 G3-1		0-1 P5		
<b>Matt Williams, R</b> OBP: 0.458, SLG: 0.667 (1, 5)	1-0 P4		1-2 BB 2B		3-1 HR 1B		1-0 1B		
<b>Glenallen Hill, R</b> OBP: 0.292, SLG: 0.652 (1, 9)	0-0 FC5-4 1B		4-2 CS BB		3-2 HR		3-3 K		
<b>Royce Clayton, R</b> OBP: 0.391, SLG: 0.316 (1, 6)	0-0 S 1B		2-1 CS	3-2 E6	0-0 L7		4-2 WP HR BB		
<b>J.R. Phillips, L</b> OBP: 0.227, SLG: 0.421 (1, 3)	3-2 P3		1-2 CS	2-3 K	1-0 G3		2-2 HR		
<b>Kirt Manwaring, R</b> OBP: 0.313, SLG: 0.286 (1, 2)		1-2 G6-3 SH2-4 1B		0-0 E5		2-3 K	4-2 FC5-4 BB		
<b>Terry Mulholland, R</b> (1, 1)		0-0 SH2-4		4-2 BB		0-0 L6	0-0 FC5-4		
<b>Dave Burba, R</b> (8, 1)				1-3 BB			1-2f		
<b>Mark Carreon, R</b> (8, PH)									
<b>Jose Bautista, R</b> (9, 1)									

Inning Stats	R: 2	H: 3	E: 0	K: 0	S: 15	LOB: 2	BB: 0	P: 25	R: 0	H: 1	E: 0	K: 0	S: 8	LOB: 1	BB: 0	P: 13	R: 0	H: 1	E: 0	K: 1	S: 11	LOB: 0	BB: 1	P: 19	R: 1	H: 0	E: 2	K: 3	S: 18	LOB: 2	BB: 1	P: 29	R: 2	H: 2	E: 0	K: 0	S: 8	LOB: 0	BB: 0	P: 15	R: 0	H: 0	E: 0	K: 1	S: 8	LOB: 0	BB: 0	P: 13	R: 0	H: 1	E: 0	K: 1	S: 8	LOB: 1	BB: 2	P: 23
--------------	------	------	------	------	-------	--------	-------	-------	------	------	------	------	------	--------	-------	-------	------	------	------	------	-------	--------	-------	-------	------	------	------	------	-------	--------	-------	-------	------	------	------	------	------	--------	-------	-------	------	------	------	------	------	--------	-------	-------	------	------	------	------	------	--------	-------	-------

AB	R	H	RBI	BB	SO	LOB
5	1	1	0	0	1	4
3	1	0	0	0	1	3
4	0	1	1	0	1	0
4	1	3	0	0	0	2
3	1	1	2	1	1	3
3	2	1	1	1	0	0
4	1	1	2	0	1	3
3	0	1	0	1	1	1
1	0	0	0	1	0	0
0	0	0	0	0	0	0
1	0	0	0	0	0	1
0	0	0	0	0	0	0

**Los Angeles Dodgers @ San Francisco Giants**  
**Candlestick Park, San Francisco, CA**  
 Mon May 01 1995, 6:33 AM EDT  
 Att. 10,828 - Sunny - 67 F

<b>AB</b>	<b>31</b>
<b>R</b>	<b>7</b>
<b>H</b>	<b>9</b>
<b>RBI</b>	<b>6</b>
<b>BB</b>	<b>4</b>
<b>SO</b>	<b>6</b>
<b>LOB</b>	<b>17</b>

WP: 1 PA: 38  
 PB: 0  
 SB: 2  
 CS: 1



PITCHER	IP	WLS	BF	H	R	ER	SO	BB	IBB	HBP	BLK	WP	HR	S	P	ERA	WHIP
<b>Tom Candiotti, R</b> ERA: 4.91 (1, 1)	5.0	L	25	7	5	4	4	2	0	0	0	0	1	60	101	7.20	1.800
<b>Greg Hansell, R</b> ERA: 7.71 (6, 1)	1.0		3	0	0	0	1	0	0	0	0	0	0	8	13	0.00	0.000
<b>Todd Williams, R</b> ERA: 3.38 (7, 1)	1.0		4	1	0	0	1	0	0	0	0	0	0	8	12	0.00	1.000
<b>Rob Murphy, L</b> ERA: 11.57 (8, 1)	1.0		5	1	2	2	0	2	0	0	0	1	1	11	23	18.00	3.000





Batter	1	2	3	4	5	6	7	8	9	AB R H RBI BB SO LOB	TOP																
<b>Delino DeShields, L</b> OBP: 0.275, SLG: 0.306 (1, 4)	1-0 <b>G4-3</b>			3-1 <b>FC5-4</b> 1B	4-2 2B <b>BB</b>			2-1 <b>B1-3</b>	0-0 3B 1B	4 1 2 0 1 0 0	<p><b>Los Angeles Dodgers @ San Francisco Giants</b> Candlestick Park, San Francisco, CA</p> <p>Wed May 03 1995, 10:05 PM EDT Att. 22,753 - Unknown - 65 F</p>																
<b>Jose Offerman, S</b> OBP: 0.513, SLG: 0.500 (1, 6)	2-1 <b>L4</b>		1-0 <b>P5</b>	1-0 2B	1-3 2-H 3-H 2B		1-0 1B 1B	1-1 3B	5 0 3 4 0 0 1																		
<b>Raul Mondesi, R</b> OBP: 0.474, SLG: 0.765 (1, 8)	3-2 <b>L8</b>		0-1 <b>FC5-4</b> 1-2f	0-0 <b>P6</b>			0-0 1B	0-1 <b>G5-3</b>	5 0 1 0 0 0 4																		
<b>Mike Piazza, R</b> OBP: 0.412, SLG: 0.438 (1, 2)		1-1 <b>F9</b>		1-3 <b>K</b>		1-0 <b>L9</b>		1-2 <b>L7</b>	1-1 <b>P2</b>	5 0 0 0 0 1 4																	
<b>Eric Karros, R</b> OBP: 0.514, SLG: 0.706 (1, 3)		3-1 <b>G4-6-3</b> 1B			1-2 <b>HR</b>	0-0 <b>F9</b>		1-2 <b>F9</b>		4 1 2 1 0 0 2																	
<b>Henry Rodriguez, L</b> OBP: 0.324, SLG: 0.267 (1, 9)		2-1 <b>G4-6-3</b> 1-2f			3-2 <b>SH5-4</b> 1B 2B 1B	1-1 <b>G4-3</b>		0-0 2B 1B 1B		4 2 2 0 0 0 1																	
<b>Billy Ashley, R</b> OBP: 0.192, SLG: 0.304 (1, 7)			0-0 <b>P6</b>		1-1 <b>L8</b>		3-1 <b>P4</b>	0-0 1B 2B		3 0 0 0 0 0 1																	
<b>Garey Ingram, R</b> OBP: 0.333, SLG: 0.357 (7, 5)								1-3 1B 2B		1 1 1 0 0 0 0																	
<b>Dave Hansen, L</b> OBP: 0.300, SLG: 0.278 (1, 5)			2-2 <b>L7</b>		0-1 <b>SH5-4</b> 2B 1B		2-2 <b>P4</b>	0-2 3B 1B		3 1 1 0 0 0 0																	
<b>Reggie Williams, S</b> OBP: 0.450, SLG: 0.250 (7, 7)					1-2 2B 1B			2-H 3-H 3B 1B		0 0 0 0 0 0 0																	
<b>Chris Gwynn, L</b> OBP: 0.400, SLG: 0.400 (9, PH)										1 1 1 2 0 0 0																	
<b>Rudy Seanez, R</b> OBP: 0.400, SLG: 0.400 (9, 1)										0 0 0 0 0 0 0																	
<b>Omar Daal, L</b> OBP: 0.250, SLG: 0.250 (9, 1)										0 0 0 0 0 0 0																	
<b>Dick Schofield, R</b> OBP: 0.250, SLG: 0.250 (9, 1)										0 0 0 0 0 0 0																	
<b>Todd Worrell, R</b> OBP: 0.250, SLG: 0.250 (9, 1)										0 0 0 0 0 0 0																	
<b>Pedro Astacio, R</b> OBP: 0.250, SLG: 0.250 (9, 1)			0-2 <b>F8</b>		0-1 <b>SH5-4</b>		1-2 <b>G4-3</b>	0-0 <b>SH2-4</b>		1 0 0 0 0 0 0																	
<b>Jeff Treadway, L</b> OBP: 0.250, SLG: 0.250 (7, PH)										1 0 0 0 0 0 0																	
<b>Antonio Osuna, R</b> OBP: 0.250, SLG: 0.250 (7, 1)										0 0 0 0 0 0 0																	
<b>Mitch Webster, S</b> OBP: 0.250, SLG: 0.250 (9, PH)										0 0 0 0 0 0 0																	
<b>Inning Stats</b>	R: 0 E: 0 K: 0 S: 6	H: 0 LOB: 0 BB: 0 P: 12	R: 0 E: 0 K: 0 S: 6	H: 1 LOB: 0 BB: 0 P: 12	R: 0 E: 0 K: 0 S: 8	H: 0 LOB: 0 BB: 0 P: 10	R: 0 E: 0 K: 1 S: 10	H: 1 LOB: 1 BB: 0 P: 14	R: 3 E: 0 K: 0 S: 16	H: 4 LOB: 2 BB: 1 P: 26	R: 0 E: 0 K: 0 S: 4	H: 0 LOB: 0 BB: 0 P: 6	R: 0 E: 0 K: 0 S: 10	H: 0 LOB: 0 BB: 0 P: 16	R: 0 E: 0 K: 0 S: 10	H: 2 LOB: 2 BB: 0 P: 15	R: 4 E: 0 K: 0 S: 13	H: 5 LOB: 1 BB: 0 P: 15	1B: 9 2B: 2 3B: 1 HR: 1	SF: 0 SAC: 2 DP: 1 HBP: 0	WP: 0 PB: 0 SB: 0 CS: 0	PA: 40					
<b>PITCHER</b>	IP WLS BF H R ER SO BB IBB HBP BLK WP HR S P ERA WHIP																										
<b>Mark Leiter, R</b> ERA: 2.53 (1, 1)	4.2		20	6	3	3	1	1	0	0	0	0	1	45	73	5.79	1.500										
<b>Chris Hook, R</b> ERA: 2.08 (5, 1)	2.1		7	0	0	0	0	0	0	0	0	0	0	15	23	0.00	0.000										
<b>Pat Gomez, L</b> ERA: 2.45 (8, 1)	0.1		2	1	0	0	0	0	0	0	0	0	0	3	6	0.00	3.000										
<b>Jose Bautista, R</b> ERA: 7.71 (8, 1)	0.2		3	1	0	0	0	0	0	0	0	0	0	7	9	0.00	1.500										
<b>Rod Beck, R</b> ERA: 9.82 (9, 1)	1.0	L	8	5	4	4	0	0	0	0	0	0	0	13	15	36.00	5.000										

livebaseballscorecards.com

<b>AB</b>	37
<b>R</b>	7
<b>H</b>	13
<b>RBI</b>	7
<b>BB</b>	1
<b>SO</b>	1
<b>LOB</b>	13





Batter	1	2	3	4	5	6	7	8	9	AB	R	H	RBI	BB	SO	LOB
<b>Darren Lewis, R</b> OBP: 0.308, SLG: 0.324 (1, 8)	2-2 E5 G6-4-3		1-2 G5-3		2-2 G4-3		0-0 G1-6-3 1B		0-0 G3-1 1B	5	1	2	0	0	0	0
<b>Robby Thompson, R</b> OBP: 0.258, SLG: 0.533 <b>Mike Benjamin, R</b> OBP: 0.333, SLG: 0.333 <b>Tom Lampkin, L</b> (9, PH)	2-2 G6-4-3 1-2f		0-0 G6-3		1-1 G6-3		1-3 K		1-2 G3-1 1B 1-2 2-3	3	0	0	0	0	0	1
<b>Barry Bonds, L</b> OBP: 0.457, SLG: 0.320 (1, 7)	1-1 HR 1B		1-2 1B 1B		2-2 SF8 3B		1-0 G1-6-3 1-2f		1-1 S 1B 2-H 3-H	5	2	4	2	0	0	3
<b>Matt Williams, R</b> OBP: 0.472, SLG: 0.742 (1, 5)	1-0 HR 1-H		1-0 FC5-4 1B 1-3		2-0 SF8 3-H		0-1 G1-3		1-1 G1-3 1-2	4	1	2	3	0	0	1
<b>Glenallen Hill, R</b> OBP: 0.343, SLG: 0.645 (1, 9)	1-1 1B		0-1 FC5-4 1-2f		2-3 K 3-H		3-1 HR		1-1 G3-1	5	1	2	1	0	1	3
<b>Royce Clayton, R</b> OBP: 0.364, SLG: 0.259 (1, 6)	2-3 K		1-0 F9		4-2 WP S BB		0-0 CS 1B			3	0	1	0	1	1	1
<b>J.R. Phillips, L</b> OBP: 0.188, SLG: 0.310 (1, 3)		2-3 K	1-1 F9		3-2 F7		2-1 1B		2-1 1B	4	0	1	0	0	1	1
<b>Kirt Manwaring, R</b> OBP: 0.304, SLG: 0.286 (1, 2)		1-3 K	2-2 L7		1-2 1B 1B		0-1 L8			4	0	1	0	0	1	1
<b>Mark Leiter, R</b> <b>Chris Hook, R</b> <b>John Patterson, S</b> <b>Pat Gomez, L</b> <b>Jose Bautista, R</b> <b>Rod Beck, R</b> <b>Mark Carreon, R</b>		0-3 K	0-2 G4-3						4-1 G3-1 1B BB	1	0	0	0	0	1	0

Inning Stats	R: 2	H: 3	E: 1	LOB: 1	K: 1	P: 16	R: 0	H: 0	E: 0	LOB: 0	K: 3	P: 9	R: 0	H: 2	E: 0	LOB: 2	K: 0	P: 10	R: 0	H: 0	E: 0	LOB: 0	K: 0	P: 9	R: 0	H: 0	E: 0	LOB: 0	K: 0	P: 8	R: 1	H: 1	E: 0	LOB: 1	K: 1	P: 18	R: 0	H: 3	E: 0	LOB: 2	K: 1	P: 13	R: 1	H: 3	E: 0	LOB: 1	K: 0	P: 9	R: 2	H: 2	E: 0	LOB: 1	K: 0	P: 11	1B: 11	SF: 1	2B: 0	SAC: 0	3B: 1	DP: 2	HR: 2	HBP: 0
--------------	------	------	------	--------	------	-------	------	------	------	--------	------	------	------	------	------	--------	------	-------	------	------	------	--------	------	------	------	------	------	--------	------	------	------	------	------	--------	------	-------	------	------	------	--------	------	-------	------	------	------	--------	------	------	------	------	------	--------	------	-------	--------	-------	-------	--------	-------	-------	-------	--------

PITCHER	IP	WLS	BF	H	R	ER	SO	BB	IBB	HBP	BLK	WP	HR	S	P	ERA	WHIP
<b>Pedro Astacio, R</b> ERA: 3.38 (1, 1)	6.0		25	6	3	3	5	1	0	0	0	1	1	70	104	4.50	1.167
<b>Antonio Osuna, R</b> ERA: 6.23 (7, 1)	2.0	W	10	6	1	1	1	0	0	0	0	0	1	22	31	4.50	3.000
<b>Rudy Seanez, R</b> ERA: 4.5 (9, 1)	0.1		3	1	2	2	0	1	0	0	0	0	0	5	10	54.00	6.000
<b>Omar Daal, L</b> ERA: (9, 1)	0.0		1	1	0	0	0	0	0	0	0	0	0	2	3	∞	∞
<b>Todd Worrell, R</b> ERA: (9, 1)	0.2	S	2	0	0	0	0	0	0	0	0	0	0	4	6	0.00	0.000

**Los Angeles Dodgers @ San Francisco Giants**  
**Candlestick Park, San Francisco, CA**  
 Wed May 03 1995, 10:05 PM EDT  
 Att: 22,753 - Unknown - 65 F

<b>AB</b>	<b>38</b>
<b>R</b>	<b>6</b>
<b>H</b>	<b>14</b>
<b>RBI</b>	<b>6</b>
<b>BB</b>	<b>2</b>
<b>SO</b>	<b>6</b>
<b>LOB</b>	<b>16</b>

**GIANTS**

<b>WP: 1</b>	<b>PA: 41</b>
<b>PB: 0</b>	
<b>SB: 2</b>	
<b>CS: 1</b>	

PITCHER	IP	WLS	BF	H	R	ER	SO	BB	IBB	HBP	BLK	WP	HR	S	P	ERA	WHIP
---------	----	-----	----	---	---	----	----	----	-----	-----	-----	----	----	---	---	-----	------

Batter	1	2	3	4	5	6	7	8	9	AB R H RBI BB SO LOB	TOP																										
Darren Lewis, R OBP: 0.318, SLG: 0.317 (1, 8)	3-3 K		2-1 G4-3		2-1 F8		2-2 BB HBP 1B		4-2 G4-6-3 BB	4 1 1 0 1 1 0	<b>San Francisco Giants @ San Diego Padres</b> Jack Murphy Stadium, San Diego, CA Thu May 04 1995, 6:33 AM EDT Att: 8,064 - Cloudy - 70 F																										
John Patterson, S OBP: 0.455, SLG: 0.333 (1, 4)	2-1 G3		0-0 G3			1-1 HR 1B	2-2 BB HBP 1B	0-1 G4-6-3 1-2f	4 2 1 0 0 0 1																												
Barry Bonds, L OBP: 0.487, SLG: 0.500 (1, 7)	1-1 2B			2-2 G3-1		1-0 HR 1-H	4-2 1B BB		3 1 2 3 1 0 0																												
Matt Williams, R OBP: 0.450, SLG: 0.686 (1, 5)	2-2 G5-3			2-3 K		0-0 G6-3	0-1 BB 1B		4 0 1 2 0 1 1																												
Glenallen Hill, R OBP: 0.333, SLG: 0.600 (1, 9)		2-3 K		3-1 1B 1B		0-1 F9	2-2 G5-3		4 0 1 0 0 1 2																												
Royce Clayton, R OBP: 0.351, SLG: 0.258 (1, 6)		2-1 G5-3		1 SAFE 1-2 1 SAFE 1B		2-1 G6-3	2-3 K		4 0 1 0 0 1 0																												
J.R. Phillips, L OBP: 0.194, SLG: 0.281 (1, 3)			4-0 BB		0-0 G5-3		0-0 G6-3	0-0 G4-3	3 0 0 0 1 0 2																												
Kirt Manwaring, R OBP: 0.259, SLG: 0.240 (1, 2)		3-2 F9			0-2 G4-3		1-3 K	2-2 G5-3	4 0 0 0 0 1 1																												
Trevor Wilson, L (1, 1) Jeff Reed, L OBP: 0.500, SLG: 0.167 (7, PH) Steve Frey, R (7, 1) Dave Burba, R (7, 1) Todd Benzinger, S (9, PH) Rod Beck, R (9, 1)			1-2 G4-3		0-0 B5-3		4-2 1B WP BB	0-1 G3-1	2 0 0 0 0 0 0 0 1 0 0 1 0 0 0 0 0 0 0 0 0 0 0 0 0 0 0 0 1 0 0 0 0 0 0 0 0 0 0 0 0 0																												
<b>Inning Stats</b>	R: 0 E: 0 K: 1 S: 10	H: 1 LOB: 1 BB: 0 P: 18	R: 0 E: 0 K: 1 S: 9	H: 0 LOB: 1 BB: 1 P: 20	R: 0 E: 0 K: 0 S: 6	H: 0 LOB: 0 BB: 0 P: 9	R: 0 E: 0 K: 1 S: 14	H: 2 LOB: 2 BB: 0 P: 22	R: 0 E: 0 K: 0 S: 6	H: 0 LOB: 0 BB: 0 P: 8	R: 2 E: 0 K: 0 S: 8	H: 2 LOB: 0 BB: 0 P: 12	R: 3 E: 0 K: 1 S: 21	H: 2 LOB: 2 BB: 2 P: 36	R: 0 E: 0 K: 1 S: 7	H: 0 LOB: 0 BB: 0 P: 11	R: 0 E: 0 K: 0 S: 6	H: 0 LOB: 0 BB: 1 P: 10	1B: 5 2B: 1 3B: 0 HR: 1	SF: 0 SAC: 0 DP: 1 HBP: 1	WP: 1 PA: 38 PB: 0 SB: 0 CS: 0																
<b>PITCHER</b>	IP WLS BF H R ER SO BB IBB HBP BLK WP HR S P ERA WHIP																																				
Scott Sanders, R ERA: 1.64 (1, 1)	6.0		24	5	2	2	3	1	0	0	0	0	1	53	89	3.00	1.000																				
Brian Williams, R ERA: 9.0 (7, 1)	0.2	L	5	1	3	3	1	1	0	1	0	1	0	13	22	40.50	3.000																				
Jeff Tabaka, L ERA: 7.71 (7, 1)	0.0		1	0	0	0	0	1	0	0	0	0	0	2	6	∞	∞																				
Bryce Florie, R ERA: 6.75 (7, 1)	1.1		5	1	0	0	1	0	0	0	0	0	0	13	19	0.00	0.750																				
Trevor Hoffman, R ERA: 9.0 (9, 1)	1.0		3	0	0	0	0	1	0	0	0	0	0	6	10	0.00	1.000																				

livebaseballscorecards.com

AB	33
R	5
H	7
RBI	5
BB	4
SO	5
LOB	7



BOTTOM

San Francisco Giants @ San Diego Padres  
Jack Murphy Stadium, San Diego, CA

livebaseballscorecards.com

AB 32  
R 4  
H 10  
RBI 4  
BB 4  
SO 0  
LOB 13



WP: 0 PA: 39  
PB: 1  
SB: 0  
CS: 0

Thu May 04 1995, 6:33 AM EDT  
Att. 8,064 - Cloudy - 70 F

AB	R	H	RBI	BB	SO	LOB
4	2	2	0	1	0	0
4	1	3	0	0	0	0
3	0	1	2	1	0	1
3	0	1	0	1	0	5
3	0	0	1	0	0	4
4	1	1	1	0	0	1
4	0	0	0	0	0	0
3	0	1	0	0	0	0
0	0	0	0	0	1	0
0	0	0	0	0	0	0
0	0	0	0	0	0	0
0	0	0	0	0	0	0
1	0	0	0	0	0	1
0	0	0	0	0	0	0
0	0	0	0	0	0	0
0	0	0	0	0	0	0
1	0	0	0	0	0	1
0	0	0	0	0	0	0

Batter	1	2	3	4	5	6	7	8	9
<b>Bip Roberts, S</b> OBP: 0.463, SLG: 0.417 (1, 4)	1-0 F9		4-1 PB 1B SF8 BB		1 SAFE 3-1 BBB C X 1-2 SH3 1B		2-1 BB C X 2B 1B		0-1 C X P5
<b>Steve Finley, L</b> OBP: 0.370, SLG: 0.282 (1, 8)	0-2 1B 1B		1 SAFE 2-2 1 SAFE S B P 1 S X 1-2 E PB 1B		0-0 X SH3		1-1 C B 1 SAFE SAFE X 2B SF7 1B		1-0 B X F8
<b>Tony Gwynn, L</b> OBP: 0.537, SLG: 0.629 (1, 9)	1 SAFE 1-0 B SAFE X P5		1-1 C B X SF8		4-0 G6-4-3 IBB		0-0 X 1-3 2-H 2B		1-2 B F C X G1-3
<b>Eddie Williams, R</b> OBP: 0.375, SLG: 0.429 (1, 3)	1-0 B SAFE X 1-2 1B		4-2 B F F B B FC4-6 BB		1-1 B C X G6-4-3 1-2f		2-2 C B B X L7		
<b>Ken Caminiti, S</b> OBP: 0.390, SLG: 0.486 (1, 5)	1-1 B S X G6-3		0-1 F X FC4-6 1-2f		1-2 F S B X G6-3		1-1 F B X SF7		
<b>Melvin Nieves, S</b> OBP: 0.333, SLG: 0.500 (1, 7)		0-0 X F9		1-2 B C C X G6-3		1-0 B X HR		1-2 F S B X G3-1	
<b>Brad Ausmus, R</b> OBP: 0.286, SLG: 0.407 (1, 2)		3-2 C B F B X L9		1-1 B F X F9		2-2 C B F X P4		0-0 X F7	
<b>Ray Holbert, R</b> OBP: 0.400, SLG: 0.400 (1, 6)		0-0 X F9		0-1 C X G5-3		1-0 B X 1B		4-2 B G4-6-3 BB	
<b>Roberto Petagine, L</b> OBP: 0.667, SLG: 0.714 (8, PH)									
<b>Andujar Cedeno, R</b> OBP: 0.333, SLG: 0.412 (8, PR)									
<b>Jody Reed, R</b> OBP: 0.267, SLG: 0.231 (9, 6)									
<b>Scott Sanders, R</b> OBP: 0.500, SLG: 0.750 (6, PH)									
<b>Phil Clark, R</b> OBP: 0.400, SLG: 0.600 (7, 1)									
<b>Brian Williams, R</b> (7, 1)									
<b>Jeff Tabaka, R</b> (7, 1)									
<b>Bryce Florie, R</b> (7, 1)									
<b>Scott Livingstone, L</b> OBP: 0.250, SLG: 0.250 (8, PH)									
<b>Trevor Hoffman, R</b> (9, 1)									

Inning	R	H	E	K	S	H	LOB	BB	P
1	0	2	0	8	12	0	0	0	10
2	0	0	0	7	10	0	0	0	9
3	1	1	1	13	24	1	2	2	15
4	0	0	0	7	9	0	0	0	15
5	0	2	0	7	15	0	2	1	20
6	1	2	0	10	15	0	1	0	12
7	2	3	0	13	20	0	1	0	8
8	0	0	0	8	8	0	0	0	8
9	0	0	0	6	8	0	0	0	8

PITCHER	IP	WLS	BF	H	R	ER	SO	BB	IBB	HBP	BLK	WP	HR	S	P	ERA	WHIP
<b>Trevor Wilson, L</b> ERA: 0.75	6.0		27	7	2	1	0	2	1	0	0	0	1	52	85	1.50	1.500
<b>Steve Frey, L</b> ERA: 6.75	0.0		3	3	2	2	0	0	0	0	0	0	0	5	8	∞	∞
<b>Dave Burba, R</b> ERA: 6.75	2.0		6	0	0	0	0	1	0	0	0	0	0	16	24	0.00	0.500
<b>Rod Beck, R</b> ERA: 7.71	1.0	S	3	0	0	0	0	0	0	0	0	0	0	6	8	0.00	0.000

Batter	1	2	3	4	5	6	7	8	9	AB R H RBI BB SO LOB	TOP										
Darren Lewis, R OBP: 0.306, SLG: 0.326 (1, 8)	2-2 P4		0-0 HR 2B	0-1 F9		1-0 F7-4		2-3 K		5 1 1 0 0 1 3											
Royce Clayton, R OBP: 0.357, SLG: 0.343 (1, 6)	0-0 E3 1B		0-0 P2		1-0 HR		4-2 BB FC6-4 BB	3-2 G6-3		4 2 1 1 1 0 2											
Barry Bonds, L OBP: 0.500, SLG: 0.484 Jose Bautista, R (9, 1)	0-0 1-2 1B		4-2 HR BB		1-0 G3-1		4-1 FC6-4 BB 1-2 BB		2-1 G3-1	3 1 1 0 2 0 0 0 0 0 0 0 0 0											
Matt Williams, R OBP: 0.444, SLG: 0.718 Mike Benjamin, R OBP: 0.333, SLG: 0.333 (1, 5) (9, 5)	1-3 K		1-0 HR		3-3 K		4-0 FC6-4 BB 1-2 2-3 BB		0-1 G1-3	4 1 1 3 1 2 2 0 0 0 0 0 0 0											
Glenallen Hill, R OBP: 0.341, SLG: 0.641 (1, 9)	1-3 K		2-3 K		1-1 HR		0-0 FC6-4 S 1-2f 2-3 3-H		4-2 HR BB	4 2 1 2 1 2 4											
J.R. Phillips, L OBP: 0.244, SLG: 0.371 (1, 3)		4-1 2B BB	2-1 G3-1		4-2 BB		1-3 K SAFE		0-0 HR	3 2 1 2 2 1 2											
Steve Scarosone, R OBP: 0.429, SLG: 0.714 (1, 4)		1-1 1-H 2B		1-0 FC1-6-5-4 2B		2-3 K		2-3 K 1-2	1-3 K	5 0 2 1 0 3 3											
Kirt Manwaring, R OBP: 0.290, SLG: 0.250 (1, 2)		1-0 P4		1-1 FC1-6-5-4 FC1-6 2-3		1-0 F7-4 SH5-3 1B		4-1 FC5-4 BB		3 0 1 0 1 0 1											
Joe Rosselli, R Pat Gomez, L Mark Dewey, R Jeff Reed, L Steve Frey, R Mark Carreon, R (1, 1) (6, 1) (7, 1) (8, PH) (8, 1) (8, 7)		2-2 G6-3		0-0 FC1-6 1-2f		0-1 SH5-3		1-0 FC5-4		2 0 0 0 0 0 1 0 0 0 0 0 0 0 0 0 0 0 0 0 0 1 0 0 0 0 0 1 0 0 0 0 0 0 0 0 0 0 0 0 0 0											
<b>Inning Stats</b>	R: 0 E: 1 K: 2 S: 14	H: 1 LOB: 2 BB: 0 P: 18	R: 1 E: 0 K: 0 S: 7	H: 1 LOB: 0 BB: 1 P: 15	R: 3 E: 0 K: 1 S: 11	H: 2 LOB: 0 BB: 1 P: 20	R: 0 E: 0 K: 0 S: 6	H: 1 LOB: 1 BB: 0 P: 8	R: 2 E: 0 K: 2 S: 16	H: 2 LOB: 1 BB: 1 P: 28	R: 0 E: 0 K: 0 S: 4	H: 1 LOB: 0 BB: 0 P: 6	R: 1 E: 0 K: 2 S: 11	H: 0 LOB: 2 BB: 3 P: 26	R: 0 E: 0 K: 1 S: 10	H: 0 LOB: 1 BB: 1 P: 20	R: 2 E: 0 K: 1 S: 11	H: 1 LOB: 0 BB: 1 P: 18	1B: 2 2B: 4 3B: 0 HR: 4	SF: 0 SAC: 1 DP: 1 HBP: 0	WP: 0 PA: 43 PB: 0 SB: 1 CS: 0
<b>PITCHER</b>	IP WLS BF H R ER SO BB IBB HBP BLK WP HR S P ERA WHIP																				
Fernando Valenzuela, L ERA: 7.45 Doug Bochtler, R ERA: Tim Mauser, R ERA: 9.53 Willie Blair, R ERA: 14.4	(1, 1) (5, 1) (7, 1) (9, 1)	4.2 1.1 2.0 1.0	L	23 5 10 5	7 1 0 1	6 0 1 2	6 0 1 2	4 1 3 1	2 1 4 1	0 0 0 0	0 0 0 0	0 0 0 0	0 0 0 0	3 9 21 11	78 17 46 18	11.57 0.00 4.50 18.00	1.929 1.500 2.000 2.000				

San Francisco Giants @ San Diego Padres  
 Jack Murphy Stadium, San Diego, CA  
 Fri May 05 1995, 10:05 PM EDT  
 Att. 13,370 - Unknown

AB	34
R	9
H	9
RBI	9
BB	8
SO	9
LOB	19



Batter	1	2	3	4	5	6	7	8	9
<b>Bip Roberts, S</b> (1, 4) OBP: 0.432, SLG: 0.385 <b>Tim Mauser, R</b> (7, 1) <b>Phil Clark, R</b> (8, PH) OBP: 0.333, SLG: 0.500 <b>Willie Blair, R</b> (9, 1)	0-2 F8		0-0 F8			1-2 G6-3		0-0 L9	
<b>Steve Finley, L</b> (1, 8) OBP: 0.380, SLG: 0.302	1-1 G4-6-3 1B			1-0 L4		0-0 BB 1B		1-0 G6-3	
<b>Tony Gwynn, L</b> (1, 9) OBP: 0.533, SLG: 0.615	2-0 G4-6-3 1-2f			1-1 G5-4-3 1B		1-0 BB 1B		1-2 G4-3	
<b>Eddie Williams, R</b> (1, 3) OBP: 0.450, SLG: 0.706		3-2 2B		2-1 G5-4-3 1-2f		4-2 BB		1-1 HR	
<b>Ken Caminiti, S</b> (1, 5) OBP: 0.378, SLG: 0.463		3-2 L7		1-0 G5-4-3 1B		0-0 P3		0-0 F7	
<b>Melvin Nieves, S</b> (1, 7) OBP: 0.297, SLG: 0.438		1-3 K		1-2 G5-4-3 1-2f		3-3 K		1-1 G3-1	
<b>Andujar Cedeno, R</b> (1, 6) OBP: 0.300, SLG: 0.368		0-1 P3		0-0 F9		2-1 F8		0-0 G5-3	
<b>Brad Ausmus, R</b> (1, 2) OBP: 0.290, SLG: 0.400			1-2 F7			1-0 P4		0-2 1B	
<b>Fernando Valenzuela, L</b> (1, 1) <b>Doug Bochtler, R</b> (5, 1) <b>Jody Reed, R</b> (6, PH) OBP: 0.294, SLG: 0.214 (7, 4)			1-3 K			4-1 BB 1B		1-3 K	

AB	R	H	RBI	BB	SO	LOB
3	0	0	0	0	0	1
0	0	0	0	0	0	0
1	0	0	0	0	0	0
0	0	0	0	0	0	0
4	0	2	1	0	0	0
4	0	2	0	0	0	1
3	1	2	1	1	0	1
4	0	1	0	0	0	4
4	0	0	0	0	2	2
4	0	0	0	0	0	1
3	0	1	0	0	0	0
1	0	0	0	0	1	0
0	0	0	0	0	0	0
1	1	0	0	1	1	1

**BOTTOM**

**San Francisco Giants @ San Diego Padres**  
**Jack Murphy Stadium, San Diego, CA**  
 Fri May 05 1995, 10:05 PM EDT  
 Att. 13,370 - Unknown

livebaseballscorecards.com

<b>AB</b>	<b>32</b>
<b>R</b>	<b>2</b>
<b>H</b>	<b>8</b>
<b>RBI</b>	<b>2</b>
<b>BB</b>	<b>2</b>
<b>SO</b>	<b>4</b>
<b>LOB</b>	<b>11</b>



Inning Stats	R: 0	H: 1	E: 0	LOB: 0	K: 0	S: 7	R: 0	H: 1	E: 0	LOB: 1	K: 1	S: 11	R: 0	H: 0	E: 0	LOB: 0	K: 1	S: 7	R: 0	H: 1	E: 0	LOB: 0	K: 0	S: 5	R: 0	H: 1	E: 0	LOB: 0	K: 0	S: 6	R: 1	H: 2	E: 0	LOB: 3	K: 0	S: 10	R: 0	H: 1	E: 0	LOB: 1	K: 2	S: 12	R: 0	H: 0	E: 0	LOB: 0	K: 0	S: 5	R: 1	H: 1	E: 0	LOB: 0	K: 0	S: 6	R: 0	H: 1	E: 0	LOB: 0	K: 0	S: 6	1B: 6	SF: 0	2B: 1	SAC: 0	3B: 0	DP: 3	HR: 1	HBP: 0	WP: 0	PA: 34
--------------	------	------	------	--------	------	------	------	------	------	--------	------	-------	------	------	------	--------	------	------	------	------	------	--------	------	------	------	------	------	--------	------	------	------	------	------	--------	------	-------	------	------	------	--------	------	-------	------	------	------	--------	------	------	------	------	------	--------	------	------	------	------	------	--------	------	------	-------	-------	-------	--------	-------	-------	-------	--------	-------	--------

PITCHER	IP	WLS	BF	H	R	ER	SO	BB	IBB	HBP	BLK	WP	HR	S	P	ERA	WHIP
<b>Joe Rosselli, L</b> (1, 1) ERA: 2.35	5.1		18	4	1	1	2	1	0	0	0	0	0	38	61	1.69	0.938
<b>Pat Gomez, L</b> (6, 1) ERA: 2.08	0.2		5	2	0	0	0	1	0	0	0	0	0	8	14	0.00	4.500
<b>Mark Dewey, R</b> (7, 1) ERA: 3.68	1.0		4	1	0	0	2	0	0	0	0	0	0	12	18	0.00	1.000
<b>Steve Frey, L</b> (8, 1) ERA: 4.91	1.0		3	0	0	0	0	0	0	0	0	0	0	5	7	0.00	0.000
<b>Jose Bautista, R</b> (9, 1) ERA: 7.94	1.0		4	1	1	1	0	0	0	0	0	0	0	6	8	9.00	1.000

PITCHER	IP	WLS	BF	H	R	ER	SO	BB	IBB	HBP	BLK	WP	HR	S	P	ERA	WHIP
---------	----	-----	----	---	---	----	----	----	-----	-----	-----	----	----	---	---	-----	------

Batter	1	2	3	4	5	6	7	8	9	AB R H RBI BB SO LOB	TOP														
Darren Lewis, R OBP: 0.327, SLG: 0.365 (1, 8)	0-0 P3		2-2 1B	0-2 G4-3 1B		1-3 K		1B		6 3 3 1 0 2 2															
John Patterson, S OBP: 0.471, SLG: 0.400 (1, 4)	2-2 K		1-1 1B	2-2 G4-3		2-0 WP 1B		0-0 S 1B	2-1 G5-3	6 1 3 1 0 1 1															
Barry Bonds, L OBP: 0.510, SLG: 0.486 Mark Carreon, R (8, 7)	1-2 F8		2-1 F7	1-0 2B 1B		4-1 WP IBB		3-1 S 1B	0-0 G4-3	4 2 2 2 1 0 1 1 0 0 0 0 0 0															
Matt Williams, R OBP: 0.420, SLG: 0.682 Steve Scarsons, R OBP: 0.375, SLG: 0.625 (8, 5)			2-3 K	2-1 K	2-1 1-H 2B	3-3 K		3-3 K	3-2 G6-3	5 0 1 1 0 4 5 1 0 0 0 0 0 0															
Glenallen Hill, R OBP: 0.388, SLG: 0.714 (1, 9)																									
Royce Clayton, R OBP: 0.362, SLG: 0.425 (1, 6)																									
Jeff Reed, L OBP: 0.625, SLG: 0.455 (1, 2)																									
J.R. Phillips, L OBP: 0.239, SLG: 0.375 Dave Burba, R Salomon Torres, R (9, 1)																									
Terry Mulholland, R Jose Bautista, R Pat Gomez, L Todd Benzinger, S (8, 3)																									
<b>Inning Stats</b>	R: 0 E: 0 K: 1 S: 9	H: 0 LOB: 0 BB: 0 P: 12	R: 1 E: 0 K: 2 S: 13	H: 2 LOB: 1 BB: 0 P: 19	R: 1 E: 0 K: 1 S: 14	H: 2 LOB: 1 BB: 0 P: 21	R: 6 E: 0 K: 0 S: 29	H: 7 LOB: 1 BB: 0 P: 45	R: 0 E: 0 K: 2 S: 13	H: 1 LOB: 1 BB: 0 P: 17	R: 0 E: 0 K: 3 S: 14	H: 1 LOB: 3 BB: 2 P: 28	R: 0 E: 0 K: 1 S: 6	H: 0 LOB: 0 BB: 1 P: 10	R: 5 E: 0 K: 2 S: 25	H: 5 LOB: 2 BB: 2 P: 48	R: 0 E: 0 K: 0 S: 6	H: 0 LOB: 0 BB: 0 P: 11	1B: 12 2B: 4 3B: 1 HR: 1	SF: 0 SAC: 0 DP: 1 HBP: 0	WP: 2 PB: 0 SB: 4 CS: 0	PA: 49			
<b>PITCHER</b>	IP WLS BF H R ER SO BB IBB HBP BLK WP HR S P ERA WHIP	IP WLS BF H R ER SO BB IBB HBP BLK WP HR S P ERA WHIP	IP WLS BF H R ER SO BB IBB HBP BLK WP HR S P ERA WHIP	IP WLS BF H R ER SO BB IBB HBP BLK WP HR S P ERA WHIP	IP WLS BF H R ER SO BB IBB HBP BLK WP HR S P ERA WHIP	IP WLS BF H R ER SO BB IBB HBP BLK WP HR S P ERA WHIP	IP WLS BF H R ER SO BB IBB HBP BLK WP HR S P ERA WHIP	IP WLS BF H R ER SO BB IBB HBP BLK WP HR S P ERA WHIP	IP WLS BF H R ER SO BB IBB HBP BLK WP HR S P ERA WHIP	IP WLS BF H R ER SO BB IBB HBP BLK WP HR S P ERA WHIP	IP WLS BF H R ER SO BB IBB HBP BLK WP HR S P ERA WHIP	IP WLS BF H R ER SO BB IBB HBP BLK WP HR S P ERA WHIP	IP WLS BF H R ER SO BB IBB HBP BLK WP HR S P ERA WHIP	IP WLS BF H R ER SO BB IBB HBP BLK WP HR S P ERA WHIP	IP WLS BF H R ER SO BB IBB HBP BLK WP HR S P ERA WHIP	IP WLS BF H R ER SO BB IBB HBP BLK WP HR S P ERA WHIP	IP WLS BF H R ER SO BB IBB HBP BLK WP HR S P ERA WHIP	IP WLS BF H R ER SO BB IBB HBP BLK WP HR S P ERA WHIP	IP WLS BF H R ER SO BB IBB HBP BLK WP HR S P ERA WHIP	IP WLS BF H R ER SO BB IBB HBP BLK WP HR S P ERA WHIP	IP WLS BF H R ER SO BB IBB HBP BLK WP HR S P ERA WHIP	IP WLS BF H R ER SO BB IBB HBP BLK WP HR S P ERA WHIP	IP WLS BF H R ER SO BB IBB HBP BLK WP HR S P ERA WHIP	IP WLS BF H R ER SO BB IBB HBP BLK WP HR S P ERA WHIP	IP WLS BF H R ER SO BB IBB HBP BLK WP HR S P ERA WHIP

San Francisco Giants @ San Diego Padres  
 Jack Murphy Stadium, San Diego, CA  
 Sat May 06 1995, 10:05 PM EDT  
 Att. 9,406 - Unknown - 58 F

AB	44
R	13
H	18
RBI	13
BB	5
SO	12
LOB	19



Batter	1	2	3	4	5	6	7	8	9	AB	R	H	RBI	BB	SO	LOB				
<b>Jody Reed, R</b> OBP: 0.478, SLG: 0.389 (1, 4)	2-1 1B 1B	0-0 FC1-6 1B	1-1 FC6 1B						2-1 BB 1B	4	1	4	3	2	0	0				
<b>Steve Finley, L</b> OBP: 0.375, SLG: 0.292 (1, 8)	1-0 1B G6-4-3 1B	0-0 FC1-6 1B	0-1 FC6 1B						4-1 BB G5-4-3 1B	5	1	1	0	1	0	7				
<b>Tony Gwynn, L</b> OBP: 0.500, SLG: 0.568 (1, 9)	1-0 G6-4-3 1B	1-1 F7							1-0 G5-4-3 1B	5	0	1	1	0	1	1				
<b>Ray Holbert, R</b> OBP: 0.333, SLG: 0.333 (9, 9)	1-3 3-H 1B								1-2 2-3 BB	1	0	0	0	0	0	3				
<b>Eddie Williams, R</b> OBP: 0.400, SLG: 0.591 (1, 3)	3-1 G6-4-3 1B	1-1 FC5-4 1B								5	0	1	0	0	0	1				
<b>Brian Johnson, R</b> OBP: 0.167, SLG: 0.167 (9, 3)	1-2f 3-H 1B	1-2 1B								0	0	0	0	0	0	0				
<b>Ken Caminiti, S</b> OBP: 0.400, SLG: 0.543 (1, 5)	2-2 HR	3-0 FC5-4 1B								5	1	3	1	0	0	2				
<b>Melvin Nieves, S</b> OBP: 0.286, SLG: 0.389 (1, 7)	1-0 1B HBP									4	0	0	0	0	0	2				
<b>Andujar Cedeno, R</b> OBP: 0.378, SLG: 0.452 (1, 6)	3-2 BB 1B									4	1	4	0	1	0	0				
<b>Brad Ausmus, R</b> OBP: 0.333, SLG: 0.394 (1, 2)	4-2 BB									3	2	1	0	2	1	2				
<b>Andy Benes, R</b> ERA: 6.43 <b>Bill Krueger, L</b> ERA: 6.14 <b>Phil Clark, R</b> ERA: 1.93 <b>Roberto Petagine, L</b> ERA: 5.87 <b>Jeff Tabaka, R</b> ERA: 12.0 <b>Andres Berumen, R</b> ERA: 12.0 <b>Willie Blair, R</b> ERA: 12.0 <b>Scott Livingstone, L</b> ERA: 12.0	2-2 G6-3	0-0 SH2-4								1	0	0	0	0	0	3				
<b>Inning Stats</b>	R: 3 E: 0 K: 0 S: 18	H: 5 LOB: 3 BB: 1 P: 37	R: 0 E: 0 K: 0 S: 7	H: 2 LOB: 2 BB: 0 P: 12	R: 2 E: 0 K: 0 S: 10	H: 3 LOB: 1 BB: 0 P: 16	R: 0 E: 0 K: 0 S: 11	H: 1 LOB: 1 BB: 0 P: 17	R: 0 E: 0 K: 1 S: 7	H: 0 LOB: 0 BB: 0 P: 9	R: 0 E: 0 K: 1 S: 16	H: 1 LOB: 3 BB: 2 P: 31	R: 0 E: 0 K: 0 S: 12	H: 1 LOB: 1 BB: 0 P: 15	R: 1 E: 0 K: 0 S: 8	H: 2 LOB: 2 BB: 2 P: 22	1B: 14 2B: 1 3B: 0 HR: 1	SF: 0 SAC: 1 DP: 3 HBP: 1	WP: 0 PB: 0 SB: 0 CS: 0	PA: 48

**BOTTOM**

**San Francisco Giants @ San Diego Padres**  
Jack Murphy Stadium, San Diego, CA  
Sat May 06 1995, 10:05 PM EDT  
Att. 9,406 - Unknown - 58 F

AB	39
R	6
H	16
RBI	5
BB	7
SO	2
LOB	23



PITCHER	IP	WLS	BF	H	R	ER	SO	BB	IBB	HBP	BLK	WP	HR	S	P	ERA	WHIP
<b>Terry Mulholland, L</b> ERA: 6.43	(1, 1)	5.0	29	12	5	5	0	3	0	0	0	0	1	52	97	9.00	3.000
<b>Jose Bautista, R</b> ERA: 6.14	(6, 1)	1.2	8	1	0	0	2	2	0	0	0	0	0	19	33	0.00	1.800
<b>Pat Gomez, L</b> ERA: 1.93	(7, 1)	0.1	1	0	0	0	0	0	0	0	0	0	0	4	7	0.00	0.000
<b>Dave Burba, R</b> ERA: 5.87	(8, 1)	1.0	4	1	0	0	0	0	0	0	0	0	0	12	15	0.00	1.000
<b>Salomon Torres, R</b> ERA: 12.0	(9, 1)	1.0	6	2	1	1	0	2	0	0	0	0	0	8	22	9.00	4.000

PITCHER	IP	WLS	BF	H	R	ER	SO	BB	IBB	HBP	BLK	WP	HR	S	P	ERA	WHIP
<b>Terry Mulholland, L</b> ERA: 6.43	(1, 1)	5.0	29	12	5	5	0	3	0	0	0	0	1	52	97	9.00	3.000
<b>Jose Bautista, R</b> ERA: 6.14	(6, 1)	1.2	8	1	0	0	2	2	0	0	0	0	0	19	33	0.00	1.800
<b>Pat Gomez, L</b> ERA: 1.93	(7, 1)	0.1	1	0	0	0	0	0	0	0	0	0	0	4	7	0.00	0.000
<b>Dave Burba, R</b> ERA: 5.87	(8, 1)	1.0	4	1	0	0	0	0	0	0	0	0	0	12	15	0.00	1.000
<b>Salomon Torres, R</b> ERA: 12.0	(9, 1)	1.0	6	2	1	1	0	2	0	0	0	0	0	8	22	9.00	4.000

Batter	1	2	3	4	5	6	7	8	9	AB R H RBI BB SO LOB	TOP														
Darren Lewis, R OBP: 0.344, SLG: 0.357 (1, 8)	4-2 WP SH1-3 1B BB	2-1 G6-3		2-2 BB HBP		1-1 F8		0-0 L4	3-2 1B 2-H	4 1 1 1 1 0 2															
Robby Thompson, R OBP: 0.286, SLG: 0.500 Dave Burba, R (8, 1) Rod Beck, R OBP: 0.500, SLG: 0.500 (8, 1)	0-0 SH1-3	1-3 K		4-0 G5-4-3 BB		4-2 BB		0-1 G5-3	1-2 1B	2 0 0 0 2 1 1 0 0 0 0 0 0 0 1 0 1 0 0 0 0															
Barry Bonds, L OBP: 0.491, SLG: 0.475 (1, 7)	0-0 F7		4-2 1B 2B BB		1-3 K		2-0 G3		1B 2B G4-3	5 2 1 0 1 1 7															
Matt Williams, R OBP: 0.455, SLG: 0.681 (1, 5)	4-2 WP 1B BB		1-2 2B 1B G6-3		0-0 G5-4-3		4-1 2B 1B BB		3-2 WP 2B BB 2-3 1B	3 4 2 0 2 0 2															
Glenallen Hill, R OBP: 0.426, SLG: 0.756 (1, 9)	4-0 1B 1-2 2-3 BB		2-2 S 1B 2B		0-3 K		0-1 1B CS 2B		4-1 WP 2B BB 1-2	3 2 2 1 2 1 0															
Royce Clayton, R OBP: 0.365, SLG: 0.422 (1, 6)	0-1 1-2 2-H 3-H 1B		2-1 G6-3		1-3 K		0-0 CS 1B		0-3 K	5 0 2 4 0 2 4															
J.R. Phillips, L OBP: 0.255, SLG: 0.349 (1, 3)	0-0 F7		4-1 CS BB		1-3 K		3-3 K		4-0 2B IBB 1-2 2-3 3-H	3 1 0 0 2 2 4															
Kirt Manwaring, R OBP: 0.333, SLG: 0.281 (1, 2)		0-0 SH3-4 1B	1 SAFE 0-1 BB BB		4-2 SH3-4 BB		2-2 F9		0-0 P3	4 0 2 1 1 0 4															
Mark Portugal, R John Patterson, S OBP: 0.474, SLG: 0.471 (8, PH) (8, 4)		1-0 SH3-4	2-0 G1-3		0-0 SH3-4		3-2 G6-3		0-0 1B 2B 1-H 2-H 3-H	1 0 0 0 0 0 1 2 1 1 3 0 0 0															
Inning Stats	R: 2 E: 0 K: 0 S: 10	H: 1 LOB: 2 BB: 3 P: 22	R: 0 E: 0 K: 1 S: 7	H: 1 LOB: 1 BB: 0 P: 11	R: 3 E: 0 K: 0 S: 14	H: 3 LOB: 1 BB: 2 P: 29	R: 0 E: 0 K: 1 S: 7	H: 0 LOB: 1 BB: 1 P: 13	R: 0 E: 0 K: 3 S: 9	H: 0 LOB: 0 BB: 0 P: 11	R: 0 E: 0 K: 0 S: 9	H: 0 LOB: 2 BB: 2 P: 20	R: 1 E: 0 K: 1 S: 10	H: 2 LOB: 1 BB: 1 P: 19	R: 0 E: 0 K: 0 S: 8	H: 0 LOB: 0 BB: 0 P: 11	R: 5 E: 0 K: 1 S: 28	H: 5 LOB: 2 BB: 2 P: 46	1B: 8 2B: 4 3B: 0 HR: 0	SF: 0 SAC: 3 DP: 1 HBP: 1	WP: 2 PB: 0 SB: 1 CS: 3	PA: 48			
PITCHER	IP WLS BF H R ER SO BB IBB HBP BLK WP HR S P ERA WHIP																								
Andy Ashby, R ERA: 6.75 Doug Bochtler, R ERA: 3.38 Brian Williams, R ERA: 13.5 Trevor Hoffman, R ERA: 8.1	(1, 1) (6, 1) (8, 1) (9, 1)	5.2 1.1 1.2 0.1	L 6 10 3	5 2 3 2	5 1 5 0	5 1 5 0	5 1 1 0	8 1 1 0	0 0 1 0	1 0 0 0	0 0 1 0	0 0 0 0	103 22 43 14	7.94 6.75 27.00 0.00	2.294 2.250 2.400 6.000										

San Francisco Giants @ San Diego Padres  
 Jack Murphy Stadium, San Diego, CA  
 Sun May 07 1995, 6:33 AM EDT  
 Att. 12,905 - Cloudy - 63 F

AB	33
R	11
H	12
RBI	10
BB	11
SO	7
LOB	25









Batter	1	2	3	4	5	6	7	8	9
Ellis Burks, R OBP: 0.333, SLG: 0.308 (1, 8)	2-2 HBP BB HR 1B	1-0 G4-3 1-3 2B	3-1 FC3-2 BB 1-2 2-H 3-H 1B				4-1 FC1-6 BB		
Jason Bates, S OBP: 0.444, SLG: 0.526 (1, 5)	4-2 HBP BB HR 1-2	1-2 G4-3 2-3 3-H 2B	4-0 FC3-2 BB 1-2 2-3			1-2 FC1-6 BB 1-2	0-1 CS 1B		
Larry Walker, L OBP: 0.421, SLG: 0.563 (1, 9)	2-0 HR HBP 1-2 2-3	1-3 K 2-3	1-0 FC3-2 1-2 2-3 3-H			1-3 K 1-2	0-1 CS 1-2	1-1 2B	
Andres Galarraga, R OBP: 0.310, SLG: 0.352 (1, 3)	2-3 K 1-2	3-2 F9 2-3	0-0 F8 2-3			2-2 G5-3 3B 1B		0-3 K 1-2	
Dante Bichette, R OBP: 0.368, SLG: 0.685 (1, 7)	2-0 HR 1-H 2-H 3-H 1-2		2-1 L8 1-2	1-3 K 1-2		0-1 F8 1-2		0-0 G6-3 1-2	
Joe Girardi, R OBP: 0.380, SLG: 0.500 (1, 2)	0-1 G4-3 1-2		1-1 1B BB BB 1B	1-1 F8 1-2		0-0 G5-3 1-2		0-0 G4-3 1-2	
A.J. Sager, R (7, 1)									
Vinny Castilla, R OBP: 0.316, SLG: 0.472 (1, 6)	0-1 HR 1-2		4-1 BB 1B 1B BB 1-2	2-0 1B 1-2		0-2 3B 2-H			
Roberto Mejia, R OBP: 0.214, SLG: 0.333 (1, 4)	3-3 K 1-2		0-0 BB 1B 1-2 2-3	1-1 P6 1-2		0-1 F8 1-2			
Kevin Ritz, R (1, 1)									
Jorge Brito, R OBP: 0.375, SLG: 0.500 (7, 2)		0-1 E3 2B G4-3	4-0 BB 1B FC3-2 BB 1-2 2-3 3-H			0-0 G4-3 1-2		2-2 L1-3 1B	

AB	R	H	RBI	BB	SO	LOB
4	1	3	2	1	0	1
3	1	1	1	2	0	2
4	1	1	0	0	2	5
5	1	1	0	0	2	8
5	1	1	4	0	1	2
4	1	1	0	0	0	1
1	0	0	0	0	0	1
3	2	3	2	1	0	0
4	1	1	0	0	1	2
2	1	0	1	1	0	0
1	0	1	0	0	0	0

BOTTOM	
<b>San Francisco Giants @ Colorado Rockies</b>	<b>Coors Field, Denver, CO</b>
Tue May 09 1995, 7:05 PM MDT	Att: 41,307 - Unknown - 53 F
<b>AB</b>	<b>36</b>
<b>R</b>	<b>10</b>
<b>H</b>	<b>13</b>
<b>RBI</b>	<b>10</b>
<b>BB</b>	<b>5</b>
<b>SO</b>	<b>6</b>
<b>LOB</b>	<b>22</b>
	

Inning Stats		R	H	E	K	S	H	LOB	BB	P	R	H	E	K	S	R	H	E	K	S	R	H	E	K	S	R	H	E	K	S	R	H	E	K	S	
R: 5 H: 3 E: 0 K: 2 S: 16		H: 3 LOB: 0 BB: 1 P: 31		R: 1 H: 1 E: 1 K: 1 S: 14		H: 1 LOB: 1 BB: 0 P: 20		R: 3 H: 3 E: 0 K: 0 S: 11		H: 3 LOB: 3 BB: 3 P: 29		R: 0 H: 1 E: 0 K: 1 S: 8		H: 1 LOB: 1 BB: 0 P: 13		R: 0 H: 0 E: 0 K: 1 S: 10		H: 2 LOB: 1 BB: 0 P: 13		R: 0 H: 2 E: 0 K: 0 S: 11		H: 2 LOB: 0 BB: 0 P: 16		R: 0 H: 1 E: 0 K: 1 S: 7		H: 1 LOB: 1 BB: 0 P: 8		1B: 8 2B: 3 3B: 1 HR: 2		SF: 0 SAC: 0 DP: 1 HBP: 1		WP: 0 PA: 43				
PITCHER		IP	WLS	BF	H	R	ER	SO	BB	IBB	HBP	BLK	WP	HR	S	P	ERA	WHIP																		
Trevor Wilson, L ERA: 5.65 (1, 1)		2.1	L	17	6	9	8	3	2	0	0	0	0	2	37	64	30.86	3.429																		
Chris Hook, R ERA: 2.25 (3, 1)		3.2		18	4	1	1	2	3	0	0	0	0	0	33	58	2.46	1.909																		
Salomon Torres, R ERA: 9.0 (7, 1)		2.0		7	3	0	0	1	0	0	0	0	0	0	18	24	0.00	1.500																		





Batter	1	2	3	4	5	6	7	8	9	AB R H RBI BB SO LOB	TOP											
Royce Clayton, R (1, 6) OBP: 0.344, SLG: 0.352	4-2 1B HBP	3-2 P4			1-2 G5-3		2-3 K			3 1 0 0 0 1 0												
Robby Thompson, R (1, 4) OBP: 0.327, SLG: 0.500	1-2 1B 1-3 1B		0-1 F8		3-1 F8		0-1 G5-3			4 0 1 0 0 0 1												
Barry Bonds, L (1, 7) OBP: 0.500, SLG: 0.538	0-1 1B 1-2 1B 3-H		3-2 HR		4-1 BB			2-1 G5-4-3 1B		3 1 3 2 1 0 0												
Matt Williams, R (1, 5) OBP: 0.426, SLG: 0.746	0-3 K		1-3 K		1-1 F9			0-0 G5-4-3 1-2f		4 0 0 0 0 2 4												
Glenallen Hill, R (1, 8) OBP: 0.403, SLG: 0.707	3-3 K		0-1 1B		0-0 F9			1-0 G6-3		4 0 1 0 0 1 2												
Mark Carreon, R (1, 9) OBP: 0.273, SLG: 0.500	0-1 G5-3		1-1 P9		1-2 P6			0-0 HR		4 1 1 1 0 0 3												
J.R. Phillips, L (1, 3) OBP: 0.258, SLG: 0.377		1-0 HR		0-0 F8		0-2 K		0-1 G4-3		4 1 1 1 0 1 0												
Kirt Manwaring, R (1, 2) OBP: 0.304, SLG: 0.244		1-2 P3		2-1 F8			0-0 G5-3		0-0 F7	3 0 0 0 0 0 0 1 0 0 0 0 0 0												
John Patterson, S (9, PH) OBP: 0.429, SLG: 0.421																						
Terry Mulholland, R (1, 1) Mark Dewey, R (6, 1) Tom Lampkin, L (7, PH) Dave Burba, R (7, 1) Pat Gomez, L (8, 1) Jeff Reed, L (9, PH) OBP: 0.588, SLG: 0.417		0-0 F9		2-3 K			2-2 L8		3-3 K	2 0 0 0 0 0 1 0 0 0 0 0 0 0 0 0 1 0 1 0 0 0 0 0 1 0												
<b>Inning Stats</b>	R: 1 E: 0 K: 2 S: 17	H: 2 LOB: 2 BB: 0 P: 25	R: 1 E: 0 K: 0 S: 10	H: 1 LOB: 0 BB: 0 P: 15	R: 1 E: 0 K: 1 S: 12	H: 2 LOB: 1 BB: 0 P: 17	R: 0 E: 0 K: 1 S: 6	H: 0 LOB: 0 BB: 0 P: 10	R: 0 E: 0 K: 0 S: 8	H: 0 LOB: 1 BB: 1 P: 17	R: 0 E: 0 K: 1 S: 9	H: 0 LOB: 0 BB: 0 P: 10	R: 0 E: 0 K: 1 S: 12	H: 0 LOB: 1 BB: 0 P: 16	R: 0 E: 0 K: 0 S: 4	H: 1 LOB: 0 BB: 0 P: 7	R: 1 E: 0 K: 1 S: 9	H: 1 LOB: 0 BB: 0 P: 12	1B: 4 2B: 0 3B: 0 HR: 3	SF: 0 SAC: 0 DP: 1 HBP: 1	WP: 0 PB: 1 SB: 0 CS: 0	PA: 36
<b>PITCHER</b>	IP WLS BF H R ER SO BB IBB HBP BLK WP HR S P ERA WHIP																					
Juan Acevedo, R (1, 1) ERA: 4.85	6.0 W 25 5 3 3 5 1 0 1 0 0 2 62 94 4.50 1.000																					
Steve Reed, R (7, 1) ERA: 3.72	3.0 S 11 2 1 1 2 0 0 0 0 0 1 25 35 3.00 0.667																					

San Francisco Giants @ Colorado Rockies  
Coors Field, Denver, CO  
Thu May 11 1995, 3:33 AM MDT  
Att. 45,609 - Cloudy - 61 F

AB	34
R	4
H	7
RBI	4
BB	1
SO	7
LOB	10



AB R H RBI BB SO LOB

**BOTTOM**  
**San Francisco Giants @ Colorado Rockies**  
Coors Field, Denver, CO  
Thu May 11 1995, 3:33 AM MDT  
Att. 45,609 - Cloudy - 61 F

livebaseballscores.com

**AB 34**  
**R 10**  
**H 11**  
**RBI 10**  
**BB 8**  
**SO 5**  
**LOB 14**



WP: 0 PA: 42  
PB: 0  
SB: 1  
CS: 2

1B: 5 SF: 0  
2B: 2 SAC: 0  
3B: 0 DP: 0  
HR: 4 HBP: 0

2 2 0 0 3 2 2

4 2 1 1 1 1 2

5 2 3 3 0 0 1

5 1 1 2 0 2 3

4 1 2 1 1 0 1

4 2 1 0 1 0 1

4 0 3 3 0 0 0

3 0 0 0 1 0 2

2 0 0 0 0 0 0

0 0 0 0 1 0 0

1 0 0 0 0 0 2

1B: 5 SF: 0  
2B: 2 SAC: 0  
3B: 0 DP: 0  
HR: 4 HBP: 0

9

4-1



4-1



0-2



3-2



4-2



0-1



1-2




0-0



0-0




0-0




0-0

8


4-1




1-3



0-2




3-2



4-2



0-1



1-2




4-0



0-0



0-0




0-0

7

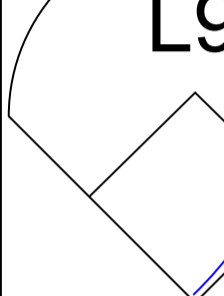
1-0



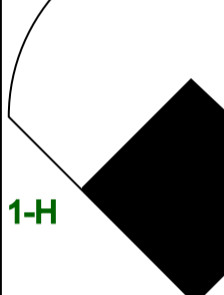
0-0



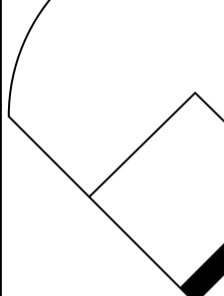
0-0



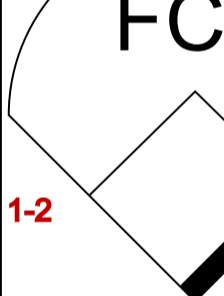
0-3



0-0




1-0



0-2




0-1



4-0



0-0




0-0

6


2-3



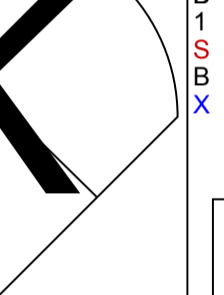
1-0



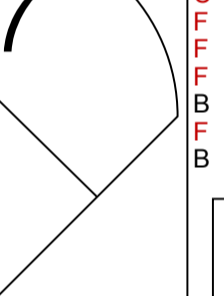
0-1



1-0



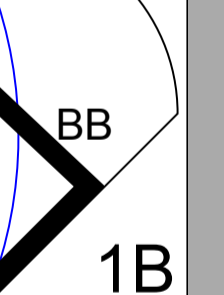
1-1




0-0



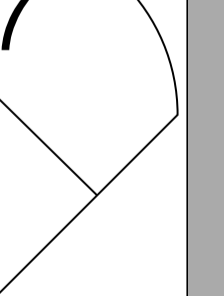
0-2



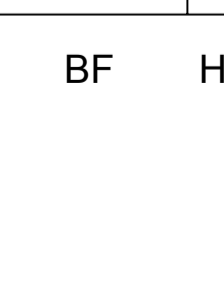
0-1



4-0



0-0



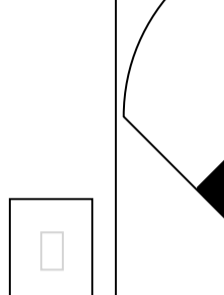
0-0

5

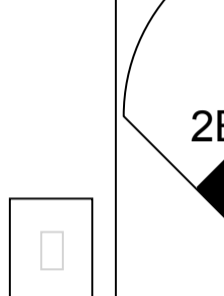
1-0



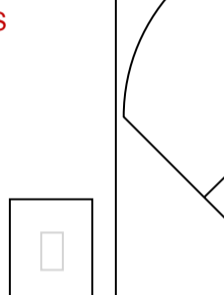
0-1



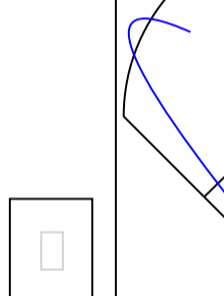
0-1



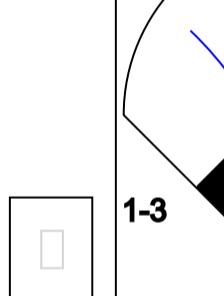
1-0



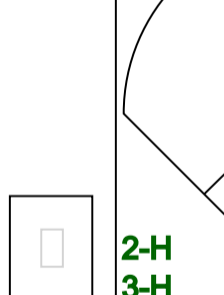
1-1



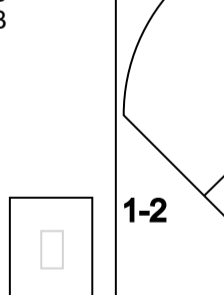
0-0



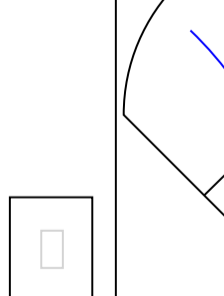
0-2




0-1



4-0



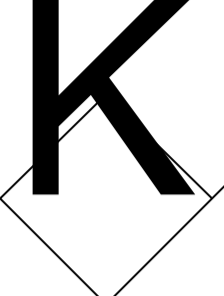
0-0



0-0

4

0-3



1-0



0-1



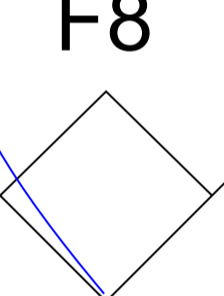
1-0



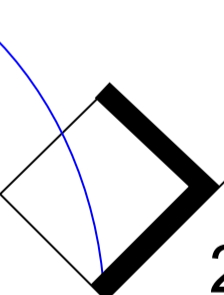
1-1



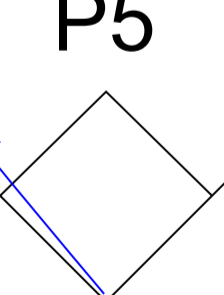
0-0




0-2



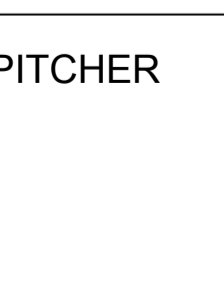
0-1



4-0



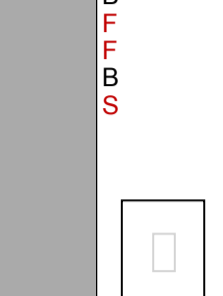
0-0



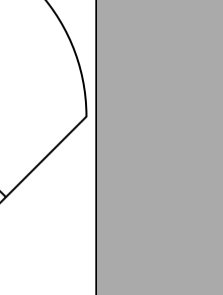
0-0

3

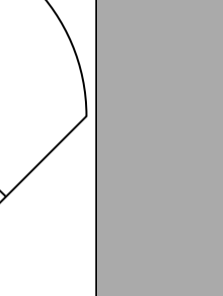
4-2



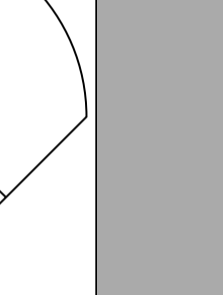
2-2



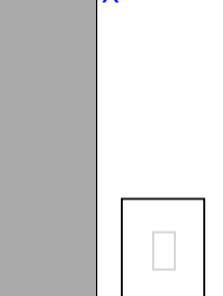
3-2



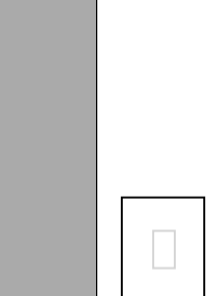
1-0



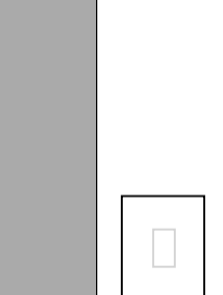
0-0



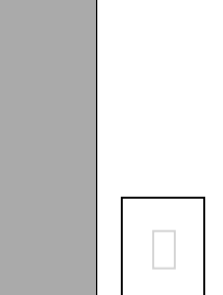
0-0



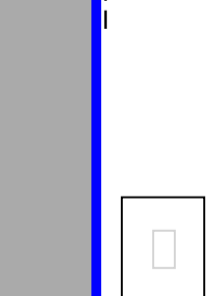
1-0



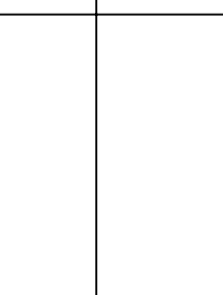
0-0



0-0



0-0



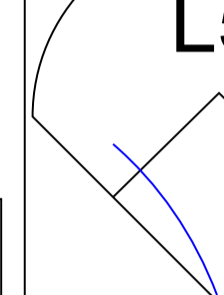
0-0

2

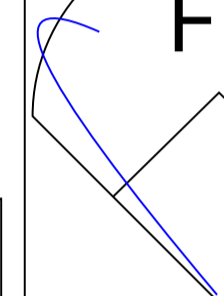
4-1



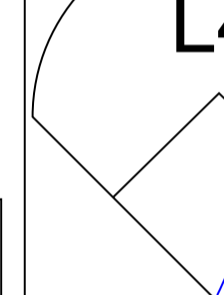
2-2



3-2



1-0



0-0



0-0



1-0



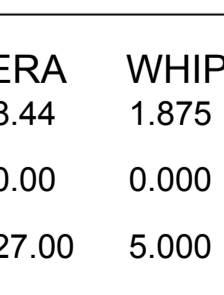
0-0



0-0




0-0




0-0

1


4-2




4-2



1-2



0-3



1-2



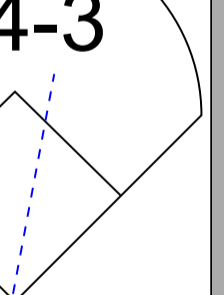
4-1



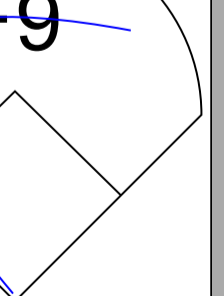
2-2




1-1



0-0



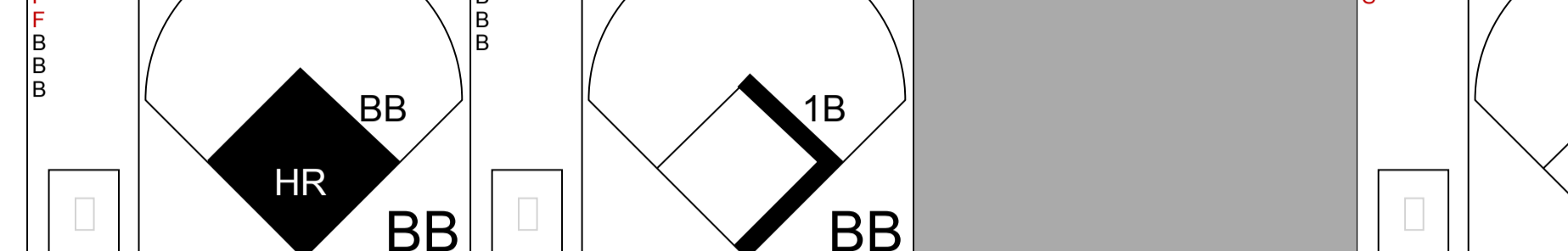
0-0



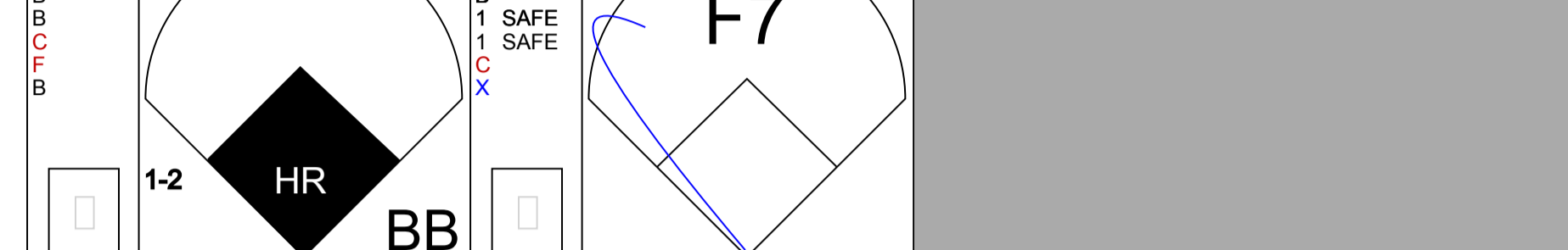
0-0

Batter

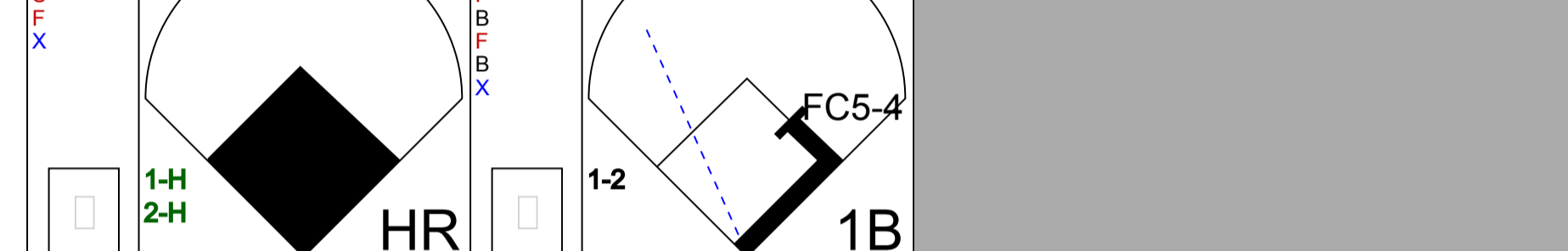
Ellis Burks, R (1, 8)  
OBP: 0.320, SLG: 0.200



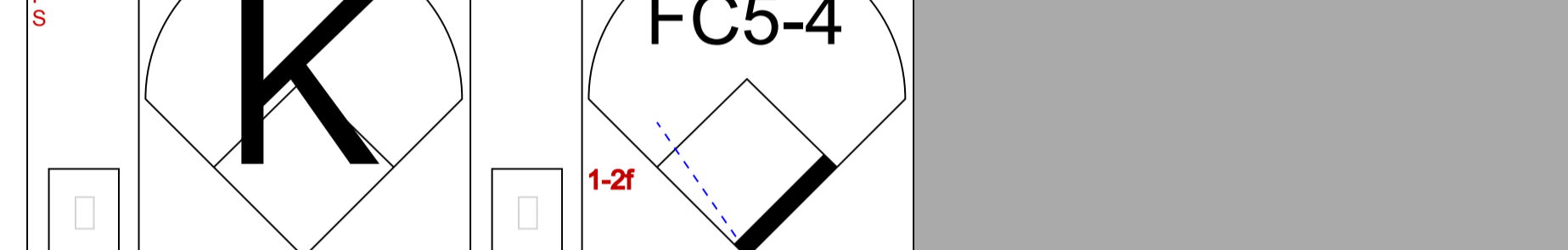
Jason Bates, S (1, 4)  
OBP: 0.455, SLG: 0.630



Larry Walker, L (1, 9)  
OBP: 0.438, SLG: 0.683



Andres Galarraga, R (1, 3)  
OBP: 0.309, SLG: 0.397



Dante Bichette, R (1, 7)  
OBP: 0.409, SLG: 0.738



Joe Girardi, R (1, 2)  
OBP: 0.424, SLG: 0.534



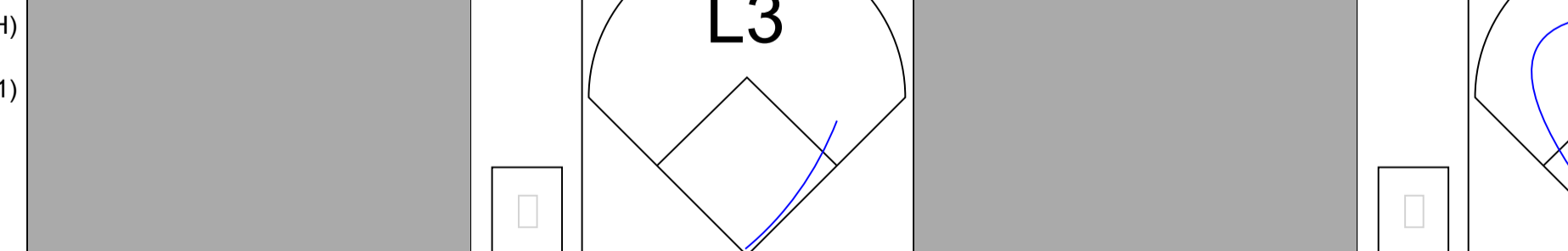
Vinny Castilla, R (1, 5)  
OBP: 0.348, SLG: 0.523



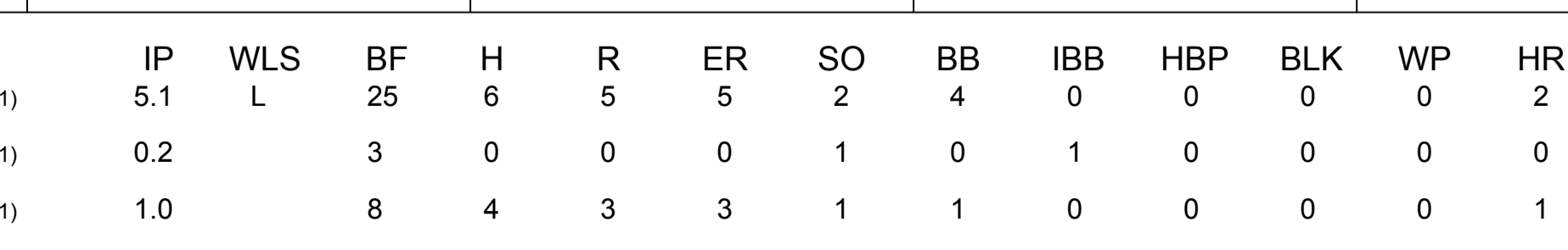
Walt Weiss, S (1, 6)  
OBP: 0.400, SLG: 0.220



Juan Acevedo, R (1, 1)



John Vander Wal, L (6, PH)  
OBP: 0.750, SLG: 1.222



Steve Reed, R (7, 1)

**Inning Stats**

R: 4 H: 3  
E: 0 LOB: 1  
K: 1 BB: 3  
S: 23 P: 39

R: 0 H: 1  
E: 0 LOB: 2  
K: 0 BB: 1  
S: 10 P: 20

R: 0 H: 0  
E: 0 LOB: 0  
K: 0 BB: 0  
S: 3 P: 4

R: 0 H: 0  
E: 0 LOB: 0  
K: 1 BB: 0  
S: 6 P: 7

R: 0 H: 0  
E: 0 LOB: 0  
K: 0 BB: 0  
S: 4 P: 6

R: 1 H: 2  
E: 0 LOB: 2  
K: 1 BB: 1  
S: 13 P: 20

R: 3 H: 4  
E: 0 LOB: 2  
K: 1 BB: 1  
S: 9 P: 16

R: 2 H: 1  
E: 0 LOB: 1  
K: 1 BB: 2  
S: 18 P: 30

Table with 15 columns: PITCHER, IP, WLS, BF, H, R, ER, SO, BB, IBB, HBP, BLK, WP, HR, S, P, ERA, WHIP. Rows include Terry Mulholland, L (1, 1), Mark Dewey, R (6, 1), Dave Burba, R (7, 1), Pat Gomez, L (8, 1).

Table with 15 columns: PITCHER, IP, WLS, BF, H, R, ER, SO, BB, IBB, HBP, BLK, WP, HR, S, P, ERA, WHIP. Rows include Terry Mulholland, L (1, 1), Mark Dewey, R (6, 1), Dave Burba, R (7, 1), Pat Gomez, L (8, 1).

Batter	1	2	3	4	5	6	7	8	9	AB R H RBI BB SO LOB	TOP											
Jacob Brumfield, R (1, 8) OBP: 0.373, SLG: 0.310	3-1 P4		1-0 P5		3-1 HR 1B	0-1 F7		4-1 1B 1B BB	1-2 G5-3	5 2 1 0 1 0 1	<b>Pittsburgh Pirates @ San Francisco Giants</b> Candlestick Park, San Francisco, CA Fri May 12 1995, 10:05 PM EDT Att. 9,867 - Overcast - 53 F											
Jay Bell, R (1, 6) OBP: 0.361, SLG: 0.327	2-1 F7		4-2 BB 1B BB		1-2 HR 1B	3-1 G6-3		0-0 FC6-4 1B		4 2 2 2 1 0 0												
Al Martin, L (1, 7) OBP: 0.308, SLG: 0.286	3-3 K		4-2 1B 1B WP BB		2-3 K	1-0 BLK 1B		0-3 K		4 1 1 0 1 3 4												
Jeff King, R (1, 5) OBP: 0.356, SLG: 0.593		4-2 FC3-6 1B BB	4-2 WP 1B BB		1-0 HR 1B	3-2 G6-3		0-1 FC6-4 1B		3 1 2 4 2 0 1												
Orlando Merced, S (1, 9) OBP: 0.347, SLG: 0.500		0-2 FC3-6 1B	1-0 WP 1B		1-0 G6-3		0-0 P5	0-1 FC6-4		3 0 2 1 0 0 0												
Steve Pegues, R (5, 9) OBP: 0.250, SLG: 0.350		1-2 FC3-6 1B	1-2 WP 1B					1-2 FC6-4		2 0 0 0 0 0 2												
Jim Gott, R (8, 1)		1-2 FC3-6 1B	1-2 WP 1B					1-2 FC6-4		0 0 0 0 0 0 0												
Mackey Sasser, L (1, 2) OBP: 0.130, SLG: 0.174	2-1 F7		3-2 G3		0-0 2B 1B		0-1 G4-3	0-0 P7		5 1 1 0 0 0 6												
Mark Johnson, L (1, 3) OBP: 0.258, SLG: 0.536	0-0 FC3-6			4-0 G5-4-3 BB	0-0 1B 2B		0-0 P9		2-1 F9	4 0 1 1 1 0 2												
Carlos Garcia, R (1, 4) OBP: 0.256, SLG: 0.257	3-3 K			0-0 G5-4-3	2-1 FC6-4 1B			2-1 BB 1B 1B		4 1 2 0 1 1 3												
Denny Neagle, L (1, 1) OBP: 0.125, SLG: 0.125			1-0 G3	0-0 G1-6-3	1-0 FC6-4			0-0 BB 1B	1-2 L8	3 0 0 0 0 0 2												
Dave Clark, L (8, PH) OBP: 0.588, SLG: 0.667								1-2 BB 1B		2 1 1 0 0 0 1												
<b>Inning Stats</b>	R: 0 E: 0 K: 1 S: 7	H: 0 LOB: 0 BB: 0 P: 15	R: 0 E: 0 K: 1 S: 12	H: 1 LOB: 2 BB: 1 P: 21	R: 2 E: 0 K: 0 S: 13	H: 1 LOB: 2 BB: 3 P: 31	R: 0 E: 0 K: 0 S: 2	H: 0 LOB: 0 BB: 1 P: 6	R: 4 E: 0 K: 1 S: 13	H: 6 LOB: 2 BB: 0 P: 24	R: 0 E: 0 K: 0 S: 9	H: 1 LOB: 1 BB: 0 P: 16	R: 0 E: 0 K: 0 S: 4	H: 0 LOB: 0 BB: 0 P: 4	R: 3 E: 0 K: 1 S: 13	H: 4 LOB: 2 BB: 1 P: 19	R: 0 E: 0 K: 0 S: 11	H: 0 LOB: 1 BB: 1 P: 19	1B: 11 2B: 1 3B: 0 HR: 1	SF: 0 SAC: 0 DP: 1 HBP: 0	WP: 1 PB: 0 SB: 0 CS: 0	PA: 46
<b>PITCHER</b>	IP WLS BF H R ER SO BB IBB HBP BLK WP HR S P ERA WHIP																					
Mark Portugal, R (1, 1) ERA: 4.74	4.2 L 24 6 6 6 3 5 0 0 0 1 1 43 90 11.57 2.357																					
Pat Gomez, L (5, 1) ERA: 3.86	1.1 7 3 0 0 0 0 0 0 0 0 0 0 13 23 0.00 2.250																					
Jose Bautista, R (7, 1) ERA: 7.45	1.0 3 0 0 0 0 0 0 0 0 0 0 0 4 4 0.00 0.000																					
Chris Hook, R (8, 1) ERA: 5.63	0.0 4 3 3 3 0 1 0 0 0 0 0 0 5 11 ∞ ∞																					
Steve Frey, L (8, 1) ERA: 5.4	1.0 4 1 0 0 1 0 0 0 0 0 0 0 8 8 0.00 1.000																					
<b>PITCHER</b>	IP WLS BF H R ER SO BB IBB HBP BLK WP HR S P ERA WHIP																					
Rod Beck, R (9, 1) ERA: 5.14	1.0 4 0 0 0 0 1 0 0 0 0 0 0 11 19 0.00 1.000																					

AB	39
R	9
H	13
RBI	8
BB	7
SO	4
LOB	22



WP: 1	PA: 46
-------	--------

WP: 1	PA: 46
-------	--------



BOTTOM

Pittsburgh Pirates @ San Francisco Giants  
Candlestick Park, San Francisco, CA

Fri May 12 1995, 10:05 PM EDT  
Att. 9,867 - Overcast - 53 F

livebaseballscorecards.com

AB	33
R	4
H	7
RBI	4
BB	1
SO	3
LOB	5



WP:	0	PA:	34
PB:	0	SB:	0
CS:	0		

AB R H RBI BB SO LOB

4 0 0 0 0 0 0  
4 0 1 0 0 0 0  
0 0 0 0 0 0 0

3 1 0 0 1 0 1

4 2 4 3 0 0 0

4 0 1 0 0 1 3

4 1 1 1 0 0 1

4 0 0 0 0 0 0

3 0 0 0 0 1 0


1 0 0 0 0 0 0  
1 0 0 0 0 0 1  
0 0 0 0 0 0 0  
1 0 0 0 0 0 0  
0 0 0 0 0 0 0  
0 0 0 0 0 0 0  
0 0 0 0 0 0 0

1B: 3 SF: 0  
2B: 1 SAC: 0  
3B: 0 DP: 1  
HR: 3 HBP: 0

Batter	1	2	3	4	5	6	7	8	9
Darren Lewis, R OBP: 0.307, SLG: 0.314 (1, 8)	1-1 G1-3 ①		2-2 P6 ①			0-0 F7 ①		0-0 G4-3 ①	
Robby Thompson, R OBP: 0.321, SLG: 0.500 Rod Beck, R OBP: 0.500, SLG: 0.500 (1, 4)	1-0 G6-3 ②		0-0 F8 ②			0-1 1B 2B ②		2-2 G6-3 ②	
Barry Bonds, L OBP: 0.486, SLG: 0.509 (1, 7)	4-2 HR BB		1-1 G3-1 ③			0-1 P6 ②		0-2 G4-3 ③	
Matt Williams, R OBP: 0.458, SLG: 0.857 (1, 5)	0-0 HR			0-0 G1-6-3 1B		1-1 1B ②		1-2 HR	
Glenallen Hill, R OBP: 0.394, SLG: 0.677 (1, 9)	0-0 1B			2-2 G1-6-3 1-2f		1-3 K ③		0-0 P4 ①	
Royce Clayton, R OBP: 0.338, SLG: 0.397 (1, 6)	3-2 P9 ③			1-2 G4-3 ③			2-0 HR	1-2 G5-3 ②	
J.R. Phillips, L OBP: 0.242, SLG: 0.351 (1, 3)		0-1 G3-1 ①			1-2 G4-3 ①		0-0 P6 ①	1-0 P5 ③	
Kirt Manwaring, R OBP: 0.286, SLG: 0.227 (1, 2)			1-3 K ②			0-0 F8 ②		0-0 P8 ②	
Mark Portugal, R Pat Gomez, L Jose Bautista, R Steve Scarsone, R Chris Hook, R Steve Frey, R Mike Benjamin, R (1, 1) (5, 1) (7, 1) (7, PH) (8, 1) (8, 1) (9, 4)		1-0 P7 ③			2-2 K ③		1-1 G6-3 ③		

Inning Stats	R: 2	H: 2	E: 0	LOB: 1	K: 0	S: 14	R: 0	H: 0	E: 0	LOB: 0	K: 1	S: 7	R: 0	H: 0	E: 0	LOB: 0	K: 0	S: 7	R: 0	H: 1	E: 0	LOB: 0	K: 0	S: 8	R: 0	H: 0	E: 0	LOB: 0	K: 1	S: 8	R: 0	H: 2	E: 0	LOB: 2	K: 1	S: 11	R: 1	H: 1	E: 0	LOB: 0	K: 0	S: 5	R: 0	H: 0	E: 0	LOB: 0	K: 0	S: 8	R: 1	H: 1	E: 0	LOB: 0	K: 0	S: 8	R: 1	H: 1	E: 0	LOB: 0	K: 0	S: 8	1B: 3	SF: 0	2B: 1	SAC: 0	3B: 0	DP: 1	HR: 3	HBP: 0	WP: 0	PA: 34
--------------	------	------	------	--------	------	-------	------	------	------	--------	------	------	------	------	------	--------	------	------	------	------	------	--------	------	------	------	------	------	--------	------	------	------	------	------	--------	------	-------	------	------	------	--------	------	------	------	------	------	--------	------	------	------	------	------	--------	------	------	------	------	------	--------	------	------	-------	-------	-------	--------	-------	-------	-------	--------	-------	--------

PITCHER	IP	WLS	BF	H	R	ER	SO	BB	IBB	HBP	BLK	WP	HR	S	P	ERA	WHIP
Denny Neagle, L ERA: 4.88 (1, 1)	7.0	W	27	6	3	3	3	1	0	0	0	0	2	60	85	3.86	1.000
Jim Gott, R ERA: 6.75 (8, 1)	2.0		7	1	1	1	0	0	0	0	0	0	1	16	21	4.50	0.500

Batter	1	2	3	4	5	6	7	8	9	AB R H RBI BB SO LOB	TOP		
Jacob Brumfield, R (1, 8) OBP: 0.393, SLG: 0.348	4-0 CS BB	0-2 L7		0-0 G3		2-0 1-3 2B			2-1 G4-6-3 1B	4 0 2 0 1 0 1	<b>Pittsburgh Pirates @ San Francisco Giants</b> Candlestick Park, San Francisco, CA Sat May 13 1995, 6:33 AM EDT Att. 12,163 - Overcast - 56 F  livebaseballscorecards.com  <b>AB 31</b> <b>R 4</b> <b>H 9</b> <b>RBI 4</b> <b>BB 6</b> <b>SO 5</b> <b>LOB 17</b>  		
Jay Bell, R (1, 6) OBP: 0.364, SLG: 0.309	4-2 2B 1-2 1B BB		1-2 G5-3		4-2 1B BB	2-3 K			2-3 K	3 1 0 0 2 2 4			
Steve Pegues, R (1, 9) OBP: 0.292, SLG: 0.417 Dave Clark, L (9, PH) OBP: 0.556, SLG: 0.625	0-1 1B 2B		0-2 FC6-4 1B		1-2 P8			0-0 F8	1-0 G4-6-3 1-2f	4 1 2 0 0 0 1 1 0 0 0 0 0 1			
Jeff King, R (1, 5) OBP: 0.349, SLG: 0.561	4-2 1B SH1-3 BB		2-2 F8		2-2 F8			3-2 G6-3		3 1 0 0 1 0 2			
Rich Aude, R (1, 3) OBP: 0.391, SLG: 0.400	0-2 SH1-3 1B		1-2 FC6-4 1-2f		0-2 1B			3-2 G6-3		4 0 2 2 0 0 1			
Mark Parent, R (1, 2) OBP: 0.333, SLG: 0.571 Nelson Liriano, S (8, PH) OBP: 0.429, SLG: 0.353 (8, 4)	1-0 SH1-3 1-2 3-H			1-0 HR		0-0 P7			1-3 K	2 1 1 2 0 0 2 1 0 0 0 0 1 0			
Freddy Garcia, R (1, 7) OBP: 0.500, SLG: 0.200 Al Martin, L (6, PH) OBP: 0.315, SLG: 0.280 (6, 7)	0-0 P8			2-2 SH1-4 1B		1-0 G4-3			4-2 BB	2 0 1 0 0 0 1 1 0 0 0 1 0 0			
Carlos Garcia, R (1, 4) OBP: 0.256, SLG: 0.237 Mike Maddux, L (8, 1)		4-1 B4-6-3 BB		0-3 K		1-2 F8			1-3 K	3 0 0 0 1 2 2 0 0 0 0 0 0 0			
Esteban Loaiza, R (1, 1) OBP: 0.200, SLG: 0.200 Gary Wilson, R (2, 1) Orlando Merced, S (6, PH) OBP: 0.950, SLG: 0.511 Denny Neagle, L (6, PR) OBP: 0.125, SLG: 0.125 Jason Christensen, R (6, 1) Jeff McCurry, R (7, 1) Mackey Sasser, L (8, PH) OBP: 0.125, SLG: 0.167 (8, 2)		1-0 B4-6-3 1-2f		1-1 SH1-4		0-1 2B 1B			0-0 G4-3	1 0 0 0 0 0 0 1 0 0 0 0 0 0 0 0 1 0 1 0 1 0 0 0 0 0 0 1			
<b>Inning Stats</b>	R: 3 H: 2 E: 0 LOB: 1 K: 0 BB: 3 S: 11 P: 24	R: 0 H: 0 E: 0 LOB: 0 K: 0 BB: 1 P: 10	R: 0 H: 1 E: 0 LOB: 1 K: 0 BB: 0 P: 20	R: 1 H: 2 E: 0 LOB: 1 K: 1 BB: 0 P: 14	R: 0 H: 1 E: 0 LOB: 2 K: 0 BB: 1 P: 20	R: 0 H: 2 E: 0 LOB: 3 K: 1 BB: 0 P: 16	R: 0 H: 0 E: 0 LOB: 0 K: 0 BB: 0 P: 15	R: 0 H: 0 E: 0 LOB: 1 K: 2 BB: 1 P: 18	R: 0 H: 1 E: 0 LOB: 0 K: 1 BB: 0 P: 11	1B: 6 SF: 0 2B: 2 SAC: 2 3B: 0 DP: 2 HR: 1 HBP: 0		WP: 0 PA: 39 PB: 0 SB: 0 CS: 1	
<b>PITCHER</b>	IP WLS BF H R ER SO BB IBB HBP BLK WP HR S P ERA WHIP											<b>PITCHER</b>	IP WLS BF H R ER SO BB IBB HBP BLK WP HR S P ERA WHIP
Joe Rosselli, L (1, 1) ERA: 4.26	5.0 W 24 6 4 4 1 5 0 0 0 0 0 1 57 88 7.20 2.200												
Jose Bautista, R (6, 1) ERA: 6.17	2.0 8 2 0 0 1 0 0 0 0 0 0 0 19 31 0.00 1.000												
Dave Burba, R (8, 1) ERA: 6.97	0.2 3 0 0 0 2 1 0 0 0 0 0 0 11 17 0.00 1.500												
Rod Beck, R (8, 1) ERA: 4.32	1.1 S 4 1 0 0 1 0 0 0 0 0 0 0 7 12 0.00 0.750												

Batter	1	2	3	4	5	6	7	8	9	AB	R	H	RBI	BB	SO	LOB
<b>Darren Lewis, R</b> OBP: 0.304, SLG: 0.324 (1, 8)	0-0 G1-3	1-1 1B 2B		0-0 P5		0-1 P3				4	1	1	2	0	0	0
<b>John Patterson, S</b> OBP: 0.400, SLG: 0.391 (1, 4)	1-0 P2	3-2 1B 1B			1-3 K		0-0 F9			4	0	1	1	0	1	0
<b>Barry Bonds, L</b> OBP: 0.500, SLG: 0.542 (1, 7)	0-1 2B	0-0 1B			2-2 G5-3 1B		3-0 P2			4	1	3	0	0	0	0
<b>Matt Williams, R</b> OBP: 0.447, SLG: 0.821 (1, 5)	1-3 K	2-0 F8			1-2 G5-3		0-0 1B			4	0	1	0	0	1	4
<b>Mike Benjamin, R</b> OBP: 0.333, SLG: 0.333 (7, PR) (8, 5)					1-2 SAFE					0	0	0	0	0	0	0
<b>Mark Carreon, R</b> OBP: 0.333, SLG: 0.500 (1, 9)		1-1 FC5-4 1B	0-0 E6		0-2 2-H 1B		2-2 SAFE SAFE SAFE SAFE			4	0	2	1	0	0	1
<b>Rod Beck, R</b> OBP: 0.500, SLG: 0.500 (8, 1)										0	0	0	0	0	0	0
<b>Royce Clayton, R</b> OBP: 0.319, SLG: 0.371 (1, 6)		0-1 F9	1-0 P4		1-0 SAFE L7		1-2 P3			4	0	0	0	0	0	2
<b>Todd Benzinger, S</b> OBP: 0.182, SLG: 0.444 (1, 3)		0-1 FC5-4 1B	1-0 G3			3-1 HR				4	2	1	1	0	1	1
<b>Tom Lampkin, L</b> OBP: 0.308, SLG: 0.182 (1, 2)		4-0 1B 2B BB		1-0 L8		0-1 F9		0-0 WP S 1B		3	1	1	0	1	0	0
<b>Joe Rosselli, R</b> OBP: 0.250, SLG: 0.250 (1, 1)		0-0 2B 1B		1-3 K		0-0 G5-3		2-3 K		2	1	1	1	0	1	0
<b>Jose Bautista, R</b> (6, 1)										1	0	0	0	0	0	0
<b>Dave Burba, R</b> (8, 1)										0	0	0	0	0	0	0
<b>Glenallen Hill, R</b> OBP: 0.389, SLG: 0.667 (8, 9)		1-2 2-H 2B 1B						1-3 K		1	0	0	0	0	1	1

Inning Stats	R: 0	H: 1	E: 0	K: 1	S: 7	H: 1	LOB: 1	BB: 0	P: 9	R: 4	H: 5	E: 0	K: 0	S: 14	R: 0	H: 0	E: 1	K: 0	S: 3	R: 0	H: 0	E: 0	K: 1	S: 5	R: 1	H: 2	E: 0	K: 1	S: 13	R: 1	H: 1	E: 0	K: 0	S: 7	R: 0	H: 1	E: 0	K: 0	S: 6	R: 0	H: 1	E: 0	K: 2	S: 11	R: 0	H: 1	E: 0	K: 2	S: 15
--------------	------	------	------	------	------	------	--------	-------	------	------	------	------	------	-------	------	------	------	------	------	------	------	------	------	------	------	------	------	------	-------	------	------	------	------	------	------	------	------	------	------	------	------	------	------	-------	------	------	------	------	-------

PITCHER	IP	WLS	BF	H	R	ER	SO	BB	IBB	HBP	BLK	WP	HR	S	P	ERA	WHIP
<b>Esteban Loaiza, R</b> ERA: 8.44 (1, 1)	1.2		12	6	4	4	1	1	0	0	0	0	0	20	31	21.60	4.200
<b>Gary Wilson, R</b> ERA: 3.12 (2, 1)	3.1	L	12	2	1	1	2	0	0	0	0	0	0	22	33	2.70	0.600
<b>Jason Christiansen, L</b> ERA: 2.57 (6, 1)	1.2		7	2	1	1	0	0	0	0	0	0	1	10	16	5.40	1.200
<b>Jeff McCurry, R</b> ERA: 12.0 (7, 1)	0.1		1	0	0	0	0	0	0	0	0	0	0	3	5	0.00	0.000
<b>Mike Maddux, R</b> ERA: 9.0 (8, 1)	1.0		4	1	0	0	2	0	0	0	0	1	0	11	15	0.00	1.000

**BOTTOM**

**Pittsburgh Pirates @ San Francisco Giants**  
Candlestick Park, San Francisco, CA

Sat May 13 1995, 6:33 AM EDT  
Att. 12,163 - Overcast - 56 F

AB	R	H	RBI	BB	SO	LOB
35	6	11	6	1	5	9

**GIANTS**

WP	HR	S	P	ERA	WHIP
1	1	15	15	2.57	1.200

PA: 36

Batter	1	2	3	4	5	6	7	8	9	10	AB	R	H	RBI	BB	SO	LOB	TOP							
Jacob Brumfield, R OBP: 0.361, SLG: 0.314 (1, 8)	2-3 K		0-0 G6-3			1-2 G6-3		0-3 K		2-3 K	5	0	0	0	0	3	2								
Jay Bell, R OBP: 0.338, SLG: 0.283 (1, 6)	1-0 G5-3		0-3 K			1-0 G6-3		3-2 F9		2-3 K	5	0	0	0	0	2	2								
Steve Pegues, R OBP: 0.286, SLG: 0.393 (1, 9)	0-1 G1-3					0-1 BB 1B		2-1 F7			4	0	1	0	0	0	0								
Jeff King, R OBP: 0.373, SLG: 0.559 (1, 5)		0-0 S BB E 1B				4-2 BLK BB		4-2 BB		0-1 L4	2	1	1	0	2	0	0								
Rich Aude, R OBP: 0.385, SLG: 0.364 (9, PH) Mark Johnson, L OBP: 0.250, SLG: 0.517 (9, 3)		4-2 S BB				0-3 K		0-3 K		3-3 K	2	0	0	0	1	2	3								
Al Martin, L OBP: 0.293, SLG: 0.259 Dan Miceli, R (9, 1)		2-1 P8				0-0 L7		2-3 K		2-3 K	4	0	0	0	0	2	3								
Mark Parent, R OBP: 0.333, SLG: 0.548 Mackey Sasser, L OBP: 0.160, SLG: 0.200 (10, PH) (10, 2)		3-3 K				2-1 P8		1-0 G5-3 1B		2-2 BB 1B	3	0	1	0	0	1	1								
Carlos Garcia, R OBP: 0.234, SLG: 0.214 (1, 4)		2-3 K				0-0 G6-3		2-2 G5-3		1-3 SAFE SAFE K	4	0	0	0	0	2	3								
Jon Lieber, L (1, 1) Nelson Liriano, S OBP: 0.409, SLG: 0.333 (7, PH) Dan Plesac, L (7, 1) Dave Clark, L OBP: 0.579, SLG: 0.647 (9, 7)			0-3 K			2-1 G1-3		0-0 G4-3		1-0 SAFE BB 1B	2	0	0	0	0	1	0								
<b>Inning Stats</b>	R: 0 E: 0 K: 1 S: 7	H: 0 LOB: 0 BB: 0 P: 10	R: 1 E: 1 K: 2 S: 12	H: 1 LOB: 1 BB: 1 P: 23	R: 0 E: 0 K: 2 S: 7	H: 0 LOB: 0 BB: 0 P: 7	R: 0 E: 0 K: 1 S: 9	H: 0 LOB: 1 BB: 1 P: 14	R: 0 E: 0 K: 0 S: 5	H: 0 LOB: 0 BB: 0 P: 9	R: 0 E: 0 K: 1 S: 11	H: 1 LOB: 2 BB: 1 P: 17	R: 0 E: 0 K: 1 S: 9	H: 1 LOB: 1 BB: 0 P: 14	R: 0 E: 0 K: 1 S: 8	H: 0 LOB: 0 BB: 0 P: 13	R: 0 E: 0 K: 2 S: 8	H: 0 LOB: 0 BB: 0 P: 13	R: 0 E: 0 K: 3 S: 15	H: 2 LOB: 2 BB: 0 P: 23	1B: 5 2B: 0 3B: 0 HR: 0	SF: 0 SAC: 0 DP: 0 HBP: 0	WP: 0 PB: 0 SB: 2 CS: 0	PA: 38	
<b>PITCHER</b>	IP	WLS	BF	H	R	ER	SO	BB	IBB	HBP	BLK	WP	HR	S	P	ERA	WHIP								
Trevor Wilson, L ERA: 3.8 (1, 1)	7.0		27	3	1	0	8	3	0	0	1	0	0	60	94	0.00	0.857								
Mark Dewey, R ERA: 2.53 (8, 1)	1.0		3	0	0	0	1	0	0	0	0	0	0	8	13	0.00	0.000								
Dave Burba, R ERA: 6.17 (9, 1)	1.1		6	2	0	0	3	0	0	0	0	0	0	16	25	0.00	1.500								
Rod Beck, R ERA: 4.0 (10, 1)	0.2	W	2	0	0	0	2	0	0	0	0	0	0	7	11	0.00	0.000								

Pittsburgh Pirates @ San Francisco Giants  
 Candlestick Park, San Francisco, CA  
 Sun May 14 1995, 6:33 AM EDT  
 Att: 19,778 - Cloudy - 60 F

AB	35
R	1
H	5
RBI	0
BB	3
SO	14
LOB	15



Batter	1	2	3	4	5	6	7	8	9	10	AB	R	H	RBI	BB	SO	LOB			
<b>Darren Lewis, R</b> OBP: 0.310, SLG: 0.329 (1, 8)	G4-3 FC4 1B		F8			L4		G4-6-3 1-2f		1-0 1B	5	1	2	1	0	0	1			
<b>Robby Thompson, R</b> OBP: 0.333, SLG: 0.500 (1, 4)	G4-3 1-3		G6-3			2-0 1B			0-1 FC5-4 1B		4	0	2	0	0	0	1			
<b>Barry Bonds, L</b> OBP: 0.475, SLG: 0.508 (1, 7)	FC4 1B			0-2 F8		0-3 K			1-2 P7		4	0	0	1	0	1	2			
<b>Glenallen Hill, R</b> OBP: 0.382, SLG: 0.642 (1, 9)	1-0 G5-4-3 1B			0-0 G5-3		0-0 G1-3			1-1 P3		4	0	1	0	0	0	2			
<b>Rod Beck, R</b> OBP: 0.500, SLG: 0.500 (10, 1)	1-2 1B										0	0	0	0	0	0	0			
<b>Jeff Reed, L</b> OBP: 0.550, SLG: 0.400 (1, 2)	2-2 G5-4-3			1-1 1B				0-0 F7		1-2 FC5-4	3	0	1	0	0	0	2			
<b>Matt Williams, R</b> OBP: 0.442, SLG: 0.809 (9, PH)											1	0	0	0	0	0	1			
<b>Kirt Manwaring, R</b> OBP: 0.286, SLG: 0.227 (10, 2)	1-2f										0	0	0	0	0	0	0			
<b>Royce Clayton, R</b> OBP: 0.316, SLG: 0.364 (1, 6)		0-0 F8		1-1 B1-3				0-0 G5-3		1-2 WP SH1-4 1B	4	1	1	0	0	0	1			
<b>Steve Scarsone, R</b> OBP: 0.308, SLG: 0.462 (1, 5)		3-2 G6-3				0-0 F9		2-3 K		0-0 SH1-4	3	0	0	0	0	1	0			
<b>J.R. Phillips, L</b> OBP: 0.235, SLG: 0.339 (1, 3)			0-0 P9			3-2 G3				2-3 K	2	0	0	0	0	0	0			
<b>John Patterson, S</b> OBP: 0.385, SLG: 0.375 (8, PH)											1	0	0	0	0	1	0			
<b>Dave Burba, R</b> (9, 1)											0	0	0	0	0	0	0			
<b>Mark Carreon, R</b> OBP: 0.313, SLG: 0.467 (10, 9)										2-3 K	1	0	0	0	0	1	1			
<b>Trevor Wilson, L</b> (1, 1)											2	0	0	0	0	0	0			
<b>Mark Dewey, R</b> (8, 1)											0	0	0	0	0	0	0			
<b>Todd Benzinger, S</b> OBP: 0.308, SLG: 0.500 (8, PH) (9, 3)			3-2 F8			0-0 P5				2-1 G4-6-3 1B	1	0	1	0	1	0	0			
<b>Inning Stats</b>	R: 1 E: 0 K: 0 S: 10	H: 2 LOB: 1 BB: 0 P: 18	R: 0 E: 0 K: 0 S: 8	H: 0 LOB: 0 BB: 0 P: 11	R: 0 E: 0 K: 0 S: 8	H: 0 LOB: 0 BB: 0 P: 11	R: 0 E: 0 K: 0 S: 10	H: 1 LOB: 1 BB: 0 P: 12	R: 0 E: 0 K: 1 S: 7	H: 1 LOB: 1 BB: 0 P: 9	R: 0 E: 0 K: 1 S: 5	H: 0 LOB: 0 BB: 0 P: 7	R: 0 E: 0 K: 1 S: 6	H: 1 LOB: 1 BB: 0 P: 9	R: 0 E: 0 K: 0 S: 10	H: 1 LOB: 1 BB: 0 P: 13	R: 0 E: 0 K: 1 S: 9	H: 2 LOB: 2 BB: 1 P: 17	1B: 8 2B: 0 3B: 0 HR: 0	SF: 0 SAC: 1 DP: 2 HBP: 0

**BOTTOM**

**Pittsburgh Pirates @ San Francisco Giants**  
Candlestick Park, San Francisco, CA

Sun May 14 1995, 6:33 AM EDT  
Att. 19,778 - Cloudy - 60 F

<b>AB</b>	35
<b>R</b>	2
<b>H</b>	8
<b>RBI</b>	2
<b>BB</b>	1
<b>SO</b>	4
<b>LOB</b>	11

**GIANTS**

WP: 1	PA: 37
PB: 0	
SB: 1	
CS: 0	

PITCHER	IP	WLS	BF	H	R	ER	SO	BB	IBB	HBP	BLK	WP	HR	S	P	ERA	WHIP
<b>Jon Lieber, R</b> ERA: 7.48 (1, 1)	6.0		22	4	1	1	1	0	0	0	0	0	0	48	69	1.50	0.667
<b>Dan Plesac, L</b> ERA: (7, 1)	2.1		8	2	0	0	2	0	0	0	0	0	0	16	22	0.00	0.857
<b>Dan Miceli, R</b> ERA: 1.35 (9, 1)	1.1	L	7	2	1	1	1	0	1	0	0	1	0	14	24	6.75	1.500

Batter	1	2	3	4	5	6	7	8	9	AB R H RBI BB SO LOB	TOP											
<b>Brian McRae, S</b> (1, 8) OBP: 0.338, SLG: 0.446	2-1 FC5-2 3B	2-0 FC4-6 1-2f			0-1 1B	4-2 BB		2-2 G6-3		4 0 2 0 1 0 1												
<b>Rey Sanchez, R</b> (1, 4) OBP: 0.324, SLG: 0.389	0-0 L7		2-2 1B 1B		1-0 1B	0-0 F9		0-0 B1-3		5 1 2 0 0 0 4												
<b>Sammy Sosa, R</b> (1, 9) OBP: 0.342, SLG: 0.592	0-0 FC5-2 3-H		0-0 1B 1-2 1B		3-3 K 1-2		2-1 HR		2-0 F8	5 1 2 1 0 1 3												
<b>Mark Grace, L</b> (1, 3) OBP: 0.405, SLG: 0.484	4-0 1-2 BB		3-2 F9		2-0 G4-1		1-0 1B 2B		4-1 E S WP BB	3 2 1 0 2 0 3												
<b>Rick Wilkins, L</b> (1, 2) OBP: 0.446, SLG: 0.298	2-3 K		0-0 1-2 2-H 1B		4-1 1B BB		0-0 P6		3-3 K 1-3	4 1 1 1 1 2 4												
<b>Shawon Dunston, R</b> (1, 6) OBP: 0.288, SLG: 0.491		2-2 G5-3	1-1 G6-3		0-0 P6		0-2 P6		1-3 K 3-H	5 0 0 0 0 1 4												
<b>Steve Buechele, R</b> (1, 5) OBP: 0.411, SLG: 0.404		2-3 K		3-1 G5-3		1-2 1B 1B		4-1 1B BB		3 0 1 0 1 1 0												
<b>Scott Bullett, L</b> (1, 7) OBP: 0.235, SLG: 0.353		0-0 1B 2B		1-2 G4-3		0-1 SH3-4 1B		1-2 1B		4 1 3 2 0 0 0												
<b>Steve Trachsel, R</b> (1, 1) OBP: 0.167, SLG: 0.167		2-2 FC4-6 1B		1-1 G1-3		0-0 SH3-4		0-3 K		3 0 1 1 0 1 0												
<b>Inning Stats</b>	R: 0 E: 0 K: 1 S: 7	H: 1 LOB: 2 BB: 1 P: 15	R: 1 E: 0 K: 1 S: 12	H: 2 LOB: 1 BB: 0 P: 20	R: 1 E: 0 K: 0 S: 12	H: 3 LOB: 1 BB: 0 P: 18	R: 0 E: 0 K: 0 S: 9	H: 0 LOB: 0 BB: 0 P: 14	R: 0 E: 0 K: 1 S: 7	H: 2 LOB: 1 BB: 0 P: 13	R: 1 E: 0 K: 0 S: 11	H: 2 LOB: 3 BB: 2 P: 20	R: 2 E: 0 K: 0 S: 11	H: 3 LOB: 2 BB: 1 P: 19	R: 0 E: 0 K: 1 S: 7	H: 0 LOB: 0 BB: 0 P: 9	R: 1 E: 1 K: 2 S: 8	H: 0 LOB: 0 BB: 1 P: 18	1B: 9 2B: 3 3B: 1 HR: 1	SF: 0 SAC: 1 DP: 2 HBP: 0	WP: 1 PB: 0 SB: 2 CS: 1	PA: 42
<b>PITCHER</b>	IP WLS BF H R ER SO BB IBB HBP BLK WP HR S P ERA WHIP																					
<b>Mark Leiter, R</b> (1, 1) ERA: 4.35	5.2 L 27 10 3 3 3 2 0 0 0 0 0 0 55 93 4.76 2.118																					
<b>Jose Bautista, R</b> (6, 1) ERA: 6.43	2.1 11 3 2 2 1 2 0 0 0 0 0 1 21 35 7.71 2.143																					
<b>Steve Frey, L</b> (9, 1) ERA: 4.76	0.2 3 0 1 0 1 1 0 0 0 0 0 0 5 14 0.00 1.500																					
<b>Mark Dewey, R</b> (9, 1) ERA: 2.45	0.1 1 0 0 0 0 1 0 0 0 0 1 0 3 4 0.00 0.000																					

**Chicago Cubs @ San Francisco Giants**  
**Candlestick Park, San Francisco, CA**  
 Mon May 15 1995, 6:33 AM EDT  
 Att: 9,096 - Sunny - 62 F

AB	36
R	6
H	13
RBI	5
BB	5
SO	6
LOB	19



WP: 1	PA: 42
-------	--------

ERA	WHIP
-----	------



Batter	1	2	3	4	5	6	7	8	9	AB R H RBI BB SO LOB	TOP												
<b>Brian McRae, S</b> OBP: 0.345, SLG: 0.462 (1, 8) B F B F X	2-2 G5-3 ①		0-1 C1-6-4 2-3 1B ②			0-0 B2-3 ①		2-0 2B ②		4 0 2 0 0 0 0													
<b>Rey Sanchez, R</b> OBP: 0.308, SLG: 0.368 (1, 4) C X	1-1 F8 ②		1-0 FC1-6-4 CS 1-2f 3-H ②			2-1 F8 ②		1-1 L5 ③		4 0 0 1 0 0 2													
<b>Mark Grace, L</b> OBP: 0.397, SLG: 0.515 (1, 3) B X	1-0 HR ③		2-2 CS 1 SAFE 1 SAFE 1 B 1 SAFE 1 C B 1-2 ③	3-2 G4-3 ①		0-1 F8 ③			1-1 G3 ①	4 1 1 1 0 0 0													
<b>Sammy Sosa, R</b> OBP: 0.338, SLG: 0.573 (1, 9) C B X	1-1 P3 ③			1-3 K ②			0-2 1B ②		0-2 F9 ②	4 0 1 0 0 1 0													
<b>Shawon Dunston, R</b> OBP: 0.270, SLG: 0.459 (1, 6) F B X		1-1 G4-3 ①		1-2 G6-3 ③			1 SAFE 1-2 P9 ①		0-0 L7 ③	4 0 0 0 0 0 1													
<b>Steve Buechele, R</b> OBP: 0.390, SLG: 0.380 (1, 5) C C B X		1-2 G6-3 ②			0-0 G6-3 ①		1 SAFE 1 SAFE 1 B X ②			3 0 0 0 0 0 1													
<b>Rick Wilkins, L</b> OBP: 0.441, SLG: 0.300 (1, 2) B B X		2-1 F7 ③			1-1 G5-3 1B ②		B B 1 SAFE X ③			3 0 1 0 0 0 1													
<b>Ozzie Timmons, R</b> OBP: 0.292, SLG: 0.190 (1, 7) B C X			2-1 1B SH2-4 FC1-6-4 1B ②		3-2 G5-3 1-2 ②			2-2 G6-3 ①		3 1 1 0 0 0 1													
<b>Jaime Navarro, R</b> OBP: 0.091, SLG: 0.182 <b>Randy Myers, L</b> (9, 1) X			0-0 SH2-4 ①		1-3 K ③			1-2 G5-3 ②		2 0 0 0 0 1 1 0 0 0 0 0 0 0													
<b>Inning Stats</b>	R: 1 E: 0 K: 0 S: 8	H: 1 LOB: 0 BB: 0 P: 13	R: 0 E: 0 K: 0 S: 7	H: 0 LOB: 0 BB: 0 P: 11	R: 1 E: 0 K: 0 S: 8	H: 2 LOB: 0 BB: 0 P: 13	R: 0 E: 0 K: 1 S: 14	H: 0 LOB: 0 BB: 0 P: 19	R: 0 E: 0 K: 1 S: 11	H: 1 LOB: 1 BB: 0 P: 16	R: 0 E: 0 K: 0 S: 5	H: 0 LOB: 0 BB: 0 P: 7	R: 0 E: 0 K: 0 S: 9	H: 1 LOB: 1 BB: 0 P: 13	R: 0 E: 0 K: 0 S: 9	H: 1 LOB: 1 BB: 0 P: 15	R: 0 E: 0 K: 0 S: 6	H: 0 LOB: 0 BB: 0 P: 7	1B: 4 2B: 1 3B: 0 HR: 1	SF: 0 SAC: 1 DP: 0 HBP: 0	WP: 0 PB: 0 SB: 0 CS: 1	PA: 33	
<b>PITCHER</b> <b>Terry Mulholland, L</b> ERA: 5.4 (1, 1)	IP 9.0	WLS L	BF 32	H 6	R 2	ER 2	SO 2	BB 0	IBB 0	HBP 0	BLK 0	WP 0	HR 1	S 77	P 114	ERA 2.00	WHIP 0.667						<b>PITCHER</b> IP WLS BF H R ER SO BB IBB HBP BLK WP HR S P ERA WHIP

**Chicago Cubs @ San Francisco Giants**  
Candlestick Park, San Francisco, CA  
Tue May 16 1995, 6:33 AM EDT  
Att. 9,174 - Sunny - 65 F

[livebaseballscorecards.com](http://livebaseballscorecards.com)

AB	31
R	2
H	6
RBI	2
BB	0
SO	2
LOB	7







Batter	1	2	3	4	5	6	7	8	9	AB R H RBI BB SO LOB	TOP											
<b>Brian McRae, S</b> (1, 8) OBP: 0.330, SLG: 0.439	1-0 P5		1-1 F9			0-0 G6-3		1-2 G4-3		4 0 0 0 0 0 2												
<b>Rey Sanchez, R</b> (1, 4) OBP: 0.317, SLG: 0.388	2-1 2B		0-3 K			0-0 B2-3		1-2 L4-6 2B		4 1 2 0 0 1 0												
<b>Sammy Sosa, R</b> (1, 9) OBP: 0.333, SLG: 0.570	3-2 SAFE SAFE SAFE 1-H 2B		0-2 G4-3			1-3 K		1-1 F8		4 0 1 1 0 1 1												
<b>Mark Grace, L</b> (1, 3) OBP: 0.378, SLG: 0.486	1-1 F8		1-2 L3			1-1 F8		0-1 L4-6 2-2		4 0 0 0 0 0 2												
<b>Rick Wilkins, L</b> (1, 2) OBP: 0.423, SLG: 0.283	3-3 K		0-2 P6			1-0 F7				3 0 0 0 0 1 1												
<b>Shawon Dunston, R</b> (1, 6) OBP: 0.273, SLG: 0.453		2-3 K				2-3 K		0-2 SH1-4 1B		3 0 1 0 0 2 0												
<b>Steve Buechele, R</b> (1, 5) OBP: 0.377, SLG: 0.365		0-0 L5				1-1 G4-3		0-1 SH1-4		2 0 0 0 0 0 0												
<b>Scott Bullett, L</b> (1, 7) OBP: 0.216, SLG: 0.324		1-3 K				1-1 G5-3		1-3 K		3 0 0 0 0 2 1												
<b>Kevin Foster, R</b> (1, 1) OBP: 0.286, SLG: 0.286			1-0 G6-3			0-1 G6-3		4-2 BB		2 0 0 0 0 0 0												
<b>Howard Johnson, S</b> (8, PH) OBP: 0.350, SLG: 0.133										0 0 0 0 1 0 0												
<b>Mike Perez, R</b> (8, 1)										0 0 0 0 0 0 0												
<b>Inning Stats</b>	R: 1 E: 0 K: 1 S: 15	H: 2 LOB: 1 BB: 0 P: 25	R: 0 E: 0 K: 2 S: 7	H: 0 LOB: 0 BB: 0 P: 10	R: 0 E: 0 K: 1 S: 6	H: 0 LOB: 0 BB: 0 P: 8	R: 0 E: 0 K: 0 S: 9	H: 0 LOB: 0 BB: 0 P: 10	R: 0 E: 0 K: 1 S: 7	H: 0 LOB: 0 BB: 0 P: 11	R: 0 E: 0 K: 0 S: 4	H: 0 LOB: 0 BB: 0 P: 4	R: 0 E: 0 K: 1 S: 6	H: 0 LOB: 0 BB: 0 P: 9	R: 0 E: 0 K: 1 S: 14	H: 1 LOB: 2 BB: 1 P: 20	R: 0 E: 0 K: 0 S: 7	H: 1 LOB: 0 BB: 0 P: 9	1B: 2 2B: 3 3B: 0 HR: 0	SF: 0 SAC: 1 DP: 1 HBP: 0	WP: 0 PB: 0 SB: 0 CS: 0	PA: 31
<b>PITCHER</b>	IP WLS BF H R ER SO BB IBB HBP BLK WP HR S P ERA WHIP																					
<b>Mark Portugal, R</b> (1, 1) ERA: 3.9	7.2 W 27 3 1 1 7 1 0 0 0 0 0 0 65 93 1.17 0.522																					
<b>Rod Beck, R</b> (8, 1) ERA: 3.48	1.1 S 4 1 0 0 0 0 0 0 0 0 0 0 10 13 0.00 0.750																					

Chicago Cubs @ San Francisco Giants  
 Candlestick Park, San Francisco, CA  
 Wed May 17 1995, 6:33 AM EDT  
 Att. 11,768 - Cloudy - 65 F

livebaseballscorecards.com

AB 29  
 R 1  
 H 4  
 RBI 1  
 BB 1  
 SO 7  
 LOB 7



Batter	1	2	3	4	5	6	7	8	9	AB R H RBI BB SO LOB
--------	---	---	---	---	---	---	---	---	---	----------------------

<b>Darren Lewis, R</b> <small>(1, 8)</small> <small>OBP: 0.274, SLG: 0.289</small>	<small>3-1</small> 			<small>1-2</small> 			<small>1-0</small> 			3 0 0 0 0 0 0
<b>Robby Thompson, R</b> <small>(1, 4)</small> <small>OBP: 0.328, SLG: 0.467</small>	<small>2-2</small> 			<small>3-2</small> 			<small>4-2</small> 			2 1 0 0 1 0 0
<b>Barry Bonds, L</b> <small>(1, 7)</small> <small>OBP: 0.451, SLG: 0.507</small>	<small>2-2</small> 			<small>2-3</small> 			<small>0-0</small> 			3 1 1 2 0 1 0
<b>Matt Williams, R</b> <small>(1, 5)</small> <small>OBP: 0.414, SLG: 0.727</small>			<small>1-3</small> 		<small>0-0</small> 		<small>3-0</small> 			3 0 0 0 0 1 0
<b>Glenallen Hill, R</b> <small>(1, 9)</small> <small>OBP: 0.349, SLG: 0.571</small>			<small>0-0</small> 		<small>1-2</small> 		<small>2-3</small> 			3 0 0 0 0 1 0
<b>Royce Clayton, R</b> <small>(1, 6)</small> <small>OBP: 0.291, SLG: 0.329</small>			<small>1-3</small> 		<small>1-0</small> 		<small>2-3</small> 			3 0 0 0 0 2 0
<b>J.R. Phillips, L</b> <small>(1, 3)</small> <small>OBP: 0.221, SLG: 0.309</small>			<small>0-0</small> 		<small>1-0</small> 		<small>0-1</small> 			3 0 1 0 0 0 0
<b>Kirt Manwaring, R</b> <small>(1, 2)</small> <small>OBP: 0.273, SLG: 0.220</small>			<small>1-0</small> 		<small>1-1</small> 		<small>2-3</small> 			3 0 0 0 0 1 1
<b>Mark Portugal, R</b> <small>(1, 1)</small> <b>Rod Beck, R</b> <small>(8, 1)</small> <small>OBP: 0.500, SLG: 0.500</small>			<small>3-1</small> 		<small>0-3</small> 					2 0 0 0 0 1 0 0 0 0 0 0 0 0

Inning Stats	R: 0 E: 0 K: 0 S: 8	H: 0 LOB: 0 BB: 0 P: 15	R: 0 E: 0 K: 2 S: 8	H: 0 LOB: 0 BB: 0 P: 10	R: 0 E: 0 K: 0 S: 4	H: 0 LOB: 0 BB: 0 P: 8	R: 0 E: 0 K: 1 S: 9	H: 0 LOB: 0 BB: 0 P: 15	R: 0 E: 0 K: 0 S: 6	H: 0 LOB: 0 BB: 0 P: 8	R: 0 E: 0 K: 1 S: 6	H: 1 LOB: 0 BB: 0 P: 8	R: 2 E: 0 K: 1 S: 10	H: 1 LOB: 0 BB: 1 P: 20	R: 0 E: 0 K: 2 S: 8	H: 0 LOB: 0 BB: 0 P: 12	1B: 1 2B: 1 3B: 0 HR: 1	SF: 0 SAC: 0 DP: 1 HBP: 0
--------------	------------------------------	----------------------------------	------------------------------	----------------------------------	------------------------------	---------------------------------	------------------------------	----------------------------------	------------------------------	---------------------------------	------------------------------	---------------------------------	-------------------------------	----------------------------------	------------------------------	----------------------------------	----------------------------------	------------------------------------

PITCHER	<b>Kevin Foster, R</b> <small>(1, 1)</small> <small>ERA: 5.4</small>	<b>Mike Perez, R</b> <small>(8, 1)</small> <small>ERA: 1.93</small>	IP	WLS	BF	H	R	ER	SO	BB	IBB	HBP	BLK	WP	HR	S	P	ERA	WHIP
			7.0	L	23	2	2	2	5	1	0	0	0	0	1	51	84	2.57	0.429
			1.0		3	0	0	0	2	0	0	0	0	0	8	12	0.00	0.000	

**BOTTOM**

**Chicago Cubs @ San Francisco Giants**  
 Candlestick Park, San Francisco, CA  
 Wed May 17 1995, 6:33 AM EDT  
 Att. 11,768 - Cloudy - 65 F

AB	25
R	2
H	2
RBI	2
BB	1
SO	7
LOB	1



WP: 0	PA: 26
PB: 0	
SB: 0	
CS: 0	

Batter	1	2	3	4	5	6	7	8	9	10	AB R H RBI BB SO LOB	TOP												
<b>Bernard Gilkey, R</b> (1, 7) OBP: 0.376, SLG: 0.453	0-0 F9		0-0 1B		0-0 L6		0-3 K			0-0 SH5-4 SF8 2B	5 1 2 1 0 1 0	<b>St. Louis Cardinals @ San Francisco Giants</b> <b>Candlestick Park, San Francisco, CA</b> Thu May 18 1995, 6:33 AM EDT Att. 9,297 - Sunny - 64 F												
<b>José Oquendo, S</b> (1, 4) OBP: 0.293, SLG: 0.278	0-0 F6		0-0 1B		0-0 F8			0-0 G6-3		0-0 SH5-4	4 0 1 0 0 0 0													
<b>Ray Lankford, L</b> (1, 8) OBP: 0.300, SLG: 0.449	0-0 2B		0-0 G1-3		0-3 K			0-0 P6		0-0 SF8	4 0 1 1 0 1 2													
<b>Todd Zeile, R</b> (1, 3) OBP: 0.500, SLG: 0.800	0-0 F8			0-0 HBP FC5 1B		0-0 HR		4-0 FC6-4 BB		0-0 F8	4 2 2 1 1 0 1													
<b>Scott Cooper, L</b> (1, 5) OBP: 0.433, SLG: 0.388		0-0 P4		4-0 FC5 HBP BB		0-3 K		0-0 FC6-4			3 0 0 0 1 1 1													
<b>Brian Jordan, R</b> (1, 9) OBP: 0.263, SLG: 0.434		0-0 F7		1-0 FC4-6 FC5 HBP		0-0 L5		0-0 F7			3 0 0 0 0 0 0													
<b>Danny Sheaffer, R</b> (1, 2) OBP: 0.400, SLG: 0.476		0-0 G6-3		0-0 FC5 FC4-6		0-0 G6-3		0-0 P3			4 0 0 1 0 0 2													
<b>Tripp Cromer, R</b> (1, 6) OBP: 0.211, SLG: 0.229			0-0 FC1-5 2B		0-0 FC4-6		0-0 G5-3		0-3 K		4 0 1 0 0 1 2													
<b>John Frascatore, R</b> (1, 1) <b>John Mabry, L</b> (7, PH) <b>Jeff Parrett, R</b> (7, 1) <b>Tony Fossas, L</b> (8, 1) <b>Rene Arocha, R</b> (8, 1) <b>Darnell Coles, R</b> (10, PH) <b>Tom Henke, R</b> (10, 1)			0-0 FC1-5 1B 2B		0-3 K		0-0 F6			0-0 E1 2B	2 0 0 0 0 1 3 1 0 1 1 0 0 0 0 0 0 0 0 0 0 0 0													
<b>Inning Stats</b>	R: 0 E: 0 K: 0 S: 4	H: 1 LOB: 1 BB: 0 P: 4	R: 0 E: 0 K: 0 S: 3	H: 0 LOB: 0 BB: 0 P: 3	R: 0 E: 0 K: 0 S: 5	H: 3 LOB: 2 BB: 0 P: 5	R: 1 E: 1 K: 1 S: 6	H: 1 LOB: 2 BB: 1 P: 11	R: 0 E: 0 K: 1 S: 5	H: 0 LOB: 0 BB: 0 P: 5	R: 1 E: 0 K: 1 S: 6		H: 1 LOB: 0 BB: 0 P: 6	R: 0 E: 0 K: 1 S: 5	H: 0 LOB: 1 BB: 0 P: 5	R: 0 E: 0 K: 0 S: 3	H: 0 LOB: 1 BB: 1 P: 7	R: 0 E: 0 K: 1 S: 5	H: 0 LOB: 0 BB: 0 P: 5	R: 2 E: 1 K: 0 S: 5	H: 1 LOB: 0 BB: 0 P: 5	1B: 3 2B: 3 3B: 0 HR: 1	SF: 1 SAC: 1 DP: 0 HBP: 1	WP: 0 PB: 0 SB: 0 CS: 0
<b>PITCHER</b>	IP WLS BF 25	H R ER 2	SO 3	BB 1	IBB 0	HBP 1	BLK 0	WP 0	HR 1	S 29	P 34	ERA 3.00	WHIP 1.167											
<b>Jose Bautista, R</b> (1, 1) ERA: 5.4	6.0																							
<b>Mark Dewey, R</b> (7, 1) ERA: 2.25	1.0																							
<b>Dave Burba, R</b> (8, 1) ERA: 5.27	2.0																							
<b>Steve Frey, L</b> (10, 1) ERA: 4.26	0.2	L																						
<b>Steve Mintz, R</b> (10, 1) ERA:	0.1																							

livebaseballscorecards.com

AB 35  
R 4  
H 7  
RBI 4  
BB 2  
SO 5  
LOB 11



Batter	1	2	3	4	5	6	7	8	9	10	AB	R	H	RBI	BB	SO	LOB
Darren Lewis, R OBP: 0.260, SLG: 0.274 (1, 8)	G1-4-3		F7		G5-3		F3			K	5	0	0	0	0	1	2
Robby Thompson, R OBP: 0.304, SLG: 0.431 (1, 4)	G3		F8		G6-3			F8		P4	5	0	0	0	0	0	0
Barry Bonds, L OBP: 0.448, SLG: 0.532 (1, 7)	1B		HR			K		F8		K	4	2	1	1	1	2	0
Matt Williams, R OBP: 0.429, SLG: 0.728 (1, 5)	1B		1B		1B	1B		G6-3			4	0	3	1	0	0	0
Glenallen Hill, R OBP: 0.333, SLG: 0.543 (1, 9)	K		FC6-4		FC5-4	FC5-4		F9			4	0	0	0	0	1	3
Royce Clayton, R OBP: 0.289, SLG: 0.325 (1, 6)		F9		G5-3		CS	1B	F9			4	0	1	0	0	0	0
J.R. Phillips, L OBP: 0.222, SLG: 0.306 (1, 3)		K		F8			K		1B		4	0	1	0	0	2	1
Kirt Manwaring, R OBP: 0.305, SLG: 0.264 (1, 2)		2B		K			HBP		1B		3	0	2	0	0	1	0
Jose Bautista, R (1, 1) Mark Dewey, R (7, 1) John Patterson, S (7, PH) Dave Suriba, R (8, 1) Mark Carreon, R (9, PH) Steve Frey, R (10, 1) Steve Mintz, L (10, 1)	G4-3		G6-3				F3		G1-3		2	0	0	0	0	0	1

Inning Stats	R: 1	H: 1	E: 0	K: 1	S: 6	P: 10	R: 0	H: 1	E: 0	K: 1	S: 6	P: 6	R: 1	H: 2	E: 0	K: 0	S: 5	R: 0	H: 0	E: 0	K: 1	S: 5	R: 0	H: 0	E: 0	K: 0	S: 3	R: 0	H: 1	E: 0	K: 1	S: 5	R: 0	H: 1	E: 0	K: 1	S: 6	R: 0	H: 0	E: 0	K: 0	S: 3	R: 0	H: 2	E: 0	K: 0	S: 5	R: 0	H: 0	E: 0	K: 2	S: 7	R: 0	H: 0	E: 0	K: 0	S: 7	1B: 6	SF: 0	2B: 1	3B: 0	HR: 1	WP: 0	PA: 40
--------------	------	------	------	------	------	-------	------	------	------	------	------	------	------	------	------	------	------	------	------	------	------	------	------	------	------	------	------	------	------	------	------	------	------	------	------	------	------	------	------	------	------	------	------	------	------	------	------	------	------	------	------	------	------	------	------	------	------	-------	-------	-------	-------	-------	-------	--------

PITCHER	IP	WLS	BF	H	R	ER	SO	BB	IBB	HBP	BLK	WP	HR	S	P	ERA	WHIP
John Frascatore, R (1, 1) ERA: 2.87	6.0		23	5	2	2	4	1	0	0	0	0	1	30	34	3.00	1.000
Jeff Parrett, R (7, 1) ERA: 6.55	1.1		6	1	0	0	1	0	0	1	0	0	0	7	8	0.00	0.750
Tony Fossas, L (8, 1) ERA:	0.1		1	0	0	0	0	0	0	0	0	0	0	1	1	0.00	0.000
Rene Arocha, R (8, 1) ERA: 1.62	1.1	W	6	2	0	0	0	0	0	0	0	0	0	6	6	0.00	1.500
Tom Henke, R (10, 1) ERA: 1.08	1.0	S	3	0	0	0	2	0	0	0	0	0	0	7	7	0.00	0.000

BOTTOM

St. Louis Cardinals @ San Francisco Giants  
Candlestick Park, San Francisco, CA  
Thu May 18 1995, 6:33 AM EDT  
Att: 9,297 - Sunny - 64 F

livebaseballscorecards.com

AB	37
R	2
H	8
RBI	2
BB	1
SO	7
LOB	11



WP: 0	PA: 40
PB: 0	
SB: 2	
CS: 1	

Batter	1	2	3	4	5	6	7	8	9	AB R H RBI BB SO LOB	TOP														
<b>Bernard Gilkey, R</b> (1, 7) OBP: 0.377, SLG: 0.450	0-0 G5-3		2-1 1B			2-2 1B		2-1 1-2f 2-3	1-3 K	5 0 2 1 0 1 3															
<b>José Oquendo, S</b> (1, 4) OBP: 0.306, SLG: 0.293	3-1 G6-3		0-0 F7			3-2 1B		1-0 HR		4 1 2 1 0 0 1															
<b>Ray Lankford, L</b> (1, 8) OBP: 0.298, SLG: 0.473	3-3 K				1-1 G4-3	2-0 G4-6-3		0-2 HR		4 1 1 2 0 1 2															
<b>Todd Zeile, R</b> (1, 3) OBP: 0.476, SLG: 0.735		1-1 F9			2-2 G4-3	3-3 K		1-0 1B		4 0 1 0 0 1 1															
<b>Brian Jordan, R</b> (1, 9) OBP: 0.262, SLG: 0.418		2-1 G3-1			2-2 G5-3		1-3 K	4-2 BB		3 0 0 0 1 1 0															
<b>John Habyan, R</b> (8, 1)								1-2 BB		0 0 0 0 0 0 0															
<b>Scott Cooper, L</b> (1, 5) OBP: 0.416, SLG: 0.369		2-1 G3-1					2-3 K	0-3 K		4 0 0 0 0 2 2															
<b>Tom Pagnozzi, R</b> (1, 2) OBP: 0.299, SLG: 0.365			0-0 1B 2B		0-1 G6-3		1-1 F9		1-2 G5-3	4 1 1 0 0 0 0															
<b>Tripp Cromer, R</b> (1, 6) OBP: 0.220, SLG: 0.216			2-1 G3		1-0 F9			4-2 1B BB	0-1 L4	2 1 0 0 1 0 1															
<b>Gerald Perry, L</b> (9, PH) OBP: 0.250, SLG: 0.167			2-3							1 0 0 0 0 0 0															
<b>Vicente Palacios, R</b> (1, 1)			0-3 K			4-2 1B BB		0-2 1B	0-0 1B	1 0 0 0 0 0 1 1															
<b>Jeff Parrett, R</b> (5, 1)										0 0 0 0 0 0 0 0															
<b>Danny Sheaffer, R</b> (6, PH) OBP: 0.453, SLG: 0.476										0 1 0 0 0 1 0 0															
<b>Rich DeLucia, R</b> (6, 1)										0 0 0 0 0 0 0 0															
<b>John Mabry, L</b> (8, PH) OBP: 0.298, SLG: 0.309										2 0 2 0 0 0 0 0															
<b>Inning Stats</b>	R: 0 E: 0 K: 1 S: 8	H: 0 LOB: 0 BB: 0 P: 14	R: 0 E: 0 K: 0 S: 6	H: 0 LOB: 0 BB: 0 P: 11	R: 1 E: 0 K: 1 S: 9	H: 2 LOB: 1 BB: 0 P: 13	R: 0 E: 0 K: 0 S: 9	H: 0 LOB: 0 BB: 0 P: 14	R: 0 E: 0 K: 2 S: 6	H: 0 LOB: 0 BB: 0 P: 9	R: 1 E: 0 K: 1 S: 13	H: 2 LOB: 1 BB: 1 P: 27	R: 0 E: 0 K: 2 S: 8	H: 0 LOB: 0 BB: 0 P: 12	R: 3 E: 0 K: 1 S: 23	H: 4 LOB: 2 BB: 2 P: 35	R: 0 E: 0 K: 1 S: 11	H: 1 LOB: 1 BB: 0 P: 13	1B: 7 2B: 1 3B: 0 HR: 1	SF: 0 SAC: 0 DP: 2 HBP: 0	WP: 0 PB: 0 SB: 0 CS: 0	PA: 37			
<b>PITCHER</b>	IP	WLS	BF	H	R	ER	SO	BB	IBB	HBP	BLK	WP	HR	S	P	ERA	WHIP								
<b>Trevor Wilson, L</b> (1, 1) ERA: 3.67	5.2		21	4	2	2	2	1	0	0	0	0	0	48	82	3.18	0.882								
<b>Mark Dewey, R</b> (6, 1) ERA: 3.21	2.0		8	2	2	2	3	1	0	0	0	0	0	22	36	9.00	1.500								
<b>Rod Beck, R</b> (8, 1) ERA: 3.86	1.1	W	8	3	1	1	2	1	0	0	0	0	1	23	30	6.75	3.000								

St. Louis Cardinals @ San Francisco Giants  
Candlestick Park, San Francisco, CA

Fri May 19 1995, 10:05 PM EDT  
Att. 11,587 - Unknown - 55 F

livebaseballscorecards.com

AB	34
R	5
H	9
RBI	4
BB	3
SO	7
LOB	11



Batter	1	2	3	4	5	6	7	8	9
<b>Darren Lewis, R</b> (1, 8) OBP: 0.250, SLG: 0.263	3-3 K		0-1 F9		1-1 G6-4-3		0-1 F7		
<b>Robby Thompson, R</b> (1, 4) OBP: 0.301, SLG: 0.412	2-2 P3		2-3 K		4-2 1B 1B BB		3-2 P9		
<b>Barry Bonds, L</b> (1, 7) OBP: 0.450, SLG: 0.525	4-2 HR BB		2-3 K		0-0 1B 1B		2-2 L9		
<b>Matt Williams, R</b> (1, 5) OBP: 0.442, SLG: 0.798	2-1 HR			3-2 HR	4-2 1B BB		0-0 E5 2B		
<b>Glenallen Hill, R</b> (1, 9) OBP: 0.351, SLG: 0.565	2-2 P2			1-0 FC4-6 1B	0-0 1B		2-2 CS 2B		
<b>Mark Carreon, R</b> (1, 3) <b>Mark Dewey, R</b> (6, 1) <b>Rod Beck, R</b> (8, 1)				2-2 FC4-6 1B	1-0 F9		0-3 K		
<b>Royce Clayton, R</b> (1, 6) OBP: 0.277, SLG: 0.310				1-1 P3		1-0 F9	1-3 K		
<b>Kirt Manwaring, R</b> (1, 2) OBP: 0.306, SLG: 0.268				1-0 FC6-4 1B		0-0 G1-3			
<b>Trevor Wilson, L</b> (1, 1) <b>J.R. Phillips, L</b> (6, 3)				0-1 FC6-4		0-0 G6-4-3 1B	1-3 K		

Inning Stats	R: 2 E: 0 K: 1 S: 13	H: 1 LOB: 0 BB: 1 P: 26	R: 0 E: 0 K: 1 S: 9	H: 2 LOB: 1 BB: 0 P: 14	R: 0 E: 0 K: 2 S: 10	H: 0 LOB: 0 BB: 0 P: 14	R: 1 E: 0 K: 0 S: 12	H: 2 LOB: 1 BB: 0 P: 20	R: 2 E: 0 K: 0 S: 11	H: 3 LOB: 2 BB: 2 P: 21	R: 0 E: 0 K: 1 S: 6	H: 0 LOB: 0 BB: 0 P: 8	R: 0 E: 0 K: 0 S: 11	H: 0 LOB: 0 BB: 0 P: 16	R: 1 E: 1 K: 2 S: 10	H: 1 LOB: 0 BB: 0 P: 13
--------------	-------------------------------	----------------------------------	------------------------------	----------------------------------	-------------------------------	----------------------------------	-------------------------------	----------------------------------	-------------------------------	----------------------------------	------------------------------	---------------------------------	-------------------------------	----------------------------------	-------------------------------	----------------------------------

PITCHER	IP	WLS	BF	H	R	ER	SO	BB	IBB	HBP	BLK	WP	HR	S	P	ERA	WHIP
Vicente Palacios, R (1, 1) ERA: 3.57	4.2		20	6	4	4	4	2	0	0	0	0	2	50	85	7.71	1.714
Jeff Parrett, R (5, 1) ERA: 7.15	0.1		4	2	1	1	0	1	0	0	0	0	0	5	10	27.00	9.000
Rich DeLuca, R (6, 1) ERA: 3.68	2.0		6	0	0	0	1	0	0	0	0	0	0	17	24	0.00	0.000
John Habyan, R (8, 1) ERA: 0.96	1.0	L	4	1	1	0	2	0	0	0	0	0	0	10	13	0.00	1.000

**BOTTOM**

St. Louis Cardinals @ San Francisco Giants  
 Candlestick Park, San Francisco, CA


Fri May 19 1995, 10:05 PM EDT  
 Att. 11,587 - Unknown - 55 F

AB	R	H	RBI	BB	SO	LOB
4	0	0	0	0	1	1
3	1	0	0	1	1	0
3	2	1	0	1	1	0
3	3	2	3	1	0	0
4	0	3	3	0	0	0
3	0	1	0	0	0	3
0	0	0	0	0	0	0
1	0	0	0	0	1	1
4	0	0	0	0	2	3
3	0	1	0	0	0	1
2	0	1	0	0	0	1
1	0	0	0	0	1	0

AB	31
R	6
H	9
RBI	6
BB	3
SO	7
LOB	10

livebaseballscorecards.com

1B	6	SF	0	WP	0	PA	34
2B	2	SAC	0	PB	0		
3B	0	DP	2	SB	0		
HR	2	HBP	0	CS	2		



Batter	1	2	3	4	5	6	7	8	9	AB R H RBI BB SO LOB	TOP																		
<b>Bernard Gilkey, R</b> (1, 7) OBP: 0.387, SLG: 0.486	0-1 G6-3 SH5-3 2B 1B	2-1 CS 1B			3-3 K ②			0-0 HR	1-0 L7 ①	5 2 3 1 0 1 0																			
<b>José Oquendo, S</b> (1, 4) OBP: 0.318, SLG: 0.283	0-0 SH5-3 1-2	1-0 CS 1-2	1-0 F7 ①		0-0 G3 ③			4-2 1B BB	4-2 BB	2 1 0 0 2 0 0																			
<b>Ray Lankford, L</b> (1, 8) OBP: 0.303, SLG: 0.464	1-2 G6-3 2-3		4-0 BB BB			1-2 P5 ①		3-2 1B 1B	3-3 K ②	4 1 1 0 1 1 2																			
<b>Todd Zeile, R</b> (1, 3) OBP: 0.489, SLG: 0.703	4-1 2B BB		4-2 G3-6-1 BB ① SAFE ① SAFE ① SAFE ① SAFE			1-3 K ②		1-1 1B SF8 1B 1-2 2-H	2-1 F7 ③	3 2 1 1 2 1 1																			
<b>Scott Cooper, L</b> (1, 5) OBP: 0.429, SLG: 0.391	3-2 1-H 3-H 2B		2-0 G3-6-1 1-2f ② ③			4-0 FC4-6 BB		0-0 1B 1B 1-3 2-H		3 0 2 3 1 0 2																			
<b>John Mabry, L</b> (1, 9) OBP: 0.279, SLG: 0.293	1-1 P3 ③		1-1 G6-3 ①			0-1 FC4-6 1-2f ③		2-1 SF8 ①		3 0 0 1 0 0 2																			
<b>Tom Pagnozzi, R</b> (1, 2) OBP: 0.282, SLG: 0.343		0-1 G5-3 ①		0-0 P3 ②			1-1 L7 ①	0-1 P4 ②		4 0 0 0 0 0 1																			
<b>Tripp Cromer, R</b> (1, 6) OBP: 0.244, SLG: 0.317		3-1 HR		2-3 K ③			0-0 F9 ②	0-0 1B 1-2		4 1 2 1 0 1 0																			
<b>Ken Hill, R</b> (1, 1) OBP: 0.200, SLG: 0.222 <b>Darnell Coles, R</b> (7, PH) OBP: 0.208, SLG: 0.318 <b>John Habyan, R</b> (7, 1) <b>Tony Fossas, L</b> (7, 1) <b>Gerald Perry, L</b> (8, PH) OBP: 0.238, SLG: 0.158 <b>Rehe Arocha, R</b> (8, 1)		1-2 G4-3 ②		0-0 G3 ①			0-0 F7 ③	0-3 K ③		2 0 0 0 0 0 0 1 0 1 0 0 0 0 1 2 0 0 0 0 0 0 0																			
<b>Inning Stats</b>	R: 2 E: 0 K: 0 S: 13	H: 2 LOB: 1 BB: 1 P: 22	R: 1 E: 0 K: 0 S: 11	H: 2 LOB: 0 BB: 0 P: 17	R: 0 E: 0 K: 0 S: 5	H: 0 LOB: 1 BB: 2 P: 16	R: 0 E: 0 K: 1 S: 8	H: 0 LOB: 0 BB: 0 P: 11	R: 0 E: 0 K: 1 S: 9	H: 0 LOB: 0 BB: 0 P: 12	R: 0 E: 0 K: 1 S: 9	H: 0 LOB: 1 BB: 1 P: 15	R: 0 E: 0 K: 0 S: 4	H: 0 LOB: 0 BB: 0 P: 5	R: 4 E: 0 K: 1 S: 17	H: 5 LOB: 2 BB: 1 P: 27	R: 0 E: 0 K: 1 S: 8	H: 0 LOB: 1 BB: 1 P: 18	1B: 6 2B: 1 3B: 0 HR: 2	SF: 1 SAC: 1 DP: 1 HBP: 0	WP: 0 PB: 0 SB: 0 CS: 1	PA: 41							
<b>PITCHER</b>	IP WLS BF H R ER SO BB IBB HBP BLK WP HR S P ERA WHIP																												
<b>Mark Leiter, R</b> (1, 1) ERA: 4.23	7.0		27	4	3	3	3	4	0	0	0	0	0	1	59	98	3.86	1.143											
<b>Dave Burba, R</b> (8, 1) ERA: 7.24	0.0		3	2	3	3	0	1	0	0	0	0	0	1	6	13	∞	∞											
<b>Steve Mintz, R</b> (8, 1) ERA: 27.0	0.0		2	2	0	0	0	0	0	0	0	0	0	0	3	4	∞	∞											
<b>Rod Beck, R</b> (8, 1) ERA: 3.29	2.0	W	8	1	1	1	2	1	0	0	0	0	0	0	16	28	4.50	1.000											

St. Louis Cardinals @ San Francisco Giants  
Candlestick Park, San Francisco, CA

Sat May 20 1995, 6:33 AM EDT  
Att. 14,918 - Cloudy - 60 F

livebaseballscorecards.com

AB 32  
R 7  
H 9  
RBI 7  
BB 6  
SO 5  
LOB 10







Batter	1	2	3	4	5	6	7	8	9	AB R H RBI BB SO LOB	TOP												
<b>Bernard Gilkey, R</b> (1, 7) OBP: 0.379, SLG: 0.473	1-2 G5-3		2-0 G5-3		0-0 G4-3	3-1 E1	0-0 G5-3			5 1 1 0 0 0 2	<b>St. Louis Cardinals @ San Francisco Giants</b> <b>Candlestick Park, San Francisco, CA</b> Sun May 21 1995, 6:33 AM EDT Att. 20,418 - Overcast - 59 F												
<b>José Oquendo, S</b> (1, 4) OBP: 0.310, SLG: 0.292	1-2 L4		0-2 G1-3		1-1 G4-3	1-3 K		0-0 G3		5 0 1 1 0 1 2													
<b>Ray Lankford, L</b> (1, 8) OBP: 0.307, SLG: 0.465	1-0 F8			0-1 G5-3	4-0 G4-3	2-2 F8		1-3 K		4 1 1 0 0 1 1 2													
<b>Todd Zeile, R</b> (1, 3) <b>Tom Henke, R</b> (8, 1)		2-2 1B		2-2 G5-3	1-1 G4-3		3-2 BB	3-1 G6-3		5 2 2 1 0 0 3 0 0 0 0 0 0 0													
<b>Brian Jordan, R</b> (1, 9) OBP: 0.281, SLG: 0.415		0-0 1B		1-2 G6-3	4-0 IBB		2-2 BB	0-1 P4		3 2 1 1 1 0 0													
<b>Darnell Coles, R</b> (1, 5) <b>Scott Cooper, L</b> (5, PH) OBP: 0.426, SLG: 0.382		3-2 1B		1-2 FC5-4	3-3 K		4-0 G6-4-3	0-0 F9		2 0 2 1 0 0 0 2 1 0 0 1 1 3													
<b>Tom Pagnozzi, R</b> (1, 2) OBP: 0.276, SLG: 0.333		0-0 G6-4-3		1-0 FC5-4	1-0 G1-3		0-0 G6-4-3	1-0 L7		5 0 1 2 0 0 5													
<b>Tripp Cromer, R</b> (1, 6) OBP: 0.245, SLG: 0.378		3-2 G5-3			1-0 HR	2-1 G4-3	2-2 G6-4-3			4 1 1 1 0 0 2													
<b>Tom Urbani, L</b> (1, 1) <b>Rich DeLucia, R</b> (5, 1) <b>Tony Fossas, L</b> (6, 1) <b>Gerald Perry, L</b> (7, PH) <b>Jeff Parrett, R</b> (7, 1) <b>John Habyan, R</b> (7, 1) <b>John Mabry, L</b> (8, 3) OBP: 0.279, SLG: 0.293			2-3 K		4-0 1B	0-2 E	2-1 1B			1 1 0 0 1 1 0 1 0 1 0 0 0 0 0 0 0 0 0 0 0 1 0 1 1 0													
<b>Inning Stats</b>	R: 0 E: 0 K: 0 S: 7	H: 0 LOB: 0 BB: 0 P: 10	R: 2 E: 0 K: 0 S: 13	H: 3 LOB: 0 BB: 0 P: 21	R: 0 E: 0 K: 1 S: 7	H: 0 LOB: 0 BB: 0 P: 11	R: 1 E: 0 K: 0 S: 13	H: 2 LOB: 1 BB: 0 P: 18	R: 3 E: 0 K: 1 S: 14	H: 3 LOB: 3 BB: 3 P: 33		R: 0 E: 1 K: 1 S: 13	H: 1 LOB: 2 BB: 0 P: 21	R: 3 E: 0 K: 0 S: 12	H: 3 LOB: 1 BB: 1 P: 25	R: 0 E: 0 K: 1 S: 7	H: 0 LOB: 0 BB: 0 P: 11	R: 0 E: 0 K: 0 S: 4	H: 0 LOB: 0 BB: 0 P: 5	1B: 9 2B: 2 3B: 0 HR: 1	SF: 0 SAC: 0 DP: 2 HBP: 1	WP: 0 PB: 0 SB: 0 CS: 0	PA: 43
<b>PITCHER</b>	IP WLS BF H R ER SO BB IBB HBP BLK WP HR S P ERA WHIP	IP WLS BF H R ER SO BB IBB HBP BLK WP HR S P ERA WHIP																			ERA WHIP		
<b>Terry Mulholland, L</b> (1, 1) ERA: 6.4	4.0 L	21 8 6 6 1	8 6 6 1 2	6 6 6 1 2																		13.50 2.500	
<b>Mark Dewey, R</b> (5, 1) ERA: 2.93	1.1	7 1 0 0 1	1 0 0 1 0	0 0 0 1 0																		0.00 0.750	
<b>Shawn Barton, L</b> (6, 1) ERA:	0.2	2 0 0 0 1	0 0 0 1 0	0 0 0 1 0																		0.00 0.000	
<b>Steve Mintz, R</b> (7, 1) ERA: 108.0	0.0	3 1 3 3 0	1 3 3 0 1	0 1 0 1 0																		∞ ∞	
<b>Jose Bautista, R</b> (7, 1) ERA: 5.14	1.0	4 2 0 0 0	2 0 0 0 0	0 0 0 0 0																		0.00 2.000	
<b>Chris Hook, R</b> (8, 1) ERA: 4.5	2.0	6 0 0 0 1	0 0 0 0 1	0 0 0 0 0																		0.00 0.000	

livebaseballscorecards.com

<b>AB</b>	38
<b>R</b>	9
<b>H</b>	12
<b>RBI</b>	8
<b>BB</b>	4
<b>SO</b>	4
<b>LOB</b>	19



Batter	1	2	3	4	5	6	7	8	9	AB	R	H	RBI	BB	SO	LOB
Darren Lewis, R OBP: 0.252, SLG: 0.273 (1, 8)	2-2 L5	1-1 G4-3		2-0 2B 1B		1-3 K		2-1 G5-3	0-0 L7	6	0	1	0	0	1	1
Steve Scarsons, R OBP: 0.500, SLG: 0.833 (1, 4)	0-0 BB 2B 1B		3-2 HR	1-0 2B		1-1 1B		1-0 1B 1B		5	3	5	1	0	0	0
Barry Bonds, L OBP: 0.440, SLG: 0.494 (1, 7)	4-2 2B 1-2 BB		2-1 P8	0-0 L8		3-3 K		2-0 S 1B 1-2 FC5-4 1B		4	1	1	0	1	1	3
Matt Williams, R OBP: 0.442, SLG: 0.796 (1, 5)	0-0 1-3 2-H 2B		1-3 K		1-0 F8 1B 2B		0-0 G6-3 FC1-2-5 2B	1-1 1-2 2-H FC5-4 1B		5	1	4	2	0	1	0
Glenallen Hill, R OBP: 0.369, SLG: 0.598 (1, 9)	4-0 G4-6-3 IBB		1-1 1B 1B	2-2 F8		2-3 2B	0-0 G6-3	3-2 FC5-4 S		4	0	1	1	1	0	3
Mark Carreon, R OBP: 0.280, SLG: 0.375 (1, 3)	1-1 G4-6-3 1-2f		1-0 1B	2-2 P9		2-2 P9	0-0 FC1-2-5 1B	3-2 F9		5	1	1	0	0	0	6
Royce Clayton, R OBP: 0.307, SLG: 0.348 (1, 6)		2-0 F8	3-2 F8		1-1 1B	3-H 1B	4-2 1B BB		2-1 L8 2B	4	0	2	1	1	0	2
Kirt Manwaring, R OBP: 0.318, SLG: 0.333 (1, 2)		1-0 HR		1-3 K	1 SAFE	2-1 P9	3-2 1B		2-2 K	4	1	2	2	0	1	1
Robby Thompson, R (9, PH) OBP: 0.282, SLG: 0.384					1 SAFE					1	0	0	0	0	1	1
Terry Mulholland, R Mark Dewey, R Shawn Barton, R Tom Lapsky, L Steve Mize, L Jose Bautista, R John Patterson, S Chris Hook, R J.R. Phillips, L		1-1 G4-3		0-0 F9			3-2 P5	0-3 K	1-1 L8	2	0	0	0	0	0	0

Inning Stats	R: 1	H: 2	E: 0	K: 10	S: 10	LOB: 2	BB: 2	P: 21	R: 1	H: 1	E: 0	K: 0	S: 6	LOB: 0	BB: 0	P: 11	R: 1	H: 3	E: 0	K: 1	S: 20	LOB: 2	BB: 0	P: 31	R: 0	H: 2	E: 0	K: 1	S: 7	LOB: 2	BB: 0	P: 11	R: 1	H: 2	E: 0	K: 0	S: 11	LOB: 1	BB: 0	P: 19	R: 0	H: 1	E: 0	K: 12	S: 13	LOB: 1	BB: 0	P: 21	R: 1	H: 2	E: 0	K: 1	S: 13	LOB: 2	BB: 1	P: 20	R: 2	H: 3	E: 0	K: 0	S: 14	LOB: 1	BB: 0	P: 26	R: 0	H: 1	E: 0	K: 1	S: 8	LOB: 1	BB: 0	P: 13	1B: 10	2B: 5	3B: 0	HR: 2	SF: 0	SAC: 0	DP: 1	HBP: 0	WP: 0	PA: 46
--------------	------	------	------	-------	-------	--------	-------	-------	------	------	------	------	------	--------	-------	-------	------	------	------	------	-------	--------	-------	-------	------	------	------	------	------	--------	-------	-------	------	------	------	------	-------	--------	-------	-------	------	------	------	-------	-------	--------	-------	-------	------	------	------	------	-------	--------	-------	-------	------	------	------	------	-------	--------	-------	-------	------	------	------	------	------	--------	-------	-------	--------	-------	-------	-------	-------	--------	-------	--------	-------	--------

PITCHER	IP	WLS	BF	H	R	ER	SO	BB	IBB	HBP	BLK	WP	HR	S	P	ERA	WHIP
Tom Urbani, L ERA: 3.48 (1, 1)	4.1		23	9	4	4	2	1	1	0	0	0	2	47	81	8.31	2.308
Rich DeLucia, R ERA: 3.38 (5, 1)	1.1	W	6	2	0	0	1	0	0	0	0	0	0	16	26	0.00	1.500
Tony Fossas, L ERA: (6, 1)	0.1		1	0	0	0	1	0	0	0	0	0	0	4	7	0.00	0.000
Jeff Parrett, R ERA: 7.5 (7, 1)	0.2		5	2	1	1	0	1	0	0	0	0	0	10	17	13.50	4.500
John Habyan, R ERA: 2.53 (7, 1)	0.2		4	2	2	2	1	0	0	0	0	0	0	7	12	27.00	3.000


**BOTTOM**

**St. Louis Cardinals @ San Francisco Giants**  
**Candlestick Park, San Francisco, CA**

Sun May 21 1995, 6:33 AM EDT  
Att. 20,418 - Overcast - 59 F

<b>AB</b>	<b>43</b>
<b>R</b>	<b>7</b>
<b>H</b>	<b>17</b>
<b>RBI</b>	<b>7</b>
<b>BB</b>	<b>3</b>
<b>SO</b>	<b>6</b>
<b>LOB</b>	<b>20</b>

livebaseballscorecards.com





Batter	1	2	3	4	5	6	7	8	9	AB	R	H	RBI	BB	SO	LOB
Gary Varsho, L Ricky Bottalico, L Kyle Abbott, L Toby Borland, R Tony Longmire, L Gene Harris, R	1-0 G4-3	0-0 L4		0-2 G3		0-0 G4-3 1B		2-2 F8		4	0	1	1	0	0	1
Mickey Morandini, L	1-0 G6-3		3-2 BB 1B		3-1 G6-3 2B	0-0 G4-3 1-2f		2-1 G4-3		5	0	2	0	0	0	3
Gregg Jefferies, S	2-1 1B		3-2 P4		0-2 G6-3		3-1 G6-4-3 1B		4-2 BB 1B	4	1	2	0	1	0	2
Dave Hollins, S	4-2 1-2 BB		4-2 BB		4-2 BB BB		1-0 G6-4-3 1-2f		4-2 1B SF8 BB	1	1	0	0	4	0	1
Darren Daulton, L	0-0 G4-3		2-1 P5		2-2 F8		0-1 G3		0-0 IBB 1B	5	0	1	1	0	0	6
Jim Eisenreich, L		0-1 FC4 BB G2-3 1B	0-0 G3		4-1 FC4 BB			4-1 SH3-4 1B BB	4-0 IBB	2	2	1	0	3	0	2
Charlie Hayes, R		4-2 FC4 BB		1-1 G3 G3 1B		0-1 FC4 1-2f		0-1 1B SH3-4 1B	1-3 K	4	0	2	0	1	1	6
Kevin Stocker, S		3-2 FC4 E G2-3		0-0 G3 1-2		1-1 G5-3 1B		0-1 SH3-4	0-1 SF8	3	2	1	1	0	0	3
Curt Schilling, R Dave Gallagher, R		1-1 G2-3		0-2 G3		1-1 G5-3		2-0 1B		2	0	0	1	0	0	1

Inning Stats	R: 0	H: 1	E: 0	LOB: 2	K: 0	P: 15	R: 2	H: 1	E: 1	LOB: 0	K: 0	P: 19	R: 0	H: 1	E: 0	LOB: 2	K: 0	P: 25	R: 0	H: 1	E: 0	LOB: 3	K: 0	P: 29	R: 1	H: 2	E: 0	LOB: 0	K: 0	P: 8	R: 0	H: 1	E: 0	LOB: 0	K: 0	P: 9	R: 1	H: 2	E: 0	LOB: 2	K: 0	P: 21	R: 2	H: 1	E: 0	LOB: 2	K: 1	P: 24	1B: 10	SF: 1	3B: 0	DP: 2	HR: 0	WP: 0	PA: 44
--------------	------	------	------	--------	------	-------	------	------	------	--------	------	-------	------	------	------	--------	------	-------	------	------	------	--------	------	-------	------	------	------	--------	------	------	------	------	------	--------	------	------	------	------	------	--------	------	-------	------	------	------	--------	------	-------	--------	-------	-------	-------	-------	-------	--------

PITCHER	IP	WLS	BF	H	R	ER	SO	BB	IBB	HBP	BLK	WP	HR	S	P	ERA	WHIP
Mark Portugal, R	(1, 1)	5.1	28	7	3	2	0	5	0	0	0	0	0	62	106	3.38	2.250
Shawn Barton, L	(6, 1)	1.2	5	1	1	1	0	1	0	0	0	0	0	7	15	5.40	1.200
Mark Dewey, R	(8, 1)	0.1	3	2	0	0	0	0	0	0	0	0	0	5	7	0.00	6.000
Rod Beck, R	(8, 1)	1.1	L 8	1	2	2	1	2	1	0	0	0	0	16	33	13.50	2.250

**BOTTOM**

**San Francisco Giants @ Philadelphia Phillies**  
**Veterans Stadium, Philadelphia, PA**

Tue May 23 1995, 7:05 PM EDT  
Att: 22,418 - Unknown - 79 F

AB	33
R	6
H	11
RBI	5
BB	9
SO	1
LOB	28

WP: 0 PA: 44  
PB: 0  
SB: 1  
CS: 0



Batter	1	2	3	4	5	6	7	8	9	AB R H RBI BB SO LOB	TOP																
Darren Lewis, R (1, 8) OBP: 0.244, SLG: 0.263	2-3 K		2-2 1B		3-3 K			0-0 B3		4 0 1 0 0 2 1																	
Robby Thompson, R (1, 4) OBP: 0.279, SLG: 0.375	3-1 G4-3		0-0 G5-3			3-2 G6-3		1-0 F8		4 0 0 0 0 0 1																	
Barry Bonds, L (1, 7) OBP: 0.444, SLG: 0.543	1-0 G4-3			3-2 HR		1-0 P6		0-1 2B		4 1 2 1 0 0 0																	
Matt Williams, R (1, 5) OBP: 0.429, SLG: 0.780		2-3 K		3-2 F8		0-0 P4		4-0 FC6-4 IBB		3 0 0 0 1 1 0																	
Glenallen Hill, R (1, 9) OBP: 0.351, SLG: 0.556		1-3 K		1-2 L6			0-0 G6-3	0-0 FC6-4		4 0 0 0 0 1 2																	
Royce Clayton, R (1, 6) OBP: 0.312, SLG: 0.361		0-0 1B		1-0 G6-3			2-3 K		2-1 G2-3	4 0 1 0 0 1 0																	
J.R. Phillips, L (1, 3) OBP: 0.204, SLG: 0.286		3-1 L9		1-2 L9			0-1 1B 2B		0-0 F7	4 0 1 0 0 0 1																	
Kirt Manwaring, R (1, 2) OBP: 0.342, SLG: 0.328			3-2 G5-3		0-0 G4-3 1B		4-0 1B IBB		1-3 K	2 0 1 0 1 0 0 1 0 0 0 0 1 0																	
Mark Carreon, R (9, PH) OBP: 0.269, SLG: 0.360																											
Trevor Wilson, L (1, 1) OBP: 0.182, SLG: 0.182			2-3 K		0-0 G4-3		1-2 1B			3 0 1 0 0 1 1																	
Dave Burba, R (8, 1)										0 0 0 0 0 0 0																	
<b>Inning Stats</b>	R: 0 E: 0 K: 1 S: 6	H: 0 LOB: 0 BB: 0 P: 12	R: 0 E: 0 K: 2 S: 11	H: 1 LOB: 1 BB: 0 P: 17	R: 0 E: 0 K: 1 S: 13	H: 1 LOB: 1 BB: 0 P: 20	R: 1 E: 0 K: 0 S: 11	H: 1 LOB: 0 BB: 0 P: 19	R: 0 E: 0 K: 1 S: 8	H: 1 LOB: 1 BB: 0 P: 12	R: 0 E: 0 K: 0 S: 9	H: 0 LOB: 0 BB: 0 P: 13	R: 0 E: 0 K: 1 S: 9	H: 2 LOB: 2 BB: 1 P: 16	R: 0 E: 0 K: 0 S: 5	H: 1 LOB: 2 BB: 1 P: 10	R: 0 E: 0 K: 1 S: 6	H: 0 LOB: 0 BB: 0 P: 9	1B: 4 2B: 2 3B: 0 HR: 1	SF: 0 SAC: 0 DP: 0 HBP: 0	WP: 0 PB: 0 SB: 0 CS: 0	PA: 35					
<b>PITCHER</b>	IP WLS BF H R ER SO BB IBB HBP BLK WP HR S P ERA WHIP																										
Paul Quantrill, R (1, 1) ERA: 3.55	7.0		27	6	1	1	6	0	1	0	0	0	1	67	109	1.29	0.857										
Norm Charlton, L (8, 1) ERA: 9.64	1.0	W	5	1	0	0	0	0	1	0	0	0	0	5	10	0.00	1.000										
Heathcliff Slocumb, R (9, 1) ERA: 1.1	1.0	S	3	0	0	0	1	0	0	0	0	0	0	6	9	0.00	0.000										

San Francisco Giants @ Philadelphia Phillies  
Veterans Stadium, Philadelphia, PA  
Wed May 24 1995, 7:05 PM EDT  
Att. 21,131 - Unknown - 87 F

livebaseballscorecards.com

AB	33
R	1
H	7
RBI	1
BB	2
SO	7
LOB	6



Batter	1	2	3	4	5	6	7	8	9
<b>Dave Gallagher, R</b> OBP: 0.474, SLG: 0.529 (1, 8)	0-0 G6-4-3 1B		1-0 1B			0-0 G6-3 1B		4-0 SH G5-3 BB	
<b>Mariano Duncan, R</b> OBP: 0.333, SLG: 0.500 (1, 4)	0-2 G6-4-3 1-2f		0-0 L7			0-0 G6-3 1B		1-1 SH G5-3 1-3	
<b>Gregg Jefferies, S</b> OBP: 0.269, SLG: 0.374 (1, 7)	4-0 FC6-4 BB				2-1 F8	0-1 G6-3 1-2f 2-3		0-0 G5-3 1-2 3-H	
<b>Dave Hollins, S</b> OBP: 0.452, SLG: 0.432 (1, 3)	1-1 FC6-4 1-2f				0-1 G6-3	0-1 P4		0-3 K	
<b>Darren Daulton, L</b> OBP: 0.354, SLG: 0.419 (1, 2)		1-1 L6			0-0 L8		1-2 2B 1B	2-3 K	
<b>Charlie Hayes, R</b> OBP: 0.387, SLG: 0.438 (1, 5)		1-3 K			0-0 F9		1-2 F9		
<b>Jim Eisenreich, L</b> OBP: 0.431, SLG: 0.518 (1, 9)		2-1 L7			0-1 2B		1-2 2B 1-H		
<b>Kevin Stocker, S</b> OBP: 0.288, SLG: 0.217 (1, 6)			1-0 G5-3		2-2 K		0-0 G5-3		
<b>Paul Quantrill, L</b> <b>Randy Ready, R</b> <b>Norm Charlton, S</b> <b>Heathcliff Slocumb, R</b>			0-1 B1-3		0-1 G6-3		2-3 K		

Inning Stats	R: 0	H: 1	E: 0	LOB: 1	K: 0	S: 6	R: 0	H: 0	E: 0	LOB: 0	K: 1	S: 7	R: 0	H: 1	E: 0	LOB: 1	K: 0	S: 5	R: 0	H: 0	E: 0	LOB: 0	K: 0	S: 5	R: 0	H: 1	E: 0	LOB: 1	K: 1	S: 8	R: 0	H: 2	E: 0	LOB: 1	K: 0	S: 6	R: 1	H: 2	E: 0	LOB: 1	K: 1	S: 14	R: 1	H: 0	E: 1	LOB: 1	K: 2	S: 9	

PITCHER	IP	WLS	BF	H	R	ER	SO	BB	IBB	HBP	BLK	WP	HR	S	P	ERA	WHIP
<b>Trevor Wilson, L</b> ERA: 3.18 (1, 1)	7.0	L	29	7	2	1	3	2	0	0	0	0	0	53	78	1.29	1.286
<b>Dave Burba, R</b> ERA: 6.75 (8, 1)	1.0		3	0	0	0	2	0	0	0	0	0	0	7	9	0.00	0.000


**BOTTOM**

San Francisco Giants @ Philadelphia Phillies  
Veterans Stadium, Philadelphia, PA

Wed May 24 1995, 7:05 PM EDT  
Att: 21,131 - Unknown - 87 F

livebaseballscorecards.com

<b>AB</b>	<b>29</b>
<b>R</b>	<b>2</b>
<b>H</b>	<b>7</b>
<b>RBI</b>	<b>2</b>
<b>BB</b>	<b>2</b>
<b>SO</b>	<b>5</b>
<b>LOB</b>	<b>14</b>



WP	PA	ERA	WHIP
0	32		

Batter	1	2	3	4	5	6	7	8	9	AB R H RBI BB SO LOB	TOP	
<b>Darren Lewis, R</b> (1, 8) OBP: 0.246, SLG: 0.281	1-1 F9			2-1 WP 3B	0-0 P4					3 1 1 0 0 0 0	<b>San Francisco Giants @ Philadelphia Phillies</b> <b>Veterans Stadium, Philadelphia, PA</b> Thu May 25 1995, 7:05 PM EDT Att. 20,539 - Unknown - 73 F	
<b>Robby Thompson, R</b> (1, 4) OBP: 0.281, SLG: 0.366	3-3 K			4-0 G3 WP 1B BB		2-3 K				2 1 0 0 1 2 0		
<b>Barry Bonds, L</b> (1, 7) OBP: 0.433, SLG: 0.526	1-3 K			2-1 G3		3-2 F7				3 0 0 0 0 1 1		
<b>Matt Williams, R</b> (1, 5) OBP: 0.426, SLG: 0.767		0-0 P6		2-1 2B SF8 1B		0-0 F8				3 1 1 1 0 0 0		
<b>Glenallen Hill, R</b> (1, 9) OBP: 0.354, SLG: 0.564		0-3 K		1-2 1-3 2B						2 0 1 0 0 1 0		
<b>Royce Clayton, R</b> (1, 6) OBP: 0.315, SLG: 0.367		0-0 CS 1B		1-0 SF8						1 0 1 1 0 0 0		
<b>J.R. Phillips, L</b> (1, 3) OBP: 0.200, SLG: 0.279		2-0 CS 1-2	2-1 F8	2-2 G1-3						2 0 0 0 0 0 1		
<b>Kirt Manwaring, R</b> (1, 2) OBP: 0.333, SLG: 0.318			2-0 P2		3-3 K					2 0 0 0 0 1 0		
<b>Mark Leiter, R</b> (1, 1) OBP: 0.100, SLG: 0.100			1-3 K		2-3 K					2 0 0 0 0 2 0		
<b>Inning Stats</b>	R: 0 H: 0 E: 0 LOB: 0 K: 2 BB: 0 S: 10 P: 15	R: 0 H: 1 E: 0 LOB: 0 K: 1 BB: 0 S: 5 P: 7	R: 0 H: 0 E: 0 LOB: 0 K: 1 BB: 0 S: 6 P: 11	R: 3 H: 3 E: 0 LOB: 1 K: 0 BB: 1 S: 13 P: 27	R: 0 H: 0 E: 0 LOB: 0 K: 1 BB: 0 S: 9 P: 14	R: 0 H: 0 E: 0 LOB: 0 K: 1 BB: 0 S: 7 P: 12					1B: 2 SF: 1 2B: 1 SAC: 0 3B: 1 DP: 0 HR: 0 HBP: 0	WP: 1 PA: 23 PB: 0 SB: 0 CS: 1
<b>PITCHER</b> <b>Tyler Green, R</b> (1, 1) ERA: 5.28	IP WLS BF H R ER SO BB IBB HBP BLK WP HR S P ERA WHIP											<b>PITCHER</b> IP WLS BF H R ER SO BB IBB HBP BLK WP HR S P ERA WHIP

<b>AB</b>	<b>20</b>
<b>R</b>	<b>3</b>
<b>H</b>	<b>4</b>
<b>RBI</b>	<b>2</b>
<b>BB</b>	<b>1</b>
<b>SO</b>	<b>7</b>
<b>LOB</b>	<b>2</b>







Batter	1	2	3	4	5	6	7	8	9	AB R H RBI BB SO LOB	TOP																
Darren Lewis, R OBP: 0.260, SLG: 0.294 (1, 8)	2-2 F9		1-0 G3-6-1 1B		0-0 P6		0-1 2-H 1B		0-0 WP 1B	5 0 3 2 0 0 0																	
John Patterson, S OBP: 0.282, SLG: 0.250 (1, 4)	2-3 K		1-0 G3-6-1 1-2f			2-2 G3	0-0 SAFE SAFE F8		0-0 SAFE L9	5 0 0 0 0 1 6																	
Barry Bonds, L OBP: 0.416, SLG: 0.500 (1, 7)	2-1 F9			2-1 F8		3-2 E6 1B	0-1 SAFE F7		2-3 SAFE K	5 1 0 0 0 1 2																	
Matt Williams, R OBP: 0.425, SLG: 0.748 (1, 5)		2-2 L9		3-2 3B 1B		0-1 F7	2-2 G6-3		2-3 SAFE IBB	4 1 1 0 1 0 2																	
Glenallen Hill, R OBP: 0.356, SLG: 0.557 (1, 9)		2-1 1B		1-2 F7		0-1 1B 1B		3-1 P5	2-3 K	5 1 2 0 0 1 3																	
Royce Clayton, R OBP: 0.322, SLG: 0.392 (1, 6)		1-1 P4		0-0 1-H 3B		3-2 1B		1-3 K		4 0 2 3 0 1 0																	
J.R. Phillips, L OBP: 0.202, SLG: 0.270 (1, 3)			0-0 E4 1B 1B		1-0 G5-3		4-0 IBB		0-1 G1-3	3 0 0 0 1 0 1																	
Kirt Manwaring, R OBP: 0.333, SLG: 0.319 (1, 2)			0-0 K		0-3 K		1-3 K		1-0 SH 1B 2B	3 0 1 0 0 2 2																	
Shawn Barton, R (6, 1)										0 0 0 0 0 0 0																	
Mark Dewey, R (7, 1)										0 0 0 0 0 0 0																	
Mark Carreon, R OBP: 0.296, SLG: 0.423 (9, PH)			1-2 1B							1 1 1 0 0 0 0																	
Rod Beck, R OBP: 0.333, SLG: 0.333 (9, 1)										0 0 0 0 0 0 0																	
Terry Mulholland, R (1, 1)			1-0 B3		2-1 F7		3-2 1B 2B		0-0 SH L9 1B WP	1 0 0 0 0 0 2																	
Tom Lampkin, L OBP: 0.313, SLG: 0.154 (5, PH)										1 0 0 0 0 0 0																	
Chris Hook, R (5, 1)										0 0 0 0 0 0 0																	
Jeff Reed, L OBP: 0.500, SLG: 0.435 (6, 2)										1 2 1 0 0 0 0																	
<b>Inning Stats</b>	R: 0 E: 0 K: 1 S: 11	H: 0 LOB: 0 BB: 0 P: 17	R: 0 E: 0 K: 0 S: 7	H: 1 LOB: 0 BB: 0 P: 12	R: 0 E: 1 K: 0 S: 5	H: 2 LOB: 2 BB: 0 P: 8	R: 1 E: 0 K: 0 S: 10	H: 2 LOB: 1 BB: 0 P: 17	R: 0 E: 0 K: 1 S: 6	H: 0 LOB: 0 BB: 0 P: 8	R: 2 E: 1 K: 1 S: 19	H: 2 LOB: 2 BB: 1 P: 32	R: 1 E: 0 K: 0 S: 12	H: 2 LOB: 1 BB: 0 P: 17	R: 0 E: 0 K: 1 S: 7	H: 0 LOB: 0 BB: 0 P: 11	R: 2 E: 1 K: 2 S: 10	H: 2 LOB: 2 BB: 1 P: 19	1B: 8 2B: 2 3B: 1 HR: 0	SF: 0 SAC: 1 DP: 1 HBP: 0	WP: 1 PB: 0 SB: 3 CS: 0	PA: 41					
<b>PITCHER</b>	IP WLS BF H R ER SO BB IBB HBP BLK WP HR S P ERA WHIP																										
Bobby Jones, R ERA: 2.4 (1, 1)	8.0		34	9	4	2	4	0	1	0	0	0	0	77	122	2.25	1.125										
Doug Henry, R ERA: 5.11 (9, 1)	0.1	L	4	2	2	1	0	0	0	0	0	0	4	5	27.00	6.000											
Eric Gunderson, L ERA: 3.38 (9, 1)	0.1		2	0	0	0	1	0	1	0	0	1	0	3	9	0.00	0.000										
Jerry Dipoto, R ERA: 5.94 (9, 1)	0.1		1	0	0	0	1	0	0	0	0	0	0	3	5	0.00	0.000										

**San Francisco Giants @ New York Mets**  
Shea Stadium, Flushing, NY

AB	38
R	6
H	11
RBI	5
BB	2
SO	6
LOB	18



WP	1	PA	41
----	---	----	----

Fri May 26 1995, 7:05 PM EDT  
Att. 20,924 - Unknown - 62 F

livebaseballscorecards.com



Batter	1	2	3	4	5	6	7	8	9	AB R H RBI BB SO LOB	TOP											
Darren Lewis, R (1, 8) OBP: 0.259, SLG: 0.292	3-2 G6-3		1-2 G3			1-0 G3-6-1 1B		0-0 G6-3		4 0 1 0 0 0 0												
John Patterson, S (1, 4) OBP: 0.256, SLG: 0.225	0-1 F7			2-1 G5-3		0-1 G3-6-1 1-2f			1-3 K	4 0 0 0 0 1 1												
Barry Bonds, L (1, 7) OBP: 0.411, SLG: 0.486	0-3 K			2-0 G3		0-0 F8			4-2 1B HR BB	3 1 0 0 1 1 0												
Matt Williams, R (1, 5) OBP: 0.444, SLG: 0.766		0-1 1B		0-1 2B		2-2 G4-3 1B			0-1 1-2 HR 1B	4 1 4 0 0 0 0												
Glenallen Hill, R (1, 9) OBP: 0.352, SLG: 0.573		0-2 P6		1-2 G3-1		3-2 F7			1-2 1-H 2-H HR	4 1 1 3 0 0 3												
Royce Clayton, R (1, 6) OBP: 0.311, SLG: 0.377		0-0 L7			2-2 L4		0-0 G4-3		0-0 G5-3	4 0 0 0 0 0 2												
J.R. Phillips, L (1, 3) OBP: 0.194, SLG: 0.258		2-1 P5			2-2 F9		2-1 L5		0-1 G3	4 0 0 0 0 0 2												
Tom Lampkin, L (1, 2) OBP: 0.316, SLG: 0.188			3-1 F8		2-2 E S 1B			2-2 G3		3 0 1 0 0 0 0												
Jose Bautista, R (1, 1)			0-3 K		2-3 K			0-3 K		1 0 0 0 0 1 0												
Steve Mintz, L (3, 1)										1 0 0 0 0 1 1												
Mike Benjamin, R (8, PH) OBP: 0.250, SLG: 0.250										1 0 0 0 0 1 0												
Dave Burba, R (8, 1)										0 0 0 0 0 0 0												
<b>Inning Stats</b>	R: 0 E: 0 K: 1 S: 10	H: 0 LOB: 0 BB: 0 P: 13	R: 0 E: 0 K: 0 S: 8	H: 1 LOB: 1 BB: 0 P: 10	R: 0 E: 0 K: 1 S: 9	H: 0 LOB: 0 BB: 0 P: 13	R: 0 E: 0 K: 0 S: 8	H: 1 LOB: 1 BB: 0 P: 13	R: 0 E: 0 K: 1 S: 13	H: 1 LOB: 1 BB: 0 P: 21	R: 0 E: 0 K: 0 S: 4	H: 1 LOB: 0 BB: 0 P: 5	R: 0 E: 0 K: 0 S: 10	H: 1 LOB: 1 BB: 0 P: 17	R: 0 E: 0 K: 1 S: 7	H: 0 LOB: 0 BB: 0 P: 9	R: 3 E: 0 K: 1 S: 14	H: 2 LOB: 0 BB: 1 P: 20	1B: 5 2B: 1 3B: 0 HR: 1	SF: 0 SAC: 0 DP: 1 HBP: 0	WP: 0 PB: 0 SB: 1 CS: 0	PA: 34
<b>PITCHER</b> Bret Saberhagen, R (1, 1) ERA: 3.83	IP: 9.0 WLS: W BF: 34 H: 7 R: 3 ER: 3 SO: 5 BB: 1 IBB: 0 HBP: 0 BLK: 0 WP: 0 HR: 1 S: 83 P: 121 ERA: 3.00 WHIP: 0.889											<b>PITCHER</b>	IP: 9.0 WLS: W BF: 34 H: 7 R: 3 ER: 3 SO: 5 BB: 1 IBB: 0 HBP: 0 BLK: 0 WP: 0 HR: 1 S: 83 P: 121 ERA: 3.00 WHIP: 0.889									

San Francisco Giants @ New York Mets  
Shea Stadium, Flushing, NY  
Sat May 27 1995, 3:33 AM EDT  
Att. 19,494 - Sunny - 72 F

livebaseballscorecards.com

AB 33  
R 3  
H 7  
RBI 3  
BB 1  
SO 5  
LOB 9



BOTTOM

San Francisco Giants @ New York Mets  
Shea Stadium, Flushing, NY

AB	33
R	6
H	10
RBI	5
BB	3
SO	6
LOB	14



WP:	0	PA:	38
PB:	1	SB:	1
CS:	0		

Sat May 27 1995, 3:33 AM EDT  
Att. 19,494 - Sunny - 72 F

AB R H RBI BB SO LOB

4	1	0	0	1	0	2
5	0	0	0	0	1	2
4	2	3	0	0	0	1
3	1	1	2	1	0	2
4	0	1	1	0	0	2
4	1	3	2	0	0	0
3	0	0	0	0	2	3
3	1	1	0	1	1	0
3	0	1	0	0	2	2

1B:	8	SF:	0
2B:	0	SAC:	1
3B:	0	DP:	0
HR:	2	HBP:	1

WP: 0 PA: 38

IP	WLS	BF	H	R	ER	SO	BB	IBB	HBP	BLK	WP	HR	S	P	ERA	WHIP
----	-----	----	---	---	----	----	----	-----	-----	-----	----	----	---	---	-----	------

Jose Bautista, R	(1, 1)	2.2	L	16	6	5	5	2	1	0	0	0	0	0	0	0	16.88	2.625
Steve Mintz, R	(3, 1)	4.1		18	3	0	0	4	1	1	0	0	0	41	69	0.00	0.923	
Dave Burba, R	(8, 1)	1.0		4	1	1	0	0	0	0	0	0	0	10	14	0.00	1.000	

Batter	1	2	3	4	5	6	7	8	9
<b>Brett Butler, L</b> OBP: 0.370, SLG: 0.362 (1, 8)	4-0 F9 1B 1B BB	1-1 G6-3		2-2 P6		2-1 FC6-4 1-2f		1-2 G6-3 2-3	
<b>Edgardo Alfonzo, R</b> OBP: 0.258, SLG: 0.373 (1, 5)	2-1 P3		1-1 G4-3	0-0 F9		2-3 K		3-2 F9 3-H	
<b>David Segui, S</b> OBP: 0.405, SLG: 0.484 (1, 3)	0-1 1B 1-2 1B		2-2 HR 1B	2-1 BB 1B		2-2 G6-3			
<b>Bobby Bonilla, S</b> OBP: 0.417, SLG: 0.657 (1, 7)	3-2 F9 2-3		0-0 HR 1-H	4-2 BB			0-0 L3		
<b>Joe Orsulak, L</b> OBP: 0.389, SLG: 0.431 (1, 9)	1-1 1B 1-2 1B 3-H		2-1 G4-3	1-0 F8			2-0 L9		
<b>Jeff Kent, R</b> OBP: 0.315, SLG: 0.384 (1, 4)	2-2 1B 1-2 2-H		0-0 HR		1-0 F9		1-0 1B		
<b>Kelly Stinnett, R</b> OBP: 0.378, SLG: 0.500 (1, 2)	1-1 F7		1-0 S HBP		1-3 K		1-3 K		
<b>Jose Vizcaino, S</b> OBP: 0.307, SLG: 0.317 (1, 6)		1-3 K	4-2 1-2 IBB		2-2 G4-3		0-0 G6-3 SH3-4 PB 1B		
<b>Bret Saberhagen, R</b> OBP: 0.300, SLG: 0.400 (1, 1)		0-3 K	1-3 K			1-1 FC6-4 1B		0-0 SH3-4 1-2	

Inning Stats	R: 2	H: 3	E: 0	K: 0	S: 16	LOB: 2	BB: 1	P: 27	R: 0	H: 0	E: 0	K: 2	S: 8	LOB: 0	BB: 0	P: 10	R: 3	H: 3	E: 0	K: 1	S: 15	LOB: 2	BB: 1	P: 26	R: 0	H: 1	E: 0	K: 0	S: 10	LOB: 2	BB: 1	P: 19	R: 0	H: 0	E: 0	K: 1	S: 7	LOB: 0	BB: 0	P: 11	R: 0	H: 1	E: 0	K: 1	S: 12	LOB: 1	BB: 0	P: 18	R: 0	H: 1	E: 0	K: 1	S: 6	LOB: 1	BB: 0	P: 10	R: 1	H: 1	E: 0	K: 0	S: 10	LOB: 0	BB: 0	P: 14
--------------	------	------	------	------	-------	--------	-------	-------	------	------	------	------	------	--------	-------	-------	------	------	------	------	-------	--------	-------	-------	------	------	------	------	-------	--------	-------	-------	------	------	------	------	------	--------	-------	-------	------	------	------	------	-------	--------	-------	-------	------	------	------	------	------	--------	-------	-------	------	------	------	------	-------	--------	-------	-------

PITCHER	IP	WLS	BF	H	R	ER	SO	BB	IBB	HBP	BLK	WP	HR	S	P	ERA	WHIP	
Jose Bautista, R	(1, 1)	2.2	L	16	6	5	5	2	1	0	0	0	0	0	0	0	16.88	2.625
Steve Mintz, R	(3, 1)	4.1		18	3	0	0	4	1	1	0	0	0	41	69	0.00	0.923	
Dave Burba, R	(8, 1)	1.0		4	1	1	0	0	0	0	0	0	0	10	14	0.00	1.000	

Batter	1	2	3	4	5	6	7	8	9	AB R H RBI BB SO LOB
--------	---	---	---	---	---	---	---	---	---	----------------------

<b>Darren Lewis, R</b> <small>(1, 8) OBP: 0.264, SLG: 0.296</small>	0-1 		1-1 		2-2 			1-1 	0-1 	5 1 2 0 0 0 2
<b>Steve Scarsons, R</b> <small>(1, 4) OBP: 0.458, SLG: 0.826</small>	1-1 		2-3 			2-3 		1-1 		4 1 1 2 0 2 1
<b>Barry Bonds, L</b> <small>(1, 7) OBP: 0.421, SLG: 0.532</small>	1-2 		2-2 	3-1 		3-2 		2-1 		4 2 3 1 0 0 0
<b>Matt Williams, R</b> <small>(1, 5) OBP: 0.453, SLG: 0.791</small>	1-1 			2-0 		1-2 		2-2 		4 1 3 2 0 0 0
<b>Glenallen Hill, R</b> <small>(1, 9) OBP: 0.349, SLG: 0.558</small>	0-0 			0-3 		4-2 		1-0 		3 0 0 0 1 1 3
<b>Royce Clayton, R</b> <small>(1, 6) OBP: 0.301, SLG: 0.364</small>		1-0 		0-3 		2-2 		1-2 		4 0 0 0 0 1 2
<b>J.R. Phillips, L</b> <small>(1, 3) OBP: 0.187, SLG: 0.247</small>		1-0 			1-0 		1-2 	2-2 		4 0 0 0 0 0 0
<b>Kirt Manwaring, R</b> <small>(1, 2) OBP: 0.329, SLG: 0.315</small>		3-1 			0-1 		2-3 		3-2 	4 0 1 0 0 1 0
<b>Mark Portugal, R</b> <small>(1, 1) OBP: 0.286, SLG: 0.407</small> <b>Mark Carreon, R</b> <small>(9, PH) OBP: 0.333, SLG: 0.333</small> <b>Rod Beck, R</b> <small>(9, 1) OBP: 0.333, SLG: 0.333</small>			1-2 		0-1 		1-1 		2-0 	2 0 0 0 0 0 0 1 0 0 0 0 0 1 0 0 0 0 0 0 0

Inning Stats	R: 0	H: 2	R: 0	H: 0	R: 0	H: 1	R: 0	H: 1	R: 0	H: 0	R: 1	H: 1	R: 0	H: 0	R: 4	H: 4	R: 0	H: 1
	E: 0	LOB: 2	E: 0	LOB: 0	E: 0	LOB: 0	E: 0	LOB: 1	E: 1	LOB: 1	E: 0	LOB: 1	E: 0	LOB: 0	E: 0	LOB: 0	E: 0	LOB: 0
	K: 0	BB: 0	K: 0	BB: 0	K: 1	BB: 0	K: 2	BB: 0	K: 1	BB: 1	K: 1	BB: 0	K: 1	BB: 0	K: 0	BB: 0	K: 0	BB: 0
	S: 10	P: 13	S: 4	P: 9	S: 11	P: 17	S: 10	P: 15	S: 9	P: 12	S: 15	P: 27	S: 11	P: 15	S: 17	P: 27	S: 8	P: 13

PITCHER	IP	WLS	BF	H	R	ER	SO	BB	IBB	HBP	BLK	WP	HR	S	P	ERA	WHIP
<b>Dave Micki, R</b> <small>ERA: 3.0</small>	7.0	L	30	8	4	4	5	1	0	0	0	0	2	76	118	5.14	1.286
<b>Josias Manzanillo, R</b> <small>ERA: 7.88</small>	1.0		4	1	1	1	0	0	0	0	0	0	1	11	17	9.00	1.000
<b>John Franco, L</b> <small>ERA: 3.38</small>	1.0		3	1	0	0	0	0	0	0	0	0	0	8	13	0.00	1.000

**TOP**

**San Francisco Giants @ New York Mets**  
 Shea Stadium, Flushing, NY  
 Sun May 28 1995, 3:33 AM EDT  
 Att. 24,456 - Overcast - 70 F

<b>AB</b>	<b>35</b>
<b>R</b>	<b>5</b>
<b>H</b>	<b>10</b>
<b>RBI</b>	<b>5</b>
<b>BB</b>	<b>1</b>
<b>SO</b>	<b>5</b>
<b>LOB</b>	<b>9</b>

<b>WP: 0</b>	<b>PA: 38</b>
<b>PB: 0</b>	
<b>SB: 0</b>	
<b>CS: 1</b>	

livebaseballscorecards.com

BOTTOM

San Francisco Giants @ New York Mets  
Shea Stadium, Flushing, NY  
Sun May 28 1995, 3:33 AM EDT  
Att. 24,456 - Overcast - 70 F

livebaseballscores.com

AB 33  
R 1  
H 7  
RBI 1  
BB 2  
SO 3  
LOB 12



WP: 0 PA: 35  
PB: 0  
SB: 0  
CS: 0

AB R H RBI BB SO LOB

4 0 1 0 0 1 0

4 0 0 0 0 0 1

4 0 1 0 0 0 1

4 0 1 0 0 1 1

4 0 0 0 0 0 2

3 0 2 0 1 0 1

4 0 1 0 0 0 3

3 0 0 0 1 1 2

2 0 0 0 0 0 1  
0 0 0 0 0 0 0  
1 1 1 1 0 0 0  
0 0 0 0 0 0 0

1B: 4 SF: 0  
2B: 0 SAC: 0  
3B: 2 DP: 1  
HR: 1 HBP: 0

Batter	1	2	3	4	5	6	7	8	9
Brett Butler, L (1, 8) OBP: 0.366, SLG: 0.376	1-3 K		1-2 G6-3			0-0 F9		3-2 3B	
Edgardo Alfonzo, R (1, 5) OBP: 0.242, SLG: 0.349	1-2 F8			0-1 G4-3		1-2 G6-3		3-2 P4	
David Segui, S (1, 3) OBP: 0.397, SLG: 0.470	0-2 F7			2-1 1B		0-0 G3-1		0-0 F9	
Bobby Bonilla, S (1, 7) OBP: 0.412, SLG: 0.642		1-1 G3-1		1-3 K		0-0 G3		0-2 1B	
Joe Orsulak, L (1, 9) OBP: 0.368, SLG: 0.406		1-0 F7		0-1 G4-3		1-0 G3		3-1 P6	
Jeff Kent, R (1, 4) OBP: 0.330, SLG: 0.412		1-2 3B			0-2 G4-6-3 1B	4-1 BB		1-0 F9	
Jose Vizcaino, S (1, 6) OBP: 0.305, SLG: 0.315		3-2 F8			0-0 G4-6-3	0-0 L3		1-2 1B	
Alberto Castillo, R (1, 2)			2-2 K		4-1 BB		0-0 G1-3	1-1 F7	
Dave Mlicki, R (1, 1) Josias Manzanillo, R (8, 1) Chris Jones, R (8, PH) John Franco, L (9, 1)			3-2 G6-3		0-0 G5-3		1-0 HR		

Inning Stats	R: 0	H: 0	E: 0	K: 1	S: 9	H: 0	LOB: 0	BB: 0	P: 11	R: 0	H: 1	E: 0	K: 0	S: 9	H: 1	LOB: 1	BB: 0	P: 15	R: 0	H: 0	E: 0	K: 1	S: 9	H: 1	LOB: 0	BB: 0	P: 15	R: 0	H: 1	E: 0	K: 1	S: 9	H: 0	LOB: 1	BB: 0	P: 12	R: 0	H: 0	E: 0	K: 0	S: 6	H: 0	LOB: 0	BB: 0	P: 6	R: 0	H: 0	E: 0	K: 0	S: 4	H: 0	LOB: 1	BB: 1	P: 9	R: 1	H: 2	E: 0	K: 0	S: 13	H: 2	LOB: 1	BB: 0	P: 20	R: 0	H: 2	E: 0	K: 0	S: 11	H: 2	LOB: 2	BB: 0	P: 17	1B: 4	SF: 0	2B: 0	SAC: 0	3B: 2	DP: 1	HR: 1	HBP: 0	WP: 0	PA: 35
--------------	------	------	------	------	------	------	--------	-------	-------	------	------	------	------	------	------	--------	-------	-------	------	------	------	------	------	------	--------	-------	-------	------	------	------	------	------	------	--------	-------	-------	------	------	------	------	------	------	--------	-------	------	------	------	------	------	------	------	--------	-------	------	------	------	------	------	-------	------	--------	-------	-------	------	------	------	------	-------	------	--------	-------	-------	-------	-------	-------	--------	-------	-------	-------	--------	-------	--------

PITCHER	IP	WLS	BF	H	R	ER	SO	BB	IBB	HBP	BLK	WP	HR	S	P	ERA	WHIP
Mark Portugal, R (1, 1) ERA: 3.35	8.0	W	30	5	1	1	3	2	0	0	0	0	1	64	98	1.12	0.875
Rod Beck, R (9, 1) ERA: 3.71	1.0		5	2	0	0	0	0	0	0	0	0	0	11	17	0.00	2.000

San Francisco Giants @ Montreal Expos  
 Olympic Stadium, Montreal, QB  
 Mon May 29 1995, 7:05 PM EDT  
 Att. 14,293 - Dome - 72 F

AB	35
R	11
H	8
RBI	8
BB	2
SO	6
LOB	8



WP	3	PA	40
PB	0		
SB	1		
CS	0		

AB R H RBI BB SO LOB

Batter	1	2	3	4	5	6	7	8	9
Darren Lewis, R (1, 8) OBP: 0.264, SLG: 0.290	3-2 P4		0-0 SH G4-3 S FC4-2		0-2 F9		3-2 G6-3		1-0 WP HR HBP
John Patterson, S (1, 4) OBP: 0.250, SLG: 0.222	3-1 F7		1-2 G4-3		1-1 3B	1B	2-1 G4-3	2-1 F8	3-2
Barry Bonds, L (1, 7) OBP: 0.420, SLG: 0.570	1-0 P6		0-0 FC4-2		0-0 WP	3B	0-3 K	0-0	0-0
Matt Williams, R (1, 5) OBP: 0.436, SLG: 0.758		0-0 P3	3-3 K		1-2 F9	1B	2-3 K	2-3 K	2-1 P3
Glenallen Hill, R (1, 9) OBP: 0.346, SLG: 0.547		0-0 F8		2-3 K	1-2 G4-3	1B		3-3 K	
Jeff Reed, L (1, 2) OBP: 0.469, SLG: 0.407		1-1 G1-3		2-2 P6	0-1 G4-3	1B		1-2	
Mike Benjamin, R (9, PR) OBP: 0.250, SLG: 0.250									1B
Kirt Manwaring, R (9, 2) OBP: 0.329, SLG: 0.315									1B
Royce Clayton, R (1, 6) OBP: 0.307, SLG: 0.363			4-2 SH 2B		3-2 F9		3-2 G6-3		0-0 BB 1B 1-2 HBP 1B
J.R. Phillips, L (1, 3) OBP: 0.183, SLG: 0.242			0-0 SH 2B		0-1 P4		2-2 G3-1		1-2 HBP BB 1B
Mark Carreon, R (9, PH) OBP: 0.310, SLG: 0.429			1-3 2B						1-2 WP 1B
Rod Beck, R (9, 1) OBP: 0.333, SLG: 0.333									4-1 WP HBP HR BB
Trevor Wilson, L (1, 1) OBP: 0.214, SLG: 0.286			0-0 SH 2B		0-3 K		0-0 G3		
Mark Dewey, R (7, 1)									
Shawn Barton, R (7, 1)									
Dave Burba, R (7, 1)									
Steve Scarosone, R (9, PH) OBP: 0.480, SLG: 0.826			2-3 WP 2B						

Inning Stats	R: 0	H: 0	E: 0	K: 0	S: 6	P: 13	R: 0	H: 0	E: 0	K: 0	S: 4	P: 5	R: 3	H: 1	E: 2	K: 1	S: 14	R: 0	H: 0	E: 0	K: 1	S: 11	P: 18	R: 0	H: 0	E: 0	K: 1	S: 9	P: 9	R: 2	H: 3	E: 0	K: 0	S: 14	P: 20	R: 0	H: 0	E: 0	K: 2	S: 8	P: 13	R: 0	H: 0	E: 0	K: 0	S: 8	P: 12	R: 6	H: 4	E: 0	K: 1	S: 17	P: 32	1B: 5	SF: 0	2B: 1	SAC: 2	3B: 1	DP: 0	HR: 1	HBP: 1	WP: 3	PA: 40
--------------	------	------	------	------	------	-------	------	------	------	------	------	------	------	------	------	------	-------	------	------	------	------	-------	-------	------	------	------	------	------	------	------	------	------	------	-------	-------	------	------	------	------	------	-------	------	------	------	------	------	-------	------	------	------	------	-------	-------	-------	-------	-------	--------	-------	-------	-------	--------	-------	--------

PITCHER	IP	WLS	BF	H	R	ER	SO	BB	IBB	HBP	BLK	WP	HR	S	P	ERA	WHIP
Pedro Martinez, R (1, 1) ERA: 3.05	5.1		23	4	5	4	3	1	0	0	0	2	0	53	79	6.75	0.938
Gabe White, L (6, 1) ERA: 6.75	0.2		2	0	0	0	0	0	0	0	0	0	0	5	8	0.00	0.000
Greg Harris, R (7, 1) ERA: 4.5	1.0		3	0	0	0	0	0	0	0	0	0	0	8	13	0.00	0.000
Jeff Shaw, R (8, 1) ERA: 6.38	1.0		3	0	0	0	2	0	0	0	0	0	0	8	12	0.00	0.000
Mel Rojas, R (9, 1) ERA: 3.72	0.1	L	6	3	5	5	1	1	0	1	0	0	0	11	21	135.00	12.000

PITCHER	IP	WLS	BF	H	R	ER	SO	BB	IBB	HBP	BLK	WP	HR	S	P	ERA	WHIP
Luis Aquino, R (9, 1) ERA: 5.82	0.2		3	1	1	1	0	0	0	0	0	1	1	6	11	13.50	1.500





Batter	1	2	3	4	5	6	7	8	9	10	11	AB R H RBI BB SO LOB	TOP	
<b>Darren Lewis, R</b> (1, 8) OBP: 0.255, SLG: 0.280	1-2 G5-3		1-1 F8			0-0 F7		1 SAFE 0-0 B1-3			0-0 G6-3	5 0 0 0 0 0 2	<b>San Francisco Giants @ Montreal Expos</b> Olympic Stadium, Montreal, QB Tue May 30 1995, 7:05 PM EDT Att. 14,257 - Dome	
<b>Steve Scarsons, R</b> (1, 3) OBP: 0.467, SLG: 0.852 <b>Rod Beck, R</b> (11, 1) OBP: 0.333, SLG: 0.333	1-3 K			0-0 HR		0-1 G5-3			0-0 G6-3		4-1 2B BB	4 2 1 1 1 1 0 0 0 0 0 0 0 0		
<b>Barry Bonds, L</b> (1, 7) OBP: 0.420, SLG: 0.597	3-2 L3			1-1 F8		2-3 K			1-2 HR		3-1 1-H 2B	5 1 2 2 0 1 0		
<b>Matt Williams, R</b> (1, 5) OBP: 0.435, SLG: 0.766				0-3 K		0-3 K		2-2 P6		3-2 HR	4-0 IBB	4 1 1 1 1 2 0		
<b>Glenallen Hill, R</b> (1, 9) OBP: 0.341, SLG: 0.533				2-3 K		0-1 BLK 1B		2-2 G6-3		1-0 P6	0-3 K	5 0 1 0 0 2 2		
<b>Royce Clayton, R</b> (1, 6) OBP: 0.298, SLG: 0.350 <b>Jose Bautista, R</b> (9, 1) <b>J.R. Phillips, L</b> (11, PH) (11, 3) OBP: 0.182, SLG: 0.240				1-2 G4-3		2-2 F8		2-2 P4		2-1 G5-3	1-0 L9	4 0 0 0 0 0 1 0 0 0 0 0 0 0 1 0 0 0 0 0 2		
<b>John Patterson, S</b> (1, 4) OBP: 0.231, SLG: 0.204				2-2 F8		1-2 E4 CS		3-1 L5		0-0 F8		4 0 0 0 0 0 0		
<b>Kirt Manwaring, R</b> (1, 2) OBP: 0.329, SLG: 0.316 <b>Jeff Reed, L</b> (10, PH) (10, 2) OBP: 0.455, SLG: 0.393				0-1 SH2-4 1B		1-2 G6-3		0-1 F8		0-2 G4-3		3 0 1 0 0 0 1 1 0 0 0 0 0 0		
<b>Mark Leiter, R</b> (1, 1) OBP: 0.091, SLG: 0.091 <b>Mark Garrison, R</b> (8, PH) OBP: 0.333, SLG: 0.448 <b>Chris Hook, R</b> (8, 1) <b>Shawn Barton, R</b> (8, 1) <b>Steve Mintz, L</b> (8, 1) <b>Mike Benjamin, R</b> (9, 6) OBP: 0.222, SLG: 0.222				0-1 SH2-4		0-3 K		0-1 1B		0-2 K		1 0 0 0 0 1 0 1 0 1 0 1 0 0 0 0 1 0		
<b>Inning Stats</b>	R: 0 H: 0 E: 0 LOB: 0 K: 1 BB: 0 S: 10 P: 15	R: 0 H: 0 E: 0 LOB: 0 K: 2 BB: 0 S: 9 P: 12	R: 0 H: 1 E: 0 LOB: 1 K: 0 BB: 0 S: 10 P: 13	R: 1 H: 2 E: 0 LOB: 1 K: 1 BB: 0 S: 11 P: 14	R: 0 H: 0 E: 1 LOB: 0 K: 1 BB: 0 S: 10 P: 12	R: 0 H: 0 E: 0 LOB: 0 K: 1 BB: 0 S: 7 P: 9	R: 0 H: 0 E: 0 LOB: 0 K: 0 BB: 0 S: 9 P: 15	R: 0 H: 1 E: 0 LOB: 1 K: 0 BB: 0 S: 7 P: 10	R: 2 H: 2 E: 0 LOB: 0 K: 0 BB: 0 S: 12 P: 19	R: 0 H: 0 E: 0 LOB: 0 K: 1 BB: 0 S: 8 P: 8	R: 1 H: 1 E: 0 LOB: 2 K: 1 BB: 2 S: 10 P: 22	1B: 3 SF: 0 2B: 1 SAC: 1 3B: 0 DP: 0 HR: 3 HBP: 0		WP: 0 PA: 42 PB: 0 SB: 0 CS: 1
<b>PITCHER</b>	IP WLS BF H R ER SO BB IBB HBP BLK WP HR S P ERA WHIP													
<b>Butch Henry, L</b> (1, 1) ERA: 2.79	8.1 30 5 2 2 6 0 0 0 0 0 0 2 77 105 2.16 0.600													
<b>Tim Scott, R</b> (9, 1) ERA: 3.38	0.2 3 1 1 1 0 0 0 0 0 0 0 1 8 14 13.50 1.500													
<b>Jeff Shaw, R</b> (10, 1) ERA: 6.2	2.0 L 9 1 1 1 2 1 1 0 0 0 0 0 18 30 4.50 1.000													



Batter	1	2	3	4	5	6	7	8	9	10	11	AB	R	H	RBI	BB	SO	LOB	BOTTOM								
<b>Tony Tarasco, L</b> (1, 9) OBP: 0.349, SLG: 0.500	0-0 P7		3-3 K		0-0 G4-3			1-2 1B	1-2 P7			5	1	1	0	0	1	4	<b>San Francisco Giants @ Montreal Expos</b> Olympic Stadium, Montreal, QB Tue May 30 1995, 7:05 PM EDT Att. 14,257 - Dome <a href="http://livebaseballscorecards.com">livebaseballscorecards.com</a>								
<b>Wii Cordero, R</b> (1, 6) OBP: 0.354, SLG: 0.397	1-0 G6-3		0-1 P7		0-0 G4-3			2-3 K	1-2 G5-3			5	0	0	0	0	1	5									
<b>Moises Alou, R</b> (1, 7) OBP: 0.361, SLG: 0.467	1-3 K			0-0 WP 1B G5-3 1B		3-2 G5-3 2B		1-2 1B		1-3 K		5	1	3	1	0	2	0									
<b>Henry Rodriguez, L</b> (1, 3) OBP: 0.306, SLG: 0.373		0-1 F7		1-1 WP E 1B		0-0 L3		0-0 F8		1-2 F8		5	1	1	0	0	0	2									
<b>Rondell White, R</b> (1, 8) OBP: 0.423, SLG: 0.651 <b>Lou Frazier, S</b> (8, PR) OBP: 0.174, SLG: 0.143 (9, 8)		0-0 G5-3		1-2 G5-3		2-2 G5-3		0-1 FC5-4 1B		0-0 L7		4	0	1	1	0	0	2									
<b>Mike Lansing, R</b> (1, 4) OBP: 0.336, SLG: 0.444 <b>Mark Grudzielanek, R</b> (4, PR) OBP: 0.301, SLG: 0.412 (5, 4) (10, 5)		1-1 G5-3		0-0 E7 1B		0-1 L9		2-2 FC5-4 1B			1-0 SH1-4 1B	2	0	1	0	0	0	0									
<b>Darrin Fletcher, L</b> (1, 2) OBP: 0.315, SLG: 0.367 <b>Tim Spehr, R</b> (9, PR) OBP: 0.429, SLG: 0.833 (10, 2)			3-2 1B 1B	1-3 K		1-0 F8			0-0 E6 SH1-4		0-0 SH1-4	4	0	1	0	0	1	1									
<b>Sean Berry, R</b> (1, 5) OBP: 0.281, SLG: 0.304 <b>Jeff Shaw, R</b> (10, 1) <b>Shane Andrews, R</b> (11, PH) OBP: 0.308, SLG: 0.552			1-1 F8	1-3 K		2-2 L9			1-1 SH1-4		0-0 G5-3	3	0	0	0	0	1	2									
<b>Butch Henry, L</b> (1, 1) OBP: 0.077, SLG: 0.077 <b>Tim Scott, R</b> (9, 1) OBP: 0.333, SLG: 0.333 <b>Jeff Treadway, L</b> (9, PH) OBP: 0.182, SLG: 0.200 (10, 4)			1-0 1B		2-3 K		0-0 G4-3		4-0 IBB		0-0 G3-1	3	0	1	0	0	1	0									
<b>Inning Stats</b>	R: 0 E: 0 K: 1 S: 5	H: 0 LOB: 0 BB: 0 P: 7	R: 0 E: 0 K: 0 S: 5	H: 0 LOB: 0 BB: 0 P: 6	R: 0 E: 0 K: 1 S: 11	H: 2 LOB: 2 BB: 0 P: 19	R: 2 E: 1 K: 2 S: 13	H: 3 LOB: 1 BB: 0 P: 17	R: 0 E: 0 K: 1 S: 6	H: 0 LOB: 0 BB: 0 P: 8	R: 0 E: 0 K: 0 S: 9	H: 1 LOB: 1 BB: 0 P: 14	R: 0 E: 0 K: 0 S: 6	H: 0 LOB: 0 BB: 0 P: 9	R: 1 E: 0 K: 1 S: 19	H: 3 LOB: 2 BB: 0 P: 25	R: 0 E: 1 K: 0 S: 9	H: 0 LOB: 2 BB: 1 P: 16		R: 0 E: 0 K: 1 S: 7	H: 0 LOB: 0 BB: 0 P: 9	R: 0 E: 0 K: 0 S: 4	H: 1 LOB: 1 BB: 0 P: 5	1B: 8 2B: 2 3B: 0 HR: 0	SF: 0 SAC: 2 DP: 0 HBP: 0	WP: 1 PB: 0 SB: 1 CS: 0	PA: 45
<b>PITCHER</b>	IP	WLS	BF	H	R	ER	SO	BB	IBB	HBP	BLK	WP	HR	S	P	ERA	WHIP										
<b>Mark Leiter, R</b> (1, 1) ERA: 3.35	7.0		27	6	2	1	5	0	0	0	0	1	0	55	80	1.29	0.857										
<b>Chris Hook, R</b> (8, 1) ERA: 4.5	0.1		3	2	1	1	1	0	0	0	0	0	0	13	17	27.00	6.000										
<b>Shawn Barton, L</b> (8, 1) ERA: 4.91	0.1		1	0	0	0	0	0	0	0	0	0	0	1	1	0.00	0.000										
<b>Steve Mintz, R</b> (8, 1) ERA: 6.75	0.2		5	1	0	0	0	0	1	0	0	0	0	8	15	0.00	1.500										
<b>Jose Bautista, R</b> (9, 1) ERA: 6.04	1.2	W	5	0	0	0	1	0	0	0	0	0	0	13	17	0.00	0.000										
<b>PITCHER</b>	IP	WLS	BF	H	R	ER	SO	BB	IBB	HBP	BLK	WP	HR	S	P	ERA	WHIP										
<b>Rod Beck, R</b> (11, 1) ERA: 3.32	1.0		4	1	0	0	0	0	0	0	0	0	0	4	5	0.00	1.000										



**San Francisco Giants @ Montreal Expos**  
 Olympic Stadium, Montreal, QB  
 Wed May 31 1995, 7:05 PM EDT  
 Att. 15,913 - Dome

AB	36
R	4
H	10
RBI	4
BB	2
SO	6
LOB	13



WP:	0	PA:	39
PB:	0		
SB:	2		
CS:	1		

AB	R	H	RBI	BB	SO	LOB	
5	0	0	0	0	0	0	
5	0	0	0	0	1	0	
3	0	2	0	1	0	0	
4	1	3	0	0	1	1	
4	1	1	0	0	1	3	
3	1	2	1	1	0	0	
3	1	1	2	0	1	2	
1	0	0	0	0	1	2	
0	0	0	0	0	0	0	
0	0	0	0	0	0	0	
3	0	1	1	0	0	0	
1	0	0	0	0	0	2	
3	0	0	0	0	0	1	3
1	0	0	0	0	0	0	

Batter	1	2	3	4	5	6	7	8	9
<b>Darren Lewis, R</b> (1, 8) OBP: 0.247, SLG: 0.270	2-2 G5-3		0-0 G1-3		2-2 G6-3		0-1 G6-3		2-2 G5-3
<b>John Patterson, S</b> (1, 4) OBP: 0.211, SLG: 0.185	1-0 G3		0-0 G3		0-3 K2-3		1-0 P6		1-1 F7
<b>Barry Bonds, L</b> (1, 7) OBP: 0.429, SLG: 0.598	1-0 1B		4-1 1B BB		1-0 G4-3		0-0 CS 1B		
<b>Matt Williams, R</b> (1, 5) OBP: 0.444, SLG: 0.781	2-3 SAFE		0-0 FC6-4 1B		0-0 1B S 1B		0-1 CS	1-0 3B	
<b>Glenallen Hill, R</b> (1, 9) OBP: 0.338, SLG: 0.524		0-2 G4-3	0-0 FC6-4		3-2 1B 1B			1-3 K	
<b>Royce Clayton, R</b> (1, 6) OBP: 0.311, SLG: 0.367		1-1 HR 2B		1-2 G4-3		1-0 1B 1B		4-0 S BB	
<b>Steve Scarsone, R</b> (1, 3) OBP: 0.455, SLG: 0.900		0-0 HR		1-1 G5-3		2-3 K		2-3 H	
<b>Mark Carreon, R</b> (8, PH) OBP: 0.323, SLG: 0.433								1-2 H	
<b>Shawn Barton, R</b> (8, 1)									
<b>Dave Burba, R</b> (8, 1)									
<b>Kirt Manwaring, R</b> (1, 2) OBP: 0.330, SLG: 0.316		2-2 G6-3		3-2 E6		2-2 G6-4-3 1B		0-2 P5	
<b>Jeff Reed, L</b> (8, PH) OBP: 0.441, SLG: 0.379									
<b>Terry Mulholland, R</b> (1, 1) OBP: 0.180, SLG: 0.238		0-1 G4-3		0-3 K		0-0 G6-4-3			0-2 L1-3
<b>J.R. Phillips, L</b> (8, 3)									

Inning Stats	R: 0	H: 1	E: 0	LOB: 1	K: 1	BB: 0	S: 11	P: 17	R: 2	H: 2	E: 0	LOB: 0	K: 0	BB: 0	S: 11	P: 14	R: 0	H: 1	E: 0	LOB: 2	K: 0	BB: 1	S: 5	P: 9	R: 0	H: 0	E: 0	LOB: 0	K: 1	BB: 0	S: 7	P: 10	R: 2	H: 4	E: 0	LOB: 1	K: 1	BB: 0	S: 14	P: 22	R: 0	H: 1	E: 0	LOB: 0	K: 0	BB: 0	S: 5	P: 6	R: 0	H: 1	E: 0	LOB: 2	K: 2	BB: 1	S: 10	P: 18	R: 0	H: 0	E: 0	LOB: 0	K: 0	BB: 0	S: 12	P: 15	1B: 7	SF: 0	2B: 1	SAC: 0	3B: 1	DP: 1	HR: 1	HBP: 0	WP: 0	PA: 39
--------------	------	------	------	--------	------	-------	-------	-------	------	------	------	--------	------	-------	-------	-------	------	------	------	--------	------	-------	------	------	------	------	------	--------	------	-------	------	-------	------	------	------	--------	------	-------	-------	-------	------	------	------	--------	------	-------	------	------	------	------	------	--------	------	-------	-------	-------	------	------	------	--------	------	-------	-------	-------	-------	-------	-------	--------	-------	-------	-------	--------	-------	--------

PITCHER	IP	WLS	BF	H	R	ER	SO	BB	IBB	HBP	BLK	WP	HR	S	P	ERA	WHIP
<b>Gil Heredia, R</b> (1, 1) ERA: 5.21	6.2	W	30	9	4	4	4	1	0	0	0	0	1	64	94	5.40	1.500
<b>Greg Harris, R</b> (7, 1) ERA: 4.15	0.1		1	1	0	0	0	0	0	0	0	0	0	2	3	0.00	3.000
<b>Tim Scott, R</b> (8, 1) ERA: 3.2	1.0		4	0	0	0	2	1	0	0	0	0	0	9	16	0.00	1.000
<b>Mel Rojas, R</b> (9, 1) ERA: 3.54	1.0	S	3	0	0	0	0	0	0	0	0	0	0	12	15	0.00	0.000

PITCHER	IP	WLS	BF	H	R	ER	SO	BB	IBB	HBP	BLK	WP	HR	S	P	ERA	WHIP
---------	----	-----	----	---	---	----	----	----	-----	-----	-----	----	----	---	---	-----	------

**BOTTOM**

**San Francisco Giants @ Montreal Expos**  
 Olympic Stadium, Montreal, QB  
 Wed May 31 1995, 7:05 PM EDT  
 Att. 15,913 - Dome

[livebaseballscorecards.com](http://livebaseballscorecards.com)

<b>AB</b>	<b>29</b>
<b>R</b>	<b>5</b>
<b>H</b>	<b>9</b>
<b>RBI</b>	<b>5</b>
<b>BB</b>	<b>1</b>
<b>SO</b>	<b>2</b>
<b>LOB</b>	<b>7</b>



WP: 1	PA: 31
PB: 0	
SB: 0	
CS: 0	

Batter	1	2	3	4	5	6	7	8	9	AB	R	H	RBI	BB	SO	LOB				
Tony Tarasco, L OBP: 0.338, SLG: 0.483 (1, 9)	F8	G6-3			K		G4-3			4	0	0	0	0	1	2				
Lou Frazier, S OBP: 0.185, SLG: 0.160 (1, 8)	K		G1-3			HR		G6-3		4	1	1	0	0	1	0				
Henry Rodriguez, L OBP: 0.313, SLG: 0.371 (1, 3)	G4-3					P6		G6-4-3	BB	3	0	1	0	1	0	1				
Moises Alou, R OBP: 0.357, SLG: 0.486 (1, 7)		G6-3	G6-4-3			HR		G6-4-3		4	1	1	2	0	0	2				
Wil Cordero, R OBP: 0.360, SLG: 0.403 (1, 6)		1B			G6-4-3	F8				3	1	2	0	0	0	0				
Shane Andrews, R OBP: 0.309, SLG: 0.541 (1, 5)		WP			F8		G5-3			3	1	1	0	0	0	1				
Mark Grudzielanek, R OBP: 0.303, SLG: 0.408 (1, 4)		WP			G6-4-3			G6-3		3	1	1	1	0	0	1				
Tim Laker, R OBP: 0.275, SLG: 0.333 (1, 2)		SH1-4			L7		P3			3	0	1	2	0	0	0				
Gil Heredia, R OBP: 0.182, SLG: 0.182 (1, 1)		SH1-4			G5-3					1	0	0	0	0	0	0				
Greg Harris, S OBP: 0.500, SLG: 1.000 (7, 1)										1	0	1	0	0	0	0				
Tim Scott, R OBP: 0.333, SLG: 0.333 (8, 1)										0	0	0	0	0	0	0				
Mel Rojas, R (9, 1)								2B		0	0	0	0	0	0	0				
<b>Inning Stats</b>	R: 0 E: 0 K: 1 S: 7	H: 0 LOB: 0 BB: 0 P: 8	R: 3 E: 0 K: 0 S: 12	H: 4 LOB: 1 BB: 0 P: 21	R: 0 E: 0 K: 0 S: 5	H: 1 LOB: 0 BB: 0 P: 6	R: 0 E: 0 K: 0 S: 7	H: 1 LOB: 0 BB: 0 P: 11	R: 0 E: 0 K: 1 S: 5	H: 0 LOB: 0 BB: 0 P: 7	R: 2 E: 0 K: 0 S: 11	H: 2 LOB: 0 BB: 0 P: 17	R: 0 E: 0 K: 0 S: 7	H: 1 LOB: 1 BB: 0 P: 9	R: 0 E: 0 K: 0 S: 8	H: 0 LOB: 0 BB: 1 P: 17	1B: 7 2B: 1 3B: 0 HR: 1	SF: 0 SAC: 1 DP: 3 HBP: 0	WP: 1 PB: 0 SB: 0 CS: 0	PA: 31
<b>PITCHER</b>	IP WLS BF H R ER SO BB IBB HBP BLK WP HR S P ERA WHIP	IP WLS BF H R ER SO BB IBB HBP BLK WP HR S P ERA WHIP	IP WLS BF H R ER SO BB IBB HBP BLK WP HR S P ERA WHIP	IP WLS BF H R ER SO BB IBB HBP BLK WP HR S P ERA WHIP	IP WLS BF H R ER SO BB IBB HBP BLK WP HR S P ERA WHIP	IP WLS BF H R ER SO BB IBB HBP BLK WP HR S P ERA WHIP	IP WLS BF H R ER SO BB IBB HBP BLK WP HR S P ERA WHIP	IP WLS BF H R ER SO BB IBB HBP BLK WP HR S P ERA WHIP	IP WLS BF H R ER SO BB IBB HBP BLK WP HR S P ERA WHIP											
Terry Mulholland, L ERA: 6.65 (1, 1)	7.0 L	28 L	9 5	5 5	2 5	0 5	0 5	0 5	0 5	0 5	0 5	0 5	0 5	0 5	0 5	0 5	6.43 1.286			
Shawn Barton, L ERA: 4.5 (8, 1)	0.1	2	0	0	0	1	0	0	0	0	0	6	13	0.00	3.000					
Dave Burba, R ERA: 6.62 (8, 1)	0.2	1	0	0	0	0	0	0	0	0	0	2	4	0.00	0.000					



Batter	1	2	3	4	5	6	7	8	9	AB	R	H	RBI	BB	SO	LOB
<b>Darren Lewis, R</b> OBP: 0.247, SLG: 0.270 (1, 8)	3-2 G5-3	0-0 P5			1-1 G6-3			0-2 1B		4	0	1	0	0	0	2
<b>John Patterson, S</b> OBP: 0.197, SLG: 0.172 (1, 4)	1-3 K				1-0 L8			1-1 F2		4	0	0	0	0	1	1
<b>Barry Bonds, L</b> OBP: 0.424, SLG: 0.584 (1, 7)	1-0 G4-3							2-1 L8		3	0	0	0	1	0	1
<b>Matt Williams, R</b> OBP: 0.438, SLG: 0.763 (1, 5)								0-0 F7		3	1	0	0	0	0	2
<b>Glenallen Hill, R</b> OBP: 0.329, SLG: 0.508 (1, 9)										4	0	0	0	0	1	3
<b>Royce Clayton, R</b> OBP: 0.317, SLG: 0.366 (1, 6)										3	2	1	0	1	0	0
<b>Steve Scarosone, R</b> OBP: 0.459, SLG: 0.941 (1, 3)										4	1	2	2	0	2	2
<b>Kirt Manwaring, R</b> OBP: 0.341, SLG: 0.329 (1, 2)										3	0	2	2	0	0	0
<b>Mark Portugal, R</b> OBP: 0.077, SLG: 0.077 (1, 1)										2	0	1	0	0	0	0
<b>Tom Lampkin, L</b> OBP: 0.300, SLG: 0.176 (7, PH)										1	0	0	0	0	0	2
<b>Shawn Barton, R</b> (8, 1)										0	0	0	0	0	0	0
<b>Rod Beck, R</b> OBP: 0.333, SLG: 0.333 (9, 1)										0	0	0	0	0	0	0

Inning Stats	R: 0	H: 0	E: 0	K: 1	S: 8	R: 2	H: 3	E: 0	K: 1	S: 15	R: 0	H: 0	E: 1	K: 0	S: 9	R: 0	H: 0	E: 0	K: 1	S: 7	R: 0	H: 0	E: 0	K: 0	S: 4	R: 0	H: 2	E: 0	K: 0	S: 11	R: 0	H: 1	E: 0	K: 0	S: 9	R: 2	H: 1	E: 0	K: 1	S: 6	1B: 6	SF: 0	2B: 0	SAC: 0	3B: 0	DP: 2	HR: 1	HBP: 1	WP: 0	PA: 34
--------------	------	------	------	------	------	------	------	------	------	-------	------	------	------	------	------	------	------	------	------	------	------	------	------	------	------	------	------	------	------	-------	------	------	------	------	------	------	------	------	------	------	-------	-------	-------	--------	-------	-------	-------	--------	-------	--------

PITCHER	IP	WLS	BF	H	R	ER	SO	BB	IBB	HBP	BLK	WP	HR	S	P	ERA	WHIP
<b>Curt Schilling, R</b> ERA: 2.96 (1, 1)	8.0		31	6	2	2	3	1	0	1	0	0	0	70	101	2.25	0.875
<b>Gene Harris, R</b> ERA: 4.24 (9, 1)	0.1	L	3	1	2	2	1	1	0	0	0	0	1	6	15	54.00	6.000


**BOTTOM**

Philadelphia Phillies @ San Francisco Giants  
Candlestick Park, San Francisco, CA

Fri Jun 02 1995, 10:05 PM EDT  
Att: 12,484 - Unknown - 54 F

livebaseballscorecards.com

<b>AB</b>	<b>31</b>
<b>R</b>	<b>4</b>
<b>H</b>	<b>7</b>
<b>RBI</b>	<b>4</b>
<b>BB</b>	<b>2</b>
<b>SO</b>	<b>4</b>
<b>LOB</b>	<b>13</b>



Batter	1	2	3	4	5	6	7	8	9	AB R H RBI BB SO LOB	TOP											
Lenny Dykstra, L (1, 8) OBP: 0.354, SLG: 0.307	1-3 K		2-1 F8		0-1 G5-3 1B		2-2 L9		2-0 L7	5 0 1 0 0 1 1	<b>Philadelphia Phillies @ San Francisco Giants</b> <b>Candlestick Park, San Francisco, CA</b> Sat Jun 03 1995, 6:33 AM EDT Att. 16,587 - Sunny - 68 F											
Mariano Duncan, R (1, 4) OBP: 0.309, SLG: 0.455	1-1 P3		0-0 P6		0-0 G5-3			3-2 FC1-6 1B	4 0 1 0 0 0 2													
Gregg Jefferies, S (1, 7) OBP: 0.331, SLG: 0.390	1-1 G6-3			4-1 2B G4-3 BB	3-2 G4-3			1-1 FC1-6 1B	3 1 1 0 1 0 1													
Dave Hollins, S (1, 3) OBP: 0.423, SLG: 0.431		0-0 G3 1B		0-0 G4-3 2B		2-0 G1-3		2-1 FC1-6 1B	4 0 2 0 0 0 2													
Darren Daulton, L (1, 2) OBP: 0.333, SLG: 0.377		1-0 G3		1-1 G4-3		0-0 1B		1-1 P6	4 0 1 1 0 0 4													
Charlie Hayes, R (1, 5) OBP: 0.400, SLG: 0.446		0-0 G6-3		4-2 FC6-4 BB		2-2 G4-6-3 1B		2-2 G4-3	3 0 1 0 1 0 3													
Dave Gallagher, R (1, 9) OBP: 0.460, SLG: 0.578		4-0 BB		1-1 P2		1-0 G4-6-3			2 0 0 0 1 0 4													
Jim Eisenreich, L (9, PH) OBP: 0.432, SLG: 0.542									1 0 0 0 0 1 0													
Kevin Stocker, S (1, 6) OBP: 0.314, SLG: 0.248		1-3 K		0-0 FC6-4		4-1 G5-4-3 BB		1-2 G3-1	3 0 0 0 1 1 4													
Paul Quantrill, L (1, 1) OBP: 0.176, SLG: 0.067			1-1 P6		4-1 G5-3 1B BB		3-2 G5-4-3	2-2 1B	1 0 0 0 1 0 0													
Randy Ready, R (7, PH) OBP: 0.214, SLG: 0.154									1 0 0 0 0 0 1													
Norm Charlton, S (7, 1)									0 0 0 0 0 0 0													
Tony Longmire, L (9, PH) OBP: 0.436, SLG: 0.568									1 0 1 0 0 0 0													
<b>Inning Stats</b>	R: 0 E: 0 K: 1 S: 8	H: 0 LOB: 0 BB: 0 P: 11	R: 0 E: 0 K: 1 S: 7	H: 1 LOB: 2 BB: 1 P: 13	R: 0 E: 0 K: 0 S: 5	H: 0 LOB: 0 BB: 0 P: 8	R: 1 E: 0 K: 0 S: 9	H: 1 LOB: 2 BB: 2 P: 19	R: 0 E: 0 K: 0 S: 8	H: 1 LOB: 1 BB: 1 P: 15	R: 0 E: 0 K: 0 S: 6	H: 2 LOB: 1 BB: 0 P: 11	R: 0 E: 0 K: 0 S: 7	H: 0 LOB: 0 BB: 1 P: 16	R: 0 E: 0 K: 0 S: 12	H: 2 LOB: 2 BB: 0 P: 21	R: 0 E: 0 K: 1 S: 11	H: 1 LOB: 1 BB: 0 P: 19	1B: 7 2B: 1 3B: 0 HR: 0	SF: 0 SAC: 0 DP: 3 HBP: 0	WP: 0 PB: 0 SB: 0 CS: 0	PA: 37
<b>PITCHER</b>	IP WLS BF H R ER SO BB IBB HBP BLK WP HR S P ERA WHIP																					
Trevor Wilson, L (1, 1) ERA: 2.68	7.0 W 28 5 1 1 2 5 0 0 0 0 0 0 50 93 1.29 1.429																					
Jose Bautista, R (8, 1) ERA: 5.96	0.1 3 2 0 0 0 0 0 0 0 0 0 0 7 13 0.00 6.000																					
Shawn Barton, L (8, 1) ERA: 3.0	0.1 1 0 0 0 0 0 0 0 0 0 0 0 2 3 0.00 0.000																					
Rod Beck, R (8, 1) ERA: 3.05	1.1 S 5 1 0 0 1 0 0 0 0 0 0 0 14 24 0.00 0.750																					

livebaseballscorecards.com

AB	32
R	1
H	8
RBI	1
BB	5
SO	3
LOB	22







Batter	1	2	3	4	5	6	7	8	9	AB R H RBI BB SO LOB	TOP
<b>Dave Gallagher, R</b> (1, 8) OBP: 0.426, SLG: 0.531	2-1 G4-3		2-0 P2		2-2 P3			1-0 P4		4 0 0 0 0 0 1	<b>Philadelphia Phillies @ San Francisco Giants</b> <b>Candlestick Park, San Francisco, CA</b> Sun Jun 04 1995, 6:33 AM EDT Att. 22,838 - Sunny - 65 F
<b>Mickey Morandini, L</b> (1, 4) OBP: 0.362, SLG: 0.431	4-0 G3-6-3 BB		1-1 2B		0-0 F8			2-1 G3		3 0 1 0 1 0 1	
<b>Gregg Jefferies, S</b> (1, 7) OBP: 0.321, SLG: 0.378	1-2 G3-6-3 1-2f		2-1 F8			2-0 F8			1-2 F8	4 0 0 0 0 0 2	
<b>Dave Hollins, S</b> (1, 3) OBP: 0.419, SLG: 0.425		2-3 K		0-0 1B		0-0 L9			1-1 G3	4 0 1 0 0 1 0	
<b>Darren Daulton, L</b> (1, 2) OBP: 0.331, SLG: 0.368		4-2 1B BB		1-3 K 1 SAFE 1 SAFE		3-0 L8			2-2 G6-3	3 0 0 0 1 1 1	
<b>Jim Eisenreich, L</b> (1, 9) OBP: 0.418, SLG: 0.523		1-1 P5		0-0 P6			2-1 L3			3 0 0 0 0 0 2	
<b>Charlie Hayes, R</b> (1, 5) OBP: 0.399, SLG: 0.444		2-1 1-2 1B		1-2 G4-3 1 SAFE			0-1 B1			3 0 1 0 0 0 1	
<b>Kevin Stocker, S</b> (1, 6) OBP: 0.306, SLG: 0.240		2-2 G4-3			2-3 K		1-0 G3			3 0 0 0 0 1 2	
<b>Tyler Green, R</b> (1, 1) OBP: 0.125, SLG: 0.250			2-1 P6		2-2 2B			0-0 G6-3		2 0 1 0 0 0 0	
<b>Toby Borland, R</b> (7, 1)										0 0 0 0 0 0 0	
<b>Kyle Abbott, L</b> (7, 1)										0 0 0 0 0 0 0	
<b>Gary Varsho, L</b> (8, PH) OBP: 0.314, SLG: 0.258										1 0 0 0 0 0 0	
<b>Ricky Bottalico, L</b> (8, 1)										0 0 0 0 0 0 0	
<b>Inning Stats</b>	R: 0 E: 0 K: 0 S: 5 H: 0 LOB: 0 BB: 1 P: 12	R: 0 E: 0 K: 1 S: 14 H: 1 LOB: 2 BB: 1 P: 25	R: 0 E: 0 K: 0 S: 7 H: 1 LOB: 1 BB: 0 P: 14	R: 0 E: 0 K: 1 S: 8 H: 1 LOB: 1 BB: 0 P: 10	R: 0 E: 0 K: 1 S: 10 H: 1 LOB: 1 BB: 0 P: 16	R: 0 E: 0 K: 0 S: 3 H: 0 LOB: 0 BB: 0 P: 8	R: 0 E: 0 K: 0 S: 5 H: 0 LOB: 0 BB: 0 P: 8	R: 0 E: 0 K: 0 S: 4 H: 0 LOB: 0 BB: 0 P: 7	R: 0 E: 0 K: 0 S: 8 H: 0 LOB: 0 BB: 0 P: 12	1B: 2 2B: 2 3B: 0 HR: 0 SF: 0 SAC: 0 DP: 1 HBP: 0	WP: 0 PB: 0 SB: 0 CS: 0 PA: 32
<b>PITCHER</b> <b>Mark Leiter, R</b> (1, 1) ERA: 2.74	IP: 9.0 WLS: W BF: 32 H: 4 R: 0 ER: 0 SO: 3 BB: 2 IBB: 0 HBP: 0 BLK: 0 WP: 0 HR: 0 S: 64 P: 112 ERA: 0.00 WHIP: 0.667										

livebaseballscorecards.com

<b>AB</b>	<b>30</b>
<b>R</b>	<b>0</b>
<b>H</b>	<b>4</b>
<b>RBI</b>	<b>0</b>
<b>BB</b>	<b>2</b>
<b>SO</b>	<b>3</b>
<b>LOB</b>	<b>10</b>





Batter	1	2	3	4	5	6	7	8	9	AB R H RBI BB SO LOB	TOP																									
Ryan Thompson, R OBP: 0.350, SLG: 0.444 (1, 8) (7, 7)	0-0 HR	0-0 F8		0-0 HR 1B		0-3 K2-3		4-0 BB		4 2 2 2 1 1 1																										
Edgardo Alfonzo, R OBP: 0.270, SLG: 0.358 (1, 5)	0-0 F9	0-0 FC6-4 1B		0-0 HR		0-0 F8		0-3 K		5 1 2 3 0 1 1																										
Chris Jones, R OBP: 0.415, SLG: 0.583 (1, 9)	4-0 E 2B BB	0-0 FC6-4		0-0 FC5-4 1B		0-0 F8		0-0 E9 1B		4 1 2 0 1 0 1																										
Bobby Bonilla, S OBP: 0.411, SLG: 0.644 Brett Butler, L OBP: 0.344, SLG: 0.333 (1, 7) (7, 8)	0-0 E5 2B		0-0 F8	0-0 FC5-4		0-0 1B 1B		4-0 S BB		4 1 1 0 0 0 2 0 0 0 0 1 0 0																										
Jeff Kent, R OBP: 0.303, SLG: 0.377 Bill Spiers, L OBP: 0.250, SLG: 0.100 (1, 4) (6, 4)	0-3 K		0-0 6-3		0-0 E5 WP		0-0 F7	0-3 K		3 0 0 0 0 1 2 2 0 0 0 0 1 3																										
David Segui, S OBP: 0.420, SLG: 0.479 (1, 3)	4-0 2B BB		0-0 G3		0-0 F8		0-0 1-3 1B	4-0 IBB		3 0 1 0 2 0 1																										
Kelly Stinnett, R OBP: 0.357, SLG: 0.486 (1, 2)	0-0 2B			0-0 F8	0-3 K		0-0 F9	0-3 K		5 0 1 2 0 2 6																										
Tim Bogar, R OBP: 0.214, SLG: 0.185 (1, 6)		0-0 F8 SH2-4 1B 1B		0-0 SH1-4 1B 1B	0-0 F7			0-0 4-3	0-0 F9	5 2 2 0 0 0 4																										
Bobby Jones, R OBP: 0.250, SLG: 0.250 (1, 1)		0-0 SH2-4		0-0 SH1-4		0-3 K		0-0 5-3		2 0 0 0 0 1 0																										
<b>Inning Stats</b>	R: 3 E: 2 K: 1 S: 7	H: 2 LOB: 2 BB: 2 P: 15	R: 1 E: 0 K: 0 S: 5	H: 2 LOB: 1 BB: 0 P: 5	R: 0 E: 0 K: 0 S: 3	H: 0 LOB: 0 BB: 0 P: 3	R: 3 E: 0 K: 0 S: 7	H: 4 LOB: 1 BB: 0 P: 7	R: 0 E: 1 K: 1 S: 6	H: 0 LOB: 1 BB: 0 P: 6	R: 0 E: 0 K: 2 S: 7	H: 0 LOB: 0 BB: 0 P: 7	R: 0 E: 0 K: 0 S: 5	H: 2 LOB: 2 BB: 0 P: 5	R: 0 E: 0 K: 1 S: 5	H: 0 LOB: 1 BB: 1 P: 9	R: 0 E: 1 K: 2 S: 8	H: 1 LOB: 3 BB: 2 P: 16	1B: 8 2B: 1 3B: 0 HR: 2	SF: 0 SAC: 2 DP: 0 HBP: 0	WP: 1 PB: 0 SB: 1 CS: 0	PA: 44														
<b>PITCHER</b>	IP WLS BF H R ER SO BB IBB HBP BLK WP HR S P ERA WHIP																																			
Terry Mulholland, L ERA: 7.04 Dave Burba, R ERA: 5.95 Steve Mintz, R ERA: 4.91 Mark Dewey, R ERA: 3.38	(1, 1) (5, 1) (7, 1) (9, 1)	4.0 2.0 2.0 1.0	L	22 7 9 6	8 0 2 1	7 0 0 0	5 0 0 0	1 3 1 2	2 0 1 1	0 0 0 1	0 0 0 0	0 1 0 0	2 13 10 8	30 13 14 16	11.25 0.00 0.00 0.00	2.500 0.000 1.500 2.000																				

**New York Mets @ San Francisco Giants**  
 Candlestick Park, San Francisco, CA  
 Mon Jun 05 1995, 6:33 AM EDT  
 Att. 9,275 - Unknown

livebaseballscorecards.com

<b>AB</b>	37
<b>R</b>	7
<b>H</b>	11
<b>RBI</b>	7
<b>BB</b>	5
<b>SO</b>	7
<b>LOB</b>	21



Batter	1	2	3	4	5	6	7	8	9	AB R H RBI BB SO LOB
<b>Darren Lewis, R</b> OBP: 0.250, SLG: 0.272 (1, 8)	0-3 K	0-0 5-3		0-0 E1 1-3 1B		0-0 FC5-4 1-2f			0-0 G1-3	5 0 1 0 0 1 3
<b>John Patterson, S</b> OBP: 0.214, SLG: 0.194 (1, 4)	0-0 2B 1B		0-0 1B 1B	0-0 4-3			0-0 P5		0-0 1B	5 1 3 0 0 0 2
<b>Mark Carreon, R</b> OBP: 0.300, SLG: 0.410 (1, 3)	0-0 1-3 2B		0-0 P4		0-0 6-3		0-0 4-3		0-3 K	5 0 1 0 0 1 2
<b>Barry Bonds, L</b> OBP: 0.417, SLG: 0.556 (1, 7)	0-3 K		0-0 1B 1-2 1B		0-3 K		0-0 F8			4 0 1 0 0 2 2
<b>Glenallen Hill, R</b> OBP: 0.325, SLG: 0.493 (1, 9)	0-0 1-3		0-3 K		0-0 F8			0-0 E5		4 0 0 0 0 1 4
<b>Royce Clayton, R</b> OBP: 0.344, SLG: 0.394 (1, 6)		0-0 SH1-3 HBP 1B	0-0 1-3 2-H 1B		0-0 1B 2B			0-3 K		4 1 3 1 0 1 1
<b>Steve Scarosone, R</b> OBP: 0.417, SLG: 0.773 (1, 5)		1-0 SH1-3 HBP		0-3 K		0-0 FC5-4 2-H 1B		0-0 F8		3 0 1 1 0 1 1
<b>Kirt Manwaring, R</b> OBP: 0.324, SLG: 0.333 (1, 2)		0-3 K		0-3 K		0-0 F9		0-0 6-3		4 0 0 0 0 2 4
<b>Mark Dewey, R</b> (9, 1)										0 0 0 0 0 0 0
<b>Terry Mulholland, R</b> (1, 1)		0-0 SH1-3		0-0 E 1B		0-0 F9			0-0 L7	0 0 0 0 0 0 0
<b>Tom Lampkin, L</b> OBP: 0.333, SLG: 0.222 (4, PH)										1 0 1 0 0 0 0
<b>Dave Burba, R</b> (5, 1)										0 0 0 0 0 0 0
<b>Rikkert Fanevte, R</b> OBP: 0.333, SLG: 0.200 (6, PH)										1 0 0 0 0 0 1
<b>Steve Mintz, L</b> (7, 1)										0 0 0 0 0 0 0
<b>Jeff Reed, L</b> OBP: 0.429, SLG: 0.367 (9, 2)		1-2 2-3								1 0 0 0 0 0 0

Inning Stats	R: 0	H: 2	E: 0	K: 2	S: 9	P: 9	R: 0	H: 1	E: 0	K: 1	S: 6	R: 0	H: 3	E: 0	K: 1	S: 7	R: 0	H: 2	E: 1	K: 2	S: 9	R: 0	H: 0	E: 0	K: 1	S: 5	R: 1	H: 2	E: 0	K: 0	S: 5	R: 0	H: 0	E: 0	K: 0	S: 3	R: 0	H: 0	E: 1	K: 1	S: 6	R: 0	H: 1	E: 0	K: 1	S: 6	1B: 9	2B: 2	3B: 0	HR: 0	SF: 0	SAC: 1	DP: 0	HBP: 1	WP: 0	PA: 39
--------------	------	------	------	------	------	------	------	------	------	------	------	------	------	------	------	------	------	------	------	------	------	------	------	------	------	------	------	------	------	------	------	------	------	------	------	------	------	------	------	------	------	------	------	------	------	------	-------	-------	-------	-------	-------	--------	-------	--------	-------	--------

PITCHER	IP	WLS	BF	H	R	ER	SO	BB	IBB	HBP	BLK	WP	HR	S	P	ERA	WHIP	PITCHER	IP	WLS	BF	H	R	ER	SO	BB	IBB	HBP	BLK	WP	HR	S	P	ERA	WHIP														
<b>Bobby Jones, R</b> ERA: 2.33 (1, 1)	9.0	W	39	11	2	2	9	0	0	1	0	0	0	56	57	2.00	1.222																																


**BOTTOM**

**New York Mets @ San Francisco Giants**  
Candlestick Park, San Francisco, CA

Mon Jun 05 1995, 6:33 AM EDT  
Att. 9,275 - Unknown

livebaseballscorecards.com

<b>AB</b>	<b>37</b>
<b>R</b>	<b>2</b>
<b>H</b>	<b>11</b>
<b>RBI</b>	<b>2</b>
<b>BB</b>	<b>0</b>
<b>SO</b>	<b>9</b>
<b>LOB</b>	<b>20</b>



Batter	1	2	3	4	5	6	7	8	9	AB R H RBI BB SO LOB	TOP
<b>Brett Butler, L</b> (1, 8) OBP: 0.354, SLG: 0.343	4-2 BB E S		1-0 2B S		4-2 BB		0-0 P7			2 0 1 0 2 0 2	
<b>Edgardo Alfonzo, R</b> (1, 5) OBP: 0.260, SLG: 0.343	1-2 G6-3		1-2 G5-3		0-3 K			0-2 G6-3		4 0 0 0 0 1 4	
<b>Rico Brogna, L</b> (1, 3) OBP: 0.333, SLG: 0.475 <b>John Franco, L</b> (8, 1)	4-2 BB G1-6-3		2-1 F9		0-3 K			0-0 G3-1		3 0 0 0 1 1 0 0 0 0 0 0 0 0	
<b>Bobby Bonilla, S</b> (1, 7) OBP: 0.400, SLG: 0.626	1-0 G1-6-3		0-0 G3		2-1 G4-3			3-0 G6-3		4 0 0 0 0 0 2	
<b>Todd Hundley, S</b> (1, 2) OBP: 0.353, SLG: 0.455		1-3 K		1-3 K		1-2 F7		0-0 F7		4 0 0 0 0 2 0	
<b>Jeff Kent, R</b> (1, 4) OBP: 0.315, SLG: 0.410		0-3 K		2-2 HR		1-0 F9 1B		1-0 G4-6-3 1B		4 1 3 1 0 1 0	
<b>Jose Vizcaino, S</b> (1, 6) OBP: 0.315, SLG: 0.302		2-0 G6-3		0-0 SH1-4 1B		0-0 1B		0-1 G4-6-3		4 0 2 0 0 0 1	
<b>Ryan Thompson, R</b> (1, 9) OBP: 0.304, SLG: 0.381			1-3 K		1-3 K		0-2 F9		0-2 F9	3 0 0 0 0 2 3	
<b>Mike Birkbeck, R</b> (1, 1) OBP: 0.400, SLG: 0.250 <b>David Segui, S</b> (8, 3) OBP: 0.420, SLG: 0.479			1-1 G4-1		2-2 SH1-4		0-0 B1		0-0 B1	2 0 0 0 0 0 2 0 0 0 0 0 0 0	
<b>Inning Stats</b>	R: 0 H: 0 E: 0 LOB: 1 K: 0 BB: 2 S: 8 P: 18	R: 0 H: 0 E: 0 LOB: 0 K: 2 BB: 0 S: 7 P: 10	R: 0 H: 1 E: 0 LOB: 1 K: 1 BB: 0 S: 9 P: 13	R: 0 H: 0 E: 0 LOB: 0 K: 1 BB: 0 S: 6 P: 9	R: 1 H: 2 E: 0 LOB: 2 K: 2 BB: 1 S: 19 P: 28	R: 0 H: 0 E: 0 LOB: 0 K: 1 BB: 0 S: 8 P: 11	R: 0 H: 2 E: 0 LOB: 2 K: 0 BB: 0 S: 7 P: 8	R: 0 H: 0 E: 0 LOB: 0 K: 0 BB: 0 S: 6 P: 9	R: 0 H: 1 E: 0 LOB: 0 K: 0 BB: 0 S: 4 P: 5	1B: 4 SF: 0 2B: 1 SAC: 1 3B: 0 DP: 2 HR: 1 HBP: 0	WP: 0 PA: 34 PB: 0 SB: 2 CS: 0
<b>PITCHER</b> <b>William Van Lanningham, R</b> (1, 1) ERA: 1.29 <b>Chris Hook, R</b> (8, 1) ERA: 3.86	IP WLS BF H R ER SO BB IBB HBP BLK WP HR S P ERA WHIP	7.0 28 5 1 1 7 3 0 0 0 0 1 64 97 1.29 1.143	2.0 W 6 1 0 0 0 0 0 0 0 0 0 0 10 14 0.00 0.500								

**New York Mets @ San Francisco Giants**  
Candlestick Park, San Francisco, CA  
Tue Jun 06 1995, 6:33 AM EDT  
Att. 10,539 - Sunny - 63 F

[livebaseballscorecards.com](http://livebaseballscorecards.com)

<b>AB</b>	30
<b>R</b>	1
<b>H</b>	6
<b>RBI</b>	1
<b>BB</b>	3
<b>SO</b>	7
<b>LOB</b>	14



Batter	1	2	3	4	5	6	7	8	9	AB	R	H	RBI	BB	SO	LOB
<b>John Patterson, S</b> OBP: 0.216, SLG: 0.197 (1, 4)	2-2 G3		2-3 K		1-1 G4-3			0-1 SH3-4 2B		4	1	1	0	0	1	1
<b>Darren Lewis, R</b> OBP: 0.246, SLG: 0.267 (1, 8)	0-1 L6		2-3 K		1-1 G1-3			0-1 SH3-4 1-2		3	0	0	0	0	1	1
<b>Mark Carreon, R</b> OBP: 0.273, SLG: 0.372 (1, 3)	0-0 G6-3		1-0 G6-3					2-0 L8		4	0	0	0	0	0	1
<b>Barry Bonds, L</b> OBP: 0.419, SLG: 0.561 (1, 7)		1-1 G4-3		2-2 E S 1B		0-0 G4-3		2-0 2B		4	0	2	1	0	0	0
<b>Glenallen Hill, R</b> OBP: 0.323, SLG: 0.486 (1, 9)		2-2 F9 E 1B		3-2 SAFE G5-3 1-3		0-1 P6		2-3 K		4	0	1	0	0	1	2
<b>Royce Clayton, R</b> OBP: 0.342, SLG: 0.397 (1, 6)		2-1 SAFE E4 BB 1-2		1-3 K			1-3 K		1-0 SH1-4 1B 2B	4	1	1	0	0	2	2
<b>Steve Scarson, R</b> OBP: 0.392, SLG: 0.723 (1, 5)		1-1 F9		3-3 K			1-1 P5		0-1 SH1-4 2B	3	0	0	0	0	1	3
<b>Kirt Manwaring, R</b> OBP: 0.349, SLG: 0.347 (1, 2)		1 SAFE 4-0 1-2 BB		2-2 G4-3 SH3-4 1B			2-0 1B		4-0 1B IBB	2	0	2	0	2	0	0
<b>William Van Landingham, R</b> (1, 1)		1-2 F7		0-0 SH3-4			2-0 F8		0-1 1B	1	0	0	0	0	0	3
<b>Jeff Reed, L</b> OBP: 0.417, SLG: 0.355 (7, PH)									1-2 3-H 1B	1	0	0	0	0	0	1
<b>Chris Hook, R</b> (8, 1)										0	0	0	0	0	0	0
<b>Rikkert Faneyte, R</b> OBP: 0.429, SLG: 0.333 (9, PH)										1	0	1	1	0	0	0

Inning Stats	R: 0	H: 0	E: 0	K: 0	S: 7	R: 0	H: 1	E: 1	K: 0	S: 14	R: 0	H: 0	E: 0	K: 2	S: 7	R: 0	H: 1	E: 0	K: 2	S: 14	R: 0	H: 1	E: 0	K: 0	S: 8	R: 0	H: 0	E: 0	K: 1	S: 7	R: 1	H: 2	E: 0	K: 1	S: 11	R: 1	H: 2	E: 0	K: 0	S: 5	1B: 6	SF: 0	2B: 2	SAC: 3	3B: 0	DP: 0	HR: 0	HBP: 0	WP: 0	PA: 36
<b>PITCHER</b>	IP	WLS	BF	H	R	ER	SO	BB	IBB	HBP	BLK	WP	HR	S	P	ERA	WHIP																																	
<b>Mike Birkbeck, R</b> ERA: 1.74 (1, 1)	7.2		30	5	1	1	5	1	0	0	0	0	0	69	110	1.17	0.783																																	
<b>John Franco, L</b> ERA: 3.52 (8, 1)	0.2	L	6	3	1	1	1	0	1	0	0	0	0	11	20	13.50	4.500																																	


**BOTTOM**

**New York Mets @ San Francisco Giants**  
Candlestick Park, San Francisco, CA

Tue Jun 06 1995, 6:33 AM EDT  
Att. 10,539 - Sunny - 63 F

livebaseballscorecards.com

<b>AB</b>	<b>31</b>
<b>R</b>	<b>2</b>
<b>H</b>	<b>8</b>
<b>RBI</b>	<b>2</b>
<b>BB</b>	<b>2</b>
<b>SO</b>	<b>6</b>
<b>LOB</b>	<b>14</b>



**TOP**

**New York Mets @ San Francisco Giants**  
**Candlestick Park, San Francisco, CA**

Wed Jun 07 1995, 10:05 PM EDT  
 Att. 12,604 - Unknown - 60 F

AB	35
R	8
H	12
RBI	8
BB	3
SO	9
LOB	17



AB R H RBI BB SO LOB

5	1	2	0	0	2	1
4	2	2	4	0	0	1
5	1	2	0	0	1	1
4	0	1	0	1	0	2
2	1	1	2	1	1	1
3	0	0	0	1	2	4
4	0	1	1	0	0	4
4	2	2	0	0	2	2
2	0	0	0	0	1	1
1	1	1	1	0	0	0
0	0	0	0	0	0	0
1	0	0	0	0	0	0
0	0	0	0	0	0	0
0	0	0	0	0	0	0
0	0	0	0	0	0	0

Batter	1	2	3	4	5	6	7	8	9
<b>Brett Butler, L</b> (1, 8) OBP: 0.356, SLG: 0.345	1-3 K		2-2 HR 1B	0-1 G6-4-3 1B		0-3 K		2-2 P7	
<b>Edgardo Alfonzo, R</b> (1, 5) OBP: 0.266, SLG: 0.379	1-2 F7		0-0 HR	2-1 G6-4-3		0-0 SF9		0-1 F9 WP 1B	
<b>Rico Brogna, L</b> (1, 3) OBP: 0.336, SLG: 0.480	0-3 K		1-1 G2-3 2B 1B		2-0 L9 2B	2-0 P4		1-2 F9 1-3	
<b>Bobby Bonilla, S</b> (1, 7) OBP: 0.400, SLG: 0.615		0-0 FC6 1B	2-1 G2-3		3-0 L9		1-0 L8	4-2 F9 BB	
<b>Todd Hundley, S</b> (1, 2) OBP: 0.364, SLG: 0.467		0-3 K	1-1 1B 2B		3-0 HBP		4-2 BB	0-2 SF8-4-3 1-2 3-H	
<b>Jeff Kent, R</b> (1, 4) OBP: 0.314, SLG: 0.401		1-3 K	4-1 1B BB		3-1 P8		1 SAFE 0-3 K		
<b>Jose Vizcaino, S</b> (1, 6) OBP: 0.313, SLG: 0.301		1-2 FC6 1-2f	2-2 1-3 2-H 1B		3-2 P5		1 SAFE 1-2 G4-3		
<b>Ryan Thompson, R</b> (1, 9) OBP: 0.333, SLG: 0.400			HR 1B			0-0 3B 1B		2-3 K	
<b>Bret Saberhagen, R</b> (1, 1) OBP: 0.214, SLG: 0.286			0-3 K		1-1 L6			1-1 P3	
<b>Bill Spiers, L</b> (8, PH) OBP: 0.308, SLG: 0.364			1 SAFE K			1 SAFE 1 SAFE K			
<b>Pete Walker, R</b> (6, 1)									
<b>Blas Minor, R</b> (7, 1)									
<b>Eric Gunderson, R</b> (8, 1)									
<b>Jerry Dipoto, R</b> (8, 1)									

Inning Stats	R: 0 H: 0 E: 0 K: 2 S: 9	H: 0 LOB: 0 BB: 0 P: 11	R: 0 H: 1 E: 0 K: 2 S: 10	H: 1 LOB: 1 BB: 0 P: 12	R: 5 H: 6 E: 0 K: 2 S: 24	H: 6 LOB: 2 BB: 1 P: 40	R: 0 H: 1 E: 0 K: 0 S: 6	H: 1 LOB: 0 BB: 0 P: 9	R: 0 H: 1 E: 0 K: 0 S: 7	H: 1 LOB: 2 BB: 0 P: 21	R: 2 H: 2 E: 0 K: 1 S: 9	H: 2 LOB: 0 BB: 0 P: 11	R: 0 H: 0 E: 0 K: 1 S: 12	H: 0 LOB: 1 BB: 1 P: 18	R: 0 H: 0 E: 0 K: 1 S: 8	H: 0 LOB: 0 BB: 0 P: 13	R: 1 H: 1 E: 0 K: 0 S: 10	H: 1 LOB: 0 BB: 1 P: 15	1B: 8 SF: 2 2B: 3 SAC: 0 3B: 1 DP: 2 HR: 1 HBP: 1	WP: 1 PA: 41 PB: 0 SB: 0 CS: 0
--------------	--------------------------	-------------------------	---------------------------	-------------------------	---------------------------	-------------------------	--------------------------	------------------------	--------------------------	-------------------------	--------------------------	-------------------------	---------------------------	-------------------------	--------------------------	-------------------------	---------------------------	-------------------------	--	---

PITCHER	IP	WLS	BF	H	R	ER	SO	BB	IBB	HBP	BLK	WP	HR	S	P	ERA	WHIP
<b>Mark Portugal, R</b> (1, 1) ERA: 3.9	2.2		16	7	5	5	5	1	0	0	0	0	1	40	59	16.88	3.000
<b>Enrique Burgos, L</b> (3, 1) ERA:	1.2		7	2	0	0	1	0	0	1	0	0	0	11	23	0.00	1.200
<b>Steve Mintz, R</b> (5, 1) ERA: 6.0	1.2		7	2	2	2	1	0	0	0	0	0	0	14	22	10.80	1.200
<b>Dave Burba, R</b> (7, 1) ERA: 5.4	2.0	W	7	0	0	0	2	1	0	0	0	0	0	20	31	0.00	0.500
<b>Rod Beck, R</b> (9, 1) ERA: 3.32	1.0	S	4	1	1	1	0	1	0	0	0	1	0	10	15	9.00	2.000

livebaseballscorecards.com



Batter	1	2	3	4	5	6	7	8	9	AB	R	H	RBI	BB	SO	LOB
John Patterson, S OBP: 0.203, SLG: 0.184 (1, 4)	1-0 P2		2-3 K		0-1 FC4-6 1B	0-0 FC4-6		1-3 K		5	1	0	0	0	2	5
Darren Lewis, R OBP: 0.256, SLG: 0.272 (1, 8)	1-3 K		1-0 1B 1B		0-0 F9		0-1 2B 1B	4-2 2B BB		4	3	2	0	1	1	1
Barry Bonds, L OBP: 0.430, SLG: 0.583 (1, 7)	1-1 G4-3		2-2 F9 1B 1B		1-2 1B 1B		1-0 2B	2-0 PB 2B		5	0	4	4	0	0	0
Glenallen Hill, R OBP: 0.338, SLG: 0.493 (1, 9)		4-0 SH1-3 HR BB	1-2 1B		0-1 1B		2-1 1B	3-3 K		4	1	3	2	1	1	1
Royce Clayton, R OBP: 0.335, SLG: 0.388 (1, 6)		0-0 SH1-3	0-1 F9		1-1 F8		0-3 K			3	0	0	0	0	1	5
Tom Lampkin, L OBP: 0.320, SLG: 0.364 (1, 2)		0-2 HR		2-1 P6		3-2 F9	0-0 P4			4	1	1	2	0	0	1
Steve Scarsons, R OBP: 0.400, SLG: 0.760 (1, 5) (9, 3)		1-0 HR		1-0 F7		0-0 L8		3-2 BB SH1-4 HBP		3	2	1	1	0	0	0
J.R. Phillips, L OBP: 0.156, SLG: 0.234 (5, 1) Steve Mintz, L OBP: 0.432, SLG: 0.355 (6, PH) Jeff Reed, L OBP: 0.432, SLG: 0.355 (7, 1) Dave Burba, R OBP: 0.429, SLG: 0.333 (8, PH) Rikkert Fanevte, R OBP: 0.214, SLG: 0.154 (9, 5)		1-2 L7		1-3 K		4-0 BB BB		0-1 SH1-4		2	0	0	0	0	1	0
Mark Portugal, R OBP: 0.071, SLG: 0.071 (1, 1) Enrique Burgos, L (3, 1) Mark Carreon, R OBP: 0.319, SLG: 0.386 (5, 3) Rod Beck, R OBP: 0.333, SLG: 0.333 (9, 1)		0-3 K			0-0 FC4-6 1B	4-1 FC4-6 BB		4-1 BB 2B BB		1	0	0	0	0	1	0
										0	0	0	0	0	0	0
										1	1	1	0	2	0	0
										0	0	0	0	0	0	0

Inning Stats	R: 0	H: 0	E: 0	K: 1	S: 6	R: 3	H: 2	E: 0	K: 1	S: 12	R: 1	H: 3	E: 0	K: 1	S: 12	R: 0	H: 0	E: 0	K: 0	S: 6	R: 1	H: 3	E: 0	K: 1	S: 9	R: 3	H: 1	E: 0	K: 2	S: 16
	LOB: 0	BB: 0	P: 9	LOB: 0	BB: 1	P: 18	LOB: 1	BB: 0	P: 18	LOB: 0	BB: 0	P: 10	LOB: 2	BB: 0	P: 13	LOB: 2	BB: 2	P: 17	LOB: 1	BB: 2	P: 12	LOB: 1	BB: 2	P: 33	LOB: 1	BB: 2	P: 33	LOB: 1	BB: 2	P: 33

PITCHER	IP	WLS	BF	H	R	ER	SO	BB	IBB	HBP	BLK	WP	HR	S	P	ERA	WHIP
Bret Saberhagen, R ERA: 3.98 (1, 1)	5.0		23	8	5	5	4	1	0	0	0	0	2	47	68	9.00	1.800
Pete Walker, R ERA: 6.75 (6, 1)	1.1		7	2	1	1	0	2	0	0	0	0	0	9	21	6.75	3.000
Blas Minor, R ERA: 4.0 (7, 1)	1.1	L	8	1	3	3	2	2	0	1	0	0	0	18	32	20.25	2.250
Eric Gunderson, L ERA: 5.19 (8, 1)	0.0		1	1	0	0	0	0	0	0	0	0	0	1	3	∞	∞
Jerry Dipoto, R ERA: 5.75 (8, 1)	0.1		1	0	0	0	1	0	0	0	0	0	0	3	6	0.00	0.000


**BOTTOM**

**New York Mets @ San Francisco Giants**  
Candlestick Park, San Francisco, CA

Wed Jun 07 1995, 10:05 PM EDT  
Att: 12,604 - Unknown - 60 F

AB	32
R	9
H	12
RBI	9
BB	5
SO	7
LOB	13

livebaseballscorecards.com



WP: 0	PA: 40
PB: 1	
SB: 1	
CS: 0	

Batter	1	2	3	4	5	6	7	8	9	AB R H RBI BB SO LOB	TOP											
<b>Brett Butler, L</b> (1, 8) OBP: 0.363, SLG: 0.349										4 1 2 2 1 0 1	<b>New York Mets @ San Francisco Giants</b> Candlestick Park, San Francisco, CA Thu Jun 08 1995, 6:33 AM EDT Att. 10,973 - Sunny - 60 F											
<b>Edgardo Alfonzo, R</b> (1, 5) OBP: 0.268, SLG: 0.377										3 1 1 0 0 2 1												
<b>Rico Brogna, L</b> (5, 3) OBP: 0.331, SLG: 0.472										2 0 0 0 0 0 2												
<b>Chris Jones, R</b> (1, 7) OBP: 0.435, SLG: 0.659										5 2 3 1 0 0 1												
<b>Bobby Bonilla, S</b> (1, 3) OBP: 0.406, SLG: 0.628										5 1 3 1 0 0 2												
<b>Jeff Kent, R</b> (1, 4) OBP: 0.310, SLG: 0.394										5 0 1 1 0 1 3												
<b>Kelly Stinnett, R</b> (1, 2) OBP: 0.362, SLG: 0.463										4 1 1 1 1 2 3												
<b>Ryan Thompson, R</b> (1, 9) OBP: 0.355, SLG: 0.517										4 2 2 1 0 1 1												
<b>Tim Bogar, R</b> (1, 6) OBP: 0.250, SLG: 0.200										3 1 1 0 1 2 1												
<b>Jose Vizcaino, S</b> (8, PR) OBP: 0.313, SLG: 0.301										0 0 0 0 0 0 0												
<b>Dave Mlicki, R</b> (1, 1)										3 0 0 1 1 1 3												
<b>Doug Henry, R</b> (8, 1)										0 0 0 0 0 0 0												
<b>Inning Stats</b>	R: 7 E: 1 K: 1 S: 11	H: 6 LOB: 1 BB: 2 P: 19	R: 0 E: 0 K: 1 S: 6	H: 1 LOB: 1 BB: 0 P: 6	R: 0 E: 0 K: 1 S: 5	H: 0 LOB: 0 BB: 0 P: 5	R: 0 E: 0 K: 1 S: 6	H: 1 LOB: 1 BB: 0 P: 6	R: 0 E: 0 K: 3 S: 9	H: 0 LOB: 1 BB: 1 P: 13	R: 0 E: 1 K: 0 S: 3	H: 0 LOB: 1 BB: 1 P: 7	R: 0 E: 0 K: 0 S: 3	H: 1 LOB: 0 BB: 0 P: 3	R: 1 E: 0 K: 1 S: 7	H: 3 LOB: 1 BB: 0 P: 7	R: 1 E: 0 K: 1 S: 6	H: 2 LOB: 1 BB: 0 P: 6	1B: 9 2B: 4 3B: 1 HR: 1	SF: 0 SAC: 0 DP: 4 HBP: 0	WP: 0 PB: 1 SB: 0 CS: 1	PA: 42
<b>PITCHER</b>	IP WLS BF H R ER SO BB IBB HBP BLK WP HR S P ERA WHIP																					
<b>Trevor Wilson, L</b> (1, 1) ERA: 3.8	0.1 L 7 5 6 6 0 1 0 0 0 0 0 0 6 10 162.00 18.000																					
<b>Mark Dewey, R</b> (1, 1) ERA: 3.09	4.2 19 3 1 1 7 2 0 0 0 0 0 0 31 39 1.93 1.071																					
<b>Shawn Barton, L</b> (6, 1) ERA: 2.25	2.0 7 1 0 0 0 1 0 0 0 0 0 0 6 10 0.00 1.000																					
<b>Chris Hook, R</b> (8, 1) ERA: 4.5	2.0 9 5 2 2 2 0 0 0 0 0 0 1 13 9.00 2.500																					

<b>AB</b>	38
<b>R</b>	9
<b>H</b>	14
<b>RBI</b>	8
<b>BB</b>	4
<b>SO</b>	9
<b>LOB</b>	18



WP: 0	PA: 42
PB: 1	
SB: 0	
CS: 1	

<b>PITCHER</b>	IP WLS BF H R ER SO BB IBB HBP BLK WP HR S P ERA WHIP
<b>Trevor Wilson, L</b> (1, 1) ERA: 3.8	0.1 L 7 5 6 6 0 1 0 0 0 0 0 0 6 10 162.00 18.000
<b>Mark Dewey, R</b> (1, 1) ERA: 3.09	4.2 19 3 1 1 7 2 0 0 0 0 0 0 31 39 1.93 1.071
<b>Shawn Barton, L</b> (6, 1) ERA: 2.25	2.0 7 1 0 0 0 1 0 0 0 0 0 0 6 10 0.00 1.000
<b>Chris Hook, R</b> (8, 1) ERA: 4.5	2.0 9 5 2 2 2 0 0 0 0 0 0 1 13 9.00 2.500

Batter	1	2	3	4	5	6	7	8	9	AB	R	H	RBI	BB	SO	LOB
John Patterson, S (1, 4) OBP: 0.214, SLG: 0.213	0-0 G3 3B		0-0 F9		4-0 F9-1 BB		0-0 E4		0-0 G1-3	4	1	1	0	1	0	1
Darren Lewis, R (1, 8) OBP: 0.254, SLG: 0.270	0-0 G3		0-3 K		0-0 F9-1		0-0 F9		0-0 BB 1B	5	1	1	1	0	1	3
Mark Carreon, R (1, 3) OBP: 0.365, SLG: 0.479	0-0 P4				0-0 HR		0-0 G6-3 1B		0-0 HR 1B	4	2	3	1	1	0	0
Barry Bonds, L (1, 7) OBP: 0.435, SLG: 0.611	0-0 F7				0-0 1B 2B		0-0 G6-3		0-0 HR 1B	5	2	3	3	0	0	1
Glenallen Hill, R (1, 9) OBP: 0.333, SLG: 0.483		0-3 K			0-0 S 1B		0-0 G2		0-0 K	5	0	1	1	0	2	3
Royce Clayton, R (1, 6) OBP: 0.333, SLG: 0.380		0-0 G1-3			0-0 P4		0-3 K2-3		4-0 S BB	3	0	0	0	1	1	2
Steve Scarosone, R (1, 5) OBP: 0.407, SLG: 0.736		4-0 BB			0-0 P6		0-0 FC6-4 1B		0-3 K	3	0	1	0	1	1	2
Kirt Manwaring, R (1, 2) OBP: 0.336, SLG: 0.333		0-0 G5-3			0-3 K		0-0 FC6-4 FC3-6		0-3 K	4	0	0	0	0	2	4
Trevor Wilson, L (1, 1) OBP: 0.250, SLG: 0.313			0-3 K		0-0 G4-3		0-0 FC3-6		0-3 K	0	0	0	0	0	0	0
Mark Dewey, R (1, 1)										1	0	0	0	0	1	0
Tom Lampkin, L (5, PH) OBP: 0.308, SLG: 0.348										1	0	0	0	0	0	0
Shawn Barton, R (6, 1)										0	0	0	0	0	0	0
J.R. Phillips, L (7, PH) OBP: 0.186, SLG: 0.231										1	0	0	0	0	0	1
Chris Hook, R (8, 1)										0	0	0	0	0	0	0
Jeff Reed, L (9, PH) OBP: 0.421, SLG: 0.344										1	0	0	0	0	1	0

Inning Stats	R: 1	H: 1	E: 0	K: 0	S: 4	LOB: 0	BB: 0	P: 4	R: 0	H: 0	E: 0	K: 1	S: 5	LOB: 1	BB: 1	P: 9	R: 0	H: 0	E: 0	K: 2	S: 7	LOB: 0	BB: 0	P: 7	R: 2	H: 3	E: 0	K: 1	S: 8	LOB: 1	BB: 0	P: 8	R: 0	H: 0	E: 0	K: 0	S: 2	LOB: 0	BB: 1	P: 6	R: 0	H: 1	E: 0	K: 1	S: 6	LOB: 1	BB: 0	P: 6	R: 0	H: 1	E: 1	K: 0	S: 5	LOB: 2	BB: 0	P: 5	R: 2	H: 2	E: 0	K: 3	S: 11	LOB: 1	BB: 1	P: 15	R: 1	H: 2	E: 0	K: 1	S: 7	LOB: 2	BB: 1	P: 11	1B: 6	SF: 0	2B: 2	SAC: 0	3B: 1	DP: 1	HR: 2	HBP: 0	WP: 0	PA: 41
--------------	------	------	------	------	------	--------	-------	------	------	------	------	------	------	--------	-------	------	------	------	------	------	------	--------	-------	------	------	------	------	------	------	--------	-------	------	------	------	------	------	------	--------	-------	------	------	------	------	------	------	--------	-------	------	------	------	------	------	------	--------	-------	------	------	------	------	------	-------	--------	-------	-------	------	------	------	------	------	--------	-------	-------	-------	-------	-------	--------	-------	-------	-------	--------	-------	--------

PITCHER	IP	WLS	BF	H	R	ER	SO	BB	IBB	HBP	BLK	WP	HR	S	P	ERA	WHIP
Dave Micki, R (1, 1) ERA: 3.69	7.1	W	33	8	5	5	6	3	0	0	0	0	2	42	54	6.14	1.500
Doug Henry, R (8, 1) ERA: 4.5	1.2	S	8	2	1	1	3	1	0	0	0	0	0	13	17	5.40	1.800

BOTTOM

New York Mets @ San Francisco Giants  
Candlestick Park, San Francisco, CA

Thu Jun 08 1995, 6:33 AM EDT  
Att. 10,973 - Sunny - 60 F

livebaseballscores.com

AB	37
R	6
H	10
RBI	6
BB	4
SO	9
LOB	17



Batter	1	2	3	4	5	6	7	8	9	AB	R	H	RBI	BB	SO	LOB	TOP										
Lou Frazier, S OBP: 0.303, SLG: 0.232 (1, 7)	G3	FC6-4		K		K		G4-3		5	0	0	0	0	2	4	<p><b>Montreal Expos @ San Francisco Giants</b> Candlestick Park, San Francisco, CA</p> <p>Fri Jun 09 1995, 10:05 PM EDT Att. 11,572 - Unknown - 61 F</p> <p>livebaseballscorecards.com</p>										
David Segui, S OBP: 0.419, SLG: 0.494 (1, 3)	G4-3		2B	1B	BB	K		E5	FC6-4	4	2	1	0	1	1	1											
Wil Cordero, R OBP: 0.357, SLG: 0.382 (1, 6)	G4-3		1B	1B	2B		G4-6-3	1B	K	5	2	2	1	0	1	1											
Darrin Fletcher, L OBP: 0.351, SLG: 0.400 (1, 2)	G3		E	1B	SF9	1B	G4-6-3	1B	FC6-4	5	1	2	1	0	0	2											
Rondell White, R OBP: 0.414, SLG: 0.611 (1, 8)		1B	SF7	1B	E9	1B	K	FC1-2	1B	5	1	3	1	0	1	0											
Tony Tarasco, L OBP: 0.350, SLG: 0.486 (1, 9)	E	1B	P2					1B	S	5	2	4	2	0	0	2											
Sean Berry, R OBP: 0.291, SLG: 0.368 (1, 5)		SF7	SF9					K	K	3	0	1	2	0	2	4											
Mark Grudzianek, R OBP: 0.278, SLG: 0.340 (1, 4)		FC6-4	BB	F8				S	S	4	1	1	0	1	0	5											
Pedro Martinez, R OBP: 0.050, SLG: 0.053 (1, 1)		B5						WP	S	2	0	0	0	0	1	2											
Shane Andrews, R OBP: 0.315, SLG: 0.450 (6, PH)								WP	S	0	0	0	0	1	0	0											
Jeff Shaw, R (6, 1)								K		1	0	0	0	0	1	3											
<b>Inning Stats</b>	R: 1 E: 0 K: 0 S: 9	H: 1 LOB: 0 BB: 0 P: 12	R: 1 E: 1 K: 0 S: 16	H: 2 LOB: 2 BB: 1 P: 23	R: 3 E: 1 K: 0 S: 10	H: 3 LOB: 1 BB: 1 P: 17	R: 0 E: 0 K: 2 S: 8	H: 0 LOB: 0 BB: 0 P: 11	R: 0 E: 0 K: 1 S: 7	H: 1 LOB: 0 BB: 0 P: 11	R: 2 E: 0 K: 3 S: 19	H: 2 LOB: 1 BB: 1 P: 31	R: 1 E: 1 K: 2 S: 19	H: 3 LOB: 3 BB: 0 P: 26	R: 0 E: 1 K: 1 S: 8	H: 0 LOB: 1 BB: 0 P: 10	R: 1 E: 0 K: 0 S: 11	H: 2 LOB: 0 BB: 0 P: 15	1B: 11 2B: 1 3B: 1 HR: 1	SF: 2 SAC: 0 DP: 2 HBP: 0	WP: 1 PB: 0 SB: 5 CS: 0	PA: 44					
<b>PITCHER</b>	IP	WLS	BF	H	R	ER	SO	BB	IBB	HBP	BLK	WP	HR	S	P	ERA	WHIP										
Mark Leiter, R ERA: 3.21 (1, 1)	4.0	L	20	6	5	4	2	2	0	0	0	0	0	43	63	9.00	2.000										
Enrique Burgos, L ERA: 4.91 (5, 1)	2.0		9	3	2	2	4	1	0	0	0	1	0	26	42	9.00	2.000										
Dave Burba, R ERA: 4.94 (7, 1)	2.0		11	3	1	0	3	0	0	0	0	0	0	27	36	0.00	1.500										
Steve Mintz, R ERA: 6.3 (9, 1)	1.0		4	2	1	1	0	0	0	0	0	0	1	11	15	9.00	2.000										

**Montreal Expos @ San Francisco Giants**  
Candlestick Park, San Francisco, CA

AB	39
R	9
H	14
RBI	7
BB	3
SO	9
LOB	24



BOTTOM

Montreal Expos @ San Francisco Giants  
Candlestick Park, San Francisco, CA

livebaseballscorecards.com

AB 38  
R 3  
H 12  
RBI 3  
BB 3  
SO 6  
LOB 20



WP: 0 PA: 43  
PB: 0  
SB: 2  
CS: 1  
ERA  
WHIP

Fri Jun 09 1995, 10:05 PM EDT  
Att. 11,572 - Unknown - 61 F

AB R H RBI BB SO LOB

4	1	2	0	0	0	1
5	1	3	0	0	0	1
4	0	1	1	1	0	2
3	0	0	1	1	1	2
5	0	1	0	0	0	3
4	1	2	0	1	1	2
5	0	1	0	0	1	5
2	0	2	1	0	0	0
2	0	0	0	0	0	0
1	0	0	0	0	1	1
1	0	0	0	0	0	2
0	0	0	0	0	0	0
1	0	0	0	0	1	0
0	0	0	0	0	0	0
1	0	0	0	0	1	1
0	0	0	0	0	0	0

Batter	1	2	3	4	5	6	7	8	9
John Patterson, S (1, 4) OBP: 0.236, SLG: 0.226	1-2 CS HBP		1-1 P6		1-2 1B 1B	0-0 1B		3-2 G3-1	
Darren Lewis, R (1, 8) OBP: 0.263, SLG: 0.279	3-1 1B		0-0 G6-3		0-1 1B SF9 1B	1 SAFE 0-0 1B		1-1 L8	
Barry Bonds, L (1, 7) OBP: 0.434, SLG: 0.601	4-1 1B BB		0-2 G3-1		3-1 1B SF9 1B	0-1 P5		2-2 P5	
Glenallen Hill, R (1, 9) OBP: 0.329, SLG: 0.474	0-3 K			0-2 G3-1	1 SAFE 1 SAFE SF9	1-2 SF9	0-0 G5-3	4-2 1B BB	
Mark Carreon, R (1, 3) OBP: 0.351, SLG: 0.453	1-2 L9			3-2 F8	3-H 0-1 1B		1-0 P8	0-1 L8	
Jeff Reed, L (1, 2) OBP: 0.442, SLG: 0.361		2-1 P6		4-2 1B BB	0-3 K		0-0 1B	1-0 FC6-4 1B	
Royce Clayton, R (1, 6) OBP: 0.329, SLG: 0.374		3-2 F9		2-2 1B	2-3 K		0-0 F9	0-1 FC6-4	
Steve Scarsone, R (1, 5) OBP: 0.426, SLG: 0.782		0-0 3B		0-2 1B		0-0 G1-3		1-1 E6 G3-1 S	
Mike Benjamin, R (6, 5) OBP: 0.188, SLG: 0.133		2-3 K		1-2 G1-3		1-3 K		2-3 K	
Mark Leiter, R (1, 1) OBP: 0.133, SLG: 0.133									
Tom Lanfkin, L (4, PH) OBP: 0.296, SLG: 0.333									
Enrique Burgos, L (5, 1) OBP: 0.235, SLG: 0.294									
Trevor Wilson, L (6, PH) OBP: 0.235, SLG: 0.294									
Dave Burba, R (7, 1) OBP: 0.183, SLG: 0.229									
J.R. Phillips, L (8, PH) OBP: 0.183, SLG: 0.229									
Steve Mirtz, L (9, 1)									

Inning Stats	R: 0	H: 1	E: 0	LOB: 2	K: 1	P: 21	R: 0	H: 1	E: 0	LOB: 1	K: 1	P: 18	R: 0	H: 0	E: 0	LOB: 0	K: 0	P: 7	R: 1	H: 2	E: 0	LOB: 2	K: 0	P: 31	R: 2	H: 4	E: 0	LOB: 2	K: 2	P: 30	R: 0	H: 2	E: 0	LOB: 2	K: 1	P: 9	R: 0	H: 1	E: 0	LOB: 1	K: 0	P: 5	R: 0	H: 0	E: 1	LOB: 1	K: 1	P: 18	R: 0	H: 1	E: 0	LOB: 2	K: 0	P: 18	1B: 11	SF: 1	2B: 0	SAC: 0	3B: 1	DP: 0	HR: 0	HBP: 1	WP: 0	PA: 43
--------------	------	------	------	--------	------	-------	------	------	------	--------	------	-------	------	------	------	--------	------	------	------	------	------	--------	------	-------	------	------	------	--------	------	-------	------	------	------	--------	------	------	------	------	------	--------	------	------	------	------	------	--------	------	-------	------	------	------	--------	------	-------	--------	-------	-------	--------	-------	-------	-------	--------	-------	--------

PITCHER	IP	WLS	BF	H	R	ER	SO	BB	IBB	HBP	BLK	WP	HR	S	P	ERA	WHIP
Pedro Martinez, R (1, 1) ERA: 2.78	5.0	W	25	8	3	3	4	2	0	1	0	0	0	73	107	5.40	2.000
Jeff Shaw, R (6, 1) ERA: 4.76	4.0	S	18	4	0	0	2	1	0	0	0	0	0	34	50	0.00	1.250

Batter	1	2	3	4	5	6	7	8	9	AB	R	H	RBI	BB	SO	LOB	TOP										
Mark Grudzianek, R OBP: 0.265, SLG: 0.324 (1, 4)	G5-3		G5-3	G5-3		K	F8			5	0	0	0	0	1	3											
David Segui, S OBP: 0.418, SLG: 0.500 (1, 3)	L7		HR 2B				HR 1B	F7		5	2	2	0	0	0	0											
Wil Cordero, R OBP: 0.363, SLG: 0.412 (1, 6)	2B		HR			G5-3	HR 1B	P6		5	2	3	2	0	0	0											
Moises Alou, R OBP: 0.364, SLG: 0.504 Lou Frazier, S OBP: 0.313, SLG: 0.246 (1, 7) (7, 7)	G6-3		P3			G5-3	K	1B		4	0	0	0	0	1	3											
Rondell White, R OBP: 0.424, SLG: 0.645 (1, 8)		E5 2B	BLK 1B BB			E 1B	HR	F8		4	4	2	3	1	0	1											
Tony Tarasco, L OBP: 0.357, SLG: 0.497 (1, 9)	G4-3 SF8 2B		S 1B			E3 E 2B	BB 1B		P8	5	3	3	2	0	0	1											
Darrin Fletcher, L OBP: 0.345, SLG: 0.385 Mel Rojas, R (9, 1)	G4-3		G6-3			F7	1B BB		K	4	0	0	0	1	1	4	AB 41										
Sean Berry, R OBP: 0.298, SLG: 0.389 (1, 5)	SF8		G6-3			G3 2B	1B		G5-3	0	0	0	0	0	0	0	R 11										
Butch Henry, L OBP: 0.056, SLG: 0.056 Luis Aquino, R OBP: 0.400, SLG: 0.250 Tim Scott, R OBP: 0.333, SLG: 0.333 Tim Laker, R OBP: 0.229, SLG: 0.273 (1, 1) (7, 1) (7, 1) (9, 2)	F8		G4-3			G3	P5			4	0	2	3	0	0	0	H 13										
<b>Inning Stats</b>	R: 0 E: 0 K: 0 S: 5	H: 1 LOB: 1 BB: 0 P: 6	R: 2 E: 1 K: 0 S: 8	H: 1 LOB: 0 BB: 0 P: 13	R: 3 E: 0 K: 0 S: 16	H: 3 LOB: 1 BB: 1 P: 27	R: 0 E: 0 K: 0 S: 6	H: 0 LOB: 0 BB: 0 P: 8	R: 0 E: 0 K: 0 S: 3	H: 0 LOB: 0 BB: 0 P: 5	R: 2 E: 2 K: 1 S: 11	H: 2 LOB: 1 BB: 0 P: 13	R: 4 E: 0 K: 1 S: 17	H: 5 LOB: 2 BB: 1 P: 28	R: 0 E: 0 K: 0 S: 15	H: 1 LOB: 1 BB: 0 P: 21	R: 0 E: 0 K: 1 S: 10	H: 0 LOB: 0 BB: 0 P: 15	1B: 7 2B: 4 3B: 0 HR: 2	SF: 1 SAC: 0 DP: 0 HBP: 0	WP: 0 PB: 0 SB: 1 CS: 0	PA: 44					
<b>PITCHER</b>	IP	WLS	BF	H	R	ER	SO	BB	IBB	HBP	BLK	WP	HR	S	P	ERA	WHIP										
Jose Bautista, R ERA: 5.81 (1, 1)	5.1	L	26	7	7	3	0	1	0	0	1	0	1	45	68	5.06	1.500										
Chris Hook, R ERA: 6.35 (6, 1)	1.0		9	5	4	4	2	1	0	0	0	0	1	18	29	36.00	6.000										
Steve Mintz, R ERA: 5.4 (7, 1)	1.2		6	1	0	0	0	0	0	0	0	0	0	18	24	0.00	0.600										
Rod Beck, R ERA: 3.18 (9, 1)	1.0		3	0	0	0	1	0	0	0	0	0	0	10	15	0.00	0.000										

**Montreal Expos @ San Francisco Giants**  
**Candlestick Park, San Francisco, CA**  
 Sat Jun 10 1995, 6:33 AM EDT  
 Att. 18,099 - Sunny - 68 F

AB	41
R	11
H	13
RBI	10
BB	2
SO	3
LOB	15



WP: 0	PA: 44
PB: 0	
SB: 1	
CS: 0	

BOTTOM

Montreal Expos @ San Francisco Giants  
Candlestick Park, San Francisco, CA

livebaseballscorecards.com

AB 33  
R 5  
H 7  
RBI 5  
BB 5  
SO 5  
LOB 11



WP: 0 PA: 38  
PB: 0  
SB: 1  
CS: 0

ERA WHIP

Sat Jun 10 1995, 6:33 AM EDT  
Att. 18,099 - Sunny - 68 F

AB R H RBI BB SO LOB

2 1 0 0 1 0 0  
1 0 1 0 1 0 0

5 1 1 2 0 1 3

3 0 0 0 0 0 0  
0 0 0 0 0 0 0  
1 0 0 0 0 0 0

2 1 1 0 1 0 0  
0 0 0 0 1 0 0

4 0 0 0 0 1 3

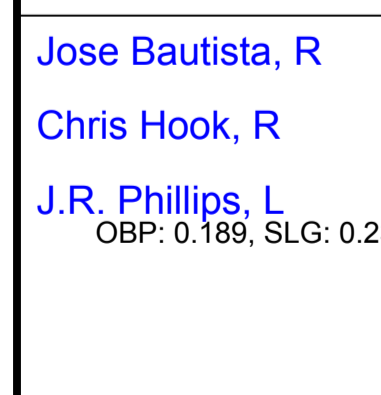
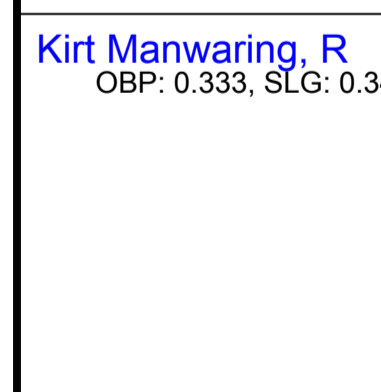
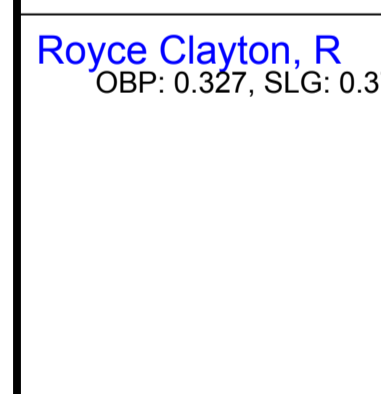
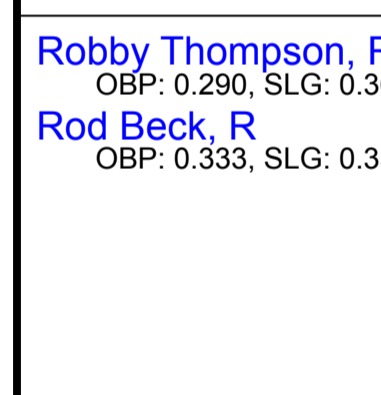
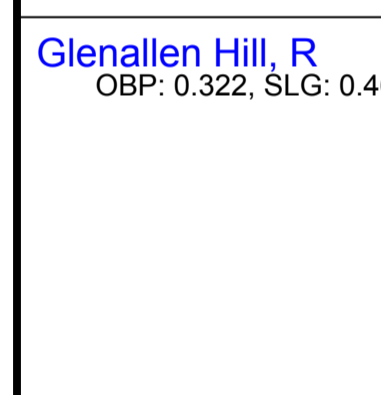
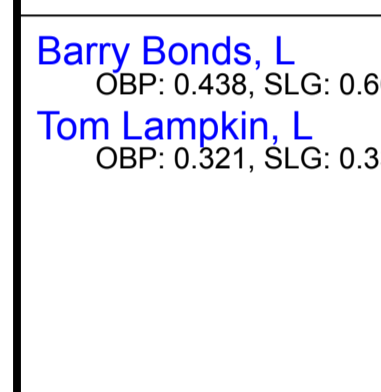
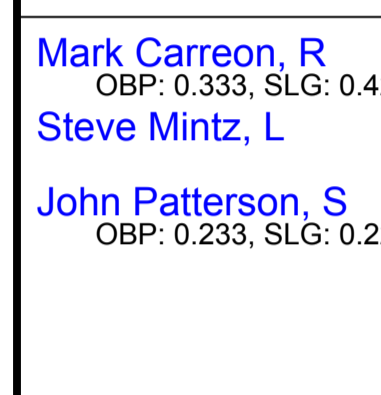
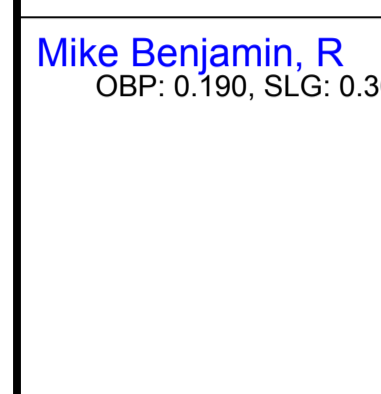
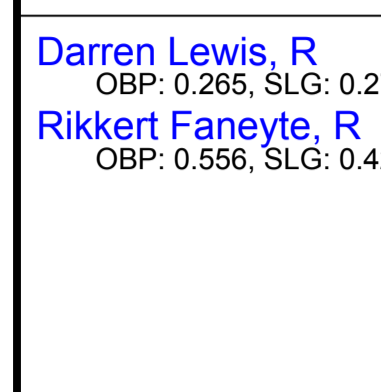


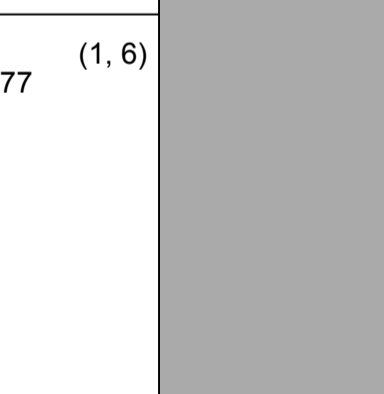
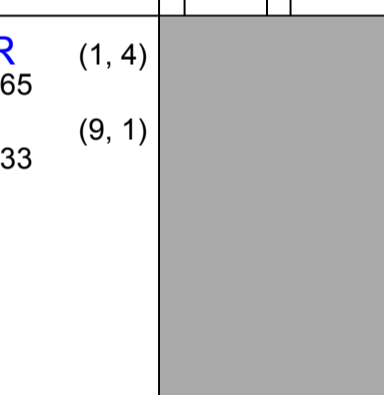
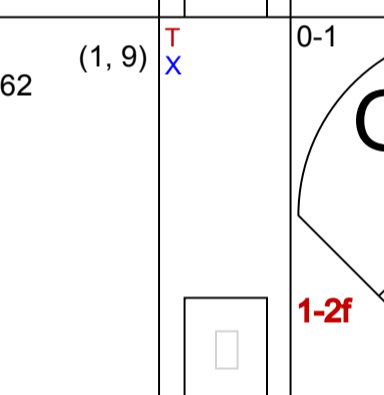
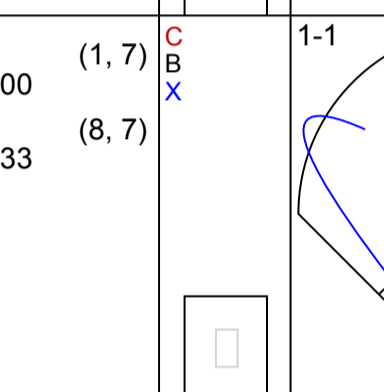
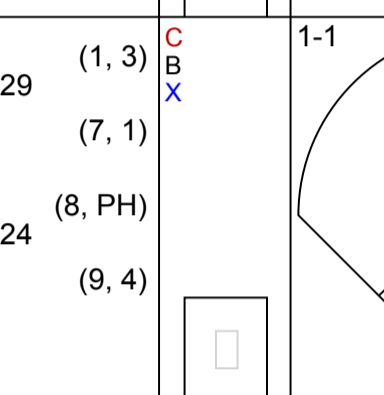
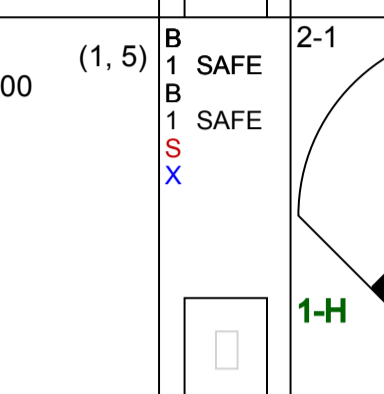
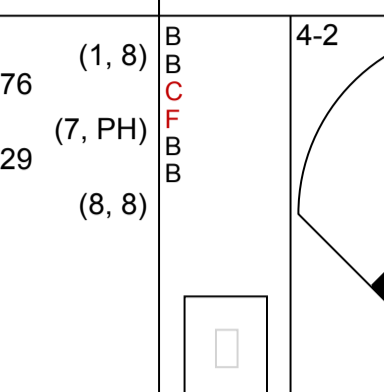
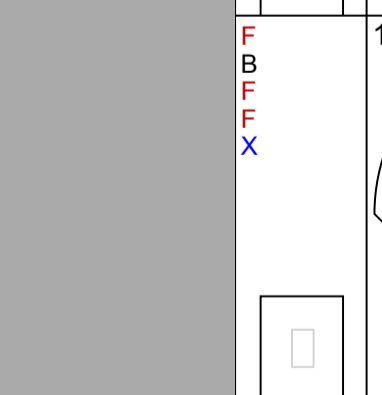
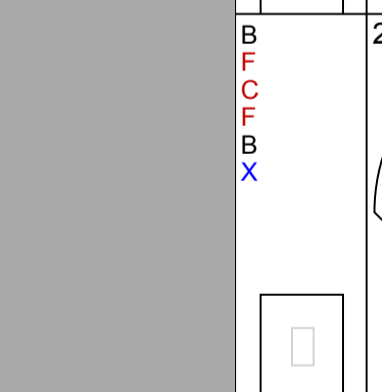
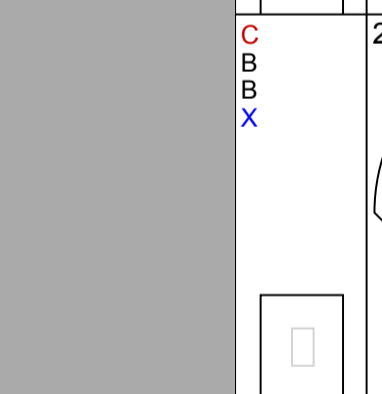
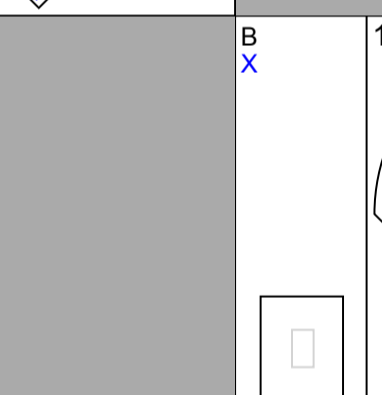
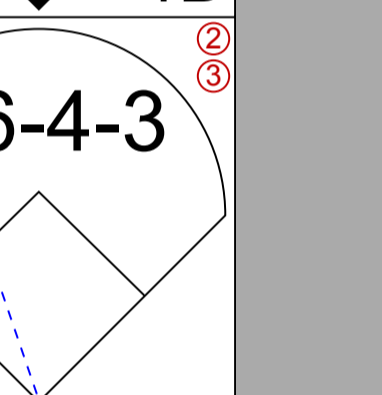
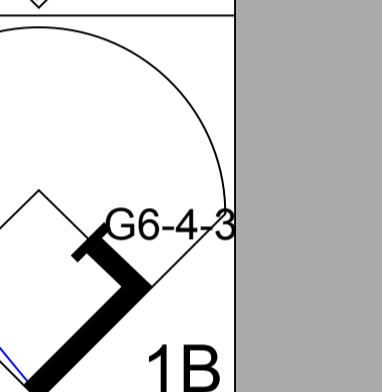
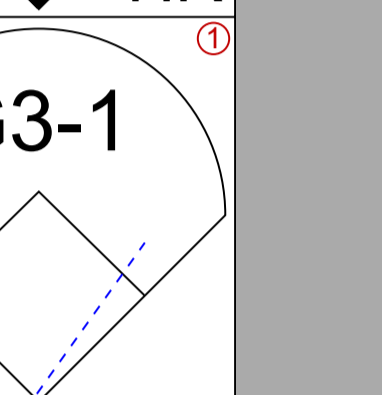
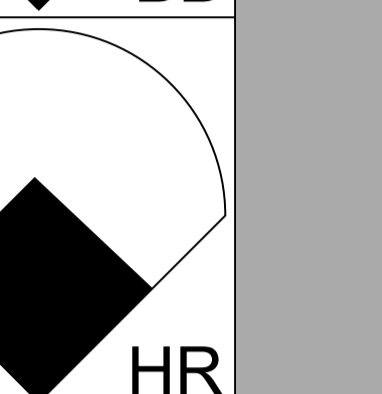
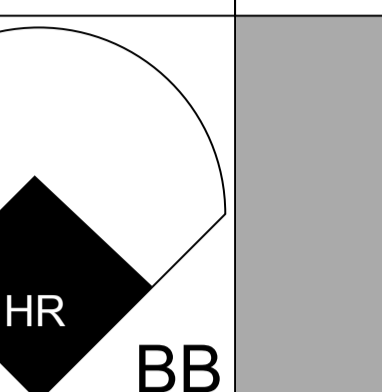
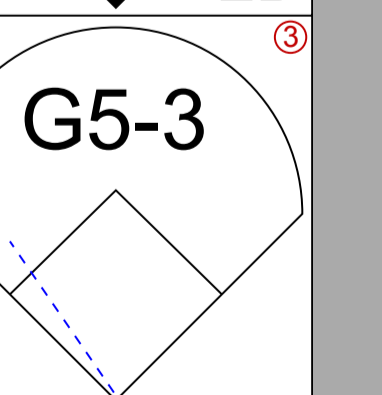
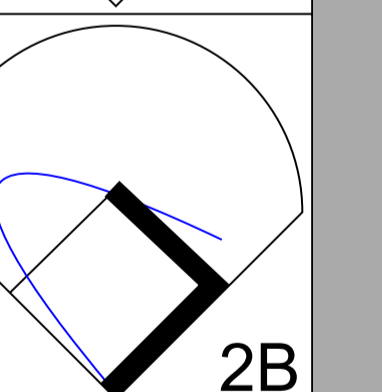
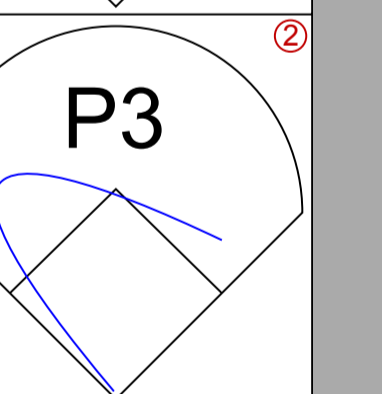
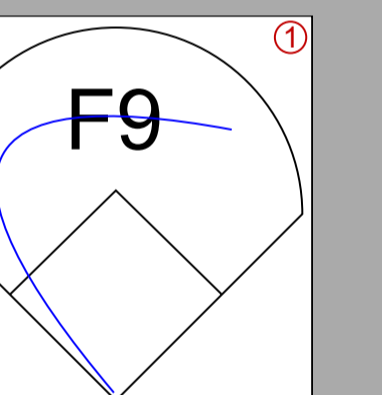
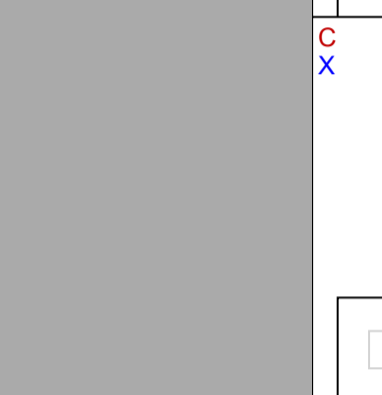
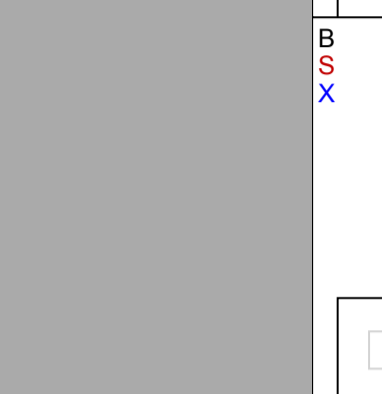
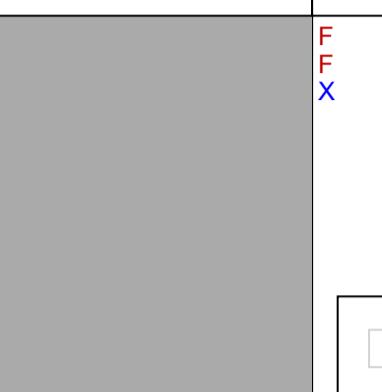


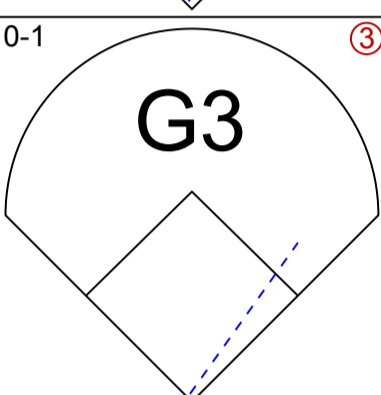
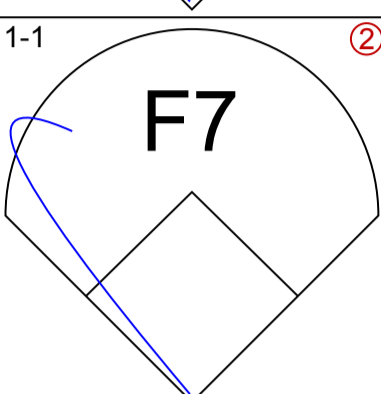
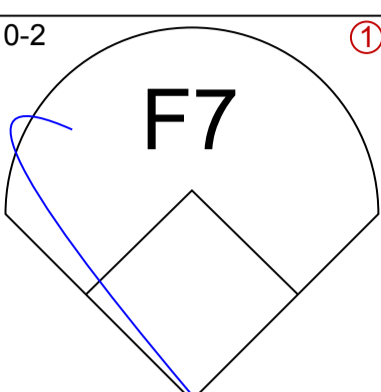

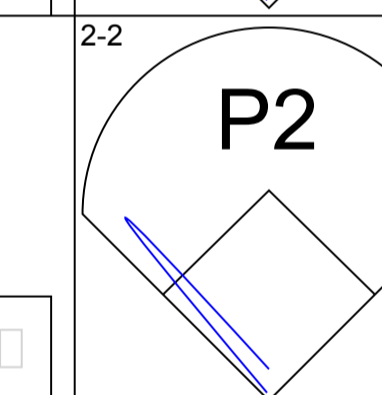
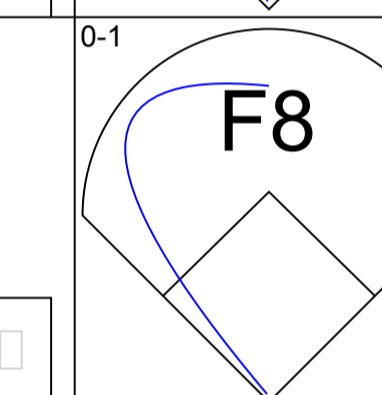
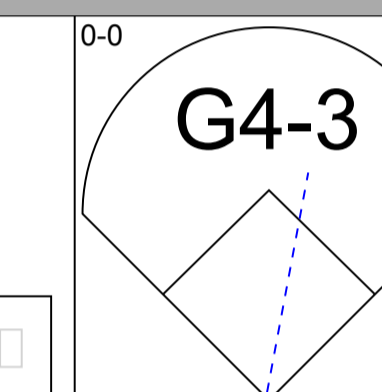

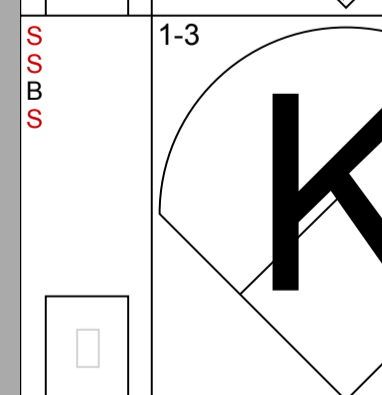
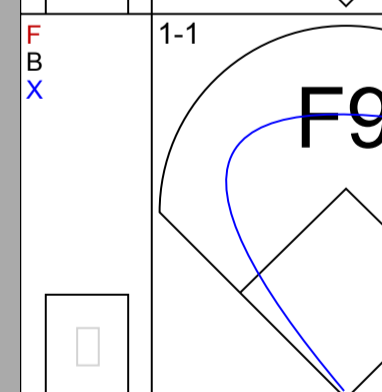
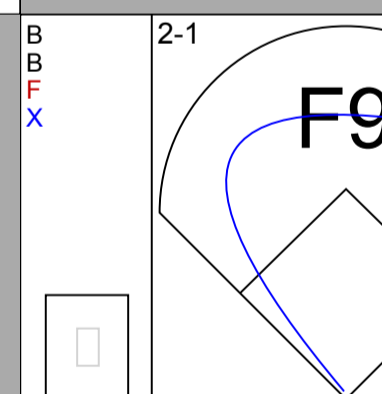



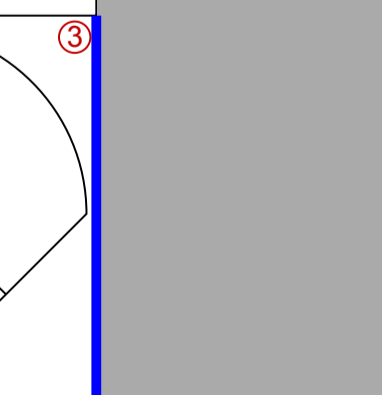
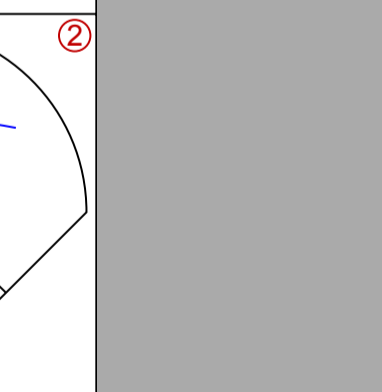
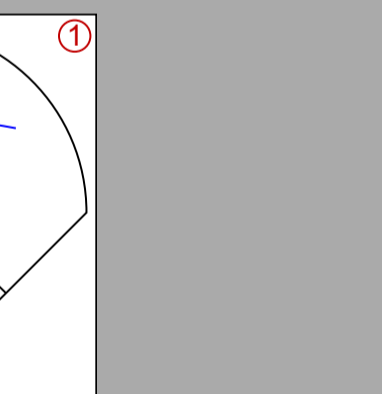

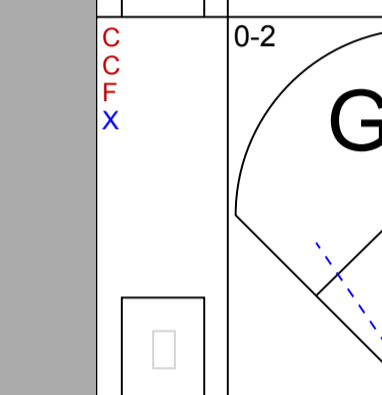
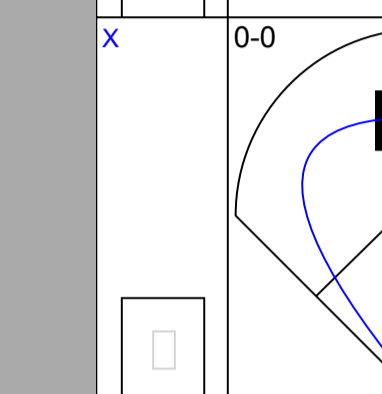
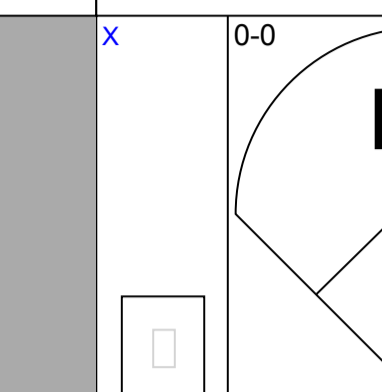
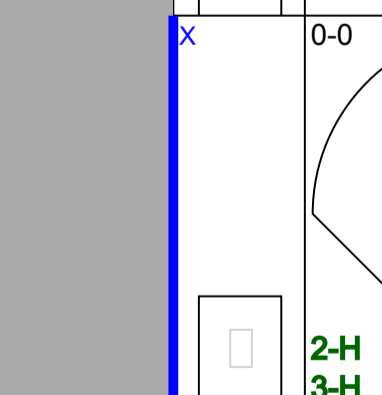
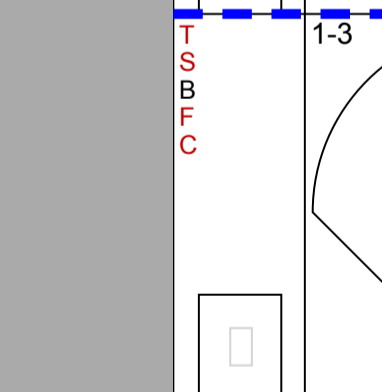
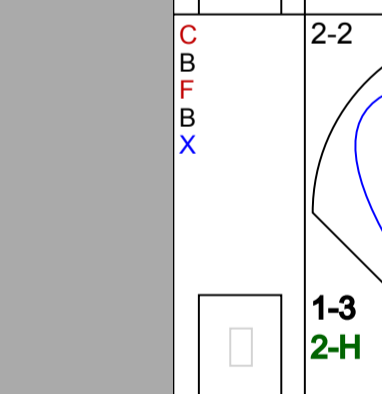
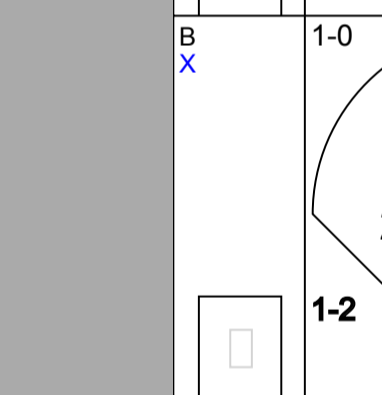
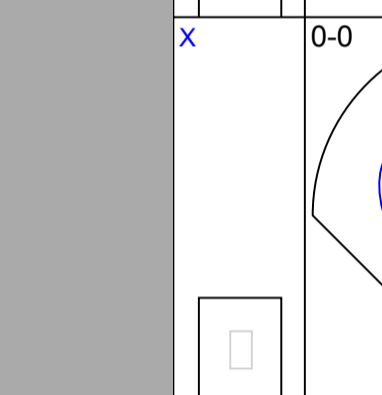
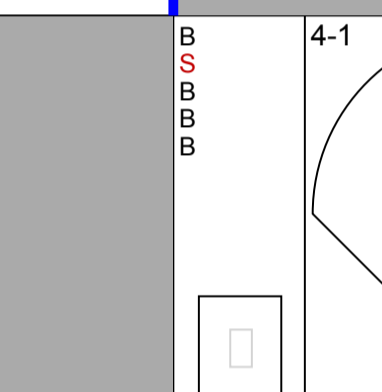
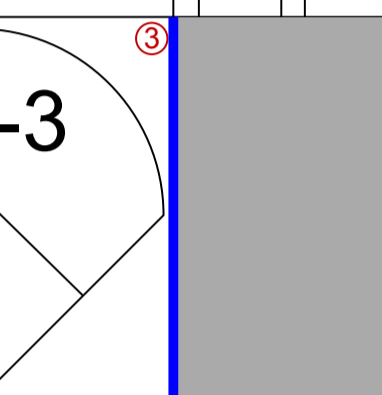
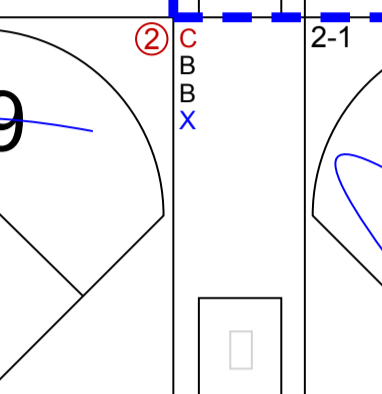
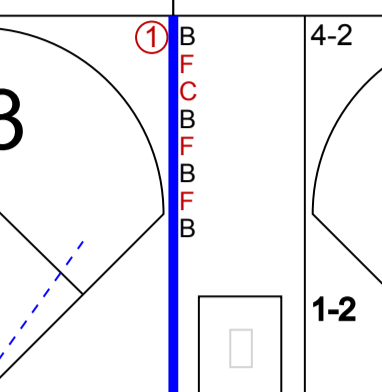
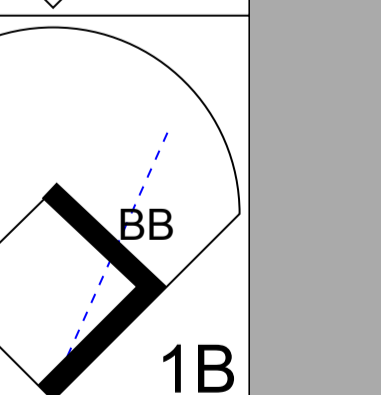
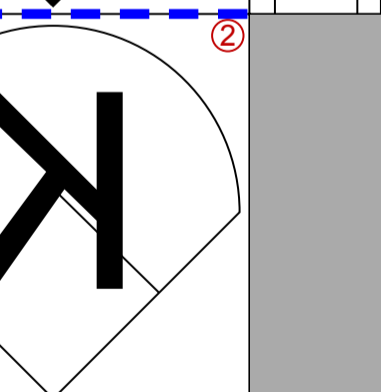
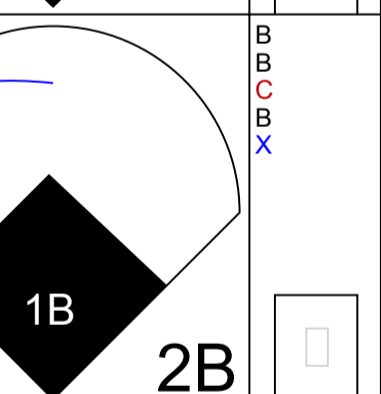
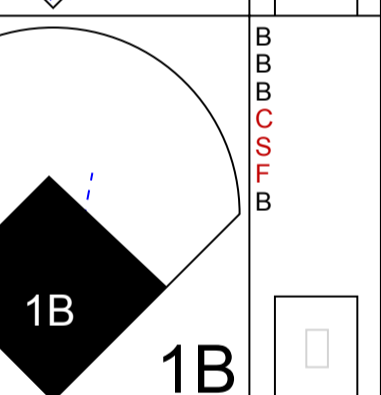
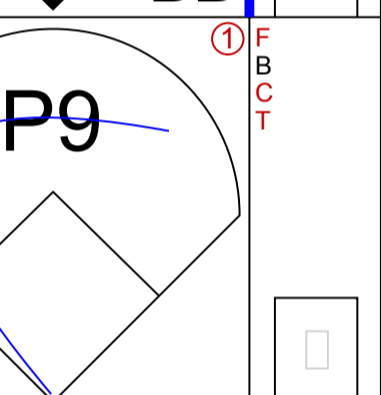
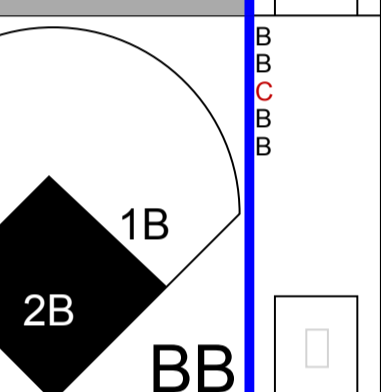
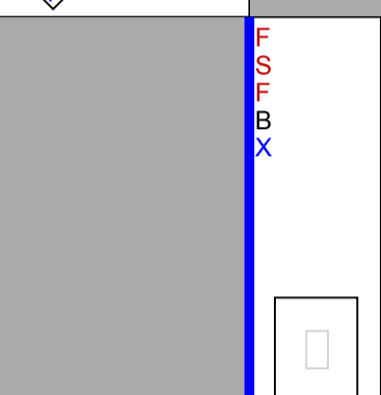
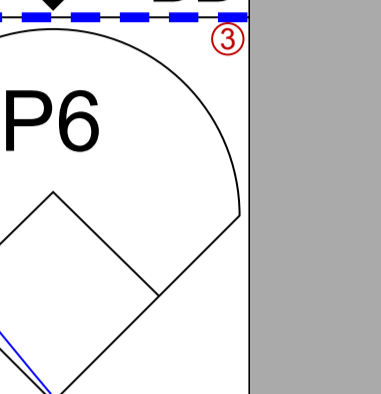
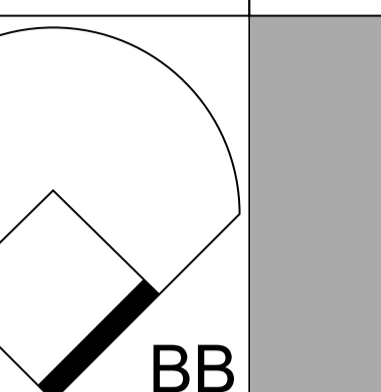
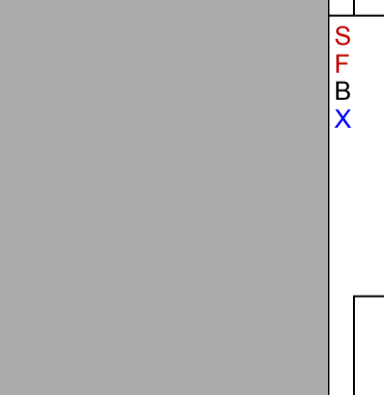

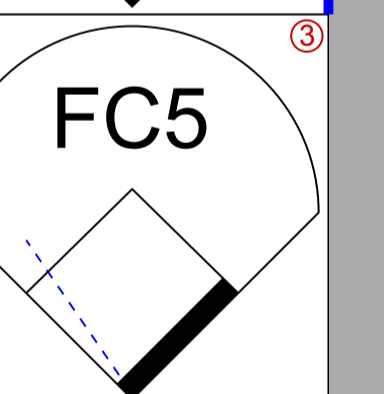
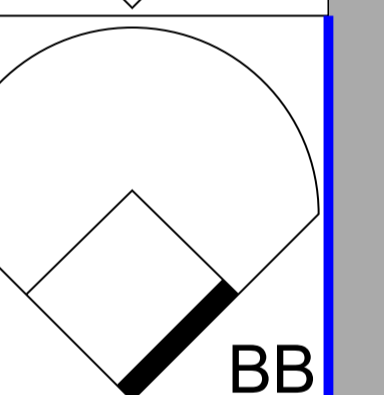
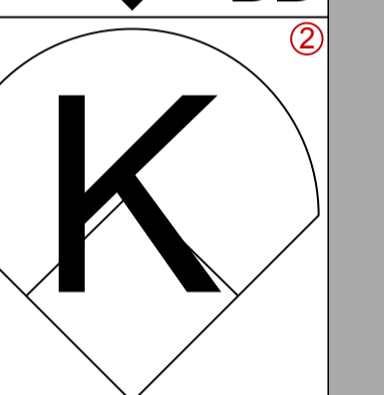
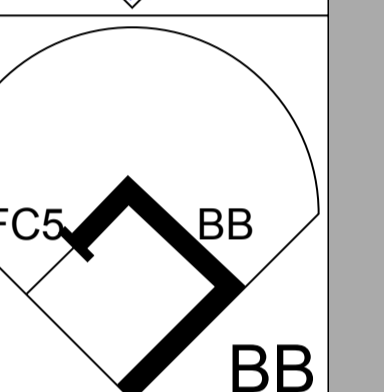
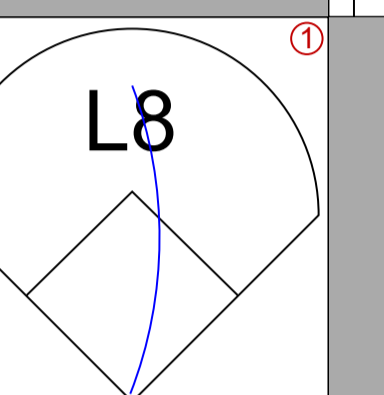

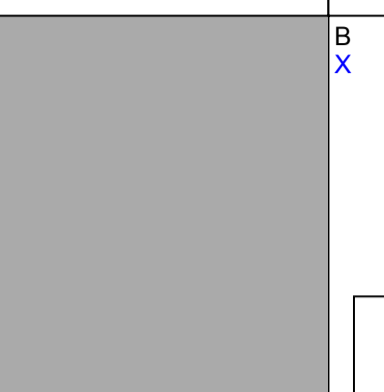
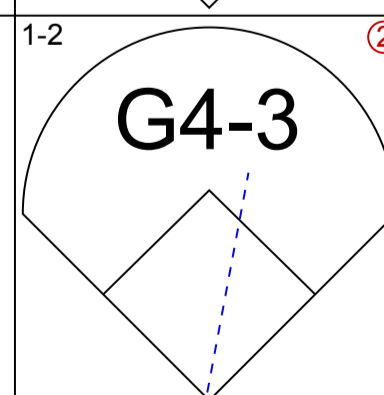
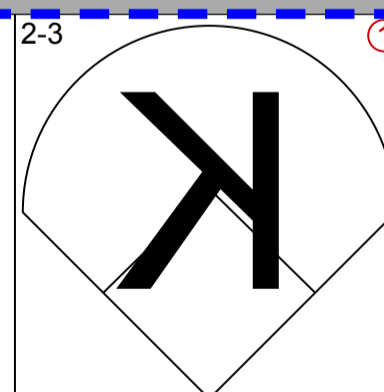

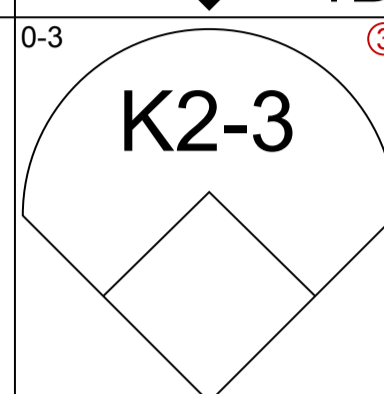
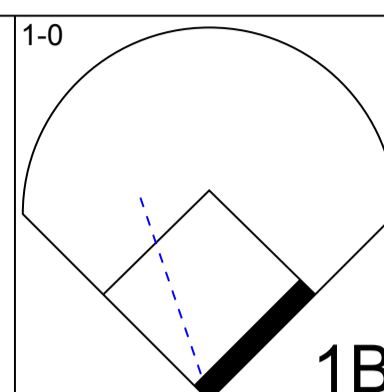
3 1 1 0 1 0 0  
0 0 0 0 0 0 0

4 1 1 1 0 0 2

4 0 1 0 0 2 2

1B: 4 SF: 0  
2B: 2 SAC: 0  
3B: 0 DP: 1  
HR: 1 HBP: 0

IP WLS BF H R ER SO BB IBB HBP BLK WP HR S P ERA WHIP



Inning Stats

Table with columns for PITCHER, IP, WLS, BF, H, R, ER, SO, BB, IBB, HBP, BLK, WP, HR, S, P, ERA, WHIP. Rows include Butch Henry, Luis Aquino, Tim Scott, and Mel Rojas.

Table with columns for PITCHER, IP, WLS, BF, H, R, ER, SO, BB, IBB, HBP, BLK, WP, HR, S, P, ERA, WHIP.

Batter	1	2	3	4	5	6	7	8	9	10	11	12	13	AB R H RBI BB SO LOB	TOP																																									
Mark Grudzielanek, R OBP: 0.267, SLG: 0.315	(1, 4) G6-3	4-0 CS BB			1-2 F8	1-0 L9	0-0 P5			0-2 1B		0-1 FC4-6 FC6		6 0 1 0 1 0 4																																										
David Segui, S OBP: 0.400, SLG: 0.472 Gabe White, L	(1, 3) F8	2-0 CS	1-2 G4-3		3-2 BB 1B	0-0 FC6-4 1B		2-1 F7		2-1 F9		2-2 FC6		7 1 1 0 0 0 3 0 0 0 0 0 0 0																																										
Wil Cordero, R OBP: 0.365, SLG: 0.418	(1, 6) 2B		1-3 K		1-0 BB 2B 1B	3-2 BB 1B		0-0 F9		1-3 K			0-1 P5	7 1 3 0 0 2 1																																										
Moises Alou, R OBP: 0.358, SLG: 0.490 Lou Frazier, S	(1, 7) F8		2-2 F7		4-2 BB 2B 1B	0-1 F8		0-2 F8					0-0 G6-3	4 0 0 0 1 0 3 2 0 0 0 0 0 0																																										
Rondell White, R OBP: 0.465, SLG: 0.747	(1, 8)		3-1 2B HR 1B		1-1 BB 1B 2B		3-2 1B 2B		0-0 P3				1-2 S 1B	7 5 6 3 0 0 0																																										
Tony Tarasco, L OBP: 0.366, SLG: 0.500	(1, 9)		0-0 HR 2B		2-2 G5-3	4-0 1B BB		0-0 1B		1-2 G4-3			2-0 F8	5 2 2 0 2 0 1																																										
Darrin Fletcher, L OBP: 0.363, SLG: 0.431 Tim Laker, R	(1, 2) HR		2-2 HR		2-2 E6	0-0 1B		1-1 1B		1-0 1B			3-2 G5-3	5 1 4 5 0 0 0 2 0 1 2 0 0 1																																										
Sean Berry, R OBP: 0.297, SLG: 0.372	(1, 5) L9		0-0 L9		0-0 L8	2-1 G3-1		0-2 P4		2-0 1B			0-2 F9	6 0 1 0 1 0 5																																										
Gil Heredia, R Jeff Shaw, R Mel Rojas, R Greg Harris, S Curtis Pringle, L Luis Argueta, R Tommy Phillips, R Shane Bieber, R			0-3 K		0-3 K			0-1 FC6-4 1B		1-0 L9			4-0 FC4-6 BB	4 0 0 1 0 0 2 3 0 0 0 0 0 0 0 0 1 0 0 0 0 0 0 0 0 0 0 0 0 1 0 0 1 0 0 0 0 0 0 2																																										
<b>Inning Stats</b>	R: 0 E: 0 K: 0 S: 8	H: 1 LOB: 1 BB: 0 P: 14	R: 3 E: 0 K: 1 S: 11	H: 3 LOB: 0 BB: 1 P: 22	R: 0 E: 0 K: 1 S: 11	H: 0 LOB: 0 BB: 0 P: 15	R: 1 E: 1 K: 1 S: 12	H: 1 LOB: 1 BB: 0 P: 19	R: 3 E: 0 K: 0 S: 15	H: 4 LOB: 2 BB: 2 P: 31	R: 0 E: 0 K: 0 S: 11	H: 2 LOB: 2 BB: 0 P: 15	R: 1 E: 0 K: 0 S: 11	H: 3 LOB: 2 BB: 0 P: 16	R: 0 E: 0 K: 0 S: 6	H: 0 LOB: 0 BB: 0 P: 8	R: 0 E: 0 K: 0 S: 6	H: 2 LOB: 2 BB: 0 P: 10	R: 0 E: 0 K: 1 S: 14	H: 1 LOB: 1 BB: 0 P: 19	R: 0 E: 0 K: 0 S: 11	H: 1 LOB: 1 BB: 0 P: 17	R: 0 E: 0 K: 0 S: 9	H: 0 LOB: 1 BB: 1 P: 14	R: 2 E: 0 K: 0 S: 8	H: 2 LOB: 2 BB: 2 P: 20	1B: 12 2B: 4 3B: 2 HR: 2	SF: 0 SAC: 0 DP: 0 HBP: 0	WP: 0 PB: 0 SB: 1 CS: 1	PA: 64																										
<b>PITCHER</b>	IP WLS BF H R ER SO BB IBB HBP BLK WP HR S P ERA WHIP	William Van Lanningham, R ERA: 6.35	(1, 1) 4.1 23	(5, 1) 1.1 7	(6, 1) 0.1 3	(7, 1) 2.0 7	(9, 1) 1.0 4	(10, 1) 2.1 10	(11, 1) 1.2 9	(12, 1) L 9	(13, 1) L 9	(14, 1) L 9	(15, 1) L 9	(16, 1) L 9	(17, 1) L 9	(18, 1) L 9	(19, 1) L 9	(20, 1) L 9	(21, 1) L 9	(22, 1) L 9	(23, 1) L 9	(24, 1) L 9	(25, 1) L 9	(26, 1) L 9	(27, 1) L 9	(28, 1) L 9	(29, 1) L 9	(30, 1) L 9	Chris Hook, R ERA: 5.59	(10, 1) 2.1 10	Steve Mintz, R ERA: 6.08	(12, 1) 1.2 9	(13, 1) L 9	(14, 1) L 9	(15, 1) L 9	(16, 1) L 9	(17, 1) L 9	(18, 1) L 9	(19, 1) L 9	(20, 1) L 9	(21, 1) L 9	(22, 1) L 9	(23, 1) L 9	(24, 1) L 9	(25, 1) L 9	(26, 1) L 9	(27, 1) L 9	(28, 1) L 9	(29, 1) L 9	(30, 1) L 9	0.00 3.000	27.00 6.000	0.00 0.500	0.00 2.000	0.00 2.308	10.80 1.800

**Montreal Expos @ San Francisco Giants**  
 Candlestick Park, San Francisco, CA  
 Sun Jun 11 1995, 6:33 AM EDT  
 Att: 22,392 - Sunny - 65 F

AB	57
R	10
H	20
RBI	10
BB	6
SO	4
LOB	23





Batter	1	2	3	4	5	6	7	8	9	10	11	12	13
Darren Lewis, R Mark Carreon, R Rod Beck, R Tom Lampkin, L Chris Hook, R Steve Mintz, L	G5-3		G6-3		1B		G3-1	FC6-4	FC6-4 BB			K	
Mike Benjamin, R	HBP		1B		2B		1B		FC6-4			P9	
Barry Bonds, L	P5		K		P5		1B		G6-3 BB			BB	
Glenallen Hill, R	G6-3		FC5-4		2B		1B		1B			F7	
Royce Clayton, R		G4-3		G6-3	G6-3		FC6-4		G6-3			K	
Robby Thompson, R John Patterson, S	L8		G5-3		G6-3		G4-3		L3			G3	
J.R. Phillips, L	1B		L6		G4-3		G4-3		BB			G4-3	
Kirt Manwaring, R		1B			F9		F9		FC6-4 BB			1B	
William Van Landingham, R Shawn Barton, R Mark Dewey, R Dave Burba, R Jeff Reed, L Rikkert Fanevte, R	G5-3		SH1-4		SH1-4		L6		P9			L4	

Inning Stats	R: 0	H: 0	E: 0	LOB: 1	K: 0	S: 14	R: 0	H: 2	E: 0	LOB: 2	K: 0	S: 14	R: 0	H: 1	E: 0	LOB: 1	K: 1	S: 7	R: 0	H: 0	E: 0	LOB: 0	K: 0	S: 6	R: 3	H: 4	E: 0	LOB: 1	K: 0	S: 12	R: 0	H: 0	E: 0	LOB: 0	K: 0	S: 6	R: 1	H: 3	E: 0	LOB: 2	K: 0	S: 10	R: 0	H: 1	E: 0	LOB: 2	K: 0	S: 10	R: 4	H: 4	E: 0	LOB: 3	K: 0	S: 15	R: 0	H: 0	E: 0	LOB: 0	K: 1	S: 9	R: 0	H: 1	E: 0	LOB: 1	K: 0	S: 9	R: 0	H: 0	E: 0	LOB: 1	K: 1	S: 6	R: 0	H: 0	E: 0	LOB: 0	K: 1	S: 8	R: 0	H: 0	E: 0	LOB: 0	K: 1	S: 8	R: 0	H: 0	E: 0	LOB: 0	K: 1	S: 10	R: 0	H: 0	E: 0	LOB: 0	K: 1	S: 8	R: 0	H: 0	E: 0	LOB: 0	K: 1	S: 10	R: 0	H: 0	E: 0	LOB: 0	K: 1	S: 10
--------------	------	------	------	--------	------	-------	------	------	------	--------	------	-------	------	------	------	--------	------	------	------	------	------	--------	------	------	------	------	------	--------	------	-------	------	------	------	--------	------	------	------	------	------	--------	------	-------	------	------	------	--------	------	-------	------	------	------	--------	------	-------	------	------	------	--------	------	------	------	------	------	--------	------	------	------	------	------	--------	------	------	------	------	------	--------	------	------	------	------	------	--------	------	------	------	------	------	--------	------	-------	------	------	------	--------	------	------	------	------	------	--------	------	-------	------	------	------	--------	------	-------

PITCHER	IP	WLS	BF	H	R	ER	SO	BB	IBB	HBP	BLK	WP	HR	S	P	ERA	WHIP
Gil Heredia, R	6.2		30	9	4	4	1	0	0	1	0	0	0	66	99	5.40	1.350
Jeff Shaw, R	0.2		5	2	0	0	0	1	0	0	0	0	0	9	14	0.00	4.500
Mel Rojas, R	1.1		11	4	4	4	0	3	0	0	0	0	0	17	33	27.00	5.250
Greg Harris, R	0.1		1	0	0	0	0	0	0	0	0	0	0	2	3	0.00	0.000
Luis Aquino, R	2.0		7	1	0	0	1	0	0	0	0	0	0	18	25	0.00	0.500

AB	R	H	RBI	BB	SO	LOB
4	1	1	1	0	0	0
1	0	0	0	0	0	2
0	0	0	0	0	0	0
0	0	0	1	1	0	0
0	0	0	0	0	0	0
1	0	0	0	0	1	0
6	3	4	1	0	0	3
5	1	1	0	2	1	3
7	1	3	3	0	0	3
7	0	0	1	0	1	4
2	0	0	0	0	0	0
5	0	0	0	0	1	1
7	1	3	1	0	0	0
3	1	2	0	0	0	0
1	0	0	0	0	0	2
0	0	0	0	0	0	0
0	0	0	0	0	0	0
0	0	0	0	0	0	0
3	0	0	0	1	0	3
2	0	2	0	1	0	0

WP	PA
0	61
0	0
3	0
0	0



**Montreal Expos @ San Francisco Giants**  
 Candlestick Park, San Francisco, CA  
 Sun Jun 11 1995, 6:33 AM EDT  
 Att: 22,392 - Sunny - 65 F

Batter	1	2	3	4	5	6	7	8	9	AB R H RBI BB SO LOB	TOP														
Darren Lewis, R OBP: 0.273, SLG: 0.289 (1, 8)	2-2 1B SF8 2B		0-0 B5-3		3-1 FC4-6 1B 2-H		0-1 G6-3		3-2 G2-3 S 3B 1B	5 2 3 1 0 0 0															
Mike Benjamin, R OBP: 0.394, SLG: 0.548 (1, 5)	0-0 L4-3 1B 2-3			0-0 S 1B 1B	3-1 FC4-6 1B 1-2			2-0 HR	1-0 G2-3 1-3	5 2 4 1 0 0 1															
Barry Bonds, L OBP: 0.442, SLG: 0.607 (1, 7)	0-0 SF8 3-H 1-2			4-1 FC6-4 1B 1-2 IBB	3-2 FC4-6 1-2f 2-3			0-0 G4-3 1B 2B	1-1 HR 3B 3-H	3 2 2 2 1 0 2															
Glenallen Hill, R OBP: 0.323, SLG: 0.482 Shawn Barton, R (1, 9) (9, 1)	0-0 L4-3 1-2			1-3 K 1	0-3 K 3			2-1 G4-3 2-3	2-1 HR 3-H	5 1 1 2 0 2 6 0 0 0 0 0 0 0															
Royce Clayton, R OBP: 0.317, SLG: 0.358 (1, 6)				0-1 FC6-4 1B 1-2 2-H		1-1 G4-3		4-0 1B BB	2-3 K 3	4 0 1 1 1 2 0															
Robby Thompson, R OBP: 0.283, SLG: 0.352 (1, 4)				1-2 FC6-4 1-2f 2-3		2-0 F9		1-0 1B 1-2 3-H		4 0 1 1 0 1 2															
J.R. Phillips, L OBP: 0.195, SLG: 0.238 (1, 3)				2-1 F8		0-0 P7		0-1 P8		4 0 0 0 0 1 4															
Kirt Manwaring, R OBP: 0.339, SLG: 0.345 (1, 2)				0-2 G3		2-2 SH4 1B 1B		0-0 F8	2-2 G1-3	4 1 1 0 0 0 2															
Mark Portugal, R OBP: 0.063, SLG: 0.063 Mark Dewey, R Dave Burba, R Tom Lampkin, L OBP: 0.333, SLG: 0.320 Rikkert Faneyte, R OBP: 0.667, SLG: 0.556 (1, 1) (8, 1) (8, 1) (9, PH) (9, 9)				1-1 G4-3		0-0 SH4		3-2 L8	0-1 G4-3	2 0 1 0 0 0 0 0 0 0 0 0 0 0 0 0															
<b>Inning Stats</b>	R: 1 E: 0 K: 0 S: 7	H: 2 LOB: 0 BB: 0 P: 9	R: 0 E: 0 K: 3 S: 9	H: 0 LOB: 0 BB: 0 P: 16	R: 0 E: 0 K: 0 S: 7	H: 0 LOB: 0 BB: 0 P: 8	R: 1 E: 0 K: 1 S: 14	H: 2 LOB: 2 BB: 1 P: 22	R: 1 E: 0 K: 1 S: 15	H: 3 LOB: 2 BB: 0 P: 26	R: 0 E: 0 K: 0 S: 4	H: 0 LOB: 0 BB: 0 P: 7	R: 0 E: 0 K: 0 S: 7	H: 0 LOB: 0 BB: 0 P: 10	R: 2 E: 0 K: 0 S: 10	H: 3 LOB: 2 BB: 1 P: 21	R: 3 E: 0 K: 1 S: 13	H: 3 LOB: 0 BB: 0 P: 22	1B: 8 2B: 3 3B: 1 HR: 2	SF: 1 SAC: 1 DP: 1 HBP: 0	WP: 0 PB: 0 SB: 2 CS: 0	PA: 41			
<b>PITCHER</b>	IP WLS BF H R ER SO BB IBB HBP BLK WP HR S P ERA WHIP	IP WLS BF H R ER SO BB IBB HBP BLK WP HR S P ERA WHIP	IP WLS BF H R ER SO BB IBB HBP BLK WP HR S P ERA WHIP	IP WLS BF H R ER SO BB IBB HBP BLK WP HR S P ERA WHIP	IP WLS BF H R ER SO BB IBB HBP BLK WP HR S P ERA WHIP	IP WLS BF H R ER SO BB IBB HBP BLK WP HR S P ERA WHIP	IP WLS BF H R ER SO BB IBB HBP BLK WP HR S P ERA WHIP	IP WLS BF H R ER SO BB IBB HBP BLK WP HR S P ERA WHIP	IP WLS BF H R ER SO BB IBB HBP BLK WP HR S P ERA WHIP	IP WLS BF H R ER SO BB IBB HBP BLK WP HR S P ERA WHIP	IP WLS BF H R ER SO BB IBB HBP BLK WP HR S P ERA WHIP	IP WLS BF H R ER SO BB IBB HBP BLK WP HR S P ERA WHIP	IP WLS BF H R ER SO BB IBB HBP BLK WP HR S P ERA WHIP	IP WLS BF H R ER SO BB IBB HBP BLK WP HR S P ERA WHIP	IP WLS BF H R ER SO BB IBB HBP BLK WP HR S P ERA WHIP	IP WLS BF H R ER SO BB IBB HBP BLK WP HR S P ERA WHIP	IP WLS BF H R ER SO BB IBB HBP BLK WP HR S P ERA WHIP	IP WLS BF H R ER SO BB IBB HBP BLK WP HR S P ERA WHIP	IP WLS BF H R ER SO BB IBB HBP BLK WP HR S P ERA WHIP	IP WLS BF H R ER SO BB IBB HBP BLK WP HR S P ERA WHIP	IP WLS BF H R ER SO BB IBB HBP BLK WP HR S P ERA WHIP	IP WLS BF H R ER SO BB IBB HBP BLK WP HR S P ERA WHIP	IP WLS BF H R ER SO BB IBB HBP BLK WP HR S P ERA WHIP	IP WLS BF H R ER SO BB IBB HBP BLK WP HR S P ERA WHIP	IP WLS BF H R ER SO BB IBB HBP BLK WP HR S P ERA WHIP

San Francisco Giants @ Chicago Cubs  
Wrigley Field, Chicago, IL  
Tue Jun 13 1995, 7:05 PM CDT  
Att. 27,111 - Unknown - 69 F

AB	37
R	8
H	13
RBI	8
BB	2
SO	6
LOB	17



Batter	1	2	3	4	5	6	7	8	9	AB	R	H	RBI	BB	SO	LOB
Brian McRae, S OBP: 0.316, SLG: 0.419 (1, 8)	0-1 G6-3		2-1 F9			2-3 K		0-0 HR		4	1	1	1	0	1	0
Rey Sanchez, R OBP: 0.314, SLG: 0.390 (1, 4)	0-0 WP 2B			1-0 2B 1B		1-1 B5-3		2-3 K		4	1	2	0	0	1	0
Sammy Sosa, R OBP: 0.358, SLG: 0.552 (1, 9)	2-1 P3			0-0 P4		0-1 G6-3		2-3 K		4	0	0	0	0	1	2
Mark Grace, L OBP: 0.384, SLG: 0.562 (1, 3)	3-2 P2			1-1 G4-3 1-H 2B		2-1 F7		4-2 2B SF9 BB		3	1	1	1	1	0	1
Kevin Roberson, S OBP: 0.313, SLG: 0.538 (1, 7)		0-3 K		1-0 G4-3		4-2 FC9-6 BB		3-2 F7		3	0	0	0	1	1	2
Shawon Dunston, R OBP: 0.329, SLG: 0.524 (1, 6)		1-1 L9		1-0 F8		0-1 FC9-6 1-2f		0-2 SF9 2B		4	0	1	0	0	0	2
Rick Wilkins, L OBP: 0.344, SLG: 0.317 (1, 2)		0-0 G1-3		1-2 G4-3		0-3 K		1-0 SF9		3	0	0	1	0	1	1
Howard Johnson, S OBP: 0.275, SLG: 0.286 (1, 5)			0-1 P8		2-2 P8		3-2 HR		0-3 K		4	1	1	1	0	1
Jaime Navarro, R Mike Perez, R Ozzie Timmons, R Anthony Young, R Larry Casian, R Turk Wendell, L (1, 1) (8, 1) (8, PH) (9, 1) (9, 1) (9, 1)			0-1 F7		1-3 K		0-3 K				2	0	0	0	0	1


Inning Stats	R: 0 E: 0 K: 10 S: 10	H: 1 LOB: 1 BB: 0 P: 15	R: 0 E: 0 K: 1 S: 6	H: 0 LOB: 0 BB: 0 P: 7	R: 0 E: 0 K: 0 S: 6	H: 0 LOB: 0 BB: 0 P: 8	R: 1 E: 0 K: 0 S: 6	H: 2 LOB: 1 BB: 0 P: 10	R: 0 E: 0 K: 1 S: 13	H: 0 LOB: 0 BB: 0 P: 17	R: 0 E: 0 K: 1 S: 8	H: 0 LOB: 0 BB: 0 P: 11	R: 0 E: 0 K: 1 S: 9	H: 0 LOB: 1 BB: 1 P: 15	R: 2 E: 0 K: 3 S: 15	H: 2 LOB: 0 BB: 0 P: 22	R: 1 E: 0 K: 1 S: 14	H: 1 LOB: 1 BB: 1 P: 22	1B: 1 2B: 3 3B: 0 HR: 2	SF: 1 SAC: 0 DP: 0 HBP: 0
--------------	--------------------------------	----------------------------------	------------------------------	---------------------------------	------------------------------	---------------------------------	------------------------------	----------------------------------	-------------------------------	----------------------------------	------------------------------	----------------------------------	------------------------------	----------------------------------	-------------------------------	----------------------------------	-------------------------------	----------------------------------	----------------------------------	------------------------------------

PITCHER	IP	WLS	BF	H	R	ER	SO	BB	IBB	HBP	BLK	WP	HR	S	P	ERA	WHIP
Mark Portugal, R ERA: 3.61 (1, 1)	7.0	W	25	3	1	1	4	1	0	0	0	1	0	58	83	1.29	0.571
Mark Dewey, R ERA: 4.13 (8, 1)	0.1		3	2	2	2	1	0	0	0	0	0	2	7	10	54.00	6.000
Dave Burba, R ERA: 4.44 (8, 1)	0.2		2	0	0	0	2	0	0	0	0	0	0	8	12	0.00	0.000
Shawn Barton, L ERA: 2.61 (9, 1)	1.0		5	1	1	1	1	1	0	0	0	0	0	14	22	9.00	2.000

**BOTTOM**

**San Francisco Giants @ Chicago Cubs**  
Wrigley Field, Chicago, IL  
Tue Jun 13 1995, 7:05 PM CDT  
Att. 27,111 - Unknown - 69 F

AB	32
R	4
H	6
RBI	4
BB	2
SO	8
LOB	9



PITCHER	IP	WLS	BF	H	R	ER	SO	BB	IBB	HBP	BLK	WP	HR	S	P	ERA	WHIP
Mark Portugal, R ERA: 3.61 (1, 1)	7.0	W	25	3	1	1	4	1	0	0	0	1	0	58	83	1.29	0.571
Mark Dewey, R ERA: 4.13 (8, 1)	0.1		3	2	2	2	1	0	0	0	0	0	2	7	10	54.00	6.000
Dave Burba, R ERA: 4.44 (8, 1)	0.2		2	0	0	0	2	0	0	0	0	0	0	8	12	0.00	0.000
Shawn Barton, L ERA: 2.61 (9, 1)	1.0		5	1	1	1	1	1	0	0	0	0	0	14	22	9.00	2.000

Batter	1	2	3	4	5	6	7	8	9	10	11	12	13	AB R H RBI BB SO LOB	TOP															
<b>Darren Lewis, R</b> OBP: 0.278, SLG: 0.287 (1, 8)	4-2 WP BLK E BB	3-2 S 1B 1B		0-0 B5-3			1-3 K		2-1 G6-3		1-2 G3-1		4-1 1B BB	5 2 1 0 2 1 0																
<b>Mike Benjamin, R</b> OBP: 0.475, SLG: 0.632 (1, 5)	1-2 F9 SAFE	3-2 1H 1B		2-2 1B			0-2 1B 1B		0-0 2B		3-2 CS 1B		0-1 1-2 2-H 1B	7 0 6 2 0 0 1																
<b>Barry Bonds, L</b> OBP: 0.436, SLG: 0.592 (1, 7)	1-3 K	3-2 F7		2-0 L7			2-2 1B		4-0 FC5-4 IBB		2-1 P5		1-3 K	6 0 1 0 1 2 6																
<b>Glenallen Hill, R</b> OBP: 0.226, SLG: 0.477 (9, 1) <b>Dave Eury, R</b> (11, 9) <b>John Patterson, S</b> OBP: 0.221, SLG: 0.211 (11, 9) <b>Chris Hook, R</b> (12, 9) <b>Tom Lampkin, L</b> OBP: 0.323, SLG: 0.308 (12, 9) <b>Steve Mintz, L</b> OBP: 0.333, SLG: 0.333 (13, 1)	4-0 E 1B BB		1-2 S 1B		2-2 G6-3		3-2 L8		2-0 FC5-4 1-2		1-2 SAFE CS	0-0 G3		4 1 1 0 1 0 4 0 0 0 0 0 0 0 0 0 0 0 0 0 0 1 0 0 0 0 0 0 0 0 0 0 0 0 0																
<b>Mark Carreon, R</b> OBP: 0.308, SLG: 0.393 (1, 3) <b>Jose Bautista, R</b> (7, 1) <b>Rikkert Faneyte, R</b> OBP: 0.571, SLG: 0.455 (9, 9)	2-2 E6 1B		1-0 F7		3-2 P3		3-3 K			2-3 K		3-1 G5-3		4 0 0 0 0 1 4 0 0 0 0 0 0 0 2 0 0 0 0 1 0																
<b>Royce Clayton, R</b> OBP: 0.317, SLG: 0.353 (1, 6)	1-2 1-2 2-H 1B		1-2 F8		1-1 G6-3		2-0 G6-3		4-1 G5-3 BB		2-1 G6-3			5 0 1 1 1 0 1																
<b>Robby Thompson, R</b> OBP: 0.286, SLG: 0.354 (1, 4)	1-2 F9		4-0 IBB		3-2 P6		0-2 G1-3		0-2 G5-3				1-0 1B 2B	5 1 1 0 1 0 3																
<b>Kirt Manwaring, R</b> OBP: 0.331, SLG: 0.330 (1, 2)		3-3 K	1-1 L8		1-1 G4-3		3-3 K		4-1 IBB				1-0 B3	5 0 0 0 1 2 3																
<b>Trevor Wilson, L</b> OBP: 0.200, SLG: 0.250 (1, 1) <b>J.R. Phillips, L</b> OBP: 0.191, SLG: 0.232 (7, 3)		1-3 K		0-0 F8		1-0 F7			1-0 G6-3		2-2 G4-3		1-3 K	3 0 0 0 0 1 0 3 0 0 0 0 1 3																
<b>Inning Stats</b>	R: 2 E: 1 K: 1 S: 21	H: 1 LOB: 2 BB: 2 P: 35	R: 1 E: 0 K: 2 S: 18	H: 2 LOB: 1 BB: 0 P: 31	R: 0 E: 0 K: 0 S: 11	H: 1 LOB: 2 BB: 1 P: 19	R: 0 E: 0 K: 0 S: 7	H: 1 LOB: 1 BB: 0 P: 11	R: 0 E: 0 K: 2 S: 9	H: 0 LOB: 0 BB: 0 P: 15	R: 0 E: 0 K: 0 S: 7	H: 0 LOB: 0 BB: 0 P: 12	R: 0 E: 0 K: 1 S: 7	H: 0 LOB: 0 BB: 0 P: 12	R: 0 E: 0 K: 0 S: 5	H: 1 LOB: 2 BB: 1 P: 14	R: 0 E: 0 K: 1 S: 12	H: 0 LOB: 2 BB: 2 P: 24	R: 0 E: 0 K: 0 S: 10	H: 1 LOB: 0 BB: 0 P: 17	R: 0 E: 0 K: 0 S: 5	H: 0 LOB: 0 BB: 0 P: 10	R: 1 E: 0 K: 2 S: 12	H: 2 LOB: 2 BB: 1 P: 20	1B: 9 2B: 2 3B: 0 HR: 0	SF: 0 SAC: 0 DP: 0 HBP: 0	WP: 1 PB: 0 SB: 2 CS: 1	PA: 58		
<b>PITCHER</b> <b>Kevin Foster, R</b> ERA: 5.96 (1, 1) <b>Mike Perez, R</b> ERA: 3.09 (7, 1) <b>Mike Walker, R</b> ERA: 1.82 (8, 1) <b>Randy Myers, L</b> ERA: 3.06 (10, 1) <b>Anthony Young, R</b> ERA: 7.71 (12, 1)	IP 6.0	WLS 6.0	BF 27	H 5	R 3	ER 1	SO 3	BB 2	IBB 1	HBP 0	BLK 1	WP 1	HR 0	S 73	P 123	ERA 1.50	WHIP 1.167													
<b>PITCHER</b> <b>Bryan Hickerson, L</b> ERA: 2.65 (13, 1)	IP 0.1	WLS 1	BF 1	H 0	R 0	ER 0	SO 1	BB 0	IBB 0	HBP 0	BLK 0	WP 0	HR 0	S 3	P 4	ERA 0.00	WHIP 0.000													

**San Francisco Giants @ Chicago Cubs**  
Wrigley Field, Chicago, IL  
Wed Jun 14 1995, 3:33 AM CDT  
Att: 20,199 - Sunny - 75 F

AB	50
R	4
H	11
RBI	3
BB	7
SO	9
LOB	25





Batter	1	2	3	4	5	6	7	8	9	AB R H RBI BB SO LOB	TOP									
Darren Lewis, R (1, 8) OBP: 0.278, SLG: 0.286	0-1 G3			1-1 G5-3			2-1 L7	0-1 1B		4 0 1 0 0 0 0	<b>San Francisco Giants @ Chicago Cubs</b> Wrigley Field, Chicago, IL Thu Jun 15 1995, 3:33 AM CDT Att. 17,232 - Sunny - 72 F									
Mike Benjamin, R (1, 5) OBP: 0.455, SLG: 0.595	0-0 L8			2-3 K			2-2 1B BB	1-3 K		4 1 1 0 0 2 2										
Rikkert Faneyte, R (1, 7) OBP: 0.444, SLG: 0.333	1-2 L8			2-2 P3			2-2 P9		0-0 G1-3	4 0 0 0 0 0 1										
Glenallen Hill, R (1, 9) OBP: 0.323, SLG: 0.469		0-2 F8			2-3 K		4-0 1B BB	1-2 BB	2-2 P3	3 0 0 0 1 1 0										
Mark Carreon, R (1, 3) OBP: 0.319, SLG: 0.391		1-2 G5-3			1-3 K		0-0 1B	1-2 2-H	4-2 BB	3 0 1 1 1 1 0										
Royce Clayton, R (1, 6) Barry Bonds, L (9, PH) OBP: 0.434, SLG: 0.588		3-2 L7			0-3 K		0-2 P4		3-3 K	3 0 0 0 0 1 2 1 0 0 0 0 1 1										
Robby Thompson, R (1, 4) OBP: 0.278, SLG: 0.343			0-0 P9			0-1 F8			0-3 K	3 0 0 0 0 1 0										
Tom Lampkin, L (1, 2) OBP: 0.324, SLG: 0.310			2-3 K			3-2 P2			0-0 1B	3 0 1 0 0 1 0										
Mark Leiter, R (1, 1) Mark Dewey, R (8, 1)			1-3 K			0-3 K			0-3 K	3 0 0 0 0 3 1 0 0 0 0 0 0 0										
<b>Inning Stats</b>	R: 0 E: 0 K: 0 S: 6	H: 0 LOB: 0 BB: 0 P: 7	R: 0 E: 0 K: 0 S: 11	H: 0 LOB: 0 BB: 0 P: 15	R: 0 E: 0 K: 2 S: 7	H: 0 LOB: 0 BB: 0 P: 10	R: 0 E: 0 K: 1 S: 14	H: 0 LOB: 0 BB: 0 P: 19	R: 0 E: 0 K: 3 S: 10	H: 0 LOB: 0 BB: 0 P: 13	R: 1 E: 0 K: 0 S: 14	H: 2 LOB: 2 BB: 1 P: 24	R: 0 E: 0 K: 3 S: 14	H: 2 LOB: 2 BB: 0 P: 15	R: 0 E: 0 K: 1 S: 11	H: 0 LOB: 1 BB: 1 P: 20	1B: 4 2B: 0 3B: 0 HR: 0	SF: 0 SAC: 0 DP: 0 HBP: 0	WP: 0 PB: 0 SB: 0 CS: 0	PA: 33
<b>PITCHER</b>	IP WLS BF H R ER SO BB IBB HBP BLK WP HR S P ERA WHIP																			
Frank Castillo, R (1, 1) ERA: 2.43	8.0 W 29 4 1 1 10 1 0 0 0 0 0 0 84 114 1.12 0.625																			
Randy Myers, L (9, 1) ERA: 2.89	1.0 S 4 0 0 0 1 1 0 0 0 0 0 0 11 20 0.00 1.000																			

AB	31
R	1
H	4
RBI	1
BB	2
SO	11
LOB	7



livebaseballscorecards.com



Batter	1	2	3	4	5	6	7	8	9	AB R H RBI BB SO LOB	TOP											
<b>Darren Lewis, R</b> (1, 8) OBP: 0.280, SLG: 0.282	0-1 F8	1-1 P4			0-1 B1-3	4-2 1B BB		4-0 1B BB		3 0 0 0 2 0 2												
<b>Mike Benjamin, R</b> (1, 5) OBP: 0.449, SLG: 0.574	0-0 P8		1-1 F9		3-2 P9	0-0 1B		0-0 1B		5 0 2 2 0 0 0												
<b>Barry Bonds, L</b> (1, 7) OBP: 0.429, SLG: 0.589	3-2 F9		3-2 G4-3		3-2 3B	2-3 1B		1-1 G3		5 0 1 0 0 1 4												
<b>Glenallen Hill, R</b> (1, 9) OBP: 0.330, SLG: 0.470		4-1 FC6-4 BB E	1-1 1B		0-0 P6		0-2 WP S 1B		1-2 E5 SH3-4	4 1 2 0 1 0 1												
<b>Robby Thompson, R</b> (1, 4) OBP: 0.277, SLG: 0.333		4-2 FC6-4 BB	0-3 1B			1-3 K	0-2 F7		0-0 SH3-4	3 0 0 0 1 2 2												
<b>Royce Clayton, R</b> (1, 6) OBP: 0.310, SLG: 0.343		1-2 FC6-4 E SF8		2-2 1B		0-0 F8	1-3 K		0-3 K	5 1 1 0 0 2 4												
<b>J.R. Phillips, L</b> (1, 3) OBP: 0.193, SLG: 0.240		0-1 E3		1-3 K		0-0 1B	2-2 K		0-3 K	4 1 1 1 0 2 3												
<b>Steve Scarsone, R</b> (9, PH) OBP: 0.419, SLG: 0.768		1-3 3-H 1B		1-3 K		2-2 1B	1-3 K			1 0 0 0 0 1 1												
<b>Kirt Manwaring, R</b> (1, 2) OBP: 0.328, SLG: 0.331		0-0 SF8		1-3 K		2-2 BB 1B		0-1 G6-3		3 1 1 2 0 1 1												
<b>William Van Landingham, R</b> (1, 1) OBP: 0.250, SLG: 0.250		2-1 1B		3-3 K		2-2 BB 1B		0-1 G1-3		2 0 1 0 0 1 1												
<b>Jeff Reed, L</b> (6, PH) OBP: 0.438, SLG: 0.350										1 1 1 0 0 0 0												
<b>Chris Hook, R</b> (6, 1)										0 0 0 0 0 0 0												
<b>Mark Carreon, R</b> (8, PH) OBP: 0.314, SLG: 0.385										1 0 0 0 0 0 0												
<b>Dave Burba, R</b> (8, 1)										0 0 0 0 0 0 0												
<b>Inning Stats</b>	R: 0 E: 0 K: 0 S: 6	H: 0 LOB: 0 BB: 0 P: 9	R: 2 E: 1 K: 0 S: 13	H: 1 LOB: 2 BB: 2 P: 25	R: 0 E: 0 K: 1 S: 10	H: 1 LOB: 1 BB: 0 P: 15	R: 0 E: 0 K: 3 S: 17	H: 1 LOB: 1 BB: 0 P: 24	R: 0 E: 0 K: 0 S: 10	H: 1 LOB: 1 BB: 0 P: 16	R: 3 E: 0 K: 2 S: 21	H: 4 LOB: 2 BB: 1 P: 32	R: 0 E: 0 K: 2 S: 12	H: 1 LOB: 1 BB: 0 P: 15	R: 0 E: 0 K: 0 S: 7	H: 1 LOB: 2 BB: 1 P: 12	R: 0 E: 1 K: 2 S: 10	H: 0 LOB: 1 BB: 0 P: 11	1B: 8 2B: 1 3B: 1 HR: 0	SF: 1 SAC: 1 DP: 0 HBP: 0	WP: 1 PB: 0 SB: 1 CS: 0	PA: 43
<b>PITCHER</b>	IP WLS BF H R ER SO BB IBB HBP BLK WP HR S P ERA WHIP																					
<b>Vicente Palacios, R</b> (1, 1) ERA: 4.62	5.2 W 26 6 4 3 5 2 0 0 0 0 0 0 66 102 4.76 1.412																					
<b>Rich DeLucia, R</b> (6, 1) ERA: 3.56	0.0 3 2 1 1 0 1 0 0 0 0 0 0 8 14 ∞ ∞																					
<b>Tony Fossas, L</b> (6, 1) ERA: 0.71	0.1 1 0 0 0 1 0 0 0 0 0 0 0 3 5 0.00 0.000																					
<b>Jeff Parrett, R</b> (7, 1) ERA: 3.95	1.2 7 1 0 0 2 1 0 0 0 1 0 0 16 23 0.00 1.200																					
<b>Tom Henke, R</b> (8, 1) ERA: 1.31	1.1 S 6 1 0 0 2 0 0 0 0 0 0 0 13 15 0.00 0.750																					

San Francisco Giants @ St. Louis Cardinals  
 Busch Stadium, St. Louis, MO  
 Fri Jun 16 1995, 7:05 PM CDT  
 Att. 25,028 - Unknown

livebaseballscorecards.com

AB	37
R	5
H	10
RBI	5
BB	4
SO	10
LOB	19





Batter	1	2	3	4	5	6	7	8	9	AB	R	H	RBI	BB	SO	LOB	BOTTOM			
<b>Bernard Gilkey, R</b> OBP: 0.367, SLG: 0.483 (1, 7)	3-2 L9 ①		1-0 G5-3 ②		3-1 P2 ②	4-2 BB		1-0 FC6-4 ③		4	0	0	0	1	0	3	<b>San Francisco Giants @ St. Louis Cardinals</b> <b>Busch Stadium, St. Louis, MO</b> Fri Jun 16 1995, 7:05 PM CDT Att. 25,028 - Unknown <a href="http://livebaseballscorecards.com">livebaseballscorecards.com</a>			
<b>Tripp Cromer, R</b> OBP: 0.277, SLG: 0.434 (1, 6)	0-3 K		1-1 FC5-4 1B		1-0 WP E 1B	1-0 F8 ③				4	1	2	0	0	1	2				
<b>Brian Jordan, R</b> OBP: 0.298, SLG: 0.447 (1, 9)	2-0 HR 2B		0-1 FC5-4 ③		4-1 E 1B BB		1-1 G5-3 ①			3	2	1	0	1	0	1				
<b>Ray Lankford, L</b> OBP: 0.360, SLG: 0.487 (1, 8)	1-0 2-H HR			2-0 G4-3 ①	1-2 E6 1B S		1-0 P8 ②			4	2	1	2	0	0	1				
<b>Chris Sabo, R</b> OBP: 0.293, SLG: 0.360 (1, 3)	2-2 G5-3 ③			1-2 P6 ②	0-1 S 1B		2-3 K ③			4	0	1	1	0	1	0				
<b>Tom Henke, R</b> (8, 1)					1-3 3-H 1B					0	0	0	0	0	0	0				
<b>Scott Cooper, L</b> OBP: 0.380, SLG: 0.325 (1, 5)		0-0 G4-3 ①		2-0 FC5-4 1B	3-2 G4-3 ③		1-0 F8 ①			4	0	1	0	0	0	1				
<b>Tom Pagnozzi, R</b> OBP: 0.263, SLG: 0.302 (1, 2)		0-1 P3 ②		0-0 FC5-4 1-2f		1-2 G3-1 SH1-3 1B		1-0 F8 ②		4	0	1	0	0	0	1				
<b>José Oquendo, S</b> OBP: 0.341, SLG: 0.314 (1, 4)		3-2 G3-1 ③			1-0 WP E 1B	1-0 SH1-3 ①		4-2 BB BB		2	1	1	0	1	0	0				
<b>Vicente Palacios, R</b> OBP: 0.167, SLG: 0.167 (1, 1)			1-2 G5-3 ①		0-3 K ①	0-1 G3-1 ②		4-2 FC6-4 BB		2	0	0	0	0	1	1				
<b>Rich DelLucia, R</b> OBP: 0.500, SLG: 0.400 (6, 1)										0	0	0	0	0	0	0				
<b>Tony Fossas, L</b> (6, 1)										0	0	0	0	0	0	0				
<b>John Mabry, L</b> OBP: 0.305, SLG: 0.308 (6, PH)										1	0	0	0	0	0	1				
<b>Jeff Parrett, R</b> OBP: 1.000, SLG: 1.000 (7, 1)										0	0	0	0	0	0	0				
<b>Darnell Coles, R</b> OBP: 0.313, SLG: 0.409 (8, 3)										0	0	0	0	1	0	0				
<b>Inning Stats</b>	R: 2 E: 0 K: 1 S: 11	H: 2 LOB: 0 BB: 0 P: 19	R: 0 E: 0 K: 0 S: 8	H: 0 LOB: 0 BB: 0 P: 11	R: 0 E: 0 K: 0 S: 8	H: 1 LOB: 1 BB: 0 P: 11	R: 0 E: 0 K: 0 S: 7	H: 1 LOB: 1 BB: 0 P: 12	R: 4 E: 1 K: 1 S: 16	H: 3 LOB: 1 BB: 1 P: 29	R: 0 E: 0 K: 0 S: 11	H: 0 LOB: 2 BB: 1 P: 18	R: 0 E: 0 K: 1 S: 6	H: 0 LOB: 0 BB: 0 P: 10	R: 0 E: 0 K: 0 S: 12	H: 0 LOB: 2 BB: 2 P: 23	1B: 6 2B: 1 3B: 0 HR: 1	SF: 0 SAC: 1 DP: 0 HBP: 0	WP: 1 PB: 0 SB: 2 CS: 0	PA: 37
<b>PITCHER</b>	IP WLS BF H R ER SO	IP WLS BF H R ER SO	IP WLS BF H R ER SO	IP WLS BF H R ER SO	IP WLS BF H R ER SO	IP WLS BF H R ER SO	IP WLS BF H R ER SO	IP WLS BF H R ER SO	IP WLS BF H R ER SO	IP WLS BF H R ER SO	IP WLS BF H R ER SO	IP WLS BF H R ER SO	IP WLS BF H R ER SO	IP WLS BF H R ER SO	IP WLS BF H R ER SO	IP WLS BF H R ER SO	ERA WHIP	ERA WHIP		
<b>William Van Landingham, R</b> ERA: 5.51 (1, 1)	5.0 L	24 7	6 2	2 2	1 0	0 0	0 0	0 0	0 0	17 28	0.00 1.000									
<b>Chris Hook, R</b> ERA: 4.84 (6, 1)	2.0	8 1	0 0	1 1	0 0	0 0	0 0	0 0	0 0	12 23	0.00 2.000									
<b>Dave Burba, R</b> ERA: 3.99 (8, 1)	1.0	5 0	0 0	0 0	2 0	0 0	0 0	0 0	0 0											







Batter	1	2	3	4	5	6	7	8	9	AB R H RBI BB SO LOB	TOP											
<b>Darren Lewis, R</b> OBP: 0.283, SLG: 0.294 (1, 8) X	0-0 E6 SH2-3		2-2 SF7 3B		1-2 FC4-6 1B	1-3 K		2-2 G4-3		5 1 2 0 0 1 3												
<b>John Patterson, S</b> OBP: 0.222, SLG: 0.204 (1, 4) X	0-0 SH2-3		2-0 SF7 HBP		0-0 FC4-6 1B 2B	0-2 P2		0-1 G4-3		3 1 0 0 0 0 4												
<b>Barry Bonds, L</b> OBP: 0.416, SLG: 0.585 (1, 7) B X	1-0 L6		1-0 SF7		0-0 L9		2-3 K		1-1 HR	4 1 1 2 0 1 2												
<b>Glenallen Hill, R</b> OBP: 0.325, SLG: 0.458 <b>Rikkert Faneyte, R</b> OBP: 0.444, SLG: 0.333 (1, 9) S B X (9, 9) X	1-1 F7		1-1 G5-3		0-0 2B 1B		1-2 F8		3-2 G4-3	5 0 1 0 0 0 2 0 0 0 0 0 0 0												
<b>Royce Clayton, R</b> OBP: 0.322, SLG: 0.369 (1, 6) X		0-0 S E 2B		1-1 1B SF8 HBP	2-0 2B		0-1 2B		0-2 G4-3	4 2 3 1 0 0 0												
<b>J.R. Phillips, L</b> OBP: 0.186, SLG: 0.231 (1, 3) S F X		0-3 K		0-0 G3	2-0 G4-3		0-1 L9		0-0 L7	5 0 0 0 0 1 5												
<b>Steve Scarsone, R</b> OBP: 0.443, SLG: 0.813 (1, 5) B B F X		2-1 G4-3		0-0 2B		3-1 SH1-3 2B		1-0 HR		4 1 3 1 0 0 0												
<b>Kirt Manwaring, R</b> OBP: 0.333, SLG: 0.347 (1, 2) X		0-0 L6		0-1 SF8		0-0 SH1-3		2-1 G4-3 SH1-3 1B		2 0 1 1 0 0 0												
<b>Mark Portugal, R</b> OBP: 0.105, SLG: 0.056 (1, 1) B C C S X			1-3 K		1-1 G6-3		4-1 BB		0-1 SH1-3	2 0 0 0 1 1 1												
<b>Inning Stats</b>	R: 0 E: 1 K: 0 S: 5	H: 0 LOB: 1 BB: 0 P: 7	R: 1 E: 0 K: 1 S: 7	H: 1 LOB: 0 BB: 0 P: 9	R: 1 E: 0 K: 1 S: 9	H: 1 LOB: 1 BB: 0 P: 16	R: 1 E: 0 K: 0 S: 7	H: 1 LOB: 1 BB: 0 P: 9	R: 1 E: 0 K: 0 S: 8	H: 3 LOB: 2 BB: 0 P: 13	R: 0 E: 0 K: 1 S: 10	H: 1 LOB: 2 BB: 1 P: 18	R: 0 E: 0 K: 1 S: 10	H: 1 LOB: 1 BB: 0 P: 13	R: 1 E: 0 K: 0 S: 11	H: 2 LOB: 1 BB: 0 P: 16	R: 1 E: 0 K: 0 S: 9	H: 1 LOB: 0 BB: 0 P: 13	1B: 4 2B: 4 3B: 1 HR: 2	SF: 2 SAC: 3 DP: 0 HBP: 2	WP: 0 PB: 0 SB: 1 CS: 0	PA: 42
<b>PITCHER</b>	IP WLS BF H R ER SO BB IBB HBP BLK WP HR S P ERA WHIP																					
<b>Mike Morgan, R</b> ERA: 3.03 (1, 1)	5.0 L 24 6 4 4 2 0 0 2 0 0 0 0 36 54 7.20 1.200																					
<b>John Habyan, R</b> ERA: 3.41 (6, 1)	2.0 9 2 0 0 2 1 0 0 0 0 0 0 20 31 0.00 1.500																					
<b>Rene Arocha, R</b> ERA: 4.11 (8, 1)	2.0 9 3 2 2 0 0 0 0 0 0 0 2 20 29 9.00 1.500																					

San Francisco Giants @ St. Louis Cardinals  
 Busch Stadium, St. Louis, MO  
 Sun Jun 18 1995, 3:33 AM CDT  
 Att. 27,989 - Overcast - 90 F

livebaseballscorecards.com

AB	34
R	6
H	11
RBI	5
BB	1
SO	4
LOB	17



Batter	1	2	3	4	5	6	7	8	9	AB	R	H	RBI	BB	SO	LOB
Scott Hemond, R OBP: 0.152, SLG: 0.167 (1, 4) (8, 2)	0-1 G3			1-2 F8		0-0 L7		0-0 G6-4-3		4	0	0	0	0	0	1
Tripp Cromer, R OBP: 0.269, SLG: 0.412 (1, 6)	0-0 G5-3			2-0 L8		0-0 G5-3		0-3 K		4	0	0	0	0	1	0
Brian Jordan, R OBP: 0.296, SLG: 0.444 (1, 9)	0-0 L7			0-1 G6-3		1-0 1B			1-0 G6-3	4	0	1	0	0	0	0
Ray Lankford, L OBP: 0.356, SLG: 0.472 (1, 8)		3-3 K			4-2 FC5-4 BB	2-2 G4-3			0-2 L6	3	0	0	0	1	1	1
Darnell Coles, R OBP: 0.288, SLG: 0.375 (1, 3)		1-1 P5			0-2 FC5-4 1B				0-2 F7	4	1	0	0	0	0	1
Scott Cooper, L OBP: 0.381, SLG: 0.325 (1, 5)		1-3 K			0-0 BB G1-2-3 1B			3-2 P6		3	0	1	0	0	1	0
John Mabry, L OBP: 0.314, SLG: 0.329 (1, 7)			0-0 G6-3		1-0 BB 1-2 2-H 1B			3-1 2B		3	0	2	1	0	0	0
Danny Sheaffer, R OBP: 0.308, SLG: 0.391 Rene Arocha, R (8, 1)			0-1 G5-3		4-0 BB 1-2 2-3 BB			0-0 G4-3		2	0	0	0	1	0	1
Mike Morgan, R OBP: 0.125, SLG: 0.125 Chris Sabo, R OBP: 0.287, SLG: 0.342 John Habyan, R (6, 1) José Oquendo, S OBP: 0.339, SLG: 0.312 (8, 4)			1-3 K		0-2 G1-2-3 3-HF			1-2 G6-4-3 1B		1	0	0	0	0	1	0


Inning Stats	R: 0	H: 0	E: 0	LOB: 0	K: 0	BB: 0	S: 4	P: 4	R: 0	H: 0	E: 0	LOB: 0	K: 2	BB: 0	S: 8	P: 13	R: 0	H: 0	E: 0	LOB: 0	K: 1	BB: 0	S: 6	P: 7	R: 0	H: 0	E: 0	LOB: 0	K: 0	BB: 0	S: 7	P: 10	R: 1	H: 2	E: 0	LOB: 2	K: 0	BB: 2	S: 11	P: 20	R: 0	H: 1	E: 0	LOB: 1	K: 0	BB: 0	S: 8	P: 10	R: 0	H: 1	E: 0	LOB: 1	K: 0	BB: 0	S: 8	P: 14	R: 0	H: 1	E: 0	LOB: 0	K: 1	BB: 0	S: 8	P: 9	R: 0	H: 0	E: 0	LOB: 0	K: 0	BB: 0	S: 7	P: 8	1B: 4	SF: 0	2B: 1	SAC: 0	3B: 0	DP: 2	HR: 0	HBP: 0	WP: 0	PA: 32
--------------	------	------	------	--------	------	-------	------	------	------	------	------	--------	------	-------	------	-------	------	------	------	--------	------	-------	------	------	------	------	------	--------	------	-------	------	-------	------	------	------	--------	------	-------	-------	-------	------	------	------	--------	------	-------	------	-------	------	------	------	--------	------	-------	------	-------	------	------	------	--------	------	-------	------	------	------	------	------	--------	------	-------	------	------	-------	-------	-------	--------	-------	-------	-------	--------	-------	--------

PITCHER	IP	WLS	BF	H	R	ER	SO	BB	IBB	HBP	BLK	WP	HR	S	P	ERA	WHIP
Mark Portugal, R ERA: 3.28 (1, 1)	9.0	W	32	5	1	1	4	2	0	0	0	0	0	67	95	1.00	0.778

**BOTTOM**

**San Francisco Giants @ St. Louis Cardinals**  
**Busch Stadium, St. Louis, MO**  
 Sun Jun 18 1995, 3:33 AM CDT  
 Att. 27,989 - Overcast - 90 F

<b>AB</b>	<b>30</b>
<b>R</b>	<b>1</b>
<b>H</b>	<b>5</b>
<b>RBI</b>	<b>1</b>
<b>BB</b>	<b>2</b>
<b>SO</b>	<b>4</b>
<b>LOB</b>	<b>7</b>



Batter	1	2	3	4	5	6	7	8	9	AB R H RBI BB SO LOB	TOP									
Darren Lewis, R (1, 8) OBP: 0.283, SLG: 0.294	2-2 FC6-4 1B	2-1 SH1-4		0-0 F8			1-2 P1-3			3 0 1 0 0 0 1										
Mike Benjamin, R (1, 5) OBP: 0.404, SLG: 0.527	0-2 FC6-4 FC3 1B E	1-1 P4			2-2 G5-3			1-2 G6-3		4 1 0 0 0 0 2										
Barry Bonds, L (1, 7) OBP: 0.417, SLG: 0.583	0-1 E SF8 1B	2-0 F8			2-2 L1-3 1B			3-2 G4-3		4 1 2 0 0 0 1										
Mark Carreon, R (1, 9) OBP: 0.312, SLG: 0.417	0-1 FC3 1B 1B		0-0 G6-3		0-0 L1-3			2-0 F8		3 0 0 0 0 0 2										
Shawn Barton, R (5, 1)										0 0 0 0 0 0 0										
John Patterson, S (8, PH) OBP: 0.220, SLG: 0.202	1-3 2-H									1 0 0 0 0 0 0										
Chris Hook, R (8, 1)										0 0 0 0 0 0 0										
Royce Clayton, R (1, 6) OBP: 0.325, SLG: 0.370	0-0 SF8		2-2 S 1B		2-2 F8			2-1 HBP		2 0 1 1 0 0 0										
Tom Lampkin, L (9, PR) OBP: 0.324, SLG: 0.310	3-H									0 0 0 0 0 0 0										
Steve Scarosone, R (1, 3) OBP: 0.438, SLG: 0.791	1-2 SAFE 1B		1-3 SAFE SAFE 1B		0-3 K			2-3 K		3 0 1 0 0 2 1										
J.R. Phillips, L (9, PH) OBP: 0.185, SLG: 0.230	1-2 SAFE 1B		1-2 K							1 0 0 0 0 1 1										
Robby Thompson, R (1, 4) OBP: 0.275, SLG: 0.327	1-2 2-3 1B		1-0 G5-3		1-2 P6			1-1 P6		4 0 1 0 0 0 2										
Kirt Manwaring, R (1, 2) OBP: 0.331, SLG: 0.344	0-2 P8			3-2 G5-3			1-0 P1-3 1B		3-3 K	4 0 1 0 0 1 4										
Trevor Wilson, L (1, 1) OBP: 0.238, SLG: 0.286										1 0 1 0 0 0 0										
Steve Mintz, L (2, 1)										1 0 0 0 0 1 0										
Rikkert Faneyte, R (5, 9) OBP: 0.421, SLG: 0.313		1-1 SH1-4 1B		0-3 K			3-3 K			1 0 0 0 0 1 1										
<b>Inning Stats</b>	R: 2 E: 1 K: 0 S: 21	H: 4 LOB: 3 BB: 0 P: 25	R: 0 E: 0 K: 0 S: 7	H: 1 LOB: 1 BB: 0 P: 13	R: 0 E: 0 K: 1 S: 8	H: 1 LOB: 1 BB: 0 P: 12	R: 0 E: 0 K: 1 S: 10	H: 0 LOB: 0 BB: 0 P: 13	R: 0 E: 0 K: 1 S: 10	H: 0 LOB: 0 BB: 0 P: 13	R: 0 E: 0 K: 1 S: 7	H: 1 LOB: 0 BB: 0 P: 12	R: 0 E: 0 K: 0 S: 9	H: 0 LOB: 0 BB: 0 P: 15	R: 0 E: 0 K: 2 S: 12	H: 0 LOB: 1 BB: 0 P: 20	1B: 8 2B: 2 3B: 0 HR: 0	SF: 1 SAC: 1 DP: 2 HBP: 1	WP: 0 PB: 0 SB: 1 CS: 0	PA: 35
<b>PITCHER</b>	IP WLS BF H R ER SO BB IBB HBP BLK WP HR S P ERA WHIP																			
Denny Neagle, L (1, 1) ERA: 3.14	8.0 W 31 8 2 0 4 0 0 0 0 0 0 0 81 116 0.00 1.000																			
Dan Miceli, R (9, 1) ERA: 2.95	1.0 4 0 0 0 2 0 0 1 0 0 0 0 12 20 0.00 0.000																			

San Francisco Giants @ Pittsburgh Pirates  
 Three Rivers Stadium, Pittsburgh, PA  
 Mon Jun 19 1995, 7:05 PM EDT  
 Att: 9,811 - Unknown - 86 F

AB	32
R	2
H	8
RBI	1
BB	0
SO	6
LOB	15



Batter	1	2	3	4	5	6	7	8	9
Jacob Brumfield, R OBP: 0.339, SLG: 0.318 (1, 8)	2-2 L8		4-1 FC5-4 BB	0-0 1B		0-0 E5 L3		3-3 K	
Jay Bell, R OBP: 0.303, SLG: 0.263 (1, 6)	3-2 F8		2-2 FC5-4	1-0 L8		2-2 L3		1-3 K	
Kevin Young, R OBP: 0.167, SLG: 0.250 (1, 5)	3-2 G6-3		0-0 P5		0-2 F8	0-1 F9			
Rich Aude, R OBP: 0.354, SLG: 0.492 (1, 3)		3-1 G1-3	1-1 F8		1-1 G4-3		0-0 G5-3		
Steve Pegues, R OBP: 0.300, SLG: 0.492 (1, 7)		4-1 1B BB E BB		0-0 HR	2-2 HR		1-1 G6-3		
Orlando Merced, S OBP: 0.313, SLG: 0.412 (1, 9)		4-0 E BB		2-1 SH1-4 1B	1-2 BB HBP		1-2 1B 2B		
Don Slaught, R OBP: 0.600, SLG: 0.500 (1, 2)		0-1 E7 G6-4-3 1B		2-3 K	4-2 2B BB		0-0 2H 1B		
Carlos Garcia, R OBP: 0.307, SLG: 0.378 (1, 4)		1-0 G6-4-3		1-0 SH1-4 1B	1-1 2B		1-0 G6-3		
Denny Neagle, L OBP: 0.125, SLG: 0.067 (8, PH) Freddy Garcia, R OBP: 0.190, SLG: 0.056 Dan Miceli, R (9, 1)			4-2 FC5-4 BB	0-1 SH1-4	3-2 G6-3		0-0 F8		

Inning Stats	R: 0 E: 0 K: 0 S: 13	H: 0 LOB: 0 BB: 0 P: 21	R: 1 E: 1 K: 0 S: 6	H: 1 LOB: 1 BB: 2 P: 18	R: 0 E: 0 K: 0 S: 10	H: 0 LOB: 2 BB: 2 P: 21	R: 3 E: 0 K: 1 S: 13	H: 4 LOB: 1 BB: 0 P: 18	R: 3 E: 0 K: 0 S: 20	H: 2 LOB: 1 BB: 1 P: 32	R: 0 E: 1 K: 0 S: 6	H: 0 LOB: 0 BB: 0 P: 8	R: 1 E: 0 K: 0 S: 10	H: 2 LOB: 1 BB: 0 P: 13	R: 0 E: 0 K: 2 S: 8	H: 0 LOB: 0 BB: 0 P: 12
1B: 5 2B: 2 3B: 0 HR: 2	SF: 0 SAC: 1 DP: 1 HBP: 1	WP: 0 PB: 0 SB: 0 CS: 0	1B: 0 2B: 0 3B: 0 HR: 0	1B: 0 2B: 0 3B: 0 HR: 0	1B: 0 2B: 0 3B: 0 HR: 0	1B: 0 2B: 0 3B: 0 HR: 0	1B: 0 2B: 0 3B: 0 HR: 0	1B: 0 2B: 0 3B: 0 HR: 0	1B: 0 2B: 0 3B: 0 HR: 0	1B: 0 2B: 0 3B: 0 HR: 0	1B: 0 2B: 0 3B: 0 HR: 0	1B: 0 2B: 0 3B: 0 HR: 0	1B: 0 2B: 0 3B: 0 HR: 0	1B: 0 2B: 0 3B: 0 HR: 0	1B: 0 2B: 0 3B: 0 HR: 0	1B: 0 2B: 0 3B: 0 HR: 0

PITCHER	IP	WLS	BF	H	R	ER	SO	BB	IBB	HBP	BLK	WP	HR	S	P	ERA	WHIP
Trevor Wilson, L ERA: 3.79 (1, 1)	1.1		6	0	1	0	0	2	0	0	0	0	0	16	35	0.00	1.500
Steve Mintz, R ERA: 7.64 (2, 1)	3.1	L	19	6	6	6	1	3	0	1	0	0	2	38	63	16.20	2.700
Shawn Barton, L ERA: 2.84 (5, 1)	2.1		10	3	1	1	0	0	0	0	0	0	0	24	33	3.86	1.286
Chris Hook, R ERA: 4.63 (8, 1)	1.0		3	0	0	0	2	0	0	0	0	0	0	8	12	0.00	0.000

**BOTTOM**


**San Francisco Giants @ Pittsburgh Pirates**  
Three Rivers Stadium, Pittsburgh, PA

Mon Jun 19 1995, 7:05 PM EDT  
Att. 9,811 - Unknown - 86 F

AB	R	H	RBI	BB	SO	LOB
4	0	1	2	1	1	0
5	0	0	0	0	1	4
4	0	0	0	0	0	2
4	0	0	0	0	0	2
3	3	2	2	1	0	0
2	3	2	0	1	0	0
3	1	2	1	1	1	1
4	1	2	2	0	0	3
1	0	0	0	1	0	1
1	0	0	0	0	0	0
0	0	0	0	0	0	0

AB	31
R	8
H	9
RBI	7
BB	5
SO	3
LOB	13

WP: 0 PA: 38  
PB: 0  
SB: 0  
CS: 0



PITCHER	IP	WLS	BF	H	R	ER	SO	BB	IBB	HBP	BLK	WP	HR	S	P	ERA	WHIP
Trevor Wilson, L ERA: 3.79 (1, 1)	1.1		6	0	1	0	0	2	0	0	0	0	0	16	35	0.00	1.500
Steve Mintz, R ERA: 7.64 (2, 1)	3.1	L	19	6	6	6	1	3	0	1	0	0	2	38	63	16.20	2.700
Shawn Barton, L ERA: 2.84 (5, 1)	2.1		10	3	1	1	0	0	0	0	0	0	0	24	33	3.86	1.286
Chris Hook, R ERA: 4.63 (8, 1)	1.0		3	0	0	0	2	0	0	0	0	0	0	8	12	0.00	0.000

Batter	1	2	3	4	5	6	7	8	9	AB R H RBI BB SO LOB	TOP											
Darren Lewis, R (1, 8) OBP: 0.290, SLG: 0.306	0-3 K		2-2 F8		1-1 2B		2-0 1B		0-0 1B	5 0 3 0 0 1 0												
Mike Benjamin, R (1, 5) OBP: 0.387, SLG: 0.517	1-0 G1-3 2B		0-1 G6-3		0-0 F9		1-3 K		1-3 K	5 0 1 0 0 2 3												
Barry Bonds, L (1, 7) OBP: 0.417, SLG: 0.574	3-2 G1-3 2-3		4-2 BB			2-3 K	4-0 BB		2-2 G4-3	3 0 0 0 2 1 2												
Glenallen Hill, R (1, 9) OBP: 0.319, SLG: 0.448 Dave Burba, R (7, 1)	2-2 K		0-1 P4			0-0 L6	0-3 K			4 0 0 0 0 2 4 0 0 0 0 0 0 0												
Mark Carreon, R (1, 3) OBP: 0.321, SLG: 0.500		3-2 HR		3-3 K		2-0 HR		0-0 P6		4 2 2 2 0 1 0												
Royce Clayton, R (1, 6) OBP: 0.329, SLG: 0.373		0-0 G1-3		2-2 P4		0-1 1B		1-2 1B		4 1 2 0 0 0 0												
Robby Thompson, R (1, 4) OBP: 0.282, SLG: 0.333		0-1 G4-3 BLK 1B		0-1 P6		1-0 1B		2-2 P4		4 0 2 1 0 0 1												
Jeff Reed, L (1, 2) OBP: 0.404, SLG: 0.318		2-1 G4-3 1-3		1-0 G6-3		2-3 K		0-0 F8		4 0 0 0 0 1 3												
Mark Leiter, R (1, 1) OBP: 0.100, SLG: 0.100 Chris Hook, R (6, 1) John Patterson, S (7, PH) OBP: 0.218, SLG: 0.200 Enrique Burgos, L (7, 1) Rikkert Faneyte, R (7, 9) OBP: 0.400, SLG: 0.294		0-1 G6-3		1-2 G6-3			2-3 K		2-3 K	2 0 0 0 0 0 1 0 0 0 0 0 0 0 1 0 0 0 0 1 0 0 0 0 0 0 0 0 1 0 0 0 0 1 0												
Inning Stats	R: 0 E: 0 K: 2 S: 11	H: 1 LOB: 1 BB: 0 P: 17	R: 1 E: 0 K: 0 S: 10	H: 2 LOB: 1 BB: 0 P: 15	R: 0 E: 0 K: 0 S: 9	H: 0 LOB: 1 BB: 1 P: 15	R: 0 E: 0 K: 1 S: 8	H: 0 LOB: 0 BB: 0 P: 13	R: 0 E: 0 K: 0 S: 7	H: 1 LOB: 1 BB: 0 P: 10	R: 2 E: 0 K: 2 S: 12	H: 3 LOB: 1 BB: 0 P: 19	R: 0 E: 0 K: 3 S: 13	H: 1 LOB: 2 BB: 1 P: 22	R: 0 E: 0 K: 0 S: 8	H: 1 LOB: 1 BB: 0 P: 11	R: 0 E: 0 K: 2 S: 10	H: 1 LOB: 1 BB: 0 P: 15	1B: 6 2B: 2 3B: 0 HR: 2	SF: 0 SAC: 0 DP: 0 HBP: 0	WP: 0 PB: 0 SB: 3 CS: 0	PA: 39
PITCHER	IP WLS BF H R ER SO BB IBB HBP BLK WP HR S P ERA WHIP																					
Esteban Loaiza, R (1, 1) ERA: 6.43	6.0 W 26 7 3 3 5 1 0 0 1 0 2 57 89 4.50 1.333																					
Jim Gott, R (7, 1) ERA: 6.23	2.0 9 2 0 0 3 1 0 0 0 0 0 21 33 0.00 1.500																					
Dan Miceli, R (9, 1) ERA: 2.79	1.0 S 4 1 0 0 2 0 0 0 0 0 0 10 15 0.00 1.000																					

San Francisco Giants @ Pittsburgh Pirates  
 Three Rivers Stadium, Pittsburgh, PA  
 Tue Jun 20 1995, 7:05 PM EDT  
 Att. 12,620 - Unknown - 87 F

AB	37
R	3
H	10
RBI	3
BB	2
SO	10
LOB	14





Batter	1	2	3	4	5	6	7	8	9	AB	R	H	RBI	BB	SO	LOB
Jacob Brumfield, R OBP: 0.333, SLG: 0.307	1-0 F7		2-1 P3	3-3 K			4-2 S 1B BB	2-3 K		4	1	0	0	1	2	4
Al Martin, L OBP: 0.303, SLG: 0.369	4-2 BLK 2B BB		1-0 CS 1B		1-0 F8		2-3 K 1-2	1-0 F8		4	1	1	0	1	1	4
Jay Bell, R OBP: 0.307, SLG: 0.270	4-2 2B BB		3-2 1B 2B		2-2 L6		1-1 G6-3			3	2	1	0	1	0	1
Orlando Merced, S OBP: 0.317, SLG: 0.414	1-0 F9		2-1 1B 1B		3-2 G3		1-2 1B			4	0	2	2	0	0	2
Don Slaught, R OBP: 0.556, SLG: 0.625	2-1 1-H 2-H 2B		0-0 1B		2-1 G4-3		2-2 G4-3			4	0	2	2	0	0	1
Mark Johnson, L OBP: 0.352, SLG: 0.529	0-0 F8		1-0 G3		3-2 HR		4-2 1B 1B BB			3	1	1	1	1	0	3
Kevin Young, R OBP: 0.188, SLG: 0.200		0-1 G5-3		0-2 P6		3-2 WP HBP	2-3 K			3	0	0	0	0	1	1
Carlos Garcia, R OBP: 0.306, SLG: 0.374		2-0 G5-3		2-2 F9		3-3 K	3-1 1B 1B			4	0	1	0	0	1	1
Esteban Loaiza, R OBP: 0.389, SLG: 0.375		2-1 G4-3		1-2 1B		0-0 P4	1-2 1B			2	0	1	0	0	0	0
Steve Pegues, R OBP: 0.296, SLG: 0.485										1	0	0	0	0	0	1
Jim Gott, R										0	0	0	0	0	0	0
Dave Clark, L OBP: 0.390, SLG: 0.439										1	0	1	0	0	0	0
Dan Miceli, R										0	0	0	0	0	0	0

Inning Stats	R: 2	H: 1	E: 0	K: 0	S: 11	H: 1	LOB: 1	BB: 2	P: 23	R: 0	H: 0	E: 0	K: 0	S: 5	R: 0	H: 4	E: 0	K: 0	S: 12	R: 0	H: 1	E: 0	K: 1	S: 13	R: 0	H: 0	E: 0	K: 0	S: 9	R: 1	H: 1	E: 0	K: 1	S: 13	R: 1	H: 1	E: 0	K: 1	S: 14	R: 0	H: 2	E: 0	K: 2	S: 19
--------------	------	------	------	------	-------	------	--------	-------	-------	------	------	------	------	------	------	------	------	------	-------	------	------	------	------	-------	------	------	------	------	------	------	------	------	------	-------	------	------	------	------	-------	------	------	------	------	-------


PITCHER	IP	WLS	BF	H	R	ER	SO	BB	IBB	HBP	BLK	WP	HR	S	P	ERA	WHIP
Mark Leiter, R ERA: 3.53	(1, 1)	5.1	L	25	7	4	4	1	0	0	0	0	1	59	103	6.75	1.688
Chris Hook, R ERA: 4.5	(6, 1)	0.2		2	0	0	0	1	0	0	0	1	0	4	7	0.00	0.000
Enrique Burgos, L ERA: 6.23	(7, 1)	0.2		4	1	1	1	1	0	0	0	0	0	10	18	13.50	3.000
Dave Burba, R ERA: 3.82	(7, 1)	1.1		7	2	0	2	1	0	0	0	0	0	23	38	0.00	2.250

**BOTTOM**

**San Francisco Giants @ Pittsburgh Pirates**  
 Three Rivers Stadium, Pittsburgh, PA

Tue Jun 20 1995, 7:05 PM EDT  
 Att: 12,620 - Unknown - 87 F

AB	33
R	5
H	10
RBI	5
BB	4
SO	5
LOB	18



WP	PA	ERA	WHIP
1	38		

Batter	1	2	3	4	5	6	7	8	9	AB R H RBI BB SO LOB	TOP																
<b>Darren Lewis, R</b> (1, 8) OBP: 0.294, SLG: 0.309	0-1 CS 1B		2-1 HBP 1B		1-2 F8		1-2 G4-3		1-0 SH3-4	4 0 2 0 0 0 0																	
<b>Robby Thompson, R</b> (1, 4) OBP: 0.287, SLG: 0.339	3-3 SAFE K		2-2 SAFE G4-6-3 HBP		2-1 L5			2-3 K	1-1 BB FC6-4 2B	4 1 1 1 0 2 1																	
<b>Barry Bonds, L</b> (1, 7) OBP: 0.412, SLG: 0.562	3-1 P1		2-2 G4-6-3			3-1 G4-3		1-2 K	4-0 FC6-4 BB IBB	4 0 0 0 1 1 2																	
<b>Mark Carreon, R</b> (1, 3) OBP: 0.349, SLG: 0.557 <b>Rod Beck, R</b> (9, 1) OBP: 0.333, SLG: 0.333		2-2 HR		3-2 WP FC6-5 HBP 1B		2-0 G5-3		0-0 1B 2B	4-0 FC6-4 BB	3 3 2 1 1 0 0 0 0 0 0 0 0 0																	
<b>Glenallen Hill, R</b> (1, 9) OBP: 0.326, SLG: 0.449		2-3 K		0-1 FC6-5 WP 1-2 1B		4-2 1B S BB		0-0 1B 1B	0-1 FC6-4 FC6-4	4 1 2 2 1 1 2																	
<b>Royce Clayton, R</b> (1, 6) OBP: 0.335, SLG: 0.376		4-2 BB		2-0 FC6-5 WP 1-3 2-H		2-1 1B		1 SAFE 1 SAFE 1 SAFE 1 SAFE 1B	3-2 FC6-4	4 0 2 2 1 0 3																	
<b>Mike Benjamin, R</b> (1, 5) OBP: 0.379, SLG: 0.500		2-0 G6-3		1-3 K		0-0 G1-3		1-1 1B		4 0 1 0 0 1 3																	
<b>Kirt Manwaring, R</b> (1, 2) OBP: 0.322, SLG: 0.333 <b>J.R. Phillips, L</b> (9, 3) OBP: 0.185, SLG: 0.230		0-0 F9		2-3 K			2-1 G6-3	1-0 G6-3		4 0 0 0 0 1 5 0 0 0 0 0 0 0																	
<b>William Van Landingham, R</b> (1, 1) OBP: 0.200, SLG: 0.200 <b>Kenny Greer, R</b> (4, 1) <b>John Patterson, S</b> (7, PH) OBP: 0.216, SLG: 0.198 <b>Shawn Barton, R</b> (7, 1) <b>Dave Burba, R</b> (8, 1) <b>Tom Lampkin, L</b> (8, 2) OBP: 0.343, SLG: 0.367			0-3 K		3-3 K		0-0 G1-3		0-1 SH3-4 2B	1 0 0 0 0 0 1 0 1 0 0 0 0 0 1 0 1 0 1 1 1 0 0 0 0 0																	
<b>Inning Stats</b>	R: 0 E: 0 K: 1 S: 7	H: 1 LOB: 0 BB: 0 P: 13	R: 1 E: 0 K: 1 S: 13	H: 1 LOB: 1 BB: 1 P: 23	R: 0 E: 0 K: 1 S: 12	H: 1 LOB: 1 BB: 0 P: 18	R: 1 E: 0 K: 2 S: 16	H: 1 LOB: 1 BB: 0 P: 24	R: 0 E: 0 K: 1 S: 9	H: 0 LOB: 0 BB: 0 P: 15	R: 1 E: 0 K: 0 S: 10	H: 1 LOB: 1 BB: 1 P: 20	R: 0 E: 0 K: 0 S: 7	H: 0 LOB: 0 BB: 0 P: 10	R: 1 E: 0 K: 2 S: 16	H: 4 LOB: 3 BB: 0 P: 24	R: 2 E: 0 K: 0 S: 11	H: 2 LOB: 2 BB: 2 P: 21	1B: 7 2B: 3 3B: 0 HR: 1	SF: 0 SAC: 1 DP: 1 HBP: 2	WP: 2 PB: 0 SB: 1 CS: 1	PA: 42					
<b>PITCHER</b>	IP	WLS	BF	H	R	ER	SO	BB	IBB	HBP	BLK	WP	HR	S	P	ERA	WHIP										
<b>Steve Parris, R</b> (1, 1) ERA: 4.91	3.2		16	4	2	2	4	1	0	2	0	2	1	43	71	4.91	1.364										
<b>Mike Dyer, R</b> (4, 1) ERA: 2.83	3.2		13	1	1	1	3	1	0	0	0	0	0	35	58	2.46	0.545										
<b>Jason Christiansen, L</b> (8, 1) ERA: 1.45	0.1		4	3	1	1	1	0	0	0	0	0	0	9	13	27.00	9.000										
<b>Rick White, R</b> (8, 1) ERA: 3.8	0.1		2	1	0	0	0	0	0	0	0	0	0	3	5	0.00	3.000										
<b>Jeff McCurry, R</b> (9, 1) ERA: 4.91	1.0	L	7	2	2	2	0	1	1	0	0	0	0	11	21	18.00	3.000										

**San Francisco Giants @ Pittsburgh Pirates**  
 Three Rivers Stadium, Pittsburgh, PA  
 Wed Jun 21 1995, 3:33 AM EDT  
 Att. 9,180 - Overcast - 88 F

AB	35
R	6
H	11
RBI	6
BB	4
SO	8
LOB	16





Batter	1	2	3	4	5	6	7	8	9	AB R H RBI BB SO LOB	TOP														
Darren Lewis, R (1, 8) OBP: 0.296, SLG: 0.311	0-1 SH1-3 1B		2-2 G4-3		0-1 1-2 1B		1-1 FC3-6 HR	1-1 P6		5 2 2 0 0 0 2															
Robby Thompson, R (1, 4) OBP: 0.278, SLG: 0.328	0-0 SH1-3 1-2		0-0 L8		0-1 F8		0-3 K		3-2 G5-3	4 0 0 0 0 1 3															
Barry Bonds, L (1, 7) OBP: 0.412, SLG: 0.573	1-0 CS 2-H 1B			2-1 P5	0-0 P6		3-0 1-H HR		3-1 P7	5 1 2 3 0 0 2															
Mark Carreon, R (1, 3) OBP: 0.363, SLG: 0.571	2-3 K 1-2			1-0 FC6-4 1B		0-2 1B 2B	1-1 1B		3-3 K	5 1 3 0 0 2 1															
Glenallen Hill, R (1, 9) OBP: 0.329, SLG: 0.455				2-1 FC6-4 2B 1-2f		1-1 G5-4-3 1B 2-H	0-1 P9			4 1 2 1 0 0 2															
Royce Clayton, R (1, 6) OBP: 0.333, SLG: 0.378				0-0 1-H 2B		1-0 G5-4-3 1-2f			3-3 K	4 0 1 1 0 2 2															
Kirt Manwaring, R (1, 2) OBP: 0.327, SLG: 0.338				1-1 L9		2-0 1B			3-2 2B 1B	4 1 2 0 0 1 2															
Mike Benjamin, R (1, 5) OBP: 0.357, SLG: 0.471				1-1 G6-3		1-2 G5-3 K			1-3 K	4 0 0 0 0 2 3															
Jose Bautista, R (1, 1)				0-1 G1-3		4-2 1B BB			2-1 FC3-6 1B	1 0 0 0 1 0 0															
Tom Lampkin, L (7, PH) OBP: 0.361, SLG: 0.387									1-0 1-H 2B	1 0 1 0 0 0 0															
Chris Hook, R (7, 1)										0 0 0 0 0 0 0															
John Patterson, S (8, PH) OBP: 0.223, SLG: 0.216										1 0 1 1 0 0 0															
Dave Burba, R (8, 1)										0 0 0 0 0 0 0															
<b>Inning Stats</b>	R: 1 E: 0 K: 1 S: 7	H: 2 LOB: 0 BB: 0 P: 10	R: 0 E: 0 K: 2 S: 11	H: 1 LOB: 1 BB: 0 P: 19	R: 0 E: 0 K: 0 S: 7	H: 0 LOB: 0 BB: 0 P: 9	R: 1 E: 0 K: 0 S: 8	H: 2 LOB: 1 BB: 0 P: 14	R: 0 E: 0 K: 0 S: 11	H: 1 LOB: 2 BB: 1 P: 16	R: 1 E: 0 K: 1 S: 10	H: 3 LOB: 1 BB: 0 P: 15	R: 2 E: 0 K: 1 S: 12	H: 3 LOB: 1 BB: 0 P: 19	R: 1 E: 0 K: 2 S: 14	H: 2 LOB: 1 BB: 0 P: 23	R: 0 E: 0 K: 1 S: 13	H: 0 LOB: 0 BB: 0 P: 22	1B: 9 2B: 4 3B: 0 HR: 1	SF: 0 SAC: 1 DP: 1 HBP: 0	WP: 0 PB: 1 SB: 0 CS: 1	PA: 40			
<b>PITCHER</b>	IP WLS BF H R ER SO BB IBB HBP BLK WP HR S P ERA WHIP																								
Ramon Martinez, R (1, 1) ERA: 3.89	6.2		31	12	5	5	5	1	0	0	0	0	1	64	100	6.75	1.950								
Rudy Seanez, R (7, 1) ERA: 4.41	1.1	W	6	2	1	1	2	0	0	0	0	0	0	16	25	6.75	1.500								
Todd Worrell, R (9, 1) ERA:	1.0	S	3	0	0	0	1	0	0	0	0	0	0	13	22	0.00	0.000								

San Francisco Giants @ Los Angeles Dodgers  
Dodger Stadium, Los Angeles, CA

livebaseballscorecards.com

AB	38
R	6
H	14
RBI	6
BB	1
SO	8
LOB	17



Thu Jun 22 1995, 7:05 PM PDT  
Att. 33,489 - Unknown - 74 F

Batter	1	2	3	4	5	6	7	8	9
<b>Delino DeShields, L</b> OBP: 0.332, SLG: 0.343 (1, 4)	1-1 G4-3		1-2 G6-3		0-3 K		2-3 K		
<b>Jose Offerman, S</b> OBP: 0.436, SLG: 0.434 (1, 6)	3-1 HR 1B		1-1 F8		0-0 F8		0-1 L7		
<b>Mike Piazza, R</b> OBP: 0.430, SLG: 0.714 (1, 2)	1-0 HR 1-H		2-2 F8		2-0 1B			1-2 G4-3	
<b>Eric Karros, R</b> OBP: 0.394, SLG: 0.577 (1, 3)	2-1 F9			2-2 HR	1 SAFE 2-3 K			3-1 HR	
<b>Roberto Kelly, R</b> OBP: 0.324, SLG: 0.343 (1, 8)	0-1 F9			3-2 P3		2-1 G6-3		2-3 K	
<b>Raul Mondesi, R</b> OBP: 0.362, SLG: 0.564 (1, 9)		2-0 G5-3		1-1 HR S 1B		0-0 G5-3		1-3 K	
<b>Tim Wallach, R</b> OBP: 0.321, SLG: 0.408 (1, 5)		0-1 G6-3		2-2 HR 1-H		0-2 G4-3			
<b>Billy Ashley, R</b> OBP: 0.316, SLG: 0.404 <b>Roger Cedeno, S</b> (7, PR) (8, 7)		2-1 HR		3-2 G6-3			3-2 1B		
<b>Ramon Martinez, R</b> OBP: 0.231, SLG: 0.240 <b>Rudy Seanez, R</b> (7, 1) <b>Todd Worrell, R</b> (9, 1)		0-1 G6-3		1-0 G4-3			2-3 K		


AB	R	H	RBI	BB	SO	LOB
4	0	0	0	0	2	1
4	1	1	0	0	0	1
4	1	2	2	0	0	0
4	2	2	2	0	1	1
4	0	0	0	0	1	0
4	1	1	0	0	1	0
3	1	1	2	0	0	0
3	1	2	1	0	0	0
0	0	0	0	0	0	0
2	0	0	0	0	0	0
1	0	0	0	0	1	1
0	0	0	0	0	0	0

AB	R	H	RBI	BB	SO	LOB
33	7	9	7	0	6	4

Inning Stats		R: 2	H: 2	E: 0	K: 0	S: 9	R: 1	H: 1	E: 0	K: 0	S: 7	R: 0	H: 0	E: 0	K: 0	S: 9	R: 3	H: 3	E: 0	K: 0	S: 21	R: 0	H: 1	E: 0	K: 2	S: 10	R: 0	H: 0	E: 0	K: 0	S: 6	R: 0	H: 1	E: 0	K: 2	S: 12	R: 1	H: 1	E: 0	K: 2	S: 11																
PITCHER		IP	WLS	BF	H	R	ER	SO	BB	IBB	HBP	BLK	WP	HR	S	P	ERA	WHIP	PITCHER																		IP	WLS	BF	H	R	ER	SO	BB	IBB	HBP	BLK	WP	HR	S	P	ERA	WHIP				
<b>Jose Bautista, R</b> ERA: 5.1		(1, 1)		6.0	7	6	6	2	0	0	0	0	0	0	62	93	9.00	1.167																																							
<b>Chris Hook, R</b> ERA: 4.32		(7, 1)		1.0	4	1	0	2	0	0	0	0	0	0	12	18	0.00	1.000																																							
<b>Dave Burba, R</b> ERA: 3.86		(8, 1)	L	1.0	4	1	1	2	0	0	0	0	0	1	11	18	9.00	1.000																																							

**San Francisco Giants @ Los Angeles Dodgers**  
**Dodger Stadium, Los Angeles, CA**  
 Thu Jun 22 1995, 7:05 PM PDT  
 Att: 33,489 - Unknown - 74 F

**AB 33**  
**R 7**  
**H 9**  
**RBI 7**  
**BB 0**  
**SO 6**  
**LOB 4**



Batter	1	2	3	4	5	6	7	8	9	AB R H RBI BB SO LOB	TOP											
<b>Darren Lewis, R</b> (1, 8) OBP: 0.299, SLG: 0.309	4-1 BB 1B	2-0 G4-3			0-3 K		4-1 BB			2 1 0 0 2 1 1												
<b>Robby Thompson, R</b> (1, 4) OBP: 0.294, SLG: 0.339 <b>John Patterson, S</b> (7, PH) OBP: 0.221, SLG: 0.214	SAFE SAFE FC5-4 1B 1-2 BB		0-0 G4-6-3 1B			3-1 E 1B	1-0 L6			2 0 2 0 1 0 0 1 0 0 0 0 0 2												
<b>Barry Bonds, L</b> (1, 7) OBP: 0.405, SLG: 0.562	1-3 K		0-0 G4-6-3 1-2f			2-0 L4 1-2		1-1 G3		4 0 0 0 0 1 4												
<b>Mark Carreon, R</b> (1, 3) OBP: 0.358, SLG: 0.557	2-2 FC5-4 1B 1-2 2-H		0-2 G6-3			1-2 G1-3		0-1 G5-3		4 0 1 1 0 0 1												
<b>Glenallen Hill, R</b> (1, 9) OBP: 0.323, SLG: 0.447	0-2 FC5-4 FC4 1-2f 2-3			0-1 P2		0-0 G4-3		0-0 L7		4 0 0 0 0 0 3												
<b>Royce Clayton, R</b> (1, 6) OBP: 0.327, SLG: 0.371	0-2 FC4 1-2f			2-3 K			1-1 G6-3		2-2 G5-3	4 0 0 0 0 1 2												
<b>Steve Scarsone, R</b> (1, 5) OBP: 0.429, SLG: 0.761				2-2 SH1-3 1B		2-2 G5-3		0-0 E6 1B		1-0 G4-3	4 1 1 0 0 0 0											
<b>Kirt Manwaring, R</b> (1, 2) OBP: 0.327, SLG: 0.338				0-0 SH1-3		0-0 F7		0-0 BB 1B 2-H		1-1 L5	3 0 1 1 0 0 0											
<b>Mark Portugal, R</b> (1, 1) OBP: 0.095, SLG: 0.050 <b>Steve Mintz, L</b> (5, 1) <b>Jeff Reed, L</b> (7, PH) OBP: 0.396, SLG: 0.311 <b>Enrique Burgos, L</b> (7, 1)				0-3 K		2-1 L9-3		1-3 K		2 0 0 0 0 1 1 0 0 0 0 0 0 0 1 0 0 0 0 1 1 0 0 0 0 0 0 0												
<b>Inning Stats</b>	R: 1 E: 0 K: 1 S: 17	H: 1 LOB: 2 BB: 2 P: 28	R: 0 E: 0 K: 1 S: 9	H: 1 LOB: 1 BB: 0 P: 13	R: 0 E: 0 K: 0 S: 5	H: 1 LOB: 0 BB: 0 P: 5	R: 0 E: 0 K: 1 S: 8	H: 0 LOB: 0 BB: 0 P: 12	R: 0 E: 0 K: 1 S: 6	H: 0 LOB: 0 BB: 0 P: 8	R: 0 E: 1 K: 0 S: 7	H: 1 LOB: 1 BB: 0 P: 13	R: 1 E: 1 K: 1 S: 9	H: 1 LOB: 2 BB: 1 P: 16	R: 0 E: 0 K: 0 S: 5	H: 0 LOB: 0 BB: 0 P: 6	R: 0 E: 0 K: 0 S: 6	H: 0 LOB: 0 BB: 0 P: 10	1B: 5 2B: 0 3B: 0 HR: 0	SF: 0 SAC: 1 DP: 1 HBP: 0	WP: 0 PB: 0 SB: 0 CS: 0	PA: 35
<b>PITCHER</b>	IP WLS BF H R ER SO BB IBB HBP BLK WP HR S P ERA WHIP																					
<b>Ismael Valdez, R</b> (1, 1) ERA: 2.11	8.0 W 32 5 2 1 5 3 0 0 0 0 0 0 66 101 1.12 1.000																					
<b>Pedro Astacio, R</b> (9, 1) ERA: 4.74	1.0 3 0 0 0 0 0 0 0 0 0 0 0 6 10 0.00 0.000																					

San Francisco Giants @ Los Angeles Dodgers  
 Dodger Stadium, Los Angeles, CA  
 Fri Jun 23 1995, 7:05 PM PDT  
 Att: 41,948 - Unknown

livebaseballscorecards.com

AB 31  
 R 2  
 H 5  
 RBI 2  
 BB 3  
 SO 5  
 LOB 15





Batter	1	2	3	4	5	6	7	8	9	AB R H RBI BB SO LOB	TOP	
<b>Darren Lewis, R</b> OBP: 0.302, SLG: 0.312 (1, 8)	1-1 BB S 1B		1-1 F7			1-1 P4			2-1 WP S 1B	4 0 2 0 0 0 0	<b>San Francisco Giants @ Los Angeles Dodgers</b> <b>Dodger Stadium, Los Angeles, CA</b> Sat Jun 24 1995, 7:05 PM PDT Att. 53,551 - Sunny - 79 F	
<b>Steve Scarsone, R</b> OBP: 0.420, SLG: 0.730 (1, 5)	4-2 BB 1-2 BB		0-3 K			1-3 K			0-0 L9	3 0 0 0 1 2 1		
<b>Barry Bonds, L</b> OBP: 0.398, SLG: 0.551 (1, 7)	3-2 P5		2-3 K			2-2 L8			2-3 K 1-3	4 0 0 0 0 2 3		
<b>Glenallen Hill, R</b> OBP: 0.322, SLG: 0.440 (1, 9)	1-3 K			0-0 F8					4-0 BB	3 0 0 0 1 2 2		
<b>Mark Carreon, R</b> OBP: 0.357, SLG: 0.544 (1, 3) <b>Shawn Barton, R</b> (7, 1) <b>Rod Beck, R</b> OBP: 0.333, SLG: 0.333 (8, 1) <b>Rikkert Faneyte, R</b> OBP: 0.381, SLG: 0.278 (9, PH)	4-0 BB 1-2 2-3 BB			1-0 G1-3					0-0 P3	2 0 0 0 1 0 0 0 0 0 0 0 0 0 0 0 0 0 0 0 0 1 0 0 0 0 0 2		
<b>Royce Clayton, R</b> OBP: 0.323, SLG: 0.365 (1, 6)	1-3 K			1-3 K					3-3 K	3 0 0 0 0 3 3		
<b>John Patterson, S</b> OBP: 0.215, SLG: 0.208 (1, 4)		2-3 K			0-0 L6				1-1 G4-3	3 0 0 0 0 1 0		
<b>Kirt Manwaring, R</b> OBP: 0.321, SLG: 0.331 (1, 2)		0-0 L8			2-3 K				1-1 F8	3 0 0 0 0 1 0		
<b>Mark Leiter, R</b> OBP: 0.095, SLG: 0.095 (1, 1) <b>Jeff Reed, L</b> OBP: 0.389, SLG: 0.304 (5, PH) <b>Chris Hook, R</b> (5, 1) <b>Dave Burba, R</b> (6, 1) <b>J.R. Phillips, L</b> OBP: 0.184, SLG: 0.228 (7, 3)		0-3 K			1-2 G4-3				0-3 K	1 0 0 0 0 1 0 1 0 1 0 0 0 0 1 0		
<b>Inning Stats</b>	R: 0 H: 1 E: 0 LOB: 3 K: 2 BB: 2 S: 17 P: 31	R: 0 H: 0 E: 0 LOB: 0 K: 2 BB: 0 S: 7 P: 9	R: 0 H: 0 E: 0 LOB: 0 K: 2 BB: 0 S: 8 P: 11	R: 0 H: 0 E: 0 LOB: 0 K: 1 BB: 0 S: 5 P: 7	R: 0 H: 0 E: 0 LOB: 0 K: 1 BB: 0 S: 13 P: 16	R: 0 H: 0 E: 0 LOB: 0 K: 2 BB: 0 S: 9 P: 13	R: 0 H: 0 E: 0 LOB: 0 K: 2 BB: 0 S: 12 P: 16	R: 0 H: 0 E: 0 LOB: 0 K: 1 BB: 0 S: 7 P: 9	R: 0 H: 1 E: 0 LOB: 2 K: 1 BB: 1 S: 8 P: 16	1B: 2 SF: 0 2B: 0 SAC: 0 3B: 0 DP: 0 HR: 0 HBP: 0		WP: 1 PA: 32 PB: 0 SB: 2 CS: 0
<b>PITCHER</b> <b>Hideo Nomo, R</b> ERA: 2.3 (1, 1)	IP WLS BF H R ER SO BB IBB HBP BLK WP HR S P ERA WHIP											<b>PITCHER</b> IP WLS BF H R ER SO BB IBB HBP BLK WP HR S P ERA WHIP
	9.0 W 32 2 0 0 13 3 0 0 0 1 0 86 128 0.00 0.556											

<b>AB</b>	29
<b>R</b>	0
<b>H</b>	2
<b>RBI</b>	0
<b>BB</b>	3
<b>SO</b>	13
<b>LOB</b>	11



livebaseballscorecards.com



Batter	1	2	3	4	5	6	7	8	9
<b>Delino DeShields, L</b> OBP: 0.351, SLG: 0.357 (1, 4)	2-3 K		3-2 1B 2B	4-2 1-2 BB		4-2 BB	1-2 CS 1B		
<b>Jose Offerman, S</b> OBP: 0.438, SLG: 0.444 (1, 6)	3-2 F8		1-1 1B 2-H 1B	1-1 L7		0-2 L9	0-0 SAFE CS 1-2	0-0 G3-1	
<b>Mike Piazza, R</b> OBP: 0.435, SLG: 0.719 (1, 2)	4-2 BB		2-0 1-3 1B		2-2 FC6-4 1B	0-0 G3-1		0-2 F9	
<b>Eric Karros, R</b> OBP: 0.386, SLG: 0.560 (1, 3)	2-2 F8		2-3 K		2-1 F9		2-1 1B E 1B	0-3 K	
<b>Roberto Kelly, R</b> OBP: 0.328, SLG: 0.360 (1, 8)		2-2 G3		1-2 HR	1-0 FC6-4		1-0 SAFE E9 FC6-4 HR 1B		
<b>Raul Mondesi, R</b> OBP: 0.366, SLG: 0.564 (1, 9)		2-1 G5-3		0-0 S 1B 1B	1-2 F9		4-0 FC6-4 IBB		
<b>Tim Wallach, R</b> OBP: 0.325, SLG: 0.400 (1, 5)		2-2 L9		3-3 SAFE SAFE SAFE SAFE K 1B 1B S	1-2 K		0-0 SH2-4 1B HBP HR 1-2f 2-3		
<b>Billy Ashley, R</b> OBP: 0.331, SLG: 0.432 <b>Roger Cedeno, S</b> (8, 7)			2-3 K	0-0 BB 2-H 1B		2-2 SH2-4 1B	1-1 HR		
<b>Hideo Nomo, R</b> (1, 1)			2-3 K	0-3 SAFE SAFE SAFE SAFE K	0-3 K	0-0 SH2-4	1-3 K		


AB	R	H	RBI	BB	SO	LOB
3	1	2	0	2	1	0
5	0	1	1	0	0	5
4	0	2	0	1	0	3
5	1	1	0	0	2	4
4	2	2	1	0	0	1
3	1	1	0	1	0	1
3	1	0	0	0	1	3
4	1	3	4	0	1	0
0	0	0	0	0	0	0
3	0	0	0	0	3	1

WP	HR	S	P	ERA	WHIP
0	0	3	6	6.75	2.000
0	0	0	0	0.00	2.250
0	1	13	22	27.00	2.250
0	0	3	4	0.00	3.000
0	0	7	7	0.00	0.000

Inning Stats	R	H	E	K	S	H	LOB	BB	P	R	H	E	K	S	H	LOB	BB	P	ERA	WHIP
	0	0	0	13	24	0	1	0	24	0	0	0	0	15	3	2	0	16	6.75	2.000
	0	0	0	8	14	0	0	0	14	0	0	0	0	8	3	0	0	8	0.00	2.250
	0	0	0	15	27	0	0	0	27	0	0	0	0	15	3	0	0	15	27.00	2.250
	0	0	0	13	21	0	0	0	21	0	0	0	0	13	3	0	0	13	0.00	3.000
	0	0	0	13	15	0	0	0	15	0	0	0	0	9	7	0	0	9	0.00	0.000

**San Francisco Giants @ Los Angeles Dodgers**  
**Dodger Stadium, Los Angeles, CA**  
 Sat Jun 24 1995, 7:05 PM PDT  
 Att. 53,551 - Sunny - 79 F

<b>AB</b>	<b>34</b>
<b>R</b>	<b>7</b>
<b>H</b>	<b>12</b>
<b>RBI</b>	<b>6</b>
<b>BB</b>	<b>4</b>
<b>SO</b>	<b>8</b>
<b>LOB</b>	<b>18</b>



Batter	1	2	3	4	5	6	7	8	9	AB R H RBI BB SO LOB	TOP											
Darren Lewis, R OBP: 0.304, SLG: 0.314 (1, 8)	2-1 G3 1B G6-3 1B		3-2 1B 1B		3-1 P3	2-2 K			0-2 L9	5 1 2 0 0 1 1												
John Patterson, S OBP: 0.232, SLG: 0.236 (1, 4)	0-1 1-2 1B		1-3 K		2-2 BB E 1B			1-1 2B	1-3 K	5 0 3 0 0 2 1												
Barry Bonds, L OBP: 0.396, SLG: 0.545 (1, 7)	1-1 G3 1-2 2-3		3-2 1-3 1B		2-1 E6 1-2 BB			3-2 P8		4 0 1 0 0 0 4												
Glenallen Hill, R OBP: 0.321, SLG: 0.434 (1, 9)	2-2 G6-3 3-H		0-3 K		4-0 1-2 2-3 BB			2-3 K		3 0 0 1 1 2 4												
Royce Clayton, R OBP: 0.317, SLG: 0.358 (1, 6)	0-0 G5-3		1-3 K		0-0 P3			0-0 P3		4 0 0 0 0 1 7												
Steve Scarsone, R OBP: 0.400, SLG: 0.692 (1, 5)		2-1 F9		0-1 F7		2-3 K		2-3 K		4 0 0 0 0 2 0												
Kirt Manwaring, R OBP: 0.319, SLG: 0.329 (1, 2)		0-0 1B		1-0 G5-3		3-3 K		0-1 G6-3		4 0 1 0 0 1 0												
J.R. Phillips, L OBP: 0.185, SLG: 0.229 (1, 3)		2-3 K		3-3 K		3-2 2B 1B		2-3 K		4 1 1 0 0 3 1												
William Van Landingham, R OBP: 0.250, SLG: 0.375 Mark Carreon, R OBP: 0.354, SLG: 0.538 (9, PH)		0-0 G5-3			1-2 P8	3-2 2B			2-0 G6-3	3 0 1 1 0 0 1 1 0 0 0 0 0 0												
Inning Stats	R: 1 E: 0 K: 0 S: 10	H: 2 LOB: 1 BB: 0 P: 15	R: 0 E: 0 K: 1 S: 7	H: 1 LOB: 1 BB: 0 P: 11	R: 0 E: 0 K: 3 S: 16	H: 2 LOB: 2 BB: 0 P: 23	R: 0 E: 0 K: 1 S: 6	H: 0 LOB: 0 BB: 0 P: 10	R: 0 E: 1 K: 0 S: 11	H: 1 LOB: 3 BB: 1 P: 23	R: 1 E: 0 K: 3 S: 15	H: 2 LOB: 1 BB: 0 P: 28	R: 0 E: 0 K: 1 S: 9	H: 1 LOB: 1 BB: 0 P: 15	R: 0 E: 0 K: 2 S: 8	H: 0 LOB: 0 BB: 0 P: 12	R: 0 E: 0 K: 1 S: 7	H: 0 LOB: 0 BB: 0 P: 10	1B: 7 2B: 2 3B: 0 HR: 0	SF: 0 SAC: 0 DP: 0 HBP: 0	WP: 0 PB: 0 SB: 0 CS: 0	PA: 38
PITCHER	IP WLS BF H R ER SO BB IBB HBP BLK WP HR S P ERA WHIP																					
Tom Candiotti, R ERA: 3.35 Todd Worrell, R ERA:	(1, 1) (9, 1)	8.0 W 35 9 2 2 11 1 0 0 0 0 0 0 82 137 2.25 1.250																				

San Francisco Giants @ Los Angeles Dodgers  
 Dodger Stadium, Los Angeles, CA  
 Sun Jun 25 1995, 7:05 PM PDT  
 Att. 37,758 - Unknown - 80 F

livebaseballscorecards.com

AB	37
R	2
H	9
RBI	2
BB	1
SO	12
LOB	19



Batter	1	2	3	4	5	6	7	8	9
<b>Delino DeShields, L</b> OBP: 0.346, SLG: 0.350 (1, 4) B X	1-0 L6		0-2 P6	1-3 K			1-0 G1-3		
<b>Jose Offerman, S</b> OBP: 0.439, SLG: 0.446 (1, 6) X	0-0 BLK 1B		0-1 1B 1B			0-2 F8	2-1 G3		
<b>Mike Piazza, R</b> OBP: 0.445, SLG: 0.718 (1, 2) B X	1-0 F9		0-1 E 1B SF8 1B			4-1 FC6-4 BB	0-0 BLK 1B		
<b>Eric Karros, R</b> OBP: 0.384, SLG: 0.554 (1, 3) C 1 SAFE S 1 SAFE S	0-3 K		1-1 E3 SF8 1B			0-2 FC6-4	0-3 K		
<b>Roberto Kelly, R</b> OBP: 0.322, SLG: 0.355 (1, 8)		0-3 K	0-0 SF8			2-3 K	2-0 L9		
<b>Raul Mondesi, R</b> OBP: 0.372, SLG: 0.579 (1, 9)		0-2 HR	4-1 BB			3-2 1B	2-3 K		
<b>Tim Wallach, R</b> OBP: 0.315, SLG: 0.386 (1, 5)		2-3 K	0-0 F9			2-3 K	0-3 K		
<b>Billy Ashley, R</b> OBP: 0.331, SLG: 0.430 <b>Roger Cedeno, S</b> (9, 7)	0-0 1B			1-3 K		0-0 P8			
<b>Tom Candiotti, R</b> OBP: 0.179, SLG: 0.115 <b>Todd Worrell, R</b> (9, 1)	1-1 P7			0-1 G1-3		2-2 G2-3			

AB	R	H	RBI	BB	SO	LOB
4	0	0	0	0	1	0
4	1	2	0	0	0	0
3	1	2	0	1	0	1
4	0	1	1	0	2	3
3	0	0	1	0	2	1
3	1	2	1	1	1	0
4	0	0	0	0	3	3
3	0	1	0	0	1	1
0	0	0	0	0	0	0
3	0	0	0	0	0	2
0	0	0	0	0	0	0


AB	R	H	RBI	BB	SO	LOB
31	3	8	3	2	10	11

Inning Stats		R: 0	H: 1	E: 0	LOB: 1	K: 1	BB: 0	S: 6	P: 8
R: 1	H: 2	E: 0	LOB: 1	K: 2	BB: 0	S: 13	P: 16		
R: 2	H: 3	E: 1	LOB: 2	K: 0	BB: 1	S: 12	P: 17		
R: 0	H: 0	E: 0	LOB: 0	K: 2	BB: 0	S: 8	P: 10		
R: 0	H: 0	E: 0	LOB: 1	K: 1	BB: 1	S: 11	P: 17		
R: 0	H: 1	E: 0	LOB: 1	K: 1	BB: 0	S: 14	P: 20		
R: 0	H: 1	E: 0	LOB: 1	K: 1	BB: 0	S: 8	P: 11		
R: 0	H: 0	E: 0	LOB: 0	K: 2	BB: 0	S: 8	P: 12		

WP	PA
0	34

**San Francisco Giants @ Los Angeles Dodgers**  
**Dodger Stadium, Los Angeles, CA**  
 Sun Jun 25 1995, 7:05 PM PDT  
 Att: 37,758 - Unknown - 80 F

livebaseballscorecards.com



PITCHER	IP	WLS	BF	H	R	ER	SO	BB	IBB	HBP	BLK	WP	HR	S	P	ERA	WHIP
<b>William Van Landingham, R</b> ERA: 4.94 (1, 1)	8.0	L	34	8	3	2	10	2	0	0	2	0	1	80	111	2.25	1.250



Batter	1	2	3	4	5	6	7	8	9	AB R H RBI BB SO LOB
Darren Lewis, R (1, 8) OBP: 0.304, SLG: 0.310	0-0 G1-3		0-0 G4-3			4-0 BBB CS BB			0-3 K	3 0 0 0 1 1 0
Robby Thompson, R (1, 4) OBP: 0.286, SLG: 0.328	0-3 K		0-3 K			0-0 X 1-2 G6-3			0-3 K	4 0 0 0 0 3 1
Barry Bonds, L (1, 7) OBP: 0.402, SLG: 0.542	4-0 1B BB					4-0 X BBB G5-4-3 BB			4-0 BBB 2B BB	1 1 0 0 3 0 0
Glenallen Hill, R (1, 9) OBP: 0.324, SLG: 0.440	0-0 1-2 1B					0-0 X 1-2f G5-4-3			0-0 X 1-H 2B	4 0 2 1 0 0 1
Jeff Reed, L (1, 2) OBP: 0.362, SLG: 0.280	0-3 K					0-0 X G3			0-0 X F7	4 0 0 0 0 1 3
Royce Clayton, R (1, 6) OBP: 0.313, SLG: 0.353						0-3 G6-3			0-0 X F8	3 0 0 0 0 1 0
J.R. Phillips, L (1, 3) OBP: 0.188, SLG: 0.231						0-0 X F8			0-3 K	3 0 1 0 0 1 0
Steve Scarsone, R (1, 5) OBP: 0.386, SLG: 0.667						0-3 X K			0-0 X F8	3 0 0 0 0 1 1
Jose Bautista, R (1, 1) Chris Hook, R (8, 1) Rikkert Faneyte, R (8, PH) Shawn Barton, R (9, 1)						0-3 X K			0-3 K	2 0 0 0 0 1 1 0 0 0 0 0 0 0 1 0 0 0 0 1 0 0 0 0 0 0 0 0

Inning Stats	R: 0 E: 0 K: 2 S: 8	H: 1 LOB: 2 BB: 1 P: 12	R: 0 E: 0 K: 0 S: 3	H: 0 LOB: 0 BB: 0 P: 3	R: 0 E: 0 K: 2 S: 7	H: 0 LOB: 0 BB: 0 P: 7	R: 0 E: 0 K: 0 S: 2	H: 0 LOB: 0 BB: 1 P: 6	R: 0 E: 0 K: 2 S: 8	H: 1 LOB: 1 BB: 0 P: 8	R: 0 E: 0 K: 0 S: 2	H: 0 LOB: 0 BB: 1 P: 6	R: 0 E: 0 K: 0 S: 3	H: 0 LOB: 0 BB: 0 P: 3	R: 0 E: 0 K: 2 S: 7	H: 0 LOB: 0 BB: 0 P: 7	R: 1 E: 0 K: 2 S: 8	H: 1 LOB: 1 BB: 1 P: 12	1B: 2 2B: 1 3B: 0 HR: 0	SF: 0 SAC: 0 DP: 1 HBP: 0	WP: 0 PB: 0 SB: 0 CS: 1	PA: 32	
PITCHER	IP	WLS	BF	H	R	ER	SO	BB	IBB	HBP	BLK	WP	HR	S	P	ERA	WHIP						
Bill Swift, R (1, 1) ERA: 6.62	7.0	W	24	2	0	0	6	3	0	0	0	0	0	33	45	0.00	0.714						
Steve Reed, R (8, 1) ERA: 2.35	2.0		8	1	1	1	4	1	0	0	0	0	0	15	19	4.50	1.000						

**BOTTOM**

**Colorado Rockies @ San Francisco Giants**  
Candlestick Park, San Francisco, CA

Tue Jun 27 1995, 6:33 AM EDT  
Att. 14,769 - Sunny - 70 F

[livebaseballscorecards.com](http://livebaseballscorecards.com)

<b>AB</b>	<b>28</b>
<b>R</b>	<b>1</b>
<b>H</b>	<b>3</b>
<b>RBI</b>	<b>1</b>
<b>BB</b>	<b>4</b>
<b>SO</b>	<b>10</b>
<b>LOB</b>	<b>7</b>



Batter	1	2	3	4	5	6	7	8	9	10	11	AB R H RBI BB SO LOB	TOP					
Eric Young Sr., R (1, 4) OBP: 0.289, SLG: 0.206	G6-3		SH1-4			F9		F7		SH1-4		3 0 0 0 1 0 0	<b>Colorado Rockies @ San Francisco Giants</b> Candlestick Park, San Francisco, CA Wed Jun 28 1995, 6:33 AM EDT Att: 15,136 - Sunny - 69 F					
Mike Kingery, L (1, 8) OBP: 0.383, SLG: 0.435	G4-3		F9			G4-3		P6		G4-3	BB	5 0 0 0 0 0 2						
Jim Tatum, R (11, PH) OBP: 0.400, SLG: 0.500												1 0 0 0 0 0 3						
Mike Munoz, L (11, 1) OBP: 1.000, SLG: 2.000												0 0 0 0 0 0 0						
Larry Walker, L (1, 9) OBP: 0.392, SLG: 0.658	G4-3		K			FC5 1B		F7		HBP		4 0 1 0 1 1 1						
Andres Galarraga, R (1, 3) OBP: 0.340, SLG: 0.498		1B G4-3 2B				G5-3				1B		4 1 3 0 0 0 0						
Dante Bichette, R (1, 7) OBP: 0.367, SLG: 0.552		G4-3 1B				FC5				F2	F7	5 0 2 0 0 0 6						
Vinny Castilla, R (1, 5) OBP: 0.349, SLG: 0.573		K				G5-4-3		G4-3 SH3-4 1B		K		5 0 1 0 0 2 4						
Joe Girardi, R (1, 2) OBP: 0.340, SLG: 0.387		G4-3				F8		SH3-4				4 0 2 1 0 0 1						
Walt Weiss, S (1, 6) OBP: 0.373, SLG: 0.311		G4-3				G4-3		G4-3		K		4 0 0 0 0 1 4						
Darren Holmes, R (9, 1)												0 0 0 0 0 0 0						
Ellis Burks, R (11, PH) (11, 8)												0 0 0 0 1 0 0						
Armando Reynoso, R (1, 1)												1 0 0 0 1 0 0						
Juan Acevedo, R (5, 1)												0 0 0 0 0 0 0						
Curt Leskanic, R (6, 1)												0 0 0 0 0 0 0						
John Vander Wal, L (7, PH)												1 0 0 0 0 0 1						
Roger Bailey, R (7, 1)												0 0 0 0 0 0 0						
Jason Bates, S (9, 6)												2 0 1 0 0 0 2						
<b>Inning Stats</b>	R: 0 H: 0 E: 0 LOB: 0 K: 3 S: 3 P: 3	R: 1 H: 2 E: 0 LOB: 1 K: 1 BB: 0 S: 7 P: 7	R: 0 H: 0 E: 0 LOB: 1 K: 1 BB: 1 S: 5 P: 9	R: 0 H: 1 E: 0 LOB: 0 K: 0 BB: 0 S: 3 P: 3	R: 0 H: 0 E: 0 LOB: 0 K: 0 BB: 0 S: 3 P: 3	R: 0 H: 2 E: 0 LOB: 2 K: 0 BB: 0 S: 5 P: 5	R: 0 H: 1 E: 0 LOB: 1 K: 0 BB: 0 S: 4 P: 4	R: 0 H: 0 E: 0 LOB: 0 K: 2 BB: 0 S: 3 P: 3	R: 0 H: 2 E: 0 LOB: 2 K: 2 BB: 0 S: 9 P: 9	R: 0 H: 1 E: 0 LOB: 3 K: 0 BB: 1 S: 4 P: 9	R: 0 H: 1 E: 0 LOB: 3 K: 0 BB: 2 S: 4 P: 12	1B: 7 SF: 0 2B: 3 SAC: 3 3B: 0 DP: 1 HR: 0 HBP: 1	WP: 0 PA: 47 PB: 0 SB: 0 CS: 0					
<b>PITCHER</b>	IP WLS BF H R ER SO BB IBB HBP BLK WP HR S P ERA WHIP																	
Mark Portugal, R (1, 1) ERA: 3.66	8.0		31	7	1	1	2	1	0	0	0	0	0	0	34	38	1.12	1.000
Rod Beck, R (9, 1) ERA: 2.79	2.0		10	2	0	0	2	0	1	1	0	0	0	0	12	17	0.00	1.000
Dave Burba, R (11, 1) ERA: 4.67	0.2		5	1	0	0	0	2	0	0	0	0	0	0	3	11	0.00	4.500
Shawn Barton, L (11, 1) ERA: 2.35	0.1	W	1	0	0	0	0	0	0	0	0	0	0	0	1	1	0.00	0.000

livebaseballscorecards.com

AB	39
R	1
H	10
RBI	1
BB	4
SO	4
LOB	24



Batter	1	2	3	4	5	6	7	8	9	10	11	AB R H RBI BB SO LOB	BOTTOM														
Darren Lewis, R (1, 8) OBP: 0.305, SLG: 0.309	G5-3 S BB		F8		BB 1B		G6-3		SH3-4		G4-3	4 1 1 0 1 0 0	<b>Colorado Rockies @ San Francisco Giants</b> Candlestick Park, San Francisco, CA Wed Jun 28 1995, 6:33 AM EDT Att. 15,136 - Sunny - 69 F <a href="http://livebaseballscorecards.com">livebaseballscorecards.com</a>														
Robby Thompson, R (1, 4) OBP: 0.288, SLG: 0.318	G5-3		K		BB 1B		F7		G3		BB 1B BB	4 1 0 0 2 1 2															
Barry Bonds, L (1, 7) OBP: 0.412, SLG: 0.544	G3		S BB		HBP 1B		BB		HBP IBB		BB 1B 1B	3 0 2 1 3 0 1															
Mark Carreon, R (1, 3) OBP: 0.356, SLG: 0.521			F3		FC6-4 HBP		G5-3		HBP		BB 1B	3 0 0 0 0 0 2															
J.R. Phillips, L (10, 3) OBP: 0.194, SLG: 0.236			F7								BB 1B	1 0 1 1 0 0 0															
Glenallen Hill, R (1, 9) OBP: 0.317, SLG: 0.430			F7		K		G5-3		G4-3			5 0 0 0 0 1 6															
Steve Scarsone, R (1, 5) OBP: 0.376, SLG: 0.635			HBP BB BB		F2		FC6-4		K		F9	4 0 0 0 1 1 3															
Royce Clayton, R (1, 6) OBP: 0.319, SLG: 0.352			HBP BB		BB		K		1B		F4	3 0 1 0 2 1 0															
Kirt Manwaring, R (1, 2) OBP: 0.317, SLG: 0.322			F3		F3		F9		G3		G1-3	3 0 0 0 0 0 2															
Dave Burba, R (11, 1)			HBP									0 0 0 0 0 0 0															
Shawn Barton, R (11, 1)			HBP									0 0 0 0 0 0 0															
Mark Portugal, R (1, 1) OBP: 0.083, SLG: 0.043			F7		F9		K		G3 SH3-4 1B		G3-1	3 0 0 0 0 1 3															
Rod Beck, R (9, 1) OBP: 0.333, SLG: 0.333												0 0 0 0 0 0 0															
Tom Lampkin, L (9, 2) OBP: 0.368, SLG: 0.394												2 0 1 0 0 0 0															
John Patterson, S (10, PH) OBP: 0.230, SLG: 0.234												1 0 0 0 0 0 0															
<b>Inning Stats</b>	R: 0 E: 0 K: 0 S: 2	H: 0 LOB: 1 BB: 1 P: 6	R: 0 E: 0 K: 0 S: 3	H: 0 LOB: 3 BB: 2 P: 12	R: 0 E: 0 K: 1 S: 5	H: 0 LOB: 1 BB: 1 P: 9	R: 0 E: 0 K: 0 S: 3	H: 0 LOB: 1 BB: 1 P: 7	R: 1 E: 0 K: 1 S: 7	H: 2 LOB: 3 BB: 1 P: 12	R: 0 E: 0 K: 2 S: 7	H: 0 LOB: 0 BB: 0 P: 7	R: 0 E: 0 K: 0 S: 3	H: 0 LOB: 1 BB: 1 P: 7	R: 0 E: 0 K: 1 S: 6	H: 1 LOB: 1 BB: 0 P: 6	R: 0 E: 0 K: 0 S: 4	H: 1 LOB: 3 BB: 1 P: 9	R: 0 E: 0 K: 0 S: 3	H: 0 LOB: 0 BB: 0 P: 3	R: 1 E: 0 K: 0 S: 4	H: 2 LOB: 2 BB: 1 P: 8	1B: 6 2B: 0 3B: 0 HR: 0	SF: 0 SAC: 1 DP: 0 HBP: 3	WP: 0 PB: 0 SB: 2 CS: 0	PA: 49	
<b>PITCHER</b>	IP	WLS	BF	H	R	ER	SO	BB	IBB	HBP	BLK	WP	HR	S	P	ERA	WHIP										
Armando Reynoso, R (1, 1) ERA: 4.35	4.1		21	2	1	1	1	6	0	1	0	0	0	16	41	2.08	1.846										
Juan Acevedo, R (5, 1) ERA: 6.18	0.2		3	0	0	0	1	0	0	1	0	0	0	4	5	0.00	0.000										
Curt Leskanic, R (6, 1) ERA: 3.74	1.0		3	0	0	0	2	0	0	0	0	0	0	7	7	0.00	0.000										
Roger Bailey, R (7, 1) ERA: 3.57	2.2		13	2	0	0	1	1	1	1	0	0	0	12	21	0.00	1.125										
Darren Holmes, R (9, 1) ERA: 2.89	1.1		4	0	0	0	0	0	0	0	0	0	0	4	4	0.00	0.000										
<b>PITCHER</b>	IP	WLS	BF	H	R	ER	SO	BB	IBB	HBP	BLK	WP	HR	S	P	ERA	WHIP										
Mike Munoz, L (11, 1) ERA: 3.8	0.2		5	2	1	1	0	1	0	0	0	0	0	4	8	13.50	4.500										



Batter	1	2	3	4	5	6	7	8	9	AB R H RBI BB SO LOB	TOP																
Steve Finley, L (1, 8) OBP: 0.343, SLG: 0.369	2-2 L7		1-2 BLK 1B	0-1 G5-3		0-2 CS S 1H 1B			2-2 BB SH5-3 1B	5 0 3 1 0 0 2	<b>San Diego Padres @ San Francisco Giants</b> Candlestick Park, San Francisco, CA Fri Jun 30 1995, 10:05 PM EDT Att. 28,871 - Unknown - 64 F <a href="http://livebaseballscorecards.com">livebaseballscorecards.com</a>																
Jody Reed, R (1, 4) OBP: 0.371, SLG: 0.301	2-3 K		1 SAFE 3-2 G6-3		1 SAFE 3-2 K	1-3 1B		0-0 SH5-3	4 0 1 0 0 2 1																		
Tony Gwynn, L (1, 9) OBP: 0.393, SLG: 0.478	1-1 L9		4-0 BB		3-2 G4-3	1-0 G4-3		4-0 BB IBB	3 0 0 0 2 0 1																		
Ken Caminiti, S (1, 5)		0-1 L7	1-1 G4-3		1-0 L7		1-1 G6-3	4-2 BB	4 0 0 0 1 0 2																		
Roberto Petagine, L (1, 3)		4-2 BLK 1B BB		0-0 P5		0-1 HBP 2B 1B	2-3 K	2-3 K	4 2 1 0 1 2 3																		
Melvin Nieves, S (1, 7) OBP: 0.279, SLG: 0.364	2-2 SAFE 1-H 1B		0-1 1B 1B		3-2 2B HBP	1-2 CS 1B		0-0 P2	4 2 3 1 0 0 3																		
Brad Ausmus, R (1, 2) OBP: 0.335, SLG: 0.397	0-1 F8		0-1 SH5-4 1B 1B		2-0 1B 2B	1-0 CS	1-2 F8		4 1 2 2 0 0 1																		
Andujar Cedeno, R (1, 6) OBP: 0.272, SLG: 0.368	2-3 K		1-2 SH5-4 1B		1-1 BLK 1B 1B		1-0 F8		4 1 2 2 0 1 1																		
Joey Hamilton, R (1, 1) OBP: 0.063, SLG: 0.067			1-3 K		0-0 SH5-4		0-3 K		3 0 0 0 0 2 1																		
Trevor Hoffman, R (9, 1) OBP: 1.000, SLG: 2.000									0 0 0 0 0 0 0																		
<b>Inning Stats</b>	R: 0 E: 0 K: 1 S: 12	H: 0 LOB: 0 BB: 0 P: 17	R: 1 E: 0 K: 1 S: 15	H: 1 LOB: 1 BB: 1 P: 23	R: 0 E: 0 K: 1 S: 11	H: 1 LOB: 2 BB: 1 P: 21	R: 1 E: 0 K: 0 S: 11	H: 3 LOB: 2 BB: 0 P: 12	R: 0 E: 0 K: 1 S: 9	H: 0 LOB: 0 BB: 0 P: 15	R: 4 E: 0 K: 0 S: 16	H: 5 LOB: 1 BB: 0 P: 27	R: 0 E: 0 K: 1 S: 8	H: 1 LOB: 0 BB: 0 P: 13	R: 0 E: 0 K: 1 S: 7	H: 0 LOB: 0 BB: 0 P: 9	R: 0 E: 0 K: 1 S: 11	H: 1 LOB: 3 BB: 2 P: 23	1B: 11 2B: 1 3B: 0 HR: 0	SF: 0 SAC: 2 DP: 0 HBP: 1	WP: 0 PB: 0 SB: 1 CS: 2	PA: 43					
<b>PITCHER</b>	IP WLS BF H R ER SO BB IBB HBP BLK WP HR S P ERA WHIP																										
Mark Leiter, R (1, 1) ERA: 4.16	5.1		27	8	6	6	4	2	0	1	2	0	0	67	104	10.12	1.875										
Shawn Barton, L (6, 1) ERA: 2.12	1.2		6	3	0	0	1	0	0	0	1	0	0	15	24	0.00	1.800										
Dave Burba, R (8, 1) ERA: 4.5	1.1		6	1	0	0	1	0	1	0	0	0	0	11	19	0.00	0.750										
Chris Hook, R (9, 1) ERA: 3.9	0.2	W	3	0	0	0	1	1	0	0	0	0	0	7	13	0.00	1.500										

AB	35
R	6
H	12
RBI	6
BB	4
SO	7
LOB	15





Batter	1	2	3	4	5	6	7	8	9	AB	R	H	RBI	BB	SO	LOB
Darren Lewis, R OBP: 0.303, SLG: 0.304 (1, 8)	2-1 G4-3	0-0 G4-3		0-0 P3		4-2 G4-6-3 BB			1-2 FC6-4 BB HR	4	1	0	0	1	0	5
Mike Benjamin, R OBP: 0.351, SLG: 0.458 (1, 5)	2-3 K		2-1 E S 1B	0-0 FC4-6		0-0 G4-6-3			4-2 HR BB	4	1	1	0	0	1	2
John Patterson, S OBP: 0.237, SLG: 0.234 (9, PH)				1-2f		1-2f			1-2 HR BB	0	1	0	0	1	0	0
Barry Bonds, L OBP: 0.419, SLG: 0.577 (1, 7)	0-0 HR		3-2 BB 1B		3-1 1B 1B			1-2 G4-3	0-1 HR	5	3	4	5	0	0	0
Mark Carreon, R OBP: 0.352, SLG: 0.510 (1, 3)	0-1 G4-3		1-0 F8		0-0 FC3-6 G5-2-3 1B			0-1 G4-3		4	0	1	0	0	0	1
Dave Burba, R (8, 1)					1-3					0	0	0	0	0	0	0
Chris Hook, R (9, 1)										0	0	0	0	0	0	0
Glenallen Hill, R OBP: 0.316, SLG: 0.427 (1, 9)		0-1 E5 HBP SH5-3 BB	1-2 P3		1-2 FC3-6 1B			1-0 G3		4	1	1	1	0	0	1
Royce Clayton, R OBP: 0.320, SLG: 0.349 (1, 6)		0-0 SH5-3	4-0 BB		0-2 FC3-6 1B			1-2 G6-3		2	0	0	0	1	0	2
Robby Thompson, R OBP: 0.293, SLG: 0.319 (1, 4)		1-0 BB HBP	0-1 P6		2-1 1B			1-3 K		3	0	1	0	0	1	2
Kirt Manwaring, R OBP: 0.323, SLG: 0.325 (1, 2)		2-1 BB HBP		2-2 FC4-6 1B		0-0 G5-2-3		1-1 G1-3		2	0	1	0	0	0	3
Shawn Barton, R (6, 1)										0	0	0	0	0	0	0
J.R. Phillips, L OBP: 0.192, SLG: 0.234 (8, 3)		1-2 2-3 HBP		1-3 K						1	0	0	0	0	0	0
Mark Leiter, R OBP: 0.130, SLG: 0.091 (1, 1)		4-1 BB HBP				1-3 K			0-0 FC6-4 1B	1	0	0	1	1	1	1
Jeff Reed, L OBP: 0.367, SLG: 0.288 (6, 2)										2	0	1	0	0	1	0

Inning Stats	R: 1	H: 1	E: 0	K: 1	S: 10	LOB: 0	BB: 0	P: 14	R: 1	H: 0	E: 1	K: 0	S: 6	LOB: 2	BB: 1	P: 13	R: 1	H: 2	E: 0	K: 0	S: 11	LOB: 2	BB: 1	P: 22	R: 0	H: 1	E: 0	K: 1	S: 9	LOB: 1	BB: 0	P: 12	R: 1	H: 4	E: 0	K: 0	S: 14	LOB: 2	BB: 0	P: 20	R: 0	H: 0	E: 0	K: 1	S: 7	LOB: 0	BB: 1	P: 12	R: 0	H: 0	E: 0	K: 0	S: 6	LOB: 0	BB: 0	P: 8	R: 0	H: 0	E: 0	K: 1	S: 8	LOB: 0	BB: 0	P: 11	R: 3	H: 2	E: 0	K: 0	S: 12	LOB: 0	BB: 1	P: 17	1B: 8	2B: 0	3B: 0	HR: 2	SF: 0	SAC: 1	DP: 3	HBP: 2	WP: 0	PA: 39
PITCHER	IP	WLS	BF	H	R	ER	SO	BB	IBB	HBP	BLK	WP	HR	S	P	ERA	WHIP																																																																	
Joey Hamilton, R (1, 1) ERA: 2.73	8.1		38	9	6	5	4	4	0	2	0	0	1	81	127	5.40	1.560																																																																	
Trevor Hoffman, R (9, 1) ERA: 4.58	0.0	L	1	1	1	1	0	0	0	0	0	0	1	2	2	∞	∞																																																																	

BOTTOM

San Diego Padres @ San Francisco Giants  
Candlestick Park, San Francisco, CA

AB	32
R	7
H	10
RBI	7
BB	4
SO	4
LOB	17



WP: 0	PA: 39
PB: 0	
SB: 1	
CS: 0	

Fri Jun 30 1995, 10:05 PM EDT  
Att: 28,871 - Unknown - 64 F

livebaseballscorecards.com

Batter	1	2	3	4	5	6	7	8	9	AB R H RBI BB SO LOB	TOP											
Steve Finley, L (1, 8) OBP: 0.342, SLG: 0.367	2-1 FC1-6 1B		2-2 F8		1-1 G3			0-3 K		4 0 1 0 0 1 1	<b>San Diego Padres @ San Francisco Giants</b> Candlestick Park, San Francisco, CA Sat Jul 01 1995, 6:33 AM EDT Att. 18,230 - Sunny - 71 F											
Jody Reed, R (1, 4) OBP: 0.362, SLG: 0.292	0-1 FC1-6 2B		2-1 F7			2-3 K		2-2 G5-3		4 1 0 0 0 1 2												
Tony Gwynn, L (1, 9) OBP: 0.390, SLG: 0.474	0-0 P6		2-1 G4-3			0-1 G5-3		3-2 BB 1B		4 0 1 0 0 0 2												
Ken Caminiti, S (1, 5) OBP: 0.351, SLG: 0.482	1-0 1-H 2B			1-3 K		1-1 1B		4-2 BB		3 0 2 1 1 1 0												
Roberto Petagine, L (1, 3) OBP: 0.423, SLG: 0.452	0-0 G3			2-2 1B 2B		3-2 G3		1-3 K		4 0 1 0 0 1 4												
Melvin Nieves, S (1, 7) OBP: 0.279, SLG: 0.360		3-2 G5-3		0-0 2-H 1B			2-3 K	1-1 F8		4 0 1 0 0 1 0												
Brad Ausmus, R (1, 2) OBP: 0.327, SLG: 0.387		3-2 K		3-1 F8			1-3 K	2-1 G6-3		4 0 0 0 0 2 1												
Andujar Cedeno, R (1, 6) OBP: 0.272, SLG: 0.371		3-0 G4-3			1-3 K2-3		0-0 2B	2-3 K		4 0 1 0 0 2 0												
Scott Sanders, R (1, 1) OBP: 0.320, SLG: 0.333 Eddie Williams, R (7, PH) OBP: 0.325, SLG: 0.429 Andres Berumen, R (7, 1)			0-2 1B		1-3 K		0-1 G6-3			2 0 1 0 0 1 0 1 0 0 0 0 0 1 0 0 0 0 0 0 0												
<b>Inning Stats</b>	R: 1 E: 0 K: 0 S: 7	H: 2 LOB: 1 BB: 0 P: 10	R: 0 E: 0 K: 1 S: 7	H: 0 LOB: 0 BB: 0 P: 16	R: 0 E: 0 K: 0 S: 10	H: 1 LOB: 1 BB: 0 P: 16	R: 0 E: 0 K: 1 S: 11	H: 2 LOB: 1 BB: 0 P: 17	R: 0 E: 0 K: 2 S: 8	H: 0 LOB: 0 BB: 0 P: 11	R: 0 E: 0 K: 1 S: 10	H: 1 LOB: 1 BB: 0 P: 16	R: 0 E: 0 K: 2 S: 11	H: 1 LOB: 1 BB: 0 P: 14	R: 0 E: 0 K: 2 S: 14	H: 1 LOB: 2 BB: 1 P: 24	R: 0 E: 0 K: 1 S: 7	H: 0 LOB: 0 BB: 0 P: 12	1B: 5 2B: 3 3B: 0 HR: 0	SF: 0 SAC: 0 DP: 0 HBP: 0	WP: 0 PB: 0 SB: 0 CS: 0	PA: 35
<b>PITCHER</b>	IP WLS BF H R ER SO BB IBB HBP BLK WP HR S P ERA WHIP																					
William Van Latingham, R (1, 1) ERA: 4.11	7.2 W 30 8 1 1 8 0 0 0 0 0 0 73 114 1.17 1.043																					
Rod Beck, R (8, 1) ERA: 2.67	1.1 S 5 0 0 0 2 1 0 0 0 0 0 0 12 22 0.00 0.750																					

livebaseballscorecards.com

<b>AB</b>	34
<b>R</b>	1
<b>H</b>	8
<b>RBI</b>	1
<b>BB</b>	1
<b>SO</b>	10
<b>LOB</b>	11



Batter	1	2	3	4	5	6	7	8	9
<b>Darren Lewis, R</b> OBP: 0.299, SLG: 0.299 (1, 8)	0-1 G5-3		0-0 FC4-6 2B 1B		2-3 K		1-1 G4-3		
<b>Mike Benjamin, R</b> OBP: 0.346, SLG: 0.461 (1, 5)	1-3 K		0-0 1B 2B		1-3 K		1-3 K		
<b>Barry Bonds, L</b> OBP: 0.420, SLG: 0.572 (1, 7)	1-0 G3-1		4-0 1B IBB			2-3 K		4-0 G5-4-3 BB	
<b>Mark Carreon, R</b> OBP: 0.357, SLG: 0.539 (1, 3)		2-3 K	2-2 1B		1-0 HR		1-0 G5-4-3		
<b>J.R. Phillips, L</b> OBP: 0.192, SLG: 0.234 (9, 3)			1-2 2-H 3-H 1B				1-2		
<b>Glenallen Hill, R</b> OBP: 0.311, SLG: 0.419 (1, 9)		2-3 K	0-3 K		0-0 P3		1-1 F9		
<b>Royce Clayton, R</b> OBP: 0.320, SLG: 0.346 (1, 6)		0-1 L8		1-3 K		4-0 E BB			
<b>Robby Thompson, R</b> OBP: 0.294, SLG: 0.319 (1, 4)			1-1 FC4-6 2B 1B	2-3 K		1 SAFE 0-1 E5			
<b>Kirt Manwaring, R</b> OBP: 0.324, SLG: 0.325 (1, 2)			2-1 FC4-6 1B	2-1 L7		0-1 G4-3			
<b>William Van Landingham, R</b> OBP: 0.182, SLG: 0.273 (1, 1)			1-1 P5		1-3 K		1-1 G4-3		
<b>Rod Beck, R</b> OBP: 0.333, SLG: 0.333 (8, 1)									

AB	R	H	RBI	BB	SO	LOB
4	1	0	0	0	1	2
4	1	1	1	0	3	0
2	0	0	0	2	1	0
4	1	2	3	0	1	1
0	0	0	0	0	0	0
4	0	0	0	0	2	2
2	0	0	0	1	1	0
3	1	1	0	0	1	1
3	0	1	0	0	0	2
3	0	0	0	0	1	2
0	0	0	0	0	0	0


**BOTTOM**

**San Diego Padres @ San Francisco Giants**  
Candlestick Park, San Francisco, CA

Sat Jul 01 1995, 6:33 AM EDT  
Att. 18,230 - Sunny - 71 F

livebaseballscorecards.com

<b>AB</b>	<b>29</b>
<b>R</b>	<b>4</b>
<b>H</b>	<b>5</b>
<b>RBI</b>	<b>4</b>
<b>BB</b>	<b>3</b>
<b>SO</b>	<b>11</b>
<b>LOB</b>	<b>10</b>



Inning Stats	R: 0	H: 0	E: 0	K: 1	S: 6	LOB: 0	BB: 0	P: 8
<b>Scott Sanders, R</b> ERA: 4.25 (1, 1)	6.0	5	4	4	10	1	1	0
<b>Andres Berumen, R</b> ERA: 5.09 (7, 1)	2.0	0	0	0	1	0	0	0

WP	HR	S	P	ERA	WHIP
0	1	10	19	0.00	0.500

Batter	1	2	3	4	5	6	7	8	9	AB R H RBI BB SO LOB	TOP											
Steve Finley, L (1, 8) OBP: 0.349, SLG: 0.384	0-1 1B 1B	1-0 G4-3			1-2 L7	4-0 1B BB IBB		0-0 HR	0-2 1B	5 3 3 1 1 0 0												
Jody Reed, R (1, 4) OBP: 0.367, SLG: 0.296	0-1 1B 1B	2-2 F7			1-0 P3	2-2 BB 1B		4-1 BB BB WP BB	2-0 P4	5 2 2 2 1 0 1												
Tony Gwynn, L (1, 9) OBP: 0.398, SLG: 0.476 Melvin Nieves, S (8, PR) OBP: 0.277, SLG: 0.357 (8, 9)	1-1 G6-3 BB SF9 1B	0-2 G4-3			0-0 1B	4-0 BB IBB		4-0 WP BB 1B BB	2-3 K	3 1 2 1 2 0 0 1 1 0 0 0 1 1												
Ken Caminiti, S (1, 5) OBP: 0.356, SLG: 0.478 Scott Livingstone, L (8, 5) OBP: 0.243, SLG: 0.361	4-1 SF9 G6-3 2B BB				1-0 P3	4-2 G6-4-3 BB		4-1 WP 1B BB	2-2 1B	2 2 0 1 3 0 1 1 0 1 0 0 0 0												
Eddie Williams, R (1, 3) OBP: 0.326, SLG: 0.444	2-2 G6-3				1-1 P8			3-2 E 2B 1B	3-3 K	6 2 2 4 0 1 7												
Phil Clark, R (1, 7) OBP: 0.375, SLG: 0.486	4-0 2B BLK IBB				2-0 G3					4 2 1 0 1 0 1												
Brian Johnson, R (1, 2) OBP: 0.329, SLG: 0.440	1-0 SF9				1-1 F9					4 1 1 2 0 0 2												
Andujar Cedeno, R (1, 6) OBP: 0.284, SLG: 0.385 Brian Williams, R (8, 1) Fernando Valenzuela, L (9, 1) OBP: 0.100, SLG: 0.400	0-0 BLK 2B				0-3 K					3 1 2 2 2 1 0 0 0 0 0 0 0 0 0 0 0 0 0 0 0												
Andy Benes, R (1, 1) OBP: 0.100, SLG: 0.069 Bryce Florie, R (7, 1) Ray Holbert, R (8, PH) OBP: 0.296, SLG: 0.095 (8, 6)	0-0 P3				1-3 K					4 0 0 0 0 2 4 0 0 0 0 0 0 0 1 0 0 0 0 1 2												
<b>Inning Stats</b>	R: 5 E: 0 K: 0 S: 14	H: 4 LOB: 1 BB: 2 P: 26	R: 0 E: 0 K: 0 S: 7	H: 0 LOB: 0 BB: 0 P: 10	R: 0 E: 0 K: 2 S: 4	H: 0 LOB: 0 BB: 0 P: 8	R: 0 E: 0 K: 2 S: 9	H: 0 LOB: 0 BB: 0 P: 11	R: 0 E: 0 K: 1 S: 6	H: 1 LOB: 1 BB: 0 P: 10	R: 5 E: 0 K: 0 S: 13	H: 4 LOB: 2 BB: 4 P: 34	R: 0 E: 0 K: 1 S: 8	H: 0 LOB: 1 BB: 1 P: 13	R: 5 E: 1 K: 1 S: 15	H: 3 LOB: 2 BB: 3 P: 30	R: 0 E: 0 K: 2 S: 16	H: 2 LOB: 2 BB: 0 P: 25	1B: 9 2B: 3 3B: 0 HR: 2	SF: 1 SAC: 0 DP: 1 HBP: 0	WP: 1 PB: 0 SB: 0 CS: 0	PA: 50
<b>PITCHER</b>	IP WLS BF H R ER SO BB IBB HBP BLK WP HR S P ERA WHIP																					
Joe Rosselli, L (1, 1) ERA: 7.13	5.0 L 25 8 8 8 2 1 1 0 1 0 1 44 72 14.40 1.800																					
Jose Bautista, R (6, 1) ERA: 5.53	0.1 6 1 2 2 0 2 2 0 0 0 0 8 26 54.00 9.000																					
Kenny Greer, R (6, 1) ERA: 1.93	1.2 5 0 0 0 1 1 0 0 0 0 0 9 14 0.00 0.600																					
Enrique Burgos, L (8, 1) ERA: 8.64	2.0 14 5 5 5 3 3 0 0 0 1 1 31 55 22.50 4.000																					

San Diego Padres @ San Francisco Giants  
Candlestick Park, San Francisco, CA

AB	39
R	15
H	14
RBI	13
BB	10
SO	6
LOB	19



Sun Jul 02 1995, 6:33 AM EDT  
Att. 23,342 - Sunny - 63 F

livebaseballscorecards.com



Batter	1	2	3	4	5	6	7	8	9	AB	R	H	RBI	BB	SO	LOB	TOP										
<b>Darren Lewis, R</b> OBP: 0.300, SLG: 0.297 (1, 8)	4-0 SH1-3 S 1B BB	2-0 F8 BB 1B	1-0 G1-3		0-0 G4-3			0-1 L8		4	1	1	0	1	0	2											
<b>Robby Thompson, R</b> OBP: 0.292, SLG: 0.310 (1, 4)	1-1 SH1-3 1-3	1-0 L8		1-3 K		2-3 K		1-2 P3		4	0	0	0	0	2	1											
<b>Barry Bonds, L</b> OBP: 0.432, SLG: 0.584 (1, 7)	1-0 1B 2B 3-H	4-2 FC6-4 BB 1-2		4-2 G6-3 BB		3-2 F7		1-0 HR		3	2	2	2	2	0	0											
<b>Mark Carreon, R</b> OBP: 0.336, SLG: 0.500 <b>J.R. Phillips, L</b> OBP: 0.194, SLG: 0.242 (1, 3) (8, 3)	3-2 2B 1B 1-2	0-0 F8		2-1 G6-3 1-2		0-0 G5-3		1-3 K		5	1	1	0	0	1	3											
<b>Glenallen Hill, R</b> OBP: 0.313, SLG: 0.423 (1, 9)	0-0 2B 2B 1-H 2-H	1-0 FC6-4 1-2f		2-0 G5-3			2-0 S 1B		1-2 F8	5	1	2	2	0	0	3											
<b>Royce Clayton, R</b> OBP: 0.317, SLG: 0.347 (1, 6)	2-1 S 2B 2B 2-H		2-0 FC5 E 1B		2-2 P3		1-3 K		3-3 K	5	1	2	1	0	2	1											
<b>Steve Scarsone, R</b> OBP: 0.370, SLG: 0.615 <b>Rod Beck, R</b> OBP: 0.333, SLG: 0.333 (1, 5) (9, 1)	1-2 S 2B 2B 2-H		2-1 G5-3 1-2		4-2 1B 1B BB		2-3 K		0-3 K	4	1	1	1	1	2	2											
<b>Kirt Manwaring, R</b> OBP: 0.328, SLG: 0.325 (1, 2)	2-3 K		1-0 FC5 2B 2-3		0-0 SH1-4 1B 1-H		4-0 BB			3	1	1	1	1	1	2											
<b>Mark Portugal, R</b> OBP: 0.116, SLG: 0.120 <b>John Patterson, S</b> OBP: 0.233, SLG: 0.229 <b>Chris Hook, R</b> <b>Shawn Barton, R</b> <b>Dave Burba, R</b> <b>Mike Benjamin, R</b> OBP: 0.341, SLG: 0.443 (1, 1) (7, PH) (7, 1) (7, 1) (7, 1) (8, 5)	0-0 G6-3		2-1 1B 1-H		0-0 SH1-4 1-2		1-0 G3			2	0	1	1	0	0	1											
<b>Inning Stats</b>	R: 5 E: 0 K: 1 S: 18	H: 5 LOB: 1 BB: 1 P: 32	R: 0 E: 0 K: 0 S: 7	H: 1 LOB: 2 BB: 1 P: 15	R: 1 E: 1 K: 0 S: 7	H: 2 LOB: 1 BB: 0 P: 15	R: 0 E: 0 K: 1 S: 8	H: 0 LOB: 1 BB: 1 P: 17	R: 1 E: 0 K: 0 S: 8	H: 1 LOB: 1 BB: 1 P: 14	R: 0 E: 0 K: 1 S: 7	H: 0 LOB: 0 BB: 0 P: 12	R: 0 E: 0 K: 2 S: 8	H: 1 LOB: 2 BB: 1 P: 18	R: 1 E: 0 K: 1 S: 9	H: 1 LOB: 0 BB: 0 P: 12	R: 0 E: 0 K: 2 S: 12	H: 0 LOB: 0 BB: 0 P: 16	1B: 6 2B: 4 3B: 0 HR: 1	SF: 0 SAC: 2 DP: 0 HBP: 0	WP: 0 PA: 43 PB: 0 SB: 4 CS: 0						
<b>PITCHER</b>	IP	WLS	BF	H	R	ER	SO	BB	IBB	HBP	BLK	WP	HR	S	P	ERA	WHIP										
<b>C.J. Nitkowski, L</b> ERA: 4.63 (1, 1)	0.1		7	5	5	5	0	1	0	0	0	0	0	12	24	135.00	18.000										
<b>Kevin Jarvis, R</b> ERA: 5.14 (1, 1)	4.2		21	4	2	2	2	3	0	0	0	0	0	36	69	3.86	1.500										
<b>Michael Jackson, R</b> ERA: 5.79 (6, 1)	2.0		8	1	0	0	3	1	0	0	0	0	0	15	30	0.00	1.000										
<b>Xavier Hernandez, R</b> ERA: 4.53 (8, 1)	2.0	L	7	1	1	1	3	0	0	0	0	0	1	21	28	4.50	0.500										

**San Francisco Giants @ Cincinnati Reds**  
Riverfront Stadium, Cincinnati, OH

Mon Jul 03 1995, 7:05 PM EDT  
Att. 30,235 - Unknown - 78 F

livebaseballscorecards.com

<b>AB</b>	<b>36</b>
<b>R</b>	<b>8</b>
<b>H</b>	<b>11</b>
<b>RBI</b>	<b>8</b>
<b>BB</b>	<b>5</b>
<b>SO</b>	<b>8</b>
<b>LOB</b>	<b>17</b>



BOTTOM

San Francisco Giants @ Cincinnati Reds  
Riverfront Stadium, Cincinnati, OH

Mon Jul 03 1995, 7:05 PM EDT  
Att: 30,235 - Unknown - 78 F

livebaseballscorecards.com

AB	36
R	7
H	10
RBI	6
BB	3
SO	4
LOB	13



WP:	0	PA:	40
PB:	0		
SB:	5		
CS:	0		


Batter	1	2	3	4	5	6	7	8	9	AB	R	H	RBI	BB	SO	LOB						
Barry Larkin, R OBP: 0.388, SLG: 0.460 (1, 6)										4	3	2	0	1	0	0						
Thomas Howard, S OBP: 0.366, SLG: 0.412 (1, 8)										5	1	1	1	0	1	2						
Ron Gant, R OBP: 0.407, SLG: 0.628 (1, 7)										5	0	2	2	0	1	1						
Reggie Sanders, R OBP: 0.402, SLG: 0.608 (1, 9)										4	1	1	0	1	1	2						
Eric Anthony, L OBP: 0.368, SLG: 0.559 Damon Berryhill, S OBP: 0.228, SLG: 0.246 (1, 3) (8, 2)										3	1	1	2	0	0	3						
Eddie Taubensee, L OBP: 0.314, SLG: 0.452 Mark Lewis, R OBP: 0.420, SLG: 0.556 Xavier Hernandez, L (8, 1)										3	0	0	0	0	0	1						
Bret Boone, R OBP: 0.328, SLG: 0.389 (1, 4)										4	0	1	1	0	0	2						
Jeff Branson, L OBP: 0.343, SLG: 0.457 (1, 5)										4	0	1	0	0	1	1						
C.J. Nitkowski, L Kevin Jarvis, L Lenny Harris, L Michael Jackson, R Jerome Walton, R (1, 1) (1, 1) (5, PH) (6, 1) (7, PH) (8, 3)										0	0	0	0	0	0	0						
<b>Inning Stats</b>	R: 1 E: 2 K: 0 S: 9	H: 1 LOB: 1 BB: 0 P: 21	R: 0 E: 0 K: 0 S: 9	H: 1 LOB: 1 BB: 0 P: 15	R: 1 E: 0 K: 0 S: 9	H: 2 LOB: 1 BB: 1 P: 18	R: 0 E: 0 K: 0 S: 4	H: 0 LOB: 0 BB: 0 P: 7	R: 0 E: 0 K: 1 S: 6	H: 0 LOB: 0 BB: 0 P: 7	R: 2 E: 0 K: 1 S: 16	H: 3 LOB: 1 BB: 0 P: 26	R: 3 E: 0 K: 1 S: 24	H: 3 LOB: 2 BB: 2 P: 40	R: 0 E: 0 K: 1 S: 6	H: 0 LOB: 0 BB: 0 P: 9	R: 0 E: 0 K: 0 S: 6	H: 0 LOB: 0 BB: 0 P: 9	1B: 6 2B: 4 3B: 0 HR: 0	SF: 1 SAC: 0 DP: 1 HBP: 0	WP: 0 PB: 0 SB: 5 CS: 0	PA: 40

PITCHER	IP	WLS	BF	H	R	ER	SO	BB	IBB	HBP	BLK	WP	HR	S	P	ERA	WHIP
Mark Portugal, R ERA: 3.71 (1, 1)	6.0		26	7	4	3	2	1	0	0	0	0	0	53	94	4.50	1.333
Chris Hook, R ERA: 4.82 (7, 1)	0.1		5	3	3	3	1	1	0	0	0	0	0	15	23	81.00	12.000
Shawn Barton, L ERA: 2.08 (7, 1)	0.1	W	1	0	0	0	0	0	0	0	0	0	0	3	6	0.00	0.000
Dave Burba, R ERA: 4.34 (7, 1)	1.1		5	0	0	0	1	1	0	0	0	0	0	12	20	0.00	0.750
Rod Beck, R ERA: 2.59 (9, 1)	1.0	S	3	0	0	0	0	0	0	0	0	0	0	6	9	0.00	0.000







Batter	1	2	3	4	5	6	7	8	9	AB R H RBI BB SO LOB	TOP	
Darren Lewis, R (1, 8) OBP: 0.295, SLG: 0.289	4-0 FC5-4 BB		0-3 K		0-0 F9			0-3 K		3 0 0 0 1 2 1		
Robby Thompson, R (1, 4) OBP: 0.288, SLG: 0.305	0-0 FC5-4 G4-6-3 1-2f		0-0 1B		0-0 G4-3			0-0 G5-3		4 0 1 0 0 0 2		
Barry Bonds, L (1, 7) OBP: 0.432, SLG: 0.576 Rikkert Faneyte, R (3, 7) OBP: 0.467, SLG: 0.348	0-0 G4-6-3 1-2f		0-3 K			4-0 FC6-4 BB		4-0 BB		2 0 0 0 0 1 2 0 0 0 0 2 0 0		
Mark Carreon, R (1, 9) OBP: 0.336, SLG: 0.488		0-0 G5-3		0-0 F7		0-0 FC6-4 1-2f		0-0 G6-3		4 0 0 0 0 0 2		
Royce Clayton, R (1, 6) OBP: 0.323, SLG: 0.352		0-0 1B 1B		0-0 F9		0-3 K		0-3 K		4 0 1 0 0 2 1		
J.R. Phillips, L (1, 3) OBP: 0.201, SLG: 0.243		0-0 1-2 1B		4-0 FC6 BB		0-0 G4-3		0-0 G3		3 0 1 0 1 0 1		
Kirt Manwaring, R (1, 2) OBP: 0.320, SLG: 0.313 Mike Benjamin, R (9, PH) OBP: 0.533, SLG: 0.432		0-3 K		0-0 FC6 1-2f			0-3 K	0-0 F7		3 0 0 0 0 2 3 1 0 0 0 0 0 0	AB 30 R 0 H 4 RBI 0 BB 4 SO 11 LOB 15	
Steve Scarsone, R (1, 5) OBP: 0.374, SLG: 0.602		0-3 K			0-0 1B		0-0 P6			3 0 1 0 0 1 2		
Mark Leiter, R (1, 1) OBP: 0.115, SLG: 0.080 Shawn Barton, R (7, 1) Kenny Greer, R (7, 1)			0-3 K		0-3 K		0-3 K			3 0 0 0 0 3 1 0 0 0 0 0 0 0 0 0 0 0 0 0 0		
Inning Stats	R: 0 E: 0 K: 0 S: 2 H: 0 LOB: 0 BB: 1 P: 6	R: 0 E: 0 K: 2 S: 9 H: 2 LOB: 2 BB: 0 P: 9	R: 0 E: 0 K: 3 S: 10 H: 1 LOB: 1 BB: 0 P: 10	R: 0 E: 0 K: 0 S: 3 H: 0 LOB: 1 BB: 1 P: 7	R: 0 E: 0 K: 1 S: 6 H: 1 LOB: 1 BB: 0 P: 6	R: 0 E: 0 K: 1 S: 5 H: 0 LOB: 1 BB: 1 P: 9	R: 0 E: 0 K: 2 S: 7 H: 0 LOB: 0 BB: 0 P: 7	R: 0 E: 0 K: 1 S: 5 H: 0 LOB: 1 BB: 1 P: 9	R: 0 E: 0 K: 1 S: 5 H: 0 LOB: 0 BB: 0 P: 5	1B: 4 2B: 0 3B: 0 HR: 0 SF: 0 SAC: 0 DP: 1 HBP: 0	WP: 0 PB: 0 SB: 0 CS: 0 PA: 34	
PITCHER	IP WLS BF H R ER SO BB IBB HBP BLK WP HR S P ERA WHIP	PITCHER IP WLS BF H R ER SO BB IBB HBP BLK WP HR S P ERA WHIP										
Jose Rijo, R (1, 1) ERA: 4.21	5.0 W 20 4 0 0 6 2 0 0 0 0 0 0 30 38 0.00 1.200											
Hector Carrasco, R (6, 1) ERA: 3.38	2.0 7 0 0 0 3 1 0 0 0 0 0 0 12 16 0.00 0.500											
Michael Jackson, R (8, 1) ERA: 5.06	1.1 5 0 0 0 2 1 0 0 0 0 0 0 8 12 0.00 0.750											
Brad Pennington, L (9, 1) ERA: 6.75	0.2 2 0 0 0 0 0 0 0 0 0 0 0 2 2 0.00 0.000											

San Francisco Giants @ Cincinnati Reds  
Riverfront Stadium, Cincinnati, OH  
Wed Jul 05 1995, 7:05 PM EDT  
Att. 22,025 - Unknown - 81 F

livebaseballscorecards.com



Batter	1	2	3	4	5	6	7	8	9	AB R H RBI BB SO LOB	TOP																								
Darren Lewis, R OBP: 0.297, SLG: 0.292 (1, 8)	L4		1B	G3		G1-3			1B HR	5 2 2 0 0 0 2																									
Mike Benjamin, R OBP: 0.341, SLG: 0.471 Glenallen Hill, R OBP: 0.313, SLG: 0.425 Steve Scarsone, R OBP: 0.374, SLG: 0.602 (9, 5)	1B		L8		HR		L9		1B HR	4 1 2 1 0 0 1 1 0 1 0 0 0 0 0 1 0 0 0 0 0																									
Barry Bonds, L OBP: 0.431, SLG: 0.585 (1, 7)	P5		1B	G3-1			P6		HR	5 1 2 4 0 0 1																									
Mark Carreon, R OBP: 0.324, SLG: 0.468 (1, 9)	4-3		G5-4-3		P3		K		G4-3	5 0 0 0 0 1 3																									
Royce Clayton, R OBP: 0.328, SLG: 0.359 (1, 6)			F9		1B BB	3B 2B		S 1B	K	4 2 2 0 1 1 1																									
John Patterson, S OBP: 0.248, SLG: 0.257 (1, 4)			G4-3		1B 1B	3B		K	2B BB	4 0 2 1 1 1 1																									
J.R. Phillips, L OBP: 0.207, SLG: 0.255 (1, 3)			BB 1B		K	K		K	2B	5 0 2 0 0 3 4																									
Jeff Reed, L OBP: 0.391, SLG: 0.293 (1, 2)			BB		K		G6-3		G6-3	3 0 0 0 2 1 5																									
William Van Landingham, R OBP: 0.214, SLG: 0.286 Dave Burba, R (7, 1) Tom Lampkin, L OBP: 0.360, SLG: 0.371 Shawn Barton, R (8, 1) Rod Beck, R OBP: 0.333, SLG: 0.333 (9, 1)			G6-3		1B		K	F7		3 0 1 1 0 1 2 0 0 0 0 0 0 0 1 0 0 0 0 0 2 0 0 0 0 0 0 0 0 0 0 0 0 0 0																									
<b>Inning Stats</b>	R: 0 E: 0 K: 0 S: 6	H: 1 LOB: 1 BB: 0 P: 9	R: 0 E: 0 K: 0 S: 6	H: 1 LOB: 2 BB: 1 P: 14	R: 1 E: 0 K: 0 S: 10	H: 2 LOB: 0 BB: 0 P: 15	R: 1 E: 0 K: 2 S: 15	H: 2 LOB: 2 BB: 1 P: 24	R: 2 E: 0 K: 1 S: 14	H: 3 LOB: 1 BB: 0 P: 21	R: 0 E: 0 K: 1 S: 9	H: 0 LOB: 0 BB: 0 P: 14	R: 0 E: 0 K: 1 S: 7	H: 0 LOB: 0 BB: 0 P: 8	R: 0 E: 0 K: 2 S: 13	H: 1 LOB: 2 BB: 1 P: 25	R: 3 E: 0 K: 1 S: 20	H: 4 LOB: 3 BB: 1 P: 29	1B: 9 2B: 2 3B: 1 HR: 2	SF: 0 SAC: 0 DP: 1 HBP: 0	WP: 0 PA: 44 PB: 0 SB: 2 CS: 0														
<b>PITCHER</b>	IP WLS BF H R ER SO BB IBB HBP BLK WP HR S P ERA WHIP																																		
Tim Pugh, R ERA: 3.88 (1, 1)	4.2	24	9	4	4	2	2	0	0	0	0	1	47	79	7.71	2.357																			
Chuck McElroy, L ERA: 5.54 (5, 1)	1.1	4	0	0	0	2	0	0	0	0	0	0	13	18	0.00	0.000																			
Xavier Hernandez, R ERA: 4.27 (7, 1)	1.2	7	1	0	0	3	1	0	0	0	0	0	17	28	0.00	1.200																			
Jeff Brantley, R ERA: 2.95 (8, 1)	1.1	L 9	4	3	3	1	1	0	0	0	0	1	23	34	20.25	3.750																			

San Francisco Giants @ Cincinnati Reds  
Riverfront Stadium, Cincinnati, OH

Thu Jul 06 1995, 7:05 PM EDT  
Att. 27,784 - Unknown - 76 F

AB	40
R	7
H	14
RBI	7
BB	4
SO	8
LOB	22





San Francisco Giants @ Atlanta Braves  
 Atlanta-Fulton County Stadium, Atlanta, GA

Fri Jul 07 1995, 7:05 PM EDT  
 Att: 39,482 - Unknown

AB	36
R	4
H	10
RBI	3
BB	2
SO	6
LOB	12



AB R H RBI BB SO LOB

TOP

Batter	1	2	3	4	5	6	7	8	9
Darren Lewis, R (1, 8) OBP: 0.295, SLG: 0.290	2-2 HR 1B	0-1 G3			0-2 G6-3		1-0 G6-3		1-1 FC6-4 1-2f
Mike Benjamin, R (1, 5) OBP: 0.333, SLG: 0.456	1-1 P3	3-3 K			1-1 WP S 1B		0-1 F9		0-1 F9
Barry Bonds, L (1, 7) OBP: 0.432, SLG: 0.596	1-0 HR 1-H				0-0 F7		2-0 1B		
Robby Thompson, R (1, 4) OBP: 0.287, SLG: 0.299	1-2 F9				4-2 SAFE 1B 1-3 BB		3-3 K		
Mark Carreon, R (1, 3) Shawn Barton, R (8, 1) OBP: 0.321, SLG: 0.462	1-0 1B 1B				0-0 F8			1-0 F8	
Royce Clayton, R (1, 6) OBP: 0.331, SLG: 0.359	1-1 1B 1-2 1B				2-1 G1-3			1-3 K	
Glenallen Hill, R (1, 9) OBP: 0.320, SLG: 0.430	0-0 1-3 2-H 1B				2-2 FC6-4 1B		1-0 1-3 G5-4-3 1B	3-2 P3	
Kirt Manwaring, R (1, 2) Jeff Reed, L (9, PH) OBP: 0.315, SLG: 0.307 OBP: 0.386, SLG: 0.288	3-3 K				1-0 FC6-4 1-2f		0-0 G5-4-3 1-2f 3-H		2-1 G4-3
Joe Rosselli, R (1, 1) Tom Lampkin, L (8, PH) Kenny Greer, R (6, 1) Dave Burba, R (8, 1) Chris Hook, R (8, 1) J.R. Phillips, L (8, 3) OBP: 0.125, SLG: 0.125 OBP: 0.341, SLG: 0.361		0-0 G6-3			0-1 G4-3		0-3 K		0-0 FC6-4 1B

5	1	1	0	0	0	1
5	0	1	0	0	1	2
4	1	2	2	0	0	1
3	0	0	0	1	2	1
4	1	1	0	0	0	2
0	0	0	0	0	0	0
3	1	1	0	1	1	0
4	0	3	1	0	0	0
3	0	0	0	0	1	4
1	0	0	0	0	0	0
0	0	0	0	0	0	0
0	0	0	0	0	0	0
0	0	0	0	0	0	0
1	0	1	0	0	0	0

Inning Stats	R: 3	H: 5	E: 0	LOB: 2	K: 1	S: 18	P: 28	R: 0	H: 0	E: 0	LOB: 0	K: 1	S: 8	P: 11	R: 0	H: 0	E: 0	LOB: 0	K: 1	S: 7	P: 14	R: 0	H: 1	E: 0	LOB: 1	K: 0	S: 9	P: 14	R: 0	H: 1	E: 0	LOB: 2	K: 0	S: 10	P: 15	R: 1	H: 1	E: 0	LOB: 0	K: 1	S: 5	P: 10	R: 0	H: 1	E: 0	LOB: 1	K: 1	S: 7	P: 13	R: 0	H: 0	E: 0	LOB: 0	K: 1	S: 7	P: 12	R: 0	H: 1	E: 0	LOB: 1	K: 0	S: 7	P: 10	1B: 9	SF: 0	2B: 0	SAC: 0	3B: 0	DP: 1	HR: 1	HBP: 0	WP: 1	PA: 38
--------------	------	------	------	--------	------	-------	-------	------	------	------	--------	------	------	-------	------	------	------	--------	------	------	-------	------	------	------	--------	------	------	-------	------	------	------	--------	------	-------	-------	------	------	------	--------	------	------	-------	------	------	------	--------	------	------	-------	------	------	------	--------	------	------	-------	------	------	------	--------	------	------	-------	-------	-------	-------	--------	-------	-------	-------	--------	-------	--------

PITCHER	IP	WLS	BF	H	R	ER	SO	BB	IBB	HBP	BLK	WP	HR	S	P	ERA	WHIP
Tom Glavine, L (1, 1) ERA: 3.49	8.0	W	34	9	4	4	6	2	0	0	0	1	1	71	117	4.50	1.375
Mark Wohlers, R (9, 1) ERA: 2.86	1.0		4	1	0	0	0	0	0	0	0	0	0	7	10	0.00	1.000

WP: 1	PA: 38
PB: 0	
SB: 1	
CS: 0	

Batter	1	2	3	4	5	6	7	8	9
Marquis Grissom, R OBP: 0.333, SLG: 0.417 (1, 8)	L9		F8		10 BB 1B	K		10 BB S 1B	
Jeff Blausler, R OBP: 0.330, SLG: 0.368 (1, 6)	F8			10 BB BB	SF7		K	10 BB BB	
10 Chipper Jones, S OBP: 0.357, SLG: 0.442 (1, 5)	1B			10 BB BB	1B		F7	BB	
Fred McGriff, L OBP: 0.372, SLG: 0.467 (1, 3)	P3			G6-4-3	1B		L4	K	
David Justice, L OBP: 0.408, SLG: 0.516 (1, 9)				G4-3			P5	F8 HR 1B	
Javy Lopez, R OBP: 0.326, SLG: 0.442 (1, 2)								F8	
Mike Kelly, R OBP: 0.277, SLG: 0.349 (6, PH)									
Ryan Klesko, L OBP: 0.420, SLG: 0.624 (7, 7)									
Rafael Belliard, R OBP: 0.270, SLG: 0.258 (1, 4)									
Dwight Smith, L OBP: 0.314, SLG: 0.446 (6, PH)									
Mike Mordecai, R OBP: 0.316, SLG: 0.632 (7, 4)									
Tom Glavine, L OBP: 0.323, SLG: 0.300 (1, 1)									
Jose Oliva, R OBP: 0.202, SLG: 0.345 (8, PH)									
Mark Wohlers, R (9, 1)									

Inning Stats	R: 0 E: 0 K: 0 S: 9	H: 1 LOB: 1 BB: 0 P: 12	R: 0 E: 0 K: 0 S: 10	H: 1 LOB: 0 BB: 0 P: 14	R: 0 E: 0 K: 0 S: 6	H: 0 LOB: 0 BB: 0 P: 10	R: 0 E: 0 K: 0 S: 4	H: 0 LOB: 1 BB: 2 P: 12	R: 4 E: 1 K: 0 S: 15	H: 3 LOB: 2 BB: 3 P: 31	R: 1 E: 0 K: 1 S: 17	H: 3 LOB: 2 BB: 0 P: 24	R: 0 E: 0 K: 1 S: 7	H: 0 LOB: 0 BB: 0 P: 11	R: 3 E: 0 K: 1 S: 16	H: 3 LOB: 3 BB: 3 P: 36
--------------	------------------------------	----------------------------------	-------------------------------	----------------------------------	------------------------------	----------------------------------	------------------------------	----------------------------------	-------------------------------	----------------------------------	-------------------------------	----------------------------------	------------------------------	----------------------------------	-------------------------------	----------------------------------

PITCHER	IP	WLS	BF	H	R	ER	SO	BB	IBB	HBP	BLK	WP	HR	S	P	ERA	WHIP
Joe Rosselli, L ERA: 7.15 (1, 1)	5.0		22	5	4	4	0	5	0	0	0	0	0	44	79	7.20	2.000
Kenny Greer, R ERA: 1.93 (6, 1)	2.0	L	9	3	1	1	2	0	0	0	0	0	0	24	35	4.50	1.500
Dave Burba, R ERA: 4.5 (8, 1)	0.0		1	1	1	1	0	0	0	0	0	0	0	2	3	∞	∞
Chris Hook, R ERA: 5.1 (8, 1)	0.2		6	2	2	2	0	1	1	0	0	0	1	8	21	27.00	4.500
Shawn Barton, L ERA: 1.93 (8, 1)	0.1		2	0	0	0	1	1	0	0	0	0	0	6	12	0.00	3.000

**BOTTOM**

**San Francisco Giants @ Atlanta Braves**  
Atlanta-Fulton County Stadium, Atlanta, GA

livebaseballscorecards.com

AB	31
R	8
H	11
RBI	8
BB	8
SO	3
LOB	14

1B: 10	SF: 1	WP: 0	PA: 40
2B: 0	SAC: 0	PB: 0	
3B: 0	DP: 2	SB: 1	
HR: 1	HBP: 0	CS: 0	



Fri Jul 07 1995, 7:05 PM EDT  
Att. 39,482 - Unknown

Batter	1	2	3	4	5	6	7	8	9	AB R H RBI BB SO LOB	TOP	
Darren Lewis, R OBP: 0.298, SLG: 0.305 (1, 8) C X	0-1 1B 2B		1-2 1-H G6-3 3B		2-2 G5-3		0-0 SF9			3 1 2 2 0 0 0		
Royce Clayton, R OBP: 0.330, SLG: 0.369 (1, 6) C C	0-3 K		0-2 G6-3			1-0 HR	2-2 G1-3			4 1 1 2 0 1 1		
Barry Bonds, L OBP: 0.430, SLG: 0.590 (1, 7) B X	1-0 FC6-4 2-3 1B		3-2 G3			0-0 F8		1-1 G3-1		4 0 1 0 0 0 0		
Mark Carreon, R OBP: 0.319, SLG: 0.455 (1, 3) 1 SAFE 1 SAFE 1 SAFE X	0-0 F8		0-0 G5-3			1-0 BB 1B		2-1 F9		4 0 1 0 0 0 2		
Glenallen Hill, R OBP: 0.315, SLG: 0.423 (1, 9) C 1 SAFE 1 SAFE 1 SAFE 1 SAFE 1 B X	2-2 FC6-4 1-2f			0-2 F8		0-0 F9		0-3 K		4 0 0 0 0 1 3		
Robby Thompson, R OBP: 0.287, SLG: 0.294 (1, 4) X		0-0 G4-3		1-1 G6-3		4-0 BB		0-0 G5-3		3 0 0 0 1 0 0		
Kirt Manwaring, R OBP: 0.309, SLG: 0.300 (1, 2) B B X		2-1 G6-3		2-0 G5-3		2-2 F8		1-0 G6-3		4 0 0 0 0 0 2		
Mike Benjamin, R OBP: 0.330, SLG: 0.457 (1, 5) X		0-0 F8			2-2 G5-3		1-0 SH1-4 SF9 2B		1-3 K	4 1 1 0 0 1 0		
Mark Portugal, R OBP: 0.148, SLG: 0.120 Jose Bautista, R (3, 1) B B C B			4-1 3B BB		0-0 G6-3		0-0 SH1-4			0 1 0 0 1 0 0 1 0 0 0 0 0 0		
<b>Inning Stats</b>	R: 0 H: 2 E: 0 LOB: 2 K: 1 BB: 0 S: 12 P: 15	R: 0 H: 0 E: 0 LOB: 0 K: 0 BB: 0 S: 4 P: 6	R: 2 H: 1 E: 0 LOB: 0 K: 0 BB: 1 S: 12 P: 20	R: 0 H: 0 E: 0 LOB: 0 K: 0 BB: 0 S: 6 P: 9	R: 0 H: 0 E: 0 LOB: 0 K: 0 BB: 0 S: 10 P: 14	R: 1 H: 2 E: 0 LOB: 2 K: 0 BB: 1 S: 9 P: 17	R: 1 H: 1 E: 0 LOB: 0 K: 0 BB: 0 S: 7 P: 10	R: 0 H: 0 E: 0 LOB: 0 K: 1 BB: 0 S: 7 P: 10	R: 0 H: 0 E: 0 LOB: 0 K: 1 BB: 0 S: 5 P: 7	1B: 2 SF: 1 2B: 2 SAC: 1 3B: 1 DP: 0 HR: 1 HBP: 0	WP: 0 PA: 35 PB: 0 SB: 0 CS: 0	
<b>PITCHER</b> Steve Avery, L ERA: 4.19 Greg McMichael, R ERA: 2.88	IP WLS BF H R ER SO BB IBB HBP BLK WP HR S P ERA WHIP											<b>PITCHER</b> IP WLS BF H R ER SO BB IBB HBP BLK WP HR S P ERA WHIP
	7.0 W 29 6 4 4 1 2 0 0 0 0 0 1 60 91 5.14 1.143											
	2.0 6 0 0 0 2 0 0 0 0 0 0 0 12 17 0.00 0.000											

San Francisco Giants @ Atlanta Braves  
Atlanta-Fulton County Stadium, Atlanta, GA

Sat Jul 08 1995, 7:05 PM EDT  
Att. 49,056 - Unknown - 86 F

AB 31  
R 4  
H 6  
RBI 4  
BB 2  
SO 3  
LOB 8





Batter	1	2	3	4	5	6	7	8	9	AB	R	H	RBI	BB	SO	LOB
<b>Marquis Grissom, R</b> OBP: 0.331, SLG: 0.413 (1, 8)	1-0 G4-3	1-0 G5-3	1-0 FC6-4 1B		1-0 F9			3-1 G6-3		5	0	1	0	0	0	1
<b>Jeff Blauser, R</b> OBP: 0.331, SLG: 0.372 (1, 6)	0-2 10 HR 2B	1-1 G3-1	1-2 FC6-4 1B		2-2 10 FC6-4 1B			0-1 F7		5	1	2	1	0	0	2
<b>10 Chipper Jones, S</b> OBP: 0.358, SLG: 0.453 (1, 5)	1-2 2-H HR	1-2 G1-4-3		2-0 G4-3	1-2 FC6-4 1B			2-0 1B		5	1	2	2	0	0	1
<b>Fred McGriff, L</b> OBP: 0.373, SLG: 0.464 (1, 3)	4-1 2B BB		2-2 HR 1B	2-0 G3		0-1 L5		3-3 K		4	2	1	0	1	1	1
<b>David Justice, L</b> OBP: 0.415, SLG: 0.548 (1, 9)	1-2 1-H 2B		0-0 1-H HR	1-1 2B 1B		3-2 F7				4	2	3	3	0	0	0
<b>Ryan Klesko, L</b> OBP: 0.429, SLG: 0.641 (1, 7)	4-0 IBB		1-2 1B SF8 2B	2-1 1-H 2B		0-1 G6-3				3	1	2	1	1	0	0
<b>Charlie O'Brien, R</b> OBP: 0.383, SLG: 0.538 (1, 2)	0-2 P5		3-2 1B HBP 1B	0-0 P2			2-3 K			3	0	0	0	0	1	3
<b>Rafael Belliard, R</b> OBP: 0.284, SLG: 0.273 (1, 4)	2-3 K		0-1 1B 1B		1-1 F9 SH5-4 1B		1-0 P4			4	1	2	0	0	1	2
<b>Steve Avery, L</b> OBP: 0.321, SLG: 0.630 <b>Dwight Smith, L</b> OBP: 0.310, SLG: 0.439 <b>Greg McMichael, R</b> (7, PH) (8, 1)		0-0 HR	0-2 SF8		2-0 SH5-4		3-3 K			1	1	1	2	0	0	0

Inning Stats	R: 3	H: 3	E: 0	K: 1	S: 18	LOB: 2	BB: 2	P: 31	R: 1	H: 1	E: 0	K: 0	S: 7	LOB: 0	BB: 0	P: 10	R: 3	H: 5	E: 0	K: 0	S: 20	LOB: 2	BB: 0	P: 28	R: 1	H: 2	E: 0	K: 0	S: 7	LOB: 1	BB: 0	P: 14	R: 1	H: 2	E: 0	K: 0	S: 10	LOB: 1	BB: 0	P: 17	R: 0	H: 0	E: 0	K: 0	S: 7	LOB: 0	BB: 0	P: 10	R: 0	H: 0	E: 0	K: 2	S: 8	LOB: 0	BB: 0	P: 14	R: 0	H: 1	E: 0	K: 1	S: 8	LOB: 1	BB: 0	P: 16
<b>PITCHER</b>	IP	WLS	BF	H	R	ER	SO	BB	IBB	HBP	BLK	WP	HR	S	P	ERA	WHIP																																															
<b>Mark Portugal, R</b> ERA: 4.32 <b>Jose Bautista, R</b> ERA: 5.57	(1, 1) (3, 1)	2.0 6.0	L	17 23	8 6	7 2	1 3	1 0	1 0	1 0	0 0	0 0	3 47	38 80	60 80	31.50 3.00	4.500 1.000																																															
<b>PITCHER</b>	IP	WLS	BF	H	R	ER	SO	BB	IBB	HBP	BLK	WP	HR	S	P	ERA	WHIP	1B:	2B:	3B:	HR:	SF:	SAC:	DP:	HBP:	WP:	PA:	ERA	WHIP																																			
																		7	4	0	3	1	1	0	1	0	40																																					

**BOTTOM**

**San Francisco Giants @ Atlanta Braves**  
Atlanta-Fulton County Stadium, Atlanta, GA

Sat Jul 08 1995, 7:05 PM EDT  
Att: 49,056 - Unknown - 86 F

livebaseballscorecards.com

<b>AB</b>	<b>35</b>
<b>R</b>	<b>9</b>
<b>H</b>	<b>14</b>
<b>RBI</b>	<b>9</b>
<b>BB</b>	<b>2</b>
<b>SO</b>	<b>4</b>
<b>LOB</b>	<b>10</b>

**Braves**

Batter	1	2	3	4	5	6	7	8	9	AB R H RBI BB SO LOB	TOP																									
Darren Lewis, R (1, 8) OBP: 0.299, SLG: 0.306	2-1 G3		2-2 G6-3			0-0 SH1-4 1B	0-0 F8		3-2 F8 1B	5 0 2 0 0 0 3																										
Robby Thompson, R (1, 4) OBP: 0.280, SLG: 0.287	1-3 K			2-2 G5-3		1-1 SH1-4 1-2		3-1 F8	2-3 K	4 0 0 0 0 2 2																										
Barry Bonds, L (1, 7) OBP: 0.424, SLG: 0.581	0-0 G4-3			1-0 G1-3		2-3 K		1-0 L9		4 0 0 0 0 1 1																										
Glenallen Hill, R (1, 9) OBP: 0.314, SLG: 0.421		0-0 P3		1-3 K		0-0 G5-3		2-2 HR 1B		4 1 1 0 0 1 1																										
Mark Carreon, R (1, 3) OBP: 0.331, SLG: 0.482		2-2 E5 1B			1-1 P6		4-1 FC6-4 BB	3-1 HR		3 1 2 2 1 0 0																										
J.R. Phillips, L (9, 3) OBP: 0.212, SLG: 0.259										0 0 0 0 0 0 0																										
Royce Clayton, R (1, 6) OBP: 0.329, SLG: 0.367		1-2 F7			1-2 S 1B		1-2 FC6-4 1B 1-2f	1-2 G4-3		4 0 1 0 0 0 2																										
Kirt Manwaring, R (1, 2) OBP: 0.307, SLG: 0.299		2-2 F8			1-0 F9		1-1 BB 1B		2-3 K	4 0 1 0 0 1 2																										
Mike Benjamin, R (1, 5) OBP: 0.337, SLG: 0.448			2-1 G5-3		4-0 IBB		4-0 BB		0-2 F8	2 0 0 0 2 0 0																										
Terry Mulholland, R (1, 1) Rikkert Faneyte, R (7, PH) Shawn Barton, R (7, 1) John Patterson, S (9, PH) Rod Beck, R (9, 1)			1-3 K		1-3 K2-3		0-3 K		0-2 1B	2 0 0 0 0 2 2																										
<b>Inning Stats</b>	R: 0 E: 0 K: 1 S: 6	H: 0 LOB: 0 BB: 0 P: 9	R: 0 E: 1 K: 0 S: 11	H: 1 LOB: 1 BB: 0 P: 16	R: 0 E: 0 K: 1 S: 8	H: 0 LOB: 0 BB: 0 P: 13	R: 0 E: 0 K: 1 S: 8	H: 0 LOB: 0 BB: 0 P: 12	R: 0 E: 0 K: 1 S: 9	H: 1 LOB: 2 BB: 1 P: 17	R: 0 E: 0 K: 1 S: 7	H: 1 LOB: 1 BB: 0 P: 10	R: 0 E: 0 K: 1 S: 11	H: 1 LOB: 3 BB: 2 P: 21	R: 2 E: 0 K: 0 S: 11	H: 2 LOB: 0 BB: 0 P: 21	R: 0 E: 0 K: 2 S: 20	H: 2 LOB: 2 BB: 0 P: 26	1B: 7 2B: 0 3B: 0 HR: 1	SF: 0 SAC: 1 DP: 0 HBP: 0	WP: 0 PB: 0 SB: 2 CS: 0	PA: 38														
<b>PITCHER</b>	IP WLS BF H R ER SO BB IBB HBP BLK WP HR S P ERA WHIP																				<b>PITCHER</b>	IP WLS BF H R ER SO BB IBB HBP BLK WP HR S P ERA WHIP														
Kent Mercker, L (1, 1) ERA: 4.15	7.0		28	4	0	0	6	2	1	0	0	0	0	60	98	0.00	0.857																			
Greg McMichael, R (8, 1) ERA: 3.24	1.0		5	2	2	2	0	0	0	0	0	0	1	11	21	18.00	2.000																			
Mark Wohlers, R (9, 1) ERA: 2.76	1.0	W	5	2	0	0	2	0	0	0	0	0	0	20	26	0.00	2.000																			

San Francisco Giants @ Atlanta Braves  
Atlanta-Fulton County Stadium, Atlanta, GA

AB 34  
R 2  
H 8  
RBI 2  
BB 3  
SO 8  
LOB 16



Sun Jul 09 1995, 7:05 PM EDT  
Att. 37,741 - Unknown - 86 F

livebaseballscorecards.com

Batter	1	2	3	4	5	6	7	8	9	AB	R	H	RBI	BB	SO	LOB
Marquis Grissom, R OBP: 0.330, SLG: 0.411	2-1 F8		0-0 10 G4-3 1B		1-1 P6			2-3 K		4	0	1	0	0	1	0
Jeff Blauser, R OBP: 0.330, SLG: 0.368	0-1 G5-3		1-3 K			0-0 P5			4-1 10 1B HR BB	3	1	0	0	1	1	1
10 Chipper Jones, S OBP: 0.360, SLG: 0.453	2-1 BB 1B 1B		2-0 G4-3			0-1 F9			2-1 HR 1B	4	1	2	0	0	0	1
Fred McGriff, L OBP: 0.378, SLG: 0.480	0-0 1-2 BB 1B		0-3 K			2-2 2-6 1B			1-2 1-H 2-H HR	4	1	3	3	0	1	1
David Justice, L OBP: 0.414, SLG: 0.541	4-1 1-2 2-3 BB			3-3 K		3-2 2-6 1-2	1-2 G4-3			2	0	0	0	1	1	0
Javy Lopez, R OBP: 0.321, SLG: 0.434	1-3 K			0-0 G4-3			0-0 G6-3			3	0	0	0	0	1	3
Mike Kelly, R OBP: 0.270, SLG: 0.339		2-1 G5-3		2-1 G3-1			3-2 G6-3			3	0	0	0	0	0	0
Rafael Belliard, R OBP: 0.275, SLG: 0.265		0-3 K			1-0 G6-3			2-2 F8		2	0	0	0	0	1	0
Mike Mordecai, R OBP: 0.300, SLG: 0.600										1	0	0	0	0	0	0
Kent Mercker, L OBP: 0.107, SLG: 0.143		0-0 F8			0-3 K			1-0 F8		2	0	0	0	0	1	0
Greg McMichael, R										0	0	0	0	0	0	0
Jose Oliva, R										1	0	0	0	0	0	0
Mark Wohlers, R										0	0	0	0	0	0	0

Inning Stats	R: 0	H: 2	E: 0	K: 1	S: 11	LOB: 3	BB: 1	P: 20	R: 0	H: 0	E: 0	K: 1	S: 6	LOB: 0	BB: 0	P: 8	R: 0	H: 1	E: 0	K: 2	S: 10	LOB: 1	BB: 0	P: 13	R: 0	H: 0	E: 0	K: 1	S: 6	LOB: 0	BB: 0	P: 8	R: 0	H: 1	E: 0	K: 0	S: 9	LOB: 1	BB: 0	P: 14	R: 0	H: 0	E: 0	K: 0	S: 7	LOB: 0	BB: 0	P: 11	R: 0	H: 0	E: 0	K: 1	S: 8	LOB: 0	BB: 0	P: 13	R: 3	H: 2	E: 0	K: 0	S: 6	LOB: 0	BB: 1	P: 13	1B: 5	2B: 0	3B: 0	HR: 1	SF: 0	SAC: 0	DP: 0	HBP: 0
--------------	------	------	------	------	-------	--------	-------	-------	------	------	------	------	------	--------	-------	------	------	------	------	------	-------	--------	-------	-------	------	------	------	------	------	--------	-------	------	------	------	------	------	------	--------	-------	-------	------	------	------	------	------	--------	-------	-------	------	------	------	------	------	--------	-------	-------	------	------	------	------	------	--------	-------	-------	-------	-------	-------	-------	-------	--------	-------	--------


PITCHER	IP	WLS	BF	H	R	ER	SO	BB	IBB	HBP	BLK	WP	HR	S	P	ERA	WHIP
Terry Mulholland, L ERA: 6.4	(1, 1)		6.0	23	4	0	6	1	0	0	0	0	0	48	74	0.00	0.833
Shawn Barton, L ERA: 1.74	(7, 1)		2.0	6	0	0	1	0	0	0	0	0	0	15	24	0.00	0.000
Rod Beck, R ERA: 3.34	(9, 1)	L	0.0	3	2	3	0	1	0	0	0	0	1	6	13	∞	∞

**BOTTOM**

**San Francisco Giants @ Atlanta Braves**  
Atlanta-Fulton County Stadium, Atlanta, GA

livebaseballscorecards.com

AB	29
R	3
H	6
RBI	3
BB	2
SO	7
LOB	6



WP: 0	PA: 31
PB: 0	
SB: 0	
CS: 0	

Sun Jul 09 1995, 7:05 PM EDT  
Att: 37,741 - Unknown - 86 F

Batter	1	2	3	4	5	6	7	8	9	10	11	12	AB R H RBI BB SO LOB	TOP																		
James Mouton, R (1, 8) OBP: 0.320, SLG: 0.397	0-0 HR 1B		0-3 K		0-0 F8			0-0 B5		0-0 B5-3		0-0 F6	6 1 1 0 0 1 1																			
Craig Biggio, R (1, 4) OBP: 0.394, SLG: 0.470	0-0 HR		0-0 F3		0-0 F7			0-0 G4-3		0-0 F8		0-0 1B	6 1 2 2 0 0 1																			
5 Jeff Bagwell, R (1, 3) OBP: 0.372, SLG: 0.437	0-0 1B SF8 2B		0-3 K					0-0 F9		4-0 BB		0-0 F3	5 1 1 0 1 1 1																			
Derek Bell, R (1, 9) OBP: 0.387, SLG: 0.445	0-0 L6-3 2-3 1B				0-0 F9			0-0 G1-3		0-0 G5-3		0-0 F8	5 0 1 0 0 0 1																			
Phil Plantier, L (1, 7) OBP: 0.357, SLG: 0.500	0-0 SF8		0-3 K					4-0 FC4 BB		0-0 E4 CS		0-3 K	2 0 0 1 1 1 0 1 0 0 0 0 1 0																			
John Cangelosi, S (9, PR) OBP: 0.403, SLG: 0.388	0-0 3-H							0-0 FC4 1-2f		0-0 2B 1B 1B		0-3 K	4 1 1 0 1 1 2																			
Dave Magadan, L (1, 5) OBP: 0.336, SLG: 0.388	0-0 L6-3 1-2				0-0 BB			0-0 1-2f		0-0 1-2 1B		0-0 K	5 1 2 0 0 0 1 0 0 0 0 0 0 0 0 0 0 0 0 0 0																			
Tony Eusebio, R (1, 2) OBP: 0.363, SLG: 0.427		0-0 G5-3			0-0 F8			0-0 G5-3		0-0 1-3 2B		0-0 S 1B	5 0 2 2 0 2 1																			
Andy Stankiewicz, R (11, PR) OBP: 0.158, SLG: 0.111								0-3 K		0-0 FC5-4 1B		0-3 K																				
Jerry Goff, L (11, 2) OBP: 0.182, SLG: 0.273								0-3 K		0-0 2-H 3-H FC5-4 1-2f		0-0 G3	2 0 0 0 0 0 1 0 1 0 0 0 0 0 0 1 0 1 0 0 0 0 0 0 0 0 0 0 0 0 0 0 0																			
Orlando Miller, R (1, 6) OBP: 0.320, SLG: 0.394								0-0 SH3-4 1B		0-0 2-H 3-H FC5-4 1-2f		0-0 G3																				
Shane Reynolds, R (1, 1) OBP: 0.114, SLG: 0.088								0-0 SH3-4 1-2																								
Derrick May, L (9, PH) OBP: 0.306, SLG: 0.331																																
Todd Jones, L (9, 1)																																
Ross Powell, L (10, 1)																																
Dave Veres, R (10, 1)																																
Milt Thompson, L (12, PH) OBP: 0.356, SLG: 0.297																																
Jim Dougherty, R (12, 1)																																
<b>Inning Stats</b>	R: 3 E: 0 K: 0 S: 6	H: 4 LOB: 0 BB: 0 P: 6	R: 0 E: 0 K: 0 S: 3	H: 0 LOB: 0 BB: 0 P: 3	R: 0 E: 0 K: 2 S: 7	H: 0 LOB: 0 BB: 0 P: 7	R: 0 E: 0 K: 1 S: 5	H: 0 LOB: 1 BB: 1 P: 9	R: 0 E: 0 K: 0 S: 4	H: 1 LOB: 1 BB: 0 P: 4	R: 0 E: 0 K: 2 S: 7	H: 0 LOB: 0 BB: 0 P: 7	R: 0 E: 0 K: 0 S: 3	H: 0 LOB: 0 BB: 0 P: 3	R: 2 E: 1 K: 0 S: 6	H: 3 LOB: 1 BB: 0 P: 6	R: 0 E: 0 K: 0 S: 3	H: 0 LOB: 1 BB: 1 P: 7	R: 0 E: 0 K: 3 S: 10	H: 1 LOB: 2 BB: 0 P: 10	R: 0 E: 0 K: 0 S: 4	H: 1 LOB: 1 BB: 0 P: 4	1B: 7 2B: 3 3B: 0 HR: 1	SF: 1 SAC: 1 DP: 1 HBP: 0	WP: 0 PB: 0 SB: 1 CS: 1	PA: 48						
<b>PITCHER</b>	IP WLS BF H R ER SO BB IBB HBP BLK WP HR S P ERA WHIP																															
William Van Landingham, R (1, 1) ERA: 4.2	8.0		30	5	3	3	5	2	0	0	0	0	0	0	0	0	3.38	0.875														
Shawn Barton, L (9, 1) ERA: 2.11	0.2		3	1	1	1	0	0	0	0	0	0	0	0	0	0	13.50	1.500														
Dave Burba, R (9, 1) ERA: 4.58	1.1		7	2	1	1	0	1	0	0	0	0	0	0	0	6	6.75	2.250														
Chris Hook, R (11, 1) ERA: 4.76	2.0	W	8	2	0	0	3	0	0	0	0	0	0	0	0	14	0.00	1.000														

Houston Astros @ San Francisco Giants  
Candlestick Park, San Francisco, CA  
Thu Jul 13 1995, 6:33 AM EDT  
Att. 13,046 - Sunny - 72 F

AB	43
R	5
H	10
RBI	5
BB	3
SO	8
LOB	9



Batter	1	2	3	4	5	6	7	8	9	10	11	12	AB R H RBI BB SO LOB
Darren Lewis, R OBP: 0.301, SLG: 0.316 (1, 8) X	0-0 HR		0-0 G6-3			0-0 F8		0-0 G6-3		1-0 WP S HBP		0-0 SH3-4	4 1 1 1 0 0 1
Robby Thompson, R OBP: 0.282, SLG: 0.280 (1, 4) X	0-0 G5-3		0-0 G6-3			0-3 K			0-0 E9 2B	4-0 WP 1-2 BB		1-0 1B HBP	4 1 0 0 1 1 1
Barry Bonds, L OBP: 0.429, SLG: 0.583 (1, 7) X	0-0 G6-3						0-0 3B 2B		4-0 2B G5-3 BB	4-0 1-2 2-3 IBB		0-0 1B	4 2 2 1 2 1 0
Mark Carreon, R OBP: 0.327, SLG: 0.479 (1, 3) X	0-0 F9					0-0 G1-3		0-3 K	0-0 G5-3 WP 2B	0-0 P4			5 1 1 1 0 1 4
Glenallen Hill, R OBP: 0.312, SLG: 0.424 (1, 9)			0-3 K			0-0 G6-3		0-0 2-H 3B	0-3 K	0-3 K			5 0 1 1 0 3 5
Royce Clayton, R OBP: 0.323, SLG: 0.360 (1, 6)			0-3 K			0-0 F9		0-0 G5-3	0-0 G5-3			0-3 K	5 0 0 1 0 2 2
Mike Benjamin, R OBP: 0.327, SLG: 0.434 Jeff Reed, L (9, PH) OBP: 0.394, SLG: 0.288 Steve Scarsons, R (9, PR) OBP: 0.370, SLG: 0.596 (10, 5)			0-0 G6-3			0-0 G6-3		0-0 G4-3	4-0 2-3 3-H BB			0-3 K	3 0 0 0 0 0 1 0 0 0 0 1 0 0 1 0 0 0 0 1 0
Kirt Manwaring, R OBP: 0.305, SLG: 0.302 (1, 2)						0-0 K		0-0 L5	0-3 K			0-3 K	5 0 1 0 0 3 1
William Van Landingham, R OBP: 0.188, SLG: 0.250 (8, PH) John Fattoroni, S OBP: 0.252, SLG: 0.261 Shawn Barton, R (8, 1) Dave Burba, R (8, 1) Rikkert Faneyle, R OBP: 0.438, SLG: 0.320 Chris Hook, R (11, 1) J.R. Phillips, L OBP: 0.216, SLG: 0.264 (12, PH)			0-3 K			0-3 K		0-3 K		0-3 K		0-0 SH3-4 1B 1B	2 0 0 0 0 0 2 1 1 0 0 0 0 0 1 0 0 0 0 0 0 0 0 0 0 0 0 0 0 0 0 0 1 0 0 0 0 0 1 0 0 0 0 0 0 0 0 0 1 1 1 0 0 0 0 0

Inning Stats	R: 1	H: 1	E: 0	K: 0	S: 4	LOB: 0	BB: 0	P: 4	R: 0	H: 0	E: 0	K: 2	S: 7	LOB: 0	BB: 0	P: 7	R: 0	H: 0	E: 0	K: 1	S: 5	LOB: 0	BB: 0	P: 5	R: 0	H: 0	E: 0	K: 2	S: 7	LOB: 0	BB: 0	P: 7	R: 0	H: 0	E: 0	K: 1	S: 5	LOB: 0	BB: 0	P: 5	R: 1	H: 2	E: 0	K: 1	S: 7	LOB: 1	BB: 0	P: 7	R: 0	H: 0	E: 0	K: 1	S: 5	LOB: 0	BB: 0	P: 5	R: 3	H: 1	E: 1	K: 2	S: 9	LOB: 1	BB: 2	P: 17	R: 0	H: 0	E: 0	K: 2	S: 7	LOB: 3	BB: 2	P: 16	R: 0	H: 0	E: 0	K: 3	S: 9	LOB: 0	BB: 0	P: 9	R: 1	H: 2	E: 0	K: 0	S: 3	LOB: 2	BB: 0	P: 4	1B: 2	2B: 3	3B: 1	HR: 1	SF: 0	DP: 0	HBP: 2	WP: 2	PA: 48
--------------	------	------	------	------	------	--------	-------	------	------	------	------	------	------	--------	-------	------	------	------	------	------	------	--------	-------	------	------	------	------	------	------	--------	-------	------	------	------	------	------	------	--------	-------	------	------	------	------	------	------	--------	-------	------	------	------	------	------	------	--------	-------	------	------	------	------	------	------	--------	-------	-------	------	------	------	------	------	--------	-------	-------	------	------	------	------	------	--------	-------	------	------	------	------	------	------	--------	-------	------	-------	-------	-------	-------	-------	-------	--------	-------	--------

PITCHER	IP	WLS	BF	H	R	ER	SO	BB	IBB	HBP	BLK	WP	HR	S	P	ERA	WHIP
Shane Reynolds, R ERA: 2.57 (1, 1)	8.0		28	4	2	2	9	0	0	0	0	0	1	46	46	2.25	0.500
Todd Jones, R ERA: 1.79 (9, 1)	1.1		10	1	3	0	3	3	0	1	0	1	0	12	25	0.00	3.000
Ross Powell, L ERA: 11.88 (10, 1)	0.0		1	0	0	0	0	0	1	0	0	1	0	0	4	∞	∞
Dave Veres, R ERA: 1.69 (10, 1)	1.2		5	0	0	0	4	0	0	0	0	0	0	13	13	0.00	0.000
Jim Dougherty, R ERA: 4.93 (12, 1)	0.1	L	4	2	1	1	0	0	0	1	0	0	0	3	4	27.00	6.000


**BOTTOM**

**Houston Astros @ San Francisco Giants**  
Candlestick Park, San Francisco, CA

Thu Jul 13 1995, 6:33 AM EDT  
Att: 13,046 - Sunny - 72 F

livebaseballscorecards.com

AB	41
R	6
H	7
RBI	5
BB	4
SO	16
LOB	16



**Houston Astros @ San Francisco Giants**  
 Candlestick Park, San Francisco, CA

livebaseballscorecards.com

AB	42
R	13
H	15
RBI	12
BB	5
SO	4
LOB	15



WP: 0 PA: 47  
 PB: 0  
 SB: 0  
 CS: 0

Fri Jul 14 1995, 10:05 PM EDT  
 Att. 15,931 - Unknown - 78 F

Batter	1	2	3	4	5	6	7	8	9	AB	R	H	RBI	BB	SO	LOB
James Mouton, R (1, 8) OBP: 0.307, SLG: 0.380	P4		G6-3			F8	F8	F7		G5-3	6	0	0	0	0	2
Craig Biggio, R (1, 4) OBP: 0.393, SLG: 0.478	HR		G5-3			E6 5 1B	5 HR 1B	K		G3-1	6	3	2	1	0	1
5 Jeff Bagwell, R (1, 3) OBP: 0.378, SLG: 0.458	G4-6-3 1B					1B E 2B	BB 1B 1-2 2-H	HR		G6-3	5	3	4	4	0	0
Derek Bell, R (1, 9) OBP: 0.390, SLG: 0.446	G4-6-3 1-2f					G6-3 E 1B	BB 2B 1B 1-2 2-H	G6-3		BB 1B BB	4	2	2	1	1	0
Phil Plantier, L (1, 7) OBP: 0.360, SLG: 0.475			G1-3			F7	2B BB	1B 2B BB		F7	3	2	0	0	2	0
Milt Thompson, L (8, 7) OBP: 0.296, SLG: 0.297						1-2 3-H	2-3	2B BB			0	0	0	0	0	0
Dave Magadan, L (1, 5) OBP: 0.441, SLG: 0.398			G6-3			G6-3	1-1 1-H 2-H 3-H	1B 2B 1B		1B BB	4	1	2	3	1	0
Tony Eusebio, R (1, 2) OBP: 0.375, SLG: 0.444			1B			G5-3	1-1 2-H	1B 2B		1B	5	0	4	3	0	0
Orlando Miller, R (1, 6) OBP: 0.317, SLG: 0.387	K		K			E6 5 1B		FC6 IBB		K	4	1	0	0	1	2
Greg Swindell, L (1, 1) OBP: 0.323, SLG: 0.400			G5-3								2	0	0	0	0	0
Jim Dougherty, R (5, 1) OBP: 0.167, SLG: 0.167											2	1	1	0	0	0
Dave Veres, R (7, 1)											1	0	0	0	0	1

Inning Stats	R	H	E	K	S	R	H	E	K	S	R	H	E	K	S	R	H	E	K	S	R	H	E	K	S	R	H	E	K	S
R: 1 E: 0 K: 0 S: 7	2 LOB: 0 BB: 0 P: 13	R: 0 E: 0 K: 1 S: 7	H: 1 LOB: 1 BB: 0 P: 12	R: 0 E: 0 K: 0 S: 5	H: 0 LOB: 0 BB: 0 P: 8	R: 1 E: 1 K: 0 S: 16	H: 2 LOB: 1 BB: 0 P: 26	R: 6 E: 2 K: 0 S: 24	H: 4 LOB: 1 BB: 1 P: 41	R: 4 E: 0 K: 0 S: 16	H: 5 LOB: 3 BB: 2 P: 30	R: 0 E: 0 K: 1 S: 5	H: 0 LOB: 0 BB: 0 P: 6	R: 1 E: 0 K: 1 S: 14	H: 1 LOB: 1 BB: 2 P: 28	R: 0 E: 0 K: 1 S: 9	H: 0 LOB: 0 BB: 0 P: 11	1B: 10 2B: 3 3B: 0 HR: 2	SF: 0 SAC: 0 DP: 1 HBP: 0	WP: 0 PA: 47 PB: 0 SB: 0 CS: 0										

PITCHER	IP	WLS	BF	H	R	ER	SO	BB	IBB	HBP	BLK	WP	HR	S	P	ERA	WHIP
Mark Portugal, R (1, 1) ERA: 4.3	4.2	L	24	8	8	2	1	1	0	0	0	0	1	55	93	3.86	1.929
Jose Bautista, R (5, 1) ERA: 5.91	1.0		7	4	3	3	0	0	0	0	0	0	1	12	21	27.00	4.000
Joe Rosselli, L (6, 1) ERA: 7.54	0.0		3	2	1	1	0	1	0	0	0	0	0	7	11	∞	∞
Kenny Greer, R (6, 1) ERA: 1.69	1.1		5	0	0	0	1	0	1	0	0	0	0	6	11	0.00	0.000
Dave Burba, R (8, 1) ERA: 4.69	1.0		5	1	1	1	1	2	0	0	0	0	0	14	28	9.00	3.000
PITCHER	IP	WLS	BF	H	R	ER	SO	BB	IBB	HBP	BLK	WP	HR	S	P	ERA	WHIP
Rod Beck, R (9, 1) ERA: 3.24	1.0		3	0	0	0	1	0	0	0	0	0	0	9	11	0.00	0.000

Batter	1	2	3	4	5	6	7	8	9	AB	R	H	RBI	BB	SO	LOB
Darren Lewis, R OBP: 0.299, SLG: 0.317 (1, 8)	2-2 E5 G4-3 CS		2-1 BB HR 2B	1-1 P3		3-2 G6-3		2-1 G3-1 2-3		5	1	1	0	0	0	1
Robby Thompson, R OBP: 0.285, SLG: 0.285 Rod Beck, R OBP: 0.333, SLG: 0.333 (1, 4) (9, 1)	1 SAFE 0-3 K 1-2		4-0 BB HR BB		0-0 G4-3 SF9 2B		2-1 G5-3	2-2 G6-3		4	2	1	0	1	1	2
Barry Bonds, L OBP: 0.428, SLG: 0.590 (1, 7)	1-2 G4-3 2-3		4-1 HR BB		1-2 G4-3 2-3		2-2 HR		2-2 F9	4	2	1	1	1	0	2
Mark Carreon, R OBP: 0.329, SLG: 0.476 (1, 3) (8, 9)	0-0 G1-3		0-3 K		0-0 SF9		4-2 1B BB		1-2 1B	3	0	1	1	1	1	4
Glenallen Hill, R OBP: 0.318, SLG: 0.441 Dave Burba, R (8, 1) John Patterson, S OBP: 0.250, SLG: 0.259 (9, 4)		0-0 F7	2-2 HR		3-H 3-2 1B		1-2 1B		1-3 K	4	1	3	4	0	0	0
Royce Clayton, R OBP: 0.321, SLG: 0.357 (1, 6)		2-0 P3	2-1 L5		0-0 1B		2-2 F8		0-3 K	5	0	1	0	0	1	3
Mike Benjamin, R OBP: 0.318, SLG: 0.422 Joe Rosselli, R OBP: 0.125, SLG: 0.125 Kenny Greer, R J.R. Phillips, L OBP: 0.215, SLG: 0.263 (7, PH) (8, 3)		1-2 F8			1-2 G1-3		2-3 K		1-3 K	3	0	0	0	0	1	2
Kirt Manwaring, R OBP: 0.313, SLG: 0.344 (1, 2)			3-1 HR		0-0 HR		0-0 G1-6-3 1B		0-0 F8	4	2	3	2	0	0	0
Mark Portugal, R OBP: 0.138, SLG: 0.111 Jose Bautista, R (5, 1) Steve Scarsone, R OBP: 0.373, SLG: 0.604 (6, 5)			0-2 P4		1-1 B2-3		1-2 G1-6-3 1-2f		0-0 G3-1 2B	2	0	0	0	0	0	0

Inning Stats	R: 0	H: 0	E: 1	LOB: 1	K: 1	BB: 0	S: 11	R: 0	H: 0	E: 0	LOB: 0	K: 0	BB: 0	S: 8	R: 5	H: 3	E: 0	LOB: 0	K: 1	BB: 2	S: 18	R: 1	H: 1	E: 0	LOB: 0	K: 0	BB: 0	S: 8	R: 1	H: 3	E: 0	LOB: 2	K: 1	BB: 0	S: 14	R: 0	H: 1	E: 0	LOB: 0	K: 0	BB: 0	S: 8	R: 1	H: 2	E: 0	LOB: 2	K: 1	BB: 1	S: 16	R: 0	H: 1	E: 0	LOB: 1	K: 0	BB: 0	S: 7	R: 0	H: 1	E: 0	LOB: 1	K: 2	BB: 0	S: 13	R: 0	H: 1	E: 0	LOB: 1	K: 2	BB: 0	S: 17	1B: 5	SF: 1	2B: 3	SAC: 0	3B: 0	DP: 1	HR: 4	HBP: 0	WP: 0	PA: 42
--------------	------	------	------	--------	------	-------	-------	------	------	------	--------	------	-------	------	------	------	------	--------	------	-------	-------	------	------	------	--------	------	-------	------	------	------	------	--------	------	-------	-------	------	------	------	--------	------	-------	------	------	------	------	--------	------	-------	-------	------	------	------	--------	------	-------	------	------	------	------	--------	------	-------	-------	------	------	------	--------	------	-------	-------	-------	-------	-------	--------	-------	-------	-------	--------	-------	--------

PITCHER	IP	WLS	BF	H	R	ER	SO	BB	IBB	HBP	BLK	WP	HR	S	P	ERA	WHIP
Greg Swindell, L ERA: 4.7 (1, 1)	4.2		24	7	7	7	2	2	0	0	0	0	3	55	85	13.50	1.929
Jim Dougherty, R ERA: 4.95 (5, 1)	1.2	W	8	3	1	1	1	1	0	0	0	0	1	22	37	5.40	2.400
Dave Veres, R ERA: 1.61 (7, 1)	2.2	S	10	2	0	0	3	0	0	0	0	0	0	26	37	0.00	0.750


**BOTTOM**

**Houston Astros @ San Francisco Giants**  
Candlestick Park, San Francisco, CA

Fri Jul 14 1995, 10:05 PM EDT  
Att: 15,931 - Unknown - 78 F

AB	38
R	8
H	12
RBI	8
BB	3
SO	6
LOB	18

livebaseballscorecards.com



# Houston Astros @ San Francisco Giants

Candlestick Park, San Francisco, CA

Sat Jul 15 1995, 10:05 PM EDT  
Att. 19,599 - Unknown - 70 F

Batter	1	2	3	4	5	6	7	8	9	AB R H RBI BB SO LOB	TOP		
Craig Biggio, R <small>OBP: 0.395, SLG: 0.473</small>	4-1 WP 5 1B G3 BB		1-2 G6-3	1-2 P1		4-1 BB		1-2 HBP K		3 2 0 0 2 1 3			
Craig Shipley, R <small>OBP: 0.305, SLG: 0.394</small>	1-2 P6		2-0 F9	1-0 L7		0-0 L6		0-0 SH 1B	2-2 HR	5 2 1 1 0 0 4			
5 Jeff Bagwell, R <small>OBP: 0.386, SLG: 0.475</small>	1-1 G3 WP 1-2 1B		2-1 G5-3		2-0 G5-3 1B SF9 1B		0-0 G3-1 1B	4-0 1B IBB	0-0 HR	5 3 4 1 1 0 0			
Derek Bell, R <small>OBP: 0.396, SLG: 0.450</small>	2-1 G3			0-1 BB 1B	0-1 G5-3 1B		0-1 G3-1	0-0 1B 1B	1-0 HBP 1B 1B	6 2 4 3 0 0 2			
Tony Eusebio, R <small>OBP: 0.379, SLG: 0.439</small>	3-1 G5-3			4-1 1B 1B BB	0-0 G5-3		4-0 BB	1 SAFE 1 SAFE 2-2 1 SAFE 1 SAFE 1 SAFE 1 SAFE 1 SAFE 1 SAFE 1 SAFE	2-2 F9	4 2 1 1 2 0 4			
Phil Plantier, L <small>OBP: 0.363, SLG: 0.477</small>		1-2 F8		0-1 G4-1 1B E 1B	1-1 SF9		0-1 P6	1-2 BB 1B	0-0 HBP 1B	4 2 2 3 0 0 2			
Milt Thompson, L <small>OBP: 0.306, SLG: 0.308</small>				1-3 2-H E 1B	3-H SF9		1-2 BB 1B	1-2 BB 1B	1-2 HBP 1B	1 0 1 0 0 0 0			
James Mouton, R <small>OBP: 0.308, SLG: 0.374</small>		1-1 G5-3		1-0 E G4-1 1B	0-0 L8		0-0 F8	0-0 L8	1-0 HBP	5 0 1 1 0 0 5			
Orlando Miller, R <small>OBP: 0.322, SLG: 0.392</small>		0-0 1B		0-0 G4-1		1-0 P4		1-2 BB 2B	2-3 K	5 1 2 0 1 1 5			
Doug Drabek, R <small>OBP: 0.233, SLG: 0.214</small>		0-0 G1-3		2-0 FC5		0-3 K		1-1 SH E 1B HBP	1-0 P7	1 0 0 0 0 0 0 1			
John Cangelosi, S <small>OBP: 0.397, SLG: 0.390</small>								1-3 2-H 1B		1 0 0 0 0 0 0 1			
Shane Reynolds, R <small>OBP: 0.114, SLG: 0.088</small>								1-2 2-H 1B		1 0 0 0 0 0 0 0			
Doug Brocail, L <small>OBP: 0.400, SLG: 0.400</small>								1-1 1B		0 0 0 0 0 0 0 0			
Jim Dougherty, R <small>OBP: 0.167, SLG: 0.167</small>								1-1 1B		0 0 0 0 0 0 0 0			
Andy Stanekiewicz, R <small>OBP: 0.200, SLG: 0.158</small>								1-1 1B		1 1 1 1 0 0 0 0			
Dave Magadan, L <small>OBP: 0.444, SLG: 0.403</small>								1-3 2-H 1B		1 0 1 1 2 0 0 0			
Dean Hartgraves, R <small>OBP: 0.444, SLG: 0.403</small>								1-3 2-H 1B		1 0 0 0 0 0 0 3			
<b>Inning Stats</b>	R: 1 H: 1 E: 0 LOB: 1 K: 0 BB: 1 S: 12 P: 23	R: 0 H: 1 E: 0 LOB: 1 K: 0 BB: 0 S: 8 P: 10	R: 0 H: 0 E: 0 LOB: 0 K: 0 BB: 0 S: 7 P: 12	R: 3 H: 3 E: 1 LOB: 2 K: 0 BB: 1 S: 12 P: 21	R: 1 H: 2 E: 0 LOB: 1 K: 0 BB: 0 S: 7 P: 10	R: 0 H: 0 E: 0 LOB: 1 K: 1 BB: 1 S: 6 P: 11	R: 0 H: 1 E: 0 LOB: 2 K: 0 BB: 1 S: 6 P: 10	R: 8 H: 6 E: 1 LOB: 1 K: 1 BB: 2 S: 28 P: 45	R: 2 H: 4 E: 0 LOB: 3 K: 1 BB: 0 S: 15 P: 24	1B: 15 SF: 1 2B: 1 SAC: 1 3B: 0 DP: 0 HR: 2 HBP: 2	WP: 1 PA: 54 PB: 0 SB: 0 CS: 0		
<b>PITCHER</b>	IP WLS BF H R ER SO BB IBB HBP BLK WP HR S P ERA WHIP											<b>PITCHER</b>	IP WLS BF H R ER SO BB IBB HBP BLK WP HR S P ERA WHIP
Terry Mulholland, L <small>ERA: 6.36</small>	(1, 1) 6.0 0 30 8 5 4 1 3 0 0 0 0 1 0 53 88 6.00 1.833											Jose Bautista, R <small>ERA: 6.03</small>	(8, 1) 1.2 0 10 5 4 4 2 0 0 1 0 0 0 2 6 21.60 3.000
Chris Hook, R <small>ERA: 4.73</small>	(7, 1) 0.1 0 2 0 0 0 0 1 0 0 0 0 0 0 2 6 0.00 3.000												
Shawn Barton, L <small>ERA: 2.86</small>	(7, 1) 0.2 0 4 2 2 2 0 0 0 0 0 0 0 0 10 12 27.00 3.000												
Kenny Greer, R <small>ERA: 4.22</small>	(8, 1) 0.0 L 3 0 0 0 0 0 0 1 1 0 0 0 0 4 9 ∞ ∞												
Rod Beck, R <small>ERA: 4.01</small>	(8, 1) 0.1 0 5 3 4 4 0 1 0 0 0 0 0 0 12 19 108.00 12.000												

livebaseballscorecards.com

AB	44
R	15
H	18
RBI	13
BB	6
SO	3
LOB	30





Batter	1	2	3	4	5	6	7	8	9	AB	R	H	RBI	BB	SO	LOB
Darren Lewis, R OBP: 0.301, SLG: 0.316 (1, 8)	1-2 S 1B	4-2 1B BB		0-2 P5		0-0 P7		1-2 P4		4	1	1	0	1	0	0
Robby Thompson, R OBP: 0.288, SLG: 0.288 (1, 4)	3-2 G3-6-3 1-H 1B	0-1 1-3 3-H 1B		2-1 P6		2-1 L8		0-0 P2		5	0	2	2	0	0	0
Barry Bonds, L OBP: 0.428, SLG: 0.586 (1, 7)	1-1 G3-6-3 1-2f		2-0 HR 1B	1-1 BB 1B		3-1 L8			2-2 L7	5	1	2	0	0	0	1
Mark Carreon, R OBP: 0.337, SLG: 0.497 (1, 3)	0-2 P4		0-0 1-H HR	4-2 1-2 BB		0-0 P4			2-0 HR 1B	4	2	2	2	1	0	0
Glenallen Hill, R OBP: 0.326, SLG: 0.460 (1, 9)		4-2 S 1B BB	0-0 S 1B	0-0 L7		0-1 E 2B			2-1 1-H HR	4	3	3	2	1	0	2
Royce Clayton, R OBP: 0.315, SLG: 0.350 (1, 6)		1-1 G6-3	3-1 1 SAFE L9		1-0 G4-3		2-2 K		0-2 G4-3	5	0	0	0	0	1	3
Steve Scarsone, R OBP: 0.368, SLG: 0.587 (1, 5)		1-3 K	2-2 F8		4-2 BB		1-2 E6		1-3 K	3	0	0	0	1	1	2
Jose Bautista, R (8, 1)										0	0	0	0	0	0	0
Rikkert Faneyte, R OBP: 0.424, SLG: 0.308 (9, PH)										1	0	0	0	0	1	0
Kirt Manwaring, R OBP: 0.317, SLG: 0.344 (1, 2)		0-1 2-H 3B 1B	4-0 IBB		0-0 F9		1-2 G6-3			3	1	1	1	1	0	2
Terry Mulholland, R OBP: 0.091, SLG: 0.143 (1, 1)		0-0 1-H 1B 3B	2-3 K		2-3 K				2-1 G5-3	3	1	1	1	0	2	3
Chris Hock, R (7, 1)										0	0	0	0	0	0	0
Shawn Barton, R (7, 1)										0	0	0	0	0	0	0
Kenny Greer, R (8, 1)										0	0	0	0	0	0	0
Mike Benjamin, R OBP: 0.215, SLG: 0.417 (8, 5)										1	0	0	0	0	0	0
Rod Beck, R OBP: 0.333, SLG: 0.333 (8, 1)										0	0	0	0	0	0	0

Inning Stats	R: 1	H: 2	E: 0	K: 0	S: 12	H: 2	LOB: 0	BB: 0	P: 16	R: 3	H: 3	E: 0	K: 1	S: 16	H: 3	LOB: 2	BB: 2	P: 26	R: 2	H: 3	E: 0	K: 1	S: 11	R: 0	H: 1	E: 0	K: 0	S: 12	H: 0	LOB: 1	BB: 1	P: 15	R: 0	H: 0	E: 0	K: 1	S: 8	R: 1	H: 1	E: 1	K: 1	S: 12	R: 0	H: 0	E: 0	K: 0	S: 6	R: 2	H: 2	E: 0	K: 1	S: 13	1B: 8	2B: 1	3B: 1	HR: 2	SF: 0	SAC: 0	DP: 1	HBP: 0	WP: 0	PA: 43
--------------	------	------	------	------	-------	------	--------	-------	-------	------	------	------	------	-------	------	--------	-------	-------	------	------	------	------	-------	------	------	------	------	-------	------	--------	-------	-------	------	------	------	------	------	------	------	------	------	-------	------	------	------	------	------	------	------	------	------	-------	-------	-------	-------	-------	-------	--------	-------	--------	-------	--------

PITCHER	IP	WLS	BF	H	R	ER	SO	BB	IBB	HBP	BLK	WP	HR	S	P	ERA	WHIP
Doug Drabek, R ERA: 5.26 (1, 1)	3.0		18	8	6	6	2	2	1	0	0	0	1	39	66	18.00	3.333
Doug Brocail, R ERA: 3.66 (4, 1)	3.2		16	2	1	0	2	2	0	0	0	0	0	34	56	0.00	1.091
Jim Dougherty, R ERA: 4.91 (7, 1)	0.1	W	1	0	0	0	0	0	0	0	0	0	0	3	4	0.00	0.000
Dean Hartgraves, L ERA: 3.45 (8, 1)	2.0		8	2	2	2	1	0	0	0	0	0	1	19	29	9.00	1.000


**BOTTOM**

**Houston Astros @ San Francisco Giants**  
Candlestick Park, San Francisco, CA

Sat Jul 15 1995, 10:05 PM EDT  
Att: 19,599 - Unknown - 70 F

AB	38
R	9
H	12
RBI	8
BB	5
SO	5
LOB	13

livebaseballscores.com



Batter	1	2	3	4	5	6	7	8	9	10	11	12	13	14	AB R H RBI BB SO LOB	TOP										
<b>Craig Biggio, R</b> OBP: 0.393, SLG: 0.467 (1, 4)	1-3 <b>K</b>		0-2 <b>G4-3</b>			0-0 <b>E</b> 5 1B	0-3 <b>K2-1-3</b>	4-1 <b>BB</b>			1-3 <b>K</b>		2-3 <b>K</b>		6 1 1 0 1 4 2											
<b>Milt Thompson, L</b> OBP: 0.278, SLG: 0.278 (1, 8)	1-0 <b>P5</b>			2-1 <b>L8</b>		1-1 <b>E9</b> 5 1B		<b>G6-3</b>			0-3 <b>K</b>			0-0 <b>G3</b>	7 0 0 0 0 1 4											
<b>5 Jeff Bagwell, R</b> OBP: 0.393, SLG: 0.486 (1, 3)	1-3 <b>K</b>			4-2 <b>FC3-6</b> 1B <b>BB</b>		0-2 <b>1B</b>		4-1 <b>FC1-6</b> <b>BB</b>	2-2 <b>HR</b>		2-1 <b>F9</b>			4-1 <b>BB</b>	4 1 2 2 3 1 0											
<b>Derek Bell, R</b> OBP: 0.393, SLG: 0.446 (1, 9)		2-3 <b>K</b>		1-0 <b>FC3-6</b> 1B		0-0 <b>P6</b>	1-0 <b>FC1-6</b> <b>S</b> 1B	0-0 <b>F9</b>			0-0 <b>B1-3</b> 1B			0-1 <b>F9</b>	7 1 2 0 0 1 4											
<b>Dave Magadan, L</b> OBP: 0.438, SLG: 0.404 (1, 5)		3-2 <b>G4-3</b> 2B		2-2 <b>FC3-6</b> 1-2 2-3		2-3 <b>K</b>	1-2 <b>E</b> 1B	0-1 <b>G1-3</b>			0-0 <b>B1-3</b>			2-1 <b>F8</b>	7 1 2 1 0 1 6											
<b>Derrick May, L</b> OBP: 0.300, SLG: 0.324 (1, 7)		1-2 <b>G4-3</b> 2-3		0-0 <b>P7</b>		1-0 <b>G4-3</b>	0-1 <b>E</b> 1B	1-1 <b>G3</b>			2-3 <b>K</b>				6 1 1 0 0 1 5											
<b>Orlando Miller, R</b> OBP: 0.314, SLG: 0.382 (1, 6)		0-0 <b>G5-3</b>				0-3 <b>K</b>	2-3 <b>K</b>	0-2 <b>E4</b> 1B		0-1 <b>P3</b>			2-2 <b>P3</b>		6 1 0 0 0 2 2											
<b>Jerry Goff, L</b> OBP: 0.143, SLG: 0.214 (1, 2)			3-3 <b>K</b>			3-3 <b>K</b>	3-3 <b>K</b>	4-2 <b>BB</b>		4-2 <b>CS</b> <b>BB</b>			1-2 <b>SH2-4</b> 2B		3 0 0 0 0 3 0											
<b>Tony Eusebio, R</b> OBP: 0.389, SLG: 0.448 (8, PH)						0-3 <b>K</b>	0-1 <b>1B</b>	1-2 <b>BB</b>		1-3 <b>K</b>			0-0 <b>SH2-4</b>		1 0 1 0 2 0 0											
<b>Darryl Kile, R</b> <b>Ross Powell, L</b> <b>Craig Eitzinger, R</b> <b>Dave Veres, R</b> <b>John Cangas, S</b> <b>Doug Grubbs, R</b> <b>Todd Jones, L</b> <b>Amy Stankiewicz, R</b> <b>Jim Dougherty, R</b> <b>Dean Hargraves, R</b> <b>Doug Rypien, L</b>			2-3 <b>K</b>			0-3 <b>K</b>	0-1 <b>1B</b>	1-2 <b>BB</b>		1-3 <b>K</b>			0-0 <b>SH2-4</b>		2 0 0 0 0 2 0											
<b>Inning Stats</b>	R: 0 E: 0 S: 9	H: 0 LOB: 0 BB: 12	R: 0 E: 0 S: 16	H: 1 LOB: 1 BB: 22	R: 0 E: 0 S: 10	H: 0 LOB: 0 BB: 15	R: 0 E: 0 S: 9	H: 1 LOB: 2 BB: 18	R: 0 E: 0 S: 10	H: 0 LOB: 0 BB: 13	R: 1 E: 1 S: 12	H: 1 LOB: 2 BB: 16	R: 0 E: 0 S: 7	H: 0 LOB: 1 BB: 12	R: 0 E: 0 S: 5	H: 1 LOB: 0 BB: 7	R: 0 E: 0 S: 17	H: 1 LOB: 1 BB: 22	R: 0 E: 0 S: 6	H: 0 LOB: 1 BB: 12	1B: 8 2B: 4 3B: 0 HR: 1	SF: 0 SAC: 1 DP: 2 HBP: 0	WP: 0 PB: 0 SB: 1 CS: 1	PA: 59		
<b>PITCHER</b>	IP WLS BF H R ER SO BB IBB HBP BLK WP HR S P ERA WHIP																									
<b>Mark Leiter, R</b> ERA: 3.83 (1, 1)	7.2		32	6	3	1	12	2	0	0	0	0	0	0	0	1	22	34	6.75	3.750						
<b>Rod Beck, R</b> ERA: 4.11 (8, 1)	1.1		10	3	3	1	0	2	0	0	0	0	0	0	0	1	22	34	6.75	3.750						
<b>Dave Burba, R</b> ERA: 4.46 (10, 1)	2.0		7	1	0	0	3	1	0	0	0	0	0	0	0	0	16	24	0.00	1.000						
<b>Shawn Barton, L</b> ERA: 2.74 (12, 1)	1.0		2	0	0	0	1	0	0	0	0	0	0	0	0	0	4	6	0.00	0.000						
<b>Chris Hook, R</b> ERA: 4.46 (13, 1)	2.0	W	8	1	0	0	1	1	0	0	0	0	0	0	0	0	23	34	0.00	1.000						

**Houston Astros @ San Francisco Giants**  
Candlestick Park, San Francisco, CA  
Sun Jul 16 1995, 6:33 AM EDT  
Att. 22,677 - Sunny - 73 F

livebaseballscorecards.com

AB	52
R	6
H	11
RBI	5
BB	6
SO	17
LOB	24



Batter	1	2	3	4	5	6	7	8	9	10	11	12	13	14	AB	R	H	RBI	BB	SO	LOB
<b>Darren Lewis, R</b> OBP: 0.302, SLG: 0.316 <b>Rikkert Faneyte, R</b> OBP: 0.429, SLG: 0.321 (8, PR) (9, 8)	2-3 K		1-2 G1-3		2-1 1B 1B	0-0 G5-3		1-2 3B HBP		2-3 K			1-1 SH3-4 1B		4	1	1	0	0	1	1
<b>John Patterson, S</b> OBP: 0.289, SLG: 0.289 (1, 4)	4-2 BB BB		1-3 K		0-0 1B G6-4-3 1B	1-0 1B		3-1 1H 2H 3B		3-2 G4-3			1-1 SH3-4		5	1	3	3	1	1	0
<b>Barry Bonds, L</b> OBP: 0.434, SLG: 0.583 (1, 7)	3-2 F8		4-2 CS BB		0-0 G6-4-3 1B	1-0 P5		4-0 S IBB			4-2 G1-6-3 BB		4-0 G1-3 IBB		3	0	1	1	4	0	2
<b>Glenallen Hill, R</b> OBP: 0.325, SLG: 0.452 (1, 9)	4-0 BB		1-0 CS	2-0 E5 G4-3 S	4-2 G6-4-3 BB		1-1 F8	1-3 K		1-1 G1-6-3		1-1 G1-3	1-1 G1-3		5	0	0	0	2	1	5
<b>Royce Clayton, R</b> OBP: 0.311, SLG: 0.348 (1, 6)	2-3 K			2-2 G4-3	1-1 G6-4-3		3-1 S 2B	1-2 K		1-1 G5-3			1-0 G3		7	0	1	0	0	2	9
<b>J.R. Phillips, L</b> OBP: 0.218, SLG: 0.277 (1, 3)		4-2 FC1 WP BB		1-3 K	1-0 G4-3		3-3 K		3-2 G4-3			0-0 P6		2-2 HR	6	1	1	1	1	2	3
<b>Steve Scarfone, R</b> OBP: 0.379, SLG: 0.389 <b>Rod Beck, R</b> OBP: 0.328, SLG: 0.333 <b>Mark Carreon, R</b> OBP: 0.328, SLG: 0.493 <b>Dave Burbu, R</b> <b>Shawn Barton, R</b> <b>Robby Thompson, R</b> OBP: 0.341, SLG: 0.287 <b>Chris Hook, R</b> (8, 11) (9, PH) (10, 11) (12, 11) (12, PH) (13, 11)		1-3 K		4-2 BB BB		1-1 1B 2B	2-3 K		1-3 K		0-3 K		0-3 K		3	1	1	0	1	2	2
<b>Jeff Reed, L</b> OBP: 0.413, SLG: 0.306 <b>Tom Lampkin, L</b> OBP: 0.326, SLG: 0.342 (8, PR) (9, 2)		2-1 FC1 G1-6-3		4-0 BB		3-2 1B G5-3 1B		0-0 SH3-4 3B 1B		2-2 F9		1-3 K			3	1	2	1	1	0	1
<b>Mark Leiter, R</b> OBP: 0.103, SLG: 0.071 <b>Mike Benjamin, R</b> OBP: 0.309, SLG: 0.410 (8, 5)		0-1 G1-6-3		0-1 P4		1-3 K		0-1 SH3-4		2-3 K		0-0 F9			2	1	0	0	0	1	0


Inning Stats	R: 0	H: 0	E: 0	K: 2	S: 15	H: 0	LOB: 2	BB: 2	P: 30	R: 0	H: 0	E: 0	K: 1	S: 10	H: 0	LOB: 1	BB: 1	P: 17	R: 0	H: 0	E: 0	K: 1	S: 10	H: 0	LOB: 0	BB: 1	P: 17	R: 0	H: 0	E: 1	K: 1	S: 11	R: 2	H: 3	E: 0	K: 0	S: 9	R: 2	H: 3	E: 0	K: 2	S: 19	R: 0	H: 1	E: 0	K: 2	S: 10	R: 2	H: 2	E: 0	K: 1	S: 9	R: 0	H: 0	E: 0	K: 0	S: 7	R: 0	H: 0	E: 0	K: 2	S: 8	R: 0	H: 0	E: 0	K: 0	S: 7	R: 1	H: 1	E: 0	K: 0	S: 5	1B: 7	2B: 2	3B: 1	HR: 1	SF: 0	SAC: 2	DP: 3	HBP: 1	WP: 1	PA: 61
<b>PITCHER</b>	IP	WLS	BF	H	R	ER	SO	BB	IBB	HBP	BLK	WP	HR	S	P	ERA	WHIP																																																																	
<b>Darryl Kile, R</b> ERA: 5.1	(1, 1)	5.2	29	6	4	4	6	7	0	0	0	1	0	66	122	6.35	2.294																																																																	
<b>Ross Powell, L</b> ERA: 11.42	(6, 1)	0.1	1	0	0	0	0	0	0	0	0	0	0	1	2	0.00	0.000																																																																	
<b>Dave Veres, R</b> ERA: 1.58	(7, 1)	1.0	4	1	0	0	2	0	0	0	0	0	0	10	17	0.00	1.000																																																																	
<b>Todd Jones, R</b> ERA: 2.04	(8, 1)	2.0	10	2	2	2	3	0	1	1	0	0	0	25	40	9.00	1.000																																																																	
<b>Jim Dougherty, R</b> ERA: 4.7	(10, 1)	2.0	6	0	0	0	2	1	0	0	0	0	0	16	29	0.00	0.500																																																																	
<b>PITCHER</b>	IP	WLS	BF	H	R	ER	SO	BB	IBB	HBP	BLK	WP	HR	S	P	ERA	WHIP																																																																	
<b>Dean Hartgraves, L</b> ERA: 3.18	(12, 1)	1.1	7	1	0	0	2	0	0	0	0	0	0	1	19	0.00	0.750																																																																	
<b>Doug Brocail, R</b> ERA: 3.86	(13, 1)	0.2	3	1	1	1	0	0	0	0	0	0	1	8	12	13.50	1.500																																																																	

**BOTTOM**

**Houston Astros @ San Francisco Giants**  
Candlestick Park, San Francisco, CA

Sun Jul 16 1995, 6:33 AM EDT  
Att. 22,677 - Sunny - 73 F

AB	47
R	7
H	11
RBI	6
BB	10
SO	15
LOB	30



Batter	1	2	3	4	5	6	7	8	9	AB R H RBI BB SO LOB	TOP
<b>Quilvio Veras, S</b> (1, 4) OBP: 0.363, SLG: 0.325	4-1 	0-0 G6-3			4-2 		4-2 	4-0 	2-0 	2 1 1 0 4 0 2	
<b>Chuck Carr, S</b> (1, 8) OBP: 0.319, SLG: 0.273	4-2 		2-2 G5-3		3-3 K		0-3 K	1-2 G4-3	3-1 P3	5 0 0 1 1 2 6	
<b>Jeff Conine, R</b> (1, 7) OBP: 0.411, SLG: 0.557	4-2 		0-0 				2-2 	1-2 	1-1 	4 2 4 4 1 0 0	
<b>Greg Colbrunn, R</b> (1, 3) OBP: 0.308, SLG: 0.412	1-0 		1-3 K				3-2 F8	0-1 F9	4-2 	4 1 1 0 1 1 3	
<b>Russ Morman, R</b> (1, 9) <b>Tommy Gregg, L</b> (7, PH) <b>Terry Mathews, L</b> (7, 1) <b>Terry Pendleton, S</b> (8, PH)	1-2 G6-4-3		1-1 G6-3				1-0 	1-2 FC4-6	4-1 	3 0 1 0 0 0 4 1 0 0 0 0 0 2 0 0 0 0 0 0 0 0 1 0 0 1 0 0	
<b>Kurt Abbott, R</b> (1, 6) OBP: 0.290, SLG: 0.437		1-1 G4-3		0-0 G5-3			1-3 K			5 1 1 4 0 1 1	
<b>Alex Arias, R</b> (1, 5) <b>Mark Gardner, R</b> (8, 1) <b>Robb Nen, R</b> (8, 1)		4-0 		4-2 			2-1 			3 1 1 0 2 0 1 0 0 0 0 0 0 0 0 0 0 0 0 0 0	<b>AB</b> 33 <b>R</b> 10 <b>H</b> 12 <b>RBI</b> 10 <b>BB</b> 12 <b>SO</b> 4 <b>LOB</b> 22
<b>Charles Johnson, R</b> (1, 2) OBP: 0.305, SLG: 0.363		4-0 		2-2 G6-4-3			1-0 P3	2-2 	1-2 	4 1 2 1 1 0 3	
<b>David Weathers, R</b> (1, 1) <b>Matt Mantei, R</b> (5, 1) <b>Jerry Browne, S</b> (7, PH)		1-0 SH1-4		1-2 G6-3			1-0 	4-0 	0-0 SH1-4	1 0 0 0 0 0 0 0 0 0 0 0 0 0 1 2 1 0 1 0 0	
<b>Inning Stats</b>	R: 0 H: 1 E: 0 LOB: 2 K: 0 BB: 3 S: 12 P: 26	R: 0 H: 0 E: 0 LOB: 2 K: 0 BB: 2 S: 4 P: 14	R: 0 H: 1 E: 0 LOB: 1 K: 1 BB: 0 S: 10 P: 14	R: 0 H: 0 E: 0 LOB: 0 K: 0 BB: 1 S: 7 P: 13	R: 0 H: 0 E: 0 LOB: 1 K: 1 BB: 1 S: 12 P: 20	R: 1 H: 2 E: 1 LOB: 2 K: 1 BB: 0 S: 15 P: 23	R: 1 H: 2 E: 0 LOB: 2 K: 1 BB: 1 S: 15 P: 23	R: 8 H: 4 E: 1 LOB: 0 K: 0 BB: 4 S: 24 P: 49	R: 0 H: 2 E: 0 LOB: 1 K: 0 BB: 0 S: 7 P: 13	1B: 7 SF: 0 2B: 4 SAC: 2 3B: 0 DP: 3 HR: 2 HBP: 0	WP: 0 PA: 47 PB: 0 SB: 0 CS: 3
<b>PITCHER</b> <b>Trevor Wilson, L</b> (1, 1) ERA: 3.47 <b>Kenny Greer, R</b> (6, 1) ERA: 5.25 <b>Dave Burba, R</b> (7, 1) ERA: 4.98 <b>Chris Hook, R</b> (8, 1) ERA: 4.67 <b>Rod Beck, R</b> (8, 1) ERA: 5.09	IP WLS BF H R ER SO BB IBB HBP BLK WP HR S P ERA WHIP 5.0 0 20 2 0 0 2 7 0 0 0 0 0 45 87 0.00 1.800 1.1 0 10 4 2 2 2 1 0 0 0 0 1 25 40 13.50 3.750 1.0 0 6 2 3 3 0 1 0 0 0 0 0 14 24 27.00 3.000 0.1 0 2 0 0 0 0 1 0 0 0 0 0 3 8 0.00 3.000 0.1 L 5 2 5 5 0 2 0 0 0 0 0 1 12 23 135.00 12.000	<b>PITCHER</b> <b>Jose Bautista, R</b> (9, 1) ERA: 5.94	IP WLS BF H R ER SO BB IBB HBP BLK WP HR S P ERA WHIP 1.0 0 4 2 0 0 0 0 0 0 0 0 0 7 13 0.00 2.000								

**Florida Marlins @ San Francisco Giants**  
 Candlestick Park, San Francisco, CA  
 Mon Jul 17 1995, 10:05 PM EDT  
 Att. 11,235 - Cloudy - 62 F

livebaseballscorecards.com

Batter	1	2	3	4	5	6	7	8	9	AB	R	H	RBI	BB	SO	LOB
Royce Clayton, R OBP: 0.308, SLG: 0.344 (1, 6)	2-2 G6-3		0-0 P4	1-3 K	1-3 K			0-1 2B G5-4-3 1B	0-3 K	6	1	1	0	0	3	5
Robby Thompson, R OBP: 0.299, SLG: 0.298 (1, 4)	1-3 K		4-2 1B BB		4-2 1B SF7 BB	1-1 F8 BB 1B		0-0 G5-4-3 2B		3	2	2	0	2	1	0
Barry Bonds, L OBP: 0.442, SLG: 0.586 (1, 7)	2-2 2B 1B		4-2 1B E BB		0-0 2B 1B	4-2 BB		4-2 G5-4-3 BB		2	3	2	0	3	0	0
Glenallen Hill, R OBP: 0.327, SLG: 0.456 (1, 9)	0-1 1B 2B		1-0 E 1B		2-0 SF7	2-3 K		2-1 G5-4-3		4	1	2	2	0	1	4
Mark Carreon, R OBP: 0.337, SLG: 0.497 (1, 3)	2-1 1B		3-2 E5		1-0 L6	2-2 F8		1-0 2B		5	0	2	2	0	0	4
Steve Scarsone, R OBP: 0.359, SLG: 0.586 Dave Burba, R Chris Hook, R Rod Beck, R John Patterson, S Jose Bautista, R (1, 5) (7, 1) (8, 1) (8, 1) (8, PH) (9, 1)	1-3 K		2-0 L5		0-0 WP BB 2B	2-3 K		1-2 G5-3		4	1	1	1	0	2	5
Rikkert Faneyte, R OBP: 0.425, SLG: 0.290 (1, 8)		0-0 F9		1-1 P3	4-1 BB BB BB		1-2 F9		4-1 BB	3	0	0	0	2	0	0
Kirt Manwaring, R OBP: 0.321, SLG: 0.340 Jeff Reed, L OBP: 0.408, SLG: 0.302 (1, 2) (9, PH)		1-2 F9		4-2 G4-3 BB	4-1 BB BB		3-1 F9		1-1 P5	2	0	0	0	2	0	0
Trevor Wilson, L OBP: 0.217, SLG: 0.261 Tom Lampkin, L OBP: 0.341, SLG: 0.342 Kenny Greer, R Mike Benjamin, R OBP: 0.304, SLG: 0.402 (1, 1) (5, PH) (6, 1) (7, 5)		2-3 K		0-0 G4-3	4-0 BB		2-1 G4-3		1-3 K	2	0	0	0	0	1	1

Inning Stats	R: 2	H: 3	E: 0	K: 2	S: 16	H: 3	LOB: 1	BB: 0	P: 24	R: 0	H: 0	E: 0	K: 1	S: 7	R: 0	H: 1	E: 1	K: 0	S: 14	R: 0	H: 0	E: 0	K: 1	S: 9	R: 3	H: 2	E: 0	K: 1	S: 13	R: 0	H: 1	E: 0	K: 2	S: 16	R: 0	H: 0	E: 0	K: 0	S: 8	R: 2	H: 3	E: 0	K: 0	S: 13	R: 0	H: 0	E: 0	K: 2	S: 9	R: 0	H: 0	E: 0	K: 2	S: 9	1B: 6	SF: 1	2B: 4	SAC: 0	3B: 0	DP: 1	HR: 0	HBP: 0	WP: 1	PA: 46
--------------	------	------	------	------	-------	------	--------	-------	-------	------	------	------	------	------	------	------	------	------	-------	------	------	------	------	------	------	------	------	------	-------	------	------	------	------	-------	------	------	------	------	------	------	------	------	------	-------	------	------	------	------	------	------	------	------	------	------	-------	-------	-------	--------	-------	-------	-------	--------	-------	--------

PITCHER	IP	WLS	BF	H	R	ER	SO	BB	IBB	HBP	BLK	WP	HR	S	P	ERA	WHIP
David Weathers, R ERA: 5.94 (1, 1)	4.2		24	6	6	5	4	4	0	0	0	0	0	52	90	9.64	2.143
Matt Mantei, R ERA: 2.45 (5, 1)	1.1		9	1	0	0	3	4	0	0	0	1	0	23	47	0.00	3.750
Terry Mathews, R ERA: 2.98 (7, 1)	1.0	W	3	0	0	0	0	0	0	0	0	0	0	8	14	0.00	0.000
Mark Gardner, R ERA: 4.5 (8, 1)	0.2		5	3	2	2	0	1	0	0	0	0	0	8	15	27.00	6.000
Robb Nen, R ERA: 3.82 (8, 1)	1.1	S	5	0	0	0	2	1	0	0	0	0	0	14	21	0.00	0.750

BOTTOM

Florida Marlins @ San Francisco Giants  
Candlestick Park, San Francisco, CA  
Mon Jul 17 1995, 10:05 PM EDT  
Att: 11,235 - Cloudy - 62 F

AB	35
R	8
H	10
RBI	6
BB	10
SO	9
LOB	22



WP	HR	S	P	ERA	WHIP
1	0	21	9	3.82	0.750

Batter	1	2	3	4	5	6	7	8	9	10	11	12	13	14	AB R H RBI BB SO LOB	TOP																		
Quilvio Veras, S (1, 4) OBP: 0.358, SLG: 0.324	F8		K		L6		FC1-6-4 BLK	G4-3			F8			SH	7 1 1 0 0 1 5																			
Jerry Browne, S (1, 8) OBP: 0.350, SLG: 0.297	G1-3			1B 1B	G3		F7		G5-4-3 BB		F7			SH BB HR	5 2 1 0 1 0 2																			
Jeff Conine, R (1, 7) OBP: 0.408, SLG: 0.548	K		K	1B HR	K			K	G5-4-3		G6-3			BB HR BB	6 2 1 0 1 3 2																			
Terry Pendleton, S (1, 5) OBP: 0.336, SLG: 0.423		L6		HR		K		1B 1B	F9			K		HR BB	6 3 2 1 1 2 1																			
Greg Colbrunn, R (1, 3) OBP: 0.314, SLG: 0.436		L4		HR		K		1B 1B			F9			HR	6 3 3 7 1 1 0																			
Tommy Gregg, L (1, 9) OBP: 0.297, SLG: 0.386					K			1B			G6-3				4 0 2 1 0 1 0																			
Chuck Carr, S (8, PR) OBP: 0.319, SLG: 0.274	G4-3							1B				G4-3		L6-3 1B	3 1 1 0 0 0 2																			
Kurt Abbott, R (1, 6) OBP: 0.290, SLG: 0.429					F8		G4-3				G5-3			P3	6 0 1 0 1 0 2																			
Charles Johnson, R (1, 2) OBP: 0.304, SLG: 0.357					F9		F9		F7		G6-3 BB			F7	6 0 1 2 1 0 2																			
Chris Hammond, L Randy Veras, R Yorkis Perez, L Rafael Nieto, R Alex Rojas, R Mark Gardner, R Rafael Hernandez, R Rob Mottola, L Terry Mathews, L					FC3-6						G6-3			F8	4 0 2 0 0 1 3																			
<b>Inning Stats</b>	R: 0 E: 0 S: 5	H: 0 LOB: 0 BB: 0 P: 5	R: 0 E: 0 K: 3 S: 3	H: 0 LOB: 0 BB: 0 P: 3	R: 0 E: 0 K: 1 S: 6	H: 1 LOB: 1 BB: 0 P: 6	R: 4 E: 0 K: 1 S: 9	H: 4 LOB: 0 BB: 0 P: 9	R: 0 E: 0 K: 1 S: 6	H: 1 LOB: 1 BB: 0 P: 6	R: 0 E: 0 K: 2 S: 8	H: 0 LOB: 1 BB: 0 P: 8	R: 0 E: 0 K: 0 S: 3	H: 0 LOB: 2 BB: 2 P: 11	R: 0 E: 0 K: 0 S: 3	H: 0 LOB: 0 BB: 0 P: 3	R: 0 E: 0 K: 1 S: 5	H: 0 LOB: 0 BB: 0 P: 5	R: 0 E: 0 K: 0 S: 3	H: 0 LOB: 0 BB: 0 P: 3	R: 5 E: 1 K: 0 S: 6	H: 3 LOB: 0 BB: 2 P: 14	1B: 12 3B: 0 HR: 2	SF: 0 SAC: 1 DP: 2 HBP: 0	WP: 0 PB: 0 SB: 0 CS: 0	PA: 62								
<b>PITCHER</b>	IP WLS BF H R ER SO BB IBB HBP BLK WP HR S P ERA WHIP															IP WLS BF H R ER SO BB IBB HBP BLK WP HR S P ERA WHIP																		
William Van Landingham, R (1, 1) ERA: 4.78	7.1	35	12	7	7	7	0	1	0	1	0	0	0	0	0	1	48	52	8.59	1.636														
Carlos Valdez, R (8, 1) ERA:	0.2	2	0	0	0	1	0	0	0	0	0	0	0	0	0	0	4	4	0.00	0.000														
Shawn Barton, L (9, 1) ERA: 2.42	3.0	11	0	0	0	0	2	1	0	0	0	0	0	0	0	0	8	20	0.00	0.667														
Jose Bautista, R (12, 1) ERA: 6.03	2.0	L 9	1	3	3	1	1	0	0	0	0	0	0	0	0	0	10	14	13.50	1.000														
Chris Hook, R (14, 1) ERA: 5.05	1.0	5	2	2	1	0	1	0	0	0	0	0	0	0	0	1	4	8	9.00	3.000														

Florida Marlins @ San Francisco Giants  
Candlestick Park, San Francisco, CA

Tue Jul 18 1995, 6:33 AM EDT  
Att. 11,481 - Cloudy - 69 F

livebaseballscores.com

AB	55
R	12
H	15
RBI	11
BB	6
SO	9
LOB	20





Batter	1	2	3	4	5	6	7	8	9	AB R H RBI BB SO LOB	TOP
<b>Quilvio Veras, S</b> (1, 4) OBP: 0.352, SLG: 0.317 	2-2 		1-2 		2-3 			1-2 	1-1 	5 0 0 0 0 1 1	<b>Florida Marlins @ San Francisco Giants</b> Candlestick Park, San Francisco, CA Wed Jul 19 1995, 6:33 AM EDT Att. 12,420 - Overcast - 69 F  <b>livebaseballscorecards.com</b>
<b>Chuck Carr, S</b> (1, 8) OBP: 0.318, SLG: 0.274 	3-2 		2-2 		2-3 			0-3 		4 0 1 0 0 2 0	
<b>Jeff Conine, R</b> (1, 7) OBP: 0.413, SLG: 0.547 	4-2 		4-2 			1-0 		1-2 		2 0 1 0 2 0 0	
<b>Terry Pendleton, S</b> (1, 5) OBP: 0.334, SLG: 0.420 	1-0 		1-0 			2-0 		1-0 		4 0 1 0 0 0 3	
<b>Greg Colbrunn, R</b> (1, 3) OBP: 0.317, SLG: 0.452 		0-0 		0-2 		2-1 		1-1 		4 2 2 1 0 0 2	
<b>Tommy Gregg, L</b> (1, 9) OBP: 0.305, SLG: 0.391 		1-3 		1-1 			1-1 		1-0 	4 1 2 0 0 1 1	
<b>Kurt Abbott, R</b> (1, 6) OBP: 0.293, SLG: 0.427 		0-0 		0-1 		1-0 		2-0 		3 0 1 1 0 0 0	
<b>Charles Johnson, R</b> (1, 2) OBP: 0.299, SLG: 0.350 		1-3 		2-3 		0-2 		2-1 		4 0 0 0 0 2 4	
<b>John Burkett, R</b> (1, 1) OBP: 0.179, SLG: 0.158 			0-3 		1-3 		0-3 		0-0 	4 0 0 1 0 3 3	
<b>Inning Stats</b>	R: 0 H: 0 E: 0 LOB: 1 K: 0 BB: 1 S: 11 P: 21	R: 1 H: 1 E: 0 LOB: 0 K: 2 BB: 0 S: 8 P: 10	R: 0 H: 1 E: 0 LOB: 2 K: 1 BB: 1 S: 17 P: 24	R: 1 H: 1 E: 0 LOB: 0 K: 1 BB: 0 S: 11 P: 14	R: 0 H: 0 E: 0 LOB: 0 K: 3 BB: 0 S: 11 P: 16	R: 0 H: 0 E: 0 LOB: 0 K: 0 BB: 0 S: 4 P: 9	R: 0 H: 2 E: 0 LOB: 1 K: 1 BB: 0 S: 9 P: 11	R: 0 H: 2 E: 0 LOB: 2 K: 1 BB: 0 S: 16 P: 20	R: 1 H: 1 E: 0 LOB: 1 K: 0 BB: 0 S: 6 P: 12	1B: 6 SF: 0 2B: 1 SAC: 0 3B: 0 DP: 0 HR: 1 HBP: 1	WP: 0 PA: 37 PB: 0 SB: 0 CS: 1
<b>PITCHER</b> <b>Mark Portugal, R</b> (1, 1) ERA: 4.15 <b>Carlos Valdez, R</b> (8, 1) ERA: 4.5	IP WLS BF H R ER SO BB IBB HBP BLK WP HR S P ERA WHIP 7.2 L 31 7 2 2 9 2 0 0 0 0 0 1 85 122 2.35 1.174 1.1 6 1 1 1 0 0 0 0 1 0 0 0 8 15 6.75 0.750	<b>PITCHER</b> IP WLS BF H R ER SO BB IBB HBP BLK WP HR S P ERA WHIP									

**Florida Marlins @ San Francisco Giants**  
 Candlestick Park, San Francisco, CA  
 Wed Jul 19 1995, 6:33 AM EDT  
 Att. 12,420 - Overcast - 69 F

<b>AB</b>	<b>34</b>
<b>R</b>	<b>3</b>
<b>H</b>	<b>8</b>
<b>RBI</b>	<b>3</b>
<b>BB</b>	<b>2</b>
<b>SO</b>	<b>9</b>
<b>LOB</b>	<b>14</b>





Batter	1	2	3	4	5	6	7	8	9	AB	R	H	RBI	BB	SO	LOB
Darren Lewis, R OBP: 0.302, SLG: 0.313 (1, 8)	0-0 G3		1-1 L8			4-1 BB		2-2 G1-3		3	0	0	0	1	0	1
John Patterson, S OBP: 0.257, SLG: 0.276 (1, 4)	2-3 K		3-3 K			2-3 K		2-1 G5-3		4	0	0	0	0	3	2
Barry Bonds, L OBP: 0.434, SLG: 0.592 (1, 7)	0-0 G6-3				2-2 G6-3		0-3 K		3-2 F7	4	0	0	0	0	1	1
Glenallen Hill, R OBP: 0.322, SLG: 0.460 (1, 9)		2-1 L8		2-1 P1		2-3 K		1-1 G5-3		4	0	0	0	0	1	0
Mark Carreon, R OBP: 0.356, SLG: 0.530 (1, 3)		2-1 G4-3 1B		1-1 P4		0-0 1B		1-0 FC6-4 1B		4	0	3	0	0	0	0
Jeff Reed, L OBP: 0.398, SLG: 0.300 (1, 2)		0-2 G4-3 1-2f		2-0 G4-3		0-0 1B		1-2 FC6-4 1-2f		4	0	1	0	0	0	2
Steve Scarosone, R OBP: 0.356, SLG: 0.575 (1, 5)			1-0 E5 SH2-4		1-3 K		3-2 K			3	1	0	0	0	2	2
Mike Benjamin, R OBP: 0.288, SLG: 0.381 Carlos Valdez, R (8, 1)			0-0 SH2-4		3-2 L4		1-2 F9			2	0	0	0	0	0	2
Mark Portugal, R OBP: 0.161, SLG: 0.172 Royce Clayton, R OBP: 0.307, SLG: 0.347 (8, 6)			1-0 2H 2B			2-3 K		0-0 L7		0	0	0	0	0	0	0

<b>Inning Stats</b>	R: 0 E: 0 K: 1 S: 5	H: 0 LOB: 0 BB: 0 P: 7	R: 0 E: 0 K: 0 S: 7	H: 1 LOB: 0 BB: 0 P: 11	R: 1 E: 1 K: 1 S: 9	H: 1 LOB: 1 BB: 0 P: 15	R: 0 E: 0 K: 0 S: 7	H: 0 LOB: 0 BB: 0 P: 12	R: 0 E: 0 K: 1 S: 9	H: 0 LOB: 0 BB: 0 P: 15	R: 0 E: 0 K: 3 S: 15	H: 0 LOB: 1 BB: 1 P: 22	R: 0 E: 0 K: 2 S: 11	H: 2 LOB: 2 BB: 0 P: 17	R: 0 E: 0 K: 0 S: 7	H: 0 LOB: 0 BB: 0 P: 11	R: 0 E: 0 K: 0 S: 9	H: 1 LOB: 1 BB: 0 P: 15	1B: 4 2B: 1 3B: 0 HR: 0	SF: 0 SAC: 1 DP: 1 HBP: 0	WP: 0 PB: 0 SB: 0 CS: 0	PA: 33												
<b>PITCHER</b> John Burkett, R ERA: 4.53 (1, 1)	IP 9.0	WLS W	BF 33	H 5	R 1	ER 0	SO 8	BB 1	IBB 0	HBP 0	BLK 0	WP 0	HR 0	S 79	P 125	ERA 0.00	WHIP 0.667																	
																	<b>PITCHER</b>	IP	WLS	BF	H	R	ER	SO	BB	IBB	HBP	BLK	WP	HR	S	P	ERA	WHIP

**BOTTOM**

**Florida Marlins @ San Francisco Giants**  
Candlestick Park, San Francisco, CA

Wed Jul 19 1995, 6:33 AM EDT  
Att. 12,420 - Overcast - 69 F

[livebaseballscorecards.com](http://livebaseballscorecards.com)

<b>AB</b>	<b>31</b>
<b>R</b>	<b>1</b>
<b>H</b>	<b>5</b>
<b>RBI</b>	<b>0</b>
<b>BB</b>	<b>1</b>
<b>SO</b>	<b>8</b>
<b>LOB</b>	<b>10</b>



Batter	1	2	3	4	5	6	7	8	9	AB R H RBI BB SO LOB	TOP
<b>Darren Lewis, R</b> (1, 8) OBP: 0.303, SLG: 0.314	1-2 BB S FC4-6 1B		2-1 L4		0-3 K		2-2 F8		1-2 1B	5 1 2 0 0 1 2	
<b>John Patterson, S</b> (1, 4) OBP: 0.262, SLG: 0.275	4-2 FC4-6 BB 1-2 BB		0-3 K2-3		2-0 G3		3-1 WP S 1B		0-0 F8	4 0 1 0 1 1 3	
<b>Barry Bonds, L</b> (1, 7) OBP: 0.435, SLG: 0.600	4-1 FC4-6 1-2 2-3 BB		0-3 K		2-2 HR		3-3 K 1-2			3 1 1 1 1 2 1 0 0 0 0 0 0 0	
<b>Tom Lampkin, L</b> (8, 7) OBP: 0.341, SLG: 0.342											
<b>Glenallen Hill, R</b> (1, 9) OBP: 0.321, SLG: 0.460	0-1 L5			0-1 F8 1B		1-1 F8		2-2 P6		4 1 1 0 0 0 4 0 0 0 0 0 0 0	
<b>Rikkert Faneyte, R</b> (8, 9) OBP: 0.413, SLG: 0.278								2-3			
<b>Mark Carreon, R</b> (1, 3) OBP: 0.348, SLG: 0.518	1-0 FC4-6 1-2f 2-3 3-H			2-1 F8		0-1 G6-3		0-1 L7		4 0 0 1 0 0 4	
<b>Steve Scarsone, R</b> (1, 5) OBP: 0.353, SLG: 0.565	3-3 K			0-0 L1-3 1B		0-0 F8			1-0 F9	4 0 1 1 0 1 2	
<b>Royce Clayton, R</b> (1, 6) OBP: 0.307, SLG: 0.345				2-2 L1-3		2-2 L1-3		2-2 S 1B		4 1 1 0 0 0 1	
<b>Kirt Manwaring, R</b> (1, 2) OBP: 0.316, SLG: 0.335						1-1 1B		0-0 F8		3 0 1 0 0 0 1 1 0 0 1 0 0 0	
<b>Jeff Reed, L</b> (9, PH) OBP: 0.393, SLG: 0.296											
<b>Terry Mulholland, R</b> (1, 1) OBP: 0.087, SLG: 0.136						0-1 B3		2-3 K		1 0 0 0 0 0 0 1 0 0 0 0 0 1 1 0 0 0 0 0 1 0 0 0 0 0 0 0 1 0 1 0 0 0 0 0 0 0 0 0 0 0	
<b>Sergio Valdez, R</b> (3, 1) OBP: 0.215, SLG: 0.274											
<b>J.R. Phillips, L</b> (7, PH) OBP: 0.215, SLG: 0.274											
<b>Jose Bautista, R</b> (7, 1) OBP: 0.311, SLG: 0.309											
<b>Robby Thompson, R</b> (9, PH) OBP: 0.311, SLG: 0.309											
<b>Trevor Wilson, L</b> (9, PR) OBP: 0.217, SLG: 0.261											
<b>Inning Stats</b>	R: 1 H: 1 E: 0 LOB: 2 K: 1 BB: 2 S: 16 P: 28	R: 0 H: 0 E: 0 LOB: 0 K: 0 BB: 0 S: 6 P: 9	R: 0 H: 0 E: 0 LOB: 0 K: 2 BB: 0 S: 8 P: 10	R: 1 H: 2 E: 0 LOB: 0 K: 0 BB: 0 S: 9 P: 13	R: 0 H: 1 E: 0 LOB: 1 K: 1 BB: 0 S: 8 P: 11	R: 1 H: 1 E: 0 LOB: 0 K: 0 BB: 0 S: 8 P: 11	R: 0 H: 1 E: 0 LOB: 1 K: 1 BB: 0 S: 11 P: 17	R: 0 H: 1 E: 0 LOB: 1 K: 1 BB: 0 S: 10 P: 18	R: 1 H: 2 E: 1 LOB: 2 K: 0 BB: 0 S: 14 P: 21	1B: 7 SF: 0 2B: 2 SAC: 0 3B: 0 DP: 1 HR: 1 HBP: 0	WP: 2 PA: 38 PB: 0 SB: 4 CS: 0
<b>PITCHER</b>	IP WLS BF H R ER SO BB IBB HBP BLK WP HR S P ERA WHIP										
<b>Doug Drabek, R</b> (1, 1) ERA: 5.07	8.2 W 37 9 4 3 6 2 0 0 0 2 1 89 137 3.12 1.269										
<b>Ross Powell, L</b> (9, 1) ERA: 11.0	0.1 1 0 0 0 0 0 0 0 0 0 0 1 1 0.00 0.000										

**San Francisco Giants @ Houston Astros**  
Astrodome, Houston, TX

Thu Jul 20 1995, 8:05 PM EDT  
Att. 22,832 - Dome - 68 F

[livebaseballscorecards.com](http://livebaseballscorecards.com)

<b>AB</b>	36
<b>R</b>	4
<b>H</b>	9
<b>RBI</b>	4
<b>BB</b>	2
<b>SO</b>	6
<b>LOB</b>	20





Batter	1	2	3	4	5	6	7	8	9	AB R H RBI BB SO LOB	TOP
--------	---	---	---	---	---	---	---	---	---	----------------------	-----

<b>Rikkert Faneyte, R</b> (1, 8) OBP: 0.392, SLG: 0.293	1-2 SH1-3 1B 2B	0-3 K			3-2 G3-1		X 0-0 G5-3		B 2-1 F7	5 1 1 0 0 1 2	
<b>John Patterson, S</b> (1, 4) OBP: 0.262, SLG: 0.274	0-1 SH1-3	1-0 WP 1B			2-2 G4-3		C 3-1 G4-3		B 2-2 L6	4 0 1 0 0 0 1	
<b>Barry Bonds, L</b> (1, 7) OBP: 0.437, SLG: 0.596	4-0 G1-3 1B BB	1-2 G3-1			4-0 BB		X 0-0 G4-3		4-0 IBB	2 1 0 0 3 0 1	

<b>Glenallen Hill, R</b> (1, 9) OBP: 0.322, SLG: 0.463	1 SAFE 0-0 1B G1-3 1B				2-0 FC3-5 2B		1 SAFE 0-0 G5-3		S 1-3 K	5 0 2 1 0 1 3	
<b>Jeff Reed, L</b> (1, 2) OBP: 0.375, SLG: 0.280	3-1 G1-3				1-0 FC3-5 2B		B 2-3 K		B 2-0 F7	4 0 0 0 0 1 3	
<b>Royce Clayton, R</b> (1, 6) OBP: 0.309, SLG: 0.347	1-2 1B				0-1 G4-6-3		B 2-2 G6-3		B 1-0 CS 1B	4 0 2 1 0 0 1	

<b>J.R. Phillips, L</b> (1, 3) OBP: 0.222, SLG: 0.275	2-3 3-H F7				2-3 K		F 4-2 3B BB		1 SAFE 1 SAFE CS	3 2 1 0 1 1 2	
<b>Steve Scarsone, R</b> (1, 5) OBP: 0.357, SLG: 0.578		2-2 F8			1-0 B1-3		1 SAFE 0-0 3B		B 1-2 SH 1B	4 1 2 1 0 0 0	
<b>Mark Leiter, R</b> (1, 1) OBP: 0.094, SLG: 0.065					0-2 G1-3		B 2-3 K		B 0-1 SH	3 1 0 0 0 1 1	

<b>Terry Mulholland, R</b> (9, PR) OBP: 0.087, SLG: 0.136		2-2 E8 1B WP								0 0 0 0 0 0 0	
<b>Rod Beck, R</b> (9, 1) OBP: 0.333, SLG: 0.333									1-H 2-H	0 0 0 0 0 0 0	

Inning Stats	R: 2 H: 3 E: 0 LOB: 2 K: 0 BB: 1 S: 12 P: 23	R: 1 H: 1 E: 1 LOB: 1 K: 1 BB: 0 S: 14 P: 20	R: 0 H: 1 E: 0 LOB: 0 K: 0 BB: 0 S: 4 P: 7	R: 0 H: 0 E: 0 LOB: 0 K: 1 BB: 0 S: 7 P: 10	R: 0 H: 0 E: 0 LOB: 1 K: 0 BB: 1 S: 8 P: 17	R: 1 H: 1 E: 0 LOB: 1 K: 2 BB: 1 S: 13 P: 23	R: 0 H: 0 E: 0 LOB: 0 K: 0 BB: 0 S: 4 P: 7	R: 0 H: 1 E: 0 LOB: 0 K: 1 BB: 0 S: 7 P: 12	R: 2 H: 2 E: 1 LOB: 2 K: 0 BB: 1 S: 14 P: 23	1B: 6 SF: 0 2B: 2 SAC: 2 3B: 1 DP: 1 HR: 0 HBP: 0	WP: 1 PA: 41 PB: 0 SB: 0 CS: 1
--------------	--	--	--	---	---	--	--	---	--	--	---

PITCHER	IP	WLS	BF	H	R	ER	SO	BB	IBB	HBP	BLK	WP	HR	S	P	ERA	WHIP
<b>Darryl Kile, R</b> (1, 1) ERA: 5.01	7.0	L	30	6	4	3	4	3	0	0	0	1	0	62	107	3.86	1.286
<b>Dave Veres, R</b> (8, 1) ERA: 1.62	2.0		10	3	2	0	1	0	1	0	0	0	0	21	35	0.00	1.500

**San Francisco Giants @ Houston Astros**  
Astrodome, Houston, TX  
Fri Jul 21 1995, 8:05 PM EDT  
Att: 31,578 - Dome - 72 F

AB	34
R	6
H	9
RBI	3
BB	4
SO	5
LOB	14



Batter	1	2	3	4	5	6	7	8	9	AB	R	H	RBI	BB	SO	LOB
<b>John Cangelosi, S</b> OBP: 0.419, SLG: 0.400 (1, 8)	3-2 HBP 5 2B 1B		1-0 B1-3		2-3 K		2-1 FC6 1-2f		2-1 G4-3	5	1	1	0	0	1	4
<b>Craig Biggio, R</b> OBP: 0.404, SLG: 0.468 (1, 4)	1-1 HBP 5 2B 1B		3-2 5 1B 2B HBP		0-0 G6-3			2-2 G5-3		2	2	0	0	0	0	0
<b>5 Jeff Bagwell, R</b> OBP: 0.389, SLG: 0.479 (1, 3)	0-0 1-H 2-H 2B		0-0 2B 1B			0-0 CS 1B		0-3 K		4	0	3	2	0	1	0
<b>Derek Bell, R</b> OBP: 0.394, SLG: 0.464 (1, 9)	3-2 G4-3		3-1 2B 1B		4-2 G3-6-3 BB			0-0 1B		3	0	2	1	1	0	0
<b>Dave Magadan, L</b> OBP: 0.428, SLG: 0.395 (1, 5)	1-3 K		3-3 K		0-0 G3-6-3			2-0 G4-3		4	0	0	0	0	2	4
<b>Tony Eusebio, R</b> OBP: 0.391, SLG: 0.456 (1, 2)		0-1 G4-6-3 1B		0-2 G5-3			2-2 G6-3		2-3 K	4	0	1	0	0	1	0
<b>Derrick May, L</b> OBP: 0.314, SLG: 0.353 (1, 7)		1-0 G4-6-3 1-2f		1-1 G1-3			1-1 FC3-6 1B		4-2 1B BB	3	0	1	0	1	0	1
<b>Orlando Miller, R</b> OBP: 0.315, SLG: 0.382 (1, 6)		1-1 G6-3		2-1 G6-3			0-0 FC3-6 BB 1-2f		2-3 K	4	0	0	0	0	1	2
<b>Darryl Kile, R</b> OBP: 0.188, SLG: 0.138 (1, 1)			2-3 K		1-3 K		4-2 FC6 BB 1-2		1-0 1B	2	0	0	0	0	2	0
<b>Milt Thompson, L</b> OBP: 0.276, SLG: 0.266 (7, PH)										0	0	0	0	1	0	0
<b>Dave Veres, R</b> (8, 1)										0	0	0	0	0	0	0
<b>Craig Shipley, R</b> OBP: 0.322, SLG: 0.402 (9, PH)										1	0	1	0	0	0	0

Inning Stats	R: 2	H: 2	E: 0	K: 1	S: 13	R: 0	H: 1	E: 0	K: 0	S: 5	R: 1	H: 2	E: 0	K: 2	S: 13	R: 0	H: 0	E: 0	K: 0	S: 7	R: 0	H: 0	E: 0	K: 2	S: 7	R: 0	H: 1	E: 0	K: 0	S: 6	R: 0	H: 1	E: 0	K: 0	S: 11	R: 0	H: 1	E: 0	K: 1	S: 8	R: 0	H: 1	E: 0	K: 2	S: 12	1B: 7	2B: 2	3B: 0	HR: 0	SF: 0	SAC: 0	DP: 2	HBP: 2	WP: 0	PB: 0	SB: 0	CS: 1	PA: 37
<b>PITCHER</b>	IP	WLS	BF	H	R	ER	SO	BB	IBB	HBP	BLK	WP	HR	S	P	ERA	WHIP																																									
<b>Mark Leiter, R</b> ERA: 3.79 (1, 1)	8.0	W	32	8	3	3	6	2	0	2	0	0	0	70	115	3.38	1.250																																									
<b>Rod Beck, R</b> ERA: 4.95 (9, 1)	1.0	S	5	1	0	0	2	1	0	0	0	0	0	12	23	0.00	2.000																																									


**BOTTOM**

**San Francisco Giants @ Houston Astros**  
Astrodome, Houston, TX

Fri Jul 21 1995, 8:05 PM EDT  
Att: 31,578 - Dome - 72 F

livebaseballscorecards.com

<b>AB</b>	<b>32</b>
<b>R</b>	<b>3</b>
<b>H</b>	<b>9</b>
<b>RBI</b>	<b>3</b>
<b>BB</b>	<b>3</b>
<b>SO</b>	<b>8</b>
<b>LOB</b>	<b>11</b>



Batter	1	2	3	4	5	6	7	8	9	AB R H RBI BB SO LOB	TOP											
Rikkert Faneyte, R OBP: 0.375, SLG: 0.326 (1, 8) X	0-0 G4-3	2-2 G6-3			2-2 P4		X 0-0 G4-3		X 0-0 FC4-6 3B	5 1 1 0 0 0 4												
Steve Scarsone, R OBP: 0.359, SLG: 0.565 (1, 5) B X	1-0 E9 2B		4-2 BB		0-0 G5-3		2-3 K		4-2 FC4-6 1B BB	3 2 0 0 2 1 2												
Barry Bonds, L OBP: 0.439, SLG: 0.596 (1, 7) B S B X	2-1 2B 2B		1-1 P4		0-1 G3-1			4-2 1B BB	4-1 FC4-6 BB	3 2 1 1 2 0 2												
Glenallen Hill, R OBP: 0.320, SLG: 0.458 (1, 9) X	0-0 L9		0-3 K			0-0 1B		1-3 K	0-0 FC4-6 1B	5 0 1 1 0 2 5												
Mark Carreon, R OBP: 0.354, SLG: 0.526 (1, 3) B B C X	2-1 2B		1-0 G5-3		1-0 F9			1-1 1B 1B	3-1 1B	5 1 3 2 0 0 2												
Royce Clayton, R OBP: 0.304, SLG: 0.341 (1, 6) C X	0-1 G5-3			0-0 G6-3		1-2 F8		1-2 L9	1-3 K	5 0 0 0 0 1 6												
Robby Thompson, R OBP: 0.312, SLG: 0.305 Jose Bautista, R (6, 1) J.R. Phillips, L OBP: 0.226, SLG: 0.279 Scott Service, R (8, 1)		4-1 SH1-4 BB		2-1 G6-3		2-3 K		2-1 1B 1B		2 0 0 0 1 1 1 0 0 0 0 0 0 0 1 0 1 1 0 0 0 0 0 0 0 0 0 0	AB 36 R 6 H 11 RBI 6 BB 5 SO 6 LOB 23											
Kirt Manwaring, R OBP: 0.320, SLG: 0.338 (1, 2)		0-1 F4		1-0 G5-3			2-2 G4-3 PB 1B	2-2 1B		4 0 2 1 0 0 1												
Trevor Wilson, L OBP: 0.250, SLG: 0.292 Carlos Valdez, R (5, 1) John Patterson, S OBP: 0.265, SLG: 0.277 (6, 4)		0-0 SH1-4			0-1 E1 G5-3 1B		1-1 G4-3 1B		3-3 K	1 0 1 0 0 0 0 0 0 0 0 0 0 0 2 0 1 0 0 1 0												
Inning Stats	R: 2 E: 1 K: 0 S: 9	H: 2 LOB: 1 BB: 0 P: 14	R: 0 E: 0 K: 0 S: 7	H: 0 LOB: 1 BB: 1 P: 13	R: 0 E: 0 K: 1 S: 11	H: 0 LOB: 1 BB: 1 P: 17	R: 0 E: 0 K: 0 S: 4	H: 0 LOB: 0 BB: 0 P: 7	R: 0 E: 1 K: 0 S: 8	H: 1 LOB: 1 BB: 0 P: 10	R: 0 E: 0 K: 1 S: 9	H: 1 LOB: 1 BB: 0 P: 13	R: 0 E: 0 K: 1 S: 11	H: 2 LOB: 1 BB: 0 P: 16	R: 2 E: 0 K: 1 S: 19	H: 3 LOB: 2 BB: 1 P: 30	R: 2 E: 0 K: 2 S: 14	H: 2 LOB: 2 BB: 2 P: 29	1B: 8 2B: 2 3B: 1 HR: 0	SF: 0 SAC: 1 DP: 1 HBP: 0	WP: 0 PB: 1 SB: 1 CS: 0	PA: 42
PITCHER	IP WLS BF H R ER SO BB IBB HBP BLK WP HR S P ERA WHIP																					
Mike Hampton, L ERA: 2.58 Dave Veres, R ERA: 1.61 Todd Jones, R ERA: 2.21	(1, 1) 7.2 W 34 8 4 2 4 3 0 0 0 0 0 0 75 115 2.35 1.435	(8, 1) 0.1 1 1 0 0 0 0 0 0 0 0 0 0 3 5 0.00 3.000	(9, 1) 1.0 S 7 2 2 2 2 2 0 0 0 0 0 0 14 29 18.00 4.000																			

San Francisco Giants @ Houston Astros  
Astrodome, Houston, TX  
Sat Jul 22 1995, 8:05 PM EDT  
Att. 25,663 - Dome - 72 F

livebaseballscorecards.com



Batter	1	2	3	4	5	6	7	8	9
<b>John Cangelosi, S</b> OBP: 0.456, SLG: 0.438 (1, 8)	0-0 BB 1B BB 1B	3-1 1B			4-2 5 HR 1B BB	2-1 5 5 1B BB 1B		2-0 1B	
<b>Craig Biggio, R</b> OBP: 0.407, SLG: 0.468 (1, 4)	0-0 BB 5 SF8 1B		0-1 F8		1-1 1 SAFE 1 B 1 SAFE 5 HR 1B	4-0 1 SAFE 1 B 1 SAFE 5 S 5 1B BB		2-3 S K	
<b>5 Jeff Bagwell, R</b> OBP: 0.395, SLG: 0.495 (1, 3)	4-1 SF8 BB 1B 2-3 2-3 BB		2-1 G5-3 2B		3-1 1 H 2 H HR	1-2 1 H 2 H 1B		1-0 G3	
<b>Derek Bell, R</b> OBP: 0.398, SLG: 0.464 (1, 9)	2-3 K		4-2 BB		0-2 S BB 1B	4-1 SAFE BB 1B			
<b>Tony Eusebio, R</b> OBP: 0.388, SLG: 0.449 (1, 2)	4-1 BB 1B 1-2 2-3 3-H BB		0-1 G5-3		1-2 1 SAFE 1 B 1 SAFE G5-3	1-0 P3			
<b>Craig Shipley, R</b> OBP: 0.320, SLG: 0.395 (1, 5)	2-2 SF8			0-0 L5	4-1 S BB		0-1 P4		
<b>Derrick May, L</b> OBP: 0.312, SLG: 0.350 (1, 7)	3-1 F8			1-1 1B	0-1 P5		0-0 F7		
<b>Orlando Miller, R</b> OBP: 0.314, SLG: 0.383 (1, 6)		1-0 CS 2B		1-1 F8		3-3 K	1-1 F8		
<b>Mike Hampton, R</b> OBP: 0.125, SLG: 0.087 (8, 1)		2-0 G1-3		0-1 L8		2-3 K	1-0 F8		
<b>Milt Thompson, L</b> OBP: 0.273, SLG: 0.263 (8, PH)									
<b>Todd Jones, L</b> (9, 1)									

AB	R	H	RBI	BB	SO	LOB
4	3	4	0	1	0	0
4	3	2	0	1	1	1
4	1	3	5	1	0	1
2	0	1	0	2	1	3
3	0	0	1	1	0	5
2	0	0	1	1	0	0
4	0	1	0	0	0	3
4	0	1	0	0	1	1
3	0	0	0	0	1	2
0	0	0	0	0	0	0
1	0	0	0	0	0	0
0	0	0	0	0	0	0

AB	R	H	RBI	BB	SO	LOB
31	7	12	7	7	4	16

Inning Stats		R	H	E	K	S	R	H	E	K	S	R	H	E	K	S	R	H	E	K	S	R	H	E	K	S
R: 2 E: 0 K: 1 S: 16		2	2	0	1	31	0	2	0	0	4	0	2	0	0	10	0	1	0	0	0	0	0	0	0	0
H: 2 LOB: 2 BB: 2 P: 31		2	2	0	1	10	1	1	0	1	14	1	1	0	1	9	3	3	0	0	0	0	0	0	0	0
R: 0 E: 0 K: 0 S: 4		0	1	0	0	4	0	1	0	1	14	0	1	0	0	9	3	3	0	0	0	0	0	0	0	0
R: 0 E: 0 K: 0 S: 7		0	1	0	0	7	0	1	0	1	9	0	1	0	0	9	3	3	0	0	0	0	0	0	0	0
R: 3 E: 0 K: 0 S: 15		3	3	0	0	15	0	3	0	0	28	0	3	0	0	28	2	2	0	0	0	0	0	0	0	0
R: 2 E: 0 K: 2 S: 15		2	2	0	2	15	2	2	0	2	32	2	2	0	0	32	0	0	0	0	0	0	0	0	0	0
R: 0 E: 0 K: 0 S: 5		0	0	0	0	6	0	0	0	0	14	0	0	0	0	14	0	0	0	0	0	0	0	0	0	0
R: 0 E: 0 K: 1 S: 8		0	1	0	1	14	1	1	0	1	14	0	1	0	0	14	0	0	0	0	0	0	0	0	0	0

PITCHER		IP	WLS	BF	H	R	ER	SO	BB	IBB	HBP	BLK	WP	HR	S	P	ERA	WHIP
<b>Trevor Wilson, L</b> ERA: 3.96		4.0	L	22	9	5	5	1	4	0	0	0	0	1	44	81	11.25	3.250
<b>Carlos Valdez, R</b> ERA: 7.36		1.2		9	2	2	2	2	3	0	0	0	0	0	20	41	10.80	3.000
<b>Jose Bautista, R</b> ERA: 6.13		1.1		4	0	0	0	0	0	0	0	0	0	6	8	0.00	0.000	
<b>Scott Service, R</b> ERA:		1.0		4	1	0	0	1	0	0	0	0	0	8	14	0.00	1.000	

**BOTTOM**

**San Francisco Giants @ Houston Astros**  
Astrodome, Houston, TX  
Sat Jul 22 1995, 8:05 PM EDT  
Att. 25,663 - Dome - 72 F

livebaseballscorecards.com

AB	R	H	RBI	BB	SO	LOB
31	7	12	7	7	4	16



Batter	1	2	3	4	5	6	7	8	9	10	AB R H RBI BB SO LOB	TOP												
Rikkert Faneyte, R (1, 8) OBP: 0.344, SLG: 0.294	0-0 F8		0-3 K		0-1 G6-3			0-3 K		0-0 F7	5 0 0 1 0 2 4	<b>San Francisco Giants @ Houston Astros</b> Astrodome, Houston, TX Sun Jul 23 1995, 4:33 AM EDT Att. 24,513 - Dome - 72 F												
Steve Scarsons, R (1, 5) OBP: 0.349, SLG: 0.548	1-3 K		2-2 G6-3		0-3 K			2-3 K			4 0 0 0 0 3 2													
Barry Bonds, L (1, 7) OBP: 0.437, SLG: 0.590	1-1 F7			3-3 K			2-3 K		4-2 BB		3 0 0 0 1 2 0													
Glenallen Hill, R (1, 9) OBP: 0.325, SLG: 0.479		0-0 HR		1-0 1B		0-2 L5		0-1 G5-4-3			4 1 3 1 0 0 1													
Mark Carreon, R (1, 3) OBP: 0.347, SLG: 0.514		1-0 G5-3		2-1 F8		0-2 L5		1-2 G5-3			4 0 0 0 0 0 2													
Royce Clayton, R (1, 6) OBP: 0.301, SLG: 0.337		1-0 F8		2-0 G6-3			0-1 G5-3			1-3 K	4 0 0 0 0 1 1													
Robby Thompson, R (1, 4) OBP: 0.311, SLG: 0.309		2-2 G5-3			0-1 1B		1-1 G5-3			1-0 G6-3	4 1 1 0 0 0 0													
Kirt Manwaring, R (1, 2) OBP: 0.327, SLG: 0.343			1-2 E7		1-2 G1-3		0-0 G1-3			4-2 1B	3 0 2 0 1 0 0													
William Van Landingham, R (1, 1) OBP: 0.182, SLG: 0.273			1-3 K		0-2 G1-3			0-3 K		0-0 1B	3 0 0 0 0 2 3													
Tom Lampkin, L (10, PH) OBP: 0.356, SLG: 0.359					1-2 K					1-2 1B	1 0 1 0 0 0 0													
Scott Service, R (10, 1)											0 0 0 0 0 0 0													
<b>Inning Stats</b>	R: 0 E: 0 K: 1 S: 6	H: 0 LOB: 0 BB: 0 P: 8	R: 1 E: 0 K: 0 S: 6	H: 1 LOB: 0 BB: 0 P: 10	R: 0 E: 1 K: 2 S: 13	H: 1 LOB: 1 BB: 0 P: 17	R: 0 E: 0 K: 1 S: 9	H: 1 LOB: 0 BB: 0 P: 15	R: 1 E: 0 K: 1 S: 16	H: 2 LOB: 1 BB: 0 P: 17	R: 0 E: 0 K: 1 S: 9	H: 0 LOB: 0 BB: 0 P: 11	R: 0 E: 0 K: 0 S: 5	H: 0 LOB: 0 BB: 0 P: 6	R: 0 E: 0 K: 3 S: 9	H: 0 LOB: 0 BB: 0 P: 11	R: 0 E: 0 K: 0 S: 8	H: 0 LOB: 0 BB: 1 P: 13	R: 0 E: 0 K: 1 S: 10	H: 1 LOB: 2 BB: 1 P: 16	1B: 4 2B: 2 3B: 1 HR: 1	SF: 0 SAC: 0 DP: 2 HBP: 0	WP: 0 PB: 0 SB: 1 CS: 0	PA: 37
<b>PITCHER</b>	IP WLS BF H R ER SO BB IBB HBP BLK WP HR S P ERA WHIP																							
Shane Reynolds, R (1, 1) ERA: 2.65	7.0		26	6	2	2	6	0	0	0	0	0	0	0	64	84	2.57	0.857						
Jeff Tabaka, L (8, 1) ERA: 6.14	1.0		4	0	0	0	3	1	0	0	0	0	0	0	12	18	0.00	1.000						
Jim Dougherty, R (9, 1) ERA: 4.81	1.0		2	0	0	0	0	0	0	0	0	0	0	5	6	0.00	0.000							
Doug Brocail, R (10, 1) ERA: 3.74	1.0	W	5	1	0	0	1	1	0	0	0	0	0	10	16	0.00	2.000							

AB	35
R	2
H	7
RBI	2
BB	2
SO	10
LOB	13







Batter	1	2	3	4	5	6	7	8	9	AB R H RBI BB SO LOB	TOP											
Deion Sanders, L (1, 8) OBP: 0.291, SLG: 0.319	2-2 F8		2-1 G3	1-2 G4-3		3-2 F7	3-2 E8 2-H 1B		1-3 K	6 0 1 1 0 1 2												
Robby Thompson, R (1, 4) OBP: 0.317, SLG: 0.313	3-2 2B 1B		3-3 K		3-2 1B 1B	4-2 2B BB	0-1 G4-3			4 3 2 0 1 1 1												
Shawn Barton, R (8, 1)										0 0 0 0 0 0 0												
Rod Beck, R (9, 1) OBP: 0.333, SLG: 0.333										0 0 0 0 0 0 0												
Barry Bonds, L (1, 7) OBP: 0.442, SLG: 0.593	0-1 1B 1-H 2B		4-1 BB		4-2 1B HR BB	3-3 K		4-2 1B S FC5-2-5 BB		2 1 1 1 3 1 1												
Mark Carreon, R (1, 3) OBP: 0.359, SLG: 0.527	1-0 2-3 1B		0-1 F8		3-2 HR 1B	3-2 2B		2-2 FC5-2-5 1B		5 1 4 2 0 0 1												
Glenallen Hill, R (1, 9) OBP: 0.329, SLG: 0.489	1-3 K			1-1 F9 1B 1B	2-1 HR	4-2 BB		0-0 FC5-2-5 1-2		4 2 2 3 1 1 4												
Steve Scarsone, R (1, 5) OBP: 0.351, SLG: 0.543	0-3 K			0-0 1B 1-2 1B	2-2 G3-1 S 1B	3-3 K		3-3 K		5 0 2 0 0 3 6												
Royce Clayton, R (1, 6) OBP: 0.299, SLG: 0.338		2-0 L6		2-0 F9	3-2 L8		0-0 E 2B	0-3 K		5 1 1 0 0 1 5												
Kirt Manwaring, R (1, 2) OBP: 0.325, SLG: 0.340		2-2 F8		2-2 1B	3-1 G3-1		0-3 K	1-3 K		5 0 1 1 0 2 2												
Jamie Brewington, R (1, 1)		2-2 F9		0-3 K	0-2 L7		1-1 F7	2-3 K		4 0 0 0 0 1 4												
John Patterson, S (8, 4) OBP: 0.264, SLG: 0.275										1 0 0 0 0 1 0												
<b>Inning Stats</b>	R: 1 E: 0 K: 2 S: 18	H: 3 LOB: 2 BB: 0 P: 25	R: 0 E: 0 K: 0 S: 7	H: 0 LOB: 0 BB: 0 P: 13	R: 0 E: 0 K: 1 S: 9	H: 0 LOB: 1 BB: 1 P: 18	R: 1 E: 0 K: 1 S: 13	H: 3 LOB: 2 BB: 0 P: 19	R: 4 E: 0 K: 0 S: 27	H: 4 LOB: 1 BB: 1 P: 47	R: 1 E: 0 K: 2 S: 18	H: 1 LOB: 2 BB: 2 P: 38	R: 1 E: 1 K: 1 S: 13	H: 2 LOB: 1 BB: 0 P: 17	R: 0 E: 0 K: 2 S: 12	H: 1 LOB: 2 BB: 1 P: 21	R: 0 E: 0 K: 3 S: 9	H: 0 LOB: 0 BB: 0 P: 13	1B: 10 2B: 3 3B: 0 HR: 1	SF: 0 SAC: 0 DP: 0 HBP: 0	WP: 0 PB: 0 SB: 2 CS: 0	PA: 46
<b>PITCHER</b>	IP WLS BF H R ER SO BB IBB HBP BLK WP HR S P ERA WHIP																					
John Burkett, R (1, 1) ERA: 4.88	4.0 L 24 10 6 6 4 2 0 0 0 0 0 1 66 108 13.50 3.000																					
Richie Lewis, R (5, 1) ERA: 4.95	1.0 3 0 0 0 0 0 0 0 0 0 0 0 8 14 0.00 0.000																					
Matt Mantei, R (6, 1) ERA: 3.97	2.0 11 3 2 2 3 2 0 0 0 0 0 31 55 9.00 2.500																					
Yorkis Perez, L (8, 1) ERA: 5.97	1.0 5 1 0 0 2 1 0 0 0 0 0 12 21 0.00 2.000																					
Terry Mathews, R (9, 1) ERA: 3.23	1.0 3 0 0 0 3 0 0 0 0 0 0 9 13 0.00 0.000																					

San Francisco Giants @ Florida Marlins  
Joe Robbie Stadium, Miami, FL  
Mon Jul 24 1995, 7:05 PM EDT  
Att: 20,778 - Unknown

livebaseballscorecards.com

AB	41
R	8
H	14
RBI	8
BB	5
SO	12
LOB	26



BOTTOM

San Francisco Giants @ Florida Marlins

Joe Robbie Stadium, Miami, FL

Mon Jul 24 1995, 7:05 PM EDT  
Att. 20,778 - Unknown

livebaseballscorecards.com

AB	32
R	3
H	8
RBI	3
BB	3
SO	3
LOB	12



WP	1	PA	37
PB	0		
SB	1		
CS	0		

AB R H RBI BB SO LOB

3 1 1 0 2 0 3

3 0 1 0 0 0 2

1 0 0 1 0 0 0

2 0 0 0 0 0 2

4 0 0 0 0 1 0

4 1 2 1 0 1 0

3 0 1 0 1 0 1

4 0 0 0 0 1 2

4 1 2 1 0 0 0

1 0 0 0 0 0 0

0 0 0 0 0 0 0

1 0 0 0 0 0 0

0 0 0 0 0 0 0

1 0 0 0 0 0 2

1B: 5 SF: 1  
2B: 1 SAC: 1  
3B: 0 DP: 1  
HR: 2 HBP: 0

Batter	1	2	3	4	5	6	7	8	9
Quilvio Veras, S OBP: 0.357, SLG: 0.318 (1, 4)	4-2 SH3 S SF7 BB		4-2 G4-6-3 BB		3-2 1B		3-2 F8		1-0 L9
Jerry Browne, S OBP: 0.348, SLG: 0.289 (1, 8)	1-0 SH3		0-1 G4-6-3		0-0 1B		1-0 F7		
Jeff Conine, R OBP: 0.403, SLG: 0.540 Russ Morman, R OBP: 0.250, SLG: 0.355 (1, 7) (5, PH) (6, 7)	0-0 SF7			2-0 P3	1-1 G1			0-2 G4-3	
Terry Pendleton, S OBP: 0.328, SLG: 0.415 (1, 5)	3-3 K			2-1 P6		3-1 G3		1-2 P4	
Greg Colbrunn, R OBP: 0.318, SLG: 0.464 (1, 3)		0-0 HR		1-1 2B		1-2 L7		1-3 K	
Tommy Gregg, L OBP: 0.304, SLG: 0.373 (1, 9)		1-2 F7		1-0 P5		4-0 BB		0-0 WP 1B	
Kurt Abbott, R OBP: 0.302, SLG: 0.438 (1, 6)		0-1 G1-3			2-0 F9	1-3 K		1-1 P5	
Charles Johnson, R OBP: 0.307, SLG: 0.364 (1, 2)		1-0 G4-3			2-0 HR		0-0 G5-3	1-0 WP 1B	
John Burkett, R OBP: 0.175, SLG: 0.154 Richie Lewis, R OBP: 0.200, SLG: 0.291 Mario Diaz, R OBP: 0.312, SLG: 0.387 Matt Mantel, R OBP: 0.417, SLG: 0.583 Yorkis Perez, L OBP: 0.318, SLG: 0.222 (1, 1) (5, 1) (5, PH) (6, 1) (7, PH) (8, 1) (9, 1) (9, PH)			0-0 P6		0-0 P4		3-2 1B	2-0 P4	

Inning Stats	R: 1	H: 0	E: 0	K: 1	S: 7	R: 1	H: 1	E: 0	K: 0	S: 7	R: 0	H: 0	E: 0	K: 0	S: 6	R: 0	H: 1	E: 0	K: 0	S: 6	R: 1	H: 3	E: 0	K: 0	S: 10	R: 0	H: 0	E: 0	K: 1	S: 8	R: 0	H: 1	E: 0	K: 0	S: 9	R: 0	H: 0	E: 0	K: 1	S: 12	R: 0	H: 2	E: 0	K: 0	S: 6	1B: 5	SF: 1	2B: 1	SAC: 1	3B: 0	DP: 1	HR: 2	HBP: 0
--------------	------	------	------	------	------	------	------	------	------	------	------	------	------	------	------	------	------	------	------	------	------	------	------	------	-------	------	------	------	------	------	------	------	------	------	------	------	------	------	------	-------	------	------	------	------	------	-------	-------	-------	--------	-------	-------	-------	--------

PITCHER	IP	WLS	BF	H	R	ER	SO	BB	IBB	HBP	BLK	WP	HR	S	P	ERA	WHIP
Jamie Brewington, R ERA: 3.86 (1, 1)	7.0		29	6	3	3	2	3	0	0	0	0	2	53	97	3.86	1.286
Shawn Barton, L ERA: 2.33 (8, 1)	1.0		3	0	0	0	1	0	0	0	0	0	0	12	14	0.00	0.000
Rod Beck, R ERA: 4.82 (9, 1)	1.0		5	2	0	0	0	0	0	0	0	1	0	6	11	0.00	2.000

San Francisco Giants @ Florida Marlins  
 Joe Robbie Stadium, Miami, FL

Tue Jul 25 1995, 3:33 AM EDT  
 Att. 25,322 - Overcast - 86 F

AB	34
R	3
H	7
RBI	3
BB	1
SO	9
LOB	7



WP:	0	PA:	35
PB:	0		
SB:	1		
CS:	0		

AB R H RBI BB SO LOB

4	0	1	0	0	0	0
3	0	0	0	1	3	1
4	1	2	0	0	0	0
4	1	1	1	0	0	2
4	0	0	0	0	2	1
4	1	2	1	0	0	0
4	0	1	1	0	0	1
4	0	0	0	0	2	2
2	0	0	0	0	2	0
0	0	0	0	0	0	0
1	0	0	0	0	0	0
0	0	0	0	0	0	0

Batter	1	2	3	4	5	6	7	8	9
Deion Sanders, L (1, 8) OBP: 0.289, SLG: 0.317	0-0 P5			1-0 L4		1-1 G4-3		1-0 1B	
Robby Thompson, R (1, 4) OBP: 0.316, SLG: 0.308	3-3 K			3-3 K		4-1 1B BB		0-3 K	
Barry Bonds, L (1, 7) OBP: 0.443, SLG: 0.595	1-2 G4-3			2-0 F8		0-0 1B		1-0 2B	
Mark Carreon, R (1, 3) OBP: 0.356, SLG: 0.527		2-0 G6-3		2-1 F9		1-1 L6		0-0 1B 2B	
Glenallen Hill, R (1, 9) OBP: 0.325, SLG: 0.482		2-2 G5-3		1-3 K		2-0 F9		0-3 K	
Royce Clayton, R (1, 6) OBP: 0.301, SLG: 0.340		1-1 F8		2-2 1B		1-1 L3		1-2 1B	
Tom Lampkin, L (1, 2) OBP: 0.347, SLG: 0.349			3-2 P4	1-0 1B		0-1 L8		1-0 F5	
Steve Scarosne, R (1, 5) OBP: 0.342, SLG: 0.528			0-3 K	0-1 FC6-4		2-2 L6		0-3 K	
Terry Mulholland, R (1, 1) OBP: 0.080, SLG: 0.125			1-3 K		2-3 K		0-0 G1-3		
Sergio Valdez, R (6, 1)									
John Patterson, S (8, PH) OBP: 0.262, SLG: 0.273									
Jose Bautista, R (8, 1)									

Inning Stats	R: 0	H: 0	R: 0	H: 0	R: 0	H: 0	R: 1	H: 2	R: 0	H: 1	R: 0	H: 0	R: 0	H: 1	R: 2	H: 3	1B: 5	SF: 0	WP: 0	PA: 35
	E: 0	LOB: 0	E: 0	LOB: 0	E: 0	LOB: 0	E: 0	LOB: 1	E: 0	LOB: 2	E: 0	LOB: 0	E: 0	LOB: 1	E: 0	LOB: 1	2B: 2	SAC: 0	PB: 0	
	K: 1	BB: 0	K: 0	BB: 0	K: 2	BB: 0	K: 1	BB: 0	K: 1	BB: 1	K: 0	BB: 0	K: 1	BB: 0	K: 2	BB: 0	3B: 0	DP: 0	SB: 1	
	S: 7	P: 11	S: 7	P: 12	S: 9	P: 13	S: 11	P: 17	S: 9	P: 17	S: 5	P: 8	S: 10	P: 13	S: 12	P: 15	HR: 0	HBP: 0	CS: 0	

PITCHER	IP	WLS	BF	H	R	ER	SO	BB	IBB	HBP	BLK	WP	HR	S	P	ERA	WHIP
Bobby Witt, R (1, 1) ERA: 4.08	9.0	W	35	7	3	2	9	1	0	0	0	0	0	75	117	2.00	0.889

PITCHER	IP	WLS	BF	H	R	ER	SO	BB	IBB	HBP	BLK	WP	HR	S	P	ERA	WHIP
---------	----	-----	----	---	---	----	----	----	-----	-----	-----	----	----	---	---	-----	------

BOTTOM

San Francisco Giants @ Florida Marlins  
Joe Robbie Stadium, Miami, FL

AB	35
R	9
H	15
RBI	9
BB	0
SO	6
LOB	11



WP	0	PA	38
PB	0		
SB	0		
CS	1		

Tue Jul 25 1995, 3:33 AM EDT  
Att. 25,322 - Overcast - 86 F

livebaseballscores.com

AB	R	H	RBI	BB	SO	LOB
4	1	2	0	0	0	1
5	0	1	0	0	2	3
4	1	1	1	0	1	1
4	1	3	0	0	0	1
4	2	2	3	0	0	3
4	2	2	1	0	1	1
4	2	3	3	0	0	0
3	0	1	1	0	0	1
3	0	0	0	0	2	0
1B: 9	SF: 1					
2B: 0	SAC: 1					
3B: 4	DP: 1					
HR: 2	HBP: 1					

Batter	1	2	3	4	5	6	7	8	9
Quilvio Veras, S OBP: 0.361, SLG: 0.320 (1, 4)	0-0 3B 1B	0-1 G6-3			1-1 CS HBP	0-0 L5		2-1 1B	
Chuck Carr, S OBP: 0.314, SLG: 0.268 (1, 8)	2-2 P6	2-3 K			0-3 K 1-2		0-0 1B 1B	1-2 G4-3	
Greg Colbrunn, R OBP: 0.317, SLG: 0.468 (1, 3)	0-0 3B 3B 1-H		2-3 K		0-1 G5-3		1-1 L7		
Terry Pendleton, S OBP: 0.333, SLG: 0.420 (1, 5)	0-0 P4		0-1 1B			1-1 HR 1B	3-1 G5-4-3 1B		
Kurt Abbott, R OBP: 0.305, SLG: 0.461 (1, 6)	3-2 3B 3B 3-H		0-0 F7			1-0 HR 1-H	0-0 G5-4-3		
Russ Morman, R OBP: 0.278, SLG: 0.429 (1, 7)	0-1 1B 3B 3-H		1-3 K			0-1 F8		2-2 3B 1B	
Steve Decker, R OBP: 0.354, SLG: 0.400 (1, 2)	2-2 FC5-4 1B 3-H			3-1 F8		0-0 HR		2-1 1-H SF7 3B	
Jerry Browne, S OBP: 0.346, SLG: 0.291 (1, 9)	0-0 FC5-4 1-2f			1-0 P5		0-2 SH1-4 1B		0-1 SF7	
Bobby Witt, R OBP: 0.100, SLG: 0.107 (1, 1)		0-3 K			0-0 P6		0-0 SH1-4 1-2	0-3 K	

Inning	R	H	E	K	S	LOB	BB	IBB	HBP	BLK	WP	HR	S	P	ERA	WHIP
1	4	5	0	0	21	1	0	0	1	0	0	2	62	81	11.12	1.765
2	0	0	0	2	9	0	0	0	0	0	0	0	7	11	0.00	1.500
3	0	1	0	2	11	0	0	0	0	0	0	0	16	23	18.00	3.000
4	0	0	0	0	4	0	0	0	0	0	0	0	0	0		
5	0	0	0	1	15	0	0	0	0	0	0	0	0	0		
6	3	4	0	1	13	1	0	0	0	0	0	0	0	0		
7	0	2	0	0	10	0	0	0	0	0	0	0	0	0		
8	2	3	0	1	23	1	0	0	0	0	0	0	0	0		
9	0	0	0	0	0	0	0	0	0	0	0	0	0	0		

PITCHER	IP	WLS	BF	H	R	ER	SO	BB	IBB	HBP	BLK	WP	HR	S	P	ERA	WHIP
Terry Mulholland, L ERA: 7.25 (1, 1)	5.2	L	27	10	7	7	5	0	0	0	0	0	2	62	81	11.12	1.765
Sergio Valdez, R ERA: 1.93 (6, 1)	1.1		5	2	0	0	0	0	0	0	0	0	0	7	11	0.00	1.500
Jose Bautista, R ERA: 6.29 (8, 1)	1.0		6	3	2	2	1	0	0	0	0	0	0	16	23	18.00	3.000

Batter	1	2	3	4	5	6	7	8	9	AB R H RBI BB SO LOB	TOP											
<b>Darren Lewis, R</b> (1, 8) OBP: 0.304, SLG: 0.308	2-1 L7			1-1 L4			1-1 G4-3		0-0 P6	4 0 0 0 0 0 0	<b>Cincinnati Reds @ San Francisco Giants</b> Candlestick Park, San Francisco, CA Wed Jul 26 1995, 10:05 PM EDT Att. 17,648 - Unknown - 72 F <a href="http://livebaseballscorecards.com">livebaseballscorecards.com</a>											
<b>Lenny Harris, L</b> (1, 3) OBP: 0.243, SLG: 0.288	0-2 F9			0-0 G4-3			1-0 G4-3			3 0 0 0 0 0 0												
<b>Barry Larkin, R</b> (1, 6) OBP: 0.394, SLG: 0.484	2-2 F8			2-2 P8			3-2 G6-3			3 0 0 0 0 0 0												
<b>Ron Gant, R</b> (1, 7) OBP: 0.391, SLG: 0.606		1-0 P2			3-2 P6			3-1 HR		3 1 1 1 0 0 0												
<b>Reggie Sanders, R</b> (1, 9) OBP: 0.403, SLG: 0.590		2-2 G4-3			3-3 K			2-3 K		3 0 0 0 0 2 0												
<b>Benito Santiago, R</b> (1, 2) OBP: 0.364, SLG: 0.581		1-3 K			0-3 K			0-1 G1-3		3 0 0 0 0 2 0												
<b>Bret Boone, R</b> (1, 4) OBP: 0.350, SLG: 0.479			2-3 K			0-1 G6-3 1B		2-2 G6-3		3 0 1 0 0 1 0												
<b>Jeff Branson, L</b> (1, 5) OBP: 0.333, SLG: 0.462			2-2 P6		1-0 SAFE G6-3			0-3 K		3 0 0 0 0 1 1												
<b>Pete Schourek, L</b> (1, 1) OBP: 0.200, SLG: 0.200 <b>Thomas Howard, S</b> (6, PH) OBP: 0.348, SLG: 0.372 <b>Xavier Hernandez, L</b> (6, 1) <b>Hector Carrasco, R</b> (8, 1) <b>Jerome Walton, R</b> (9, PH) OBP: 0.331, SLG: 0.496			1-2 B5-3		1-3 K			2-3 K		1 0 0 0 0 0 0 1 0 0 0 0 1 0 0 0 0 0 0 0 0 0 0 0 0 0 0 0 1 0 0 0 0 1 0												
<b>Inning Stats</b>	R: 0 E: 0 K: 0 S: 11	H: 0 LOB: 0 BB: 0 P: 15	R: 0 E: 0 K: 1 S: 8	H: 0 LOB: 0 BB: 0 P: 12	R: 0 E: 0 K: 1 S: 10	H: 0 LOB: 0 BB: 0 P: 15	R: 0 E: 0 K: 2 S: 6	H: 0 LOB: 0 BB: 0 P: 9	R: 0 E: 0 K: 2 S: 11	H: 0 LOB: 0 BB: 0 P: 17	R: 0 E: 0 K: 1 S: 8	H: 1 LOB: 0 BB: 0 P: 10	R: 0 E: 0 K: 0 S: 6	H: 0 LOB: 0 BB: 0 P: 11	R: 1 E: 0 K: 1 S: 10	H: 1 LOB: 0 BB: 0 P: 17	R: 0 E: 0 K: 2 S: 9	H: 0 LOB: 0 BB: 0 P: 11	1B: 1 2B: 0 3B: 0 HR: 1	SF: 0 SAC: 0 DP: 1 HBP: 0	WP: 0 PB: 0 SB: 0 CS: 0	PA: 28
<b>PITCHER</b> <b>Mark Leiter, R</b> (1, 1) ERA: 3.55	IP 9.0 WLS W BF 28 H 2 R 1 ER 1 SO 8 BB 0 IBB 0 HBP 0 BLK 0 WP 0 HR 1 S 79 P 117 ERA 1.00 WHIP 0.222											<b>PITCHER</b> IP WLS BF H R ER SO BB IBB HBP BLK WP HR S P ERA WHIP										



Batter	1	2	3	4	5	6	7	8	9	AB	R	H	RBI	BB	SO	LOB
Deion Sanders, L (1, 8) OBP: 0.295, SLG: 0.329	1-0 F9 BB 1B		1-3 K	1-0 2B		3-3 K				4	0	2	2	0	2	2
Robby Thompson, R (1, 4) OBP: 0.319, SLG: 0.309	4-0 BB 1-2		3-2 HR 1B	1-2 L9			2-1 F8			3	1	1	0	1	0	2
Barry Bonds, L (1, 7) OBP: 0.441, SLG: 0.601	0-3 K 1		2-1 HR 1-H		1-1 G4-3		2-2 L8			4	1	1	2	0	1	2
Mark Carreon, R (1, 3) OBP: 0.350, SLG: 0.516	1-1 F9 2-3		2-1 F9		3-2 L8		0-3 K			4	0	0	0	0	1	2
Glenallen Hill, R (1, 9) OBP: 0.325, SLG: 0.478	0-0 P6			4-2 G3 1B 2B BB	3-3 K			0-0 G6-3		3	1	0	0	1	1	2
Royce Clayton, R (1, 6) OBP: 0.304, SLG: 0.342		1-2 F8		2-1 G3 2B 1B		0-0 FC1-6 1B		1-0 G5-3		4	1	2	0	0	0	0
Steve Scarsone, R (1, 5) OBP: 0.340, SLG: 0.517		3-3 K		1-3 K		0-3 K		4-2 BB		3	0	0	0	1	3	3
Kirt Manwaring, R (1, 2) OBP: 0.323, SLG: 0.338		1-2 P9		1-0 G3		0-0 WP FC1-6 1B		0-1 P9		4	0	1	0	0	0	3
Mark Leiter, R (1, 1) OBP: 0.114, SLG: 0.061			3-3 K	4-0 2B BB		0-0 FC1-6 WP				2	0	0	0	1	1	2

Inning Stats	R: 0	H: 1	E: 0	K: 1	S: 7	R: 0	H: 0	E: 0	K: 1	S: 10	R: 2	H: 2	E: 0	K: 2	S: 13	R: 2	H: 2	E: 0	K: 1	S: 13	R: 0	H: 0	E: 0	K: 1	S: 8	R: 0	H: 2	E: 0	K: 2	S: 9	R: 0	H: 0	E: 0	K: 1	S: 11	R: 0	H: 0	E: 0	K: 0	S: 6	1B: 5	2B: 1	3B: 0	HR: 1	SF: 0	SAC: 0	DP: 0	HBP: 0
--------------	------	------	------	------	------	------	------	------	------	-------	------	------	------	------	-------	------	------	------	------	-------	------	------	------	------	------	------	------	------	------	------	------	------	------	------	-------	------	------	------	------	------	-------	-------	-------	-------	-------	--------	-------	--------

PITCHER	IP	WLS	BF	H	R	ER	SO	BB	IBB	HBP	BLK	WP	HR	S	P	ERA	WHIP
Pete Schourek, L (1, 1) ERA: 3.43	5.0	L	23	5	4	4	6	3	0	0	0	0	1	51	94	7.20	1.600
Xavier Hernandez, R (6, 1) ERA: 4.07	2.0		8	2	0	0	3	0	0	0	0	1	0	20	27	0.00	1.000
Hector Carrasco, R (8, 1) ERA: 2.93	1.0		4	0	0	0	0	1	0	0	0	0	0	6	11	0.00	1.000

**BOTTOM**

**Cincinnati Reds @ San Francisco Giants**  
Candlestick Park, San Francisco, CA

Wed Jul 26 1995, 10:05 PM EDT  
Att: 17,648 - Unknown - 72 F

AB	31
R	4
H	7
RBI	4
BB	4
SO	9
LOB	18

**GIANTS**

WP: 1	PA: 35
PB: 0	
SB: 0	
CS: 0	

PITCHER	IP	WLS	BF	H	R	ER	SO	BB	IBB	HBP	BLK	WP	HR	S	P	ERA	WHIP
---------	----	-----	----	---	---	----	----	----	-----	-----	-----	----	----	---	---	-----	------

Batter	1	2	3	4	5	6	7	8	9	AB R H RBI BB SO LOB	TOP	
<b>Jerome Walton, R</b> (1, 8) <small>OBP: 0.336, SLG: 0.496</small> <b>Darren Lewis, R</b> (3, PH) <small>OBP: 0.303, SLG: 0.306</small> (3, 8)	4-0 		0-0 F7 		0-0 5-3 	0-0 E6 	0-0 F2 		0-0 	0 0 0 0 1 0 0 5 2 1 0 0 0 4	<b>Cincinnati Reds @ San Francisco Giants</b> Candlestick Park, San Francisco, CA Thu Jul 27 1995, 6:33 AM EDT Att. 21,638 - Unknown	
<b>Barry Larkin, R</b> (1, 6) <small>OBP: 0.396, SLG: 0.505</small>	0-0 F8 		0-0 		0-0 HR 	0-0 FC3-6 	0-0 FC5-4 	0-3 K 	6 2 3 5 0 1 4			
<b>Ron Gant, R</b> (1, 7) <small>OBP: 0.391, SLG: 0.599</small> <b>Michael Jackson, R</b> (7, 1) <b>Lenny Harris, L</b> (9, PH) <small>OBP: 0.248, SLG: 0.307</small> <b>Jeff Brantley, R</b> (9, 1)	0-0 G5-4-3 		0-0 5-3 		4-0 	0-0 FC3-6 	4-0 	0-0 	3 1 0 0 2 0 2 0 0 0 0 0 0 0 1 1 1 1 0 0 0 0 0 0 0 0 0 0			
<b>Reggie Sanders, R</b> (1, 9) <small>OBP: 0.402, SLG: 0.584</small>		0-0 P4 		0-0 1-3 	4-0 	0-3 K 	0-3 K 	0-0 	5 1 1 1 1 2 4			
<b>Bret Boone, R</b> (1, 4) <small>OBP: 0.353, SLG: 0.479</small>		0-0 		0-0 P3 			0-0 	0-0 F9 	0-0 FC6-4 	6 2 3 1 0 0 1		
<b>Benito Santiago, R</b> (1, 2) <small>OBP: 0.375, SLG: 0.612</small> (9, 3)		0-3 K 		0-0 	1-3 		0-0 	0-0 5-3 	5 2 3 3 0 1 1			
<b>Brian Hunter, R</b> (1, 3) <small>OBP: 0.324, SLG: 0.344</small> <b>Thomas Howard, S</b> (7, PH) <small>OBP: 0.356, SLG: 0.397</small> (7, 7)		0-0 6-3 		4-0 	0-3 K 		0-0 	4-0 	2 0 0 0 1 1 2 1 1 1 3 1 0 0			
<b>Mark Lewis, R</b> (1, 5) <small>OBP: 0.415, SLG: 0.505</small>			0-0 	0-0 1-3 		0-0 E6 	4-0 FC5-4 	0-0 F7 	4 2 1 0 1 0 2			
<b>Rick Reed, R</b> (1, 1) <b>Dave Burba, R</b> (4, 1) <b>Eddie Taubensee, L</b> (7, PH) <small>OBP: 0.327, SLG: 0.469</small> (7, 3) (9, 2)			0-0 SH3-4 		0-0 G3 	0-0 SH3-4 	4-0 FC5-4 		0-0 G1 	0 0 0 0 0 0 0 1 0 0 0 0 0 0 1 0 0 0 1 0 0		
<b>Inning Stats</b>	R: 0 H: 0 E: 0 LOB: 0 K: 0 BB: 1 S: 2 P: 6	R: 0 H: 1 E: 0 LOB: 1 K: 1 BB: 0 S: 6 P: 6	R: 2 H: 2 E: 0 LOB: 0 K: 0 BB: 0 S: 5 P: 5	R: 1 H: 1 E: 0 LOB: 1 K: 0 BB: 1 S: 4 P: 8	R: 4 H: 3 E: 0 LOB: 1 K: 1 BB: 2 S: 8 P: 16	R: 2 H: 1 E: 2 LOB: 1 K: 1 BB: 0 S: 8 P: 8	R: 3 H: 3 E: 0 LOB: 3 K: 1 BB: 3 S: 8 P: 20	R: 0 H: 0 E: 0 LOB: 1 K: 0 BB: 1 S: 3 P: 7	R: 2 H: 3 E: 0 LOB: 1 K: 1 BB: 0 S: 8 P: 8	1B: 9 SF: 0 2B: 0 SAC: 2 3B: 1 DP: 1 HR: 4 HBP: 0		WP: 0 PA: 50 PB: 0 SB: 3 CS: 0
<b>PITCHER</b> <b>Trevor Wilson, L</b> (1, 1) <small>ERA: 4.48</small> <b>Luis Aquino, R</b> (5, 1) <small>ERA: 4.66</small> <b>Scott Service, R</b> (7, 1) <small>ERA: 3.38</small> <b>Shawn Barton, L</b> (8, 1) <small>ERA: 2.25</small> <b>Jose Bautista, R</b> (9, 1) <small>ERA: 6.45</small>	IP WLS BF H R ER SO BB IBB HBP BLK WP HR S P ERA WHIP											<b>PITCHER</b> IP WLS BF H R ER SO BB IBB HBP BLK WP HR S P ERA WHIP

livebaseballscorecards.com

<b>AB</b>	40
<b>R</b>	14
<b>H</b>	14
<b>RBI</b>	14
<b>BB</b>	8
<b>SO</b>	5
<b>LOB</b>	20







Batter	1	2	3	4	5	6	7	8	9	AB R H RBI BB SO LOB	TOP	
Marquis Grissom, R (1, 8) OBP: 0.326, SLG: 0.395	1-1 G6-3			1-0 P2		3-1 G6-3			4-0 G6-3 10 1B S BB	3 1 0 0 1 0 1		
Jeff Blauser, R (1, 6) OBP: 0.318, SLG: 0.357	0-0 G5-3			2-0 G5-3			3-1 G4-6-3 10 1B		1-2 G6-3 13	4 0 1 0 0 0 1		
10 Chipper Jones, S (1, 5) OBP: 0.362, SLG: 0.435	3-2 G3-1			1-0 P7			0-0 G4-6-3 1-2f		1-1 1B L9 1B	4 1 1 1 0 0 1		
Fred McGriff, L (1, 3) OBP: 0.362, SLG: 0.478		2-3 K			1-0 G1-3		2-1 HR		2-1 L9 1-2	4 1 1 1 0 1 1		
David Justice, L (1, 9) OBP: 0.392, SLG: 0.481		2-2 G6-3			3-0 G3-1		2-0 E4		1-2 HR S 1B	4 1 1 1 0 0 0		
Ryan Klesko, L (1, 7) OBP: 0.430, SLG: 0.631 Mark Wohlers, R (9, 1)		2-2 G3			0-0 G3		2-1 G1-3		4-1 HR 1B IBB	3 1 0 0 1 0 1 0 0 0 0 0 0 0		
Javy Lopez, R (1, 2) OBP: 0.333, SLG: 0.469			0-1 G5-3			1-1 FC4-6 1B		0-0 G6-3	0-2 HR 1-H 2-H	4 1 2 3 0 0 0		
Mark Lemke, S (1, 4) OBP: 0.305, SLG: 0.317			0-0 G6-3			1-2 FC4-6 29 SH1-4 1-2f		1-0 G4-3	0-0 P6	4 0 0 0 0 0 1		
29 John Smoltz, R (1, 1) OBP: 0.179, SLG: 0.030 Dwight Smith, L (8, PH) OBP: 0.345, SLG: 0.474 Brad Clontz, R (8, 1) Mike Kelly, R (9, 7) OBP: 0.272, SLG: 0.333			3-3 K		0-0 SH1-4			1-2 L7		1 0 0 0 0 1 0 1 0		
<b>Inning Stats</b>	R: 0 E: 0 K: 0 S: 7 H: 0 LOB: 0 BB: 0 P: 11	R: 0 E: 0 K: 1 S: 12 H: 0 LOB: 0 BB: 0 P: 18	R: 0 E: 0 K: 1 S: 6 H: 0 LOB: 0 BB: 0 P: 9	R: 0 E: 0 K: 0 S: 3 H: 0 LOB: 0 BB: 0 P: 7	R: 0 E: 0 K: 0 S: 3 H: 0 LOB: 0 BB: 0 P: 7	R: 0 E: 0 K: 0 S: 10 H: 1 LOB: 1 BB: 0 P: 15	R: 1 E: 1 K: 0 S: 8 H: 2 LOB: 1 BB: 0 P: 17	R: 0 E: 0 K: 0 S: 5 H: 0 LOB: 0 BB: 0 P: 7	R: 5 E: 0 K: 0 S: 16 H: 3 LOB: 0 BB: 2 P: 29	1B: 4 2B: 0 3B: 0 HR: 2 SF: 0 SAC: 1 DP: 1 HBP: 0	WP: 0 PB: 0 SB: 2 CS: 0 PA: 35	
<b>PITCHER</b> Sergio Valdez, R (1, 1) ERA: 1.42 Rod Beck, R (9, 1) ERA: 5.68 Scott Service, R (9, 1) ERA: 6.0	IP 8.0 WLS L BF 6 H 2 R 1 ER 1 SO 2 BB 0 IBB 0 HBP 0 BLK 0 WP 0 HR 1 S 54 P 91 ERA 1.12 WHIP 0.375	IP 0.2 WLS L BF 6 H 2 R 4 ER 4 SO 0 BB 1 IBB 1 HBP 0 BLK 0 WP 0 HR 0 S 12 P 25 ERA 54.00 WHIP 4.500	IP 0.1 WLS L BF 2 H 1 R 1 ER 1 SO 0 BB 0 IBB 0 HBP 0 BLK 0 WP 0 HR 1 S 4 P 4 ERA 27.00 WHIP 3.000	<b>PITCHER</b> IP WLS BF H R ER SO BB IBB HBP BLK WP HR S P ERA WHIP								ERA 6.0 WHIP 3.000

Atlanta Braves @ San Francisco Giants  
Candlestick Park, San Francisco, CA

Fri Jul 28 1995, 10:05 PM EDT  
Att. 21,090 - Overcast - 62 F

AB	32
R	6
H	6
RBI	6
BB	2
SO	2
LOB	6



Batter	1	2	3	4	5	6	7	8	9	AB R H RBI BB SO LOB
Deion Sanders, L (1, 8) OBP: 0.280, SLG: 0.311	1-2 P5		0-1 G4-3			0-1 G4-3		0-0 P4		4 0 0 0 0 0 1
Robby Thompson, R (1, 4) OBP: 0.317, SLG: 0.318	2-3 K		0-1 G5-3			1-3 K		2-3 K	4 0 0 0 0 3 0	
Barry Bonds, L (1, 7) OBP: 0.434, SLG: 0.598	3-3 K		0-2 F9			1-2 G6-3		3-3 K	4 0 0 0 0 2 0	
Mark Carreon, R (1, 3) OBP: 0.346, SLG: 0.510		3-3 K		0-0 G6-3		3-2 F8		2-2 G5-3	4 0 0 0 0 1 0	
Glenallen Hill, R (1, 9) OBP: 0.326, SLG: 0.474		1-1 G1-3		0-1 G6-3		0-0 G6-3			3 0 0 0 0 0 0	
Royce Clayton, R (1, 6) OBP: 0.305, SLG: 0.343		1-1 HR 1B		0-1 L8		2-2 G6-3			3 1 1 0 0 0 0	
Kirt Manwaring, R (1, 2) OBP: 0.324, SLG: 0.352		0-2 HR 1-H		2-1 P9		0-1 G6-3			3 1 1 2 0 0 0	
Mike Benjamin, R (1, 5) OBP: 0.287, SLG: 0.376		1-1 HR 1B		2-1 F7		3-3 K			3 0 1 0 0 1 0	
Sergio Valdez, R (1, 1) Jeff Reed, L (8, PH) Rod Beck, R (9, 1) Scott Service, R (9, 1)		3-3 K		0-3 K		3-1 HR 1B			2 0 0 0 0 2 1 1 0 1 0 0 0 0 0 0 0 0 0 0 0 0 0 0 0 0 0 0	

Inning Stats	R: 0 E: 0 K: 2 S: 10	H: 0 LOB: 0 BB: 0 P: 16	R: 2 E: 0 K: 2 S: 18	H: 3 LOB: 1 BB: 0 P: 27	R: 0 E: 0 K: 0 S: 7	H: 0 LOB: 0 BB: 0 P: 7	R: 0 E: 0 K: 0 S: 5	H: 0 LOB: 0 BB: 0 P: 5	R: 0 E: 0 K: 1 S: 7	H: 0 LOB: 0 BB: 0 P: 11	R: 0 E: 0 K: 1 S: 9	H: 0 LOB: 0 BB: 0 P: 11	R: 0 E: 0 K: 0 S: 8	H: 0 LOB: 0 BB: 0 P: 13	R: 0 E: 0 K: 1 S: 8	H: 1 LOB: 1 BB: 0 P: 14	R: 0 E: 0 K: 2 S: 12	H: 0 LOB: 0 BB: 0 P: 19	1B: 3 2B: 0 3B: 0 HR: 1	SF: 0 SAC: 0 DP: 0 HBP: 0	WP: 0 PB: 0 SB: 0 CS: 0	PA: 31
--------------	-------------------------------	----------------------------------	-------------------------------	----------------------------------	------------------------------	---------------------------------	------------------------------	---------------------------------	------------------------------	----------------------------------	------------------------------	----------------------------------	------------------------------	----------------------------------	------------------------------	----------------------------------	-------------------------------	----------------------------------	----------------------------------	------------------------------------	----------------------------------	--------

PITCHER	IP	WLS	BF	H	R	ER	SO	BB	IBB	HBP	BLK	WP	HR	S	P	ERA	WHIP
29 John Smoltz, R (1, 1) ERA: 2.82	7.0		24	3	2	2	6	0	0	0	0	0	1	64	90	2.57	0.429
Brad Clontz, R (8, 1) ERA: 3.16	1.0	W	4	1	0	0	1	0	0	0	0	0	0	8	14	0.00	1.000
Mark Wohlers, R (9, 1) ERA: 2.39	1.0		3	0	0	0	2	0	0	0	0	0	0	12	19	0.00	0.000

BOTTOM

Atlanta Braves @ San Francisco Giants  
Candlestick Park, San Francisco, CA

Fri Jul 28 1995, 10:05 PM EDT  
Att. 21,090 - Overcast - 62 F

livebaseballscores.com

AB	31
R	2
H	4
RBI	2
BB	0
SO	9
LOB	2



Batter	1	2	3	4	5	6	7	8	9	AB R H RBI BB SO LOB	TOP											
<b>Marquis Grissom, R</b> (1, 8) <small>OBP: 0.327, SLG: 0.403</small>	1-0  <b>HR</b>	1-1  <b>FC5-4</b> <b>1B</b>			2-1  <b>P8</b>		0-0  <b>G5-3</b>		1-0  <b>P6</b>	5 1 2 1 0 0 1												
<b>Jeff Blauser, R</b> (1, 6) <small>OBP: 0.322, SLG: 0.359</small>	4-1  <b>BB</b> <b>SF8</b> <b>1B</b> <b>BB</b>	1-1  <b>FC5-4</b> <b>1-2f</b>			2-2  <b>E7</b> <b>1-3</b> <b>1B</b>		1-0  <b>HR</b> <b>1B</b>		0-0  <b>L7</b>	4 2 2 0 1 0 1												
<b>Jose Oliva, R</b> (1, 5) <small>OBP: 0.206, SLG: 0.354</small>	0-1  <b>BB</b> <b>1-2</b> <b>1B</b>		1-2  <b>L5</b>		2-1  <b>E7</b> <b>3-H</b>		0-0  <b>HR</b> <b>1-H</b>		3-1  <b>P5</b>	5 1 2 2 0 0 1												
<b>Fred McGriff, L</b> (1, 3) <small>OBP: 0.360, SLG: 0.473</small>	4-1  <b>BB</b> <b>1-2</b> <b>2-3</b> <b>BB</b>		1-1  <b>G6-3</b>		0-3  <b>K</b>		0-1  <b>P8</b>			3 0 0 0 1 1 2												
<b>David Justice, L</b> (1, 9) <small>OBP: 0.390, SLG: 0.477</small>	3-1  <b>SF8</b> <b>3-H</b>		1-0  <b>P2</b>		0-1  <b>L7</b>		4-2  <b>BB</b>			2 0 0 1 1 0 2												
<b>Mike Kelly, R</b> (1, 7) <small>OBP: 0.264, SLG: 0.322</small>	0-2  <b>K</b>			0-0  <b>L7</b>		2-3  <b>K</b>		1-3  <b>K</b>		4 0 0 0 0 3 3												
<b>Charlie O'Brien, R</b> (1, 2) <small>OBP: 0.392, SLG: 0.505</small>	2-0  <b>F8</b>			0-0  <b>P4</b>		2-1  <b>1B</b>		4-1  <b>G3-6-1</b> <b>BB</b>		3 0 1 0 1 0 2												
<b>Mark Lemke, S</b> (1, 4) <small>OBP: 0.300, SLG: 0.311</small>		1-1  <b>P9</b>		1-2  <b>G5-3</b>		0-0  <b>F9</b>		2-0  <b>G3-6-1</b> <b>1-2f</b>		4 0 0 0 0 0 2												
<b>Greg Maddux, R</b> (1, 1) <small>OBP: 0.208, SLG: 0.156</small>		2-1  <b>F9</b>			0-0  <b>E</b> <b>1B</b> <b>E</b> <b>1B</b>		1-0  <b>L4</b>		2-3  <b>K</b>	4 1 1 0 0 1 1												
<b>Inning Stats</b>	R: 2 E: 0 K: 1 S: 11	H: 2 LOB: 2 BB: 2 P: 25	R: 0 E: 0 K: 0 S: 8	H: 1 LOB: 1 BB: 0 P: 13	R: 0 E: 0 K: 0 S: 7	H: 0 LOB: 0 BB: 0 P: 10	R: 0 E: 0 K: 0 S: 5	H: 0 LOB: 0 BB: 0 P: 6	R: 1 E: 2 K: 1 S: 13	H: 2 LOB: 2 BB: 0 P: 19	R: 0 E: 0 K: 1 S: 7	H: 1 LOB: 1 BB: 0 P: 12	R: 2 E: 0 K: 1 S: 11	H: 2 LOB: 1 BB: 1 P: 17	R: 0 E: 0 K: 0 S: 5	H: 0 LOB: 0 BB: 1 P: 13	R: 0 E: 0 K: 0 S: 4	H: 0 LOB: 0 BB: 0 P: 8	1B: 6 2B: 0 3B: 0 HR: 2	SF: 1 SAC: 0 DP: 1 HBP: 0	WP: 0 PB: 0 SB: 0 CS: 0	PA: 39
<b>PITCHER</b> <b>Terry Mulholland, L</b> (1, 1) <small>ERA: 7.06</small> <b>Chris Hook, R</b> (8, 1) <small>ERA: 4.91</small> <b>Jose Bautista, R</b> (9, 1) <small>ERA: 6.36</small>	IP WLS BF H R ER SO BB IBB HBP BLK WP HR S P ERA WHIP	IP WLS BF H R ER SO BB IBB HBP BLK WP HR S P ERA WHIP																				

**Atlanta Braves @ San Francisco Giants**  
 Candlestick Park, San Francisco, CA  
 Sat Jul 29 1995, 6:33 AM EDT  
 Att. 21,772 - Sunny - 68 F

[livebaseballscorecards.com](http://livebaseballscorecards.com)

<b>AB</b>	<b>34</b>
<b>R</b>	<b>5</b>
<b>H</b>	<b>8</b>
<b>RBI</b>	<b>4</b>
<b>BB</b>	<b>4</b>
<b>SO</b>	<b>5</b>
<b>LOB</b>	<b>15</b>



Batter	1	2	3	4	5	6	7	8	9	AB	R	H	RBI	BB	SO	LOB	
<b>Deion Sanders, L</b> OBP: 0.280, SLG: 0.316 (1, 8) C B X	1-1 SH1-3 G4-3 2B		2-2 L8			1-3 K		0-0 L8		4	1	1	0	0	1	0	
<b>John Patterson, S</b> OBP: 0.261, SLG: 0.268 (1, 4) B 2 SAFE X	1-0 SH1-3 2-3			0-1 G1-3		1-1 BB HBP		0-0 G1-3		2	0	0	0	0	0	0	
<b>Barry Bonds, L</b> OBP: 0.435, SLG: 0.599 (1, 7) B B C B X	3-1 G4-3			1-0 F7		4-1 BB SAFE		1-0 2B		3	0	1	1	1	0	0	
<b>Mark Carreon, R</b> OBP: 0.339, SLG: 0.500 (1, 9) C C B B F X	3-H 2-2 P2			2-1 G1-3		0-0 L8		0-0 G6-3		4	0	0	0	0	0	3	
<b>J.R. Phillips, L</b> OBP: 0.225, SLG: 0.273 (1, 3) X		0-0 G6-3			2-3 K		0-2 G1-3		0-1 P5		4	0	0	0	0	1	3
<b>Royce Clayton, R</b> OBP: 0.302, SLG: 0.339 (1, 6) C B B B X		2-2 G4-3			0-1 F8			1-0 G6-3		1-1 L5		4	0	0	0	0	1
<b>Jeff Reed, L</b> OBP: 0.387, SLG: 0.313 (1, 2) X C B B B X		3-2 G4-3			2-1 2B			1-0 G1-6-3 1B			3	0	2	0	0	0	0
<b>Steve Scarsone, R</b> OBP: 0.335, SLG: 0.519 (1, 5) X				0-0 G1-3		4-2 BB		3-1 G1-6-3 1-2f			2	0	0	0	1	0	1
<b>Terry Mulholland, R</b> OBP: 0.074, SLG: 0.115 (1, 1) C B B B X				1-3 K		0-2 K		1-1 F8			2	0	0	0	0	2	2
<b>Chris Hook, R</b> (8, 1)											0	0	0	0	0	0	0
<b>Tom Lampkin, L</b> OBP: 0.353, SLG: 0.356 (8, PH)											1	0	0	0	0	0	0
<b>Jose Bautista, R</b> (9, 1)											0	0	0	0	0	0	0

Inning Stats	R: 1	H: 1	E: 0	K: 0	S: 9	R: 0	H: 0	E: 0	K: 0	S: 7	R: 0	H: 0	E: 0	K: 1	S: 10	R: 0	H: 0	E: 0	K: 2	S: 12	R: 0	H: 1	E: 0	K: 1	S: 11	R: 0	H: 1	E: 0	K: 0	S: 4	R: 0	H: 0	E: 0	K: 0	S: 4	R: 0	H: 1	E: 0	K: 0	S: 6	1B: 1	2B: 3	3B: 0	HR: 0	SF: 0	SAC: 1	DP: 1	HBP: 1	WP: 0	PA: 33
<b>Greg Maddux, R</b> ERA: 1.64 (1, 1)	IP	WLS	BF	H	R	ER	SO	BB	IBB	HBP	BLK	WP	HR	S	P	ERA	WHIP	IP	WLS	BF	H	R	ER	SO	BB	IBB	HBP	BLK	WP	HR	S	P	ERA	WHIP																

**BOTTOM**

**Atlanta Braves @ San Francisco Giants**  
Candlestick Park, San Francisco, CA

Sat Jul 29 1995, 6:33 AM EDT  
Att. 21,772 - Sunny - 68 F

[livebaseballscorecards.com](http://livebaseballscorecards.com)

<b>AB</b>	<b>29</b>
<b>R</b>	<b>1</b>
<b>H</b>	<b>4</b>
<b>RBI</b>	<b>1</b>
<b>BB</b>	<b>2</b>
<b>SO</b>	<b>4</b>
<b>LOB</b>	<b>10</b>



Batter	1	2	3	4	5	6	7	8	9	AB R H RBI BB SO LOB	TOP											
Marquis Grissom, R (1, 8) OBP: 0.324, SLG: 0.399	2-3 K		2-1 L7		3-1 G6-3		0-0 G3-1			4 0 0 1 0 1 2												
Jeff Blauser, R (1, 6) OBP: 0.321, SLG: 0.355	0-1 F9		2-3 K		4-1 BB		3-3 K			3 0 0 0 1 2 1												
10 Chipper Jones, S (1, 5) OBP: 0.358, SLG: 0.430	2-2 F8			1-0 P8	1-2 G1-3			1-2 G6-3		4 0 0 0 0 0 2												
Fred McGriff, L (1, 3) OBP: 0.359, SLG: 0.470		3-1 FC4-6 1B		0-0 G3		2-1 G3-4		3-3 K		4 0 1 0 0 1 0												
David Justice, L (1, 9) OBP: 0.387, SLG: 0.470		0-0 FC4-6 1B		4-1 BB		2-3 K		3-2 L8		3 1 0 0 1 1 1												
Ryan Klesko, L (1, 7) OBP: 0.427, SLG: 0.620		3-3 K		2-0 F8		4-2 BB		0-0 G3		3 0 0 0 1 1 2												
Javy Lopez, R (1, 2) OBP: 0.341, SLG: 0.475		0-2 1B		0-2 2B G6-3 1B		0-1 F8		0-0 1B		4 1 3 1 0 0 1												
Mike Kelly, R (9, PR) OBP: 0.264, SLG: 0.322										0 0 0 0 0 0 0												
Rafael Belliard, R (1, 4) OBP: 0.250, SLG: 0.253		0-0 L9		0-1 G6-3 2B		0-0 SH2-4 1B		1-2 P3		3 0 2 0 0 0 1												
Jose Oliva, R (9, PH) OBP: 0.204, SLG: 0.351								1-2 K		1 0 0 0 0 0 1												
Tom Glavine, L (1, 1) OBP: 0.293, SLG: 0.256			2-2 F7		2-3 K		1-2 SH2-4			2 0 0 0 0 1 2												
Charlie O'Brien, R (9, PH) OBP: 0.389, SLG: 0.500										1 0 0 0 0 1 1												
<b>Inning Stats</b>	R: 0 E: 0 K: 1 S: 8	H: 0 LOB: 0 BB: 0 P: 12	R: 1 E: 0 K: 1 S: 12	H: 2 LOB: 1 BB: 0 P: 18	R: 0 E: 0 K: 1 S: 11	H: 0 LOB: 0 BB: 0 P: 17	R: 0 E: 0 K: 0 S: 4	H: 0 LOB: 1 BB: 1 P: 11	R: 1 E: 0 K: 1 S: 16	H: 2 LOB: 2 BB: 1 P: 26	R: 0 E: 0 K: 1 S: 11	H: 0 LOB: 1 BB: 1 P: 19	R: 0 E: 0 K: 1 S: 8	H: 1 LOB: 1 BB: 0 P: 12	R: 0 E: 0 K: 1 S: 9	H: 0 LOB: 0 BB: 0 P: 16	R: 0 E: 0 K: 1 S: 11	H: 1 LOB: 1 BB: 0 P: 14	1B: 5 2B: 1 3B: 0 HR: 0	SF: 0 SAC: 1 DP: 0 HBP: 0	WP: 0 PB: 0 SB: 1 CS: 0	PA: 36
<b>PITCHER</b>	IP WLS BF H R ER SO BB IBB HBP BLK WP HR S P ERA WHIP																					
Jamie Brewington, R (1, 1) ERA: 3.46	6.0 W 25 4 2 2 5 3 0 0 0 0 0 0 62 103 3.00 1.167																					
Jose Bautista, R (7, 1) ERA: 6.28	1.0 4 1 0 0 1 0 0 0 0 0 0 0 8 12 0.00 1.000																					
Shawn Barton, L (8, 1) ERA: 2.15	1.1 4 0 0 0 1 0 0 0 0 0 0 0 10 17 0.00 0.000																					
Rod Beck, R (9, 1) ERA: 5.59	0.2 S 3 1 0 0 1 0 0 0 0 0 0 0 10 13 0.00 1.500																					

Atlanta Braves @ San Francisco Giants  
Candlestick Park, San Francisco, CA

Sun Jul 30 1995, 6:33 AM EDT  
Att. 32,154 - Sunny - 90 F

livebaseballscorecards.com

AB	32
R	2
H	6
RBI	2
BB	3
SO	8
LOB	14



Batter	1	2	3	4	5	6	7	8	9	AB	R	H	RBI	BB	SO	LOB
Deion Sanders, L (1, 8) OBP: 0.279, SLG: 0.310	1-1 P7		2-0 G4-3		4-2 FC6-4 BB	0-2 FC6				3	0	0	1	1	0	3
Robby Thompson, R (1, 4) OBP: 0.316, SLG: 0.316	1-2 F8		0-0 G5-3 1B		1-2 FC6-4 1B					4	1	1	0	0	0	1
Barry Bonds, L (1, 7) OBP: 0.438, SLG: 0.603	2-2 G4-3		0-0 G5-3 2B		0-0 FC4-6 1B					3	0	2	1	1	0	0
Mark Carreon, R (1, 3) OBP: 0.333, SLG: 0.490		0-1 P5	1-1 G5-3		2-0 FC4-6					4	0	0	1	0	0	4
Glenallen Hill, R (1, 9) OBP: 0.325, SLG: 0.469		1-1 G6-3	4-0 BB		2-0 G1-3					3	0	0	0	1	0	3
Royce Clayton, R (1, 6) OBP: 0.299, SLG: 0.334		1-1 E5	1-1 L6			1-1 G4-3				4	0	0	0	0	0	2
Steve Scarsone, R (1, 5) OBP: 0.333, SLG: 0.525		1-1 P7		3-2 G1-3		2-1 G4-3 3B				4	0	1	0	0	1	1
Mike Benjamin, R (9, 5) OBP: 0.287, SLG: 0.376										0	0	0	0	0	0	0
Kirt Manwaring, R (1, 2) OBP: 0.322, SLG: 0.355			0-0 G4-3 2B		2-3 K					4	1	1	0	0	2	1
Jamie Brewington, R (1, 1) OBP: 0.167, SLG: 0.167			0-0 G4-3 1B		1-0 L7					2	1	1	0	0	0	0
Jeff Reed, L (6, PH) OBP: 0.394, SLG: 0.313										0	0	0	0	1	0	0
Jose Bautista, R (7, 1)										0	0	0	0	0	0	0
Shawn Barton, R (8, 1)										0	0	0	0	0	0	0
Rod Beck, R (9, 1) OBP: 0.333, SLG: 0.333			2-3 G4-3 2B 1B			4-2 FC6 BB				0	0	0	0	0	0	0

Inning Stats	R: 0	H: 0	E: 0	LOB: 0	K: 0	BB: 0	S: 8	P: 12	R: 0	H: 0	E: 1	LOB: 1	K: 0	BB: 0	S: 8	P: 11	R: 3	H: 4	E: 0	LOB: 2	K: 0	BB: 1	S: 9	P: 17	R: 0	H: 0	E: 0	LOB: 0	K: 1	BB: 0	S: 8	P: 14	R: 0	H: 1	E: 0	LOB: 2	K: 0	BB: 1	S: 14	P: 23	R: 0	H: 0	E: 0	LOB: 1	K: 0	BB: 1	S: 7	P: 15	R: 0	H: 0	E: 0	LOB: 0	K: 2	BB: 0	S: 10	P: 15
1B: 3	SF: 0	2B: 2	SAC: 0	3B: 1	DP: 0	HR: 0	HBP: 0	WP: 0	PA: 35																																															

PITCHER	IP	WLS	BF	H	R	ER	SO	BB	IBB	HBP	BLK	WP	HR	S	P	ERA	WHIP
Tom Glavine, L (1, 1) ERA: 3.28	8.0	L	35	6	3	3	3	4	0	0	0	0	0	72	124	3.38	1.250

**BOTTOM**

**Atlanta Braves @ San Francisco Giants**  
Candlestick Park, San Francisco, CA

Sun Jul 30 1995, 6:33 AM EDT  
Att. 32,154 - Sunny - 90 F

livebaseballscorecards.com

AB	31
R	3
H	6
RBI	3
BB	4
SO	3
LOB	15



Batter	1	2	3	4	5	6	7	8	9	AB R H RBI BB SO LOB	TOP	
<b>Deion Sanders, L</b> (1, 8) <small>OBP: 0.276, SLG: 0.306</small> <b>Rikkert Faneyle, R</b> (2, 8) <small>OBP: 0.338, SLG: 0.291</small>	2-3 	0-1 		0-1 			1-2 		2-2 	2 0 0 0 0 1 1 3 0 1 0 0 0 3	<b>San Francisco Giants @ San Diego Padres</b> Jack Murphy Stadium, San Diego, CA Tue Aug 01 1995, 10:05 PM EDT Att. 12,692 - Unknown - 74 F <a href="http://livebaseballscorecards.com">livebaseballscorecards.com</a>	
<b>Robby Thompson, R</b> (1, 4) <small>OBP: 0.315, SLG: 0.312</small>	4-0 		2-0 		2-1 	2-1 			3 0 0 0 1 0 1			
<b>Barry Bonds, L</b> (1, 7) <small>OBP: 0.434, SLG: 0.595</small>	0-0 		1-2 		3-3 	0-0 			4 0 0 0 0 1 2			
<b>Mark Carreon, R</b> (1, 3) <small>OBP: 0.327, SLG: 0.481</small>	1-1 		0-0 		0-1 		1-0 		4 0 0 0 0 0 1			
<b>Glenallen Hill, R</b> (1, 9) <small>OBP: 0.327, SLG: 0.479</small>		2-1 		0-0 		2-0 		0-0 	4 2 2 1 0 0 0			
<b>Royce Clayton, R</b> (1, 6) <small>OBP: 0.298, SLG: 0.333</small>		1-0 		2-2 		1-1 		1-0 	4 1 1 0 0 0 0			
<b>Kirt Manwaring, R</b> (1, 2) <small>OBP: 0.333, SLG: 0.362</small>		2-1 		4-1 		4-0 		4-2 	1 1 1 1 3 0 0			
<b>Steve Scarsone, R</b> (1, 5) <small>OBP: 0.337, SLG: 0.528</small>		3-2 		0-2 		1-1 		1-1 	3 0 2 1 0 0 1			
<b>Mark Leiter, R</b> (1, 1) <small>OBP: 0.128, SLG: 0.081</small> <b>Rod Beck, R</b> (9, 1) <small>OBP: 0.333, SLG: 0.333</small>		1-3 		0-3 		0-0 		1-0 	4 0 1 0 0 2 4 0 0 0 0 0 0 0			
<b>Inning Stats</b>	R: 0 H: 0 E: 0 LOB: 1 K: 1 BB: 1 S: 6 P: 13	R: 2 H: 3 E: 0 LOB: 1 K: 1 BB: 0 S: 14 P: 23	R: 0 H: 0 E: 0 LOB: 0 K: 0 BB: 0 S: 5 P: 8	R: 2 H: 2 E: 0 LOB: 1 K: 1 BB: 1 S: 13 P: 19	R: 0 H: 0 E: 0 LOB: 0 K: 1 BB: 0 S: 8 P: 13	R: 0 H: 1 E: 0 LOB: 2 K: 0 BB: 1 S: 6 P: 14	R: 0 H: 1 E: 0 LOB: 0 K: 0 BB: 0 S: 6 P: 9	R: 0 H: 0 E: 0 LOB: 0 K: 0 BB: 0 S: 3 P: 5	R: 0 H: 1 E: 0 LOB: 1 K: 0 BB: 1 S: 9 P: 17	1B: 6 SF: 1 2B: 2 SAC: 0 3B: 0 DP: 2 HR: 1 HBP: 0	WP: 0 PA: 37 PB: 0 SB: 0 CS: 0	
<b>PITCHER</b> <b>Glenn Dishman, L</b> (1, 1) <small>ERA: 2.94</small> <b>Doug Bochtler, R</b> (8, 1) <small>ERA: 1.86</small>	IP WLS BF H R ER SO BB IBB HBP BLK WP HR S P ERA WHIP 7.0 L 30 7 4 4 4 3 0 0 1 0 1 58 99 5.14 1.429											<b>PITCHER</b> IP WLS BF H R ER SO BB IBB HBP BLK WP HR S P ERA WHIP 2.0 7 1 0 0 0 1 0 0 0 0 0 12 22 0.00 1.000





Batter	1	2	3	4	5	6	7	8	9	AB	R	H	RBI	BB	SO	LOB
Steve Finley, L (1, 8) OBP: 0.358, SLG: 0.407	1-2 F9	1-0 L3		0-0 F9			0-0 F8			4	0	0	0	0	0	3
Jody Reed, R (1, 4) OBP: 0.366, SLG: 0.297	1-1 P3		2-0 F7		1-1 1B		1-0 F7			4	0	1	0	0	0	0
Tony Gwynn, L (1, 9) OBP: 0.399, SLG: 0.488	2-1 F7		0-0 1B		0-1 F9			1-0 F9		4	0	1	0	0	0	1
Ken Caminiti, S (1, 5) OBP: 0.363, SLG: 0.469		1-0 1B	0-3 K		1-3 K			2-0 F7		4	1	1	0	0	2	2
Phil Plantier, L (1, 7) OBP: 0.341, SLG: 0.403		2-1 F8	1-2 G4-3		3-2 G6-3			3-2 F7		4	0	0	0	0	0	3
Scott Livingstone, L (1, 3) OBP: 0.313, SLG: 0.413		1-2 E6		0-0 HR		0-0 G4-3			4-2 SH1-4	3	2	1	1	1	0	1
Brad Ausmus, R (1, 2) OBP: 0.307, SLG: 0.351		0-0 SF9		2-1 G6-3		3-2 F8			0-0 SH1-4	3	0	1	1	0	0	0
Andujar Cedeno, R (1, 6) OBP: 0.264, SLG: 0.345		2-0 1B		1-3 K2-3		0-0 G1-3			2-3 K	3	0	0	0	0	2	1
Glenn Dishman, R (1, 1) OBP: 0.188, SLG: 0.200		1-2 SF9		0-1 1B			2-2 P6		0-3 K	1	0	1	1	0	0	0
Phil Clark, R (7, PH) OBP: 0.306, SLG: 0.385										1	0	0	0	0	0	0
Doug Bochtler, R (8, 1)										0	0	0	0	0	0	0
Brian Johnson, R (9, PH) OBP: 0.276, SLG: 0.343										1	0	0	0	0	1	1

Inning Stats	R: 0	H: 0	E: 0	K: 0	S: 7	P: 11	R: 2	H: 2	E: 1	K: 0	S: 11	R: 0	H: 1	E: 0	K: 1	S: 9	R: 1	H: 2	E: 0	K: 1	S: 10	R: 0	H: 1	E: 0	K: 1	S: 10	R: 0	H: 0	E: 0	K: 0	S: 6	R: 0	H: 0	E: 0	K: 0	S: 5	R: 0	H: 0	E: 0	K: 0	S: 6	R: 0	H: 0	E: 0	K: 2	S: 11	1B: 5	2B: 0	3B: 0	HR: 1	SF: 1	SAC: 1	DP: 0	HBP: 1	WP: 0	PB: 0	SB: 0	CS: 0	PA: 36
PITCHER	IP	WLS	BF	H	R	ER	SO	BB	IBB	HBP	BLK	WP	HR	S	P	ERA	WHIP																																										
Mark Leiter, R (1, 1) ERA: 3.38	8.0	W	33	6	3	1	3	1	0	1	0	0	1	68	106	1.12	0.875																																										
Rod Beck, R (9, 1) ERA: 5.45	1.0	S	3	0	0	0	2	0	0	0	0	0	0	7	9	0.00	0.000																																										

**BOTTOM**

**San Francisco Giants @ San Diego Padres**  
**Jack Murphy Stadium, San Diego, CA**

Tue Aug 01 1995, 10:05 PM EDT  
Att: 12,692 - Unknown - 74 F

[livebaseballscorecards.com](http://livebaseballscorecards.com)

AB	32
R	3
H	6
RBI	3
BB	1
SO	5
LOB	12

Batter	1	2	3	4	5	6	7	8	9	AB R H RBI BB SO LOB	TOP																
Deion Sanders, L OBP: 0.279, SLG: 0.327 (1, 8) X	0-0 L5		0-0 CS 1B		1-2 HR		3-3 K		1-3 K	5 1 2 1 0 2 0	<b>San Francisco Giants @ San Diego Padres</b> Jack Murphy Stadium, San Diego, CA Wed Aug 02 1995, 10:05 PM EDT Att. 14,732 - Unknown - 73 F <a href="http://livebaseballscorecards.com">livebaseballscorecards.com</a>																
Robby Thompson, R OBP: 0.320, SLG: 0.318 (1, 4) C F X	1-2 G1-3		0-2 CS 1B		1-3 K		0-0 WP 1B		1-1 1B	5 1 3 0 0 1 0																	
Barry Bonds, L OBP: 0.428, SLG: 0.586 (1, 7) C F X	1-2 F5		3-3 K		0-3 K		2-2 SAFE F8		2-2 P4	5 0 0 0 0 2 4																	
Mark Carreon, R OBP: 0.330, SLG: 0.479 (1, 3) X		0-2 G1-4-3	3-2 1B		0-2 G5-3		4-0 1-2 BB			3 0 1 1 1 0 0																	
Glenallen Hill, R OBP: 0.323, SLG: 0.473 (1, 9) X		0-0 E6 1B	3-2 G5-3		0-0 E6 P4		0-1 P3			4 1 0 0 0 0 3																	
Royce Clayton, R OBP: 0.298, SLG: 0.332 (1, 6) L B X		3-2 SAFE 1B		2-1 G6-3		1 SAFE 3-2 SAFE P4		1-3 K		4 0 1 0 0 1 1																	
Kirt Manwaring, R OBP: 0.336, SLG: 0.369 (1, 2) B X		1-0 1-2 2-H 1B		3-2 L5		2-1 2B		3-3 K		4 0 2 1 0 1 0																	
Mike Benjamin, R OBP: 0.294, SLG: 0.370 Jose Bautista, R (8, 1) X		2-2 F8		4-2 BB		4-0 FC4-6 IBB		3-1 F8		2 0 0 0 2 0 2 0 0 0 0 0 0 0																	
Trevor Wilson, L OBP: 0.250, SLG: 0.286 Chris Hook, R (8, 1) X		0-3 K		2-3 K		2-2 FC4-6		0-0 P4		3 0 0 0 0 2 5 0 1 0 0 0 0 0 0																	
Inning Stats	R: 0 E: 0 K: 0 S: 7 H: 0 LOB: 0 BB: 0 P: 9	R: 1 E: 1 K: 1 S: 15 H: 2 LOB: 2 BB: 0 P: 21	R: 1 E: 0 K: 1 S: 14 H: 3 LOB: 1 BB: 0 P: 23	R: 0 E: 0 K: 1 S: 11 H: 0 LOB: 1 BB: 1 P: 22	R: 1 E: 0 K: 2 S: 12 H: 1 LOB: 0 BB: 0 P: 14	R: 0 E: 1 K: 0 S: 11 H: 1 LOB: 2 BB: 1 P: 22	R: 0 E: 0 K: 1 S: 9 H: 1 LOB: 2 BB: 1 P: 18	R: 0 E: 0 K: 2 S: 8 H: 0 LOB: 0 BB: 0 P: 15	R: 0 E: 0 K: 1 S: 9 H: 1 LOB: 1 BB: 0 P: 13	1B: 7 2B: 2 3B: 0 HR: 1 SF: 0 SAC: 0 DP: 1 HBP: 0		WP: 1 PB: 0 SB: 0 CS: 2 PA: 39															
PITCHER	IP WLS BF H R ER SO BB IBB HBP BLK WP HR S P ERA WHIP											PITCHER	IP WLS BF H R ER SO BB IBB HBP BLK WP HR S P ERA WHIP														
Joey Hamilton, R ERA: 2.96 (1, 1)	6.0	27	7	3	2	5	1	1	0	0		0	0	1	70	111	3.00	1.333									
Ron Villone, L ERA: 7.17 (7, 1)	2.0	W	8	1	0	0	3	1	0	0	0	1	0	17	33	0.00	1.000										
Andres Berumen, R ERA: 4.59 (9, 1)	1.0		4	1	0	0	1	0	0	0	0	0	0	9	13	0.00	1.000										



Batter	1	2	3	4	5	6	7	8	9
Steve Finley, L OBP: 0.363, SLG: 0.409 (1, 8) B C B X	2-1 P4 ①		1-1 G6-3 HBP			2-1 G4-6-3 1B		1-0 BB	
Jody Reed, R OBP: 0.367, SLG: 0.299 (1, 4) (8, 6) C C B F X	1-2 G5-3 ②		1-0 G6-3 ② ③ 1-2f			3-2 G4-6-3 1B		1-0 BB 1B	1-0 F8
Tony Gwynn, L OBP: 0.402, SLG: 0.490 Andres Berumen, R (9, 1) B B F X	2-1 2B 1B			0-0 F7 ①		0-1 G4-6-3 ① ② 1-2f 2-3		1-0 BB 1B	0-1 2B 1B
Ken Caminiti, S OBP: 0.369, SLG: 0.480 (1, 5) B X	1-0 1-3 2B			0-0 1B		0-0 F8 ③		1-1 BB 1B	0-1 1-2 2B
Phil Clark, R OBP: 0.312, SLG: 0.368 (1, 7) (8, 3) (9, 9) B B C X	3-1 G6-3 ③			2-3 K ②		2-3 K ③		2-2 G5-3 ①	4-1 BB BB
Archi Cianfrocco, R OBP: 0.263, SLG: 0.353 (1, 3) (8, 4)		0-0 G1-6-3 1B		2-3 K ③			1-3 K ②	4-2 BB BB	0-1 P3
Brad Ausmus, R OBP: 0.311, SLG: 0.354 (1, 2)		1 SAFE 1 SAFE 1 SAFE F X	0-1 G1-6-3 ① ② 1-2f		2-0 F8 ①		3-2 1B	1-1 HR 1B	1-2 2-3 3-H
Andujar Cedeno, R OBP: 0.262, SLG: 0.343 Melvin Nieves, S OBP: 0.269, SLG: 0.346 (7, PH) (8, 7)		1-1 G5-3 ③		1-0 G1-3 ②		0-3 K ③		1-1 HR	1-1 HR
Joey Hamilton, R OBP: 0.152, SLG: 0.140 Ron Villone, L (7, 1) Brian Johnson, R OBP: 0.279, SLG: 0.346 Roberto Petagine, L OBP: 0.371, SLG: 0.408 (9, 3)			0-3 K ①		2-3 K ③			1-2 BB 1B	0-1 F9

Inning Stats	R: 0 E: 0 K: 0 S: 11	H: 2 LOB: 2 BB: 0 P: 20	R: 0 E: 0 K: 0 S: 5	H: 1 LOB: 0 BB: 0 P: 6	R: 0 E: 0 K: 1 S: 5	H: 0 LOB: 0 BB: 0 P: 7	R: 0 E: 0 K: 2 S: 8	H: 1 LOB: 1 BB: 0 P: 12	R: 0 E: 0 K: 1 S: 5	H: 0 LOB: 0 BB: 0 P: 10	R: 0 E: 0 K: 0 S: 8	H: 2 LOB: 1 BB: 0 P: 13	R: 0 E: 0 K: 2 S: 14	H: 1 LOB: 1 BB: 0 P: 20	R: 11 E: 0 K: 0 S: 32	H: 9 LOB: 2 BB: 4 P: 59
--------------	-------------------------------	----------------------------------	------------------------------	---------------------------------	------------------------------	---------------------------------	------------------------------	----------------------------------	------------------------------	----------------------------------	------------------------------	----------------------------------	-------------------------------	----------------------------------	--------------------------------	----------------------------------

PITCHER	IP	WLS	BF	H	R	ER	SO	BB	IBB	HBP	BLK	WP	HR	S	P	ERA	WHIP
Trevor Wilson, L ERA: 4.3 (1, 1)	7.0		28	8	2	2	6	1	0	0	0	0	0	60	97	2.57	1.286
Chris Hook, R ERA: 5.15 (8, 1)	0.0		1	1	0	0	0	0	0	0	0	0	0	2	4	∞	∞
Shawn Barton, L ERA: 3.38 (8, 1)	0.0	L	4	2	2	2	0	2	0	0	0	0	0	7	16	∞	∞
Terry Mulholland, L ERA: 7.46 (8, 1)	0.2		7	5	7	7	0	0	0	0	0	0	1	16	23	94.50	7.500
Jose Bautista, R ERA: 6.25 (8, 1)	0.1		2	0	0	0	0	1	0	0	0	0	0	3	7	0.00	3.000

**BOTTOM**

**San Francisco Giants @ San Diego Padres**  
Jack Murphy Stadium, San Diego, CA

Wed Aug 02 1995, 10:05 PM EDT  
Att: 14,732 - Unknown - 73 F

AB	R	H	RBI	BB	SO	LOB
3	2	2	0	1	0	0
5	1	2	1	0	0	2
5	2	3	1	0	0	2
0	0	0	0	0	0	0
5	1	4	2	0	0	1
3	1	0	0	2	1	3
4	1	1	1	1	2	3
4	1	2	1	0	0	1
2	0	0	0	0	0	0
2	1	1	4	0	1	1
2	0	0	0	0	2	0
0	0	0	0	0	0	0
2	1	1	0	0	0	0
0	0	0	0	0	0	0

1B:	13	SF:	0
2B:	2	SAC:	0
3B:	0	DP:	3
HR:	1	HBP:	1
WP:	0	PA:	42
PB:	1		
SB:	0		
CS:	0		

livebaseballscorecards.com



Batter	1	2	3	4	5	6	7	8	9	AB R H RBI BB SO LOB	TOP											
Deion Sanders, L (1, 8) OBP: 0.279, SLG: 0.325	0-0 G2-3 1B		0-0 G3			0-3 K		0-3 K		4 0 1 0 0 2 0	<b>San Francisco Giants @ San Diego Padres</b> Jack Murphy Stadium, San Diego, CA Thu Aug 03 1995, 6:33 AM EDT Att. 14,579 - Sunny - 80 F											
Robby Thompson, R (1, 4) OBP: 0.319, SLG: 0.317	0-0 L9			0-0 G6-3		0-0 FC5 BB 1B		0-0 F9	4 0 1 0 0 0 1													
Barry Bonds, L (1, 7) OBP: 0.429, SLG: 0.583	0-0 G2-3 1-2			0-0 F9		4-0 BB 1-2 BB		0-0 DI 1B	3 0 1 0 1 0 1													
Mark Carreon, R (1, 3) OBP: 0.329, SLG: 0.475	0-0 G6-3			0-0 1B		0-0 FC5 2-3f		0-0 P5	4 0 1 0 0 0 4													
Glenallen Hill, R (1, 9) OBP: 0.320, SLG: 0.467		0-0 F2		0-0 L8		0-3 K		0-0 P6 1-2	4 0 0 0 0 1 2													
Jeff Reed, L (1, 2) OBP: 0.392, SLG: 0.305		0-0 F9			4-0 BB G4-6-3	0-3 K			2 0 0 0 1 1 0													
Royce Clayton, R (1, 6) OBP: 0.295, SLG: 0.329		0-0 F9			0-0 G4-6-3 1-2f	0-0 F7			3 0 0 0 0 0 1													
Mike Benjamin, R (1, 5) OBP: 0.287, SLG: 0.361			0-0 F3		0-0 G6-3		0-0 G5-3		3 0 0 0 0 0 0													
Sergio Valdez, R (1, 1)			0-0 G1-3			0-0 L5		0-0 G6-3	2 0 0 0 0 0 0													
Scott Service, R (6, 1)									0 0 0 0 0 0 0													
John Patterson, S (8, PH) OBP: 0.260, SLG: 0.266									1 0 0 0 0 0 0													
Jose Bautista, R (8, 1)									0 0 0 0 0 0 0													
Shawn Barton, R (8, 1)									0 0 0 0 0 0 0													
<b>Inning Stats</b>	R: 0 E: 0 K: 0 S: 4	H: 1 LOB: 1 BB: 0 P: 4	R: 0 E: 0 K: 0 S: 3	H: 0 LOB: 0 BB: 0 P: 3	R: 0 E: 0 K: 0 S: 3	H: 0 LOB: 0 BB: 0 P: 3	R: 0 E: 0 K: 0 S: 4	H: 1 LOB: 1 BB: 0 P: 4	R: 0 E: 0 K: 0 S: 2	H: 0 LOB: 0 BB: 1 P: 6	R: 0 E: 0 K: 1 S: 6	H: 1 LOB: 2 BB: 1 P: 10	R: 0 E: 0 K: 2 S: 7	H: 0 LOB: 0 BB: 0 P: 7	R: 0 E: 0 K: 1 S: 5	H: 0 LOB: 0 BB: 0 P: 5	R: 0 E: 0 K: 0 S: 4	H: 1 LOB: 1 BB: 0 P: 4	1B: 4 2B: 0 3B: 0 HR: 0	SF: 0 SAC: 0 DP: 1 HBP: 0	WP: 0 PB: 0 SB: 0 CS: 0	PA: 32
<b>PITCHER</b>	IP WLS BF H R ER SO BB IBB HBP BLK WP HR S P ERA WHIP																					
Willie Blair, R (1, 1) ERA: 4.44	6.0 W 22 3 0 0 1 2 0 0 0 0 0 0 22 30 0.00 0.833																					
Bryce Florie, R (7, 1) ERA: 2.49	2.0 6 0 0 0 3 0 0 0 0 0 0 0 12 12 0.00 0.000																					
Trevor Hoffman, R (9, 1) ERA: 4.91	1.0 S 4 1 0 0 0 0 0 0 0 0 0 0 4 4 0.00 1.000																					

livebaseballscorecards.com

<b>AB</b>	<b>30</b>
<b>R</b>	<b>0</b>
<b>H</b>	<b>4</b>
<b>RBI</b>	<b>0</b>
<b>BB</b>	<b>2</b>
<b>SO</b>	<b>4</b>
<b>LOB</b>	<b>9</b>



Batter	1	2	3	4	5	6	7	8	9
Steve Finley, L (1, 8) OBP: 0.368, SLG: 0.418	0-0 WP PB 1B		0-0 2B		0-0 2B	4-0 1-2 2-3 BB		0-0 FC6-4 1-2f	
Jody Reed, R (1, 4) OBP: 0.362, SLG: 0.294	0-3 K 1-2		0-0 L7		0-0 L4	0-0 F7			
Tony Gwynn, L (1, 9) OBP: 0.403, SLG: 0.490 Phil Clark, R (7, PR) OBP: 0.312, SLG: 0.368 (8, 9)	0-3 K 2-3		0-0 G4-3			0-0 1B 1B 1B	0-0 CS 1B		
Ken Caminiti, S (1, 5) OBP: 0.367, SLG: 0.477	0-0 G1-3			0-0 G3		0-0 1B 1B 1B	0-3 K 1-2		
Phil Plantier, L (1, 7) OBP: 0.338, SLG: 0.398		0-0 F8		0-0 G4-3		0-0 1B 1B 1B	0-0 P5		
Scott Livingstone, L (1, 3) OBP: 0.324, SLG: 0.418 Trevor Hoffman, R (9, 1) OBP: 0.500, SLG: 1.000		0-0 G3-1		0-0 1B		0-0 BB BB 1B	0-0 G4-3		
Archi Cianfrocco, R (1, 6) OBP: 0.304, SLG: 0.400		0-0 E6		0-0 L9		4-0 BB BB	0-0 2B		
Brian Johnson, R (1, 2) OBP: 0.272, SLG: 0.336		0-0 L6			0-0 G5-3	0-3 K	0-3 K		
Willie Blair, R (1, 1) Melvin Nieves, S (6, PH) OBP: 0.268, SLG: 0.346 Bryce Florie, R (7, 1) Roberto Petagine, L (8, PH) OBP: 0.376, SLG: 0.408 (9, 3)			0-3 K			0-0 F7	0-0 SF7	4-0 FC6-4 BB	

Inning Stats	R: 0 E: 0 K: 2 S: 8	H: 1 LOB: 1 BB: 0 P: 8	R: 0 E: 1 K: 0 S: 4	H: 0 LOB: 1 BB: 0 P: 4	R: 0 E: 0 K: 1 S: 6	H: 1 LOB: 1 BB: 0 P: 6	R: 0 E: 0 K: 0 S: 4	H: 1 LOB: 1 BB: 0 P: 4	R: 0 E: 0 K: 0 S: 4	H: 1 LOB: 1 BB: 0 P: 4	R: 3 E: 0 K: 1 S: 9	H: 4 LOB: 3 BB: 2 P: 17	R: 0 E: 0 K: 1 S: 5	H: 1 LOB: 1 BB: 0 P: 5	R: 0 E: 0 K: 1 S: 6	H: 1 LOB: 2 BB: 1 P: 10
--------------	------------------------------	---------------------------------	------------------------------	---------------------------------	------------------------------	---------------------------------	------------------------------	---------------------------------	------------------------------	---------------------------------	------------------------------	----------------------------------	------------------------------	---------------------------------	------------------------------	----------------------------------

PITCHER														PITCHER																			
IP	WLS	BF	H	R	ER	SO	BB	IBB	HBP	BLK	WP	HR	S	P	ERA	WHIP	IP	WLS	BF	H	R	ER	SO	BB	IBB	HBP	BLK	WP	HR	S	P	ERA	WHIP
Sergio Valdez, R (1, 1) ERA: 2.55	5.0	L	25	8	3	3	3	1	0	0	0	1	0	30	34	5.40	1.800																
Scott Service, R (6, 1) ERA: 3.6	2.0		7	1	0	0	2	1	0	0	0	0	0	10	14	0.00	1.000																
Jose Bautista, R (8, 1) ERA: 6.19	0.2		3	1	0	0	1	0	0	0	0	0	0	5	5	0.00	1.500																
Shawn Barton, L (8, 1) ERA: 3.34	0.1		2	0	0	0	0	1	0	0	0	0	0	1	5	0.00	3.000																

**BOTTOM**

AB	R	H	RBI	BB	SO	LOB
4	0	3	0	1	0	2
4	0	0	0	0	1	6
4	1	2	0	0	1	2
0	0	0	0	0	0	0
4	1	1	0	0	1	2
4	1	1	0	0	0	1
4	0	2	1	0	0	0
0	0	0	0	0	0	0
3	0	1	1	1	0	1
4	0	0	0	0	2	5
2	0	0	0	0	1	0
0	0	0	1	0	0	0
0	0	0	0	0	0	0
0	0	0	0	1	0	0

**AB 33**  
**R 3**  
**H 10**  
**RBI 3**  
**BB 3**  
**SO 6**  
**LOB 19**



WP: 1 PA: 37  
PB: 1  
SB: 0  
CS: 1

**San Francisco Giants @ San Diego Padres**  
**Jack Murphy Stadium, San Diego, CA**  
 Thu Aug 03 1995, 6:33 AM EDT  
 Att. 14,579 - Sunny - 80 F

livebaseballscorecards.com

Batter	1	2	3	4	5	6	7	8	9	AB R H RBI BB SO LOB	TOP
<b>Chad Fonville, S</b> (1, 4) <small>OBP: 0.309, SLG: 0.278</small> (7, 6)	1-1 		0-1 		3-2 		2-1 		2-2 	5 0 1 1 0 0 1	<b>Los Angeles Dodgers @ San Francisco Giants</b> <b>Candlestick Park, San Francisco, CA</b> Fri Aug 04 1995, 10:05 PM EDT Att. 25,023 - Unknown - 67 F
<b>Jose Offerman, S</b> (1, 6) <b>Delino DeShields, L</b> (7, PH) <small>OBP: 0.324, SLG: 0.323</small> (7, 4)	0-0 		0-3 		0-1 		4-2 			3 0 1 0 0 1 3 0 0 0 0 1 0 0	
<b>Raul Mondesi, R</b> (1, 9) <b>Billy Ashley, R</b> (7, PH) <small>OBP: 0.327, SLG: 0.384</small> (7, 7)	2-3 			3-1 		2-2 		2-3 		3 0 1 0 0 2 3 1 0 0 0 0 1 1	
<b>Mike Piazza, R</b> (1, 2) <b>Carlos Hernandez, R</b> (6, 2) <small>OBP: 0.406, SLG: 0.598</small> <small>OBP: 0.208, SLG: 0.186</small>		1-3 		0-0 		1-0 		0-0 		3 0 2 0 0 1 0 1 0 0 0 0 0 0	
<b>Eric Karros, R</b> (1, 3) <small>OBP: 0.381, SLG: 0.539</small>		3-1 		0-0 		4-2 		1-1 		2 0 0 0 1 0 2	
<b>Roberto Kelly, R</b> (1, 7) <b>Mark Guthrie, R</b> (7, 1) <b>Pedro Astacio, R</b> (8, 1) <small>OBP: 0.174, SLG: 0.182</small>		1-2 		1-0 		1-3 		2-2 		3 0 0 0 0 1 5 1 0 0 0 0 0 0 0 0 0 0 0 0 0	
<b>Tim Wallach, R</b> (1, 5) <b>Dave Hansen, L</b> (3, 5) <small>OBP: 0.325, SLG: 0.395</small> <small>OBP: 0.400, SLG: 0.359</small>		0-1 			2-2 	2-1 		2-2 		1 0 0 0 0 0 1 3 1 1 0 0 0 3	
<b>Todd Hollandsworth, L</b> (1, 8) <small>OBP: 0.309, SLG: 0.447</small>			1-2 		0-0 	0-0 		2-2 		4 0 1 0 0 0 2	
<b>Tom Candiotti, R</b> (1, 1) <b>Chris Gwynn, L</b> (5, PH) <b>Rudy Seanez, R</b> (5, 1) <b>Mitch Webster, S</b> (7, PH) <small>OBP: 0.209, SLG: 0.250</small> (7, 9)			4-2 		1-0 		0-1 		1-3 	0 0 0 0 1 0 0 1 0 0 0 0 0 2 0 0 0 0 0 0 0 2 0 0 0 0 1 0	
<b>Inning Stats</b>	R: 0 H: 1 E: 0 LOB: 0 K: 1 BB: 0 S: 6 P: 9	R: 0 H: 0 E: 0 LOB: 1 K: 1 BB: 0 S: 9 P: 14	R: 0 H: 0 E: 0 LOB: 1 K: 1 BB: 1 S: 10 P: 15	R: 0 H: 2 E: 0 LOB: 1 K: 0 BB: 0 S: 5 P: 9	R: 1 H: 3 E: 0 LOB: 2 K: 1 BB: 0 S: 14 P: 22	R: 0 H: 1 E: 0 LOB: 2 K: 1 BB: 1 S: 10 P: 18	R: 0 H: 0 E: 0 LOB: 1 K: 1 BB: 1 S: 10 P: 18	R: 0 H: 0 E: 1 LOB: 1 K: 0 BB: 0 S: 9 P: 14	R: 0 H: 0 E: 0 LOB: 0 K: 1 BB: 0 S: 10 P: 15	1B: 7 SF: 0 2B: 0 SAC: 0 3B: 0 DP: 1 HR: 0 HBP: 1	
<b>PITCHER</b> <b>William Van Lanningham, R</b> (1, 1) <small>ERA: 3.96</small> <b>Chris Hook, R</b> (8, 1) <small>ERA: 5.02</small> <b>Terry Mulholland, L</b> (9, 1) <small>ERA: 7.36</small>	IP WLS BF H R ER SO BB IBB HBP BLK WP HR S P ERA WHIP 7.0 W 30 7 1 0 6 3 0 1 0 0 0 64 105 0.00 1.429 1.0 4 0 0 0 0 0 0 0 0 0 0 9 14 0.00 0.000 1.0 3 0 0 0 1 0 0 0 0 0 0 10 15 0.00 0.000	<b>PITCHER</b> IP WLS BF H R ER SO BB IBB HBP BLK WP HR S P ERA WHIP									

livebaseballscorecards.com

AB	33
R	1
H	7
RBI	1
BB	3
SO	7
LOB	23



Batter	1	2	3	4	5	6	7	8	9	AB	R	H	RBI	BB	SO	LOB
Deion Sanders, L (1, 8) Terry Mulholland, R (9, 1) OBP: 0.282, SLG: 0.324 OBP: 0.074, SLG: 0.115	0-0 CS 1B	1-0 WP HBP	3-3		0-1 G4-3		0-1 P6			4	1	1	0	0	1	0
Robby Thompson, R (1, 4) John Patterson, S (7, 4) OBP: 0.322, SLG: 0.320 OBP: 0.265, SLG: 0.292	3-1 G5-3 1-2	1-1 FC6-5 WP 1-3 1B		3-1 F9		1-0 BB 2B 1B	2-1 HR			4	1	2	0	0	0	1
Barry Bonds, L (1, 7) Rikkert Faneyte, R (7, 7) OBP: 0.432, SLG: 0.582 OBP: 0.333, SLG: 0.286	4-2 1B BB	2-1 FC6-5 HR 1-3 3-H		4-2 2B BB		4-1 2B 1B BB	2-3 K			1	4	0	0	3	0	1
Glenallen Hill, R (1, 9) OBP: 0.323, SLG: 0.481	0-1 1B 1B	0-1 HR		1-1 P5		0-2 1B 2B	0-0 F7			5	3	3	3	0	0	1
Mark Carreon, R (1, 3) J.R. Phillips, L (6, PR) OBP: 0.340, SLG: 0.486 OBP: 0.229, SLG: 0.277	2-1 1B 1B	2-1 1B HBP		1-0 HR 2B		3-0 F9 2B 1B	0-1 G5-3 1B			3	2	3	5	0	0	0
Royce Clayton, R (1, 6) OBP: 0.299, SLG: 0.342	0-0 S 1B	0-0 1B		0-1 HR		0-1 K	3-2 G5-3			5	1	3	3	0	1	2
Kirt Manwaring, R (1, 2) Tom Lampkin, L (8, 2) OBP: 0.331, SLG: 0.362 OBP: 0.346, SLG: 0.348	2-2 P5 1-2	0-0 L8		0-0 L7		1-1 F9	1-3 K			4	0	0	0	0	0	4
Steve Scarsone, R (1, 5) OBP: 0.332, SLG: 0.521		0-1 P2		1-1 G1-3		0-0 F9	2-2 G5-3			5	0	1	1	0	0	1
William Van Landingham, R (1, 1) Chris Hook, R (8, 1) Jeff Reed, L (9, 2) OBP: 0.192, SLG: 0.385 OBP: 0.392, SLG: 0.305		0-0 HR		0-0 G1-3		2-3 K	1-3 K			4	1	1	1	0	2	1

Inning Stats	R: 3	H: 4	E: 0	K: 0	S: 16	LOB: 1	BB: 1	P: 26	R: 4	H: 4	E: 0	K: 0	S: 12	LOB: 2	BB: 0	P: 18	R: 0	H: 0	E: 0	K: 1	S: 6	LOB: 0	BB: 0	P: 10	R: 3	H: 2	E: 0	K: 0	S: 11	LOB: 0	BB: 1	P: 20	R: 0	H: 0	E: 0	K: 1	S: 6	LOB: 0	BB: 0	P: 8	R: 4	H: 4	E: 0	K: 2	S: 17	LOB: 1	BB: 1	P: 31	R: 1	H: 1	E: 0	K: 1	S: 8	LOB: 0	BB: 0	P: 12	R: 0	H: 1	E: 0	K: 1	S: 14	LOB: 1	BB: 0	P: 20
--------------	------	------	------	------	-------	--------	-------	-------	------	------	------	------	-------	--------	-------	-------	------	------	------	------	------	--------	-------	-------	------	------	------	------	-------	--------	-------	-------	------	------	------	------	------	--------	-------	------	------	------	------	------	-------	--------	-------	-------	------	------	------	------	------	--------	-------	-------	------	------	------	------	-------	--------	-------	-------

PITCHER	IP	WLS	BF	H	R	ER	SO	BB	IBB	HBP	BLK	WP	HR	S	P	ERA	WHIP
Tom Candiotti, R (1, 1) ERA: 3.6	4.0	L	25	10	10	10	1	2	0	0	0	1	3	45	74	22.50	3.000
Rudy Seanez, R (5, 1) ERA: 6.89	2.0		11	4	4	4	3	1	0	0	0	0	0	23	39	18.00	2.500
Mark Guthrie, L (7, 1) ERA: 4.74	1.0		4	1	1	1	1	0	0	0	0	0	1	8	12	9.00	1.000
Pedro Astacio, R (8, 1) ERA: 4.74	1.0		4	1	0	0	1	0	0	0	0	0	0	14	20	0.00	1.000

**BOTTOM**

Los Angeles Dodgers @ San Francisco Giants  
Candlestick Park, San Francisco, CA

Fri Aug 04 1995, 10:05 PM EDT  
Att: 25,023 - Unknown - 67 F

AB	39
R	15
H	16
RBI	14
BB	3
SO	6
LOB	12

livebaseballscorecards.com



PITCHER	IP	WLS	BF	H	R	ER	SO	BB	IBB	HBP	BLK	WP	HR	S	P	ERA	WHIP
Tom Candiotti, R (1, 1) ERA: 3.6	4.0	L	25	10	10	10	1	2	0	0	0	1	3	45	74	22.50	3.000
Rudy Seanez, R (5, 1) ERA: 6.89	2.0		11	4	4	4	3	1	0	0	0	0	0	23	39	18.00	2.500
Mark Guthrie, L (7, 1) ERA: 4.74	1.0		4	1	1	1	1	0	0	0	0	0	1	8	12	9.00	1.000
Pedro Astacio, R (8, 1) ERA: 4.74	1.0		4	1	0	0	1	0	0	0	0	0	0	14	20	0.00	1.000

Batter	1	2	3	4	5	6	7	8	9	AB R H RBI BB SO LOB	TOP									
Chad Fonville, S OBP: 0.307, SLG: 0.271 (1, 4)	1-1 B1-3		4-1 2B		1-1 SH1-4		0-3 K		1-0 L6	3 1 0 0 1 1 2										
Jose Offerman, S OBP: 0.394, SLG: 0.394 (1, 6)	2-2 F7		4-2 2B		3-2 FC6-5			0-0 F9		3 1 0 0 1 0 1										
Raul Mondesi, R OBP: 0.352, SLG: 0.522 (1, 9)	2-3 K		2-1 SF9		0-2 FC4-6			0-3 K		4 0 1 1 0 2 1										
Mike Piazza, R OBP: 0.408, SLG: 0.603 (1, 2)		2-2 G6-4-3	0-1 SF9			1-2 G3		1-3 K		3 0 2 1 0 1 0										
Eric Karros, R OBP: 0.377, SLG: 0.533 (1, 3)		2-0 G6-4-3	3-2 P3			1-2 P6		0-2 G5-3		4 0 0 0 0 0 3										
Dave Hansen, L OBP: 0.403, SLG: 0.368 (1, 5)		1-1 2B		2-1 P3		2-2 G3		4-2 1B		3 1 1 0 1 0 1										
Roberto Kelly, R OBP: 0.312, SLG: 0.362 (1, 7)		4-1 BB		0-0 P7		0-1 F7		1-0 F8		3 0 0 0 1 0 2										
Todd Hollandsworth, L OBP: 0.306, SLG: 0.438 (1, 8)		1-2 F8		0-0 P6			0-3 K	1-0 1B		4 0 1 0 0 1 2										
Hideo Nomo, R OBP: 0.085, SLG: 0.085 (1, 1)			0-0 G4-3		2-1 FC6-5		1-3 K	2-2 1B		4 0 2 1 0 1 0										
<b>Inning Stats</b>	R: 0 E: 0 K: 1 S: 8	H: 0 LOB: 0 BB: 0 P: 13	R: 0 E: 0 K: 0 S: 11	H: 2 LOB: 2 BB: 1 P: 21	R: 2 E: 0 K: 0 S: 17	H: 1 LOB: 1 BB: 2 P: 30	R: 0 E: 0 K: 0 S: 4	H: 0 LOB: 0 BB: 0 P: 6	R: 0 E: 0 K: 0 S: 10	H: 1 LOB: 1 BB: 0 P: 16	R: 0 E: 0 K: 3 S: 9	H: 0 LOB: 0 BB: 0 P: 10	R: 0 E: 0 K: 2 S: 7	H: 0 LOB: 0 BB: 0 P: 8	R: 1 E: 0 K: 0 S: 13	H: 2 LOB: 2 BB: 1 P: 22	1B: 4 2B: 3 3B: 0 HR: 0	SF: 1 SAC: 1 DP: 1 HBP: 0	WP: 0 PB: 0 SB: 1 CS: 0	PA: 37
<b>PITCHER</b>	IP WLS BF H R ER SO BB IBB HBP BLK WP HR S P ERA WHIP																			
Jamie Brewington, R ERA: 3.32 (1, 1)	6.0 L 25 5 2 2 1 3 0 0 0 0 0 0 61 101 3.00 1.333																			
Terry Mulholland, L ERA: 7.27 (7, 1)	1.0 3 0 0 0 3 0 0 0 0 0 0 0 9 10 0.00 0.000																			
Scott Service, R ERA: 3.0 (8, 1)	1.0 3 0 0 0 2 0 0 0 0 0 0 0 7 8 0.00 0.000																			
Shawn Barton, L ERA: 3.52 (9, 1)	1.0 6 2 1 1 0 1 0 0 0 0 0 0 13 22 9.00 3.000																			

Los Angeles Dodgers @ San Francisco Giants  
Candlestick Park, San Francisco, CA  
Sat Aug 05 1995, 10:05 PM EDT  
Att. 43,167 - Unknown - 63 F

livebaseballscorecards.com

AB	31
R	3
H	7
RBI	3
BB	4
SO	6
LOB	12





Batter	1	2	3	4	5	6	7	8	9	AB	R	H	RBI	BB	SO	LOB
Deion Sanders, L (1, 8) OBP: 0.276, SLG: 0.316	1-0 G4-3		1-0 P6			0-3 K		0-0 G6-3		4	0	0	0	0	1	1
Robby Thompson, R (1, 4) OBP: 0.317, SLG: 0.315	1-0 P3		2-1 F9			3-3 K			2-2 P3	4	0	0	0	0	1	1
Barry Bonds, L (1, 7) OBP: 0.428, SLG: 0.574	0-0 F8				2-3 K				0-1 F7	4	0	0	0	0	2	0
Glenallen Hill, R (1, 9) OBP: 0.320, SLG: 0.475		1-3 K		1-2 P7					2-0 P9	4	0	0	0	0	2	0
Mark Carreon, R (1, 3) OBP: 0.344, SLG: 0.484		4-2 BB		1-0 G5-3					4-2 1B BB	1	0	0	0	2	0	0
Royce Clayton, R (1, 6) OBP: 0.299, SLG: 0.342		1-3 K			3-2 P3				2-2 1-2 1B	3	0	1	0	0	1	1
Kirt Manwaring, R (1, 2) OBP: 0.327, SLG: 0.358		0-2 F8			0-0 G5-3				3-3 K	3	0	0	0	0	1	3
Steve Scarsone, R (1, 5) OBP: 0.332, SLG: 0.515			4-2 SH1-4 BB		0-2 F8				1-3 K	2	0	0	0	1	1	0
Jamie Brewington, R (1, 1) John Patterson, S (6, PH) Terry Mulholland, R (7, 1) Scott Service, R (8, 1) Jeff Reed, L (8, PH) Shawn Barton, R (9, 1)			0-0 SH1-4			1-3 K			1-3 K	0	0	0	0	0	0	0

Inning Stats	R: 0	H: 0	E: 0	LOB: 0	K: 0	S: 3	P: 5	R: 0	H: 0	E: 0	LOB: 1	K: 2	S: 13	P: 19	R: 0	H: 0	E: 0	LOB: 0	K: 1	S: 7	R: 0	H: 0	E: 0	LOB: 0	K: 0	S: 6	R: 0	H: 0	E: 0	LOB: 0	K: 1	S: 7	R: 0	H: 1	E: 0	LOB: 2	K: 2	S: 13	R: 0	H: 0	E: 0	LOB: 0	K: 2	S: 8	R: 0	H: 0	E: 0	LOB: 0	K: 1	S: 8	R: 0	H: 0	E: 0	LOB: 0	K: 1	S: 8	1B: 1	2B: 0	3B: 0	HR: 0	SF: 0	SAC: 1	DP: 0	HBP: 0	WP: 0	PA: 31
PITCHER Hideo Nomo, R (1, 1) ERA: 1.89	IP	WLS	BF	H	R	ER	SO	BB	IBB	HBP	BLK	WP	HR	S	P	ERA	WHIP																			PITCHER	IP	WLS	BF	H	R	ER	SO	BB	IBB	HBP	BLK	WP	HR	S	P	ERA	WHIP													


**BOTTOM**

Los Angeles Dodgers @ San Francisco Giants  
Candlestick Park, San Francisco, CA

Sat Aug 05 1995, 10:05 PM EDT  
Att: 43,167 - Unknown - 63 F

livebaseballscorecards.com

AB 27  
R 0  
H 1  
RBI 0  
BB 3  
SO 11  
LOB 6



Batter	1	2	3	4	5	6	7	8	9	AB R H RBI BB SO LOB	TOP							
Chad Fonville, S (1, 4) OBP: 0.305, SLG: 0.270	1-3 K		1-1 P6		0-1 G3		1-2 1B			4 0 1 0 0 1 0	<p>Los Angeles Dodgers @ San Francisco Giants</p> <p>Candlestick Park, San Francisco, CA</p> <p>Sun Aug 06 1995, 6:33 AM EDT</p> <p>Att. 38,678 - Sunny - 70 F</p>							
Jose Offerman, S (1, 6) OBP: 0.395, SLG: 0.404	1-0 WP 1B		1-0 G1-3		1-0 HR		2-3 K			4 1 2 1 0 1 2								
Raul Mondesi, R (1, 9) OBP: 0.351, SLG: 0.522	2-2 K		2-2 2B		2-1 L7		2-2 F7			4 0 1 0 0 1 1								
Eric Karros, R (1, 3) OBP: 0.376, SLG: 0.528	4-0 1-2 BB		0-3 K		2-2 F9		2-3 K			3 0 0 0 1 2 1								
Roberto Kelly, R (1, 7) OBP: 0.308, SLG: 0.358	0-2 L5			1-1 G6-3		0-1 L7		0-3 K		4 0 0 0 0 1 2								
Dave Hansen, L (1, 5) OBP: 0.391, SLG: 0.355				2-3 K		1-1 G4-3		2-2 P5		4 0 0 0 0 2 0								
Carlos Hernandez, R (1, 2) OBP: 0.213, SLG: 0.181				3-2 HBP		1-3 K		2-3 K		2 0 0 0 0 1 0								
Delino DeShields, L (9, PH) OBP: 0.323, SLG: 0.322				0-0 L8		4-2 1B BB		1-2 G6-3		1 0 0 0 0 1 0								
Todd Hollandsworth, L (1, 8) OBP: 0.314, SLG: 0.435				0-2 G6-3		0-1 P9				3 0 1 0 1 0 1								
Ismael Valdez, R (1, 1) OBP: 0.100, SLG: 0.100							0-2 SAFE P8			2 0 0 0 0 0 1								
John Cummings, L (6, 1)										0 0 0 0 0 0 0								
Chris Gwynn, L (7, PH) OBP: 0.267, SLG: 0.309										1 0 0 0 0 0 1								
Antonio Osuna, R (7, 1)										0 0 0 0 0 0 0								
Mark Guthrie, R (8, 1)										0 0 0 0 0 0 0								
<b>Inning Stats</b>	R: 0 E: 0 K: 2 S: 11	H: 1 LOB: 2 BB: 1 P: 19	R: 0 E: 0 K: 1 S: 12	H: 1 LOB: 1 BB: 0 P: 19	R: 0 E: 0 K: 1 S: 9	H: 0 LOB: 1 BB: 0 P: 15	R: 1 E: 0 K: 0 S: 7	H: 1 LOB: 0 BB: 0 P: 10	R: 0 E: 0 K: 2 S: 19	H: 1 LOB: 2 BB: 1 P: 27	R: 0 E: 0 K: 2 S: 11	H: 0 LOB: 0 BB: 0 P: 15	R: 0 E: 0 K: 1 S: 11	H: 0 LOB: 0 BB: 0 P: 16	1B: 3 2B: 1 3B: 0 HR: 1	SF: 0 SAC: 0 DP: 0 HBP: 1	WP: 1 PB: 0 SB: 0 CS: 0	PA: 35
<b>PITCHER</b> Mark Leiter, R (1, 1) ERA: 3.21	IP: 9.0 WLS: W BF: 35 H: 5 R: 1 ER: 1 SO: 10 BB: 2 IBB: 0 HBP: 1 BLK: 0 WP: 1 HR: 1 S: 96 P: 144 ERA: 1.00 WHIP: 0.778											<b>PITCHER</b>	IP: WLS: BF: H: R: ER: SO: BB: IBB: HBP: BLK: WP: HR: S: P: ERA: WHIP:					

livebaseballscorecards.com

<b>AB</b>	32
<b>R</b>	1
<b>H</b>	5
<b>RBI</b>	1
<b>BB</b>	2
<b>SO</b>	10
<b>LOB</b>	9



Batter	1	2	3	4	5	6	7	8	9	AB R H RBI BB SO LOB
Deion Sanders, L OBP: 0.276, SLG: 0.320 (1, 8)	0-1 G5-3 	2-0 		0-1 P8 		3-2 G3-1 				4 0 1 0 0 0 3
Robby Thompson, R OBP: 0.316, SLG: 0.311 (1, 4)	4-2 	1-2 G5-3 			0-3 K 		2-3 K 			3 1 0 0 1 2 1
Barry Bonds, L OBP: 0.429, SLG: 0.572 (1, 7)	4-1 		0-0 G3 		3-3 K 		3-2 E8 			3 1 1 0 1 1 0
Mark Carreon, R OBP: 0.347, SLG: 0.485 (1, 3)	2-2 		0-2 G1-3 		1-3 K 		0-0 			4 0 2 1 0 1 0
Glenallen Hill, R OBP: 0.322, SLG: 0.474 (1, 9)	0-0 G6-3 		0-0 		4-2 		0-0 P5 			3 1 1 0 1 0 3
Royce Clayton, R OBP: 0.299, SLG: 0.341 (1, 6)	1-1 		0-0 P4 		2-3 K 		2-3 K 			4 0 1 0 0 2 4
Jeff Reed, L OBP: 0.382, SLG: 0.291 (1, 2)	1-1 G3 		0-0 L7 		4-0 		2-3 			3 0 0 0 1 1 2
Mike Benjamin, R OBP: 0.286, SLG: 0.357 (1, 5)		1-2 G4-3 		2-2 E9 		2-1 		0-0 L8 		4 0 1 0 0 0 0
Mark Leiter, R OBP: 0.116, SLG: 0.073 (1, 1)		0-0 G1-3 		1-0 P3 		3-2 G3 		1-3 K 		4 0 0 1 0 1 3

Inning Stats	R: 2 E: 0 K: 0 S: 13	H: 2 LOB: 2 BB: 2 P: 25	R: 0 E: 0 K: 0 S: 8	H: 1 LOB: 1 BB: 0 P: 12	R: 0 E: 0 K: 0 S: 6	H: 1 LOB: 1 BB: 0 P: 6	R: 0 E: 1 K: 0 S: 7	H: 0 LOB: 1 BB: 0 P: 10	R: 0 E: 0 K: 3 S: 9	H: 0 LOB: 0 BB: 0 P: 13	R: 1 E: 0 K: 1 S: 14	H: 1 LOB: 2 BB: 2 P: 32	R: 0 E: 1 K: 2 S: 11	H: 2 LOB: 2 BB: 0 P: 18	R: 0 E: 0 K: 2 S: 7	H: 0 LOB: 0 BB: 0 P: 10	1B: 6 2B: 1 3B: 0 HR: 0	SF: 0 SAC: 0 DP: 0 HBP: 0	WP: 0 PB: 0 SB: 0 CS: 0	PA: 36
--------------	-------------------------------	----------------------------------	------------------------------	----------------------------------	------------------------------	---------------------------------	------------------------------	----------------------------------	------------------------------	----------------------------------	-------------------------------	----------------------------------	-------------------------------	----------------------------------	------------------------------	----------------------------------	----------------------------------	------------------------------------	----------------------------------	--------

PITCHER	IP	WLS	BF	H	R	ER	SO	BB	IBB	HBP	BLK	WP	HR	S	P	ERA	WHIP
Ismael Valdez, R ERA: 3.06 (1, 1)	5.2	L	27	5	3	3	4	3	1	0	2	0	0	54	92	4.76	1.412
John Cummings, L ERA: 4.43 (6, 1)	0.1		1	0	0	0	0	0	0	0	0	0	0	3	6	0.00	0.000
Antonio Osuna, R ERA: 6.27 (7, 1)	1.0		5	2	0	0	2	0	0	0	0	0	0	11	18	0.00	2.000
Mark Guthrie, L ERA: 4.63 (8, 1)	1.0		3	0	0	0	2	0	0	0	0	0	0	7	10	0.00	0.000

**BOTTOM**

**Los Angeles Dodgers @ San Francisco Giants**  
**Candlestick Park, San Francisco, CA**  
 Sun Aug 06 1995, 6:33 AM EDT  
 Att: 38,678 - Sunny - 70 F

[livebaseballscorecards.com](http://livebaseballscorecards.com)

<b>AB</b>	<b>32</b>
<b>R</b>	<b>3</b>
<b>H</b>	<b>7</b>
<b>RBI</b>	<b>2</b>
<b>BB</b>	<b>4</b>
<b>SO</b>	<b>8</b>
<b>LOB</b>	<b>16</b>



Batter	1	2	3	4	5	6	7	8	9	10	11	12	AB R H RBI BB SO LOB	TOP											
<b>Chad Fonville, S</b> OBP: 0.309, SLG: 0.276 (1, 4)	1-1 E S G5-3 1B		3-2 2B 1B			0-1 G1-3		0-1 G3			0-1 P2		5 1 2 0 0 0 0												
<b>Jose Offerman, S</b> OBP: 0.393, SLG: 0.404 (1, 6)	3-2 SAFE SAFE SAFE SAFE 1-H G5-3		2-1 SAFE 2B			3-3 K		2-2 G3			0-3 K		5 0 1 1 0 2 0												
<b>Raul Mondesi, R</b> OBP: 0.347, SLG: 0.515 (1, 9)	0-1 G1-3		0-1 L8			0-0 F7							5 0 0 0 0 1 2												
<b>Mike Piazza, R</b> OBP: 0.407, SLG: 0.599 (1, 2)	2-2 G6-3												5 1 2 0 0 0 0												
<b>Eric Karros, R</b> OBP: 0.376, SLG: 0.534 (1, 3)			1-1 G5-3			0-0 G6-3							4 1 1 2 0 0 0												
<b>Roberto Kelly, R</b> OBP: 0.307, SLG: 0.354 (1, 7)			4-2 G1-6-3 BB			2-2 L7							4 0 0 0 1 0 2												
<b>Mitch Webster, S</b> OBP: 0.191, SLG: 0.227 (1, 8)			2-0 SAFE G1-6-3			1-1 F8							4 0 0 0 0 1 3												
<b>Mark Guthrie, R</b> (10, 1)													0 0 0 0 0 0 0												
<b>Antonio Osuna, R</b> (10, 1)													0 0 0 0 0 0 0												
<b>Chris Gwynn, L</b> OBP: 0.263, SLG: 0.304 (12, PH)													1 0 0 0 0 1 0												
<b>Todd Worrell, R</b> (12, 1)													0 0 0 0 0 0 0												
<b>Dave Hansen, L</b> OBP: 0.380, SLG: 0.342 (1, 5)													4 0 0 0 0 1 2												
<b>Kevin Tapani, R</b> (1, 1)													2 0 0 0 0 1 0												
<b>Delino DeShields, L</b> OBP: 0.322, SLG: 0.321 (8, PH)													1 0 0 0 0 0 0												
<b>John Cummings, L</b> (8, 1)													0 0 0 0 0 0 0												
<b>Pedro Astacio, R</b> OBP: 0.174, SLG: 0.182 (9, 1)													0 0 0 0 0 0 0												
<b>Todd Hollandsworth, L</b> OBP: 0.311, SLG: 0.430 (10, 8)													1 0 0 0 0 0 0												
<b>Inning Stats</b>	R: 1 E: 0 K: 0 S: 10	H: 1 LOB: 0 BB: 0 P: 16	R: 0 E: 0 K: 0 S: 5	H: 0 LOB: 0 BB: 1 P: 12	R: 0 E: 0 K: 1 S: 13	H: 2 LOB: 2 BB: 0 P: 17	R: 0 E: 0 K: 0 S: 9	H: 0 LOB: 0 BB: 0 P: 12	R: 0 E: 0 K: 1 S: 11	H: 0 LOB: 0 BB: 0 P: 15	R: 0 E: 0 K: 1 S: 6	H: 1 LOB: 2 BB: 0 P: 23	R: 0 E: 0 K: 0 S: 8	H: 0 LOB: 0 BB: 0 P: 13	R: 0 E: 0 K: 1 S: 10	H: 0 LOB: 0 BB: 0 P: 15	R: 0 E: 0 K: 1 S: 7	H: 0 LOB: 0 BB: 0 P: 8	R: 2 E: 0 K: 1 S: 12	H: 2 LOB: 0 BB: 0 P: 18	1B: 4 2B: 1 3B: 0 HR: 1	SF: 0 SAC: 0 DP: 1 HBP: 1	WP: 0 PB: 0 SB: 1 CS: 0	PA: 43	
<b>PITCHER</b>	IP WLS BF H R ER SO BB IBB HBP BLK WP HR S P ERA WHIP																								
<b>Trevor Wilson, L</b> ERA: 3.94 (1, 1)	7.0		26	4	1	0	3	1	0	0	0	0	0	0	0	0.00	0.714								
<b>Chris Hook, R</b> ERA: 4.89 (8, 1)	1.0		3	0	0	0	0	0	0	0	0	0	0	0	0	0.00	0.000								
<b>Scott Service, R</b> ERA: 2.57 (9, 1)	1.0		3	0	0	0	1	0	0	0	0	0	0	0	0	0.00	0.000								
<b>Jose Bautista, R</b> ERA: 6.19 (10, 1)	3.0	L	11	2	2	2	3	0	0	0	0	0	0	1	27	6.00	0.667								

Los Angeles Dodgers @ San Francisco Giants  
Candlestick Park, San Francisco, CA

Mon Aug 07 1995, 6:33 AM EDT  
Att. 23,081 - Sunny - 70 F

livebaseballscorecards.com

AB	41
R	3
H	6
RBI	3
BB	1
SO	7
LOB	9



Batter	1	2	3	4	5	6	7	8	9	10	11	12	AB R H RBI BB SO LOB
Deion Sanders, L OBP: 0.277, SLG: 0.326	2-1 FC6-4 1B		2-1 1B 2B		1-0 G1-3			0-3 K		2-1 F7		1-2 L9	6 1 2 0 0 1 0
Robby Thompson, R OBP: 0.316, SLG: 0.313	1 SAFE 2-2 FC6-4 1-2f		1-0 L9		2-2 P7			2-3 K		0-0 2B		4-2 E BB	5 0 1 0 0 1 1 2
Barry Bonds, L OBP: 0.432, SLG: 0.569	3-2 P2		4-0 1B IBB					4-0 IBB		4-0 IBB		1-2 E4	2 0 0 0 4 0 2
Mark Carreon, R OBP: 0.347, SLG: 0.483 J.R. Phillips, L OBP: 0.226, SLG: 0.272	0-0 FC6-4 1-2f		2-2 FC5-4 1B				1 SAFE 2-2 G4-3 1-2	0-0 G4-3		0-2 F8		1-3 K	3 0 1 1 0 0 2 3 0 0 0 0 1 5
Glenallen Hill, R OBP: 0.318, SLG: 0.467		2-3 K	3-1 FC5-4 1-2f				1-1 G6-3		1-1 F8	2-2 F7			5 0 0 0 0 1 4
Royce Clayton, R OBP: 0.298, SLG: 0.337		1-1 G6-3		4-2 G6-3 BB			1-1 G5-3		2-2 E5 2B FC5-2		1-3 K		4 0 0 0 1 1 0
Kirt Manwaring, R OBP: 0.332, SLG: 0.364		4-2 BB		1 SAFE 0-1 F9			1-0 SH1-3 1B		1 SAFE 1-2 FC5-2 1-3 2B		0-3 K		4 0 2 0 1 1 1
Mike Benjamin, R OBP: 0.277, SLG: 0.346		2-2 P4		1-2 G6-3 1-2f			1-0 SH1-3		1-0 FC5-2		2-3 K		4 0 0 0 0 1 4
Trevor Wilson, L OBP: 0.233, SLG: 0.267 Tom Lamikiri, L OBP: 0.340, SLG: 0.340 Chris Hook, R OBP: 0.281, SLG: 0.288 Jose Bautista, R OBP: 0.379, SLG: 0.287			0-0 B5-3		2-3 K		0-0 G6-3		2-3 3-H 2-2 G4-3			1-2 L4	2 0 0 0 0 1 0 1 0 0 0 0 0 1 0 0 0 0 0 0 0 0 0 0 0 0 0 0 1 0 0 0 0 0 2 0 0 0 0 0 0 0 1 0 0 0 0 0 0

Inning Stats	R: 0	H: 1	E: 0	LOB: 1	K: 0	P: 22	R: 0	H: 0	E: 0	LOB: 1	K: 1	P: 19	R: 1	H: 2	E: 0	LOB: 2	K: 0	P: 22	R: 0	H: 0	E: 0	LOB: 0	K: 0	P: 15	R: 0	H: 0	E: 0	LOB: 0	K: 1	P: 13	R: 0	H: 0	E: 0	LOB: 0	K: 0	P: 23	R: 0	H: 1	E: 0	LOB: 1	K: 0	P: 8	R: 0	H: 0	E: 0	LOB: 1	K: 2	P: 13	R: 0	H: 1	E: 1	LOB: 2	K: 0	P: 20	R: 0	H: 1	E: 0	LOB: 2	K: 0	P: 18	R: 0	H: 0	E: 0	LOB: 0	K: 3	P: 13	R: 0	H: 0	E: 1	LOB: 2	K: 1	P: 22	1B: 3	SF: 0	2B: 3	SAC: 1	3B: 0	DP: 1	HR: 0	HBP: 0	WP: 0	PA: 49
--------------	------	------	------	--------	------	-------	------	------	------	--------	------	-------	------	------	------	--------	------	-------	------	------	------	--------	------	-------	------	------	------	--------	------	-------	------	------	------	--------	------	-------	------	------	------	--------	------	------	------	------	------	--------	------	-------	------	------	------	--------	------	-------	------	------	------	--------	------	-------	------	------	------	--------	------	-------	------	------	------	--------	------	-------	-------	-------	-------	--------	-------	-------	-------	--------	-------	--------


PITCHER	IP	WLS	BF	H	R	ER	SO	BB	IBB	HBP	BLK	WP	HR	S	P	ERA	WHIP
Kevin Tapani, R ERA: 4.85	(1, 1)	7.0	27	4	1	1	2	3	1	0	0	0	0	75	122	1.29	1.000
John Cummings, L ERA: 4.22	(8, 1)	1.0	4	0	0	0	2	0	1	0	0	0	0	7	13	0.00	0.000
Pedro Astacio, R ERA: 4.69	(9, 1)	1.0	5	1	0	0	0	0	0	0	0	0	0	14	20	0.00	1.000
Mark Guthrie, L ERA: 4.57	(10, 1)	0.2	4	1	0	0	0	0	1	0	0	0	0	7	13	0.00	1.500
Antonio Osuna, R ERA: 5.85	(10, 1)	1.1	W 4	0	0	0	3	0	0	0	0	0	0	13	18	0.00	0.000

**Los Angeles Dodgers @ San Francisco Giants**  
**Candlestick Park, San Francisco, CA**

Mon Aug 07 1995, 6:33 AM EDT  
Att: 23,081 - Sunny - 70 F

livebaseballscorecards.com

AB	41
R	1
H	6
RBI	1
BB	7
SO	8
LOB	23



PITCHER	IP	WLS	BF	H	R	ER	SO	BB	IBB	HBP	BLK	WP	HR	S	P	ERA	WHIP
Todd Worrell, R ERA: 1.85	(12, 1)	1.0	S 5	0	0	0	1	1	0	0	0	0	0	14	22	0.00	1.000

Batter	1	2	3	4	5	6	7	8	9	AB R H RBI BB SO LOB	TOP	
Jacob Brumfield, R (1, 8) OBP: 0.340, SLG: 0.360	0-0 P2	1-0 2B BLK 1B		0-1 G6-3		0-0 G6-3			0-3 K	5 1 1 0 0 1 0		
Al Martin, L (1, 7) OBP: 0.326, SLG: 0.399	3-3 K	1-0 BLK HR 2B		0-0 G4-3		0-0 G3			0-3 K	5 1 1 1 0 2 0		
Orlando Merced, S (1, 3) OBP: 0.351, SLG: 0.480	2-2 L8	1-1 HR		3-2 1B		4-2 BB				3 1 2 2 1 0 0		
Jeff King, R (1, 5) OBP: 0.323, SLG: 0.441		HR		3-1 P4		0-0 P3				4 2 2 2 0 0 2		
Midre Cummings, L (1, 9) OBP: 0.306, SLG: 0.378		HR		2-1 G5-4-3 1B		0-1 G4-3				4 2 3 1 0 0 1		
Jay Bell, R (1, 6) OBP: 0.326, SLG: 0.371		HR		1-0 G5-4-3		1-2 P3				4 0 0 0 0 2 2		
Nelson Liriano, S (1, 4) OBP: 0.335, SLG: 0.371		HR		4-2 1B BB		1-2 P7			1-2 P3	3 1 0 0 1 0 0		
Mark Parent, R (1, 2) OBP: 0.329, SLG: 0.505		HR		2-2 1B		1-2 P3			1-0 P4	4 0 1 0 0 0 0		
Denny Neagle, L (1, 1) OBP: 0.190, SLG: 0.268		HR		1-2 P7		0-1 G4-3			1-1 P2	3 1 1 2 0 0 0		
Mark Johnson, L (9, PH) OBP: 0.337, SLG: 0.444		HR								1 0 0 0 0 0 0		
Dan Miceli, R (9, 1)		HR								0 0 0 0 0 0 0		
<b>Inning Stats</b>	R: 0 E: 0 K: 1 S: 7 H: 0 LOB: 0 BB: 0 P: 12	R: 9 E: 0 K: 2 S: 26 H: 9 LOB: 0 BB: 1 P: 43	R: 0 E: 0 K: 0 S: 9 H: 0 LOB: 0 BB: 0 P: 12	R: 0 E: 0 K: 0 S: 8 H: 1 LOB: 1 BB: 0 P: 14	R: 0 E: 0 K: 0 S: 7 H: 1 LOB: 0 BB: 0 P: 11	R: 0 E: 0 K: 0 S: 6 H: 0 LOB: 0 BB: 0 P: 7	R: 0 E: 0 K: 0 S: 6 H: 0 LOB: 1 BB: 1 P: 10	R: 0 E: 0 K: 0 S: 6 H: 0 LOB: 0 BB: 0 P: 10	R: 0 E: 0 K: 2 S: 8 H: 0 LOB: 0 BB: 0 P: 9	1B: 6 2B: 1 3B: 0 HR: 4 SF: 0 SAC: 0 DP: 1 HBP: 0	WP: 0 PB: 0 SB: 1 CS: 0 PA: 38	
<b>PITCHER</b>	IP WLS BF H R ER SO BB IBB HBP BLK WP HR S P ERA WHIP											
Sergio Valdez, R (1, 1) ERA: 5.59	1.2 L 12 7 7 7 2 1 0 0 0 0 2 26 45 37.80 4.800											
Terry Mulholland, L (2, 1) ERA: 7.03	5.1 20 4 2 2 1 1 0 0 0 0 2 43 64 3.38 0.938											
Shawn Barton, L (8, 1) ERA: 3.41	1.0 3 0 0 0 0 0 0 0 0 0 0 6 10 0.00 0.000											
Rod Beck, R (9, 1) ERA: 5.31	1.0 3 0 0 0 2 0 0 0 0 0 0 8 9 0.00 0.000											

Pittsburgh Pirates @ San Francisco Giants  
Candlestick Park, San Francisco, CA

Tue Aug 08 1995, 6:33 AM EDT  
Att: 9,596 - Sunny - 80 F

AB	36
R	9
H	11
RBI	8
BB	2
SO	5
LOB	5



Batter	1	2	3	4	5	6	7	8	9	AB R H RBI BB SO LOB
Deion Sanders, L (1, 8) OBP: 0.285, SLG: 0.344	1-3 K		0-2 G1-3		2-2 3B			0-0 G1-3 1B	1-1 1B	5 1 3 1 0 1 0
Robby Thompson, R (1, 4) OBP: 0.318, SLG: 0.309	4-2 HR BB		1-3 K		4-2 BB			2-2 K	3-3 K	3 1 0 0 2 3 3
Barry Bonds, L (1, 7) OBP: 0.433, SLG: 0.577	0-1 1-H HR		2-3 K		1-2 G3			0-0 G1-3 1B		4 2 2 2 0 1 2
Glenallen Hill, R (1, 9) OBP: 0.314, SLG: 0.462	1-1 G1-3			1-0 G6-3		2-3 K		0-1 G1-3		4 0 0 0 0 1 2
Royce Clayton, R (1, 6) OBP: 0.295, SLG: 0.334	0-3 K			0-3 K		1-1 G6-3		3-2 1B		3 0 0 0 0 2 0
J.R. Phillips, L (7, 3) OBP: 0.230, SLG: 0.276								2-H 3-H 1B		1 0 1 2 0 0 0
Steve Scarsone, R (1, 3) OBP: 0.330, SLG: 0.506		4-0 BB		2-1 F7		2-1 P2		0-1 L9		3 0 0 0 1 0 1
Kirt Manwaring, R (1, 2) OBP: 0.328, SLG: 0.360		1-2 L9			2-2 F9		0-1 G6-3		1-2 G3	3 0 0 0 0 0 1
John Patterson, S (9, PH) OBP: 0.259, SLG: 0.286										1 0 0 0 0 0 0
Mike Benjamin, R (1, 5) OBP: 0.279, SLG: 0.346		2-3 K			0-0 SH2-3 3B 1B		3-2 K		0-1 1B 1B	3 1 1 0 0 2 1
Tom Lampkin, L (9, PH) OBP: 0.352, SLG: 0.354										1 0 1 0 0 0 0
Sergio Valdez, R (1, 1) OBP: 0.071, SLG: 0.111		1-2 P6			0-0 SH2-3		2-1 P3		0-2 P6	0 0 0 0 0 0 0
Terry Mulholland, R (2, 1) OBP: 0.071, SLG: 0.111										1 0 0 0 0 0 0
Rikkert Fanevite, R (7, PH) OBP: 0.328, SLG: 0.281										1 0 0 0 0 0 0
Shawn Barton, R (8, 1) OBP: 0.328, SLG: 0.281										0 0 0 0 0 0 0
Rod Beck, R (9, 1) OBP: 0.333, SLG: 0.333										0 0 0 0 0 0 0
Jeff Reed, L (9, PH) OBP: 0.375, SLG: 0.284										1 0 0 0 0 0 1

Inning Stats	R: 2	H: 1	E: 0	LOB: 0	K: 2	BB: 1	S: 14	R: 0	H: 0	E: 0	LOB: 1	K: 1	BB: 1	S: 12	R: 0	H: 0	E: 0	LOB: 0	K: 2	BB: 0	S: 10	R: 1	H: 2	E: 0	LOB: 2	K: 0	BB: 1	S: 16	R: 0	H: 0	E: 0	LOB: 0	K: 1	BB: 0	S: 7	R: 0	H: 3	E: 0	LOB: 1	K: 1	BB: 0	S: 12	R: 0	H: 2	E: 0	LOB: 2	K: 1	BB: 0	S: 13	1B: 6	SF: 0	2B: 0	SAC: 1	3B: 1	DP: 0	HR: 1	HBP: 0
--------------	------	------	------	--------	------	-------	-------	------	------	------	--------	------	-------	-------	------	------	------	--------	------	-------	-------	------	------	------	--------	------	-------	-------	------	------	------	--------	------	-------	------	------	------	------	--------	------	-------	-------	------	------	------	--------	------	-------	-------	-------	-------	-------	--------	-------	-------	-------	--------

PITCHER	IP	WLS	BF	H	R	ER	SO	BB	IBB	HBP	BLK	WP	HR	S	P	ERA	WHIP
Denny Neagle, L (1, 1) ERA: 3.03	8.0	W	33	6	5	5	9	3	0	0	0	0	1	84	128	5.62	1.125
Dan Miceli, R (9, 1) ERA: 2.84	1.0		5	2	0	0	1	0	0	0	0	0	0	13	18	0.00	2.000

**BOTTOM**

**Pittsburgh Pirates @ San Francisco Giants**  
**Candlestick Park, San Francisco, CA**  
 Tue Aug 08 1995, 6:33 AM EDT  
 Att. 9,596 - Sunny - 80 F

livebaseballscorecards.com

<b>AB</b>	<b>34</b>
<b>R</b>	<b>5</b>
<b>H</b>	<b>8</b>
<b>RBI</b>	<b>5</b>
<b>BB</b>	<b>3</b>
<b>SO</b>	<b>10</b>
<b>LOB</b>	<b>12</b>



WP	PA	ERA	WHIP
0	38		





Batter	1	2	3	4	5	6	7	8	9	AB	R	H	RBI	BB	SO	LOB
Deion Sanders, L (1, 8) OBP: 0.284, SLG: 0.338	4-1 1B S FC3 BB	1-0 G4-3			0-2 B1-3		0-2 P9			3	1	0	0	1	0	0
Robby Thompson, R (1, 4) OBP: 0.317, SLG: 0.308	0-1 L7		2-2 S 1B		1-0 G5-3		1-2 G5-3			4	0	1	0	0	0	1
Barry Bonds, L (1, 7) OBP: 0.436, SLG: 0.576	4-2 FC3 1B 1-2 IBB		2-1 F8		1-0 S 1B		4-2 HR BB			2	1	1	0	2	0	1
Glenallen Hill, R (1, 9) OBP: 0.316, SLG: 0.471	0-1 FC3 1-2 2-3 1B		0-1 P4		2-2 P3 1-2		3-2 SAFE 1-H HR			4	1	2	2	0	0	2
J.R. Phillips, L (1, 3) OBP: 0.230, SLG: 0.292	2-2 FC3 1-2 2-3 3-H FC6-4		0-3 K2-3		0-0 HR		2-2 G3			4	1	1	2	0	1	3
Steve Scarsone, R (1, 5) OBP: 0.328, SLG: 0.500	3-3 K		1-1 G6-3		2-3 K		1-2 SH3-4 1B			4	0	1	0	0	2	3
Kirt Manwaring, R (1, 2) OBP: 0.332, SLG: 0.364	0-0 FC6-4 1-2f		2-0 FC6-4 1B		0-1 FC6-4 1B		0-0 SH3-4			3	0	2	0	0	0	3
Mike Benjamin, R (1, 6) OBP: 0.271, SLG: 0.336		2-3 K	0-3 K		1-2 FC6-4		1-3 K			4	0	0	0	0	3	3
William Van Landingham, R (1, 1) OBP: 0.172, SLG: 0.345		1-3 K	0-1 FC6-4		0-0 FC6-4		2-1 L6			3	0	0	0	0	1	2
John Patterson, S (8, PH) OBP: 0.258, SLG: 0.284										1	0	0	0	0	0	1
Rod Beck, R (9, 1) OBP: 0.333, SLG: 0.333										0	0	0	0	0	0	0

Inning Stats	R: 1	H: 1	E: 0	K: 1	S: 15	LOB: 3	BB: 2	P: 28	R: 0	H: 0	E: 0	K: 2	S: 8	LOB: 0	BB: 0	P: 12	R: 0	H: 1	E: 0	K: 1	S: 12	LOB: 1	BB: 0	P: 16	R: 0	H: 1	E: 0	K: 0	S: 8	LOB: 1	BB: 0	P: 12	R: 1	H: 2	E: 0	K: 1	S: 10	LOB: 1	BB: 0	P: 13	R: 2	H: 1	E: 0	K: 0	S: 16	LOB: 0	BB: 1	P: 26	R: 0	H: 1	E: 0	K: 1	S: 9	LOB: 1	BB: 0	P: 13
--------------	------	------	------	------	-------	--------	-------	-------	------	------	------	------	------	--------	-------	-------	------	------	------	------	-------	--------	-------	-------	------	------	------	------	------	--------	-------	-------	------	------	------	------	-------	--------	-------	-------	------	------	------	------	-------	--------	-------	-------	------	------	------	------	------	--------	-------	-------

PITCHER	IP	WLS	BF	H	R	ER	SO	BB	IBB	HBP	BLK	WP	HR	S	P	ERA	WHIP
Paul Wagner, R (1, 1) ERA: 4.96	6.0		27	6	2	2	6	1	1	0	0	0	1	61	92	3.00	1.167
Jason Christiansen, L (7, 1) ERA: 3.06	1.0	L	5	1	2	2	0	1	0	0	0	0	1	16	26	18.00	2.000
Mike Dyer, R (8, 1) ERA: 4.3	1.0		4	1	0	0	1	0	0	0	0	0	0	9	13	0.00	1.000

**BOTTOM**

**Pittsburgh Pirates @ San Francisco Giants**  
Candlestick Park, San Francisco, CA

Wed Aug 09 1995, 6:33 AM EDT  
Att. 10,949 - Sunny - 73 F

AB	32
R	4
H	8
RBI	4
BB	3
SO	7
LOB	19

WP: 0 PA: 36  
PB: 0  
SB: 3  
CS: 0



PITCHER	IP	WLS	BF	H	R	ER	SO	BB	IBB	HBP	BLK	WP	HR	S	P	ERA	WHIP
---------	----	-----	----	---	---	----	----	----	-----	-----	-----	----	----	---	---	-----	------

Batter	1	2	3	4	5	6	7	8	9	AB R H RBI BB SO LOB	TOP														
Al Martin, L (1, 7) OBP: 0.331, SLG: 0.403	0-0 CS BB 1B		3-1 G3 BB 1B		2-2 F8		2-3 K	0-2 S 2B 1B		5 1 3 0 0 1 1															
Jay Bell, R (1, 6) OBP: 0.328, SLG: 0.374	2-1 F8		4-0 G3 1B		1-0 1B		0-0 1B 1B	4-2 2B BB		2 0 1 0 1 0 1															
Kevin Young, R (5, 5) OBP: 0.257, SLG: 0.319			1-2 2-3 BB				1-2 HR 1B	1-2 BB		1 1 1 0 1 0 0															
Orlando Merced, S (1, 9) OBP: 0.359, SLG: 0.492	4-1 1B CS 1B		3-2 G3		0-0 L8		1-1 HR 1B	2-1 2B		4 1 2 1 1 0 3															
Jeff McCurry, R (8, 1) SAFE			1-2 2-3 BB				1-2 2-3 HR 1B	1-3 2-H 2B		0 0 0 0 0 0 0															
Jason Christiansen, R (8, 1) SAFE			1-2 2-3 BB							0 0 0 0 0 0 0															
Mike Dyer, R (8, 1) OBP: 0.500, SLG: 0.500			1-2 2-3 BB							0 0 0 0 0 0 0															
Jeff King, R (1, 5) OBP: 0.323, SLG: 0.446	2-2 1-3 2-3 1B		4-1 BB		2-3 K		1-1 HR	0-2 G6-3		4 1 2 4 1 1 3															
Mark Johnson, L (1, 3) OBP: 0.333, SLG: 0.437	2-3 K		1-0 F7				2-1 P5			4 1 2 4 1 1 3															
Nelson Liriano, S (1, 4) OBP: 0.324, SLG: 0.356		0-0 L4		1-0 B5-3		0-0 L7		2-2 G1-3	2-1 G3	5 0 0 0 0 0 0															
Midre Cummings, L (1, 8) OBP: 0.286, SLG: 0.346		0-0 F7		1-1 1B		3-1 P9		4-2 HR BB	1-0 F9	3 0 1 0 0 0 0															
Ross Powell, L (6, 1)										0 0 0 0 0 0 0															
Jacob Brumfield, R (8, PH) OBP: 0.345, SLG: 0.358										1 1 0 0 1 0 0															
Mark Parent, R (1, 2) OBP: 0.322, SLG: 0.495		1-0 G5-3		2-2 P6		0-0 P2		1-3 K		4 0 0 0 0 1 2															
Steve Parris, R (1, 1) OBP: 0.286, SLG: 0.381			2-1 BB 1B		2-1 P6		4-0 1B 1B HR BB	1-1 HR		1 0 1 0 0 0 0															
Freddy Garcia, R (4, PH) OBP: 0.222, SLG: 0.188										1 0 0 0 0 0 1															
Dan Plesac, L (4, 1)										0 0 0 0 0 0 0															
Steve Pegues, R (6, 8) OBP: 0.255, SLG: 0.415										1 2 1 2 1 0 0															
<b>Inning Stats</b>	R: 0 E: 0 K: 1 S: 11	H: 2 LOB: 2 BB: 1 P: 20	R: 0 E: 0 K: 0 S: 3	H: 0 LOB: 0 BB: 0 P: 4	R: 0 E: 0 K: 0 S: 9	H: 2 LOB: 3 BB: 2 P: 26	R: 0 E: 0 K: 0 S: 9	H: 1 LOB: 1 BB: 0 P: 15	R: 0 E: 0 K: 1 S: 8	H: 1 LOB: 1 BB: 0 P: 13	R: 0 E: 0 K: 0 S: 4	H: 0 LOB: 0 BB: 0 P: 7	R: 4 E: 0 K: 1 S: 11	H: 3 LOB: 0 BB: 1 P: 21	R: 3 E: 0 K: 1 S: 25	H: 3 LOB: 2 BB: 2 P: 39	R: 0 E: 0 K: 1 S: 6	H: 0 LOB: 0 BB: 0 P: 11	1B: 9 2B: 1 3B: 0 HR: 2	SF: 0 SAC: 0 DP: 0 HBP: 0	WP: 0 PB: 0 SB: 1 CS: 2	PA: 43			
<b>PITCHER</b>	IP WLS BF H R ER SO BB IBB HBP BLK WP HR S P ERA WHIP																								
Jamie Brewington, R (1, 1) ERA: 3.86	6.2		31	9	4	4	3	4	0	0	0	0	1	53	102	5.40	1.950								
Chris Hook, R (7, 1) ERA: 4.85	0.1		1	0	0	0	0	0	0	0	0	0	0	2	4	0.00	0.000								
Scott Service, R (8, 1) ERA: 4.7	0.2		4	1	2	2	1	1	0	0	0	0	1	11	19	27.00	3.000								
Shawn Barton, L (8, 1) ERA: 3.69	0.0		3	2	1	1	0	1	0	0	0	0	0	8	14	∞	∞								
Rod Beck, R (8, 1) ERA: 5.02	1.1	W	4	0	0	0	1	0	0	0	0	0	0	12	17	0.00	0.000								

**Pittsburgh Pirates @ San Francisco Giants**  
 Candlestick Park, San Francisco, CA  
 Thu Aug 10 1995, 6:33 AM EDT  
 Att. 11,493 - Sunny - 12 F

livebaseballscorecards.com

AB	37
R	7
H	12
RBI	7
BB	6
SO	5
LOB	16



Batter	1	2	3	4	5	6	7	8	9	AB R H RBI BB SO LOB
Deion Sanders, L (1, 8) OBP: 0.282, SLG: 0.332	4-2 CS BB		1-2 P9	0-1 G6-3		3-2 G1-3		1-0 F7		4 0 0 0 1 0 1
John Patterson, S (1, 4) OBP: 0.268, SLG: 0.280	3-3 K		3-1 L9	4-1 3B BB		4-1 HBP BB		2-0 2B HBP		2 2 0 0 2 1 1
Barry Bonds, L (1, 7) OBP: 0.442, SLG: 0.588	4-1 CS BB		4-1 BB HR BB	1-1 1-H 3-H 3B		1-0 1-2 HBP		1-1 1-H 2B		2 1 2 3 2 0 0
Glenallen Hill, R (1, 9) OBP: 0.320, SLG: 0.473	1-0 CS	1-1 HR 2B	4-0 1-2 HR BB	1-1 G6-3		1-1 L9		4-0 IBB		3 2 1 0 2 0 3
J.R. Phillips, L (1, 3) OBP: 0.234, SLG: 0.326		0-0 2-H HR	0-1 1-H 2-H HR		0-3 K	0-3 K		1-2 P7		5 2 2 5 0 2 4
Steve Scarsone, R (1, 5) OBP: 0.327, SLG: 0.492		1-3 K	1-2 FC6-4 HBP		2-3 K		1-3 K	0-0 G3-1		3 0 0 0 0 3 0
Royce Clayton, R (8, PH) OBP: 0.285, SLG: 0.333										1 0 0 0 0 0 2
Kirt Manwaring, R (1, 2) OBP: 0.335, SLG: 0.366		1-0 1B	0-0 FC6-4		0-0 1B		3-3 K			4 0 2 0 0 1 1
Mike Benjamin, R (1, 6) OBP: 0.284, SLG: 0.355		2-2 F8		1-1 G6-3 SH3-4 3B 1B	0-1 1-2 1B		1-1 2B			4 1 3 0 0 0 1
Jamie Brewington, R (1, 1) OBP: 0.125, SLG: 0.125		2-3 K		1-0 SH3-4	1-0 B1-3		2-2 F8			2 0 0 0 0 0 1 3
Chris Hock, R (7, 1)										0 0 0 0 0 0 0 0
Robby Thompson, R (7, PH) OBP: 0.316, SLG: 0.307										1 0 0 0 0 0 0 1
Scott Service, R (8, 1)										0 0 0 0 0 0 0 0
Shawn Barton, R (8, 1)										0 0 0 0 0 0 0 0
Rod Beck, R (8, 1) OBP: 0.333, SLG: 0.333										0 0 0 0 0 0 0 0

Inning Stats	R: 0 E: 0 K: 1 S: 8	H: 0 LOB: 0 BB: 2 P: 19	R: 2 E: 0 K: 2 S: 15	H: 3 LOB: 1 BB: 0 P: 22	R: 3 E: 0 K: 0 S: 11	H: 1 LOB: 1 BB: 2 P: 24	R: 2 E: 0 K: 0 S: 10	H: 2 LOB: 1 BB: 1 P: 18	R: 0 E: 0 K: 2 S: 12	H: 2 LOB: 2 BB: 0 P: 15	R: 0 E: 0 K: 1 S: 9	H: 0 LOB: 2 BB: 1 P: 18	R: 0 E: 0 K: 2 S: 13	H: 1 LOB: 1 BB: 0 P: 20	R: 1 E: 0 K: 0 S: 11	H: 1 LOB: 2 BB: 1 P: 20
--------------	------------------------------	----------------------------------	-------------------------------	----------------------------------	-------------------------------	----------------------------------	-------------------------------	----------------------------------	-------------------------------	----------------------------------	------------------------------	----------------------------------	-------------------------------	----------------------------------	-------------------------------	----------------------------------

PITCHER	IP	WLS	BF	H	R	ER	SO	BB	IBB	HBP	BLK	WP	HR	S	P	ERA	WHIP
Steve Parris, R (1, 1) ERA: 4.83	3.0		16	4	5	5	3	4	0	0	0	0	2	34	65	15.00	2.667
Dan Plesac, L (4, 1) ERA: 4.38	2.0		11	4	2	2	2	1	0	0	0	0	0	22	33	9.00	2.500
Ross Powell, L (6, 1) ERA: 9.53	2.0		9	1	0	0	3	1	0	1	0	0	0	22	38	0.00	1.000
Jeff McCurry, R (8, 1) ERA: 4.25	0.1	L	2	0	1	1	0	0	0	1	0	0	0	1	4	27.00	0.000
Jason Christiansen, L (8, 1) ERA: 3.03	0.1		3	1	0	0	0	0	1	0	0	0	0	9	15	0.00	3.000

**BOTTOM**

**Pittsburgh Pirates @ San Francisco Giants**  
Candlestick Park, San Francisco, CA

Thu Aug 10 1995, 6:33 AM EDT  
Att: 11,493 - Sunny - 12 F

AB	31
R	8
H	10
RBI	8
BB	7
SO	8
LOB	17

livebaseballscores.com



1B:	4	SF:	0	WP:	0	PA:	43
2B:	4	SAC:	1	PB:	0	SB:	0
3B:	1	DP:	1	CS:	2		
HR:	2	HBP:	3				

Batter	1	2	3	4	5	6	7	8	9	AB R H RBI BB SO LOB	TOP
<b>Brian McRae, S</b> OBP: 0.349, SLG: 0.452 (1, 8) C H	1-1 2B HBP		0-1 1B HBP 1B		2-3 K		3-2 SH1-3 G4-3 2B		1-3 K2-3	4 3 2 0 0 2 0	
<b>Shawon Dunston, R</b> OBP: 0.354, SLG: 0.547 (1, 6) 1 SAFE 1 SAFE X	1-0 2B 1-H		1-1 1B 1-2 HBP		3-2 L7		0-0 SH1-3 2-3			2 1 1 1 0 0 0	
<b>Mark Grace, L</b> OBP: 0.389, SLG: 0.534 (1, 3) B B X	2-0 P5		0-0 P5		1-1 2B		0-0 G4-3			4 0 1 1 0 0 3	
<b>Sammy Sosa, R</b> OBP: 0.341, SLG: 0.461 (1, 9) B B X	2-2 2B 2-H		1-1 S 1B 1-3 2-H		1-3 K		3-H 3-2 G6-3			4 0 2 2 0 1 1	
<b>Todd Zeile, R</b> OBP: 0.310, SLG: 0.409 (1, 5) F B C	1-3 K		2-1 L7		1-2 E6 G4-6-3		2-1 P4			4 0 0 0 0 1 2	
<b>Luis Gonzalez, L</b> OBP: 0.337, SLG: 0.447 (1, 7) B B B C	3-3 K			4-2 G5-3 BB		0-0 G4-6-3 1-2f		2-2 G4-3		3 0 0 0 1 1 2	
<b>Rey Sanchez, R</b> OBP: 0.307, SLG: 0.369 (1, 4) C X		0-1 G6-4-3 1B		1-1 G5-3 1-2		2-2 2B 1B		1-2 G6-3		4 1 2 0 0 0 1	
<b>Scott Servais, R</b> OBP: 0.316, SLG: 0.450 (1, 2) C X		0-1 G6-4-3 1-2f		0-0 HR		2-2 1-H 2B		2-0 G5-3		4 1 2 2 0 0 1	
<b>Jim Bullinger, R</b> OBP: 0.225, SLG: 0.152 (1, 1) <b>Mike Perez, R</b> (8, 1) <b>Randy Myers, L</b> (9, 1) C B X		1-2 P3		1-1 P6		1-3 K		2-3 K		3 0 0 0 0 1 1 1 0 0 0 0 1 0 0 0 0 0 0 0 0	
<b>Inning Stats</b>	R: 2 E: 0 K: 2 S: 12 H: 2 LOB: 1 BB: 0 P: 22	R: 0 E: 0 K: 0 S: 7 H: 1 LOB: 0 BB: 0 P: 8	R: 1 E: 0 K: 0 S: 9 H: 2 LOB: 1 BB: 0 P: 12	R: 1 E: 0 K: 0 S: 7 H: 1 LOB: 0 BB: 1 P: 13	R: 0 E: 0 K: 2 S: 13 H: 1 LOB: 1 BB: 0 P: 20	R: 1 E: 1 K: 1 S: 14 H: 2 LOB: 1 BB: 0 P: 20	R: 1 E: 0 K: 0 S: 12 H: 1 LOB: 0 BB: 0 P: 18	R: 0 E: 0 K: 0 S: 8 H: 0 LOB: 0 BB: 0 P: 13	R: 0 E: 0 K: 2 S: 8 H: 0 LOB: 0 BB: 0 P: 13	1B: 4 2B: 5 3B: 0 HR: 1 SF: 0 SAC: 1 DP: 2 HBP: 2	WP: 0 PB: 0 SB: 1 CS: 0 PA: 37
<b>PITCHER</b>	IP WLS BF H R ER SO BB IBB HBP BLK WP HR S P ERA WHIP										
<b>Mark Leiter, R</b> ERA: 3.41 (1, 1)	6.0 L 27 9 5 5 5 1 0 2 0 0 1 62 95 7.50 1.667										
<b>Jose Bautista, R</b> ERA: 6.22 (7, 1)	1.0 4 1 1 1 0 0 0 0 0 0 0 12 18 9.00 1.000										
<b>Terry Mulholland, L</b> ERA: 6.88 (8, 1)	2.0 6 0 0 0 0 2 0 0 0 0 0 16 26 0.00 0.000										

**Chicago Cubs @ San Francisco Giants**  
Candlestick Park, San Francisco, CA  
Fri Aug 11 1995, 10:05 PM EDT  
Att. 15,566 - Unknown - 60 F

AB	33
R	6
H	10
RBI	6
BB	1
SO	7
LOB	11



WP: 0	PA: 37
PB: 0	
SB: 1	
CS: 0	

ERA	WHIP

Batter	1	2	3	4	5	6	7	8	9	AB	R	H	RBI	BB	SO	LOB
<b>Rikkert Faneyte, R</b> OBP: 0.324, SLG: 0.295 (1, 8) TCBBS FS	2-3 K		0-1 L7			0-1 F9 2B	1-3 K			4	1	1	0	0	2	3
<b>Robby Thompson, R</b> OBP: 0.311, SLG: 0.302 (1, 4) CB CB B X	2-2 P3		0-0 FC6-4 1-2f			3-3 K	1-1 L9			4	0	0	0	0	1	4
<b>Barry Bonds, L</b> OBP: 0.438, SLG: 0.581 (1, 7) S B X	1-1 F8				1-3 K	1-0 F9 2-3		1-3 K		4	0	0	0	0	2	1
<b>Glenallen Hill, R</b> OBP: 0.319, SLG: 0.473 (1, 9) X		0-0 P4			2-0 F9	0-0 2B		1-1 G5-3		4	0	1	1	0	0	0
<b>J.R. Phillips, L</b> OBP: 0.234, SLG: 0.321 (1, 3) X BB BB B B		2-2 G1-3			4-1 BB	3-H 2-2 F7		0-0 P9		3	0	0	0	1	0	1
<b>Royce Clayton, R</b> OBP: 0.299, SLG: 0.341 (1, 6) F X		0-1 1B			1-0 G5-3			0-0 F9 1B 2B		4	1	3	0	0	0	1
<b>Kirt Manwaring, R</b> OBP: 0.330, SLG: 0.360 (1, 2) C SAFE X		0-1 G5-3			3-2 F9			0-2 F9 2-3		4	0	0	0	0	0	3
<b>Mike Benjamin, R</b> OBP: 0.283, SLG: 0.352 (1, 5) B FS S			1-3 K2-3		1-0 L8			0-1 S 1B		4	0	1	1	0	1	0
<b>Mark Leiter, R</b> OBP: 0.133, SLG: 0.093 (1, 1) X			0-0 FC6-4 1B		2-2 F9			3-H 3-2 1-2 HBP		2	0	1	0	0	0	0
<b>Jose Bautista, R</b> (7, 1)										0	0	0	0	0	0	0
<b>John Patterson, S</b> OBP: 0.273, SLG: 0.280 (7, PH)										0	0	0	0	0	0	0
<b>Terry Mulholland, R</b> OBP: 0.071, SLG: 0.111 (8, 1)										0	0	0	0	0	0	0
<b>Mark Carreon, R</b> OBP: 0.345, SLG: 0.481 (9, PH)										1	0	0	0	0	1	1

Inning Stats	R: 0	H: 0	E: 0	K: 1	S: 9	LOB: 0	BB: 0	P: 14	R: 0	H: 1	E: 0	K: 0	S: 8	LOB: 1	BB: 0	P: 10	R: 0	H: 1	E: 0	K: 1	S: 7	LOB: 1	BB: 0	P: 8	R: 0	H: 0	E: 0	K: 1	S: 6	LOB: 1	BB: 1	P: 14	R: 0	H: 0	E: 0	K: 0	S: 7	LOB: 0	BB: 0	P: 13	R: 1	H: 2	E: 0	K: 1	S: 12	LOB: 1	BB: 0	P: 18	R: 1	H: 2	E: 0	K: 1	S: 13	LOB: 2	BB: 0	P: 18	R: 0	H: 0	E: 0	K: 1	S: 6	LOB: 0	BB: 0	P: 8	R: 0	H: 1	E: 1	K: 1	S: 8	LOB: 1	BB: 0	P: 13	1B: 4	2B: 3	3B: 0	HR: 0	SF: 0	SAC: 0	DP: 1	HBP: 1	WP: 0	PB: 0	SB: 1	CS: 0	PA: 36
<b>PITCHER</b>	IP	WLS	BF	H	R	ER	SO	BB	IBB	HBP	BLK	WP	HR	S	P	ERA	WHIP																																																																				
<b>Jim Bullinger, R</b> ERA: 2.71 (1, 1)	7.0	W	29	6	2	2	5	1	0	1	0	0	0	62	95	2.57	1.000																																																																				
<b>Mike Perez, R</b> ERA: 3.38 (8, 1)	1.2		6	1	0	0	1	0	0	0	0	0	0	11	17	0.00	0.600																																																																				
<b>Randy Myers, L</b> ERA: 3.89 (9, 1)	0.1		1	0	0	0	1	0	0	0	0	0	0	3	4	0.00	0.000																																																																				


**BOTTOM**

**Chicago Cubs @ San Francisco Giants**  
Candlestick Park, San Francisco, CA

Fri Aug 11 1995, 10:05 PM EDT  
Att: 15,566 - Unknown - 60 F

<b>AB</b>	<b>34</b>
<b>R</b>	<b>2</b>
<b>H</b>	<b>7</b>
<b>RBI</b>	<b>2</b>
<b>BB</b>	<b>1</b>
<b>SO</b>	<b>7</b>
<b>LOB</b>	<b>14</b>

livebaseballscorecards.com





Batter	1	2	3	4	5	6	7	8	9	AB R H RBI BB SO LOB
<b>Rikkert Faneyte, R</b> OBP: 0.316, SLG: 0.288 (1, 8)	1-3 K	0-1 G4-3			2-1 P9		2-1 1B		1-1 FC6-4	5 0 1 0 0 1 3
<b>Robby Thompson, R</b> OBP: 0.310, SLG: 0.297 (1, 4)	3-2 G6-3		0-0 G6-3		4-2 BB		2-3 K		1-3 K	4 0 0 0 1 2 2
<b>Barry Bonds, L</b> OBP: 0.439, SLG: 0.578 (1, 7)	1-0 1B HBP		1-0 F7		4-2 1-2 BB		2-3 K			2 0 0 0 1 1 1
<b>Glenallen Hill, R</b> OBP: 0.321, SLG: 0.473 (1, 9)	2-2 1-2 1B		0-1 G5-3		2-1 P9			1-1 1B		4 0 2 0 0 0 2
<b>J.R. Phillips, L</b> OBP: 0.235, SLG: 0.320 (1, 3)	1-1 P8			0-1 F9		0-0 G3-1 G6-3 1B		1-1 K		4 0 1 0 0 1 3
<b>Royce Clayton, R</b> OBP: 0.236, SLG: 0.337 (1, 6)		0-1 G1-3		1-0 G6-3		1-1 G6-3		0-1 G1-3		4 0 0 0 0 0 2
<b>Kirt Manwaring, R</b> OBP: 0.332, SLG: 0.362 (1, 2)		2-2 1B		3-1 1B		1-1 G3-1		2-1 P4		4 0 2 0 0 0 2
<b>Mike Benjamin, R</b> OBP: 0.284, SLG: 0.351 <b>John Patterson, S</b> OBP: 0.271, SLG: 0.278 (9, PH)		1-1 E5 1B		0-3 K		0-1 G5-3			2-3 K	3 0 1 0 0 1 2 1 0 0 0 0 1 0
<b>Trevor Wilson, L</b> OBP: 0.233, SLG: 0.267 <b>Jose Bautista, R</b> (1, 1)		1-2 K			0-0 B1-3		0-0 P5		2-2 FC6-4 1B	0 0 0 0 0 0 0 2 0 0 0 0 1 2 1 0 0 0 0 0 0 0 0 0 0 0 0 0 1 0 1 0 0 0 0

Inning Stats	R: 0 E: 0 K: 1 S: 12	H: 1 LOB: 2 BB: 0 P: 19	R: 0 E: 1 K: 1 S: 12	H: 2 LOB: 2 BB: 0 P: 16	R: 0 E: 0 K: 0 S: 4	H: 0 LOB: 0 BB: 0 P: 5	R: 0 E: 0 K: 1 S: 8	H: 1 LOB: 1 BB: 0 P: 12	R: 0 E: 0 K: 0 S: 10	H: 0 LOB: 2 BB: 2 P: 22	R: 0 E: 0 K: 0 S: 7	H: 1 LOB: 1 BB: 0 P: 9	R: 0 E: 0 K: 2 S: 9	H: 1 LOB: 1 BB: 0 P: 15	R: 0 E: 0 K: 1 S: 9	H: 1 LOB: 1 BB: 0 P: 12	R: 0 E: 0 K: 2 S: 13	H: 1 LOB: 1 BB: 0 P: 19	1B: 8 2B: 0 3B: 0 HR: 0	SF: 0 SAC: 0 DP: 0 HBP: 1
--------------	-------------------------------	----------------------------------	-------------------------------	----------------------------------	------------------------------	---------------------------------	------------------------------	----------------------------------	-------------------------------	----------------------------------	------------------------------	---------------------------------	------------------------------	----------------------------------	------------------------------	----------------------------------	-------------------------------	----------------------------------	----------------------------------	------------------------------------


PITCHER	IP	WLS	BF	H	R	ER	SO	BB	IBB	HBP	BLK	WP	HR	S	P	ERA	WHIP
<b>Jaime Navarro, R</b> ERA: 2.83 (1, 1)	9.0	W	38	8	0	0	8	2	0	1	0	0	0	84	129	0.00	1.111


**Chicago Cubs @ San Francisco Giants**  
Candlestick Park, San Francisco, CA

Sat Aug 12 1995, 10:05 PM EDT  
Att: 21,108 - Unknown - 68 F

<b>AB</b>	<b>35</b>
<b>R</b>	<b>0</b>
<b>H</b>	<b>8</b>
<b>RBI</b>	<b>0</b>
<b>BB</b>	<b>2</b>
<b>SO</b>	<b>8</b>
<b>LOB</b>	<b>19</b>

**WP: 0 PA: 38**  
**PB: 0 SB: 1 CS: 0**  
**ERA: 0.00 WHIP: 1.111**



Batter	1	2	3	4	5	6	7	8	9	AB R H RBI BB SO LOB	TOP											
Brian McRae, S OBP: 0.351, SLG: 0.451 (1, 8)	4-2 F B CS BB		0-1 1B		2-0 P4		1-0 FC3-2-5 FC4-6		1-2 L7	4 0 1 0 1 0 4												
Shawon Dunston, R OBP: 0.352, SLG: 0.550 José Hernández, R OBP: 0.288, SLG: 0.460 (6, PR) (6, 6)	1-0 G6-3		0-0 G4-3			1-1 1B 2B HBP				2 0 0 0 0 0 2 1 1 0 0 0 1 2												
Mark Grace, L OBP: 0.386, SLG: 0.536 (1, 3)	3-1 G1-3			1-1 F7		1-0 2B SF7 1B		0-0 FC4-6		4 1 1 0 0 0 2												
Sammy Sosa, R OBP: 0.337, SLG: 0.456 (1, 9)		2-0 P6		0-1 L9		1-1 2B		1-3 K		4 0 1 1 0 1 0												
Luis Gonzalez, L OBP: 0.341, SLG: 0.457 (1, 7)		2-2 E 2B		0-0 3B		2-1 SF7		0-0 G4-3		3 1 2 1 0 0 0												
Howard Johnson, S OBP: 0.246, SLG: 0.270 Anthony Young, R (6, 1) Ozzie Timmons, R OBP: 0.293, SLG: 0.426 Terry Adams, R (8, 1)		1-1 F9		1-0 P5		2-2 F7		1-2 L8		3 0 0 0 0 0 3 0 0 0 0 0 0 0 1 0 0 0 0 0 0 0 0 0 0 0 0 0												
Rey Sanchez, R OBP: 0.306, SLG: 0.372 (1, 4)		1-3 K			0-1 G5-3		2-3 K		0-0 B1-3	4 0 0 0 0 2 2	AB 33 R 3 H 9 RBI 2 BB 1 SO 6 LOB 15											
Scott Servais, R OBP: 0.321, SLG: 0.458 (1, 2)			2-3 K		2-2 SH1-4 1B		0-0 1B 2B		0-0 P3	4 0 2 0 0 1 0												
Kevin Foster, R OBP: 0.279, SLG: 0.366 Todd Zeile, R OBP: 0.313, SLG: 0.411 (1, 1) (6, 5)			2-3 K		0-0 SH1-4		1-2 FC3-2-5 1B		2-1 1B	1 0 0 0 0 1 0 2 0 2 0 0 0 0												
<b>Inning Stats</b>	R: 0 E: 0 K: 0 S: 11	H: 0 LOB: 0 BB: 1 P: 19	R: 1 E: 1 K: 1 S: 9	H: 1 LOB: 0 BB: 0 P: 15	R: 0 E: 0 K: 2 S: 10	H: 1 LOB: 1 BB: 0 P: 14	R: 0 E: 0 K: 0 S: 6	H: 1 LOB: 1 BB: 0 P: 8	R: 0 E: 0 K: 0 S: 7	H: 1 LOB: 1 BB: 0 P: 11	R: 2 E: 0 K: 1 S: 12	H: 2 LOB: 2 BB: 0 P: 21	R: 0 E: 0 K: 1 S: 11	H: 2 LOB: 2 BB: 0 P: 13	R: 0 E: 0 K: 1 S: 7	H: 0 LOB: 0 BB: 0 P: 9	R: 0 E: 0 K: 0 S: 7	H: 1 LOB: 1 BB: 0 P: 10	1B: 5 2B: 3 3B: 1 HR: 0	SF: 1 SAC: 1 DP: 0 HBP: 1	WP: 0 PB: 0 SB: 0 CS: 1	PA: 37
<b>PITCHER</b>	IP WLS BF H R ER SO BB IBB HBP BLK WP HR S P ERA WHIP																					
Sergio Valdez, R ERA: 5.18 (1, 1)	5.0 W 22 6 3 2 3 1 0 1 0 0 0 47 74 3.60 1.400																					
Scott Service, R ERA: 3.86 (6, 1)	1.2 7 2 0 0 2 0 0 0 0 0 0 18 26 0.00 1.200																					
Shawn Barton, L ERA: 3.55 (7, 1)	1.1 4 0 0 0 1 0 0 0 0 0 0 8 10 0.00 0.000																					
Rod Beck, R ERA: 4.91 (9, 1)	1.0 S 4 1 0 0 0 0 0 0 0 0 0 7 10 0.00 1.000																					

Chicago Cubs @ San Francisco Giants  
Candlestick Park, San Francisco, CA  
Sun Aug 13 1995, 6:33 AM EDT  
Att. 32,512 - Sunny - 87 F

livebaseballscorecards.com



Batter	1	2	3	4	5	6	7	8	9
<b>Deion Sanders, L</b> OBP: 0.294, SLG: 0.348 (1, 8)	4-2 BB S		3-2 HR	4-0 BB 1-2 2-3 3-H		4-2 BB WP		0-1 G5-3	
<b>Mike Benjamin, R</b> OBP: 0.277, SLG: 0.342 (1, 5)	0-3 SAFE SAFE K		1-3 K	0-3 K		1-3 K 1-2 2-3			
<b>Barry Bonds, L</b> OBP: 0.435, SLG: 0.571 (1, 7)	1-2 SAFE K			0-0 P6	1-2 P6		2-0 F9		
<b>Glenallen Hill, R</b> OBP: 0.320, SLG: 0.479 (1, 9)	1-2 F7			1-2 HR	1-3 K		0-1 P6		
<b>Mark Carreon, R</b> OBP: 0.348, SLG: 0.485 (1, 3)		0-0 L6		2-0 1B 1B	2-1 1B 2B		1-2 G6-3		
<b>Royce Clayton, R</b> OBP: 0.298, SLG: 0.342 (1, 6)		0-3 K		0-0 F8	0-1 1B		0-0 2B 2B		
<b>John Patterson, S</b> OBP: 0.276, SLG: 0.290 (1, 4)		1-3 K		0-0 1B 1B 1B	1-1 F8		1-1 G4-3 2B		
<b>Jeff Reed, L</b> OBP: 0.385, SLG: 0.293 (1, 2)			2-0 G3	2-2 BB 1B 1B		4-2 WP PB BB		1-1 G4-3	
<b>Sergio Valdez, R</b> OBP: 0.143, SLG: 0.143 (1, 1)			1-2 P9	0-2 BB		1-3 K		0-2 P1	
<b>Scott Service, R</b> (6, 1)									
<b>Shawn Barton, R</b> (7, 1)									
<b>Tom Lampkin, L</b> OBP: 0.339, SLG: 0.340 (8, PH)									
<b>Rod Beck, R</b> OBP: 0.333, SLG: 0.333 (9, 1)									

Inning Stats	R: 0	H: 0	E: 0	K: 2	S: 12	LOB: 1	BB: 1	P: 18
	R: 0	H: 0	E: 0	K: 2	S: 7 <td>LOB: 0</td> <td>BB: 0</td> <td>P: 8 </td>	LOB: 0	BB: 0	P: 8
	R: 1	H: 1	E: 0	K: 1	S: 10 <td>LOB: 0</td> <td>BB: 0</td> <td>P: 17 </td>	LOB: 0	BB: 0	P: 17
	R: 3	H: 5	E: 0	K: 1	S: 16 <td>LOB: 3</td> <td>BB: 1</td> <td>P: 25 </td>	LOB: 3	BB: 1	P: 25
	R: 1	H: 2	E: 0	K: 1	S: 16 <td>LOB: 1</td> <td>BB: 0</td> <td>P: 21 </td>	LOB: 1	BB: 0	P: 21
	R: 0	H: 0	E: 0	K: 2	S: 10 <td>LOB: 1</td> <td>BB: 2</td> <td>P: 20 </td>	LOB: 1	BB: 2	P: 20
	R: 0	H: 0	E: 0	K: 0	S: 6 <td>LOB: 0</td> <td>BB: 0</td> <td>P: 9 </td>	LOB: 0	BB: 0	P: 9
	R: 1	H: 2	E: 0	K: 0	S: 11 <td>LOB: 1</td> <td>BB: 0</td> <td>P: 13 </td>	LOB: 1	BB: 0	P: 13

PITCHER	IP	WLS	BF	H	R	ER	SO	BB	IBB	HBP	BLK	WP	HR	S	P	ERA	WHIP
<b>Kevin Foster, R</b> ERA: 5.01 (1, 1)	5.1	L	27	8	5	5	8	3	0	0	0	0	2	66	99	8.44	2.062
<b>Anthony Young, R</b> ERA: 4.42 (6, 1)	1.2		5	0	0	0	1	1	0	0	0	1	0	11	19	0.00	0.600
<b>Terry Adams, R</b> ERA: 3.38 (8, 1)	1.0		5	2	1	1	0	0	0	0	0	0	0	11	13	9.00	2.000

**BOTTOM**

**Chicago Cubs @ San Francisco Giants**  
Candlestick Park, San Francisco, CA


Sun Aug 13 1995, 6:33 AM EDT  
Att. 32,512 - Sunny - 87 F

AB	R	H	RBI	BB	SO	LOB
2	1	1	2	3	0	1
4	0	0	0	0	4	6
4	0	0	0	0	1	1
4	1	1	1	0	1	1
4	2	2	0	0	0	0
4	1	2	1	0	1	1
4	1	2	1	0	1	1
3	0	1	1	1	0	1
2	0	1	0	0	0	0
1	0	0	0	0	1	1
0	0	0	0	0	0	0
1	0	0	0	0	0	1
0	0	0	0	0	0	0

1B:	5	SF:	0
2B:	3	SAC:	0
3B:	0	DP:	0
HR:	2	HBP:	0

WP:	1	PA:	37
PB:	1		
SB:	1		
CS:	0		

livebaseballscorecards.com



Batter	1	2	3	4	5	6	7	8	9	AB R H RBI BB SO LOB	TOP
Allen Battle, R (1, 9) OBP: 0.359, SLG: 0.288	1-2 F8			0-1 P4		4-2 CS BB		0-3 K		3 0 0 0 1 1 0	
Scott Cooper, L (1, 5) OBP: 0.322, SLG: 0.303	1-0 F8			0-2 F7		1-1 CS	2-2 L7		0-2 F8	4 0 0 0 0 0 0	
Bernard Gilkey, R (1, 7) OBP: 0.360, SLG: 0.447	1-0 G5-3			1-0 1B			1-0 HR		0-0 1B	4 1 3 1 0 0 0	
Brian Jordan, R (1, 8) OBP: 0.338, SLG: 0.485		3-2 F9		2-2 F7			0-0 FC5 1B		1-1 F7	4 0 1 0 0 0 2	
John Mabry, L (1, 3) OBP: 0.319, SLG: 0.343		1-2 G4-3			0-0 E4		2-2 FC5 1B		1-0 G3-1	4 0 1 0 0 0 1	
Tripp Cromer, R (1, 6) OBP: 0.253, SLG: 0.323		1-3 K			0-0 F9		0-1 FC5			3 0 0 0 0 1 3	
Scott Hemond, R (1, 2) OBP: 0.177, SLG: 0.139			0-0 F8		2-3 K		2-0 F7			2 0 0 0 0 1 1	
Mark Sweeney, L (7, PH) OBP: 0.250, SLG: 0.355										1 0 0 0 0 0 2	
Danny Sheaffer, R (7, 2) OBP: 0.311, SLG: 0.359										0 0 0 0 0 0 0	
José Oquendo, S (1, 4) OBP: 0.324, SLG: 0.307			2-2 G4-3			1-2 G3-1		0-0 F7		3 0 0 0 0 0 0	
Donovan Osborne, S (1, 1) OBP: 0.118, SLG: 0.235			2-3 K			3-2 G4-3		2-3 K		3 0 0 0 0 2 0	
T.J. Mathews, R (8, 1)										0 0 0 0 0 0 0	
<b>Inning Stats</b>	R: 0 H: 0 E: 0 LOB: 0 K: 0 BB: 0 S: 6 P: 9	R: 0 H: 0 E: 0 LOB: 0 K: 1 BB: 0 S: 9 P: 14	R: 0 H: 0 E: 0 LOB: 0 K: 1 BB: 0 S: 8 P: 12	R: 0 H: 1 E: 0 LOB: 1 K: 0 BB: 0 S: 10 P: 13	R: 0 H: 0 E: 1 LOB: 0 K: 1 BB: 0 S: 5 P: 7	R: 0 H: 0 E: 0 LOB: 0 K: 0 BB: 1 S: 12 P: 20	R: 1 H: 3 E: 0 LOB: 2 K: 0 BB: 0 S: 11 P: 18	R: 0 H: 0 E: 0 LOB: 0 K: 2 BB: 0 S: 8 P: 10	R: 0 H: 1 E: 0 LOB: 1 K: 0 BB: 0 S: 7 P: 9	1B: 4 SF: 0 2B: 0 SAC: 0 3B: 0 DP: 0 HR: 1 HBP: 0	WP: 0 PA: 33 PB: 0 SB: 0 CS: 2
<b>PITCHER</b> William Van Lanningham, R (1, 1) ERA: 3.65 Rod Beck, R (9, 1) ERA: 4.8	IP WLS BF H R ER SO BB IBB HBP BLK WP HR S P ERA WHIP										
	8.0 W 28 4 1 1 5 1 0 0 0 0 1 69 103 1.12 0.625										
	1.0 S 4 1 0 0 0 0 0 0 0 0 0 0 7 9 0.00 1.000										

St. Louis Cardinals @ San Francisco Giants  
Candlestick Park, San Francisco, CA

Mon Aug 14 1995, 6:33 AM EDT  
Att. 10,026 - Sunny - 74 F

livebaseballscorecards.com

AB 31  
R 1  
H 5  
RBI 1  
BB 1  
SO 5  
LOB 9



Batter	1	2	3	4	5	6	7	8	9
<b>Deion Sanders, L</b> (1, 8) OBP: 0.293, SLG: 0.346	0-3 K		0-0 G4-3		2-2 BB 1B		3-3 K		
<b>John Patterson, S</b> (1, 4) OBP: 0.270, SLG: 0.283	3-2 G4-3		1-0 G4-3		0-3 K			0-0 P4	
<b>Barry Bonds, L</b> (1, 7) OBP: 0.438, SLG: 0.573	4-1 BB			2-1 L3	4-1 G4-6-3 BB			2-0 FC5 2B	
<b>Glenallen Hill, R</b> (1, 9) OBP: 0.322, SLG: 0.478	1-3 K			0-0 E 1B	0-1 G4-6-3			4-0 FC5 1B IBB	
<b>Mark Carreon, R</b> (1, 3) OBP: 0.342, SLG: 0.477		1-1 L5		0-2 E4 FC6-4 1B		2-0 F8		1-0 FC5 1B	
<b>Royce Clayton, R</b> (1, 6) OBP: 0.300, SLG: 0.343		1-3 K		1-0 FC6-4 1B		1-0 G4-3		2-1 1B 1B	
<b>Steve Scarosone, R</b> (1, 5) OBP: 0.330, SLG: 0.492		3-2 FC5-4 1B		2-2 FC6-4 1-2f 2-3		2-1 G1-3		2-2 1B	
<b>Kirt Manwaring, R</b> (1, 2) OBP: 0.327, SLG: 0.357		0-2 FC5-4		1-0 F8			2-2 G6-3	1-2 P6	
<b>William Van Lanningham, R</b> (1, 1) OBP: 0.188, SLG: 0.344			0-2 K		0-1 BB 1B				
<b>Rod Beck, R</b> (9, 1) OBP: 0.353, SLG: 0.333									

AB	R	H	RBI	BB	SO	LOB
4	0	1	0	0	2	0
4	0	0	0	0	1	2
2	0	1	0	2	0	0
3	2	1	0	1	1	4
4	1	0	0	0	0	3
4	1	2	2	0	1	0
4	0	2	2	0	0	2
4	0	0	0	0	0	4
3	0	1	0	0	2	0
0	0	0	0	0	0	0

**BOTTOM**

**St. Louis Cardinals @ San Francisco Giants**  
**Candlestick Park, San Francisco, CA**

Mon Aug 14 1995, 6:33 AM EDT  
Att: 10,026 - Sunny - 74 F

<b>AB</b>	<b>32</b>
<b>R</b>	<b>4</b>
<b>H</b>	<b>8</b>
<b>RBI</b>	<b>4</b>
<b>BB</b>	<b>3</b>
<b>SO</b>	<b>7</b>
<b>LOB</b>	<b>15</b>

**GIANTS**

1B: 7	SF: 0	WP: 0	PA: 35
2B: 1	SAC: 0	PB: 0	
3B: 0	DP: 1	SB: 0	
HR: 0	HBP: 0	CS: 0	

Inning Stats		R: 0	H: 0	R: 0	H: 1	R: 0	H: 0	R: 1	H: 2	R: 0	H: 2	R: 0	H: 0	R: 0	H: 0	R: 3	H: 3
		E: 0	LOB: 1	E: 0	LOB: 1	E: 0	LOB: 0	E: 1	LOB: 2	E: 0	LOB: 2	E: 0	LOB: 0	E: 0	LOB: 0	E: 0	LOB: 1
		K: 2	BB: 1	K: 1	BB: 0	K: 1	BB: 0	K: 0	BB: 0	K: 1	BB: 1	K: 2	BB: 0	K: 0	BB: 0	K: 0	BB: 1
		S: 11	P: 19	S: 11	P: 16	S: 5	P: 6	S: 13	P: 19	S: 11	P: 17	S: 9	P: 9	S: 4	P: 9	S: 9	P: 16
		S: 11	P: 19	S: 11	P: 16	S: 5	P: 6	S: 13	P: 19	S: 11	P: 17	S: 9	P: 9	S: 4	P: 9	S: 9	P: 16

PITCHER		IP	WLS	BF	H	R	ER	SO	BB	IBB	HBP	BLK	WP	HR	S	P	ERA	WHIP
<b>Donovan Osborne, L</b> (1, 1) ERA: 4.01	(1, 1)	7.2	L	33	7	4	3	7	2	1	0	0	0	0	69	116	3.52	1.174
<b>T.J. Mathews, R</b> (8, 1) ERA: 2.61	(8, 1)	0.1		2	1	0	0	0	0	0	0	0	0	6	9	0.00	3.000	

Batter	1	2	3	4	5	6	7	8	9	AB R H RBI BB SO LOB	TOP											
<b>Bernard Gilkey, R</b> (1, 7) OBP: 0.358, SLG: 0.441	0-0 F8		0-3 K			0-0 F8	0-0 F8		4-0 BB	4 0 0 0 1 1 1												
<b>Scott Cooper, L</b> (1, 5) OBP: 0.324, SLG: 0.308	0-0 F9			0-0 2B		0-0 BB 1B 1B	0-0 G3		0-3 K	5 1 2 0 0 1 2												
<b>Brian Jordan, R</b> (1, 9) OBP: 0.337, SLG: 0.482	0-0 F2			0-0 F9		0-0 BB 1-2 1B 1B		0-0 F7		4 1 1 0 0 0 1												
<b>Ray Lankford, L</b> (1, 8) OBP: 0.348, SLG: 0.469		0-0 4-3		0-0 F8		0-0 F7		0-0 F2		4 0 0 0 0 0 3												
<b>Mark Sweeney, L</b> (1, 3) OBP: 0.306, SLG: 0.344		0-0 6-3		4-0 BB		4-0 BB 1B 1-2 2-3 BB		4-0 BB		1 0 0 0 3 0 0												
<b>Danny Sheaffer, R</b> (1, 2) OBP: 0.309, SLG: 0.356		0-0 P6		0-0 F9		0-0 BB 1-2 2-H 2-3 3-H 1B		0-3 K		4 0 1 2 0 1 3												
<b>Tripp Cromer, R</b> (1, 6) OBP: 0.253, SLG: 0.319			0-0 F8		0-0 F7	4-0 BB 1-2 2-3 BB		0-0 F8		3 0 0 0 1 0 0												
<b>José Oquendo, S</b> (1, 4) OBP: 0.322, SLG: 0.304			0-0 F8		0-0 6-3	0-0 G3		0-0 4-3		2 0 0 0 0 0 0												
<b>Gerald Perry, L</b> (6, PH) OBP: 0.232, SLG: 0.224										1 0 0 0 0 0 3												
<b>Ramon Caraballo, S</b> (6, 4) OBP: 0.269, SLG: 0.323										1 0 0 0 0 0 0												
<b>Mike Morgan, R</b> (1, 1) OBP: 0.130, SLG: 0.048			4-0 BB		0-0 F3		0-3 K		0-0 BB 1B	1 0 0 0 1 0 0												
<b>Allen Battle, R</b> (7, PH) OBP: 0.355, SLG: 0.284										1 0 0 0 0 1 0												
<b>Tom Urbani, L</b> (7, 1) OBP: 0.421, SLG: 0.563										0 0 0 0 0 0 0												
<b>Rich DeLucia, R</b> (7, 1) OBP: 0.300, SLG: 0.222										0 0 0 0 0 0 0												
<b>John Mabry, L</b> (9, PH) OBP: 0.322, SLG: 0.346										1 0 1 0 0 0 0												
<b>Inning Stats</b>	R: 0 E: 0 K: 0 S: 3	H: 0 LOB: 0 BB: 0 P: 3	R: 0 E: 0 K: 0 S: 3	H: 0 LOB: 0 BB: 0 P: 3	R: 0 E: 0 K: 1 S: 5	H: 0 LOB: 1 BB: 1 P: 9	R: 0 E: 0 K: 0 S: 4	H: 1 LOB: 2 BB: 1 P: 8	R: 0 E: 0 K: 0 S: 3	H: 0 LOB: 0 BB: 0 P: 3	R: 2 E: 0 K: 0 S: 6	H: 3 LOB: 3 BB: 2 P: 14	R: 0 E: 0 K: 1 S: 5	H: 0 LOB: 0 BB: 0 P: 5	R: 0 E: 0 K: 1 S: 5	H: 0 LOB: 1 BB: 1 P: 9	R: 0 E: 0 K: 1 S: 6	H: 1 LOB: 2 BB: 1 P: 10	1B: 4 2B: 1 3B: 0 HR: 0	SF: 0 SAC: 0 DP: 0 HBP: 0	WP: 0 PB: 0 SB: 0 CS: 0	PA: 38
<b>PITCHER</b>	IP WLS BF H R ER SO BB IBB HBP BLK WP HR S P ERA WHIP																					
<b>Jamie Brewington, R</b> (1, 1) ERA: 3.73	5.2 W 25 4 2 2 1 4 0 0 0 0 0 0 23 39 3.18 1.412																					
<b>Scott Service, R</b> (6, 1) ERA: 3.72	0.1 1 0 0 0 0 0 0 0 0 0 0 0 1 1 0.00 0.000																					
<b>Chris Hook, R</b> (7, 1) ERA: 4.6	2.0 7 0 0 0 2 1 0 0 0 0 0 0 10 14 0.00 0.500																					
<b>Rod Beck, R</b> (9, 1) ERA: 4.7	1.0 S 5 1 0 0 1 1 0 0 0 0 0 0 6 10 0.00 2.000																					

St. Louis Cardinals @ San Francisco Giants  
Candlestick Park, San Francisco, CA

Tue Aug 15 1995, 6:33 AM EDT  
Att: 12,316 - Unknown

livebaseballscorecards.com

AB	32
R	2
H	5
RBI	2
BB	6
SO	4
LOB	13



Batter	1	2	3	4	5	6	7	8	9	AB	R	H	RBI	BB	SO	LOB
--------	---	---	---	---	---	---	---	---	---	----	---	---	-----	----	----	-----

Deion Sanders, L OBP: 0.303, SLG: 0.370 (1, 8)	0-0 SH1-3 SF9 2B		0-0 SH3-4		0-0 1B G6-3 1B		0-0 3B			3	2	3	0	0	0	0
Robby Thompson, R OBP: 0.310, SLG: 0.298 (1, 4)	0-0 SH1-3 2-3		0-0 5-3		0-0 1B G6-3 1B		0-3 K			3	0	1	1	0	1	2
Barry Bonds, L OBP: 0.438, SLG: 0.572 (1, 7)	0-0 SF9 3-H		4-0 BB		0-0 1B G6-3 1-2f 3-H		4-0 IBB			1	0	0	1	2	0	1
Mark Carreon, R OBP: 0.341, SLG: 0.473 (1, 3)	0-0 L4		0-0 P4		0-0 1B FC6-4		0-0 F7			4	0	1	0	0	0	4
Glenallen Hill, R OBP: 0.321, SLG: 0.478 (1, 9)		0-0 2B		0-0 6-3		0-0 1B FC6-4 1-2f		0-3 K		4	0	1	0	0	1	3
Royce Clayton, R OBP: 0.300, SLG: 0.342 (1, 6)		0-3 K		0-0 1B CS		0-0 1B G3		0-3 K		4	0	1	0	0	2	1
Steve Scarosone, R OBP: 0.333, SLG: 0.508 (1, 5)		0-0 1-3		0-0 1B WP CS		0-0 1B F9		0-0 HR		4	1	2	1	0	0	1
Kirt Manwaring, R OBP: 0.326, SLG: 0.355 (1, 2)		0-3 K		0-0 1B 1-6-3 1-3 2-3		0-0 1B 4-3		0-0 F9		4	0	1	0	0	1	3
Jamie Brewington, R OBP: 0.300, SLG: 0.300 Scott Service, R OBP: 0.382, SLG: 0.290 Jeff Reed, L OBP: 0.382, SLG: 0.290 Chris Hook, R OBP: 0.281, SLG: 0.281 John Patterson, S OBP: 0.333, SLG: 0.333 Rod Beck, R OBP: 0.333, SLG: 0.333 (1, 1) (6, 1) (6, PH) (7, 1) (8, PH) (9, 1)			0-0 1B 5-3 SH3-4		0-0 1B 1B		0-0 4-3		0-0 4-3							

Inning Stats	R: 1	H: 1	E: 0	LOB: 0	K: 0	BB: 0	S: 4	P: 4	R: 0	H: 1	E: 0	LOB: 1	K: 2	BB: 0	S: 8	P: 8	R: 0	H: 1	E: 0	LOB: 2	K: 0	BB: 1	S: 4	P: 8	R: 0	H: 2	E: 0	LOB: 1	K: 0	BB: 0	S: 4	P: 4	R: 2	H: 4	E: 0	LOB: 1	K: 0	BB: 0	S: 6	P: 6	R: 0	H: 1	E: 0	LOB: 1	K: 0	BB: 0	S: 4	P: 4	R: 0	H: 1	E: 0	LOB: 2	K: 2	BB: 1	S: 8	P: 12	R: 1	H: 1	E: 0	LOB: 0	K: 1	BB: 0	S: 6	P: 6
--------------	------	------	------	--------	------	-------	------	------	------	------	------	--------	------	-------	------	------	------	------	------	--------	------	-------	------	------	------	------	------	--------	------	-------	------	------	------	------	------	--------	------	-------	------	------	------	------	------	--------	------	-------	------	------	------	------	------	--------	------	-------	------	-------	------	------	------	--------	------	-------	------	------

PITCHER	IP	WLS	BF	H	R	ER	SO	BB	IBB	HBP	BLK	WP	HR	S	P	ERA	WHIP
Mike Morgan, R ERA: 3.43 (1, 1)	6.0	L	27	10	3	3	2	1	0	0	0	1	0	30	34	4.50	1.833
Tom Urbani, L ERA: 3.99 (7, 1)	0.1		3	1	0	0	1	0	1	0	0	0	0	4	8	0.00	3.000
Rich DeLucia, R ERA: 3.62 (7, 1)	1.2		6	1	1	1	2	0	0	0	0	0	1	10	10	5.40	0.600

**BOTTOM**

3	2	3	0	0	0	0
3	0	1	1	0	1	2
1	0	0	1	2	0	1
4	0	1	0	0	0	4
4	0	1	0	0	1	3
4	0	1	0	0	2	1
4	1	2	1	0	0	1
4	0	1	0	0	1	3
2	1	2	0	0	0	0
0	0	0	0	0	0	0
1	0	0	0	0	0	1
0	0	0	0	0	0	0
1	0	0	0	0	0	0
0	0	0	0	0	0	0

1B: 8	SF: 1	WP: 1	PA: 36
2B: 2	SAC: 2	PB: 0	
3B: 1	DP: 1	SB: 0	
HR: 1	HBP: 0	CS: 2	

**St. Louis Cardinals @ San Francisco Giants**  
**Candlestick Park, San Francisco, CA**  
 Tue Aug 15 1995, 6:33 AM EDT  
 Att. 12,316 - Unknown

livebaseballscores.com

<b>AB</b>	<b>31</b>
<b>R</b>	<b>4</b>
<b>H</b>	<b>12</b>
<b>RBI</b>	<b>3</b>
<b>BB</b>	<b>2</b>
<b>SO</b>	<b>5</b>
<b>LOB</b>	<b>16</b>



Batter	1	2	3	4	5	6	7	8	9	AB R H RBI BB SO LOB	TOP	
<b>Bernard Gilkey, R</b> (1, 7) OBP: 0.356, SLG: 0.448	1-0 F7		0-0 HR			2-3 K2-3		3-1 P2		4 1 1 1 0 1 0		
<b>Scott Cooper, L</b> (1, 5) OBP: 0.326, SLG: 0.309	3-2 1B		1-1 F8			4-0 FC6-4 1B BB		0-0 P6		3 0 1 0 1 0 0		
<b>Brian Jordan, R</b> (1, 9) OBP: 0.336, SLG: 0.480	0-0 L8			0-1 F7		1 SAFE 0-0 FC6-4 1B		2-3 K		4 0 1 0 0 1 1		
<b>Ray Lankford, L</b> (1, 8) OBP: 0.347, SLG: 0.465	1-3 K			4-0 G3 E BB		1-2 FC6-4 1B FC6		3-2 F7		3 0 0 0 1 1 3		
<b>John Mabry, L</b> (1, 3) OBP: 0.317, SLG: 0.340		1-2 L8		1 SAFE 2-2 1 SAFE G3 1 SAFE 1-3 1 SAFE		1-2 FC6		0-1 G4-3		4 0 0 0 0 0 3		
<b>Danny Sheaffer, R</b> (1, 2) OBP: 0.303, SLG: 0.348		1-1 F8		2-2 L9		2-2 L8				3 0 0 0 0 0 1		
<b>Tripp Cromer, R</b> (1, 6) OBP: 0.251, SLG: 0.316		1-1 G6-3			2-2 G3		0-0 P9			3 0 0 0 0 0 0		
<b>José Oquendo, S</b> (1, 4) OBP: 0.317, SLG: 0.299			2-2 F7		0-1 P9		2-1 L8			3 0 0 0 0 0 0		
<b>Mark Petkovsek, R</b> (1, 1) OBP: 0.214, SLG: 0.120 <b>Allen Battle, R</b> (8, PH) OBP: 0.351, SLG: 0.280 <b>Tom Henke, R</b> (8, 1)			0-2 G5-3		1-3 K		0-0 G4-3			2 0 0 0 0 1 0 1 0 0 0 0 0 0 0 0 0 0 0 0 0		
<b>Inning Stats</b>	R: 0 H: 1 E: 0 LOB: 1 K: 1 BB: 0 S: 9 P: 14	R: 0 H: 0 E: 0 LOB: 0 K: 0 BB: 0 S: 7 P: 10	R: 1 H: 1 E: 0 LOB: 0 K: 0 BB: 0 S: 9 P: 12	R: 0 H: 0 E: 1 LOB: 1 K: 0 BB: 1 S: 9 P: 16	R: 0 H: 0 E: 0 LOB: 0 K: 1 BB: 0 S: 8 P: 11	R: 0 H: 1 E: 0 LOB: 2 K: 1 BB: 1 S: 8 P: 16	R: 0 H: 0 E: 0 LOB: 0 K: 0 BB: 0 S: 6 P: 10	R: 0 H: 0 E: 0 LOB: 0 K: 0 BB: 0 S: 4 P: 7	R: 0 H: 0 E: 0 LOB: 0 K: 1 BB: 0 S: 8 P: 13	1B: 2 SF: 0 2B: 0 SAC: 0 3B: 0 DP: 0 HR: 1 HBP: 0	WP: 0 PA: 32 PB: 0 SB: 0 CS: 0	
<b>PITCHER</b> <b>Mark Leiter, R</b> (1, 1) ERA: 3.25	IP WLS BF H R ER SO BB IBB HBP BLK WP HR S P ERA WHIP	9.0 W 32 3 1 1 4 2 0 0 0 0 1 68 109 1.00 0.556										

St. Louis Cardinals @ San Francisco Giants  
Candlestick Park, San Francisco, CA

Wed Aug 16 1995, 10:05 PM EDT  
Att. 13,939 - Unknown - 61 F

livebaseballscorecards.com

AB	30
R	1
H	3
RBI	1
BB	2
SO	4
LOB	8



Batter	1	2	3	4	5	6	7	8	9
Deion Sanders, L OBP: 0.302, SLG: 0.373 (1, 8)	2-1 L8 G5-3 2B	1-3 K			1-2 L5			2-2 K	
Steve Scarfone, R OBP: 0.337, SLG: 0.508 Mike Benjamin, R OBP: 0.278, SLG: 0.342 (1, PR) (2, 5)	1-0 G5-3 HBP		1-3 K		0-1 1B			3-1 L7	
Barry Bonds, L OBP: 0.434, SLG: 0.565 (1, 7)	2-2 L8 2-3		2-0 P7		1-3 K			0-2 G6-3	
Mark Carreon, R OBP: 0.341, SLG: 0.484 (1, 3)	1-2 G5-3 1-2 3-H		1-2 HR		2-3 K			2-2 F7	
Glenallen Hill, R OBP: 0.321, SLG: 0.475 (1, 9)	1-0 HBP		2-2 G5-3		0-0 G6-3			0-0 L6	
Royce Clayton, R OBP: 0.298, SLG: 0.340 (1, 6)	1-3 K				3-3 K			1-3 K	
Robby Thompson, R OBP: 0.307, SLG: 0.294 (1, 4)					1-3 K			0-0 G5-3	
Kirt Manwaring, R OBP: 0.323, SLG: 0.351 (1, 2)								2-3 K	
Mark Leiter, R OBP: 0.146, SLG: 0.109 (1, 1)									

Inning Stats	R: 1 E: 0 K: 1 S: 12	H: 1 LOB: 2 BB: 0 P: 20	R: 0 E: 0 K: 1 S: 11	H: 1 LOB: 1 BB: 0 P: 17	R: 1 E: 0 K: 1 S: 14	H: 1 LOB: 0 BB: 0 P: 20	R: 0 E: 0 K: 2 S: 8	H: 0 LOB: 0 BB: 0 P: 12	R: 0 E: 0 K: 2 S: 11	H: 1 LOB: 1 BB: 0 P: 14	R: 0 E: 0 K: 1 S: 8	H: 0 LOB: 0 BB: 0 P: 12	R: 0 E: 0 K: 2 S: 7	H: 0 LOB: 0 BB: 0 P: 10	R: 0 E: 0 K: 1 S: 8	H: 0 LOB: 0 BB: 0 P: 13
--------------	-------------------------------	----------------------------------	-------------------------------	----------------------------------	-------------------------------	----------------------------------	------------------------------	----------------------------------	-------------------------------	----------------------------------	------------------------------	----------------------------------	------------------------------	----------------------------------	------------------------------	----------------------------------

PITCHER	IP	WLS	BF	H	R	ER	SO	BB	IBB	HBP	BLK	WP	HR	S	P	ERA	WHIP
Mark Petkovsek, R ERA: 3.41 (1, 1)	7.0	L	27	4	2	2	10	0	0	2	0	0	1	71	105	2.57	0.571
Tom Henke, R ERA: 1.59 (8, 1)	1.0		3	0	0	0	1	0	0	0	0	0	0	8	13	0.00	0.000

AB R H RBI BB SO LOB

4	1	1	0	0	2	1
0	0	0	0	0	0	0
3	0	1	0	0	1	0
4	0	0	0	0	1	3
3	1	1	2	0	1	1
2	0	0	0	0	0	0
3	0	0	0	0	1	2
3	0	0	0	0	2	0
3	0	0	0	0	1	0
3	0	1	0	0	2	0

AB	28
R	2
H	4
RBI	2
BB	0
SO	11
LOB	7



St. Louis Cardinals @ San Francisco Giants  
Candlestick Park, San Francisco, CA  
Wed Aug 16 1995, 10:05 PM EDT  
Att: 13,939 - Unknown - 61 F

livebaseballscores.com

WP	PA
0	30

Batter	1	2	3	4	5	6	7	8	9	AB R H RBI BB SO LOB	TOP																																																																																																			
<b>Deion Sanders, L</b> (1, 8) OBP: 0.304, SLG: 0.380	2-1 G6-3 3B	4-2 F8 1B BB		2-2 G1-3		1-3 K		0-1 G4-3		4 1 1 0 1 1 0																																																																																																				
<b>Mike Benjamin, R</b> (1, 5) OBP: 0.281, SLG: 0.340	3-2 G6-3	0-0 1B		2-3 K		4-2 BB		0-3 K		4 0 1 1 1 2 0																																																																																																				
<b>Barry Bonds, L</b> (1, 7) OBP: 0.434, SLG: 0.580	1-2 HR	2-1 F8 1B		0-0 HR		2-3 K				5 2 2 2 0 1 3																																																																																																				
<b>Mark Carreon, R</b> (1, 3) OBP: 0.338, SLG: 0.478	1-1 E6 FC6-4	0-0 G4-3		2-1 F9			3-2 FC5-4 1B		1-2 P4	5 0 1 0 0 0 2																																																																																																				
<b>Glenallen Hill, R</b> (1, 9) OBP: 0.325, SLG: 0.479	3-3 K		1-1 1B E 2B		3-1 G6-4-3 S 1B		1-1 FC5-4 L9 HR 1-2f		0-1 1B	5 2 3 0 0 1 2																																																																																																				
<b>Royce Clayton, R</b> (1, 6) OBP: 0.299, SLG: 0.339	2-0 FC6-4 1-2f		1-2 G4-3 E 1B		4-2 G6-4-3 BB		0-1 L9		1-2 F8	4 0 1 0 1 0 3																																																																																																				
<b>Robby Thompson, R</b> (1, 4) OBP: 0.309, SLG: 0.320		0-0 HR	1 SAFE 0-1 G4-3		0-2 G6-4-3		3-2 HR			4 2 2 3 0 0 3																																																																																																				
<b>Kirt Manwaring, R</b> (1, 2) OBP: 0.319, SLG: 0.346		3-1 F9	1 SAFE 0-1 G1-3		1-2f 2-3 F8		3-H 2-2 G3			4 0 0 0 0 0 2																																																																																																				
<b>Jose Bautista, R</b> (7, 1)			3-1 G1-3		0-1 F8					0 0 0 0 0 0 0																																																																																																				
<b>Terry Mulholland, R</b> (1, 1) OBP: 0.100, SLG: 0.241		0-0 HR	2-3 K			2-3 K		1-1 G6-3		2 1 1 1 0 1 1																																																																																																				
<b>Chris Hook, R</b> (5, 1)										1 0 0 0 0 1 0																																																																																																				
<b>Shawn Barton, R</b> (6, 1)										0 0 0 0 0 0 0																																																																																																				
<b>Jeff Reed, L</b> (7, 2) OBP: 0.378, SLG: 0.287										1 0 0 0 0 0 0																																																																																																				
<b>Inning Stats</b>	R: 2 E: 1 K: 1 S: 16	H: 2 LOB: 1 BB: 0 P: 28	R: 2 E: 0 K: 0 S: 10	H: 3 LOB: 2 BB: 1 P: 19	R: 1 E: 1 K: 1 S: 12	H: 2 LOB: 1 BB: 0 P: 19	R: 1 E: 0 K: 1 S: 10	H: 1 LOB: 0 BB: 0 P: 16	R: 0 E: 0 K: 3 S: 11	H: 0 LOB: 1 BB: 1 P: 20	R: 2 E: 0 K: 0 S: 16	H: 2 LOB: 0 BB: 0 P: 25	R: 0 E: 0 K: 1 S: 7	H: 0 LOB: 0 BB: 0 P: 8	R: 0 E: 0 K: 0 S: 11	H: 1 LOB: 1 BB: 0 P: 14	1B: 5 2B: 1 3B: 1 HR: 5	SF: 0 SAC: 0 DP: 1 HBP: 0	WP: 0 PA: 42 PB: 0 SB: 2 CS: 0																																																																																											
<b>PITCHER</b>	IP WLS BF H R ER SO BB IBB HBP BLK WP HR S P ERA WHIP	<table border="0"> <tr> <td><b>Tyler Green, R</b> (1, 1) ERA: 4.46</td> <td>1.1</td> <td></td> <td>10</td> <td>4</td> <td>4</td> <td>4</td> <td>1</td> <td>1</td> <td>0</td> <td>0</td> <td>0</td> <td>0</td> <td>3</td> <td>22</td> <td>41</td> <td>27.00</td> <td>3.750</td> </tr> <tr> <td><b>Mike Williams, R</b> (2, 1) ERA: 3.71</td> <td>3.2</td> <td></td> <td>16</td> <td>5</td> <td>2</td> <td>1</td> <td>2</td> <td>1</td> <td>0</td> <td>0</td> <td>0</td> <td>0</td> <td>1</td> <td>36</td> <td>57</td> <td>2.46</td> <td>1.636</td> </tr> <tr> <td><b>Mike Mimbs, L</b> (6, 1) ERA: 4.24</td> <td>1.0</td> <td>W</td> <td>4</td> <td>0</td> <td>0</td> <td>0</td> <td>3</td> <td>1</td> <td>0</td> <td>0</td> <td>0</td> <td>0</td> <td>0</td> <td>11</td> <td>20</td> <td>0.00</td> <td>1.000</td> </tr> <tr> <td><b>Paul Fletcher, R</b> (7, 1) ERA: 6.75</td> <td>1.0</td> <td></td> <td>5</td> <td>2</td> <td>2</td> <td>2</td> <td>0</td> <td>0</td> <td>0</td> <td>0</td> <td>0</td> <td>0</td> <td>1</td> <td>16</td> <td>25</td> <td>18.00</td> <td>2.000</td> </tr> <tr> <td><b>Toby Borland, R</b> (8, 1) ERA: 4.44</td> <td>1.0</td> <td></td> <td>3</td> <td>0</td> <td>0</td> <td>0</td> <td>1</td> <td>0</td> <td>0</td> <td>0</td> <td>0</td> <td>0</td> <td>0</td> <td>7</td> <td>8</td> <td>0.00</td> <td>0.000</td> </tr> </table>																			<b>Tyler Green, R</b> (1, 1) ERA: 4.46	1.1		10	4	4	4	1	1	0	0	0	0	3	22	41	27.00	3.750	<b>Mike Williams, R</b> (2, 1) ERA: 3.71	3.2		16	5	2	1	2	1	0	0	0	0	1	36	57	2.46	1.636	<b>Mike Mimbs, L</b> (6, 1) ERA: 4.24	1.0	W	4	0	0	0	3	1	0	0	0	0	0	11	20	0.00	1.000	<b>Paul Fletcher, R</b> (7, 1) ERA: 6.75	1.0		5	2	2	2	0	0	0	0	0	0	1	16	25	18.00	2.000	<b>Toby Borland, R</b> (8, 1) ERA: 4.44	1.0		3	0	0	0	1	0	0	0	0	0	0	7	8	0.00	0.000
<b>Tyler Green, R</b> (1, 1) ERA: 4.46	1.1		10	4	4	4	1	1	0	0	0	0	3	22	41	27.00	3.750																																																																																													
<b>Mike Williams, R</b> (2, 1) ERA: 3.71	3.2		16	5	2	1	2	1	0	0	0	0	1	36	57	2.46	1.636																																																																																													
<b>Mike Mimbs, L</b> (6, 1) ERA: 4.24	1.0	W	4	0	0	0	3	1	0	0	0	0	0	11	20	0.00	1.000																																																																																													
<b>Paul Fletcher, R</b> (7, 1) ERA: 6.75	1.0		5	2	2	2	0	0	0	0	0	0	1	16	25	18.00	2.000																																																																																													
<b>Toby Borland, R</b> (8, 1) ERA: 4.44	1.0		3	0	0	0	1	0	0	0	0	0	0	7	8	0.00	0.000																																																																																													
<b>PITCHER</b>	IP WLS BF H R ER SO BB IBB HBP BLK WP HR S P ERA WHIP	<table border="0"> <tr> <td><b>Heathcliff Slocumb, R</b> (9, 1) ERA: 2.96</td> <td>1.0</td> <td></td> <td>4</td> <td>1</td> <td>0</td> <td>0</td> <td>0</td> <td>0</td> <td>0</td> <td>0</td> <td>0</td> <td>0</td> <td>0</td> <td>11</td> <td>14</td> <td>0.00</td> <td>1.000</td> </tr> </table>																			<b>Heathcliff Slocumb, R</b> (9, 1) ERA: 2.96	1.0		4	1	0	0	0	0	0	0	0	0	0	11	14	0.00	1.000																																																																								
<b>Heathcliff Slocumb, R</b> (9, 1) ERA: 2.96	1.0		4	1	0	0	0	0	0	0	0	0	0	11	14	0.00	1.000																																																																																													

San Francisco Giants @ Philadelphia Phillies  
Veterans Stadium, Philadelphia, PA

Fri Aug 18 1995, 7:05 PM EDT  
Att. 23,409 - Unknown - 90 F

livebaseballscorecards.com

AB 39  
R 8  
H 12  
RBI 7  
BB 3  
SO 7  
LOB 16





Batter	1	2	3	4	5	6	7	8	9
Kevin Flora, R OBP: 0.250, SLG: 0.400 (1, 8)			G1-3		HR	F9	HR	1B	
23 Kevin Jordan, R OBP: 0.176, SLG: 0.176 (1, 4)			1B		F8	G6-3	F8	L8	
Gregg Jefferies, S OBP: 0.341, SLG: 0.412 (1, 3)	L8		1B		SF8	S		1B BB	
Mark Whiten, S OBP: 0.297, SLG: 0.360 (1, 9)	G6-3		K		HR	1B	2B	1B BB	
Darren Daulton, L OBP: 0.351, SLG: 0.399 (1, 2)		G5-3		BB	HR	1B	F7		
Charlie Hayes, R OBP: 0.350, SLG: 0.420 (1, 5)		G5-3		P7	HR	F9	1B	1B FC5-2	
Jim Eisenreich, L OBP: 0.365, SLG: 0.426 (1, 7)		G4-3		G4-6-3	BB		P7	FC5-2	
Kevin Stocker, S OBP: 0.294, SLG: 0.244 (6, 1)		F8		G4-6-3	G4-3		P5	2B	
Mike Mirabs, L OBP: 0.100, SLG: 0.133 (7, 1)								2B	
Paul Fletcher, R OBP: 0.029, SLG: 0.333 (7, PH)								1B	
Andy Van Slyke, L OBP: 0.294, SLG: 0.333 (8, 1)								2B	
Toby Borland, R OBP: 0.351, SLG: 0.291 (8, PH)								1B	
Gary Varsho, L OBP: 0.351, SLG: 0.291 (9, 1)								2B	
Tyler Green, R OBP: 0.163, SLG: 0.279 (1, 1)			L9		23 F8	1B	HR	1B	
Mike Williams, R OBP: 0.143, SLG: 0.143 (2, 1)								2B	
Kevin Elster, R OBP: 0.277, SLG: 0.366 (5, PH)								1B	
								2B	

Inning Stats	R: 0	H: 1	E: 1	LOB: 1	K: 1	P: 17	R: 1	H: 1	E: 0	LOB: 0	K: 0	P: 15	R: 0	H: 2	E: 0	LOB: 2	K: 1	P: 18	R: 0	H: 1	E: 0	LOB: 1	K: 0	P: 13	R: 5	H: 5	E: 0	LOB: 1	K: 0	P: 34	R: 3	H: 3	E: 0	LOB: 1	K: 0	P: 29	R: 2	H: 1	E: 0	LOB: 0	K: 0	P: 13	R: 5	H: 4	E: 0	LOB: 1	K: 0	P: 33

PITCHER	IP	WLS	BF	H	R	ER	SO	BB	IBB	HBP	BLK	WP	HR	S	P	ERA	WHIP
Terry Mulholland, L ERA: 7.01 (1, 1)	4.2		23	9	5	5	2	1	0	0	0	0	1	56	87	9.64	2.143
Chris Hook, R ERA: 5.32 (5, 1)	1.0	L	8	3	4	4	0	2	0	0	0	0	2	18	33	36.00	5.000
Shawn Barton, L ERA: 3.71 (6, 1)	1.0		5	1	1	1	0	0	0	1	0	0	0	8	13	9.00	1.000
Jose Bautista, R ERA: 6.57 (7, 1)	1.1		11	5	6	6	0	2	0	0	0	0	1	21	39	40.50	5.250

**BOTTOM**

San Francisco Giants @ Philadelphia Phillies  
Veterans Stadium, Philadelphia, PA

Fri Aug 18 1995, 7:05 PM EDT  
Att: 23,409 - Unknown - 90 F

AB	R	H	RBI	BB	SO	LOB
6	2	3	3	0	1	0
6	0	2	0	0	0	3
2	1	1	1	2	0	1
4	3	2	3	1	1	3
5	2	4	1	0	0	2
5	2	2	3	0	0	2
3	1	0	0	2	0	3
3	0	0	0	0	0	3
0	0	0	0	0	0	0
0	0	0	0	0	0	0
1	0	0	0	0	0	0
0	0	0	0	0	0	0
1	1	1	1	0	0	0
0	0	0	0	0	0	0
0	0	0	0	0	0	0
0	0	0	0	0	0	0
0	0	0	0	0	0	0
0	0	0	0	0	0	0
1	0	0	0	0	0	0
3	4	3	4	0	0	0

AB	40
R	16
H	18
RBI	16
BB	5
SO	2
LOB	17

WP	PA
0	47
PB	0
SB	1
CS	0

Batter	1	2	3	4	5	6	7	8	9	AB R H RBI BB SO LOB	TOP																
Deion Sanders, L (1, 8) OBP: 0.302, SLG: 0.385	1-2 G6-3	0-2 FC3-5-2-5 3B		2-3 K		0-0 B2			0-0 L1-3	5 0 1 2 0 1 2																	
Mike Benjamin, R (1, 5) OBP: 0.281, SLG: 0.333 John Patterson, S (9, PH) OBP: 0.267, SLG: 0.280	4-2 1B BB	2-1 FC3-5-2-5		0-1 F8			1-2 P2		0-0 G3	3 0 0 0 1 0 2 1 0 0 0 0 0 0																	
Barry Bonds, L (1, 7) OBP: 0.434, SLG: 0.577	4-2 1B BB	4-0 IBB			1-0 F8		0-0 G6-3			2 0 0 0 2 0 0																	
Mark Carreon, R (1, 3) OBP: 0.337, SLG: 0.475	1-0 1B	3-2 P3			0-1 F7		0-3 K			4 0 1 0 0 1 2																	
Glenallen Hill, R (1, 9) OBP: 0.324, SLG: 0.477	0-0 P5			1-0 G4-3		1-1 1B		2-2 F9		4 1 1 0 0 0 2																	
Royce Clayton, R (1, 6) OBP: 0.301, SLG: 0.343		2-2 HBP FC4-6 2B		1-1 G4-3		1 SAFE 1 SAFE 1B		1-3 K		4 1 2 1 0 1 0																	
Robby Thompson, R (1, 4) OBP: 0.312, SLG: 0.320		4-2 FC4-6 3B BB		1-0 G4-3		0-0 G5-3		0-1 1B		3 1 1 0 1 0 1																	
Kirt Manwaring, R (1, 2) OBP: 0.322, SLG: 0.347 Matt Williams, R (8, PH) OBP: 0.433, SLG: 0.748 Scott Service, R (8, 1)		1-2 FC4-6 HBP			0-0 1B		0-0 G6-3		1-1 G5-3	2 0 1 0 0 0 0 1 0 0 0 0 0 1 0 0 0 0 0 0 0																	
Sergio Valdez, R (1, 1) OBP: 0.100, SLG: 0.100 Shawn Barton, R (7, 1) Tom Lampkin, L (8, 2) OBP: 0.351, SLG: 0.353		2-1 FC4-6 3B			0-3 K		2-3 K		2-2 L1-3 1B	3 1 0 1 0 2 3 0 0 0 0 0 0 0 1 0 1 0 0 0 0																	
Inning Stats	R: 0 E: 0 K: 0 S: 9	H: 1 LOB: 2 BB: 2 P: 19	R: 3 E: 0 K: 0 S: 20	H: 2 LOB: 2 BB: 2 P: 38	R: 0 E: 0 K: 0 S: 4	H: 0 LOB: 0 BB: 0 P: 7	R: 0 E: 0 K: 2 S: 9	H: 1 LOB: 1 BB: 0 P: 11	R: 1 E: 0 K: 0 S: 8	H: 2 LOB: 1 BB: 0 P: 12	R: 0 E: 0 K: 1 S: 5	H: 0 LOB: 0 BB: 0 P: 7	R: 0 E: 0 K: 1 S: 7	H: 0 LOB: 0 BB: 0 P: 8	R: 0 E: 0 K: 1 S: 12	H: 1 LOB: 1 BB: 0 P: 16	R: 0 E: 0 K: 0 S: 5	H: 1 LOB: 0 BB: 0 P: 7	1B: 6 2B: 2 3B: 1 HR: 0	SF: 0 SAC: 0 DP: 1 HBP: 1	WP: 0 PB: 0 SB: 2 CS: 0	PA: 38					
PITCHER	IP	WLS	BF	H	R	ER	SO	BB	IBB	HBP	BLK	WP	HR	S	P	ERA	WHIP										
Paul Quantrill, R (1, 1) ERA: 4.32	6.0		28	6	4	4	3	3	1	1	0	0	0	55	94	6.00	1.500										
Ricky Bottalico, R (7, 1) ERA: 2.25	2.0	W	7	1	0	0	2	0	0	0	0	0	0	19	24	0.00	0.500										
Heathcliff Slocumb, R (9, 1) ERA: 2.91	1.0	S	3	1	0	0	0	0	0	0	0	0	0	5	7	0.00	1.000										

San Francisco Giants @ Philadelphia Phillies  
Veterans Stadium, Philadelphia, PA

livebaseballscorecards.com

AB	33
R	4
H	8
RBI	4
BB	4
SO	5
LOB	13



Sat Aug 19 1995, 7:05 PM EDT  
Att. 25,712 - Unknown - 83 F

Batter	1	2	3	4	5	6	7	8	9	AB	R	H	RBI	BB	SO	LOB	BOTTOM
--------	---	---	---	---	---	---	---	---	---	----	---	---	-----	----	----	-----	--------

<p>Mickey Morandini, L (1, 4) OBP: 0.354, SLG: 0.431</p>			<p>0-1 FC3-6 1-2 1B</p>		<p>1-1 L3</p>		<p>2-2 HR</p>	<p>1 SAFE 0-0 G4-3 1-2</p>		5	1	2	1	0	0	1	<p><b>San Francisco Giants @ Philadelphia Phillies</b> Veterans Stadium, Philadelphia, PA</p> <p>Sat Aug 19 1995, 7:05 PM EDT Att: 25,712 - Unknown - 83 F</p>
<p>Kevin Stocker, S (1, 6) OBP: 0.289, SLG: 0.240</p>			<p>0-0 FC3-6 1-2f 2-3</p>		<p>0-3 K</p>		<p>2-3 K2-3</p>	<p>2-0 F8</p>		5	0	0	0	0	3	3	
<p>Gregg Jefferies, S (1, 3) OBP: 0.343, SLG: 0.424</p>			<p>2-2 G4-3</p>		<p>1-0 G1-4-3</p>		<p>0-1 2B</p>			4	1	2	1	0	0	2	
<p>Mark Whiten, S (1, 9) OBP: 0.307, SLG: 0.371</p>				<p>1-0 1B 1B</p>		<p>1-1 WP 2B</p>		<p>4-0 IBB</p>		3	2	2	0	1	0	0	
<p>Darren Daulton, L (1, 2) OBP: 0.350, SLG: 0.397</p>			<p>1 SAFE 0-0 G5-3 1-2 FC3 1B</p>		<p>3-2 P7 2-H</p>		<p>1-1 P4</p>			4	0	1	0	0	0	2	
<p>Charlie Hayes, R (1, 5) OBP: 0.351, SLG: 0.423</p>			<p>0-0 E8 FC5 FC3 1-3 2-H 1B</p>		<p>0-2 1B 2B</p>		<p>1-3 K</p>			4	1	2	1	0	1	2	
<p>Andy Van Slyke, L (1, 8) OBP: 0.299, SLG: 0.343</p>			<p>2-1 FC3 1-2 3-H</p>		<p>0-0 1B</p>			<p>2-0 SH5-4 23 WP 2B</p>		4	1	2	1	0	0	2	
<p>Kevin Flora, R (1, 7) OBP: 0.217, SLG: 0.348</p>			<p>2-3 K 2-3</p>		<p>0-1 L6</p>			<p>0-0 SH5-4 2-3</p>		3	0	0	0	0	2	3	
<p>Paul Quantrill, L (1, 1) OBP: 0.167, SLG: 0.103</p> <p>Gary Varsho, L (6, PH) OBP: 0.318, SLG: 0.288</p> <p>Ricky Bottalico, L (7, 1)</p> <p>23 Kevin Jordan, R (8, PH) OBP: 0.222, SLG: 0.176</p> <p>Heathcliff Slocumb, R (9, 1)</p>			<p>0-0 FC5 2-3f</p>		<p>1-0 L9</p>			<p>4-1 G4-3 3-H BB</p>		2	0	1	0	0	0	2	

<b>Inning Stats</b>	R: 1 E: 0 K: 1 S: 9	H: 1 LOB: 0 BB: 0 P: 15	R: 0 E: 0 K: 0 S: 9	H: 0 LOB: 0 BB: 0 P: 16	R: 0 E: 0 K: 1 S: 12	H: 2 LOB: 2 BB: 0 P: 17	R: 0 E: 1 K: 1 S: 9	H: 3 LOB: 2 BB: 0 P: 14	R: 0 E: 0 K: 1 S: 6	H: 0 LOB: 0 BB: 0 P: 8	R: 2 E: 0 K: 0 S: 12	H: 3 LOB: 1 BB: 0 P: 17	R: 1 E: 0 K: 2 S: 15	H: 2 LOB: 2 BB: 1 P: 25	R: 1 E: 0 K: 0 S: 5	H: 1 LOB: 1 BB: 1 P: 13	1B: 6 2B: 4 3B: 0 HR: 2	SF: 0 SAC: 1 DP: 0 HBP: 0	WP: 2 PB: 0 SB: 0 CS: 0	PA: 38
---------------------	------------------------------	----------------------------------	------------------------------	----------------------------------	-------------------------------	----------------------------------	------------------------------	----------------------------------	------------------------------	---------------------------------	-------------------------------	----------------------------------	-------------------------------	----------------------------------	------------------------------	----------------------------------	----------------------------------	------------------------------------	----------------------------------	--------

<b>PITCHER</b>	IP	WLS	BF	H	R	ER	SO	BB	IBB	HBP	BLK	WP	HR	S	P	ERA	WHIP
Sergio Valdez, R (1, 1) ERA: 5.58	6.1	L	31	11	5	5	5	0	0	0	0	1	2	67	105	7.11	1.737
Shawn Barton, L (7, 1) ERA: 3.63	0.2		2	0	0	0	1	0	0	0	0	0	0	5	7	0.00	0.000
Scott Service, R (8, 1) ERA: 4.22	1.0		5	1	1	1	0	1	0	0	0	1	0	5	13	9.00	2.000

<b>AB</b>	<b>35</b>
<b>R</b>	<b>6</b>
<b>H</b>	<b>12</b>
<b>RBI</b>	<b>4</b>
<b>BB</b>	<b>2</b>
<b>SO</b>	<b>6</b>
<b>LOB</b>	<b>18</b>





BOTTOM

San Francisco Giants @ Philadelphia Phillies  
Veterans Stadium, Philadelphia, PA

Sun Aug 20 1995, 3:33 AM EDT  
Att: 30,176 - Sunny - 79 F

livebaseballscorecards.com

AB	38
R	8
H	15
RBI	8
BB	8
SO	3
LOB	16



WP:	0	PA:	48
PB:	0		
SB:	0		
CS:	0		

AB R H RBI BB SO LOB

5	0	3	0	1	0	0
3	1	1	1	1	0	2
6	0	3	1	0	0	3
3	1	0	0	2	0	2
4	0	0	0	1	1	3
4	1	1	0	1	0	1
3	0	0	0	0	1	1
0	0	0	0	0	0	0
1	1	1	2	0	0	0
0	0	0	0	0	0	0
0	0	0	0	0	0	0
0	0	0	0	1	0	0
4	2	2	1	1	0	3
0	0	0	0	0	0	0
0	0	0	0	0	0	0
1	0	0	0	0	0	0
1	0	0	0	0	1	1
0	0	0	0	0	0	0
1	0	1	1	0	0	0
0	0	0	0	0	0	0
0	0	0	0	0	0	0
3	2	3	2	0	0	0

Batter	1	2	3	4	5	6	7	8	9	10
Mickey Morandini, L OBP: 0.359, SLG: 0.437 (1, 4)	0-0 SH1-3 FC5-2 2B		0-0 G3	1-1 1-2 1B			4-1 1-2 SH3-4 BB	1-0 L7		0-0 1B BB
Kevin Stocker, S OBP: 0.292, SLG: 0.251 (1, 6)	1-0 SH1-3 2-3		0-1 G6-3	1-2 G4-3			0-0 SH3-4 1-2 2-3		3-2 HR	4-2 1B BB
Gregg Jefferies, S OBP: 0.345, SLG: 0.425 (1, 3)	2-1 FC5-2 3-H BB		1-2 FC4-6 1B		1-0 G6-3		2-1 L5 3-3		3-2 G4-6-3 1B	1-2 1B 1-2 2-3 3-H
Mark Whiten, S OBP: 0.309, SLG: 0.365 (1, 9)	4-1 SAFE 1-2 BB		1-0 FC4-6 1-2f		3-1 L7			4-2 23 HR BB	1 SAFE G4-6-3 1-2f	
Charlie Hayes, R OBP: 0.349, SLG: 0.419 (1, 5)	2-3 K			0-1 F8	1-0 P3			0-0 P6 BB BB	4-1 BB BB	
Andy Van Slyke, L OBP: 0.302, SLG: 0.341 (1, 8)		1-1 P7		2-2 2B 1B		2-2 F7		1-2 F8 SAFE SAFE	4-1 BB BB	
Gary Varsho, L OBP: 0.207, SLG: 0.277 Toby Borland, R OBP: 0.293, SLG: 0.389 (8, PH) 23 Kevin Jordan, R OBP: 0.263, SLG: 0.389 Ricky Gattuso, L OBP: 0.143, SLG: 0.143 Mike Williams, R OBP: 0.143, SLG: 0.143 Darren Daulton, L OBP: 0.351, SLG: 0.397 (10, 2)		1-3 K		0-1 F8		0-1 G4-3		1 SAFE 1-0 HR 1-H	4-0 BB BB	1-2 2-3 BB
Lenny Webster, R OBP: 0.313, SLG: 0.293 Heathcliff Slocumb, R (10, 1)		4-2 BB		0-1 1B 2B		2-2 G4-3		3-2 HR 1B	3-2 G5-3	
Jeff Juden, R Russ Springer, R Mike Mims, L OBP: 0.100, SLG: 0.133 Jim Eisenreich, L OBP: 0.367, SLG: 0.429 Paul Fletcher, R OBP: 0.308, SLG: 0.577 (7, 7)		0-3 K		3-2 1B 1B			3-2 SH3-4 L5 1B	2-2 HR		1-1 1B 1B 2B

Inning Stats	R: 0	H: 1	E: 0	K: 1	S: 8	P: 17	R: 0	H: 0	E: 0	K: 2	S: 11	P: 17	R: 0	H: 1	E: 0	K: 0	S: 7	R: 2	H: 4	E: 0	K: 0	S: 18	P: 25	R: 0	H: 0	E: 0	K: 0	S: 4	P: 9	R: 0	H: 1	E: 0	K: 0	S: 9	P: 16	R: 0	H: 1	E: 0	K: 0	S: 9	P: 18	R: 4	H: 3	E: 0	K: 0	S: 19	P: 31	R: 1	H: 2	E: 0	K: 0	S: 12	P: 33	R: 1	H: 3	E: 0	K: 0	S: 11	P: 17	1B: 9	2B: 4	3B: 0	HR: 3	SF: 0	SAC: 2	DP: 2	HBP: 0	WP: 0	PA: 48
--------------	------	------	------	------	------	-------	------	------	------	------	-------	-------	------	------	------	------	------	------	------	------	------	-------	-------	------	------	------	------	------	------	------	------	------	------	------	-------	------	------	------	------	------	-------	------	------	------	------	-------	-------	------	------	------	------	-------	-------	------	------	------	------	-------	-------	-------	-------	-------	-------	-------	--------	-------	--------	-------	--------

PITCHER	IP	WLS	BF	H	R	ER	SO	BB	IBB	HBP	BLK	WP	HR	S	P	ERA	WHIP
William Van Landingham, R ERA: 3.66 (1, 1)	7.1		32	7	3	3	3	4	0	0	0	0	0	72	118	3.68	1.500
Shawn Barton, L ERA: 4.11 (8, 1)	0.1		3	2	1	1	0	0	0	0	0	0	1	12	17	27.00	6.000
Rod Beck, R ERA: 4.86 (8, 1)	0.1		2	1	2	2	0	0	0	0	0	0	1	4	7	54.00	3.000
Steve Mintz, R ERA: 7.45 (9, 1)	0.0		2	2	1	1	0	0	0	0	0	0	1	6	12	∞	∞
Scott Service, R ERA: 3.97 (9, 1)	0.2		4	0	0	0	0	3	0	0	0	0	0	3	15	0.00	4.500
PITCHER	IP	WLS	BF	H	R	ER	SO	BB	IBB	HBP	BLK	WP	HR	S	P	ERA	WHIP
Jose Bautista, R ERA: 6.65 (9, 1)	0.1		5	3	1	1	0	1	0	0	0	0	0	14	23	27.00	12.000

Batter	1	2	3	4	5	6	7	8	9	10	11	AB R H RBI BB SO LOB	TOP
<b>Deion Sanders, L</b> (1, 8) OBP: 0.307, SLG: 0.394	0-1 G4-3		2-2 G5-3			4-0 G1-3 BB		3-1 E4 CS		3-3 K	1-2 G4-3	5 0 0 0 1 1 4	
<b>Robby Thompson, R</b> (1, 4) OBP: 0.310, SLG: 0.315	1-1 G6-3		2-1 G5-3			4-1 G1-3 BB		2-3 K		1-2 E9		4 0 0 0 1 1 2	
<b>Barry Bonds, L</b> (1, 7) OBP: 0.435, SLG: 0.571	3-2 F8				3-2 G3	0-0 G1-3		2-2 1B		3-0 F8		5 1 1 1 0 0 3	
<b>Matt Williams, R</b> (1, 5) OBP: 0.438, SLG: 0.750 <b>Mike Benjamin, R</b> (11, PR) OBP: 0.281, SLG: 0.333					0-1 G5-3	2-3 K		2-2 1B			1-1 BB BLK 1B	5 0 2 1 0 2 2 0 1 0 0 0 0 0	
<b>Mark Carreon, R</b> (1, 3) OBP: 0.335, SLG: 0.464					1-1 F8		2-0 L9			0-0 F9		4 0 1 0 1 0 1	
<b>Glenallen Hill, R</b> (1, 9) OBP: 0.318, SLG: 0.465					0-0 L5		1-3 K			1-1 G5-3		4 0 0 0 1 1 1	
<b>Royce Clayton, R</b> (1, 6) OBP: 0.307, SLG: 0.355					0-1 G4-3		1-2 HR			1-0 G5-3		5 1 2 1 0 1 3	
<b>Kirt Manwaring, R</b> (1, 2) OBP: 0.318, SLG: 0.342 <b>Tom Lampkin, L</b> (11, PH) OBP: 0.391, SLG: 0.393 <b>Rod Beck, R</b> (11, 1) OBP: 0.333, SLG: 0.333					0-2 G5-3		0-1 G1-3			0-1 G6-3		4 0 0 0 0 0 3 0 0 0 0 0 0 0 0 0 0 0 0 0 0	
<b>Jamie Brewington, R</b> (1, 1) OBP: 0.250, SLG: 0.250 <b>Steve Scarsone, R</b> (8, PH) OBP: 0.340, SLG: 0.516 <b>Chris Hook, R</b> (8, 1) <b>John Patterson, S</b> (10, PH) OBP: 0.273, SLG: 0.277 <b>Scott Service, R</b> (10, 1) <b>Jeff Reed, L</b> (11, PH) OBP: 0.376, SLG: 0.284			3-2 G5-3			1-1 B1-3		0-1 E 1B 2B		0-0 F9		2 0 0 0 0 0 0 1 1 1 0 0 0 0 0 0 0 0 0 0 0 1 0 0 0 0 0 0 1 0 0 0 0 0 0 0 0 0 0 0 1 3	
<b>Inning Stats</b>	R: 0 H: 0 E: 0 LOB: 0 K: 0 BB: 0 S: 10 P: 14	R: 0 H: 1 E: 1 LOB: 2 K: 1 BB: 1 S: 10 P: 18	R: 0 H: 0 E: 0 LOB: 0 K: 0 BB: 0 S: 9 P: 16	R: 0 H: 0 E: 0 LOB: 0 K: 0 BB: 0 S: 8 P: 12	R: 0 H: 0 E: 0 LOB: 0 K: 0 BB: 0 S: 7 P: 7	R: 0 H: 0 E: 0 LOB: 2 K: 1 BB: 2 S: 7 P: 18	R: 1 H: 1 E: 0 LOB: 0 K: 1 BB: 0 S: 11 P: 15	R: 2 H: 3 E: 1 LOB: 1 K: 1 BB: 0 S: 15 P: 23	R: 0 H: 0 E: 0 LOB: 0 K: 0 BB: 0 S: 5 P: 7	R: 0 H: 0 E: 1 LOB: 1 K: 1 BB: 0 S: 8 P: 15	R: 1 H: 2 E: 0 LOB: 3 K: 2 BB: 1 S: 16 P: 29	1B: 5 SF: 0 2B: 1 SAC: 0 3B: 0 DP: 1 HR: 1 HBP: 1	WP: 0 PA: 46 PB: 0 SB: 1 CS: 1
<b>PITCHER</b>	IP WLS BF H R ER SO BB IBB HBP BLK WP HR S P ERA WHIP												
<b>Bill Pulsipher, L</b> (1, 1) ERA: 3.49	7.0 28 3 3 3 3 3 0 0 0 0 0 1 66 107 3.86 0.857												
<b>Jerry Dipoto, R</b> (8, 1) ERA: 4.58	2.0 7 2 0 0 1 0 0 0 0 0 0 0 16 23 0.00 1.000												
<b>Don Florence, L</b> (10, 1) ERA: 1.8	1.0 6 2 1 1 1 0 0 0 0 0 0 0 12 21 9.00 2.000												
<b>Paul Byrd, R</b> (11, 1) ERA: 3.12	1.0 W 5 0 0 0 2 1 0 1 1 0 0 0 12 23 0.00 1.000												

San Francisco Giants @ New York Mets  
Shea Stadium, Flushing, NY  
Mon Aug 21 1995, 7:05 PM EDT  
Att: 15,000 - Unknown - 82 F

AB	41
R	4
H	7
RBI	3
BB	4
SO	7
LOB	22





Batter	1	2	3	4	5	6	7	8	9	AB R H RBI BB SO LOB	TOP										
<b>Deion Sanders, L</b> (1, 8) OBP: 0.309, SLG: 0.391	4-2 2B SF8 BB		1-2 P5		1-1 G3	1-1 E1 1B		3-1 G5-3		4 1 1 1 1 0 1											
<b>Robby Thompson, R</b> (1, 4) OBP: 0.311, SLG: 0.331	0-1 SF8 1-3 2B		3-1 E5 G1-6-3		1-0 HR	0-0 P6			1-1 L3	5 1 2 1 0 0 2											
<b>Barry Bonds, L</b> (1, 7) OBP: 0.432, SLG: 0.567	2-0 SF8 2-3 3-H		0-0 G1-6-3 1-2f		0-0 G4-3		1-1 F7		1-1 F8 S 1B	4 0 1 1 0 0 1											
<b>Matt Williams, R</b> (1, 5) OBP: 0.430, SLG: 0.732	3-3 K			0-1 BB 1B	1-3 K		2-2 G6-3		1-1 F8 1-3	5 1 1 0 0 2 2											
<b>Glenallen Hill, R</b> (1, 9) OBP: 0.321, SLG: 0.472	1-2 G6-3			0-3 K		3-1 HR	4-2 S BB		4-0 BB	3 1 1 1 2 1 2											
<b>Royce Clayton, R</b> (1, 6) OBP: 0.308, SLG: 0.357		1-1 G6-3		1 SAFE 4-2 CS 1B BB		2-1 1B 2B	1-1 G5-3		3-3 K	4 1 1 0 1 1 3											
<b>J.R. Phillips, L</b> (1, 3) OBP: 0.248, SLG: 0.328		2-1 G4-3 1B		0-1 CS 1B 1-2 2-H		2-3 K		1-0 SH3-4 1B		4 0 3 1 0 1 1	AB 34 R 5 H 10 RBI 5 BB 6 SO 6 LOB 18										
<b>Kirt Manwaring, R</b> (1, 2) OBP: 0.317, SLG: 0.338		3-2 G4-3		4-2 BB 1-2 2-3		3-2 L9		0-0 F9		3 0 0 0 1 0 3											
<b>Mark Leiter, R</b> (1, 1) OBP: 0.157, SLG: 0.104		0-1 G6-3		3-3 K		4-2 E 1B BB		0-0 SH3-4		2 0 0 0 1 1 3	WP: 0 PA: 42 PB: 0 SB: 2 CS: 2										
<b>Inning Stats</b>	R: 1 E: 0 K: 1 S: 14	H: 1 LOB: 1 BB: 1 P: 24	R: 0 E: 0 K: 0 S: 9	H: 1 LOB: 1 BB: 0 P: 15	R: 0 E: 1 K: 0 S: 6	H: 0 LOB: 0 BB: 0 P: 10	R: 1 E: 0 K: 2 S: 21	H: 2 LOB: 2 BB: 2 P: 32	R: 1 E: 0 K: 1 S: 7	H: 1 LOB: 0 BB: 0 P: 10	R: 2 E: 1 K: 1 S: 18	H: 3 LOB: 2 BB: 1 P: 33	R: 0 E: 0 K: 0 S: 9	H: 0 LOB: 1 BB: 1 P: 17	R: 0 E: 0 K: 0 S: 5	H: 1 LOB: 1 BB: 0 P: 9	R: 0 E: 0 K: 1 S: 10	H: 1 LOB: 2 BB: 1 P: 20	1B: 6 2B: 2 3B: 0 HR: 2	SF: 1 SAC: 1 DP: 1 HBP: 0	WP: 0 PB: 0 SB: 2 CS: 2
<b>PITCHER</b>	IP WLS BF H R ER SO BB IBB HBP BLK WP HR S P ERA WHIP																				
<b>Reid Cornelius, R</b> (1, 1) ERA: 6.68	5.2 L 27 7 5 5 5 4 0 0 0 0 2 72 120 7.94 1.941																				
<b>Paul Byrd, R</b> (6, 1) ERA: 2.7	1.1 6 1 0 0 0 1 0 0 0 0 0 0 12 21 0.00 1.500																				
<b>Don Florence, L</b> (8, 1) ERA: 1.29	2.0 9 2 0 0 0 1 1 0 0 0 0 0 15 29 0.00 1.500																				

San Francisco Giants @ New York Mets  
Shea Stadium, Flushing, NY  
Tue Aug 22 1995, 7:05 PM EDT  
Att. 16,203 - Unknown - 81 F

livebaseballscorecards.com





BOTTOM

San Francisco Giants @ New York Mets  
Shea Stadium, Flushing, NY  
Tue Aug 22 1995, 7:05 PM EDT  
Att: 16,203 - Unknown - 81 F

livebaseballscorecards.com

AB 30  
R 1  
H 4  
RBI 1  
BB 5  
SO 6  
LOB 17



WP: 0 PA: 35  
PB: 1  
SB: 0  
CS: 0

AB R H RBI BB SO LOB

4 0 0 0 0 1 2

4 1 1 1 0 0 2

1 0 0 0 3 0 0

4 0 0 0 0 1 4

4 0 2 0 0 2 1

3 0 0 0 1 1 3

4 0 0 0 0 0 4

4 0 0 0 0 0 1

2 0 1 0 0 1 0

0 0 0 0 0 0 0

0 0 0 0 1 0 0

0 0 0 0 0 0 0

1B: 3 SF: 0  
2B: 1 SAC: 0  
3B: 0 DP: 1  
HR: 1 HBP: 0

Batter	1	2	3	4	5	6	7	8	9
Joe Orsulak, L (1, 7) OBP: 0.315, SLG: 0.386	2-3 K		0-0 FC6-4 BB 1-2f		1-1 F9		0-0 P5		
Jose Vizcaino, S (1, 6) OBP: 0.324, SLG: 0.371	3-1 HR		1 SAFE 2-0 L7		0-0 G3		1-1 G4-3		
Carl Everett, S (1, 9) OBP: 0.320, SLG: 0.461	4-0 BB		4-2 FC4 1-2 BB		4-0 PB 1B BB		1-0 L4		
Jeff Kent, R (1, 4) OBP: 0.321, SLG: 0.432	3-2 F9		0-0 FC4 1-2f		0-1 F9		2-3 K		
Rico Brogna, L (1, 3) OBP: 0.343, SLG: 0.473	1-3 K			2-0 1B		3-2 PB 1B	2-3 K		
Ryan Thompson, R (1, 8) OBP: 0.315, SLG: 0.436		4-0 L6-3 BB		1-3 K		1-2 P4	0-1 G5-3		
Butch Huskey, R (1, 5) OBP: 0.167, SLG: 0.313		0-1 L6-3 1-2		3-2 F8		1-2 G6-3 1-2 2-3	0-1 F7		
Kelly Stinnett, R (1, 2) OBP: 0.339, SLG: 0.343		0-0 P3		2-0 P3		1-1 G5-3	0-1 P8		
Reid Cornelius, R (1, 1) OBP: 0.111, SLG: 0.111			0-0 FC6-4 1B		2-3 K		4-1 BB		
Paul Byrd, R (6, 1) OBP: 1.000, SLG: 1.000									
Bill Spiers, L (7, PH) OBP: 0.242, SLG: 0.241									
Don Florence, R (8, 1)									

Inning Stats	R: 1	H: 1	E: 0	K: 2	S: 13	R: 0	H: 0	E: 0	K: 0	S: 3	R: 0	H: 1	E: 0	K: 0	S: 6	R: 0	H: 1	E: 0	K: 1	S: 8	R: 0	H: 0	E: 0	K: 1	S: 6	R: 0	H: 1	E: 0	K: 0	S: 11	R: 0	H: 0	E: 0	K: 0	S: 6	R: 0	H: 0	E: 0	K: 2	S: 8	R: 0	H: 0	E: 0	K: 0	S: 6	R: 0	H: 0	E: 0	K: 0	S: 6	R: 0	H: 0	E: 0	K: 0	S: 6
	LOB: 1	BB: 1	LOB: 0	BB: 1	P: 26	LOB: 0	BB: 1	LOB: 0	BB: 1	P: 7	LOB: 2	BB: 1	LOB: 0	BB: 1	P: 12	LOB: 1	BB: 0	LOB: 0	BB: 0	P: 16	LOB: 2	BB: 1	LOB: 0	BB: 0	P: 9	LOB: 1	BB: 1	LOB: 0	BB: 1	P: 20	LOB: 0	BB: 1	LOB: 1	BB: 0	P: 13	LOB: 0	BB: 0	LOB: 0	BB: 0	P: 6	LOB: 0	BB: 0	LOB: 0	BB: 0	P: 6	LOB: 0	BB: 0	LOB: 0	BB: 0	P: 6					

PITCHER	IP	WLS	BF	H	R	ER	SO	BB	IBB	HBP	BLK	WP	HR	S	P	ERA	WHIP
Mark Leiter, R (1, 1) ERA: 3.12	9.0	W	35	4	1	1	6	5	0	0	0	0	1	67	121	1.00	1.000





Batter	1	2	3	4	5	6	7	8	9	AB R H RBI BB SO LOB	TOP																
Deion Sanders, L (1, 8) OBP: 0.312, SLG: 0.404	3-2 HR 1B	3-2 G6-3			0-1 G1-3			1-1 1B 2B 1B	2-1 P5	5 2 2 0 0 0 1																	
Robby Thompson, R (1, 4) OBP: 0.306, SLG: 0.324	1-1 F9		0-0 L8		1-0 F8			0-0 F8	2-1 P2	5 0 0 0 0 0 3																	
Barry Bonds, L (1, 7) OBP: 0.434, SLG: 0.575	2-1 HR 1-H		1-2 S HBP		1-0 L7			2-1 1B 2B 1B		3 2 2 2 0 0 0																	
Matt Williams, R (1, 5) OBP: 0.422, SLG: 0.703	3-1 F8		2-2 G5-3		1-3 K			4-1 2B E 1B		3 1 0 0 1 1 1																	
Glenallen Hill, R (1, 9) OBP: 0.327, SLG: 0.478	0-2 1B 1B		4-2 FC6-4 BB		0-0 G5-3			0-0 E7 G6-3 1-H 2-H 3-H 2B		3 0 2 2 1 0 0																	
Mark Carreon, R (1, 3) OBP: 0.332, SLG: 0.458	2-1 1B		0-0 FC6-4 1-2f		0-1 F7			0-0 G6-3 2-3		4 0 1 0 0 0 3																	
Royce Clayton, R (1, 6) OBP: 0.305, SLG: 0.352	2-1 G3			1-3 K			0-2 F8	1-3 K		4 0 0 0 0 2 3																	
Kirt Manwaring, R (1, 2) OBP: 0.313, SLG: 0.333		0-3 K		1-0 G6-3			0-0 G6-3		2-2 P4	4 0 0 0 0 1 0																	
Sergio Valdez, R (1, 1) OBP: 0.083, SLG: 0.083		0-0 L9		1-2 G6-3			0-1 G4-3		2-0 2B	2 0 0 0 0 0 0																	
Tom Lampkin, L (7, PH) OBP: 0.385, SLG: 0.386										1 0 0 0 0 0 0																	
Scott Service, R (7, 1)										0 0 0 0 0 0 0																	
John Patterson, S (9, PH) OBP: 0.277, SLG: 0.287										1 0 1 0 0 0 0																	
Rod Beck, R (9, 1) OBP: 0.333, SLG: 0.333										0 0 0 0 0 0 0																	
Inning Stats	R: 2 E: 0 K: 0 S: 16	H: 4 LOB: 2 BB: 0 P: 29	R: 0 E: 0 K: 1 S: 9	H: 0 LOB: 0 BB: 0 P: 12	R: 0 E: 0 K: 0 S: 13	H: 0 LOB: 2 BB: 1 P: 20	R: 0 E: 0 K: 1 S: 7	H: 0 LOB: 0 BB: 0 P: 10	R: 0 E: 0 K: 0 S: 4	H: 0 LOB: 0 BB: 0 P: 6	R: 0 E: 0 K: 1 S: 6	H: 0 LOB: 0 BB: 0 P: 7	R: 0 E: 0 K: 0 S: 6	H: 0 LOB: 0 BB: 0 P: 6	R: 3 E: 1 K: 1 S: 11	H: 3 LOB: 1 BB: 1 P: 19	R: 0 E: 0 K: 0 S: 10	H: 1 LOB: 1 BB: 0 P: 18	1B: 5 2B: 2 3B: 0 HR: 1	SF: 0 SAC: 0 DP: 0 HBP: 1	WP: 0 PB: 0 SB: 1 CS: 0	PA: 38					
PITCHER	IP WLS BF H R ER SO BB IBB HBP BLK WP HR S P ERA WHIP																										
Gil Heredia, R (1, 1) ERA: 4.93	7.1		29	5	3	3	3	1	0	1	0	0	1	64	94	3.68	0.818										
Dave Leiper, L (8, 1) ERA: 3.48	0.0	L	1	1	0	0	0	0	0	0	0	0	0	2	4	∞	∞										
Tim Scott, R (8, 1) ERA: 4.06	0.0		1	0	0	0	0	0	1	0	0	0	0	1	5	∞	∞										
Mel Rojas, R (8, 1) ERA: 4.25	0.2		3	1	2	1	1	0	0	0	0	0	0	5	6	13.50	1.500										
Willie Fraser, R (9, 1) ERA: 6.35	1.0		4	1	0	0	0	0	0	0	0	0	0	10	18	0.00	1.000										

San Francisco Giants @ Montreal Expos  
Olympic Stadium, Montreal, QB  
Thu Aug 24 1995, 7:05 PM EDT  
Att. 13,164 - Dome

livebaseballscorecards.com

AB	35
R	5
H	8
RBI	4
BB	2
SO	4
LOB	11



BOTTOM

San Francisco Giants @ Montreal Expos  
Olympic Stadium, Montreal, QB

Thu Aug 24 1995, 7:05 PM EDT  
Att. 13,164 - Dome

livebaseballscorecards.com

AB	32
R	3
H	7
RBI	3
BB	2
SO	1
LOB	11



WP:	0	PA:	35
PB:	0		
SB:	2		
CS:	0		

AB R H RBI BB SO LOB

4	1	1	1	0	0	1
2	1	0	0	2	0	0
4	1	2	0	0	0	1
3	0	0	1	0	0	2
4	0	0	1	0	0	0
4	0	1	0	0	0	1
2	0	1	0	0	0	0
2	0	1	0	0	0	0
3	0	1	0	0	0	2
1	0	0	0	0	0	1
3	0	0	0	0	0	1
1	0	0	0	0	0	0
0	0	0	0	0	0	0
0	0	0	0	0	0	0
0	0	0	0	0	0	0
0	0	0	0	0	0	0
0	0	0	0	0	0	0
1B:	5	SF:	1			
2B:	2	SAC:	0			
3B:	0	DP:	2			
HR:	1	HBP:	0			

Batter	1	2	3	4	5	6	7	8	9
<b>F.P. Santangelo, S</b> OBP: 0.426, SLG: 0.491 (1, 7) (7, 9)	3-2 X HR	0-2 F8			2-2 G1-3		1-2 G3-1		
<b>Dave Silvestri, R</b> OBP: 0.260, SLG: 0.306 (1, 6)	4-2 E SF8 BB		2-1 P9		4-2 G5-3 S BB			1-0 F8	
<b>Rondell White, R</b> OBP: 0.348, SLG: 0.453 (1, 8)	1-1 E8 SF8 G4-3 1B		2-0 P9-3 1B		3-2 G5-3			0-1 P4	
<b>David Segui, S</b> OBP: 0.375, SLG: 0.460 (1, 3)	2-2 SF8		1-0 P9-3	1 SAFE 1 SAFE 1 SAFE	2-2 G1-3			0-0 G3-1	
<b>Darrin Fletcher, L</b> OBP: 0.374, SLG: 0.466 (1, 2)	2-0 G4-3			1-2 F9		2-2 E5		0-0 F8	
<b>Mike Lansing, R</b> OBP: 0.306, SLG: 0.405 (1, 4)	3-2 F7		1-0 1B FC5-2 2B		1-1 G5-6-4-3			2-2 G5-3	
<b>Tony Tarasco, L</b> OBP: 0.321, SLG: 0.394 (6, PH) <b>Curtis Pride, L</b> OBP: 0.246, SLG: 0.200 (7, 7)		3-2 P4	3-2 FC5-2 S 1B		2-2 G3			2-2 FC6-4 1B	
<b>Shane Andrews, R</b> OBP: 0.274, SLG: 0.359 <b>Sean Berry, R</b> OBP: 0.349, SLG: 0.485 (9, PH)		3-2 1B	1-2 FC5-2 FC6-4				0-2 F9	0-1 FC6-4	
<b>Gil Heredia, R</b> OBP: 0.207, SLG: 0.207 <b>Dave Leiper, L</b> (8, 1) <b>Tim Scott, R</b> OBP: 0.250, SLG: 0.250 (8, 1) <b>Mel Rojas, R</b> (8, 1) <b>Willie Fraser, R</b> (9, 1)		1-3 K	1-2 FC6-4				0-0 G5-3		

Inning Stats	R: 3	H: 2	E: 1	LOB: 0	K: 0	BB: 1	S: 19	R: 0	H: 1	E: 0	LOB: 1	K: 1	BB: 0	S: 16	R: 0	H: 1	E: 0	LOB: 0	K: 0	BB: 0	S: 4	R: 0	H: 1	E: 0	LOB: 0	K: 0	BB: 0	S: 13	R: 0	H: 0	E: 0	LOB: 1	K: 0	BB: 1	S: 13	R: 0	H: 0	E: 1	LOB: 0	K: 0	BB: 0	S: 10	R: 0	H: 0	E: 0	LOB: 0	K: 0	BB: 0	S: 8	R: 0	H: 0	E: 0	LOB: 0	K: 0	BB: 0	S: 4	R: 0	H: 1	E: 0	LOB: 1	K: 0	BB: 0	S: 9	R: 0	H: 0	E: 0	LOB: 0	K: 0	BB: 0	S: 9	1B: 5	SF: 1	2B: 2	SAC: 0	3B: 0	DP: 2	HR: 1	HBP: 0	WP: 0	PA: 35
--------------	------	------	------	--------	------	-------	-------	------	------	------	--------	------	-------	-------	------	------	------	--------	------	-------	------	------	------	------	--------	------	-------	-------	------	------	------	--------	------	-------	-------	------	------	------	--------	------	-------	-------	------	------	------	--------	------	-------	------	------	------	------	--------	------	-------	------	------	------	------	--------	------	-------	------	------	------	------	--------	------	-------	------	-------	-------	-------	--------	-------	-------	-------	--------	-------	--------

PITCHER	IP	WLS	BF	H	R	ER	SO	BB	IBB	HBP	BLK	WP	HR	S	P	ERA	WHIP
<b>Sergio Valdez, R</b> ERA: 5.15 (1, 1)	6.0		25	6	3	2	1	2	0	0	0	0	1	75	124	3.00	1.333
<b>Scott Service, R</b> ERA: 3.14 (7, 1)	2.0	W	6	0	0	0	0	0	0	0	0	0	0	12	14	0.00	0.000
<b>Rod Beck, R</b> ERA: 5.06 (9, 1)	1.0	S	4	1	0	0	0	0	0	0	0	0	0	9	13	0.00	1.000

San Francisco Giants @ Montreal Expos  
 Olympic Stadium, Montreal, QB  
 Fri Aug 25 1995, 7:05 PM EDT  
 Att. 14,385 - Dome

livebaseballscorecards.com

AB	29
R	1
H	3
RBI	0
BB	4
SO	10
LOB	15

WP:	0	PA:	35
PB:	0		
SB:	1		
CS:	0		



AB	R	H	RBI	BB	SO	LOB
4	0	1	0	0	2	1
3	0	0	0	0	3	1
0	0	0	0	0	0	0
1	0	0	0	2	0	0
1	0	0	0	0	0	1
3	0	0	0	0	0	2
0	0	0	0	1	0	0
4	0	0	0	0	0	4
3	0	1	0	1	1	0
4	0	1	0	0	1	3
2	1	0	0	0	1	2
0	0	0	0	0	0	0
1	0	0	0	0	0	0
2	0	0	0	0	0	2
0	0	0	0	0	0	0
1	0	0	0	0	0	1

Batter	1	2	3	4	5	6	7	8	9
Deion Sanders, L (1, 8) OBP: 0.311, SLG: 0.402	0-0 1B			3-2 F7		3-3 K		3-3 K	
Robby Thompson, R (1, 4) OBP: 0.303, SLG: 0.321	2-3 K			2-3 K		3-3 K		1-1 HBP	
John Patterson, S (7, 4) OBP: 0.281, SLG: 0.287	1-2 K								
Barry Bonds, L (1, 7) OBP: 0.435, SLG: 0.574	3-1 G1-3			4-2 BB			4-1 S BB	1-2 E3 FC5 1-3 2-H	
J.R. Phillips, L (8, PH) OBP: 0.247, SLG: 0.327									
Matt Williams, R (1, 5) OBP: 0.415, SLG: 0.690		1-1 F7		2-2 G5-3			3-2 F8 1-2	4-2 BB	
Steve Scarsone, R (7, 5) OBP: 0.343, SLG: 0.516									
Glenallen Hill, R (1, 9) OBP: 0.324, SLG: 0.474		0-1 L5			0-0 F9		1-2 G6-3	1-2 FC5 2-3f	
Mark Carreon, R (1, 3) OBP: 0.334, SLG: 0.460		1-1 L3			1-1 2B		4-2 BB		
Royce Clayton, R (1, 6) OBP: 0.304, SLG: 0.351			0-1 L3 1B		2-3 K		1-0 F7	1-2 F9	
Kirt Manwaring, R (1, 2) OBP: 0.313, SLG: 0.331			2-1 L3		0-3 K			3-1 G5-3 E HBP	1-1 P2
Pat Gomez, L (8, 1)			1-1						
Mike Benjamin, R (9, PH) OBP: 0.279, SLG: 0.331									
William Van Landingham, R (1, 1) OBP: 0.184, SLG: 0.316			1-3 K			1-3 K		1-0 G5-3	
Jose Bautista, R (6, 1)									
Tom Lampkin, L (8, PH) OBP: 0.379, SLG: 0.379								1-2	

Inning Stats	R: 0	H: 1	R: 0	H: 0	R: 0	H: 1	R: 0	H: 0	R: 0	H: 1	R: 0	H: 0	R: 1	H: 0	R: 0	H: 0	R: 0	H: 0
	E: 0	LOB: 0	E: 0	LOB: 0	E: 0	LOB: 0	E: 0	LOB: 1	E: 0	LOB: 1	E: 0	LOB: 0	E: 1	LOB: 3	E: 0	LOB: 0	E: 0	LOB: 0
	K: 1	BB: 0	K: 0	BB: 0	K: 1	BB: 1	K: 2	BB: 0	K: 0	BB: 2	K: 0	BB: 2	K: 1	BB: 1	K: 1	BB: 0	K: 1	BB: 0
	S: 6	P: 11	S: 6	P: 8	S: 8	P: 11	S: 12	P: 23	S: 9	P: 12	S: 13	P: 20	S: 12	P: 25	S: 15	P: 29	S: 10	P: 13

PITCHER	IP	WLS	BF	H	R	ER	SO	BB	IBB	HBP	BLK	WP	HR	S	P	ERA	WHIP
Pedro Martinez, R (1, 1) ERA: 3.22	7.2	W	29	3	1	0	9	3	0	2	0	0	0	72	124	0.00	0.783
Jeff Shaw, R (8, 1) ERA: 4.62	1.1		6	0	0	0	1	1	0	0	0	0	0	19	28	0.00	0.750

1B:	2B:	3B:	HR:	SF:	SAC:	DP:	HBP:
2	2	0	0	0	0	1	2

WP:	HR:	S:	P:	ERA:	WHIP:
0	0	1	1	0.00	0.750

BOTTOM

San Francisco Giants @ Montreal Expos  
Olympic Stadium, Montreal, QB

livebaseballscorecards.com

AB	37
R	12
H	15
RBI	12
BB	4
SO	5
LOB	16



WP:	0	PA:	41
PB:	0	CS:	0
SB:	0		

Fri Aug 25 1995, 7:05 PM EDT  
Att. 14,385 - Dome


AB R H RBI BB SO LOB

5	1	1	1	0	0	1	
5	1	3	0	0	0	0	
5	0	2	2	0	1	2	
5	1	2	1	0	1	3	
3	2	2	1	1	0	0	
1	0	0	0	0	1	2	
4	2	1	0	0	0	5	
3	4	3	6	1	0	0	
3	0	1	1	1	1	1	
3	0	0	0	0	1	2	
0	1	0	0	1	0	0	
1B:	7	SF:	0	WP:	0	PA:	41
2B:	5	SAC:	0	PB:	0		
3B:	2	DP:	2	SB:	0		
HR:	2	HBP:	0	CS:	0		

Batter	1	2	3	4	5	6	7	8	9
F.P. Santangelo, S OBP: 0.411, SLG: 0.468 (1, 7)	0-1 G3		1-2 F9		2-1 P2	2-0 G4-3		1-2 2B 1B	
Tony Tarasco, L OBP: 0.324, SLG: 0.399 (1, 9)	1-2 G3		1-2 G3		0-0 G6-3 1B		1-0 F8 1B 2B	1-0 2B 1B	
Rondell White, R OBP: 0.349, SLG: 0.455 (1, 8)	2-3 K			0-1 1B FC5-2 1B	1-0 G6-3		0-1 F8	2-2 2B	
Darrin Fletcher, L OBP: 0.374, SLG: 0.469 (1, 2)		1-3 K		1-0 L7		1-0 3B 2B	1-0 F7-4 1B	1-0 F7	
David Segui, S OBP: 0.379, SLG: 0.467 Shane Andrews, R OBP: 0.272, SLG: 0.357 (1, 3) (8, 3)		0-2 G6-3		2-2 FC5-2 1B HR		0-1 3B 3B	4-0 BB	3-3 K	
Mike Lansing, R OBP: 0.306, SLG: 0.403 (1, 4)		1-0 HR 1B		2-1 FC5-2 HR		2-1 F8	2-1 F7-4		
Sean Berry, R OBP: 0.361, SLG: 0.531 (1, 5)		2-0 HR		0-0 HR		0-0 2B 3B		4-1 BB 1B BB	
Dave Silvestri, R OBP: 0.273, SLG: 0.323 (1, 6)		2-1 G4-3		4-0 BB		2-2 G6-3 2B		1-3 K	
Pedro Martinez, R OBP: 0.130, SLG: 0.118 Jeff Shaw, R (8, 1)			3-3 K	1-2 G1-3		1-2 G6-3		4-0 1B 2B BB	

Inning Stats	R: 0	H: 0	E: 0	K: 1	S: 8	LOB: 0	BB: 0	P: 11
R: 2	H: 2	E: 0	K: 1	S: 10	LOB: 0	BB: 0	P: 16	
R: 0	H: 0	E: 0	K: 1	S: 9	LOB: 0	BB: 0	P: 14	
R: 3	H: 3	E: 0	K: 0	S: 15	LOB: 1	BB: 1	P: 24	
R: 0	H: 1	E: 0	K: 0	S: 4	LOB: 0	BB: 0	P: 7	
R: 3	H: 4	E: 0	K: 0	S: 13	LOB: 1	BB: 0	P: 21	
R: 1	H: 2	E: 0	K: 0	S: 6	LOB: 1	BB: 1	P: 14	
R: 3	H: 3	E: 0	K: 2	S: 17	LOB: 2	BB: 2	P: 34	

PITCHER	IP	WLS	BF	H	R	ER	SO	BB	IBB	HBP	BLK	WP	HR	S	P	ERA	WHIP
William Van Lanthingham, R ERA: 4.17 (1, 1)	5.1	L	25	9	8	8	3	1	0	0	0	0	2	52	81	13.50	1.875
Jose Bautista, R ERA: 6.63 (6, 1)	1.2		8	3	1	1	0	1	0	0	0	0	0	13	26	5.40	2.400
Pat Gomez, L ERA: 6.75 (8, 1)	1.0		8	3	3	3	2	2	0	0	0	0	0	17	34	27.00	5.000

Batter	1	2	3	4	5	6	7	8	9	AB R H RBI BB SO LOB	TOP														
Deion Sanders, L (1, 8) OBP: 0.309, SLG: 0.398	0-0 G4-3	0-0 G1-2-3			0-0 G5-3 1B	0-0 FC6-4			0-0 P6	5 0 1 0 0 0 6	<p><b>San Francisco Giants @ Montreal Expos</b> Olympic Stadium, Montreal, QB</p> <p>Sat Aug 26 1995, 7:05 PM EDT Att. 16,657 - Dome</p> <p>livebaseballscorecards.com</p> <table border="1"> <tr><td>AB</td><td>37</td></tr> <tr><td>R</td><td>2</td></tr> <tr><td>H</td><td>10</td></tr> <tr><td>RBI</td><td>2</td></tr> <tr><td>BB</td><td>1</td></tr> <tr><td>SO</td><td>5</td></tr> <tr><td>LOB</td><td>23</td></tr> </table> 	AB	37	R	2	H	10	RBI	2	BB	1	SO	5	LOB	23
AB	37																								
R	2																								
H	10																								
RBI	2																								
BB	1																								
SO	5																								
LOB	23																								
Robby Thompson, R (1, 4) OBP: 0.299, SLG: 0.315	0-0 E1 1B		0-0 P4		0-0 G5-3		0-0 G5-3	0-0 G6-3	5 1 0 0 0 0 1																
Barry Bonds, L (1, 7) OBP: 0.433, SLG: 0.569	0-0 S 2-H 1B		0-3 K		0-0 F7		0-0 F8	0-0 G6-3	5 0 1 1 0 1 1																
Matt Williams, R (1, 5) OBP: 0.417, SLG: 0.704	0-3 K 1-2		0-0 E6 FC6-4			0-0 HR	0-0 1B		4 1 2 1 0 1 1																
Glenallen Hill, R (1, 9) OBP: 0.321, SLG: 0.469	0-0 G4-3		0-0 FC6-4			0-0 G6-3	0-0 P6		4 0 0 0 0 0 3																
Mark Carreon, R (1, 3) OBP: 0.343, SLG: 0.471		0-0 BB G1-2-3 1B		0-0 G6-3 1B		0-0 FC5 FC3-2 1B		0-0 SH2-4 2B	4 0 4 0 0 0 0																
Royce Clayton, R (1, 6) OBP: 0.307, SLG: 0.354		0-0 BB 1-2 1B		0-0 G6-3		0-0 FC3-2 E 1B		0-0 SH2-4	3 0 2 0 0 0 1																
Kirt Manwaring, R (1, 2) OBP: 0.312, SLG: 0.328		0-0 BB 1-2 2-3 BB		0-3 K		0-0 FC5 FC3-2		0-0 G6-3	3 0 0 0 1 1 3																
Jamie Brewington, R (1, 1) OBP: 0.200, SLG: 0.200		0-3 K		0-3 K		0-0 FC3-2		0-0 G4-3	3 0 0 0 0 2 6																
Tom Lampkin, L (8, PH) OBP: 0.373, SLG: 0.373									1 0 0 0 0 0 1																
Scott Service, R (8, 1)									0 0 0 0 0 0 0																
Shawn Barton, R (9, 1)									0 0 0 0 0 0 0																
Rod Beck, R (9, 1) OBP: 0.333, SLG: 0.333						1-2 2-3 3-Hf			0 0 0 0 0 0 0																
<b>Inning Stats</b>	R: 1 E: 1 K: 1 S: 7	H: 1 LOB: 1 BB: 0 P: 7	R: 0 E: 0 K: 1 S: 6	H: 2 LOB: 2 BB: 1 P: 10	R: 0 E: 1 K: 1 S: 6	H: 0 LOB: 1 BB: 0 P: 6	R: 0 E: 0 K: 1 S: 5	H: 1 LOB: 0 BB: 0 P: 5	R: 0 E: 0 K: 1 S: 6	H: 1 LOB: 1 BB: 0 P: 6	R: 1 E: 1 K: 0 S: 7	H: 3 LOB: 3 BB: 0 P: 7	R: 0 E: 0 K: 0 S: 4	H: 1 LOB: 1 BB: 0 P: 4	R: 0 E: 0 K: 0 S: 4	H: 1 LOB: 1 BB: 0 P: 4	R: 0 E: 0 K: 0 S: 3	H: 0 LOB: 0 BB: 0 P: 3	1B: 8 2B: 1 3B: 0 HR: 1	SF: 0 SAC: 1 DP: 2 HBP: 0	WP: 0 PB: 0 SB: 1 CS: 0	PA: 39			
<b>PITCHER</b>	IP WLS BF H R ER SO BB IBB HBP BLK WP HR S P ERA WHIP																								
Tavo Alvarez, R (1, 1) ERA: 3.09	6.0 L 28 8 2 1 5 1 0 0 0 0 0 1 37 41 1.50 1.500																								
Tim Scott, R (7, 1) ERA: 3.98	1.0 4 1 0 0 0 0 0 0 0 0 0 0 4 4 0.00 1.000																								
Greg Harris, R (8, 1) ERA: 2.38	1.0 4 1 0 0 0 0 0 0 0 0 0 0 4 4 0.00 1.000																								
Dave Leiper, L (9, 1) ERA: 3.38	1.0 3 0 0 0 0 0 0 0 0 0 0 0 3 3 0.00 0.000																								



BOTTOM

San Francisco Giants @ Montreal Expos

Olympic Stadium, Montreal, QB

Sat Aug 26 1995, 7:05 PM EDT

Att. 16,657 - Dome

livebaseballscorecards.com

AB	31
R	1
H	4
RBI	1
BB	3
SO	3
LOB	13



WP:	0	PA:	35
PB:	0	SB:	1
CS:	0		

AB	R	H	RBI	BB	SO	LOB
4	1	1	1	0	0	2
2	0	0	0	2	0	0
4	0	0	0	0	3	4
3	0	0	0	0	0	1
1	0	0	0	0	0	0
3	0	0	0	1	0	0
4	0	1	0	0	0	2
4	0	2	0	0	0	0
2	0	0	0	0	0	0
1	0	0	0	0	0	2
0	0	0	0	0	0	0
1	0	0	0	0	0	0
0	0	0	0	0	0	0
0	0	0	0	0	0	0
0	0	0	0	0	0	0

Batter	1	2	3	4	5	6	7	8	9
Rondell White, R OBP: 0.348, SLG: 0.461 (1, 8)	0-0 HR		0-0 G5-3		0-0 G4-3			0-0 G6-3	
Tony Tarasco, L OBP: 0.326, SLG: 0.397 (1, 9)	4-0 BB		0-0 P6		4-0 IBB			0-0 G3	
Wil Cordero, R OBP: 0.346, SLG: 0.427 (1, 7)	0-0 F7		0-3 K		0-3 K			0-3 K	
Darrin Fletcher, L OBP: 0.370, SLG: 0.463 Dave Silvestri, R OBP: 0.269, SLG: 0.318 (1, 2) (9, PH)	0-0 F9			0-0 P6				0-0 F8	
David Segui, S OBP: 0.378, SLG: 0.463 (1, 3)	4-0 BB			0-0 F8				0-0 F7	
Mike Lansing, R OBP: 0.305, SLG: 0.401 (1, 4)	0-0 G6-3			0-0 G6-3				0-0 G6-3	
Sean Berry, R OBP: 0.363, SLG: 0.535 (1, 5)									
Mark Grudzielanek, R OBP: 0.304, SLG: 0.323 F.P. Santangelo, S OBP: 0.405, SLG: 0.460 (1, 6) (9, PH)									
Tavo Alvarez, R OBP: 0.250, SLG: 0.250 Tim Scott, R OBP: 0.262, SLG: 0.279 Jeff Treadway, L OBP: 0.333, SLG: 0.667 Greg Harris, S OBP: 0.333, SLG: 0.667 Dave Leiper, L (1, 1) (7, 1) (7, PH) (8, 1) (9, 1)									

Inning Stats	R	H	E	K	S	LOB	BB	P	R	H	E	K	S	LOB	BB	P																																							
R: 1	H: 1	E: 0	K: 0	S: 4	LOB: 2	BB: 2	P: 12	R: 0	H: 0	E: 0	K: 0	S: 3	LOB: 0	BB: 0	P: 3	R: 0	H: 0	E: 0	K: 1	S: 5	LOB: 0	BB: 0	P: 5	R: 0	H: 1	E: 0	K: 1	S: 6	LOB: 3	BB: 1	P: 11	R: 0	H: 0	E: 0	K: 0	S: 3	LOB: 0	BB: 0	P: 3	R: 0	H: 0	E: 0	K: 1	S: 5	LOB: 0	BB: 0	P: 5	R: 0	H: 2	E: 0	K: 0	S: 5	LOB: 2	BB: 0	P: 5

PITCHER	IP	WLS	BF	H	R	ER	SO	BB	IBB	HBP	BLK	WP	HR	S	P	ERA	WHIP	
Jamie Brewington, R ERA: 3.38 (1, 1)	7.0	W	27	2	1	1	2	2	2	1	0	0	0	1	27	40	1.29	0.571
Scott Service, R ERA: 2.93 (8, 1)	1.0		3	0	0	0	1	0	0	0	0	0	0	5	5	0.00	0.000	
Shawn Barton, L ERA: 4.08 (9, 1)	0.1		1	0	0	0	0	0	0	0	0	0	0	1	1	0.00	0.000	
Rod Beck, R ERA: 4.99 (9, 1)	0.2	S	4	2	0	0	0	0	0	0	0	0	0	4	4	0.00	3.000	

Batter	1	2	3	4	5	6	7	8	9	AB R H RBI BB SO LOB	TOP
Deion Sanders, L (1, 8) OBP: 0.305, SLG: 0.391	2-3 K		1-0 P5			0-3 K			0-1 F8	4 0 0 0 0 2 1	
Robby Thompson, R (1, 4) OBP: 0.299, SLG: 0.313	3-1 L7				0-1 G6-3			4-1 G4-6-3 BB		2 0 0 0 1 0 0	
Barry Bonds, L (1, 7) OBP: 0.430, SLG: 0.565	0-3 K				2-2 P7			1-1 G4-6-3 1-2f		3 0 0 0 0 1 1	
Matt Williams, R (1, 5) OBP: 0.410, SLG: 0.691					0-0 G6-3			2-1 G6-3		3 0 0 0 0 0 0	
Glenallen Hill, R (1, 9) OBP: 0.319, SLG: 0.466								1-2 G4-3		3 0 0 0 0 0 0	
Mark Carreon, R (1, 3) OBP: 0.340, SLG: 0.466								0-0 P2		3 0 0 0 0 1 0	
Royce Clayton, R (1, 6) OBP: 0.305, SLG: 0.351								1-1 P4		3 0 0 0 0 0 0	
Kirt Manwaring, R (1, 2) OBP: 0.313, SLG: 0.328								1-3 K		3 0 1 0 0 1 0	
Mark Leiter, R (1, 1) OBP: 0.154, SLG: 0.102								1-3 K		1 0 0 0 0 1 0	
Steve Scarosone, R (9, PH) OBP: 0.341, SLG: 0.513								1-3 K		1 0 0 0 0 1 0	
<b>Inning Stats</b>	R: 0 E: 0 K: 2 S: 8 H: 0 LOB: 0 BB: 0 P: 13	R: 0 E: 0 K: 1 S: 5 H: 0 LOB: 0 BB: 0 P: 8	R: 0 E: 0 K: 0 S: 9 H: 1 LOB: 1 BB: 0 P: 13	R: 0 E: 0 K: 0 S: 6 H: 0 LOB: 0 BB: 0 P: 8	R: 0 E: 0 K: 0 S: 5 H: 0 LOB: 0 BB: 0 P: 7	R: 0 E: 0 K: 2 S: 9 H: 0 LOB: 0 BB: 0 P: 13	R: 0 E: 0 K: 0 S: 5 H: 0 LOB: 0 BB: 1 P: 12	R: 0 E: 0 K: 0 S: 6 H: 0 LOB: 0 BB: 0 P: 8	R: 0 E: 0 K: 2 S: 8 H: 0 LOB: 0 BB: 0 P: 10	1B: 1 2B: 0 3B: 0 HR: 0 SF: 0 SAC: 1 DP: 1 HBP: 0	WP: 0 PB: 0 SB: 0 CS: 0 PA: 28
<b>PITCHER</b> Kirk Rueter, L (1, 1) ERA: 4.86	IP: 9.0 WLS: W BF: 28 H: 1 R: 0 ER: 0 SO: 7 BB: 1 IBB: 0 HBP: 0 BLK: 0 WP: 0 HR: 0 S: 61 P: 92 ERA: 0.00 WHIP: 0.222										

San Francisco Giants @ Montreal Expos  
Olympic Stadium, Montreal, QB  
Sun Aug 27 1995, 3:33 AM EDT  
Att. 27,491 - Dome

livebaseballscorecards.com

AB	26
R	0
H	1
RBI	0
BB	1
SO	7
LOB	2





Batter	1	2	3	4	5	6	7	8	9	AB R H RBI BB SO LOB	TOP													
Kevin Flora, R OBP: 0.286, SLG: 0.425 (1, 8) C B F X	1-2 G5-3 ①		2-2 23 HR 1B C B F X		0-0 P3 X		0-1 F7 C X		0-1 F8 C X	5 1 1 0 0 0 2														
23 Kevin Jordan, R OBP: 0.241, SLG: 0.464 (1, 4) B F X	1-1 G5-3 ②		1-0 SAFE 1-H HR B X		1-0 G6-4-3 2B B X		1-1 P5 C B X			4 1 2 2 0 0 0														
Gregg Jefferies, S OBP: 0.349, SLG: 0.444 (1, 3) B B F F X	2-2 L7 ③		0-1 G6-3 C X		0-2 G6-4-3 1B F F F X		1-0 F8 1B 2B B X			4 1 2 0 0 0 0														
Mark Whiten, S OBP: 0.322, SLG: 0.368 (1, 9) B B X		2-0 G5-3 ①		1-0 P3 B X		1-2 G6-4-3 1-2f 2-3 C S F B X		4-1 1B BB B B C B B		3 0 0 0 1 0 2														
Charlie Hayes, R OBP: 0.347, SLG: 0.423 (1, 5) C B F B X		1-2 G6-3 ②		1-0 G1-3 B X		0-1 F8 M X		2-0 F8 2-3 B B X		4 0 0 0 0 0 3														
Lenny Webster, R OBP: 0.340, SLG: 0.374 (1, 2) B B B B X		3-0 HR B B B B X		3-1 2B B B B B X			0-2 G5-3 ① X		0-0 1B 1-2 3-H B B X	4 1 3 2 0 0 0														
Jim Eisenreich, L OBP: 0.373, SLG: 0.457 (1, 7) F X		0-1 G4-3 ③		2-1 G6-3 B C C X			0-0 FC9-6 1B X		0-0 P6 ③	4 0 1 0 0 0 3														
Kevin Elster, R OBP: 0.276, SLG: 0.353 Mickey Morandini, L OBP: 0.358, SLG: 0.433 (9, PH) C B B B X			3-3 K ①		0-2 F9 F X		0-1 FC9-6 1B ② 1-2f		3-3 K S C B B B B X	3 0 0 0 0 1 1 1 0 0 0 0 1 0														
Paul Quantrill, L OBP: 0.170, SLG: 0.114 Mike Mimbs, L OBP: 0.129, SLG: 0.161 Toby Borland, R Gary Varsho, L OBP: 0.312, SLG: 0.267 (9, PH) C B B B X			1-3 K ②		0-1 G5-3 ② C X		0-0 1B 1-2 B B X		1-2 G3 ② B B B B X	3 0 1 0 0 1 0 0 0 0 0 0 0 0 0 0 0 0 0 0 0 1 0 0 0 0 0 0														
<b>Inning Stats</b>	R: 0 E: 0 K: 0 S: 8	H: 0 LOB: 0 BB: 0 P: 12	R: 1 E: 0 K: 0 S: 8	H: 1 LOB: 0 BB: 0 P: 14	R: 2 E: 0 K: 2 S: 16	H: 2 LOB: 0 BB: 0 P: 23	R: 0 E: 0 K: 0 S: 6	H: 1 LOB: 1 BB: 0 P: 13	R: 0 E: 0 K: 0 S: 7	H: 0 LOB: 0 BB: 0 P: 7	R: 0 E: 0 K: 0 S: 11	H: 2 LOB: 1 BB: 0 P: 13	R: 0 E: 0 K: 0 S: 10	H: 2 LOB: 2 BB: 0 P: 10	R: 1 E: 0 K: 0 S: 7	H: 2 LOB: 2 BB: 1 P: 15	R: 0 E: 0 K: 1 S: 12	H: 0 LOB: 0 BB: 0 P: 16	1B: 5 2B: 3 3B: 0 HR: 2	SF: 0 SAC: 0 DP: 1 HBP: 0	WP: 0 PB: 0 SB: 0 CS: 0	PA: 37		
<b>PITCHER</b>	IP WLS BF H R ER SO BB IBB HBP BLK WP HR S P ERA WHIP																							
Terry Mulholland, L ERA: 6.4 Chris Hook, R ERA: 5.24 Scott Service, R ERA: 2.87 Shawn Barton, L ERA: 4.04 Rod Beck, R ERA: 4.89	(1, 1) 7.0 W 28 8 3 3 2 0 0 0 0 0 0 2 66 92 3.86 1.143	(8, 1) 0.1 3 1 1 1 0 1 0 0 0 0 0 0 4 10 27.00 6.000	(8, 1) 0.1 2 1 0 0 0 0 0 0 0 0 0 0 2 4 0.00 3.000	(8, 1) 0.1 1 0 0 0 0 0 0 0 0 0 0 0 1 1 0.00 0.000	(9, 1) 1.0 S 3 0 0 0 1 0 0 0 0 0 0 0 0 12 16 0.00 0.000																			

Philadelphia Phillies @ San Francisco Giants  
Candlestick Park, San Francisco, CA  
Tue Aug 29 1995, 6:33 AM EDT  
Att. 11,304 - Sunny - 70 F

livebaseballscorecards.com

AB	36
R	4
H	10
RBI	4
BB	1
SO	3
LOB	11





Batter	1	2	3	4	5	6	7	8	9	AB R H RBI BB SO LOB	TOP	
Mickey Morandini, L (1, 4) OBP: 0.357, SLG: 0.429	0-3 K			4-1 FC3-6 BB		0-0 L7		1-0 F9		3 0 0 0 1 1 0		
Jim Eisenreich, L (1, 7) OBP: 0.374, SLG: 0.468 Ricky Bottalico, L (8, 1)	0-1 G6-3			1-1 FC3-6 BB 1-2f		1-1 HR		2-1 1B		4 1 2 1 0 0 1 0 0 0 0 0 0 0		
Gregg Jefferies, S (1, 3) OBP: 0.346, SLG: 0.439	0-2 P1			2-3 K		1-2 G5-3		0-3 K		4 0 0 0 0 2 2		
Mark Whiten, S (1, 9) OBP: 0.329, SLG: 0.374				4-1 G4-6-3 BB		4-1 BB		3-3 K		2 0 1 0 2 1 0		
Charlie Hayes, R (1, 5) OBP: 0.344, SLG: 0.419				2-1 G4-6-3 1-2f		0-0 F9		0-0 L4		4 0 0 0 0 0 4		
Andy Van Slyke, L (1, 8) OBP: 0.299, SLG: 0.328				1-3 K		2-0 P6		2-0 WP 2B		3 0 1 0 0 1 0		
Lenny Webster, R (1, 2) OBP: 0.337, SLG: 0.362				0-0 G4-3		4-1 1B BB		0-0 P5		3 0 0 0 1 0 3		
Kevin Stocker, S (1, 6) OBP: 0.303, SLG: 0.270				2-2 K		0-0 23 L1-3 1B		3-3 K		4 0 1 0 0 2 3		
Jeff Juden, R (1, 1) OBP: 0.077, SLG: 0.308 23 Kevin Jordan, R (5, PH) OBP: 0.233, SLG: 0.448 Russ Springer, R (5, 1) Gary Varsho, L (8, PH) OBP: 0.309, SLG: 0.264 (8, 7)				3-3 K		0-1 L1-3 1-2		2-2 P4		1 0 0 0 0 1 0 1 0 0 0 0 0 2 0 0 0 0 0 0 0 1 0 0 0 0 0 0		
<b>Inning Stats</b>	R: 0 H: 0 E: 0 LOB: 0 K: 1 BB: 0 S: 8 P: 8	R: 0 H: 0 E: 0 LOB: 0 K: 1 BB: 1 S: 6 P: 13	R: 0 H: 0 E: 0 LOB: 0 K: 2 BB: 0 S: 10 P: 15	R: 0 H: 0 E: 0 LOB: 2 K: 1 BB: 2 S: 9 P: 20	R: 0 H: 1 E: 0 LOB: 1 K: 0 BB: 1 S: 5 P: 11	R: 1 H: 1 E: 0 LOB: 0 K: 1 BB: 0 S: 9 P: 14	R: 0 H: 1 E: 0 LOB: 1 K: 1 BB: 0 S: 6 P: 11	R: 0 H: 1 E: 0 LOB: 1 K: 1 BB: 0 S: 9 P: 14	R: 0 H: 1 E: 0 LOB: 2 K: 0 BB: 0 S: 11 P: 17	1B: 2 SF: 0 2B: 3 SAC: 0 3B: 0 DP: 2 HR: 1 HBP: 1	WP: 1 PA: 35 PB: 0 SB: 0 CS: 0	
<b>PITCHER</b> William Van Lanningham, R (1, 1) ERA: 3.94 Rod Beck, R (9, 1) ERA: 4.83	IP WLS BF H R ER SO BB IBB HBP BLK WP HR S P ERA WHIP	8.1 W 33 5 1 1 8 4 0 1 0 1 1 66 113 1.08 1.080	0.2 S 2 0 0 0 0 0 0 0 0 0 0 0 7 10 0.00 0.000	<b>PITCHER</b> IP WLS BF H R ER SO BB IBB HBP BLK WP HR S P ERA WHIP								

Philadelphia Phillies @ San Francisco Giants  
Candlestick Park, San Francisco, CA

Wed Aug 30 1995, 6:33 AM EDT  
Att. 11,635 - Sunny - 60 F

livebaseballscorecards.com

AB	30
R	1
H	5
RBI	1
BB	4
SO	8
LOB	15



Batter	1	2	3	4	5	6	7	8	9
Deion Sanders, L (1, 8) OBP: 0.309, SLG: 0.393	2-2 G3	0-2 L9			1-3 K2-3		2-1 FC6-5 1B		
Robby Thompson, R (1, 4) OBP: 0.303, SLG: 0.322	2-2 HR		1-0 G6-3		4-2 BB		2-2 FC6-5		
Barry Bonds, L (1, 7) OBP: 0.429, SLG: 0.561	3-3 K		1-3 K		2-3 K		2-1 P5		
Matt Williams, R (1, 5) OBP: 0.398, SLG: 0.663	1-2 P6		1-2 G5-3		1-3 K			2-3 K2-3	
Glenallen Hill, R (1, 9) OBP: 0.319, SLG: 0.466		0-1 2B G4-3 2B		0-1 E5 WP		3-1 F9		2-3 K2-3	
J.R. Phillips, L (5, 3) OBP: 0.244, SLG: 0.324									
Mark Carreon, R (1, 3) OBP: 0.347, SLG: 0.484		1-2 G4-3 2B		4-1 WP BB		3-2 K		0-1 G6-3	
Royce Clayton, R (1, 6) OBP: 0.302, SLG: 0.348		0-2 G4-3		0-3 K		2-2 1B			
Kirt Manwaring, R (1, 2) OBP: 0.312, SLG: 0.330		1-1 2B		1-3 K		0-3 K			
William Van Landingham, R (1, 1) OBP: 0.171, SLG: 0.293		1-3 2B		1-3 K					
Rod Beck, R (9, 1) OBP: 0.353, SLG: 0.333									

Inning Stats	R: 1	H: 1	E: 0	K: 1	S: 14	R: 2	H: 3	E: 0	K: 1	S: 16	R: 0	H: 0	E: 0	K: 1	S: 7	R: 1	H: 0	E: 1	K: 3	S: 14	R: 0	H: 0	E: 0	K: 3	S: 11	R: 0	H: 1	E: 0	K: 2	S: 13	R: 0	H: 1	E: 0	K: 1	S: 11	R: 0	H: 0	E: 0	K: 2	S: 8	
	LOB: 0	BB: 0	BB: 0	BB: 0	BB: 0	LOB: 1	BB: 0	LOB: 0	BB: 0	LOB: 1	LOB: 0	BB: 0	LOB: 0	BB: 0	LOB: 1	LOB: 1	BB: 0	LOB: 1	BB: 1	LOB: 1	BB: 1	LOB: 0	BB: 0	LOB: 0	BB: 0	LOB: 1	LOB: 1	BB: 0	LOB: 0	BB: 0	LOB: 0	BB: 0	LOB: 0	BB: 0	LOB: 0	BB: 0	LOB: 0	BB: 0	LOB: 0	BB: 0	LOB: 0

PITCHER	IP	WLS	BF	H	R	ER	SO	BB	IBB	HBP	BLK	WP	HR	S	P	ERA	WHIP
Jeff Juden, R (1, 1) ERA: 3.92	4.0	L	18	4	4	3	6	1	0	0	0	1	1	51	70	6.75	1.250
Russ Springer, R (5, 1) ERA: 5.58	3.0		12	2	0	0	6	1	0	0	0	0	0	35	59	0.00	1.000
Ricky Bottalico, R (8, 1) ERA: 2.45	1.0		3	0	0	0	2	0	0	0	0	0	0	8	12	0.00	0.000

**BOTTOM**

Philadelphia Phillies @ San Francisco Giants  
 Candlestick Park, San Francisco, CA

Wed Aug 30 1995, 6:33 AM EDT  
 Att: 11,635 - Sunny - 60 F

AB	R	H	RBI	BB	SO	LOB
4	0	1	0	0	1	1
3	1	1	1	1	0	1
4	0	0	0	0	3	2
4	0	0	0	0	2	1
2	2	1	0	0	0	0
2	0	0	0	0	1	0
3	1	1	0	1	1	0
3	0	1	1	0	1	3
3	0	1	1	0	2	2
3	0	0	0	0	3	2
0	0	0	0	0	0	0

AB	31
R	4
H	6
RBI	3
BB	2
SO	14
LOB	12

livebaseballscorecards.com

**GIANTS**

1B:	2	SF:	0	WP:	1	PA:	33
2B:	3	SAC:	0	PB:	0		
3B:	0	DP:	0	SB:	3		
HR:	1	HBP:	0	CS:	0		

Batter	1	2	3	4	5	6	7	8	9	AB R H RBI BB SO LOB	TOP											
Mickey Morandini, L OBP: 0.355, SLG: 0.426 (1, 4)	1-2 G5-3		0-0 G4-3		3-3 K			0-1 F9	2-0 1B	5 0 1 1 0 1 0												
Jim Eisenreich, L OBP: 0.375, SLG: 0.465 (1, 7)	4-1 BB			2-3 K		1-2 F9		1-0 G1-3	1-2 1B	4 0 1 2 1 1 0												
Gregg Jefferies, S OBP: 0.346, SLG: 0.446 Heathcliff Slocumb, R (1, 3) (9, 1)	3-2 P6			2-1 FC4-6 1B		1-0 G6-3		0-2 HR	3-3 K	5 1 2 1 0 1 3 0 0 0 0 0 0 0												
Mark Whiten, S OBP: 0.331, SLG: 0.388 (1, 9)	3-1 L8			1-1 FC4-6 1B WP		3-2 G1-3		3-0 HR	3-2 FC6-4 1B	5 2 2 1 0 0 2												
Charlie Hayes, R OBP: 0.344, SLG: 0.419 (1, 5)			1-3 K		0-1 WP 1B		0-0 G6-4-3 BB 1B	2-1 F7	0-0 FC6-4	5 0 2 0 0 1 3												
Andy Van Slyke, L OBP: 0.307, SLG: 0.327 (1, 8)			3-3 K		4-0 1B		4-2 G6-4-3 BB		4-2 SH3-4 BB 1B	1 1 0 0 3 1 0												
Mike Lieberthal, R (1, 2)			2-3 K		1-2 IBB		0-2 G6-4-3		4-2 1B SH3-4 BB	3 1 0 0 1 1 4												
Kevin Stocker, S OBP: 0.303, SLG: 0.268 (1, 6)			3-2 F8		1-0 F8		4-0 G6-3		2-0 SH3-4	2 0 0 0 1 0 0												
Sid Fernandez, L OBP: 0.087, SLG: 0.045 Ricky Bottalico, L (1, 1) (7, 1)			2-3 K		0-3 K		0-2 FC6-4		4-0 1B IBB	3 0 0 0 0 2 2 0 0 0 0 0 0 0 0 0 0 0 0 0 0 0 1 0 0 1 0 0 0 0 0 0 0 0 0												
Gary Varsho, L OBP: 0.309, SLG: 0.264 23 Kevin Jordan, R OBP: 0.258, SLG: 0.448 Kevin Elster, R OBP: 0.276, SLG: 0.353 (9, PH) (9, PH) (9, 3)																						
<b>Inning Stats</b>	R: 0 E: 0 K: 0 S: 9	H: 0 LOB: 1 BB: 1 P: 20	R: 0 E: 0 K: 3 S: 14	H: 0 LOB: 0 BB: 0 P: 20	R: 0 E: 0 K: 1 S: 8	H: 0 LOB: 0 BB: 0 P: 13	R: 1 E: 0 K: 1 S: 10	H: 2 LOB: 2 BB: 1 P: 20	R: 0 E: 0 K: 2 S: 11	H: 0 LOB: 0 BB: 0 P: 14	R: 0 E: 0 K: 0 S: 7	H: 0 LOB: 0 BB: 0 P: 12	R: 0 E: 0 K: 0 S: 9	H: 1 LOB: 2 BB: 2 P: 17	R: 2 E: 0 K: 0 S: 9	H: 2 LOB: 0 BB: 0 P: 15	R: 3 E: 0 K: 1 S: 17	H: 3 LOB: 3 BB: 3 P: 39	1B: 6 2B: 0 3B: 0 HR: 2	SF: 0 SAC: 1 DP: 1 HBP: 0	WP: 1 PB: 0 SB: 0 CS: 0	PA: 41
<b>PITCHER</b>	IP WLS BF H R ER SO BB IBB HBP BLK WP HR S P ERA WHIP																				<b>PITCHER</b>	IP WLS BF H R ER SO BB IBB HBP BLK WP HR S P ERA WHIP
Jamie Brewington, R ERA: 3.1 (1, 1)	7.0 L 27 3 1 1 7 2 2 0 0 1 0 68 116 1.29 0.714																					
Shawn Barton, L ERA: 4.46 (8, 1)	0.2 4 2 2 0 0 0 0 0 0 0 2 7 11 27.00 3.000																					
Scott Service, R ERA: 3.86 (8, 1)	0.2 4 0 2 2 0 2 0 0 0 0 0 8 19 27.00 3.000																					
Pat Gomez, L ERA: 7.56 (9, 1)	0.1 5 3 1 1 1 0 1 0 0 0 0 10 23 27.00 9.000																					
Jose Bautista, R ERA: 6.6 (9, 1)	0.1 1 0 0 0 0 0 0 0 0 0 0 1 1 0.00 0.000																					

Philadelphia Phillies @ San Francisco Giants  
Candlestick Park, San Francisco, CA

Thu Aug 31 1995, 6:33 AM EDT  
Att. 11,265 - Sunny - 69 F

livebaseballscorecards.com

AB	33
R	6
H	8
RBI	5
BB	7
SO	8
LOB	14





Batter	1	2	3	4	5	6	7	8	9	AB R H RBI BB SO LOB	
Deion Sanders, L (1, 8) OBP: 0.312, SLG: 0.390	1-0 F7 ①		4-2 BB		1-0 P5 ③			4-0 BB		2 0 0 0 2 0 0	
Robby Thompson, R (1, 4) OBP: 0.302, SLG: 0.319	3-1 P3 ②		0-1 L8 ③			4-1 FC6-4 BB		1-3 K ①		3 0 0 0 1 1 2	
Barry Bonds, L (1, 7) OBP: 0.426, SLG: 0.556	2-3 K ③			3-1 P4 ①		0-0 P5 ①		0-2 F7 ②		4 0 0 0 0 1 2	
Matt Williams, R (1, 5) OBP: 0.390, SLG: 0.648		0-2 F9 ①		2-1 G5-3 ②		0-0 FC6-4 ②		1-3 K ③		4 0 0 0 0 1 2	
Mark Carreon, R (1, 9) OBP: 0.349, SLG: 0.485		0-1 P3 ②		1-0 1B 1B		1-0 F7 ③		3-2 1B 1B		4 0 2 0 0 0 1	
Royce Clayton, R (1, 6) OBP: 0.306, SLG: 0.350		4-1 BB		2-1 1B 1B		0-0 1B		1-3 K ①		3 0 2 0 1 1 1	
Steve Scarosone, R (1, 3) OBP: 0.335, SLG: 0.503		0-3 K ③		0-2 F2 ③		1-3 K ①		1-1 F9 ②		4 0 0 0 0 2 5	
Kirt Manwaring, R (1, 2) OBP: 0.311, SLG: 0.329			0-3 K ①		0-0 F9 ①		3-2 F7 ②		0-0 1B		4 0 1 0 0 1 1
Jamie Brewington, R (1, 1) OBP: 0.176, SLG: 0.176			1-3 K ②		3-3 K ②		2-0 P2 ③		0-0 G4-3 ③		2 0 0 0 0 0 2 0
Glenallen Hill, R (7, PH) OBP: 0.318, SLG: 0.465										1 0 0 0 0 0 0 1	
Shawn Barton, R (8, 1)										0 0 0 0 0 0 0 0	
Scott Service, R (8, 1)										0 0 0 0 0 0 0 0	
Pat Gomez, L (9, 1)										0 0 0 0 0 0 0 0	
Jose Bautista, R (9, 1)										0 0 0 0 0 0 0 0	
Tom Lampkin, L (9, PH) OBP: 0.377, SLG: 0.377										1 0 0 0 0 0 0 2	

Inning Stats	R: 0 E: 0 K: 1 S: 7	H: 0 LOB: 0 BB: 0 P: 13	R: 0 E: 0 K: 1 S: 9	H: 0 LOB: 1 BB: 1 P: 13	R: 0 E: 0 K: 2 S: 11	H: 0 LOB: 1 BB: 1 P: 16	R: 0 E: 0 K: 0 S: 10	H: 2 LOB: 2 BB: 0 P: 18	R: 0 E: 0 K: 1 S: 5	H: 0 LOB: 0 BB: 0 P: 9	R: 0 E: 0 K: 0 S: 4	H: 0 LOB: 1 BB: 1 P: 9	R: 0 E: 0 K: 1 S: 9	H: 1 LOB: 1 BB: 0 P: 15	R: 0 E: 0 K: 2 S: 9	H: 0 LOB: 1 BB: 1 P: 15	R: 0 E: 0 K: 1 S: 11	H: 2 LOB: 2 BB: 0 P: 16	1B: 5 2B: 0 3B: 0 HR: 0	SF: 0 SAC: 0 DP: 0 HBP: 0
--------------	------------------------------	----------------------------------	------------------------------	----------------------------------	-------------------------------	----------------------------------	-------------------------------	----------------------------------	------------------------------	---------------------------------	------------------------------	---------------------------------	------------------------------	----------------------------------	------------------------------	----------------------------------	-------------------------------	----------------------------------	----------------------------------	------------------------------------

PITCHER	IP	WLS	BF	H	R	ER	SO	BB	IBB	HBP	BLK	WP	HR	S	P	ERA	WHIP
Sid Fernandez, L (1, 1) ERA: 4.1	6.2	W	26	3	0	0	6	3	0	0	0	0	0	54	90	0.00	0.900
Ricky Bottalico, R (7, 1) ERA: 2.41	1.1		5	0	0	0	2	1	0	0	0	0	0	10	18	0.00	0.750
Heathcliff Slocumb, R (9, 1) ERA: 2.75	1.0		5	2	0	0	1	0	0	0	0	0	0	11	16	0.00	2.000

**BOTTOM**

Philadelphia Phillies @ San Francisco Giants  
Candlestick Park, San Francisco, CA

Thu Aug 31 1995, 6:33 AM EDT  
Att. 11,265 - Sunny - 69 F

AB	32
R	0
H	5
RBI	0
BB	4
SO	9
LOB	17

livebaseballscorecards.com



WP	HR	S	P	ERA	WHIP
0	0	0	0	0.00	0.900
0	0	0	0	0.00	0.750
0	0	0	0	0.00	2.000

Batter	1	2	3	4	5	6	7	8	9	AB R H RBI BB SO LOB	TOP																
Joe Orsulak, L (1, 7) OBP: 0.323, SLG: 0.379 Chris Jones, R (9, PH) OBP: 0.331, SLG: 0.465	0-0 G3		2-1 G4-3 1B	1-3 K		1-2 G3-6-1			4-2 FC6-4 BB	4 1 1 1 0 1 4 0 0 0 0 1 0 0																	
Jose Vizcaino, S (1, 6) OBP: 0.319, SLG: 0.357	3-3 K		2-2 G4-3		0-0 F8		0-1 G3-1	1-1 FC6-4	1-1 FC6-4	5 0 0 0 0 1 2																	
Carl Everett, S (1, 9) OBP: 0.318, SLG: 0.447	4-1 BB		2-1 1B		1-2 F8		1-1 G5-3	2-3 K	2-3 K	4 0 1 1 1 1 1																	
Jeff Kent, R (1, 4) OBP: 0.322, SLG: 0.434	1-2 G5-3		1-0 G5-3		0-2 P6		0-1 G6-3	3-3 K	3-3 K	5 0 0 0 0 1 3																	
Rico Brogna, L (1, 3) OBP: 0.345, SLG: 0.479		3-1 L5		4-1 1B SF7 BB		2-0 1B 1B		0-0 G6-3 WP 1B		3 2 2 0 1 0 0																	
Ryan Thompson, R (1, 8) OBP: 0.307, SLG: 0.416		0-0 L7		1-1 F8		2-2 FC6-4 1B 1B		2-1 G6-3	1-3 G6-3	4 1 1 0 0 0 2																	
Butch Huskey, R (1, 5) OBP: 0.340, SLG: 0.444 Tim Bogar, R (8, 5) OBP: 0.306, SLG: 0.347		2-1 G6-3		0-1 1B 1-2 1B		1-1 FC6-4 1B		1-2 G6-3	1-2 G6-3	4 0 2 1 0 0 1 0 0 0 0 0 0 0																	
Kelly Stinnett, R (1, 2) OBP: 0.340, SLG: 0.329			0-0 F8		0-0 1-2 2-3 1B		3-2 FC6-4 1B	4-1 BB		3 0 1 0 1 0 2																	
Bill Pulsipher, L (1, 1) OBP: 0.200, SLG: 0.152 John Franco, L (8, 1)			0-0 1B 2B		0-0 SF7		0-1 G3-6-1 1B	0-1 G5-3		3 1 2 2 0 0 2 0 0 0 0 0 0 0																	
Inning Stats	R: 0 E: 0 K: 1 S: 8	H: 0 LOB: 1 BB: 1 P: 16	R: 0 E: 0 K: 0 S: 5	H: 0 LOB: 0 BB: 0 P: 10	R: 2 E: 0 K: 0 S: 10	H: 3 LOB: 1 BB: 0 P: 17	R: 1 E: 0 K: 1 S: 12	H: 2 LOB: 2 BB: 1 P: 18	R: 0 E: 0 K: 0 S: 7	H: 0 LOB: 0 BB: 0 P: 8	R: 2 E: 0 K: 0 S: 15	H: 4 LOB: 1 BB: 0 P: 24	R: 0 E: 0 K: 0 S: 6	H: 0 LOB: 0 BB: 0 P: 7	R: 0 E: 0 K: 0 S: 9	H: 1 LOB: 2 BB: 1 P: 16	R: 0 E: 0 K: 2 S: 12	H: 0 LOB: 1 BB: 1 P: 22	1B: 9 2B: 1 3B: 0 HR: 0	SF: 1 SAC: 0 DP: 1 HBP: 0	WP: 1 PB: 0 SB: 0 CS: 0	PA: 40					
PITCHER	IP	WLS	BF	H	R	ER	SO	BB	IBB	HBP	BLK	WP	HR	S	P	ERA	WHIP										
Mark Leiter, R (1, 1) ERA: 3.14	5.1		27	9	5	5	2	2	0	0	0	0	0	54	89	8.44	2.062										
Luis Aquino, R (6, 1) ERA: 4.46	1.2		4	0	0	0	0	0	0	0	0	0	0	9	11	0.00	0.000										
Carlos Valdez, R (8, 1) ERA: 5.79	1.0		5	1	0	0	0	1	0	0	0	1	0	9	16	0.00	2.000										
Shawn Barton, L (9, 1) ERA: 4.34	1.0	W	4	0	0	0	2	1	0	0	0	0	0	12	22	0.00	1.000										

New York Mets @ San Francisco Giants  
Candlestick Park, San Francisco, CA

Fri Sep 01 1995, 10:05 PM EDT  
Att. 13,218 - Unknown - 60 F

livebaseballscorecards.com

AB 35  
R 5  
H 10  
RBI 5  
BB 4  
SO 4  
LOB 17



Batter	1	2	3	4	5	6	7	8	9	AB	R	H	RBI	BB	SO	LOB
Royce Clayton, R OBP: 0.303, SLG: 0.347 (1, 6)	1-1 G6-3		1-2 G2-3			0-0 G5-3	0-0 G4-6-3			4	0	0	0	0	0	2
Rikkert Faneyte, R OBP: 0.313, SLG: 0.286 (1, 8)	1-3 K		1-0 G5-3			0-1 BB 1B		1-3 K		4	0	1	0	0	2	0
Barry Bonds, L OBP: 0.424, SLG: 0.551 (1, 7)	0-1 G3-1		2-1 L9			1-3 K		1-0 HR HBP		3	1	0	0	0	1	1
Matt Williams, R OBP: 0.397, SLG: 0.663 (1, 5)		4-2 1B FC6-4 BB		2-3 K		1 SAFE 4-1 BB		1 SAFE 3-0 HR 1-H		2	2	1	2	2	1	0
Mark Carreon, R OBP: 0.348, SLG: 0.481 (1, 9)		3-1 FC6-4 1B 1B		0-1 G5-3		1-1 G5-3		1-1 F9		4	1	1	0	0	0	2
Robby Thompson, R OBP: 0.304, SLG: 0.322 (1, 4)		2-2 FC6-4 1B		0-0 G6-3		3-2 1B 1B		0-0 G4-3		4	1	2	0	0	0	0
Steve Scarson, R OBP: 0.333, SLG: 0.497 (1, 3)		0-2 P9		0-0 G4-3		0-0 1B 1B		0-0 G3-1		4	0	1	0	0	0	3
Kirt Manwaring, R OBP: 0.310, SLG: 0.328 (1, 2)		1-0 FC6-4 1B		0-1 G6-3		1-1 G4-6-3 1B		0-2 L7		4	0	1	2	0	0	2
Mark Leiter, R OBP: 0.187, SLG: 0.118 Luis Aquino, R OBP: 0.333, SLG: 0.200 Dave McCarthy, R OBP: 0.274, SLG: 0.304 Carlos Valdez, R OBP: 0.274, SLG: 0.304 Shawn Barton, R OBP: 0.320, SLG: 0.473 (1, 1) (6, 1) (7, PH) (8, 1) (9, 1) (9, PH)		0-0 1B		1-3 K		3-1 L8		0-0 HR		2	0	1	1	0	1	0

**BOTTOM**

**New York Mets @ San Francisco Giants**  
Candlestick Park, San Francisco, CA

Fri Sep 01 1995, 10:05 PM EDT  
Att: 13,218 - Unknown - 60 F

AB	33
R	6
H	9
RBI	6
BB	2
SO	5
LOB	12



Inning Stats	R: 0	H: 0	E: 0	K: 1	S: 7	H: 0	LOB: 0	BB: 0	P: 9	R: 2	H: 3	E: 0	K: 0	S: 14	H: 0	LOB: 2	BB: 1	P: 24	R: 0	H: 0	E: 0	K: 0	S: 6	H: 0	LOB: 0	BB: 0	P: 10	R: 0	H: 0	E: 0	K: 1	S: 6	H: 1	LOB: 2	BB: 1	P: 15	R: 1	H: 3	E: 0	K: 0	S: 9	H: 3	LOB: 1	BB: 0	P: 16	R: 2	H: 1	E: 0	K: 1	S: 9	H: 1	LOB: 0	BB: 0	P: 15	R: 1	H: 1	E: 0	K: 0	S: 5	H: 1	LOB: 0	BB: 0	P: 5	1B: 7	SF: 0	2B: 0	SAC: 0	3B: 0	DP: 1	HR: 2	HBP: 1	WP: 0	PA: 36	PB: 0	SB: 1	CS: 0	ERA	WHIP
PITCHER	IP	WLS	BF	H	R	ER	SO	BB	IBB	HBP	BLK	WP	HR	S	P	ERA	WHIP																																																													
Bill Pulsipher, L ERA: 3.63 (1, 1)	7.1		30	7	4	4	5	2	0	1	0	0	0	62	96	4.91	1.227																																																													
John Franco, L ERA: 2.42 (8, 1)	1.1	L	6	2	2	2	0	0	0	0	0	0	2	9	13	13.50	1.500																																																													

WP: 0	PA: 36
PB: 0	
SB: 1	
CS: 0	
ERA	WHIP

Batter	1	2	3	4	5	6	7	8	9	AB R H RBI BB SO LOB	TOP	
Damon Buford, R (1, 7) OBP: 0.252, SLG: 0.202 Edgardo Alfonzo, R (9, PH) OBP: 0.297, SLG: 0.385	2-1 L8		2-2 G5-3			2-2 G5-3			2-2 G6-4-3 1B	3 0 0 0 0 0 0 1 0 1 0 0 0 0	<b>New York Mets @ San Francisco Giants</b> Candlestick Park, San Francisco, CA Sat Sep 02 1995, 6:33 AM EDT Att. 24,822 - Sunny - 69 F	
Jose Vizcaino, S (1, 6) OBP: 0.316, SLG: 0.354	2-1 G1-3		0-0 G4-3			0-2 F8			2-2 G6-4-3 1-2f	4 0 0 0 0 0 1		
Carl Everett, S (1, 9) OBP: 0.312, SLG: 0.438	0-1 G4-3				0-0 F7				1-0 G4-3	4 0 0 0 0 0 0		
Jeff Kent, R (1, 4) OBP: 0.322, SLG: 0.436		1-1 HR 2B			0-0 G1-3				1-0 G6-3	3 1 1 0 0 0 0		
Rico Brogna, L (1, 3) OBP: 0.345, SLG: 0.485		1-3 K			1-3 K				0-0 HR	3 1 1 1 0 2 1		
Ryan Thompson, R (1, 8) OBP: 0.302, SLG: 0.410		3-3 K			2-0 G6-3				2-1 G5-3	3 0 0 0 0 1 1		
Butch Huskey, R (1, 5) OBP: 0.340, SLG: 0.500		1-0 2-H HR			1-1 G5-3				1-2 P8	3 1 1 2 0 0 0		
Kelly Stinnett, R (1, 2) OBP: 0.337, SLG: 0.325 Joe Orsulak, L (8, PH) OBP: 0.321, SLG: 0.377 Doug Henry, R (8, 1) OBP: 1.000, SLG: 1.000		1-0 F9			0-0 G1-3				3-3 K	2 0 0 0 0 0 0 1 0 0 0 0 1 0 0 0 0 0 0 0 0		
Reid Cornelius, R (1, 1) OBP: 0.083, SLG: 0.083 Bill Spiers, L (6, PH) OBP: 0.279, SLG: 0.246 Paul Byrd, R (6, 1) OBP: 1.000, SLG: 1.000 Todd Hundley, S (8, PH) OBP: 0.393, SLG: 0.505 (8, 2)			0-0 G1-4-3			2-1 F8			1-2 P4	1 0 0 0 0 0 0 1 0 0 0 0 0 0 0 0 0 0 0 0 0 1 0 0 0 0 0 0		
<b>Inning Stats</b>	R: 0 H: 0 E: 0 LOB: 0 K: 0 BB: 0 S: 6 P: 10	R: 2 H: 2 E: 0 LOB: 0 K: 2 BB: 0 S: 10 P: 17	R: 0 H: 0 E: 0 LOB: 0 K: 0 BB: 0 S: 5 P: 7	R: 0 H: 0 E: 0 LOB: 0 K: 1 BB: 0 S: 5 P: 6	R: 0 H: 0 E: 0 LOB: 0 K: 0 BB: 0 S: 4 P: 7	R: 0 H: 0 E: 0 LOB: 0 K: 0 BB: 0 S: 8 P: 12	R: 1 H: 1 E: 0 LOB: 0 K: 0 BB: 0 S: 5 P: 9	R: 0 H: 0 E: 0 LOB: 0 K: 1 BB: 0 S: 10 P: 15	R: 0 H: 1 E: 0 LOB: 0 K: 0 BB: 0 S: 9 P: 14	1B: 1 SF: 0 2B: 1 SAC: 0 3B: 0 DP: 1 HR: 2 HBP: 0		WP: 0 PA: 30 PB: 0 SB: 0 CS: 0
<b>PITCHER</b> Sergio Valdez, R (1, 1) ERA: 4.73	IP WLS BF H R ER SO BB IBB HBP BLK WP HR S P ERA WHIP	9.0 W 30 4 3 3 4 0 0 0 0 0 2 62 97 3.00 0.444	<b>PITCHER</b> IP WLS BF H R ER SO BB IBB HBP BLK WP HR S P ERA WHIP									

livebaseballscorecards.com

<b>AB</b>	<b>30</b>
<b>R</b>	<b>3</b>
<b>H</b>	<b>4</b>
<b>RBI</b>	<b>3</b>
<b>BB</b>	<b>0</b>
<b>SO</b>	<b>4</b>
<b>LOB</b>	<b>3</b>



Batter	1	2	3	4	5	6	7	8	9
Royce Clayton, R OBP: 0.305, SLG: 0.348 (1, 6)	3-2 2B 1B	0-0 G5-3			2-2 CS 1B		0-3 K		
Robby Thompson, R OBP: 0.304, SLG: 0.330 (1, 4)	1-1 SAFE L7	1-0 G5-3			3-2 1-2 P6		0-1 HR		
Barry Bonds, L OBP: 0.425, SLG: 0.558 (1, 7)	3-1 SAFE 1-H HR 2B				0-1 3B		1-0 G3		
Matt Williams, R OBP: 0.399, SLG: 0.663 (1, 5)	4-0 HR BB				0-2 G5-3		0-0 G5-3		
Mark Leonard, L OBP: 0.250, SLG: 1.000 (1, 9)	3-1 1-H 2-H HR				1-1 P8		0-3 K		
J.R. Phillips, L OBP: 0.244, SLG: 0.327 (1, 3)	1-0 P6				1-3 K		0-1 2B		
Rikkert Faneyte, R OBP: 0.298, SLG: 0.270 (1, 8)	0-0 P4				1-1 P6		1-3 K		
Jeff Reed, L OBP: 0.378, SLG: 0.280 (1, 2)					3-1 SH1-4 BB		4-0 IBB		
Sergio Valdez, R OBP: 0.071, SLG: 0.071 (1, 1)					1-3 K		1-3 K		

Inning Stats	R: 4	H: 3	E: 0	K: 0	S: 12	L: 0	LOB: 0	BB: 1	P: 27	R: 0	H: 0	E: 0	K: 0	S: 3	R: 0	H: 1	E: 0	K: 1	S: 9	R: 0	H: 0	E: 0	K: 1	S: 7	R: 0	H: 2	E: 0	K: 0	S: 12	R: 0	H: 1	E: 0	K: 3	S: 11	R: 1	H: 1	E: 0	K: 1	S: 8	R: 0	H: 0	E: 0	K: 1	S: 9	R: 0	H: 0	E: 0	K: 1	S: 9
--------------	------	------	------	------	-------	------	--------	-------	-------	------	------	------	------	------	------	------	------	------	------	------	------	------	------	------	------	------	------	------	-------	------	------	------	------	-------	------	------	------	------	------	------	------	------	------	------	------	------	------	------	------

PITCHER	IP	WLS	BF	H	R	ER	SO	BB	IBB	HBP	BLK	WP	HR	S	P	ERA	WHIP
Reid Cornelius, R ERA: 6.29 (1, 1)	5.0	L	22	6	4	4	2	2	0	0	0	0	1	43	80	7.20	1.600
Paul Byrd, R ERA: 2.84 (6, 1)	2.0		9	2	1	1	4	0	1	0	0	0	1	19	26	4.50	1.000
Doug Henry, R ERA: 3.48 (8, 1)	1.0		3	0	0	0	1	0	0	0	0	0	0	9	10	0.00	0.000

**BOTTOM**

**New York Mets @ San Francisco Giants**  
Candlestick Park, San Francisco, CA


Sat Sep 02 1995, 6:33 AM EDT  
Att. 24,822 - Sunny - 69 F

AB	R	H	RBI	BB	SO	LOB
4	1	2	0	0	1	1
4	1	1	1	0	0	3
4	1	2	1	0	0	0
3	1	1	0	1	0	1
4	1	1	3	0	1	1
4	0	1	0	0	2	1
4	0	0	0	0	1	1
1	0	0	0	2	0	0
2	0	0	0	0	2	2

AB	30
R	5
H	8
RBI	5
BB	3
SO	7
LOB	10

livebaseballscorecards.com

WP	0	PA	34
PB	0	SB	0
CS	1		





Batter	1	2	3	4	5	6	7	8	9	AB R H RBI BB SO LOB
Deion Sanders, L OBP: 0.317, SLG: 0.405 (1, 8)	3-1 HR		0-0 E2 1B 3B	2-1 G3		0-1 CS 1B			1-1 L8 1B 1B	5 2 3 1 0 0 1
Robby Thompson, R OBP: 0.308, SLG: 0.337 (1, 4)	0-1 1B 2B		1-2 SAFE 1-2 SAFE 1-2 SAFE 3B 1B		3-1 G5-3	0-2 SAFE SAFE G1-3			3-2 1-2 1B	5 2 3 0 0 0 1
Barry Bonds, L OBP: 0.425, SLG: 0.568 (1, 7)	3-3 K		1-2 1-H 2-H 3B		2-0 HR		2-1 G3		2-0 L8 2-3	5 1 2 3 0 1 3
Matt Williams, R OBP: 0.399, SLG: 0.654 (1, 5)	0-0 2-H 1B		2-3 K		4-2 2B BB		0-0 G4-3		1-0 P3	4 0 1 1 1 1 2
Mark Carreon, R OBP: 0.347, SLG: 0.482 (1, 3)	0-0 L8		0-0 L3		1-1 2B		1-1 G6-3			4 0 1 0 0 0 1
Mark Leonard, L OBP: 0.375, SLG: 0.667 (1, 9)	0-0 G4-1			4-1 2B SF8 BB	4-0 FC6-4 IBB			3-2 G4-3		2 1 0 0 2 0 1
Royce Clayton, R OBP: 0.305, SLG: 0.349 (1, 6)		2-2 G1-3		1-0 2B	2-1 P4			1-1 L3		4 0 1 0 0 0 3
Kirt Manwaring, R OBP: 0.307, SLG: 0.324 Jose Bautista, R (9, 1)		1-1 G6-3		1-1 G1-3	2-2 FC6-4			3-2 K		4 0 0 0 0 1 5 0 0 0 0 0 0 0
Terry Mulholland, R OBP: 0.079, SLG: 0.194 Steve Scarosone, R OBP: 0.332, SLG: 0.495 Carlos Valdez, R Chris Hook, R Tom Lampkin, L OBP: 0.371, SLG: 0.371 (1, 1) (6, PH) (7, 1) (8, 1) (9, 2)		1-3 K		0-0 SF8		2-1 P2			0-0 G4-3	1 0 0 1 0 1 0 1 0 1 0 0 0 0 0 0

Inning Stats	R: 2 E: 0 K: 1 S: 10	H: 3 LOB: 1 BB: 0 P: 16	R: 0 E: 0 K: 1 S: 8	H: 0 LOB: 0 BB: 0 P: 12	R: 2 E: 1 K: 1 S: 13	H: 2 LOB: 0 BB: 0 P: 17	R: 1 E: 0 K: 0 S: 7	H: 1 LOB: 1 BB: 1 P: 15	R: 1 E: 0 K: 0 S: 14	H: 2 LOB: 3 BB: 2 P: 32	R: 0 E: 0 K: 0 S: 7	H: 1 LOB: 0 BB: 0 P: 9	R: 0 E: 0 K: 0 S: 5	H: 0 LOB: 0 BB: 0 P: 8	R: 0 E: 0 K: 1 S: 10	H: 0 LOB: 0 BB: 0 P: 17	R: 0 E: 0 K: 0 S: 9	H: 2 LOB: 2 BB: 0 P: 16	1B: 5 2B: 3 3B: 1 HR: 2	SF: 1 SAC: 0 DP: 0 HBP: 0	WP: 0 PB: 0 SB: 0 CS: 1	PA: 40
--------------	-------------------------------	----------------------------------	------------------------------	----------------------------------	-------------------------------	----------------------------------	------------------------------	----------------------------------	-------------------------------	----------------------------------	------------------------------	---------------------------------	------------------------------	---------------------------------	-------------------------------	----------------------------------	------------------------------	----------------------------------	----------------------------------	------------------------------------	----------------------------------	--------

PITCHER	IP	WLS	BF	H	R	ER	SO	BB	IBB	HBP	BLK	WP	HR	S	P	ERA	WHIP
Bobby Jones, R ERA: 4.14 (1, 1)	4.1		24	8	6	5	3	2	1	0	0	0	2	45	81	10.38	2.308
Blas Minor, R ERA: 3.46 (5, 1)	0.2		2	0	0	0	0	0	0	0	0	0	0	7	11	0.00	0.000
Don Florence, L ERA: 1.69 (6, 1)	1.1	W	4	1	0	0	0	0	0	0	0	0	0	9	13	0.00	0.750
Jerry Dipoto, R ERA: 4.23 (7, 1)	2.2	S	10	2	0	0	1	0	0	0	0	0	0	22	37	0.00	0.750


**BOTTOM**

**New York Mets @ San Francisco Giants**  
Candlestick Park, San Francisco, CA

Sun Sep 03 1995, 6:33 AM EDT  
Att. 21,429 - Sunny - 66 F

livebaseballscorecards.com

AB	36
R	6
H	11
RBI	6
BB	3
SO	4
LOB	17



Batter	1	2	3	4	5	6	7	8	9	AB R H RBI BB SO LOB	TOP															
Tony Tarasco, L (1, 9) OBP: 0.324, SLG: 0.389	1-0 P5		1-2 G3		0-0 FC4-6		2-1 1B		1-3 K	5 0 1 0 0 1 2																
David Segui, S (1, 3) OBP: 0.370, SLG: 0.453	0-1 G6-3			0-0 WP G4-3 1B	1-0 G3		4-0 BB			3 1 1 0 1 0 1																
Rondell White, R (1, 8) OBP: 0.340, SLG: 0.448	2-2 G6-3			1-0 G4-3		0-2 G4-3	3-3 K			4 0 0 0 0 1 3																
Darrin Fletcher, L (1, 2) OBP: 0.365, SLG: 0.459		3-2 G3		1-0 2B FC5-2 1B		1-0 L9 E 1B		0-2 G3		4 0 2 1 0 0 0																
Sean Berry, R (1, 5) OBP: 0.372, SLG: 0.561		0-0 F8		2-0 FC5-2 2B		2-0 E5		1-1 G6-3		4 0 1 0 0 0 1																
Mike Lansing, R (1, 4) OBP: 0.306, SLG: 0.399		2-3 K		0-0 FC5-2 S		0-1 L9		4-1 BB		3 0 0 0 1 1 4																
Wil Cordero, R (1, 7) OBP: 0.342, SLG: 0.412			1-2 L4	2-3 K		0-0 G5-3		2-1 G4-3		4 0 0 0 0 1 5																
Mark Grudzielanek, R (1, 6) OBP: 0.300, SLG: 0.314			0-1 SH5-4 1B		1-3 K		2-3 K		1-3 K	4 0 1 0 0 3 0																
Carlos Perez, L (1, 1) OBP: 0.200, SLG: 0.286			1-1 SH5-4		0-0 FC4-6 1B		2-2 B1-3		2-3 K	2 0 1 0 0 0 0																
Gil Heredia, R (7, 1) OBP: 0.194, SLG: 0.194										0 0 0 0 0 0 0																
Dave Leiper, L (8, 1)										0 0 0 0 0 0 0																
Tim Scott, R (8, 1) OBP: 0.250, SLG: 0.250										0 0 0 0 0 0 0																
Dave Silvestri, R (9, PH) OBP: 0.272, SLG: 0.319										1 0 0 0 0 1 0																
Mel Rojas, R (9, 1)										0 0 0 0 0 0 0																
<b>Inning Stats</b>	R: 0 E: 0 K: 0 S: 6	H: 0 LOB: 0 BB: 0 P: 9	R: 0 E: 0 K: 1 S: 8	H: 0 LOB: 0 BB: 0 P: 13	R: 0 E: 0 K: 0 S: 10	H: 1 LOB: 1 BB: 0 P: 13	R: 1 E: 0 K: 1 S: 8	H: 3 LOB: 2 BB: 0 P: 14	R: 0 E: 0 K: 1 S: 7	H: 1 LOB: 1 BB: 0 P: 9	R: 0 E: 1 K: 0 S: 8	H: 1 LOB: 2 BB: 0 P: 11	R: 0 E: 0 K: 2 S: 12	H: 1 LOB: 2 BB: 1 P: 25	R: 0 E: 0 K: 0 S: 9	H: 0 LOB: 1 BB: 1 P: 16	R: 0 E: 0 K: 3 S: 9	H: 0 LOB: 0 BB: 0 P: 13	1B: 6 2B: 1 3B: 0 HR: 0	SF: 0 SAC: 1 DP: 0 HBP: 0	WP: 1 PB: 0 SB: 3 CS: 0	PA: 37				
<b>PITCHER</b>	IP WLS BF H R ER SO BB IBB HBP BLK WP HR S P ERA WHIP																									
William Van Lanningham, R (1, 1) ERA: 3.75	8.0	34	7	1	1	5	2	0	0	0	1	0	68	110	1.12	1.125										
Shawn Barton, L (9, 1) ERA: 4.23	1.0	W	3	0	0	0	3	0	0	0	0	0	9	13	0.00	0.000										

**Montreal Expos @ San Francisco Giants**  
 Candlestick Park, San Francisco, CA  
 Mon Sep 04 1995, 6:33 AM EDT  
 Att. 14,857 - Sunny - 70 F

[livebaseballscorecards.com](http://livebaseballscorecards.com)

AB	34
R	1
H	7
RBI	1
BB	2
SO	8
LOB	16







Batter	1	2	3	4	5	6	7	8	9	AB R H RBI BB SO LOB	TOP																
F.P. Santangelo, S OBP: 0.393, SLG: 0.431 (1, 9)	3-3 K		1-0 1B	4-1 HR		2-3 K			0-2 L7	4 1 1 1 1 2 1																	
David Segui, S OBP: 0.371, SLG: 0.459 (1, 3)	4-0 CS		1-1 F7	0-0 HR					0-0 G5-3	4 1 1 4 1 0 1																	
Rondell White, R OBP: 0.341, SLG: 0.447 (1, 8)	3-1 HBP		1-1 G6-4-3	2-0 G5-3					0-3 K2-3	3 0 1 0 0 1 0																	
Darrin Fletcher, L OBP: 0.361, SLG: 0.453 Greg Harris, S OBP: 0.333, SLG: 0.667 (1, 2) (7, 1)	3-3 K		3-2 G6-4-3						2-2 G6-3	4 0 0 0 0 1 4 0 0 0 0 0 0 0																	
Sean Berry, R OBP: 0.377, SLG: 0.575 (1, 5)				4-0 FC6-4					2-1 1B	3 2 2 1 1 1 0																	
Mike Lansing, R OBP: 0.305, SLG: 0.398 (1, 4)				3-2 FC6-4					0-1 F9	4 0 1 0 0 0 1																	
Wil Cordero, R OBP: 0.341, SLG: 0.411 (1, 7)				2-2 FC6-4					0-3 K	4 1 1 0 0 1 3																	
Mark Grudzianek, R OBP: 0.299, SLG: 0.309 (1, 6)				2-2 HR					1-0 G4-3	3 1 0 0 0 0 3																	
Pedro Martinez, R OBP: 0.123, SLG: 0.111 Henry Rodriguez, L OBP: 0.308, SLG: 0.384 Jose DeLeon, R OBP: 0.308, SLG: 0.384 Bryan Eversgerd, R OBP: 0.308, SLG: 0.384 Curt Schmidt, R OBP: 0.308, SLG: 0.384 Tim Laker, R OBP: 0.303, SLG: 0.389 (1, 1) (4, PH) (4, 1) (6, 1) (6, 1) (7, 2)				0-0 F8					3-3 K	1 0 0 0 0 1 1 1 0 0 0 0 0 3 0 1 0 0 0 0 1 0																	
<b>Inning Stats</b>	R: 0 E: 0 K: 2 S: 10	H: 0 LOB: 2 BB: 1 P: 23	R: 1 E: 0 K: 1 S: 10	H: 2 LOB: 1 BB: 0 P: 14	R: 0 E: 0 K: 0 S: 8	H: 2 LOB: 1 BB: 0 P: 14	R: 5 E: 0 K: 0 S: 13	H: 2 LOB: 0 BB: 2 P: 30	R: 0 E: 0 K: 1 S: 5	H: 0 LOB: 0 BB: 0 P: 7	R: 0 E: 1 K: 1 S: 12	H: 0 LOB: 1 BB: 0 P: 17	R: 0 E: 0 K: 1 S: 8	H: 0 LOB: 0 BB: 0 P: 11	R: 0 E: 0 K: 1 S: 8	H: 1 LOB: 1 BB: 0 P: 11	R: 0 E: 0 K: 1 S: 8	H: 0 LOB: 0 BB: 0 P: 11	1B: 5 2B: 1 3B: 0 HR: 2	SF: 0 SAC: 1 DP: 2 HBP: 2	WP: 0 PB: 0 SB: 0 CS: 1	PA: 38					
<b>PITCHER</b>	IP WLS BF H R ER SO BB IBB HBP BLK WP HR S P ERA WHIP																										
Jamie Brewington, R ERA: 3.7 (1, 1)	3.2		19	5	5	5	3	3	0	2	0	0	1	39	77	12.27	2.182										
Jose Bautista, R ERA: 6.46 (4, 1)	2.1	W	9	1	1	1	2	0	0	0	0	0	1	19	28	3.86	0.429										
Scott Service, R ERA: 3.44 (7, 1)	2.0		7	1	0	0	2	0	0	0	0	0	0	16	22	0.00	0.500										
Rod Beck, R ERA: 4.73 (9, 1)	1.0	S	3	0	0	0	1	0	0	0	0	0	0	8	11	0.00	0.000										

**Montreal Expos @ San Francisco Giants**  
Candlestick Park, San Francisco, CA

Tue Sep 05 1995, 10:05 PM EDT  
Att: 9,553 - Unknown - 68 F

livebaseballscorecards.com

AB	32
R	6
H	7
RBI	6
BB	3
SO	8
LOB	17



Batter	1	2	3	4	5	6	7	8	9
<b>Deion Sanders, L</b> OBP: 0.317, SLG: 0.403 (1, 8)	0-3 K	0-0 2B 1B		1-3 K		0-0 1B		3-3 K	
<b>Royce Clayton, R</b> OBP: 0.303, SLG: 0.351 (1, 6)	0-3 K	1-1 2B			2-3 K	G6-3 1B		0-2 2B	
<b>Barry Bonds, L</b> OBP: 0.427, SLG: 0.575 (1, 7)	3-2 HR	4-0 BB			0-0 P6		3-2 G4-6-3 1B	4-0 BB	
<b>Matt Williams, R</b> OBP: 0.401, SLG: 0.654 (1, 5)	1-2 HR	2-3 K			2-3 K		4-2 G4-6-3 BB	1-0 P3	
<b>Mark Carreon, R</b> OBP: 0.341, SLG: 0.482 (1, 9)	1-3 K			0-0 L9		2-2 HR	1-2 G4-6-3		
<b>John Patterson, S</b> OBP: 0.293, SLG: 0.288 (1, 4)		2-2 1B 1B		0-0 G4-3		3-2 1B G6-3 HBP	2-1 1B HBP		
<b>J.R. Phillips, L</b> OBP: 0.249, SLG: 0.330 (1, 3)		0-0 L6		1-3 K		1-1 G3 1B G6-3	1-1 1B		
<b>Kirt Manwaring, R</b> OBP: 0.301, SLG: 0.317 (1, 2)		0-3 K			1-2 P3	2-2 G6-3	0-2 L6		
<b>Jamie Brewington, R</b> OBP: 0.222, SLG: 0.222 (4, 1)		0-2 1B 2B 1B			1-3 K	1-1 G3		2-2 G3	
<b>Mark Leonard, L</b> OBP: 0.333, SLG: 0.571 (6, PH)									
<b>Scott Service, R</b> OBP: 0.333, SLG: 0.333 (7, 1)									
<b>Marvin Benard, L</b> OBP: 0.333, SLG: 0.333 (8, PH)									
<b>Rod Beck, R</b> OBP: 0.333, SLG: 0.333 (9, 1)									

Inning Stats	R: 2	H: 2	E: 0	K: 3	S: 16	H: 2	LOB: 0	BB: 0	P: 21	R: 3	H: 4	E: 0	K: 2	S: 19	R: 0	H: 0	E: 0	K: 1	S: 5	R: 0	H: 0	E: 0	K: 2	S: 9	R: 0	H: 0	E: 0	K: 2	S: 7	R: 3	H: 3	E: 0	K: 0	S: 17	R: 1	H: 2	E: 0	K: 0	S: 16	R: 0	H: 1	E: 0	K: 1	S: 11					

PITCHER	IP	WLS	BF	H	R	ER	SO	BB	IBB	HBP	BLK	WP	HR	S	P	ERA	WHIP
<b>Pedro Martinez, R</b> ERA: 3.53 (1, 1)	3.0		16	6	5	5	6	1	0	0	0	0	2	40	55	15.00	2.333
<b>Jose DeLeon, R</b> ERA: 5.4 (4, 1)	2.0	L	8	1	2	2	4	0	0	1	0	0	1	21	33	9.00	0.500
<b>Bryan Eversgerd, L</b> ERA: 11.05 (6, 1)	0.0		1	1	0	0	0	0	0	0	0	0	0	2	3	∞	∞
<b>Curt Schmidt, R</b> ERA: 6.23 (6, 1)	1.2		8	2	2	2	0	1	0	1	0	0	0	21	36	10.80	1.800
<b>Greg Harris, R</b> ERA: 2.33 (7, 1)	1.1		7	2	0	0	1	1	0	0	0	0	0	16	27	0.00	2.250

AB	R	H	RBI	BB	SO	LOB
5	1	2	2	0	3	0
5	0	2	2	0	2	1
3	2	2	1	2	0	0
4	1	1	1	1	2	4
4	1	1	1	0	1	1
2	2	1	0	0	0	0
4	1	2	0	0	1	1
4	0	0	1	0	1	4
1	1	1	0	0	0	0
1	0	0	0	0	1	0
1	0	0	0	0	0	1
0	0	0	0	0	0	0
1	0	0	0	0	0	0
0	0	0	0	0	0	0

WP	PA
0	40

<b>AB</b>	<b>35</b>
<b>R</b>	<b>9</b>
<b>H</b>	<b>12</b>
<b>RBI</b>	<b>8</b>
<b>BB</b>	<b>3</b>
<b>SO</b>	<b>11</b>
<b>LOB</b>	<b>12</b>



**BOTTOM**

**Montreal Expos @ San Francisco Giants**  
Candlestick Park, San Francisco, CA

livebaseballscorecards.com

WP: 0 PA: 40  
PB: 0 SB: 2 CS: 0

1B: 7 SF: 0  
2B: 2 SAC: 0  
3B: 0 DP: 1  
HR: 3 HBP: 2

Tue Sep 05 1995, 10:05 PM EDT  
Att. 9,553 - Unknown - 68 F



Batter	1	2	3	4	5	6	7	8	9	AB	R	H	RBI	BB	SO	LOB
Deion Sanders, L OBP: 0.316, SLG: 0.408 (1, 8)	1-0 G5-4-3 3B		0-0 G3		0-1 G5-3			1-2 G3		4	1	1	0	0	0	1
Royce Clayton, R OBP: 0.303, SLG: 0.349 Rich Aurilia, R (1, 6) (9, 6)	4-1 G5-4-3 BB		1-2 L9		0-1 G4-3			1-2 G6-3		3	0	0	0	1	0	1
Barry Bonds, L OBP: 0.428, SLG: 0.573 (1, 7)	4-0 G5-4-3 BB		4-0 BB				1-0 L4	3-2 G4-3		2	0	0	0	2	0	0
Matt Williams, R OBP: 0.394, SLG: 0.641 (1, 5)	2-2 G5-4-3		0-1 P8				0-1 G3-1		0-1 F9	4	0	0	0	0	0	3
Mark Carreon, R OBP: 0.337, SLG: 0.476 (1, 9)	0-1 P3			0-1 G4-3			0-2 F7		3-3 K	4	0	0	0	0	1	1
John Patterson, S OBP: 0.292, SLG: 0.283 (1, 4)		2-1 4-3		0-1 G6-3				4-2 G4-3 DI G6-3 BB	1-0 G1-3	3	1	0	0	1	0	0
J.R. Phillips, L OBP: 0.246, SLG: 0.326 (1, 3)		2-3 K		1-2 G4-3				3-2 G4-3		3	0	0	0	0	1	1
Kirt Manwaring, R OBP: 0.305, SLG: 0.319 (1, 2)		1-0 FC6-4 HBP			0-0 FC6-4 1B			0-0 G6-3		2	0	1	1	0	0	0
Mark Leiter, R OBP: 0.184, SLG: 0.115 Luis Aquino, R OBP: 0.333, SLG: 0.200 Tom Lampkin, L OBP: 0.366, SLG: 0.365 Carlos Valdez, R Marvin Benard, L Pat Gomez, L Chris Hook, R (1, 1) (5, 1) (5, PH) (6, 1) (7, PH) (8, 1) (9, 1)		1-2 FC6-4			0-2 FC6-4 G5-3			3-1 P6		1	0	0	0	0	0	1

Inning Stats	R: 1	H: 1	E: 0	LOB: 1	K: 0	BB: 2	S: 7	R: 0	H: 0	E: 0	LOB: 1	K: 1	BB: 0	S: 10	R: 0	H: 0	E: 0	LOB: 0	K: 0	BB: 1	S: 6	R: 0	H: 0	E: 0	LOB: 0	K: 0	BB: 0	S: 7	R: 0	H: 1	E: 0	LOB: 1	K: 0	BB: 0	S: 8	R: 0	H: 0	E: 0	LOB: 0	K: 0	BB: 0	S: 6	R: 1	H: 0	E: 0	LOB: 0	K: 0	BB: 1	S: 11	R: 0	H: 0	E: 0	LOB: 0	K: 0	BB: 0	S: 9	R: 0	H: 0	E: 0	LOB: 0	K: 1	BB: 0	S: 6	R: 0	H: 0	E: 0	LOB: 0	K: 1	BB: 0	S: 6	1B: 1	SF: 0	2B: 0	SAC: 0	3B: 1	DP: 1	HR: 0	HBP: 1	WP: 0	PA: 33
PITCHER	IP	WLS	BF	H	R	ER	SO	BB	IBB	HBP	BLK	WP	HR	S	P	ERA	WHIP																																																															
Tavo Alvarez, R ERA: 4.24 (1, 1)	7.0	W	27	2	2	2	1	4	0	1	0	0	0	55	89	2.57	0.857																																																															
Dave Leiper, L ERA: 3.22 (8, 1)	1.0		3	0	0	0	0	0	0	0	0	0	0	9	14	0.00	0.000																																																															
Tim Scott, R ERA: 4.15 (9, 1)	1.0		3	0	0	0	1	0	0	0	0	0	0	6	10	0.00	0.000																																																															

BOTTOM

Montreal Expos @ San Francisco Giants  
Candlestick Park, San Francisco, CA

livebaseballscores.com

AB	28
R	2
H	2
RBI	1
BB	4
SO	2
LOB	9



Wed Sep 06 1995, 10:05 PM EDT  
Att: 10,122 - Unknown - 72 F

Batter	1	2	3	4	5	6	7	8	9	AB R H RBI BB SO LOB	TOP		
Deion Sanders, L (1, 8) OBP: 0.318, SLG: 0.403	4-2 1B BB		0-1 G4-3		0-2 G6-3		4-2 BB	2-3 K		3 1 0 0 2 1 2			
Mike Benjamin, R (1, 4) OBP: 0.271, SLG: 0.321	0-3 SAFE SAFE K		3-2 F9		0-1 F9		2-1 P4		0-3 K	5 0 0 0 0 2 3			
Barry Bonds, L (1, 7) OBP: 0.429, SLG: 0.571	0-1 SAFE 1-3 1B		1-1 F8		3-1 P5			4-1 2B BB	4-2 1B BB	3 1 1 0 2 0 0			
Matt Williams, R (1, 5) OBP: 0.403, SLG: 0.650	1-1 HR 1B			1-1 BB 1B		0-0 F7		0-0 1B 2B	1-2 SAFE SAFE 1-3 1B	5 3 4 2 0 0 0			
Mark Carreon, R (1, 3) OBP: 0.344, SLG: 0.489	1-2 1-H HR			4-2 1B BB		0-0 G6-4-3 1B		0-2 1B 2B	0-1 P3	4 2 3 2 1 0 2			
Glenallen Hill, R (1, 9) OBP: 0.318, SLG: 0.469	1-0 P3			1-3 K		1-1 G6-4-3		1-3 K	2-3 K	5 0 0 0 0 3 7			
Rikkert Faneyte, R (9, 9) OBP: 0.298, SLG: 0.270										0 0 0 0 0 0 0			
Royce Clayton, R (1, 6) OBP: 0.304, SLG: 0.350			1-2 G4-3		0-0 1-3 2-H 1B		0-0 F9	0-2 2B 1B		4 0 2 2 0 0 0			
Kirt Manwaring, R (1, 2) OBP: 0.304, SLG: 0.321			1-2 F9		0-0 SAFE P4		1-3 K	1-2 FC4-2-5-1 1B	0-1 FC4-2-5-1 2B	4 0 1 1 0 1 2			
Sergio Valdez, R (1, 1) OBP: 0.118, SLG: 0.118			1-3 K		0-2 G4-3		2-2 BB 1B	0-0 FC4-2-5-1		3 0 1 0 0 1 2			
Dave McCarty, R (8, PH) OBP: 0.269, SLG: 0.295										1 0 0 0 0 0 2			
Shawn Barton, R (8, 1)										0 0 0 0 0 0 0			
Scott Service, R (8, 1)										0 0 0 0 0 0 0			
Rod Beck, R (8, 1) OBP: 0.333, SLG: 0.333								2-3 3-H		0 0 0 0 0 0 0			
<b>Inning Stats</b>	R: 3 H: 3 E: 0 LOB: 0 K: 1 BB: 1 S: 13 P: 20	R: 0 H: 0 E: 0 LOB: 0 K: 1 BB: 0 S: 10 P: 13	R: 0 H: 0 E: 0 LOB: 0 K: 0 BB: 0 S: 7 P: 11	R: 1 H: 2 E: 0 LOB: 2 K: 1 BB: 1 S: 14 P: 20	R: 0 H: 0 E: 0 LOB: 0 K: 0 BB: 0 S: 7 P: 10	R: 0 H: 1 E: 0 LOB: 0 K: 0 BB: 0 S: 4 P: 5	R: 0 H: 1 E: 0 LOB: 2 K: 1 BB: 1 S: 13 P: 22	R: 3 H: 4 E: 0 LOB: 2 K: 2 BB: 1 S: 19 P: 26	R: 0 H: 1 E: 0 LOB: 2 K: 2 BB: 1 S: 15 P: 22	1B: 9 SF: 0 2B: 2 SAC: 0 3B: 0 DP: 1 HR: 1 HBP: 0	WP: 0 PA: 42 PB: 0 SB: 0 CS: 0		
<b>PITCHER</b>	IP WLS BF H R ER SO BB IBB HBP BLK WP HR S P ERA WHIP											<b>PITCHER</b>	IP WLS BF H R ER SO BB IBB HBP BLK WP HR S P ERA WHIP
Jaime Navarro, R (1, 1) ERA: 3.26	7.0 L 29 7 4 4 4 3 0 0 0 0 0 1 68 101 5.14 1.429												
Terry Adams, R (8, 1) ERA: 10.24	0.1 5 3 3 3 1 1 0 0 0 0 0 0 13 18 81.00 12.000												
Anthony Young, R (8, 1) ERA: 3.77	0.2 3 1 0 0 1 0 0 0 0 0 0 0 6 8 0.00 1.500												
Dave Swartzbaugh, R (9, 1) ERA:	1.0 5 1 0 0 2 1 0 0 0 0 0 0 15 22 0.00 2.000												

San Francisco Giants @ Chicago Cubs  
Wrigley Field, Chicago, IL  
Fri Sep 08 1995, 3:33 AM CDT  
Att. 28,013 - Sunny - 62 F

AB	37
R	7
H	12
RBI	7
BB	5
SO	8
LOB	20



livebaseballscorecards.com

Batter	1	2	3	4	5	6	7	8	9	AB	R	H	RBI	BB	SO	LOB
<b>Brian McRae, S</b> OBP: 0.356, SLG: 0.454 (1, 8)	2-2 G3-1		1-1 G6-3		2-1 G3		0-1 F7		0-0 B3	5	0	0	0	0	0	1
<b>Rey Sanchez, R</b> OBP: 0.311, SLG: 0.373 (1, 4) (9, 6)	1-0 1B		0-1 G6-3		3-1 1B		0-0 P7		1-3 K	5	1	2	0	0	1	0
<b>Mark Grace, L</b> OBP: 0.389, SLG: 0.504 (1, 3)	3-1 F9				1-0 G3		1-3 1B		0-2 K	5	0	2	0	0	1	1
<b>Sammy Sosa, R</b> OBP: 0.349, SLG: 0.526 (1, 9)	2-2 1-2 1B				0-1 G4-3		4-2 1B		4-2 2B	3	2	2	0	2	0	1
<b>Luis Gonzalez, L</b> OBP: 0.341, SLG: 0.445 (1, 7)	0-0 P7				1-2 G4-3		0-0 1-2 2-H 3-H 1B		0-2 BB	4	0	2	1	0	0	3
<b>Todd Zeile, R</b> OBP: 0.310, SLG: 0.403 (1, 5)			1-1 G4-3		2-1 BB		2-1 G6-3		4-2 BB	3	0	1	1	1	0	0
<b>Scott Servais, R</b> OBP: 0.351, SLG: 0.517 (1, 2)			2-2 G4-3		4-0 BB		2-2 G4-3		1-3 K	3	0	0	0	1	1	3
<b>José Hernández, R</b> OBP: 0.279, SLG: 0.489 <b>Howard Johnson, S</b> OBP: 0.270, SLG: 0.317 (8, PH) (9, 4)			1-2 G6-3		2-3 K		0-0 G6-3		4-2 BB	3	0	0	0	0	1	2
<b>Jaime Navarro, R</b> OBP: 0.207, SLG: 0.263 (7, PH) <b>Terry Adams, R</b> (8, 1) <b>Anthony Young, R</b> OBP: 0.667, SLG: 0.667 <b>Scott Bulett, L</b> OBP: 0.291, SLG: 0.396 <b>Dave Swartzbaugh, R</b> (9, 1)			1-2 G6-3		1-1 G6-3		0-0 G3		0-2 F9	2	0	1	0	0	0	0

Inning Stats	R: 0	H: 2	E: 0	K: 12	S: 12	R: 0	H: 0	E: 0	K: 8	S: 8	R: 0	H: 1	E: 0	K: 7	S: 7	R: 1	H: 2	E: 0	K: 11	S: 11	R: 1	H: 3	E: 0	K: 10	S: 10	R: 0	H: 0	E: 0	K: 8	S: 8	R: 0	H: 0	E: 0	K: 4	S: 4	R: 1	H: 1	E: 0	K: 19	S: 19	R: 0	H: 1	E: 0	K: 17	S: 17	1B: 9	2B: 1	3B: 0	HR: 0	SF: 0	SAC: 0	DP: 1	HBP: 0	WP: 0	PB: 0	SB: 1	CS: 0	PA: 40
--------------	------	------	------	-------	-------	------	------	------	------	------	------	------	------	------	------	------	------	------	-------	-------	------	------	------	-------	-------	------	------	------	------	------	------	------	------	------	------	------	------	------	-------	-------	------	------	------	-------	-------	-------	-------	-------	-------	-------	--------	-------	--------	-------	-------	-------	-------	--------


PITCHER	IP	WLS	BF	H	R	ER	SO	BB	IBB	HBP	BLK	WP	HR	S	P	ERA	WHIP
<b>Sergio Valdez, R</b> ERA: 4.44 (1, 1)	7.0		29	8	2	2	1	2	0	0	0	0	0	60	98	2.57	1.429
<b>Shawn Barton, L</b> ERA: 4.42 (8, 1)	0.1		3	1	1	1	1	1	0	0	0	0	0	9	14	27.00	6.000
<b>Scott Service, R</b> ERA: 3.38 (8, 1)	0.1		3	0	0	0	1	2	0	0	0	0	0	7	16	0.00	6.000
<b>Rod Beck, R</b> ERA: 4.61 (8, 1)	1.1	S	5	1	0	0	1	0	0	0	0	0	0	20	24	0.00	0.750

**BOTTOM**

**San Francisco Giants @ Chicago Cubs**  
Wrigley Field, Chicago, IL

Fri Sep 08 1995, 3:33 AM CDT  
Att: 28,013 - Sunny - 62 F

<b>AB</b>	<b>35</b>
<b>R</b>	<b>3</b>
<b>H</b>	<b>10</b>
<b>RBI</b>	<b>3</b>
<b>BB</b>	<b>5</b>
<b>SO</b>	<b>4</b>
<b>LOB</b>	<b>14</b>



Batter	1	2	3	4	5	6	7	8	9	AB R H RBI BB SO LOB	TOP											
<b>Deion Sanders, L</b> OBP: 0.321, SLG: 0.405 (1, 8) C B X	1-1 E S HR 1B	1-3 K		0-1 G4-3		1-1 2-3 1B		0-1 CS 1B	1-2 2-3 3-H FC6-2 BB	6 1 3 0 0 1 3												
<b>Robby Thompson, R</b> OBP: 0.314, SLG: 0.337 (1, 4) B SAFE 1 SAFE F 1 SAFE P B B	4-2 BB HR BB	1-0 HBP		2-3 K		0-3 K		2-1 1B 1B	4-0 BB BB BB BB BB	3 2 1 1 2 2 2												
<b>Barry Bonds, L</b> OBP: 0.428, SLG: 0.567 (1, 7) B SAFE 1 SAFE F B B B	4-2 HR BB	0-1 F8			0-1 G3-1		0-0 G3	2-0 1B 1B	0-1 G4-3	5 1 1 0 1 0 4												
<b>Matt Williams, R</b> OBP: 0.407, SLG: 0.663 (1, 5) B X	1-0 HR		2-2 E6 2B G6-3		1-3 K		1-0 BB BB 1B	3-2 1B 1B		5 2 3 5 0 1 0												
<b>Mark Carreon, R</b> OBP: 0.351, SLG: 0.494 (1, 3) F X	0-1 1B 1B		0-1 1B 2B		4-2 BB		4-0 BB BB	0-0 G3		3 1 2 0 2 0 2												
<b>Glenallen Hill, R</b> OBP: 0.317, SLG: 0.466 (1, 9) C F B F X	1-2 G6-3 1B		2-1 G6-3		0-0 F8		1-1 P4		2-1 E5 FC5-4	5 0 1 1 0 0 4 0 0 0 0 0 0 0												
<b>Rikkert Faneyte, R</b> OBP: 0.298, SLG: 0.270 (9, 9) C F B F X																						
<b>Royce Clayton, R</b> OBP: 0.305, SLG: 0.349 (1, 6) B C F B S	2-3 K		0-0 L5-4 1B		0-0 G6-3		1-2 G6-3	4-0 BB	0-2 FC5-4 1B FC6-2	4 0 1 1 1 1 3												
<b>Kirt Manwaring, R</b> OBP: 0.303, SLG: 0.319 (1, 2) X	0-0 G6-3		1-2 L5-4		1-1 F9		0-0 F9		3-2 FC6-2 BB BB 1B	5 1 1 0 0 0 6												
<b>Terry Mulholland, R</b> OBP: 0.095, SLG: 0.225 (1, 1) F B X		1-1 G6-3		0-3 K		0-0 1B 2B		0-0 G6-3	4-0 BB FC6-2 BB	4 0 1 0 0 1 0 0 0 0 0 0 0 0 0 0 0 0 1 0 0 0 0 0 0 0 0 0												
<b>Mark Leonard, L</b> OBP: 0.333, SLG: 0.571 (9, PH) <b>Steve Scarosone, R</b> OBP: 0.329, SLG: 0.485 (9, PH) <b>Luis Aquino, R</b> OBP: 0.333, SLG: 0.200 (9, 1)																						
<b>Inning Stats</b>	R: 4 E: 0 K: 1 S: 18	H: 4 LOB: 1 BB: 2 P: 30	R: 0 E: 0 K: 1 S: 7	H: 0 LOB: 1 BB: 0 P: 10	R: 2 E: 1 K: 0 S: 11	H: 2 LOB: 0 BB: 0 P: 16	R: 0 E: 0 K: 2 S: 8	H: 0 LOB: 0 BB: 0 P: 10	R: 0 E: 0 K: 1 S: 8	H: 0 LOB: 1 BB: 1 P: 13	R: 0 E: 0 K: 1 S: 11	H: 2 LOB: 2 BB: 0 P: 14	R: 0 E: 0 K: 0 S: 5	H: 1 LOB: 3 BB: 2 P: 15	R: 1 E: 0 K: 0 S: 12	H: 4 LOB: 2 BB: 0 P: 19	R: 1 E: 1 K: 0 S: 13	H: 1 LOB: 3 BB: 2 P: 27	1B: 11 2B: 3 3B: 0 HR: 1	SF: 0 SAC: 0 DP: 2 HBP: 1	WP: 0 PB: 0 SB: 1 CS: 1	PA: 48
<b>PITCHER</b>	IP WLS BF H R ER SO BB IBB HBP BLK WP HR S P ERA WHIP	IP WLS BF H R ER SO BB IBB HBP BLK WP HR S P ERA WHIP																				
<b>Frank Castillo, R</b> ERA: 3.03 (1, 1)	2.1 L 16 6 6 5 2 2 0 1 0 0 1 33 52 19.29 3.429																					
<b>Dave Swartzbaugh, R</b> ERA: (3, 1)	0.2 1 0 0 0 0 0 0 0 0 0 0 0 3 4 0.00 0.000																					
<b>Turk Wendell, R</b> ERA: 4.76 (4, 1)	3.0 12 2 0 0 4 1 0 0 0 0 0 0 27 37 0.00 1.000																					
<b>Mike Walker, R</b> ERA: 2.95 (7, 1)	0.1 3 1 0 0 0 1 0 0 0 0 0 0 2 7 0.00 6.000																					
<b>Mike Perez, R</b> ERA: 3.34 (7, 1)	1.1 6 2 1 1 0 1 0 0 0 0 0 0 8 15 6.75 2.250																					
<b>PITCHER</b>	IP WLS BF H R ER SO BB IBB HBP BLK WP HR S P ERA WHIP	IP WLS BF H R ER SO BB IBB HBP BLK WP HR S P ERA WHIP																				
<b>Larry Casian, L</b> ERA: 2.04 (8, 1)	0.0 2 2 0 0 0 0 0 0 0 0 0 0 2 11 ∞ ∞																					
<b>Terry Adams, R</b> ERA: 9.58 (8, 1)	0.2 4 1 1 0 0 0 0 0 0 0 0 0 9 14 0.00 1.500																					
<b>Roberto Rivera, L</b> ERA: (9, 1)	0.2 4 0 0 0 0 2 0 0 0 0 0 0 5 14 0.00 3.000																					

**San Francisco Giants @ Chicago Cubs**  
Wrigley Field, Chicago, IL  
Sat Sep 09 1995, 3:33 AM CDT  
Att. 29,465 - Sunny

[livebaseballscorecards.com](http://livebaseballscorecards.com)

<b>AB</b>	40
<b>R</b>	8
<b>H</b>	14
<b>RBI</b>	8
<b>BB</b>	7
<b>SO</b>	6
<b>LOB</b>	24





BOTTOM

San Francisco Giants @ Chicago Cubs  
Wrigley Field, Chicago, IL  
Sat Sep 09 1995, 3:33 AM CDT  
Att. 29,465 - Sunny

AB	34
R	3
H	8
RBI	3
BB	2
SO	3
LOB	14



WP:	0	PA:	36
PB:	0		
SB:	0		
CS:	0		

AB R H RBI BB SO LOB

4	1	1	0	0	0	1
4	1	2	0	0	0	0
4	0	0	1	0	0	3
4	0	1	2	0	1	1
4	0	0	0	0	1	1
3	0	1	0	0	0	1
0	0	0	0	0	0	0
0	0	0	0	0	0	0
0	0	0	0	0	0	0
0	0	0	0	0	0	0
0	0	0	0	0	0	0
1	0	1	0	0	0	0
2	0	0	0	2	0	1
3	0	0	0	0	0	2
1	0	0	0	0	0	2
0	0	0	0	0	0	0
0	0	0	0	0	0	0
1	0	1	0	0	0	0
0	0	0	0	0	0	0
1	1	1	0	0	0	0
0	0	0	0	0	0	0
2	0	0	0	0	1	2

Batter	1	2	3	4	5	6	7	8	9												
<b>Brian McRae, S</b> OBP: 0.356, SLG: 0.452 (1, 8) B B C F B X	3-2 L7 ①		0-2 G1-3 ③ S 1 SAFE F 1 SAFE X			1-0 G4-3 1B 1-2 1B 1B		1-1 F9 ① C B X													
<b>Rey Sanchez, R</b> OBP: 0.313, SLG: 0.374 (1, 4) B F B X	2-1 F9 ②			0-0 G4-3 ① X		2-2 G4-3 1B 1-2 2-3 1B 1B		2-1 FC3-6 1B B B C C F X													
<b>Mark Grace, L</b> OBP: 0.386, SLG: 0.500 (1, 3) B B X	2-0 P5 ③			3-1 G3 ② B B B B X		1-1 G4-3 ① B F X		2-2 FC3-6 ② 1-2f													
<b>Sammy Sosa, R</b> OBP: 0.348, SLG: 0.524 (1, 9) C B B B S		3-3 K ①		1-1 G6-3 ③ F B X		2-2 FC6-4 1B 2-H 3-H		2-2 L8 ③ B B C C F X													
<b>Todd Zeile, R</b> OBP: 0.307, SLG: 0.400 (1, 5) B B T X		2-1 G6-3 ②			2-0 G4-3 ① B X	1-0 FC6-4 ② 1-2f			3-2 K ① B B C B F T												
<b>Ozzie Timmons, R</b> OBP: 0.302, SLG: 0.433 (7, 1) <b>Mike Perez, R</b> (8, 1) <b>Larry Casian, R</b> (8, 1) <b>Terry Adams, R</b> (9, 1) <b>Roberto Rivera, L</b> (9, PH) <b>Matt Franco, L</b> OBP: 0.333, SLG: 0.333		2-0 F8 ③ B B X			2-0 1B B B X	0-1 FC6-4 ③ 1-2f			2-2 BB 1B B B F F X												
<b>Scott Servais, R</b> OBP: 0.354, SLG: 0.512 (1, 2) F B B B B			4-2 G1-6-3 BB ②		2-2 P4 ② B B T F X		2-2 G3 ① B B C B X		4-2 BB ② C F B B B B B												
<b>José Hernández, R</b> OBP: 0.275, SLG: 0.481 (1, 6) <b>Howard Johnson, S</b> OBP: 0.268, SLG: 0.314 (9, PH) C X			0-1 G1-6-3 ① ② 1-2f		3-2 G6-3 ③ B B B B F X		1-1 F7 ② B F X		3-1 P5 ② C B B B X												
<b>Frank Castillo, R</b> OBP: 0.154, SLG: 0.120 (3, 1) <b>Dave Swartzbaugh, R</b> (3, PH) OBP: 0.419, SLG: 0.579 (4, 1) <b>Todd Haney, R</b> OBP: 0.419, SLG: 0.579 (4, 1) <b>Turk Wendell, L</b> (6, PH) <b>Mike Hubbard, R</b> OBP: 0.300, SLG: 0.222 (7, 1) <b>Mike Walker, R</b> (7, 1) <b>Luis Gonzalez, L</b> OBP: 0.339, SLG: 0.443 (7, 7) C B X			1-1 1B ③			2-2 1B G4-3 1B B B C B X		1-1 F8 ③ B B X	3-3 K ③ B B B B S												
<b>Inning Stats</b>	R: 0 E: 0 K: 0 S: 6	H: 0 LOB: 0 BB: 0 P: 13	R: 0 E: 0 K: 1 S: 6	H: 0 LOB: 0 BB: 0 P: 13	R: 0 E: 0 K: 0 S: 9	H: 1 LOB: 1 BB: 1 P: 14	R: 0 E: 0 K: 0 S: 5	H: 0 LOB: 0 BB: 0 P: 9	R: 0 E: 0 K: 0 S: 10	H: 1 LOB: 1 BB: 0 P: 19	R: 3 E: 0 K: 0 S: 16	H: 4 LOB: 1 BB: 0 P: 25	R: 0 E: 0 K: 0 S: 7	H: 0 LOB: 0 BB: 0 P: 11	R: 0 E: 0 K: 0 S: 10	H: 1 LOB: 1 BB: 0 P: 17	R: 0 E: 0 K: 2 S: 15	H: 1 LOB: 2 BB: 1 P: 30	1B: 8 2B: 0 3B: 0 HR: 0	SF: 0 SAC: 0 DP: 1 HBP: 0	
<b>PITCHER</b>	IP WLS BF H R ER SO	W W 5 1 3 3 1	BF H R ER SO	BF H R ER SO	IP WLS BF H R ER SO	W W 5 1 3 3 1	BF H R ER SO	W W 5 1 3 3 1	IP WLS BF H R ER SO	W W 5 1 3 3 1	BF H R ER SO	W W 5 1 3 3 1	IP WLS BF H R ER SO	W W 5 1 3 3 1	BF H R ER SO	W W 5 1 3 3 1	IP WLS BF H R ER SO	W W 5 1 3 3 1	ERA WHIP	ERA WHIP	
<b>Terry Mulholland, L</b> ERA: 6.11 (1, 1)	8.0 W	31 W	7 3	3 3	1 1	1 1	0 0	0 0	0 0	0 0	0 0	0 0	0 0	0 0	0 0	0 0	0 0	0 0	0 0	3.38 1.000	3.38 1.000
<b>Luis Aquino, R</b> ERA: 4.5 (9, 1)	1.0	5	1	0	0	2	1	0	0	0	0	0	0	0	0	0	0	0	0	0.00 2.000	0.00 2.000

livebaseballscorecards.com

Batter	1	2	3	4	5	6	7	8	9	AB R H RBI BB SO LOB	TOP		
Deion Sanders, L (1, 8) OBP: 0.327, SLG: 0.414	0-1 G6-4-3 1B		0-1 WP 2B E 1B	1-3 K		0-0 1B 2B	0-0 WP 1B		1-3 K	6 2 4 0 0 2 1			
Robby Thompson, R (1, 4) OBP: 0.317, SLG: 0.337	0-2 G6-4-3 1-2f		0-3 K		2-1 2B SF8 1B	4-1 1B BB	4-2 1-2 2-3 BB			3 1 1 0 2 1 2			
Barry Bonds, L (1, 7) OBP: 0.428, SLG: 0.567	2-0 P9		0-3 K		1-2 2B 1-3	1-0 1-2 2-H 1B	1-1 G4-3			5 0 2 1 0 1 4			
Matt Williams, R (1, 5) OBP: 0.407, SLG: 0.657		4-1 2B BB	4-2 2B BB		0-0 SF8 3-H	1-0 G6-3		2-1 G5-3		2 2 0 1 2 0 2			
Mark Carreon, R (1, 3) OBP: 0.351, SLG: 0.494		2-0 F7 1-H 3-H 2B	0-0 1-H 3-H 2B		4-0 IBB		2-1 F7	0-1 G6-3		4 0 1 2 1 0 1			
Glenallen Hill, R (1, 9) OBP: 0.320, SLG: 0.475		2-2 G4-3 1-H 1B 2B	4-2 BB		1-1 P3		0-0 HR	2-0 F7		4 2 2 2 1 0 2			
Royce Clayton, R (1, 6) OBP: 0.302, SLG: 0.346		2-2 G4-3 2-3	0-2 P3		0-0 G6-3		0-0 E1 1B		2-3 K	5 1 0 0 0 1 5			
Kirt Manwaring, R (1, 2) OBP: 0.307, SLG: 0.319		2-2 3-H 1B		2-2 L7		1-0 G1-6-4 HBP	1-0 G6-3		4-2 BB	3 0 1 1 1 0 1			
William Van Landingham, R (1, 1) OBP: 0.152, SLG: 0.261		1-1 G3-1		2-3 K		1-1 G1-6-4	1-1 WP 1B		0-3 K	3 0 0 0 0 0 1 2 0 0 0 0 0 0 0 0 1 0 1 1 0 0 0 0 0 0 0 0 0 0 0 0 1 0 0 0 0 0 1 1 0 0 0 0 0 0 0 0			
Jose Bautista, R (6, 1) John Patterson, S (7, PH) Scott Service, R (7, 1) Steve Scarsone, R (9, PH) Rod Beck, R (9, 1)													
<b>Inning Stats</b>	R: 0 H: 1 E: 0 LOB: 0 K: 0 BB: 0 S: 6 P: 8	R: 2 H: 2 E: 0 LOB: 1 K: 0 BB: 1 S: 15 P: 28	R: 2 H: 2 E: 1 LOB: 2 K: 2 BB: 2 S: 18 P: 26	R: 0 H: 0 E: 0 LOB: 0 K: 2 BB: 0 S: 9 P: 14	R: 1 H: 2 E: 0 LOB: 2 K: 0 BB: 1 S: 9 P: 17	R: 1 H: 2 E: 0 LOB: 2 K: 0 BB: 1 S: 6 P: 14	R: 2 H: 3 E: 1 LOB: 3 K: 0 BB: 1 S: 13 P: 22	R: 0 H: 0 E: 0 LOB: 0 K: 0 BB: 0 S: 5 P: 9	R: 0 H: 0 E: 0 LOB: 1 K: 3 BB: 1 S: 14 P: 21	1B: 7 SF: 1 2B: 4 SAC: 0 3B: 0 DP: 2 HR: 1 HBP: 1	WP: 2 PA: 46 PB: 0 SB: 1 CS: 0		
<b>PITCHER</b>	IP WLS BF H R ER SO BB IBB HBP BLK WP HR S P ERA WHIP											<b>PITCHER</b>	IP WLS BF H R ER SO BB IBB HBP BLK WP HR S P ERA WHIP
Steve Trachsel, R (1, 1) ERA: 4.8	5.0 L 25 7 5 5 4 3 1 0 0 1 0 57 93 9.00 2.000												
Anthony Young, R (6, 1) ERA: 4.13	1.2 11 4 3 2 0 1 0 1 0 0 1 13 25 10.80 3.000												
Larry Casian, L (7, 1) ERA: 2.04	0.0 1 1 0 0 0 0 0 0 0 0 0 1 1 ∞ ∞												
Mike Perez, R (7, 1) ERA: 3.27	1.1 5 0 0 0 0 1 0 0 0 1 0 10 19 0.00 0.750												
Randy Myers, L (9, 1) ERA: 3.72	1.0 4 0 0 0 0 3 1 0 0 0 0 0 14 21 0.00 1.000												

**San Francisco Giants @ Chicago Cubs**  
 Wrigley Field, Chicago, IL  
 Sun Sep 10 1995, 3:33 AM CDT  
 Att. 25,429 - Sunny

[livebaseballscorecards.com](http://livebaseballscorecards.com)

AB	37
R	8
H	12
RBI	8
BB	7
SO	7
LOB	21



BOTTOM

San Francisco Giants @ Chicago Cubs  
Wrigley Field, Chicago, IL  
Sun Sep 10 1995, 3:33 AM CDT  
Att. 25,429 - Sunny

livebaseballscorecards.com

AB	36
R	7
H	10
RBI	7
BB	3
SO	5
LOB	11



WP:	0	PA:	39
PB:	0		
SB:	3		
CS:	0		

AB R H RBI BB SO LOB

5	1	2	1	0	1	1
4	0	1	0	1	0	3
5	0	0	0	0	1	4
4	0	1	1	0	1	0
2	1	1	0	1	0	1
0	0	0	0	0	0	0
2	0	0	0	0	1	1
2	1	1	2	0	0	0
4	1	1	1	0	1	1
4	1	1	0	0	0	0
1	0	0	0	0	0	0
1	0	1	0	0	0	0
0	0	0	0	0	0	0
0	0	0	0	0	0	0
0	0	0	0	0	0	0
0	0	0	0	0	0	0
1	2	1	2	1	0	0
1	0	0	0	0	0	0

1B:	7	SF:	0
2B:	0	SAC:	0
3B:	0	DP:	1
HR:	3	HBP:	0

PITCHER	IP	WLS	BF	H	R	ER	SO	BB	IBB	HBP	BLK	WP	HR	S	P	ERA	WHIP
William Van Lanthingham, R	(1, 1)	5.0	W	20	4	2	1	5	2	0	0	0	1	55	90	1.80	1.200
Jose Bautista, R	(6, 1)	1.0		5	2	2	0	0	0	0	0	0	1	8	15	18.00	2.000
Scott Service, R	(7, 1)	2.0		8	1	1	0	1	0	0	0	0	0	20	29	4.50	1.000
Rod Beck, R	(9, 1)	1.0	S	6	3	2	0	0	0	0	0	0	1	13	19	18.00	3.000

Batter	1	2	3	4	5	6	7	8	9
Brian McRae, S (1, 8) OBP: 0.356, SLG: 0.452	1-1 E S 1B		1-1 G3		2-3 K		2-2 FC5-4 1B		1-2 G4-3
Todd Haney, R (1, 4) OBP: 0.417, SLG: 0.548	1 SAFE P4		4-2 G4-6-3 BB		0-2 L5		0-2 FC5-4		1-1 1B
Mark Grace, L (1, 3) OBP: 0.383, SLG: 0.495	2-3 K		0-0 G4-6-3 1-2f			2-1 G6-3	0-2 P6		3-2 F7
Sammy Sosa, R (1, 9) OBP: 0.348, SLG: 0.522	3-2 S 1B			2-3 K		2-2 G4-3		1-1 P3	
Luis Gonzalez, L (1, 7) Randy Myers, L (9, 1) OBP: 0.341, SLG: 0.443	2-2 G3			4-2 BLK BB		2-0 HR 1B		0-1 P9	
Todd Zeile, R (1, 5) Howard Johnson, S (6, 5) OBP: 0.306, SLG: 0.398		2-3 K		0-2 P6		1-0 HR		2-0 P3	
Mark Parent, R (1, 2) OBP: 0.295, SLG: 0.465		3-1 HR		2-3 K		0-0 F7		1-0 P4	
Rey Sanchez, R (1, 6) OBP: 0.313, SLG: 0.373		3-1 P4			1-1 G6-3		0-2 P6		0-1 HR 1B
Steve Trachsel, R (1, 1) Matt Franco, L (5, PH) Anthony Young, R (6, 1) Larry Casian, R (7, 1) Mike Perez, L (7, 1) Scott Bulett, L (7, 7) Ozzie Timmons, R (8, PH) OBP: 0.255, SLG: 0.273		0-0 P3			1-0 1B		4-2 S 1B BB		0-1 HR

R: 1 E: 0 K: 1 S: 18	H: 2 LOB: 1 BB: 0 P: 28	R: 1 E: 0 K: 1 S: 8	H: 1 LOB: 0 BB: 0 P: 16	R: 0 E: 0 K: 0 S: 6	H: 0 LOB: 0 BB: 1 P: 11	R: 0 E: 0 K: 2 S: 13	H: 0 LOB: 1 BB: 1 P: 21	R: 0 E: 0 K: 1 S: 10	H: 1 LOB: 1 BB: 0 P: 14	R: 2 E: 0 K: 0 S: 8	H: 2 LOB: 0 BB: 0 P: 15	R: 1 E: 0 K: 0 S: 15	H: 1 LOB: 1 BB: 1 P: 21	R: 0 E: 0 K: 0 S: 5	H: 0 LOB: 0 BB: 0 P: 8	R: 2 E: 0 K: 0 S: 13	H: 3 LOB: 1 BB: 0 P: 19	1B: 7 2B: 0 3B: 0 HR: 3	SF: 0 SAC: 0 DP: 1 HBP: 0	WP: 0 PB: 0 SB: 3 CS: 0	PA: 39
-------------------------------	----------------------------------	------------------------------	----------------------------------	------------------------------	----------------------------------	-------------------------------	----------------------------------	-------------------------------	----------------------------------	------------------------------	----------------------------------	-------------------------------	----------------------------------	------------------------------	---------------------------------	-------------------------------	----------------------------------	----------------------------------	------------------------------------	----------------------------------	--------

PITCHER	IP	WLS	BF	H	R	ER	SO	BB	IBB	HBP	BLK	WP	HR	S	P	ERA	WHIP
William Van Lanthingham, R	(1, 1)	5.0	W	20	4	2	1	5	2	0	0	0	1	55	90	1.80	1.200
Jose Bautista, R	(6, 1)	1.0		5	2	2	0	0	0	0	0	0	1	8	15	18.00	2.000
Scott Service, R	(7, 1)	2.0		8	1	1	0	1	0	0	0	0	0	20	29	4.50	1.000
Rod Beck, R	(9, 1)	1.0	S	6	3	2	0	0	0	0	0	0	1	13	19	18.00	3.000



Batter	1	2	3	4	5	6	7	8	9	AB	R	H	RBI	BB	SO	LOB
<b>Bernard Gilkey, R</b> (1, 7) OBP: 0.363, SLG: 0.462 <b>Mark Sweeney, L</b> (6, PR) OBP: 0.348, SLG: 0.390 (7, 7)	1-1 G5-3 	4-1 2B 1B BB 	3-2 2B 		4-1 2B BB 	0-0 1B 				3	2	2	2	2	0	0
<b>Ozzie Smith, S</b> (1, 6) OBP: 0.296, SLG: 0.261 <b>Tripp Cromer, R</b> (7, 6) OBP: 0.248, SLG: 0.313	4-2 CS BB 	1-2 1B 2B 	2-1 F7 		4-0 2B BB 	2-2 G2-3 				3	2	1	2	2	0	3
<b>Ray Lankford, L</b> (1, 8) OBP: 0.361, SLG: 0.510 <b>Allen Battle, R</b> (7, 9) OBP: 0.352, SLG: 0.290 (8, 8)	3-3 K 1-2 	0-0 1B 		1-2 HR 	1-1 F7 		3-3 K2-3 			4	1	2	3	0	1	3
<b>Brian Jordan, R</b> (1, 9) OBP: 0.338, SLG: 0.485 <b>Brian Barber, R</b> (8, 1) OBP: 0.222, SLG: 0.125		HR 	G5-3 	4-1 2B BB 	0-1 SF9 2B 		2-1 G4-3 			4	3	2	3	1	0	1
<b>John Mabry, L</b> (1, 3) OBP: 0.339, SLG: 0.410		0-1 E4 1B 2B 	2-0 BB BB 1B 	0-2 1-H 2B 	2-0 SF9 		2-2 G4-3 			4	2	3	2	0	0	0
<b>Jose Oliva, R</b> (1, 5) OBP: 0.206, SLG: 0.303	1-1 P2 	1-0 F8 	1-3 K 	1-0 FC5-4 1B 		0-0 P2 				5	0	1	0	0	1	3
<b>David Bell, R</b> (1, 4) OBP: 0.256, SLG: 0.368	0-0 FC3-6 1B 1B 	3-2 P3 	1-1 F7 	2-2 FC5-4 1-2 		0-1 G6-3 				5	0	1	1	0	0	3
<b>Danny Sheaffer, R</b> (1, 2) OBP: 0.308, SLG: 0.364	1-0 BB FC3-6 2B 1B 	4-1 2B BB 	4-0 IBB 		0-3 K 		1-2 G4-3 			3	2	1	0	2	1	0
<b>Mark Petkovsek, R</b> (1, 1) OBP: 0.211, SLG: 0.094 <b>José Oquendo, S</b> (8, 9) OBP: 0.318, SLG: 0.302	0-0 FC3-6 2B 	4-1 2B BB 	1-2 2B BB 	1-2 F7 		0-0 F7 				3	1	0	0	1	0	4
										0	0	0	0	0	0	0

Inning Stats	R: 0	H: 0	E: 0	K: 1	S: 8	L: 1	BB: 1	P: 16	R: 6	H: 6	E: 1	K: 0	S: 14	LOB: 1	BB: 1	P: 22	R: 2	H: 2	E: 0	K: 1	S: 15	LOB: 2	BB: 2	P: 27	R: 3	H: 2	E: 0	K: 1	S: 10	LOB: 1	BB: 0	P: 10	R: 0	H: 0	E: 0	K: 1	S: 6	LOB: 0	BB: 0	P: 7	R: 0	H: 0	E: 0	K: 0	S: 10	LOB: 0	BB: 0	P: 17	R: 0	H: 0	E: 0	K: 0	S: 6	LOB: 0	BB: 0	P: 7
--------------	------	------	------	------	------	------	-------	-------	------	------	------	------	-------	--------	-------	-------	------	------	------	------	-------	--------	-------	-------	------	------	------	------	-------	--------	-------	-------	------	------	------	------	------	--------	-------	------	------	------	------	------	-------	--------	-------	-------	------	------	------	------	------	--------	-------	------

PITCHER	IP	WLS	BF	H	R	ER	SO	BB	IBB	HBP	BLK	WP	HR	S	P	ERA	WHIP
<b>Jamie Brewington, R</b> (1, 1) ERA: 4.5	2.0	L	13	6	6	6	1	2	0	0	0	0	1	22	38	27.00	4.000
<b>Joe Rosselli, L</b> (3, 1) ERA: 8.39	2.0		14	4	4	4	1	3	1	0	0	0	1	29	60	18.00	3.500
<b>John Roper, R</b> (5, 1) ERA: 12.38	1.0		7	2	3	3	0	2	0	0	0	0	0	10	24	27.00	4.000
<b>Jose Bautista, R</b> (6, 1) ERA: 6.52	1.0		4	1	0	0	1	0	0	0	0	0	0	8	10	0.00	1.000
<b>Pat Gomez, L</b> (7, 1) ERA: 6.1	1.0		3	0	0	0	1	0	0	0	0	0	0	10	17	0.00	0.000

**BOTTOM**

**San Francisco Giants @ St. Louis Cardinals**  
**Busch Stadium, St. Louis, MO**  
 Mon Sep 11 1995, 7:05 PM CDT  
 Att: 15,503 - Unknown - 75 F

AB	35
R	13
H	13
RBI	13
BB	8
SO	4
LOB	17

WP: 0 PA: 44  
 PB: 0  
 SB: 0  
 CS: 1

PITCHER	IP	WLS	BF	H	R	ER	SO	BB	IBB	HBP	BLK	WP	HR	S	P	ERA	WHIP
<b>Chris Hook, R</b> (8, 1) ERA: 5.11	1.0		3	0	0	0	0	0	0	0	0	0	0	6	7	0.00	0.000



**BOTTOM**

**San Francisco Giants @ St. Louis Cardinals**  
**Busch Stadium, St. Louis, MO**  
 Tue Sep 12 1995, 7:05 PM CDT  
 Att. 18,873 - Unknown - 76 F

livebaseballscorecards.com

<b>AB</b>	<b>38</b>
<b>R</b>	<b>10</b>
<b>H</b>	<b>15</b>
<b>RBI</b>	<b>9</b>
<b>BB</b>	<b>2</b>
<b>SO</b>	<b>5</b>
<b>LOB</b>	<b>16</b>



WP: 2	PA: 43
PB: 0	SB: 0
CS: 0	

AB R H RBI BB SO LOB

5 1 3 2 0 1 0  
 3 0 0 1 1 0 1  
 1 1 1 0 0 0 0

4 2 1 1 1 1 4

5 1 2 0 0 0 3

5 1 3 2 0 0 1

3 0 0 1 0 1 1

4 2 1 1 0 1 4

4 1 2 1 0 0 1

2 1 1 0 0 0 0  
 0 0 0 0 0 0 0  
 1 0 1 0 0 0 0  
 0 0 0 0 0 0 0  
 1 0 0 0 0 1 1  
 0 0 0 0 0 0 0

1B: 11 SF: 1  
 2B: 3 SAC: 0  
 3B: 0 DP: 0  
 HR: 1 HBP: 2

Batter	1	2	3	4	5	6	7	8	9							
<b>Bernard Gilkey, R</b> (1, 7) OBP: 0.366, SLG: 0.469	0-0 L9	1-0 G6-3 WP 2B		2-3 K		0-0 2B		0-1 FC4-2 1B								
<b>Ozzie Smith, S</b> (1, 6) OBP: 0.295, SLG: 0.255	2-2 P4	0-0 G6-3		1-0 F8		4-1 2B		0-2 FC4-2 1B 2B								
<b>Tripp Cromer, R</b> (8, 6) OBP: 0.251, SLG: 0.318		2-3 3-H				BB		1-3 1B								
<b>Ray Lankford, L</b> (1, 8) OBP: 0.361, SLG: 0.515	2-1 HR	2-3 K			0-1 F7	2-0 G1-3		4-0 FC4-2 1B IBB								
<b>Brian Jordan, R</b> (1, 9) OBP: 0.338, SLG: 0.484	2-1 HBP 1B 1B	1-1 E 1B			2-2 G5-3		0-0 G6-3	1-2 FC4-2 1B SF9								
<b>John Mabry, L</b> (1, 3) OBP: 0.343, SLG: 0.412	0-0 HBP 1B	1-0 G4-3			2-0 G4-3		1-1 WP 1B 1B	1-0 FC5-4 1B								
<b>Jose Oliva, R</b> (1, 5) OBP: 0.206, SLG: 0.297	2-0 FC4 HBP		2-2 P3			0-0 L7	2-3 K	SF9								
<b>David Bell, R</b> (1, 4) OBP: 0.263, SLG: 0.363	1-0 FC4		1-3 K2-3			3-1 1B 2B HBP	0-2 1B 1B	FC5-4								
<b>Scott Hemond, R</b> (1, 2) OBP: 0.257, SLG: 0.253		3-2 1B 2B 1B		1-1 P9		1-0 P5	3-2 1B									
<b>Allen Watson, L</b> (1, 1) OBP: 0.424, SLG: 0.531		1-2 2B 1B			3-2 G5-3		1-3 K									
<b>Rich DeLucia, R</b> (5, 1) OBP: 0.273, SLG: 0.200																
<b>Mark Swestney, L</b> (6, PH) OBP: 0.357, SLG: 0.400																
<b>Tony Fossas, L</b> (7, 1) OBP: 0.357, SLG: 0.400																
<b>T.J. Mathews, R</b> (7, 1) OBP: 0.500, SLG: 0.500																
<b>Jeff Parrett, R</b> (9, 1) OBP: 0.500, SLG: 0.500																
<b>Inning Stats</b>	R: 1 H: 3 E: 0 K: 10 S: 10	H: 3 LOB: 3 BB: 0 P: 19	R: 3 E: 1 K: 15 S: 15	H: 4 LOB: 1 BB: 0 P: 23	R: 0 H: 0 E: 0 K: 9 S: 9	H: 0 LOB: 0 BB: 0 P: 13	R: 0 H: 0 E: 0 K: 9 S: 9	H: 0 LOB: 0 BB: 0 P: 15	R: 0 H: 0 E: 0 K: 6 S: 6	H: 0 LOB: 0 BB: 0 P: 10	R: 1 H: 2 E: 0 K: 9 S: 9	H: 2 LOB: 3 BB: 1 P: 21	R: 2 H: 3 E: 0 K: 15 S: 15	H: 3 LOB: 1 BB: 0 P: 22	R: 3 H: 3 E: 0 K: 12 S: 12	H: 3 LOB: 1 BB: 1 P: 20

PITCHER	IP	WLS	BF	H	R	ER	SO	BB	IBB	HBP	BLK	WP	HR	S	P	ERA	WHIP
<b>Mark Leiter, R</b> (1, 1) ERA: 3.59	5.2	L	29	9	5	5	3	1	0	0	0	1	1	57	98	7.94	1.765
<b>Shawn Barton, L</b> (6, 1) ERA: 4.58	0.2		3	1	1	1	0	0	0	0	0	0	0	4	7	13.50	1.500
<b>Scott Service, R</b> (7, 1) ERA: 3.8	0.2		4	2	1	1	2	0	0	0	0	1	0	12	18	13.50	3.000
<b>Luis Aquino, R</b> (8, 1) ERA: 5.1	0.1		4	2	3	3	0	0	1	0	0	0	0	9	14	81.00	6.000
<b>Pat Gomez, L</b> (8, 1) ERA: 6.1	0.0		1	1	0	0	0	0	0	0	0	0	0	1	2	∞	∞

PITCHER	IP	WLS	BF	H	R	ER	SO	BB	IBB	HBP	BLK	WP	HR	S	P	ERA	WHIP
<b>Carlos Valdez, R</b> (8, 1) ERA: 7.56	0.2		2	0	0	0	0	0	0	0	0	0	0	2	4	0.00	0.000

Batter	1	2	3	4	5	6	7	8	9	AB R H RBI BB SO LOB	TOP	
Royce Clayton, R OBP: 0.301, SLG: 0.344 (1, 6)	1-1 SH5-3 1B 2B	4-0 BB		1-3 K		1-0 G5-3		1-2 G6-3		4 1 1 0 1 1 3		
Robby Thompson, R OBP: 0.317, SLG: 0.339 (1, 4)	0-1 SH5-3	1-3 SAFE K		1-0 F8		3-1 1B		1-3 K		3 0 1 1 0 1 2 1 0 0 0 0 1 0		
John Patterson, S OBP: 0.289, SLG: 0.279 (8, 4)	2-3											
Barry Bonds, L OBP: 0.425, SLG: 0.561 (1, 7)	4-1 FC5-4 1B BB		0-0 G3		3-2 FC6-5 2B		0-0 F7		3-1 G4-3		4 1 1 0 1 0 1	
Matt Williams, R OBP: 0.419, SLG: 0.693 (1, 5)	1-2 FC5-4 1B		1-1 1B 2B		0-0 FC6-5 E		2-2 G5-3		1-3 K		5 1 2 1 0 1 1	
Mark Carreon, R OBP: 0.350, SLG: 0.491 (1, 3)	0-2 FC5-4 1B		0-1 1B		0-0 E6		0-2 G3				4 0 1 1 0 0 3	
Glenallen Hill, R OBP: 0.319, SLG: 0.478 (1, 9)	1-0 1B		1-2 F9		0-0 L8		0-3 K				4 0 1 1 0 1 3	
Rikkert Faneyte, R OBP: 0.286, SLG: 0.272 (1, 8)	2-3 K		1-3 K		0-0 F8			1-1 F8		3 0 0 0 0 2 5 0 1 0 0 0 0 0 0 0 0 0 0 0 0 0		
Shawn Barton, R Mark Dewey, R Pat Gomez, L Tom Lampkin, L Jose Bautista, R												
Kirt Manwaring, R OBP: 0.307, SLG: 0.326 (1, 2)		1-3 K		3-1 SH2-4 2B		0-2 1B 3B		0-3 K		4 1 2 0 0 2 0		
Sergio Valdez, R OBP: 0.111, SLG: 0.111 (1, 1)		1-2 G6-3		0-0 SH2-4		1-3 K		2-1 1B		1 0 0 0 0 0 0 0 0 0 0 0 0 0 2 0 1 0 0 1 1		
Chris Hook, R Marvin Benard, L OBP: 0.400, SLG: 0.400 (5, 8)				2-3								
Inning Stats	R: 2 H: 3 E: 0 LOB: 2 K: 1 BB: 1 S: 16 P: 25	R: 0 H: 0 E: 0 LOB: 1 K: 2 BB: 1 S: 9 P: 16	R: 1 H: 2 E: 0 LOB: 1 K: 1 BB: 0 S: 11 P: 14	R: 0 H: 1 E: 0 LOB: 1 K: 1 BB: 0 S: 7 P: 12	R: 0 H: 1 E: 1 LOB: 2 K: 0 BB: 0 S: 8 P: 11	R: 1 H: 2 E: 0 LOB: 1 K: 1 BB: 0 S: 11 P: 16	R: 0 H: 0 E: 0 LOB: 0 K: 1 BB: 0 S: 11 P: 13	R: 0 H: 1 E: 0 LOB: 1 K: 1 BB: 0 S: 10 P: 14	R: 0 H: 0 E: 0 LOB: 0 K: 2 BB: 0 S: 8 P: 13	1B: 5 SF: 0 2B: 4 SAC: 2 3B: 1 DP: 0 HR: 0 HBP: 0	WP: 0 PA: 40 PB: 0 SB: 0 CS: 0	
PITCHER Donovan Osborne, L ERA: 4.34 (1, 1)	IP WLS BF H R ER SO BB IBB HBP BLK WP HR S P ERA WHIP											PITCHER IP WLS BF H R ER SO BB IBB HBP BLK WP HR S P ERA WHIP
Jeff Parrett, R ERA: 3.77 (7, 1)	2.0 7 1 0 0 2 0 0 0 0 0 0 0 21 27 0.00 0.500											
T.J. Mathews, R ERA: 1.48 (9, 1)	1.0 3 0 0 0 2 0 0 0 0 0 0 0 8 13 0.00 0.000											

San Francisco Giants @ St. Louis Cardinals  
 Busch Stadium, St. Louis, MO  
 Wed Sep 13 1995, 7:05 PM CDT  
 Att. 19,764 - Unknown - 86 F

livebaseballscorecards.com

AB	36
R	4
H	10
RBI	4
BB	2
SO	10
LOB	19





Batter	1	2	3	4	5	6	7	8	9
<b>Bernard Gilkey, R</b> (1, 7) OBP: 0.366, SLG: 0.472	0-2 G5-3		1-1 SF8 3B	2-1 G6-3		4-2 G6-3 BB		2-3 K	
<b>Tripp Cromer, R</b> (1, 6) OBP: 0.250, SLG: 0.317	1-0 F8		0-0 SF8		3-2 1B HBP BB 1B	0-1 G6-3		0-0 G5-3	
<b>Ray Lankford, L</b> (1, 8) OBP: 0.365, SLG: 0.521	4-1 E S BB		2-0 1B 2B		3-2 F7	0-0 2B			
<b>Brian Jordan, R</b> (1, 9) OBP: 0.340, SLG: 0.483	2-1 L8		1-0 CS 1B		3-2 BB 1B 1-2 1B HBP	0-2 G6-3			
<b>John Mabry, L</b> (1, 3) OBP: 0.344, SLG: 0.413		1-2 G3	1-0 CS	1-2 HR 1B	2-1 BB 1-2 2-3 1B		1-0 F8		
<b>David Bell, R</b> (1, 4) OBP: 0.283, SLG: 0.404		1-2 L7		0-0 HR 1B	4-1 1B 1-2 2-3 3-H BB		1-0 1B		
<b>Scott Cooper, L</b> (1, 5) OBP: 0.323, SLG: 0.302		0-0 G4-3		3-1 2B	3-2 L4		1-3 K		
<b>Scott Hemond, R</b> (1, 2) OBP: 0.256, SLG: 0.252			0-1 E5 SH5-4 3B	2-3 K	2-2 1B		3-2 G6-3		
<b>Donovan Osborne, S</b> (1, 1) OBP: 0.241, SLG: 0.296			0-1 SH5-4	1-0 G6-3 HBP				3-2 F8	
<b>Jeff Parrett, R</b> (7, 1) OBP: 0.500, SLG: 0.500									
<b>Allen Battle, R</b> (8, PH) OBP: 0.350, SLG: 0.287									
<b>T.J. Mathews, R</b> (9, 1)									

Inning Stats	R: 0	H: 0	E: 0	K: 0	S: 7	LOB: 1	BB: 1	P: 14	R: 0	H: 0	E: 0	K: 0	S: 7	LOB: 0	BB: 0	P: 9	R: 3	H: 3	E: 1	K: 0	S: 9	LOB: 0	BB: 0	P: 14	R: 2	H: 3	E: 0	K: 1	S: 12	LOB: 1	BB: 0	P: 21	R: 3	H: 3	E: 0	K: 1	S: 23	LOB: 2	BB: 1	P: 45	R: 0	H: 1	E: 0	K: 0	S: 8	LOB: 1	BB: 1	P: 12	R: 0	H: 1	E: 0	K: 1	S: 9	LOB: 1	BB: 0	P: 15	R: 0	H: 0	E: 0	K: 1	S: 8	LOB: 0	BB: 0	P: 13
	0	0	0	0	7	1	1	14	0	0	0	0	7	0	0	9	3	3	1	0	9	0	0	14	2	3	0	1	12	1	0	21	3	3	0	1	23	2	1	45	0	1	0	0	8	1	1	12	0	0	0	1	8	0	0	13								

PITCHER	IP	WLS	BF	H	R	ER	SO	BB	IBB	HBP	BLK	WP	HR	S	P	ERA	WHIP
<b>Sergio Valdez, R</b> (1, 1) ERA: 4.53	3.0	L	16	6	5	2	0	0	0	0	0	0	1	30	48	6.00	2.333
<b>Chris Hook, R</b> (4, 1) ERA: 5.33	1.1		6	1	2	2	1	0	0	2	0	0	0	13	27	13.50	0.750
<b>Shawn Barton, L</b> (5, 1) ERA: 4.73	0.2		5	2	1	1	1	1	0	0	0	0	0	15	28	13.50	4.500
<b>Mark Dewey, R</b> (6, 1) ERA: 3.91	1.0		4	1	0	0	0	1	0	0	0	0	0	8	12	0.00	2.000
<b>Pat Gomez, L</b> (7, 1) ERA: 5.56	1.0		4	1	0	0	1	0	0	0	0	0	0	9	15	0.00	1.000

AB	R	H	RBI	BB	SO	LOB
4	1	1	1	1	1	2
4	1	1	1	0	0	1
3	1	2	0	1	0	1
3	1	1	1	0	0	2
4	2	2	0	0	0	0
3	1	2	3	1	0	0
4	0	1	0	0	1	4
4	1	1	2	0	1	2
1	0	0	0	0	1	2
0	0	0	0	0	0	0
1	0	0	0	0	0	0
0	0	0	0	0	0	0

WP	HR	S	P	ERA	WHIP
0	0	8	13	0.00	0.000

**San Francisco Giants @ St. Louis Cardinals**  
**Busch Stadium, St. Louis, MO**  
 Wed Sep 13 1995, 7:05 PM CDT  
 Att: 19,764 - Unknown - 86 F

[livebaseballscorecards.com](http://livebaseballscorecards.com)

AB	31
R	8
H	11
RBI	8
BB	3
SO	4
LOB	14





BOTTOM

San Francisco Giants @ Pittsburgh Pirates  
Three Rivers Stadium, Pittsburgh, PA  
Fri Sep 15 1995, 7:05 PM EDT  
Att. 10,548 - Unknown - 68 F

livebaseballscorecards.com

AB 35  
R 2  
H 4  
RBI 1  
BB 1  
SO 4  
LOB 11



WP: 1 PA: 36  
PB: 0  
SB: 1  
CS: 0

AB R H RBI BB SO LOB

4 0 0 0 0 0 0

4 0 0 0 0 0 1

3 0 0 0 1 0 0

3 1 1 1 0 0 1

1 0 0 0 0 1 0

4 0 1 0 0 1 1

0 0 0 0 0 0 0

4 0 0 0 0 0 2

4 0 0 0 0 2 2

2 0 0 0 0 0 2

1 2

3-H

3-H

1-2

WP BB

1-2

FC9-4

1-2f

1-2f

2-3

2B

1B

1-2

3-H

3-H

1-2

WP BB

1-2

FC9-4

1-2f

1-2f

2-3

2B

1B

1-2

3-H

3-H

1-2

WP BB

1-2

FC9-4

1-2f

1-2f

2-3

2B

1B

1-2

3-H

3-H

1-2

WP BB

1-2

FC9-4

1-2f

1-2f

2-3

2B

1B

1-2

3-H

3-H

1-2

WP BB

1-2

FC9-4

1-2f

1-2f

2-3

2B

1B

1-2

3-H

3-H

1-2

WP BB

1-2

FC9-4

1-2f

1-2f

2-3

2B

1B

1-2

3-H

3-H

1-2

WP BB

1-2

FC9-4

1-2f

1-2f

2-3

2B

1B

1-2

3-H

3-H

1-2

WP BB

1-2

FC9-4

1-2f

1-2f

2-3

2B

1B

1-2

3-H

3-H

1-2

WP BB

1-2

FC9-4

1-2f

1-2f

2-3

2B

1B

1-2

3-H

3-H

1-2

WP BB

1-2

FC9-4

1-2f

1-2f

2-3

2B

1B

1-2

3-H

3-H

1-2

WP BB

1-2

FC9-4

1-2f

1-2f

2-3

2B

1B

1-2

3-H

3-H

1-2

WP BB

1-2

FC9-4

1-2f

1-2f

2-3

2B

1B

1-2

3-H

3-H

1-2

WP BB

1-2

FC9-4

1-2f

1-2f

2-3

2B

1B

1-2

3-H

3-H

1-2

WP BB

1-2

FC9-4

1-2f

1-2f

2-3

2B

1B

1-2

3-H

3-H

1-2

WP BB

1-2

FC9-4

1-2f

1-2f

2-3

2B

1B

1-2

3-H

3-H

1-2

WP BB

1-2

FC9-4

1-2f

1-2f

2-3

2B

1B

1-2

3-H

3-H

1-2

WP BB

1-2

FC9-4

1-2f

1-2f

2-3

2B

1B

1-2

3-H

3-H

1-2

WP BB

1-2

FC9-4

1-2f

1-2f

2-3

2B

1B

1-2

3-H

3-H

1-2

WP BB

1-2

FC9-4

1-2f

1-2f

2-3

2B

1B

1-2

3-H

3-H

1-2

WP BB

1-2

FC9-4

1-2f

1-2f

2-3

2B

1B

1-2

3-H

3-H

1-2

WP BB

1-2

FC9-4

1-2f

1-2f

2-3

2B

1B

1-2

3-H

3-H

1-2

WP BB

1-2

FC9-4

1-2f

1-2f

2-3

2B

1B

1-2

3-H

3-H

1-2

WP BB

1-2

FC9-4

1-2f

1-2f

2-3

2B

1B

1-2

3-H

3-H

1-2

WP BB

1-2

FC9-4

1-2f

1-2f

2-3

2B

1B

1-2

3-H

3-H

1-2

WP BB

1-2

FC9-4

1-2f

1-2f

2-3

2B

1B

1-2

3-H

3-H

1-2

WP BB

1-2

FC9-4

1-2f

1-2f

2-3

2B

1B

Batter	1	2	3	4	5	6	7	8	9	AB R H RBI BB SO LOB	TOP	
Deion Sanders, L (1, 8) OBP: 0.325, SLG: 0.406	2-1 G6-3		2-2 2B		1-3 K		1-0 G5-3		1-3 K	5 0 1 0 0 2 3	<b>San Francisco Giants @ Pittsburgh Pirates</b> Three Rivers Stadium, Pittsburgh, PA Sat Sep 16 1995, 7:05 PM EDT Att. 11,748 - Unknown - 67 F <a href="http://livebaseballscorecards.com">livebaseballscorecards.com</a>	
Steve Scarsone, R (1, 4) OBP: 0.328, SLG: 0.476	0-0 F9		1-0 HBP		0-3 K		0-1 G5-4-3 1B	0-3 K	4 0 1 0 0 2 3			
Barry Bonds, L (1, 7) OBP: 0.423, SLG: 0.556	2-1 F9		2-1 F9		1-0 S 1B		1-0 G5-4-3 1-2f		4 0 1 0 0 0 3			
Matt Williams, R (1, 5) OBP: 0.416, SLG: 0.683		1-2 F9		1-1 G6-3		0-1 P3		1-1 1B 1B	4 0 1 0 0 0 1			
Mark Carreon, R (1, 3) OBP: 0.355, SLG: 0.509		1-0 HR		0-0 F8		0-1 L7		0-0 1-2 1B	4 1 2 1 0 0 1			
Glenallen Hill, R (1, 9) OBP: 0.318, SLG: 0.479		2-3 K2-3		3-1 HR		4-1 FC6-4 BB		1-3 K	3 1 1 1 1 2 2			
Royce Clayton, R (1, 6) OBP: 0.301, SLG: 0.343		2-2 G5-3		2-3 K		2-2 FC6-4 1-2f		1-2 1B 1B	4 0 1 0 0 1 2			
Kirt Manwaring, R (1, 2) OBP: 0.311, SLG: 0.331			0-1 G5-3		0-1 2B		0-2 G3-1	2-1 1-2 1B	4 0 2 0 0 0 0			
Shawn Estes, R (1, 1) Mark Dewey, R (6, 1) Dave McCarty, R (7, PH) Chris Hook, R (7, 1) Shawn Barton, R (7, 1) Jose Bautista, R (8, 1) Rich Aurilia, R (9, PH)			2-3 K		1-3 K		1-3 K	0-2 P6	2 0 0 0 0 2 1 0 0 0 0 0 0 0 1 0 0 0 0 1 0 1 0 0 0 0 0 2			
<b>Inning Stats</b>	R: 0 H: 0 E: 0 LOB: 0 K: 0 BB: 0 S: 5 P: 9	R: 1 H: 1 E: 0 LOB: 0 K: 1 BB: 0 S: 10 P: 16	R: 0 H: 1 E: 0 LOB: 2 K: 1 BB: 0 S: 10 P: 17	R: 1 H: 1 E: 0 LOB: 0 K: 1 BB: 0 S: 8 P: 14	R: 0 H: 1 E: 0 LOB: 1 K: 3 BB: 0 S: 13 P: 15	R: 0 H: 1 E: 0 LOB: 2 K: 0 BB: 1 S: 9 P: 16	R: 0 H: 0 E: 0 LOB: 0 K: 1 BB: 0 S: 7 P: 9	R: 0 H: 3 E: 0 LOB: 2 K: 1 BB: 0 S: 9 P: 12	R: 0 H: 2 E: 0 LOB: 2 K: 2 BB: 0 S: 15 P: 19	1B: 6 SF: 0 2B: 2 SAC: 0 3B: 0 DP: 1 HR: 2 HBP: 1	WP: 0 PA: 38 PB: 0 SB: 1 CS: 0	
<b>PITCHER</b> Denny Neagle, L (1, 1) ERA: 3.57	IP WLS BF H R ER SO BB IBB HBP BLK WP HR S P ERA WHIP	9.0 W 38 10 2 2 10 1 0 1 0 0 2 86 127 2.00 1.222										



Batter	1	2	3	4	5	6	7	8	9
Jacob Brumfield, R OBP: 0.347, SLG: 0.383 Al Martin, L OBP: 0.350, SLG: 0.434	3-3 K		0-0 F7			1-1 F8	0-0 E6 2B	0-0 HR	
Jay Bell, R OBP: 0.338, SLG: 0.392	0-3 K		1-3 K			3-1 WP 1B	2-2 SAFE 2B	1-2 P4	
Orlando Merced, S OBP: 0.362, SLG: 0.482	2-1 F8		0-3 K			4-0 BB 1B	4-0 2B 1B	1-0 G4-3	
Rich Aude, R OBP: 0.292, SLG: 0.385		0-0 1B FC4-6		1-0 P4		1-2 SAFE 1B	1-0 1B	3-2 F8	
Carlos Garcia, R OBP: 0.342, SLG: 0.424		1-2 FC4-6 WP 1B		3-2 G5-3		4-0 1B PB	0-0 1B		
Don Slaught, R OBP: 0.381, SLG: 0.393		4-0 FC4-6 BB		0-0 G6-3		0-0 PB SF7 1B	4-0 IBB		
John Wehner, R OBP: 0.355, SLG: 0.371 Dave Clark, L OBP: 0.368, SLG: 0.416		2-3 K		2-0 G6-3		4-1 FC6 BB	2-3 K		
Kevin Young, R OBP: 0.277, SLG: 0.404		1-0 FC4-6		2-0 G5-3		0-1 SF7	3-1 P6		
Denny Neagle, L OBP: 0.178, SLG: 0.217		2-2 G1-3		1-0 G3		0-1 FC6	0-0 G4-3		

Inning Stats	R: 0	H: 0	E: 0	K: 2	S: 10	R: 1	H: 2	E: 0	K: 1	S: 11	R: 0	H: 0	E: 0	K: 2	S: 8	R: 0	H: 0	E: 0	K: 0	S: 5	R: 0	H: 0	E: 0	K: 0	S: 3	R: 5	H: 3	E: 0	K: 0	S: 14	R: 3	H: 3	E: 1	K: 1	S: 14	R: 1	H: 1	E: 0	K: 0	S: 8		
	LOB: 0	BB: 0	BB: 1	BB: 0	BB: 0	LOB: 2	BB: 1	LOB: 0	BB: 0	LOB: 0	LOB: 0	LOB: 0	LOB: 0	LOB: 1	LOB: 3	LOB: 3	LOB: 0	LOB: 0	LOB: 0	LOB: 0	LOB: 0	LOB: 0	LOB: 0	LOB: 0	LOB: 0	LOB: 0	LOB: 0	LOB: 0	LOB: 0	LOB: 0	LOB: 0	LOB: 0	LOB: 0	LOB: 0	LOB: 0	LOB: 0	LOB: 0	LOB: 0	LOB: 0	LOB: 0	LOB: 0	LOB: 0

AB	R	H	RBI	BB	SO	LOB
4	1	0	0	0	1	0
1	1	1	1	0	0	0
5	2	2	0	0	2	0
3	2	0	0	2	1	0
5	2	3	3	0	0	0
3	1	2	1	1	0	0
2	1	1	2	2	0	0
2	0	0	0	0	1	3
1	0	0	0	1	1	3
3	0	0	2	0	0	5
4	0	0	0	0	0	6

WP	HR	S	P	ERA	WHIP
2	0	40			
2	0				
0	0				
0	0				

PITCHER	IP	WLS	BF	H	R	ER	SO	BB	IBB	HBP	BLK	WP	HR	S	P	ERA	WHIP
Shawn Estes, L ERA: 8.44	5.1	L	23	4	5	5	5	3	0	0	0	2	0	45	83	8.44	1.312
Mark Dewey, R ERA: 3.81	0.2		4	1	1	0	0	1	0	0	0	0	0	6	10	0.00	3.000
Chris Hook, R ERA: 5.68	0.0		6	3	3	2	0	0	2	0	0	0	0	8	19	∞	∞
Shawn Barton, L ERA: 4.61	1.0		3	0	0	0	1	0	0	0	0	0	0	6	11	0.00	0.000
Jose Bautista, R ERA: 6.48	1.0		4	1	1	1	0	0	0	0	0	0	1	8	13	9.00	1.000

**BOTTOM**

**San Francisco Giants @ Pittsburgh Pirates**  
 Three Rivers Stadium, Pittsburgh, PA  
 Sat Sep 16 1995, 7:05 PM EDT  
 Att. 11,748 - Unknown - 67 F

livebaseballscorecards.com

AB	33
R	10
H	9
RBI	9
BB	6
SO	6
LOB	17





Batter	1	2	3	4	5	6	7	8	9	AB	R	H	RBI	BB	SO	LOB
<b>Al Martin, L</b> OBP: 0.346, SLG: 0.429 (1, 7)	1-1 G1-3		0-2 G3		1-1 G3-1	3-1 G3		0-3 K		5	0	0	0	0	1	2
<b>Jay Bell, R</b> OBP: 0.338, SLG: 0.396 (1, 6)	1-0 G6-3		1-0 F9		1-2 1B 2B	1-0 P4		2-0 2B		5	1	2	0	0	0	2
<b>Orlando Merced, S</b> OBP: 0.362, SLG: 0.483 (1, 3)	0-0 P4				0-0 1B 1B	2-3 K		1-2 G4-3		5	2	2	1	0	1	1
<b>Dave Clark, L</b> OBP: 0.376, SLG: 0.417 (1, 9)		2-3 K			1-0 1B 1B			4-0 G4-3 BB		2	2	1	0	2	1	0
<b>Nelson Liriano, S</b> OBP: 0.342, SLG: 0.401 (1, 5)		1-2 G4-3			1-1 1B 1B			1-3 K		4	0	1	1	0	1	3
<b>Carlos Garcia, R</b> OBP: 0.344, SLG: 0.423 (1, 4)		0-0 G6-3			0-0 1B			4-1 G4-3 BB		3	0	1	1	1	0	2
<b>Midre Cummings, L</b> OBP: 0.280, SLG: 0.328 (1, 8)			0-3 K		0-0 3B			1-2 G4-3		2	0	1	2	1	1	0
<b>Jacob Brumfield, R</b> OBP: 0.346, SLG: 0.382 (7, PH)					1-2 3B			1-2 G4-3		1	0	0	0	0	0	2
<b>2 Angelo Encarnacion, R</b> OBP: 0.291, SLG: 0.324 (1, 2)			4-1 G3 FC3 BB		4-0 IBB			1-3 K		2	0	0	0	2	1	5
<b>Jon Lieber, L</b> OBP: 0.048, SLG: 0.048 (1, 1)			1-2 FC3		3-3 K			1-2 F8		3	0	0	0	0	1	6
<b>Mike Dyer, R</b> OBP: 0.571, SLG: 0.571 (6, 1)										0	0	0	0	0	0	0
<b>Jason Christiansen, R</b> OBP: 0.352, SLG: 0.367 (8, PH)										0	0	0	0	0	0	0
<b>Dan Miceli, R</b> OBP: 0.250, SLG: 0.250 (9, 1)										0	0	0	0	0	0	0

Inning Stats	R: 0	H: 0	E: 0	K: 0	S: 4	R: 0	H: 0	E: 0	K: 1	S: 7	R: 0	H: 0	E: 0	K: 1	S: 11	R: 2	H: 2	E: 0	K: 1	S: 11	R: 3	H: 5	E: 0	K: 0	S: 15	R: 0	H: 0	E: 0	K: 1	S: 7	R: 0	H: 0	E: 0	K: 2	S: 10	R: 0	H: 1	E: 0	K: 1	S: 12
	LOB: 0	BB: 0				LOB: 0	BB: 0				LOB: 2	BB: 1				LOB: 2	BB: 2				LOB: 3	BB: 1				LOB: 2	BB: 2				LOB: 0	BB: 0				LOB: 1	BB: 0			

PITCHER	IP	WLS	BF	H	R	ER	SO	BB	IBB	HBP	BLK	WP	HR	S	P	ERA	WHIP
<b>Jamie Brewington, R</b> ERA: 4.78 (1, 1)	6.0	L	30	7	5	5	4	2	2	0	0	0	0	55	99	7.50	1.500
<b>Pat Gomez, L</b> ERA: 5.4 (7, 1)	0.1		3	0	0	0	1	2	0	0	0	0	0	4	13	0.00	6.000
<b>Scott Service, R</b> ERA: 3.47 (7, 1)	1.1		5	1	0	0	2	0	0	0	0	0	0	13	18	0.00	0.750
<b>Shawn Barton, L</b> ERA: 4.57 (8, 1)	0.1		1	0	0	0	0	0	0	0	0	0	0	5	6	0.00	0.000

**BOTTOM**

**San Francisco Giants @ Pittsburgh Pirates**  
Three Rivers Stadium, Pittsburgh, PA

Sun Sep 17 1995, 3:33 AM EDT  
Att. 20,680 - Overcast - 70 F

AB	33
R	5
H	8
RBI	5
BB	6
SO	7
LOB	23



WP	PA	CS
0	39	0

Batter	1	2	3	4	5	6	7	8	9	AB R H RBI BB SO LOB	TOP											
Deion Sanders, L (1, 8) OBP: 0.330, SLG: 0.409	4-0 SH1-3 1B S BB	0-3 K		4-0 BB BB		0-0 B1		0-0 G4-3		3 1 0 0 2 1 2												
John Patterson, S (1, 4) OBP: 0.289, SLG: 0.280	0-0 SH1-3 1-3	0-0 F3		0-0 L4		0-3 K2-3		0-3 K		4 0 0 0 0 2 4												
Barry Bonds, L (1, 7) OBP: 0.421, SLG: 0.556	4-0 1B SF9 BB		0-0 F8 WP S 1B		0-0 F2		0-0 HR		0-0 L8	4 3 2 1 1 0 0												
Matt Williams, R (1, 5) OBP: 0.414, SLG: 0.668	0-0 1-3 3-H 1B		0-0 F8 1-3		0-3 K		4-0 FC6-4 BB		0-0 F9	4 0 1 1 1 1 1												
Mark Carreon, R (1, 3) OBP: 0.354, SLG: 0.507	0-0 SF9		0-0 G6-3		0-0 BB 1B		0-0 FC6-4		0-0 F7	4 1 1 1 0 0 1												
J.R. Phillips, L (9, 3) OBP: 0.251, SLG: 0.332	0-0 3-H		0-0 G5-3		0-0 BB 2B 1B		0-0 1-2f			0 0 0 0 0 0 0												
Glenallen Hill, R (1, 9) OBP: 0.318, SLG: 0.477	0-0 P4		0-0 G5-3		0-0 BB 2B 1B				0-0 G6-3	4 1 1 0 0 0 1												
Royce Clayton, R (1, 6) OBP: 0.306, SLG: 0.352		0-0 WP G5-3 1B		0-0 2B	4-0 1-2 2-3 2B BB				0-0 G4-3	3 1 2 0 1 0 0												
Kirt Manwaring, R (1, 2) OBP: 0.311, SLG: 0.333		0-0 G5-3		0-0 G6-3	0-0 1-H 2-H 3-H 2B				0-3 K	4 0 1 3 0 1 2												
Mark Leiter, R (1, 1) OBP: 0.161, SLG: 0.103		4-0 2-3 BB		0-3 K	0-0 G1-3				0-0 G4-3	3 0 0 0 1 1 2												
Shawn Barton, R (8, 1)										0 0 0 0 0 0 0												
<b>Inning Stats</b>	R: 2 E: 0 K: 0 S: 4	H: 1 LOB: 1 BB: 2 P: 12	R: 0 E: 0 K: 1 S: 6	H: 1 LOB: 2 BB: 1 P: 10	R: 1 E: 0 K: 0 S: 4	H: 1 LOB: 0 BB: 0 P: 4	R: 0 E: 0 K: 1 S: 6	H: 1 LOB: 2 BB: 1 P: 10	R: 3 E: 0 K: 1 S: 8	H: 3 LOB: 1 BB: 1 P: 12	R: 1 E: 0 K: 1 S: 6	H: 1 LOB: 1 BB: 1 P: 10	R: 0 E: 0 K: 1 S: 5	H: 0 LOB: 0 BB: 0 P: 5	R: 0 E: 0 K: 1 S: 5	H: 0 LOB: 0 BB: 0 P: 5	R: 0 E: 0 K: 0 S: 3	H: 0 LOB: 0 BB: 0 P: 3	1B: 5 2B: 2 3B: 0 HR: 1	SF: 1 SAC: 1 DP: 0 HBP: 0	WP: 2 PB: 0 SB: 2 CS: 0	PA: 41
<b>PITCHER</b>	IP WLS BF H R ER SO BB IBB HBP BLK WP HR S P ERA WHIP																				<b>PITCHER</b>	IP WLS BF H R ER SO BB IBB HBP BLK WP HR S P ERA WHIP
Hideo Nomo, R (1, 1) ERA: 2.62	5.0 L 27 7 6 6 3 5 0 0 0 2 0 28 48 10.80 2.400																					
Kevin Tapani, R (6, 1) ERA: 4.88	1.0 5 1 1 1 1 1 1 0 0 0 0 1 6 10 9.00 2.000																					
Pedro Astacio, R (7, 1) ERA: 4.05	1.0 3 0 0 0 0 1 0 0 0 0 0 0 5 5 0.00 0.000																					
Mark Guthrie, L (8, 1) ERA: 4.42	1.0 3 0 0 0 0 1 0 0 0 0 0 0 5 5 0.00 0.000																					
John Cummings, L (9, 1) ERA: 3.92	1.0 3 0 0 0 0 0 0 0 0 0 0 0 3 3 0.00 0.000																					

San Francisco Giants @ Los Angeles Dodgers  
 Dodger Stadium, Los Angeles, CA  
 Tue Sep 19 1995, 7:05 PM PDT  
 Att. 38,286 - Unknown - 75 F

livebaseballscorecards.com

AB	33
R	7
H	8
RBI	6
BB	6
SO	6
LOB	13







Batter	1	2	3	4	5	6	7	8	9	AB R H RBI BB SO LOB	TOP											
Deion Sanders, L (1, 8) OBP: 0.326, SLG: 0.404	0-0 E7 F9		0-0 G1-5-3		0-0 F9		0-0 F8			4 0 0 0 0 0 0	San Francisco Giants @ Los Angeles Dodgers Dodger Stadium, Los Angeles, CA Wed Sep 20 1995, 7:05 PM PDT Att. 34,624 - Unknown - 67 F <a href="http://livebaseballscorecards.com">livebaseballscorecards.com</a>											
John Patterson, S (1, 4) OBP: 0.293, SLG: 0.281	0-0 F8		0-0 P6		4-0 S 1B BB		0-0 1B			3 1 1 0 1 0 1												
Barry Bonds, L (1, 7) OBP: 0.422, SLG: 0.555	0-0 F9 2-3		0-0 2B 1B		0-0 1-H 1B CS		0-0 F7			4 0 2 1 0 0 2												
Matt Williams, R (1, 5) OBP: 0.415, SLG: 0.674	0-0 P4		0-0 1-3 2B		0-0 1-2 CS	0-0 G4-3 3B 2B		0-0 G6-3		4 1 2 0 0 0 1												
Mark Carreon, R (1, 3) OBP: 0.351, SLG: 0.501		0-0 G6-3	0-3 K		0-0 G4-3		0-0 G6-3			4 0 0 0 0 1 3												
Glenallen Hill, R (1, 9) OBP: 0.318, SLG: 0.479		0-3 K		0-0 G1-3		0-0 2-3 3B		0-0 G4-3		4 0 1 1 0 1 0												
Royce Clayton, R (1, 6) OBP: 0.305, SLG: 0.350		4-0 FC5 1B BB		0-0 G5-3		0-3 K		0-3 K		3 0 0 0 1 2 1												
Kirt Manwaring, R (1, 2) OBP: 0.311, SLG: 0.333		0-0 1-2 1B		0-0 G5-3		0-0 G4-3		0-0 G3		3 0 1 0 0 0 1												
Tom Lampkin, L (9, PH) OBP: 0.364, SLG: 0.353		0-0 FC5						0-0 F7		1 0 0 0 0 0 0												
Terry Mulholland, R (1, 1) OBP: 0.085, SLG: 0.200		0-0 2-3f		0-3 K		0-3 K				2 0 0 0 0 1 2	<b>GIANTS</b>											
Marvin Benard, L (7, PH) OBP: 0.333, SLG: 0.333										1 0 0 0 0 1 0												
Scott Service, R (7, 1)										0 0 0 0 0 0 0												
Mark Leonard, L (9, PH) OBP: 0.462, SLG: 0.700										1 0 0 0 0 0 0												
<b>Inning Stats</b>	R: 0 E: 1 K: 0 S: 4	H: 0 LOB: 1 BB: 0 P: 4	R: 0 E: 0 K: 1 S: 6	H: 1 LOB: 2 BB: 1 P: 10	R: 0 E: 0 K: 1 S: 7	H: 2 LOB: 2 BB: 0 P: 7	R: 0 E: 0 K: 1 S: 3	H: 0 LOB: 0 BB: 0 P: 3	R: 1 E: 0 K: 1 S: 5	H: 1 LOB: 0 BB: 1 P: 9	R: 1 E: 0 K: 1 S: 7	H: 2 LOB: 1 BB: 0 P: 7	R: 0 E: 0 K: 1 S: 6	H: 1 LOB: 1 BB: 0 P: 6	R: 0 E: 0 K: 1 S: 3	H: 0 LOB: 0 BB: 0 P: 3	R: 0 E: 0 K: 1 S: 5	H: 0 LOB: 0 BB: 0 P: 5	1B: 4 2B: 2 3B: 1 HR: 0	SF: 0 SAC: 0 DP: 0 HBP: 0	WP: 0 PB: 0 SB: 1 CS: 1	PA: 37
<b>PITCHER</b>	IP WLS BF H R ER SO BB IBB HBP BLK WP HR S P ERA WHIP																					
Ramon Martinez, R (1, 1) ERA: 3.72	8.0 W 33 7 2 2 5 2 0 0 0 0 0 0 41 49 2.25 1.125																					
Todd Worrell, R (9, 1) ERA: 2.21	1.0 S 3 0 0 0 1 0 0 0 0 0 0 0 5 5 0.00 0.000																					

Batter	1	2	3	4	5	6	7	8	9
<b>Brett Butler, L</b> OBP: 0.377, SLG: 0.378 (1, 8) X	0-0 G6-3 ①			0-0 G6-3 ① X	0-0 FC5-4 ②		0-0 F8 ②		
<b>Chad Fonville, S</b> OBP: 0.333, SLG: 0.304 (1, 6) X	0-0 G1-3 ②			4-0 FC6-4 1B E BB	0-0 FC5-4 1B		0-0 G6-3 ③		
<b>Mike Piazza, R</b> OBP: 0.407, SLG: 0.621 (1, 2) X	0-0 G5-3 ③			0-0 FC6-4 1B	0-0 FC5-4 ③			0-0 G4-3 ①	
<b>Eric Karros, R</b> OBP: 0.384, SLG: 0.531 (1, 3)		4-0 FC5-4 BB		0-0 FC6-4 E ②		0-0 FC5-4 1B		0-3 K ②	
<b>Raul Mondesi, R</b> OBP: 0.331, SLG: 0.501 (1, 9) X		0-0 FC5-4 G4-6-3 1-2f		0-0 E5 E ①		0-3 K ①		0-3 K ③	
<b>Delino DeShields, L</b> OBP: 0.350, SLG: 0.365 (1, 4) X		0-0 G4-6-3 1-2f		0-0 E3 E ③		0-0 F8 ②			
<b>Tim Wallach, R</b> OBP: 0.338, SLG: 0.451 (1, 5)			0-0 G6-3 ① X	0-0 L5 ③		0-0 FC5-4 1-2f			
<b>Roberto Kelly, R</b> OBP: 0.302, SLG: 0.357 (1, 7) X			0-0 G5-3 ②		0-0 SH CS 1B		0-0 HR ①		
<b>Roger Cedeno, S</b> OBP: 0.286, SLG: 0.263 (8, 7)									
<b>Ramon Martinez, R</b> OBP: 0.190, SLG: 0.242 (1, 1) X			0-0 L6 ③		0-0 SH FC5-4 1-3				
<b>Todd Worrell, R</b> (9, 1)									


AB	R	H	RBI	BB	SO	LOB
4	0	0	0	0	0	2
3	1	1	0	1	0	0
4	0	1	0	0	0	2
3	1	1	0	1	1	2
4	1	0	0	0	2	3
3	0	0	0	0	0	2
3	0	0	0	0	0	2
3	1	2	1	0	0	0
0	0	0	0	0	0	0
2	0	0	0	0	1	0
0	0	0	0	0	0	0
1B: 4	SF: 0					
2B: 0	SAC: 1					
3B: 0	DP: 1					
HR: 1	HBP: 0					

**BOTTOM**

**San Francisco Giants @ Los Angeles Dodgers**  
Dodger Stadium, Los Angeles, CA

Wed Sep 20 1995, 7:05 PM PDT  
Att: 34,624 - Unknown - 67 F

<b>AB</b>	<b>29</b>
<b>R</b>	<b>4</b>
<b>H</b>	<b>5</b>
<b>RBI</b>	<b>1</b>
<b>BB</b>	<b>2</b>
<b>SO</b>	<b>4</b>
<b>LOB</b>	<b>13</b>



Inning Stats		R: 0	H: 0	E: 0	LOB: 0	K: 0	BB: 0	S: 3	P: 3
R: 0	H: 0	E: 0	LOB: 0	K: 0	BB: 0	S: 2	P: 6		
R: 3	H: 1	E: 2	LOB: 1	K: 0	BB: 1	S: 6	P: 10		
R: 0	H: 2	E: 1	LOB: 2	K: 0	BB: 0	S: 5	P: 5		
R: 0	H: 1	E: 0	LOB: 1	K: 1	BB: 0	S: 6	P: 6		
R: 1	H: 1	E: 0	LOB: 0	K: 1	BB: 0	S: 6	P: 6		
R: 0	H: 0	E: 0	LOB: 0	K: 2	BB: 0	S: 7	P: 7		

PITCHER		IP	WLS	BF	H	R	ER	SO	BB	IBB	HBP	BLK	WP	HR	S	P	ERA	WHIP
<b>Terry Mulholland, L</b> ERA: 5.54 (1, 1)		6.0	L	25	4	3	0	1	2	0	0	0	0	0	25	33	0.00	1.000
<b>Scott Service, R</b> ERA: 3.55 (7, 1)		2.0		7	1	1	1	3	0	0	0	0	0	1	13	13	4.50	0.500

WP	PA	ERA	WHIP
WP: 0	PA: 32	ERA: 0.00	WHIP: 1.000
PB: 0		SB: 0	
CS: 1			

Batter	1	2	3	4	5	6	7	8	9	AB R H RBI BB SO LOB	TOP									
Eric Young Sr. R (1, 4) OBP: 0.402, SLG: 0.456	4-1 BB G6-3 BB		3-2 BB 1B	1-0 FC6-4 1-2f			0-0 2B		1-2 1B	4 0 3 0 1 0 2	<b>Colorado Rockies @ San Francisco Giants</b> Candlestick Park, San Francisco, CA Thu Sep 21 1995, 10:05 PM EDT Att. 12,968 - Unknown - 60 F <a href="http://livebaseballscorecards.com">livebaseballscorecards.com</a>									
Joe Girardi R (1, 2) OBP: 0.309, SLG: 0.355 Mike Kingery L (9, PH) OBP: 0.355, SLG: 0.412	0-0 G6-3 1-2f		4-0 FC5-4 BB		2-3 K		0-3 K		0-0 P4	3 0 0 0 1 2 2 1 0 0 0 0 0 2										
Dante Bichette R (1, 7) OBP: 0.369, SLG: 0.623	0-1 1B		0-0 FC5-4 1-2f		0-0 CS 1B		0-0 L8			4 0 2 0 0 0 3										
Larry Walker L (1, 9) OBP: 0.382, SLG: 0.599	0-0 G3			1-0 G5-3 SF9 HBP		0-0 L9		1-1 G6-4-3 1B		3 1 1 0 0 0 2										
Andres Galarraga R (1, 3) OBP: 0.335, SLG: 0.519		0-0 G6-3		4-2 SF9 G5-3 1B BB		1-2 CS 1-2	0-0 F8	0-0 G6-4-3 1-2f		3 1 0 0 1 0 1										
Ellis Burks R (1, 8) OBP: 0.366, SLG: 0.512		3-2 G5-3		0-0 G5-3 1-2 2-3		1-3 K		2-2 K		4 0 0 0 0 2 2										
Vinny Castilla R (1, 5) OBP: 0.348, SLG: 0.578		0-2 F8		1-1 SF9 2-3 3-H		2-2 G5-3		2-0 G4-3		3 0 0 1 0 0 0										
Walt Weiss S (1, 6) OBP: 0.397, SLG: 0.319			0-1 G6-3	4-0 1B IBB		2-2 G3		2-2 1B 1B		3 0 1 0 1 0 0										
Joe Grahe R (1, 1) OBP: 0.417, SLG: 0.500 Steve Reed R (5, 1) OBP: 0.333, SLG: 0.333 John Vander Wal L (7, PH) OBP: 0.490, SLG: 0.583 Bruce Ruffin S (7, 1) Darren Holmes R (8, 1) Matt Nokes L (9, PH) OBP: 0.203, SLG: 0.276			3-2 G5-3	2-1 FC6-4 1B 1-3 3-H		1-1 HR		3-3 K		2 0 1 1 0 0 0 0 0 0 0 0 0 0 1 1 1 1 0 0 0 0 0 0 0 0 0 0 0 0 0 0 0 0 0 1 0 0 0 0 0 1 1										
<b>Inning Stats</b>	R: 0 E: 0 K: 0 S: 5	H: 1 LOB: 1 BB: 1 P: 9	R: 0 E: 0 K: 0 S: 7	H: 0 LOB: 0 BB: 0 P: 10	R: 0 E: 0 K: 0 S: 9	H: 1 LOB: 2 BB: 1 P: 19	R: 2 E: 0 K: 0 S: 8	H: 1 LOB: 2 BB: 2 P: 21	R: 0 E: 0 K: 1 S: 7	H: 0 LOB: 0 BB: 0 P: 10		R: 1 E: 0 K: 1 S: 10	H: 2 LOB: 1 BB: 0 P: 13	R: 0 E: 0 K: 1 S: 6	H: 1 LOB: 0 BB: 0 P: 9	R: 0 E: 0 K: 1 S: 12	H: 2 LOB: 2 BB: 0 P: 20	1B: 7 2B: 1 3B: 0 HR: 1	SF: 1 SAC: 0 DP: 2 HBP: 1	WP: 0 PB: 0 SB: 1 CS: 1
<b>PITCHER</b>	IP WLS BF H R ER SO BB IBB HBP BLK WP HR S P ERA WHIP																			
Sergio Valdez R (1, 1) ERA: 4.45	7.0 W 31 7 3 3 3 3 3 1 1 0 0 1 57 96 3.86 1.429																			
Mark Dewey R (8, 1) ERA: 3.67	1.0 2 0 0 0 1 0 0 0 0 0 0 4 6 0.00 0.000																			
Rod Beck R (9, 1) ERA: 4.69	1.0 S 5 2 0 0 1 0 0 0 0 0 0 0 12 20 0.00 2.000																			



Batter	1	2	3	4	5	6	7	8	9	AB	R	H	RBI	BB	SO	LOB
Deion Sanders, L OBP: 0.328, SLG: 0.405 (1, 8)	2-1 WP G5-3 1B	0-0 G5-3		2-0 G6-3		1-2 1B				4	0	2	0	0	0	2
John Patterson, S OBP: 0.297, SLG: 0.286 (1, 4)	1-2 G5-3		2-1 1B SF7 1B		1-0 1B HR 1B	0-1 F9				4	2	2	0	0	0	2
Barry Bonds, L OBP: 0.426, SLG: 0.564 (1, 7)	4-1 WP BB		1-1 1B HR 1B		3-2 1B HR		4-2 CS BB			2	2	2	2	2	0	0
Matt Williams, R OBP: 0.412, SLG: 0.669 (1, 5)	1-1 P4		0-0 SF7		1-1 FC5-4 1B		3-2 P5			3	0	1	1	0	0	3
Mark Carreon, R OBP: 0.347, SLG: 0.496 J.R. Phillips, L OBP: 0.251, SLG: 0.332 (1, 3) (9, 3)	0-1 G6-3		0-1 G4-3		0-2 FC5-4 1B		0-1 G4-3			4	0	0	0	0	0	4
Glenallen Hill, R OBP: 0.317, SLG: 0.483 (1, 9)		1-1 G3	0-1 HR		0-3 K			0-0 G6-3		4	1	1	2	0	1	1
Royce Clayton, R OBP: 0.305, SLG: 0.352 (1, 6)		2-2 1B 2B	1-1 P3		1-1 G6-3			2-1 G6-3		4	0	1	0	0	0	1
Kirt Manwaring, R OBP: 0.310, SLG: 0.332 Rod Beck, R OBP: 0.333, SLG: 0.333 (1, 2) (9, 1)		1-1 2-3 1B		1-1 G5-3		0-0 G4-3		0-1 L4		4	0	1	0	0	0	0
Sergio Valdez, R OBP: 0.095, SLG: 0.095 Mark Dewey, R OBP: 0.371, SLG: 0.276 (1, 1) (8, 1) (9, 2)		2-3 K	1-3 K		1-3 K		3-2 F7			3	0	0	0	0	2	2
										0	0	0	0	0	0	0
										0	0	0	0	0	0	0
Inning Stats	R: 0 H: 1 E: 0 K: 9	H: 2 LOB: 2 BB: 1 P: 18	R: 0 H: 2 E: 0 K: 12	H: 2 LOB: 2 BB: 0 P: 18	R: 3 H: 3 E: 0 K: 11	H: 3 LOB: 0 BB: 0 P: 15	R: 0 H: 0 E: 0 K: 6	H: 0 LOB: 0 BB: 0 P: 10	R: 2 H: 3 E: 0 K: 16	H: 3 LOB: 1 BB: 0 P: 22	R: 0 H: 1 E: 0 K: 13	H: 1 LOB: 1 BB: 0 P: 17	R: 0 H: 0 E: 0 K: 9	H: 0 LOB: 0 BB: 0 P: 16	R: 0 H: 0 E: 0 K: 5	H: 0 LOB: 0 BB: 0 P: 7

**BOTTOM**

**Colorado Rockies @ San Francisco Giants**  
Candlestick Park, San Francisco, CA

Thu Sep 21 1995, 10:05 PM EDT  
Att: 12,968 - Unknown - 60 F

livebaseballscores.com

<b>AB</b>	<b>32</b>
<b>R</b>	<b>5</b>
<b>H</b>	<b>10</b>
<b>RBI</b>	<b>5</b>
<b>BB</b>	<b>2</b>
<b>SO</b>	<b>3</b>
<b>LOB</b>	<b>15</b>



WP: 1	PA: 35
PB: 0	
SB: 0	
CS: 1	

PITCHER	IP	WLS	BF	H	R	ER	SO	BB	IBB	HBP	BLK	WP	HR	S	P	ERA	WHIP
Joe Grahe, R ERA: 5.08 (1, 1)	4.0	L	22	9	5	5	2	1	0	0	0	1	2	45	73	11.25	2.500
Steve Reed, R ERA: 1.99 (5, 1)	2.0		7	1	0	0	1	0	0	0	0	0	0	22	27	0.00	0.500
Bruce Ruffin, L ERA: 1.88 (7, 1)	1.0		3	0	0	0	0	1	0	0	0	0	0	9	16	0.00	1.000
Darren Holmes, R ERA: 3.27 (8, 1)	1.0		3	0	0	0	0	0	0	0	0	0	0	5	7	0.00	0.000

Batter	1	2	3	4	5	6	7	8	9	AB R H RBI BB SO LOB	TOP	
Eric Young Sr. R (1, 4) OBP: 0.400, SLG: 0.453 Roger Bailey R (7, 1) OBP: 0.176, SLG: 0.125 John Vander Wal L (8, PH) OBP: 0.414, SLG: 0.583 Mike Kingery L (8, 8) OBP: 0.355, SLG: 0.412	2-1 L9		2-2 S BB 1B		0-0 G6-3	2-0 G6-4-3		4-0 IBB		4 1 1 0 0 0 1 0 0 0 0 0 0 0 0 0 0 0 1 0 0 0 0 0 0 0 0 0	<b>Colorado Rockies @ San Francisco Giants</b> Candlestick Park, San Francisco, CA Fri Sep 22 1995, 10:05 PM EDT Att. 17,723 - Unknown - 58 F	
Ellis Burks, R (1, 8) OBP: 0.366, SLG: 0.508 Curt Leskanic, R (8, 1) OBP: 0.143, SLG: 0.143	2-2 F8		4-0 1B S 1B BB		0-0 HR	0-1 L5		1-3 K		4 2 1 0 1 1 3 0 0 0 0 0 0 0		
Dante Bichette, R (1, 7) OBP: 0.371, SLG: 0.630	2-2 E6		1-2 1B 1-3 2-H 1B		3-0 HR		0-1 G6-3		0-0 G4-3 2B	5 1 3 3 0 0 0		
Larry Walker, L (1, 9) OBP: 0.384, SLG: 0.597	4-0 BB		0-0 G6-4-3 1B		1-0 S S 1B HBP		0-0 F7		0-0 G4-3 2-3	3 1 1 1 1 0 1		
Andres Galarraga, R (1, 3) OBP: 0.332, SLG: 0.514	3-1 F9		2-2 G6-4-3		2-3 K		1-0 G6-3		1-3 K	5 0 0 0 0 2 6		
Vinny Castilla, R (1, 5) OBP: 0.348, SLG: 0.576		1-3 K		0-0 G6-3	3-0 WP 1B			3-1 CS 1B	1-1 G1-3	5 0 2 1 0 1 1		
Joe Girardi, R (1, 2) OBP: 0.307, SLG: 0.352		1-1 G6-3		0-3 K	2-3 K2-3			3-2 G4-3 1-2		4 0 0 0 0 2 2		
Walt Weiss, S (1, 6) OBP: 0.400, SLG: 0.320		1-1 G6-3		2-2 1B		4-0 G6-4-3 BB		4-0 2B BB		2 1 1 0 2 0 0		
Kevin Ritz, R (1, 1) OBP: 0.240, SLG: 0.196 Jason Bates, S (7, 4) OBP: 0.359, SLG: 0.429			1-2 B2-3		1-3 K	2-2 K		0-0 1-H 2B		3 0 0 0 0 2 2 1 0 1 1 0 0 0		
<b>Inning Stats</b>	R: 0 H: 0 E: 1 LOB: 2 K: 0 BB: 1 S: 10 P: 23	R: 0 H: 0 E: 0 LOB: 0 K: 1 BB: 0 S: 7 P: 10	R: 2 H: 3 E: 0 LOB: 1 K: 0 BB: 1 S: 13 P: 23	R: 0 H: 1 E: 0 LOB: 1 K: 2 BB: 0 S: 11 P: 14	R: 3 H: 3 E: 0 LOB: 1 K: 2 BB: 0 S: 10 P: 21	R: 0 H: 0 E: 0 LOB: 1 K: 1 BB: 1 S: 6 P: 14	R: 0 H: 0 E: 0 LOB: 0 K: 0 BB: 0 S: 4 P: 5	R: 1 H: 2 E: 0 LOB: 2 K: 1 BB: 2 S: 12 P: 27	R: 0 H: 1 E: 0 LOB: 1 K: 1 BB: 0 S: 7 P: 9	1B: 7 SF: 0 2B: 2 SAC: 0 3B: 0 DP: 1 HR: 1 HBP: 1	WP: 1 PA: 42 PB: 0 SB: 4 CS: 1	
<b>PITCHER</b>	IP WLS BF H R ER SO BB IBB HBP BLK WP HR S P ERA WHIP											
Shawn Estes, L (1, 1) ERA: 8.71	5.0 L 25 7 5 5 5 2 0 1 0 1 1 51 91 9.00 1.800											
Carlos Valdez, R (6, 1) ERA: 6.55	2.2 12 2 1 1 1 2 1 0 0 0 0 16 39 3.38 1.500											
Chris Hook, R (8, 1) ERA: 5.54	1.1 5 1 0 0 2 0 0 0 0 0 0 13 16 0.00 0.750											

AB	36
R	6
H	10
RBI	6
BB	5
SO	8
LOB	16



Batter	1	2	3	4	5	6	7	8	9	AB	R	H	RBI	BB	SO	LOB
Deion Sanders, L (1, 8) OBP: 0.324, SLG: 0.400	0-1 G3		2-0 F8			2-1 F8		2-2 G4-3		4	0	0	0	0	0	0
John Patterson, S (1, 4) OBP: 0.291, SLG: 0.280	0-3 K			2-0 L5		0-0 L8		1-1 G1-3		4	0	0	0	0	1	0
Barry Bonds, L (1, 7) OBP: 0.424, SLG: 0.560	2-3 K			1-0 L3		4-2 WP S BB			2-2 P2	3	0	0	0	1	1	0
Matt Williams, R (1, 5) OBP: 0.414, SLG: 0.669		0-0 2B		3-3 K		4-2 WP BB			1-3 K	3	0	1	0	1	2	0
Mark Carreon, R (1, 3) OBP: 0.344, SLG: 0.490		0-1 G5-3			0-1 G6-3	1-2 G5-3			0-1 G6-3	4	0	0	0	0	0	3
Glenallen Hill, R (1, 9) OBP: 0.317, SLG: 0.489		3-2 P4			0-1 HR			0-0 G5-3		3	1	1	1	0	0	1
Royce Clayton, R (1, 6) OBP: 0.304, SLG: 0.351		3-2 G5-3			3-3 K			2-3 K		1	0	0	0	0	0	1
Mike Benjamin, R (5, 6) OBP: 0.266, SLG: 0.314										2	0	0	0	0	2	0
Kirt Manwaring, R (1, 2) OBP: 0.310, SLG: 0.331			1-1 F8		4-2 BB			0-0 F9		2	0	0	0	1	0	0
Chris Hook, R (8, 1)										0	0	0	0	0	0	0
Shawn Estes, R (1, 1)			1-0 F9		2-3 K			1-2 G3-1		1	0	0	0	0	0	0
J.R. Phillips, L (5, PH) OBP: 0.250, SLG: 0.330										1	0	0	0	0	1	1
Carlos Valdez, R (6, 1)										0	0	0	0	0	0	0
Tom Lampkin, L (8, 2) OBP: 0.359, SLG: 0.348										1	0	0	0	0	0	0

Inning Stats	R: 0	H: 0	E: 0	K: 2	S: 8	R: 0	H: 1	E: 0	K: 0	S: 10	R: 0	H: 0	E: 0	K: 0	S: 4	R: 0	H: 0	E: 0	K: 1	S: 5	R: 1	H: 1	E: 0	K: 2	S: 15	R: 0	H: 0	E: 0	K: 0	S: 11	R: 0	H: 0	E: 0	K: 1	S: 5	R: 0	H: 0	E: 0	K: 0	S: 9	R: 0	H: 0	E: 0	K: 1	S: 9	1B: 0	2B: 1	3B: 0	HR: 1	SF: 0	SAC: 0	DP: 0	HBP: 0	WP: 1	PB: 0	SB: 1	CS: 0	PA: 32
--------------	------	------	------	------	------	------	------	------	------	-------	------	------	------	------	------	------	------	------	------	------	------	------	------	------	-------	------	------	------	------	-------	------	------	------	------	------	------	------	------	------	------	------	------	------	------	------	-------	-------	-------	-------	-------	--------	-------	--------	-------	-------	-------	-------	--------

PITCHER	IP	WLS	BF	H	R	ER	SO	BB	IBB	HBP	BLK	WP	HR	S	P	ERA	WHIP
Kevin Ritz, R (1, 1) ERA: 4.09	6.0	W	23	2	1	1	5	3	0	0	0	1	1	53	91	1.50	0.833
Roger Bailey, R (7, 1) ERA: 4.76	1.0		3	0	0	0	1	0	0	0	0	0	0	5	7	0.00	0.000
Curt Leskanic, R (8, 1) ERA: 3.17	2.0		6	0	0	0	1	0	0	0	0	0	0	18	25	0.00	0.000

**BOTTOM**

**Colorado Rockies @ San Francisco Giants**  
Candlestick Park, San Francisco, CA

Fri Sep 22 1995, 10:05 PM EDT  
Att: 17,723 - Unknown - 58 F

[livebaseballscorecards.com](http://livebaseballscorecards.com)

<b>AB</b>	<b>29</b>
<b>R</b>	<b>1</b>
<b>H</b>	<b>2</b>
<b>RBI</b>	<b>1</b>
<b>BB</b>	<b>3</b>
<b>SO</b>	<b>7</b>
<b>LOB</b>	<b>6</b>



Batter	1	2	3	4	5	6	7	8	9	AB R H RBI BB SO LOB	TOP							
Eric Young Sr. R (1, 4) OBP: 0.398, SLG: 0.449	2-2 SH1-3 HBP	3-2 P2		3-3 K			1-3 K			3 0 0 0 0 2 4								
Ellis Burks, R (1, 8) OBP: 0.366, SLG: 0.504	0-1 SH1-3		4-2 BB		0-3 K			2-2 P4		2 0 0 0 1 1 0								
Dante Bichette, R (1, 7) OBP: 0.368, SLG: 0.626	2-2 L7		0-0 F7		2-1 L4			1-0 P2		4 0 0 0 0 0 2								
Larry Walker, L (1, 9) OBP: 0.383, SLG: 0.593	4-0 BB		1-1 F8		0-0 G3-1			2-2 G3		3 0 0 0 1 0 1								
Andres Galarraga, R (1, 3) OBP: 0.330, SLG: 0.510	2-1 F9		2-2 P4		1-1 G4-3			1-1 G6-3		4 0 0 0 0 0 3								
Vinny Castilla, R (1, 5) OBP: 0.348, SLG: 0.572		0-0 F8		4-2 1B BB		0-0 G5-3		0-0 L7		3 0 0 0 1 0 0								
Joe Girardi, R (1, 2) OBP: 0.307, SLG: 0.354		1-0 SH1-4 2B		1-3 K		2-2 L8		2-1 P5		3 0 1 0 0 1 1								
Mike Kingery, L (9, PH) OBP: 0.354, SLG: 0.411										1 0 0 0 0 0 0								
Walt Weiss, S (1, 6) OBP: 0.402, SLG: 0.319		4-1 SH1-4 BB		2-3 K			4-0 G3-6-3 BB			1 0 0 0 2 1 1								
Bryan Rekar, R (1, 1) OBP: 0.143, SLG: 0.040		0-1 SH1-4		1-0 K			1-1 G3-6-3			1 0 1 0 0 0 0								
Bryan Hickerson, L (6, 1) OBP: 0.750, SLG: 1.333										0 0 0 0 0 0 0								
Steve Reed, R (6, 1) OBP: 0.333, SLG: 0.333										0 0 0 0 0 0 0								
John Vander Wal, L (7, PH) OBP: 0.411, SLG: 0.577										1 0 0 0 0 0 1								
Bruce Ruffin, S (7, 1)										0 0 0 0 0 0 0								
Darren Holmes, R (8, 1)		1-2 2-3		1-2 1B						0 0 0 0 0 0 0								
<b>Inning Stats</b>	R: 0 H: 0 E: 0 K: 0 S: 9	H: 0 LOB: 2 BB: 1 P: 19	R: 0 H: 1 E: 0 K: 0 S: 8	H: 1 LOB: 2 BB: 1 P: 16	R: 0 H: 0 E: 0 K: 0 S: 11	H: 0 LOB: 1 BB: 1 P: 18	R: 0 H: 1 E: 0 K: 3 S: 13	H: 1 LOB: 2 BB: 1 P: 24	R: 0 H: 0 E: 0 K: 1 S: 6	H: 0 LOB: 0 BB: 0 P: 8	R: 0 H: 0 E: 0 K: 1 S: 5	H: 0 LOB: 0 BB: 1 P: 11	R: 0 H: 0 E: 0 K: 0 S: 7	H: 0 LOB: 0 BB: 0 P: 12	R: 0 H: 0 E: 0 K: 0 S: 5	H: 0 LOB: 0 BB: 0 P: 8	1B: 1 SF: 0 2B: 1 SAC: 2 3B: 0 DP: 1 HR: 0 HBP: 1	WP: 0 PA: 34 PB: 0 SB: 0 CS: 0
<b>PITCHER</b>	IP WLS BF H R ER SO BB IBB HBP BLK WP HR S P ERA WHIP																	
Jamie Brewington, R (1, 1) ERA: 4.37	6.0 W 25 2 0 0 4 4 0 1 0 0 0 53 94 0.00 1.000																	
Scott Service, R (7, 1) ERA: 3.33	1.2 5 0 0 0 1 1 0 0 0 0 0 9 18 0.00 0.600																	
Shawn Barton, L (8, 1) ERA: 4.4	0.1 1 0 0 0 0 0 0 0 0 0 0 3 5 0.00 0.000																	
Rod Beck, R (9, 1) ERA: 4.61	1.0 S 3 0 0 0 0 0 0 0 0 0 0 5 8 0.00 0.000																	

**Colorado Rockies @ San Francisco Giants**  
 Candlestick Park, San Francisco, CA  
 Sat Sep 23 1995, 6:33 AM EDT  
 Att. 28,538 - Sunny - 66 F

AB	26
R	0
H	2
RBI	0
BB	5
SO	5
LOB	13





Batter	1	2	3	4	5	6	7	8	9
<b>Deion Sanders, L</b> OBP: 0.328, SLG: 0.401 (1, 8)	2-1 BB SH3-1 1B	4-1 BB			2-2 G3-1	2-2 F8		1-2 WP 1B	
<b>Mike Benjamin, R</b> OBP: 0.261, SLG: 0.307 (1, 6)	2-1 SH3-1 1-2	2-2 L9			2-0 F8		1-3 K	2-0 G3-1 1-2 2-3	
<b>Barry Bonds, L</b> OBP: 0.425, SLG: 0.558 (1, 7)	4-2 BB BB		0-0 G3-1		2-3 K		4-0 FC6-4 BB		
<b>Matt Williams, R</b> OBP: 0.411, SLG: 0.663 (1, 5)	0-0 P3		3-0 P3		2-2 BB 1B 1B		2-2 FC6-4 FC6		
<b>Glenallen Hill, R</b> OBP: 0.319, SLG: 0.488 (1, 9)	4-2 BB 1-2 2-3		3-2 P5		1-0 1B BB 1B		1-1 FC6		
<b>J.R. Phillips, L</b> OBP: 0.250, SLG: 0.329 (1, 3)	0-0 L8			3-3 K		1-0 L9		3-2 1B SH2-4 FC4-6 1B	
<b>John Patterson, S</b> OBP: 0.292, SLG: 0.277 (1, 4)		2-2 G4-3		0-1 G4-3		4-0 1B BB 1-2 2-3		0-1 SH2-4	
<b>Jeff Reed, L</b> OBP: 0.373, SLG: 0.280 (1, 2)		3-2		0-0 E3		3-2 1B		1-2 FC4-6 1B	
<b>Mark Carreon, R</b> OBP: 0.345, SLG: 0.492 (6, PH)		SH1-4 1B				1-2 2-3 3-H		2-3 1B	
<b>Kirt Manwaring, R</b> OBP: 0.312, SLG: 0.332 (7, 2)						3-2 P5		1-1 FC4-6 WP 1B 1-2f 3-H	
<b>Jamie Brewington, R</b> OBP: 0.290, SLG: 0.190 (6, PH)		0-1 SH1-4		0-1 B2-3					
<b>Dave McCarty, R</b> OBP: 0.261, SLG: 0.286 (6, PH)									
<b>Mark Leonard, L</b> OBP: 0.429, SLG: 0.636 (7, 1)									
<b>Scott Service, R</b> (7, 1)									
<b>Shawn Barton, R</b> (8, 1)									
<b>Marvin Benard, L</b> OBP: 0.286, SLG: 0.286 (8, PH)									
<b>Rod Beck, R</b> OBP: 0.333, SLG: 0.333 (9, 1)									

AB	R	H	RBI	BB	SO	LOB
4	0	2	0	1	0	3
4	0	0	0	0	1	4
2	0	0	0	2	1	0
4	1	1	0	0	0	3
3	0	1	0	1	0	1
4	1	1	0	0	1	5
2	0	0	0	1	0	0
2	0	1	0	0	0	0
1	0	1	1	0	0	0
1	0	1	0	0	0	0
1	0	0	0	0	0	1
0	0	0	0	0	0	0
1	0	0	0	0	0	3
0	0	0	0	0	0	0
0	0	0	0	0	0	0
1	0	0	1	0	0	1
0	0	0	0	0	0	0

AB	R	H	RBI	BB	SO	LOB
30	2	8	2	5	3	21

Inning	R	H	E	K	S	H	LOB	BB	P
1	0	1	0	12	24	1	3	2	24
2	0	1	0	13	24	1	2	1	24
3	0	0	0	5	11	0	0	0	11
4	0	0	0	8	14	0	1	0	14
5	0	0	0	8	14	0	0	0	14
6	1	3	0	15	31	3	3	1	31
7	0	0	0	8	16	0	1	0	16
8	1	3	0	14	22	3	2	0	22
9	0	0	0	0	0	0	0	0	0

WP	HR	S	P	ERA	WHIP
1	0	3	38	1.69	1.500

**Colorado Rockies @ San Francisco Giants**  
 Candlestick Park, San Francisco, CA  
 Sat Sep 23 1995, 6:33 AM EDT  
 Att. 28,538 - Sunny - 66 F

AB	30
R	2
H	8
RBI	2
BB	5
SO	3
LOB	21





Batter	1	2	3	4	5	6	7	8	9	AB R H RBI BB SO LOB
Deion Sanders, L (1, 8) OBP: 0.327, SLG: 0.399	0-0 G1		3-3 K			2 SAFE 2-2 G5-3			1-0 BB 1B	4 0 1 0 0 1 1
Mike Benjamin, R (1, 6) OBP: 0.257, SLG: 0.302 Dave McCarty, R (9, PH) OBP: 0.271, SLG: 0.286 Rich Aurilia, R (9, PR)	2-0 F8			1-2 G5-3		3-2 G1-3			4-1 BB 1-2 BB	3 0 0 0 0 0 1 0 0 0 0 1 0 0 0 0 0 0 0 0 0
Barry Bonds, L (1, 7) OBP: 0.425, SLG: 0.563	3-2 HR			4-0 G1-4-3 BB			2-1 P6		2-3 K	3 1 1 1 1 1 2
Matt Williams, R (1, 5) OBP: 0.406, SLG: 0.652	1-3 K			0-1 G1-4-3 1-2f			2-3 K		1-1 L8	4 0 0 0 0 2 3
Mark Carreon, R (1, 3) OBP: 0.344, SLG: 0.489			3-1 G5-3		1-0 G1-6-3		1-2 FC5-4 1B		1-0 L7	4 0 1 0 0 0 2
Glenallen Hill, R (1, 9) OBP: 0.317, SLG: 0.485			1-1 L7		3-1 P3		1 SAFE 1 SAFE 0-0 FC5-4 1-2f			3 0 0 0 0 0 1
John Patterson, S (1, 4) OBP: 0.293, SLG: 0.275			4-2 PO HBP		1-2 G3			1-1 P3		2 0 0 0 0 0 0
Kirt Manwaring, R (1, 2) OBP: 0.312, SLG: 0.332			1 SAFE 0-0 PO 1-2		2-3 K		1-1 SH5-4 1B		1-1 F8	3 0 1 0 0 1 0
Mark Leiter, R (1, 1) OBP: 0.159, SLG: 0.102 Tom Lampkin, L (8, PH) OBP: 0.354, SLG: 0.343 Mark Dewey, R (9, 1)			1-1 G1-3				0-2 SH5-4 1-2		1-1 G3-1	1 0 0 0 0 0 0 1 0 0 0 0 0 0 0 0 0 0 0 0 0

Inning Stats	R: 1 E: 0 K: 1 S: 10	H: 1 LOB: 0 BB: 0 P: 16	R: 0 E: 0 K: 0 S: 6	H: 0 LOB: 0 BB: 0 P: 14	R: 0 E: 0 K: 2 S: 11	H: 0 LOB: 0 BB: 0 P: 17	R: 0 E: 0 K: 0 S: 5	H: 0 LOB: 0 BB: 1 P: 10	R: 0 E: 0 K: 0 S: 6	H: 0 LOB: 0 BB: 0 P: 11	R: 0 E: 0 K: 0 S: 14	H: 1 LOB: 1 BB: 0 P: 20	R: 0 E: 0 K: 1 S: 9	H: 1 LOB: 1 BB: 0 P: 14	R: 0 E: 0 K: 0 S: 6	H: 0 LOB: 0 BB: 0 P: 9	R: 0 E: 0 K: 1 S: 8	H: 1 LOB: 2 BB: 1 P: 17	1B: 3 2B: 0 3B: 0 HR: 1	SF: 0 SAC: 1 DP: 1 HBP: 1	WP: 0 PB: 0 SB: 0 CS: 0	PA: 33
--------------	-------------------------------	----------------------------------	------------------------------	----------------------------------	-------------------------------	----------------------------------	------------------------------	----------------------------------	------------------------------	----------------------------------	-------------------------------	----------------------------------	------------------------------	----------------------------------	------------------------------	---------------------------------	------------------------------	----------------------------------	----------------------------------	------------------------------------	----------------------------------	--------

PITCHER	IP	WLS	BF	H	R	ER	SO	BB	IBB	HBP	BLK	WP	HR	S	P	ERA	WHIP
Armando Reynoso, R (1, 1) ERA: 5.2	8.0	W	27	3	1	1	4	1	0	1	0	0	1	67	111	1.12	0.500
Bruce Ruffin, L (9, 1) ERA: 2.08	0.1		3	1	0	0	1	1	0	0	0	0	0	5	12	0.00	6.000
Curt Leskanic, R (9, 1) ERA: 3.15	0.2	S	2	0	0	0	0	0	0	0	0	0	0	3	5	0.00	0.000

**BOTTOM**

**Colorado Rockies @ San Francisco Giants**  
Candlestick Park, San Francisco, CA

Sun Sep 24 1995, 6:33 AM EDT  
Att. 34,472 - Overcast - 69 F

livebaseballscores.com

AB	28
R	1
H	4
RBI	1
BB	2
SO	5
LOB	10



Batter	1	2	3	4	5	6	7	8	9	AB R H RBI BB SO LOB	TOP											
Steve Finley, L (1, 8) OBP: 0.368, SLG: 0.428	1-3 K		2-0 1B		1-3 K		0-0 2B 1B		1-0 G6-4-3 HBP	4 1 2 0 0 2 1	<b>San Diego Padres @ San Francisco Giants</b> Candlestick Park, San Francisco, CA Mon Sep 25 1995, 10:05 PM EDT Att: 9,508 - Unknown - 61 F <a href="http://livebaseballscorecards.com">livebaseballscorecards.com</a>											
Jody Reed, R (1, 4) OBP: 0.351, SLG: 0.321	0-1 P3		2-1 L8		2-1 G5-4-3		2-0 F9		1-2 G6-4-3	5 0 0 0 0 0 5												
Tony Gwynn, L (1, 9) OBP: 0.403, SLG: 0.473	2-0 G4-3				0-0 HR 1B		0-1 L7		0-0 1B	5 1 3 2 0 0 0												
Ken Caminiti, S (1, 5)		1-1 G6-3		0-2 HR		0-1 G4-3 2B		0-1 L4	0-0 G5-3	5 1 2 2 0 0 2												
Marc Newfield, R (1, 7) Ron Villone, L (7, 1) Trevor Hoffman, R (9, 1) OBP: 0.270, SLG: 0.397		0-0 G6-3		2-0 G6-4-3 1B		4-2 G4-3 BB		2-1 L6		3 0 1 0 1 0 1 0 0 0 0 0 0 0 0 0 0 0 0 0 0												
Eddie Williams, R (1, 3) Roberto Petagine, L (8, 3) OBP: 0.323, SLG: 0.431		2-2 G5-3		0-0 G6-4-3		3-2 G4-3		1-2 F9		4 0 0 0 0 0 3 0 0 0 0 0 0 0												
Brad Ausmus, R (1, 2) OBP: 0.352, SLG: 0.411			3-2 HR		1-3 K		4-0 IBB		3-3 K	3 1 1 1 1 2 0												
Ray Holbert, R (1, 6) OBP: 0.274, SLG: 0.266			2-3 K		0-1 E 3B		0-0 F8		0-1 G5-3	4 1 1 0 0 1 3												
Brian Williams, R (1, 1) Melvin Nieves, S (7, 7) OBP: 0.071, SLG: 0.143			0-0 G3		0-1 E6		0-0 1B 2B		1-0 HR	3 1 1 0 0 0 0 1 1 1 1 0 0 0												
<b>Inning Stats</b>	R: 0 E: 0 K: 1 S: 6	H: 0 LOB: 0 BB: 0 P: 9	R: 0 E: 0 K: 0 S: 6	H: 0 LOB: 0 BB: 0 P: 9	R: 1 E: 0 K: 1 S: 11	H: 2 LOB: 1 BB: 0 P: 20	R: 2 E: 0 K: 1 S: 11	H: 3 LOB: 0 BB: 0 P: 14	R: 1 E: 1 K: 1 S: 9	H: 1 LOB: 0 BB: 0 P: 12	R: 0 E: 0 K: 0 S: 11	H: 1 LOB: 3 BB: 2 P: 22	R: 2 E: 0 K: 0 S: 8	H: 3 LOB: 1 BB: 0 P: 12	R: 0 E: 0 K: 1 S: 8	H: 0 LOB: 0 BB: 0 P: 12	R: 1 E: 0 K: 0 S: 8	H: 2 LOB: 1 BB: 0 P: 11	1B: 5 2B: 3 3B: 1 HR: 3	SF: 0 SAC: 0 DP: 3 HBP: 1	WP: 0 PB: 0 SB: 1 CS: 0	PA: 40
<b>PITCHER</b>	IP WLS BF H R ER SO BB IBB HBP BLK WP HR S P ERA WHIP																					
Terry Mulholland, L (1, 1) ERA: 5.61	6.1 L 30 10 6 5 4 1 1 0 0 0 2 58 92 7.11 1.737																					
Mark Dewey, R (7, 1) ERA: 3.45	0.2 2 0 0 0 0 0 0 0 0 0 0 4 6 0.00 0.000																					
Jose Bautista, R (8, 1) ERA: 6.5	1.0 4 1 1 1 1 0 0 0 0 0 1 9 14 9.00 1.000																					
Shawn Barton, L (9, 1) ERA: 4.3	1.0 4 1 0 0 0 0 0 0 0 1 0 7 9 0.00 1.000																					

AB	37
R	7
H	12
RBI	6
BB	2
SO	5
LOB	15



Batter	1	2	3	4	5	6	7	8	9	AB R H RBI BB SO LOB
<b>Marvin Benard, L</b> (1, 8) OBP: 0.300, SLG: 0.300 <b>Dave McCarty, R</b> (7, PH) OBP: 0.282, SLG: 0.297 (8, 9) <b>Mark Leonard, L</b> (9, PH) OBP: 0.400, SLG: 0.583	1-3 	1-1 E6 WP 1-3 2-H 1B			2-3 		1-2 1B 3-H		0-3 	3 0 1 0 0 2 0 1 0 1 1 0 0 0 1 0 0 0 0 1 0
<b>Royce Clayton, R</b> (1, 6) OBP: 0.301, SLG: 0.347	1-3 	2-3 2-3 3-H			0-0 		0-3 		0-0 	5 0 0 0 0 3 3
<b>Barry Bonds, L</b> (1, 7) OBP: 0.426, SLG: 0.561	0-2 1B		4-2 G4-6-3 BB			3-3 	0-1 			3 0 1 0 1 1 2
<b>Matt Williams, R</b> (1, 5) OBP: 0.407, SLG: 0.661	1-2 1B		1-1 G4-6-3 1-2f			0-1 		0-0 HR		4 1 2 1 0 0 1
<b>Mark Carreon, R</b> (1, 3) OBP: 0.343, SLG: 0.486	1-3 		2-2 			1-2 1B		0-1 G5-3		4 0 1 0 0 1 2
<b>Glenallen Hill, R</b> (1, 9) OBP: 0.315, SLG: 0.482 <b>Rikkert Faneyte, R</b> (7, 9) OBP: 0.283, SLG: 0.268 (8, 8)		1-0 G5-3		0-0 P3		0-0 G1		1-2 L4		3 0 0 0 0 0 1 1 0 0 0 0 0 0
<b>Steve Scarsone, R</b> (1, 4) OBP: 0.326, SLG: 0.472		0-3 		0-3 			0-0 G6-3	2-2 1B		4 0 1 0 0 2 0
<b>Kirt Manwaring, R</b> (1, 2) OBP: 0.314, SLG: 0.332 <b>Jeff Reed, L</b> (9, 2) OBP: 0.373, SLG: 0.280		3-1 1B 1B E		0-1 F8			4-1 1B 1B BB	1-3 		3 2 1 0 1 1 1 0 0 0 0 0 0 0
<b>Terry Mulholland, R</b> (1, 1) OBP: 0.182, SLG: 0.213 <b>Mark Dewey, R</b> (7, 1) (7, PH) <b>Tom Lampkin, L</b> (8, 1) OBP: 0.363, SLG: 0.352 <b>Jose Bautista, R</b> (8, 1) <b>Shawn Barton, R</b> (9, 1) <b>John Patterson, S</b> (9, PH) OBP: 0.291, SLG: 0.273		1-2 E WP 1-2 1B		1-3 			3-2 1B 1B	3-3 		2 1 1 0 0 1 0 0 0 0 0 0 0 0 1 0 1 0 0 0 0 0 0 0 0 0 0 0 0 0 0 0 0 0 0 1 0 0 0 0 1 0

**BOTTOM**

**San Diego Padres @ San Francisco Giants**  
 Candlestick Park, San Francisco, CA

Mon Sep 25 1995, 10:05 PM EDT  
 Att. 9,508 - Unknown - 61 F

[livebaseballscorecards.com](http://livebaseballscorecards.com)

<b>AB</b>	<b>36</b>
<b>R</b>	<b>4</b>
<b>H</b>	<b>10</b>
<b>RBI</b>	<b>2</b>
<b>BB</b>	<b>2</b>
<b>SO</b>	<b>13</b>
<b>LOB</b>	<b>10</b>

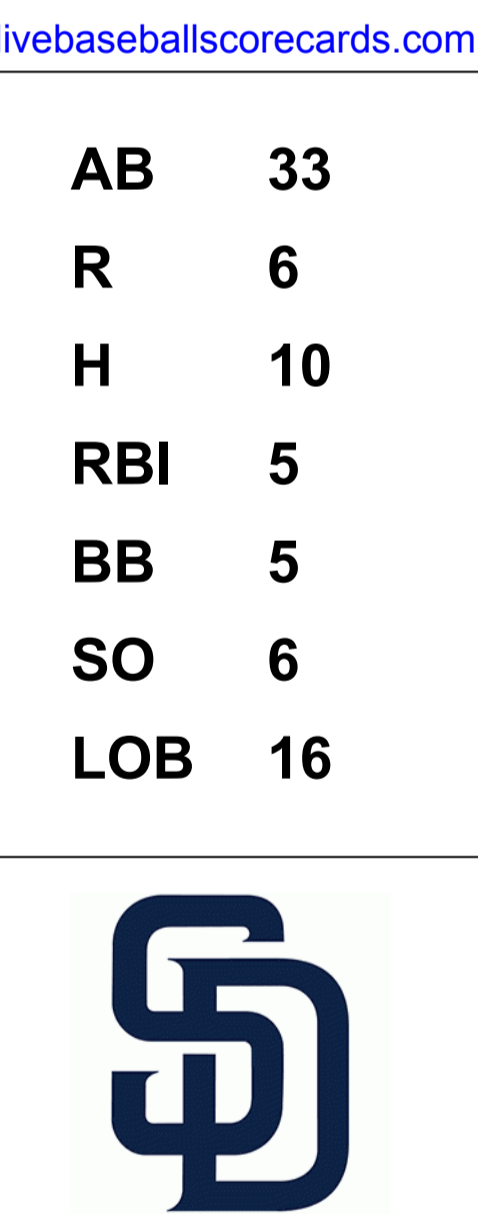


Inning Stats	R: 0	H: 2	E: 0	K: 3	S: 17	R: 2	H: 3	E: 1	K: 2	S: 14	R: 0	H: 0	E: 0	K: 0	S: 7	R: 0	H: 0	E: 0	K: 1	S: 6	R: 0	H: 0	E: 0	K: 2	S: 9	R: 0	H: 1	E: 0	K: 1	S: 10	R: 1	H: 2	E: 0	K: 1	S: 13	R: 1	H: 2	E: 0	K: 1	S: 12	R: 0	H: 0	E: 0	K: 2	S: 7	1B: 9	2B: 0	3B: 0	HR: 1	SF: 0	SAC: 0	DP: 1	HBP: 0	WP: 1	PB: 0	SB: 0	CS: 0	PA: 38
--------------	------	------	------	------	-------	------	------	------	------	-------	------	------	------	------	------	------	------	------	------	------	------	------	------	------	------	------	------	------	------	-------	------	------	------	------	-------	------	------	------	------	-------	------	------	------	------	------	-------	-------	-------	-------	-------	--------	-------	--------	-------	-------	-------	-------	--------

PITCHER	IP	WLS	BF	H	R	ER	SO	BB	IBB	HBP	BLK	WP	HR	S	P	ERA	WHIP
<b>Brian Williams, R</b> (1, 1) ERA: 6.17	6.1	W	27	7	3	2	9	2	0	0	0	1	0	68	100	2.84	1.421
<b>Ron Villone, L</b> (7, 1) ERA: 5.93	1.2		8	3	1	1	2	0	0	0	0	0	1	20	25	5.40	1.800
<b>Trevor Hoffman, R</b> (9, 1) ERA: 4.09	1.0	S	3	0	0	0	2	0	0	0	0	0	0	7	10	0.00	0.000

Batter	1	2	3	4	5	6	7	8	9	AB R H RBI BB SO LOB	TOP											
Steve Finley, L (1, 8) OBP: 0.370, SLG: 0.427	1-1 L8	4-1 1B BB		0-0 G3		0-1 1B		4-0 WP IBB		3 0 1 0 2 0 1												
Jody Reed, R (1, 4) OBP: 0.351, SLG: 0.322	0-1 BB 1B	0-2 1B		0-2 G5-3		0-0 F9		2-3 K		5 0 2 2 0 1 4												
Tony Gwynn, L (1, 9) OBP: 0.401, SLG: 0.469	2-1 F7	1-0 L8		4-0 2B IBB		1-2 F7			3-1 L8	4 1 0 0 1 0 4												
Ken Caminiti, S (1, 5) OBP: 0.384, SLG: 0.516	4-2 BB		1-0 F9	0-0 2B		0-0 G1-6-3 1B			2-2 G4-3	4 0 2 2 1 0 0												
Melvin Nieves, S (1, 3) (3, 7) OBP: 0.285, SLG: 0.441	1-0 G3		0-0 HR	1-3 K2-3		2-0 G1-6-3			2-1 2B	5 1 2 1 0 1 4												
Marc Newfield, R (1, 7) Roberto Petagine, L (3, 3) OBP: 0.266, SLG: 0.391 OBP: 0.361, SLG: 0.369		1-2 G5-3	0-3 K		1-3 K		3-2 G6-3		4-0 IBB	2 0 0 0 0 1 0 2 0 0 0 1 1 0												
Brad Ausmus, R (1, 2) OBP: 0.356, SLG: 0.416		0-1 SH1-4 1B 2B	0-1 CS 1B		1-1 F7			2-2 WP SH3-4 HBP	0-3 K	4 1 2 0 0 1 2	AB 33 R 6 H 10 RBI 5 BB 5 SO 6 LOB 16											
Ray Holbert, R (1, 6) OBP: 0.286, SLG: 0.284		1-0 SH1-4 1B HBP	1-1 CS	0-1 SH 2B	1-1 G6-3			1-3 K		3 2 1 0 0 1 1												
Andy Ashby, R (1, 1) Trevor Hoffman, R (9, 1) OBP: 0.184, SLG: 0.188 OBP: 0.500, SLG: 1.000		0-0 SH1-4		0-1 SH 2B		0-0 L9		0-0 SH3-4		1 1 0 0 0 0 0 0 0 0 0 0 0 0												
Inning Stats	R: 0 E: 0 K: 0 S: 10	H: 1 LOB: 2 BB: 1 P: 18	R: 2 E: 0 K: 0 S: 12	H: 2 LOB: 2 BB: 1 P: 19	R: 1 E: 0 K: 1 S: 8	H: 2 LOB: 0 BB: 0 P: 10	R: 3 E: 1 K: 1 S: 12	H: 2 LOB: 1 BB: 1 P: 17	R: 0 E: 0 K: 0 S: 7	H: 0 LOB: 0 BB: 0 P: 10	R: 0 E: 0 K: 0 S: 7	H: 1 LOB: 1 BB: 0 P: 8	R: 0 E: 0 K: 0 S: 5	H: 1 LOB: 0 BB: 0 P: 10	R: 0 E: 0 K: 2 S: 13	H: 0 LOB: 2 BB: 1 P: 21	R: 0 E: 0 K: 1 S: 10	H: 1 LOB: 2 BB: 1 P: 21	1B: 5 2B: 4 3B: 0 HR: 1	SF: 0 SAC: 3 DP: 1 HBP: 2	WP: 1 PB: 0 SB: 0 CS: 1	PA: 44
PITCHER	IP WLS BF H R ER SO BB IBB HBP BLK WP HR S P ERA WHIP																					
Sergio Valdez, R (1, 1) ERA: 4.75	3.2 L 22 7 6 4 1 2 1 1 0 0 1 39 60 9.82 2.455																					
Pat Gomez, L (4, 1) ERA: 5.25	0.1 1 0 0 0 1 0 0 0 0 0 0 3 4 0.00 0.000																					
Joe Rosselli, L (5, 1) ERA: 7.48	3.0 10 2 0 0 1 0 0 0 0 0 0 19 28 0.00 0.667																					
Scott Service, R (8, 1) ERA: 3.1	2.0 10 1 0 0 3 0 2 1 0 1 0 23 42 0.00 0.500																					

San Diego Padres @ San Francisco Giants  
Candlestick Park, San Francisco, CA  
Tue Sep 26 1995, 10:05 PM EDT  
Att. 11,175 - Unknown - 64 F



livebaseballscorecards.com

Batter	1	2	3	4	5	6	7	8	9	AB	R	H	RBI	BB	SO	LOB
Marvin Benard, L (1, 8) OBP: 0.357, SLG: 0.357 Glenallen Hill, R (9, PH) OBP: 0.315, SLG: 0.481	0-0 FC9-6 1B	2-2 G4-6-3 1-2f			0-0 G6-4-3 1B		1-2 G6-3		0-0 G4-3	4	0	2	0	0	0	2
Royce Clayton, R (1, 6) OBP: 0.299, SLG: 0.345	0-0 FC9-6 1-2f E		0-0 G5-3		0-0 G6-4-3 1-2f			1-3 K		4	1	0	0	0	1	2
Barry Bonds, L (1, 7) OBP: 0.428, SLG: 0.565	0-1 E4 G4-3 1-H 1B		1-0 FC5-4 1B		2-2 2B			0-0 G3-1		4	1	3	0	0	0	0
Matt Williams, R (1, 5) OBP: 0.405, SLG: 0.655	0-0 G4-3 2-3		0-1 FC5-4 1-2f FC5-4		0-3 K			0-0 1B		4	0	1	0	0	1	3
Mark Carreon, R (1, 3) OBP: 0.342, SLG: 0.484	3-1 3-H 1B		0-2 FC5-4 1-2f		2-0 P3			0-2 G4-3		4	0	1	1	0	0	2
Mark Leonard, L (1, 9) OBP: 0.316, SLG: 0.438	1-2 G4-3		0-1 G4-3		1-2 G4-3				0-0 F8	4	0	0	0	0	0	1
John Patterson, S (1, 4) OBP: 0.294, SLG: 0.273 Steve Scarsons, R (4, 4) OBP: 0.331, SLG: 0.488		1-1 SH HBP		1-1 HR		0-0 G4-3			3-2 1B 1B	0	0	0	0	0	0	0
Kirt Manwaring, R (1, 2) OBP: 0.314, SLG: 0.332		3-2 SAFE L7		2-1 L4			0-0 F8		0-1 1B	4	0	1	0	0	0	1
Sergio Valdez, R (1, 1) OBP: 0.095, SLG: 0.095 Pat Gomez, L (4, 1) Tom Lampkin, L (4, PH) OBP: 0.358, SLG: 0.347 Joe Rosselli, R (5, 1) OBP: 0.125, SLG: 0.125 Rich Aurilia, R (7, PH) Scott Service, R (8, 1) J.R. Phillips, L (9, PH) OBP: 0.249, SLG: 0.327		0-0 SH G4-6-3 1-2		2-2 G6-3			1-1 G5-3		1-3 K	0	0	0	0	0	0	0

Inning Stats	R: 2	H: 3	E: 1	K: 0	S: 10	H: 3	LOB: 1	BB: 0	P: 14	R: 0	H: 0	E: 1	K: 0	S: 8	H: 0	LOB: 1	BB: 0	P: 14	R: 0	H: 1	E: 0	K: 0	S: 7	H: 1	LOB: 1	BB: 0	P: 8	R: 1	H: 1	E: 0	K: 0	S: 9	H: 2	LOB: 1	BB: 0	P: 12	R: 0	H: 0	E: 0	K: 0	S: 8	H: 0	LOB: 0	BB: 0	P: 11	R: 0	H: 0	E: 0	K: 0	S: 7	H: 0	LOB: 0	BB: 0	P: 9	R: 0	H: 1	E: 0	K: 1	S: 8	H: 1	LOB: 1	BB: 0	P: 9	R: 0	H: 2	E: 0	K: 1	S: 11	H: 2	LOB: 2	BB: 0	P: 15	1B: 8	SF: 0	2B: 1	SAC: 1	3B: 0	DP: 2	HR: 1	HBP: 1	WP: 0	PA: 37
--------------	------	------	------	------	-------	------	--------	-------	-------	------	------	------	------	------	------	--------	-------	-------	------	------	------	------	------	------	--------	-------	------	------	------	------	------	------	------	--------	-------	-------	------	------	------	------	------	------	--------	-------	-------	------	------	------	------	------	------	--------	-------	------	------	------	------	------	------	------	--------	-------	------	------	------	------	------	-------	------	--------	-------	-------	-------	-------	-------	--------	-------	-------	-------	--------	-------	--------

PITCHER	IP	WLS	BF	H	R	ER	SO	BB	IBB	HBP	BLK	WP	HR	S	P	ERA	WHIP
Andy Ashby, R (1, 1) ERA: 2.99	8.1	W	35	10	3	2	2	0	0	0	0	0	1	74	101	2.16	1.200
Trevor Hoffman, R (9, 1) ERA: 4.03	0.2	S	2	0	0	0	1	0	0	0	0	0	0	4	5	0.00	0.000


**BOTTOM**

**San Diego Padres @ San Francisco Giants**  
Candlestick Park, San Francisco, CA

Tue Sep 26 1995, 10:05 PM EDT  
Att: 11,175 - Unknown - 64 F

livebaseballscorecards.com

AB	35
R	3
H	10
RBI	2
BB	0
SO	3
LOB	15



Batter	1	2	3	4	5	6	7	8	9	AB R H RBI BB SO LOB	TOP											
<b>Ray Holbert, R</b> (1, 4) <small>OBP: 0.284, SLG: 0.324</small> <b>Doug Bochtler, R</b> (7, 1) <b>Trevor Hoffman, R</b> (9, 1) <small>OBP: 0.500, SLG: 1.000</small>	2-2 G4-3			2-0 P4	1-1 HR		3-2 FC5-4 1-2f			4 1 1 1 0 0 1 0 0 0 0 0 0 0 0 0 0 0 0 0 0	<b>San Diego Padres @ San Francisco Giants</b> Candlestick Park, San Francisco, CA Wed Sep 27 1995, 6:33 AM EDT Att. 13,862 - Sunny - 70 F											
<b>Phil Clark, R</b> (1, 9) <small>OBP: 0.271, SLG: 0.302</small> <b>Steve Finley, L</b> (5, 8) <small>OBP: 0.370, SLG: 0.426</small>	2-2 G4-3			1-1 G4-3	0-2 G6-3			0-1 G6-3		3 0 0 0 0 0 0 1 0 0 0 0 0 0												
<b>Marc Newfield, R</b> (1, 7) <small>OBP: 0.266, SLG: 0.387</small>	1-1 F8			0-1 E 1B		1-0 F9		3-3 K		4 0 1 0 0 1 0												
<b>Ken Caminiti, S</b> (1, 5) <small>OBP: 0.381, SLG: 0.512</small>		1-0 G5-3		0-0 E4 1-3		2-2 G6-3		0-1 G4-3		4 0 0 0 0 0 1												
<b>Melvin Nieves, S</b> (1, 8) <small>OBP: 0.280, SLG: 0.433</small> (5, 9)		0-0 L9		3-3 K 1-2		1-3 K		1-1 F7		4 0 0 0 0 2 2												
<b>Eddie Williams, R</b> (1, 3) <small>OBP: 0.323, SLG: 0.430</small> <b>Roberto Petagine, L</b> (7, 3) <small>OBP: 0.365, SLG: 0.374</small>		2-2 F8			3-2 2B 1B		2-1 E9 G4-3 1B		2-1 E 1B	3 2 1 0 0 0 0 1 0 1 0 0 0 0												
<b>Brian Johnson, R</b> (1, 2) <small>OBP: 0.286, SLG: 0.338</small>			3-1 P3		1-2 G6-3 1-H WP 2B		1-0 G4-3 2-3		1-2 F9 SAFE	4 1 1 1 0 0 2												
<b>Andujar Cedeno, R</b> (1, 6) <small>OBP: 0.271, SLG: 0.312</small>			3-1 G6-3		3-2 G6-3 2-3		0-0 F9		1-0 E4 1-3	4 0 0 0 0 0 3												
<b>Fernando Valenzuela, L</b> (1, 1) <small>OBP: 0.250, SLG: 0.469</small> <b>Jody Reed, R</b> (7, 4) <small>OBP: 0.351, SLG: 0.321</small>			1-2 K		2-3 K 3-H		1-2 FC5-4 1B 3-H		0-1 G6-3	3 0 1 1 0 2 0 1 0 0 0 0 0 2												
<b>Inning Stats</b>	R: 0 E: 0 K: 0 S: 10	H: 0 LOB: 0 BB: 0 P: 15	R: 0 E: 0 K: 0 S: 6	H: 0 LOB: 0 BB: 0 P: 9	R: 0 E: 0 K: 1 S: 7	H: 0 LOB: 0 BB: 0 P: 14	R: 0 E: 1 K: 1 S: 9	H: 1 LOB: 2 BB: 0 P: 15	R: 3 E: 0 K: 1 S: 18	H: 3 LOB: 0 BB: 0 P: 28		R: 0 E: 0 K: 1 S: 8	H: 0 LOB: 0 BB: 0 P: 12	R: 1 E: 1 K: 0 S: 10	H: 1 LOB: 1 BB: 0 P: 17	R: 0 E: 0 K: 1 S: 9	H: 0 LOB: 0 BB: 0 P: 12	R: 0 E: 1 K: 0 S: 11	H: 1 LOB: 2 BB: 0 P: 16	1B: 4 2B: 1 3B: 0 HR: 1	SF: 0 SAC: 0 DP: 0 HBP: 0	WP: 1 PB: 0 SB: 1 CS: 0
<b>PITCHER</b>	IP WLS BF H R ER SO BB IBB HBP BLK WP HR S P ERA WHIP																					
<b>Shawn Estes, L</b> (1, 1) <small>ERA: 6.75</small> <b>Carlos Valdez, R</b> (8, 1) <small>ERA: 6.0</small> <b>Rod Beck, R</b> (9, 1) <small>ERA: 4.53</small>	7.0 L 28 5 4 3 4 0 0 0 0 1 1 68 110 3.86 0.714																					

<b>AB</b>	36
<b>R</b>	4
<b>H</b>	6
<b>RBI</b>	3
<b>BB</b>	0
<b>SO</b>	5
<b>LOB</b>	11





Batter	1	2	3	4	5	6	7	8	9	AB	R	H	RBI	BB	SO	LOB
Royce Clayton, R OBP: 0.299, SLG: 0.343 (1, 6)	2-2 G2-3		1-2 G6-3			4-2 BB		2-3 K		3	0	0	0	1	1	0
Rikkert Faneyte, R OBP: 0.281, SLG: 0.259 (1, 8)	0-0 F8			4-2 G3-6-3 BB		1-2 P3		0-3 K		3	0	0	0	1	1	1
Barry Bonds, L OBP: 0.429, SLG: 0.572 (1, 7)	3-1 F8			1-0 G3-6-3 1-2f			3-2 1B SF7 2B	3-1 HR		4	2	2	1	0	0	1
Matt Williams, R OBP: 0.406, SLG: 0.652 (1, 5)		4-0 E S BB		1-3 K			1-2 1B SF7 1B	0-3 K		3	0	1	0	1	2	0
Mark Carreon, R OBP: 0.339, SLG: 0.480 (1, 3)		2-3 K 1-3			0-0 F7		1-0 SF7		2-2 F9	3	0	0	1	0	1	1
Dave McCarty, R OBP: 0.280, SLG: 0.294 (1, 9)		3-1 G5-3			1-2 G5-3		0-0 S 1B		1-2 P5	4	0	1	0	0	0	1
Steve Scarosone, R OBP: 0.326, SLG: 0.482 Tom Lampkin, L (9, PH) OBP: 0.354, SLG: 0.342		1-0 G1-3			3-3 K		2-3 K		2-1 G3-1	3	0	0	0	0	2	3
Jeff Reed, L OBP: 0.380, SLG: 0.284 (1, 2)			2-2 B5-6-4 1B			2-3 K	4-1 BB			2	0	1	0	1	1	0
Shawn Estes, R (1, 1)			0-0 B5-6-4			0-1 G1-3	1-2 P4			2	0	0	0	0	0	1
Mark Leonard, L (7, PH) OBP: 0.300, SLG: 0.412 Carlos Valdez, R (8, 1) Rod Beck, R (9, 1) OBP: 0.333, SLG: 0.333			1-2f							1	0	0	0	0	0	3
										0	0	0	0	0	0	0
										0	0	0	0	0	0	0

Inning Stats	R: 0	H: 0	E: 0	LOB: 0	K: 0	S: 6	R: 0	H: 0	E: 0	LOB: 1	K: 1	S: 6	R: 0	H: 1	E: 0	LOB: 0	K: 0	S: 7	R: 0	H: 0	E: 0	LOB: 0	K: 1	S: 8	R: 0	H: 0	E: 0	LOB: 0	K: 1	S: 7	R: 1	H: 3	E: 0	LOB: 3	K: 1	S: 16	R: 1	H: 1	E: 0	LOB: 0	K: 3	S: 11	R: 0	H: 0	E: 0	LOB: 0	K: 0	S: 10	1B: 3	SF: 1	2B: 1	SAC: 0	3B: 0	DP: 2	HR: 1	HBP: 0	WP: 0	PA: 34
--------------	------	------	------	--------	------	------	------	------	------	--------	------	------	------	------	------	--------	------	------	------	------	------	--------	------	------	------	------	------	--------	------	------	------	------	------	--------	------	-------	------	------	------	--------	------	-------	------	------	------	--------	------	-------	-------	-------	-------	--------	-------	-------	-------	--------	-------	--------

PITCHER	IP	WLS	BF	H	R	ER	SO	BB	IBB	HBP	BLK	WP	HR	S	P	ERA	WHIP
Fernando Valenzuela, L (1, 1) ERA: 4.98	6.1	W	24	4	1	1	4	3	0	0	0	0	0	55	95	1.42	1.105
Doug Bochtler, R (7, 1) ERA: 3.2	1.2		7	1	1	1	4	1	0	0	0	0	1	19	31	5.40	1.200
Trevor Hoffman, R (9, 1) ERA: 3.96	1.0	S	3	0	0	0	0	0	0	0	0	0	0	10	15	0.00	0.000

**BOTTOM**

**San Diego Padres @ San Francisco Giants**  
Candlestick Park, San Francisco, CA

livebaseballscorecards.com

<b>AB</b>	<b>29</b>
<b>R</b>	<b>2</b>
<b>H</b>	<b>5</b>
<b>RBI</b>	<b>2</b>
<b>BB</b>	<b>4</b>
<b>SO</b>	<b>8</b>
<b>LOB</b>	<b>11</b>



PITCHER	IP	WLS	BF	H	R	ER	SO	BB	IBB	HBP	BLK	WP	HR	S	P	ERA	WHIP
---------	----	-----	----	---	---	----	----	----	-----	-----	-----	----	----	---	---	-----	------

Wed Sep 27 1995, 6:33 AM EDT  
Att. 13,862 - Sunny - 70 F





Batter	1	2	3	4	5	6	7	8	9	AB R H RBI BB SO LOB	TOP					
Marvin Benard, L (1, 8) OBP: 0.400, SLG: 0.542	0-0 B5-3	0-1 F7		4-2 G3-1 BB	0-3 K			2-3 K	2-0 HR	5 2 1 2 1 2 2						
Steve Scarsone, R (1, 4) OBP: 0.332, SLG: 0.478	2-2 WP BB 1B	2-2 FC1-6		0-1 P5		1-1 G5-4-3 HBP		0-2 1B	3-2 G3-1	5 1 2 0 0 0 2						
Barry Bonds, L (1, 7) OBP: 0.430, SLG: 0.577	4-1 WP 1-2 1B BB		2-1 1B 2B	4-0 G3-1 1B IBB		0-3 K		0-0 G3		3 3 1 0 2 1 2						
Matt Williams, R (1, 5) OBP: 0.406, SLG: 0.652	4-2 1B 1-2 2-3 BB		0-3 K	0-2 G3-1		3-1 G5-4-3			2-1 HR 1B	4 1 1 1 1 1 3						
Mark Carreon, R (1, 3) OBP: 0.343, SLG: 0.491	0-0 1B		2-0 FC5-4 1B	2-2 FC3-6 1B		1-3 K			0-0 HR	5 1 4 6 0 1 0						
Jeff Reed, L (9, 2) OBP: 0.380, SLG: 0.284	1-3 2-H 3-H 1B		2-H 1B	2-H 1B					1-H HR	0 0 0 0 0 0 0						
Mark Leonard, L (1, 9) OBP: 0.333, SLG: 0.400	4-2 BB		1-0 FC5-4	1-1 FC3-6		0-1 1B			2-0 SH1-4 2B 1B	3 0 1 0 1 0 2						
Rikkert Faneyte, R (7, 9) OBP: 0.289, SLG: 0.267			2B 1-2f BB	2B 1-2f BB						1 1 1 0 0 0 0						
Rich Aurilia, R (1, 6) OBP: 0.385, SLG: 0.769	0-1 G6-3		2-1 1-3 2B		0-3 K		1-0 F8		0-0 SH1-4	4 0 1 0 0 1 3						
Kirt Manwaring, R (1, 2) OBP: 0.316, SLG: 0.335		1-0 FC5-6 2B	4-0 IBB		0-1 SH3-4 1B		3-3 K		2-2 HR 2B	3 0 2 0 1 1 1						
J.R. Phillips, L (9, PH) OBP: 0.252, SLG: 0.335										1 1 1 1 0 0 0						
Mark Leiter, R (1, 1) OBP: 0.154, SLG: 0.098		0-0 FC5-6 FC1-6 2-3	1-2 L8		0-1 SH3-4			0-3 K	3-1 P7	2 0 0 0 0 0 4						
Shawn Barton, R (7, 1) OBP: 0.256, SLG: 0.342										0 0 0 0 0 0 0						
Royce Clayton, R (8, PH) OBP: 0.256, SLG: 0.342										1 0 0 0 0 0 1						
Scott Service, R (8, 1) OBP: 0.352, SLG: 0.347										0 0 0 0 0 0 0						
Tom Lampkin, L (9, PH) OBP: 0.352, SLG: 0.347										1 0 0 0 0 0 1						
Rod Beck, R (9, 1) OBP: 0.333, SLG: 0.333										0 0 0 0 0 0 0						
<b>Inning Stats</b>	R: 2 H: 2 E: 0 LOB: 2 K: 0 BB: 3 S: 13 P: 27	R: 0 H: 1 E: 0 LOB: 1 K: 0 BB: 0 P: 11	R: 1 H: 3 E: 0 LOB: 3 K: 1 BB: 1 P: 24	R: 2 H: 1 E: 1 LOB: 1 K: 0 BB: 2 P: 25	R: 0 H: 1 E: 0 LOB: 1 K: 2 BB: 0 P: 10	R: 0 H: 0 E: 0 LOB: 0 K: 1 BB: 0 P: 10	R: 0 H: 1 E: 0 LOB: 1 K: 2 BB: 0 P: 16	R: 0 H: 1 E: 0 LOB: 1 K: 2 BB: 0 P: 13	R: 5 H: 5 E: 0 LOB: 0 K: 0 BB: 0 P: 28	1B: 9 SF: 0 2B: 4 SAC: 2 3B: 0 DP: 1 HR: 2 HBP: 1	WP: 1 PA: 47 PB: 0 SB: 1 CS: 0					
<b>PITCHER</b>	IP WLS BF H R ER SO BB IBB HBP BLK WP HR S P ERA WHIP															
Armando Reynoso, R (1, 1) ERA: 5.32	3.0	18	6	3	3	1	3	1	0	0	1	0	33	62	9.00	3.000
Steve Reed, R (4, 1) ERA: 2.07	2.0	10	2	2	2	2	1	1	0	0	0	0	24	35	9.00	1.500
Mark Thompson, R (6, 1) ERA: 6.89	2.0	7	1	0	0	3	0	0	1	0	0	0	17	26	0.00	0.500
Bruce Ruffin, L (8, 1) ERA: 1.91	1.0	4	1	0	0	2	0	0	0	0	0	0	11	13	0.00	1.000
Curt Leskanic, R (9, 1) ERA: 3.47	0.1	L 5	4	4	4	0	0	0	0	0	0	1	8	14	108.00	12.000
<b>PITCHER</b>	IP WLS BF H R ER SO BB IBB HBP BLK WP HR S P ERA WHIP															
Mike Munoz, L (9, 1) ERA: 7.42	0.2	3	1	1	1	0	0	0	0	0	0	0	1	1	13.50	1.500

San Francisco Giants @ Colorado Rockies  
Coors Field, Denver, CO

AB	38
R	10
H	15
RBI	10
BB	6
SO	8
LOB	20



Fri Sep 29 1995, 7:05 PM MDT  
Att. 48,017 - Unknown - 50 F

BOTTOM

San Francisco Giants @ Colorado Rockies  
Coors Field, Denver, CO

livebaseballscores.com

AB	35
R	7
H	12
RBI	7
BB	2
SO	6
LOB	13



WP	0	PA	39
PB	0		
SB	1		
CS	0		

Fri Sep 29 1995, 7:05 PM MDT  
Att: 48,017 - Unknown - 50 F

Batter	1	2	3	4	5	6	7	8	9	AB	R	H	RBI	BB	SO	LOB
Walt Weiss, S OBP: 0.402, SLG: 0.320 (1, 6)	4-2 S 1B BB		0-0 SH1-3 1-2		0-1 G3-1		0-1 1B 2B		1-1 F8	3	2	1	0	1	0	1
Ellis Burks, R OBP: 0.358, SLG: 0.489 Bruce Ruffin, S (8, 1)	1-1 PO 1B		3-3 K			2-1 P5	0-0 G6-3		2-2 G6-4-3 1-2f	4	0	1	1	0	1	2
Curt Leskanic, R OBP: 0.143, SLG: 0.143 Mike Munoz, L OBP: 0.750, SLG: 1.000 John Vander Wal, L OBP: 0.427, SLG: 0.594 (9, PH)	2-1 F7		2-3 K			0-1 F9 2B	0-0 1B									
Dante Bichette, R OBP: 0.365, SLG: 0.625 (1, 7)	0-0 F9			1-2 1B 2B		0-2 F9	2-1 G4-1			4	0	1	0	0	0	3
Larry Walker, L OBP: 0.379, SLG: 0.595 (1, 9)	0-0 PO	1-0 G6-3		3-3 K		0-2 1B 2B		2-1 HR		4	2	2	2	0	1	1
Andres Galarraga, R OBP: 0.329, SLG: 0.512 (1, 3)																
Vinny Castilla, R OBP: 0.347, SLG: 0.564 (1, 5)																
Joe Girardi, R OBP: 0.306, SLG: 0.356 (1, 2)																
Jason Bates, S OBP: 0.353, SLG: 0.417 (1, 4)																
Armando Reynoso, R OBP: 0.181, SLG: 0.133 Trenidad Hubbard, R OBP: 0.406, SLG: 0.554 Steve Reed, R OBP: 0.333, SLG: 0.333 Eric Young Sr., R OBP: 0.366, SLG: 0.451 Mark Thompson, R OBP: 0.364, SLG: 0.364 Mike Kingery, L OBP: 0.353, SLG: 0.414 (8, 8)																

Inning Stats	R: 1	H: 1	LOB: 0	BB: 1	P: 14	R: 1	H: 1	LOB: 0	BB: 0	P: 14	R: 0	H: 1	LOB: 1	BB: 0	P: 15	R: 0	H: 2	LOB: 1	BB: 0	P: 19	R: 0	H: 0	LOB: 0	BB: 0	P: 9	R: 2	H: 3	LOB: 1	BB: 0	P: 16	R: 2	H: 3	LOB: 1	BB: 0	P: 14	R: 1	H: 1	LOB: 0	BB: 0	P: 15	R: 0	H: 0	LOB: 0	BB: 1	P: 14	1B: 5	SF: 0	2B: 4	SAC: 1	3B: 0	DP: 2	HR: 3	HBP: 0	WP: 0	PA: 39
--------------	------	------	--------	-------	-------	------	------	--------	-------	-------	------	------	--------	-------	-------	------	------	--------	-------	-------	------	------	--------	-------	------	------	------	--------	-------	-------	------	------	--------	-------	-------	------	------	--------	-------	-------	------	------	--------	-------	-------	-------	-------	-------	--------	-------	-------	-------	--------	-------	--------

PITCHER	IP	WLS	BF	H	R	ER	SO	BB	IBB	HBP	BLK	WP	HR	S	P	ERA	WHIP
Mark Leiter, R ERA: 3.68 (1, 1)	6.2		30	11	6	6	5	1	0	0	0	0	2	67	97	8.10	1.800
Shawn Barton, L ERA: 4.26 (7, 1)	0.1		1	0	0	0	0	0	0	0	0	0	2	4	0.00	0.000	
Scott Service, R ERA: 3.3 (8, 1)	1.0	W	4	1	1	1	1	0	0	0	0	0	1	8	15	9.00	1.000
Rod Beck, R ERA: 4.45 (9, 1)	1.0	S	3	0	0	0	0	1	0	0	0	0	0	7	14	0.00	1.000

Batter	1	2	3	4	5	6	7	8	9	AB	R	H	RBI	BB	SO	LOB	TOP						
Marvin Benard, L (1, 8) OBP: 0.433, SLG: 0.586	3-2 G3-1		2-2 1B		2-0 2B	1-2 1B		0-0 L3		5	0	3	0	0	0	0							
Steve Scarsone, R (1, 4) OBP: 0.333, SLG: 0.476	1-1 E5		0-1 1B		2-0 F9	2-3 K		1-0 1B		5	1	2	0	0	1	4							
Barry Bonds, L (1, 7) OBP: 0.431, SLG: 0.577	0-0 G3		1-2 F7		4-2 BB		0-2 FC1-5	1-1 1B		4	0	2	0	1	0	3							
Matt Williams, R (1, 5) OBP: 0.399, SLG: 0.640	1-1 G6-3				3-3 K	3-3 K		0-0 L9	3-2 G6-3	5	0	0	1	0	2	5							
Mark Carreon, R (1, 9) OBP: 0.344, SLG: 0.490		0-1 G6-4-3		1-1 FC4-6		0-0 F9	2-2 FC1-5	3-2 G5-3		5	1	2	0	0	0	2							
J.R. Phillips, L (1, 3) OBP: 0.249, SLG: 0.330		2-0 G6-4-3		0-2 FC4-6		1-3 K	4-1 1B	0-0 G4-3		3	0	0	0	0	1	2							
Dave McCarty, R (7, PH) OBP: 0.280, SLG: 0.284		1-2f		1-2f			1-2 BB			1	0	0	0	1	0	0							
Rich Aurilia, R (1, 6) OBP: 0.444, SLG: 0.882		1-3 K		0-0 1B		1-0 HR	4-0 1B	0-0 P3		4	1	2	1	1	1	0							
Jeff Reed, L (1, 2) OBP: 0.379, SLG: 0.286			3-1 G1-3		0-1 G4-3		2-2 1B	4-2 BB		3	0	1	0	0	0	2							
Glenallen Hill, R (7, PH) OBP: 0.316, SLG: 0.482							1-2 1B			1	0	1	1	0	0	0							
Jamie Brewington, R (7, PH) OBP: 0.217, SLG: 0.217							1-2 1B			0	0	0	0	0	0	0							
Carlos Valdez, R (7, 1)							1-2 1B			0	0	0	0	0	0	0							
Pat Gomez, L (7, 1)							1-2 1B			0	0	0	0	0	0	0							
Mark Leonard, L (9, PH) OBP: 0.360, SLG: 0.400							1-2 1B			0	0	0	0	0	0	0							
Terry Mulholland, R (1, 1) OBP: 0.118, SLG: 0.224			2-1 G6-3		0-1 1B		4-2 1B	1-3 K		2	0	1	0	0	0	0							
Chris Hook, R (5, 1)							1-2 BB			0	0	0	0	0	0	0							
Tom Lampkin, L (6, PH) OBP: 0.265, SLG: 0.347										0	0	0	0	0	0	0							
Jose Bautista, R (6, 1)										0	0	0	0	0	0	0							
Kirt Manwaring, R (7, PH) OBP: 0.315, SLG: 0.333										2	0	0	0	0	0	2	4						
<b>Inning Stats</b>	R: 0 E: 1 K: 0 S: 9	H: 0 LOB: 1 BB: 0 P: 14	R: 0 E: 0 K: 1 S: 6	H: 1 LOB: 0 BB: 0 P: 9	R: 0 E: 0 K: 1 S: 13	H: 2 LOB: 2 BB: 0 P: 21	R: 0 E: 0 K: 1 S: 13	H: 2 LOB: 2 BB: 0 P: 17	R: 0 E: 0 K: 1 S: 9	H: 2 LOB: 2 BB: 1 P: 20	R: 1 E: 0 K: 2 S: 17	H: 3 LOB: 3 BB: 1 P: 26	R: 1 E: 0 K: 1 S: 15	H: 2 LOB: 3 BB: 2 P: 29	R: 1 E: 0 K: 1 S: 10	H: 2 LOB: 1 BB: 0 P: 18	R: 0 E: 0 K: 1 S: 8	H: 0 LOB: 1 BB: 1 P: 13	1B: 12 2B: 1 3B: 0 HR: 1	SF: 0 SAC: 0 DP: 1 HBP: 0	WP: 0 PB: 0 SB: 1 CS: 0	PA: 45	
<b>PITCHER</b>	IP WLS BF H R ER SO BB IBB HBP BLK WP HR S P ERA WHIP																	<b>PITCHER</b>	IP WLS BF H R ER SO BB IBB HBP BLK WP HR S P ERA WHIP				
Bill Swift, R (1, 1) ERA: 4.94	5.2 W	28 10	1 1	1 1	4 4	2 0	0 0	0 0	0 0	0 0	0 0	0 0	1 1	63 23	101 24	1.59 6.75	2.118 1.500						
Darren Holmes, R (6, 1) ERA: 3.29	0.1	1 0	0 0	0 0	0 0	1 0	0 0	0 0	0 0	0 0	0 0	0 0	0 0	4 11	6 23	0.00 13.50	0.000 6.000						
Bruce Ruffin, L (7, 1) ERA: 2.14	0.2	6 2	1 1	1 1	0 1	2 0	0 0	0 0	0 0	0 0	0 0	0 0	0 0	14 14	24 24	6.75 6.75	1.500 1.500						
Steve Reed, R (7, 1) ERA: 2.14	1.1	6 2	1 1	1 1	1 1	0 0	0 0	0 0	0 0	0 0	0 0	0 0	0 0	8 8	13 13	0.00 0.00	1.000 1.000						
Curt Leskanic, R (9, 1) ERA: 3.43	1.0	4 0	0 0	0 0	0 0	1 1	0 0	0 0	0 0	0 0	0 0	0 0	0 0										

San Francisco Giants @ Colorado Rockies  
Coors Field, Denver, CO

AB	40
R	3
H	14
RBI	3
BB	5
SO	7
LOB	22



WP	0	PA	45
ER	0		
WHIP			

Sat Sep 30 1995, 3:33 AM MDT  
Att: 48,023 - Overcast - 52 F

livebaseballscorecards.com



Batter	1	2	3	4	5	6	7	8	9	AB	R	H	RBI	BB	SO	LOB	TOP															
Marvin Benard, L (1, 8) OBP: 0.400, SLG: 0.529	1-1 SH1-4 HR 1B	2-2 F7	1-3 K		1-0 F7		0-0 G4-3			5	1	1	0	0	1	5																
Mike Benjamin, R (1, 4) OBP: 0.256, SLG: 0.301	1-0 SH1-4		3-1 S 2B 1B	0-1 E5 G6-4-3 BB		1-2 L9		1-1 F9		4	1	1	0	0	0	0																
Barry Bonds, L (1, 7) OBP: 0.431, SLG: 0.577	0-3 K		3-1 E 2B	4-0 G6-4-3 BB		0-0 G3-1		2-2 G4-3		3	1	1	1	1	1	1																
Mark Leonard, L (6, 7) OBP: 0.346, SLG: 0.381			1-H 2B	1-2 BB						1	0	0	0	0	0	0																
Matt Williams, R (1, 5) OBP: 0.399, SLG: 0.647	0-1 2-H HR		1-1 E6 2B	0-1 G6-4-3		3-2 1B		0-3 K		5	2	2	2	0	1	3																
Mark Carreon, R (1, 9) OBP: 0.343, SLG: 0.490	3-3 K		0-1 WP SF9 2B	0-0 F8		0-3 K				4	1	1	2	0	2	2																
Mark Dewey, R (7, 1)			1-H 3-H 2B							0	0	0	0	0	0	0																
Tom Lampkin, L (9, PH) OBP: 0.360, SLG: 0.342										1	0	0	0	0	1	0																
J.R. Phillips, L (1, 3) OBP: 0.256, SLG: 0.351		1-0 HR	4-2 SF9 WP SF8 BB		0-1 G4-3		1-0 SH1-3 SF7 2B		0-3 K	4	3	2	1	1	1	0																
Rich Aurilia, R (1, 6) OBP: 0.476, SLG: 0.947		3-2 G4-3 2B	2-2 SF9		1-1 E S 1B		0-0 SH1-3		2-1 1B	2	0	2	1	0	0	0																
Steve Scarsone, R (6, 4) OBP: 0.333, SLG: 0.476			1-3 2-H				2-3			0	0	0	0	0	0	0																
Glenallen Hill, R (9, PH) OBP: 0.317, SLG: 0.483			2-3							1	0	1	0	0	0	0																
Royce Clayton, R (9, PR) OBP: 0.298, SLG: 0.342			3-H							0	0	0	0	0	0	0																
Kirt Manwaring, R (1, 2) OBP: 0.314, SLG: 0.332		2-2 G4-3	3-2 SF8		4-2 SH2-4 BB		0-1 SF7		1-1 G3	1	0	0	2	1	0	1																
Jeff Reed, L (9, PH) OBP: 0.376, SLG: 0.283			3-H		1-3 BB		3-H			1	0	0	0	0	0	1																
Joe Rosselli, R (1, 1) OBP: 0.200, SLG: 0.200		1-3 K	1-1		0-1 SH2-4		3-1			2	0	1	0	0	1	1																
Mark Leiter, R (3, 1) OBP: 0.154, SLG: 0.098					1-2					0	0	0	0	0	0	0																
Scott Service, R (6, 1)										0	0	0	0	0	0	0																
Dave McCarty, R (7, PH) OBP: 0.289, SLG: 0.307										1	0	1	0	0	0	0																
<b>Inning Stats</b>	R: 2 H: 2 E: 0 LOB: 0 K: 2 BB: 0 S: 11 P: 16	R: 1 H: 2 E: 0 LOB: 1 K: 1 BB: 0 S: 17 P: 26	R: 5 H: 4 E: 1 LOB: 1 K: 1 BB: 1 S: 25 P: 43	R: 0 H: 0 E: 1 LOB: 1 K: 0 BB: 1 S: 5 P: 9	R: 0 H: 1 E: 0 LOB: 2 K: 0 BB: 1 S: 9 P: 15	R: 0 H: 1 E: 0 LOB: 1 K: 1 BB: 0 S: 12 P: 16	R: 1 H: 2 E: 0 LOB: 1 K: 0 BB: 0 S: 7 P: 11	R: 0 H: 0 E: 0 LOB: 0 K: 1 BB: 0 S: 8 P: 11	R: 0 H: 1 E: 0 LOB: 1 K: 2 BB: 0 S: 11 P: 15	1B: 6 SF: 3 2B: 5 SAC: 3 3B: 0 DP: 1 HR: 2 HBP: 0	WP: 1 PA: 44 PB: 0 SB: 2 CS: 0																					
<b>PITCHER</b>	IP WLS BF H R ER SO BB IBB HBP BLK WP HR S P ERA WHIP															<b>PITCHER</b>	IP WLS BF H R ER SO BB IBB HBP BLK WP HR S P ERA WHIP															
Bret Saberhagen, R (1, 1) ERA: 4.18	2.0		15	7	8	6	3	1	0	0	0	0	2	39	64	27.00	4.000	Darren Holmes, R (8, 1) ERA: 3.24	1.0		3	0	0	0	1	0	0	8	11	0.00	0.000	
Mark Thompson, R (3, 1) ERA: 6.53	2.2		12	2	0	0	1	2	0	0	0	1	0	27	43	0.00	1.500	Curt Leskanic, R (9, 1) ERA: 3.4	1.0	S	4	1	0	0	2	0	0	0	15	0.00	1.000	
Lance Painter, L (5, 1) ERA: 4.37	0.1	W	1	0	0	0	0	0	0	0	0	0	0	1	2	0.00	0.000															
Bryan Rekar, R (6, 1) ERA: 4.98	1.2		8	3	1	1	1	0	0	0	0	0	0	18	26	5.40	1.800															
Bruce Ruffin, L (7, 1) ERA: 2.12	0.1		1	0	0	0	0	0	0	0	0	0	0	1	1	0.00	0.000															

San Francisco Giants @ Colorado Rockies  
 Coors Field, Denver, CO  
 Sun Oct 01 1995, 3:33 AM MDT  
 Att. 48,039 - Cloudy - 61 F

AB	35
R	9
H	13
RBI	9
BB	3
SO	8
LOB	14





