

San Francisco Giants - 1995

Batter	1	2	3	4	5	6	7	8	9	AB	R	H	RBI	BB	SO	LOB	TOP					
Darren Lewis, R (1.8)	G1-3			K		E6 G3 1B G6-3		B1-3		4	1	0	0	0	1	2	San Francisco Giants @ Atlanta Braves Atlanta-Fulton County Stadium, Atlanta, GA Wed Apr 26 1995, 3:33 AM EDT Att: 32,045 - Sunny - 75 F					
Robby Thompson, R (1.4) OBP: 0.500, SLG: 1.250	F9			G5-3		G3 1B		HR		4	1	2	3	0	0	0						
Barry Bonds, L (1.7)	P3			BB		G3		F8		3	0	0	0	1	0	2						
Matt Williams, R (1.5) OBP: 0.250, SLG: 0.500		F9		F8		G6-3		2B		4	0	1	1	0	0	2						
Glenallen Hill, R (1.9)		G6-3			K	G5-3		F7		4	0	0	0	0	1	2						
J.R. Phillips, L (1.3) OBP: 0.250, SLG: 1.000					HR		F9		K	4	1	1	1	0	2	0						
Royce Clayton, R (1.6)				G4-3		K	L3		G6-3	4	0	0	0	0	1	0						
Kirt Manwaring, R (1.2)				K		L7	G6-3		P3	4	0	0	0	0	1	0						
Terry Mulholland, R (1.1) Jeff Reed, L (3.0) Salomon Torres, R (3.1) Steve Scarosone, R (6.0) Pat Gomez, L (8.1) Mark Dewey, R (7.1) John Patterson, S (8.0) Jose Bautista, R (8.1)				G5-3		E 1B 1B		B1-3 HR 1B		0	0	0	0	0	0	0						
Inning Stats	R: 0 E: 0 K: 0 S: 11	H: 0 LOB: 0 BB: 0 P: 15	R: 0 E: 0 K: 1 S: 6	H: 0 LOB: 0 BB: 0 P: 9	R: 0 E: 0 K: 1 S: 7	H: 0 LOB: 0 BB: 1 P: 10	R: 0 E: 0 K: 1 S: 8	H: 0 LOB: 1 BB: 1 P: 14	R: 1 E: 0 K: 2 S: 11	H: 1 LOB: 0 BB: 0 P: 15	R: 2 E: 1 K: 0 S: 10	H: 2 LOB: 1 BB: 0 P: 15	R: 0 E: 0 K: 0 S: 9	H: 0 LOB: 0 BB: 0 P: 13	R: 2 E: 0 K: 0 S: 10	H: 3 LOB: 0 BB: 0 P: 15		R: 0 E: 0 K: 1 S: 8	H: 0 LOB: 0 BB: 0 P: 11	1B: 3 2B: 1 3B: 0 HR: 2	SF: 0 SAC: 0 DP: 0 HBP: 0	WP: 0 PB: 0 SB: 0 CS: 0
PITCHER	IP WLS BF H R ER SO BB IBB HBP BLK WP HR S P ERA WHIP																					
Greg Maddux, R (1.1) ERA: 1.8	5.0 W 17 1 1 1 5 1 0 0 0 0 0 1 43 63 1.80 0.400																					
Brad Woodall, L (6.1) ERA: 7.71	2.1 12 4 4 2 0 0 0 0 0 0 0 1 25 38 7.71 1.714																					
Mike Stanton, L (8.1) ERA:	0.1 2 1 0 0 0 0 0 0 0 0 0 0 3 4 0.00 3.000																					
Mark Wohlers, R (8.1) ERA:	0.1 1 0 0 0 0 0 0 0 0 0 0 0 1 1 0.00 0.000																					
Brad Clontz, R (9.1) ERA:	1.0 3 0 0 0 1 0 0 0 0 0 0 0 8 11 0.00 0.000																					

Batter	1	2	3	4	5	6	7	8	9	AB	R	H	RBI	BB	SO	LOB	BOTTOM			
Marquis Grissom, R (1.8) OBP: 0.167, SLG: 0.333	1B 10 1B 2B	K	P3		G6-3		FC5 2-3	K		6	1	1	0	0	2	7	San Francisco Giants @ Atlanta Braves Atlanta-Fulton County Stadium, Atlanta, GA Wed Apr 26 1995, 3:33 AM EDT Att: 32,045 - Sunny - 75 F			
Jeff Blausler, R (1.6) OBP: 0.600, SLG: 0.750	1B 10 1B 2B	FC1-6 BB		F7		K		10 1B 2B		4	2	2	0	1	1	0				
10 Chipper Jones, S (1.5) OBP: 0.400, SLG: 0.400	1B 1B 1B	FC1-6 1B		F7		K		HR 1B		5	3	2	2	0	1	1				
Fred McGriff, L (1.3) OBP: 0.800, SLG: 2.000	1B 1B G6-4-3 1B	1B		HR		G4-3		HR		5	3	4	5	0	0	0				
David Justice, L (1.9) OBP: 0.800, SLG: 1.750	G6-4-3 1B 1B	P4 1B		HR		HR		HR		4	2	3	2	1	0	1				
Javy Lopez, R (1.2) OBP: 0.400, SLG: 0.250	G6-4-3 1B		G5-3		BB		K	G5-3		4	0	1	0	1	1	1				
Mike Kelly, R (1.7)	G6-4-3 1B		BB		K		K	E5 FC4-6		4	0	0	0	1	2	5				
Mark Lemke, S (1.4) OBP: 0.200, SLG: 0.200	F8		F7		G4-3		FC5 1B 1B	FC4-6 BB		5	0	1	0	0	0	3				
Greg Maddux, R (1.1) Dwight Gooden, L (5.0) Brad Woodall, S (8.1) Mike Stanton, L (8.1) Mark Wohlers, R (8.1) Jose Oliva, R (8.0) Brad Clontz, R (8.1)		BB 10 E 1B		1B		F9		1B		2	1	2	0	0	0	0				
Inning Stats	R: 4 E: 0 K: 0 S: 18	H: 6 LOB: 1 BB: 0 P: 27	R: 2 E: 1 K: 1 S: 11	H: 2 LOB: 1 BB: 1 P: 19	R: 0 E: 0 K: 0 S: 10	H: 1 LOB: 2 BB: 1 P: 18	R: 1 E: 0 K: 1 S: 13	H: 2 LOB: 2 BB: 1 P: 22	R: 0 E: 0 K: 2 S: 14	H: 0 LOB: 0 BB: 0 P: 6	R: 0 E: 0 K: 2 S: 12	H: 0 LOB: 2 BB: 1 P: 23	R: 1 E: 0 K: 1 S: 16	H: 4 LOB: 2 BB: 1 P: 27	R: 4 E: 1 K: 1 S: 16	H: 4 LOB: 2 BB: 1 P: 27		1B: 11 2B: 3 3B: 0 HR: 3	SF: 0 SAC: 0 DP: 1 HBP: 0	WP: 0 PB: 0 SB: 0 CS: 0
PITCHER	IP WLS BF H R ER SO BB IBB HBP BLK WP HR S P ERA WHIP																			
Terry Mulholland, L (1.1) ERA: 22.5	2.0 L 14 8 6 5 1 1 0 0 0 0 0 0 29 46 22.50 4.500																			
Salomon Torres, R (3.1) ERA: 3.0	3.0 14 3 1 1 1 2 0 0 0 0 0 1 26 46 3.00 1.667																			
Pat Gomez, L (6.1) ERA: 9.0	1.0 4 0 1 1 2 1 0 0 0 0 0 0 14 25 9.00 1.000																			
Mark Dewey, R (7.1) ERA:	1.0 5 2 0 0 2 0 0 0 0 0 0 0 12 19 0.00 2.000																			
Jose Bautista, R (8.1) ERA: 38.0	1.0 9 4 4 4 1 1 0 0 0 0 0 2 16 27 36.00 5.000																			

livebaseballscores.com

AB 34
R 5
H 6
RBI 5
BB 1
SO 6
LOB 8



livebaseballscores.com

AB 41
R 12
H 17
RBI 10
BB 5
SO 7
LOB 18



Batter	1	2	3	4	5	6	7	8	9	AB	R	H	RBI	BB	SO	LOB	TOP			
Quilvio Veras, S OBP: 0.385, SLG: 0.300	G4-3		G6-3 BB			P6		G4-3		3	0	0	0	1	0	0				
Alex Arias, R OBP: 0.333, SLG: 0.111 Mario Diaz, R (9, PH)	G5-3		G6-3			L6		F9		3	0	0	0	0	0	3				
Gary Sheffield, R OBP: 0.308, SLG: 0.417	K			G1-3				P3		3	0	0	0	1	1	0				
Jeff Conine, R OBP: 0.308, SLG: 0.750		K		G6-3		L6		P4		4	0	0	0	0	1	1				
Terry Pendleton, S OBP: 0.250, SLG: 0.455	F8			P5						3	0	0	0	0	0	0				
Greg Colbrunn, R OBP: 0.333, SLG: 0.333					G4-3			K		3	0	0	0	0	2	0				
Charles Johnson, R (1, 2)			L7					G5-3		2	0	0	0	1	0	0				
Chuck Carr, S OBP: 0.333, SLG: 0.250			E 1B 1B		SH4-3			G3		2	0	1	0	0	0	0				
Bobby Witt, R OBP: 0.300, SLG: 1.000 Darrell Whitmore, L David Weathers, R Jerry Browne, S Bryan Harvey, R Rich Scheid, L			E 1B 1B		G4-3			F8		1	0	1	0	0	0	0				
Inning Stats	R: 0 E: 0 K: 1 S: 9	H: 0 LOB: 0 BB: 0 P: 13	R: 0 E: 0 K: 2 S: 9	H: 0 LOB: 0 BB: 0 P: 15	R: 0 E: 1 K: 0 S: 9	H: 2 LOB: 2 BB: 1 P: 18	R: 0 E: 0 K: 0 S: 7	H: 0 LOB: 0 BB: 0 P: 13	R: 0 E: 0 K: 0 S: 5	H: 0 LOB: 1 BB: 1 P: 10	R: 0 E: 0 K: 1 S: 11	H: 0 LOB: 0 BB: 0 P: 11	R: 0 E: 0 K: 0 S: 7	H: 0 LOB: 0 BB: 0 P: 12	R: 0 E: 0 K: 0 S: 8	H: 0 LOB: 0 BB: 0 P: 12	1B: 2 2B: 0 3B: 0 HR: 0	SF: 0 SAC: 1 DP: 1 HBP: 0	WP: 0 PB: 0 SB: 1 CS: 1	PA: 31
PITCHER	IP	WLS	BF	H	R	ER	SO	BB	IBB	HBP	BLK	WP	HR	S	P	ERA	WHIP			
Mark Leiter, R ERA: 15.43	(1, 1)	6.0	W	22	2	0	0	3	3	0	0	0	0	50	90	0.00	0.833			
Mark Dewey, R ERA: 15.43	(7, 1)	1.0		3	0	0	0	1	0	0	0	0	0	8	11	0.00	0.000			
Jose Bautista, R ERA: 15.43	(8, 1)	1.0		3	0	0	0	0	0	0	0	0	0	7	12	0.00	0.000			
Rod Beck, R ERA: 15.43	(9, 1)	1.0		3	0	0	0	0	0	0	0	0	0	8	12	0.00	0.000			

Florida Marlins @ San Francisco Giants
Candlestick Park, San Francisco, CA

AB 27
R 0
H 2
RBI 0
BB 3
SO 4
LOB 5



WP: 0 PA: 31
PB: 0
SB: 1
CS: 1

Fri Apr 28 1995, 6:33 AM EDT
Att: 26,403 - Overcast - 63 F

Batter	1	2	3	4	5	6	7	8	9	AB	R	H	RBI	BB	SO	LOB	BOTTOM			
Darren Lewis, R OBP: 0.231, SLG: 0.167	F9		BB 1B 2H		G6-3		FC6-4			4	0	1	1	0	0	2				
Robby Thompson, R OBP: 0.417, SLG: 0.727	K		FC5 BB 1B		K		K			4	0	1	0	0	3	2				
Barry Bonds, L (1, 7)	L8				K2-3					2	1	0	0	2	1	0				
Matt Williams, R OBP: 0.333, SLG: 0.300		G6-3		FC5		G6-3		HR BB 1B		4	1	1	0	0	0	3				
Glenallen Hill, R OBP: 0.250, SLG: 0.667		G5-3				K		HR 1B		4	1	1	3	0	2	0				
J.R. Phillips, L OBP: 0.182, SLG: 0.400		K		FC1-5-6 BB		K		K		3	0	0	0	1	3	0				
Royce Clayton, R OBP: 0.250, SLG: 0.273			K		FC1-5-6-1		FC6-4 SH3 BB	CS 1B		3	0	1	0	1	1	1				
Kirt Manwaring, R OBP: 0.300, SLG: 0.333			1B 2B				SH3	K2-3		2	1	1	0	1	1	1				
Mark Leiter, R Mark Dewey, R Jeff Reed, L Jose Bautista, R Rod Beck, R	(1, 1) (7, 1) (7, PH) (8, 1) (9, 1)									2	0	0	0	0	2	3				
Inning Stats	R: 0 E: 0 K: 1 S: 7	H: 0 LOB: 0 BB: 0 P: 14	R: 0 E: 0 K: 1 S: 5	H: 0 LOB: 0 BB: 0 P: 7	R: 1 E: 0 K: 2 S: 15	H: 3 LOB: 3 BB: 1 P: 25	R: 0 E: 0 K: 2 S: 16	H: 0 LOB: 2 BB: 2 P: 30	R: 0 E: 0 K: 2 S: 8	H: 0 LOB: 0 BB: 0 P: 11	R: 0 E: 0 K: 1 S: 10	H: 0 LOB: 2 BB: 2 P: 21	R: 3 E: 0 K: 2 S: 12	H: 3 LOB: 0 BB: 1 P: 24	1B: 4 2B: 1 3B: 0 HR: 1	SF: 0 SAC: 1 DP: 0 HBP: 0	WP: 0 PB: 0 SB: 1 CS: 1	PA: 35		
PITCHER	IP	WLS	BF	H	R	ER	SO	BB	IBB	HBP	BLK	WP	HR	S	P	ERA	WHIP			
Bobby Witt, R ERA: 2.25	(1, 1)	4.0	L	18	3	1	1	6	2	1	0	0	0	43	76	2.25	1.250			
David Weathers, R ERA: 2.25	(5, 1)	3.0		11	0	0	0	5	1	1	0	0	0	27	44	0.00	0.333			
Bryan Harvey, R ERA: 2.25	(8, 1)	0.0		3	2	3	3	0	1	0	0	0	1	4	9	∞	∞			
Rich Scheid, L ERA: 2.25	(8, 1)	1.0		3	1	0	0	2	0	0	0	0	0	8	15	0.00	1.000			

Florida Marlins @ San Francisco Giants
Candlestick Park, San Francisco, CA

AB 28
R 4
H 6
RBI 4
BB 6
SO 13
LOB 12




WP: 0 PA: 35
PB: 0
SB: 1
CS: 1

Fri Apr 28 1995, 6:33 AM EDT
Att: 26,403 - Overcast - 63 F


Batter	1	2	3	4	5	6	7	8	9	AB	R	H	RBI	BB	SO	LOB	TOP					
Delino DeShields, L OBP: 0.250, SLG: 0.320	B3		F7		K		G4-3			4	0	0	0	0	1	0	Los Angeles Dodgers @ San Francisco Giants Candlestick Park, San Francisco, CA Mon May 01 1995, 6:33 AM EDT Att: 10,828 - Sunny - 67 F					
Jose Offerman, S OBP: 0.444, SLG: 0.333	P5				G5-3			E6	3	0	0	0	1	0	0							
Raul Mondesi, R OBP: 0.577, SLG: 1.045	1B		P5					K	3	0	1	0	1	1	2							
Eric Karros, R OBP: 0.615, SLG: 0.739	1B							K	4	0	2	0	0	1	1							
Billy Ashley, R OBP: 0.250, SLG: 0.412 Jeff Treadway, L (9, PH)			G4-3					G3	3	0	1	0	0	1	1							
Henry Rodriguez, L OBP: 0.261, SLG: 0.238								F9	4	0	3	0	0	1	2							
Garey Ingram, R OBP: 0.364, SLG: 0.300 Dave Hansen, L (9, PH)			FC4-6					F9	2	0	0	0	1	0	3							
Carlos Hernandez, R Chris Gwynn, L (9, PH)			F8					L8	3	0	0	0	0	0	3							
Tom Candiotti, R Greg Hansell, R (6, 1)			G4-3					L7	2	0	0	0	0	0	0							
Dick Schofield, R OBP: 0.333, SLG: 0.333 Todd Williams, R Rob Murphy, L (8, 1)					G1-3				0	0	0	0	0	0	0							
Inning Stats	R: 0 E: 0 K: 0 S: 7	H: 1 LOB: 2 BB: 1 P: 14	R: 0 E: 0 K: 0 S: 5	H: 1 LOB: 1 BB: 0 P: 7	R: 0 E: 0 K: 0 S: 7	H: 0 LOB: 1 BB: 1 P: 13	R: 0 E: 0 K: 1 S: 12	H: 2 LOB: 2 BB: 1 P: 23	R: 0 E: 0 K: 1 S: 8	H: 0 LOB: 0 BB: 0 P: 11	R: 0 E: 0 K: 0 S: 9	H: 2 LOB: 2 BB: 0 P: 11	R: 0 E: 0 K: 0 S: 5	H: 0 LOB: 0 BB: 0 P: 8	R: 0 E: 1 K: 2 S: 8	H: 1 LOB: 1 BB: 0 P: 12	R: 0 E: 0 K: 0 S: 10	H: 1 LOB: 1 BB: 0 P: 13	1B: 6 2B: 2 3B: 0 HR: 0	SF: 0 SAC: 0 DP: 1 HBP: 0	WP: 0 PB: 0 SB: 0 CS: 1	PA: 35
PITCHER	IP	WLS	BF	H	R	ER	SO	BB	IBB	HBP	BLK	WP	HR	S	P	ERA	WHIP					
Terry Mulholland, L ERA: 5.0	7.0	W	28	6	0	0	3	3	0	0	0	0	0	53	87	0.00	1.286					
Dave Burba, R ERA: 16.88	1.0		3	0	0	0	2	0	0	0	0	0	0	8	12	0.00	0.000					
Jose Bautista, R ERA: 10.8	1.0		4	1	0	0	0	0	0	0	0	0	0	10	13	0.00	1.000					

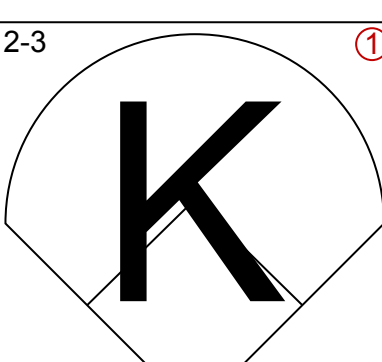
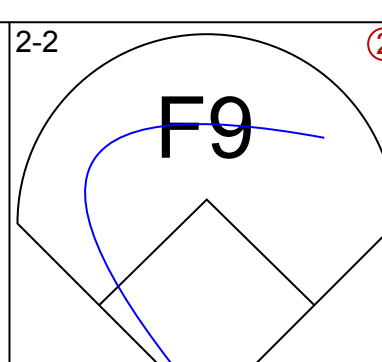
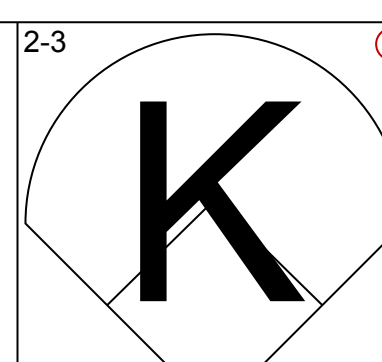
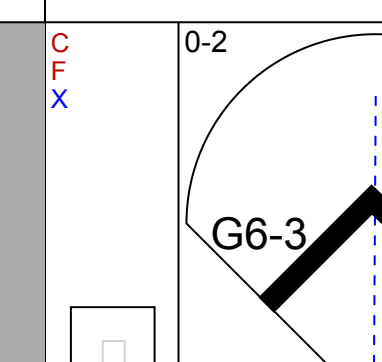
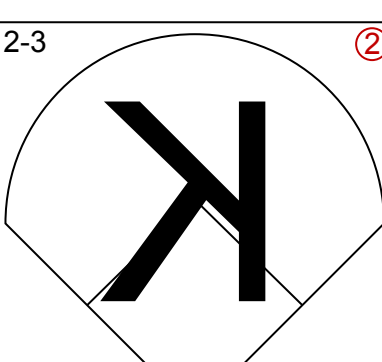
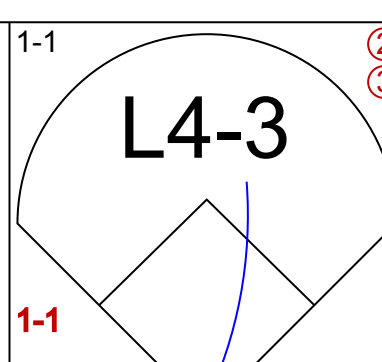
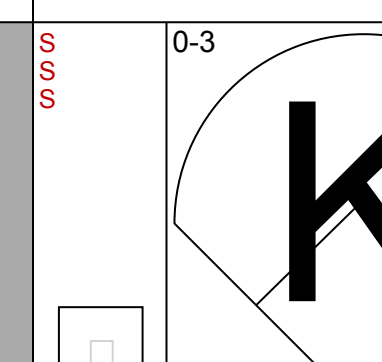
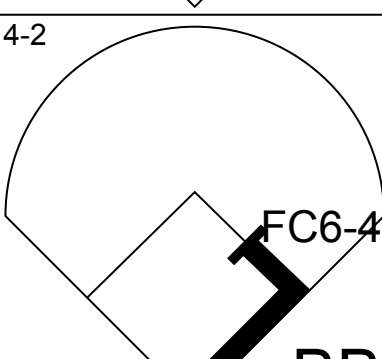
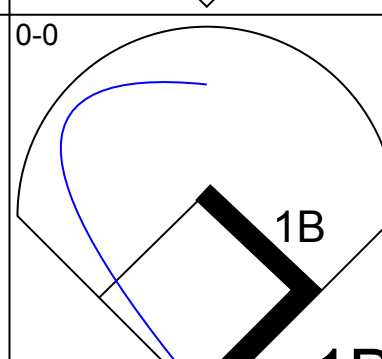
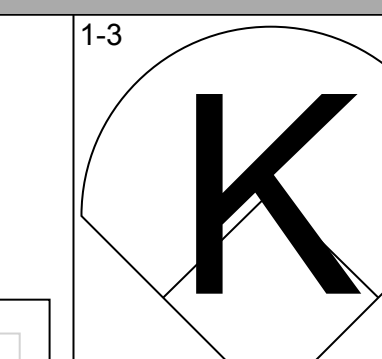
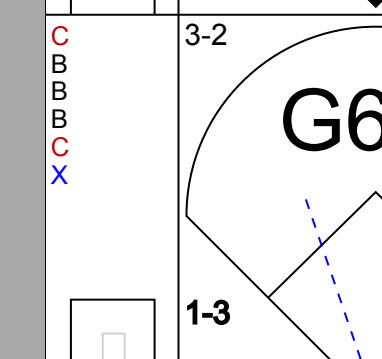
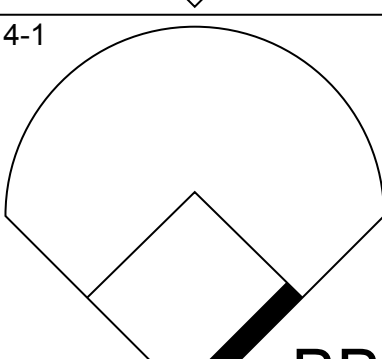
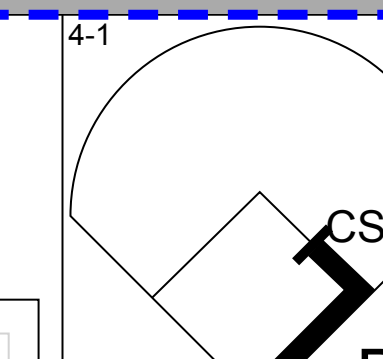
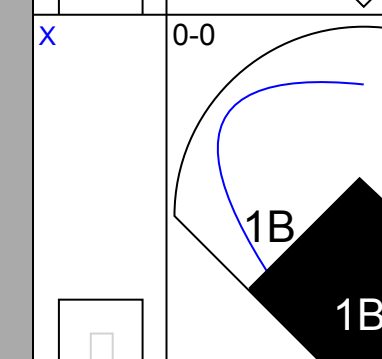
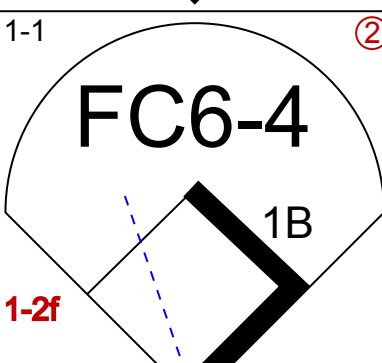
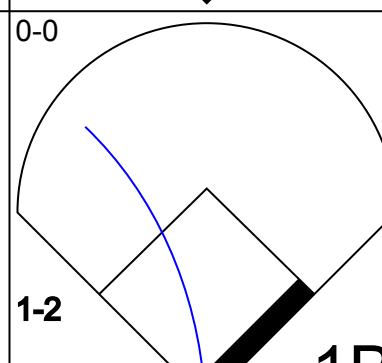
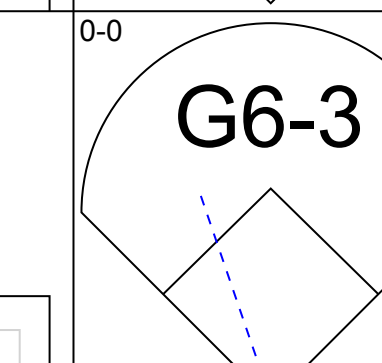
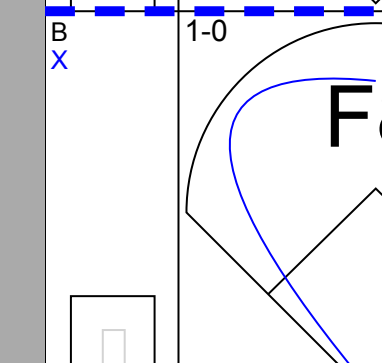
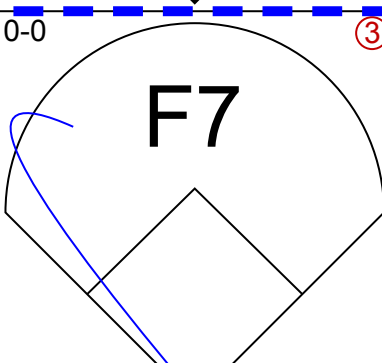
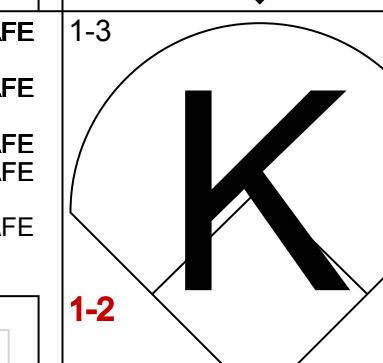
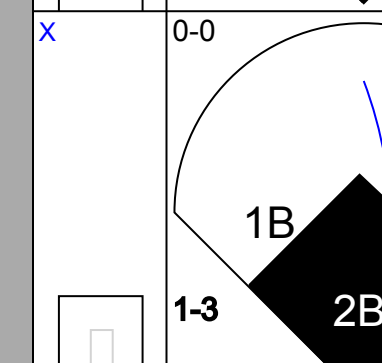
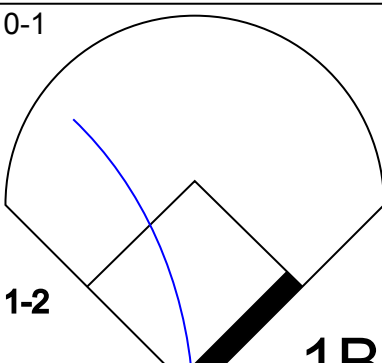
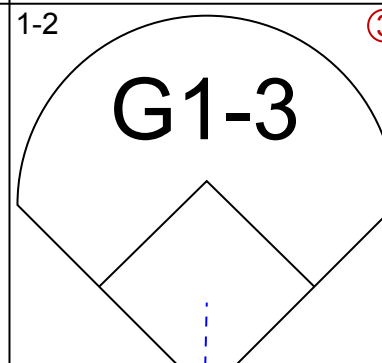
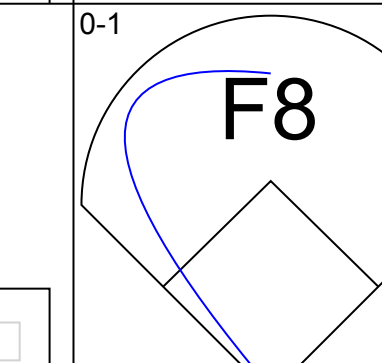
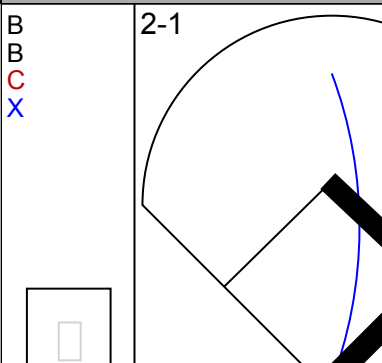
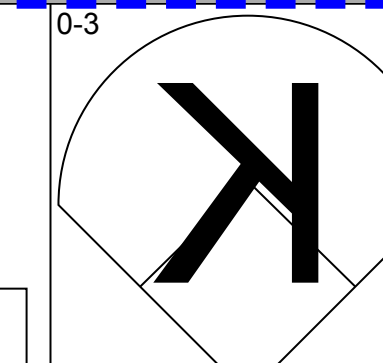
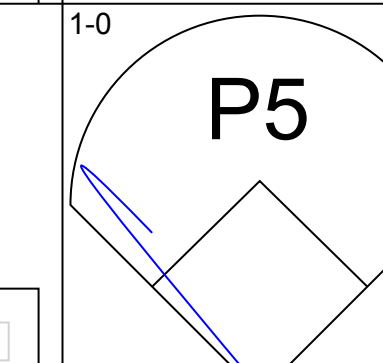
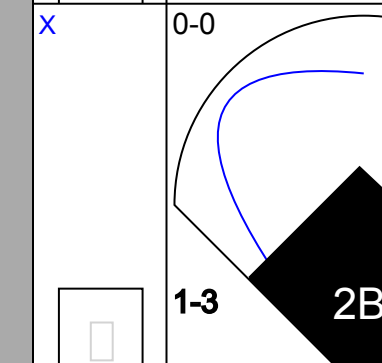
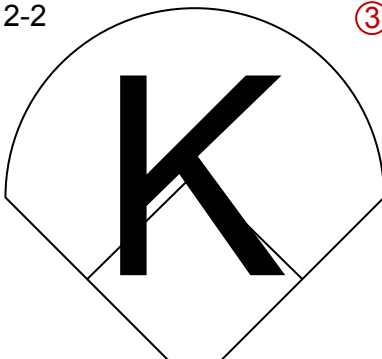


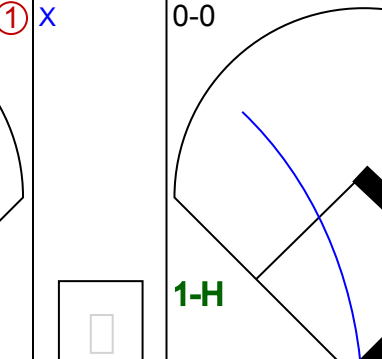


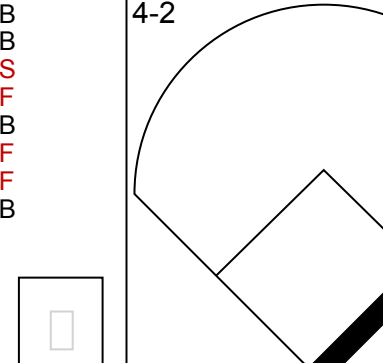
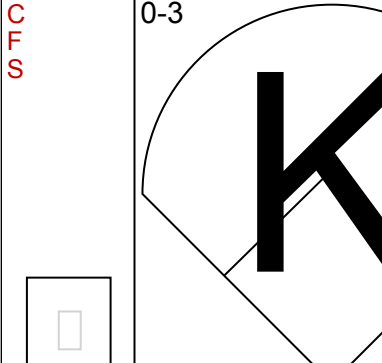
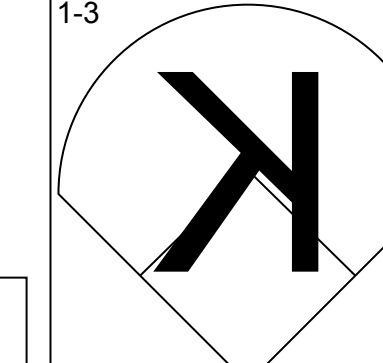
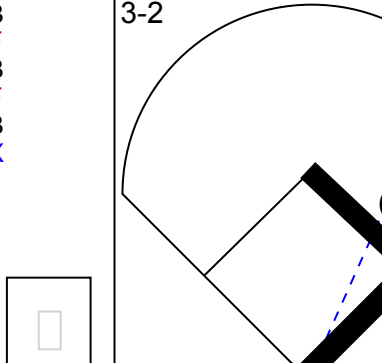
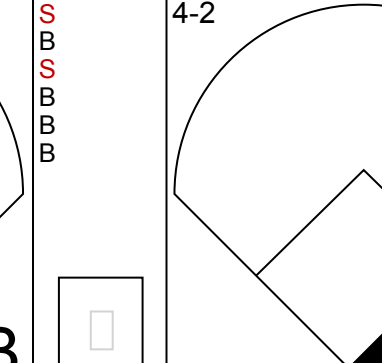
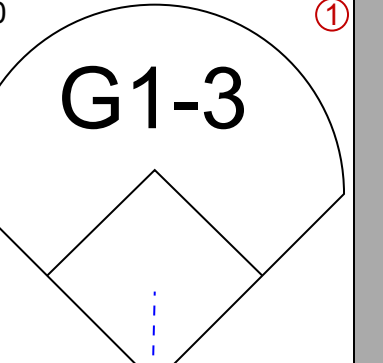

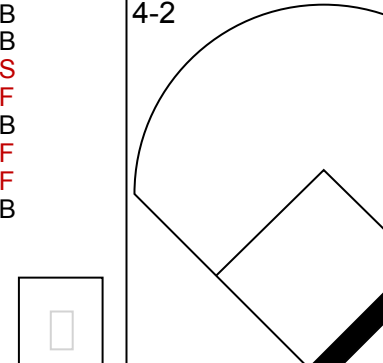
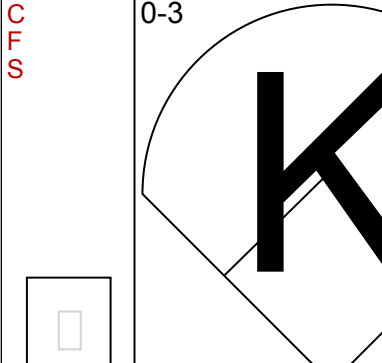
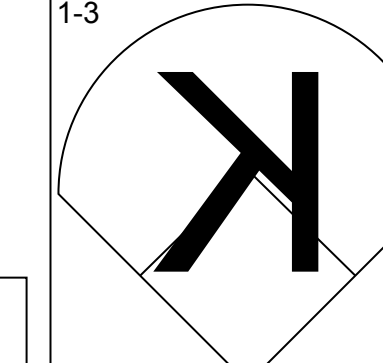
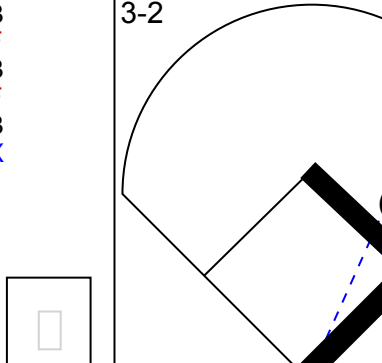
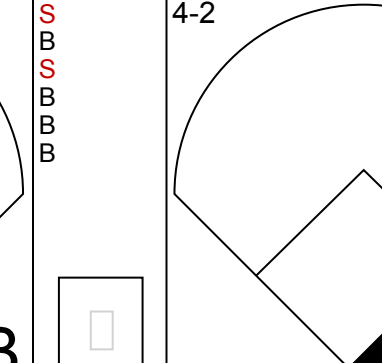
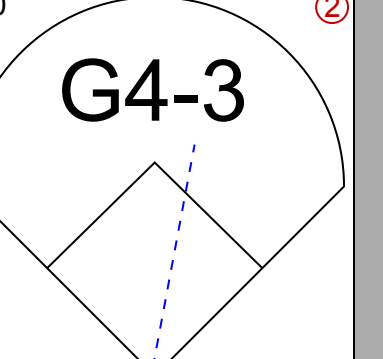
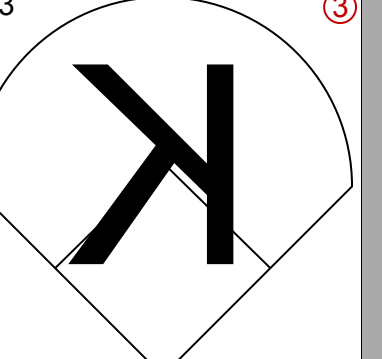
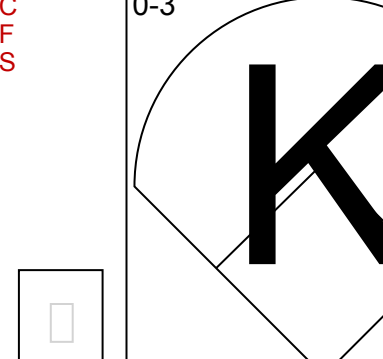
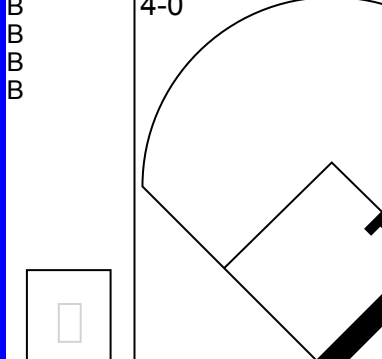
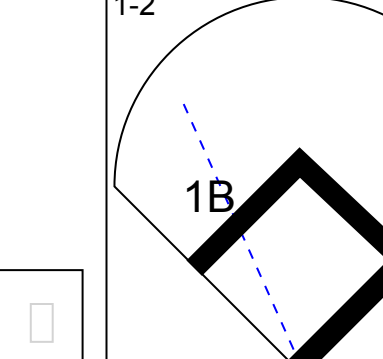
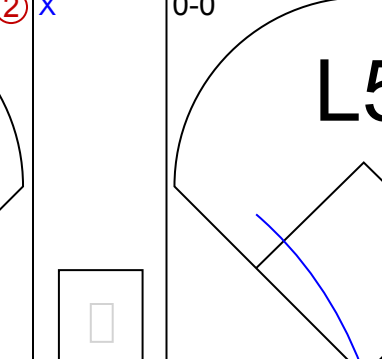
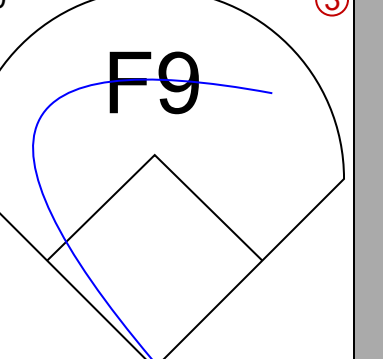

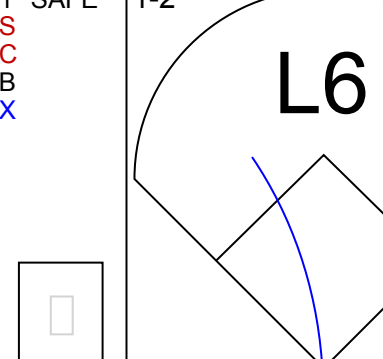
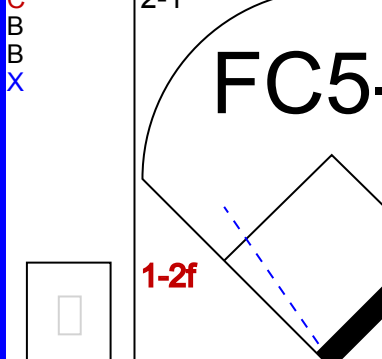
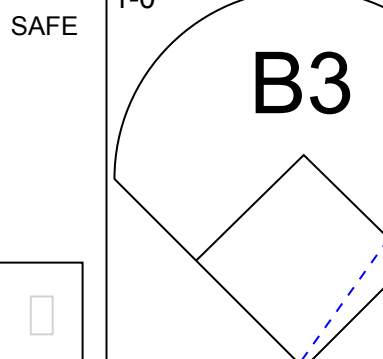


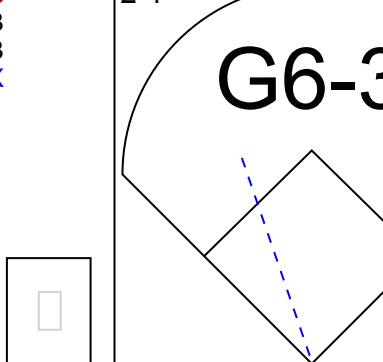


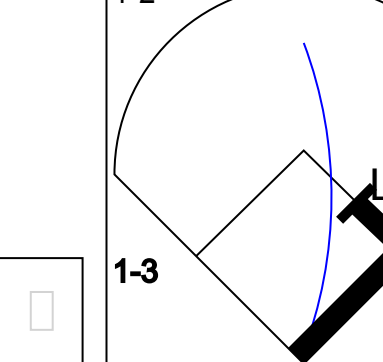
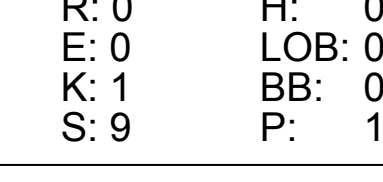

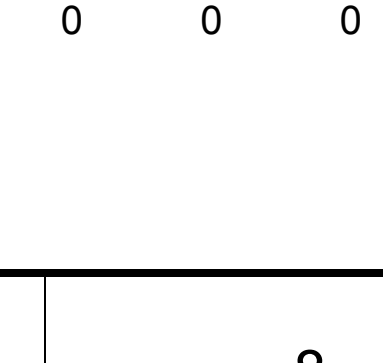
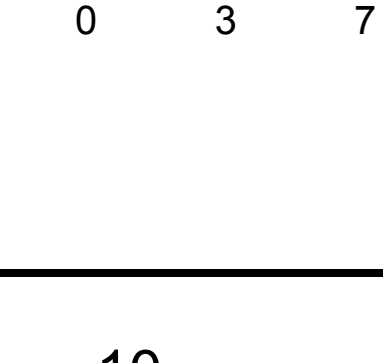


Batter	1	2	3	4	5	6	7	8	9	AB	R	H	RBI	BB	SO	LOB	BOTTOM				
Darren Lewis, R OBP: 0.296, SLG: 0.320	SH		G6-3					G6-3		5	1	1	0	0	1	4	Los Angeles Dodgers @ San Francisco Giants Candlestick Park, San Francisco, CA Mon May 01 1995, 6:33 AM EDT Att: 10,828 - Sunny - 67 F				
Robby Thompson, R OBP: 0.286, SLG: 0.500	SH		G4-3					P4	3	1	0	0	0	1	3						
Barry Bonds, L OBP: 0.391, SLG: 0.067	FC5-4							P5	4	0	1	1	0	1	0						
Matt Williams, R OBP: 0.458, SLG: 0.667	P4							1B	4	1	3	0	0	0	2						
Glenallen Hill, R OBP: 0.292, SLG: 0.652	FC5-4							K	3	1	1	2	1	1	3						
Royce Clayton, R OBP: 0.391, SLG: 0.316	S		CS					L7	3	2	1	1	1	0	0						
J.R. Phillips, L OBP: 0.227, SLG: 0.421	P3							G3	4	1	1	2	0	1	3						
Kirt Manwaring, R OBP: 0.313, SLG: 0.286			G6-3					E5	3	0	1	0	1	1	1						
Terry Mulholland, R Dave Burba, R Mark Carreon, R Jose Bautista, R (9, 1)			SH2-4					L6	1	0	0	0	0	0	0						
Inning Stats	R: 2 E: 0 K: 0 S: 15	H: 3 LOB: 2 BB: 0 P: 25	R: 0 E: 0 K: 0 S: 8	H: 1 LOB: 0 BB: 0 P: 13	R: 0 E: 0 K: 1 S: 11	H: 1 LOB: 0 BB: 1 P: 19	R: 2 E: 2 K: 3 S: 18	H: 0 LOB: 2 BB: 1 P: 29	R: 2 E: 0 K: 0 S: 8	H: 2 LOB: 0 BB: 0 P: 15	R: 0 E: 0 K: 1 S: 8	H: 0 LOB: 0 BB: 0 P: 13	R: 0 E: 0 K: 1 S: 8	H: 1 LOB: 1 BB: 0 P: 12	R: 2 E: 0 K: 0 S: 11	H: 1 LOB: 0 BB: 2 P: 23		1B: 5 2B: 2 3B: 0 HR: 2	SF: 0 SAC: 2 DP: 1 HBP: 0	WP: 1 PB: 0 SB: 2 CS: 1	PA: 38
PITCHER	IP	WLS	BF	H	R	ER	SO	BB	IBB	HBP	BLK	WP	HR	S	P	ERA	WHIP				
Tom Candiotti, R ERA: 4.91	5.0	L	25	7	5	4	4	2	0	0	0	0	0	60	101	7.20	1.800				
Greg Hansell, R ERA: 7.71	1.0		3	0	0	0	1	0	0	0	0	0	0	8	13	0.00	0.000				
Todd Williams, R ERA: 3.38	1.0		4	1	0	0	1	0	0	0	0	0	0	8	12	0.00	1.000				
Rob Murphy, L ERA: 11.57	1.0		5	1	2	2	0	2	0	0	0	1	1	11	23	18.00	3.000				

AB 32
R 0
H 7
RBI 0
BB 3
SO 5
LOB 14




AB 31
R 7
H 9
RBI 6
BB 4
SO 6
LOB 17




Batter	1	2	3	4	5	6	7	8	9	10	11	12	13	14	15	AB	R	H	RBI	BB	SO	LOB	TOP	
Delino DeShields, L OBP: 0.229, SLG: 0.281								 1B								7	0	1	0	0	4	2		
Jose Offerman, S OBP: 0.500, SLG: 0.360	 BB												 BB		 1B	4	1	2	0	3	1	1		
Raul Mondesi, R OBP: 0.515, SLG: 0.862	 1B														 2B	7	1	2	0	0	1	4		
Mike Piazza, R OBP: 0.383, SLG: 0.636															 2B	4	0	2	0	0	0	2		
Reggie Williams, S OBP: 0.400, SLG: 0.250															 2B	3	1	1	1	0	1	0		
Eric Karros, R OBP: 0.515, SLG: 0.633																7	0	1	2	0	3	3		
Henry Rodriguez, L OBP: 0.300, SLG: 0.231														 1B		5	0	1	0	2	3	1		
Billy Ashley, R OBP: 0.231, SLG: 0.350										 BB						3	0	0	0	0	2	1		
Todd Hollandsworth, L OBP: 0.222, SLG: 0.367										 BB						3	0	1	0	1	0	3		
David Hanson, L OBP: 0.287, SLG: 0.267										 1B						3	0	0	0	0	0	1		
Todd Williams, R OBP: 0.286, SLG: 0.251																0	0	0	0	0	0	0		
Todd Williams, R OBP: 0.286, SLG: 0.251													 1B			2	0	0	0	0	0	0	0	
Todd Williams, R OBP: 0.286, SLG: 0.251																1	0	0	0	0	0	0		
Todd Williams, R OBP: 0.286, SLG: 0.251																1	0	0	0	0	0	0		
Todd Williams, R OBP: 0.286, SLG: 0.251																1	0	0	0	0	0	0		
Todd Williams, R OBP: 0.286, SLG: 0.251																1	0	0	0	0	0	0		
Todd Williams, R OBP: 0.286, SLG: 0.251																1	0	0	0	0	0	0		
Todd Williams, R OBP: 0.286, SLG: 0.251																1	0	0	0	0	0	0		
Todd Williams, R OBP: 0.286, SLG: 0.251																1	0	0	0	0	0	0		
Todd Williams, R OBP: 0.286, SLG: 0.251																1	0	0	0	0	0	0		
Todd Williams, R OBP: 0.286, SLG: 0.251																1	0	0	0	0	0	0		
Todd Williams, R OBP: 0.286, SLG: 0.251																1	0	0	0	0	0	0		
Todd Williams, R OBP: 0.286, SLG: 0.251																1	0	0	0	0	0	0		
Todd Williams, R OBP: 0.286, SLG: 0.251																1	0	0	0	0	0	0		
Todd Williams, R OBP: 0.286, SLG: 0.251																1	0	0	0	0	0	0		
Todd Williams, R OBP: 0.286, SLG: 0.251																1	0	0	0	0	0	0		
Todd Williams, R OBP: 0.286, SLG: 0.251																1	0	0	0	0	0	0		
Todd Williams, R OBP: 0.286, SLG: 0.251																1	0	0	0	0	0	0		
Todd Williams, R OBP: 0.286, SLG: 0.251																1	0	0	0	0	0	0		
Todd Williams, R OBP: 0.286, SLG: 0.251																1	0	0	0	0	0	0		
Todd Williams, R OBP: 0.286, SLG: 0.251																1	0	0	0	0	0	0		
Todd Williams, R OBP: 0.286, SLG: 0.251																1	0	0	0	0	0	0		
Todd Williams, R OBP: 0.286, SLG: 0.251																1	0	0	0	0	0	0		
Todd Williams, R OBP: 0.286, SLG: 0.251																1	0	0	0	0	0	0		
Todd Williams, R OBP: 0.286, SLG: 0.251																1	0	0	0	0	0	0		
Todd Williams, R OBP: 0.286, SLG: 0.251																1	0	0	0	0	0	0		
Todd Williams, R OBP: 0.286, SLG: 0.251																1	0	0	0	0	0	0		
Todd Williams, R OBP: 0.286, SLG: 0.251																1	0	0	0	0	0	0		
Todd Williams, R OBP: 0.286, SLG: 0.251																1	0	0	0	0	0	0		
Todd Williams, R OBP: 0.286, SLG: 0.251																1	0	0	0	0	0	0		
Todd Williams, R OBP: 0.286, SLG: 0.251																1	0	0	0	0	0	0		
Todd Williams, R OBP: 0.286, SLG: 0.251																1	0	0	0	0	0	0		
Todd Williams, R OBP: 0.286, SLG: 0.251																1	0	0	0	0	0	0		
Todd Williams, R OBP: 0.286, SLG: 0.251																1	0	0	0	0	0	0		
Todd Williams, R OBP: 0.286, SLG: 0.251																1	0	0	0	0	0	0		
Todd Williams, R OBP: 0.286, SLG: 0.251																1	0	0	0	0	0	0		
Todd Williams, R OBP: 0.286, SLG: 0.251																1	0	0	0	0	0	0		
Todd Williams, R OBP: 0.286, SLG: 0.251																1	0	0	0	0	0	0		
Todd Williams, R OBP: 0.286, SLG: 0.251																1	0	0	0	0	0	0		
Todd Williams, R OBP: 0.286, SLG: 0.251																1	0	0	0	0	0	0		
Todd Williams, R OBP: 0.286, SLG: 0.251																1	0	0	0	0	0	0		
Todd Williams, R OBP: 0.286, SLG: 0.251																1	0	0	0	0	0	0		
Todd Williams, R OBP: 0.286, SLG: 0.251																1	0	0	0	0	0	0		
Todd Williams, R OBP: 0.286, SLG: 0.251																1	0	0	0	0	0	0		
Todd Williams, R OBP: 0.286, SLG: 0.251																1	0	0	0	0	0	0		
Todd Williams, R OBP: 0.286, SLG: 0.251																1	0	0	0	0	0	0		
Todd Williams, R OBP: 0.286, SLG: 0.251																1	0	0	0	0	0	0		
Todd Williams, R OBP: 0.286, SLG: 0.251																1	0	0	0	0	0	0		
Todd Williams, R OBP: 0.286, SLG: 0.251																1	0	0	0	0	0	0		
Todd Williams, R OBP: 0.286, SLG: 0.251																1	0	0	0	0	0			

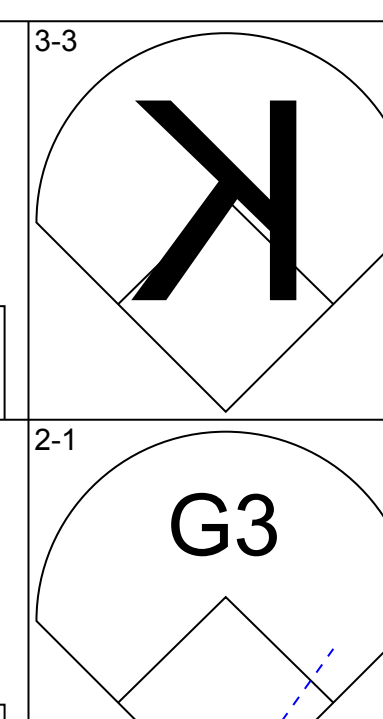
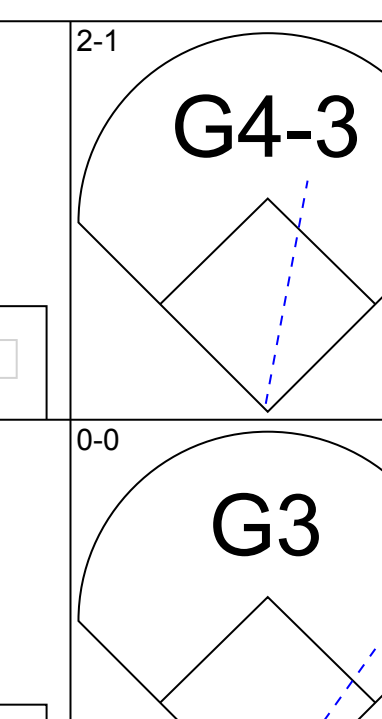
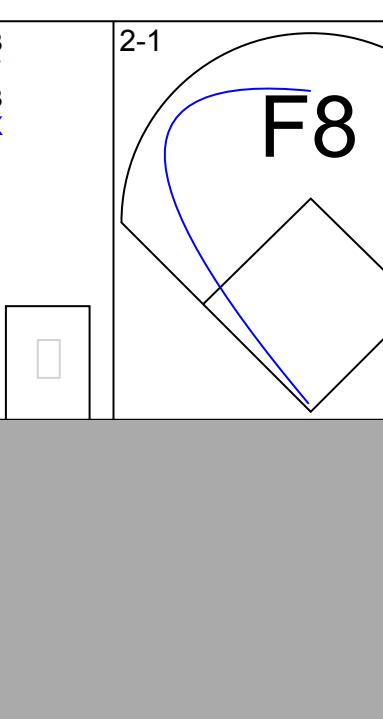
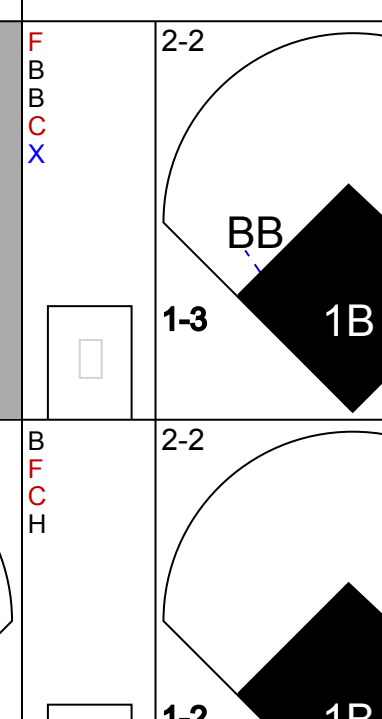
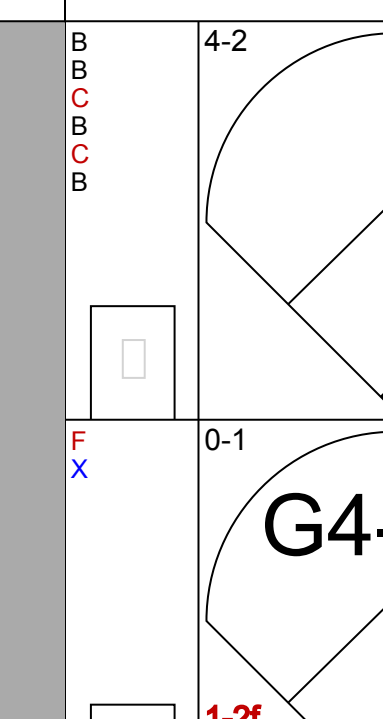
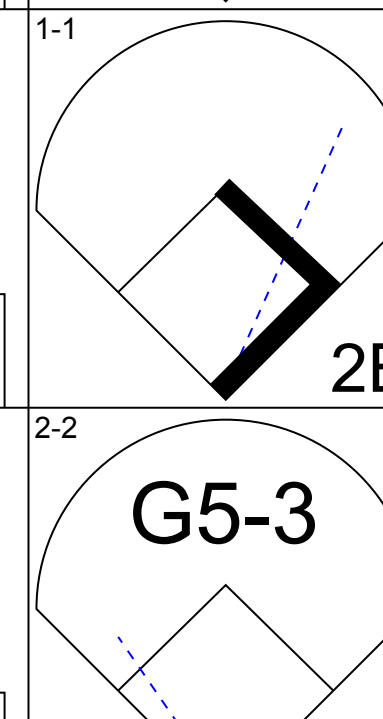

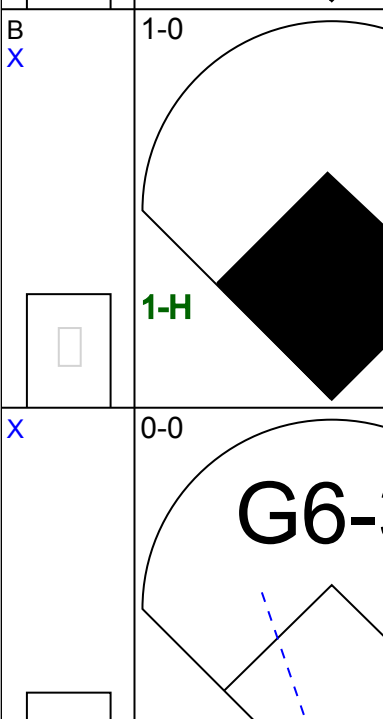
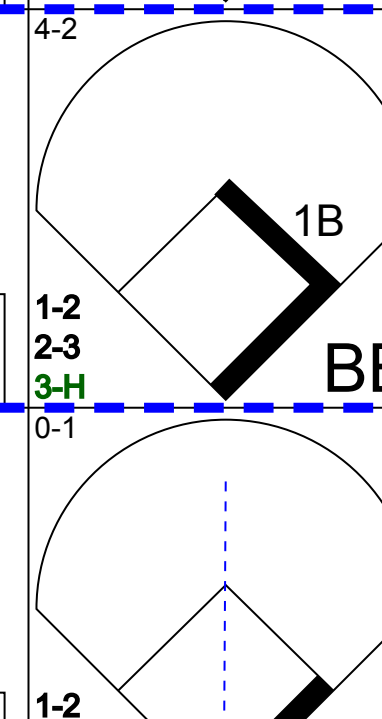


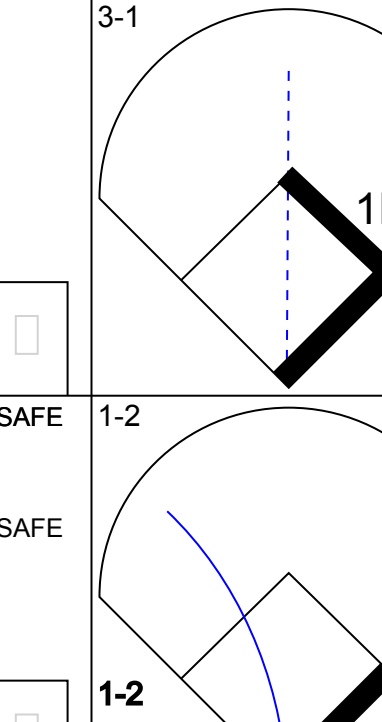
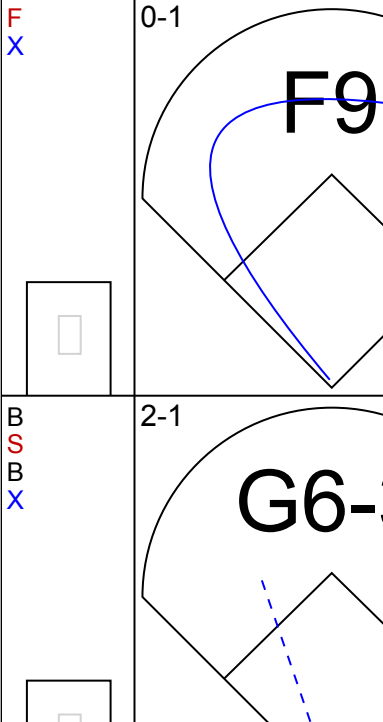
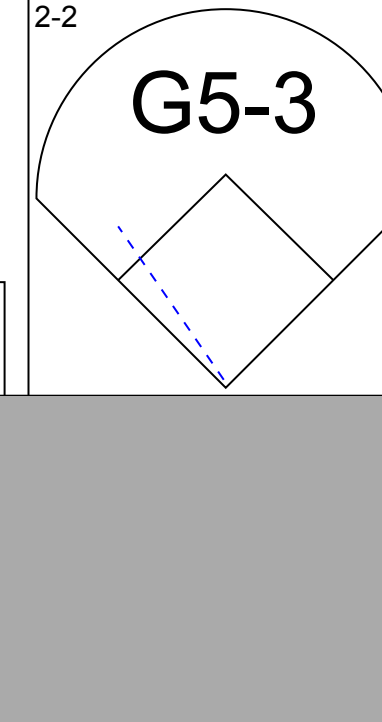

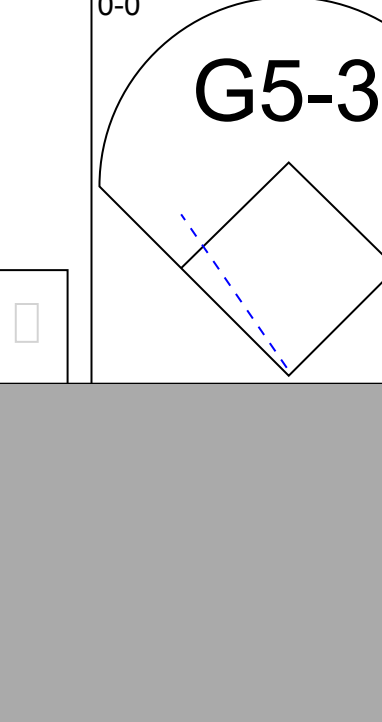

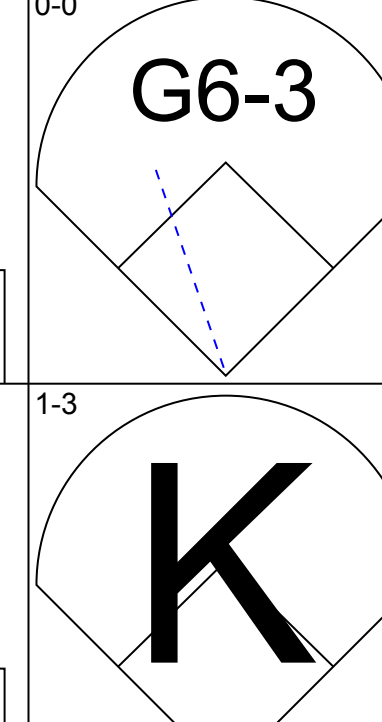
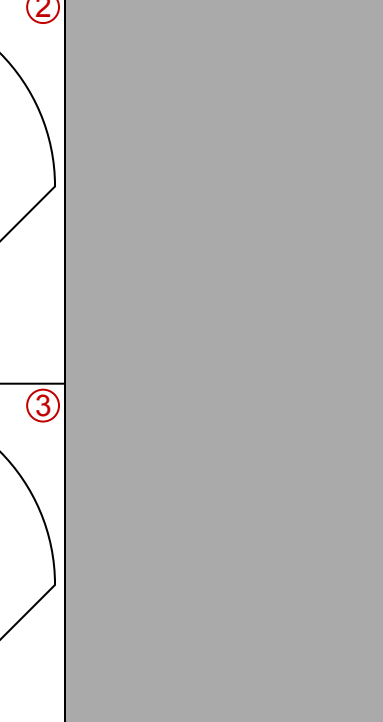
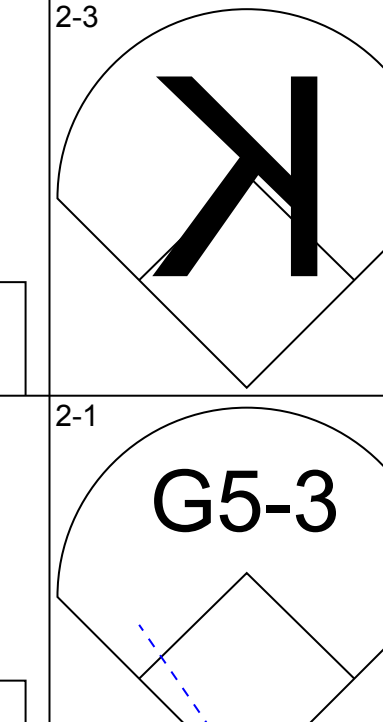
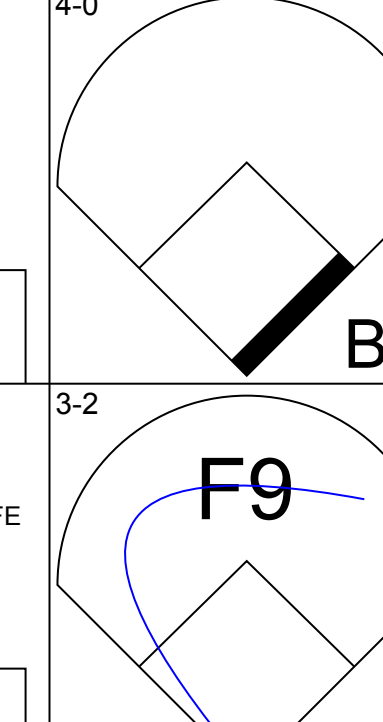
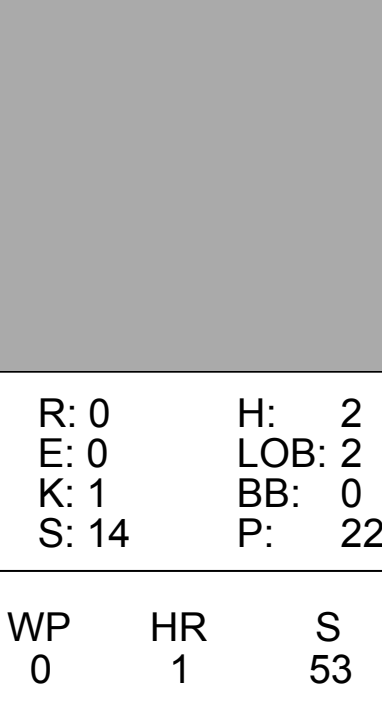
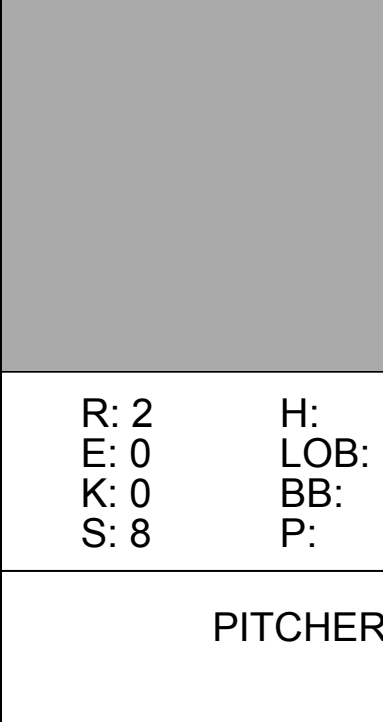
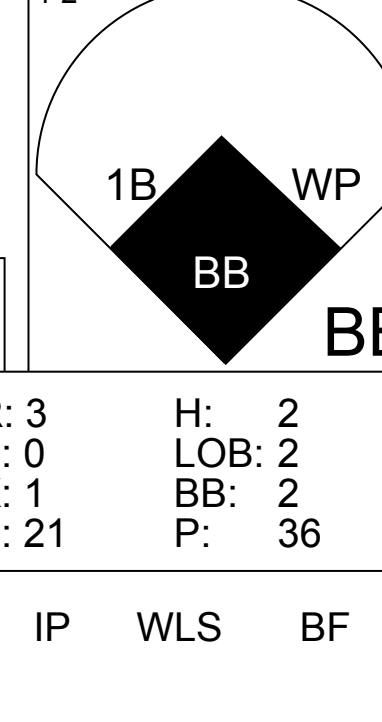
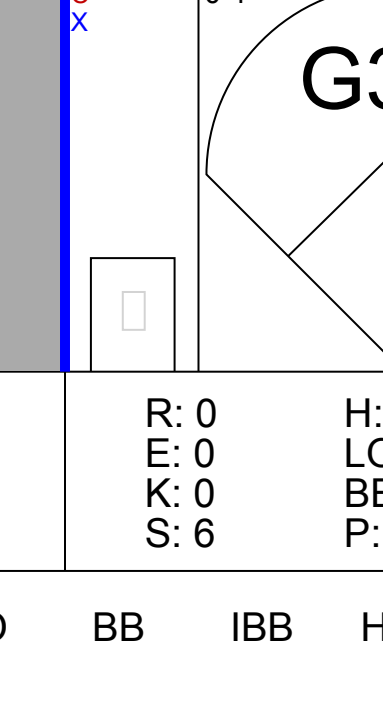
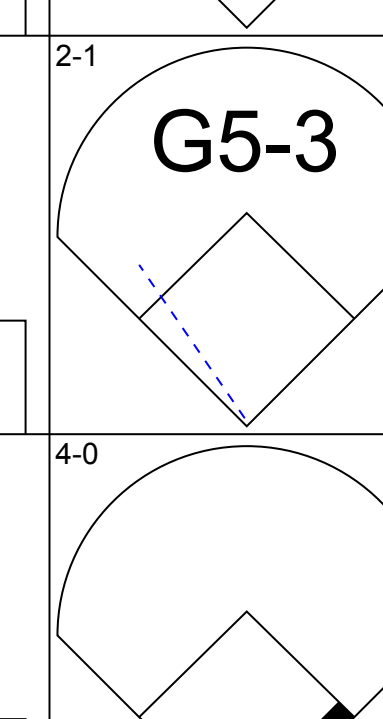
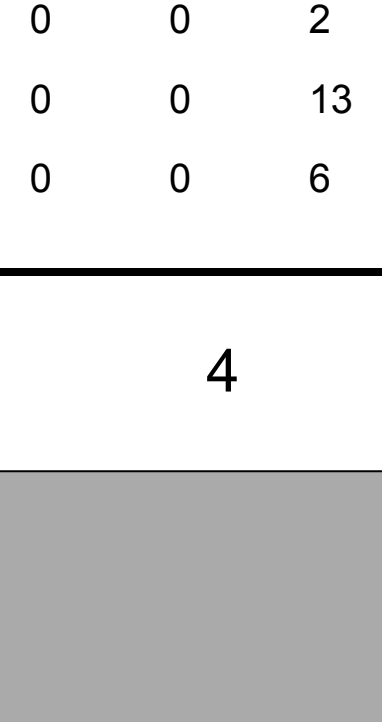
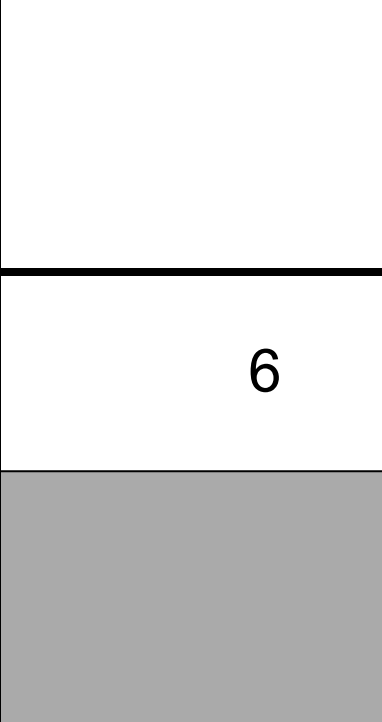
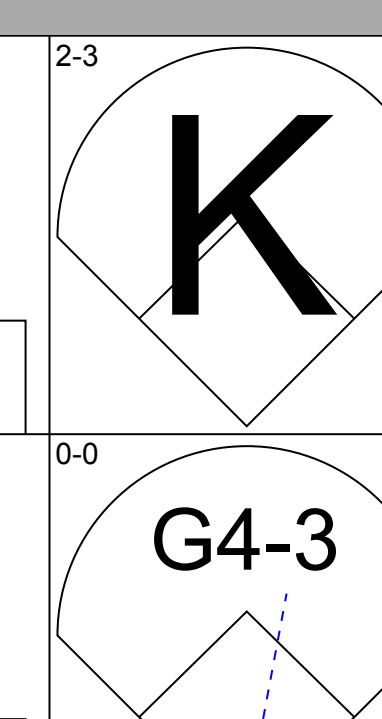
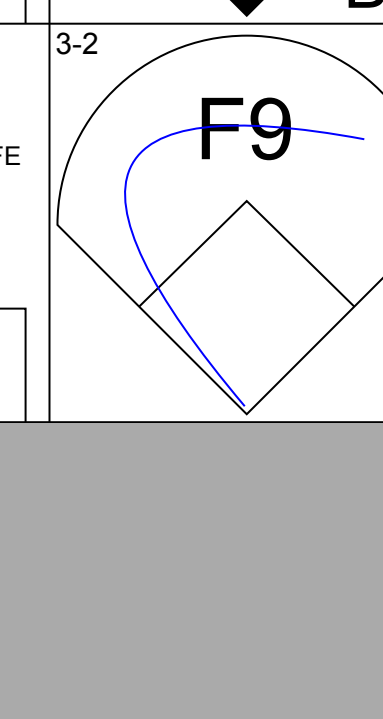

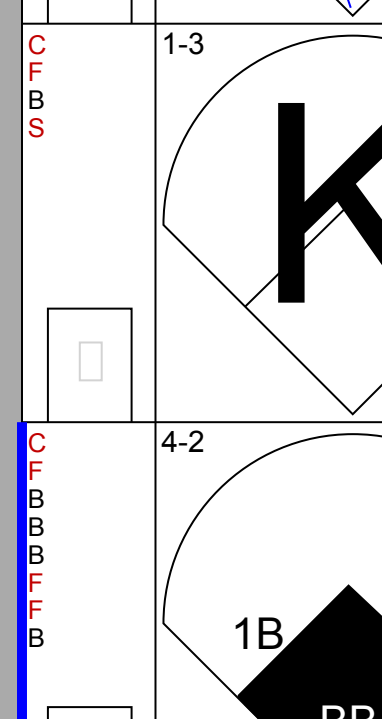
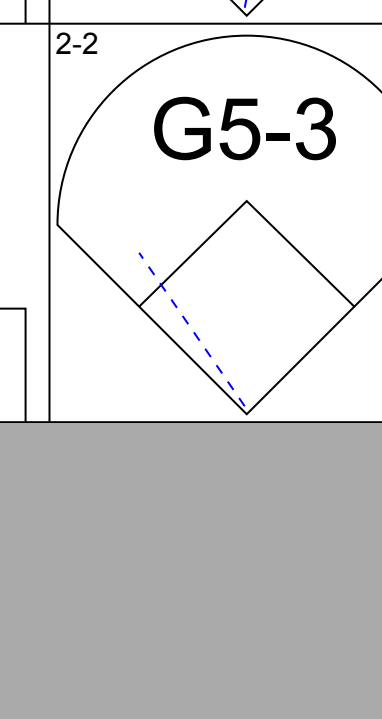
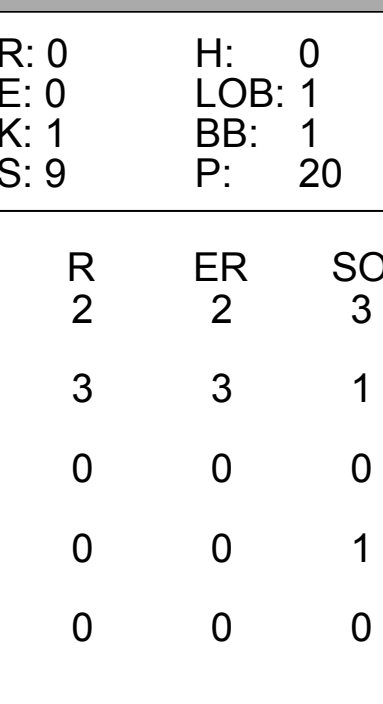
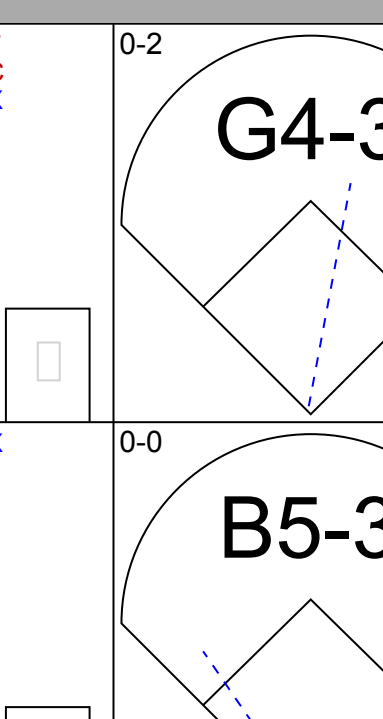
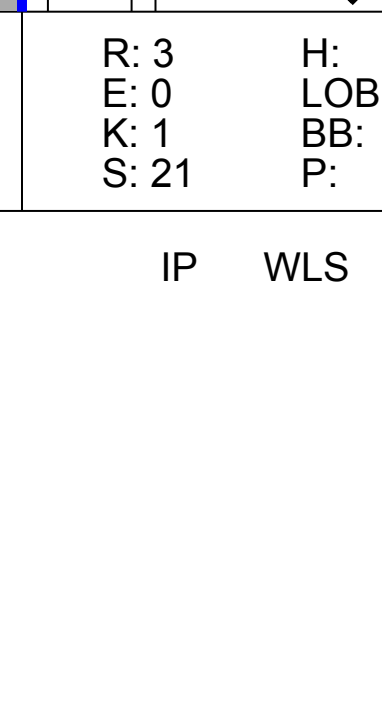
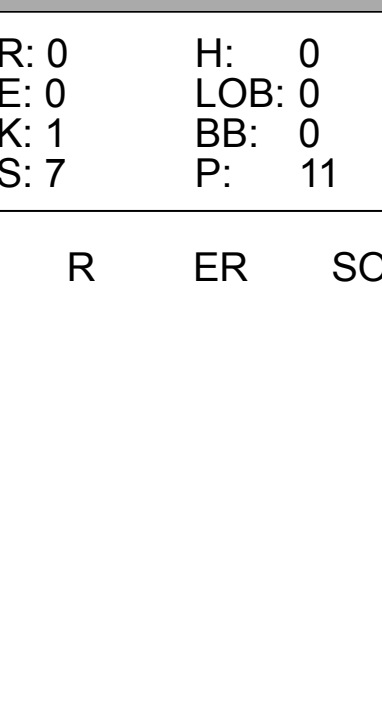
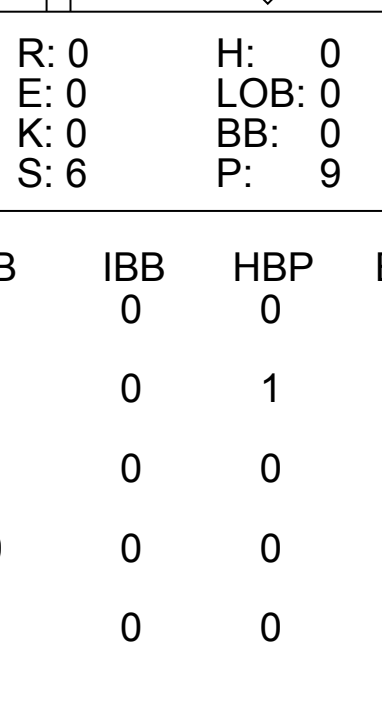
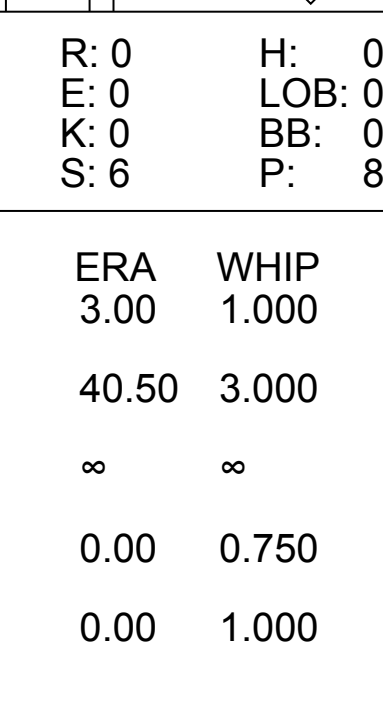
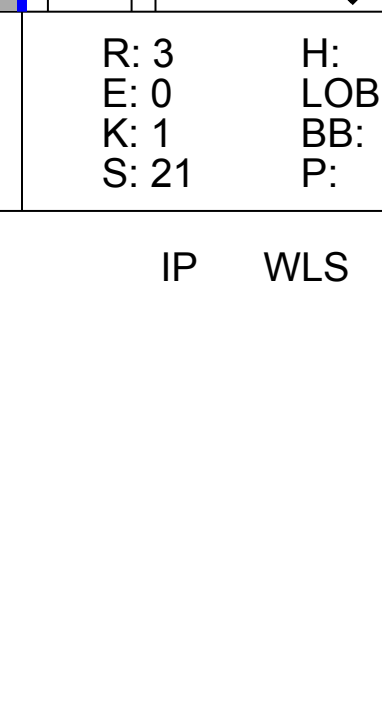
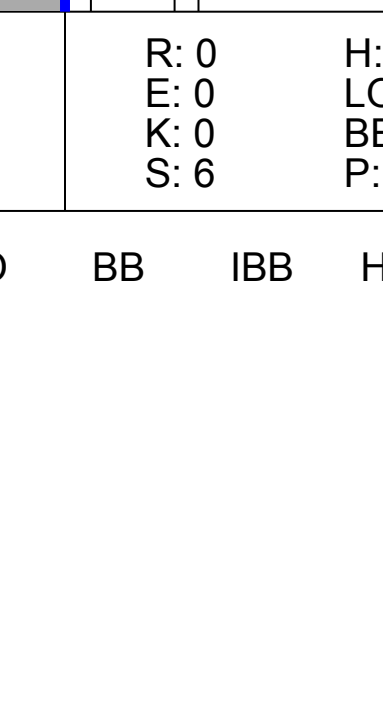
Batter	1	2	3	4	5	6	7	8	9	AB	R	H	RBI	BB	SO	LOB	TOP											
Delino DeShields, L OBP: 0.275, SLG: 0.306	G4-3			FC5-4 1B	2B			B1-3	3B 1B	4	1	2	0	1	0	0	Los Angeles Dodgers @ San Francisco Giants Candlestick Park, San Francisco, CA Wed May 03 1995, 10:05 PM EDT Att: 22,753 - Unknown - 65 F											
Jose Offerman, S OBP: 0.513, SLG: 0.500	L4			P5	2B			1B	3B 1B	5	0	3	4	0	0	1												
Raul Mondesi, R OBP: 0.474, SLG: 0.765	L8			FC5-4 1-2	P6			1B	G5-3	5	0	1	0	0	0	4												
Mike Piazza, R OBP: 0.412, SLG: 0.438				K				L7	P2	5	0	0	0	0	1	4												
Eric Karros, R OBP: 0.514, SLG: 0.706								F9		4	1	2	1	0	0	2												
Henry Rodriguez, L OBP: 0.324, SLG: 0.267	G4-6-3 1-2								2B 1B	4	2	2	0	0	0	1												
Billy Ashley, R OBP: 0.192, SLG: 0.304				P6	L8				1B 2B	3	0	0	0	0	0	1												
Garey Ingram, R OBP: 0.333, SLG: 0.357								P4		1	1	1	0	0	0	0												
Dave Hansen, L OBP: 0.265, SLG: 0.278				L7				P4	SH2-4 1B	3	1	1	0	0	0	0												
Reggie Williams, S OBP: 0.446, SLG: 0.526										0	0	0	0	0	0	0												
Chris Gwynn, L OBP: 0.400, SLG: 0.490										1	1	1	2	0	0	0												
Rudy Seanez, R OBP: 0.400, SLG: 0.490										0	0	0	0	0	0	0												
Omar Daal, L OBP: 0.250, SLG: 0.250										0	0	0	0	0	0	0												
Dick Schofield, R OBP: 0.250, SLG: 0.250										0	0	0	0	0	0	0												
Todd Worrell, R OBP: 0.250, SLG: 0.250										0	0	0	0	0	0	0												
Pedro Astacio, R OBP: 0.472, SLG: 0.742				F8	SH5-4 1B			G4-3	SH2-4 1B	1	0	0	0	0	0	0												
Jeff Treadway, L OBP: 0.472, SLG: 0.742										1	0	0	0	0	0	0												
Antonio Osuna, R OBP: 0.343, SLG: 0.645										0	0	0	0	0	0	0												
Mitch Webster, S OBP: 0.343, SLG: 0.645										0	0	0	0	0	0	0												
Inning Stats	R: 0 E: 0 K: 0 S: 6	H: 0 LOB: 0 BB: 0 P: 12	R: 0 E: 0 K: 0 S: 6	H: 1 LOB: 0 BB: 0 P: 12	R: 0 E: 0 K: 0 S: 8	H: 0 LOB: 0 BB: 0 P: 10	R: 0 E: 0 K: 1 S: 10	H: 1 LOB: 1 BB: 0 P: 14	R: 3 E: 0 K: 0 S: 16	H: 4 LOB: 2 BB: 0 P: 26	R: 0 E: 0 K: 0 S: 4	H: 0 LOB: 0 BB: 0 P: 6	R: 0 E: 0 K: 0 S: 10	H: 0 LOB: 0 BB: 0 P: 16	R: 0 E: 0 K: 0 S: 10	H: 2 LOB: 2 BB: 0 P: 15	R: 4 E: 0 K: 0 S: 13	H: 5 LOB: 1 BB: 0 P: 15	1B: 9 2B: 2 3B: 1 HR: 1	SF: 0 SAC: 2 DP: 1 HBP: 0	WP: 0 PB: 0 SB: 0 CS: 0	PA: 40						
PITCHER	IP	WLS	BF	H	R	ER	SO	BB	IBB	HBP	BLK	WP	HR	S	P	ERA	WHIP											
Mark Leiter, R ERA: 2.53	4.2		20	6	3	3	1	1	0	0	0	0	1	45	73	5.79	1.500											
Chris Hook, R ERA: 2.09	2.1		7	0	0	0	0	0	0	0	0	0	0	15	23	0.00	0.000											
Pat Gomez, L ERA: 2.45	0.1		2	1	0	0	0	0	0	0	0	0	0	3	6	0.00	3.000											
Jose Bautista, R ERA: 7.71	0.2		3	1	0	0	0	0	0	0	0	0	0	7	9	0.00	1.500											
Rod Beck, R ERA: 9.82	1.0	L	8	5	4	4	0	0	0	0	0	0	0	13	15	36.00	5.000											
Batter	1	2	3	4	5	6	7	8	9	AB	R	H	RBI	BB	SO	LOB	BOTTOM											
Darren Lewis, R OBP: 0.308, SLG: 0.324	E5 G6-4-3		G5-3		G4-3				G3-1 1B	5	1	2	0	0	0	0	Los Angeles Dodgers @ San Francisco Giants Candlestick Park, San Francisco, CA Wed May 03 1995, 10:05 PM EDT Att: 22,753 - Unknown - 65 F											
Robby Thompson, R OBP: 0.298, SLG: 0.533	G6-4-3		G6-3		G6-3				G3-1 1B	3	0	0	0	0	0	1												
Mike Benjamin, R OBP: 0.333, SLG: 0.333									G3-1 1B	1	0	0	0	0	1	3												
Tom Lampkin, L OBP: 0.333, SLG: 0.333									G3-1 1B	1	0	0	0	0	0	2												
Barry Bonds, L OBP: 0.457, SLG: 0.320	HR 1B								S 1B	5	2	4	2	0	0	3												
Matt Williams, R OBP: 0.472, SLG: 0.742	HR								SH2-4 1B	4	1	2	3	0	0	1												
Glenallen Hill, R OBP: 0.343, SLG: 0.645									G3-1 1B	5	1	2	1	0	1	3												
Royce Clayton, R OBP: 0.364, SLG: 0.259	K									3	0	1	0	1	1	1												
J.R. Phillips, L OBP: 0.186, SLG: 0.310										4	0	1	0	0	1	1												
Kirt Manwaring, R OBP: 0.304, SLG: 0.286										4	0	1	0	0	1	1												
Mark Leiter, R ERA: 3.38	6.0		25	6	3	3	3	1	0	0	0	0	0	0	0	0												
Antonio Osuna, R ERA: 6.23	2.0	W	10	6	1	1	1	0	0	0	0	0	0	1	22	31	4.50	3.000										
Rudy Seanez, R ERA: 4.5	0.1		3	1	2	2	0	1	0	0	0	0	0	5	10	54.00	6.000											
Omar Daal, L ERA: 4.5	0.0		1	1	0	0	0	0	0	0	0	0	0	2	3	∞	∞											
Todd Worrell, R ERA: 4.5	0.2	S	2	0	0	0	0	0	0	0	0	0	0	4	6	0.00	0.000											
Inning Stats	R: 2 E: 1 K: 1 S: 16	H: 3 LOB: 1 BB: 0 P: 25	R: 0 E: 0 K: 3 S: 9	H: 0 LOB: 0 BB: 0 P: 12	R: 0 E: 0 K: 0 S: 10	H: 2 LOB: 2 BB: 0 P: 13	R: 0 E: 0 K: 0 S: 9	H: 0 LOB: 0 BB: 0 P: 13	R: 0 E: 0 K: 0 S: 18	H: 1 LOB: 1 BB: 1 P: 30	R: 0 E: 0 K: 1 S: 13	H: 3 LOB: 2 BB: 0 P: 17	R: 0 E: 0 K: 0 S: 9	H: 3 LOB: 1 BB: 0 P: 14	R: 2 E: 0 K: 0 S: 11	H: 2 LOB: 1 BB: 1 P: 19	1B: 11 2B: 0 3B: 1 HR: 2	SF: 1 SAC: 0 DP: 2 HBP: 0	WP: 1 PB: 0 SB: 2 CS: 1	PA: 41								
PITCHER	IP	WLS	BF	H	R	ER	SO	BB	IBB	HBP	BLK	WP	HR	S	P	ERA	WHIP											

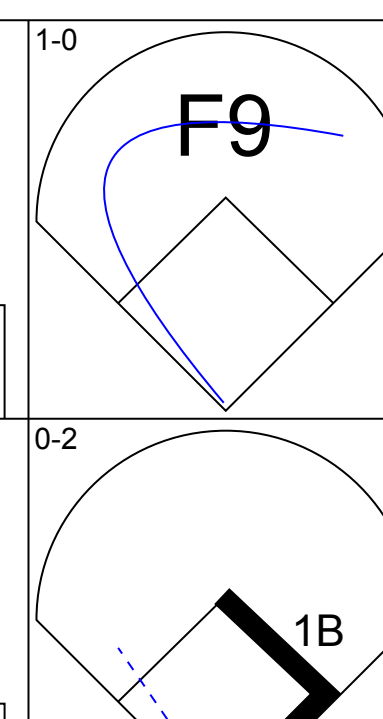
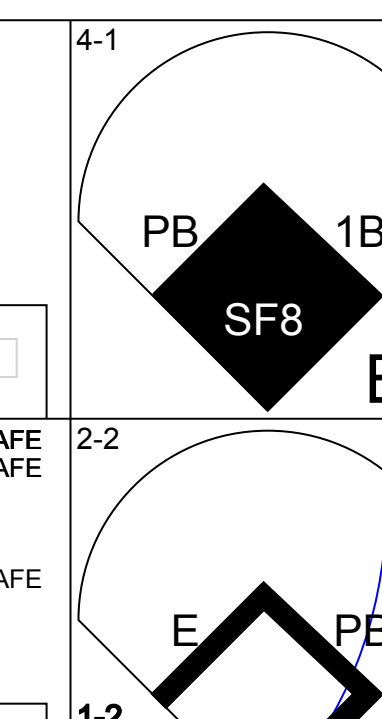
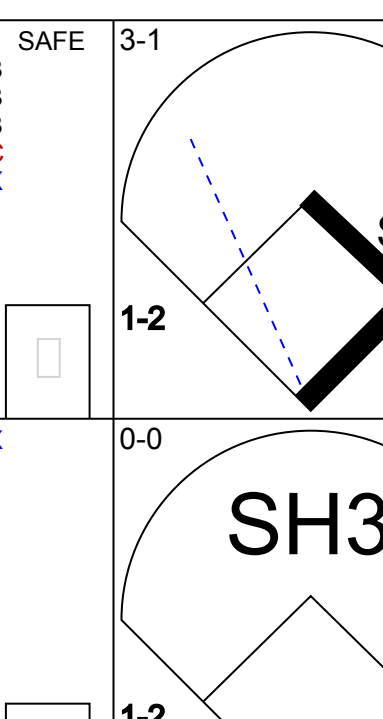
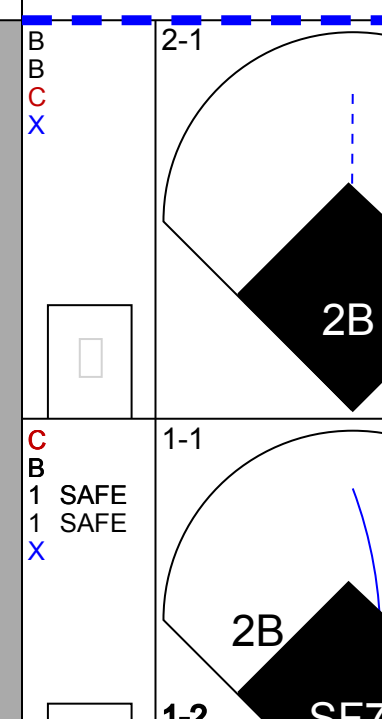
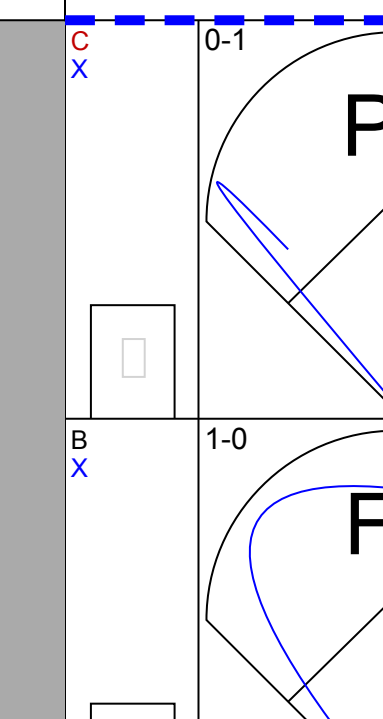
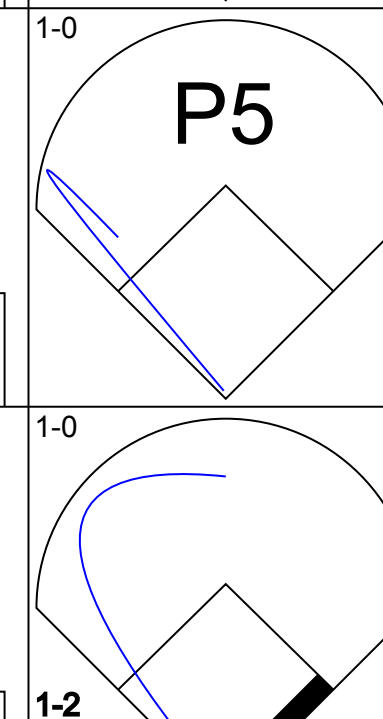
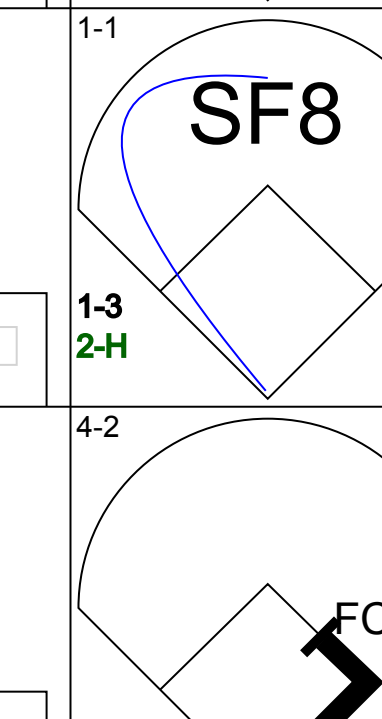
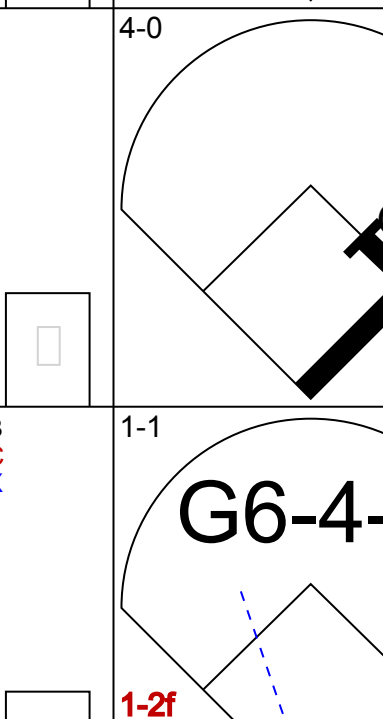
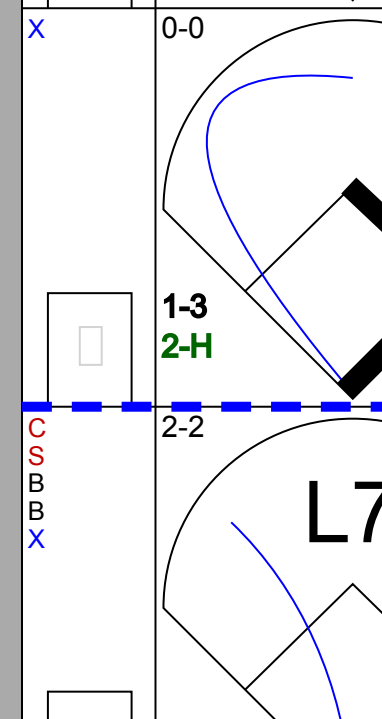
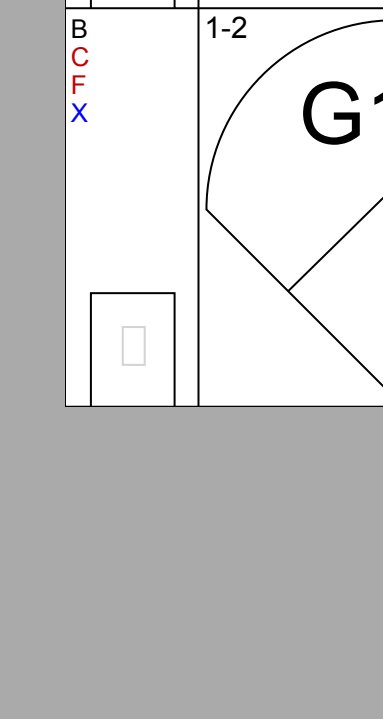
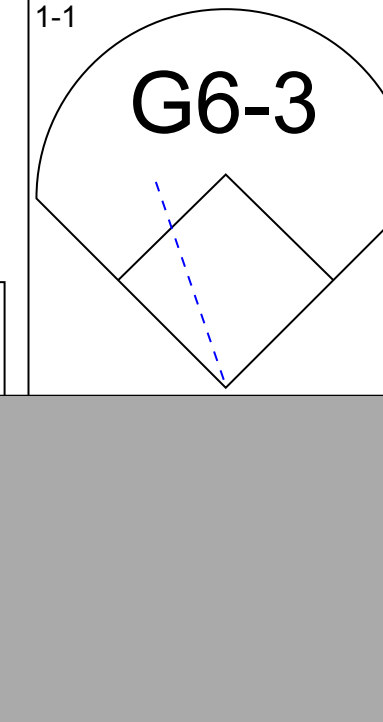
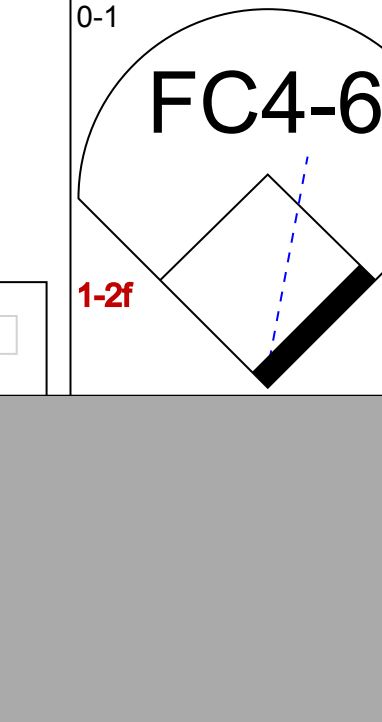

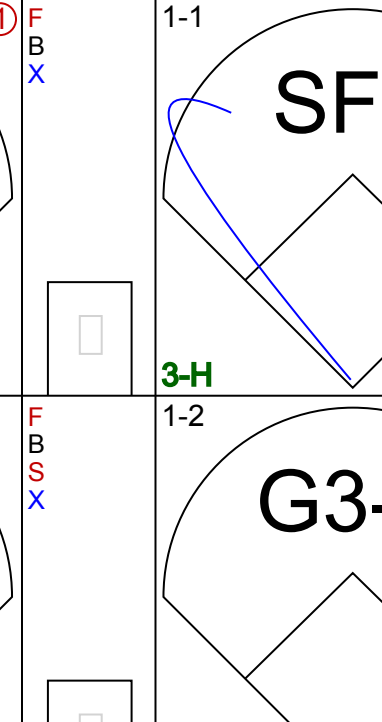





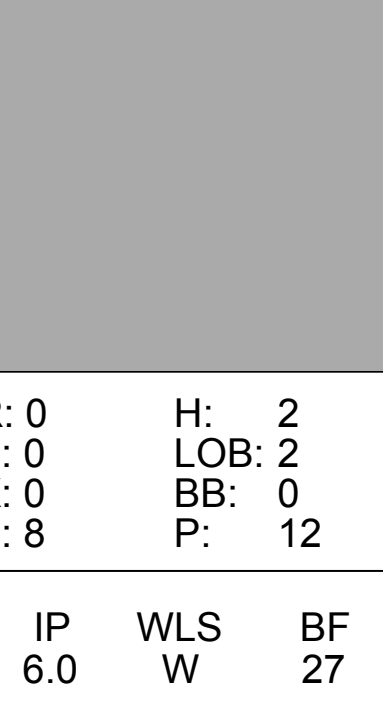
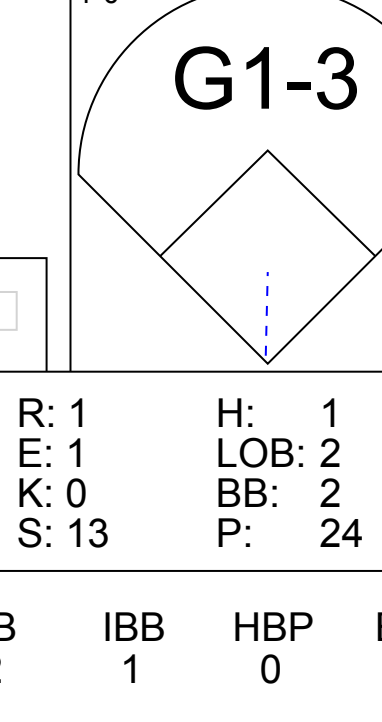
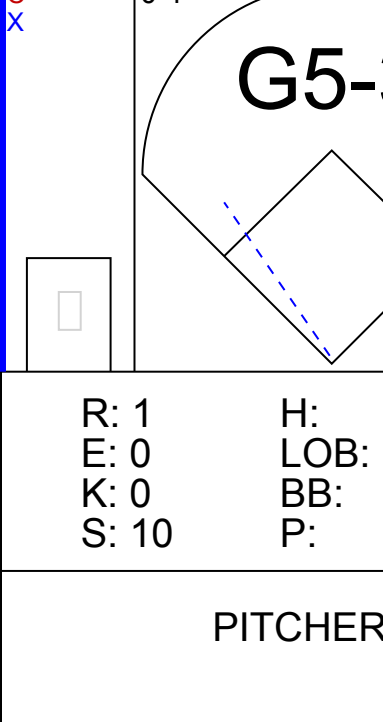
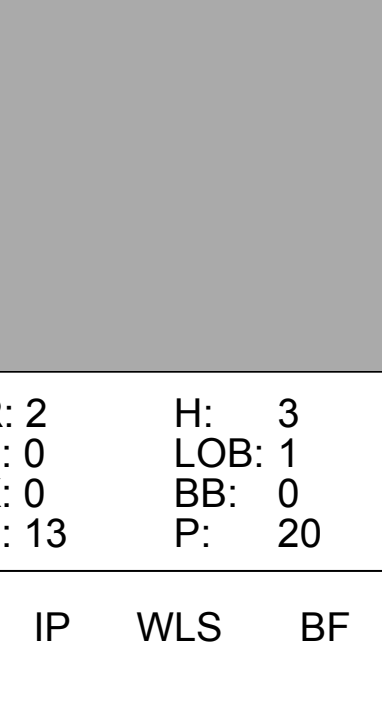
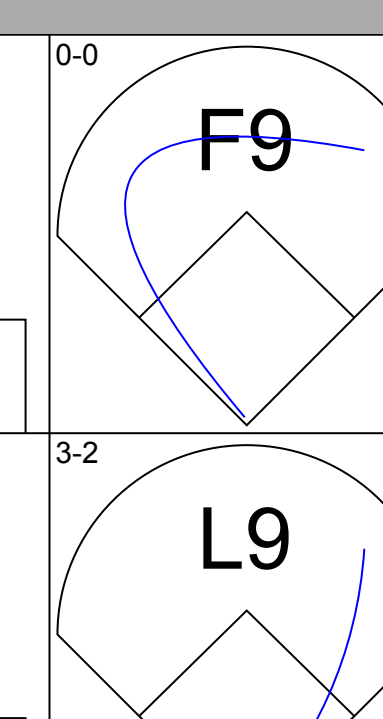
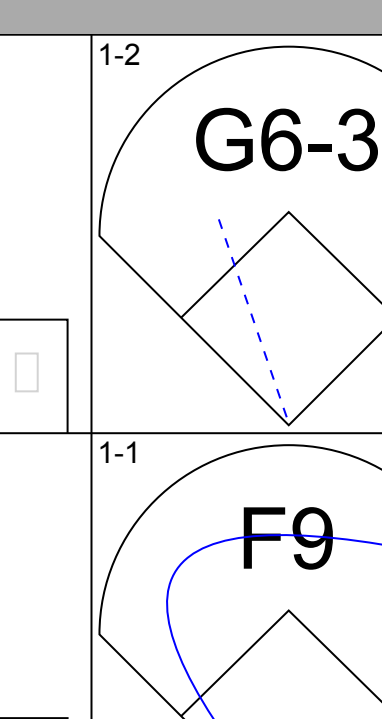
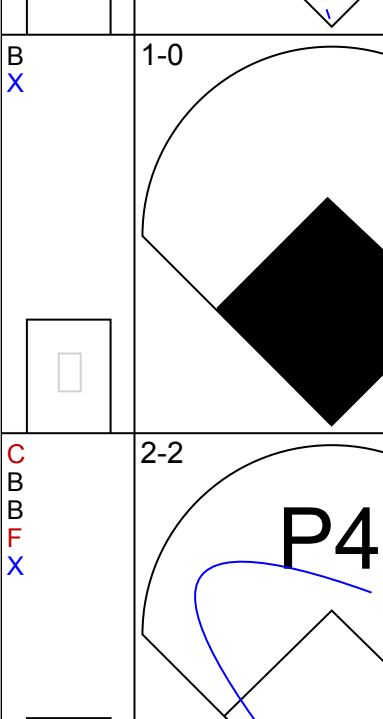
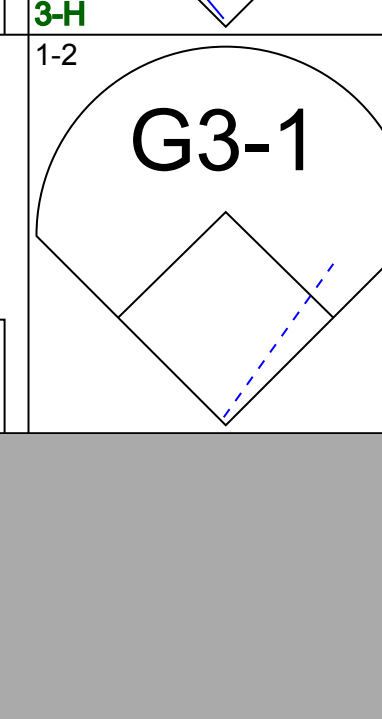
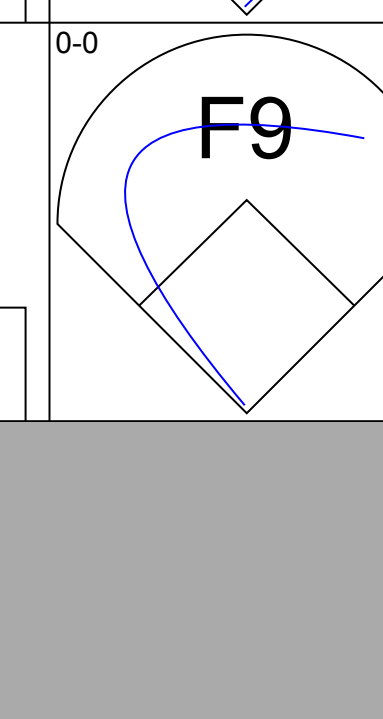
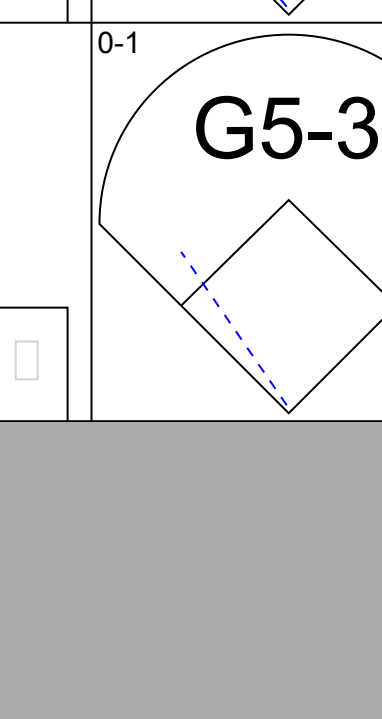
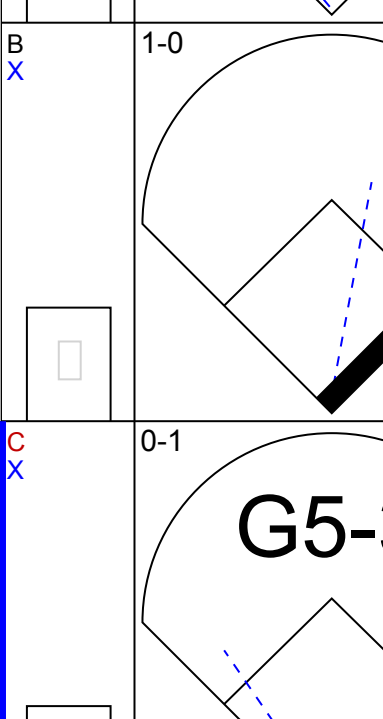
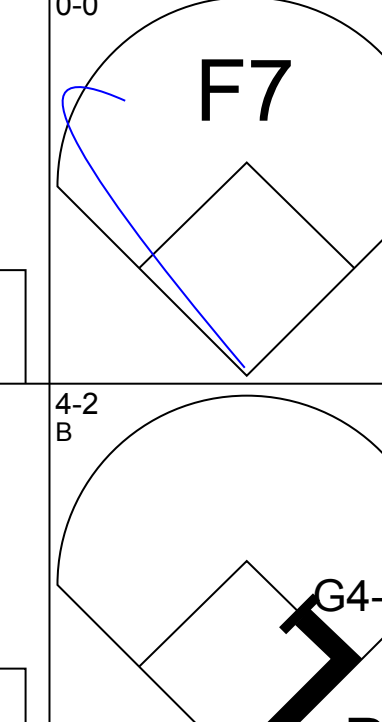
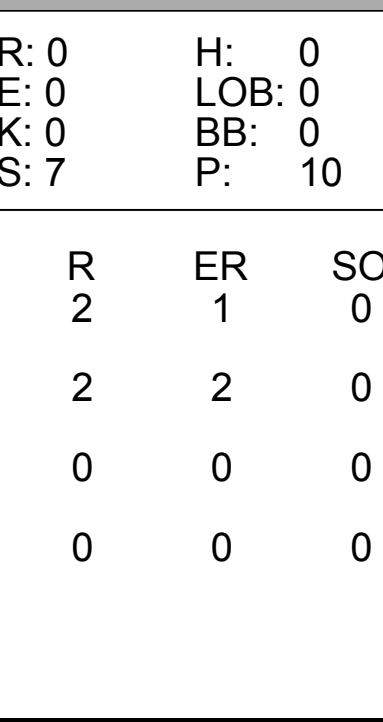
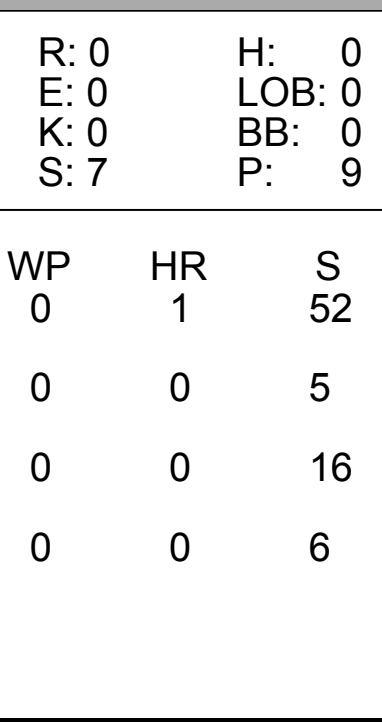
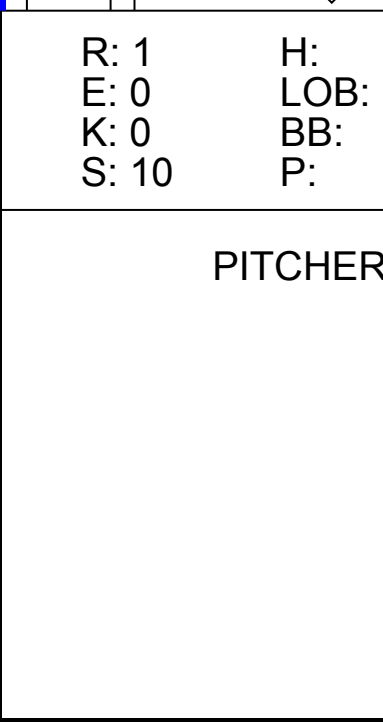
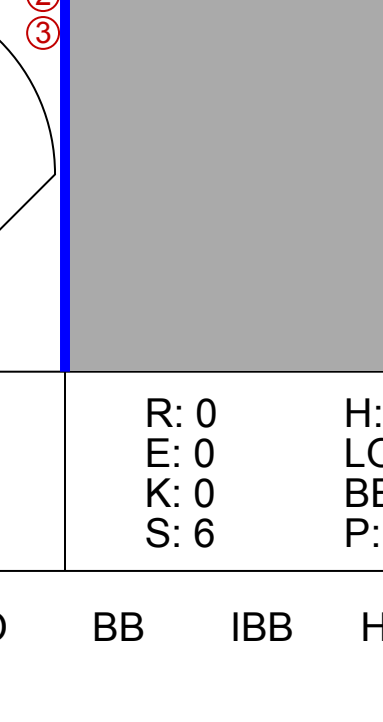
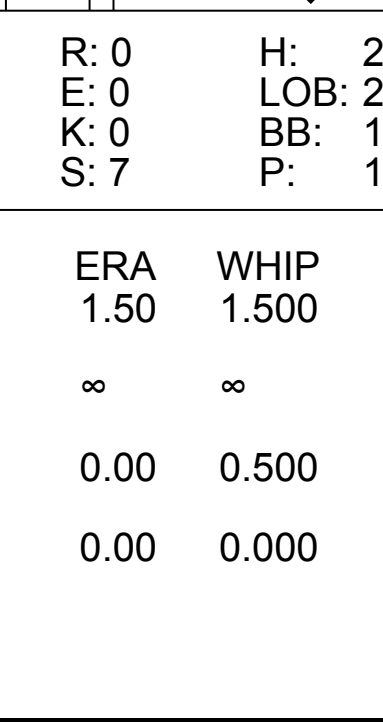
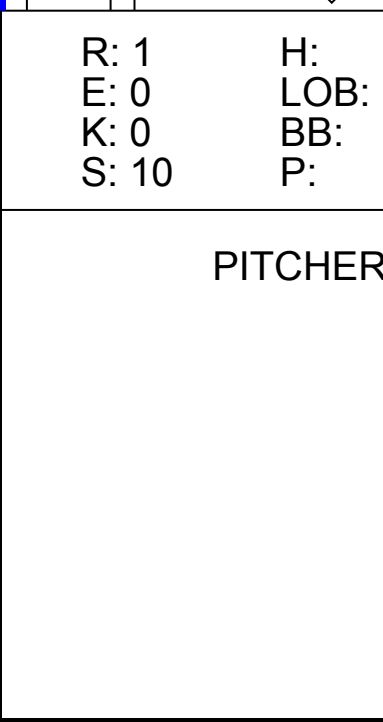
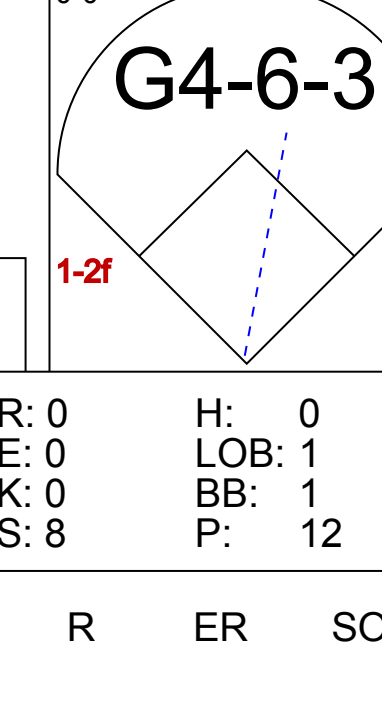
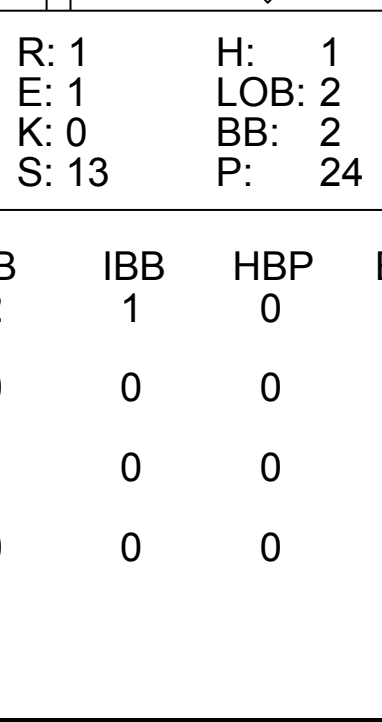
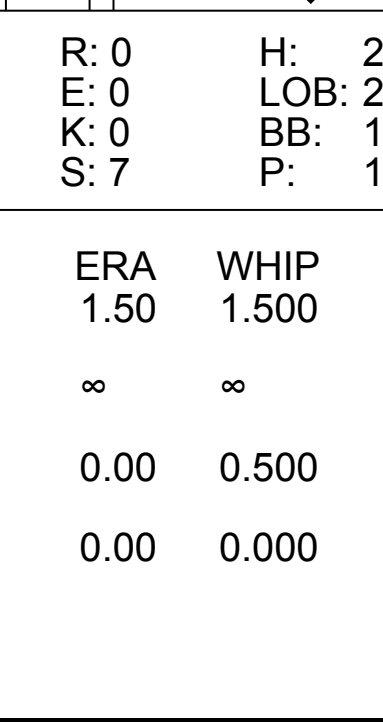
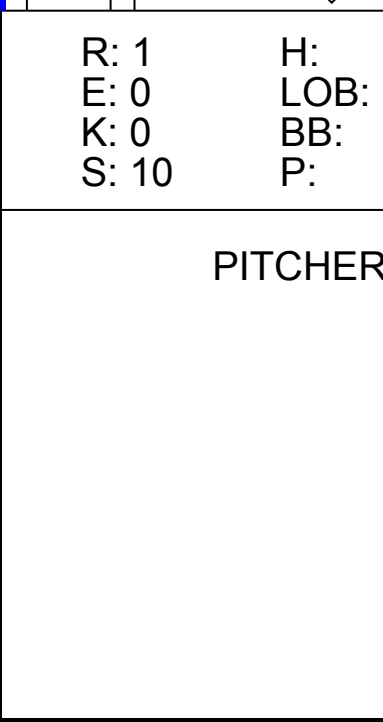
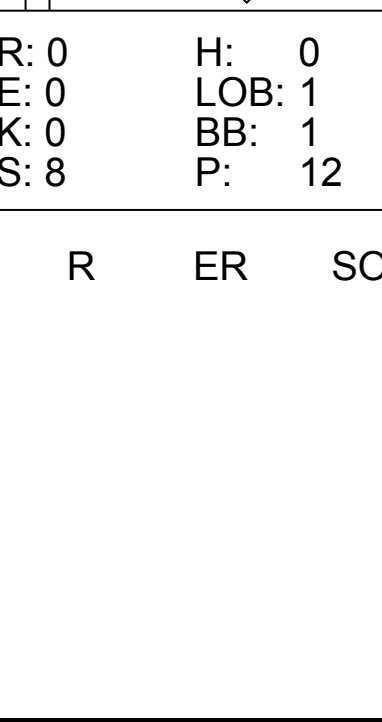
AB 37
R 7
H 13
RBI 7
BB 1
SO 1
LOB 13



AB 38
R 6
H 14
RBI 6
BB 2
SO 6
LOB 16




Batter	1	2	3	4	5	6	7	8	9	AB	R	H	RBI	BB	SO	LOB	TOP				
Darren Lewis, R OBP: 0.318, SLG: 0.317 (1, 8)										4	1	1	0	1	1	0	San Francisco Giants @ San Diego Padres Jack Murphy Stadium, San Diego, CA Thu May 04 1995, 6:33 AM EDT Att: 8,064 - Cloudy - 70 F livebaseballscorecards.com				
John Patterson, S OBP: 0.455, SLG: 0.333 (1, 4)										4	2	1	0	0	0	1					
Barry Bonds, L OBP: 0.487, SLG: 0.500 (1, 7)										3	1	2	3	1	0	0					
Matt Williams, R OBP: 0.450, SLG: 0.686 (1, 5)										4	0	1	2	0	1	1					
Glenallen Hill, R OBP: 0.333, SLG: 0.600 (1, 9)										4	0	1	0	0	1	2					
Royce Clayton, R OBP: 0.351, SLG: 0.258 (1, 6)										4	0	1	0	0	1	0					
J.R. Phillips, L OBP: 0.194, SLG: 0.281 (1, 3)										3	0	0	0	1	0	2					
Kirt Manwaring, R OBP: 0.259, SLG: 0.240 (1, 2)										4	0	0	0	0	1	1					
Trevor Wilson, L OBP: 0.209, SLG: 0.167 (7, PH)										2	0	0	0	0	0	0					
Jeff Reed, L OBP: 0.209, SLG: 0.167 (7, PH)										0	1	0	0	1	0	0					
Steve Frey, L OBP: 0.209, SLG: 0.167 (7, PH)										0	0	0	0	0	0	0					
Dave Burba, R OBP: 0.209, SLG: 0.167 (7, PH)										0	0	0	0	0	0	0					
Todd Benzinger, S OBP: 0.209, SLG: 0.167 (9, PH)										1	0	0	0	0	0	0					
Rod Beck, R OBP: 0.209, SLG: 0.167 (9, PH)										0	0	0	0	0	0	0					
Inning Stats	R: 0 E: 0 K: 1 S: 10	H: 1 LOB: 1 BB: 0 P: 18	R: 0 E: 0 K: 1 S: 9	H: 0 LOB: 1 BB: 1 P: 20	R: 0 E: 0 K: 0 S: 6	H: 0 LOB: 0 BB: 0 P: 9	R: 0 E: 0 K: 1 S: 14	H: 2 LOB: 2 BB: 0 P: 22	R: 0 E: 0 K: 0 S: 6	H: 0 LOB: 0 BB: 0 P: 8	R: 2 E: 0 K: 0 S: 8	H: 2 LOB: 0 BB: 0 P: 12	R: 3 E: 0 K: 1 S: 21	H: 2 LOB: 2 BB: 2 P: 36	R: 0 E: 0 K: 1 S: 7	H: 0 LOB: 0 BB: 0 P: 11	R: 0 E: 0 K: 0 S: 6	H: 0 LOB: 0 BB: 1 P: 10	1B: 5 2B: 1 3B: 0 HR: 1	SF: 0 SAC: 0 DP: 1 HBP: 1	WP: 1 PA: 38 PB: 0 SB: 0 CS: 0
PITCHER	IP	WLS	BF	H	R	ER	SO	BB	IBB	HBP	BLK	WP	HR	S	P	ERA	WHIP				
Scott Sanders, R ERA: 1.64	6.0		24	5	2	2	3	1	0	0	0	0	1	53	89	3.00	1.000				
Brian Williams, R ERA: 9.0	0.2	L	5	1	3	3	1	1	0	1	0	1	0	13	22	40.50	3.000				
Jeff Tabaka, L ERA: 7.71	0.0		1	0	0	0	1	0	0	0	0	0	0	2	6	∞	∞				
Bryce Florie, R ERA: 6.75	1.1		5	1	0	0	1	0	0	0	0	0	0	13	19	0.00	0.750				
Trevor Hoffman, R ERA: 9.0	1.0		3	0	0	0	0	1	0	0	0	0	0	6	10	0.00	1.000				


Batter	1	2	3	4	5	6	7	8	9	AB	R	H	RBI	BB	SO	LOB	BOTTOM				
Bip Roberts, S OBP: 0.463, SLG: 0.417 (1, 4)										4	2	2	0	1	0	0	San Francisco Giants @ San Diego Padres Jack Murphy Stadium, San Diego, CA Thu May 04 1995, 6:33 AM EDT Att: 8,064 - Cloudy - 70 F livebaseballscorecards.com				
Steve Finley, L OBP: 0.370, SLG: 0.282 (1, 8)										4	1	3	0	0	0	0					
Tony Gwynn, L OBP: 0.537, SLG: 0.629 (1, 9)										3	0	1	2	1	0	1					
Eddie Williams, R OBP: 0.375, SLG: 0.429 (1, 3)										3	0	1	0	1	0	5					
Ken Caminiti, S OBP: 0.390, SLG: 0.486 (1, 5)										3	0	0	1	0	0	4					
Melvin Nieves, S OBP: 0.333, SLG: 0.500 (1, 7)										4	1	1	1	0	0	1					
Brad Ausmus, R OBP: 0.286, SLG: 0.407 (1, 2)										4	0	0	0	0	0	0					
Ray Holbert, R OBP: 0.400, SLG: 0.400 (1, 6)										3	0	1	0	0	0	0					
Roberto Pagan, L OBP: 0.667, SLG: 0.714 (8, PH)										1	0	0	0	0	0	0					
Andujar Cedeno, R OBP: 0.333, SLG: 0.412 (8, PH)										0	0	0	0	0	0	0					
Jody Reed, R OBP: 0.267, SLG: 0.231 (9, PH)										0	0	0	0	0	0	0					
Scott Sanders, R ERA: 0.500, SLG: 0.750 (5, PH)										2	0	1	0	0	0	0					
Phil Clark, R OBP: 0.400, SLG: 0.800 (7, PH)										1	0	0	0	0	0	1					
Brian Williams, R OBP: 0.400, SLG: 0.800 (7, PH)										0	0	0	0	0	0	0					
Jeff Tabaka, R OBP: 0.400, SLG: 0.800 (7, PH)										0	0	0	0	0	0	0					
Bryce Florie, R OBP: 0.400, SLG: 0.800 (7, PH)										0	0	0	0	0	0	0					
Scott Livingstone, L OBP: 0.200, SLG: 0.200 (8, PH)										1	0	0	0	0	0	1					
Trevor Hoffman, R ERA: 7.71 (9, PH)										0	0	0	0	0	0	0					
Inning Stats	R: 0 E: 0 K: 0 S: 8	H: 2 LOB: 2 BB: 0 P: 12	R: 0 E: 0 K: 0 S: 7	H: 0 LOB: 0 BB: 0 P: 10	R: 1 E: 1 K: 0 S: 13	H: 1 LOB: 2 BB: 2 P: 24	R: 0 E: 0 K: 0 S: 7	H: 0 LOB: 0 BB: 0 P: 9	R: 0 E: 0 K: 0 S: 7	H: 2 LOB: 2 BB: 1 P: 15	R: 1 E: 0 K: 0 S: 10	H: 2 LOB: 1 BB: 0 P: 15	R: 2 E: 0 K: 0 S: 13	H: 3 LOB: 1 BB: 0 P: 20	R: 0 E: 0 K: 0 S: 8	H: 0 LOB: 1 BB: 1 P: 12	R: 0 E: 0 K: 0 S: 6	H: 0 LOB: 0 BB: 0 P: 8	1B: 8 2B: 1 3B: 0 HR: 1	SF: 2 SAC: 1 DP: 2 HBP: 0	WP: 0 PA: 39 PB: 1 SB: 0 CS: 0
PITCHER	IP	WLS	BF	H	R	ER	SO	BB	IBB	HBP	BLK	WP	HR	S	P	ERA	WHIP				
Trevor Wilson, L ERA: 0.75	6.0	W	27	7	2	1	0	2	1	0	0	0	0	5	8	∞	∞				
Steve Frey, L ERA: 6.75	0.0		3	3	2	2	0	0	0	0	0	0	0	5	8	∞	∞				
Dave Burba, R ERA: 6.75	2.0		6	0	0	0	0	1	0	0	0	0	0	16	24	0.00	0.500				
Rod Beck, R ERA: 7.71	1.0	S	3	0	0	0	0	0	0	0	0	0	0	6	8	0.00	0.000				

Batter	1	2	3	4	5	6	7	8	9	AB	R	H	RBI	BB	SO	LOB	TOP										
Darren Lewis, R OBP: 0.306, SLG: 0.326 (1, 8)	P4		HR	F9		F7-4		K		5	1	1	0	0	1	3	San Francisco Giants @ San Diego Padres Jack Murphy Stadium, San Diego, CA Fri May 05 1995, 10:05 PM EDT Att: 13,370 - Unknown livebaseballscorecards.com										
Royce Clayton, R OBP: 0.357, SLG: 0.343 (1, 6)	E3		P2		HR		BB	G6-3		4	2	1	1	1	0	2											
Barry Bonds, L Jose Bautista, R (1, 7) (9, 1)			HR		G3-1		BB	G3-1		3	1	1	0	2	0	0											
Matt Williams, R OBP: 0.444, SLG: 0.718 Mike Benjamin, R OBP: 0.333, SLG: 0.333 (1, 5) (9, 5)	K		HR		K		BB	G1-3		4	1	1	3	1	2	2											
Glenallen Hill, R OBP: 0.341, SLG: 0.641 (1, 9)	K		K		HR		BB	G3-1		4	2	1	2	1	2	4											
J.R. Phillips, L OBP: 0.244, SLG: 0.371 (1, 3)		2B	G3-1		BB		K	HR		3	2	1	2	2	1	2											
Steve Scarsone, R OBP: 0.429, SLG: 0.714 (1, 4)		1-H			2B		K	HR		5	0	2	1	0	3	3											
Kirt Manwaring, R OBP: 0.290, SLG: 0.250 (1, 2)	P4									3	0	1	0	1	0	1											
Joe Rosselli, R Pat Gomez, L Mark Dewey, R Jeff Reed, L Steve Frey, R Mark Carreon, R (1, 1) (6, 1) (7, 1) (6, PH) (8, 1) (8, 1) (9, 7)	G6-3									2	0	0	0	0	0	1											
Inning Stats	R: 0 E: 1 K: 2 S: 14	H: 1 LOB: 2 BB: 0 P: 18	R: 1 E: 0 K: 0 S: 7	H: 1 LOB: 0 BB: 1 P: 15	R: 3 E: 0 K: 1 S: 11	H: 2 LOB: 0 BB: 1 P: 20	R: 0 E: 0 K: 0 S: 6	H: 1 LOB: 1 BB: 0 P: 8	R: 2 E: 0 K: 2 S: 16	H: 2 LOB: 1 BB: 1 P: 28	R: 0 E: 0 K: 0 S: 4	H: 1 LOB: 2 BB: 3 P: 6	R: 1 E: 0 K: 2 S: 11	H: 0 LOB: 2 BB: 3 P: 26	R: 0 E: 0 K: 1 S: 10	H: 0 LOB: 1 BB: 1 P: 20		R: 2 E: 0 K: 1 S: 11	H: 1 LOB: 0 BB: 1 P: 18	1B: 2 2B: 4 3B: 0 HR: 4	SF: 0 SAC: 1 DP: 1 HBP: 0	WP: 0 PB: 0 SB: 1 CS: 0	PA: 43				
PITCHER	IP	WLS	BF	H	R	ER	SO	BB	IBB	HBP	BLK	WP	HR	S	P	ERA	WHIP										
Fernando Valenzuela, L ERA: 7.45 Doug Bochler, R ERA: 9.53 Tim Mauser, R ERA: 9.53 Willie Blair, R ERA: 14.4	(1, 1)	(1, 1)	(7, 1)	(8, 1)	(9, 1)	(1, 1)	(7, 1)	(9, 1)																			

Batter	1	2	3	4	5	6	7	8	9	AB	R	H	RBI	BB	SO	LOB	BOTTOM										
Bip Roberts, S OBP: 0.432, SLG: 0.385 Tim Mauser, R (1, 4) (7, 1)	F8		F8			G6-3		L9		3	0	0	0	0	0	1	San Francisco Giants @ San Diego Padres Jack Murphy Stadium, San Diego, CA Fri May 05 1995, 10:05 PM EDT Att: 13,370 - Unknown livebaseballscorecards.com										
Phil Clark, R OBP: 0.333, SLG: 0.500 Willie Blair, R (8, PH) (9, 1)										1	0	0	0	0	0	0											
Steve Finley, L OBP: 0.380, SLG: 0.302 (1, 8)	G4-6-3				L4			G6-3		4	0	2	1	0	0	0											
Tony Gwynn, L OBP: 0.533, SLG: 0.615 (1, 9)	G4-6-3				G5-4-3			G4-3		4	0	2	0	0	0	1											
Eddie Williams, R OBP: 0.450, SLG: 0.706 (1, 3)					G5-4-3					3	1	2	1	1	0	1											
Ken Caminiti, S OBP: 0.378, SLG: 0.463 (1, 5)										4	0	1	0	0	0	4											
Melvin Nieves, S OBP: 0.297, SLG: 0.438 (1, 7)										4	0	0	0	0	2	2											
Andujar Cedeno, R OBP: 0.200, SLG: 0.368 (1, 6)										4	0	0	0	0	0	1											
Brad Ausmus, R OBP: 0.290, SLG: 0.400 (1, 2)										3	0	1	0	0	0	0											
Fernando Valenzuela, L Doug Bochler, R Jody Reed, R OBP: 0.294, SLG: 0.214 (1, 1) (5, 1) (6, PH) (7, 4)										1	0	0	0	0	1	0											
Inning Stats	R: 0 E: 0 K: 0 S: 7	H: 1 LOB: 0 BB: 0 P: 10	R: 0 E: 0 K: 1 S: 11	H: 1 LOB: 0 BB: 0 P: 18	R: 0 E: 0 K: 1 S: 7	H: 0 LOB: 0 BB: 0 P: 9	R: 0 E: 0 K: 0 S: 5	H: 1 LOB: 0 BB: 0 P: 9	R: 0 E: 0 K: 0 S: 6	H: 1 LOB: 2 BB: 2 P: 8	R: 1 E: 0 K: 0 S: 10	H: 2 LOB: 3 BB: 2 P: 21	R: 0 E: 0 K: 2 S: 12	H: 1 LOB: 1 BB: 0 P: 18	R: 0 E: 0 K: 0 S: 5	H: 0 LOB: 0 BB: 0 P: 7	R: 1 E: 0 K: 0 S: 6	H: 1 LOB: 0 BB: 0 P: 8	1B: 6 2B: 1 3B: 0 HR: 1	SF: 0 SAC: 0 DP: 3 HBP: 0	WP: 0 PB: 0 SB: 0 CS: 0	PA: 34					
PITCHER	IP	WLS	BF	H	R	ER	SO	BB	IBB	HBP	BLK	WP	HR	S	P	ERA	WHIP										
Joe Rosselli, L ERA: 2.35 Pat Gomez, L ERA: 2.08 Mark Dewey, R ERA: 3.68 Steve Frey, L ERA: 4.51 Jose Bautista, R ERA: 7.94	(1, 1)	(6, 1)	(7, 1)	(8, 1)	(9, 1)																						



Batter	1	2	3	4	5	6	7	8	9	AB	R	H	RBI	BB	SO	LOB	TOP								
Darren Lewis, R OBP: 0.327, SLG: 0.365	P3		1B	G4-3		K				6	3	3	1	0	2	2	San Francisco Giants @ San Diego Padres Jack Murphy Stadium, San Diego, CA Sat May 06 1995, 10:05 PM EDT Alt. 9,406 - Unknown - 58 F livebaseballscores.com AB 44 R 13 H 18 RBI 13 BB 5 SO 12 LOB 19 								
John Patterson, S OBP: 0.471, SLG: 0.400	K		2B	G4-3		WP		S	G5-3	6	1	3	1	0	1										
Barry Bonds, L OBP: 0.510, SLG: 0.486 Mark Carreon, R	F8		F7	2B		WP		S	G4-3	4	2	2	2	1	0	1									
Matt Williams, R OBP: 0.420, SLG: 0.682 Steve Scarsone, R OBP: 0.375, SLG: 0.625		K	K	2B		K		K	G6-3	5	0	1	1	0	4	5									
Glenallen Hill, R OBP: 0.388, SLG: 0.714										3	3	2	1	2	0	1									
Royce Clayton, R OBP: 0.362, SLG: 0.425		K2-3		1B	K	K				5	2	2	3	0	3	3									
Jeff Reed, L OBP: 0.625, SLG: 0.455				2B						4	1	4	2	1	0	0									
J.R. Phillips, L OBP: 0.239, SLG: 0.375 Dave Burba, R Salomon Torres, R	P2		G4-3	1B	K2-3		G4-6-3	P5		5	1	1	2	0	1	4									
Terry Mulholland, R Jose Bautista, R Pat Gomez, L Todd Benzinger, S			F9	G4-3	F9		K			3	0	0	0	0	0	2									
Inning Stats	R: 0 E: 0 K: 1 S: 9	H: 0 LOB: 0 BB: 0 P: 12	R: 1 E: 0 K: 2 S: 13	H: 2 LOB: 1 BB: 0 P: 19	R: 1 E: 0 K: 1 S: 14	H: 2 LOB: 1 BB: 0 P: 21	R: 6 E: 0 K: 0 S: 29	H: 7 LOB: 1 BB: 0 P: 45	R: 0 E: 0 K: 2 S: 13	H: 1 LOB: 1 BB: 2 P: 17	R: 0 E: 0 K: 3 S: 14	H: 1 LOB: 3 BB: 2 P: 28	R: 0 E: 0 K: 1 S: 6	H: 0 LOB: 0 BB: 1 P: 10	R: 5 E: 0 K: 2 S: 25	H: 5 LOB: 2 BB: 2 P: 48		R: 0 E: 0 K: 0 S: 6	H: 0 LOB: 0 BB: 0 P: 11	1B: 12 2B: 4 3B: 1 HR: 1	SF: 0 SAC: 0 DP: 1 HBP: 0	WP: 2 PB: 0 SB: 4 CS: 0	PA: 49		
PITCHER	IP	WLS	BF	H	R	ER	SO	BB	IBB	HBP	BLK	WP	HR	S	P	ERA	WHIP								
Andy Benes, R ERA: 8.36	3.1	L	19	9	7	7	4	0	0	0	0	0	1	54	79	18.90	2.700								
Bill Krueger, L ERA: 8.1	1.2		8	3	1	1	2	0	0	0	0	1	0	24	35	5.40	1.800								
Bryce Florie, R ERA: 4.5	2.0		9	1	0	0	4	2	1	0	0	1	0	20	38	0.00	1.500								
Jeff Tabaka, L ERA: 19.29	0.0		3	3	3	3	0	0	0	0	0	0	0	7	13	∞	∞								
Andres Berumen, R ERA: 3.52	0.2		6	2	2	2	1	1	1	0	0	0	0	15	29	27.00	4.500								

Batter	1	2	3	4	5	6	7	8	9	AB	R	H	RBI	BB	SO	LOB	BOTTOM								
Jody Reed, R OBP: 0.478, SLG: 0.389	1B	FC1-6	FC6							4	1	4	3	2	0	0	San Francisco Giants @ San Diego Padres Jack Murphy Stadium, San Diego, CA Sat May 06 1995, 10:05 PM EDT Alt. 9,406 - Unknown - 58 F livebaseballscores.com AB 39 R 6 H 16 RBI 5 BB 7 SO 2 LOB 23 								
Steve Finley, L OBP: 0.375, SLG: 0.292	1B	FC1-6	FC6		F8		G4-3		G5-4-3	5	1	1	0	1	0	7									
Tony Gwynn, L OBP: 0.500, SLG: 0.588 Ray Holbert, R OBP: 0.333, SLG: 0.333	G6-4-3	F7		F8		K		F8	G5-4-3	5	0	1	1	0	1	1									
Eddie Williams, R OBP: 0.400, SLG: 0.591 Brian Johnson, R OBP: 0.167, SLG: 0.167	G6-4-3		FC5-4	G4-3		G6-3		F8		5	0	1	0	0	0	1									
Ken Caminiti, S OBP: 0.400, SLG: 0.543		FC5-4				G4-3				5	1	3	1	0	0	2									
Melvin Nieves, S OBP: 0.286, SLG: 0.389	1B		L6	G4-3			G4-3	G1-3		4	0	0	0	0	0	2									
Andujar Cedeno, R OBP: 0.378, SLG: 0.452			1B			G6-4-3			FC6-4	4	1	4	0	1	0	0									
Brad Ausmus, R OBP: 0.333, SLG: 0.394			SH2-4				G6-4-3		FC6-4	3	2	1	0	2	1	2									
Andy Benes, R ERA: 8.43 Bill Krueger, L ERA: 8.1 Phil Cuzzi, R ERA: 12.0 Bryce Florie, R ERA: 4.5 Robert Pulgarin, L ERA: 12.0 Andres Berumen, R ERA: 3.52 White Star, R ERA: 12.0	G6-3		SH2-4			G6-4-3				1	0	0	0	0	0	3									
Inning Stats	R: 3 E: 0 K: 0 S: 18	H: 5 LOB: 3 BB: 1 P: 37	R: 0 E: 0 K: 0 S: 7	H: 2 LOB: 2 BB: 0 P: 12	R: 2 E: 0 K: 0 S: 10	H: 3 LOB: 1 BB: 0 P: 16	R: 0 E: 0 K: 0 S: 11	H: 1 LOB: 1 BB: 0 P: 17	R: 0 E: 0 K: 1 S: 7	H: 0 LOB: 0 BB: 0 P: 9	R: 0 E: 0 K: 1 S: 16	H: 1 LOB: 3 BB: 2 P: 31	R: 0 E: 0 K: 0 S: 12	H: 1 LOB: 1 BB: 0 P: 15	R: 1 E: 0 K: 0 S: 8	H: 2 LOB: 2 BB: 2 P: 22		1B: 14 2B: 1 3B: 0 HR: 1	SF: 0 SAC: 1 DP: 3 HBP: 1	WP: 0 PB: 0 SB: 0 CS: 0	PA: 48				
PITCHER	IP	WLS	BF	H	R	ER	SO	BB	IBB	HBP	BLK	WP	HR	S	P	ERA	WHIP								
Terry Mulholland, L ERA: 6.14	5.0	W	29	12	5	5	0	3	0	1	0	0	0	19	33	0.00	1.800								
Pat Gomez, L ERA: 1.93	0.1		1	0	0	0	0	0	0	0	0	0	0	4	7	0.00	0.000								
Dave Burba, R ERA: 5.87	1.0		4	1	0	0	0	0	0	0	0	0	0	12	15	0.00	1.000								
Salomon Torres, R ERA: 12.0	1.0		6	2	1	1	0	2	0	0	0	0	0	8	22	9.00	4.000								

Batter	1	2	3	4	5	6	7	8	9	AB	R	H	RBI	BB	SO	LOB	TOP										
Darren Lewis, R OBP: 0.344, SLG: 0.357	4-2 WP SH1-3 1B BB	2-1 G6-3		2-2 BB HBP		1-1 F8		0-0 L4	3-2 1B	4	1	1	1	1	0	2											
Robby Thompson, R OBP: 0.286, SLG: 0.500	0-0 SH1-3	1-3 K		4-0 BB		4-2 BB		0-1 G5-3	1-2 1B	2	0	0	0	2	1	1											
Dave Burba, R OBP: 0.300, SLG: 0.500	1-2 1B			1-2 BB		2-0 G3			1-2 1B	0	0	0	0	0	0	0											
Rod Beck, R OBP: 0.500, SLG: 0.500										1	0	1	0	0	0	0											
Barry Bonds, L OBP: 0.491, SLG: 0.475	0-0 F7		4-2 1B 2B BB	1-3 K					1B 2B G4-3	5	2	1	0	1	1	7											
Matt Williams, R OBP: 0.455, SLG: 0.681	4-2 WP 1B BB		1-2 2B 1B	0-0 G5-4-3			4-1 2B 1B BB		3-2 WP BB 2B 1B	3	4	2	0	2	0	2											
Glenallen Hill, R OBP: 0.426, SLG: 0.756	4-0 1B BB		2-2 S 1B 2B		0-3 K		0-1 1B CS 2B		4-1 1-2 2B BB	3	2	2	1	2	1	0											
Royce Clayton, R OBP: 0.365, SLG: 0.422	0-1 1-2 2-3 1B		2-1 G6-3		1-3 K		0-0 CS 1B		0-3 K	5	0	2	4	0	2	4											
J.R. Phillips, L OBP: 0.255, SLG: 0.349	0-0 F7		3-H 4-1 BB		1-3 K		2-3 3-H 3-3 K		4-0 1-2 2-3 3-H IBB	3	1	0	0	2	2	4											
Kirt Manwaring, R OBP: 0.333, SLG: 0.281		0-0 SH3-4 1B	1 SAFE 0-1 1B			4-2 SH3-4 BB			0-0 P3	4	0	2	1	1	0	4											
Mark Portugal, R OBP: 0.474, SLG: 0.471	1-0 SH3-4		2-0 G1-3			0-0 SH3-4		3-2 G6-3	0-0 1B 2B	1	0	0	0	0	0	1											
John Patterson, S OBP: 0.474, SLG: 0.471	1-2 1B								1-1 2-H 3-H	2	1	1	3	0	0	0											
Inning Stats	R: 2 E: 0 K: 0 S: 10	H: 1 LOB: 2 BB: 3 P: 22	R: 0 E: 0 K: 1 S: 7	H: 1 LOB: 1 BB: 0 P: 11	R: 3 E: 0 K: 0 S: 14	H: 3 LOB: 1 BB: 2 P: 29	R: 0 E: 0 K: 1 S: 7	H: 0 LOB: 1 BB: 1 P: 13	R: 0 E: 0 K: 3 S: 9	H: 0 LOB: 0 BB: 0 P: 11	R: 0 E: 0 K: 0 S: 9	H: 0 LOB: 2 BB: 2 P: 20	R: 1 E: 0 K: 1 S: 10	H: 2 LOB: 1 BB: 1 P: 19	R: 0 E: 0 K: 0 S: 8	H: 0 LOB: 0 BB: 0 P: 11	R: 5 E: 0 K: 1 S: 28	H: 5 LOB: 2 BB: 2 P: 46	1B: 8 2B: 4 3B: 0 HR: 0	SF: 0 SAC: 3 DP: 1 HBP: 1	WP: 2 PA: 48 PB: 0 SB: 1 CS: 3						
PITCHER	IP	WLS	BF	H	R	ER	SO	BB	IBB	HBP	BLK	WP	HR	S	P	ERA	WHIP										
Andy Ashby, R ERA: 6.75	5.2	L	29	5	5	5	5	8	0	1	0	1	0	55	103	7.94	2.294										
Doug Bochtler, R ERA: 3.39	1.1		6	2	1	1	1	1	0	0	0	0	0	11	22	6.75	2.250										
Brian Williams, R ERA: 13.5	1.2		10	3	5	5	1	1	0	0	0	1	0	26	43	27.00	2.400										
Trevor Hoffman, R ERA: 8.1	0.1		3	2	0	0	0	0	0	0	0	0	0	10	14	0.00	6.000										

San Francisco Giants @ San Diego Padres
Jack Murphy Stadium, San Diego, CA
Sun May 07 1995, 6:33 AM EDT
Att: 12,905 - Cloudy - 63 F

AB 33
R 11
H 12
RBI 10
BB 11
SO 7
LOB 25

GIANTS

Batter	1	2	3	4	5	6	7	8	9	AB	R	H	RBI	BB	SO	LOB	BOTTOM										
Bip Roberts, S OBP: 0.408, SLG: 0.364	0-1 G4-3		0-1 BB FC6-4 1B	1-2 F7			0-0 F7		2-3 K	5	1	1	0	0	1	2											
Steve Finley, L OBP: 0.377, SLG: 0.288	0-1 HBP 2B 1B		4-0 FC6-4 1B BB	2-1 G3			1-0 G4-3		1-0 P2	4	2	1	0	1	0	2											
Tony Gwynn, L OBP: 0.500, SLG: 0.553	1-0 F7		4-0 FC6-4 1-2 2-3 BB		1-1 G4-3		1-1 FC6-4 1B			3	0	1	1	1	0	1											
Eddie Williams, R OBP: 0.379, SLG: 0.520	1-1 2B HBP		0-2 FC6-4 1B		0-0 G1-2-3		1-0 FC6-4			3	0	0	1	0	0	3											
Ken Caminiti, S OBP: 0.407, SLG: 0.580	2-2 1-3 2-H 2B		0-0 P2		2-3 K2-3			1-0 2B		4	0	2	1	0	1	2											
Andujar Cedeno, R OBP: 0.367, SLG: 0.435	2-2 K		0-2 1-2 3-H 1B			3-1 P4		0-1 F9		4	0	1	1	0	1	3											
Jody Reed, R OBP: 0.407, SLG: 0.318			2-2 G6-3			0-1 F8		3-3 K		4	0	0	0	0	1	3											
Trevor Hoffman, R										0	0	0	0	0	0	0											
Brian Johnson, R OBP: 0.200, SLG: 0.200						0-0 P4		1-1 F8		3	0	1	0	0	0	0											
Melvin Nieves, S OBP: 0.279, SLG: 0.378										1	0	0	0	0	0	1											
Brad Ausmus, R OBP: 0.333, SLG: 0.394										0	0	0	0	0	0	0											
Andy Ashby, R OBP: 0.250, SLG: 0.250										1	0	0	0	0	0	0											
Doug Bochtler, R										0	0	0	0	0	0	0											
Roberto Petagine, L OBP: 0.692, SLG: 0.800										1	1	1	0	0	0	0											
Brian Williams, R										0	0	0	0	0	0	0											
Scott Livingstone, L OBP: 0.250, SLG: 0.250										1	0	0	0	0	0	0											
Inning Stats	R: 1 E: 0 K: 1 S: 12	H: 2 LOB: 2 BB: 0 P: 18	R: 0 E: 0 K: 0 S: 6	H: 0 LOB: 0 BB: 0 P: 9	R: 2 E: 0 K: 0 S: 10	H: 2 LOB: 2 BB: 2 P: 19	R: 0 E: 0 K: 0 S: 9	H: 1 LOB: 1 BB: 0 P: 12	R: 0 E: 0 K: 1 S: 6	H: 0 LOB: 0 BB: 0 P: 9	R: 0 E: 0 K: 0 S: 5	H: 0 LOB: 0 BB: 0 P: 8	R: 1 E: 0 K: 0 S: 6	H: 2 LOB: 1 BB: 0 P: 9	R: 0 E: 0 K: 1 S: 8	H: 1 LOB: 1 BB: 0 P: 13	R: 0 E: 0 K: 1 S: 7	H: 0 LOB: 0 BB: 0 P: 10	1B: 5 2B: 3 3B: 0 HR: 0	SF: 0 SAC: 1 DP: 0 HBP: 1	WP: 0 PA: 38 PB: 0 SB: 0 CS: 0						
PITCHER	IP	WLS	BF	H	R	ER	SO	BB	IBB	HBP	BLK	WP	HR	S	P	ERA	WHIP										
Mark Portugal, R ERA: 3.15	7.0	W	31	7	4	4	2	2	0	1	0	0	0	64	84	5.14	1.286										
Dave Burba, R ERA: 5.4	0.2		3	1	0	0	1	0	0	0	0	0	0	6	10	0.00	1.500										
Rod Beck, R ERA: 6.0	1.1	S	4	0	0	0	1	0	0	0	0	0	0	9	13	0.00	0.000										

San Francisco Giants @ San Diego Padres
Jack Murphy Stadium, San Diego, CA
Sun May 07 1995, 6:33 AM EDT
Att: 12,905 - Cloudy - 63 F

AB 34
R 4
H 8
RBI 4
BB 2
SO 4
LOB 17

SD

Batter	1	2	3	4	5	6	7	8	9	AB	R	H	RBI	BB	SO	LOB	TOP		
Darren Lewis, R OBP: 0.333, SLG: 0.344	(1, 8) K		(3) G4-3		(2) G5-3		(2) K		(1B) HR	5	1	1	0	0	2	2	San Francisco Giants @ Colorado Rockies Coors Field, Denver, CO Tue May 09 1995, 7:05 PM MDT Att: 41,307 - Unknown - 53 F		
Robby Thompson, R OBP: 0.325, SLG: 0.514	(1, 4) 1B			(2-3) K	(3) P4		(1B) BB	(1B) HR	5	1	3	1	0	1	0				
Barry Bonds, L OBP: 0.467, SLG: 0.444	(1, 7) P6			(2-3) K		(1) F7	(1B) BB	(2) F7	5	0	1	0	0	1	3				
Matt Williams, R OBP: 0.467, SLG: 0.784	(1, 5) P4			HR		(2-3) K	(1B) BB	(1B) HR	4	2	2	5	1	1	1				
Glenallen Hill, R OBP: 0.424, SLG: 0.780		(1) K		(1-0) BB		(2-0) K	(3) P4	(1-3) K	5	0	2	0	0	2	3				
Royce Clayton, R OBP: 0.357, SLG: 0.396		(2) G3		(4-2) BB		(3) G4-3			3	0	0	0	1	0	1				
J.R. Phillips, L OBP: 0.255, SLG: 0.326			(3) K	(4-1) FC6-4			(1-1) G5-3	(0-1) G4-3	3	0	0	0	1	1	0				
Kirt Manwaring, R OBP: 0.325, SLG: 0.257			(1) L9	(3) FC6-4			(2-1) 1B	(2-3) K	3	1	0	0	0	1	3				
Trevor Wilson, L Chris Hook, R	(1, 1) G2-3				(2-3) K				1	0	0	0	0	0	0				
Tom Lampkin, L Salomon Torres, R	(7, PH) 1B						(1-2) 1B	(1B) BB	1	1	1	0	0	0	0				
Todd Benzinger, S	(9, PH) 1B								1	0	0	0	0	0	0				
Inning Stats	R: 0 E: 0 K: 1 S: 15	H: 1 LOB: 1 BB: 0 P: 22	R: 0 E: 0 K: 2 S: 7	H: 0 LOB: 0 BB: 0 P: 9	R: 0 E: 0 K: 0 S: 6	H: 0 LOB: 0 BB: 0 P: 6	R: 1 E: 0 K: 2 S: 17	H: 2 LOB: 3 BB: 2 P: 34	R: 0 E: 0 K: 1 S: 6	H: 1 LOB: 1 BB: 0 P: 11	R: 2 E: 0 K: 1 S: 14	H: 3 LOB: 3 BB: 1 P: 25	R: 0 E: 0 K: 1 S: 7	H: 0 LOB: 0 BB: 0 P: 10	R: 3 E: 0 K: 1 S: 15	H: 3 LOB: 0 BB: 0 P: 21	1B: 6 2B: 1 3B: 1 HR: 2	SF: 0 SAC: 0 DP: 0 HBP: 1	WP: 0 PA: 41 PB: 0 SB: 0 CS: 0
PITCHER	IP WLS BF H R ER SO BB IBB HBP BLK WP HR S P ERA WHIP																		
Kevin Ritz, R ERA: 3.95	(1, 1) 6.2 W 29 6 3 3 8 2 0 1 0 0 0 1 68 109 4.05 1.200																		
A.J. Sager, R ERA: 5.4	(7, 1) 2.1 12 4 3 3 2 1 0 0 0 0 1 26 40 11.57 2.143																		

AB 37
R 6
H 10
RBI 6
BB 3
SO 10
LOB 13



Batter	1	2	3	4	5	6	7	8	9	AB	R	H	RBI	BB	SO	LOB	BOTTOM		
Ellis Burks, R OBP: 0.333, SLG: 0.308	(1, 8) HBP	(1-0) G4-3	(3-1) FC3-2		(4-1) FC1-6		(3-2) L1-3			4	1	3	2	1	0	1	San Francisco Giants @ Colorado Rockies Coors Field, Denver, CO Tue May 09 1995, 7:05 PM MDT Att: 41,307 - Unknown - 53 F		
Jason Bates, S OBP: 0.444, SLG: 0.526	(1, 5) HBP	(1-2) G4-3	(4-0) FC3-2		(1-2) FC1-6		(0-1) CS			3	1	1	1	2	0	2			
Larry Walker, L OBP: 0.421, SLG: 0.563	(1, 9) HR	(2-0) K	(1-0) FC3-2		(1-3) K		(0-1) CS	(1-1) 2B	4	1	1	0	0	2	5				
Andres Galarraga, R OBP: 0.310, SLG: 0.352	(1, 3) K	(3-2) F9	(3) F8			(2-2) G5-3		(0-3) K	5	1	1	0	0	2	8				
Dante Bichette, R OBP: 0.368, SLG: 0.685	(1, 7) HR		(2-1) L8	(1-3) K		(0-1) F8		(0-0) G6-3	5	1	1	4	0	1	2				
Joe Girardi, R A.J. Sager, R	(1, 2) G4-3		(1-1) 1B	(1-1) F8		(0-0) G5-3		(0-0) G4-3	4	1	1	0	0	0	1				
Vinny Castilla, R OBP: 0.316, SLG: 0.472	(1, 6) HR		(4-1) 1B	(2-0) 1B		(0-2) 3B			3	2	3	2	1	0	0				
Roberto Mejia, R OBP: 0.214, SLG: 0.333	(1, 4) K		(0-0) 1B	(1-1) P6		(0-1) F8			4	1	1	0	0	1	2				
Kevin Ritz, R Jorge Brito, R	(1, 1) E3		(0-1) 2B	(4-0) FC3-2		(0-0) G4-3		(2-2) L1-3	2	1	0	1	1	0	0				
	(7, 2) G4-3		(1-2) 1B						1	0	1	0	0	0	0				
Inning Stats	R: 5 E: 0 K: 2 S: 16	H: 3 LOB: 0 BB: 1 P: 31	R: 1 E: 1 K: 1 S: 14	H: 1 LOB: 1 BB: 0 P: 20	R: 3 E: 0 K: 0 S: 11	H: 3 LOB: 3 BB: 3 P: 29	R: 0 E: 0 K: 1 S: 8	H: 1 LOB: 1 BB: 0 P: 13	R: 0 E: 0 K: 1 S: 10	H: 0 LOB: 1 BB: 1 P: 16	R: 1 E: 0 K: 0 S: 11	H: 2 LOB: 1 BB: 0 P: 13	R: 0 E: 0 K: 0 S: 11	H: 2 LOB: 0 BB: 0 P: 16	R: 0 E: 0 K: 1 S: 7	H: 1 LOB: 1 BB: 0 P: 8	1B: 8 2B: 3 3B: 1 HR: 2	SF: 0 SAC: 0 DP: 1 HBP: 1	WP: 0 PA: 43 PB: 0 SB: 0 CS: 1
PITCHER	IP WLS BF H R ER SO BB IBB HBP BLK WP HR S P ERA WHIP																		
Trevor Wilson, L ERA: 5.65	(1, 1) 2.1 L 17 6 9 8 3 2 0 0 1 0 0 0 33 58 2.46 1.909																		
Chris Hook, R ERA: 2.25	(3, 1) 3.2 18 4 1 1 2 3 0 0 0 0 0 0 33 58 2.46 1.909																		
Salomon Torres, R ERA: 9.0	(7, 1) 2.0 7 3 0 0 1 0 0 0 0 0 0 0 18 24 0.00 1.500																		

AB 36
R 10
H 13
RBI 10
BB 5
SO 6
LOB 22



Batter	1	2	3	4	5	6	7	8	9	AB	R	H	RBI	BB	SO	LOB	TOP			
Brian McRae, S OBP: 0.338, SLG: 0.446 (1, 8)										4	0	2	0	1	0	1	Chicago Cubs @ San Francisco Giants Candlestick Park, San Francisco, CA Mon May 15 1995, 6:33 AM EDT Att: 9,096 - Sunny - 62 F			
Rey Sanchez, R OBP: 0.324, SLG: 0.389 (1, 4)										5	1	2	0	0	0	4				
Sammy Sosa, R OBP: 0.342, SLG: 0.592 (1, 9)										5	1	2	1	0	1	3				
Mark Grace, L OBP: 0.405, SLG: 0.484 (1, 3)										3	2	1	0	2	0	3				
Rick Wilkins, L OBP: 0.446, SLG: 0.298 (1, 2)										4	1	1	1	1	2	4				
Shawn Dunston, R OBP: 0.286, SLG: 0.491 (1, 6)										5	0	0	0	0	1	4				
Steve Buechele, R OBP: 0.411, SLG: 0.404 (1, 5)										3	0	1	0	1	1	0				
Scott Bulett, L OBP: 0.235, SLG: 0.353 (1, 7)										4	1	3	2	0	0	0				
Steve Trachsel, R OBP: 0.167, SLG: 0.167 (1, 1)										3	0	1	1	0	1	0				
Inning Stats	R: 0 E: 0 K: 1 S: 7	H: 1 LOB: 2 BB: 1 P: 15	R: 1 E: 0 K: 1 S: 12	H: 2 LOB: 1 BB: 0 P: 20	R: 1 E: 0 K: 0 S: 12	H: 3 LOB: 1 BB: 0 P: 18	R: 0 E: 0 K: 0 S: 9	H: 0 LOB: 0 BB: 0 P: 14	R: 0 E: 0 K: 1 S: 11	H: 2 LOB: 1 BB: 2 P: 20	R: 2 E: 0 K: 0 S: 11	H: 3 LOB: 2 BB: 1 P: 19	R: 0 E: 0 K: 1 S: 7	H: 0 LOB: 0 BB: 0 P: 9	R: 1 E: 1 K: 2 S: 8	H: 0 LOB: 0 BB: 1 P: 18	1B: 9 2B: 3 3B: 1 HR: 1	SF: 0 SAC: 1 DP: 2 HBP: 0	WP: 1 PB: 0 SB: 2 CS: 1	PA: 42
PITCHER	IP	WLS	BF	H	R	ER	SO	BB	IBB	HBP	BLK	WP	HR	S	P	ERA	WHIP			
Mark Leiter, R ERA: 4.35 (1, 1)	5.2	L	27	10	3	3	3	2	0	0	0	0	0	55	93	4.76	2.118			
Jose Bautista, R ERA: 8.43 (6, 1)	2.1	11	3	2	2	1	2	0	0	0	0	0	1	21	35	7.71	2.143			
Steve Frey, L ERA: 4.76 (9, 1)	0.2	3	0	1	0	1	1	0	0	0	0	0	0	5	14	0.00	1.500			
Mark Dewey, R ERA: 2.45 (9, 1)	0.1	1	0	0	0	1	0	0	0	0	0	1	0	3	4	0.00	0.000			

AB	36
R	6
H	13
RBI	5
BB	5
SO	6
LOB	19



Batter	1	2	3	4	5	6	7	8	9	AB	R	H	RBI	BB	SO	LOB	BOTTOM					
Darren Lewis, R OBP: 0.295, SLG: 0.313 (1, 8)										4	0	0	0	0	0	2	Chicago Cubs @ San Francisco Giants Candlestick Park, San Francisco, CA Mon May 15 1995, 6:33 AM EDT Att: 9,096 - Sunny - 62 F					
John Patterson, S OBP: 0.333, SLG: 0.321 (1, 4)										4	0	0	0	0	1	1						
Barry Bonds, L OBP: 0.464, SLG: 0.485 (1, 7)										3	0	0	0	1	0	0						
Matt Williams, R OBP: 0.432, SLG: 0.775 (1, 5)										3	0	0	0	1	0	1						
Glenallen Hill, R OBP: 0.375, SLG: 0.620 (1, 9)										4	0	1	0	0	0	1						
Royce Clayton, R OBP: 0.313, SLG: 0.357 (1, 6)										4	1	1	0	0	0	3						
J.R. Phillips, L OBP: 0.225, SLG: 0.323 (1, 3)										3	0	0	0	0	0	3						
Kirt Manwaring, R OBP: 0.288, SLG: 0.234 (1, 2)										3	0	1	1	0	0	0						
Mark Leiter, R OBP: 0.143, SLG: 0.143 (1, 1)										2	0	0	0	0	2	1						
Jose Bautista, R (6, 1)										0	0	0	0	0	0	0						
Tom Lampkin, L OBP: 0.357, SLG: 0.182 (6, PH)										0	0	0	0	1	0	0						
Steve Frey, R (9, 1)										0	0	0	0	0	0	0						
Mark Dewey, R (9, 1)										0	0	0	0	0	0	0						
Inning Stats	R: 0 E: 0 K: 1 S: 9	H: 0 LOB: 0 BB: 0 P: 14	R: 0 E: 0 K: 0 S: 7	H: 1 LOB: 1 BB: 1 P: 14	R: 0 E: 0 K: 1 S: 9	H: 0 LOB: 0 BB: 0 P: 11	R: 0 E: 0 K: 0 S: 7	H: 0 LOB: 1 BB: 1 P: 12	R: 1 E: 0 K: 1 S: 9	H: 2 LOB: 1 BB: 0 P: 13	R: 0 E: 0 K: 0 S: 7	H: 0 LOB: 0 BB: 0 P: 11	R: 0 E: 0 K: 0 S: 10	H: 0 LOB: 0 BB: 0 P: 14	R: 0 E: 0 K: 0 S: 5	H: 0 LOB: 1 BB: 1 P: 9	R: 0 E: 1 K: 0 S: 5	H: 0 LOB: 1 BB: 0 P: 6	1B: 3 2B: 0 3B: 0 HR: 0	SF: 0 SAC: 0 DP: 1 HBP: 0	WP: 0 PB: 0 SB: 0 CS: 0	PA: 33
PITCHER	IP	WLS	BF	H	R	ER	SO	BB	IBB	HBP	BLK	WP	HR	S	P	ERA	WHIP					
Steve Trachsel, R ERA: 2.66 (1, 1)	9.0	W	33	3	1	1	3	3	0	0	0	0	0	68	104	1.00	0.667					



Batter	1	2	3	4	5	6	7	8	9	AB	R	H	RBI	BB	SO	LOB	TOP					
Brian McRae, S (1, 8) OBP: 0.345, SLG: 0.462	G5-3		1B			B2-3		2B		4	0	2	0	0	0	0	Chicago Cubs @ San Francisco Giants Candlestick Park, San Francisco, CA Tue May 16 1995, 6:33 AM EDT Att: 9,174 - Sunny - 65 F					
Rey Sanchez, R (1, 4) OBP: 0.308, SLG: 0.368	F8		FC1-6-4			F8		L5		4	0	0	1	0	0	2						
Mark Grace, L (1, 3) OBP: 0.397, SLG: 0.515	HR		CS	G4-3		F8			G3	4	1	1	1	0	0	0						
Sammy Sosa, R (1, 9) OBP: 0.338, SLG: 0.573	P3			K			1B		F9	4	0	1	0	0	1	0						
Shawon Dunston, R (1, 6) OBP: 0.270, SLG: 0.459		G4-3		G6-3			1B		L7	4	0	0	0	0	0	1						
Steve Buechele, R (1, 5) OBP: 0.390, SLG: 0.380		G6-3			G6-3		F8			3	0	0	0	0	0	1						
Rick Wilkins, L (1, 2) OBP: 0.441, SLG: 0.300						G5-3	F8			3	0	1	0	0	0	1						
Ozzie Timmons, R (1, 7) OBP: 0.292, SLG: 0.190			1B SH2-4		G5-3			G6-3		3	1	1	0	0	0	1						
Jaime Navarro, R (1, 1) OBP: 0.091, SLG: 0.182 Randy Myers, L (9, 1)			SH2-4		K			G5-3		2	0	0	0	0	0	1						
										0	0	0	0	0	0	0						
Inning Stats	R: 1 E: 0 K: 0 S: 8	H: 1 LOB: 0 BB: 0 P: 13	R: 0 E: 0 K: 0 S: 7	H: 0 LOB: 0 BB: 0 P: 11	R: 1 E: 0 K: 0 S: 8	H: 2 LOB: 0 BB: 0 P: 13	R: 0 E: 0 K: 1 S: 14	H: 0 LOB: 0 BB: 0 P: 19	R: 0 E: 0 K: 1 S: 11	H: 1 LOB: 1 BB: 0 P: 16	R: 0 E: 0 K: 0 S: 5	H: 0 LOB: 0 BB: 0 P: 7	R: 0 E: 0 K: 0 S: 9	H: 1 LOB: 1 BB: 0 P: 13	R: 0 E: 0 K: 0 S: 9	H: 1 LOB: 1 BB: 0 P: 15	R: 0 E: 0 K: 0 S: 6	H: 0 LOB: 0 BB: 0 P: 7	1B: 4 2B: 1 3B: 0 HR: 1	SF: 0 SAC: 1 DP: 0 HBP: 0	WP: 0 PB: 0 SB: 0 CS: 1	PA: 33
PITCHER Terry Mulholland, L (1, 1) ERA: 5.4	IP: 9.0 WLS: L BF: 32 H: 6 R: 2 ER: 2 SO: 2 BB: 0 IBB: 0 HBP: 0 BLK: 0 WP: 0 HR: 1 S: 77 P: 114 ERA: 2.00 WHIP: 0.667																					

Batter	1	2	3	4	5	6	7	8	9	AB	R	H	RBI	BB	SO	LOB	BOTTOM			
Darren Lewis, R (1, 8) OBP: 0.283, SLG: 0.299	L1		G4-3			K			K	4	0	0	0	0	2	0	Chicago Cubs @ San Francisco Giants Candlestick Park, San Francisco, CA Tue May 16 1995, 6:33 AM EDT Att: 9,174 - Sunny - 65 F			
Robby Thompson, R (1, 4) OBP: 0.328, SLG: 0.483	G6-3			K			L7			4	0	1	0	0	1	0				
Barry Bonds, L (1, 7) OBP: 0.455, SLG: 0.471				F8			P5		1B	4	0	1	0	0	0	1				
Matt Williams, R (1, 5) OBP: 0.429, SLG: 0.757				F9						3	0	1	0	0	1	1				
Glenallen Hill, R (1, 9) OBP: 0.361, SLG: 0.595		G6-3			G6-3			FC5-4		3	0	0	0	0	0	1				
Royce Clayton, R (1, 6) OBP: 0.301, SLG: 0.342		L8			L8					3	0	0	0	0	0	0				
Jeff Reed, L (1, 2) OBP: 0.478, SLG: 0.333					P2			G4-3		3	0	0	0	0	1	0				
J.R. Phillips, L (1, 3) OBP: 0.216, SLG: 0.308			G3-1			G4-3			F7	3	0	0	0	0	0	0				
Terry Mulholland, R (1, 1) John Patterson, S (9, PH) OBP: 0.323, SLG: 0.310			G5-3			K			L8	2	0	0	0	0	1	0				
										1	0	0	0	0	0	0				
Inning Stats	R: 0 E: 0 K: 1 S: 12	H: 1 LOB: 1 BB: 0 P: 18	R: 0 E: 0 K: 1 S: 8	H: 0 LOB: 0 BB: 0 P: 13	R: 0 E: 0 K: 0 S: 6	H: 0 LOB: 0 BB: 0 P: 9	R: 0 E: 0 K: 1 S: 5	H: 0 LOB: 0 BB: 0 P: 12	R: 0 E: 0 K: 2 S: 7	H: 0 LOB: 0 BB: 0 P: 8	R: 0 E: 0 K: 0 S: 6	H: 1 LOB: 1 BB: 0 P: 10	R: 0 E: 0 K: 0 S: 6	H: 0 LOB: 0 BB: 0 P: 7	R: 0 E: 0 K: 1 S: 9	H: 1 LOB: 1 BB: 0 P: 14	1B: 3 2B: 0 3B: 0 HR: 0	SF: 0 SAC: 0 DP: 0 HBP: 0	WP: 0 PB: 0 SB: 0 CS: 0	PA: 30
PITCHER Jaime Navarro, R (1, 1) ERA: 2.12 Randy Myers, L (9, 1) ERA: 5.14	IP: 8.2 WLS: W BF: 29 H: 3 R: 0 ER: 0 SO: 6 BB: 0 IBB: 0 HBP: 0 BLK: 0 WP: 0 HR: 0 S: 61 P: 92 ERA: 0.00 WHIP: 0.346																			

AB	31
R	2
H	6
RBI	2
BB	0
SO	2
LOB	7



AB	30
R	0
H	3
RBI	0
BB	0
SO	6
LOB	3



Batter	1	2	3	4	5	6	7	8	9	AB	R	H	RBI	BB	SO	LOB	TOP								
Brian McRae, S (1, 8) OBP: 0.330, SLG: 0.439	1-0 P5		1-1 F9			0-0 G6-3		1-2 G4-3		4	0	0	0	0	0	2									
Rey Sanchez, R (1, 4) OBP: 0.317, SLG: 0.388	2-1 2B		0-3 K			0-0 B2-3			1-2 L4-6 2B	4	1	2	0	0	1	0									
Sammy Sosa, R (1, 9) OBP: 0.333, SLG: 0.570	3-2 1-H 2B			0-2 G4-3			1-3 K		1-1 F8	4	0	1	1	0	1	1									
Mark Grace, L (1, 3) OBP: 0.378, SLG: 0.486	1-1 F8			1-2 L3			1-1 F8		0-1 L4-6 2-2	4	0	0	0	0	0	2									
Rick Wilkins, L (1, 2) OBP: 0.423, SLG: 0.283	3-3 K			0-2 P6			1-0 F7			3	0	0	0	0	1	1									
Shawon Dunston, R (1, 6) OBP: 0.273, SLG: 0.453		2-3 K			2-3 K			0-2 SH1-4 1B		3	0	1	0	0	2	0									
Steve Buechele, R (1, 5) OBP: 0.377, SLG: 0.365		0-0 L5			1-1 G4-3			1-1 SAFE L SAFE SH1-4	0-1	2	0	0	0	0	0	0									
Scott Bulett, L (1, 7) OBP: 0.216, SLG: 0.324		1-3 K			1-1 G5-3			1-3 K	2	3	0	0	0	0	2	1									
Kevin Foster, R (1, 1) OBP: 0.286, SLG: 0.286			1-0 G6-3			0-1 G6-3		4-2 BB		2	0	0	0	0	0	0									
Howard Johnson, S (8, PH) OBP: 0.350, SLG: 0.133										0	0	0	0	1	0	0									
Mike Perez, R (8, 1)										0	0	0	0	0	0	0									
Inning Stats	R: 1 E: 0 K: 1 S: 15	H: 2 LOB: 1 BB: 0 P: 25	R: 0 E: 0 K: 2 S: 7	H: 0 LOB: 0 BB: 0 P: 10	R: 0 E: 0 K: 1 S: 6	H: 0 LOB: 0 BB: 0 P: 8	R: 0 E: 0 K: 0 S: 9	H: 0 LOB: 0 BB: 0 P: 10	R: 0 E: 0 K: 1 S: 7	H: 0 LOB: 0 BB: 0 P: 11	R: 0 E: 0 K: 0 S: 4	H: 0 LOB: 0 BB: 0 P: 4	R: 0 E: 0 K: 1 S: 6	H: 0 LOB: 0 BB: 0 P: 9	R: 0 E: 0 K: 1 S: 14	H: 1 LOB: 2 BB: 1 P: 20	R: 0 E: 0 K: 0 S: 7	H: 1 LOB: 0 BB: 0 P: 9	1B: 2 2B: 3 3B: 0 HR: 0	SF: 0 SAC: 1 DP: 1 HBP: 0	WP: 0 PB: 0 SB: 0 CS: 0	PA: 31			
PITCHER	IP	WLS	BF	H	R	ER	SO	BB	IBB	HBP	BLK	WP	HR	S	P	ERA	WHIP								
Mark Portugal, R (1, 1) ERA: 3.9	7.2	W	27	3	1	1	7	1	0	0	0	0	0	65	93	1.17	0.522								
Rod Beck, R (8, 1) ERA: 3.48	1.1	S	4	1	0	0	0	0	0	0	0	0	0	10	13	0.00	0.750								

Chicago Cubs @ San Francisco Giants
Candlestick Park, San Francisco, CA
Wed May 17 1995, 6:33 AM EDT
Att: 11,768 - Cloudy - 65 F

livebaseballscorecards.com

AB 29
R 1
H 4
RBI 1
BB 1
SO 7
LOB 7



Batter	1	2	3	4	5	6	7	8	9	AB	R	H	RBI	BB	SO	LOB	BOTTOM								
Darren Lewis, R (1, 8) OBP: 0.274, SLG: 0.289	3-1 F7			1-2 F7			1-0 F9			3	0	0	0	0	0	0									
Robby Thompson, R (1, 4) OBP: 0.328, SLG: 0.467	2-2 G5-3			3-2 G4-3			4-2 HR BB			2	1	0	0	1	0	0									
Barry Bonds, L (1, 7) OBP: 0.451, SLG: 0.507	2-2 P5			2-3 K			0-0 1-H HR			3	1	1	2	0	1	0									
Matt Williams, R (1, 5) OBP: 0.414, SLG: 0.727		1-3 K			0-0 F7		3-0 P4			3	0	0	0	0	1	0									
Glenallen Hill, R (1, 9) OBP: 0.349, SLG: 0.571		0-0 G1-3			1-2 G1-3		2-3 K			3	0	0	0	0	1	0									
Royce Clayton, R (1, 6) OBP: 0.291, SLG: 0.329		1-3 K			1-0 F9			2-3 K		3	0	0	0	0	2	0									
J.R. Phillips, L (1, 3) OBP: 0.221, SLG: 0.309			0-0 F9			1-0 L4-3 1B		0-1 G4-3		3	0	1	0	0	0	0									
Kirt Manwaring, R (1, 2) OBP: 0.273, SLG: 0.220			1-0 F7			1-1 L4-3		2-3 K		3	0	0	0	0	1	1									
Mark Portugal, R (1, 1) OBP: 0.500, SLG: 0.500			3-1 P4			0-3 K				2	0	0	0	0	1	0									
Inning Stats	R: 0 E: 0 K: 0 S: 8	H: 0 LOB: 0 BB: 0 P: 15	R: 0 E: 0 K: 2 S: 8	H: 0 LOB: 0 BB: 0 P: 10	R: 0 E: 0 K: 0 S: 4	H: 0 LOB: 0 BB: 0 P: 8	R: 0 E: 0 K: 1 S: 9	H: 0 LOB: 0 BB: 0 P: 15	R: 0 E: 0 K: 0 S: 6	H: 1 LOB: 0 BB: 0 P: 8	R: 2 E: 0 K: 1 S: 10	H: 1 LOB: 0 BB: 1 P: 20	R: 0 E: 0 K: 2 S: 8	H: 0 LOB: 0 BB: 0 P: 12	R: 0 E: 0 K: 0 S: 8	H: 0 LOB: 0 BB: 0 P: 12	1B: 1 2B: 1 3B: 0 HR: 1	SF: 0 SAC: 0 DP: 1 HBP: 0	WP: 0 PB: 0 SB: 0 CS: 0	PA: 26					
PITCHER	IP	WLS	BF	H	R	ER	SO	BB	IBB	HBP	BLK	WP	HR	S	P	ERA	WHIP								
Kevin Foster, R (1, 1) ERA: 5.4	7.0	L	23	2	2	2	5	1	0	0	0	0	0	51	84	2.57	0.429								
Mike Perez, R (8, 1) ERA: 1.93	1.0		3	0	0	0	2	0	0	0	0	0	0	8	12	0.00	0.000								

Chicago Cubs @ San Francisco Giants
Candlestick Park, San Francisco, CA
Wed May 17 1995, 6:33 AM EDT
Att: 11,768 - Cloudy - 65 F

livebaseballscorecards.com

AB 25
R 2
H 2
RBI 2
BB 1
SO 7
LOB 1




Batter	1	2	3	4	5	6	7	8	9	10	AB	R	H	RBI	BB	SO	LOB	TOP
Bernard Gilkey, R OBP: 0.376, SLG: 0.453 (1, 7)	F9		1B		L6		K			SH5-4 SF8 2B	5	1	2	1	0	1	0	St. Louis Cardinals @ San Francisco Giants Candlestick Park, San Francisco, CA Thu May 18 1995, 6:33 AM EDT Att: 9,297 - Sunny - 64 F
José Quiendo, S OBP: 0.293, SLG: 0.278 (1, 4)	F6		1B		F8			G6-3		SH5-4	4	0	1	0	0	0	0	
Ray Lankford, L OBP: 0.300, SLG: 0.449 (1, 8)			1B		K			P6		SF8	4	0	1	1	0	1	2	
Todd Zeile, R OBP: 0.500, SLG: 0.800 (1, 3)	F8									F8	4	2	2	1	1	0	1	
Scott Cooper, L OBP: 0.433, SLG: 0.388 (1, 5)		P4		HBP FC5 1B		HR		FC6-4 BB			3	0	0	0	1	1	1	
Brian Jordan, R OBP: 0.263, SLG: 0.434 (1, 9)	F7			FC5 HBP BB		K					3	0	0	0	0	0	0	
Danny Sheaffer, R OBP: 0.400, SLG: 0.476 (1, 2)	G6-3			FC4-6 HBP		L5				F7	3	0	0	0	0	0	0	
Tripp Cramer, R OBP: 0.211, SLG: 0.229 (1, 6)				FC5		G6-3				P3	4	0	0	1	0	0	2	
John Frascatore, R OBP: 0.325, SLG: 0.283 (7, 9)				FC4-6 HBP						K	4	0	1	0	0	1	2	
John Mabry, L OBP: 0.325, SLG: 0.283 (7, 9)				FC1-5 2B						G5-3	4	0	1	0	0	1	2	
John Mabry, L OBP: 0.325, SLG: 0.283 (7, 9)				FC1-5 1B						F6	2	0	0	0	0	0	1	
John Mabry, L OBP: 0.325, SLG: 0.283 (7, 9)				K						E1 2B	2	0	0	0	0	0	1	
John Mabry, L OBP: 0.325, SLG: 0.283 (7, 9)				K							1	0	0	0	0	0	0	
John Mabry, L OBP: 0.325, SLG: 0.283 (7, 9)				K							0	0	0	0	0	0	0	
John Mabry, L OBP: 0.325, SLG: 0.283 (7, 9)				K							0	0	0	0	0	0	0	
John Mabry, L OBP: 0.325, SLG: 0.283 (7, 9)				K							0	0	0	0	0	0	0	
John Mabry, L OBP: 0.325, SLG: 0.283 (7, 9)				K							0	0	0	0	0	0	0	
John Mabry, L OBP: 0.325, SLG: 0.283 (7, 9)				K							0	0	0	0	0	0	0	
John Mabry, L OBP: 0.325, SLG: 0.283 (7, 9)				K							0	0	0	0	0	0	0	
John Mabry, L OBP: 0.325, SLG: 0.283 (7, 9)				K							0	0	0	0	0	0	0	
John Mabry, L OBP: 0.325, SLG: 0.283 (7, 9)				K							0	0	0	0	0	0	0	
John Mabry, L OBP: 0.325, SLG: 0.283 (7, 9)				K							0	0	0	0	0	0	0	
John Mabry, L OBP: 0.325, SLG: 0.283 (7, 9)				K							0	0	0	0	0	0	0	
John Mabry, L OBP: 0.325, SLG: 0.283 (7, 9)				K							0	0	0	0	0	0	0	
John Mabry, L OBP: 0.325, SLG: 0.283 (7, 9)				K							0	0	0	0	0	0	0	
John Mabry, L OBP: 0.325, SLG: 0.283 (7, 9)				K							0	0	0	0	0	0	0	
John Mabry, L OBP: 0.325, SLG: 0.283 (7, 9)				K							0	0	0	0	0	0	0	
John Mabry, L OBP: 0.325, SLG: 0.283 (7, 9)				K							0	0	0	0	0	0	0	
John Mabry, L OBP: 0.325, SLG: 0.283 (7, 9)				K							0	0	0	0	0	0	0	
John Mabry, L OBP: 0.325, SLG: 0.283 (7, 9)				K							0	0	0	0	0	0	0	
John Mabry, L OBP: 0.325, SLG: 0.283 (7, 9)				K							0	0	0	0	0	0	0	
John Mabry, L OBP: 0.325, SLG: 0.283 (7, 9)				K							0	0	0	0	0	0	0	
John Mabry, L OBP: 0.325, SLG: 0.283 (7, 9)				K							0	0	0	0	0	0	0	
John Mabry, L OBP: 0.325, SLG: 0.283 (7, 9)				K							0	0	0	0	0	0	0	
John Mabry, L OBP: 0.325, SLG: 0.283 (7, 9)				K							0	0	0	0	0	0	0	
John Mabry, L OBP: 0.325, SLG: 0.283 (7, 9)				K							0	0	0	0	0	0	0	
John Mabry, L OBP: 0.325, SLG: 0.283 (7, 9)				K							0	0	0	0	0	0	0	
John Mabry, L OBP: 0.325, SLG: 0.283 (7, 9)				K							0	0	0	0	0	0	0	
John Mabry, L OBP: 0.325, SLG: 0.283 (7, 9)				K							0	0	0	0	0	0	0	
John Mabry, L OBP: 0.325, SLG: 0.283 (7, 9)				K							0	0	0	0	0	0	0	
John Mabry, L OBP: 0.325, SLG: 0.283 (7, 9)				K							0	0	0	0	0	0	0	
John Mabry, L OBP: 0.325, SLG: 0.283 (7, 9)				K							0	0	0	0	0	0	0	
John Mabry, L OBP: 0.325, SLG: 0.283 (7, 9)				K							0	0	0	0	0	0	0	
John Mabry, L OBP: 0.325, SLG: 0.283 (7, 9)				K							0	0	0	0	0	0	0	
John Mabry, L OBP: 0.325, SLG: 0.283 (7, 9)				K							0	0	0	0	0	0	0	
John Mabry, L OBP: 0.325, SLG: 0.283 (7, 9)				K							0	0	0	0	0	0	0	
John Mabry, L OBP: 0.325, SLG: 0.283 (7, 9)				K							0	0	0	0	0	0	0	
John Mabry, L OBP: 0.325, SLG: 0.283 (7, 9)				K							0	0	0	0	0	0	0	
John Mabry, L OBP: 0.325, SLG: 0.283 (7, 9)				K							0	0	0	0	0	0	0	
John Mabry, L OBP: 0.325, SLG: 0.283 (7, 9)				K							0	0	0	0	0	0	0	
John Mabry, L OBP: 0.325, SLG: 0.283 (7, 9)				K							0	0	0	0	0	0	0	
John Mabry, L OBP: 0.325, SLG: 0.283 (7, 9)				K							0	0	0	0	0	0	0	
John Mabry, L OBP: 0.325, SLG: 0.283 (7, 9)				K							0	0	0	0	0	0	0	
John Mabry, L OBP: 0.325, SLG: 0.283 (7, 9)				K							0	0	0	0	0	0	0	
John Mabry, L OBP: 0.325, SLG: 0.283 (7, 9)				K							0	0	0	0	0	0	0	
John Mabry, L OBP: 0.325, SLG: 0.283 (7, 9)				K							0	0	0	0	0	0	0	
John Mabry, L OBP: 0.325, SLG: 0.283 (7, 9)				K							0	0	0	0	0	0	0	
John Mabry, L OBP: 0.325, SLG: 0.283 (7, 9)				K							0	0	0	0	0	0	0	
John Mabry, L OBP: 0.325, SLG: 0.283 (7, 9)				K							0	0	0	0	0	0	0	
John Mabry, L OBP: 0.325, SLG: 0.283 (7, 9)				K							0	0	0	0	0	0	0	
John Mabry, L OBP: 0.325, SLG: 0.283 (7, 9)				K							0	0	0	0	0	0	0	
John Mabry, L OBP: 0.325, SLG: 0.283 (7, 9)				K							0	0	0	0	0	0	0	
John Mabry, L OBP: 0.325, SLG: 0.283 (7, 9)				K							0	0	0	0	0	0	0	
John Mabry, L OBP: 0.325, SLG: 0.283 (7, 9)				K							0	0	0	0	0	0	0	
John Mabry, L OBP: 0.325, SLG: 0.283 (7, 9)				K							0	0	0	0	0	0	0	
John Mabry, L OBP: 0.325, SLG: 0.283 (7, 9)				K							0	0	0	0	0	0	0	
John Mabry, L OBP: 0.325, SLG: 0.283 (7, 9)				K							0	0	0	0	0	0	0	
John Mabry, L OBP: 0.325, SLG: 0.283 (7, 9)				K							0	0	0	0	0	0	0	
John Mabry, L OBP: 0.325, SLG: 0.283 (7, 9)				K							0	0	0	0	0	0	0	
John Mabry, L OBP: 0.325, SLG: 0.283 (7, 9)				K							0	0	0	0	0	0	0	
John Mabry, L OBP: 0.325, SLG: 0.283 (7, 9)				K							0	0	0	0	0	0	0	
John Mabry, L OBP: 0.325, SLG: 0.283 (7, 9)				K							0	0	0	0	0	0	0	
John Mabry, L OBP: 0.325, SLG: 0.283 (7, 9)				K							0	0	0	0	0	0	0	
John Mabry, L OBP: 0.325, SLG: 0.283 (7, 9)				K							0	0	0	0	0	0	0	
John Mabry, L OBP: 0.325, SLG: 0.283 (7, 9)				K							0	0	0	0	0	0	0	
John Mabry, L OBP: 0.325, SLG: 0.283 (7, 9)				K							0	0	0	0	0	0	0	
John Mabry, L OBP: 0.325, SLG: 0.283 (7, 9)				K							0	0	0	0	0	0	0	
John Mabry, L OBP: 0.325, SLG: 0.283 (7, 9)				K							0	0	0	0	0	0	0	
John Mabry, L OBP: 0.325, SLG: 0.283 (7, 9)				K							0	0	0	0	0	0	0	
John Mabry, L OBP: 0.325, SLG: 0.283 (7, 9)																		

Batter	1	2	3	4	5	6	7	8	9	AB	R	H	RBI	BB	SO	LOB	TOP
Bernard Gilkey, R OBP: 0.377, SLG: 0.450 (1, 7)	G5-3		1B			G4-6-3 1B		G6-4-3	K	5	0	2	1	0	1	3	St. Louis Cardinals @ San Francisco Giants Candlestick Park, San Francisco, CA Fri May 19 1995, 10:05 PM EDT Att: 11,587 - Unknown - 55 F
José Oquendo, S OBP: 0.305, SLG: 0.293 (1, 4)	G6-3		F7			G4-6-3 1B		HR		4	1	2	1	0	0	1	
Ray Lankford, L OBP: 0.298, SLG: 0.473 (1, 8)	K			G4-3		G4-6-3		HR		4	1	1	2	0	1	2	
Todd Zeile, R OBP: 0.476, SLG: 0.735 (1, 3)		F9		G4-3		K		HR		4	0	1	0	0	1	1	
Brian Jordan, R OBP: 0.262, SLG: 0.418 John Habyan, R (8, 1)	G3-1			G5-3			K			3	0	0	0	1	1	0	
Scott Cooper, L OBP: 0.416, SLG: 0.369 (1, 5)	G3-1				G6-3		K			4	0	0	0	0	2	2	
Tom Pagnozzi, R OBP: 0.299, SLG: 0.365 (1, 2)			G3 1B		G6-3		F9		G5-3	4	1	1	0	0	0	0	
Tripp Cromer, R OBP: 0.220, SLG: 0.216 Gerald Perry, L OBP: 0.250, SLG: 0.167 (9, PH)			G3		F9			G6-4-3 1B	L4	2	1	0	0	1	0	1	
Vicente Palacios, R Jeff Parrett, R Danny Sheaffer, R Rich DeLucia, R John Mabry, L OBP: 0.298, SLG: 0.309 (8, 9)			K			G4-6-3 1B		G6-4-3 1B		1	0	0	0	0	1	1	
Inning Stats	R: 0 E: 0 K: 1 S: 8	H: 0 LOB: 0 BB: 0 P: 14	R: 0 E: 0 K: 0 S: 6	H: 0 LOB: 0 BB: 0 P: 11	R: 1 E: 0 K: 1 S: 9	H: 2 LOB: 1 BB: 0 P: 13	R: 0 E: 0 K: 0 S: 9	H: 0 LOB: 0 BB: 0 P: 14	R: 0 E: 0 K: 2 S: 8	H: 0 LOB: 0 BB: 0 P: 12	R: 3 E: 0 K: 1 S: 23	H: 4 LOB: 2 BB: 2 P: 35	R: 0 E: 0 K: 1 S: 11	H: 1 LOB: 1 BB: 0 P: 13	1B: 7 2B: 1 3B: 0 HR: 1	SF: 0 SAC: 0 DP: 2 HBP: 0	
PITCHER	IP WLS BF H R ER SO BB IBB HBP BLK WP HR S P ERA WHIP																
Trevor Wilson, L ERA: 3.67 Mark Dewey, R ERA: 3.21 Rod Beck, R ERA: 3.86	(1, 1) (6, 1) (8, 1)	5.2 2.0 1.1	21 8 8	4 2 3	2 2 1	2 3 2	1 0 1	0 0 0	0 0 0	0 0 0	0 0 1	48 22 23	82 36 30	3.18 9.00 6.75	0.882 1.500 3.000		

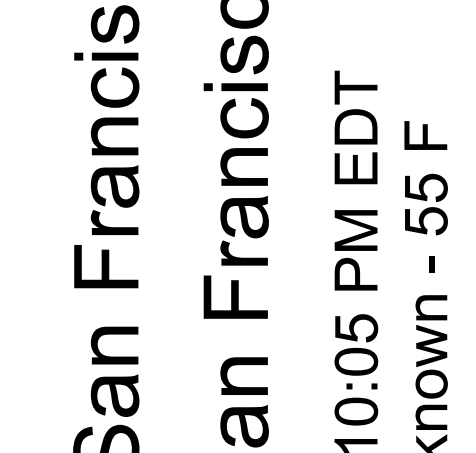
Batter	1	2	3	4	5	6	7	8	9	AB	R	H	RBI	BB	SO	LOB	BOTTOM
Darren Lewis, R OBP: 0.250, SLG: 0.263 (1, 8)	K		F9		G6-4-3		F7			4	0	0	0	0	1	1	St. Louis Cardinals @ San Francisco Giants Candlestick Park, San Francisco, CA Fri May 19 1995, 10:05 PM EDT Att: 11,587 - Unknown - 55 F
Robby Thompson, R OBP: 0.301, SLG: 0.412 (1, 4)	P3		K		1B		P9			3	1	0	0	1	1	0	
Barry Bonds, L OBP: 0.450, SLG: 0.525 (1, 7)	HR		K				L9			3	2	1	0	1	1	0	
Matt Williams, R OBP: 0.442, SLG: 0.798 (1, 5)	HR				1B			E5		3	3	2	3	1	0	0	
Glenallen Hill, R OBP: 0.351, SLG: 0.565 (1, 9)	P2				1B			CS		4	0	3	3	0	0	0	
Mark Carreon, R ERA: 3.97 Mark Dewey, R Rod Beck, R OBP: 0.333, SLG: 0.333 (8, 1)			CS		FC4-6		F9		K	3	0	1	0	0	0	3	
Royce Clayton, R OBP: 0.277, SLG: 0.310 (1, 6)		K			P3		F9		K	4	0	0	0	0	2	3	
Kirt Manwaring, R OBP: 0.306, SLG: 0.268 (1, 2)			FC6-4		FC6-4		G1-3			3	0	1	0	0	0	1	
Trevor Wilson, L OBP: 0.125, SLG: 0.125 J.R. Phillips, L OBP: 0.220, SLG: 0.301 (6, 3)			FC6-4				K			2	0	1	0	0	0	1	
Inning Stats	R: 2 E: 0 K: 1 S: 13	H: 1 LOB: 1 BB: 1 P: 26	R: 0 E: 0 K: 1 S: 9	H: 2 LOB: 1 BB: 0 P: 14	R: 0 E: 0 K: 2 S: 10	H: 0 LOB: 0 BB: 0 P: 14	R: 1 E: 0 K: 0 S: 12	H: 2 LOB: 1 BB: 0 P: 20	R: 2 E: 0 K: 1 S: 6	H: 3 LOB: 2 BB: 2 P: 21	R: 0 E: 0 K: 1 S: 11	H: 0 LOB: 0 BB: 0 P: 16	R: 1 E: 1 K: 2 S: 10	H: 1 LOB: 0 BB: 0 P: 13	1B: 6 2B: 2 3B: 0 HR: 2	SF: 0 SAC: 0 DP: 2 HBP: 0	
PITCHER	IP WLS BF H R ER SO BB IBB HBP BLK WP HR S P ERA WHIP																
Vicente Palacios, R ERA: 3.97 Jeff Parrett, R ERA: 7.15 Rich DeLucia, R ERA: 3.68 John Habyan, R ERA: 0.96	(1, 1) (5, 1) (6, 1) (8, 1)	4.2 0.1 2.0 1.0	20 4 6 4	6 2 0 1	4 1 0 0	4 1 1 2	2 0 0 0	0 0 0 0	0 0 0 0	0 0 0 0	0 0 0 0	5 17 10	10 24 13	27.00 0.00 0.00	9.000 0.000 1.000		

AB	34
R	5
H	9
RBI	4
BB	3
SO	7
LOB	11



WP	0	PA	37
PB	0		
SB	0		
CS	0		

AB	31
R	6
H	9
RBI	6
BB	3
SO	7
LOB	10



WP	0	PA	34
PB	0		
SB	0		
CS	2		

Batter	1	2	3	4	5	6	7	8	9	AB	R	H	RBI	BB	SO	LOB	TOP										
Darren Lewis, R OBP: 0.244, SLG: 0.263	P4		F8		K		B3			4	0	0	0	0	1	2	San Francisco Giants @ Philadelphia Phillies Veterans Stadium, Philadelphia, PA Tue May 23 1995, 7:05 PM EDT Att: 22,418 - Unknown - 79 F										
Robby Thompson, R OBP: 0.293, SLG: 0.395	2B			L8		E3	G6-4-3			3	1	1	0	1	0	0											
Barry Bonds, L OBP: 0.442, SLG: 0.500	F7			E	S	HR	G6-4-3			3	2	1	1	1	0	4											
Matt Williams, R OBP: 0.435, SLG: 0.804	K			K		HR		G6-3		4	1	1	2	0	2	2											
Glenallen Hill, R OBP: 0.364, SLG: 0.579		K2-3		2B		K		L3		3	1	0	0	1	2	0											
Royce Clayton, R OBP: 0.314, SLG: 0.366	G5-3							G4-3		4	0	2	2	0	0	0											
Rod Beck, R OBP: 0.333, SLG: 0.333										0	0	0	0	0	0	0											
J.R. Phillips, L Shawn Barton, R Mark Dewey, R Mike Benjamin, R Kirt Manwaring, R	G6-3			K		K		F7		3	0	0	0	0	2	2											
Mark Portugal, R Steve Scarosone, R						B1-6-4		G1-3		2	0	0	0	1	0	0											
								F8		2	0	0	0	0	0	1											
Inning Stats	R: 0 E: 0 K: 1 S: 7	H: 1 LOB: 1 BB: 0 P: 10	R: 0 E: 0 K: 1 S: 8	H: 0 LOB: 0 BB: 0 P: 11	R: 0 E: 0 K: 0 S: 14	H: 0 LOB: 0 BB: 0 P: 19	R: 2 E: 0 K: 2 S: 21	H: 1 LOB: 1 BB: 2 P: 34	R: 0 E: 0 K: 1 S: 9	H: 0 LOB: 0 BB: 1 P: 14	R: 3 E: 1 K: 2 S: 14	H: 3 LOB: 0 BB: 0 P: 18	R: 0 E: 0 K: 0 S: 8	H: 0 LOB: 2 BB: 2 P: 17	R: 0 E: 0 K: 0 S: 5	H: 0 LOB: 0 BB: 0 P: 6	1B: 1 2B: 3 3B: 0 HR: 1	SF: 0 SAC: 0 DP: 2 HBP: 1	WP: 0 PB: 0 SB: 1 CS: 1	PA: 36							
PITCHER	IP	WLS	BF	H	R	ER	SO	BB	IBB	HBP	BLK	WP	HR	S	P	ERA	WHIP										
Curt Schilling, R ERA: 2.95	6.0		25	5	5	4	7	3	0	0	0	0	1	73	106	6.00	1.333										
Ricky Bottalico, R ERA: 0.99	0.1		4	0	0	0	0	2	0	1	0	0	0	6	15	0.00	6.000										
Kyle Abbott, L ERA: 3.24	0.2		1	0	0	0	0	0	0	0	0	0	0	2	2	0.00	0.000										
Toby Borland, R ERA: 2.95	1.0	W	3	0	0	0	0	0	0	0	0	0	0	8	12	0.00	0.000										
Gene Harris, R ERA: 0.6	1.0		3	0	0	0	0	0	0	0	0	0	0	5	6	0.00	0.000										

Batter	1	2	3	4	5	6	7	8	9	AB	R	H	RBI	BB	SO	LOB	BOTTOM										
Gary Varsho, L Ricky Bottalico, L Kyle Abbott, L Toby Borland, R Tony Longmire, L Gene Harris, R	G4-3	L4		G3		G4-3		F8		4	0	1	1	0	0	1	San Francisco Giants @ Philadelphia Phillies Veterans Stadium, Philadelphia, PA Tue May 23 1995, 7:05 PM EDT Att: 22,418 - Unknown - 79 F										
Mickey Morandini, L Gregg Jefferies, S	G6-3		BB		G6-3	G4-3		G4-3		5	0	2	0	0	0	3											
Dave Hollins, S	1B		1B		G6-3		G6-4-3		BB	4	1	2	0	1	0	2											
Darren Daulton, L	BB		BB		BB		G6-4-3		1B	1	1	0	0	4	0	1											
Jim Eisenreich, L	G4-3		P5		F8		G3		1B	5	0	1	1	0	0	6											
Charlie Hayes, R			FC4		G3		FC4		1B	2	2	1	0	3	0	2											
Kevin Stocker, S	FC4		G3		G3		FC4		1B	4	0	2	0	1	1	6											
Curt Schilling, R Dave Gallagher, R	FC4		G3		G3		FC4		1B	2	0	2	0	1	1	6											
Kevin Stocker, S	G2-3		G3		G3		G5-3		1B	3	2	1	1	0	0	3											
Curt Schilling, R Dave Gallagher, R	G2-3		G3		G3		G5-3		1B	2	0	1	0	0	1	1											
Inning Stats	R: 2 E: 0 K: 0 S: 7	H: 1 LOB: 2 BB: 1 P: 15	R: 2 E: 1 K: 0 S: 11	H: 1 LOB: 0 BB: 1 P: 19	R: 0 E: 0 K: 0 S: 13	H: 1 LOB: 2 BB: 1 P: 25	R: 0 E: 0 K: 0 S: 10	H: 1 LOB: 1 BB: 0 P: 11	R: 0 E: 0 K: 0 S: 16	H: 1 LOB: 3 BB: 2 P: 29	R: 1 E: 0 K: 0 S: 6	H: 2 LOB: 0 BB: 0 P: 8	R: 0 E: 0 K: 0 S: 5	H: 1 LOB: 0 BB: 0 P: 9	R: 1 E: 0 K: 0 S: 11	H: 2 LOB: 2 BB: 1 P: 21	R: 2 E: 0 K: 1 S: 11	H: 1 LOB: 2 BB: 3 P: 24	1B: 10 2B: 1 3B: 0 HR: 0	SF: 1 SAC: 1 DP: 2 HBP: 0	WP: 0 PB: 0 SB: 1 CS: 0	PA: 44					
PITCHER	IP	WLS	BF	H	R	ER	SO	BB	IBB	HBP	BLK	WP	HR	S	P	ERA	WHIP										
Mark Portugal, R Shawn Barton, L Mark Dewey, R Rod Beck, R	5.1		28	7	3	2	0	5	0	0	0	0	0	7	15	5.40	1.200										
	1.2		5	1	1	1	0	1	0	0	0	0	0	7	15	5.40	1.200										
	0.1		3	2	0	0	0	0	0	0	0	0	0	5	7	0.00	6.000										
	1.1	L	8	1	2	2	1	2	1	0	0	0	0	16	33	13.50	2.250										

Batter	1	2	3	4	5	6	7	8	9	AB	R	H	RBI	BB	SO	LOB	TOP					
Darren Lewis, R (1, 8) OBP: 0.244, SLG: 0.263	2-3 K		2-2 1B		3-3 K			0-0 B3		4	0	1	0	0	2	1	San Francisco Giants @ Philadelphia Phillies Veterans Stadium, Philadelphia, PA Wed May 24 1995, 7:05 PM EDT Att: 21,131 - Unknown - 87 F					
Robby Thompson, R (1, 4) OBP: 0.279, SLG: 0.375	3-1 G4-3		0-0 G5-3			3-2 G6-3		1-0 F8		4	0	0	0	0	0	1						
Barry Bonds, L (1, 7) OBP: 0.444, SLG: 0.543	1-0 G4-3			3-2 HR		1-0 P6		0-1 2B		4	1	2	1	0	0	0						
Matt Williams, R (1, 5) OBP: 0.429, SLG: 0.780		2-3 K		3-2 F8		0-0 P4		4-0 FC6-4 IBB		3	0	0	0	1	1	0						
Glenallen Hill, R (1, 9) OBP: 0.351, SLG: 0.556		1-3 K		1-2 L6			0-0 G6-3	0-0 FC6-4		4	0	0	0	0	1	2						
Royce Clayton, R (1, 6) OBP: 0.312, SLG: 0.361		0-0 1B		1-0 G6-3			2-3 K		2-1 G2-3	4	0	1	0	0	1	0						
J.R. Phillips, L (1, 3) OBP: 0.204, SLG: 0.286	1 SAFE 1 SAFE 1 SAFE 1 SAFE 1 SAFE 1 SAFE 1 SAFE 1 SAFE 1 SAFE 1 SAFE	3-1 L9		1-2 L9		0-1 1B 2B		0-0 F7		4	0	1	0	0	0	1						
Kirt Manwaring, R (1, 2) OBP: 0.342, SLG: 0.328			3-2 G5-3		0-0 G4-3 1B		4-0 1B IBB		1-3 K	2	0	1	0	1	0	0						
Mark Carreon, R (9, PH) OBP: 0.209, SLG: 0.360										1	0	0	0	0	1	0						
Trevor Wilson, L (1, 1) OBP: 0.182, SLG: 0.182			2-3 K		0-0 G4-3		1-2 1B			3	0	1	0	0	1	1						
Dave Burba, R (8, 1)										0	0	0	0	0	0	0						
Inning Stats	R: 0 E: 0 K: 1 S: 6	H: 0 LOB: 0 BB: 0 P: 12	R: 0 E: 0 K: 2 S: 11	H: 1 LOB: 1 BB: 0 P: 17	R: 0 E: 0 K: 1 S: 13	H: 1 LOB: 0 BB: 0 P: 20	R: 1 E: 0 K: 0 S: 11	H: 1 LOB: 0 BB: 0 P: 19	R: 0 E: 0 K: 1 S: 8	H: 1 LOB: 1 BB: 0 P: 12	R: 0 E: 0 K: 0 S: 9	H: 0 LOB: 0 BB: 0 P: 13	R: 0 E: 0 K: 1 S: 9	H: 2 LOB: 2 BB: 1 P: 16	R: 0 E: 0 K: 0 S: 5	H: 1 LOB: 2 BB: 1 P: 10	R: 0 E: 0 K: 1 S: 6	H: 0 LOB: 0 BB: 0 P: 9	1B: 4 2B: 2 3B: 0 HR: 1	SF: 0 SAC: 0 DP: 0 HBP: 0	WP: 0 PB: 0 SB: 0 CS: 0	PA: 35
PITCHER	IP WLS BF H R ER SO BB IBB HBP BLK WP HR S P ERA WHIP	7.0 L 27 6 1 1 6 0 1 0 0 0 1 67 5 10 1.29 0.857	1.0 W 5 1 0 0 0 0 1 0 0 0 0 5 10 0.00 1.000	1.0 S 3 0 0 0 1 0 0 0 0 0 0 6 9 0.00 0.000											IP WLS BF H R ER SO BB IBB HBP BLK WP HR S P ERA WHIP							


AB	33
R	1
H	7
RBI	1
BB	2
SO	7
LOB	6




Batter	1	2	3	4	5	6	7	8	9	AB	R	H	RBI	BB	SO	LOB	BOTTOM					
Dave Gallagher, R (1, 8) OBP: 0.474, SLG: 0.529	0-0 G6-4-3 1B		1-0 1B			0-0 G6-3 1B		4-0 SH G6-3 BB		3	1	3	0	1	0	0	San Francisco Giants @ Philadelphia Phillies Veterans Stadium, Philadelphia, PA Wed May 24 1995, 7:05 PM EDT Att: 21,131 - Unknown - 87 F					
Mariano Duncan, R (1, 4) OBP: 0.333, SLG: 0.500	0-2 G6-4-3 1-2		0-0 L7			0-0 G6-3 1B		1-1 SH G5-3		3	0	1	0	0	0	2						
Gregg Jefferies, S (1, 7) OBP: 0.269, SLG: 0.374	4-0 FC6-4 BB			2-1 F8		0-1 G6-3		0-0 G5-3		3	0	0	1	1	0	3						
Dave Hollins, S (1, 3) OBP: 0.452, SLG: 0.432	1-1 FC6-4 1-2			0-1 G6-3		0-1 P4		0-3 K		4	0	0	0	0	1	3						
Darren Daulton, L (1, 2) OBP: 0.354, SLG: 0.419		1-1 L6		0-0 L8		1-2 2B 1B		2-3 K		4	1	1	0	0	1	1						
Charlie Hayes, R (1, 5) OBP: 0.397, SLG: 0.438		1-3 K			0-0 F9		1-2 F9			3	0	0	0	0	1	1						
Jim Eisenreich, L (1, 9) OBP: 0.431, SLG: 0.518		2-1 L7			0-1 2B		1-2 2B			3	0	2	1	0	0	0						
Kevin Stocker, S (1, 6) OBP: 0.288, SLG: 0.217			1-0 G5-3		2-2 K		0-0 G5-3			3	0	0	0	0	1	2						
Paul Quantrill, L (1, 1) Randy Ready, R (7, PH) Norm Charlton, S (8, 1) Heathcliff Slocumb, R (9, 1)			0-1 B1-3		0-1 G6-3		2-3 K			2	0	0	0	0	0	1						
Inning Stats	R: 0 E: 0 K: 0 S: 6	H: 1 LOB: 1 BB: 1 P: 11	R: 0 E: 0 K: 1 S: 7	H: 0 LOB: 0 BB: 0 P: 11	R: 0 E: 0 K: 0 S: 5	H: 1 LOB: 1 BB: 0 P: 7	R: 0 E: 0 K: 0 S: 5	H: 0 LOB: 0 BB: 0 P: 7	R: 0 E: 0 K: 1 S: 8	H: 1 LOB: 1 BB: 0 P: 10	R: 0 E: 0 K: 0 S: 6	H: 2 LOB: 1 BB: 0 P: 6	R: 1 E: 0 K: 1 S: 14	H: 2 LOB: 1 BB: 0 P: 19	R: 1 E: 1 K: 2 S: 9	H: 0 LOB: 1 BB: 1 P: 16		R: 0 E: 0 K: 2 S: 6	H: 0 LOB: 1 BB: 1 P: 16	1B: 5 2B: 2 3B: 0 HR: 0	SF: 0 SAC: 1 DP: 2 HBP: 0	WP: 0 PB: 0 SB: 0 CS: 0
PITCHER	IP WLS BF H R ER SO BB IBB HBP BLK WP HR S P ERA WHIP	7.0 L 29 7 2 1 3 2 0 0 0 0 0 7 9 0.00 0.000											IP WLS BF H R ER SO BB IBB HBP BLK WP HR S P ERA WHIP									

AB	29
R	2
H	7
RBI	2
BB	2
SO	5
LOB	14



Batter	1	2	3	4	5	6	7	8	9	AB	R	H	RBI	BB	SO	LOB	TOP	
Darren Lewis, R OBP: 0.246, SLG: 0.281 (1, 8)	F9			WP	P4					3	1	1	0	0	0	0	San Francisco Giants @ Philadelphia Phillies Veterans Stadium, Philadelphia, PA Thu May 25 1995, 7:05 PM EDT Att: 20,539 - Unknown - 73 F	
Robby Thompson, R OBP: 0.291, SLG: 0.366 (1, 4)	K			G3 WP 1B BB	K					2	1	0	0	1	2	0		
Barry Bonds, L OBP: 0.433, SLG: 0.526 (1, 7)	K			G3	F7					3	0	0	0	0	1	1		
Matt Williams, R OBP: 0.426, SLG: 0.767 (1, 5)				2B SF8 1B	F8					3	1	1	1	0	0	0		
Glenallen Hill, R OBP: 0.354, SLG: 0.564 (1, 9)	K			1-2 2B						2	0	1	0	0	1	0		
Royce Clayton, R OBP: 0.315, SLG: 0.367 (1, 6)				1-0 SF8						1	0	1	1	0	0	0		
J.R. Phillips, L OBP: 0.200, SLG: 0.279 (1, 3)	CS			F8	G1-3					2	0	0	0	0	0	1		
Kirt Manwaring, R OBP: 0.333, SLG: 0.318 (1, 2)				P2	K					2	0	0	0	0	1	0		
Mark Leiter, R OBP: 0.100, SLG: 0.100 (1, 1)				K	K					2	0	0	0	0	2	0		
Inning Stats	R: 0 E: 0 K: 2 S: 10	H: 0 LOB: 0 BB: 0 P: 15	R: 0 E: 0 K: 1 S: 5	H: 1 LOB: 0 BB: 0 P: 7	R: 0 E: 0 K: 1 S: 6	H: 0 LOB: 0 BB: 0 P: 11	R: 3 E: 0 K: 0 S: 13	H: 3 LOB: 1 BB: 1 P: 27	R: 0 E: 0 K: 2 S: 9	H: 0 LOB: 0 BB: 0 P: 14	R: 0 E: 0 K: 1 S: 7	H: 0 LOB: 0 BB: 0 P: 12					1B: 2 SF: 1 2B: 1 SAC: 0 3B: 1 DP: 0 HR: 0 HBP: 0	WP: 1 PA: 23 FB: 0 SB: 0 CS: 1
PITCHER Tyler Green, R ERA: 5.28 (1, 1)	IP: 6.0 WLS: L BF: 22 H: 4 R: 3 ER: 3 SO: 7 BB: 1 IBB: 0 HBP: 0 BLK: 0 WP: 1 HR: 0 S: 50 P: 86 ERA: 4.50 WHIP: 0.833															PITCHER	IP: WLS: BF: H: R: ER: SO: BB: IBB: HBP: BLK: WP: HR: S: P: ERA: WHIP:	

Batter	1	2	3	4	5	6	7	8	9	AB	R	H	RBI	BB	SO	LOB	BOTTOM	
Dave Gallagher, R OBP: 0.463, SLG: 0.595 (1, 8)	HR			G6-3	G3-1					3	1	1	1	0	0	0	San Francisco Giants @ Philadelphia Phillies Veterans Stadium, Philadelphia, PA Thu May 25 1995, 7:05 PM EDT Att: 20,539 - Unknown - 73 F	
Mickey Morandini, L OBP: 0.397, SLG: 0.482 (1, 4)	F7			G3	2B					3	0	1	0	0	0	0		
Gregg Jefferies, S OBP: 0.262, SLG: 0.363 (1, 7)	F8			F8	P5					3	0	0	0	0	0	1		
Dave Hollins, S OBP: 0.458, SLG: 0.434 (1, 3)	K			F8 WP 1B	BB					2	0	1	0	1	1	0		
Darren Daulton, L OBP: 0.343, SLG: 0.404 (1, 2)				F8	P6					3	0	0	0	0	0	2		
Jim Eisenreich, L OBP: 0.441, SLG: 0.517 (1, 9)				FC5-4 1B	HBP BB					2	0	1	0	1	1	1		
Charlie Hayes, R OBP: 0.389, SLG: 0.433 (1, 5)				FC5-4 1-2	HBP					1	0	0	0	0	0	1		
Kevin Stocker, S OBP: 0.280, SLG: 0.211 (1, 6)				G4-3	G4-3					2	0	0	0	0	0	4		
Tyler Green, R OBP: 0.091, SLG: 0.182 (1, 1)				G5-3	F7					2	0	0	0	0	0	0		
Inning Stats	R: 1 E: 0 K: 1 S: 16	H: 1 LOB: 0 BB: 0 P: 26	R: 0 E: 0 K: 0 S: 5	H: 1 LOB: 1 BB: 0 P: 7	R: 0 E: 0 K: 0 S: 6	H: 0 LOB: 0 BB: 0 P: 9	R: 0 E: 0 K: 0 S: 9	H: 1 LOB: 3 BB: 1 P: 21	R: 0 E: 0 K: 0 S: 13	H: 1 LOB: 1 BB: 0 P: 21	R: 0 E: 0 K: 1 S: 10	H: 0 LOB: 1 BB: 1 P: 15					1B: 2 SF: 0 2B: 1 SAC: 0 3B: 0 DP: 0 HR: 1 HBP: 1	WP: 1 PA: 24 FB: 0 SB: 0 CS: 0
PITCHER Mark Leiter, R ERA: 3.78 (1, 1)	IP: 5.2 WLS: W BF: 24 H: 4 R: 1 ER: 1 SO: 2 BB: 2 IBB: 0 HBP: 1 BLK: 0 WP: 1 HR: 1 S: 59 P: 99 ERA: 1.59 WHIP: 1.059															PITCHER	IP: WLS: BF: H: R: ER: SO: BB: IBB: HBP: BLK: WP: HR: S: P: ERA: WHIP:	

Batter	1	2	3	4	5	6	7	8	9	AB	R	H	RBI	BB	SO	LOB	TOP									
Darren Lewis, R OBP: 0.260, SLG: 0.294 (1, 8)	F9		G3-6-1 1B		P6		S		WP 1B	5	0	3	2	0	0	0	San Francisco Giants @ New York Mets Shea Stadium, Flushing, NY Fri May 26 1995, 7:05 PM EDT Att: 20,924 - Unknown - 62 F livebaseballscorecards.com									
John Patterson, S OBP: 0.282, SLG: 0.250 (1, 4)	K		G3-6-1 1-2 2-3			G3	F8		L9 2-3 3-H	5	0	0	0	0	1	6										
Barry Bonds, L OBP: 0.416, SLG: 0.500 (1, 7)	F9			F8		E6 S 1B	F7		K 1-2 3-H 4-0	5	1	0	0	0	1	2										
Matt Williams, R OBP: 0.425, SLG: 0.748 (1, 5)		L9				F7	G6-3		IBB	4	1	1	0	1	0	2										
Glenallen Hill, R OBP: 0.356, SLG: 0.557 (1, 9)				F7		S 1B		P5	K 2-3 3-H	5	1	2	0	0	1	3										
Royce Clayton, R OBP: 0.322, SLG: 0.392 (1, 6)		P4						K		4	0	2	3	0	1	0										
J.R. Phillips, L OBP: 0.202, SLG: 0.270 (1, 3)				E4 1B	G5-3			G1-3		3	0	0	0	1	0	1										
Kirt Manwaring, R OBP: 0.333, SLG: 0.319 Shawn Barton, R (6, 1)							K			3	0	1	0	0	2	2										
Mark Dewey, R (7, 1)							K			0	0	0	0	0	0	0										
Mark Carreon, R OBP: 0.296, SLG: 0.423 (9, PH)									SH 1B	1	1	1	0	0	0	0										
Rod Beck, R OBP: 0.333, SLG: 0.333 (9, 1)									1B 2B	0	0	0	0	0	0	0										
Terry Mulholland, R (1, 1)										1	0	0	0	0	0	2										
Tom Lampkin, L OBP: 0.313, SLG: 0.154 (5, PH)									SH L9 1B	1	0	0	0	0	0	0										
Chris Hook, R (5, 1)									WP	0	0	0	0	0	0	0										
Jeff Reed, L OBP: 0.500, SLG: 0.435 (6, 2)										1	2	1	0	0	0	0										
Inning Stats	R: 0 E: 0 K: 1 S: 11	H: 0 LOB: 0 BB: 0 P: 17	R: 0 E: 0 K: 0 S: 7	H: 1 LOB: 0 BB: 0 P: 12	R: 0 E: 1 K: 0 S: 5	H: 2 LOB: 2 BB: 0 P: 8	R: 1 E: 0 K: 0 S: 10	H: 2 LOB: 1 BB: 0 P: 17	R: 0 E: 0 K: 1 S: 6	H: 0 LOB: 0 BB: 0 P: 8	R: 2 E: 1 K: 1 S: 19	H: 2 LOB: 2 BB: 1 P: 32	R: 1 E: 0 K: 0 S: 12	H: 2 LOB: 1 BB: 0 P: 17	R: 0 E: 0 K: 1 S: 7	H: 0 LOB: 0 BB: 0 P: 11		R: 2 E: 1 K: 2 S: 10	H: 2 LOB: 2 BB: 1 P: 19	1B: 8 2B: 2 3B: 1 HR: 0	SF: 0 SAC: 1 DP: 1 HBP: 0	WP: 1 PB: 0 SB: 3 CS: 0	PA: 41			
PITCHER	IP	WLS	BF	H	R	ER	SO	BB	IBB	HBP	BLK	WP	HR	S	P	ERA		WHIP								
Bobby Jones, R ERA: 2.4 (1, 1)	8.0		34	9	4	2	4	0	1	0	0	0	0	77	122	2.25		1.125								
Doug Henry, R ERA: 5.11 (9, 1)	0.1	L	4	2	2	1	0	0	0	0	0	0	0	4	5	27.00		6.000								
Eric Gunderson, L ERA: 3.38 (9, 1)	0.1		2	0	0	0	1	0	1	0	0	1	0	3	9	0.00	0.000									
Jerry Dipoto, R ERA: 5.94 (9, 1)	0.1		1	0	0	0	1	0	0	0	0	0	0	3	5	0.00	0.000									

Batter	1	2	3	4	5	6	7	8	9	AB	R	H	RBI	BB	SO	LOB	BOTTOM									
Brett Butler, L OBP: 0.377, SLG: 0.376 (1, 8)	G6-3	G5-3		L8		L4			G3 1B	5	0	1	0	0	0	5	San Francisco Giants @ New York Mets Shea Stadium, Flushing, NY Fri May 26 1995, 7:05 PM EDT Att: 20,924 - Unknown - 62 F livebaseballscorecards.com									
Ricky Otero, S OBP: 0.205, SLG: 0.195 Joe Orsulak, L OBP: 0.397, SLG: 0.443 (1, 7) (9, PH)	G6-3		G6-3		G4-3		CS 1B		G3 1-2	4	0	1	0	0	0	0										
Chris Jones, R OBP: 0.323, SLG: 0.379 (1, 9)	HR		F9		K		L7		K 1-3	5	1	1	1	0	2	2										
Jeff Kent, R OBP: 0.299, SLG: 0.337 (1, 4)	FC6 1B			HR	F7		1B BB		K 1-3	4	1	2	1	1	1	1										
Edgardo Alfonzo, R OBP: 0.281, SLG: 0.407 (1, 5)	FC6					F7				4	0	2	0	0	0	1										
David Segui, S OBP: 0.386, SLG: 0.466 (1, 3)			G6-3		G5-3 1B		L4			4	1	2	0	0	0	2										
Kelly Stinnett, R OBP: 0.394, SLG: 0.552 (1, 2)		G5-3 1B			G5-3		F7			4	1	2	0	0	0	1										
Tim Bogar, R OBP: 0.222, SLG: 0.176 (1, 6)		G5-3					F8			3	0	1	1	1	0	1										
Bobby Jones, R OBP: 0.273, SLG: 0.273 Bobby Bonilla, S OBP: 0.414, SLG: 0.636 Doug Henry, R (9, 1)										2	0	1	1	0	1	3										
Eric Gunderson, R (9, 1)										1	0	0	0	0	1	0										
Jerry Dipoto, R (9, 1)										0	0	0	0	0	0	0										
Inning Stats	R: 1 E: 0 K: 0 S: 9	H: 2 LOB: 1 BB: 0 P: 11	R: 1 E: 0 K: 0 S: 7	H: 2 LOB: 1 BB: 0 P: 9	R: 1 E: 0 K: 0 S: 8	H: 2 LOB: 1 BB: 0 P: 15	R: 1 E: 0 K: 0 S: 12	H: 2 LOB: 1 BB: 0 P: 18	R: 0 E: 0 K: 1 S: 9	H: 0 LOB: 0 BB: 0 P: 13	R: 0 E: 0 K: 1 S: 13	H: 2 LOB: 3 BB: 1 P: 22	R: 0 E: 0 K: 0 S: 9	H: 2 LOB: 2 BB: 1 P: 15	R: 0 E: 0 K: 1 S: 6	H: 0 LOB: 0 BB: 0 P: 7		R: 0 E: 0 K: 2 S: 10	H: 1 LOB: 1 BB: 0 P: 13	1B: 11 2B: 0 3B: 0 HR: 2	SF: 0 SAC: 1 DP: 0 HBP: 0	WP: 0 PB: 0 SB: 0 CS: 1	PA: 40			
PITCHER	IP	WLS	BF	H	R	ER	SO	BB	IBB	HBP	BLK	WP	HR	S	P	ERA		WHIP								
Terry Mulholland, L ERA: 6.69 (5, 1)	1.2		8	2	0	0	2	1	0	0	0	0	0	19	30	0.00		1.800								
Shawn Barton, L ERA: 3.0 (6, 1)	0.2		3	1	0	0	0	0	0	0	0	0	0	9	13	0.00		1.500								
Mark Dewey, R ERA: 2.6 (7, 1)	1.2	W	6	1	0	0	1	1	0	0	0	0	0	9	14	0.00		1.200								
Rod Beck, R ERA: 3.94 (9, 1)	1.0	S	4	1	0	0	2	0	0	0	0	0	0	10	13	0.00		1.000								

Batter	1	2	3	4	5	6	7	8	9	AB	R	H	RBI	BB	SO	LOB	TOP										
Darren Lewis, R OBP: 0.284, SLG: 0.296 (1, 8)	G5-3		CS 1B		L4			HR 1B	G6-3	5	1	2	0	0	0	2	San Francisco Giants @ New York Mets Shea Stadium, Flushing, NY Sun May 28 1995, 3:33 AM EDT Att: 24,456 - Overcast - 70 F										
Steve Scarsone, R OBP: 0.458, SLG: 0.826 (1, 4)	P8		K			K		HR		4	1	1	2	0	2	1											
Barry Bonds, L OBP: 0.421, SLG: 0.532 (1, 7)	1B 2B		CS	F8		HR		HR	1B	4	2	3	1	0	0	0											
Matt Williams, R OBP: 0.453, SLG: 0.791 (1, 5)	1B			F8		F8		HR		4	1	3	2	0	0	0											
Glenallen Hill, R OBP: 0.349, SLG: 0.558 (1, 9)	L4			K			BB	P5		3	0	0	0	1	1	3											
Royce Clayton, R OBP: 0.301, SLG: 0.364 (1, 6)		P2		K		G4-3		G6-3		4	0	0	0	0	1	2											
J.R. Phillips, L OBP: 0.187, SLG: 0.247 (1, 3)		P5				G4-3		P2	G2-3	4	0	0	0	0	0	0											
Kirt Manwaring, R OBP: 0.329, SLG: 0.315 (1, 2)		G5-3			E5 SH1-4		K	G6-3	G6-3 1B	4	0	1	0	0	1	0											
Mark Portugal, R (1, 1)					P6				F9	2	0	0	0	0	0	0											
Mark Carreon, R OBP: 0.286, SLG: 0.407 (9, PH)										1	0	0	0	0	0	1											
Rod Beck, R OBP: 0.333, SLG: 0.333 (9, 1)										0	0	0	0	0	0	0											
Inning Stats	R: 0 E: 0 K: 0 S: 10	H: 2 LOB: 2 BB: 0 P: 13	R: 0 E: 0 K: 0 S: 4	H: 0 LOB: 0 BB: 0 P: 9	R: 0 E: 0 K: 1 S: 11	H: 1 LOB: 0 BB: 0 P: 17	R: 0 E: 0 K: 2 S: 10	H: 1 LOB: 1 BB: 0 P: 15	R: 0 E: 1 K: 0 S: 9	H: 0 LOB: 1 BB: 0 P: 12	R: 1 E: 0 K: 0 S: 15	H: 1 LOB: 0 BB: 0 P: 27	R: 0 E: 0 K: 1 S: 11	H: 0 LOB: 0 BB: 0 P: 15	R: 4 E: 0 K: 0 S: 17	H: 4 LOB: 1 BB: 0 P: 20	R: 0 E: 0 K: 0 S: 8	H: 1 LOB: 0 BB: 0 P: 13	1B: 6 2B: 1 3B: 0 HR: 3	SF: 0 SAC: 1 DP: 1 HBP: 0	WP: 0 PB: 0 SB: 0 CS: 1	PA: 38					
PITCHER	IP	WLS	BF	H	R	ER	SO	BB	IBB	HBP	BLK	WP	HR	S	P	ERA	WHIP										
Dave Micki, R ERA: 3.0 (1, 1)	7.0	L	30	8	4	4	5	1	0	0	0	0	2	76	118	5.14	1.286										
Josias Manzanillo, R ERA: 7.88 (8, 1)	1.0		4	1	1	1	0	0	0	0	0	0	1	11	17	9.00	1.000										
John Franco, L ERA: 3.38 (9, 1)	1.0		3	1	0	0	0	0	0	0	0	0	0	8	13	0.00	1.000										


Batter	1	2	3	4	5	6	7	8	9	AB	R	H	RBI	BB	SO	LOB	BOTTOM										
Brett Butler, L OBP: 0.366, SLG: 0.376 (1, 8)	K		G6-3			F9		3B		4	0	1	0	0	1	0	San Francisco Giants @ New York Mets Shea Stadium, Flushing, NY Sun May 28 1995, 3:33 AM EDT Att: 24,456 - Overcast - 70 F										
Edgardo Alfonzo, R OBP: 0.242, SLG: 0.349 (1, 5)	F8			G4-3		G6-3		P4		4	0	0	0	0	0	1											
David Segui, S OBP: 0.397, SLG: 0.470 (1, 3)	F7			1B		G3-1		F9		4	0	1	0	0	0	1											
Bobby Bonilla, S OBP: 0.412, SLG: 0.642 (1, 7)		G3-1		K				1B 1B		4	0	1	0	0	1	1											
Joe Orsulak, L OBP: 0.368, SLG: 0.406 (1, 9)		F7		G4-3				P6		4	0	0	0	0	0	2											
Jeff Kent, R OBP: 0.330, SLG: 0.412 (1, 4)		3B			G4-6-3 1B		BB	F9		3	0	2	0	1	0	1											
Jose Vizcaino, S OBP: 0.305, SLG: 0.315 (1, 6)		F8			G4-6-3 1-2		L3	1B		4	0	1	0	0	0	3											
Alberto Castillo, R (1, 2)			K					G1-3	F7	3	0	0	0	1	1	2											
Dave Micki, R (1, 1)					G6-3					2	0	0	0	0	0	1											
Josias Manzanillo, R (8, 1)										0	0	0	0	0	0	0											
Chris Jones, R OBP: 0.344, SLG: 0.500 (8, PH)										1	1	1	1	0	0	0											
John Franco, L (9, 1)								HR		0	0	0	0	0	0	0											
Inning Stats	R: 0 E: 0 K: 1 S: 9	H: 0 LOB: 0 BB: 0 P: 11	R: 0 E: 0 K: 0 S: 9	H: 1 LOB: 1 BB: 0 P: 15	R: 0 E: 0 K: 1 S: 9	H: 0 LOB: 0 BB: 0 P: 15	R: 0 E: 0 K: 1 S: 9	H: 1 LOB: 1 BB: 0 P: 12	R: 0 E: 0 K: 0 S: 6	H: 1 LOB: 1 BB: 1 P: 10	R: 0 E: 0 K: 0 S: 5	H: 0 LOB: 0 BB: 0 P: 6	R: 0 E: 0 K: 0 S: 4	H: 0 LOB: 1 BB: 1 P: 9	R: 1 E: 0 K: 0 S: 13	H: 2 LOB: 1 BB: 0 P: 20	R: 0 E: 0 K: 0 S: 11	H: 2 LOB: 2 BB: 0 P: 17	1B: 4 2B: 0 3B: 2 HR: 1	SF: 0 SAC: 0 DP: 1 HBP: 0	WP: 0 PB: 0 SB: 0 CS: 0	PA: 35					
PITCHER	IP	WLS	BF	H	R	ER	SO	BB	IBB	HBP	BLK	WP	HR	S	P	ERA	WHIP										
Mark Portugal, R ERA: 3.35 (1, 1)	8.0	W	30	5	1	1	3	2	0	0	0	0	0	64	98	1.12	0.875										
Rod Beck, R ERA: 3.71 (9, 1)	1.0		5	2	0	0	0	0	0	0	0	0	0	11	17	0.00	2.000										




Batter	1	2	3	4	5	6	7	8	9	AB	R	H	RBI	BB	SO	LOB	TOP					
Darren Lewis, R OBP: 0.264, SLG: 0.290 (1, 8)										3	1	0	1	0	0	0	San Francisco Giants @ Montreal Expos Olympic Stadium, Montreal, QB Mon May 29 1995, 7:05 PM EDT Att: 14,293 - Dome - 72 F					
John Patterson, S OBP: 0.250, SLG: 0.222 (1, 4)										5	1	1	0	0	0	3						
Barry Bonds, L OBP: 0.420, SLG: 0.570 (1, 7)										5	2	2	4	0	1	1						
Matt Williams, R OBP: 0.436, SLG: 0.758 (1, 5)										5	0	0	0	0	2	2						
Glenallen Hill, R OBP: 0.346, SLG: 0.547 (1, 9)										4	0	1	0	0	2	0						
Jeff Reed, L OBP: 0.469, SLG: 0.407 (9, PH)										4	0	1	0	0	0	1						
Mike Benjamin, R OBP: 0.250, SLG: 0.250 (9, PH)										0	1	0	0	0	0	0						
Kirt Manwaring, R OBP: 0.329, SLG: 0.315 (9, 2)										0	0	0	0	0	0	0						
Royce Clayton, R OBP: 0.307, SLG: 0.363 (1, 6)										3	2	1	0	1	0	1						
J.R. Phillips, L OBP: 0.183, SLG: 0.242 (9, PH)										2	1	0	0	0	0	0						
Mark Carreon, R OBP: 0.310, SLG: 0.429 (9, PH)										1	1	1	1	0	0	0						
Rod Beck, R OBP: 0.333, SLG: 0.333 (9, 1)										0	0	0	0	0	0	0						
Trevor Wilson, L OBP: 0.214, SLG: 0.286 (7, 1)										3	1	1	2	0	1	0						
Mark Downey, R (7, 1)										0	0	0	0	0	0	0						
Shawn Barton, R (7, 1)										0	0	0	0	0	0	0						
Dave Burba, R (7, 1)										0	0	0	0	0	0	0						
Steve Scarsone, R OBP: 0.440, SLG: 0.626 (9, PH)										0	1	0	0	1	0	0						
Steve Scarsone, R OBP: 0.440, SLG: 0.626 (9, 3)										0	1	0	0	1	0	0						
Inning Stats	R: 0 E: 0 K: 0 S: 6	H: 0 LOB: 0 BB: 0 P: 13	R: 0 E: 0 K: 0 S: 4	H: 0 LOB: 0 BB: 0 P: 5	R: 3 E: 2 K: 1 S: 14	H: 1 LOB: 1 BB: 1 P: 22	R: 0 E: 0 K: 1 S: 11	H: 0 LOB: 0 BB: 0 P: 18	R: 0 E: 0 K: 1 S: 9	H: 0 LOB: 0 BB: 0 P: 9	R: 2 E: 0 K: 0 S: 14	H: 3 LOB: 1 BB: 0 P: 20	R: 0 E: 0 K: 0 S: 8	H: 0 LOB: 0 BB: 0 P: 13	R: 0 E: 0 K: 2 S: 8	H: 0 LOB: 0 BB: 0 P: 12	R: 6 E: 0 K: 1 S: 17	H: 4 LOB: 1 BB: 1 P: 32	1B: 5 2B: 1 3B: 1 HR: 1	SF: 0 SAC: 2 DP: 0 HBP: 1	WP: 3 PB: 0 SB: 1 CS: 0	PA: 40
PITCHER	IP	WLS	BF	H	R	ER	SO	BB	IBB	HBP	BLK	WP	HR	S	P	ERA	WHIP					
Pedro Martinez, R ERA: 3.05 (1, 1)	5.1		23	4	5	4	3	1	0	0	0	2	0	53	79	6.75	0.938					
Gabe White, L ERA: 6.75 (6, 1)	0.2		2	0	0	0	0	0	0	0	0	0	0	5	8	0.00	0.000					
Greg Harris, R ERA: 4.5 (7, 1)	1.0		3	0	0	0	0	0	0	0	0	0	0	8	13	0.00	0.000					
Jeff Shaw, R ERA: 6.38 (8, 1)	1.0		3	0	0	0	2	0	0	0	0	0	0	8	12	0.00	0.000					
Mel Rojas, R ERA: 3.72 (9, 1)	0.1	L	6	3	5	5	1	1	0	1	0	0	0	11	21	135.00	12.000					
Luis Aquino, R ERA: 5.82 (9, 1)	0.2		3	1	1	1	0	0	0	0	0	1	1	6	11	13.50	1.500					
Batter	1	2	3	4	5	6	7	8	9	AB	R	H	RBI	BB	SO	LOB	BOTTOM					
Tony Tarasco, L OBP: 0.355, SLG: 0.505 (1, 9)										5	1	1	0	0	1	1	San Francisco Giants @ Montreal Expos Olympic Stadium, Montreal, QB Mon May 29 1995, 7:05 PM EDT Att: 14,293 - Dome - 72 F					
Wil Cordero, R OBP: 0.366, SLG: 0.413 (1, 6)										5	0	2	0	0	0	1						
Moises Alou, R OBP: 0.350, SLG: 0.451 (1, 7)										4	1	1	0	1	0	2						
Rondell White, R OBP: 0.432, SLG: 0.678 (1, 8)										4	1	1	0	1	0	1						
Luis Aquino, R OBP: 0.400, SLG: 0.250 (9, 1)										0	0	0	0	0	0	0						
Sean Berry, R OBP: 0.295, SLG: 0.321 (1, 3)										2	0	0	0	1	0	2						
Henry Rodriguez, L OBP: 0.311, SLG: 0.381 (7, PH)										1	0	0	1	0	0	0						
Henry Rodriguez, L OBP: 0.311, SLG: 0.381 (8, 3)										0	0	0	1	0	0	0						
Mike Lansing, R OBP: 0.333, SLG: 0.443 (1, 4)										5	1	2	1	0	0	2						
Shane Andrews, R OBP: 0.313, SLG: 0.561 (1, 5)										4	1	1	0	1	0	1						
Tim Laker, R OBP: 0.270, SLG: 0.333 (1, 2)										2	0	0	0	0	1	3						
Jeff Treadway, L OBP: 0.150, SLG: 0.211 (7, PH)										0	1	0	1	1	0	0						
Jeff Shaw, R (8, 1)										0	0	0	0	0	0	0						
Mel Rojas, R (9, 1)										0	0	0	0	0	0	0						
Lou Frazier, S OBP: 0.182, SLG: 0.150 (9, 8)										0	0	0	0	0	0	0						
Pedro Martinez, R OBP: 0.467, SLG: 0.671 (6, 1)										2	0	0	0	0	0	3						
Gabe White, L OBP: 0.230, SLG: 0.415 (6, PH)										0	0	0	0	0	0	0						
Mark Grudzielanek, R OBP: 0.330, SLG: 0.415 (7, 1)										1	0	0	0	0	2	0						
Greg Harris, R (7, 1)										1	0	0	0	0	0	0						
Darin Fletcher, L OBP: 0.318, SLG: 0.373 (8, 2)										1	0	1	3	0	0	0						
Tim Spehr, R OBP: 0.229, SLG: 0.833 (9, 2)										0	0	0	0	0	0	0						
Inning Stats	R: 0 E: 0 K: 0 S: 11	H: 2 LOB: 2 BB: 0 P: 18	R: 0 E: 0 K: 0 S: 4	H: 0 LOB: 0 BB: 0 P: 7	R: 0 E: 0 K: 0 S: 10	H: 1 LOB: 1 BB: 0 P: 10	R: 0 E: 1 K: 1 S: 12	H: 1 LOB: 3 BB: 1 P: 21	R: 0 E: 0 K: 0 S: 9	H: 1 LOB: 1 BB: 0 P: 14	R: 0 E: 0 K: 0 S: 7	H: 1 LOB: 2 BB: 0 P: 13	R: 6 E: 0 K: 1 S: 14	H: 3 LOB: 1 BB: 4 P: 37	R: 0 E: 0 K: 0 S: 6	H: 0 LOB: 0 BB: 0 P: 10	R: 0 E: 0 K: 0 S: 10	H: 0 LOB: 0 BB: 0 P: 16	1B: 6 2B: 3 3B: 0 HR: 0	SF: 1 SAC: 0 DP: 0 HBP: 1	WP: 0 PB: 0 SB: 0 CS: 0	PA: 43
PITCHER	IP	WLS	BF	H	R	ER	SO	BB	IBB	HBP	BLK	WP	HR	S	P	ERA	WHIP					
Trevor Wilson, L ERA: 2.93 (1, 1)	6.0		28	7	1	1	1	1	0	0	0	0	0	56	86	1.50	1.333					
Mark Dewey, R ERA: 3.57 (7, 1)	0.1		3	0	0	0	0	2	0	0	0	0	0	2	12	0.00	6.000					
Shawn Barton, L ERA: 5.4 (7, 1)	0.1		2	1	1	1	0	0	0	0	0	0	0	2	4	27.00	3.000					
Dave Burba, R ERA: 6.88 (7, 1)	1.1	W	7	1	4	4	1	2	0	0	0	0	0	13	28	27.00	2.250					
Rod Beck, R ERA: 3.5 (9, 1)	1.0		3	0	0	0	0	0	0	0	0	0	0	10	16	0.00	0.000					

Batter	1	2	3	4	5	6	7	8	9	AB	R	H	RBI	BB	SO	LOB	TOP										
Darren Lewis, R OBP: 0.247, SLG: 0.270 (1, 8)	G5-3		G1-3		G6-3		G6-3		G5-3	5	0	0	0	0	0	0	San Francisco Giants @ Montreal Expos Olympic Stadium, Montreal, QB Wed May 31 1995, 7:05 PM EDT Att: 15,913 - Dome livebaseballscorecards.com										
John Patterson, S OBP: 0.211, SLG: 0.185 (1, 4)	G3		G3		K2-3		P6		F7	5	0	0	0	0	1	AB 36 R 4 H 10 RBI 4 BB 2 SO 6 LOB 13											
Barry Bonds, L OBP: 0.429, SLG: 0.598 (1, 7)	1B		1B		G4-3		CS		1B	3	0	2	0	1	0												
Matt Williams, R OBP: 0.444, SLG: 0.781 (1, 5)	K		1B		1B		CS		3B	4	1	3	0	0	1												
Glenallen Hill, R OBP: 0.338, SLG: 0.524 (1, 9)	G4-3		FC6-4		1B		K			4	1	1	0	0	1												
Royce Clayton, R OBP: 0.311, SLG: 0.367 (1, 6)	HR		G4-3		1B		BB			3	1	2	1	1	0												
Steve Scarosne, R OBP: 0.455, SLG: 0.900 (8, PH)	HR		G5-3		K		K			3	1	1	2	0	1												
Mark Carreon, R OBP: 0.323, SLG: 0.433 (8, 1)	HR		G6-3		E6		P5			1	0	0	0	0	0												
Shawn Barton, R (8, 1)	HR		G4-3		K		G6-4-3		L1-3	3	0	0	0	0	1												
Dave Burba, R (8, 1)	HR		G4-3		K					1	0	0	0	0	0												
Kirt Manwaring, R OBP: 0.330, SLG: 0.316 (8, PH)	G6-3		E6		G6-4-3					3	0	1	1	0	0												
Jeff Reed, L OBP: 0.441, SLG: 0.379 (8, 2)	G6-3		G6-3		G6-4-3					1	0	0	0	0	2												
Terry Mulholland, R (1, 1)	G4-3		G4-3		G6-4-3					3	0	0	0	0	1												
J.R. Phillips, L OBP: 0.180, SLG: 0.238 (8, 3)	G4-3		G4-3		G6-4-3					1	0	0	0	0	0												
Inning Stats	R: 0 E: 0 K: 1 S: 11	H: 1 LOB: 1 BB: 0 P: 17	R: 2 E: 0 K: 0 S: 11	H: 2 LOB: 0 BB: 0 P: 14	R: 0 E: 0 K: 0 S: 5	H: 1 LOB: 1 BB: 1 P: 9	R: 0 E: 1 K: 1 S: 12	H: 0 LOB: 1 BB: 0 P: 17	R: 0 E: 0 K: 1 S: 7	H: 0 LOB: 0 BB: 0 P: 10	R: 2 E: 0 K: 0 S: 14	H: 4 LOB: 0 BB: 0 P: 22	R: 0 E: 0 K: 0 S: 5	H: 1 LOB: 0 BB: 0 P: 6	R: 0 E: 0 K: 2 S: 10	H: 1 LOB: 2 BB: 1 P: 18	R: 0 E: 0 K: 0 S: 12	H: 0 LOB: 0 BB: 0 P: 15	1B: 7 2B: 1 3B: 1 HR: 1	SF: 0 SAC: 0 DP: 1 HBP: 0	WP: 0 PB: 0 SB: 2 CS: 1	PA: 39					
PITCHER	IP	WLS	BF	H	R	ER	SO	BB	IBB	HBP	BLK	WP	HR	S	P	ERA	WHIP										
Gil Heredia, R ERA: 5.21 (1, 1)	6.2	W	30	9	4	4	4	1	0	0	0	0	1	64	94	5.40	1.500										
Greg Harris, R ERA: 4.15 (7, 1)	0.1		1	1	0	0	0	0	0	0	0	0	0	2	3	0.00	3.000										
Tim Scott, R ERA: 3.2 (8, 1)	1.0		4	0	0	0	2	1	0	0	0	0	0	9	16	0.00	1.000										
Mel Rojas, R ERA: 3.54 (9, 1)	1.0	S	3	0	0	0	0	0	0	0	0	0	0	12	15	0.00	0.000										

Batter	1	2	3	4	5	6	7	8	9	AB	R	H	RBI	BB	SO	LOB	BOTTOM										
Tony Tarasco, L OBP: 0.338, SLG: 0.483 (1, 9)	F8	G6-3			K		G4-3			4	0	0	0	0	1	2	San Francisco Giants @ Montreal Expos Olympic Stadium, Montreal, QB Wed May 31 1995, 7:05 PM EDT Att: 15,913 - Dome livebaseballscorecards.com										
Lou Frazier, S OBP: 0.185, SLG: 0.160 (1, 8)	K		G1-3			HR		G6-3		4	1	1	0	0	1	AB 29 R 5 H 9 RBI 5 BB 1 SO 2 LOB 7											
Henry Rodriguez, L OBP: 0.313, SLG: 0.371 (1, 3)	G4-3		G1-3			P6		G6-3		3	0	1	0	1	0												
Moises Alou, R OBP: 0.357, SLG: 0.486 (1, 7)	G6-3		G6-4-3			HR		G6-4-3		4	1	1	2	0	2												
Wil Cordero, R OBP: 0.360, SLG: 0.403 (1, 6)	1B		G6-4-3			F8				3	1	2	0	0	0												
Shane Andrews, R OBP: 0.305, SLG: 0.541 (1, 5)	1B		F8			G5-3				3	1	1	0	0	1												
Mark Grudzielanek, R OBP: 0.303, SLG: 0.406 (1, 4)	1B		G6-4-3			G6-3				3	1	1	1	0	0												
Tim Laker, R OBP: 0.275, SLG: 0.333 (1, 2)	1B		L7			P3				3	0	1	2	0	0												
Gil Heredia, R OBP: 0.182, SLG: 0.182 (1, 1)	SH1-4		G5-3							1	0	0	0	0	0												
Greg Harris, S OBP: 0.500, SLG: 1.000 (7, 1)	SH1-4									1	0	1	0	0	0												
Tim Scott, R OBP: 0.333, SLG: 0.333 (8, 1)										0	0	0	0	0	0												
Mel Rojas, R (9, 1)										0	0	0	0	0	0												
Inning Stats	R: 0 E: 0 K: 1 S: 7	H: 0 LOB: 0 BB: 0 P: 8	R: 3 E: 0 K: 0 S: 12	H: 4 LOB: 1 BB: 0 P: 21	R: 0 E: 0 K: 0 S: 5	H: 1 LOB: 0 BB: 0 P: 6	R: 0 E: 0 K: 0 S: 7	H: 1 LOB: 0 BB: 0 P: 11	R: 0 E: 0 K: 1 S: 5	H: 0 LOB: 0 BB: 0 P: 7	R: 2 E: 0 K: 0 S: 11	H: 2 LOB: 0 BB: 0 P: 17	R: 0 E: 0 K: 0 S: 7	H: 1 LOB: 1 BB: 0 P: 9	R: 0 E: 0 K: 0 S: 8	H: 0 LOB: 0 BB: 1 P: 17	R: 0 E: 0 K: 0 S: 12	H: 0 LOB: 0 BB: 0 P: 15	1B: 7 2B: 1 3B: 0 HR: 1	SF: 0 SAC: 1 DP: 3 HBP: 0	WP: 1 PB: 0 SB: 0 CS: 0	PA: 31					
PITCHER	IP	WLS	BF	H	R	ER	SO	BB	IBB	HBP	BLK	WP	HR	S	P	ERA	WHIP										
Terry Mulholland, L ERA: 6.65 (1, 1)	7.0	L	28	9	5	5	2	1	0	0	0	0	1	54	79	6.43	1.286										
Shawn Barton, L ERA: 4.5 (8, 1)	0.1		2	0	0	0	0	1	0	0	0	0	0	6	13	0.00	3.000										
Dave Burba, R ERA: 6.62 (8, 1)	0.2		1	0	0	0	0	0	0	0	0	0	0	2	4	0.00	0.000										

Batter	1	2	3	4	5	6	7	8	9	AB	R	H	RBI	BB	SO	LOB	TOP									
Lenny Dykstra, L OBP: 0.359, SLG: 0.311	1-1 G6-4-3 1B		4-1 1B BB		2-1 G3		2-2 P8		0-0 L9	4	0	1	0	1	0	4	Philadelphia Phillies @ San Francisco Giants Candlestick Park, San Francisco, CA Fri Jun 02 1995, 10:05 PM EDT Att: 12,484 - Unknown - 54 F									
Mickey Morandini, L OBP: 0.358, SLG: 0.425	2-2 G6-4-3 1-2f		0-1 1B		0-1 1B		0-0 E6 1B		3-3 K	5	0	3	2	0	1	3										
Gregg Jefferies, S OBP: 0.326, SLG: 0.392	1-1 G4-3		0-1 L9		0-0 F8		4-0 IBB		1-1 G4-3	4	0	0	0	1	0	5										
Dave Hollins, S OBP: 0.421, SLG: 0.420		3-2 G4-3		0-3 K		0-1 F8		1-0 P6		4	0	0	0	0	1	3										
Darren Daulton, L OBP: 0.336, SLG: 0.382		3-3 K		1-0 FC1-6 1B		0-0 F8		3-1 G3		4	0	1	0	0	1	0										
Jim Eisenreich, L OBP: 0.436, SLG: 0.549	2-2 G3-1		2-1 FC1-6 FC6-4 1-2f		0-2 1B		1-0 F7		1-0 F7	4	0	1	0	0	0	1										
Charlie Hayes, R OBP: 0.397, SLG: 0.449			2-0 G3 1B		0-2 FC6-4 1-2f		0-1 F9		2-3 K	4	1	1	0	0	1	2										
Kevin Stocker, S OBP: 0.316, SLG: 0.255			1-1 G3		0-1 G3 SH1-4 1B		0-3 K		3-2 E5 L9 SH	4	1	1	0	0	1	1										
Curt Schilling, R OBP: 0.167, SLG: 0.222			1-1 G5-3		0-0 SH1-4		1-2 E 1B		1-1 SH	2	0	1	0	0	0	1	livebaseballscores.com AB 35 R 2 H 9 RBI 2 BB 2 SO 5 LOB 20 									
Randy Ready, R OBP: 0.231, SLG: 0.167										0	0	0	0	0	0	0										
Gene Harris, R OBP: 0.167, SLG: 0.167										0	0	0	0	0	0	0										
Inning Stats	R: 0 E: 0 K: 0 S: 7	H: 1 LOB: 0 BB: 0 P: 11	R: 0 E: 0 K: 1 S: 10	H: 0 LOB: 0 BB: 0 P: 18	R: 1 E: 0 K: 0 S: 10	H: 2 LOB: 2 BB: 1 P: 18	R: 0 E: 0 K: 1 S: 9	H: 1 LOB: 1 BB: 0 P: 12	R: 1 E: 0 K: 0 S: 8	H: 2 LOB: 1 BB: 0 P: 10	R: 0 E: 0 K: 0 S: 8	H: 1 LOB: 1 BB: 0 P: 8	R: 0 E: 1 K: 1 S: 13	H: 2 LOB: 3 BB: 1 P: 21	R: 0 E: 0 K: 1 S: 6	H: 0 LOB: 0 BB: 0 P: 12		R: 0 E: 1 K: 1 S: 12	H: 0 LOB: 2 BB: 0 P: 20	1B: 9 2B: 0 3B: 0 HR: 0	SF: 0 SAC: 2 DP: 1 HBP: 0	WP: 0 PB: 0 SB: 0 CS: 0	PA: 39			
PITCHER	IP	WLS	BF	H	R	ER	SO	BB	IBB	HBP	BLK	WP	HR	S	P	ERA		WHIP								
Mark Portugal, R ERA: 3.25	(1, 1)	7.0	31	9	2	2	3	1	1	0	0	0	0	65	98	2.57		1.429								
Shawn Barton, L ERA: 3.18	(8, 1)	1.2	7	0	0	0	2	0	0	0	0	0	0	16	29	0.00		0.000								
Rod Beck, R ERA: 3.26	(9, 1)	0.1	W	1	0	0	0	0	0	0	0	0	0	2	3	0.00		0.000								

Batter	1	2	3	4	5	6	7	8	9	AB	R	H	RBI	BB	SO	LOB	BOTTOM									
Darren Lewis, R OBP: 0.247, SLG: 0.270	3-2 G5-3				1-1 G6-3			0-2 1B		4	0	1	0	0	0	2	Philadelphia Phillies @ San Francisco Giants Candlestick Park, San Francisco, CA Fri Jun 02 1995, 10:05 PM EDT Att: 12,484 - Unknown - 54 F									
John Patterson, S OBP: 0.197, SLG: 0.172	1-3 K		0-0 G6-3		1-0 L8		1-1 F2		4	0	0	0	0	1	1											
Barry Bonds, L OBP: 0.424, SLG: 0.584	1-0 G4-3		4-2 E BB		0-1 L8		2-1 L8		3	0	0	0	1	0	1											
Matt Williams, R OBP: 0.438, SLG: 0.763		2-1 1B HBP	0-2 E6 G6-4-3		2-2 G4-3		0-0 F7		3	1	0	0	0	0	2											
Glenallen Hill, R OBP: 0.329, SLG: 0.508		0-0 P3	0-0 G6-4-3 1-2f		0-0 F8		0-0 F8		3-3 K	4	0	0	0	0	1	3										
Royce Clayton, R OBP: 0.317, SLG: 0.366		3-2 S 1B		0-0 P9		2-2 P9		4-2 HR BB		3	2	1	0	1	0	0										
Steve Scarosne, R OBP: 0.459, SLG: 0.941		1-3 K		1-3 K		1-1 1B		2-0 HR		4	1	2	2	0	2	2										
Kirt Manwaring, R OBP: 0.341, SLG: 0.329		1-1 1B		1-2 L8		0-1 L8		1-3 G5-4-3 1B		3	0	2	2	0	0	0										
Mark Portugal, R OBP: 0.077, SLG: 0.077					1-0 G4-3		0-1 G5-4-3			2	0	1	0	0	0	0	livebaseballscores.com AB 31 R 4 H 7 RBI 4 BB 2 SO 4 LOB 13 									
Tom Lampkin, L OBP: 0.300, SLG: 0.176										1	0	0	0	0	0	2										
Shawn Barton, R OBP: 0.333, SLG: 0.333										0	0	0	0	0	0	0										
Inning Stats	R: 0 E: 0 K: 1 S: 8	H: 0 LOB: 0 BB: 0 P: 13	R: 2 E: 0 K: 1 S: 15	H: 3 LOB: 2 BB: 0 P: 25	R: 0 E: 0 K: 0 S: 9	H: 0 LOB: 0 BB: 1 P: 13	R: 0 E: 0 K: 1 S: 7	H: 0 LOB: 0 BB: 0 P: 9	R: 0 E: 0 K: 0 S: 4	H: 0 LOB: 0 BB: 0 P: 7	R: 0 E: 0 K: 0 S: 7	H: 0 LOB: 0 BB: 0 P: 9	R: 0 E: 0 K: 0 S: 11	H: 2 LOB: 1 BB: 0 P: 14	R: 0 E: 0 K: 0 S: 9	H: 1 LOB: 1 BB: 0 P: 11		R: 2 E: 0 K: 1 S: 6	H: 1 LOB: 0 BB: 1 P: 15	1B: 6 2B: 0 3B: 0 HR: 1	SF: 0 SAC: 0 DP: 2 HBP: 1	WP: 0 PB: 0 SB: 1 CS: 0	PA: 34			
PITCHER	IP	WLS	BF	H	R	ER	SO	BB	IBB	HBP	BLK	WP	HR	S	P	ERA		WHIP								
Curt Schilling, R ERA: 2.96	(1, 1)	8.0	31	6	2	2	3	1	0	1	0	0	0	70	101	2.25		0.875								
Gene Harris, R ERA: 4.24	(9, 1)	0.1	L	3	1	2	1	1	0	0	0	0	1	6	15	54.00		6.000								

Batter	1	2	3	4	5	6	7	8	9	AB	R	H	RBI	BB	SO	LOB	TOP										
Lenny Dykstra, L (1, 8) OBP: 0.354, SLG: 0.307										5	0	1	0	0	1	1	Philadelphia Phillies @ San Francisco Giants Candlestick Park, San Francisco, CA Sat Jun 03 1995, 6:33 AM EDT Att: 16,587 - Sunny - 68 F										
Mariano Duncan, R (1, 4) OBP: 0.309, SLG: 0.455										4	0	1	0	0	0	2											
Gregg Jefferies, S (1, 7) OBP: 0.331, SLG: 0.390										3	1	1	0	1	0	1											
Dave Hollins, S (1, 3)										4	0	2	0	0	0	2											
Darren Daulton, L (1, 2) OBP: 0.333, SLG: 0.377										4	0	1	1	0	0	4											
Charlie Hayes, R (1, 5) OBP: 0.400, SLG: 0.446										3	0	1	0	1	0	3											
Dave Gallagher, R (1, 9) OBP: 0.468, SLG: 0.578										2	0	0	0	1	0	4											
Jim Eisenreich, L (9, PH) OBP: 0.432, SLG: 0.542										1	0	0	0	0	1	0											
Kevin Stocker, S (1, 6) OBP: 0.314, SLG: 0.248										3	0	0	0	1	1	4											
Paul Quantrill, L (1, 1) OBP: 0.176, SLG: 0.067										1	0	0	0	1	0	0											
Randy Ready, R (7, PH) OBP: 0.214, SLG: 0.154										1	0	0	0	0	0	1											
Norm Charlton, S (7, 1) OBP: 0.336, SLG: 0.568										0	0	0	0	0	0	0											
Tony Longmire, L (9, PH) OBP: 0.336, SLG: 0.568										1	0	1	0	0	0	0											
Inning Stats	R: 0 E: 0 K: 1 S: 8	H: 0 LOB: 0 BB: 0 P: 11	R: 0 E: 0 K: 1 S: 7	H: 1 LOB: 2 BB: 1 P: 13	R: 0 E: 0 K: 0 S: 5	H: 0 LOB: 0 BB: 0 P: 8	R: 1 E: 0 K: 0 S: 9	H: 1 LOB: 2 BB: 2 P: 19	R: 0 E: 0 K: 0 S: 6	H: 2 LOB: 1 BB: 0 P: 11	R: 0 E: 0 K: 0 S: 7	H: 0 LOB: 0 BB: 1 P: 16	R: 0 E: 0 K: 0 S: 12	H: 2 LOB: 2 BB: 0 P: 21	R: 0 E: 0 K: 1 S: 11	H: 1 LOB: 1 BB: 0 P: 19	1B: 7 2B: 1 3B: 0 HR: 0	SF: 0 SAC: 0 DP: 3 HBP: 0	WP: 0 PB: 0 SB: 0 CS: 0	PA: 37							
PITCHER	IP	WLS	BF	H	R	ER	SO	BB	IBB	HBP	BLK	WP	HR	S	P	ERA	WHIP										
Trevor Wilson, L (1, 1) ERA: 2.88	7.0	W	28	5	1	1	2	5	0	0	0	0	0	50	93	1.29	1.429										
Jose Bautista, R (8, 1) ERA: 5.95	0.1		3	2	0	0	0	0	0	0	0	0	0	7	13	0.00	6.000										
Shawn Barton, L (8, 1) ERA: 3.0	0.1		1	0	0	0	0	0	0	0	0	0	0	2	3	0.00	0.000										
Rod Beck, R (8, 1) ERA: 3.05	1.1	S	5	1	0	0	1	0	0	0	0	0	0	14	24	0.00	0.750										

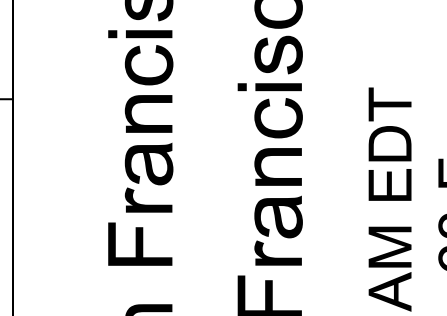
Batter	1	2	3	4	5	6	7	8	9	AB	R	H	RBI	BB	SO	LOB	BOTTOM										
Darren Lewis, R (1, 8) OBP: 0.253, SLG: 0.276										4	0	2	0	0	0	0	Philadelphia Phillies @ San Francisco Giants Candlestick Park, San Francisco, CA Sat Jun 03 1995, 6:33 AM EDT Att: 16,587 - Sunny - 68 F										
John Patterson, S (1, 4) OBP: 0.185, SLG: 0.161										4	0	0	0	0	0	3											
Barry Bonds, L (1, 7) OBP: 0.419, SLG: 0.574										4	1	1	0	0	0	3											
Matt Williams, R (1, 5) OBP: 0.436, SLG: 0.754										3	0	1	0	0	1	2											
J.R. Phillips, L (6, PR) OBP: 0.175, SLG: 0.235										1	1	0	0	0	1	0											
Mark Carreon, R (1, 9) OBP: 0.314, SLG: 0.412										4	0	1	0	0	0	2											
Royce Clayton, R (1, 6) OBP: 0.315, SLG: 0.365										3	0	1	1	0	0	1											
Steve Scarson, R (1, 3) OBP: 0.450, SLG: 0.892										3	0	1	1	0	1	1											
Kirt Manwaring, R (1, 2) OBP: 0.340, SLG: 0.353										3	1	1	0	0	0	3											
Trevor Wilson, L (1, 1) OBP: 0.250, SLG: 0.313										2	0	1	1	0	0	0											
Rikkert Faneyte, R (7, PH)										1	0	0	0	0	1	0											
Jose Bautista, R (8, 1)										0	0	0	0	0	0	0											
Shawn Barton, R (8, 1)										0	0	0	0	0	0	0											
Rod Beck, R (8, 1) OBP: 0.333, SLG: 0.333										0	0	0	0	0	0	0											
Inning Stats	R: 0 E: 0 K: 0 S: 9	H: 0 LOB: 0 BB: 0 P: 14	R: 0 E: 0 K: 2 S: 12	H: 1 LOB: 1 BB: 0 P: 18	R: 1 E: 0 K: 0 S: 13	H: 3 LOB: 2 BB: 0 P: 19	R: 0 E: 0 K: 0 S: 8	H: 0 LOB: 0 BB: 0 P: 13	R: 0 E: 0 K: 0 S: 5	H: 0 LOB: 0 BB: 0 P: 5	R: 2 E: 1 K: 0 S: 26	H: 3 LOB: 3 BB: 0 P: 34	R: 0 E: 0 K: 1 S: 8	H: 1 LOB: 1 BB: 0 P: 14	R: 0 E: 0 K: 1 S: 5	H: 1 LOB: 0 BB: 0 P: 8	1B: 8 2B: 1 3B: 1 HR: 0	SF: 1 SAC: 0 DP: 1 HBP: 0	WP: 0 PB: 0 SB: 0 CS: 0	PA: 33							
PITCHER	IP	WLS	BF	H	R	ER	SO	BB	IBB	HBP	BLK	WP	HR	S	P	ERA	WHIP										
Paul Quantrill, R (1, 1) ERA: 3.99	6.0	L	26	7	3	1	2	0	0	0	0	0	0	73	103	1.50	1.167										
Norm Charlton, L (7, 1) ERA: 7.3	2.0		7	2	0	0	2	0	0	0	0	0	0	13	22	0.00	1.000										

AB 32
R 1
H 8
RBI 1
BB 5
SO 3
LOB 22



WP: 0
PB: 0
SB: 0
CS: 0

AB 32
R 3
H 9
RBI 3
BB 0
SO 4
LOB 15



WP: 0
PB: 0
SB: 0
CS: 0

Batter	1	2	3	4	5	6	7	8	9	AB	R	H	RBI	BB	SO	LOB	TOP			
Dave Gallagher, R (1, 8) OBP: 0.428, SLG: 0.531	2-1 G4-3		2-0 P2		2-2 P3			1-0 P4		4	0	0	0	0	0	1	Philadelphia Phillies @ San Francisco Giants Candlestick Park, San Francisco, CA Sun Jun 04 1995, 6:33 AM EDT Att: 22,838 - Sunny - 65 F			
Mickey Morandini, L (1, 4) OBP: 0.362, SLG: 0.431	4-0 G3-6-3 BB		1-1 2B		0-0 F8			2-1 G3		3	0	1	0	1	0	1				
Gregg Jefferies, S (1, 7) OBP: 0.321, SLG: 0.378	1-2 G3-6-3 1-2		2-1 F8			2-0 F8			1-2 F8	4	0	0	0	0	0	2				
Dave Hollins, S (1, 3) OBP: 0.419, SLG: 0.425		2-3 K		0-0 1B		0-0 L9			1-1 G3	4	0	1	0	0	1	0				
Darren Daulton, L (1, 2) OBP: 0.331, SLG: 0.368		4-2 1B BB		1-3 SAFE SAFE SAFE K		3-0 L8			2-2 G6-3	3	0	0	0	1	1	1				
Jim Eisenreich, L (1, 9) OBP: 0.418, SLG: 0.523		1-1 P5		0-0 P6			2-1 L3			3	0	0	0	0	0	2				
Charlie Hayes, R (1, 5) OBP: 0.399, SLG: 0.444		2-1 1-2 1B		1-2 SAFE SAFE G4-3			0-1 B1			3	0	1	0	0	0	1				
Kevin Stocker, S (1, 6) OBP: 0.306, SLG: 0.240		2-2 G4-3			2-3 K		1-0 G3			3	0	0	0	0	1	2				
Tyler Green, R (1, 1) OBP: 0.125, SLG: 0.250			2-1 P6		2-2 2B			0-0 G6-3		2	0	1	0	0	0	0				
Toby Bordland, R (7, 1) Kyle Abbott, L (7, 1) Gary Varsho, L (8, PH) Ricky Bottalico, L (8, 1)										0	0	0	0	0	0	0				
Inning Stats	R: 0 E: 0 K: 0 S: 5	H: 0 LOB: 0 BB: 1 P: 12	R: 0 E: 0 K: 1 S: 14	H: 1 LOB: 2 BB: 1 P: 25	R: 0 E: 0 K: 0 S: 7	H: 1 LOB: 1 BB: 0 P: 14	R: 0 E: 0 K: 1 S: 8	H: 1 LOB: 1 BB: 0 P: 10	R: 0 E: 0 K: 0 S: 3	H: 0 LOB: 0 BB: 0 P: 8	R: 0 E: 0 K: 0 S: 5	H: 0 LOB: 2 BB: 0 P: 8	R: 0 E: 0 K: 0 S: 4	H: 0 LOB: 0 BB: 0 P: 7	R: 0 E: 0 K: 0 S: 8	H: 0 LOB: 0 BB: 0 P: 12	1B: 2 2B: 2 3B: 0 HR: 0	SF: 0 SAC: 0 DP: 1 HBP: 0	WP: 0 PB: 0 SB: 0 CS: 0	PA: 32
PITCHER Mark Leiter, R (1, 1) ERA: 2.74	IP: 9.0 WLS: W BF: 32 H: 4 R: 0 ER: 0 SO: 3	BB: 2 IBB: 0 HBP: 0 BLK: 0	WP: 0 HR: 0 S: 64 P: 112	ERA: 0.00 WHIP: 0.667	PITCHER												IP: 9.0 WLS: W BF: 32 H: 4 R: 0 ER: 0 SO: 3	BB: 2 IBB: 0 HBP: 0 BLK: 0	WP: 0 HR: 0 S: 64 P: 112	ERA: 0.00 WHIP: 0.667

Batter	1	2	3	4	5	6	7	8	9	AB	R	H	RBI	BB	SO	LOB	BOTTOM			
Rikkert FaneYTE, R (1, 8) OBP: 0.400, SLG: 0.250	3-3 K		4-1 BB		1-0 P5		1-2 G6-3 1B	2-3 K		3	1	1	0	1	1	0	Philadelphia Phillies @ San Francisco Giants Candlestick Park, San Francisco, CA Sun Jun 04 1995, 6:33 AM EDT Att: 22,838 - Sunny - 65 F			
Darren Lewis, R (8, 8) OBP: 0.252, SLG: 0.274			1-2 BB		1-2 P9		3-2 G6-3	1-3 K		4	0	0	0	1	1	5				
Mike Benjamin, R (1, 4) OBP: 0.214, SLG: 0.154	4-0 BB		1-2 P9		1-2 P3		1-2 2-3 G6-3			4	0	0	0	0	1	5				
Steve Scarosone, R (1, 5) OBP: 0.409, SLG: 0.805	1-0 P9		3-3 K		2-2 G6-3		0-2 F7			4	0	0	0	0	1	5				
Barry Bonds, L (1, 7) OBP: 0.421, SLG: 0.565	1-3 SAFE SAFE SAFE K		4-2 FC5 BB		2-2 G1-3		4-0 1B 1B IBB			2	1	0	0	2	1	1				
Glenallen Hill, R (1, 9) OBP: 0.333, SLG: 0.507		2-2 G4-3		1-1 FC5 1B		2-2 1B	0-0 1B	1-3 2-H 2-H 1B		4	1	2	2	0	0	1				
Royce Clayton, R (1, 6) OBP: 0.333, SLG: 0.375		4-0 CS BB		1-0 SAFE SAFE 1B		4-2 1B	1-2 1-3 2-H 1B			2	0	2	1	2	0	0				
Kirt Manwaring, R (1, 2) OBP: 0.337, SLG: 0.348		1-2 SAFE SAFE SAFE G1-3		1-2 SAFE SAFE 1B		2-0 P4	2-0 P4			4	0	1	1	0	0	5				
J.R. Phillips, L (1, 3) OBP: 0.190, SLG: 0.238			4-2 SH3-4 BB		2-3 K		0-1 G3	2-2 1B		3	0	1	0	1	1	4				
Mark Leiter, R (1, 1) OBP: 0.143, SLG: 0.143			0-1 SAFE SAFE SH3-4		1-2 F9		1-1 G6-3 1B	1-3 K		3	1	1	0	0	1	3				
Inning Stats	R: 0 E: 0 K: 2 S: 8	H: 0 LOB: 1 BB: 1 P: 19	R: 0 E: 0 K: 0 S: 7	H: 0 LOB: 0 BB: 1 P: 15	R: 0 E: 0 K: 1 S: 16	H: 0 LOB: 2 BB: 2 P: 28	R: 1 E: 0 K: 1 S: 15	H: 2 LOB: 2 BB: 1 P: 25	R: 0 E: 0 K: 0 S: 7	H: 0 LOB: 0 BB: 0 P: 11	R: 0 E: 0 K: 0 S: 13	H: 1 LOB: 2 BB: 1 P: 22	R: 3 E: 0 K: 0 S: 23	H: 4 LOB: 2 BB: 1 P: 37	R: 0 E: 0 K: 3 S: 15	H: 1 LOB: 1 BB: 0 P: 21	1B: 8 2B: 0 3B: 0 HR: 0	SF: 0 SAC: 1 DP: 0 HBP: 0	WP: 0 PB: 0 SB: 0 CS: 1	PA: 38
PITCHER Tyler Green, R (1, 1) ERA: 3.74 Toby Bordland, R (7, 1) ERA: 6.43 Kyle Abbott, L (7, 1) ERA: 2.45 Ricky Bottalico, R (8, 1) ERA: 1.83	IP: 6.0 WLS: L BF: 26 H: 3 R: 1 ER: 1 SO: 4	BB: 6 IBB: 0 HBP: 0 BLK: 0	WP: 0 HR: 0 S: 66 P: 120	ERA: 1.50 WHIP: 1.500	PITCHER												IP: 6.0 WLS: L BF: 26 H: 3 R: 1 ER: 1 SO: 4	BB: 6 IBB: 0 HBP: 0 BLK: 0	WP: 0 HR: 0 S: 66 P: 120	ERA: 1.50 WHIP: 1.500

Batter	1	2	3	4	5	6	7	8	9	AB	R	H	RBI	BB	SO	LOB	TOP				
Ryan Thompson, R OBP: 0.350, SLG: 0.444 (1, 8)										4	2	2	2	1	1	1	New York Mets @ San Francisco Giants Candlestick Park, San Francisco, CA Mon Jun 05 1995, 6:33 AM EDT Att: 9,275 - Unknown				
Edgardo Alfonso, R OBP: 0.270, SLG: 0.358 (1, 5)										5	1	2	3	0	1	1					
Chris Jones, R OBP: 0.415, SLG: 0.583 (1, 9)										4	1	2	0	1	0	1					
Bobby Bonilla, S OBP: 0.411, SLG: 0.644 Brett Butler, L OBP: 0.344, SLG: 0.333 (7, 8)										4	1	1	0	0	0	2					
Jeff Kent, R OBP: 0.303, SLG: 0.377 Bill Spiers, L OBP: 0.250, SLG: 0.100 (6, 4)										3	0	0	0	0	1	2					
David Segui, S OBP: 0.420, SLG: 0.479 (1, 3)										3	0	1	0	2	0	1					
Kelly Stinnett, R OBP: 0.357, SLG: 0.486 (1, 2)										5	0	1	2	0	2	6					
Tim Bogar, R OBP: 0.214, SLG: 0.185 (1, 6)										5	2	2	0	0	0	4					
Bobby Jones, R OBP: 0.250, SLG: 0.250 (1, 1)										2	0	0	0	0	1	0					
Inning Stats	R: 3 E: 2 K: 1 S: 7	H: 2 LOB: 2 BB: 2 P: 15	R: 1 E: 0 K: 0 S: 5	H: 2 LOB: 1 BB: 0 P: 5	R: 0 E: 0 K: 0 S: 3	H: 0 LOB: 0 BB: 0 P: 3	R: 3 E: 0 K: 0 S: 7	H: 4 LOB: 1 BB: 0 P: 7	R: 0 E: 1 K: 1 S: 6	H: 0 LOB: 1 BB: 0 P: 6	R: 0 E: 0 K: 0 S: 7	H: 2 LOB: 2 BB: 0 P: 5	R: 0 E: 0 K: 1 S: 5	H: 0 LOB: 1 BB: 1 P: 9	R: 0 E: 1 K: 2 S: 8	H: 1 LOB: 3 BB: 2 P: 16		1B: 8 2B: 1 3B: 0 HR: 2	SF: 0 SAC: 2 DP: 0 HBP: 0	WP: 1 PB: 0 SB: 1 CS: 0	PA: 44
PITCHER	IP WLS BF H R ER SO BB IBB HBP BLK WP HR S P ERA WHIP	IP WLS BF H R ER SO BB IBB HBP BLK WP HR S P ERA WHIP	IP WLS BF H R ER SO BB IBB HBP BLK WP HR S P ERA WHIP	IP WLS BF H R ER SO BB IBB HBP BLK WP HR S P ERA WHIP	IP WLS BF H R ER SO BB IBB HBP BLK WP HR S P ERA WHIP	IP WLS BF H R ER SO BB IBB HBP BLK WP HR S P ERA WHIP	IP WLS BF H R ER SO BB IBB HBP BLK WP HR S P ERA WHIP	IP WLS BF H R ER SO BB IBB HBP BLK WP HR S P ERA WHIP	IP WLS BF H R ER SO BB IBB HBP BLK WP HR S P ERA WHIP	IP WLS BF H R ER SO BB IBB HBP BLK WP HR S P ERA WHIP	IP WLS BF H R ER SO BB IBB HBP BLK WP HR S P ERA WHIP	IP WLS BF H R ER SO BB IBB HBP BLK WP HR S P ERA WHIP	IP WLS BF H R ER SO BB IBB HBP BLK WP HR S P ERA WHIP	IP WLS BF H R ER SO BB IBB HBP BLK WP HR S P ERA WHIP	IP WLS BF H R ER SO BB IBB HBP BLK WP HR S P ERA WHIP	IP WLS BF H R ER SO BB IBB HBP BLK WP HR S P ERA WHIP	IP WLS BF H R ER SO BB IBB HBP BLK WP HR S P ERA WHIP	IP WLS BF H R ER SO BB IBB HBP BLK WP HR S P ERA WHIP	IP WLS BF H R ER SO BB IBB HBP BLK WP HR S P ERA WHIP	IP WLS BF H R ER SO BB IBB HBP BLK WP HR S P ERA WHIP	IP WLS BF H R ER SO BB IBB HBP BLK WP HR S P ERA WHIP



Batter	1	2	3	4	5	6	7	8	9	AB	R	H	RBI	BB	SO	LOB	BOTTOM					
Darren Lewis, R OBP: 0.250, SLG: 0.272 (1, 8)										5	0	1	0	0	1	3	New York Mets @ San Francisco Giants Candlestick Park, San Francisco, CA Mon Jun 05 1995, 6:33 AM EDT Att: 9,275 - Unknown					
John Patterson, S OBP: 0.214, SLG: 0.194 (1, 4)										5	1	3	0	0	0	2						
Mark Carreon, R OBP: 0.300, SLG: 0.410 (1, 3)										5	0	1	0	0	1	2						
Barry Bonds, L OBP: 0.417, SLG: 0.556 (1, 7)										4	0	1	0	0	2	2						
Glenallen Hill, R OBP: 0.325, SLG: 0.493 (1, 9)										4	0	0	0	0	1	4						
Royce Clayton, R OBP: 0.344, SLG: 0.394 (1, 6)										4	1	3	1	0	1	1						
Steve Scarosone, R OBP: 0.417, SLG: 0.773 (1, 5)										3	0	1	1	0	1	1						
Kirt Manwaring, R OBP: 0.324, SLG: 0.333 Mark Dewey, R (9, 1)										4	0	0	0	0	2	4						
Terry Mulholland, R Tom Lampkin, L Dave Burba, R Rikkert Faneyste, R Steve Mintz, L Jeff Reed, L (1, 1) (4, P) (5, 1) (6, P) (7, 1) (9, 2)										0	0	0	0	0	0	0						
Inning Stats	R: 0 E: 0 K: 2 S: 9	H: 2 LOB: 0 BB: 0 P: 9	R: 0 E: 1 K: 1 S: 6	H: 1 LOB: 2 BB: 0 P: 7	R: 1 E: 0 K: 1 S: 7	H: 3 LOB: 2 BB: 0 P: 7	R: 0 E: 1 K: 2 S: 9	H: 2 LOB: 1 BB: 0 P: 9	R: 0 E: 0 K: 1 S: 5	H: 0 LOB: 0 BB: 0 P: 5	R: 1 E: 0 K: 0 S: 5	H: 2 LOB: 1 BB: 0 P: 5	R: 0 E: 0 K: 0 S: 3	H: 0 LOB: 0 BB: 0 P: 3	R: 0 E: 1 K: 1 S: 6	H: 0 LOB: 1 BB: 0 P: 6		R: 0 E: 0 K: 1 S: 6	H: 1 LOB: 1 BB: 0 P: 6	1B: 9 2B: 2 3B: 0 HR: 0	SF: 0 SAC: 1 DP: 0 HBP: 1	WP: 0 PB: 0 SB: 1 CS: 0
PITCHER	IP WLS BF H R ER SO BB IBB HBP BLK WP HR S P ERA WHIP	IP WLS BF H R ER SO BB IBB HBP BLK WP HR S P ERA WHIP	IP WLS BF H R ER SO BB IBB HBP BLK WP HR S P ERA WHIP	IP WLS BF H R ER SO BB IBB HBP BLK WP HR S P ERA WHIP	IP WLS BF H R ER SO BB IBB HBP BLK WP HR S P ERA WHIP	IP WLS BF H R ER SO BB IBB HBP BLK WP HR S P ERA WHIP	IP WLS BF H R ER SO BB IBB HBP BLK WP HR S P ERA WHIP	IP WLS BF H R ER SO BB IBB HBP BLK WP HR S P ERA WHIP	IP WLS BF H R ER SO BB IBB HBP BLK WP HR S P ERA WHIP	IP WLS BF H R ER SO BB IBB HBP BLK WP HR S P ERA WHIP	IP WLS BF H R ER SO BB IBB HBP BLK WP HR S P ERA WHIP	IP WLS BF H R ER SO BB IBB HBP BLK WP HR S P ERA WHIP	IP WLS BF H R ER SO BB IBB HBP BLK WP HR S P ERA WHIP	IP WLS BF H R ER SO BB IBB HBP BLK WP HR S P ERA WHIP	IP WLS BF H R ER SO BB IBB HBP BLK WP HR S P ERA WHIP	IP WLS BF H R ER SO BB IBB HBP BLK WP HR S P ERA WHIP	IP WLS BF H R ER SO BB IBB HBP BLK WP HR S P ERA WHIP	IP WLS BF H R ER SO BB IBB HBP BLK WP HR S P ERA WHIP	IP WLS BF H R ER SO BB IBB HBP BLK WP HR S P ERA WHIP	IP WLS BF H R ER SO BB IBB HBP BLK WP HR S P ERA WHIP	IP WLS BF H R ER SO BB IBB HBP BLK WP HR S P ERA WHIP	



Batter	1	2	3	4	5	6	7	8	9	AB	R	H	RBI	BB	SO	LOB	TOP								
Brett Butler, L (1, 8) OBP: 0.363, SLG: 0.349										4	1	2	2	1	0	1	New York Mets @ San Francisco Giants Candlestick Park, San Francisco, CA Thu Jun 08 1995, 6:33 AM EDT Att: 10,973 - Sunny - 60 F								
Edgardo Alfonzo, R (1, 5) OBP: 0.288, SLG: 0.377										3	1	1	0	0	2	1									
Rico Brogna, L (5, 3) OBP: 0.331, SLG: 0.472										2	0	0	0	0	0	2									
Chris Jones, R (1, 7) OBP: 0.435, SLG: 0.659										5	2	3	1	0	0	1									
Bobby Bonilla, S (1, 3) (5, 5) OBP: 0.406, SLG: 0.628										5	1	3	1	0	0	2									
Jeff Kent, R (1, 4) OBP: 0.310, SLG: 0.394										5	0	1	1	0	1	3									
Kelly Stinnett, R (1, 2) OBP: 0.362, SLG: 0.463										4	1	1	1	1	2	3									
Ryan Thompson, R (1, 9) OBP: 0.355, SLG: 0.517										4	2	2	1	0	1	1									
Tim Bogar, R (1, 6) OBP: 0.250, SLG: 0.200										3	1	1	0	1	2	1									
Jose Vizcaino, S (8, PR) (8, 6) OBP: 0.313, SLG: 0.301										0	0	0	0	0	0	0									
Dave Milcki, R (1, 1)										3	0	0	1	1	1	3									
Doug Henry, R (8, 1)										0	0	0	0	0	0	0									
Inning Stats	R: 7 E: 1 K: 1 S: 11	H: 6 LOB: 1 BB: 2 P: 19	R: 0 E: 0 K: 1 S: 6	H: 1 LOB: 1 BB: 0 P: 6	R: 0 E: 0 K: 1 S: 5	H: 0 LOB: 0 BB: 0 P: 5	R: 0 E: 0 K: 1 S: 6	H: 1 LOB: 1 BB: 0 P: 6	R: 0 E: 0 K: 3 S: 9	H: 0 LOB: 1 BB: 1 P: 13	R: 0 E: 1 K: 0 S: 3	H: 0 LOB: 1 BB: 1 P: 7	R: 0 E: 0 K: 0 S: 3	H: 1 LOB: 0 BB: 0 P: 3	R: 1 E: 0 K: 1 S: 7	H: 3 LOB: 1 BB: 0 P: 7	R: 1 E: 0 K: 1 S: 6	H: 2 LOB: 1 BB: 0 P: 6	1B: 9 2B: 4 3B: 1 HR: 1	SF: 0 SAC: 0 DP: 4 HBP: 0	WP: 0 PB: 1 SB: 0 CS: 1	PA: 42			
PITCHER	IP	WLS	BF	H	R	ER	SO	BB	IBB	HBP	BLK	WP	HR	S	P	ERA	WHIP								
Trevor Wilson, L ERA: 3.8	(1, 1)	0.1	L	7	5	6	0	1	0	0	0	0	0	6	10	162.00	18.000								
Mark Dewey, R ERA: 3.09	(1, 1)	4.2		19	3	1	1	7	2	0	0	0	0	31	39	1.93	1.071								
Shawn Barton, L ERA: 2.25	(6, 1)	2.0		7	1	0	0	1	0	0	0	0	0	6	10	0.00	1.000								
Chris Hook, R ERA: 4.5	(8, 1)	2.0		9	5	2	2	0	0	0	0	0	1	13	13	9.00	2.500								

Batter	1	2	3	4	5	6	7	8	9	AB	R	H	RBI	BB	SO	LOB	BOTTOM								
John Patterson, S (1, 4) OBP: 0.214, SLG: 0.213										4	1	1	0	1	0	1	New York Mets @ San Francisco Giants Candlestick Park, San Francisco, CA Thu Jun 08 1995, 6:33 AM EDT Att: 10,973 - Sunny - 60 F								
Darren Lewis, R (1, 8) OBP: 0.254, SLG: 0.270										5	1	1	1	0	1	3									
Mark Carreon, R (1, 3) OBP: 0.365, SLG: 0.479										4	2	3	1	1	0	0									
Barry Bonds, L (1, 7) OBP: 0.435, SLG: 0.611										5	2	3	3	0	0	1									
Glenallen Hill, R (1, 9) OBP: 0.333, SLG: 0.483										5	0	1	1	0	2	3									
Royce Clayton, R (1, 6) OBP: 0.333, SLG: 0.380										3	0	0	0	1	1	2									
Steve Scarosone, R (1, 5) OBP: 0.407, SLG: 0.736										3	0	1	0	1	1	2									
Kirt Manwaring, R (1, 2) OBP: 0.336, SLG: 0.333										4	0	0	0	0	2	4									
Trevor Wilson, L ERA: 3.8	(1, 1)									0	0	0	0	0	0	0									
Mark Dewey, R ERA: 3.09	(1, 1)									1	0	0	0	0	1	0									
Tom Lampkin, L OBP: 0.266, SLG: 0.348	(5, PR)									1	0	0	0	0	0	0									
Shawn Barton, R ERA: 2.25	(8, 1)									0	0	0	0	0	0	0									
J.R. Phillips, L OBP: 0.195, SLG: 0.231	(7, PR)									1	0	0	0	0	0	1									
Chris Hook, R ERA: 4.5	(8, 1)									0	0	0	0	0	0	0									
Jeff Reed, L OBP: 0.421, SLG: 0.344	(9, PR)									1	0	0	0	0	0	0									
Inning Stats	R: 1 E: 0 K: 0 S: 4	H: 1 LOB: 0 BB: 0 P: 4	R: 0 E: 0 K: 1 S: 5	H: 0 LOB: 1 BB: 1 P: 9	R: 0 E: 0 K: 2 S: 7	H: 0 LOB: 0 BB: 0 P: 7	R: 2 E: 0 K: 1 S: 8	H: 3 LOB: 1 BB: 0 P: 8	R: 0 E: 0 K: 0 S: 2	H: 0 LOB: 0 BB: 1 P: 6	R: 0 E: 0 K: 1 S: 6	H: 1 LOB: 1 BB: 0 P: 6	R: 0 E: 1 K: 0 S: 5	H: 1 LOB: 2 BB: 0 P: 5	R: 2 E: 0 K: 3 S: 11	H: 2 LOB: 1 BB: 1 P: 15	R: 1 E: 0 K: 1 S: 7	H: 2 LOB: 2 BB: 1 P: 11	1B: 6 2B: 2 3B: 1 HR: 2	SF: 0 SAC: 0 DP: 1 HBP: 0	WP: 0 PB: 0 SB: 3 CS: 0	PA: 41			
PITCHER	IP	WLS	BF	H	R	ER	SO	BB	IBB	HBP	BLK	WP	HR	S	P	ERA	WHIP								
Dave Milcki, R ERA: 3.69	(1, 1)	7.1	W	33	8	5	6	3	0	0	0	0	0	42	54	6.14	1.500								
Doug Henry, R ERA: 4.5	(8, 1)	1.2	S	8	2	1	1	3	1	0	0	0	0	13	17	5.40	1.800								



Batter	1	2	3	4	5	6	7	8	9	AB	R	H	RBI	BB	SO	LOB	TOP										
Lou Frazier, S OBP: 0.303, SLG: 0.232 (1, 7)	G3	FC6-4		K		K		G4-3		5	0	0	0	0	2	4	Montreal Expos @ San Francisco Giants Candlestick Park, San Francisco, CA Fri Jun 09, 1995, 10:05 PM EDT Att: 11,572 - Unknown - 61 F										
David Segui, S OBP: 0.419, SLG: 0.494 (1, 3)	G4-3		2B	G4-3		K		E5	FC6-4	4	2	1	0	1	1												
Wil Cordero, R OBP: 0.357, SLG: 0.382 (1, 6)	G4-3		1B					E6	K	5	2	2	1	0	1												
Darrin Fletcher, L OBP: 0.351, SLG: 0.400 (1, 2)	G3		1B	G4-6-3				FC1-2	FC6-4	5	1	2	1	0	2												
Rondell White, R OBP: 0.414, SLG: 0.611 (1, 8)		1B	E9					FC1-2	G6-3	5	1	3	1	0	1												
Tony Tarasco, L OBP: 0.350, SLG: 0.486 (1, 9)		E	P2					FC1-2		5	2	4	2	0	2												
Sean Berry, R OBP: 0.291, SLG: 0.368 (1, 5)	SF7		SF9					K	HR	3	0	1	2	0	2												
Mark Grudzielanek, R OBP: 0.278, SLG: 0.340 (1, 4)	FC6-4		F8					FC1-2	G6-4-3	4	1	1	0	1	0												
Pedro Martinez, R OBP: 0.050, SLG: 0.053 (6, PH)	B5							K		2	0	0	0	0	1												
Shane Andrews, R OBP: 0.315, SLG: 0.450 (6, 1)								K		0	0	0	0	1	0												
Jeff Shaw, R (6, 1)								K		1	0	0	0	0	1												
Inning Stats	R: 1 E: 0 K: 0 S: 9	H: 1 LOB: 0 BB: 0 P: 12	R: 1 E: 1 K: 0 S: 16	H: 2 LOB: 2 BB: 1 P: 23	R: 3 E: 1 K: 0 S: 10	H: 3 LOB: 1 BB: 1 P: 17	R: 0 E: 0 K: 2 S: 8	H: 0 LOB: 0 BB: 0 P: 11	R: 0 E: 0 K: 1 S: 7	H: 1 LOB: 0 BB: 0 P: 11	R: 2 E: 0 K: 3 S: 19	H: 2 LOB: 1 BB: 1 P: 31	R: 1 E: 1 K: 2 S: 19	H: 3 LOB: 3 BB: 0 P: 26	R: 0 E: 1 K: 1 S: 8	H: 0 LOB: 1 BB: 0 P: 10	R: 1 E: 0 K: 0 S: 11	H: 2 LOB: 0 BB: 0 P: 15	1B: 11 2B: 1 3B: 1 HR: 1	SF: 2 SAC: 0 DP: 2 HBP: 0	WP: 1 PB: 0 SB: 5 CS: 0	PA: 44					
PITCHER	IP	WLS	BF	H	R	ER	SO	BB	IBB	HBP	BLK	WP	HR	S	P	ERA	WHIP										
Mark Leiter, R ERA: 3.21 (1, 1)	4.0	L	20	6	5	4	2	2	0	0	0	0	0	43	63	9.00	2.000										
Enrique Burgos, L ERA: 4.91 (5, 1)	2.0		9	3	2	2	4	1	0	0	0	1	0	26	42	9.00	2.000										
Dave Burba, R ERA: 4.94 (7, 1)	2.0		11	3	1	0	3	0	0	0	0	0	0	27	36	0.00	1.500										
Steve Mintz, R ERA: 6.3 (9, 1)	1.0		4	2	1	1	0	0	0	0	0	0	1	11	15	9.00	2.000										

AB	39
R	9
H	14
RBI	7
BB	3
SO	9
LOB	24




Batter	1	2	3	4	5	6	7	8	9	AB	R	H	RBI	BB	SO	LOB	BOTTOM										
John Patterson, S OBP: 0.238, SLG: 0.226 (1, 4)	CS		P6					G3-1		4	1	2	0	0	0	1	Montreal Expos @ San Francisco Giants Candlestick Park, San Francisco, CA Fri Jun 09, 1995, 10:05 PM EDT Att: 11,572 - Unknown - 61 F										
Darren Lewis, R OBP: 0.263, SLG: 0.279 (1, 8)	S		G6-3					L8		5	1	3	0	0	0	1											
Barry Bonds, L OBP: 0.434, SLG: 0.601 (1, 7)			G3-1					P5		4	0	1	1	1	0	2											
Glenallen Hill, R OBP: 0.329, SLG: 0.474 (1, 9)	K							G5-3		3	0	0	1	1	1	2											
Mark Carreon, R OBP: 0.351, SLG: 0.453 (1, 3)	L9		F8					P8		5	0	1	0	0	0	3											
Jeff Reed, L OBP: 0.442, SLG: 0.361 (1, 2)			P6					FC6-4		4	1	2	0	1	1	2											
Royce Clayton, R OBP: 0.329, SLG: 0.374 (1, 6)	F9							F9		5	0	1	0	0	1	5											
Steve Scarson, R OBP: 0.426, SLG: 0.782 (6, 5)								E6		2	0	2	1	0	0	0											
Mike Benjamin, R OBP: 0.188, SLG: 0.133 (6, 5)								G3-1		2	0	0	0	0	0	0											
Mark Leiter, R OBP: 0.133, SLG: 0.133 (4, PH)								K		1	0	0	0	0	0	0											
Tom Lammon, L OBP: 0.296, SLG: 0.333 (5, 1)								K		0	0	0	0	0	0	0											
Enrique Burgos, L (5, 1)								K		0	0	0	0	0	0	0											
Trevor Wilson, L OBP: 0.285, SLG: 0.294 (6, PH)								K		1	0	0	0	0	0	1											
Dave Burba, R (7, 1)								K		0	0	0	0	0	0	0											
J.R. Phillips OBP: 0.163, SLG: 0.229 (8, PH)								K		1	0	0	0	0	0	1											
Steve Mintz, L (9, 1)								K		0	0	0	0	0	0	0											
Inning Stats	R: 0 E: 0 K: 1 S: 12	H: 1 LOB: 2 BB: 1 P: 21	R: 0 E: 0 K: 1 S: 11	H: 1 LOB: 1 BB: 0 P: 18	R: 0 E: 0 K: 0 S: 6	H: 0 LOB: 0 BB: 0 P: 7	R: 1 E: 0 K: 0 S: 21	H: 2 LOB: 2 BB: 1 P: 31	R: 2 E: 0 K: 2 S: 23	H: 4 LOB: 2 BB: 0 P: 30	R: 0 E: 0 K: 1 S: 8	H: 2 LOB: 2 BB: 0 P: 9	R: 0 E: 0 K: 0 S: 4	H: 1 LOB: 1 BB: 0 P: 5	R: 0 E: 1 K: 1 S: 11	H: 0 LOB: 1 BB: 0 P: 18	R: 0 E: 0 K: 0 S: 11	H: 1 LOB: 2 BB: 1 P: 18	1B: 11 2B: 0 3B: 1 HR: 0	SF: 1 SAC: 0 DP: 0 HBP: 1	WP: 0 PB: 0 SB: 2 CS: 1	PA: 43					
PITCHER	IP	WLS	BF	H	R	ER	SO	BB	IBB	HBP	BLK	WP	HR	S	P	ERA	WHIP										
Pedro Martinez, R ERA: 2.78 (1, 1)	5.0	W	25	8	3	3	4	2	0	1	0	0	0	73	107	5.40	2.000										
Jeff Shaw, R ERA: 4.75 (6, 1)	4.0	S	18	4	0	0	2	1	0	0	0	0	0	34	50	0.00	1.250										



Batter	1	2	3	4	5	6	7	8	9	AB	R	H	RBI	BB	SO	LOB	TOP								
Mark Grudzielanek, R OBP: 0.265, SLG: 0.324	G5-3		G5-3	G5-3		K	F8			5	0	0	0	0	1	3									
David Segui, S OBP: 0.418, SLG: 0.500	L7		HR	2B		F9	HR	F7		5	2	2	0	0	0	0									
Wil Cordero, R OBP: 0.363, SLG: 0.412	2B		HR	HR		G5-3	HR	P6		5	2	3	2	0	0	0									
Moises Alou, R OBP: 0.364, SLG: 0.504	G6-3		P3			G5-3	K	1B		4	0	0	0	0	1	3									
Lou Frazier, S OBP: 0.315, SLG: 0.246								1B		1	0	1	0	0	0	0									
Rondell White, R OBP: 0.424, SLG: 0.645		E5	BLK	1B	BB	E	HR	F8		4	4	2	3	1	0	1									
Tony Tarasco, L OBP: 0.357, SLG: 0.497	G4-3	G4-3	SF8	1B		E3	BB	P8		5	3	3	2	0	0	1									
Darrin Fletcher, L OBP: 0.345, SLG: 0.385	G4-3	G6-3				F7	BB	K		4	0	0	0	1	1	4									
Mel Rojas, R										0	0	0	0	0	0	0									
Sean Berry, R OBP: 0.298, SLG: 0.389	SF8				G6-3			G5-3		4	0	2	3	0	0	0									
Butch Henry, L OBP: 0.056, SLG: 0.056	F8				G4-3	G3	P5			4	0	0	0	0	0	3									
Luis Aquino, R OBP: 0.400, SLG: 0.250										0	0	0	0	0	0	0									
Tim Scott, R OBP: 0.333, SLG: 0.333										0	0	0	0	0	0	0									
Tim Laker, R OBP: 0.229, SLG: 0.273										0	0	0	0	0	0	0									
Inning Stats	R: 0 E: 0 K: 0 S: 5	H: 1 LOB: 1 BB: 0 P: 6	R: 2 E: 1 K: 0 S: 8	H: 1 LOB: 0 BB: 13	R: 3 E: 0 K: 0 S: 16	H: 3 LOB: 1 BB: 1 P: 27	R: 0 E: 0 K: 0 S: 6	H: 0 LOB: 0 BB: 0 P: 8	R: 0 E: 0 K: 0 S: 3	H: 0 LOB: 0 BB: 0 P: 5	R: 2 E: 2 K: 1 S: 11	H: 2 LOB: 1 BB: 0 P: 13	R: 4 E: 0 K: 1 S: 17	H: 5 LOB: 2 BB: 1 P: 28	R: 0 E: 0 K: 0 S: 15	H: 1 LOB: 1 BB: 0 P: 21	R: 0 E: 0 K: 1 S: 10	H: 0 LOB: 0 BB: 0 P: 15	1B: 7 2B: 4 3B: 0 HR: 2	SF: 1 SAC: 0 DP: 0 HBP: 0	WP: 0 PB: 0 SB: 1 CS: 1	PA: 44			
PITCHER	IP	WLS	BF	H	R	ER	SO	BB	IBB	HBP	BLK	WP	HR	S	P	ERA	WHIP								
Jose Bautista, R ERA: 5.81	5.1	L	26	7	7	3	0	1	0	0	1	0	1	45	68	5.06	1.500								
Chris Hook, R ERA: 6.35	1.0		9	5	4	4	2	1	0	0	0	0	1	18	29	36.00	6.000								
Steve Mintz, R ERA: 5.4	1.2		6	1	0	0	2	0	0	0	0	0	0	18	24	0.00	0.600								
Rod Beck, R ERA: 3.18	1.0		3	0	0	0	1	0	0	0	0	0	0	10	15	0.00	0.000								

Montreal Expos @ San Francisco Giants
Candlestick Park, San Francisco, CA
Sat Jun 10 1995, 6:33 AM EDT
Att: 18,099 - Sunny - 68 F

AB 41
R 11
H 13
RBI 10
BB 2
SO 3
LOB 15



Batter	1	2	3	4	5	6	7	8	9	AB	R	H	RBI	BB	SO	LOB	BOTTOM								
Darren Lewis, R OBP: 0.265, SLG: 0.276	HR		F7			B3				2	1	0	0	1	0	0									
Rikkert FaneYTE, R OBP: 0.556, SLG: 0.429	BB						BB			1	0	1	0	1	0	0									
Mike Benjamin, R OBP: 0.190, SLG: 0.300	HR		F7			P9	P6		K2-3	5	1	1	2	0	1	3									
Mark Carreon, R OBP: 0.333, SLG: 0.429	G3-1		G3			G5-3		L8		3	0	0	0	0	0	0									
Steve Mintz, L ERA: 6.35										0	0	0	0	0	0	0									
John Patterson, S OBP: 0.233, SLG: 0.224										1	0	0	0	0	0	0									
Barry Bonds, L OBP: 0.438, SLG: 0.600	G6-4-3				G4-3		S	FC5		2	1	1	0	1	0	0									
Tom Lampkin, L OBP: 0.321, SLG: 0.333	1B						2B	BB	BB	0	0	0	0	1	0	0									
Glenallen Hill, R OBP: 0.322, SLG: 0.462	G6-4-3		F8				P9	K		4	0	0	0	0	1	3									
Robby Thompson, R OBP: 0.290, SLG: 0.365		F9			P2					3	1	1	0	1	0	0									
Rod Beck, R OBP: 0.333, SLG: 0.333							2B	1B	BB	0	0	0	0	0	0	0									
Royce Clayton, R OBP: 0.327, SLG: 0.377		P3			F9		2B	1B	FC5	4	1	1	1	0	0	2									
Kirt Manwaring, R OBP: 0.333, SLG: 0.340							1B	2B	FC5	4	0	1	0	0	2	2									
Jose Bautista, R										2	0	0	0	0	1	1									
Chris Hook, R										0	0	0	0	0	0	0									
J.R. Phillips, L OBP: 0.189, SLG: 0.234										2	0	1	2	0	0	0									
Inning Stats	R: 2 E: 0 K: 0 S: 10	H: 2 LOB: 0 BB: 1 P: 18	R: 0 E: 0 K: 0 S: 11	H: 1 LOB: 1 BB: 0 P: 17	R: 0 E: 0 K: 0 S: 7	H: 0 LOB: 0 BB: 0 P: 8	R: 0 E: 0 K: 0 S: 6	H: 0 LOB: 0 BB: 0 P: 8	R: 0 E: 0 K: 0 S: 7	H: 0 LOB: 0 BB: 0 P: 11	R: 3 E: 0 K: 1 S: 17	H: 3 LOB: 2 BB: 2 P: 31	R: 0 E: 0 K: 1 S: 13	H: 0 LOB: 2 BB: 2 P: 26	R: 0 E: 0 K: 2 S: 12	H: 1 LOB: 1 BB: 0 P: 16	1B: 4 2B: 2 3B: 0 HR: 1	SF: 0 SAC: 0 DP: 1 HBP: 0	WP: 0 PB: 0 SB: 1 CS: 0	PA: 38					
PITCHER	IP	WLS	BF	H	R	ER	SO	BB	IBB	HBP	BLK	WP	HR	S	P	ERA	WHIP								
Butch Henry, L ERA: 4.21	6.1	W	25	5	5	5	1	2	0	0	0	0	1	53	81	7.11	1.105								
Luis Aquino, R ERA: 5.3	0.1		3	1	0	0	1	1	0	0	0	0	0	9	14	0.00	6.000								
Tim Scott, R ERA: 3.97	1.1		6	0	0	0	1	2	0	0	0	0	0	15	30	0.00	1.500								
Mel Rojas, R ERA: 3.09	1.0		4	1	0	0	2	0	0	0	0	0	0	12	16	0.00	1.000								

Montreal Expos @ San Francisco Giants
Candlestick Park, San Francisco, CA
Sat Jun 10 1995, 6:33 AM EDT
Att: 18,099 - Sunny - 68 F

AB 33
R 5
H 7
RBI 5
BB 5
SO 5
LOB 11



Batter	1	2	3	4	5	6	7	8	9	AB	R	H	RBI	BB	SO	LOB	TOP					
Darren Lewis, R OBP: 0.273, SLG: 0.289										5	2	3	1	0	0	0						
Mike Benjamin, R OBP: 0.394, SLG: 0.548										5	2	4	1	0	0	1						
Barry Bonds, L OBP: 0.442, SLG: 0.607										3	2	2	2	1	0	2						
Glenallen Hill, R OBP: 0.323, SLG: 0.482 Shawn Barton, R										5	1	1	2	0	2	6						
Royce Clayton, R OBP: 0.317, SLG: 0.358										4	0	1	1	1	2	0						
Robby Thomsson, R OBP: 0.283, SLG: 0.352										4	0	1	1	0	1	2						
J.R. Phillips, L OBP: 0.195, SLG: 0.238										4	0	0	0	0	1	4						
Kirt Manwaring, R OBP: 0.339, SLG: 0.345										4	1	1	0	0	0	2						
Mark Portugal, R OBP: 0.063, SLG: 0.063 Mark Dewey, R Dave Burba, R Tom Lampkin, L OBP: 0.333, SLG: 0.320 Rikkert Faneyle, R OBP: 0.697, SLG: 0.556										2	0	0	0	0	0	0						
Inning Stats	R: 1 E: 0 K: 0 S: 7	H: 2 LOB: 0 BB: 0 P: 9	R: 0 E: 0 K: 3 S: 9	H: 0 LOB: 0 BB: 0 P: 16	R: 0 E: 0 K: 0 S: 7	H: 0 LOB: 0 BB: 0 P: 8	R: 1 E: 0 K: 1 S: 14	H: 2 LOB: 1 BB: 0 P: 22	R: 1 E: 0 K: 1 S: 15	H: 3 LOB: 2 BB: 0 P: 26	R: 0 E: 0 K: 0 S: 4	H: 0 LOB: 0 BB: 0 P: 7	R: 0 E: 0 K: 0 S: 7	H: 0 LOB: 0 BB: 0 P: 10	R: 2 E: 0 K: 0 S: 10	H: 3 LOB: 2 BB: 1 P: 21	R: 3 E: 0 K: 1 S: 13	H: 3 LOB: 0 BB: 0 P: 22	1B: 8 2B: 3 3B: 1 HR: 2	SF: 1 SAC: 1 DP: 1 HBP: 0	WP: 0 PB: 0 SB: 2 CS: 0	PA: 41
PITCHER	IP WLS BF H R ER SO BB IBB HBP BLK WP HR S P ERA WHIP																					
Jaime Navarro, R ERA: 3.08	(1, 1) 7.1 L 32 9 5 5 5 1 1 0 0 0 0 0 1 67 110 6.14 1.364																					
Mike Perez, R ERA: 3.22	(8, 1) 0.2 3 1 0 0 0 0 0 0 0 0 0 0 0 6 9 0.00 1.500																					
Anthony Young, R ERA: 13.5	(9, 1) 0.2 3 1 1 1 0 0 0 0 0 0 0 0 0 6 10 13.50 1.500																					
Larry Casian, L ERA: 1.64	(9, 1) 0.0 1 1 0 0 0 0 0 0 0 0 0 0 0 2 3 ∞ ∞																					
Turk Wendell, R ERA: 3.39	(9, 1) 0.1 2 1 2 2 1 0 0 0 0 0 0 0 1 5 9 54.00 3.000																					

San Francisco Giants @ Chicago Cubs
Wrigley Field, Chicago, IL
Tue Jun 13 1995, 7:05 PM CDT
Att: 27,111 - Unknown - 69 F

AB	37
R	8
H	13
RBI	8
BB	2
SO	6
LOB	17



Batter	1	2	3	4	5	6	7	8	9	AB	R	H	RBI	BB	SO	LOB	BOTTOM					
Brian McRae, S OBP: 0.316, SLG: 0.419										4	1	1	1	0	1	0						
Rey Sanchez, R OBP: 0.314, SLG: 0.390										4	1	2	0	0	1	0						
Sammy Sosa, R OBP: 0.358, SLG: 0.552										4	0	0	0	0	1	2						
Mark Grace, L OBP: 0.384, SLG: 0.562										3	1	1	1	1	0	1						
Kevin Roberson, S OBP: 0.313, SLG: 0.538										3	0	0	0	1	1	2						
Shawon Dunston, R OBP: 0.329, SLG: 0.524										4	0	1	0	0	0	2						
Rick Wilkins, L OBP: 0.344, SLG: 0.317										3	0	0	1	0	1	1						
Howard Johnson, S OBP: 0.275, SLG: 0.286										4	1	1	1	0	1	1						
Jaime Navarro, R ERA: 3.61 Mike Pelfrey, R Ozzie Timmons, R Anthony Young, R Larry Casian, R Turk Wendell, L										2	0	0	0	0	1	0						
Inning Stats	R: 0 E: 0 K: 0 S: 10	H: 1 LOB: 1 BB: 0 P: 15	R: 0 E: 0 K: 1 S: 6	H: 0 LOB: 0 BB: 0 P: 7	R: 0 E: 0 K: 0 S: 6	H: 0 LOB: 0 BB: 0 P: 8	R: 1 E: 0 K: 0 S: 6	H: 2 LOB: 1 BB: 0 P: 10	R: 0 E: 0 K: 1 S: 13	H: 0 LOB: 0 BB: 0 P: 17	R: 0 E: 0 K: 1 S: 8	H: 0 LOB: 0 BB: 0 P: 11	R: 0 E: 0 K: 1 S: 9	H: 0 LOB: 1 BB: 1 P: 15	R: 2 E: 0 K: 3 S: 15	H: 2 LOB: 0 BB: 0 P: 22	R: 1 E: 0 K: 1 S: 14	H: 1 LOB: 1 BB: 1 P: 22	1B: 1 2B: 3 3B: 0 HR: 2	SF: 1 SAC: 0 DP: 0 HBP: 0	WP: 1 PB: 0 SB: 0 CS: 0	PA: 35
PITCHER	IP WLS BF H R ER SO BB IBB HBP BLK WP HR S P ERA WHIP																					
Mark Portugal, R ERA: 3.61	(1, 1) 7.0 W 25 3 1 1 4 1 0 0 0 0 0 0 2 7 10 54.00 6.000																					
Mark Dewey, R ERA: 4.13	(8, 1) 0.1 3 2 2 2 1 0 0 0 0 0 0 0 2 7 10 54.00 6.000																					
Dave Burba, R ERA: 4.44	(8, 1) 0.2 2 0 0 0 0 2 0 0 0 0 0 0 0 8 12 0.00 0.000																					
Shawn Barton, L ERA: 2.61	(9, 1) 1.0 5 1 1 1 1 1 0 0 0 0 0 0 0 14 22 9.00 2.000																					

San Francisco Giants @ Chicago Cubs
Wrigley Field, Chicago, IL
Tue Jun 13 1995, 7:05 PM CDT
Att: 27,111 - Unknown - 69 F

AB	32
R	4
H	6
RBI	4
BB	2
SO	8
LOB	9



Batter	1	2	3	4	5	6	7	8	9	10	11	12	13	AB R H RBI BB SO LOB	TOP														
Darren Lewis, R OBP: 0.275, SLG: 0.287	WP BLK E BB	S 1B		B5-3			K		G6-3		G3-1		1B BB	5 2 1 0 2 1 0	San Francisco Giants @ Chicago Cubs Wrigley Field, Chicago, IL Wed Jun 14 1995, 3:33 AM CDT Att. 20,199 - Sunny - 75 F														
Mike Benjamin, R OBP: 0.475, SLG: 0.632	F9	1H 1B		1B			1B		1B		CS 1B		1H 2H 1B	7 0 6 2 0 0 1															
Barry Bonds, L OBP: 0.436, SLG: 0.592	K	F7		L7			1B		FC5-4 1BB		P5		K	6 0 1 0 1 2 6															
Glenallen Hill, R Dave Burba, R John Patterson, S Chris Hook, R Tom Lampton, L Steve Mintz, L Rod Beck, L	E 1B BB			S 1B			L8		FC5-4 1-2		CS		G3	4 1 1 0 1 0 4 0 1 0															
Mark Carreon, R Jose Bautista, R Rikkert Faneuf, R	E6 1B			F7			K						G5-3	4 0 0 0 0 1 4 0 0 0 0 0 0 0 2 0 0 0 0 1 0															
Royce Clayton, R OBP: 0.317, SLG: 0.353	1-2 2H 1B			F8			G6-3		G6-3		G5-3 BB		G6-3	5 0 1 1 1 0 1															
Robby Thompson, R OBP: 0.286, SLG: 0.354	F9						P6		G1-3		G5-3			5 1 1 0 1 0 3															
Kirt Manwaring, R OBP: 0.331, SLG: 0.330		K		L8			G4-3		K				1B 2B	5 0 0 0 1 2 3															
Trevor Wilson, L J.R. Phillips, L	K			F8			F7		G6-3		G4-3		K	3 0 0 0 0 1 0 3 0 0 0 0 1 3															
Inning Stats	R: 2 E: 1 K: 1 S: 21	H: 1 LOB: 2 BB: 2 P: 35	R: 1 E: 0 K: 2 S: 18	H: 2 LOB: 1 BB: 0 P: 31	R: 0 E: 0 K: 0 S: 11	H: 1 LOB: 2 BB: 1 P: 19	R: 0 E: 0 K: 0 S: 7	H: 1 LOB: 1 BB: 0 P: 11	R: 0 E: 0 K: 0 S: 9	H: 0 LOB: 0 BB: 0 P: 15	R: 0 E: 0 K: 0 S: 7	H: 0 LOB: 0 BB: 0 P: 12	R: 0 E: 0 K: 1 S: 7	H: 0 LOB: 0 BB: 0 P: 12		R: 0 E: 0 K: 0 S: 5	H: 1 LOB: 0 BB: 0 P: 17	R: 0 E: 0 K: 0 S: 5	H: 0 LOB: 0 BB: 0 P: 10	R: 1 E: 0 K: 2 S: 12	H: 2 LOB: 2 BB: 1 P: 20	1B: 9 2B: 2 3B: 0 HR: 0	SF: 0 SAC: 0 DP: 0 HBP: 0	WP: 1 PB: 0 SB: 2 CS: 1	PA: 58				
PITCHER	IP WLS BF H R ER SO BB IBB HBP BLK WP HR S P ERA WHIP	Kevin Foster, R ERA: 5.96	6.0 27 5 3 1 3 2 1 0 0 1 0 73 123 1.50 1.167	Mike Perez, R ERA: 3.09	7.1 1.0 5 2 0 0 2 0 0 0 0 0 21 30 0.00 2.000	Mike Walker, R ERA: 1.82	8.1 2.0 8 1 0 0 1 0 1 0 0 0 0 26 41 0.00 0.500	Randy Myers, L ERA: 3.06	10.1 2.0 8 1 0 0 1 1 1 0 0 0 0 22 41 0.00 1.000	Anthony Young, R ERA: 7.71	12.1 1.2 L 8 2 1 1 1 1 0 0 0 0 0 0 14 26 5.40 1.800	PITCHER	IP WLS BF H R ER SO BB IBB HBP BLK WP HR S P ERA WHIP	Bryan Hickerson, L ERA: 2.65		13.1 0.1 1 0 0 0 0 0 0 0 0 0 0 3 4 0.00 0.000													

AB 50
R 4
H 11
RBI 3
BB 7
SO 9
LOB 25



Batter	1	2	3	4	5	6	7	8	9	10	11	12	13	AB R H RBI BB SO LOB	BOTTOM													
Brian McRae, S OBP: 0.312, SLG: 0.416	G4-3		L4		G5-3		G4-3			K				6 0 1 0 0 1 1	San Francisco Giants @ Chicago Cubs Wrigley Field, Chicago, IL Wed Jun 14 1995, 3:33 AM CDT Att. 20,199 - Sunny - 75 F													
Rey Sanchez, R OBP: 0.314, SLG: 0.388	F8		1B		1B		G5-3			K		P2 2B	P2	6 0 2 0 0 1 3														
Mark Grace, L OBP: 0.362, SLG: 0.560	1B 2B		K		G6-3		G3-1			1B		L9		6 1 2 0 0 1 2														
Sammy Sosa, R OBP: 0.352, SLG: 0.539	1B		G5-3		L7		K		K			F7		6 0 1 1 0 2 1														
Shawon Dunston, R OBP: 0.329, SLG: 0.530	K		HR 1B		F7		F7		K		K	K		6 1 2 0 0 3 1														
Ozzie Timmons, R Anthony Young, R Bryan Hickerson, L	G6-4-3 1B		HR		1B		K		K		K	K		5 1 3 2 0 2 1 0 0 0 0 0 0 0 0 0 0 0 0 0 0														
José Hernández, R OBP: 0.315, SLG: 0.519	G6-4-3		G6-3		P4		K		K		K	K		5 0 0 0 0 2 2														
Todd Pratt, R OBP: 0.143, SLG: 0.077	G6-3		K		K		K		K			2B P2 BB		4 0 0 0 1 3 0														
Kevin Foster, R Mike Perez, R Scott Bullard, R Mike Walker, R Kevin Robinson, S Randy Myers, L Howard Johnson, S	L6		K		K		G4-3 1B		K		K	F7		2 0 0 0 0 0 1 0 0 0 0 0 0 0 0 0 1 0 1 0 0 0 0 0 0 0 0 0 0 0 0 0 1 0 0 0 0 0 0 0 0 0 0 0 0 0 0 0 1 0 0 0 0 0 0 0														
Inning Stats	R: 1 E: 0 K: 1 S: 16	H: 2 LOB: 1 BB: 0 P: 26	R: 0 E: 0 K: 0 S: 5	H: 1 LOB: 0 BB: 0 P: 9	R: 0 E: 0 K: 1 S: 14	H: 1 LOB: 1 BB: 0 P: 17	R: 0 E: 0 K: 0 S: 11	H: 1 LOB: 1 BB: 0 P: 11	R: 0 E: 0 K: 1 S: 9	H: 1 LOB: 1 BB: 0 P: 11	R: 0 E: 0 K: 3 S: 10	H: 0 LOB: 0 BB: 0 P: 15	R: 0 E: 0 K: 3 S: 14	H: 1 LOB: 1 BB: 0 P: 17		R: 0 E: 0 K: 3 S: 9	H: 0 LOB: 0 BB: 0 P: 14	R: 0 E: 0 K: 0 S: 10	H: 1 LOB: 2 BB: 1 P: 19	R: 0 E: 0 K: 1 S: 6	H: 0 LOB: 0 BB: 0 P: 7	1B: 8 2B: 2 3B: 1 HR: 1	SF: 0 SAC: 0 DP: 1 HBP: 0	WP: 0 PB: 0 SB: 0 CS: 0	PA: 50			
PITCHER	IP WLS BF H R ER SO BB IBB HBP BLK WP HR S P ERA WHIP	Trevor Wilson, L ERA: 3.88	6.0 25 8 3 3 4 0 0 0 0 0 0 20 29 0.00 1.000	Jose Bautista, R ERA: 5.45	7.1 2.0 8 2 0 0 3 0 0 0 0 0 0 24 32 0.00 0.500	Dave Burba, R ERA: 4.13	8.1 2.0 7 1 0 0 6 0 0 0 0 0 0 9 14 0.00 0.000	Chris Hook, R ERA: 5.31	11.1 1.0 3 0 0 0 3 0 0 0 0 0 0 9 14 0.00 0.000	Steve Mintz, R ERA: 5.65	12.1 1.0 W 4 1 0 0 0 1 0 0 0 0 0 0 10 19 0.00 2.000	PITCHER	IP WLS BF H R ER SO BB IBB HBP BLK WP HR S P ERA WHIP	Rod Beck, R ERA: 2.92		13.1 1.0 S 3 0 0 0 0 1 0 0 0 0 0 0 6 7 0.00 0.000												

AB 49
R 3
H 12
RBI 3
BB 1
SO 17
LOB 12



Batter	1	2	3	4	5	6	7	8	9	AB	R	H	RBI	BB	SO	LOB	TOP				
Darren Lewis, R (1, 8) OBP: 0.278, SLG: 0.286	G3			G5-3			L7	1B		4	0	1	0	0	0	0	San Francisco Giants @ Chicago Cubs Wrigley Field, Chicago, IL Thu Jun 15 1995, 3:33 AM CDT Att: 17,232 - Sunny - 72 F				
Mike Benjamin, R (1, 5) OBP: 0.455, SLG: 0.595	L8			K			BB	K		4	1	1	0	0	2	2					
Rikkert Faneyte, R (1, 7) OBP: 0.444, SLG: 0.333	L8			P3			P9		G1-3	4	0	0	0	0	0	1					
Glenallen Hill, R (1, 9) OBP: 0.323, SLG: 0.469		F8			K		1B		P3	3	0	0	0	1	1	0					
Mark Carreon, R (1, 3) OBP: 0.319, SLG: 0.391		G5-3			K		BB			3	0	1	1	1	1	0					
Royce Clayton, R (1, 6) OBP: 0.313, SLG: 0.347 Barry Bonds, L (9, PH) OBP: 0.434, SLG: 0.588		L7			K		1B		BB	3	0	0	0	0	1	2					
Robby Thompson, R (1, 4) OBP: 0.278, SLG: 0.343				P9			F8		K	3	0	0	0	0	1	0					
Tom Lampkin, L (1, 2) OBP: 0.324, SLG: 0.310				K			P2		1B	3	0	1	0	0	1	0					
Mark Leiter, R (1, 1) OBP: 0.111, SLG: 0.111 Mark Dewey, R (8, 1)				K			K		K	3	0	0	0	0	3	1					
Inning Stats	R: 0 E: 0 K: 0 S: 6	H: 0 LOB: 0 BB: 0 P: 7	R: 0 E: 0 K: 0 S: 11	H: 0 LOB: 0 BB: 0 P: 15	R: 0 E: 0 K: 2 S: 7	H: 0 LOB: 0 BB: 0 P: 10	R: 0 E: 0 K: 1 S: 14	H: 0 LOB: 0 BB: 0 P: 19	R: 0 E: 0 K: 3 S: 10	H: 0 LOB: 0 BB: 0 P: 13	R: 1 E: 0 K: 0 S: 14	H: 2 LOB: 2 BB: 1 P: 24	R: 0 E: 0 K: 3 S: 14	H: 2 LOB: 2 BB: 0 P: 15	R: 0 E: 0 K: 1 S: 11	H: 0 LOB: 1 BB: 1 P: 20		1B: 4 2B: 0 3B: 0 HR: 0	SF: 0 SAC: 0 DP: 0 HBP: 0	WP: 0 PB: 0 SB: 0 CS: 0	PA: 33
PITCHER	IP	WLS	BF	H	R	ER	SO	BB	IBB	HBP	BLK	WP	HR	S	P	ERA	WHIP				
Frank Castillo, R (1, 1) ERA: 2.43	8.0	W	29	4	1	1	10	1	0	0	0	0	0	84	114	1.12	0.625				
Randy Myers, L (9, 1) ERA: 2.89	1.0	S	4	0	0	0	1	1	0	0	0	0	0	11	20	0.00	1.000				

Batter	1	2	3	4	5	6	7	8	9	AB	R	H	RBI	BB	SO	LOB	BOTTOM				
Brian McRae, S (1, 8) OBP: 0.320, SLG: 0.423	L4-3		K			G5-3		1B		4	0	3	2	0	1	0	San Francisco Giants @ Chicago Cubs Wrigley Field, Chicago, IL Thu Jun 15 1995, 3:33 AM CDT Att: 17,232 - Sunny - 72 F				
Rey Sanchez, R (1, 4) OBP: 0.308, SLG: 0.380	P3			P7		G5-3		G4-3		4	0	0	0	0	3						
Sammy Sosa, R (1, 9) OBP: 0.352, SLG: 0.536	L4-3			K		1B				3	0	1	0	0	1						
Mark Grace, L (1, 3) OBP: 0.381, SLG: 0.573		HR		G6-3			G4-3			3	1	1	1	0	0						
Shawon Dunston, R (1, 6) OBP: 0.329, SLG: 0.526		G5-3			G5-3	1B	P6			3	0	1	0	0	0						
Howard Johnson, S (1, 5) OBP: 0.280, SLG: 0.267 José Hernández, R (8, 5) OBP: 0.315, SLG: 0.519		G3			F9		F8			3	0	0	0	0	1						
Ozzie Timmons, R (1, 7) OBP: 0.276, SLG: 0.364 Randy Myers, L (9, 1)		P3			G5-4-3			K		3	0	0	0	0	1						
Todd Pratt, R (1, 2) OBP: 0.194, SLG: 0.138				P3			WP	SH3-4		3	2	2	0	0	0						
Frank Castillo, R (1, 1) OBP: 0.211, SLG: 0.167 Scott Burrell, L (8, PH) OBP: 0.267, SLG: 0.366				K			SH3-4		SH5-3	1	0	0	0	0	1						
Inning Stats	R: 0 E: 0 K: 0 S: 5	H: 1 LOB: 0 BB: 0 P: 9	R: 1 E: 0 K: 0 S: 13	H: 1 LOB: 0 BB: 0 P: 21	R: 0 E: 0 K: 2 S: 7	H: 0 LOB: 0 BB: 0 P: 10	R: 0 E: 0 K: 1 S: 7	H: 0 LOB: 0 BB: 0 P: 11	R: 0 E: 0 K: 0 S: 4	H: 1 LOB: 0 BB: 0 P: 6	R: 1 E: 0 K: 0 S: 8	H: 3 LOB: 2 BB: 0 P: 9	R: 0 E: 0 K: 0 S: 5	H: 0 LOB: 0 BB: 0 P: 8	R: 1 E: 0 K: 1 S: 13	H: 2 LOB: 1 BB: 0 P: 21		1B: 7 2B: 1 3B: 0 HR: 1	SF: 0 SAC: 2 DP: 2 HBP: 0	WP: 1 PB: 0 SB: 0 CS: 0	PA: 29
PITCHER	IP	WLS	BF	H	R	ER	SO	BB	IBB	HBP	BLK	WP	HR	S	P	ERA	WHIP				
Mark Leiter, R (1, 1) ERA: 3.25	7.2	L	28	8	3	3	4	0	0	0	0	0	0	61	92	3.52	1.043				
Mark Dewey, R (8, 1) ERA: 4.07	0.1		1	0	0	0	0	0	0	0	0	0	0	1	3	0.00	0.000				



Batter	1	2	3	4	5	6	7	8	9	AB	R	H	RBI	BB	SO	LOB	TOP										
Darren Lewis, R OBP: 0.280, SLG: 0.282 (1, 8)	F8	P4			B1-3	BB		BB		3	0	0	0	2	0	2	San Francisco Giants @ St. Louis Cardinals Busch Stadium, St. Louis, MO Fri Jun 16 1995, 7:05 PM CDT Att: 25,028 - Unknown										
Mike Benjamin, R OBP: 0.449, SLG: 0.574 (1, 5)	P8		F9		P9	BB		BB		5	0	2	2	0	0	0											
Barry Bonds, L OBP: 0.429, SLG: 0.589 (1, 7)	F9		G4-3					G3		5	0	1	0	0	1	4											
Glenallen Hill, R OBP: 0.330, SLG: 0.470 (1, 9)		FC6-4 BB E	BB		P6			WP S BB		4	1	2	0	1	0	1											
Robby Thompson, R OBP: 0.277, SLG: 0.333 (1, 4)		FC6-4 BB				K		F7		3	0	0	0	1	2	2											
Royce Clayton, R OBP: 0.310, SLG: 0.343 (1, 6)		FC6-4 SF8				F8		K		5	1	1	0	0	2	4											
J.R. Phillips, L OBP: 0.193, SLG: 0.240 Steve Scarsons, R OBP: 0.419, SLG: 0.768 (9, PH)		E3 BB						K		4	1	1	1	0	2	3											
Kirt Manwaring, R OBP: 0.328, SLG: 0.331 (1, 2)		SF8						BB BB		3	1	1	2	0	1	1											
William Van Landingham, R OBP: 0.250, SLG: 0.250 Jeff Reed, L OBP: 0.438, SLG: 0.350 Chris Hook, R OBP: 0.314, SLG: 0.385 Mark Carreon, R OBP: 0.314, SLG: 0.385 Dave Burba, R OBP: 0.314, SLG: 0.385 (8, PH)								G6-3		2	0	1	0	0	1	1											
Inning Stats	R: 0 E: 0 K: 0 S: 6	H: 0 LOB: 0 BB: 0 P: 9	R: 2 E: 1 K: 0 S: 13	H: 1 LOB: 2 BB: 2 P: 25	R: 0 E: 0 K: 1 S: 10	H: 1 LOB: 1 BB: 0 P: 15	R: 0 E: 0 K: 3 S: 17	H: 1 LOB: 1 BB: 0 P: 24	R: 0 E: 0 K: 0 S: 10	H: 1 LOB: 1 BB: 0 P: 16	R: 3 E: 0 K: 2 S: 21	H: 4 LOB: 2 BB: 1 P: 32	R: 0 E: 0 K: 2 S: 12	H: 1 LOB: 1 BB: 0 P: 15	R: 0 E: 0 K: 0 S: 7	H: 1 LOB: 2 BB: 1 P: 12		R: 0 E: 1 K: 2 S: 10	H: 0 LOB: 1 BB: 0 P: 11	1B: 8 2B: 1 3B: 1 HR: 0	SF: 1 SAC: 1 DP: 0 HBP: 0	WP: 1 PB: 0 SB: 1 CS: 0	PA: 43				
PITCHER	IP	WLS	BF	H	R	ER	SO	BB	IBB	HBP	BLK	WP	HR	S	P	ERA	WHIP										
Vicente Palacios, R ERA: 4.62 Rich DeLucia, R ERA: 3.56 Tony Fossas, L ERA: 0.71 Jeff Parrett, R ERA: 3.95 Tom Henke, R ERA: 1.91	5.2	W	26	6	4	3	5	2	0	0	0	0	0	66	102	4.76	1.412										
Batter	1	2	3	4	5	6	7	8	9	AB <td>R <td>H <td>RBI <td>BB <td>SO <td>LOB <td>BOTTOM</td> </td></td></td></td></td></td>	R <td>H <td>RBI <td>BB <td>SO <td>LOB <td>BOTTOM</td> </td></td></td></td></td>	H <td>RBI <td>BB <td>SO <td>LOB <td>BOTTOM</td> </td></td></td></td>	RBI <td>BB <td>SO <td>LOB <td>BOTTOM</td> </td></td></td>	BB <td>SO <td>LOB <td>BOTTOM</td> </td></td>	SO <td>LOB <td>BOTTOM</td> </td>	LOB <td>BOTTOM</td>	BOTTOM										
Bernard Gilkey, R OBP: 0.367, SLG: 0.483 (1, 7)	L9		G5-3		P2			FC6-4		4	0	0	0	1	0	3	San Francisco Giants @ St. Louis Cardinals Busch Stadium, St. Louis, MO Fri Jun 16 1995, 7:05 PM CDT Att: 25,028 - Unknown										
Tripp Cromer, R OBP: 0.277, SLG: 0.434 (1, 6)	K		FC5-4 BB		WP E BB		F8		4	1	2	0	0	1	2												
Brian Jordan, R OBP: 0.298, SLG: 0.447 (1, 9)	HR 2B		FC5-4		E BB		G5-3		3	2	1	0	1	0	1												
Ray Lankford, L OBP: 0.360, SLG: 0.487 (1, 8)	HR		G4-3		E6 BB		P8		4	2	1	2	0	0	1												
Chris Sabo, R OBP: 0.293, SLG: 0.360 Tom Henke, R (8, 1)	G5-3		P6		S BB		K		4	0	1	1	0	1	0												
Scott Cooper, L OBP: 0.380, SLG: 0.325 (1, 5)	G4-3		FC5-4 BB		G4-3		F8		4	0	1	0	0	0	1												
Tom Pagnozzi, R OBP: 0.283, SLG: 0.302 (1, 2)	P3		FC5-4		G3-1 SH1-3 BB		F8		4	0	1	0	0	0	1												
José Oquendo, S OBP: 0.341, SLG: 0.314 (1, 4)	G3-1				WP E BB		SH1-3		2	1	1	0	1	0	0												
Vicente Palacios, R ERA: 4.62 Rich DeLucia, R ERA: 3.56 Tony Fossas, L ERA: 0.71 John Mabry, L OBP: 0.187, SLG: 0.187 Jeff Parrett, R ERA: 3.95 Darnell Coles, R OBP: 0.313, SLG: 0.409 (8, 3)		G5-3			K		G3-1		2	0	0	0	0	0	1												
Inning Stats	R: 2 E: 0 K: 1 S: 11	H: 2 LOB: 0 BB: 0 P: 19	R: 0 E: 0 K: 0 S: 8	H: 0 LOB: 0 BB: 0 P: 11	R: 0 E: 0 K: 0 S: 7	H: 1 LOB: 1 BB: 0 P: 12	R: 4 E: 1 K: 1 S: 16	H: 3 LOB: 1 BB: 1 P: 29	R: 0 E: 0 K: 0 S: 11	H: 1 LOB: 2 BB: 1 P: 18	R: 0 E: 0 K: 1 S: 6	H: 0 LOB: 0 BB: 0 P: 10	R: 0 E: 0 K: 0 S: 12	H: 0 LOB: 2 BB: 2 P: 23	R: 0 E: 0 K: 0 S: 12	H: 0 LOB: 2 BB: 2 P: 23		1B: 6 2B: 1 3B: 0 HR: 1	SF: 0 SAC: 1 DP: 0 HBP: 0	WP: 1 PB: 0 SB: 2 CS: 0	PA: 37						
PITCHER	IP	WLS	BF	H	R	ER	SO	BB	IBB	HBP	BLK	WP	HR	S	P	ERA	WHIP										
William Van Landingham, R ERA: 5.51 Chris Hook, R ERA: 4.84 Dave Burba, R ERA: 3.99	5.0	L	24	7	6	2	2	1	0	0	0	0	0	17	28	0.00	1.000										

Batter	1	2	3	4	5	6	7	8	9	AB	R	H	RBI	BB	SO	LOB	TOP					
Darren Lewis, R OBP: 0.280, SLG: 0.282 (1, 8)	G3-1		K		G4-3		L1			4	0	1	0	0	1	0	San Francisco Giants @ St. Louis Cardinals Busch Stadium, St. Louis, MO Sat Jun 17 1995, 7:05 PM CDT Att: 38,664 - Unknown					
Mike Benjamin, R OBP: 0.434, SLG: 0.569 (1, 6)			G1-3		G4-3		K			4	0	1	0	0	1	1						
Barry Bonds, L OBP: 0.421, SLG: 0.575 (1, 7)			F8		G4-3			F7		4	0	0	0	0	1	1						
Glenallen Hill, R OBP: 0.328, SLG: 0.465 (1, 9)			K		HR		G6-3	L8		4	1	1	0	0	1	1						
Mark Carreon, R OBP: 0.324, SLG: 0.435 J.R. Phillips, L OBP: 0.193, SLG: 0.240 (8, 3)		2B			HR		G5-3	K		4	2	2	2	0	1	0						
Robby Thomson, R OBP: 0.276, SLG: 0.330 (1, 4)		K			F8		1B	WP		4	1	1	0	0	1	1						
Steve Scarsone, R OBP: 0.424, SLG: 0.750 (1, 5)		K			CS		WP	F8		4	0	2	0	0	1	1						
Kirt Manwaring, R OBP: 0.333, SLG: 0.344 (1, 2)					1B		1B	L1-3		4	0	2	1	0	0	1						
Jose Bautista, R Rod Beck, R OBP: 0.333, SLG: 0.333 (9, 1)		F8			K		K			3	0	0	0	0	2	2						
Inning Stats	R: 0 E: 0 K: 2 S: 13	H: 1 LOB: 1 BB: 0 P: 21	R: 1 E: 0 K: 2 S: 10	H: 2 LOB: 1 BB: 0 P: 15	R: 0 E: 0 K: 1 S: 8	H: 0 LOB: 0 BB: 0 P: 13	R: 2 E: 0 K: 1 S: 16	H: 4 LOB: 1 BB: 0 P: 24	R: 0 E: 0 K: 0 S: 3	H: 1 LOB: 0 BB: 0 P: 7	R: 1 E: 0 K: 0 S: 6	H: 2 LOB: 1 BB: 0 P: 9	R: 0 E: 0 K: 2 S: 7	H: 0 LOB: 0 BB: 0 P: 11	R: 0 E: 0 K: 1 S: 5	H: 0 LOB: 0 BB: 0 P: 10		R: 0 E: 0 K: 0 S: 5	H: 0 LOB: 0 BB: 0 P: 8	1B: 7 2B: 2 3B: 0 HR: 1	SF: 0 SAC: 0 DP: 1 HBP: 0	WP: 1 PB: 0 SB: 0 CS: 1
PITCHER	IP	WLS	BF	H	R	ER	SO	BB	IBB	HBP	BLK	WP	HR	S	P	ERA	WHIP					
Tom Urbani, L ERA: 3.48 (1, 1)	6.0	L	26	10	4	4	6	0	0	0	0	1	1	56	89	6.00	1.667					
John Habyan, R ERA: 3.57 (7, 1)	1.0		3	0	0	0	2	0	0	0	0	0	0	7	11	0.00	0.000					
Rich DeLucia, R ERA: 3.34 (8, 1)	2.0		6	0	0	0	1	0	0	0	0	0	0	10	18	0.00	0.000					

Batter	1	2	3	4	5	6	7	8	9	AB	R	H	RBI	BB	SO	LOB	BOTTOM					
Bernard Gilkey, R OBP: 0.361, SLG: 0.473 (1, 7)	G4-3	F9			F7			F8		4	0	0	0	0	0	1	San Francisco Giants @ St. Louis Cardinals Busch Stadium, St. Louis, MO Sat Jun 17 1995, 7:05 PM CDT Att: 38,664 - Unknown					
Tripp Cramer, R OBP: 0.277, SLG: 0.424 (1, 6)			G4-3		F9			P3		3	0	0	0	0	0	1						
Brian Jordan, R OBP: 0.297, SLG: 0.448 (1, 9)					F8			F8		4	1	1	0	0	0	2						
Ray Lankford, L OBP: 0.358, SLG: 0.479 (1, 8)			G6-3		G6-3			G3		3	0	0	0	1	0	1						
Chris Sabo, R OBP: 0.291, SLG: 0.346 (1, 3)			G5-3		G6-3			G5-3		3	0	0	0	1	0	1						
Scott Cooper, L OBP: 0.382, SLG: 0.325 (1, 5)					G3			G3		3	0	1	0	1	0	0						
Tom Pagnozzi, R OBP: 0.262, SLG: 0.301 (1, 2)			G4-3		F7			1B		4	0	1	0	0	0	3						
José Oquendo, S OBP: 0.333, SLG: 0.306 Gerald Perry, L OBP: 0.270, SLG: 0.242 (9, PH)			L9		K			F7		3	0	0	0	0	1	0						
Tom Urbani, L OBP: 0.300, SLG: 0.333 John Habyan, R John Mabry, L OBP: 0.301, SLG: 0.304 Rich DeLucia, R OBP: 0.500, SLG: 0.400 (8, 1)			F8					L6		2	0	1	0	0	0	0						
Inning Stats	R: 1 E: 0 K: 0 S: 12	H: 0 LOB: 3 BB: 3 P: 28	R: 0 E: 0 K: 0 S: 8	H: 0 LOB: 0 BB: 0 P: 10	R: 0 E: 0 K: 1 S: 8	H: 1 LOB: 1 BB: 0 P: 8	R: 0 E: 0 K: 1 S: 8	H: 0 LOB: 0 BB: 0 P: 12	R: 0 E: 0 K: 0 S: 10	H: 1 LOB: 1 BB: 0 P: 19	R: 0 E: 0 K: 0 S: 5	H: 0 LOB: 0 BB: 0 P: 11	R: 0 E: 0 K: 0 S: 6	H: 0 LOB: 0 BB: 0 P: 9	R: 0 E: 0 K: 0 S: 5	H: 0 LOB: 0 BB: 0 P: 7		R: 0 E: 0 K: 0 S: 7	H: 2 LOB: 2 BB: 0 P: 11	1B: 3 2B: 1 3B: 0 HR: 0	SF: 0 SAC: 0 DP: 0 HBP: 1	WP: 1 PB: 0 SB: 1 CS: 0
PITCHER	IP	WLS	BF	H	R	ER	SO	BB	IBB	HBP	BLK	WP	HR	S	P	ERA	WHIP					
Jose Bautista, R ERA: 4.54 (1, 1)	8.2	W	33	3	1	1	1	3	0	1	1	1	0	64	111	1.04	0.692					
Rod Beck, R ERA: 2.89 (9, 1)	0.1	S	2	1	0	0	0	0	0	0	0	0	0	3	4	0.00	3.000					

Batter	1	2	3	4	5	6	7	8	9	AB	R	H	RBI	BB	SO	LOB	TOP								
Darren Lewis, R OBP: 0.283, SLG: 0.294 (1, 8)	E6 SH2-3		SF7 3B		FC4-6 1B	K		G4-3		5	1	2	0	0	1	3	San Francisco Giants @ St. Louis Cardinals Busch Stadium, St. Louis, MO Sun Jun 18 1995, 3:33 AM CDT Att: 27,989 - Overcast - 90 F								
John Patterson, S OBP: 0.222, SLG: 0.204 (1, 4)	SH2-3		SF7 HBP		FC4-6 2B	P2		G4-3		3	1	0	0	0	0	4									
Barry Bonds, L OBP: 0.416, SLG: 0.585 (1, 7)	L6		SF7		L9				HR	4	1	1	2	0	1	2									
Glenallen Hill, R OBP: 0.325, SLG: 0.458 Rikkert Faneyte, R OBP: 0.444, SLG: 0.333 (1, 9) (9, 9)	F7		G5-3		2B 1B		F8		G4-3	5	0	1	0	0	0	2									
Royce Clayton, R OBP: 0.322, SLG: 0.369 (1, 6)		S E 2B		1B SF8 HBP	1-3 2-H 2B		2B		G4-3	4	2	3	1	0	0	0									
J.R. Phillips, L OBP: 0.186, SLG: 0.231 (1, 3)	K			G3	G4-3		L9		L7	5	0	0	0	0	1	5									
Steve Scarosone, R OBP: 0.443, SLG: 0.813 (1, 5)	G4-3			1B		SH1-3 2B		HR		4	1	3	1	0	0	0									
Kirt Manwaring, R OBP: 0.333, SLG: 0.347 (1, 2)	L6			SF8		SH1-3		G4-3 SH1-3 1B		2	0	1	1	0	0	0									
Mark Portugal, R OBP: 0.105, SLG: 0.056 (1, 1)			K	G6-3		BB		SH1-3		2	0	0	0	1	1	1									
Inning Stats	R: 0 E: 1 K: 0 S: 5	H: 0 LOB: 1 BB: 0 P: 7	R: 1 E: 0 K: 1 S: 7	H: 1 LOB: 0 BB: 0 P: 9	R: 1 E: 0 K: 1 S: 9	H: 1 LOB: 1 BB: 0 P: 16	R: 1 E: 0 K: 0 S: 7	H: 1 LOB: 1 BB: 0 P: 9	R: 1 E: 0 K: 0 S: 8	H: 3 LOB: 2 BB: 0 P: 13	R: 0 E: 0 K: 1 S: 10	H: 1 LOB: 1 BB: 0 P: 18	R: 0 E: 0 K: 1 S: 10	H: 1 LOB: 1 BB: 0 P: 13	R: 1 E: 0 K: 0 S: 11	H: 2 LOB: 1 BB: 0 P: 16	R: 1 E: 0 K: 0 S: 9	H: 1 LOB: 0 BB: 0 P: 13	1B: 4 2B: 4 3B: 1 HR: 2	SF: 2 SAC: 3 DP: 0 HBP: 2	WP: 0 PB: 0 SB: 1 CS: 0	PA: 42			
PITCHER	IP	WLS	BF	H	R	ER	SO	BB	IBB	HBP	BLK	WP	HR	S	P	ERA	WHIP								
Mike Morgan, R ERA: 3.03 (1, 1)	5.0	L	24	6	4	4	2	0	0	2	0	0	0	36	54	7.20	1.200								
John Habyan, R ERA: 3.41 (6, 1)	2.0		9	2	0	0	2	1	0	0	0	0	0	20	31	0.00	1.500								
Rene Arocha, R ERA: 4.11 (8, 1)	2.0		9	3	2	2	0	0	0	0	0	0	2	20	29	9.00	1.500								

Batter	1	2	3	4	5	6	7	8	9	AB	R	H	RBI	BB	SO	LOB	BOTTOM								
Scott Hemond, R OBP: 0.152, SLG: 0.167 (1, 4) (8, 2)	G3			F8		L7		G6-4-3		4	0	0	0	0	0	1	San Francisco Giants @ St. Louis Cardinals Busch Stadium, St. Louis, MO Sun Jun 18 1995, 3:33 AM CDT Att: 27,989 - Overcast - 90 F								
Tripp Cromer, R OBP: 0.265, SLG: 0.412 (1, 6)	G5-3			L8		G5-3		K		4	0	0	0	0	1	0									
Brian Jordan, R OBP: 0.296, SLG: 0.444 (1, 9)	L7			G6-3		1B			G6-3	4	0	1	0	0	0	0									
Ray Lankford, L OBP: 0.356, SLG: 0.472 (1, 8)	K			FC5-4 BB		G4-3		L6		3	0	0	0	1	1	1									
Darnell Coles, R OBP: 0.288, SLG: 0.375 (1, 3)	P5			FC5-4 1B				F7		4	1	0	0	0	0	1									
Scott Cooper, L OBP: 0.381, SLG: 0.325 (1, 5)	K			BB G1-2-3 1B		P6				3	0	1	0	0	1	0									
John Mabry, L OBP: 0.314, SLG: 0.329 (1, 7)			G6-3		BB 1B			2B		3	0	2	1	0	0	0									
Danny Sheaffer, R OBP: 0.308, SLG: 0.391 Rene Arocha, R (8, 1)			G5-3		BB 1B			G4-3		2	0	0	0	1	0	1									
Mike Morgan, R OBP: 0.125, SLG: 0.125 Chris Sabo, R OBP: 0.287, SLG: 0.342 John Habyan, R (5, PH) John Habyan, R (6, 1) José Oquendo, S OBP: 0.339, SLG: 0.312 (8, 4)			K		G1-2-3 BB			G6-4-3 1B		1	0	0	0	0	1	0									
Inning Stats	R: 0 E: 0 K: 0 S: 4	H: 0 LOB: 0 BB: 0 P: 4	R: 0 E: 0 K: 2 S: 8	H: 0 LOB: 0 BB: 0 P: 13	R: 0 E: 0 K: 1 S: 6	H: 0 LOB: 0 BB: 0 P: 7	R: 0 E: 0 K: 0 S: 7	H: 0 LOB: 0 BB: 0 P: 10	R: 0 E: 0 K: 0 S: 11	H: 2 LOB: 2 BB: 2 P: 20	R: 0 E: 0 K: 0 S: 8	H: 1 LOB: 1 BB: 0 P: 10	R: 0 E: 0 K: 0 S: 8	H: 1 LOB: 1 BB: 0 P: 14	R: 0 E: 0 K: 1 S: 8	H: 1 LOB: 0 BB: 0 P: 9	R: 0 E: 0 K: 0 S: 7	H: 0 LOB: 0 BB: 0 P: 8	1B: 4 2B: 1 3B: 0 HR: 0	SF: 0 SAC: 0 DP: 2 HBP: 0	WP: 0 PB: 0 SB: 0 CS: 0	PA: 32			
PITCHER	IP	WLS	BF	H	R	ER	SO	BB	IBB	HBP	BLK	WP	HR	S	P	ERA	WHIP								
Mark Portugal, R ERA: 3.28 (1, 1)	9.0	W	32	5	1	1	4	2	0	0	0	0	0	67	95	1.00	0.778								

AB	34
R	6
H	11
RBI	5
BB	1
SO	4
LOB	17

AB	30
R	1
H	5
RBI	1
BB	2
SO	4
LOB	7



Batter	1	2	3	4	5	6	7	8	9	AB	R	H	RBI	BB	SO	LOB	TOP										
Darren Lewis, R OBP: 0.294, SLG: 0.309 (1, 8)	0-1 CS 1B		2-1 HBP 1B		1-2 F8		1-2 G4-3		1-0 SH3-4	4	0	2	0	0	0	0											
Robby Thompson, R OBP: 0.297, SLG: 0.339 (1, 4)	3-3 SAFE K		2-2 SAFE G4-6-3 HBP		2-1 L5			2-3 K	1-1 BB FC6-4	4	1	1	1	0	2	1											
Barry Bonds, L OBP: 0.412, SLG: 0.562 (1, 7)	3-1 P1		2-2 G4-6-3			3-1 G4-3		1-2 K	4-0 FC6-4 BB IBB	4	0	0	0	1	1	2											
Mark Carreon, R OBP: 0.349, SLG: 0.557 (9, 1)		2-2 HR		3-2 WP FC6-5 HBP 1B		2-0 G5-3		0-0 1B 2B	4-0 FC6-4 BB	3	3	2	1	1	0	0											
Glenallen Hill, R OBP: 0.326, SLG: 0.449 (1, 9)		2-3 K		0-1 FC6-5 WP 1B		4-2 S 1B BB		0-0 1B 1B	0-1 FC6-4 FC6-4	4	1	2	2	1	1	2											
Royce Clayton, R OBP: 0.335, SLG: 0.376 (1, 6)		4-2 G6-3 BB		2-0 FC6-5 WP		2-1 SAFE 1B		1-2 1B	0-2 FC6-4	4	0	2	2	1	0	3											
Mike Benjamin, R OBP: 0.379, SLG: 0.500 (1, 5)	2-0 SAFE G6-3		1-3 K		1-3 K		0-0 G1-3		1-1 1B	4	0	1	0	0	1	3											
Kirt Manwaring, R OBP: 0.322, SLG: 0.333 (9, 3)			0-0 F9		2-3 K			2-1 G6-3	1-0 G6-3	4	0	0	0	0	1	5											
William Van Landingham, R OBP: 0.200, SLG: 0.200 (4, 1)			0-3 K		3-3 K			0-0 G1-3	0-1 SH3-4 2B	1	0	0	0	0	1	0											
Inning Stats	R: 0 E: 0 K: 1 S: 7	H: 1 LOB: 0 BB: 0 P: 13	R: 1 E: 0 K: 1 S: 13	H: 1 LOB: 1 BB: 1 P: 23	R: 0 E: 0 K: 1 S: 12	H: 1 LOB: 1 BB: 0 P: 18	R: 1 E: 0 K: 2 S: 16	H: 1 LOB: 0 BB: 0 P: 24	R: 0 E: 0 K: 1 S: 9	H: 0 LOB: 0 BB: 0 P: 15	R: 1 E: 0 K: 0 S: 10	H: 1 LOB: 1 BB: 1 P: 20	R: 0 E: 0 K: 0 S: 7	H: 0 LOB: 0 BB: 0 P: 10	R: 1 E: 0 K: 2 S: 16	H: 4 LOB: 3 BB: 2 P: 24	R: 2 E: 0 K: 0 S: 11	H: 2 LOB: 2 BB: 2 P: 21	1B: 7 2B: 3 3B: 0 HR: 1	SF: 0 SAC: 1 DP: 1 HBP: 2	WP: 2 PA: 42 PB: 0 CS: 1						
PITCHER	IP	WLS	BF	H	R	ER	SO	BB	IBB	HBP	BLK	WP	HR	S	P	ERA	WHIP										
Steve Parris, R ERA: 4.91	3.2		16	4	2	2	4	1	0	2	0	2	1	43	71	4.91	1.364										
Mike Dyer, R ERA: 2.83	3.2		13	1	1	1	3	1	0	0	0	0	0	35	58	2.46	0.545										
Jason Christiansen, L ERA: 1.45	0.1		4	3	1	1	1	0	0	0	0	0	0	9	13	27.00	9.000										
Rick White, R ERA: 3.8	0.1		2	1	0	0	0	0	0	0	0	0	0	3	5	0.00	3.000										
Jeff McCurry, R ERA: 4.91	1.0	L	7	2	2	2	0	1	1	0	0	0	0	11	21	18.00	3.000										

San Francisco Giants @ Pittsburgh Pirates
Three Rivers Stadium, Pittsburgh, PA
Wed Jun 21 1995, 3:33 AM EDT
Att. 9,180 - Overcast - 88 F

AB 35
R 6
H 11
RBI 6
BB 4
SO 8
LOB 16



Batter	1	2	3	4	5	6	7	8	9	AB	R	H	RBI	BB	SO	LOB	BOTTOM										
Jacob Brumfield, R OBP: 0.350, SLG: 0.347 (1, 8)	3-2 HR 1B	4-0 WP BB		2-0 BB 1B		0-0 L6			0-1 HR	4	2	3	2	1	0	1											
Al Martin, L OBP: 0.301, SLG: 0.360 (1, 7)	0-0 G4-3	1-1 P5		4-2 BB		0-0 L9			1-2 P6	4	0	0	0	1	0	4											
Jay Bell, R OBP: 0.305, SLG: 0.268 (1, 6)	2-3 K		3-2 G4-6-3 1B	0-2 P9		2-0 G6-3			2-3 K	5	0	1	0	0	2	4											
Orlando Merced, S OBP: 0.325, SLG: 0.419 (9, 3)	4-0 HR IBB		0-0 G4-6-3	1-1 G4-3		4-0 G6-4-3 BB			0-2 2B	3	1	1	0	2	0	4											
Mark Parent, R OBP: 0.341, SLG: 0.559 (1, 2)	3-1 HR		1-1 1B		0-3 K		1-1 G6-4-3		2-2 K	5	1	2	3	0	2	2											
Mark Johnson, L OBP: 0.344, SLG: 0.514 (8, FH)	0-1 G3		2-2 P7		0-2 G4-3			1-2 SH1-4 1B		3	0	0	0	0	0	1											
Kevin Young, R OBP: 0.283, SLG: 0.278 (1, 5)		2-2 FC6-4 1B		0-2 1B 1B		0-0 F8		0-0 SH1-4	1-2 SH1-4	3	1	2	0	0	0	0											
Carlos Garcia, R OBP: 0.304, SLG: 0.377 (1, 4)		1-1 FC6-4 FC3-6		3-2 P5		0-1 SH1-4 2B		1-0 F7		4	0	1	0	0	0	3											
Steve Parris, R ERA: 4.91		0-1 FC3-6		0-2 BB 1B		0-0 SH1-4		0-3 K		1	0	0	0	0	0	1											
Inning Stats	R: 3 E: 0 K: 1 S: 13	H: 2 LOB: 1 BB: 1 P: 25	R: 0 E: 0 K: 0 S: 10	H: 1 LOB: 2 BB: 1 P: 18	R: 0 E: 0 K: 0 S: 13	H: 2 LOB: 1 BB: 0 P: 19	R: 1 E: 0 K: 0 S: 21	H: 3 LOB: 3 BB: 1 P: 31	R: 0 E: 0 K: 1 S: 8	H: 0 LOB: 0 BB: 0 P: 8	R: 0 E: 0 K: 0 S: 5	H: 1 LOB: 1 BB: 0 P: 5	R: 0 E: 0 K: 0 S: 3	H: 0 LOB: 1 BB: 1 P: 10	R: 0 E: 0 K: 1 S: 9	H: 1 LOB: 1 BB: 0 P: 11	R: 1 E: 0 K: 2 S: 14	H: 2 LOB: 1 BB: 0 P: 19	1B: 8 2B: 2 3B: 0 HR: 2	SF: 0 SAC: 2 DP: 2 HBP: 0	WP: 1 PA: 41 PB: 0 CS: 0						
PITCHER	IP	WLS	BF	H	R	ER	SO	BB	IBB	HBP	BLK	WP	HR	S	P	ERA	WHIP										
William Van Landingham, R ERA: 6.05	3.0		15	5	3	3	1	1	1	0	0	0	0	34	44	3.00	1.667										
Kenny Greer, R ERA: 3.0	3.0		14	4	1	1	1	1	0	0	0	0	0	7	15	0.00	2.000										
Shawn Barton, L ERA: 2.63	1.0	W	4	1	0	0	0	1	0	0	0	0	0	5	6	0.00	2.000										
Dave Burba, R ERA: 3.69	1.0	S	5	2	1	1	2	0	0	0	0	0	1	14	19	9.00	2.000										

San Francisco Giants @ Pittsburgh Pirates
Three Rivers Stadium, Pittsburgh, PA
Wed Jun 21 1995, 3:33 AM EDT
Att. 9,180 - Overcast - 88 F

AB 35
R 5
H 12
RBI 5
BB 4
SO 5
LOB 21



Batter	1	2	3	4	5	6	7	8	9	AB	R	H	RBI	BB	SO	LOB	TOP			
Darren Lewis, R OBP: 0.296, SLG: 0.311	0-1 SH1-3 1B		2-2 G4-3				0-1 1-2 1B	1-1 FC3-6 HR	1-1 P6								5 2 2 0 0 0 2			
Robby Thompson, R OBP: 0.276, SLG: 0.328	0-0 SH1-3		0-0 L8				0-1 F8	0-3 K	3-2 G5-3								4 0 0 0 0 1 3			
Barry Bonds, L OBP: 0.412, SLG: 0.573	1-0 CS 2H 1B			2-1 P5			0-0 P6	3-0 HR	3-1 P7								5 1 2 3 0 0 2			
Mark Carreon, R OBP: 0.363, SLG: 0.571	2-3 K			1-0 FC6-4 1B			0-2 1B	1-1 1B	3-3 K								5 1 3 0 0 2 1			
Glenallen Hill, R OBP: 0.329, SLG: 0.455		3-2 PB 2B		2-1 FC6-4 2B			1-1 G5-4-3 1B	0-1 P9									4 1 2 1 0 0 2			
Royce Clayton, R OBP: 0.333, SLG: 0.378		3-3 K		0-0 1H 2B			1-0 G5-4-3		3-3 K								4 0 1 1 0 2 2			
Kirt Manwaring, R OBP: 0.327, SLG: 0.338		2-3 K		1-1 L9			2-0 1B	3-2 2B	1-3 K								4 1 2 0 0 1 2			
Mike Benjamin, R OBP: 0.357, SLG: 0.471		1-1 G6-3					1-2 G5-3	1-3 K	1-3 K								4 0 0 0 0 2 3			
Jose Bautista, R (1, 1)				0-1 G1-3			4-2 1B	2-1 FC3-6 1B	1-0 1H 2B								1 0 0 0 1 0 0			
Tom Lampkin, L (7, PH)																	1 0 1 0 0 0 0			
Chris Hook, R (7, 1)																	0 0 0 0 0 0 0			
John Patterson, S (8, PH)																	1 0 1 1 0 0 0			
Dave Burba, R (8, 1)																	0 0 0 0 0 0 0			
Inning Stats	R: 1 E: 0 K: 1 S: 7	H: 2 LOB: 0 BB: 0 P: 10	R: 0 E: 0 K: 2 S: 11	H: 1 LOB: 1 BB: 0 P: 19	R: 0 E: 0 K: 0 S: 7	H: 0 LOB: 0 BB: 0 P: 9	R: 1 E: 0 K: 0 S: 8	H: 2 LOB: 1 BB: 0 P: 14	R: 0 E: 0 K: 1 S: 10	H: 3 LOB: 1 BB: 0 P: 15	R: 2 E: 0 K: 1 S: 12	H: 3 LOB: 1 BB: 0 P: 19	R: 1 E: 0 K: 2 S: 14	H: 2 LOB: 1 BB: 0 P: 23	R: 0 E: 0 K: 1 S: 13	H: 0 LOB: 0 BB: 0 P: 22	1B: 9 2B: 4 3B: 0 HR: 1	SF: 0 SAC: 1 DP: 1 HBP: 0	WP: 0 PB: 1 SB: 0 CS: 1	PA: 40
PITCHER	IP WLS BF H R ER SO BB IBB HBP BLK WP HR S P ERA WHIP																			
Ramon Martinez, R ERA: 3.89	(1, 1) 6.2 31 12 5 5 5 1 0 0 0 0 1 64 100 6.75 1.950																			
Rudy Seanez, R ERA: 4.41	(7, 1) 1.1 W 6 2 1 1 2 0 0 0 0 0 0 16 25 6.75 1.500																			
Todd Worrell, R ERA:	(9, 1) 1.0 S 3 0 0 0 1 0 0 0 0 0 0 13 22 0.00 0.000																			

San Francisco Giants @ Los Angeles Dodgers
Dodger Stadium, Los Angeles, CA
Thu Jun 22 1995, 7:05 PM PDT
Att: 33,489 - Unknown - 74 F

AB 38
R 6
H 14
RBI 6
BB 1
SO 8
LOB 17



Batter	1	2	3	4	5	6	7	8	9	AB	R	H	RBI	BB	SO	LOB	BOTTOM			
Delino DeShields, L OBP: 0.332, SLG: 0.343	1-1 G4-3		1-2 G6-3				0-3 K	1 SAFE 2-3 K									4 0 0 0 0 2 1			
Jose Offerman, S OBP: 0.436, SLG: 0.434	3-1 HR 1B		1-1 F8				0-0 F8	0-1 L7									4 1 1 0 0 0 1			
Mike Piazza, R OBP: 0.430, SLG: 0.714	1-0 1H HR		2-2 F8				2-0 1B	1-2 G4-3									4 1 2 2 0 0 0			
Eric Karros, R OBP: 0.394, SLG: 0.577	2-1 F9			2-2 HR			1 SAFE 2-3 K	3-1 HR									4 2 2 2 0 1 1			
Roberto Kelly, R OBP: 0.324, SLG: 0.343	0-1 F9			3-2 P3			2-1 G6-3	2-3 K									4 0 0 0 0 1 0			
Raul Mondesi, R OBP: 0.382, SLG: 0.564		2-0 G5-3		1-1 HR 1B			0-0 G5-3	1-3 K									4 1 1 0 0 1 0			
Tim Wallach, R OBP: 0.321, SLG: 0.408		0-1 G6-3		2-2 1H HR			0-2 G4-3										3 1 1 2 0 0 0			
Billy Ashley, R OBP: 0.316, SLG: 0.404		2-1 HR		3-2 G6-3			3-2 1B										3 1 2 1 0 0 0			
Roger Cedeno, S (7, PR) (8, 7)																	0 0 0 0 0 0 0			
Ramon Martinez, R OBP: 0.231, SLG: 0.240		0-1 G6-3		1-0 G4-3			1 SAFE 2-3 K										2 0 0 0 0 0 0			
Rudy Seanez, R (7, 1)																	1 0 0 0 0 1 1			
Todd Worrell, R (9, 1)																	0 0 0 0 0 0 0			
Inning Stats	R: 2 E: 0 K: 0 S: 9	H: 2 LOB: 0 BB: 0 P: 16	R: 1 E: 0 K: 0 S: 7	H: 1 LOB: 0 BB: 0 P: 11	R: 0 E: 0 K: 0 S: 9	H: 0 LOB: 0 BB: 0 P: 13	R: 3 E: 0 K: 0 S: 21	H: 3 LOB: 0 BB: 0 P: 32	R: 0 E: 0 K: 2 S: 10	H: 1 LOB: 1 BB: 0 P: 13	R: 0 E: 0 K: 0 S: 6	H: 0 LOB: 0 BB: 0 P: 8	R: 0 E: 0 K: 2 S: 12	H: 1 LOB: 1 BB: 0 P: 18	R: 1 E: 0 K: 2 S: 11	H: 1 LOB: 0 BB: 0 P: 18	1B: 4 2B: 0 3B: 0 HR: 5	SF: 0 SAC: 0 DP: 0 HBP: 0	WP: 0 PB: 1 SB: 1 CS: 0	PA: 33
PITCHER	IP WLS BF H R ER SO BB IBB HBP BLK WP HR S P ERA WHIP																			
Jose Bautista, R ERA: 5.1	(1, 1) 6.0 25 12 5 6 2 0 0 0 0 0 62 93 9.00 1.167																			
Chris Hook, R ERA: 4.32	(7, 1) 1.0 4 1 0 0 2 0 0 0 0 0 0 12 18 0.00 1.000																			
Dave Burba, R ERA: 3.86	(8, 1) 1.0 L 4 1 1 1 2 0 0 0 0 0 1 11 18 9.00 1.000																			

San Francisco Giants @ Los Angeles Dodgers
Dodger Stadium, Los Angeles, CA
Thu Jun 22 1995, 7:05 PM PDT
Att: 33,489 - Unknown - 74 F

AB 33
R 7
H 9
RBI 7
BB 0
SO 6
LOB 4




Batter	1	2	3	4	5	6	7	8	9	AB	R	H	RBI	BB	SO	LOB	TOP					
Darren Lewis, R OBP: 0.302, SLG: 0.312 (1, 8)	1-1 BB S 1B		1-1 F7			1-1 P4			2-1 WP S 1B	4	0	2	0	0	0	0	San Francisco Giants @ Los Angeles Dodgers Dodger Stadium, Los Angeles, CA Sat Jun 24 1995, 7:05 PM PDT Att: 53,551 - Sunny - 79 F					
Steve Scarsons, R OBP: 0.420, SLG: 0.730 (1, 5)	4-2 BB 1-2 BB		0-3 K			1-3 K			0-0 L9	3	0	0	0	1	2	1						
Barry Bonds, L OBP: 0.398, SLG: 0.551 (1, 7)	3-2 P5		2-3 K			2-2 L8			2-3 K	4	0	0	0	0	2	3						
Glenallen Hill, R OBP: 0.322, SLG: 0.440 (1, 9)	1-3 K			0-0 F8					4-0 BB	3	0	0	0	1	2	2						
Mark Carreon, R OBP: 0.357, SLG: 0.544 (7, 1) Shawn Barton, R	4-0 BB BB			1-0 G1-3					0-0 P3	2	0	0	0	0	1	0						
Rod Beck, R OBP: 0.333, SLG: 0.333 (8, 1) Rikkert Fanezey, R (9, PH) OBP: 0.381, SLG: 0.278	1-2 2-3 BB			1-3 K					1-3 K	0	0	0	0	0	0	0						
Royce Clayton, R OBP: 0.323, SLG: 0.365 (1, 6)	1-3 K									3	0	0	0	0	3	3						
John Patterson, S OBP: 0.215, SLG: 0.208 (1, 4)		2-3 K				0-0 L6			1-1 G4-3	3	0	0	0	0	1	0						
Kirt Manwaring, R OBP: 0.321, SLG: 0.331 (1, 2)		0-0 L8				2-3 K			1-1 F8	3	0	0	0	0	1	0						
Mark Leiter, R OBP: 0.095, SLG: 0.095 (1, 1) Jeff Reed, L (5, PH) OBP: 0.369, SLG: 0.304 Chris Hook, R (5, 1) Dave Burba, R (6, 1) J.R. Phillips, L (7, 3) OBP: 0.184, SLG: 0.228		0-3 K				1-2 G4-3			0-3 K	1	0	0	0	0	1	0						
Inning Stats	R: 0 E: 0 K: 2 S: 17	H: 1 LOB: 3 BB: 2 P: 31	R: 0 E: 0 K: 2 S: 7	H: 0 LOB: 0 BB: 0 P: 9	R: 0 E: 0 K: 2 S: 8	H: 0 LOB: 0 BB: 0 P: 11	R: 0 E: 0 K: 1 S: 5	H: 0 LOB: 0 BB: 0 P: 7	R: 0 E: 0 K: 1 S: 13	H: 0 LOB: 0 BB: 0 P: 16	R: 0 E: 0 K: 2 S: 9	H: 0 LOB: 0 BB: 0 P: 13	R: 0 E: 0 K: 1 S: 12	H: 0 LOB: 0 BB: 0 P: 16	R: 0 E: 0 K: 1 S: 7	H: 0 LOB: 0 BB: 0 P: 9	R: 0 E: 0 K: 1 S: 8	H: 1 LOB: 2 BB: 1 P: 16	1B: 2 2B: 0 3B: 0 HR: 0	SF: 0 SAC: 0 DP: 0 HBP: 0	WP: 1 PB: 0 SB: 2 CS: 0	PA: 32
PITCHER Hideo Nomo, R ERA: 2.3 (1, 1)	IP: 9.0 WLS: W BF: 32	H: 2 R: 0 ER: 0 SO: 13	BB: 3 IBB: 0 HBP: 0 BLK: 0	WP: 1 HR: 0 S: 86 P: 128	ERA: 0.00 WHIP: 0.556											ERA: 0.00 WHIP: 0.556						

Batter	1	2	3	4	5	6	7	8	9	AB	R	H	RBI	BB	SO	LOB	BOTTOM					
Delino DeShields, L OBP: 0.351, SLG: 0.357 (1, 4)	2-3 K		3-2 1B 2B	4-2 BB		4-2 BB	1-2 CS			3	1	2	0	2	1	0	San Francisco Giants @ Los Angeles Dodgers Dodger Stadium, Los Angeles, CA Sat Jun 24 1995, 7:05 PM PDT Att: 53,551 - Sunny - 79 F					
Jose Offerman, S OBP: 0.438, SLG: 0.444 (1, 6)	3-2 F8		1-1 1B	1-1 L7		0-2 L9	0-0 CS	0-0 G3-1		5	0	1	1	0	0	5						
Mike Piazza, R OBP: 0.435, SLG: 0.719 (1, 2)	4-2 BB		2-0 1B	1-3 1B	2-2 FC6-4 1B	0-0 G3-1		0-2 F9		4	0	2	0	1	0	3						
Eric Karros, R OBP: 0.386, SLG: 0.560 (1, 3)	2-2 F8		2-3 K		2-1 F9		2-1 1B E 1B	0-3 K		5	1	1	0	0	2	4						
Roberto Kelly, R OBP: 0.328, SLG: 0.360 (1, 8)		2-2 G3		1-2 HR	1-0 FC6-4		1-0 E9 FC6-4 HR 1B			4	2	2	1	0	0	1						
Raul Mondesi, R OBP: 0.396, SLG: 0.564 (1, 9)		2-1 G5-3		0-0 1B	1-2 F9		4-0 FC6-4 IBB			3	1	1	0	1	0	1						
Tim Wallach, R OBP: 0.325, SLG: 0.490 (1, 5)		2-2 L9		3-3 K		2-2 SH2-4 HBP	0-0 FC6-4 HR			3	1	0	0	0	1	3						
Billy Ashley, R OBP: 0.331, SLG: 0.432 (1, 7) Roger Cedeno, S (8, 7)			2-3 K	0-0 BB 2H 1B		2-2 SH2-4 1B	1-1 HR			4	1	3	4	0	1	0						
Hideo Nomo, R (1, 1)			2-3 K	0-3 K		0-0 SH2-4	1-3 K			3	0	0	0	0	3	1						
Inning Stats	R: 0 E: 0 K: 1 S: 13	H: 0 LOB: 1 BB: 1 P: 24	R: 0 E: 0 K: 0 S: 8	H: 0 LOB: 0 BB: 0 P: 14	R: 1 E: 0 K: 3 S: 15	H: 3 LOB: 2 BB: 0 P: 27	R: 2 E: 0 K: 2 S: 16	H: 3 LOB: 2 BB: 1 P: 24	R: 0 E: 0 K: 0 S: 9	H: 1 LOB: 1 BB: 0 P: 15	R: 0 E: 0 K: 0 S: 13	H: 1 LOB: 3 BB: 1 P: 21	R: 4 E: 1 K: 1 S: 12	H: 4 LOB: 0 BB: 1 P: 22	R: 0 E: 0 K: 1 S: 7	H: 0 LOB: 0 BB: 0 P: 7		R: 0 E: 0 K: 1 S: 7	H: 0 LOB: 0 BB: 0 P: 7	1B: 9 2B: 1 3B: 0 HR: 2	SF: 0 SAC: 1 DP: 0 HBP: 1	WP: 0 PB: 0 SB: 1 CS: 1
PITCHER Mark Leiter, R ERA: 3.71 (1, 1) Chris Hook, R ERA: 4.1 (5, 1) Dave Burba, R ERA: 4.76 (6, 1) Shawn Barton, L ERA: 2.57 (7, 1) Rod Beck, R ERA: 3.0 (8, 1)	IP: 4.0 WLS: L BF: 20	H: 6 R: 3 ER: 3 SO: 6	BB: 2 IBB: 0 HBP: 0 BLK: 0	WP: 0 HR: 0 S: 52 P: 89	ERA: 6.75 WHIP: 2.000											ERA: 0.00 WHIP: 2.250						

Batter	1	2	3	4	5	6	7	8	9	AB	R	H	RBI	BB	SO	LOB	TOP				
Darren Lewis, R OBP: 0.304, SLG: 0.314										5	1	2	0	0	1	1	San Francisco Giants @ Los Angeles Dodgers Dodger Stadium, Los Angeles, CA Sun Jun 25 1995, 7:05 PM PDT Att: 37,758 - Unknown - 80 F				
John Patterson, S OBP: 0.232, SLG: 0.236										5	0	3	0	0	2	1					
Barry Bonds, L OBP: 0.396, SLG: 0.545										4	0	1	0	0	0	4					
Glenallen Hill, R OBP: 0.321, SLG: 0.434										3	0	0	1	1	2	4					
Royce Clayton, R OBP: 0.317, SLG: 0.358										4	0	0	0	0	1	7					
Steve Scarsone, R OBP: 0.400, SLG: 0.692										4	0	0	0	0	2	0					
Kirt Manwaring, R OBP: 0.319, SLG: 0.329										4	0	1	0	0	1	0					
J.R. Phillips, L OBP: 0.185, SLG: 0.229										4	1	1	0	0	3	1					
William Van Landingham, R OBP: 0.250, SLG: 0.375										3	0	1	1	0	0	1					
Mark Carreon, R OBP: 0.354, SLG: 0.538										1	0	0	0	0	0	0					
Inning Stats	R: 1 E: 0 K: 0 S: 10	H: 2 LOB: 1 BB: 0 P: 15	R: 0 E: 0 K: 1 S: 7	H: 1 LOB: 1 BB: 0 P: 11	R: 0 E: 0 K: 3 S: 16	H: 2 LOB: 2 BB: 0 P: 23	R: 0 E: 0 K: 1 S: 6	H: 0 LOB: 0 BB: 0 P: 10	R: 0 E: 1 K: 0 S: 11	H: 1 LOB: 3 BB: 1 P: 23	R: 1 E: 0 K: 3 S: 15	H: 2 LOB: 1 BB: 0 P: 28	R: 0 E: 0 K: 2 S: 8	H: 0 LOB: 0 BB: 0 P: 12	R: 0 E: 0 K: 1 S: 7	H: 0 LOB: 0 BB: 0 P: 10	1B: 7 2B: 2 3B: 0 HR: 0	SF: 0 SAC: 0 DP: 0 HBP: 0	WP: 0 PB: 0 SB: 0 CS: 0	PA: 38	
PITCHER	IP	WLS	BF	H	R	ER	SO	BB	IBB	HBP	BLK	WP	HR	S	P	ERA	WHIP				
Tom Candiotti, R ERA: 3.35	8.0	W	35	9	2	2	11	1	0	0	0	0	0	82	137	2.25	1.250				
Todd Worrell, R ERA:	1.0	S	3	0	0	0	1	0	0	0	0	0	0	7	10	0.00	0.000				

Batter	1	2	3	4	5	6	7	8	9	AB	R	H	RBI	BB	SO	LOB	BOTTOM				
Delino DeShields, L OBP: 0.346, SLG: 0.350										4	0	0	0	0	1	0	San Francisco Giants @ Los Angeles Dodgers Dodger Stadium, Los Angeles, CA Sun Jun 25 1995, 7:05 PM PDT Att: 37,758 - Unknown - 80 F				
Jose Offerman, S OBP: 0.439, SLG: 0.446										4	1	2	0	0	0	0					
Mike Piazza, R OBP: 0.445, SLG: 0.718										3	1	2	0	1	0	1					
Eric Karros, R OBP: 0.384, SLG: 0.554										4	0	1	1	0	2	3					
Roberto Kelly, R OBP: 0.322, SLG: 0.355										3	0	0	1	0	2	1					
Raul Mondesi, R OBP: 0.372, SLG: 0.579										3	1	2	1	1	1	0					
Tim Wallach, R OBP: 0.315, SLG: 0.386										4	0	0	0	0	3	3					
Billy Ashley, R OBP: 0.331, SLG: 0.430										3	0	1	0	0	1	1					
Roger Cedeno, S										0	0	0	0	0	0	0					
Tom Candiotti, R OBP: 0.179, SLG: 0.115										3	0	0	0	0	0	2					
Todd Worrell, R										0	0	0	0	0	0	0					
Inning Stats	R: 0 E: 0 K: 1 S: 6	H: 1 LOB: 1 BB: 0 P: 8	R: 1 E: 0 K: 2 S: 13	H: 2 LOB: 1 BB: 0 P: 16	R: 2 E: 1 K: 0 S: 12	H: 3 LOB: 2 BB: 1 P: 17	R: 0 E: 0 K: 2 S: 8	H: 0 LOB: 0 BB: 0 P: 10	R: 0 E: 0 K: 1 S: 11	H: 0 LOB: 1 BB: 1 P: 17	R: 0 E: 0 K: 1 S: 14	H: 1 LOB: 1 BB: 0 P: 20	R: 0 E: 0 K: 1 S: 8	H: 1 LOB: 1 BB: 0 P: 11	R: 0 E: 0 K: 2 S: 8	H: 0 LOB: 0 BB: 0 P: 12	1B: 7 2B: 0 3B: 0 HR: 1	SF: 1 SAC: 0 DP: 0 HBP: 0	WP: 0 PB: 0 SB: 0 CS: 0	PA: 34	
PITCHER	IP	WLS	BF	H	R	ER	SO	BB	IBB	HBP	BLK	WP	HR	S	P	ERA	WHIP				
William Van Landingham, R ERA: 4.94	8.0	L	34	8	3	2	10	2	0	0	0	0	1	80	111	2.25	1.250				

AB 37
R 2
H 9
RBI 2
BB 1
SO 12
LOB 19



AB 31
R 3
H 8
RBI 3
BB 2
SO 10
LOB 11




Batter	1	2	3	4	5	6	7	8	9	AB	R	H	RBI	BB	SO	LOB	TOP	
Mike Kingery, L (1.8) OBP: 0.394, SLG: 0.450	F9		F8		F8			SH1 1B	G4-6-3	5	1	1	0	0	0	1		
Watt Weiss, S (1.6) OBP: 0.380, SLG: 0.317	G1-3		G3		G6-3			SH1		3	0	0	0	0	0	0		
Larry Walker, L (1.9) OBP: 0.392, SLG: 0.667	BB 1B		F7		G6-3			1B 1B IBB		3	2	1	0	1	0	0		
Andres Galarraga, R (1.3) OBP: 0.330, SLG: 0.488	1B 1-2 BB				F9			1B 1-3 2-H SF8 1B		3	1	1	1	1	0	0		
Dante Bichette, R (1.7) OBP: 0.367, SLG: 0.555			F7		K			1-3 3-H 1B		4	0	2	2	0	1	0		
Vinny Castilla, R (1.5) OBP: 0.353, SLG: 0.582	F7				L8			SF8		3	1	1	1	0	0	2		
Joe Girardi, R (1.2) OBP: 0.337, SLG: 0.379			F9		2B			F9		4	0	2	1	0	0	1		
Jason Bates, S (1.4) OBP: 0.364, SLG: 0.437			K		BB			K		3	0	0	0	1	3	1		
Bill Swift, R (1.1) OBP: 0.316, SLG: 0.412					P4					3	0	0	0	0	1	2		
Steve Reed, R (8.1) OBP: 0.500, SLG: 0.500								F7		1	0	1	0	0	0	0		
Inning Stats	R: 1 E: 0 K: 0 S: 5	H: 2 LOB: 2 BB: 1 P: 9	R: 0 E: 0 K: 0 S: 7	H: 0 LOB: 0 BB: 0 P: 7	R: 0 E: 0 K: 0 S: 3	H: 2 LOB: 2 BB: 1 P: 9	R: 0 E: 0 K: 0 S: 3	H: 0 LOB: 0 BB: 0 P: 3	R: 0 E: 0 K: 1 S: 5	H: 1 LOB: 0 BB: 0 P: 5	R: 3 E: 0 K: 0 S: 6	H: 3 LOB: 1 BB: 1 P: 10	R: 0 E: 0 K: 1 S: 5	H: 1 LOB: 0 BB: 0 P: 5	1B: 7 2B: 2 3B: 0 HR: 0	SF: 1 SAC: 1 DP: 1 HBP: 0	WP: 0 PA: 37 PB: 0 SB: 0 CS: 1	
PITCHER	IP WLS BF H R ER SO BB IBB HBP BLK WP HR S P ERA WHIP	IP WLS BF H R ER SO BB IBB HBP BLK WP HR S P ERA WHIP	IP WLS BF H R ER SO BB IBB HBP BLK WP HR S P ERA WHIP	IP WLS BF H R ER SO BB IBB HBP BLK WP HR S P ERA WHIP	IP WLS BF H R ER SO BB IBB HBP BLK WP HR S P ERA WHIP	IP WLS BF H R ER SO BB IBB HBP BLK WP HR S P ERA WHIP	IP WLS BF H R ER SO BB IBB HBP BLK WP HR S P ERA WHIP	IP WLS BF H R ER SO BB IBB HBP BLK WP HR S P ERA WHIP	IP WLS BF H R ER SO BB IBB HBP BLK WP HR S P ERA WHIP	IP WLS BF H R ER SO BB IBB HBP BLK WP HR S P ERA WHIP	IP WLS BF H R ER SO BB IBB HBP BLK WP HR S P ERA WHIP	IP WLS BF H R ER SO BB IBB HBP BLK WP HR S P ERA WHIP	IP WLS BF H R ER SO BB IBB HBP BLK WP HR S P ERA WHIP	IP WLS BF H R ER SO BB IBB HBP BLK WP HR S P ERA WHIP	IP WLS BF H R ER SO BB IBB HBP BLK WP HR S P ERA WHIP	IP WLS BF H R ER SO BB IBB HBP BLK WP HR S P ERA WHIP	IP WLS BF H R ER SO BB IBB HBP BLK WP HR S P ERA WHIP	
Jose Bautista, R (1.1) ERA: 5.24	7.1	31	7	5	5	4	2	1	0	0	0	0	0	0	0	0	6.14	1.227
Chris Hook, R (8.1) ERA: 4.0	0.2	3	1	0	0	0	0	0	0	0	0	0	0	0	3	3	0.00	1.500
Shawn Barton, L (9.1) ERA: 2.4	1.0	3	1	0	0	1	0	0	0	0	0	0	0	5	5	0.00	1.000	

Colorado Rockies @ San Francisco Giants
Candlestick Park, San Francisco, CA
Tue Jun 27 1995, 6:33 AM EDT
Att: 14,769 - Sunny - 70 F

livebaseballscorecards.com

AB 32
R 5
H 9
RBI 5
BB 3
SO 5
LOB 7




Batter	1	2	3	4	5	6	7	8	9	AB	R	H	RBI	BB	SO	LOB	BOTTOM		
Darren Lewis, R (1.8) OBP: 0.304, SLG: 0.310	G1-3		G4-3			CS BB			K	3	0	0	0	1	1	0			
Robby Thompson, R (1.4) OBP: 0.286, SLG: 0.328	K		K			G6-3			K	4	0	0	0	0	3	1			
Barry Bonds, L (1.7) OBP: 0.402, SLG: 0.542	1B BB				G5-4-3 BB	F9			2B BB	1	1	0	0	3	0	0			
Glenallen Hill, R (1.9) OBP: 0.324, SLG: 0.440			G5-4-3		1-2	G6-3			1-H 2B	4	0	2	1	0	0	1			
Jeff Reed, L (1.2) OBP: 0.362, SLG: 0.280	K		G3			G6-3			F7	4	0	0	0	0	1	3			
Royce Clayton, R (1.6) OBP: 0.313, SLG: 0.353			G6-3			F8				3	0	0	0	0	1	0			
J.R. Phillips, L (1.3) OBP: 0.188, SLG: 0.231			F8						K	3	0	1	0	0	1	0			
Steve Scarson, R (1.5) OBP: 0.386, SLG: 0.667			G5-3			K			F8	3	0	0	0	0	1	1			
Jose Bautista, R (1.1) Chris Hook, R (8.1) Rikkert Faneyte, R (8. PH) Shawn Barton, R (9.1)			K			G1-3			K	2	0	0	0	0	1	1			
Inning Stats	R: 0 E: 0 K: 2 S: 8	H: 1 LOB: 2 BB: 1 P: 12	R: 0 E: 0 K: 0 S: 3	H: 0 LOB: 0 BB: 0 P: 3	R: 0 E: 0 K: 0 S: 2	H: 0 LOB: 0 BB: 1 P: 6	R: 0 E: 0 K: 2 S: 8	H: 1 LOB: 1 BB: 0 P: 8	R: 0 E: 0 K: 0 S: 2	H: 0 LOB: 0 BB: 1 P: 6	R: 0 E: 0 K: 0 S: 3	H: 0 LOB: 0 BB: 0 P: 3	R: 0 E: 0 K: 2 S: 7	H: 0 LOB: 0 BB: 0 P: 7	R: 1 E: 0 K: 2 S: 8	H: 1 LOB: 1 BB: 1 P: 12	1B: 2 2B: 1 3B: 0 HR: 0	SF: 0 SAC: 0 DP: 1 HBP: 0	WP: 0 PA: 32 PB: 0 SB: 0 CS: 1
PITCHER	IP WLS BF H R ER SO BB IBB HBP BLK WP HR S P ERA WHIP	IP WLS BF H R ER SO BB IBB HBP BLK WP HR S P ERA WHIP	IP WLS BF H R ER SO BB IBB HBP BLK WP HR S P ERA WHIP	IP WLS BF H R ER SO BB IBB HBP BLK WP HR S P ERA WHIP	IP WLS BF H R ER SO BB IBB HBP BLK WP HR S P ERA WHIP	IP WLS BF H R ER SO BB IBB HBP BLK WP HR S P ERA WHIP	IP WLS BF H R ER SO BB IBB HBP BLK WP HR S P ERA WHIP	IP WLS BF H R ER SO BB IBB HBP BLK WP HR S P ERA WHIP	IP WLS BF H R ER SO BB IBB HBP BLK WP HR S P ERA WHIP	IP WLS BF H R ER SO BB IBB HBP BLK WP HR S P ERA WHIP	IP WLS BF H R ER SO BB IBB HBP BLK WP HR S P ERA WHIP	IP WLS BF H R ER SO BB IBB HBP BLK WP HR S P ERA WHIP	IP WLS BF H R ER SO BB IBB HBP BLK WP HR S P ERA WHIP	IP WLS BF H R ER SO BB IBB HBP BLK WP HR S P ERA WHIP	IP WLS BF H R ER SO BB IBB HBP BLK WP HR S P ERA WHIP	IP WLS BF H R ER SO BB IBB HBP BLK WP HR S P ERA WHIP			
Bill Swift, R (1.1) ERA: 6.62	7.0	24	2	0	0	6	3	0	0	0	0	0	0	0	0	0	0.00	0.714	
Steve Reed, R (8.1) ERA: 2.35	2.0	8	1	1	1	4	1	0	0	0	0	0	0	15	19	4.50	1.000		

Colorado Rockies @ San Francisco Giants
Candlestick Park, San Francisco, CA
Tue Jun 27 1995, 6:33 AM EDT
Att: 14,769 - Sunny - 70 F

livebaseballscorecards.com

AB 28
R 1
H 3
RBI 1
BB 4
SO 10
LOB 7



Batter	1	2	3	4	5	6	7	8	9	AB	R	H	RBI	BB	SO	LOB	TOP										
Steve Finley, L (1, 8) OBP: 0.343, SLG: 0.369	L7		1B	G5-3		1B			SH5-3	5	0	3	1	0	0	2	San Diego Padres @ San Francisco Giants Candlestick Park, San Francisco, CA Fri Jun 30 1995, 10:05 PM EDT Att: 28,871 - Unknown - 64 F livebaseballscorecards.com										
Jody Reed, R (1, 4) OBP: 0.371, SLG: 0.301	K		G6-3		K	1B		SH5-3	4	0	1	0	0	0	2	1											
Tony Gwynn, L (1, 9) OBP: 0.393, SLG: 0.478	L9		BB	G4-3	G4-3			BB	3	0	0	0	2	0	1												
Ken Caminiti, S (1, 5)		L7	G4-3		L7			G6-3	4	0	0	0	1	0	2												
Roberto Petagine, L (1, 3) OBP: 0.430, SLG: 0.450		BLK		P5		HBP		K	4	2	1	0	1	2	3												
Melvin Nieves, S (1, 7) OBP: 0.279, SLG: 0.364	1B		1B	1B	1B	HBP		P2	4	2	3	1	0	0	3												
Brad Ausmus, R (1, 2) OBP: 0.335, SLG: 0.397	F8		SH5-4	1B	1B	2B		CS	4	1	2	2	0	0	1												
Andujar Cedeno, R (1, 6) OBP: 0.272, SLG: 0.368	K		SH5-4	1B	1B	BLK		F8	4	1	2	2	0	1	1												
Joey Hamilton, R (1, 1) OBP: 0.063, SLG: 0.067			K	SH5-4		P9		K	3	0	0	0	0	2	1												
Trevor Hoffman, R (9, 1) OBP: 1.000, SLG: 2.000									0	0	0	0	0	0	0												
Inning Stats	R: 0 E: 0 K: 1 S: 12	H: 0 LOB: 0 BB: 0 P: 17	R: 1 E: 0 K: 1 S: 15	H: 1 LOB: 1 BB: 1 P: 23	R: 0 E: 0 K: 1 S: 11	H: 1 LOB: 2 BB: 1 P: 21	R: 1 E: 0 K: 0 S: 11	H: 3 LOB: 2 BB: 0 P: 12	R: 0 E: 0 K: 1 S: 9	H: 0 LOB: 0 BB: 0 P: 15	R: 4 E: 0 K: 0 S: 16	H: 5 LOB: 1 BB: 0 P: 27	R: 0 E: 0 K: 1 S: 8	H: 1 LOB: 0 BB: 0 P: 13	R: 0 E: 0 K: 1 S: 7	H: 0 LOB: 0 BB: 0 P: 9	R: 0 E: 0 K: 1 S: 11	H: 1 LOB: 3 BB: 2 P: 23	1B: 11 2B: 1 3B: 0 HR: 0	SF: 0 SAC: 2 DP: 0 HBP: 1	WP: 0 PB: 0 SB: 1 CS: 2	PA: 43					
PITCHER	IP	WLS	BF	H	R	ER	SO	BB	IBB	HBP	BLK	WP	HR	S	P	ERA	WHIP										
Mark Leiter, R (1, 1) ERA: 4.16	5.1		27	8	6	6	4	2	0	0	1	0	0	67	104	10.12	1.875										
Shawn Barton, L (6, 1) ERA: 2.12	1.2		6	3	0	0	1	0	0	0	1	0	0	15	24	0.00	1.800										
Dave Burba, R (8, 1) ERA: 4.5	1.1		6	1	0	0	1	0	1	0	0	0	0	11	19	0.00	0.750										
Chris Hook, R (9, 1) ERA: 3.9	0.2	W	3	0	0	0	1	1	0	0	0	0	0	7	13	0.00	1.500										

Batter	1	2	3	4	5	6	7	8	9	AB	R	H	RBI	BB	SO	LOB	BOTTOM										
Darren Lewis, R (1, 8) OBP: 0.303, SLG: 0.304	G4-3	G4-3		P3		G4-6-3			FC6-4	4	1	0	0	1	0	5	San Diego Padres @ San Francisco Giants Candlestick Park, San Francisco, CA Fri Jun 30 1995, 10:05 PM EDT Att: 28,871 - Unknown - 64 F livebaseballscorecards.com										
Mike Benjamin, R (1, 5) OBP: 0.351, SLG: 0.458	K		E	FC4-6		G4-6-3		HR	4	1	1	0	0	1	2												
John Patterson, S (9, PH) OBP: 0.237, SLG: 0.234			1B	1B		1B		BB	0	1	0	0	1	0	0												
Barry Bonds, L (1, 7) OBP: 0.419, SLG: 0.577	HR		1B	1B	1B	1B		HR	5	3	4	5	0	0	0												
Mark Carreon, R (1, 3) OBP: 0.352, SLG: 0.510	G4-3		F8		FC3-6	G4-3			4	0	1	0	0	0	1												
Dave Burba, R (8, 1) OBP: 0.352, SLG: 0.510	G4-3		F8		G5-2-3	G4-3			0	0	0	0	0	0	0												
Chris Hook, R (9, 1) ERA: 3.9					1B	G4-3			0	0	0	0	0	0	0												
Glenallen Hill, R (1, 9) OBP: 0.316, SLG: 0.427		E5	P3		FC3-6	G3			4	1	1	1	0	0	1												
Royce Clayton, R (1, 6) OBP: 0.320, SLG: 0.349	SH5-3		BB		FC3-6	G6-3			2	0	0	0	1	0	2												
Robby Thompson, R (1, 4) OBP: 0.293, SLG: 0.319		BB	P6		1B	K			3	0	1	0	0	1	2												
Kirt Manwaring, R (1, 2) OBP: 0.323, SLG: 0.325		BB			G5-2-3	G1-3			2	0	1	0	0	0	3												
Shawn Barton, R (6, 1) OBP: 0.323, SLG: 0.325									0	0	0	0	0	0	0												
J.R. Phillips, L (8, 3) OBP: 0.192, SLG: 0.234		HBP			FC4-6				1	0	0	0	0	0	0												
Mark Leiter, R (1, 1) OBP: 0.130, SLG: 0.091		G4-3							1	0	0	1	1	1	1												
Jeff Reed, L (6, 2) OBP: 0.367, SLG: 0.288		BB			K				2	0	1	0	0	1	0												
Inning Stats	R: 1 E: 0 K: 1 S: 10	H: 1 LOB: 0 BB: 0 P: 14	R: 1 E: 1 K: 0 S: 6	H: 0 LOB: 2 BB: 1 P: 13	R: 1 E: 0 K: 0 S: 11	H: 2 LOB: 1 BB: 1 P: 22	R: 0 E: 0 K: 1 S: 9	H: 1 LOB: 1 BB: 0 P: 12	R: 1 E: 0 K: 0 S: 14	H: 4 LOB: 2 BB: 0 P: 20	R: 0 E: 0 K: 1 S: 7	H: 0 LOB: 0 BB: 1 P: 12	R: 0 E: 0 K: 0 S: 6	H: 0 LOB: 0 BB: 0 P: 8	R: 0 E: 0 K: 1 S: 8	H: 0 LOB: 0 BB: 0 P: 11	R: 3 E: 0 K: 0 S: 12	H: 2 LOB: 0 BB: 1 P: 17	1B: 8 2B: 0 3B: 0 HR: 2	SF: 0 SAC: 1 DP: 3 HBP: 2	WP: 0 PB: 0 SB: 1 CS: 0	PA: 39					
PITCHER	IP	WLS	BF	H	R	ER	SO	BB	IBB	HBP	BLK	WP	HR	S	P	ERA	WHIP										
Joey Hamilton, R (1, 1) ERA: 2.73			38	9	6	5	4	4	0	2	0	0	0	81	127	5.40	1.560										
Trevor Hoffman, R (9, 1) ERA: 4.59	0.0	L	1	1	1	1	0	0	0	0	0	0	1	2	2	∞	∞										



Batter	1	2	3	4	5	6	7	8	9	AB	R	H	RBI	BB	SO	LOB	TOP	
Steve Finley, L (1, 8) OBP: 0.346, SLG: 0.384	0-1 1B	1-0 G4-3			1-2 L7	4-0 1B BB		0-0 HR	0-2 1B	5	3	3	1	1	0	0	San Diego Padres @ San Francisco Giants Candlestick Park, San Francisco, CA Sun Jul 02 1995, 6:33 AM EDT Att: 23,342 - Sunny - 63 F livebaseballscorecards.com	
Jody Reed, R (1, 4) OBP: 0.397, SLG: 0.296	0-1 1B	2-2 F7			1-0 P3	2-2 BB		4-1 BB BB	2-0 P4	5	2	2	2	1	0	1		
Tony Gwynn, L (1, 9) OBP: 0.398, SLG: 0.476	1-1 1B	0-2 G4-3			0-0 1B	1-3 2-H 3-H 4-0 1B		4-0 WP BB	2-3 K	3	1	2	1	2	0	0		
Melvin Nieves, S (8, 9) OBP: 0.277, SLG: 0.357	1-3 G6-3 SF9				1-0 P3			4-1 WP BB		1	1	0	0	0	1	1		
Ken Caminiti, S (1, 5) OBP: 0.350, SLG: 0.478	4-1 SF9				1-0 P3			4-1 WP		2	2	0	1	3	0	1		
Scott Livingstone, L (8, 5) OBP: 0.283, SLG: 0.361	1-2 2B				2-0 L9			1-2 2-3 3-H 4-0 1B		1	0	1	0	0	0	0		
Eddie Williams, R (1, 3) OBP: 0.326, SLG: 0.444	2-2 G6-3				1-1 P8			3-2 2B		6	2	2	4	0	1	7		
Phil Clark, R (1, 7) OBP: 0.375, SLG: 0.486	4-0 2B BLK				2-0 G3			0-0 E5		4	2	1	0	1	0	1		
Brian Johnson, R (1, 2) OBP: 0.329, SLG: 0.440	1-0 SF9				1-1 F9			1-1 G5-3 BB		4	1	1	2	0	0	2		
Andujar Cedeno, R (1, 6) OBP: 0.294, SLG: 0.385	0-0 BLK				0-3 K			4-2 G5-3		3	1	2	2	2	1	0		
Fernando Valenzuela, L (8, 1) OBP: 0.100, SLG: 0.400	1-3 2B				1-2 K			1-2 1B BB		0	0	0	0	0	0	0		
Andy Benes, R (1, 1) OBP: 0.100, SLG: 0.069	0-0 P3				1-3 K			0-0 G5-3		4	0	0	0	0	2	4		
Bryce Florie, R (7, 1)										0	0	0	0	0	0	0		
Ray Holbert, R (8, 6) OBP: 0.296, SLG: 0.095	2-3 3-H							1-2 2-3		1	0	0	0	0	1	2		
Inning Stats	R: 5 E: 0 K: 0 S: 14	H: 4 LOB: 1 BB: 2 P: 26	R: 0 E: 0 K: 0 S: 7	H: 0 LOB: 0 BB: 0 P: 10	R: 0 E: 0 K: 0 S: 4	H: 0 LOB: 0 BB: 0 P: 8	R: 0 E: 0 K: 2 S: 9	H: 0 LOB: 1 BB: 0 P: 11	R: 0 E: 0 K: 0 S: 6	H: 1 LOB: 1 BB: 0 P: 10	R: 5 E: 0 K: 0 S: 13	H: 3 LOB: 2 BB: 3 P: 30	R: 0 E: 0 K: 2 S: 16	H: 2 LOB: 2 BB: 0 P: 25	1B: 9 2B: 3 3B: 0 HR: 2	SF: 1 SAC: 0 DP: 1 HBP: 0	WP: 1 PB: 0 SB: 0 CS: 0	PA: 50
PITCHER	IP WLS BF H R ER SO BB IBB HBP BLK WP HR S P ERA WHIP																	
Joe Rosselli, L (1, 1) ERA: 7.13	5.0 L 25 8 8 8 2 1 1 0 0 0 1 44 72 14.40 1.800																	
Jose Bautista, R (6, 1) ERA: 5.53	0.1 6 1 2 2 0 2 2 0 0 0 0 8 26 54.00 9.000																	
Kenny Greer, R (6, 1) ERA: 1.93	1.2 5 0 0 0 1 1 0 0 0 0 0 9 14 0.00 0.600																	
Enrique Burgos, L (8, 1) ERA: 8.64	2.0 14 5 5 5 3 3 0 0 0 1 1 31 55 22.50 4.000																	

Batter	1	2	3	4	5	6	7	8	9	AB	R	H	RBI	BB	SO	LOB	BOTTOM			
Rikkert FaneYTE, R (1, 8) OBP: 0.407, SLG: 0.318	4-0 BB BB	2-2 P5			0-0 2B			0-1 L7	4-1 FC4-6 BB	3	0	1	0	2	0	1	San Diego Padres @ San Francisco Giants Candlestick Park, San Francisco, CA Sun Jul 02 1995, 6:33 AM EDT Att: 23,342 - Sunny - 63 F livebaseballscorecards.com			
Robby Thompson, R (1, 4) OBP: 0.299, SLG: 0.319	1-2 P3				0-0 1B			4-1 1B BB	1-1 FC4-6	3	1	1	0	1	0	2				
Tom Lampkin, L (8, 7) OBP: 0.359, SLG: 0.382					0-0 1B				1-2 1-2	1	0	0	0	0	0	1				
Barry Bonds, L (1, 7) OBP: 0.425, SLG: 0.570	4-2 BB				4-2 1B			3-2 L9	0-1 L7	1	1	0	0	2	0	1				
Enrique Burgos, L (8, 1) OBP: 0.298, SLG: 0.298	1-2 BB				1-2 1B BB					0	0	0	0	0	0	0				
Darren Lewis, R (9, 6) OBP: 0.298, SLG: 0.298					1-2 HBP					1	0	0	0	0	0	1				
Mark Carreon, R (1, 9) OBP: 0.342, SLG: 0.514	1-3 K				0-1 E3			1-2 F9	2-2 P3	5	1	0	0	0	1	8				
Jeff Reed, L (1, 2) OBP: 0.391, SLG: 0.309	4-1 BB				2-1 F9 WP			0-0 P8	0-1 1B	3	0	2	2	1	0	0				
Royce Clayton, R (1, 6) OBP: 0.316, SLG: 0.341	2-3 K				1-2 G6-3			2-3 K	1-2 G4-3	3	0	0	1	0	2	4				
Kenny Greer, R (6, 1)										0	0	0	0	0	0	0				
John Patterson, S (7, 6) OBP: 0.235, SLG: 0.231					1-2 2-H					1	0	0	0	0	0	2				
J.R. Phillips, L (1, 3) OBP: 0.194, SLG: 0.242					2-2 2B			0-3 K	2-1 G3-1	4	0	1	0	0	1	1				
Mike Benjamin, R (1, 5) OBP: 0.341, SLG: 0.443					2-3 K			2-3 K	1-0 G5-3	3	0	0	0	1	2	1				
Joe Rosselli, R (1, 1) OBP: 0.167, SLG: 0.167					0-3 K2-3			1-3 K	1-3 K	2	0	0	0	0	1	3				
Jose Bautista, R (6, 1)										0	0	0	0	0	0	0				
Steve Scarosone, R (6, 5) OBP: 0.368, SLG: 0.621					1-2 P4					2	0	0	0	0	2	0				
Inning Stats	R: 0 E: 0 K: 2 S: 15	H: 0 LOB: 3 BB: 3 P: 31	R: 0 E: 0 K: 2 S: 14	H: 1 LOB: 1 BB: 0 P: 20	R: 3 E: 1 K: 0 S: 15	H: 2 LOB: 2 BB: 2 P: 29	R: 0 E: 0 K: 0 S: 5	H: 1 LOB: 1 BB: 0 P: 6	R: 0 E: 0 K: 2 S: 7	H: 0 LOB: 0 BB: 0 P: 9	R: 0 E: 0 K: 2 S: 8	H: 0 LOB: 2 BB: 0 P: 11	R: 0 E: 0 K: 1 S: 6	H: 0 LOB: 0 BB: 0 P: 10	R: 0 E: 0 K: 0 S: 8	H: 0 LOB: 1 BB: 1 P: 15	1B: 3 2B: 2 3B: 0 HR: 0	SF: 0 SAC: 0 DP: 1 HBP: 1	WP: 1 PB: 0 SB: 1 CS: 0	PA: 40
PITCHER	IP WLS BF H R ER SO BB IBB HBP BLK WP HR S P ERA WHIP																			
Andy Benes, R (1, 1) ERA: 3.78	6.2 W 32 5 3 3 2 8 5 1 0 0 0 0 0 1 3 2.70 1.500																			
Bryce Florie, R (7, 1) ERA: 2.78	0.1 1 0 0 0 0 0 0 0 0 0 0 0 1 3 0.00 0.000																			
Brian Williams, R (8, 1) ERA: 5.64	1.0 3 0 0 0 0 1 0 0 0 0 0 0 6 10 0.00 0.000																			
Fernando Valenzuela, L (9, 1) ERA: 6.31	1.0 4 0 0 0 0 0 1 0 0 0 0 0 0 8 15 0.00 1.000																			



Batter	1	2	3	4	5	6	7	8	9	AB	R	H	RBI	BB	SO	LOB	TOP										
Darren Lewis, R OBP: 0.300, SLG: 0.297	4-0 SH1-3 1B BB	2-0 F8 1B	1-0 G1-3		0-0 G4-3			0-1 L8		4	1	1	0	1	0	2											
Robby Thompson, R OBP: 0.292, SLG: 0.310	1-1 SH1-3	1-0 L8		1-3 K		2-3 K		1-2 P3		4	0	0	0	0	2	1											
Barry Bonds, L OBP: 0.432, SLG: 0.584	1-0 2B 3-H	4-2 FC6-4 BB		4-2 G6-3 BB		3-2 F7		1-0 HR		3	2	2	2	2	0	0											
Mark Carreon, R OBP: 0.336, SLG: 0.500 J.R. Phillips, L OBP: 0.194, SLG: 0.242	3-2 2B	0-0 F8		2-1 G6-3		0-0 G5-3		1-3 K		5	1	1	0	0	1	3											
Glenallen Hill, R OBP: 0.313, SLG: 0.423	0-0 2B	1-0 FC6-4		2-0 G5-3		2-0 1B		1-2 F8		5	1	2	2	0	0	3											
Royce Clayton, R OBP: 0.317, SLG: 0.347	2-1 2B		2-0 FC5 1B		2-2 P3		1-3 K		3-3 K	5	1	2	1	0	2	1											
Steve Scarson, R OBP: 0.370, SLG: 0.615 Rod Beck, R OBP: 0.333, SLG: 0.333	1-2 2B		2-1 G5-3		4-2 1B BB		2-3 K		0-3 K	4	1	1	1	1	2	2											
Kirt Manwaring, R OBP: 0.328, SLG: 0.325	2-3 K		1-0 FC5 2B		0-0 SH1-4 1B		4-0 BB			3	1	1	1	1	1	2											
Mark Portugal, R OBP: 0.118, SLG: 0.130 John Patterson, S OBP: 0.223, SLG: 0.229 Chris Hook, L OBP: 0.191, SLG: 0.191 Shawn Barton, R OBP: 0.191, SLG: 0.191 Dave Burba, R OBP: 0.191, SLG: 0.191 Mike Benjamin, R OBP: 0.241, SLG: 0.443	0-0 G6-3		2-1 2B		0-0 SH1-4		1-0 G3			2	0	1	1	0	0	1											
Inning Stats	R: 5 E: 0 K: 1 S: 18	H: 5 LOB: 1 BB: 1 P: 32	R: 0 E: 0 K: 0 S: 7	H: 1 LOB: 2 BB: 1 P: 15	R: 1 E: 1 K: 0 S: 7	H: 2 LOB: 1 BB: 0 P: 15	R: 0 E: 0 K: 1 S: 8	H: 0 LOB: 1 BB: 1 P: 17	R: 1 E: 0 K: 0 S: 8	H: 1 LOB: 1 BB: 1 P: 14	R: 0 E: 0 K: 1 S: 7	H: 0 LOB: 0 BB: 0 P: 12	R: 0 E: 0 K: 2 S: 8	H: 1 LOB: 2 BB: 1 P: 18	R: 1 E: 0 K: 1 S: 9	H: 1 LOB: 0 BB: 0 P: 12	R: 0 E: 0 K: 2 S: 12	H: 0 LOB: 0 BB: 0 P: 16	1B: 6 2B: 4 3B: 0 HR: 1	SF: 0 SAC: 2 DP: 0 HBP: 0	WP: 0 PB: 0 SB: 4 CS: 0	PA: 43					
PITCHER	IP	WLS	BF	H	R	ER	SO	BB	IBB	HBP	BLK	WP	HR	S	P	ERA	WHIP										
C.J. Nitkowski, L ERA: 4.63	(1, 1)	0.1	7	5	5	5	0	1	0	0	0	0	0	12	24	135.00	18.000										
Kevin Jarvis, R ERA: 5.14	(1, 1)	4.2	21	4	2	2	2	3	0	0	0	0	0	36	69	3.86	1.500										
Michael Jackson, R ERA: 5.79	(6, 1)	2.0	8	1	0	0	3	1	0	0	0	0	0	15	30	0.00	1.000										
Xavier Hernandez, R ERA: 4.53	(8, 1)	2.0	L 7	1	1	1	3	0	0	0	0	0	1	21	28	4.50	0.500										

San Francisco Giants @ Cincinnati Reds
Riverfront Stadium, Cincinnati, OH
Mon Jul 03 1995, 7:05 PM EDT
Att: 30,235 - Unknown - 78 F

AB 36
R 8
H 11
RBI 8
BB 5
SO 8
LOB 17

GIANTS

Batter	1	2	3	4	5	6	7	8	9	AB	R	H	RBI	BB	SO	LOB	BOTTOM										
Barry Larkin, R OBP: 0.388, SLG: 0.460	3-2 E 1B		3-2 F8 1B 2B		1-0 G6-3		4-2 S 1B BB	0-1 L4		4	3	2	0	1	0	0											
Thomas Howard, S OBP: 0.366, SLG: 0.412	1-0 P6		0-0 F8		0-3 K		2-1 1B SF7 1B		0-0 B1-3	5	1	1	1	0	1	2											
Ron Gant, R OBP: 0.407, SLG: 0.628	2-0 F9		0-0 BB 1B		1-3 K		1-2 S 1B		2-2 F9	5	0	2	2	0	1	1											
Reggie Sanders, R OBP: 0.402, SLG: 0.608	3-2 E5 1-H		4-1 G4-6-3 BB		3-2 K		1-3 K		1-1 G5-3	4	1	1	0	1	1	2											
Eric Anthony, L OBP: 0.368, SLG: 0.559 Damon Berryhill, S OBP: 0.228, SLG: 0.246	3-0 F8		2-2 G4-6-3		2-1 G4-3 2B		3-2 SF7			3	1	1	2	0	0	3											
Eddie Taubensee, L OBP: 0.314, SLG: 0.452 Mark Lewis, R OBP: 0.420, SLG: 0.556 Xavier Hernandez, L		3-2 L9		0-0 G3		2-2 G4-3		4-2 BB		3	0	0	0	0	0	1											
Bret Boone, R OBP: 0.328, SLG: 0.389		0-0 G6-3		1-1 F7		0-0 2B		1-2 P4		4	0	1	1	0	0	2											
Jeff Branson, L OBP: 0.343, SLG: 0.457		1-0 2B		2-0 G3		3-H F8		1-3 K		4	0	1	0	0	1	1											
C.J. Nitkowski, L OBP: 0.192, SLG: 0.190 Kevin Jarvis, L OBP: 0.192, SLG: 0.190 Lenny Harris, S OBP: 0.228, SLG: 0.229 Michael Jackson, R OBP: 0.330, SLG: 0.443 Jerome Walton, R OBP: 0.330, SLG: 0.443		2-1 G1-3		0-1 B5-3		0-0 BB 1B		2-0 G3		0	0	0	0	0	0	0											
Inning Stats	R: 1 E: 2 K: 0 S: 9	H: 1 LOB: 0 BB: 0 P: 21	R: 0 E: 0 K: 0 S: 9	H: 1 LOB: 0 BB: 0 P: 15	R: 1 E: 0 K: 0 S: 9	H: 2 LOB: 1 BB: 1 P: 18	R: 0 E: 0 K: 0 S: 4	H: 0 LOB: 0 BB: 0 P: 7	R: 0 E: 0 K: 1 S: 6	H: 0 LOB: 0 BB: 0 P: 7	R: 2 E: 0 K: 1 S: 16	H: 3 LOB: 1 BB: 0 P: 26	R: 3 E: 0 K: 1 S: 24	H: 3 LOB: 2 BB: 2 P: 40	R: 0 E: 0 K: 1 S: 6	H: 0 LOB: 0 BB: 0 P: 9	R: 0 E: 0 K: 0 S: 6	H: 0 LOB: 0 BB: 0 P: 9	1B: 6 2B: 4 3B: 0 HR: 0	SF: 1 SAC: 0 DP: 1 HBP: 0	WP: 0 PB: 0 SB: 5 CS: 0	PA: 40					
PITCHER	IP	WLS	BF	H	R	ER	SO	BB	IBB	HBP	BLK	WP	HR	S	P	ERA	WHIP										
Mark Portugal, R ERA: 3.71	(1, 1)	6.0	26	7	4	3	2	1	0	0	0	0	0	15	23	81.00	12.000										
Chris Hook, R ERA: 4.62	(7, 1)	0.1	5	3	3	3	1	1	0	0	0	0	0	3	6	0.00	0.000										
Shawn Barton, L ERA: 2.08	(7, 1)	0.1	1	0	0	0	0	0	0	0	0	0	0	3	6	0.00	0.000										
Dave Burba, R ERA: 4.34	(7, 1)	1.1	W 5	0	0	0	1	1	0	0	0	0	0	12	20	0.00	0.750										
Rod Beck, R ERA: 2.59	(9, 1)	1.0	S 3	0	0	0	0	0	0	0	0	0	0	6	9	0.00	0.000										

San Francisco Giants @ Cincinnati Reds
Riverfront Stadium, Cincinnati, OH
Mon Jul 03 1995, 7:05 PM EDT
Att: 30,235 - Unknown - 78 F

AB 36
R 7
H 10
RBI 6
BB 3
SO 4
LOB 13

REDS

Batter	1	2	3	4	5	6	7	8	9	AB	R	H	RBI	BB	SO	LOB	TOP										
Darren Lewis, R (1, 8) OBP: 0.295, SLG: 0.289	4-0 FC5-4 BB		0-3 K		0-0 F9			0-3 K		3	0	0	0	1	2	1											
Robby Thompson, R (1, 4) OBP: 0.298, SLG: 0.305	0-0 FC5-4 G4-6-3		0-0 1B		0-0 G4-3			0-0 G5-3		4	0	1	0	0	0	2											
Barry Bonds, L (1, 7) OBP: 0.320, SLG: 0.576	0-0 G4-6-3		0-3 K					4-0 FC6-4 BB		2	0	0	0	0	1	2											
Rikert FaneYTE, R (3, 7) OBP: 0.467, SLG: 0.348	0-0 G4-6-3							0-0 BB		0	0	0	0	2	0	0											
Mark Carreon, R (1, 9) OBP: 0.336, SLG: 0.488		0-0 G5-3		0-0 F7		0-0 FC6-4		0-0 G6-3		4	0	0	0	0	2												
Royce Clayton, R (1, 6) OBP: 0.323, SLG: 0.352		0-0 1B 1B		0-0 F9		0-3 K		0-3 K		4	0	1	0	0	2	1											
J.R. Phillips, L (1, 3) OBP: 0.201, SLG: 0.243		0-0 1B 1-2		4-0 FC6 BB		0-0 G4-3		0-0 G3		3	0	1	0	1	0	1											
Kirt Manwaring, R (1, 2) OBP: 0.320, SLG: 0.313		0-3 K		0-0 FC6				0-0 F7		3	0	0	0	0	2	3											
Mike Benjamin, R (9, PH) OBP: 0.333, SLG: 0.432		0-3 K		1-2 K				0-0 F7		1	0	0	0	0	0	0											
Steve Scarson, R (1, 5) OBP: 0.374, SLG: 0.602		0-3 K				0-0 1B		0-0 P6		3	0	1	0	0	1	2											
Mark Leiter, R (1, 1) OBP: 0.115, SLG: 0.080			0-3 K		0-3 K			0-3 K		3	0	0	0	0	3	1											
Shawn Barton, R (7, 1)										0	0	0	0	0	0	0											
Kenny Greer, R (7, 1)										0	0	0	0	0	0	0											
Inning Stats	R: 0 E: 0 K: 0 S: 2	H: 0 LOB: 0 BB: 1 P: 6	R: 0 E: 0 K: 2 S: 9	H: 2 LOB: 2 BB: 0 P: 9	R: 0 E: 0 K: 3 S: 10	H: 1 LOB: 1 BB: 0 P: 10	R: 0 E: 0 K: 0 S: 3	H: 0 LOB: 1 BB: 1 P: 7	R: 0 E: 0 K: 1 S: 6	H: 1 LOB: 1 BB: 0 P: 6	R: 0 E: 0 K: 1 S: 5	H: 0 LOB: 0 BB: 0 P: 7	R: 0 E: 0 K: 2 S: 7	H: 0 LOB: 0 BB: 0 P: 7	R: 0 E: 0 K: 1 S: 5	H: 0 LOB: 0 BB: 1 P: 9	R: 0 E: 0 K: 1 S: 5	H: 0 LOB: 0 BB: 0 P: 5	R: 0 E: 0 K: 1 S: 5	H: 0 LOB: 0 BB: 0 P: 5	1B: 4 2B: 0 3B: 0 HR: 0	SF: 0 SAC: 0 DP: 1 HBP: 0	WP: 0 PB: 0 SB: 0 CS: 0	PA: 34			
PITCHER	IP	WLS	BF	H	R	ER	SO	BB	IBB	HBP	BLK	WP	HR	S	P	ERA	WHIP										
Jose Rijo, R (1, 1) ERA: 4.21	5.0	W	20	4	0	0	6	2	0	0	0	0	0	30	38	0.00	1.200										
Hector Carrasco, R (6, 1) ERA: 3.39	2.0		7	0	0	0	3	1	0	0	0	0	0	12	16	0.00	0.500										
Michael Jackson, R (8, 1) ERA: 5.06	1.1		5	0	0	0	2	1	0	0	0	0	0	8	12	0.00	0.750										
Brad Pennington, L (9, 1) ERA: 6.75	0.2		2	0	0	0	0	0	0	0	0	0	0	2	2	0.00	0.000										

San Francisco Giants @ Cincinnati Reds
Riverfront Stadium, Cincinnati, OH
Wed Jul 05 1995, 7:05 PM EDT
Att: 22,025 - Unknown - 81 F

AB 30
R 0
H 4
RBI 0
BB 4
SO 11
LOB 15



Batter	1	2	3	4	5	6	7	8	9	AB	R	H	RBI	BB	SO	LOB	BOTTOM										
Thomas Howard, S (1, 8) OBP: 0.367, SLG: 0.404	0-0 G6-3		0-0 F8			0-0 G3-1 1B		0-0 G4-3		4	0	1	0	0	0	1											
Barry Larkin, R (1, 6) OBP: 0.394, SLG: 0.471	0-0 F9		0-0 F8			0-0 G3-1 1-2				4	1	1	0	0	0	1											
Ron Gant, R (1, 7) OBP: 0.404, SLG: 0.628	0-0 G5-3			0-3 K				0-0 F3		4	1	1	0	0	1	1											
Jerome Walton, R (9, 8) OBP: 0.327, SLG: 0.489								0-0 2B 1B		0	0	0	0	0	0	0											
Reggie Sanders, R (1, 9) OBP: 0.396, SLG: 0.597		0-0 G5-3		0-0 F5		0-0 E 2B		0-0 E7 HR		4	2	1	0	0	0	0											
Eric Anthony, L (1, 3) OBP: 0.345, SLG: 0.520		0-0 P5		0-0 F7		0-0 FC1 E 1B		0-0 P6		4	1	1	1	0	0	1											
Benito Santiago, R (1, 2) OBP: 0.400, SLG: 0.674					0-3 K			0-0 FC3 E SF8 HR		4	3	2	3	0	1	1											
Bret Boone, R (1, 4) OBP: 0.336, SLG: 0.495					4-0 L3 BB			0-0 FC1 SF8 FC1-5 HR		3	1	2	1	1	0	1											
Jeff Branson, L (1, 5) OBP: 0.340, SLG: 0.454		0-0 F7			0-0 L3			0-0 SF8 FC6-4 1B		3	0	1	1	0	0	2											
Jose Rijo, R (1, 1) OBP: 0.105, SLG: 0.158			0-0 G6-3					0-0 G4-3		1	0	0	0	0	0	0											
Hector Carrasco, R (6, 1)								0-0 FC1-5		1	0	0	0	0	0	0											
Lenny Harris, L (7, PH) OBP: 0.256, SLG: 0.298								0-0 FC6-4		1	0	0	0	0	0	1											
Michael Jackson, R (8, 1)								1-2 K		1	0	0	0	0	0	1											
Brad Pennington, L (9, 1)								0-0 K		0	0	0	0	0	0	0											
Inning Stats	R: 0 E: 0 K: 0 S: 3	H: 0 LOB: 0 BB: 0 P: 3	R: 1 E: 0 K: 0 S: 5	H: 2 LOB: 1 BB: 0 P: 5	R: 0 E: 0 K: 0 S: 3	H: 0 LOB: 0 BB: 0 P: 3	R: 0 E: 0 K: 1 S: 5	H: 0 LOB: 0 BB: 0 P: 5	R: 0 E: 0 K: 1 S: 4	H: 0 LOB: 0 BB: 1 P: 8	R: 0 E: 0 K: 0 S: 3	H: 1 LOB: 0 BB: 0 P: 3	R: 4 E: 2 K: 0 S: 8	H: 3 LOB: 1 BB: 0 P: 8	R: 4 E: 1 K: 0 S: 8	H: 4 LOB: 1 BB: 0 P: 8	R: 4 E: 1 K: 0 S: 8	H: 4 LOB: 1 BB: 0 P: 8	1B: 5 2B: 3 3B: 0 HR: 3	SF: 1 SAC: 0 DP: 1 HBP: 0	WP: 0 PB: 0 SB: 0 CS: 0	PA: 36					
PITCHER	IP	WLS	BF	H	R	ER	SO	BB	IBB	HBP	BLK	WP	HR	S	P	ERA	WHIP										
Mark Leiter, R (1, 1) ERA: 4.08	6.0	L	22	5	3	2	2	1	0	0	0	0	0	25	29	3.00	1.000										
Shawn Barton, L (7, 1) ERA: 2.08	0.0		1	1	0	0	0	0	0	0	0	0	0	1	1	∞	∞										
Kenny Greer, R (7, 1) ERA: 1.23	2.0		13	4	6	0	0	0	0	0	0	0	2	13	13	0.00	2.000										

San Francisco Giants @ Cincinnati Reds
Riverfront Stadium, Cincinnati, OH
Wed Jul 05 1995, 7:05 PM EDT
Att: 22,025 - Unknown - 81 F

AB 34
R 9
H 10
RBI 6
BB 1
SO 2
LOB 10



Batter	1	2	3	4	5	6	7	8	9	AB	R	H	RBI	BB	SO	LOB	TOP								
Darren Lewis, R OBP: 0.297, SLG: 0.292 (1, 8)	L4		1B	G3		G1-3			1B	5	2	2	0	0	0	2									
Mike Benjamin, R OBP: 0.341, SLG: 0.471 Glenallen Hill, R OBP: 0.313, SLG: 0.425 Steve Scarosone, R OBP: 0.374, SLG: 0.602 (1, 5)	1B		L8						HR	4	1	2	1	0	0	1									
Barry Bonds, L OBP: 0.431, SLG: 0.585 (1, 7)	P5		1B	G3-1					HR	5	1	2	4	0	0	1									
Mark Carreon, R OBP: 0.324, SLG: 0.468 (1, 9)	4-3		G5-4-3		P3				G4-3	5	0	0	0	0	1	3									
Royce Clayton, R OBP: 0.328, SLG: 0.359 (1, 6)			F9		1B	3B			K	4	2	2	0	1	1	1									
John Patterson, S OBP: 0.248, SLG: 0.257 (1, 4)	G4-3		1B	1B	2B				K	4	0	2	1	1	1	1									
J.R. Phillips, L OBP: 0.207, SLG: 0.255 (1, 3)	1B		K	K	K				2B	5	0	2	0	0	3	4									
Jeff Reed, L OBP: 0.391, SLG: 0.293 (1, 2)	BB		K	K		G6-3			G6-3	3	0	0	0	2	1	5									
William Van Landingham, R OBP: 0.214, SLG: 0.286 Dave Burba, R ERA: 3.88 Tom Lampkin, L OBP: 0.300, SLG: 0.371 Shawn Barton, R ERA: 4.27 Rod Beck, R OBP: 0.333, SLG: 0.333 (7, 1)	G6-3		1B	1B	1B	K			F7	3	0	1	1	0	1	2									
Inning Stats	R: 0 E: 0 K: 0 S: 6	H: 1 LOB: 1 BB: 0 P: 9	R: 0 E: 0 K: 0 S: 6	H: 1 LOB: 2 BB: 1 P: 14	R: 1 E: 0 K: 0 S: 10	H: 2 LOB: 0 BB: 0 P: 15	R: 1 E: 0 K: 2 S: 15	H: 2 LOB: 2 BB: 1 P: 24	R: 2 E: 0 K: 1 S: 14	H: 3 LOB: 1 BB: 0 P: 21	R: 0 E: 0 K: 1 S: 9	H: 0 LOB: 0 BB: 0 P: 14	R: 0 E: 0 K: 1 S: 7	H: 0 LOB: 0 BB: 0 P: 8	R: 0 E: 0 K: 2 S: 13	H: 1 LOB: 2 BB: 1 P: 25	R: 3 E: 0 K: 1 S: 20	H: 4 LOB: 3 BB: 1 P: 29	1B: 9 2B: 2 3B: 1 HR: 2	SF: 0 SAC: 0 DP: 1 HBP: 0	WP: 0 PB: 0 SB: 2 CS: 0	PA: 44			
PITCHER	IP	WLS	BF	H	R	ER	SO	BB	IBB	HBP	BLK	WP	HR	S	P	ERA	WHIP								
Tim Pugh, R ERA: 3.88	4.2	24	9	4	4	2	2	0	0	0	0	0	1	47	79	7.71	2.357								
Chuck McElroy, L ERA: 5.54	1.1	4	0	0	0	2	0	0	0	0	0	0	0	13	18	0.00	0.000								
Xavier Hernandez, R ERA: 4.27	1.2	7	1	0	0	3	1	0	0	0	0	0	0	17	28	0.00	1.200								
Jeff Brantley, R ERA: 2.95	1.1	L	9	4	3	3	1	1	0	0	0	0	1	23	34	20.25	3.750								

San Francisco Giants @ Cincinnati Reds
Riverfront Stadium, Cincinnati, OH
Thu Jul 06 1995, 7:05 PM EDT
Att: 27,784 - Unknown - 76 F

AB 40
R 7
H 14
RBI 7
BB 4
SO 8
LOB 22



Batter	1	2	3	4	5	6	7	8	9	AB	R	H	RBI	BB	SO	LOB	BOTTOM								
Thomas Howard, S OBP: 0.382, SLG: 0.424 Jerome Walton, R OBP: 0.324, SLG: 0.484 (1, 8)	FC5		1B	1B		SF7		G6-3		3	1	3	2	0	0	0									
Barry Larkin, R OBP: 0.390, SLG: 0.465 (1, 6)	K		1B	1B		K			F7	5	0	1	0	0	2	3									
Ron Gant, R OBP: 0.404, SLG: 0.621 (1, 7)	F7		BB	BB		G4-3			1B	4	0	1	0	1	1	1									
Reggie Sanders, R OBP: 0.399, SLG: 0.594 (1, 9)	BB		BB	BB		K			K	3	0	1	1	2	2	1									
Eric Anthony, L OBP: 0.337, SLG: 0.538 (1, 3)	FC5		L4-6-4-6		HR				K	5	1	1	1	0	1	7									
Benito Santiago, R OBP: 0.388, SLG: 0.630 (1, 2)	G5-3		K	K		F9			BB	3	0	0	0	1	1	0									
Bret Boone, R OBP: 0.335, SLG: 0.490 Jeff Brantley, R (1, 4)	G4-3		F9			E			F9	3	1	0	0	1	0	2									
Jeff Branson, L OBP: 0.344, SLG: 0.470 (8, 4)	G1-3		1B	2B		E9			P6	4	2	2	1	0	0	0									
Tim Pugh, R OBP: 0.200, SLG: 0.211 Chuck McElroy, L (5, 1)	B1-3		BB	BB		G4-3			K	1	0	0	0	1	0	0									
Lenny Harris, L OBP: 0.254, SLG: 0.295 Xavier Hernandez, L (7, 1)				1B						1	0	0	0	0	0	1									
Mark Lewis, R OBP: 0.419, SLG: 0.541 (8, 5)				BB						1	0	0	0	0	1	0									
Inning Stats	R: 0 E: 0 K: 1 S: 12	H: 1 LOB: 2 BB: 1 P: 20	R: 0 E: 0 K: 0 S: 8	H: 0 LOB: 0 BB: 0 P: 14	R: 1 E: 0 K: 0 S: 7	H: 2 LOB: 2 BB: 2 P: 17	R: 1 E: 0 K: 1 S: 14	H: 2 LOB: 2 BB: 1 P: 23	R: 1 E: 0 K: 1 S: 10	H: 1 LOB: 0 BB: 0 P: 16	R: 2 E: 1 K: 1 S: 8	H: 1 LOB: 2 BB: 1 P: 15	R: 0 E: 0 K: 1 S: 13	H: 1 LOB: 2 BB: 1 P: 26	R: 0 E: 0 K: 1 S: 9	H: 0 LOB: 0 BB: 0 P: 15	R: 0 E: 0 K: 2 S: 12	H: 1 LOB: 1 BB: 0 P: 18	1B: 6 2B: 3 3B: 0 HR: 1	SF: 1 SAC: 0 DP: 1 HBP: 0	WP: 0 PB: 0 SB: 2 CS: 0	PA: 41			
PITCHER	IP	WLS	BF	H	R	ER	SO	BB	IBB	HBP	BLK	WP	HR	S	P	ERA	WHIP								
William Van Landingham, R ERA: 4.35	6.1	31	8	5	4	5	5	0	0	0	0	0	1	64	115	5.68	2.053								
Dave Burba, R ERA: 4.26	0.2	3	0	0	0	0	1	0	0	0	0	0	0	8	16	0.00	1.500								
Shawn Barton, L ERA: 1.96	1.0	W	3	0	0	0	0	0	0	0	0	0	0	9	15	0.00	0.000								
Rod Beck, R ERA: 2.51	1.0	S	4	1	0	0	2	0	0	0	0	0	0	12	18	0.00	1.000								

San Francisco Giants @ Cincinnati Reds
Riverfront Stadium, Cincinnati, OH
Thu Jul 06 1995, 7:05 PM EDT
Att: 27,784 - Unknown - 76 F

AB 34
R 5
H 9
RBI 5
BB 6
SO 8
LOB 15





Batter	1	2	3	4	5	6	7	8	9	AB	R	H	RBI	BB	SO	LOB	TOP								
Darren Lewis, R OBP: 0.295, SLG: 0.290 (1, 8)										5	1	1	0	0	0	1	San Francisco Giants @ Atlanta Braves Atlanta-Fulton County Stadium, Atlanta, GA Fri Jul 07 1995, 7:05 PM EDT Att: 39,482 - Unknown livebaseballscores.com GIANTS								
Mike Benjamin, R OBP: 0.333, SLG: 0.456 (1, 5)										5	0	1	0	0	1	2									
Barry Bonds, L OBP: 0.432, SLG: 0.596 (1, 7)										4	1	2	2	0	0	1									
Robby Thompson, R OBP: 0.287, SLG: 0.299 (1, 4)										3	0	0	0	1	2	1									
Mark Carreon, R OBP: 0.321, SLG: 0.462 Shawn Barton, R (8, 1)										4	1	1	0	0	0	2									
Royce Clayton, R OBP: 0.331, SLG: 0.359 (1, 6)										3	1	1	0	1	1	0									
Glenallen Hill, R OBP: 0.320, SLG: 0.430 (1, 9)										4	0	3	1	0	0	0									
Kirt Manwaring, R OBP: 0.315, SLG: 0.307 Jeff Reed, L OBP: 0.386, SLG: 0.288 (9, PH)										3	0	0	0	0	1	4									
Joe Roselli, R OBP: 0.125, SLG: 0.125 (5, PH) Tom Glavine, L OBP: 0.341, SLG: 0.361 Kenny Greer, R (8, 1) Dave Burba, R (8, 1) Chris Hook, R (8, 1) J.R. Phillips, L OBP: 0.212, SLG: 0.259 (8, 3)										2	0	0	0	0	0	1									
Inning Stats	R: 3 E: 0 K: 1 S: 18	H: 5 LOB: 2 BB: 0 P: 28	R: 0 E: 0 K: 1 S: 8	H: 0 LOB: 0 BB: 0 P: 11	R: 0 E: 0 K: 1 S: 7	H: 0 LOB: 0 BB: 0 P: 14	R: 0 E: 0 K: 0 S: 9	H: 1 LOB: 1 BB: 0 P: 14	R: 0 E: 0 K: 0 S: 10	H: 1 LOB: 2 BB: 1 P: 15	R: 0 E: 0 K: 1 S: 7	H: 1 LOB: 1 BB: 0 P: 13	R: 0 E: 0 K: 1 S: 7	H: 0 LOB: 0 BB: 0 P: 12	R: 0 E: 0 K: 0 S: 7	H: 1 LOB: 1 BB: 0 P: 10		1B: 9 2B: 0 3B: 0 HR: 1	SF: 0 SAC: 0 DP: 1 HBP: 0	WP: 1 PB: 0 SB: 1 CS: 0	PA: 38				
PITCHER	IP WLS BF H R ER SO BB IBB HBP BLK WP HR S P ERA WHIP																								
Tom Glavine, L ERA: 3.49 Mark Wohlers, R ERA: 2.95	(1, 1) (9, 1)	8.0 W 34	9 4 4 6	2 0 0 0	0 0 0 0	0 0 0 0	1 1 71 117	4.50 1.375	0.00 1.000																

Batter	1	2	3	4	5	6	7	8	9	AB	R	H	RBI	BB	SO	LOB	BOTTOM								
Marquis Grissom, R OBP: 0.333, SLG: 0.417 (1, 8)										4	1	1	0	1	1	2	San Francisco Giants @ Atlanta Braves Atlanta-Fulton County Stadium, Atlanta, GA Fri Jul 07 1995, 7:05 PM EDT Att: 39,482 - Unknown livebaseballscores.com Braves								
Jeff Blauser, R OBP: 0.330, SLG: 0.368 (1, 6)										2	0	0	1	2	1	0									
10 Chipper Jones, S OBP: 0.357, SLG: 0.442 (1, 5)										2	0	1	0	3	0	0									
Fred McGriff, L OBP: 0.372, SLG: 0.467 (1, 3)										5	0	1	2	0	1	6									
David Justice, L OBP: 0.408, SLG: 0.516 (1, 9)										4	1	2	0	0	0	1									
Javy Lopez, R OBP: 0.326, SLG: 0.442 (1, 2)											3	1	1	0	1	0									
Mike Kelly, R OBP: 0.323, SLG: 0.349 Ryan Klesko, L OBP: 0.420, SLG: 0.624 (7, 7)											2	1	0	0	0	1									
Rafael Belliard, R OBP: 0.270, SLG: 0.258 Dwight Smith, L OBP: 0.314, SLG: 0.446 Mike Mordecai, R OBP: 0.316, SLG: 0.632 (7, 4)										1	1	1	0	1	0	0									
Tom Glavine, L OBP: 0.323, SLG: 0.300 Jose Oliva, R OBP: 0.202, SLG: 0.345 Mark Wohlers, R ERA: 1.93 (8, 1)										3	1	2	2	0	0	0									
Inning Stats	R: 0 E: 0 K: 0 S: 9	H: 1 LOB: 1 BB: 0 P: 12	R: 0 E: 0 K: 0 S: 10	H: 1 LOB: 0 BB: 0 P: 14	R: 0 E: 0 K: 0 S: 6	H: 0 LOB: 0 BB: 0 P: 10	R: 0 E: 0 K: 0 S: 4	H: 0 LOB: 1 BB: 2 P: 12	R: 4 E: 1 K: 0 S: 15	H: 3 LOB: 2 BB: 3 P: 31	R: 1 E: 0 K: 1 S: 17	H: 3 LOB: 0 BB: 0 P: 24	R: 0 E: 0 K: 1 S: 7	H: 0 LOB: 0 BB: 0 P: 11	R: 3 E: 0 K: 1 S: 16	H: 3 LOB: 3 BB: 3 P: 36		1B: 10 2B: 0 3B: 0 HR: 1	SF: 1 SAC: 0 DP: 2 HBP: 0	WP: 0 PB: 0 SB: 1 CS: 0	PA: 40				
PITCHER	IP WLS BF H R ER SO BB IBB HBP BLK WP HR S P ERA WHIP																								
Joe Roselli, L ERA: 7.15 Kenny Greer, R ERA: 1.93 Dave Burba, R ERA: 4.5 Chris Hook, R ERA: 5.1 Shawn Barton, L ERA: 1.93	(1, 1) (6, 1) (8, 1) (8, 1) (8, 1)	5.0 L 9	22 3 1 1 2	5 0 0 0	0 0 0 0	0 0 0 0	0 0 24 35	4.50 1.500	0.00 3.000																

Batter	1	2	3	4	5	6	7	8	9	AB	R	H	RBI	BB	SO	LOB	TOP									
Darren Lewis, R OBP: 0.298, SLG: 0.305	0-1 1B 2B		1-2 1-H G6-3 3B		2-2 G5-3		0-0 SF9			3	1	2	2	0	0	0	San Francisco Giants @ Atlanta Braves Atlanta-Fulton County Stadium, Atlanta, GA Sat Jul 08 1995, 7:05 PM EDT Att: 49,056 - Unknown - 86 F livebaseballscorecards.com									
Royce Clayton, R OBP: 0.330, SLG: 0.369	0-3 K		0-2 G6-3			1-0 HR	2-2 G1-3			4	1	1	2	0	1	1										
Barry Bonds, L OBP: 0.430, SLG: 0.590	1-0 FC6-4 2-3 1B		3-2 G3			0-0 F8		1-1 G3-1		4	0	1	0	0	0	0										
Mark Carreon, R OBP: 0.319, SLG: 0.455	0-0 F8		0-0 G5-3			1-0 BB 1B		2-1 F9		4	0	1	0	0	0	2										
Glenallen Hill, R OBP: 0.315, SLG: 0.423	2-2 FC6-4 1-2			0-2 F8		0-0 F9 1B		0-3 K		4	0	0	0	0	1	3										
Robby Thomsson, R OBP: 0.287, SLG: 0.294		0-0 G4-3		1-1 G6-3		4-0 BB		0-0 G5-3		3	0	0	0	1	0	0										
Kirt Manwaring, R OBP: 0.309, SLG: 0.300		2-1 G6-3		2-0 G5-3		2-2 F8		1-0 G6-3		4	0	0	0	0	0	2										
Mike Benjamin, R OBP: 0.330, SLG: 0.457		0-0 F8			2-2 G5-3		1-0 SH1-4 SF9 2B		1-3 K	4	1	1	0	0	1	0										
Mark Portugal, R OBP: 0.148, SLG: 0.120 Jose Bautista, R (3, 1)			4-1 3B BB		0-0 G6-3		0-0 SH1-4			0	1	0	0	1	0	0										
Inning Stats	R: 0 E: 0 K: 1 S: 12	H: 2 LOB: 2 BB: 0 P: 15	R: 0 E: 0 K: 0 S: 4	H: 0 LOB: 0 BB: 0 P: 6	R: 2 E: 0 K: 0 S: 12	H: 1 LOB: 0 BB: 1 P: 20	R: 0 E: 0 K: 0 S: 6	H: 0 LOB: 0 BB: 0 P: 9	R: 0 E: 0 K: 0 S: 10	H: 0 LOB: 0 BB: 0 P: 14	R: 1 E: 0 K: 0 S: 9	H: 2 LOB: 2 BB: 1 P: 17	R: 1 E: 0 K: 0 S: 7	H: 1 LOB: 0 BB: 0 P: 10	R: 0 E: 0 K: 1 S: 7	H: 0 LOB: 0 BB: 0 P: 10	R: 0 E: 0 K: 1 S: 5	H: 0 LOB: 0 BB: 0 P: 7	1B: 2 2B: 2 3B: 1 HR: 1	SF: 1 SAC: 1 DP: 0 HBP: 0	WP: 0 PB: 0 SB: 0 CS: 0	PA: 35				
PITCHER	IP	WLS	BF	H	R	ER	SO	BB	IBB	HBP	BLK	WP	HR	S	P	ERA	WHIP									
Steve Avery, L ERA: 4.19	(1, 1)	7.0	W	29	6	4	4	1	2	0	0	0	0	1	60	91	5.14	1.143								
Greg McMichael, R ERA: 2.88	(8, 1)	2.0		6	0	0	0	2	0	0	0	0	0	0	12	17	0.00	0.000								

Batter	1	2	3	4	5	6	7	8	9	AB	R	H	RBI	BB	SO	LOB	BOTTOM									
Marquis Grissom, R OBP: 0.331, SLG: 0.413	1-0 G4-3	1-0 G5-3	1-0 FC6-4 1B		1-0 F9			3-1 G6-3		5	0	1	0	0	0	1	San Francisco Giants @ Atlanta Braves Atlanta-Fulton County Stadium, Atlanta, GA Sat Jul 08 1995, 7:05 PM EDT Att: 49,056 - Unknown - 86 F livebaseballscorecards.com									
Jeff Blauser, R OBP: 0.331, SLG: 0.372	0-2 10 HR	1-1 G3-1	2-2 FC6-4 1-2		2-2 10 FC6-4 1B		0-1 F7			5	1	2	1	0	0	2										
10 Chipper Jones, S OBP: 0.358, SLG: 0.453	1-2 2H HR	1-2 G1-4-3		2-0 G4-3	1-2 FC6-4 1-2		2-0 1B			5	1	2	2	0	0	1										
Fred McGriff, L OBP: 0.373, SLG: 0.464	4-1 2B BB		2-2 HR 1B	2-0 G3		0-1 L5		3-3 K		4	2	1	0	1	1	1										
David Justice, L OBP: 0.415, SLG: 0.548	1-2 1H 2B		0-0 1H HR	1-1 2B 1B		3-2 F7				4	2	3	3	0	0	0										
Ryan Klesko, L OBP: 0.429, SLG: 0.641	4-0 IBB		1-2 1B SF8 2B	2-1 1H 2B		0-1 G6-3				3	1	2	1	1	0	0										
Charlie O'Brien, R OBP: 0.383, SLG: 0.538	0-2 P5		3-2 1B 1B HBP		0-0 P2			2-3 K		3	0	0	0	0	1	3										
Rafael Belliard, R OBP: 0.284, SLG: 0.273	2-3 K		0-1 1B 1B 1B		1-1 F9 SH5-4 1B 1B		1-0 P4			4	1	2	0	0	1	2										
Steve Avery, L OBP: 0.321, SLG: 0.630 Dwight Smith, L (7, PH) Greg McMichael, R (8, 1)		0-0 HR	0-2 SF8 3H		2-0 SH5-4		3-3 K			1	1	1	2	0	0	0										
Inning Stats	R: 3 E: 0 K: 1 S: 18	H: 3 LOB: 2 BB: 2 P: 31	R: 1 E: 0 K: 0 S: 7	H: 1 LOB: 0 BB: 0 P: 10	R: 3 E: 0 K: 0 S: 20	H: 5 LOB: 2 BB: 0 P: 28	R: 1 E: 0 K: 0 S: 7	H: 2 LOB: 1 BB: 0 P: 14	R: 1 E: 0 K: 0 S: 10	H: 2 LOB: 1 BB: 0 P: 17	R: 0 E: 0 K: 0 S: 7	H: 0 LOB: 0 BB: 0 P: 10	R: 0 E: 0 K: 2 S: 8	H: 0 LOB: 0 BB: 0 P: 14	R: 0 E: 0 K: 1 S: 8	H: 1 LOB: 1 BB: 0 P: 16	1B: 7 2B: 4 3B: 0 HR: 3	SF: 1 SAC: 1 DP: 0 HBP: 1	WP: 0 PB: 0 SB: 0 CS: 0	PA: 40						
PITCHER	IP	WLS	BF	H	R	ER	SO	BB	IBB	HBP	BLK	WP	HR	S	P	ERA	WHIP									
Mark Portugal, R ERA: 4.32	(1, 1)	2.0	L	17	8	7	7	1	1	1	0	0	0	3	38	60	31.50	4.500								
Jose Bautista, R ERA: 5.57	(3, 1)	6.0		23	6	2	2	3	0	0	0	0	0	47	80	3.00	1.000									

Batter	1	2	3	4	5	6	7	8	9	AB	R	H	RBI	BB	SO	LOB	TOP					
Darren Lewis, R (1.8) OBP: 0.299, SLG: 0.306	2-1 G3		2-2 G6-3			0-0 SH1-4 1B	0-0 F8		1 SAFE 1-3 S 1B	5	0	2	0	0	0	3	San Francisco Giants @ Atlanta Braves Atlanta-Fulton County Stadium, Atlanta, GA Sun Jul 09 1995, 7:05 PM EDT Att: 37,741 - Unknown - 86 F AB 34 R 2 H 8 RBI 2 BB 3 SO 8 LOB 16 					
Robby Thompson, R (1.4) OBP: 0.280, SLG: 0.287	1-3 K			2-2 G5-3		1-1 SH1-4 1-2		3-1 F8	2-3 K 1-2	4	0	0	0	0	2	2						
Barry Bonds, L (1.7) OBP: 0.424, SLG: 0.581	0-0 G4-3			1-0 G1-3		2-3 K		1-0 L9		4	0	0	0	0	1	1						
Glenallen Hill, R (1.9) OBP: 0.314, SLG: 0.421				1-3 K		0-0 G5-3		2-2 HR 1B		4	1	1	0	0	1	1						
Mark Carreon, R (1.3) OBP: 0.331, SLG: 0.482					1-1 P6		4-1 FC6-4 BB	3-1 HR 1B		3	1	2	2	1	0	0						
J.R. Phillips, L (9.3) OBP: 0.212, SLG: 0.259								1-H HR		0	0	0	0	0	0	0						
Royce Clayton, R (1.6) OBP: 0.325, SLG: 0.367					1-2 F7		1-2 FC6-4 1B	1-2 G4-3		4	0	1	0	0	0	2						
Kirt Manwaring, R (1.2) OBP: 0.307, SLG: 0.299					1-0 F9		1-1 BB 1B		2-3 K	4	0	1	0	0	1	2						
Mike Benjamin, R (1.5) OBP: 0.337, SLG: 0.448				2-1 G5-3		4-0 IBB			0-2 F8	2	0	0	0	2	0	0						
Terry Mulholland, R (1.1) Rikker FaneYTE, R (7. PH) Shawn Barton, R (7. 1) John Patterson, S (9. PH) Rod Beck, R (9. 1)				1-3 K		1-3 K2-3		0-3 K	0-2 1B	2	0	0	0	0	2	2						
Inning Stats	R: 0 E: 0 K: 1 S: 6	H: 0 LOB: 0 BB: 0 P: 9	R: 0 E: 1 K: 0 S: 11	H: 1 LOB: 1 BB: 0 P: 16	R: 0 E: 0 K: 1 S: 8	H: 0 LOB: 0 BB: 0 P: 13	R: 0 E: 0 K: 1 S: 8	H: 0 LOB: 0 BB: 0 P: 12	R: 0 E: 0 K: 1 S: 9	H: 1 LOB: 2 BB: 1 P: 17	R: 0 E: 0 K: 1 S: 7	H: 1 LOB: 3 BB: 2 P: 10	R: 0 E: 0 K: 1 S: 11	H: 1 LOB: 3 BB: 2 P: 21	R: 2 E: 0 K: 0 S: 11	H: 2 LOB: 0 BB: 0 P: 21	R: 0 E: 0 K: 2 S: 20	H: 2 LOB: 2 BB: 0 P: 26	1B: 7 2B: 0 3B: 0 HR: 1	SF: 0 SAC: 1 DP: 0 HBP: 0	WP: 0 PB: 0 SB: 2 CS: 0	PA: 38
PITCHER	IP WLS BF H R ER SO BB IBB HBP BLK WP HR S P ERA WHIP	7.0 28 4 0 0 6 2 1 0 0 0 0 60 98 0.00 0.857	1.0 5 2 2 2 0 0 0 0 0 0 1 11 21 18.00 2.000	1.0 W 5 2 0 0 2 0 0 0 0 0 20 26 0.00 2.000											IP WLS BF H R ER SO BB IBB HBP BLK WP HR S P ERA WHIP	6.0 23 4 0 0 6 1 0 0 0 0 48 74 0.00 0.833						

Batter	1	2	3	4	5	6	7	8	9	AB	R	H	RBI	BB	SO	LOB	BOTTOM			
Marquis Grissom, R (1.8) OBP: 0.330, SLG: 0.411	2-1 F8		0-0 10 G4-3 1B		1-1 P6			2-3 K		4	0	1	0	0	1	0	San Francisco Giants @ Atlanta Braves Atlanta-Fulton County Stadium, Atlanta, GA Sun Jul 09 1995, 7:05 PM EDT Att: 37,741 - Unknown - 86 F AB 29 R 3 H 6 RBI 3 BB 2 SO 7 LOB 6 			
Jeff Blauser, R (1.6) OBP: 0.330, SLG: 0.368	0-1 G5-3		1-3 K			0-0 P5		4-1 HR BB		3	1	0	0	1	1	1				
10 Chipper Jones, S (1.5) OBP: 0.360, SLG: 0.453	2-1 BB 1B		2-0 G4-3 1-2			0-1 F9		2-1 HR 1B	1-2 HR 1B	4	1	2	0	0	0	1				
Fred McGriff, L (1.3) OBP: 0.378, SLG: 0.480	0-0 BB 1B		0-3 K			2-2 2-6 1B		1-2 HR		4	1	3	3	0	1	1				
David Justice, L (1.9) OBP: 0.414, SLG: 0.541	4-1 BB 1B			3-3 K		3-2 2-6 1-2	1-2 G4-3			2	0	0	0	1	1	0				
Javy Lopez, R (1.2) OBP: 0.321, SLG: 0.434	1-3 K			0-0 G4-3			0-0 G6-3			3	0	0	0	0	1	3				
Mike Kelly, R (1.7) OBP: 0.270, SLG: 0.339				2-1 G5-3		2-1 G3-1		3-2 G6-3		3	0	0	0	0	0	0				
Rafael Belliard, R (1.4) OBP: 0.275, SLG: 0.265				0-3 K		1-0 G6-3		2-2 F8		2	0	0	0	0	1	0				
Mike Mordecai, R (9. PH) OBP: 0.300, SLG: 0.600								1-0 F8		1	0	0	0	0	0	0				
Kent Mercker, L (1.1) OBP: 0.107, SLG: 0.143							0-3 K	1-0 F8		2	0	0	0	0	1	0				
Greg McMichael, R (8. 1) Jose Oliva, R (8. PH) Mark Wohlers, R (9. 1)										0	0	0	0	0	0	0				
Inning Stats	R: 0 E: 0 K: 1 S: 11	H: 2 LOB: 3 BB: 1 P: 20	R: 0 E: 0 K: 1 S: 6	H: 0 LOB: 0 BB: 0 P: 8	R: 0 E: 0 K: 2 S: 10	H: 1 LOB: 1 BB: 0 P: 13	R: 0 E: 0 K: 1 S: 6	H: 0 LOB: 0 BB: 0 P: 11	R: 0 E: 0 K: 0 S: 9	H: 1 LOB: 1 BB: 0 P: 14	R: 0 E: 0 K: 0 S: 7	H: 0 LOB: 0 BB: 0 P: 11	R: 0 E: 0 K: 1 S: 8	H: 0 LOB: 0 BB: 0 P: 13	R: 3 E: 0 K: 0 S: 6	H: 2 LOB: 0 BB: 1 P: 13	1B: 5 2B: 0 3B: 0 HR: 1	SF: 0 SAC: 0 DP: 0 HBP: 0	WP: 0 PB: 0 SB: 0 CS: 0	PA: 31
PITCHER	IP WLS BF H R ER SO BB IBB HBP BLK WP HR S P ERA WHIP	6.0 23 4 0 0 6 1 0 0 0 0 0 15 24 0.00 0.000	2.0 6 0 0 0 1 0 0 0 0 0 0 6 13 0.00 0.000	0.0 L 3 2 3 3 0 1 0 0 0 0 1 6 13 * *											IP WLS BF H R ER SO BB IBB HBP BLK WP HR S P ERA WHIP	6.0 23 4 0 0 6 1 0 0 0 0 0 15 24 0.00 0.000				

Batter	1	2	3	4	5	6	7	8	9	10	11	12	AB	R	H	RBI	BB	SO	LOB	TOP	
James Moulton, R OBP: 0.320, SLG: 0.397													6	1	1	0	0	1	1		
Craig Biggio, R OBP: 0.394, SLG: 0.470													6	1	2	2	0	0	1		
5 Jeff Bagwell, R OBP: 0.372, SLG: 0.437													5	1	1	0	1	1	1		
Derek Bell, R OBP: 0.387, SLG: 0.445													5	0	1	0	0	0	1		
Phil Plantier, L OBP: 0.357, SLG: 0.500													2	0	0	1	1	1	0		
John Cangelosi, S OBP: 0.463, SLG: 0.388													1	0	0	0	0	1	0		
Dave Magadan, L OBP: 0.426, SLG: 0.388													4	1	1	0	1	1	2		
Tony Eusebio, R OBP: 0.363, SLG: 0.427													5	1	2	0	0	0	1		
Andy Stankiewicz, R OBP: 0.158, SLG: 0.111													0	0	0	0	0	0	0		
Jerry Scott, L OBP: 0.182, SLG: 0.273													0	0	0	0	0	0	0		
Orlando Miller, R OBP: 0.320, SLG: 0.394													5	0	2	2	0	2	1		
Shane Reynolds, R OBP: 0.326, SLG: 0.388													2	0	0	0	0	1	0		
Todd Jones, L OBP: 0.326, SLG: 0.388													0	0	0	0	0	1	0		
Ross Powell, L OBP: 0.326, SLG: 0.388													0	0	0	0	0	0	0		
Dave Veres, R OBP: 0.326, SLG: 0.388													0	0	0	0	0	0	0		
Mill Thompson, L OBP: 0.326, SLG: 0.388													1	0	0	0	0	0	0		
Jim Dougherty, R OBP: 0.326, SLG: 0.388													0	0	0	0	0	0	0		
Inning Stats	R: 3 E: 0 K: 0 S: 6	H: 4 LOB: 0 BB: 0 P: 6	R: 0 E: 0 K: 3 S: 3	H: 0 LOB: 0 BB: 0 P: 3	R: 0 E: 0 K: 2 S: 7	H: 0 LOB: 0 BB: 1 P: 7	R: 0 E: 0 K: 1 S: 4	H: 1 LOB: 1 BB: 0 P: 4	R: 0 E: 0 K: 2 S: 7	H: 0 LOB: 0 BB: 0 P: 7	R: 0 E: 0 K: 3 S: 3	H: 0 LOB: 1 BB: 1 P: 7	R: 0 E: 0 K: 3 S: 10	H: 1 LOB: 2 BB: 0 P: 10	R: 0 E: 0 K: 0 S: 4	H: 1 LOB: 1 BB: 0 P: 4	1B: 7 2B: 3 3B: 0 HR: 1	SF: 1 SAC: 1 DP: 1 HBP: 0	WP: 0 PB: 0 SB: 1 CS: 1	PA: 48	
PITCHER	IP	WLS	BF	H	R	ER	SO	BB	IBB	HBP	BLK	WP	HR	S	P	ERA	WHIP				
William Van Landingham, R	(1.1)	8.0	30	5	3	3	5	2	0	0	0	0	0	0	3	3	13.50	1.500			
Shawn Barton, L	(9.1)	0.2	3	1	1	1	0	0	0	0	0	0	0	0	3	3	13.50	1.500			
Dave Burba, R	(9.1)	1.1	7	2	1	1	0	1	0	0	0	0	0	6	10	6.75	2.250				
Chris Hook, R	(11.1)	2.0	W	8	2	0	0	3	0	0	0	0	0	14	14	0.00	1.000				

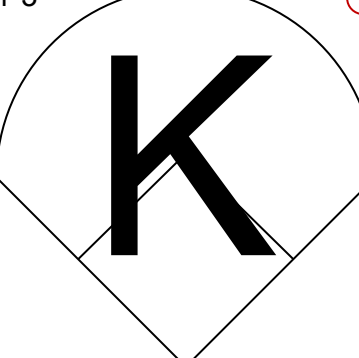
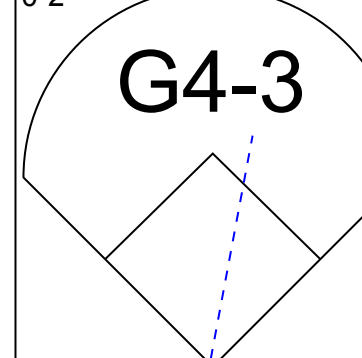
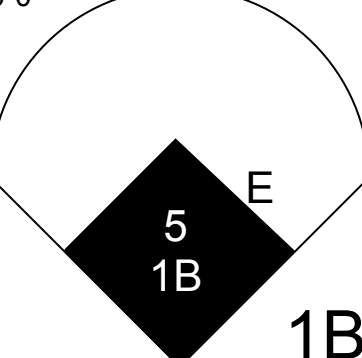
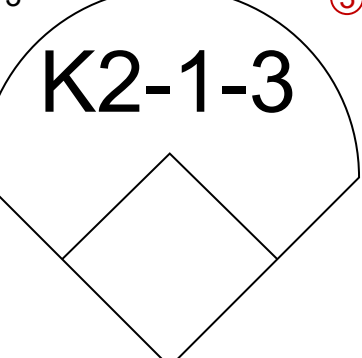
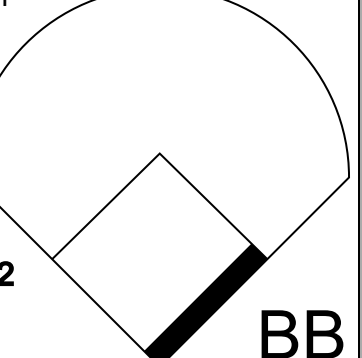
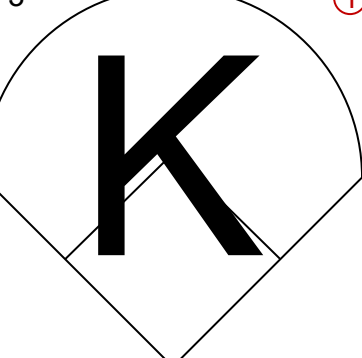
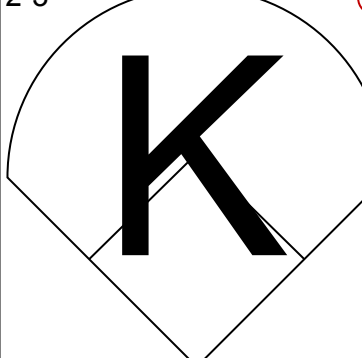
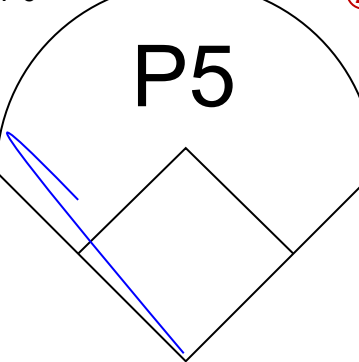
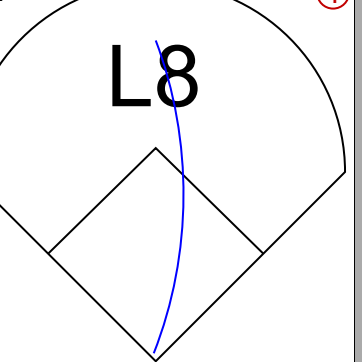
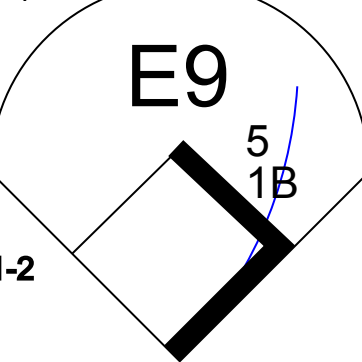
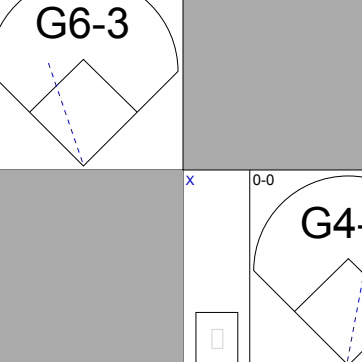
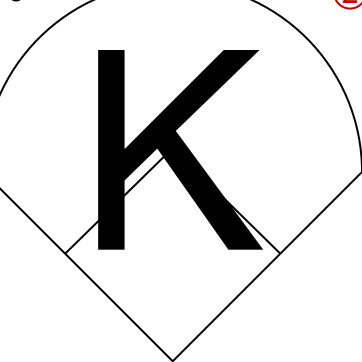
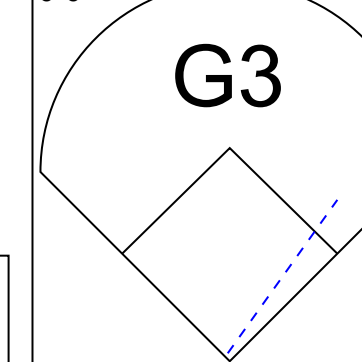
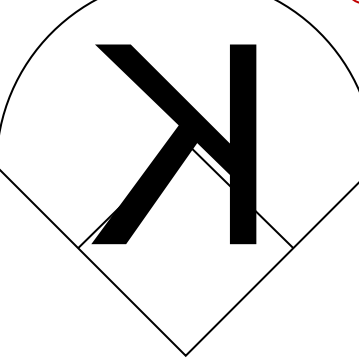
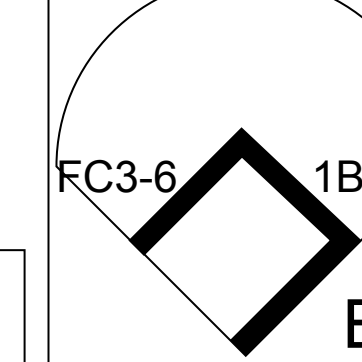
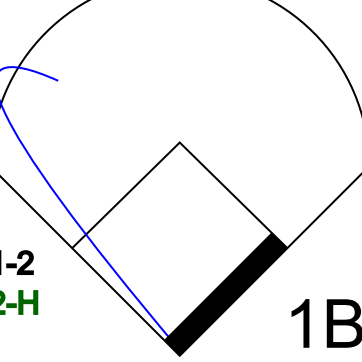
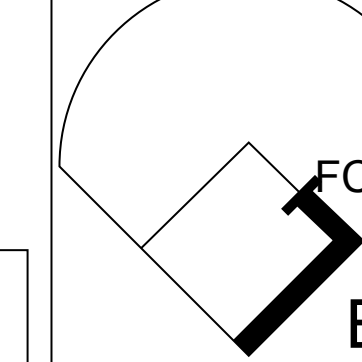

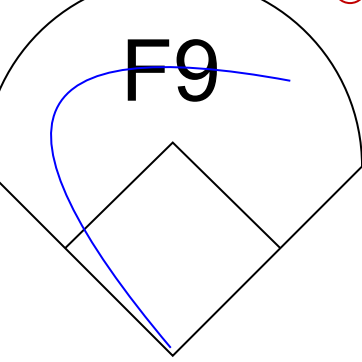
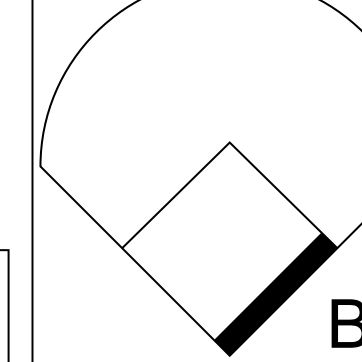
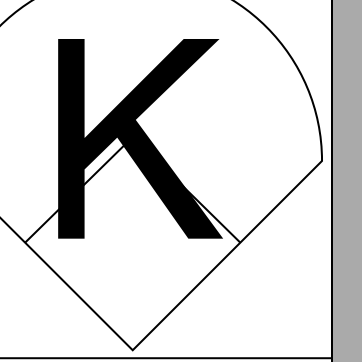
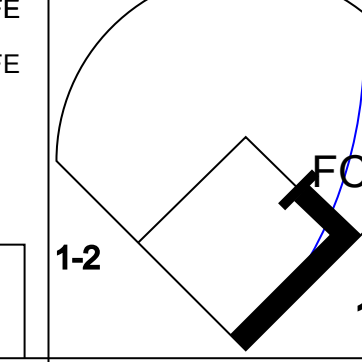
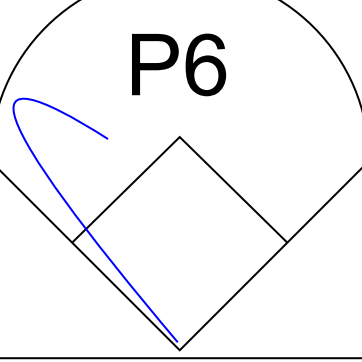
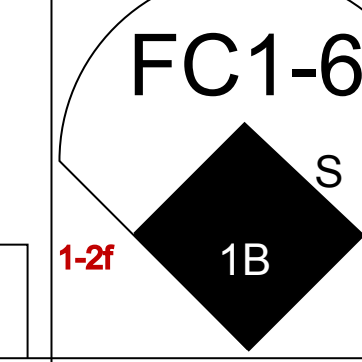
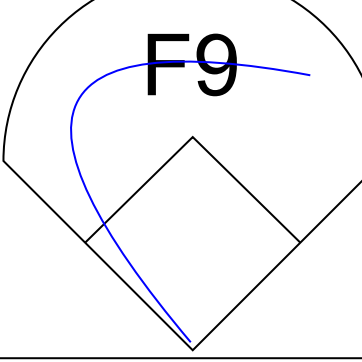
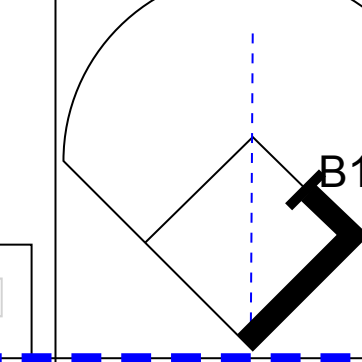
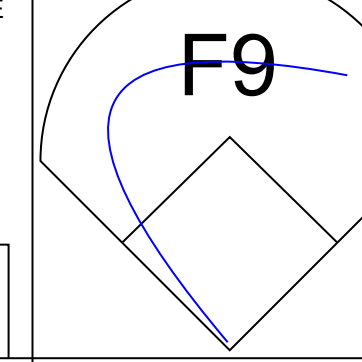
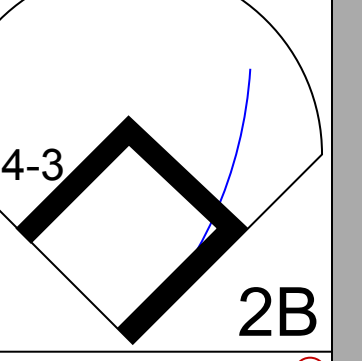
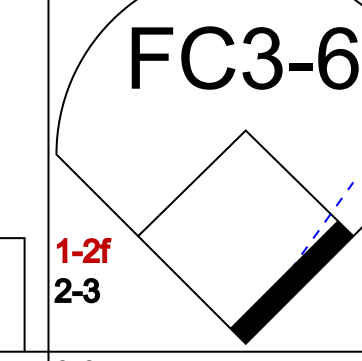
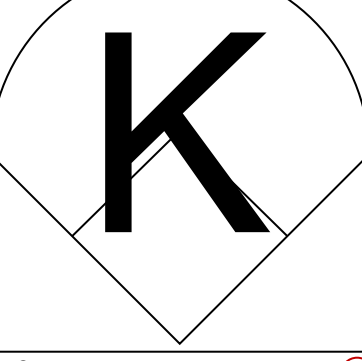
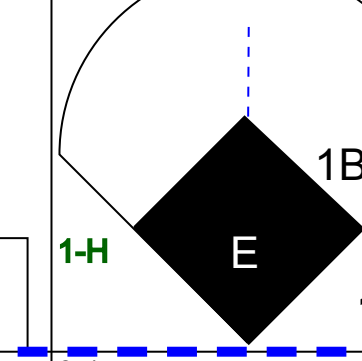
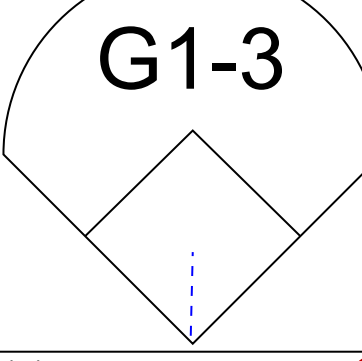
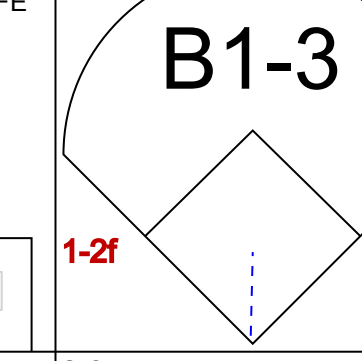
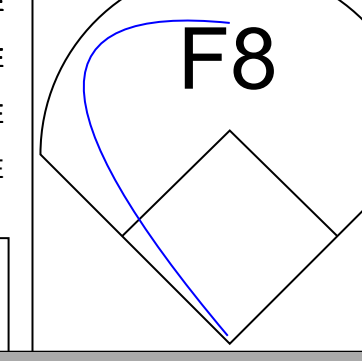
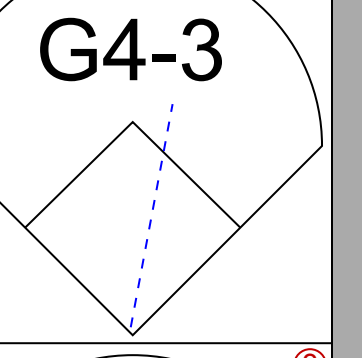
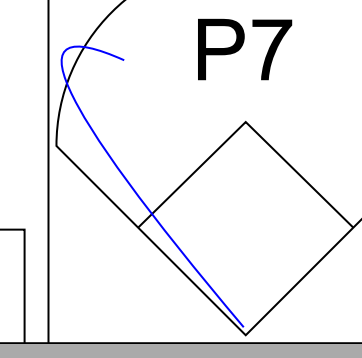
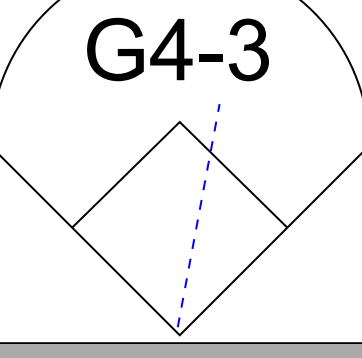
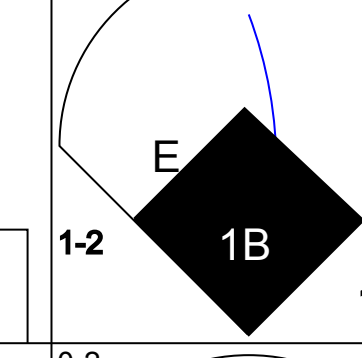
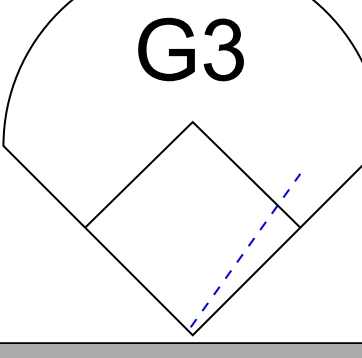
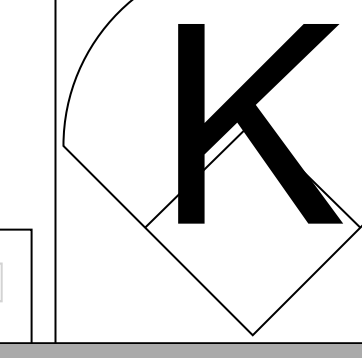
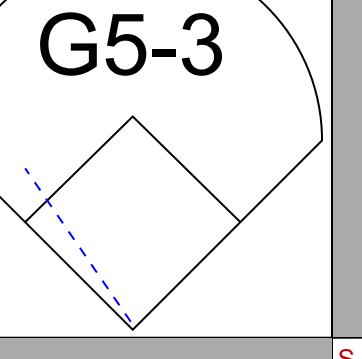
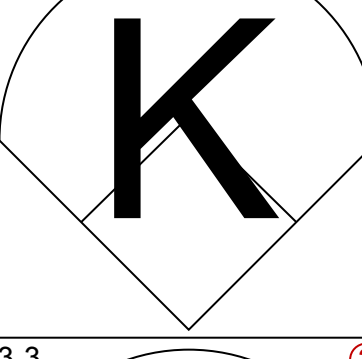
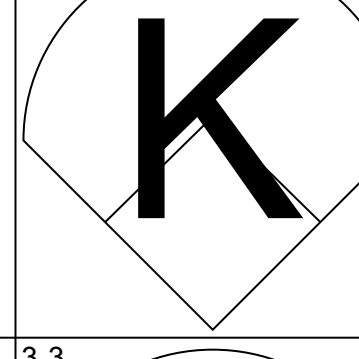
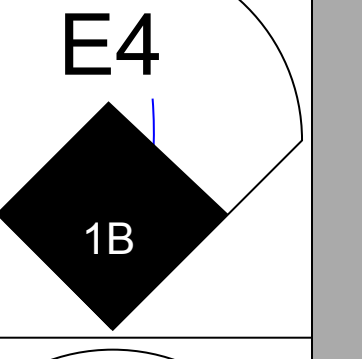
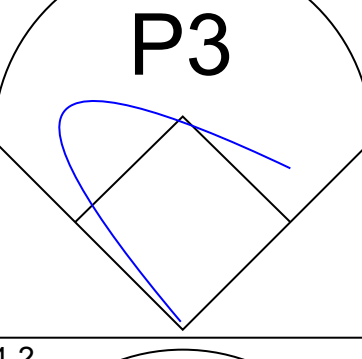
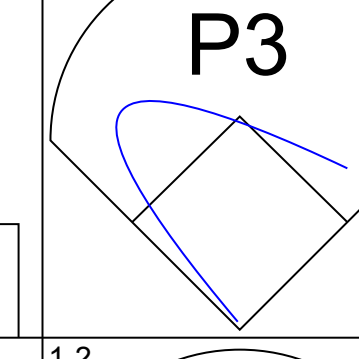
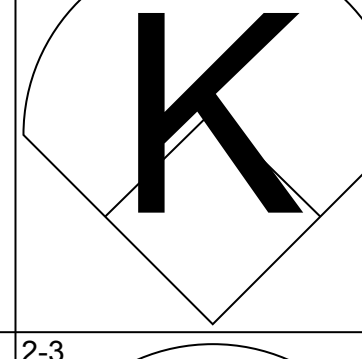
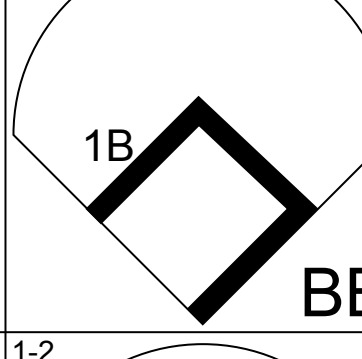
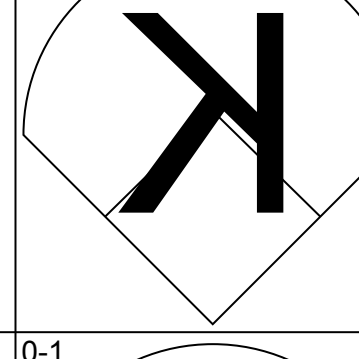
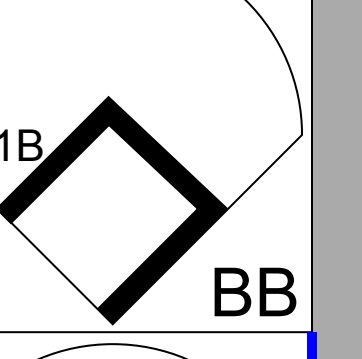
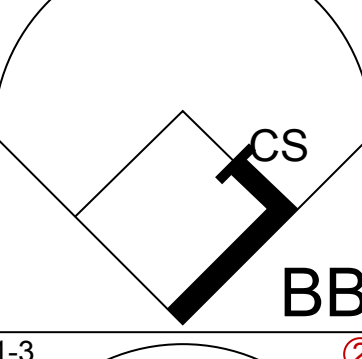
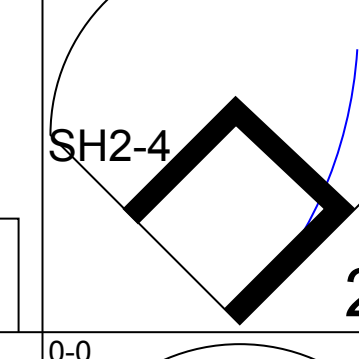
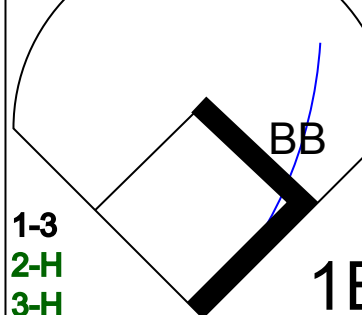
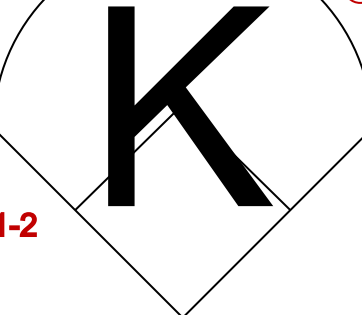
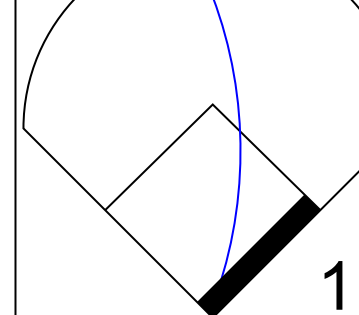
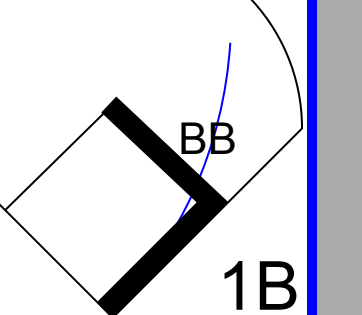
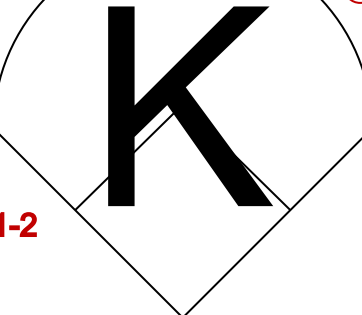
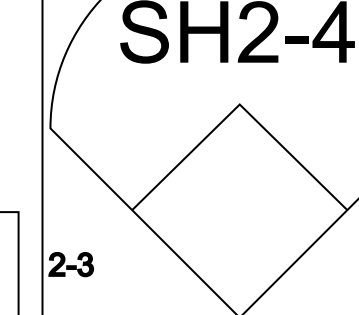
Houston Astros @ San Francisco Giants
Candlestick Park, San Francisco, CA
Thu Jul 13 1995, 6:33 AM EDT
Att: 13,046 - Sunny - 72 F

AB 43
R 5
H 10
RBI 5
BB 3
SO 8
LOB 9

Batter	1	2	3	4	5	6	7	8	9	10	11	12	AB	R	H	RBI	BB	SO	LOB	BOTTOM						
Darren Lewis, R OBP: 0.301, SLG: 0.316													4	1	1	1	0	0	1							
Robby Thompson, R OBP: 0.282, SLG: 0.280													4	1	0	0	1	1	1							
Barry Bonds, L OBP: 0.428, SLG: 0.583													4	2	2	1	2	1	0							
Mark Carreon, R OBP: 0.327, SLG: 0.479													5	1	1	1	0	1	4							
Glenallen Hill, R OBP: 0.312, SLG: 0.424													5	0	1	1	0	3	5							
Royce Clayton, R OBP: 0.323, SLG: 0.360													5	0	0	1	0	2	2							
Mike Benjamin, R OBP: 0.327, SLG: 0.434													3	0	0	0	0	0	1							
Jeff Reed, L OBP: 0.384, SLG: 0.288													0	0	0	0	1	0	0							
Steve Scarsone, R OBP: 0.370, SLG: 0.596													1	0	0	0	0	1	0							
Kirt Manwaring, R OBP: 0.305, SLG: 0.302													5	0	1	0	0	3	1							
William Van Landingham, R OBP: 0.326, SLG: 0.388													2	0	0	0	0	2	1							
John Cangelosi, S OBP: 0.463, SLG: 0.388													1	0	0	0	0	1	0							
Dave Burba, R OBP: 0.326, SLG: 0.388													0	0	0	0	0	0	0							
Rikket Faneys, R OBP: 0.326, SLG: 0.388													0	0	0	0	0	0	0							
Chris Hook, R OBP: 0.326, SLG: 0.388													1	0	0	0	0	1	0							
J.R. Phillips, L OBP: 0.276, SLG: 0.284													0	1	1	0	0	0	0							
Inning Stats	R: 1 E: 0 K: 0 S: 4	H: 1 LOB: 0 BB: 0 P: 4	R: 0 E: 0 K: 2 S: 7	H: 0 LOB: 0 BB: 0 P: 7	R: 0 E: 0 K: 1 S: 6	H: 1 LOB: 1 BB: 0 P: 6	R: 0 E: 0 K: 1 S: 5	H: 0 LOB: 0 BB: 0 P: 5	R: 0 E: 0 K: 2 S: 7	H: 0 LOB: 0 BB: 0 P: 7	R: 1 E: 0 K: 1 S: 7	H: 2 LOB: 1 BB: 0 P: 7	R: 0 E: 0 K: 1 S: 5	H: 0 LOB: 0 BB: 0 P: 5	R: 3 E: 1 K: 2 S: 9	H: 1 LOB: 3 BB: 2 P: 17	R: 0 E: 0 K: 2 S: 7	H: 0 LOB: 3 BB: 2 P: 16	R: 0 E: 0 K: 3 S: 9	H: 0 LOB: 0 BB: 0 P: 9	R: 1 E: 0 K: 0 S: 3	H: 2 LOB: 2 BB: 0 P: 4	1B: 2 2B: 3 3B: 1 HR: 1	SF: 0 SAC: 1 DP: 0 HBP: 2	WP: 2 PB: 0 SB: 1 CS: 0	PA: 48
PITCHER	IP	WLS	BF	H	R	ER	SO	BB	IBB	HBP	BLK	WP	HR	S	P	ERA	WHIP									
Shane Reynolds, R	(1.1)	8.0	28	4	2	2	9	0	0	0	0	0	0	1	46	46	2.25	0.500								
Todd Jones, R	(9.1)	1.1	10	1	3	0	3	3	0	1	0	1	0	12	25	0.00	3.000									
Ross Powell, L	(10.1)	0.0	1	0	0	0	0	0	1	0	0	4	0	4	∞	∞										
Dave Veres, R	(10.1)	1.2	5	0	0	0	4	0	0	0	0	0	0	13	13	0.00	0.000									
Jim Dougherty, R	(12.1)	0.1	L	4	2	1	1	0	0	0	1	0	0	3	4	27.00	6.000									


Houston Astros @ San Francisco Giants
Candlestick Park, San Francisco, CA
Thu Jul 13 1995, 6:33 AM EDT
Att: 13,046 - Sunny - 72 F

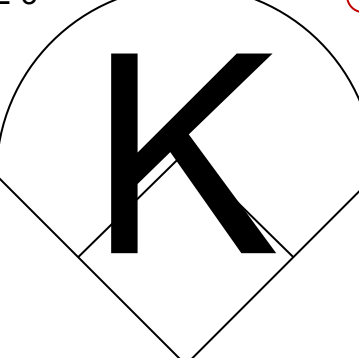
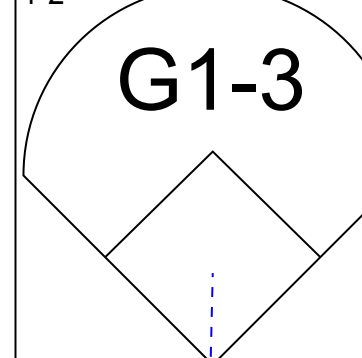
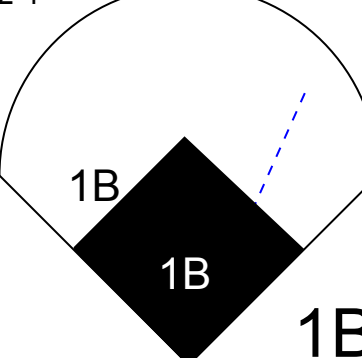
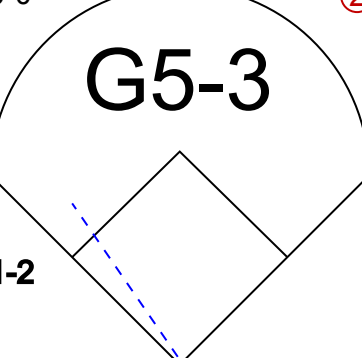
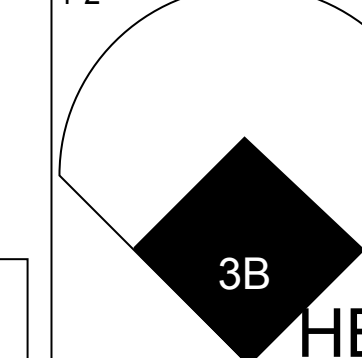
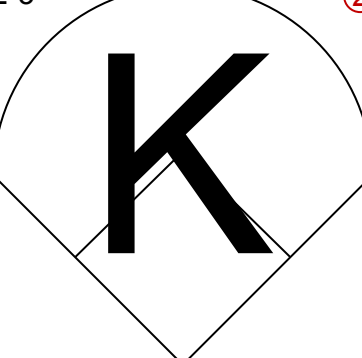
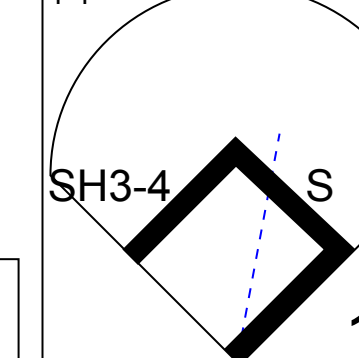
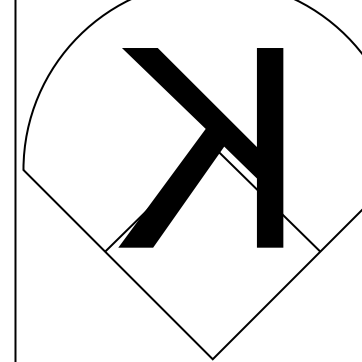
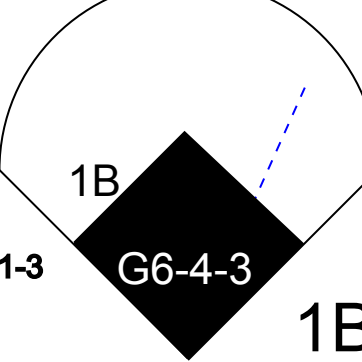
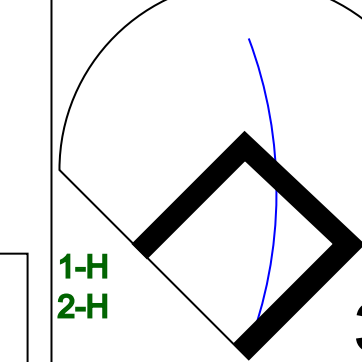
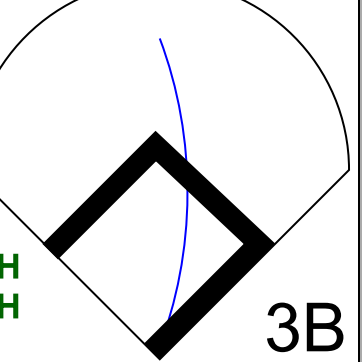
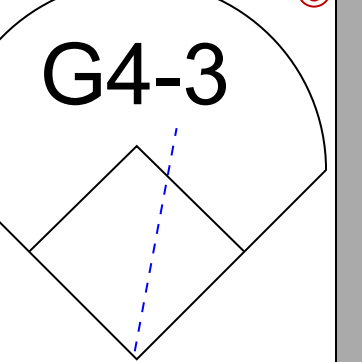
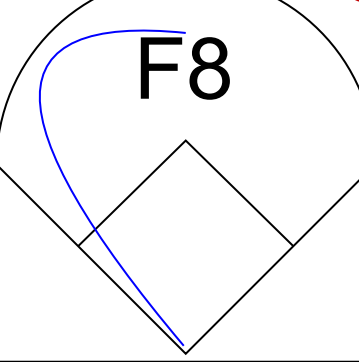
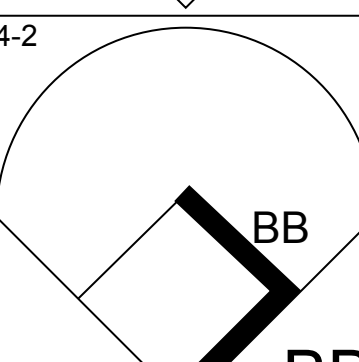

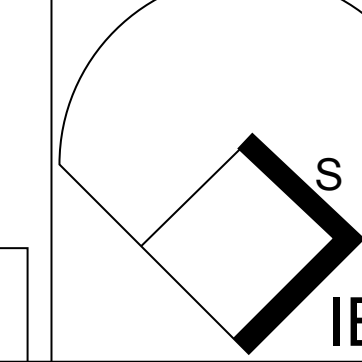
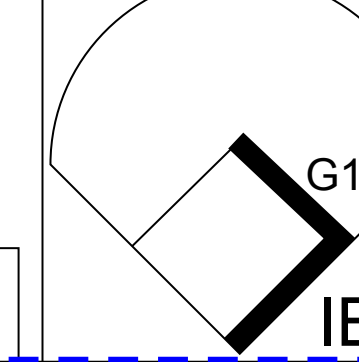
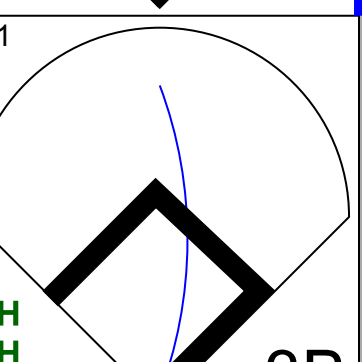

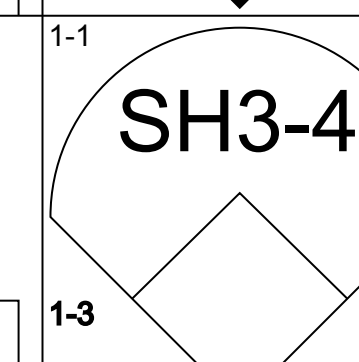
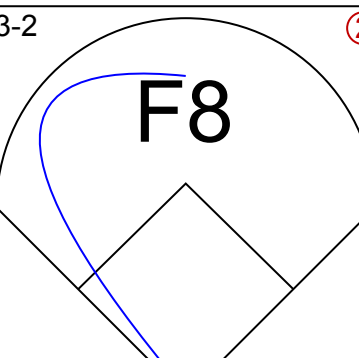
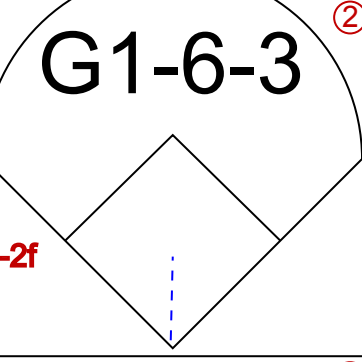
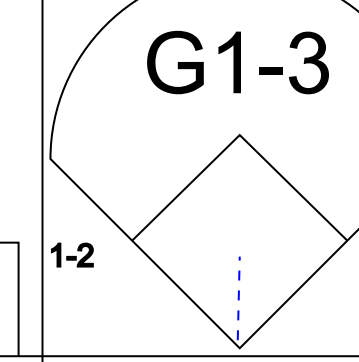

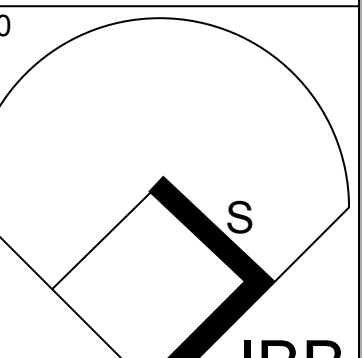
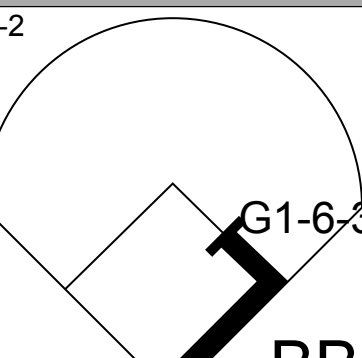
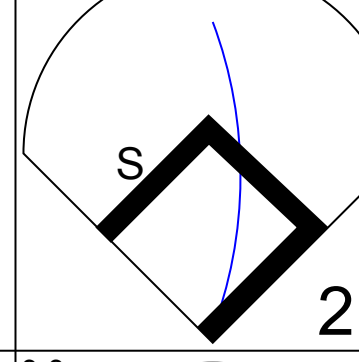
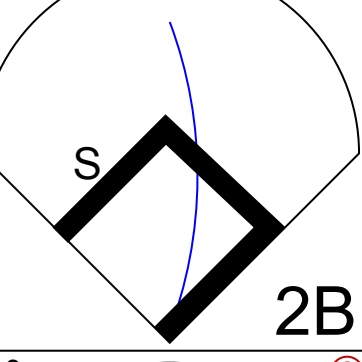
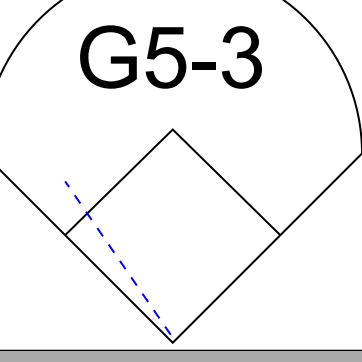
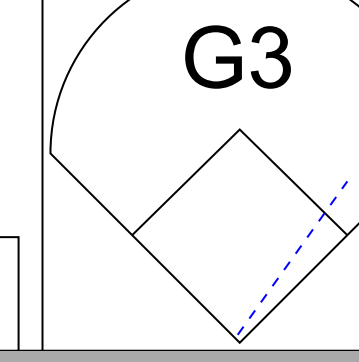


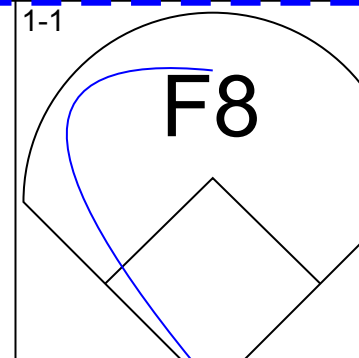
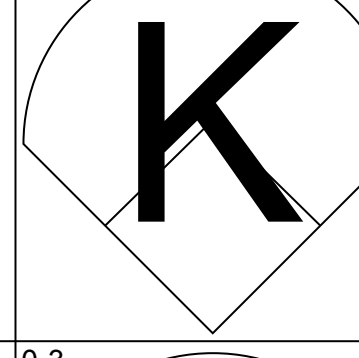
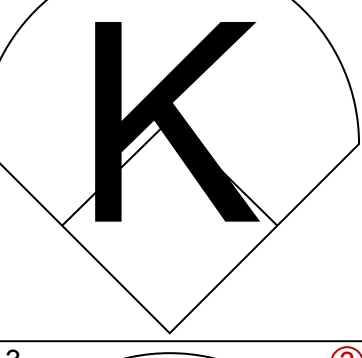

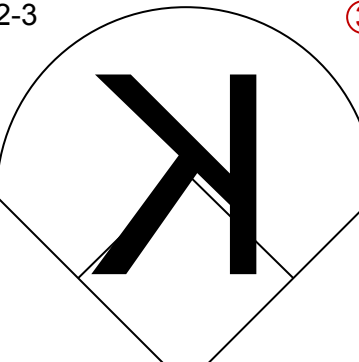
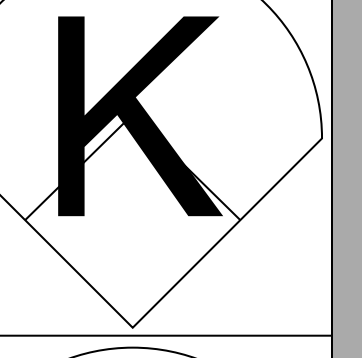

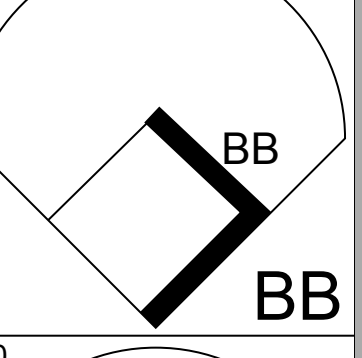
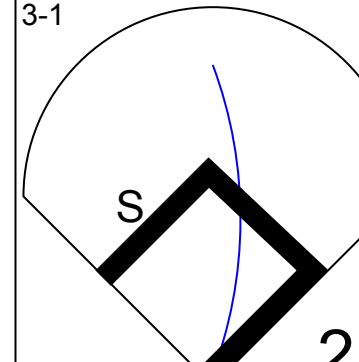
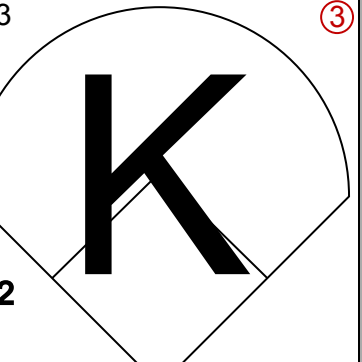

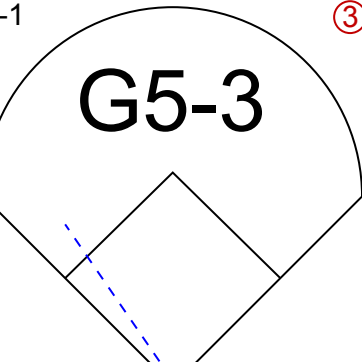
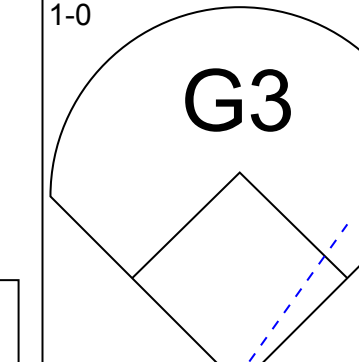
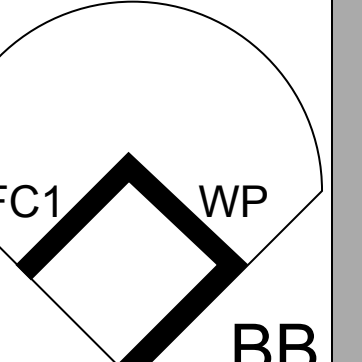
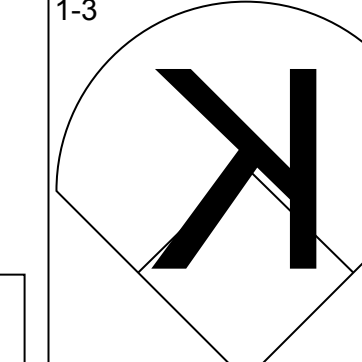

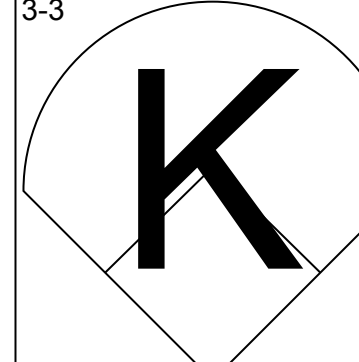


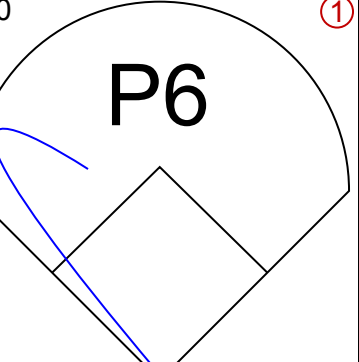
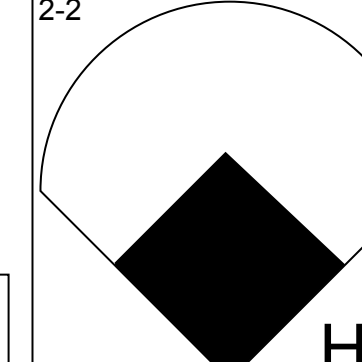
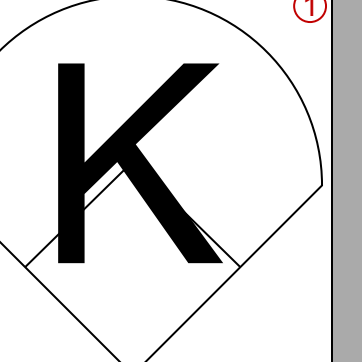

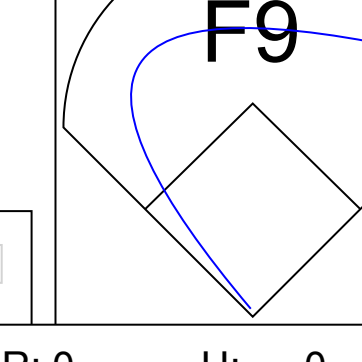
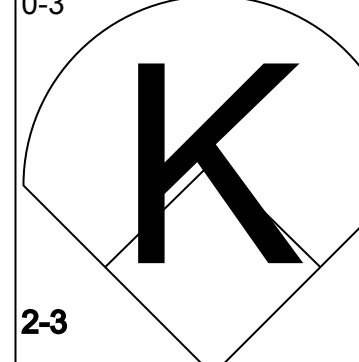
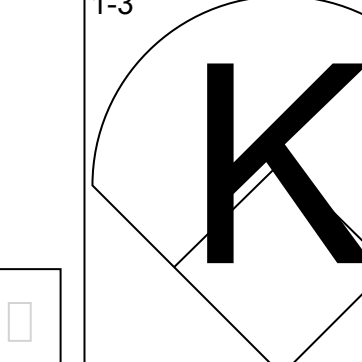
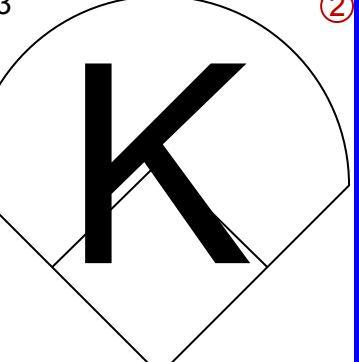
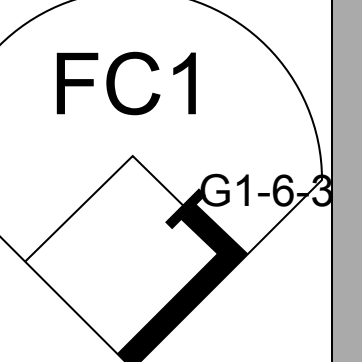
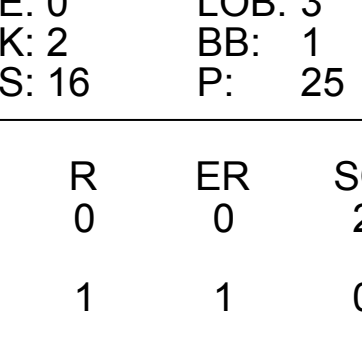
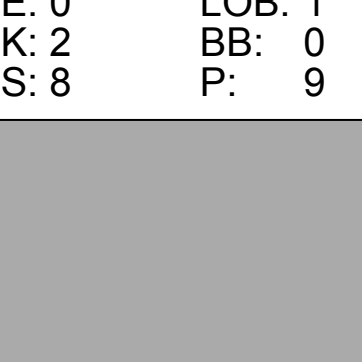

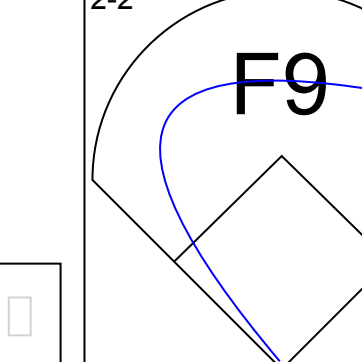
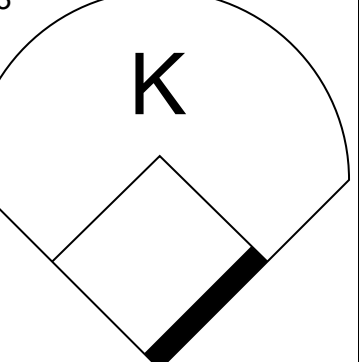



AB 41
R 6
H 7
RBI 5
BB 4
SO 16
LOB 16

Batter	1	2	3	4	5	6	7	8	9	10	11	12	13	14	AB	R	H	RBI	BB	SO	LOB	TOP		
Craig Biggio, R OBP: 0.393, SLG: 0.467 (1.4)															6	1	1	0	1	4	2			
Milt Thompson, L OBP: 0.278, SLG: 0.278 (1.8)															7	0	0	0	0	1	4			
5 Jeff Bagwell, R OBP: 0.393, SLG: 0.486 (1.3)															4	1	2	2	3	1	0			
Derek Bell, R OBP: 0.393, SLG: 0.446 (1.9)																7	1	2	0	0	1	4		
Dave Magadan, L OBP: 0.438, SLG: 0.404 (1.5)																7	1	2	1	0	1	6		
Derrick May, L OBP: 0.300, SLG: 0.324 (1.7)																6	1	1	0	0	1	5		
Orlando Miller, R OBP: 0.314, SLG: 0.382 (1.6)																6	1	0	0	0	2			
Jerry Goff, L OBP: 0.143, SLG: 0.214 (8.2)																3	0	0	0	0	3	0		
Tony Eusebio, R OBP: 0.389, SLG: 0.448 (8.2)																1	0	1	0	2	0	0		
Inning Stats	R: 0 E: 0 K: 2 S: 9	H: 0 LOB: 0 BB: 0 P: 12	R: 0 E: 0 K: 1 S: 16	H: 1 LOB: 1 BB: 0 P: 22	R: 0 E: 0 K: 2 S: 10	H: 0 LOB: 0 BB: 0 P: 15	R: 0 E: 0 K: 3 S: 10	H: 1 LOB: 2 BB: 1 P: 18	R: 0 E: 0 K: 3 S: 13	H: 1 LOB: 1 BB: 0 P: 18	R: 4 E: 1 K: 10 S: 19	H: 3 LOB: 3 BB: 3 P: 35	R: 1 E: 0 K: 10 S: 9	H: 1 LOB: 0 BB: 1 P: 12	R: 0 E: 0 K: 2 S: 8	H: 0 LOB: 1 BB: 0 P: 11	R: 0 E: 0 K: 1 S: 17	H: 1 LOB: 0 BB: 0 P: 22	R: 0 E: 0 K: 0 S: 6	H: 0 LOB: 1 BB: 1 P: 12	1B: 8 2B: 4 3B: 0 HR: 1	SF: 0 SAC: 1 DP: 2 HBP: 0	WP: 0 PB: 0 SB: 1 CS: 1	PA: 59
PITCHER	IP	WLS	BF	H	R	ER	SO	BB	IBB	HBP	BLK	WP	HR	S	P	ERA	WHIP							
Mark Leiter, R ERA: 3.83 (8.1)	7.2		32	6	3	3	12	2	0	0	0	0	1	22	34	6.75	3.750							
Rod Beck, R ERA: 4.11 (10.1)	1.1		10	3	3	1	0	2	0	0	0	0	0	16	24	0.00	1.000							
Dave Burba, R ERA: 4.46 (12.1)	2.0		7	1	0	0	3	1	0	0	0	0	0	4	6	0.00	0.000							
Shawn Barton, L ERA: 2.74 (13.1)	1.0		2	0	0	0	1	0	0	0	0	0	0	4	6	0.00	0.000							
Chris Hook, R ERA: 4.46 (13.1)	2.0	W	8	1	0	0	1	1	0	0	0	0	0	23	34	0.00	1.000							

Houston Astros @ San Francisco Giants
Candlestick Park, San Francisco, CA
Sun Jul 16 1995, 6:33 AM EDT
Alt. 22.677 - Sunny - 73 F


AB 52
R 6
H 11
RBI 5
BB 6
SO 17
LOB 24



Batter	1	2	3	4	5	6	7	8	9	10	11	12	13	14	AB	R	H	RBI	BB	SO	LOB	BOTTOM
Darren Lewis, R OBP: 0.302, SLG: 0.316 (8.1)															4	1	1	0	0	1	1	
Rikkert Faneyte, R OBP: 0.429, SLG: 0.321 (9.8)															5	1	3	3	1	1	0	
John Patterson, S OBP: 0.269, SLG: 0.289 (1.4)															3	0	1	1	4	0	2	
Barry Bonds, L OBP: 0.434, SLG: 0.583 (1.7)																5	0	0	0	2	1	5
Glenallen Hill, R OBP: 0.325, SLG: 0.452 (1.9)																7	0	1	0	0	2	9
Royce Clayton, R OBP: 0.311, SLG: 0.348 (1.6)																7	0	1	0	0	2	9
J.R. Phillips, L OBP: 0.218, SLG: 0.277 (1.3)																6	1	1	1	1	2	3
Steve Scarsone, R OBP: 0.143, SLG: 0.214 (8.1)																3	1	1	0	1	2	2
Jeff Reed, L OBP: 0.413, SLG: 0.306 (8.2)																3	1	2	1	1	0	1
Tom Lampkin, L OBP: 0.326, SLG: 0.342 (9.2)																2	1	0	0	0	1	0
Mark Leiter, R OBP: 0.103, SLG: 0.071 (8.5)																3	0	0	0	0	1	6
Inning Stats	R: 0 E: 0 K: 2 S: 15	H: 0 LOB: 2 BB: 2 P: 30	R: 0 E: 0 K: 1 S: 10	H: 0 LOB: 1 BB: 1 P: 17	R: 0 E: 0 K: 1 S: 10	H: 0 LOB: 0 BB: 1 P: 17	R: 2 E: 0 K: 12 S: 9	H: 3 LOB: 1 BB: 1 P: 17	R: 2 E: 0 K: 12 S: 12	H: 3 LOB: 3 BB: 1 P: 25	R: 0 E: 0 K: 1 S: 9	H: 0 LOB: 0 BB: 0 P: 15	R: 0 E: 0 K: 2 S: 8	H: 0 LOB: 1 BB: 1 P: 9	R: 0 E: 0 K: 1 S: 7	H: 1 LOB: 2 BB: 1 P: 15	R: 1 E: 0 K: 0 S: 5	H: 1 LOB: 0 BB: 0 P: 7	1B: 7 2B: 2 3B: 1 HR: 1	SF: 0 SAC: 2 DP: 3 HBP: 1	WP: 1 PB: 1 SB: 5 CS: 1	PA: 61
PITCHER	IP	WLS	BF	H	R	ER	SO	BB	IBB	HBP	BLK	WP	HR	S	P	ERA	WHIP					
Darryl Kile, R ERA: 5.1 (6.1)	5.2		29	6	4	4	6	7	0	0	0	0	0	12	19	6.35	2.294					
Ross Powell, L ERA: 1.42 (7.1)	0.1		1	0	0	0	0	0	0	0	0	0	0	1	2	0.00	0.000					
Dave Veres, R ERA: 1.58 (8.1)	1.0		4	1	0	0	2	0	0	0	0	0	0	10	17	0.00	1.000					
Todd Jones, R ERA: 2.04 (10.1)	2.0		10	2	2	2	3	0	1	1	0	0	0	25	40	9.00	1.000					
Jim Dougherty, R ERA: 4.7 (10.1)	2.0		6	0	0	0	2	1	0	0	0	0	0	16	29	0.00	0.500					

Houston Astros @ San Francisco Giants
Candlestick Park, San Francisco, CA
Sun Jul 16 1995, 6:33 AM EDT
Alt. 22.677 - Sunny - 73 F

AB 47
R 7
H 11
RBI 6
BB 10
SO 15
LOB 30



Batter	1	2	3	4	5	6	7	8	9	10	11	12	13	14	AB	R	H	RBI	BB	SO	LOB	TOP					
Quilvo Veras, S OBP: 0.358, SLG: 0.324 (1, 4)	F8		K		L6		FC1-6-4 BLK 1-2	G4-3			F8					7	1	1	0	0	1	5					
Jerry Browne, S OBP: 0.350, SLG: 0.297 (8, 9)	G1-3				G3		F7		G5-4-3 BB		F7					5	2	1	0	1	0	2					
Jeff Canine, R OBP: 0.408, SLG: 0.548 (1, 7)	K				K				G5-4-3		G6-3					6	2	1	0	1	3	2					
Terry Pendleton, S OBP: 0.336, SLG: 0.423 (1, 5)		L6														6	3	2	1	1	2	1					
Greg Colbrunn, R OBP: 0.314, SLG: 0.436 (1, 3)		L4														6	3	3	7	1	1	0					
Tommy Gregg, L OBP: 0.297, SLG: 0.386 Chuck Ciarr, S OBP: 0.319, SLG: 0.274 (8, PR)	G4-3															4	0	2	1	0	1	0					
Kurt Abbott, R OBP: 0.290, SLG: 0.429 (1, 6)																6	0	1	0	1	0	2					
Charles Johnson, R OBP: 0.304, SLG: 0.357 (1, 2)																6	0	1	2	1	0	2					
Eric Stevenson, L Wally Turrentine, R Yorkis Perez, L Mark Hamrick, R Alex Ariza, R J.R. Phillips, L Robb Nen, R Jose Bautista, R Chris Hook, R																4	0	2	0	0	1	3					
Inning Stats	R: 0 E: 0 K: 1 S: 5	H: 0 LOB: 0 BB: 0 P: 5	R: 0 E: 0 K: 0 S: 3	H: 0 LOB: 0 BB: 0 P: 3	R: 0 E: 0 K: 1 S: 6	H: 1 LOB: 1 BB: 0 P: 6	R: 4 E: 0 K: 1 S: 9	H: 4 LOB: 0 BB: 0 P: 9	R: 0 E: 0 K: 2 S: 8	H: 1 LOB: 1 BB: 0 P: 4	R: 3 E: 0 K: 0 S: 11	H: 4 LOB: 2 BB: 1 P: 15	R: 0 E: 0 K: 0 S: 2	H: 0 LOB: 0 BB: 1 P: 6	R: 0 E: 0 K: 0 S: 3	H: 0 LOB: 0 BB: 0 P: 3	R: 0 E: 0 K: 1 S: 5	H: 0 LOB: 0 BB: 0 P: 5	R: 0 E: 0 K: 0 S: 3	H: 0 LOB: 0 BB: 0 P: 3	R: 5 E: 1 K: 0 S: 6	H: 3 LOB: 0 BB: 2 P: 14	1B: 12 2B: 2 3B: 0 HR: 2	SF: 0 SAC: 1 DP: 2 HBP: 0	WP: 0 PB: 0 CS: 0	PA: 62	
PITCHER	IP	WLS	BF	H	R	ER	SO	BB	IBB	HBP	BLK	WP	HR	S	P	ERA	WHIP										
William Van Landingham, R ERA: 4.76	7.1		35	12	7	7	7					0	1	48	52	8.59	1.636										
Carlos Valdez, R ERA: 4.22	0.2		2	0	0	0	1	0	0	0	0	0	0	4	4	0.00	0.000										
Shawn Barton, L ERA: 2.42	3.0		11	0	0	0	2	1	0	0	0	0	0	8	20	0.00	0.667										
Jose Bautista, R ERA: 6.03	2.0	L	9	1	3	3	1	1	0	0	0	0	0	10	14	13.50	1.000										
Chris Hook, R ERA: 5.05	1.0		5	2	2	1	0	1	0	0	0	0	1	4	8	9.00	3.000										

Florida Marlins @ San Francisco Giants
Candlestick Park, San Francisco, CA
Tue Jul 18 1995, 6:33 AM EDT
Att: 11,481 - Cloudy - 69 F

AB 55
R 12
H 15
RBI 11
BB 6
SO 9
LOB 20



Batter	1	2	3	4	5	6	7	8	9	10	11	12	13	14	AB	R	H	RBI	BB	SO	LOB	BOTTOM					
Royce Clayton, R OBP: 0.368, SLG: 0.348 Mike Benjamin, R OBP: 0.293, SLG: 0.387 (6, 6)	F9		E5		F9		G5-3		K		G5-3					3	0	1	0	0	0	1					
Robby Thompson, R OBP: 0.308, SLG: 0.305 (1, 4)	F7				F9				K							6	2	3	0	1	1	1					
Barry Bonds, L OBP: 0.439, SLG: 0.601 (1, 7)	G4-3				P5				K							7	2	2	3	0	2	6					
Mark Carreon, R OBP: 0.347, SLG: 0.525 (1, 3)																7	3	4	1	0	0	3					
Glenallen Hill, R OBP: 0.326, SLG: 0.466 (1, 9)																7	2	2	4	0	2	1					
Steve Scarsone, R OBP: 0.364, SLG: 0.590 (1, 5)																6	1	1	1	1	1	3					
Rikkert Faneyte, R OBP: 0.413, SLG: 0.278 (1, 8)																5	0	1	0	1	2	2					
Kirt Manwaring, R OBP: 0.316, SLG: 0.335 Jeff Reed, L OBP: 0.405, SLG: 0.303 (8, PH)																3	0	0	0	0	2	1					
William Van Landingham, R ERA: 2.69	7.1		33	9	6	6	7									3	0	0	0	0	2	1					
Randy Veres, R ERA: 3.07	0.1		2	1	0	0	0	0	0	0	0	0	0	2	2	0.00	3.000										
Yorkis Perez, L ERA: 8.33	0.1		1	0	0	0	0	0	0	0	0	0	0	1	1	0.00	0.000										
Robb Nen, R ERA: 3.96	1.0		5	2	1	1	3	0	0	0	0	0	1	11	11	9.00	2.000										
Mark Gardner, R ERA: 4.27 (10, 1)	3.0		10	1	0	0	2	1	0	0	0	0	0	13	17	0.00	0.667										
Inning Stats	R: 0 E: 0 K: 0 S: 3	H: 0 LOB: 0 BB: 0 P: 3	R: 1 E: 0 K: 1 S: 6	H: 1 LOB: 0 BB: 0 P: 6	R: 0 E: 1 K: 0 S: 6	H: 2 LOB: 3 BB: 1 P: 6	R: 0 E: 0 K: 2 S: 7	H: 0 LOB: 1 BB: 1 P: 11	R: 0 E: 0 K: 2 S: 8	H: 1 LOB: 1 BB: 0 P: 8	R: 1 E: 0 K: 1 S: 5	H: 2 LOB: 1 BB: 0 P: 11	R: 0 E: 0 K: 1 S: 5	H: 0 LOB: 0 BB: 0 P: 5	R: 0 E: 0 K: 0 S: 3	H: 0 LOB: 0 BB: 1 P: 7	R: 0 E: 0 K: 1 S: 5	H: 0 LOB: 0 BB: 0 P: 5	R: 0 E: 0 K: 1 S: 5	H: 0 LOB: 0 BB: 0 P: 5	R: 3 E: 0 K: 3 S: 12	H: 3 LOB: 0 BB: 0 P: 12	1B: 7 2B: 4 3B: 0 HR: 5	SF: 0 SAC: 0 DP: 1 HBP: 0	WP: 0 PB: 0 CS: 1	PA: 60	
PITCHER	IP	WLS	BF	H	R	ER	SO	BB	IBB	HBP	BLK	WP	HR	S	P	ERA	WHIP										
Chris Hammond, L ERA: 2.69	7.1		33	9	6	6	7									3	0	0	0	0	2	1					
Rob Murphy, L ERA: 9.75 (13, 1)	1.2		7	2	2	2	3									10.80	1.200										
Terry Mathews, R ERA: 3.14 (14, 1)	0.1		2	1	1	1	1									27.00	3.000										

Florida Marlins @ San Francisco Giants
Candlestick Park, San Francisco, CA
Tue Jul 18 1995, 6:33 AM EDT
Att: 11,481 - Cloudy - 69 F

AB 57
R 10
H 16
RBI 10
BB 3
SO 16
LOB 18



Batter	1	2	3	4	5	6	7	8	9	AB	R	H	RBI	BB	SO	LOB	TOP							
Quilvio Veras, S OBP: 0.352, SLG: 0.317	L8		L9		K			P6	F8	5	0	0	0	0	1	1								
Chuck Carr, S OBP: 0.318, SLG: 0.274	G3		BB 1B		K			K		4	0	1	0	0	2	0								
Jeff Conine, R OBP: 0.413, SLG: 0.547	BB		BB			L9		1B	1B	2	0	1	0	2	0	0								
Terry Pendleton, S OBP: 0.334, SLG: 0.420	F7		G4-1			F3		1B	1B	4	0	1	0	0	0	3								
Greg Colbrunn, R OBP: 0.317, SLG: 0.452		HR			G3 G6-3 2B			G3		4	2	2	1	0	0	2								
Tommy Gregg, L OBP: 0.305, SLG: 0.391	K		G3				FC6-4 CS 1B		G2-3 HBP G6-3 1B	4	1	2	0	0	1	1								
Kurt Abbott, R OBP: 0.293, SLG: 0.427	P4		G6-3				FC6-4 1B		G6-3 G2-3 HBP	3	0	1	1	0	0	0								
Charles Johnson, R OBP: 0.299, SLG: 0.350	K		K				FC6-4 1-2 2-3		G2-3	4	0	0	0	0	2	4								
John Burkett, R OBP: 0.179, SLG: 0.158			K		K		K		G6-3	4	0	0	1	0	3	3								
Inning Stats	R: 0 E: 0 K: 0 S: 11	H: 0 LOB: 1 BB: 1 P: 21	R: 1 E: 0 K: 2 S: 8	H: 1 LOB: 0 BB: 0 P: 10	R: 0 E: 0 K: 1 S: 17	H: 1 LOB: 2 BB: 1 P: 24	R: 1 E: 0 K: 1 S: 11	H: 1 LOB: 0 BB: 0 P: 14	R: 0 E: 0 K: 3 S: 11	H: 0 LOB: 0 BB: 0 P: 16	R: 0 E: 0 K: 0 S: 4	H: 0 LOB: 1 BB: 0 P: 9	R: 0 E: 0 K: 1 S: 9	H: 2 LOB: 1 BB: 0 P: 11	R: 0 E: 0 K: 1 S: 16	H: 2 LOB: 2 BB: 0 P: 20	R: 1 E: 0 K: 0 S: 6	H: 1 LOB: 1 BB: 0 P: 12	1B: 6 2B: 1 3B: 0 HR: 1	SF: 0 SAC: 0 DP: 0 HBP: 1	WP: 0 PB: 0 SB: 0 CS: 1	PA: 37		
PITCHER	IP WLS BF H R ER SO BB IBB HBP BLK WP HR S P ERA WHIP	IP WLS BF H R ER SO BB IBB HBP BLK WP HR S P ERA WHIP	IP WLS BF H R ER SO BB IBB HBP BLK WP HR S P ERA WHIP	IP WLS BF H R ER SO BB IBB HBP BLK WP HR S P ERA WHIP	IP WLS BF H R ER SO BB IBB HBP BLK WP HR S P ERA WHIP	IP WLS BF H R ER SO BB IBB HBP BLK WP HR S P ERA WHIP	IP WLS BF H R ER SO BB IBB HBP BLK WP HR S P ERA WHIP	IP WLS BF H R ER SO BB IBB HBP BLK WP HR S P ERA WHIP	IP WLS BF H R ER SO BB IBB HBP BLK WP HR S P ERA WHIP	IP WLS BF H R ER SO BB IBB HBP BLK WP HR S P ERA WHIP	IP WLS BF H R ER SO BB IBB HBP BLK WP HR S P ERA WHIP	IP WLS BF H R ER SO BB IBB HBP BLK WP HR S P ERA WHIP	IP WLS BF H R ER SO BB IBB HBP BLK WP HR S P ERA WHIP	IP WLS BF H R ER SO BB IBB HBP BLK WP HR S P ERA WHIP	IP WLS BF H R ER SO BB IBB HBP BLK WP HR S P ERA WHIP	IP WLS BF H R ER SO BB IBB HBP BLK WP HR S P ERA WHIP	IP WLS BF H R ER SO BB IBB HBP BLK WP HR S P ERA WHIP	IP WLS BF H R ER SO BB IBB HBP BLK WP HR S P ERA WHIP	IP WLS BF H R ER SO BB IBB HBP BLK WP HR S P ERA WHIP	IP WLS BF H R ER SO BB IBB HBP BLK WP HR S P ERA WHIP	IP WLS BF H R ER SO BB IBB HBP BLK WP HR S P ERA WHIP	IP WLS BF H R ER SO BB IBB HBP BLK WP HR S P ERA WHIP	IP WLS BF H R ER SO BB IBB HBP BLK WP HR S P ERA WHIP	IP WLS BF H R ER SO BB IBB HBP BLK WP HR S P ERA WHIP

Florida Marlins @ San Francisco Giants
Candlestick Park, San Francisco, CA
Wed Jul 19 1995, 6:33 AM EDT
Att: 12,420 - Overcast - 69 F

AB 34
R 3
H 8
RBI 3
BB 2
SO 9
LOB 14



Batter	1	2	3	4	5	6	7	8	9	AB	R	H	RBI	BB	SO	LOB	BOTTOM							
Darren Lewis, R OBP: 0.302, SLG: 0.313	G3		L8			BB		G1-3		3	0	0	0	1	0	1								
John Patterson, S OBP: 0.257, SLG: 0.276	K		K			K		G5-3		4	0	0	0	0	3	2								
Barry Bonds, L OBP: 0.434, SLG: 0.592	G6-3				G6-3		K		F7	4	0	0	0	0	1	1								
Glenallen Hill, R OBP: 0.322, SLG: 0.460		L8			P1		K		G5-3	4	0	0	0	0	1	0								
Mark Carreon, R OBP: 0.356, SLG: 0.530		G4-3 1B			P4		1B		FC6-4 1B	4	0	3	0	0	0	0								
Jeff Reed, L OBP: 0.398, SLG: 0.300	G4-3		G4-3		G4-3		1B		FC6-4	4	0	1	0	0	0	2								
Steve Scarson, R OBP: 0.356, SLG: 0.575			E5 SH2-4		K		K			3	1	0	0	0	2	2								
Mike Benjamin, R OBP: 0.288, SLG: 0.381			SH2-4		L4		F9			2	0	0	0	0	0	2								
Carlos Valdez, R OBP: 0.307, SLG: 0.347			2H							0	0	0	0	0	0	0								
Mark Portugal, R OBP: 0.161, SLG: 0.172										2	0	1	0	0	1	0								
Royce Clayton, R OBP: 0.307, SLG: 0.347									L7	1	0	0	0	0	0	0								
Inning Stats	R: 0 E: 0 K: 1 S: 5	H: 0 LOB: 0 BB: 0 P: 7	R: 0 E: 0 K: 0 S: 7	H: 1 LOB: 0 BB: 0 P: 11	R: 1 E: 1 K: 1 S: 9	H: 1 LOB: 1 BB: 0 P: 15	R: 0 E: 0 K: 0 S: 7	H: 0 LOB: 0 BB: 0 P: 12	R: 0 E: 0 K: 1 S: 9	H: 0 LOB: 0 BB: 0 P: 15	R: 0 E: 0 K: 3 S: 15	H: 0 LOB: 1 BB: 1 P: 22	R: 0 E: 0 K: 2 S: 11	H: 2 LOB: 2 BB: 0 P: 17	R: 0 E: 0 K: 0 S: 7	H: 0 LOB: 0 BB: 0 P: 11	R: 0 E: 0 K: 0 S: 9	H: 1 LOB: 1 BB: 0 P: 15	1B: 4 2B: 1 3B: 0 HR: 0	SF: 0 SAC: 1 DP: 1 HBP: 0	WP: 0 PB: 0 SB: 0 CS: 0	PA: 33		
PITCHER	IP WLS BF H R ER SO BB IBB HBP BLK WP HR S P ERA WHIP	IP WLS BF H R ER SO BB IBB HBP BLK WP HR S P ERA WHIP	IP WLS BF H R ER SO BB IBB HBP BLK WP HR S P ERA WHIP	IP WLS BF H R ER SO BB IBB HBP BLK WP HR S P ERA WHIP	IP WLS BF H R ER SO BB IBB HBP BLK WP HR S P ERA WHIP	IP WLS BF H R ER SO BB IBB HBP BLK WP HR S P ERA WHIP	IP WLS BF H R ER SO BB IBB HBP BLK WP HR S P ERA WHIP	IP WLS BF H R ER SO BB IBB HBP BLK WP HR S P ERA WHIP	IP WLS BF H R ER SO BB IBB HBP BLK WP HR S P ERA WHIP	IP WLS BF H R ER SO BB IBB HBP BLK WP HR S P ERA WHIP	IP WLS BF H R ER SO BB IBB HBP BLK WP HR S P ERA WHIP	IP WLS BF H R ER SO BB IBB HBP BLK WP HR S P ERA WHIP	IP WLS BF H R ER SO BB IBB HBP BLK WP HR S P ERA WHIP	IP WLS BF H R ER SO BB IBB HBP BLK WP HR S P ERA WHIP	IP WLS BF H R ER SO BB IBB HBP BLK WP HR S P ERA WHIP	IP WLS BF H R ER SO BB IBB HBP BLK WP HR S P ERA WHIP	IP WLS BF H R ER SO BB IBB HBP BLK WP HR S P ERA WHIP	IP WLS BF H R ER SO BB IBB HBP BLK WP HR S P ERA WHIP	IP WLS BF H R ER SO BB IBB HBP BLK WP HR S P ERA WHIP	IP WLS BF H R ER SO BB IBB HBP BLK WP HR S P ERA WHIP	IP WLS BF H R ER SO BB IBB HBP BLK WP HR S P ERA WHIP	IP WLS BF H R ER SO BB IBB HBP BLK WP HR S P ERA WHIP	IP WLS BF H R ER SO BB IBB HBP BLK WP HR S P ERA WHIP	IP WLS BF H R ER SO BB IBB HBP BLK WP HR S P ERA WHIP

Florida Marlins @ San Francisco Giants
Candlestick Park, San Francisco, CA
Wed Jul 19 1995, 6:33 AM EDT
Att: 12,420 - Overcast - 69 F

AB 31
R 1
H 5
RBI 0
BB 1
SO 8
LOB 10



Batter	1	2	3	4	5	6	7	8	9	AB	R	H	RBI	BB	SO	LOB	TOP					
Darren Lewis, R OBP: 0.303, SLG: 0.314	1-2 BB FC4-6 1B		2-1 L4		0-3 K		2-2 F8		1-2 1B	5	1	2	0	0	1	2						
John Patterson, S OBP: 0.262, SLG: 0.275	1-2 FC4-6 BB BB		0-3 K2-3		2-0 G3			3-1 WP S 1B	0-0 F8 1B	4	0	1	0	1	1	3						
Barry Bonds, L OBP: 0.335, SLG: 0.600	4-1 FC4-6 BB		0-3 K		2-2 HR			3-3 K 1B	1-2 K	3	1	1	1	1	2	1						
Tom Lampkin, L OBP: 0.341, SLG: 0.342	1-2 2-3 BB									0	0	0	0	0	0	0						
Glenallen Hill, R OBP: 0.321, SLG: 0.460	0-1 L5			0-1 F8 1B		1-1 F8		2-2 P6		4	1	1	0	0	0	4						
Rikkert Faneyte, R OBP: 0.413, SLG: 0.278								2-3 L7		0	0	0	0	0	0	0						
Mark Carreon, R OBP: 0.348, SLG: 0.518	1-0 FC4-6			2-1 F8		0-1 G6-3		0-1 L7		4	0	0	1	0	0	4						
Steve Scarfone, R OBP: 0.353, SLG: 0.565	1-2 2-3 3-H K			0-0 L1-3 1B		0-0 F8			1-0 F9	4	0	1	1	0	1	2						
Royce Clayton, R OBP: 0.307, SLG: 0.345		3-2 G5-3		2-1 L1-3		2-2 S 1B		2-2 E5 WP S G6-3		4	1	1	0	0	0	1						
Kirt Manwaring, R OBP: 0.316, SLG: 0.335		0-1 F7		1-1 1B		0-0 F8		3-2 G6-3		3	0	1	0	0	0	1						
Jeff Reed, L OBP: 0.393, SLG: 0.296								1-H G6-3		1	0	0	1	0	0	0						
Terry Mulholland, R OBP: 0.287, SLG: 0.136								0-1 1B		1	0	0	0	0	0	0						
Sergio Valdez, R OBP: 0.275, SLG: 0.274										0	0	0	0	0	0	1						
J.R. Phillips, L OBP: 0.211, SLG: 0.329										0	0	0	0	0	0	1						
Jose Bautista, R OBP: 0.311, SLG: 0.329										0	0	0	0	0	0	0						
Robby Thomson, R OBP: 0.271, SLG: 0.283										0	0	0	0	0	0	0						
Trevor Wilson, L OBP: 0.217, SLG: 0.283										0	0	0	0	0	0	0						
Inning Stats	R: 1 E: 0 K: 1 S: 16	H: 1 LOB: 2 BB: 2 P: 28	R: 0 E: 0 K: 0 S: 6	H: 0 LOB: 0 BB: 0 P: 9	R: 0 E: 0 K: 2 S: 8	H: 0 LOB: 0 BB: 0 P: 10	R: 1 E: 0 K: 0 S: 9	H: 2 LOB: 0 BB: 0 P: 13	R: 0 E: 0 K: 1 S: 8	H: 1 LOB: 1 BB: 0 P: 11	R: 1 E: 0 K: 0 S: 8	H: 1 LOB: 0 BB: 0 P: 11	R: 0 E: 0 K: 1 S: 11	H: 1 LOB: 1 BB: 0 P: 17	R: 0 E: 0 K: 1 S: 10	H: 1 LOB: 1 BB: 0 P: 18	R: 1 E: 1 K: 0 S: 14	H: 2 LOB: 2 BB: 0 P: 21	1B: 7 2B: 2 3B: 0 HR: 1	SF: 0 SAC: 0 DP: 1 HBP: 0	WP: 2 PA: 38 PB: 0 SB: 4 CS: 0	
PITCHER	IP	WLS	BF	H	R	ER	SO	BB	IBB	HBP	BLK	WP	HR	S	P	ERA	WHIP					
Doug Drabek, R ERA: 5.07	(1, 1)	8.2	W	37	9	4	3	6	2	0	0	0	2	1	89	137	3.12	1.269				
Ross Powell, L ERA: 11.0	(9, 1)	0.1		1	0	0	0	0	0	0	0	0	0	0	1	1	0.00	0.000				

San Francisco Giants @ Houston Astros
Astrodome, Houston, TX
Thu Jul 20 1995, 8:05 PM EDT
Att: 22,832 - Dome - 68 F

AB	36
R	4
H	9
RBI	4
BB	2
SO	6
LOB	20





Batter	1	2	3	4	5	6	7	8	9	AB	R	H	RBI	BB	SO	LOB	BOTTOM					
John Cangelosi, S OBP: 0.435, SLG: 0.418	2-1 G6-3 HR 1B		4-2 BB		0-0 G3		2-1 SF8 HBP 1B			4	3	3	1	1	0	0						
Craig Biggio, R OBP: 0.403, SLG: 0.471	1-1 HR 1B	4-1 1B BB	1-3 K		0-1 F8		2-1 FC6-4 HBP			3	1	1	0	1	1	2						
5 Jeff Bagwell, R OBP: 0.385, SLG: 0.472	0-0 G6-3	0-2 P4		1-3 K	0-3 K2-3		3-1 SF8			4	0	0	1	0	2	5						
Derek Bell, R OBP: 0.390, SLG: 0.459	2-2 HR	0-1 1B		2-3 K		2-2 F9	1-0 SF8			4	1	2	6	0	1	0						
Tony Eusebio, R OBP: 0.393, SLG: 0.460	1-1 G6-3	1-3 K		2-0 HR		1-2 G6-3	1-0 FC6-4			5	1	1	1	0	1	3						
Craig Shipley, R OBP: 0.316, SLG: 0.396	2-1 1B		0-0 P6	0-1 E1 BB 1B		1-1 1B		0-0 F8		5	1	2	0	0	0	0						
Derrick May, L OBP: 0.309, SLG: 0.353	0-1 G4-3		1-2 G4-3	4-2 1B BB		0-1 G1-3		0-0 1B		4	0	1	0	1	0	2						
Orlando Miller, R OBP: 0.320, SLG: 0.388		1-0 P3	3-2 1B 2B	3-2 1B			0-1 SH 1B 2B	0-0 P3		5	2	3	1	0	0	1						
Doug Drabek, R OBP: 0.265, SLG: 0.250		1-2 BB 1B	0-0 1B	0-2 G5-3			0-1 SH HBP 5 SF8 1B	1-3 K		4	2	2	1	0	1	3						
Ross Powell, L ERA: 6.24										0	0	0	0	0	0	0						
Inning Stats	R: 3 E: 0 K: 0 S: 14	H: 4 LOB: 1 BB: 0 P: 22	R: 2 E: 0 K: 1 S: 16	H: 3 LOB: 2 BB: 1 P: 24	R: 1 E: 0 K: 1 S: 14	H: 2 LOB: 2 BB: 1 P: 23	R: 2 E: 1 K: 2 S: 20	H: 2 LOB: 2 BB: 1 P: 31	R: 0 E: 0 K: 1 S: 6	H: 0 LOB: 0 BB: 0 P: 6	R: 0 E: 0 K: 0 S: 11	H: 1 LOB: 1 BB: 0 P: 15	R: 3 E: 0 K: 0 S: 11	H: 2 LOB: 1 BB: 0 P: 20	R: 0 E: 0 K: 1 S: 9	H: 1 LOB: 1 BB: 0 P: 10	1B: 11 2B: 2 3B: 0 HR: 2	SF: 2 SAC: 1 DP: 0 HBP: 1	WP: 0 PA: 45 PB: 0 SB: 0 CS: 0			
PITCHER	IP	WLS	BF	H	R	ER	SO	BB	IBB	HBP	BLK	WP	HR	S	P	ERA	WHIP					
Terry Mulholland, L ERA: 6.69	(1, 1)	2.2	L	19	6	6	1	2	0	0	0	0	1	40	64	20.25	4.125					
Sergio Valdez, R ERA: 2.7	(3, 1)	3.1		15	3	2	1	4	1	0	0	0	0	1	41	57	2.70	1.200				
Jose Bautista, R ERA: 6.24	(7, 1)	2.0		11	3	3	1	0	0	0	1	0	0	0	20	30	13.50	1.500				

San Francisco Giants @ Houston Astros
Astrodome, Houston, TX
Thu Jul 20 1995, 8:05 PM EDT
Att: 22,832 - Dome - 68 F

AB	38
R	11
H	15
RBI	11
BB	3
SO	6
LOB	16



Batter	1	2	3	4	5	6	7	8	9	AB R H RBI BB SO LOB	TOP								
Rikkert Faneyte, R OBP: 0.392, SLG: 0.293 (1, 8)	1-2 SH1-3 1B 2B	0-3 K			3-2 G3-1		0-0 G5-3		2-1 F7	5 1 1 0 0 1 2	San Francisco Giants @ Houston Astros Astrodome, Houston, TX Fri Jul 21 1995, 8:05 PM EDT Att: 31,578 - Dome - 72 F AB 34 R 6 H 9 RBI 3 BB 4 SO 5 LOB 14 								
John Patterson, S OBP: 0.262, SLG: 0.274 (1, 4)	0-1 SH1-3 2-3 1B	1-0 WP 2-3 1B			2-2 G4-3		3-1 G4-3		2-2 L6	4 0 1 0 0 0 1									
Barry Bonds, L OBP: 0.437, SLG: 0.596 (1, 7)	4-0 G1-3 1B BB	1-2 G3-1			4-0 BB		0-0 G4-3		4-0 IBB	2 1 0 0 3 0 1									
Glenallen Hill, R OBP: 0.322, SLG: 0.463 (1, 9)	0-0 1B G1-3 1B		2-0 FC3-5 2B		0-0 G5-3		1-3 K		0-0 F8	5 0 2 1 0 1 3									
Jeff Reed, L OBP: 0.375, SLG: 0.280 (1, 2)	1-2 G1-3		1-0 FC3-5 G4-6-3		2-3 K		2-0 F7			4 0 0 0 0 1 3									
Royce Clayton, R OBP: 0.357, SLG: 0.347 (1, 6)	1-2 2-3 1B		0-1 G4-6-3		2-2 G6-3		1-0 CS 1B			4 0 2 1 0 0 1									
J.R. Phillips, L OBP: 0.222, SLG: 0.275 (1, 3)	2-3 F7		2-3 K		4-2 3B BB		1-2 CS		0-1 1B SH 1B	3 2 1 0 1 1 2									
Steve Scarson, R OBP: 0.357, SLG: 0.578 (1, 5)		2-2 F8	1-0 B1-3		0-0 1-H 3B				1-2 SH 1B	4 1 2 1 0 0 0									
Mark Leiter, R OBP: 0.054, SLG: 0.065 (9, PR)		2-2 E8 1B WP	0-2 G1-3		2-3 K				0-1 SH	3 1 0 0 0 1 1									
Terry Mulholland, R OBP: 0.057, SLG: 0.136 (9, 1)									1-H 2-H	0 0 0 0 0 0 0									
Rod Beck, R OBP: 0.333, SLG: 0.333 (9, 1)										0 0 0 0 0 0 0									
Inning Stats	R: 2 H: 3 E: 0 K: 0 S: 12	WLS: 3 BF: 30 LOB: 2 BB: 1 P: 23	H: 6 R: 4 ER: 3 SO: 4 BB: 1 LOB: 1 P: 20	R: 0 H: 1 E: 0 K: 0 S: 4	H: 1 LOB: 0 BB: 0 P: 7	R: 0 H: 0 E: 0 K: 1 S: 7	H: 0 LOB: 0 BB: 0 P: 10	R: 0 H: 0 E: 0 K: 2 S: 13	H: 1 LOB: 1 BB: 1 P: 23	R: 0 H: 0 E: 0 K: 0 S: 4	H: 1 LOB: 0 BB: 0 P: 7	R: 0 H: 1 E: 0 K: 1 S: 7	H: 1 LOB: 0 BB: 0 P: 12	R: 2 H: 2 E: 1 K: 0 S: 14	H: 2 LOB: 2 BB: 1 P: 23	1B: 6 2B: 2 3B: 1 HR: 0	SF: 0 SAC: 2 DP: 1 HBP: 0	WP: 1 PB: 0 SB: 0 CS: 1	PA: 41
PITCHER	IP WLS BF H R ER SO BB IBB HBP BLK WP HR S P ERA WHIP											IP WLS BF H R ER SO BB IBB HBP BLK WP HR S P ERA WHIP							
Darryl Kile, R ERA: 5.01	(1, 1) 7.0 L 30 6 4 3 4 3 0 0 0 1 0 62 107 3.86 1.286																		
Dave Veres, R ERA: 1.62	(8, 1) 2.0 10 3 2 0 1 0 1 0 0 0 0 21 35 0.00 1.500																		


Batter	1	2	3	4	5	6	7	8	9	AB R H RBI BB SO LOB	BOTTOM									
John Cangelosi, S OBP: 0.419, SLG: 0.400 (1, 8)	3-2 5 2B HBP 1B		1-0 B1-3		2-3 K		2-1 FC6 1-2		2-1 G4-3	5 1 1 0 0 1 4	San Francisco Giants @ Houston Astros Astrodome, Houston, TX Fri Jul 21 1995, 8:05 PM EDT Att: 31,578 - Dome - 72 F AB 32 R 3 H 9 RBI 3 BB 3 SO 8 LOB 11 									
Craig Biggio, R OBP: 0.404, SLG: 0.468 (1, 4)	1-1 5 2B HBP		3-2 5 1B HBP		0-0 G6-3			2-2 G5-3		2 2 0 0 0 0 0										
Jeff Bagwell, R OBP: 0.389, SLG: 0.479 (1, 3)	0-0 1-H 2-H 2B		0-0 2B 1-2 1B			0-0 CS 1B		0-3 K		4 0 3 2 0 1 0										
Derek Bell, R OBP: 0.394, SLG: 0.464 (1, 9)	3-2 G4-3		3-1 1-3 2-H 2B		4-2 G3-6-3 1-2 BB		0-0 1B		0-0 1B	3 0 2 1 1 0 0										
Dave Magadan, L OBP: 0.428, SLG: 0.395 (1, 5)	1-3 K		3-3 K		0-0 G3-6-3 1-2		0-0 G4-3		2-0 G4-3	4 0 0 0 0 2 4										
Tony Eusebio, R OBP: 0.391, SLG: 0.456 (1, 2)		0-1 G4-6-3 1B		0-2 G5-3			2-2 G6-3		2-3 K	4 0 1 0 0 1 0										
Derrick May, L OBP: 0.314, SLG: 0.353 (1, 7)		1-0 G4-6-3 1-2		1-1 G1-3			1-1 FC3-6 1B		4-2 1B BB	3 0 1 0 1 0 1										
Orlando Miller, R OBP: 0.315, SLG: 0.382 (1, 6)		1-1 G6-3		2-1 G6-3			0-0 FC3-6 BB 1-2		2-3 K	4 0 0 0 0 1 2										
Darryl Kile, R OBP: 0.188, SLG: 0.138 (7, PH)			2-3 K		1-3 K		4-2 FC6 BB 1-2		1-0 1B	2 0 0 0 0 2 0										
Milt Thompson, L OBP: 0.276, SLG: 0.266 (8, 1)									1-2 1B	0 0 0 0 1 0 0										
Dave Veres, R ERA: 1.62 (8, 1)										0 0 0 0 0 0 0										
Craig Shipley, R OBP: 0.322, SLG: 0.402 (8, PH)										1 0 1 0 0 0 0										
Inning Stats	R: 2 H: 2 E: 0 K: 1 S: 13	WLS: 2 BF: 32 LOB: 0 BB: 0 P: 21	R: 0 H: 1 E: 0 K: 0 S: 5	H: 1 LOB: 0 BB: 0 P: 7	R: 1 H: 2 E: 0 K: 2 S: 13	H: 2 LOB: 0 BB: 0 P: 25	R: 0 H: 0 E: 0 K: 0 S: 7	H: 0 LOB: 0 BB: 0 P: 10	R: 0 H: 1 E: 0 K: 0 S: 6	H: 1 LOB: 1 BB: 1 P: 10	R: 0 H: 1 E: 0 K: 1 S: 11	H: 1 LOB: 2 BB: 1 P: 20	R: 0 H: 1 E: 0 K: 1 S: 8	H: 1 LOB: 0 BB: 0 P: 12	R: 0 H: 1 E: 0 K: 2 S: 12	H: 1 LOB: 2 BB: 1 P: 23	1B: 7 2B: 2 3B: 0 HR: 0	SF: 0 SAC: 0 DP: 2 HBP: 2	WP: 0 PB: 0 SB: 0 CS: 1	PA: 37
PITCHER	IP WLS BF H R ER SO BB IBB HBP BLK WP HR S P ERA WHIP											IP WLS BF H R ER SO BB IBB HBP BLK WP HR S P ERA WHIP								
Mark Leiter, R ERA: 3.79	(1, 1) 8.0 W 32 8 3 3 6 2 0 2 0 0 0 70 115 3.38 1.250																			
Rod Beck, R ERA: 4.95	(9, 1) 1.0 S 5 1 0 0 2 1 0 0 0 0 0 12 23 0.00 2.000																			

Batter	1	2	3	4	5	6	7	8	9	10	AB	R	H	RBI	BB	SO	LOB	
Rikkert Faneyle, R OBP: 0.344, SLG: 0.294 (1, 8)	F8		K		G6-3			K		F7	5	0	0	1	0	2	4	
Steve Scarsone, R OBP: 0.349, SLG: 0.548 (1, 5)	K		G6-3		K			K			4	0	0	0	0	3	2	
Barry Bonds, L OBP: 0.437, SLG: 0.590 (1, 7)	F7			K							3	0	0	0	1	2	0	
Glenallen Hill, R OBP: 0.325, SLG: 0.479 (1, 9)		HR									4	1	3	1	0	0	1	
Mark Carreon, R OBP: 0.347, SLG: 0.514 (1, 3)		G5-3									4	0	0	0	0	0	2	
Royce Clayton, R OBP: 0.301, SLG: 0.337 (1, 6)		F8									4	0	0	0	0	1	1	
Robby Thompson, R OBP: 0.311, SLG: 0.309 (1, 4)		G5-3									4	1	1	0	0	0	0	
Kirt Manwaring, R OBP: 0.327, SLG: 0.343 (1, 2)											3	0	2	0	1	0	0	
William Van Landingham, R OBP: 0.182, SLG: 0.273 (10, PH)											3	0	0	0	0	2	3	
Tom Lampkin, L OBP: 0.358, SLG: 0.359 (10, 1)											1	0	1	0	0	0	0	
Scott Service, R (10, 1)											0	0	0	0	0	0	0	
Inning Stats	R: 0 E: 0 K: 1 S: 6	H: 0 LOB: 0 BB: 0 P: 8	R: 1 E: 0 K: 0 S: 6	H: 1 LOB: 0 BB: 0 P: 10	R: 0 E: 1 K: 2 S: 13	H: 1 LOB: 1 BB: 0 P: 17	R: 0 E: 0 K: 1 S: 9	H: 1 LOB: 0 BB: 0 P: 11	R: 0 E: 0 K: 0 S: 5	H: 0 LOB: 0 BB: 0 P: 6	R: 0 E: 0 K: 3 S: 9	H: 0 LOB: 0 BB: 0 P: 11	R: 0 E: 0 K: 0 S: 8	H: 0 LOB: 0 BB: 1 P: 13	R: 0 E: 0 K: 1 S: 10	H: 1 LOB: 2 BB: 1 P: 16	1B: 4 2B: 2 3B: 1 HR: 1	SF: 0 SAC: 0 DP: 2 HBP: 0
PITCHER	IP	WLS	BF	H	R	ER	SO	BB	IBB	HBP	BLK	WP	HR	S	P	ERA	WHIP	
Shane Reynolds, R ERA: 2.65 (1, 1)	7.0		26	6	2	2	6	0	0	0	0	0	1	64	84	2.57	0.857	
Jeff Tabaka, L ERA: 6.14 (8, 1)	1.0		4	0	0	0	3	1	0	0	0	0	0	12	18	0.00	1.000	
Jim Dougherty, R ERA: 4.81 (9, 1)	1.0		2	0	0	0	0	0	0	0	0	0	0	5	6	0.00	0.000	
Doug Brocail, R ERA: 3.74 (10, 1)	1.0	W	5	1	0	0	1	1	0	0	0	0	0	10	16	0.00	2.000	

San Francisco Giants @ Houston Astros
Astrodome, Houston, TX
Sun Jul 23 1995, 4:33 AM EDT
Alt. 24,513 - Dome - 72 F

AB	35
R	2
H	7
RBI	2
BB	2
SO	10
LOB	13

WP: 0 PA: 37
PB: 0
SB: 1
CS: 0




Batter	1	2	3	4	5	6	7	8	9	10	AB	R	H	RBI	BB	SO	LOB					
Brian Hunter, R OBP: 0.416, SLG: 0.490 (1, 8)	K		K								5	0	1	0	0	2	1					
Doug Brocail, L OBP: 0.400, SLG: 0.400 (10, 1)											0	0	0	0	0	0	0					
Craig Biggio, R OBP: 0.410, SLG: 0.474 (1, 4)											5	1	3	0	0	0	1					
5 Jeff Bagwell, R OBP: 0.395, SLG: 0.490 (1, 3)											3	0	0	0	2	0	2					
Derek Bell, R OBP: 0.393, SLG: 0.457 (1, 9)											5	0	0	0	0	2	6					
Dave Magadan, L OBP: 0.427, SLG: 0.391 (1, 5)											4	0	1	0	1	1	0					
Demick May, L OBP: 0.315, SLG: 0.352 (1, 7)											5	1	2	1	0	0	2					
Jerry Goff, L OBP: 0.176, SLG: 0.188 (1, 2)											2	0	0	0	1	2	1					
John Cangelosi, S OBP: 0.463, SLG: 0.462 (9, PH) (10, 8)											1	1	1	0	0	0	0					
Orlando Miller, R OBP: 0.315, SLG: 0.383 (1, 6)											3	0	1	0	0	0	1					
Shane Reynolds, R OBP: 0.326, SLG: 0.183 (7, PH)											2	0	0	0	0	2	0					
Milt Thompson, L OBP: 0.305, SLG: 0.283 (8, 1)											0	0	0	1	0	0	0					
Jeff Tabaka, R (8, 1)											0	0	0	0	0	0	0					
Jim Dougherty, R OBP: 0.143, SLG: 0.143 (9, PH)											0	0	0	0	0	0	0					
Tony Eusebio, R OBP: 0.096, SLG: 0.449 (10, 2)											0	0	0	1	0	0	0					
Inning Stats	R: 0 E: 1 K: 1 S: 9	H: 1 LOB: 1 BB: 0 P: 11	R: 0 E: 0 K: 0 S: 6	H: 0 LOB: 1 BB: 1 P: 12	R: 0 E: 0 K: 2 S: 9	H: 1 LOB: 2 BB: 1 P: 16	R: 0 E: 0 K: 1 S: 6	H: 0 LOB: 0 BB: 0 P: 9	R: 0 E: 0 K: 1 S: 8	H: 1 LOB: 1 BB: 0 P: 14	R: 0 E: 0 K: 1 S: 6	H: 0 LOB: 0 BB: 0 P: 8	R: 1 E: 0 K: 1 S: 14	H: 2 LOB: 1 BB: 0 P: 20	R: 0 E: 0 K: 1 S: 8	H: 1 LOB: 2 BB: 1 P: 14	R: 1 E: 0 K: 0 S: 5	H: 1 LOB: 0 BB: 0 P: 8	R: 1 E: 0 K: 1 S: 9	H: 2 LOB: 2 BB: 1 P: 17	1B: 7 2B: 2 3B: 0 HR: 0	SF: 2 SAC: 1 DP: 1 HBP: 0
PITCHER	IP	WLS	BF	H	R	ER	SO	BB	IBB	HBP	BLK	WP	HR	S	P	ERA	WHIP					
William Van Landingham, R ERA: 4.39 (1, 1)	9.0		37	7	2	2	8	3	0	0	0	0	0	71	112	2.00	1.111					
Scott Service, R ERA: 5.4 (10, 1)	0.2	L	5	2	1	1	1	0	1	0	0	0	0	9	17	13.50	3.000					

San Francisco Giants @ Houston Astros
Astrodome, Houston, TX
Sun Jul 23 1995, 4:33 AM EDT
Alt. 24,513 - Dome - 72 F

AB	35
R	3
H	9
RBI	3
BB	4
SO	9
LOB	14

WP: 1 PA: 42
PB: 0
SB: 3
CS: 0



Batter	1	2	3	4	5	6	7	8	9	AB	R	H	RBI	BB	SO	LOB	TOP											
Deion Sanders, L (1.8) OBP: 0.291, SLG: 0.319	F8		G3	G4-3		F7	E8		K	6	0	1	1	0	1	2	San Francisco Giants @ Florida Marlins Joe Robbie Stadium, Miami, FL Mon Jul 24 1995, 7:05 PM EDT Att: 20,778 - Unknown											
Robby Thompson, R (1.4) OBP: 0.317, SLG: 0.313			K				G4-3			4	3	2	0	1	1	AB 41 R 8 H 14 RBI 8 BB 5 SO 12 LOB 26												
Shawn Barton, R (8.1)	2B									0	0	0	0	0	0													
Rod Beck, R (9.1) OBP: 0.333, SLG: 0.333										0	0	0	0	0	0													
Barry Bonds, L (1.7) OBP: 0.442, SLG: 0.593	1B									2	1	1	1	3	1													
Mark Carreon, R (1.3) OBP: 0.359, SLG: 0.527			F8							5	1	4	2	0	0													
Glenallen Hill, R (1.9) OBP: 0.329, SLG: 0.489										4	2	2	3	1	1													
Steve Scarsone, R (1.5) OBP: 0.351, SLG: 0.543										5	0	2	0	0	3													
Royce Clayton, R (1.6) OBP: 0.299, SLG: 0.338		L6								5	1	1	0	0	1													
Kirt Manwaring, R (1.2) OBP: 0.325, SLG: 0.340		F8								5	0	1	1	0	2													
Jamie Brewington, R (1.1)										4	0	0	0	0	1													
John Patterson, S (8.4) OBP: 0.254, SLG: 0.275		F9								1	0	0	0	0	1													
Inning Stats	R: 1 E: 0 K: 2 S: 18	H: 3 LOB: 0 BB: 0 P: 25	R: 0 E: 0 K: 0 S: 7	H: 0 LOB: 0 BB: 0 P: 13	R: 0 E: 0 K: 1 S: 9	H: 0 LOB: 1 BB: 1 P: 18	R: 1 E: 0 K: 1 S: 13	H: 3 LOB: 2 BB: 0 P: 19	R: 4 E: 0 K: 0 S: 27	H: 4 LOB: 1 BB: 1 P: 47	R: 1 E: 0 K: 2 S: 18	H: 1 LOB: 2 BB: 2 P: 38	R: 1 E: 1 K: 1 S: 13	H: 2 LOB: 1 BB: 0 P: 17	R: 0 E: 0 K: 2 S: 12	H: 1 LOB: 2 BB: 1 P: 21	R: 0 E: 0 K: 3 S: 9	H: 0 LOB: 0 BB: 0 P: 13	1B: 10 2B: 3 3B: 0 HR: 1	SF: 0 SAC: 0 DP: 0 HBP: 0	WP: 0 PB: 0 SB: 2 CS: 0	PA: 46						
PITCHER	IP	WLS	BF	H	R	ER	SO	BB	IBB	HBP	BLK	WP	HR	S	P	ERA	WHIP											
John Burkett, R (1.1) ERA: 4.88	4.0	L	24	10	6	6	4	2	0	0	0	0	0	1	66	108	13.50	3.000										
Richie Lewis, R (5.1) ERA: 4.95	1.0		3	0	0	0	0	0	0	0	0	0	0	8	14	0.00	0.000											
Matt Mantei, R (6.1) ERA: 3.97	2.0		11	3	2	2	3	2	0	0	0	0	0	31	55	9.00	2.500											
Yorkis Perez, L (8.1) ERA: 5.97	1.0		5	1	0	0	2	1	0	0	0	0	0	12	21	0.00	2.000											
Terry Mathews, R (9.1) ERA: 3.23	1.0		3	0	0	0	3	0	0	0	0	0	0	9	13	0.00	0.000											

Batter	1	2	3	4	5	6	7	8	9	AB	R	H	RBI	BB	SO	LOB	BOTTOM										
Quilvio Veras, S (1.4) OBP: 0.357, SLG: 0.318	SH3		G4-6-3				F8		L9	3	1	1	0	2	0	3	San Francisco Giants @ Florida Marlins Joe Robbie Stadium, Miami, FL Mon Jul 24 1995, 7:05 PM EDT Att: 20,778 - Unknown										
Jerry Browne, S (1.8) OBP: 0.348, SLG: 0.289	SH3		G4-6-3				F7			3	0	1	0	0	0	2		AB 32 R 3 H 8 RBI 3 BB 3 SO 3 LOB 12									
Jeff Conine, R (1.7) OBP: 0.403, SLG: 0.540										1	0	0	1	0	0												
Russ Morman, R (5. PH) OBP: 0.250, SLG: 0.355										2	0	0	0	0	0												
Terry Pendleton, S (1.5) OBP: 0.328, SLG: 0.415										4	0	0	0	0	1												
Greg Colbrunn, R (1.3) OBP: 0.318, SLG: 0.464										4	1	2	1	0	1												
Tommy Gregg, L (1.9) OBP: 0.304, SLG: 0.373										3	0	1	0	1	0												
Kurt Abbott, R (1.6) OBP: 0.302, SLG: 0.438										4	0	0	0	0	1												
Charles Johnson, R (1.2) OBP: 0.307, SLG: 0.364										4	1	2	1	0	0												
John Burkett, R (1.1) ERA: 4.88										1	0	0	0	0	0												
Richie Lewis, R (5.1) ERA: 4.95										0	0	0	0	0	0												
Mario Diaz, R (5. PH) OBP: 0.291, SLG: 0.291										1	0	0	0	0	0												
Matt Mantei, R (6.1) ERA: 3.97										0	0	0	0	0	0												
Alex Arias, R (7. PH) OBP: 0.322, SLG: 0.387										1	0	1	0	0	0												
Yorkis Perez, L (8.1) ERA: 5.97										0	0	0	0	0	0												
Terry Mathews, R (9.1) ERA: 3.23										0	0	0	0	0	0												
Steve Decker, R (9. PH) OBP: 0.288, SLG: 0.222										1	0	0	0	0	0												
Inning Stats	R: 1 E: 0 K: 1 S: 7	H: 0 LOB: 0 BB: 1 P: 15	R: 1 E: 0 K: 0 S: 7	H: 1 LOB: 0 BB: 0 P: 9	R: 0 E: 0 K: 0 S: 6	H: 0 LOB: 0 BB: 1 P: 10	R: 0 E: 0 K: 0 S: 6	H: 1 LOB: 1 BB: 0 P: 12	R: 1 E: 0 K: 0 S: 10	H: 3 LOB: 2 BB: 0 P: 18	R: 0 E: 0 K: 1 S: 8	H: 0 LOB: 1 BB: 1 P: 17	R: 0 E: 0 K: 0 S: 9	H: 1 LOB: 1 BB: 0 P: 16	R: 0 E: 0 K: 1 S: 12	H: 0 LOB: 0 BB: 0 P: 14	R: 0 E: 0 K: 0 S: 6	H: 2 LOB: 2 BB: 0 P: 11	1B: 5 2B: 1 3B: 0 HR: 2	SF: 1 SAC: 1 DP: 1 HBP: 0	WP: 1 PB: 0 SB: 1 CS: 0	PA: 37					
PITCHER	IP	WLS	BF	H	R	ER	SO	BB	IBB	HBP	BLK	WP	HR	S	P	ERA	WHIP										
Jamie Brewington, R (1.1) ERA: 3.86	7.0	W	29	6	3	3	2	3	0	0	0	0	2	53	97	3.86	1.286										
Shawn Barton, L (8.1) ERA: 2.33	1.0		3	0	0	0	1	0	0	0	0	0	0	12	14	0.00	0.000										
Rod Beck, R (9.1) ERA: 4.82	1.0		5	2	0	0	0	0	0	0	0	1	0	6	11	0.00	2.000										

Batter	1	2	3	4	5	6	7	8	9	AB	R	H	RBI	BB	SO	LOB	TOP				
Deion Sanders, L OBP: 0.289, SLG: 0.317	0-0 P5			1-0 L4		1-1 G4-3		1-0 1B		4	0	1	0	0	0	0	San Francisco Giants @ Florida Marlins Joe Robbie Stadium, Miami, FL Tue Jul 25 1995, 3:33 AM EDT Att: 25,322 - Overcast - 86 F				
Robby Thompson, R OBP: 0.316, SLG: 0.308	3-3 K			3-3 K		4-1 1B BB		0-3 K		3	0	0	0	1	3	1					
Barry Bonds, L OBP: 0.443, SLG: 0.595	1-2 G4-3			2-0 F8		0-0 1B		1-2 1B		4	1	2	0	0	0	0					
Mark Carreon, R OBP: 0.356, SLG: 0.527		2-0 G6-3			2-1 F9	1-1 L6		0-0 2B 1B		4	1	1	1	0	0	2					
Glenallen Hill, R OBP: 0.325, SLG: 0.482		2-2 G5-3			1-3 K		2-0 F9	0-3 K		4	0	0	0	0	2	1					
Royce Clayton, R OBP: 0.301, SLG: 0.340		1-1 F8			2-2 1B		1-1 L3	1-2 1B		4	1	2	1	0	0	0					
Tom Lampkin, L OBP: 0.347, SLG: 0.349			3-2 P4		1-0 1B		0-1 L8	1-0 F5		4	0	1	1	0	0	1					
Steve Scarosone, R OBP: 0.342, SLG: 0.528			0-3 K		0-1 FC6-4			2-2 L6	0-3 K	4	0	0	0	0	2	2					
Terry Mulholland, R OBP: 0.080, SLG: 0.125			1-3 K			2-3 K		0-0 G1-3		2	0	0	0	0	2	0					
Sergio Valdez, R OBP: 0.282, SLG: 0.273										0	0	0	0	0	0	0					
John Patterson, S OBP: 0.282, SLG: 0.273										1	0	0	0	0	0	0					
Jose Bautista, R OBP: 0.282, SLG: 0.273										0	0	0	0	0	0	0					
Inning Stats	R: 0 E: 0 K: 1 S: 7	H: 0 LOB: 0 BB: 0 P: 11	R: 0 E: 0 K: 0 S: 7	H: 0 LOB: 0 BB: 0 P: 12	R: 0 E: 0 K: 2 S: 9	H: 0 LOB: 0 BB: 0 P: 13	R: 0 E: 0 K: 1 S: 5	H: 0 LOB: 0 BB: 0 P: 11	R: 1 E: 0 K: 1 S: 11	H: 2 LOB: 1 BB: 0 P: 17	R: 0 E: 0 K: 1 S: 9	H: 1 LOB: 2 BB: 1 P: 17	R: 0 E: 0 K: 0 S: 5	H: 0 LOB: 0 BB: 0 P: 8	R: 0 E: 0 K: 1 S: 10	H: 1 LOB: 1 BB: 0 P: 13	R: 2 E: 0 K: 2 S: 12	H: 3 LOB: 1 BB: 0 P: 15	1B: 5 2B: 2 3B: 0 HR: 0	SF: 0 SAC: 0 DP: 0 HBP: 0	WP: 0 PA: 35 PB: 0 SB: 1 CS: 0
PITCHER Bobby Witt, R ERA: 4.08	IP: 9.0 WLS: W BF: 35 H: 7 R: 3 ER: 2 SO: 9 BB: 1 IBB: 0 HBP: 0 BLK: 0 WP: 0 HR: 0 S: 75 P: 117 ERA: 2.00 WHIP: 0.889															PITCHER					

Batter	1	2	3	4	5	6	7	8	9	AB	R	H	RBI	BB	SO	LOB	BOTTOM		
Quilvio Veras, S OBP: 0.361, SLG: 0.320	0-0 3B 1B	0-1 G6-3			1-1 CS HBP	0-0 L5		2-1 1B		4	1	2	0	0	0	1	San Francisco Giants @ Florida Marlins Joe Robbie Stadium, Miami, FL Tue Jul 25 1995, 3:33 AM EDT Att: 25,322 - Overcast - 86 F		
Chuck Carr, S OBP: 0.314, SLG: 0.268	2-2 P6	2-3 K			0-3 K		0-0 1B	1-2 G4-3		5	0	1	0	0	2	3			
Greg Colbrunn, R OBP: 0.317, SLG: 0.468	0-0 1H 3B		2-3 K		0-1 G5-3		1-1 L7			4	1	1	1	0	1	1			
Terry Pendleton, S OBP: 0.333, SLG: 0.420	0-0 P4		0-1 1B		1-1 HR	3-1 1B	1-2 1B	G5-4-3		4	1	3	0	0	0	1			
Kurt Abbott, R OBP: 0.305, SLG: 0.461	3-2 3B 3B		0-0 F7		1-0 HR	0-0 G5-4-3				4	2	2	3	0	0	3			
Russ Morman, R OBP: 0.276, SLG: 0.429	0-1 1B 3B		1-3 K		0-1 F8		2-2 3B 1B			4	2	2	1	0	1	1			
Steve Decker, R OBP: 0.354, SLG: 0.400	2-2 FC5-4 1B		3-1 F8		0-0 HR		2-1 1H SF7 3B			4	2	3	3	0	0	0			
Jerry Browne, S OBP: 0.346, SLG: 0.291	0-0 FC5-4		1-0 P5		0-2 SH1-4 1B		0-1 SF7			3	0	1	1	0	0	1			
Bobby Witt, R OBP: 0.100, SLG: 0.107		0-3 K		0-0 P6		0-0 SH1-4		0-3 K		3	0	0	0	0	2	0			
Inning Stats	R: 4 E: 0 K: 0 S: 21	H: 5 LOB: 1 BB: 0 P: 28	R: 0 E: 0 K: 2 S: 9	H: 0 LOB: 0 BB: 0 P: 11	R: 0 E: 0 K: 2 S: 12	H: 1 LOB: 0 BB: 0 P: 15	R: 0 E: 0 K: 0 S: 4	H: 0 LOB: 0 BB: 0 P: 8	R: 0 E: 0 K: 1 S: 6	H: 0 LOB: 0 BB: 0 P: 7	R: 3 E: 0 K: 0 S: 11	H: 4 LOB: 1 BB: 0 P: 13	R: 0 E: 0 K: 0 S: 6	H: 2 LOB: 1 BB: 0 P: 10	R: 2 E: 0 K: 1 S: 16	H: 3 LOB: 1 BB: 0 P: 23	1B: 9 2B: 0 3B: 4 HR: 2	SF: 1 SAC: 1 DP: 1 HBP: 1	WP: 0 PA: 38 PB: 0 SB: 0 CS: 1
PITCHER Terry Mulholland, L ERA: 7.25	IP: 5.2 WLS: L BF: 27 H: 10 R: 7 ER: 7 SO: 5 BB: 0 IBB: 0 HBP: 0 BLK: 0 WP: 0 HR: 2 S: 62 P: 81 ERA: 11.12 WHIP: 1.765															PITCHER			
Sergio Valdez, R ERA: 1.93	1.1 5 2 0 0 0																		
Jose Bautista, R ERA: 6.29	1.0 6 3 2 2 1																		

Batter	1	2	3	4	5	6	7	8	9	AB	R	H	RBI	BB	SO	LOB	TOP					
Darren Lewis, R OBP: 0.304, SLG: 0.308 (1, 8)	L7			L4			G4-3		P6	4	0	0	0	0	0	0						
Lenny Harris, L OBP: 0.243, SLG: 0.288 (1, 3)	F9			G4-3			G4-3			3	0	0	0	0	0	0						
Barry Larkin, R OBP: 0.394, SLG: 0.484 (1, 6)	F8			P8			G6-3			3	0	0	0	0	0	0						
Ron Gant, R OBP: 0.391, SLG: 0.606 (1, 7)										3	1	1	1	0	0	0						
Reggie Sanders, R OBP: 0.403, SLG: 0.590 (1, 9)										3	0	0	0	0	2	0						
Benito Santiago, R OBP: 0.384, SLG: 0.581 (1, 2)										3	0	0	0	0	2	0						
Bret Boone, R OBP: 0.350, SLG: 0.479 (1, 4)										3	0	1	0	0	1	0						
Jeff Branson, L OBP: 0.333, SLG: 0.462 (1, 5)										3	0	0	0	0	1	1						
Pete Schourek, L OBP: 0.200, SLG: 0.200 (1, 1)										1	0	0	0	0	0	0						
Thomas Howard, S OBP: 0.346, SLG: 0.372 (6, PH)										1	0	0	0	0	1	0						
Xavier Hernandez, L (6, 1)										0	0	0	0	0	0	0						
Hector Carrasco, R (8, 1)										0	0	0	0	0	0	0						
Jerome Walton, R OBP: 0.331, SLG: 0.496 (9, PH)										1	0	0	0	0	1	0						
Inning Stats	R: 0 E: 0 K: 0 S: 11	H: 0 LOB: 0 BB: 0 P: 15	R: 0 E: 0 K: 1 S: 8	H: 0 LOB: 0 BB: 0 P: 12	R: 0 E: 0 K: 1 S: 10	H: 0 LOB: 0 BB: 0 P: 15	R: 0 E: 0 K: 0 S: 6	H: 0 LOB: 0 BB: 0 P: 9	R: 0 E: 0 K: 2 S: 11	H: 0 LOB: 0 BB: 0 P: 17	R: 0 E: 0 K: 1 S: 8	H: 1 LOB: 0 BB: 0 P: 10	R: 0 E: 0 K: 0 S: 6	H: 0 LOB: 0 BB: 0 P: 11	R: 1 E: 0 K: 1 S: 10	H: 1 LOB: 0 BB: 0 P: 17	R: 0 E: 0 K: 2 S: 9	H: 0 LOB: 0 BB: 0 P: 11	1B: 1 2B: 0 3B: 0 HR: 1	SF: 0 SAC: 0 DP: 1 HBP: 0	WP: 0 PB: 0 SB: 0 CS: 0	PA: 28
PITCHER Mark Leiter, R ERA: 3.55 (1, 1)	IP: 9.0 WLS: W BF: 28 H: 2 R: 1 ER: 1 SO: 8 BB: 0 IBB: 0 HBP: 0 BLK: 0 WP: 0 HR: 1 S: 79 P: 117 ERA: 1.00 WHIP: 0.222															PITCHER	IP: 9.0 WLS: W BF: 28 H: 2 R: 1 ER: 1 SO: 8 BB: 0 IBB: 0 HBP: 0 BLK: 0 WP: 0 HR: 1 S: 79 P: 117 ERA: 1.00 WHIP: 0.222					

Cincinnati Reds @ San Francisco Giants
Candlestick Park, San Francisco, CA
Wed Jul 26 1995, 10:05 PM EDT
Att: 17,648 - Unknown - 72 F

AB	28
R	1
H	2
RBI	1
BB	0
SO	8
LOB	1




Batter	1	2	3	4	5	6	7	8	9	AB	R	H	RBI	BB	SO	LOB	BOTTOM			
Deion Sanders, L OBP: 0.295, SLG: 0.329 (1, 8)	F9									4	0	2	2	0	2	2				
Robby Thompson, R OBP: 0.319, SLG: 0.309 (1, 4)										3	1	1	0	1	0	2				
Barry Bonds, L OBP: 0.441, SLG: 0.601 (1, 7)										4	1	1	2	0	1	2				
Mark Carreon, R OBP: 0.350, SLG: 0.516 (1, 3)										4	0	0	0	0	1	2				
Glenallen Hill, R OBP: 0.325, SLG: 0.478 (1, 9)										3	1	0	0	1	1	2				
Royce Clayton, R OBP: 0.304, SLG: 0.342 (1, 6)										4	1	2	0	0	0	0				
Steve Scarson, R OBP: 0.340, SLG: 0.517 (1, 5)										3	0	0	0	1	3	3				
Kirt Manwaring, R OBP: 0.323, SLG: 0.338 (1, 2)										4	0	1	0	0	0	3				
Mark Leiter, R OBP: 0.114, SLG: 0.061 (1, 1)										2	0	0	0	1	1	2				
Inning Stats	R: 0 E: 0 K: 1 S: 7	H: 1 LOB: 2 BB: 1 P: 13	R: 0 E: 0 K: 1 S: 10	H: 0 LOB: 0 BB: 0 P: 15	R: 2 E: 0 K: 2 S: 13	H: 2 LOB: 0 BB: 0 P: 24	R: 2 E: 0 K: 1 S: 13	H: 2 LOB: 2 BB: 2 P: 27	R: 0 E: 0 K: 1 S: 8	H: 0 LOB: 0 BB: 0 P: 15	R: 0 E: 0 K: 2 S: 9	H: 2 LOB: 2 BB: 0 P: 12	R: 0 E: 0 K: 1 S: 11	H: 0 LOB: 0 BB: 0 P: 15	R: 0 E: 0 K: 0 S: 6	H: 0 LOB: 1 BB: 1 P: 11	1B: 5 2B: 1 3B: 0 HR: 1	SF: 0 SAC: 0 DP: 0 HBP: 0	WP: 1 PB: 0 SB: 0 CS: 0	PA: 35
PITCHER Pete Schourek, L ERA: 3.43 Xavier Hernandez, R ERA: 4.07 Hector Carrasco, R ERA: 2.93 (1, 1)	IP: 5.0 WLS: L BF: 23 H: 5 R: 4 ER: 4 SO: 6 BB: 3 IBB: 0 HBP: 0 BLK: 0 WP: 0 HR: 1 S: 51 P: 94 ERA: 7.20 WHIP: 1.600															PITCHER	IP: 5.0 WLS: L BF: 23 H: 5 R: 4 ER: 4 SO: 6 BB: 3 IBB: 0 HBP: 0 BLK: 0 WP: 0 HR: 1 S: 51 P: 94 ERA: 7.20 WHIP: 1.600			


Cincinnati Reds @ San Francisco Giants
Candlestick Park, San Francisco, CA
Wed Jul 26 1995, 10:05 PM EDT
Att: 17,648 - Unknown - 72 F

AB	31
R	4
H	7
RBI	4
BB	4
SO	9
LOB	18



Batter	1	2	3	4	5	6	7	8	9	AB	R	H	RBI	BB	SO	LOB	TOP																																																																																																																									
Jerome Walton, R (1, 8) <small>OBP: 0.336, SLG: 0.496</small> Darren Lewis, R (3, FH) <small>OBP: 0.303, SLG: 0.306</small>										0	0	0	1	0	0	0	Cincinnati Reds @ San Francisco Giants Candlestick Park, San Francisco, CA Thu Jul 27 1995, 6:33 AM EDT Att: 21,638 - Unknown																																																																																																																									
Barry Larkin, R (1, 6) <small>OBP: 0.396, SLG: 0.505</small>										6	2	3	5	0	1	4																																																																																																																										
Ron Gant, R (1, 7) <small>OBP: 0.391, SLG: 0.599</small> Michael Jackson, R (7, 1) Lenny Harris, L (9, FH) <small>OBP: 0.248, SLG: 0.307</small> Jeff Brantley, R (9, 1)										3	1	0	0	2	0	2																																																																																																																										
Reggie Sanders, R (1, 9) <small>OBP: 0.402, SLG: 0.584</small>										5	1	1	1	1	2	4																																																																																																																										
Bret Boone, R (1, 4) <small>OBP: 0.353, SLG: 0.479</small>										6	2	3	1	0	0	1																																																																																																																										
Bento Santiago, R (1, 2) <small>OBP: 0.375, SLG: 0.612</small>										5	2	3	3	0	1	1																																																																																																																										
Brian Hunter, R (1, 3) Thomas Howard, S (7, FH) <small>OBP: 0.356, SLG: 0.397</small>										2	0	0	0	1	1	2																																																																																																																										
Mark Lewis, R (1, 5) <small>OBP: 0.415, SLG: 0.505</small>										4	2	1	0	1	0	2																																																																																																																										
Rick Reed, R (1, 1) Dave Burba, R (4, 1) Eddie Taubensee, L (7, FH) <small>OBP: 0.327, SLG: 0.469</small>										0	0	0	0	0	0	0																																																																																																																										
Inning Stats	R: 0 E: 0 K: 0 S: 2	H: 0 LOB: 0 BB: 1 P: 6	R: 0 E: 0 K: 1 S: 6	H: 1 LOB: 1 BB: 0 P: 6	R: 2 E: 0 K: 0 S: 5	H: 2 LOB: 0 BB: 0 P: 5	R: 1 E: 0 K: 0 S: 4	H: 1 LOB: 1 BB: 1 P: 8	R: 4 E: 0 K: 1 S: 8	H: 3 LOB: 1 BB: 2 P: 16	R: 2 E: 2 K: 1 S: 8	H: 1 LOB: 1 BB: 0 P: 8	R: 3 E: 0 K: 1 S: 8	H: 3 LOB: 3 BB: 3 P: 20	R: 0 E: 0 K: 0 S: 3	H: 0 LOB: 1 BB: 1 P: 7		R: 2 E: 0 K: 1 S: 8	H: 3 LOB: 1 BB: 0 P: 8	1B: 9 2B: 0 3B: 1 HR: 4	SF: 0 SAC: 2 DP: 1 HBP: 0	WP: 0 PA: 50 PB: 0 SB: 3 CS: 0																																																																																																																				
PITCHER	IP: 4.2 WLS: 1 BF: 22 H: 5 R: 6 ER: 6 SO: 1	IP: 1.1 WLS: 0 BF: 6 H: 6 R: 6 ER: 4 SO: 2	IP: 1.0 WLS: 0 BF: 6 H: 0 R: 0 ER: 0 SO: 1	IP: 1.0 WLS: 0 BF: 4 H: 0 R: 0 ER: 0 SO: 0	IP: 1.0 WLS: 0 BF: 3 H: 2 R: 2 ER: 2 SO: 1	IP: 4.2 WLS: 1 BF: 22 H: 5 R: 6 ER: 6 SO: 1	IP: 1.1 WLS: 0 BF: 6 H: 6 R: 6 ER: 4 SO: 2	IP: 1.0 WLS: 0 BF: 6 H: 0 R: 0 ER: 0 SO: 1	IP: 1.0 WLS: 0 BF: 4 H: 0 R: 0 ER: 0 SO: 0	IP: 1.0 WLS: 0 BF: 3 H: 2 R: 2 ER: 2 SO: 1	IP: 4.2 WLS: 1 BF: 22 H: 5 R: 6 ER: 6 SO: 1	IP: 1.1 WLS: 0 BF: 6 H: 6 R: 6 ER: 4 SO: 2	IP: 1.0 WLS: 0 BF: 6 H: 0 R: 0 ER: 0 SO: 1	IP: 1.0 WLS: 0 BF: 4 H: 0 R: 0 ER: 0 SO: 0	IP: 1.0 WLS: 0 BF: 3 H: 2 R: 2 ER: 2 SO: 1	IP: 4.2 WLS: 1 BF: 22 H: 5 R: 6 ER: 6 SO: 1	IP: 1.1 WLS: 0 BF: 6 H: 6 R: 6 ER: 4 SO: 2	IP: 1.0 WLS: 0 BF: 6 H: 0 R: 0 ER: 0 SO: 1	IP: 1.0 WLS: 0 BF: 4 H: 0 R: 0 ER: 0 SO: 0	IP: 1.0 WLS: 0 BF: 3 H: 2 R: 2 ER: 2 SO: 1	IP: 4.2 WLS: 1 BF: 22 H: 5 R: 6 ER: 6 SO: 1	IP: 1.1 WLS: 0 BF: 6 H: 6 R: 6 ER: 4 SO: 2	IP: 1.0 WLS: 0 BF: 6 H: 0 R: 0 ER: 0 SO: 1	IP: 1.0 WLS: 0 BF: 4 H: 0 R: 0 ER: 0 SO: 0	IP: 1.0 WLS: 0 BF: 3 H: 2 R: 2 ER: 2 SO: 1	IP: 4.2 WLS: 1 BF: 22 H: 5 R: 6 ER: 6 SO: 1	IP: 1.1 WLS: 0 BF: 6 H: 6 R: 6 ER: 4 SO: 2	IP: 1.0 WLS: 0 BF: 6 H: 0 R: 0 ER: 0 SO: 1	IP: 1.0 WLS: 0 BF: 4 H: 0 R: 0 ER: 0 SO: 0	IP: 1.0 WLS: 0 BF: 3 H: 2 R: 2 ER: 2 SO: 1	IP: 4.2 WLS: 1 BF: 22 H: 5 R: 6 ER: 6 SO: 1	IP: 1.1 WLS: 0 BF: 6 H: 6 R: 6 ER: 4 SO: 2	IP: 1.0 WLS: 0 BF: 6 H: 0 R: 0 ER: 0 SO: 1	IP: 1.0 WLS: 0 BF: 4 H: 0 R: 0 ER: 0 SO: 0	IP: 1.0 WLS: 0 BF: 3 H: 2 R: 2 ER: 2 SO: 1	IP: 4.2 WLS: 1 BF: 22 H: 5 R: 6 ER: 6 SO: 1	IP: 1.1 WLS: 0 BF: 6 H: 6 R: 6 ER: 4 SO: 2	IP: 1.0 WLS: 0 BF: 6 H: 0 R: 0 ER: 0 SO: 1	IP: 1.0 WLS: 0 BF: 4 H: 0 R: 0 ER: 0 SO: 0	IP: 1.0 WLS: 0 BF: 3 H: 2 R: 2 ER: 2 SO: 1	IP: 4.2 WLS: 1 BF: 22 H: 5 R: 6 ER: 6 SO: 1	IP: 1.1 WLS: 0 BF: 6 H: 6 R: 6 ER: 4 SO: 2	IP: 1.0 WLS: 0 BF: 6 H: 0 R: 0 ER: 0 SO: 1	IP: 1.0 WLS: 0 BF: 4 H: 0 R: 0 ER: 0 SO: 0	IP: 1.0 WLS: 0 BF: 3 H: 2 R: 2 ER: 2 SO: 1	IP: 4.2 WLS: 1 BF: 22 H: 5 R: 6 ER: 6 SO: 1	IP: 1.1 WLS: 0 BF: 6 H: 6 R: 6 ER: 4 SO: 2	IP: 1.0 WLS: 0 BF: 6 H: 0 R: 0 ER: 0 SO: 1	IP: 1.0 WLS: 0 BF: 4 H: 0 R: 0 ER: 0 SO: 0	IP: 1.0 WLS: 0 BF: 3 H: 2 R: 2 ER: 2 SO: 1	IP: 4.2 WLS: 1 BF: 22 H: 5 R: 6 ER: 6 SO: 1	IP: 1.1 WLS: 0 BF: 6 H: 6 R: 6 ER: 4 SO: 2	IP: 1.0 WLS: 0 BF: 6 H: 0 R: 0 ER: 0 SO: 1	IP: 1.0 WLS: 0 BF: 4 H: 0 R: 0 ER: 0 SO: 0	IP: 1.0 WLS: 0 BF: 3 H: 2 R: 2 ER: 2 SO: 1	IP: 4.2 WLS: 1 BF: 22 H: 5 R: 6 ER: 6 SO: 1	IP: 1.1 WLS: 0 BF: 6 H: 6 R: 6 ER: 4 SO: 2	IP: 1.0 WLS: 0 BF: 6 H: 0 R: 0 ER: 0 SO: 1	IP: 1.0 WLS: 0 BF: 4 H: 0 R: 0 ER: 0 SO: 0	IP: 1.0 WLS: 0 BF: 3 H: 2 R: 2 ER: 2 SO: 1	IP: 4.2 WLS: 1 BF: 22 H: 5 R: 6 ER: 6 SO: 1	IP: 1.1 WLS: 0 BF: 6 H: 6 R: 6 ER: 4 SO: 2	IP: 1.0 WLS: 0 BF: 6 H: 0 R: 0 ER: 0 SO: 1	IP: 1.0 WLS: 0 BF: 4 H: 0 R: 0 ER: 0 SO: 0	IP: 1.0 WLS: 0 BF: 3 H: 2 R: 2 ER: 2 SO: 1	IP: 4.2 WLS: 1 BF: 22 H: 5 R: 6 ER: 6 SO: 1	IP: 1.1 WLS: 0 BF: 6 H: 6 R: 6 ER: 4 SO: 2	IP: 1.0 WLS: 0 BF: 6 H: 0 R: 0 ER: 0 SO: 1	IP: 1.0 WLS: 0 BF: 4 H: 0 R: 0 ER: 0 SO: 0	IP: 1.0 WLS: 0 BF: 3 H: 2 R: 2 ER: 2 SO: 1	IP: 4.2 WLS: 1 BF: 22 H: 5 R: 6 ER: 6 SO: 1	IP: 1.1 WLS: 0 BF: 6 H: 6 R: 6 ER: 4 SO: 2	IP: 1.0 WLS: 0 BF: 6 H: 0 R: 0 ER: 0 SO: 1	IP: 1.0 WLS: 0 BF: 4 H: 0 R: 0 ER: 0 SO: 0	IP: 1.0 WLS: 0 BF: 3 H: 2 R: 2 ER: 2 SO: 1	IP: 4.2 WLS: 1 BF: 22 H: 5 R: 6 ER: 6 SO: 1	IP: 1.1 WLS: 0 BF: 6 H: 6 R: 6 ER: 4 SO: 2	IP: 1.0 WLS: 0 BF: 6 H: 0 R: 0 ER: 0 SO: 1	IP: 1.0 WLS: 0 BF: 4 H: 0 R: 0 ER: 0 SO: 0	IP: 1.0 WLS: 0 BF: 3 H: 2 R: 2 ER: 2 SO: 1	IP: 4.2 WLS: 1 BF: 22 H: 5 R: 6 ER: 6 SO: 1	IP: 1.1 WLS: 0 BF: 6 H: 6 R: 6 ER: 4 SO: 2	IP: 1.0 WLS: 0 BF: 6 H: 0 R: 0 ER: 0 SO: 1	IP: 1.0 WLS: 0 BF: 4 H: 0 R: 0 ER: 0 SO: 0	IP: 1.0 WLS: 0 BF: 3 H: 2 R: 2 ER: 2 SO: 1	IP: 4.2 WLS: 1 BF: 22 H: 5 R: 6 ER: 6 SO: 1	IP: 1.1 WLS: 0 BF: 6 H: 6 R: 6 ER: 4 SO: 2	IP: 1.0 WLS: 0 BF: 6 H: 0 R: 0 ER: 0 SO: 1	IP: 1.0 WLS: 0 BF: 4 H: 0 R: 0 ER: 0 SO: 0	IP: 1.0 WLS: 0 BF: 3 H: 2 R: 2 ER: 2 SO: 1	IP: 4.2 WLS: 1 BF: 22 H: 5 R: 6 ER: 6 SO: 1	IP: 1.1 WLS: 0 BF: 6 H: 6 R: 6 ER: 4 SO: 2	IP: 1.0 WLS: 0 BF: 6 H: 0 R: 0 ER: 0 SO: 1	IP: 1.0 WLS: 0 BF: 4 H: 0 R: 0 ER: 0 SO: 0	IP: 1.0 WLS: 0 BF: 3 H: 2 R: 2 ER: 2 SO: 1	IP: 4.2 WLS: 1 BF: 22 H: 5 R: 6 ER: 6 SO: 1	IP: 1.1 WLS: 0 BF: 6 H: 6 R: 6 ER: 4 SO: 2	IP: 1.0 WLS: 0 BF: 6 H: 0 R: 0 ER: 0 SO: 1	IP: 1.0 WLS: 0 BF: 4 H: 0 R: 0 ER: 0 SO: 0	IP: 1.0 WLS: 0 BF: 3 H: 2 R: 2 ER: 2 SO: 1	IP: 4.2 WLS: 1 BF: 22 H: 5 R: 6 ER: 6 SO: 1	IP: 1.1 WLS: 0 BF: 6 H: 6 R: 6 ER: 4 SO: 2	IP: 1.0 WLS: 0 BF: 6 H: 0 R: 0 ER: 0 SO: 1	IP: 1.0 WLS: 0 BF: 4 H: 0 R: 0 ER: 0 SO: 0	IP: 1.0 WLS: 0 BF: 3 H: 2 R: 2 ER: 2 SO: 1	IP: 4.2 WLS: 1 BF: 22 H: 5 R: 6 ER: 6 SO: 1	IP: 1.1 WLS: 0 BF: 6 H: 6 R: 6 ER: 4 SO: 2	IP: 1.0 WLS: 0 BF: 6 H: 0 R: 0 ER: 0 SO: 1	IP: 1.0 WLS: 0 BF: 4 H: 0 R: 0 ER: 0 SO: 0	IP: 1.0 WLS: 0 BF: 3 H: 2 R: 2 ER: 2 SO: 1	IP: 4.2 WLS: 1 BF: 22 H: 5 R: 6 ER: 6 SO: 1	IP: 1.1 WLS: 0 BF: 6 H: 6 R: 6 ER: 4 SO: 2	IP: 1.0 WLS: 0 BF: 6 H: 0 R: 0 ER: 0 SO: 1	IP: 1.0 WLS: 0 BF: 4 H: 0 R: 0 ER: 0 SO: 0	IP: 1.0 WLS: 0 BF: 3 H: 2 R: 2 ER: 2 SO: 1	IP: 4.2 WLS: 1 BF: 22 H: 5 R: 6 ER: 6 SO: 1	IP: 1.1 WLS: 0 BF: 6 H: 6 R: 6 ER: 4 SO: 2	IP: 1.0 WLS: 0 BF: 6 H: 0 R: 0 ER: 0 SO: 1	IP: 1.0 WLS: 0 BF: 4 H: 0 R: 0 ER: 0 SO: 0	IP: 1.0 WLS: 0 BF: 3 H: 2 R: 2 ER: 2 SO: 1	IP: 4.2 WLS: 1 BF: 22 H: 5 R: 6 ER: 6 SO: 1	IP: 1.1 WLS: 0 BF: 6 H: 6 R: 6 ER: 4 SO: 2	IP: 1.0 WLS: 0 BF: 6 H: 0 R: 0 ER: 0 SO: 1	IP: 1.0 WLS: 0 BF: 4 H: 0 R: 0 ER: 0 SO: 0	IP: 1.0 WLS: 0 BF: 3 H: 2 R: 2 ER: 2 SO: 1	IP: 4.2 WLS: 1 BF: 22 H: 5 R: 6 ER: 6 SO: 1	IP: 1.1 WLS: 0 BF: 6 H: 6 R: 6 ER: 4 SO: 2	IP: 1.0 WLS: 0 BF: 6 H: 0 R: 0 ER: 0 SO: 1	IP: 1.0 WLS: 0 BF: 4 H: 0 R: 0 ER: 0 SO: 0	IP: 1.0 WLS: 0 BF: 3 H: 2 R: 2 ER: 2 SO: 1	IP: 4.2 WLS: 1 BF: 22 H: 5 R: 6 ER: 6 SO: 1	IP: 1.1 WLS: 0 BF: 6 H: 6 R: 6 ER: 4 SO: 2	IP: 1.0 WLS: 0 BF: 6 H: 0 R: 0 ER: 0 SO: 1	IP: 1.0 WLS: 0 BF: 4 H: 0 R: 0 ER: 0 SO: 0	IP: 1.0 WLS: 0 BF: 3 H: 2 R: 2 ER: 2 SO: 1	IP: 4.2 WLS: 1 BF: 22 H: 5 R: 6 ER: 6 SO: 1	IP: 1.1 WLS: 0 BF: 6 H: 6 R: 6 ER: 4 SO: 2	IP: 1.0 WLS: 0 BF: 6 H: 0 R: 0

Batter	1	2	3	4	5	6	7	8	9	AB	R	H	RBI	BB	SO	LOB	TOP			
Marquis Grissom, R (1, 8) OBP: 0.326, SLG: 0.395	1-1 G6-3			1-0 P2		3-1 G6-3			4-0 G6-3 10 1B S BB	3	1	0	0	1	0	1	Atlanta Braves @ San Francisco Giants Candlestick Park, San Francisco, CA Fri Jul 28 1995, 10:05 PM EDT Att: 21,090 - Overcast - 62 F AB 32 R 6 H 6 RBI 6 BB 2 SO 2 LOB 6 			
Jeff Blausler, R (1, 6) OBP: 0.318, SLG: 0.357	0-0 G5-3			2-0 G5-3			3-1 10 G4-6-3 1B	1-2 G6-3	4	0	1	0	0	0	1					
10 Chipper Jones, S (1, 5) OBP: 0.362, SLG: 0.435	3-2 G3-1			1-0 P7			0-0 G4-6-3 1-2	1-1 L9 1B	4	1	1	1	1	0	0					
Fred McGriff, L (1, 3)		2-3 K			1-0 G1-3		2-1 HR	2-1 L9	4	1	1	1	0	1	1					
David Justice, L (1, 9) OBP: 0.392, SLG: 0.481		2-2 G6-3			3-0 G3-1		2-0 E4	1-2 S HR 1B	4	1	1	1	0	0	0					
Ryan Klesko, L (1, 7) OBP: 0.430, SLG: 0.631 Mark Wohlers, R (9, 1)		2-2 G3			0-0 G3		2-1 G1-3	4-1 HR IBB	3	1	0	0	0	1	0					
Javy Lopez, R (1, 2) OBP: 0.333, SLG: 0.469			0-1 G5-3			1-1 FC4-6 1B		0-2 HR	4	1	2	3	0	0	0					
Mark Lemke, S (1, 4) OBP: 0.305, SLG: 0.317			0-0 G6-3			1-2 FC4-6 29 SH1-4 1-2		0-0 P6	4	0	0	0	0	0	1					
29 John Smoltz, R (1, 1) OBP: 0.179, SLG: 0.030 Dwight Smith, L (8, PH) OBP: 0.345, SLG: 0.474 Brad Clontz, R (8, 1) Mike Kelly, R (9, 7) OBP: 0.272, SLG: 0.333			3-3 K			0-0 SH1-4 1-2		1-2 L7	1	0	0	0	0	1	0					
Inning Stats	R: 0 E: 0 K: 0 S: 7	H: 0 LOB: 0 BB: 0 P: 11	R: 0 E: 0 K: 1 S: 12	H: 0 LOB: 0 BB: 0 P: 18	R: 0 E: 0 K: 1 S: 6	H: 0 LOB: 0 BB: 0 P: 9	R: 0 E: 0 K: 0 S: 3	H: 0 LOB: 0 BB: 0 P: 7	R: 0 E: 0 K: 0 S: 10	H: 1 LOB: 1 BB: 0 P: 15	R: 1 E: 1 K: 0 S: 8	H: 2 LOB: 1 BB: 0 P: 17	R: 0 E: 0 K: 0 S: 5	H: 0 LOB: 0 BB: 0 P: 7	R: 5 E: 0 K: 0 S: 16	H: 3 LOB: 0 BB: 2 P: 29		1B: 4 2B: 0 3B: 0 HR: 2	SF: 0 SAC: 1 DP: 1 HBP: 0	WP: 0 PB: 0 CS: 2
PITCHER	IP WLS BF H R ER SO BB IBB HBP BLK WP HR S P ERA WHIP																			
Sergio Valdez, R (1, 1) ERA: 1.42	8.0	27	3	1	1	2	0	0	0	0	0	0	0	0	1	54	91	1.12	0.375	
Rod Beck, R (9, 1) ERA: 5.88	0.2	L 6	2	4	4	0	1	1	0	0	0	0	0	0	0	12	25	54.00	4.500	
Scott Service, R (9, 1) ERA: 6.0	0.1	2	1	1	1	0	0	0	0	0	0	0	0	0	1	4	4	27.00	3.000	

Batter	1	2	3	4	5	6	7	8	9	AB	R	H	RBI	BB	SO	LOB	BOTTOM					
Deion Sanders, L (1, 8) OBP: 0.280, SLG: 0.311	1-2 P5		0-1 G4-3			0-1 G4-3		0-0 P4		4	0	0	0	0	0	1	Atlanta Braves @ San Francisco Giants Candlestick Park, San Francisco, CA Fri Jul 28 1995, 10:05 PM EDT Att: 21,090 - Overcast - 62 F AB 31 R 2 H 4 RBI 2 BB 0 SO 9 LOB 2 					
Robby Thompson, R (1, 4) OBP: 0.317, SLG: 0.318	2-3 K		0-1 G5-3			1-3 K		2-3 K	4	0	0	0	0	3	0							
Barry Bonds, L (1, 7) OBP: 0.434, SLG: 0.598	3-3 K		0-2 F9			1-2 G6-3		3-3 K	4	0	0	0	0	2	0							
Mark Carreon, R (1, 3) OBP: 0.346, SLG: 0.510		3-3 K		0-0 G6-3		3-2 F8		2-2 G5-3	4	0	0	0	0	1	0							
Glenallen Hill, R (1, 9) OBP: 0.326, SLG: 0.474		1-1 G1-3		0-1 G6-3		0-0 G6-3			3	0	0	0	0	0	0							
Royce Clayton, R (1, 6) OBP: 0.305, SLG: 0.343		1-1 HR 1B		0-1 L8		2-2 G6-3			3	1	1	0	0	0	0							
Kirt Manwaring, R (1, 2) OBP: 0.324, SLG: 0.352		1 SAFE 1 SAFE 1 SAFE 1-H HR		0-2 P9		0-1 G6-3			3	1	1	2	0	0	0							
Mike Benjamin, R (1, 5) OBP: 0.287, SLG: 0.376		1-1 1B		2-1 F7		3-3 K			3	0	1	0	0	1	0							
Sergio Valdez, R (1, 1) ERA: 2.82 Jeff Reed, L (8, PH) OBP: 0.378, SLG: 0.286 Rod Beck, R (9, 1) OBP: 0.333, SLG: 0.333 Scott Service, R (9, 1) ERA: 2.39		3-3 K		0-3 K		3-1 1B			2	0	0	0	0	2	1							
Inning Stats	R: 0 E: 0 K: 2 S: 10	H: 0 LOB: 0 BB: 0 P: 16	R: 2 E: 0 K: 2 S: 18	H: 3 LOB: 1 BB: 0 P: 27	R: 0 E: 0 K: 0 S: 7	H: 0 LOB: 0 BB: 0 P: 7	R: 0 E: 0 K: 0 S: 5	H: 0 LOB: 0 BB: 0 P: 5	R: 0 E: 0 K: 1 S: 7	H: 0 LOB: 0 BB: 0 P: 11	R: 0 E: 0 K: 1 S: 9	H: 0 LOB: 0 BB: 0 P: 11	R: 0 E: 0 K: 0 S: 8	H: 0 LOB: 0 BB: 0 P: 13	R: 0 E: 0 K: 1 S: 8	H: 1 LOB: 1 BB: 0 P: 14		R: 0 E: 0 K: 2 S: 12	H: 0 LOB: 0 BB: 0 P: 19	1B: 3 2B: 0 3B: 0 HR: 1	SF: 0 SAC: 0 DP: 0 HBP: 0	WP: 0 PB: 0 CS: 0
PITCHER	IP WLS BF H R ER SO BB IBB HBP BLK WP HR S P ERA WHIP																					
29 John Smoltz, R (1, 1) ERA: 2.82	1.0	W 4	1	0	0	1	0	0	0	0	0	0	0	0	0	8	14	0.00	1.000			
Brad Clontz, R (9, 1) ERA: 3.16	1.0	3	0	0	0	2	0	0	0	0	0	0	0	0	0	12	19	0.00	0.000			

Batter	1	2	3	4	5	6	7	8	9	AB	R	H	RBI	BB	SO	LOB	TOP								
Marquis Grissom, R (1, 8) OBP: 0.324, SLG: 0.399										4	0	0	1	0	1	2	Atlanta Braves @ San Francisco Giants Candlestick Park, San Francisco, CA Sun Jul 30 1995, 6:33 AM EDT Att: 32,154 - Sunny - 90 F								
Jeff Blauer, R (1, 6) OBP: 0.321, SLG: 0.355										3	0	0	0	1	2	1									
10 Chipper Jones, S (1, 5) OBP: 0.358, SLG: 0.430										4	0	0	0	0	2										
Fred McGriff, L (1, 3) OBP: 0.359, SLG: 0.470										4	0	1	0	0	1	0									
David Justice, L (1, 9) OBP: 0.387, SLG: 0.470										3	1	0	0	1	1	1									
Ryan Klesko, L (1, 7) OBP: 0.427, SLG: 0.620										3	0	0	0	1	1	2									
Javy Lopez, R (1, 2) Mike Kelly, R (9, PH) OBP: 0.264, SLG: 0.322										4	1	3	1	0	0	1									
Rafael Belliard, R (1, 4) Jose Oliva, R (9, PH) OBP: 0.204, SLG: 0.351										3	0	2	0	0	0	1									
Tom Glavine, L (1, 1) Charlie O'Brien, R (9, PH) OBP: 0.389, SLG: 0.500										2	0	0	0	0	1	2									
										1	0	0	0	0	1	1									
Inning Stats	R: 0 E: 0 K: 1 S: 8	H: 0 LOB: 0 BB: 0 P: 12	R: 1 E: 0 K: 1 S: 12	H: 2 LOB: 1 BB: 0 P: 18	R: 0 E: 0 K: 1 S: 11	H: 0 LOB: 0 BB: 0 P: 17	R: 0 E: 0 K: 0 S: 4	H: 0 LOB: 1 BB: 1 P: 11	R: 1 E: 0 K: 1 S: 16	H: 2 LOB: 2 BB: 1 P: 26	R: 0 E: 0 K: 1 S: 11	H: 0 LOB: 1 BB: 1 P: 19	R: 0 E: 0 K: 1 S: 8	H: 1 LOB: 1 BB: 0 P: 12	R: 0 E: 0 K: 1 S: 9	H: 0 LOB: 0 BB: 0 P: 16	R: 0 E: 0 K: 1 S: 11	H: 1 LOB: 1 BB: 0 P: 14	1B: 5 2B: 1 3B: 0 HR: 0	SF: 0 SAC: 1 DP: 0 HBP: 0	WP: 0 PB: 0 SB: 1 CS: 0	PA: 36			
PITCHER	IP	WLS	BF	H	R	ER	SO	BB	IBB	HBP	BLK	WP	HR	S	P	ERA	WHIP								
Jamie Brewington, R (1, 1) ERA: 3.46	6.0	W	25	4	2	2	5	3	0	0	0	0	0	62	103	3.00	1.167								
Jose Bautista, R (7, 1) ERA: 6.28	1.0		4	1	0	0	1	0	0	0	0	0	0	8	12	0.00	1.000								
Shawn Barton, L (8, 1) ERA: 2.15	1.1		4	0	0	0	1	0	0	0	0	0	0	10	17	0.00	0.000								
Rod Beck, R (9, 1) ERA: 5.59	0.2	S	3	1	0	0	1	0	0	0	0	0	0	10	13	0.00	1.500								

Batter	1	2	3	4	5	6	7	8	9	AB	R	H	RBI	BB	SO	LOB	BOTTOM								
Deion Sanders, L (1, 8) OBP: 0.279, SLG: 0.310										3	0	0	1	1	0	3	Atlanta Braves @ San Francisco Giants Candlestick Park, San Francisco, CA Sun Jul 30 1995, 6:33 AM EDT Att: 32,154 - Sunny - 90 F								
Robby Thompson, R (1, 4) OBP: 0.316, SLG: 0.316										4	1	1	0	0	0	1									
Barry Bonds, L (1, 7) OBP: 0.438, SLG: 0.603										3	0	2	1	1	0	0									
Mark Carreon, R (1, 3) OBP: 0.333, SLG: 0.490										4	0	0	1	0	0	4									
Glenallen Hill, R (1, 9) OBP: 0.325, SLG: 0.469										3	0	0	0	1	0	3									
Royce Clayton, R (1, 6) OBP: 0.299, SLG: 0.334										4	0	0	0	0	0	2									
Steve Scarson, R (1, 5) OBP: 0.333, SLG: 0.525										4	0	1	0	0	1	1									
Mike Benjamin, R (9, 5) OBP: 0.287, SLG: 0.376										0	0	0	0	0	0	0									
Kirt Manwaring, R (1, 2) OBP: 0.322, SLG: 0.355										4	1	1	0	0	2	1									
Jamie Brewington, R (1, 1) OBP: 0.167, SLG: 0.167										2	1	1	0	0	0	0									
Jeff Reed, L (6, PH) OBP: 0.334, SLG: 0.313										0	0	0	0	1	0	0									
Jose Bautista, R (7, 1) Shawn Barton, R (8, 1) Rod Beck, R (9, 1) OBP: 0.333, SLG: 0.333										0	0	0	0	0	0	0									
										0	0	0	0	0	0	0									
Inning Stats	R: 0 E: 0 K: 0 S: 8	H: 0 LOB: 0 BB: 0 P: 12	R: 0 E: 1 K: 0 S: 8	H: 0 LOB: 1 BB: 0 P: 11	R: 3 E: 0 K: 0 S: 9	H: 4 LOB: 2 BB: 1 P: 17	R: 0 E: 0 K: 1 S: 8	H: 0 LOB: 0 BB: 0 P: 14	R: 0 E: 0 K: 0 S: 8	H: 1 LOB: 2 BB: 1 P: 17	R: 0 E: 0 K: 0 S: 14	H: 1 LOB: 1 BB: 1 P: 23	R: 0 E: 0 K: 0 S: 7	H: 0 LOB: 1 BB: 1 P: 15	R: 0 E: 0 K: 2 S: 10	H: 0 LOB: 0 BB: 0 P: 15	R: 0 E: 0 K: 2 S: 10	H: 0 LOB: 0 BB: 0 P: 15	1B: 3 2B: 2 3B: 1 HR: 0	SF: 0 SAC: 0 DP: 0 HBP: 0	WP: 0 PB: 0 SB: 0 CS: 0	PA: 35			
PITCHER	IP	WLS	BF	H	R	ER	SO	BB	IBB	HBP	BLK	WP	HR	S	P	ERA	WHIP								
Tom Glavine, L (1, 1) ERA: 3.28	8.0	L	35	6	3	3	3	4	0	0	0	0	0	72	124	3.38	1.250								



AB	32
R	2
H	6
RBI	2
BB	3
SO	8
LOB	14


AB	31
R	3
H	6
RBI	3
BB	4
SO	3
LOB	15

Batter	1	2	3	4	5	6	7	8	9	AB	R	H	RBI	BB	SO	LOB	TOP																	
Deion Sanders, L (1, 8) OBP: 0.276, SLG: 0.306 Rikkert Faneyte, R (2, 8) OBP: 0.338, SLG: 0.291	2-3 K	0-1 F7		0-1 P4			1-2 L7-6 G1-3 1B		2-2 G6-4-3 1-2	2	0	0	0	0	1	1																		
Robby Thompson, R (1, 4) OBP: 0.315, SLG: 0.312	4-0 BB		2-0 F8		2-1 G4-3		2-1 G1-3 1-2			3	0	0	0	1	0	1																		
Barry Bonds, L (1, 7) OBP: 0.434, SLG: 0.595	0-0 F7		1-2 F7		3-3 K		0-0 L7-6 2-2			4	0	0	0	0	1	2																		
Mark Carreon, R (1, 3) OBP: 0.327, SLG: 0.481	1-1 F4		0-0 G6-3		0-1 P6			1-0 G4-3		4	0	0	0	0	0	1																		
Glenallen Hill, R (1, 9) OBP: 0.327, SLG: 0.479		2-1 1B 2B 1B		0-0 HR		2-0 G6-3		0-0 F9		4	2	2	1	0	0	0																		
Royce Clayton, R (1, 6) OBP: 0.296, SLG: 0.333		1-0 2B SF8 1B		2-2 F9		1-1 F7		1-0 F7		4	1	1	0	0	0	0																		
Kirt Manwaring, R (1, 2) OBP: 0.333, SLG: 0.362		2-1 SF8 1-3 2-H 2B		4-1 1B BLK BB		4-0 1B BB		4-2 1B F9 BB		1	1	1	1	3	0	0																		
Steve Scarson, R (1, 5) OBP: 0.337, SLG: 0.528		3-2 SF8		0-2 BLK 1B		1-1 FC4-6 1B		1-1 F9		3	0	2	1	0	0	1																		
Mark Leiter, R (1, 1) OBP: 0.128, SLG: 0.081 Rod Beck, R (9, 1) OBP: 0.333, SLG: 0.333		2-3 3-H K		0-3 K		0-0 FC4-6 1-2		1-0 G6-4-3 1B		4	0	1	0	0	2	4																		
										0	0	0	0	0	0	0																		
Inning Stats	R: 0 E: 0 K: 1 S: 6	H: 0 LOB: 1 BB: 1 P: 13	R: 2 E: 0 K: 1 S: 14	H: 3 LOB: 1 BB: 0 P: 23	R: 0 E: 0 K: 1 S: 5	H: 0 LOB: 0 BB: 0 P: 8	R: 2 E: 0 K: 1 S: 13	H: 2 LOB: 1 BB: 1 P: 19	R: 0 E: 0 K: 1 S: 8	H: 0 LOB: 0 BB: 0 P: 13	R: 0 E: 0 K: 0 S: 6	H: 1 LOB: 2 BB: 1 P: 14	R: 0 E: 0 K: 0 S: 6	H: 1 LOB: 0 BB: 0 P: 9	R: 0 E: 0 K: 0 S: 3	H: 0 LOB: 0 BB: 0 P: 5	R: 0 E: 0 K: 0 S: 9	H: 1 LOB: 1 BB: 1 P: 17	1B: 6 2B: 2 HR: 1	SF: 1 SAC: 0 DP: 2 HBP: 0	WP: 0 PB: 0 SB: 0 CS: 0	PA: 37												
PITCHER	IP WLS BF	H R ER SO	BB IBB HBP BLK	WP HR S P	ERA WHIP	PITCHER										IP WLS BF	H R ER SO	BB IBB HBP BLK	WP HR S P	ERA WHIP														
Glenn Dishman, L (1, 1) ERA: 2.94	7.0	L	30	7	4	4	4	3	0	0	0	1	0	1	58	99	5.14	1.429																
Doug Bochtler, R (8, 1) ERA: 1.95	2.0		7	1	0	0	0	1	0	0	0	0	0	0	12	22	0.00	1.000																

San Francisco Giants @ San Diego Padres
Jack Murphy Stadium, San Diego, CA
Tue Aug 01 1995, 10:05 PM EDT
Att: 12,692 - Unknown - 74 F

livebaseballscores.com

AB 32
R 4
H 8
RBI 3
BB 4
SO 4
LOB 13



Batter	1	2	3	4	5	6	7	8	9	AB	R	H	RBI	BB	SO	LOB	BOTTOM																
Steve Finley, L (1, 8) OBP: 0.358, SLG: 0.407	1-2 F9	1-0 L3		0-0 F9			0-0 F8			4	0	0	0	0	0	3																	
Jody Reed, R (1, 4) OBP: 0.366, SLG: 0.297	1-1 P3		2-0 F7		1-1 1B		1-0 F7			4	0	1	0	0	0	0																	
Tony Gwynn, L (1, 9) OBP: 0.399, SLG: 0.488	2-1 F7		0-0 1B		0-1 F9			1-0 F9		4	0	1	0	0	0	1																	
Ken Caminiti, S (1, 5) OBP: 0.363, SLG: 0.469		1-0 1B	0-3 K		1-3 K			2-0 F7		4	1	1	0	0	2	2																	
Phil Plantier, L (1, 7) OBP: 0.341, SLG: 0.403		2-1 F8	1-2 G4-3		3-2 G6-3			3-2 F7		4	0	0	0	0	0	3																	
Scott Livingstone, L (1, 3) OBP: 0.313, SLG: 0.413		1-2 E6 HBP SF9 1B		0-0 HR		0-0 G4-3		4-2 SH1-4 BB		3	2	1	1	1	0	1																	
Brad Ausmus, R (1, 2) OBP: 0.307, SLG: 0.351		0-0 SF9 HBP 1B		2-1 G6-3		3-2 F8		0-0 SH1-4		3	0	1	1	0	0	0																	
Andujar Cedeno, R (1, 6) OBP: 0.264, SLG: 0.345		1-2 2-3 HBP		1-3 K2-3		0-0 G1-3		2-3 K		3	0	0	0	0	2	1																	
Glenn Dishman, R (1, 1) OBP: 0.188, SLG: 0.200 Phil Clark, R (7, PH) OBP: 0.306, SLG: 0.385 Doug Bochtler, R (8, 1) OBP: 0.333, SLG: 0.333 Brian Johnson, R (8, PH) OBP: 0.276, SLG: 0.343		1-2 SF9		0-1 1B		2-2 P6		0-3 K		1	0	1	1	0	0	0																	
										1	0	0	0	0	0	0																	
										1	0	0	0	0	0	0																	
										1	0	0	0	0	1	1																	
Inning Stats	R: 0 E: 0 K: 0 S: 7	H: 0 LOB: 0 BB: 0 P: 11	R: 2 E: 1 K: 0 S: 11	H: 2 LOB: 2 BB: 0 P: 19	R: 0 E: 0 K: 1 S: 9	H: 1 LOB: 1 BB: 0 P: 11	R: 1 E: 0 K: 1 S: 10	H: 2 LOB: 1 BB: 0 P: 13	R: 0 E: 0 K: 1 S: 10	H: 1 LOB: 1 BB: 0 P: 15	R: 0 E: 0 K: 0 S: 6	H: 0 LOB: 0 BB: 0 P: 9	R: 0 E: 0 K: 0 S: 5	H: 0 LOB: 0 BB: 0 P: 8	R: 0 E: 0 K: 0 S: 6	H: 0 LOB: 0 BB: 0 P: 12	R: 0 E: 0 K: 2 S: 11	H: 0 LOB: 1 BB: 1 P: 17	1B: 5 2B: 0 3B: 0 HR: 1	SF: 1 SAC: 1 DP: 0 HBP: 1	WP: 0 PB: 0 SB: 0 CS: 0	PA: 36											
PITCHER	IP WLS BF	H R ER SO	BB IBB HBP BLK	WP HR S P	ERA WHIP	PITCHER										IP WLS BF	H R ER SO	BB IBB HBP BLK	WP HR S P	ERA WHIP													
Mark Leiter, R (1, 1) ERA: 3.38	8.0	W	33	6	3	1	3	1	0	0	1	1	0	0	0	106	1.12	0.875															
Rod Beck, R (9, 1) ERA: 5.45	1.0	S	3	0	0	0	2	0	0	0	0	0	0	0	7	9	0.00	0.000															

San Francisco Giants @ San Diego Padres
Jack Murphy Stadium, San Diego, CA
Tue Aug 01 1995, 10:05 PM EDT
Att: 12,692 - Unknown - 74 F

livebaseballscores.com

AB 32
R 3
H 6
RBI 3
BB 1
SO 5
LOB 12



Batter	1	2	3	4	5	6	7	8	9	AB	R	H	RBI	BB	SO	LOB	TOP										
Deion Sanders, L (1, 8) OBP: 0.279, SLG: 0.327	L5		1B		HR		K		K	5	1	2	1	0	2	0	San Francisco Giants @ San Diego Padres Jack Murphy Stadium, San Diego, CA Wed Aug 02 1995, 10:05 PM EDT Att: 14,732 - Unknown - 73 F livebaseballscorecards.com										
Robby Thompson, R (1, 4) OBP: 0.320, SLG: 0.318	G1-3		1B				WP		1B	5	1	3	0	0	1	0											
Barry Bonds, L (1, 7) OBP: 0.428, SLG: 0.586	F5		1B				F8		P4	5	0	0	0	0	2	4											
Mark Carreon, R (1, 3)		G1-4-3								3	0	1	1	1	0	0											
Glenallen Hill, R (1, 9) OBP: 0.323, SLG: 0.473		E6								4	1	0	0	0	0	3											
Royce Clayton, R (1, 6) OBP: 0.296, SLG: 0.332										4	0	1	0	0	1	1											
Kirt Manwaring, R (1, 2) OBP: 0.336, SLG: 0.369										4	0	2	1	0	1	0											
Mike Benjamin, R (1, 5) OBP: 0.294, SLG: 0.370										2	0	0	0	2	0	2											
Jose Bautista, R (8, 1)										0	0	0	0	0	0	0											
Trevor Wilson, L (1, 1) OBP: 0.250, SLG: 0.286										3	0	0	0	0	2	5											
Chris Hook, R (8, 1)										0	0	0	0	0	0	0											
Shawn Barton, R (8, 1)										0	0	0	0	0	0	0											
Terry Mulholland, R (8, 1) OBP: 0.074, SLG: 0.115										0	0	0	0	0	0	0											
Steve Scarsone, R (8, 5) OBP: 0.335, SLG: 0.525										1	0	0	0	0	0	0											
Inning Stats	R: 0 E: 0 K: 0 S: 7	H: 0 LOB: 0 BB: 0 P: 9	R: 1 E: 1 K: 1 S: 15	H: 2 LOB: 2 BB: 0 P: 21	R: 1 E: 0 K: 1 S: 14	H: 3 LOB: 1 BB: 0 P: 23	R: 0 E: 0 K: 1 S: 11	H: 0 LOB: 1 BB: 1 P: 22	R: 1 E: 0 K: 2 S: 12	H: 1 LOB: 0 BB: 0 P: 14	R: 0 E: 0 K: 1 S: 9	H: 1 LOB: 2 BB: 1 P: 18	R: 0 E: 0 K: 2 S: 8	H: 0 LOB: 0 BB: 0 P: 15	R: 0 E: 0 K: 1 S: 9	H: 1 LOB: 1 BB: 0 P: 13	1B: 7 2B: 2 3B: 0 HR: 1	SF: 0 SAC: 0 DP: 1 HBP: 0	WP: 1 PB: 0 SB: 0 CS: 2	PA: 39							
PITCHER	IP	WLS	BF	H	R	ER	SO	BB	IBB	HBP	BLK	WP	HR	S	P	ERA	WHIP										
Joey Hamilton, R (1, 1) ERA: 2.96	6.0		27	7	3	2	5	1	1	0	0	0	1	70	111	3.00	1.333										
Ron Villone, L (7, 1) ERA: 7.17	2.0	W	8	1	0	0	3	1	0	0	0	1	0	17	33	0.00	1.000										
Andres Berumen, R (9, 1) ERA: 4.59	1.0		4	1	0	0	1	0	0	0	0	0	0	9	13	0.00	1.000										

Batter	1	2	3	4	5	6	7	8	9	AB	R	H	RBI	BB	SO	LOB	BOTTOM										
Steve Finley, L (1, 8) OBP: 0.363, SLG: 0.409	P4		G6-3			G4-6-3				3	2	2	0	1	0	0	San Francisco Giants @ San Diego Padres Jack Murphy Stadium, San Diego, CA Wed Aug 02 1995, 10:05 PM EDT Att: 14,732 - Unknown - 73 F livebaseballscorecards.com										
Jody Reed, R (1, 4) OBP: 0.397, SLG: 0.299	G5-3		G6-3			G4-6-3				5	1	2	1	0	0	2											
Tony Gwynn, L (1, 9) OBP: 0.402, SLG: 0.490										5	2	3	1	0	0	2											
Andres Berumen, R (9, 1)										0	0	0	0	0	0	0											
Ken Caminiti, S (1, 5) OBP: 0.369, SLG: 0.480										5	1	4	2	0	0	1											
Phil Clark, R (1, 7) OBP: 0.312, SLG: 0.368										3	1	0	0	2	1	3											
Archi Cianfranco, R (1, 3) OBP: 0.283, SLG: 0.353										4	1	1	1	1	2	3											
Brad Ausmus, R (1, 2) OBP: 0.311, SLG: 0.354										4	1	2	1	0	0	1											
Andujar Cedeno, R (1, 6) OBP: 0.262, SLG: 0.343										2	0	0	0	0	0	0											
Melvin Nieves, S (7, PH) OBP: 0.289, SLG: 0.346										2	1	1	4	0	1	1											
Joey Hamilton, R (1, 1) OBP: 0.152, SLG: 0.140										2	0	0	0	0	2	0											
Ron Villone, L (7, 1) ERA: 4.3										0	0	0	0	0	0	0											
Brian Johnson, R (8, PH) OBP: 0.279, SLG: 0.346										2	1	1	0	0	0	0											
Roberto Petagine, L (9, 3) OBP: 0.371, SLG: 0.408										0	0	0	0	0	0	0											
Inning Stats	R: 0 E: 0 K: 0 S: 11	H: 2 LOB: 2 BB: 0 P: 20	R: 0 E: 0 K: 0 S: 5	H: 1 LOB: 0 BB: 0 P: 6	R: 0 E: 0 K: 1 S: 5	H: 0 LOB: 0 BB: 0 P: 7	R: 0 E: 0 K: 2 S: 8	H: 1 LOB: 1 BB: 0 P: 12	R: 0 E: 0 K: 1 S: 5	H: 0 LOB: 0 BB: 0 P: 10	R: 0 E: 0 K: 0 S: 8	H: 2 LOB: 1 BB: 0 P: 13	R: 0 E: 0 K: 2 S: 14	H: 1 LOB: 1 BB: 0 P: 20	R: 11 E: 0 K: 0 S: 32	H: 9 LOB: 2 BB: 4 P: 59	1B: 13 2B: 2 3B: 0 HR: 1	SF: 0 SAC: 0 DP: 3 HBP: 1	WP: 0 PB: 1 SB: 0 CS: 0	PA: 42							
PITCHER	IP	WLS	BF	H	R	ER	SO	BB	IBB	HBP	BLK	WP	HR	S	P	ERA	WHIP										
Trevor Wilson, L (1, 1) ERA: 4.3	7.0		28	8	2	2	6	1	0	1	0	0	0	60	97	2.57	1.286										
Chris Hook, R (8, 1) ERA: 5.15	0.0		1	1	0	0	0	0	0	0	0	0	0	2	4	"	"										
Shawn Barton, L (8, 1) ERA: 3.38	0.0	L	4	2	2	2	0	2	0	0	0	0	0	7	16	"	"										
Terry Mulholland, L (8, 1) ERA: 7.46	0.2		7	5	7	7	0	0	0	0	0	0	1	16	23	94.50	7.500										
Jose Bautista, R (8, 1) ERA: 6.25	0.1		2	0	0	0	0	1	0	0	0	0	0	3	7	0.00	3.000										





Batter	1	2	3	4	5	6	7	8	9	AB	R	H	RBI	BB	SO	LOB	TOP			
Deion Sanders, L (1.8) OBP: 0.279, SLG: 0.325										4	0	1	0	0	2	0	San Francisco Giants @ San Diego Padres Jack Murphy Stadium, San Diego, CA Thu Aug 03 1995, 6:33 AM EDT Att: 14,579 - Sunny - 80 F livebaseballscores.com			
Robby Thompson, R (1.4) OBP: 0.319, SLG: 0.317										4	0	1	0	0	0	1				
Barry Bonds, L (1.7) OBP: 0.429, SLG: 0.583										3	0	1	0	1	0	1				
Mark Carreon, R (1.3) OBP: 0.329, SLG: 0.475										4	0	1	0	0	0	4				
Glenallen Hill, R (1.9) OBP: 0.320, SLG: 0.467										4	0	0	0	0	1	2				
Jeff Reed, L (1.2) OBP: 0.392, SLG: 0.305										2	0	0	0	1	1	0				
Royce Clayton, R (1.6) OBP: 0.295, SLG: 0.329										3	0	0	0	0	0	1				
Mike Benjamin, R (1.5) OBP: 0.287, SLG: 0.361										3	0	0	0	0	0	0				
Sergio Valdez, R (1.1) Scott Service, R (6.1) John Patterson, S (8. PH) Jose Bautista, R (8.1) Shawn Barton, R (8.1)										2	0	0	0	0	0	0				
Inning Stats	R: 0 E: 0 K: 0 S: 4	H: 1 LOB: 1 BB: 0 P: 4	R: 0 E: 0 K: 0 S: 3	H: 0 LOB: 0 BB: 0 P: 3	R: 0 E: 0 K: 0 S: 3	H: 0 LOB: 0 BB: 0 P: 3	R: 0 E: 0 K: 0 S: 4	H: 1 LOB: 1 BB: 0 P: 4	R: 0 E: 0 K: 1 S: 6	H: 1 LOB: 2 BB: 1 P: 10	R: 0 E: 0 K: 2 S: 7	H: 0 LOB: 0 BB: 0 P: 7	R: 0 E: 0 K: 1 S: 5	H: 0 LOB: 0 BB: 0 P: 5	R: 0 E: 0 K: 0 S: 4	H: 1 LOB: 1 BB: 0 P: 4		1B: 4 2B: 0 3B: 0 HR: 0	SF: 0 SAC: 0 DP: 1 HBP: 0	WP: 0 PB: 0 SB: 0 CS: 0
PITCHER	IP WLS BF H R ER SO BB IBB HBP BLK WP HR S P ERA WHIP	6.0 W 22 3 0 0 1 2 0 0 0 0 0 0 22 30 0.00 0.833	2.0 6 0 0 0 3 0 0 0 0 0 0 0 12 12 0.00 0.000	1.0 S 4 1 0 0 0 0 0 0 0 0 0 0 4 4 0.00 1.000																

Batter	1	2	3	4	5	6	7	8	9	AB	R	H	RBI	BB	SO	LOB	BOTTOM			
Steve Finley, L (1.8) OBP: 0.366, SLG: 0.418										4	0	3	0	1	0	2	San Francisco Giants @ San Diego Padres Jack Murphy Stadium, San Diego, CA Thu Aug 03 1995, 6:33 AM EDT Att: 14,579 - Sunny - 80 F livebaseballscores.com			
Jody Reed, R (1.4) OBP: 0.392, SLG: 0.294										4	0	0	0	0	1	6				
Tony Gwynn, L (1.9) OBP: 0.403, SLG: 0.490										4	1	2	0	0	1	2				
Phil Clark, R (7. PR) OBP: 0.312, SLG: 0.368										0	0	0	0	0	0	0				
Ken Caminiti, S (1.5) OBP: 0.367, SLG: 0.477										4	1	1	0	0	1	2				
Phil Plantier, L (1.7) OBP: 0.338, SLG: 0.398										4	1	1	0	0	0	1				
Scott Livingstone, L (1.3) OBP: 0.324, SLG: 0.418										4	0	2	1	0	0	0				
Trevor Hoffman, R (9.1) OBP: 0.500, SLG: 1.000										0	0	0	0	0	0	0				
Archi Cianfrocco, R (1.6) OBP: 0.304, SLG: 0.400										3	0	1	1	1	0	1				
Brian Johnson, R (1.2) OBP: 0.272, SLG: 0.336										4	0	0	0	0	2	5				
Willie Blair, R (1.1) Melvin Nieves, S (6. PH) Bryce Florie, R (7.1) Roberto Petagine, L (8. PH)										2	0	0	0	0	1	0				
Inning Stats	R: 0 E: 0 K: 2 S: 8	H: 1 LOB: 1 BB: 0 P: 8	R: 0 E: 1 K: 0 S: 4	H: 0 LOB: 1 BB: 0 P: 4	R: 0 E: 0 K: 1 S: 6	H: 1 LOB: 1 BB: 0 P: 6	R: 0 E: 0 K: 0 S: 4	H: 1 LOB: 1 BB: 0 P: 4	R: 3 E: 0 K: 1 S: 9	H: 4 LOB: 3 BB: 2 P: 17	R: 0 E: 0 K: 1 S: 5	H: 1 LOB: 1 BB: 0 P: 5	R: 0 E: 0 K: 1 S: 6	H: 1 LOB: 2 BB: 1 P: 10	R: 0 E: 0 K: 1 S: 4	H: 1 LOB: 1 BB: 0 P: 4	1B: 7 2B: 4 3B: 0 HR: 0	SF: 1 SAC: 0 DP: 1 HBP: 0	WP: 1 PB: 1 SB: 0 CS: 1	PA: 37
PITCHER	IP WLS BF H R ER SO BB IBB HBP BLK WP HR S P ERA WHIP	5.0 L 25 8 3 3 3 1 0 0 0 0 0 0 10 14 0.00 1.800	2.0 7 1 0 0 2 1 0 0 0 0 0 0 5 5 0.00 1.500	0.2 3 1 0 0 1 0 0 0 0 0 0 0 1 5 0.00 3.000																

Batter	1	2	3	4	5	6	7	8	9	AB	R	H	RBI	BB	SO	LOB	TOP					
Chad Fonville, S OBP: 0.309, SLG: 0.278 (1, 4)										5	0	1	1	0	0	1	Los Angeles Dodgers @ San Francisco Giants Candlestick Park, San Francisco, CA Fri Aug 04 1995, 10:05 PM EDT Att: 25,023 - Unknown - 67 F					
Jose Offerman, S OBP: 0.336, SLG: 0.398 Delino DeShields, L OBP: 0.324, SLG: 0.323 (7, 4)										3	0	1	0	0	1	3						
Raul Mondesi, R OBP: 0.325, SLG: 0.523 Billy Ashley, R OBP: 0.327, SLG: 0.384 (7, 7)										3	0	1	0	0	2	3						
Mike Piazza, R OBP: 0.406, SLG: 0.598 Carlos Hernandez, R OBP: 0.208, SLG: 0.186 (6, 2)										3	0	2	0	0	1	0						
Eric Karros, R OBP: 0.381, SLG: 0.539 (1, 3)										2	0	0	0	1	0	2						
Roberto Kelly, R OBP: 0.312, SLG: 0.365 Mark Guthrie, R (7, 1)										3	0	0	0	0	1	5						
Pedro Astacio, R OBP: 0.174, SLG: 0.182 (8, 1)										1	0	0	0	0	0	1						
Tim Wallach, R OBP: 0.395, SLG: 0.395 Dave Hansen, L OBP: 0.400, SLG: 0.359 (3, 5)										3	1	1	0	0	0	3						
Todd Hollandsworth, L OBP: 0.309, SLG: 0.447 (1, 8)										4	0	1	0	0	0	2						
Tom Candiotti, R OBP: 0.200, SLG: 0.135 Chris Gwynn, L OBP: 0.270, SLG: 0.313 Rudy Seanez, R (5, 1)										0	0	0	0	1	0	0						
Mitch Webster, S OBP: 0.209, SLG: 0.250 (7, 9)										1	0	0	0	0	0	2						
Inning Stats	R: 0 E: 0 K: 1 S: 6	H: 1 LOB: 0 BB: 0 P: 9	R: 0 E: 0 K: 1 S: 9	H: 0 LOB: 1 BB: 0 P: 14	R: 0 E: 0 K: 1 S: 10	H: 0 LOB: 1 BB: 1 P: 15	R: 0 E: 0 K: 0 S: 5	H: 2 LOB: 1 BB: 0 P: 9	R: 1 E: 0 K: 1 S: 14	H: 3 LOB: 2 BB: 0 P: 22	R: 0 E: 0 K: 1 S: 10	H: 1 LOB: 2 BB: 1 P: 18	R: 0 E: 0 K: 1 S: 10	H: 0 LOB: 1 BB: 1 P: 18	R: 0 E: 1 K: 0 S: 9	H: 0 LOB: 1 BB: 0 P: 14	R: 0 E: 0 K: 1 S: 10	H: 0 LOB: 0 BB: 0 P: 15	1B: 7 2B: 0 3B: 0 HR: 0	SF: 0 SAC: 0 DP: 1 HBP: 1	WP: 0 PB: 0 SB: 0 CS: 1	PA: 37
PITCHER	IP WLS BF H R ER SO BB IBB HBP BLK WP HR S P ERA WHIP																					
William Van Landonham, R ERA: 3.98 Chris Hook, R ERA: 5.02 Terry Mulholland, L ERA: 7.36	7.0 W 30 7 1 0 6 3 0 1 0 0 0 0 64 105 0.00 1.429																					

Batter	1	2	3	4	5	6	7	8	9	AB	R	H	RBI	BB	SO	LOB	BOTTOM			
Deion Sanders, L OBP: 0.282, SLG: 0.324 Terry Mulholland, R OBP: 0.074, SLG: 0.115 (9, 1)										4	1	1	0	0	1	0	Los Angeles Dodgers @ San Francisco Giants Candlestick Park, San Francisco, CA Fri Aug 04 1995, 10:05 PM EDT Att: 25,023 - Unknown - 67 F			
Robby Thompson, R OBP: 0.322, SLG: 0.320 John Patterson, S OBP: 0.265, SLG: 0.292 (7, 4)										4	1	2	0	0	0	1				
Barry Bonds, L OBP: 0.432, SLG: 0.582 Rikkert Faneyte, R OBP: 0.333, SLG: 0.286 (9, 8)										1	4	0	0	3	0	1				
Glenallen Hill, R OBP: 0.323, SLG: 0.481 (1, 9)										5	3	3	3	0	0	1				
Mark Carreon, R OBP: 0.340, SLG: 0.486 J.R. Phillips, L OBP: 0.229, SLG: 0.277 (6, PR)										3	2	3	5	0	0	0				
Royce Clayton, R OBP: 0.299, SLG: 0.342 (1, 6)										1	1	1	0	0	0	0				
Kirt Manwaring, R OBP: 0.331, SLG: 0.362 Tom Lampkin, L OBP: 0.346, SLG: 0.348 (9, 7)										4	0	0	0	0	0	4				
Steve Scarson, R OBP: 0.332, SLG: 0.521 (1, 5)										5	0	1	1	0	0	1				
William Van Landonham, R OBP: 0.192, SLG: 0.385 Chris Hook, R (8, 1)										4	1	1	1	0	2	1				
Jeff Reed, L OBP: 0.392, SLG: 0.305 (9, 2)										0	0	0	0	0	0	0				
Inning Stats	R: 3 E: 0 K: 0 S: 16	H: 4 LOB: 1 BB: 1 P: 26	R: 4 E: 0 K: 0 S: 12	H: 4 LOB: 2 BB: 0 P: 18	R: 0 E: 0 K: 1 S: 6	H: 0 LOB: 0 BB: 0 P: 10	R: 3 E: 0 K: 0 S: 11	H: 2 LOB: 0 BB: 1 P: 20	R: 0 E: 0 K: 1 S: 6	H: 0 LOB: 0 BB: 0 P: 8	R: 4 E: 0 K: 2 S: 17	H: 4 LOB: 1 BB: 1 P: 31	R: 1 E: 0 K: 1 S: 8	H: 1 LOB: 0 BB: 0 P: 12	R: 0 E: 0 K: 1 S: 14	H: 1 LOB: 1 BB: 0 P: 20	1B: 9 2B: 3 3B: 0 HR: 4	SF: 0 SAC: 0 DP: 0 HBP: 2	WP: 1 PB: 0 SB: 1 CS: 1	PA: 44
PITCHER	IP WLS BF H R ER SO BB IBB HBP BLK WP HR S P ERA WHIP																			
Tom Candiotti, R ERA: 3.6 Rudy Seanez, R ERA: 6.93 Mark Guthrie, L ERA: 4.74 Pedro Astacio, R ERA: 4.74	2.0 L 11 4 4 4 3 1 0 0 0 0 0 0 23 39 18.00 2.500																			

Batter	1	2	3	4	5	6	7	8	9	AB R H RBI BB SO LOB	TOP											
Chad Fonville, S OBP: 0.307, SLG: 0.271 (1, 4)	B1-3 ①		4-1 S 2B BB		1-1 SH1-4 ①		0-3 K ③		1-0 L6 ③	3 1 0 0 1 1 2	Los Angeles Dodgers @ San Francisco Giants Candlestick Park, San Francisco, CA Sat Aug 05 1995, 10:05 PM EDT Att: 43,167 - Unknown - 63 F AB 31 R 3 H 7 RBI 3 BB 4 SO 6 LOB 12 											
Jose Offerman, S OBP: 0.394, SLG: 0.394 (1, 6)	F7 ②		4-2 2B SF9 BB		3-2 FC6-5 FC4-6 ②		0-0 F9 ①		3 1 0 0 1 0 1													
Raul Mondesi, R OBP: 0.352, SLG: 0.522 (1, 9)	K ③		2-1 SF9 1-3 2-H 2B		0-2 FC4-6 ③		0-3 K ②		4 0 1 1 0 2 1													
Mike Piazza, R OBP: 0.408, SLG: 0.603 (1, 2)		2-2 G6-4-3 1B	0-1 SF9		1-2 G3 2B		1-3 K ③		3 0 2 1 0 1 0													
Eric Karros, R OBP: 0.377, SLG: 0.533 (1, 3)	G6-4-3 1-2 ①		3-2 3-H P3		1-2 P6 ①		0-2 G5-3 ①		4 0 0 0 0 0 3													
Dave Hansen, L OBP: 0.403, SLG: 0.368 (1, 5)	1-1 2B		2-1 P3		2-2 G3		4-2 1B BB		3 1 1 0 1 0 1													
Roberto Kelly, R OBP: 0.312, SLG: 0.362 (1, 7)	4-1 BB		0-0 P7		0-1 F7 ③		1-0 F8 ②		3 0 0 0 1 0 2													
Todd Hollandsworth, L OBP: 0.306, SLG: 0.438 (1, 8)	1-2 F8 ③		0-0 P6		0-3 K ①		1-0 1B 1B		4 0 1 0 0 1 2													
Hideo Nomo, R OBP: 0.085, SLG: 0.085 (1, 1)			0-0 G4-3 ①		2-1 FC6-5 SH1-4 1B		1-3 K ②		4 0 2 1 0 1 0													
Inning Stats	R: 0 E: 0 K: 1 S: 8	H: 0 LOB: 0 BB: 0 P: 13	R: 0 E: 0 K: 0 S: 11	H: 2 LOB: 2 BB: 1 P: 21	R: 2 E: 0 K: 0 S: 17	H: 1 LOB: 1 BB: 2 P: 30	R: 0 E: 0 K: 0 S: 4	H: 0 LOB: 0 BB: 0 P: 6	R: 0 E: 0 K: 0 S: 10	H: 1 LOB: 1 BB: 0 P: 16	R: 0 E: 0 K: 0 S: 11	H: 1 LOB: 1 BB: 0 P: 15	R: 0 E: 0 K: 3 S: 9	H: 0 LOB: 0 BB: 0 P: 10	R: 0 E: 0 K: 2 S: 7	H: 0 LOB: 0 BB: 0 P: 8	R: 1 E: 0 K: 0 S: 13	H: 2 LOB: 2 BB: 1 P: 22	1B: 4 2B: 3 3B: 0 HR: 0	SF: 1 SAC: 1 DP: 1 HBP: 0	WP: 0 PB: 0 SB: 1 CS: 0	PA: 37
PITCHER	IP WLS BF H R ER SO BB IBB HBP BLK WP HR S P ERA WHIP											PITCHER	IP WLS BF H R ER SO BB IBB HBP BLK WP HR S P ERA WHIP									
Jamie Brewington, R ERA: 3.32 (1, 1)	6.0 L 25 5 2 2 1 3 0 0 0 0 0 0 61 101 3.00 1.333																					
Terry Mulholland, L ERA: 7.27 (7, 1)	1.0 0 0 0 0 3 0 0 0 0 0 0 0 9 10 0.00 0.000																					
Scott Service, R ERA: 3.0 (8, 1)	1.0 3 0 0 0 2 0 0 0 0 0 0 0 7 8 0.00 0.000																					
Shawn Barton, L ERA: 3.52 (9, 1)	1.0 6 2 1 1 0 1 0 0 0 0 0 0 13 22 9.00 3.000																					

Batter	1	2	3	4	5	6	7	8	9	AB R H RBI BB SO LOB	BOTTOM									
Deion Sanders, L OBP: 0.276, SLG: 0.316 (1, 8)	G4-3 ①		1-0 P6 ②			0-3 K ②		0-0 G6-3 ③		4 0 0 0 0 1 1	Los Angeles Dodgers @ San Francisco Giants Candlestick Park, San Francisco, CA Sat Aug 05 1995, 10:05 PM EDT Att: 43,167 - Unknown - 63 F AB 27 R 0 H 1 RBI 0 BB 3 SO 11 LOB 6 									
Robby Thompson, R OBP: 0.317, SLG: 0.315 (1, 4)	P3 ②		2-1 F9 ③			3-3 K ③		2-2 P3 ①		4 0 0 0 0 1 1										
Barry Bonds, L OBP: 0.428, SLG: 0.574 (1, 7)	F8 ③			2-3 K ①			2-3 K ①	0-1 F7 ②		4 0 0 0 0 2 0										
Glenallen Hill, R OBP: 0.320, SLG: 0.475 (1, 9)		1-3 K ①		1-2 P7 ②			2-0 P9 ②	0-3 K2-3 ③		4 0 0 0 0 2 0										
Mark Carreon, R OBP: 0.344, SLG: 0.484 (1, 3)		4-2 BB		1-0 G5-3 ③			4-2 1B BB			1 0 0 0 2 0 0										
Royce Clayton, R OBP: 0.299, SLG: 0.342 (1, 6)		1-3 K ②			3-2 P3 ①		2-2 1B ②			3 0 1 0 0 1 1										
Kirt Manwaring, R OBP: 0.327, SLG: 0.358 (1, 2)		0-2 F8 ③			0-0 G5-3 ②		3-3 K ③			3 0 0 0 0 1 3										
Steve Scarson, R OBP: 0.332, SLG: 0.515 (1, 5)			4-2 SH1-4 BB		0-2 F8 ③			1-3 K ①		2 0 0 0 1 1 0										
Jamie Brewington, R OBP: 0.167, SLG: 0.167 (5, PH)			0-0 SH1-4			1-3 K ①		1-3 K ②		0 0 0 0 0 0 0										
John Patterson, S OBP: 0.253, SLG: 0.250 (7, 1)										1 0 0 0 0 0 1 0										
Terry Mulholland, R OBP: 0.204, SLG: 0.115 (7, 1)										0 0 0 0 0 0 0 0										
Scott Service, R (8, 1)										0 0 0 0 0 0 0 0										
Jeff Reed, L OBP: 0.386, SLG: 0.300 (8, PH)										1 0 0 0 0 0 1 0										
Shawn Barton, R (9, 1)										0 0 0 0 0 0 0 0										
Inning Stats	R: 0 E: 0 K: 0 S: 3	H: 0 LOB: 0 BB: 0 P: 5	R: 0 E: 0 K: 2 S: 13	H: 0 LOB: 1 BB: 1 P: 19	R: 0 E: 0 K: 1 S: 7	H: 0 LOB: 0 BB: 0 P: 11	R: 0 E: 0 K: 0 S: 7	H: 0 LOB: 0 BB: 0 P: 10	R: 0 E: 0 K: 3 S: 11	H: 0 LOB: 0 BB: 0 P: 15	R: 0 E: 0 K: 2 S: 13	H: 1 LOB: 2 BB: 1 P: 26	R: 0 E: 0 K: 2 S: 8	H: 0 LOB: 0 BB: 0 P: 10	R: 0 E: 0 K: 1 S: 8	H: 0 LOB: 0 BB: 0 P: 10	1B: 1 2B: 0 3B: 0 HR: 0	SF: 0 SAC: 1 DP: 0 HBP: 0	WP: 0 PB: 0 SB: 0 CS: 0	PA: 31
PITCHER	IP WLS BF H R ER SO BB IBB HBP BLK WP HR S P ERA WHIP											PITCHER	IP WLS BF H R ER SO BB IBB HBP BLK WP HR S P ERA WHIP							
Hideo Nomo, R ERA: 1.89 (1, 1)	9.0 W 31 1 0 0 11 3 0 0 0 0 0 0 76 119 0.00 0.444																			

Batter	1	2	3	4	5	6	7	8	9	AB	R	H	RBI	BB	SO	LOB	TOP						
Chad Fonville, S (1, 4) OBP: 0.305, SLG: 0.270	1-3 K		1-1 P6		0-1 G3		1-2 1B			4	0	1	0	0	1	0	Los Angeles Dodgers @ San Francisco Giants Candlestick Park, San Francisco, CA Sun Aug 06 1995, 6:33 AM EDT Att: 38,678 - Sunny - 70 F						
Jose Offerman, S (1, 6) OBP: 0.395, SLG: 0.404	1-0 WP 1B		1-0 G1-3		1-0 HR		2-3 K			4	1	2	1	0	1	2							
Raul Mondesi, R (1, 9) OBP: 0.351, SLG: 0.522	2-2 K		2-2 2B		2-1 L7			2-2 F7		4	0	1	0	0	1	1							
Eric Karros, R (1, 3) OBP: 0.376, SLG: 0.528	4-0 1B		0-3 K			2-2 F9		2-3 K		3	0	0	0	1	2	1							
Roberto Kelly, R (1, 7) OBP: 0.308, SLG: 0.358	0-2 L5			1-1 G6-3		0-1 L7		0-3 K		4	0	0	0	0	1	2							
Dave Hansen, L (1, 5) OBP: 0.391, SLG: 0.355		3-3 K		2-3 K		1-1 G4-3			2-2 P5	4	0	0	0	0	2	0							
Carlos Hernandez, R (1, 2) Delino DeShields, L (9, PH) OBP: 0.213, SLG: 0.181 OBP: 0.323, SLG: 0.322		2-2 F9		3-2 HBP			1-3 K		2-3 K	2	0	0	0	0	1	0							
Todd Hollandsworth, L (1, 8) OBP: 0.314, SLG: 0.435		2-1 1B		0-0 L8			4-2 1B BB		1-2 G6-3	3	0	1	0	1	0	1							
Ismael Valdez, R (1, 1) John Cummings, L (6, 1) Chris Gwynn, L (7, PH) Antonio Osuna, R (7, 1) Mark Guthrie, R (8, 1)		0-2 G6-3			0-1 P9		0-2 P8			2	0	0	0	0	0	1							
Inning Stats	R: 0 E: 0 K: 2 S: 11	H: 1 LOB: 2 BB: 1 P: 19	R: 0 E: 0 K: 1 S: 12	H: 1 LOB: 1 BB: 0 P: 19	R: 0 E: 0 K: 1 S: 9	H: 0 LOB: 1 BB: 0 P: 13	R: 0 E: 0 K: 1 S: 9	H: 0 LOB: 0 BB: 0 P: 15	R: 1 E: 0 K: 0 S: 7	H: 1 LOB: 0 BB: 0 P: 10	R: 0 E: 0 K: 0 S: 7	H: 0 LOB: 0 BB: 0 P: 10	R: 0 E: 0 K: 2 S: 19	H: 1 LOB: 2 BB: 1 P: 27	R: 0 E: 0 K: 2 S: 11	H: 0 LOB: 0 BB: 0 P: 15		R: 0 E: 0 K: 1 S: 11	H: 0 LOB: 0 BB: 0 P: 16	1B: 3 2B: 1 3B: 0 HR: 1	SF: 0 SAC: 0 DP: 0 HBP: 1	WP: 1 PB: 0 SB: 0 CS: 0	PA: 35
PITCHER Mark Leiter, R (1, 1) ERA: 3.21	IP: 9.0 WLS: W BF: 35 H: 5 R: 1 ER: 1 SO: 10 BB: 2 IBB: 0 HBP: 1 BLK: 0 WP: 1 HR: 1 S: 96 P: 144 ERA: 1.00 WHIP: 0.778															PITCHER		IP: 9.0 WLS: W BF: 35 H: 5 R: 1 ER: 1 SO: 10 BB: 2 IBB: 0 HBP: 1 BLK: 0 WP: 1 HR: 1 S: 96 P: 144 ERA: 1.00 WHIP: 0.778					

Batter	1	2	3	4	5	6	7	8	9	AB	R	H	RBI	BB	SO	LOB	BOTTOM				
Deion Sanders, L (1, 8) OBP: 0.276, SLG: 0.320	0-1 G5-3			0-1 P8		3-2 G3-1				4	0	1	0	0	0	3	Los Angeles Dodgers @ San Francisco Giants Candlestick Park, San Francisco, CA Sun Aug 06 1995, 6:33 AM EDT Att: 38,678 - Sunny - 70 F				
Robby Thompson, R (1, 4) OBP: 0.316, SLG: 0.311	4-2 BB 1B	1-2 G5-3			0-3 K		2-3 K			3	1	0	0	1	2	1					
Barry Bonds, L (1, 7) OBP: 0.429, SLG: 0.572	4-1 1B BLK BB			0-0 G3		3-3 K		3-2 E8 1B 1B		3	1	1	0	1	1	0					
Mark Carreon, R (1, 3) OBP: 0.347, SLG: 0.485	2-2 1B BLK		0-2 G1-3		1-3 K		0-0 1B		2-3 1B	4	0	2	1	0	1	0					
Glenallen Hill, R (1, 9) OBP: 0.322, SLG: 0.474	0-0 G6-3		0-0 1B			4-2 1B BLK G3 BB		1 SAFE 0-0 P5		3	1	1	0	1	0	3					
Royce Clayton, R (1, 6) OBP: 0.299, SLG: 0.341	1-1 1B		1-1 P4			1 SAFE 2-3 K		1 SAFE 2-3 K		4	0	1	0	0	2	4					
Jeff Reed, L (1, 2) OBP: 0.382, SLG: 0.291	1-1 G3			0-0 L7		4-0 G3 1B IBB		2-3 K		3	0	0	0	1	1	2					
Mike Benjamin, R (1, 5) OBP: 0.286, SLG: 0.357		1-2 G4-3		2-2 E9		2-1 G3 1B		0-0 L8		4	0	1	0	0	0	0					
Mark Leiter, R (1, 1) OBP: 0.116, SLG: 0.073		0-0 G1-3		1-0 P3		3-2 G3		1-3 K		4	0	0	1	0	1	3					
Inning Stats	R: 2 E: 0 K: 0 S: 13	H: 2 LOB: 2 BB: 2 P: 25	R: 0 E: 0 K: 0 S: 8	H: 1 LOB: 1 BB: 0 P: 12	R: 0 E: 0 K: 0 S: 6	H: 1 LOB: 1 BB: 0 P: 6	R: 0 E: 1 K: 0 S: 7	H: 0 LOB: 1 BB: 0 P: 10	R: 0 E: 0 K: 3 S: 9	H: 0 LOB: 0 BB: 0 P: 13	R: 0 E: 0 K: 1 S: 14	H: 1 LOB: 2 BB: 2 P: 32	R: 0 E: 0 K: 2 S: 11	H: 2 LOB: 2 BB: 0 P: 18	R: 0 E: 0 K: 2 S: 7	H: 0 LOB: 0 BB: 0 P: 10		1B: 6 2B: 1 3B: 0 HR: 0	SF: 0 SAC: 0 DP: 0 HBP: 0	WP: 0 PB: 0 SB: 0 CS: 0	PA: 36
PITCHER Ismael Valdez, R (1, 1) ERA: 3.06 John Cummings, L (6, 1) ERA: 4.43 Antonio Osuna, R (7, 1) ERA: 6.27 Mark Guthrie, L (8, 1) ERA: 4.63	IP: 0.1 WLS: L BF: 1 H: 0 R: 0 ER: 0 SO: 0 BB: 0 IBB: 0 HBP: 0 BLK: 0 WP: 0 HR: 0 S: 4 P: 6 ERA: 0.00 WHIP: 0.000															PITCHER		IP: 0.1 WLS: L BF: 1 H: 0 R: 0 ER: 0 SO: 0 BB: 0 IBB: 0 HBP: 0 BLK: 0 WP: 0 HR: 0 S: 4 P: 6 ERA: 0.00 WHIP: 0.000			

Batter	1	2	3	4	5	6	7	8	9	AB	R	H	RBI	BB	SO	LOB	TOP					
Brian McRae, S OBP: 0.351, SLG: 0.453	1-3 K		0-1 G4-3		1-2 1B			0-0 WP 1B		4	0	2	0	0	1	0	Chicago Cubs @ San Francisco Giants Candlestick Park, San Francisco, CA Sat Aug 12 1995, 10:05 PM EDT Att: 21,108 - Unknown - 68 F					
Shawon Dunston, R OBP: 0.352, SLG: 0.553	1-1 HR		3-2 F7		1-0 G5-3			1-3 K		4	1	1	1	0	1	2						
Mark Grace, L OBP: 0.388, SLG: 0.540	1-1 L3		2-1 HR		0-2 G6-3			0-0 L7		4	1	1	1	0	0	1						
Sammy Sosa, R OBP: 0.338, SLG: 0.456	2-2 G6-3		3-3 K		2-1 P4			1-1 G4-3		4	0	0	0	0	1	1						
Todd Zeile, R OBP: 0.310, SLG: 0.407		2-1 L7		0-3 K				2-2 1B		4	0	1	0	0	2	0						
Luis Gonzalez, L OBP: 0.339, SLG: 0.445		1-0 2B 1B		3-2 G6-3				0-1 L7		3	2	1	0	1	0	1						
Rey Sanchez, R OBP: 0.310, SLG: 0.377		0-2 G6-3 1-H 2B		1-0 F7				0-1 G5-3		4	0	2	1	0	0	0						
Joe Kmak, R OBP: 0.354, SLG: 0.400		0-0 G6-3		1-2 G5-3				1-1 F8		3	0	0	1	0	0	1						
Jaime Navarro, R OBP: 0.178, SLG: 0.227		0-3 K		1-2 G3				0-0 P6		4	0	0	0	0	2	2						
Inning Stats	R: 1 E: 0 K: 1 S: 10	H: 1 LOB: 0 BB: 0 P: 15	R: 1 E: 0 K: 1 S: 10	H: 2 LOB: 1 BB: 0 P: 13	R: 1 E: 0 K: 1 S: 10	H: 1 LOB: 0 BB: 0 P: 18	R: 0 E: 0 K: 1 S: 8	H: 0 LOB: 0 BB: 0 P: 12	R: 0 E: 0 K: 0 S: 12	H: 1 LOB: 1 BB: 0 P: 15	R: 0 E: 0 K: 0 S: 5	H: 0 LOB: 0 BB: 0 P: 6	R: 0 E: 0 K: 1 S: 7	H: 1 LOB: 1 BB: 0 P: 9	R: 1 E: 0 K: 2 S: 10	H: 1 LOB: 1 BB: 1 P: 19	1B: 4 2B: 2 3B: 0 HR: 2	SF: 1 SAC: 0 DP: 0 HBP: 0	WP: 1 PB: 0 SB: 0 CS: 0	PA: 36		
PITCHER	IP	WLS	BF	H	R	ER	SO	BB	IBB	HBP	BLK	WP	HR	S	P	ERA	WHIP					
Trevor Wilson, L ERA: 3.92	(1, 1)	0.1	1	0	0	0	1	0	0	0	0	0	0	3	4	0.00	0.000					
Jose Bautista, R ERA: 6.09	(1, 1)	6.2	L	26	6	3	3	0	0	0	0	0	2	62	89	4.05	0.900					
Chris Hook, R ERA: 4.83	(8, 1)	2.0		9	2	1	1	3	1	0	0	0	1	0	17	28	4.50	1.500				

Batter	1	2	3	4	5	6	7	8	9	AB	R	H	RBI	BB	SO	LOB	BOTTOM				
Rikkert Faneyte, R OBP: 0.316, SLG: 0.288	1-3 K	0-1 G4-3			2-1 P9			2-1 1B	1-1 FC6-4	5	0	1	0	0	1	3	Chicago Cubs @ San Francisco Giants Candlestick Park, San Francisco, CA Sat Aug 12 1995, 10:05 PM EDT Att: 21,108 - Unknown - 68 F				
Robby Thompson, R OBP: 0.310, SLG: 0.297	3-2 G6-3		0-0 G6-3		4-2 BB BB		2-3 K	1-3 K		4	0	0	0	1	2	2					
Barry Bonds, L OBP: 0.439, SLG: 0.578	1-0 1B HBP		1-0 F7		4-2 1-2 BB		2-3 K			2	0	0	0	1	1	1					
Glenallen Hill, R OBP: 0.321, SLG: 0.473	2-2 1B		0-1 G5-3		2-1 P9			1-1 1B		4	0	2	0	0	0	2					
J.R. Phillips, L OBP: 0.235, SLG: 0.320	1-1 P8			0-1 F9		0-0 G3-1 G6-3 1B		0-3 K		4	0	1	0	0	1	3					
Royce Clayton, R OBP: 0.296, SLG: 0.337		0-1 G1-3		1-0 G6-3		1-1 G6-3		0-1 G1-3		4	0	0	0	0	0	2					
Kirt Manwaring, R OBP: 0.332, SLG: 0.362		2-2 1B 1B		3-1 1B		1-1 G3-1		2-1 P4		4	0	2	0	0	0	2					
Mike Benjamin, R OBP: 0.284, SLG: 0.351		1-1 E5 1B		0-3 K		0-1 G5-3			2-3 K	3	0	1	0	0	1	2					
John Patterson, S OBP: 0.271, SLG: 0.278		1-3 1B								1	0	0	0	0	1	0					
Trevor Wilson, L OBP: 0.233, SLG: 0.267		1-2 K			0-0 B1-3			0-0 P5		0	0	0	0	0	0	0					
Jose Bautista, R									2-2 FC6-4 1B	2	0	0	0	0	1	2					
Tom Lampkin, L OBP: 0.345, SLG: 0.347										1	0	0	0	0	0	0					
Chris Hook, R										0	0	0	0	0	0	0					
Jeff Reed, L OBP: 0.381, SLG: 0.292										1	0	1	0	0	0	0					
Inning Stats	R: 0 E: 0 K: 1 S: 12	H: 1 LOB: 2 BB: 0 P: 19	R: 0 E: 1 K: 1 S: 12	H: 2 LOB: 2 BB: 0 P: 16	R: 0 E: 0 K: 0 S: 4	H: 0 LOB: 0 BB: 0 P: 5	R: 0 E: 0 K: 1 S: 8	H: 1 LOB: 1 BB: 0 P: 12	R: 0 E: 0 K: 0 S: 7	H: 1 LOB: 1 BB: 0 P: 9	R: 0 E: 0 K: 2 S: 9	H: 1 LOB: 1 BB: 0 P: 15	R: 0 E: 0 K: 1 S: 9	H: 1 LOB: 1 BB: 0 P: 12	R: 0 E: 0 K: 2 S: 13	H: 1 LOB: 1 BB: 0 P: 19	1B: 8 2B: 0 3B: 0 HR: 0	SF: 0 SAC: 0 DP: 0 HBP: 1	WP: 0 PB: 0 SB: 1 CS: 0	PA: 38	
PITCHER	IP	WLS	BF	H	R	ER	SO	BB	IBB	HBP	BLK	WP	HR	S	P	ERA	WHIP				
Jaime Navarro, R ERA: 2.83	(1, 1)	9.0	W	38	8	0	0	2	0	1	0	0	0	84	129	0.00	1.111				



Batter	1	2	3	4	5	6	7	8	9	AB	R	H	RBI	BB	SO	LOB	TOP										
Brian McRae, S OBP: 0.351, SLG: 0.451 (1, 8)										4	0	1	0	1	0	4	Chicago Cubs @ San Francisco Giants Candlestick Park, San Francisco, CA Sun Aug 13 1995, 6:33 AM EDT Att: 32,512 - Sunny - 87 F										
Shawon Dunston, R OBP: 0.352, SLG: 0.550 José Hernández, R OBP: 0.288, SLG: 0.460 (6, 6)										2	0	0	0	0	2	1											
Mark Grace, L OBP: 0.386, SLG: 0.536 (1, 3)										4	1	1	0	0	2	4											
Sammy Sosa, R OBP: 0.337, SLG: 0.456 (1, 9)										4	0	1	1	0	1	0											
Luis Gonzalez, L OBP: 0.341, SLG: 0.457 (1, 7)										3	1	2	1	0	0	0											
Howard Johnson, S OBP: 0.246, SLG: 0.270 Anthony Young, R (6, 1)										3	0	0	0	0	0	3											
Ozzie Timmons, R OBP: 0.293, SLG: 0.426 Terry Adams, R (6, 1)										1	0	0	0	0	0	0											
Rey Sanchez, R OBP: 0.306, SLG: 0.372 (1, 4)										4	0	0	0	0	2	2											
Scott Servais, R OBP: 0.321, SLG: 0.458 (1, 2)										4	0	2	0	0	1	0											
Kevin Foster, R OBP: 0.279, SLG: 0.366 Todd Zeile, R OBP: 0.313, SLG: 0.411 (6, 5)										1	0	0	0	0	1	0											
Inning Stats	R: 0 E: 0 K: 0 S: 11	H: 0 LOB: 0 BB: 1 P: 19	R: 1 E: 1 K: 1 S: 9	H: 1 LOB: 0 BB: 0 P: 15	R: 0 E: 0 K: 2 S: 10	H: 1 LOB: 1 BB: 0 P: 14	R: 0 E: 0 K: 0 S: 6	H: 1 LOB: 1 BB: 0 P: 8	R: 0 E: 0 K: 0 S: 7	H: 1 LOB: 1 BB: 0 P: 11	R: 2 E: 0 K: 1 S: 12	H: 2 LOB: 2 BB: 0 P: 21	R: 0 E: 0 K: 1 S: 11	H: 2 LOB: 2 BB: 0 P: 13	R: 0 E: 0 K: 1 S: 7	H: 0 LOB: 0 BB: 0 P: 9	R: 0 E: 0 K: 0 S: 7	H: 1 LOB: 1 BB: 0 P: 10	1B: 5 2B: 3 3B: 1 HR: 0	SF: 1 SAC: 1 DP: 0 HBP: 1	WP: 0 PB: 0 SB: 0 CS: 1	PA: 37					
PITCHER	IP	WLS	BF	H	R	ER	SO	BB	IBB	HBP	BLK	WP	HR	S	P	ERA	WHIP										
Sergio Valdez, R ERA: 5.18 (1, 1)	5.0	W	22	6	3	2	3	1	0	1	0	0	0	47	74	3.60	1.400										
Scott Service, R ERA: 3.95 (6, 1)	1.2		7	2	0	0	2	0	0	0	0	0	0	18	26	0.00	1.200										
Shawn Barton, L ERA: 3.55 (7, 1)	1.1		4	0	0	0	1	0	0	0	0	0	0	8	10	0.00	0.000										
Rod Beck, R ERA: 4.91 (9, 1)	1.0	S	4	1	0	0	0	0	0	0	0	0	0	7	10	0.00	1.000										

Batter	1	2	3	4	5	6	7	8	9	AB	R	H	RBI	BB	SO	LOB	BOTTOM										
Deion Sanders, L OBP: 0.294, SLG: 0.348 (1, 8)										2	1	1	2	3	0	1	Chicago Cubs @ San Francisco Giants Candlestick Park, San Francisco, CA Sun Aug 13 1995, 6:33 AM EDT Att: 32,512 - Sunny - 87 F										
Mike Benjamin, R OBP: 0.277, SLG: 0.342 (1, 5)										4	0	0	0	0	4	6											
Barry Bonds, L OBP: 0.435, SLG: 0.571 (1, 7)										4	0	0	0	0	1	1											
Glenallen Hill, R OBP: 0.320, SLG: 0.479 (1, 9)										4	1	1	1	0	1	1											
Mark Carreon, R OBP: 0.348, SLG: 0.485 (1, 3)										4	2	2	0	0	0	0											
Royce Clayton, R OBP: 0.296, SLG: 0.342 (1, 6)										4	1	2	1	0	1	1											
John Patterson, S OBP: 0.276, SLG: 0.290 (1, 4)										4	1	2	1	0	1	1											
Jeff Reed, L OBP: 0.385, SLG: 0.293 (1, 2)										3	0	1	1	1	0	1											
Sergio Valdez, R OBP: 0.143, SLG: 0.143 Scott Service, R (6, 1)										2	0	1	0	0	0	0											
Shawn Barton, R (7, 1)										0	0	0	0	0	0	0											
Tom Lampkin, L OBP: 0.339, SLG: 0.340 Rod Beck, R OBP: 0.333, SLG: 0.333 (9, 1)										1	0	0	0	0	1	0											
Inning Stats	R: 0 E: 0 K: 2 S: 12	H: 0 LOB: 1 BB: 1 P: 18	R: 0 E: 0 K: 2 S: 7	H: 0 LOB: 0 BB: 0 P: 8	R: 1 E: 0 K: 1 S: 10	H: 1 LOB: 0 BB: 0 P: 17	R: 3 E: 0 K: 1 S: 16	H: 5 LOB: 3 BB: 1 P: 25	R: 1 E: 0 K: 1 S: 16	H: 2 LOB: 1 BB: 0 P: 21	R: 0 E: 0 K: 2 S: 10	H: 0 LOB: 2 BB: 2 P: 20	R: 0 E: 0 K: 0 S: 6	H: 0 LOB: 0 BB: 0 P: 9	R: 1 E: 0 K: 0 S: 11	H: 2 LOB: 1 BB: 0 P: 13	1B: 5 2B: 3 3B: 0 HR: 2	SF: 0 SAC: 0 DP: 0 HBP: 0	WP: 1 PB: 1 SB: 1 CS: 0	PA: 37							
PITCHER	IP	WLS	BF	H	R	ER	SO	BB	IBB	HBP	BLK	WP	HR	S	P	ERA	WHIP										
Kevin Foster, R ERA: 5.01 (1, 1)	5.1	L	27	8	5	5	8	3	0	0	0	0	2	66	99	8.44	2.062										
Anthony Young, R ERA: 4.42 (6, 1)	1.2		5	0	0	0	1	1	0	0	0	1	0	11	19	0.00	0.600										
Terry Adams, R ERA: 3.38 (8, 1)	1.0		5	2	1	1	0	0	0	0	0	0	0	11	13	9.00	2.000										

AB	33
R	3
H	9
RBI	2
BB	1
SO	6
LOB	15



AB	33
R	6
H	10
RBI	6
BB	4
SO	9
LOB	14



Batter	1	2	3	4	5	6	7	8	9	AB	R	H	RBI	BB	SO	LOB	TOP					
Allen Battle, R OBP: 0.359, SLG: 0.288 (1, 9)	F8			P4		CS BB		K		3	0	0	0	1	1	0						
Scott Cooper, L OBP: 0.322, SLG: 0.303 (1, 5)	F8			F7		CS	L7		F8	4	0	0	0	0	0	0						
Bernard Gilkey, R OBP: 0.360, SLG: 0.447 (1, 7)	G5-3			1B					1B	4	1	3	1	0	0	0						
Brian Jordan, R OBP: 0.338, SLG: 0.485 (1, 8)		F9		F7					F7	4	0	1	0	0	0	2						
John Mabry, L OBP: 0.319, SLG: 0.343 (1, 3)	G4-3				E4				G3-1	4	0	1	0	0	0	1						
Tripp Cromer, R OBP: 0.253, SLG: 0.323 (1, 6)					F9					3	0	0	0	0	1	3						
Scott Hemond, R OBP: 0.177, SLG: 0.139 Mark Sweeney, L OBP: 0.250, SLG: 0.355 Danny Sheaffer, R OBP: 0.311, SLG: 0.359 (7, PH)					K					2	0	0	0	0	1	1						
José Oquendo, S OBP: 0.324, SLG: 0.307 (1, 4)										1	0	0	0	0	0	2						
Donovan Osborne, S OBP: 0.118, SLG: 0.235 T.J. Mathews, R (8, 1)										0	0	0	0	0	0	0						
Inning Stats	R: 0 E: 0 K: 0 S: 6	H: 0 LOB: 0 BB: 0 P: 9	R: 0 E: 0 K: 1 S: 9	H: 0 LOB: 0 BB: 0 P: 14	R: 0 E: 0 K: 1 S: 8	H: 0 LOB: 0 BB: 0 P: 12	R: 0 E: 0 K: 0 S: 10	H: 1 LOB: 1 BB: 0 P: 13	R: 0 E: 0 K: 1 S: 5	H: 0 LOB: 0 BB: 0 P: 7	R: 0 E: 0 K: 0 S: 12	H: 0 LOB: 0 BB: 1 P: 20	R: 1 E: 0 K: 0 S: 11	H: 3 LOB: 2 BB: 0 P: 18	R: 0 E: 0 K: 2 S: 8	H: 0 LOB: 0 BB: 0 P: 10	R: 0 E: 0 K: 0 S: 7	H: 1 LOB: 1 BB: 0 P: 9	1B: 4 2B: 0 3B: 0 HR: 1	SF: 0 SAC: 0 DP: 0 HBP: 0	WP: 0 PB: 0 SB: 0 CS: 2	PA: 33
PITCHER	IP	WLS	BF	H	R	ER	SO	BB	IBB	HBP	BLK	WP	HR	S	P	ERA	WHIP					
William Van Lantingham, R ERA: 3.65 Rod Beck, R ERA: 4.8	8.0	W	28	4	1	1	5	1	0	0	0	0	1	69	103	1.12	0.625					

St. Louis Cardinals @ San Francisco Giants
Candlestick Park, San Francisco, CA
Mon Aug 14 1995, 6:33 AM EDT
Att: 10,026 - Sunny - 74 F

AB	31
R	1
H	5
RBI	1
BB	1
SO	5
LOB	9



Batter	1	2	3	4	5	6	7	8	9	AB	R	H	RBI	BB	SO	LOB	BOTTOM					
Deion Sanders, L OBP: 0.293, SLG: 0.346 (1, 8)	K		G4-3		BB 1B			K		4	0	1	0	0	2	0						
John Patterson, S OBP: 0.270, SLG: 0.283 (1, 4)	G4-3		G4-3		K			P4		4	0	0	0	0	1	2						
Barry Bonds, L OBP: 0.438, SLG: 0.573 (1, 7)				L3	G4-6-3 BB			FC5 2B		2	0	1	0	2	0	0						
Glenallen Hill, R OBP: 0.322, SLG: 0.478 (1, 9)	K			E 1B	G4-6-3 1B			FC5 1B IBB		3	2	1	0	1	1	4						
Mark Carreon, R OBP: 0.342, SLG: 0.477 (1, 3)		L5		E4 FC6-4 1B		F8		FC5 1B		4	1	0	0	0	0	3						
Royce Clayton, R OBP: 0.300, SLG: 0.343 (1, 6)		K		FC6-4 1B		G4-3		1B		4	1	2	2	0	1	0						
Steve Scarosne, R OBP: 0.330, SLG: 0.492 (1, 5)			FC5-4 1B		FC6-4 1B	G1-3		1B		4	0	2	2	0	0	2						
Kirt Manwaring, R OBP: 0.327, SLG: 0.357 (1, 2)		FC5-4 1B		F8		G6-3		P6		4	0	0	0	0	0	4						
William Van Lantingham, R OBP: 0.188, SLG: 0.344 Rod Beck, R OBP: 0.333, SLG: 0.333 (9, 1)			K		BB 1B		K			3	0	1	0	0	2	0						
Inning Stats	R: 0 E: 0 K: 2 S: 11	H: 0 LOB: 1 BB: 1 P: 19	R: 0 E: 0 K: 1 S: 11	H: 1 LOB: 1 BB: 0 P: 16	R: 0 E: 0 K: 1 S: 5	H: 0 LOB: 0 BB: 0 P: 6	R: 1 E: 1 K: 0 S: 13	H: 2 LOB: 2 BB: 0 P: 19	R: 0 E: 0 K: 1 S: 11	H: 2 LOB: 2 BB: 1 P: 17	R: 0 E: 0 K: 0 S: 4	H: 0 LOB: 0 BB: 0 P: 9	R: 0 E: 0 K: 2 S: 9	H: 0 LOB: 0 BB: 0 P: 16	R: 3 E: 0 K: 0 S: 11	H: 3 LOB: 1 BB: 1 P: 23	R: 0 E: 0 K: 0 S: 7	H: 0 LOB: 0 BB: 0 P: 9	1B: 7 2B: 1 3B: 0 HR: 0	SF: 0 SAC: 0 DP: 1 HBP: 0	WP: 0 PB: 0 SB: 0 CS: 0	PA: 35
PITCHER	IP	WLS	BF	H	R	ER	SO	BB	IBB	HBP	BLK	WP	HR	S	P	ERA	WHIP					
Donovan Osborne, L ERA: 4.01 T.J. Mathews, R ERA: 2.61	7.2	L	33	7	4	3	7	2	1	0	0	0	0	69	116	3.52	1.174					

St. Louis Cardinals @ San Francisco Giants
Candlestick Park, San Francisco, CA
Mon Aug 14 1995, 6:33 AM EDT
Att: 10,026 - Sunny - 74 F

AB	32
R	4
H	8
RBI	4
BB	3
SO	7
LOB	15



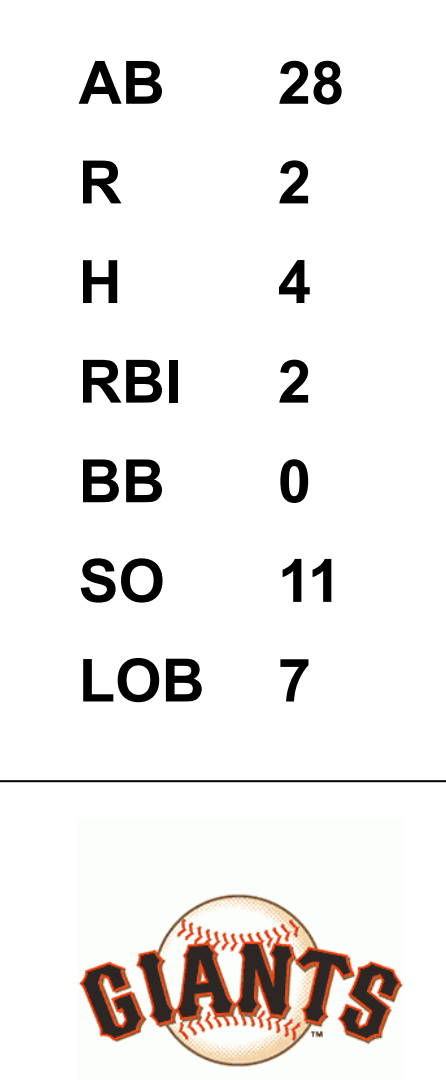
Batter	1	2	3	4	5	6	7	8	9	AB	R	H	RBI	BB	SO	LOB	TOP								
Bernard Gilkey, R OBP: 0.358, SLG: 0.441 (1, 7)	F8		K			F8	F8			4	0	0	0	1	1	1	St. Louis Cardinals @ San Francisco Giants Candlestick Park, San Francisco, CA Tue Aug 15 1995, 6:33 AM EDT Att: 12,316 - Unknown AB 32 R 2 H 5 RBI 2 BB 6 SO 4 LOB 13								
Scott Cooper, L OBP: 0.324, SLG: 0.308 (1, 5)	F9					BB 1B	G3		BB	5	1	2	0	0	1	2									
Brian Jordan, R OBP: 0.337, SLG: 0.482 (1, 9)	F2					BB 1B			F7	4	1	1	0	0	0	1									
Ray Lankford, L OBP: 0.348, SLG: 0.469 (1, 8)		4-3				F7			F2	4	0	0	0	0	0	3									
Mark Sweeney, L OBP: 0.306, SLG: 0.344 (1, 3)		6-3				BB 1B			BB	1	0	0	0	3	0	0									
Danny Sheaffer, R OBP: 0.309, SLG: 0.356 (1, 2)		P6				BB 1B			K	4	0	1	2	0	1	3									
Tripp Cromer, R OBP: 0.253, SLG: 0.319 (1, 6)						BB 1B			F8	3	0	0	0	1	0	0									
José Oquendo, S OBP: 0.322, SLG: 0.304 (1, 4)						G3			4-3	2	0	0	0	0	0	0									
Gerald Perry, L OBP: 0.232, SLG: 0.224 (6, PH)										1	0	0	0	0	0	3									
Ramon Caraballo, S OBP: 0.269, SLG: 0.323 (6, 4)										1	0	0	0	0	0	0									
Mike Morgan, R OBP: 0.130, SLG: 0.048 (1, 1)										1	0	0	0	1	0	0									
Allen Battle, R OBP: 0.355, SLG: 0.284 (7, PH)										1	0	0	0	0	1	0									
Tom Urbani, L OBP: 0.421, SLG: 0.563 (7, 1)										0	0	0	0	0	0	0									
Rich DeLucia, R OBP: 0.300, SLG: 0.222 (7, 1)										0	0	0	0	0	0	0									
John Mabry, L OBP: 0.322, SLG: 0.346 (9, PH)									BB 1B	1	0	1	0	0	0	0									
Inning Stats	R: 0 E: 0 K: 0 S: 3	H: 0 LOB: 0 BB: 0 P: 3	R: 0 E: 0 K: 0 S: 3	H: 0 LOB: 0 BB: 0 P: 3	R: 0 E: 0 K: 1 S: 5	H: 0 LOB: 1 BB: 1 P: 9	R: 0 E: 0 K: 0 S: 4	H: 1 LOB: 2 BB: 1 P: 8	R: 0 E: 0 K: 0 S: 3	H: 0 LOB: 0 BB: 0 P: 3	R: 2 E: 0 K: 0 S: 6	H: 3 LOB: 3 BB: 2 P: 14	R: 0 E: 0 K: 1 S: 5	H: 0 LOB: 0 BB: 0 P: 5	R: 0 E: 0 K: 1 S: 5	H: 0 LOB: 1 BB: 1 P: 9	R: 0 E: 0 K: 1 S: 6	H: 1 LOB: 2 BB: 1 P: 10	1B: 4 2B: 1 3B: 0 HR: 0	SF: 0 SAC: 0 DP: 0 HBP: 0	WP: 0 PB: 0 SB: 0 CS: 0	PA: 38			
PITCHER	IP	WLS	BF	H	R	ER	SO	BB	IBB	HBP	BLK	WP	HR	S	P	ERA	WHIP								
Jamie Brewington, R ERA: 3.72	(1, 1)	5.2	W	25	4	2	2	1	4	0	0	0	0	23	39	3.18	1.412								
Scott Service, R ERA: 3.72	(6, 1)	0.1		1	0	0	0	0	0	0	0	0	0	1	1	0.00	0.000								
Chris Hook, R ERA: 4.5	(7, 1)	2.0		7	0	0	0	2	1	0	0	0	0	10	14	0.00	0.500								
Rod Beck, R ERA: 4.7	(9, 1)	1.0	S	5	1	0	0	1	1	0	0	0	0	6	10	0.00	2.000								

Batter	1	2	3	4	5	6	7	8	9	AB	R	H	RBI	BB	SO	LOB	BOTTOM								
Deion Sanders, L OBP: 0.303, SLG: 0.370 (1, 8)	SH1-3 SF9 2B		SH3-4			1B G6-3 1B				3	2	3	0	0	0	0	St. Louis Cardinals @ San Francisco Giants Candlestick Park, San Francisco, CA Tue Aug 15 1995, 6:33 AM EDT Att: 12,316 - Unknown AB 31 R 4 H 12 RBI 3 BB 2 SO 5 LOB 16								
Robby Thompson, R OBP: 0.310, SLG: 0.298 (1, 4)	SH1-3		5-3			G6-3 1B			K	3	0	1	1	0	1	2									
Barry Bonds, L OBP: 0.438, SLG: 0.572 (1, 7)	SF9					G6-3 1B				1	0	0	1	2	0	1									
Mark Carreon, R OBP: 0.341, SLG: 0.473 (1, 3)	L4		P4			FC6-4 1B			F7	4	0	1	0	0	0	4									
Glenallen Hill, R OBP: 0.321, SLG: 0.478 (1, 9)						FC6-4 1B			K	4	0	1	0	0	1	3									
Royce Clayton, R OBP: 0.300, SLG: 0.342 (1, 6)									K	4	0	1	0	0	2	1									
Steve Scarosone, R OBP: 0.333, SLG: 0.508 (1, 5)										4	1	2	1	0	0	1									
Kirt Manwaring, R OBP: 0.326, SLG: 0.355 (1, 2)										4	0	1	0	0	1	3									
Jamie Brewington, R ERA: 3.72	(1, 1)	6.0	L	27	10	3	3	2	1	0	0	0	0	0	0	0									
Scott Service, R ERA: 3.72	(6, 1)	0.1		3	1	0	0	1	0	1	0	0	0	0	1	0									
Jeff Reed, L OBP: 0.345, SLG: 0.290 (6, PH)	(7, 1)	0.1		3	1	0	0	1	0	1	0	0	0	0	0	0									
Chris Hook, R ERA: 4.5	(7, 1)	2.0		7	0	0	0	2	1	0	0	0	0	10	14	0.00		0.500							
John Patterson, S OBP: 0.309, SLG: 0.283 (8, PH)	(9, 1)	1.0	S	5	1	0	0	1	1	0	0	0	0	6	10	0.00		2.000							
Rod Beck, R ERA: 4.7	(9, 1)	1.0	S	5	1	0	0	1	1	0	0	0	0	6	10	0.00	2.000								
Inning Stats	R: 1 E: 0 K: 0 S: 4	H: 1 LOB: 0 BB: 0 P: 4	R: 0 E: 0 K: 2 S: 8	H: 1 LOB: 1 BB: 0 P: 8	R: 0 E: 0 K: 0 S: 4	H: 1 LOB: 2 BB: 1 P: 8	R: 0 E: 0 K: 0 S: 4	H: 2 LOB: 1 BB: 0 P: 4	R: 2 E: 0 K: 0 S: 6	H: 4 LOB: 1 BB: 0 P: 6	R: 0 E: 0 K: 0 S: 4	H: 1 LOB: 1 BB: 0 P: 4	R: 0 E: 0 K: 2 S: 8	H: 1 LOB: 2 BB: 1 P: 12	R: 1 E: 0 K: 1 S: 6	H: 1 LOB: 0 BB: 0 P: 6	1B: 8 2B: 2 3B: 1 HR: 1	SF: 1 SAC: 2 DP: 1 HBP: 0	WP: 1 PB: 0 SB: 0 CS: 2	PA: 36					
PITCHER	IP	WLS	BF	H	R	ER	SO	BB	IBB	HBP	BLK	WP	HR	S	P	ERA	WHIP								
Mike Morgan, R ERA: 3.43	(1, 1)	6.0	L	27	10	3	3	2	1	0	0	0	0	30	34	4.50	1.833								
Tom Urbani, L ERA: 3.99	(7, 1)	0.1		3	1	0	0	1	0	1	0	0	0	4	8	0.00	3.000								
Rich DeLucia, R ERA: 3.62	(7, 1)	1.2		6	1	1	1	2	0	0	0	0	1	10	10	5.40	0.600								

Batter	1	2	3	4	5	6	7	8	9	AB	R	H	RBI	BB	SO	LOB	TOP			
Bernard Gilkey, R OBP: 0.356, SLG: 0.448 (1, 7)	F7		HR			K2-3		P2		4	1	1	1	0	1	0	St. Louis Cardinals @ San Francisco Giants Candlestick Park, San Francisco, CA Wed Aug 16 1995, 10:05 PM EDT Att: 13,939 - Unknown - 61 F			
Scott Cooper, L OBP: 0.326, SLG: 0.309 (1, 5)	1B		F8			FC6-4 1B BB		P6		3	0	1	0	1	0	0				
Brian Jordan, R OBP: 0.336, SLG: 0.480 (1, 9)	L8				F7	FC6-4 1B		K		4	0	1	0	0	1	1				
Ray Lankford, L OBP: 0.347, SLG: 0.465 (1, 8)	K				G3 E BB	FC6-4 FC6		F7		3	0	0	0	1	1	3				
John Mabry, L OBP: 0.317, SLG: 0.340 (1, 3)		L8		G3		FC6		G4-3		4	0	0	0	0	0	3				
Danny Sheaffer, R OBP: 0.303, SLG: 0.348 (1, 2)		F8		L9						3	0	0	0	0	0	1				
Tripp Cromer, R OBP: 0.251, SLG: 0.316 (1, 6)		G6-3			G3			L8		3	0	0	0	0	0	0				
José Oquendo, S OBP: 0.317, SLG: 0.299 (1, 4)			F7		P9			L8		3	0	0	0	0	0	0				
Mark Petkovsek, R OBP: 0.214, SLG: 0.120 Allen Battle, R OBP: 0.351, SLG: 0.280 Tom Henke, R (8, 1)			G5-3		K			G4-3		2	0	0	0	0	1	0				
										1	0	0	0	0	0	0				
										0	0	0	0	0	0	0				
Inning Stats	R: 0 E: 0 K: 1 S: 9	H: 1 LOB: 1 BB: 0 P: 14	R: 0 E: 0 K: 0 S: 7	H: 0 LOB: 0 BB: 0 P: 10	R: 1 E: 0 K: 0 S: 9	H: 1 LOB: 0 BB: 0 P: 12	R: 0 E: 1 K: 0 S: 9	H: 0 LOB: 1 BB: 1 P: 16	R: 0 E: 0 K: 1 S: 8	H: 1 LOB: 2 BB: 1 P: 16	R: 0 E: 0 K: 0 S: 6	H: 0 LOB: 0 BB: 0 P: 10	R: 0 E: 0 K: 1 S: 4	H: 0 LOB: 0 BB: 0 P: 7	R: 0 E: 0 K: 1 S: 8	H: 0 LOB: 0 BB: 0 P: 13	1B: 2 2B: 0 3B: 0 HR: 1	SF: 0 SAC: 0 DP: 0 HBP: 0	WP: 0 PB: 0 SB: 0 CS: 0	PA: 32
PITCHER Mark Leiter, R ERA: 3.25 (1, 1)	IP: 9.0 WLS: W BF: 32 H: 3 R: 1 ER: 1 SO: 4 BB: 2 IBB: 0 HBP: 0 BLK: 0 WP: 0 HR: 1 S: 68 P: 109 ERA: 1.00 WHIP: 0.556															PITCHER IP: WLS: BF: H: R: ER: SO: BB: IBB: HBP: BLK: WP: HR: S: P: ERA: WHIP				

Batter	1	2	3	4	5	6	7	8	9	AB	R	H	RBI	BB	SO	LOB	BOTTOM	
Deion Sanders, L OBP: 0.302, SLG: 0.373 (1, 8)	L8 G5-3 2B				L5			K		4	1	1	0	0	2	1	St. Louis Cardinals @ San Francisco Giants Candlestick Park, San Francisco, CA Wed Aug 16 1995, 10:05 PM EDT Att: 13,939 - Unknown - 61 F	
Steve Scarsone, R OBP: 0.337, SLG: 0.508 Mike Benjamin, R OBP: 0.278, SLG: 0.342 (1, FR)	G5-3 HBP		K					L7		0	0	0	0	0	0	0		
Barry Bonds, L OBP: 0.434, SLG: 0.565 (1, 7)	L8		P7		1B			G6-3		4	0	0	0	0	1	3		
Mark Carreon, R OBP: 0.341, SLG: 0.484 (1, 3)	G5-3		HR		K					3	1	1	2	0	1	1		
Glenallen Hill, R OBP: 0.321, SLG: 0.475 (1, 9)	HBP		G5-3		F7					2	0	0	0	0	0	0		
Royce Clayton, R OBP: 0.296, SLG: 0.340 (1, 6)	K				G6-3			L6		3	0	0	0	0	1	2		
Robby Thompson, R OBP: 0.307, SLG: 0.294 (1, 4)		G5-3		K				K		3	0	0	0	0	2	0		
Kirt Manwaring, R OBP: 0.323, SLG: 0.351 (1, 2)		G1-3		K				G5-3		3	0	0	0	0	1	0		
Mark Leiter, R OBP: 0.146, SLG: 0.109 (1, 1)		1B		K				K		3	0	1	0	0	2	0		
Inning Stats	R: 1 E: 0 K: 1 S: 12	H: 1 LOB: 2 BB: 0 P: 20	R: 0 E: 0 K: 1 S: 11	H: 1 LOB: 1 BB: 0 P: 17	R: 1 E: 0 K: 1 S: 14	H: 1 LOB: 0 BB: 0 P: 20	R: 0 E: 0 K: 2 S: 8	H: 0 LOB: 0 BB: 0 P: 12	R: 0 E: 0 K: 1 S: 8	H: 1 LOB: 1 BB: 0 P: 14	R: 0 E: 0 K: 2 S: 7	H: 0 LOB: 0 BB: 0 P: 10	R: 0 E: 0 K: 1 S: 8	H: 0 LOB: 0 BB: 0 P: 13	1B: 2 2B: 1 3B: 0 HR: 1	SF: 0 SAC: 0 DP: 0 HBP: 2	WP: 0 PB: 0 SB: 0 CS: 0	PA: 30
PITCHER Mark Petkovsek, R ERA: 3.41 Tom Henke, R ERA: 1.59 (8, 1)	IP: 7.0 WLS: L BF: 27 H: 4 R: 2 ER: 2 SO: 10 BB: 0 IBB: 2 HBP: 0 BLK: 0 WP: 0 HR: 1 S: 71 P: 105 ERA: 2.57 WHIP: 0.571															PITCHER IP: WLS: BF: H: R: ER: SO: BB: IBB: HBP: BLK: WP: HR: S: P: ERA: WHIP		

AB	30
R	1
H	3
RBI	1
BB	2
SO	4
LOB	8



Batter	1	2	3	4	5	6	7	8	9	AB	R	H	RBI	BB	SO	LOB	TOP				
Deion Sanders, L OBP: 0.304, SLG: 0.380	2-1 G6-3 3B	4-2 F8 1B BB		2-2 G1-3		1-3 K		0-1 G4-3		4	1	1	0	1	1	0					
Mike Benjamin, R OBP: 0.319, SLG: 0.340	3-2 G6-3	0-0		2-3 K		4-2 BB		0-3 K		4	0	1	1	1	2	0					
Barry Bonds, L OBP: 0.434, SLG: 0.580	1-2 HR	2-1 F8		0-0 HR		2-3 K			1-2 F7	5	2	2	2	0	1	3					
Mark Carreon, R OBP: 0.338, SLG: 0.478	1-1 E6 FC6-4	0-0 G4-3		2-1 F9			3-2 FC5-4 1B		1-2 P4	5	0	1	0	0	0	2					
Glenallen Hill, R OBP: 0.325, SLG: 0.479	3-3 K		1-1 1B E 2B		3-1 G6-4-3 1B		1-1 FC5-4 L9 HR		0-1	5	2	3	0	0	1	2					
Royce Clayton, R OBP: 0.299, SLG: 0.339	2-0 FC6-4		1-2 G4-3 E 1B		4-2 G6-4-3 BB		0-1 L9		1-2 F8	4	0	1	0	1	0	3					
Robby Thompson, R OBP: 0.309, SLG: 0.320		0-0 HR		0-1 G4-3		1-2 G6-4-3		3-2 HR		4	2	2	3	0	0	3					
Kirt Manwaring, R OBP: 0.319, SLG: 0.346	3-1 F9		3-1 G1-3		0-1 F8		0-1 G3			4	0	0	0	0	0	2					
Jose Bautista, R (7, 1)										0	0	0	0	0	0	0					
Terry Mulholland, R OBP: 0.100, SLG: 0.241	0-0		2-3 K					1-1 G6-3		2	1	1	1	0	1	1					
Chris Hook, R (5, 1)										1	0	0	0	0	1	0					
Shawn Barton, R (6, 1)										0	0	0	0	0	0	0					
Jeff Reed, L OBP: 0.378, SLG: 0.287										1	0	0	0	0	0	0					
Inning Stats	R: 2 E: 1 K: 1 S: 16	H: 2 LOB: 1 BB: 0 P: 28	R: 2 E: 0 K: 0 S: 10	H: 3 LOB: 2 BB: 1 P: 19	R: 1 E: 0 K: 1 S: 12	H: 2 LOB: 0 BB: 0 P: 19	R: 1 E: 0 K: 1 S: 10	H: 1 LOB: 0 BB: 1 P: 16	R: 0 E: 0 K: 3 S: 11	H: 0 LOB: 1 BB: 1 P: 20	R: 2 E: 0 K: 0 S: 16	H: 2 LOB: 0 BB: 0 P: 25	R: 0 E: 0 K: 1 S: 7	H: 0 LOB: 0 BB: 0 P: 8	R: 0 E: 0 K: 0 S: 11	H: 1 LOB: 1 BB: 0 P: 14	1B: 5 2B: 1 3B: 1 HR: 5	SF: 0 SAC: 0 DP: 1 HBP: 0	WP: 0 PB: 0 SB: 2 CS: 0	PA: 42	
PITCHER	IP WLS BF H R ER SO BB IBB HBP BLK WP HR S P ERA WHIP	IP WLS BF H R ER SO BB IBB HBP BLK WP HR S P ERA WHIP	IP WLS BF H R ER SO BB IBB HBP BLK WP HR S P ERA WHIP	IP WLS BF H R ER SO BB IBB HBP BLK WP HR S P ERA WHIP	IP WLS BF H R ER SO BB IBB HBP BLK WP HR S P ERA WHIP	IP WLS BF H R ER SO BB IBB HBP BLK WP HR S P ERA WHIP	IP WLS BF H R ER SO BB IBB HBP BLK WP HR S P ERA WHIP	IP WLS BF H R ER SO BB IBB HBP BLK WP HR S P ERA WHIP	IP WLS BF H R ER SO BB IBB HBP BLK WP HR S P ERA WHIP	IP WLS BF H R ER SO BB IBB HBP BLK WP HR S P ERA WHIP	IP WLS BF H R ER SO BB IBB HBP BLK WP HR S P ERA WHIP	IP WLS BF H R ER SO BB IBB HBP BLK WP HR S P ERA WHIP	IP WLS BF H R ER SO BB IBB HBP BLK WP HR S P ERA WHIP	IP WLS BF H R ER SO BB IBB HBP BLK WP HR S P ERA WHIP	IP WLS BF H R ER SO BB IBB HBP BLK WP HR S P ERA WHIP	IP WLS BF H R ER SO BB IBB HBP BLK WP HR S P ERA WHIP	IP WLS BF H R ER SO BB IBB HBP BLK WP HR S P ERA WHIP	IP WLS BF H R ER SO BB IBB HBP BLK WP HR S P ERA WHIP	IP WLS BF H R ER SO BB IBB HBP BLK WP HR S P ERA WHIP	IP WLS BF H R ER SO BB IBB HBP BLK WP HR S P ERA WHIP	IP WLS BF H R ER SO BB IBB HBP BLK WP HR S P ERA WHIP

San Francisco Giants @ Philadelphia Phillies
Veterans Stadium, Philadelphia, PA

AB 39
R 8
H 12
RBI 7
BB 3
SO 7
LOB 16



WP: 0 PA: 42
PB: 0
SB: 2
CS: 0

1B: 5 SF: 0
2B: 1 SAC: 0
3B: 1 DP: 1
HR: 5 HBP: 0

Batter	1	2	3	4	5	6	7	8	9	AB	R	H	RBI	BB	SO	LOB	BOTTOM				
Kevin Flora, R OBP: 0.250, SLG: 0.400	2-3 K		2-1 G1-3		0-1 HR 1B	3-2 F9	2-1 HR	0-1 1B		6	2	3	3	0	1	0					
23 Kevin Jordan, R OBP: 0.176, SLG: 0.176	0-1 E 1B		1-0 1B		3-2 F8	0-1 G6-3	1-0 F8	1-0 L8		6	0	2	0	0	0	3					
Gregg Jefferies, S OBP: 0.341, SLG: 0.412	2-1 L8		1-0 1B		2-1 SF8	4-1 2B BB		4-2 1B BB FC5-2 BB		2	1	1	1	2	0	1					
Mark Whiten, S OBP: 0.297, SLG: 0.360	2-2 G6-3		2-3 K		1-0 HR	2-2 1B 2B		4-1 FC5-2 1B BB		4	3	2	3	1	1	3					
Darren Daulton, L OBP: 0.351, SLG: 0.399		0-0 G6-3 3B		1-0 BB 1B	3-2 HR 2B	1-2 2B 1B		3-2 F7		5	2	4	1	0	0	2					
Charlie Hayes, R OBP: 0.350, SLG: 0.420		1-2 G5-3		0-0 P7	1-0 HR	1-0 F9		0-0 1B FC5-2 1B		5	2	2	3	0	0	2					
Jim Eisenreich, L OBP: 0.365, SLG: 0.426		1-2 G4-3		4-2 G4-6-3 BB	4-2 BB		1-2 P7	2-2 FC5-2 1B		3	1	0	0	2	0	3					
Kevin Stocker, S OBP: 0.296, SLG: 0.244		2-2 F8		0-1 G4-6-3	0-0 G4-3		1-0 P5	0-1 2B 1B		3	0	0	0	0	0	3					
Mike Mims, L OBP: 0.192, SLG: 0.133										0	0	0	0	0	0	0					
Paul Fletcher, R ERA: 4.24										0	0	0	0	0	0	0					
Andy Van Slyke, L OBP: 0.295, SLG: 0.333										1	0	0	0	0	0	0					
Toby Borland, R (8, 1)										0	0	0	0	0	0	0					
Gary Varsho, L OBP: 0.350, SLG: 0.299										1	1	1	0	0	0	0					
Heathcliff Slocumb, R (8, 1)										0	0	0	0	0	0	0					
Tyler Green, R OBP: 0.163, SLG: 0.279			1-1 L9		0-1 23 F8 SF8 1B	1-2 HR		1-2 1B 2B		0	0	0	0	0	0	0					
Mike Williams, R OBP: 0.143, SLG: 0.143										1	0	0	0	0	0	0					
Kevin Elster, R OBP: 0.277, SLG: 0.366										3	4	3	4	0	0	0					
Inning Stats	R: 0 E: 1 K: 1 S: 11	H: 1 LOB: 1 BB: 0 P: 17	R: 1 E: 0 K: 0 S: 11	H: 1 LOB: 0 BB: 0 P: 15	R: 0 E: 0 K: 1 S: 11	H: 2 LOB: 2 BB: 0 P: 18	R: 0 E: 0 K: 0 S: 8	H: 1 LOB: 1 BB: 1 P: 13	R: 5 E: 0 K: 0 S: 20	H: 5 LOB: 1 BB: 1 P: 34	R: 3 E: 0 K: 0 S: 17	H: 3 LOB: 1 BB: 1 P: 29	R: 2 E: 0 K: 0 S: 7	H: 1 LOB: 0 BB: 0 P: 13	R: 5 E: 0 K: 0 S: 18	H: 4 LOB: 1 BB: 2 P: 33	1B: 10 2B: 3 3B: 1 HR: 4	SF: 1 SAC: 0 DP: 1 HBP: 1	WP: 0 PB: 0 SB: 1 CS: 0	PA: 47	
PITCHER	IP WLS BF H R ER SO BB IBB HBP BLK WP HR S P ERA WHIP	IP WLS BF H R ER SO BB IBB HBP BLK WP HR S P ERA WHIP	IP WLS BF H R ER SO BB IBB HBP BLK WP HR S P ERA WHIP	IP WLS BF H R ER SO BB IBB HBP BLK WP HR S P ERA WHIP	IP WLS BF H R ER SO BB IBB HBP BLK WP HR S P ERA WHIP	IP WLS BF H R ER SO BB IBB HBP BLK WP HR S P ERA WHIP	IP WLS BF H R ER SO BB IBB HBP BLK WP HR S P ERA WHIP	IP WLS BF H R ER SO BB IBB HBP BLK WP HR S P ERA WHIP	IP WLS BF H R ER SO BB IBB HBP BLK WP HR S P ERA WHIP	IP WLS BF H R ER SO BB IBB HBP BLK WP HR S P ERA WHIP	IP WLS BF H R ER SO BB IBB HBP BLK WP HR S P ERA WHIP	IP WLS BF H R ER SO BB IBB HBP BLK WP HR S P ERA WHIP	IP WLS BF H R ER SO BB IBB HBP BLK WP HR S P ERA WHIP	IP WLS BF H R ER SO BB IBB HBP BLK WP HR S P ERA WHIP	IP WLS BF H R ER SO BB IBB HBP BLK WP HR S P ERA WHIP	IP WLS BF H R ER SO BB IBB HBP BLK WP HR S P ERA WHIP	IP WLS BF H R ER SO BB IBB HBP BLK WP HR S P ERA WHIP	IP WLS BF H R ER SO BB IBB HBP BLK WP HR S P ERA WHIP	IP WLS BF H R ER SO BB IBB HBP BLK WP HR S P ERA WHIP	IP WLS BF H R ER SO BB IBB HBP BLK WP HR S P ERA WHIP	IP WLS BF H R ER SO BB IBB HBP BLK WP HR S P ERA WHIP

San Francisco Giants @ Philadelphia Phillies
Veterans Stadium, Philadelphia, PA

AB 40
R 16
H 18
RBI 16
BB 5
SO 2
LOB 17



WP: 0 PA: 47
PB: 0
SB: 1
CS: 0

1B: 10 SF: 1
2B: 3 SAC: 0
3B: 1 DP: 1
HR: 4 HBP: 1

Fri Aug 18 1995, 7:05 PM EDT
Att: 23,409 - Unknown - 90 F

Batter	1	2	3	4	5	6	7	8	9	AB	R	H	RBI	BB	SO	LOB	TOP								
Deion Sanders, L (1, 8) OBP: 0.302, SLG: 0.385	1-2 G6-3	0-2 FC3-2-5 3B		2-3 K		0-0 B2			0-0 L1-3	5	0	1	2	0	1	2	San Francisco Giants @ Philadelphia Phillies Veterans Stadium, Philadelphia, PA Sat Aug 19 1995, 7:05 PM EDT Att: 25,712 - Unknown - 83 F								
Mike Benjamin, R (1, 5) OBP: 0.281, SLG: 0.333	4-2 S 1B	2-1 FC3-5-2-5		0-1 F8			1-2 P2		0-0 G3	3	0	0	0	1	0	2									
John Patterson, S (9, PH) OBP: 0.267, SLG: 0.280										1	0	0	0	0	0	0									
Barry Bonds, L (1, 7) OBP: 0.434, SLG: 0.577	4-2 1B	4-0 IBB			1-0 F8					2	0	0	0	2	0	0									
Mark Carreon, R (1, 3) OBP: 0.337, SLG: 0.475	1-0 2H 1B	3-2 P3			0-1 F7				0-3 K	4	0	1	0	0	1	2									
Glenallen Hill, R (1, 9) OBP: 0.324, SLG: 0.477	0-0 P5		1-0 G4-3		1-1 S 1B				2-2 F9	4	1	1	0	0	0	2									
Royce Clayton, R (1, 6) OBP: 0.301, SLG: 0.343		2-2 HBP FC4-6 2B	1-1 G4-3		2-1 1H 1B				1-3 K	4	1	2	1	0	1	0									
Robby Thompson, R (1, 4) OBP: 0.312, SLG: 0.320		4-2 FC4-6 3B	1-0 G4-3		0-0 G5-3				0-1 1B	3	1	1	0	1	0	1									
Kirt Manwaring, R (1, 2) OBP: 0.322, SLG: 0.347	1-2 FC4-6 HBP				0-0 1B				1-1 G5-3	2	0	1	0	0	0	0									
Matt Williams, R (8, PH) OBP: 0.433, SLG: 0.748	1-2 2-3 HBP									1	0	0	0	0	0	1									
Scott Service, R (8, 1)										0	0	0	0	0	0	0									
Sergio Valdez, R (1, 1) OBP: 0.100, SLG: 0.100	2-1 FC4-6				0-3 K				2-2 L1-3 1B	3	1	0	1	0	2	3									
Shawn Barton, R (7, 1)										0	0	0	0	0	0	0									
Tom Lampkin, L (8, 2) OBP: 0.351, SLG: 0.353	1-2 2-3 3H 3B									1	0	1	0	0	0	0									
Inning Stats	R: 0 E: 0 K: 0 S: 9	H: 1 LOB: 2 BB: 2 P: 19	R: 3 E: 0 K: 0 S: 20	H: 2 LOB: 2 BB: 2 P: 38	R: 0 E: 0 K: 0 S: 4	H: 0 LOB: 0 BB: 0 P: 7	R: 0 E: 0 K: 2 S: 9	H: 1 LOB: 1 BB: 0 P: 11	R: 1 E: 0 K: 0 S: 8	H: 2 LOB: 1 BB: 0 P: 12	R: 0 E: 0 K: 1 S: 5	H: 0 LOB: 0 BB: 0 P: 7	R: 0 E: 0 K: 1 S: 7	H: 0 LOB: 0 BB: 0 P: 8	R: 0 E: 0 K: 1 S: 12	H: 1 LOB: 1 BB: 0 P: 16	R: 0 E: 0 K: 0 S: 5	H: 1 LOB: 0 BB: 0 P: 7	1B: 6 2B: 2 3B: 1 HR: 0	SF: 0 SAC: 0 DP: 1 HBP: 1	WP: 0 PB: 0 SB: 2 CS: 0	PA: 38			
PITCHER	IP	WLS	BF	H	R	ER	SO	BB	IBB	HBP	BLK	WP	HR	S	P	ERA	WHIP								
Paul Quantrill, R (1, 1) ERA: 4.32	6.0		28	6	4	4	3	3	1	1	0	0	0	55	94	6.00	1.500								
Ricky Bottalico, R (7, 1) ERA: 2.25	2.0	W	7	1	0	0	2	0	0	0	0	0	0	19	24	0.00	0.500								
Heathcliff Slocumb, R (9, 1) ERA: 2.91	1.0	S	3	1	0	0	0	0	0	0	0	0	0	5	7	0.00	1.000								

Batter	1	2	3	4	5	6	7	8	9	AB	R	H	RBI	BB	SO	LOB	BOTTOM								
Mickey Morandini, L (1, 4) OBP: 0.354, SLG: 0.431	2-1 G3		0-1 FC3-6 1B		1-1 L3				0-0 G4-3	5	1	2	1	0	0	1	San Francisco Giants @ Philadelphia Phillies Veterans Stadium, Philadelphia, PA Sat Aug 19 1995, 7:05 PM EDT Att: 25,712 - Unknown - 83 F								
Kevin Stocker, S (1, 6) OBP: 0.289, SLG: 0.240	1-3 K		0-0 FC3-6		0-3 K		2-3 K2-3	2-0 F8		5	0	0	0	0	3	3									
Gregg Jefferies, S (1, 3) OBP: 0.343, SLG: 0.424	1-1 HR		2-2 G4-3		1-0 G1-4-3		0-1 2B			4	1	2	1	0	0	2									
Mark Whiten, S (1, 9) OBP: 0.307, SLG: 0.371	2-0 G3			1-0 1B		1-1 WP	4-0 IBB			3	2	2	0	1	0	0									
Darren Daulton, L (1, 2) OBP: 0.350, SLG: 0.397		3-2 G5-3		0-0 E FC3 1B		3-2 P7	1-1 P4			4	0	1	0	0	0	2									
Charlie Hayes, R (1, 5) OBP: 0.351, SLG: 0.423		1-0 G6-3		0-0 E8 FC5 FC3 1B		0-2 1B	1-3 2H 2B		1-3 K	4	1	2	1	0	1	2									
Andy Van Slyke, L (1, 8) OBP: 0.299, SLG: 0.343		3-2 P9		2-1 FC3		0-0 2H		2-0 SH5-4 23 WP 2B		4	1	2	1	0	0	2									
Kevin Flora, R (1, 7) OBP: 0.217, SLG: 0.348			1-3 K		2-3 K		0-1 L6		0-0 SH5-4	3	0	0	0	0	2	3									
Paul Quantrill, L (1, 1) OBP: 0.167, SLG: 0.103			2-2 FC3-6 1B		0-0 FC5		1-0 L9		4-1 G4-3 BB	2	0	1	0	0	0	2									
Gary Varsho, L (8, PH) OBP: 0.318, SLG: 0.288										1	0	0	0	0	0	1									
Ricky Bottalico, L (7, 1)										0	0	0	0	0	0	0									
23 Kevin Jordan, R (8, PH) OBP: 0.222, SLG: 0.176										0	0	0	0	1	0	0									
Heathcliff Slocumb, R (9, 1)										0	0	0	0	0	0	0									
Inning Stats	R: 1 E: 0 K: 1 S: 9	H: 1 LOB: 0 BB: 0 P: 15	R: 0 E: 0 K: 0 S: 9	H: 0 LOB: 0 BB: 0 P: 16	R: 0 E: 0 K: 1 S: 12	H: 2 LOB: 2 BB: 0 P: 17	R: 1 E: 1 K: 1 S: 9	H: 3 LOB: 2 BB: 0 P: 14	R: 0 E: 0 K: 1 S: 6	H: 0 LOB: 0 BB: 0 P: 8	R: 2 E: 0 K: 0 S: 12	H: 3 LOB: 1 BB: 0 P: 17	R: 1 E: 0 K: 2 S: 15	H: 2 LOB: 2 BB: 1 P: 25	R: 1 E: 0 K: 0 S: 5	H: 1 LOB: 1 BB: 1 P: 13	1B: 6 2B: 4 3B: 0 HR: 2	SF: 0 SAC: 1 DP: 0 HBP: 0	WP: 2 PB: 0 SB: 0 CS: 0	PA: 38					
PITCHER	IP	WLS	BF	H	R	ER	SO	BB	IBB	HBP	BLK	WP	HR	S	P	ERA	WHIP								
Sergio Valdez, R (1, 1) ERA: 5.88	6.1	L	31	11	5	5	5	0	0	0	0	0	0	5	7	0.00	0.000								
Shawn Barton, L (7, 1) ERA: 3.63	0.2		2	0	0	0	1	0	0	0	0	0	0	5	7	0.00	0.000								
Scott Service, R (8, 1) ERA: 4.22	1.0		5	1	1	1	0	1	0	0	0	1	0	5	13	9.00	2.000								

AB 33
R 4
H 8
RBI 4
BB 4
SO 5
LOB 13



AB 35
R 6
H 12
RBI 4
BB 2
SO 6
LOB 18



Batter	1	2	3	4	5	6	7	8	9	10	11	AB	R	H	RBI	BB	SO	LOB	TOP						
Deion Sanders, L OBP: 0.307, SLG: 0.394	G4-3		G5-3			G1-3		E4		K	G4-3	5	0	0	0	1	1	4							
Robby Thompson, R OBP: 0.310, SLG: 0.315	G6-3		G5-3			G1-3		K		E9		4	0	0	0	1	1	2							
Barry Bonds, L OBP: 0.435, SLG: 0.571	F8				G3	G1-3		S		F8		5	1	1	1	0	0	3							
Matt Williams, R OBP: 0.438, SLG: 0.750					G5-3							5	0	2	1	0	2	2							
Mike Benjamin, R OBP: 0.281, SLG: 0.333												0	1	0	0	0	0	0							
Mark Carreon, R OBP: 0.335, SLG: 0.484												4	0	1	0	1	0	1							
Glenallen Hill, R OBP: 0.318, SLG: 0.465												4	0	0	0	1	1	1							
Royce Clayton, R OBP: 0.307, SLG: 0.355												5	1	2	1	0	1	3							
Kirt Manwaring, R OBP: 0.318, SLG: 0.342												4	0	0	0	0	0	3							
Tom Lamkin, L OBP: 0.391, SLG: 0.393												0	0	0	0	0	0	0							
Rod Beck, R OBP: 0.333, SLG: 0.333												0	0	0	0	0	0	0							
Jamie Brewington, R OBP: 0.320, SLG: 0.321												2	0	0	0	0	0	0							
Chris Hook, R OBP: 0.316, SLG: 0.316												1	1	1	0	0	0	0							
John Patterson, S OBP: 0.273, SLG: 0.277												1	0	0	0	0	0	0							
Scott Service, R OBP: 0.273, SLG: 0.277												0	0	0	0	0	0	0							
Jeff Reed, L OBP: 0.375, SLG: 0.384												1	0	0	0	0	0	0							
Jeff Reed, L OBP: 0.375, SLG: 0.384												1	0	0	0	0	1	3							
Inning Stats	R: 0 E: 0 K: 0 S: 10	H: 0 LOB: 0 BB: 0 P: 14	R: 0 E: 1 K: 1 S: 10	H: 1 LOB: 2 BB: 1 P: 18	R: 0 E: 0 K: 0 S: 9	H: 0 LOB: 0 BB: 0 P: 16	R: 0 E: 0 K: 0 S: 8	H: 0 LOB: 0 BB: 0 P: 12	R: 0 E: 0 K: 1 S: 7	H: 0 LOB: 2 BB: 2 P: 18	R: 1 E: 0 K: 1 S: 11	H: 1 LOB: 0 BB: 0 P: 15	R: 2 E: 1 K: 1 S: 15	H: 3 LOB: 1 BB: 0 P: 23	R: 0 E: 0 K: 0 S: 5	H: 0 LOB: 0 BB: 0 P: 7	R: 0 E: 1 K: 1 S: 8	H: 0 LOB: 1 BB: 0 P: 15	R: 1 E: 0 K: 2 S: 16	H: 2 LOB: 3 BB: 1 P: 29	1B: 5 2B: 1 3B: 0 HR: 1	SF: 0 SAC: 0 DP: 1 HBP: 1	WP: 0 PB: 0 SB: 1 CS: 1	PA: 46	
PITCHER	IP ERA WLS BF H R ER SO BB IBB HBP BLK WP HR S P ERA WHIP	7.0 3.49 2.0 7 2 0 0 1 0 0 0 0 0 0 16 23 0.00 1.000	7.0 3.49 1.0 6 2 1 1 1 0 0 0 0 0 0 12 21 9.00 2.000	7.0 3.49 1.0 5 0 0 0 2 1 0 1 1 0 0 12 23 0.00 1.000																					

San Francisco Giants @ New York Mets
Shea Stadium, Flushing, NY
Mon Aug 21 1995, 7:05 PM EDT
Att: 15,000 - Unknown - 82 F

livebaseballscores.com
AB 41
R 4
H 7
RBI 3
BB 4
SO 7
LOB 22



Batter	1	2	3	4	5	6	7	8	9	10	11	AB	R	H	RBI	BB	SO	LOB	BOTTOM						
Joe Orsulak, L OBP: 0.320, SLG: 0.392	F7		P4		G4-3		G4-3		G3			6	1	1	1	0	0	0							
Jose Vizcaino, S OBP: 0.325, SLG: 0.384	K2-3		F7		L8		F8			F7		6	0	1	1	0	1	0							
Carl Everett, S OBP: 0.310, SLG: 0.484												3	2	3	2	2	0	0							
Jeff Kent, R OBP: 0.324, SLG: 0.437												4	1	0	0	1	1	2							
Rico Brogna, L OBP: 0.342, SLG: 0.473												4	0	1	0	1	1	0							
Ryan Thompson, R OBP: 0.316, SLG: 0.445												4	0	1	1	0	2	2							
Butch Huskey, R OBP: 0.214, SLG: 0.417												4	0	1	0	1	0	1							
Kelly Stinnett, R OBP: 0.348, SLG: 0.353												3	0	1	0	2	1	2							
Damon Buford, R OBP: 0.279, SLG: 0.215												0	1	0	0	0	0	0							
Bill Pulsipher, L OBP: 0.322, SLG: 0.074												3	0	0	0	0	3	6							
Jerry Dipoto, R OBP: 0.233, SLG: 0.241												0	0	0	0	0	0	0							
Don Florence, R OBP: 0.233, SLG: 0.241												0	0	0	0	0	0	0							
Paul Byrd, R OBP: 0.233, SLG: 0.241												0	0	0	0	0	0	0							
Chris Jones, R OBP: 0.233, SLG: 0.478												1	0	0	0	0	1	1							
Inning Stats	R: 0 E: 0 K: 1 S: 8	H: 1 LOB: 0 BB: 0 P: 12	R: 1 E: 0 K: 1 S: 9	H: 1 LOB: 2 BB: 2 P: 22	R: 1 E: 0 K: 0 S: 10	H: 1 LOB: 0 BB: 0 P: 16	R: 0 E: 0 K: 1 S: 11	H: 1 LOB: 0 BB: 1 P: 19	R: 0 E: 0 K: 3 S: 11	H: 1 LOB: 2 BB: 0 P: 19	R: 1 E: 0 K: 0 S: 7	H: 1 LOB: 0 BB: 0 P: 11	R: 0 E: 0 K: 0 S: 6	H: 0 LOB: 0 BB: 0 P: 8	R: 0 E: 0 K: 1 S: 6	H: 0 LOB: 1 BB: 0 P: 8	R: 0 E: 0 K: 1 S: 7	H: 0 LOB: 2 BB: 2 P: 19	R: 2 E: 0 K: 1 S: 13	H: 3 LOB: 1 BB: 0 P: 17	1B: 6 2B: 2 3B: 0 HR: 2	SF: 1 SAC: 0 DP: 0 HBP: 0	WP: 1 PB: 0 SB: 0 CS: 1	PA: 48	
PITCHER	IP ERA WLS BF H R ER SO BB IBB HBP BLK WP HR S P ERA WHIP	7.0 3.76 2.0 6 1 0 0 1 0 0 0 0 0 0 12 16 0.00 0.500	7.0 3.76 1.0 5 0 0 0 1 1 1 0 0 0 0 7 19 0.00 1.000	7.0 3.76 0.2 5 3 2 2 1 0 0 0 0 0 0 13 17 27.00 4.500																					

San Francisco Giants @ New York Mets
Shea Stadium, Flushing, NY
Mon Aug 21 1995, 7:05 PM EDT
Att: 15,000 - Unknown - 82 F

livebaseballscores.com
AB 39
R 5
H 10
RBI 5
BB 7
SO 10
LOB 14



Batter	1	2	3	4	5	6	7	8	9	AB	R	H	RBI	BB	SO	LOB	TOP								
Deion Sanders, L (1, 8) OBP: 0.309, SLG: 0.391	4-2 2B SF8 BB		1-2 P5		1-1 G3	1-1 E1		3-1 G5-3		4	1	1	1	1	0	1	San Francisco Giants @ New York Mets Shea Stadium, Flushing, NY Tue Aug 22 1995, 7:05 PM EDT Att: 16,203 - Unknown - 81 F livebaseballscorecards.com								
Robby Thompson, R (1, 4) OBP: 0.311, SLG: 0.331	0-1 SF8 2B		3-1 E5 G1-6-3		1-0 HR	0-0 P6			1-1 L3	5	1	2	1	0	0	2									
Barry Bonds, L (1, 7) OBP: 0.432, SLG: 0.567	2-0 SF8		0-0 G1-6-3		0-0 G4-3		1-1 F7		1-1 F8 S 1B	4	0	1	1	0	0	1									
Matt Williams, R (1, 5) OBP: 0.430, SLG: 0.732	K			0-1 BB 1B	1-3 K		2-2 G6-3		1-1 F8 1-3	5	1	1	0	0	2	2									
Glenallen Hill, R (1, 9) OBP: 0.321, SLG: 0.472	G6-3			0-3 K		3-1 HR	4-2 S BB		4-0 BB	3	1	1	1	2	1	2									
Royce Clayton, R (1, 6) OBP: 0.306, SLG: 0.357		1-1 G6-3		1 SAFE 4-2 CS 1B BB	1-1 G6-3	2-1 HR 1B 2B	1-1 G5-3		3-3 K	4	1	1	0	1	1	3									
J.R. Phillips, L (1, 3) OBP: 0.248, SLG: 0.328		2-1 G4-3 1B		0-1 CS 1B		2-3 K		1-0 SH3-4 1B		4	0	3	1	0	1	1									
Kirt Manwaring, R (1, 2) OBP: 0.317, SLG: 0.338		3-2 G4-3		4-2 1-2 2-H BB		3-2 L9		0-0 F9		3	0	0	0	1	0	3									
Mark Leiter, R (1, 1) OBP: 0.157, SLG: 0.104		0-1 G6-3		3-3 K		4-2 E 1B BB		0-0 SH3-4		2	0	0	0	1	1	3									
Inning Stats	R: 1 E: 0 K: 1 S: 14	H: 1 LOB: 1 BB: 1 P: 24	R: 0 E: 0 K: 0 S: 9	H: 1 LOB: 1 BB: 0 P: 15	R: 0 E: 1 K: 0 S: 6	H: 0 LOB: 0 BB: 0 P: 10	R: 1 E: 0 K: 2 S: 21	H: 2 LOB: 2 BB: 2 P: 32	R: 1 E: 0 K: 1 S: 7	H: 1 LOB: 0 BB: 0 P: 10	R: 2 E: 1 K: 1 S: 18	H: 3 LOB: 2 BB: 1 P: 33	R: 0 E: 0 K: 0 S: 9	H: 0 LOB: 1 BB: 1 P: 17	R: 0 E: 0 K: 0 S: 5	H: 1 LOB: 1 BB: 0 P: 9		R: 0 E: 0 K: 1 S: 10	H: 1 LOB: 2 BB: 1 P: 20	1B: 6 2B: 2 3B: 0 HR: 2	SF: 1 SAC: 1 DP: 1 HBP: 0	WP: 0 PB: 0 SB: 2 CS: 2	PA: 42		
PITCHER	IP	WLS	BF	H	R	ER	SO	BB	IBB	HBP	BLK	WP	HR	S	P	ERA	WHIP								
Reid Cornelius, R (1, 1) ERA: 6.68	5.2	L	27	7	5	5	5	4	0	0	0	0	2	72	120	7.94	1.941								
Paul Byrd, R (6, 1) ERA: 2.7	1.1		6	1	0	0	0	1	0	0	0	0	0	12	21	0.00	1.500								
Don Florence, L (8, 1) ERA: 1.29	2.0		9	2	0	0	1	1	0	0	0	0	0	15	29	0.00	1.500								

Batter	1	2	3	4	5	6	7	8	9	AB	R	H	RBI	BB	SO	LOB	BOTTOM								
Joe Orsulak, L (1, 7) OBP: 0.315, SLG: 0.386	K		0-0 FC6-4 BB 1-2		1-1 F9		0-0 P5			4	0	0	0	0	1	2	San Francisco Giants @ New York Mets Shea Stadium, Flushing, NY Tue Aug 22 1995, 7:05 PM EDT Att: 16,203 - Unknown - 81 F livebaseballscorecards.com								
Jose Vizcaino, S (1, 6) OBP: 0.324, SLG: 0.371	3-1 HR		1 SAFE 2-0 L7		0-0 G3		1-1 G4-3			4	1	1	1	0	0	2									
Carl Everett, S (1, 9) OBP: 0.320, SLG: 0.461	4-0 BB		4-2 FC4 BB			4-0 PB 1B BB		1-0 L4		1	0	0	0	3	0	0									
Jeff Kent, R (1, 4) OBP: 0.321, SLG: 0.432	3-2 F9		0-0 FC4			0-1 F9		2-3 K		4	0	0	0	0	1	4									
Rico Brogna, L (1, 3) OBP: 0.343, SLG: 0.473	1-3 K			2-0 1B		1 SAFE 3-2 PB 1B		2-3 K		4	0	2	0	0	2	1									
Ryan Thompson, R (1, 8) OBP: 0.315, SLG: 0.436		4-0 L6-3 BB		1-3 K		1-2 P4		0-1 G5-3		3	0	0	0	1	1	3									
Butch Huskey, R (1, 5) OBP: 0.167, SLG: 0.313	0-1 L6-3			3-2 F8		1-2 G6-3		0-1 F7		4	0	0	0	0	0	4									
Kelly Stinnett, R (1, 2) OBP: 0.339, SLG: 0.343		0-0 P3		2-0 P3			1-1 G5-3		0-1 P8	4	0	0	0	0	0	1									
Reid Cornelius, R (1, 1) OBP: 0.111, SLG: 0.111			0-0 FC6-4 1B		2-3 K		4-1 BB			2	0	1	0	0	1	0									
Paul Byrd, R (6, 1) OBP: 1.000, SLG: 1.000										0	0	0	0	0	0	0									
Bill Spiers, L (7, PH) OBP: 0.242, SLG: 0.241										0	0	0	0	1	0	0									
Don Florence, R (8, 1) ERA: 3.12										0	0	0	0	0	0	0									
Inning Stats	R: 1 E: 0 K: 2 S: 13	H: 1 LOB: 1 BB: 1 P: 26	R: 0 E: 0 K: 0 S: 3	H: 0 LOB: 0 BB: 1 P: 7	R: 0 E: 0 K: 0 S: 6	H: 1 LOB: 2 BB: 1 P: 12	R: 0 E: 0 K: 1 S: 8	H: 1 LOB: 1 BB: 0 P: 16	R: 0 E: 0 K: 1 S: 6	H: 0 LOB: 0 BB: 0 P: 9	R: 0 E: 0 K: 0 S: 11	H: 1 LOB: 2 BB: 1 P: 20	R: 0 E: 0 K: 0 S: 6	H: 0 LOB: 1 BB: 1 P: 12	R: 0 E: 0 K: 2 S: 8	H: 0 LOB: 0 BB: 0 P: 13	R: 0 E: 0 K: 0 S: 6	H: 0 LOB: 0 BB: 0 P: 6	1B: 3 2B: 1 3B: 0 HR: 1	SF: 0 SAC: 0 DP: 1 HBP: 0	WP: 0 PB: 1 SB: 0 CS: 0	PA: 35			
PITCHER	IP	WLS	BF	H	R	ER	SO	BB	IBB	HBP	BLK	WP	HR	S	P	ERA	WHIP								
Mark Leiter, R (1, 1) ERA: 3.12	9.0	W	35	4	1	1	6	5	0	0	0	0	1	67	121	1.00	1.000								



Batter	1	2	3	4	5	6	7	8	9	AB	R	H	RBI	BB	SO	LOB	TOP								
Deion Sanders, L (1, 8) OBP: 0.311, SLG: 0.404	0-1 HR		0-3 K		1 SAFE 0-2 1B 2B 1B		0-2 F7		0-2 G1-3	5	2	2	1	0	1	1									
Robby Thompson, R (1, 4) OBP: 0.311, SLG: 0.330	2-3 K		0-0 4-3		0-0 2B 1-2 2-3 1B		0-0 F9			4	0	1	0	0	0	1									
Barry Bonds, L (1, 7) OBP: 0.431, SLG: 0.567	1-3 K			1-2 G3	0-0 2B		2-2 F7			4	0	1	2	0	1	0									
Matt Williams, R (1, 5) OBP: 0.426, SLG: 0.717	1-3 K			2-2 G5-3	1-3 2B G6-4-3 IBB		2-2 G5-3			3	0	0	0	1	1	0									
Mark Carreon, R (1, 3) OBP: 0.333, SLG: 0.461		1-0 P3		1-1 1B 1B	0-1 G6-4-3		2-0 P4			4	0	1	0	0	0	3									
Glenallen Hill, R (1, 9) OBP: 0.323, SLG: 0.474		2-3 K		0-0 1B	0-0 2B		0-1 G6-3			4	0	2	0	0	1	0									
Royce Clayton, R (1, 6) OBP: 0.306, SLG: 0.356		2-2 1B		1-2 G1-3	2-0 G5-3			2-1 G4-3		4	0	1	0	0	0	3									
Jeff Reed, L (1, 2) OBP: 0.371, SLG: 0.283		1-2 G4-3		1-1 1B 2B 1B	1-3 K		2-0 F7			4	1	1	0	0	1	2									
Terry Mulholland, R (1, 1) OBP: 0.088, SLG: 0.212			0-0 F9		0-3 K		2-2 G6-3		3-2 E5	4	0	0	0	0	1	2									
Inning Stats	R: 1 E: 0 K: 3 S: 12	H: 1 LOB: 0 BB: 0 P: 16	R: 0 E: 0 K: 1 S: 10	H: 1 LOB: 1 BB: 0 P: 16	R: 0 E: 0 K: 1 S: 6	H: 0 LOB: 0 BB: 0 P: 6	R: 0 E: 0 K: 0 S: 15	H: 2 LOB: 2 BB: 0 P: 20	R: 2 E: 0 K: 1 S: 12	H: 4 LOB: 2 BB: 1 P: 17	R: 0 E: 0 K: 0 S: 10	H: 1 LOB: 1 BB: 0 P: 15	R: 0 E: 0 K: 0 S: 7	H: 0 LOB: 0 BB: 0 P: 9	R: 0 E: 0 K: 0 S: 8	H: 0 LOB: 0 BB: 0 P: 12	R: 0 E: 1 K: 0 S: 10	H: 0 LOB: 1 BB: 0 P: 17	1B: 6 2B: 2 3B: 0 HR: 1	SF: 0 SAC: 0 DP: 1 HBP: 0	WP: 0 PB: 0 SB: 0 CS: 0	PA: 37			
PITCHER	IP	WLS	BF	H	R	ER	SO	BB	IBB	HBP	BLK	WP	HR	S	P	ERA	WHIP								
Dave Telgheder, R (1, 1) ERA: 6.75	6.0	L	27	9	3	3	7	0	1	0	0	0	1	65	90	4.50	1.500								
Jerry Dipoto, R (7, 1) ERA: 4.5	1.0		3	0	0	0	0	0	0	0	0	0	0	7	9	0.00	0.000								
Doug Henry, R (8, 1) ERA: 3.44	2.0		7	0	0	0	0	0	0	0	0	0	0	18	29	0.00	0.000								

San Francisco Giants @ New York Mets
Shea Stadium, Flushing, NY
Wed Aug 23 1995, 3:33 AM EDT
Att: 18,812 - Sunny - 79 F

AB 36
R 3
H 9
RBI 3
BB 1
SO 7
LOB 11



Batter	1	2	3	4	5	6	7	8	9	AB	R	H	RBI	BB	SO	LOB	BOTTOM								
Damon Buford, R (1, 8) OBP: 0.278, SLG: 0.227	1-0 SH5-3 3B 2B		2-1 G4-3		2-1 L5			1-1 G6-3		4	1	1	0	0	0	0									
Jose Vizcaino, S (1, 6) OBP: 0.322, SLG: 0.368	1-1 SH5-3		0-0 G6-3		0-1 F8			2-2 F9		3	0	0	0	0	0	0									
Carl Everett, S (1, 9) OBP: 0.318, SLG: 0.468	3-2 3B		1-2 F8		0-0 P4			1-1 P3		4	1	1	1	0	0	0									
Jeff Kent, R (1, 4) OBP: 0.320, SLG: 0.429	3-2 1B			0-0 E5 F9 G3	1-0 P3			1-1 G4-3		4	0	1	1	0	0	0									
Chris Jones, R (1, 3) OBP: 0.321, SLG: 0.464	2-2 G6-3			0-1 G3	2-3 K			1-3 K		4	0	0	0	0	2	2									
Ryan Thompson, R (1, 7) OBP: 0.305, SLG: 0.428		0-3 K		1-0 F9	2-3 K			1-2 F9		3	0	0	0	0	1	1									
Butch Huskey, R (1, 5) OBP: 0.238, SLG: 0.333		0-1 FC3-6 1B		4-1 BB				3-3 K		2	0	1	0	1	1	0									
Alberto Castillo, R (1, 2) OBP: 0.212, SLG: 0.103		2-2 FC3-6		1-3 K				1-1 P5		3	0	0	0	0	1	3									
Doug Henry, R (8, 1) OBP: 0.337, SLG: 0.340		1-2 K			0-0 P3			1-2 F8		0	0	0	0	0	0	0									
Dave Telgheder, R (1, 1) ERA: 6.57	9.0	W	32	4	2	2	6	1	0	0	0	0	0	78	118	2.00	0.556								
PITCHER	IP	WLS	BF	H	R	ER	SO	BB	IBB	HBP	BLK	WP	HR	S	P	ERA	WHIP								
Terry Mulholland, L (1, 1) ERA: 6.57	9.0	W	32	4	2	2	6	1	0	0	0	0	0	78	118	2.00	0.556								

San Francisco Giants @ New York Mets
Shea Stadium, Flushing, NY
Wed Aug 23 1995, 3:33 AM EDT
Att: 18,812 - Sunny - 79 F

AB 30
R 2
H 4
RBI 2
BB 1
SO 6
LOB 7



Batter	1	2	3	4	5	6	7	8	9	AB	R	H	RBI	BB	SO	LOB	TOP									
Deion Sanders, L OBP: 0.312, SLG: 0.404 (1, 8)	 HR 1B	 G6-3			 G1-3			 1B 2B 1B	 P5	5	2	2	0	0	0	1										
Robby Thompson, R OBP: 0.306, SLG: 0.324 (1, 4)	 F9		 L8		 F8			 F8	 P2	5	0	0	0	0	0	3										
Barry Bonds, L OBP: 0.434, SLG: 0.575 (1, 7)	 HR		 HBP		 L7			 2B 1B		3	2	2	2	0	0	0										
Matt Williams, R OBP: 0.422, SLG: 0.703 (1, 5)	 F8		 G5-3			 K		 2B E 1B		3	1	0	0	1	1	1										
Glenallen Hill, R OBP: 0.327, SLG: 0.478 (1, 9)	 1B		 FC6-4 BB		 G5-3			 E7 G6-3 2B		3	0	2	2	1	0	0										
Mark Carreon, R OBP: 0.332, SLG: 0.458 (1, 3)	 1B		 FC6-4 1-2		 F7			 G6-3		4	0	1	0	0	0	3										
Royce Clayton, R OBP: 0.305, SLG: 0.352 (1, 6)	 G3			 K			 F8	 K		4	0	0	0	0	2	3										
Kirt Manwaring, R OBP: 0.313, SLG: 0.333 (1, 2)		 K		 G6-3			 G6-3		 P4	4	0	0	0	0	1	0										
Sergio Valdez, R OBP: 0.083, SLG: 0.083 (1, 1)		 L9		 G6-3			 G4-3		 2B	2	0	0	0	0	0	0										
Tom Lampkin, L OBP: 0.385, SLG: 0.386 (7, PH)										1	0	0	0	0	0	0										
Scott Service, R (7, 1)										0	0	0	0	0	0	0										
John Patterson, S OBP: 0.277, SLG: 0.287 (9, PH)										1	0	1	0	0	0	0										
Rod Beck, R OBP: 0.333, SLG: 0.333 (9, 1)										0	0	0	0	0	0	0										
Inning Stats	R: 2 E: 0 K: 0 S: 16	H: 4 LOB: 2 BB: 0 P: 29	R: 0 E: 0 K: 1 S: 9	H: 0 LOB: 0 BB: 0 P: 12	R: 0 E: 0 K: 0 S: 13	H: 0 LOB: 2 BB: 1 P: 20	R: 0 E: 0 K: 1 S: 7	H: 0 LOB: 0 BB: 0 P: 10	R: 0 E: 0 K: 0 S: 4	H: 0 LOB: 0 BB: 0 P: 6	R: 0 E: 0 K: 1 S: 6	H: 0 LOB: 0 BB: 0 P: 7	R: 0 E: 0 K: 0 S: 6	H: 0 LOB: 0 BB: 0 P: 6	R: 3 E: 1 K: 1 S: 11	H: 3 LOB: 1 BB: 1 P: 19	R: 0 E: 0 K: 0 S: 10	H: 1 LOB: 1 BB: 0 P: 18	1B: 5 2B: 2 3B: 0 HR: 1	SF: 0 SAC: 0 DP: 0 HBP: 1	WP: 0 PB: 0 SB: 1 CS: 0	PA: 38				
PITCHER	IP	WLS	BF	H	R	ER	SO	BB	IBB	HBP	BLK	WP	HR	S	P	ERA	WHIP									
Gil Heredia, R ERA: 4.93	(1, 1)	7.1		5	3	3	3	1	0	1	0	0	0	1	64	94	3.68	0.818								
Dave Leiper, L ERA: 3.48	(8, 1)	0.0	L	1	1	0	0	0	0	0	0	0	0	2	4	∞	∞									
Tim Scott, R ERA: 4.06	(8, 1)	0.0		1	0	0	0	0	0	0	0	0	0	1	5	∞	∞									
Mel Rojas, R ERA: 4.25	(8, 1)	0.2		3	1	2	1	0	0	0	0	0	0	5	6	13.50	1.500									
Willie Fraser, R ERA: 6.35	(9, 1)	1.0		4	1	0	0	0	0	0	0	0	0	10	18	0.00	1.000									
Batter	1	2	3	4	5	6	7	8	9	AB	R	H	RBI	BB	SO	LOB	BOTTOM									
F.P. Santangelo, S OBP: 0.426, SLG: 0.491 (7, 9)	 HR	 F8			 G1-3		 G3-1			4	1	1	1	0	0	1										
Dave Silvestri, R OBP: 0.280, SLG: 0.306 (1, 6)	 SF8 BB		 P9		 G5-3 S BB			 F8		2	1	0	0	2	0	0										
Rondell White, R OBP: 0.348, SLG: 0.453 (1, 8)	 SF8 G4-3 1B		 P9-3 1B		 G5-3 1-3			 P4		4	1	2	0	0	0	1										
David Segui, S OBP: 0.375, SLG: 0.460 (1, 3)	 SF8		 P9-3 1-2		 G1-3			 G3-1		3	0	0	1	0	0	2										
Darrin Fletcher, L OBP: 0.374, SLG: 0.466 (1, 2)	 G4-3			 F9			 E5 5-6-4-3		 F8	4	0	0	1	0	0	0										
Mike Lansing, R OBP: 0.306, SLG: 0.405 (1, 4)	 F7			 1B FC5-2 2B			 G5-6-4-3 1-2		 G5-3	4	0	1	0	0	0	1										
Tony Tarasco, L OBP: 0.321, SLG: 0.394 (1, 9)		 P4					 G3			2	0	1	0	0	0	0										
Curtis Pride, L OBP: 0.246, SLG: 0.200 (6, PH) (7, 7)				 FC5-2 S 2-3 1B				 FC6-4 1B		2	0	1	0	0	0	0										
Shane Andrews, R OBP: 0.274, SLG: 0.359 (1, 5)				 FC5-2 FC6-4 1B			 F9		 FC6-4 1-2	3	0	1	0	0	0	2										
Sean Berry, R OBP: 0.346, SLG: 0.485 (9, PH)				 1B						1	0	0	0	0	0	1										
Gil Heredia, R OBP: 0.207, SLG: 0.207 (1, 1)				 K			 G5-3			3	0	0	0	0	1	3										
Dave Leiper, L (8, 1)										0	0	0	0	0	0	0										
Tim Scott, R OBP: 0.250, SLG: 0.250 (8, 1)										0	0	0	0	0	0	0										
Mel Rojas, R (8, 1)										0	0	0	0	0	0	0										
Willie Fraser, R (9, 1)										0	0	0	0	0	0	0										
Inning Stats	R: 3 E: 1 K: 0 S: 19	H: 2 LOB: 0 BB: 1 P: 34	R: 0 E: 0 K: 1 S: 16	H: 1 LOB: 1 BB: 0 P: 22	R: 0 E: 0 K: 0 S: 4	H: 1 LOB: 0 BB: 0 P: 9	R: 0 E: 0 K: 0 S: 13	H: 2 LOB: 2 BB: 0 P: 20	R: 0 E: 0 K: 0 S: 10	H: 0 LOB: 0 BB: 0 P: 15	R: 0 E: 0 K: 0 S: 8	H: 0 LOB: 0 BB: 0 P: 9	R: 0 E: 0 K: 0 S: 4	H: 0 LOB: 0 BB: 0 P: 5	R: 0 E: 0 K: 0 S: 9	H: 1 LOB: 1 BB: 0 P: 13	1B: 5 2B: 2 3B: 0 HR: 1	SF: 1 SAC: 0 DP: 2 HBP: 0	WP: 0 PB: 0 SB: 2 CS: 0	PA: 35						
PITCHER	IP	WLS	BF	H	R	ER	SO	BB	IBB	HBP	BLK	WP	HR	S	P	ERA	WHIP									
Sergio Valdez, R ERA: 5.15	(1, 1)	6.0		25	6	3	2	1	0	0	0	0	0	12	14	0.00	0.000									
Scott Service, R ERA: 3.14	(7, 1)	2.0	W	6	0	0	0	0	0	0	0	0	0	12	14	0.00	0.000									
Rod Beck, R ERA: 5.06	(9, 1)	1.0	S	4	1	0	0	0	0	0	0	0	0	9	13	0.00	1.000									

San Francisco Giants @ Montreal Expos
Olympic Stadium, Montreal, QB
Thu Aug 24 1995, 7:05 PM EDT
Att: 13,164 - Dome

AB 35
R 5
H 8
RBI 4
BB 2
SO 4
LOB 11



San Francisco Giants @ Montreal Expos
Olympic Stadium, Montreal, QB
Thu Aug 24 1995, 7:05 PM EDT
Att: 13,164 - Dome

AB 32
R 3
H 7
RBI 3
BB 2
SO 1
LOB 11



Batter	1	2	3	4	5	6	7	8	9	AB	R	H	RBI	BB	SO	LOB	TOP			
Deion Sanders, L OBP: 0.309, SLG: 0.398	G4-3	G1-2-3				G5-3	FC6-4		P6	5	0	1	0	0	0	6	San Francisco Giants @ Montreal Expos Olympic Stadium, Montreal, QB Sat Aug 26 1995, 7:05 PM EDT Att: 16,657 - Dome livebaseballscorecards.com			
Robby Thompson, R OBP: 0.299, SLG: 0.315	E1		P4			G5-3	G5-3		G6-3	5	1	0	0	0	0	1				
Barry Bonds, L OBP: 0.433, SLG: 0.569			K			F7	F8		G6-3	5	0	1	1	0	1	1				
Matt Williams, R OBP: 0.417, SLG: 0.704	K		E6							4	1	2	1	0	1	1				
Glenallen Hill, R OBP: 0.321, SLG: 0.469	G4-3		FC6-4							4	0	0	0	0	0	3				
Mark Carreon, R OBP: 0.343, SLG: 0.471										4	0	4	0	0	0	0				
Royce Clayton, R OBP: 0.307, SLG: 0.354										3	0	2	0	0	0	1				
Kirt Manwaring, R OBP: 0.312, SLG: 0.328										3	0	0	0	1	1	3				
Jamie Brewington, R OBP: 0.200, SLG: 0.200										3	0	0	0	0	2	6				
Tom Lampkin, L OBP: 0.373, SLG: 0.373										1	0	0	0	0	0	1				
Scott Service, R OBP: 0.312, SLG: 0.328										0	0	0	0	0	0	0				
Shawn Barton, R OBP: 0.333, SLG: 0.333										0	0	0	0	0	0	0				
Rod Beck, R OBP: 0.333, SLG: 0.333										0	0	0	0	0	0	0				
Inning Stats	R: 1 E: 1 K: 1 S: 7	H: 1 LOB: 1 BB: 0 P: 7	R: 0 E: 0 K: 1 S: 6	H: 2 LOB: 2 BB: 1 P: 10	R: 0 E: 1 K: 1 S: 6	H: 0 LOB: 1 BB: 0 P: 6	R: 0 E: 0 K: 1 S: 5	H: 1 LOB: 0 BB: 0 P: 5	R: 0 E: 0 K: 1 S: 6	H: 1 LOB: 3 BB: 0 P: 6	R: 0 E: 0 K: 0 S: 4	H: 1 LOB: 1 BB: 0 P: 4	R: 0 E: 0 K: 0 S: 4	H: 1 LOB: 1 BB: 0 P: 4	R: 0 E: 0 K: 0 S: 3	H: 0 LOB: 0 BB: 0 P: 3	1B: 8 2B: 1 3B: 0 HR: 1	SF: 0 SAC: 1 DP: 2 HBP: 0	WP: 0 PB: 0 SB: 1 CS: 0	PA: 39
PITCHER	IP WLS BF H R ER SO BB IBB HBP BLK WP HR S P ERA WHIP																			
Tavo Alvarez, R ERA: 3.09	6.0 L 28 8 2 1 5 1 0 0 0 0 0 1 37 41 1.50 1.500																			
Tim Scott, R ERA: 3.99	7.1 1.0 4 1 0 0 0 0 0 0 0 0 4 4 0.00 1.000																			
Greg Harris, R ERA: 2.38	8.1 1.0 4 1 0 0 0 0 0 0 0 0 4 4 0.00 1.000																			
Dave Leiper, L ERA: 3.38	9.1 1.0 3 0 0 0 0 0 0 0 0 0 3 3 0.00 0.000																			

Batter	1	2	3	4	5	6	7	8	9	AB	R	H	RBI	BB	SO	LOB	BOTTOM			
Rondell White, R OBP: 0.348, SLG: 0.461			G5-3					G6-3		4	1	1	1	0	0	2	San Francisco Giants @ Montreal Expos Olympic Stadium, Montreal, QB Sat Aug 26 1995, 7:05 PM EDT Att: 16,657 - Dome livebaseballscorecards.com			
Tony Tarasco, L OBP: 0.326, SLG: 0.397			P6					G3		2	0	0	0	2	0	0				
Wil Cordero, R OBP: 0.346, SLG: 0.427			F7					K		4	0	0	0	0	3	4				
Darrin Fletcher, L OBP: 0.370, SLG: 0.463										3	0	0	0	0	0	1				
Dave Silvestri, R OBP: 0.209, SLG: 0.318										1	0	0	0	0	0	0				
David Segui, S OBP: 0.378, SLG: 0.463										3	0	0	0	1	0	0				
Mike Lansing, R OBP: 0.305, SLG: 0.401										4	0	1	0	0	0	2				
Sean Berry, R OBP: 0.383, SLG: 0.535										4	0	2	0	0	0	0				
Mark Grudzielanek, R OBP: 0.304, SLG: 0.323										2	0	0	0	0	0	0				
F.P. Santangelo, S OBP: 0.405, SLG: 0.460										1	0	0	0	0	0	2				
Tavo Alvarez, R ERA: 3.38										2	0	0	0	0	0	2				
Tim Scott, R OBP: 0.250, SLG: 0.250										0	0	0	0	0	0	0				
Jeff Treadway, L OBP: 0.262, SLG: 0.279										1	0	0	0	0	0	0				
Greg Harris, S OBP: 0.333, SLG: 0.667										0	0	0	0	0	0	0				
Dave Leiper, L ERA: 4.99										0	0	0	0	0	0	0				
Inning Stats	R: 1 E: 0 K: 0 S: 4	H: 1 LOB: 2 BB: 2 P: 12	R: 0 E: 0 K: 0 S: 3	H: 0 LOB: 0 BB: 0 P: 3	R: 0 E: 0 K: 1 S: 5	H: 0 LOB: 0 BB: 0 P: 5	R: 0 E: 0 K: 0 S: 3	H: 0 LOB: 0 BB: 0 P: 3	R: 0 E: 0 K: 1 S: 5	H: 1 LOB: 3 BB: 1 P: 11	R: 0 E: 0 K: 0 S: 3	H: 0 LOB: 0 BB: 0 P: 3	R: 0 E: 0 K: 1 S: 5	H: 0 LOB: 2 BB: 0 P: 5	R: 0 E: 0 K: 0 S: 5	H: 2 LOB: 2 BB: 0 P: 5	1B: 2 2B: 1 3B: 0 HR: 1	SF: 0 SAC: 0 DP: 0 HBP: 1	WP: 0 PB: 0 SB: 1 CS: 0	PA: 35
PITCHER	IP WLS BF H R ER SO BB IBB HBP BLK WP HR S P ERA WHIP																			
Jamie Brewington, R ERA: 2.93	7.0 W 27 2 1 1 2 2 1 0 0 0 0 1 27 40 1.29 0.571																			
Scott Service, R ERA: 2.93	8.1 1.0 3 0 0 0 1 0 0 0 0 0 5 5 0.00 0.000																			
Shawn Barton, L ERA: 4.08	9.1 0.1 1 0 0 0 0 0 0 0 0 0 1 1 0.00 0.000																			
Rod Beck, R ERA: 4.99	9.1 0.2 S 4 2 0 0 0 0 0 0 0 0 0 4 4 0.00 3.000																			

Batter	1	2	3	4	5	6	7	8	9	AB	R	H	RBI	BB	SO	LOB	TOP
Deion Sanders, L OBP: 0.305, SLG: 0.391										4	0	0	0	0	2	1	
Robby Thompson, R OBP: 0.299, SLG: 0.313										2	0	0	0	1	0	0	
Barry Bonds, L OBP: 0.430, SLG: 0.565										3	0	0	0	0	1	1	
Matt Williams, R OBP: 0.410, SLG: 0.691										3	0	0	0	0	0	0	
Glenallen Hill, R OBP: 0.319, SLG: 0.466										3	0	0	0	0	0	0	
Mark Carreon, R OBP: 0.340, SLG: 0.466										3	0	0	0	0	1	0	
Royce Clayton, R OBP: 0.305, SLG: 0.351										3	0	0	0	0	0	0	
Kirt Manwaring, R OBP: 0.313, SLG: 0.328										3	0	1	0	0	1	0	
Mark Leiter, R OBP: 0.154, SLG: 0.102										1	0	0	0	0	1	0	
Steve Scarosone, R (9, PH) OBP: 0.341, SLG: 0.513										1	0	0	0	0	1	0	
Inning Stats	R: 0 H: 0 E: 0 K: 2 S: 8	H: 0 LOB: 0 BB: 0 P: 13	R: 0 H: 0 E: 0 K: 1 S: 5	H: 0 LOB: 0 BB: 0 P: 8	R: 0 H: 1 E: 0 K: 0 S: 9	LOB: 1 BB: 0 P: 13	R: 0 H: 0 E: 0 K: 0 S: 6	H: 0 LOB: 0 BB: 0 P: 8	R: 0 H: 0 E: 0 K: 0 S: 5	H: 0 LOB: 0 BB: 1 P: 12	R: 0 H: 0 E: 0 K: 0 S: 6	H: 0 LOB: 0 BB: 0 P: 8	R: 0 H: 0 E: 0 K: 2 S: 8	H: 0 LOB: 0 BB: 0 P: 10	1B: 1 2B: 0 3B: 0 HR: 0	SF: 0 SAC: 1 DP: 1 HBP: 0	WP: 0 PA: 28 SB: 0 CS: 0
PITCHER Kirk Rueter, L ERA: 4.86	(1, 1)	IP: 9.0 WLS: W BF: 28	H: 1 R: 0 ER: 0 SO: 7	BB: 1 IBB: 0 HBP: 0 BLK: 0	WP: 0 HR: 0 S: 61 P: 92	ERA: 0.00 WHIP: 0.222											PITCHER IP: 9.0 WLS: W BF: 28 H: 1 R: 0 ER: 0 SO: 7 BB: 1 IBB: 0 HBP: 0 BLK: 0 WP: 0 HR: 0 S: 61 P: 92 ERA: 0.00 WHIP: 0.222

San Francisco Giants @ Montreal Expos
Olympic Stadium, Montreal, QB
Sun Aug 27 1995, 3:33 AM EDT
Att: 27,491 - Dome

AB	26
R	0
H	1
RBI	0
BB	1
SO	7
LOB	2



Batter	1	2	3	4	5	6	7	8	9	AB	R	H	RBI	BB	SO	LOB	BOTTOM		
Rondell White, R OBP: 0.349, SLG: 0.464										4	0	2	0	0	1	0			
Tony Tarasco, L OBP: 0.325, SLG: 0.394										3	0	0	0	1	0	1			
Wil Cordero, R OBP: 0.345, SLG: 0.424										3	0	0	0	0	1	2			
David Segui, S OBP: 0.375, SLG: 0.459										3	0	0	0	0	2	2			
Sean Berry, R OBP: 0.358, SLG: 0.528										3	0	0	0	0	2	2			
Mike Lansing, R OBP: 0.303, SLG: 0.398										3	0	0	0	0	0	0			
Mark Grudzielanek, R OBP: 0.304, SLG: 0.329										3	0	1	0	0	0	0			
Tim Laker, R OBP: 0.303, SLG: 0.375										2	1	1	0	1	0	0			
Kirk Rueter, L ERA: 2.95										2	0	0	0	0	0	2			
Inning Stats	R: 0 H: 1 E: 0 K: 2 S: 10	H: 1 LOB: 2 BB: 0 P: 13	R: 0 H: 0 E: 0 K: 0 S: 11	H: 0 LOB: 0 BB: 0 P: 16	R: 0 H: 1 E: 0 K: 0 S: 9	LOB: 1 BB: 1 P: 16	R: 0 H: 0 E: 0 K: 1 S: 5	H: 0 LOB: 0 BB: 0 P: 8	R: 1 H: 1 E: 1 K: 1 S: 10	H: 1 LOB: 0 BB: 0 P: 14	R: 0 H: 0 E: 0 K: 0 S: 3	H: 0 LOB: 0 BB: 0 P: 4	R: 0 H: 1 E: 0 K: 1 S: 7	H: 1 LOB: 2 BB: 1 P: 13	R: 0 H: 0 E: 0 K: 1 S: 8	H: 0 LOB: 0 BB: 0 P: 12	1B: 2 2B: 2 3B: 0 HR: 0	SF: 0 SAC: 1 DP: 1 HBP: 1	WP: 1 PA: 30 SB: 1 CS: 0
PITCHER Mark Leiter, R ERA: 2.95	(1, 1)	IP: 8.0 WLS: L BF: 30	H: 4 R: 1 ER: 0 SO: 6	BB: 1 IBB: 1 HBP: 1 BLK: 0	WP: 1 HR: 0 S: 63 P: 96	ERA: 0.00 WHIP: 0.625											PITCHER IP: 8.0 WLS: L BF: 30 H: 4 R: 1 ER: 0 SO: 6 BB: 1 IBB: 1 HBP: 1 BLK: 0 WP: 1 HR: 0 S: 63 P: 96 ERA: 0.00 WHIP: 0.625		

San Francisco Giants @ Montreal Expos
Olympic Stadium, Montreal, QB
Sun Aug 27 1995, 3:33 AM EDT
Att: 27,491 - Dome

AB	26
R	1
H	4
RBI	0
BB	2
SO	6
LOB	9



Batter	1	2	3	4	5	6	7	8	9	AB	R	H	RBI	BB	SO	LOB	TOP								
Kevin Flora, R OBP: 0.286, SLG: 0.425 (1, 8)	G5-3		23 HR		P3		F7		F8	5	1	1	0	0	0	2									
23 Kevin Jordan, R OBP: 0.241, SLG: 0.464 (1, 4)	G5-3		HR			G6-4-3		P5		4	1	2	2	0	0	0									
Gregg Jefferies, S OBP: 0.349, SLG: 0.444 (1, 3)	L7		G6-3			G6-4-3		F8		4	1	2	0	0	0	0									
Mark Whiten, S OBP: 0.322, SLG: 0.368 (1, 9)		G5-3		P3		G6-4-3				3	0	0	0	1	0	2									
Charlie Hayes, R OBP: 0.347, SLG: 0.423 (1, 5)		G6-3		G1-3		F8		F8		4	0	0	0	0	0	3									
Lenny Webster, R OBP: 0.340, SLG: 0.374 (1, 2)		HR		2B			G5-3			4	1	3	2	0	0	0									
Jim Eisenreich, L OBP: 0.373, SLG: 0.457 (1, 7)		G4-3		G6-3				P6		4	0	1	0	0	0	3									
Kevin Elster, R OBP: 0.276, SLG: 0.353 (1, 6)										3	0	0	0	0	1	1									
Mickey Morandini, L OBP: 0.358, SLG: 0.433 (9, PH)						F9		K		1	0	0	0	0	1	0									
Paul Quantrill, L OBP: 0.170, SLG: 0.114 (1, 1)										3	0	1	0	0	1	0									
Mike Mims, L OBP: 0.129, SLG: 0.161 (7, 1)										0	0	0	0	0	0	0									
Toby Borland, R OBP: 0.312, SLG: 0.267 (9, PH)										1	0	0	0	0	0	0									
Inning Stats	R: 0 E: 0 K: 0 S: 8	H: 0 LOB: 0 BB: 0 P: 12	R: 1 E: 0 K: 0 S: 8	H: 1 LOB: 0 BB: 0 P: 14	R: 2 E: 0 K: 2 S: 16	H: 2 LOB: 0 BB: 0 P: 23	R: 0 E: 0 K: 0 S: 6	H: 1 LOB: 1 BB: 0 P: 13	R: 0 E: 0 K: 0 S: 7	H: 0 LOB: 0 BB: 0 P: 7	R: 0 E: 0 K: 0 S: 11	H: 2 LOB: 1 BB: 0 P: 13	R: 0 E: 0 K: 0 S: 10	H: 2 LOB: 2 BB: 0 P: 10	R: 1 E: 0 K: 0 S: 7	H: 2 LOB: 2 BB: 1 P: 15	R: 0 E: 0 K: 1 S: 12	H: 0 LOB: 0 BB: 0 P: 16	1B: 5 2B: 3 3B: 0 HR: 2	SF: 0 SAC: 0 DP: 1 HBP: 0	WP: 0 PB: 0 SB: 0 CS: 0	PA: 37			
PITCHER	IP	WLS	BF	H	R	ER	SO	BB	IBB	HBP	BLK	WP	HR	S	P	ERA	WHIP								
Terry Mulholland, L ERA: 6.4 (1, 1)	7.0	W	28	8	3	3	2	0	0	0	0	0	2	66	92	3.86	1.143								
Chris Hook, R ERA: 5.24 (8, 1)	0.1		3	1	1	1	0	1	0	0	0	0	0	4	10	27.00	6.000								
Scott Service, R ERA: 2.87 (8, 1)	0.1		2	1	0	0	0	0	0	0	0	0	0	2	4	0.00	3.000								
Shawn Barton, L ERA: 4.04 (8, 1)	0.1		1	0	0	0	0	0	0	0	0	0	0	1	1	0.00	0.000								
Rod Beck, R ERA: 6.88 (9, 1)	1.0	S	3	0	0	0	1	0	0	0	0	0	0	12	16	0.00	0.000								

Philadelphia Phillies @ San Francisco Giants
Candlestick Park, San Francisco, CA
Tue Aug 29 1995, 6:33 AM EDT
Att: 11,304 - Sunny - 70 F

AB	36
R	4
H	10
RBI	4
BB	1
SO	3
LOB	11



Batter	1	2	3	4	5	6	7	8	9	AB	R	H	RBI	BB	SO	LOB	BOTTOM								
Deion Sanders, L OBP: 0.310, SLG: 0.395 (1, 8)	K		S		G4-3		1B			5	1	3	0	0	1	0									
Robby Thompson, R OBP: 0.300, SLG: 0.313 (1, 4)	G4-3		BB		K		2B		G5-3	4	1	1	1	1	1	1									
Barry Bonds, L OBP: 0.433, SLG: 0.567 (1, 7)		BB					2B			2	1	1	2	2	1	2									
Matt Williams, R OBP: 0.406, SLG: 0.679 (1, 5)	F9		P4		L6		2B			3	0	0	0	1	0	4									
Glenallen Hill, R OBP: 0.318, SLG: 0.464 (1, 9)		HR			G4-3		F9		F7	4	1	1	0	0	0	4									
Mark Carreon, R OBP: 0.345, SLG: 0.483 (1, 3)		HR			FC3-6		F8		2B	3	1	2	3	1	0	0									
Royce Clayton, R OBP: 0.302, SLG: 0.348 (1, 6)		K			FC3-6		G4-3		K	4	0	0	0	0	2	3									
Kirt Manwaring, R OBP: 0.312, SLG: 0.327 (1, 2)		G4-3			K		P4		G6-4-3	4	0	1	0	0	1	1									
Terry Mulholland, R OBP: 0.283, SLG: 0.200 (7, PH)										2	0	0	0	0	1	1									
Tom Lattin, R OBP: 0.262, SLG: 0.383 (8, 1)										1	1	1	0	0	0	0									
Chris Hook, R ERA: 5.24 (8, 1)										0	0	0	0	0	0	0									
Scott Service, R ERA: 2.87 (8, 1)										0	0	0	0	0	0	0									
Shawn Barton, R ERA: 4.04 (8, 1)										0	0	0	0	0	0	0									
John Patterson, S OBP: 0.286, SLG: 0.286 (8, PH)										1	0	0	0	0	0	1									
Rod Beck, R ERA: 6.88 (9, 1)										0	0	0	0	0	0	0									
Inning Stats	R: 0 E: 0 K: 1 S: 5	H: 0 LOB: 1 BB: 1 P: 13	R: 2 E: 0 K: 1 S: 14	H: 2 LOB: 0 BB: 0 P: 19	R: 0 E: 0 K: 1 S: 13	H: 1 LOB: 2 BB: 1 P: 23	R: 0 E: 0 K: 2 S: 10	H: 0 LOB: 1 BB: 1 P: 18	R: 0 E: 0 K: 1 S: 9	H: 0 LOB: 1 BB: 1 P: 14	R: 0 E: 0 K: 0 S: 5	H: 0 LOB: 0 BB: 0 P: 7	R: 4 E: 0 K: 1 S: 21	H: 5 LOB: 2 BB: 1 P: 33	R: 0 E: 1 K: 0 S: 12	H: 2 LOB: 1 BB: 0 P: 16	1B: 7 2B: 2 3B: 0 HR: 1	SF: 0 SAC: 0 DP: 1 HBP: 0	WP: 0 PB: 0 SB: 2 CS: 0	PA: 38					
PITCHER	IP	WLS	BF	H	R	ER	SO	BB	IBB	HBP	BLK	WP	HR	S	P	ERA	WHIP								
Paul Quantrill, R ERA: 4.54 (1, 1)	6.1	L	29	6	5	5	6	4	0	0	0	0	0	65	107	7.11	1.579								
Mike Mims, L ERA: 4.2 (7, 1)	0.0		2	1	0	0	0	0	1	0	0	0	0	3	7	∞	∞								
Toby Borland, R ERA: 3.92 (7, 1)	1.2		7	3	1	1	1	0	0	0	0	0	0	21	29	5.40	1.800								

Philadelphia Phillies @ San Francisco Giants
Candlestick Park, San Francisco, CA
Tue Aug 29 1995, 6:33 AM EDT
Att: 11,304 - Sunny - 70 F

AB	33
R	6
H	10
RBI	6
BB	5
SO	7
LOB	17

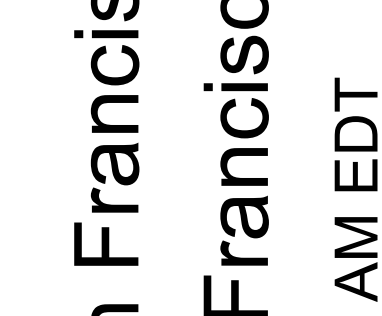


Batter	1	2	3	4	5	6	7	8	9	AB	R	H	RBI	BB	SO	LOB	TOP						
Mickey Morandini, L (1.4) OBP: 0.355, SLG: 0.426	G5-3		G4-3		K			F9	1B	5	0	1	1	0	1	0	Philadelphia Phillies @ San Francisco Giants Candlestick Park, San Francisco, CA Thu Aug 31 1995, 6:33 AM EDT Att: 11,265 - Sunny - 69 F						
Jim Eisenreich, L (1.7) OBP: 0.375, SLG: 0.465	BB			K			F9	G1-3	1B	4	0	1	2	1	1	0							
Gregg Jefferies, S (1.3) OBP: 0.349, SLG: 0.446 Heathcliff Slocumb, R (9.1)	P6			FC4-6 1B			G6-3	HR	K	5	1	2	1	0	1	3							
Mark Whiten, S (1.9) OBP: 0.331, SLG: 0.388	L8			FC4-6 1B WP			G1-3	HR	FC6-4 1B	5	2	2	1	0	0	2							
Charlie Hayes, R (1.5) OBP: 0.344, SLG: 0.419		K		WP 1B			G6-4-3 1B	F7	FC6-4	5	0	2	0	0	1	3							
Andy Van Slyke, L (1.8) OBP: 0.307, SLG: 0.327		K		IBB			G6-4-3 BB		SH3-4 BB	1	1	0	0	3	1	0							
Mike Lieberthal, R (1.2)		K		F8			G6-4-3		1B SH3-4 BB	3	1	0	0	1	1	4							
Kevin Stocker, S (1.6) OBP: 0.303, SLG: 0.268			F8		G6-3		FC6-4 IBB		SH3-4	2	0	0	0	1	0	0							
Sid Fernandez, L (1.1) OBP: 0.087, SLG: 0.045 Ricky Bottalico, L (7.1)			K		K		FC6-4		1B IBB	3	0	0	0	0	2	2							
Gary Varsho, L (9. PH) OBP: 0.309, SLG: 0.264 23 Kevin Jordan, R (9. PH) OBP: 0.258, SLG: 0.448 Kevin Elster, R (9.3) OBP: 0.276, SLG: 0.353										0	0	0	0	0	0	0							
Inning Stats	R: 0 E: 0 K: 0 S: 9	H: 0 LOB: 1 BB: 1 P: 20	R: 0 E: 0 K: 3 S: 14	H: 0 LOB: 0 BB: 0 P: 20	R: 0 E: 0 K: 1 S: 8	H: 2 LOB: 2 BB: 1 P: 13	R: 1 E: 0 K: 1 S: 10	H: 2 LOB: 2 BB: 1 P: 20	R: 0 E: 0 K: 2 S: 11	H: 0 LOB: 0 BB: 0 P: 14	R: 0 E: 0 K: 0 S: 7	H: 1 LOB: 2 BB: 2 P: 17	R: 2 E: 0 K: 0 S: 9	H: 2 LOB: 0 BB: 0 P: 15	R: 3 E: 0 K: 1 S: 17	H: 3 LOB: 3 BB: 3 P: 39	1B: 6 2B: 0 3B: 0 HR: 2	SF: 0 SAC: 1 DP: 1 HBP: 0	WP: 1 PB: 0 SB: 0 CS: 0	PA: 41			
PITCHER	IP WLS BF H R ER SO BB IBB HBP BLK WP HR S P ERA WHIP	IP WLS BF H R ER SO BB IBB HBP BLK WP HR S P ERA WHIP	IP WLS BF H R ER SO BB IBB HBP BLK WP HR S P ERA WHIP	IP WLS BF H R ER SO BB IBB HBP BLK WP HR S P ERA WHIP	IP WLS BF H R ER SO BB IBB HBP BLK WP HR S P ERA WHIP	IP WLS BF H R ER SO BB IBB HBP BLK WP HR S P ERA WHIP	IP WLS BF H R ER SO BB IBB HBP BLK WP HR S P ERA WHIP	IP WLS BF H R ER SO BB IBB HBP BLK WP HR S P ERA WHIP	IP WLS BF H R ER SO BB IBB HBP BLK WP HR S P ERA WHIP	IP WLS BF H R ER SO BB IBB HBP BLK WP HR S P ERA WHIP	IP WLS BF H R ER SO BB IBB HBP BLK WP HR S P ERA WHIP	IP WLS BF H R ER SO BB IBB HBP BLK WP HR S P ERA WHIP	IP WLS BF H R ER SO BB IBB HBP BLK WP HR S P ERA WHIP	IP WLS BF H R ER SO BB IBB HBP BLK WP HR S P ERA WHIP	IP WLS BF H R ER SO BB IBB HBP BLK WP HR S P ERA WHIP	IP WLS BF H R ER SO BB IBB HBP BLK WP HR S P ERA WHIP	IP WLS BF H R ER SO BB IBB HBP BLK WP HR S P ERA WHIP	IP WLS BF H R ER SO BB IBB HBP BLK WP HR S P ERA WHIP	IP WLS BF H R ER SO BB IBB HBP BLK WP HR S P ERA WHIP	IP WLS BF H R ER SO BB IBB HBP BLK WP HR S P ERA WHIP	IP WLS BF H R ER SO BB IBB HBP BLK WP HR S P ERA WHIP	IP WLS BF H R ER SO BB IBB HBP BLK WP HR S P ERA WHIP	
Jamie Brewington, R (1.1) ERA: 3.1	7.0	L	27	3	1	1	7	2	2	0	0	0	1	0	68	116	1.29	0.714					
Shawn Barton, L (8.1) ERA: 4.46	0.2	4	2	2	2	0	0	0	0	0	0	0	0	2	7	11	27.00	3.000					
Scott Service, R (8.1) ERA: 3.85	0.2	4	0	2	2	0	2	0	0	0	0	0	0	8	19	27.00	3.000						
Pat Gomez, L (9.1) ERA: 7.56	0.1	5	3	1	1	1	0	1	0	0	0	0	0	10	23	27.00	9.000						
Jose Bautista, R (9.1) ERA: 6.6	0.1	1	0	0	0	0	0	0	0	0	0	0	0	1	1	0.00	0.000						
Inning Stats	R: 0 E: 0 K: 1 S: 7	H: 0 LOB: 0 BB: 0 P: 13	R: 0 E: 0 K: 1 S: 9	H: 0 LOB: 1 BB: 1 P: 13	R: 0 E: 0 K: 2 S: 11	H: 0 LOB: 1 BB: 1 P: 16	R: 0 E: 0 K: 0 S: 10	H: 2 LOB: 2 BB: 0 P: 18	R: 0 E: 0 K: 1 S: 5	H: 0 LOB: 0 BB: 0 P: 9	R: 0 E: 0 K: 0 S: 4	H: 1 LOB: 1 BB: 1 P: 9	R: 0 E: 0 K: 2 S: 9	H: 0 LOB: 1 BB: 1 P: 15	R: 0 E: 0 K: 1 S: 11	H: 2 LOB: 2 BB: 0 P: 16	1B: 5 2B: 0 3B: 0 HR: 0	SF: 0 SAC: 0 DP: 0 HBP: 0	WP: 0 PB: 0 SB: 2 CS: 0	PA: 36			
PITCHER	IP WLS BF H R ER SO BB IBB HBP BLK WP HR S P ERA WHIP	IP WLS BF H R ER SO BB IBB HBP BLK WP HR S P ERA WHIP	IP WLS BF H R ER SO BB IBB HBP BLK WP HR S P ERA WHIP	IP WLS BF H R ER SO BB IBB HBP BLK WP HR S P ERA WHIP	IP WLS BF H R ER SO BB IBB HBP BLK WP HR S P ERA WHIP	IP WLS BF H R ER SO BB IBB HBP BLK WP HR S P ERA WHIP	IP WLS BF H R ER SO BB IBB HBP BLK WP HR S P ERA WHIP	IP WLS BF H R ER SO BB IBB HBP BLK WP HR S P ERA WHIP	IP WLS BF H R ER SO BB IBB HBP BLK WP HR S P ERA WHIP	IP WLS BF H R ER SO BB IBB HBP BLK WP HR S P ERA WHIP	IP WLS BF H R ER SO BB IBB HBP BLK WP HR S P ERA WHIP	IP WLS BF H R ER SO BB IBB HBP BLK WP HR S P ERA WHIP	IP WLS BF H R ER SO BB IBB HBP BLK WP HR S P ERA WHIP	IP WLS BF H R ER SO BB IBB HBP BLK WP HR S P ERA WHIP	IP WLS BF H R ER SO BB IBB HBP BLK WP HR S P ERA WHIP	IP WLS BF H R ER SO BB IBB HBP BLK WP HR S P ERA WHIP	IP WLS BF H R ER SO BB IBB HBP BLK WP HR S P ERA WHIP	IP WLS BF H R ER SO BB IBB HBP BLK WP HR S P ERA WHIP	IP WLS BF H R ER SO BB IBB HBP BLK WP HR S P ERA WHIP	IP WLS BF H R ER SO BB IBB HBP BLK WP HR S P ERA WHIP	IP WLS BF H R ER SO BB IBB HBP BLK WP HR S P ERA WHIP	IP WLS BF H R ER SO BB IBB HBP BLK WP HR S P ERA WHIP	
Sid Fernandez, L (1.1) ERA: 4.1	6.2	W	26	3	0	0	6	3	0	0	0	0	0	0	54	90	0.00	0.900					
Ricky Bottalico, R (7.1) ERA: 2.41	1.1	5	0	0	0	2	1	0	0	0	0	0	0	10	18	0.00	0.750						
Heathcliff Slocumb, R (9.1) ERA: 2.75	1.0	5	2	0	0	1	0	0	0	0	0	0	0	11	16	0.00	2.000						
Inning Stats	R: 0 E: 0 K: 1 S: 7	H: 0 LOB: 0 BB: 0 P: 13	R: 0 E: 0 K: 1 S: 9	H: 0 LOB: 1 BB: 1 P: 13	R: 0 E: 0 K: 2 S: 11	H: 0 LOB: 1 BB: 1 P: 16	R: 0 E: 0 K: 0 S: 10	H: 2 LOB: 2 BB: 0 P: 18	R: 0 E: 0 K: 1 S: 5	H: 0 LOB: 0 BB: 0 P: 9	R: 0 E: 0 K: 0 S: 4	H: 1 LOB: 1 BB: 1 P: 9	R: 0 E: 0 K: 2 S: 9	H: 0 LOB: 1 BB: 1 P: 15	R: 0 E: 0 K: 1 S: 11	H: 2 LOB: 2 BB: 0 P: 16	1B: 5 2B: 0 3B: 0 HR: 0	SF: 0 SAC: 0 DP: 0 HBP: 0	WP: 0 PB: 0 SB: 2 CS: 0	PA: 36			
PITCHER	IP WLS BF H R ER SO BB IBB HBP BLK WP HR S P ERA WHIP	IP WLS BF H R ER SO BB IBB HBP BLK WP HR S P ERA WHIP	IP WLS BF H R ER SO BB IBB HBP BLK WP HR S P ERA WHIP	IP WLS BF H R ER SO BB IBB HBP BLK WP HR S P ERA WHIP	IP WLS BF H R ER SO BB IBB HBP BLK WP HR S P ERA WHIP	IP WLS BF H R ER SO BB IBB HBP BLK WP HR S P ERA WHIP	IP WLS BF H R ER SO BB IBB HBP BLK WP HR S P ERA WHIP	IP WLS BF H R ER SO BB IBB HBP BLK WP HR S P ERA WHIP	IP WLS BF H R ER SO BB IBB HBP BLK WP HR S P ERA WHIP	IP WLS BF H R ER SO BB IBB HBP BLK WP HR S P ERA WHIP	IP WLS BF H R ER SO BB IBB HBP BLK WP HR S P ERA WHIP	IP WLS BF H R ER SO BB IBB HBP BLK WP HR S P ERA WHIP	IP WLS BF H R ER SO BB IBB HBP BLK WP HR S P ERA WHIP	IP WLS BF H R ER SO BB IBB HBP BLK WP HR S P ERA WHIP	IP WLS BF H R ER SO BB IBB HBP BLK WP HR S P ERA WHIP	IP WLS BF H R ER SO BB IBB HBP BLK WP HR S P ERA WHIP	IP WLS BF H R ER SO BB IBB HBP BLK WP HR S P ERA WHIP	IP WLS BF H R ER SO BB IBB HBP BLK WP HR S P ERA WHIP	IP WLS BF H R ER SO BB IBB HBP BLK WP HR S P ERA WHIP	IP WLS BF H R ER SO BB IBB HBP BLK WP HR S P ERA WHIP	IP WLS BF H R ER SO BB IBB HBP BLK WP HR S P ERA WHIP	IP WLS BF H R ER SO BB IBB HBP BLK WP HR S P ERA WHIP	
Jamie Brewington, R (1.1) ERA: 1.75 Glenallen Hill, R (7. PH) OBP: 0.376, SLG: 0.475 Shawn Barton, R (8.1) ERA: 4.46 Scott Service, R (8.1) ERA: 3.85 Pat Gomez, L (9.1) ERA: 7.56 Jose Bautista, R (9.1) ERA: 6.6 Tom Lampkin, L (9. PH) OBP: 0.277, SLG: 0.377																							
Inning Stats	R: 0 E: 0 K: 1 S: 7	H: 0 LOB: 0 BB: 0 P: 13	R: 0 E: 0 K: 1 S: 9	H: 0 LOB: 1 BB: 1 P: 13	R: 0 E: 0 K: 2 S: 11	H: 0 LOB: 1 BB: 1 P: 16	R: 0 E: 0 K: 0 S: 10	H: 2 LOB: 2 BB: 0 P: 18	R: 0 E: 0 K: 1 S: 5	H: 0 LOB: 0 BB: 0 P: 9	R: 0 E: 0 K: 0 S: 4	H: 1 LOB: 1 BB: 1 P: 9	R: 0 E: 0 K: 2 S: 9	H: 0 LOB: 1 BB: 1 P: 15	R: 0 E: 0 K: 1 S: 11	H: 2 LOB: 2 BB: 0 P: 16	1B: 5 2B: 0 3B: 0 HR: 0	SF: 0 SAC: 0 DP: 0 HBP: 0	WP: 0 PB: 0 SB: 2 CS: 0	PA: 36			
PITCHER	IP WLS BF H R ER SO BB IBB HBP BLK WP HR S P ERA WHIP	IP WLS BF H R ER SO BB IBB HBP BLK WP HR S P ERA WHIP	IP WLS BF H R ER SO BB IBB HBP BLK WP HR S P ERA WHIP	IP WLS BF H R ER SO BB IBB HBP BLK WP HR S P ERA WHIP	IP WLS BF H R ER SO BB IBB HBP BLK WP HR S P ERA WHIP	IP WLS BF H R ER SO BB IBB HBP BLK WP HR S P ERA WHIP	IP WLS BF H R ER SO BB IBB HBP BLK WP HR S P ERA WHIP	IP WLS BF H R ER SO BB IBB HBP BLK WP HR S P ERA WHIP	IP WLS BF H R ER SO BB IBB HBP BLK WP HR S P ERA WHIP	IP WLS BF H R ER SO BB IBB HBP BLK WP HR S P ERA WHIP	IP WLS BF H R ER SO BB IBB HBP BLK WP HR S P ERA WHIP	IP WLS BF H R ER SO BB IBB HBP BLK WP HR S P ERA WHIP	IP WLS BF H R ER SO BB IBB HBP BLK WP HR S P ERA WHIP	IP WLS BF H R ER SO BB IBB HBP BLK WP HR S P ERA WHIP	IP WLS BF H R ER SO BB IBB HBP BLK WP HR S P ERA WHIP	IP WLS BF H R ER SO BB IBB HBP BLK WP HR S P ERA WHIP	IP WLS BF H R ER SO BB IBB HBP BLK WP HR S P ERA WHIP	IP WLS BF H R ER SO BB IBB HBP BLK WP HR S P ERA WHIP	IP WLS BF H R ER SO BB IBB HBP BLK WP HR S P ERA WHIP	IP WLS BF H R ER SO BB IBB HBP BLK WP HR S P ERA WHIP	IP WLS BF H R ER SO BB IBB HBP BLK WP HR S P ERA WHIP	IP WLS BF H R ER SO BB IBB HBP BLK WP HR S P ERA WHIP	IP WLS BF H R ER SO BB IBB HBP BLK WP HR S P ERA WHIP
Sid Fernandez, L (1.1) ERA: 4.1	6.2	W	26	3	0	0	6	3	0	0	0	0	0	0	54	90	0.00	0.900					
Ricky Bottalico, R (7.1) ERA: 2.41	1.1	5	0	0	0	2	1	0	0	0	0	0	0	10	18	0.00	0.750						
Heathcliff Slocumb, R (9.1) ERA: 2.75	1.0	5	2	0	0	1	0	0	0	0	0	0	0	11	16	0.00	2.000						

AB 33
R 6
H 8
RBI 5
BB 7
SO 8
LOB 14



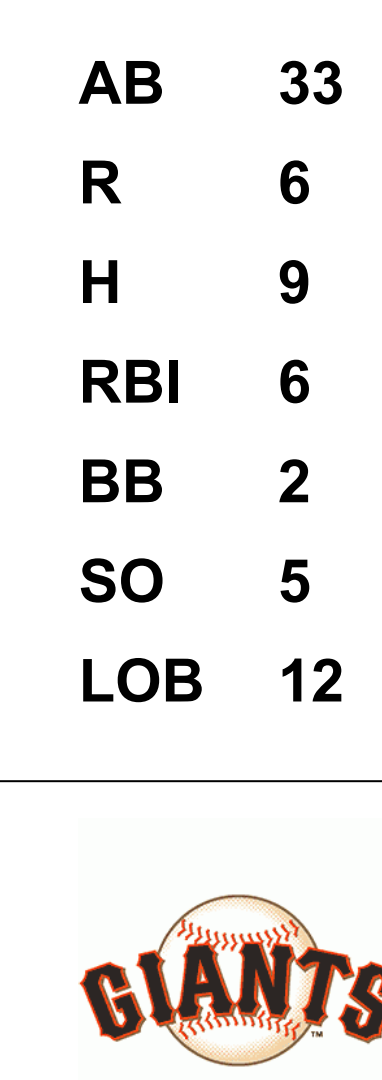
AB 32
R 0
H 5
RBI 0
BB 4
SO 9
LOB 17



Batter	1	2	3	4	5	6	7	8	9	AB	R	H	RBI	BB	SO	LOB	TOP																	
Joe Orsulak, L (1, 7) OBP: 0.323, SLG: 0.379 Chris Jones, R (9, PH) OBP: 0.331, SLG: 0.465	G3		G4-3 1B	K		G3-6-1			FC6-4 BB	4	1	1	1	0	1	4	New York Mets @ San Francisco Giants Candlestick Park, San Francisco, CA Fri Sep 01 1995, 10:05 PM EDT Att: 13,218 - Unknown - 60 F livebaseballscorecards.com																	
Jose Vizcaino, S (1, 6) OBP: 0.340, SLG: 0.357	K		G4-3 2-3		F8		G3-1	FC6-4	5	0	0	0	0	1	2																			
Carl Everett, S (1, 9) OBP: 0.318, SLG: 0.447					F8		G5-3	K	4	0	1	1	1	1	1																			
Jeff Kent, R (1, 4) OBP: 0.322, SLG: 0.434	G5-3		G5-3		P6		G6-3	K	5	0	0	0	0	1	3																			
Rico Brogna, L (1, 3) OBP: 0.345, SLG: 0.479		L5		1B SF7 BB		1B 1B		G6-3 WP 1B	3	2	2	0	1	0	0																			
Ryan Thompson, R (1, 8) OBP: 0.307, SLG: 0.416	L7			F8		FC6-4 1B		G6-3	4	1	1	0	0	0	2																			
Butch Huskey, R (1, 5) Tim Bogar, R (8, 5) OBP: 0.306, SLG: 0.347	G6-3					FC6-4 1B		G6-3	4	0	2	1	0	0	1																			
Kelly Stinnett, R (1, 2) OBP: 0.340, SLG: 0.329			F8			FC6-4 1B			3	0	1	0	1	0	2																			
Bill Pulsipher, L (1, 1) OBP: 0.200, SLG: 0.152 John Franco, L (8, 1)				SF7		G3-6-1 1B		G5-3	3	1	2	2	0	0	2																			
			1B 2B						0	0	0	0	0	0	0																			
Inning Stats	R: 0 E: 0 K: 1 S: 8	H: 0 LOB: 1 BB: 1 P: 16	R: 0 E: 0 K: 0 S: 5	H: 0 LOB: 0 BB: 0 P: 10	R: 2 E: 0 K: 0 S: 10	H: 3 LOB: 1 BB: 0 P: 17	R: 1 E: 0 K: 1 S: 12	H: 2 LOB: 2 BB: 1 P: 18	R: 0 E: 0 K: 0 S: 7	H: 0 LOB: 0 BB: 0 P: 8	R: 2 E: 0 K: 0 S: 15	H: 4 LOB: 1 BB: 0 P: 24	R: 0 E: 0 K: 0 S: 6	H: 0 LOB: 0 BB: 0 P: 7	R: 0 E: 0 K: 0 S: 9	H: 1 LOB: 2 BB: 1 P: 16	R: 0 E: 0 K: 2 S: 12	H: 0 LOB: 1 BB: 1 P: 22	1B: 9 2B: 1 3B: 0 HR: 0	SF: 1 SAC: 0 DP: 1 HBP: 0	WP: 1 PB: 0 SB: 0 CS: 0	PA: 40												
PITCHER	IP WLS BF H R ER SO BB IBB HBP BLK WP HR S P ERA WHIP																																	
Mark Leiter, R (1, 1) ERA: 3.14	5.1	27	9	5	5	2	2	0	0	0	0	0	0	0	54	89	8.44	2.062																
Luis Aquino, R (6, 1) ERA: 4.46	1.2	4	0	0	0	0	0	0	0	0	0	0	0	9	11	0.00	0.000																	
Carlos Valdez, R (8, 1) ERA: 5.79	1.0	5	1	0	0	0	1	0	0	0	1	0	0	9	16	0.00	2.000																	
Shawn Barton, L (9, 1) ERA: 4.34	1.0	W 4	0	0	0	2	1	0	0	0	0	0	12	22	0.00	1.000																		

Batter	1	2	3	4	5	6	7	8	9	AB	R	H	RBI	BB	SO	LOB	BOTTOM																
Royce Clayton, R (1, 6) OBP: 0.303, SLG: 0.347	G6-3		G2-3			G5-3	G4-6-3			4	0	0	0	0	0	2	New York Mets @ San Francisco Giants Candlestick Park, San Francisco, CA Fri Sep 01 1995, 10:05 PM EDT Att: 13,218 - Unknown - 60 F livebaseballscorecards.com																
Rikkert Fanevte, R (1, 8) OBP: 0.313, SLG: 0.286	K		G5-3			BB 1B		K	4	0	1	0	0	2	0																		
Barry Bonds, L (1, 7) OBP: 0.424, SLG: 0.551	G3-1		L9			K		S HR HBP	3	1	0	0	0	1	1																		
Matt Williams, R (1, 5) OBP: 0.397, SLG: 0.663		1B FC6-4 BB		K		1B		HR	2	2	1	2	2	1	0																		
Mark Carreon, R (1, 9) OBP: 0.348, SLG: 0.481		FC6-4 1B 1B		G5-3		G5-3		F9	4	1	1	0	0	0	2																		
Robby Thompson, R (1, 4) OBP: 0.304, SLG: 0.322		FC6-4 1B		G6-3		G4-3		G4-3	4	1	2	0	0	0	0																		
Steve Scarosne, R (1, 3) OBP: 0.333, SLG: 0.497		P9		G4-3		1B 1B		G3-1	4	0	1	0	0	0	3																		
Kirt Manwaring, R (1, 2) OBP: 0.310, SLG: 0.328		FC6-4 1B		G6-3		G4-6-3 1B		L7	4	0	1	2	0	0	2																		
Mark Leiter, R (1, 1) OBP: 0.167, SLG: 0.118 Luis Aquino, R (6, 1) OBP: 0.333, SLG: 0.200 Dave McCarty, R (7, PH) OBP: 0.274, SLG: 0.394 Carlos Valdez, R (8, 1) Shawn Barton, R (9, 1) Glenallen Hill, R (9, PH) OBP: 0.320, SLG: 0.473		1B FC6-4 1B		K		L8		HR	2	0	1	1	0	1	0																		
									1	1	1	1	0	0	0																		
Inning Stats	R: 0 E: 0 K: 1 S: 7	H: 0 LOB: 0 BB: 0 P: 9	R: 2 E: 0 K: 0 S: 14	H: 3 LOB: 2 BB: 1 P: 24	R: 0 E: 0 K: 0 S: 6	H: 0 LOB: 0 BB: 0 P: 10	R: 0 E: 0 K: 1 S: 6	H: 0 LOB: 0 BB: 0 P: 8	R: 0 E: 0 K: 1 S: 6	H: 0 LOB: 0 BB: 0 P: 7	R: 0 E: 0 K: 1 S: 9	H: 1 LOB: 1 BB: 1 P: 15	R: 1 E: 0 K: 0 S: 9	H: 3 LOB: 1 BB: 0 P: 16	R: 2 E: 0 K: 1 S: 9	H: 1 LOB: 0 BB: 0 P: 15	R: 1 E: 0 K: 0 S: 5	H: 1 LOB: 0 BB: 0 P: 5	1B: 7 2B: 0 3B: 0 HR: 2	SF: 0 SAC: 0 DP: 1 HBP: 1	WP: 0 PB: 0 SB: 1 CS: 0	PA: 36											
PITCHER	IP WLS BF H R ER SO BB IBB HBP BLK WP HR S P ERA WHIP																																
Bill Pulsipher, L (1, 1) ERA: 3.63	7.1	30	7	4	4	0	2	0	0	0	0	0	0	62	96	4.91	1.227																
John Franco, L (8, 1) ERA: 2.42	1.1	L 6	2	2	2	0	0	0	0	0	2	9	13	13.50	1.500																		

AB 35
R 5
H 10
RBI 5
BB 4
SO 4
LOB 17



Batter	1	2	3	4	5	6	7	8	9	AB	R	H	RBI	BB	SO	LOB	TOP					
Damon Buford, R (1, 7) OBP: 0.252, SLG: 0.202 Edgardo Alfonzo, R (9, PH) OBP: 0.297, SLG: 0.385	L8		G5-3			G5-3			G6-4-3 1B	3	0	0	0	0	0	0	New York Mets @ San Francisco Giants Candlestick Park, San Francisco, CA Sat Sep 02 1995, 6:33 AM EDT Att: 24,822 - Sunny - 69 F					
Jose Vizcaino, S (1, 6) OBP: 0.316, SLG: 0.354	G1-3		G4-3			F8			G6-4-3 1-2	4	0	0	0	0	0	1						
Carl Everett, S (1, 9) OBP: 0.312, SLG: 0.438	G4-3				F7				G4-3	4	0	0	0	0	0	0						
Jeff Kent, R (1, 4) OBP: 0.322, SLG: 0.436					G1-3				G6-3	3	1	1	0	0	0	0						
Rico Brogna, L (1, 3) OBP: 0.345, SLG: 0.485					K				K	3	1	1	1	0	2	1						
Ryan Thompson, R (1, 8) OBP: 0.302, SLG: 0.410					K				G6-3	3	0	0	0	0	1	1						
Butch Huskey, R (1, 5) OBP: 0.340, SLG: 0.500									G5-3	3	1	1	2	0	0	0						
Kelly Stinnett, R (1, 2) OBP: 0.337, SLG: 0.325 Joe Orsulak, L (8, PH) OBP: 0.321, SLG: 0.377 Doug Henry, R (8, 1) OBP: 1.000, SLG: 1.000									F9	2	0	0	0	0	0	0						
Reid Cornelius, R (1, 1) OBP: 0.083, SLG: 0.083 Bill Spiers, L (6, PH) OBP: 0.279, SLG: 0.246 Paul Byrd, R (6, 1) OBP: 1.000, SLG: 1.000 Todd Hundley, S (8, PH) OBP: 0.393, SLG: 0.505									G1-4-3	1	0	0	0	0	0	0						
									F8	1	0	0	0	0	0	0						
									P4	1	0	0	0	0	0	0						
										1	0	0	0	0	0	0						
Inning Stats	R: 0 E: 0 K: 0 S: 6	H: 0 LOB: 0 BB: 0 P: 10	R: 2 E: 0 K: 2 S: 10	H: 2 LOB: 0 BB: 0 P: 17	R: 0 E: 0 K: 1 S: 5	H: 0 LOB: 0 BB: 0 P: 7	R: 0 E: 0 K: 1 S: 5	H: 0 LOB: 0 BB: 0 P: 6	R: 0 E: 0 K: 0 S: 4	H: 0 LOB: 0 BB: 0 P: 7	R: 0 E: 0 K: 0 S: 8	H: 0 LOB: 0 BB: 0 P: 12	R: 1 E: 0 K: 0 S: 5	H: 1 LOB: 0 BB: 0 P: 9	R: 0 E: 0 K: 1 S: 10	H: 0 LOB: 0 BB: 0 P: 15	R: 0 E: 0 K: 0 S: 9	H: 1 LOB: 0 BB: 0 P: 14	1B: 1 2B: 1 3B: 0 HR: 2	SF: 0 SAC: 0 DP: 1 HBP: 0	WP: 0 PB: 0 SB: 0 CS: 0	PA: 30
PITCHER Sergio Valdez, R (1, 1) ERA: 4.73	IP: 9.0 WLS: W BF: 30 H: 4 R: 3 ER: 3 SO: 4 BB: 0 IBB: 0 HBP: 0 BLK: 0 WP: 0 HR: 2 S: 62 P: 97 ERA: 3.00 WHIP: 0.444															PITCHER Sergio Valdez, R (1, 1) ERA: 4.73	IP: 9.0 WLS: W BF: 30 H: 4 R: 3 ER: 3 SO: 4 BB: 0 IBB: 0 HBP: 0 BLK: 0 WP: 0 HR: 2 S: 62 P: 97 ERA: 3.00 WHIP: 0.444					

Batter	1	2	3	4	5	6	7	8	9	AB	R	H	RBI	BB	SO	LOB	BOTTOM					
Royce Clayton, R (1, 6) OBP: 0.305, SLG: 0.348	2B		G5-3						K	4	1	2	0	0	1	1	New York Mets @ San Francisco Giants Candlestick Park, San Francisco, CA Sat Sep 02 1995, 6:33 AM EDT Att: 24,822 - Sunny - 69 F					
Robby Thompson, R (1, 4) OBP: 0.304, SLG: 0.330	L7		G5-3						P6	4	1	1	1	0	0	3						
Barry Bonds, L (1, 7) OBP: 0.425, SLG: 0.558	HR		G1-3						G3	4	1	2	1	0	0	0						
Matt Williams, R (1, 5) OBP: 0.399, SLG: 0.663	HR								G5-3	3	1	1	0	1	0	1						
Mark Leonard, L (1, 9) OBP: 0.250, SLG: 1.000	HR		P8						G5-3	4	1	1	3	0	1	1						
J.R. Phillips, L (1, 3) OBP: 0.244, SLG: 0.327	P6		K						K	4	0	1	0	0	2	1						
Rikkert Fanezey, R (1, 8) OBP: 0.298, SLG: 0.270	P4								G6-3	4	0	0	0	0	1	1						
Jeff Reed, L (1, 2) OBP: 0.378, SLG: 0.280										1	0	0	0	2	0	0						
Sergio Valdez, R (1, 1) OBP: 0.071, SLG: 0.071									K	2	0	0	0	0	2	2						
										2	0	0	0	0	2	2						
Inning Stats	R: 4 E: 0 K: 0 S: 12	H: 3 LOB: 0 BB: 1 P: 27	R: 0 E: 0 K: 0 S: 3	H: 0 LOB: 1 BB: 1 P: 8	R: 0 E: 0 K: 1 S: 9	H: 1 LOB: 0 BB: 0 P: 16	R: 0 E: 0 K: 1 S: 7	H: 0 LOB: 0 BB: 0 P: 12	R: 0 E: 0 K: 0 S: 12	H: 2 LOB: 1 BB: 0 P: 17	R: 0 E: 0 K: 3 S: 11	H: 1 LOB: 2 BB: 1 P: 17	R: 1 E: 0 K: 1 S: 8	H: 1 LOB: 0 BB: 0 P: 9	R: 0 E: 0 K: 1 S: 9	H: 0 LOB: 0 BB: 0 P: 10	R: 0 E: 0 K: 1 S: 9	H: 0 LOB: 0 BB: 0 P: 10	1B: 2 2B: 3 3B: 1 HR: 2	SF: 0 SAC: 1 DP: 0 HBP: 0	WP: 0 PB: 0 SB: 0 CS: 1	PA: 34
PITCHER Reid Cornelius, R (1, 1) ERA: 6.29 Paul Byrd, R (6, 1) ERA: 2.94 Doug Henry, R (8, 1) ERA: 3.48	IP: 5.0 WLS: L BF: 22 H: 6 R: 4 ER: 4 SO: 2 BB: 2 IBB: 4 HBP: 4 BLK: 2 WP: 0 HR: 1 S: 43 P: 80 ERA: 7.20 WHIP: 1.600															PITCHER Reid Cornelius, R (1, 1) ERA: 6.29 Paul Byrd, R (6, 1) ERA: 2.94 Doug Henry, R (8, 1) ERA: 3.48	IP: 5.0 WLS: L BF: 22 H: 6 R: 4 ER: 4 SO: 2 BB: 2 IBB: 4 HBP: 4 BLK: 2 WP: 0 HR: 1 S: 43 P: 80 ERA: 7.20 WHIP: 1.600					



Batter	1	2	3	4	5	6	7	8	9	AB	R	H	RBI	BB	SO	LOB	TOP					
Damon Buford, R OBP: 0.271, SLG: 0.221	1-2 CS HBP		0-0 1B	4-1 BB		1-2 G6-3		3-2 1B	2-2 G5-3	4	2	2	1	1	0	1						
Tim Bogar, R OBP: 0.320, SLG: 0.364	1-3 K		3-2 1B	0-0 F9		2-2 WP		4-0 1B		4	2	2	1	1	1	3						
Carl Everett, S OBP: 0.318, SLG: 0.447	2-2 L8		1-0 E		2-1 F8		1-3 K	0-1 FC1-6		5	2	3	3	0	1	2						
Jeff Kent, R OBP: 0.318, SLG: 0.432		2-1 G5-3	2-2 E7		0-2 F8		0-0 P3	2-0 SF8		4	1	0	1	0	0	1						
Chris Jones, R OBP: 0.333, SLG: 0.478		0-0 L8	0-1 1B		1-2 SF8		3-2 1B	0-1 FC1-6		4	1	2	2	0	0	1						
Ryan Thompson, R OBP: 0.300, SLG: 0.404		0-3 K	1-1 G4-3		3-1 E3		0-1 CS	0-3 K		5	0	1	1	0	2	2						
Butch Huskey, R Jerry Dipoto, R			0-0 G1-3	3-3 K	0-0 1B		3-3 K		0-2 G1-3	4	0	1	0	0	2	1	AB 40					
Kelly Stinnett, R Todd Hundley, S			0-3 K	1-0 SH1-4	2-2 G5-3			1-2 1B	2-0 P8	3	0	1	0	0	1	2	R 11					
Bobby Jones, R Blas Minor, R			0-0 1B	0-1 SH1-4		1-1 P2		1-1 2B	0-0 1B	1	1	1	0	0	0	0	H 16					
Edgardo Alfonzo, R Don Florence, R								1-3 1B		0	0	0	0	0	0	0	RBI 9					
Jose Vizcaino, S										2	1	2	0	0	0	0	BB 2					
Inning Stats	R: 0 E: 0 K: 1 S: 9	H: 0 LOB: 0 BB: 0 P: 13	R: 0 E: 0 K: 1 S: 7	H: 0 LOB: 0 BB: 0 P: 9	R: 5 E: 1 K: 1 S: 17	H: 5 LOB: 1 BB: 0 P: 24	R: 0 E: 0 K: 1 S: 10	H: 1 LOB: 2 BB: 1 P: 18	R: 1 E: 1 K: 0 S: 16	H: 2 LOB: 2 BB: 0 P: 24	R: 0 E: 0 K: 1 S: 12	H: 1 LOB: 1 BB: 0 P: 17	R: 1 E: 0 K: 1 S: 13	H: 2 LOB: 1 BB: 0 P: 19	R: 4 E: 0 K: 1 S: 18	H: 4 LOB: 1 BB: 1 P: 29	R: 0 E: 0 K: 0 S: 8	H: 1 LOB: 1 BB: 0 P: 12	1B: 12 2B: 4 3B: 1 HR: 0	SF: 2 SAC: 1 DP: 1 HBP: 1	WP: 1 PB: 0 SB: 0 CS: 2	PA: 46
PITCHER	IP	WLS	BF	H	R	ER	SO	BB	IBB	HBP	BLK	WP	HR	S	P	ERA	WHIP					
Terry Mulholland, L ERA: 6.3	6.0		30	9	6	3	5	1	0	1	0	1	0	71	105	4.50	1.667					
Carlos Valdez, R ERA: 11.12	1.0	L	7	5	4	4	1	0	0	0	1	0	0	23	34	36.00	5.000					
Chris Hook, R ERA: 5.32	1.0		5	1	1	1	1	1	0	0	0	0	0	8	14	9.00	2.000					
Jose Bautista, R ERA: 6.53	1.0		4	1	0	0	0	0	0	0	0	0	0	8	12	0.00	1.000					
Batter	1	2	3	4	5	6	7	8	9	AB	R	H	RBI	BB	SO	LOB	BOTTOM					
Deion Sanders, L OBP: 0.317, SLG: 0.405	3-1 HR		0-0 E2	2-1 G3		0-1 CS		1-1 L8	1-1 1B	5	2	3	1	0	0	1						
Robby Thompson, R OBP: 0.308, SLG: 0.337	0-1 1B		1-2 3B		3-1 G5-3	0-2 G1-3		3-2 1B		5	2	3	0	0	0	1						
Barry Bonds, L OBP: 0.425, SLG: 0.568	3-3 K		1-2 3B		2-0 HR		2-1 G3	2-0 L8		5	1	2	3	0	1	3						
Matt Williams, R OBP: 0.399, SLG: 0.654	0-0 1B		2-3 K		4-2 2B		0-0 G4-3	1-0 P3		4	0	1	1	1	1	2						
Mark Carreon, R OBP: 0.347, SLG: 0.482	0-0 L8		0-0 L3		1-1 2B		1-1 G6-3			4	0	1	0	0	0	1						
Mark Leonard, L OBP: 0.375, SLG: 0.667	0-0 G4-1			4-1 2B	4-0 FC6-4			3-2 G4-3		2	1	0	0	2	0	1						
Royce Clayton, R OBP: 0.305, SLG: 0.349		2-2 G1-3		1-0 2B	2-1 P4			1-1 L3		4	0	1	0	0	0	3	AB 36					
Kirt Manwaring, R OBP: 0.307, SLG: 0.324		1-1 G6-3		1-1 G1-3	2-2 FC6-4			3-2 K		4	0	0	0	0	1	5	R 6					
Jose Bautista, R										0	0	0	0	0	0	0	H 11					
Terry Mulholland, R OBP: 0.079, SLG: 0.194		1-3 K		0-0 SF8	2-1 P2			0-0 G4-3		1	0	0	1	0	1	0	RBI 6					
Steve Scarsone, R OBP: 0.332, SLG: 0.495										1	0	0	0	0	0	0	BB 3					
Carlos Valdez, R										0	0	0	0	0	0	0	SO 4					
Chris Hook, R										1	0	0	0	0	0	0	LOB 17					
Tom Lamkin, L OBP: 0.371, SLG: 0.371										1	0	0	0	0	0	0						
Inning Stats	R: 2 E: 0 K: 1 S: 10	H: 3 LOB: 1 BB: 0 P: 16	R: 0 E: 0 K: 1 S: 8	H: 0 LOB: 0 BB: 0 P: 12	R: 2 E: 1 K: 1 S: 13	H: 2 LOB: 0 BB: 0 P: 17	R: 0 E: 0 K: 0 S: 7	H: 1 LOB: 1 BB: 1 P: 15	R: 1 E: 0 K: 0 S: 14	H: 2 LOB: 3 BB: 2 P: 32	R: 0 E: 0 K: 0 S: 7	H: 1 LOB: 0 BB: 0 P: 9	R: 0 E: 0 K: 0 S: 5	H: 0 LOB: 0 BB: 0 P: 8	R: 0 E: 0 K: 1 S: 10	H: 0 LOB: 2 BB: 0 P: 17	R: 0 E: 0 K: 0 S: 9	H: 2 LOB: 2 BB: 0 P: 16	1B: 5 2B: 3 3B: 1 HR: 2	SF: 1 SAC: 0 DP: 0 HBP: 0	WP: 0 PB: 0 SB: 0 CS: 1	PA: 40
PITCHER	IP	WLS	BF	H	R	ER	SO	BB	IBB	HBP	BLK	WP	HR	S	P	ERA	WHIP					
Bobby Jones, R ERA: 4.14	4.1		24	8	6	5	3	2	1	0	0	0	0	45	81	10.38	2.308					
Blas Minor, R ERA: 3.46	0.2		2	0	0	0	0	0	0	0	0	0	0	7	11	0.00	0.000					
Don Florence, L ERA: 1.69	1.1	W	4	1	0	0	0	0	0	0	0	0	0	9	13	0.00	0.750					
Jerry Dipoto, R ERA: 4.23	2.2	S	10	2	0	0	1	0	0	0	0	0	0	22	37	0.00	0.750					

New York Mets @ San Francisco Giants
Candlestick Park, San Francisco, CA
Sun Sep 03 1995, 6:33 AM EDT
Att: 21,429 - Sunny - 66 F

AB 40
R 11
H 16
RBI 9
BB 2
SO 7
LOB 13



New York Mets @ San Francisco Giants
Candlestick Park, San Francisco, CA
Sun Sep 03 1995, 6:33 AM EDT
Att: 21,429 - Sunny - 66 F

AB 36
R 6
H 11
RBI 6
BB 3
SO 4
LOB 17



Batter	1	2	3	4	5	6	7	8	9	AB	R	H	RBI	BB	SO	LOB	TOP								
Tony Tarasco, L OBP: 0.324, SLG: 0.389 (1, 9)	P5		G3		FC4-6				K	5	0	1	0	0	1	2									
David Segui, S OBP: 0.370, SLG: 0.453 (1, 3)	G6-3				G3					3	1	1	0	1	0	1									
Rondell White, R OBP: 0.340, SLG: 0.448 (1, 8)	G6-3				G4-3					4	0	0	0	0	1	3									
Darrin Fletcher, L OBP: 0.365, SLG: 0.459 (1, 2)										4	0	2	1	0	0	0									
Sean Berry, R OBP: 0.372, SLG: 0.561 (1, 5)										4	0	1	0	0	0	1									
Mike Lansing, R OBP: 0.306, SLG: 0.399 (1, 4)										3	0	0	0	1	1	4									
Wil Cordero, R OBP: 0.342, SLG: 0.412 (1, 7)										4	0	0	0	0	1	5									
Mark Grudzielanek, R OBP: 0.300, SLG: 0.314 (1, 6)										4	0	1	0	0	3	0									
Carlos Perez, L OBP: 0.200, SLG: 0.286 (7, 1)										2	0	1	0	0	0	0									
Gil Heredia, R OBP: 0.194, SLG: 0.194 (8, 1)										0	0	0	0	0	0	0									
Dave Leiper, L OBP: 0.296, SLG: 0.250 (8, 1)										0	0	0	0	0	0	0									
Tim Scott, R OBP: 0.279, SLG: 0.331 (8, PH)										1	0	0	0	0	1	0									
Dave Silvestri, R OBP: 0.273, SLG: 0.310 (9, 1)										0	0	0	0	0	0	0									
Mel Rojas, R (9, 1)										0	0	0	0	0	0	0									
Inning Stats	R: 0 E: 0 K: 0 S: 6	H: 0 LOB: 0 BB: 0 P: 9	R: 0 E: 0 K: 1 S: 8	H: 0 LOB: 0 BB: 0 P: 13	R: 0 E: 0 K: 0 S: 10	H: 1 LOB: 1 BB: 0 P: 13	R: 1 E: 0 K: 1 S: 8	H: 3 LOB: 2 BB: 0 P: 14	R: 0 E: 0 K: 0 S: 7	H: 1 LOB: 1 BB: 0 P: 9	R: 0 E: 1 K: 0 S: 8	H: 1 LOB: 2 BB: 1 P: 11	R: 0 E: 0 K: 2 S: 12	H: 1 LOB: 2 BB: 1 P: 25	R: 0 E: 0 K: 0 S: 9	H: 0 LOB: 1 BB: 1 P: 16	R: 0 E: 0 K: 3 S: 9	H: 0 LOB: 0 BB: 0 P: 13	1B: 6 2B: 1 3B: 0 HR: 0	SF: 0 SAC: 1 DP: 0 HBP: 0	WP: 1 PB: 0 SB: 3 CS: 0	PA: 37			
PITCHER	IP	WLS	BF	H	R	ER	SO	BB	IBB	HBP	BLK	WP	HR	S	P	ERA	WHIP								
William Van Lanningham, R ERA: 3.75 Shawn Barton, L ERA: 4.23	8.0		34	7	1	1	5	2	0	0	0	1	0	68	110	1.12	1.125								
	1.0	W	3	0	0	0	3	0	0	0	0	0	0	9	13	0.00	0.000								

Montreal Expos @ San Francisco Giants
Candlestick Park, San Francisco, CA
Mon Sep 04 1995, 6:33 AM EDT
Att: 14,857 - Sunny - 70 F

AB	34
R	1
H	7
RBI	1
BB	2
SO	8
LOB	16



Batter	1	2	3	4	5	6	7	8	9	AB	R	H	RBI	BB	SO	LOB	BOTTOM								
Royce Clayton, R OBP: 0.302, SLG: 0.346 (1, 6)	K		F7							4	0	0	0	0	1	2									
Deion Sanders, L OBP: 0.316, SLG: 0.403 (1, 8)	K									4	1	1	0	0	1	0									
Barry Bonds, L OBP: 0.423, SLG: 0.568 (1, 7)	E1									4	1	1	1	1	0	0									
Matt Williams, R OBP: 0.401, SLG: 0.647 (1, 5)	P3									2	0	0	0	2	0	1									
Mark Carreon, R OBP: 0.343, SLG: 0.475 (1, 9)										4	0	0	0	0	0	3									
Steve Scarsone, R OBP: 0.326, SLG: 0.485 (1, 4)										4	0	0	0	0	2	2									
Dave McCarty, R OBP: 0.273, SLG: 0.300 (1, 3)										4	0	1	1	0	1	0									
Kirt Manwaring, R OBP: 0.305, SLG: 0.322 (8, PH)										2	0	0	0	0	1	0									
Glenallen Hill, R OBP: 0.321, SLG: 0.475 (8, PH)										1	0	1	0	0	0	0									
Mike Benjamin, R OBP: 0.279, SLG: 0.331 (8, PH)										0	0	0	0	0	0	0									
Jeff Reed, L OBP: 0.378, SLG: 0.280 (9, 2)										0	0	0	0	0	0	0									
William Van Lanningham, R OBP: 0.163, SLG: 0.279 (8, PH)										2	0	0	0	0	1	0									
John Patterson, S OBP: 0.293, SLG: 0.296 (8, PH)										0	0	0	0	1	0	0									
Shawn Barton, R (9, 1)										0	0	0	0	0	0	0									
Inning Stats	R: 0 E: 1 K: 2 S: 13	H: 0 LOB: 1 BB: 0 P: 20	R: 0 E: 0 K: 2 S: 7	H: 0 LOB: 0 BB: 0 P: 9	R: 0 E: 0 K: 2 S: 9	H: 0 LOB: 0 BB: 0 P: 12	R: 0 E: 0 K: 0 S: 11	H: 0 LOB: 0 BB: 0 P: 16	R: 0 E: 0 K: 1 S: 6	H: 0 LOB: 0 BB: 0 P: 7	R: 0 E: 0 K: 0 S: 4	H: 0 LOB: 0 BB: 0 P: 5	R: 0 E: 0 K: 0 S: 7	H: 0 LOB: 1 BB: 1 P: 14	R: 0 E: 0 K: 0 S: 12	H: 1 LOB: 2 BB: 1 P: 23	R: 2 E: 0 K: 0 S: 11	H: 3 LOB: 2 BB: 1 P: 19	1B: 3 2B: 1 3B: 0 HR: 0	SF: 0 SAC: 0 DP: 0 HBP: 0	WP: 0 PB: 0 SB: 1 CS: 0	PA: 34			
PITCHER	IP	WLS	BF	H	R	ER	SO	BB	IBB	HBP	BLK	WP	HR	S	P	ERA	WHIP								
Carlos Perez, L ERA: 3.28 Gil Heredia, R ERA: 4.77 Dave Leiper, L ERA: 3.31 Tim Scott, R ERA: 4.23 Mel Rojas, R ERA: 4.22	6.2		22	4	1	0	0	0	0	0	0	0	0	9	14	0.00	1.000								
	0.0		1	0	0	0	0	1	0	0	0	0	0	1	5	∞	∞								
	0.1		1	0	0	0	0	0	0	0	0	0	0	3	5	0.00	0.000								
	0.2	L	6	3	2	2	0	1	0	0	0	0	0	11	19	27.00	4.500								

Montreal Expos @ San Francisco Giants
Candlestick Park, San Francisco, CA
Mon Sep 04 1995, 6:33 AM EDT
Att: 14,857 - Sunny - 70 F

AB	31
R	2
H	4
RBI	2
BB	3
SO	7
LOB	8



Batter	1	2	3	4	5	6	7	8	9	AB	R	H	RBI	BB	SO	LOB	TOP										
F.P. Santangelo, S OBP: 0.393, SLG: 0.431 (1, 9)										4	1	1	1	1	2	1	Montreal Expos @ San Francisco Giants Candlestick Park, San Francisco, CA Tue Sep 05 1995, 10:05 PM EDT Alt. 9.553 - Unknown - 68 F										
David Segui, S OBP: 0.371, SLG: 0.459 (1, 3)										4	1	1	4	1	0	1											
Rondell White, R OBP: 0.341, SLG: 0.447 (1, 8)										3	0	1	0	0	1	0											
Darrin Fletcher, L OBP: 0.361, SLG: 0.453 Greg Harris, S OBP: 0.333, SLG: 0.667 (7, 1)										4	0	0	0	0	1	4											
Sean Berry, R OBP: 0.377, SLG: 0.575 (1, 5)										3	2	2	1	1	1	0											
Mike Lansing, R OBP: 0.305, SLG: 0.398 (1, 4)										4	0	1	0	0	0	1											
Wil Cordero, R OBP: 0.341, SLG: 0.411 (1, 7)										4	1	1	0	0	1	3											
Mark Grudzielanek, R OBP: 0.299, SLG: 0.309 (1, 6)										3	1	0	0	0	0	3											
Pedro Martinez, R OBP: 0.123, SLG: 0.111 Henry Rodriguez, L OBP: 0.207, SLG: 0.354 Bryan Eversgerd, R OBP: 0.344 Curt Schmidt, R OBP: 0.344 Tim Laker, R OBP: 0.333, SLG: 0.399 (11, 1) (4, PH) (4, 1) (6, 1) (6, 1) (7, 2)										1	0	0	0	0	1	1											
Inning Stats	R: 0 E: 0 K: 2 S: 10	H: 0 LOB: 2 BB: 1 P: 23	R: 1 E: 0 K: 1 S: 10	H: 2 LOB: 1 BB: 0 P: 14	R: 0 E: 0 K: 0 S: 8	H: 2 LOB: 1 BB: 0 P: 14	R: 5 E: 0 K: 0 S: 13	H: 2 LOB: 0 BB: 2 P: 30	R: 0 E: 0 K: 1 S: 5	H: 0 LOB: 0 BB: 0 P: 7	R: 0 E: 1 K: 1 S: 12	H: 0 LOB: 1 BB: 0 P: 17	R: 0 E: 0 K: 1 S: 8	H: 0 LOB: 0 BB: 0 P: 11	R: 0 E: 0 K: 1 S: 8	H: 1 LOB: 1 BB: 0 P: 11		R: 0 E: 0 K: 1 S: 8	H: 0 LOB: 0 BB: 0 P: 11	1B: 5 2B: 1 3B: 0 HR: 2	SF: 0 SAC: 1 DP: 2 HBP: 2	WP: 0 PB: 0 SB: 0 CS: 1	PA: 38				
PITCHER	IP	WLS	BF	H	R	ER	SO	BB	IBB	HBP	BLK	WP	HR	S	P	ERA	WHIP										
Jamie Brewington, R ERA: 3.7 Jose Bautista, R ERA: 6.46 Scott Service, R ERA: 0.44 Rod Beck, R ERA: 4.73	3.2		19	5	5	5	3	3	0	2	0	0	1	39	77	12.27	2.182										

AB	32
R	6
H	7
RBI	6
BB	3
SO	8
LOB	17



Batter	1	2	3	4	5	6	7	8	9	AB	R	H	RBI	BB	SO	LOB	BOTTOM										
Deion Sanders, L OBP: 0.317, SLG: 0.403 (1, 8)										5	1	2	2	0	3	0	Montreal Expos @ San Francisco Giants Candlestick Park, San Francisco, CA Tue Sep 05 1995, 10:05 PM EDT Alt. 9.553 - Unknown - 68 F										
Royce Clayton, R OBP: 0.303, SLG: 0.351 (1, 6)										5	0	2	2	0	2	1											
Barry Bonds, L OBP: 0.427, SLG: 0.575 (1, 7)										3	2	2	1	2	0	0											
Matt Williams, R OBP: 0.401, SLG: 0.654 (1, 5)										4	1	1	1	1	2	4											
Mark Carreon, R OBP: 0.341, SLG: 0.482 (1, 9)										4	1	1	1	0	1	1											
John Patterson, S OBP: 0.293, SLG: 0.288 (1, 4)										2	2	1	0	0	0	0											
J.R. Phillips, L OBP: 0.249, SLG: 0.330 (1, 3)										4	1	2	0	0	1	1											
Kirt Manwaring, R OBP: 0.301, SLG: 0.317 (1, 2)										4	0	0	1	0	1	4											
Jamie Brewington, R ERA: 3.53 Jose Bautista, R ERA: 5.4 Mark Leonard, L ERA: 11.05 Scott Service, R ERA: 6.23 Marvin Benard, L OBP: 0.333, SLG: 0.333 (11, 1) (4, 1) (6, PH) (7, 1) (6, PH) (9, 1)										1	1	1	0	0	0	0											
Inning Stats	R: 2 E: 0 K: 3 S: 16	H: 2 LOB: 0 BB: 0 P: 21	R: 3 E: 0 K: 2 S: 19	H: 4 LOB: 2 BB: 1 P: 28	R: 0 E: 0 K: 1 S: 5	H: 0 LOB: 0 BB: 0 P: 6	R: 0 E: 0 K: 2 S: 9	H: 0 LOB: 0 BB: 0 P: 12	R: 0 E: 0 K: 0 S: 7	H: 0 LOB: 0 BB: 0 P: 11	R: 3 E: 0 K: 0 S: 17	H: 3 LOB: 1 BB: 0 P: 28	R: 1 E: 0 K: 0 S: 16	H: 2 LOB: 2 BB: 1 P: 27	R: 0 E: 0 K: 1 S: 11	H: 1 LOB: 2 BB: 1 P: 21		R: 0 E: 0 K: 1 S: 11	H: 1 LOB: 2 BB: 1 P: 21	1B: 7 2B: 2 3B: 0 HR: 3	SF: 0 SAC: 0 DP: 1 HBP: 2	WP: 0 PB: 0 SB: 0 CS: 0	PA: 40				
PITCHER	IP	WLS	BF	H	R	ER	SO	BB	IBB	HBP	BLK	WP	HR	S	P	ERA	WHIP										
Pedro Martinez, R ERA: 3.53 Jose Del Leon, R ERA: 5.4 Bryan Eversgerd, L ERA: 11.05 Curt Schmidt, R ERA: 6.23 Greg Harris, R ERA: 2.33	3.0		16	6	5	5	6	1	0	0	0	0	1	21	33	9.00	0.500										

AB	35
R	9
H	12
RBI	8
BB	3
SO	11
LOB	12



Batter	1	2	3	4	5	6	7	8	9	AB	R	H	RBI	BB	SO	LOB	TOP										
F.P. Santangelo, S (1.7) OBP: 0.371, SLG: 0.403	G6-3		F8		G4-3	P6			F7	5	0	0	0	0	0	0											
Dave Silvestri, R (1.6) OBP: 0.291, SLG: 0.392	1B		HR		2B			G6-3	P4	5	3	3	1	0	0	0											
David Segui, S (1.3) OBP: 0.373, SLG: 0.462	1B		G6-3		HR			G4-3	FC6-4	4	1	2	1	1	0	0											
Sean Berry, R (1.5) OBP: 0.381, SLG: 0.574	1B		P3		HR			2B	FC6-4	4	1	2	1	0	0	1											
Rondell White, R (1.8) OBP: 0.343, SLG: 0.452	G1-6-3				P8					4	1	2	0	0	0	4											
Mike Lansing, R (1.4) OBP: 0.307, SLG: 0.407								G1-3		4	1	2	3	0	1	2											
Tony Tarasco, L (1.9) OBP: 0.326, SLG: 0.397										3	1	1	1	1	0	0											
Tim Laker, R (1.2) OBP: 0.295, SLG: 0.358	L8							G6-3	G6-3	4	0	0	0	0	0	2											
Tavo Alvarez, R (1.1) Shane Andrews, R (8, PH) Dave Leiper, L (8, 1) Tim Scott, R (9, 1) OBP: 0.250, SLG: 0.250	K								F9	3	0	0	0	0	2	1											
Inning Stats	R: 1 E: 0 K: 0 S: 10	H: 3 LOB: 1 BB: 0 P: 20	R: 1 E: 0 K: 2 S: 9	H: 1 LOB: 0 BB: 0 P: 12	R: 1 E: 0 K: 0 S: 6	H: 1 LOB: 0 BB: 0 P: 10	R: 1 E: 0 K: 0 S: 6	H: 2 LOB: 1 BB: 1 P: 11	R: 4 E: 0 K: 0 S: 12	H: 3 LOB: 0 BB: 0 P: 17	R: 0 E: 0 K: 1 S: 7	H: 0 LOB: 0 BB: 0 P: 9	R: 0 E: 0 K: 0 S: 12	H: 2 LOB: 2 BB: 0 P: 18	R: 0 E: 0 K: 0 S: 6	H: 0 LOB: 1 BB: 1 P: 8	R: 0 E: 0 K: 0 S: 8	H: 0 LOB: 1 BB: 1 P: 13	1B: 5 2B: 4 3B: 0 HR: 3	SF: 0 SAC: 0 DP: 2 HBP: 1	WP: 0 PB: 0 CS: 0	PA: 40					
PITCHER	IP	WLS	BF	H	R	ER	SO	BB	IBB	HBP	BLK	WP	HR	S	P	ERA	WHIP										
Mark Leiter, R (1.1) ERA: 3.44	4.1	L	22	9	7	7	2	0	1	1	0	0	2	37	62	14.54	2.077										
Luis Aquino, R (5.1) ERA: 4.51	0.2		3	1	1	1	0	0	0	0	0	0	1	6	8	13.50	1.500										
Carlos Valdez, R (6.1) ERA: 8.22	2.0		8	2	0	0	1	0	0	0	0	0	0	19	27	0.00	1.000										
Pat Gomez, L (8.1) ERA: 6.75	1.0		3	0	0	0	0	0	0	0	0	0	0	6	8	0.00	0.000										
Chris Hook, R (9.1) ERA: 5.21	1.0		4	0	0	0	0	1	0	0	0	0	0	8	13	0.00	1.000										

Montreal Expos @ San Francisco Giants
Candlestick Park, San Francisco, CA
Wed Sep 06 1995, 10:05 PM EDT
Att: 10,122 - Unknown - 72 F

AB	37
R	8
H	12
RBI	7
BB	2
SO	3
LOB	10



Batter	1	2	3	4	5	6	7	8	9	AB	R	H	RBI	BB	SO	LOB	BOTTOM										
Deion Sanders, L (1.8) OBP: 0.316, SLG: 0.408	G5-4-3		G3		G5-3			G3		4	1	1	0	0	1												
Royce Clayton, R (1.6) OBP: 0.303, SLG: 0.349 Rich Aurilia, R (9.6)	G5-4-3		L9		G4-3			G6-3		3	0	0	0	1	0	1											
Barry Bonds, L (1.7) OBP: 0.428, SLG: 0.573	G5-4-3							G4-3		2	0	0	0	2	0	0											
Matt Williams, R (1.5) OBP: 0.394, SLG: 0.641	G5-4-3		P8		G3-1			F9		4	0	0	0	0	3												
Mark Carreon, R (1.9) OBP: 0.337, SLG: 0.476	P3				G4-3			F7		4	0	0	0	0	1	1											
John Patterson, S (1.4) OBP: 0.292, SLG: 0.283			4-3		G6-3			G4-3	DI	3	1	0	0	1	0	0											
J.R. Phillips, L (1.3) OBP: 0.246, SLG: 0.326			K		G4-3			G4-3		3	0	0	0	0	1	1											
Kirt Manwaring, R (1.2) OBP: 0.305, SLG: 0.319								G6-3		2	0	1	1	0	0	0											
Mark Leiter, R (1.1) Luis Aquino, R (5.1) Tom Lafferty, R (6.1) Carlos Valdez, R (8.1) Marvin Benard, L (7, PH) Pat Gomez, L (8, 1) Chris Hook, R (9, 1) OBP: 0.154, SLG: 0.115 OBP: 0.333, SLG: 0.200 OBP: 0.296, SLG: 0.365	FC6-4				FC6-4			P6		1	0	0	0	0	0	1											
Inning Stats	R: 1 E: 0 K: 0 S: 7	H: 1 LOB: 1 BB: 2 P: 18	R: 0 E: 0 K: 1 S: 10	H: 0 LOB: 1 BB: 0 P: 16	R: 0 E: 0 K: 0 S: 6	H: 0 LOB: 0 BB: 1 P: 11	R: 0 E: 0 K: 0 S: 7	H: 0 LOB: 0 BB: 0 P: 8	R: 0 E: 0 K: 0 S: 8	H: 1 LOB: 1 BB: 0 P: 8	R: 0 E: 0 K: 0 S: 6	H: 0 LOB: 0 BB: 0 P: 7	R: 1 E: 0 K: 0 S: 11	H: 0 LOB: 0 BB: 1 P: 21	R: 0 E: 0 K: 0 S: 9	H: 0 LOB: 0 BB: 0 P: 14	R: 0 E: 0 K: 1 S: 6	H: 0 LOB: 0 BB: 0 P: 10	1B: 1 2B: 0 3B: 1 HR: 0	SF: 0 SAC: 0 DP: 1 HBP: 1	WP: 0 PB: 0 CS: 0	PA: 33					
PITCHER	IP	WLS	BF	H	R	ER	SO	BB	IBB	HBP	BLK	WP	HR	S	P	ERA	WHIP										
Tavo Alvarez, R (1.1) ERA: 4.24	7.0	W	27	2	2	2	1	4	0	1	0	0	0	55	89	2.57	0.857										
Dave Leiper, L (8.1) ERA: 3.22	1.0		3	0	0	0	0	0	0	0	0	0	0	9	14	0.00	0.000										
Tim Scott, R (9.1) ERA: 4.15	1.0		3	0	0	0	1	0	0	0	0	0	0	6	10	0.00	0.000										

Montreal Expos @ San Francisco Giants
Candlestick Park, San Francisco, CA
Wed Sep 06 1995, 10:05 PM EDT
Att: 10,122 - Unknown - 72 F

AB	28
R	2
H	2
RBI	1
BB	4
SO	2
LOB	9



Batter	1	2	3	4	5	6	7	8	9	AB	R	H	RBI	BB	SO	LOB	TOP				
Deion Sanders, L OBP: 0.318, SLG: 0.403 (1, 8)	4-2 1B BB		0-1 G4-3		0-2 G6-3		4-2 1-2 BB	2-3 K		3	1	0	0	2	1	2					
Mike Benjamin, R OBP: 0.271, SLG: 0.321 (1, 4)	0-3 K		3-2 F9		0-1 F9		2-1 P4		0-3 K	5	0	0	0	0	2	3					
Barry Bonds, L OBP: 0.429, SLG: 0.571 (1, 7)	0-1 1-3 1B		1-1 F8		3-1 P5			4-1 2B BB	4-2 1B BB	3	1	1	0	2	0	0					
Matt Williams, R OBP: 0.403, SLG: 0.650 (1, 5)	1-1 HR 1B			1-1 BB 1B		0-0 F7		0-0 1B 1B 2B	1-2 1-3 1B	5	3	4	2	0	0	0					
Mark Carreon, R OBP: 0.344, SLG: 0.489 (1, 3)	1-2 HR			4-2 1B BB		0-0 G6-4-3 1B		0-2 1B 2B	0-1 P3	4	2	3	2	1	0	2					
Glenallen Hill, R OBP: 0.318, SLG: 0.469 Rikkert Faneyte, R OBP: 0.298, SLG: 0.270 (1, 9) (9, 9)	1-0 P3			1-3 K		1-1 G6-4-3		1-3 K	2-3 K	5	0	0	0	0	3	7					
Royce Clayton, R OBP: 0.304, SLG: 0.350 (1, 6)		1-2 G4-3		0-0 1-3 2-H 1B			0-0 F9	0-2 2B 1-2 1B		4	0	2	2	0	0	0					
Kirt Manwaring, R OBP: 0.304, SLG: 0.321 (1, 2)		1-2 F9		0-0 P4			1-3 K	0-1 1-3 2-H 2B		4	0	1	1	0	1	2					
Sergio Valdez, R OBP: 0.118, SLG: 0.118 Dave McCarty, R OBP: 0.269, SLG: 0.295 Shawn Barton, R Scott Service, R Rod Beck, R OBP: 0.333, SLG: 0.333 (1, 1) (8, PH) (8, 1) (8, 1) (8, 1)		1-3 K		0-2 G4-3			2-2 BB 1B	0-0 FC4-2-5-1		3	0	1	0	0	1	2					
Inning Stats	R: 3 E: 0 K: 1 S: 13	H: 3 LOB: 0 BB: 1 P: 20	R: 0 E: 0 K: 1 S: 10	H: 0 LOB: 0 BB: 0 P: 13	R: 0 E: 0 K: 0 S: 7	H: 0 LOB: 0 BB: 0 P: 11	R: 1 E: 0 K: 1 S: 14	H: 2 LOB: 2 BB: 1 P: 20	R: 0 E: 0 K: 0 S: 7	H: 1 LOB: 0 BB: 0 P: 5	R: 0 E: 0 K: 0 S: 4	H: 1 LOB: 2 BB: 1 P: 22	R: 3 E: 0 K: 2 S: 19	H: 4 LOB: 2 BB: 1 P: 26	R: 0 E: 0 K: 2 S: 15	H: 1 LOB: 2 BB: 1 P: 22	1B: 9 2B: 2 3B: 0 HR: 1	SF: 0 SAC: 0 DP: 1 HBP: 0	WP: 0 PB: 0 SB: 1 CS: 0	PA: 42	
PITCHER	IP WLS BF H R ER SO BB IBB HBP BLK WP HR S P ERA WHIP	IP WLS BF H R ER SO BB IBB HBP BLK WP HR S P ERA WHIP	IP WLS BF H R ER SO BB IBB HBP BLK WP HR S P ERA WHIP	IP WLS BF H R ER SO BB IBB HBP BLK WP HR S P ERA WHIP	IP WLS BF H R ER SO BB IBB HBP BLK WP HR S P ERA WHIP	IP WLS BF H R ER SO BB IBB HBP BLK WP HR S P ERA WHIP	IP WLS BF H R ER SO BB IBB HBP BLK WP HR S P ERA WHIP	IP WLS BF H R ER SO BB IBB HBP BLK WP HR S P ERA WHIP	IP WLS BF H R ER SO BB IBB HBP BLK WP HR S P ERA WHIP	IP WLS BF H R ER SO BB IBB HBP BLK WP HR S P ERA WHIP	IP WLS BF H R ER SO BB IBB HBP BLK WP HR S P ERA WHIP	IP WLS BF H R ER SO BB IBB HBP BLK WP HR S P ERA WHIP	IP WLS BF H R ER SO BB IBB HBP BLK WP HR S P ERA WHIP	IP WLS BF H R ER SO BB IBB HBP BLK WP HR S P ERA WHIP	IP WLS BF H R ER SO BB IBB HBP BLK WP HR S P ERA WHIP	IP WLS BF H R ER SO BB IBB HBP BLK WP HR S P ERA WHIP	IP WLS BF H R ER SO BB IBB HBP BLK WP HR S P ERA WHIP	IP WLS BF H R ER SO BB IBB HBP BLK WP HR S P ERA WHIP	IP WLS BF H R ER SO BB IBB HBP BLK WP HR S P ERA WHIP	IP WLS BF H R ER SO BB IBB HBP BLK WP HR S P ERA WHIP	IP WLS BF H R ER SO BB IBB HBP BLK WP HR S P ERA WHIP

San Francisco Giants @ Chicago Cubs
Wrigley Field, Chicago, IL
Fri Sep 08 1995, 3:33 AM CDT
Att: 28,013 - Sunny - 62 F

AB 37
R 7
H 12
RBI 7
BB 5
SO 8
LOB 20



Batter	1	2	3	4	5	6	7	8	9	AB	R	H	RBI	BB	SO	LOB	BOTTOM					
Brian McRae, S OBP: 0.356, SLG: 0.454 (1, 8)	2-2 G3-1		1-1 G6-3		2-1 G3		0-1 F7		0-0 B3	5	0	0	0	0	0	1						
Rey Sanchez, R OBP: 0.311, SLG: 0.373 (1, 4) (9, 6)	1-0 1B		0-1 G6-3		3-1 1B 1B		0-0 P7		1-3 K	5	1	2	0	0	1	0						
Mark Grace, L OBP: 0.389, SLG: 0.504 (1, 3)	3-1 F9			0-0 G3	1-0 1B BB 1B			1-3 K	0-2 1B	5	0	2	0	0	1	1						
Sammy Sosa, R OBP: 0.349, SLG: 0.526 (1, 9)	2-2 1B			0-1 G4-3 1B 1B	4-2 1B BB			4-2 2B BB	3-2 P9	3	2	2	0	2	0	1						
Luis Gonzalez, L OBP: 0.341, SLG: 0.445 (1, 7)	0-0 P7			1-2 G4-3	0-0 1-2 2-H 3-H 1B			0-2 BB 1B		4	0	2	1	0	0	3						
Todd Zeile, R OBP: 0.310, SLG: 0.403 (1, 5)		1-1 G4-3		2-1 BB 1B		2-1 G6-3		4-2 BB BB		3	0	1	1	1	0	0						
Scott Servais, R OBP: 0.351, SLG: 0.517 (1, 2)		2-2 G4-3		3-H 4-0 1B		2-2 G4-3		1-3 K		3	0	0	0	1	1	3						
José Hernández, R OBP: 0.279, SLG: 0.489 Howard Johnson, S OBP: 0.270, SLG: 0.317 (1, 6) (8, PH) (9, 4)		1-2 G6-3		2-3 K		0-0 G6-3		4-2 BB		3	0	0	0	0	1	2						
Jaime Navarro, R OBP: 0.207, SLG: 0.283 Matt Franco, L Terry Adams, R Anthony Young, R Scott Ballew, R Dave Swartzbaugh, R (1, 1) (7, PH) (8, 1) (8, 1) (8, PH) (9, 1)			1-2 G6-3		1-1 G6-3		0-0 G3		1-2 2-3 3-H BB	2	0	1	0	0	0	0						
Inning Stats	R: 0 E: 0 K: 0 S: 12	H: 2 LOB: 2 BB: 0 P: 20	R: 0 E: 0 K: 0 S: 8	H: 0 LOB: 0 BB: 0 P: 12	R: 0 E: 0 K: 0 S: 7	H: 1 LOB: 0 BB: 0 P: 9	R: 1 E: 0 K: 1 S: 11	H: 2 LOB: 2 BB: 1 P: 20	R: 1 E: 0 K: 0 S: 10	H: 3 LOB: 2 BB: 1 P: 21	R: 0 E: 0 K: 0 S: 8	H: 0 LOB: 0 BB: 0 P: 12	R: 0 E: 0 K: 0 S: 4	H: 0 LOB: 0 BB: 0 P: 4	R: 1 E: 0 K: 2 S: 19	H: 1 LOB: 3 BB: 3 P: 33	R: 0 E: 0 K: 1 S: 17	H: 1 LOB: 1 BB: 0 P: 21	1B: 9 2B: 1 3B: 0 HR: 0	SF: 0 SAC: 0 DP: 1 HBP: 0	WP: 0 PB: 0 SB: 1 CS: 0	PA: 40
PITCHER	IP WLS BF H R ER SO BB IBB HBP BLK WP HR S P ERA WHIP	IP WLS BF H R ER SO BB IBB HBP BLK WP HR S P ERA WHIP	IP WLS BF H R ER SO BB IBB HBP BLK WP HR S P ERA WHIP	IP WLS BF H R ER SO BB IBB HBP BLK WP HR S P ERA WHIP	IP WLS BF H R ER SO BB IBB HBP BLK WP HR S P ERA WHIP	IP WLS BF H R ER SO BB IBB HBP BLK WP HR S P ERA WHIP	IP WLS BF H R ER SO BB IBB HBP BLK WP HR S P ERA WHIP	IP WLS BF H R ER SO BB IBB HBP BLK WP HR S P ERA WHIP	IP WLS BF H R ER SO BB IBB HBP BLK WP HR S P ERA WHIP	IP WLS BF H R ER SO BB IBB HBP BLK WP HR S P ERA WHIP	IP WLS BF H R ER SO BB IBB HBP BLK WP HR S P ERA WHIP	IP WLS BF H R ER SO BB IBB HBP BLK WP HR S P ERA WHIP	IP WLS BF H R ER SO BB IBB HBP BLK WP HR S P ERA WHIP	IP WLS BF H R ER SO BB IBB HBP BLK WP HR S P ERA WHIP	IP WLS BF H R ER SO BB IBB HBP BLK WP HR S P ERA WHIP	IP WLS BF H R ER SO BB IBB HBP BLK WP HR S P ERA WHIP	IP WLS BF H R ER SO BB IBB HBP BLK WP HR S P ERA WHIP	IP WLS BF H R ER SO BB IBB HBP BLK WP HR S P ERA WHIP	IP WLS BF H R ER SO BB IBB HBP BLK WP HR S P ERA WHIP	IP WLS BF H R ER SO BB IBB HBP BLK WP HR S P ERA WHIP	IP WLS BF H R ER SO BB IBB HBP BLK WP HR S P ERA WHIP	

San Francisco Giants @ Chicago Cubs
Wrigley Field, Chicago, IL
Fri Sep 08 1995, 3:33 AM CDT
Att: 28,013 - Sunny - 62 F

AB 35
R 3
H 10
RBI 3
BB 5
SO 4
LOB 14



Batter	1	2	3	4	5	6	7	8	9	AB R H RBI BB SO LOB	TOP											
Deion Sanders, L OBP: 0.327, SLG: 0.414										6 2 4 0 0 2 1	San Francisco Giants @ Chicago Cubs Wrigley Field, Chicago, IL Sun Sep 10 1995, 3:33 AM CDT Att: 25,429 - Sunny											
Robby Thompson, R OBP: 0.317, SLG: 0.337										3 1 1 0 2 1 2												
Barry Bonds, L OBP: 0.428, SLG: 0.567										5 0 2 1 0 1 4												
Matt Williams, R OBP: 0.407, SLG: 0.657										2 2 0 1 2 0 2												
Mark Carreon, R OBP: 0.351, SLG: 0.494										4 0 1 2 1 0 1												
Glenallen Hill, R OBP: 0.320, SLG: 0.475										4 2 2 2 1 0 2												
Royce Clayton, R OBP: 0.302, SLG: 0.346										5 1 0 0 0 1 5												
Kirt Manwaring, R OBP: 0.307, SLG: 0.319										3 0 1 1 1 0 1												
William Van Landingham, R OBP: 0.155, SLG: 0.287										3 0 0 0 0 1 2												
John Patterson, S OBP: 0.206, SLG: 0.287										1 0 0 1 1 0 0 0 0												
Scott Service, R OBP: 0.287, SLG: 0.687										0 0 0 0 0 0 0 0 0												
Steve Scarsone, R OBP: 0.307, SLG: 0.483										1 0 0 0 0 0 1 1 1												
Rod Beck, R OBP: 0.333, SLG: 0.333										0 0 0 0 0 0 0 0 0												
Inning Stats	R: 0 E: 0 K: 0 S: 6	H: 1 LOB: 0 BB: 0 P: 8	R: 2 E: 0 K: 0 S: 15	H: 2 LOB: 1 BB: 1 P: 28	R: 2 E: 1 K: 2 S: 18	H: 2 LOB: 2 BB: 2 P: 26	R: 0 E: 0 K: 2 S: 9	H: 0 LOB: 0 BB: 0 P: 14	R: 1 E: 0 K: 0 S: 9	H: 2 LOB: 2 BB: 1 P: 17	R: 1 E: 0 K: 0 S: 6	H: 2 LOB: 2 BB: 1 P: 14	R: 2 E: 1 K: 0 S: 13	H: 3 LOB: 3 BB: 1 P: 22	R: 0 E: 0 K: 0 S: 5	H: 0 LOB: 0 BB: 0 P: 9	R: 0 E: 0 K: 3 S: 14	H: 0 LOB: 1 BB: 1 P: 21	1B: 7 2B: 4 3B: 0 HR: 1	SF: 1 SAC: 0 DP: 2 HBP: 1	WP: 2 PB: 0 SB: 1 CS: 0	PA: 46
PITCHER	IP WLS BF H R ER SO BB IBB HBP BLK WP HR S P ERA WHIP											PITCHER	IP WLS BF H R ER SO BB IBB HBP BLK WP HR S P ERA WHIP									
Steve Trachsel, R ERA: 4.8	5.0 L 25 7 5 5 4 3 1 0 0 1 0 57 93 9.00 2.000																					
Anthony Young, R ERA: 4.13	1.2 11 4 3 2 0 1 0 0 1 0 0 1 13 25 10.80 3.000																					
Larry Casian, L ERA: 2.04	0.0 1 1 0 0 0 0 0 0 0 0 0 0 1 1 ∞ ∞																					
Mike Perez, R ERA: 3.27	1.1 5 0 0 0 0 1 0 0 0 0 1 0 10 19 0.00 0.750																					
Randy Myers, L ERA: 5.72	1.0 4 0 0 0 3 1 0 0 0 0 0 0 14 21 0.00 1.000																					

AB 37
R 8
H 12
RBI 8
BB 7
SO 7
LOB 21



Batter	1	2	3	4	5	6	7	8	9	AB R H RBI BB SO LOB	BOTTOM									
Brian McRae, S OBP: 0.356, SLG: 0.452										5 1 2 1 0 1 1	San Francisco Giants @ Chicago Cubs Wrigley Field, Chicago, IL Sun Sep 10 1995, 3:33 AM CDT Att: 25,429 - Sunny									
Todd Haney, R OBP: 0.417, SLG: 0.548										4 0 1 0 1 0 3										
Mark Grace, L OBP: 0.383, SLG: 0.495										5 0 0 0 0 1 4										
Sammy Sosa, R OBP: 0.348, SLG: 0.522										4 0 1 1 0 1 0										
Luis Gonzalez, L OBP: 0.341, SLG: 0.443										2 1 1 0 1 0 1										
Randy Myers, L ERA: 5.72										0 0 0 0 0 0 0										
Todd Zeile, R OBP: 0.306, SLG: 0.398										2 0 0 0 0 1 1										
Howard Johnson, S OBP: 0.271, SLG: 0.341										2 1 1 2 0 0 0										
Mark Parent, R OBP: 0.295, SLG: 0.465										4 1 1 1 0 1 1										
Rey Sanchez, R OBP: 0.313, SLG: 0.373										4 1 1 0 0 0 0										
Steve Trachsel, R ERA: 4.8										1 0 0 0 0 0 0 0										
Matt Fritch, L ERA: 3.87										1 0 0 0 0 0 0 0										
Anthony Young, R ERA: 4.13										0 0 0 0 0 0 0 0										
Larry Casian, L ERA: 2.04										0 0 0 0 0 0 0 0										
Mike Perez, R ERA: 3.27										0 0 0 0 0 0 0 0										
Scott Bulett, L OBP: 0.307, SLG: 0.414										1 2 1 2 1 0 0 0										
Ozzie Timmons, R OBP: 0.301, SLG: 0.280										1 0 0 0 0 0 0 0										
Inning Stats	R: 1 E: 0 K: 1 S: 18	H: 2 LOB: 1 BB: 0 P: 28	R: 1 E: 0 K: 1 S: 8	H: 1 LOB: 0 BB: 0 P: 16	R: 0 E: 0 K: 2 S: 13	H: 0 LOB: 0 BB: 1 P: 21	R: 0 E: 0 K: 1 S: 10	H: 1 LOB: 1 BB: 0 P: 14	R: 2 E: 0 K: 0 S: 8	H: 2 LOB: 0 BB: 0 P: 15	R: 1 E: 0 K: 0 S: 15	H: 1 LOB: 1 BB: 1 P: 21	R: 0 E: 0 K: 0 S: 5	H: 0 LOB: 0 BB: 0 P: 8	R: 2 E: 0 K: 0 S: 13	H: 3 LOB: 1 BB: 0 P: 19	1B: 7 2B: 0 3B: 0 HR: 3	SF: 0 SAC: 0 DP: 1 HBP: 0	WP: 0 PB: 0 SB: 3 CS: 0	PA: 39
PITCHER	IP WLS BF H R ER SO BB IBB HBP BLK WP HR S P ERA WHIP											PITCHER	IP WLS BF H R ER SO BB IBB HBP BLK WP HR S P ERA WHIP							
William Van Landingham, R ERA: 3.87	5.0 W 20 4 2 2 1 5 2 0 0 1 1 55 90 1.80 1.200																			
Jose Bautista, R ERA: 6.59	1.0 5 2 2 2 0 0 0 0 0 0 0 1 8 15 18.00 2.000																			
Scott Service, R ERA: 3.48	2.0 8 1 1 1 0 1 0 0 0 0 0 0 20 29 4.50 1.000																			
Rod Beck, R ERA: 4.86	1.0 S 6 3 2 2 0 0 0 0 0 0 1 13 19 18.00 3.000																			

AB 36
R 7
H 10
RBI 7
BB 3
SO 5
LOB 11



Batter	1	2	3	4	5	6	7	8	9	AB	R	H	RBI	BB	SO	LOB	TOP			
Deion Sanders, L (1, 8) OBP: 0.327, SLG: 0.413 Rikkert Faneyst, R (6, 8) OBP: 0.294, SLG: 0.267	K		G5-4-3			G3		K		3	0	1	0	0	1	0	San Francisco Giants @ St. Louis Cardinals Busch Stadium, St. Louis, MO Mon Sep 11 1995, 7:05 PM CDT Att: 15,503 - Unknown - 75 F			
John Patterson, S (1, 4) OBP: 0.291, SLG: 0.282 Mike Benjamin, R (7, 4) OBP: 0.270, SLG: 0.320	G5-3		G5-4-3			G3		K		3	0	0	0	0	0	2				
Barry Bonds, L (1, 7) OBP: 0.426, SLG: 0.565 Mark Leonard, L (6, 9) OBP: 0.455, SLG: 0.625	G3			L9				2B	1B	2	0	0	0	0	0	0				
Matt Williams, R (1, 5) OBP: 0.414, SLG: 0.681 Steve Scarone, R (7, PR) OBP: 0.326, SLG: 0.480		HR		G6-4-3				E7	2B	3	1	3	1	0	0	0				
Mark Carreon, R (1, 3) OBP: 0.349, SLG: 0.491 J.R. Phillips, L (6, 3) OBP: 0.248, SLG: 0.332	G5-3			G6-4-3				G3		2	0	0	0	0	0	1				
Glenallen Hill, R (1, 9) OBP: 0.318, SLG: 0.473 Tom Lampkin, L (6, 7) OBP: 0.384, SLG: 0.375	K					G1-3				2	0	0	0	0	1	0				
Royce Clayton, R (1, 6) OBP: 0.318, SLG: 0.344 Rich Aurilia, R (6, 6)	G6-3					G4-3		G4-6-3	BB	2	0	0	0	0	0	0				
Kirt Manwaring, R (1, 2) OBP: 0.305, SLG: 0.317 Jose Bautista, R (6, 1) Dave McCarty, R (7, PH) OBP: 0.265, SLG: 0.290 Pat Gomez, L (7, 1) Chris Hook, R (8, 1)			G6-3			G6-3		G6-3		2	0	0	0	0	0	0				
Jamie Brewington, R (1, 1) OBP: 0.225, SLG: 0.322 Marvin Benard, L (3, PH) OBP: 0.331, SLG: 0.333 Joe Rossetti, L (3, 1) OBP: 0.125, SLG: 0.125 John Roper, R (5, 1) Jeff Reed, L (6, PH) OBP: 0.372, SLG: 0.275						F8			K	0	0	0	0	0	0	0				
Jeff Reed, L (6, PH) OBP: 0.372, SLG: 0.275			1B							2	0	0	0	0	1	0				
Inning Stats	R: 0 E: 0 K: 1 S: 10	H: 0 LOB: 0 BB: 0 P: 16	R: 1 E: 0 K: 1 S: 7	H: 1 LOB: 0 BB: 0 P: 12	R: 0 E: 0 K: 0 S: 8	H: 2 LOB: 1 BB: 0 P: 9	R: 0 E: 0 K: 0 S: 5	H: 1 LOB: 0 BB: 0 P: 9	R: 0 E: 0 K: 0 S: 6	H: 0 LOB: 0 BB: 0 P: 10	R: 2 E: 1 K: 0 S: 14	H: 3 LOB: 2 BB: 1 P: 25	R: 0 E: 0 K: 3 S: 9	H: 0 LOB: 0 BB: 0 P: 13	R: 1 E: 0 K: 1 S: 11	H: 1 LOB: 1 BB: 1 P: 19	1B: 5 2B: 2 3B: 0 HR: 1	SF: 0 SAC: 0 DP: 3 HBP: 0	WP: 0 PB: 0 SB: 0 CS: 0	PA: 34
PITCHER	IP WLS BF H R ER SO BB IBB HBP BLK WP HR S P ERA WHIP	7.0 W 26 7 3 3 2 1 0 0 0 0 1 57 91 3.86 1.143	2.0 8 1 1 1 4 1 0 0 0 0 0 20 32 4.50 1.000																	

Batter	1	2	3	4	5	6	7	8	9	AB	R	H	RBI	BB	SO	LOB	BOTTOM					
Bernard Gilkey, R (1, 7) OBP: 0.363, SLG: 0.462 Mark Sweeney, L (6, PR) OBP: 0.348, SLG: 0.390	G5-3					BB				3	2	2	2	0	0	0	San Francisco Giants @ St. Louis Cardinals Busch Stadium, St. Louis, MO Mon Sep 11 1995, 7:05 PM CDT Att: 15,503 - Unknown - 75 F					
Ozzie Smith, S (1, 6) OBP: 0.296, SLG: 0.261 Tripp Cromer, R (7, 6) OBP: 0.248, SLG: 0.313		2B	1B	BB		2B				3	2	1	2	2	0	3						
Ray Lankford, L (1, 8) OBP: 0.361, SLG: 0.510 Allen Battle, R (7, 9) OBP: 0.352, SLG: 0.290	K									4	1	2	3	0	1	3						
Brian Jordan, R (1, 9) OBP: 0.338, SLG: 0.485										4	3	2	3	1	0	1						
Brian Barber, R (8, 1) OBP: 0.222, SLG: 0.125										0	0	0	0	0	0	0						
John Mabry, L (1, 3) OBP: 0.339, SLG: 0.410										4	2	3	2	0	0	0						
Jose Oliva, R (1, 5) OBP: 0.206, SLG: 0.303										5	0	1	0	0	1	3						
David Bell, R (1, 4) OBP: 0.256, SLG: 0.368										5	0	1	1	0	0	3						
Danny Sheaffer, R (1, 2) OBP: 0.308, SLG: 0.364										3	2	1	0	2	1	0						
Mark Petkovsek, R (1, 1) OBP: 0.211, SLG: 0.094 Jose Oquendo, S (8, 9) OBP: 0.318, SLG: 0.302										3	1	0	0	1	0	4						
Inning Stats	R: 0 E: 0 K: 1 S: 8	H: 0 LOB: 1 BB: 1 P: 16	R: 6 E: 1 K: 0 S: 14	H: 6 LOB: 1 BB: 1 P: 22	R: 2 E: 0 K: 0 S: 14	H: 2 LOB: 2 BB: 2 P: 33	R: 2 E: 0 K: 1 S: 15	H: 2 LOB: 2 BB: 2 P: 27	R: 3 E: 0 K: 0 S: 10	H: 2 LOB: 1 BB: 2 P: 24	R: 0 E: 0 K: 1 S: 8	H: 1 LOB: 0 BB: 0 P: 10	R: 0 E: 0 K: 1 S: 10	H: 0 LOB: 0 BB: 0 P: 17	R: 0 E: 0 K: 0 S: 6	H: 0 LOB: 0 BB: 0 P: 7	1B: 6 2B: 6 3B: 0 HR: 2	SF: 1 SAC: 0 DP: 1 HBP: 0	WP: 0 PB: 0 SB: 0 CS: 1	PA: 44		
PITCHER	IP WLS BF H R ER SO BB IBB HBP BLK WP HR S P ERA WHIP	2.0 L 13 6 6 6 1 2 0 0 0 0 0 1 29 60 18.00 3.500	2.0 14 4 4 4 1 3 1 0 0 0 0 1 29 60 18.00 3.500	1.0 7 2 3 3 0 2 0 0 0 0 0 0 10 24 27.00 4.000	1.0 4 1 0 0 1 0 0 0 0 0 0 8 10 0.00 1.000	1.0 3 0 0 0 1 0 0 0 0 0 0 10 17 0.00 0.000																



Batter	1	2	3	4	5	6	7	8	9	AB	R	H	RBI	BB	SO	LOB	TOP											
Royce Clayton, R OBP: 0.300, SLG: 0.343	G3		G1-3			2B	K		K	5	1	1	0	0	2	1	San Francisco Giants @ St. Louis Cardinals Busch Stadium, St. Louis, MO Tue Sep 12, 1995, 7:05 PM CDT Att: 18,873 - Unknown - 76 F											
Deion Sanders, L OBP: 0.328, SLG: 0.412 Rikkert Faneyte, R OBP: 0.295, SLG: 0.282	F8		FC3-6 HBP		1B	2B	P4		F8	1	0	0	0	0	0	0												
Barry Bonds, L OBP: 0.425, SLG: 0.562	P9		FC3-6		1B	CS	K			4	0	1	1	0	1													
Matt Williams, R OBP: 0.420, SLG: 0.695		HR	G5-3		1B	1-2	1B		1B	3	1	2	1	1	0	1												
Mark Carreon, R OBP: 0.351, SLG: 0.494	G4-3			1B	2B	1-2	1B		G4-3	4	0	2	0	0	0	1												
Glenallen Hill, R OBP: 0.320, SLG: 0.480		HR		2B	1B		F9		L8	4	1	2	1	0	0	2												
Robby Thompson, R OBP: 0.317, SLG: 0.339	G6-3		G6-3		WP	2B			G5-3	4	0	1	0	0	0	1												
Kirt Manwaring, R OBP: 0.305, SLG: 0.315 Tom Lampkin, L OBP: 0.376, SLG: 0.369			G1-3		F8		F8		K	2	0	0	0	1	0	2												
Mark Leiter, R Shawn Barton, L Scott Service, R Luis Aquino, R Pat Gomez, L Carlos Valdez, R John Patterson, S	K				K		K		G3	3	0	0	0	0	3	2												
Inning Stats	R: 0 E: 0 K: 0 S: 6	H: 0 LOB: 0 BB: 0 P: 6	R: 2 E: 0 K: 1 S: 13	H: 2 LOB: 1 BB: 1 P: 20	R: 0 E: 0 K: 0 S: 5	H: 0 LOB: 1 BB: 0 P: 9	R: 0 E: 0 K: 0 S: 8	H: 2 LOB: 1 BB: 0 P: 13	R: 2 E: 0 K: 1 S: 11	H: 4 LOB: 2 BB: 1 P: 20	R: 0 E: 0 K: 2 S: 13	H: 1 LOB: 1 BB: 0 P: 19	R: 0 E: 0 K: 1 S: 9	H: 1 LOB: 1 BB: 0 P: 11	R: 0 E: 0 K: 1 S: 8	H: 0 LOB: 0 BB: 0 P: 12		R: 0 E: 0 K: 1 S: 9	H: 0 LOB: 0 BB: 0 P: 12	1B: 5 2B: 3 3B: 0 HR: 2	SF: 0 SAC: 0 DP: 0 HBP: 1	WP: 1 PB: 0 SB: 0 CS: 1	PA: 38					
PITCHER	IP	WLS	BF	H	R	ER	SO	BB	IBB	HBP	BLK	WP	HR	S	P	ERA	WHIP											
Allen Watson, L ERA: 4.99	(1, 1)	4.2	23	8	4	4	2	2	0	0	0	0	1	0	14	22	0.00	0.750										
Rich DeLucia, R ERA: 3.42	(5, 1)	1.1	W	5	1	0	0	2	0	0	0	0	0	4	4	0.00	0.000											
Tony Fossas, L ERA: 1.54	(7, 1)	0.2		2	0	0	0	1	0	0	0	0	0	0	13	19	0.00	0.750										
T.J. Mathews, R ERA: 1.54	(7, 1)	1.1		5	1	0	0	1	0	0	0	0	0	9	12	0.00	0.000											
Jeff Parrett, R ERA: 3.89	(9, 1)	1.0		3	0	0	0	1	0	0	0	0	0	9	12	0.00	0.000											

Batter	1	2	3	4	5	6	7	8	9	AB	R	H	RBI	BB	SO	LOB	BOTTOM										
Bernard Gilkey, R OBP: 0.366, SLG: 0.469	L9					K				5	1	3	2	0	1	0	San Francisco Giants @ St. Louis Cardinals Busch Stadium, St. Louis, MO Tue Sep 12, 1995, 7:05 PM CDT Att: 18,873 - Unknown - 76 F										
Ozzie Smith, S OBP: 0.295, SLG: 0.255 Tripp Cromer, R OBP: 0.251, SLG: 0.318	P4		G6-3		F8				FC4-2 1B	3	0	0	1	1	0	1											
Ray Lankford, L OBP: 0.361, SLG: 0.515	HR		K		F7		G1-3		FC4-2 1B IBB	4	2	1	1	1	1	4											
Brian Jordan, R OBP: 0.338, SLG: 0.484	HBP 1B		1B		G5-3		G6-3		FC4-2 1B SF9	5	1	2	0	0	0	3											
John Mabry, L OBP: 0.343, SLG: 0.412	HBP 1B		G4-3		G4-3		WP 1B		FC5-4 1B	5	1	3	2	0	0	1											
Jose Oliva, R OBP: 0.206, SLG: 0.297	FC4 HBP		P3				L7		K SF9	3	0	0	1	0	1	1											
David Bell, R OBP: 0.283, SLG: 0.363	FC4		K2-3				1B HBP		1B FC5-4	4	2	1	1	0	1	4											
Scott Hemond, R OBP: 0.257, SLG: 0.253			P9				P5		1B	4	1	2	1	0	0	1											
Allen Watson, L Rich DeLucia, R Mark Swartzberg, L Tony Fossas, L T.J. Mathews, R Jeff Parrett, R			2B 1B		G5-3		2B 1B		K	2	1	1	0	0	0	0											
Inning Stats	R: 1 E: 0 K: 0 S: 10	H: 3 LOB: 3 BB: 0 P: 19	R: 3 E: 1 K: 1 S: 15	H: 4 LOB: 1 BB: 0 P: 23	R: 0 E: 0 K: 1 S: 9	H: 0 LOB: 0 BB: 0 P: 15	R: 0 E: 0 K: 0 S: 6	H: 0 LOB: 0 BB: 0 P: 10	R: 1 E: 0 K: 0 S: 9	H: 2 LOB: 3 BB: 1 P: 21	R: 2 E: 0 K: 2 S: 15	H: 3 LOB: 1 BB: 0 P: 22	R: 3 E: 0 K: 0 S: 12	H: 3 LOB: 1 BB: 1 P: 20	R: 3 E: 0 K: 0 S: 12	H: 3 LOB: 1 BB: 1 P: 20		1B: 11 2B: 3 3B: 0 HR: 1	SF: 1 SAC: 0 DP: 0 HBP: 2	WP: 2 PB: 0 SB: 0 CS: 0	PA: 43						
PITCHER	IP	WLS	BF	H	R	ER	SO	BB	IBB	HBP	BLK	WP	HR	S	P	ERA	WHIP										
Mark Leiter, R ERA: 3.59	(1, 1)	5.2	L	29	9	5	3	1	0	2	0	0	1	57	98	7.94	1.765										
Shawn Barton, L ERA: 4.59	(6, 1)	0.2		3	1	1	1	0	0	0	0	0	0	4	7	13.50	1.500										
Scott Service, R ERA: 3.8	(7, 1)	0.2		4	2	1	1	2	0	0	0	1	0	12	18	13.50	3.000										
Luis Aquino, R ERA: 5.1	(8, 1)	0.1		4	2	3	3	0	0	1	0	0	0	9	14	81.00	6.000										
Pat Gomez, L ERA: 6.1	(8, 1)	0.0		1	1	0	0	0	0	0	0	0	0	1	2	∞	∞										



Batter	1	2	3	4	5	6	7	8	9	AB	R	H	RBI	BB	SO	LOB	TOP								
Royce Clayton, R OBP: 0.301, SLG: 0.344	1-1 SH5-3 1B	4-0 BB		1-3 K		1-0 G5-3		1-2 G6-3		4	1	1	0	1	1	3									
Robby Thompson, R OBP: 0.317, SLG: 0.339	0-1 SH5-3	1-3 K		1-0 F8		3-1 1B			1-3 K	3	0	1	1	0	1	2									
John Patterson, S OBP: 0.289, SLG: 0.279	2-3									1	0	0	0	0	1	0									
Barry Bonds, L OBP: 0.425, SLG: 0.561	4-1 FC5-4 1B			0-0 G3		3-2 FC6-5 2B		0-0 F7	3-1 G4-3	4	1	1	0	1	0	1									
Matt Williams, R OBP: 0.419, SLG: 0.693	1-2 FC5-4 1B			1-1 1B		0-0 FC6-5 2B		2-2 G5-3	1-3 K	5	1	2	1	0	1	1									
Mark Carreon, R OBP: 0.350, SLG: 0.491	0-2 FC5-4 1B			0-1 1B		0-0 E6		0-2 G3		4	0	1	1	0	0	3									
Glenallen Hill, R OBP: 0.319, SLG: 0.478	1-0 1B			1-2 F9		0-0 L8		0-3 K		4	0	1	1	0	1	3									
Rikkert Faneyle, R OBP: 0.291, SLG: 0.272	2-3 K			1-3 K		0-0 F8		1-1 F8		3	0	0	0	0	2	5	AB 36								
Shawn Barton, R OBP: 0.272										0	0	0	0	0	0	0	R 4								
Mark Dewey, R OBP: 0.272										0	0	0	0	0	0	0	H 10								
Pat Gomez, L OBP: 0.272, SLG: 0.364										0	0	0	0	0	0	0	RBI 4								
Jose Bautista, R OBP: 0.364										0	0	0	0	0	0	0	BB 2								
Kirt Manwaring, R OBP: 0.307, SLG: 0.326		1-3 K		3-1 SH2-4 2B		0-2 1B		0-3 K		4	1	2	0	0	2	0	SO 10								
Sergio Valdez, R OBP: 0.311, SLG: 0.111	1-2 G6-3			0-0 SH2-4		1-3 K		2-1 1B		1	0	0	0	0	0	0	LOB 19								
Chris Hook, R OBP: 0.400, SLG: 0.400				2-3						0	0	0	0	0	0	0									
Marvin Benard, L OBP: 0.400, SLG: 0.400										2	0	1	0	0	1	1									
Inning Stats	R: 2 E: 0 K: 1 S: 16	H: 3 LOB: 2 BB: 1 P: 25	R: 0 E: 0 K: 2 S: 9	H: 0 LOB: 1 BB: 1 P: 16	R: 1 E: 0 K: 1 S: 11	H: 2 LOB: 1 BB: 0 P: 14	R: 0 E: 0 K: 1 S: 7	H: 1 LOB: 1 BB: 0 P: 12	R: 0 E: 1 K: 0 S: 8	H: 1 LOB: 2 BB: 0 P: 11	R: 1 E: 0 K: 1 S: 11	H: 2 LOB: 1 BB: 0 P: 16	R: 0 E: 0 K: 1 S: 11	H: 0 LOB: 0 BB: 0 P: 13	R: 0 E: 0 K: 1 S: 10	H: 1 LOB: 1 BB: 0 P: 14	R: 0 E: 0 K: 2 S: 8	H: 0 LOB: 0 BB: 0 P: 13	1B: 5 2B: 4 3B: 1 HR: 0	SF: 0 SAC: 2 DP: 0 HBP: 0	WP: 0 PB: 0 SB: 0 CS: 0	PA: 40			
PITCHER	IP	WLS	BF	H	R	ER	SO	BB	IBB	HBP	BLK	WP	HR	S	P	ERA	WHIP	PITCHER							
Donovan Osborne, L ERA: 4.34	6.0	W	30	9	4	4	6	2	0	0	0	0	0	62	94	6.00	1.833								
Jeff Parrett, R ERA: 3.77	2.0		7	1	0	0	2	0	0	0	0	0	0	21	27	0.00	0.500								
T.J. Mathews, R ERA: 1.48	1.0		3	0	0	0	2	0	0	0	0	0	0	8	13	0.00	0.000								

San Francisco Giants @ St. Louis Cardinals
Busch Stadium, St. Louis, MO
Wed Sep 13 1995, 7:05 PM CDT
Att: 19,764 - Unknown - 86 F

AB	36
R	4
H	10
RBI	4
BB	2
SO	10
LOB	19



Batter	1	2	3	4	5	6	7	8	9	AB	R	H	RBI	BB	SO	LOB	BOTTOM								
Bernard Gilkey, R OBP: 0.366, SLG: 0.472	0-2 G5-3		1-1 SF8 3B	2-1 G6-3		4-2 G6-3 BB		2-3 K		4	1	1	1	1	1	2									
Tripp Cramer, R OBP: 0.250, SLG: 0.317	1-0 F8		0-0 SF8		3-2 1B HBP BB	0-1 G6-3		0-0 G5-3		4	1	1	1	0	0	1									
Ray Lankford, L OBP: 0.365, SLG: 0.521	4-1 E S BB		3-1 2-0 1B		3-2 F7	0-0 2B				3	1	2	0	1	0	1									
Brian Jordan, R OBP: 0.340, SLG: 0.483	2-1 L8		1-0 CS		3-2 BB 1B	0-2 G6-3				3	1	1	1	0	0	2									
John Mabry, L OBP: 0.344, SLG: 0.413		1-2 G3	1-0 CS	1-2 HR 1B	2-1 BB 1B		1-0 F8			4	2	2	0	0	0	0									
David Bell, R OBP: 0.283, SLG: 0.404		1-2 L7		0-0 HR	4-1 1B BB		1-0 1B			3	1	2	3	1	0	0									
Scott Cooper, L OBP: 0.323, SLG: 0.302		0-0 G4-3		3-1 2B	3-2 L4		1-3 K			4	0	1	0	0	1	4	AB 31								
Scott Hemond, R OBP: 0.256, SLG: 0.252			0-1 E5 SH5-4 3B	2-3 K	2-2 1B		3-2 G6-3			4	1	1	2	0	1	2	RBI 8								
Donovan Osborne, S OBP: 0.241, SLG: 0.296			0-1 SH5-4	1-0 HBP	1-0 K		3-2 F8			1	0	0	0	0	1	2	BB 3								
Jeff Parrett, R ERA: 3.77										0	0	0	0	0	0	0	SO 4								
Allen Battle, R OBP: 0.350, SLG: 0.287										1	0	0	0	0	0	0	LOB 14								
T.J. Mathews, R ERA: 1.48										0	0	0	0	0	0	0									
Inning Stats	R: 0 E: 0 K: 0 S: 7	H: 0 LOB: 1 BB: 1 P: 14	R: 0 E: 0 K: 0 S: 7	H: 0 LOB: 0 BB: 0 P: 9	R: 3 E: 1 K: 0 S: 9	H: 3 LOB: 0 BB: 0 P: 14	R: 2 E: 0 K: 1 S: 12	H: 3 LOB: 1 BB: 1 P: 21	R: 3 E: 0 K: 1 S: 23	H: 3 LOB: 2 BB: 1 P: 45	R: 0 E: 0 K: 0 S: 8	H: 1 LOB: 1 BB: 1 P: 12	R: 0 E: 0 K: 1 S: 9	H: 1 LOB: 0 BB: 0 P: 15	R: 0 E: 0 K: 1 S: 8	H: 0 LOB: 0 BB: 0 P: 13	1B: 6 2B: 3 3B: 1 HR: 1	SF: 1 SAC: 1 DP: 2 HBP: 2	WP: 0 PB: 0 SB: 1 CS: 1	PA: 39					
PITCHER	IP	WLS	BF	H	R	ER	SO	BB	IBB	HBP	BLK	WP	HR	S	P	ERA	WHIP	PITCHER							
Sergio Valdez, R ERA: 4.53	3.0	L	16	6	5	2	0	1	0	0	0	0	0	13	27	6.00	2.333								
Chris Hook, R ERA: 5.33	1.1		6	1	2	2	1	0	0	2	0	0	0	13	27	13.50	0.750								
Shawn Barton, L ERA: 4.73	0.2		5	2	1	1	1	1	0	0	0	0	0	15	28	13.50	4.500								
Mark Dewey, R ERA: 3.91	1.0		4	1	0	0	0	1	0	0	0	0	0	8	12	0.00	2.000								
Pat Gomez, L ERA: 5.56	1.0		4	1	0	0	1	0	0	0	0	0	0	9	15	0.00	1.000								
Jose Bautista, R ERA: 6.45	1.0		3	0	0	0	1	0	0	0	0	0	0	8	13	0.00	0.000								

San Francisco Giants @ St. Louis Cardinals
Busch Stadium, St. Louis, MO
Wed Sep 13 1995, 7:05 PM CDT
Att: 19,764 - Unknown - 86 F

AB	31
R	8
H	11
RBI	8
BB	3
SO	4
LOB	14



Batter	1	2	3	4	5	6	7	8	9	10	AB	R	H	RBI	BB	SO	LOB								
Deion Sanders, L (1, 8) OBP: 0.326, SLG: 0.406	B1-3		F9			G3	K			SH5-4 1B BB	4	1	0	0	1	1	4								
Mike Benjamin, R (1, 4) OBP: 0.269, SLG: 0.318	F8		F9					G5-3		SH5-4	4	0	1	0	0	0	1								
Barry Bonds, L (1, 7) OBP: 0.425, SLG: 0.558	F8					G1-3		K		1B IBB	4	0	1	0	1	1	1								
Matt Williams, R (1, 5) OBP: 0.419, SLG: 0.691		G3		G6-4-3				G4-3		1B	5	1	2	2	0	0	1								
Mark Carreon, R (1, 3) OBP: 0.333, SLG: 0.500				K				FC4-6 2B		1B	4	1	2	1	1	1	2								
Glengallen Hill, R (1, 9) OBP: 0.316, SLG: 0.473								FC4-6 BB		F7	4	1	2	1	1	1	2								
Rikkert Faneyte, R (10, 9) OBP: 0.286, SLG: 0.272		G6-3				E5		FC4-6 1B SH		F8	5	0	0	0	0	0	5								
Royce Clayton, R (1, 6) OBP: 0.301, SLG: 0.344						F9		SH 1B			3	0	1	1	0	0	1								
Kirt Manwaring, R (1, 2) OBP: 0.309, SLG: 0.326						G6-4-3		1B			3	0	1	0	0	1	2								
Terry Mulholland, R (1, 1) OBP: 0.089, SLG: 0.209											3	0	0	0	0	3	4								
Scott Service, R (9, 1)											0	0	0	0	0	0	0								
John Patterson, S (10, PH) OBP: 0.292, SLG: 0.283											1	1	1	0	0	0	0								
Rod Beck, R (10, 1) OBP: 0.333, SLG: 0.333										SH5-4 1B BB	0	0	0	0	0	0	0								
Inning Stats	R: 0 E: 0 K: 0 S: 3	H: 0 LOB: 0 BB: 0 P: 3	R: 1 E: 0 K: 0 S: 4	H: 1 LOB: 0 BB: 0 P: 4	R: 0 E: 0 K: 1 S: 5	H: 0 LOB: 1 BB: 0 P: 6	R: 0 E: 0 K: 1 S: 5	H: 1 LOB: 0 BB: 0 P: 3	R: 0 E: 1 K: 0 S: 3	H: 0 LOB: 0 BB: 0 P: 3	R: 0 E: 0 K: 1 S: 6	H: 1 LOB: 1 BB: 0 P: 6	R: 1 E: 0 K: 2 S: 10	H: 2 LOB: 3 BB: 1 P: 14	R: 0 E: 0 K: 1 S: 5	H: 0 LOB: 0 BB: 0 P: 5	R: 0 E: 0 K: 1 S: 6	H: 2 LOB: 1 BB: 0 P: 6	R: 2 E: 0 K: 0 S: 5	H: 2 LOB: 2 BB: 2 P: 13	1B: 7 2B: 1 3B: 0 HR: 1	SF: 0 SAC: 2 DP: 3 HBP: 1	WP: 0 PA: 42		
PITCHER	IP 8.0	WLS L	BF 31	H 5	R 2	ER 2	SO 6	BB 1	IBB 0	HBP 1	BLK 0	WP 0	HR 1	S 41	P 46	ERA 2.25	WHIP 0.750								
Rick White, R (1, 1) ERA: 3.53	1.0	L	5	3	1	1	1	0	0	0	0	0	0	7	7	9.00	3.000								
Mike Dyer, R (9, 1) ERA: 4.24	0.1		3	0	0	0	0	1	1	0	0	0	0	1	9	0.00	3.000								
Dan Plesac, L (10, 1) ERA: 3.81	0.2		3	1	1	1	0	0	0	0	0	0	0	3	3	13.50	1.500								


TOP

San Francisco Giants @ Pittsburgh Pirates
Three Rivers Stadium, Pittsburgh, PA

Fri Sep 15 1995, 7:05 PM EDT
Att: 10,548 - Unknown - 68 F

livebaseballscores.com

AB	36
R	4
H	9
RBI	4
BB	3
SO	7
LOB	21



Batter	1	2	3	4	5	6	7	8	9	10	AB	R	H	RBI	BB	SO	LOB								
Jacob Brumfield, R (1, 8) OBP: 0.350, SLG: 0.387	G4-3		G5-3			G5-3		E6			4	0	0	0	0	0	0								
Jay Bell, R (1, 6) OBP: 0.337, SLG: 0.388	G4-3		G5-3			G5-3		F8			4	0	0	0	0	0	1								
Orlando Merced, S (1, 9) OBP: 0.362, SLG: 0.485	G3					G3		WP BB		F3	3	0	0	0	1	0	0								
Jeff King, R (1, 3) OBP: 0.339, SLG: 0.466						G5-3		P6			3	1	1	1	0	0	1								
Dave Clark, L (9, PH) OBP: 0.368, SLG: 0.418										K	1	0	0	0	0	1	0								
Carlos Garcia, R (1, 4) OBP: 0.337, SLG: 0.422						G6-3		G5-3		K	4	0	1	0	0	1	1								
Dan Miceli, R (10, 1)								G5-3		K	0	0	0	0	0	0	0								
John Wehner, R (1, 7) OBP: 0.362, SLG: 0.379						G1-3		G6-3		F8	4	0	0	0	0	0	2								
Kevin Young, R (1, 5) OBP: 0.284, SLG: 0.411						K		F9		K	4	0	0	0	0	2	2								
2 Angelo Encarnacion, R (1, 2) OBP: 0.285, SLG: 0.328								F9		K	2	0	0	0	0	2	2								
Don Slaught, R (8, PH) OBP: 0.366, SLG: 0.391						F3		G6-3 E		1B	2	1	2	0	0	0	0								
Rick White, R (1, 1) OBP: 0.091, SLG: 0.182								G6-3		G3	2	0	0	0	0	0	0								
Rich Aude, R (8, PH) OBP: 0.275, SLG: 0.360								G6-3		G3	1	0	0	0	0	0	1								
Mike Dyer, R (9, 1) OBP: 0.571, SLG: 0.571											0	0	0	0	0	0	0								
Dan Plesac, L (10, 1) OBP: 0.250, SLG: 0.250											0	0	0	0	0	0	0								
Nelson Linano, S (10, 4) OBP: 0.344, SLG: 0.403											1	0	0	0	0	0	1								
Inning Stats	R: 0 E: 0 K: 0 S: 3	H: 0 LOB: 0 BB: 0 P: 3	R: 1 E: 1 K: 0 S: 5	H: 2 LOB: 1 BB: 0 P: 5	R: 0 E: 0 K: 0 S: 3	H: 0 LOB: 0 BB: 0 P: 3	R: 0 E: 0 K: 0 S: 3	H: 0 LOB: 0 BB: 0 P: 3	R: 0 E: 0 K: 1 S: 5	H: 0 LOB: 1 BB: 1 P: 7	R: 1 E: 1 K: 0 S: 5	H: 1 LOB: 1 BB: 0 P: 5	R: 0 E: 0 K: 2 S: 7	H: 0 LOB: 0 BB: 0 P: 7	R: 0 E: 0 K: 1 S: 6	H: 1 LOB: 1 BB: 0 P: 6	1B: 2 2B: 1 3B: 0 HR: 1	SF: 0 SAC: 0 DP: 1 HBP: 0	WP: 1 PA: 36						
PITCHER	IP 8.1	WLS W	BF 30	H 3	R 2	ER 1	SO 1	BB 1	IBB 0	HBP 0	BLK 0	WP 0	HR 1	S 31	P 35	ERA 1.08	WHIP 0.480								
Terry Mulholland, L (1, 1) ERA: 5.8	0.2	W	2	0	0	0	2	0	0	0	0	0	0	0	0	0	0	0							
Scott Service, R (9, 1) ERA: 3.65	1.0	S	4	1	0	0	1	0	0	0	0	0	0	6	6	0.00	1.000								
Rod Beck, R (10, 1) ERA: 4.77	1.0	S	4	1	0	0	1	0	0	0	0	0	0	6	6	0.00	1.000								


BOTTOM

San Francisco Giants @ Pittsburgh Pirates
Three Rivers Stadium, Pittsburgh, PA

Fri Sep 15 1995, 7:05 PM EDT
Att: 10,548 - Unknown - 68 F

livebaseballscores.com

AB	35
R	2
H	4
RBI	1
BB	1
SO	4
LOB	11



Batter	1	2	3	4	5	6	7	8	9	AB	R	H	RBI	BB	SO	LOB	TOP			
Deion Sanders, L (1, 8) OBP: 0.325, SLG: 0.406	2-1 G6-3		2-2 2B		1-3 K		1-0 G5-3		1-3 K	5	0	1	0	0	2	3				
Steve Scarsone, R (1, 4) OBP: 0.328, SLG: 0.476	0-0 F9		1-0 HBP		0-3 K		0-1 G5-4-3 1B		0-3 K	4	0	1	0	0	2	3				
Barry Bonds, L (1, 7) OBP: 0.423, SLG: 0.556	2-1 F9		2-1 F9		1-0 1B		1-0 G5-4-3 1-2			4	0	1	0	0	0	3				
Matt Williams, R (1, 5) OBP: 0.416, SLG: 0.683		1-2 F9		1-1 G6-3		0-1 P3		1-1 1B		4	0	1	0	0	0	1				
Mark Carreon, R (1, 3) OBP: 0.355, SLG: 0.509		1-0 HR		0-0 F8		0-1 L7		0-0 1B		4	1	2	1	0	0	1				
Glenallen Hill, R (1, 9) OBP: 0.318, SLG: 0.479		2-3 K2-3		3-1 HR		4-1 FC6-4 BB		1-3 K		3	1	1	1	1	2	2				
Royce Clayton, R (1, 6) OBP: 0.301, SLG: 0.343		2-2 G5-3		2-3 K		2-2 FC6-4 1-2			1-2 1B	4	0	1	0	0	1	2				
Kirt Manwaring, R (1, 2) OBP: 0.311, SLG: 0.331			0-1 G5-3		0-1 2B		0-2 G3-1		2-1 1B	4	0	2	0	0	0	0				
Shawn Estes, R (1, 1) Mark Dewey, R (6, 1) Dave McCarty, R (7, PH) Chris Hook, R (7, 1) Shawn Barton, R (7, 1) Jose Bautista, R (8, 1) Rich Aurilia, R (9, PH)			2-3 K		1-3 K		1-3 K		0-2 P6	2	0	0	0	0	2	1				
Inning Stats	R: 0 E: 0 K: 0 S: 5	H: 0 LOB: 0 BB: 0 P: 9	R: 1 E: 0 K: 1 S: 10	H: 1 LOB: 0 BB: 0 P: 16	R: 0 E: 0 K: 1 S: 10	H: 1 LOB: 2 BB: 0 P: 17	R: 1 E: 0 K: 1 S: 8	H: 1 LOB: 0 BB: 0 P: 14	R: 0 E: 0 K: 3 S: 13	H: 1 LOB: 1 BB: 0 P: 15	R: 0 E: 0 K: 0 S: 9	H: 0 LOB: 0 BB: 0 P: 16	R: 0 E: 0 K: 1 S: 7	H: 3 LOB: 0 BB: 0 P: 9	R: 0 E: 0 K: 2 S: 15	H: 2 LOB: 2 BB: 0 P: 19	1B: 6 2B: 2 3B: 0 HR: 2	SF: 0 SAC: 0 DP: 1 HBP: 1	WP: 0 PB: 0 SB: 1 CS: 0	PA: 38
PITCHER Denny Neagle, L (1, 1) ERA: 3.57	IP: 9.0 WLS: W BF: 38 H: 10 R: 2 ER: 2 SO: 10 BB: 1 IBB: 0 HBP: 1 BLK: 0 WP: 0 HR: 2 S: 86 P: 127 ERA: 2.00 WHIP: 1.222																			

San Francisco Giants @ Pittsburgh Pirates
Three Rivers Stadium, Pittsburgh, PA
Sat Sep 16 1995, 7:05 PM EDT
Att: 11,748 - Unknown - 67 F

AB	36
R	2
H	10
RBI	2
BB	1
SO	10
LOB	18



Batter	1	2	3	4	5	6	7	8	9	AB	R	H	RBI	BB	SO	LOB	BOTTOM			
Jacob Brumfield, R (1, 8) OBP: 0.347, SLG: 0.383	3-3 K		0-0 F7			1-1 F8	0-0 E6 2B			4	1	0	0	0	1	0				
Al Martin, L (8, 8) OBP: 0.350, SLG: 0.434								HR		1	1	1	1	0	0	0				
Jay Bell, R (1, 6) OBP: 0.338, SLG: 0.392	0-3 K		1-3 K			3-1 WP 1B	2-2 SAFE 2B	1-2 P4		5	2	2	0	0	2	0				
Orlando Merced, S (1, 9) OBP: 0.362, SLG: 0.482	2-1 F8		0-3 K			4-0 BB 1B	4-0 2B 1B	1-0 G4-3		3	2	0	0	2	1	0				
Rich Aude, R (1, 3) OBP: 0.292, SLG: 0.385		0-0 1B FC4-6 1B		1-0 P4		1-2 SAFE 1B	1-0 SAFE 1B	3-2 F8		5	2	3	3	0	0	0				
Carlos Garcia, R (1, 4) OBP: 0.342, SLG: 0.424		1-2 FC4-6 WP 1B		3-2 G5-3		4-0 1B PB BB	0-0 2B 1B			3	1	2	1	1	0	0				
Don Slaught, R (1, 2) OBP: 0.381, SLG: 0.393		4-0 FC4-6 BB		0-0 G6-3		1-2 PB BB	0-0 PB SF7 1B			2	1	1	2	2	0	0				
John Wehner, R (1, 7) OBP: 0.355, SLG: 0.371		2-3 K			2-0 G6-3		4-1 3-H 1B			2	0	0	0	0	1	3				
Dave Clark, L (6, PH) OBP: 0.368, SLG: 0.416						1-3 3-H BB	2-3 3-H 1B			1	0	0	0	1	1	3				
Kevin Young, R (1, 5) OBP: 0.277, SLG: 0.404		1-0 FC4-6 1-2 2-3 3-H			2-0 G5-3		0-1 SF7	3-1 P6		3	0	0	2	0	0	5				
Denny Neagle, L (1, 1) OBP: 0.178, SLG: 0.217		2-2 G1-3			1-0 G3		0-1 FC6	0-0 G4-3		4	0	0	0	0	0	6				
Inning Stats	R: 0 E: 0 K: 2 S: 10	H: 0 LOB: 0 BB: 0 P: 15	R: 1 E: 0 K: 1 S: 11	H: 2 LOB: 2 BB: 1 P: 21	R: 0 E: 0 K: 2 S: 8	H: 0 LOB: 0 BB: 0 P: 9	R: 0 E: 0 K: 0 S: 5	H: 0 LOB: 0 BB: 0 P: 9	R: 0 E: 0 K: 0 S: 3	H: 0 LOB: 0 BB: 0 P: 8	R: 5 E: 0 K: 0 S: 14	H: 3 LOB: 1 BB: 3 P: 31	R: 3 E: 1 K: 1 S: 14	H: 3 LOB: 3 BB: 2 P: 30	R: 1 E: 0 K: 0 S: 8	H: 1 LOB: 0 BB: 0 P: 13	1B: 5 2B: 3 3B: 0 HR: 1	SF: 1 SAC: 0 DP: 0 HBP: 0	WP: 2 PB: 2 SB: 0 CS: 0	PA: 40
PITCHER Shawn Estes, L (1, 1) ERA: 8.44 Mark Dewey, R (6, 1) ERA: 3.81 Chris Hook, R (7, 1) ERA: 5.68 Shawn Barton, L (7, 1) ERA: 4.61 Jose Bautista, R (8, 1) ERA: 6.48	IP: 5.1 WLS: L BF: 23 H: 4 R: 5 ER: 5 SO: 5 BB: 3 IBB: 0 HBP: 0 BLK: 0 WP: 2 HR: 0 S: 45 P: 83 ERA: 8.44 WHIP: 1.312																			

San Francisco Giants @ Pittsburgh Pirates
Three Rivers Stadium, Pittsburgh, PA
Sat Sep 16 1995, 7:05 PM EDT
Att: 11,748 - Unknown - 67 F

AB	33
R	10
H	9
RBI	9
BB	6
SO	6
LOB	17



Batter	1	2	3	4	5	6	7	8	9	AB	R	H	RBI	BB	SO	LOB	TOP			
Deion Sanders, L OBP: 0.329, SLG: 0.413 (1, 8)										5	0	3	0	0	0	0	San Francisco Giants @ Pittsburgh Pirates Three Rivers Stadium, Pittsburgh, PA Sun Sep 17 1995, 3:33 AM EDT Att: 20,680 - Overcast - 70 F			
John Patterson, S OBP: 0.295, SLG: 0.286 (1, 4)										5	0	2	1	0	2	4				
Barry Bonds, L OBP: 0.420, SLG: 0.550 (1, 7)										5	0	0	0	0	2	6				
Matt Williams, R OBP: 0.414, SLG: 0.675 (1, 5)										4	0	1	0	0	0	0				
Mark Carreon, R OBP: 0.357, SLG: 0.510 (1, 3)										3	1	1	0	1	0	1				
Glenallen Hill, R OBP: 0.319, SLG: 0.479 (1, 9)										4	0	2	1	0	0	1				
Royce Clayton, R OBP: 0.302, SLG: 0.348 (1, 6)										4	2	2	0	0	1	3				
Jeff Reed, L OBP: 0.371, SLG: 0.276 (9, PH)										3	1	1	1	0	0	3				
Mark Leonard, L OBP: 0.500, SLG: 0.778 (9, FR)										1	0	1	1	0	0	0				
Rikkert FaneYTE, R OBP: 0.286, SLG: 0.272 (9, PH)										0	0	0	0	0	0	0				
Jamie Brewington, R Tom Laird, L Pat Gomez, L Scott Service, R Shawn Barton, R J.R. Phillips, L Marvin Bernard, L (1, 1) (7, PH) (7, L) (7, L) (8, L) (9, PH) (9, PH)										2	0	0	0	0	1	1				
Inning Stats	R: 0 E: 0 K: 0 S: 8	H: 1 LOB: 0 BB: 0 P: 13	R: 1 E: 0 K: 1 S: 13	H: 2 LOB: 1 BB: 0 P: 22	R: 0 E: 0 K: 0 S: 4	H: 1 LOB: 0 BB: 0 P: 6	R: 0 E: 0 K: 1 S: 6	H: 0 LOB: 1 BB: 1 P: 13	R: 2 E: 0 K: 1 S: 13	H: 4 LOB: 1 BB: 0 P: 22	R: 0 E: 0 K: 0 S: 11	H: 2 LOB: 2 BB: 0 P: 12	R: 0 E: 0 K: 1 S: 7	H: 0 LOB: 0 BB: 0 P: 13	R: 1 E: 0 K: 1 S: 19	H: 3 LOB: 3 BB: 1 P: 31	1B: 9 2B: 3 3B: 1 HR: 0	SF: 0 SAC: 0 DP: 2 HBP: 0	WP: 0 PB: 0 SB: 0 CS: 1	PA: 40
PITCHER	IP WLS BF H R ER SO BB IBB HBP BLK WP HR S P ERA WHIP																			
Jon Lieber, R ERA: 6.88	5.1 W 24 10 3 3 3 1 0 0 0 0 0 0 49 82 5.06 2.062																			
Mike Dyer, R ERA: 4.2	0.2 0 0 0 0 0 0 0 0 0 0 0 0 6 6 0.00 0.000																			
Jason Christiansen, L ERA: 4.38	2.0 6 0 0 0 0 3 0 0 0 0 0 0 17 29 0.00 0.000																			
Dan Miceli, R ERA: 4.27	0.1 4 2 1 1 0 1 0 0 0 0 0 0 9 15 27.00 9.000																			
Dan Plesac, L ERA: 3.77	0.2 S 3 1 0 0 1 0 0 0 0 0 0 0 10 16 0.00 1.500																			

AB	37
R	4
H	13
RBI	4
BB	2
SO	7
LOB	19



Batter	1	2	3	4	5	6	7	8	9	AB	R	H	RBI	BB	SO	LOB	BOTTOM			
Al Martin, L OBP: 0.346, SLG: 0.429 (1, 7)										5	0	0	0	0	1	2	San Francisco Giants @ Pittsburgh Pirates Three Rivers Stadium, Pittsburgh, PA Sun Sep 17 1995, 3:33 AM EDT Att: 20,680 - Overcast - 70 F			
Jay Bell, R OBP: 0.338, SLG: 0.396 (1, 6)										5	1	2	0	0	0	2				
Orlando Merced, S OBP: 0.362, SLG: 0.483 (1, 3)										5	2	2	1	0	1	1				
Dave Clark, L OBP: 0.376, SLG: 0.417 (1, 9)										2	2	1	0	2	1	0				
Nelson Liriano, S OBP: 0.342, SLG: 0.401 (1, 5)										4	0	1	1	0	1	3				
Carlos Garcia, R OBP: 0.344, SLG: 0.423 (1, 4)										3	0	1	1	1	0	2				
Midre Cummings, L OBP: 0.280, SLG: 0.328 (7, PH)										2	0	1	2	1	1	0				
Jacob Brumfield, R OBP: 0.346, SLG: 0.382 (8, 8)										1	0	0	0	0	0	2				
2 Angelo Encarnacion, R OBP: 0.291, SLG: 0.324 (1, 2)										2	0	0	0	2	1	5				
Jon Lieber, L Mike Dyer, R Jason Christiansen, R John Wehner, R Dan Miceli, R Dan Plesac, L (1, 1) (6, L) (7, L) (8, PH) (9, L) (9, L)										3	0	0	0	0	1	6				
Inning Stats	R: 0 E: 0 K: 0 S: 4	H: 0 LOB: 0 BB: 0 P: 6	R: 0 E: 0 K: 1 S: 7	H: 0 LOB: 0 BB: 0 P: 10	R: 0 E: 0 K: 1 S: 11	H: 0 LOB: 2 BB: 1 P: 17	R: 2 E: 0 K: 1 S: 11	H: 2 LOB: 2 BB: 2 P: 27	R: 3 E: 0 K: 0 S: 15	H: 5 LOB: 3 BB: 1 P: 26	R: 0 E: 0 K: 1 S: 7	H: 0 LOB: 0 BB: 0 P: 13	R: 0 E: 0 K: 2 S: 10	H: 0 LOB: 2 BB: 2 P: 21	R: 0 E: 0 K: 1 S: 12	H: 1 LOB: 1 BB: 0 P: 16	1B: 4 2B: 3 3B: 1 HR: 0	SF: 0 SAC: 0 DP: 0 HBP: 0	WP: 0 PB: 0 SB: 0 CS: 0	PA: 39
PITCHER	IP WLS BF H R ER SO BB IBB HBP BLK WP HR S P ERA WHIP																			
Jamie Brewington, R ERA: 4.78	6.0 L 30 7 5 5 4 2 2 0 0 0 0 0 4 13 7.50 1.500																			
Pat Gomez, L ERA: 5.4	0.1 3 0 0 0 0 1 2 0 0 0 0 0 4 13 0.00 6.000																			
Scott Service, R ERA: 3.47	1.1 5 1 0 0 0 2 0 0 0 0 0 0 13 18 0.00 0.750																			
Shawn Barton, L ERA: 4.57	0.1 1 0 0 0 0 0 0 0 0 0 0 0 5 6 0.00 0.000																			



Batter	1	2	3	4	5	6	7	8	9	AB	R	H	RBI	BB	SO	LOB	TOP					
Deion Sanders, L (1, 8) OBP: 0.326, SLG: 0.404										4	0	0	0	0	0	0	San Francisco Giants @ Los Angeles Dodgers Dodger Stadium, Los Angeles, CA Wed Sep 20 1995, 7:05 PM PDT Att: 34,624 - Unknown - 67 F					
John Patterson, S (1, 4) OBP: 0.293, SLG: 0.281										3	1	1	0	1	0	1						
Barry Bonds, L (1, 7) OBP: 0.422, SLG: 0.555										4	0	2	1	0	0	2						
Matt Williams, R (1, 5) OBP: 0.415, SLG: 0.674										4	1	2	0	0	0	1						
Mark Carreon, R (1, 3) OBP: 0.351, SLG: 0.501										4	0	0	0	0	1	3						
Glenallen Hill, R (1, 9) OBP: 0.318, SLG: 0.479										4	0	1	1	0	1	0						
Royce Clayton, R (1, 6) OBP: 0.305, SLG: 0.350										3	0	0	0	1	2	1						
Kirt Manwaring, R (1, 2) OBP: 0.311, SLG: 0.333 (9, PH)										3	0	1	0	0	0	1						
Tom Lampkin, L (9, PH) OBP: 0.364, SLG: 0.353										1	0	0	0	0	0	0						
Terry Mulholland, R (1, 1) OBP: 0.085, SLG: 0.200										2	0	0	0	0	1	2						
Marvin Benard, L (7, PH) OBP: 0.333, SLG: 0.333										1	0	0	0	0	1	0						
Scott Service, R (7, 1) OBP: 0.462, SLG: 0.700										0	0	0	0	0	0	0						
Mark Leonard, L (9, PH) OBP: 0.462, SLG: 0.700										1	0	0	0	0	0	0						
Inning Stats	R: 0 E: 1 K: 0 S: 4	H: 0 LOB: 1 BB: 0 P: 4	R: 0 E: 0 K: 1 S: 6	H: 1 LOB: 2 BB: 1 P: 10	R: 0 E: 0 K: 1 S: 7	H: 2 LOB: 2 BB: 0 P: 7	R: 0 E: 0 K: 0 S: 3	H: 0 LOB: 0 BB: 0 P: 3	R: 1 E: 0 K: 1 S: 5	H: 1 LOB: 0 BB: 1 P: 9	R: 1 E: 0 K: 1 S: 7	H: 2 LOB: 1 BB: 0 P: 7	R: 0 E: 0 K: 1 S: 6	H: 1 LOB: 1 BB: 0 P: 6	R: 0 E: 0 K: 0 S: 3	H: 0 LOB: 0 BB: 0 P: 3	R: 0 E: 0 K: 1 S: 5	H: 0 LOB: 0 BB: 0 P: 5	1B: 4 2B: 2 3B: 1 HR: 0	SF: 0 SAC: 0 DP: 0 HBP: 0	WP: 0 PB: 0 SB: 1 CS: 1	PA: 37
PITCHER	IP	WLS	BF	H	R	ER	SO	BB	IBB	HBP	BLK	WP	HR	S	P	ERA	WHIP					
Ramon Martinez, R (1, 1) ERA: 3.72	8.0	W	33	7	2	2	5	2	0	0	0	0	0	41	49	2.25	1.125					
Todd Worrell, R (9, 1) ERA: 2.21	1.0	S	3	0	0	0	1	0	0	0	0	0	0	5	5	0.00	0.000					

Batter	1	2	3	4	5	6	7	8	9	AB	R	H	RBI	BB	SO	LOB	BOTTOM				
Brett Butler, L (1, 8) OBP: 0.377, SLG: 0.378										4	0	0	0	0	0	2	San Francisco Giants @ Los Angeles Dodgers Dodger Stadium, Los Angeles, CA Wed Sep 20 1995, 7:05 PM PDT Att: 34,624 - Unknown - 67 F				
Chad Fonville, S (1, 6) OBP: 0.333, SLG: 0.304										3	1	1	0	1	0	0					
Mike Piazza, R (1, 2) OBP: 0.407, SLG: 0.621										4	0	1	0	0	0	2					
Eric Karros, R (1, 3) OBP: 0.364, SLG: 0.531										3	1	1	0	1	1	2					
Raul Mondesi, R (1, 9) OBP: 0.331, SLG: 0.501										4	1	0	0	0	2	3					
Delino DeShields, L (1, 4) OBP: 0.350, SLG: 0.365										3	0	0	0	0	0	2					
Tim Wallach, R (1, 5) OBP: 0.338, SLG: 0.451										3	0	0	0	0	0	2					
Roberto Kelly, R (1, 7) OBP: 0.302, SLG: 0.357										3	1	2	1	0	0	0					
Roger Cedeno, S (8, 7) OBP: 0.266, SLG: 0.263										0	0	0	0	0	0	0					
Ramon Martinez, R (1, 1) OBP: 0.190, SLG: 0.242										2	0	0	0	0	1	0					
Todd Worrell, R (9, 1)										0	0	0	0	0	0	0					
Inning Stats	R: 0 E: 0 K: 0 S: 3	H: 0 LOB: 0 BB: 0 P: 3	R: 0 E: 0 K: 0 S: 2	H: 0 LOB: 0 BB: 1 P: 6	R: 0 E: 0 K: 0 S: 3	H: 0 LOB: 0 BB: 0 P: 3	R: 3 E: 2 K: 0 S: 6	H: 1 LOB: 1 BB: 1 P: 10	R: 0 E: 0 K: 0 S: 5	H: 2 LOB: 2 BB: 0 P: 5	R: 0 E: 0 K: 1 S: 6	H: 1 LOB: 1 BB: 0 P: 6	R: 1 E: 0 K: 1 S: 6	H: 1 LOB: 0 BB: 0 P: 6	R: 0 E: 0 K: 2 S: 7	H: 0 LOB: 0 BB: 0 P: 7	1B: 4 2B: 0 3B: 0 HR: 1	SF: 0 SAC: 1 DP: 1 HBP: 0	WP: 0 PB: 0 SB: 0 CS: 1	PA: 32	
PITCHER	IP	WLS	BF	H	R	ER	SO	BB	IBB	HBP	BLK	WP	HR	S	P	ERA	WHIP				
Terry Mulholland, L (1, 1) ERA: 5.94	6.0	L	25	4	3	0	1	2	0	0	0	0	0	25	33	0.00	1.000				
Scott Service, R (7, 1) ERA: 3.55	2.0		7	1	1	1	3	0	0	0	0	0	1	13	13	4.50	0.500				

Batter	1	2	3	4	5	6	7	8	9	AB	R	H	RBI	BB	SO	LOB	TOP										
Eric Young Sr. R (1.4) OBP: 0.400, SLG: 0.453 Roger Bailey, R (7.1) OBP: 0.176, SLG: 0.125 John Vander Wal, L (8. PH) OBP: 0.414, SLG: 0.583 Mike Kingery, L (8.8) OBP: 0.355, SLG: 0.412	L9		S BB 1B		G6-3	G6-4-3		IBB		4	1	1	0	0	0	1	Colorado Rockies @ San Francisco Giants Candlestick Park, San Francisco, CA Fri Sep 22 1995, 10:05 PM EDT Att: 17,723 - Unknown - 58 F										
Ellis Burks, R (1.8) OBP: 0.366, SLG: 0.508 Curt Leskanic, R (8.1) OBP: 0.143, SLG: 0.143	F8		1B S 1B BB		HR	L5		K		4	2	1	0	1	1	3											
Dante Bichette, R (1.7) OBP: 0.371, SLG: 0.630	E6		1B 1-3 2-H		HR		G6-3	G4-3		5	1	3	3	0	0	0											
Larry Walker, L (1.9) OBP: 0.384, SLG: 0.597			1B 1-2		HR	S S 1B	F7	G4-3		3	1	1	1	1	0	1											
Andres Galarraga, R (1.3) OBP: 0.332, SLG: 0.514	F9		G6-4-3		HBP	K	G6-3	K		5	0	0	0	0	2	6											
Vinny Castilla, R (1.5) OBP: 0.348, SLG: 0.576					WP	1B		G1-3		5	0	2	1	0	1	1											
Joe Girardi, R (1.2) OBP: 0.307, SLG: 0.352	G6-3				1B	K2-3		G4-3		4	0	0	0	0	2	2											
Walt Weiss, S (1.6) OBP: 0.400, SLG: 0.320	G6-3				1B		G6-4-3	2B BB		2	1	1	0	2	0	0											
Kevin Ritz, R (1.1) OBP: 0.240, SLG: 0.196 Jason Bates, S (7.4) OBP: 0.359, SLG: 0.429			B2-3		K	K		1-H	2B	3	0	0	0	0	2	2											
										1	0	1	1	0	0	0											
Inning Stats	R: 0 E: 1 K: 0 S: 10	H: 0 LOB: 2 BB: 1 P: 23	R: 0 E: 0 K: 1 S: 7	H: 0 LOB: 0 BB: 0 P: 10	R: 2 E: 0 K: 0 S: 13	H: 3 LOB: 1 BB: 1 P: 23	R: 0 E: 0 K: 2 S: 11	H: 1 LOB: 1 BB: 0 P: 14	R: 3 E: 0 K: 2 S: 10	H: 3 LOB: 1 BB: 0 P: 21	R: 0 E: 0 K: 1 S: 6	H: 0 LOB: 0 BB: 1 P: 14	R: 0 E: 0 K: 0 S: 4	H: 0 LOB: 0 BB: 0 P: 5	R: 1 E: 0 K: 1 S: 12	H: 2 LOB: 2 BB: 2 P: 27	R: 0 E: 0 K: 1 S: 7	H: 1 LOB: 1 BB: 0 P: 9	1B: 7 2B: 2 3B: 0 HR: 1	SF: 0 SAC: 0 DP: 1 HBP: 1	WP: 1 PB: 0 SB: 4 CS: 1	PA: 42					
PITCHER	IP	WLS	BF	H	R	ER	SO	BB	IBB	HBP	BLK	WP	HR	S	P	ERA	WHIP										
Shawn Estes, L (1.1) ERA: 8.71	5.0	L	25	7	5	5	5	2	0	1	0	1	1	51	91	9.00	1.800										
Carlos Valdez, R (6.1) ERA: 6.55	2.2		12	2	1	1	1	2	1	0	0	0	0	16	39	3.38	1.500										
Chris Hook, R (8.1) ERA: 5.54	1.1		5	1	0	0	2	0	0	0	0	0	0	13	16	0.00	0.750										

AB	36
R	6
H	10
RBI	6
BB	5
SO	8
LOB	16



Batter	1	2	3	4	5	6	7	8	9	AB	R	H	RBI	BB	SO	LOB	BOTTOM										
Deion Sanders, L (1.8) OBP: 0.324, SLG: 0.400	G3		F8			F8		G4-3		4	0	0	0	0	0	0	Colorado Rockies @ San Francisco Giants Candlestick Park, San Francisco, CA Fri Sep 22 1995, 10:05 PM EDT Att: 17,723 - Unknown - 58 F										
John Patterson, S (1.4) OBP: 0.291, SLG: 0.280	K				L5	L8		G1-3		4	0	0	0	0	1	0											
Barry Bonds, L (1.7) OBP: 0.424, SLG: 0.560	K				L3	WP S BB		P2		3	0	0	0	1	1	0											
Matt Williams, R (1.5) OBP: 0.414, SLG: 0.669					K	WP BB		K		3	0	1	0	1	2	0											
Mark Carreon, R (1.3) OBP: 0.344, SLG: 0.490	G5-3				G6-3	G5-3		G6-3		4	0	0	0	0	0	3											
Glenallen Hill, R (1.9) OBP: 0.317, SLG: 0.489	P4				HR	G5-3		G5-3		3	1	1	1	0	0	1											
Royce Clayton, R (1.6) OBP: 0.304, SLG: 0.351 Mike Benjamin, R (5.6) OBP: 0.266, SLG: 0.314	G5-3				K	K		K		1	0	0	0	0	0	1											
Kirt Manwaring, R (1.2) OBP: 0.310, SLG: 0.331 Chris Hook, R (8.1)			F8					F9		2	0	0	0	1	0	0											
Shawn Estes, R (1.1) J.R. Phillips, L (5. PH) OBP: 0.250, SLG: 0.330 Carlos Valdez, R (6.1) Tom Lampkin, L (8.2) OBP: 0.359, SLG: 0.348			F9		K			G3-1		1	0	0	0	0	0	0											
										1	0	0	0	0	0	0											
Inning Stats	R: 0 E: 0 K: 2 S: 8	H: 1 LOB: 1 BB: 0 P: 16	R: 0 E: 0 K: 0 S: 10	H: 1 LOB: 0 BB: 0 P: 16	R: 0 E: 0 K: 1 S: 5	H: 0 LOB: 0 BB: 0 P: 11	R: 1 E: 0 K: 2 S: 15	H: 1 LOB: 1 BB: 1 P: 24	R: 0 E: 0 K: 0 S: 11	H: 0 LOB: 2 BB: 2 P: 22	R: 0 E: 0 K: 1 S: 5	H: 0 LOB: 0 BB: 0 P: 7	R: 0 E: 0 K: 0 S: 9	H: 0 LOB: 0 BB: 0 P: 13	R: 0 E: 0 K: 1 S: 9	H: 0 LOB: 0 BB: 0 P: 12	1B: 0 2B: 1 3B: 0 HR: 1	SF: 0 SAC: 0 DP: 0 HBP: 0	WP: 1 PB: 0 SB: 1 CS: 0	PA: 32							
PITCHER	IP	WLS	BF	H	R	ER	SO	BB	IBB	HBP	BLK	WP	HR	S	P	ERA	WHIP										
Kevin Ritz, R (1.1) ERA: 4.09	6.0	W	23	2	1	1	5	3	0	0	0	0	0	5	7	0.00	0.833										
Roger Bailey, R (7.1) ERA: 4.75	1.0		3	0	0	0	1	0	0	0	0	0	0	5	7	0.00	0.000										
Curt Leskanic, R (8.1) ERA: 3.17	2.0		6	0	0	0	1	0	0	0	0	0	0	18	25	0.00	0.000										

AB	29
R	1
H	2
RBI	1
BB	3
SO	7
LOB	6



Batter	1	2	3	4	5	6	7	8	9	AB	R	H	RBI	BB	SO	LOB	TOP		
Eric Young Sr., R OBP: 0.398, SLG: 0.449	2-2 SH1-3 HBP	3-2 P2		2 SAFE 3-3 K			1-3 K			3	0	0	0	0	2	4			
Ellis Burks, R OBP: 0.366, SLG: 0.504	0-1 SH1-3		4-2 BB		0-3 K			2-2 P4		2	0	0	0	1	1	0			
Dante Bichette, R OBP: 0.368, SLG: 0.626	2-2 L7		0-0 F7		2-1 L4			1-0 P2		4	0	0	0	0	0	2			
Larry Walker, L OBP: 0.383, SLG: 0.593	4-0 BB		1-1 F8		0-0 G3-1			2-2 G3		3	0	0	0	1	0	1			
Andres Galarraga, R OBP: 0.330, SLG: 0.510	2-1 F9		2-2 P4		1-1 G4-3			1-1 G6-3		4	0	0	0	0	0	3			
Vinny Castilla, R OBP: 0.348, SLG: 0.572		0-0 F8		4-2 1B BB		0-0 G5-3		0-0 L7		3	0	0	0	1	0	0			
Joe Girardi, R OBP: 0.307, SLG: 0.354		1-0 SH1-4 2B		1-3 K		2-2 L8		2-1 P5		3	0	1	0	0	1	1			
Mike Kingery, L OBP: 0.354, SLG: 0.411										1	0	0	0	0	0	0			
Walt Weiss, S OBP: 0.402, SLG: 0.319		4-1 SH1-4 BB		2-3 K				4-0 G3-6-3 BB		1	0	0	0	2	1	1			
Bryan Rekar, R OBP: 0.143, SLG: 0.040		0-1 SH1-4		1-0 K				1-1 G3-6-3		1	0	1	0	0	0	0			
Bryan Hickerson, L OBP: 0.299, SLG: 1.333										0	0	0	0	0	0	0			
Steve Reed, R OBP: 0.333, SLG: 0.833										0	0	0	0	0	0	0			
John Vander Wall, R OBP: 0.226, SLG: 0.577										0	0	0	0	0	0	1			
Bruce Ruffin, S OBP: 0.333, SLG: 0.577										0	0	0	0	0	0	0			
Darren Holmes, R OBP: 0.333, SLG: 0.577		1-2 2-3 1B								0	0	0	0	0	0	0			
Inning Stats	R: 0 E: 0 K: 0 S: 9	H: 0 LOB: 2 BB: 1 P: 19	R: 0 E: 0 K: 0 S: 8	H: 1 LOB: 2 BB: 1 P: 16	R: 0 E: 0 K: 0 S: 11	H: 0 LOB: 1 BB: 1 P: 18	R: 0 E: 0 K: 3 S: 13	H: 1 LOB: 2 BB: 1 P: 24	R: 0 E: 0 K: 1 S: 6	H: 0 LOB: 0 BB: 0 P: 9	R: 0 E: 0 K: 1 S: 5	H: 0 LOB: 0 BB: 1 P: 11	R: 0 E: 0 K: 0 S: 7	H: 0 LOB: 0 BB: 0 P: 12	R: 0 E: 0 K: 0 S: 5	H: 0 LOB: 0 BB: 0 P: 8	1B: 1 2B: 1 3B: 0 HR: 0	SF: 0 SAC: 2 DP: 1 HBP: 1	WP: 0 PA: 34 PB: 0 SB: 0 CS: 0
PITCHER	IP WLS BF H R ER SO BB IBB HBP BLK WP HR S P ERA WHIP	IP WLS BF H R ER SO BB IBB HBP BLK WP HR S P ERA WHIP	IP WLS BF H R ER SO BB IBB HBP BLK WP HR S P ERA WHIP	IP WLS BF H R ER SO BB IBB HBP BLK WP HR S P ERA WHIP	IP WLS BF H R ER SO BB IBB HBP BLK WP HR S P ERA WHIP	IP WLS BF H R ER SO BB IBB HBP BLK WP HR S P ERA WHIP	IP WLS BF H R ER SO BB IBB HBP BLK WP HR S P ERA WHIP	IP WLS BF H R ER SO BB IBB HBP BLK WP HR S P ERA WHIP	IP WLS BF H R ER SO BB IBB HBP BLK WP HR S P ERA WHIP	IP WLS BF H R ER SO BB IBB HBP BLK WP HR S P ERA WHIP	IP WLS BF H R ER SO BB IBB HBP BLK WP HR S P ERA WHIP	IP WLS BF H R ER SO BB IBB HBP BLK WP HR S P ERA WHIP	IP WLS BF H R ER SO BB IBB HBP BLK WP HR S P ERA WHIP	IP WLS BF H R ER SO BB IBB HBP BLK WP HR S P ERA WHIP	IP WLS BF H R ER SO BB IBB HBP BLK WP HR S P ERA WHIP	IP WLS BF H R ER SO BB IBB HBP BLK WP HR S P ERA WHIP	IP WLS BF H R ER SO BB IBB HBP BLK WP HR S P ERA WHIP	IP WLS BF H R ER SO BB IBB HBP BLK WP HR S P ERA WHIP	

Colorado Rockies @ San Francisco Giants
Candlestick Park, San Francisco, CA
Sat Sep 23 1995, 6:33 AM EDT
Att: 28,538 - Sunny - 66 F

AB	26
R	0
H	2
RBI	0
BB	5
SO	5
LOB	13



Batter	1	2	3	4	5	6	7	8	9	AB	R	H	RBI	BB	SO	LOB	BOTTOM		
Deion Sanders, L OBP: 0.328, SLG: 0.401	2-1 BB SH3-1 1B	4-1 BB			2-2 G3-1	2-2 F8		1 SAFE 1-2 WP 1B		4	0	2	0	1	0	3			
Mike Benjamin, R OBP: 0.281, SLG: 0.307	1 SAFE SH3-1	2-2 L9			2-0 F8		1-3 K	2-0 G3-1		4	0	0	0	0	1	4			
Barry Bonds, L OBP: 0.425, SLG: 0.558	4-2 BB		0-0 G3-1		2-3 K		4-0 FC6-4 BB			2	0	0	0	2	1	0			
Matt Williams, R OBP: 0.411, SLG: 0.663	0-0 P3		3-0 P3		2-2 BB 1B		2-2 FC6-4 FC6			4	1	1	0	0	0	3			
Glenallen Hill, R OBP: 0.319, SLG: 0.488	4-2 BB		3-2 P5		1-0 1B BB		1-1 FC6			3	0	1	0	1	0	1			
J.R. Phillips, L OBP: 0.250, SLG: 0.329	0-0 L8			3-3 K		1-0 L9		3-2 1B SH2-4 FC4-6 1B		4	1	1	0	0	1	5			
John Patterson, S OBP: 0.292, SLG: 0.277		2-2 G4-3		0-1 G4-3		4-0 1B BB		0-1 SH2-4		2	0	0	0	1	0	0			
Jeff Reed, L OBP: 0.373, SLG: 0.280		3-2 SH1-4 1B		0-0 E3		3-2 BB		1-2 FC4-6		2	0	1	0	0	0	0			
Mark Carraro, R OBP: 0.345, SLG: 0.492								2-3 1B		1	0	1	1	0	0	0			
Kirt Manwaring, R OBP: 0.312, SLG: 0.332								2-3 1B		1	0	1	0	0	0	0			
Jamie Brewington, R OBP: 0.130, SLG: 0.190		0-1 SH1-4		0-1 B2-3		3-2 P5		1-1 FC4-6		1	0	0	0	0	0	1			
Dave McCarty, R OBP: 0.281, SLG: 0.286										0	0	0	0	0	0	0			
Mark Loretto, R OBP: 0.226, SLG: 0.636										0	0	0	0	0	0	3			
Scott Service, R OBP: 0.425, SLG: 0.836										0	0	0	0	0	0	0			
Shawn Barton, R OBP: 0.299, SLG: 0.296										0	0	0	0	0	0	0			
Marvin Benard, L OBP: 0.299, SLG: 0.296										0	0	0	0	0	0	0			
Rod Beck, R OBP: 0.333, SLG: 0.333										0	0	0	0	0	0	1			
Inning Stats	R: 0 E: 0 K: 0 S: 12	H: 1 LOB: 3 BB: 2 P: 24	R: 0 E: 0 K: 0 S: 13	H: 1 LOB: 2 BB: 1 P: 24	R: 0 E: 0 K: 1 S: 5	H: 0 LOB: 0 BB: 0 P: 11	R: 0 E: 1 K: 1 S: 8	H: 0 LOB: 1 BB: 0 P: 11	R: 0 E: 0 K: 0 S: 8	H: 3 LOB: 3 BB: 1 P: 14	R: 1 E: 0 K: 0 S: 15	H: 3 LOB: 3 BB: 1 P: 31	R: 0 E: 0 K: 1 S: 8	H: 0 LOB: 1 BB: 1 P: 16	R: 0 E: 0 K: 0 S: 14	H: 3 LOB: 2 BB: 0 P: 22	1B: 8 2B: 0 3B: 0 HR: 0	SF: 0 SAC: 3 DP: 0 HBP: 0	WP: 1 PA: 38 PB: 0 SB: 0 CS: 0
PITCHER	IP WLS BF H R ER SO BB IBB HBP BLK WP HR S P ERA WHIP	IP WLS BF H R ER SO BB IBB HBP BLK WP HR S P ERA WHIP	IP WLS BF H R ER SO BB IBB HBP BLK WP HR S P ERA WHIP	IP WLS BF H R ER SO BB IBB HBP BLK WP HR S P ERA WHIP	IP WLS BF H R ER SO BB IBB HBP BLK WP HR S P ERA WHIP	IP WLS BF H R ER SO BB IBB HBP BLK WP HR S P ERA WHIP	IP WLS BF H R ER SO BB IBB HBP BLK WP HR S P ERA WHIP	IP WLS BF H R ER SO BB IBB HBP BLK WP HR S P ERA WHIP	IP WLS BF H R ER SO BB IBB HBP BLK WP HR S P ERA WHIP	IP WLS BF H R ER SO BB IBB HBP BLK WP HR S P ERA WHIP	IP WLS BF H R ER SO BB IBB HBP BLK WP HR S P ERA WHIP	IP WLS BF H R ER SO BB IBB HBP BLK WP HR S P ERA WHIP	IP WLS BF H R ER SO BB IBB HBP BLK WP HR S P ERA WHIP	IP WLS BF H R ER SO BB IBB HBP BLK WP HR S P ERA WHIP	IP WLS BF H R ER SO BB IBB HBP BLK WP HR S P ERA WHIP	IP WLS BF H R ER SO BB IBB HBP BLK WP HR S P ERA WHIP	IP WLS BF H R ER SO BB IBB HBP BLK WP HR S P ERA WHIP	IP WLS BF H R ER SO BB IBB HBP BLK WP HR S P ERA WHIP	

Colorado Rockies @ San Francisco Giants
Candlestick Park, San Francisco, CA
Sat Sep 23 1995, 6:33 AM EDT
Att: 28,538 - Sunny - 66 F

AB	30
R	2
H	8
RBI	2
BB	5
SO	3
LOB	21



Batter	1	2	3	4	5	6	7	8	9	AB	R	H	RBI	BB	SO	LOB	TOP				
Mike Kingery, L (1, 8) OBP: 0.353, SLG: 0.409	P2		BB		G4-3			P2		4	0	1	0	0	0	0	Colorado Rockies @ San Francisco Giants Candlestick Park, San Francisco, CA Sun Sep 24 1995, 6:33 AM EDT Att: 34,472 - Overcast - 69 F				
Jason Bates, S (1, 4) OBP: 0.358, SLG: 0.424	F4		BB			K		K		3	0	0	0	1	2	0					
Dante Bichette, R (1, 7) OBP: 0.367, SLG: 0.625	K		BB		G5-4-3			F9		4	1	1	0	0	1	2					
Larry Walker, L (1, 9) OBP: 0.380, SLG: 0.588		L7				K				4	0	0	0	0	1	1					
Vinny Castilla, R (1, 5) OBP: 0.351, SLG: 0.575		WP			G5-3			F8		3	1	2	1	0	0	0					
Andres Galarraga, R (1, 3) OBP: 0.331, SLG: 0.511		SF9						F8		3	1	1	1	1	0	2					
Jayhawk Owens, R (1, 2) John Vander Wal, L (9, PH) Joe Girardi, R (9, 2) OBP: 0.307, SLG: 0.354		SF9						IBB		2	0	0	1	0	2	1					
Walt Weiss, S (1, 6) OBP: 0.400, SLG: 0.317		K						F7		3	0	0	0	1	1	2					
Armando Reynoso, R (1, 1) Bruce Ruffin, S (9, 1) Curt Leskanic, R (9, 1) OBP: 0.143, SLG: 0.143										3	0	0	0	0	2	1					
										0	0	0	0	0	0	0					
										0	0	0	0	0	0	0					
Inning Stats	R: 0 E: 0 K: 1 S: 7	H: 0 LOB: 0 BB: 0 P: 10	R: 2 E: 0 K: 1 S: 13	H: 1 LOB: 0 BB: 0 P: 19	R: 0 E: 0 K: 1 S: 10	H: 1 LOB: 1 BB: 1 P: 17	R: 0 E: 0 K: 2 S: 9	H: 0 LOB: 1 BB: 1 P: 15	R: 0 E: 0 K: 0 S: 5	H: 2 LOB: 1 BB: 0 P: 21	R: 0 E: 0 K: 1 S: 15	H: 0 LOB: 0 BB: 0 P: 9	R: 0 E: 0 K: 1 S: 8	H: 0 LOB: 0 BB: 0 P: 11	R: 0 E: 0 K: 0 S: 7	H: 1 LOB: 2 BB: 1 P: 14	1B: 2 2B: 3 3B: 0 HR: 0	SF: 1 SAC: 0 DP: 2 HBP: 1	WP: 2 PB: 0 SB: 1 CS: 0	PA: 35	
PITCHER	IP	WLS	BF	H	R	ER	SO	BB	IBB	HBP	BLK	WP	HR	S	P	ERA	WHIP				
Mark Leiter, R (1, 1) ERA: 3.53	8.0	L	30	4	3	3	9	3	0	1	0	1	0	74	112	3.38	0.875				
Mark Dewey, R (9, 1) ERA: 3.54	1.0		5	1	0	0	0	0	1	0	0	0	0	7	14	0.00	1.000				

Batter	1	2	3	4	5	6	7	8	9	AB	R	H	RBI	BB	SO	LOB	BOTTOM					
Deion Sanders, L (1, 8) OBP: 0.327, SLG: 0.399	G1		K			G5-3			BB	4	0	1	0	0	1	1	Colorado Rockies @ San Francisco Giants Candlestick Park, San Francisco, CA Sun Sep 24 1995, 6:33 AM EDT Att: 34,472 - Overcast - 69 F					
Mike Benjamin, R (1, 6) Dave McCarty, R (9, PH) Rich Aurilia, R (9, PR) OBP: 0.257, SLG: 0.302	F8				G5-3			G1-3		3	0	0	0	0	0	1						
Barry Bonds, L (1, 7) OBP: 0.425, SLG: 0.563									BB	3	0	0	0	1	0	0						
Matt Williams, R (1, 5) OBP: 0.406, SLG: 0.652					G1-4-3					3	1	1	1	1	1	2						
Mark Carreon, R (1, 3) OBP: 0.344, SLG: 0.489					G1-4-3					4	0	0	0	0	2	3						
Glenallen Hill, R (1, 9) OBP: 0.317, SLG: 0.485					G1-4-3					4	0	1	0	0	0	2						
John Patterson, S (1, 4) OBP: 0.293, SLG: 0.275					G1-6-3					3	0	0	0	0	0	1						
Kirt Manwaring, R (1, 2) OBP: 0.312, SLG: 0.332					P3					2	0	0	0	0	0	0						
Mark Leiter, R (1, 1) Tom Lampkin, L (9, PH) Mark Dewey, R (9, 1) OBP: 0.159, SLG: 0.102					P3					2	0	0	0	0	0	0						
					G3					1	0	0	0	0	0	0						
										0	0	0	0	0	0	0						
Inning Stats	R: 1 E: 0 K: 1 S: 10	H: 1 LOB: 0 BB: 0 P: 16	R: 0 E: 0 K: 0 S: 6	H: 0 LOB: 0 BB: 0 P: 14	R: 0 E: 0 K: 2 S: 11	H: 0 LOB: 0 BB: 0 P: 17	R: 0 E: 0 K: 0 S: 5	H: 0 LOB: 0 BB: 1 P: 10	R: 0 E: 0 K: 0 S: 6	H: 1 LOB: 1 BB: 0 P: 11	R: 0 E: 0 K: 0 S: 14	H: 1 LOB: 1 BB: 0 P: 20	R: 0 E: 0 K: 1 S: 9	H: 1 LOB: 1 BB: 0 P: 14	R: 0 E: 0 K: 0 S: 6	H: 0 LOB: 0 BB: 0 P: 9	R: 0 E: 0 K: 1 S: 8	H: 1 LOB: 2 BB: 1 P: 17	1B: 3 2B: 0 3B: 0 HR: 1	SF: 0 SAC: 1 DP: 1 HBP: 1	WP: 0 PB: 0 SB: 0 CS: 0	PA: 33
PITCHER	IP	WLS	BF	H	R	ER	SO	BB	IBB	HBP	BLK	WP	HR	S	P	ERA	WHIP					
Armando Reynoso, R (1, 1) ERA: 5.2	0.1		3	1	0	0	1	1	0	0	0	0	0	5	12	0.00	6.000					
Bruce Ruffin, L (9, 1) ERA: 2.08	0.2	S	2	0	0	0	0	0	0	0	0	0	0	3	5	0.00	0.000					
Curt Leskanic, R (9, 1) ERA: 3.15																						

AB	29
R	3
H	5
RBI	3
BB	4
SO	9
LOB	9

AB	28
R	1
H	4
RBI	1
BB	2
SO	5
LOB	10



Batter	1	2	3	4	5	6	7	8	9	AB	R	H	RBI	BB	SO	LOB	TOP			
Steve Finley, L OBP: 0.370, SLG: 0.427 (1, 8)	L8	1B BB		G3		1B		WP IBB		3	0	1	0	2	0	1	San Diego Padres @ San Francisco Giants Candlestick Park, San Francisco, CA Tue Sep 26 1995, 10:05 PM EDT Att: 11,175 - Unknown - 64 F			
Jody Read, R OBP: 0.351, SLG: 0.322 (1, 4)	BB 1B	1B		G5-3		F9		K		5	0	2	2	0	1	4				
Tony Gwynn, L OBP: 0.401, SLG: 0.469 (1, 9)	F7	L8		2B IBB		F7			L8	4	1	0	0	1	0	4				
Ken Caminiti, S OBP: 0.384, SLG: 0.516 (1, 5)	BB			F9		G1-6-3 1B		G4-3		4	0	2	2	1	0	0				
Melvin Nieves, S OBP: 0.285, SLG: 0.441 (1, 3)	G3			HR		K2-3		G1-6-3 1B		5	1	2	1	0	1	4				
Marc Newfield, R OBP: 0.298, SLG: 0.391 Roberto Petagine, L OBP: 0.361, SLG: 0.399 (3, 3)		G5-3		K		K		G6-3		2	0	0	0	0	1	0				
Brad Ausmus, R OBP: 0.356, SLG: 0.416 (1, 2)		SH1-4 1B 2B		CS 1B		F7		WP SH3-4 HBP		4	1	2	0	0	1	2				
Ray Holbert, R OBP: 0.286, SLG: 0.284 (1, 6)		SH1-4 1B HBP		CS		G6-3		K		3	2	1	0	0	1	1				
Andy Ashby, R OBP: 0.184, SLG: 0.188 Trevor Hoffman, R OBP: 0.500, SLG: 1.000 (9, 1)		SH1-4		SH		L9		SH3-4		1	1	0	0	0	0	0				
Inning Stats	R: 0 E: 0 K: 0 S: 10	H: 1 LOB: 2 BB: 1 P: 18	R: 2 E: 0 K: 0 S: 12	H: 2 LOB: 2 BB: 1 P: 19	R: 1 E: 0 K: 1 S: 8	H: 2 LOB: 0 BB: 0 P: 10	R: 3 E: 1 K: 1 S: 12	H: 2 LOB: 1 BB: 1 P: 17	R: 0 E: 0 K: 0 S: 7	H: 0 LOB: 0 BB: 0 P: 10	R: 0 E: 0 K: 0 S: 5	H: 1 LOB: 0 BB: 0 P: 10	R: 0 E: 0 K: 2 S: 13	H: 0 LOB: 2 BB: 1 P: 21	R: 0 E: 0 K: 1 S: 10	H: 1 LOB: 2 BB: 1 P: 21	1B: 5 2B: 4 3B: 0 HR: 1	SF: 0 SAC: 3 DP: 1 HBP: 2	WP: 1 PB: 0 SB: 0 CS: 1	PA: 44
PITCHER	IP WLS BF H R ER SO BB IBB HBP BLK WP HR S P ERA WHIP																			
Sergio Valdez, R ERA: 4.75 (1, 1)	3.2 L 22 7 6 4 1 2 1 1 0 0 1 39 60 9.82 2.455																			
Pat Gomez, L ERA: 5.25 (4, 1)	0.1 1 0 0 0 1 0 0 0 0 0 0 3 4 0.00 0.000																			
Joe Rosselli, L ERA: 7.48 (5, 1)	3.0 10 2 0 0 1 0 0 0 0 0 0 19 28 0.00 0.667																			
Scott Service, R ERA: 3.1 (8, 1)	2.0 10 1 0 0 3 0 2 1 0 1 0 23 42 0.00 0.500																			

Batter	1	2	3	4	5	6	7	8	9	AB	R	H	RBI	BB	SO	LOB	BOTTOM					
Marvin Benard, L OBP: 0.397, SLG: 0.357 Glenallen Hill, R OBP: 0.315, SLG: 0.481 (9, FH)	FC9-6 1B	G4-6-3			G6-4-3 1B		G6-3		G4-3	4	0	2	0	0	0	2	San Diego Padres @ San Francisco Giants Candlestick Park, San Francisco, CA Tue Sep 26 1995, 10:05 PM EDT Att: 11,175 - Unknown - 64 F					
Royce Clayton, R OBP: 0.294, SLG: 0.345 (1, 6)	FC9-6 1B			G5-3	G6-4-3		K			4	1	0	0	0	1	2						
Barry Bonds, L OBP: 0.428, SLG: 0.565 (1, 7)	E4 1B			FC5-4 1B	G6-4-3 2B		G3-1			4	1	3	0	0	0	0						
Matt Williams, R OBP: 0.405, SLG: 0.655 (1, 5)	G4-3			FC5-4	K					4	0	1	0	0	1	3						
Mark Carreon, R OBP: 0.342, SLG: 0.484 (1, 3)	3H 1B			FC5-4			P3		G4-3	4	0	1	1	0	0	2						
Mark Leonard, L OBP: 0.316, SLG: 0.438 (1, 9)	G4-3			G4-3			G4-3		F8	4	0	0	0	0	0	1						
John Patterson, S OBP: 0.294, SLG: 0.273 Steve Scarosone, R OBP: 0.331, SLG: 0.488 (4, 4)				SH HBP			G4-3		1B	0	0	0	0	0	0	0						
Kirt Manwaring, R OBP: 0.314, SLG: 0.332 (1, 2)		L7		HR	L4				1B	3	1	2	1	0	0	0						
Sergio Valdez, R ERA: 4.75 (1, 1)	8.1 W 35 10 3 2 2 0 0 0 0 0 1 74 101 2.16 1.200																					
Andy Ashby, R ERA: 2.99 Trevor Hoffman, R ERA: 4.03 (9, 1)	0.2 S 2 0 0 0 1 0 0 0 0 0 0 4 5 0.00 0.000																					
Inning Stats	R: 2 E: 1 K: 0 S: 10	H: 3 LOB: 1 BB: 0 P: 14	R: 0 E: 1 K: 0 S: 8	H: 0 LOB: 1 BB: 0 P: 14	R: 0 E: 0 K: 0 S: 7	H: 1 LOB: 1 BB: 0 P: 8	R: 1 E: 0 K: 0 S: 9	H: 1 LOB: 0 BB: 0 P: 14	R: 0 E: 0 K: 0 S: 10	H: 2 LOB: 1 BB: 0 P: 12	R: 0 E: 0 K: 0 S: 8	H: 0 LOB: 0 BB: 0 P: 11	R: 0 E: 0 K: 0 S: 7	H: 0 LOB: 0 BB: 0 P: 9	R: 0 E: 0 K: 1 S: 8	H: 1 LOB: 1 BB: 0 P: 9	R: 0 E: 0 K: 1 S: 11	H: 2 LOB: 2 BB: 0 P: 15	1B: 8 2B: 1 3B: 0 HR: 1	SF: 0 SAC: 1 DP: 2 HBP: 1	WP: 0 PB: 0 SB: 1 CS: 0	PA: 37
PITCHER	IP WLS BF H R ER SO BB IBB HBP BLK WP HR S P ERA WHIP																					



Batter	1	2	3	4	5	6	7	8	9	AB	R	H	RBI	BB	SO	LOB	TOP									
Ray Holbert, R OBP: 0.284, SLG: 0.324 Doug Bochtler, R (7.1)	G4-3			P4	HR		FC5-4			4	1	1	1	0	0	1	San Diego Padres @ San Francisco Giants Candlestick Park, San Francisco, CA Wed Sep 27 1995, 6:33 AM EDT Att: 13,862 - Sunny - 70 F									
Trevor Hoffman, R OBP: 0.500, SLG: 1.000	G4-3			G4-3	G6-3			G6-3		0	0	0	0	0	0	0										
Phil Clark, R OBP: 0.271, SLG: 0.302 Steve Finley, L OBP: 0.370, SLG: 0.426	G4-3			G4-3	G6-3			G6-3		3	0	0	0	0	0	0										
Marc Newfield, R OBP: 0.266, SLG: 0.387	F8			E	1B		F9	K		4	0	1	0	0	1	0										
Ken Caminiti, S OBP: 0.381, SLG: 0.512		G5-3		E4			G6-3	G4-3		4	0	0	0	0	0	1										
Melvin Nieves, S OBP: 0.280, SLG: 0.433		L9		K			K		F7	4	0	0	0	0	2	2										
Eddie Williams, R OBP: 0.323, SLG: 0.430 Roberto Petagine, L OBP: 0.365, SLG: 0.374		F8			2B		E9	1B	E	3	2	1	0	0	0	0										
Brian Johnson, R OBP: 0.286, SLG: 0.338				P3	1B		G4-3		F9	4	1	1	1	0	0	2										
Andujar Cedeno, R OBP: 0.271, SLG: 0.312				G6-3	2B		F9		E4	4	0	0	0	0	0	3										
Fernando Valenzuela, L OBP: 0.250, SLG: 0.469 Jody Reed, R OBP: 0.351, SLG: 0.321				K			K	1B	G6-3	3	0	1	1	0	2	0										
Inning Stats	R: 0 E: 0 K: 0 S: 10	H: 0 LOB: 0 BB: 0 P: 15	R: 0 E: 0 K: 0 S: 6	H: 0 LOB: 0 BB: 0 P: 9	R: 0 E: 0 K: 1 S: 7	H: 0 LOB: 0 BB: 0 P: 14	R: 0 E: 1 K: 1 S: 9	H: 1 LOB: 2 BB: 0 P: 15	R: 3 E: 0 K: 1 S: 18	H: 3 LOB: 0 BB: 0 P: 28	R: 0 E: 0 K: 1 S: 8	H: 0 LOB: 0 BB: 0 P: 12	R: 1 E: 1 K: 0 S: 10	H: 1 LOB: 1 BB: 0 P: 17	R: 0 E: 0 K: 1 S: 9	H: 0 LOB: 0 BB: 0 P: 12	R: 0 E: 1 K: 0 S: 11	H: 1 LOB: 2 BB: 0 P: 16	1B: 4 2B: 1 3B: 0 HR: 1	SF: 0 SAC: 0 DP: 0 HBP: 0	WP: 1 PB: 0 SB: 1 CS: 0	PA: 36				
PITCHER	IP	WLS	BF	H	R	ER	SO	BB	IBB	HBP	BLK	WP	HR	S	P	ERA	WHIP									
Shawn Estes, L ERA: 6.75	(1.1)	7.0	L	28	5	4	3	4	0	0	0	0	1	1	68	110	3.86	0.714								
Carlos Valdez, R ERA: 6.0	(8.1)	1.0		3	0	0	0	1	0	0	0	0	0	0	9	12	0.00	0.000								
Rod Beck, R ERA: 4.53	(9.1)	1.0	S	5	1	0	0	0	0	0	0	0	0	0	11	16	0.00	1.000								

AB 36
R 4
H 6
RBI 3
BB 0
SO 5
LOB 11



Batter	1	2	3	4	5	6	7	8	9	AB	R	H	RBI	BB	SO	LOB	BOTTOM									
Royce Clayton, R OBP: 0.299, SLG: 0.343	G2-3		G6-3					K		3	0	0	0	1	1	0	San Diego Padres @ San Francisco Giants Candlestick Park, San Francisco, CA Wed Sep 27 1995, 6:33 AM EDT Att: 13,862 - Sunny - 70 F									
Rikkert FaneYTE, R OBP: 0.281, SLG: 0.259	F8			G3-6-3		BB	P3	K		3	0	0	0	1	1	1										
Barry Bonds, L OBP: 0.429, SLG: 0.572	F8			G3-6-3				K		4	2	2	1	0	0	1										
Matt Williams, R OBP: 0.406, SLG: 0.652				K			1B	K		3	0	1	0	1	2	0										
Mark Carreon, R OBP: 0.339, SLG: 0.480				K			F7	K		3	0	0	1	0	1	1										
Dave McCarty, R OBP: 0.280, SLG: 0.294				G5-3			G5-3	P5		4	0	1	0	0	0	1										
Steve Scarosne, R OBP: 0.326, SLG: 0.482 Tom Lampkin, L OBP: 0.354, SLG: 0.342				G1-3			K	K		3	0	0	0	0	2	3										
Jeff Reed, L OBP: 0.380, SLG: 0.284							K			2	0	1	0	1	1	0										
Shawn Estes, R										2	0	0	0	0	0	1										
Mark Leonard, L OBP: 0.300, SLG: 0.412 Carlos Valdez, R OBP: 0.333, SLG: 0.333				B5-6-4			G1-3	P4		1	0	0	0	0	0	3										
Inning Stats	R: 0 E: 0 K: 0 S: 6	H: 0 LOB: 0 BB: 0 P: 11	R: 0 E: 0 K: 1 S: 6	H: 0 LOB: 1 BB: 1 P: 16	R: 0 E: 0 K: 0 S: 7	H: 1 LOB: 0 BB: 0 P: 10	R: 0 E: 0 K: 1 S: 8	H: 0 LOB: 0 BB: 1 P: 14	R: 0 E: 0 K: 1 S: 7	H: 0 LOB: 0 BB: 0 P: 11	R: 0 E: 0 K: 1 S: 13	H: 0 LOB: 1 BB: 1 P: 20	R: 1 E: 0 K: 1 S: 16	H: 3 LOB: 3 BB: 1 P: 28	R: 1 E: 0 K: 3 S: 11	H: 1 LOB: 0 BB: 0 P: 16	R: 0 E: 0 K: 0 S: 10	H: 0 LOB: 0 BB: 0 P: 15	1B: 3 2B: 1 3B: 0 HR: 1	SF: 1 SAC: 0 DP: 2 HBP: 0	WP: 0 PB: 0 SB: 2 CS: 0	PA: 34				
PITCHER	IP	WLS	BF	H	R	ER	SO	BB	IBB	HBP	BLK	WP	HR	S	P	ERA	WHIP									
Fernando Valenzuela, L ERA: 4.98	(1.1)	6.1	W	24	4	1	1	4	3	0	0	0	0	0	55	95	1.42	1.105								
Doug Bochtler, R ERA: 3.2	(7.1)	1.2		7	1	1	1	4	1	0	0	0	0	1	19	31	5.40	1.200								
Trevor Hoffman, R ERA: 3.96	(9.1)	1.0	S	3	0	0	0	0	0	0	0	0	0	0	10	15	0.00	0.000								

AB 29
R 2
H 5
RBI 2
BB 4
SO 8
LOB 11



Batter	1	2	3	4	5	6	7	8	9	AB	R	H	RBI	BB	SO	LOB	TOP					
Marvin Benard, L OBP: 0.400, SLG: 0.542	0-0 B5-3	0-1 F7		4-2 S E G3-1 BB	0-3 K			2-3 K	2-0 HR	5	2	1	2	1	2	2	San Francisco Giants @ Colorado Rockies Coors Field, Denver, CO Fri Sep 29 1995, 7:05 PM MDT Att: 48,017 - Unknown - 50 F livebaseballscorecards.com					
Steve Scarsons, R OBP: 0.332, SLG: 0.478	2-2 WP BB 1B	2-2 FC1-6		0-1 P5		1-1 G5-4-3 HBP		0-2 1B	3-2 G3-1	5	1	2	0	0	0	2						
Barry Bonds, L OBP: 0.430, SLG: 0.577	4-1 WP 1B BB		2-1 1B	4-0 G3-1 1B IBB		0-3 K		0-0 G3		3	3	1	0	2	1	2						
Matt Williams, R OBP: 0.406, SLG: 0.652	4-2 1B BB		0-3 K	0-2 G3-1		3-1 G5-4-3		2-1 HR		4	1	1	1	1	1	3						
Mark Carreon, R OBP: 0.343, SLG: 0.491	0-0		2-0 FC5-4 1B	2-2 FC3-6 1B		1-3 K		0-0 HR		5	1	4	6	0	1	0						
Jeff Reed, L OBP: 0.380, SLG: 0.284	1-3 2-H 3-H 1B		2-H 1B	2-H 1B				1-H HR		0	0	0	0	0	0	0						
Mark Leonard, L OBP: 0.333, SLG: 0.400	4-2 BB		1-0 FC5-4 2B	1-1 FC3-6		0-1 1B		2-0 SH1-4 2B		3	0	1	0	1	0	2						
Rikkert FaneYTE, R OBP: 0.289, SLG: 0.267			1-2 1B	1-2 1B				1-2 1B		1	1	1	0	0	0	0						
Rich Aurilia, R OBP: 0.385, SLG: 0.769	0-1 G6-3		2-1 1-3 2B		0-3 K		1-0 F8	0-0 SH1-4		4	0	1	0	0	1	3						
Kirt Manwaring, R OBP: 0.316, SLG: 0.335		1-0 FC5-6 2B	4-0 IBB		0-1 SH3-4 1B		3-3 K	2-2 HR		3	0	2	0	1	1	1						
J.R. Phillips, L OBP: 0.252, SLG: 0.335								2-H HR		1	1	1	1	0	0	0						
Mark Leiter, R OBP: 0.154, SLG: 0.099			0-0 FC5-6	1-2 L8		0-1 SH3-4		0-3 K	3-1 P7	2	0	0	0	0	0	4						
Shawn Barton, L OBP: 0.286, SLG: 0.342										0	0	0	0	0	0	0						
Royce Clayton, R OBP: 0.286, SLG: 0.342										0	0	0	0	0	0	0						
Scott Service, R OBP: 0.289, SLG: 0.267										0	0	0	0	0	0	0						
Tom Lampkin, L OBP: 0.289, SLG: 0.267										0	0	0	0	0	0	0						
Rod Beck, R OBP: 0.333, SLG: 0.333										0	0	0	0	0	0	0						
Inning Stats	R: 2 E: 0 K: 0 S: 13	H: 2 LOB: 2 BB: 3 P: 27	R: 0 E: 0 K: 0 S: 8	H: 1 LOB: 1 BB: 0 P: 11	R: 1 E: 0 K: 1 S: 12	H: 3 LOB: 3 BB: 1 P: 24	R: 2 E: 1 K: 0 S: 14	H: 1 LOB: 1 BB: 2 P: 25	R: 0 E: 0 K: 2 S: 10	H: 1 LOB: 0 BB: 0 P: 10	R: 0 E: 0 K: 1 S: 6	H: 0 LOB: 0 BB: 0 P: 10	R: 0 E: 0 K: 2 S: 11	H: 1 LOB: 0 BB: 0 P: 16	R: 0 E: 0 K: 2 S: 11	H: 1 LOB: 1 BB: 0 P: 13	R: 5 E: 0 K: 0 S: 14	H: 5 LOB: 0 BB: 0 P: 28	1B: 9 2B: 4 3B: 0 HR: 2	SF: 0 SAC: 2 DP: 1 HBP: 1	WP: 1 PB: 0 SB: 1 CS: 0	PA: 47
PITCHER	IP ERA WHIP	WLS BF	H R ER SO	R LOB BB P	BB IBB HBP BLK	WP HR S P	ERA WHIP	PITCHER	IP ERA WHIP	WLS BF	H R ER SO	R LOB BB P	BB IBB HBP BLK	WP HR S P	ERA WHIP							
Armando Reynoso, R ERA: 5.32	(1, 1) 3.0 9.00 3.000	18 6 3 3 1	6 3 3 1	3 3 3 1	3 1 0 0	1 0 33 62	9.00 3.000	Mike Munoz, L ERA: 7.42	(9, 1) 0.2 13.50 1.500	3 1 1 0	1 1 1 0	0 0 0 0	0 0 0 0	0 1 6 14	13.50 1.500							
Steve Reed, R ERA: 2.07	(4, 1) 2.0 9.00 1.500	10 2 2 2 2	2 2 2 2	2 1 0 3	1 1 0 0	0 0 24 35	9.00 1.500															
Mark Thompson, R ERA: 6.89	(6, 1) 2.0 0.00 0.500	7 1 0 0 2	1 0 0 3	0 2 0 0	0 0 1 0	0 0 17 26	0.00 0.500															
Bruce Ruffin, L ERA: 1.91	(8, 1) 1.0 0.00 1.000	4 1 0 0 2	1 0 0 2	0 0 0 0	0 0 0 0	0 0 11 13	0.00 1.000															
Curt Leskanic, R ERA: 3.47	(9, 1) 0.1 108.00 12.000	L 5 4 4 0	4 4 4 0	0 0 0 0	0 0 0 0	0 1 8 14	108.00 12.000															

Batter	1	2	3	4	5	6	7	8	9	AB	R	H	RBI	BB	SO	LOB	BOTTOM					
Walt Weiss, S OBP: 0.402, SLG: 0.320	4-2 S 1B BB		0-0 SH1-3	1-2	0-1 G3-1		0-1 1B 2B		1-1 F8	3	2	1	0	1	0	1	San Francisco Giants @ Colorado Rockies Coors Field, Denver, CO Fri Sep 29 1995, 7:05 PM MDT Att: 48,017 - Unknown - 50 F livebaseballscorecards.com					
Ellis Burks, R OBP: 0.358, SLG: 0.489	1-1 1B BB		3-3 K		2-1 P5		0-0 G6-3		2-2 G6-4-3	4	0	1	1	0	1	2						
Bruce Ruffin, S ERA: 1.91										0	0	0	0	0	0	0						
Curt Leskanic, R OBP: 0.143, SLG: 0.143	1-H 1B									0	0	0	0	0	0	0						
Mike Munoz, L OBP: 0.750, SLG: 1.000										0	0	0	0	0	0	0						
John Vander Wal, L OBP: 0.427, SLG: 0.594	2-1 F7		2-3 K		0-1 F9 2B		0-0 G4-1			4	1	2	1	0	1	2						
Dante Bichette, R OBP: 0.365, SLG: 0.625	0-0 F9			1-2 1B 2B		0-2 F9		2-1 G4-1		4	0	1	0	0	0	3						
Larry Walker, L OBP: 0.379, SLG: 0.595																						
Andres Galarraga, R OBP: 0.329, SLG: 0.512	0-0 PO	1-0 G6-3		3-3 K		0-2 1B 2B		2-1 HR		4	2	2	2	0	1	1						
Vinny Castilla, R OBP: 0.347, SLG: 0.564			0-0 F7		0-1 G1-6-3 1B		0-1 1B		2-3 K	4	0	2	1	0	1	0						
Joe Girardi, R OBP: 0.306, SLG: 0.356			2-2 HR		3-2 G1-6-3		0-0 G3-1		2-1 G5-3	4	1	1	1	0	0	3						
Jason Bates, S OBP: 0.353, SLG: 0.417			3-3 K		0-2 G4-3		1-3 K		1-0 F8	4	0	0	0	0	2	0						
Armando Reynoso, R ERA: 5.32	(1, 1) 6.2 8.10 1.800	30 11 6 5	11 6 6 5	0 0 0 0	0 0 0 0	0 0 2 67 97	8.10 1.800	PITCHER	IP ERA WHIP	WLS BF	H R ER SO	R LOB BB P	BB IBB HBP BLK	WP HR S P	ERA WHIP							
Mark Leiter, R ERA: 3.88	(7, 1) 0.1 0.00 0.000	1 0 0 0 0	0 0 0 0	0 0 0 0	0 0 0 0	0 0 2 4	0.00 0.000															
Shawn Barton, L ERA: 4.29	(8, 1) 1.0 9.00 1.000	W 4 1 1 1	1 1 1 1	1 1 1 1	0 0 0 0	0 1 8 15	9.00 1.000															
Scott Service, R ERA: 3.3	(9, 1) 1.0 0.00 1.000	S 3 0 0 0	0 0 0 0	0 0 0 0	1 0 0 0	0 0 7 14	0.00 1.000															
Rod Beck, R ERA: 4.45																						
Inning Stats	R: 1 E: 0 K: 0 S: 7	H: 1 LOB: 0 BB: 1 P: 14	R: 1 E: 0 K: 1 S: 8	H: 1 LOB: 0 BB: 0 P: 14	R: 0 E: 0 K: 2 S: 9	H: 1 LOB: 1 BB: 0 P: 15	R: 0 E: 0 K: 1 S: 12	H: 2 LOB: 1 BB: 0 P: 19	R: 0 E: 0 K: 0 S: 8	H: 0 LOB: 0 BB: 0 P: 9	R: 2 E: 0 K: 0 S: 14	H: 3 LOB: 1 BB: 0 P: 16	R: 2 E: 0 K: 1 S: 11	H: 3 LOB: 1 BB: 0 P: 14	R: 1 E: 0 K: 1 S: 8	H: 1 LOB: 0 BB: 0 P: 15	R: 0 E: 0 K: 0 S: 7	H: 0 LOB: 0 BB: 1 P: 14	1B: 5 2B: 4 3B: 0 HR: 3	SF: 0 SAC: 1 DP: 2 HBP: 0	WP: 0 PB: 0 SB: 1 CS: 0	PA: 39

Batter	1	2	3	4	5	6	7	8	9	AB	R	H	RBI	BB	SO	LOB	TOP					
Marvin Benard, L (1.8) OBP: 0.433, SLG: 0.586	G3-1		1B			2B		L3		5	0	3	0	0	0	0	San Francisco Giants @ Colorado Rockies Coors Field, Denver, CO Sat Sep 30 1995, 3:33 AM MDT Att: 48,023 - Overcast - 52 F					
Steve Scarsone, R (1.4) OBP: 0.333, SLG: 0.476	E5		1B			F9		1B		5	1	2	0	0	1	4						
Barry Bonds, L (1.7) OBP: 0.431, SLG: 0.577	G3		F7					1B		4	0	2	0	1	0	3						
Matt Williams, R (1.5) OBP: 0.399, SLG: 0.640	G6-3							1B		5	0	0	1	0	2	5						
Mark Carreon, R (1.9) OBP: 0.344, SLG: 0.490										5	1	2	0	0	0	2						
J.R. Phillips, L (1.3) OBP: 0.249, SLG: 0.330										3	0	0	0	0	1	2						
Dave McCarty, R (7.3) OBP: 0.280, SLG: 0.284										1	0	0	0	1	0	0						
Rich Aurilia, R (1.6) OBP: 0.444, SLG: 0.882										4	1	2	1	1	1	0						
Jeff Reed, L (1.2) OBP: 0.375, SLG: 0.289										3	0	1	0	0	0	2						
Glennallen Hill, R (7.7) OBP: 0.218, SLG: 0.492										1	0	1	1	0	0	0						
Jamie Brewington, R (7.7) OBP: 0.237, SLG: 0.217										0	0	0	0	0	0	0						
Carlos Valdez, R (7.1) OBP: 0.285, SLG: 0.347										0	0	0	0	0	0	0						
Pat Gomez, L (7.1) OBP: 0.285, SLG: 0.347										0	0	0	0	0	0	0						
Mark Leonard, L (9.7) OBP: 0.260, SLG: 0.400										0	0	0	0	1	0	0						
Terry Mulholland, R (1.1) OBP: 0.118, SLG: 0.234										2	0	1	0	0	0	0						
Chris Hook, R (5.1) OBP: 0.218, SLG: 0.234										0	0	0	0	0	0	0						
Tom Lampkin, L (6.7) OBP: 0.265, SLG: 0.347										0	0	0	0	1	0	0						
Jose Bautista, R (6.1) OBP: 0.265, SLG: 0.347										0	0	0	0	0	0	0						
Kirt Manwaring, R (7.7) OBP: 0.315, SLG: 0.333										2	0	0	0	0	2	4						
Inning Stats	R: 0 E: 1 K: 0 S: 9	H: 0 LOB: 1 BB: 0 P: 14	R: 0 E: 0 K: 1 S: 6	H: 1 LOB: 0 BB: 0 P: 9	R: 0 E: 0 K: 0 S: 13	H: 2 LOB: 2 BB: 0 P: 21	R: 0 E: 0 K: 1 S: 13	H: 2 LOB: 2 BB: 0 P: 17	R: 0 E: 0 K: 1 S: 9	H: 2 LOB: 3 BB: 1 P: 20	R: 1 E: 0 K: 2 S: 17	H: 3 LOB: 3 BB: 1 P: 26	R: 1 E: 0 K: 1 S: 15	H: 2 LOB: 3 BB: 2 P: 29	R: 1 E: 0 K: 0 S: 10	H: 2 LOB: 1 BB: 1 P: 18	R: 0 E: 0 K: 1 S: 8	H: 0 LOB: 1 BB: 1 P: 13	1B: 12 2B: 1 3B: 0 HR: 1	SF: 0 SAC: 0 DP: 1 HBP: 0	WP: 0 PB: 0 SB: 1 CS: 0	PA: 45
PITCHER	IP WLS BF H R ER SO BB IBB HBP BLK WP HR S P ERA WHIP																					
Bill Swift, R (1.1) ERA: 4.94	5.2 W 28 10 1 1 4 2 0 0 0 0 0 1 63 101 1.59 2.118																					
Darren Holmes, R (6.1) ERA: 3.29	0.1 1 0 0 0 1 0 0 0 0 0 0 0 4 6 0.00 0.000																					
Bruce Ruffin, L (7.1) ERA: 2.14	0.2 6 2 1 1 0 2 0 0 0 0 0 0 11 23 13.50 6.000																					
Steve Reed, R (7.1) ERA: 2.14	1.1 6 2 1 1 1 0 0 0 0 0 0 0 14 24 6.75 1.500																					
Curt Leskanic, R (9.1) ERA: 3.43	1.0 4 0 0 0 1 1 0 0 0 0 0 0 8 13 0.00 1.000																					

Batter	1	2	3	4	5	6	7	8	9	AB	R	H	RBI	BB	SO	LOB	BOTTOM			
Eric Young Sr., R (1.4) OBP: 0.401, SLG: 0.457										4	1	3	1	0	0	0	San Francisco Giants @ Colorado Rockies Coors Field, Denver, CO Sat Sep 30 1995, 3:33 AM MDT Att: 48,023 - Overcast - 52 F			
Bruce Ruffin, S (7.1) OBP: 0.333, SLG: 0.333										0	0	0	0	0	0	0				
Steve Reed, R (7.1) OBP: 0.400, SLG: 1.200										1	1	1	1	0	0	0				
Harvey Pulliam, R (8.7) OBP: 0.143, SLG: 0.143										0	0	0	0	0	0	0				
Curt Leskanic, R (9.1) OBP: 0.307, SLG: 0.357										5	1	2	1	0	1	1				
Joe Girardi, R (1.2) OBP: 0.364, SLG: 0.621										5	1	1	0	0	2	3				
Dante Bichette, R (1.7) OBP: 0.377, SLG: 0.598										4	1	1	2	0	1	2				
Larry Walker, L (1.9) OBP: 0.331, SLG: 0.511										3	1	1	0	0	1	2				
Andres Galarraga, R (1.3) OBP: 0.358, SLG: 0.491										3	0	1	2	0	1	0				
Ellis Burks, R (7.4) OBP: 0.355, SLG: 0.419										1	0	1	0	0	0	0				
Vinny Castilla, R (1.5) OBP: 0.348, SLG: 0.563										3	1	1	1	1	0	2				
Walt Weiss, S (1.6) OBP: 0.402, SLG: 0.318										2	1	0	0	2	0	0				
Bill Swift, R (1.1) ERA: 5.8	4.2 L 24 8 6 6 4 2 0 0 0 0 0 0 1 79 11.57 2.143																			
Darren Holmes, R (5.1) ERA: 5.5	0.1 1 0 0 0 0 0 0 0 0 0 0 0 1 2 0.00 0.000																			
Jose Bautista, R (6.1) ERA: 6.44	1.0 3 0 0 0 0 0 0 0 0 0 0 0 7 12 0.00 0.000																			
Carlos Valdez, R (7.1) ERA: 6.14	0.2 7 4 2 2 0 1 0 0 0 0 0 1 11 20 27.00 7.500																			
Pat Gomez, L (7.1) ERA: 5.14	1.1 5 1 1 1 2 0 0 0 0 0 0 1 11 17 6.75 0.750																			
Inning Stats	R: 0 E: 0 K: 1 S: 8	H: 1 LOB: 0 BB: 0 P: 13	R: 0 E: 0 K: 0 S: 5	H: 0 LOB: 0 BB: 0 P: 7	R: 3 E: 1 K: 2 S: 17	H: 3 LOB: 2 BB: 2 P: 28	R: 0 E: 0 K: 1 S: 6	H: 0 LOB: 0 BB: 0 P: 6	R: 3 E: 0 K: 0 S: 19	H: 4 LOB: 2 BB: 0 P: 27	R: 0 E: 0 K: 0 S: 7	H: 0 LOB: 0 BB: 0 P: 12	R: 2 E: 0 K: 0 S: 12	H: 4 LOB: 3 BB: 1 P: 21	R: 1 E: 0 K: 2 S: 10	H: 1 LOB: 0 BB: 0 P: 16	1B: 9 2B: 3 3B: 0 HR: 2	SF: 1 SAC: 0 DP: 1 HBP: 1	WP: 0 PB: 0 SB: 0 CS: 1	PA: 40
PITCHER	IP WLS BF H R ER SO BB IBB HBP BLK WP HR S P ERA WHIP																			
Terry Mulholland, L (1.1) ERA: 5.8	4.2 L 24 8 6 6 4 2 0 0 0 0 0 0 1 79 11.57 2.143																			
Chris Hook, R (5.1) ERA: 5.5	0.1 1 0 0 0 0 0 0 0 0 0 0 0 1 2 0.00 0.000																			
Jose Bautista, R (6.1) ERA: 6.44	1.0 3 0 0 0 0 0 0 0 0 0 0 0 7 12 0.00 0.000																			
Carlos Valdez, R (7.1) ERA: 6.14	0.2 7 4 2 2 0 1 0 0 0 0 0 1 11 20 27.00 7.500																			
Pat Gomez, L (7.1) ERA: 5.14	1.1 5 1 1 1 2 0 0 0 0 0 0 1 11 17 6.75 0.750																			

